



# Full wwPDB X-ray Structure Validation Report ⓘ

Jan 31, 2016 – 10:28 PM GMT

PDB ID : 1TSR  
Title : P53 CORE DOMAIN IN COMPLEX WITH DNA  
Authors : Cho, Y.; Gorina, S.; Jeffrey, P.; Pavletich, N.  
Deposited on : 1995-07-28  
Resolution : 2.20 Å(reported)

This is a Full wwPDB X-ray Structure Validation Report for a publicly released PDB entry.  
We welcome your comments at [validation@mail.wwpdb.org](mailto:validation@mail.wwpdb.org)  
A user guide is available at  
<http://wwpdb.org/validation/2016/XrayValidationReportHelp>  
with specific help available everywhere you see the ⓘ symbol.

---

The following versions of software and data (see [references ⓘ](#)) were used in the production of this report:

MolProbity : 4.02b-467  
Mogul : 1.7 (RC4), CSD as536be (2015)  
Xtriage (Phenix) : **NOT EXECUTED**  
EDS : **NOT EXECUTED**  
Percentile statistics : 20151230.v01 (using entries in the PDB archive December 30th 2015)  
Ideal geometry (proteins) : Engh & Huber (2001)  
Ideal geometry (DNA, RNA) : Parkinson et al. (1996)  
Validation Pipeline (wwPDB-VP) : trunk26865

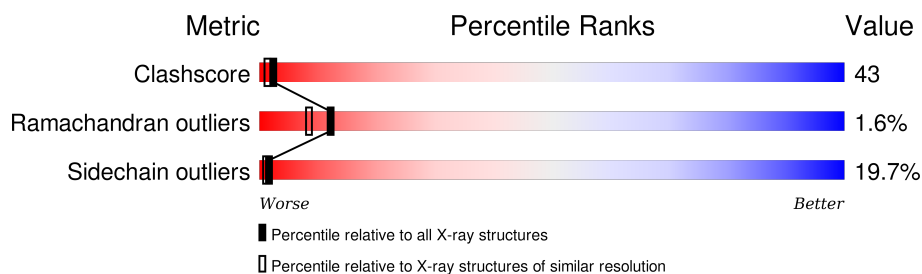
# 1 Overall quality at a glance

The following experimental techniques were used to determine the structure:

## *X-RAY DIFFRACTION*

The reported resolution of this entry is 2.20 Å.

Percentile scores (ranging between 0-100) for global validation metrics of the entry are shown in the following graphic. The table shows the number of entries on which the scores are based.



Metric	Whole archive (#Entries)	Similar resolution (#Entries, resolution range(Å))
Clashscore	102246	4477 (2.20-2.20)
Ramachandran outliers	100387	4404 (2.20-2.20)
Sidechain outliers	100360	4405 (2.20-2.20)

The table below summarises the geometric issues observed across the polymeric chains and their fit to the electron density. The red, orange, yellow and green segments on the lower bar indicate the fraction of residues that contain outliers for  $\geq 3$ , 2, 1 and 0 types of geometric quality criteria. A grey segment represents the fraction of residues that are not modelled. The numeric value for each fraction is indicated below the corresponding segment, with a dot representing fractions  $\leq 5\%$ . The upper red bar (where present) indicates the fraction of residues that have poor fit to the electron density. The numeric value is given above the bar.

Note EDS was not executed.

Mol	Chain	Length	Quality of chain
1	E	21	
2	F	21	
3	A	219	
3	B	219	
3	C	219	

## 2 Entry composition

There are 5 unique types of molecules in this entry. The entry contains 5828 atoms, of which 0 are hydrogens and 0 are deuteriums.

In the tables below, the ZeroOcc column contains the number of atoms modelled with zero occupancy, the AltConf column contains the number of residues with at least one atom in alternate conformation and the Trace column contains the number of residues modelled with at most 2 atoms.

- Molecule 1 is a DNA chain called DNA (5'-D(\*TP\*TP\*TP\*CP\*CP\*TP\*AP\*GP\*AP\*CP\*TP\*TP\*GP\*CP\*CP\*CP\*A P\*AP\*TP\*TP\*A)-3').

Mol	Chain	Residues	Atoms					ZeroOcc	AltConf	Trace
1	E	21	Total	C	N	O	P	0	0	0
			420	204	69	127	20			

- Molecule 2 is a DNA chain called DNA (5'-D(\*AP\*TP\*AP\*AP\*TP\*TP\*GP\*GP\*GP\*CP\*AP\*AP\*GP\*TP\*CP\*TP\*A P\*GP\*GP\*AP\*A)-3').

Mol	Chain	Residues	Atoms					ZeroOcc	AltConf	Trace
2	F	21	Total	C	N	O	P	0	0	0
			435	208	86	121	20			

- Molecule 3 is a protein called PROTEIN (P53 TUMOR SUPPRESSOR).

Mol	Chain	Residues	Atoms					ZeroOcc	AltConf	Trace
3	A	196	Total	C	N	O	S	0	0	0
			1535	945	283	291	16			
3	B	194	Total	C	N	O	S	0	0	0
			1522	939	281	286	16			
3	C	195	Total	C	N	O	S	0	0	0
			1529	942	282	289	16			

- Molecule 4 is ZINC ION (three-letter code: ZN) (formula: Zn).

Mol	Chain	Residues	Atoms		ZeroOcc	AltConf
4	B	1	Total	Zn	0	0
			1	1		
4	A	1	Total	Zn	0	0
			1	1		
4	C	1	Total	Zn	0	0
			1	1		

- Molecule 5 is water.

Mol	Chain	Residues	Atoms		ZeroOcc	AltConf
5	A	198	Total 198	O 198	0	0
5	B	71	Total 71	O 71	0	0
5	C	78	Total 78	O 78	0	0
5	E	23	Total 23	O 23	0	0
5	F	14	Total 14	O 14	0	0

### 3 Residue-property plots

These plots are drawn for all protein, RNA and DNA chains in the entry. The first graphic for a chain summarises the proportions of errors displayed in the second graphic. The second graphic shows the sequence view annotated by issues in geometry and electron density. Residues are color-coded according to the number of geometric quality criteria for which they contain at least one outlier: green = 0, yellow = 1, orange = 2 and red = 3 or more. A red dot above a residue indicates a poor fit to the electron density ( $RSRZ > 2$ ). Stretches of 2 or more consecutive residues without any outlier are shown as a green connector. Residues present in the sample, but not in the model, are shown in grey.

Note EDS was not executed.

- Molecule 1: DNA (5'-D(\*TP\*TP\*TP\*CP\*CP\*TP\*AP\*GP\*AP\*CP\*TP\*TP\*GP\*CP\*CP\*CP\*A P\*AP\*TP\*TP\*A)-3')

Chain E: 



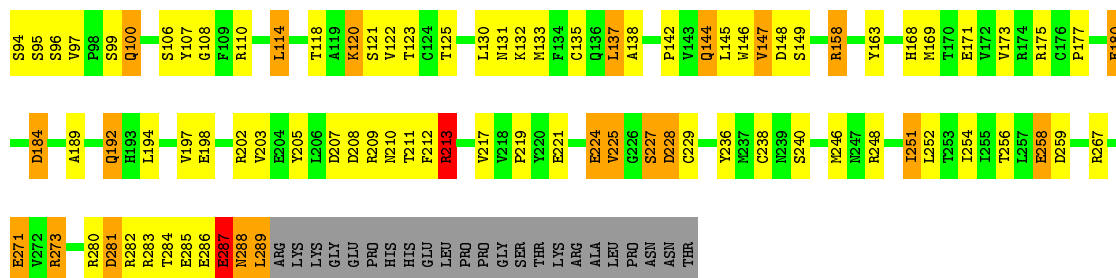
- Molecule 2: DNA (5'-D(\*AP\*TP\*AP\*AP\*TP\*TP\*GP\*GP\*GP\*CP\*AP\*AP\*GP\*TP\*CP\*TP\*A P\*GP\*GP\*AP\*A)-3')

Chain F: 



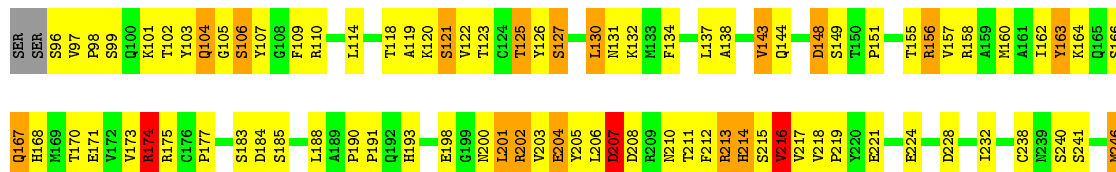
- Molecule 3: PROTEIN (P53 TUMOR SUPPRESSOR)

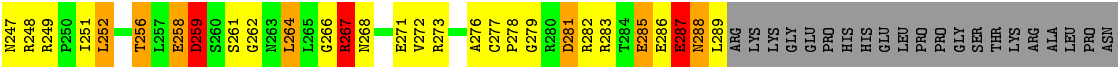
Chain A: 



- Molecule 3: PROTEIN (P53 TUMOR SUPPRESSOR)

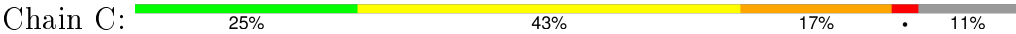
Chain B: 





ASN  
THR

• Molecule 3: PROTEIN (P53 TUMOR SUPPRESSOR)



PRO  
HIS  
HIS  
GLU  
LEU  
PRO  
PRO  
GLY  
SER  
THR  
LYS  
ARG  
CYS  
ALA  
LEU  
PRO  
ASN  
ASN  
THR

## 4 Data and refinement statistics

Xtriage (Phenix) and EDS were not executed - this section will therefore be incomplete.

Property	Value	Source
Space group	C 1 2 1	Depositor
Cell constants a, b, c, $\alpha$ , $\beta$ , $\gamma$	117.50 Å   67.90 Å   108.80 Å 90.00°   105.50°   90.00°	Depositor
Resolution (Å)	6.00 – 2.20	Depositor
% Data completeness (in resolution range)	85.7 (6.00-2.20)	Depositor
$R_{merge}$	0.06	Depositor
$R_{sym}$	(Not available)	Depositor
Refinement program	TNT	Depositor
R, $R_{free}$	0.205 , (Not available)	Depositor
Estimated twinning fraction	No twinning to report.	Xtriage
Total number of atoms	5828	wwPDB-VP
Average B, all atoms (Å <sup>2</sup> )	39.0	wwPDB-VP

## 5 Model quality

### 5.1 Standard geometry

Bond lengths and bond angles in the following residue types are not validated in this section: ZN

The Z score for a bond length (or angle) is the number of standard deviations the observed value is removed from the expected value. A bond length (or angle) with  $|Z| > 5$  is considered an outlier worth inspection. RMSZ is the root-mean-square of all Z scores of the bond lengths (or angles).

Mol	Chain	Bond lengths		Bond angles	
		RMSZ	# $ Z  > 5$	RMSZ	# $ Z  > 5$
1	E	1.02	0/468	1.79	14/719 (1.9%)
2	F	1.11	1/490 (0.2%)	1.90	19/756 (2.5%)
3	A	0.86	10/1570 (0.6%)	1.36	22/2129 (1.0%)
3	B	0.87	6/1557 (0.4%)	1.44	25/2112 (1.2%)
3	C	0.87	9/1563 (0.6%)	1.56	29/2118 (1.4%)
All	All	0.91	26/5648 (0.5%)	1.54	109/7834 (1.4%)

Chiral center outliers are detected by calculating the chiral volume of a chiral center and verifying if the center is modelled as a planar moiety or with the opposite hand. A planarity outlier is detected by checking planarity of atoms in a peptide group, atoms in a mainchain group or atoms of a sidechain that are expected to be planar.

Mol	Chain	#Chirality outliers	#Planarity outliers
3	C	1	0

All (26) bond length outliers are listed below:

Mol	Chain	Res	Type	Atoms	Z	Observed(Å)	Ideal(Å)
3	A	271	GLU	CD-OE1	6.43	1.32	1.25
3	C	287	GLU	CD-OE2	6.24	1.32	1.25
3	A	224	GLU	CD-OE2	6.14	1.32	1.25
3	C	204	GLU	CD-OE2	6.14	1.32	1.25
3	B	287	GLU	CD-OE2	6.08	1.32	1.25
3	A	180	GLU	CD-OE1	5.93	1.32	1.25
3	B	224	GLU	CD-OE1	5.92	1.32	1.25
3	C	224	GLU	CD-OE2	5.79	1.32	1.25
3	B	204	GLU	CD-OE1	5.76	1.31	1.25
3	B	285	GLU	CD-OE2	5.69	1.31	1.25
3	B	221	GLU	CD-OE2	5.65	1.31	1.25
2	F	10	DC	C3'-O3'	-5.61	1.36	1.44
3	C	286	GLU	CD-OE2	5.59	1.31	1.25

*Continued on next page...*



*Continued from previous page...*

Mol	Chain	Res	Type	Atoms	Z	Observed(Å)	Ideal(Å)
3	C	180	GLU	CD-OE1	5.57	1.31	1.25
3	C	221	GLU	CD-OE2	5.57	1.31	1.25
3	A	287	GLU	CD-OE1	5.54	1.31	1.25
3	A	258	GLU	CD-OE2	5.54	1.31	1.25
3	C	285	GLU	CD-OE1	5.45	1.31	1.25
3	A	198	GLU	CD-OE2	5.29	1.31	1.25
3	C	271	GLU	CD-OE2	5.23	1.31	1.25
3	A	286	GLU	CD-OE2	5.20	1.31	1.25
3	A	221	GLU	CD-OE2	5.20	1.31	1.25
3	A	285	GLU	CD-OE2	5.20	1.31	1.25
3	B	258	GLU	CD-OE1	5.19	1.31	1.25
3	C	258	GLU	CD-OE1	5.13	1.31	1.25
3	A	171	GLU	CD-OE1	5.03	1.31	1.25

All (109) bond angle outliers are listed below:

Mol	Chain	Res	Type	Atoms	Z	Observed(°)	Ideal(°)
3	C	95	SER	N-CA-C	-20.53	55.57	111.00
3	C	95	SER	CA-C-O	14.27	150.06	120.10
1	E	3	DT	O4'-C1'-N1	13.08	117.16	108.00
3	C	267	ARG	NE-CZ-NH1	10.64	125.62	120.30
1	E	15	DC	P-O3'-C3'	10.50	132.30	119.70
2	F	18	DG	P-O3'-C3'	10.02	131.72	119.70
2	F	7	DG	P-O3'-C3'	9.64	131.27	119.70
2	F	21	DA	O4'-C1'-N9	9.54	114.68	108.00
3	A	213	ARG	NE-CZ-NH2	-9.52	115.54	120.30
2	F	16	DT	P-O3'-C3'	9.29	130.85	119.70
1	E	3	DT	P-O3'-C3'	9.24	130.78	119.70
3	A	158	ARG	NE-CZ-NH2	-9.11	115.74	120.30
1	E	3	DT	O4'-C4'-C3'	-9.09	100.55	106.00
2	F	19	DG	C1'-O4'-C4'	-8.45	101.66	110.10
3	A	158	ARG	NE-CZ-NH1	8.32	124.46	120.30
2	F	2	DT	O4'-C4'-C3'	-8.20	101.08	106.00
2	F	14	DT	P-O5'-C5'	-8.13	107.89	120.90
3	C	267	ARG	NE-CZ-NH2	-8.12	116.24	120.30
3	C	213	ARG	NE-CZ-NH1	7.72	124.16	120.30
3	B	104	GLN	N-CA-C	-7.71	90.17	111.00
3	A	148	ASP	CB-CG-OD1	-7.71	111.36	118.30
2	F	19	DG	O4'-C1'-N9	7.61	113.33	108.00
1	E	5	DC	P-O3'-C3'	7.58	128.79	119.70
1	E	17	DA	P-O3'-C3'	7.43	128.61	119.70
1	E	10	DC	P-O3'-C3'	-7.39	110.83	119.70

*Continued on next page...*

*Continued from previous page...*

Mol	Chain	Res	Type	Atoms	Z	Observed(°)	Ideal(°)
2	F	12	DA	P-O3'-C3'	-7.38	110.85	119.70
2	F	18	DG	O4'-C1'-N9	7.34	113.14	108.00
3	A	213	ARG	NE-CZ-NH1	7.21	123.90	120.30
3	A	267	ARG	NE-CZ-NH1	7.01	123.80	120.30
3	C	196	ARG	NE-CZ-NH1	7.00	123.80	120.30
3	C	158	ARG	NE-CZ-NH1	6.98	123.79	120.30
3	B	184	ASP	CB-CG-OD1	6.95	124.55	118.30
3	B	207	ASP	CB-CG-OD1	-6.88	112.11	118.30
2	F	19	DG	O4'-C1'-C2'	-6.88	100.40	105.90
3	A	273	ARG	NE-CZ-NH2	-6.86	116.87	120.30
1	E	12	DT	P-O3'-C3'	6.75	127.80	119.70
2	F	13	DG	P-O3'-C3'	6.68	127.71	119.70
2	F	2	DT	C1'-O4'-C4'	-6.64	103.46	110.10
2	F	13	DG	C1'-O4'-C4'	-6.64	103.46	110.10
3	C	158	ARG	NE-CZ-NH2	-6.61	116.99	120.30
3	A	281	ASP	CB-CG-OD1	-6.61	112.36	118.30
3	B	259	ASP	N-CA-CB	6.59	122.46	110.60
3	B	143	VAL	CA-CB-CG1	6.56	120.74	110.90
3	A	280	ARG	NE-CZ-NH1	6.54	123.57	120.30
3	B	148	ASP	CB-CG-OD2	-6.50	112.45	118.30
3	B	184	ASP	CB-CG-OD2	-6.49	112.46	118.30
3	A	184	ASP	CB-CG-OD2	-6.45	112.50	118.30
3	A	213	ARG	CD-NE-CZ	6.38	132.54	123.60
3	C	207	ASP	CB-CG-OD2	-6.36	112.57	118.30
3	B	156	ARG	NE-CZ-NH2	-6.35	117.12	120.30
3	C	110	ARG	NE-CZ-NH1	6.34	123.47	120.30
3	C	110	ARG	NE-CZ-NH2	-6.33	117.14	120.30
3	C	184	ASP	CB-CG-OD1	-6.32	112.61	118.30
3	C	228	ASP	CB-CG-OD1	-6.32	112.62	118.30
3	C	207	ASP	CB-CG-OD1	6.28	123.95	118.30
3	A	213	ARG	CG-CD-NE	-6.25	98.69	111.80
3	C	220	TYR	N-CA-CB	6.14	121.65	110.60
3	C	281	ASP	CB-CG-OD2	-6.09	112.82	118.30
3	C	208	ASP	CB-CG-OD1	-6.08	112.83	118.30
3	B	259	ASP	CB-CG-OD1	6.07	123.76	118.30
2	F	17	DA	O4'-C1'-N9	6.03	112.22	108.00
3	A	281	ASP	CB-CG-OD2	6.01	123.71	118.30
3	C	196	ARG	N-CA-CB	6.00	121.39	110.60
3	C	247	ASN	N-CA-CB	5.98	121.36	110.60
1	E	9	DA	O4'-C1'-N9	5.97	112.18	108.00
2	F	2	DT	O4'-C1'-N1	5.95	112.16	108.00
3	C	249	ARG	NE-CZ-NH1	5.91	123.25	120.30

*Continued on next page...*

*Continued from previous page...*

Mol	Chain	Res	Type	Atoms	Z	Observed(°)	Ideal(°)
3	B	214	HIS	CA-CB-CG	5.89	123.61	113.60
3	B	143	VAL	CA-CB-CG2	5.84	119.67	110.90
3	A	273	ARG	NE-CZ-NH1	5.84	123.22	120.30
3	B	228	ASP	CB-CG-OD2	-5.76	113.12	118.30
3	B	207	ASP	CB-CG-OD2	5.75	123.48	118.30
1	E	15	DC	O4'-C1'-N1	-5.75	103.98	108.00
3	C	259	ASP	CB-CG-OD1	-5.73	113.14	118.30
1	E	18	DA	P-O3'-C3'	5.73	126.58	119.70
3	C	213	ARG	NE-CZ-NH2	-5.72	117.44	120.30
3	A	207	ASP	CB-CG-OD2	-5.72	113.16	118.30
2	F	19	DG	P-O3'-C3'	5.65	126.48	119.70
3	B	252	LEU	CB-CA-C	-5.65	99.47	110.20
3	C	281	ASP	CB-CG-OD1	5.62	123.35	118.30
3	B	267	ARG	NE-CZ-NH2	-5.50	117.55	120.30
3	B	202	ARG	NE-CZ-NH1	5.48	123.04	120.30
3	B	259	ASP	CB-CG-OD2	-5.42	113.42	118.30
3	A	148	ASP	CB-CG-OD2	5.41	123.17	118.30
3	C	184	ASP	CB-CG-OD2	5.39	123.16	118.30
1	E	12	DT	O4'-C1'-N1	5.39	111.77	108.00
3	A	208	ASP	CB-CG-OD2	5.37	123.13	118.30
2	F	5	DT	P-O3'-C3'	5.35	126.12	119.70
3	C	228	ASP	CB-CG-OD2	5.34	123.11	118.30
3	A	184	ASP	CB-CG-OD1	5.34	123.11	118.30
3	C	196	ARG	NE-CZ-NH2	-5.34	117.63	120.30
3	A	267	ARG	NE-CZ-NH2	-5.31	117.65	120.30
3	A	208	ASP	CB-CG-OD1	-5.30	113.53	118.30
3	A	207	ASP	CB-CG-OD1	5.29	123.06	118.30
2	F	10	DC	O4'-C1'-N1	5.26	111.68	108.00
3	B	216	VAL	CA-CB-CG2	5.23	118.75	110.90
3	B	174	ARG	NE-CZ-NH2	5.21	122.91	120.30
3	C	259	ASP	CB-CG-OD2	5.21	122.99	118.30
3	B	163	TYR	CB-CG-CD1	-5.19	117.89	121.00
3	B	228	ASP	CB-CG-OD1	5.16	122.95	118.30
1	E	3	DT	C1'-O4'-C4'	-5.15	104.95	110.10
3	B	281	ASP	CB-CG-OD2	5.13	122.91	118.30
3	C	148	ASP	CB-CG-OD2	-5.10	113.71	118.30
3	C	208	ASP	CB-CG-OD2	5.08	122.88	118.30
3	B	143	VAL	CG1-CB-CG2	5.07	119.02	110.90
3	A	259	ASP	CB-CG-OD2	5.05	122.85	118.30
1	E	7	DA	P-O5'-C5'	5.04	128.96	120.90
3	B	281	ASP	CB-CG-OD1	-5.03	113.78	118.30
3	B	148	ASP	CB-CG-OD1	5.01	122.81	118.30

All (1) chirality outliers are listed below:

Mol	Chain	Res	Type	Atom
3	C	247	ASN	CA

There are no planarity outliers.

## 5.2 Too-close contacts ⓘ

In the following table, the Non-H and H(model) columns list the number of non-hydrogen atoms and hydrogen atoms in the chain respectively. The H(added) column lists the number of hydrogen atoms added and optimized by MolProbity. The Clashes column lists the number of clashes within the asymmetric unit, whereas Symm-Clashes lists symmetry related clashes.

Mol	Chain	Non-H	H(model)	H(added)	Clashes	Symm-Clashes
1	E	420	0	241	48	0
2	F	435	0	238	39	0
3	A	1535	0	1490	67	0
3	B	1522	0	1477	126	0
3	C	1529	0	1484	173	0
4	A	1	0	0	0	0
4	B	1	0	0	0	0
4	C	1	0	0	0	0
5	A	198	0	0	14	0
5	B	71	0	0	8	0
5	C	78	0	0	14	1
5	E	23	0	0	2	0
5	F	14	0	0	4	0
All	All	5828	0	4930	440	1

The all-atom clashscore is defined as the number of clashes found per 1000 atoms (including hydrogen atoms). The all-atom clashscore for this structure is 43.

All (440) close contacts within the same asymmetric unit are listed below, sorted by their clash magnitude.

Atom-1	Atom-2	Interatomic distance (Å)	Clash overlap (Å)
3:C:95:SER:O	3:C:96:SER:HA	1.52	1.09
3:B:166:SER:HB2	3:C:114:LEU:HD21	1.29	1.08
2:F:13:DG:H2''	2:F:14:DT:H5''	1.41	1.02
3:C:119:ALA:HB3	3:C:122:VAL:HG13	1.43	0.98
1:E:4:DC:H2'	1:E:5:DC:C6	2.01	0.95
3:B:264:LEU:HD11	3:B:267:ARG:HG3	1.50	0.93

*Continued on next page...*

*Continued from previous page...*

Atom-1	Atom-2	Interatomic distance (Å)	Clash overlap (Å)
3:B:163:TYR:CE1	3:B:173:VAL:HG22	2.03	0.92
1:E:8:DG:H1	2:F:15:DC:H42	0.93	0.92
3:B:162:ILE:HD11	3:B:252:LEU:HD12	1.52	0.89
3:C:280:ARG:HG2	3:C:283:ARG:NH1	1.88	0.88
3:C:197:VAL:HG12	3:C:234:TYR:CD1	2.09	0.87
3:A:209:ARG:HH11	3:A:209:ARG:HG3	1.39	0.87
2:F:10:DC:H2''	2:F:11:DA:C8	2.09	0.87
3:C:175:ARG:HH12	3:C:183:SER:HB2	1.38	0.86
3:C:95:SER:N	3:C:211:THR:HG21	1.91	0.86
3:C:132:LYS:HD3	3:C:271:GLU:HG2	1.59	0.85
3:B:166:SER:CB	3:C:114:LEU:HD21	2.06	0.84
1:E:8:DG:H1	2:F:15:DC:N4	1.76	0.84
3:B:273:ARG:NH1	3:B:281:ASP:OD2	2.10	0.83
3:C:224:GLU:O	3:C:227:SER:N	2.12	0.81
3:A:246:MET:SD	3:A:251:ILE:HD13	2.21	0.81
3:C:132:LYS:CD	3:C:271:GLU:HG2	2.12	0.80
3:C:136:GLN:OE1	3:C:278:PRO:HD2	1.81	0.80
3:C:120:LYS:HG2	3:C:277:CYS:HB3	1.64	0.79
1:E:1:DT:H1'	5:C:347:HOH:O	1.81	0.79
3:B:101:LYS:HB3	3:B:267:ARG:NH2	1.97	0.79
3:C:175:ARG:HH22	3:C:183:SER:HB2	1.48	0.79
1:E:17:DA:H2'	5:E:346:HOH:O	1.82	0.79
3:B:240:SER:O	3:B:246:MET:HB3	1.82	0.79
3:C:175:ARG:NH1	3:C:183:SER:HB2	1.98	0.78
3:C:186:ASP:O	3:C:188:LEU:HD22	1.83	0.78
2:F:17:DA:H2''	2:F:18:DG:OP2	1.81	0.78
3:C:283:ARG:HH11	3:C:283:ARG:HB3	1.48	0.78
3:B:104:GLN:NE2	3:B:110:ARG:HD3	1.98	0.78
3:C:186:ASP:O	3:C:188:LEU:N	2.16	0.78
3:C:130:LEU:HD13	3:C:286:GLU:HG3	1.65	0.77
3:B:119:ALA:O	3:B:279:GLY:HA3	1.84	0.77
2:F:6:DT:H2''	2:F:7:DG:O5'	1.85	0.77
2:F:8:DG:H1'	2:F:9:DG:H5'	1.66	0.77
3:C:196:ARG:HB3	3:C:205:TYR:OH	1.85	0.77
3:C:104:GLN:HG2	3:C:109:PHE:O	1.85	0.77
1:E:4:DC:H2'	1:E:5:DC:H6	1.51	0.76
3:A:133:MET:HE1	3:A:236:TYR:CE1	2.21	0.76
3:B:121:SER:HA	3:B:277:CYS:HA	1.67	0.76
3:C:110:ARG:HB2	3:C:110:ARG:HH11	1.51	0.75
3:C:140:THR:OG1	3:C:198:GLU:OE2	2.05	0.75
3:C:188:LEU:HD22	3:C:188:LEU:H	1.51	0.75

*Continued on next page...*

*Continued from previous page...*

Atom-1	Atom-2	Interatomic distance (Å)	Clash overlap (Å)
3:C:127:SER:OG	3:C:130:LEU:HB2	1.87	0.74
3:B:207:ASP:OD1	3:B:214:HIS:ND1	2.20	0.74
1:E:2:DT:H3	2:F:21:DA:H61	1.35	0.74
3:A:192:GLN:HG2	5:A:363:HOH:O	1.86	0.74
2:F:20:DA:H3'	2:F:20:DA:OP1	1.88	0.73
3:C:95:SER:C	3:C:96:SER:HA	2.08	0.73
3:A:114:LEU:HD22	3:A:142:PRO:HG2	1.71	0.73
3:C:119:ALA:O	3:C:122:VAL:HG22	1.89	0.73
3:B:127:SER:HB3	3:B:130:LEU:HB2	1.71	0.72
3:C:158:ARG:HH21	3:C:217:VAL:HG21	1.53	0.72
3:C:119:ALA:HB3	3:C:122:VAL:CG1	2.19	0.72
2:F:13:DG:C2'	2:F:14:DT:H5''	2.18	0.71
3:C:156:ARG:HD2	3:C:217:VAL:HG12	1.72	0.71
3:C:175:ARG:NH2	3:C:183:SER:HB2	2.06	0.71
1:E:6:DT:H2'	1:E:7:DA:C8	2.27	0.70
3:C:156:ARG:HD2	3:C:217:VAL:CG1	2.21	0.70
1:E:4:DC:H2'	1:E:5:DC:O4'	1.91	0.69
3:C:197:VAL:HG12	3:C:234:TYR:CE1	2.27	0.69
2:F:19:DG:H2''	2:F:20:DA:OP2	1.92	0.69
2:F:20:DA:H1'	2:F:21:DA:O4'	1.92	0.69
3:C:206:LEU:CD1	3:C:207:ASP:H	2.05	0.69
3:B:126:TYR:OH	3:B:131:ASN:ND2	2.25	0.69
3:B:204:GLU:HG2	3:B:205:TYR:N	2.05	0.69
3:B:276:ALA:O	3:B:277:CYS:HB2	1.92	0.69
3:A:108:GLY:O	3:A:110:ARG:NH1	2.26	0.69
3:B:287:GLU:HG2	3:B:288:ASN:N	1.99	0.69
2:F:21:DA:H2''	5:F:172:HOH:O	1.92	0.68
3:C:130:LEU:HD21	3:C:285:GLU:HB3	1.74	0.68
2:F:20:DA:H2''	2:F:21:DA:OP2	1.90	0.68
3:C:156:ARG:NE	3:C:217:VAL:HG11	2.07	0.68
3:C:188:LEU:HD13	3:C:188:LEU:N	2.08	0.68
3:B:156:ARG:NH2	3:B:258:GLU:OE2	2.26	0.68
3:A:100:GLN:HG3	5:A:382:HOH:O	1.93	0.68
1:E:5:DC:H3'	1:E:6:DT:H71	1.75	0.68
3:A:107:TYR:O	3:A:147:VAL:HG22	1.94	0.68
3:A:122:VAL:HG11	3:A:125:THR:HB	1.77	0.67
3:C:132:LYS:HD3	3:C:271:GLU:CG	2.23	0.67
3:C:95:SER:C	3:C:96:SER:N	2.48	0.67
3:C:118:THR:HG21	3:C:283:ARG:HB2	1.76	0.67
3:C:175:ARG:HH12	3:C:183:SER:CB	2.07	0.67
3:A:118:THR:HG21	3:A:282:ARG:HG2	1.77	0.67

*Continued on next page...*

*Continued from previous page...*

Atom-1	Atom-2	Interatomic distance (Å)	Clash overlap (Å)
3:A:133:MET:HE1	3:A:236:TYR:HE1	1.58	0.67
1:E:10:DC:H2'	1:E:11:DT:H72	1.76	0.67
3:C:95:SER:O	3:C:96:SER:CA	2.38	0.67
3:C:118:THR:HB	3:C:279:GLY:O	1.94	0.67
3:C:126:TYR:OH	3:C:131:ASN:ND2	2.26	0.67
3:A:192:GLN:OE1	5:A:448:HOH:O	2.13	0.66
2:F:18:DG:OP2	2:F:18:DG:H3'	1.95	0.66
3:B:168:HIS:CD2	3:B:249:ARG:HH11	2.12	0.66
3:C:186:ASP:OD2	3:C:196:ARG:NH2	2.28	0.66
3:C:286:GLU:HA	3:C:289:LEU:HD22	1.77	0.66
3:B:127:SER:OG	3:B:282:ARG:NE	2.25	0.66
3:A:224:GLU:O	3:A:227:SER:HB2	1.96	0.66
3:A:175:ARG:NH2	3:A:184:ASP:OD2	2.28	0.66
2:F:15:DC:H5	5:F:81:HOH:O	1.78	0.66
3:B:157:VAL:O	3:B:217:VAL:HG23	1.96	0.66
1:E:10:DC:H2'	1:E:11:DT:C7	2.26	0.66
3:A:118:THR:CG2	3:A:282:ARG:HG2	2.26	0.66
3:B:214:HIS:HD2	5:B:357:HOH:O	1.79	0.65
3:A:133:MET:HE3	3:A:135:CYS:SG	2.37	0.65
3:B:118:THR:O	3:B:283:ARG:NH2	2.29	0.65
3:B:167:GLN:N	3:B:167:GLN:OE1	2.30	0.65
3:C:158:ARG:HH21	3:C:217:VAL:CG2	2.10	0.65
3:B:202:ARG:NH1	3:B:219:PRO:HG2	2.12	0.65
3:C:98:PRO:O	3:C:100:GLN:NE2	2.29	0.65
1:E:18:DA:H2''	1:E:19:DT:OP2	1.96	0.64
3:A:120:LYS:HE2	5:A:347:HOH:O	1.97	0.64
1:E:5:DC:H2'	1:E:6:DT:C6	2.33	0.64
3:A:209:ARG:NH1	3:A:209:ARG:HG3	2.12	0.64
2:F:18:DG:P	2:F:18:DG:H3'	2.38	0.64
3:A:288:ASN:O	3:A:289:LEU:HB2	1.95	0.64
3:C:280:ARG:HG2	3:C:283:ARG:HH12	1.62	0.64
3:B:101:LYS:O	3:B:267:ARG:NH2	2.31	0.64
3:A:282:ARG:NH2	5:A:443:HOH:O	2.28	0.64
3:B:205:TYR:CE2	3:B:216:VAL:HG13	2.33	0.63
3:B:283:ARG:O	3:B:286:GLU:HB2	1.98	0.63
3:B:101:LYS:CA	3:B:267:ARG:HH21	2.12	0.63
3:C:186:ASP:O	3:C:186:ASP:OD1	2.16	0.63
3:B:202:ARG:HD3	5:B:366:HOH:O	1.97	0.63
3:C:273:ARG:NH1	3:C:285:GLU:OE1	2.31	0.62
3:C:224:GLU:O	3:C:226:GLY:N	2.32	0.62
1:E:6:DT:H2'	1:E:7:DA:O4'	1.99	0.62

*Continued on next page...*

*Continued from previous page...*

Atom-1	Atom-2	Interatomic distance (Å)	Clash overlap (Å)
3:B:251:ILE:HD11	3:B:272:VAL:HG11	1.80	0.62
3:C:145:LEU:HD21	3:C:232:ILE:HD11	1.81	0.62
3:C:246:MET:O	3:C:249:ARG:HB2	2.00	0.62
3:B:167:GLN:H	3:B:167:GLN:CD	2.01	0.62
3:A:146:TRP:CH2	3:A:228:ASP:HB2	2.33	0.62
3:C:241:SER:HB3	5:C:336:HOH:O	1.98	0.62
3:C:156:ARG:CZ	3:C:217:VAL:HG11	2.29	0.61
3:C:141:CYS:HB2	3:C:234:TYR:O	2.00	0.61
3:A:137:LEU:HD23	3:A:138:ALA:N	2.15	0.61
3:B:177:PRO:HB2	5:B:355:HOH:O	2.01	0.61
3:B:132:LYS:HE3	3:B:271:GLU:OE2	2.01	0.61
3:B:105:GLY:O	3:B:107:TYR:N	2.34	0.61
3:A:189:ALA:HB2	3:A:205:TYR:CZ	2.36	0.61
3:C:196:ARG:NH1	3:C:235:ASN:OD1	2.34	0.61
3:C:100:GLN:HG3	5:C:350:HOH:O	2.01	0.60
3:C:175:ARG:HG3	3:C:192:GLN:O	2.01	0.60
3:A:192:GLN:HB3	5:A:315:HOH:O	2.01	0.60
3:C:95:SER:C	3:C:96:SER:CA	2.70	0.60
3:A:202:ARG:CZ	3:A:219:PRO:HG2	2.32	0.60
2:F:5:DT:H2''	2:F:6:DT:O5'	2.02	0.60
3:C:188:LEU:O	3:C:190:PRO:HD3	2.02	0.60
3:B:122:VAL:O	3:B:278:PRO:HG2	2.02	0.60
3:C:175:ARG:CZ	3:C:183:SER:HB2	2.31	0.60
3:B:183:SER:HB3	3:B:191:PRO:HB3	1.83	0.60
3:C:175:ARG:HH22	3:C:183:SER:CB	2.14	0.59
1:E:9:DA:H4'	1:E:10:DC:OP1	2.02	0.59
3:A:144:GLN:HG2	3:A:229:CYS:SG	2.42	0.59
3:A:209:ARG:HH11	3:A:210:ASN:ND2	2.01	0.59
1:E:10:DC:H2''	1:E:11:DT:O5'	2.01	0.59
3:C:118:THR:CB	3:C:283:ARG:HB2	2.32	0.59
3:C:130:LEU:CD2	3:C:285:GLU:HB3	2.32	0.59
3:A:147:VAL:HG13	3:A:149:SER:O	2.02	0.59
1:E:7:DA:H2''	1:E:8:DG:O5'	2.03	0.59
3:B:240:SER:HA	3:B:246:MET:HG2	1.85	0.59
3:C:134:PHE:CE1	3:C:282:ARG:HB2	2.37	0.59
1:E:19:DT:OP2	1:E:19:DT:H2'	2.02	0.59
3:A:120:LYS:HG3	5:A:493:HOH:O	2.03	0.58
3:B:101:LYS:N	3:B:267:ARG:HH21	2.01	0.58
3:C:197:VAL:CG2	3:C:203:VAL:HG13	2.33	0.58
3:C:217:VAL:HG12	3:C:218:VAL:N	2.18	0.58
3:B:267:ARG:C	3:B:268:ASN:HD22	2.07	0.58

*Continued on next page...*



*Continued from previous page...*

Atom-1	Atom-2	Interatomic distance (Å)	Clash overlap (Å)
3:A:209:ARG:NH1	3:A:210:ASN:ND2	2.52	0.58
2:F:7:DG:H2"	2:F:8:DG:OP2	2.03	0.58
3:C:283:ARG:HH11	3:C:283:ARG:CB	2.16	0.58
3:B:101:LYS:HB3	3:B:267:ARG:HH21	1.68	0.58
5:E:481:HOH:O	3:B:241:SER:HB3	2.04	0.57
3:A:211:THR:OG1	3:A:213:ARG:HB2	2.03	0.57
3:C:112:GLY:N	3:C:144:GLN:O	2.37	0.57
3:C:206:LEU:HD12	3:C:207:ASP:H	1.69	0.57
3:B:118:THR:O	3:B:118:THR:HG22	2.05	0.57
3:A:209:ARG:NH1	3:A:210:ASN:HD21	2.02	0.57
3:C:243:MET:HA	3:C:247:ASN:HB3	1.87	0.57
2:F:19:DG:O6	2:F:20:DA:N6	2.38	0.57
3:B:267:ARG:O	3:B:268:ASN:ND2	2.37	0.57
3:C:123:THR:OG1	3:C:139:LYS:HD3	2.05	0.57
3:B:163:TYR:CD1	3:B:173:VAL:HG22	2.40	0.57
3:C:197:VAL:CG1	3:C:234:TYR:CE1	2.88	0.57
3:C:281:ASP:O	3:C:285:GLU:HB2	2.05	0.57
1:E:4:DC:H2'	1:E:5:DC:C1'	2.34	0.56
1:E:6:DT:C2'	1:E:7:DA:O4'	2.53	0.56
3:B:132:LYS:HD3	3:B:134:PHE:CE1	2.41	0.56
3:B:175:ARG:HG2	3:B:238:CYS:SG	2.46	0.56
2:F:19:DG:C6	2:F:20:DA:C6	2.94	0.56
3:A:163:TYR:CE1	3:A:251:ILE:HD11	2.41	0.56
3:B:251:ILE:HD11	3:B:272:VAL:CG1	2.36	0.56
2:F:13:DG:H2"	2:F:14:DT:C5'	2.25	0.56
3:A:94:SER:N	3:B:198:GLU:OE2	2.39	0.56
3:B:132:LYS:HG3	3:B:271:GLU:HG2	1.88	0.55
3:A:100:GLN:HB2	3:A:254:ILE:HD12	1.88	0.55
3:B:208:ASP:O	3:B:212:PHE:HA	2.05	0.55
3:C:132:LYS:HD2	3:C:271:GLU:HG2	1.87	0.55
3:B:208:ASP:O	3:B:212:PHE:N	2.39	0.55
3:B:132:LYS:CG	3:B:271:GLU:HG2	2.37	0.55
3:A:133:MET:CE	3:A:236:TYR:CE1	2.89	0.55
3:A:122:VAL:HG13	5:A:470:HOH:O	2.07	0.55
3:B:107:TYR:CE1	3:B:151:PRO:HA	2.41	0.55
5:F:490:HOH:O	3:B:120:LYS:HD2	2.07	0.55
3:A:168:HIS:HD2	5:A:476:HOH:O	1.89	0.55
3:C:200:ASN:ND2	3:C:218:VAL:HG22	2.22	0.55
3:B:101:LYS:H	3:B:267:ARG:HH21	1.53	0.54
1:E:4:DC:C6	1:E:5:DC:C5	2.95	0.54
3:A:149:SER:HA	5:A:482:HOH:O	2.06	0.54

*Continued on next page...*

*Continued from previous page...*

Atom-1	Atom-2	Interatomic distance (Å)	Clash overlap (Å)
3:C:218:VAL:HG13	3:C:219:PRO:N	2.22	0.54
1:E:19:DT:C2'	1:E:20:DT:H72	2.38	0.54
3:C:239:ASN:C	3:C:241:SER:H	2.09	0.54
3:B:188:LEU:HD13	3:B:203:VAL:HG12	1.89	0.54
3:C:147:VAL:HG13	3:C:149:SER:O	2.07	0.54
3:A:132:LYS:HE2	3:A:273:ARG:HB2	1.89	0.54
3:A:213:ARG:NH2	5:A:430:HOH:O	2.25	0.54
3:C:176:CYS:SG	3:C:179:HIS:HB2	2.46	0.54
1:E:19:DT:H2''	1:E:20:DT:C7	2.37	0.54
3:C:243:MET:HG3	3:C:243:MET:O	2.07	0.54
3:C:224:GLU:N	3:C:227:SER:HB2	2.23	0.54
1:E:7:DA:H2'	1:E:8:DG:C8	2.43	0.54
3:B:188:LEU:HD13	3:B:203:VAL:CG1	2.38	0.54
3:B:96:SER:O	3:B:97:VAL:HG23	2.08	0.54
1:E:15:DC:H2''	1:E:16:DC:C5'	2.38	0.53
3:C:118:THR:CG2	3:C:283:ARG:HB2	2.38	0.53
3:B:168:HIS:CD2	3:B:249:ARG:NH1	2.76	0.53
3:C:197:VAL:HG22	3:C:203:VAL:CG1	2.38	0.53
2:F:8:DG:O6	3:B:120:LYS:NZ	2.41	0.53
3:B:114:LEU:HD23	3:B:114:LEU:N	2.23	0.53
3:C:123:THR:O	3:C:135:CYS:HA	2.08	0.53
1:E:4:DC:C2'	1:E:5:DC:O4'	2.57	0.53
3:B:213:ARG:NH2	5:B:380:HOH:O	2.41	0.53
2:F:18:DG:OP2	2:F:18:DG:C3'	2.56	0.53
3:C:202:ARG:NH1	3:C:219:PRO:HG2	2.24	0.53
1:E:10:DC:H2'	1:E:11:DT:C5	2.43	0.53
3:B:118:THR:CG2	3:B:283:ARG:HG3	2.38	0.53
3:C:175:ARG:HB3	3:C:238:CYS:SG	2.49	0.53
3:B:104:GLN:HE22	3:B:110:ARG:HD3	1.75	0.52
3:C:176:CYS:O	3:C:180:GLU:HB2	2.10	0.52
3:C:206:LEU:HD13	3:C:207:ASP:H	1.73	0.52
3:C:150:THR:HG22	3:C:150:THR:O	2.09	0.52
3:B:120:LYS:O	3:B:121:SER:HB2	2.10	0.52
3:B:130:LEU:HB3	3:B:132:LYS:HB2	1.91	0.52
2:F:20:DA:H2'	2:F:20:DA:OP2	2.10	0.52
3:C:175:ARG:HD2	3:C:193:HIS:O	2.10	0.52
1:E:6:DT:O5'	1:E:7:DA:OP2	2.28	0.51
3:B:132:LYS:NZ	3:B:285:GLU:OE1	2.42	0.51
3:C:197:VAL:HG22	3:C:203:VAL:HG11	1.92	0.51
3:B:127:SER:O	3:B:131:ASN:N	2.44	0.51
3:C:175:ARG:HD3	3:C:191:PRO:O	2.10	0.51

*Continued on next page...*

*Continued from previous page...*

Atom-1	Atom-2	Interatomic distance (Å)	Clash overlap (Å)
3:C:100:GLN:CG	5:C:350:HOH:O	2.59	0.51
3:B:211:THR:C	3:B:213:ARG:H	2.13	0.51
3:C:130:LEU:CD1	3:C:286:GLU:HG3	2.38	0.51
3:C:163:TYR:CE2	3:C:173:VAL:HG22	2.45	0.51
2:F:18:DG:H4'	2:F:19:DG:OP1	2.11	0.51
3:A:209:ARG:HH11	3:A:209:ARG:CG	2.17	0.51
3:B:251:ILE:CD1	3:B:272:VAL:CG1	2.89	0.51
3:C:119:ALA:CB	3:C:122:VAL:HG13	2.28	0.50
3:B:203:VAL:CG2	3:B:216:VAL:HG12	2.41	0.50
2:F:16:DT:H2'	2:F:17:DA:C8	2.47	0.50
3:C:108:GLY:O	3:C:110:ARG:NH1	2.45	0.50
3:A:175:ARG:HH22	3:A:184:ASP:CG	2.15	0.50
1:E:5:DC:C4	1:E:6:DT:H73	2.46	0.50
3:B:101:LYS:CB	3:B:267:ARG:HH21	2.24	0.50
3:B:118:THR:HG21	3:B:283:ARG:HG3	1.92	0.50
3:B:101:LYS:HB3	3:B:267:ARG:HH22	1.76	0.50
3:A:209:ARG:NH1	3:A:209:ARG:CG	2.75	0.50
3:B:251:ILE:HG13	3:B:272:VAL:CG1	2.41	0.50
3:C:107:TYR:CE1	3:C:151:PRO:HA	2.46	0.50
1:E:12:DT:H2''	1:E:13:DG:C8	2.46	0.50
3:C:156:ARG:CD	3:C:217:VAL:HG11	2.40	0.50
3:B:211:THR:OG1	3:B:213:ARG:HB2	2.11	0.50
1:E:5:DC:C2	1:E:6:DT:C7	2.94	0.50
3:B:251:ILE:HG13	3:B:272:VAL:HG12	1.94	0.50
3:B:272:VAL:HG22	3:B:273:ARG:N	2.27	0.50
2:F:3:DA:H2''	2:F:4:DA:OP2	2.11	0.49
3:A:158:ARG:NH1	3:A:258:GLU:OE1	2.45	0.49
3:C:174:ARG:HE	3:C:192:GLN:NE2	2.11	0.49
3:C:156:ARG:HD2	3:C:217:VAL:HG11	1.94	0.49
3:C:233:HIS:ND1	5:C:381:HOH:O	2.35	0.49
3:C:132:LYS:HE2	3:C:285:GLU:OE2	2.13	0.49
3:B:105:GLY:C	3:B:107:TYR:H	2.16	0.49
3:C:193:HIS:HE1	3:C:206:LEU:O	1.95	0.49
3:C:163:TYR:HB3	5:C:379:HOH:O	2.13	0.49
3:C:277:CYS:N	3:C:278:PRO:CD	2.75	0.48
3:B:171:GLU:CD	3:B:249:ARG:HH22	2.15	0.48
3:C:182:CYS:SG	3:C:183:SER:N	2.86	0.48
1:E:10:DC:H2'	1:E:11:DT:C6	2.49	0.48
3:C:239:ASN:C	3:C:241:SER:N	2.65	0.48
3:B:246:MET:HG2	5:B:377:HOH:O	2.13	0.48
3:B:132:LYS:HD3	3:B:134:PHE:CZ	2.49	0.48

*Continued on next page...*

*Continued from previous page...*

Atom-1	Atom-2	Interatomic distance (Å)	Clash overlap (Å)
3:C:218:VAL:CG1	3:C:219:PRO:N	2.77	0.48
3:C:178:HIS:CD2	3:C:178:HIS:C	2.82	0.48
3:C:123:THR:O	3:C:278:PRO:HG2	2.14	0.48
3:A:224:GLU:O	3:A:227:SER:CB	2.62	0.48
3:C:133:MET:HG2	3:C:134:PHE:N	2.28	0.47
3:C:200:ASN:HD21	3:C:219:PRO:HD2	1.78	0.47
3:A:100:GLN:HB2	3:A:254:ILE:CD1	2.43	0.47
3:C:118:THR:HG22	3:C:282:ARG:HD3	1.97	0.47
3:C:225:VAL:HG12	3:C:226:GLY:N	2.28	0.47
3:C:174:ARG:NE	3:C:192:GLN:NE2	2.62	0.47
3:C:130:LEU:HD11	3:C:289:LEU:CD2	2.45	0.47
3:A:163:TYR:CE2	3:A:173:VAL:HG22	2.49	0.47
1:E:5:DC:O2	1:E:5:DC:H2'	2.14	0.47
3:C:192:GLN:OE1	3:C:214:HIS:CE1	2.68	0.47
3:C:123:THR:HG22	3:C:124:CYS:N	2.29	0.47
3:B:193:HIS:CE1	3:B:214:HIS:HB3	2.49	0.47
3:B:205:TYR:CD2	3:B:216:VAL:HG13	2.49	0.47
3:B:200:ASN:C	3:B:202:ARG:H	2.17	0.47
3:C:181:ARG:NH1	5:C:322:HOH:O	2.47	0.47
2:F:20:DA:H1'	2:F:21:DA:C8	2.49	0.47
3:B:127:SER:OG	3:B:282:ARG:HG3	2.14	0.47
3:A:256:THR:HG21	5:A:397:HOH:O	2.15	0.47
3:C:123:THR:CG2	3:C:124:CYS:N	2.78	0.47
3:C:145:LEU:CD2	3:C:232:ILE:HD11	2.45	0.47
3:C:208:ASP:HB3	3:C:211:THR:OG1	2.15	0.47
1:E:17:DA:C2	2:F:7:DG:C2	3.03	0.47
1:E:4:DC:C2'	1:E:5:DC:C6	2.87	0.46
3:B:105:GLY:C	3:B:107:TYR:N	2.68	0.46
3:C:193:HIS:CE1	3:C:206:LEU:O	2.69	0.46
3:C:237:MET:HE2	5:C:342:HOH:O	2.14	0.46
3:C:261:SER:HB2	3:C:263:ASN:OD1	2.14	0.46
3:C:130:LEU:HD11	3:C:289:LEU:HD22	1.98	0.46
2:F:19:DG:C6	2:F:20:DA:N6	2.84	0.46
2:F:6:DT:H2'	2:F:7:DG:C8	2.50	0.46
2:F:8:DG:C1'	2:F:9:DG:H5'	2.40	0.46
3:B:158:ARG:NH1	3:B:215:SER:OG	2.48	0.46
3:A:158:ARG:HH11	3:A:258:GLU:CD	2.19	0.46
1:E:5:DC:C2	1:E:6:DT:C5	3.04	0.46
3:B:103:TYR:O	3:B:266:GLY:HA2	2.16	0.46
3:C:200:ASN:OD1	3:C:202:ARG:N	2.45	0.45
3:B:188:LEU:O	3:B:190:PRO:HD3	2.16	0.45

*Continued on next page...*

*Continued from previous page...*

Atom-1	Atom-2	Interatomic distance (Å)	Clash overlap (Å)
3:A:175:ARG:HG2	3:A:238:CYS:HB2	1.98	0.45
3:B:208:ASP:O	3:B:212:PHE:CA	2.64	0.45
3:A:212:PHE:CE2	3:B:185:SER:HB2	2.52	0.45
3:B:125:THR:HG22	3:B:134:PHE:HB2	1.98	0.45
3:B:155:THR:HA	3:B:258:GLU:O	2.16	0.45
3:C:137:LEU:HB2	3:C:239:ASN:ND2	2.31	0.45
3:A:273:ARG:NH1	3:A:281:ASP:OD2	2.48	0.45
3:A:158:ARG:NH2	5:A:435:HOH:O	2.31	0.45
3:B:210:ASN:O	3:C:201:LEU:HD11	2.17	0.45
3:C:268:ASN:HB3	5:C:360:HOH:O	2.15	0.45
3:C:137:LEU:HD12	3:C:239:ASN:N	2.30	0.45
3:C:147:VAL:HG11	3:C:151:PRO:HD3	1.99	0.45
1:E:9:DA:C2	1:E:10:DC:C2	3.04	0.45
3:B:132:LYS:HE2	3:B:273:ARG:HB2	1.98	0.45
3:C:175:ARG:NH2	3:C:183:SER:CB	2.78	0.45
3:B:200:ASN:O	3:B:202:ARG:N	2.50	0.45
3:A:114:LEU:HD22	3:A:142:PRO:CG	2.45	0.44
3:B:171:GLU:OE1	3:B:249:ARG:NH1	2.41	0.44
3:C:243:MET:CG	3:C:243:MET:O	2.65	0.44
3:B:101:LYS:H	3:B:267:ARG:NH2	2.15	0.44
3:C:174:ARG:HD2	5:C:328:HOH:O	2.17	0.44
3:B:173:VAL:CG1	3:B:246:MET:HE1	2.48	0.44
3:B:273:ARG:HH12	3:B:281:ASP:CG	2.18	0.44
1:E:19:DT:H2"	1:E:20:DT:C6	2.52	0.44
3:A:273:ARG:NH1	5:A:507:HOH:O	2.50	0.44
3:C:134:PHE:CD1	3:C:134:PHE:N	2.84	0.44
3:C:186:ASP:OD2	3:C:196:ARG:CZ	2.65	0.44
3:C:142:PRO:HG3	5:C:381:HOH:O	2.17	0.44
3:C:125:THR:OG1	3:C:282:ARG:NH1	2.51	0.44
3:C:197:VAL:CG2	3:C:203:VAL:CG1	2.95	0.44
3:A:273:ARG:NH1	3:A:281:ASP:CG	2.72	0.44
3:A:209:ARG:HH11	3:A:210:ASN:HD21	1.64	0.44
3:C:197:VAL:HG13	3:C:216:VAL:HG21	1.99	0.43
3:C:217:VAL:HG12	3:C:218:VAL:H	1.82	0.43
3:B:164:LYS:HD2	3:B:271:GLU:OE1	2.17	0.43
3:B:132:LYS:HG3	3:B:271:GLU:CG	2.48	0.43
3:A:132:LYS:HE3	3:A:271:GLU:OE2	2.18	0.43
3:B:272:VAL:HG13	3:B:272:VAL:O	2.17	0.43
3:B:210:ASN:HB3	3:C:201:LEU:HD21	2.00	0.43
3:A:284:THR:O	3:A:287:GLU:HB3	2.17	0.43
3:C:127:SER:O	3:C:131:ASN:N	2.50	0.43

*Continued on next page...*

*Continued from previous page...*

Atom-1	Atom-2	Interatomic distance (Å)	Clash overlap (Å)
3:B:174:ARG:HA	5:B:357:HOH:O	2.17	0.43
3:A:240:SER:O	3:A:248:ARG:N	2.31	0.43
1:E:5:DC:C3'	1:E:6:DT:H71	2.45	0.43
1:E:15:DC:H2''	1:E:16:DC:O5'	2.18	0.43
3:C:165:GLN:HB3	5:C:389:HOH:O	2.19	0.43
2:F:20:DA:H2'	2:F:20:DA:P	2.58	0.43
3:C:132:LYS:HG3	3:C:133:MET:N	2.33	0.43
3:C:203:VAL:HG12	3:C:216:VAL:HG23	2.01	0.43
3:B:114:LEU:CD2	3:B:144:GLN:NE2	2.82	0.43
1:E:6:DT:P	1:E:6:DT:H3'	2.56	0.43
3:C:115:HIS:CD2	3:C:115:HIS:N	2.87	0.43
2:F:19:DG:H1'	2:F:20:DA:O5'	2.19	0.42
3:C:174:ARG:HE	3:C:192:GLN:CD	2.22	0.42
3:B:118:THR:HG21	3:B:283:ARG:CG	2.49	0.42
3:C:106:SER:N	5:C:368:HOH:O	2.26	0.42
3:A:197:VAL:HB	3:A:203:VAL:HG21	2.01	0.42
1:E:5:DC:N1	1:E:6:DT:H71	2.34	0.42
3:C:175:ARG:NH1	3:C:183:SER:CB	2.72	0.42
3:C:145:LEU:HD22	3:C:232:ILE:CG1	2.49	0.42
3:C:171:GLU:OE1	3:C:249:ARG:NH2	2.53	0.42
3:A:137:LEU:HD23	3:A:138:ALA:H	1.84	0.42
3:B:247:ASN:O	3:B:248:ARG:HB2	2.18	0.42
3:C:221:GLU:HA	3:C:222:PRO:HD2	1.68	0.42
3:B:259:ASP:C	3:B:261:SER:N	2.72	0.42
3:B:120:LYS:O	3:B:121:SER:CB	2.67	0.42
3:B:201:LEU:HA	3:B:201:LEU:HD23	1.81	0.42
3:C:134:PHE:CZ	3:C:282:ARG:HA	2.55	0.42
3:C:149:SER:O	3:C:151:PRO:HD3	2.20	0.42
3:B:259:ASP:O	3:B:262:GLY:N	2.47	0.42
1:E:12:DT:OP2	3:B:273:ARG:NH2	2.53	0.41
3:C:123:THR:O	3:C:278:PRO:CG	2.68	0.41
3:C:224:GLU:HB3	3:C:227:SER:OG	2.20	0.41
3:C:97:VAL:CG2	3:C:97:VAL:O	2.68	0.41
3:A:177:PRO:HA	3:A:180:GLU:HG2	2.01	0.41
2:F:14:DT:H1'	5:F:57:HOH:O	2.20	0.41
3:C:137:LEU:HB2	3:C:239:ASN:HD21	1.85	0.41
1:E:15:DC:H2''	1:E:16:DC:H5'	2.00	0.41
3:B:256:THR:HG22	3:B:256:THR:O	2.20	0.41
3:C:280:ARG:HG2	3:C:283:ARG:CZ	2.50	0.41
2:F:6:DT:H4'	2:F:7:DG:OP1	2.21	0.41
3:B:109:PHE:O	3:B:110:ARG:HG3	2.20	0.41

*Continued on next page...*

Continued from previous page...

Atom-1	Atom-2	Interatomic distance (Å)	Clash overlap (Å)
3:B:286:GLU:O	3:B:289:LEU:N	2.52	0.41
1:E:2:DT:H2''	1:E:3:DT:O4'	2.20	0.41
3:B:162:ILE:CD1	3:B:252:LEU:HD12	2.37	0.41
3:C:203:VAL:CG1	3:C:216:VAL:HG23	2.51	0.41
1:E:5:DC:H2'	1:E:6:DT:H6	1.83	0.41
2:F:16:DT:H2''	2:F:17:DA:O4'	2.20	0.41
3:A:137:LEU:CD2	3:A:138:ALA:N	2.83	0.41
3:C:147:VAL:CG1	3:C:149:SER:O	2.69	0.41
3:C:186:ASP:C	3:C:188:LEU:H	2.23	0.41
3:B:174:ARG:HD2	5:B:319:HOH:O	2.20	0.41
3:A:158:ARG:HD2	3:A:258:GLU:OE2	2.21	0.41
3:C:210:ASN:HA	5:C:317:HOH:O	2.20	0.41
3:B:148:ASP:HB2	5:B:373:HOH:O	2.21	0.41
3:C:223:PRO:HB3	3:C:229:CYS:C	2.41	0.41
2:F:12:DA:H2''	2:F:13:DG:O4'	2.21	0.41
3:C:283:ARG:HH11	3:C:283:ARG:CG	2.34	0.40
3:B:166:SER:HB2	3:C:114:LEU:CD2	2.22	0.40
1:E:1:DT:C2'	1:E:2:DT:OP2	2.69	0.40
3:B:130:LEU:HA	3:B:130:LEU:HD13	1.77	0.40
3:B:285:GLU:HG2	3:B:285:GLU:O	2.20	0.40
3:C:189:ALA:HA	3:C:190:PRO:HD2	1.86	0.40
3:A:224:GLU:CD	3:A:224:GLU:H	2.24	0.40
3:B:157:VAL:O	3:B:217:VAL:HA	2.21	0.40
3:B:137:LEU:O	3:B:138:ALA:HB3	2.21	0.40

All (1) symmetry-related close contacts are listed below. The label for Atom-2 includes the symmetry operator and encoded unit-cell translations to be applied.

Atom-1	Atom-2	Interatomic distance (Å)	Clash overlap (Å)
5:C:351:HOH:O	5:C:351:HOH:O[2_657]	1.93	0.27

## 5.3 Torsion angles [i](#)

### 5.3.1 Protein backbone [i](#)

In the following table, the Percentiles column shows the percent Ramachandran outliers of the chain as a percentile score with respect to all X-ray entries followed by that with respect to entries of similar resolution.

The Analysed column shows the number of residues for which the backbone conformation was

analysed, and the total number of residues.

Mol	Chain	Analysed	Favoured	Allowed	Outliers	Percentiles	
3	A	194/219 (89%)	189 (97%)	4 (2%)	1 (0%)	34	35
3	B	192/219 (88%)	172 (90%)	16 (8%)	4 (2%)	9	5
3	C	192/219 (88%)	166 (86%)	22 (12%)	4 (2%)	9	5
All	All	578/657 (88%)	527 (91%)	42 (7%)	9 (2%)	12	8

All (9) Ramachandran outliers are listed below:

Mol	Chain	Res	Type
3	A	225	VAL
3	C	187	GLY
3	C	225	VAL
3	B	106	SER
3	B	201	LEU
3	C	242	CYS
3	C	182	CYS
3	B	121	SER
3	B	98	PRO

### 5.3.2 Protein sidechains ⓘ

In the following table, the Percentiles column shows the percent sidechain outliers of the chain as a percentile score with respect to all X-ray entries followed by that with respect to entries of similar resolution.

The Analysed column shows the number of residues for which the sidechain conformation was analysed, and the total number of residues.

Mol	Chain	Analysed	Rotameric	Outliers	Percentiles	
3	A	176/196 (90%)	146 (83%)	30 (17%)	2	2
3	B	173/196 (88%)	147 (85%)	26 (15%)	3	3
3	C	175/196 (89%)	128 (73%)	47 (27%)	0	0
All	All	524/588 (89%)	421 (80%)	103 (20%)	1	1

All (103) residues with a non-rotameric sidechain are listed below:

Mol	Chain	Res	Type
3	A	95	SER
3	A	96	SER

*Continued on next page...*



*Continued from previous page...*

Mol	Chain	Res	Type
3	A	97	VAL
3	A	99	SER
3	A	100	GLN
3	A	106	SER
3	A	114	LEU
3	A	120	LYS
3	A	121	SER
3	A	123	THR
3	A	130	LEU
3	A	131	ASN
3	A	137	LEU
3	A	144	GLN
3	A	145	LEU
3	A	147	VAL
3	A	169	MET
3	A	192	GLN
3	A	194	LEU
3	A	213	ARG
3	A	217	VAL
3	A	225	VAL
3	A	227	SER
3	A	228	ASP
3	A	251	ILE
3	A	252	LEU
3	A	283	ARG
3	A	287	GLU
3	A	288	ASN
3	A	289	LEU
3	B	99	SER
3	B	102	THR
3	B	106	SER
3	B	123	THR
3	B	125	THR
3	B	127	SER
3	B	130	LEU
3	B	143	VAL
3	B	149	SER
3	B	160	MET
3	B	167	GLN
3	B	170	THR
3	B	174	ARG
3	B	206	LEU

*Continued on next page...*

*Continued from previous page...*

Mol	Chain	Res	Type
3	B	207	ASP
3	B	213	ARG
3	B	216	VAL
3	B	218	VAL
3	B	232	ILE
3	B	246	MET
3	B	256	THR
3	B	259	ASP
3	B	264	LEU
3	B	267	ARG
3	B	287	GLU
3	B	288	ASN
3	C	100	GLN
3	C	110	ARG
3	C	115	HIS
3	C	116	SER
3	C	123	THR
3	C	127	SER
3	C	132	LYS
3	C	134	PHE
3	C	137	LEU
3	C	145	LEU
3	C	146	TRP
3	C	147	VAL
3	C	149	SER
3	C	150	THR
3	C	162	ILE
3	C	166	SER
3	C	167	GLN
3	C	174	ARG
3	C	180	GLU
3	C	181	ARG
3	C	185	SER
3	C	188	LEU
3	C	196	ARG
3	C	198	GLU
3	C	202	ARG
3	C	203	VAL
3	C	204	GLU
3	C	206	LEU
3	C	207	ASP
3	C	213	ARG

*Continued on next page...*

*Continued from previous page...*

Mol	Chain	Res	Type
3	C	215	SER
3	C	221	GLU
3	C	225	VAL
3	C	228	ASP
3	C	232	ILE
3	C	240	SER
3	C	241	SER
3	C	248	ARG
3	C	249	ARG
3	C	252	LEU
3	C	258	GLU
3	C	261	SER
3	C	264	LEU
3	C	269	SER
3	C	280	ARG
3	C	283	ARG
3	C	287	GLU

Some sidechains can be flipped to improve hydrogen bonding and reduce clashes. All (19) such sidechains are listed below:

Mol	Chain	Res	Type
3	A	131	ASN
3	A	144	GLN
3	A	168	HIS
3	A	192	GLN
3	A	210	ASN
3	A	288	ASN
3	B	100	GLN
3	B	104	GLN
3	B	131	ASN
3	B	168	HIS
3	B	210	ASN
3	B	233	HIS
3	B	268	ASN
3	B	288	ASN
3	C	115	HIS
3	C	131	ASN
3	C	178	HIS
3	C	193	HIS
3	C	214	HIS

### 5.3.3 RNA [i](#)

There are no RNA molecules in this entry.

## 5.4 Non-standard residues in protein, DNA, RNA chains [i](#)

There are no non-standard protein/DNA/RNA residues in this entry.

## 5.5 Carbohydrates [i](#)

There are no carbohydrates in this entry.

## 5.6 Ligand geometry [i](#)

Of 3 ligands modelled in this entry, 3 are monoatomic - leaving 0 for Mogul analysis.

There are no bond length outliers.

There are no bond angle outliers.

There are no chirality outliers.

There are no torsion outliers.

There are no ring outliers.

No monomer is involved in short contacts.

## 5.7 Other polymers [i](#)

There are no such residues in this entry.

## 5.8 Polymer linkage issues [i](#)

There are no chain breaks in this entry.

## 6 Fit of model and data [i](#)

### 6.1 Protein, DNA and RNA chains [i](#)

EDS was not executed - this section will therefore be empty.

### 6.2 Non-standard residues in protein, DNA, RNA chains [i](#)

EDS was not executed - this section will therefore be empty.

### 6.3 Carbohydrates [i](#)

EDS was not executed - this section will therefore be empty.

### 6.4 Ligands [i](#)

EDS was not executed - this section will therefore be empty.

### 6.5 Other polymers [i](#)

EDS was not executed - this section will therefore be empty.