



wwPDB EM Map/Model Validation Report ⓘ

Apr 10, 2016 – 02:59 PM BST

PDB ID : 4V6T
EMDB ID: : EMD-5386
Title : Structure of the bacterial ribosome complexed by tmRNA-SmpB and EF-G during translocation and MLD-loading
Authors : Ramrath, D.J.F.; Yamamoto, H.; Rother, K.; Wittek, D.; Pech, M.; Mielke, T.; Loerke, J.; Scheerer, P.; Ivanov, P.; Teraoka, Y.; Shpanchenko, O.; Nierhaus, K.H.; Spahn, C.M.T.
Deposited on : 2012-01-27
Resolution : 8.30 Å(reported)

This is a wwPDB EM Map/Model Validation Report for a publicly released PDB/EMDB entry.
For rigid body fitted models, validation errors reported here could stem from errors in the original structure(s) used in the fitting.

We welcome your comments at validation@mail.wwpdb.org

A user guide is available at

<http://wwpdb.org/validation/2016/EMValidationReportHelp>

MolProbity : 4.02b-467
Mogul : 1.7.1 (RC1), CSD as537be (2016)
Percentile statistics : 20151230.v01 (using entries in the PDB archive December 30th 2015)
Ideal geometry (proteins) : Engh & Huber (2001)
Ideal geometry (DNA, RNA) : Parkinson et. al. (1996)
Validation Pipeline (wwPDB-VP) : trunk27241

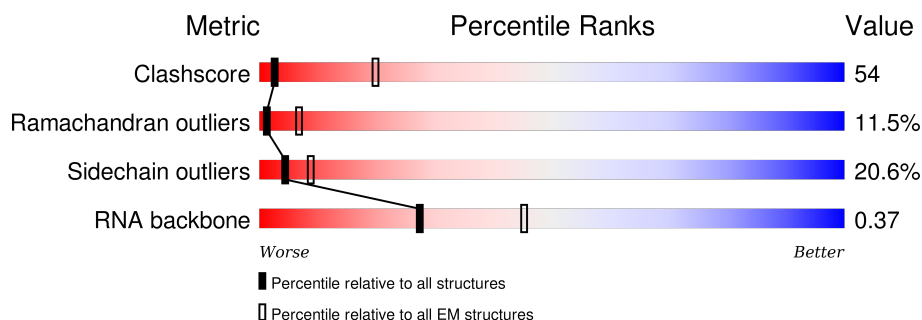
1 Overall quality at a glance

The following experimental techniques were used to determine the structure:

ELECTRON MICROSCOPY

The reported resolution of this entry is 8.30 Å.

Percentile scores (ranging between 0-100) for global validation metrics of the entry are shown in the following graphic. The table shows the number of entries on which the scores are based.




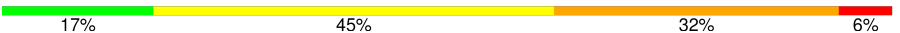
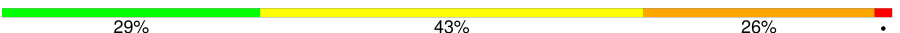

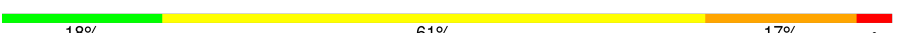
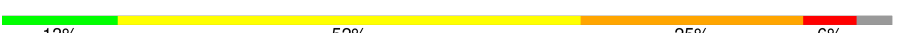
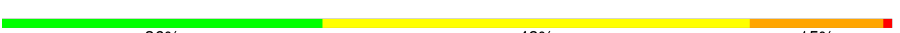










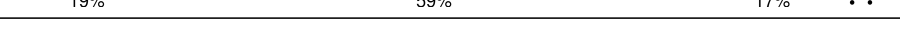






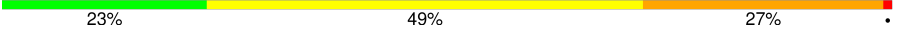
Metric	Whole archive (#Entries)	EM structures (#Entries)
Clashscore	114402	924
Ramachandran outliers	111179	726
Sidechain outliers	111093	686
RNA backbone	3027	244

The table below summarises the geometric issues observed across the polymeric chains. The red, orange, yellow and green segments on the bar indicate the fraction of residues that contain outliers for ≥ 3 , 2, 1 and 0 types of geometric quality criteria. A grey segment represents the fraction of residues that are not modelled. The numeric value for each fraction is indicated below the corresponding segment, with a dot representing fractions $\leq 5\%$.

Mol	Chain	Length	Quality of chain
1	AA	1539	13% 54% 29% .
2	AB	218	10% 46% 35% 9%
3	AC	206	20% 53% 21% 5%
4	AD	205	21% 45% 31% .
5	AE	150	17% 55% 23% 5%
6	AF	100	20% 50% 25% 5%
7	AG	151	27% 48% 23% .
8	AH	129	21% 58% 19% .





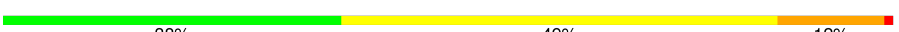
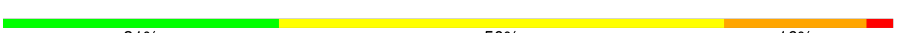










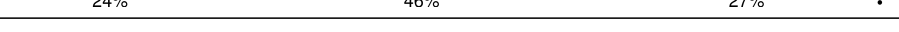






Continued on next page...

Continued from previous page...

Mol	Chain	Length	Quality of chain
9	AI	127	
10	AJ	98	
11	AK	117	
12	AL	123	
13	AM	114	
14	AN	100	
15	AO	88	
16	AP	82	
17	AQ	80	
18	AR	55	
19	AS	79	
20	AT	85	
21	AU	51	
22	AV	363	
23	AW	123	
24	AX	77	
25	AY	691	
26	BA	2903	
27	BC	271	
28	BD	209	
29	BE	201	
30	BF	177	
31	BG	176	
32	BH	149	
33	BI	141	

Continued on next page...

Continued from previous page...

Mol	Chain	Length	Quality of chain
34	BJ	142	
35	BK	122	
36	BL	143	
37	BM	136	
38	BN	120	
39	BO	116	
40	BP	114	
41	BQ	117	
42	BR	103	
43	BS	110	
44	BT	93	
45	BU	102	
46	BV	94	
47	BW	76	
48	BX	77	
49	BY	63	
50	BZ	58	
51	B0	56	
52	B1	50	
53	B2	46	
54	B3	64	
55	B4	38	
56	BB	119	

The following table lists non-polymeric compounds, carbohydrate monomers and non-standard residues in protein, DNA, RNA chains that are outliers for geometric or electron-density-fit criteria:

Mol	Type	Chain	Res	Chirality	Geometry	Clashes	Electron density
22	PSU	AV	347	-	-	X	-

2 Entry composition

There are 56 unique types of molecules in this entry. The entry contains 157519 atoms, of which 0 are hydrogens and 0 are deuteriums.

In the tables below, the AltConf column contains the number of residues with at least one atom in alternate conformation and the Trace column contains the number of residues modelled with at most 2 atoms.

- Molecule 1 is a RNA chain called 16S ribosomal RNA.

Mol	Chain	Residues	Atoms					AltConf	Trace
1	AA	1538	Total	C	N	O	P	0	0
			32995	14716	6050	10691	1538		

- Molecule 2 is a protein called 30S ribosomal protein S2.

Mol	Chain	Residues	Atoms					AltConf	Trace
2	AB	218	Total	C	N	O	S	0	0
			1705	1081	305	312	7		

- Molecule 3 is a protein called 30S ribosomal protein S3.

Mol	Chain	Residues	Atoms					AltConf	Trace
3	AC	206	Total	C	N	O	S	0	0
			1625	1028	305	289	3		

- Molecule 4 is a protein called 30S ribosomal protein S4.

Mol	Chain	Residues	Atoms					AltConf	Trace
4	AD	205	Total	C	N	O	S	0	0
			1643	1026	315	298	4		

- Molecule 5 is a protein called 30S ribosomal protein S5.

Mol	Chain	Residues	Atoms					AltConf	Trace
5	AE	150	Total	C	N	O	S	0	0
			1106	687	211	202	6		

- Molecule 6 is a protein called 30S ribosomal protein S6.

Mol	Chain	Residues	Atoms					AltConf	Trace
6	AF	100	Total	C	N	O	S	0	0
			818	515	148	149	6		

- Molecule 7 is a protein called 30S ribosomal protein S7.

Mol	Chain	Residues	Atoms					AltConf	Trace
7	AG	151	Total	C	N	O	S	0	0
			1182	735	227	216	4		

- Molecule 8 is a protein called 30S ribosomal protein S8.

Mol	Chain	Residues	Atoms					AltConf	Trace
8	AH	129	Total	C	N	O	S	0	0
			979	616	173	184	6		

- Molecule 9 is a protein called 30S ribosomal protein S9.

Mol	Chain	Residues	Atoms					AltConf	Trace
9	AI	127	Total	C	N	O	S	0	0
			1022	634	206	179	3		

- Molecule 10 is a protein called 30S ribosomal protein S10.

Mol	Chain	Residues	Atoms					AltConf	Trace
10	AJ	98	Total	C	N	O	S	0	0
			787	493	150	143	1		

- Molecule 11 is a protein called 30S ribosomal protein S11.

Mol	Chain	Residues	Atoms					AltConf	Trace
11	AK	117	Total	C	N	O	S	0	0
			877	540	174	160	3		

- Molecule 12 is a protein called 30S ribosomal protein S12.

Mol	Chain	Residues	Atoms					AltConf	Trace
12	AL	123	Total	C	N	O	S	0	0
			955	590	196	165	4		

- Molecule 13 is a protein called 30S ribosomal protein S13.

Mol	Chain	Residues	Atoms					AltConf	Trace
13	AM	114	Total	C	N	O	S	0	0
			884	546	178	157	3		

- Molecule 14 is a protein called 30S ribosomal protein S14.

Mol	Chain	Residues	Atoms					AltConf	Trace
14	AN	96	Total	C	N	O	S	0	0
			774	483	160	128	3		

- Molecule 15 is a protein called 30S ribosomal protein S15.

Mol	Chain	Residues	Atoms					AltConf	Trace
15	AO	88	Total	C	N	O	S	0	0
			714	439	144	130	1		

- Molecule 16 is a protein called 30S ribosomal protein S16.

Mol	Chain	Residues	Atoms					AltConf	Trace
16	AP	82	Total	C	N	O	S	0	0
			649	406	128	114	1		

- Molecule 17 is a protein called 30S ribosomal protein S17.

Mol	Chain	Residues	Atoms					AltConf	Trace
17	AQ	80	Total	C	N	O	S	0	0
			649	411	121	114	3		

- Molecule 18 is a protein called 30S ribosomal protein S18.

Mol	Chain	Residues	Atoms				AltConf	Trace
18	AR	55	Total	C	N	O	0	0
			456	288	86	82		

- Molecule 19 is a protein called 30S ribosomal protein S19.

Mol	Chain	Residues	Atoms					AltConf	Trace
19	AS	79	Total	C	N	O	S	0	0
			638	408	120	108	2		

- Molecule 20 is a protein called 30S ribosomal protein S20.

Mol	Chain	Residues	Atoms					AltConf	Trace
20	AT	85	Total	C	N	O	S	0	0
			665	411	137	114	3		

- Molecule 21 is a protein called 30S ribosomal protein S21.

Mol	Chain	Residues	Atoms					AltConf	Trace
21	AU	51	Total	C	N	O	S	0	0
			426	265	86	74	1		

- Molecule 22 is a RNA chain called full length transfer messenger RNA (tmRNA).

Mol	Chain	Residues	Atoms					AltConf	Trace
22	AV	334	Total	C	N	O	P	0	0
			7135	3185	1286	2330	334		

- Molecule 23 is a protein called SsrA-binding protein.

Mol	Chain	Residues	Atoms				AltConf	Trace
23	AW	122	Total	C	N	O	0	0
			993	637	181	175		

- Molecule 24 is a RNA chain called formyl-methionine specific initiator transfer RNA.

Mol	Chain	Residues	Atoms					AltConf	Trace
24	AX	77	Total	C	N	O	P	0	0
			1640	732	297	535	76		

- Molecule 25 is a protein called elongation factor G.

Mol	Chain	Residues	Atoms					AltConf	Trace
25	AY	667	Total	C	N	O	S	0	1
			5215	3316	893	988	18		

- Molecule 26 is a RNA chain called 23S ribosomal RNA.

Mol	Chain	Residues	Atoms					AltConf	Trace
26	BA	2903	Total	C	N	O	P	0	0
			62319	27801	11467	20149	2902		

- Molecule 27 is a protein called 50S ribosomal protein L2.

Mol	Chain	Residues	Atoms					AltConf	Trace
27	BC	271	Total	C	N	O	S	0	0
			2083	1288	423	365	7		

- Molecule 28 is a protein called 50S ribosomal protein L3.

Mol	Chain	Residues	Atoms					AltConf	Trace
28	BD	209	Total	C	N	O	S	0	0
			1565	979	288	294	4		

- Molecule 29 is a protein called 50S ribosomal protein L4.

Mol	Chain	Residues	Atoms					AltConf	Trace
29	BE	201	Total	C	N	O	S	0	0
			1552	974	283	290	5		

- Molecule 30 is a protein called 50S ribosomal protein L5.

Mol	Chain	Residues	Atoms					AltConf	Trace
30	BF	177	Total	C	N	O	S	0	0
			1411	899	249	257	6		

- Molecule 31 is a protein called 50S ribosomal protein L6.

Mol	Chain	Residues	Atoms					AltConf	Trace
31	BG	176	Total	C	N	O	S	0	0
			1323	832	243	246	2		

- Molecule 32 is a protein called 50S ribosomal protein L9.

Mol	Chain	Residues	Atoms					AltConf	Trace
32	BH	149	Total	C	N	O	S	0	0
			1110	699	197	213	1		

- Molecule 33 is a protein called 50S ribosomal protein L11.

Mol	Chain	Residues	Atoms					AltConf	Trace
33	BI	141	Total	C	N	O	S	0	0
			1032	651	179	196	6		

- Molecule 34 is a protein called 50S ribosomal protein L13.

Mol	Chain	Residues	Atoms					AltConf	Trace
34	BJ	142	Total	C	N	O	S	0	0
			1129	714	212	199	4		

- Molecule 35 is a protein called 50S ribosomal protein L14.

Mol	Chain	Residues	Atoms					AltConf	Trace
35	BK	122	Total	C	N	O	S	0	0
			939	587	180	166	6		

- Molecule 36 is a protein called 50S ribosomal protein L15.

Mol	Chain	Residues	Atoms					AltConf	Trace
36	BL	143	Total	C	N	O	S	0	0
			1045	649	206	189	1		

- Molecule 37 is a protein called 50S ribosomal protein L16.

Mol	Chain	Residues	Atoms					AltConf	Trace
37	BM	136	Total	C	N	O	S	0	0
			1074	686	205	177	6		

- Molecule 38 is a protein called 50S ribosomal protein L17.

Mol	Chain	Residues	Atoms					AltConf	Trace
38	BN	120	Total	C	N	O	S	0	0
			961	593	196	167	5		

- Molecule 39 is a protein called 50S ribosomal protein L18.

Mol	Chain	Residues	Atoms				AltConf	Trace
39	BO	116	Total	C	N	O	0	0
			892	552	178	162		

- Molecule 40 is a protein called 50S ribosomal protein L19.

Mol	Chain	Residues	Atoms					AltConf	Trace
40	BP	114	Total	C	N	O	S	0	0
			917	574	179	163	1		

- Molecule 41 is a protein called 50S ribosomal protein L20.

Mol	Chain	Residues	Atoms				AltConf	Trace
41	BQ	117	Total	C	N	O	0	0
			947	604	192	151		

- Molecule 42 is a protein called 50S ribosomal protein L21.

Mol	Chain	Residues	Atoms					AltConf	Trace
42	BR	103	Total	C	N	O	S	0	0
			816	516	153	145	2		

- Molecule 43 is a protein called 50S ribosomal protein L22.

Mol	Chain	Residues	Atoms					AltConf	Trace
43	BS	110	Total	C	N	O	S	0	0
			857	532	166	156	3		

- Molecule 44 is a protein called 50S ribosomal protein L23.

Mol	Chain	Residues	Atoms					AltConf	Trace
44	BT	93	Total	C	N	O	S	0	0
			739	466	139	132	2		

- Molecule 45 is a protein called 50S ribosomal protein L24.

Mol	Chain	Residues	Atoms					AltConf	Trace
45	BU	102	Total	C	N	O	S	0	0
			780	492	146	142			

- Molecule 46 is a protein called 50S ribosomal protein L25.

Mol	Chain	Residues	Atoms					AltConf	Trace
46	BV	94	Total	C	N	O	S	0	0
			753	479	137	134	3		

- Molecule 47 is a protein called 50S ribosomal protein L27.

Mol	Chain	Residues	Atoms					AltConf	Trace
47	BW	76	Total	C	N	O	S	0	0
			575	356	117	101	1		

- Molecule 48 is a protein called 50S ribosomal protein L28.

Mol	Chain	Residues	Atoms					AltConf	Trace
48	BX	77	Total	C	N	O	S	0	0
			625	388	129	106	2		

- Molecule 49 is a protein called 50S ribosomal protein L29.

Mol	Chain	Residues	Atoms					AltConf	Trace
49	BY	63	Total	C	N	O	S	0	0
			509	313	99	95	2		

- Molecule 50 is a protein called 50S ribosomal protein L30.

Mol	Chain	Residues	Atoms					AltConf	Trace
50	BZ	58	Total	C	N	O	S	0	0
			449	281	87	79	2		

- Molecule 51 is a protein called 50S ribosomal protein L32.

Mol	Chain	Residues	Atoms					AltConf	Trace
51	B0	56	Total	C	N	O	S	0	0
			444	269	94	80	1		

- Molecule 52 is a protein called 50S ribosomal protein L33.

Mol	Chain	Residues	Atoms				AltConf	Trace
52	B1	50	Total	C	N	O	0	0
			410	263	75	72		

- Molecule 53 is a protein called 50S ribosomal protein L34.

Mol	Chain	Residues	Atoms					AltConf	Trace
53	B2	46	Total	C	N	O	S	0	0
			377	228	90	57	2		

- Molecule 54 is a protein called 50S ribosomal protein L35.

Mol	Chain	Residues	Atoms					AltConf	Trace
54	B3	64	Total	C	N	O	S	0	0
			504	323	105	74	2		

- Molecule 55 is a protein called 50S ribosomal protein L36.

Mol	Chain	Residues	Atoms					AltConf	Trace
55	B4	38	Total	C	N	O	S	0	0
			302	185	65	48	4		

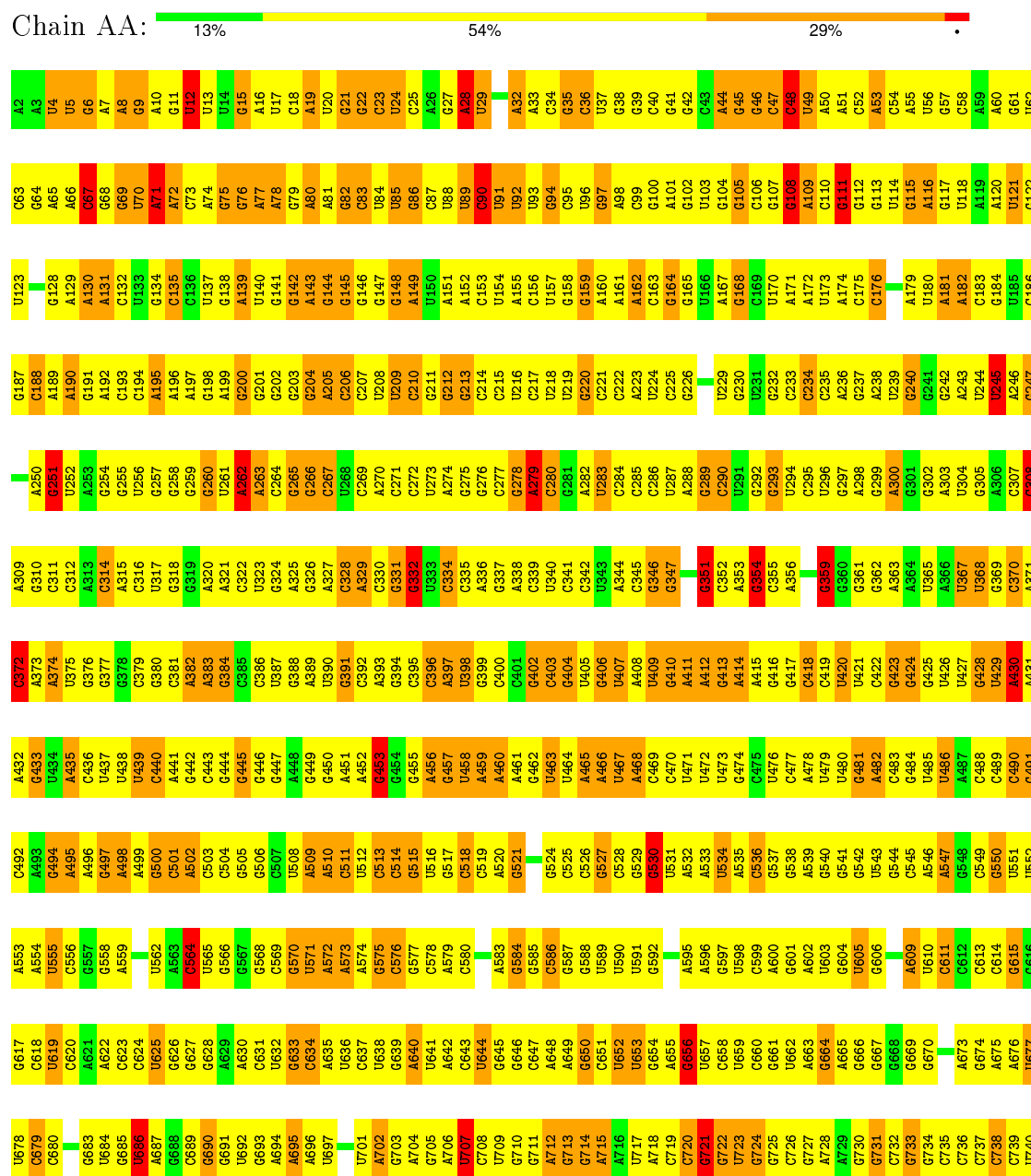
- Molecule 56 is a RNA chain called 5S ribosomal RNA.

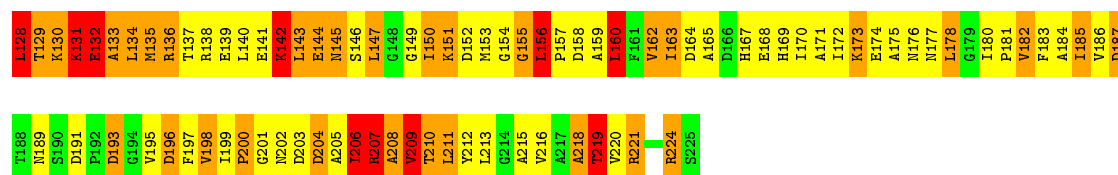
Mol	Chain	Residues	Atoms					AltConf	Trace
			Total	C	N	O	P		
56	BB	119	2548	1135	466	829	118	0	0

3 Residue-property plots

These plots are drawn for all protein, RNA and DNA chains in the entry. The first graphic for a chain summarises the proportions of errors displayed in the second graphic. The second graphic shows the sequence view annotated by issues in geometry. Residues are color-coded according to the number of geometric quality criteria for which they contain at least one outlier: green = 0, yellow = 1, orange = 2 and red = 3 or more. Stretches of 2 or more consecutive residues without any outlier are shown as a green connector. Residues present in the sample, but not in the model, are shown in grey.

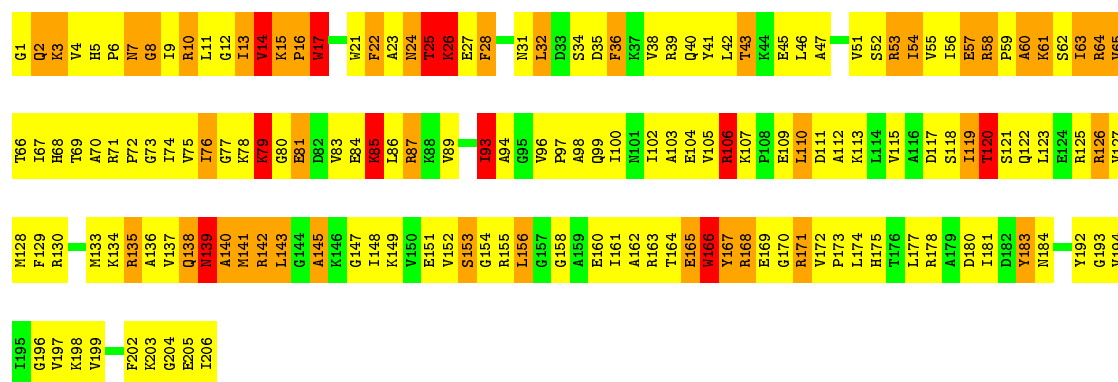
• Molecule 1: 16S ribosomal RNA

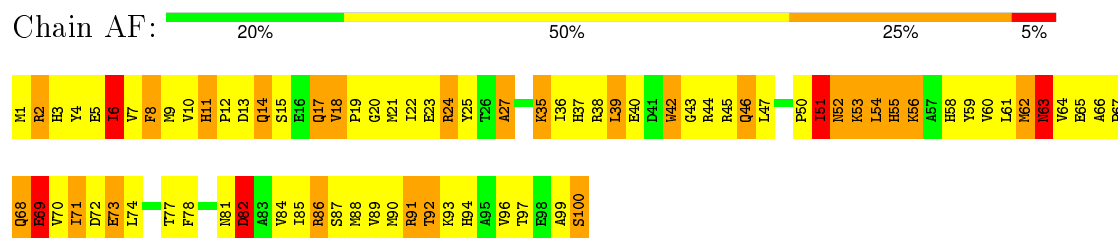




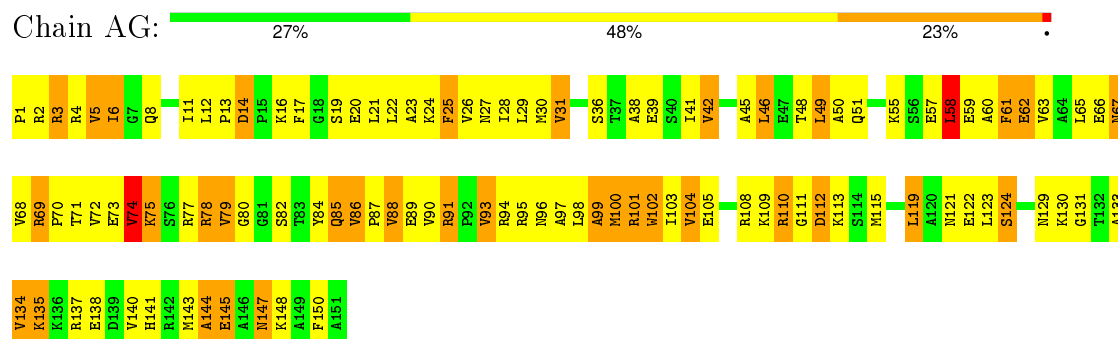
• Molecule 3: 30S ribosomal protein S3

Chain AC: 20% 53% 21% 5%

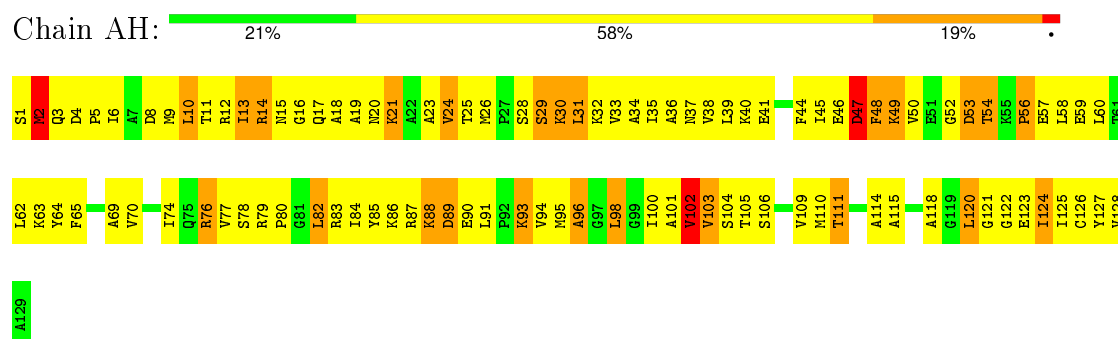




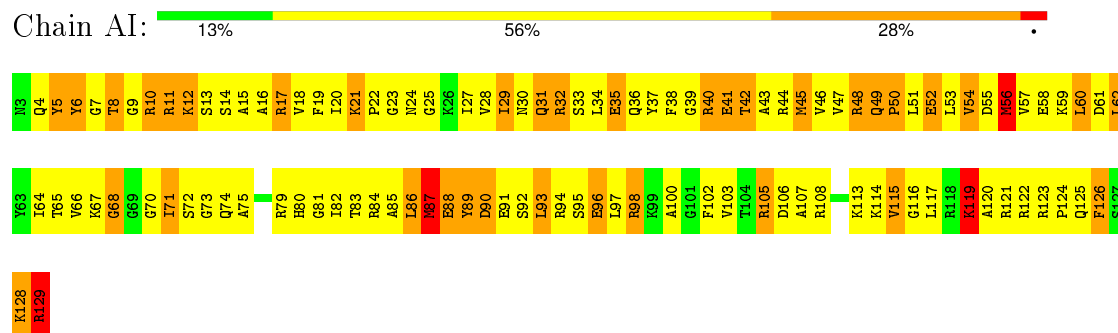
• Molecule 7: 30S ribosomal protein S7



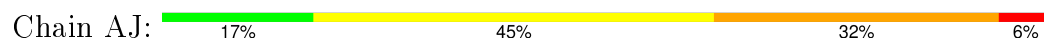
• Molecule 8: 30S ribosomal protein S8

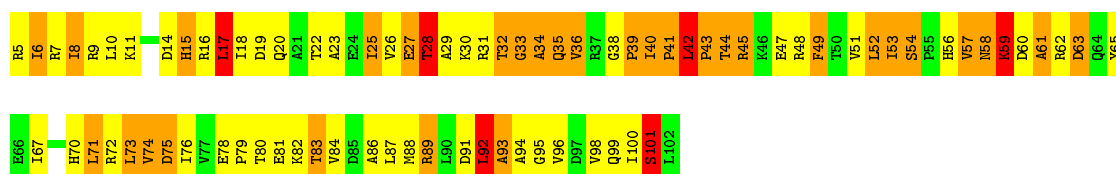


• Molecule 9: 30S ribosomal protein S9



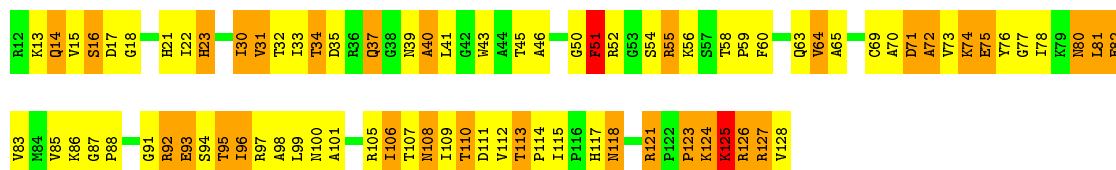
• Molecule 10: 30S ribosomal protein S10





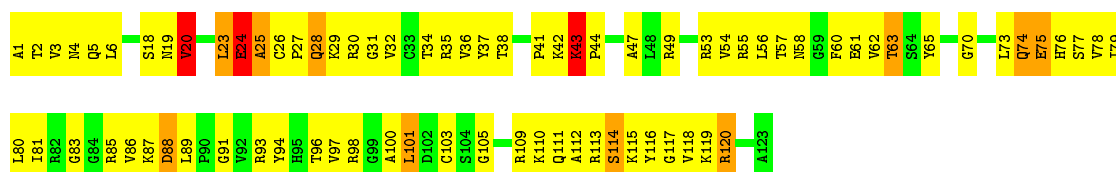
- Molecule 11: 30S ribosomal protein S11

Chain AK: 29% 43% 26% .



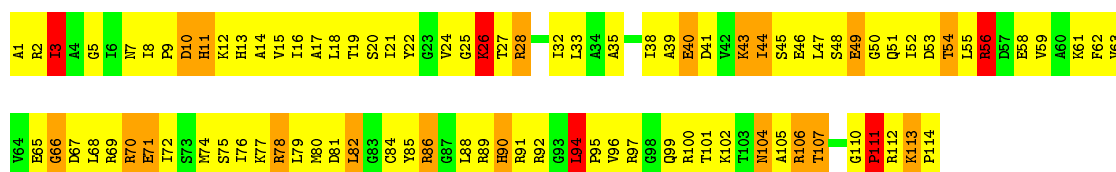
- Molecule 12: 30S ribosomal protein S12

Chain AL: 36% 54% 8% .



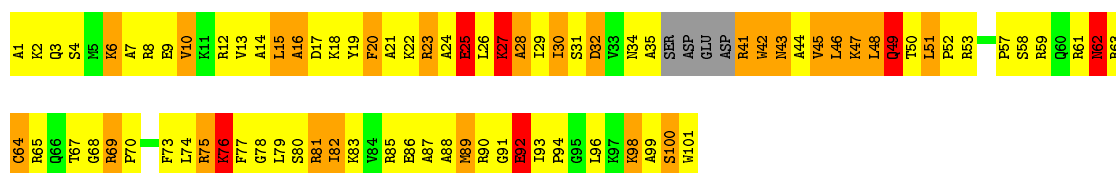
- Molecule 13: 30S ribosomal protein S13

Chain AM: 18% 61% 17% .



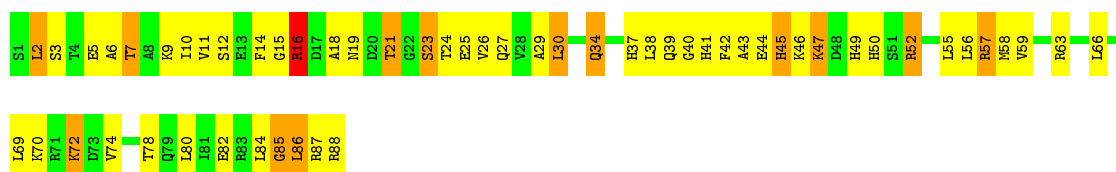
- Molecule 14: 30S ribosomal protein S14

Chain AN: 13% 52% 25% 6% .



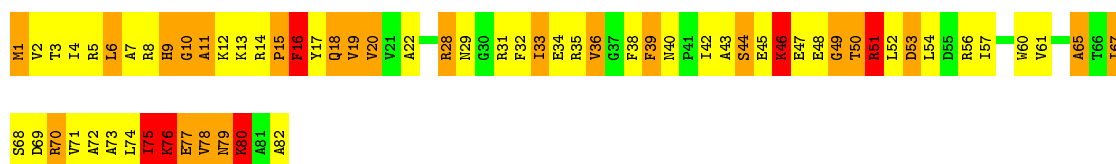
- Molecule 15: 30S ribosomal protein S15

Chain AO: 36% 48% 15% .



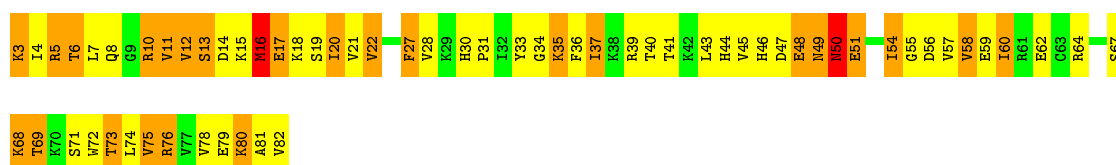
• Molecule 16: 30S ribosomal protein S16

Chain AP: 21% 44% 28% 7%



• Molecule 17: 30S ribosomal protein S17

Chain AQ: 21% 45% 31% .



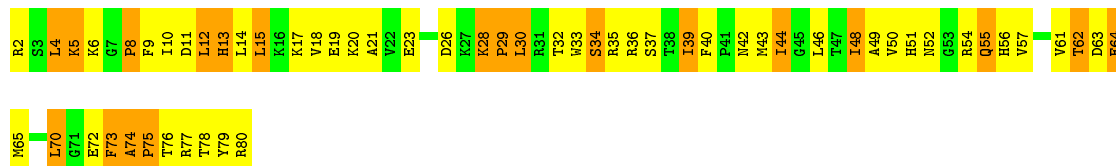
• Molecule 18: 30S ribosomal protein S18

Chain AR: 22% 64% 9% 5%



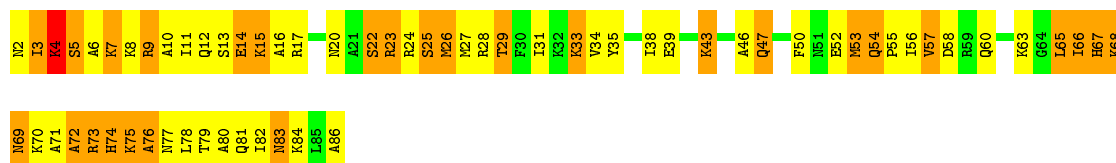
• Molecule 19: 30S ribosomal protein S19

Chain AS: 27% 48% 25%



• Molecule 20: 30S ribosomal protein S20

Chain AT: 24% 42% 33% .



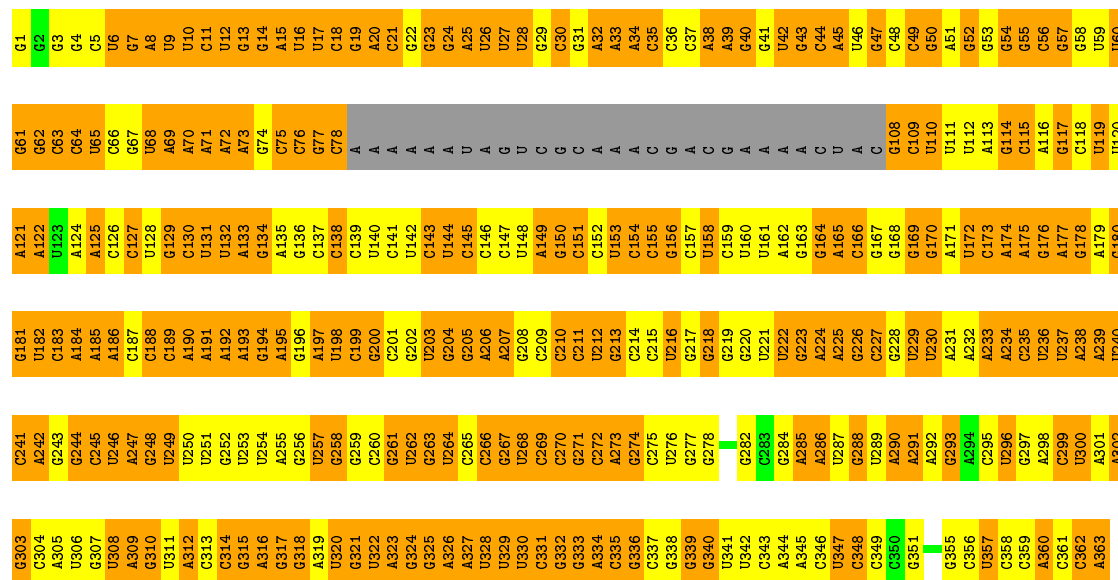
- Molecule 21: 30S ribosomal protein S21

Chain AU: 




- Molecule 22: full length transfer messenger RNA (tmRNA)

Chain AV:  30% 59% 8%



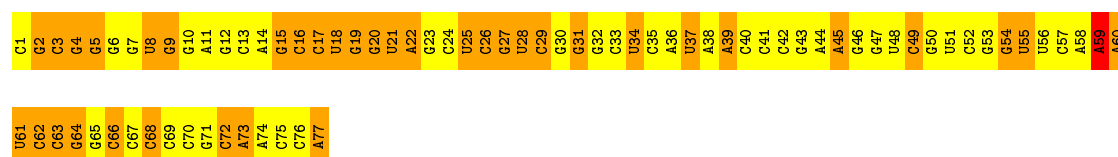
- Molecule 23: SsrA-binding protein

Chain AW:  11% 63% 19% 6%

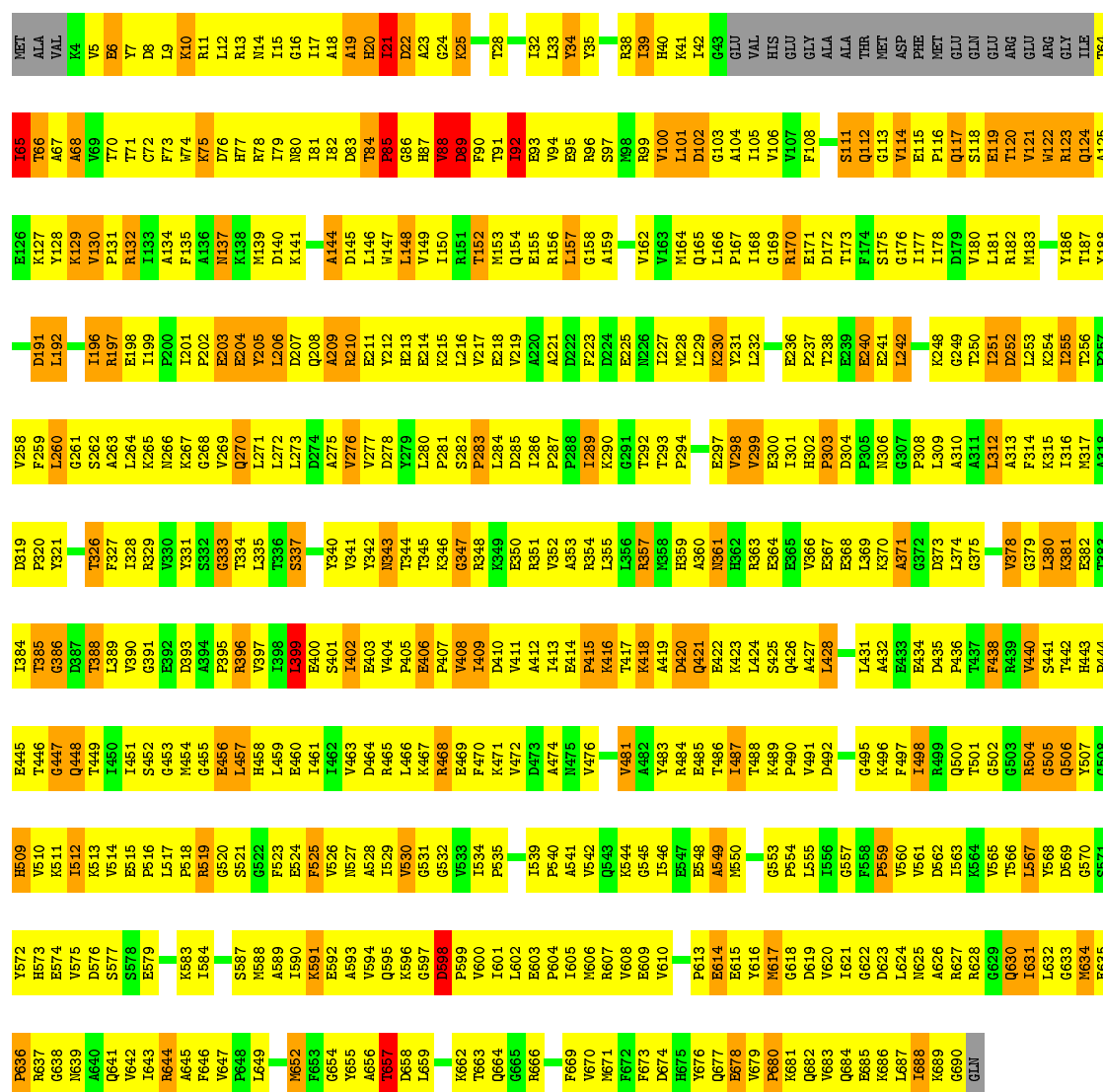


- Molecule 24: formyl-methionine specific initiator transfer RNA


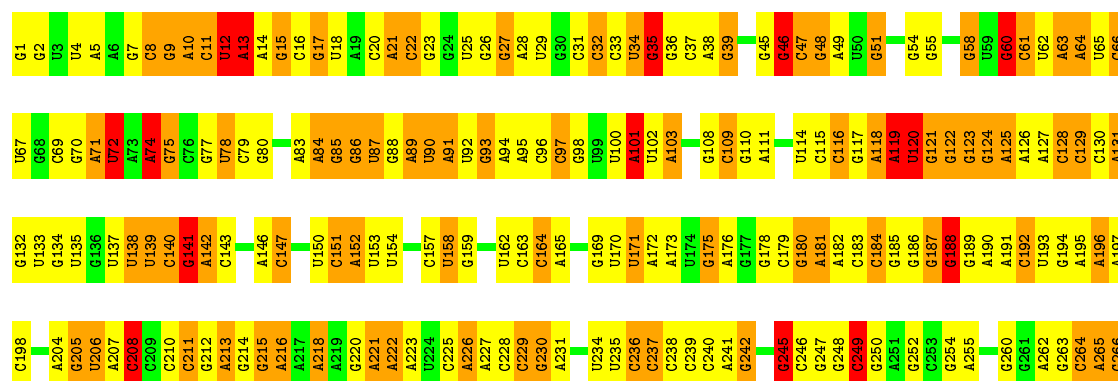
Chain AX: 51% 48%



- Molecule 25: elongation factor G

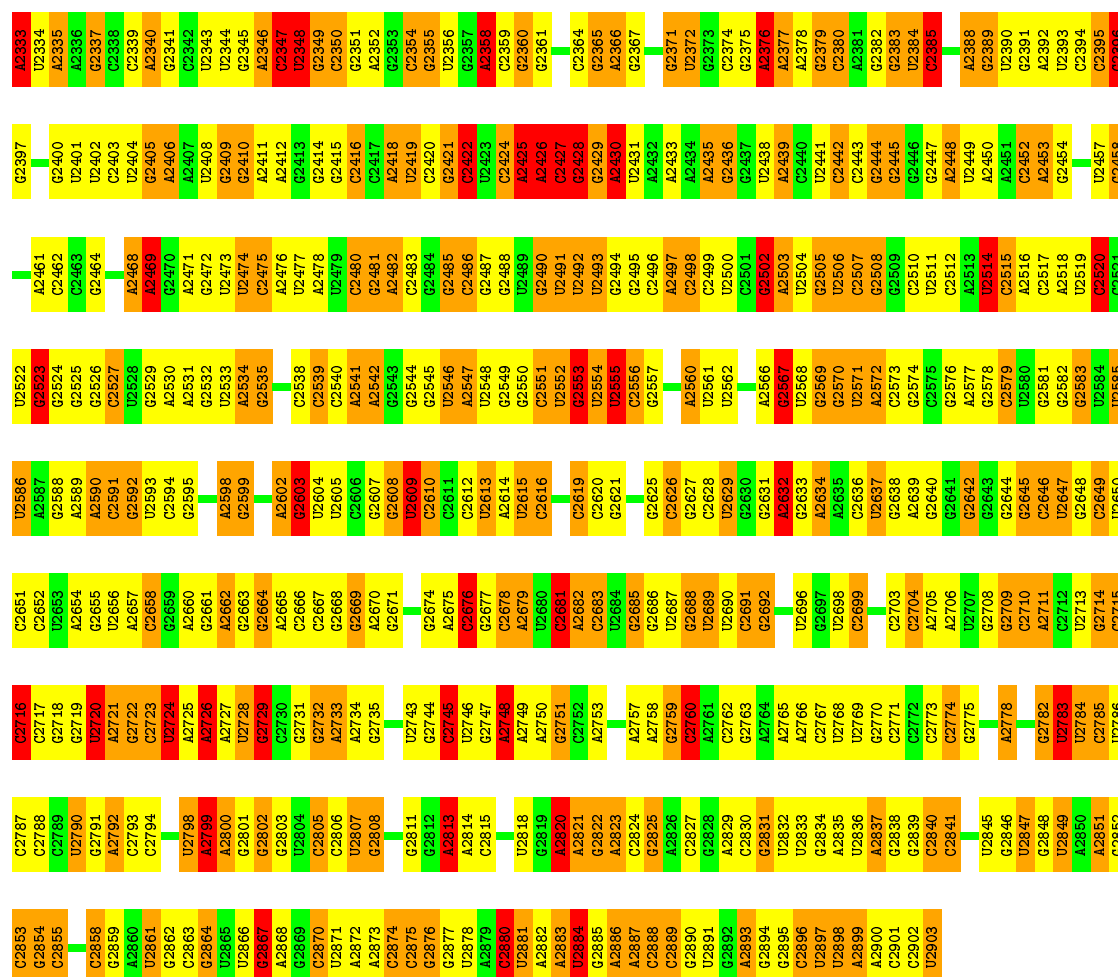
Chain AY:  19% 59% 17%

• Molecule 26: 23S ribosomal RNA

Chain BA:  18% 43% 32% 7%

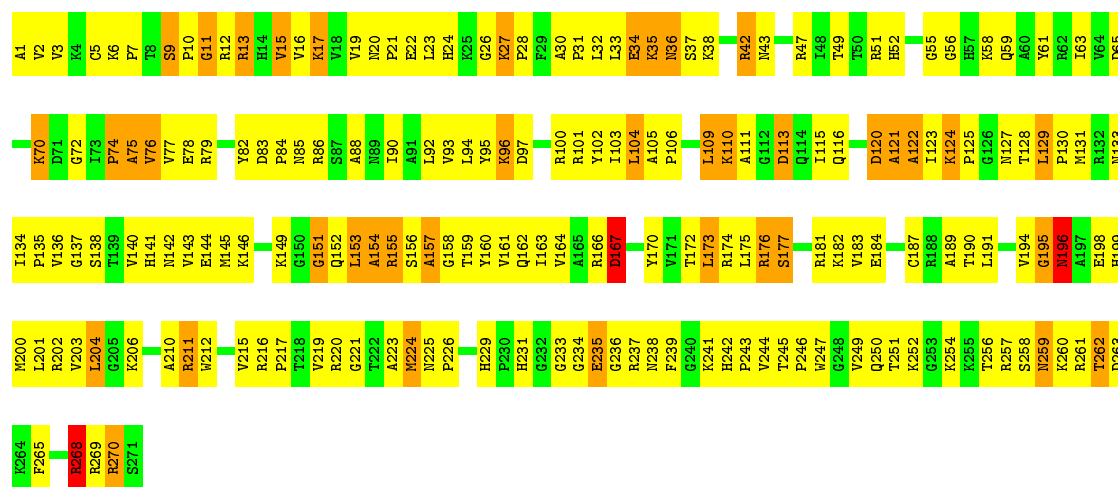
A1268	A1269	A1270	A1271	A1272	A1273	G1273	A1204	C1140	A1080	A1020	A959	A896	C836	G775	G713	C650	A566	G524	G458	A330	C267
G1277	G1278	G1279	G1280	G1281	G1282	G1283	A1205	U1141	U1081	A1021	A960	C897	C837	G776	U714	C651	A567	U525	U499	C331	C268
G1284	G1285	G1286	G1287	G1288	G1289	G1290	A1206	A1142	U1082	U1022	C961	C898	U838	G777	A715	U653	U569	A526	A460	C332	C269
G1291	G1292	G1293	G1294	G1295	G1296	G1297	C1208	A1143	U1083	U1023	G962	U839	U839	G778	A716	A654	U569	A527	C461	G333	A270
G1298	G1299	G1300	G1301	G1302	G1303	G1304	U1209	A1144	A1084	G1024	U963	C900	C840	U779	C717	A655	A528	A529	C462	C334	G271
G1305	G1306	G1307	G1308	G1309	G1310	G1311	G1312	A1145	A1085	G1025	G964	C901	G841	U780	A718	G656	U590	A530	C463	C335	A272
G1312	G1313	G1314	G1315	G1316	G1317	G1318	G1319	A1086	A1086	G1026	U967	C902	U842	A781	C719	U657	A592	A531	G464	C336	G273
G1320	G1321	G1322	G1323	G1324	G1325	G1326	G1327	G1087	A1087	A1027	U968	C903	G843	A782	U720	U658	U593	A532	G465	C337	C274
G1328	G1329	G1330	G1331	G1332	G1333	G1334	G1335	A1088	A1088	A1028	A783	C904	A844	A783	A721	U659	U594	A533	A402	C275	C275
G1336	G1337	G1338	G1339	G1340	G1341	G1342	G1343	A1089	A1089	A1029	C965	C905	U845	G784	A722	C660	C595	U534	U403	A340	U276
G1344	G1345	G1346	G1347	G1348	G1349	G1350	G1351	A1090	A1090	C1030	U970	U906	U846	G785	C723	A661	U535	U404	A341	A341	U277
G1352	G1353	G1354	G1355	G1356	G1357	G1358	G1359	G1091	A1091	G1031	G971	C907	U847	G786	C724	G662	U536	U405	A342	A342	U278
G1360	G1361	G1362	G1363	G1364	G1365	G1366	G1367	C1092	A1092	A1032	A972	C908	C848	C787	G725	G663	U537	U406	A343	A343	U279
G1368	G1369	G1370	G1371	G1372	G1373	G1374	G1375	A973	A1093	U1033	A788	C909	A849	A788	G726	G664	G600	U407	A344	A344	U280
G1376	G1377	G1378	G1379	G1380	G1381	G1382	G1383	G974	A1155	G1034	A789	C910	U850	A790	A727	U665	C601	A345	A345	A345	U281
G1384	G1385	G1386	G1387	G1388	G1389	G1390	G1391	A975	A1156	U1035	A790	C911	C851	U790	G728	A666	A603	A346	A346	A346	U282
G1392	G1393	G1394	G1395	G1396	G1397	G1398	G1399	G976	A1157	G1036	G791	C912	U852	A792	G729	U667	A604	A347	A347	A347	U283
G1400	G1401	G1402	G1403	G1404	G1405	G1406	G1407	G977	A1158	G1037	A793	C913	C853	A793	A730	U668	A605	A348	A348	A348	U284
G1408	G1409	G1410	G1411	G1412	G1413	G1414	G1415	G978	A1098	G1038	A794	C914	C854	A794	G733	U669	A606	A349	A349	A349	U285
G1416	G1417	G1418	G1419	G1420	G1421	G1422	G1423	A979	A1099	A1039	A795	C915	G855	A795	G734	U670	U615	A350	A350	A350	U286
G1424	G1425	G1426	G1427	G1428	G1429	G1430	G1431	A980	A1100	A1040	C796	C916	G856	A796	A735	C671	U616	A351	A351	A351	U287
G1432	G1433	G1434	G1435	G1436	G1437	G1438	G1439	A981	A1101	G1041	C796	C917	G857	A797	A736	C672	U617	A352	A352	A352	U288
G1440	G1441	G1442	G1443	G1444	G1445	G1446	G1447	A982	A1102	G1042	C797	C918	G858	A798	G737	C673	U618	A353	A353	A353	U289
G1448	G1449	G1450	G1451	G1452	G1453	G1454	G1455	A983	A1103	C1043	A983	C919	G859	A799	G738	G674	A614	A354	A354	A354	U290
G1456	G1457	G1458	G1459	G1460	G1461	G1462	G1463	A984	A1104	C1044	A984	C920	U860	A800	G739	G675	A615	A355	A355	A355	U291
G1464	G1465	G1466	G1467	G1468	G1469	G1470	G1471	A985	A1105	C1045	C985	C921	A861	G801	A739	A676	U616	A356	A356	A356	U292
G1472	G1473	G1474	G1475	G1476	G1477	G1478	G1479	A986	A1106	A1046	C986	C922	A862	A802	C740	A677	U617	A357	A357	A357	U293
G1480	G1481	G1482	G1483	G1484	G1485	G1486	G1487	A987	A1107	G1047	C987	C923	A863	U803	C741	C678	U618	A358	A358	A358	U294
G1488	G1489	G1490	G1491	G1492	G1493	G1494	G1495	A988	A1108	A1048	C988	C924	A864	A804	A742	C679	U619	A359	A359	A359	U295
G1496	G1497	G1498	G1499	G1500	G1501	G1502	G1503	A989	A1109	C1049	G989	C925	C865	A805	A743	C680	U620	A360	A360	A360	U296
G1504	G1505	G1506	G1507	G1508	G1509	G1510	G1511	A990	A1110	A1050	C990	C926	A866	C906	U744	G681	G621	A361	A361	A361	U297
G1512	G1513	G1514	G1515	G1516	G1517	G1518	G1519	C991	A1111	G1051	C991	C927	C867	U807	G745	G682	A621	A362	A362	A362	U298
G1520	G1521	G1522	G1523	G1524	G1525	G1526	G1527	C992	A1112	C1052	C992	C928	U868	G808	U746	U683	U557	A363	A363	A363	U299
G1528	G1529	G1530	G1531	G1532	G1533	G1534	G1535	A993	A1113	A1053	C993	C929	U869	G809	U747	G684	U558	A364	A364	A364	U300
G1536	G1537	G1538	G1539	G1540	G1541	G1542	G1543	A994	A1114	C1054	C994	C930	U870	U810	U748	G685	U559	A365	A365	A365	U301
G1544	G1545	G1546	G1547	G1548	G1549	G1550	G1551	A995	A1115	G1055	C995	C931	U871	U811	A749	U686	U560	A366	A366	A366	U302
G1552	G1553	G1554	G1555	G1556	G1557	G1558	G1559	A996	A1116	G1056	C996	C932	U872	U812	A750	G687	U561	A367	A367	A367	U303
G1560	G1561	G1562	G1563	G1564	G1565	G1566	G1567	A997	A1117	A1057	C997	C933	C873	U813	A751	U688	U562	A368	A368	A368	U304
G1568	G1569	G1570	G1571	G1572	G1573	G1574	G1575	A998	A1118	U1058	C998	C934	C874	C814	A752	A689	U563	A369	A369	A369	U305
G1576	G1577	G1578	G1579	G1580	G1581	G1582	G1583	A999	A1119	G1059	U999	C935	C875	C815	A753	G690	U564	A370	A370	A370	U306
G1584	G1585	G1586	G1587	G1588	G1589	G1590	G1591	A1000	A1120	U1060	C999	C936	C876	C816	U754	C691	U565	A371	A371	A371	U307
G1592	G1593	G1594	G1595	G1596	G1597	G1598	G1599	A1001	A1121	U1061	C1001	C937	C877	C817	U755	C692	U566	A372	A372	A372	U308
G1600	G1601	G1602	G1603	G1604	G1605	G1606	G1607	A1002	A1122	G1062	C1002	C938	C878	C818	G757	C693	U567	A373	A373	A373	U309
G1608	G1609	G1610	G1611	G1612	G1613	G1614	G1615	A1003	A1123	G1063	C1003	C939	C879	C819	G758	A693	U568	A374	A374	A374	U310
G1616	G1617	G1618	G1619	G1620	G1621	G1622	G1623	A1004	A1124	C1064	U1004	C940	C880	A820	G759	G697	U569	A375	A375	A375	U311
G1624	G1625	G1626	G1627	G1628	G1629	G1630	G1631	A1005	A1125	U1065	C1005	C941	C881	A821	G760	C698	U570	A376	A376	A376	U312
G1632	G1633	G1634	G1635	G1636	G1637	G1638	G1639	A1006	A1126	G1066	C1006	C942	C882	A822	A761	A699	A571	A377	A377	A377	U313
G1640	G1641	G1642	G1643	G1644	G1645	G1646	G1647	A1007	A1127	A1067	C1007	C943	C883	C822	U762	G700	A572	A378	A378	A378	U314
G1648	G1649	G1650	G1651	G1652	G1653	G1654	G1655	A1008	A1128	G1068	C1008	C944	C884	U824	G763	G701	A573	A379	A379	A379	U315
G1656	G1657	G1658	G1659	G1660	G1661	G1662	G1663	A1009	A1129	A1069	C1009	C945	C885	A825	A764	U702	A574	A380	A380	A380	U316
G1664	G1665	G1666	G1667	G1668	G1669	G1670	G1671	A1010	A1130	U1070	C1010	C946	C886	U826	C765	U703	A575	A381	A381	A381	U317
G1672	G1673	G1674	G1675	G1676	G1677	G1678	G1679	A1011	A1131	G1071	C1011	C947	C887	U827	U766	A704	U576	A382	A382	A382	U318
G1680	G1681	G1682	G1683	G1684	G1685	G1686	G1687	A1012	A1132	U1072	C1012	C948	C888	U828	U767	A705	U577	A383	A383	A383	U319
G1688	G1689	G1690	G1691	G1692	G1693	G1694	G1695	A1013	A1133	A1073	C1013	C949	C889	U829	G768	A706	A578	A384	A384	A384	U320
G1696	G1697	G1698	G1699	G1700	G1701	G1702	G1703	A1014	A1134	G1074	C1014	C950	C890	A830	U769	G707	A579	A385	A385	A385	U321
G1704	G1705	G1706	G1707	G1708	G1709	G1710	G1711	A1015	A1135	A1075	U1015	C951	C891	G831	G770	G708	A580	A386	A386	A386	U322
G1712	G1713	G1714	G1715	G1716	G1717	G1718	G1719	A1016	A1136	C1076	C1016	C952	C892	U832	G771	U709	A581	A387	A387	A387	U323
G1720	G1721	G1722	G1723	G1724	G1725	G1726	G1727	A1017	A1137	U1077	C1017	C953	C893	A833	G772	U710	A582	A388	A388	A388	U324
G1728	G1729	G1730	G1731	G1732	G1733	G1734	G1735	A1018	A1138	A1078	C1018	C954	C894	A834	G773	U711	A583	A389	A389	A389	U325
G1736	G1737	G1738	G1739	G1740	G1741	G1742	G1743	A1019	A1139	C1079	U1019	C955	C895	A835	G774	U712	A584	A390	A390	A390	U326
G1744	G1745	G1746	G1747	G1748	G1749	G1750	G1751	A1020	A1140	G1079	C1020	C956	C896	A836	G775	U713	A585	A391	A391	A391	U327
G1752	G1753	G1754	G1755	G1756	G1757	G1758	G1759	A1021	A1141	A1080	C1021	C957	C897	A837	G776	U714	A586	A392	A392	A392	U328
G1760	G1761	G1762	G1763	G1764	G1765	G1766	G1767	A1022	A1142	A1081	C1022</										

G2271	G2272	A2273	G2274	G2275	G2276	G2277	G2278	G2279	G2280	G2281	G2282	G2283	A2284	G2285	G2286	G2287	G2288	G2289	G2290	G2291	G2292	G2293	G2294	G2295	G2296	A2297	G2298	G2299	G2300	G2301	G2302	G2303	G2304	G2305	G2306	G2307	G2308	A2309	G2310	A2311	G2312	G2313	G2314	G2315	G2316	G2317	G2318	G2319	G2320	G2321																	
U2210	A2211	A2212	U2213	U2214	U2215	U2216	U2217	U2218	U2219	U2220	G2221	G2222	G2223	G2224	A2225	G2226	A2227	G2228	G2229	G2230	U2231	G2232	U2233	G2234	G2235	U2236	G2237	G2238	G2239	U2240	A2241	G2242	U2243	U2244	U2245	U2246	A2247	G2248	G2249	G2250	A2251	G2252	G2253	G2254	G2255	G2256	U2257	G2258	U2259	G2260	G2261	G2262	G2263	G2264	G2265	G2266	G2267	G2268	G2269	A2270							
C2087	A2088	C2089	C2090	C2091	A2092	C2093	A2094	A2095	C2096	A2097	A2101	G2102	C2103	C2104	C2105	U2106	G2107	A2108	A2109	A2110	U2111	G2112	A2113	A2114	G2115	C2116	C2117	C2118	C2119	U2120	U2121	U2122	A2123	U2124	G2125	A2126	G2127	G2128	C2129	A2130	U2131	U2132	G2133	A2134	A2135	G2136	G2137	G2138	G2139	G2140	A2141	C2142	C2143	U2081	C2144	C2145	C2146	A2147	G2148	U2149							
U2026	G2027	U2028	G2029	A2030	U2031	G2032	A2033	U2034	G2035	U2036	A2037	G2038	U2039	G2040	U2041	A2042	G2043	C2044	C2045	G2046	G2047	G2048	G2049	C2050	A2051	A2052	G2053	A2054	C2055	G2056	G2057	A2058	A2059	A2060	G2061	A2062	C2063	C2064	A2065	C2066	G2067	U2068	C2069	A2070	C2071	C2072	G2073	U2074	U2075	U2076	A2077	C2078	U2079	A2080	G2081	A2082	G2083	C2084	U2085	U2086							
U1834	G1835	C1836	C1837	A1838	C1839	G1840	U1841	G1842	C1843	C1844	G1845	G1846	A1847	A1848	U1851	U1852	A1853	A1854	U1855	U1856	G1857	A1858	U1859	G1860	G1861	G1862	G1863	U1864	U1865	A1866	A1867	C1868	G1869	C1870	A1871	A1872	C1873	C1874	G1875	A1876	A1877	G1878	U1879	U1880	G1881	U1882	U1883	G1884	A1885	G1886	U1887	A1888	A1889	A1890	G1891	C1892	C1893	C1894	C1895								
G1896	G1897	U1898	A1899	A1900	A1901	G1902	G1903	G1904	G1907	C1908	C1909	A1910	U1911	A1912	A1913	G1914	U1915	A1916	A1917	A1918	A1919	U1920	G1921	G1922	U1923	G1924	C1925	U1926	A1927	U1928	G1929	A1930	U1931	A1932	G1933	A1936	A1937	A1938	U1939	G1943	U1944	G1945	U1946	G1947	G1948	G1949	G1950	U1951	A1952	A1953	G1954	U1955	U1956	C1957	G1958	G1959											
A1960	C1961	G1962	C1963	A1964	C1965	A1966	C1967	A1970	U1971	G1972	G1975	U1976	A1977	U1978	A1979	U1980	A1981	U1982	G1983	G1984	C1985	G1988	G1989	C1990	U1991	G1992	U1993	A1994	C1995	G1998	C1999	C2000	C2001	G2002	A2003	G2004	A2005	C2006	U2007	C2008	A2009	G2010	U2011	G2012	A2013	A2014	A2015	U2016	U2017	A2018	A2019	A2020	A2021	U2022	G2023	G2024	C2025										
U2026	G2027	U2028	G2029	A2030	U2031	G2032	A2033	U2034	G2035	U2036	A2037	G2038	U2039	G2040	U2041	A2042	G2043	C2044	C2045	G2046	G2047	G2048	G2049	C2050	A2051	A2052	G2053	A2054	C2055	G2056	G2057	A2058	A2059	A2060	G2061	A2062	C2063	C2064	A2065	C2066	G2067	U2068	C2069	A2070	C2071	C2072	G2073	U2074	U2075	U2076	A2077	C2078	U2079	A2080	G2081	A2082	G2083	C2084	U2085	U2086							
G2087	A2088	C2089	C2090	C2091	A2092	C2093	A2094	A2095	C2096	A2097	A2101	G2102	C2103	C2104	C2105	U2106	G2107	A2108	A2109	A2110	U2111	G2112	A2113	A2114	G2115	C2116	C2117	C2118	C2119	U2120	U2121	U2122	A2123	U2124	G2125	A2126	G2127	G2128	C2129	A2130	U2131	U2132	G2133	A2134	A2135	G2136	G2137	G2138	G2139	G2140	A2141	C2142	C2143	U2081	C2144	C2145	C2146	A2147	G2148	U2149							
C2150	U2151	G2152	C2153	C2154	U2155	U2156	G2157	U2158	C2159	G2160	C2161	G2162	A2163	C2164	C2165	U2166	U2167	G2168	A2169	A2170	A2171	G2172	A2173	C2174	C2175	U2176	C2177	C2178	C2179	U2180	U2181	U2182	A2183	U2184	U2185	G2186	U2187	U2188	U2189	G2190	A2191	U2192	G2193	U2194	U2195	G2196	U2197	A2198	A2199	C2200	G2201	G2202	U2203	C2204	U2205	A2206	G2207	U2208	G2209								
U2210	A2211	A2212	U2213	U2214	U2215	U2216	U2217	U2218	U2219	U2220	G2221	G2222	G2223	G2224	A2225	G2226	A2227	G2228	G2229	G2230	U2231	G2232	U2233	G2234	G2235	U2236	G2237	G2238	G2239	U2240	A2241	G2242	U2243	U2244	U2245	U2246	A2247	G2248	G2249	G2250	A2251	G2252	G2253	G2254	G2255	G2256	U2257	G2258	U2259	G2260	G2261	G2262	G2263	G2264	G2265	G2266	G2267	G2268	G2269	A2270							
G2271	G2272	A2273	G2274	G2275	G2276	G2277	G2278	G2279	G2280	A2281	G2282	G2283	A2284	G2285	G2286	G2287	G2288	G2289	G2290	G2291	G2292	G2293	G2294	G2295	G2296	A2297	G2298	G2299	G2300	G2301	U2302	G2303	G2304	U2305	G2306	G2307	G2308	A2309	G2310	A2311	G2312	G2313	G2314	G2315	G2316	G2317	G2318	G2319	U2320	U2321	G2325	G2326	A2327	A2328	G2329	G2330	G2331	C2332									
U1332	A1333	A1334	G1335	G1336	G1337	U1338	U1339	U1340	U1341	A1342	U1343	U1344	C1345	C1346	C1347	C1348	C1349	C1350	C1351	U1352	A1353	A1354	A1355	A1356	C1357	A1358	A1359	A1360	G1361	C1362	C1363	G1364	A1365	A1366	A1367	G1368	G1369	C1370	G1371	U1372	A1373	G1374	U1375	C1376	G1377	U1378	U1379	G1380	U1381	G1382	A1383	G1384	A1385	C1386	A1387	G1388	G1389	U1390	U1391	A1392	A1393	G1455					
A1395	U1396	U1397	C1398	C1399	U1400	A1401	U1402	A1403	C1404	A1405	U1406	G1407	G1408	U1409	G1410	C1411	U1412	U1413	C1414	U1415	U1416	U1417	C1418	A1419	A1420	G1421	G1422	C1423	G1424	G1425	G1426	A1427	C1428	G1429	G1430	A1431	G1432	A1433	A1434	G1435	C1436	C1437	U1438	A1439	U1440	U1441	U1442	G1443	U1444	U1445	C1446	A1447	G1448	G1449	G1450	C1451	G1452	A1453	G1454	U1455							
U1456	U1457	U1458	U1459	U1460	C1461	C1462	C1463	G1464	G1465	U1466	U1467	U1468	A1469	A1470	C1471	C1472	G1473	U1474	G1475	U1476	A1477	G1478	G1479	C1480	U1481	G1482	G1483	U1484	U1485	U1486	U1487	A1490	G1491	G1492	C1493	A1494	A1495	A1496	C1499	G1500	G1501	A1502	A1503	A1504	A1505	U1506	C1507	A1508	A1509	G1510	G1511	G1512	U1513	G1514	A1515	U1518											
U1519	U1520	G1521	A1522	U1523	G1524	A1525	C1526	G1527	A1528	G1529	U1530	C1531	A1532	C1533	U1534	A1535	C1536	G1537	U1538	C1541	U1542	G1543	G1546	C1547	G1548	U1549	U1550	A1551	U1552	A1553	U1554	G1555	C1556	C1557	U1558	U1559	G1560	C1561	U1562	U1563	C1564	C1565	A1566	G1567	A1568	A1569	A1570	A1571	U1572	G1573	C1574	U1575	G1576	C1577	U1578	A1579	A1580	G1581	C1582								
A1583	U1584	C1585	A1586	G1587	G1588	U1589	A1590	A1591	C1592	A1593	U1594	C1595	A1596	U1599	C1600	G1601	U1602	A1603	C1604	C1605	G1606	G1607	A1608	A1609	A1610	C1611	G1612	G1613	A1614	C1615	A1616	C1617	U1671	U1672	A1673	U1674	C1675	A1676	U1677	A1678	A1679	G1680	G1681	G1682	U1683	G1684	C1685	C1686	G1687	U1688	G1689	A1690	C1691	U1692	G1693	A1694	C1695	G1696	G1697	A1698	U1699	A1700	A1701	G1702	C1703	C1704	G1707
G1645	C1646	U1647	U1648	G1649	A1650	G1651	A1652	G1653	A1654	A1655	C1656	U1657	C1658	G1659	G1660	G1661	U1662	G1663	A1664	A1665	G1666	G1667	A1668	A1669	U1671	U1672	A1673	U1674	C1675	A1676	U1677	U1678	A1679	G1680	G1681	G1682	U1683	G1684	C1685	C1686	G1687	U1688	G1689	A1690	C1691	U1692	G1693	A1694	C1695	G1696	G1697	A1698	U1699	A1700	A1701	G1702	C1703	C1704	G1707								
C1708	U1709	G1710	A1711	U1712	A1713	U1714	G1715	U1716	A1717	G1718	G1721	A1722	G1723	U1724	U1725	G1726	G1727	C1728	U1729	C1730	G1731	G1732	G1733	G1734	A1735	U1736	G1737	U1738	G1739	U1740	A1741	U1742	G1743	A1744	A1745	A1746	U1747	C1748	A1749	G1750	U1751	C1752	G1753	A1754	A1755	A1756	G1757	U1758	A1759	C1760	G1761	A1762	G1763	C1764	U1765	G1766	G1767	C1768									
U1769	G1770	A1771	A1772	C1773	A1774	U1775	U1776	U1777	U1778	U1779	U1781	U1782	A1783	A1784	A1785	A1786	A1787	C1788	A1789	C1790	A1791	G1792	C1793	A1794	C1795	U1796	G1797	U1798	U1799	G1800	A1801	A1802	A1803	C1804	A1805	C1806	C1807	A1808	A1809	A1810	G1811	C1816	U1817	U1818	A1819	U1820	G1824	U1825	U1826	U1827	A1828	A1829	C1830	G1831	C1832	C1833											
U1834	G1835	C1836	C1837	A1838	C1839	G1840	U1841	G1842	C1843	C1844	G1845	G1846	A1847	A1848	U1851	U1852	A1853	A1854	U1855	U1856	G1857	A1858	U1859	G1860	G1861	G1862	G1863	U1864	U1865	A1866	A1867	C1868	G1869	C1870	A1871	A1872	C1873	C1874	G1875	A1876	A1877	G1878	U1879	U1880	G1881	U1882	U1883	G1884	A1885	G1886	U1887	A1888	A1889	A1890	G1891	C1892	C1893	C1894	C1895								
G1896	G1897	U1898	A1899	A1900	A1901	G1902	G1903	G1904	G1907	C1908	C1909	A1910	U1911	A1912	A1913	G1914	U1915	A1916	A1917	A1918	A1919	U1920	G1921	G1922	U1923	G1924	C1925	U1926	A1927	U1928	G1929	A1930	U1931	A1932	G1933	A1936	A1937	A1938	U1939	G1943	U1944	G1945	U1946	G1947	G1948	G1949	G1950	U1951	A1952	A1953	G1954	U1955	U1956	C1957	G1958	G1959											
A1960	C1961	G1962	C1963	A196																																																															



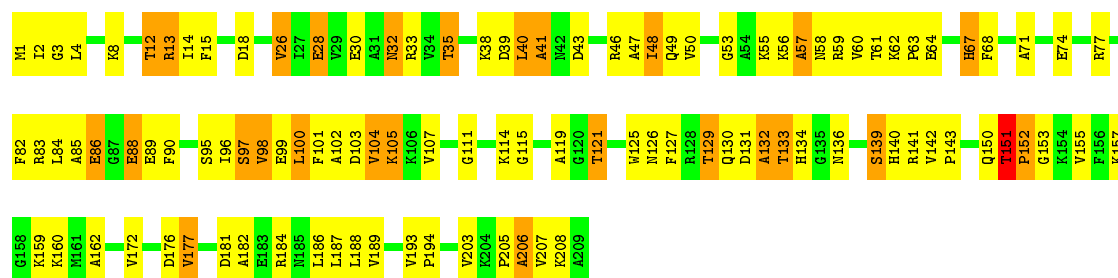
• Molecule 27: 50S ribosomal protein L2

Chain BC:



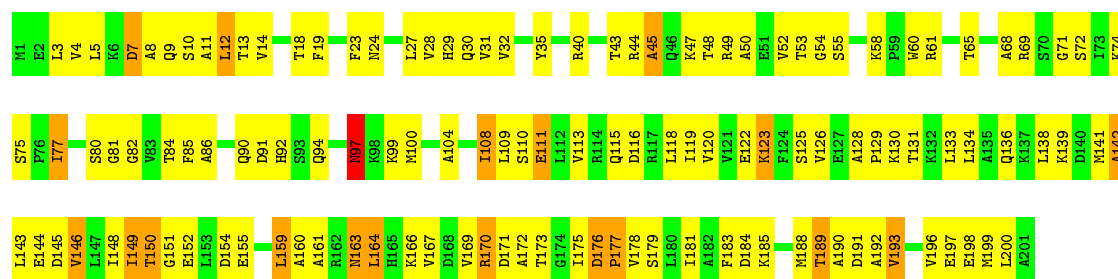
• Molecule 28: 50S ribosomal protein L3

Chain BD:



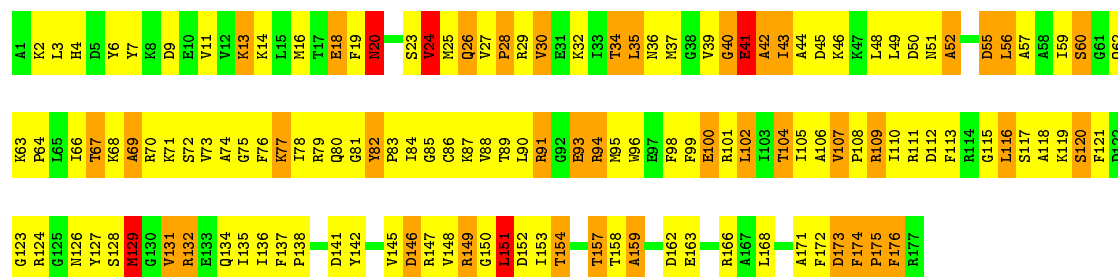
- Molecule 29: 50S ribosomal protein L4

Chain BE:




- Molecule 30: 50S ribosomal protein L5

Chain BF:



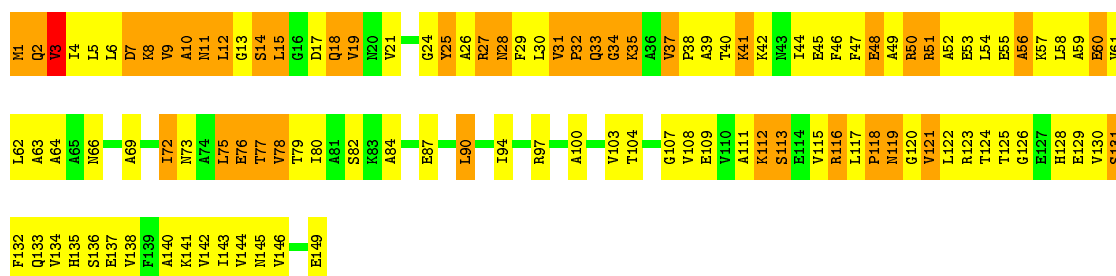
- Molecule 31: 50S ribosomal protein L6

Chain BG:



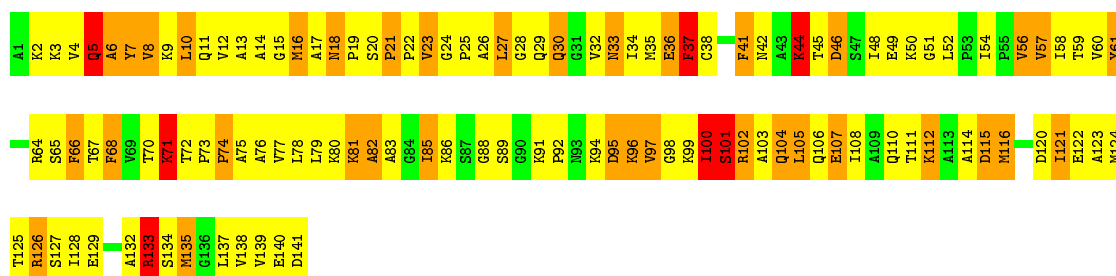
- Molecule 32: 50S ribosomal protein L9

Chain BH:



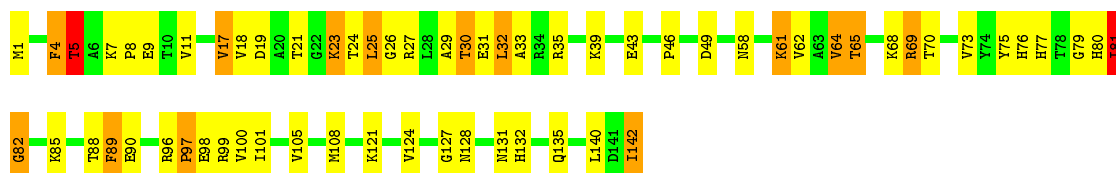
• Molecule 33: 50S ribosomal protein L11

Chain BI: 16% 53% 26% 5%



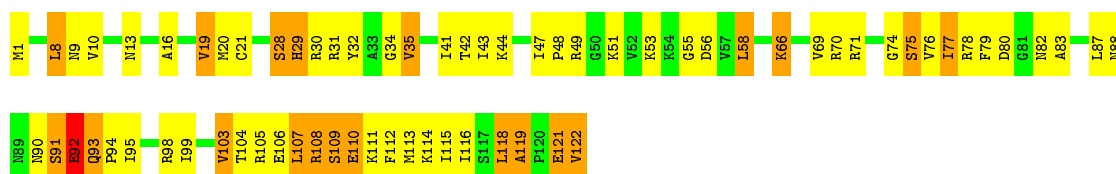
• Molecule 34: 50S ribosomal protein L13

Chain BJ: 56% 33% 10%



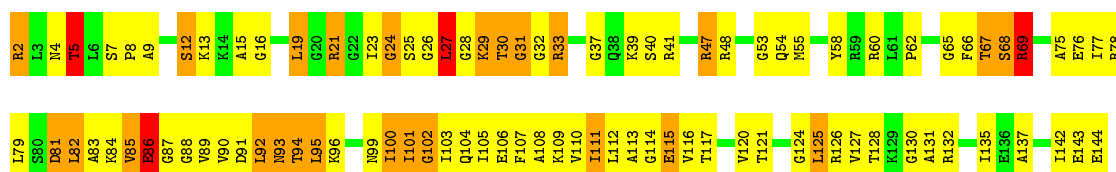
• Molecule 35: 50S ribosomal protein L14

Chain BK: 43% 39% 16%




• Molecule 36: 50S ribosomal protein L15

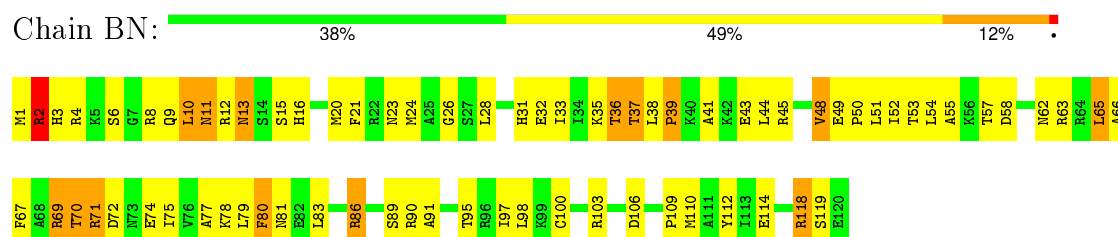
Chain BL: 34% 46% 17%



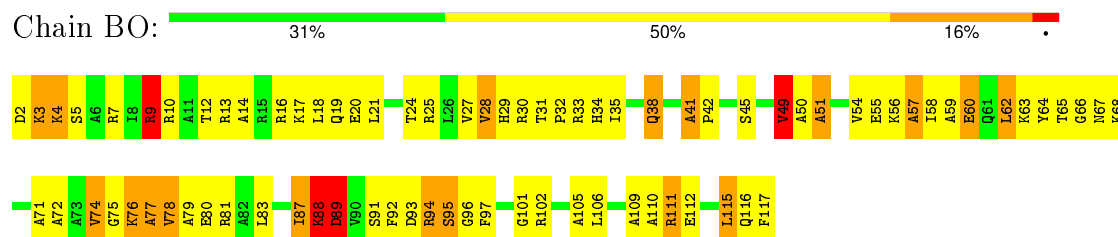
- Molecule 37: 50S ribosomal protein L16



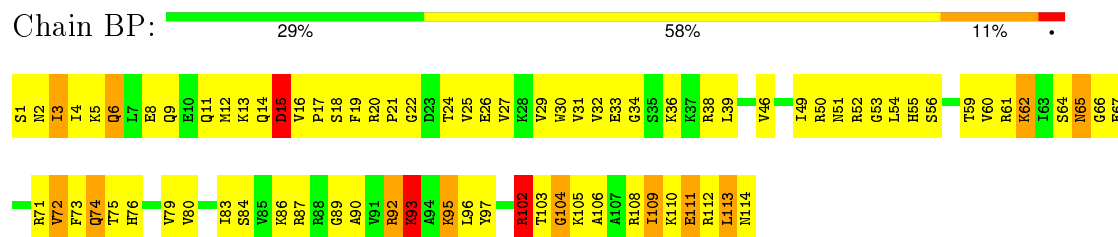
- Molecule 38: 50S ribosomal protein L17



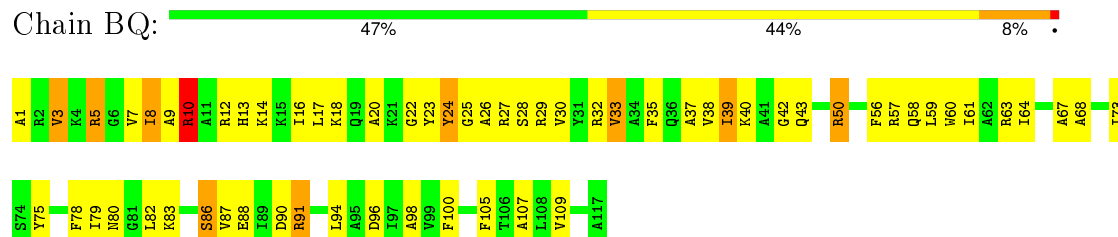
- Molecule 39: 50S ribosomal protein L18



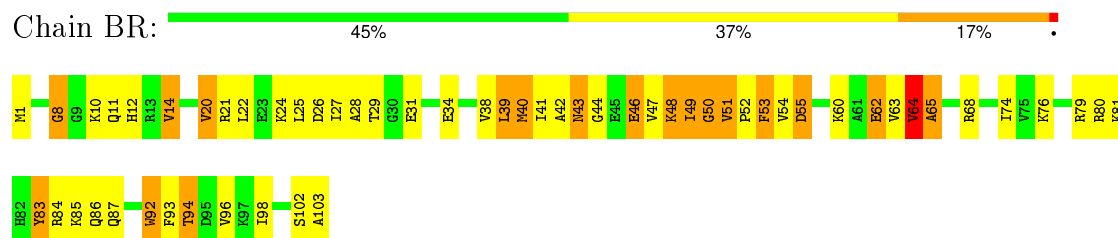
- Molecule 40: 50S ribosomal protein L19



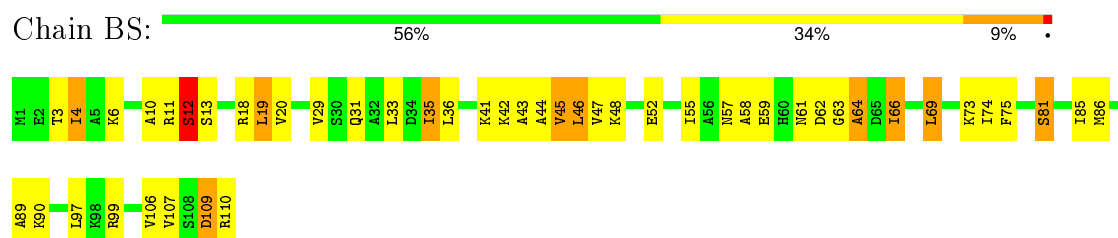
- Molecule 41: 50S ribosomal protein L20



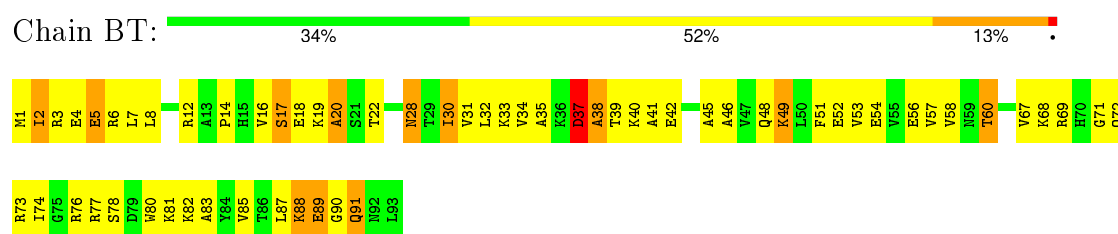
- Molecule 42: 50S ribosomal protein L21



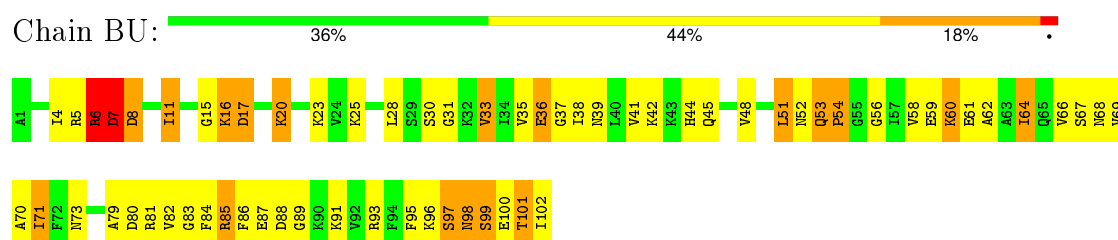
- Molecule 43: 50S ribosomal protein L22



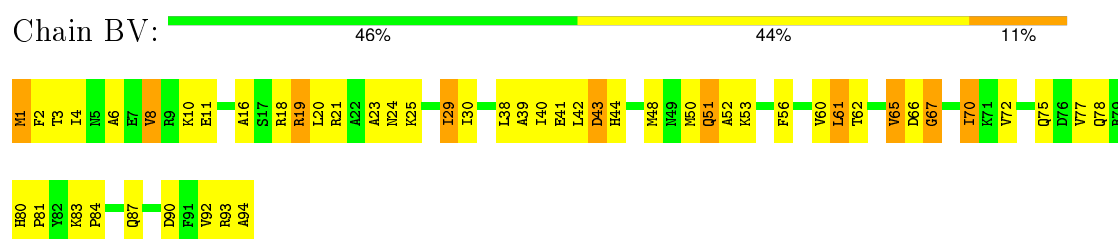
- Molecule 44: 50S ribosomal protein L23



- Molecule 45: 50S ribosomal protein L24

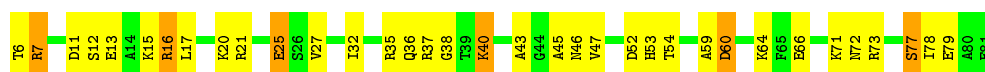


- Molecule 46: 50S ribosomal protein L25



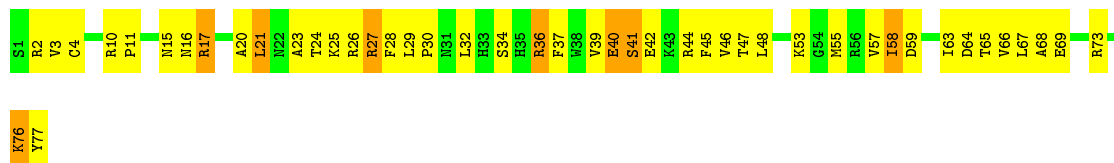
- Molecule 47: 50S ribosomal protein L27





- Molecule 48: 50S ribosomal protein L28

Chain BX: 40% 49% 10%



- Molecule 49: 50S ribosomal protein L29

Chain BY: 24% 46% 27%



- Molecule 50: 50S ribosomal protein L30

Chain BZ: 45% 50% 5%



- Molecule 51: 50S ribosomal protein L32

Chain B0: 48% 38% 14%



- Molecule 52: 50S ribosomal protein L33

Chain B1: 30% 54% 14%



- Molecule 53: 50S ribosomal protein L34

Chain B2: 46% 46% 7%



- Molecule 54: 50S ribosomal protein L35


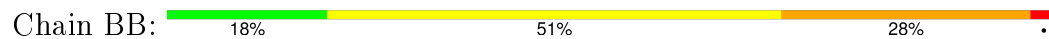
Chain B3: 45% 52% 3%



- Molecule 55: 50S ribosomal protein L36



- Molecule 56: 5S ribosomal RNA



4 Experimental information

Property	Value	Source
Reconstruction method	SINGLE PARTICLE	Depositor
Imposed symmetry	POINT, Not provided	Depositor
Number of images	68843	Depositor
Resolution determination method	Not provided	Depositor
CTF correction method	The volumes were CTF-corrected in defocus groups, with an average of approximately 215 individual images per group	Depositor
Microscope	FEI POLARA 300	Depositor
Voltage (kV)	300	Depositor
Electron dose ($e^-/\text{\AA}^2$)	20	Depositor
Minimum defocus (nm)	2500	Depositor
Maximum defocus (nm)	5000	Depositor
Magnification	39000	Depositor
Image detector	KODAK SO163 FILM	Depositor

5 Model quality ⓘ

5.1 Standard geometry ⓘ

Bond lengths and bond angles in the following residue types are not validated in this section: 5MU, PSU

The Z score for a bond length (or angle) is the number of standard deviations the observed value is removed from the expected value. A bond length (or angle) with $|Z| > 5$ is considered an outlier worth inspection. RMSZ is the root-mean-square of all Z scores of the bond lengths (or angles).

Mol	Chain	Bond lengths		Bond angles	
		RMSZ	$\# Z > 2$	RMSZ	$\# Z > 2$
1	AA	0.85	5/36944 (0.0%)	1.26	314/57632 (0.5%)
10	AJ	0.57	0/797	0.74	0/1077
11	AK	0.67	0/893	0.82	0/1205
12	AL	0.61	0/969	0.81	0/1300
13	AM	0.52	0/893	0.74	0/1193
14	AN	0.55	0/785	0.76	0/1043
15	AO	0.55	0/722	0.73	0/964
16	AP	0.54	0/659	0.82	1/884 (0.1%)
17	AQ	0.57	0/658	0.74	0/881
18	AR	0.61	0/463	0.70	0/621
19	AS	0.48	0/653	0.73	0/877
2	AB	0.60	0/1736	0.79	0/2338
20	AT	0.54	0/671	0.69	0/888
21	AU	0.93	0/431	0.97	0/570
22	AV	0.56	13/7912 (0.2%)	0.91	43/12332 (0.3%)
23	AW	0.79	1/1011 (0.1%)	0.96	1/1354 (0.1%)
24	AX	0.65	0/1832	0.81	0/2855
25	AY	0.40	0/5313	0.69	0/7195
26	BA	1.60	611/69795 (0.9%)	1.67	2068/108884 (1.9%)
27	BC	0.80	0/2122	0.90	1/2852 (0.0%)
28	BD	0.96	0/1586	0.92	1/2134 (0.0%)
29	BE	0.91	0/1571	0.89	1/2113 (0.0%)
3	AC	0.56	0/1652	0.71	0/2225
30	BF	0.65	0/1435	0.74	0/1926
31	BG	0.75	0/1343	0.85	1/1816 (0.1%)
32	BH	0.68	1/1121 (0.1%)	0.77	0/1515
33	BI	0.72	0/1046	0.74	0/1410
34	BJ	1.01	0/1152	0.84	1/1551 (0.1%)
35	BK	0.92	2/948 (0.2%)	0.94	1/1268 (0.1%)
36	BL	0.94	0/1054	1.01	0/1403
37	BM	0.94	0/1093	0.96	0/1460
38	BN	0.91	0/974	0.96	1/1301 (0.1%)

Mol	Chain	Bond lengths		Bond angles	
		RMSZ	# Z >2	RMSZ	# Z >2
39	BO	0.76	0/902	0.87	1/1209 (0.1%)
4	AD	0.59	0/1665	0.74	1/2227 (0.0%)
40	BP	0.89	0/929	0.88	1/1242 (0.1%)
41	BQ	1.14	0/960	0.96	1/1278 (0.1%)
42	BR	1.01	1/829 (0.1%)	0.98	0/1107
43	BS	1.08	1/864 (0.1%)	0.97	1/1156 (0.1%)
44	BT	0.82	0/745	0.86	0/994
45	BU	0.91	0/788	0.90	0/1051
46	BV	0.79	0/766	0.81	0/1025
47	BW	1.02	0/582	0.97	0/769
48	BX	0.79	0/635	0.84	0/848
49	BY	0.76	0/510	0.96	1/677 (0.1%)
5	AE	0.62	0/1119	0.85	0/1504
50	BZ	1.04	0/453	0.95	0/605
51	B0	0.96	0/450	0.98	2/599 (0.3%)
52	B1	0.75	0/417	0.76	0/554
53	B2	1.03	0/380	0.99	2/498 (0.4%)
54	B3	0.94	0/513	0.85	0/676
55	B4	0.92	0/303	0.99	0/397
56	BB	1.33	4/2847 (0.1%)	1.58	79/4440 (1.8%)
6	AF	0.65	0/836	0.82	1/1128 (0.1%)
7	AG	0.50	0/1196	0.67	0/1602
8	AH	0.60	0/989	0.78	0/1326
9	AI	0.52	1/1034 (0.1%)	0.71	0/1375
All	All	1.19	640/170946 (0.4%)	1.35	2524/255354 (1.0%)

Chiral center outliers are detected by calculating the chiral volume of a chiral center and verifying if the center is modelled as a planar moiety or with the opposite hand. A planarity outlier is detected by checking planarity of atoms in a peptide group, atoms in a mainchain group or atoms of a sidechain that are expected to be planar.

Mol	Chain	#Chirality outliers	#Planarity outliers
11	AK	0	1
13	AM	0	1
14	AN	0	1
21	AU	0	2
23	AW	0	1
24	AX	0	4
27	BC	0	1
28	BD	0	2
33	BI	0	1
4	AD	0	1

Continued on next page...

Continued from previous page...

Mol	Chain	#Chirality outliers	#Planarity outliers
42	BR	0	1
45	BU	0	1
5	AE	0	1
50	BZ	0	1
9	AI	0	1
All	All	0	20

All (640) bond length outliers are listed below:

Mol	Chain	Res	Type	Atoms	Z	Observed(Å)	Ideal(Å)
26	BA	1142	A	N9-C4	-18.15	1.26	1.37
26	BA	984	A	N9-C4	-13.41	1.29	1.37
26	BA	984	A	C5-C6	-10.40	1.31	1.41
26	BA	528	A	N7-C5	-10.33	1.33	1.39
26	BA	2250	G	N9-C4	-10.21	1.29	1.38
26	BA	672	C	N1-C6	-9.53	1.31	1.37
26	BA	1452	G	N9-C4	-9.48	1.30	1.38
26	BA	783	A	N9-C4	-9.10	1.32	1.37
26	BA	1999	C	N1-C6	-8.98	1.31	1.37
26	BA	1322	A	N9-C4	-8.81	1.32	1.37
26	BA	2711	A	N9-C4	-8.63	1.32	1.37
26	BA	1779	U	C2-N3	-8.62	1.31	1.37
26	BA	814	C	N1-C6	-8.60	1.31	1.37
26	BA	752	A	N7-C5	-8.59	1.34	1.39
26	BA	1779	U	N3-C4	-8.56	1.30	1.38
26	BA	974	G	N9-C8	8.50	1.43	1.37
26	BA	1322	A	N3-C4	-8.32	1.29	1.34
26	BA	1452	G	N3-C4	-8.28	1.29	1.35
26	BA	1452	G	C5-C6	-8.27	1.34	1.42
26	BA	473	G	C6-N1	-8.26	1.33	1.39
26	BA	1677	A	N9-C4	-8.15	1.32	1.37
26	BA	668	A	N7-C5	-8.13	1.34	1.39
26	BA	2286	G	N9-C4	-8.11	1.31	1.38
26	BA	2241	A	N9-C4	-8.05	1.33	1.37
26	BA	64	A	N3-C4	-8.03	1.30	1.34
26	BA	2725	A	N9-C4	-8.02	1.33	1.37
26	BA	690	G	C5-C4	-8.00	1.32	1.38
26	BA	1307	A	N3-C4	-8.00	1.30	1.34
26	BA	371	A	N9-C4	-7.91	1.33	1.37
26	BA	2071	A	N9-C4	-7.90	1.33	1.37
26	BA	1646	C	N1-C6	-7.89	1.32	1.37
26	BA	940	G	N7-C5	-7.83	1.34	1.39

Continued on next page...

Continued from previous page...

Mol	Chain	Res	Type	Atoms	Z	Observed(Å)	Ideal(Å)
26	BA	1999	C	N1-C2	-7.82	1.32	1.40
26	BA	16	C	N1-C6	-7.80	1.32	1.37
26	BA	752	A	C5-C6	-7.77	1.34	1.41
26	BA	2270	A	N3-C4	-7.75	1.30	1.34
26	BA	668	A	N9-C4	-7.72	1.33	1.37
26	BA	513	A	N7-C5	-7.72	1.34	1.39
26	BA	690	G	N9-C4	-7.70	1.31	1.38
26	BA	1936	A	N9-C4	-7.65	1.33	1.37
26	BA	21	A	N9-C4	-7.54	1.33	1.37
26	BA	221	A	N9-C4	-7.53	1.33	1.37
26	BA	2426	A	N7-C5	-7.41	1.34	1.39
26	BA	1242	U	N1-C2	-7.40	1.31	1.38
26	BA	1294	U	C2-N3	-7.35	1.32	1.37
26	BA	1226	A	C5-C4	-7.35	1.33	1.38
26	BA	856	G	N3-C4	-7.32	1.30	1.35
26	BA	206	U	C2-N3	-7.29	1.32	1.37
26	BA	2267	A	N3-C4	-7.28	1.30	1.34
26	BA	2616	C	N1-C6	-7.28	1.32	1.37
32	BH	149	GLU	CD-OE2	7.28	1.33	1.25
26	BA	974	G	N9-C4	-7.26	1.32	1.38
26	BA	819	A	N9-C4	-7.25	1.33	1.37
26	BA	1936	A	N3-C4	-7.21	1.30	1.34
26	BA	813	U	N1-C2	-7.19	1.32	1.38
26	BA	492	A	N3-C4	-7.17	1.30	1.34
26	BA	204	A	C6-N1	-7.13	1.30	1.35
26	BA	2388	A	C5-C4	-7.08	1.33	1.38
26	BA	1657	U	N1-C2	-7.08	1.32	1.38
26	BA	241	A	N9-C4	-7.07	1.33	1.37
26	BA	439	A	N9-C4	-7.03	1.33	1.37
26	BA	1142	A	N3-C4	-7.02	1.30	1.34
26	BA	668	A	N3-C4	-7.01	1.30	1.34
26	BA	1231	U	N1-C2	-7.01	1.32	1.38
22	AV	110	U	C1'-N1	7.00	1.59	1.48
26	BA	960	A	N3-C4	-6.99	1.30	1.34
26	BA	1393	A	N3-C4	-6.97	1.30	1.34
26	BA	1029	A	N7-C5	-6.94	1.35	1.39
22	AV	26	U	C1'-N1	6.93	1.59	1.48
26	BA	1396	U	C2-N3	-6.93	1.32	1.37
26	BA	870	U	C1'-N1	6.92	1.59	1.48
26	BA	871	U	C1'-N1	6.92	1.59	1.48
22	AV	27	U	C1'-N1	6.91	1.59	1.48
26	BA	1311	G	N9-C4	-6.91	1.32	1.38

Continued on next page...

Continued from previous page...

Mol	Chain	Res	Type	Atoms	Z	Observed(Å)	Ideal(Å)
26	BA	2009	A	C6-N1	-6.90	1.30	1.35
26	BA	832	U	N1-C2	-6.89	1.32	1.38
26	BA	1270	C	N1-C6	-6.89	1.33	1.37
22	AV	328	U	C1'-N1	6.89	1.59	1.48
26	BA	1278	C	N1-C6	-6.89	1.33	1.37
26	BA	478	A	N9-C4	-6.88	1.33	1.37
22	AV	42	U	C1'-N1	6.88	1.59	1.48
26	BA	964	C	N1-C6	-6.87	1.33	1.37
26	BA	218	A	N9-C4	-6.86	1.33	1.37
26	BA	614	A	N9-C4	-6.83	1.33	1.37
26	BA	786	C	N1-C6	-6.83	1.33	1.37
26	BA	832	U	C2-N3	-6.80	1.32	1.37
26	BA	2017	U	C2-N3	-6.79	1.32	1.37
26	BA	802	A	N7-C5	-6.78	1.35	1.39
26	BA	1901	A	N9-C4	-6.78	1.33	1.37
26	BA	1255	U	C4-C5	-6.76	1.37	1.43
26	BA	323	C	N1-C6	-6.75	1.33	1.37
26	BA	1242	U	C2-O2	-6.75	1.16	1.22
26	BA	536	G	C5-C4	-6.74	1.33	1.38
26	BA	2721	A	N7-C5	-6.74	1.35	1.39
26	BA	580	U	N1-C2	-6.73	1.32	1.38
26	BA	204	A	N3-C4	-6.72	1.30	1.34
26	BA	1278	C	N1-C2	-6.70	1.33	1.40
26	BA	477	A	N3-C4	-6.70	1.30	1.34
26	BA	2625	G	N7-C5	-6.70	1.35	1.39
26	BA	800	A	N7-C5	-6.67	1.35	1.39
26	BA	1833	C	N1-C6	-6.67	1.33	1.37
26	BA	16	C	N3-C4	-6.66	1.29	1.33
26	BA	974	G	C5-C6	-6.65	1.35	1.42
26	BA	1354	A	N9-C4	-6.64	1.33	1.37
26	BA	1572	A	N3-C4	-6.63	1.30	1.34
26	BA	2595	G	C6-N1	-6.63	1.34	1.39
26	BA	1638	C	N1-C6	-6.61	1.33	1.37
26	BA	856	G	C5-C4	-6.57	1.33	1.38
26	BA	1269	A	N3-C4	-6.56	1.30	1.34
26	BA	1674	G	N7-C5	-6.56	1.35	1.39
26	BA	478	A	N3-C4	-6.55	1.30	1.34
26	BA	744	U	C2-N3	-6.55	1.33	1.37
26	BA	735	A	N9-C4	-6.54	1.33	1.37
26	BA	1031	G	C5-C4	-6.54	1.33	1.38
26	BA	2240	U	C2-N3	-6.53	1.33	1.37
26	BA	2679	A	N9-C4	-6.51	1.33	1.37

Continued on next page...

Continued from previous page...

Mol	Chain	Res	Type	Atoms	Z	Observed(Å)	Ideal(Å)
26	BA	2068	U	N1-C2	-6.50	1.32	1.38
26	BA	2732	G	N3-C4	-6.50	1.30	1.35
26	BA	2725	A	N3-C4	-6.50	1.30	1.34
26	BA	2059	A	C5-C6	-6.49	1.35	1.41
26	BA	235	U	C2-N3	-6.49	1.33	1.37
26	BA	526	A	N3-C4	-6.49	1.30	1.34
26	BA	829	A	N9-C4	-6.47	1.33	1.37
26	BA	526	A	C6-N1	-6.47	1.31	1.35
26	BA	2067	G	C5-C6	-6.45	1.35	1.42
26	BA	1133	A	N3-C4	-6.45	1.30	1.34
9	AI	129	ARG	C-OXT	6.43	1.35	1.23
26	BA	1395	A	N9-C4	-6.41	1.34	1.37
26	BA	2388	A	N3-C4	-6.41	1.31	1.34
22	AV	109	C	C1'-N1	6.39	1.58	1.48
22	AV	76	C	C1'-N1	6.38	1.58	1.48
26	BA	2377	A	N9-C4	-6.38	1.34	1.37
26	BA	1667	G	C6-N1	-6.37	1.35	1.39
26	BA	2364	C	N1-C6	-6.37	1.33	1.37
22	AV	78	C	C1'-N1	6.37	1.58	1.48
26	BA	585	G	N7-C5	-6.36	1.35	1.39
22	AV	75	C	C1'-N1	6.35	1.58	1.48
26	BA	824	U	N1-C2	-6.34	1.32	1.38
22	AV	331	C	C1'-N1	6.34	1.58	1.48
26	BA	1255	U	C4-O4	-6.34	1.18	1.23
26	BA	657	U	C2-N3	-6.33	1.33	1.37
26	BA	2250	G	N3-C4	-6.33	1.31	1.35
26	BA	204	A	C5-C6	-6.33	1.35	1.41
26	BA	2725	A	P-O5'	-6.33	1.53	1.59
26	BA	908	C	C1'-N1	6.32	1.58	1.48
26	BA	533	G	N7-C5	-6.32	1.35	1.39
26	BA	757	G	N9-C4	-6.31	1.32	1.38
26	BA	2686	G	N7-C5	-6.31	1.35	1.39
26	BA	2498	C	N3-C4	-6.29	1.29	1.33
26	BA	1008	A	N3-C4	-6.28	1.31	1.34
26	BA	2689	U	C2-N3	-6.28	1.33	1.37
26	BA	1246	A	N9-C4	-6.27	1.34	1.37
26	BA	690	G	N9-C8	-6.26	1.33	1.37
26	BA	1133	A	N9-C4	-6.25	1.34	1.37
26	BA	2376	A	N3-C4	-6.25	1.31	1.34
26	BA	2388	A	N9-C4	-6.25	1.34	1.37
26	BA	1013	C	N1-C6	-6.24	1.33	1.37
26	BA	1282	U	N1-C2	-6.24	1.32	1.38

Continued on next page...

Continued from previous page...

Mol	Chain	Res	Type	Atoms	Z	Observed(Å)	Ideal(Å)
26	BA	523	C	N1-C6	-6.24	1.33	1.37
26	BA	13	A	N3-C4	-6.20	1.31	1.34
26	BA	1126	A	N7-C5	-6.20	1.35	1.39
26	BA	2286	G	N3-C4	-6.19	1.31	1.35
26	BA	1638	C	N1-C2	-6.19	1.33	1.40
26	BA	2749	A	N9-C4	-6.18	1.34	1.37
26	BA	2626	C	N1-C6	-6.18	1.33	1.37
26	BA	575	A	N7-C5	-6.17	1.35	1.39
26	BA	752	A	N9-C4	-6.16	1.34	1.37
26	BA	394	C	N1-C6	-6.16	1.33	1.37
26	BA	817	C	N1-C2	-6.16	1.33	1.40
26	BA	943	A	N7-C5	-6.15	1.35	1.39
26	BA	1143	A	N7-C5	-6.15	1.35	1.39
26	BA	14	A	N3-C4	-6.15	1.31	1.34
26	BA	568	U	C2-N3	-6.14	1.33	1.37
26	BA	667	U	C2-N3	-6.14	1.33	1.37
26	BA	1677	A	N3-C4	-6.14	1.31	1.34
26	BA	1640	A	N7-C5	-6.14	1.35	1.39
26	BA	2348	U	C2-N3	-6.13	1.33	1.37
26	BA	2820	A	N3-C4	6.13	1.38	1.34
1	AA	1346	A	N9-C4	-6.12	1.34	1.37
26	BA	1951	U	N1-C2	-6.12	1.33	1.38
26	BA	1977	A	N9-C4	-6.12	1.34	1.37
26	BA	2551	C	N1-C6	-6.12	1.33	1.37
26	BA	461	C	N3-C4	-6.11	1.29	1.33
26	BA	1687	G	C6-N1	-6.11	1.35	1.39
26	BA	984	A	N3-C4	-6.10	1.31	1.34
26	BA	823	C	N1-C6	-6.08	1.33	1.37
26	BA	745	G	N1-C2	-6.08	1.32	1.37
26	BA	2838	G	N9-C8	-6.08	1.33	1.37
26	BA	1528	A	N3-C4	-6.08	1.31	1.34
26	BA	1960	A	N9-C4	-6.07	1.34	1.37
26	BA	2053	G	N7-C5	-6.04	1.35	1.39
26	BA	922	C	N1-C6	-6.03	1.33	1.37
26	BA	2270	A	N9-C4	-6.03	1.34	1.37
26	BA	1608	A	N9-C4	-6.02	1.34	1.37
26	BA	814	C	N3-C4	-6.02	1.29	1.33
26	BA	470	A	N9-C4	-6.02	1.34	1.37
26	BA	2542	A	N9-C4	-6.01	1.34	1.37
26	BA	802	A	N3-C4	-6.01	1.31	1.34
26	BA	2511	U	N1-C2	-6.01	1.33	1.38
26	BA	423	A	N9-C4	-6.01	1.34	1.37

Continued on next page...

Continued from previous page...

Mol	Chain	Res	Type	Atoms	Z	Observed(Å)	Ideal(Å)
26	BA	2389	G	N9-C4	-6.01	1.33	1.38
26	BA	384	A	N9-C4	-6.00	1.34	1.37
26	BA	2515	C	N1-C6	-5.99	1.33	1.37
26	BA	451	U	C2-N3	-5.99	1.33	1.37
26	BA	683	U	N1-C2	-5.99	1.33	1.38
26	BA	975	A	N3-C4	-5.99	1.31	1.34
26	BA	693	A	N3-C4	-5.99	1.31	1.34
26	BA	752	A	N3-C4	-5.98	1.31	1.34
26	BA	1345	C	N1-C6	-5.98	1.33	1.37
26	BA	2510	C	C2-N3	-5.98	1.30	1.35
26	BA	525	U	N1-C2	-5.98	1.33	1.38
26	BA	2691	C	N1-C6	-5.98	1.33	1.37
26	BA	474	G	C5-C4	-5.98	1.34	1.38
26	BA	564	C	N3-C4	-5.97	1.29	1.33
26	BA	575	A	C6-N1	-5.96	1.31	1.35
26	BA	1028	A	N3-C4	-5.96	1.31	1.34
26	BA	2620	C	N3-C4	-5.96	1.29	1.33
26	BA	663	G	N9-C8	-5.96	1.33	1.37
43	BS	73	LYS	CD-CE	5.95	1.66	1.51
26	BA	768	G	C5-C4	-5.95	1.34	1.38
26	BA	1251	C	N1-C6	-5.94	1.33	1.37
26	BA	2496	C	N1-C6	-5.94	1.33	1.37
26	BA	2002	G	C5-C4	-5.93	1.34	1.38
26	BA	598	U	N1-C2	-5.92	1.33	1.38
26	BA	1994	C	N1-C6	-5.92	1.33	1.37
26	BA	2083	G	N9-C4	-5.92	1.33	1.38
26	BA	2259	U	N1-C6	-5.89	1.32	1.38
26	BA	2749	A	N3-C4	-5.89	1.31	1.34
26	BA	999	U	N1-C2	-5.88	1.33	1.38
26	BA	1971	U	N3-C4	5.88	1.43	1.38
26	BA	2004	G	C6-N1	-5.88	1.35	1.39
26	BA	2389	G	N9-C8	-5.88	1.33	1.37
26	BA	674	G	N9-C8	-5.88	1.33	1.37
26	BA	2250	G	C5-C6	-5.87	1.36	1.42
26	BA	2005	A	N9-C4	-5.87	1.34	1.37
26	BA	1791	A	N3-C4	-5.86	1.31	1.34
26	BA	1602	U	C2-N3	-5.86	1.33	1.37
26	BA	1769	U	N1-C2	-5.85	1.33	1.38
26	BA	120	U	C2-N3	-5.84	1.33	1.37
26	BA	2792	A	N7-C5	-5.84	1.35	1.39
26	BA	528	A	N9-C4	-5.84	1.34	1.37
26	BA	964	C	N3-C4	-5.83	1.29	1.33

Continued on next page...

Continued from previous page...

Mol	Chain	Res	Type	Atoms	Z	Observed(Å)	Ideal(Å)
26	BA	754	U	N3-C4	-5.83	1.33	1.38
26	BA	2628	C	N1-C6	-5.83	1.33	1.37
26	BA	1309	G	N1-C2	-5.83	1.33	1.37
26	BA	2418	A	N7-C5	-5.83	1.35	1.39
26	BA	2615	U	C2-N3	-5.83	1.33	1.37
26	BA	346	A	N3-C4	-5.83	1.31	1.34
26	BA	2898	U	C2-N3	-5.82	1.33	1.37
26	BA	2275	C	N3-C4	-5.82	1.29	1.33
1	AA	781	A	N3-C4	-5.82	1.31	1.34
26	BA	2576	G	N3-C4	-5.82	1.31	1.35
26	BA	2264	C	N3-C4	-5.81	1.29	1.33
26	BA	2579	C	N3-C4	-5.81	1.29	1.33
26	BA	2894	G	N9-C8	-5.81	1.33	1.37
26	BA	1218	G	N7-C5	-5.81	1.35	1.39
26	BA	527	C	N1-C6	-5.80	1.33	1.37
26	BA	819	A	N3-C4	-5.80	1.31	1.34
26	BA	2358	A	N9-C4	-5.80	1.34	1.37
26	BA	1353	A	C6-N1	-5.80	1.31	1.35
26	BA	821	A	N9-C4	-5.80	1.34	1.37
26	BA	1011	G	N3-C4	-5.79	1.31	1.35
26	BA	1641	A	N7-C5	-5.79	1.35	1.39
26	BA	1002	G	N1-C2	-5.78	1.33	1.37
26	BA	2562	U	C2-N3	-5.77	1.33	1.37
26	BA	14	A	N9-C4	-5.77	1.34	1.37
26	BA	528	A	C5-C6	-5.77	1.35	1.41
26	BA	1393	A	N9-C4	-5.75	1.34	1.37
26	BA	977	G	N9-C8	-5.75	1.33	1.37
26	BA	1009	A	N9-C4	-5.75	1.34	1.37
26	BA	1245	G	C6-N1	-5.75	1.35	1.39
35	BK	92	GLU	CG-CD	5.75	1.60	1.51
22	AV	329	U	C1'-N1	5.75	1.57	1.48
26	BA	554	U	N1-C2	-5.75	1.33	1.38
26	BA	819	A	N7-C5	-5.75	1.35	1.39
26	BA	111	A	N9-C4	-5.74	1.34	1.37
26	BA	513	A	C5-C6	-5.74	1.35	1.41
26	BA	2060	A	N3-C4	-5.74	1.31	1.34
26	BA	1677	A	C6-N1	-5.73	1.31	1.35
26	BA	2681	C	N1-C6	-5.73	1.33	1.37
26	BA	2067	G	N7-C5	-5.73	1.35	1.39
26	BA	443	A	N9-C4	-5.73	1.34	1.37
26	BA	1316	U	C2-N3	-5.73	1.33	1.37
26	BA	2061	G	N7-C5	-5.73	1.35	1.39

Continued on next page...

Continued from previous page...

Mol	Chain	Res	Type	Atoms	Z	Observed(Å)	Ideal(Å)
22	AV	330	U	C1'-N1	5.73	1.57	1.48
26	BA	1936	A	N9-C8	5.73	1.42	1.37
26	BA	2591	C	N1-C6	-5.73	1.33	1.37
26	BA	946	C	N3-C4	-5.72	1.29	1.33
26	BA	516	C	N3-C4	-5.72	1.29	1.33
26	BA	706	A	N3-C4	-5.72	1.31	1.34
26	BA	1290	C	N1-C6	-5.72	1.33	1.37
26	BA	993	G	C6-N1	-5.71	1.35	1.39
26	BA	1282	U	C2-N3	-5.70	1.33	1.37
26	BA	17	G	N9-C8	-5.70	1.33	1.37
26	BA	830	G	C6-N1	-5.69	1.35	1.39
26	BA	1254	A	N3-C4	-5.69	1.31	1.34
26	BA	1528	A	N9-C4	-5.69	1.34	1.37
26	BA	482	A	N9-C4	-5.68	1.34	1.37
26	BA	1993	U	C2-N3	-5.68	1.33	1.37
26	BA	946	C	C4-N4	-5.68	1.28	1.33
26	BA	2625	G	N9-C8	-5.67	1.33	1.37
26	BA	204	A	N9-C4	-5.67	1.34	1.37
26	BA	1993	U	N1-C2	-5.67	1.33	1.38
26	BA	2753	A	N9-C4	-5.67	1.34	1.37
26	BA	980	A	N3-C4	-5.66	1.31	1.34
26	BA	1452	G	N7-C5	-5.66	1.35	1.39
26	BA	1123	C	N3-C4	-5.65	1.29	1.33
26	BA	2012	G	N9-C8	-5.65	1.33	1.37
26	BA	1249	U	P-O5'	-5.65	1.54	1.59
26	BA	2067	G	C5-C4	-5.65	1.34	1.38
26	BA	1216	G	C6-N1	-5.65	1.35	1.39
26	BA	1658	C	N1-C6	-5.64	1.33	1.37
42	BR	92	TRP	CB-CG	-5.63	1.40	1.50
26	BA	970	U	N1-C2	-5.63	1.33	1.38
26	BA	1396	U	N3-C4	-5.63	1.33	1.38
26	BA	572	A	C6-N1	-5.63	1.31	1.35
26	BA	555	G	C8-N7	-5.62	1.27	1.30
26	BA	2051	A	N3-C4	-5.62	1.31	1.34
26	BA	832	U	C2-O2	-5.62	1.17	1.22
26	BA	1311	G	N1-C2	5.62	1.42	1.37
26	BA	2478	A	N9-C4	-5.61	1.34	1.37
26	BA	1658	C	N3-C4	-5.61	1.30	1.33
26	BA	2523	G	N7-C5	-5.61	1.35	1.39
26	BA	2567	G	C5-C4	-5.60	1.34	1.38
26	BA	1999	C	N3-C4	-5.60	1.30	1.33
26	BA	1787	A	N3-C4	-5.60	1.31	1.34

Continued on next page...

Continued from previous page...

Mol	Chain	Res	Type	Atoms	Z	Observed(Å)	Ideal(Å)
26	BA	2012	G	C5-C4	-5.60	1.34	1.38
26	BA	2628	C	N3-C4	-5.60	1.30	1.33
26	BA	1614	A	N9-C4	-5.59	1.34	1.37
26	BA	2724	U	C2-N3	-5.59	1.33	1.37
56	BB	78	A	N9-C4	-5.59	1.34	1.37
26	BA	985	C	C2-N3	-5.59	1.31	1.35
26	BA	533	G	N9-C8	-5.59	1.33	1.37
26	BA	959	A	N3-C4	-5.58	1.31	1.34
26	BA	750	A	N9-C4	-5.58	1.34	1.37
26	BA	1219	U	C2-N3	-5.57	1.33	1.37
26	BA	2614	A	N3-C4	-5.57	1.31	1.34
26	BA	1046	A	N7-C5	-5.57	1.35	1.39
26	BA	589	U	C2-N3	-5.57	1.33	1.37
26	BA	1286	A	N7-C5	-5.57	1.35	1.39
26	BA	1672	A	N7-C5	-5.56	1.35	1.39
26	BA	1354	A	N3-C4	-5.56	1.31	1.34
26	BA	2866	U	C2-N3	-5.56	1.33	1.37
26	BA	777	G	N9-C8	-5.56	1.33	1.37
26	BA	1284	A	N9-C4	-5.56	1.34	1.37
26	BA	1667	G	N1-C2	-5.56	1.33	1.37
26	BA	2053	G	C8-N7	-5.56	1.27	1.30
26	BA	1766	G	N9-C4	-5.55	1.33	1.38
26	BA	2049	G	C6-N1	-5.54	1.35	1.39
26	BA	518	G	N9-C8	-5.54	1.33	1.37
26	BA	2510	C	N1-C6	-5.54	1.33	1.37
26	BA	528	A	N3-C4	-5.54	1.31	1.34
26	BA	776	G	C8-N7	-5.54	1.27	1.30
26	BA	2225	A	C5-C6	-5.53	1.36	1.41
26	BA	536	G	N9-C4	-5.53	1.33	1.38
26	BA	2351	G	N7-C5	-5.53	1.35	1.39
26	BA	17	G	C5-C4	-5.52	1.34	1.38
26	BA	453	A	N7-C5	-5.52	1.35	1.39
26	BA	2008	C	N1-C6	-5.52	1.33	1.37
26	BA	656	G	N9-C4	-5.52	1.33	1.38
56	BB	78	A	N7-C5	-5.51	1.35	1.39
26	BA	1929	G	P-O5'	-5.51	1.54	1.59
26	BA	2633	G	N3-C4	-5.51	1.31	1.35
26	BA	1250	G	N9-C8	-5.51	1.33	1.37
26	BA	2435	A	N9-C4	-5.50	1.34	1.37
26	BA	579	G	N9-C8	-5.50	1.33	1.37
26	BA	1818	U	C2-N3	-5.50	1.33	1.37
26	BA	2691	C	C2-N3	-5.50	1.31	1.35

Continued on next page...

Continued from previous page...

Mol	Chain	Res	Type	Atoms	Z	Observed(Å)	Ideal(Å)
26	BA	474	G	N7-C5	-5.50	1.35	1.39
26	BA	1250	G	N7-C5	-5.50	1.35	1.39
26	BA	2245	U	C2-N3	-5.49	1.33	1.37
26	BA	817	C	C2-O2	-5.49	1.19	1.24
26	BA	188	G	C6-N1	-5.49	1.35	1.39
26	BA	672	C	N1-C2	-5.49	1.34	1.40
26	BA	675	A	C6-N1	-5.49	1.31	1.35
26	BA	501	A	C6-N1	-5.48	1.31	1.35
26	BA	2330	G	N3-C4	-5.48	1.31	1.35
26	BA	2394	C	N1-C2	-5.48	1.34	1.40
26	BA	1620	G	N3-C4	-5.47	1.31	1.35
26	BA	735	A	N3-C4	-5.47	1.31	1.34
26	BA	2616	C	N1-C2	-5.47	1.34	1.40
26	BA	670	A	N9-C4	-5.46	1.34	1.37
26	BA	824	U	C2-N3	-5.46	1.33	1.37
26	BA	384	A	C6-N6	-5.46	1.29	1.33
26	BA	952	G	N9-C8	-5.46	1.34	1.37
26	BA	1766	G	C5-C4	-5.46	1.34	1.38
26	BA	945	A	C5-C4	-5.45	1.34	1.38
26	BA	2066	C	N1-C6	-5.45	1.33	1.37
26	BA	2376	A	C6-N1	-5.45	1.31	1.35
26	BA	2728	U	C2-N3	-5.44	1.33	1.37
26	BA	1187	G	N7-C5	-5.44	1.35	1.39
26	BA	2616	C	N3-C4	-5.44	1.30	1.33
26	BA	1319	C	N1-C2	-5.43	1.34	1.40
26	BA	1360	G	C6-N1	-5.43	1.35	1.39
26	BA	2485	G	C2-N3	-5.43	1.28	1.32
26	BA	971	G	N9-C8	-5.43	1.34	1.37
26	BA	2364	C	C2-N3	-5.43	1.31	1.35
26	BA	567	U	N1-C2	-5.43	1.33	1.38
26	BA	1997	C	N1-C6	-5.43	1.33	1.37
26	BA	536	G	C2-N3	-5.42	1.28	1.32
26	BA	1196	C	N3-C4	-5.42	1.30	1.33
26	BA	1312	U	C2-N3	-5.42	1.33	1.37
26	BA	2590	A	N3-C4	-5.42	1.31	1.34
26	BA	2351	G	C5-C6	-5.42	1.36	1.42
26	BA	2841	C	N1-C6	-5.42	1.33	1.37
26	BA	768	G	N7-C5	-5.41	1.36	1.39
26	BA	620	G	N9-C4	-5.41	1.33	1.38
26	BA	1198	U	N1-C2	-5.41	1.33	1.38
26	BA	618	G	C2-N3	-5.40	1.28	1.32
26	BA	1301	A	N9-C4	-5.39	1.34	1.37

Continued on next page...

Continued from previous page...

Mol	Chain	Res	Type	Atoms	Z	Observed(Å)	Ideal(Å)
26	BA	2010	G	N3-C4	-5.39	1.31	1.35
26	BA	825	A	N9-C4	-5.39	1.34	1.37
1	AA	1408	A	N9-C4	-5.39	1.34	1.37
56	BB	99	A	N7-C5	-5.39	1.36	1.39
26	BA	1247	A	N9-C4	-5.38	1.34	1.37
26	BA	2003	A	N7-C5	-5.38	1.36	1.39
26	BA	1791	A	C5-C6	-5.37	1.36	1.41
26	BA	2496	C	N3-C4	-5.37	1.30	1.33
26	BA	961	C	N1-C6	-5.37	1.33	1.37
26	BA	863	A	N3-C4	-5.37	1.31	1.34
22	AV	50	G	C1'-N9	-5.37	1.39	1.46
26	BA	515	A	N7-C5	-5.37	1.36	1.39
26	BA	1470	A	N3-C4	-5.36	1.31	1.34
26	BA	2046	G	C5-C6	-5.36	1.36	1.42
26	BA	2277	G	C6-N1	-5.36	1.35	1.39
26	BA	2497	A	C8-N7	-5.36	1.27	1.31
26	BA	1826	G	N9-C8	-5.35	1.34	1.37
26	BA	2500	U	N1-C2	-5.35	1.33	1.38
26	BA	586	A	C6-N1	-5.35	1.31	1.35
26	BA	640	C	N1-C6	-5.35	1.33	1.37
26	BA	1226	A	N9-C8	-5.35	1.33	1.37
26	BA	2453	A	N3-C4	-5.35	1.31	1.34
26	BA	2071	A	N3-C4	-5.35	1.31	1.34
26	BA	384	A	C5-C6	-5.34	1.36	1.41
26	BA	482	A	N7-C5	-5.34	1.36	1.39
26	BA	733	G	C5-C6	-5.34	1.37	1.42
26	BA	2728	U	N3-C4	-5.34	1.33	1.38
26	BA	2057	G	N1-C2	-5.34	1.33	1.37
26	BA	856	G	C2-N3	-5.34	1.28	1.32
26	BA	1255	U	N1-C2	-5.34	1.33	1.38
26	BA	1654	A	N9-C4	-5.34	1.34	1.37
26	BA	2482	A	N9-C4	-5.34	1.34	1.37
26	BA	1265	A	C6-N1	-5.34	1.31	1.35
26	BA	384	A	C6-N1	-5.33	1.31	1.35
26	BA	1790	C	N1-C6	-5.33	1.33	1.37
26	BA	959	A	C6-N1	-5.33	1.31	1.35
26	BA	997	G	N3-C4	-5.33	1.31	1.35
26	BA	956	G	N9-C8	-5.33	1.34	1.37
26	BA	2788	C	N3-C4	-5.33	1.30	1.33
26	BA	2711	A	N3-C4	-5.33	1.31	1.34
26	BA	760	G	C5-C4	-5.32	1.34	1.38
26	BA	1654	A	N7-C5	-5.32	1.36	1.39

Continued on next page...

Continued from previous page...

Mol	Chain	Res	Type	Atoms	Z	Observed(Å)	Ideal(Å)
26	BA	997	G	N9-C4	-5.32	1.33	1.38
26	BA	2211	A	N9-C4	5.31	1.41	1.37
26	BA	852	U	N1-C2	-5.31	1.33	1.38
26	BA	2349	G	C6-N1	-5.31	1.35	1.39
26	BA	2052	A	N3-C4	-5.31	1.31	1.34
26	BA	2012	G	N3-C4	-5.30	1.31	1.35
26	BA	1672	A	P-O5'	-5.29	1.54	1.59
26	BA	2579	C	C2-N3	-5.29	1.31	1.35
26	BA	1125	G	N7-C5	-5.29	1.36	1.39
26	BA	2722	G	N9-C4	-5.28	1.33	1.38
26	BA	482	A	C5-C6	-5.28	1.36	1.41
26	BA	2790	U	N1-C2	5.27	1.43	1.38
26	BA	21	A	N3-C4	-5.27	1.31	1.34
26	BA	827	U	N1-C2	-5.27	1.33	1.38
26	BA	1148	U	C2-N3	-5.27	1.34	1.37
26	BA	917	A	N7-C5	-5.27	1.36	1.39
26	BA	1155	A	C5-C4	-5.27	1.35	1.38
26	BA	2495	G	C6-N1	-5.26	1.35	1.39
26	BA	745	G	C6-N1	-5.26	1.35	1.39
26	BA	472	A	N9-C8	-5.26	1.33	1.37
26	BA	1769	U	C2-N3	-5.26	1.34	1.37
26	BA	1774	C	C4-C5	-5.26	1.38	1.43
26	BA	78	U	C2-N3	-5.25	1.34	1.37
26	BA	95	A	N3-C4	-5.25	1.31	1.34
26	BA	770	G	N3-C4	-5.25	1.31	1.35
26	BA	825	A	N9-C8	-5.24	1.33	1.37
26	BA	971	G	C5-C4	-5.24	1.34	1.38
26	BA	754	U	C2-N3	-5.24	1.34	1.37
26	BA	32	C	N1-C6	-5.24	1.34	1.37
26	BA	735	A	N9-C8	-5.24	1.33	1.37
26	BA	739	A	N3-C4	-5.24	1.31	1.34
26	BA	1656	C	C2-O2	-5.24	1.19	1.24
26	BA	89	A	C6-N1	-5.23	1.31	1.35
26	BA	236	C	N1-C6	-5.23	1.34	1.37
26	BA	1332	G	C6-N1	-5.23	1.35	1.39
26	BA	2503	A	N7-C5	-5.23	1.36	1.39
26	BA	2685	G	P-O5'	-5.23	1.54	1.59
26	BA	2277	G	N1-C2	-5.23	1.33	1.37
26	BA	2553	G	N7-C5	-5.23	1.36	1.39
26	BA	1265	A	C5-C4	-5.23	1.35	1.38
26	BA	522	A	N9-C8	-5.22	1.33	1.37
26	BA	1163	G	N3-C4	-5.22	1.31	1.35

Continued on next page...

Continued from previous page...

Mol	Chain	Res	Type	Atoms	Z	Observed(Å)	Ideal(Å)
26	BA	1278	C	C4-C5	-5.22	1.38	1.43
26	BA	2397	G	C5-C4	-5.22	1.34	1.38
26	BA	533	G	C6-N1	-5.22	1.35	1.39
26	BA	13	A	C6-N1	-5.22	1.31	1.35
26	BA	971	G	C8-N7	-5.22	1.27	1.30
26	BA	2598	A	N9-C4	-5.22	1.34	1.37
26	BA	1332	G	C5-C4	-5.22	1.34	1.38
26	BA	2286	G	C5-C6	-5.22	1.37	1.42
26	BA	960	A	C5-C4	-5.21	1.35	1.38
26	BA	1656	C	C2-N3	-5.21	1.31	1.35
26	BA	2005	A	N7-C5	-5.21	1.36	1.39
26	BA	743	A	N3-C4	-5.21	1.31	1.34
26	BA	764	A	N3-C4	-5.21	1.31	1.34
26	BA	814	C	C4-C5	-5.21	1.38	1.43
26	BA	2838	G	N9-C4	-5.21	1.33	1.38
26	BA	2010	G	C5-C4	-5.21	1.34	1.38
26	BA	993	G	N1-C2	-5.20	1.33	1.37
26	BA	1944	U	C2-N3	-5.20	1.34	1.37
26	BA	2020	A	N3-C4	-5.20	1.31	1.34
26	BA	1260	A	N9-C4	-5.19	1.34	1.37
56	BB	50	A	N9-C4	-5.19	1.34	1.37
26	BA	806	C	N3-C4	-5.19	1.30	1.33
26	BA	2815	C	N3-C4	-5.19	1.30	1.33
26	BA	2589	A	C5-C6	-5.19	1.36	1.41
26	BA	2751	G	N3-C4	-5.18	1.31	1.35
26	BA	564	C	N1-C6	-5.18	1.34	1.37
26	BA	1661	G	C6-N1	-5.18	1.35	1.39
26	BA	590	A	N3-C4	-5.18	1.31	1.34
26	BA	1630	A	N3-C4	-5.18	1.31	1.34
26	BA	450	G	N9-C8	-5.17	1.34	1.37
26	BA	784	G	N7-C5	-5.17	1.36	1.39
26	BA	1315	C	N1-C6	-5.17	1.34	1.37
26	BA	2851	A	N9-C4	5.17	1.41	1.37
26	BA	1257	C	N1-C6	-5.17	1.34	1.37
26	BA	590	A	N9-C4	-5.17	1.34	1.37
26	BA	1784	A	C5-C6	-5.17	1.36	1.41
26	BA	679	C	N3-C4	-5.16	1.30	1.33
26	BA	2574	G	N7-C5	-5.16	1.36	1.39
26	BA	1226	A	N3-C4	-5.16	1.31	1.34
1	AA	896	C	N1-C6	-5.16	1.34	1.37
26	BA	1031	G	N1-C2	-5.15	1.33	1.37
26	BA	122	G	C5-C4	-5.15	1.34	1.38

Continued on next page...

Continued from previous page...

Mol	Chain	Res	Type	Atoms	Z	Observed(Å)	Ideal(Å)
26	BA	245	G	C6-N1	-5.15	1.35	1.39
26	BA	2571	U	N1-C2	-5.15	1.33	1.38
26	BA	2457	U	P-O5'	-5.15	1.54	1.59
26	BA	1167	C	N3-C4	-5.15	1.30	1.33
26	BA	1641	A	N3-C4	-5.15	1.31	1.34
26	BA	2802	G	N3-C4	-5.14	1.31	1.35
35	BK	122	VAL	CA-CB	5.14	1.65	1.54
26	BA	941	A	C5-C6	-5.14	1.36	1.41
26	BA	1142	A	C5-C6	-5.14	1.36	1.41
26	BA	2709	G	C6-N1	-5.14	1.35	1.39
26	BA	749	A	N9-C4	-5.14	1.34	1.37
26	BA	2271	G	N1-C2	-5.13	1.33	1.37
26	BA	2530	A	C5-C6	-5.13	1.36	1.41
26	BA	1809	A	N9-C4	-5.13	1.34	1.37
26	BA	2716	C	N3-C4	-5.13	1.30	1.33
26	BA	1661	G	N1-C2	-5.12	1.33	1.37
26	BA	1677	A	C5-C4	-5.12	1.35	1.38
26	BA	1770	G	N9-C8	-5.12	1.34	1.37
26	BA	2241	A	N3-C4	-5.12	1.31	1.34
26	BA	2823	A	N3-C4	-5.12	1.31	1.34
26	BA	598	U	C2-N3	-5.11	1.34	1.37
26	BA	1213	A	N3-C4	-5.11	1.31	1.34
26	BA	679	C	N1-C6	-5.11	1.34	1.37
26	BA	2021	C	P-O5'	-5.11	1.54	1.59
26	BA	809	G	C6-N1	-5.11	1.35	1.39
26	BA	2376	A	N9-C4	-5.11	1.34	1.37
26	BA	2595	G	N3-C4	-5.11	1.31	1.35
26	BA	2047	C	C2-O2	-5.10	1.19	1.24
26	BA	2060	A	N9-C4	-5.10	1.34	1.37
26	BA	1980	G	C6-O6	-5.10	1.19	1.24
26	BA	2448	A	N3-C4	-5.10	1.31	1.34
26	BA	1331	G	N9-C4	-5.10	1.33	1.38
26	BA	1336	A	N9-C8	-5.10	1.33	1.37
26	BA	735	A	C6-N1	-5.09	1.31	1.35
26	BA	1632	A	N9-C4	-5.09	1.34	1.37
26	BA	2560	A	N3-C4	-5.09	1.31	1.34
26	BA	690	G	N3-C4	-5.09	1.31	1.35
26	BA	825	A	N3-C4	-5.09	1.31	1.34
26	BA	111	A	C5-C6	-5.08	1.36	1.41
26	BA	1192	G	N7-C5	-5.08	1.36	1.39
26	BA	2599	G	N7-C5	-5.08	1.36	1.39
26	BA	781	A	N7-C5	-5.08	1.36	1.39

Continued on next page...

Continued from previous page...

Mol	Chain	Res	Type	Atoms	Z	Observed(Å)	Ideal(Å)
26	BA	1767	G	C2-N3	-5.08	1.28	1.32
26	BA	2311	A	N9-C4	5.08	1.40	1.37
26	BA	2592	G	C6-N1	-5.08	1.35	1.39
26	BA	1570	A	N3-C4	-5.07	1.31	1.34
26	BA	1301	A	N7-C5	-5.07	1.36	1.39
26	BA	1980	G	C6-N1	-5.07	1.36	1.39
26	BA	689	A	C6-N1	-5.06	1.32	1.35
26	BA	2508	G	C6-N1	-5.06	1.36	1.39
26	BA	1950	G	C5-C4	-5.06	1.34	1.38
26	BA	575	A	C5-C4	-5.06	1.35	1.38
26	BA	2825	G	C8-N7	-5.06	1.27	1.30
26	BA	751	A	N7-C5	-5.06	1.36	1.39
26	BA	1245	G	N1-C2	-5.05	1.33	1.37
26	BA	1288	G	N9-C8	-5.05	1.34	1.37
26	BA	1399	C	N1-C6	-5.05	1.34	1.37
26	BA	552	U	N1-C2	-5.05	1.34	1.38
26	BA	1732	C	N3-C4	-5.05	1.30	1.33
26	BA	222	A	N3-C4	-5.05	1.31	1.34
26	BA	856	G	N9-C4	-5.05	1.33	1.38
26	BA	575	A	C6-N6	-5.04	1.29	1.33
26	BA	620	G	N3-C4	-5.04	1.31	1.35
26	BA	1217	U	N1-C2	-5.04	1.34	1.38
26	BA	1271	G	N9-C8	-5.04	1.34	1.37
26	BA	409	G	C6-N1	-5.04	1.36	1.39
26	BA	1795	C	N1-C6	-5.04	1.34	1.37
26	BA	2259	U	C4-C5	-5.04	1.39	1.43
26	BA	2512	C	N1-C6	-5.04	1.34	1.37
26	BA	780	G	C6-N1	-5.04	1.36	1.39
26	BA	2637	U	N3-C4	-5.04	1.33	1.38
26	BA	2723	C	N3-C4	-5.04	1.30	1.33
26	BA	409	G	N3-C4	-5.04	1.31	1.35
26	BA	825	A	C5-C4	-5.04	1.35	1.38
26	BA	2347	C	N3-C4	-5.04	1.30	1.33
26	BA	2598	A	N3-C4	-5.04	1.31	1.34
1	AA	1101	A	N9-C4	5.03	1.40	1.37
26	BA	974	G	N3-C4	-5.03	1.31	1.35
26	BA	1624	U	C2-N3	-5.03	1.34	1.37
26	BA	2732	G	N9-C4	-5.03	1.33	1.38
26	BA	977	G	N7-C5	-5.03	1.36	1.39
26	BA	1791	A	N9-C4	-5.03	1.34	1.37
26	BA	2283	C	N1-C6	-5.03	1.34	1.37
26	BA	777	G	N7-C5	-5.03	1.36	1.39

Continued on next page...

Continued from previous page...

Mol	Chain	Res	Type	Atoms	Z	Observed(Å)	Ideal(Å)
23	AW	24	ILE	CA-CB	5.02	1.66	1.54
26	BA	704	G	N9-C8	-5.02	1.34	1.37
26	BA	742	A	N9-C4	-5.02	1.34	1.37
26	BA	1755	A	C6-N1	-5.02	1.32	1.35
26	BA	2607	G	C6-N1	-5.02	1.36	1.39
26	BA	2728	U	C4-O4	-5.02	1.19	1.23
26	BA	2864	G	N1-C2	-5.02	1.33	1.37
26	BA	2454	G	N9-C8	-5.02	1.34	1.37
26	BA	2070	A	N7-C5	-5.02	1.36	1.39
26	BA	2822	G	N3-C4	-5.02	1.31	1.35
26	BA	2837	A	C5-C4	-5.02	1.35	1.38
26	BA	1163	G	C5-C4	-5.01	1.34	1.38
26	BA	1278	C	N3-C4	-5.01	1.30	1.33
26	BA	2722	G	C6-N1	-5.01	1.36	1.39
26	BA	978	G	N9-C8	-5.01	1.34	1.37
26	BA	2045	C	C2-N3	-5.01	1.31	1.35
26	BA	2626	C	N1-C2	-5.00	1.35	1.40
26	BA	784	G	P-O5'	-5.00	1.54	1.59
26	BA	1009	A	N7-C5	-5.00	1.36	1.39
26	BA	2056	G	C5-C4	-5.00	1.34	1.38

All (2524) bond angle outliers are listed below:

Mol	Chain	Res	Type	Atoms	Z	Observed(°)	Ideal(°)
26	BA	984	A	C2-N3-C4	-18.77	101.21	110.60
26	BA	2250	G	N3-C4-C5	17.36	137.28	128.60
26	BA	1638	C	N1-C2-O2	-16.58	108.95	118.90
26	BA	1142	A	C2-N3-C4	-16.57	102.31	110.60
26	BA	1142	A	N3-C4-C5	16.05	138.03	126.80
26	BA	984	A	N1-C6-N6	15.74	128.04	118.60
26	BA	1452	G	C4-C5-N7	15.41	116.97	110.80
26	BA	974	G	C5-N7-C8	-15.29	96.65	104.30
26	BA	974	G	C4-C5-N7	15.16	116.86	110.80
26	BA	752	A	C6-C5-N7	-15.13	121.71	132.30
26	BA	2250	G	C2-N3-C4	-15.11	104.35	111.90
26	BA	1452	G	N1-C6-O6	15.08	128.95	119.90
26	BA	984	A	N3-C4-C5	14.94	137.25	126.80
26	BA	752	A	N1-C6-N6	14.64	127.38	118.60
26	BA	1142	A	N3-C4-N9	-14.44	115.84	127.40
26	BA	974	G	N3-C4-C5	13.83	135.52	128.60
26	BA	1452	G	C5-N7-C8	-13.48	97.56	104.30
26	BA	1452	G	C6-C5-N7	-13.41	122.35	130.40

Continued on next page...

Continued from previous page...

Mol	Chain	Res	Type	Atoms	Z	Observed(°)	Ideal(°)
26	BA	1452	G	C2-N3-C4	-13.19	105.31	111.90
26	BA	2250	G	N3-C4-N9	-13.12	118.12	126.00
26	BA	2250	G	C5-N7-C8	-12.88	97.86	104.30
26	BA	752	A	C5-N7-C8	-12.77	97.52	103.90
28	BD	151	THR	C-N-CD	-12.61	92.86	120.60
26	BA	528	A	C6-C5-N7	-12.42	123.61	132.30
26	BA	752	A	C4-C5-N7	12.20	116.80	110.70
26	BA	2250	G	C4-C5-N7	12.19	115.68	110.80
26	BA	783	A	C5-N7-C8	-12.18	97.81	103.90
26	BA	528	A	N7-C8-N9	12.06	119.83	113.80
26	BA	1779	U	C5-C4-O4	12.02	133.11	125.90
26	BA	337	C	C6-N1-C2	11.88	125.05	120.30
26	BA	1396	U	N3-C4-O4	-11.71	111.21	119.40
26	BA	783	A	C4-C5-N7	11.66	116.53	110.70
26	BA	1547	C	N1-C2-O2	-11.63	111.92	118.90
26	BA	1452	G	N3-C4-C5	11.44	134.32	128.60
26	BA	2830	C	N1-C2-O2	-11.42	112.05	118.90
26	BA	2364	C	C6-N1-C2	11.29	124.82	120.30
26	BA	528	A	C8-N9-C4	-11.18	101.33	105.80
26	BA	974	G	N3-C4-N9	-11.11	119.33	126.00
26	BA	528	A	N1-C6-N6	11.06	125.24	118.60
56	BB	19	C	C6-N1-C2	11.04	124.72	120.30
26	BA	1936	A	C2-N3-C4	-11.01	105.10	110.60
26	BA	1319	C	C6-N1-C2	10.98	124.69	120.30
26	BA	1989	G	C5-C6-O6	-10.92	122.05	128.60
26	BA	783	A	N1-C6-N6	10.91	125.14	118.60
26	BA	1779	U	N3-C4-O4	-10.85	111.80	119.40
26	BA	1547	C	N3-C2-O2	10.76	129.43	121.90
26	BA	2286	G	C4-C5-N7	10.69	115.08	110.80
26	BA	2866	U	N3-C2-O2	-10.68	114.72	122.20
26	BA	342	A	N1-C6-N6	10.68	125.01	118.60
26	BA	528	A	C5-N7-C8	-10.65	98.57	103.90
26	BA	984	A	C4-C5-N7	10.57	115.98	110.70
1	AA	245	U	C2-N1-C1'	-10.56	105.03	117.70
26	BA	1936	A	C5-N7-C8	-10.55	98.62	103.90
26	BA	984	A	C5-C6-N1	-10.51	112.44	117.70
26	BA	1463	C	N1-C2-O2	-10.51	112.59	118.90
26	BA	1142	A	C5-N7-C8	-10.46	98.67	103.90
26	BA	2689	U	N3-C2-O2	-10.46	114.88	122.20
26	BA	1311	G	N3-C4-C5	10.42	133.81	128.60
26	BA	974	G	N7-C8-N9	10.42	118.31	113.10
26	BA	1779	U	N1-C2-N3	10.42	121.15	114.90

Continued on next page...

Continued from previous page...

Mol	Chain	Res	Type	Atoms	Z	Observed(°)	Ideal(°)
26	BA	752	A	C5-C6-N6	-10.37	115.41	123.70
26	BA	444	C	N1-C2-O2	-10.36	112.69	118.90
26	BA	332	A	N1-C6-N6	-10.33	112.40	118.60
26	BA	2286	G	C2-N3-C4	-10.32	106.74	111.90
26	BA	2286	G	N3-C4-C5	10.31	133.76	128.60
26	BA	2275	C	C6-N1-C2	-10.28	116.19	120.30
1	AA	1524	C	N1-C2-O2	-10.28	112.73	118.90
26	BA	672	C	N3-C4-C5	-10.27	117.79	121.90
26	BA	752	A	N7-C8-N9	10.24	118.92	113.80
26	BA	984	A	C5-N7-C8	-10.24	98.78	103.90
26	BA	2820	A	C8-N9-C4	10.18	109.87	105.80
26	BA	446	G	C5-C6-O6	-10.12	122.53	128.60
26	BA	2286	G	C5-N7-C8	-10.07	99.27	104.30
26	BA	993	G	N1-C6-O6	-10.01	113.90	119.90
26	BA	528	A	C4-C5-C6	9.99	122.00	117.00
26	BA	984	A	N3-C4-N9	-9.99	119.41	127.40
26	BA	483	A	C8-N9-C4	9.98	109.79	105.80
26	BA	1212	G	C8-N9-C4	9.96	110.39	106.40
26	BA	752	A	C4-N9-C1'	9.96	144.22	126.30
26	BA	1351	C	N1-C2-O2	-9.94	112.93	118.90
26	BA	1990	C	C6-N1-C2	-9.95	116.32	120.30
26	BA	528	A	N1-C2-N3	9.92	134.26	129.30
26	BA	2232	C	N1-C2-O2	-9.88	112.97	118.90
26	BA	550	C	C2-N1-C1'	9.88	129.66	118.80
56	BB	114	C	C6-N1-C2	9.87	124.25	120.30
26	BA	1756	G	C5-C6-O6	-9.84	122.69	128.60
26	BA	784	G	C4-N9-C1'	9.81	139.26	126.50
26	BA	979	A	N1-C6-N6	9.80	124.48	118.60
26	BA	2031	A	C8-N9-C4	-9.79	101.88	105.80
26	BA	784	G	C8-N9-C1'	-9.74	114.34	127.00
26	BA	1971	U	C5-C4-O4	-9.74	120.06	125.90
26	BA	2840	C	N3-C4-C5	9.70	125.78	121.90
26	BA	974	G	C2-N3-C4	-9.69	107.06	111.90
26	BA	1301	A	N1-C6-N6	9.68	124.41	118.60
26	BA	2254	C	N1-C2-O2	-9.68	113.09	118.90
26	BA	555	G	C8-N9-C1'	-9.68	114.42	127.00
26	BA	1988	G	N1-C6-O6	9.62	125.67	119.90
26	BA	726	G	C6-C5-N7	-9.61	124.63	130.40
26	BA	1289	C	N3-C4-C5	9.56	125.73	121.90
26	BA	817	C	N1-C2-O2	-9.56	113.17	118.90
26	BA	690	G	C8-N9-C4	9.48	110.19	106.40
26	BA	1311	G	C5-N7-C8	-9.42	99.59	104.30

Continued on next page...

Continued from previous page...

Mol	Chain	Res	Type	Atoms	Z	Observed(°)	Ideal(°)
26	BA	2762	C	C6-N1-C2	9.39	124.06	120.30
26	BA	1220	G	C5-C6-O6	9.38	134.23	128.60
1	AA	283	U	C2-N1-C1'	9.38	128.95	117.70
1	AA	1513	A	C8-N9-C4	9.35	109.54	105.80
22	AV	52	G	N7-C8-N9	9.34	117.77	113.10
26	BA	2820	A	N9-C4-C5	-9.29	102.08	105.80
1	AA	332	G	C8-N9-C4	9.29	110.12	106.40
1	AA	794	A	N1-C6-N6	-9.27	113.04	118.60
26	BA	733	G	C5-C6-O6	-9.27	123.04	128.60
26	BA	2771	C	N1-C2-O2	-9.22	113.37	118.90
26	BA	1315	C	N1-C2-O2	-9.16	113.40	118.90
26	BA	482	A	N1-C6-N6	9.15	124.09	118.60
26	BA	2689	U	N3-C4-O4	-9.15	112.99	119.40
26	BA	1572	A	N9-C4-C5	9.13	109.45	105.80
26	BA	1936	A	C5-C6-N1	-9.10	113.15	117.70
26	BA	528	A	C2-N3-C4	-9.09	106.05	110.60
26	BA	1837	C	N1-C2-O2	-9.07	113.46	118.90
26	BA	2295	C	N1-C2-O2	-9.04	113.47	118.90
26	BA	1779	U	C5-C6-N1	-9.04	118.18	122.70
26	BA	567	U	N1-C2-O2	-9.03	116.48	122.80
26	BA	821	A	C8-N9-C4	9.00	109.40	105.80
26	BA	2820	A	N1-C6-N6	8.99	124.00	118.60
26	BA	752	A	C4-C5-C6	8.99	121.49	117.00
26	BA	1612	C	N1-C2-O2	-8.99	113.51	118.90
26	BA	1249	U	N1-C2-O2	-8.98	116.51	122.80
26	BA	1396	U	C5-C4-O4	8.96	131.28	125.90
26	BA	598	U	C2-N1-C1'	-8.95	106.96	117.70
26	BA	1224	U	C2-N1-C1'	-8.95	106.96	117.70
26	BA	1311	G	N1-C6-O6	8.92	125.25	119.90
26	BA	992	C	N1-C2-O2	-8.91	113.56	118.90
26	BA	1756	G	N1-C6-O6	8.89	125.24	119.90
26	BA	2621	G	N9-C4-C5	8.89	108.96	105.40
26	BA	1936	A	N1-C6-N6	8.85	123.91	118.60
26	BA	807	U	C5-C4-O4	-8.85	120.59	125.90
1	AA	1457	G	C8-N9-C4	8.85	109.94	106.40
26	BA	2838	G	C8-N9-C4	8.83	109.93	106.40
26	BA	1452	G	C5-C6-O6	-8.82	123.31	128.60
26	BA	1985	C	N1-C2-O2	-8.80	113.62	118.90
1	AA	713	G	N1-C6-O6	-8.79	114.62	119.90
26	BA	1319	C	N3-C2-O2	8.79	128.05	121.90
26	BA	1612	C	N3-C2-O2	8.79	128.05	121.90
26	BA	1793	C	C6-N1-C2	8.79	123.81	120.30

Continued on next page...

Continued from previous page...

Mol	Chain	Res	Type	Atoms	Z	Observed(°)	Ideal(°)
26	BA	1638	C	N3-C2-O2	8.76	128.03	121.90
26	BA	2462	C	N1-C2-O2	-8.75	113.65	118.90
26	BA	237	C	N1-C2-O2	-8.74	113.65	118.90
26	BA	555	G	N3-C4-N9	8.74	131.24	126.00
26	BA	63	A	N1-C6-N6	-8.71	113.37	118.60
26	BA	1808	A	N1-C6-N6	8.69	123.81	118.60
26	BA	456	C	N1-C2-O2	-8.69	113.69	118.90
26	BA	332	A	N9-C4-C5	8.68	109.27	105.80
26	BA	2293	G	N1-C6-O6	-8.68	114.69	119.90
26	BA	1660	G	C4-C5-N7	-8.68	107.33	110.80
26	BA	2067	G	C5-C6-O6	-8.68	123.39	128.60
26	BA	1804	C	N3-C4-C5	8.67	125.37	121.90
26	BA	675	A	C8-N9-C4	-8.66	102.33	105.80
1	AA	796	C	N1-C2-O2	8.64	124.08	118.90
26	BA	1573	G	N1-C6-O6	8.64	125.08	119.90
26	BA	812	C	N1-C2-O2	-8.61	113.73	118.90
26	BA	221	A	C2-N3-C4	-8.60	106.30	110.60
26	BA	2090	A	N1-C6-N6	-8.59	113.45	118.60
26	BA	2598	A	N9-C4-C5	8.55	109.22	105.80
56	BB	61	G	C8-N9-C4	8.54	109.81	106.40
26	BA	1122	G	C5-C6-O6	8.53	133.72	128.60
26	BA	2351	G	C6-C5-N7	-8.50	125.30	130.40
26	BA	974	G	C8-N9-C4	-8.49	103.00	106.40
26	BA	555	G	N9-C4-C5	-8.47	102.01	105.40
26	BA	1556	C	N1-C2-O2	-8.47	113.82	118.90
56	BB	8	C	C6-N1-C2	8.47	123.69	120.30
26	BA	208	C	C6-N1-C2	8.44	123.68	120.30
26	BA	501	A	C2-N3-C4	-8.44	106.38	110.60
26	BA	2551	C	N1-C2-O2	-8.42	113.85	118.90
26	BA	425	G	C5-C6-O6	-8.41	123.56	128.60
26	BA	1936	A	C8-N9-C4	-8.41	102.44	105.80
26	BA	446	G	N1-C6-O6	8.40	124.94	119.90
26	BA	1779	U	N3-C2-O2	-8.40	116.32	122.20
26	BA	2059	A	N1-C6-N6	8.40	123.64	118.60
26	BA	1311	G	C2-N3-C4	-8.39	107.71	111.90
26	BA	1437	C	N1-C2-O2	-8.39	113.87	118.90
26	BA	8	C	N1-C2-O2	-8.38	113.87	118.90
26	BA	1335	C	N1-C2-O2	-8.37	113.88	118.90
26	BA	2553	G	N3-C4-N9	8.35	131.01	126.00
26	BA	1311	G	C4-C5-N7	8.35	114.14	110.80
26	BA	2820	A	C2-N3-C4	-8.31	106.45	110.60
26	BA	2081	U	N1-C2-O2	-8.30	116.99	122.80

Continued on next page...

Continued from previous page...

Mol	Chain	Res	Type	Atoms	Z	Observed(°)	Ideal(°)
26	BA	1142	A	C5-C6-N1	-8.30	113.55	117.70
26	BA	2416	C	C6-N1-C2	-8.28	116.99	120.30
26	BA	90	U	N3-C2-O2	-8.26	116.42	122.20
26	BA	1564	C	N1-C2-O2	-8.24	113.96	118.90
26	BA	2277	G	N1-C6-O6	-8.24	114.96	119.90
26	BA	752	A	C8-N9-C1'	-8.22	112.90	127.70
26	BA	1936	A	N7-C8-N9	8.21	117.91	113.80
26	BA	1617	C	C6-N1-C2	8.20	123.58	120.30
26	BA	2745	C	C6-N1-C2	8.20	123.58	120.30
26	BA	223	A	N9-C4-C5	8.20	109.08	105.80
26	BA	2512	C	N1-C2-O2	-8.19	113.98	118.90
26	BA	1340	U	C5-C4-O4	8.18	130.81	125.90
22	AV	52	G	C8-N9-C4	-8.16	103.13	106.40
26	BA	2616	C	C6-N1-C2	8.14	123.56	120.30
26	BA	935	C	N1-C2-O2	-8.13	114.02	118.90
26	BA	2699	C	C6-N1-C2	8.11	123.54	120.30
26	BA	2147	A	N1-C6-N6	8.11	123.46	118.60
26	BA	2069	G	N3-C4-C5	8.08	132.64	128.60
26	BA	508	A	C8-N9-C4	8.08	109.03	105.80
26	BA	647	G	C8-N9-C4	8.07	109.63	106.40
26	BA	997	G	N3-C4-N9	-8.06	121.16	126.00
26	BA	239	C	C6-N1-C2	8.06	123.52	120.30
26	BA	552	U	N1-C2-O2	-8.05	117.17	122.80
26	BA	516	C	N1-C2-O2	-8.04	114.08	118.90
26	BA	1378	A	N1-C6-N6	-8.04	113.78	118.60
26	BA	1892	C	N1-C2-O2	-8.03	114.08	118.90
26	BA	1519	G	C4-C5-N7	-8.02	107.59	110.80
26	BA	1685	C	C6-N1-C2	8.02	123.51	120.30
26	BA	2896	C	N3-C2-O2	-8.02	116.28	121.90
26	BA	371	A	C8-N9-C4	8.02	109.01	105.80
56	BB	15	A	C2-N3-C4	-8.02	106.59	110.60
26	BA	988	A	C5-C6-N1	-8.00	113.70	117.70
26	BA	1595	C	C6-N1-C2	7.99	123.50	120.30
26	BA	2523	G	N9-C4-C5	-7.99	102.20	105.40
26	BA	1437	C	N3-C2-O2	7.99	127.49	121.90
26	BA	942	G	C5-C6-O6	7.98	133.39	128.60
1	AA	71	A	N1-C6-N6	7.98	123.39	118.60
26	BA	2745	C	N3-C4-C5	7.98	125.09	121.90
56	BB	47	C	N1-C2-O2	-7.96	114.12	118.90
26	BA	801	G	N9-C4-C5	7.96	108.58	105.40
26	BA	748	G	C4-C5-N7	-7.94	107.62	110.80
26	BA	2422	C	N1-C2-O2	-7.94	114.14	118.90

Continued on next page...

Continued from previous page...

Mol	Chain	Res	Type	Atoms	Z	Observed(°)	Ideal(°)
26	BA	676	A	N1-C6-N6	-7.93	113.84	118.60
26	BA	2896	C	C2-N1-C1'	7.93	127.52	118.80
26	BA	2278	A	N1-C6-N6	7.93	123.36	118.60
26	BA	1357	C	N3-C4-C5	7.92	125.07	121.90
26	BA	1013	C	N1-C2-O2	-7.92	114.15	118.90
26	BA	2032	G	C8-N9-C4	7.91	109.56	106.40
26	BA	1325	U	C5-C4-O4	7.90	130.64	125.90
26	BA	1436	G	N1-C6-O6	-7.89	115.17	119.90
26	BA	919	U	N1-C2-O2	7.88	128.32	122.80
26	BA	1804	C	C6-N1-C2	7.88	123.45	120.30
26	BA	1022	G	N3-C4-N9	-7.87	121.28	126.00
26	BA	984	A	C6-N1-C2	7.87	123.32	118.60
26	BA	2177	C	N3-C2-O2	-7.87	116.39	121.90
26	BA	2286	G	C6-C5-N7	-7.86	125.68	130.40
26	BA	1936	A	N3-C4-N9	-7.86	121.11	127.40
26	BA	2031	A	N9-C4-C5	7.86	108.94	105.80
26	BA	2699	C	C2-N1-C1'	-7.86	110.16	118.80
1	AA	1484	C	N1-C2-O2	-7.86	114.19	118.90
26	BA	930	G	C4-C5-N7	-7.85	107.66	110.80
26	BA	2853	C	N1-C2-O2	-7.85	114.19	118.90
26	BA	1265	A	C6-N1-C2	-7.84	113.89	118.60
26	BA	1389	G	C5-C6-O6	-7.84	123.90	128.60
56	BB	47	C	N3-C2-O2	7.84	127.39	121.90
26	BA	2177	C	N1-C2-O2	7.83	123.60	118.90
26	BA	2447	G	N9-C4-C5	-7.83	102.27	105.40
26	BA	1328	A	C2-N3-C4	-7.82	106.69	110.60
26	BA	1660	G	N9-C4-C5	7.82	108.53	105.40
26	BA	2121	G	N3-C4-C5	-7.82	124.69	128.60
26	BA	2621	G	C5-C6-O6	7.82	133.29	128.60
26	BA	2571	U	N1-C2-O2	-7.80	117.34	122.80
26	BA	2760	C	C2-N1-C1'	-7.80	110.22	118.80
26	BA	2320	U	C5-C4-O4	7.79	130.57	125.90
26	BA	1220	G	N1-C6-O6	-7.79	115.23	119.90
26	BA	1231	U	N3-C2-O2	7.77	127.64	122.20
26	BA	2688	G	N3-C4-N9	-7.77	121.34	126.00
56	BB	75	G	N1-C6-O6	-7.77	115.24	119.90
26	BA	1133	A	C2-N3-C4	-7.77	106.72	110.60
26	BA	2067	G	C6-C5-N7	-7.76	125.74	130.40
26	BA	2289	G	N1-C6-O6	-7.75	115.25	119.90
26	BA	626	A	N1-C6-N6	7.75	123.25	118.60
16	AP	51	ARG	NE-CZ-NH1	7.75	124.17	120.30
26	BA	726	G	N1-C6-O6	7.74	124.54	119.90

Continued on next page...

Continued from previous page...

Mol	Chain	Res	Type	Atoms	Z	Observed(°)	Ideal(°)
1	AA	1422	G	C6-C5-N7	-7.73	125.76	130.40
26	BA	2691	C	N3-C4-C5	7.73	124.99	121.90
26	BA	205	G	N1-C6-O6	-7.73	115.26	119.90
26	BA	2067	G	C4-C5-N7	7.73	113.89	110.80
26	BA	223	A	N1-C6-N6	-7.72	113.97	118.60
1	AA	880	C	N1-C2-O2	-7.72	114.27	118.90
26	BA	341	C	C6-N1-C2	7.72	123.39	120.30
26	BA	1711	A	N1-C6-N6	-7.72	113.97	118.60
26	BA	11	C	N1-C2-O2	-7.72	114.27	118.90
26	BA	2799	A	N1-C6-N6	7.72	123.23	118.60
26	BA	1989	G	N1-C6-O6	7.72	124.53	119.90
26	BA	1212	G	N9-C4-C5	-7.71	102.32	105.40
26	BA	634	C	C5-C4-N4	-7.70	114.81	120.20
26	BA	783	A	N7-C8-N9	7.70	117.65	113.80
26	BA	2523	G	C6-C5-N7	-7.69	125.78	130.40
26	BA	2762	C	C5-C6-N1	-7.69	117.15	121.00
26	BA	1792	G	C8-N9-C4	7.69	109.47	106.40
26	BA	2721	A	C5-C6-N6	-7.69	117.55	123.70
26	BA	1336	A	N1-C6-N6	-7.68	113.99	118.60
26	BA	2682	A	N1-C6-N6	7.68	123.21	118.60
26	BA	1325	U	N3-C4-O4	-7.68	114.03	119.40
26	BA	2658	C	C2-N1-C1'	-7.67	110.36	118.80
26	BA	754	U	C5-C4-O4	7.67	130.50	125.90
26	BA	783	A	C5-C6-N6	-7.67	117.56	123.70
26	BA	2289	G	C5-C6-O6	7.67	133.20	128.60
26	BA	1663	G	C8-N9-C4	7.66	109.47	106.40
26	BA	2500	U	N1-C2-O2	-7.66	117.44	122.80
26	BA	1394	U	N1-C2-N3	7.66	119.49	114.90
26	BA	2468	A	N1-C6-N6	7.64	123.19	118.60
26	BA	1519	G	N1-C6-O6	-7.64	115.31	119.90
26	BA	2227	A	N1-C6-N6	-7.64	114.02	118.60
1	AA	1063	C	N1-C2-O2	-7.63	114.32	118.90
26	BA	1780	A	N1-C6-N6	7.63	123.18	118.60
26	BA	2447	G	N1-C6-O6	7.63	124.48	119.90
26	BA	1757	A	C8-N9-C4	7.62	108.85	105.80
26	BA	2331	G	N3-C4-N9	7.62	130.57	126.00
26	BA	1683	U	N1-C2-O2	-7.62	117.47	122.80
26	BA	1913	A	N1-C6-N6	7.61	123.17	118.60
26	BA	210	C	C6-N1-C2	7.61	123.34	120.30
26	BA	124	G	C8-N9-C4	7.59	109.44	106.40
26	BA	315	G	N1-C6-O6	7.58	124.45	119.90
26	BA	458	G	N1-C6-O6	-7.58	115.35	119.90

Continued on next page...

Continued from previous page...

Mol	Chain	Res	Type	Atoms	Z	Observed(°)	Ideal(°)
1	AA	679	C	N1-C2-O2	7.57	123.44	118.90
26	BA	2840	C	C6-N1-C2	7.57	123.33	120.30
26	BA	1362	C	N1-C2-O2	-7.57	114.36	118.90
26	BA	1142	A	C6-N1-C2	7.56	123.14	118.60
26	BA	2271	G	N3-C4-N9	7.56	130.53	126.00
26	BA	2447	G	C8-N9-C4	7.56	109.42	106.40
26	BA	336	C	N3-C2-O2	7.55	127.19	121.90
26	BA	208	C	C2-N1-C1'	-7.55	110.50	118.80
26	BA	1064	C	C6-N1-C2	-7.54	117.28	120.30
26	BA	2541	A	C8-N9-C4	7.54	108.81	105.80
26	BA	311	A	N1-C6-N6	7.53	123.12	118.60
26	BA	1426	G	C5-C6-O6	-7.53	124.08	128.60
26	BA	111	A	C2-N3-C4	-7.53	106.84	110.60
26	BA	1452	G	C5-C6-N1	-7.51	107.75	111.50
26	BA	2071	A	C2-N3-C4	-7.51	106.85	110.60
26	BA	2803	G	N1-C6-O6	-7.50	115.40	119.90
26	BA	1876	A	N1-C6-N6	-7.50	114.10	118.60
26	BA	2884	U	C5-C4-O4	7.50	130.40	125.90
26	BA	1563	U	C2-N1-C1'	-7.50	108.70	117.70
26	BA	2351	G	N1-C6-O6	7.50	124.40	119.90
26	BA	1758	U	N1-C2-N3	7.49	119.39	114.90
26	BA	2534	A	N1-C6-N6	7.49	123.09	118.60
26	BA	1045	C	N1-C2-O2	-7.49	114.41	118.90
26	BA	1209	U	N1-C2-O2	-7.49	117.56	122.80
26	BA	1779	U	C2-N1-C1'	-7.47	108.73	117.70
26	BA	2068	U	N1-C2-O2	-7.47	117.57	122.80
1	AA	1475	G	N1-C6-O6	7.47	124.38	119.90
26	BA	624	C	N1-C2-O2	-7.47	114.42	118.90
26	BA	2067	G	N1-C6-O6	7.46	124.38	119.90
26	BA	1780	A	C5-C6-N6	-7.46	117.74	123.70
26	BA	584	C	C6-N1-C2	7.45	123.28	120.30
26	BA	311	A	N9-C4-C5	-7.45	102.82	105.80
26	BA	348	A	C8-N9-C4	7.44	108.78	105.80
26	BA	2022	U	C5-C4-O4	-7.43	121.44	125.90
1	AA	971	G	N3-C4-N9	-7.42	121.55	126.00
1	AA	792	A	C8-N9-C4	7.42	108.77	105.80
26	BA	1989	G	N9-C4-C5	-7.41	102.44	105.40
26	BA	2893	A	N1-C2-N3	7.41	133.00	129.30
26	BA	334	C	N1-C2-O2	-7.41	114.46	118.90
26	BA	2598	A	N1-C6-N6	-7.40	114.16	118.60
26	BA	2896	C	C6-N1-C2	-7.40	117.34	120.30
26	BA	555	G	N3-C2-N2	7.40	125.08	119.90

Continued on next page...

Continued from previous page...

Mol	Chain	Res	Type	Atoms	Z	Observed(°)	Ideal(°)
26	BA	93	G	C4-C5-N7	-7.40	107.84	110.80
26	BA	528	A	C4-C5-N7	7.39	114.40	110.70
26	BA	2591	C	N1-C2-O2	-7.39	114.47	118.90
26	BA	208	C	N1-C2-O2	-7.39	114.47	118.90
26	BA	1727	C	C6-N1-C2	-7.39	117.34	120.30
26	BA	1950	G	C5-C6-O6	-7.38	124.17	128.60
26	BA	2534	A	N9-C4-C5	-7.38	102.85	105.80
26	BA	1426	G	C6-C5-N7	-7.38	125.97	130.40
26	BA	1640	A	C8-N9-C4	-7.38	102.85	105.80
26	BA	555	G	C4-N9-C1'	7.38	136.09	126.50
26	BA	2678	C	C6-N1-C2	7.37	123.25	120.30
26	BA	97	C	N1-C2-O2	-7.37	114.48	118.90
26	BA	213	A	C8-N9-C4	7.36	108.74	105.80
26	BA	971	G	C2-N3-C4	7.36	115.58	111.90
26	BA	2866	U	C5-C4-O4	7.36	130.31	125.90
26	BA	1043	C	C6-N1-C2	7.34	123.23	120.30
26	BA	1835	G	C5-C6-O6	-7.33	124.20	128.60
26	BA	473	G	N1-C6-O6	-7.33	115.50	119.90
26	BA	974	G	C6-C5-N7	-7.33	126.00	130.40
26	BA	1691	C	N1-C2-O2	-7.33	114.50	118.90
26	BA	2155	U	N3-C2-O2	-7.33	117.07	122.20
1	AA	1422	G	C4-C5-N7	7.32	113.73	110.80
26	BA	1315	C	C2-N3-C4	-7.32	116.24	119.90
26	BA	2626	C	N1-C2-O2	-7.32	114.51	118.90
26	BA	979	A	C5-C6-N6	-7.32	117.85	123.70
26	BA	2266	A	C8-N9-C4	-7.32	102.87	105.80
26	BA	2375	G	C8-N9-C1'	7.32	136.51	127.00
26	BA	2375	G	C5-C6-O6	-7.31	124.22	128.60
26	BA	2347	C	C2-N1-C1'	-7.31	110.76	118.80
26	BA	264	C	N1-C2-O2	7.31	123.28	118.90
26	BA	752	A	C8-N9-C4	-7.30	102.88	105.80
1	AA	971	G	C8-N9-C1'	7.30	136.49	127.00
26	BA	382	A	N1-C6-N6	7.29	122.98	118.60
26	BA	1007	C	N3-C2-O2	7.28	127.00	121.90
26	BA	2067	G	N9-C4-C5	-7.28	102.49	105.40
26	BA	1704	C	C6-N1-C2	7.28	123.21	120.30
26	BA	1117	C	C6-N1-C2	7.27	123.21	120.30
26	BA	1108	U	N1-C2-O2	-7.27	117.71	122.80
26	BA	2367	G	C6-C5-N7	7.26	134.76	130.40
26	BA	1623	G	C4-C5-N7	7.26	113.70	110.80
1	AA	1481	U	C5-C4-O4	7.26	130.26	125.90
26	BA	2426	A	C8-N9-C4	-7.26	102.90	105.80

Continued on next page...

Continued from previous page...

Mol	Chain	Res	Type	Atoms	Z	Observed(°)	Ideal(°)
1	AA	108	G	C8-N9-C4	-7.26	103.50	106.40
1	AA	90	C	N3-C2-O2	-7.26	116.82	121.90
1	AA	90	C	N1-C2-O2	7.26	123.25	118.90
26	BA	425	G	N1-C6-O6	7.26	124.25	119.90
26	BA	1779	U	C6-N1-C1'	7.26	131.36	121.20
26	BA	1835	G	C2-N3-C4	7.25	115.53	111.90
26	BA	1226	A	C2-N3-C4	7.24	114.22	110.60
1	AA	297	G	N3-C4-N9	-7.24	121.66	126.00
1	AA	677	U	N3-C2-O2	-7.24	117.13	122.20
26	BA	2813	A	C8-N9-C4	7.24	108.70	105.80
26	BA	1833	C	N1-C2-O2	-7.24	114.56	118.90
22	AV	57	G	OP2-P-O3'	7.23	121.11	105.20
22	AV	134	G	OP2-P-O3'	7.23	121.11	105.20
26	BA	870	U	OP2-P-O3'	7.23	121.11	105.20
26	BA	371	A	N1-C6-N6	-7.23	114.26	118.60
26	BA	2831	G	N3-C4-C5	-7.23	124.98	128.60
26	BA	1142	A	C4-C5-C6	-7.23	113.39	117.00
26	BA	1955	U	C2-N1-C1'	-7.23	109.03	117.70
26	BA	1608	A	N1-C6-N6	7.23	122.94	118.60
26	BA	1904	G	N1-C6-O6	-7.22	115.56	119.90
26	BA	2551	C	N3-C2-O2	7.22	126.96	121.90
22	AV	26	U	OP2-P-O3'	7.22	121.09	105.20
26	BA	907	G	OP2-P-O3'	7.22	121.09	105.20
26	BA	2439	A	C8-N9-C4	7.22	108.69	105.80
26	BA	470	A	C2-N3-C4	-7.22	106.99	110.60
26	BA	129	C	N1-C2-O2	-7.22	114.57	118.90
26	BA	908	C	OP2-P-O3'	7.22	121.08	105.20
22	AV	77	G	OP2-P-O3'	7.22	121.08	105.20
26	BA	1595	C	N1-C2-O2	-7.22	114.57	118.90
22	AV	108	G	OP2-P-O3'	7.21	121.07	105.20
22	AV	177	A	OP2-P-O3'	7.21	121.07	105.20
22	AV	23	G	OP2-P-O3'	7.21	121.07	105.20
22	AV	25	A	OP2-P-O3'	7.21	121.07	105.20
22	AV	109	C	OP2-P-O3'	7.21	121.06	105.20
1	AA	1408	A	C2-N3-C4	-7.21	107.00	110.60
26	BA	801	G	C4-C5-N7	-7.21	107.92	110.80
22	AV	24	G	OP2-P-O3'	7.21	121.05	105.20
22	AV	178	G	OP2-P-O3'	7.21	121.05	105.20
22	AV	330	U	OP2-P-O3'	7.20	121.05	105.20
22	AV	327	A	OP2-P-O3'	7.20	121.04	105.20
22	AV	328	U	OP2-P-O3'	7.20	121.04	105.20
22	AV	329	U	OP2-P-O3'	7.20	121.04	105.20

Continued on next page...

Continued from previous page...

Mol	Chain	Res	Type	Atoms	Z	Observed(°)	Ideal(°)
22	AV	75	C	OP2-P-O3'	7.20	121.03	105.20
26	BA	2866	U	N1-C2-O2	7.20	127.84	122.80
26	BA	2688	G	N9-C4-C5	7.19	108.28	105.40
26	BA	409	G	C2-N3-C4	-7.19	108.30	111.90
26	BA	72	U	C2-N1-C1'	-7.19	109.07	117.70
26	BA	1158	C	C6-N1-C2	-7.19	117.42	120.30
26	BA	1819	A	N1-C6-N6	-7.19	114.29	118.60
1	AA	245	U	C6-N1-C1'	7.19	131.26	121.20
56	BB	8	C	N1-C2-O2	-7.19	114.59	118.90
22	AV	326	A	OP2-P-O3'	7.18	121.00	105.20
26	BA	1360	G	C5-C6-O6	7.18	132.91	128.60
26	BA	758	C	C6-N1-C2	-7.16	117.44	120.30
22	AV	76	C	OP2-P-O3'	7.16	120.95	105.20
26	BA	1780	A	C4-C5-N7	7.16	114.28	110.70
26	BA	1017	G	C8-N9-C4	-7.15	103.54	106.40
26	BA	2506	U	N3-C2-O2	-7.15	117.19	122.20
26	BA	2375	G	C4-N9-C1'	-7.15	117.21	126.50
1	AA	760	G	N1-C2-N2	-7.15	109.77	116.20
26	BA	624	C	C2-N1-C1'	-7.15	110.94	118.80
26	BA	783	A	N9-C4-C5	-7.14	102.94	105.80
26	BA	2351	G	C4-C5-N7	7.14	113.66	110.80
56	BB	15	A	N1-C6-N6	7.14	122.89	118.60
51	B0	19	ASP	CB-CG-OD2	7.14	124.73	118.30
26	BA	1936	A	N3-C4-C5	7.14	131.79	126.80
26	BA	2721	A	N1-C6-N6	7.13	122.88	118.60
1	AA	734	G	C6-C5-N7	-7.13	126.12	130.40
26	BA	2359	C	N1-C2-O2	-7.13	114.62	118.90
26	BA	1351	C	C2-N1-C1'	-7.12	110.97	118.80
26	BA	2055	C	C6-N1-C2	7.12	123.15	120.30
1	AA	1527	U	N1-C2-N3	7.11	119.17	114.90
26	BA	1245	G	N1-C6-O6	-7.11	115.64	119.90
56	BB	96	G	N1-C6-O6	-7.11	115.64	119.90
26	BA	1600	C	C6-N1-C2	7.10	123.14	120.30
1	AA	713	G	C6-C5-N7	7.10	134.66	130.40
26	BA	264	C	N3-C2-O2	-7.10	116.93	121.90
26	BA	2689	U	C2-N3-C4	-7.10	122.74	127.00
26	BA	2204	G	C6-C5-N7	-7.09	126.15	130.40
26	BA	2551	C	C6-N1-C2	7.09	123.14	120.30
26	BA	428	A	C8-N9-C4	7.09	108.64	105.80
26	BA	2658	C	C6-N1-C2	7.08	123.13	120.30
26	BA	982	C	C2-N3-C4	-7.08	116.36	119.90
26	BA	2872	A	N9-C4-C5	7.08	108.63	105.80

Continued on next page...

Continued from previous page...

Mol	Chain	Res	Type	Atoms	Z	Observed(°)	Ideal(°)
26	BA	2275	C	N1-C2-N3	7.08	124.15	119.20
26	BA	1793	C	C5-C6-N1	-7.08	117.46	121.00
26	BA	1977	A	C2-N3-C4	-7.08	107.06	110.60
26	BA	786	C	C2-N1-C1'	-7.07	111.02	118.80
26	BA	854	C	C5-C4-N4	-7.07	115.25	120.20
56	BB	19	C	C5-C6-N1	-7.07	117.46	121.00
26	BA	922	C	N1-C2-O2	-7.07	114.66	118.90
26	BA	1340	U	C2-N1-C1'	-7.07	109.22	117.70
26	BA	1519	G	N9-C4-C5	7.07	108.23	105.40
26	BA	1521	G	N3-C4-N9	7.07	130.24	126.00
26	BA	1661	G	N1-C6-O6	-7.07	115.66	119.90
26	BA	813	U	N1-C2-O2	-7.06	117.86	122.80
1	AA	807	A	N1-C6-N6	-7.06	114.36	118.60
26	BA	152	A	C8-N9-C4	7.06	108.62	105.80
26	BA	993	G	C5-C6-N1	7.06	115.03	111.50
56	BB	51	G	C4-C5-N7	7.06	113.62	110.80
26	BA	2820	A	N3-C4-C5	7.06	131.74	126.80
1	AA	555	U	N1-C2-O2	-7.06	117.86	122.80
26	BA	1393	A	N9-C4-C5	7.06	108.62	105.80
26	BA	483	A	N7-C8-N9	-7.05	110.27	113.80
26	BA	116	C	N1-C2-O2	-7.05	114.67	118.90
26	BA	2760	C	C5-C6-N1	-7.05	117.47	121.00
1	AA	334	C	C6-N1-C2	7.05	123.12	120.30
26	BA	1405	U	N3-C2-O2	-7.04	117.27	122.20
26	BA	509	C	C2-N3-C4	-7.04	116.38	119.90
26	BA	1465	G	N1-C6-O6	-7.03	115.68	119.90
26	BA	389	G	C8-N9-C4	7.03	109.21	106.40
26	BA	1577	C	N1-C2-O2	-7.03	114.68	118.90
26	BA	2068	U	N3-C2-O2	7.03	127.12	122.20
26	BA	2720	U	C6-N1-C2	-7.03	116.78	121.00
26	BA	2629	U	C5-C4-O4	-7.03	121.68	125.90
26	BA	655	A	N9-C4-C5	7.03	108.61	105.80
26	BA	942	G	N1-C6-O6	-7.03	115.68	119.90
26	BA	1344	U	N3-C2-O2	-7.02	117.28	122.20
26	BA	564	C	N3-C2-O2	-7.02	116.98	121.90
26	BA	2037	A	N1-C6-N6	-7.02	114.39	118.60
26	BA	1018	U	N3-C2-O2	7.02	127.11	122.20
26	BA	1971	U	N3-C4-O4	7.01	124.31	119.40
1	AA	48	C	C6-N1-C2	7.01	123.11	120.30
1	AA	71	A	C5-C6-N6	-7.01	118.09	123.70
26	BA	2069	G	N3-C4-N9	-7.01	121.79	126.00
26	BA	2394	C	N1-C2-O2	-7.01	114.69	118.90

Continued on next page...

Continued from previous page...

Mol	Chain	Res	Type	Atoms	Z	Observed(°)	Ideal(°)
26	BA	583	G	C8-N9-C4	7.01	109.20	106.40
56	BB	71	C	N1-C2-O2	-7.01	114.70	118.90
26	BA	2021	C	N1-C2-O2	-7.00	114.70	118.90
26	BA	2385	C	C5-C4-N4	-7.00	115.30	120.20
1	AA	283	U	N3-C2-O2	-7.00	117.30	122.20
26	BA	1231	U	C6-N1-C2	7.00	125.20	121.00
26	BA	2090	A	C2-N3-C4	7.00	114.10	110.60
26	BA	208	C	C5-C6-N1	-7.00	117.50	121.00
26	BA	74	A	C8-N9-C4	-6.99	103.00	105.80
26	BA	473	G	C5-C6-O6	6.98	132.79	128.60
26	BA	1475	G	N3-C4-N9	-6.98	121.81	126.00
26	BA	567	U	N1-C2-N3	6.97	119.08	114.90
26	BA	1989	G	N3-C4-N9	6.97	130.18	126.00
26	BA	2320	U	C2-N1-C1'	-6.97	109.33	117.70
26	BA	1971	U	N3-C2-O2	6.97	127.08	122.20
26	BA	315	G	N9-C4-C5	-6.96	102.61	105.40
26	BA	2803	G	C4-C5-N7	-6.96	108.01	110.80
26	BA	2745	C	C2-N3-C4	-6.96	116.42	119.90
26	BA	806	C	N1-C2-O2	6.96	123.08	118.90
26	BA	578	G	C5-C6-N1	6.96	114.98	111.50
26	BA	1404	C	C6-N1-C2	6.96	123.08	120.30
26	BA	2084	C	C2-N3-C4	-6.95	116.42	119.90
26	BA	2505	G	N3-C4-N9	-6.95	121.83	126.00
26	BA	974	G	N1-C6-O6	6.95	124.07	119.90
26	BA	332	A	C5-C6-N6	6.95	129.26	123.70
26	BA	2251	G	C5-C6-O6	-6.95	124.43	128.60
26	BA	1252	G	N3-C2-N2	-6.94	115.04	119.90
26	BA	2347	C	C6-N1-C1'	6.94	129.13	120.80
26	BA	13	A	C4-C5-C6	6.93	120.47	117.00
26	BA	1340	U	N1-C2-O2	-6.93	117.95	122.80
1	AA	1422	G	N1-C6-O6	6.92	124.06	119.90
26	BA	1205	A	N1-C6-N6	6.92	122.75	118.60
1	AA	869	G	N1-C6-O6	6.92	124.05	119.90
26	BA	2286	G	N1-C6-O6	6.92	124.05	119.90
26	BA	1030	C	C6-N1-C2	6.92	123.07	120.30
26	BA	1572	A	C8-N9-C4	-6.91	103.04	105.80
26	BA	315	G	C4-C5-N7	6.91	113.56	110.80
26	BA	1762	A	N1-C6-N6	6.90	122.74	118.60
26	BA	2141	G	N3-C4-C5	-6.90	125.15	128.60
26	BA	550	C	C6-N1-C1'	-6.90	112.52	120.80
26	BA	2553	G	N3-C2-N2	6.90	124.73	119.90
26	BA	1040	A	C8-N9-C4	6.89	108.56	105.80

Continued on next page...

Continued from previous page...

Mol	Chain	Res	Type	Atoms	Z	Observed(°)	Ideal(°)
26	BA	2458	G	C8-N9-C4	-6.89	103.64	106.40
26	BA	2121	G	N3-C4-N9	6.88	130.13	126.00
26	BA	818	G	C6-C5-N7	-6.88	126.28	130.40
26	BA	1892	C	N3-C2-O2	6.88	126.71	121.90
26	BA	666	A	N1-C6-N6	-6.87	114.48	118.60
26	BA	2448	A	N1-C6-N6	6.87	122.72	118.60
26	BA	823	C	N1-C2-O2	-6.86	114.78	118.90
26	BA	578	G	C8-N9-C4	6.86	109.14	106.40
26	BA	1051	G	C4-N9-C1'	6.85	135.41	126.50
26	BA	1587	G	N3-C4-C5	-6.85	125.17	128.60
26	BA	2091	C	N1-C2-O2	-6.85	114.79	118.90
26	BA	226	A	N1-C6-N6	6.84	122.70	118.60
26	BA	1521	G	C8-N9-C1'	-6.84	118.11	127.00
1	AA	713	G	C4-C5-N7	-6.84	108.07	110.80
26	BA	830	G	N1-C6-O6	-6.84	115.80	119.90
26	BA	1817	G	N1-C6-O6	-6.83	115.80	119.90
1	AA	707	U	C5-C4-O4	-6.83	121.80	125.90
1	AA	1469	C	C6-N1-C2	6.83	123.03	120.30
26	BA	2135	A	N1-C6-N6	6.83	122.70	118.60
26	BA	550	C	C5-C6-N1	6.83	124.41	121.00
26	BA	774	G	N1-C6-O6	-6.83	115.80	119.90
26	BA	1758	U	C5-C6-N1	-6.83	119.29	122.70
26	BA	2320	U	N3-C4-O4	-6.82	114.63	119.40
26	BA	2367	G	N1-C6-O6	-6.82	115.81	119.90
26	BA	2087	G	C5-C6-O6	-6.82	124.51	128.60
26	BA	2751	G	N9-C4-C5	6.81	108.13	105.40
26	BA	960	A	N9-C4-C5	6.81	108.53	105.80
26	BA	2649	C	N1-C2-O2	-6.81	114.81	118.90
23	AW	100	LEU	CA-CB-CG	6.81	130.97	115.30
1	AA	768	A	C8-N9-C4	6.81	108.52	105.80
26	BA	1307	A	C8-N9-C4	-6.81	103.08	105.80
26	BA	1501	G	N3-C4-C5	6.81	132.00	128.60
26	BA	2059	A	N9-C4-C5	-6.81	103.08	105.80
26	BA	1463	C	N3-C2-O2	6.81	126.67	121.90
22	AV	109	C	O3'-P-O5'	-6.81	91.07	104.00
1	AA	351	G	N7-C8-N9	6.80	116.50	113.10
26	BA	315	G	C6-C5-N7	-6.80	126.32	130.40
26	BA	923	G	C2-N3-C4	-6.80	108.50	111.90
26	BA	2265	U	N1-C2-O2	-6.80	118.04	122.80
26	BA	784	G	N3-C4-C5	-6.80	125.20	128.60
26	BA	1301	A	C5-C6-N6	-6.80	118.26	123.70
26	BA	2471	A	C8-N9-C4	6.80	108.52	105.80

Continued on next page...

Continued from previous page...

Mol	Chain	Res	Type	Atoms	Z	Observed(°)	Ideal(°)
26	BA	2523	G	N1-C6-O6	6.80	123.98	119.90
26	BA	2706	A	C5-C6-N1	-6.80	114.30	117.70
22	AV	26	U	O3'-P-O5'	-6.80	91.08	104.00
26	BA	2725	A	C2-N3-C4	-6.79	107.20	110.60
1	AA	453	G	N3-C4-N9	6.79	130.08	126.00
22	AV	23	G	O3'-P-O5'	-6.79	91.09	104.00
26	BA	2462	C	N3-C2-O2	6.79	126.66	121.90
26	BA	2790	U	N3-C2-O2	-6.79	117.44	122.20
22	AV	77	G	O3'-P-O5'	-6.79	91.09	104.00
26	BA	1988	G	C6-C5-N7	-6.79	126.33	130.40
22	AV	57	G	O3'-P-O5'	-6.79	91.10	104.00
26	BA	1769	U	C2-N1-C1'	-6.79	109.55	117.70
22	AV	25	A	O3'-P-O5'	-6.78	91.11	104.00
22	AV	328	U	O3'-P-O5'	-6.78	91.11	104.00
26	BA	908	C	O3'-P-O5'	-6.78	91.11	104.00
22	AV	327	A	O3'-P-O5'	-6.78	91.12	104.00
26	BA	2598	A	N3-C4-N9	-6.78	121.97	127.40
26	BA	790	U	N1-C2-O2	-6.78	118.06	122.80
26	BA	870	U	O3'-P-O5'	-6.78	91.12	104.00
26	BA	2888	C	C2-N1-C1'	6.78	126.25	118.80
22	AV	177	A	O3'-P-O5'	-6.78	91.13	104.00
26	BA	1001	A	C8-N9-C4	6.78	108.51	105.80
26	BA	2847	U	C5-C4-O4	6.78	129.97	125.90
22	AV	329	U	O3'-P-O5'	-6.77	91.13	104.00
22	AV	108	G	O3'-P-O5'	-6.77	91.13	104.00
22	AV	75	C	O3'-P-O5'	-6.77	91.14	104.00
26	BA	655	A	N1-C6-N6	-6.77	114.54	118.60
22	AV	330	U	O3'-P-O5'	-6.77	91.14	104.00
26	BA	1307	A	N9-C4-C5	6.77	108.51	105.80
26	BA	210	C	N1-C2-O2	-6.76	114.84	118.90
26	BA	51	G	N1-C6-O6	-6.76	115.84	119.90
26	BA	249	C	N3-C2-O2	6.76	126.63	121.90
1	AA	575	G	C4-C5-N7	-6.76	108.10	110.80
22	AV	326	A	O3'-P-O5'	-6.76	91.16	104.00
22	AV	24	G	O3'-P-O5'	-6.76	91.16	104.00
26	BA	1064	C	C2-N1-C1'	6.76	126.23	118.80
26	BA	907	G	O3'-P-O5'	-6.75	91.17	104.00
22	AV	178	G	O3'-P-O5'	-6.75	91.18	104.00
26	BA	1819	A	N9-C4-C5	6.75	108.50	105.80
26	BA	2711	A	C8-N9-C4	6.74	108.50	105.80
26	BA	1209	U	C2-N1-C1'	-6.74	109.61	117.70
26	BA	982	C	N3-C4-C5	6.74	124.59	121.90

Continued on next page...

Continued from previous page...

Mol	Chain	Res	Type	Atoms	Z	Observed(°)	Ideal(°)
26	BA	1051	G	C8-N9-C1'	-6.74	118.24	127.00
26	BA	1319	C	N1-C2-O2	-6.74	114.86	118.90
1	AA	686	U	C2-N1-C1'	-6.73	109.62	117.70
22	AV	76	C	O3'-P-O5'	-6.73	91.21	104.00
26	BA	978	G	C8-N9-C4	6.73	109.09	106.40
26	BA	1767	G	C8-N9-C4	6.73	109.09	106.40
22	AV	134	G	O3'-P-O5'	-6.73	91.22	104.00
1	AA	90	C	C6-N1-C2	-6.73	117.61	120.30
26	BA	1323	C	C6-N1-C2	6.72	122.99	120.30
26	BA	1404	C	C2-N1-C1'	-6.72	111.40	118.80
26	BA	1842	G	C6-C5-N7	-6.72	126.36	130.40
1	AA	690	G	C4-C5-N7	6.72	113.49	110.80
1	AA	859	G	N3-C4-N9	6.72	130.03	126.00
26	BA	2642	G	N1-C6-O6	-6.72	115.87	119.90
26	BA	1295	C	N1-C2-O2	-6.72	114.87	118.90
26	BA	2696	U	N1-C2-O2	6.71	127.50	122.80
26	BA	1136	G	C8-N9-C4	6.71	109.08	106.40
26	BA	2534	A	C8-N9-C4	6.71	108.48	105.80
26	BA	456	C	C2-N3-C4	-6.70	116.55	119.90
26	BA	2523	G	C4-C5-N7	6.70	113.48	110.80
26	BA	77	G	N9-C4-C5	6.70	108.08	105.40
1	AA	12	U	N1-C2-N3	6.70	118.92	114.90
26	BA	273	G	C4-N9-C1'	-6.70	117.80	126.50
26	BA	705	A	C8-N9-C4	-6.69	103.12	105.80
26	BA	2232	C	N3-C2-O2	6.69	126.58	121.90
26	BA	2691	C	C6-N1-C2	6.69	122.98	120.30
26	BA	2621	G	C8-N9-C4	-6.69	103.72	106.40
26	BA	1612	C	N3-C4-N4	6.69	122.68	118.00
26	BA	1046	A	N1-C6-N6	6.69	122.61	118.60
26	BA	1650	A	N1-C6-N6	6.69	122.61	118.60
26	BA	829	A	C8-N9-C4	6.68	108.47	105.80
26	BA	1519	G	C6-C5-N7	6.68	134.41	130.40
26	BA	175	G	C8-N9-C4	6.68	109.07	106.40
26	BA	2155	U	N1-C2-O2	6.67	127.47	122.80
1	AA	8	A	C8-N9-C4	6.67	108.47	105.80
26	BA	1006	C	N1-C2-O2	-6.67	114.90	118.90
1	AA	351	G	C5-N7-C8	-6.66	100.97	104.30
26	BA	1475	G	C4-N9-C1'	-6.66	117.84	126.50
26	BA	1764	C	N1-C2-O2	-6.66	114.90	118.90
26	BA	205	G	N9-C4-C5	6.66	108.06	105.40
26	BA	1249	U	N3-C2-O2	6.66	126.86	122.20
26	BA	194	G	C8-N9-C4	6.66	109.06	106.40

Continued on next page...

Continued from previous page...

Mol	Chain	Res	Type	Atoms	Z	Observed(°)	Ideal(°)
26	BA	1797	G	C2-N3-C4	-6.66	108.57	111.90
26	BA	2511	U	N1-C2-O2	-6.66	118.14	122.80
1	AA	686	U	C6-N1-C1'	6.65	130.51	121.20
26	BA	2770	G	C8-N9-C4	6.65	109.06	106.40
26	BA	2225	A	C2-N3-C4	-6.65	107.27	110.60
26	BA	305	C	C6-N1-C2	6.65	122.96	120.30
26	BA	2621	G	C4-C5-N7	-6.65	108.14	110.80
26	BA	2760	C	C6-N1-C2	6.65	122.96	120.30
26	BA	393	C	C6-N1-C2	-6.64	117.64	120.30
26	BA	1985	C	N1-C2-N3	6.64	123.85	119.20
26	BA	223	A	C5-C6-N6	6.64	129.01	123.70
26	BA	154	U	N1-C2-O2	6.63	127.44	122.80
26	BA	2733	A	N9-C4-C5	6.63	108.45	105.80
26	BA	2553	G	N3-C4-C5	-6.62	125.29	128.60
26	BA	1273	U	N1-C2-N3	6.62	118.87	114.90
26	BA	83	A	C4-C5-N7	-6.62	107.39	110.70
26	BA	1122	G	C4-C5-N7	-6.62	108.15	110.80
26	BA	1125	G	N3-C4-C5	-6.62	125.29	128.60
26	BA	1452	G	N7-C8-N9	6.62	116.41	113.10
1	AA	90	C	C2-N1-C1'	6.61	126.07	118.80
26	BA	1425	G	C8-N9-C4	6.61	109.05	106.40
26	BA	2785	C	N1-C2-O2	-6.61	114.93	118.90
1	AA	859	G	C8-N9-C1'	-6.61	118.41	127.00
26	BA	192	C	C6-N1-C2	-6.61	117.66	120.30
26	BA	1220	G	N1-C2-N2	-6.61	110.25	116.20
26	BA	2682	A	C5-C6-N6	-6.61	118.41	123.70
26	BA	429	A	N1-C6-N6	6.60	122.56	118.60
26	BA	1378	A	C5-C6-N6	6.60	128.98	123.70
26	BA	690	G	N7-C8-N9	-6.60	109.80	113.10
26	BA	1026	G	N3-C4-C5	-6.60	125.30	128.60
26	BA	2222	C	N1-C2-O2	-6.60	114.94	118.90
26	BA	90	U	C5-C4-O4	6.60	129.86	125.90
26	BA	1793	C	C2-N3-C4	-6.60	116.60	119.90
26	BA	2841	C	C6-N1-C2	-6.60	117.66	120.30
26	BA	176	A	C8-N9-C4	6.59	108.44	105.80
26	BA	1382	G	N1-C6-O6	-6.59	115.94	119.90
26	BA	2824	C	N3-C4-N4	6.59	122.61	118.00
1	AA	788	U	N1-C2-O2	-6.59	118.19	122.80
26	BA	1158	C	N1-C2-N3	6.59	123.81	119.20
26	BA	431	U	C6-N1-C2	6.59	124.95	121.00
1	AA	760	G	N3-C2-N2	6.58	124.51	119.90
26	BA	807	U	N3-C4-O4	6.58	124.01	119.40

Continued on next page...

Continued from previous page...

Mol	Chain	Res	Type	Atoms	Z	Observed(°)	Ideal(°)
26	BA	2225	A	N1-C6-N6	6.58	122.55	118.60
26	BA	782	A	N1-C6-N6	6.58	122.55	118.60
26	BA	1426	G	N3-C4-N9	6.58	129.95	126.00
1	AA	1094	G	N1-C6-O6	6.58	123.84	119.90
26	BA	235	U	N3-C4-O4	-6.58	114.80	119.40
26	BA	783	A	N3-C4-C5	6.57	131.40	126.80
26	BA	2824	C	N3-C4-C5	-6.57	119.27	121.90
26	BA	2503	A	N1-C6-N6	6.57	122.54	118.60
26	BA	1958	C	C6-N1-C2	-6.57	117.67	120.30
1	AA	1417	G	N3-C2-N2	6.56	124.49	119.90
26	BA	930	G	C4-N9-C1'	-6.56	117.97	126.50
26	BA	37	C	C6-N1-C2	6.55	122.92	120.30
26	BA	2320	U	C6-N1-C1'	6.55	130.38	121.20
56	BB	92	C	N1-C2-O2	-6.55	114.97	118.90
26	BA	754	U	N3-C2-O2	-6.55	117.61	122.20
26	BA	1602	U	N3-C4-C5	6.55	118.53	114.60
26	BA	2547	A	C8-N9-C4	6.55	108.42	105.80
26	BA	439	A	C8-N9-C4	6.55	108.42	105.80
26	BA	461	C	C6-N1-C2	-6.55	117.68	120.30
56	BB	13	G	C8-N9-C4	6.55	109.02	106.40
26	BA	994	C	N1-C2-O2	-6.54	114.97	118.90
26	BA	1219	U	N3-C4-O4	-6.54	114.82	119.40
26	BA	210	C	N3-C2-O2	6.54	126.48	121.90
26	BA	332	A	C6-C5-N7	6.54	136.88	132.30
26	BA	1662	U	N3-C4-O4	-6.53	114.83	119.40
26	BA	470	A	C5-N7-C8	-6.53	100.63	103.90
26	BA	667	U	N3-C4-C5	6.53	118.52	114.60
26	BA	919	U	N3-C2-O2	-6.53	117.63	122.20
26	BA	27	G	C5-C6-N1	6.53	114.77	111.50
26	BA	1475	G	N3-C4-C5	6.53	131.86	128.60
26	BA	2469	A	C8-N9-C4	6.53	108.41	105.80
26	BA	2677	G	N1-C6-O6	6.53	123.82	119.90
26	BA	997	G	N3-C2-N2	-6.53	115.33	119.90
26	BA	1852	U	N3-C2-O2	-6.53	117.63	122.20
1	AA	1520	C	C5-C4-N4	-6.52	115.63	120.20
26	BA	2069	G	C4-C5-C6	-6.52	114.89	118.80
26	BA	930	G	C6-C5-N7	6.52	134.31	130.40
26	BA	975	A	N1-C6-N6	-6.52	114.69	118.60
26	BA	1985	C	C6-N1-C1'	6.52	128.63	120.80
26	BA	1278	C	N1-C2-O2	-6.52	114.99	118.90
26	BA	1256	G	C8-N9-C4	6.51	109.00	106.40
1	AA	111	G	C4-N9-C1'	-6.51	118.04	126.50

Continued on next page...

Continued from previous page...

Mol	Chain	Res	Type	Atoms	Z	Observed(°)	Ideal(°)
26	BA	804	A	C8-N9-C4	-6.51	103.20	105.80
1	AA	351	G	C8-N9-C4	-6.51	103.80	106.40
26	BA	622	G	C5-C6-O6	-6.51	124.70	128.60
26	BA	497	A	N1-C6-N6	6.50	122.50	118.60
1	AA	881	G	C8-N9-C4	6.50	109.00	106.40
1	AA	297	G	N3-C4-C5	6.50	131.85	128.60
26	BA	758	C	N1-C2-N3	6.50	123.75	119.20
26	BA	1526	C	C6-N1-C2	6.50	122.90	120.30
26	BA	2428	G	C5-C6-O6	-6.50	124.70	128.60
26	BA	184	C	N3-C4-C5	-6.49	119.30	121.90
26	BA	1759	A	C8-N9-C4	-6.49	103.20	105.80
26	BA	2633	G	N3-C4-N9	-6.49	122.11	126.00
26	BA	74	A	N9-C4-C5	6.49	108.39	105.80
26	BA	46	G	N9-C4-C5	6.49	107.99	105.40
26	BA	2692	G	C8-N9-C4	6.49	108.99	106.40
26	BA	1757	A	N9-C4-C5	-6.48	103.21	105.80
26	BA	446	G	C4-C5-N7	6.48	113.39	110.80
26	BA	1946	U	C5-C4-O4	6.48	129.79	125.90
26	BA	735	A	C8-N9-C4	6.48	108.39	105.80
26	BA	784	G	C6-C5-N7	-6.48	126.51	130.40
26	BA	997	G	N9-C4-C5	6.48	107.99	105.40
1	AA	1101	A	N3-C4-C5	-6.48	122.27	126.80
26	BA	382	A	C4-C5-N7	6.47	113.94	110.70
26	BA	2371	G	N9-C4-C5	6.47	107.99	105.40
26	BA	2715	C	N3-C4-C5	-6.47	119.31	121.90
1	AA	1530	G	C5-C6-N1	6.47	114.73	111.50
26	BA	62	U	N1-C2-O2	-6.47	118.27	122.80
26	BA	1277	G	N1-C6-O6	-6.47	116.02	119.90
26	BA	2802	G	N1-C2-N3	6.46	127.78	123.90
26	BA	1663	G	C2-N3-C4	-6.46	108.67	111.90
26	BA	2139	U	N1-C2-O2	6.46	127.32	122.80
26	BA	302	C	C2-N1-C1'	-6.46	111.70	118.80
26	BA	1168	G	C4-C5-N7	6.46	113.38	110.80
26	BA	2430	A	C8-N9-C4	6.46	108.38	105.80
26	BA	787	C	C6-N1-C2	-6.45	117.72	120.30
26	BA	1142	A	C4-C5-N7	6.45	113.93	110.70
26	BA	2010	G	N1-C6-O6	-6.45	116.03	119.90
26	BA	1646	C	N1-C2-O2	-6.45	115.03	118.90
56	BB	8	C	C5-C6-N1	-6.45	117.77	121.00
26	BA	380	G	N3-C2-N2	-6.45	115.39	119.90
26	BA	1002	G	N1-C6-O6	-6.45	116.03	119.90
26	BA	2295	C	N3-C2-O2	6.45	126.41	121.90

Continued on next page...

Continued from previous page...

Mol	Chain	Res	Type	Atoms	Z	Observed(°)	Ideal(°)
26	BA	1555	G	N1-C2-N3	6.45	127.77	123.90
26	BA	1808	A	N9-C4-C5	-6.45	103.22	105.80
26	BA	1889	A	N1-C6-N6	-6.45	114.73	118.60
26	BA	2030	A	C5-C6-N6	6.45	128.86	123.70
26	BA	2331	G	C6-C5-N7	-6.45	126.53	130.40
1	AA	1505	G	N1-C6-O6	6.44	123.77	119.90
1	AA	738	C	N1-C2-O2	-6.44	115.04	118.90
1	AA	342	C	C6-N1-C2	6.43	122.87	120.30
26	BA	1443	U	N3-C2-O2	-6.43	117.70	122.20
26	BA	1242	U	N1-C2-N3	6.43	118.76	114.90
26	BA	342	A	C5-C6-N6	-6.43	118.56	123.70
26	BA	514	A	C8-N9-C4	6.42	108.37	105.80
26	BA	1769	U	N1-C2-O2	-6.42	118.31	122.80
1	AA	153	C	C6-N1-C2	6.42	122.87	120.30
26	BA	1341	G	C5-C6-O6	-6.41	124.75	128.60
1	AA	914	A	C8-N9-C4	-6.41	103.23	105.80
26	BA	453	A	C5-C6-N1	-6.41	114.49	117.70
26	BA	990	A	N1-C6-N6	-6.41	114.75	118.60
26	BA	2379	G	C8-N9-C4	6.41	108.96	106.40
26	BA	1357	C	N1-C2-O2	-6.41	115.06	118.90
26	BA	2426	A	N7-C8-N9	6.40	117.00	113.80
26	BA	1835	G	C5-C6-N1	6.40	114.70	111.50
26	BA	598	U	C6-N1-C2	6.40	124.84	121.00
26	BA	1351	C	N3-C2-O2	6.40	126.38	121.90
26	BA	2331	G	C4-N9-C1'	6.40	134.82	126.50
26	BA	2436	G	N1-C2-N3	6.40	127.74	123.90
26	BA	1766	G	C8-N9-C4	6.40	108.96	106.40
1	AA	330	C	N1-C2-O2	6.39	122.74	118.90
26	BA	1672	A	C6-C5-N7	-6.39	127.82	132.30
26	BA	2253	G	N3-C2-N2	-6.39	115.42	119.90
26	BA	2820	A	C6-N1-C2	6.39	122.44	118.60
26	BA	1378	A	N9-C4-C5	6.39	108.36	105.80
26	BA	2802	G	C2-N3-C4	-6.39	108.70	111.90
26	BA	2331	G	C4-C5-N7	6.39	113.36	110.80
26	BA	2717	C	N1-C2-N3	6.39	123.67	119.20
26	BA	1232	G	N1-C6-O6	-6.39	116.07	119.90
26	BA	727	A	N1-C6-N6	6.38	122.43	118.60
26	BA	2260	C	N3-C4-C5	6.38	124.45	121.90
26	BA	1902	C	C6-N1-C2	6.38	122.85	120.30
26	BA	2530	A	N1-C6-N6	6.38	122.43	118.60
26	BA	221	A	N3-C4-C5	6.38	131.26	126.80
26	BA	1007	C	N1-C2-O2	-6.38	115.08	118.90

Continued on next page...

Continued from previous page...

Mol	Chain	Res	Type	Atoms	Z	Observed(°)	Ideal(°)
26	BA	2696	U	N3-C2-O2	-6.38	117.74	122.20
26	BA	1936	A	C4-C5-N7	6.38	113.89	110.70
26	BA	1679	A	N1-C6-N6	6.37	122.42	118.60
1	AA	734	G	C4-C5-N7	6.37	113.35	110.80
26	BA	1466	U	C6-N1-C2	6.37	124.82	121.00
26	BA	1521	G	C4-N9-C1'	6.37	134.78	126.50
26	BA	2890	G	C6-C5-N7	-6.37	126.58	130.40
1	AA	1520	C	N3-C4-C5	6.37	124.45	121.90
26	BA	1138	G	N1-C6-O6	6.37	123.72	119.90
26	BA	1256	G	N9-C4-C5	-6.37	102.85	105.40
56	BB	71	C	N3-C2-O2	6.37	126.36	121.90
1	AA	351	G	C4-C5-N7	6.36	113.35	110.80
26	BA	513	A	C6-C5-N7	-6.36	127.85	132.30
29	BE	146	VAL	CB-CA-C	-6.36	99.31	111.40
26	BA	2278	A	C5-C6-N6	-6.36	118.61	123.70
1	AA	1064	G	N1-C6-O6	-6.36	116.09	119.90
26	BA	1521	G	C6-C5-N7	-6.36	126.59	130.40
26	BA	1595	C	C2-N1-C1'	-6.36	111.81	118.80
26	BA	129	C	N3-C2-O2	6.36	126.35	121.90
26	BA	1770	G	N3-C4-C5	-6.36	125.42	128.60
26	BA	942	G	C4-C5-N7	-6.35	108.26	110.80
26	BA	1499	C	N1-C2-O2	-6.35	115.09	118.90
26	BA	821	A	N3-C4-C5	6.35	131.25	126.80
1	AA	914	A	N9-C4-C5	6.35	108.34	105.80
26	BA	792	A	C8-N9-C4	-6.34	103.26	105.80
26	BA	1816	C	N3-C2-O2	6.34	126.34	121.90
26	BA	2829	A	C2-N3-C4	-6.34	107.43	110.60
1	AA	279	A	N1-C6-N6	6.34	122.40	118.60
26	BA	743	A	N1-C6-N6	6.34	122.40	118.60
26	BA	1325	U	C2-N1-C1'	-6.34	110.09	117.70
26	BA	51	G	C8-N9-C4	-6.34	103.87	106.40
26	BA	550	C	C6-N1-C2	-6.33	117.77	120.30
26	BA	754	U	N3-C4-O4	-6.33	114.97	119.40
1	AA	1060	U	N1-C2-O2	-6.33	118.37	122.80
26	BA	101	A	C4-C5-C6	6.33	120.17	117.00
26	BA	1164	C	N1-C2-O2	-6.33	115.10	118.90
26	BA	2271	G	C4-C5-N7	6.33	113.33	110.80
26	BA	2716	C	N1-C2-O2	-6.33	115.10	118.90
26	BA	324	A	C8-N9-C4	6.33	108.33	105.80
26	BA	2647	U	C5-C6-N1	-6.33	119.54	122.70
26	BA	2689	U	C5-C6-N1	-6.32	119.54	122.70
26	BA	2724	U	N3-C4-O4	-6.32	114.97	119.40

Continued on next page...

Continued from previous page...

Mol	Chain	Res	Type	Atoms	Z	Observed(°)	Ideal(°)
26	BA	518	G	N3-C2-N2	-6.32	115.47	119.90
26	BA	2271	G	C4-N9-C1'	6.32	134.72	126.50
26	BA	1757	A	N1-C6-N6	6.32	122.39	118.60
1	AA	1478	U	C5-C4-O4	6.32	129.69	125.90
26	BA	1500	G	C5-C6-O6	-6.31	124.81	128.60
26	BA	2677	G	C5-C6-O6	-6.31	124.81	128.60
26	BA	316	C	C6-N1-C2	6.31	122.83	120.30
26	BA	171	U	C5-C4-O4	6.31	129.69	125.90
26	BA	315	G	C8-N9-C4	6.31	108.92	106.40
26	BA	2250	G	N7-C8-N9	6.30	116.25	113.10
56	BB	12	C	C2-N3-C4	-6.30	116.75	119.90
1	AA	351	G	C6-C5-N7	-6.30	126.62	130.40
26	BA	1679	A	C8-N9-C4	6.30	108.32	105.80
26	BA	2688	G	N1-C6-O6	-6.30	116.12	119.90
26	BA	459	U	N3-C4-C5	6.29	118.38	114.60
26	BA	942	G	N9-C4-C5	6.29	107.92	105.40
26	BA	995	C	C6-N1-C2	-6.29	117.78	120.30
56	BB	58	A	C5-C6-N1	6.29	120.84	117.70
26	BA	1674	G	C4-N9-C1'	6.29	134.67	126.50
26	BA	2282	G	N3-C4-C5	-6.29	125.46	128.60
26	BA	473	G	N9-C4-C5	6.28	107.91	105.40
26	BA	832	U	N1-C2-O2	-6.28	118.40	122.80
26	BA	772	C	N1-C2-O2	-6.28	115.13	118.90
26	BA	1989	G	C6-C5-N7	-6.28	126.63	130.40
26	BA	1574	C	C5-C4-N4	-6.28	115.81	120.20
26	BA	1819	A	C5-C6-N6	6.28	128.72	123.70
26	BA	187	G	C5-C6-O6	-6.27	124.84	128.60
26	BA	626	A	C6-C5-N7	-6.27	127.91	132.30
26	BA	640	C	N3-C2-O2	6.27	126.29	121.90
26	BA	748	G	N9-C4-C5	6.27	107.91	105.40
26	BA	1138	G	C5-C6-O6	-6.27	124.84	128.60
26	BA	2621	G	N3-C4-N9	-6.27	122.24	126.00
1	AA	822	U	N3-C2-O2	6.26	126.58	122.20
26	BA	2830	C	N3-C2-O2	6.26	126.28	121.90
26	BA	25	U	N3-C4-O4	6.26	123.78	119.40
26	BA	618	G	C5-C6-O6	6.26	132.36	128.60
26	BA	1543	G	C4-C5-N7	-6.26	108.30	110.80
26	BA	1801	A	C2-N3-C4	-6.26	107.47	110.60
26	BA	2000	C	N3-C4-C5	6.26	124.40	121.90
26	BA	2031	A	C2-N3-C4	6.26	113.73	110.60
26	BA	2540	C	N1-C2-O2	-6.26	115.14	118.90
26	BA	2375	G	N3-C2-N2	-6.26	115.52	119.90

Continued on next page...

Continued from previous page...

Mol	Chain	Res	Type	Atoms	Z	Observed(°)	Ideal(°)
26	BA	984	A	N9-C4-C5	-6.25	103.30	105.80
26	BA	2045	C	N3-C4-C5	6.25	124.40	121.90
26	BA	585	G	C8-N9-C4	-6.25	103.90	106.40
26	BA	1695	G	C6-C5-N7	-6.25	126.65	130.40
26	BA	1446	C	N1-C2-O2	-6.25	115.15	118.90
1	AA	404	G	N3-C2-N2	6.24	124.27	119.90
26	BA	1791	A	C2-N3-C4	-6.24	107.48	110.60
26	BA	2289	G	N3-C4-N9	-6.24	122.25	126.00
26	BA	727	A	N9-C4-C5	-6.24	103.30	105.80
26	BA	2469	A	N7-C8-N9	-6.24	110.68	113.80
1	AA	904	U	N3-C2-O2	6.24	126.57	122.20
26	BA	1311	G	C5-C6-O6	-6.24	124.86	128.60
26	BA	2782	G	C8-N9-C4	6.24	108.90	106.40
56	BB	43	C	C6-N1-C2	-6.24	117.80	120.30
26	BA	488	G	N3-C4-C5	-6.24	125.48	128.60
26	BA	2147	A	C5-C6-N6	-6.24	118.71	123.70
26	BA	2877	G	N1-C6-O6	6.24	123.64	119.90
26	BA	222	A	N1-C2-N3	6.24	132.42	129.30
26	BA	616	A	C2-N3-C4	-6.24	107.48	110.60
26	BA	2313	C	C6-N1-C2	-6.24	117.81	120.30
26	BA	2838	G	N7-C8-N9	-6.24	109.98	113.10
26	BA	1602	U	C6-N1-C2	6.23	124.74	121.00
26	BA	171	U	N3-C4-O4	-6.23	115.04	119.40
26	BA	471	A	N1-C6-N6	6.23	122.34	118.60
26	BA	683	U	N1-C2-O2	-6.23	118.44	122.80
26	BA	2307	G	N3-C2-N2	-6.23	115.54	119.90
26	BA	2364	C	C5-C6-N1	-6.23	117.89	121.00
26	BA	398	C	C2-N1-C1'	-6.22	111.95	118.80
26	BA	2269	G	C8-N9-C4	-6.22	103.91	106.40
26	BA	2890	G	N1-C6-O6	6.22	123.64	119.90
26	BA	812	C	N3-C2-O2	6.22	126.26	121.90
26	BA	122	G	N1-C6-O6	6.22	123.63	119.90
26	BA	2689	U	N1-C2-O2	6.22	127.15	122.80
26	BA	2683	C	N3-C2-O2	-6.21	117.55	121.90
56	BB	8	C	N3-C2-O2	6.21	126.25	121.90
26	BA	91	A	C8-N9-C4	6.21	108.28	105.80
1	AA	536	C	C6-N1-C2	6.21	122.78	120.30
26	BA	1456	G	N3-C4-C5	6.21	131.71	128.60
26	BA	2626	C	N3-C2-O2	6.21	126.25	121.90
26	BA	1897	G	C4-N9-C1'	6.21	134.57	126.50
26	BA	2009	A	N1-C6-N6	-6.20	114.88	118.60
26	BA	417	C	C6-N1-C2	-6.20	117.82	120.30

Continued on next page...

Continued from previous page...

Mol	Chain	Res	Type	Atoms	Z	Observed(°)	Ideal(°)
26	BA	2492	U	C5-C4-O4	6.20	129.62	125.90
26	BA	2897	U	C2-N3-C4	-6.19	123.28	127.00
26	BA	2354	C	C5-C6-N1	-6.19	117.91	121.00
26	BA	2598	A	C8-N9-C4	-6.19	103.32	105.80
26	BA	1519	G	C5-C6-O6	6.19	132.31	128.60
26	BA	939	G	C5-C6-O6	-6.19	124.89	128.60
1	AA	351	G	N1-C6-O6	6.19	123.61	119.90
26	BA	840	C	N1-C2-O2	6.18	122.61	118.90
26	BA	555	G	C6-C5-N7	-6.18	126.69	130.40
26	BA	1617	C	C5-C6-N1	-6.18	117.91	121.00
26	BA	1808	A	C8-N9-C4	6.18	108.27	105.80
26	BA	1758	U	C5-C4-O4	6.18	129.61	125.90
56	BB	86	G	C8-N9-C4	6.18	108.87	106.40
26	BA	1939	U	C4-C5-C6	-6.18	115.99	119.70
26	BA	2400	G	C5-C6-N1	6.18	114.59	111.50
26	BA	1394	U	C6-N1-C1'	6.17	129.84	121.20
26	BA	1573	G	C5-C6-O6	-6.17	124.90	128.60
56	BB	61	G	N3-C4-C5	6.17	131.69	128.60
26	BA	208	C	C2-N3-C4	-6.17	116.81	119.90
26	BA	708	G	C4-N9-C1'	-6.17	118.48	126.50
26	BA	1939	U	N3-C2-O2	6.17	126.52	122.20
26	BA	2726	A	C2-N3-C4	6.17	113.69	110.60
26	BA	2855	C	N1-C2-O2	-6.17	115.20	118.90
26	BA	292	U	C5-C6-N1	-6.17	119.62	122.70
26	BA	1402	U	C5-C6-N1	-6.17	119.62	122.70
26	BA	2583	G	N3-C2-N2	-6.16	115.59	119.90
26	BA	1108	U	N3-C2-O2	6.16	126.51	122.20
26	BA	1500	G	N1-C6-O6	6.16	123.60	119.90
1	AA	1481	U	C6-N1-C1'	6.16	129.82	121.20
26	BA	66	C	C4-C5-C6	6.16	120.48	117.40
26	BA	509	C	C5-C6-N1	-6.16	117.92	121.00
26	BA	2468	A	C6-C5-N7	-6.16	127.99	132.30
26	BA	371	A	N7-C8-N9	-6.16	110.72	113.80
1	AA	677	U	C2-N1-C1'	6.15	125.08	117.70
26	BA	489	G	N3-C2-N2	-6.15	115.59	119.90
1	AA	35	G	N1-C6-O6	-6.15	116.21	119.90
26	BA	1827	U	N1-C2-N3	6.15	118.59	114.90
56	BB	55	U	C6-N1-C2	-6.15	117.31	121.00
26	BA	2271	G	N3-C2-N2	6.15	124.20	119.90
1	AA	664	G	C5-C6-O6	6.15	132.29	128.60
26	BA	116	C	C2-N1-C1'	-6.15	112.04	118.80
26	BA	534	U	N3-C2-O2	6.15	126.50	122.20

Continued on next page...

Continued from previous page...

Mol	Chain	Res	Type	Atoms	Z	Observed(°)	Ideal(°)
26	BA	642	U	N1-C2-O2	-6.15	118.50	122.80
26	BA	1005	C	N1-C2-O2	-6.14	115.22	118.90
26	BA	1426	G	N1-C6-O6	6.14	123.58	119.90
26	BA	2360	G	N1-C6-O6	6.14	123.58	119.90
26	BA	1294	U	C5-C6-N1	-6.14	119.63	122.70
1	AA	1094	G	N9-C4-C5	-6.14	102.94	105.40
26	BA	859	G	N1-C6-O6	-6.14	116.22	119.90
26	BA	1955	U	C5-C4-O4	6.14	129.58	125.90
26	BA	481	G	N1-C6-O6	6.13	123.58	119.90
26	BA	1795	C	N1-C2-O2	-6.13	115.22	118.90
26	BA	1436	G	C5-C6-O6	6.13	132.28	128.60
26	BA	1981	A	N1-C6-N6	-6.13	114.92	118.60
26	BA	2619	C	N3-C4-C5	6.13	124.35	121.90
26	BA	2396	G	N1-C6-O6	-6.13	116.22	119.90
26	BA	83	A	C6-N1-C2	-6.13	114.92	118.60
1	AA	791	G	C5-C6-O6	-6.12	124.92	128.60
26	BA	1977	A	C8-N9-C4	6.12	108.25	105.80
26	BA	23	G	C8-N9-C4	6.12	108.85	106.40
26	BA	538	A	N9-C4-C5	6.12	108.25	105.80
26	BA	1842	G	N1-C6-O6	6.12	123.58	119.90
26	BA	2490	G	C8-N9-C4	6.12	108.85	106.40
26	BA	2699	C	N3-C4-C5	6.12	124.35	121.90
26	BA	1827	U	C6-N1-C2	-6.12	117.33	121.00
26	BA	2354	C	C2-N3-C4	-6.12	116.84	119.90
26	BA	2782	G	C5-C6-N1	6.12	114.56	111.50
27	BC	268	ARG	NE-CZ-NH1	6.12	123.36	120.30
26	BA	1639	C	C6-N1-C2	-6.12	117.85	120.30
1	AA	734	G	N3-C4-N9	6.11	129.67	126.00
26	BA	489	G	N3-C4-N9	-6.11	122.33	126.00
26	BA	1255	U	N3-C2-O2	6.11	126.48	122.20
26	BA	1784	A	N1-C6-N6	6.11	122.27	118.60
26	BA	2271	G	C6-C5-N7	-6.11	126.73	130.40
1	AA	664	G	C4-C5-N7	-6.11	108.36	110.80
26	BA	1680	U	N3-C2-O2	-6.11	117.92	122.20
26	BA	2289	G	N3-C4-C5	6.11	131.65	128.60
1	AA	36	C	N3-C4-C5	-6.10	119.46	121.90
26	BA	74	A	N1-C6-N6	-6.10	114.94	118.60
26	BA	1817	G	C5-C6-O6	6.10	132.26	128.60
26	BA	2808	G	N3-C2-N2	6.10	124.17	119.90
26	BA	121	G	N1-C6-O6	6.10	123.56	119.90
26	BA	1770	G	N3-C4-N9	6.10	129.66	126.00
1	AA	816	A	C8-N9-C4	6.10	108.24	105.80

Continued on next page...

Continued from previous page...

Mol	Chain	Res	Type	Atoms	Z	Observed(°)	Ideal(°)
1	AA	971	G	N9-C4-C5	6.10	107.84	105.40
26	BA	1200	C	N1-C2-O2	-6.10	115.24	118.90
26	BA	1357	C	C2-N3-C4	-6.10	116.85	119.90
26	BA	2223	G	N1-C6-O6	6.10	123.56	119.90
26	BA	1528	A	C2-N3-C4	-6.09	107.55	110.60
1	AA	521	G	C8-N9-C4	6.09	108.84	106.40
26	BA	2364	C	N1-C2-O2	-6.09	115.25	118.90
56	BB	51	G	C5-C6-O6	-6.09	124.95	128.60
26	BA	533	G	C8-N9-C1'	-6.09	119.09	127.00
26	BA	2688	G	C5-C6-O6	6.09	132.25	128.60
1	AA	190	A	N1-C6-N6	6.08	122.25	118.60
26	BA	175	G	C4-N9-C1'	-6.08	118.59	126.50
26	BA	748	G	C5-C6-O6	6.08	132.25	128.60
26	BA	2884	U	N3-C4-O4	-6.08	115.14	119.40
1	AA	877	G	N1-C6-O6	-6.08	116.25	119.90
26	BA	2155	U	C2-N1-C1'	6.08	125.00	117.70
26	BA	349	U	C6-N1-C2	6.08	124.65	121.00
26	BA	1767	G	N3-C4-C5	6.08	131.64	128.60
26	BA	1389	G	N1-C6-O6	6.08	123.55	119.90
26	BA	1646	C	C2-N3-C4	-6.08	116.86	119.90
26	BA	2045	C	C2-N3-C4	-6.08	116.86	119.90
1	AA	530	G	C6-C5-N7	-6.07	126.76	130.40
26	BA	1470	A	N9-C4-C5	6.07	108.23	105.80
1	AA	12	U	C5-C4-O4	6.07	129.54	125.90
26	BA	1022	G	N3-C4-C5	6.07	131.63	128.60
26	BA	1127	A	C2-N3-C4	6.07	113.63	110.60
26	BA	1842	G	N3-C4-N9	6.07	129.64	126.00
26	BA	2209	G	N1-C6-O6	6.07	123.54	119.90
26	BA	748	G	C5-N7-C8	6.07	107.33	104.30
26	BA	1513	U	C2-N1-C1'	-6.06	110.42	117.70
26	BA	468	G	N3-C4-C5	-6.06	125.57	128.60
26	BA	840	C	N3-C4-C5	6.06	124.32	121.90
1	AA	365	U	N3-C4-O4	-6.06	115.16	119.40
26	BA	11	C	N3-C2-O2	6.06	126.14	121.90
26	BA	499	U	N1-C2-N3	6.06	118.53	114.90
26	BA	786	C	C6-N1-C2	6.06	122.72	120.30
26	BA	1450	G	C4-N9-C1'	-6.06	118.62	126.50
56	BB	80	U	N1-C2-O2	-6.06	118.56	122.80
26	BA	2351	G	C5-C6-O6	-6.06	124.97	128.60
26	BA	2053	G	C6-C5-N7	-6.05	126.77	130.40
1	AA	1441	A	N1-C6-N6	-6.05	114.97	118.60
26	BA	555	G	C4-C5-N7	6.05	113.22	110.80

Continued on next page...

Continued from previous page...

Mol	Chain	Res	Type	Atoms	Z	Observed(°)	Ideal(°)
26	BA	2535	G	C8-N9-C4	6.05	108.82	106.40
26	BA	404	A	N1-C6-N6	6.05	122.23	118.60
26	BA	1452	G	N3-C4-N9	-6.05	122.37	126.00
56	BB	90	C	N1-C2-O2	-6.05	115.27	118.90
26	BA	331	C	N1-C2-O2	-6.05	115.27	118.90
1	AA	53	A	N1-C6-N6	6.05	122.23	118.60
1	AA	555	U	N3-C2-O2	6.05	126.43	122.20
26	BA	1989	G	C4-C5-N7	6.05	113.22	110.80
26	BA	2553	G	N1-C2-N2	-6.05	110.76	116.20
26	BA	1587	G	C4-N9-C1'	6.04	134.36	126.50
26	BA	1225	G	C4-C5-N7	6.04	113.22	110.80
26	BA	1158	C	N1-C2-O2	-6.04	115.28	118.90
26	BA	2720	U	N3-C2-O2	-6.04	117.97	122.20
1	AA	1174	G	C4-N9-C1'	-6.04	118.65	126.50
26	BA	1623	G	N1-C6-O6	6.04	123.52	119.90
26	BA	2226	C	C2-N3-C4	-6.04	116.88	119.90
26	BA	979	A	C6-C5-N7	-6.04	128.07	132.30
26	BA	1980	G	C5-C6-N1	6.03	114.52	111.50
26	BA	215	G	N9-C4-C5	-6.03	102.99	105.40
26	BA	1554	U	C5-C6-N1	-6.03	119.68	122.70
1	AA	1524	C	N3-C2-O2	6.03	126.12	121.90
26	BA	526	A	N9-C4-C5	6.03	108.21	105.80
1	AA	1457	G	N3-C4-C5	6.02	131.61	128.60
26	BA	1336	A	C4-C5-N7	-6.02	107.69	110.70
26	BA	990	A	C2-N3-C4	-6.02	107.59	110.60
26	BA	2834	G	N3-C2-N2	6.02	124.11	119.90
26	BA	2056	G	N1-C6-O6	6.02	123.51	119.90
26	BA	2331	G	C8-N9-C1'	-6.02	119.17	127.00
26	BA	1961	C	N3-C4-C5	6.02	124.31	121.90
26	BA	2204	G	N1-C6-O6	6.02	123.51	119.90
26	BA	989	G	C5-C6-O6	-6.02	124.99	128.60
26	BA	793	A	C5-C6-N6	6.01	128.51	123.70
26	BA	1764	C	N3-C2-O2	6.01	126.11	121.90
26	BA	1341	G	C8-N9-C4	6.01	108.80	106.40
26	BA	2056	G	N1-C2-N2	6.01	121.61	116.20
1	AA	1417	G	N3-C4-N9	6.01	129.60	126.00
26	BA	2502	G	C8-N9-C4	-6.01	104.00	106.40
26	BA	1301	A	C4-C5-N7	6.00	113.70	110.70
26	BA	2232	C	C2-N1-C1'	-6.00	112.19	118.80
26	BA	1855	U	N3-C4-O4	6.00	123.60	119.40
26	BA	1695	G	N1-C6-O6	6.00	123.50	119.90
26	BA	2059	A	C8-N9-C4	6.00	108.20	105.80

Continued on next page...

Continued from previous page...

Mol	Chain	Res	Type	Atoms	Z	Observed(°)	Ideal(°)
26	BA	2557	G	N1-C6-O6	6.00	123.50	119.90
26	BA	17	G	C8-N9-C4	6.00	108.80	106.40
26	BA	827	U	N3-C2-O2	6.00	126.40	122.20
26	BA	1572	A	N1-C6-N6	-6.00	115.00	118.60
26	BA	618	G	C4-C5-N7	-6.00	108.40	110.80
26	BA	2254	C	N3-C2-O2	6.00	126.10	121.90
56	BB	113	C	C5-C4-N4	-6.00	116.00	120.20
26	BA	335	C	N1-C2-O2	-5.99	115.30	118.90
26	BA	1423	G	N9-C4-C5	5.99	107.80	105.40
26	BA	1721	G	N3-C4-C5	-5.99	125.60	128.60
26	BA	1766	G	N3-C4-C5	5.99	131.60	128.60
1	AA	859	G	C4-N9-C1'	5.99	134.29	126.50
26	BA	2893	A	C4-C5-C6	5.99	120.00	117.00
26	BA	984	A	C4-N9-C1'	-5.99	115.52	126.30
26	BA	60	G	C5-C6-O6	-5.99	125.01	128.60
26	BA	1779	U	C2-N3-C4	-5.99	123.41	127.00
26	BA	784	G	C5-C6-O6	-5.98	125.01	128.60
26	BA	2495	G	C5-C6-O6	5.98	132.19	128.60
26	BA	795	C	N1-C2-O2	-5.97	115.32	118.90
26	BA	1336	A	N9-C4-C5	5.97	108.19	105.80
26	BA	2069	G	C4-C5-N7	5.97	113.19	110.80
26	BA	1966	A	N1-C6-N6	5.97	122.18	118.60
26	BA	2711	A	C2-N3-C4	-5.97	107.61	110.60
26	BA	2799	A	C5-C6-N6	-5.97	118.92	123.70
26	BA	252	G	N3-C4-C5	5.97	131.59	128.60
26	BA	450	G	N3-C4-C5	-5.97	125.61	128.60
26	BA	1660	G	N1-C6-O6	-5.97	116.32	119.90
26	BA	2538	C	N3-C4-C5	5.97	124.29	121.90
56	BB	46	A	N9-C4-C5	5.97	108.19	105.80
1	AA	903	G	N1-C6-O6	-5.96	116.32	119.90
26	BA	1038	G	N3-C4-N9	5.96	129.58	126.00
26	BA	2632	A	C8-N9-C4	-5.96	103.42	105.80
26	BA	1660	G	N3-C2-N2	-5.96	115.73	119.90
26	BA	1301	A	C6-C5-N7	-5.96	128.13	132.30
1	AA	1101	A	C4-C5-C6	5.95	119.98	117.00
26	BA	1150	C	C2-N3-C4	-5.95	116.92	119.90
26	BA	2793	C	C6-N1-C2	5.95	122.68	120.30
26	BA	46	G	C8-N9-C4	-5.95	104.02	106.40
26	BA	2011	U	C6-N1-C2	5.95	124.57	121.00
26	BA	2435	A	C5-C6-N6	-5.95	118.94	123.70
26	BA	2347	C	N1-C2-O2	-5.95	115.33	118.90
26	BA	827	U	N1-C2-O2	-5.94	118.64	122.80

Continued on next page...

Continued from previous page...

Mol	Chain	Res	Type	Atoms	Z	Observed(°)	Ideal(°)
26	BA	1604	C	C2-N3-C4	-5.94	116.93	119.90
26	BA	2553	G	C8-N9-C1'	-5.94	119.27	127.00
26	BA	558	U	N1-C2-O2	-5.94	118.64	122.80
1	AA	1322	C	N1-C2-O2	-5.94	115.34	118.90
1	AA	1417	G	C4-C5-N7	5.94	113.18	110.80
26	BA	814	C	C2-N3-C4	-5.94	116.93	119.90
26	BA	1311	G	N3-C4-N9	-5.94	122.44	126.00
26	BA	2888	C	C6-N1-C1'	-5.94	113.67	120.80
1	AA	1513	A	N7-C8-N9	-5.94	110.83	113.80
26	BA	1165	A	C2-N3-C4	-5.94	107.63	110.60
56	BB	58	A	C6-N1-C2	-5.94	115.04	118.60
1	AA	1481	U	C2-N1-C1'	-5.94	110.58	117.70
26	BA	441	U	N3-C2-O2	-5.94	118.05	122.20
1	AA	105	G	C5-C6-O6	5.93	132.16	128.60
1	AA	283	U	N1-C2-O2	5.93	126.95	122.80
26	BA	1988	G	C5-C6-N1	-5.93	108.53	111.50
26	BA	342	A	C2-N3-C4	-5.93	107.63	110.60
26	BA	971	G	C5-C6-N1	5.93	114.47	111.50
1	AA	1524	C	C2-N1-C1'	-5.93	112.28	118.80
26	BA	746	U	N1-C2-O2	-5.93	118.65	122.80
1	AA	853	C	N1-C2-O2	-5.93	115.34	118.90
1	AA	308	C	C5-C6-N1	-5.93	118.04	121.00
26	BA	580	U	N1-C2-O2	-5.93	118.65	122.80
26	BA	1981	A	N9-C4-C5	5.93	108.17	105.80
1	AA	715	A	N1-C6-N6	5.92	122.16	118.60
26	BA	2825	G	C8-N9-C1'	-5.92	119.30	127.00
26	BA	961	C	N3-C4-C5	-5.92	119.53	121.90
26	BA	2226	C	N1-C2-N3	5.92	123.34	119.20
1	AA	297	G	C2-N3-C4	-5.92	108.94	111.90
1	AA	365	U	C2-N1-C1'	-5.92	110.60	117.70
26	BA	398	C	N1-C2-O2	-5.92	115.35	118.90
26	BA	1089	A	N1-C6-N6	-5.92	115.05	118.60
26	BA	1351	C	C6-N1-C1'	5.92	127.90	120.80
26	BA	242	G	N1-C6-O6	-5.92	116.35	119.90
26	BA	1587	G	C8-N9-C4	-5.92	104.03	106.40
26	BA	147	C	N1-C2-O2	-5.91	115.35	118.90
26	BA	311	A	C8-N9-C4	5.91	108.17	105.80
26	BA	315	G	C5-C6-O6	-5.91	125.05	128.60
26	BA	1125	G	N1-C6-O6	-5.91	116.35	119.90
26	BA	946	C	N1-C2-O2	-5.91	115.36	118.90
26	BA	1228	G	N3-C4-N9	-5.91	122.45	126.00
26	BA	1624	U	C6-N1-C2	5.91	124.55	121.00

Continued on next page...

Continued from previous page...

Mol	Chain	Res	Type	Atoms	Z	Observed(°)	Ideal(°)
26	BA	2603	G	C2-N3-C4	-5.91	108.94	111.90
26	BA	486	C	N3-C2-O2	5.91	126.03	121.90
26	BA	1340	U	N3-C4-O4	-5.91	115.27	119.40
26	BA	476	G	N1-C6-O6	-5.91	116.36	119.90
26	BA	2239	G	C8-N9-C4	5.91	108.76	106.40
26	BA	2807	U	C2-N1-C1'	-5.91	110.61	117.70
26	BA	25	U	C5-C4-O4	-5.90	122.36	125.90
26	BA	310	A	C4-N9-C1'	-5.90	115.68	126.30
26	BA	1289	C	C6-N1-C2	5.90	122.66	120.30
26	BA	2553	G	C4-N9-C1'	5.90	134.17	126.50
26	BA	634	C	N3-C4-C5	5.90	124.26	121.90
26	BA	560	C	C6-N1-C2	-5.90	117.94	120.30
26	BA	1410	G	C8-N9-C4	5.89	108.76	106.40
26	BA	302	C	N3-C4-C5	5.89	124.26	121.90
26	BA	1612	C	C5-C4-N4	-5.89	116.08	120.20
26	BA	2774	C	N3-C2-O2	5.89	126.03	121.90
22	AV	51	A	O4'-C1'-N9	5.89	112.91	108.20
26	BA	1024	G	C4-C5-N7	5.89	113.16	110.80
26	BA	268	C	C6-N1-C2	5.89	122.66	120.30
26	BA	2385	C	N3-C4-C5	5.89	124.25	121.90
1	AA	67	C	C6-N1-C2	-5.88	117.95	120.30
1	AA	859	G	N9-C4-C5	-5.88	103.05	105.40
26	BA	628	G	N1-C6-O6	-5.88	116.37	119.90
26	BA	1661	G	N3-C4-C5	-5.88	125.66	128.60
26	BA	1743	G	N3-C4-N9	5.88	129.53	126.00
26	BA	2004	G	N1-C2-N3	5.88	127.43	123.90
26	BA	2032	G	N7-C8-N9	-5.88	110.16	113.10
26	BA	2031	A	N3-C4-C5	-5.88	122.68	126.80
26	BA	2546	U	C2-N1-C1'	-5.88	110.64	117.70
26	BA	1209	U	N3-C2-O2	5.88	126.32	122.20
26	BA	1623	G	C5-N7-C8	-5.88	101.36	104.30
26	BA	2271	G	N1-C2-N2	-5.88	110.91	116.20
26	BA	2609	U	C6-N1-C2	5.88	124.53	121.00
26	BA	2894	G	C8-N9-C4	5.88	108.75	106.40
26	BA	2251	G	C6-N1-C2	-5.87	121.58	125.10
26	BA	2880	C	C6-N1-C2	-5.87	117.95	120.30
26	BA	813	U	N1-C2-N3	5.87	118.42	114.90
1	AA	971	G	C4-N9-C1'	-5.87	118.87	126.50
26	BA	1208	C	C5-C6-N1	-5.87	118.07	121.00
26	BA	1360	G	N1-C6-O6	-5.87	116.38	119.90
26	BA	1255	U	N1-C2-O2	-5.87	118.69	122.80
26	BA	2332	C	C5-C6-N1	-5.87	118.07	121.00

Continued on next page...

Continued from previous page...

Mol	Chain	Res	Type	Atoms	Z	Observed(°)	Ideal(°)
26	BA	2520	C	N3-C4-N4	5.87	122.11	118.00
26	BA	2447	G	C5-C6-O6	-5.86	125.08	128.60
1	AA	690	G	N9-C4-C5	-5.86	103.06	105.40
26	BA	2640	G	N1-C6-O6	-5.86	116.38	119.90
26	BA	725	G	C4-N9-C1'	5.86	134.12	126.50
26	BA	1456	G	C2-N3-C4	-5.86	108.97	111.90
26	BA	1842	G	N9-C4-C5	-5.86	103.06	105.40
26	BA	2425	A	P-O3'-C3'	5.86	126.73	119.70
26	BA	2433	A	C8-N9-C4	5.86	108.14	105.80
26	BA	2538	C	C5-C4-N4	-5.86	116.10	120.20
1	AA	809	G	C8-N9-C4	5.86	108.74	106.40
26	BA	979	A	N9-C4-C5	-5.86	103.46	105.80
26	BA	1816	C	N1-C2-O2	-5.86	115.39	118.90
26	BA	2271	G	C8-N9-C1'	-5.86	119.38	127.00
26	BA	2762	C	C2-N3-C4	-5.86	116.97	119.90
26	BA	554	U	N1-C2-O2	-5.86	118.70	122.80
26	BA	2251	G	C5-C6-N1	5.86	114.43	111.50
1	AA	872	A	C8-N9-C4	-5.86	103.46	105.80
26	BA	9	G	C6-C5-N7	-5.86	126.89	130.40
26	BA	342	A	N9-C4-C5	-5.86	103.46	105.80
26	BA	1623	G	C2-N3-C4	-5.85	108.97	111.90
26	BA	1769	U	C2-N3-C4	-5.85	123.49	127.00
26	BA	1816	C	C2-N1-C1'	-5.85	112.36	118.80
26	BA	1512	C	N1-C2-O2	-5.85	115.39	118.90
26	BA	2024	G	N3-C4-C5	-5.85	125.67	128.60
1	AA	794	A	C5-C6-N6	5.85	128.38	123.70
26	BA	2395	C	N3-C4-N4	5.85	122.09	118.00
26	BA	726	G	C4-C5-N7	5.84	113.14	110.80
26	BA	2621	G	C5-C6-N1	-5.84	108.58	111.50
56	BB	93	C	N1-C2-O2	-5.84	115.39	118.90
1	AA	1408	A	N3-C4-C5	5.84	130.89	126.80
26	BA	1920	C	C6-N1-C2	-5.84	117.96	120.30
26	BA	555	G	N1-C2-N2	-5.84	110.94	116.20
26	BA	1596	A	C8-N9-C4	5.84	108.14	105.80
26	BA	1692	U	N1-C2-O2	-5.84	118.71	122.80
26	BA	1761	C	N3-C4-N4	5.84	122.09	118.00
1	AA	734	G	N9-C4-C5	-5.84	103.06	105.40
26	BA	832	U	N1-C2-N3	5.84	118.40	114.90
26	BA	1614	A	C8-N9-C4	5.84	108.14	105.80
26	BA	2688	G	C8-N9-C4	-5.84	104.06	106.40
1	AA	822	U	N1-C2-O2	-5.84	118.72	122.80
26	BA	1122	G	N9-C4-C5	5.84	107.73	105.40

Continued on next page...

Continued from previous page...

Mol	Chain	Res	Type	Atoms	Z	Observed(°)	Ideal(°)
26	BA	2840	C	C5-C4-N4	-5.83	116.12	120.20
26	BA	536	G	N3-C4-C5	5.83	131.52	128.60
26	BA	764	A	N9-C4-C5	5.83	108.13	105.80
26	BA	821	A	N7-C8-N9	-5.83	110.88	113.80
26	BA	1999	C	N1-C2-O2	-5.83	115.40	118.90
26	BA	2689	U	C5-C4-O4	5.83	129.40	125.90
26	BA	818	G	C4-N9-C1'	5.83	134.08	126.50
26	BA	2084	C	N1-C2-O2	-5.83	115.40	118.90
26	BA	2409	G	C2-N3-C4	-5.83	108.98	111.90
26	BA	342	A	C4-C5-N7	5.83	113.61	110.70
26	BA	1223	G	C8-N9-C4	5.83	108.73	106.40
26	BA	582	A	C4-C5-C6	5.83	119.91	117.00
1	AA	53	A	C5-C6-N6	-5.83	119.04	123.70
26	BA	2805	C	N1-C2-O2	-5.83	115.40	118.90
1	AA	188	C	C2-N1-C1'	5.83	125.21	118.80
26	BA	1817	G	C8-N9-C4	5.83	108.73	106.40
26	BA	2426	A	C6-C5-N7	-5.83	128.22	132.30
56	BB	4	C	C6-N1-C2	5.83	122.63	120.30
1	AA	329	A	C8-N9-C4	5.82	108.13	105.80
26	BA	624	C	C6-N1-C1'	5.82	127.79	120.80
26	BA	1608	A	C2-N3-C4	-5.82	107.69	110.60
26	BA	1674	G	N3-C4-C5	-5.82	125.69	128.60
26	BA	2286	G	N3-C4-N9	-5.82	122.51	126.00
26	BA	2751	G	C8-N9-C4	-5.82	104.07	106.40
26	BA	1024	G	C6-C5-N7	-5.82	126.91	130.40
26	BA	1036	G	C5-C6-N1	5.82	114.41	111.50
26	BA	1287	A	N1-C2-N3	5.82	132.21	129.30
26	BA	1902	C	C5-C6-N1	-5.82	118.09	121.00
26	BA	1315	C	N1-C2-N3	5.82	123.27	119.20
26	BA	1764	C	C6-N1-C2	5.82	122.63	120.30
1	AA	957	U	C6-N1-C2	-5.82	117.51	121.00
26	BA	2014	A	C8-N9-C4	-5.82	103.47	105.80
1	AA	874	G	N3-C4-C5	-5.82	125.69	128.60
26	BA	2598	A	C5-C6-N6	5.82	128.35	123.70
26	BA	221	A	C8-N9-C4	5.82	108.13	105.80
26	BA	691	C	N1-C2-O2	-5.82	115.41	118.90
26	BA	1327	A	C5-C6-N1	-5.82	114.79	117.70
26	BA	1470	A	N1-C6-N6	-5.82	115.11	118.60
26	BA	291	G	N1-C6-O6	5.81	123.39	119.90
26	BA	2025	C	N3-C2-O2	-5.81	117.83	121.90
26	BA	2248	C	C6-N1-C2	-5.81	117.97	120.30
1	AA	584	G	C8-N9-C4	5.81	108.72	106.40

Continued on next page...

Continued from previous page...

Mol	Chain	Res	Type	Atoms	Z	Observed(°)	Ideal(°)
26	BA	48	G	C5-C6-O6	-5.81	125.11	128.60
26	BA	2391	G	O4'-C1'-N9	5.81	112.85	108.20
26	BA	310	A	C8-N9-C1'	5.81	138.16	127.70
26	BA	2745	C	C5-C4-N4	-5.81	116.13	120.20
56	BB	71	C	C6-N1-C2	5.81	122.62	120.30
26	BA	411	G	N1-C2-N3	5.81	127.39	123.90
26	BA	489	G	N9-C4-C5	5.81	107.72	105.40
26	BA	2820	A	C5-C6-N1	-5.81	114.80	117.70
26	BA	2803	G	C5-C6-O6	5.80	132.08	128.60
26	BA	1971	U	C6-N1-C2	5.80	124.48	121.00
26	BA	600	G	C5-C6-N1	-5.80	108.60	111.50
26	BA	1403	A	N1-C6-N6	5.80	122.08	118.60
26	BA	1893	C	N1-C2-O2	-5.80	115.42	118.90
26	BA	1981	A	C4-C5-N7	-5.80	107.80	110.70
26	BA	1318	U	C5-C4-O4	5.80	129.38	125.90
26	BA	1811	G	C5-C6-O6	-5.80	125.12	128.60
26	BA	1277	G	C5-C6-O6	5.80	132.08	128.60
26	BA	2876	G	N1-C6-O6	-5.79	116.42	119.90
26	BA	194	G	N9-C4-C5	-5.79	103.08	105.40
26	BA	1426	G	C8-N9-C1'	-5.79	119.47	127.00
26	BA	2642	G	C5-C6-N1	5.79	114.40	111.50
26	BA	1256	G	C8-N9-C1'	-5.79	119.47	127.00
26	BA	757	G	C8-N9-C4	5.79	108.72	106.40
26	BA	1443	U	C2-N1-C1'	5.79	124.64	117.70
1	AA	1286	U	C2-N1-C1'	5.79	124.64	117.70
26	BA	1040	A	N1-C6-N6	5.79	122.07	118.60
26	BA	1277	G	C4-C5-N7	-5.79	108.49	110.80
1	AA	275	G	N3-C4-N9	5.78	129.47	126.00
1	AA	283	U	C6-N1-C1'	-5.78	113.10	121.20
26	BA	1289	C	C2-N3-C4	-5.78	117.01	119.90
26	BA	392	U	C5-C4-O4	-5.78	122.43	125.90
26	BA	129	C	C6-N1-C2	5.78	122.61	120.30
26	BA	624	C	N3-C2-O2	5.78	125.95	121.90
26	BA	2832	U	N1-C2-O2	-5.78	118.75	122.80
26	BA	584	C	N3-C4-C5	5.78	124.21	121.90
26	BA	1555	G	C4-N9-C1'	5.78	134.01	126.50
26	BA	1759	A	N1-C6-N6	-5.78	115.13	118.60
26	BA	2248	C	C2-N3-C4	-5.78	117.01	119.90
26	BA	101	A	C6-C5-N7	-5.78	128.26	132.30
26	BA	382	A	C5-N7-C8	-5.78	101.01	103.90
26	BA	1913	A	N9-C4-C5	-5.78	103.49	105.80
26	BA	2475	C	N3-C2-O2	5.78	125.94	121.90

Continued on next page...

Continued from previous page...

Mol	Chain	Res	Type	Atoms	Z	Observed(°)	Ideal(°)
1	AA	881	G	N1-C6-O6	5.78	123.37	119.90
26	BA	1426	G	C4-N9-C1'	5.78	134.01	126.50
26	BA	424	G	C8-N9-C4	5.77	108.71	106.40
26	BA	444	C	N3-C2-O2	5.77	125.94	121.90
26	BA	1073	A	C8-N9-C4	-5.77	103.49	105.80
26	BA	2396	G	C5-C6-O6	5.77	132.06	128.60
26	BA	686	U	C2-N1-C1'	-5.77	110.78	117.70
26	BA	783	A	C6-C5-N7	-5.77	128.26	132.30
26	BA	1359	A	C6-N1-C2	-5.77	115.14	118.60
26	BA	371	A	C2-N3-C4	-5.77	107.72	110.60
26	BA	1402	U	C6-N1-C2	5.77	124.46	121.00
26	BA	2475	C	C6-N1-C2	5.77	122.61	120.30
26	BA	184	C	C6-N1-C2	-5.76	118.00	120.30
26	BA	1110	G	N9-C4-C5	-5.76	103.09	105.40
26	BA	1318	U	N3-C4-O4	-5.76	115.36	119.40
26	BA	2306	C	C6-N1-C2	-5.76	117.99	120.30
1	AA	135	C	C6-N1-C2	5.76	122.61	120.30
26	BA	1187	G	C8-N9-C4	-5.76	104.09	106.40
26	BA	2831	G	N3-C4-N9	5.76	129.46	126.00
26	BA	77	G	N3-C2-N2	-5.76	115.87	119.90
26	BA	1050	A	C8-N9-C4	5.76	108.10	105.80
26	BA	2092	U	N3-C2-O2	-5.76	118.17	122.20
26	BA	793	A	N9-C4-C5	5.76	108.10	105.80
26	BA	1341	G	N9-C4-C5	-5.75	103.10	105.40
26	BA	2710	C	C4-C5-C6	5.75	120.28	117.40
26	BA	656	G	N3-C4-C5	5.75	131.47	128.60
26	BA	533	G	C2-N3-C4	-5.75	109.03	111.90
26	BA	317	G	C5-C6-O6	-5.74	125.15	128.60
26	BA	476	G	C4-C5-N7	-5.74	108.50	110.80
26	BA	2346	A	N1-C6-N6	-5.74	115.15	118.60
26	BA	1381	G	C5-C6-O6	5.74	132.04	128.60
26	BA	2254	C	N3-C4-N4	5.74	122.02	118.00
26	BA	2676	C	C5-C4-N4	-5.74	116.18	120.20
1	AA	785	G	C5-C6-O6	-5.74	125.16	128.60
26	BA	1767	G	C5-C6-N1	-5.74	108.63	111.50
26	BA	2803	G	C6-C5-N7	5.74	133.84	130.40
26	BA	446	G	N9-C4-C5	-5.74	103.11	105.40
26	BA	2422	C	N3-C2-O2	5.74	125.91	121.90
26	BA	440	C	N1-C2-O2	-5.73	115.46	118.90
1	AA	903	G	C5-C6-O6	5.73	132.04	128.60
26	BA	640	C	N1-C2-O2	-5.73	115.46	118.90
26	BA	522	A	C8-N9-C4	5.73	108.09	105.80

Continued on next page...

Continued from previous page...

Mol	Chain	Res	Type	Atoms	Z	Observed(°)	Ideal(°)
1	AA	633	G	C8-N9-C4	-5.72	104.11	106.40
26	BA	2008	C	C6-N1-C2	5.72	122.59	120.30
1	AA	869	G	C5-C6-O6	-5.72	125.17	128.60
1	AA	1478	U	N3-C4-O4	-5.72	115.39	119.40
26	BA	735	A	N1-C2-N3	5.72	132.16	129.30
26	BA	1224	U	C6-N1-C1'	5.72	129.21	121.20
26	BA	1220	G	N3-C2-N2	5.72	123.91	119.90
26	BA	1842	G	C5-C6-O6	-5.72	125.17	128.60
26	BA	482	A	C6-C5-N7	-5.72	128.30	132.30
26	BA	733	G	C4-C5-N7	5.72	113.09	110.80
26	BA	1685	C	N3-C2-O2	5.72	125.90	121.90
26	BA	1335	C	N1-C2-N3	5.72	123.20	119.20
26	BA	1936	A	C6-C5-N7	-5.72	128.30	132.30
26	BA	1232	G	N3-C2-N2	5.72	123.90	119.90
26	BA	1113	U	N3-C2-O2	5.71	126.20	122.20
26	BA	2691	C	C5-C4-N4	-5.71	116.20	120.20
1	AA	1484	C	N3-C2-O2	5.71	125.90	121.90
26	BA	154	U	N3-C2-O2	-5.71	118.20	122.20
26	BA	1216	G	C5-C6-N1	5.71	114.36	111.50
56	BB	117	G	N3-C4-C5	5.71	131.46	128.60
26	BA	2605	U	C2-N3-C4	5.71	130.43	127.00
26	BA	1657	U	N1-C2-O2	-5.71	118.80	122.80
26	BA	2056	G	C5-C6-O6	-5.71	125.17	128.60
26	BA	60	G	P-O3'-C3'	5.71	126.55	119.70
26	BA	726	G	C4-C5-C6	5.71	122.22	118.80
1	AA	21	G	N3-C4-C5	-5.70	125.75	128.60
1	AA	738	C	N3-C2-O2	5.70	125.89	121.90
26	BA	738	G	C8-N9-C4	-5.70	104.12	106.40
56	BB	47	C	C6-N1-C2	5.70	122.58	120.30
26	BA	2380	C	C2-N3-C4	-5.70	117.05	119.90
26	BA	2867	G	C5-C6-N1	5.70	114.35	111.50
26	BA	389	G	N9-C4-C5	-5.70	103.12	105.40
26	BA	1620	G	C5-C6-O6	5.70	132.02	128.60
26	BA	2555	U	N1-C2-O2	-5.70	118.81	122.80
26	BA	2733	A	N1-C6-N6	-5.70	115.18	118.60
1	AA	359	G	C8-N9-C4	5.70	108.68	106.40
26	BA	2307	G	C6-C5-N7	5.70	133.82	130.40
1	AA	4	U	N3-C2-O2	-5.70	118.21	122.20
1	AA	957	U	N3-C2-O2	-5.70	118.21	122.20
26	BA	1327	A	C2-N3-C4	-5.70	107.75	110.60
26	BA	2571	U	N1-C2-N3	5.70	118.32	114.90
26	BA	687	C	N1-C2-O2	-5.69	115.48	118.90

Continued on next page...

Continued from previous page...

Mol	Chain	Res	Type	Atoms	Z	Observed(°)	Ideal(°)
26	BA	2859	G	N9-C4-C5	5.69	107.68	105.40
26	BA	2897	U	N3-C4-C5	5.69	118.02	114.60
26	BA	482	A	C5-C6-N6	-5.69	119.15	123.70
26	BA	1608	A	C5-N7-C8	-5.69	101.05	103.90
26	BA	2076	U	N1-C2-N3	5.69	118.32	114.90
1	AA	145	G	C5-C6-O6	5.69	132.01	128.60
26	BA	765	C	N3-C4-C5	-5.69	119.62	121.90
26	BA	2365	G	C6-C5-N7	-5.69	126.99	130.40
1	AA	721	G	N9-C4-C5	5.68	107.67	105.40
26	BA	125	A	N9-C4-C5	5.68	108.07	105.80
26	BA	1126	A	C5-C6-N6	-5.68	119.15	123.70
26	BA	2802	G	C5-C6-O6	5.68	132.01	128.60
1	AA	1174	G	C8-N9-C1'	5.68	134.38	127.00
26	BA	497	A	C8-N9-C4	5.68	108.07	105.80
26	BA	926	G	C2-N3-C4	-5.68	109.06	111.90
26	BA	989	G	N3-C2-N2	-5.68	115.92	119.90
26	BA	497	A	C5-C6-N6	-5.68	119.16	123.70
26	BA	1155	A	N7-C8-N9	-5.68	110.96	113.80
56	BB	24	G	N3-C4-C5	-5.68	125.76	128.60
1	AA	337	G	C5-C6-N1	5.67	114.34	111.50
26	BA	1563	U	C5-C4-O4	5.67	129.31	125.90
26	BA	1977	A	N3-C4-C5	5.67	130.77	126.80
26	BA	2382	G	C8-N9-C4	-5.67	104.13	106.40
26	BA	2442	C	N1-C2-O2	-5.67	115.50	118.90
1	AA	1458	G	C8-N9-C4	5.67	108.67	106.40
26	BA	926	G	C5-C6-O6	5.67	132.00	128.60
26	BA	1563	U	C6-N1-C1'	5.67	129.13	121.20
26	BA	342	A	C6-C5-N7	-5.66	128.34	132.30
26	BA	1183	U	N1-C2-N3	5.66	118.30	114.90
26	BA	1396	U	N3-C2-O2	-5.66	118.24	122.20
26	BA	1842	G	C8-N9-C1'	-5.66	119.64	127.00
26	BA	1343	G	N3-C4-N9	5.66	129.40	126.00
26	BA	463	G	N3-C4-N9	-5.66	122.61	126.00
26	BA	1952	A	N1-C6-N6	-5.66	115.20	118.60
26	BA	2424	C	N3-C4-C5	-5.66	119.64	121.90
1	AA	506	G	C8-N9-C4	5.66	108.66	106.40
1	AA	78	A	C6-N1-C2	-5.66	115.21	118.60
26	BA	187	G	N1-C6-O6	5.66	123.29	119.90
26	BA	757	G	N3-C4-C5	5.66	131.43	128.60
26	BA	528	A	C5-C6-N6	-5.65	119.18	123.70
1	AA	530	G	C4-C5-N7	5.65	113.06	110.80
26	BA	1590	A	N1-C6-N6	5.65	121.99	118.60

Continued on next page...

Continued from previous page...

Mol	Chain	Res	Type	Atoms	Z	Observed(°)	Ideal(°)
26	BA	2480	C	C6-N1-C2	-5.65	118.04	120.30
1	AA	312	C	C2-N3-C4	-5.65	117.08	119.90
1	AA	814	A	C6-N1-C2	-5.65	115.21	118.60
26	BA	1061	U	C2-N1-C1'	5.65	124.48	117.70
26	BA	1195	G	N1-C6-O6	-5.65	116.51	119.90
26	BA	1525	A	C2-N3-C4	-5.65	107.78	110.60
26	BA	1897	G	C8-N9-C1'	-5.65	119.66	127.00
26	BA	2230	G	C4-C5-N7	-5.65	108.54	110.80
26	BA	463	G	C5-C6-O6	5.65	131.99	128.60
26	BA	1134	A	C2-N3-C4	-5.65	107.78	110.60
40	BP	102	ARG	NE-CZ-NH1	5.65	123.12	120.30
1	AA	836	G	N1-C6-O6	5.64	123.29	119.90
26	BA	1340	U	C6-N1-C1'	5.64	129.10	121.20
26	BA	304	U	N3-C2-O2	5.64	126.15	122.20
26	BA	809	G	N1-C6-O6	-5.64	116.51	119.90
26	BA	2901	C	C6-N1-C2	-5.64	118.04	120.30
26	BA	733	G	C6-C5-N7	-5.64	127.02	130.40
26	BA	1022	G	C2-N3-C4	-5.64	109.08	111.90
26	BA	1396	U	C2-N1-C1'	-5.64	110.93	117.70
26	BA	404	A	C6-C5-N7	-5.64	128.35	132.30
26	BA	2520	C	N1-C2-O2	-5.64	115.52	118.90
26	BA	2717	C	N1-C2-O2	-5.64	115.52	118.90
26	BA	439	A	C2-N3-C4	-5.63	107.78	110.60
26	BA	958	U	C2-N1-C1'	-5.63	110.94	117.70
56	BB	98	G	C5-C6-O6	-5.63	125.22	128.60
26	BA	1954	G	N1-C6-O6	5.63	123.28	119.90
26	BA	790	U	C6-N1-C1'	5.63	129.08	121.20
26	BA	861	A	N9-C4-C5	5.63	108.05	105.80
26	BA	656	G	C2-N3-C4	-5.63	109.09	111.90
26	BA	1145	C	C2-N3-C4	-5.63	117.09	119.90
26	BA	2710	C	N1-C2-O2	-5.63	115.52	118.90
26	BA	2834	G	N3-C4-N9	5.63	129.38	126.00
26	BA	2285	C	C6-N1-C2	5.62	122.55	120.30
26	BA	516	C	N3-C2-O2	5.62	125.83	121.90
26	BA	2805	C	C2-N1-C1'	-5.62	112.62	118.80
1	AA	947	G	C8-N9-C4	5.62	108.65	106.40
26	BA	164	C	C2-N1-C1'	-5.62	112.62	118.80
26	BA	708	G	C8-N9-C1'	5.62	134.30	127.00
26	BA	1047	G	N1-C6-O6	5.62	123.27	119.90
26	BA	1552	A	N9-C4-C5	5.62	108.05	105.80
26	BA	2250	G	C5-C6-N1	-5.62	108.69	111.50
26	BA	2271	G	N3-C4-C5	-5.62	125.79	128.60

Continued on next page...

Continued from previous page...

Mol	Chain	Res	Type	Atoms	Z	Observed(°)	Ideal(°)
1	AA	875	U	N3-C2-O2	-5.62	118.27	122.20
26	BA	984	A	C6-C5-N7	-5.62	128.37	132.30
26	BA	1811	G	N3-C2-N2	-5.62	115.97	119.90
26	BA	1010	A	C5-C6-N1	5.61	120.51	117.70
26	BA	1552	A	N1-C6-N6	-5.61	115.23	118.60
26	BA	241	A	C2-N3-C4	-5.61	107.80	110.60
26	BA	276	U	N1-C2-O2	5.61	126.73	122.80
26	BA	1595	C	N3-C2-O2	5.61	125.83	121.90
56	BB	72	G	C2-N3-C4	-5.61	109.09	111.90
26	BA	450	G	C2-N3-C4	5.61	114.70	111.90
26	BA	547	A	C8-N9-C4	-5.61	103.56	105.80
26	BA	1038	G	N3-C4-C5	-5.61	125.80	128.60
26	BA	930	G	C8-N9-C1'	5.60	134.28	127.00
26	BA	1266	G	C5-C6-N1	5.60	114.30	111.50
26	BA	992	C	C5-C6-N1	-5.60	118.20	121.00
26	BA	1971	U	N1-C2-N3	-5.60	111.54	114.90
26	BA	119	A	C5-C6-N1	5.60	120.50	117.70
26	BA	944	C	N1-C2-O2	-5.60	115.54	118.90
26	BA	733	G	N1-C6-O6	5.60	123.26	119.90
1	AA	656	G	N3-C4-C5	-5.60	125.80	128.60
26	BA	2621	G	N3-C2-N2	-5.60	115.98	119.90
56	BB	113	C	N1-C2-O2	-5.60	115.54	118.90
1	AA	314	C	C6-N1-C2	5.59	122.54	120.30
1	AA	894	G	C2-N3-C4	-5.59	109.10	111.90
26	BA	2410	G	N3-C4-N9	5.59	129.36	126.00
26	BA	2468	A	C5-C6-N6	-5.59	119.22	123.70
26	BA	2878	U	N1-C2-O2	-5.59	118.88	122.80
26	BA	2783	U	C5-C4-O4	5.59	129.26	125.90
26	BA	240	C	N1-C2-O2	-5.59	115.55	118.90
26	BA	1770	G	C5-C6-O6	-5.59	125.25	128.60
1	AA	212	G	N3-C4-C5	-5.59	125.81	128.60
56	BB	55	U	N1-C2-N3	5.59	118.25	114.90
1	AA	1515	G	C5-C6-O6	-5.59	125.25	128.60
26	BA	116	C	C6-N1-C1'	5.58	127.50	120.80
26	BA	2485	G	N1-C6-O6	5.58	123.25	119.90
26	BA	1662	U	C5-C4-O4	5.58	129.25	125.90
26	BA	476	G	C5-C6-O6	5.58	131.95	128.60
26	BA	793	A	N1-C6-N6	-5.58	115.25	118.60
26	BA	801	G	N3-C4-N9	-5.58	122.65	126.00
26	BA	1130	U	N1-C2-O2	5.58	126.70	122.80
26	BA	395	U	N1-C2-O2	5.58	126.70	122.80
26	BA	1988	G	C2-N3-C4	-5.58	109.11	111.90

Continued on next page...

Continued from previous page...

Mol	Chain	Res	Type	Atoms	Z	Observed(°)	Ideal(°)
26	BA	974	G	C3'-C2'-C1'	-5.57	97.04	101.50
26	BA	1024	G	C5-N7-C8	-5.57	101.51	104.30
26	BA	2851	A	C4-C5-C6	5.57	119.79	117.00
26	BA	301	G	C3'-C2'-C1'	-5.57	97.04	101.50
26	BA	1525	A	N1-C6-N6	5.57	121.94	118.60
26	BA	2089	C	C2-N3-C4	-5.57	117.11	119.90
26	BA	2375	G	N1-C2-N2	5.57	121.21	116.20
26	BA	471	A	C5-C6-N6	-5.57	119.24	123.70
26	BA	2592	G	C5-C6-O6	5.57	131.94	128.60
1	AA	337	G	C6-C5-N7	5.57	133.74	130.40
26	BA	1393	A	N1-C6-N6	-5.57	115.26	118.60
26	BA	1466	U	N3-C2-O2	5.57	126.09	122.20
26	BA	2724	U	C5-C4-O4	5.57	129.24	125.90
26	BA	1296	G	N1-C6-O6	5.56	123.24	119.90
1	AA	734	G	C8-N9-C1'	-5.56	119.77	127.00
1	AA	872	A	N7-C8-N9	5.56	116.58	113.80
26	BA	589	U	N3-C4-O4	-5.56	115.51	119.40
26	BA	2833	U	N3-C2-O2	-5.56	118.31	122.20
56	BB	5	U	N1-C2-O2	5.56	126.69	122.80
26	BA	993	G	N3-C4-C5	-5.56	125.82	128.60
26	BA	1405	U	C2-N3-C4	-5.56	123.66	127.00
26	BA	1303	G	C8-N9-C4	5.56	108.62	106.40
26	BA	2376	A	N1-C6-N6	-5.56	115.27	118.60
26	BA	2794	C	C6-N1-C2	-5.56	118.08	120.30
51	B0	19	ASP	CB-CG-OD1	-5.56	113.30	118.30
26	BA	1166	G	N1-C6-O6	5.56	123.23	119.90
26	BA	2067	G	C8-N9-C4	5.56	108.62	106.40
1	AA	292	G	N3-C4-C5	-5.55	125.82	128.60
26	BA	784	G	N3-C4-N9	5.55	129.33	126.00
26	BA	1388	G	C2-N3-C4	-5.55	109.12	111.90
6	AF	86	ARG	NE-CZ-NH1	5.55	123.08	120.30
26	BA	229	C	N1-C2-O2	-5.55	115.57	118.90
26	BA	273	G	C8-N9-C1'	5.55	134.22	127.00
26	BA	634	C	N3-C2-O2	5.55	125.79	121.90
26	BA	922	C	N3-C4-N4	5.55	121.89	118.00
26	BA	2135	A	C5-C6-N6	-5.55	119.26	123.70
26	BA	2562	U	N3-C4-O4	-5.55	115.51	119.40
26	BA	2866	U	N3-C4-O4	-5.55	115.51	119.40
26	BA	856	G	C8-N9-C4	5.55	108.62	106.40
26	BA	1961	C	N1-C2-O2	5.55	122.23	118.90
26	BA	2089	C	N1-C2-N3	5.55	123.08	119.20
26	BA	1171	G	C8-N9-C4	-5.55	104.18	106.40

Continued on next page...

Continued from previous page...

Mol	Chain	Res	Type	Atoms	Z	Observed(°)	Ideal(°)
53	B2	10	LEU	CA-CB-CG	-5.55	102.54	115.30
26	BA	919	U	C2-N1-C1'	5.55	124.36	117.70
1	AA	818	G	C4-N9-C1'	-5.54	119.29	126.50
26	BA	141	G	N3-C4-C5	-5.54	125.83	128.60
1	AA	798	U	C5-C4-O4	-5.54	122.58	125.90
1	AA	828	U	N3-C2-O2	5.54	126.08	122.20
26	BA	92	U	N3-C2-O2	5.54	126.08	122.20
26	BA	302	C	C5-C6-N1	-5.54	118.23	121.00
26	BA	1955	U	C5-C6-N1	-5.54	119.93	122.70
26	BA	2085	U	C5-C6-N1	-5.54	119.93	122.70
26	BA	2158	A	C5-C6-N6	-5.54	119.27	123.70
1	AA	586	C	C6-N1-C2	5.54	122.52	120.30
26	BA	509	C	N3-C4-N4	-5.54	114.12	118.00
26	BA	1299	G	N1-C6-O6	-5.54	116.58	119.90
26	BA	2827	C	C6-N1-C2	5.54	122.52	120.30
26	BA	2283	C	N1-C2-O2	-5.54	115.58	118.90
1	AA	1403	C	C2-N3-C4	-5.54	117.13	119.90
26	BA	817	C	N3-C2-O2	5.54	125.78	121.90
26	BA	1161	C	C6-N1-C2	5.54	122.51	120.30
26	BA	1265	A	N1-C2-N3	5.54	132.07	129.30
26	BA	2030	A	C4-C5-N7	-5.54	107.93	110.70
1	AA	679	C	C2-N1-C1'	5.53	124.89	118.80
1	AA	862	C	C6-N1-C2	-5.53	118.09	120.30
26	BA	501	A	N1-C2-N3	5.53	132.07	129.30
26	BA	1208	C	C2-N3-C4	-5.53	117.13	119.90
26	BA	1273	U	N1-C2-O2	-5.53	118.93	122.80
26	BA	949	G	C5-C6-O6	5.53	131.92	128.60
26	BA	1024	G	N7-C8-N9	5.53	115.86	113.10
1	AA	686	U	N1-C2-O2	-5.53	118.93	122.80
26	BA	786	C	N1-C2-O2	-5.53	115.58	118.90
26	BA	1049	C	N1-C2-O2	-5.53	115.58	118.90
26	BA	1897	G	N3-C4-N9	5.52	129.31	126.00
26	BA	2732	G	N3-C4-N9	-5.52	122.69	126.00
26	BA	620	G	N3-C2-N2	-5.52	116.03	119.90
26	BA	2444	G	N3-C2-N2	-5.52	116.03	119.90
1	AA	372	C	C6-N1-C2	5.52	122.51	120.30
26	BA	1023	U	C2-N1-C1'	-5.52	111.08	117.70
26	BA	774	G	C5-C6-N1	5.52	114.26	111.50
26	BA	2711	A	N3-C4-C5	5.52	130.66	126.80
26	BA	2524	G	C5-C6-N1	5.52	114.26	111.50
1	AA	712	A	C6-N1-C2	-5.51	115.29	118.60
26	BA	640	C	C6-N1-C2	5.51	122.51	120.30

Continued on next page...

Continued from previous page...

Mol	Chain	Res	Type	Atoms	Z	Observed(°)	Ideal(°)
56	BB	24	G	N1-C6-O6	-5.51	116.59	119.90
1	AA	1190	G	C5-C6-O6	-5.51	125.29	128.60
26	BA	48	G	N3-C4-N9	5.51	129.31	126.00
26	BA	598	U	N3-C2-O2	5.51	126.06	122.20
26	BA	781	A	C4-C5-C6	5.51	119.75	117.00
26	BA	1699	G	C4-C5-N7	-5.51	108.60	110.80
26	BA	2330	G	N1-C2-N3	5.51	127.21	123.90
26	BA	1299	G	C5-C6-O6	5.51	131.91	128.60
56	BB	43	C	N1-C2-N3	5.51	123.06	119.20
26	BA	2523	G	C2-N3-C4	-5.51	109.15	111.90
26	BA	2859	G	N1-C2-N3	5.51	127.20	123.90
1	AA	21	G	N3-C4-N9	5.50	129.30	126.00
26	BA	784	G	C6-N1-C2	-5.50	121.80	125.10
26	BA	2082	A	C4-C5-C6	5.50	119.75	117.00
26	BA	235	U	N3-C2-O2	-5.50	118.35	122.20
26	BA	1223	G	N3-C4-C5	5.50	131.35	128.60
26	BA	2250	G	C6-N1-C2	5.50	128.40	125.10
26	BA	2893	A	C6-N1-C2	-5.50	115.30	118.60
35	BK	118	LEU	N-CA-C	-5.50	96.14	111.00
26	BA	1410	G	N7-C8-N9	-5.50	110.35	113.10
1	AA	145	G	C8-N9-C4	-5.50	104.20	106.40
26	BA	93	G	C5-N7-C8	5.50	107.05	104.30
26	BA	796	C	N1-C2-O2	-5.50	115.60	118.90
26	BA	1767	G	C2-N3-C4	-5.50	109.15	111.90
26	BA	2298	A	N1-C6-N6	-5.50	115.30	118.60
1	AA	1174	G	C6-C5-N7	5.50	133.70	130.40
26	BA	383	C	C2-N1-C1'	-5.50	112.75	118.80
26	BA	725	G	C8-N9-C1'	-5.50	119.86	127.00
1	AA	111	G	C8-N9-C1'	5.49	134.14	127.00
26	BA	2269	G	C6-N1-C2	-5.49	121.81	125.10
1	AA	834	U	N3-C2-O2	-5.49	118.36	122.20
1	AA	1360	A	C8-N9-C4	5.49	108.00	105.80
26	BA	404	A	N7-C8-N9	5.49	116.55	113.80
26	BA	2717	C	C6-N1-C2	-5.49	118.11	120.30
56	BB	96	G	C4-C5-N7	-5.49	108.61	110.80
26	BA	12	U	N3-C2-O2	-5.49	118.36	122.20
26	BA	2396	G	N9-C4-C5	5.49	107.59	105.40
26	BA	2495	G	N1-C6-O6	-5.49	116.61	119.90
26	BA	22	C	C2-N3-C4	-5.49	117.16	119.90
26	BA	606	U	N3-C4-O4	-5.49	115.56	119.40
26	BA	482	A	C4-C5-N7	5.48	113.44	110.70
26	BA	821	A	C2-N3-C4	-5.48	107.86	110.60

Continued on next page...

Continued from previous page...

Mol	Chain	Res	Type	Atoms	Z	Observed(°)	Ideal(°)
26	BA	1125	G	C5-C6-N1	5.48	114.24	111.50
26	BA	2205	A	C5-C6-N1	-5.48	114.96	117.70
26	BA	2760	C	C2-N3-C4	-5.48	117.16	119.90
56	BB	61	G	C2-N3-C4	-5.48	109.16	111.90
26	BA	1652	A	N1-C6-N6	-5.48	115.31	118.60
26	BA	210	C	C2-N1-C1'	-5.48	112.77	118.80
26	BA	821	A	C4-C5-C6	-5.48	114.26	117.00
26	BA	1110	G	C8-N9-C4	5.48	108.59	106.40
26	BA	2448	A	C5-C6-N1	-5.48	114.96	117.70
26	BA	2626	C	N3-C4-N4	5.48	121.83	118.00
26	BA	47	C	N1-C2-O2	-5.48	115.61	118.90
26	BA	90	U	N1-C2-O2	5.48	126.63	122.80
1	AA	555	U	C2-N1-C1'	-5.47	111.13	117.70
26	BA	1038	G	N1-C2-N2	-5.47	111.27	116.20
1	AA	308	C	C6-N1-C2	5.47	122.49	120.30
26	BA	1985	C	C2-N1-C1'	-5.47	112.78	118.80
26	BA	979	A	N3-C4-N9	5.47	131.78	127.40
26	BA	2682	A	C6-C5-N7	-5.47	128.47	132.30
26	BA	239	C	N3-C2-O2	5.47	125.73	121.90
26	BA	1447	C	C4-C5-C6	5.47	120.13	117.40
26	BA	2803	G	C5-N7-C8	5.47	107.03	104.30
26	BA	218	A	N1-C6-N6	5.46	121.88	118.60
26	BA	1492	G	N1-C2-N3	5.46	127.18	123.90
26	BA	923	G	N3-C4-N9	-5.46	122.72	126.00
26	BA	1762	A	N9-C4-C5	-5.46	103.61	105.80
26	BA	2093	G	C5-C6-N1	-5.46	108.77	111.50
26	BA	2371	G	C8-N9-C4	-5.46	104.22	106.40
26	BA	2590	A	C8-N9-C4	5.46	107.98	105.80
1	AA	206	C	C6-N1-C2	-5.46	118.11	120.30
26	BA	302	C	C2-N3-C4	-5.46	117.17	119.90
26	BA	984	A	C8-N9-C4	5.46	107.98	105.80
26	BA	1122	G	N1-C6-O6	-5.46	116.62	119.90
26	BA	1151	A	C5-N7-C8	-5.46	101.17	103.90
26	BA	1228	G	C6-C5-N7	5.46	133.68	130.40
26	BA	2416	C	N1-C2-N3	5.46	123.02	119.20
26	BA	746	U	C6-N1-C2	-5.46	117.72	121.00
26	BA	1372	U	C5-C4-O4	-5.46	122.62	125.90
26	BA	1966	A	C5-C6-N6	-5.46	119.33	123.70
1	AA	234	C	C6-N1-C2	-5.46	118.12	120.30
1	AA	759	A	C8-N9-C4	5.46	107.98	105.80
1	AA	1483	A	N1-C6-N6	5.46	121.88	118.60
26	BA	446	G	C6-C5-N7	-5.46	127.12	130.40

Continued on next page...

Continued from previous page...

Mol	Chain	Res	Type	Atoms	Z	Observed(°)	Ideal(°)
26	BA	1783	A	N1-C6-N6	5.46	121.88	118.60
26	BA	1958	C	N1-C2-N3	5.46	123.02	119.20
26	BA	2426	A	C4-C5-C6	5.46	119.73	117.00
26	BA	2523	G	C5-C6-O6	-5.46	125.33	128.60
26	BA	2632	A	N1-C6-N6	-5.46	115.33	118.60
26	BA	2220	U	C2-N1-C1'	-5.45	111.16	117.70
26	BA	2533	U	N3-C4-O4	-5.45	115.58	119.40
56	BB	85	G	C4-C5-N7	-5.45	108.62	110.80
1	AA	292	G	N1-C6-O6	-5.45	116.63	119.90
1	AA	721	G	N3-C4-N9	-5.45	122.73	126.00
26	BA	276	U	C2-N1-C1'	5.45	124.24	117.70
22	AV	51	A	C3'-C2'-C1'	5.45	105.86	101.50
56	BB	51	G	C5-N7-C8	-5.45	101.58	104.30
26	BA	336	C	C4-C5-C6	-5.45	114.68	117.40
26	BA	1265	A	N3-C4-C5	-5.45	122.99	126.80
26	BA	1330	C	N3-C4-C5	5.45	124.08	121.90
26	BA	2030	A	N9-C4-C5	5.45	107.98	105.80
26	BA	758	C	N1-C2-O2	-5.45	115.63	118.90
26	BA	1016	G	N1-C2-N2	5.45	121.10	116.20
26	BA	1608	A	C4-C5-N7	5.45	113.42	110.70
26	BA	2436	G	C2-N3-C4	-5.45	109.18	111.90
26	BA	2679	A	C4-C5-N7	5.45	113.42	110.70
26	BA	2771	C	N3-C2-O2	5.45	125.71	121.90
26	BA	1972	G	N3-C4-C5	-5.44	125.88	128.60
1	AA	368	U	N3-C2-O2	-5.44	118.39	122.20
1	AA	1510	C	C6-N1-C2	5.44	122.48	120.30
26	BA	169	G	N3-C4-N9	-5.44	122.73	126.00
26	BA	2280	G	N1-C6-O6	-5.44	116.63	119.90
1	AA	764	C	C6-N1-C2	-5.44	118.12	120.30
26	BA	2514	U	C6-N1-C2	5.44	124.27	121.00
26	BA	2523	G	C8-N9-C1'	-5.44	119.93	127.00
1	AA	1457	G	N7-C8-N9	-5.44	110.38	113.10
26	BA	563	A	C5-N7-C8	-5.44	101.18	103.90
26	BA	2862	G	N3-C2-N2	-5.44	116.09	119.90
26	BA	121	G	C4-C5-N7	5.44	112.97	110.80
26	BA	2692	G	N9-C4-C5	-5.44	103.22	105.40
26	BA	318	C	N1-C2-O2	-5.44	115.64	118.90
1	AA	283	U	C6-N1-C2	-5.43	117.74	121.00
26	BA	1125	G	N3-C4-N9	5.43	129.26	126.00
26	BA	1128	G	C2-N3-C4	-5.43	109.18	111.90
26	BA	226	A	C6-C5-N7	-5.43	128.50	132.30
26	BA	454	A	C5-C6-N6	-5.43	119.35	123.70

Continued on next page...

Continued from previous page...

Mol	Chain	Res	Type	Atoms	Z	Observed(°)	Ideal(°)
26	BA	1638	C	N1-C2-N3	5.43	123.00	119.20
26	BA	2364	C	C2-N1-C1'	-5.43	112.83	118.80
26	BA	2534	A	C5-C6-N6	-5.43	119.35	123.70
26	BA	647	G	N7-C8-N9	-5.43	110.38	113.10
26	BA	2499	C	N3-C2-O2	5.43	125.70	121.90
26	BA	921	C	N3-C4-N4	5.43	121.80	118.00
26	BA	1189	A	C5-C6-N1	5.43	120.42	117.70
26	BA	2157	G	N3-C4-C5	5.43	131.31	128.60
26	BA	2333	A	C6-N1-C2	-5.43	115.34	118.60
49	BY	56	LEU	N-CA-C	-5.43	96.35	111.00
26	BA	534	U	N1-C2-O2	-5.42	119.00	122.80
26	BA	1224	U	C5-C6-N1	-5.42	119.99	122.70
56	BB	13	G	N9-C4-C5	-5.42	103.23	105.40
1	AA	1187	G	C4-N9-C1'	-5.42	119.46	126.50
26	BA	249	C	N3-C4-N4	5.42	121.79	118.00
26	BA	941	A	C4-C5-N7	5.42	113.41	110.70
26	BA	2770	G	N9-C4-C5	-5.42	103.23	105.40
1	AA	734	G	C4-N9-C1'	5.42	133.54	126.50
1	AA	796	C	N3-C2-O2	-5.42	118.11	121.90
26	BA	462	C	N3-C4-C5	-5.42	119.73	121.90
26	BA	35	G	C2-N3-C4	-5.41	109.19	111.90
26	BA	784	G	C8-N9-C4	-5.41	104.23	106.40
26	BA	960	A	C2-N3-C4	5.41	113.31	110.60
26	BA	2488	G	C5-C6-O6	-5.41	125.35	128.60
56	BB	88	C	N3-C4-C5	-5.41	119.73	121.90
56	BB	16	G	N9-C4-C5	5.41	107.56	105.40
1	AA	19	A	N1-C6-N6	5.41	121.85	118.60
26	BA	680	C	C2-N1-C1'	5.41	124.75	118.80
26	BA	862	G	N1-C6-O6	-5.41	116.65	119.90
26	BA	1020	A	N3-C4-C5	5.41	130.59	126.80
26	BA	1769	U	C5-C6-N1	-5.41	120.00	122.70
26	BA	2054	A	N1-C6-N6	5.41	121.85	118.60
26	BA	2427	C	N1-C2-O2	-5.41	115.65	118.90
1	AA	108	G	N9-C4-C5	5.41	107.56	105.40
1	AA	858	G	N3-C2-N2	5.41	123.69	119.90
26	BA	249	C	C5-C4-N4	-5.41	116.41	120.20
26	BA	915	C	N1-C2-O2	-5.41	115.66	118.90
26	BA	1395	A	N3-C4-N9	-5.41	123.07	127.40
26	BA	1243	C	N1-C2-O2	-5.41	115.66	118.90
26	BA	1369	G	N1-C6-O6	-5.41	116.66	119.90
26	BA	1954	G	N3-C2-N2	-5.41	116.11	119.90
26	BA	1556	C	N3-C2-O2	5.41	125.68	121.90

Continued on next page...

Continued from previous page...

Mol	Chain	Res	Type	Atoms	Z	Observed(°)	Ideal(°)
56	BB	11	C	C6-N1-C2	-5.41	118.14	120.30
26	BA	581	C	C6-N1-C2	-5.40	118.14	120.30
26	BA	1384	A	N1-C6-N6	-5.40	115.36	118.60
26	BA	2260	C	C2-N3-C4	-5.40	117.20	119.90
26	BA	2503	A	C5-C6-N6	-5.40	119.38	123.70
26	BA	488	G	N3-C4-N9	5.40	129.24	126.00
26	BA	1427	A	C5-C6-N1	5.40	120.40	117.70
26	BA	2030	A	C5-C6-N1	-5.40	115.00	117.70
26	BA	2409	G	C8-N9-C4	5.40	108.56	106.40
56	BB	15	A	C5-C6-N1	-5.40	115.00	117.70
1	AA	311	C	C6-N1-C2	-5.40	118.14	120.30
26	BA	856	G	N7-C8-N9	-5.40	110.40	113.10
26	BA	2265	U	N1-C2-N3	5.40	118.14	114.90
26	BA	2682	A	C4-C5-C6	5.40	119.70	117.00
26	BA	489	G	N1-C2-N2	5.40	121.06	116.20
26	BA	1475	G	C8-N9-C1'	5.40	134.01	127.00
26	BA	2749	A	C2-N3-C4	-5.40	107.90	110.60
1	AA	633	G	N9-C4-C5	5.39	107.56	105.40
26	BA	2365	G	C2-N3-C4	-5.39	109.20	111.90
1	AA	245	U	C2-N3-C4	-5.39	123.77	127.00
26	BA	240	C	C6-N1-C2	-5.39	118.14	120.30
26	BA	2416	C	N3-C2-O2	-5.39	118.13	121.90
26	BA	1743	G	N9-C4-C5	-5.39	103.25	105.40
26	BA	2056	G	C2-N3-C4	5.39	114.59	111.90
26	BA	1394	U	C5-C4-O4	5.39	129.13	125.90
1	AA	859	G	N1-C2-N2	-5.38	111.35	116.20
26	BA	38	A	C5-C6-N1	5.38	120.39	117.70
26	BA	2081	U	N1-C2-N3	5.38	118.13	114.90
26	BA	2158	A	N1-C6-N6	5.38	121.83	118.60
26	BA	1750	G	C8-N9-C4	-5.38	104.25	106.40
26	BA	2877	G	C8-N9-C4	5.38	108.55	106.40
26	BA	2897	U	C5-C6-N1	-5.38	120.01	122.70
26	BA	516	C	C2-N1-C1'	-5.38	112.89	118.80
26	BA	1035	U	C6-N1-C2	5.38	124.23	121.00
26	BA	1378	A	N3-C4-N9	-5.38	123.10	127.40
26	BA	1646	C	C6-N1-C2	5.38	122.45	120.30
56	BB	12	C	C6-N1-C2	5.38	122.45	120.30
26	BA	1245	G	C5-C6-O6	5.38	131.82	128.60
26	BA	2728	U	N3-C4-O4	-5.38	115.64	119.40
56	BB	81	G	C5-C6-N1	5.38	114.19	111.50
1	AA	897	C	C2-N3-C4	-5.37	117.21	119.90
26	BA	1040	A	N9-C4-C5	-5.37	103.65	105.80

Continued on next page...

Continued from previous page...

Mol	Chain	Res	Type	Atoms	Z	Observed(°)	Ideal(°)
26	BA	1997	C	C2-N1-C1'	-5.37	112.89	118.80
26	BA	2000	C	C2-N3-C4	-5.37	117.21	119.90
1	AA	1194	U	C5-C6-N1	-5.37	120.01	122.70
26	BA	221	A	C4-N9-C1'	-5.37	116.63	126.30
1	AA	768	A	N1-C6-N6	5.37	121.82	118.60
26	BA	982	C	N3-C4-N4	-5.37	114.24	118.00
26	BA	1143	A	C8-N9-C4	-5.37	103.65	105.80
26	BA	2388	A	N7-C8-N9	-5.37	111.12	113.80
26	BA	1587	G	N3-C4-N9	5.37	129.22	126.00
26	BA	1939	U	N3-C4-C5	5.37	117.82	114.60
26	BA	2031	A	N7-C8-N9	5.37	116.48	113.80
26	BA	533	G	C4-N9-C1'	5.36	133.47	126.50
26	BA	69	C	N1-C2-O2	-5.36	115.68	118.90
1	AA	29	U	C5-C4-O4	5.36	129.12	125.90
26	BA	636	G	C5-C6-O6	5.36	131.82	128.60
26	BA	2375	G	N3-C4-N9	-5.36	122.78	126.00
26	BA	1037	G	N9-C4-C5	5.36	107.54	105.40
26	BA	2867	G	N3-C4-N9	5.36	129.21	126.00
56	BB	80	U	N3-C2-O2	5.36	125.95	122.20
1	AA	251	G	N1-C6-O6	5.36	123.11	119.90
26	BA	2447	G	C6-C5-N7	-5.36	127.19	130.40
26	BA	2688	G	C8-N9-C1'	5.36	133.96	127.00
4	AD	49	ASP	CB-CG-OD2	5.35	123.12	118.30
26	BA	1835	G	N1-C2-N2	5.35	121.02	116.20
1	AA	897	C	C6-N1-C2	5.35	122.44	120.30
26	BA	2330	G	C2-N3-C4	-5.35	109.22	111.90
26	BA	2435	A	C8-N9-C4	5.35	107.94	105.80
26	BA	317	G	N1-C6-O6	5.35	123.11	119.90
26	BA	324	A	C2-N3-C4	-5.35	107.93	110.60
26	BA	458	G	C6-C5-N7	5.35	133.61	130.40
26	BA	1405	U	N1-C2-N3	5.35	118.11	114.90
26	BA	598	U	C5-C6-N1	-5.35	120.03	122.70
26	BA	1157	G	C4-N9-C1'	5.34	133.44	126.50
26	BA	1130	U	N3-C2-O2	-5.34	118.46	122.20
26	BA	1660	G	C6-C5-N7	5.34	133.60	130.40
26	BA	2177	C	C2-N1-C1'	5.34	124.67	118.80
26	BA	2590	A	C4-C5-C6	5.34	119.67	117.00
1	AA	293	G	C8-N9-C4	5.34	108.54	106.40
26	BA	2289	G	C2-N3-C4	-5.34	109.23	111.90
26	BA	83	A	C5-N7-C8	5.34	106.57	103.90
1	AA	262	A	C8-N9-C4	5.34	107.94	105.80
26	BA	1638	C	C6-N1-C1'	5.34	127.20	120.80

Continued on next page...

Continued from previous page...

Mol	Chain	Res	Type	Atoms	Z	Observed(°)	Ideal(°)
26	BA	2071	A	N1-C2-N3	5.34	131.97	129.30
26	BA	2763	G	C4-C5-C6	5.34	122.00	118.80
26	BA	475	C	N1-C2-O2	-5.33	115.70	118.90
26	BA	1522	A	C4-C5-C6	5.33	119.67	117.00
1	AA	396	C	C6-N1-C2	5.33	122.43	120.30
22	AV	50	G	O4'-C1'-N9	5.33	112.46	108.20
26	BA	205	G	C5-C6-O6	5.33	131.80	128.60
26	BA	733	G	N3-C4-N9	5.33	129.20	126.00
26	BA	2321	U	N3-C4-O4	-5.33	115.67	119.40
26	BA	2679	A	N1-C6-N6	5.33	121.80	118.60
22	AV	65	U	O4'-C1'-N1	5.33	112.46	108.20
26	BA	859	G	C5-C6-O6	5.33	131.80	128.60
26	BA	2765	A	N9-C4-C5	-5.33	103.67	105.80
26	BA	2646	C	C5-C4-N4	-5.33	116.47	120.20
26	BA	2726	A	C5-C6-N1	5.33	120.36	117.70
26	BA	301	G	C4-N9-C1'	-5.32	119.58	126.50
26	BA	971	G	N3-C4-N9	5.32	129.19	126.00
26	BA	991	C	N1-C2-O2	-5.32	115.71	118.90
26	BA	1064	C	C5-C6-N1	5.32	123.66	121.00
26	BA	2278	A	C6-C5-N7	-5.32	128.57	132.30
1	AA	245	U	N3-C4-C5	5.32	117.79	114.60
26	BA	260	G	N3-C2-N2	-5.32	116.17	119.90
26	BA	1213	A	N7-C8-N9	-5.32	111.14	113.80
26	BA	1272	A	N1-C6-N6	5.32	121.79	118.60
26	BA	2352	A	C5-N7-C8	5.32	106.56	103.90
26	BA	2452	C	N1-C2-O2	-5.32	115.71	118.90
26	BA	2790	U	N1-C2-O2	5.32	126.53	122.80
26	BA	175	G	N3-C4-C5	5.32	131.26	128.60
26	BA	310	A	C2-N3-C4	-5.32	107.94	110.60
26	BA	809	G	C5-C6-O6	5.32	131.79	128.60
26	BA	2047	C	C2-N1-C1'	5.32	124.65	118.80
56	BB	99	A	C8-N9-C4	-5.32	103.67	105.80
26	BA	337	C	N3-C4-C5	5.32	124.03	121.90
26	BA	946	C	N3-C4-C5	5.32	124.03	121.90
26	BA	2435	A	C6-N1-C2	-5.32	115.41	118.60
26	BA	2535	G	N9-C4-C5	-5.32	103.27	105.40
26	BA	576	U	N1-C2-O2	5.31	126.52	122.80
26	BA	990	A	C5-C6-N6	5.31	127.95	123.70
26	BA	2678	C	N3-C4-C5	5.31	124.02	121.90
26	BA	692	C	N1-C2-O2	-5.31	115.72	118.90
26	BA	1892	C	C6-N1-C2	5.31	122.42	120.30
26	BA	2076	U	C5-C4-O4	5.31	129.08	125.90

Continued on next page...

Continued from previous page...

Mol	Chain	Res	Type	Atoms	Z	Observed(°)	Ideal(°)
26	BA	517	C	N3-C2-O2	5.30	125.61	121.90
26	BA	1841	U	N1-C2-O2	-5.30	119.09	122.80
26	BA	93	G	N3-C2-N2	-5.30	116.19	119.90
26	BA	1965	C	N1-C2-O2	-5.30	115.72	118.90
26	BA	1981	A	C5-C6-N6	5.30	127.94	123.70
26	BA	2762	C	N1-C2-O2	-5.30	115.72	118.90
26	BA	2089	C	N1-C2-O2	-5.30	115.72	118.90
26	BA	2510	C	C2-N1-C1'	-5.30	112.97	118.80
1	AA	502	A	N1-C6-N6	-5.30	115.42	118.60
26	BA	1492	G	C2-N3-C4	-5.30	109.25	111.90
1	AA	798	U	N1-C2-O2	-5.29	119.09	122.80
26	BA	2898	U	N1-C2-O2	5.29	126.50	122.80
26	BA	2360	G	C5-C6-O6	-5.29	125.43	128.60
26	BA	992	C	C6-N1-C2	5.29	122.42	120.30
26	BA	1604	C	N3-C2-O2	-5.29	118.20	121.90
26	BA	2046	G	C4-C5-N7	5.29	112.92	110.80
26	BA	2331	G	N3-C4-C5	-5.29	125.96	128.60
1	AA	1524	C	C6-N1-C1'	5.29	127.14	120.80
26	BA	667	U	C4-C5-C6	-5.29	116.53	119.70
26	BA	675	A	N9-C4-C5	5.29	107.91	105.80
26	BA	2642	G	N3-C2-N2	5.29	123.60	119.90
26	BA	321	U	N3-C2-O2	-5.28	118.50	122.20
26	BA	323	C	N1-C2-O2	-5.28	115.73	118.90
26	BA	835	C	N3-C4-C5	-5.28	119.79	121.90
26	BA	1407	G	N1-C6-O6	5.28	123.07	119.90
26	BA	1673	G	N3-C4-C5	5.28	131.24	128.60
56	BB	15	A	C5-N7-C8	-5.28	101.26	103.90
1	AA	869	G	C4-C5-N7	5.28	112.91	110.80
26	BA	992	C	N3-C2-O2	5.28	125.60	121.90
26	BA	760	G	N3-C2-N2	-5.28	116.20	119.90
26	BA	1519	G	C5-N7-C8	5.28	106.94	104.30
26	BA	2802	G	N3-C4-N9	-5.28	122.83	126.00
31	BG	97	VAL	CB-CA-C	-5.28	101.37	111.40
56	BB	9	G	C5-C6-N1	5.28	114.14	111.50
1	AA	818	G	C8-N9-C1'	5.28	133.86	127.00
1	AA	1167	A	N1-C6-N6	-5.28	115.43	118.60
26	BA	1555	G	C8-N9-C1'	-5.28	120.14	127.00
26	BA	2141	G	N3-C4-N9	5.28	129.17	126.00
26	BA	191	A	N1-C6-N6	-5.28	115.43	118.60
26	BA	371	A	C5-C6-N6	5.28	127.92	123.70
26	BA	1543	G	N3-C2-N2	-5.28	116.21	119.90
1	AA	859	G	C6-C5-N7	-5.28	127.23	130.40

Continued on next page...

Continued from previous page...

Mol	Chain	Res	Type	Atoms	Z	Observed(°)	Ideal(°)
1	AA	1051	C	N1-C2-O2	-5.28	115.73	118.90
26	BA	1169	A	C8-N9-C4	5.28	107.91	105.80
26	BA	1228	G	N9-C4-C5	5.28	107.51	105.40
26	BA	1357	C	C2-N1-C1'	-5.28	113.00	118.80
26	BA	2085	U	C6-N1-C2	5.28	124.17	121.00
26	BA	1415	U	N3-C2-O2	-5.27	118.51	122.20
26	BA	551	G	C8-N9-C4	5.27	108.51	106.40
26	BA	2355	G	C8-N9-C4	5.27	108.51	106.40
26	BA	2609	U	N1-C2-N3	-5.27	111.74	114.90
26	BA	783	A	C2-N3-C4	-5.27	107.96	110.60
26	BA	1339	G	N3-C2-N2	5.27	123.59	119.90
26	BA	1022	G	C5-C6-N1	-5.27	108.86	111.50
26	BA	1045	C	N3-C2-O2	5.27	125.59	121.90
26	BA	1721	G	N3-C4-N9	5.27	129.16	126.00
26	BA	1955	U	C6-N1-C1'	5.27	128.58	121.20
26	BA	2060	A	C2-N3-C4	-5.27	107.97	110.60
26	BA	2488	G	N1-C6-O6	5.27	123.06	119.90
26	BA	223	A	N3-C4-N9	-5.27	123.19	127.40
26	BA	431	U	N1-C2-N3	-5.27	111.74	114.90
26	BA	486	C	N3-C4-N4	5.27	121.69	118.00
26	BA	1271	G	C8-N9-C4	5.27	108.51	106.40
26	BA	1427	A	C2-N3-C4	5.27	113.23	110.60
26	BA	2275	C	N3-C2-O2	-5.27	118.21	121.90
26	BA	2464	G	C8-N9-C1'	5.27	133.85	127.00
26	BA	2512	C	C2-N1-C1'	-5.27	113.01	118.80
1	AA	586	C	N3-C4-C5	5.26	124.01	121.90
26	BA	32	C	C6-N1-C2	5.26	122.41	120.30
26	BA	93	G	N7-C8-N9	-5.26	110.47	113.10
26	BA	680	C	N3-C2-O2	-5.26	118.22	121.90
26	BA	725	G	C4-C5-C6	5.26	121.96	118.80
26	BA	528	A	C4-N9-C1'	5.26	135.77	126.30
26	BA	542	C	N1-C2-O2	-5.26	115.74	118.90
26	BA	997	G	C4-C5-N7	-5.26	108.69	110.80
26	BA	1407	G	C5-C6-O6	-5.26	125.44	128.60
26	BA	2367	G	C4-C5-C6	-5.26	115.64	118.80
56	BB	16	G	N3-C2-N2	-5.26	116.22	119.90
56	BB	19	C	C2-N1-C1'	-5.26	113.01	118.80
1	AA	332	G	N7-C8-N9	-5.26	110.47	113.10
26	BA	428	A	N7-C8-N9	-5.26	111.17	113.80
26	BA	962	G	N9-C4-C5	-5.26	103.30	105.40
26	BA	1155	A	C5-N7-C8	5.26	106.53	103.90
26	BA	1659	G	C4-N9-C1'	-5.26	119.66	126.50

Continued on next page...

Continued from previous page...

Mol	Chain	Res	Type	Atoms	Z	Observed(°)	Ideal(°)
1	AA	265	G	C4-N9-C1'	-5.26	119.67	126.50
26	BA	85	G	C5-C6-N1	5.26	114.13	111.50
26	BA	778	G	C8-N9-C4	-5.26	104.30	106.40
26	BA	1219	U	C2-N1-C1'	-5.26	111.39	117.70
26	BA	2477	U	C2-N1-C1'	-5.26	111.39	117.70
26	BA	533	G	C6-C5-N7	-5.25	127.25	130.40
26	BA	2485	G	N3-C2-N2	-5.25	116.22	119.90
26	BA	1213	A	C5-N7-C8	5.25	106.53	103.90
26	BA	1404	C	N3-C2-O2	5.25	125.58	121.90
1	AA	980	C	C6-N1-C2	5.25	122.40	120.30
26	BA	945	A	C6-N1-C2	-5.25	115.45	118.60
26	BA	2439	A	N9-C4-C5	-5.25	103.70	105.80
1	AA	90	C	N3-C4-N4	-5.25	114.33	118.00
26	BA	1386	C	N1-C2-O2	-5.25	115.75	118.90
1	AA	453	G	C8-N9-C1'	-5.25	120.18	127.00
1	AA	1309	G	C8-N9-C4	5.25	108.50	106.40
26	BA	618	G	C6-C5-N7	5.25	133.55	130.40
26	BA	1743	G	C8-N9-C1'	-5.25	120.18	127.00
26	BA	2574	G	N1-C6-O6	5.25	123.05	119.90
26	BA	2831	G	C4-N9-C1'	5.25	133.32	126.50
41	BQ	10	ARG	NE-CZ-NH1	-5.25	117.68	120.30
1	AA	752	G	N1-C6-O6	-5.24	116.75	119.90
26	BA	818	G	C8-N9-C1'	-5.24	120.18	127.00
26	BA	1970	A	C5-N7-C8	-5.24	101.28	103.90
56	BB	66	A	C2-N3-C4	-5.24	107.98	110.60
1	AA	914	A	C6-N1-C2	-5.24	115.45	118.60
1	AA	337	G	C4-N9-C1'	-5.24	119.69	126.50
26	BA	187	G	N3-C4-N9	5.24	129.15	126.00
26	BA	835	C	C6-N1-C2	-5.24	118.20	120.30
26	BA	1331	G	C8-N9-C4	5.24	108.50	106.40
26	BA	2539	C	N1-C2-O2	-5.24	115.76	118.90
1	AA	1202	U	N3-C4-O4	-5.24	115.73	119.40
26	BA	2612	C	N1-C2-O2	-5.24	115.76	118.90
26	BA	984	A	C5-C6-N6	-5.24	119.51	123.70
39	BO	9	ARG	NE-CZ-NH2	-5.24	117.68	120.30
26	BA	1238	G	N3-C4-C5	-5.23	125.98	128.60
1	AA	46	G	N3-C4-C5	5.23	131.22	128.60
1	AA	1358	U	N3-C4-O4	-5.23	115.74	119.40
26	BA	195	A	C5-C6-N1	5.23	120.32	117.70
26	BA	245	G	N9-C4-C5	5.23	107.49	105.40
26	BA	509	C	N1-C2-N3	5.23	122.86	119.20
26	BA	575	A	N9-C4-C5	5.23	107.89	105.80

Continued on next page...

Continued from previous page...

Mol	Chain	Res	Type	Atoms	Z	Observed(°)	Ideal(°)
26	BA	1452	G	N9-C4-C5	-5.23	103.31	105.40
26	BA	2371	G	N3-C2-N2	-5.23	116.24	119.90
26	BA	2875	C	C2-N3-C4	-5.23	117.28	119.90
1	AA	796	C	C2-N1-C1'	5.23	124.55	118.80
26	BA	275	C	C6-N1-C2	-5.23	118.21	120.30
26	BA	823	C	C2-N3-C4	-5.23	117.28	119.90
26	BA	1954	G	C5-C6-O6	-5.23	125.46	128.60
26	BA	2632	A	N9-C4-C5	5.23	107.89	105.80
26	BA	2722	G	N1-C6-O6	-5.23	116.76	119.90
26	BA	2872	A	C4-C5-N7	-5.23	108.08	110.70
1	AA	1475	G	C6-C5-N7	-5.23	127.26	130.40
26	BA	121	G	C5-N7-C8	-5.23	101.69	104.30
26	BA	971	G	N3-C4-C5	-5.23	125.99	128.60
26	BA	1623	G	N3-C4-C5	5.23	131.21	128.60
26	BA	2468	A	C4-C5-C6	5.23	119.61	117.00
26	BA	2504	U	N1-C2-O2	5.23	126.46	122.80
26	BA	481	G	N3-C2-N2	-5.23	116.24	119.90
26	BA	543	G	C8-N9-C1'	-5.23	120.21	127.00
26	BA	2107	G	C5-C6-O6	5.23	131.74	128.60
26	BA	2890	G	C4-C5-N7	5.22	112.89	110.80
26	BA	2390	U	C6-N1-C2	5.22	124.13	121.00
26	BA	499	U	N1-C2-O2	-5.22	119.15	122.80
26	BA	815	C	N3-C2-O2	5.22	125.56	121.90
26	BA	2321	U	C2-N1-C1'	-5.22	111.44	117.70
26	BA	2396	G	C4-C5-N7	-5.22	108.71	110.80
26	BA	2723	C	N3-C2-O2	-5.22	118.25	121.90
26	BA	1738	G	N3-C4-C5	-5.22	125.99	128.60
26	BA	2067	G	C8-N9-C1'	-5.22	120.21	127.00
26	BA	2337	G	N1-C6-O6	5.22	123.03	119.90
26	BA	2750	A	N9-C4-C5	5.22	107.89	105.80
26	BA	461	C	N1-C2-N3	5.22	122.85	119.20
26	BA	290	U	C5-C4-O4	5.22	129.03	125.90
26	BA	1574	C	N3-C4-C5	5.22	123.99	121.90
26	BA	1783	A	C5-C6-N6	-5.21	119.53	123.70
26	BA	2763	G	N1-C6-O6	5.21	123.03	119.90
26	BA	2367	G	C4-N9-C1'	-5.21	119.72	126.50
26	BA	2898	U	N3-C2-O2	-5.21	118.55	122.20
26	BA	832	U	C2-N1-C1'	-5.21	111.45	117.70
1	AA	105	G	C4-C5-N7	-5.21	108.72	110.80
26	BA	58	G	N1-C6-O6	-5.21	116.77	119.90
26	BA	690	G	N3-C4-C5	5.21	131.21	128.60
26	BA	1050	A	C5-C6-N6	-5.21	119.53	123.70

Continued on next page...

Continued from previous page...

Mol	Chain	Res	Type	Atoms	Z	Observed(°)	Ideal(°)
26	BA	1240	U	C5-C4-O4	-5.21	122.78	125.90
26	BA	2458	G	N9-C4-C5	5.21	107.48	105.40
1	AA	802	A	N1-C6-N6	5.21	121.72	118.60
26	BA	738	G	N7-C8-N9	5.21	115.70	113.10
26	BA	1501	G	N1-C6-O6	5.21	123.02	119.90
26	BA	2547	A	N9-C4-C5	-5.21	103.72	105.80
56	BB	114	C	N3-C2-O2	5.21	125.55	121.90
1	AA	836	G	C5-C6-O6	-5.21	125.48	128.60
1	AA	212	G	N3-C4-N9	5.20	129.12	126.00
26	BA	1482	G	N3-C4-C5	5.20	131.20	128.60
1	AA	362	G	N9-C4-C5	-5.20	103.32	105.40
26	BA	1790	C	C5-C4-N4	-5.20	116.56	120.20
1	AA	754	C	N3-C4-C5	-5.20	119.82	121.90
1	AA	897	C	N1-C2-O2	-5.20	115.78	118.90
26	BA	2377	A	C8-N9-C4	5.20	107.88	105.80
26	BA	2646	C	N3-C4-N4	5.20	121.64	118.00
26	BA	9	G	C4-C5-C6	5.20	121.92	118.80
26	BA	1526	C	N3-C4-C5	5.20	123.98	121.90
1	AA	634	C	C6-N1-C2	-5.20	118.22	120.30
26	BA	724	U	C5-C4-O4	-5.20	122.78	125.90
26	BA	942	G	C6-C5-N7	5.20	133.52	130.40
26	BA	1661	G	N3-C4-N9	5.20	129.12	126.00
26	BA	2293	G	C5-C6-N1	5.20	114.10	111.50
34	BJ	5	THR	CB-CA-C	-5.20	97.57	111.60
1	AA	1060	U	N3-C2-O2	5.19	125.84	122.20
1	AA	1486	G	C5-C6-O6	-5.19	125.48	128.60
26	BA	2724	U	C2-N1-C1'	-5.19	111.47	117.70
1	AA	1408	A	C8-N9-C4	5.19	107.88	105.80
26	BA	218	A	C4-C5-N7	5.19	113.30	110.70
26	BA	645	C	N3-C2-O2	5.19	125.53	121.90
26	BA	1595	C	C5-C6-N1	-5.19	118.40	121.00
53	B2	12	ARG	NE-CZ-NH2	5.19	122.90	120.30
26	BA	293	U	C5-C6-N1	-5.19	120.11	122.70
26	BA	1008	A	C6-N1-C2	-5.19	115.49	118.60
1	AA	894	G	N1-C6-O6	5.19	123.01	119.90
26	BA	517	C	C6-N1-C2	5.19	122.38	120.30
26	BA	825	A	N1-C6-N6	-5.19	115.49	118.60
26	BA	1190	G	C4-C5-N7	-5.19	108.72	110.80
26	BA	404	A	C8-N9-C4	-5.19	103.73	105.80
26	BA	1265	A	C4-C5-C6	5.19	119.59	117.00
26	BA	2371	G	N3-C4-N9	-5.19	122.89	126.00
26	BA	1011	G	N3-C2-N2	-5.18	116.27	119.90

Continued on next page...

Continued from previous page...

Mol	Chain	Res	Type	Atoms	Z	Observed(°)	Ideal(°)
26	BA	1234	U	N3-C2-O2	-5.18	118.57	122.20
26	BA	1844	C	N1-C2-O2	-5.18	115.79	118.90
26	BA	2277	G	C5-C6-N1	5.18	114.09	111.50
26	BA	2726	A	N9-C4-C5	5.18	107.87	105.80
26	BA	332	A	C4-C5-N7	-5.18	108.11	110.70
26	BA	1450	G	N3-C4-C5	5.18	131.19	128.60
26	BA	1817	G	N7-C8-N9	-5.18	110.51	113.10
26	BA	2305	U	C2-N1-C1'	-5.18	111.48	117.70
26	BA	2540	C	C2-N1-C1'	-5.18	113.10	118.80
26	BA	813	U	C6-N1-C2	-5.18	117.89	121.00
26	BA	1343	G	N1-C2-N2	-5.18	111.54	116.20
26	BA	2710	C	N1-C2-N3	5.18	122.83	119.20
26	BA	542	C	N3-C2-O2	5.18	125.52	121.90
26	BA	598	U	N3-C4-O4	-5.18	115.78	119.40
26	BA	1646	C	C5-C6-N1	-5.18	118.41	121.00
26	BA	2504	U	N3-C4-C5	5.18	117.71	114.60
26	BA	215	G	C2-N3-C4	-5.18	109.31	111.90
26	BA	1043	C	N3-C4-C5	5.18	123.97	121.90
26	BA	1711	A	C6-C5-N7	5.18	135.92	132.30
26	BA	1901	A	N1-C6-N6	-5.18	115.49	118.60
26	BA	239	C	C5-C4-N4	-5.17	116.58	120.20
26	BA	713	G	N9-C4-C5	-5.17	103.33	105.40
26	BA	522	A	C5-N7-C8	5.17	106.49	103.90
26	BA	215	G	C8-N9-C4	5.17	108.47	106.40
26	BA	477	A	C6-N1-C2	-5.17	115.50	118.60
26	BA	1016	G	N1-C2-N3	-5.17	120.80	123.90
26	BA	2055	C	N3-C4-C5	5.17	123.97	121.90
26	BA	2066	C	N3-C2-O2	-5.17	118.28	121.90
26	BA	2720	U	N1-C2-N3	5.17	118.00	114.90
26	BA	2726	A	N1-C6-N6	-5.17	115.50	118.60
26	BA	1212	G	N7-C8-N9	-5.17	110.52	113.10
26	BA	2331	G	C5-C6-O6	-5.17	125.50	128.60
26	BA	2633	G	N9-C4-C5	5.17	107.47	105.40
1	AA	679	C	C6-N1-C1'	-5.17	114.60	120.80
26	BA	530	G	C6-C5-N7	-5.17	127.30	130.40
26	BA	2326	C	C6-N1-C1'	-5.17	114.60	120.80
26	BA	2514	U	C5-C6-N1	-5.17	120.12	122.70
56	BB	51	G	C8-N9-C4	-5.17	104.33	106.40
1	AA	722	G	N1-C6-O6	5.16	123.00	119.90
26	BA	131	A	N1-C6-N6	5.16	121.70	118.60
26	BA	787	C	N1-C2-N3	5.16	122.81	119.20
26	BA	1189	A	C6-N1-C2	-5.16	115.50	118.60

Continued on next page...

Continued from previous page...

Mol	Chain	Res	Type	Atoms	Z	Observed(°)	Ideal(°)
1	AA	1331	G	N3-C4-N9	-5.16	122.91	126.00
26	BA	620	G	N3-C4-N9	-5.16	122.90	126.00
1	AA	796	C	C6-N1-C1'	-5.16	114.61	120.80
26	BA	109	C	C6-N1-C2	5.16	122.36	120.30
26	BA	1617	C	C2-N3-C4	-5.16	117.32	119.90
26	BA	382	A	C5-C6-N6	-5.16	119.58	123.70
26	BA	476	G	C6-C5-N7	5.16	133.49	130.40
26	BA	1638	C	C2-N1-C1'	-5.16	113.13	118.80
26	BA	2002	G	C4-C5-N7	5.16	112.86	110.80
26	BA	1569	A	C8-N9-C4	5.15	107.86	105.80
26	BA	1876	A	N9-C4-C5	5.15	107.86	105.80
26	BA	2059	A	C6-C5-N7	-5.15	128.69	132.30
1	AA	78	A	N3-C4-N9	5.15	131.52	127.40
26	BA	2059	A	C2-N3-C4	-5.15	108.02	110.60
26	BA	2412	A	N1-C6-N6	5.15	121.69	118.60
26	BA	782	A	C5-C6-N6	-5.15	119.58	123.70
26	BA	1878	G	N1-C6-O6	5.15	122.99	119.90
26	BA	2717	C	C2-N3-C4	-5.15	117.32	119.90
56	BB	51	G	C6-C5-N7	-5.15	127.31	130.40
26	BA	121	G	C2-N3-C4	-5.15	109.33	111.90
26	BA	1572	A	C5-C6-N6	5.15	127.82	123.70
26	BA	2236	U	C5-C4-O4	5.15	128.99	125.90
26	BA	2678	C	N1-C2-O2	-5.15	115.81	118.90
26	BA	2759	G	N1-C6-O6	-5.15	116.81	119.90
26	BA	946	C	C2-N3-C4	-5.15	117.33	119.90
26	BA	2679	A	C5-C6-N6	-5.15	119.58	123.70
26	BA	2733	A	C8-N9-C4	-5.15	103.74	105.80
1	AA	732	C	N1-C2-O2	-5.14	115.81	118.90
26	BA	517	C	C5-C4-N4	-5.14	116.60	120.20
26	BA	2266	A	N9-C4-C5	5.14	107.86	105.80
26	BA	2374	C	N3-C4-C5	5.14	123.96	121.90
22	AV	65	U	C3'-C2'-C1'	5.14	105.61	101.50
26	BA	1430	G	C8-N9-C4	5.14	108.46	106.40
26	BA	2395	C	C5-C4-N4	-5.14	116.60	120.20
26	BA	2235	G	C6-N1-C2	-5.14	122.02	125.10
26	BA	9	G	C4-N9-C1'	5.14	133.18	126.50
26	BA	125	A	N1-C6-N6	-5.14	115.52	118.60
26	BA	379	G	N1-C6-O6	5.14	122.98	119.90
1	AA	1417	G	C6-C5-N7	-5.14	127.32	130.40
1	AA	875	U	N1-C2-O2	5.14	126.40	122.80
26	BA	790	U	N3-C2-O2	5.14	125.80	122.20
26	BA	991	C	N3-C2-O2	5.14	125.50	121.90

Continued on next page...

Continued from previous page...

Mol	Chain	Res	Type	Atoms	Z	Observed(°)	Ideal(°)
26	BA	1377	G	C8-N9-C4	5.14	108.45	106.40
26	BA	1672	A	C5-N7-C8	-5.14	101.33	103.90
26	BA	1142	A	C5-C6-N6	5.13	127.81	123.70
56	BB	117	G	N3-C4-N9	-5.13	122.92	126.00
26	BA	975	A	N9-C4-C5	5.13	107.85	105.80
26	BA	151	C	N1-C2-O2	-5.13	115.82	118.90
26	BA	737	C	C5-C4-N4	-5.13	116.61	120.20
26	BA	1240	U	N3-C2-O2	5.13	125.79	122.20
26	BA	1898	U	C2-N1-C1'	-5.13	111.54	117.70
26	BA	2743	U	C5-C6-N1	-5.13	120.13	122.70
26	BA	572	A	C5-N7-C8	-5.13	101.34	103.90
1	AA	714	G	C5-C6-N1	5.13	114.06	111.50
1	AA	1047	G	N3-C4-N9	-5.13	122.92	126.00
56	BB	15	A	C4-C5-N7	5.13	113.26	110.70
26	BA	526	A	C5-C6-N6	5.12	127.80	123.70
26	BA	1343	G	N3-C2-N2	5.12	123.49	119.90
26	BA	1837	C	N3-C2-O2	5.12	125.49	121.90
26	BA	2841	C	N1-C2-N3	5.12	122.79	119.20
1	AA	876	C	C2-N3-C4	-5.12	117.34	119.90
1	AA	966	G	C8-N9-C4	5.12	108.45	106.40
26	BA	378	C	C6-N1-C2	5.12	122.35	120.30
26	BA	1660	G	C6-N1-C2	-5.12	122.03	125.10
26	BA	2477	U	N3-C4-O4	-5.12	115.81	119.40
26	BA	2248	C	N1-C2-N3	5.12	122.79	119.20
26	BA	2337	G	C5-C6-O6	-5.12	125.53	128.60
26	BA	2523	G	N3-C4-N9	5.12	129.07	126.00
1	AA	28	A	N1-C6-N6	5.12	121.67	118.60
1	AA	430	A	N1-C6-N6	5.12	121.67	118.60
1	AA	874	G	N3-C4-N9	5.12	129.07	126.00
26	BA	141	G	C8-N9-C4	-5.12	104.35	106.40
26	BA	211	C	N3-C2-O2	-5.12	118.32	121.90
26	BA	218	A	C5-N7-C8	-5.12	101.34	103.90
26	BA	808	G	N1-C6-O6	5.12	122.97	119.90
26	BA	1336	A	C5-C6-N6	5.12	127.80	123.70
26	BA	1761	C	C5-C4-N4	-5.12	116.62	120.20
56	BB	75	G	C5-C6-O6	5.12	131.67	128.60
26	BA	453	A	C4-C5-C6	5.12	119.56	117.00
26	BA	752	A	C1'-O4'-C4'	-5.12	105.81	109.90
56	BB	24	G	C5-C6-N1	5.12	114.06	111.50
26	BA	470	A	N7-C8-N9	5.12	116.36	113.80
26	BA	1512	C	N3-C2-O2	5.12	125.48	121.90
26	BA	2570	G	N3-C4-C5	5.12	131.16	128.60

Continued on next page...

Continued from previous page...

Mol	Chain	Res	Type	Atoms	Z	Observed(°)	Ideal(°)
26	BA	2679	A	N9-C4-C5	-5.12	103.75	105.80
1	AA	23	C	N1-C2-O2	-5.11	115.83	118.90
26	BA	963	U	N1-C2-O2	-5.11	119.22	122.80
26	BA	262	A	C8-N9-C4	5.11	107.84	105.80
26	BA	598	U	N1-C2-O2	-5.11	119.22	122.80
26	BA	1395	A	C4-N9-C1'	-5.11	117.10	126.30
26	BA	1086	A	N1-C6-N6	5.11	121.67	118.60
26	BA	1521	G	C4-C5-C6	5.11	121.87	118.80
26	BA	2553	G	C6-C5-N7	-5.11	127.34	130.40
26	BA	2136	G	N1-C6-O6	-5.11	116.84	119.90
26	BA	686	U	N1-C2-O2	-5.10	119.23	122.80
26	BA	2039	U	N1-C2-N3	5.10	117.96	114.90
26	BA	2621	G	N1-C2-N3	5.10	126.96	123.90
26	BA	2884	U	N3-C2-O2	-5.10	118.63	122.20
26	BA	642	U	N3-C2-O2	5.10	125.77	122.20
26	BA	668	A	C2-N3-C4	-5.10	108.05	110.60
26	BA	1216	G	N3-C4-N9	5.10	129.06	126.00
26	BA	2481	G	C8-N9-C4	-5.10	104.36	106.40
26	BA	2748	A	N1-C6-N6	-5.10	115.54	118.60
26	BA	2859	G	C8-N9-C4	-5.10	104.36	106.40
26	BA	922	C	N3-C2-O2	5.10	125.47	121.90
26	BA	1694	C	C6-N1-C2	5.10	122.34	120.30
26	BA	54	G	C5-C6-N1	5.10	114.05	111.50
26	BA	1470	A	C4-C5-N7	-5.10	108.15	110.70
26	BA	1574	C	C6-N1-C2	5.10	122.34	120.30
26	BA	2831	G	C6-C5-N7	-5.10	127.34	130.40
26	BA	2139	U	C2-N1-C1'	5.10	123.81	117.70
26	BA	2718	G	C4-C5-N7	5.09	112.84	110.80
26	BA	1766	G	N7-C8-N9	-5.09	110.55	113.10
1	AA	575	G	N9-C4-C5	5.09	107.44	105.40
26	BA	39	G	C2-N3-C4	5.09	114.45	111.90
26	BA	2276	G	N1-C2-N3	5.09	126.95	123.90
26	BA	2762	C	C2-N1-C1'	-5.09	113.20	118.80
26	BA	1001	A	N9-C4-C5	-5.09	103.76	105.80
26	BA	1232	G	C5-C6-O6	5.09	131.65	128.60
26	BA	2808	G	C6-C5-N7	-5.09	127.35	130.40
26	BA	1426	G	C4-C5-N7	5.09	112.83	110.80
56	BB	46	A	C4-C5-N7	-5.09	108.16	110.70
1	AA	815	A	N9-C4-C5	5.09	107.83	105.80
1	AA	1481	U	N1-C2-O2	-5.09	119.24	122.80
26	BA	533	G	C4-C5-C6	5.09	121.85	118.80
26	BA	561	G	N9-C4-C5	-5.09	103.36	105.40

Continued on next page...

Continued from previous page...

Mol	Chain	Res	Type	Atoms	Z	Observed(°)	Ideal(°)
26	BA	1884	G	N9-C4-C5	-5.09	103.36	105.40
26	BA	1979	U	N3-C2-O2	-5.08	118.64	122.20
26	BA	989	G	N1-C2-N2	5.08	120.77	116.20
26	BA	989	G	C8-N9-C4	5.08	108.43	106.40
56	BB	61	G	N7-C8-N9	-5.08	110.56	113.10
1	AA	564	C	N3-C4-C5	-5.08	119.87	121.90
1	AA	830	G	C5-C6-O6	-5.08	125.55	128.60
1	AA	1331	G	C4-N9-C1'	-5.08	119.90	126.50
26	BA	304	U	N1-C2-O2	-5.08	119.25	122.80
1	AA	904	U	C2-N1-C1'	-5.08	111.61	117.70
26	BA	2057	G	N1-C2-N2	-5.08	111.63	116.20
56	BB	74	U	N1-C2-N3	5.08	117.95	114.90
26	BA	240	C	N3-C4-N4	5.07	121.55	118.00
26	BA	804	A	N9-C4-C5	5.07	107.83	105.80
26	BA	1181	U	N1-C2-O2	-5.07	119.25	122.80
1	AA	453	G	N9-C4-C5	-5.07	103.37	105.40
26	BA	1454	C	C6-N1-C2	5.07	122.33	120.30
26	BA	735	A	C2-N3-C4	-5.07	108.06	110.60
43	BS	73	LYS	CD-CE-NZ	5.07	123.36	111.70
1	AA	934	C	C6-N1-C2	-5.07	118.27	120.30
56	BB	51	G	N7-C8-N9	5.07	115.63	113.10
26	BA	672	C	C4-C5-C6	5.07	119.93	117.40
1	AA	265	G	C8-N9-C1'	5.07	133.58	127.00
26	BA	1238	G	C8-N9-C4	-5.07	104.37	106.40
26	BA	1521	G	N9-C4-C5	-5.06	103.38	105.40
26	BA	2569	G	N9-C4-C5	5.06	107.43	105.40
1	AA	571	U	N3-C2-O2	5.06	125.74	122.20
1	AA	906	A	C4-C5-C6	5.06	119.53	117.00
26	BA	470	A	C6-C5-N7	-5.06	128.76	132.30
26	BA	781	A	N1-C6-N6	5.06	121.64	118.60
26	BA	803	U	C2-N1-C1'	5.06	123.78	117.70
26	BA	1322	A	C2-N3-C4	-5.06	108.07	110.60
26	BA	1856	U	C5-C4-O4	5.06	128.94	125.90
26	BA	2590	A	N1-C2-N3	5.06	131.83	129.30
26	BA	2729	G	C8-N9-C1'	-5.06	120.42	127.00
1	AA	872	A	C4-C5-C6	5.06	119.53	117.00
26	BA	578	G	N1-C6-O6	-5.06	116.86	119.90
26	BA	2067	G	N3-C4-N9	5.06	129.04	126.00
1	AA	957	U	C2-N1-C1'	5.06	123.77	117.70
26	BA	295	G	N1-C6-O6	5.06	122.94	119.90
26	BA	572	A	N7-C8-N9	5.06	116.33	113.80
26	BA	941	A	C5-N7-C8	-5.06	101.37	103.90

Continued on next page...

Continued from previous page...

Mol	Chain	Res	Type	Atoms	Z	Observed(°)	Ideal(°)
26	BA	1319	C	C5-C4-N4	-5.06	116.66	120.20
26	BA	1640	A	N9-C4-C5	5.06	107.82	105.80
26	BA	1901	A	N9-C4-C5	5.06	107.82	105.80
26	BA	2034	U	C6-N1-C2	5.06	124.03	121.00
26	BA	2069	G	C5-N7-C8	-5.06	101.77	104.30
26	BA	2080	A	C4-C5-C6	5.06	119.53	117.00
1	AA	758	C	C6-N1-C2	5.05	122.32	120.30
26	BA	13	A	C6-C5-N7	-5.05	128.76	132.30
26	BA	645	C	C6-N1-C2	5.05	122.32	120.30
26	BA	1501	G	C8-N9-C4	5.05	108.42	106.40
26	BA	1780	A	C5-N7-C8	-5.05	101.37	103.90
26	BA	2699	C	C5-C6-N1	-5.05	118.47	121.00
26	BA	238	C	N3-C2-O2	-5.05	118.36	121.90
26	BA	380	G	N3-C4-N9	-5.05	122.97	126.00
26	BA	411	G	C8-N9-C4	-5.05	104.38	106.40
26	BA	681	G	C8-N9-C1'	-5.05	120.43	127.00
26	BA	786	C	N3-C2-O2	5.05	125.44	121.90
26	BA	1631	G	C5-C6-O6	-5.05	125.57	128.60
26	BA	1684	G	C5-C6-O6	-5.05	125.57	128.60
26	BA	2572	A	N7-C8-N9	5.05	116.33	113.80
1	AA	331	G	N3-C4-C5	5.05	131.12	128.60
26	BA	715	A	C8-N9-C4	5.05	107.82	105.80
26	BA	2004	G	C2-N3-C4	-5.05	109.38	111.90
26	BA	2546	U	N3-C2-O2	5.05	125.73	122.20
38	BN	86	ARG	NE-CZ-NH2	-5.05	117.78	120.30
26	BA	1972	G	C5-C6-N1	5.05	114.02	111.50
26	BA	2572	A	C4-C5-C6	5.05	119.52	117.00
26	BA	2608	G	C8-N9-C4	5.05	108.42	106.40
26	BA	655	A	C5-C6-N6	5.05	127.74	123.70
56	BB	81	G	N1-C6-O6	-5.05	116.87	119.90
26	BA	827	U	C5-C4-O4	-5.04	122.87	125.90
26	BA	235	U	C5-C6-N1	-5.04	120.18	122.70
26	BA	1126	A	C6-N1-C2	-5.04	115.57	118.60
26	BA	1636	U	C5-C4-O4	5.04	128.93	125.90
56	BB	46	A	C5-C6-N6	5.04	127.74	123.70
1	AA	24	U	N3-C4-O4	-5.04	115.87	119.40
1	AA	331	G	C2-N3-C4	-5.04	109.38	111.90
1	AA	609	A	N1-C6-N6	5.04	121.62	118.60
26	BA	38	A	C2-N3-C4	5.04	113.12	110.60
26	BA	853	C	N3-C4-C5	5.04	123.92	121.90
26	BA	2222	C	C2-N3-C4	-5.04	117.38	119.90
26	BA	1836	C	N3-C4-C5	5.04	123.92	121.90

Continued on next page...

Continued from previous page...

Mol	Chain	Res	Type	Atoms	Z	Observed(°)	Ideal(°)
1	AA	728	A	C8-N9-C4	-5.04	103.78	105.80
1	AA	932	C	C6-N1-C2	-5.04	118.28	120.30
26	BA	101	A	C5-C6-N1	-5.04	115.18	117.70
26	BA	565	C	C2-N3-C4	-5.04	117.38	119.90
56	BB	30	C	N1-C2-O2	5.04	121.92	118.90
26	BA	518	G	C8-N9-C4	5.04	108.42	106.40
26	BA	602	A	N1-C6-N6	5.04	121.62	118.60
26	BA	775	G	C4-C5-C6	-5.04	115.78	118.80
26	BA	60	G	C8-N9-C4	-5.04	104.39	106.40
26	BA	830	G	C5-C6-N1	5.04	114.02	111.50
56	BB	43	C	N3-C4-C5	-5.04	119.89	121.90
26	BA	987	C	N1-C2-O2	-5.03	115.88	118.90
26	BA	2053	G	N9-C4-C5	-5.03	103.39	105.40
26	BA	1015	U	C5-C6-N1	-5.03	120.18	122.70
26	BA	2108	A	C8-N9-C4	-5.03	103.79	105.80
26	BA	2216	G	C2-N3-C4	-5.03	109.38	111.90
56	BB	108	A	N1-C6-N6	-5.03	115.58	118.60
1	AA	78	A	N3-C4-C5	-5.03	123.28	126.80
1	AA	397	A	C4-N9-C1'	5.03	135.35	126.30
26	BA	1038	G	N1-C6-O6	-5.03	116.88	119.90
26	BA	2332	C	C2-N3-C4	-5.03	117.38	119.90
1	AA	35	G	N1-C2-N2	-5.03	111.67	116.20
1	AA	354	G	N1-C6-O6	5.03	122.92	119.90
1	AA	679	C	N3-C2-O2	-5.03	118.38	121.90
26	BA	1114	C	N1-C2-O2	5.03	121.92	118.90
26	BA	1325	U	C6-N1-C1'	5.03	128.24	121.20
26	BA	474	G	C5-C6-O6	-5.03	125.58	128.60
26	BA	626	A	C5-C6-N1	-5.03	115.19	117.70
26	BA	1363	C	N3-C4-N4	-5.03	114.48	118.00
26	BA	1343	G	C8-N9-C1'	-5.02	120.47	127.00
26	BA	1842	G	C4-N9-C1'	5.02	133.03	126.50
26	BA	2677	G	N3-C2-N2	-5.02	116.39	119.90
1	AA	792	A	N7-C8-N9	-5.02	111.29	113.80
26	BA	1657	U	C2-N1-C1'	-5.02	111.68	117.70
26	BA	1989	G	C8-N9-C4	5.02	108.41	106.40
26	BA	988	A	C4-C5-C6	5.02	119.51	117.00
26	BA	2298	A	C5-C6-N6	5.02	127.71	123.70
26	BA	2645	G	N1-C2-N3	5.02	126.91	123.90
26	BA	2689	U	N1-C2-N3	5.02	117.91	114.90
26	BA	980	A	N1-C6-N6	5.02	121.61	118.60
26	BA	1191	G	C8-N9-C4	5.02	108.41	106.40
26	BA	2486	C	C2-N1-C1'	5.02	124.32	118.80

Continued on next page...

Continued from previous page...

Mol	Chain	Res	Type	Atoms	Z	Observed(°)	Ideal(°)
1	AA	4	U	C2-N1-C1'	5.01	123.72	117.70
26	BA	774	G	N1-C2-N2	-5.01	111.69	116.20
26	BA	979	A	C4-C5-N7	5.01	113.21	110.70
26	BA	1223	G	C4-N9-C1'	-5.01	119.98	126.50
26	BA	1158	C	C2-N3-C4	-5.01	117.39	119.90
26	BA	1168	G	N9-C4-C5	-5.01	103.39	105.40
26	BA	2689	U	N3-C4-C5	5.01	117.61	114.60
26	BA	98	G	C6-C5-N7	-5.01	127.39	130.40
26	BA	1989	G	C8-N9-C1'	-5.01	120.49	127.00
26	BA	486	C	C5-C4-N4	-5.01	116.69	120.20
1	AA	857	C	N3-C2-O2	-5.01	118.39	121.90
26	BA	1680	U	N1-C2-O2	5.01	126.31	122.80
26	BA	2053	G	N3-C4-N9	5.01	129.00	126.00
26	BA	2421	G	C4-C5-N7	-5.01	108.80	110.80
26	BA	2447	G	C4-C5-N7	5.01	112.80	110.80
26	BA	2834	G	N1-C6-O6	-5.01	116.90	119.90
56	BB	14	U	N3-C2-O2	-5.01	118.70	122.20
1	AA	46	G	N3-C4-N9	-5.00	123.00	126.00
1	AA	1417	G	N9-C4-C5	-5.00	103.40	105.40
26	BA	1451	C	N1-C2-O2	-5.00	115.90	118.90
26	BA	2790	U	C2-N1-C1'	5.00	123.71	117.70
26	BA	1639	C	N1-C2-O2	-5.00	115.90	118.90
1	AA	897	C	N3-C4-C5	5.00	123.90	121.90
26	BA	190	A	N1-C6-N6	-5.00	115.60	118.60
26	BA	598	U	C6-N1-C1'	5.00	128.20	121.20
26	BA	1364	G	N7-C8-N9	-5.00	110.60	113.10
26	BA	2763	G	C6-C5-N7	-5.00	127.40	130.40
26	BA	2813	A	N9-C4-C5	-5.00	103.80	105.80

There are no chirality outliers.

All (20) planarity outliers are listed below:

Mol	Chain	Res	Type	Group
4	AD	47	LEU	Peptide
5	AE	100	GLU	Peptide
9	AI	5	TYR	Peptide
11	AK	125	LYS	Peptide
13	AM	111	PRO	Peptide
14	AN	25	GLU	Peptide
21	AU	38	GLU	Peptide
21	AU	7	GLU	Peptide
23	AW	106	TYR	Sidechain

Continued on next page...

Continued from previous page...

Mol	Chain	Res	Type	Group
24	AX	37	U	Sidechain
24	AX	39	A	Sidechain
24	AX	59	A	Sidechain
24	AX	77	A	Sidechain
27	BC	231	HIS	Peptide
28	BD	132	ALA	Peptide
28	BD	151	THR	Peptide
33	BI	37	PHE	Peptide
42	BR	8	GLY	Peptide
45	BU	52	ASN	Peptide
50	BZ	14	GLY	Peptide

5.2 Too-close contacts

In the following table, the Non-H and H(model) columns list the number of non-hydrogen atoms and hydrogen atoms in the chain respectively. The H(added) column lists the number of hydrogen atoms added and optimized by MolProbity. The Clashes column lists the number of clashes within the asymmetric unit, whereas Symm-Clashes lists symmetry related clashes.

Mol	Chain	Non-H	H(model)	H(added)	Clashes	Symm-Clashes
1	AA	32995	0	16600	2523	0
2	AB	1705	0	1731	418	0
3	AC	1625	0	1695	268	0
4	AD	1643	0	1710	290	0
5	AE	1106	0	1147	238	0
6	AF	818	0	808	108	0
7	AG	1182	0	1238	130	0
8	AH	979	0	1034	159	0
9	AI	1022	0	1070	221	0
10	AJ	787	0	828	179	0
11	AK	877	0	887	162	0
12	AL	955	0	1019	110	0
13	AM	884	0	944	162	0
14	AN	774	0	827	134	0
15	AO	714	0	736	63	0
16	AP	649	0	666	105	0
17	AQ	649	0	691	118	0
18	AR	456	0	478	45	0
19	AS	638	0	665	77	0
20	AT	665	0	714	83	0
21	AU	426	0	449	138	0
22	AV	7135	0	3594	2248	0

Continued on next page...

Continued from previous page...

Mol	Chain	Non-H	H(model)	H(added)	Clashes	Symm-Clashes
23	AW	993	0	1030	330	0
24	AX	1640	0	835	261	0
25	AY	5215	0	5279	930	0
26	BA	62319	0	31328	3013	0
27	BC	2083	0	2157	231	0
28	BD	1565	0	1616	117	0
29	BE	1552	0	1619	139	0
30	BF	1411	0	1443	233	0
31	BG	1323	0	1374	154	0
32	BH	1110	0	1148	153	0
33	BI	1032	0	1086	289	0
34	BJ	1129	0	1162	61	0
35	BK	939	0	1012	77	0
36	BL	1045	0	1117	130	0
37	BM	1074	0	1157	125	0
38	BN	961	0	1000	90	0
39	BO	892	0	923	88	0
40	BP	917	0	965	96	0
41	BQ	947	0	1022	63	0
42	BR	816	0	839	84	0
43	BS	857	0	922	41	0
44	BT	739	0	807	70	0
45	BU	780	0	834	63	0
46	BV	753	0	780	58	0
47	BW	575	0	589	29	0
48	BX	625	0	655	38	0
49	BY	509	0	543	88	0
50	BZ	449	0	491	28	0
51	B0	444	0	461	34	0
52	B1	410	0	440	36	0
53	B2	377	0	418	26	0
54	B3	504	0	574	41	0
55	B4	302	0	343	24	0
56	BB	2548	0	1292	102	0
All	All	157519	0	106792	14112	0

The all-atom clashscore is defined as the number of clashes found per 1000 atoms (including hydrogen atoms). The all-atom clashscore for this structure is 54.

All (14112) close contacts within the same asymmetric unit are listed below, sorted by their clash magnitude.

Atom-1	Atom-2	Interatomic distance (Å)	Clash overlap (Å)
23:AW:38:LYS:HE2	26:BA:1910:G:P	1.23	1.71
22:AV:172:U:H2'	22:AV:173:C:C6	1.25	1.65
25:AY:633:GLY:HA2	26:BA:1068:G:C8	1.19	1.62
22:AV:323:A:H2'	22:AV:324:G:C8	1.34	1.62
22:AV:48:C:C2'	22:AV:49:C:H5''	1.25	1.62
1:AA:1389:C:H3'	1:AA:1390:U:C5	1.33	1.60
1:AA:1081:A:C5'	5:AE:22:LYS:HE2	1.18	1.60
1:AA:922:G:H22	1:AA:1398:A:C2'	1.02	1.57
22:AV:28:U:H2'	22:AV:29:G:C8	1.37	1.56
9:AI:128:LYS:CE	24:AX:35:C:H5''	1.15	1.56
25:AY:626:ALA:HB2	26:BA:2473:U:C1'	1.08	1.55
22:AV:8:A:C8	22:AV:334:A:C2'	1.83	1.55
22:AV:163:G:C2'	22:AV:164:G:H5'	1.32	1.54
26:BA:877:A:C2'	26:BA:878:A:H5'	1.35	1.53
9:AI:128:LYS:HE3	24:AX:35:C:C5'	1.12	1.52
26:BA:887:U:C1'	26:BA:888:C:H5'	1.40	1.51
22:AV:185:A:H2'	22:AV:186:A:C5	1.44	1.51
22:AV:322:U:H2'	22:AV:323:A:C8	1.45	1.50
1:AA:922:G:C2	1:AA:1398:A:N3	1.78	1.50
22:AV:158:U:C1'	22:AV:197:A:C2	1.93	1.50
26:BA:879:G:C2'	26:BA:880:G:H5'	1.38	1.49
22:AV:290:A:H4'	22:AV:291:A:C5'	1.35	1.49
22:AV:296:U:H2'	22:AV:297:G:C8	1.44	1.49
25:AY:636:PRO:C	33:BI:25:PRO:HD2	1.29	1.48
22:AV:48:C:C3'	22:AV:49:C:H5''	1.43	1.48
22:AV:8:A:C8	22:AV:334:A:H2'	1.40	1.48
22:AV:199:C:H2'	22:AV:200:G:C8	1.46	1.48
25:AY:626:ALA:CB	26:BA:2473:U:H1'	1.44	1.47
26:BA:894:U:C2'	26:BA:895:U:H5''	1.43	1.47
1:AA:55:A:C2	25:AY:321:TYR:O	1.69	1.44
22:AV:139:C:H1'	22:AV:182:U:C6	1.53	1.43
22:AV:44:C:N3	22:AV:263:G:N2	1.66	1.43
1:AA:1531:A:C2'	1:AA:1532:U:H5'	1.45	1.43
1:AA:922:G:N3	1:AA:1398:A:C2	1.84	1.43
22:AV:172:U:C2'	22:AV:173:C:H6	1.28	1.43
3:AC:79:LYS:HE2	22:AV:184:A:P	1.59	1.43
1:AA:1081:A:H5'	5:AE:22:LYS:CE	1.41	1.43
22:AV:213:G:H1	22:AV:245:C:N4	1.13	1.43
25:AY:644:ARG:HH22	26:BA:1067:A:C4'	1.26	1.42
22:AV:208:G:H1'	22:AV:223:G:N2	1.30	1.42
22:AV:266:C:C2'	22:AV:267:G:H5''	1.45	1.41
1:AA:1100:C:C4	2:AB:94:ARG:NE	1.81	1.41

Continued on next page...

Continued from previous page...

Atom-1	Atom-2	Interatomic distance (Å)	Clash overlap (Å)
25:AY:626:ALA:CB	26:BA:2473:U:C1'	1.94	1.41
22:AV:48:C:H2'	22:AV:49:C:C5'	1.49	1.41
1:AA:55:A:N3	25:AY:321:TYR:HA	1.35	1.40
22:AV:8:A:N7	22:AV:334:A:H2'	1.10	1.40
22:AV:334:A:H5'	22:AV:335:C:N4	1.34	1.40
1:AA:922:G:N2	1:AA:1398:A:H2'	1.13	1.40
25:AY:633:GLY:CA	26:BA:1068:G:C8	2.04	1.39
25:AY:639:ASN:HA	33:BI:29:GLN:CG	1.46	1.39
2:AB:104:LYS:NZ	22:AV:121:A:H5''	1.32	1.39
1:AA:1100:C:N4	2:AB:94:ARG:NE	1.71	1.39
22:AV:180:G:H2'	22:AV:181:G:C1'	1.51	1.39
22:AV:158:U:O4'	22:AV:197:A:C2	1.70	1.38
26:BA:894:U:H2'	26:BA:895:U:C5'	1.54	1.38
22:AV:185:A:H2'	22:AV:186:A:C4	1.57	1.38
22:AV:239:A:H3'	22:AV:240:U:C5'	1.54	1.38
22:AV:244:G:N3	22:AV:245:C:H1'	1.38	1.37
22:AV:47:G:H2'	22:AV:48:C:C6	1.59	1.37
22:AV:204:G:OP2	22:AV:235:C:N4	1.58	1.37
22:AV:20:A:H3'	22:AV:21:C:C5	1.56	1.36
22:AV:163:G:O2'	22:AV:164:G:H5'	1.18	1.36
25:AY:636:PRO:O	33:BI:25:PRO:CD	1.74	1.35
22:AV:137:C:H3'	22:AV:138:C:C5'	1.56	1.35
1:AA:922:G:C4	1:AA:1398:A:C2	2.13	1.35
23:AW:45:PHE:HZ	25:AY:500:GLN:NE2	1.17	1.34
22:AV:20:A:N6	23:AW:80:LEU:CD2	1.68	1.34
22:AV:14:G:N1	22:AV:343:C:N4	1.76	1.34
22:AV:208:G:C1'	22:AV:223:G:H22	1.40	1.34
3:AC:142:ARG:NH1	22:AV:129:G:OP1	1.61	1.34
26:BA:2093:G:O2'	26:BA:2198:A:N1	1.58	1.34
23:AW:38:LYS:HD3	26:BA:1911:U:OP2	1.26	1.33
22:AV:13:G:H2'	22:AV:14:G:C8	1.63	1.32
22:AV:227:C:O2	22:AV:233:A:N6	1.61	1.32
22:AV:21:C:C2	23:AW:78:LYS:NZ	1.97	1.32
1:AA:1494:G:H1'	26:BA:1913:A:C2	1.66	1.31
25:AY:639:ASN:CA	33:BI:29:GLN:HG3	1.57	1.31
22:AV:269:C:H2'	22:AV:270:C:C5'	1.61	1.30
22:AV:210:C:H2'	22:AV:240:U:C5	1.63	1.30
22:AV:158:U:H1'	22:AV:197:A:C2	1.58	1.30
25:AY:617:MET:CE	26:BA:1095:A:O2'	1.80	1.30
22:AV:210:C:C2'	22:AV:240:U:H5	1.41	1.30
22:AV:213:G:N1	22:AV:245:C:N4	1.78	1.30

Continued on next page...

Continued from previous page...

Atom-1	Atom-2	Interatomic distance (Å)	Clash overlap (Å)
22:AV:189:C:C2'	22:AV:190:A:H5''	1.62	1.30
22:AV:139:C:H1'	22:AV:182:U:C5	1.67	1.29
1:AA:921:U:N3	1:AA:1396:A:C2	2.00	1.29
26:BA:866:A:H2'	26:BA:867:C:C5'	1.59	1.29
26:BA:887:U:O2'	26:BA:888:C:H2'	1.33	1.29
24:AX:20:G:O6	26:BA:2112:G:H1'	1.30	1.29
23:AW:38:LYS:CE	26:BA:1910:G:P	2.11	1.29
22:AV:46:U:H4'	22:AV:312:A:O3'	1.32	1.28
26:BA:867:C:C2'	26:BA:868:U:H5'	1.63	1.28
22:AV:290:A:H1'	22:AV:291:A:C8	1.67	1.28
22:AV:137:C:C3'	22:AV:138:C:H5''	1.63	1.28
25:AY:636:PRO:O	33:BI:23:VAL:O	1.52	1.27
1:AA:1539:C:C5'	21:AU:17:ARG:HG3	1.62	1.27
22:AV:334:A:C5'	22:AV:335:C:H42	1.48	1.27
26:BA:883:G:C4	26:BA:884:U:C5	2.21	1.27
25:AY:635:GLU:CG	33:BI:22:PRO:HA	1.62	1.27
26:BA:910:A:N6	37:BM:12:MET:HA	1.47	1.27
22:AV:245:C:H3'	22:AV:248:G:N3	1.50	1.27
25:AY:626:ALA:CA	26:BA:2473:U:H1'	1.64	1.27
22:AV:8:A:H8	22:AV:334:A:O2'	1.06	1.27
22:AV:199:C:H2'	22:AV:200:G:N7	1.49	1.27
22:AV:205:G:OP1	22:AV:225:A:C2	1.86	1.27
22:AV:44:C:O2'	22:AV:45:A:H5'	1.24	1.27
3:AC:79:LYS:CE	22:AV:184:A:OP2	1.81	1.27
1:AA:1342:C:O2'	1:AA:1343:G:H5'	1.35	1.26
22:AV:114:G:N2	22:AV:132:U:C2	2.02	1.26
22:AV:49:C:N4	22:AV:67:G:H1	1.34	1.26
3:AC:79:LYS:HE2	22:AV:184:A:OP2	1.28	1.26
25:AY:634:MET:SD	26:BA:1068:G:H1'	1.75	1.25
22:AV:334:A:N1	23:AW:112:TYR:CB	1.85	1.25
22:AV:45:A:O2'	22:AV:46:U:H5'	1.34	1.25
22:AV:34:A:H1'	22:AV:322:U:O2	1.18	1.25
22:AV:248:G:C2'	22:AV:249:U:H5'	1.66	1.25
23:AW:38:LYS:HE2	26:BA:1910:G:OP2	1.35	1.25
26:BA:894:U:C3'	26:BA:895:U:H5''	1.66	1.25
22:AV:14:G:C2	22:AV:343:C:N4	2.02	1.25
23:AW:45:PHE:CZ	25:AY:500:GLN:NE2	2.04	1.24
1:AA:928:G:H5'	1:AA:1503:A:N6	1.51	1.24
26:BA:908:C:OP1	37:BM:22:GLN:HG3	1.37	1.24
1:AA:1411:C:O2'	1:AA:1412:C:H5'	1.35	1.24
22:AV:343:C:H4'	30:BF:78:ILE:CD1	1.65	1.24

Continued on next page...

Continued from previous page...

Atom-1	Atom-2	Interatomic distance (Å)	Clash overlap (Å)
3:AC:142:ARG:HH12	22:AV:129:G:P	1.61	1.24
1:AA:1389:C:H3'	1:AA:1390:U:C6	1.71	1.23
1:AA:1103:C:O3'	2:AB:96:LEU:HD13	1.05	1.23
22:AV:303:G:H3'	22:AV:303:G:OP2	1.37	1.23
22:AV:40:G:C8	22:AV:317:G:H1'	1.73	1.23
22:AV:163:G:O2'	22:AV:164:G:C5'	1.83	1.23
22:AV:216:U:O2'	22:AV:217:G:H5'	1.38	1.23
22:AV:266:C:H2'	22:AV:267:G:C5'	1.68	1.23
22:AV:333:G:OP2	22:AV:335:C:N4	1.72	1.23
22:AV:44:C:C2'	22:AV:45:A:H8	1.48	1.23
22:AV:31:G:O6	22:AV:34:A:C5'	1.85	1.23
22:AV:34:A:C2'	22:AV:35:C:H5'	1.69	1.22
22:AV:40:G:C8	22:AV:317:G:C1'	2.22	1.22
22:AV:267:G:O2'	22:AV:268:U:H5'	1.35	1.22
22:AV:290:A:C4'	22:AV:291:A:H5'	1.69	1.22
22:AV:21:C:O2'	22:AV:22:G:H5'	1.40	1.22
22:AV:309:A:H4'	22:AV:310:G:O4'	1.39	1.22
22:AV:324:G:N2	22:AV:325:G:C6	2.08	1.22
26:BA:883:G:O2'	26:BA:884:U:H5'	1.36	1.22
2:AB:104:LYS:NZ	22:AV:121:A:C5'	2.02	1.22
24:AX:77:A:H3'	26:BA:2422:C:O2	1.40	1.22
23:AW:38:LYS:CE	26:BA:1910:G:OP2	1.88	1.22
22:AV:165:A:H4'	22:AV:166:C:C6	1.73	1.22
22:AV:36:C:H2'	22:AV:37:C:C6	1.75	1.22
25:AY:637:ARG:HD3	33:BI:25:PRO:CD	1.64	1.21
22:AV:61:G:H4'	22:AV:62:G:C5'	1.70	1.21
22:AV:61:G:C4'	22:AV:62:G:H5'	1.69	1.21
1:AA:1390:U:O2'	1:AA:1391:U:H5'	1.36	1.21
23:AW:38:LYS:CG	26:BA:1910:G:C3'	2.19	1.20
22:AV:14:G:N2	22:AV:343:C:N3	1.89	1.20
22:AV:31:G:C6	22:AV:34:A:H5''	1.75	1.20
26:BA:875:G:O2'	26:BA:876:C:H5'	1.38	1.20
26:BA:891:G:H2'	26:BA:892:A:C8	1.74	1.20
22:AV:194:G:O2'	22:AV:195:A:H5'	1.36	1.20
22:AV:334:A:C2	23:AW:112:TYR:HA	1.77	1.20
22:AV:52:G:N2	22:AV:72:A:H61	1.40	1.20
22:AV:158:U:O4'	22:AV:197:A:N1	1.75	1.20
26:BA:887:U:H1'	26:BA:888:C:C5'	1.71	1.20
22:AV:13:G:N2	22:AV:344:A:C6	2.10	1.19
22:AV:48:C:H2'	22:AV:49:C:C4'	1.72	1.19
22:AV:345:A:C6	22:AV:348:C:C4	2.29	1.19

Continued on next page...

Continued from previous page...

Atom-1	Atom-2	Interatomic distance (Å)	Clash overlap (Å)
22:AV:175:A:H2'	22:AV:176:G:H5'	1.24	1.19
22:AV:137:C:C4	22:AV:138:C:C5	2.30	1.19
26:BA:878:A:O2'	26:BA:879:G:H5'	1.42	1.19
22:AV:132:U:H2'	22:AV:133:A:H5'	1.25	1.19
22:AV:14:G:N2	22:AV:343:C:N4	1.92	1.18
22:AV:343:C:C4'	30:BF:78:ILE:HD12	1.71	1.18
1:AA:918:A:H2'	1:AA:919:A:C8	1.78	1.18
22:AV:163:G:N3	22:AV:164:G:C8	2.11	1.18
26:BA:890:C:O5'	26:BA:891:G:H5'	1.37	1.18
22:AV:244:G:H2'	22:AV:245:C:O4'	1.40	1.18
22:AV:163:G:C2'	22:AV:164:G:C5'	2.22	1.18
22:AV:218:G:O2'	22:AV:219:G:H5'	1.44	1.18
22:AV:46:U:H2'	22:AV:47:G:C8	1.79	1.17
22:AV:310:G:O2'	22:AV:311:U:C6	1.98	1.17
22:AV:17:U:C2	22:AV:334:A:N6	2.12	1.17
22:AV:165:A:H5'	22:AV:166:C:N1	1.58	1.17
22:AV:244:G:H2'	22:AV:245:C:C4'	1.74	1.17
22:AV:174:A:O2'	22:AV:175:A:H5'	1.41	1.17
1:AA:1339:A:C2	24:AX:32:G:H4'	1.78	1.17
9:AI:129:ARG:NH1	24:AX:36:A:H5''	1.58	1.17
22:AV:21:C:N4	22:AV:332:G:H1	1.41	1.17
22:AV:165:A:C4'	22:AV:166:C:C6	2.28	1.17
24:AX:32:G:H1	24:AX:40:C:N4	1.43	1.17
22:AV:60:U:H2'	22:AV:62:G:C4'	1.74	1.17
22:AV:114:G:N2	22:AV:132:U:O2	1.75	1.17
22:AV:158:U:C1'	22:AV:197:A:N1	2.05	1.17
22:AV:20:A:C3'	22:AV:21:C:C5	2.28	1.16
22:AV:28:U:C2'	22:AV:29:G:C8	2.28	1.16
22:AV:343:C:OP1	30:BF:79:ARG:HA	1.41	1.16
1:AA:922:G:N3	1:AA:1398:A:N3	1.87	1.16
22:AV:193:A:O2'	22:AV:194:G:H5'	1.45	1.16
26:BA:866:A:C8	26:BA:914:G:C6	2.33	1.16
26:BA:894:U:H2'	26:BA:895:U:C4'	1.74	1.16
22:AV:20:A:O2'	22:AV:21:C:H5'	1.44	1.16
22:AV:67:G:N2	22:AV:303:G:N7	1.92	1.16
26:BA:876:C:H2'	26:BA:877:A:N7	1.60	1.16
26:BA:2092:U:C4'	26:BA:2093:G:OP1	1.94	1.16
26:BA:889:C:H2'	26:BA:891:G:C4	1.80	1.16
26:BA:889:C:H2'	26:BA:891:G:N9	1.56	1.16
24:AX:77:A:H2'	26:BA:2422:C:N3	1.60	1.16
22:AV:271:G:O2'	22:AV:272:C:H5'	1.41	1.16

Continued on next page...

Continued from previous page...

Atom-1	Atom-2	Interatomic distance (Å)	Clash overlap (Å)
22:AV:210:C:C2'	22:AV:240:U:C5	2.24	1.16
22:AV:210:C:C2	22:AV:240:U:O4	1.99	1.16
1:AA:1412:C:O2'	1:AA:1413:A:H5'	1.41	1.16
22:AV:343:C:P	30:BF:79:ARG:HA	1.86	1.15
22:AV:323:A:C2'	22:AV:324:G:H8	1.58	1.15
22:AV:183:C:H4'	22:AV:184:A:OP1	1.41	1.15
1:AA:1387:G:C2'	1:AA:1388:C:H5'	1.75	1.15
22:AV:38:A:H4'	22:AV:39:A:OP1	1.37	1.15
22:AV:229:U:H4'	22:AV:230:U:OP1	1.38	1.15
26:BA:878:A:C2'	26:BA:879:G:H5'	1.74	1.15
22:AV:290:A:C1'	22:AV:291:A:C8	2.30	1.15
22:AV:306:U:H2'	22:AV:307:G:H8	1.01	1.15
1:AA:1389:C:C3'	1:AA:1390:U:C5	2.30	1.15
23:AW:38:LYS:HG2	26:BA:1911:U:P	1.86	1.15
22:AV:175:A:C2'	22:AV:176:G:H5'	1.76	1.15
22:AV:257:U:C2	22:AV:258:G:C2	2.34	1.15
22:AV:14:G:N2	22:AV:343:C:C4	2.14	1.15
22:AV:16:U:O2'	22:AV:18:C:C5'	1.95	1.15
1:AA:1539:C:O5'	21:AU:17:ARG:CG	1.92	1.15
26:BA:877:A:H2'	26:BA:878:A:C5'	1.76	1.15
22:AV:311:U:O2'	22:AV:312:A:H5'	1.42	1.14
22:AV:52:G:H21	22:AV:72:A:N6	1.44	1.14
12:AL:76:HIS:CG	25:AY:421:GLN:OE1	1.99	1.14
25:AY:626:ALA:HB2	26:BA:2473:U:N1	1.62	1.14
1:AA:928:G:H5'	1:AA:1503:A:H62	1.02	1.14
22:AV:49:C:N3	22:AV:303:G:C6	2.14	1.14
22:AV:63:C:C2'	22:AV:64:C:H5'	1.75	1.14
22:AV:311:U:C2'	22:AV:312:A:H5'	1.77	1.14
22:AV:298:A:H2'	22:AV:299:C:O4'	1.45	1.14
26:BA:880:G:O2'	26:BA:881:G:H5'	1.48	1.14
26:BA:2194:U:O2'	26:BA:2195:U:H5'	1.42	1.14
22:AV:199:C:C2'	22:AV:200:G:C8	2.31	1.14
22:AV:48:C:C2'	22:AV:49:C:C5'	2.13	1.13
22:AV:210:C:O2	22:AV:240:U:C4	2.00	1.13
26:BA:879:G:H2'	26:BA:880:G:C5'	1.78	1.13
22:AV:49:C:C2	22:AV:303:G:N1	2.15	1.13
22:AV:44:C:C2'	22:AV:45:A:C8	2.31	1.13
22:AV:265:C:O2'	22:AV:266:C:H5'	1.45	1.13
22:AV:320:U:H1'	22:AV:321:G:OP1	1.49	1.13
23:AW:38:LYS:HG2	26:BA:1910:G:O3'	1.49	1.13
22:AV:139:C:C1'	22:AV:182:U:C5	2.31	1.13

Continued on next page...

Continued from previous page...

Atom-1	Atom-2	Interatomic distance (Å)	Clash overlap (Å)
9:AI:129:ARG:NH2	24:AX:36:A:OP1	1.82	1.13
22:AV:155:C:C2'	22:AV:156:G:H5'	1.77	1.13
22:AV:59:U:O2'	22:AV:60:U:H5'	1.46	1.13
22:AV:324:G:N2	22:AV:325:G:C5	2.17	1.12
22:AV:33:A:N9	22:AV:35:C:OP1	1.81	1.12
9:AI:129:ARG:HH12	24:AX:36:A:C5'	1.62	1.12
1:AA:928:G:O2'	1:AA:1533:C:P	2.06	1.12
1:AA:1100:C:H41	2:AB:94:ARG:HD2	1.15	1.12
22:AV:131:U:H4'	22:AV:132:U:OP2	1.39	1.12
25:AY:157:LEU:HD23	25:AY:157:LEU:H	1.12	1.12
22:AV:39:A:H2'	22:AV:40:G:H5'	1.12	1.12
26:BA:866:A:C6	26:BA:867:C:C5	2.38	1.12
1:AA:1313:U:OP2	19:AS:5:LYS:HB3	1.49	1.12
22:AV:256:G:C6	22:AV:273:A:N1	2.17	1.12
1:AA:921:U:H1'	5:AE:23:THR:O	1.50	1.12
22:AV:249:U:O2'	22:AV:250:U:H5'	1.44	1.12
22:AV:285:A:C2'	22:AV:286:A:H5''	1.78	1.12
22:AV:261:G:H4'	22:AV:262:U:OP1	1.50	1.11
22:AV:14:G:N2	22:AV:343:C:H42	1.47	1.11
22:AV:163:G:C2	22:AV:164:G:C8	2.37	1.11
1:AA:1494:G:C1'	26:BA:1913:A:H2	1.63	1.11
26:BA:910:A:H62	37:BM:12:MET:CA	1.60	1.11
23:AW:38:LYS:CD	26:BA:1911:U:OP2	1.97	1.11
22:AV:14:G:H4'	22:AV:15:A:OP1	1.43	1.11
22:AV:34:A:H2'	22:AV:35:C:H5'	1.23	1.11
1:AA:1103:C:O3'	2:AB:96:LEU:CD1	1.97	1.11
23:AW:38:LYS:HG3	26:BA:1910:G:H3'	1.24	1.11
22:AV:171:A:O2'	22:AV:172:U:H5'	1.48	1.11
22:AV:344:A:H4'	30:BF:76:PHE:N	1.66	1.11
1:AA:928:G:O2'	1:AA:1532:U:O3'	1.69	1.11
22:AV:191:A:C3'	22:AV:192:A:H5''	1.79	1.11
26:BA:876:C:H2'	26:BA:877:A:C5	1.84	1.11
22:AV:248:G:H2'	22:AV:249:U:H5'	1.32	1.11
22:AV:285:A:H2'	22:AV:286:A:C5'	1.79	1.11
22:AV:174:A:H2'	22:AV:175:A:C8	1.86	1.11
22:AV:44:C:C4	22:AV:263:G:N2	2.19	1.11
22:AV:132:U:C2'	22:AV:133:A:H5'	1.80	1.11
22:AV:269:C:C2'	22:AV:270:C:H5'	1.80	1.10
22:AV:323:A:C2'	22:AV:324:G:C8	2.30	1.10
22:AV:67:G:N2	22:AV:303:G:C5	2.20	1.10
24:AX:71:G:H21	26:BA:1851:U:H5'	1.04	1.10

Continued on next page...

Continued from previous page...

Atom-1	Atom-2	Interatomic distance (Å)	Clash overlap (Å)
1:AA:368:U:OP1	25:AY:353:ALA:CB	1.99	1.10
25:AY:633:GLY:HA3	26:BA:1067:A:H2'	1.19	1.10
25:AY:635:GLU:HB3	33:BI:22:PRO:C	1.71	1.10
22:AV:303:G:H2'	22:AV:304:C:C6	1.86	1.10
26:BA:875:G:H1	26:BA:902:C:N4	1.48	1.10
22:AV:116:A:H2'	22:AV:117:G:H5''	1.31	1.10
26:BA:2092:U:H4'	26:BA:2093:G:OP1	1.46	1.10
1:AA:922:G:N2	1:AA:1398:A:C4	2.20	1.10
1:AA:1100:C:H41	2:AB:94:ARG:CD	1.63	1.10
22:AV:142:U:O2'	22:AV:143:C:H5'	1.49	1.10
22:AV:266:C:C5	22:AV:267:G:C8	2.39	1.10
22:AV:17:U:H1'	22:AV:334:A:N6	1.67	1.10
26:BA:867:C:H2'	26:BA:868:U:H5'	1.12	1.10
26:BA:2092:U:C3'	26:BA:2093:G:OP1	1.99	1.10
26:BA:895:U:H2'	26:BA:896:A:N7	1.66	1.09
25:AY:85:PRO:HA	25:AY:94:VAL:HG22	1.29	1.09
22:AV:303:G:O2'	22:AV:304:C:H5'	1.49	1.09
1:AA:1531:A:H2'	1:AA:1532:U:C5'	1.81	1.09
22:AV:187:C:H2'	22:AV:188:C:H5''	1.21	1.09
26:BA:903:C:H2'	26:BA:904:G:C5'	1.82	1.09
9:AI:129:ARG:HH12	24:AX:36:A:H5''	0.93	1.09
22:AV:269:C:H2'	22:AV:270:C:H5'	1.16	1.09
22:AV:68:U:O4	22:AV:303:G:N7	1.84	1.09
22:AV:63:C:C2	22:AV:73:A:C2	2.41	1.09
22:AV:163:G:H2'	22:AV:164:G:H5'	1.11	1.09
1:AA:1097:C:C5'	1:AA:1170:A:H4'	1.63	1.09
1:AA:1100:C:N4	2:AB:94:ARG:CD	2.13	1.09
24:AX:77:A:H2'	26:BA:2422:C:C2	1.87	1.09
22:AV:269:C:C2'	22:AV:270:C:C5'	2.30	1.09
22:AV:15:A:O2'	22:AV:331:C:OP1	1.68	1.09
23:AW:55:LEU:HD11	23:AW:102:PRO:HG3	1.20	1.09
22:AV:60:U:C2'	22:AV:62:G:H4'	1.81	1.09
25:AY:281:PRO:HB2	25:AY:286:ILE:HD11	1.33	1.09
22:AV:5:C:C2'	22:AV:6:U:H5'	1.80	1.09
22:AV:48:C:C3'	22:AV:49:C:C5'	2.29	1.09
22:AV:306:U:H2'	22:AV:307:G:C8	1.87	1.09
22:AV:155:C:H2'	22:AV:156:G:H5'	1.35	1.09
26:BA:895:U:H2'	26:BA:896:A:C8	1.88	1.09
26:BA:871:U:O2'	37:BM:68:PHE:CD1	2.05	1.09
26:BA:2193:G:O2'	26:BA:2194:U:H5'	1.51	1.09
22:AV:139:C:C1'	22:AV:182:U:C6	2.36	1.08

Continued on next page...

Continued from previous page...

Atom-1	Atom-2	Interatomic distance (Å)	Clash overlap (Å)
26:BA:909:A:H4'	26:BA:910:A:OP1	1.39	1.08
22:AV:31:G:O6	22:AV:34:A:H5''	0.91	1.08
26:BA:903:C:H2'	26:BA:904:G:H5'	1.28	1.08
26:BA:2096:C:OP2	32:BH:11:ASN:ND2	1.86	1.08
22:AV:45:A:O2'	22:AV:312:A:O2'	1.64	1.08
26:BA:887:U:C1'	26:BA:888:C:C5'	2.30	1.08
1:AA:921:U:O2	5:AE:23:THR:HG22	1.53	1.08
22:AV:248:G:O2'	22:AV:249:U:H5'	1.52	1.08
22:AV:343:C:OP1	30:BF:79:ARG:CA	2.02	1.07
22:AV:61:G:H4'	22:AV:62:G:H5'	1.13	1.07
1:AA:917:G:C6	1:AA:918:A:C6	2.42	1.07
24:AX:62:C:H3'	24:AX:63:C:H5''	1.15	1.07
22:AV:322:U:H2'	22:AV:323:A:N7	1.66	1.07
1:AA:1104:G:P	2:AB:96:LEU:HD13	1.95	1.07
23:AW:38:LYS:HG3	26:BA:1910:G:C3'	1.67	1.07
26:BA:877:A:C2'	26:BA:878:A:C5'	2.30	1.07
25:AY:490:PRO:HG3	25:AY:516:PRO:HD2	1.35	1.07
22:AV:205:G:P	22:AV:225:A:C2	2.48	1.07
26:BA:879:G:C2'	26:BA:880:G:C5'	2.30	1.07
26:BA:880:G:C2'	26:BA:881:G:H5'	1.85	1.07
22:AV:63:C:H2'	22:AV:64:C:H5'	1.12	1.07
26:BA:899:A:H4'	26:BA:900:A:OP1	1.53	1.07
1:AA:1103:C:H4'	2:AB:96:LEU:HB3	1.17	1.07
24:AX:71:G:N2	26:BA:1851:U:H5'	1.69	1.07
22:AV:173:C:O2'	22:AV:174:A:H5'	1.55	1.06
22:AV:322:U:C2'	22:AV:323:A:C8	2.37	1.06
22:AV:33:A:C8	22:AV:35:C:OP1	2.07	1.06
22:AV:44:C:H2'	22:AV:45:A:C8	1.89	1.06
1:AA:1389:C:C3'	1:AA:1390:U:C6	2.38	1.06
22:AV:188:C:H2'	22:AV:189:C:H5'	1.30	1.06
22:AV:243:G:O2'	22:AV:244:G:H5'	1.54	1.06
22:AV:249:U:H2'	22:AV:250:U:C6	1.90	1.06
22:AV:137:C:C5	22:AV:138:C:C5	2.42	1.06
1:AA:1539:C:H5''	21:AU:17:ARG:HG3	1.24	1.06
22:AV:13:G:C2'	22:AV:14:G:C8	2.37	1.06
1:AA:1097:C:H5'	1:AA:1170:A:H4'	1.31	1.06
22:AV:180:G:H2'	22:AV:181:G:H1'	1.13	1.06
22:AV:153:U:H4'	22:AV:154:C:OP2	1.56	1.06
26:BA:869:G:H2'	26:BA:870:U:H6	1.17	1.06
22:AV:188:C:N3	22:AV:189:C:H5	1.54	1.06
26:BA:883:G:H2'	26:BA:884:U:H6	1.19	1.06

Continued on next page...

Continued from previous page...

Atom-1	Atom-2	Interatomic distance (Å)	Clash overlap (Å)
22:AV:344:A:C4'	30:BF:76:PHE:N	2.19	1.05
22:AV:334:A:N1	23:AW:112:TYR:CA	2.18	1.05
22:AV:310:G:C2'	22:AV:311:U:C5	2.38	1.05
22:AV:8:A:N7	22:AV:334:A:C2'	1.98	1.05
22:AV:17:U:N1	22:AV:334:A:N6	2.03	1.05
22:AV:185:A:C2'	22:AV:186:A:C5	2.38	1.05
22:AV:265:C:C2'	22:AV:266:C:H5'	1.87	1.05
22:AV:334:A:H5'	22:AV:335:C:C4	1.90	1.05
22:AV:38:A:H1'	22:AV:39:A:H8	1.15	1.05
26:BA:908:C:OP1	37:BM:22:GLN:CG	2.03	1.05
25:AY:635:GLU:HG2	33:BI:22:PRO:CA	1.84	1.05
22:AV:166:C:H2'	22:AV:167:G:H8	1.18	1.05
26:BA:892:A:O2'	26:BA:893:C:H5'	1.57	1.05
25:AY:634:MET:CG	26:BA:1068:G:H1'	1.86	1.05
22:AV:270:C:O2'	22:AV:271:G:H5'	1.55	1.05
22:AV:256:G:H2'	22:AV:258:G:O6	1.53	1.05
26:BA:883:G:N3	26:BA:884:U:C6	2.24	1.05
22:AV:345:A:N6	22:AV:348:C:N3	2.04	1.04
22:AV:44:C:O2'	22:AV:45:A:C5'	2.05	1.04
22:AV:60:U:H2'	22:AV:62:G:H4'	1.09	1.04
22:AV:8:A:H8	22:AV:334:A:C2'	1.39	1.04
26:BA:897:C:H2'	26:BA:898:C:C6	1.92	1.04
3:AC:142:ARG:CG	3:AC:142:ARG:HH11	1.70	1.04
25:AY:637:ARG:CD	33:BI:25:PRO:HD3	1.87	1.04
22:AV:269:C:C4	22:AV:270:C:C5	2.44	1.04
22:AV:343:C:C5	30:BF:79:ARG:HB2	1.89	1.04
22:AV:266:C:C3'	22:AV:267:G:H5''	1.87	1.04
25:AY:626:ALA:HB2	26:BA:2473:U:O4'	1.55	1.04
22:AV:315:G:C5	22:AV:316:A:N6	2.24	1.04
22:AV:14:G:H1	22:AV:343:C:N4	1.38	1.04
1:AA:1079:G:C5	1:AA:1080:A:C6	2.46	1.04
26:BA:891:G:H2'	26:BA:892:A:H8	0.91	1.04
22:AV:128:U:H2'	22:AV:129:G:O4'	1.56	1.04
1:AA:1107:C:P	3:AC:171:ARG:NH1	2.30	1.04
22:AV:224:A:O2'	22:AV:225:A:H8	1.40	1.04
26:BA:880:G:O2'	26:BA:899:A:N6	1.91	1.04
22:AV:5:C:H2'	22:AV:6:U:H5'	1.33	1.04
22:AV:290:A:C4'	22:AV:291:A:C5'	2.30	1.04
22:AV:38:A:H1'	22:AV:39:A:C8	1.91	1.04
22:AV:56:C:H2'	22:AV:57:G:H8	1.16	1.04
22:AV:345:A:OP2	30:BF:74:ALA:HB1	1.57	1.04

Continued on next page...

Continued from previous page...

Atom-1	Atom-2	Interatomic distance (Å)	Clash overlap (Å)
22:AV:189:C:H2'	22:AV:190:A:C5'	1.87	1.04
22:AV:225:A:C2	22:AV:226:G:C5	2.46	1.04
26:BA:866:A:C2'	26:BA:867:C:H5'	1.87	1.04
22:AV:180:G:C2'	22:AV:181:G:C1'	2.37	1.03
22:AV:257:U:H4'	22:AV:258:G:OP1	1.58	1.03
22:AV:290:A:H4'	22:AV:291:A:O5'	1.53	1.03
22:AV:44:C:N4	22:AV:300:U:C5	2.25	1.03
22:AV:66:C:H1'	22:AV:70:A:C2	1.92	1.03
22:AV:35:C:O2'	22:AV:36:C:H5'	1.58	1.03
1:AA:922:G:C2	1:AA:1398:A:C4	2.46	1.03
22:AV:196:G:N2	22:AV:197:A:H62	1.55	1.03
22:AV:212:U:O2'	22:AV:213:G:H3'	1.58	1.03
3:AC:142:ARG:HG2	3:AC:142:ARG:HH11	1.18	1.03
24:AX:52:C:H2'	24:AX:53:G:C8	1.92	1.03
22:AV:44:C:C2	22:AV:263:G:N2	2.24	1.03
1:AA:1081:A:H5'	5:AE:22:LYS:NZ	1.72	1.03
22:AV:239:A:H3'	22:AV:240:U:H5''	1.04	1.03
22:AV:32:A:H4'	22:AV:33:A:OP1	1.59	1.03
22:AV:9:U:H4'	22:AV:10:U:OP1	1.57	1.03
22:AV:334:A:N1	23:AW:112:TYR:HB3	1.26	1.03
23:AW:85:GLU:O	23:AW:89:LEU:HD21	1.57	1.03
22:AV:17:U:C1'	22:AV:334:A:N6	2.22	1.03
24:AX:33:C:O2	24:AX:39:A:N6	1.91	1.03
1:AA:918:A:H2'	1:AA:919:A:H8	0.86	1.03
26:BA:866:A:O4'	26:BA:914:G:C2	2.12	1.03
1:AA:55:A:N1	25:AY:321:TYR:O	1.92	1.03
22:AV:133:A:H2'	22:AV:134:G:H8	1.21	1.03
22:AV:71:A:H2'	22:AV:72:A:C8	1.94	1.03
22:AV:303:G:P	22:AV:303:G:H3'	1.98	1.03
22:AV:205:G:OP1	22:AV:225:A:H2	1.30	1.03
24:AX:20:G:C6	26:BA:2112:G:H1'	1.92	1.03
22:AV:17:U:H5'	22:AV:19:G:OP2	1.59	1.02
22:AV:39:A:H2'	22:AV:40:G:C5'	1.89	1.02
22:AV:160:U:H2'	22:AV:161:U:H6	1.21	1.02
22:AV:303:G:H2'	22:AV:304:C:H6	1.12	1.02
22:AV:137:C:P	22:AV:138:C:H5'	1.98	1.02
25:AY:636:PRO:O	33:BI:25:PRO:HD2	0.84	1.02
22:AV:8:A:C8	22:AV:334:A:O2'	1.86	1.02
1:AA:1081:A:C5'	5:AE:22:LYS:CE	1.98	1.02
22:AV:158:U:H2'	22:AV:159:C:C6	1.95	1.02
26:BA:911:A:C6	37:BM:9:PHE:CG	2.47	1.02

Continued on next page...

Continued from previous page...

Atom-1	Atom-2	Interatomic distance (Å)	Clash overlap (Å)
1:AA:1096:C:O2'	1:AA:1170:A:O2'	1.76	1.02
24:AX:20:G:O6	26:BA:2112:G:C1'	2.07	1.02
22:AV:45:A:HO2'	22:AV:46:U:C5'	1.71	1.02
22:AV:16:U:O2'	22:AV:18:C:H5''	1.53	1.02
22:AV:13:G:C2	22:AV:344:A:C6	2.48	1.02
24:AX:34:U:O2	24:AX:37:U:H5	1.43	1.02
22:AV:185:A:C2'	22:AV:186:A:C4	2.43	1.02
1:AA:1387:G:H2'	1:AA:1388:C:H5'	1.38	1.02
22:AV:166:C:H2'	22:AV:167:G:C8	1.95	1.02
22:AV:193:A:C2'	22:AV:194:G:H5'	1.89	1.02
1:AA:1494:G:C1'	26:BA:1913:A:C2	2.38	1.02
22:AV:296:U:C2'	22:AV:297:G:C8	2.40	1.01
23:AW:89:LEU:H	23:AW:89:LEU:HD23	1.24	1.01
22:AV:136:G:O2'	22:AV:137:C:H5'	1.60	1.01
12:AL:76:HIS:NE2	25:AY:421:GLN:HG2	1.74	1.01
25:AY:644:ARG:NH2	26:BA:1067:A:C4'	1.89	1.01
22:AV:191:A:H3'	22:AV:192:A:C5'	1.89	1.01
26:BA:866:A:C2'	26:BA:867:C:C5'	2.37	1.01
23:AW:5:LEU:HG	23:AW:105:ILE:HD11	1.41	1.01
25:AY:423:LYS:HB3	25:AY:472:VAL:HG22	1.41	1.01
22:AV:310:G:H2'	22:AV:311:U:C5	1.94	1.01
22:AV:21:C:O2	23:AW:78:LYS:NZ	1.88	1.01
22:AV:33:A:C1'	22:AV:35:C:OP1	2.09	1.01
22:AV:163:G:H2'	22:AV:164:G:C5'	1.88	1.01
22:AV:187:C:C2'	22:AV:188:C:H5''	1.90	1.01
22:AV:266:C:C2'	22:AV:267:G:C5'	2.31	1.00
22:AV:17:U:O2'	23:AW:114:LYS:HE2	1.60	1.00
22:AV:210:C:O2'	22:AV:240:U:H5	1.44	1.00
2:AB:104:LYS:HZ3	22:AV:121:A:C5'	1.66	1.00
22:AV:174:A:H2'	22:AV:175:A:H8	1.19	1.00
22:AV:266:C:C3'	22:AV:267:G:C5'	2.39	1.00
22:AV:334:A:C2	23:AW:112:TYR:CA	2.44	1.00
22:AV:173:C:C2'	22:AV:174:A:H5'	1.91	1.00
22:AV:16:U:O2'	22:AV:18:C:O5'	1.77	1.00
22:AV:343:C:C4'	30:BF:73:VAL:H	1.72	1.00
1:AA:921:U:C4	1:AA:1396:A:N1	2.30	1.00
1:AA:1081:A:H5''	5:AE:22:LYS:HE2	1.41	1.00
22:AV:188:C:N3	22:AV:189:C:C5	2.30	1.00
25:AY:409:ILE:HD11	25:AY:654:GLY:HA2	1.44	1.00
1:AA:939:G:C5	1:AA:940:C:N4	2.30	1.00
3:AC:79:LYS:CE	22:AV:184:A:P	2.47	1.00

Continued on next page...

Continued from previous page...

Atom-1	Atom-2	Interatomic distance (Å)	Clash overlap (Å)
22:AV:185:A:C5	22:AV:186:A:N6	2.30	1.00
26:BA:903:C:O2'	26:BA:904:G:H5''	1.60	1.00
24:AX:49:C:H4'	24:AX:50:G:H5''	1.43	1.00
1:AA:939:G:C6	1:AA:940:C:N4	2.30	1.00
25:AY:634:MET:SD	26:BA:1068:G:C1'	2.49	1.00
1:AA:922:G:C4	1:AA:1398:A:H2	1.63	1.00
1:AA:1098:C:H1'	1:AA:1169:A:H2	1.26	1.00
22:AV:345:A:C5	22:AV:348:C:C4	2.50	0.99
22:AV:62:G:N2	22:AV:64:C:C5	2.30	0.99
23:AW:38:LYS:NZ	26:BA:1910:G:OP2	1.93	0.99
25:AY:546:ILE:HG23	25:AY:590:ILE:HG13	1.40	0.99
1:AA:1531:A:C2'	1:AA:1532:U:C5'	2.38	0.99
22:AV:171:A:C2'	22:AV:172:U:H5'	1.93	0.99
22:AV:268:U:H2'	22:AV:269:C:C6	1.98	0.99
22:AV:39:A:N6	22:AV:40:G:C6	2.30	0.99
22:AV:150:G:N2	22:AV:151:C:H1'	1.76	0.99
22:AV:46:U:C4'	22:AV:312:A:O3'	2.09	0.99
25:AY:276:VAL:HA	25:AY:280:LEU:HD23	1.45	0.99
22:AV:19:G:N2	23:AW:81:LEU:HD12	1.78	0.99
22:AV:62:G:C2	22:AV:63:C:N4	2.30	0.99
12:AL:35:ARG:HH22	25:AY:418:LYS:HE3	1.27	0.99
22:AV:62:G:N2	22:AV:64:C:C4	2.30	0.99
23:AW:45:PHE:HA	23:AW:102:PRO:HD3	1.43	0.99
22:AV:160:U:H2'	22:AV:161:U:C6	1.97	0.99
1:AA:1538:C:C2'	1:AA:1539:C:H5'	1.92	0.99
22:AV:225:A:N3	22:AV:226:G:C8	2.31	0.99
1:AA:1096:C:C2'	1:AA:1170:A:HO2'	1.76	0.99
22:AV:137:C:N4	22:AV:138:C:C4	2.30	0.99
25:AY:428:LEU:HD13	25:AY:440:VAL:HG11	1.42	0.98
1:AA:918:A:C4	1:AA:919:A:N7	2.31	0.98
22:AV:243:G:C2'	22:AV:244:G:H5'	1.92	0.98
22:AV:40:G:C6	22:AV:316:A:C2	2.51	0.98
26:BA:910:A:H62	37:BM:12:MET:HA	0.95	0.98
25:AY:644:ARG:NH2	26:BA:1067:A:H4'	1.54	0.98
22:AV:344:A:H4'	30:BF:75:GLY:C	1.78	0.98
22:AV:38:A:O2'	22:AV:39:A:C8	2.15	0.98
25:AY:84:THR:H	25:AY:85:PRO:HD2	1.27	0.98
22:AV:264:U:O2	22:AV:298:A:C2	2.16	0.98
22:AV:310:G:N3	22:AV:311:U:O4	1.96	0.98
22:AV:12:U:C5	22:AV:348:C:H1'	1.99	0.98
22:AV:48:C:H2'	22:AV:49:C:H5''	1.01	0.98

Continued on next page...

Continued from previous page...

Atom-1	Atom-2	Interatomic distance (Å)	Clash overlap (Å)
22:AV:156:G:C6	22:AV:157:C:N4	2.31	0.98
22:AV:158:U:H2'	22:AV:159:C:H6	1.27	0.98
26:BA:885:C:OP2	26:BA:886:A:C6	2.17	0.98
26:BA:889:C:O2	26:BA:889:C:H3'	1.63	0.98
42:BR:42:ALA:HA	42:BR:46:GLU:HB2	1.45	0.98
22:AV:290:A:H4'	22:AV:291:A:H5'	0.98	0.98
1:AA:1539:C:C5'	21:AU:17:ARG:CG	2.41	0.98
1:AA:55:A:C2	25:AY:321:TYR:HA	1.97	0.98
25:AY:617:MET:HE1	26:BA:1095:A:O2'	1.01	0.98
1:AA:1389:C:C2	1:AA:1390:U:N3	2.31	0.98
25:AY:658:ASP:CG	31:BG:176:LYS:HE2	1.84	0.98
22:AV:8:A:H3'	22:AV:8:A:N3	1.79	0.98
25:AY:626:ALA:CB	26:BA:2473:U:O4'	2.07	0.98
26:BA:868:U:C2'	26:BA:869:G:H5'	1.93	0.98
26:BA:894:U:H2'	26:BA:895:U:H5''	1.01	0.98
22:AV:263:G:O6	22:AV:299:C:N3	1.97	0.97
26:BA:887:U:H1'	26:BA:888:C:H5'	0.99	0.97
22:AV:144:U:H4'	22:AV:144:U:OP1	1.59	0.97
22:AV:185:A:C3'	22:AV:186:A:C8	2.46	0.97
22:AV:136:G:H2'	22:AV:137:C:H6	1.23	0.97
22:AV:28:U:H2'	22:AV:29:G:N7	1.77	0.97
26:BA:891:G:O2'	26:BA:892:A:H5'	1.64	0.97
26:BA:910:A:N7	37:BM:12:MET:HG2	1.78	0.97
32:BH:31:VAL:HB	32:BH:32:PRO:HD2	1.45	0.97
22:AV:180:G:C2'	22:AV:181:G:H1'	1.91	0.97
22:AV:63:C:N1	22:AV:73:A:C2	2.32	0.97
26:BA:416:U:C5	26:BA:417:C:C5	2.52	0.97
22:AV:308:U:H1'	22:AV:309:A:OP2	1.64	0.97
1:AA:918:A:C2'	1:AA:919:A:H8	1.76	0.97
24:AX:62:C:C3'	24:AX:63:C:H5''	1.93	0.97
22:AV:21:C:H2'	22:AV:22:G:H8	1.28	0.97
22:AV:313:C:O2'	22:AV:314:C:H5'	1.64	0.97
22:AV:34:A:C1'	22:AV:322:U:O2	2.11	0.97
22:AV:40:G:C2	22:AV:41:G:N7	2.33	0.97
26:BA:866:A:O4'	26:BA:914:G:N2	1.98	0.97
1:AA:1103:C:C4'	2:AB:96:LEU:HB3	1.95	0.97
25:AY:35:TYR:OH	25:AY:266:ASN:HB3	1.64	0.97
37:BM:57:VAL:O	37:BM:60:GLN:HG3	1.65	0.97
22:AV:155:C:O2'	22:AV:156:G:H5'	1.63	0.97
22:AV:272:C:H2'	22:AV:273:A:H8	1.28	0.96
1:AA:921:U:O4	1:AA:1396:A:C6	2.18	0.96

Continued on next page...

Continued from previous page...

Atom-1	Atom-2	Interatomic distance (Å)	Clash overlap (Å)
22:AV:156:G:C5	22:AV:157:C:N4	2.33	0.96
22:AV:191:A:OP1	22:AV:191:A:H4'	1.60	0.96
26:BA:869:G:H2'	26:BA:870:U:C6	2.00	0.96
26:BA:880:G:H1	26:BA:897:C:H42	1.04	0.96
1:AA:1060:U:C4	3:AC:1:GLY:N	2.33	0.96
1:AA:921:U:O2	5:AE:23:THR:CG2	2.13	0.96
1:AA:1375:A:H2'	1:AA:1376:U:H5'	1.47	0.96
22:AV:225:A:C2	22:AV:226:G:C4	2.52	0.96
1:AA:1098:C:H1'	1:AA:1169:A:C2	1.99	0.96
1:AA:395:C:H5'	25:AY:340:TYR:OH	1.64	0.96
25:AY:453:GLY:HA3	25:AY:459:LEU:HD11	1.46	0.96
26:BA:2127:G:H4'	26:BA:2128:G:OP1	1.63	0.96
22:AV:245:C:H4'	22:AV:246:U:OP2	1.66	0.96
22:AV:39:A:C2'	22:AV:40:G:H5'	1.95	0.96
1:AA:1534:A:C5	1:AA:1535:C:C4	2.54	0.96
22:AV:257:U:C1'	22:AV:258:G:C5	2.49	0.96
22:AV:34:A:O2'	22:AV:322:U:H1'	1.65	0.96
22:AV:186:A:H8	22:AV:186:A:OP2	1.47	0.96
25:AY:427:ALA:HB1	25:AY:466:LEU:HD11	1.44	0.96
22:AV:263:G:H3'	22:AV:264:U:C5'	1.95	0.96
22:AV:43:G:O2'	22:AV:263:G:O2'	1.83	0.96
26:BA:2127:G:H2'	26:BA:2128:G:C8	2.00	0.96
22:AV:290:A:C5'	22:AV:291:A:H5'	1.95	0.95
22:AV:315:G:C6	22:AV:316:A:N6	2.34	0.95
22:AV:59:U:C2'	22:AV:60:U:H5'	1.96	0.95
22:AV:191:A:H3'	22:AV:192:A:H5''	0.97	0.95
26:BA:889:C:C2	26:BA:891:G:N7	2.33	0.95
22:AV:147:C:H2'	22:AV:148:U:C6	2.01	0.95
22:AV:269:C:H2'	22:AV:270:C:H5''	1.48	0.95
22:AV:49:C:C2	22:AV:303:G:C2	2.53	0.95
26:BA:1779:U:H5	26:BA:1784:A:N7	1.63	0.95
26:BA:896:A:H1'	26:BA:897:C:H5''	1.48	0.95
1:AA:255:G:O6	1:AA:266:G:O6	1.85	0.95
23:AW:98:LEU:HD21	23:AW:119:LEU:HD22	1.45	0.95
22:AV:335:C:O2	22:AV:335:C:H3'	1.65	0.95
22:AV:165:A:O4'	22:AV:166:C:C5	2.18	0.95
22:AV:228:G:O2'	22:AV:232:A:H2	1.47	0.95
22:AV:14:G:H22	22:AV:343:C:N4	1.58	0.95
22:AV:188:C:C2	22:AV:189:C:C5	2.55	0.95
1:AA:1078:U:H3'	1:AA:1079:G:C8	2.02	0.95
1:AA:923:A:H5'	5:AE:25:LYS:HE2	1.46	0.95

Continued on next page...

Continued from previous page...

Atom-1	Atom-2	Interatomic distance (Å)	Clash overlap (Å)
22:AV:189:C:H2'	22:AV:190:A:H5''	0.96	0.95
22:AV:163:G:C4	22:AV:164:G:C8	2.55	0.95
1:AA:55:A:C2	25:AY:321:TYR:C	2.40	0.95
22:AV:244:G:C4	22:AV:245:C:H1'	2.01	0.95
22:AV:334:A:H2	23:AW:113:ALA:N	1.65	0.95
22:AV:32:A:O2'	22:AV:35:C:OP2	1.85	0.95
1:AA:55:A:N3	25:AY:321:TYR:CA	2.28	0.95
26:BA:2553:G:H5''	26:BA:2554:U:OP2	1.65	0.95
23:AW:65:LYS:HG3	23:AW:66:GLY:H	1.29	0.95
22:AV:322:U:C4	22:AV:323:A:N6	2.35	0.95
26:BA:903:C:C2'	26:BA:904:G:C5'	2.43	0.95
26:BA:911:A:N6	37:BM:9:PHE:CB	2.30	0.95
22:AV:113:A:C6	22:AV:114:G:C6	2.55	0.95
25:AY:616:TYR:C	26:BA:1095:A:OP1	2.04	0.94
1:AA:922:G:N2	1:AA:1398:A:C2'	1.87	0.94
25:AY:9:LEU:HD21	25:AY:284:LEU:HB2	1.49	0.94
22:AV:271:G:C2'	22:AV:272:C:H5'	1.97	0.94
22:AV:21:C:N4	22:AV:332:G:N1	2.15	0.94
22:AV:40:G:C2	22:AV:41:G:C8	2.54	0.94
22:AV:45:A:HO2'	22:AV:46:U:H5'	0.81	0.94
22:AV:150:G:N2	22:AV:151:C:C1'	2.30	0.94
1:AA:1079:G:C2	1:AA:1080:A:C2	2.54	0.94
25:AY:633:GLY:HA2	26:BA:1068:G:N7	1.81	0.94
1:AA:922:G:C2	1:AA:1398:A:H2'	2.03	0.94
22:AV:194:G:H2'	22:AV:195:A:H8	1.29	0.94
22:AV:284:G:H4'	22:AV:285:A:O5'	1.68	0.94
25:AY:238:THR:HG22	25:AY:241:GLU:HG2	1.50	0.94
1:AA:1341:U:H2'	1:AA:1342:C:C5	2.03	0.94
22:AV:307:G:O2'	22:AV:311:U:H1'	1.67	0.94
22:AV:334:A:H2	23:AW:113:ALA:H	1.04	0.94
22:AV:156:G:H2'	22:AV:157:C:C6	2.03	0.94
22:AV:44:C:C2	22:AV:45:A:N7	2.35	0.94
25:AY:633:GLY:HA2	26:BA:1068:G:N9	1.83	0.94
25:AY:638:GLY:O	33:BI:25:PRO:C	2.06	0.94
22:AV:13:G:C2	22:AV:344:A:N1	2.35	0.94
22:AV:46:U:N3	22:AV:305:A:N1	2.15	0.94
1:AA:1342:C:C2'	1:AA:1343:G:H5'	1.98	0.94
22:AV:345:A:C6	22:AV:348:C:N3	2.36	0.94
22:AV:63:C:N3	22:AV:73:A:C6	2.36	0.94
22:AV:210:C:H2'	22:AV:240:U:C4	2.02	0.94
26:BA:877:A:O2'	26:BA:878:A:H5'	1.67	0.94

Continued on next page...

Continued from previous page...

Atom-1	Atom-2	Interatomic distance (Å)	Clash overlap (Å)
22:AV:137:C:N4	22:AV:138:C:C5	2.35	0.94
22:AV:222:U:OP1	22:AV:236:U:N3	2.01	0.94
2:AB:49:PHE:HA	2:AB:52:ALA:HB3	1.49	0.94
22:AV:116:A:C2	22:AV:129:G:C2	2.56	0.94
22:AV:64:C:O2	22:AV:72:A:N1	2.00	0.94
26:BA:876:C:C2'	26:BA:877:A:N7	2.30	0.94
1:AA:1375:A:C2'	1:AA:1376:U:H5'	1.97	0.94
1:AA:1341:U:H2'	1:AA:1342:C:C6	2.02	0.93
1:AA:1077:G:H2'	1:AA:1079:G:N7	1.81	0.93
1:AA:928:G:C5'	1:AA:1503:A:N6	2.30	0.93
1:AA:1100:C:C5	2:AB:94:ARG:NE	2.33	0.93
24:AX:1:C:H6	24:AX:1:C:HO5'	1.08	0.93
1:AA:1142:G:C2	1:AA:1143:G:H1'	2.03	0.93
22:AV:147:C:H2'	22:AV:148:U:H6	1.31	0.93
22:AV:210:C:C2	22:AV:240:U:C4	2.53	0.93
1:AA:1534:A:C6	1:AA:1535:C:N3	2.37	0.93
12:AL:32:VAL:HG21	25:AY:422:GLU:HG2	1.48	0.93
24:AX:71:G:N2	26:BA:1851:U:C5'	2.31	0.93
22:AV:12:U:H4'	22:AV:13:G:C8	2.03	0.93
22:AV:35:C:H2'	22:AV:36:C:C6	2.04	0.93
22:AV:39:A:C5	22:AV:40:G:C5	2.57	0.93
26:BA:903:C:C2'	26:BA:904:G:H5''	1.98	0.93
22:AV:46:U:H2'	22:AV:47:G:H8	1.18	0.93
1:AA:1079:G:C6	1:AA:1080:A:N1	2.35	0.93
22:AV:200:G:N2	22:AV:230:U:C4	2.35	0.93
2:AB:82:ALA:HA	2:AB:85:SER:OG	1.68	0.93
23:AW:38:LYS:CG	26:BA:1910:G:H3'	1.88	0.93
22:AV:315:G:H1'	22:AV:316:A:C8	2.03	0.93
22:AV:56:C:O2'	22:AV:57:G:C5'	2.17	0.93
1:AA:15:G:H8	1:AA:1396:A:O2'	1.49	0.93
22:AV:158:U:O4'	22:AV:197:A:H2	1.33	0.93
3:AC:142:ARG:NH1	22:AV:129:G:P	2.34	0.93
22:AV:345:A:C5	22:AV:348:C:N4	2.35	0.93
26:BA:894:U:C2'	26:BA:895:U:C5'	2.26	0.93
22:AV:136:G:N3	22:AV:137:C:C6	2.36	0.93
24:AX:53:G:H1	24:AX:63:C:H42	1.06	0.93
23:AW:5:LEU:O	23:AW:5:LEU:HD12	1.69	0.93
17:AQ:14:ASP:C	17:AQ:16:MET:SD	2.46	0.93
26:BA:1179:G:C5	26:BA:1180:U:H1'	2.04	0.93
22:AV:21:C:H42	22:AV:332:G:H1	1.01	0.93
22:AV:257:U:H1'	22:AV:258:G:C4	2.03	0.93

Continued on next page...

Continued from previous page...

Atom-1	Atom-2	Interatomic distance (Å)	Clash overlap (Å)
22:AV:202:G:H22	22:AV:233:A:H62	1.16	0.93
1:AA:1124:G:H3'	1:AA:1145:A:N6	1.83	0.93
26:BA:1131:G:OP1	34:BJ:82:GLY:HA2	1.68	0.93
22:AV:62:G:N3	22:AV:63:C:C4	2.37	0.93
26:BA:867:C:H2'	26:BA:868:U:C5'	1.98	0.93
22:AV:116:A:C2'	22:AV:117:G:H5''	1.98	0.93
22:AV:139:C:H1'	22:AV:182:U:H6	1.17	0.93
26:BA:2473:U:C5	26:BA:2474:U:C5	2.57	0.93
22:AV:48:C:H3'	22:AV:49:C:H5''	1.50	0.93
24:AX:34:U:O4	24:AX:37:U:OP2	1.84	0.93
22:AV:16:U:H3'	22:AV:16:U:OP1	1.69	0.92
26:BA:883:G:HO2'	26:BA:884:U:H5'	1.20	0.92
26:BA:866:A:C8	26:BA:914:G:C5	2.57	0.92
17:AQ:7:LEU:HD22	17:AQ:72:TRP:CZ3	2.04	0.92
26:BA:873:C:O2'	26:BA:874:G:H5'	1.68	0.92
22:AV:154:C:O2	22:AV:154:C:H2'	1.67	0.92
26:BA:893:C:H2'	26:BA:894:U:C6	2.04	0.92
23:AW:30:GLU:O	23:AW:34:LEU:HG	1.69	0.92
22:AV:46:U:O4'	22:AV:312:A:H4'	1.70	0.92
22:AV:213:G:O6	22:AV:284:G:N7	2.03	0.92
1:AA:368:U:OP1	25:AY:353:ALA:HB3	1.70	0.92
33:BI:21:PRO:HB2	33:BI:22:PRO:HD3	1.49	0.92
22:AV:20:A:H4'	22:AV:21:C:OP1	1.70	0.92
22:AV:36:C:H2'	22:AV:37:C:H6	1.18	0.92
22:AV:239:A:C3'	22:AV:240:U:C5'	2.46	0.92
1:AA:1279:G:H5''	10:AJ:9:ARG:NH2	1.84	0.92
22:AV:269:C:C2'	22:AV:270:C:H5''	1.99	0.92
22:AV:31:G:C6	22:AV:34:A:C5'	2.47	0.92
22:AV:62:G:C2	22:AV:63:C:C4	2.58	0.92
26:BA:910:A:N6	37:BM:12:MET:CA	2.20	0.92
1:AA:1386:G:O2'	1:AA:1387:G:H5'	1.69	0.92
26:BA:883:G:N3	26:BA:884:U:C5	2.38	0.92
1:AA:598:U:H4'	8:AH:85:TYR:CD1	2.05	0.92
31:BG:8:VAL:CG1	31:BG:49:LEU:HB2	1.99	0.92
22:AV:267:G:C2'	22:AV:268:U:H5'	1.99	0.92
22:AV:310:G:H2'	22:AV:311:U:H5	1.29	0.92
22:AV:40:G:N2	22:AV:41:G:C8	2.38	0.92
1:AA:918:A:C5	1:AA:919:A:N7	2.38	0.92
22:AV:239:A:C3'	22:AV:240:U:H5''	1.98	0.92
26:BA:868:U:H2'	26:BA:869:G:H5'	1.48	0.92
22:AV:113:A:H2'	22:AV:114:G:C8	2.05	0.92

Continued on next page...

Continued from previous page...

Atom-1	Atom-2	Interatomic distance (Å)	Clash overlap (Å)
1:AA:972:C:H4'	10:AJ:59:LYS:CE	1.98	0.92
22:AV:270:C:C2'	22:AV:271:G:H5'	2.00	0.92
22:AV:264:U:N3	22:AV:298:A:N1	2.17	0.92
3:AC:79:LYS:NZ	22:AV:184:A:OP2	2.03	0.92
26:BA:911:A:C4	37:BM:9:PHE:CZ	2.50	0.92
22:AV:49:C:O2	22:AV:303:G:C2	2.23	0.92
1:AA:1387:G:C6	1:AA:1388:C:N4	2.38	0.92
1:AA:1387:G:O2'	1:AA:1388:C:H5'	1.68	0.92
1:AA:1098:C:O4'	1:AA:1169:A:N3	2.03	0.92
25:AY:415:PRO:HA	25:AY:474:ALA:HB2	1.49	0.92
21:AU:19:LYS:CE	21:AU:19:LYS:HA	1.98	0.92
22:AV:290:A:H1'	22:AV:291:A:N7	1.84	0.91
22:AV:47:G:H2'	22:AV:48:C:H6	0.98	0.91
25:AY:355:LEU:HD12	25:AY:369:LEU:HD13	1.52	0.91
1:AA:1079:G:C5	1:AA:1080:A:N6	2.37	0.91
1:AA:1392:G:O2'	1:AA:1393:U:H5'	1.70	0.91
22:AV:218:G:C2'	22:AV:219:G:H5'	2.00	0.91
26:BA:905:A:O2'	26:BA:906:U:H5'	1.69	0.91
22:AV:121:A:N6	22:AV:124:A:N1	2.18	0.91
23:AW:22:ALA:O	23:AW:115:VAL:HG12	1.70	0.91
24:AX:34:U:O2	24:AX:37:U:C5	2.23	0.91
22:AV:199:C:C2'	22:AV:200:G:N7	2.30	0.91
24:AX:77:A:C2'	26:BA:2422:C:N3	2.33	0.91
22:AV:20:A:H61	23:AW:80:LEU:HD21	1.33	0.91
22:AV:204:G:OP1	22:AV:234:A:C6	2.22	0.91
1:AA:1096:C:C2'	1:AA:1170:A:O2'	2.18	0.91
25:AY:626:ALA:HB2	26:BA:2473:U:H1'	1.00	0.91
1:AA:1338:G:O2'	1:AA:1339:A:H5'	1.68	0.91
22:AV:40:G:H8	22:AV:317:G:H1'	1.13	0.91
22:AV:44:C:O2'	22:AV:45:A:H8	1.51	0.91
26:BA:887:U:O4'	26:BA:888:C:H5'	1.67	0.91
26:BA:891:G:C2'	26:BA:892:A:H8	1.82	0.91
26:BA:2346:A:H3'	26:BA:2347:C:C5'	1.99	0.91
4:AD:169:TRP:NE1	4:AD:185:PRO:HG3	1.86	0.91
22:AV:316:A:H2'	22:AV:317:G:H5'	1.49	0.91
1:AA:1538:C:O2'	1:AA:1539:C:H5'	1.71	0.91
1:AA:1101:A:H4'	1:AA:1102:A:O5'	1.69	0.91
22:AV:157:C:C2	22:AV:158:U:C5	2.58	0.91
26:BA:866:A:H2'	26:BA:867:C:H5'	0.92	0.91
26:BA:1287:A:H5'	38:BN:103:ARG:HD2	1.50	0.91
22:AV:68:U:O4	22:AV:303:G:C8	2.23	0.91

Continued on next page...

Continued from previous page...

Atom-1	Atom-2	Interatomic distance (Å)	Clash overlap (Å)
22:AV:247:A:H5''	22:AV:248:G:OP1	1.71	0.91
25:AY:617:MET:CE	26:BA:1095:A:C1'	2.49	0.91
26:BA:883:G:H2'	26:BA:884:U:C6	2.05	0.91
22:AV:247:A:H4'	22:AV:248:G:O5'	1.69	0.91
24:AX:2:G:O2'	24:AX:3:C:H5''	1.71	0.91
22:AV:171:A:C2	22:AV:172:U:C4	2.59	0.90
9:AI:129:ARG:HH22	24:AX:36:A:P	1.94	0.90
1:AA:15:G:H8	1:AA:1396:A:HO2'	1.13	0.90
1:AA:1107:C:P	3:AC:171:ARG:HH12	1.93	0.90
1:AA:1339:A:N3	24:AX:32:G:H4'	1.86	0.90
22:AV:44:C:OP2	22:AV:264:U:OP1	1.88	0.90
22:AV:46:U:C4'	22:AV:313:C:H5'	2.01	0.90
23:AW:38:LYS:HG2	26:BA:1910:G:C3'	1.94	0.90
22:AV:21:C:O4'	23:AW:52:GLU:OE2	1.90	0.90
22:AV:266:C:C4	22:AV:267:G:C8	2.59	0.90
22:AV:50:G:N2	22:AV:69:A:N1	2.19	0.90
22:AV:172:U:C2'	22:AV:173:C:C6	2.17	0.90
25:AY:633:GLY:HA3	26:BA:1067:A:C2'	2.02	0.90
22:AV:334:A:H5'	22:AV:335:C:H42	0.74	0.90
22:AV:208:G:C1'	22:AV:223:G:N2	2.11	0.90
22:AV:229:U:H1'	22:AV:231:A:H2	1.36	0.90
24:AX:52:C:H2'	24:AX:53:G:H8	1.30	0.90
26:BA:1085:A:H2'	26:BA:1086:A:C2	2.07	0.90
22:AV:266:C:H2'	22:AV:267:G:H5''	0.92	0.90
22:AV:310:G:O2'	22:AV:311:U:C5	2.18	0.90
22:AV:345:A:N7	22:AV:348:C:N4	2.20	0.90
26:BA:883:G:C5	26:BA:884:U:C5	2.60	0.90
24:AX:72:C:O2'	26:BA:1851:U:H1'	1.69	0.90
25:AY:636:PRO:HB3	33:BI:26:ALA:HB3	1.50	0.90
26:BA:895:U:C2'	26:BA:896:A:N7	2.35	0.90
22:AV:116:A:C2	22:AV:129:G:N1	2.39	0.90
22:AV:34:A:O4'	22:AV:323:A:C2	2.25	0.90
26:BA:875:G:HO2'	26:BA:876:C:H5'	1.31	0.90
22:AV:139:C:C1'	22:AV:182:U:H5	1.79	0.90
22:AV:13:G:H8	22:AV:13:G:P	1.95	0.90
22:AV:13:G:C2'	22:AV:14:G:H8	1.82	0.90
26:BA:865:C:O2	26:BA:869:G:O6	1.89	0.90
12:AL:76:HIS:CD2	25:AY:421:GLN:OE1	2.24	0.90
23:AW:5:LEU:HG	23:AW:105:ILE:CD1	2.01	0.90
25:AY:513:LYS:HB2	25:AY:566:THR:HB	1.52	0.90
22:AV:257:U:O4	22:AV:273:A:C2	2.25	0.90

Continued on next page...

Continued from previous page...

Atom-1	Atom-2	Interatomic distance (Å)	Clash overlap (Å)
23:AW:89:LEU:O	23:AW:93:VAL:HG23	1.70	0.90
1:AA:1098:C:OP2	2:AB:142:LYS:NZ	2.03	0.90
26:BA:933:A:H5'	26:BA:934:U:OP2	1.70	0.90
22:AV:17:U:C2	22:AV:334:A:C6	2.60	0.89
22:AV:13:G:N2	22:AV:344:A:N1	2.19	0.89
22:AV:188:C:C2'	22:AV:189:C:H5'	2.02	0.89
26:BA:880:G:C1'	26:BA:899:A:H61	1.83	0.89
26:BA:880:G:H2'	26:BA:881:G:H8	1.37	0.89
25:AY:617:MET:N	26:BA:1095:A:OP1	2.05	0.89
22:AV:28:U:H2'	22:AV:29:G:H8	1.37	0.89
24:AX:37:U:O2'	24:AX:38:A:H5'	1.71	0.89
22:AV:190:A:H3'	22:AV:191:A:H5''	1.54	0.89
26:BA:881:G:O2'	26:BA:882:G:H5'	1.73	0.89
26:BA:889:C:C2	26:BA:891:G:C5	2.60	0.89
1:AA:1410:A:H2'	1:AA:1411:C:C6	2.07	0.89
25:AY:84:THR:H	25:AY:85:PRO:CD	1.84	0.89
25:AY:658:ASP:OD2	31:BG:176:LYS:HE2	1.70	0.89
1:AA:1531:A:H2'	1:AA:1532:U:H5'	0.90	0.89
24:AX:77:A:C2'	26:BA:2422:C:C2	2.55	0.89
25:AY:626:ALA:N	26:BA:2473:U:H1'	1.86	0.89
1:AA:1339:A:H2	24:AX:32:G:H4'	1.30	0.89
22:AV:16:U:C5	23:AW:110:ARG:NE	2.41	0.89
22:AV:111:U:O2'	22:AV:112:U:H5'	1.72	0.89
40:BP:92:ARG:O	40:BP:93:LYS:HB2	1.71	0.89
22:AV:315:G:O2'	22:AV:316:A:C8	2.26	0.89
22:AV:323:A:C2	22:AV:324:G:C5	2.61	0.89
22:AV:56:C:H2'	22:AV:57:G:C8	2.07	0.89
22:AV:137:C:H3'	22:AV:138:C:H5''	0.89	0.89
25:AY:637:ARG:HD3	33:BI:25:PRO:HD3	0.91	0.89
22:AV:43:G:O6	22:AV:312:A:N1	2.05	0.89
22:AV:205:G:O5'	22:AV:225:A:C2	2.26	0.89
22:AV:225:A:H2'	22:AV:226:G:C8	2.08	0.89
22:AV:257:U:C2	22:AV:258:G:N1	2.41	0.88
23:AW:98:LEU:HD11	23:AW:119:LEU:HB3	1.55	0.88
1:AA:1534:A:C2	1:AA:1535:C:C2	2.61	0.88
42:BR:49:ILE:HG22	42:BR:53:PHE:N	1.87	0.88
23:AW:93:VAL:HA	23:AW:98:LEU:HB3	1.55	0.88
22:AV:204:G:OP2	22:AV:235:C:C4	2.26	0.88
12:AL:76:HIS:ND1	25:AY:421:GLN:OE1	2.05	0.88
22:AV:20:A:N6	23:AW:80:LEU:HD21	0.79	0.88
1:AA:1536:C:O4'	7:AG:79:VAL:HG11	1.74	0.88

Continued on next page...

Continued from previous page...

Atom-1	Atom-2	Interatomic distance (Å)	Clash overlap (Å)
2:AB:104:LYS:HZ1	22:AV:121:A:C5'	1.79	0.88
22:AV:136:G:H2'	22:AV:137:C:C6	2.07	0.88
22:AV:13:G:H2'	22:AV:14:G:N7	1.87	0.88
22:AV:256:G:N3	22:AV:258:G:C6	2.41	0.88
23:AW:88:ARG:HD2	23:AW:89:LEU:N	1.89	0.88
22:AV:311:U:H2'	22:AV:312:A:H5'	1.53	0.88
22:AV:228:G:O2'	22:AV:232:A:C2	2.24	0.88
23:AW:5:LEU:HD13	23:AW:6:GLU:O	1.73	0.88
23:AW:38:LYS:CG	26:BA:1911:U:OP2	2.21	0.88
22:AV:331:C:C2'	22:AV:332:G:H5'	2.04	0.88
22:AV:8:A:C8	22:AV:334:A:C1'	2.55	0.88
24:AX:33:C:H2'	24:AX:34:U:H5'	1.56	0.88
25:AY:409:ILE:CD1	25:AY:654:GLY:HA2	2.04	0.88
1:AA:55:A:H2	25:AY:321:TYR:O	1.57	0.88
34:BJ:80:HIS:HB3	34:BJ:81:ILE:HG22	1.54	0.88
22:AV:45:A:C2'	22:AV:46:U:H5'	2.03	0.88
1:AA:1078:U:C5	1:AA:1079:G:C6	2.62	0.88
26:BA:872:U:H2'	26:BA:873:C:C6	2.08	0.88
22:AV:63:C:C2'	22:AV:64:C:C5'	2.51	0.88
22:AV:165:A:H5'	22:AV:166:C:C1'	2.03	0.88
22:AV:268:U:H2'	22:AV:269:C:H6	1.39	0.88
1:AA:927:G:O2'	1:AA:1503:A:N7	2.07	0.88
22:AV:204:G:OP1	22:AV:234:A:C5	2.27	0.88
26:BA:911:A:N6	37:BM:9:PHE:CG	2.41	0.88
1:AA:1104:G:P	2:AB:96:LEU:CD1	2.61	0.88
25:AY:468:ARG:HH11	25:AY:468:ARG:HB3	1.39	0.88
25:AY:170:ARG:O	25:AY:171:GLU:HG2	1.74	0.88
1:AA:938:A:N6	1:AA:939:G:C6	2.41	0.88
8:AH:74:ILE:CD1	8:AH:128:VAL:HG22	2.04	0.88
25:AY:637:ARG:N	33:BI:25:PRO:HD2	1.79	0.87
22:AV:257:U:H1'	22:AV:258:G:C5	2.09	0.87
1:AA:923:A:C5'	5:AE:25:LYS:HE2	2.04	0.87
22:AV:272:C:O2'	22:AV:291:A:N6	2.06	0.87
22:AV:46:U:H4'	22:AV:313:C:H5'	1.53	0.87
22:AV:157:C:C2'	22:AV:158:U:H5'	2.05	0.87
22:AV:185:A:H2'	22:AV:186:A:N7	1.89	0.87
22:AV:239:A:H3'	22:AV:240:U:C4'	2.03	0.87
11:AK:69:CYS:O	11:AK:72:ALA:HB3	1.74	0.87
22:AV:172:U:C6	22:AV:173:C:H5	1.91	0.87
1:AA:1537:U:H2'	1:AA:1538:C:C6	2.09	0.87
26:BA:889:C:C2'	26:BA:891:G:C4	2.56	0.87

Continued on next page...

Continued from previous page...

Atom-1	Atom-2	Interatomic distance (Å)	Clash overlap (Å)
26:BA:889:C:H2'	26:BA:891:G:C8	2.09	0.87
1:AA:55:A:C2	25:AY:321:TYR:CA	2.57	0.87
43:BS:43:ALA:O	43:BS:47:VAL:HG12	1.74	0.87
22:AV:48:C:O2	22:AV:49:C:O4'	1.91	0.87
22:AV:151:C:H2'	22:AV:152:C:C6	2.08	0.87
1:AA:922:G:N2	1:AA:1398:A:N9	2.22	0.87
22:AV:157:C:O2'	22:AV:158:U:H5'	1.73	0.87
22:AV:139:C:O4'	22:AV:182:U:H5	1.57	0.87
26:BA:866:A:C2	26:BA:867:C:C6	2.62	0.87
24:AX:77:A:C3'	26:BA:2422:C:O2	2.23	0.87
25:AY:113:GLY:C	25:AY:115:GLU:H	1.75	0.87
26:BA:721:A:H2'	26:BA:722:A:C8	2.09	0.87
2:AB:207:ARG:C	2:AB:211:LEU:HD13	1.94	0.87
22:AV:7:G:C4	22:AV:336:G:N7	2.43	0.87
26:BA:404:A:H1'	26:BA:405:U:OP2	1.74	0.87
1:AA:1388:C:H2'	1:AA:1389:C:O4'	1.75	0.87
22:AV:185:A:C2'	22:AV:186:A:C8	2.58	0.87
26:BA:872:U:H2'	26:BA:873:C:H6	1.39	0.87
24:AX:53:G:H1	24:AX:63:C:N4	1.73	0.87
24:AX:53:G:H2'	24:AX:54:G:C8	2.10	0.87
1:AA:1279:G:H5''	10:AJ:9:ARG:HH22	1.39	0.87
11:AK:51:PHE:CB	11:AK:55:ARG:HB3	2.03	0.87
22:AV:17:U:H5'	22:AV:19:G:P	2.15	0.86
22:AV:323:A:C4	22:AV:324:G:N7	2.43	0.86
26:BA:887:U:HO2'	26:BA:888:C:H6	0.88	0.86
26:BA:866:A:C8	26:BA:914:G:N1	2.43	0.86
26:BA:911:A:N9	37:BM:9:PHE:CZ	2.35	0.86
26:BA:278:A:C2	26:BA:362:A:C8	2.63	0.86
25:AY:644:ARG:HH22	26:BA:1067:A:H4'	0.71	0.86
22:AV:20:A:H3'	22:AV:21:C:H5	1.34	0.86
22:AV:20:A:C3'	22:AV:21:C:C6	2.57	0.86
22:AV:63:C:H2'	22:AV:64:C:C5'	2.02	0.86
22:AV:244:G:C2'	22:AV:245:C:H4'	2.05	0.86
22:AV:181:G:H2'	22:AV:182:U:H4'	1.57	0.86
22:AV:19:G:N3	23:AW:81:LEU:HA	1.90	0.86
22:AV:257:U:C6	22:AV:258:G:C6	2.63	0.86
22:AV:67:G:N2	22:AV:303:G:C6	2.43	0.86
22:AV:40:G:C6	22:AV:316:A:H2	1.91	0.86
24:AX:49:C:C4'	24:AX:50:G:H5''	2.05	0.86
24:AX:7:G:H1	24:AX:67:C:H42	1.23	0.86
26:BA:881:G:H2'	26:BA:882:G:H8	1.40	0.86

Continued on next page...

Continued from previous page...

Atom-1	Atom-2	Interatomic distance (Å)	Clash overlap (Å)
22:AV:137:C:H3'	22:AV:138:C:C4'	2.04	0.86
23:AW:5:LEU:CG	23:AW:105:ILE:HD11	2.06	0.86
4:AD:36:ALA:HA	4:AD:41:GLY:HA3	1.57	0.86
26:BA:790:U:O2'	26:BA:791:C:OP2	1.93	0.86
1:AA:142:G:C4	1:AA:143:A:C8	2.63	0.86
1:AA:1531:A:O2'	1:AA:1532:U:H5'	1.74	0.86
26:BA:883:G:C6	26:BA:884:U:C4	2.64	0.86
11:AK:80:ASN:HB3	11:AK:105:ARG:HB3	1.58	0.86
23:AW:92:LYS:O	23:AW:98:LEU:HD22	1.74	0.86
25:AY:488:THR:O	25:AY:516:PRO:HG3	1.74	0.86
22:AV:257:U:C4	22:AV:273:A:N1	2.44	0.86
1:AA:922:G:O2'	5:AE:25:LYS:HG2	1.76	0.86
22:AV:185:A:H2'	22:AV:186:A:C8	2.10	0.86
26:BA:1854:A:H2'	26:BA:1855:U:H5'	1.57	0.86
22:AV:140:U:H2'	22:AV:141:C:H6	1.40	0.86
2:AB:104:LYS:HZ1	22:AV:121:A:P	1.98	0.86
12:AL:76:HIS:CE1	25:AY:421:GLN:HG2	2.11	0.86
22:AV:66:C:H1'	22:AV:70:A:H2	1.37	0.86
23:AW:44:SER:N	23:AW:57:ASN:HD22	1.73	0.86
22:AV:195:A:N3	22:AV:196:G:C8	2.44	0.86
22:AV:131:U:H3'	22:AV:131:U:OP1	1.75	0.86
15:AO:27:GLN:O	15:AO:30:LEU:HD12	1.76	0.86
22:AV:312:A:H2'	22:AV:313:C:C6	2.10	0.86
22:AV:188:C:H2'	22:AV:189:C:C5'	2.05	0.86
22:AV:244:G:C2'	22:AV:245:C:C4'	2.53	0.86
1:AA:1103:C:H5''	2:AB:96:LEU:HA	1.58	0.86
22:AV:111:U:H2'	22:AV:112:U:H6	1.40	0.86
24:AX:20:G:C6	26:BA:2112:G:O2'	2.28	0.86
22:AV:142:U:H2'	22:AV:143:C:C6	2.09	0.85
25:AY:634:MET:N	26:BA:1068:G:O4'	2.09	0.85
22:AV:165:A:H5'	22:AV:166:C:C6	2.11	0.85
22:AV:205:G:P	22:AV:225:A:N1	2.48	0.85
22:AV:220:G:H2'	22:AV:221:U:C6	2.11	0.85
22:AV:246:U:H4'	22:AV:247:A:O5'	1.73	0.85
22:AV:285:A:H2'	22:AV:286:A:H5''	0.91	0.85
25:AY:634:MET:SD	26:BA:1068:G:N3	2.49	0.85
26:BA:886:A:H4'	26:BA:887:U:OP1	1.74	0.85
22:AV:132:U:C2	22:AV:133:A:N7	2.44	0.85
11:AK:22:ILE:HD11	11:AK:85:VAL:HG13	1.58	0.85
10:AJ:29:ALA:HA	10:AJ:32:THR:HG22	1.58	0.85
22:AV:14:G:H1	22:AV:343:C:H41	1.24	0.85

Continued on next page...

Continued from previous page...

Atom-1	Atom-2	Interatomic distance (Å)	Clash overlap (Å)
1:AA:18:C:O4'	1:AA:1078:U:N3	2.02	0.85
22:AV:111:U:H2'	22:AV:112:U:C6	2.11	0.85
42:BR:39:LEU:HA	42:BR:49:ILE:CG2	2.06	0.85
1:AA:1123:U:H4'	10:AJ:39:PRO:HD2	1.55	0.85
1:AA:1535:C:H6	1:AA:1535:C:O5'	1.58	0.85
22:AV:157:C:H2'	22:AV:158:U:H6	1.41	0.85
22:AV:237:U:H2'	22:AV:237:U:O2	1.76	0.85
26:BA:880:G:C1'	26:BA:899:A:N6	2.40	0.85
24:AX:18:U:O2'	24:AX:19:G:H4'	1.76	0.85
25:AY:633:GLY:CA	26:BA:1067:A:H2'	2.05	0.85
1:AA:922:G:H22	1:AA:1398:A:C1'	1.89	0.85
22:AV:155:C:H2'	22:AV:155:C:O2	1.76	0.85
1:AA:554:A:H5'	12:AL:25:ALA:HB1	1.58	0.85
26:BA:1730:C:H4'	26:BA:1730:C:OP1	1.75	0.85
1:AA:1031:C:H4'	1:AA:1032:G:H5''	1.58	0.85
26:BA:1187:G:H5''	42:BR:83:TYR:CE2	2.10	0.85
26:BA:882:G:H2'	26:BA:883:G:H8	1.41	0.85
26:BA:2092:U:O3'	26:BA:2093:G:OP1	1.94	0.85
1:AA:1411:C:C2'	1:AA:1412:C:H5'	2.06	0.85
24:AX:62:C:H3'	24:AX:63:C:C5'	2.02	0.85
34:BJ:81:ILE:HG12	34:BJ:82:GLY:N	1.91	0.85
22:AV:344:A:C4'	30:BF:76:PHE:H	1.86	0.85
1:AA:918:A:C4	1:AA:919:A:C8	2.64	0.85
22:AV:200:G:C8	22:AV:200:G:OP2	2.30	0.85
26:BA:867:C:C3'	26:BA:868:U:H5'	2.07	0.85
26:BA:2193:G:H2'	26:BA:2194:U:H6	1.39	0.85
25:AY:416:LYS:CD	25:AY:417:THR:H	1.89	0.85
1:AA:1181:G:O2'	1:AA:1182:G:C8	2.29	0.85
22:AV:323:A:C8	22:AV:323:A:OP2	2.30	0.85
1:AA:922:G:N2	1:AA:1398:A:C1'	2.40	0.85
1:AA:1539:C:O5'	21:AU:17:ARG:HG2	1.75	0.85
22:AV:316:A:C2'	22:AV:317:G:H5'	2.07	0.85
22:AV:343:C:H4'	30:BF:78:ILE:HD12	0.88	0.85
1:AA:1390:U:OP2	1:AA:1390:U:C5	2.30	0.85
22:AV:153:U:H1'	22:AV:190:A:N6	1.92	0.85
22:AV:165:A:H4'	22:AV:166:C:H6	1.37	0.85
26:BA:895:U:O2	26:BA:896:A:C6	2.29	0.85
26:BA:897:C:O2	26:BA:898:C:C6	2.30	0.85
22:AV:213:G:H1	22:AV:245:C:H41	1.21	0.85
2:AB:105:THR:O	2:AB:106:VAL:HB	1.75	0.85
1:AA:554:A:H5'	12:AL:25:ALA:CB	2.07	0.85

Continued on next page...

Continued from previous page...

Atom-1	Atom-2	Interatomic distance (Å)	Clash overlap (Å)
26:BA:2786:U:O2'	26:BA:2787:C:H5'	1.76	0.85
32:BH:61:VAL:O	32:BH:64:ALA:HB3	1.77	0.85
26:BA:1073:A:H3'	26:BA:1074:G:C5'	2.07	0.84
22:AV:19:G:O3'	22:AV:20:A:C8	2.30	0.84
22:AV:256:G:C2	22:AV:258:G:N1	2.45	0.84
22:AV:269:C:N3	22:AV:270:C:C6	2.45	0.84
22:AV:30:C:N4	22:AV:324:G:N2	2.25	0.84
22:AV:185:A:O3'	22:AV:186:A:C8	2.30	0.84
26:BA:866:A:C5	26:BA:867:C:C5	2.64	0.84
22:AV:244:G:H2'	22:AV:245:C:H4'	1.57	0.84
22:AV:244:G:C2	22:AV:245:C:H1'	2.12	0.84
23:AW:5:LEU:C	23:AW:5:LEU:HD12	1.95	0.84
32:BH:117:LEU:HD21	32:BH:121:VAL:HA	1.58	0.84
1:AA:624:C:H4'	16:AP:11:ALA:HB2	1.59	0.84
3:AC:52:SER:O	3:AC:53:ARG:HB2	1.76	0.84
22:AV:12:U:C5	22:AV:348:C:O2'	2.30	0.84
22:AV:264:U:H2'	22:AV:265:C:C6	2.12	0.84
22:AV:17:U:H1'	23:AW:112:TYR:CG	2.10	0.84
4:AD:169:TRP:CE2	4:AD:185:PRO:HG3	2.11	0.84
22:AV:264:U:O2	22:AV:298:A:H2	1.58	0.84
22:AV:199:C:C4	22:AV:200:G:O6	2.30	0.84
26:BA:903:C:O2	26:BA:904:G:C8	2.30	0.84
26:BA:904:G:H2'	26:BA:905:A:H8	1.41	0.84
22:AV:247:A:O4'	22:AV:248:G:C8	2.30	0.84
24:AX:77:A:C8	26:BA:2422:C:O4'	2.30	0.84
25:AY:517:LEU:HD23	25:AY:521:SER:HB3	1.57	0.84
26:BA:896:A:O2'	26:BA:897:C:H5'	1.77	0.84
32:BH:27:ARG:O	32:BH:28:ASN:HB2	1.76	0.84
26:BA:2193:G:H2'	26:BA:2194:U:C6	2.12	0.84
30:BF:118:ALA:HB1	30:BF:166:ARG:HD2	1.60	0.84
25:AY:635:GLU:HB2	33:BI:21:PRO:O	1.77	0.84
22:AV:49:C:H1'	22:AV:303:G:N2	1.93	0.84
22:AV:320:U:O2'	22:AV:321:G:C8	2.31	0.84
26:BA:2307:G:N2	26:BA:2311:A:H2'	1.93	0.84
22:AV:345:A:OP2	30:BF:74:ALA:CB	2.26	0.84
26:BA:877:A:H2'	26:BA:878:A:H5'	0.87	0.84
22:AV:133:A:H2'	22:AV:134:G:C8	2.12	0.84
22:AV:171:A:C6	22:AV:172:U:O4	2.31	0.84
22:AV:63:C:C2	22:AV:73:A:N1	2.45	0.84
26:BA:2757:A:N1	31:BG:66:THR:HG21	1.93	0.84
1:AA:657:U:O2	15:AO:21:THR:HG23	1.78	0.84

Continued on next page...

Continued from previous page...

Atom-1	Atom-2	Interatomic distance (Å)	Clash overlap (Å)
22:AV:44:C:OP2	22:AV:264:U:P	2.36	0.84
26:BA:878:A:H2'	26:BA:879:G:H5'	1.59	0.84
26:BA:896:A:C4'	26:BA:897:C:OP1	2.25	0.84
22:AV:114:G:O2'	22:AV:115:C:H5'	1.78	0.84
8:AH:52:GLY:HA3	8:AH:56:PRO:HA	1.57	0.84
26:BA:372:G:O2'	48:BX:53:LYS:HE2	1.78	0.84
22:AV:48:C:H3'	22:AV:49:C:C5'	2.03	0.84
26:BA:888:C:H4'	26:BA:889:C:C5	2.13	0.84
26:BA:889:C:C5	26:BA:891:G:O6	2.30	0.84
26:BA:911:A:OP1	26:BA:912:C:C6	2.30	0.84
22:AV:248:G:C6	22:AV:249:U:O4	2.30	0.84
25:AY:555:LEU:HD21	25:AY:599:PRO:HG3	1.59	0.84
22:AV:309:A:H3'	22:AV:309:A:OP1	1.78	0.84
22:AV:323:A:OP2	22:AV:323:A:H8	1.60	0.84
23:AW:81:LEU:HD21	23:AW:85:GLU:HG2	1.57	0.84
22:AV:168:G:O2'	22:AV:169:G:H5'	1.78	0.84
22:AV:186:A:C8	22:AV:186:A:OP2	2.30	0.84
22:AV:225:A:C4	22:AV:226:G:N7	2.46	0.84
26:BA:876:C:C2'	26:BA:877:A:C5	2.61	0.84
26:BA:879:G:H2'	26:BA:880:G:H5'	0.85	0.84
22:AV:245:C:OP1	22:AV:246:U:OP2	1.95	0.84
1:AA:368:U:OP1	25:AY:353:ALA:HB2	1.77	0.84
11:AK:16:SER:HA	11:AK:78:ILE:HA	1.58	0.84
22:AV:43:G:O6	22:AV:312:A:C6	2.30	0.84
1:AA:1530:G:N2	1:AA:1531:A:C5	2.45	0.84
22:AV:245:C:H3'	22:AV:248:G:C4	2.13	0.84
33:BI:107:GLU:HA	33:BI:110:GLN:HB3	1.58	0.84
51:B0:54:ILE:HG22	51:B0:55:ALA:N	1.91	0.84
1:AA:459:A:H2'	1:AA:460:A:O4'	1.78	0.84
23:AW:65:LYS:HB3	26:BA:1909:C:OP1	1.78	0.83
22:AV:157:C:H2'	22:AV:158:U:C6	2.13	0.83
26:BA:901:C:H3'	26:BA:901:C:O2	1.78	0.83
26:BA:1167:C:H2'	26:BA:1168:G:H5''	1.60	0.83
22:AV:140:U:H2'	22:AV:141:C:C6	2.13	0.83
22:AV:333:G:OP2	22:AV:335:C:C4	2.30	0.83
22:AV:38:A:C1'	22:AV:39:A:C8	2.61	0.83
1:AA:1390:U:C2'	1:AA:1391:U:H5'	2.08	0.83
1:AA:1397:C:O2'	1:AA:1398:A:OP1	1.96	0.83
26:BA:897:C:H2'	26:BA:898:C:H6	1.42	0.83
1:AA:459:A:H2'	1:AA:460:A:C1'	2.08	0.83
25:AY:634:MET:H	26:BA:1068:G:C1'	1.91	0.83

Continued on next page...

Continued from previous page...

Atom-1	Atom-2	Interatomic distance (Å)	Clash overlap (Å)
26:BA:1060:U:C4'	26:BA:1062:G:H5'	2.07	0.83
22:AV:290:A:C1'	22:AV:291:A:H8	1.91	0.83
22:AV:165:A:C5'	22:AV:166:C:C6	2.61	0.83
24:AX:53:G:H2'	24:AX:54:G:H8	1.40	0.83
52:B1:18:HIS:CD2	52:B1:40:PRO:HD2	2.13	0.83
33:BI:79:LEU:HD13	33:BI:135:MET:SD	2.19	0.83
1:AA:1081:A:H5'	5:AE:22:LYS:HE2	0.85	0.83
22:AV:137:C:C5	22:AV:138:C:H5	1.94	0.83
25:AY:21:ILE:HD13	25:AY:21:ILE:H	1.43	0.83
6:AF:5:GLU:HG2	6:AF:90:MET:HE1	1.59	0.83
22:AV:205:G:OP1	22:AV:225:A:N1	2.11	0.83
1:AA:368:U:C6	25:AY:354:ARG:NH2	2.47	0.83
22:AV:266:C:H3'	22:AV:267:G:C5'	2.08	0.83
26:BA:866:A:C5	26:BA:867:C:H5	1.95	0.83
30:BF:24:VAL:O	30:BF:27:VAL:HG12	1.79	0.83
25:AY:635:GLU:CB	33:BI:21:PRO:O	2.26	0.83
22:AV:257:U:N1	22:AV:258:G:C6	2.46	0.83
22:AV:305:A:H2'	22:AV:306:U:C6	2.14	0.83
22:AV:323:A:C6	22:AV:324:G:O6	2.32	0.83
22:AV:12:U:H5	22:AV:348:C:H1'	1.39	0.83
23:AW:98:LEU:CD2	23:AW:119:LEU:HD22	2.08	0.83
24:AX:33:C:H2'	24:AX:34:U:C5'	2.08	0.83
1:AA:918:A:C6	1:AA:919:A:C6	2.67	0.83
25:AY:639:ASN:CB	33:BI:29:GLN:HG3	2.08	0.83
1:AA:1412:C:C2	1:AA:1489:G:N2	2.46	0.83
24:AX:28:U:H2'	24:AX:29:C:H5'	1.61	0.83
13:AM:21:ILE:HB	13:AM:24:VAL:CG2	2.08	0.83
26:BA:883:G:C2'	26:BA:884:U:H5'	2.09	0.83
21:AU:13:VAL:HG13	21:AU:15:LEU:CD2	2.08	0.83
25:AY:635:GLU:HG2	33:BI:22:PRO:HA	0.88	0.82
23:AW:20:TYR:CE2	23:AW:89:LEU:HD22	2.13	0.82
22:AV:220:G:H2'	22:AV:221:U:H6	1.42	0.82
26:BA:908:C:P	37:BM:22:GLN:HG3	2.19	0.82
22:AV:113:A:C2	22:AV:114:G:C4	2.66	0.82
25:AY:149:VAL:O	25:AY:152:THR:HG22	1.79	0.82
22:AV:148:U:H2'	22:AV:149:A:C8	2.13	0.82
22:AV:151:C:H2'	22:AV:152:C:H6	1.40	0.82
22:AV:304:C:H2'	22:AV:305:A:H8	1.44	0.82
25:AY:329:ARG:HD3	25:AY:374:LEU:HD11	1.59	0.82
23:AW:4:VAL:HG23	23:AW:106:TYR:CD2	2.14	0.82
22:AV:188:C:C2	22:AV:189:C:H5	1.91	0.82

Continued on next page...

Continued from previous page...

Atom-1	Atom-2	Interatomic distance (Å)	Clash overlap (Å)
22:AV:129:G:H3'	22:AV:130:C:C4'	2.09	0.82
12:AL:23:LEU:O	12:AL:25:ALA:N	2.12	0.82
25:AY:635:GLU:HB3	33:BI:23:VAL:N	1.93	0.82
22:AV:39:A:C5	22:AV:40:G:N7	2.46	0.82
26:BA:895:U:C2'	26:BA:896:A:C8	2.61	0.82
1:AA:1097:C:H4'	1:AA:1170:A:H5'	1.60	0.82
24:AX:77:A:C3'	26:BA:2422:C:C2	2.61	0.82
22:AV:139:C:O2'	22:AV:140:U:H5'	1.79	0.82
22:AV:13:G:H4'	22:AV:14:G:OP1	1.77	0.82
22:AV:163:G:O2'	22:AV:164:G:H5''	1.78	0.82
22:AV:198:U:C5	22:AV:198:U:OP2	2.32	0.82
26:BA:896:A:O2'	26:BA:897:C:C5'	2.27	0.82
26:BA:2007:U:C2'	26:BA:2008:C:H5'	2.10	0.82
22:AV:306:U:C2'	22:AV:307:G:H8	1.90	0.82
41:BQ:78:PHE:CZ	41:BQ:82:LEU:HD11	2.15	0.82
22:AV:263:G:H3'	22:AV:264:U:H5'	1.62	0.82
22:AV:343:C:O5'	30:BF:79:ARG:HA	1.79	0.82
24:AX:71:G:H21	26:BA:1851:U:C5'	1.86	0.82
13:AM:19:THR:HA	13:AM:24:VAL:HG23	1.59	0.82
41:BQ:23:TYR:O	41:BQ:24:TYR:CB	2.28	0.82
22:AV:257:U:C2	22:AV:259:G:N7	2.48	0.82
26:BA:866:A:N7	26:BA:914:G:C6	2.47	0.82
1:AA:368:U:C5	25:AY:354:ARG:NH2	2.47	0.82
22:AV:145:C:H2'	22:AV:146:C:C6	2.14	0.82
25:AY:635:GLU:CG	33:BI:22:PRO:CA	2.49	0.82
22:AV:21:C:C5	22:AV:22:G:N7	2.47	0.82
22:AV:295:C:O2'	22:AV:296:U:H5'	1.79	0.82
22:AV:199:C:OP2	22:AV:199:C:C5	2.32	0.82
1:AA:972:C:H4'	10:AJ:59:LYS:HE2	1.60	0.82
23:AW:26:LEU:HD13	23:AW:34:LEU:HD11	1.60	0.82
26:BA:1838:C:C2	26:BA:1898:U:C5	2.68	0.82
22:AV:323:A:C2	22:AV:324:G:C6	2.68	0.82
22:AV:38:A:C2'	22:AV:39:A:C8	2.61	0.82
1:AA:921:U:C4	1:AA:1396:A:C2	2.67	0.82
22:AV:193:A:O2'	22:AV:194:G:C5'	2.28	0.82
22:AV:204:G:C8	22:AV:235:C:N4	2.48	0.82
26:BA:892:A:C2'	26:BA:893:C:H5'	2.08	0.82
2:AB:104:LYS:CE	22:AV:121:A:OP2	2.28	0.82
22:AV:120:U:H5''	22:AV:120:U:O2	1.80	0.82
42:BR:49:ILE:HB	42:BR:52:PRO:HA	1.60	0.82
26:BA:804:A:H5''	26:BA:805:G:OP1	1.80	0.82

Continued on next page...

Continued from previous page...

Atom-1	Atom-2	Interatomic distance (Å)	Clash overlap (Å)
22:AV:146:C:H2'	22:AV:147:C:C6	2.14	0.81
2:AB:104:LYS:HZ3	22:AV:121:A:H5''	0.75	0.81
23:AW:38:LYS:CG	26:BA:1911:U:P	2.68	0.81
22:AV:269:C:C3'	22:AV:270:C:H5'	2.10	0.81
22:AV:44:C:N4	22:AV:300:U:H5	1.77	0.81
1:AA:1083:U:H5	1:AA:1084:G:C5	1.98	0.81
22:AV:130:C:O2'	22:AV:131:U:P	2.37	0.81
24:AX:17:C:H3'	24:AX:18:U:H5'	1.62	0.81
1:AA:204:G:H3'	1:AA:205:A:C5'	2.10	0.81
22:AV:14:G:C4'	22:AV:15:A:OP1	2.28	0.81
22:AV:314:C:H1'	22:AV:315:G:O5'	1.80	0.81
24:AX:40:C:H2'	24:AX:41:C:H5'	1.60	0.81
1:AA:15:G:N1	1:AA:920:U:O2	1.87	0.81
22:AV:184:A:N7	22:AV:185:A:C6	2.48	0.81
22:AV:225:A:C6	22:AV:226:G:C6	2.68	0.81
26:BA:897:C:C2	26:BA:898:C:C5	2.68	0.81
26:BA:910:A:C6	37:BM:12:MET:HA	2.14	0.81
26:BA:2093:G:O2'	26:BA:2198:A:C2	2.32	0.81
24:AX:27:G:N2	24:AX:45:A:H61	1.77	0.81
2:AB:50:ASN:O	2:AB:51:GLU:HB2	1.80	0.81
46:BV:2:PHE:HD1	46:BV:50:MET:HE3	1.44	0.81
26:BA:2602:A:H4'	26:BA:2603:G:OP2	1.78	0.81
22:AV:255:A:H2'	22:AV:256:G:C8	2.15	0.81
1:AA:917:G:C6	1:AA:918:A:N6	2.48	0.81
22:AV:245:C:C3'	22:AV:248:G:N3	2.40	0.81
2:AB:146:SER:O	2:AB:147:LEU:HG	1.80	0.81
25:AY:555:LEU:HD21	25:AY:599:PRO:CG	2.10	0.81
22:AV:17:U:H4'	22:AV:18:C:OP2	1.80	0.81
2:AB:212:TYR:O	2:AB:216:VAL:HG23	1.80	0.81
22:AV:118:C:O2'	22:AV:119:U:H5'	1.80	0.81
24:AX:63:C:H2'	24:AX:64:G:H5''	1.62	0.81
23:AW:37:GLY:O	26:BA:1910:G:H5'	1.81	0.81
25:AY:634:MET:N	26:BA:1068:G:C1'	2.43	0.81
22:AV:33:A:C4'	22:AV:34:A:OP1	2.28	0.81
22:AV:44:C:HO2'	22:AV:45:A:H8	1.15	0.81
1:AA:15:G:H1	1:AA:920:U:H1'	1.43	0.81
26:BA:887:U:H4'	26:BA:888:C:OP1	1.81	0.81
22:AV:213:G:O6	22:AV:284:G:C8	2.34	0.81
22:AV:129:G:H3'	22:AV:130:C:H4'	1.63	0.81
12:AL:76:HIS:CE1	25:AY:421:GLN:OE1	2.33	0.81
24:AX:51:U:O2	24:AX:65:G:N2	2.13	0.81

Continued on next page...

Continued from previous page...

Atom-1	Atom-2	Interatomic distance (Å)	Clash overlap (Å)
24:AX:72:C:O2'	26:BA:1851:U:O2'	1.97	0.81
1:AA:410:G:C5'	1:AA:411:A:OP1	2.28	0.81
22:AV:171:A:C2	22:AV:172:U:N3	2.49	0.81
22:AV:267:G:HO2'	22:AV:268:U:H5'	1.41	0.81
22:AV:266:C:C5	22:AV:267:G:N7	2.49	0.81
22:AV:235:C:H2'	22:AV:236:U:C6	2.16	0.81
22:AV:7:G:C5	22:AV:336:G:N7	2.49	0.81
21:AU:36:PHE:HA	21:AU:39:LYS:CE	2.10	0.81
1:AA:1425:U:O2'	1:AA:1426:G:H5'	1.81	0.81
26:BA:1993:U:H4'	28:BD:133:THR:HG21	1.63	0.81
26:BA:2211:A:H1'	26:BA:2212:A:OP1	1.79	0.81
22:AV:175:A:C2'	22:AV:176:G:C5'	2.58	0.81
22:AV:269:C:C3'	22:AV:270:C:C5'	2.59	0.81
22:AV:34:A:O4'	22:AV:323:A:N3	2.14	0.81
1:AA:1079:G:H3'	1:AA:1080:A:C8	2.16	0.81
22:AV:190:A:H3'	22:AV:191:A:C5'	2.11	0.81
22:AV:218:G:N3	22:AV:219:G:C8	2.49	0.81
25:AY:15:ILE:HD11	25:AY:81:ILE:HG12	1.61	0.81
28:BD:181:ASP:OD2	28:BD:184:ARG:HD3	1.80	0.81
22:AV:146:C:H2'	22:AV:147:C:H6	1.44	0.81
22:AV:225:A:H2'	22:AV:226:G:H8	1.43	0.81
26:BA:876:C:O3'	26:BA:877:A:C8	2.33	0.81
26:BA:889:C:C6	26:BA:891:G:C6	2.68	0.81
2:AB:65:LYS:N	2:AB:65:LYS:HD3	1.96	0.81
25:AY:157:LEU:CD2	25:AY:157:LEU:H	1.94	0.81
27:BC:164:VAL:HG22	27:BC:172:THR:O	1.81	0.81
23:AW:38:LYS:HE2	26:BA:1910:G:OP1	1.80	0.81
22:AV:256:G:C6	22:AV:273:A:C2	2.69	0.81
22:AV:257:U:C4	22:AV:259:G:C6	2.69	0.81
26:BA:905:A:H2'	26:BA:906:U:H6	1.45	0.81
22:AV:136:G:C4	22:AV:137:C:C5	2.69	0.81
25:AY:636:PRO:C	33:BI:25:PRO:CD	2.16	0.80
23:AW:86:LEU:HD23	23:AW:87:ARG:N	1.96	0.80
26:BA:894:U:H3'	26:BA:895:U:H5''	1.61	0.80
24:AX:77:A:H3'	26:BA:2422:C:C2	2.15	0.80
25:AY:635:GLU:CB	33:BI:22:PRO:C	2.49	0.80
22:AV:305:A:O2'	22:AV:306:U:H5'	1.81	0.80
22:AV:33:A:H1'	22:AV:35:C:OP1	1.81	0.80
26:BA:890:C:P	26:BA:891:G:H5'	2.21	0.80
26:BA:903:C:C2'	26:BA:904:G:H5'	2.07	0.80
22:AV:248:G:C6	22:AV:249:U:C4	2.69	0.80

Continued on next page...

Continued from previous page...

Atom-1	Atom-2	Interatomic distance (Å)	Clash overlap (Å)
2:AB:98:GLY:O	2:AB:102:ASN:HB2	1.81	0.80
26:BA:1854:A:C2'	26:BA:1855:U:H5'	2.11	0.80
24:AX:26:C:H2'	24:AX:27:G:O4'	1.81	0.80
22:AV:305:A:H2'	22:AV:306:U:H6	1.45	0.80
23:AW:78:LYS:HG2	23:AW:79:LEU:N	1.96	0.80
26:BA:894:U:C3'	26:BA:895:U:C5'	2.55	0.80
24:AX:70:C:O2'	24:AX:71:G:H5''	1.81	0.80
14:AN:41:ARG:HB2	14:AN:42:TRP:CZ3	2.16	0.80
1:AA:934:C:N3	1:AA:937:A:N6	2.29	0.80
22:AV:299:C:O2'	22:AV:300:U:H4'	1.80	0.80
22:AV:194:G:C2'	22:AV:195:A:H5'	2.10	0.80
26:BA:871:U:O2'	37:BM:68:PHE:CE1	2.31	0.80
10:AJ:10:LEU:HB2	10:AJ:72:ARG:HB2	1.63	0.80
1:AA:181:A:N6	1:AA:195:A:C8	2.49	0.80
22:AV:33:A:H4'	22:AV:34:A:OP1	1.78	0.80
22:AV:188:C:C2'	22:AV:189:C:C5'	2.59	0.80
22:AV:233:A:O2'	22:AV:234:A:P	2.39	0.80
26:BA:901:C:H3'	26:BA:902:C:H5''	1.64	0.80
2:AB:216:VAL:O	2:AB:219:THR:HG23	1.82	0.80
24:AX:5:G:H2'	24:AX:6:G:C8	2.17	0.80
30:BF:26:GLN:NE2	56:BB:57:A:H4'	1.96	0.80
2:AB:103:TRP:CZ3	2:AB:157:PRO:HD3	2.17	0.80
22:AV:43:G:C6	22:AV:312:A:C2	2.68	0.80
22:AV:34:A:O2'	22:AV:35:C:C5'	2.30	0.80
1:AA:1313:U:OP2	19:AS:5:LYS:CB	2.29	0.80
1:AA:277:C:H2'	1:AA:278:G:O5'	1.82	0.80
37:BM:16:ARG:CG	37:BM:16:ARG:HH11	1.95	0.80
37:BM:16:ARG:HH11	37:BM:16:ARG:HG2	1.46	0.80
1:AA:511:C:C2	1:AA:512:U:C5	2.68	0.80
26:BA:2427:C:H5''	26:BA:2428:G:OP1	1.82	0.80
1:AA:1285:A:H4'	1:AA:1286:U:N3	1.97	0.80
22:AV:13:G:O2'	22:AV:14:G:H5'	1.80	0.80
22:AV:256:G:C4	22:AV:258:G:O6	2.34	0.80
22:AV:256:G:H2'	22:AV:258:G:C6	2.15	0.80
22:AV:315:G:C4	22:AV:316:A:N7	2.50	0.80
22:AV:343:C:OP1	30:BF:79:ARG:CG	2.30	0.80
22:AV:216:U:H2'	22:AV:217:G:H8	1.46	0.80
26:BA:892:A:C4	26:BA:893:C:C5	2.70	0.80
22:AV:244:G:N3	22:AV:245:C:C1'	2.34	0.80
35:BK:118:LEU:O	35:BK:119:ALA:HB3	1.81	0.80
25:AY:638:GLY:O	33:BI:25:PRO:O	1.98	0.80

Continued on next page...

Continued from previous page...

Atom-1	Atom-2	Interatomic distance (Å)	Clash overlap (Å)
1:AA:1330:U:H2'	1:AA:1331:G:H5'	1.62	0.80
22:AV:49:C:C2	22:AV:303:G:C6	2.65	0.80
22:AV:303:G:O2'	22:AV:304:C:C5'	2.30	0.80
1:AA:1499:A:O2'	1:AA:1500:A:H5'	1.80	0.80
1:AA:918:A:N6	1:AA:919:A:N6	2.30	0.80
22:AV:132:U:C2'	22:AV:133:A:C5'	2.60	0.80
24:AX:5:G:H2'	24:AX:6:G:H8	1.45	0.80
26:BA:1179:G:N7	26:BA:1180:U:C1'	2.45	0.80
33:BI:75:ALA:HB1	33:BI:128:ILE:CG2	2.11	0.80
22:AV:314:C:C4'	22:AV:315:G:OP1	2.30	0.80
1:AA:1079:G:N1	1:AA:1080:A:N1	2.30	0.80
22:AV:155:C:O2'	22:AV:156:G:C5'	2.30	0.80
26:BA:884:U:OP2	26:BA:886:A:N1	2.15	0.80
23:AW:27:LYS:HD3	23:AW:30:GLU:OE1	1.80	0.80
4:AD:169:TRP:HB3	4:AD:183:ARG:NH1	1.97	0.80
26:BA:2007:U:H2'	26:BA:2008:C:H5'	1.64	0.80
1:AA:206:C:H2'	1:AA:207:C:O4'	1.81	0.80
26:BA:1462:C:H2'	26:BA:1463:C:H5'	1.63	0.80
22:AV:303:G:P	22:AV:303:G:C3'	2.70	0.80
5:AE:136:VAL:O	5:AE:137:ARG:CB	2.27	0.80
5:AE:89:THR:HG22	5:AE:90:GLY:N	1.95	0.80
22:AV:165:A:C4'	22:AV:166:C:C5	2.64	0.80
2:AB:150:ILE:HG23	2:AB:151:LYS:H	1.47	0.80
22:AV:137:C:O5'	22:AV:138:C:C5'	2.30	0.80
20:AT:24:ARG:O	20:AT:28:ARG:HG3	1.82	0.80
26:BA:2196:C:H2'	26:BA:2197:U:H5'	1.64	0.80
33:BI:15:GLY:HA2	33:BI:50:LYS:HB3	1.64	0.79
22:AV:331:C:H2'	22:AV:332:G:H5'	1.63	0.79
1:AA:1098:C:C1'	1:AA:1169:A:C2	2.65	0.79
22:AV:131:U:C3'	22:AV:131:U:OP1	2.30	0.79
26:BA:2346:A:H3'	26:BA:2347:C:H5'	1.64	0.79
25:AY:633:GLY:CA	26:BA:1068:G:H8	1.93	0.79
22:AV:271:G:HO2'	22:AV:272:C:H5'	1.45	0.79
22:AV:55:G:C6	22:AV:56:C:N4	2.50	0.79
1:AA:17:U:H2'	1:AA:18:C:C6	2.17	0.79
22:AV:248:G:C2'	22:AV:249:U:C5'	2.57	0.79
26:BA:2152:G:C5	26:BA:2153:C:C5	2.70	0.79
1:AA:143:A:H2'	1:AA:143:A:N3	1.97	0.79
1:AA:513:C:C2'	1:AA:514:C:O5'	2.30	0.79
22:AV:143:C:H2'	22:AV:144:U:O4'	1.82	0.79
22:AV:45:A:HO2'	22:AV:312:A:C2'	1.96	0.79

Continued on next page...

Continued from previous page...

Atom-1	Atom-2	Interatomic distance (Å)	Clash overlap (Å)
1:AA:15:G:C8	1:AA:1396:A:O2'	2.27	0.79
22:AV:121:A:O2'	22:AV:122:A:C5'	2.30	0.79
22:AV:137:C:C3'	22:AV:138:C:C5'	2.34	0.79
12:AL:76:HIS:CE1	25:AY:421:GLN:CG	2.66	0.79
1:AA:91:U:H2'	1:AA:92:U:O4'	1.82	0.79
22:AV:144:U:C5'	22:AV:145:C:OP2	2.30	0.79
22:AV:139:C:C1'	22:AV:182:U:H6	1.85	0.79
22:AV:17:U:C5'	22:AV:19:G:OP2	2.30	0.79
22:AV:322:U:N3	22:AV:323:A:N6	2.30	0.79
22:AV:335:C:O2	22:AV:335:C:C3'	2.30	0.79
22:AV:36:C:H2'	22:AV:37:C:C5	2.17	0.79
26:BA:2193:G:C4	26:BA:2194:U:C5	2.70	0.79
25:AY:227:ILE:HG23	25:AY:237:PRO:HG2	1.63	0.79
22:AV:13:G:P	22:AV:13:G:C8	2.74	0.79
22:AV:47:G:C2'	22:AV:48:C:H6	1.89	0.79
22:AV:167:G:H2'	22:AV:168:G:H8	1.48	0.79
26:BA:868:U:O2'	26:BA:869:G:C5'	2.30	0.79
26:BA:887:U:O2'	26:BA:888:C:H6	1.66	0.79
1:AA:1388:C:H2'	1:AA:1389:C:H6	1.46	0.79
5:AE:102:THR:HG22	5:AE:103:GLY:N	1.97	0.79
3:AC:79:LYS:HG3	22:AV:184:A:OP2	1.82	0.79
22:AV:136:G:O2'	22:AV:137:C:C5'	2.30	0.79
22:AV:137:C:P	22:AV:138:C:C5'	2.70	0.79
25:AY:466:LEU:HA	25:AY:470:PHE:CD2	2.18	0.79
40:BP:14:GLN:O	40:BP:15:ASP:HB3	1.82	0.79
13:AM:28:ARG:CZ	13:AM:62:PHE:HB2	2.12	0.79
22:AV:44:C:OP2	22:AV:263:G:O3'	2.01	0.79
22:AV:266:C:H3'	22:AV:267:G:H5'	1.63	0.79
22:AV:61:G:N3	22:AV:62:G:N7	2.30	0.79
22:AV:71:A:N3	22:AV:72:A:N7	2.30	0.79
22:AV:8:A:N6	22:AV:346:C:N3	2.30	0.79
22:AV:334:A:C2	23:AW:113:ALA:N	2.51	0.79
1:AA:1399:C:C2	1:AA:1502:A:C6	2.71	0.79
26:BA:883:G:C4	26:BA:884:U:C6	2.68	0.79
1:AA:1107:C:OP1	3:AC:171:ARG:NH1	2.16	0.79
25:AY:513:LYS:CB	25:AY:566:THR:HB	2.11	0.79
26:BA:2196:C:C2'	26:BA:2197:U:H5'	2.12	0.79
1:AA:1113:C:H2'	1:AA:1114:C:H6	1.48	0.79
42:BR:86:GLN:HG3	42:BR:87:GLN:N	1.97	0.79
16:AP:19:VAL:HG13	16:AP:38:PHE:HA	1.64	0.79
25:AY:505:GLY:HA3	25:AY:576:ASP:CG	2.03	0.79

Continued on next page...

Continued from previous page...

Atom-1	Atom-2	Interatomic distance (Å)	Clash overlap (Å)
22:AV:272:C:H2'	22:AV:273:A:C8	2.17	0.79
26:BA:2305:U:N3	30:BF:150:GLY:HA3	1.98	0.79
22:AV:204:G:H8	22:AV:235:C:H42	1.30	0.79
2:AB:63:LYS:HE2	2:AB:63:LYS:HA	1.64	0.79
1:AA:1100:C:N4	2:AB:94:ARG:HD2	1.88	0.79
26:BA:960:A:H5''	26:BA:961:C:OP2	1.82	0.79
1:AA:1432:G:OP1	40:BP:105:LYS:HG2	1.82	0.79
8:AH:58:LEU:HD13	8:AH:59:GLU:N	1.97	0.79
1:AA:481:G:C8	1:AA:481:G:H5''	2.17	0.79
16:AP:75:ILE:O	16:AP:78:VAL:HG12	1.83	0.79
22:AV:172:U:C6	22:AV:173:C:C5	2.70	0.79
1:AA:928:G:HO2'	1:AA:1533:C:P	1.98	0.79
11:AK:51:PHE:HB3	11:AK:55:ARG:HB3	1.65	0.79
27:BC:35:LYS:O	27:BC:36:ASN:CB	2.31	0.79
22:AV:323:A:H2'	22:AV:324:G:N7	1.97	0.79
22:AV:44:C:O2	22:AV:45:A:N7	2.15	0.79
22:AV:47:G:C2	22:AV:48:C:C2	2.71	0.79
26:BA:879:G:O2'	26:BA:880:G:H5'	1.83	0.79
26:BA:889:C:C3'	26:BA:889:C:O2	2.30	0.79
25:AY:427:ALA:HB1	25:AY:466:LEU:CD1	2.12	0.79
10:AJ:51:VAL:O	10:AJ:62:ARG:HA	1.83	0.79
1:AA:1159:U:O2	1:AA:1182:G:C2	2.35	0.79
23:AW:65:LYS:CB	26:BA:1909:C:OP1	2.32	0.78
22:AV:142:U:C2'	22:AV:143:C:H5'	2.12	0.78
22:AV:175:A:O2'	22:AV:176:G:C5'	2.30	0.78
1:AA:1226:C:C5	13:AM:102:LYS:HB2	2.17	0.78
22:AV:343:C:C5	30:BF:79:ARG:CB	2.61	0.78
1:AA:1534:A:N7	1:AA:1535:C:N4	2.31	0.78
1:AA:917:G:O6	1:AA:918:A:N6	2.16	0.78
22:AV:199:C:N4	22:AV:229:U:C4	2.52	0.78
22:AV:202:G:H22	22:AV:233:A:N6	1.80	0.78
22:AV:210:C:O5'	22:AV:210:C:H6	1.67	0.78
22:AV:217:G:H2'	22:AV:218:G:H8	1.47	0.78
26:BA:879:G:O2'	26:BA:880:G:C5'	2.31	0.78
26:BA:900:A:C5'	26:BA:901:C:OP2	2.30	0.78
1:AA:1377:A:C2	7:AG:6:ILE:HD11	2.18	0.78
25:AY:573:HIS:HD2	25:AY:576:ASP:H	1.28	0.78
3:AC:76:ILE:HA	3:AC:83:VAL:HG23	1.64	0.78
52:B1:16:THR:HG21	52:B1:41:VAL:HB	1.64	0.78
1:AA:4:U:OP1	1:AA:5:U:O4	2.02	0.78
22:AV:146:C:O2'	22:AV:147:C:H5'	1.81	0.78

Continued on next page...

Continued from previous page...

Atom-1	Atom-2	Interatomic distance (Å)	Clash overlap (Å)
26:BA:1074:G:H2'	26:BA:1075:C:H5'	1.65	0.78
22:AV:299:C:O2'	22:AV:300:U:C4'	2.30	0.78
22:AV:35:C:O2'	22:AV:36:C:C5'	2.31	0.78
22:AV:38:A:H2	22:AV:316:A:N1	1.80	0.78
5:AE:114:LEU:HG	5:AE:119:VAL:HG21	1.64	0.78
22:AV:225:A:N3	22:AV:226:G:N7	2.30	0.78
22:AV:118:C:C2'	22:AV:119:U:H5'	2.13	0.78
25:AY:122:TRP:CE3	25:AY:132:ARG:HD2	2.17	0.78
42:BR:46:GLU:O	42:BR:46:GLU:OE1	2.01	0.78
26:BA:1203:U:O4	26:BA:1204:A:C6	2.36	0.78
26:BA:752:A:N6	26:BA:2609:U:H3	1.80	0.78
26:BA:323:C:H2'	29:BE:163:ASN:ND2	1.98	0.78
4:AD:61:ARG:HG2	4:AD:71:PHE:CD2	2.18	0.78
31:BG:37:ASN:O	31:BG:38:ASP:CB	2.30	0.78
22:AV:171:A:O2'	22:AV:172:U:C5'	2.30	0.78
22:AV:306:U:C2	22:AV:307:G:C8	2.71	0.78
22:AV:39:A:C6	22:AV:40:G:C6	2.71	0.78
22:AV:240:U:H2'	22:AV:241:C:C6	2.18	0.78
26:BA:887:U:HO2'	26:BA:888:C:H2'	1.38	0.78
12:AL:76:HIS:NE2	25:AY:421:GLN:CG	2.45	0.78
11:AK:30:ILE:HB	11:AK:45:THR:HG22	1.65	0.78
1:AA:79:G:H1	1:AA:90:C:H42	1.28	0.78
26:BA:1417:C:H2'	26:BA:1418:G:O4'	1.83	0.78
36:BL:110:VAL:O	36:BL:111:ILE:O	2.02	0.78
3:AC:26:LYS:H	3:AC:26:LYS:HD2	1.47	0.78
26:BA:2800:A:H3'	26:BA:2801:G:C5'	2.13	0.78
38:BN:49:GLU:OE2	38:BN:95:THR:HG22	1.83	0.78
22:AV:9:U:C4'	22:AV:10:U:OP1	2.30	0.78
22:AV:16:U:C5	23:AW:110:ARG:CZ	2.67	0.78
23:AW:98:LEU:HD21	23:AW:119:LEU:HD13	1.63	0.78
22:AV:155:C:C2'	22:AV:156:G:C5'	2.60	0.78
4:AD:31:CYS:O	4:AD:32:LYS:HB2	1.83	0.78
32:BH:125:THR:HA	32:BH:146:VAL:HB	1.63	0.78
25:AY:636:PRO:CB	33:BI:26:ALA:HB3	2.12	0.78
22:AV:257:U:O2	22:AV:258:G:C2	2.35	0.78
22:AV:68:U:H4'	22:AV:69:A:OP1	1.84	0.78
1:AA:1530:G:N2	1:AA:1531:A:C6	2.51	0.78
22:AV:235:C:H2'	22:AV:236:U:C5	2.18	0.78
2:AB:22:TRP:CZ3	2:AB:24:PRO:HA	2.19	0.78
1:AA:1338:G:C2'	1:AA:1339:A:H5'	2.14	0.78
22:AV:185:A:C4	22:AV:186:A:N6	2.52	0.78

Continued on next page...

Continued from previous page...

Atom-1	Atom-2	Interatomic distance (Å)	Clash overlap (Å)
26:BA:877:A:O2'	26:BA:878:A:C5'	2.30	0.78
26:BA:880:G:O2'	26:BA:881:G:C5'	2.30	0.78
22:AV:248:G:O2'	22:AV:249:U:C5'	2.30	0.78
22:AV:121:A:O2'	22:AV:122:A:H5''	1.83	0.78
21:AU:35:GLU:O	21:AU:36:PHE:HB2	1.83	0.78
1:AA:376:G:N3	1:AA:389:A:C2	2.52	0.78
25:AY:91:THR:O	25:AY:93:GLU:N	2.16	0.78
22:AV:12:U:O3'	22:AV:13:G:C8	2.36	0.78
22:AV:56:C:O2'	22:AV:57:G:H5'	1.82	0.78
22:AV:71:A:C2'	22:AV:72:A:C8	2.67	0.78
5:AE:23:THR:HA	5:AE:28:ARG:HA	1.66	0.78
26:BA:891:G:O2'	26:BA:892:A:C5'	2.32	0.78
2:AB:162:VAL:HG11	2:AB:182:VAL:HG13	1.63	0.78
22:AV:113:A:N1	22:AV:114:G:N1	2.32	0.78
26:BA:1179:G:N7	26:BA:1180:U:H1'	1.99	0.78
8:AH:9:MET:HE1	8:AH:32:LYS:HA	1.65	0.78
40:BP:92:ARG:O	40:BP:93:LYS:CB	2.31	0.78
4:AD:16:THR:HG22	4:AD:17:ASP:N	1.97	0.78
22:AV:173:C:O2'	22:AV:174:A:C5'	2.30	0.78
25:AY:634:MET:HG2	26:BA:1068:G:O2'	1.83	0.78
22:AV:314:C:H4'	22:AV:315:G:OP1	1.84	0.78
22:AV:59:U:O2'	22:AV:60:U:C5'	2.30	0.78
22:AV:217:G:H2'	22:AV:218:G:C8	2.19	0.78
26:BA:1779:U:C5	26:BA:1784:A:N7	2.51	0.78
26:BA:1084:A:H3'	26:BA:1085:A:C8	2.18	0.78
25:AY:380:LEU:C	25:AY:381:LYS:HD2	2.04	0.78
32:BH:116:ARG:HD2	32:BH:133:GLN:HG2	1.64	0.78
22:AV:180:G:C4	22:AV:181:G:C8	2.72	0.78
22:AV:180:G:H2'	22:AV:181:G:N9	1.98	0.78
22:AV:296:U:H2'	22:AV:297:G:H8	0.96	0.78
1:AA:921:U:C2	1:AA:1396:A:C2	2.71	0.78
26:BA:904:G:O2'	26:BA:905:A:H5'	1.83	0.78
24:AX:77:A:H2'	26:BA:2422:C:C4	2.17	0.78
24:AX:1:C:O2'	24:AX:2:G:H5'	1.83	0.78
4:AD:36:ALA:HA	4:AD:41:GLY:CA	2.13	0.78
33:BI:96:LYS:HG3	33:BI:138:VAL:HG22	1.65	0.78
24:AX:28:U:H2'	24:AX:29:C:C5'	2.14	0.78
2:AB:46:VAL:HB	2:AB:47:PRO:HD3	1.64	0.78
22:AV:18:C:OP1	22:AV:18:C:C6	2.37	0.78
22:AV:265:C:O2'	22:AV:266:C:C5'	2.30	0.78
22:AV:323:A:N1	22:AV:324:G:C6	2.52	0.78

Continued on next page...

Continued from previous page...

Atom-1	Atom-2	Interatomic distance (Å)	Clash overlap (Å)
23:AW:81:LEU:CD2	23:AW:85:GLU:HG2	2.12	0.78
1:AA:1399:C:O2	1:AA:1502:A:N6	2.17	0.78
24:AX:60:A:C2'	24:AX:61:U:H5'	2.13	0.78
26:BA:1567:G:C8	27:BC:82:TYR:CE1	2.72	0.78
26:BA:2283:C:H5''	26:BA:2389:G:O2'	1.83	0.78
9:AI:29:ILE:HD11	9:AI:37:TYR:CG	2.19	0.78
26:BA:1922:G:C5	26:BA:1923:U:C5	2.72	0.77
22:AV:304:C:O2'	22:AV:305:A:H5'	1.83	0.77
22:AV:334:A:H5'	22:AV:335:C:N3	1.99	0.77
22:AV:39:A:C6	22:AV:40:G:C5	2.72	0.77
1:AA:1078:U:H5''	1:AA:1079:G:OP2	1.84	0.77
22:AV:194:G:H2'	22:AV:195:A:C8	2.18	0.77
22:AV:224:A:HO2'	22:AV:225:A:H8	0.79	0.77
26:BA:896:A:H4'	26:BA:897:C:OP1	1.80	0.77
22:AV:245:C:C4'	22:AV:246:U:OP2	2.31	0.77
24:AX:5:G:H1	24:AX:69:C:H42	1.29	0.77
26:BA:1474:U:C4	26:BA:1475:G:N2	2.52	0.77
29:BE:189:THR:HG22	29:BE:192:ALA:H	1.46	0.77
2:AB:34:ARG:NE	2:AB:34:ARG:HA	1.98	0.77
22:AV:315:G:C4	22:AV:316:A:C5	2.72	0.77
23:AW:102:PRO:HA	23:AW:117:LEU:HD23	1.66	0.77
26:BA:887:U:O4'	26:BA:888:C:C5'	2.30	0.77
26:BA:880:G:H1'	26:BA:899:A:N6	1.99	0.77
22:AV:243:G:O2'	22:AV:244:G:C5'	2.30	0.77
26:BA:2151:U:H2'	26:BA:2152:G:C8	2.20	0.77
26:BA:278:A:H2	26:BA:362:A:C8	2.02	0.77
26:BA:790:U:O2'	26:BA:791:C:P	2.42	0.77
22:AV:221:U:C2	22:AV:222:U:C5	2.71	0.77
26:BA:587:C:OP2	36:BL:21:ARG:NH1	2.17	0.77
17:AQ:47:ASP:OD1	17:AQ:50:ASN:HA	1.85	0.77
26:BA:1736:U:H2'	26:BA:1737:G:O4'	1.85	0.77
22:AV:173:C:H2'	22:AV:173:C:O2	1.82	0.77
1:AA:1389:C:N3	1:AA:1390:U:N3	2.32	0.77
26:BA:2277:G:H2'	26:BA:2278:A:O5'	1.85	0.77
26:BA:891:G:C2'	26:BA:892:A:C8	2.64	0.77
25:AY:21:ILE:HG21	25:AY:88:VAL:HG13	1.67	0.77
9:AI:56:MET:SD	9:AI:57:VAL:N	2.57	0.77
1:AA:587:G:H4'	8:AH:3:GLN:HA	1.64	0.77
49:BY:56:LEU:O	49:BY:57:LEU:CB	2.32	0.77
22:AV:180:G:C2'	22:AV:181:G:O4'	2.33	0.77
22:AV:19:G:H4'	22:AV:20:A:OP1	1.83	0.77

Continued on next page...

Continued from previous page...

Atom-1	Atom-2	Interatomic distance (Å)	Clash overlap (Å)
22:AV:21:C:C6	22:AV:22:G:N7	2.52	0.77
22:AV:270:C:O2	22:AV:293:G:C6	2.37	0.77
22:AV:290:A:H5''	22:AV:291:A:H5'	1.66	0.77
22:AV:243:G:H2'	22:AV:244:G:H8	1.49	0.77
2:AB:81:ASP:O	2:AB:84:LEU:N	2.17	0.77
26:BA:2194:U:O2'	26:BA:2195:U:C5'	2.30	0.77
22:AV:173:C:C2'	22:AV:174:A:H8	1.96	0.77
22:AV:270:C:C2	22:AV:271:G:C8	2.72	0.77
23:AW:81:LEU:HG	23:AW:85:GLU:CD	2.05	0.77
1:AA:1079:G:C3'	1:AA:1080:A:C8	2.67	0.77
1:AA:1080:A:H5''	1:AA:1081:A:OP2	1.85	0.77
22:AV:185:A:H2'	22:AV:186:A:N9	2.00	0.77
26:BA:2142:A:H2'	26:BA:2143:C:C6	2.19	0.77
25:AY:67:ALA:HB1	25:AY:327:PHE:CZ	2.19	0.77
26:BA:1869:G:H3'	26:BA:1870:C:H5'	1.66	0.77
26:BA:359:G:C6	26:BA:360:U:C5	2.73	0.77
1:AA:1390:U:HO2'	1:AA:1391:U:H5'	1.49	0.77
22:AV:218:G:C2	22:AV:219:G:C8	2.72	0.77
22:AV:249:U:O2'	22:AV:250:U:C5'	2.30	0.77
26:BA:2152:G:C6	26:BA:2153:C:C4	2.73	0.77
25:AY:157:LEU:N	25:AY:157:LEU:HD23	1.97	0.77
1:AA:1032:G:C2	1:AA:1033:G:HI'	2.20	0.77
23:AW:98:LEU:HD21	23:AW:119:LEU:CD2	2.13	0.77
1:AA:1387:G:C4	1:AA:1388:C:C5	2.73	0.77
26:BA:873:C:H2'	26:BA:874:G:H8	1.49	0.77
1:AA:1412:C:H2'	1:AA:1413:A:C8	2.20	0.77
17:AQ:15:LYS:N	17:AQ:16:MET:SD	2.58	0.77
1:AA:71:A:H3'	1:AA:71:A:OP2	1.85	0.77
53:B2:43:THR:O	53:B2:44:VAL:HB	1.84	0.77
25:AY:196:ILE:O	25:AY:197:ARG:HB2	1.83	0.77
22:AV:269:C:C2	22:AV:270:C:C6	2.73	0.77
22:AV:186:A:P	22:AV:186:A:H8	2.06	0.77
22:AV:207:A:H61	22:AV:222:U:H3	1.31	0.77
25:AY:639:ASN:HA	33:BI:29:GLN:HG3	0.80	0.77
1:AA:1348:U:C5	1:AA:1373:G:N2	2.53	0.77
10:AJ:80:THR:HB	10:AJ:83:THR:HB	1.66	0.77
13:AM:21:ILE:HB	13:AM:24:VAL:HG21	1.66	0.77
37:BM:15:GLY:O	37:BM:16:ARG:HD2	1.85	0.77
22:AV:174:A:O2'	22:AV:175:A:C5'	2.30	0.77
22:AV:256:G:C2'	22:AV:258:G:O6	2.31	0.77
22:AV:273:A:O2'	22:AV:275:C:N4	2.16	0.77

Continued on next page...

Continued from previous page...

Atom-1	Atom-2	Interatomic distance (Å)	Clash overlap (Å)
22:AV:290:A:O2'	22:AV:291:A:C8	2.38	0.77
22:AV:54:G:OP2	22:AV:54:G:H4'	1.84	0.77
23:AW:20:TYR:CZ	23:AW:89:LEU:HD22	2.19	0.77
16:AP:68:SER:HB2	16:AP:71:VAL:HB	1.67	0.77
26:BA:2790:U:H5'	26:BA:2893:A:N7	1.99	0.77
25:AY:169:GLY:HA3	25:AY:173:THR:O	1.85	0.77
37:BM:111:GLU:CD	37:BM:111:GLU:C	2.43	0.77
22:AV:145:C:H2'	22:AV:146:C:H6	1.48	0.76
26:BA:1059:G:OP2	26:BA:1060:U:O2'	2.02	0.76
22:AV:320:U:C1'	22:AV:321:G:OP1	2.30	0.76
23:AW:78:LYS:CG	23:AW:79:LEU:N	2.48	0.76
22:AV:19:G:N2	23:AW:81:LEU:CD1	2.47	0.76
2:AB:49:PHE:HA	2:AB:212:TYR:OH	1.85	0.76
3:AC:139:ASN:HA	3:AC:142:ARG:HB2	1.65	0.76
3:AC:142:ARG:CG	3:AC:142:ARG:NH1	2.41	0.76
22:AV:137:C:O5'	22:AV:138:C:H5''	1.85	0.76
1:AA:1271:A:H5'	1:AA:1314:C:H5'	1.66	0.76
44:BT:2:ILE:N	44:BT:3:ARG:HB2	2.00	0.76
1:AA:1439:G:C5	1:AA:1440:U:C5	2.73	0.76
26:BA:2103:C:C2'	26:BA:2104:C:H5'	2.16	0.76
22:AV:264:U:C2	22:AV:298:A:N1	2.54	0.76
22:AV:62:G:N3	22:AV:63:C:N4	2.33	0.76
1:AA:1079:G:N7	1:AA:1080:A:N6	2.33	0.76
26:BA:892:A:H2'	26:BA:893:C:H6	1.49	0.76
22:AV:133:A:O2'	22:AV:134:G:C5'	2.33	0.76
24:AX:54:G:H4'	24:AX:55:U:OP1	1.85	0.76
22:AV:5:C:O2'	22:AV:6:U:C5'	2.33	0.76
12:AL:35:ARG:NH2	25:AY:418:LYS:HE3	1.98	0.76
10:AJ:57:VAL:O	10:AJ:58:ASN:HB2	1.86	0.76
13:AM:44:ILE:HG13	13:AM:47:LEU:HD13	1.67	0.76
26:BA:197:A:N6	26:BA:2430:A:H2'	2.00	0.76
27:BC:234:GLY:O	27:BC:235:GLU:HB2	1.85	0.76
22:AV:139:C:C2	22:AV:140:U:C5	2.74	0.76
22:AV:139:C:H2'	22:AV:140:U:H6	1.50	0.76
25:AY:633:GLY:HA3	26:BA:1068:G:C8	2.19	0.76
22:AV:21:C:N1	23:AW:78:LYS:NZ	2.33	0.76
22:AV:263:G:H3'	22:AV:264:U:H5''	1.67	0.76
22:AV:40:G:N2	22:AV:41:G:C4	2.54	0.76
26:BA:892:A:C2	26:BA:893:C:C4	2.72	0.76
26:BA:905:A:C4	26:BA:906:U:C5	2.73	0.76
27:BC:42:ARG:HH11	27:BC:42:ARG:CG	1.97	0.76

Continued on next page...

Continued from previous page...

Atom-1	Atom-2	Interatomic distance (Å)	Clash overlap (Å)
32:BH:82:SER:HB2	32:BH:94:ILE:HD11	1.66	0.76
22:AV:40:G:N3	22:AV:41:G:C8	2.54	0.76
1:AA:1398:A:N6	5:AE:24:VAL:O	2.18	0.76
11:AK:91:GLY:O	11:AK:95:THR:HG22	1.86	0.76
22:AV:221:U:H2'	22:AV:222:U:H6	1.51	0.76
22:AV:137:C:C4	22:AV:138:C:C6	2.74	0.76
1:AA:462:G:H3'	1:AA:463:U:H6	1.50	0.76
27:BC:216:ARG:HB3	27:BC:217:PRO:CD	2.15	0.76
22:AV:31:G:N7	22:AV:34:A:C8	2.53	0.76
22:AV:34:A:C2'	22:AV:35:C:C5'	2.57	0.76
26:BA:911:A:C5	37:BM:9:PHE:CG	2.67	0.76
1:AA:1490:U:C2'	1:AA:1491:G:H5'	2.16	0.76
25:AY:180:VAL:HG23	25:AY:216:LEU:HD12	1.67	0.76
1:AA:1032:G:H5'	1:AA:1033:G:OP2	1.85	0.76
1:AA:131:A:H2'	1:AA:132:C:C6	2.20	0.76
45:BU:6:ARG:O	45:BU:7:ASP:O	2.03	0.76
15:AO:72:LYS:HA	15:AO:72:LYS:HE2	1.66	0.76
25:AY:313:ALA:HA	25:AY:328:ILE:HG22	1.67	0.76
25:AY:617:MET:HE3	26:BA:1095:A:O4'	1.84	0.76
24:AX:32:G:H1	24:AX:40:C:H42	0.79	0.76
22:AV:224:A:OP2	22:AV:224:A:C8	2.39	0.76
26:BA:899:A:O2'	26:BA:900:A:H5''	1.86	0.76
1:AA:205:A:H4'	1:AA:205:A:OP1	1.84	0.76
1:AA:209:U:C5'	1:AA:210:C:OP2	2.34	0.76
10:AJ:10:LEU:HD23	10:AJ:96:VAL:HG11	1.68	0.76
16:AP:19:VAL:CG2	16:AP:36:VAL:O	2.33	0.76
22:AV:271:G:H2'	22:AV:272:C:H6	1.50	0.76
22:AV:288:G:C2	22:AV:289:U:C5	2.74	0.76
22:AV:296:U:C2'	22:AV:297:G:H8	1.85	0.76
22:AV:299:C:O2	22:AV:299:C:H2'	1.85	0.76
22:AV:34:A:C2	22:AV:321:G:N2	2.52	0.76
26:BA:885:C:O5'	26:BA:885:C:H6	1.67	0.76
25:AY:215:LYS:O	25:AY:219:VAL:HG23	1.86	0.76
8:AH:74:ILE:HD12	8:AH:127:TYR:O	1.85	0.76
21:AU:36:PHE:HA	21:AU:39:LYS:HE3	1.65	0.76
26:BA:1528:A:H5''	26:BA:1529:G:OP2	1.85	0.76
50:BZ:1:ALA:HB1	50:BZ:2:LYS:HE3	1.66	0.76
22:AV:40:G:N2	22:AV:41:G:C5	2.53	0.76
25:AY:453:GLY:HA3	25:AY:459:LEU:CD1	2.16	0.76
10:AJ:44:THR:HG22	10:AJ:70:HIS:HA	1.67	0.76
26:BA:1053:C:N3	26:BA:1054:A:C8	2.54	0.76

Continued on next page...

Continued from previous page...

Atom-1	Atom-2	Interatomic distance (Å)	Clash overlap (Å)
8:AH:100:ILE:HD11	8:AH:128:VAL:CG2	2.16	0.76
37:BM:51:ARG:O	37:BM:55:ARG:HB2	1.85	0.76
25:AY:225:GLU:HB2	25:AY:228:MET:HE1	1.68	0.76
22:AV:13:G:C2	22:AV:344:A:N6	2.54	0.76
1:AA:927:G:O2'	1:AA:1503:A:C5	2.39	0.76
22:AV:132:U:O2'	22:AV:133:A:H5''	1.86	0.76
1:AA:1493:A:H8	1:AA:1493:A:OP2	1.67	0.76
25:AY:415:PRO:HA	25:AY:474:ALA:CB	2.14	0.76
36:BL:27:LEU:HD23	36:BL:27:LEU:H	1.51	0.76
33:BI:124:MET:HA	33:BI:127:SER:HB3	1.68	0.76
26:BA:1071:G:H1'	26:BA:1089:A:C8	2.21	0.76
22:AV:139:C:H2'	22:AV:140:U:C6	2.21	0.76
22:AV:141:C:H2'	22:AV:142:U:H6	1.51	0.76
22:AV:11:C:C2'	22:AV:12:U:OP2	2.32	0.76
22:AV:27:U:C2'	22:AV:28:U:H5'	2.16	0.76
22:AV:68:U:C4	22:AV:303:G:C8	2.73	0.76
22:AV:44:C:C1'	22:AV:45:A:C8	2.69	0.76
23:AW:88:ARG:HH12	23:AW:119:LEU:HD21	1.47	0.76
1:AA:918:A:C5	1:AA:919:A:C5	2.74	0.76
22:AV:193:A:H2'	22:AV:194:G:H8	1.51	0.76
22:AV:195:A:O2'	22:AV:196:G:O5'	2.03	0.76
26:BA:1509:A:O2'	26:BA:1510:G:OP2	2.03	0.76
3:AC:71:ARG:O	3:AC:74:ILE:HG22	1.86	0.76
25:AY:199:ILE:O	25:AY:199:ILE:HD12	1.85	0.76
34:BJ:17:VAL:O	34:BJ:17:VAL:HG12	1.86	0.76
19:AS:14:LEU:HD13	19:AS:32:THR:HG21	1.68	0.76
22:AV:140:U:O2'	22:AV:141:C:H5'	1.85	0.75
22:AV:176:G:H2'	22:AV:177:A:H8	1.51	0.75
22:AV:46:U:O3'	22:AV:313:C:C5'	2.33	0.75
22:AV:325:G:C2	22:AV:326:A:C8	2.73	0.75
22:AV:200:G:P	22:AV:200:G:H8	2.09	0.75
22:AV:212:U:H4'	22:AV:213:G:OP1	1.86	0.75
3:AC:21:TRP:CB	3:AC:58:ARG:HG2	2.15	0.75
30:BF:42:ALA:HB1	30:BF:45:ASP:O	1.86	0.75
27:BC:226:PRO:HD3	27:BC:233:GLY:HA3	1.69	0.75
40:BP:102:ARG:CG	40:BP:102:ARG:HH11	1.98	0.75
22:AV:267:G:N2	22:AV:268:U:C2	2.54	0.75
22:AV:165:A:H4'	22:AV:166:C:O5'	1.87	0.75
26:BA:866:A:N1	26:BA:867:C:C5	2.54	0.75
2:AB:215:ALA:O	2:AB:219:THR:HG22	1.86	0.75
21:AU:19:LYS:NZ	21:AU:19:LYS:HA	2.01	0.75

Continued on next page...

Continued from previous page...

Atom-1	Atom-2	Interatomic distance (Å)	Clash overlap (Å)
26:BA:1585:C:O2'	26:BA:1586:A:H5'	1.85	0.75
25:AY:201:ILE:H	25:AY:201:ILE:HD12	1.49	0.75
22:AV:344:A:C5'	30:BF:76:PHE:H	1.99	0.75
1:AA:1078:U:O4	1:AA:1079:G:C2	2.39	0.75
22:AV:132:U:O2'	22:AV:133:A:C5'	2.35	0.75
25:AY:238:THR:HG22	25:AY:241:GLU:CG	2.16	0.75
9:AI:113:LYS:HG2	9:AI:119:LYS:HA	1.68	0.75
3:AC:24:ASN:O	3:AC:26:LYS:HG2	1.86	0.75
32:BH:79:THR:HA	32:BH:145:ASN:HB2	1.68	0.75
26:BA:2071:A:H2'	26:BA:2072:C:C6	2.22	0.75
25:AY:6:GLU:HG2	25:AY:6:GLU:O	1.86	0.75
22:AV:141:C:O2'	22:AV:142:U:H5'	1.86	0.75
22:AV:44:C:O2	22:AV:307:G:N2	2.17	0.75
22:AV:63:C:C4	22:AV:73:A:C6	2.74	0.75
5:AE:152:VAL:HG11	8:AH:98:LEU:HD13	1.68	0.75
22:AV:204:G:H8	22:AV:235:C:N4	1.83	0.75
26:BA:872:U:O2'	26:BA:873:C:H5'	1.85	0.75
26:BA:882:G:C2	26:BA:895:U:C2	2.75	0.75
26:BA:903:C:C2	26:BA:904:G:C8	2.74	0.75
8:AH:1:SER:C	8:AH:3:GLN:N	2.39	0.75
26:BA:2469:A:H4'	37:BM:55:ARG:HH12	1.51	0.75
4:AD:190:LEU:O	4:AD:191:SER:HB2	1.86	0.75
55:B4:18:LYS:HG3	55:B4:23:ILE:HD13	1.68	0.75
1:AA:109:A:H2'	1:AA:326:G:N2	2.01	0.75
33:BI:33:ASN:HB2	33:BI:36:GLU:HG3	1.68	0.75
22:AV:175:A:O2'	22:AV:176:G:H5''	1.86	0.75
22:AV:219:G:O2'	22:AV:220:G:H5'	1.85	0.75
26:BA:898:C:H2'	26:BA:898:C:O2	1.85	0.75
1:AA:1100:C:C5	2:AB:94:ARG:CD	2.70	0.75
1:AA:973:G:H1'	10:AJ:56:HIS:HD2	1.50	0.75
10:AJ:65:TYR:HB3	14:AN:96:LEU:HD11	1.69	0.75
26:BA:2553:G:C5'	26:BA:2554:U:OP2	2.33	0.75
1:AA:170:U:O2'	1:AA:171:A:H5'	1.86	0.75
3:AC:96:VAL:HB	3:AC:97:PRO:CD	2.16	0.75
1:AA:620:C:H1'	4:AD:131:ILE:CD1	2.16	0.75
22:AV:257:U:O4	22:AV:273:A:N1	2.20	0.75
22:AV:270:C:H1'	22:AV:293:G:C2	2.20	0.75
22:AV:39:A:C8	22:AV:40:G:N7	2.55	0.75
1:AA:1078:U:C4	1:AA:1079:G:C2	2.74	0.75
9:AI:128:LYS:CE	24:AX:35:C:C4'	2.64	0.75
22:AV:219:G:H2'	22:AV:220:G:H8	1.51	0.75

Continued on next page...

Continued from previous page...

Atom-1	Atom-2	Interatomic distance (Å)	Clash overlap (Å)
26:BA:883:G:C2	26:BA:884:U:C5	2.75	0.75
26:BA:905:A:H2'	26:BA:906:U:C6	2.21	0.75
22:AV:113:A:C2	22:AV:114:G:C2	2.74	0.75
1:AA:1279:G:C5'	10:AJ:9:ARG:NH2	2.50	0.75
26:BA:1869:G:C3'	26:BA:1870:C:H5'	2.16	0.75
45:BU:11:ILE:HG21	45:BU:79:ALA:HB2	1.68	0.75
26:BA:1070:A:C2	26:BA:1097:U:H4'	2.22	0.75
22:AV:42:U:H2'	22:AV:43:G:H8	1.51	0.75
1:AA:1389:C:C2	1:AA:1390:U:C4	2.75	0.75
5:AE:81:GLN:N	5:AE:146:MET:CE	2.50	0.75
9:AI:128:LYS:HE3	24:AX:35:C:C4'	2.12	0.75
22:AV:187:C:O2	22:AV:188:C:C6	2.39	0.75
11:AK:41:LEU:HB3	11:AK:76:TYR:CE2	2.21	0.75
22:AV:361:C:O5'	26:BA:2602:A:O2'	2.02	0.75
26:BA:1462:C:C2'	26:BA:1463:C:H5'	2.15	0.75
26:BA:1494:A:H2'	26:BA:1495:A:O5'	1.86	0.75
22:AV:144:U:O4	22:AV:175:A:N1	2.20	0.75
1:AA:1233:G:OP2	9:AI:125:GLN:HB2	1.86	0.75
26:BA:866:A:N7	26:BA:914:G:C5	2.55	0.75
1:AA:1100:C:C4	2:AB:94:ARG:CD	2.65	0.75
4:AD:190:LEU:O	4:AD:191:SER:CB	2.33	0.75
26:BA:1494:A:C2'	26:BA:1495:A:O5'	2.34	0.75
26:BA:78:U:OP2	49:BY:2:LYS:HD3	1.87	0.75
25:AY:363:ARG:HH11	25:AY:363:ARG:HG3	1.51	0.75
46:BV:80:HIS:CE1	46:BV:81:PRO:HD2	2.20	0.75
26:BA:1530:G:O6	26:BA:1541:C:N3	2.20	0.75
22:AV:149:A:H1'	22:AV:150:G:N7	2.01	0.75
22:AV:63:C:O2'	22:AV:64:C:H5''	1.87	0.75
3:AC:41:TYR:CE2	3:AC:45:GLU:HG3	2.22	0.75
22:AV:156:G:H2'	22:AV:157:C:C5	2.22	0.75
22:AV:206:A:N3	22:AV:206:A:H2'	2.01	0.75
25:AY:423:LYS:HB3	25:AY:472:VAL:CG2	2.17	0.75
1:AA:428:G:O4'	1:AA:430:A:C8	2.40	0.75
26:BA:139:U:C4	44:BT:2:ILE:HD13	2.22	0.75
26:BA:2681:C:OP2	28:BD:114:LYS:HE3	1.85	0.75
13:AM:76:ILE:CG2	13:AM:80:MET:HE1	2.17	0.75
37:BM:36:VAL:HG23	37:BM:129:THR:HG22	1.68	0.75
9:AI:95:SER:HA	9:AI:98:ARG:HB2	1.69	0.75
10:AJ:5:ARG:HG2	10:AJ:79:PRO:HB3	1.69	0.75
27:BC:72:GLY:HA2	27:BC:116:GLN:NE2	2.01	0.75
23:AW:83:LYS:HG2	23:AW:84:HIS:N	2.02	0.74

Continued on next page...

Continued from previous page...

Atom-1	Atom-2	Interatomic distance (Å)	Clash overlap (Å)
1:AA:1079:G:C6	1:AA:1080:A:C6	2.75	0.74
1:AA:1389:C:O2	1:AA:1390:U:C2	2.40	0.74
26:BA:1179:G:H3'	26:BA:1180:U:H4'	1.69	0.74
10:AJ:27:GLU:HA	10:AJ:30:LYS:CE	2.17	0.74
4:AD:57:LYS:HB3	4:AD:199:ILE:HB	1.70	0.74
4:AD:16:THR:CG2	4:AD:17:ASP:N	2.50	0.74
26:BA:547:A:N7	26:BA:548:G:H1'	2.01	0.74
1:AA:1291:U:OP1	7:AG:36:SER:OG	2.03	0.74
34:BJ:30:THR:HG22	34:BJ:31:GLU:N	2.00	0.74
22:AV:141:C:H2'	22:AV:142:U:C6	2.22	0.74
22:AV:270:C:H2'	22:AV:271:G:H5'	1.69	0.74
23:AW:47:ARG:C	23:AW:53:LEU:HD12	2.06	0.74
2:AB:60:ALA:HA	2:AB:64:GLY:CA	2.17	0.74
1:AA:1377:A:C2	7:AG:6:ILE:CD1	2.70	0.74
21:AU:40:PRO:HA	21:AU:44:ARG:NH1	2.01	0.74
1:AA:1228:C:OP2	13:AM:106:ARG:NH2	2.20	0.74
1:AA:711:G:O2'	1:AA:712:A:H5'	1.86	0.74
15:AO:66:LEU:HD13	15:AO:87:ARG:NH2	2.01	0.74
9:AI:10:ARG:HB2	9:AI:14:SER:O	1.87	0.74
22:AV:267:G:H2'	22:AV:268:U:C6	2.22	0.74
22:AV:46:U:H4'	22:AV:312:A:C3'	2.15	0.74
26:BA:911:A:OP1	26:BA:912:C:H6	1.68	0.74
25:AY:165:GLN:HB2	25:AY:260:LEU:HD11	1.69	0.74
36:BL:111:ILE:HD12	36:BL:111:ILE:N	2.03	0.74
26:BA:2800:A:H3'	26:BA:2801:G:H5'	1.69	0.74
25:AY:92:ILE:HG12	25:AY:405:PRO:HG2	1.69	0.74
26:BA:1073:A:OP1	26:BA:1073:A:C8	2.40	0.74
1:AA:1388:C:H2'	1:AA:1389:C:C6	2.23	0.74
22:AV:162:A:H2'	22:AV:163:G:H8	1.52	0.74
26:BA:875:G:N1	26:BA:902:C:N4	2.19	0.74
1:AA:1098:C:H5'	1:AA:1169:A:H1'	1.70	0.74
3:AC:142:ARG:CZ	22:AV:129:G:OP1	2.35	0.74
34:BJ:81:ILE:CG1	34:BJ:82:GLY:N	2.48	0.74
31:BG:23:ILE:O	31:BG:33:THR:HA	1.87	0.74
26:BA:2230:G:H5''	48:BX:29:LEU:HD12	1.70	0.74
18:AR:42:ARG:HG2	18:AR:43:ILE:HD13	1.69	0.74
22:AV:257:U:C2	22:AV:259:G:C8	2.75	0.74
22:AV:263:G:H8	22:AV:308:U:H5	1.35	0.74
23:AW:43:GLY:C	23:AW:57:ASN:HD22	1.91	0.74
1:AA:1502:A:C8	1:AA:1504:G:C4	2.76	0.74
22:AV:231:A:C2	22:AV:232:A:N6	2.56	0.74

Continued on next page...

Continued from previous page...

Atom-1	Atom-2	Interatomic distance (Å)	Clash overlap (Å)
26:BA:1585:C:H2'	26:BA:1586:A:O5'	1.87	0.74
8:AH:1:SER:O	8:AH:3:GLN:N	2.21	0.74
26:BA:1929:G:C5'	26:BA:1929:G:N3	2.51	0.74
1:AA:1497:G:H2'	1:AA:1498:U:H5'	1.67	0.74
44:BT:88:LYS:O	44:BT:89:GLU:HG2	1.88	0.74
1:AA:946:A:C2	1:AA:1236:A:C2	2.76	0.74
22:AV:34:A:O2'	22:AV:35:C:H5'	1.84	0.74
22:AV:154:C:O2	22:AV:154:C:C2'	2.35	0.74
22:AV:200:G:O5'	22:AV:200:G:H8	1.70	0.74
26:BA:1179:G:OP2	26:BA:1180:U:H5''	1.88	0.74
32:BH:76:GLU:HG2	32:BH:76:GLU:O	1.85	0.74
26:BA:2275:C:O2	37:BM:84:LYS:HD3	1.88	0.74
25:AY:512:ILE:HD12	25:AY:589:ALA:HB1	1.69	0.74
22:AV:158:U:H1'	22:AV:197:A:N3	2.00	0.74
22:AV:184:A:C8	22:AV:185:A:C6	2.75	0.74
26:BA:2748:A:H1'	31:BG:66:THR:HG22	1.69	0.74
1:AA:447:G:N2	1:AA:486:U:C5	2.55	0.74
25:AY:446:THR:O	25:AY:448:GLN:HG2	1.87	0.74
21:AU:9:GLU:CD	21:AU:10:PRO:HD3	2.06	0.74
27:BC:110:LYS:HE2	27:BC:113:ASP:OD1	1.87	0.74
23:AW:62:PRO:HB3	23:AW:70:ASN:HD22	1.52	0.74
22:AV:257:U:O4	22:AV:273:A:C6	2.41	0.74
22:AV:315:G:N3	22:AV:316:A:N7	2.35	0.74
22:AV:324:G:N3	22:AV:325:G:N7	2.35	0.74
22:AV:39:A:N7	22:AV:40:G:N7	2.35	0.74
22:AV:46:U:C1'	22:AV:312:A:H4'	2.17	0.74
26:BA:879:G:C3'	26:BA:880:G:H5'	2.17	0.74
24:AX:2:G:O2'	24:AX:3:C:H6	1.71	0.74
22:AV:6:U:O2'	22:AV:7:G:H5'	1.86	0.74
1:AA:204:G:H2'	1:AA:205:A:O4'	1.87	0.74
19:AS:50:VAL:HG22	19:AS:70:LEU:CD1	2.18	0.74
29:BE:18:THR:HG22	29:BE:19:PHE:CD2	2.23	0.74
1:AA:1043:G:H2'	1:AA:1044:A:H5''	1.69	0.74
23:AW:72:ASP:HB2	23:AW:75:ARG:HH21	1.52	0.74
1:AA:239:U:H5''	1:AA:240:G:OP2	1.88	0.74
38:BN:24:MET:HG2	38:BN:44:LEU:HD22	1.69	0.74
32:BH:59:ALA:O	32:BH:62:LEU:HG	1.86	0.74
22:AV:145:C:O2'	22:AV:146:C:H5'	1.88	0.74
22:AV:9:U:H3'	23:AW:35:ARG:HH22	1.51	0.74
9:AI:128:LYS:CE	24:AX:35:C:C5'	2.04	0.74
25:AY:428:LEU:CD1	25:AY:440:VAL:HG11	2.17	0.74

Continued on next page...

Continued from previous page...

Atom-1	Atom-2	Interatomic distance (Å)	Clash overlap (Å)
56:BB:33:G:O2'	56:BB:34:A:H5'	1.88	0.74
33:BI:20:SER:HA	33:BI:24:GLY:CA	2.18	0.74
22:AV:19:G:O3'	22:AV:20:A:H8	1.71	0.74
22:AV:63:C:H1'	22:AV:73:A:C2	2.22	0.74
22:AV:192:A:O2'	22:AV:193:A:H5'	1.87	0.74
24:AX:49:C:H4'	24:AX:50:G:C5'	2.18	0.74
2:AB:20:ARG:O	2:AB:22:TRP:N	2.21	0.74
6:AF:18:VAL:HB	6:AF:19:PRO:CD	2.18	0.74
42:BR:24:LYS:HA	42:BR:94:THR:HG23	1.69	0.74
22:AV:56:C:O2'	22:AV:57:G:O5'	2.06	0.73
5:AE:44:ARG:HG2	5:AE:72:ASN:HB3	1.69	0.73
26:BA:883:G:N1	26:BA:884:U:C4	2.55	0.73
26:BA:899:A:C2	26:BA:900:A:N7	2.56	0.73
26:BA:866:A:C1'	26:BA:914:G:N3	2.51	0.73
22:AV:4:G:O2'	22:AV:5:C:H5'	1.86	0.73
26:BA:1082:U:OP1	33:BI:123:ALA:HB1	1.87	0.73
17:AQ:59:GLU:HB3	17:AQ:75:VAL:HG23	1.69	0.73
22:AV:343:C:H5	30:BF:79:ARG:HB2	1.44	0.73
1:AA:1502:A:N7	1:AA:1504:G:C2	2.56	0.73
26:BA:880:G:H2'	26:BA:881:G:H5'	1.69	0.73
22:AV:245:C:O3'	22:AV:248:G:C4	2.41	0.73
24:AX:72:C:O2'	26:BA:1851:U:C1'	2.35	0.73
25:AY:281:PRO:HB2	25:AY:286:ILE:CD1	2.15	0.73
26:BA:1085:A:C6	26:BA:1086:A:N6	2.57	0.73
21:AU:13:VAL:HG13	21:AU:15:LEU:HD21	1.69	0.73
22:AV:142:U:H2'	22:AV:143:C:H6	1.51	0.73
26:BA:1073:A:H3'	26:BA:1074:G:H5''	1.69	0.73
22:AV:311:U:O2'	22:AV:312:A:C5'	2.30	0.73
22:AV:225:A:C2	22:AV:226:G:C8	2.76	0.73
42:BR:49:ILE:HB	42:BR:52:PRO:CA	2.17	0.73
11:AK:15:VAL:HG12	11:AK:76:TYR:HB3	1.71	0.73
1:AA:1161:C:H2'	1:AA:1162:C:C6	2.22	0.73
1:AA:496:A:C2	1:AA:497:G:C5	2.75	0.73
1:AA:138:G:C2'	1:AA:139:A:H5'	2.18	0.73
26:BA:1046:A:H4'	26:BA:1046:A:OP2	1.86	0.73
25:AY:514:VAL:HG21	25:AY:593:ALA:CB	2.18	0.73
22:AV:315:G:C5	22:AV:316:A:C6	2.75	0.73
22:AV:343:C:C4'	30:BF:78:ILE:CD1	2.44	0.73
22:AV:186:A:C8	22:AV:186:A:P	2.81	0.73
22:AV:213:G:N2	22:AV:245:C:H42	1.85	0.73
25:AY:180:VAL:HG23	25:AY:181:LEU:H	1.53	0.73

Continued on next page...

Continued from previous page...

Atom-1	Atom-2	Interatomic distance (Å)	Clash overlap (Å)
26:BA:662:G:C2'	26:BA:663:G:H5'	2.18	0.73
25:AY:530:VAL:HG13	25:AY:531:GLY:H	1.53	0.73
25:AY:628:ARG:HH12	25:AY:680:PRO:HG2	1.53	0.73
22:AV:181:G:N3	22:AV:181:G:H2'	2.03	0.73
22:AV:11:C:H2'	22:AV:12:U:OP2	1.88	0.73
22:AV:29:G:H2'	22:AV:30:C:H5''	1.69	0.73
26:BA:882:G:H2'	26:BA:883:G:C8	2.23	0.73
2:AB:65:LYS:HB2	2:AB:158:ASP:OD2	1.88	0.73
25:AY:639:ASN:CA	33:BI:29:GLN:CG	2.27	0.73
38:BN:2:ARG:O	38:BN:2:ARG:HD3	1.87	0.73
46:BV:6:ALA:HB1	46:BV:40:ILE:HG23	1.70	0.73
27:BC:268:ARG:HH11	27:BC:268:ARG:HG2	1.54	0.73
22:AV:47:G:C2'	22:AV:48:C:C6	2.55	0.73
22:AV:168:G:H2'	22:AV:169:G:H8	1.53	0.73
26:BA:2193:G:O2'	26:BA:2194:U:C5'	2.34	0.73
25:AY:121:VAL:HG23	25:AY:122:TRP:H	1.54	0.73
24:AX:49:C:OP1	24:AX:49:C:H6	1.72	0.73
1:AA:1366:C:O2'	1:AA:1367:C:H5'	1.89	0.73
1:AA:142:G:H3'	1:AA:143:A:H8	1.53	0.73
4:AD:176:LYS:N	4:AD:176:LYS:HD3	2.04	0.73
1:AA:114:U:H2'	1:AA:115:G:C8	2.23	0.73
1:AA:1452:C:H4'	1:AA:1453:G:H5''	1.70	0.73
8:AH:110:MET:HE2	8:AH:115:ALA:N	2.04	0.73
22:AV:199:C:H5	22:AV:199:C:OP2	1.70	0.73
26:BA:901:C:O2	26:BA:902:C:H5''	1.88	0.73
26:BA:2094:A:H5''	32:BH:25:TYR:CD2	2.24	0.73
1:AA:1138:G:H5''	1:AA:1138:G:N3	2.03	0.73
20:AT:27:MET:HG2	20:AT:31:ILE:HD11	1.70	0.73
43:BS:59:GLU:HA	43:BS:64:ALA:HA	1.70	0.73
26:BA:2075:U:H2'	26:BA:2077:A:OP2	1.87	0.73
22:AV:324:G:N2	22:AV:325:G:O6	2.21	0.73
22:AV:342:PSU:O2	22:AV:345:A:OP2	2.06	0.73
1:AA:920:U:O4	1:AA:1396:A:N7	2.12	0.73
22:AV:324:G:C2	22:AV:325:G:O6	2.42	0.73
26:BA:868:U:O2'	26:BA:869:G:H5'	1.87	0.73
26:BA:889:C:C4	26:BA:891:G:O6	2.42	0.73
22:AV:116:A:N3	22:AV:129:G:C2	2.57	0.73
3:AC:141:MET:HE1	3:AC:147:GLY:HA2	1.70	0.73
26:BA:416:U:C6	26:BA:417:C:C5	2.76	0.73
1:AA:978:A:C5	1:AA:1319:A:C2	2.77	0.73
26:BA:479:A:N3	26:BA:481:G:H5''	2.04	0.73

Continued on next page...

Continued from previous page...

Atom-1	Atom-2	Interatomic distance (Å)	Clash overlap (Å)
48:BX:40:GLU:HG3	48:BX:41:SER:N	2.04	0.73
26:BA:1519:G:C5	26:BA:1520:U:C5	2.77	0.73
12:AL:20:VAL:HG23	12:AL:94:TYR:CE1	2.23	0.73
23:AW:63:TYR:HD2	23:AW:64:GLU:N	1.86	0.73
22:AV:171:A:H2'	22:AV:172:U:C6	2.24	0.73
22:AV:17:U:H1'	23:AW:112:TYR:CD2	2.23	0.73
22:AV:324:G:C2	22:AV:325:G:N7	2.56	0.73
1:AA:17:U:H4'	1:AA:1079:G:O2'	1.88	0.73
26:BA:883:G:C6	26:BA:884:U:O4	2.42	0.73
24:AX:77:A:C4	26:BA:2421:G:H2'	2.24	0.73
26:BA:2297:A:N1	26:BA:2321:U:C5	2.57	0.73
22:AV:139:C:C2	22:AV:182:U:H6	2.07	0.72
33:BI:18:ASN:HB2	33:BI:37:PHE:HB3	1.70	0.72
22:AV:9:U:H1'	22:AV:10:U:O5'	1.89	0.72
22:AV:20:A:H2'	22:AV:21:C:C6	2.24	0.72
22:AV:21:C:H2'	22:AV:22:G:C8	2.19	0.72
22:AV:20:A:C8	22:AV:21:C:N4	2.57	0.72
25:AY:227:ILE:HD11	25:AY:241:GLU:O	1.88	0.72
24:AX:2:G:O2'	24:AX:3:C:C6	2.40	0.72
26:BA:2127:G:N1	26:BA:2161:C:C2	2.56	0.72
26:BA:2172:U:H4'	26:BA:2173:A:H5'	1.70	0.72
21:AU:13:VAL:O	21:AU:15:LEU:HG	1.89	0.72
9:AI:46:VAL:HG21	9:AI:75:ALA:HB1	1.71	0.72
1:AA:913:A:H4'	1:AA:914:A:OP1	1.89	0.72
1:AA:1389:C:H2'	1:AA:1389:C:O2	1.88	0.72
1:AA:929:G:C5'	1:AA:1533:C:H5'	2.19	0.72
22:AV:185:A:C4	22:AV:186:A:C6	2.77	0.72
22:AV:208:G:H2'	22:AV:209:C:C6	2.25	0.72
22:AV:238:A:C4	22:AV:239:A:N7	2.57	0.72
24:AX:58:A:O2'	24:AX:59:A:H5'	1.88	0.72
11:AK:51:PHE:HZ	11:AK:64:VAL:HG11	1.54	0.72
1:AA:613:C:O2'	1:AA:614:C:H5'	1.89	0.72
22:AV:272:C:HO2'	22:AV:291:A:N6	1.86	0.72
22:AV:29:G:C2'	22:AV:30:C:H5''	2.18	0.72
22:AV:46:U:O3'	22:AV:313:C:H5''	1.88	0.72
24:AX:33:C:O2'	24:AX:34:U:H5''	1.89	0.72
1:AA:1530:G:O2'	1:AA:1531:A:OP2	2.08	0.72
26:BA:869:G:O2'	26:BA:870:U:C5'	2.37	0.72
26:BA:878:A:O2'	26:BA:879:G:C5'	2.30	0.72
1:AA:1103:C:H5''	2:AB:96:LEU:CA	2.18	0.72
12:AL:76:HIS:CD2	25:AY:421:GLN:CD	2.62	0.72

Continued on next page...

Continued from previous page...

Atom-1	Atom-2	Interatomic distance (Å)	Clash overlap (Å)
32:BH:112:LYS:HA	32:BH:115:VAL:HG23	1.69	0.72
48:BX:65:THR:O	48:BX:68:ALA:HB3	1.89	0.72
28:BD:1:MET:SD	28:BD:100:LEU:HD11	2.29	0.72
25:AY:128:TYR:O	25:AY:129:LYS:HB2	1.88	0.72
22:AV:276:U:H2'	22:AV:277:G:C8	2.24	0.72
22:AV:276:U:O2'	22:AV:277:G:H5'	1.89	0.72
22:AV:9:U:H5'	23:AW:35:ARG:NH1	2.04	0.72
24:AX:33:C:C2'	24:AX:34:U:C5'	2.68	0.72
1:AA:1390:U:OP2	1:AA:1390:U:H5	1.72	0.72
5:AE:81:GLN:H	5:AE:146:MET:CE	2.01	0.72
52:B1:16:THR:HG22	52:B1:41:VAL:HG11	1.72	0.72
33:BI:6:ALA:HB2	33:BI:60:VAL:HB	1.71	0.72
29:BE:111:GLU:OE1	29:BE:111:GLU:HA	1.89	0.72
3:AC:180:ASP:OD2	3:AC:203:LYS:HB2	1.89	0.72
26:BA:4:U:O2'	26:BA:5:A:H5'	1.89	0.72
28:BD:151:THR:HG22	28:BD:152:PRO:HD2	1.70	0.72
26:BA:1092:C:H2'	26:BA:1093:G:O4'	1.89	0.72
1:AA:844:G:C5	1:AA:846:G:O2'	2.43	0.72
22:AV:13:G:N2	22:AV:344:A:C5	2.58	0.72
22:AV:21:C:C4'	23:AW:52:GLU:OE2	2.37	0.72
22:AV:267:G:C2	22:AV:268:U:C2	2.76	0.72
22:AV:221:U:C2	22:AV:222:U:C6	2.77	0.72
22:AV:223:G:N3	22:AV:223:G:H2'	2.04	0.72
22:AV:244:G:C2'	22:AV:245:C:O4'	2.30	0.72
1:AA:1097:C:O2'	1:AA:1169:A:C2'	2.38	0.72
25:AY:468:ARG:CB	25:AY:468:ARG:HH11	2.01	0.72
1:AA:1323:G:H2'	1:AA:1324:A:C8	2.24	0.72
10:AJ:27:GLU:HA	10:AJ:30:LYS:HE2	1.68	0.72
14:AN:31:SER:O	14:AN:32:ASP:HB2	1.88	0.72
26:BA:2820:A:H4'	38:BN:3:HIS:CD2	2.24	0.72
25:AY:512:ILE:H	25:AY:512:ILE:HD13	1.53	0.72
42:BR:25:LEU:H	42:BR:94:THR:CG2	2.01	0.72
29:BE:118:LEU:HD12	29:BE:119:ILE:N	2.03	0.72
26:BA:45:G:H4'	26:BA:46:G:H5'	1.72	0.72
22:AV:266:C:C5	22:AV:267:G:H8	2.07	0.72
26:BA:911:A:C6	37:BM:9:PHE:CD2	2.71	0.72
25:AY:227:ILE:HG23	25:AY:237:PRO:CG	2.20	0.72
24:AX:17:C:H3'	24:AX:18:U:C5'	2.18	0.72
56:BB:33:G:C2'	56:BB:34:A:H5'	2.19	0.72
25:AY:620:VAL:O	25:AY:624:LEU:HD13	1.89	0.72
49:BY:46:VAL:O	49:BY:50:VAL:HG23	1.90	0.72

Continued on next page...

Continued from previous page...

Atom-1	Atom-2	Interatomic distance (Å)	Clash overlap (Å)
22:AV:308:U:H1'	22:AV:309:A:P	2.30	0.72
22:AV:63:C:C2	22:AV:73:A:C6	2.78	0.72
1:AA:1390:U:P	1:AA:1390:U:H6	2.12	0.72
22:AV:245:C:C3'	22:AV:248:G:C4	2.71	0.72
2:AB:84:LEU:HG	2:AB:85:SER:N	2.02	0.72
22:AV:113:A:N1	22:AV:114:G:C6	2.58	0.72
1:AA:1031:C:O2'	1:AA:1032:G:OP2	2.08	0.72
1:AA:208:U:C5	1:AA:210:C:C4	2.77	0.72
31:BG:172:GLU:HA	31:BG:172:GLU:OE1	1.88	0.72
26:BA:674:G:H1'	29:BE:69:ARG:HD3	1.72	0.72
1:AA:684:U:H1'	11:AK:39:ASN:O	1.90	0.72
26:BA:1908:C:H5''	26:BA:1909:C:OP2	1.90	0.72
23:AW:55:LEU:HD11	23:AW:102:PRO:CG	2.12	0.72
1:AA:1375:A:C6	1:AA:1376:U:N3	2.58	0.72
1:AA:277:C:C2'	1:AA:278:G:O5'	2.38	0.72
20:AT:28:ARG:HA	20:AT:31:ILE:HD12	1.72	0.72
33:BI:96:LYS:HB3	33:BI:138:VAL:CG2	2.20	0.72
26:BA:2886:A:C5	26:BA:2887:A:C8	2.78	0.72
26:BA:614:A:O2'	26:BA:615:U:OP2	2.07	0.72
25:AY:626:ALA:CA	26:BA:2473:U:C1'	2.48	0.72
25:AY:634:MET:HG2	26:BA:1068:G:H1'	1.71	0.72
1:AA:1538:C:H2'	1:AA:1539:C:H5'	1.70	0.72
22:AV:184:A:H2'	22:AV:185:A:C4	2.25	0.72
2:AB:56:LEU:HD22	2:AB:56:LEU:C	2.10	0.72
22:AV:131:U:C4'	22:AV:132:U:OP2	2.30	0.72
1:AA:1446:A:O2'	1:AA:1447:A:H5'	1.90	0.72
13:AM:14:ALA:O	13:AM:18:LEU:HD23	1.90	0.72
1:AA:439:U:C5	1:AA:440:C:C5	2.78	0.72
1:AA:1053:G:C4'	1:AA:1054:C:H5'	2.20	0.72
26:BA:1171:G:C2	26:BA:1172:C:C2	2.78	0.72
26:BA:321:U:OP2	29:BE:130:LYS:HD3	1.90	0.72
1:AA:58:C:O2'	1:AA:388:G:N7	2.17	0.72
26:BA:899:A:O2'	26:BA:900:A:C5'	2.38	0.72
26:BA:901:C:C3'	26:BA:901:C:O2	2.38	0.72
2:AB:110:ILE:HD11	2:AB:147:LEU:HD22	1.71	0.72
33:BI:105:LEU:HA	33:BI:108:ILE:HB	1.70	0.72
27:BC:35:LYS:O	27:BC:36:ASN:HB3	1.89	0.72
45:BU:15:GLY:O	45:BU:17:ASP:N	2.23	0.72
2:AB:45:THR:HG23	2:AB:200:PRO:HB2	1.69	0.72
2:AB:163:ILE:HG23	2:AB:164:ASP:H	1.55	0.72
26:BA:242:G:O5'	54:B3:2:LYS:HE2	1.90	0.72

Continued on next page...

Continued from previous page...

Atom-1	Atom-2	Interatomic distance (Å)	Clash overlap (Å)
30:BF:48:LEU:HD12	30:BF:51:ASN:ND2	2.05	0.72
41:BQ:40:LYS:HA	41:BQ:43:GLN:HG3	1.70	0.72
13:AM:71:GLU:O	13:AM:74:MET:HB3	1.90	0.72
22:AV:49:C:C4	22:AV:303:G:O6	2.43	0.71
22:AV:303:G:C4	22:AV:304:C:C5	2.78	0.71
26:BA:889:C:O2	26:BA:891:G:C8	2.43	0.71
22:AV:247:A:C4'	22:AV:248:G:H8	2.03	0.71
11:AK:75:GLU:N	11:AK:75:GLU:CD	2.41	0.71
4:AD:58:GLN:O	4:AD:62:ARG:HG2	1.90	0.71
37:BM:15:GLY:C	37:BM:16:ARG:HD3	2.10	0.71
1:AA:1216:A:C4	1:AA:1217:C:C5	2.78	0.71
12:AL:62:VAL:HG22	12:AL:63:THR:H	1.54	0.71
1:AA:702:A:N6	26:BA:1846:G:H5''	2.04	0.71
1:AA:1226:C:H4'	1:AA:1227:A:OP1	1.89	0.71
1:AA:1303:C:H2'	1:AA:1304:G:O5'	1.90	0.71
1:AA:1168:U:H2'	1:AA:1168:U:O2	1.88	0.71
25:AY:35:TYR:HH	25:AY:266:ASN:HB3	1.54	0.71
11:AK:22:ILE:HG13	11:AK:85:VAL:HA	1.72	0.71
23:AW:3:PRO:O	23:AW:4:VAL:HB	1.89	0.71
1:AA:1216:A:C6	1:AA:1217:C:N4	2.58	0.71
26:BA:271:G:H4'	26:BA:272:A:OP1	1.89	0.71
21:AU:25:ALA:HA	21:AU:28:LEU:HB3	1.71	0.71
1:AA:649:A:H2'	1:AA:650:G:O4'	1.90	0.71
22:AV:147:C:O2'	22:AV:148:U:H5'	1.90	0.71
25:AY:641:GLN:NE2	26:BA:1095:A:O2'	2.23	0.71
22:AV:296:U:C2	22:AV:297:G:C5	2.78	0.71
22:AV:39:A:H3'	22:AV:39:A:N3	2.05	0.71
22:AV:40:G:O2'	22:AV:41:G:H5'	1.90	0.71
22:AV:66:C:O2'	22:AV:67:G:H5'	1.89	0.71
1:AA:1078:U:C5	1:AA:1079:G:C5	2.78	0.71
26:BA:2152:G:C2'	26:BA:2153:C:H5'	2.20	0.71
11:AK:22:ILE:HG12	11:AK:85:VAL:HG22	1.72	0.71
26:BA:1104:C:C2	26:BA:1105:U:C5	2.78	0.71
12:AL:24:GLU:O	12:AL:25:ALA:C	2.28	0.71
1:AA:590:U:O2'	1:AA:591:U:H5'	1.90	0.71
25:AY:343:ASN:HD22	25:AY:344:THR:N	1.88	0.71
26:BA:58:G:OP1	44:BT:78:SER:HB3	1.90	0.71
9:AI:62:LEU:HD22	9:AI:62:LEU:N	2.05	0.71
26:BA:1062:G:OP1	26:BA:1070:A:H4'	1.89	0.71
1:AA:1534:A:C5	1:AA:1535:C:N4	2.58	0.71
22:AV:165:A:H5'	22:AV:166:C:C2	2.26	0.71

Continued on next page...

Continued from previous page...

Atom-1	Atom-2	Interatomic distance (Å)	Clash overlap (Å)
22:AV:244:G:H2'	22:AV:245:C:C1'	2.19	0.71
1:AA:368:U:H3'	25:AY:354:ARG:HH12	1.55	0.71
1:AA:622:A:C8	1:AA:623:C:C6	2.78	0.71
1:AA:409:U:OP1	4:AD:23:GLY:HA3	1.91	0.71
1:AA:1202:U:C2	14:AN:82:ILE:HG21	2.26	0.71
26:BA:2648:G:H2'	26:BA:2649:C:C6	2.24	0.71
4:AD:167:PRO:HG2	4:AD:170:LEU:HD11	1.71	0.71
27:BC:16:VAL:HB	27:BC:203:VAL:HG22	1.71	0.71
22:AV:40:G:C6	22:AV:316:A:N3	2.57	0.71
23:AW:83:LYS:HA	23:AW:86:LEU:HD22	1.72	0.71
26:BA:892:A:N3	26:BA:893:C:C5	2.58	0.71
1:AA:1060:U:H4'	10:AJ:53:ILE:HG22	1.72	0.71
3:AC:96:VAL:HB	3:AC:97:PRO:HD2	1.72	0.71
26:BA:1925:C:H4'	26:BA:1926:U:C5	2.25	0.71
26:BA:528:A:H2	26:BA:2043:C:C5'	2.03	0.71
1:AA:1476:A:H2'	1:AA:1477:U:O4'	1.91	0.71
22:AV:343:C:C4'	30:BF:78:ILE:CG1	2.67	0.71
22:AV:54:G:N3	22:AV:54:G:H2'	2.05	0.71
1:AA:1079:G:C4	1:AA:1080:A:C6	2.78	0.71
1:AA:927:G:O2'	1:AA:1503:A:N6	2.23	0.71
22:AV:188:C:O2'	22:AV:189:C:H5''	1.91	0.71
22:AV:158:U:N1	22:AV:197:A:N1	2.37	0.71
22:AV:225:A:N1	22:AV:226:G:C5	2.58	0.71
22:AV:210:C:HO2'	22:AV:240:U:H5	1.13	0.71
26:BA:897:C:C2	26:BA:898:C:C6	2.79	0.71
22:AV:137:C:C5'	22:AV:138:C:H5''	2.19	0.71
1:AA:1107:C:C4	1:AA:1108:G:N7	2.59	0.71
25:AY:459:LEU:HD12	25:AY:459:LEU:H	1.55	0.71
1:AA:1280:A:H5''	10:AJ:42:LEU:HD21	1.72	0.71
31:BG:25:ILE:O	31:BG:78:VAL:HG11	1.89	0.71
26:BA:1846:G:N2	26:BA:1895:C:C2	2.58	0.71
47:BW:37:ARG:HH11	47:BW:37:ARG:HG3	1.56	0.71
27:BC:104:LEU:CD1	27:BC:104:LEU:N	2.53	0.71
1:AA:380:G:N2	1:AA:384:G:C6	2.59	0.71
1:AA:1338:G:C6	1:AA:1339:A:C6	2.79	0.71
26:BA:885:C:OP2	26:BA:886:A:C5	2.43	0.71
24:AX:48:U:O2	24:AX:48:U:H3'	1.91	0.71
24:AX:17:C:C3'	24:AX:18:U:H5'	2.20	0.71
33:BI:132:ALA:O	33:BI:133:ARG:HB2	1.89	0.71
6:AF:53:LYS:O	6:AF:54:LEU:HB3	1.90	0.71
26:BA:1309:G:OP1	53:B2:9:VAL:HG23	1.89	0.71

Continued on next page...

Continued from previous page...

Atom-1	Atom-2	Interatomic distance (Å)	Clash overlap (Å)
25:AY:406:GLU:HB3	25:AY:407:PRO:HD2	1.71	0.71
26:BA:2845:U:H5''	40:BP:51:ASN:O	1.89	0.71
22:AV:169:G:H2'	22:AV:170:G:H8	1.55	0.71
3:AC:142:ARG:NH1	3:AC:142:ARG:HG2	1.98	0.71
24:AX:56:U:C6	24:AX:58:A:OP2	2.44	0.71
4:AD:168:THR:HB	4:AD:183:ARG:HH22	1.55	0.71
25:AY:416:LYS:HD3	25:AY:417:THR:H	1.55	0.71
1:AA:657:U:O2	15:AO:21:THR:CG2	2.39	0.71
1:AA:205:A:N3	1:AA:205:A:H2'	2.05	0.71
2:AB:22:TRP:CH2	2:AB:24:PRO:HA	2.25	0.71
26:BA:675:A:OP1	29:BE:58:LYS:HE2	1.90	0.71
20:AT:66:ILE:HG23	20:AT:66:ILE:O	1.91	0.71
39:BO:4:LYS:HG3	39:BO:5:SER:N	2.04	0.71
19:AS:28:LYS:HB2	19:AS:29:PRO:HD2	1.73	0.71
26:BA:265:A:H4'	26:BA:266:G:OP1	1.91	0.71
26:BA:1452:G:O2'	26:BA:1453:A:P	2.49	0.71
25:AY:637:ARG:HH21	33:BI:21:PRO:HA	1.56	0.71
22:AV:320:U:H1'	22:AV:321:G:P	2.30	0.71
22:AV:184:A:N7	22:AV:185:A:N1	2.39	0.71
1:AA:1413:A:C2'	1:AA:1414:U:O5'	2.39	0.71
25:AY:180:VAL:CG2	25:AY:216:LEU:HD12	2.20	0.71
1:AA:394:G:O2'	25:AY:340:TYR:OH	2.04	0.71
3:AC:21:TRP:HB3	3:AC:58:ARG:HG2	1.72	0.71
1:AA:1053:G:H4'	1:AA:1054:C:H5'	1.72	0.71
44:BT:58:VAL:HG22	44:BT:85:VAL:HG22	1.71	0.71
8:AH:63:LYS:HB2	8:AH:70:VAL:HG21	1.73	0.71
26:BA:31:C:O2'	26:BA:1238:G:H5'	1.91	0.71
22:AV:180:G:H2'	22:AV:181:G:C8	2.25	0.71
24:AX:33:C:C2'	24:AX:34:U:H5''	2.21	0.71
5:AE:140:ILE:HG22	5:AE:141:ASP:N	2.05	0.71
26:BA:890:C:O5'	26:BA:891:G:C5'	2.30	0.71
1:AA:513:C:H2'	1:AA:514:C:H6	1.54	0.71
27:BC:34:GLU:O	27:BC:35:LYS:O	2.08	0.71
4:AD:61:ARG:CG	4:AD:71:PHE:CD2	2.74	0.71
26:BA:1929:G:N3	26:BA:1929:G:H5'	2.06	0.71
26:BA:2334:U:C4	39:BO:16:ARG:HD3	2.26	0.71
28:BD:98:VAL:HG22	28:BD:98:VAL:O	1.89	0.71
33:BI:17:ALA:O	33:BI:18:ASN:CB	2.38	0.70
22:AV:68:U:H5	22:AV:302:A:HO2'	1.38	0.70
22:AV:12:U:C6	22:AV:348:C:H1'	2.25	0.70
22:AV:65:U:H2'	22:AV:66:C:C6	2.26	0.70

Continued on next page...

Continued from previous page...

Atom-1	Atom-2	Interatomic distance (Å)	Clash overlap (Å)
22:AV:163:G:C2	22:AV:164:G:N7	2.59	0.70
26:BA:901:C:C2'	26:BA:901:C:O2	2.38	0.70
22:AV:249:U:HO2'	22:AV:250:U:H5'	1.56	0.70
22:AV:137:C:C4'	22:AV:138:C:H5''	2.20	0.70
1:AA:1107:C:OP1	3:AC:171:ARG:HG2	1.90	0.70
21:AU:19:LYS:CE	21:AU:19:LYS:CA	2.69	0.70
42:BR:49:ILE:CG2	42:BR:53:PHE:N	2.53	0.70
1:AA:142:G:C5	1:AA:143:A:N7	2.59	0.70
2:AB:70:GLY:HA2	2:AB:163:ILE:HG22	1.72	0.70
7:AG:94:ARG:NH2	7:AG:98:LEU:HD21	2.06	0.70
22:AV:173:C:H2'	22:AV:174:A:H8	1.55	0.70
25:AY:615:GLU:HA	26:BA:1095:A:N7	2.05	0.70
1:AA:1330:U:C2'	1:AA:1331:G:H5'	2.20	0.70
1:AA:1339:A:C2	24:AX:32:G:C4'	2.69	0.70
22:AV:19:G:N1	23:AW:22:ALA:HA	2.05	0.70
22:AV:256:G:C4	22:AV:258:G:C6	2.78	0.70
1:AA:1390:U:OP2	1:AA:1390:U:C6	2.44	0.70
22:AV:159:C:O2'	22:AV:160:U:H5'	1.91	0.70
22:AV:204:G:OP2	22:AV:235:C:C5	2.43	0.70
26:BA:911:A:N6	37:BM:9:PHE:HB2	2.06	0.70
26:BA:866:A:C1'	26:BA:914:G:C2	2.74	0.70
17:AQ:7:LEU:HB2	17:AQ:60:ILE:HG22	1.73	0.70
12:AL:24:GLU:O	12:AL:26:CYS:N	2.23	0.70
26:BA:1063:G:C2	33:BI:135:MET:HA	2.25	0.70
33:BI:100:ILE:O	33:BI:140:GLU:HB2	1.91	0.70
31:BG:24:THR:O	31:BG:25:ILE:HD13	1.90	0.70
1:AA:889:A:H4'	1:AA:890:G:OP1	1.90	0.70
42:BR:26:ASP:O	42:BR:27:ILE:HD13	1.91	0.70
26:BA:1372:U:H2'	26:BA:1373:A:O5'	1.91	0.70
22:AV:16:U:C5	23:AW:110:ARG:CD	2.75	0.70
22:AV:238:A:C4	22:AV:239:A:C8	2.79	0.70
22:AV:213:G:H2'	22:AV:214:C:C6	2.26	0.70
1:AA:1410:A:O2'	1:AA:1411:C:H5'	1.91	0.70
26:BA:2128:G:H2'	26:BA:2129:C:O4'	1.91	0.70
26:BA:1056:G:H4'	26:BA:1086:A:C8	2.26	0.70
4:AD:57:LYS:HB3	4:AD:199:ILE:CG2	2.21	0.70
9:AI:83:THR:HB	9:AI:97:LEU:HD21	1.74	0.70
1:AA:1347:G:C8	9:AI:108:ARG:CB	2.75	0.70
17:AQ:44:HIS:HB2	17:AQ:69:THR:O	1.91	0.70
1:AA:542:G:C2	1:AA:543:U:C5	2.79	0.70
25:AY:637:ARG:CD	33:BI:25:PRO:CD	2.47	0.70

Continued on next page...

Continued from previous page...

Atom-1	Atom-2	Interatomic distance (Å)	Clash overlap (Å)
26:BA:1097:U:H1'	33:BI:8:VAL:HG12	1.71	0.70
22:AV:276:U:H2'	22:AV:277:G:H8	1.56	0.70
22:AV:323:A:N3	22:AV:324:G:C5	2.59	0.70
22:AV:63:C:C1'	22:AV:73:A:C2	2.74	0.70
1:AA:1387:G:C6	1:AA:1388:C:C4	2.80	0.70
5:AE:33:THR:HG22	5:AE:51:LYS:HB3	1.73	0.70
26:BA:883:G:C2	26:BA:884:U:C6	2.78	0.70
26:BA:893:C:O2'	26:BA:894:U:H5'	1.91	0.70
2:AB:81:ASP:O	2:AB:83:ALA:N	2.23	0.70
25:AY:154:GLN:HA	25:AY:158:GLY:HA2	1.72	0.70
30:BF:7:TYR:HA	30:BF:11:VAL:CG2	2.22	0.70
1:AA:464:U:N3	1:AA:466:A:H5''	2.05	0.70
4:AD:122:ILE:N	4:AD:122:ILE:HD13	2.06	0.70
32:BH:72:ILE:HG22	32:BH:73:ASN:N	2.06	0.70
44:BT:71:GLY:O	44:BT:73:ARG:N	2.25	0.70
1:AA:997:U:H2'	1:AA:998:C:H5'	1.72	0.70
1:AA:279:A:H4'	1:AA:280:C:O5'	1.90	0.70
26:BA:2120:G:O2'	26:BA:2121:G:H5'	1.91	0.70
25:AY:613:PRO:O	25:AY:615:GLU:N	2.23	0.70
25:AY:617:MET:CE	26:BA:1095:A:O4'	2.24	0.70
22:AV:20:A:C2'	22:AV:21:C:C6	2.75	0.70
22:AV:259:G:H2'	22:AV:260:C:C6	2.26	0.70
22:AV:345:A:N6	22:AV:348:C:C4	2.52	0.70
22:AV:49:C:N3	22:AV:303:G:O6	2.23	0.70
1:AA:1391:U:H2'	1:AA:1392:G:C8	2.26	0.70
26:BA:875:G:O2'	26:BA:876:C:C5'	2.30	0.70
26:BA:880:G:HO2'	26:BA:899:A:N6	1.88	0.70
22:AV:214:C:O5'	22:AV:214:C:H6	1.75	0.70
25:AY:431:LEU:HD22	25:AY:466:LEU:HD13	1.72	0.70
26:BA:1178:C:H2'	26:BA:1179:G:N7	2.06	0.70
26:BA:1086:A:O2'	26:BA:1087:G:N7	2.24	0.70
22:AV:362:C:OP1	26:BA:2602:A:P	2.50	0.70
26:BA:2210:U:H4'	26:BA:2211:A:H5'	1.72	0.70
1:AA:63:C:H2'	1:AA:64:G:H5'	1.72	0.70
15:AO:6:ALA:O	15:AO:10:ILE:HD12	1.92	0.70
26:BA:2506:U:H2'	26:BA:2507:C:H5'	1.73	0.70
26:BA:997:G:OP1	41:BQ:91:ARG:HG2	1.91	0.70
25:AY:637:ARG:NE	33:BI:20:SER:O	2.19	0.70
22:AV:275:C:O5'	22:AV:275:C:H6	1.73	0.70
22:AV:317:G:H2'	22:AV:318:G:O4'	1.91	0.70
22:AV:332:G:H4'	22:AV:333:G:OP1	1.91	0.70

Continued on next page...

Continued from previous page...

Atom-1	Atom-2	Interatomic distance (Å)	Clash overlap (Å)
22:AV:229:U:H1'	22:AV:231:A:C2	2.22	0.70
26:BA:911:A:C4	37:BM:9:PHE:CE1	2.80	0.70
17:AQ:11:VAL:HG12	17:AQ:12:VAL:N	2.06	0.70
25:AY:335:LEU:HD11	25:AY:352:VAL:HG11	1.73	0.70
33:BI:100:ILE:HG21	33:BI:105:LEU:HD12	1.73	0.70
24:AX:27:G:H22	24:AX:45:A:H61	1.35	0.70
16:AP:71:VAL:O	16:AP:75:ILE:HG13	1.92	0.70
36:BL:109:LYS:HE2	36:BL:128:THR:HG22	1.74	0.70
1:AA:1043:G:C2'	1:AA:1044:A:H5''	2.21	0.70
1:AA:1112:C:O2	3:AC:178:ARG:HG3	1.91	0.70
26:BA:287:G:H2'	26:BA:288:U:C6	2.26	0.70
26:BA:2309:A:C6	26:BA:2310:C:N4	2.59	0.70
25:AY:641:GLN:CD	26:BA:1095:A:O2'	2.30	0.70
26:BA:1073:A:N7	26:BA:1074:G:H8	1.90	0.70
22:AV:12:U:C4'	22:AV:13:G:C8	2.75	0.70
22:AV:257:U:C4	22:AV:273:A:C2	2.80	0.70
22:AV:44:C:N4	22:AV:300:U:C6	2.59	0.70
22:AV:324:G:C2	22:AV:325:G:C6	2.78	0.70
22:AV:341:5MU:HN3	22:AV:345:A:N6	1.90	0.70
1:AA:1494:G:H1'	26:BA:1913:A:N3	2.06	0.70
11:AK:41:LEU:HD22	11:AK:76:TYR:CE2	2.26	0.70
26:BA:2404:U:H2'	26:BA:2405:G:O5'	1.92	0.70
26:BA:1026:G:H2'	26:BA:1027:A:C8	2.27	0.70
7:AG:26:VAL:HG12	7:AG:42:VAL:HG21	1.74	0.70
1:AA:1179:A:H2'	1:AA:1180:A:O4'	1.91	0.70
1:AA:659:U:O2	1:AA:660:C:C6	2.44	0.70
22:AV:172:U:N1	22:AV:173:C:C5	2.60	0.70
26:BA:2305:U:O2'	30:BF:132:ARG:NE	2.24	0.70
26:BA:883:G:C2	26:BA:884:U:C4	2.80	0.70
26:BA:892:A:C2	26:BA:893:C:C5	2.80	0.70
22:AV:248:G:H2'	22:AV:249:U:C5'	2.16	0.70
25:AY:177:ILE:C	25:AY:178:ILE:HD12	2.11	0.70
24:AX:14:A:H2'	24:AX:15:G:O4'	1.90	0.70
1:AA:147:G:H2'	1:AA:148:G:C8	2.26	0.70
22:AV:361:C:C5'	26:BA:2602:A:O2'	2.40	0.70
26:BA:1462:C:O2'	26:BA:1463:C:H5''	1.92	0.70
9:AI:48:ARG:C	9:AI:48:ARG:HD3	2.11	0.70
37:BM:31:PHE:CZ	37:BM:110:GLU:HA	2.27	0.70
55:B4:36:ARG:HG2	55:B4:37:GLN:H	1.56	0.70
16:AP:39:PHE:CD2	16:AP:74:LEU:HD11	2.27	0.70
25:AY:615:GLU:CA	26:BA:1095:A:N7	2.48	0.70

Continued on next page...

Continued from previous page...

Atom-1	Atom-2	Interatomic distance (Å)	Clash overlap (Å)
22:AV:262:U:O2	22:AV:262:U:H2'	1.92	0.70
22:AV:270:C:C2	22:AV:271:G:N7	2.60	0.70
22:AV:315:G:H1'	22:AV:316:A:N9	2.06	0.70
22:AV:61:G:O4'	22:AV:62:G:H5'	1.91	0.70
22:AV:223:G:C2'	22:AV:224:A:OP1	2.40	0.70
25:AY:84:THR:N	25:AY:85:PRO:CD	2.55	0.70
3:AC:137:VAL:HA	3:AC:148:ILE:HD13	1.74	0.70
10:AJ:65:TYR:CB	14:AN:96:LEU:HD11	2.22	0.70
1:AA:1279:G:N2	10:AJ:45:ARG:HE	1.89	0.70
1:AA:435:A:C6	1:AA:436:C:C4	2.80	0.70
11:AK:124:LYS:CG	11:AK:125:LYS:N	2.53	0.70
19:AS:9:PHE:CD1	19:AS:10:ILE:N	2.60	0.70
26:BA:1486:U:O2'	26:BA:1487:U:H5'	1.92	0.70
1:AA:872:A:C8	1:AA:874:G:C8	2.80	0.70
26:BA:1161:C:H1'	42:BR:8:GLY:O	1.91	0.70
23:AW:59:TYR:CE1	23:AW:73:PRO:HB3	2.27	0.70
22:AV:139:C:O4'	22:AV:182:U:C5	2.40	0.70
1:AA:1305:G:H2'	1:AA:1331:G:H22	1.56	0.70
22:AV:300:U:C2	22:AV:301:A:N7	2.60	0.70
22:AV:200:G:C8	22:AV:200:G:P	2.84	0.70
12:AL:76:HIS:HE2	25:AY:421:GLN:HG2	1.53	0.70
25:AY:252:ASP:HB2	25:AY:254:LYS:HG2	1.73	0.70
1:AA:513:C:H2'	1:AA:514:C:C6	2.26	0.70
26:BA:544:C:H2'	26:BA:545:U:O4'	1.91	0.70
26:BA:2131:U:H5'	26:BA:2132:U:H5''	1.74	0.70
1:AA:1079:G:H3'	1:AA:1080:A:N7	2.07	0.69
22:AV:239:A:C3'	22:AV:240:U:C4'	2.70	0.69
26:BA:868:U:O2'	26:BA:869:G:H5''	1.92	0.69
26:BA:899:A:C2'	26:BA:900:A:H5''	2.22	0.69
22:AV:118:C:H2'	22:AV:119:U:H5'	1.73	0.69
1:AA:394:G:HO2'	25:AY:340:TYR:HH	1.35	0.69
10:AJ:9:ARG:HB2	10:AJ:99:GLN:HB2	1.74	0.69
1:AA:673:A:H2'	1:AA:674:G:C8	2.27	0.69
24:AX:25:U:H2'	24:AX:26:C:H5'	1.74	0.69
16:AP:75:ILE:HG22	16:AP:80:LYS:HE2	1.74	0.69
26:BA:811:U:C4	36:BL:21:ARG:NH2	2.60	0.69
1:AA:792:A:H4'	1:AA:793:U:O5'	1.92	0.69
40:BP:30:TRP:CE2	40:BP:39:LEU:HD11	2.27	0.69
32:BH:53:GLU:O	32:BH:57:LYS:HB3	1.90	0.69
5:AE:14:LEU:HB3	5:AE:36:THR:HG22	1.73	0.69
22:AV:60:U:C4	22:AV:63:C:H5	2.10	0.69

Continued on next page...

Continued from previous page...

Atom-1	Atom-2	Interatomic distance (Å)	Clash overlap (Å)
22:AV:199:C:N4	22:AV:229:U:N3	2.41	0.69
2:AB:195:VAL:HG11	2:AB:198:VAL:HA	1.73	0.69
22:AV:116:A:C2	22:AV:129:G:C6	2.81	0.69
1:AA:1494:G:N9	26:BA:1913:A:C2	2.60	0.69
29:BE:104:ALA:O	29:BE:108:ILE:HG22	1.91	0.69
31:BG:11:PRO:HD2	31:BG:14:VAL:HG21	1.72	0.69
26:BA:978:G:C2'	26:BA:979:A:H5'	2.22	0.69
9:AI:33:SER:HB3	9:AI:36:GLN:HG3	1.74	0.69
40:BP:1:SER:O	40:BP:5:LYS:HG2	1.92	0.69
1:AA:8:A:C5	4:AD:205:LYS:HB3	2.27	0.69
22:AV:311:U:C2'	22:AV:312:A:C5'	2.65	0.69
22:AV:38:A:C2	22:AV:316:A:N1	2.60	0.69
23:AW:17:LEU:HB2	23:AW:119:LEU:HB2	1.73	0.69
23:AW:90:LEU:HD12	23:AW:91:GLY:N	2.06	0.69
30:BF:123:GLY:HA2	30:BF:162:ASP:OD1	1.92	0.69
1:AA:1539:C:H4'	21:AU:20:ARG:HB2	1.73	0.69
35:BK:113:MET:O	35:BK:114:LYS:C	2.30	0.69
28:BD:4:LEU:HD21	28:BD:100:LEU:HD23	1.73	0.69
24:AX:21:U:O2'	24:AX:22:A:H4'	1.92	0.69
1:AA:499:A:H4'	1:AA:500:G:OP1	1.91	0.69
26:BA:2852:G:H2'	26:BA:2853:C:H6	1.57	0.69
1:AA:1305:G:HO2'	1:AA:1306:A:H8	1.36	0.69
22:AV:35:C:H2'	22:AV:36:C:C5	2.27	0.69
22:AV:55:G:OP1	22:AV:56:C:OP2	2.10	0.69
22:AV:60:U:C4	22:AV:63:C:C5	2.80	0.69
22:AV:202:G:N2	22:AV:233:A:H62	1.88	0.69
32:BH:10:ALA:O	32:BH:12:LEU:HD23	1.93	0.69
23:AW:5:LEU:C	23:AW:5:LEU:CD1	2.61	0.69
9:AI:25:GLY:N	9:AI:58:GLU:HA	2.08	0.69
16:AP:39:PHE:CD1	16:AP:39:PHE:C	2.64	0.69
25:AY:613:PRO:C	25:AY:615:GLU:H	1.94	0.69
22:AV:313:C:H2'	22:AV:314:C:C6	2.28	0.69
22:AV:342:PSU:N3	22:AV:345:A:OP2	2.25	0.69
1:AA:1078:U:O2'	5:AE:133:ILE:HG21	1.92	0.69
22:AV:198:U:OP2	22:AV:198:U:C6	2.46	0.69
26:BA:881:G:H2'	26:BA:882:G:C8	2.27	0.69
22:AV:247:A:H5'	22:AV:248:G:H8	1.57	0.69
1:AA:1410:A:H2'	1:AA:1411:C:H6	1.56	0.69
22:AV:7:G:C4	22:AV:336:G:C8	2.80	0.69
25:AY:14:ASN:HB2	25:AY:102:ASP:OD1	1.91	0.69
49:BY:5:GLU:HG3	49:BY:56:LEU:CD1	2.22	0.69

Continued on next page...

Continued from previous page...

Atom-1	Atom-2	Interatomic distance (Å)	Clash overlap (Å)
46:BV:80:HIS:CG	46:BV:81:PRO:CD	2.76	0.69
26:BA:528:A:C2	26:BA:2043:C:H4'	2.27	0.69
26:BA:2406:A:H2'	26:BA:2406:A:OP2	1.92	0.69
27:BC:129:LEU:HD23	27:BC:129:LEU:N	2.07	0.69
26:BA:2547:A:H4'	35:BK:29:HIS:CE1	2.28	0.69
13:AM:113:LYS:CB	13:AM:114:PRO:HD3	2.23	0.69
22:AV:265:C:H2'	22:AV:266:C:H5'	1.72	0.69
22:AV:296:U:C2	22:AV:297:G:N7	2.61	0.69
22:AV:159:C:C2	22:AV:160:U:C5	2.80	0.69
22:AV:195:A:C2	22:AV:196:G:C8	2.80	0.69
26:BA:871:U:C2	26:BA:872:U:C5	2.81	0.69
22:AV:247:A:C4'	22:AV:248:G:C8	2.76	0.69
2:AB:218:ALA:O	2:AB:219:THR:HG22	1.92	0.69
26:BA:416:U:C5	26:BA:417:C:C4	2.79	0.69
9:AI:43:ALA:CA	9:AI:45:MET:SD	2.81	0.69
19:AS:39:ILE:HG12	19:AS:70:LEU:HD23	1.72	0.69
42:BR:25:LEU:H	42:BR:94:THR:HG21	1.55	0.69
1:AA:613:C:C2'	1:AA:614:C:H5'	2.22	0.69
8:AH:46:GLU:CB	8:AH:63:LYS:HG2	2.22	0.69
1:AA:245:U:H3	1:AA:283:U:H3	1.37	0.69
31:BG:39:ALA:HA	31:BG:57:TYR:CD1	2.28	0.69
1:AA:10:A:O2'	1:AA:11:G:H5'	1.92	0.69
5:AE:81:GLN:H	5:AE:146:MET:HE1	1.57	0.69
26:BA:1897:G:C2	26:BA:1898:U:O2	2.45	0.69
1:AA:718:A:H2'	1:AA:719:C:H5'	1.75	0.69
27:BC:51:ARG:HH22	27:BC:246:PRO:HG3	1.57	0.69
1:AA:414:A:H2'	1:AA:415:A:C8	2.26	0.69
31:BG:148:ARG:CG	31:BG:148:ARG:HH11	2.06	0.69
25:AY:401:SER:O	25:AY:403:GLU:HG3	1.91	0.69
22:AV:182:U:O2	22:AV:182:U:C5'	2.41	0.69
22:AV:13:G:H8	22:AV:13:G:O5'	1.75	0.69
22:AV:315:G:C1'	22:AV:316:A:C8	2.76	0.69
22:AV:335:C:C2'	22:AV:335:C:O2	2.41	0.69
1:AA:929:G:H5'	1:AA:1533:C:H5'	1.74	0.69
1:AA:1534:A:C5	1:AA:1535:C:N3	2.58	0.69
22:AV:156:G:C4	22:AV:157:C:C5	2.80	0.69
22:AV:202:G:C6	22:AV:203:U:C4	2.80	0.69
22:AV:237:U:C2'	22:AV:237:U:O2	2.39	0.69
2:AB:136:ARG:O	2:AB:139:GLU:HB3	1.91	0.69
22:AV:137:C:OP2	22:AV:138:C:H5'	1.90	0.69
25:AY:272:LEU:O	25:AY:275:ALA:HB3	1.92	0.69

Continued on next page...

Continued from previous page...

Atom-1	Atom-2	Interatomic distance (Å)	Clash overlap (Å)
22:AV:5:C:C2'	22:AV:6:U:C5'	2.66	0.69
11:AK:51:PHE:CZ	11:AK:64:VAL:HG11	2.28	0.69
1:AA:436:C:H4'	4:AD:152:SER:CB	2.23	0.69
4:AD:25:ARG:HD2	4:AD:30:LYS:HE2	1.75	0.69
21:AU:39:LYS:N	21:AU:40:PRO:CD	2.55	0.69
16:AP:77:GLU:C	16:AP:79:ASN:H	1.96	0.69
26:BA:1589:U:H2'	26:BA:1589:U:O2	1.93	0.69
9:AI:43:ALA:HA	9:AI:45:MET:SD	2.33	0.69
50:BZ:1:ALA:HB1	50:BZ:2:LYS:CE	2.22	0.69
14:AN:19:TYR:O	14:AN:20:PHE:O	2.09	0.69
26:BA:1171:G:C5	26:BA:1172:C:C4	2.80	0.69
1:AA:414:A:H2'	1:AA:415:A:H8	1.58	0.69
1:AA:763:G:H2'	1:AA:764:C:H6	1.56	0.69
1:AA:768:A:C2'	1:AA:769:G:H5'	2.22	0.69
1:AA:1049:U:H4'	1:AA:1050:G:OP2	1.92	0.69
25:AY:539:ILE:HA	25:AY:542:VAL:HG12	1.74	0.69
38:BN:75:ILE:O	38:BN:79:LEU:HD12	1.92	0.69
26:BA:2114:A:H2'	26:BA:2114:A:N3	2.06	0.69
29:BE:12:LEU:HD23	29:BE:13:THR:N	2.07	0.69
1:AA:1038:C:C2'	1:AA:1039:G:H5'	2.23	0.69
25:AY:261:GLY:HA3	25:AY:267:LYS:O	1.93	0.69
26:BA:1799:G:OP2	27:BC:269:ARG:NH2	2.25	0.69
26:BA:12:U:O2	26:BA:12:U:H2'	1.92	0.69
25:AY:491:VAL:HG11	25:AY:596:LYS:HD3	1.75	0.69
23:AW:62:PRO:HB3	23:AW:70:ASN:HB2	1.75	0.69
22:AV:344:A:C8	30:BF:77:LYS:C	2.64	0.69
22:AV:228:G:C2'	22:AV:232:A:H2	2.06	0.69
25:AY:252:ASP:O	25:AY:254:LYS:HE3	1.93	0.69
25:AY:12:LEU:O	25:AY:283:PRO:HD3	1.92	0.69
21:AU:13:VAL:CG1	21:AU:15:LEU:HD21	2.22	0.69
21:AU:13:VAL:O	21:AU:15:LEU:CD1	2.41	0.69
12:AL:20:VAL:HG22	12:AL:20:VAL:O	1.92	0.69
25:AY:343:ASN:HD21	25:AY:345:THR:HB	1.58	0.69
26:BA:2881:U:O2'	26:BA:2882:A:H5'	1.93	0.69
22:AV:151:C:O5'	22:AV:151:C:H6	1.76	0.69
22:AV:295:C:C2'	22:AV:296:U:H5'	2.22	0.69
22:AV:345:A:H2'	22:AV:347:PSU:OP2	1.93	0.69
38:BN:103:ARG:HD3	38:BN:110:MET:CE	2.22	0.69
21:AU:38:GLU:CA	21:AU:40:PRO:HD2	2.23	0.69
1:AA:513:C:H2'	1:AA:514:C:O5'	1.93	0.69
26:BA:585:G:O2'	29:BE:77:ILE:HG22	1.93	0.69

Continued on next page...

Continued from previous page...

Atom-1	Atom-2	Interatomic distance (Å)	Clash overlap (Å)
14:AN:26:LEU:O	14:AN:27:LYS:HB3	1.93	0.69
1:AA:108:G:C5	20:AT:9:ARG:HG2	2.28	0.69
27:BC:16:VAL:CB	27:BC:203:VAL:HG22	2.23	0.69
1:AA:659:U:O2	1:AA:659:U:H2'	1.93	0.69
40:BP:71:ARG:HD3	40:BP:73:PHE:CZ	2.28	0.69
3:AC:166:TRP:N	3:AC:166:TRP:CE3	2.60	0.69
18:AR:60:ARG:O	18:AR:63:TYR:HB3	1.93	0.69
1:AA:158:G:H2'	1:AA:159:G:H5''	1.75	0.69
30:BF:150:GLY:O	30:BF:151:LEU:HB2	1.93	0.68
5:AE:135:VAL:O	5:AE:138:ALA:HB3	1.92	0.68
26:BA:866:A:C5	26:BA:914:G:C5	2.82	0.68
26:BA:911:A:C6	37:BM:9:PHE:CD1	2.80	0.68
2:AB:95:TRP:CZ2	2:AB:99:MET:HG2	2.27	0.68
22:AV:121:A:N6	22:AV:124:A:C2	2.61	0.68
1:AA:1412:C:C2'	1:AA:1413:A:H5'	2.23	0.68
1:AA:1314:C:O2	1:AA:1314:C:H2'	1.92	0.68
24:AX:63:C:C2'	24:AX:64:G:H5''	2.23	0.68
42:BR:42:ALA:HA	42:BR:46:GLU:CB	2.22	0.68
23:AW:24:ILE:HG13	23:AW:26:LEU:HD21	1.73	0.68
25:AY:555:LEU:HD11	25:AY:599:PRO:HB2	1.75	0.68
4:AD:146:GLU:O	4:AD:149:LYS:HB2	1.93	0.68
33:BI:4:VAL:O	33:BI:5:GLN:CB	2.40	0.68
29:BE:28:VAL:O	29:BE:32:VAL:HG22	1.92	0.68
26:BA:2785:C:O2'	28:BD:67:HIS:HD2	1.76	0.68
1:AA:1126:U:O4'	1:AA:1281:C:O2	2.11	0.68
46:BV:41:GLU:HG3	46:BV:41:GLU:O	1.92	0.68
1:AA:1303:C:C2'	1:AA:1304:G:O5'	2.42	0.68
22:AV:13:G:O2'	22:AV:14:G:H8	1.76	0.68
22:AV:62:G:N2	22:AV:63:C:N3	2.41	0.68
26:BA:2305:U:H1'	30:BF:132:ARG:HG2	1.75	0.68
1:AA:1390:U:H2'	1:AA:1391:U:C6	2.27	0.68
22:AV:196:G:H22	22:AV:197:A:H62	1.42	0.68
26:BA:866:A:N9	26:BA:914:G:C4	2.61	0.68
26:BA:877:A:C3'	26:BA:878:A:H5'	2.22	0.68
22:AV:111:U:C2	22:AV:112:U:C5	2.81	0.68
22:AV:5:C:O2'	22:AV:6:U:H5'	1.90	0.68
25:AY:71:THR:HG22	25:AY:80:ASN:OD1	1.93	0.68
1:AA:1032:G:H3'	1:AA:1033:G:O4'	1.93	0.68
3:AC:10:ARG:HE	3:AC:177:LEU:HA	1.58	0.68
37:BM:15:GLY:O	37:BM:16:ARG:CD	2.41	0.68
35:BK:118:LEU:O	35:BK:119:ALA:CB	2.38	0.68

Continued on next page...

Continued from previous page...

Atom-1	Atom-2	Interatomic distance (Å)	Clash overlap (Å)
1:AA:376:G:C2	1:AA:389:A:C2	2.81	0.68
26:BA:1372:U:O2'	26:BA:1373:A:H5'	1.93	0.68
1:AA:468:A:C2	1:AA:469:C:C4	2.82	0.68
49:BY:14:LEU:C	49:BY:17:GLU:HB3	2.14	0.68
25:AY:309:LEU:O	25:AY:390:VAL:HA	1.93	0.68
26:BA:2291:U:H2'	26:BA:2292:U:C6	2.28	0.68
29:BE:149:ILE:HD12	29:BE:150:THR:N	2.08	0.68
22:AV:299:C:H2'	22:AV:300:U:H5''	1.75	0.68
23:AW:98:LEU:CD1	23:AW:119:LEU:HB3	2.24	0.68
8:AH:98:LEU:N	8:AH:98:LEU:HD23	2.08	0.68
22:AV:195:A:H2'	22:AV:196:G:H8	1.58	0.68
26:BA:867:C:C5	26:BA:868:U:C4	2.82	0.68
1:AA:1097:C:O2'	1:AA:1169:A:C1'	2.41	0.68
10:AJ:52:LEU:HB3	14:AN:81:ARG:HE	1.58	0.68
13:AM:28:ARG:HD2	13:AM:62:PHE:CD2	2.28	0.68
26:BA:1509:A:N3	26:BA:1510:G:C8	2.62	0.68
26:BA:662:G:H2'	26:BA:663:G:H5'	1.75	0.68
56:BB:7:G:H2'	56:BB:8:C:H5'	1.75	0.68
22:AV:256:G:O6	22:AV:273:A:N1	2.26	0.68
22:AV:303:G:HO2'	22:AV:304:C:H5'	1.56	0.68
22:AV:42:U:H2'	22:AV:43:G:C8	2.26	0.68
1:AA:1399:C:C2	1:AA:1502:A:N1	2.61	0.68
22:AV:137:C:N4	22:AV:138:C:N4	2.40	0.68
26:BA:1171:G:C6	26:BA:1172:C:N3	2.62	0.68
36:BL:58:TYR:O	54:B3:12:ARG:NE	2.26	0.68
42:BR:21:ARG:NH1	42:BR:93:PHE:CE1	2.62	0.68
1:AA:1351:U:H2'	1:AA:1352:C:C6	2.29	0.68
22:AV:256:G:N2	22:AV:258:G:C2	2.61	0.68
22:AV:309:A:C4'	22:AV:310:G:O4'	2.30	0.68
22:AV:16:U:C6	23:AW:110:ARG:HD3	2.27	0.68
5:AE:93:VAL:HG21	5:AE:110:MET:SD	2.34	0.68
22:AV:245:C:P	22:AV:246:U:OP2	2.51	0.68
25:AY:121:VAL:HG23	25:AY:122:TRP:N	2.09	0.68
25:AY:658:ASP:CG	31:BG:176:LYS:CE	2.61	0.68
25:AY:72:CYS:SG	25:AY:79:ILE:HB	2.34	0.68
21:AU:38:GLU:N	21:AU:40:PRO:CD	2.57	0.68
29:BE:189:THR:HG22	29:BE:192:ALA:N	2.08	0.68
33:BI:121:ILE:HA	33:BI:124:MET:SD	2.34	0.68
14:AN:10:VAL:O	14:AN:13:VAL:HG12	1.93	0.68
49:BY:18:LEU:HD21	49:BY:22:LEU:HD22	1.74	0.68
26:BA:1866:A:C2	26:BA:1876:A:C4	2.81	0.68

Continued on next page...

Continued from previous page...

Atom-1	Atom-2	Interatomic distance (Å)	Clash overlap (Å)
26:BA:630:G:H5''	26:BA:631:A:OP2	1.94	0.68
29:BE:44:ARG:O	29:BE:45:ALA:HB2	1.93	0.68
26:BA:1073:A:C3'	26:BA:1074:G:H5''	2.23	0.68
22:AV:222:U:O2	22:AV:222:U:H2'	1.93	0.68
26:BA:870:U:H3	26:BA:907:G:H1	1.41	0.68
26:BA:887:U:C6	26:BA:888:C:C5	2.81	0.68
25:AY:466:LEU:HA	25:AY:470:PHE:HD2	1.58	0.68
26:BA:1056:G:N2	26:BA:1104:C:N4	2.40	0.68
51:B0:43:THR:HG23	51:B0:47:TYR:O	1.94	0.68
26:BA:1494:A:C2	26:BA:1495:A:C4	2.82	0.68
15:AO:88:ARG:NH2	26:BA:716:A:OP2	2.24	0.68
26:BA:1172:C:C4	26:BA:1173:U:C6	2.82	0.68
1:AA:111:G:H5''	1:AA:112:G:OP2	1.93	0.68
30:BF:157:THR:CG2	30:BF:159:ALA:HB3	2.23	0.68
12:AL:2:THR:HB	12:AL:5:GLN:HG3	1.76	0.68
1:AA:1275:A:H2'	1:AA:1276:G:O4'	1.93	0.68
22:AV:17:U:O2'	23:AW:114:LYS:CE	2.38	0.68
22:AV:18:C:H6	22:AV:18:C:OP1	1.76	0.68
22:AV:20:A:O3'	22:AV:21:C:C6	2.47	0.68
22:AV:265:C:H6	22:AV:265:C:O5'	1.76	0.68
22:AV:29:G:H2'	22:AV:30:C:C5'	2.23	0.68
22:AV:15:A:N6	22:AV:345:A:H4'	2.08	0.68
1:AA:368:U:H3'	25:AY:354:ARG:NH1	2.09	0.68
23:AW:3:PRO:O	23:AW:4:VAL:CB	2.42	0.68
1:AA:207:C:H2'	1:AA:208:U:C2	2.29	0.68
11:AK:124:LYS:HG2	11:AK:125:LYS:N	2.08	0.68
26:BA:1734:G:H2'	26:BA:1735:A:H8	1.59	0.68
26:BA:1505:A:H2'	26:BA:1506:U:O4'	1.92	0.68
45:BU:17:ASP:HB3	45:BU:20:LYS:HD3	1.76	0.68
28:BD:12:THR:HG23	40:BP:8:GLU:OE2	1.94	0.68
1:AA:223:A:H2'	1:AA:224:U:C6	2.28	0.68
13:AM:1:ALA:O	13:AM:9:PRO:HD2	1.93	0.68
26:BA:381:G:OP1	48:BX:17:ARG:NH2	2.27	0.68
26:BA:247:G:C8	26:BA:249:C:C6	2.82	0.68
26:BA:2550:G:C2'	26:BA:2551:C:H5'	2.24	0.68
1:AA:104:G:O2'	1:AA:105:G:H5'	1.93	0.68
23:AW:64:GLU:O	23:AW:65:LYS:C	2.32	0.68
26:BA:1060:U:O4'	26:BA:1062:G:H5'	1.94	0.68
1:AA:1333:A:H2'	1:AA:1334:G:O5'	1.94	0.68
22:AV:16:U:C5	23:AW:110:ARG:HD3	2.29	0.68
22:AV:256:G:O6	22:AV:273:A:C2	2.47	0.68

Continued on next page...

Continued from previous page...

Atom-1	Atom-2	Interatomic distance (Å)	Clash overlap (Å)
1:AA:1390:U:P	1:AA:1390:U:C6	2.87	0.68
22:AV:185:A:C3'	22:AV:186:A:N7	2.56	0.68
22:AV:221:U:O2	22:AV:222:U:C6	2.46	0.68
22:AV:128:U:C2'	22:AV:129:G:O4'	2.39	0.68
14:AN:61:ARG:O	14:AN:62:ASN:HB2	1.91	0.68
21:AU:19:LYS:N	21:AU:19:LYS:HE2	2.09	0.68
25:AY:100:VAL:HG23	25:AY:329:ARG:HG2	1.76	0.68
32:BH:117:LEU:HD21	32:BH:121:VAL:CA	2.24	0.68
26:BA:2425:A:H4'	26:BA:2426:A:O5'	1.94	0.68
8:AH:48:PHE:H	8:AH:48:PHE:HD1	1.42	0.68
25:AY:554:PRO:HG3	25:AY:594:VAL:HG12	1.74	0.68
26:BA:322:A:H5'	26:BA:340:A:H1'	1.76	0.68
25:AY:39:ILE:HG23	25:AY:41:LYS:HE3	1.75	0.68
23:AW:64:GLU:HG3	26:BA:1910:G:OP1	1.94	0.68
22:AV:174:A:C2'	22:AV:175:A:H8	2.03	0.68
22:AV:21:C:O2'	22:AV:22:G:C5'	2.30	0.68
22:AV:23:G:H1	22:AV:330:U:H3	1.41	0.68
22:AV:46:U:O4'	22:AV:312:A:C4'	2.42	0.68
22:AV:201:C:O2'	22:AV:231:A:N6	2.24	0.68
22:AV:210:C:O2	22:AV:240:U:C5	2.46	0.68
26:BA:883:G:C4	26:BA:884:U:H5	2.01	0.68
26:BA:895:U:O2	26:BA:896:A:C5	2.47	0.68
22:AV:244:G:C4	22:AV:245:C:C1'	2.77	0.68
22:AV:133:A:O2'	22:AV:134:G:H5'	1.91	0.68
1:AA:1411:C:H2'	1:AA:1412:C:H6	1.59	0.68
1:AA:1490:U:O2'	1:AA:1491:G:H5'	1.94	0.68
19:AS:4:LEU:O	19:AS:5:LYS:HG3	1.94	0.68
1:AA:260:G:H2'	1:AA:261:U:C6	2.28	0.68
26:BA:1567:G:C8	27:BC:82:TYR:HE1	2.10	0.68
8:AH:5:PRO:O	8:AH:8:ASP:HB3	1.94	0.68
17:AQ:44:HIS:ND1	17:AQ:69:THR:CG2	2.57	0.68
7:AG:59:GLU:HA	7:AG:62:GLU:HB2	1.76	0.68
32:BH:13:GLY:O	32:BH:14:SER:HB3	1.92	0.68
1:AA:232:G:H1'	1:AA:262:A:N1	2.08	0.68
1:AA:804:U:H5''	1:AA:805:C:OP2	1.94	0.68
17:AQ:3:LYS:HG3	17:AQ:6:THR:HG22	1.76	0.68
26:BA:2665:A:C2	26:BA:2666:C:C6	2.82	0.68
22:AV:300:U:N3	22:AV:301:A:N7	2.42	0.68
22:AV:32:A:N3	22:AV:32:A:H2'	2.09	0.68
22:AV:62:G:N3	22:AV:63:C:C5	2.62	0.68
22:AV:74:G:H2'	22:AV:75:C:H6	1.59	0.68

Continued on next page...

Continued from previous page...

Atom-1	Atom-2	Interatomic distance (Å)	Clash overlap (Å)
22:AV:9:U:H4'	22:AV:9:U:OP2	1.93	0.68
23:AW:87:ARG:HA	23:AW:90:LEU:HD21	1.76	0.68
1:AA:1083:U:H5	1:AA:1084:G:C6	2.12	0.68
1:AA:1534:A:C4	1:AA:1535:C:C4	2.82	0.68
26:BA:904:G:H2'	26:BA:905:A:C8	2.26	0.68
22:AV:137:C:C5'	22:AV:138:C:C5'	2.72	0.68
25:AY:21:ILE:O	25:AY:22:ASP:HB2	1.92	0.68
21:AU:3:ILE:N	21:AU:19:LYS:HE3	2.09	0.68
42:BR:49:ILE:HB	42:BR:52:PRO:C	2.15	0.68
2:AB:206:ILE:O	2:AB:209:VAL:HG23	1.94	0.68
1:AA:143:A:H5'	1:AA:144:G:H5'	1.75	0.68
26:BA:2258:C:H4'	26:BA:2259:U:OP2	1.91	0.68
31:BG:140:ILE:HD12	31:BG:141:GLY:N	2.09	0.68
47:BW:20:LYS:O	47:BW:21:ARG:HD3	1.94	0.68
22:AV:324:G:C2	22:AV:325:G:C5	2.82	0.67
22:AV:39:A:C2'	22:AV:40:G:C5'	2.66	0.67
22:AV:196:G:O2'	22:AV:229:U:H5'	1.94	0.67
25:AY:276:VAL:CA	25:AY:280:LEU:HD23	2.24	0.67
26:BA:1084:A:C3'	26:BA:1085:A:C8	2.77	0.67
11:AK:33:ILE:HB	11:AK:73:VAL:HG11	1.76	0.67
13:AM:40:GLU:HG3	13:AM:41:ASP:N	2.08	0.67
4:AD:31:CYS:SG	4:AD:32:LYS:N	2.68	0.67
9:AI:6:TYR:HB2	9:AI:19:PHE:HA	1.76	0.67
8:AH:10:LEU:H	8:AH:10:LEU:HD23	1.58	0.67
45:BU:48:VAL:O	45:BU:53:GLN:CB	2.42	0.67
26:BA:457:A:H5'	26:BA:459:U:H1'	1.75	0.67
23:AW:65:LYS:HG3	23:AW:66:GLY:N	2.07	0.67
22:AV:181:G:C2'	22:AV:182:U:H4'	2.24	0.67
22:AV:44:C:C2	22:AV:263:G:C2	2.82	0.67
22:AV:30:C:N4	22:AV:324:G:C2	2.62	0.67
22:AV:68:U:N3	22:AV:303:G:H8	1.92	0.67
23:AW:112:TYR:HB2	23:AW:114:LYS:HE3	1.76	0.67
2:AB:131:LYS:O	2:AB:135:MET:SD	2.51	0.67
24:AX:68:C:H2'	24:AX:69:C:H6	1.59	0.67
37:BM:57:VAL:O	37:BM:60:GLN:CG	2.42	0.67
9:AI:117:LEU:HA	9:AI:124:PRO:HD3	1.76	0.67
1:AA:141:G:C4	1:AA:142:G:C8	2.82	0.67
14:AN:47:LYS:HB3	19:AS:12:LEU:HD21	1.75	0.67
26:BA:1530:G:H2'	26:BA:1530:G:N3	2.09	0.67
23:AW:72:ASP:CG	23:AW:75:ARG:HE	1.97	0.67
26:BA:995:C:H5'	26:BA:995:C:C6	2.30	0.67

Continued on next page...

Continued from previous page...

Atom-1	Atom-2	Interatomic distance (Å)	Clash overlap (Å)
27:BC:120:ASP:O	27:BC:121:ALA:O	2.12	0.67
25:AY:395:PRO:O	25:AY:397:VAL:N	2.27	0.67
1:AA:11:G:C2'	1:AA:12:U:O5'	2.42	0.67
22:AV:247:A:C5'	22:AV:248:G:H8	2.07	0.67
24:AX:50:G:H2'	24:AX:51:U:H6	1.60	0.67
24:AX:50:G:N2	24:AX:51:U:H1'	2.09	0.67
1:AA:939:G:C5	1:AA:940:C:C4	2.82	0.67
26:BA:1180:U:H2'	26:BA:1181:U:C5'	2.25	0.67
26:BA:1860:G:C2'	26:BA:1861:G:H5'	2.24	0.67
12:AL:113:ARG:HD2	12:AL:118:VAL:HG12	1.76	0.67
9:AI:51:LEU:HA	9:AI:54:VAL:HG23	1.77	0.67
9:AI:24:ASN:HB3	9:AI:58:GLU:CD	2.15	0.67
21:AU:7:GLU:HB3	21:AU:11:PHE:HZ	1.60	0.67
26:BA:2887:A:H2'	26:BA:2887:A:N3	2.09	0.67
1:AA:35:G:H2'	1:AA:36:C:H6	1.59	0.67
1:AA:663:A:O2'	1:AA:664:G:H5'	1.93	0.67
27:BC:242:HIS:O	27:BC:243:PRO:C	2.30	0.67
22:AV:263:G:C3'	22:AV:264:U:H5''	2.24	0.67
22:AV:71:A:C2'	22:AV:72:A:H8	2.07	0.67
1:AA:1077:G:N3	1:AA:1080:A:N6	2.40	0.67
22:AV:185:A:C2'	22:AV:186:A:N7	2.53	0.67
22:AV:243:G:H2'	22:AV:244:G:H5'	1.76	0.67
22:AV:137:C:C5	22:AV:138:C:C6	2.81	0.67
3:AC:6:PRO:HG2	3:AC:183:TYR:CG	2.30	0.67
26:BA:137:U:H2'	26:BA:140:C:C2	2.29	0.67
1:AA:1126:U:C6	1:AA:1281:C:N3	2.62	0.67
6:AF:64:VAL:CG1	6:AF:65:GLU:N	2.56	0.67
43:BS:45:VAL:O	43:BS:46:LEU:C	2.33	0.67
22:AV:343:C:C3'	30:BF:73:VAL:H	2.07	0.67
1:AA:1538:C:O3'	21:AU:17:ARG:NH2	2.27	0.67
7:AG:145:GLU:HA	7:AG:148:LYS:HB2	1.76	0.67
22:AV:227:C:O2	22:AV:233:A:C6	2.47	0.67
26:BA:894:U:H2'	26:BA:895:U:O4'	1.94	0.67
2:AB:53:LEU:HD12	2:AB:219:THR:HG21	1.76	0.67
24:AX:50:G:H21	24:AX:51:U:H1'	1.57	0.67
1:AA:1138:G:C8	1:AA:1140:C:H5'	2.30	0.67
1:AA:1134:G:C4	1:AA:1141:C:N4	2.63	0.67
26:BA:2748:A:H1'	31:BG:66:THR:CG2	2.25	0.67
13:AM:33:LEU:HD22	13:AM:40:GLU:HA	1.76	0.67
1:AA:152:A:N6	1:AA:170:U:C2	2.63	0.67
3:AC:24:ASN:O	3:AC:26:LYS:N	2.27	0.67

Continued on next page...

Continued from previous page...

Atom-1	Atom-2	Interatomic distance (Å)	Clash overlap (Å)
1:AA:991:U:C5	1:AA:1212:U:H1'	2.29	0.67
49:BY:9:LYS:HE2	49:BY:11:VAL:CG2	2.25	0.67
27:BC:38:LYS:HE2	27:BC:55:GLY:O	1.94	0.67
23:AW:50:ASP:CG	23:AW:51:GLY:N	2.46	0.67
31:BG:100:ASN:HD22	31:BG:100:ASN:H	1.40	0.67
18:AR:24:ASP:HB3	18:AR:27:THR:HB	1.77	0.67
22:AV:146:C:C2	22:AV:147:C:C5	2.82	0.67
26:BA:2308:G:C5	30:BF:76:PHE:CZ	2.83	0.67
1:AA:1531:A:O2'	1:AA:1532:U:C5'	2.41	0.67
22:AV:185:A:H3'	22:AV:186:A:N7	2.09	0.67
2:AB:193:ASP:C	2:AB:193:ASP:OD1	2.32	0.67
26:BA:2146:C:H5''	26:BA:2147:A:OP1	1.95	0.67
26:BA:2155:U:H2'	26:BA:2156:G:O4'	1.95	0.67
26:BA:2096:C:OP2	32:BH:11:ASN:CG	2.33	0.67
25:AY:230:LYS:HE2	25:AY:241:GLU:OE1	1.95	0.67
24:AX:62:C:H2'	24:AX:62:C:O2	1.94	0.67
1:AA:972:C:H4'	10:AJ:59:LYS:HE3	1.74	0.67
4:AD:202:LEU:HD23	4:AD:203:TYR:CE2	2.30	0.67
4:AD:57:LYS:HB3	4:AD:199:ILE:CB	2.24	0.67
1:AA:702:A:H62	26:BA:1846:G:H5''	1.59	0.67
40:BP:29:VAL:HG13	40:BP:79:VAL:HG12	1.77	0.67
56:BB:20:G:O2'	56:BB:21:G:H5'	1.95	0.67
22:AV:21:C:N4	22:AV:332:G:C6	2.63	0.67
5:AE:136:VAL:O	5:AE:137:ARG:HB2	1.92	0.67
22:AV:195:A:C4	22:AV:196:G:C8	2.83	0.67
26:BA:888:C:C4'	26:BA:889:C:C5	2.78	0.67
26:BA:892:A:C6	26:BA:893:C:N4	2.62	0.67
2:AB:90:PHE:H	2:AB:149:GLY:HA3	1.60	0.67
26:BA:2094:A:H4'	32:BH:25:TYR:CZ	2.30	0.67
32:BH:31:VAL:CB	32:BH:32:PRO:HD2	2.24	0.67
24:AX:60:A:H2'	24:AX:61:U:H5'	1.76	0.67
23:AW:27:LYS:HD3	23:AW:30:GLU:CD	2.16	0.67
37:BM:111:GLU:C	37:BM:111:GLU:OE1	2.33	0.67
26:BA:1519:G:C4	26:BA:1520:U:C6	2.83	0.67
25:AY:343:ASN:C	25:AY:343:ASN:HD22	1.95	0.67
26:BA:2106:U:H5''	26:BA:2107:G:OP2	1.93	0.67
1:AA:198:G:C5	1:AA:220:G:C2	2.83	0.67
27:BC:161:VAL:HG22	27:BC:175:LEU:HA	1.76	0.67
12:AL:88:ASP:HB3	12:AL:89:LEU:HD12	1.76	0.67
26:BA:1060:U:H5'	26:BA:1062:G:C5'	2.25	0.67
22:AV:31:G:H1	22:AV:324:G:H1'	1.58	0.67

Continued on next page...

Continued from previous page...

Atom-1	Atom-2	Interatomic distance (Å)	Clash overlap (Å)
22:AV:60:U:N3	22:AV:63:C:C5	2.63	0.67
23:AW:48:PHE:HZ	23:AW:93:VAL:HG11	1.59	0.67
23:AW:52:GLU:HG3	23:AW:54:TYR:HE1	1.60	0.67
30:BF:121:PHE:HB3	30:BF:162:ASP:OD2	1.95	0.67
1:AA:921:U:O2	5:AE:23:THR:O	2.11	0.67
12:AL:32:VAL:HG21	25:AY:422:GLU:CG	2.23	0.67
26:BA:1854:A:C3'	26:BA:1855:U:H5'	2.25	0.67
2:AB:16:GLY:HA3	2:AB:39:ILE:HA	1.77	0.67
33:BI:6:ALA:HB3	33:BI:60:VAL:H	1.60	0.67
13:AM:3:ILE:HD11	13:AM:9:PRO:CG	2.25	0.67
26:BA:1387:A:H2'	26:BA:1388:G:O4'	1.95	0.67
56:BB:53:A:H2'	56:BB:54:G:H5'	1.76	0.67
1:AA:518:C:H2'	1:AA:530:G:C8	2.30	0.67
9:AI:66:VAL:HG22	9:AI:74:GLN:HG2	1.76	0.67
1:AA:1337:G:H5'	1:AA:1338:G:OP1	1.95	0.67
22:AV:259:G:H2'	22:AV:260:C:H6	1.58	0.67
22:AV:35:C:H2'	22:AV:36:C:H6	1.59	0.67
22:AV:36:C:C2'	22:AV:37:C:H6	2.03	0.67
22:AV:59:U:H2'	22:AV:60:U:H5'	1.75	0.67
22:AV:72:A:H2'	22:AV:72:A:N3	2.08	0.67
22:AV:52:G:H21	22:AV:72:A:H61	0.71	0.67
22:AV:185:A:C2'	22:AV:186:A:N9	2.56	0.67
2:AB:104:LYS:HE2	22:AV:121:A:OP2	1.93	0.67
22:AV:110:U:C2	22:AV:111:U:C5	2.82	0.67
24:AX:14:A:N3	24:AX:15:G:H1'	2.10	0.67
24:AX:52:C:C2	24:AX:53:G:N7	2.63	0.67
1:AA:1124:G:H3'	1:AA:1145:A:H61	1.59	0.67
25:AY:367:GLU:O	25:AY:367:GLU:HG2	1.94	0.67
1:AA:459:A:C2	1:AA:460:A:C4	2.83	0.67
16:AP:77:GLU:C	16:AP:79:ASN:N	2.48	0.67
9:AI:18:VAL:HG11	9:AI:82:ILE:HA	1.75	0.67
26:BA:1474:U:H2'	26:BA:1475:G:H5'	1.76	0.67
56:BB:7:G:C2'	56:BB:8:C:H5'	2.24	0.67
29:BE:146:VAL:CG2	29:BE:167:VAL:HG22	2.24	0.67
23:AW:99:THR:OG1	23:AW:120:ALA:HB3	1.95	0.67
22:AV:144:U:H5'	22:AV:145:C:OP2	1.95	0.67
22:AV:173:C:H2'	22:AV:174:A:H5'	1.74	0.67
22:AV:267:G:C2	22:AV:268:U:N3	2.63	0.67
22:AV:8:A:C6	22:AV:346:C:N3	2.63	0.67
26:BA:867:C:C2'	26:BA:868:U:C5'	2.58	0.67
25:AY:113:GLY:C	25:AY:115:GLU:N	2.48	0.67

Continued on next page...

Continued from previous page...

Atom-1	Atom-2	Interatomic distance (Å)	Clash overlap (Å)
42:BR:41:ILE:O	42:BR:46:GLU:HB2	1.95	0.67
10:AJ:56:HIS:O	10:AJ:57:VAL:HG12	1.95	0.67
26:BA:1179:G:N7	26:BA:1180:U:O4'	2.28	0.67
26:BA:1180:U:H2'	26:BA:1181:U:H5'	1.75	0.67
21:AU:18:PHE:O	21:AU:21:SER:CB	2.42	0.67
26:BA:1585:C:C2'	26:BA:1586:A:O5'	2.43	0.67
33:BI:71:LYS:CD	33:BI:71:LYS:N	2.58	0.67
33:BI:74:PRO:HB2	33:BI:77:VAL:HG13	1.77	0.67
54:B3:30:HIS:O	54:B3:31:ILE:C	2.33	0.67
6:AF:42:TRP:CD1	6:AF:42:TRP:N	2.63	0.67
39:BO:54:VAL:HG22	56:BB:116:G:H4'	1.76	0.67
26:BA:1067:A:H2'	26:BA:1067:A:N3	2.06	0.66
25:AY:631:ILE:C	26:BA:1067:A:N6	1.93	0.66
33:BI:27:LEU:HD12	33:BI:27:LEU:O	1.94	0.66
22:AV:24:G:H1	22:AV:329:U:H3	1.41	0.66
1:AA:1388:C:C2'	1:AA:1389:C:O4'	2.42	0.66
22:AV:189:C:C3'	22:AV:190:A:H5''	2.23	0.66
26:BA:869:G:O2'	26:BA:870:U:H5'	1.96	0.66
26:BA:899:A:N3	26:BA:899:A:H2'	2.10	0.66
24:AX:18:U:H4'	24:AX:19:G:OP1	1.95	0.66
19:AS:28:LYS:CB	19:AS:29:PRO:HD2	2.25	0.66
26:BA:2105:U:H2'	26:BA:2106:U:O4'	1.95	0.66
1:AA:959:A:C2	1:AA:1222:G:O4'	2.48	0.66
22:AV:257:U:C4'	22:AV:258:G:OP1	2.40	0.66
26:BA:2304:G:H1'	30:BF:128:SER:HB3	1.78	0.66
5:AE:131:ASN:C	5:AE:131:ASN:HD22	1.99	0.66
26:BA:866:A:C8	26:BA:914:G:C2	2.83	0.66
33:BI:54:ILE:HG12	33:BI:73:PRO:CA	2.25	0.66
9:AI:10:ARG:HB3	9:AI:15:ALA:HA	1.76	0.66
1:AA:1204:A:C5	1:AA:1205:U:C5	2.82	0.66
8:AH:46:GLU:CA	8:AH:63:LYS:HG2	2.25	0.66
17:AQ:67:SER:O	17:AQ:68:LYS:C	2.33	0.66
26:BA:2055:C:H5'	26:BA:2056:G:H5''	1.77	0.66
6:AF:7:VAL:HG13	6:AF:7:VAL:O	1.96	0.66
5:AE:59:ILE:HG13	5:AE:60:GLN:N	2.10	0.66
8:AH:103:VAL:O	8:AH:103:VAL:HG22	1.94	0.66
28:BD:85:ALA:HB3	28:BD:88:GLU:HG3	1.76	0.66
26:BA:1080:A:C2	26:BA:1081:U:C5	2.83	0.66
22:AV:12:U:H3'	22:AV:12:U:P	2.35	0.66
22:AV:332:G:N2	22:AV:333:G:O6	2.27	0.66
22:AV:19:G:N2	23:AW:21:GLU:O	2.22	0.66

Continued on next page...

Continued from previous page...

Atom-1	Atom-2	Interatomic distance (Å)	Clash overlap (Å)
1:AA:928:G:C5'	1:AA:1503:A:H61	2.07	0.66
26:BA:867:C:C5	26:BA:868:U:C5	2.83	0.66
1:AA:1104:G:OP1	2:AB:96:LEU:CD1	2.43	0.66
22:AV:130:C:OP1	22:AV:130:C:H4'	1.93	0.66
26:BA:2133:G:C2'	26:BA:2158:A:N6	2.59	0.66
31:BG:71:LEU:HD12	31:BG:71:LEU:N	2.09	0.66
21:AU:13:VAL:HG13	21:AU:15:LEU:CG	2.25	0.66
10:AJ:40:ILE:HG22	10:AJ:73:LEU:HB2	1.77	0.66
2:AB:34:ARG:HE	2:AB:34:ARG:HA	1.59	0.66
32:BH:7:ASP:HA	32:BH:15:LEU:HD22	1.77	0.66
38:BN:57:THR:HG22	38:BN:57:THR:O	1.95	0.66
35:BK:8:LEU:HD12	35:BK:8:LEU:N	2.10	0.66
4:AD:96:ARG:O	4:AD:100:VAL:HG23	1.95	0.66
22:AV:304:C:H2'	22:AV:305:A:C8	2.29	0.66
22:AV:8:A:N3	22:AV:8:A:C3'	2.57	0.66
22:AV:198:U:OP2	22:AV:198:U:H5	1.77	0.66
1:AA:1413:A:H2'	1:AA:1414:U:O5'	1.94	0.66
26:BA:1055:G:H5''	26:BA:1056:G:OP2	1.95	0.66
1:AA:943:U:H3	1:AA:1340:A:H2	1.42	0.66
1:AA:1077:G:C2'	1:AA:1079:G:N7	2.57	0.66
26:BA:892:A:H2'	26:BA:893:C:C6	2.29	0.66
26:BA:896:A:C1'	26:BA:897:C:H5''	2.23	0.66
2:AB:147:LEU:HD22	2:AB:150:ILE:HG21	1.78	0.66
25:AY:17:ILE:O	25:AY:85:PRO:HG2	1.96	0.66
17:AQ:14:ASP:CA	17:AQ:16:MET:SD	2.83	0.66
30:BF:11:VAL:HG13	30:BF:171:ALA:HB1	1.76	0.66
45:BU:48:VAL:O	45:BU:53:GLN:HB2	1.95	0.66
12:AL:89:LEU:N	12:AL:89:LEU:HD12	2.10	0.66
45:BU:45:GLN:OE1	45:BU:58:VAL:HG21	1.95	0.66
10:AJ:49:PHE:CD1	10:AJ:49:PHE:N	2.63	0.66
1:AA:1081:A:H5'	5:AE:22:LYS:HZ1	1.56	0.66
1:AA:1387:G:O2'	1:AA:1388:C:C5'	2.44	0.66
22:AV:159:C:H2'	22:AV:160:U:H6	1.60	0.66
22:AV:191:A:C3'	22:AV:192:A:C5'	2.61	0.66
25:AY:12:LEU:HB3	25:AY:283:PRO:HG2	1.78	0.66
14:AN:35:ALA:CB	14:AN:41:ARG:HB3	2.25	0.66
29:BE:18:THR:HG21	29:BE:19:PHE:CE2	2.29	0.66
25:AY:530:VAL:HG22	25:AY:531:GLY:N	2.11	0.66
26:BA:2297:A:N1	26:BA:2321:U:H5	1.91	0.66
21:AU:28:LEU:O	21:AU:28:LEU:HD23	1.95	0.66
26:BA:2404:U:C2'	26:BA:2405:G:O5'	2.44	0.66

Continued on next page...

Continued from previous page...

Atom-1	Atom-2	Interatomic distance (Å)	Clash overlap (Å)
25:AY:342:TYR:CE2	25:AY:396:ARG:HD2	2.31	0.66
22:AV:40:G:N2	22:AV:41:G:N9	2.43	0.66
22:AV:48:C:C2	22:AV:49:C:O4'	2.49	0.66
22:AV:49:C:N3	22:AV:303:G:N1	2.33	0.66
22:AV:113:A:N1	22:AV:114:G:C2	2.64	0.66
41:BQ:88:GLU:H	42:BR:49:ILE:HD12	1.60	0.66
1:AA:1031:C:C2'	1:AA:1032:G:OP2	2.43	0.66
25:AY:517:LEU:HB3	25:AY:521:SER:CB	2.26	0.66
33:BI:83:ALA:HB2	33:BI:105:LEU:HD11	1.76	0.66
1:AA:510:A:H5''	1:AA:511:C:OP2	1.95	0.66
1:AA:64:G:C2	1:AA:67:C:N4	2.63	0.66
25:AY:404:VAL:N	25:AY:405:PRO:HD3	2.10	0.66
14:AN:20:PHE:C	14:AN:22:LYS:H	1.99	0.66
3:AC:21:TRP:CG	3:AC:58:ARG:HG2	2.31	0.66
19:AS:28:LYS:CB	19:AS:29:PRO:CD	2.74	0.66
1:AA:1347:G:C8	9:AI:108:ARG:HB2	2.31	0.66
1:AA:35:G:H2'	1:AA:36:C:C6	2.31	0.66
26:BA:2114:A:C4	26:BA:2167:U:H5'	2.30	0.66
3:AC:111:ASP:O	3:AC:115:VAL:HG23	1.95	0.66
26:BA:1714:U:H5''	26:BA:1715:G:C5'	2.26	0.66
25:AY:400:GLU:O	25:AY:402:ILE:HD12	1.96	0.66
35:BK:34:GLY:O	35:BK:35:VAL:C	2.34	0.66
26:BA:1058:U:H1'	26:BA:1081:U:O2	1.96	0.66
22:AV:263:G:C3'	22:AV:264:U:C5'	2.72	0.66
22:AV:332:G:O2'	22:AV:333:G:H3'	1.95	0.66
23:AW:46:ALA:O	23:AW:100:LEU:HD23	1.96	0.66
23:AW:81:LEU:HG	23:AW:85:GLU:OE1	1.95	0.66
26:BA:906:U:H2'	26:BA:907:G:H8	1.59	0.66
2:AB:102:ASN:HB3	2:AB:105:THR:HB	1.77	0.66
2:AB:162:VAL:HG13	2:AB:184:ALA:HB2	1.78	0.66
25:AY:424:LEU:O	25:AY:427:ALA:HB3	1.96	0.66
26:BA:2172:U:OP1	26:BA:2174:C:C5	2.48	0.66
1:AA:1133:G:N1	1:AA:1142:G:C6	2.64	0.66
21:AU:36:PHE:CD1	21:AU:39:LYS:HE3	2.31	0.66
44:BT:1:MET:C	44:BT:3:ARG:HB2	2.16	0.66
49:BY:14:LEU:O	49:BY:17:GLU:HB3	1.96	0.66
26:BA:973:A:OP2	42:BR:81:LYS:HE3	1.95	0.66
26:BA:1789:A:OP2	27:BC:220:ARG:NH1	2.28	0.66
26:BA:2203:U:H5''	26:BA:2204:G:OP1	1.95	0.66
22:AV:180:G:C3'	22:AV:181:G:O4'	2.44	0.66
1:AA:1341:U:H2'	1:AA:1342:C:H5	1.61	0.66

Continued on next page...

Continued from previous page...

Atom-1	Atom-2	Interatomic distance (Å)	Clash overlap (Å)
22:AV:257:U:O4'	22:AV:258:G:C5	2.48	0.66
1:AA:918:A:C6	1:AA:919:A:C5	2.84	0.66
3:AC:87:ARG:HG2	3:AC:98:ALA:O	1.96	0.66
22:AV:159:C:H2'	22:AV:160:U:C6	2.31	0.66
25:AY:9:LEU:CD2	25:AY:284:LEU:HB2	2.25	0.66
12:AL:58:ASN:ND2	12:AL:60:PHE:CD1	2.64	0.66
1:AA:204:G:H3'	1:AA:205:A:H5''	1.76	0.66
9:AI:24:ASN:HB3	9:AI:58:GLU:OE1	1.95	0.66
21:AU:9:GLU:CG	21:AU:10:PRO:HD3	2.26	0.66
1:AA:1057:G:H2'	1:AA:1058:G:O5'	1.95	0.66
30:BF:157:THR:HG23	30:BF:159:ALA:H	1.59	0.66
23:AW:61:ALA:HB1	23:AW:64:GLU:OE2	1.96	0.66
23:AW:62:PRO:O	23:AW:63:TYR:HB2	1.96	0.66
26:BA:2473:U:C5	26:BA:2474:U:H5	2.10	0.66
22:AV:290:A:O2'	22:AV:291:A:H8	1.77	0.66
22:AV:347:PSU:H6	22:AV:347:PSU:OP2	1.78	0.66
22:AV:66:C:C1'	22:AV:70:A:H2	2.09	0.66
8:AH:95:MET:HB2	8:AH:98:LEU:O	1.96	0.66
22:AV:167:G:H2'	22:AV:168:G:C8	2.30	0.66
22:AV:199:C:C2	22:AV:200:G:C6	2.84	0.66
22:AV:228:G:H21	22:AV:232:A:H61	1.43	0.66
26:BA:880:G:C2'	26:BA:899:A:N6	2.59	0.66
25:AY:20:HIS:HB2	25:AY:87:HIS:HD2	1.61	0.66
25:AY:9:LEU:C	25:AY:9:LEU:HD23	2.17	0.66
12:AL:23:LEU:O	12:AL:24:GLU:C	2.34	0.66
49:BY:6:LEU:HD13	49:BY:56:LEU:HD22	1.76	0.66
26:BA:2103:C:H2'	26:BA:2104:C:H5'	1.78	0.66
26:BA:408:G:C2	26:BA:420:C:O2	2.49	0.66
23:AW:11:ARG:HD3	23:AW:12:HIS:ND1	2.11	0.66
34:BJ:49:ASP:OD1	34:BJ:121:LYS:HE3	1.96	0.66
22:AV:63:C:O2'	22:AV:64:C:C5'	2.44	0.65
22:AV:195:A:C2'	22:AV:196:G:O5'	2.44	0.65
21:AU:13:VAL:HG13	21:AU:15:LEU:HG	1.79	0.65
4:AD:131:ILE:HD12	4:AD:134:TYR:N	2.11	0.65
26:BA:2334:U:O4	39:BO:16:ARG:NH2	2.29	0.65
26:BA:2110:G:H2'	26:BA:2120:G:OP2	1.94	0.65
1:AA:198:G:C4	1:AA:199:A:C8	2.85	0.65
23:AW:11:ARG:HD3	23:AW:12:HIS:CE1	2.31	0.65
26:BA:1565:C:H3'	27:BC:17:LYS:NZ	2.10	0.65
30:BF:141:ASP:O	30:BF:145:VAL:HG13	1.96	0.65
26:BA:2223:G:H2'	26:BA:2224:G:H5'	1.79	0.65

Continued on next page...

Continued from previous page...

Atom-1	Atom-2	Interatomic distance (Å)	Clash overlap (Å)
22:AV:151:C:C2	22:AV:152:C:C5	2.84	0.65
1:AA:1341:U:H2'	1:AA:1342:C:H6	1.56	0.65
1:AA:55:A:C4	25:AY:321:TYR:HA	2.25	0.65
25:AY:119:GLU:O	25:AY:121:VAL:HG22	1.96	0.65
17:AQ:12:VAL:CG1	17:AQ:21:VAL:HG13	2.26	0.65
8:AH:9:MET:HG3	8:AH:26:MET:SD	2.36	0.65
33:BI:66:PHE:CE1	33:BI:68:PHE:CE1	2.84	0.65
39:BO:31:THR:HG22	39:BO:33:ARG:H	1.61	0.65
26:BA:2221:G:O2'	26:BA:2222:C:H5'	1.95	0.65
1:AA:832:G:C2'	1:AA:833:G:H5'	2.26	0.65
3:AC:181:ILE:HD13	3:AC:202:PHE:HA	1.79	0.65
18:AR:35:SER:HA	18:AR:71:ASP:OD2	1.96	0.65
22:AV:180:G:O3'	22:AV:181:G:O4'	2.14	0.65
25:AY:637:ARG:HG3	25:AY:637:ARG:HH11	1.61	0.65
22:AV:215:C:O2'	22:AV:216:U:H5'	1.96	0.65
1:AA:1411:C:HO2'	1:AA:1412:C:H5'	1.57	0.65
1:AA:1278:G:H4'	1:AA:1279:G:C8	2.31	0.65
1:AA:1033:G:N3	1:AA:1033:G:H2'	2.10	0.65
1:AA:204:G:C8	1:AA:205:A:H5''	2.31	0.65
1:AA:254:G:OP1	17:AQ:69:THR:HB	1.96	0.65
1:AA:542:G:N3	1:AA:543:U:C5	2.64	0.65
7:AG:119:LEU:CD2	7:AG:123:LEU:CD2	2.74	0.65
1:AA:874:G:C5	1:AA:875:U:C5	2.84	0.65
49:BY:9:LYS:HE2	49:BY:11:VAL:HG21	1.77	0.65
12:AL:43:LYS:HB2	12:AL:44:PRO:CD	2.26	0.65
36:BL:92:LEU:HD12	36:BL:92:LEU:H	1.62	0.65
26:BA:26:G:C6	26:BA:27:G:N1	2.65	0.65
22:AV:150:G:C2	22:AV:151:C:N1	2.64	0.65
33:BI:38:CYS:HB3	33:BI:42:ASN:ND2	2.11	0.65
1:AA:1337:G:C5'	1:AA:1338:G:OP1	2.44	0.65
22:AV:47:G:O2'	22:AV:48:C:H5'	1.96	0.65
22:AV:16:U:C4	23:AW:110:ARG:CZ	2.79	0.65
23:AW:48:PHE:HE2	23:AW:93:VAL:HG21	1.61	0.65
1:AA:1083:U:C5	1:AA:1084:G:C5	2.84	0.65
22:AV:113:A:C2	22:AV:114:G:N3	2.64	0.65
26:BA:2141:G:H2'	26:BA:2142:A:H5'	1.78	0.65
25:AY:485:GLU:HG3	25:AY:553:GLY:HA3	1.77	0.65
13:AM:80:MET:HG2	13:AM:91:ARG:CZ	2.27	0.65
1:AA:37:U:O2'	1:AA:500:G:H4'	1.97	0.65
26:BA:580:U:H2'	26:BA:581:C:H6	1.62	0.65
34:BJ:76:HIS:CE1	34:BJ:85:LYS:HB2	2.31	0.65

Continued on next page...

Continued from previous page...

Atom-1	Atom-2	Interatomic distance (Å)	Clash overlap (Å)
1:AA:993:G:N3	1:AA:993:G:H2'	2.11	0.65
22:AV:270:C:O2	22:AV:271:G:C8	2.50	0.65
22:AV:270:C:N3	22:AV:271:G:N7	2.44	0.65
22:AV:45:A:O2'	22:AV:312:A:H1'	1.96	0.65
22:AV:218:G:H2'	22:AV:219:G:H8	1.62	0.65
26:BA:873:C:C2'	26:BA:874:G:H5'	2.27	0.65
22:AV:213:G:C2	22:AV:245:C:N4	2.46	0.65
10:AJ:63:ASP:OD1	14:AN:85:ARG:HD2	1.97	0.65
1:AA:541:G:C4	1:AA:542:G:C8	2.85	0.65
1:AA:718:A:H5'	11:AK:118:ASN:HB2	1.78	0.65
26:BA:2119:A:C2	26:BA:2169:A:C2	2.85	0.65
1:AA:403:C:H2'	1:AA:404:G:O4'	1.96	0.65
18:AR:54:LEU:CD1	18:AR:58:ILE:HD11	2.25	0.65
22:AV:68:U:C4	22:AV:303:G:H8	2.15	0.65
22:AV:185:A:H3'	22:AV:186:A:C8	2.31	0.65
26:BA:912:C:O2	26:BA:913:U:C5	2.49	0.65
26:BA:2152:G:H2'	26:BA:2153:C:H5'	1.79	0.65
25:AY:21:ILE:HD13	25:AY:21:ILE:N	2.11	0.65
24:AX:1:C:H42	24:AX:73:A:H61	1.42	0.65
26:BA:1169:A:C2	26:BA:1181:U:O2	2.49	0.65
25:AY:526:VAL:HB	25:AY:566:THR:HA	1.77	0.65
1:AA:205:A:C2	1:AA:206:C:O4'	2.50	0.65
1:AA:410:G:H5''	4:AD:25:ARG:NH2	2.12	0.65
1:AA:376:G:H2'	1:AA:377:G:H8	1.62	0.65
1:AA:481:G:O2'	1:AA:482:A:C8	2.48	0.65
26:BA:141:G:H3'	26:BA:142:A:C8	2.32	0.65
4:AD:189:ASP:O	4:AD:190:LEU:HG	1.97	0.65
33:BI:57:VAL:HG23	33:BI:71:LYS:NZ	2.11	0.65
28:BD:151:THR:HG22	28:BD:152:PRO:CD	2.27	0.65
27:BC:51:ARG:NH2	27:BC:246:PRO:HG3	2.11	0.65
49:BY:17:GLU:O	49:BY:18:LEU:C	2.35	0.65
2:AB:55:GLU:HA	2:AB:58:LYS:CB	2.27	0.65
26:BA:594:U:H2'	26:BA:595:C:C6	2.32	0.65
22:AV:290:A:C4'	22:AV:291:A:O5'	2.34	0.65
22:AV:301:A:H3'	22:AV:302:A:H5'	1.79	0.65
22:AV:34:A:O2'	22:AV:35:C:H5''	1.95	0.65
23:AW:89:LEU:H	23:AW:89:LEU:CD2	2.03	0.65
23:AW:98:LEU:HD21	23:AW:119:LEU:CD1	2.26	0.65
26:BA:888:C:O4'	26:BA:889:C:N4	2.30	0.65
26:BA:895:U:O2'	26:BA:896:A:N7	2.30	0.65
10:AJ:52:LEU:HD11	10:AJ:59:LYS:HA	1.79	0.65

Continued on next page...

Continued from previous page...

Atom-1	Atom-2	Interatomic distance (Å)	Clash overlap (Å)
1:AA:66:A:C2	1:AA:67:C:C6	2.84	0.65
53:B2:43:THR:O	53:B2:44:VAL:CB	2.44	0.65
14:AN:43:ASN:OD1	14:AN:47:LYS:HE2	1.97	0.65
26:BA:246:C:H2'	26:BA:247:G:H5'	1.78	0.65
27:BC:161:VAL:HG11	27:BC:173:LEU:HG	1.78	0.65
44:BT:35:ALA:O	44:BT:38:ALA:HB3	1.96	0.65
26:BA:1687:G:O2'	26:BA:1688:U:H5'	1.95	0.65
1:AA:744:C:H2'	1:AA:745:G:C8	2.31	0.65
26:BA:1098:A:C6	26:BA:1099:G:N1	2.65	0.65
26:BA:1060:U:H4'	26:BA:1061:U:H3'	1.78	0.65
22:AV:38:A:O2'	22:AV:39:A:N9	2.24	0.65
23:AW:47:ARG:NH1	23:AW:48:PHE:HE1	1.95	0.65
22:AV:249:U:H2'	22:AV:250:U:H6	1.56	0.65
24:AX:59:A:C6	24:AX:62:C:C4	2.85	0.65
1:AA:1060:U:C5	3:AC:1:GLY:HA3	2.32	0.65
17:AQ:15:LYS:C	17:AQ:16:MET:SD	2.75	0.65
26:BA:1180:U:O3'	26:BA:1180:U:OP1	2.14	0.65
1:AA:1145:A:H2'	1:AA:1146:A:OP2	1.97	0.65
38:BN:103:ARG:NE	38:BN:110:MET:HE2	2.11	0.65
11:AK:41:LEU:HD22	11:AK:76:TYR:CD2	2.31	0.65
11:AK:121:ARG:CZ	21:AU:35:GLU:HG3	2.26	0.65
9:AI:96:GLU:N	9:AI:96:GLU:OE2	2.30	0.65
37:BM:108:VAL:HG12	37:BM:109:PRO:HD2	1.78	0.65
3:AC:59:PRO:HB3	10:AJ:94:ALA:HB1	1.78	0.65
27:BC:110:LYS:CE	27:BC:113:ASP:OD1	2.44	0.65
24:AX:21:U:C2'	24:AX:22:A:H4'	2.27	0.65
1:AA:1517:G:H1'	26:BA:1919:A:O2'	1.96	0.65
5:AE:18:ASN:O	5:AE:32:PHE:HA	1.95	0.65
1:AA:505:G:H4'	1:AA:534:U:C5	2.31	0.65
26:BA:1234:U:H2'	26:BA:1235:G:O5'	1.97	0.65
25:AY:192:LEU:O	25:AY:192:LEU:HD13	1.96	0.65
11:AK:127:ARG:HG2	11:AK:127:ARG:HH11	1.60	0.65
26:BA:2637:U:C2'	26:BA:2638:G:H5'	2.27	0.65
26:BA:1080:A:H2'	26:BA:1080:A:N3	2.11	0.65
25:AY:635:GLU:CB	33:BI:22:PRO:HA	2.25	0.65
22:AV:13:G:N1	22:AV:344:A:N6	2.44	0.65
23:AW:82:HIS:O	23:AW:86:LEU:HB3	1.96	0.65
1:AA:1081:A:C5'	5:AE:22:LYS:NZ	2.45	0.65
5:AE:81:GLN:HG2	5:AE:149:PRO:HB3	1.79	0.65
22:AV:238:A:H2'	22:AV:239:A:O4'	1.97	0.65
26:BA:881:G:H22	26:BA:895:U:H3	1.44	0.65

Continued on next page...

Continued from previous page...

Atom-1	Atom-2	Interatomic distance (Å)	Clash overlap (Å)
26:BA:905:A:N3	26:BA:906:U:C5	2.64	0.65
22:AV:5:C:O2'	22:AV:6:U:H5''	1.95	0.65
33:BI:83:ALA:CB	33:BI:105:LEU:HD11	2.27	0.65
46:BV:80:HIS:CG	46:BV:81:PRO:HD2	2.32	0.65
18:AR:56:ARG:HE	18:AR:60:ARG:NH1	1.95	0.65
1:AA:802:A:H2'	1:AA:803:G:H5'	1.78	0.65
1:AA:805:C:O2'	1:AA:806:C:H5'	1.97	0.65
22:AV:266:C:C4	22:AV:267:G:N7	2.64	0.65
22:AV:342:PSU:C2	22:AV:345:A:OP2	2.49	0.65
22:AV:39:A:N6	22:AV:40:G:N1	2.44	0.65
22:AV:194:G:HO2'	22:AV:195:A:H5'	1.60	0.65
2:AB:119:GLN:N	2:AB:122:ASP:HB2	2.11	0.65
2:AB:88:GLN:CG	2:AB:220:VAL:HG11	2.26	0.65
3:AC:139:ASN:HA	3:AC:142:ARG:CB	2.27	0.65
24:AX:50:G:N3	24:AX:51:U:C6	2.65	0.65
26:BA:544:C:C5	26:BA:545:U:C5	2.85	0.65
8:AH:63:LYS:HB2	8:AH:70:VAL:CG2	2.27	0.65
31:BG:163:TYR:HB2	31:BG:166:GLU:HB2	1.79	0.65
27:BC:161:VAL:CG1	27:BC:173:LEU:HB3	2.27	0.65
34:BJ:64:VAL:HG13	34:BJ:68:LYS:HB2	1.78	0.65
26:BA:1313:U:H2'	26:BA:1610:A:C2	2.31	0.65
11:AK:13:LYS:O	11:AK:14:GLN:CB	2.45	0.65
3:AC:36:PHE:CZ	14:AN:92:GLU:OE2	2.49	0.65
26:BA:1467:U:C4	26:BA:1546:G:C2	2.85	0.65
26:BA:557:C:H2'	26:BA:558:U:H6	1.62	0.65
31:BG:123:GLU:OE1	31:BG:123:GLU:HA	1.97	0.65
22:AV:171:A:N1	22:AV:172:U:O4	2.30	0.64
33:BI:20:SER:HA	33:BI:24:GLY:HA2	1.79	0.64
1:AA:1341:U:C2	1:AA:1342:C:C5	2.85	0.64
1:AA:1402:C:O2	1:AA:1500:A:N1	2.30	0.64
22:AV:199:C:N3	22:AV:200:G:C6	2.65	0.64
26:BA:871:U:H4'	37:BM:68:PHE:CZ	2.32	0.64
26:BA:2193:G:HO2'	26:BA:2194:U:H5'	1.60	0.64
1:AA:1314:C:O2	1:AA:1315:U:C6	2.49	0.64
3:AC:147:GLY:HA3	3:AC:171:ARG:O	1.97	0.64
1:AA:144:G:C5	1:AA:179:A:C2	2.84	0.64
25:AY:416:LYS:HD2	25:AY:417:THR:H	1.60	0.64
20:AT:80:ALA:O	20:AT:84:LYS:HG2	1.97	0.64
2:AB:40:ILE:HD13	2:AB:40:ILE:C	2.17	0.64
26:BA:1840:G:C5	26:BA:1841:U:C5	2.85	0.64
36:BL:126:ARG:H	36:BL:126:ARG:HD3	1.62	0.64

Continued on next page...

Continued from previous page...

Atom-1	Atom-2	Interatomic distance (Å)	Clash overlap (Å)
26:BA:2731:G:C6	26:BA:2732:G:O6	2.50	0.64
1:AA:811:C:O2'	1:AA:901:A:N1	2.29	0.64
24:AX:75:C:H2'	24:AX:76:C:H5'	1.79	0.64
1:AA:737:C:O2'	1:AA:738:C:H5'	1.97	0.64
22:AV:174:A:C2'	22:AV:175:A:C8	2.75	0.64
22:AV:17:U:C3'	22:AV:19:G:OP2	2.45	0.64
22:AV:320:U:C1'	22:AV:321:G:P	2.85	0.64
1:AA:1077:G:N1	1:AA:1081:A:C6	2.66	0.64
22:AV:169:G:H2'	22:AV:170:G:C8	2.31	0.64
22:AV:196:G:C2'	22:AV:229:U:H5'	2.28	0.64
22:AV:245:C:C5'	22:AV:248:G:C2	2.80	0.64
2:AB:212:TYR:HA	2:AB:215:ALA:HB3	1.78	0.64
25:AY:434:GLU:OE1	25:AY:465:ARG:NH2	2.30	0.64
10:AJ:59:LYS:HE3	10:AJ:59:LYS:H	1.63	0.64
26:BA:1086:A:H5''	26:BA:1087:G:OP1	1.97	0.64
26:BA:1045:C:H3'	26:BA:1046:A:H5'	1.78	0.64
7:AG:38:ALA:O	7:AG:41:ILE:HB	1.97	0.64
3:AC:166:TRP:C	3:AC:166:TRP:HE3	2.00	0.64
27:BC:17:LYS:HE3	27:BC:17:LYS:HA	1.79	0.64
36:BL:90:VAL:HG23	36:BL:120:VAL:HG21	1.78	0.64
1:AA:575:G:O2'	1:AA:821:G:H5'	1.97	0.64
33:BI:17:ALA:O	33:BI:18:ASN:HB2	1.98	0.64
33:BI:42:ASN:OD1	33:BI:45:THR:HB	1.97	0.64
1:AA:945:G:C2	1:AA:946:A:C8	2.86	0.64
22:AV:269:C:N4	22:AV:270:C:C4	2.65	0.64
22:AV:308:U:C1'	22:AV:309:A:P	2.85	0.64
1:AA:1538:C:O5'	1:AA:1538:C:H6	1.80	0.64
26:BA:875:G:C2	26:BA:876:C:C4	2.86	0.64
22:AV:132:U:H2'	22:AV:133:A:H8	1.61	0.64
26:BA:2133:G:O2'	26:BA:2158:A:N6	2.30	0.64
42:BR:50:GLY:C	42:BR:51:VAL:O	2.34	0.64
30:BF:7:TYR:HA	30:BF:11:VAL:HG23	1.78	0.64
25:AY:553:GLY:HA2	25:AY:560:VAL:CG2	2.28	0.64
26:BA:1416:G:HO2'	26:BA:1417:C:H6	1.44	0.64
44:BT:89:GLU:O	44:BT:91:GLN:HG2	1.97	0.64
28:BD:1:MET:HG3	28:BD:205:PRO:HG2	1.79	0.64
1:AA:844:G:C6	1:AA:846:G:O2'	2.49	0.64
27:BC:120:ASP:O	27:BC:121:ALA:C	2.36	0.64
56:BB:65:U:H2'	56:BB:108:A:N6	2.12	0.64
23:AW:14:TYR:HB3	23:AW:120:ALA:HB1	1.78	0.64
26:BA:2318:G:C6	26:BA:2319:G:N1	2.65	0.64

Continued on next page...

Continued from previous page...

Atom-1	Atom-2	Interatomic distance (Å)	Clash overlap (Å)
22:AV:175:A:O2'	22:AV:176:G:H5'	1.93	0.64
22:AV:257:U:O4'	22:AV:258:G:N7	2.31	0.64
22:AV:46:U:C5'	22:AV:313:C:H5'	2.27	0.64
22:AV:223:G:H2'	22:AV:224:A:OP1	1.96	0.64
22:AV:238:A:C2	22:AV:239:A:C5	2.85	0.64
26:BA:889:C:H5''	26:BA:890:C:OP2	1.98	0.64
22:AV:130:C:N3	22:AV:132:U:O4	2.30	0.64
26:BA:2094:A:O4'	26:BA:2198:A:N6	2.30	0.64
10:AJ:52:LEU:HD13	10:AJ:61:ALA:HB3	1.80	0.64
13:AM:21:ILE:HB	13:AM:24:VAL:HG22	1.77	0.64
13:AM:63:VAL:O	13:AM:68:LEU:HB2	1.97	0.64
33:BI:33:ASN:CB	33:BI:36:GLU:CG	2.76	0.64
1:AA:1347:G:C8	9:AI:108:ARG:HB3	2.32	0.64
55:B4:36:ARG:HG2	55:B4:37:GLN:N	2.11	0.64
44:BT:38:ALA:HA	44:BT:42:GLU:OE1	1.98	0.64
26:BA:1142:A:C2	26:BA:1144:A:C8	2.86	0.64
26:BA:395:U:O2'	26:BA:396:G:N7	2.24	0.64
44:BT:16:VAL:HG23	44:BT:16:VAL:O	1.95	0.64
25:AY:388:THR:HG21	25:AY:399:LEU:H	1.61	0.64
19:AS:49:ALA:HA	19:AS:57:VAL:O	1.97	0.64
1:AA:1402:C:H2'	1:AA:1403:C:O4'	1.97	0.64
1:AA:1530:G:N3	1:AA:1531:A:N7	2.46	0.64
11:AK:95:THR:O	11:AK:99:LEU:CD2	2.45	0.64
26:BA:895:U:O2	26:BA:896:A:N6	2.29	0.64
22:AV:244:G:N2	22:AV:245:C:O2	2.30	0.64
25:AY:21:ILE:CG2	25:AY:88:VAL:HG13	2.27	0.64
3:AC:57:GLU:HG3	3:AC:64:ARG:HB3	1.80	0.64
38:BN:10:LEU:O	38:BN:12:ARG:N	2.30	0.64
25:AY:628:ARG:NH1	25:AY:680:PRO:HG2	2.12	0.64
1:AA:701:U:H4'	1:AA:702:A:H5''	1.79	0.64
1:AA:679:C:H2'	1:AA:680:C:O4'	1.97	0.64
26:BA:2328:A:H2'	26:BA:2329:U:C6	2.32	0.64
56:BB:112:G:H2'	56:BB:113:C:C6	2.33	0.64
35:BK:58:LEU:HD22	35:BK:58:LEU:N	2.13	0.64
16:AP:20:VAL:CG2	16:AP:35:ARG:HA	2.27	0.64
7:AG:68:VAL:HG11	7:AG:133:ALA:HB3	1.78	0.64
32:BH:2:GLN:O	32:BH:3:VAL:HG22	1.97	0.64
32:BH:4:ILE:HG22	32:BH:5:LEU:N	2.13	0.64
22:AV:300:U:C2	22:AV:301:A:C8	2.86	0.64
23:AW:79:LEU:CD2	23:AW:115:VAL:HG11	2.26	0.64
1:AA:1339:A:N3	24:AX:32:G:O3'	2.30	0.64

Continued on next page...

Continued from previous page...

Atom-1	Atom-2	Interatomic distance (Å)	Clash overlap (Å)
22:AV:245:C:O3'	22:AV:248:G:N9	2.30	0.64
32:BH:31:VAL:O	32:BH:32:PRO:C	2.31	0.64
24:AX:15:G:H3'	24:AX:16:C:C5'	2.27	0.64
1:AA:938:A:C6	1:AA:939:G:C5	2.85	0.64
8:AH:85:TYR:HD2	8:AH:123:GLU:HA	1.63	0.64
11:AK:60:PHE:O	11:AK:64:VAL:HG12	1.98	0.64
1:AA:459:A:C2'	1:AA:460:A:O4'	2.46	0.64
33:BI:101:SER:HA	33:BI:140:GLU:C	2.18	0.64
46:BV:50:MET:O	46:BV:52:ALA:N	2.30	0.64
21:AU:38:GLU:N	21:AU:40:PRO:HD2	2.11	0.64
33:BI:56:VAL:HA	33:BI:71:LYS:HE2	1.79	0.64
17:AQ:68:LYS:O	17:AQ:69:THR:HB	1.98	0.64
6:AF:7:VAL:HG11	18:AR:64:LEU:HD11	1.79	0.64
26:BA:1665:A:N3	35:BK:1:MET:HE2	2.13	0.64
7:AG:105:GLU:O	7:AG:109:LYS:HG2	1.97	0.64
22:AV:21:C:C2'	22:AV:22:G:H5'	2.27	0.64
22:AV:216:U:H2'	22:AV:217:G:C8	2.30	0.64
26:BA:889:C:O2	26:BA:891:G:N7	2.30	0.64
26:BA:909:A:C4'	26:BA:910:A:OP1	2.29	0.64
17:AQ:56:ASP:O	17:AQ:58:VAL:HG12	1.97	0.64
42:BR:49:ILE:HG22	42:BR:53:PHE:H	1.60	0.64
9:AI:39:GLY:O	9:AI:40:ARG:HB2	1.96	0.64
8:AH:1:SER:C	8:AH:3:GLN:H	2.01	0.64
1:AA:1213:A:C8	1:AA:1215:G:C5	2.86	0.64
26:BA:1536:C:H4'	26:BA:1537:G:H5''	1.80	0.64
1:AA:542:G:N3	1:AA:543:U:C6	2.65	0.64
26:BA:1501:G:O2'	26:BA:1502:A:H5'	1.98	0.64
32:BH:3:VAL:HB	32:BH:37:VAL:O	1.97	0.64
31:BG:79:THR:HG22	31:BG:80:GLU:N	2.12	0.64
40:BP:112:ARG:O	40:BP:113:LEU:HG	1.97	0.64
34:BJ:77:HIS:CD2	34:BJ:79:GLY:H	2.16	0.64
26:BA:1038:G:O2'	26:BA:1039:A:H5'	1.97	0.64
4:AD:2:ARG:NH2	4:AD:114:ARG:HD3	2.13	0.64
26:BA:1426:G:H1'	26:BA:1572:A:N6	2.13	0.64
26:BA:164:C:H2'	26:BA:165:A:H5'	1.80	0.64
26:BA:1722:A:N1	26:BA:1723:G:C2	2.66	0.64
26:BA:34:U:O2'	26:BA:35:G:OP1	2.15	0.64
1:AA:1478:U:H2'	1:AA:1479:C:C6	2.32	0.64
1:AA:1078:U:O4	1:AA:1079:G:N1	2.30	0.64
1:AA:922:G:O2'	5:AE:25:LYS:HA	1.97	0.64
22:AV:185:A:C8	22:AV:185:A:OP2	2.51	0.64

Continued on next page...

Continued from previous page...

Atom-1	Atom-2	Interatomic distance (Å)	Clash overlap (Å)
26:BA:896:A:O2'	26:BA:897:C:H5''	1.95	0.64
22:AV:247:A:H5'	22:AV:248:G:C8	2.32	0.64
22:AV:135:A:H2'	22:AV:136:G:H8	1.62	0.64
26:BA:2092:U:O3'	26:BA:2093:G:OP2	2.16	0.64
1:AA:1313:U:P	19:AS:5:LYS:HB3	2.38	0.64
1:AA:1356:G:O2'	1:AA:1357:A:H5'	1.98	0.64
10:AJ:44:THR:CG2	10:AJ:70:HIS:HA	2.28	0.64
25:AY:343:ASN:ND2	25:AY:345:THR:H	1.95	0.64
7:AG:71:THR:HG23	7:AG:72:VAL:HG13	1.79	0.64
26:BA:978:G:H2'	26:BA:979:A:H5'	1.79	0.64
1:AA:768:A:H2'	1:AA:769:G:H5'	1.78	0.64
49:BY:19:LEU:HA	49:BY:22:LEU:HB3	1.79	0.64
1:AA:636:U:H2'	1:AA:637:C:C6	2.33	0.64
56:BB:54:G:H2'	56:BB:55:U:H6	1.63	0.64
29:BE:146:VAL:HG22	29:BE:167:VAL:HG22	1.79	0.64
10:AJ:48:ARG:C	10:AJ:49:PHE:CD1	2.70	0.64
26:BA:2202:U:H5''	26:BA:2203:U:OP1	1.96	0.64
11:AK:13:LYS:O	11:AK:14:GLN:HB2	1.97	0.64
26:BA:1998:A:OP2	28:BD:141:ARG:NH2	2.30	0.64
26:BA:192:C:H2'	26:BA:193:U:H5'	1.79	0.64
1:AA:927:G:O2'	1:AA:1503:A:C6	2.50	0.64
22:AV:207:A:H2'	22:AV:208:G:H8	1.63	0.64
25:AY:227:ILE:O	25:AY:227:ILE:HG22	1.98	0.64
1:AA:368:U:H5	25:AY:354:ARG:NH2	1.95	0.64
26:BA:2161:C:H2'	26:BA:2161:C:O2	1.97	0.64
4:AD:144:ILE:HG22	4:AD:145:ARG:O	1.97	0.64
4:AD:173:ASP:OD1	4:AD:176:LYS:HE2	1.98	0.64
36:BL:19:LEU:HD22	36:BL:31:GLY:O	1.98	0.64
26:BA:1746:A:C2	26:BA:1747:U:C2	2.85	0.64
26:BA:179:C:H2'	26:BA:180:G:O5'	1.98	0.64
1:AA:1246:A:H2'	1:AA:1247:U:C6	2.33	0.64
30:BF:113:PHE:CZ	30:BF:115:GLY:HA2	2.33	0.64
52:B1:7:LYS:HA	52:B1:23:THR:HG22	1.79	0.64
22:AV:21:C:HO2'	22:AV:22:G:H5'	1.60	0.64
22:AV:272:C:H4'	22:AV:291:A:N1	2.12	0.64
1:AA:1083:U:C5	1:AA:1084:G:C4	2.86	0.64
3:AC:41:TYR:CE2	3:AC:45:GLU:CG	2.81	0.64
22:AV:162:A:O2'	22:AV:163:G:H5'	1.98	0.64
26:BA:903:C:HO2'	26:BA:904:G:H5''	1.62	0.64
32:BH:27:ARG:O	32:BH:28:ASN:CB	2.46	0.64
1:AA:271:C:H2'	1:AA:272:C:H6	1.63	0.64

Continued on next page...

Continued from previous page...

Atom-1	Atom-2	Interatomic distance (Å)	Clash overlap (Å)
25:AY:334:THR:HG21	25:AY:370:LYS:HG2	1.79	0.64
33:BI:79:LEU:HD11	33:BI:132:ALA:HB2	1.79	0.64
1:AA:151:A:H2'	1:AA:152:A:O4'	1.98	0.64
36:BL:76:GLU:C	36:BL:77:ILE:HD13	2.17	0.64
33:BI:6:ALA:CB	33:BI:60:VAL:H	2.10	0.64
26:BA:102:U:C4	49:BY:2:LYS:HD2	2.32	0.64
26:BA:615:U:C5	29:BE:35:TYR:CZ	2.86	0.64
1:AA:702:A:N6	26:BA:1846:G:C5'	2.61	0.64
36:BL:2:ARG:O	36:BL:2:ARG:HG2	1.97	0.64
32:BH:2:GLN:C	32:BH:3:VAL:HG13	2.17	0.64
29:BE:131:THR:HG22	29:BE:160:ALA:HA	1.80	0.64
30:BF:154:THR:HG22	30:BF:154:THR:O	1.98	0.64
26:BA:276:U:H2'	26:BA:276:U:O2	1.97	0.64
26:BA:1070:A:C2	33:BI:9:LYS:HG3	2.32	0.63
25:AY:619:ASP:HB3	31:BG:175:LYS:HE2	1.78	0.63
22:AV:28:U:O2	22:AV:29:G:C5	2.52	0.63
1:AA:1387:G:C5	1:AA:1388:C:C5	2.86	0.63
1:AA:921:U:C4	1:AA:1396:A:C6	2.82	0.63
22:AV:191:A:H2'	22:AV:192:A:H4'	1.80	0.63
22:AV:225:A:N1	22:AV:226:G:C6	2.66	0.63
9:AI:113:LYS:HE2	9:AI:117:LEU:O	1.98	0.63
1:AA:1060:U:H4'	10:AJ:53:ILE:CG2	2.29	0.63
1:AA:976:G:C8	1:AA:1358:U:O2	2.51	0.63
1:AA:144:G:C4	1:AA:179:A:C2	2.86	0.63
4:AD:117:VAL:HA	4:AD:122:ILE:CD1	2.28	0.63
20:AT:53:MET:O	20:AT:56:ILE:CG2	2.46	0.63
3:AC:71:ARG:N	3:AC:72:PRO:HD3	2.13	0.63
11:AK:39:ASN:O	11:AK:40:ALA:HB3	1.97	0.63
26:BA:271:G:C4'	26:BA:272:A:OP1	2.47	0.63
36:BL:4:ASN:O	36:BL:4:ASN:ND2	2.31	0.63
28:BD:56:LYS:O	28:BD:57:ALA:C	2.36	0.63
36:BL:93:ASN:O	36:BL:94:THR:CB	2.46	0.63
1:AA:737:C:H2'	1:AA:738:C:H6	1.63	0.63
38:BN:13:ASN:C	38:BN:13:ASN:HD22	2.00	0.63
26:BA:60:G:O2'	26:BA:61:C:O5'	2.17	0.63
26:BA:760:G:C2'	26:BA:761:A:H5'	2.27	0.63
4:AD:3:TYR:O	4:AD:4:LEU:HB2	1.97	0.63
1:AA:419:C:H2'	1:AA:420:U:O5'	1.97	0.63
26:BA:1076:C:N3	26:BA:1077:A:C6	2.66	0.63
25:AY:626:ALA:HB1	26:BA:2473:U:O4'	1.97	0.63
22:AV:334:A:C5'	22:AV:335:C:N3	2.61	0.63

Continued on next page...

Continued from previous page...

Atom-1	Atom-2	Interatomic distance (Å)	Clash overlap (Å)
23:AW:78:LYS:CG	23:AW:79:LEU:H	2.11	0.63
22:AV:184:A:H2'	22:AV:185:A:N3	2.12	0.63
2:AB:48:MET:O	2:AB:52:ALA:HB2	1.99	0.63
1:AA:1412:C:H2'	1:AA:1413:A:H8	1.60	0.63
26:BA:2174:C:O2'	26:BA:2175:C:H5'	1.98	0.63
1:AA:1446:A:C2'	1:AA:1447:A:H5'	2.27	0.63
6:AF:3:HIS:HB2	6:AF:92:THR:HA	1.79	0.63
1:AA:452:A:H3'	1:AA:452:A:C8	2.34	0.63
2:AB:40:ILE:HG21	2:AB:201:GLY:HA2	1.79	0.63
13:AM:76:ILE:CG2	13:AM:80:MET:CE	2.76	0.63
29:BE:18:THR:CG2	29:BE:19:PHE:CD2	2.80	0.63
1:AA:1478:U:H2'	1:AA:1479:C:H6	1.62	0.63
22:AV:148:U:H2'	22:AV:149:A:H8	1.58	0.63
22:AV:173:C:C2'	22:AV:174:A:C8	2.80	0.63
26:BA:1078:U:H1'	26:BA:1088:A:C2	2.33	0.63
1:AA:944:G:H2'	1:AA:1338:G:O6	1.98	0.63
22:AV:22:G:H2'	22:AV:23:G:H8	1.61	0.63
22:AV:307:G:O2'	22:AV:311:U:C1'	2.46	0.63
22:AV:343:C:OP1	30:BF:79:ARG:HG2	1.98	0.63
26:BA:2311:A:N7	30:BF:76:PHE:CD2	2.66	0.63
1:AA:11:G:H2'	1:AA:12:U:O5'	1.98	0.63
5:AE:73:VAL:HG11	5:AE:143:LEU:HB3	1.80	0.63
22:AV:161:U:O2	22:AV:162:A:C8	2.51	0.63
22:AV:243:G:H2'	22:AV:244:G:C8	2.33	0.63
25:AY:464:ASP:O	25:AY:468:ARG:HB2	1.99	0.63
25:AY:18:ALA:O	25:AY:19:ALA:HB2	1.99	0.63
1:AA:501:C:OP1	12:AL:113:ARG:NH2	2.32	0.63
1:AA:481:G:H4'	1:AA:481:G:OP1	1.98	0.63
31:BG:37:ASN:O	31:BG:38:ASP:HB2	1.99	0.63
26:BA:1414:C:C4	26:BA:1415:U:C5	2.86	0.63
13:AM:44:ILE:HA	13:AM:47:LEU:HB2	1.81	0.63
27:BC:42:ARG:HH11	27:BC:42:ARG:HG3	1.63	0.63
40:BP:102:ARG:HH11	40:BP:102:ARG:HG2	1.64	0.63
1:AA:1497:G:C2'	1:AA:1498:U:H5'	2.28	0.63
3:AC:166:TRP:O	3:AC:167:TYR:CD1	2.51	0.63
1:AA:214:C:O2'	1:AA:215:C:H5'	1.99	0.63
30:BF:154:THR:CG2	30:BF:154:THR:O	2.46	0.63
42:BR:28:ALA:HB3	42:BR:31:GLU:HG3	1.80	0.63
26:BA:535:G:C2'	26:BA:536:G:H5'	2.28	0.63
1:AA:1341:U:O2	1:AA:1342:C:C5	2.51	0.63
22:AV:15:A:H4'	22:AV:16:U:OP2	1.98	0.63

Continued on next page...

Continued from previous page...

Atom-1	Atom-2	Interatomic distance (Å)	Clash overlap (Å)
22:AV:256:G:C2	22:AV:258:G:C2	2.87	0.63
22:AV:40:G:O6	22:AV:316:A:H2	1.80	0.63
23:AW:108:ASN:ND2	23:AW:114:LYS:NZ	2.47	0.63
22:AV:18:C:N3	23:AW:82:HIS:CE1	2.34	0.63
2:AB:116:LEU:HA	2:AB:119:GLN:OE1	1.98	0.63
2:AB:64:GLY:C	2:AB:65:LYS:HD3	2.17	0.63
22:AV:116:A:H2'	22:AV:117:G:C5'	2.17	0.63
22:AV:136:G:C2	22:AV:137:C:C6	2.86	0.63
25:AY:255:ILE:HG12	25:AY:256:THR:N	2.14	0.63
42:BR:51:VAL:HB	42:BR:52:PRO:CD	2.28	0.63
13:AM:19:THR:HA	13:AM:24:VAL:CG2	2.28	0.63
10:AJ:14:ASP:HB3	10:AJ:17:LEU:HD22	1.81	0.63
26:BA:2852:G:H2'	26:BA:2853:C:C6	2.33	0.63
36:BL:93:ASN:O	36:BL:94:THR:HB	1.98	0.63
38:BN:35:LYS:HB2	38:BN:112:TYR:CE1	2.33	0.63
22:AV:48:C:N3	22:AV:49:C:C6	2.67	0.63
22:AV:63:C:C4	22:AV:73:A:N1	2.66	0.63
30:BF:128:SER:O	30:BF:129:MET:HB3	1.98	0.63
22:AV:163:G:C2	22:AV:164:G:N9	2.67	0.63
22:AV:199:C:N3	22:AV:200:G:O6	2.30	0.63
22:AV:208:G:C2	22:AV:209:C:C4	2.86	0.63
22:AV:208:G:H2'	22:AV:209:C:H6	1.63	0.63
26:BA:2277:G:C2'	26:BA:2278:A:O5'	2.43	0.63
1:AA:1103:C:H4'	2:AB:96:LEU:CB	2.12	0.63
2:AB:98:GLY:HA2	2:AB:101:THR:HB	1.80	0.63
2:AB:49:PHE:HA	2:AB:52:ALA:CB	2.26	0.63
2:AB:88:GLN:C	2:AB:89:PHE:CD2	2.72	0.63
24:AX:20:G:C6	26:BA:2112:G:C1'	2.73	0.63
24:AX:77:A:N7	26:BA:2422:C:O4'	2.30	0.63
12:AL:55:ARG:HG2	25:AY:422:GLU:OE2	1.98	0.63
1:AA:368:U:H6	25:AY:354:ARG:NH2	1.95	0.63
1:AA:1108:G:N3	1:AA:1108:G:H2'	2.13	0.63
1:AA:148:G:H2'	1:AA:149:A:O5'	1.99	0.63
33:BI:92:PRO:HA	33:BI:97:VAL:HG21	1.79	0.63
19:AS:12:LEU:O	19:AS:15:LEU:N	2.32	0.63
25:AY:201:ILE:HD12	25:AY:201:ILE:N	2.13	0.63
48:BX:10:ARG:HB2	48:BX:11:PRO:CD	2.29	0.63
27:BC:78:GLU:HB2	27:BC:92:LEU:O	1.98	0.63
1:AA:666:G:H5'	1:AA:726:C:H1'	1.80	0.63
45:BU:98:ASN:O	45:BU:100:GLU:N	2.32	0.63
8:AH:64:TYR:HD2	8:AH:69:ALA:HA	1.63	0.63

Continued on next page...

Continued from previous page...

Atom-1	Atom-2	Interatomic distance (Å)	Clash overlap (Å)
1:AA:1298:U:O4	7:AG:113:LYS:O	2.16	0.63
22:AV:216:U:O2'	22:AV:217:G:C5'	2.31	0.63
22:AV:247:A:O4'	22:AV:248:G:N7	2.32	0.63
2:AB:105:THR:O	2:AB:106:VAL:CB	2.46	0.63
2:AB:53:LEU:HD12	2:AB:219:THR:CG2	2.29	0.63
22:AV:121:A:C6	22:AV:124:A:N1	2.66	0.63
42:BR:49:ILE:CG2	42:BR:53:PHE:H	2.11	0.63
12:AL:23:LEU:HB2	12:AL:58:ASN:HD22	1.63	0.63
1:AA:626:G:C2'	1:AA:627:G:H5'	2.29	0.63
33:BI:101:SER:HB3	33:BI:104:GLN:NE2	2.13	0.63
22:AV:361:C:P	26:BA:2602:A:O2'	2.57	0.63
11:AK:126:ARG:N	21:AU:33:ARG:CZ	2.62	0.63
26:BA:1482:G:C2	26:BA:1483:G:C8	2.87	0.63
33:BI:57:VAL:HG12	33:BI:58:ILE:N	2.12	0.63
26:BA:2681:C:OP2	28:BD:114:LYS:CE	2.47	0.63
6:AF:7:VAL:HG22	6:AF:7:VAL:O	1.99	0.63
26:BA:2221:G:C2'	26:BA:2222:C:H5'	2.28	0.63
32:BH:6:LEU:HD13	32:BH:37:VAL:HG12	1.81	0.63
32:BH:37:VAL:HG23	32:BH:38:PRO:HD2	1.80	0.63
20:AT:4:LYS:O	20:AT:6:ALA:N	2.32	0.63
52:B1:33:LEU:H	52:B1:51:ALA:HB3	1.62	0.63
1:AA:601:G:H2'	1:AA:602:A:C8	2.33	0.63
26:BA:215:G:H4'	26:BA:216:A:H4'	1.78	0.63
1:AA:1028:C:H2'	1:AA:1028:C:O2	1.97	0.63
1:AA:190:A:C8	1:AA:191:G:C8	2.86	0.63
22:AV:145:C:C2	22:AV:146:C:C5	2.87	0.63
22:AV:150:G:H21	22:AV:151:C:C1'	2.12	0.63
25:AY:635:GLU:HG3	26:BA:1068:G:H5'	1.81	0.63
1:AA:943:U:H2'	1:AA:944:G:H5'	1.81	0.63
22:AV:267:G:O2'	22:AV:268:U:C5'	2.30	0.63
22:AV:300:U:O2	22:AV:301:A:C8	2.51	0.63
22:AV:44:C:O2'	22:AV:45:A:O4'	2.17	0.63
22:AV:47:G:N2	22:AV:48:C:C2	2.66	0.63
22:AV:196:G:C4	22:AV:230:U:OP2	2.51	0.63
26:BA:819:A:C4	26:BA:1189:A:C2	2.87	0.63
20:AT:54:GLN:HB3	20:AT:55:PRO:CD	2.29	0.63
16:AP:80:LYS:HE3	16:AP:80:LYS:HA	1.80	0.63
50:BZ:2:LYS:CD	50:BZ:2:LYS:H	2.11	0.63
19:AS:12:LEU:O	19:AS:14:LEU:N	2.32	0.63
33:BI:56:VAL:CG2	33:BI:70:THR:HA	2.29	0.63
28:BD:150:GLN:O	28:BD:153:GLY:N	2.32	0.63

Continued on next page...

Continued from previous page...

Atom-1	Atom-2	Interatomic distance (Å)	Clash overlap (Å)
26:BA:2332:C:H5''	26:BA:2333:A:OP1	1.99	0.63
1:AA:1037:C:C2	1:AA:1038:C:C5	2.87	0.63
23:AW:13:ASP:C	23:AW:14:TYR:HD2	2.02	0.63
8:AH:21:LYS:HA	8:AH:21:LYS:HE2	1.79	0.63
31:BG:88:LEU:N	31:BG:88:LEU:HD12	2.13	0.63
26:BA:1490:A:O2'	27:BC:97:ASP:OD2	2.16	0.63
26:BA:374:A:C2	26:BA:401:A:C4	2.85	0.63
26:BA:602:A:C2	26:BA:656:G:C6	2.87	0.63
26:BA:47:C:H2'	26:BA:48:G:H5'	1.81	0.63
22:AV:343:C:OP1	30:BF:79:ARG:CB	2.46	0.63
1:AA:1341:U:OP1	24:AX:34:U:OP1	2.16	0.63
3:AC:41:TYR:OH	3:AC:89:VAL:HG21	1.98	0.63
22:AV:153:U:C4'	22:AV:154:C:OP2	2.42	0.63
26:BA:885:C:OP2	26:BA:886:A:N6	2.32	0.63
26:BA:887:U:O3'	26:BA:888:C:H3'	1.98	0.63
1:AA:1492:A:H3'	1:AA:1493:A:C8	2.33	0.63
1:AA:598:U:H4'	8:AH:85:TYR:HD1	1.57	0.63
38:BN:103:ARG:NH1	38:BN:110:MET:CE	2.62	0.63
26:BA:846:U:H2'	26:BA:846:U:O2	1.98	0.63
1:AA:413:G:C6	4:AD:32:LYS:HD2	2.33	0.63
26:BA:1420:A:N1	26:BA:2211:A:C2	2.67	0.63
26:BA:2211:A:O2'	26:BA:2212:A:OP1	2.15	0.63
26:BA:10:A:H2	26:BA:2800:A:HO2'	1.46	0.63
2:AB:14:HIS:HB2	2:AB:208:ALA:HB2	1.81	0.63
27:BC:268:ARG:HH11	27:BC:268:ARG:CG	2.11	0.63
1:AA:717:U:H4'	11:AK:118:ASN:HD22	1.63	0.63
1:AA:214:C:H2'	1:AA:215:C:H6	1.64	0.63
1:AA:880:C:OP2	12:AL:2:THR:HG21	1.99	0.63
26:BA:246:C:C2'	26:BA:247:G:H5'	2.29	0.63
39:BO:54:VAL:O	39:BO:54:VAL:HG22	1.98	0.63
56:BB:48:U:O2'	56:BB:49:C:H5'	1.98	0.63
26:BA:574:A:H4'	26:BA:575:A:O5'	1.99	0.63
22:AV:173:C:H2'	22:AV:174:A:C8	2.33	0.63
33:BI:38:CYS:HB3	33:BI:42:ASN:HD22	1.64	0.63
22:AV:44:C:C4	22:AV:300:U:H5	2.17	0.63
22:AV:343:C:O3'	30:BF:78:ILE:HG13	1.79	0.63
22:AV:44:C:C1'	22:AV:45:A:H8	2.09	0.63
22:AV:45:A:O2'	22:AV:312:A:C2'	2.45	0.63
22:AV:156:G:C4	22:AV:157:C:C4	2.87	0.63
26:BA:883:G:C5	26:BA:884:U:C4	2.86	0.63
26:BA:887:U:N1	26:BA:888:C:C6	2.66	0.63

Continued on next page...

Continued from previous page...

Atom-1	Atom-2	Interatomic distance (Å)	Clash overlap (Å)
26:BA:888:C:P	26:BA:888:C:H3'	2.39	0.63
26:BA:898:C:H2'	26:BA:899:A:C5'	2.29	0.63
1:AA:1101:A:C4'	1:AA:1102:A:O5'	2.45	0.63
1:AA:1413:A:C5	1:AA:1414:U:C5	2.87	0.63
26:BA:1179:G:C8	26:BA:1180:U:O4'	2.52	0.63
26:BA:846:U:O2'	26:BA:847:U:C5	2.51	0.63
13:AM:53:ASP:HA	13:AM:56:ARG:HB2	1.80	0.63
1:AA:429:U:H1'	1:AA:430:A:H5''	1.81	0.63
20:AT:81:GLN:O	20:AT:84:LYS:HB2	1.98	0.63
1:AA:997:U:C2'	1:AA:998:C:H5'	2.29	0.63
36:BL:91:ASP:HB3	36:BL:93:ASN:O	1.98	0.63
1:AA:1480:A:C2	1:AA:1481:U:C2	2.86	0.63
1:AA:951:G:C6	1:AA:1231:G:C6	2.86	0.63
36:BL:96:LYS:HE2	36:BL:103:ILE:O	1.99	0.63
1:AA:1444:U:O2	1:AA:1444:U:H2'	1.98	0.63
26:BA:707:G:O6	26:BA:724:U:O2	2.16	0.63
26:BA:1621:U:H5''	26:BA:1622:G:OP1	1.99	0.63
1:AA:1194:U:H2'	1:AA:1195:C:C6	2.34	0.63
23:AW:62:PRO:CB	23:AW:70:ASN:HD22	2.12	0.62
1:AA:960:U:C5	1:AA:1225:A:C8	2.86	0.62
1:AA:1226:C:N4	13:AM:102:LYS:HG3	2.14	0.62
22:AV:309:A:C3'	22:AV:309:A:OP1	2.47	0.62
22:AV:340:G:H3'	22:AV:341:5MU:H71	1.81	0.62
5:AE:82:HIS:CD2	8:AH:95:MET:SD	2.92	0.62
22:AV:184:A:C5	22:AV:185:A:N1	2.67	0.62
22:AV:249:U:H2'	22:AV:250:U:C5	2.32	0.62
1:AA:1097:C:O2'	1:AA:1169:A:H2'	1.97	0.62
2:AB:133:ALA:O	2:AB:137:THR:HG23	1.99	0.62
2:AB:215:ALA:O	2:AB:219:THR:CG2	2.47	0.62
24:AX:1:C:C2'	24:AX:2:G:H5'	2.28	0.62
1:AA:395:C:H2'	1:AA:396:C:C6	2.33	0.62
6:AF:92:THR:HG22	6:AF:93:LYS:N	2.14	0.62
9:AI:5:TYR:HB3	9:AI:88:GLU:HG2	1.81	0.62
26:BA:1482:G:N2	26:BA:1483:G:C4	2.67	0.62
14:AN:12:ARG:O	14:AN:16:ALA:HB2	1.98	0.62
26:BA:1452:G:H2'	26:BA:1457:U:O4	1.99	0.62
23:AW:50:ASP:CG	23:AW:51:GLY:H	2.03	0.62
56:BB:53:A:C2'	56:BB:54:G:H5'	2.28	0.62
26:BA:1547:C:H6	26:BA:1547:C:C5'	2.12	0.62
26:BA:179:C:C2'	26:BA:180:G:O5'	2.47	0.62
45:BU:39:ASN:HB3	45:BU:62:ALA:HB3	1.81	0.62

Continued on next page...

Continued from previous page...

Atom-1	Atom-2	Interatomic distance (Å)	Clash overlap (Å)
20:AT:33:LYS:HA	20:AT:33:LYS:CE	2.29	0.62
4:AD:78:ALA:HB1	4:AD:85:THR:O	1.98	0.62
26:BA:18:U:OP1	41:BQ:29:ARG:NH2	2.31	0.62
22:AV:346:C:H2'	22:AV:347:PSU:O4'	1.99	0.62
1:AA:1390:U:O2'	1:AA:1391:U:C5'	2.30	0.62
2:AB:53:LEU:N	2:AB:53:LEU:HD22	2.14	0.62
25:AY:17:ILE:N	25:AY:17:ILE:HD12	2.14	0.62
25:AY:337:SER:HA	25:AY:355:LEU:HD23	1.80	0.62
11:AK:52:ARG:NH2	11:AK:56:LYS:HE2	2.14	0.62
1:AA:143:A:H5'	1:AA:144:G:C5'	2.29	0.62
1:AA:1032:G:C5'	1:AA:1033:G:OP2	2.47	0.62
30:BF:4:HIS:O	30:BF:7:TYR:HB3	1.99	0.62
4:AD:34:GLU:O	4:AD:37:PRO:HD3	1.98	0.62
11:AK:124:LYS:HG2	11:AK:125:LYS:H	1.64	0.62
26:BA:1420:A:C6	26:BA:2211:A:C2	2.87	0.62
29:BE:189:THR:CG2	29:BE:190:ALA:N	2.62	0.62
25:AY:316:ILE:HD12	25:AY:326:THR:HG22	1.80	0.62
1:AA:1211:U:C2'	1:AA:1212:U:OP2	2.46	0.62
9:AI:14:SER:HA	9:AI:68:GLY:O	1.99	0.62
26:BA:994:C:O3'	26:BA:995:C:H3'	1.98	0.62
1:AA:100:G:N7	1:AA:101:A:N7	2.47	0.62
1:AA:1004:A:C4	1:AA:1026:G:C5	2.86	0.62
30:BF:56:LEU:HD13	30:BF:88:VAL:HG23	1.80	0.62
46:BV:29:ILE:HD13	46:BV:30:ILE:H	1.64	0.62
16:AP:51:ARG:HH11	16:AP:51:ARG:CG	2.13	0.62
39:BO:117:PHE:C	39:BO:117:PHE:CD1	2.73	0.62
1:AA:595:A:C6	1:AA:641:U:C5	2.87	0.62
37:BM:135:VAL:O	37:BM:136:MET:O	2.17	0.62
40:BP:13:LYS:HE3	40:BP:75:THR:O	1.99	0.62
1:AA:841:C:H5'	1:AA:843:U:OP2	1.99	0.62
22:AV:344:A:O5'	30:BF:76:PHE:N	2.29	0.62
1:AA:1533:C:H5'	1:AA:1534:A:OP1	1.99	0.62
22:AV:193:A:H2'	22:AV:194:G:H5'	1.77	0.62
26:BA:879:G:O2'	26:BA:880:G:H5''	1.98	0.62
12:AL:76:HIS:NE2	25:AY:421:GLN:CD	2.52	0.62
25:AY:162:VAL:O	25:AY:164:MET:HG2	1.98	0.62
26:BA:1288:G:C4	26:BA:1327:A:C2	2.87	0.62
6:AF:17:GLN:O	6:AF:18:VAL:C	2.38	0.62
13:AM:5:GLY:C	13:AM:7:ASN:N	2.51	0.62
8:AH:6:ILE:O	8:AH:10:LEU:HD23	1.99	0.62
27:BC:78:GLU:OE1	27:BC:100:ARG:NE	2.32	0.62

Continued on next page...

Continued from previous page...

Atom-1	Atom-2	Interatomic distance (Å)	Clash overlap (Å)
1:AA:189:A:N7	1:AA:190:A:C6	2.67	0.62
1:AA:1442:G:C2'	1:AA:1443:C:O5'	2.47	0.62
16:AP:51:ARG:HH11	16:AP:51:ARG:HG2	1.64	0.62
44:BT:69:ARG:HB2	44:BT:74:ILE:HG22	1.81	0.62
1:AA:609:A:H2'	1:AA:610:U:H5'	1.81	0.62
6:AF:47:LEU:HD13	6:AF:51:ILE:HG23	1.81	0.62
24:AX:32:G:N1	24:AX:40:C:N4	2.18	0.62
22:AV:218:G:HO2'	22:AV:219:G:H5'	1.62	0.62
32:BH:31:VAL:HB	32:BH:32:PRO:CD	2.25	0.62
25:AY:165:GLN:C	25:AY:166:LEU:HD12	2.20	0.62
10:AJ:59:LYS:HD2	10:AJ:59:LYS:C	2.19	0.62
26:BA:362:A:N3	26:BA:362:A:H2'	2.15	0.62
1:AA:209:U:C4'	1:AA:210:C:OP2	2.47	0.62
22:AV:361:C:H5''	26:BA:2602:A:O2'	1.99	0.62
1:AA:407:U:C2	1:AA:408:A:C8	2.87	0.62
4:AD:28:ASP:C	4:AD:29:THR:O	2.31	0.62
4:AD:49:ASP:O	4:AD:53:GLN:HB2	1.98	0.62
27:BC:42:ARG:HA	27:BC:47:ARG:O	1.99	0.62
6:AF:18:VAL:HB	6:AF:19:PRO:HD3	1.81	0.62
25:AY:655:TYR:OH	25:AY:659:LEU:HD23	1.99	0.62
26:BA:1142:A:N3	26:BA:1144:A:C8	2.67	0.62
26:BA:2318:G:O2'	26:BA:2319:G:H5'	1.98	0.62
56:BB:42:C:C5	56:BB:43:C:C5	2.87	0.62
27:BC:170:TYR:CE2	27:BC:184:GLU:HB3	2.34	0.62
7:AG:3:ARG:HG3	7:AG:4:ARG:N	2.13	0.62
41:BQ:57:ARG:HA	41:BQ:60:TRP:CE3	2.34	0.62
43:BS:29:VAL:O	43:BS:33:LEU:HD12	1.99	0.62
33:BI:46:ASP:HA	33:BI:50:LYS:HD2	1.80	0.62
22:AV:271:G:H2'	22:AV:272:C:C6	2.34	0.62
22:AV:311:U:H2'	22:AV:312:A:C5'	2.28	0.62
22:AV:341:5MU:N3	22:AV:345:A:N6	2.47	0.62
1:AA:1080:A:P	1:AA:1080:A:H8	2.23	0.62
1:AA:1389:C:O3'	1:AA:1390:U:C6	2.53	0.62
1:AA:922:G:H1'	1:AA:1398:A:N1	2.13	0.62
5:AE:89:THR:HG22	5:AE:90:GLY:H	1.65	0.62
3:AC:79:LYS:O	3:AC:81:GLU:N	2.33	0.62
22:AV:189:C:O2	22:AV:190:A:C8	2.53	0.62
26:BA:889:C:C5	26:BA:891:G:C6	2.87	0.62
2:AB:118:THR:O	2:AB:119:GLN:CB	2.47	0.62
22:AV:136:G:C4	22:AV:137:C:C6	2.87	0.62
24:AX:72:C:H3'	24:AX:73:A:H8	1.65	0.62

Continued on next page...

Continued from previous page...

Atom-1	Atom-2	Interatomic distance (Å)	Clash overlap (Å)
26:BA:1085:A:H2'	26:BA:1086:A:N3	2.14	0.62
1:AA:1181:G:N1	1:AA:1182:G:N2	2.47	0.62
3:AC:120:THR:HG22	3:AC:121:SER:N	2.14	0.62
25:AY:485:GLU:HB2	25:AY:560:VAL:HG22	1.80	0.62
44:BT:4:GLU:HA	44:BT:7:LEU:HD12	1.81	0.62
21:AU:24:LYS:CD	21:AU:25:ALA:N	2.62	0.62
1:AA:1041:G:H2'	1:AA:1042:A:C8	2.35	0.62
30:BF:104:THR:HG23	30:BF:105:ILE:HG23	1.81	0.62
26:BA:649:G:H2'	26:BA:650:C:C6	2.34	0.62
31:BG:173:ALA:O	31:BG:174:LYS:HB3	1.99	0.62
4:AD:90:LEU:HD21	4:AD:194:ILE:HD11	1.79	0.62
26:BA:947:A:O2'	26:BA:984:A:C2	2.51	0.62
26:BA:1434:A:HO2'	26:BA:1435:G:H8	1.45	0.62
26:BA:1435:G:O2'	26:BA:1436:G:H5'	1.99	0.62
29:BE:48:THR:HG22	29:BE:86:ALA:HB3	1.82	0.62
1:AA:923:A:C2	1:AA:1399:C:OP2	2.52	0.62
22:AV:225:A:C2	22:AV:226:G:N7	2.66	0.62
26:BA:900:A:N3	26:BA:900:A:H2'	2.13	0.62
22:AV:247:A:H4'	22:AV:248:G:C5'	2.28	0.62
2:AB:60:ALA:HA	2:AB:64:GLY:N	2.14	0.62
22:AV:116:A:N3	22:AV:129:G:N1	2.46	0.62
26:BA:2192:U:O2'	26:BA:2193:G:H5'	1.99	0.62
25:AY:165:GLN:HB2	25:AY:260:LEU:CD1	2.29	0.62
34:BJ:80:HIS:O	34:BJ:82:GLY:N	2.31	0.62
4:AD:115:GLN:NE2	4:AD:119:HIS:CE1	2.68	0.62
14:AN:41:ARG:HG3	14:AN:42:TRP:CD2	2.34	0.62
32:BH:72:ILE:HG21	32:BH:140:ALA:HB1	1.82	0.62
25:AY:647:VAL:HG21	25:AY:652:MET:SD	2.39	0.62
26:BA:2888:C:H2'	26:BA:2889:C:C6	2.34	0.62
3:AC:152:VAL:HG12	3:AC:197:VAL:HG22	1.81	0.62
26:BA:1372:U:C2'	26:BA:1373:A:O5'	2.48	0.62
1:AA:595:A:C6	1:AA:641:U:C6	2.87	0.62
1:AA:399:G:H2'	1:AA:400:C:C6	2.34	0.62
3:AC:122:GLN:O	3:AC:127:VAL:HG22	2.00	0.62
26:BA:1988:G:C2'	26:BA:1989:G:H5'	2.29	0.62
33:BI:19:PRO:O	33:BI:23:VAL:HG23	1.99	0.62
26:BA:1061:U:C2	33:BI:9:LYS:HB2	2.34	0.62
23:AW:48:PHE:CE2	23:AW:93:VAL:HG21	2.35	0.62
9:AI:128:LYS:HE2	24:AX:35:C:H4'	1.82	0.62
22:AV:188:C:C2	22:AV:189:C:C6	2.87	0.62
25:AY:215:LYS:HA	25:AY:218:GLU:HB3	1.82	0.62

Continued on next page...

Continued from previous page...

Atom-1	Atom-2	Interatomic distance (Å)	Clash overlap (Å)
26:BA:417:C:H2'	26:BA:418:C:O5'	2.00	0.62
38:BN:103:ARG:HD3	38:BN:110:MET:HE3	1.81	0.62
33:BI:76:ALA:HA	33:BI:79:LEU:HD12	1.81	0.62
4:AD:176:LYS:O	4:AD:177:MET:HB2	1.99	0.62
26:BA:1420:A:HO2'	26:BA:1421:G:C5'	2.13	0.62
1:AA:64:G:C8	1:AA:99:C:N4	2.68	0.62
26:BA:1410:G:H2'	26:BA:1411:U:C6	2.35	0.62
53:B2:12:ARG:HD2	53:B2:44:VAL:HG11	1.80	0.62
33:BI:4:VAL:O	33:BI:5:GLN:HB3	1.98	0.62
4:AD:131:ILE:HD12	4:AD:134:TYR:H	1.64	0.62
7:AG:119:LEU:HD22	7:AG:123:LEU:HD23	1.82	0.62
26:BA:2592:G:C2'	26:BA:2593:U:H5'	2.29	0.62
4:AD:124:VAL:HG23	4:AD:125:ASN:N	2.14	0.62
1:AA:328:C:O2	1:AA:328:C:H2'	1.98	0.62
1:AA:340:U:H2'	1:AA:341:C:H6	1.65	0.62
25:AY:634:MET:SD	26:BA:1068:G:C4	2.92	0.62
22:AV:315:G:N9	22:AV:316:A:C5	2.67	0.62
1:AA:1077:G:C6	1:AA:1081:A:C6	2.88	0.62
26:BA:882:G:O2'	26:BA:883:G:H5'	1.99	0.62
26:BA:880:G:C2	26:BA:898:C:N4	2.68	0.62
1:AA:1102:A:C2'	1:AA:1103:C:H5'	2.30	0.62
24:AX:63:C:C3'	24:AX:64:G:H5''	2.29	0.62
1:AA:1377:A:C6	7:AG:6:ILE:HD12	2.35	0.62
1:AA:983:A:C2'	1:AA:983:A:N3	2.63	0.62
38:BN:103:ARG:CZ	38:BN:110:MET:HE2	2.30	0.62
21:AU:36:PHE:HA	21:AU:39:LYS:HE2	1.80	0.62
14:AN:20:PHE:HA	14:AN:24:ALA:HB3	1.82	0.62
15:AO:88:ARG:NH2	26:BA:714:U:C6	2.68	0.62
26:BA:2110:G:O2'	26:BA:2120:G:H5'	1.99	0.62
25:AY:534:ILE:HD12	25:AY:567:LEU:HD11	1.80	0.62
1:AA:1125:U:C5	1:AA:1127:G:C6	2.88	0.62
13:AM:9:PRO:O	13:AM:10:ASP:CB	2.48	0.62
4:AD:2:ARG:CZ	4:AD:114:ARG:HD3	2.30	0.62
26:BA:108:G:C2'	26:BA:109:C:H5'	2.30	0.62
41:BQ:20:ALA:HB2	41:BQ:38:VAL:CG2	2.29	0.62
33:BI:20:SER:HA	33:BI:24:GLY:HA3	1.82	0.62
22:AV:270:C:H1'	22:AV:293:G:N1	2.14	0.62
1:AA:16:A:H61	1:AA:919:A:H2	1.47	0.62
5:AE:132:PRO:O	5:AE:134:ASN:N	2.33	0.62
5:AE:82:HIS:HD2	8:AH:95:MET:SD	2.22	0.62
22:AV:202:G:C5	22:AV:203:U:C4	2.88	0.62

Continued on next page...

Continued from previous page...

Atom-1	Atom-2	Interatomic distance (Å)	Clash overlap (Å)
26:BA:897:C:O2	26:BA:898:C:C5	2.52	0.62
22:AV:136:G:C2'	22:AV:137:C:O5'	2.47	0.62
26:BA:2173:A:H2'	26:BA:2174:C:C6	2.35	0.62
4:AD:62:ARG:HE	4:AD:62:ARG:HA	1.65	0.62
1:AA:429:U:H3'	4:AD:8:LEU:HD23	1.82	0.62
3:AC:152:VAL:HG23	3:AC:156:LEU:HD21	1.81	0.62
25:AY:491:VAL:HG12	25:AY:492:ASP:H	1.65	0.62
26:BA:1673:G:C2'	26:BA:1674:G:H5'	2.30	0.62
5:AE:45:VAL:O	5:AE:70:MET:HG3	1.99	0.62
6:AF:8:PHE:CE1	6:AF:60:VAL:HB	2.35	0.62
38:BN:63:ARG:HG3	38:BN:80:PHE:CZ	2.35	0.62
26:BA:454:A:H4'	26:BA:455:C:OP2	2.00	0.62
22:AV:270:C:H2'	22:AV:271:G:H8	1.64	0.62
22:AV:317:G:C2	22:AV:318:G:C4	2.88	0.62
22:AV:343:C:OP1	30:BF:80:GLN:N	2.33	0.62
22:AV:63:C:C4	22:AV:73:A:N6	2.67	0.62
30:BF:73:VAL:HG22	30:BF:78:ILE:HD11	1.82	0.62
1:AA:1389:C:H3'	1:AA:1390:U:H5	1.46	0.62
1:AA:1534:A:H2'	1:AA:1535:C:C6	2.35	0.62
1:AA:1101:A:H62	2:AB:173:LYS:HE2	1.65	0.62
1:AA:1494:G:N9	26:BA:1913:A:H2	1.94	0.62
25:AY:168:ILE:HD11	25:AY:178:ILE:HD11	1.82	0.62
22:AV:7:G:C6	22:AV:336:G:C6	2.87	0.62
8:AH:85:TYR:CE2	8:AH:123:GLU:HB2	2.34	0.62
4:AD:168:THR:HB	4:AD:183:ARG:NH2	2.15	0.62
42:BR:39:LEU:HA	42:BR:49:ILE:HG23	1.81	0.62
9:AI:25:GLY:CA	9:AI:58:GLU:HA	2.30	0.62
1:AA:1210:C:O4'	1:AA:1214:C:C5	2.53	0.62
14:AN:43:ASN:HA	14:AN:45:VAL:HG22	1.82	0.62
33:BI:54:ILE:CG1	33:BI:73:PRO:HB3	2.30	0.62
26:BA:1300:G:H4'	26:BA:1301:A:H5'	1.82	0.62
25:AY:460:GLU:O	25:AY:463:VAL:HB	2.00	0.62
35:BK:71:ARG:HB2	35:BK:75:SER:HB2	1.80	0.62
26:BA:2902:C:C4	26:BA:2903:U:O4	2.53	0.62
22:AV:12:U:H5	22:AV:348:C:HO2'	1.39	0.61
22:AV:48:C:H2'	22:AV:49:C:H4'	1.75	0.61
1:AA:1079:G:C6	1:AA:1080:A:N6	2.68	0.61
5:AE:80:LEU:HD21	5:AE:122:VAL:HG12	1.82	0.61
26:BA:897:C:H2'	26:BA:898:C:C1'	2.29	0.61
22:AV:112:U:H2'	22:AV:113:A:C8	2.35	0.61
25:AY:117:GLN:HE22	25:AY:120:THR:HG23	1.66	0.61

Continued on next page...

Continued from previous page...

Atom-1	Atom-2	Interatomic distance (Å)	Clash overlap (Å)
35:BK:13:ASN:HD22	35:BK:98:ARG:HB2	1.65	0.61
9:AI:25:GLY:HA3	9:AI:57:VAL:O	2.00	0.61
1:AA:1213:A:C5	1:AA:1215:G:C4	2.87	0.61
23:AW:71:VAL:HG12	23:AW:72:ASP:N	2.14	0.61
1:AA:224:U:H2'	1:AA:225:C:H6	1.64	0.61
26:BA:2056:G:H2'	26:BA:2056:G:N3	2.15	0.61
1:AA:757:U:O2'	1:AA:879:C:H1'	2.00	0.61
1:AA:842:U:H2'	1:AA:842:U:O2	1.99	0.61
25:AY:603:GLU:O	25:AY:676:TYR:HA	2.00	0.61
34:BJ:69:ARG:O	34:BJ:90:GLU:HB3	1.99	0.61
26:BA:971:G:OP1	26:BA:974:G:O2'	2.17	0.61
31:BG:108:PHE:HE2	31:BG:151:ARG:CZ	2.13	0.61
22:AV:150:G:C2	22:AV:151:C:C6	2.88	0.61
1:AA:943:U:C2'	1:AA:944:G:H5'	2.30	0.61
22:AV:60:U:C2'	22:AV:62:G:C4'	2.59	0.61
1:AA:928:G:O2'	1:AA:1533:C:OP1	2.18	0.61
22:AV:223:G:O2'	22:AV:224:A:P	2.58	0.61
1:AA:1096:C:H2'	1:AA:1170:A:O2'	2.00	0.61
2:AB:63:LYS:HD3	2:AB:64:GLY:N	2.14	0.61
24:AX:7:G:H2'	24:AX:50:G:OP2	2.00	0.61
1:AA:274:A:H5'	17:AQ:15:LYS:CE	2.30	0.61
8:AH:35:ILE:HD11	8:AH:125:ILE:HG21	1.82	0.61
11:AK:85:VAL:HG12	11:AK:92:ARG:NH1	2.15	0.61
37:BM:31:PHE:CZ	37:BM:110:GLU:HB2	2.35	0.61
44:BT:2:ILE:CA	44:BT:3:ARG:HB2	2.30	0.61
33:BI:33:ASN:HB3	33:BI:36:GLU:H	1.63	0.61
49:BY:45:GLN:O	49:BY:46:VAL:HB	2.00	0.61
7:AG:21:LEU:HD11	7:AG:61:PHE:CZ	2.35	0.61
48:BX:17:ARG:CZ	48:BX:23:ALA:HB2	2.30	0.61
26:BA:1594:U:H2'	26:BA:1595:C:C6	2.34	0.61
26:BA:2709:G:O2'	26:BA:2710:C:H5'	2.01	0.61
35:BK:91:SER:O	35:BK:93:GLN:HG2	2.00	0.61
4:AD:138:PRO:O	4:AD:139:ASN:HB2	2.01	0.61
1:AA:25:C:C5	1:AA:558:G:N2	2.68	0.61
1:AA:632:U:H6	1:AA:632:U:H3'	1.63	0.61
1:AA:61:G:C4	1:AA:107:G:N2	2.68	0.61
1:AA:1339:A:H1'	24:AX:32:G:O2'	1.99	0.61
22:AV:269:C:C4	22:AV:270:C:C6	2.87	0.61
22:AV:56:C:C2'	22:AV:57:G:O5'	2.47	0.61
23:AW:104:LYS:HD3	23:AW:116:LEU:HD23	1.81	0.61
23:AW:43:GLY:O	23:AW:45:PHE:CE1	2.53	0.61

Continued on next page...

Continued from previous page...

Atom-1	Atom-2	Interatomic distance (Å)	Clash overlap (Å)
1:AA:1079:G:C2	1:AA:1080:A:N1	2.66	0.61
22:AV:153:U:C1'	22:AV:190:A:N6	2.63	0.61
22:AV:199:C:C6	22:AV:199:C:OP2	2.53	0.61
22:AV:238:A:C2	22:AV:239:A:N7	2.68	0.61
1:AA:1101:A:N6	2:AB:173:LYS:HE2	2.15	0.61
22:AV:7:G:C6	22:AV:336:G:C5	2.88	0.61
22:AV:7:G:N3	22:AV:336:G:C8	2.68	0.61
34:BJ:81:ILE:HG12	34:BJ:82:GLY:CA	2.29	0.61
1:AA:1356:G:N2	1:AA:1357:A:N3	2.48	0.61
1:AA:1034:G:H2'	1:AA:1035:A:O4'	2.00	0.61
25:AY:416:LYS:HD3	25:AY:417:THR:N	2.15	0.61
26:BA:1494:A:N1	26:BA:1495:A:C2	2.68	0.61
11:AK:34:THR:HA	11:AK:40:ALA:HA	1.81	0.61
1:AA:402:G:C2'	1:AA:403:C:H5'	2.31	0.61
36:BL:90:VAL:HG23	36:BL:120:VAL:CG2	2.30	0.61
26:BA:274:C:H2'	26:BA:275:C:O4'	2.00	0.61
4:AD:3:TYR:CD1	4:AD:3:TYR:C	2.71	0.61
26:BA:2436:G:N3	26:BA:2598:A:H2	1.98	0.61
31:BG:114:HIS:CD2	31:BG:147:LEU:HD21	2.35	0.61
26:BA:55:G:O2'	26:BA:127:A:N1	2.26	0.61
26:BA:471:A:H8	26:BA:471:A:O5'	1.83	0.61
26:BA:2420:C:OP2	54:B3:32:LEU:HB2	2.00	0.61
50:BZ:48:ASN:O	50:BZ:51:SER:HB3	2.00	0.61
22:AV:141:C:C2	22:AV:142:U:C5	2.88	0.61
22:AV:298:A:H2'	22:AV:299:C:C1'	2.30	0.61
22:AV:13:G:N3	22:AV:344:A:N1	2.47	0.61
22:AV:345:A:C6	22:AV:348:C:N4	2.66	0.61
23:AW:57:ASN:O	23:AW:57:ASN:CG	2.39	0.61
1:AA:1077:G:C6	1:AA:1081:A:N6	2.69	0.61
1:AA:1389:C:C2	1:AA:1390:U:C2	2.88	0.61
1:AA:1506:U:H4'	11:AK:128:VAL:OXT	2.01	0.61
9:AI:128:LYS:HE2	24:AX:35:C:C4'	2.30	0.61
22:AV:155:C:H2'	22:AV:156:G:C5'	2.21	0.61
32:BH:34:GLY:O	32:BH:35:LYS:HG3	2.00	0.61
26:BA:2193:G:N3	26:BA:2194:U:C5	2.68	0.61
1:AA:258:G:N2	1:AA:259:G:H1'	2.14	0.61
10:AJ:28:THR:O	10:AJ:32:THR:HG22	2.01	0.61
26:BA:819:A:OP2	26:BA:1187:G:N2	2.32	0.61
1:AA:511:C:H1'	1:AA:512:U:H6	1.65	0.61
26:BA:2469:A:H4'	37:BM:55:ARG:NH1	2.15	0.61
26:BA:1929:G:N3	26:BA:1929:G:H5''	2.15	0.61

Continued on next page...

Continued from previous page...

Atom-1	Atom-2	Interatomic distance (Å)	Clash overlap (Å)
42:BR:24:LYS:HA	42:BR:94:THR:CG2	2.30	0.61
1:AA:1475:G:H4'	26:BA:1689:A:H4'	1.82	0.61
36:BL:2:ARG:HA	36:BL:5:THR:HG21	1.82	0.61
27:BC:167:ASP:OD2	27:BC:167:ASP:C	2.38	0.61
26:BA:2813:A:C2'	26:BA:2814:A:H5'	2.31	0.61
1:AA:40:C:H2'	1:AA:41:G:O4'	2.00	0.61
26:BA:2492:U:C2'	26:BA:2493:U:H5'	2.30	0.61
22:AV:180:G:H2'	22:AV:181:G:O4'	1.92	0.61
26:BA:1081:U:O2	26:BA:1081:U:H2'	2.00	0.61
22:AV:63:C:O2	22:AV:73:A:C4	2.53	0.61
23:AW:20:TYR:OH	23:AW:88:ARG:NE	2.34	0.61
1:AA:1533:C:H4'	1:AA:1534:A:OP1	2.00	0.61
26:BA:866:A:C6	26:BA:867:C:H5	2.05	0.61
26:BA:866:A:C4	26:BA:914:G:C4	2.88	0.61
2:AB:110:ILE:CG1	2:AB:150:ILE:HG12	2.30	0.61
25:AY:111:SER:O	25:AY:113:GLY:N	2.33	0.61
25:AY:84:THR:O	25:AY:85:PRO:C	2.39	0.61
26:BA:1784:A:H4'	26:BA:1785:A:O5'	2.00	0.61
20:AT:70:LYS:HG3	20:AT:74:HIS:CD2	2.35	0.61
1:AA:983:A:H2'	1:AA:983:A:N3	2.16	0.61
32:BH:117:LEU:HD12	32:BH:118:PRO:HD2	1.83	0.61
1:AA:412:A:H1'	1:AA:413:G:H5''	1.82	0.61
4:AD:54:LEU:HD23	4:AD:55:ARG:N	2.15	0.61
11:AK:125:LYS:C	21:AU:33:ARG:CZ	2.69	0.61
36:BL:81:ASP:O	36:BL:83:ALA:N	2.34	0.61
6:AF:53:LYS:O	6:AF:54:LEU:CB	2.47	0.61
1:AA:542:G:C4	1:AA:543:U:C5	2.88	0.61
26:BA:2657:A:H1'	26:BA:2665:A:N6	2.16	0.61
26:BA:1546:G:H5''	26:BA:1547:C:H5''	1.81	0.61
31:BG:95:ALA:HB2	31:BG:104:LEU:HD23	1.81	0.61
15:AO:41:HIS:CD2	15:AO:42:PHE:CE2	2.88	0.61
1:AA:121:U:H4'	1:AA:121:U:OP2	2.01	0.61
23:AW:63:TYR:HB3	23:AW:67:SER:HB2	1.83	0.61
22:AV:173:C:HO2'	22:AV:174:A:H8	1.48	0.61
1:AA:954:G:H5''	23:AW:92:LYS:NZ	2.16	0.61
22:AV:323:A:C6	22:AV:324:G:C6	2.89	0.61
22:AV:157:C:H6	22:AV:157:C:O5'	1.83	0.61
22:AV:216:U:C2'	22:AV:217:G:H5'	2.31	0.61
2:AB:88:GLN:HG2	2:AB:220:VAL:HG11	1.83	0.61
22:AV:137:C:H41	22:AV:138:C:N4	1.97	0.61
1:AA:1320:C:H2'	1:AA:1321:U:O4'	2.01	0.61

Continued on next page...

Continued from previous page...

Atom-1	Atom-2	Interatomic distance (Å)	Clash overlap (Å)
33:BI:100:ILE:CG1	33:BI:137:LEU:HD13	2.31	0.61
4:AD:21:LYS:O	4:AD:23:GLY:N	2.33	0.61
26:BA:1462:C:O2'	26:BA:1463:C:C5'	2.48	0.61
16:AP:73:ALA:O	16:AP:77:GLU:CB	2.48	0.61
26:BA:1475:G:O2'	26:BA:1476:U:P	2.58	0.61
4:AD:190:LEU:O	4:AD:190:LEU:HD12	2.00	0.61
33:BI:5:GLN:O	33:BI:6:ALA:HB3	2.00	0.61
19:AS:50:VAL:HG12	19:AS:51:HIS:O	2.00	0.61
19:AS:8:PRO:HB2	19:AS:40:PHE:HZ	1.65	0.61
1:AA:1057:G:C2'	1:AA:1058:G:O5'	2.48	0.61
7:AG:46:LEU:HG	7:AG:57:GLU:HG3	1.80	0.61
26:BA:1502:A:H2'	26:BA:1503:A:O4'	2.01	0.61
1:AA:999:C:H2'	1:AA:1000:A:C8	2.35	0.61
1:AA:1023:U:H2'	1:AA:1024:G:O4'	2.00	0.61
16:AP:48:GLU:HG3	16:AP:49:GLY:N	2.16	0.61
33:BI:126:ARG:HA	33:BI:129:GLU:HG3	1.82	0.61
25:AY:443:HIS:CE1	25:AY:445:GLU:HB2	2.36	0.61
49:BY:37:LEU:C	49:BY:37:LEU:HD12	2.21	0.61
26:BA:1997:C:OP2	28:BD:129:THR:HB	2.00	0.61
26:BA:460:A:H2'	26:BA:461:C:O4'	2.01	0.61
30:BF:120:SER:HB2	30:BF:127:TYR:CE1	2.34	0.61
30:BF:40:GLY:HA2	30:BF:84:ILE:CD1	2.31	0.61
5:AE:72:ASN:H	5:AE:72:ASN:HD22	1.49	0.61
9:AI:128:LYS:NZ	24:AX:35:C:OP2	2.22	0.61
26:BA:889:C:O2	26:BA:889:C:C2'	2.48	0.61
22:AV:245:C:C5'	22:AV:246:U:OP2	2.49	0.61
2:AB:63:LYS:HA	2:AB:63:LYS:CE	2.27	0.61
2:AB:63:LYS:O	2:AB:65:LYS:HE2	2.00	0.61
26:BA:280:U:H2'	26:BA:281:C:O4'	2.01	0.61
24:AX:18:U:H1'	24:AX:19:G:O5'	2.01	0.61
26:BA:1731:G:C6	26:BA:1733:G:C5	2.88	0.61
26:BA:533:G:OP1	41:BQ:23:TYR:O	2.19	0.61
4:AD:24:VAL:HG12	4:AD:25:ARG:N	2.15	0.61
1:AA:1527:U:H2'	1:AA:1528:U:C6	2.35	0.61
1:AA:91:U:C2	1:AA:92:U:H1'	2.35	0.61
26:BA:323:C:H2'	29:BE:163:ASN:HD21	1.64	0.61
26:BA:2799:A:O2'	26:BA:2800:A:H5'	2.01	0.61
8:AH:82:LEU:HD13	8:AH:84:ILE:HD11	1.82	0.61
15:AO:72:LYS:CE	15:AO:72:LYS:HA	2.31	0.61
1:AA:1216:A:H2'	1:AA:1217:C:H6	1.66	0.61
28:BD:1:MET:SD	28:BD:100:LEU:CD1	2.89	0.61

Continued on next page...

Continued from previous page...

Atom-1	Atom-2	Interatomic distance (Å)	Clash overlap (Å)
28:BD:4:LEU:HD23	28:BD:101:PHE:CE1	2.34	0.61
3:AC:152:VAL:HG23	3:AC:156:LEU:CD2	2.31	0.61
28:BD:33:ARG:NH2	28:BD:74:GLU:O	2.33	0.61
26:BA:211:C:OP1	53:B2:25:LYS:NZ	2.34	0.61
1:AA:545:C:OP1	4:AD:68:GLU:HG3	2.01	0.61
8:AH:57:GLU:HA	8:AH:57:GLU:OE2	2.01	0.61
51:B0:22:THR:O	51:B0:22:THR:HG23	2.01	0.61
42:BR:74:ILE:N	42:BR:74:ILE:HD12	2.15	0.61
1:AA:1429:A:O5'	26:BA:1703:G:O2'	2.17	0.61
22:AV:172:U:C2	22:AV:173:C:C5	2.88	0.61
22:AV:180:G:H3'	22:AV:181:G:H8	1.64	0.61
26:BA:1060:U:C5'	26:BA:1062:G:H5'	2.30	0.61
1:AA:1238:A:C2	1:AA:1241:G:N3	2.69	0.61
22:AV:20:A:H2'	23:AW:78:LYS:NZ	2.15	0.61
22:AV:188:C:O2	22:AV:189:C:C6	2.53	0.61
22:AV:221:U:N3	22:AV:222:U:C5	2.68	0.61
26:BA:903:C:N3	26:BA:904:G:N7	2.49	0.61
26:BA:417:C:H2'	26:BA:418:C:H6	1.65	0.61
10:AJ:57:VAL:HG22	10:AJ:58:ASN:H	1.65	0.61
25:AY:573:HIS:CD2	25:AY:576:ASP:H	2.15	0.61
16:AP:79:ASN:HB2	16:AP:82:ALA:O	2.00	0.61
9:AI:29:ILE:HD11	9:AI:37:TYR:CD2	2.35	0.61
3:AC:155:ARG:H	3:AC:162:ALA:HA	1.65	0.61
26:BA:1893:C:H2'	26:BA:1894:C:H5'	1.82	0.61
12:AL:49:ARG:CB	12:AL:89:LEU:HD21	2.29	0.61
28:BD:103:ASP:C	28:BD:103:ASP:OD1	2.38	0.61
15:AO:18:ALA:O	15:AO:19:ASN:CB	2.49	0.61
40:BP:21:PRO:HD3	40:BP:49:ILE:HD12	1.82	0.61
36:BL:48:ARG:HD2	54:B3:59:ALA:O	2.01	0.61
26:BA:2522:U:H2'	26:BA:2523:G:H5'	1.81	0.61
26:BA:1403:A:C2	26:BA:1404:C:C2	2.89	0.61
27:BC:251:THR:HG22	27:BC:252:LYS:H	1.65	0.61
33:BI:46:ASP:HA	33:BI:50:LYS:CD	2.30	0.61
1:AA:1233:G:C6	1:AA:1234:C:C4	2.88	0.61
22:AV:323:A:N3	22:AV:324:G:N7	2.47	0.61
22:AV:35:C:HO2'	22:AV:36:C:H5'	1.63	0.61
23:AW:108:ASN:ND2	23:AW:114:LYS:HZ1	1.98	0.61
24:AX:36:A:O2'	24:AX:37:U:H5'	2.01	0.61
5:AE:39:GLY:HA3	5:AE:116:VAL:O	2.00	0.61
1:AA:1271:A:H5'	1:AA:1314:C:C5'	2.31	0.61
1:AA:1348:U:H4'	9:AI:121:ARG:HG3	1.82	0.61

Continued on next page...

Continued from previous page...

Atom-1	Atom-2	Interatomic distance (Å)	Clash overlap (Å)
17:AQ:13:SER:CB	17:AQ:21:VAL:CG1	2.79	0.61
11:AK:87:GLY:H	11:AK:113:THR:HG22	1.66	0.61
26:BA:404:A:C1'	26:BA:405:U:OP2	2.47	0.61
1:AA:694:A:OP1	11:AK:54:SER:HB3	2.01	0.61
1:AA:1031:C:C4'	1:AA:1032:G:H5''	2.31	0.61
22:AV:362:C:OP1	26:BA:2602:A:OP1	2.19	0.61
37:BM:54:THR:O	37:BM:56:ALA:N	2.33	0.61
33:BI:66:PHE:CD2	33:BI:66:PHE:N	2.68	0.61
1:AA:1057:G:H5''	3:AC:153:SER:O	2.01	0.61
26:BA:1372:U:H2'	26:BA:1373:A:C5'	2.30	0.61
31:BG:41:GLU:HG3	31:BG:54:ARG:HH21	1.66	0.61
1:AA:533:A:C2	1:AA:536:C:C6	2.89	0.61
26:BA:304:U:O2'	26:BA:305:C:H5'	2.01	0.61
39:BO:28:VAL:HG11	39:BO:92:PHE:CZ	2.36	0.61
25:AY:457:LEU:O	25:AY:461:ILE:HG13	2.01	0.61
36:BL:87:GLY:O	36:BL:89:VAL:HG12	2.00	0.61
27:BC:159:THR:H	27:BC:194:VAL:CG1	2.13	0.61
40:BP:62:LYS:HE3	40:BP:64:SER:HB2	1.82	0.61
25:AY:634:MET:CG	26:BA:1068:G:C1'	2.73	0.61
26:BA:2304:G:H2'	26:BA:2305:U:C5'	2.31	0.61
1:AA:1386:G:H2'	1:AA:1387:G:H8	1.66	0.61
5:AE:155:LYS:HA	8:AH:65:PHE:CD2	2.35	0.61
26:BA:905:A:C2	26:BA:906:U:C4	2.89	0.61
24:AX:49:C:O2'	24:AX:60:A:H1'	2.01	0.61
25:AY:71:THR:HG21	25:AY:357:ARG:HD2	1.83	0.61
24:AX:24:C:H6	24:AX:24:C:O5'	1.84	0.61
21:AU:33:ARG:NH2	21:AU:34:ARG:HD2	2.16	0.61
1:AA:451:A:O4'	1:AA:452:A:C2	2.53	0.61
16:AP:73:ALA:O	16:AP:77:GLU:HB3	2.01	0.61
1:AA:1216:A:C2	1:AA:1217:C:C5	2.89	0.61
27:BC:16:VAL:N	27:BC:203:VAL:HG22	2.16	0.61
36:BL:2:ARG:HA	36:BL:5:THR:CG2	2.31	0.61
25:AY:491:VAL:HG12	25:AY:492:ASP:N	2.15	0.61
26:BA:2683:C:OP1	40:BP:50:ARG:NH2	2.34	0.61
36:BL:85:VAL:HG11	36:BL:94:THR:HG22	1.83	0.61
33:BI:125:THR:HG22	33:BI:126:ARG:N	2.15	0.61
26:BA:460:A:OP1	53:B2:41:ARG:NH1	2.32	0.61
6:AF:46:GLN:HB2	6:AF:56:LYS:HE3	1.82	0.61
14:AN:49:GLN:OE1	14:AN:49:GLN:HA	2.01	0.61
26:BA:96:C:H4'	49:BY:41:HIS:CD2	2.36	0.61
26:BA:725:G:C6	26:BA:726:G:N1	2.69	0.61

Continued on next page...

Continued from previous page...

Atom-1	Atom-2	Interatomic distance (Å)	Clash overlap (Å)
26:BA:1344:U:H4'	26:BA:1345:C:OP2	2.01	0.61
25:AY:635:GLU:HB3	33:BI:22:PRO:CA	2.31	0.60
26:BA:1059:G:H5''	26:BA:1060:U:H3'	1.81	0.60
22:AV:17:U:C2'	23:AW:114:LYS:HE2	2.30	0.60
22:AV:17:U:O2	22:AV:334:A:N6	2.31	0.60
22:AV:54:G:OP2	22:AV:54:G:C4'	2.49	0.60
24:AX:34:U:C4	24:AX:37:U:OP2	2.53	0.60
1:AA:929:G:H5'	1:AA:1533:C:C5'	2.31	0.60
3:AC:54:ILE:HD12	3:AC:54:ILE:O	2.01	0.60
26:BA:877:A:N7	26:BA:878:A:N7	2.49	0.60
26:BA:2133:G:C2'	26:BA:2158:A:H61	2.14	0.60
1:AA:1314:C:OP2	19:AS:5:LYS:NZ	2.28	0.60
11:AK:109:ILE:CG2	21:AU:16:ARG:HE	2.14	0.60
10:AJ:80:THR:O	10:AJ:83:THR:HG22	2.00	0.60
46:BV:2:PHE:CD1	46:BV:50:MET:HE3	2.31	0.60
1:AA:1285:A:H5'	1:AA:1286:U:O4	2.01	0.60
14:AN:25:GLU:HB2	14:AN:28:ALA:HB2	1.83	0.60
43:BS:59:GLU:HG3	43:BS:66:ILE:CD1	2.31	0.60
26:BA:995:C:H5'	26:BA:995:C:H6	1.66	0.60
7:AG:39:GLU:HA	7:AG:42:VAL:HG22	1.82	0.60
30:BF:107:VAL:HG12	30:BF:108:PRO:HD3	1.83	0.60
1:AA:595:A:C5	1:AA:641:U:C5	2.88	0.60
27:BC:170:TYR:CD2	27:BC:184:GLU:HA	2.36	0.60
35:BK:70:ARG:HD3	35:BK:76:VAL:HG22	1.84	0.60
40:BP:80:VAL:HG12	40:BP:80:VAL:O	1.99	0.60
20:AT:43:LYS:HB3	20:AT:86:ALA:HB1	1.83	0.60
27:BC:143:VAL:HB	27:BC:153:LEU:HD12	1.82	0.60
46:BV:48:MET:O	46:BV:51:GLN:HG3	2.01	0.60
26:BA:2674:G:H4'	35:BK:30:ARG:HD2	1.83	0.60
23:AW:62:PRO:CG	23:AW:73:PRO:HG3	2.30	0.60
22:AV:149:A:C1'	22:AV:150:G:N7	2.64	0.60
22:AV:171:A:H2'	22:AV:172:U:H5'	1.82	0.60
1:AA:1341:U:C2'	1:AA:1342:C:C6	2.82	0.60
22:AV:270:C:C2'	22:AV:271:G:C5'	2.75	0.60
22:AV:269:C:N3	22:AV:270:C:C5	2.68	0.60
22:AV:271:G:C4	22:AV:272:C:C5	2.89	0.60
22:AV:67:G:H1'	22:AV:68:U:C5	2.36	0.60
1:AA:918:A:C6	1:AA:919:A:N6	2.69	0.60
22:AV:188:C:C2'	22:AV:189:C:H5''	2.32	0.60
26:BA:881:G:O6	26:BA:895:U:O4	2.18	0.60
22:AV:247:A:C5'	22:AV:248:G:C8	2.83	0.60

Continued on next page...

Continued from previous page...

Atom-1	Atom-2	Interatomic distance (Å)	Clash overlap (Å)
2:AB:118:THR:O	2:AB:119:GLN:HB2	2.01	0.60
25:AY:122:TRP:C	25:AY:124:GLN:H	2.03	0.60
25:AY:238:THR:CG2	25:AY:241:GLU:H	2.14	0.60
10:AJ:52:LEU:HD22	10:AJ:62:ARG:HG2	1.83	0.60
1:AA:1134:G:C5	1:AA:1141:C:N4	2.69	0.60
26:BA:1856:U:C2'	26:BA:1857:G:H5'	2.31	0.60
6:AF:3:HIS:O	6:AF:4:TYR:CG	2.54	0.60
6:AF:92:THR:O	6:AF:93:LYS:HG2	2.00	0.60
26:BA:2102:G:N2	26:BA:2188:U:H1'	2.16	0.60
1:AA:1213:A:N7	1:AA:1215:G:C5	2.70	0.60
9:AI:33:SER:CB	9:AI:36:GLN:HG3	2.30	0.60
1:AA:468:A:H5'	1:AA:469:C:OP2	2.01	0.60
5:AE:59:ILE:O	5:AE:62:ALA:HB3	2.01	0.60
40:BP:80:VAL:HG11	40:BP:83:ILE:HD11	1.83	0.60
1:AA:164:G:H2'	1:AA:165:G:H5'	1.81	0.60
39:BO:83:LEU:HD22	39:BO:88:LYS:HB3	1.83	0.60
23:AW:63:TYR:OH	23:AW:65:LYS:HE3	2.01	0.60
25:AY:617:MET:HE1	26:BA:1095:A:C1'	2.07	0.60
22:AV:298:A:C4	22:AV:299:C:C6	2.89	0.60
22:AV:299:C:C2'	22:AV:300:U:H5''	2.31	0.60
22:AV:46:U:H5''	22:AV:313:C:H5'	1.83	0.60
1:AA:1491:G:H2'	1:AA:1492:A:C8	2.36	0.60
1:AA:1375:A:C5	1:AA:1376:U:C4	2.90	0.60
6:AF:86:ARG:HH11	6:AF:86:ARG:CG	2.13	0.60
30:BF:116:LEU:HD23	30:BF:175:PRO:HB2	1.82	0.60
4:AD:176:LYS:H	4:AD:176:LYS:HD3	1.67	0.60
1:AA:196:A:N3	1:AA:222:C:H1'	2.17	0.60
36:BL:110:VAL:N	36:BL:111:ILE:HD12	2.17	0.60
2:AB:15:PHE:O	2:AB:40:ILE:HD12	2.01	0.60
26:BA:138:U:H4'	26:BA:139:U:C5'	2.31	0.60
13:AM:44:ILE:HA	13:AM:47:LEU:CB	2.31	0.60
25:AY:630:GLN:HE22	25:AY:646:PHE:HD2	1.48	0.60
1:AA:1443:C:C4	1:AA:1444:U:C5	2.89	0.60
25:AY:389:LEU:HD12	25:AY:389:LEU:N	2.16	0.60
50:BZ:29:ARG:O	50:BZ:30:ARG:HB3	2.01	0.60
22:AV:20:A:C2'	22:AV:21:C:C5	2.84	0.60
22:AV:21:C:C1'	23:AW:78:LYS:NZ	2.65	0.60
22:AV:257:U:C6	22:AV:258:G:O6	2.54	0.60
1:AA:929:G:H4'	1:AA:1533:C:H5'	1.84	0.60
22:AV:157:C:H2'	22:AV:158:U:H5'	1.84	0.60
22:AV:193:A:H2'	22:AV:194:G:C8	2.34	0.60

Continued on next page...

Continued from previous page...

Atom-1	Atom-2	Interatomic distance (Å)	Clash overlap (Å)
1:AA:1313:U:P	19:AS:5:LYS:CB	2.89	0.60
1:AA:1375:A:H2'	1:AA:1376:U:C5'	2.28	0.60
25:AY:82:ILE:HD12	25:AY:101:LEU:CD2	2.31	0.60
13:AM:18:LEU:CD1	13:AM:32:ILE:HG21	2.30	0.60
3:AC:51:VAL:HG21	3:AC:67:ILE:CG2	2.31	0.60
33:BI:66:PHE:CD1	33:BI:68:PHE:CD1	2.89	0.60
27:BC:104:LEU:HD12	27:BC:104:LEU:N	2.15	0.60
28:BD:55:LYS:HG2	28:BD:56:LYS:N	2.16	0.60
25:AY:402:ILE:H	25:AY:402:ILE:HD12	1.65	0.60
6:AF:46:GLN:HB2	6:AF:56:LYS:CE	2.32	0.60
3:AC:61:LYS:CE	3:AC:61:LYS:HA	2.30	0.60
26:BA:2051:A:H8	26:BA:2051:A:OP2	1.84	0.60
22:AV:21:C:C6	22:AV:22:G:C8	2.89	0.60
22:AV:270:C:H2'	22:AV:271:G:C5'	2.30	0.60
22:AV:46:U:O3'	22:AV:313:C:H5'	2.00	0.60
22:AV:9:U:H3'	23:AW:35:ARG:NH2	2.16	0.60
5:AE:102:THR:CG2	5:AE:103:GLY:N	2.65	0.60
26:BA:2092:U:H4'	26:BA:2093:G:O5'	2.01	0.60
32:BH:11:ASN:O	32:BH:12:LEU:HB3	2.01	0.60
1:AA:938:A:H2'	1:AA:939:G:O5'	2.01	0.60
51:B0:52:LYS:CG	51:B0:52:LYS:O	2.49	0.60
21:AU:35:GLU:O	21:AU:36:PHE:CB	2.50	0.60
20:AT:53:MET:O	20:AT:56:ILE:HG22	2.02	0.60
1:AA:451:A:C2	1:AA:480:U:C4	2.90	0.60
49:BY:56:LEU:O	49:BY:57:LEU:HB3	2.00	0.60
26:BA:1509:A:O2'	26:BA:1510:G:P	2.58	0.60
23:AW:72:ASP:HB2	23:AW:75:ARG:NH2	2.16	0.60
7:AG:39:GLU:HA	7:AG:42:VAL:CG2	2.32	0.60
9:AI:105:ARG:NH1	9:AI:107:ALA:HA	2.15	0.60
13:AM:113:LYS:CB	13:AM:114:PRO:CD	2.78	0.60
27:BC:229:HIS:CD2	27:BC:246:PRO:HB3	2.36	0.60
1:AA:190:A:N7	1:AA:191:G:C8	2.69	0.60
26:BA:1740:G:O2'	26:BA:1741:C:H5'	2.00	0.60
26:BA:1526:C:H2'	26:BA:1527:G:O5'	2.00	0.60
26:BA:2542:A:H5''	26:BA:2766:A:O2'	2.02	0.60
25:AY:634:MET:HG2	26:BA:1068:G:C1'	2.32	0.60
33:BI:37:PHE:CD1	33:BI:41:PHE:HB2	2.36	0.60
22:AV:315:G:C4	22:AV:316:A:C6	2.90	0.60
1:AA:1502:A:C8	1:AA:1504:G:C5	2.89	0.60
1:AA:917:G:O6	1:AA:918:A:C6	2.52	0.60
5:AE:81:GLN:OE1	5:AE:147:ASN:O	2.18	0.60

Continued on next page...

Continued from previous page...

Atom-1	Atom-2	Interatomic distance (Å)	Clash overlap (Å)
22:AV:207:A:N3	22:AV:208:G:C8	2.69	0.60
22:AV:245:C:H5'	22:AV:248:G:N2	2.16	0.60
1:AA:1317:C:H2'	1:AA:1318:A:C5'	2.32	0.60
6:AF:86:ARG:HH11	6:AF:86:ARG:HG2	1.66	0.60
42:BR:39:LEU:CA	42:BR:49:ILE:HG23	2.31	0.60
1:AA:622:A:H2'	1:AA:623:C:H5'	1.83	0.60
36:BL:75:ALA:HB2	36:BL:105:ILE:HD12	1.82	0.60
45:BU:6:ARG:O	45:BU:7:ASP:C	2.38	0.60
26:BA:2075:U:C2'	26:BA:2077:A:OP2	2.49	0.60
25:AY:605:ILE:HG23	25:AY:646:PHE:HB3	1.82	0.60
49:BY:13:GLU:C	49:BY:15:ASN:H	2.05	0.60
26:BA:947:A:O2'	26:BA:984:A:H2	1.83	0.60
42:BR:64:VAL:O	42:BR:65:ALA:HB2	2.02	0.60
28:BD:26:VAL:HG12	28:BD:186:LEU:HD13	1.82	0.60
43:BS:4:ILE:N	43:BS:4:ILE:HD12	2.17	0.60
1:AA:868:C:C2'	1:AA:869:G:H5'	2.30	0.60
26:BA:117:G:C6	26:BA:119:A:N6	2.70	0.60
15:AO:34:GLN:HB3	15:AO:58:MET:CE	2.31	0.60
26:BA:1243:C:H2'	26:BA:1244:A:O5'	2.01	0.60
10:AJ:7:ARG:HB2	10:AJ:75:ASP:OD1	2.02	0.60
22:AV:46:U:HO2'	22:AV:313:C:P	2.25	0.60
23:AW:55:LEU:HB2	23:AW:79:LEU:HD11	1.83	0.60
24:AX:37:U:C2'	24:AX:38:A:H5'	2.31	0.60
1:AA:1080:A:O5'	1:AA:1080:A:H8	1.84	0.60
1:AA:1397:C:HO2'	1:AA:1398:A:P	2.24	0.60
1:AA:922:G:N9	1:AA:1398:A:C2	2.69	0.60
1:AA:1534:A:N1	1:AA:1535:C:C2	2.69	0.60
22:AV:218:G:N2	22:AV:219:G:C4	2.70	0.60
26:BA:889:C:N1	26:BA:891:G:C5	2.69	0.60
26:BA:911:A:C5	37:BM:9:PHE:CE1	2.84	0.60
38:BN:103:ARG:CZ	38:BN:110:MET:CE	2.79	0.60
41:BQ:23:TYR:O	41:BQ:24:TYR:HB2	2.01	0.60
1:AA:495:A:C2	1:AA:496:A:N6	2.69	0.60
44:BT:1:MET:HB2	44:BT:2:ILE:HD12	1.83	0.60
21:AU:10:PRO:HD2	21:AU:11:PHE:CD2	2.36	0.60
1:AA:243:A:C2	1:AA:246:A:C8	2.90	0.60
1:AA:202:G:O2'	1:AA:468:A:C8	2.48	0.60
36:BL:85:VAL:HG11	36:BL:95:LEU:HD23	1.84	0.60
26:BA:47:C:C2'	26:BA:48:G:H5'	2.32	0.60
1:AA:1231:G:C5	1:AA:1232:U:C5	2.89	0.60
26:BA:8:C:O2'	26:BA:9:G:H5'	2.02	0.60

Continued on next page...

Continued from previous page...

Atom-1	Atom-2	Interatomic distance (Å)	Clash overlap (Å)
2:AB:71:THR:O	2:AB:72:LYS:HB3	2.01	0.60
28:BD:39:ASP:OD2	28:BD:40:LEU:HB2	2.01	0.60
1:AA:882:C:C2'	1:AA:883:C:O5'	2.50	0.60
14:AN:51:LEU:N	14:AN:51:LEU:HD23	2.17	0.60
26:BA:1064:C:H2'	26:BA:1064:C:O2	2.02	0.60
25:AY:264:LEU:HD23	25:AY:264:LEU:O	2.01	0.60
1:AA:909:A:C8	1:AA:910:C:C5	2.90	0.60
26:BA:2516:A:N6	26:BA:2517:C:N4	2.50	0.60
39:BO:76:LYS:HE3	39:BO:80:GLU:OE2	2.02	0.60
25:AY:634:MET:HA	25:AY:642:VAL:O	2.01	0.60
26:BA:1059:G:C6	26:BA:1080:A:C2	2.90	0.60
22:AV:308:U:C1'	22:AV:309:A:OP2	2.44	0.60
1:AA:1387:G:H2'	1:AA:1388:C:H6	1.65	0.60
1:AA:930:C:C4	1:AA:931:C:C5	2.89	0.60
22:AV:222:U:OP1	22:AV:236:U:C4	2.55	0.60
26:BA:865:C:C2	26:BA:869:G:O6	2.54	0.60
26:BA:2152:G:C5	26:BA:2153:C:C4	2.90	0.60
10:AJ:63:ASP:OD1	14:AN:85:ARG:CD	2.50	0.60
1:AA:1145:A:C2'	1:AA:1146:A:OP2	2.49	0.60
24:AX:43:G:H2'	24:AX:44:A:O4'	2.02	0.60
26:BA:1844:C:C2	26:BA:1897:G:N2	2.69	0.60
4:AD:121:ALA:N	4:AD:122:ILE:CD1	2.64	0.60
11:AK:126:ARG:HB2	21:AU:33:ARG:HD2	1.84	0.60
26:BA:2211:A:C1'	26:BA:2212:A:OP1	2.48	0.60
1:AA:93:U:H2'	1:AA:94:G:H5'	1.83	0.60
16:AP:19:VAL:HG22	16:AP:36:VAL:O	2.00	0.60
25:AY:201:ILE:CD1	25:AY:201:ILE:H	2.14	0.60
46:BV:80:HIS:ND1	46:BV:81:PRO:HD2	2.16	0.60
2:AB:168:GLU:OE1	2:AB:168:GLU:HA	2.00	0.60
26:BA:1714:U:H5''	26:BA:1715:G:H5'	1.82	0.60
6:AF:51:ILE:O	6:AF:51:ILE:HG12	2.02	0.60
40:BP:20:ARG:HB2	40:BP:21:PRO:HD2	1.83	0.60
56:BB:102:G:C2'	56:BB:103:U:H5'	2.31	0.60
36:BL:116:VAL:HG13	36:BL:116:VAL:O	2.02	0.60
26:BA:2186:G:H2'	26:BA:2187:U:C6	2.37	0.60
26:BA:1069:A:H4'	26:BA:1070:A:H8	1.66	0.60
22:AV:13:G:O2'	22:AV:14:G:C5'	2.49	0.60
22:AV:49:C:C4	22:AV:303:G:C6	2.89	0.60
22:AV:62:G:N2	22:AV:63:C:C4	2.69	0.60
1:AA:1082:A:C2	1:AA:1083:U:O2	2.55	0.60
22:AV:219:G:H2'	22:AV:220:G:C8	2.36	0.60

Continued on next page...

Continued from previous page...

Atom-1	Atom-2	Interatomic distance (Å)	Clash overlap (Å)
22:AV:233:A:C2'	22:AV:234:A:OP1	2.49	0.60
26:BA:900:A:H5'	26:BA:901:C:OP2	2.02	0.60
26:BA:911:A:C5	37:BM:9:PHE:CD1	2.89	0.60
26:BA:866:A:H1'	26:BA:914:G:N3	2.16	0.60
2:AB:106:VAL:H	2:AB:108:GLN:HG2	1.67	0.60
32:BH:10:ALA:O	32:BH:12:LEU:N	2.35	0.60
24:AX:54:G:H22	24:AX:62:C:H42	1.49	0.60
26:BA:2171:A:O2'	26:BA:2172:U:H5'	2.02	0.60
17:AQ:12:VAL:HG13	17:AQ:21:VAL:HG13	1.84	0.60
17:AQ:45:VAL:HG11	17:AQ:60:ILE:HG13	1.82	0.60
25:AY:97:SER:O	25:AY:100:VAL:HG13	2.02	0.60
42:BR:51:VAL:HG23	42:BR:52:PRO:HD2	1.83	0.60
1:AA:437:U:C2'	1:AA:438:U:H5'	2.31	0.60
32:BH:116:ARG:HG3	32:BH:133:GLN:CD	2.21	0.60
26:BA:1508:A:OP1	26:BA:1508:A:H4'	2.01	0.60
14:AN:15:LEU:O	14:AN:17:ASP:N	2.35	0.60
15:AO:88:ARG:NH2	26:BA:714:U:C5	2.70	0.60
1:AA:380:G:N2	1:AA:384:G:C5	2.70	0.60
25:AY:529:ILE:HD11	25:AY:567:LEU:HD11	1.84	0.60
26:BA:2637:U:H2'	26:BA:2638:G:H5'	1.84	0.60
52:B1:34:GLU:HG2	52:B1:49:LYS:HG3	1.84	0.60
11:AK:81:LEU:N	11:AK:81:LEU:CD2	2.65	0.60
26:BA:1007:C:OP1	34:BJ:39:LYS:HE2	2.02	0.60
1:AA:1306:A:N7	1:AA:1307:U:C5	2.70	0.60
1:AA:950:U:C5	13:AM:100:ARG:NH1	2.70	0.60
22:AV:264:U:O2	22:AV:298:A:N1	2.35	0.60
22:AV:55:G:N1	22:AV:56:C:C4	2.70	0.60
1:AA:17:U:O2'	1:AA:1078:U:C2	2.55	0.60
7:AG:145:GLU:O	7:AG:148:LYS:HB3	2.02	0.60
22:AV:156:G:H2'	22:AV:157:C:H6	1.64	0.60
26:BA:869:G:C4	26:BA:870:U:C5	2.89	0.60
25:AY:206:LEU:HD11	25:AY:210:ARG:HH12	1.67	0.60
1:AA:256:U:H2'	1:AA:257:G:C8	2.37	0.60
17:AQ:54:ILE:C	17:AQ:54:ILE:HD13	2.21	0.60
25:AY:337:SER:CA	25:AY:355:LEU:HD23	2.32	0.60
10:AJ:26:VAL:HG12	10:AJ:30:LYS:HD3	1.84	0.60
6:AF:5:GLU:HB3	6:AF:90:MET:HB2	1.83	0.60
36:BL:100:ILE:HG13	36:BL:101:ILE:HG23	1.83	0.60
3:AC:71:ARG:N	3:AC:72:PRO:CD	2.65	0.60
18:AR:39:VAL:HG13	18:AR:40:PRO:HD2	1.83	0.60
2:AB:70:GLY:HA2	2:AB:163:ILE:CG2	2.32	0.60

Continued on next page...

Continued from previous page...

Atom-1	Atom-2	Interatomic distance (Å)	Clash overlap (Å)
7:AG:119:LEU:CD2	7:AG:123:LEU:HD23	2.32	0.60
12:AL:2:THR:CG2	12:AL:4:ASN:HB2	2.32	0.60
1:AA:1429:A:H4'	26:BA:1703:G:O3'	2.02	0.60
56:BB:73:A:C4	56:BB:104:A:C2	2.89	0.60
26:BA:2343:U:H2'	26:BA:2344:U:C6	2.37	0.60
2:AB:125:PHE:CD2	2:AB:125:PHE:N	2.70	0.60
22:AV:338:G:C5	22:AV:339:G:C8	2.90	0.60
39:BO:106:LEU:C	39:BO:106:LEU:HD23	2.23	0.60
1:AA:294:U:H2'	1:AA:295:C:C6	2.36	0.60
26:BA:1060:U:OP1	26:BA:1062:G:H4'	2.02	0.59
1:AA:1333:A:C2'	1:AA:1334:G:O5'	2.50	0.59
22:AV:27:U:H2'	22:AV:28:U:H5'	1.82	0.59
22:AV:13:G:N2	22:AV:344:A:C2	2.69	0.59
23:AW:43:GLY:C	23:AW:57:ASN:ND2	2.54	0.59
24:AX:33:C:H2'	24:AX:34:U:H5''	1.83	0.59
5:AE:150:GLU:O	5:AE:153:ALA:HB3	2.02	0.59
22:AV:200:G:N7	22:AV:200:G:OP2	2.35	0.59
26:BA:887:U:H1'	26:BA:888:C:C4'	2.31	0.59
26:BA:889:C:C2'	26:BA:891:G:N9	2.49	0.59
22:AV:245:C:H5''	22:AV:248:G:C2	2.37	0.59
22:AV:285:A:C2'	22:AV:286:A:C5'	2.57	0.59
1:AA:1097:C:H4'	1:AA:1170:A:C5'	1.91	0.59
22:AV:116:A:C2	22:AV:117:G:C8	2.90	0.59
22:AV:117:G:H2'	22:AV:118:C:H6	1.67	0.59
32:BH:27:ARG:O	32:BH:27:ARG:HG2	2.01	0.59
24:AX:20:G:N1	26:BA:2112:G:H1'	2.17	0.59
25:AY:135:PHE:CD1	25:AY:272:LEU:HD22	2.37	0.59
17:AQ:14:ASP:OD1	17:AQ:54:ILE:HB	2.01	0.59
1:AA:1286:U:C5'	1:AA:1287:A:OP2	2.49	0.59
1:AA:170:U:O2'	1:AA:171:A:C5'	2.50	0.59
13:AM:3:ILE:HD11	13:AM:9:PRO:HG3	1.83	0.59
1:AA:418:C:O2'	1:AA:419:C:H5'	2.02	0.59
4:AD:125:ASN:HA	4:AD:141:VAL:CG2	2.32	0.59
44:BT:34:VAL:HG22	44:BT:81:LYS:HB3	1.83	0.59
6:AF:10:VAL:CG1	6:AF:11:HIS:N	2.64	0.59
7:AG:14:ASP:H	7:AG:23:ALA:HB2	1.66	0.59
26:BA:2256:G:C2'	26:BA:2257:U:O5'	2.50	0.59
26:BA:2549:G:N2	26:BA:2560:A:C4	2.70	0.59
22:AV:180:G:C2'	22:AV:181:G:C8	2.86	0.59
22:AV:265:C:H2'	22:AV:266:C:C6	2.38	0.59
26:BA:2307:G:C2	26:BA:2311:A:H2'	2.37	0.59

Continued on next page...

Continued from previous page...

Atom-1	Atom-2	Interatomic distance (Å)	Clash overlap (Å)
30:BF:40:GLY:O	30:BF:43:ILE:HD13	2.02	0.59
22:AV:200:G:C2	22:AV:230:U:O4	2.55	0.59
26:BA:869:G:C2'	26:BA:870:U:H6	2.06	0.59
26:BA:880:G:H2'	26:BA:881:G:C8	2.29	0.59
12:AL:75:GLU:O	12:AL:76:HIS:HB2	2.02	0.59
25:AY:441:SER:O	25:AY:449:THR:HG23	2.02	0.59
25:AY:413:ILE:HG22	25:AY:449:THR:O	2.02	0.59
25:AY:115:GLU:CD	25:AY:118:SER:HB3	2.22	0.59
26:BA:417:C:C2'	26:BA:418:C:O5'	2.51	0.59
1:AA:274:A:C5'	17:AQ:15:LYS:HE2	2.32	0.59
1:AA:502:A:O2'	1:AA:503:C:H5'	2.02	0.59
26:BA:1415:U:O2	26:BA:1415:U:H3'	2.00	0.59
26:BA:2480:C:C2'	26:BA:2481:G:H5'	2.32	0.59
1:AA:1217:C:OP1	14:AN:4:SER:HB2	2.02	0.59
23:AW:72:ASP:CB	23:AW:75:ARG:HE	2.15	0.59
26:BA:2110:G:O2'	26:BA:2120:G:C5'	2.50	0.59
1:AA:8:A:C6	4:AD:205:LYS:HB3	2.36	0.59
1:AA:802:A:H2'	1:AA:803:G:C5'	2.32	0.59
12:AL:43:LYS:CB	12:AL:44:PRO:CD	2.80	0.59
36:BL:85:VAL:CG1	36:BL:94:THR:HG22	2.32	0.59
1:AA:632:U:H2'	1:AA:633:G:OP1	2.02	0.59
27:BC:158:GLY:N	27:BC:194:VAL:HG13	2.18	0.59
27:BC:156:SER:O	27:BC:194:VAL:HG11	2.02	0.59
26:BA:928:A:O2'	26:BA:929:U:H5'	2.03	0.59
26:BA:125:A:OP2	53:B2:19:ARG:HD3	2.02	0.59
1:AA:853:C:H2'	1:AA:854:U:H6	1.66	0.59
46:BV:23:ALA:O	46:BV:24:ASN:C	2.39	0.59
26:BA:1340:U:O4'	26:BA:1340:U:O2	2.13	0.59
54:B3:44:ARG:N	54:B3:45:PRO:HD2	2.18	0.59
26:BA:2312:U:OP1	30:BF:70:ARG:HB2	2.02	0.59
26:BA:1073:A:C3'	26:BA:1074:G:C5'	2.79	0.59
22:AV:290:A:C2'	22:AV:291:A:C8	2.84	0.59
22:AV:46:U:O2'	22:AV:47:G:H5'	2.03	0.59
22:AV:343:C:H4'	30:BF:73:VAL:H	1.61	0.59
2:AB:135:MET:N	2:AB:135:MET:SD	2.75	0.59
22:AV:117:G:C4	22:AV:118:C:C5	2.91	0.59
26:BA:2112:G:H2'	26:BA:2112:G:N3	2.17	0.59
25:AY:9:LEU:C	25:AY:11:ARG:H	2.03	0.59
1:AA:270:A:N7	1:AA:271:C:C4	2.70	0.59
26:BA:2346:A:H3'	26:BA:2347:C:H5''	1.84	0.59
1:AA:175:C:O2'	1:AA:176:C:H5'	2.01	0.59

Continued on next page...

Continued from previous page...

Atom-1	Atom-2	Interatomic distance (Å)	Clash overlap (Å)
32:BH:119:ASN:N	32:BH:120:GLY:CA	2.65	0.59
3:AC:52:SER:O	3:AC:53:ARG:CB	2.49	0.59
24:AX:27:G:H22	24:AX:45:A:N6	1.98	0.59
4:AD:54:LEU:HD23	4:AD:54:LEU:C	2.22	0.59
26:BA:197:A:H62	26:BA:2430:A:H2'	1.67	0.59
25:AY:530:VAL:HG13	25:AY:531:GLY:N	2.16	0.59
1:AA:115:G:H4'	1:AA:116:A:O5'	2.01	0.59
18:AR:19:GLU:N	18:AR:27:THR:HG21	2.17	0.59
48:BX:20:ALA:O	48:BX:21:LEU:HB2	2.03	0.59
39:BO:59:ALA:HA	39:BO:62:LEU:HD12	1.84	0.59
22:AV:255:A:H2'	22:AV:256:G:H8	1.65	0.59
22:AV:322:U:C2	22:AV:323:A:C6	2.91	0.59
22:AV:39:A:C2	22:AV:40:G:H3'	2.38	0.59
5:AE:80:LEU:CD2	5:AE:122:VAL:HG12	2.31	0.59
22:AV:156:G:C5	22:AV:157:C:C4	2.89	0.59
26:BA:868:U:H2'	26:BA:869:G:H8	1.67	0.59
22:AV:244:G:O2'	22:AV:246:U:OP1	2.20	0.59
23:AW:5:LEU:CD1	23:AW:105:ILE:HD11	2.32	0.59
1:AA:1138:G:N7	1:AA:1140:C:O4'	2.35	0.59
26:BA:1055:G:N3	26:BA:1055:G:H2'	2.17	0.59
1:AA:425:G:H2'	1:AA:426:U:O4'	2.02	0.59
1:AA:149:A:H1'	1:AA:1446:A:C2	2.37	0.59
1:AA:624:C:H2'	1:AA:625:U:O5'	2.02	0.59
13:AM:25:GLY:O	13:AM:26:LYS:C	2.40	0.59
23:AW:4:VAL:O	23:AW:4:VAL:HG13	2.02	0.59
1:AA:373:A:C2	1:AA:482:A:C6	2.91	0.59
2:AB:14:HIS:CB	2:AB:208:ALA:HB2	2.32	0.59
26:BA:1046:A:C4'	26:BA:1046:A:OP2	2.50	0.59
1:AA:889:A:H5'	1:AA:891:U:O4'	2.02	0.59
1:AA:1040:U:H2'	1:AA:1041:G:C8	2.38	0.59
23:AW:14:TYR:CB	23:AW:120:ALA:HB1	2.32	0.59
12:AL:98:ARG:HA	12:AL:103:CYS:SG	2.42	0.59
26:BA:771:G:C2'	26:BA:772:C:H5'	2.33	0.59
42:BR:29:THR:HG22	42:BR:29:THR:O	2.02	0.59
26:BA:626:A:H2'	36:BL:78:ARG:NH1	2.17	0.59
26:BA:157:C:H2'	26:BA:158:U:O4'	2.01	0.59
1:AA:723:U:H5'	1:AA:724:G:O5'	2.02	0.59
26:BA:2207:C:H2'	26:BA:2208:C:C6	2.37	0.59
26:BA:2314:A:H2'	26:BA:2315:G:H8	1.66	0.59
22:AV:256:G:C6	22:AV:273:A:C6	2.89	0.59
1:AA:922:G:H22	1:AA:1398:A:H2'	0.42	0.59

Continued on next page...

Continued from previous page...

Atom-1	Atom-2	Interatomic distance (Å)	Clash overlap (Å)
2:AB:160:LEU:O	2:AB:162:VAL:HG12	2.02	0.59
22:AV:116:A:N1	22:AV:129:G:C6	2.70	0.59
22:AV:3:G:H2'	22:AV:4:G:C8	2.37	0.59
17:AQ:62:GLU:HB2	17:AQ:72:TRP:CH2	2.37	0.59
10:AJ:80:THR:HG22	10:AJ:82:LYS:H	1.67	0.59
16:AP:16:PHE:CD1	16:AP:16:PHE:C	2.76	0.59
24:AX:28:U:O2	24:AX:28:U:H2'	2.00	0.59
1:AA:209:U:H5''	1:AA:210:C:OP2	2.02	0.59
4:AD:156:ALA:O	4:AD:159:GLU:HB3	2.00	0.59
17:AQ:51:GLU:H	17:AQ:51:GLU:CD	2.05	0.59
26:BA:102:U:C5	49:BY:2:LYS:HD2	2.38	0.59
19:AS:43:MET:HA	19:AS:46:LEU:HD12	1.84	0.59
28:BD:99:GLU:HA	28:BD:99:GLU:OE1	2.01	0.59
2:AB:185:ILE:HG13	2:AB:185:ILE:O	2.02	0.59
1:AA:1293:C:H5'	1:AA:1294:G:OP2	2.03	0.59
26:BA:2286:G:H5'	26:BA:2286:G:C8	2.38	0.59
26:BA:2782:G:C2'	26:BA:2783:U:H5'	2.32	0.59
26:BA:582:A:C2	26:BA:1259:G:C2	2.90	0.59
45:BU:42:LYS:HG2	45:BU:59:GLU:HB2	1.85	0.59
14:AN:73:PHE:CD1	14:AN:74:LEU:N	2.71	0.59
6:AF:70:VAL:HA	6:AF:73:GLU:HG3	1.84	0.59
54:B3:26:ALA:O	54:B3:27:ASN:HB2	2.01	0.59
22:AV:19:G:H21	23:AW:81:LEU:CD1	2.14	0.59
1:AA:1391:U:O2'	1:AA:1392:G:H5'	2.02	0.59
1:AA:921:U:H2'	1:AA:922:G:O4'	2.02	0.59
22:AV:163:G:HO2'	22:AV:164:G:H5'	1.57	0.59
26:BA:866:A:C2	26:BA:867:C:C5	2.91	0.59
32:BH:32:PRO:O	32:BH:33:GLN:HB2	2.02	0.59
1:AA:1268:G:C6	1:AA:1269:A:N6	2.71	0.59
1:AA:1060:U:C5	3:AC:1:GLY:N	2.65	0.59
17:AQ:13:SER:HB2	17:AQ:21:VAL:HG11	1.84	0.59
41:BQ:87:VAL:HG13	42:BR:49:ILE:HD11	1.82	0.59
1:AA:657:U:O2	1:AA:657:U:H2'	2.02	0.59
4:AD:28:ASP:O	4:AD:30:LYS:HD3	2.02	0.59
10:AJ:40:ILE:CG2	10:AJ:73:LEU:HB2	2.33	0.59
26:BA:1589:U:H2'	26:BA:1590:A:H5'	1.84	0.59
26:BA:1591:A:H2'	26:BA:1592:C:C6	2.36	0.59
2:AB:32:GLY:HA3	2:AB:39:ILE:N	2.17	0.59
33:BI:74:PRO:HG2	33:BI:77:VAL:CG1	2.32	0.59
32:BH:72:ILE:CG2	32:BH:73:ASN:N	2.65	0.59
19:AS:50:VAL:HG22	19:AS:70:LEU:HD12	1.83	0.59

Continued on next page...

Continued from previous page...

Atom-1	Atom-2	Interatomic distance (Å)	Clash overlap (Å)
26:BA:58:G:OP1	44:BT:78:SER:CB	2.51	0.59
25:AY:293:THR:HB	25:AY:294:PRO:HD2	1.84	0.59
6:AF:70:VAL:HA	6:AF:73:GLU:CG	2.32	0.59
12:AL:80:LEU:HB2	12:AL:101:LEU:HD22	1.84	0.59
26:BA:440:C:O2'	26:BA:441:U:H5'	2.03	0.59
22:AV:150:G:N3	22:AV:151:C:C6	2.70	0.59
22:AV:181:G:H2'	22:AV:182:U:C4'	2.32	0.59
25:AY:634:MET:N	26:BA:1068:G:H1'	2.17	0.59
1:AA:955:U:C4	1:AA:956:U:C4	2.90	0.59
22:AV:257:U:C4	22:AV:273:A:C6	2.91	0.59
1:AA:1078:U:C4	1:AA:1079:G:N1	2.70	0.59
1:AA:1079:G:H8	1:AA:1079:G:O5'	1.85	0.59
22:AV:227:C:O5'	22:AV:227:C:H6	1.84	0.59
26:BA:911:A:N6	37:BM:9:PHE:CD2	2.71	0.59
22:AV:248:G:C5	22:AV:249:U:C4	2.89	0.59
2:AB:110:ILE:HD11	2:AB:150:ILE:HG12	1.85	0.59
25:AY:108:PHE:CE1	25:AY:118:SER:HB2	2.37	0.59
24:AX:51:U:H2'	24:AX:52:C:C6	2.37	0.59
17:AQ:11:VAL:O	17:AQ:12:VAL:HG12	2.02	0.59
26:BA:1287:A:C5'	38:BN:103:ARG:HD2	2.27	0.59
1:AA:463:U:H5'	1:AA:464:U:OP2	2.03	0.59
1:AA:194:C:C2'	1:AA:195:A:H5'	2.33	0.59
1:AA:1202:U:C2'	1:AA:1203:C:H5'	2.32	0.59
12:AL:2:THR:HG22	12:AL:4:ASN:CB	2.32	0.59
39:BO:30:ARG:HH22	56:BB:48:U:P	2.26	0.59
1:AA:739:C:C4	1:AA:740:U:C5	2.91	0.59
1:AA:952:U:H2'	1:AA:953:G:C8	2.37	0.59
41:BQ:90:ASP:O	41:BQ:94:LEU:HD12	2.03	0.59
3:AC:205:GLU:O	3:AC:206:ILE:O	2.20	0.59
26:BA:1120:G:C2'	26:BA:1121:C:H5'	2.33	0.59
2:AB:165:ALA:HB2	2:AB:186:VAL:HG12	1.85	0.59
39:BO:75:GLY:O	39:BO:78:VAL:HG23	2.03	0.59
33:BI:44:LYS:O	33:BI:48:ILE:HG12	2.03	0.59
31:BG:126:THR:HG22	31:BG:127:GLN:N	2.18	0.59
22:AV:44:C:C2'	22:AV:45:A:H5'	2.29	0.59
1:AA:1381:U:OP1	1:AA:1535:C:H4'	2.03	0.59
22:AV:187:C:H2'	22:AV:188:C:C5'	2.15	0.59
1:AA:55:A:C4	25:AY:320:PRO:O	2.56	0.59
26:BA:2133:G:HO2'	26:BA:2158:A:N6	2.00	0.59
1:AA:1413:A:C4	1:AA:1414:U:C6	2.91	0.59
17:AQ:21:VAL:HG22	17:AQ:22:VAL:N	2.18	0.59

Continued on next page...

Continued from previous page...

Atom-1	Atom-2	Interatomic distance (Å)	Clash overlap (Å)
26:BA:1182:G:H2'	26:BA:1183:U:O4'	2.01	0.59
1:AA:982:U:H4'	1:AA:983:A:O5'	2.02	0.59
1:AA:713:G:H2'	1:AA:714:G:C8	2.37	0.59
26:BA:279:A:H2'	26:BA:280:U:H5'	1.84	0.59
10:AJ:26:VAL:O	10:AJ:30:LYS:HD3	2.01	0.59
24:AX:18:U:HO2'	24:AX:19:G:H4'	1.67	0.59
3:AC:6:PRO:HD2	3:AC:183:TYR:CD2	2.38	0.59
4:AD:9:LYS:HA	4:AD:12:ARG:HG3	1.83	0.59
26:BA:1203:U:C4	26:BA:1204:A:C5	2.90	0.59
26:BA:1405:U:H2'	26:BA:1406:U:O4'	2.03	0.59
1:AA:620:C:H1'	4:AD:131:ILE:HD11	1.85	0.59
29:BE:18:THR:CG2	29:BE:19:PHE:CE2	2.85	0.59
38:BN:21:PHE:CE2	38:BN:24:MET:CE	2.85	0.59
26:BA:528:A:C2	26:BA:2043:C:C5'	2.86	0.59
17:AQ:3:LYS:O	17:AQ:3:LYS:HD2	2.02	0.59
1:AA:601:G:H2'	1:AA:602:A:H8	1.68	0.59
26:BA:841:G:H2'	26:BA:842:U:C6	2.38	0.59
26:BA:1392:A:H61	44:BT:18:GLU:CD	2.06	0.59
13:AM:45:SER:O	13:AM:46:GLU:HB3	2.01	0.59
26:BA:1306:C:O2	26:BA:1306:C:H2'	2.01	0.59
1:AA:721:G:C6	1:AA:733:G:C2	2.90	0.59
23:AW:65:LYS:HA	26:BA:1909:C:OP1	2.02	0.59
22:AV:13:G:C4'	22:AV:14:G:OP1	2.51	0.59
22:AV:15:A:OP2	22:AV:16:U:OP2	2.21	0.59
22:AV:259:G:C4	22:AV:260:C:C5	2.90	0.59
22:AV:266:C:H2'	22:AV:267:G:C4'	2.33	0.59
11:AK:95:THR:O	11:AK:99:LEU:HD22	2.03	0.59
22:AV:225:A:C2	22:AV:226:G:N9	2.71	0.59
22:AV:213:G:O6	22:AV:284:G:C5	2.55	0.59
26:BA:1055:G:H3'	26:BA:1056:G:C8	2.38	0.59
42:BR:53:PHE:N	42:BR:53:PHE:CD1	2.69	0.59
1:AA:1158:C:N4	1:AA:1160:G:C4	2.70	0.59
24:AX:27:G:C2'	24:AX:28:U:OP1	2.51	0.59
1:AA:463:U:O2	1:AA:463:U:H2'	2.01	0.59
1:AA:411:A:P	4:AD:25:ARG:HH22	2.26	0.59
1:AA:390:U:C2'	1:AA:391:G:O5'	2.51	0.59
2:AB:18:GLN:HG2	2:AB:189:ASN:HD22	1.68	0.59
2:AB:20:ARG:O	2:AB:22:TRP:HD1	1.84	0.59
9:AI:20:ILE:HD13	9:AI:86:LEU:HD12	1.85	0.59
8:AH:78:SER:HA	8:AH:84:ILE:HG12	1.83	0.59
25:AY:196:ILE:HG13	25:AY:197:ARG:N	2.17	0.59

Continued on next page...

Continued from previous page...

Atom-1	Atom-2	Interatomic distance (Å)	Clash overlap (Å)
14:AN:29:ILE:O	14:AN:30:ILE:C	2.41	0.59
3:AC:96:VAL:CB	3:AC:97:PRO:CD	2.81	0.59
10:AJ:5:ARG:HG2	10:AJ:79:PRO:CB	2.32	0.59
25:AY:512:ILE:H	25:AY:512:ILE:CD1	2.14	0.59
26:BA:1547:C:H2'	26:BA:1548:A:O4'	2.03	0.59
26:BA:2592:G:H2'	26:BA:2593:U:H5'	1.85	0.59
1:AA:883:C:C2'	1:AA:884:U:H5'	2.33	0.59
26:BA:1742:U:H2'	26:BA:1743:G:O5'	2.01	0.59
29:BE:178:VAL:HG13	29:BE:179:SER:N	2.17	0.59
26:BA:1606:C:O2'	26:BA:1607:C:H5'	2.02	0.59
27:BC:142:ASN:OD1	27:BC:151:GLY:HA3	2.02	0.59
1:AA:749:A:C2	1:AA:750:C:C2	2.90	0.59
25:AY:315:LYS:NZ	25:AY:317:MET:HG2	2.17	0.59
25:AY:637:ARG:N	33:BI:25:PRO:CD	2.17	0.59
1:AA:1305:G:O2'	1:AA:1306:A:C8	2.53	0.59
22:AV:272:C:C2'	22:AV:273:A:O5'	2.51	0.59
22:AV:315:G:O2'	22:AV:316:A:H8	1.81	0.59
22:AV:34:A:C4'	22:AV:323:A:N3	2.66	0.59
1:AA:1077:G:O6	1:AA:1081:A:N6	2.36	0.59
1:AA:918:A:C8	1:AA:919:A:N7	2.71	0.59
5:AE:88:HIS:ND1	5:AE:137:ARG:HD3	2.18	0.59
26:BA:866:A:H8	26:BA:914:G:N1	1.99	0.59
26:BA:888:C:O4'	26:BA:889:C:C4	2.56	0.59
26:BA:866:A:C8	26:BA:914:G:C4	2.90	0.59
2:AB:151:LYS:HG3	2:AB:152:ASP:O	2.02	0.59
10:AJ:52:LEU:HB3	14:AN:81:ARG:NE	2.18	0.59
1:AA:1141:C:C2	1:AA:1142:G:C8	2.91	0.59
26:BA:790:U:O5'	26:BA:790:U:H2'	2.03	0.59
30:BF:118:ALA:HA	30:BF:176:PHE:CE2	2.38	0.59
26:BA:1420:A:O2'	26:BA:1421:G:H5'	2.03	0.59
1:AA:79:G:N2	1:AA:91:U:C4	2.71	0.59
16:AP:19:VAL:HG13	16:AP:38:PHE:CA	2.31	0.59
1:AA:481:G:H2'	1:AA:483:C:N4	2.18	0.59
26:BA:1589:U:C2'	26:BA:1590:A:H5'	2.33	0.59
26:BA:1251:C:OP2	41:BQ:5:ARG:HD2	2.02	0.59
37:BM:31:PHE:CE2	37:BM:110:GLU:HB2	2.38	0.59
15:AO:86:LEU:CD2	15:AO:86:LEU:N	2.65	0.59
26:BA:528:A:H2	26:BA:2043:C:H5'	1.66	0.59
25:AY:137:ASN:ND2	25:AY:263:ALA:H	2.00	0.59
49:BY:13:GLU:O	49:BY:15:ASN:N	2.36	0.59
26:BA:2055:C:H5'	26:BA:2056:G:OP1	2.02	0.59

Continued on next page...

Continued from previous page...

Atom-1	Atom-2	Interatomic distance (Å)	Clash overlap (Å)
1:AA:833:G:C5	1:AA:834:U:C5	2.91	0.59
1:AA:595:A:C4	1:AA:641:U:C4	2.91	0.59
1:AA:327:A:O3'	1:AA:328:C:H4'	2.02	0.59
8:AH:13:ILE:O	8:AH:15:ASN:N	2.36	0.59
29:BE:152:GLU:OE1	29:BE:152:GLU:HA	2.02	0.59
1:AA:1259:C:H5''	1:AA:1260:G:OP2	2.03	0.59
26:BA:998:C:H2'	26:BA:999:U:O5'	2.03	0.59
23:AW:37:GLY:O	26:BA:1910:G:C5'	2.50	0.58
22:AV:305:A:C4	22:AV:306:U:C5	2.91	0.58
22:AV:31:G:N7	22:AV:34:A:N7	2.51	0.58
23:AW:22:ALA:HB2	23:AW:81:LEU:CD1	2.34	0.58
23:AW:98:LEU:HD21	23:AW:119:LEU:CG	2.32	0.58
1:AA:1077:G:H1'	1:AA:1080:A:N6	2.18	0.58
1:AA:1534:A:H3'	1:AA:1535:C:C5	2.37	0.58
26:BA:2096:C:P	32:BH:11:ASN:HD21	2.26	0.58
26:BA:1169:A:H2'	26:BA:1170:C:O4'	2.03	0.58
1:AA:1286:U:H5'	1:AA:1287:A:OP2	2.02	0.58
8:AH:48:PHE:O	8:AH:49:LYS:CB	2.51	0.58
1:AA:447:G:N2	1:AA:486:U:C4	2.70	0.58
17:AQ:59:GLU:HG2	17:AQ:75:VAL:HG21	1.85	0.58
26:BA:1045:C:H3'	26:BA:1046:A:C5'	2.33	0.58
25:AY:519:ARG:NH1	25:AY:678:GLU:HB2	2.18	0.58
3:AC:154:GLY:HA2	3:AC:163:ARG:H	1.68	0.58
26:BA:366:C:H2'	26:BA:367:G:O4'	2.03	0.58
1:AA:419:C:C2'	1:AA:420:U:O5'	2.51	0.58
26:BA:1490:A:H2'	26:BA:1490:A:N3	2.18	0.58
27:BC:259:ASN:CG	27:BC:262:THR:HG23	2.24	0.58
22:AV:173:C:O2	22:AV:174:A:C8	2.56	0.58
26:BA:2473:U:C6	26:BA:2474:U:H5	2.21	0.58
1:AA:1234:C:H2'	1:AA:1235:U:H6	1.68	0.58
22:AV:12:U:O3'	22:AV:13:G:N7	2.36	0.58
23:AW:46:ALA:HA	23:AW:55:LEU:HA	1.85	0.58
1:AA:1080:A:H3'	1:AA:1081:A:O4'	2.03	0.58
22:AV:208:G:H1'	22:AV:223:G:H22	0.52	0.58
26:BA:878:A:C2'	26:BA:879:G:C5'	2.67	0.58
1:AA:1411:C:O2'	1:AA:1412:C:C5'	2.30	0.58
19:AS:4:LEU:O	19:AS:5:LYS:CG	2.51	0.58
25:AY:273:LEU:HA	25:AY:276:VAL:HG23	1.85	0.58
11:AK:125:LYS:HD3	11:AK:125:LYS:N	2.18	0.58
1:AA:482:A:C2	1:AA:483:C:H1'	2.38	0.58
13:AM:71:GLU:O	13:AM:74:MET:CB	2.50	0.58

Continued on next page...

Continued from previous page...

Atom-1	Atom-2	Interatomic distance (Å)	Clash overlap (Å)
3:AC:166:TRP:C	3:AC:166:TRP:CE3	2.76	0.58
54:B3:8:GLY:O	54:B3:12:ARG:HG3	2.02	0.58
26:BA:2550:G:H2'	26:BA:2551:C:H5'	1.84	0.58
26:BA:2183:A:H2'	26:BA:2184:A:C8	2.38	0.58
30:BF:62:GLN:NE2	30:BF:94:ARG:HD3	2.19	0.58
6:AF:60:VAL:HG12	6:AF:60:VAL:O	2.02	0.58
28:BD:189:VAL:HG23	28:BD:189:VAL:O	2.02	0.58
5:AE:108:GLY:O	5:AE:109:ALA:HB3	2.03	0.58
7:AG:121:ASN:O	7:AG:124:SER:HB3	2.02	0.58
26:BA:2019:A:H2'	26:BA:2020:A:O5'	2.03	0.58
1:AA:299:G:C6	1:AA:300:A:N1	2.71	0.58
22:AV:46:U:C2'	22:AV:47:G:H8	2.06	0.58
22:AV:62:G:N2	22:AV:64:C:N4	2.51	0.58
3:AC:86:LEU:O	3:AC:87:ARG:C	2.40	0.58
26:BA:868:U:C2	26:BA:869:G:N7	2.71	0.58
26:BA:911:A:N6	37:BM:9:PHE:HB3	2.15	0.58
1:AA:1101:A:H62	2:AB:173:LYS:CE	2.16	0.58
25:AY:414:GLU:O	25:AY:474:ALA:HB1	2.03	0.58
17:AQ:11:VAL:O	17:AQ:12:VAL:CB	2.51	0.58
26:BA:1063:G:N3	33:BI:135:MET:HA	2.18	0.58
33:BI:83:ALA:HB1	33:BI:100:ILE:HD12	1.85	0.58
13:AM:21:ILE:CB	13:AM:24:VAL:HG22	2.33	0.58
1:AA:208:U:H5	1:AA:210:C:C5	2.21	0.58
21:AU:36:PHE:HB3	21:AU:40:PRO:HG3	1.85	0.58
21:AU:40:PRO:HA	21:AU:44:ARG:HH11	1.68	0.58
26:BA:1567:G:N7	27:BC:82:TYR:CE1	2.72	0.58
25:AY:228:MET:O	25:AY:231:TYR:HB3	2.02	0.58
33:BI:70:THR:C	33:BI:71:LYS:HD2	2.24	0.58
9:AI:62:LEU:CD2	9:AI:62:LEU:N	2.65	0.58
1:AA:110:C:H2'	1:AA:111:G:O4'	2.04	0.58
16:AP:3:THR:HG22	16:AP:4:ILE:N	2.18	0.58
56:BB:45:A:C4	56:BB:46:A:C8	2.91	0.58
49:BY:28:LEU:HD23	49:BY:37:LEU:CD2	2.33	0.58
1:AA:882:C:H2'	1:AA:883:C:O5'	2.04	0.58
1:AA:708:C:H2'	1:AA:709:U:H6	1.68	0.58
4:AD:77:GLU:OE1	4:AD:77:GLU:HA	2.03	0.58
27:BC:96:LYS:HD2	27:BC:96:LYS:N	2.18	0.58
26:BA:1716:U:O2'	26:BA:1717:A:H5'	2.04	0.58
26:BA:735:A:C8	26:BA:736:C:C5	2.90	0.58
1:AA:1340:A:O4'	24:AX:33:C:OP1	2.20	0.58
22:AV:261:G:C4'	22:AV:262:U:OP1	2.36	0.58

Continued on next page...

Continued from previous page...

Atom-1	Atom-2	Interatomic distance (Å)	Clash overlap (Å)
1:AA:1536:C:O2'	7:AG:79:VAL:HG21	2.03	0.58
22:AV:207:A:C4	22:AV:208:G:C8	2.92	0.58
22:AV:218:G:H2'	22:AV:219:G:H5'	1.85	0.58
22:AV:240:U:H2'	22:AV:241:C:H6	1.65	0.58
22:AV:251:U:H6	22:AV:251:U:O5'	1.86	0.58
25:AY:431:LEU:CD2	25:AY:466:LEU:HD13	2.33	0.58
26:BA:2127:G:C4'	26:BA:2128:G:OP1	2.45	0.58
1:AA:259:G:C6	1:AA:260:G:C5	2.90	0.58
26:BA:1288:G:C5	26:BA:1327:A:C2	2.92	0.58
11:AK:41:LEU:HB3	11:AK:76:TYR:HE2	1.66	0.58
13:AM:19:THR:CA	13:AM:24:VAL:HG23	2.30	0.58
1:AA:412:A:C1'	1:AA:413:G:H5''	2.34	0.58
1:AA:386:C:C2'	1:AA:387:U:H5'	2.33	0.58
26:BA:1585:C:H2'	26:BA:1586:A:C5'	2.32	0.58
36:BL:127:VAL:HG11	36:BL:132:ARG:HB2	1.84	0.58
11:AK:21:HIS:CD2	11:AK:34:THR:CG2	2.86	0.58
21:AU:24:LYS:CD	21:AU:25:ALA:H	2.15	0.58
25:AY:510:VAL:HG13	25:AY:569:ASP:O	2.02	0.58
8:AH:10:LEU:N	8:AH:10:LEU:HD23	2.19	0.58
1:AA:198:G:C6	1:AA:220:G:C2	2.91	0.58
14:AN:91:GLY:O	14:AN:93:ILE:N	2.37	0.58
30:BF:90:LEU:HB3	30:BF:95:MET:HA	1.85	0.58
28:BD:103:ASP:O	28:BD:105:LYS:N	2.36	0.58
56:BB:73:A:H2'	56:BB:73:A:N3	2.19	0.58
26:BA:2415:G:H4'	36:BL:66:PHE:HB3	1.86	0.58
26:BA:1902:C:H4'	27:BC:241:LYS:O	2.03	0.58
29:BE:196:VAL:HA	29:BE:199:MET:HB2	1.85	0.58
1:AA:572:A:H5'	1:AA:573:A:OP2	2.03	0.58
23:AW:19:THR:HG22	23:AW:103:LEU:HD11	1.84	0.58
25:AY:635:GLU:CB	33:BI:22:PRO:CA	2.81	0.58
25:AY:636:PRO:HB2	33:BI:26:ALA:H	1.68	0.58
1:AA:1342:C:HO2'	1:AA:1343:G:H5'	1.59	0.58
22:AV:267:G:N2	22:AV:268:U:O2	2.35	0.58
26:BA:2305:U:H3	30:BF:150:GLY:HA3	1.67	0.58
26:BA:876:C:C2'	26:BA:877:A:C8	2.87	0.58
1:AA:1102:A:O2'	2:AB:97:GLY:CA	2.52	0.58
22:AV:132:U:N3	22:AV:133:A:N7	2.51	0.58
25:AY:210:ARG:O	25:AY:213:HIS:N	2.34	0.58
9:AI:119:LYS:O	9:AI:120:ALA:HB3	2.03	0.58
1:AA:277:C:O2'	1:AA:278:G:H5'	2.02	0.58
1:AA:978:A:HO2'	1:AA:1322:C:H5	1.50	0.58

Continued on next page...

Continued from previous page...

Atom-1	Atom-2	Interatomic distance (Å)	Clash overlap (Å)
25:AY:101:LEU:HD12	25:AY:103:GLY:O	2.04	0.58
8:AH:74:ILE:HD11	8:AH:128:VAL:HG22	1.83	0.58
1:AA:1161:C:H2'	1:AA:1162:C:H6	1.67	0.58
24:AX:28:U:C2'	24:AX:29:C:C5'	2.82	0.58
1:AA:1151:A:O2'	1:AA:1152:A:O5'	2.21	0.58
1:AA:511:C:H1'	1:AA:512:U:C6	2.37	0.58
1:AA:1114:C:O2	1:AA:1114:C:H2'	2.03	0.58
16:AP:78:VAL:O	16:AP:80:LYS:N	2.37	0.58
9:AI:96:GLU:N	9:AI:96:GLU:CD	2.57	0.58
3:AC:64:ARG:O	3:AC:99:GLN:O	2.22	0.58
26:BA:1533:C:O2	26:BA:1533:C:H2'	2.04	0.58
25:AY:606:MET:O	25:AY:646:PHE:HA	2.02	0.58
26:BA:2506:U:C2'	26:BA:2507:C:H5'	2.33	0.58
56:BB:20:G:N2	56:BB:64:G:C4	2.72	0.58
30:BF:57:ALA:HB2	30:BF:64:PRO:HD3	1.86	0.58
26:BA:1526:C:C2'	26:BA:1527:G:O5'	2.52	0.58
43:BS:4:ILE:H	43:BS:4:ILE:HD12	1.68	0.58
1:AA:868:C:H2'	1:AA:869:G:H5'	1.86	0.58
37:BM:27:SER:O	37:BM:28:PHE:CD2	2.56	0.58
33:BI:91:LYS:HB3	33:BI:94:LYS:CG	2.33	0.58
25:AY:544:LYS:O	25:AY:548:GLU:HB2	2.03	0.58
25:AY:248:LYS:O	25:AY:248:LYS:HG2	2.02	0.58
52:B1:47:ILE:H	52:B1:47:ILE:HD12	1.66	0.58
26:BA:1794:A:H2'	26:BA:1795:C:H6	1.68	0.58
26:BA:1979:U:O2'	26:BA:1980:G:H5'	2.03	0.58
1:AA:27:G:C2'	1:AA:28:A:O5'	2.51	0.58
22:AV:158:U:C2	22:AV:159:C:C5	2.91	0.58
22:AV:183:C:O2'	22:AV:184:A:C8	2.57	0.58
22:AV:192:A:C2'	22:AV:193:A:H5'	2.34	0.58
22:AV:211:C:O5'	22:AV:211:C:H6	1.87	0.58
2:AB:53:LEU:CD1	2:AB:216:VAL:HA	2.34	0.58
1:AA:368:U:H5''	25:AY:354:ARG:HH11	1.68	0.58
17:AQ:13:SER:HB3	17:AQ:21:VAL:HG12	1.85	0.58
17:AQ:57:VAL:HG12	17:AQ:78:VAL:HB	1.86	0.58
1:AA:553:A:O4'	12:AL:27:PRO:HA	2.04	0.58
17:AQ:49:ASN:O	17:AQ:51:GLU:N	2.36	0.58
26:BA:686:U:H2'	26:BA:788:A:N1	2.19	0.58
1:AA:1211:U:O2'	1:AA:1212:U:P	2.61	0.58
49:BY:23:ARG:O	49:BY:24:GLU:O	2.20	0.58
26:BA:1141:U:H4'	26:BA:1142:A:O4'	2.03	0.58
32:BH:41:LYS:HA	32:BH:44:ILE:HG12	1.86	0.58

Continued on next page...

Continued from previous page...

Atom-1	Atom-2	Interatomic distance (Å)	Clash overlap (Å)
26:BA:656:G:C2'	26:BA:657:U:O5'	2.52	0.58
53:B2:30:VAL:HG12	53:B2:31:LEU:N	2.19	0.58
48:BX:58:ILE:HG13	48:BX:66:VAL:HG21	1.85	0.58
36:BL:67:THR:O	36:BL:67:THR:HG22	2.02	0.58
1:AA:634:C:H2'	1:AA:635:A:O4'	2.03	0.58
25:AY:496:LYS:HE2	25:AY:498:ILE:CD1	2.33	0.58
26:BA:1185:G:H5''	26:BA:1186:G:OP1	2.03	0.58
26:BA:1439:A:H2'	26:BA:1440:U:H5'	1.85	0.58
33:BI:28:GLY:O	33:BI:34:ILE:HD11	2.03	0.58
1:AA:1226:C:C4	13:AM:102:LYS:HG3	2.38	0.58
23:AW:48:PHE:N	23:AW:48:PHE:CD1	2.59	0.58
30:BF:129:MET:O	30:BF:129:MET:HG3	2.02	0.58
1:AA:922:G:N1	1:AA:923:A:C2	2.71	0.58
5:AE:81:GLN:CG	5:AE:149:PRO:HB3	2.33	0.58
22:AV:168:G:C2'	22:AV:169:G:H5'	2.33	0.58
26:BA:867:C:C6	26:BA:868:U:C5	2.91	0.58
26:BA:892:A:HO2'	26:BA:893:C:H5'	1.67	0.58
25:AY:215:LYS:O	25:AY:219:VAL:N	2.34	0.58
24:AX:8:U:H1'	24:AX:49:C:H1'	1.86	0.58
1:AA:1253:G:N2	1:AA:1254:A:C4	2.72	0.58
11:AK:52:ARG:O	11:AK:55:ARG:CG	2.51	0.58
13:AM:32:ILE:HD13	13:AM:58:GLU:CG	2.34	0.58
1:AA:222:C:O2	1:AA:222:C:H2'	2.02	0.58
1:AA:514:C:C2'	1:AA:515:G:O5'	2.52	0.58
25:AY:65:ILE:O	25:AY:65:ILE:HG12	2.02	0.58
28:BD:96:ILE:HG22	28:BD:97:SER:N	2.19	0.58
1:AA:1053:G:N7	1:AA:1199:U:H3'	2.17	0.58
1:AA:543:U:O2'	1:AA:544:G:H5'	2.04	0.58
26:BA:1501:G:H4'	27:BC:94:LEU:HD21	1.86	0.58
31:BG:148:ARG:HH21	31:BG:166:GLU:CD	2.07	0.58
1:AA:159:G:C5'	1:AA:159:G:H8	2.16	0.58
49:BY:21:LEU:O	49:BY:22:LEU:O	2.22	0.58
26:BA:580:U:H2'	26:BA:581:C:C6	2.38	0.58
26:BA:1314:C:H2'	26:BA:1314:C:O2	2.02	0.58
32:BH:40:THR:O	32:BH:42:LYS:N	2.37	0.58
26:BA:1988:G:O2'	26:BA:1989:G:H5'	2.04	0.58
14:AN:46:LEU:O	14:AN:48:LEU:N	2.36	0.58
53:B2:27:GLY:O	53:B2:30:VAL:HB	2.04	0.58
42:BR:102:SER:O	42:BR:103:ALA:O	2.22	0.58
36:BL:23:ILE:O	36:BL:25:SER:N	2.37	0.58
25:AY:176:GLY:CA	25:AY:187:THR:HA	2.32	0.58

Continued on next page...

Continued from previous page...

Atom-1	Atom-2	Interatomic distance (Å)	Clash overlap (Å)
31:BG:97:VAL:O	31:BG:97:VAL:HG12	2.02	0.58
23:AW:58:LEU:HG	23:AW:58:LEU:O	2.03	0.58
26:BA:1073:A:C2'	26:BA:1074:G:H5''	2.33	0.58
22:AV:288:G:C2	22:AV:289:U:C4	2.92	0.58
22:AV:58:G:H2'	22:AV:59:U:C6	2.39	0.58
30:BF:43:ILE:HG22	30:BF:82:TYR:CZ	2.39	0.58
1:AA:1534:A:H3'	1:AA:1535:C:H5	1.67	0.58
26:BA:866:A:C2'	26:BA:867:C:H5''	2.32	0.58
26:BA:877:A:C8	26:BA:878:A:C8	2.92	0.58
26:BA:881:G:C6	26:BA:895:U:O4	2.57	0.58
1:AA:1356:G:N2	1:AA:1357:A:C2	2.72	0.58
13:AM:32:ILE:HG22	13:AM:33:LEU:N	2.18	0.58
1:AA:208:U:C5	1:AA:210:C:C5	2.91	0.58
4:AD:52:VAL:CG2	4:AD:53:GLN:N	2.67	0.58
4:AD:57:LYS:HB3	4:AD:199:ILE:HG22	1.86	0.58
1:AA:502:A:H2'	1:AA:503:C:C6	2.39	0.58
8:AH:58:LEU:C	8:AH:58:LEU:HD13	2.24	0.58
36:BL:101:ILE:O	36:BL:105:ILE:HG13	2.03	0.58
26:BA:1474:U:C2'	26:BA:1475:G:H5'	2.34	0.58
54:B3:3:ILE:O	54:B3:63:TYR:HE2	1.86	0.58
45:BU:53:GLN:N	45:BU:54:PRO:CD	2.67	0.58
27:BC:161:VAL:CG1	27:BC:162:GLN:N	2.66	0.58
1:AA:505:G:H4'	1:AA:534:U:C4	2.38	0.58
32:BH:3:VAL:HG12	32:BH:38:PRO:HA	1.86	0.58
45:BU:96:LYS:O	45:BU:97:SER:CB	2.51	0.58
29:BE:176:ASP:C	29:BE:176:ASP:OD1	2.42	0.58
5:AE:108:GLY:HA2	5:AE:111:ARG:CB	2.33	0.58
44:BT:48:GLN:OE1	44:BT:54:GLU:HA	2.04	0.58
38:BN:38:LEU:HB3	38:BN:39:PRO:CD	2.34	0.58
23:AW:94:GLU:O	23:AW:95:GLN:C	2.41	0.58
35:BK:122:VAL:OXT	35:BK:122:VAL:HG12	2.03	0.58
32:BH:69:ALA:CB	32:BH:138:VAL:HG12	2.34	0.58
26:BA:1059:G:OP2	26:BA:1060:U:C2'	2.52	0.58
26:BA:1075:C:H2'	26:BA:1076:C:C6	2.39	0.58
22:AV:271:G:H2'	22:AV:272:C:H5'	1.83	0.58
22:AV:290:A:C2'	22:AV:291:A:H8	2.17	0.58
22:AV:303:G:C2	22:AV:304:C:C4	2.92	0.58
22:AV:71:A:C4	22:AV:72:A:N7	2.72	0.58
24:AX:40:C:H2'	24:AX:40:C:O2	2.03	0.58
5:AE:120:HIS:O	5:AE:121:ASN:HB3	2.04	0.58
26:BA:875:G:N2	26:BA:902:C:N3	2.50	0.58

Continued on next page...

Continued from previous page...

Atom-1	Atom-2	Interatomic distance (Å)	Clash overlap (Å)
2:AB:138:ARG:HG3	2:AB:139:GLU:N	2.19	0.58
2:AB:143:LEU:H	2:AB:143:LEU:HD23	1.69	0.58
2:AB:49:PHE:CD1	2:AB:49:PHE:C	2.76	0.58
2:AB:56:LEU:HD21	2:AB:220:VAL:HG22	1.86	0.58
2:AB:66:ILE:HB	2:AB:88:GLN:HB3	1.85	0.58
25:AY:108:PHE:HE1	25:AY:118:SER:HB2	1.67	0.58
25:AY:106:VAL:HG23	25:AY:132:ARG:HG3	1.84	0.58
26:BA:2128:G:O2'	26:BA:2129:C:H5'	2.04	0.58
25:AY:82:ILE:HD12	25:AY:101:LEU:HD22	1.84	0.58
8:AH:74:ILE:HD13	8:AH:128:VAL:HG22	1.86	0.58
2:AB:207:ARG:O	2:AB:209:VAL:N	2.37	0.58
26:BA:1483:G:C5	26:BA:1484:U:C5	2.92	0.58
43:BS:63:GLY:O	43:BS:64:ALA:HB3	2.04	0.58
28:BD:150:GLN:O	28:BD:153:GLY:CA	2.52	0.58
25:AY:343:ASN:ND2	25:AY:345:THR:N	2.52	0.58
29:BE:104:ALA:O	29:BE:108:ILE:CG2	2.52	0.58
20:AT:67:HIS:HB3	20:AT:68:LYS:HE3	1.84	0.58
44:BT:42:GLU:O	44:BT:45:ALA:HB3	2.04	0.58
30:BF:107:VAL:N	30:BF:108:PRO:CD	2.67	0.58
26:BA:61:C:C2	26:BA:94:A:C2	2.91	0.58
1:AA:602:A:O2'	1:AA:603:U:H5'	2.03	0.58
25:AY:314:PHE:HD1	25:AY:315:LYS:HB2	1.68	0.58
26:BA:2698:U:H2'	26:BA:2699:C:C6	2.39	0.58
45:BU:71:ILE:HD13	45:BU:82:VAL:HG23	1.85	0.58
1:AA:53:A:H2'	1:AA:54:C:O4'	2.04	0.58
22:AV:257:U:O2	22:AV:258:G:N3	2.37	0.58
23:AW:88:ARG:NH1	23:AW:119:LEU:HD21	2.16	0.58
23:AW:89:LEU:N	23:AW:89:LEU:HD23	2.07	0.58
22:AV:199:C:H6	22:AV:199:C:O5'	1.87	0.58
2:AB:69:VAL:HG22	2:AB:91:VAL:HB	1.85	0.58
22:AV:137:C:H5''	22:AV:138:C:O5'	2.04	0.58
25:AY:209:ALA:O	25:AY:210:ARG:C	2.43	0.58
1:AA:1061:G:C5	1:AA:1197:A:C2	2.92	0.58
1:AA:1376:U:H2'	1:AA:1377:A:C8	2.39	0.58
38:BN:103:ARG:NH1	38:BN:110:MET:HE1	2.18	0.58
11:AK:15:VAL:O	11:AK:16:SER:OG	2.21	0.58
26:BA:277:G:H1'	26:BA:361:G:O6	2.03	0.58
33:BI:139:VAL:HG23	33:BI:141:ASP:HB2	1.86	0.58
4:AD:158:LEU:O	4:AD:161:ALA:HB3	2.03	0.58
35:BK:114:LYS:O	35:BK:118:LEU:HG	2.04	0.58
9:AI:39:GLY:O	9:AI:40:ARG:CB	2.52	0.58

Continued on next page...

Continued from previous page...

Atom-1	Atom-2	Interatomic distance (Å)	Clash overlap (Å)
25:AY:67:ALA:HB1	25:AY:327:PHE:HZ	1.66	0.58
33:BI:5:GLN:O	33:BI:6:ALA:CB	2.51	0.58
33:BI:74:PRO:HG2	33:BI:77:VAL:HG11	1.86	0.58
29:BE:149:ILE:C	29:BE:149:ILE:HD12	2.25	0.58
5:AE:68:ARG:HH11	5:AE:68:ARG:HG3	1.68	0.58
26:BA:409:G:O2'	26:BA:410:G:H5'	2.04	0.58
48:BX:3:VAL:HG13	48:BX:10:ARG:HB3	1.86	0.58
26:BA:215:G:C4'	26:BA:216:A:H4'	2.34	0.58
1:AA:44:A:C2'	1:AA:45:G:H5'	2.33	0.58
26:BA:108:G:H2'	26:BA:109:C:H5'	1.85	0.58
1:AA:883:C:O2'	1:AA:884:U:H5'	2.04	0.58
7:AG:14:ASP:HB2	7:AG:19:SER:HB3	1.86	0.58
23:AW:19:THR:HG22	23:AW:103:LEU:CD1	2.34	0.58
26:BA:1281:G:N2	26:BA:1290:C:C2	2.71	0.58
1:AA:87:C:C2'	1:AA:88:U:H5'	2.34	0.58
55:B4:25:VAL:HB	55:B4:35:GLN:HB2	1.85	0.58
30:BF:134:GLN:O	30:BF:134:GLN:HG2	2.03	0.58
37:BM:46:ILE:HD12	37:BM:69:PRO:HD3	1.85	0.58
26:BA:1061:U:O4	33:BI:10:LEU:HA	2.04	0.57
22:AV:17:U:O2	22:AV:334:A:C6	2.57	0.57
22:AV:257:U:N3	22:AV:259:G:C5	2.71	0.57
22:AV:263:G:H2'	22:AV:263:G:N3	2.18	0.57
22:AV:39:A:C5	22:AV:40:G:C6	2.91	0.57
3:AC:86:LEU:O	3:AC:89:VAL:HG22	2.03	0.57
22:AV:131:U:H3'	22:AV:131:U:P	2.44	0.57
25:AY:171:GLU:HG3	25:AY:172:ASP:H	1.70	0.57
25:AY:409:ILE:HD11	25:AY:654:GLY:CA	2.27	0.57
1:AA:271:C:H2'	1:AA:272:C:C6	2.39	0.57
42:BR:40:MET:CE	42:BR:48:LYS:HE2	2.34	0.57
1:AA:142:G:H2'	1:AA:142:G:N3	2.18	0.57
12:AL:115:LYS:O	12:AL:116:TYR:HB2	2.03	0.57
9:AI:20:ILE:HD13	9:AI:86:LEU:CD1	2.33	0.57
26:BA:1873:G:H2'	26:BA:1874:C:H6	1.68	0.57
1:AA:1211:U:O2'	1:AA:1212:U:OP2	2.22	0.57
14:AN:20:PHE:CD2	14:AN:24:ALA:CB	2.87	0.57
1:AA:718:A:C2'	1:AA:719:C:H5'	2.33	0.57
13:AM:10:ASP:O	13:AM:11:HIS:HB2	2.04	0.57
1:AA:1005:A:H2'	1:AA:1006:G:O4'	2.04	0.57
26:BA:117:G:C6	26:BA:119:A:C6	2.92	0.57
37:BM:43:ALA:O	37:BM:46:ILE:N	2.36	0.57
26:BA:2040:G:H2'	26:BA:2041:U:O4'	2.04	0.57

Continued on next page...

Continued from previous page...

Atom-1	Atom-2	Interatomic distance (Å)	Clash overlap (Å)
26:BA:2064:C:H2'	26:BA:2065:C:C6	2.39	0.57
38:BN:72:ASP:C	38:BN:72:ASP:OD2	2.42	0.57
30:BF:66:ILE:O	30:BF:66:ILE:HD12	2.04	0.57
29:BE:122:GLU:O	29:BE:123:LYS:HD3	2.04	0.57
7:AG:87:PRO:HD3	7:AG:147:ASN:HB2	1.86	0.57
25:AY:487:ILE:HD13	25:AY:487:ILE:H	1.68	0.57
1:AA:1379:G:C6	1:AA:1380:U:O4	2.56	0.57
17:AQ:80:LYS:N	17:AQ:80:LYS:HD3	2.19	0.57
26:BA:1072:C:OP2	26:BA:1075:C:N4	2.37	0.57
1:AA:1337:G:C4'	1:AA:1338:G:OP1	2.52	0.57
22:AV:40:G:C2	22:AV:41:G:C5	2.91	0.57
22:AV:197:A:H3'	22:AV:198:U:C5	2.38	0.57
26:BA:880:G:C2'	26:BA:899:A:H61	2.16	0.57
2:AB:114:LYS:O	2:AB:116:LEU:N	2.37	0.57
1:AA:1103:C:C5'	2:AB:96:LEU:HB3	2.33	0.57
1:AA:676:A:O2'	1:AA:677:U:H5'	2.04	0.57
1:AA:1183:U:C4'	1:AA:1183:U:OP2	2.52	0.57
1:AA:91:U:C4	1:AA:92:U:C2	2.92	0.57
16:AP:6:LEU:HD13	16:AP:71:VAL:HG23	1.86	0.57
26:BA:1416:G:O2'	26:BA:1417:C:H6	1.86	0.57
8:AH:82:LEU:HD22	8:AH:83:ARG:O	2.05	0.57
26:BA:2102:G:H5'	26:BA:2103:C:OP2	2.04	0.57
1:AA:994:A:O2'	14:AN:7:ALA:HB1	2.04	0.57
13:AM:76:ILE:HG22	13:AM:80:MET:CE	2.34	0.57
25:AY:630:GLN:HG2	25:AY:630:GLN:O	2.04	0.57
21:AU:24:LYS:HD3	21:AU:25:ALA:N	2.18	0.57
25:AY:438:PHE:HB2	25:AY:452:SER:O	2.04	0.57
17:AQ:68:LYS:O	17:AQ:69:THR:CB	2.52	0.57
1:AA:244:U:H4'	1:AA:245:U:C5'	2.34	0.57
40:BP:30:TRP:CD2	40:BP:39:LEU:CD1	2.87	0.57
1:AA:36:C:OP1	12:AL:119:LYS:HE3	2.03	0.57
35:BK:77:ILE:CD1	35:BK:77:ILE:N	2.67	0.57
49:BY:13:GLU:C	49:BY:15:ASN:N	2.55	0.57
12:AL:2:THR:HG22	12:AL:4:ASN:N	2.20	0.57
12:AL:43:LYS:HB2	12:AL:44:PRO:HD3	1.86	0.57
26:BA:535:G:O2'	26:BA:536:G:H5'	2.04	0.57
30:BF:56:LEU:CD1	30:BF:64:PRO:HB3	2.35	0.57
36:BL:87:GLY:O	36:BL:89:VAL:N	2.37	0.57
39:BO:71:ALA:HB1	39:BO:106:LEU:HB2	1.86	0.57
1:AA:294:U:C2	1:AA:295:C:C5	2.91	0.57
1:AA:723:U:H5'	1:AA:724:G:P	2.44	0.57

Continued on next page...

Continued from previous page...

Atom-1	Atom-2	Interatomic distance (Å)	Clash overlap (Å)
1:AA:1206:G:O4'	3:AC:193:GLY:HA2	2.04	0.57
26:BA:225:C:C2	26:BA:231:A:C2	2.92	0.57
7:AG:49:LEU:HD11	7:AG:60:ALA:HB1	1.86	0.57
26:BA:187:G:H2'	26:BA:188:G:H5''	1.84	0.57
26:BA:1070:A:O2'	26:BA:1097:U:OP1	2.22	0.57
22:AV:58:G:H2'	22:AV:59:U:H6	1.68	0.57
22:AV:68:U:H5	22:AV:302:A:O2'	1.86	0.57
22:AV:8:A:H8	22:AV:334:A:C1'	2.08	0.57
8:AH:31:LEU:C	8:AH:31:LEU:CD1	2.72	0.57
42:BR:39:LEU:C	42:BR:49:ILE:HG23	2.25	0.57
26:BA:363:G:H2'	26:BA:364:C:C6	2.40	0.57
1:AA:625:U:O2'	1:AA:626:G:H5'	2.03	0.57
4:AD:122:ILE:CD1	4:AD:122:ILE:N	2.66	0.57
4:AD:31:CYS:SG	4:AD:33:ILE:N	2.77	0.57
1:AA:1525:G:OP1	11:AK:121:ARG:NH2	2.37	0.57
11:AK:123:PRO:O	11:AK:124:LYS:O	2.22	0.57
1:AA:89:U:O2'	1:AA:90:C:H5''	2.04	0.57
16:AP:72:ALA:HA	16:AP:75:ILE:CD1	2.35	0.57
31:BG:37:ASN:O	31:BG:38:ASP:HB3	2.04	0.57
2:AB:202:ASN:OD1	2:AB:203:ASP:N	2.38	0.57
9:AI:49:GLN:NE2	9:AI:79:ARG:NH1	2.52	0.57
26:BA:1071:G:C1'	26:BA:1089:A:C8	2.88	0.57
21:AU:11:PHE:CD2	21:AU:11:PHE:N	2.71	0.57
21:AU:11:PHE:N	21:AU:11:PHE:HD2	2.01	0.57
19:AS:8:PRO:HB2	19:AS:40:PHE:CZ	2.38	0.57
25:AY:605:ILE:CD1	25:AY:677:GLN:HG2	2.34	0.57
27:BC:161:VAL:HG22	27:BC:175:LEU:HD23	1.87	0.57
36:BL:85:VAL:HB	36:BL:94:THR:HG23	1.87	0.57
26:BA:834:G:N3	26:BA:2358:A:H1'	2.19	0.57
46:BV:25:LYS:HE2	46:BV:43:ASP:HA	1.87	0.57
1:AA:299:G:C6	1:AA:300:A:C2	2.92	0.57
1:AA:706:A:C2'	1:AA:707:U:H5'	2.34	0.57
26:BA:2870:C:C4	26:BA:2871:U:C5	2.92	0.57
48:BX:63:ILE:HD11	48:BX:67:LEU:HG	1.86	0.57
26:BA:1066:U:O2	26:BA:1069:A:N7	2.38	0.57
1:AA:1309:G:C6	1:AA:1329:A:C6	2.92	0.57
22:AV:290:A:O4'	22:AV:291:A:C8	2.57	0.57
22:AV:40:G:C5	22:AV:316:A:C2	2.93	0.57
26:BA:2304:G:C1'	30:BF:128:SER:HB3	2.34	0.57
22:AV:228:G:HO2'	22:AV:232:A:H2	0.73	0.57
26:BA:881:G:N2	26:BA:895:U:H3	2.02	0.57

Continued on next page...

Continued from previous page...

Atom-1	Atom-2	Interatomic distance (Å)	Clash overlap (Å)
2:AB:131:LYS:O	2:AB:133:ALA:N	2.37	0.57
25:AY:35:TYR:HE1	25:AY:269:VAL:HB	1.70	0.57
10:AJ:29:ALA:CA	10:AJ:32:THR:HG22	2.33	0.57
1:AA:435:A:C5	1:AA:436:C:C5	2.92	0.57
1:AA:514:C:H2'	1:AA:515:G:O5'	2.04	0.57
1:AA:513:C:O2'	1:AA:514:C:O5'	2.20	0.57
26:BA:2801:G:H2'	26:BA:2802:G:H8	1.68	0.57
38:BN:2:ARG:CD	38:BN:2:ARG:O	2.52	0.57
19:AS:61:VAL:HA	19:AS:65:MET:SD	2.44	0.57
25:AY:680:PRO:O	25:AY:682:GLN:N	2.33	0.57
12:AL:93:ARG:C	12:AL:94:TYR:CD2	2.77	0.57
1:AA:1475:G:O2'	1:AA:1476:A:H5'	2.05	0.57
1:AA:1292:G:H2'	1:AA:1293:C:O4'	2.03	0.57
26:BA:624:C:O2'	26:BA:657:U:OP1	2.19	0.57
26:BA:1794:A:H2'	26:BA:1795:C:C6	2.40	0.57
33:BI:115:ASP:O	33:BI:116:MET:HG2	2.05	0.57
1:AA:304:U:O2'	1:AA:305:G:H5'	2.04	0.57
31:BG:158:GLY:O	31:BG:159:LYS:C	2.43	0.57
4:AD:147:LYS:CD	4:AD:147:LYS:H	2.17	0.57
26:BA:2720:U:OP1	40:BP:52:ARG:NH2	2.37	0.57
31:BG:53:PRO:HD3	31:BG:61:TRP:CH2	2.39	0.57
37:BM:90:GLU:O	37:BM:91:TYR:HB3	2.02	0.57
26:BA:1907:G:C6	26:BA:1908:C:C4	2.93	0.57
25:AY:617:MET:CA	26:BA:1095:A:OP1	2.52	0.57
33:BI:18:ASN:ND2	33:BI:27:LEU:HD21	2.20	0.57
1:AA:1337:G:H4'	1:AA:1338:G:OP1	2.04	0.57
22:AV:290:A:O2'	22:AV:291:A:P	2.61	0.57
22:AV:71:A:H2'	22:AV:72:A:N7	2.19	0.57
1:AA:1533:C:C5'	1:AA:1534:A:OP1	2.52	0.57
5:AE:93:VAL:HG21	5:AE:110:MET:CE	2.34	0.57
5:AE:152:VAL:O	5:AE:155:LYS:HB2	2.05	0.57
22:AV:209:C:H2'	22:AV:210:C:C6	2.40	0.57
1:AA:1168:U:O2	1:AA:1168:U:C2'	2.53	0.57
11:AK:22:ILE:CG1	11:AK:85:VAL:HG22	2.35	0.57
1:AA:1183:U:O4'	1:AA:1183:U:OP2	2.22	0.57
8:AH:53:ASP:CG	8:AH:54:THR:N	2.58	0.57
41:BQ:23:TYR:O	41:BQ:24:TYR:HB3	2.03	0.57
21:AU:33:ARG:CZ	21:AU:34:ARG:HB2	2.35	0.57
36:BL:110:VAL:O	36:BL:111:ILE:C	2.41	0.57
26:BA:2480:C:H2'	26:BA:2481:G:H5'	1.86	0.57
25:AY:225:GLU:O	25:AY:228:MET:HB3	2.04	0.57

Continued on next page...

Continued from previous page...

Atom-1	Atom-2	Interatomic distance (Å)	Clash overlap (Å)
6:AF:24:ARG:HG2	6:AF:24:ARG:HH11	1.69	0.57
1:AA:1054:C:H4'	1:AA:1055:A:OP1	2.04	0.57
5:AE:158:LYS:O	8:AH:63:LYS:HE3	2.04	0.57
25:AY:137:ASN:HD21	25:AY:263:ALA:CB	2.18	0.57
1:AA:201:G:C2	1:AA:217:C:O2	2.58	0.57
26:BA:2327:A:H2'	26:BA:2328:A:C8	2.38	0.57
37:BM:43:ALA:O	37:BM:45:GLN:N	2.37	0.57
5:AE:96:GLN:HB2	5:AE:123:LEU:CD1	2.35	0.57
26:BA:751:A:H5'	43:BS:90:LYS:HA	1.86	0.57
26:BA:2585:U:HO2'	26:BA:2586:U:P	2.27	0.57
25:AY:632:LEU:HD12	25:AY:645:ALA:HA	1.85	0.57
26:BA:1061:U:HO2'	26:BA:1062:G:C5'	2.15	0.57
1:AA:1298:U:H4'	1:AA:1299:A:O5'	2.03	0.57
22:AV:37:C:C2'	22:AV:38:A:O5'	2.53	0.57
22:AV:21:C:C1'	23:AW:78:LYS:HZ1	2.17	0.57
1:AA:1101:A:H1'	1:AA:1102:A:O4'	2.05	0.57
2:AB:60:ALA:HA	2:AB:64:GLY:HA3	1.85	0.57
25:AY:468:ARG:C	25:AY:470:PHE:H	2.07	0.57
10:AJ:9:ARG:O	10:AJ:98:VAL:HA	2.04	0.57
21:AU:19:LYS:HE2	21:AU:19:LYS:CA	2.33	0.57
26:BA:1054:A:H2'	26:BA:1054:A:N3	2.18	0.57
1:AA:439:U:C6	1:AA:440:C:C5	2.93	0.57
1:AA:482:A:H2'	1:AA:483:C:O4'	2.05	0.57
36:BL:76:GLU:HG3	36:BL:111:ILE:HG12	1.86	0.57
25:AY:381:LYS:HD2	25:AY:381:LYS:N	2.20	0.57
21:AU:28:LEU:C	21:AU:28:LEU:CD2	2.72	0.57
38:BN:78:LYS:C	38:BN:79:LEU:O	2.40	0.57
1:AA:104:G:N2	1:AA:105:G:C4	2.73	0.57
1:AA:104:G:C2'	1:AA:105:G:H5'	2.34	0.57
56:BB:55:U:H2'	56:BB:55:U:O2	2.05	0.57
1:AA:1249:C:O2'	9:AI:74:GLN:NE2	2.37	0.57
25:AY:388:THR:HG23	25:AY:399:LEU:HD22	1.85	0.57
25:AY:604:PRO:HB2	25:AY:649:LEU:HD12	1.86	0.57
10:AJ:36:VAL:HA	10:AJ:75:ASP:O	2.04	0.57
2:AB:125:PHE:HD2	2:AB:125:PHE:N	2.02	0.57
26:BA:2502:G:H5'	26:BA:2503:A:H5''	1.85	0.57
22:AV:140:U:C2	22:AV:141:C:C5	2.92	0.57
1:AA:1305:G:O2'	1:AA:1306:A:H8	1.87	0.57
1:AA:956:U:H2'	1:AA:957:U:O4'	2.04	0.57
1:AA:1530:G:C2	1:AA:1531:A:N7	2.73	0.57
26:BA:892:A:N1	26:BA:893:C:C4	2.73	0.57

Continued on next page...

Continued from previous page...

Atom-1	Atom-2	Interatomic distance (Å)	Clash overlap (Å)
2:AB:66:ILE:HG21	2:AB:68:PHE:CE2	2.40	0.57
2:AB:104:LYS:NZ	22:AV:121:A:P	2.76	0.57
25:AY:180:VAL:HG23	25:AY:181:LEU:N	2.17	0.57
25:AY:227:ILE:HD13	25:AY:242:LEU:HA	1.85	0.57
4:AD:94:GLU:OE2	4:AD:103:ARG:NH1	2.37	0.57
26:BA:846:U:H1'	26:BA:847:U:H5	1.69	0.57
12:AL:113:ARG:NH2	12:AL:120:ARG:HG2	2.20	0.57
1:AA:1287:A:N6	1:AA:1288:A:N6	2.52	0.57
26:BA:1587:G:C5	26:BA:1588:G:C8	2.92	0.57
25:AY:92:ILE:HG23	25:AY:93:GLU:N	2.20	0.57
17:AQ:74:LEU:O	17:AQ:74:LEU:HD12	2.04	0.57
9:AI:24:ASN:C	9:AI:58:GLU:HA	2.25	0.57
25:AY:652:MET:O	25:AY:652:MET:HG3	2.04	0.57
25:AY:438:PHE:C	25:AY:438:PHE:CD2	2.77	0.57
26:BA:2403:C:O2'	26:BA:2404:U:H5'	2.05	0.57
26:BA:2851:A:N6	26:BA:2852:G:C6	2.73	0.57
30:BF:142:TYR:HA	30:BF:145:VAL:HG13	1.87	0.57
26:BA:1234:U:C2'	26:BA:1235:G:O5'	2.53	0.57
40:BP:24:THR:HG22	40:BP:25:VAL:N	2.18	0.57
25:AY:463:VAL:O	25:AY:467:LYS:HB3	2.05	0.57
1:AA:164:G:C2'	1:AA:165:G:H5'	2.34	0.57
1:AA:707:U:H2'	1:AA:708:C:C6	2.40	0.57
34:BJ:7:LYS:O	34:BJ:11:VAL:HG23	2.04	0.57
29:BE:4:VAL:HA	29:BE:11:ALA:HA	1.86	0.57
1:AA:83:C:H4'	1:AA:83:C:OP1	2.04	0.57
37:BM:113:ALA:O	37:BM:114:ARG:C	2.41	0.57
28:BD:130:GLN:O	28:BD:131:ASP:C	2.39	0.57
22:AV:182:U:O2	22:AV:182:U:H5''	2.05	0.57
22:AV:273:A:H1'	22:AV:274:G:N7	2.19	0.57
22:AV:298:A:C5	22:AV:299:C:C6	2.93	0.57
22:AV:74:G:H2'	22:AV:75:C:C6	2.38	0.57
3:AC:77:GLY:O	3:AC:79:LYS:N	2.38	0.57
2:AB:88:GLN:HE21	2:AB:220:VAL:HB	1.68	0.57
26:BA:2153:C:H2'	26:BA:2154:A:O4'	2.05	0.57
17:AQ:54:ILE:HD13	17:AQ:55:GLY:N	2.18	0.57
1:AA:1322:C:O2	1:AA:1322:C:O5'	2.23	0.57
25:AY:13:ARG:HB2	25:AY:79:ILE:HG12	1.87	0.57
1:AA:693:G:C6	1:AA:694:A:C5	2.93	0.57
26:BA:281:C:H2'	26:BA:282:A:C8	2.40	0.57
3:AC:16:PRO:O	3:AC:17:TRP:HB2	2.04	0.57
10:AJ:73:LEU:O	10:AJ:74:VAL:HB	2.04	0.57

Continued on next page...

Continued from previous page...

Atom-1	Atom-2	Interatomic distance (Å)	Clash overlap (Å)
20:AT:53:MET:CE	20:AT:54:GLN:HA	2.35	0.57
35:BK:113:MET:SD	35:BK:116:ILE:HD11	2.44	0.57
2:AB:40:ILE:HG21	2:AB:201:GLY:CA	2.35	0.57
26:BA:1508:A:O2'	26:BA:1509:A:O4'	2.22	0.57
3:AC:51:VAL:HG21	3:AC:67:ILE:HG23	1.87	0.57
19:AS:48:ILE:H	19:AS:48:ILE:HD12	1.69	0.57
49:BY:18:LEU:CD2	49:BY:22:LEU:HD22	2.35	0.57
31:BG:173:ALA:O	31:BG:174:LYS:CB	2.52	0.57
27:BC:157:ALA:HB1	27:BC:196:ASN:O	2.04	0.57
27:BC:257:ARG:NH1	27:BC:263:ASP:OD2	2.38	0.57
25:AY:635:GLU:HB3	33:BI:21:PRO:O	2.02	0.57
1:AA:1299:A:H2'	1:AA:1299:A:N3	2.19	0.57
22:AV:20:A:C4'	22:AV:21:C:OP1	2.47	0.57
22:AV:257:U:C4	22:AV:259:G:C5	2.92	0.57
2:AB:81:ASP:H	2:AB:84:LEU:HB3	1.69	0.57
24:AX:58:A:O2'	24:AX:59:A:C5'	2.53	0.57
3:AC:171:ARG:O	3:AC:172:VAL:HG22	2.04	0.57
26:BA:2786:U:C2'	26:BA:2787:C:H5'	2.34	0.57
1:AA:413:G:C2	4:AD:32:LYS:HD3	2.39	0.57
9:AI:89:TYR:O	9:AI:90:ASP:CG	2.43	0.57
14:AN:20:PHE:CD2	14:AN:24:ALA:HB3	2.40	0.57
14:AN:4:SER:O	14:AN:8:ARG:HG3	2.03	0.57
29:BE:111:GLU:OE1	29:BE:111:GLU:CA	2.50	0.57
31:BG:148:ARG:HG3	31:BG:148:ARG:HH11	1.70	0.57
25:AY:309:LEU:HD12	25:AY:310:ALA:N	2.20	0.57
1:AA:519:C:H2'	1:AA:520:A:C8	2.39	0.57
26:BA:557:C:H2'	26:BA:558:U:C6	2.39	0.57
31:BG:124:CYS:HA	31:BG:129:GLU:O	2.04	0.57
1:AA:1479:C:C2	1:AA:1480:A:C8	2.93	0.57
26:BA:1791:A:H5''	27:BC:204:LEU:HD23	1.87	0.57
50:BZ:6:ILE:HD11	50:BZ:47:ILE:HD11	1.86	0.57
1:AA:470:C:C2	1:AA:471:U:C5	2.93	0.57
26:BA:2880:C:H1'	38:BN:91:ALA:O	2.04	0.57
26:BA:1097:U:O2'	33:BI:8:VAL:HA	2.04	0.57
1:AA:921:U:C2	1:AA:1396:A:H2	2.21	0.57
5:AE:154:ALA:HB1	8:AH:65:PHE:CZ	2.40	0.57
26:BA:871:U:O2'	37:BM:68:PHE:CG	2.58	0.57
26:BA:901:C:H2'	26:BA:901:C:O2	2.05	0.57
2:AB:158:ASP:O	2:AB:181:PRO:HD2	2.04	0.57
2:AB:53:LEU:HD21	2:AB:212:TYR:CE2	2.40	0.57
25:AY:112:GLN:O	25:AY:115:GLU:HB3	2.04	0.57

Continued on next page...

Continued from previous page...

Atom-1	Atom-2	Interatomic distance (Å)	Clash overlap (Å)
25:AY:273:LEU:O	25:AY:276:VAL:HB	2.04	0.57
26:BA:2164:C:H3'	26:BA:2165:C:C6	2.40	0.57
1:AA:1312:G:N2	1:AA:1326:U:C2	2.73	0.57
11:AK:124:LYS:C	21:AU:33:ARG:HH21	2.06	0.57
35:BK:113:MET:HA	35:BK:116:ILE:HG13	1.86	0.57
14:AN:30:ILE:HG22	14:AN:31:SER:N	2.20	0.57
25:AY:99:ARG:NE	25:AY:128:TYR:HB2	2.20	0.57
26:BA:150:U:H2'	26:BA:151:C:C6	2.40	0.57
1:AA:244:U:H4'	1:AA:245:U:H5'	1.86	0.57
1:AA:500:G:C6	1:AA:546:A:C2	2.93	0.57
1:AA:769:G:O2'	1:AA:770:C:H5'	2.05	0.57
25:AY:495:GLY:O	25:AY:509:HIS:HA	2.05	0.57
1:AA:353:A:H2'	1:AA:354:G:OP2	2.05	0.57
32:BH:14:SER:HB3	32:BH:17:ASP:OD2	2.05	0.57
30:BF:142:TYR:C	30:BF:145:VAL:HG22	2.25	0.57
26:BA:1243:C:C2'	26:BA:1244:A:O5'	2.53	0.57
31:BG:15:ASP:HB2	31:BG:26:LYS:HG3	1.86	0.57
32:BH:84:ALA:HB2	32:BH:90:LEU:HD12	1.86	0.57
13:AM:89:ARG:HD3	13:AM:95:PRO:O	2.05	0.57
30:BF:71:LYS:HD3	30:BF:72:SER:N	2.19	0.57
1:AA:1487:G:N2	1:AA:1488:G:H1'	2.19	0.57
26:BA:1073:A:H3'	26:BA:1074:G:H5'	1.86	0.56
22:AV:18:C:C5	22:AV:18:C:OP1	2.58	0.56
22:AV:270:C:O2'	22:AV:271:G:C5'	2.43	0.56
22:AV:272:C:C4'	22:AV:291:A:N1	2.68	0.56
22:AV:341:5MU:HN3	22:AV:345:A:H62	1.46	0.56
26:BA:894:U:C2'	26:BA:895:U:C4'	2.66	0.56
1:AA:1366:C:H2'	1:AA:1367:C:C6	2.39	0.56
17:AQ:71:SER:C	17:AQ:72:TRP:CD1	2.78	0.56
1:AA:692:U:O2'	1:AA:694:A:N7	2.32	0.56
10:AJ:33:GLY:HA3	10:AJ:83:THR:HB	1.87	0.56
14:AN:35:ALA:HA	14:AN:41:ARG:HB3	1.86	0.56
1:AA:376:G:C4	1:AA:389:A:C2	2.93	0.56
38:BN:48:VAL:HG12	38:BN:49:GLU:N	2.18	0.56
9:AI:43:ALA:N	9:AI:45:MET:SD	2.78	0.56
1:AA:1216:A:C2	1:AA:1217:C:C4	2.93	0.56
9:AI:98:ARG:CD	9:AI:103:VAL:HG21	2.35	0.56
32:BH:72:ILE:CG2	32:BH:140:ALA:HB1	2.35	0.56
28:BD:100:LEU:HD12	28:BD:100:LEU:O	2.04	0.56
26:BA:528:A:H8	26:BA:528:A:H3'	1.70	0.56
47:BW:37:ARG:HG3	47:BW:37:ARG:NH1	2.18	0.56

Continued on next page...

Continued from previous page...

Atom-1	Atom-2	Interatomic distance (Å)	Clash overlap (Å)
26:BA:2590:A:O2'	26:BA:2591:C:H5'	2.04	0.56
26:BA:1538:G:OP2	26:BA:1538:G:H8	1.88	0.56
23:AW:63:TYR:HD2	23:AW:64:GLU:H	1.51	0.56
22:AV:139:C:N1	22:AV:182:U:H6	2.02	0.56
22:AV:16:U:C2'	22:AV:18:C:H5''	2.35	0.56
22:AV:257:U:N3	22:AV:258:G:C2	2.72	0.56
22:AV:29:G:O5'	22:AV:29:G:H8	1.89	0.56
22:AV:68:U:N3	22:AV:303:G:C8	2.71	0.56
22:AV:38:A:H2	22:AV:316:A:C2	2.23	0.56
22:AV:44:C:O2'	22:AV:45:A:C8	2.38	0.56
1:AA:1502:A:N7	1:AA:1504:G:C4	2.73	0.56
26:BA:876:C:H2'	26:BA:877:A:C6	2.39	0.56
26:BA:912:C:H2'	26:BA:913:U:H5'	1.86	0.56
1:AA:55:A:C4	1:AA:56:U:C6	2.94	0.56
2:AB:79:VAL:O	2:AB:83:ALA:HB3	2.05	0.56
26:BA:2144:G:C2'	26:BA:2147:A:H61	2.18	0.56
26:BA:2194:U:H2'	26:BA:2195:U:C6	2.40	0.56
38:BN:103:ARG:HD3	38:BN:110:MET:HE2	1.87	0.56
1:AA:1162:C:C2	1:AA:1175:G:C2	2.92	0.56
32:BH:61:VAL:O	32:BH:64:ALA:CB	2.50	0.56
1:AA:412:A:H4'	1:AA:413:G:OP1	2.04	0.56
1:AA:437:U:C4	1:AA:438:U:C5	2.93	0.56
1:AA:376:G:H5''	16:AP:5:ARG:HB3	1.86	0.56
26:BA:1734:G:C4	26:BA:1735:A:C8	2.93	0.56
49:BY:56:LEU:O	49:BY:57:LEU:HB2	2.05	0.56
26:BA:1071:G:C1'	26:BA:1089:A:N7	2.68	0.56
26:BA:1484:U:H2'	26:BA:1484:U:O2	2.04	0.56
2:AB:185:ILE:HA	2:AB:199:ILE:HB	1.86	0.56
26:BA:273:G:N2	26:BA:365:U:O2	2.38	0.56
25:AY:343:ASN:C	25:AY:343:ASN:ND2	2.59	0.56
9:AI:11:ARG:CG	9:AI:11:ARG:HH11	2.19	0.56
40:BP:30:TRP:CE3	40:BP:39:LEU:CD1	2.88	0.56
13:AM:10:ASP:OD1	13:AM:11:HIS:N	2.38	0.56
13:AM:2:ARG:HG3	13:AM:3:ILE:N	2.19	0.56
26:BA:1919:A:H2'	26:BA:1919:A:N3	2.18	0.56
16:AP:51:ARG:HB3	16:AP:51:ARG:NH1	2.19	0.56
26:BA:2577:A:H5''	26:BA:2578:G:H5'	1.86	0.56
7:AG:14:ASP:CB	7:AG:19:SER:HB3	2.35	0.56
52:B1:28:THR:C	52:B1:29:LYS:HG2	2.25	0.56
27:BC:259:ASN:O	27:BC:260:LYS:CB	2.52	0.56
1:AA:65:A:C2	1:AA:381:C:C6	2.93	0.56

Continued on next page...

Continued from previous page...

Atom-1	Atom-2	Interatomic distance (Å)	Clash overlap (Å)
1:AA:696:A:H8	1:AA:696:A:O5'	1.88	0.56
19:AS:73:PHE:CD1	19:AS:73:PHE:N	2.72	0.56
46:BV:70:ILE:HG22	46:BV:72:VAL:CG1	2.34	0.56
33:BI:18:ASN:CB	33:BI:37:PHE:HB3	2.35	0.56
26:BA:1060:U:H5'	26:BA:1062:G:H5'	1.85	0.56
33:BI:21:PRO:HB2	33:BI:22:PRO:CD	2.30	0.56
22:AV:257:U:C5	22:AV:259:G:O6	2.59	0.56
22:AV:327:A:H2'	22:AV:328:U:H6	1.71	0.56
22:AV:345:A:C5	22:AV:348:C:C5	2.92	0.56
22:AV:52:G:N2	22:AV:72:A:N6	2.22	0.56
23:AW:9:ARG:NH2	25:AY:500:GLN:O	2.38	0.56
22:AV:47:G:O6	22:AV:305:A:N6	2.37	0.56
22:AV:44:C:H1'	22:AV:45:A:C8	2.39	0.56
1:AA:1499:A:C2'	1:AA:1500:A:H5'	2.35	0.56
1:AA:1533:C:C4'	1:AA:1534:A:OP1	2.53	0.56
1:AA:1081:A:C2	1:AA:1082:A:C4	2.93	0.56
26:BA:883:G:N2	26:BA:884:U:C2	2.73	0.56
26:BA:887:U:C4'	26:BA:887:U:OP1	2.53	0.56
26:BA:866:A:C6	26:BA:867:C:C4	2.92	0.56
26:BA:875:G:C2'	26:BA:876:C:H5'	2.33	0.56
22:AV:213:G:N2	22:AV:245:C:N4	2.51	0.56
1:AA:1100:C:C4	2:AB:94:ARG:CZ	2.80	0.56
2:AB:110:ILE:O	2:AB:111:LYS:C	2.43	0.56
2:AB:147:LEU:CD2	2:AB:150:ILE:HG21	2.35	0.56
2:AB:113:LEU:O	2:AB:117:GLU:HG2	2.05	0.56
2:AB:86:CYS:HB2	2:AB:88:GLN:OE1	2.05	0.56
32:BH:31:VAL:CB	32:BH:32:PRO:CD	2.83	0.56
12:AL:76:HIS:CE1	25:AY:421:GLN:CD	2.79	0.56
24:AX:50:G:C2	24:AX:51:U:C6	2.93	0.56
26:BA:1181:U:H2'	26:BA:1182:G:C8	2.40	0.56
10:AJ:33:GLY:O	10:AJ:34:ALA:HB2	2.05	0.56
1:AA:1030:U:H5'	1:AA:1031:C:O2	2.06	0.56
21:AU:13:VAL:O	21:AU:15:LEU:CG	2.53	0.56
4:AD:7:LYS:NZ	4:AD:21:LYS:HG3	2.20	0.56
20:AT:50:PHE:O	20:AT:53:MET:HG3	2.05	0.56
1:AA:1152:A:H5'	10:AJ:15:HIS:CD2	2.40	0.56
20:AT:35:TYR:HA	20:AT:38:ILE:HD12	1.87	0.56
16:AP:6:LEU:CD2	16:AP:70:ARG:HG3	2.35	0.56
26:BA:2801:G:H2'	26:BA:2802:G:C8	2.40	0.56
26:BA:1414:C:C4	26:BA:1415:U:H5	2.22	0.56
2:AB:39:ILE:N	2:AB:39:ILE:HD13	2.20	0.56

Continued on next page...

Continued from previous page...

Atom-1	Atom-2	Interatomic distance (Å)	Clash overlap (Å)
25:AY:379:GLY:O	25:AY:380:LEU:HB2	2.04	0.56
26:BA:1873:G:O2'	26:BA:1874:C:H5'	2.04	0.56
26:BA:359:G:C5	26:BA:360:U:C5	2.93	0.56
26:BA:1494:A:C6	26:BA:1495:A:C6	2.93	0.56
26:BA:611:C:H2'	26:BA:612:G:H5'	1.87	0.56
30:BF:48:LEU:HD12	30:BF:51:ASN:HD21	1.68	0.56
26:BA:32:C:O2'	26:BA:33:C:H5'	2.05	0.56
13:AM:113:LYS:HB2	13:AM:114:PRO:HD3	1.87	0.56
25:AY:534:ILE:HD11	25:AY:570:GLY:HA3	1.88	0.56
35:BK:77:ILE:HG22	35:BK:78:ARG:N	2.21	0.56
36:BL:85:VAL:O	36:BL:86:GLU:O	2.22	0.56
26:BA:1313:U:H5''	26:BA:1314:C:OP2	2.04	0.56
30:BF:107:VAL:HG12	30:BF:108:PRO:CD	2.36	0.56
26:BA:2376:A:N3	39:BO:111:ARG:NH1	2.53	0.56
5:AE:45:VAL:HG13	5:AE:117:ALA:HB2	1.87	0.56
28:BD:40:LEU:O	28:BD:41:ALA:C	2.43	0.56
52:B1:28:THR:O	52:B1:29:LYS:HG2	2.05	0.56
36:BL:68:SER:O	36:BL:69:ARG:CB	2.52	0.56
26:BA:185:G:C4	26:BA:186:G:C8	2.93	0.56
11:AK:110:THR:HG23	21:AU:4:LYS:HB3	1.87	0.56
5:AE:15:ILE:HD12	5:AE:15:ILE:N	2.20	0.56
36:BL:107:PHE:CD2	36:BL:107:PHE:N	2.72	0.56
26:BA:1470:A:N6	26:BA:1521:G:H1'	2.20	0.56
40:BP:72:VAL:O	40:BP:72:VAL:CG2	2.53	0.56
26:BA:851:C:H2'	26:BA:852:U:H6	1.71	0.56
26:BA:2897:U:H2'	26:BA:2898:U:C6	2.41	0.56
26:BA:2360:G:H1'	36:BL:60:ARG:HD3	1.88	0.56
26:BA:2205:A:H2'	26:BA:2206:C:C6	2.41	0.56
22:AV:272:C:C2	22:AV:273:A:C8	2.94	0.56
22:AV:324:G:H2'	22:AV:325:G:C8	2.40	0.56
22:AV:59:U:C2'	22:AV:60:U:C5'	2.80	0.56
22:AV:75:C:C2	22:AV:76:C:C5	2.93	0.56
30:BF:151:LEU:HD12	30:BF:152:ASP:H	1.71	0.56
1:AA:1078:U:O5'	1:AA:1078:U:H6	1.88	0.56
22:AV:158:U:H2'	22:AV:159:C:C5	2.38	0.56
22:AV:163:G:C4	22:AV:164:G:H8	2.17	0.56
22:AV:192:A:H2'	22:AV:193:A:H8	1.69	0.56
26:BA:889:C:H2'	26:BA:891:G:C5	2.36	0.56
2:AB:86:CYS:HB2	2:AB:88:GLN:CD	2.26	0.56
32:BH:34:GLY:O	32:BH:35:LYS:CB	2.53	0.56
1:AA:1411:C:H2'	1:AA:1412:C:C6	2.41	0.56

Continued on next page...

Continued from previous page...

Atom-1	Atom-2	Interatomic distance (Å)	Clash overlap (Å)
25:AY:415:PRO:O	25:AY:420:ASP:HB2	2.05	0.56
24:AX:14:A:C2	24:AX:15:G:H1'	2.39	0.56
24:AX:72:C:H3'	24:AX:73:A:C8	2.40	0.56
25:AY:77:HIS:NE2	25:AY:277:VAL:HG21	2.21	0.56
26:BA:1178:C:O3'	26:BA:1179:G:C8	2.58	0.56
23:AW:31:VAL:HA	23:AW:34:LEU:HD12	1.88	0.56
1:AA:775:G:C2'	1:AA:776:G:H5'	2.35	0.56
26:BA:1860:G:O2'	26:BA:1861:G:H5'	2.06	0.56
1:AA:1181:G:O2'	1:AA:1182:G:N7	2.38	0.56
1:AA:624:C:C2'	1:AA:625:U:O5'	2.52	0.56
3:AC:52:SER:HB2	3:AC:113:LYS:HB3	1.88	0.56
4:AD:48:SER:O	4:AD:52:VAL:HG13	2.05	0.56
26:BA:1869:G:O2'	26:BA:1872:A:N6	2.38	0.56
1:AA:131:A:C6	1:AA:132:C:N4	2.73	0.56
14:AN:15:LEU:HD23	14:AN:15:LEU:N	2.21	0.56
1:AA:108:G:C6	20:AT:9:ARG:HG2	2.39	0.56
26:BA:2722:G:H4'	38:BN:4:ARG:HB2	1.87	0.56
2:AB:70:GLY:CA	2:AB:163:ILE:HG22	2.35	0.56
13:AM:94:LEU:CB	13:AM:95:PRO:CD	2.83	0.56
26:BA:2325:G:H5''	26:BA:2326:C:OP2	2.06	0.56
46:BV:61:LEU:HD13	46:BV:61:LEU:N	2.21	0.56
41:BQ:68:ALA:HB1	41:BQ:73:ILE:O	2.05	0.56
23:AW:62:PRO:HB3	23:AW:70:ASN:ND2	2.19	0.56
25:AY:619:ASP:HB3	31:BG:175:LYS:CE	2.35	0.56
1:AA:1342:C:O2'	1:AA:1343:G:C5'	2.30	0.56
22:AV:12:U:C5	22:AV:348:C:C1'	2.81	0.56
22:AV:325:G:OP2	22:AV:325:G:C8	2.58	0.56
22:AV:46:U:C4'	22:AV:312:A:C3'	2.76	0.56
22:AV:61:G:H4'	22:AV:62:G:H5''	1.79	0.56
22:AV:63:C:N3	22:AV:73:A:N1	2.50	0.56
11:AK:93:GLU:OE2	21:AU:20:ARG:NH2	2.39	0.56
22:AV:163:G:C2	22:AV:164:G:C5	2.94	0.56
26:BA:905:A:HO2'	26:BA:906:U:H5'	1.68	0.56
1:AA:1103:C:H5''	2:AB:96:LEU:CB	2.35	0.56
24:AX:53:G:C2'	24:AX:54:G:H8	2.16	0.56
1:AA:1134:G:C2	1:AA:1135:U:H1'	2.40	0.56
31:BG:8:VAL:HG12	31:BG:49:LEU:O	2.06	0.56
8:AH:74:ILE:HD13	8:AH:128:VAL:HG13	1.87	0.56
11:AK:50:GLY:O	11:AK:51:PHE:CD2	2.58	0.56
37:BM:15:GLY:C	37:BM:16:ARG:CD	2.73	0.56
2:AB:23:ASN:ND2	2:AB:191:ASP:HA	2.21	0.56

Continued on next page...

Continued from previous page...

Atom-1	Atom-2	Interatomic distance (Å)	Clash overlap (Å)
36:BL:30:THR:O	36:BL:33:ARG:HG2	2.05	0.56
26:BA:1536:C:O4'	26:BA:1537:G:C2	2.58	0.56
15:AO:86:LEU:HD23	15:AO:86:LEU:N	2.20	0.56
46:BV:39:ALA:O	46:BV:40:ILE:HD13	2.06	0.56
1:AA:22:G:C6	1:AA:23:C:N3	2.73	0.56
26:BA:1171:G:C5	26:BA:1172:C:N3	2.73	0.56
25:AY:406:GLU:HB3	25:AY:407:PRO:CD	2.35	0.56
1:AA:1240:U:OP1	7:AG:115:MET:CB	2.54	0.56
36:BL:120:VAL:HG22	36:BL:121:THR:N	2.21	0.56
32:BH:4:ILE:HD11	32:BH:44:ILE:HA	1.87	0.56
31:BG:80:GLU:O	31:BG:81:GLY:O	2.23	0.56
16:AP:50:THR:O	16:AP:51:ARG:C	2.44	0.56
33:BI:91:LYS:HB3	33:BI:94:LYS:HG3	1.87	0.56
30:BF:13:LYS:HG3	30:BF:14:LYS:N	2.20	0.56
26:BA:1458:U:H4'	26:BA:1459:G:O5'	2.06	0.56
22:AV:176:G:H2'	22:AV:177:A:C8	2.38	0.56
22:AV:316:A:N6	22:AV:317:G:O6	2.38	0.56
22:AV:66:C:H1'	22:AV:70:A:N1	2.20	0.56
1:AA:18:C:C1'	1:AA:1078:U:H3	2.18	0.56
5:AE:136:VAL:O	5:AE:137:ARG:HB3	2.06	0.56
5:AE:81:GLN:CD	5:AE:149:PRO:HB3	2.26	0.56
3:AC:79:LYS:CG	22:AV:184:A:OP2	2.51	0.56
26:BA:870:U:H2'	26:BA:871:U:H6	1.70	0.56
26:BA:873:C:H2'	26:BA:874:G:C8	2.36	0.56
26:BA:883:G:C2	26:BA:884:U:C2	2.94	0.56
25:AY:218:GLU:O	25:AY:221:ALA:HB3	2.06	0.56
25:AY:8:ASP:O	25:AY:9:LEU:HB3	2.06	0.56
42:BR:39:LEU:CA	42:BR:49:ILE:CG2	2.81	0.56
41:BQ:86:SER:CB	42:BR:51:VAL:HA	2.35	0.56
11:AK:15:VAL:O	11:AK:16:SER:CB	2.54	0.56
26:BA:277:G:C1'	26:BA:361:G:O6	2.54	0.56
10:AJ:32:THR:HG23	10:AJ:33:GLY:N	2.21	0.56
46:BV:4:ILE:HD11	46:BV:56:PHE:HE1	1.71	0.56
4:AD:150:LYS:HA	4:AD:177:MET:CE	2.36	0.56
1:AA:1114:C:C2	1:AA:1115:U:C6	2.93	0.56
9:AI:90:ASP:OD2	9:AI:93:LEU:HG	2.06	0.56
26:BA:1495:A:C2'	26:BA:1496:A:O5'	2.53	0.56
38:BN:2:ARG:O	38:BN:3:HIS:C	2.42	0.56
25:AY:609:GLU:HA	25:AY:643:ILE:O	2.05	0.56
25:AY:655:TYR:HD2	25:AY:669:PHE:CE2	2.24	0.56
26:BA:2886:A:C2	26:BA:2887:A:H1'	2.40	0.56

Continued on next page...

Continued from previous page...

Atom-1	Atom-2	Interatomic distance (Å)	Clash overlap (Å)
26:BA:1894:C:H2'	26:BA:1895:C:C6	2.40	0.56
9:AI:11:ARG:HH11	9:AI:11:ARG:HG2	1.70	0.56
45:BU:53:GLN:N	45:BU:54:PRO:HD3	2.19	0.56
1:AA:1004:A:C2	1:AA:1026:G:C2	2.94	0.56
26:BA:183:C:H2'	26:BA:184:C:H5'	1.87	0.56
26:BA:851:C:H2'	26:BA:852:U:C6	2.40	0.56
26:BA:207:A:H2'	26:BA:208:C:O4'	2.06	0.56
1:AA:1462:C:H2'	1:AA:1463:U:C6	2.41	0.56
26:BA:2491:U:H5''	26:BA:2570:G:H5''	1.87	0.56
22:AV:256:G:N9	22:AV:258:G:O6	2.39	0.56
22:AV:328:U:H2'	22:AV:329:U:H6	1.71	0.56
22:AV:329:U:H2'	22:AV:330:U:H6	1.70	0.56
22:AV:36:C:C2'	22:AV:37:C:C6	2.70	0.56
22:AV:75:C:H2'	22:AV:76:C:H6	1.71	0.56
5:AE:119:VAL:HG21	5:AE:122:VAL:HG11	1.87	0.56
26:BA:887:U:C4'	26:BA:888:C:H5'	2.35	0.56
1:AA:1096:C:O2'	1:AA:1097:C:H5'	2.05	0.56
22:AV:120:U:O2	22:AV:120:U:C5'	2.53	0.56
1:AA:1493:A:C8	1:AA:1493:A:OP2	2.55	0.56
25:AY:141:LYS:O	25:AY:144:ALA:HB2	2.05	0.56
25:AY:20:HIS:O	25:AY:21:ILE:O	2.24	0.56
25:AY:526:VAL:HB	25:AY:566:THR:HG23	1.88	0.56
11:AK:80:ASN:HB3	11:AK:105:ARG:CB	2.31	0.56
26:BA:1731:G:N1	26:BA:1733:G:C4	2.73	0.56
30:BF:11:VAL:HG13	30:BF:171:ALA:CB	2.35	0.56
4:AD:8:LEU:CD2	4:AD:21:LYS:HB2	2.36	0.56
9:AI:46:VAL:O	9:AI:49:GLN:HB2	2.05	0.56
26:BA:1475:G:N3	26:BA:1475:G:O4'	2.34	0.56
9:AI:5:TYR:HB3	9:AI:88:GLU:CG	2.35	0.56
26:BA:358:U:H2'	26:BA:359:G:C8	2.41	0.56
9:AI:95:SER:CA	9:AI:98:ARG:HB2	2.35	0.56
28:BD:101:PHE:CE2	28:BD:203:VAL:HG12	2.41	0.56
3:AC:164:THR:O	3:AC:165:GLU:HB2	2.06	0.56
14:AN:6:LYS:HD3	14:AN:6:LYS:N	2.20	0.56
27:BC:161:VAL:HG12	27:BC:162:GLN:N	2.20	0.56
28:BD:86:GLU:CA	28:BD:86:GLU:OE1	2.54	0.56
2:AB:55:GLU:HA	2:AB:58:LYS:HB3	1.87	0.56
52:B1:50:GLU:O	52:B1:51:ALA:HB2	2.05	0.56
4:AD:147:LYS:HD3	4:AD:147:LYS:H	1.69	0.56
8:AH:93:LYS:HD3	8:AH:96:ALA:O	2.06	0.56
1:AA:771:G:C2'	1:AA:772:U:H5'	2.36	0.56

Continued on next page...

Continued from previous page...

Atom-1	Atom-2	Interatomic distance (Å)	Clash overlap (Å)
14:AN:100:SER:O	14:AN:101:TRP:HB3	2.05	0.56
26:BA:2091:C:O2'	48:BX:55:MET:CE	2.54	0.56
36:BL:79:LEU:O	36:BL:82:LEU:HD22	2.05	0.56
25:AY:613:PRO:C	25:AY:615:GLU:N	2.59	0.56
1:AA:1298:U:OP2	7:AG:113:LYS:HE2	2.06	0.56
22:AV:25:A:H2'	22:AV:26:U:H6	1.71	0.56
22:AV:306:U:O2	22:AV:307:G:C8	2.59	0.56
22:AV:77:G:H2'	22:AV:78:C:H6	1.71	0.56
22:AV:8:A:C8	22:AV:334:A:H1'	2.41	0.56
24:AX:41:C:H2'	24:AX:42:C:H6	1.71	0.56
5:AE:114:LEU:O	5:AE:119:VAL:HG22	2.05	0.56
22:AV:161:U:O2	22:AV:162:A:N7	2.38	0.56
22:AV:220:G:C4	22:AV:221:U:C5	2.93	0.56
26:BA:866:A:O2'	26:BA:867:C:H5''	2.05	0.56
26:BA:2146:C:H5'	26:BA:2147:A:C5	2.41	0.56
26:BA:2194:U:C2	26:BA:2195:U:C5	2.93	0.56
26:BA:415:A:C2	26:BA:416:U:O2	2.58	0.56
24:AX:18:U:C4'	24:AX:19:G:OP1	2.54	0.56
24:AX:28:U:C2'	24:AX:29:C:H5'	2.33	0.56
1:AA:410:G:C4'	1:AA:411:A:OP1	2.53	0.56
4:AD:10:LEU:CD2	4:AD:62:ARG:HD3	2.36	0.56
4:AD:97:LEU:HD23	4:AD:117:VAL:HG11	1.87	0.56
4:AD:150:LYS:HA	4:AD:177:MET:HE1	1.88	0.56
26:BA:1419:A:O2'	26:BA:1420:A:H5''	2.06	0.56
1:AA:504:C:O4'	1:AA:510:A:C2	2.59	0.56
9:AI:98:ARG:HA	9:AI:103:VAL:CG2	2.36	0.56
1:AA:138:G:H2'	1:AA:139:A:H5'	1.87	0.56
1:AA:1053:G:C3'	1:AA:1054:C:H5'	2.36	0.56
26:BA:1925:C:H4'	26:BA:1926:U:C6	2.41	0.56
6:AF:8:PHE:CD1	6:AF:8:PHE:C	2.78	0.56
49:BY:36:GLN:O	49:BY:37:LEU:HB3	2.05	0.56
35:BK:121:GLU:O	35:BK:122:VAL:O	2.23	0.56
40:BP:52:ARG:HH11	40:BP:52:ARG:HG2	1.69	0.56
26:BA:229:C:H2'	26:BA:230:G:O5'	2.04	0.56
39:BO:27:VAL:HG12	39:BO:93:ASP:HB3	1.87	0.56
26:BA:1130:U:C2	26:BA:2025:C:H5'	2.41	0.56
31:BG:86:LEU:HD11	31:BG:132:LEU:HD12	1.88	0.56
23:AW:63:TYR:CD2	23:AW:64:GLU:N	2.72	0.56
25:AY:622:GLY:O	25:AY:625:ASN:N	2.38	0.56
26:BA:1061:U:O2	33:BI:9:LYS:HB2	2.06	0.56
22:AV:263:G:C8	22:AV:308:U:H5	2.20	0.56

Continued on next page...

Continued from previous page...

Atom-1	Atom-2	Interatomic distance (Å)	Clash overlap (Å)
23:AW:45:PHE:HB3	23:AW:100:LEU:O	2.06	0.56
1:AA:1387:G:C2'	1:AA:1388:C:C5'	2.68	0.56
5:AE:132:PRO:HA	5:AE:135:VAL:CG1	2.36	0.56
22:AV:222:U:P	22:AV:236:U:H3	2.27	0.56
26:BA:2276:G:C2'	26:BA:2277:G:H5'	2.36	0.56
26:BA:911:A:C8	26:BA:911:A:OP2	2.58	0.56
2:AB:137:THR:HA	2:AB:140:LEU:HB2	1.88	0.56
1:AA:270:A:C5	1:AA:271:C:C4	2.94	0.56
17:AQ:11:VAL:O	17:AQ:12:VAL:HB	2.04	0.56
26:BA:1084:A:H5''	26:BA:1085:A:OP2	2.06	0.56
42:BR:49:ILE:C	42:BR:51:VAL:O	2.43	0.56
13:AM:40:GLU:CG	13:AM:41:ASP:N	2.68	0.56
1:AA:462:G:H3'	1:AA:463:U:C6	2.35	0.56
1:AA:408:A:C2'	1:AA:409:U:H5'	2.36	0.56
26:BA:1414:C:C5	26:BA:1415:U:C5	2.93	0.56
14:AN:15:LEU:O	14:AN:16:ALA:C	2.42	0.56
21:AU:9:GLU:OE1	21:AU:10:PRO:HG3	2.06	0.56
30:BF:51:ASN:HB3	30:BF:146:ASP:CG	2.26	0.56
30:BF:48:LEU:O	30:BF:51:ASN:N	2.39	0.56
1:AA:1240:U:C2	7:AG:31:VAL:HG12	2.40	0.56
26:BA:1503:A:C2	26:BA:1504:A:C4	2.94	0.56
31:BG:148:ARG:NH1	31:BG:148:ARG:CG	2.67	0.56
31:BG:163:TYR:HB2	31:BG:166:GLU:CB	2.36	0.56
25:AY:395:PRO:O	25:AY:397:VAL:HG13	2.05	0.56
28:BD:103:ASP:OD1	28:BD:104:VAL:N	2.38	0.56
5:AE:108:GLY:HA2	5:AE:111:ARG:HB3	1.87	0.56
1:AA:299:G:N1	1:AA:300:A:C2	2.74	0.56
20:AT:7:LYS:O	20:AT:10:ALA:HB3	2.06	0.56
25:AY:105:ILE:N	25:AY:105:ILE:HD12	2.21	0.56
26:BA:2078:C:O2'	26:BA:2079:U:H5'	2.06	0.56
26:BA:435:C:H2'	26:BA:436:C:H5'	1.88	0.56
26:BA:1266:G:O6	43:BS:13:SER:HB3	2.06	0.56
22:AV:142:U:C2	22:AV:143:C:C5	2.94	0.56
1:AA:1226:C:C5	13:AM:102:LYS:CB	2.89	0.56
22:AV:21:C:N3	22:AV:332:G:N2	2.49	0.56
23:AW:83:LYS:CG	23:AW:84:HIS:N	2.69	0.56
5:AE:132:PRO:C	5:AE:134:ASN:H	2.09	0.56
22:AV:239:A:C3'	22:AV:240:U:H4'	2.36	0.56
26:BA:2144:G:O2'	26:BA:2147:A:N1	2.38	0.56
24:AX:15:G:O6	24:AX:49:C:O2	2.22	0.56
26:BA:1178:C:C2'	26:BA:1179:G:N7	2.69	0.56

Continued on next page...

Continued from previous page...

Atom-1	Atom-2	Interatomic distance (Å)	Clash overlap (Å)
21:AU:38:GLU:N	21:AU:40:PRO:HD3	2.19	0.56
26:BA:1416:G:O2'	26:BA:1417:C:C6	2.59	0.56
8:AH:4:ASP:HB2	8:AH:80:PRO:CG	2.36	0.56
14:AN:30:ILE:HG23	14:AN:45:VAL:HB	1.88	0.56
26:BA:2571:U:O2'	28:BD:151:THR:HG22	2.06	0.56
1:AA:541:G:H2'	1:AA:542:G:O4'	2.06	0.56
1:AA:499:A:N6	1:AA:547:A:H5''	2.21	0.56
13:AM:113:LYS:HB3	13:AM:114:PRO:HD3	1.88	0.56
25:AY:539:ILE:O	25:AY:542:VAL:HG12	2.06	0.56
1:AA:198:G:C5	1:AA:199:A:N7	2.74	0.56
9:AI:66:VAL:HG13	9:AI:66:VAL:O	2.06	0.56
26:BA:2223:G:C2'	26:BA:2224:G:H5'	2.35	0.56
34:BJ:64:VAL:CG1	34:BJ:68:LYS:HB2	2.36	0.56
26:BA:2732:G:C3'	26:BA:2733:A:H5'	2.36	0.56
26:BA:2492:U:H2'	26:BA:2493:U:H5'	1.88	0.56
26:BA:1742:U:C2'	26:BA:1743:G:O5'	2.54	0.56
25:AY:496:LYS:HE2	25:AY:498:ILE:HD13	1.87	0.56
31:BG:26:LYS:HB3	31:BG:31:GLU:HG3	1.88	0.56
31:BG:68:ARG:O	31:BG:68:ARG:HD3	2.06	0.56
34:BJ:29:ALA:HA	34:BJ:32:LEU:HB2	1.89	0.56
26:BA:543:G:H1'	26:BA:551:G:N2	2.21	0.56
13:AM:16:ILE:O	13:AM:17:ALA:C	2.42	0.56
33:BI:24:GLY:O	33:BI:27:LEU:HD23	2.06	0.55
1:AA:1299:A:C2	1:AA:1301:U:N3	2.74	0.55
22:AV:266:C:N4	22:AV:267:G:N7	2.53	0.55
1:AA:1387:G:N1	1:AA:1388:C:C4	2.74	0.55
1:AA:921:U:H6	1:AA:921:U:H3'	1.71	0.55
5:AE:113:VAL:HG22	5:AE:114:LEU:N	2.22	0.55
22:AV:231:A:N1	22:AV:232:A:N6	2.53	0.55
2:AB:150:ILE:HG13	2:AB:151:LYS:N	2.20	0.55
2:AB:81:ASP:O	2:AB:82:ALA:C	2.45	0.55
1:AA:1375:A:O2'	1:AA:1376:U:H5'	2.05	0.55
14:AN:61:ARG:O	14:AN:62:ASN:CB	2.54	0.55
26:BA:1838:C:C5	26:BA:1899:A:C5	2.94	0.55
26:BA:1871:A:C8	26:BA:1872:A:N1	2.74	0.55
26:BA:84:A:N3	26:BA:85:G:H1'	2.22	0.55
33:BI:6:ALA:HB1	33:BI:60:VAL:HG23	1.88	0.55
13:AM:106:ARG:NH1	13:AM:106:ARG:HG2	2.21	0.55
15:AO:88:ARG:CZ	26:BA:714:U:C5	2.88	0.55
32:BH:129:GLU:HG2	32:BH:143:ILE:HG13	1.89	0.55
19:AS:40:PHE:O	19:AS:43:MET:HG3	2.06	0.55

Continued on next page...

Continued from previous page...

Atom-1	Atom-2	Interatomic distance (Å)	Clash overlap (Å)
19:AS:50:VAL:CG2	19:AS:70:LEU:HD13	2.36	0.55
25:AY:601:ILE:HG21	25:AY:687:LEU:HD12	1.88	0.55
1:AA:1451:U:H5''	1:AA:1452:C:C5	2.41	0.55
26:BA:528:A:C2	26:BA:2042:A:H2'	2.40	0.55
1:AA:198:G:O2'	1:AA:199:A:H5'	2.06	0.55
16:AP:50:THR:HG22	16:AP:50:THR:O	2.06	0.55
26:BA:703:U:O4	26:BA:704:G:C6	2.59	0.55
28:BD:39:ASP:OD1	28:BD:46:ARG:HD2	2.06	0.55
26:BA:2314:A:H2'	26:BA:2315:G:C8	2.40	0.55
5:AE:96:GLN:HB2	5:AE:123:LEU:HD11	1.88	0.55
26:BA:1830:C:H6	26:BA:1830:C:O5'	1.89	0.55
26:BA:2519:U:C5	26:BA:2541:A:C6	2.94	0.55
26:BA:2704:C:H3'	26:BA:2705:A:H8	1.71	0.55
26:BA:90:U:H2'	26:BA:91:A:C8	2.41	0.55
26:BA:2185:U:O2	26:BA:2185:U:H2'	2.06	0.55
26:BA:2544:G:O2'	26:BA:2545:G:H5'	2.06	0.55
23:AW:60:ILE:HG12	23:AW:77:ARG:NH2	2.22	0.55
25:AY:622:GLY:O	26:BA:2473:U:O2	2.23	0.55
25:AY:635:GLU:CG	33:BI:22:PRO:C	2.73	0.55
22:AV:273:A:N3	22:AV:274:G:O6	2.39	0.55
22:AV:288:G:N3	22:AV:289:U:C5	2.74	0.55
22:AV:289:U:O2'	22:AV:290:A:H5'	2.05	0.55
22:AV:8:A:N6	22:AV:346:C:C4	2.75	0.55
22:AV:47:G:P	22:AV:313:C:H5''	2.46	0.55
22:AV:49:C:N4	22:AV:67:G:N1	2.14	0.55
23:AW:47:ARG:HD2	23:AW:48:PHE:CE1	2.41	0.55
1:AA:918:A:C2'	1:AA:919:A:C8	2.65	0.55
1:AA:918:A:N9	1:AA:919:A:N7	2.53	0.55
22:AV:162:A:H2'	22:AV:163:G:C8	2.36	0.55
22:AV:196:G:N2	22:AV:197:A:N6	2.39	0.55
26:BA:887:U:H4'	26:BA:887:U:OP1	2.06	0.55
22:AV:211:C:H2'	22:AV:212:U:C6	2.41	0.55
22:AV:109:C:C2	22:AV:110:U:C5	2.94	0.55
22:AV:111:U:H3	22:AV:134:G:H1	1.54	0.55
25:AY:156:ARG:HB2	25:AY:157:LEU:HD23	1.88	0.55
25:AY:252:ASP:N	25:AY:252:ASP:OD2	2.39	0.55
1:AA:1267:C:C5	1:AA:1268:G:C5	2.94	0.55
1:AA:939:G:C4	1:AA:940:C:C4	2.93	0.55
8:AH:31:LEU:O	8:AH:32:LYS:C	2.43	0.55
31:BG:8:VAL:HG13	31:BG:49:LEU:HB2	1.87	0.55
21:AU:18:PHE:O	21:AU:21:SER:HB3	2.05	0.55

Continued on next page...

Continued from previous page...

Atom-1	Atom-2	Interatomic distance (Å)	Clash overlap (Å)
4:AD:169:TRP:CD1	4:AD:185:PRO:HD3	2.41	0.55
42:BR:51:VAL:C	42:BR:52:PRO:O	2.43	0.55
1:AA:1093:A:N3	1:AA:1109:C:O2'	2.31	0.55
33:BI:132:ALA:HB1	33:BI:137:LEU:HD12	1.88	0.55
26:BA:1838:C:N1	26:BA:1898:U:H5	2.05	0.55
1:AA:410:G:H5''	1:AA:411:A:OP1	2.06	0.55
4:AD:24:VAL:O	4:AD:25:ARG:O	2.25	0.55
21:AU:39:LYS:N	21:AU:40:PRO:HD2	2.21	0.55
1:AA:91:U:C6	1:AA:92:U:C6	2.94	0.55
26:BA:960:A:O3'	26:BA:961:C:H3'	2.07	0.55
26:BA:1507:C:N4	26:BA:1508:A:C2	2.75	0.55
18:AR:32:ILE:HA	18:AR:39:VAL:HG23	1.89	0.55
1:AA:1294:G:C6	1:AA:1295:U:C4	2.94	0.55
1:AA:1442:G:H2'	1:AA:1443:C:O5'	2.04	0.55
26:BA:2719:G:O2'	26:BA:2720:U:H5'	2.04	0.55
39:BO:94:ARG:O	39:BO:96:GLY:N	2.39	0.55
26:BA:2219:U:H2'	26:BA:2220:U:O5'	2.06	0.55
41:BQ:75:TYR:CZ	41:BQ:79:ILE:HG13	2.41	0.55
2:AB:73:ARG:O	2:AB:74:ALA:HB2	2.06	0.55
26:BA:2331:G:N2	26:BA:2385:C:C6	2.73	0.55
27:BC:270:ARG:HH11	27:BC:270:ARG:HG2	1.71	0.55
29:BE:115:GLN:O	29:BE:116:ASP:HB2	2.04	0.55
26:BA:1248:G:OP1	41:BQ:1:ALA:N	2.39	0.55
23:AW:65:LYS:CA	26:BA:1909:C:OP1	2.54	0.55
1:AA:1299:A:O2'	1:AA:1300:G:H4'	2.05	0.55
1:AA:1308:U:O2'	1:AA:1309:G:H5'	2.06	0.55
22:AV:264:U:O2'	22:AV:265:C:H5'	2.06	0.55
22:AV:26:U:C2	22:AV:27:U:C5	2.94	0.55
22:AV:301:A:H3'	22:AV:302:A:C5'	2.36	0.55
30:BF:121:PHE:CZ	30:BF:127:TYR:HB2	2.41	0.55
26:BA:907:G:H2'	26:BA:908:C:H6	1.71	0.55
25:AY:165:GLN:HE21	25:AY:177:ILE:HG21	1.71	0.55
1:AA:938:A:C2'	1:AA:939:G:O5'	2.54	0.55
25:AY:550:MET:CE	25:AY:563:ILE:HD11	2.37	0.55
1:AA:1142:G:C2	1:AA:1143:G:C1'	2.84	0.55
26:BA:1327:A:H2'	26:BA:1328:A:O4'	2.06	0.55
21:AU:13:VAL:CG1	21:AU:15:LEU:CD2	2.78	0.55
26:BA:2211:A:C2'	26:BA:2212:A:OP1	2.54	0.55
20:AT:53:MET:HE3	20:AT:54:GLN:HA	1.89	0.55
1:AA:89:U:O2'	1:AA:90:C:C5'	2.54	0.55
8:AH:58:LEU:HD11	8:AH:60:LEU:HD21	1.88	0.55

Continued on next page...

Continued from previous page...

Atom-1	Atom-2	Interatomic distance (Å)	Clash overlap (Å)
9:AI:18:VAL:HA	9:AI:64:ILE:HG22	1.88	0.55
26:BA:100:U:C2	26:BA:101:A:N6	2.75	0.55
25:AY:610:VAL:HG12	25:AY:669:PHE:HB3	1.88	0.55
27:BC:123:ILE:O	27:BC:123:ILE:HG22	2.06	0.55
28:BD:12:THR:HG22	28:BD:13:ARG:H	1.71	0.55
26:BA:2182:U:H2'	26:BA:2183:A:C8	2.40	0.55
26:BA:2256:G:H2'	26:BA:2257:U:O5'	2.06	0.55
30:BF:96:TRP:O	30:BF:99:PHE:N	2.40	0.55
5:AE:20:VAL:O	5:AE:20:VAL:CG2	2.55	0.55
23:AW:63:TYR:CG	23:AW:67:SER:HA	2.42	0.55
22:AV:329:U:C2	22:AV:330:U:C5	2.95	0.55
22:AV:62:G:O2'	22:AV:63:C:C6	2.60	0.55
23:AW:82:HIS:ND1	23:AW:82:HIS:N	2.53	0.55
1:AA:1081:A:C2'	1:AA:1082:A:H5'	2.35	0.55
26:BA:872:U:C2	26:BA:873:C:C5	2.94	0.55
26:BA:871:U:H2'	26:BA:872:U:C6	2.41	0.55
2:AB:115:ASP:O	2:AB:116:LEU:HB2	2.05	0.55
22:AV:110:U:H2'	22:AV:111:U:H6	1.71	0.55
22:AV:114:G:O5'	22:AV:114:G:H8	1.89	0.55
22:AV:6:U:O2'	22:AV:7:G:C5'	2.54	0.55
26:BA:1183:U:H2'	26:BA:1184:U:C6	2.41	0.55
17:AQ:57:VAL:C	17:AQ:58:VAL:HG12	2.25	0.55
11:AK:111:ASP:O	21:AU:3:ILE:CG2	2.55	0.55
4:AD:94:GLU:HG2	4:AD:185:PRO:HG2	1.89	0.55
38:BN:103:ARG:CD	38:BN:110:MET:HE2	2.36	0.55
26:BA:2747:G:O2'	31:BG:66:THR:HG22	2.07	0.55
1:AA:1153:G:C6	1:AA:1154:G:N7	2.74	0.55
1:AA:376:G:H2'	1:AA:377:G:C8	2.41	0.55
52:B1:16:THR:CG2	52:B1:41:VAL:HG11	2.36	0.55
49:BY:5:GLU:C	49:BY:7:ARG:N	2.56	0.55
44:BT:7:LEU:HD22	44:BT:46:ALA:HA	1.88	0.55
3:AC:59:PRO:O	3:AC:60:ALA:HB3	2.06	0.55
19:AS:10:ILE:HG21	19:AS:40:PHE:CE2	2.41	0.55
19:AS:50:VAL:HG21	19:AS:70:LEU:O	2.06	0.55
32:BH:59:ALA:HA	32:BH:62:LEU:CD2	2.36	0.55
6:AF:20:GLY:O	6:AF:23:GLU:HB3	2.07	0.55
26:BA:611:C:C2'	26:BA:612:G:H5'	2.36	0.55
1:AA:589:U:H2'	1:AA:590:U:H6	1.72	0.55
26:BA:31:C:O3'	26:BA:1238:G:H5''	2.05	0.55
26:BA:2334:U:H4'	26:BA:2335:A:OP2	2.07	0.55
15:AO:7:THR:O	15:AO:11:VAL:HG23	2.07	0.55

Continued on next page...

Continued from previous page...

Atom-1	Atom-2	Interatomic distance (Å)	Clash overlap (Å)
1:AA:8:A:H5'	5:AE:124:ALA:O	2.07	0.55
1:AA:113:G:C6	1:AA:315:A:N6	2.74	0.55
32:BH:14:SER:OG	32:BH:17:ASP:HB2	2.06	0.55
39:BO:31:THR:HG22	39:BO:33:ARG:N	2.21	0.55
2:AB:55:GLU:HA	2:AB:58:LYS:HB2	1.88	0.55
27:BC:196:ASN:OD1	27:BC:196:ASN:C	2.45	0.55
26:BA:1291:C:C2'	26:BA:1292:G:H5'	2.36	0.55
1:AA:1190:G:H5'	3:AC:175:HIS:CE1	2.41	0.55
8:AH:33:VAL:HG12	8:AH:34:ALA:N	2.21	0.55
50:BZ:34:THR:HG22	50:BZ:35:VAL:N	2.21	0.55
26:BA:1694:C:H4'	26:BA:1695:G:O5'	2.05	0.55
26:BA:449:A:H2'	26:BA:450:G:H5'	1.89	0.55
25:AY:634:MET:SD	26:BA:1068:G:C2'	2.95	0.55
33:BI:18:ASN:HD21	33:BI:27:LEU:HD11	1.72	0.55
22:AV:269:C:H3'	22:AV:270:C:H5'	1.89	0.55
22:AV:256:G:C5	22:AV:273:A:N1	2.73	0.55
22:AV:317:G:C4	22:AV:318:G:C8	2.95	0.55
22:AV:328:U:C2	22:AV:329:U:C5	2.94	0.55
22:AV:340:G:O2'	22:AV:341:5MU:H5''	2.07	0.55
1:AA:18:C:C1'	1:AA:1078:U:N3	2.68	0.55
5:AE:152:VAL:HG22	5:AE:153:ALA:N	2.21	0.55
5:AE:99:SER:O	5:AE:100:GLU:C	2.44	0.55
22:AV:222:U:H5'	22:AV:236:U:C4	2.41	0.55
26:BA:871:U:H2'	26:BA:872:U:H6	1.70	0.55
26:BA:894:U:H6	26:BA:894:U:O5'	1.88	0.55
26:BA:903:C:O2	26:BA:904:G:H8	1.84	0.55
22:AV:212:U:C4'	22:AV:213:G:OP1	2.55	0.55
22:AV:133:A:O2'	22:AV:134:G:O5'	2.24	0.55
22:AV:135:A:H2'	22:AV:136:G:C8	2.41	0.55
17:AQ:16:MET:HG2	17:AQ:19:SER:HB3	1.88	0.55
1:AA:691:G:O6	11:AK:52:ARG:NH2	2.39	0.55
26:BA:282:A:H2'	26:BA:283:G:H8	1.72	0.55
25:AY:553:GLY:HA2	25:AY:560:VAL:HG23	1.89	0.55
51:B0:47:TYR:CE2	51:B0:52:LYS:HB2	2.42	0.55
6:AF:3:HIS:H	6:AF:92:THR:HG23	1.72	0.55
8:AH:48:PHE:O	8:AH:49:LYS:HB2	2.07	0.55
16:AP:75:ILE:O	16:AP:77:GLU:N	2.39	0.55
30:BF:42:ALA:CB	30:BF:45:ASP:O	2.54	0.55
10:AJ:5:ARG:HE	10:AJ:79:PRO:HG3	1.71	0.55
25:AY:624:LEU:HD11	25:AY:655:TYR:OH	2.06	0.55
26:BA:1171:G:C2	26:BA:1172:C:O2	2.60	0.55

Continued on next page...

Continued from previous page...

Atom-1	Atom-2	Interatomic distance (Å)	Clash overlap (Å)
1:AA:1201:A:H1'	1:AA:1202:U:OP2	2.07	0.55
1:AA:1049:U:C4'	1:AA:1050:G:OP2	2.53	0.55
49:BY:18:LEU:O	49:BY:22:LEU:N	2.39	0.55
25:AY:390:VAL:HG23	25:AY:391:GLY:O	2.07	0.55
1:AA:404:G:N7	4:AD:1:ALA:N	2.54	0.55
27:BC:156:SER:O	27:BC:157:ALA:C	2.43	0.55
40:BP:27:VAL:HG22	40:BP:83:ILE:HG13	1.88	0.55
12:AL:101:LEU:N	12:AL:101:LEU:HD13	2.21	0.55
27:BC:182:LYS:O	27:BC:183:VAL:HG23	2.06	0.55
56:BB:106:G:H2'	56:BB:107:G:O4'	2.06	0.55
26:BA:236:C:H2'	26:BA:237:C:H6	1.71	0.55
9:AI:28:VAL:HG11	9:AI:31:GLN:HA	1.87	0.55
22:AV:181:G:O2'	22:AV:182:U:O5'	2.18	0.55
26:BA:1078:U:H5''	26:BA:1079:C:OP1	2.07	0.55
26:BA:2473:U:C6	26:BA:2474:U:C5	2.94	0.55
22:AV:327:A:C4	22:AV:328:U:C5	2.95	0.55
22:AV:39:A:N1	22:AV:41:G:N7	2.55	0.55
1:AA:918:A:N6	1:AA:919:A:C6	2.74	0.55
26:BA:889:C:H2'	26:BA:891:G:C1'	2.35	0.55
26:BA:905:A:C2	26:BA:906:U:C5	2.94	0.55
26:BA:907:G:C4	26:BA:908:C:C5	2.94	0.55
22:AV:109:C:H2'	22:AV:110:U:H6	1.71	0.55
22:AV:113:A:C2	22:AV:114:G:C5	2.94	0.55
26:BA:415:A:C2	26:BA:2409:G:C2	2.95	0.55
26:BA:2127:G:N2	26:BA:2161:C:O2	2.40	0.55
1:AA:1279:G:H5''	10:AJ:9:ARG:CZ	2.36	0.55
2:AB:209:VAL:O	2:AB:211:LEU:N	2.40	0.55
10:AJ:33:GLY:HA3	10:AJ:83:THR:CB	2.37	0.55
26:BA:1167:C:C2'	26:BA:1168:G:H5''	2.35	0.55
9:AI:51:LEU:HA	9:AI:54:VAL:CG2	2.36	0.55
25:AY:65:ILE:HD13	25:AY:65:ILE:H	1.71	0.55
15:AO:63:ARG:NH1	15:AO:87:ARG:NH2	2.55	0.55
4:AD:167:PRO:CG	4:AD:170:LEU:HD11	2.37	0.55
27:BC:129:LEU:CD2	27:BC:129:LEU:N	2.70	0.55
29:BE:150:THR:HG22	29:BE:170:ARG:O	2.06	0.55
27:BC:219:VAL:O	27:BC:220:ARG:C	2.45	0.55
18:AR:50:TYR:O	18:AR:54:LEU:HB2	2.06	0.55
7:AG:134:VAL:CG2	7:AG:135:LYS:N	2.69	0.55
1:AA:1243:C:H2'	1:AA:1244:G:C8	2.42	0.55
1:AA:1007:U:H2'	1:AA:1008:U:H5'	1.89	0.55
32:BH:122:LEU:HD13	32:BH:128:HIS:CD2	2.42	0.55

Continued on next page...

Continued from previous page...

Atom-1	Atom-2	Interatomic distance (Å)	Clash overlap (Å)
1:AA:188:C:O2	1:AA:188:C:H2'	2.06	0.55
32:BH:46:PHE:CD2	32:BH:46:PHE:C	2.80	0.55
44:BT:14:PRO:HD2	49:BY:33:ALA:HB1	1.88	0.55
26:BA:1074:G:C2'	26:BA:1075:C:H5'	2.36	0.55
1:AA:1299:A:C6	1:AA:1301:U:O2	2.60	0.55
22:AV:77:G:C4	22:AV:78:C:C5	2.94	0.55
22:AV:343:C:C5'	30:BF:79:ARG:HA	2.36	0.55
1:AA:1503:A:C8	1:AA:1531:A:H1'	2.41	0.55
22:AV:108:G:H2'	22:AV:109:C:H6	1.71	0.55
1:AA:257:G:C2	1:AA:258:G:C5	2.95	0.55
17:AQ:58:VAL:HG22	17:AQ:60:ILE:HD13	1.89	0.55
1:AA:1277:C:H2'	1:AA:1279:G:H8	1.71	0.55
1:AA:714:G:H2'	1:AA:715:A:C8	2.41	0.55
26:BA:1057:A:C5	26:BA:1086:A:H2'	2.41	0.55
2:AB:206:ILE:HD13	2:AB:207:ARG:H	1.72	0.55
26:BA:361:G:HO2'	26:BA:362:A:P	2.29	0.55
3:AC:13:ILE:C	3:AC:14:VAL:HG13	2.27	0.55
13:AM:28:ARG:NH1	13:AM:62:PHE:HB3	2.22	0.55
9:AI:20:ILE:HD11	9:AI:85:ALA:HB3	1.89	0.55
26:BA:1071:G:H8	26:BA:1071:G:OP2	1.90	0.55
1:AA:1217:C:H2'	1:AA:1218:C:H6	1.70	0.55
40:BP:102:ARG:CD	40:BP:106:ALA:O	2.55	0.55
26:BA:545:U:O5'	26:BA:545:U:O2	2.25	0.55
29:BE:118:LEU:HD11	29:BE:188:MET:HG3	1.88	0.55
1:AA:683:G:O2'	1:AA:684:U:H5'	2.07	0.55
14:AN:3:GLN:HA	14:AN:6:LYS:HE2	1.88	0.55
26:BA:1452:G:H5''	26:BA:1452:G:C8	2.41	0.55
15:AO:10:ILE:O	15:AO:14:PHE:HD1	1.89	0.55
31:BG:41:GLU:HB2	31:BG:54:ARG:NH2	2.22	0.55
56:BB:64:G:H2'	56:BB:65:U:C6	2.41	0.55
1:AA:832:G:H2'	1:AA:833:G:H5'	1.88	0.55
26:BA:2313:C:H3'	26:BA:2313:C:H6	1.71	0.55
52:B1:31:GLU:O	52:B1:32:LYS:C	2.45	0.55
3:AC:5:HIS:CD2	3:AC:8:GLY:H	2.25	0.55
1:AA:128:G:O2'	1:AA:129:A:H5'	2.07	0.55
25:AY:359:HIS:O	25:AY:361:ASN:N	2.40	0.55
30:BF:19:PHE:O	30:BF:20:ASN:C	2.44	0.55
31:BG:10:VAL:O	31:BG:47:ASN:ND2	2.40	0.55
26:BA:1051:G:H5'	26:BA:1052:C:OP2	2.07	0.55
26:BA:2579:C:O5'	26:BA:2579:C:H6	1.88	0.55
40:BP:36:LYS:HE3	40:BP:38:ARG:HE	1.72	0.55

Continued on next page...

Continued from previous page...

Atom-1	Atom-2	Interatomic distance (Å)	Clash overlap (Å)
26:BA:2661:G:C6	26:BA:2662:A:C2	2.94	0.55
50:BZ:9:THR:HG22	50:BZ:10:ARG:HG3	1.88	0.55
9:AI:71:ILE:HG22	9:AI:72:SER:N	2.21	0.55
22:AV:139:C:C2	22:AV:182:U:C6	2.94	0.55
1:AA:1308:U:OP2	13:AM:97:ARG:HG2	2.07	0.55
22:AV:301:A:C3'	22:AV:302:A:C5'	2.85	0.55
22:AV:67:G:N2	22:AV:303:G:O6	2.40	0.55
22:AV:9:U:H5'	23:AW:35:ARG:HH12	1.70	0.55
9:AI:128:LYS:NZ	24:AX:35:C:H5''	2.09	0.55
22:AV:108:G:C4	22:AV:109:C:C5	2.95	0.55
1:AA:939:G:H2'	1:AA:940:C:C6	2.41	0.55
17:AQ:10:ARG:HH21	17:AQ:55:GLY:HA2	1.71	0.55
8:AH:28:SER:HB3	8:AH:56:PRO:HB3	1.89	0.55
13:AM:18:LEU:HD11	13:AM:32:ILE:HG21	1.89	0.55
4:AD:29:THR:C	4:AD:30:LYS:HD3	2.27	0.55
1:AA:375:U:C4	1:AA:376:G:N7	2.75	0.55
16:AP:67:ILE:HG13	16:AP:71:VAL:CG1	2.37	0.55
2:AB:202:ASN:C	2:AB:202:ASN:OD1	2.45	0.55
37:BM:54:THR:O	37:BM:55:ARG:C	2.46	0.55
33:BI:5:GLN:HG2	33:BI:5:GLN:O	2.07	0.55
26:BA:1495:A:O2'	26:BA:1496:A:H5'	2.07	0.55
26:BA:1531:C:H2'	26:BA:1532:A:C8	2.41	0.55
34:BJ:30:THR:CG2	34:BJ:31:GLU:N	2.69	0.55
3:AC:155:ARG:HD3	3:AC:192:TYR:O	2.06	0.55
3:AC:154:GLY:HA3	3:AC:162:ALA:HB1	1.88	0.55
1:AA:542:G:C2	1:AA:543:U:C6	2.94	0.55
25:AY:534:ILE:HG13	25:AY:570:GLY:O	2.05	0.55
3:AC:166:TRP:N	3:AC:166:TRP:CD2	2.74	0.55
49:BY:18:LEU:O	49:BY:22:LEU:CB	2.54	0.55
54:B3:31:ILE:CG2	54:B3:34:LYS:HE3	2.36	0.55
32:BH:2:GLN:O	32:BH:19:VAL:O	2.24	0.55
46:BV:93:ARG:O	46:BV:94:ALA:HB2	2.05	0.55
31:BG:150:TYR:O	31:BG:151:ARG:HB2	2.07	0.55
45:BU:42:LYS:HZ3	45:BU:42:LYS:HB2	1.71	0.55
54:B3:16:THR:HG23	54:B3:20:GLY:O	2.06	0.55
1:AA:538:G:H5''	12:AL:110:LYS:HB2	1.89	0.55
26:BA:213:A:C2	26:BA:214:G:C5	2.95	0.55
26:BA:1867:G:O2'	26:BA:1868:C:H5'	2.07	0.55
1:AA:1165:U:C2'	1:AA:1166:G:H5'	2.36	0.55
26:BA:2365:G:H2'	26:BA:2366:A:C8	2.42	0.55
22:AV:16:U:HO2'	22:AV:18:C:C5'	2.18	0.55

Continued on next page...

Continued from previous page...

Atom-1	Atom-2	Interatomic distance (Å)	Clash overlap (Å)
22:AV:271:G:C2'	22:AV:272:C:C5'	2.81	0.55
23:AW:98:LEU:CD2	23:AW:119:LEU:HD13	2.35	0.55
22:AV:343:C:C3'	30:BF:73:VAL:N	2.69	0.55
22:AV:155:C:C2'	22:AV:155:C:O2	2.48	0.55
22:AV:209:C:H2'	22:AV:210:C:C5	2.42	0.55
22:AV:218:G:C2	22:AV:219:G:C5	2.95	0.55
26:BA:880:G:N3	26:BA:881:G:C8	2.75	0.55
2:AB:116:LEU:HG	2:AB:140:LEU:CD1	2.37	0.55
2:AB:138:ARG:HG3	2:AB:139:GLU:H	1.72	0.55
2:AB:93:HIS:ND1	2:AB:145:ASN:HB2	2.22	0.55
22:AV:110:U:H2'	22:AV:111:U:C6	2.42	0.55
1:AA:368:U:H5''	25:AY:354:ARG:NH1	2.22	0.55
25:AY:550:MET:HE1	25:AY:563:ILE:HD11	1.89	0.55
17:AQ:16:MET:HG2	17:AQ:19:SER:CB	2.36	0.55
1:AA:1123:U:O3'	10:AJ:38:GLY:HA3	2.07	0.55
26:BA:1063:G:H4'	33:BI:76:ALA:CB	2.37	0.55
13:AM:21:ILE:HG22	13:AM:22:TYR:O	2.06	0.55
1:AA:452:A:C8	1:AA:452:A:C3'	2.90	0.55
1:AA:5:U:C2	1:AA:5:U:OP1	2.60	0.55
2:AB:19:THR:HB	2:AB:36:LYS:O	2.06	0.55
27:BC:226:PRO:HD3	27:BC:233:GLY:CA	2.36	0.55
28:BD:2:ILE:HD13	28:BD:90:PHE:CE1	2.42	0.55
39:BO:31:THR:O	39:BO:102:ARG:NH1	2.37	0.55
1:AA:1244:G:O2'	1:AA:1245:C:H5'	2.07	0.55
26:BA:2590:A:O3'	27:BC:237:ARG:NH1	2.39	0.55
43:BS:4:ILE:HG23	43:BS:106:VAL:HG22	1.87	0.55
10:AJ:7:ARG:CB	10:AJ:75:ASP:OD1	2.54	0.55
2:AB:71:THR:O	2:AB:72:LYS:CB	2.55	0.55
1:AA:293:G:C5	1:AA:294:U:C5	2.95	0.55
1:AA:52:C:O2'	1:AA:53:A:H5'	2.06	0.55
39:BO:24:THR:HG22	39:BO:42:PRO:CD	2.37	0.55
26:BA:1707:G:O2'	26:BA:1708:C:H5'	2.07	0.55
8:AH:24:VAL:HG13	8:AH:24:VAL:O	2.07	0.55
8:AH:62:LEU:HD22	8:AH:62:LEU:H	1.72	0.55
38:BN:41:ALA:HB1	38:BN:97:ILE:HD13	1.88	0.55
26:BA:554:U:O2'	26:BA:555:G:H5'	2.06	0.55
22:AV:139:C:N1	22:AV:182:U:C6	2.75	0.55
22:AV:139:C:O2	22:AV:182:U:H6	1.89	0.55
1:AA:943:U:H2'	1:AA:944:G:C5'	2.37	0.55
22:AV:16:U:H2'	22:AV:17:U:OP2	2.07	0.55
22:AV:322:U:C2'	22:AV:323:A:N7	2.57	0.55

Continued on next page...

Continued from previous page...

Atom-1	Atom-2	Interatomic distance (Å)	Clash overlap (Å)
22:AV:330:U:H2'	22:AV:331:C:H6	1.71	0.55
5:AE:17:VAL:HA	5:AE:33:THR:O	2.07	0.55
5:AE:33:THR:HB	5:AE:49:TYR:CE2	2.42	0.55
26:BA:870:U:C2	26:BA:871:U:C5	2.94	0.55
26:BA:898:C:H2'	26:BA:899:A:H5'	1.89	0.55
26:BA:899:A:C4'	26:BA:900:A:OP1	2.39	0.55
25:AY:119:GLU:O	25:AY:120:THR:OG1	2.24	0.55
25:AY:250:THR:O	25:AY:252:ASP:N	2.40	0.55
1:AA:274:A:H5''	17:AQ:15:LYS:HE2	1.87	0.55
4:AD:169:TRP:CD1	4:AD:185:PRO:HG3	2.41	0.55
1:AA:694:A:H2'	1:AA:695:A:O5'	2.07	0.55
11:AK:52:ARG:N	11:AK:55:ARG:HB2	2.22	0.55
26:BA:277:G:H4'	26:BA:278:A:N6	2.22	0.55
26:BA:280:U:H2'	26:BA:281:C:C6	2.42	0.55
6:AF:6:ILE:HA	6:AF:89:VAL:HA	1.89	0.55
1:AA:209:U:H4'	1:AA:210:C:OP2	2.06	0.55
14:AN:35:ALA:HB2	14:AN:41:ARG:HB3	1.88	0.55
14:AN:41:ARG:HG3	14:AN:42:TRP:CE3	2.42	0.55
1:AA:373:A:C4	1:AA:482:A:N7	2.75	0.55
1:AA:377:G:OP1	16:AP:5:ARG:HD3	2.06	0.55
38:BN:49:GLU:N	38:BN:50:PRO:CD	2.70	0.55
26:BA:587:C:O2'	36:BL:19:LEU:HD11	2.07	0.55
8:AH:82:LEU:HD22	8:AH:82:LEU:C	2.27	0.55
33:BI:57:VAL:O	33:BI:58:ILE:HD13	2.07	0.55
1:AA:1057:G:H4'	3:AC:196:GLY:N	2.22	0.55
26:BA:1371:G:O2'	26:BA:1372:U:H5'	2.07	0.55
1:AA:283:U:H2'	1:AA:284:C:H6	1.72	0.55
1:AA:769:G:H4'	1:AA:1513:A:H4'	1.88	0.55
1:AA:1294:G:H2'	1:AA:1294:G:N3	2.21	0.55
30:BF:62:GLN:HE22	30:BF:94:ARG:HD3	1.73	0.55
26:BA:2331:G:O4'	47:BW:38:GLY:HA3	2.07	0.55
26:BA:1932:A:H2'	26:BA:1933:G:O4'	2.07	0.55
27:BC:265:PHE:CD1	27:BC:265:PHE:N	2.75	0.55
1:AA:647:C:O2'	1:AA:648:A:H5'	2.06	0.55
26:BA:2846:G:H2'	26:BA:2847:U:O4'	2.07	0.55
26:BA:660:C:OP1	29:BE:94:GLN:HB2	2.06	0.55
32:BH:60:GLU:O	32:BH:63:ALA:HB3	2.06	0.55
22:AV:150:G:H22	22:AV:151:C:H1'	1.68	0.54
33:BI:46:ASP:CA	33:BI:50:LYS:HD2	2.36	0.54
22:AV:297:G:H2'	22:AV:298:A:C8	2.42	0.54
22:AV:43:G:O6	22:AV:312:A:C2	2.56	0.54

Continued on next page...

Continued from previous page...

Atom-1	Atom-2	Interatomic distance (Å)	Clash overlap (Å)
22:AV:330:U:C2	22:AV:331:C:C5	2.94	0.54
22:AV:48:C:H2'	22:AV:49:C:O4'	2.07	0.54
23:AW:41:PHE:CD1	23:AW:102:PRO:HB2	2.41	0.54
22:AV:344:A:C5'	30:BF:76:PHE:N	2.66	0.54
1:AA:1399:C:C2	1:AA:1502:A:N6	2.74	0.54
1:AA:15:G:H1	1:AA:920:U:C1'	2.17	0.54
5:AE:81:GLN:NE2	5:AE:149:PRO:HD3	2.21	0.54
7:AG:144:ALA:O	7:AG:145:GLU:CB	2.55	0.54
22:AV:210:C:O2'	22:AV:240:U:C5	2.31	0.54
1:AA:1102:A:O2'	1:AA:1103:C:H5'	2.07	0.54
1:AA:1253:G:H1'	1:AA:1355:G:O2'	2.07	0.54
1:AA:142:G:H5'	1:AA:143:A:OP2	2.07	0.54
3:AC:15:LYS:HG3	3:AC:16:PRO:CD	2.37	0.54
1:AA:410:G:H5'	1:AA:411:A:OP1	2.03	0.54
26:BA:1588:G:C5	26:BA:1589:U:C5	2.95	0.54
9:AI:44:ARG:N	9:AI:45:MET:SD	2.80	0.54
26:BA:587:C:O2	36:BL:33:ARG:NH2	2.40	0.54
1:AA:985:C:C2	1:AA:1221:G:N2	2.75	0.54
29:BE:19:PHE:CE1	29:BE:109:LEU:HD23	2.42	0.54
21:AU:24:LYS:O	21:AU:28:LEU:HB2	2.07	0.54
25:AY:343:ASN:HD21	25:AY:345:THR:CB	2.20	0.54
26:BA:1926:U:H2'	26:BA:1926:U:O2	2.06	0.54
9:AI:33:SER:HB3	9:AI:36:GLN:CG	2.37	0.54
25:AY:528:ALA:HB3	25:AY:567:LEU:O	2.07	0.54
27:BC:161:VAL:HG13	27:BC:173:LEU:HB3	1.88	0.54
6:AF:42:TRP:CZ2	6:AF:61:LEU:HB2	2.42	0.54
26:BA:581:C:OP1	41:BQ:32:ARG:HG3	2.07	0.54
31:BG:123:GLU:CD	31:BG:124:CYS:N	2.60	0.54
45:BU:97:SER:O	45:BU:98:ASN:CB	2.54	0.54
52:B1:33:LEU:N	52:B1:51:ALA:HB3	2.21	0.54
8:AH:13:ILE:HG22	8:AH:14:ARG:N	2.22	0.54
26:BA:1762:A:O5'	26:BA:1762:A:H8	1.90	0.54
27:BC:124:LYS:HB2	27:BC:125:PRO:HD2	1.89	0.54
25:AY:411:VAL:HG12	25:AY:412:ALA:N	2.22	0.54
22:AV:259:G:C5	22:AV:260:C:C4	2.96	0.54
30:BF:43:ILE:HG22	30:BF:82:TYR:CE1	2.41	0.54
22:AV:218:G:C2	22:AV:219:G:N7	2.75	0.54
26:BA:894:U:N3	26:BA:895:U:C6	2.75	0.54
2:AB:146:SER:O	2:AB:147:LEU:CG	2.54	0.54
25:AY:213:HIS:O	25:AY:217:VAL:HG23	2.08	0.54
1:AA:1060:U:C5	3:AC:1:GLY:CA	2.90	0.54

Continued on next page...

Continued from previous page...

Atom-1	Atom-2	Interatomic distance (Å)	Clash overlap (Å)
1:AA:1349:A:OP1	9:AI:121:ARG:HB2	2.06	0.54
1:AA:1355:G:H2'	1:AA:1356:G:H8	1.72	0.54
1:AA:980:C:C5	1:AA:981:U:C4	2.95	0.54
15:AO:23:SER:HB3	15:AO:26:VAL:CG2	2.37	0.54
25:AY:417:THR:O	25:AY:419:ALA:N	2.40	0.54
1:AA:1161:C:O2	1:AA:1176:A:C2	2.60	0.54
1:AA:626:G:H2'	1:AA:627:G:H5'	1.88	0.54
33:BI:101:SER:HB3	33:BI:104:GLN:CG	2.37	0.54
2:AB:22:TRP:HA	2:AB:189:ASN:HA	1.89	0.54
4:AD:87:GLU:HG2	4:AD:187:ARG:HD3	1.89	0.54
1:AA:108:G:C5'	1:AA:108:G:N3	2.69	0.54
1:AA:324:G:N2	1:AA:326:G:H3'	2.22	0.54
33:BI:73:PRO:HB2	33:BI:77:VAL:HG21	1.89	0.54
13:AM:76:ILE:HG23	13:AM:80:MET:HE1	1.88	0.54
13:AM:106:ARG:HH11	13:AM:106:ARG:HG2	1.71	0.54
25:AY:446:THR:HG23	25:AY:448:GLN:HG2	1.88	0.54
49:BY:18:LEU:CD2	49:BY:22:LEU:CD2	2.85	0.54
44:BT:35:ALA:O	44:BT:38:ALA:CB	2.55	0.54
40:BP:25:VAL:HG23	40:BP:84:SER:O	2.07	0.54
56:BB:43:C:H5''	56:BB:44:G:OP2	2.07	0.54
5:AE:45:VAL:O	5:AE:70:MET:CG	2.55	0.54
35:BK:90:ASN:O	35:BK:91:SER:HB3	2.06	0.54
37:BM:113:ALA:O	37:BM:116:ALA:N	2.41	0.54
43:BS:57:ASN:O	43:BS:61:ASN:HB2	2.08	0.54
26:BA:2086:U:H2'	26:BA:2087:G:C8	2.42	0.54
26:BA:717:C:H2'	26:BA:718:A:H5'	1.89	0.54
1:AA:1013:G:N2	1:AA:1017:U:N3	2.56	0.54
26:BA:1908:C:C5'	26:BA:1909:C:OP2	2.55	0.54
26:BA:1073:A:N7	26:BA:1074:G:C8	2.73	0.54
33:BI:18:ASN:ND2	33:BI:27:LEU:CD2	2.71	0.54
22:AV:253:U:H3	22:AV:278:G:H1	1.55	0.54
22:AV:59:U:HO2'	22:AV:60:U:H5'	1.67	0.54
22:AV:71:A:O2'	22:AV:72:A:H8	1.90	0.54
23:AW:24:ILE:HB	23:AW:26:LEU:HD21	1.89	0.54
1:AA:976:G:H5'	1:AA:977:A:OP1	2.07	0.54
11:AK:22:ILE:HG22	11:AK:31:VAL:HG22	1.90	0.54
10:AJ:27:GLU:O	10:AJ:30:LYS:HG2	2.07	0.54
6:AF:2:ARG:HG2	6:AF:92:THR:HG21	1.90	0.54
1:AA:73:C:O2'	1:AA:74:A:H5''	2.08	0.54
37:BM:55:ARG:CG	37:BM:55:ARG:HH21	2.20	0.54
36:BL:26:GLY:O	36:BL:27:LEU:C	2.46	0.54

Continued on next page...

Continued from previous page...

Atom-1	Atom-2	Interatomic distance (Å)	Clash overlap (Å)
3:AC:63:ILE:HG22	3:AC:96:VAL:CG2	2.37	0.54
13:AM:80:MET:HG2	13:AM:91:ARG:NH2	2.22	0.54
19:AS:39:ILE:HD11	19:AS:70:LEU:HD22	1.89	0.54
26:BA:1045:C:O5'	26:BA:1046:A:H5'	2.07	0.54
25:AY:687:LEU:O	25:AY:689:LYS:N	2.40	0.54
1:AA:246:A:H4'	1:AA:247:G:OP1	2.07	0.54
7:AG:119:LEU:HD22	7:AG:123:LEU:CD2	2.38	0.54
1:AA:769:G:H2'	1:AA:770:C:O5'	2.07	0.54
27:BC:149:LYS:HD3	27:BC:152:GLN:OE1	2.08	0.54
28:BD:26:VAL:CG1	28:BD:186:LEU:HD13	2.36	0.54
56:BB:102:G:H2'	56:BB:103:U:H5'	1.87	0.54
26:BA:2313:C:H3'	26:BA:2313:C:C6	2.42	0.54
39:BO:78:VAL:O	39:BO:79:ALA:C	2.43	0.54
3:AC:7:ASN:C	3:AC:7:ASN:OD1	2.46	0.54
26:BA:2534:A:H2'	26:BA:2535:G:O5'	2.07	0.54
44:BT:67:VAL:HG22	44:BT:76:ARG:HG3	1.90	0.54
31:BG:154:GLU:OE2	31:BG:157:LYS:HB2	2.06	0.54
26:BA:2751:G:C4	31:BG:2:ARG:CD	2.90	0.54
26:BA:368:A:N7	26:BA:369:U:C5	2.75	0.54
33:BI:17:ALA:HA	33:BI:41:PHE:CZ	2.43	0.54
22:AV:21:C:H6	22:AV:21:C:H3'	1.73	0.54
22:AV:298:A:C2'	22:AV:299:C:O4'	2.36	0.54
22:AV:28:U:C2	22:AV:29:G:C5	2.95	0.54
22:AV:54:G:C2'	22:AV:54:G:N3	2.70	0.54
23:AW:16:ILE:HA	23:AW:119:LEU:O	2.07	0.54
24:AX:37:U:HO2'	24:AX:38:A:H5'	1.67	0.54
22:AV:158:U:C6	22:AV:197:A:N1	2.76	0.54
26:BA:874:G:H2'	26:BA:875:G:C8	2.42	0.54
22:AV:242:A:H2'	22:AV:243:G:C8	2.42	0.54
25:AY:227:ILE:HD11	25:AY:241:GLU:C	2.28	0.54
10:AJ:61:ALA:O	10:AJ:62:ARG:HB2	2.07	0.54
1:AA:1130:A:H1'	1:AA:1146:A:C2	2.42	0.54
23:AW:27:LYS:N	23:AW:30:GLU:OE1	2.40	0.54
26:BA:1085:A:C5	26:BA:1086:A:N1	2.76	0.54
1:AA:142:G:C5	1:AA:143:A:C8	2.96	0.54
10:AJ:28:THR:O	10:AJ:32:THR:CG2	2.55	0.54
26:BA:2009:A:OP1	43:BS:41:LYS:HE2	2.06	0.54
10:AJ:40:ILE:HG21	10:AJ:73:LEU:HD12	1.89	0.54
26:BA:2888:C:H2'	26:BA:2889:C:H6	1.72	0.54
15:AO:7:THR:HA	15:AO:10:ILE:HD12	1.90	0.54
55:B4:37:GLN:HG2	55:B4:37:GLN:O	2.08	0.54

Continued on next page...

Continued from previous page...

Atom-1	Atom-2	Interatomic distance (Å)	Clash overlap (Å)
29:BE:12:LEU:HD23	29:BE:12:LEU:C	2.27	0.54
16:AP:20:VAL:HG22	16:AP:35:ARG:HA	1.89	0.54
4:AD:3:TYR:CD1	4:AD:3:TYR:O	2.60	0.54
26:BA:2392:A:H5'	54:B3:27:ASN:OD1	2.07	0.54
26:BA:998:C:C2'	26:BA:999:U:O5'	2.56	0.54
38:BN:38:LEU:HB3	38:BN:39:PRO:HD3	1.90	0.54
26:BA:1936:A:H3'	26:BA:1937:A:H5'	1.89	0.54
52:B1:42:VAL:HG22	52:B1:44:GLN:HB2	1.90	0.54
1:AA:322:C:O3'	20:AT:17:ARG:HG3	2.07	0.54
26:BA:2006:C:O5'	26:BA:2006:C:H6	1.91	0.54
26:BA:2287:A:C8	26:BA:2289:G:C8	2.96	0.54
22:AV:174:A:C2'	22:AV:175:A:H5'	2.34	0.54
22:AV:26:U:H2'	22:AV:27:U:H6	1.71	0.54
23:AW:55:LEU:HD23	23:AW:56:GLU:N	2.22	0.54
24:AX:32:G:C6	24:AX:33:C:N3	2.75	0.54
30:BF:69:ALA:HB2	30:BF:82:TYR:O	2.08	0.54
1:AA:1392:G:HO2'	1:AA:1393:U:H5'	1.73	0.54
5:AE:120:HIS:O	5:AE:121:ASN:CB	2.54	0.54
22:AV:229:U:C4'	22:AV:230:U:OP1	2.30	0.54
1:AA:55:A:C2	1:AA:56:U:H1'	2.42	0.54
22:AV:250:U:O2'	22:AV:251:U:H5'	2.07	0.54
25:AY:250:THR:HA	25:AY:255:ILE:HG23	1.89	0.54
24:AX:72:C:HO2'	26:BA:1851:U:C2'	2.14	0.54
6:AF:86:ARG:NH1	6:AF:86:ARG:CG	2.69	0.54
41:BQ:26:ALA:HB1	41:BQ:33:VAL:HG21	1.88	0.54
4:AD:144:ILE:HD13	4:AD:177:MET:HB3	1.90	0.54
21:AU:35:GLU:OE2	21:AU:37:TYR:HD1	1.90	0.54
2:AB:103:TRP:CZ2	2:AB:153:MET:HG2	2.42	0.54
37:BM:16:ARG:CG	37:BM:16:ARG:NH1	2.65	0.54
1:AA:64:G:N2	1:AA:67:C:C4	2.75	0.54
8:AH:76:ARG:NE	8:AH:78:SER:O	2.41	0.54
27:BC:42:ARG:HG2	27:BC:42:ARG:HH11	1.73	0.54
56:BB:33:G:H2'	56:BB:34:A:H5'	1.88	0.54
26:BA:365:U:O2'	26:BA:366:C:H5'	2.08	0.54
7:AG:91:ARG:HE	7:AG:93:VAL:CG2	2.21	0.54
26:BA:1486:U:O2	26:BA:1504:A:C2	2.60	0.54
25:AY:137:ASN:HD21	25:AY:263:ALA:HB3	1.73	0.54
12:AL:2:THR:CG2	12:AL:4:ASN:CB	2.86	0.54
34:BJ:64:VAL:HG13	34:BJ:65:THR:N	2.22	0.54
44:BT:17:SER:O	44:BT:18:GLU:C	2.46	0.54
26:BA:1478:G:H1	26:BA:1513:U:H3	1.55	0.54

Continued on next page...

Continued from previous page...

Atom-1	Atom-2	Interatomic distance (Å)	Clash overlap (Å)
35:BK:9:ASN:O	35:BK:83:ALA:HA	2.08	0.54
1:AA:995:C:N3	1:AA:1046:A:O2'	2.29	0.54
26:BA:1212:G:H1'	26:BA:1236:G:N2	2.23	0.54
1:AA:338:A:N1	1:AA:351:G:O6	2.41	0.54
17:AQ:40:THR:HG22	17:AQ:41:THR:N	2.23	0.54
8:AH:124:ILE:O	8:AH:124:ILE:CG1	2.55	0.54
22:AV:171:A:N1	22:AV:172:U:C4	2.75	0.54
22:AV:180:G:H5''	22:AV:181:G:OP2	2.07	0.54
22:AV:20:A:H2'	22:AV:21:C:N1	2.23	0.54
22:AV:40:G:C8	22:AV:317:G:N9	2.74	0.54
23:AW:44:SER:N	23:AW:57:ASN:ND2	2.51	0.54
22:AV:164:G:O5'	22:AV:165:A:OP2	2.26	0.54
22:AV:188:C:C4	22:AV:189:C:H5	2.25	0.54
22:AV:233:A:HO2'	22:AV:234:A:P	2.30	0.54
26:BA:2139:U:H2'	26:BA:2140:G:H8	1.72	0.54
25:AY:18:ALA:HA	25:AY:85:PRO:HG2	1.88	0.54
25:AY:286:ILE:N	25:AY:286:ILE:HD12	2.23	0.54
26:BA:2170:A:OP2	26:BA:2170:A:C8	2.60	0.54
11:AK:114:PRO:O	11:AK:115:ILE:HD13	2.07	0.54
15:AO:23:SER:OG	15:AO:26:VAL:HG23	2.08	0.54
10:AJ:34:ALA:O	10:AJ:35:GLN:HB2	2.08	0.54
33:BI:96:LYS:HA	33:BI:96:LYS:HE3	1.90	0.54
24:AX:25:U:C2'	24:AX:26:C:H5'	2.38	0.54
8:AH:79:ARG:HB2	8:AH:80:PRO:CD	2.38	0.54
25:AY:326:THR:O	25:AY:328:ILE:HG23	2.07	0.54
1:AA:987:G:O2'	1:AA:988:G:H5'	2.07	0.54
26:BA:547:A:C8	26:BA:548:G:N3	2.76	0.54
32:BH:129:GLU:HA	32:BH:142:VAL:O	2.06	0.54
32:BH:76:GLU:HG2	32:BH:143:ILE:HD12	1.90	0.54
32:BH:59:ALA:HA	32:BH:62:LEU:HD23	1.89	0.54
3:AC:154:GLY:CA	3:AC:162:ALA:HB1	2.37	0.54
14:AN:3:GLN:OE1	14:AN:6:LYS:HE3	2.07	0.54
26:BA:2647:U:O2'	26:BA:2648:G:H5'	2.07	0.54
19:AS:28:LYS:HB3	19:AS:29:PRO:CD	2.38	0.54
29:BE:108:ILE:HD12	36:BL:2:ARG:HH12	1.71	0.54
26:BA:1799:G:H4'	26:BA:1800:C:O5'	2.07	0.54
1:AA:224:U:H2'	1:AA:225:C:C6	2.42	0.54
6:AF:64:VAL:HG12	6:AF:65:GLU:N	2.22	0.54
5:AE:64:GLU:OE2	5:AE:68:ARG:NH2	2.40	0.54
1:AA:1245:C:H2'	1:AA:1246:A:O4'	2.08	0.54
1:AA:417:G:C6	1:AA:418:C:C4	2.96	0.54

Continued on next page...

Continued from previous page...

Atom-1	Atom-2	Interatomic distance (Å)	Clash overlap (Å)
52:B1:10:LEU:HA	52:B1:49:LYS:O	2.08	0.54
27:BC:195:GLY:O	27:BC:196:ASN:O	2.25	0.54
26:BA:2019:A:C2'	26:BA:2020:A:O5'	2.56	0.54
11:AK:110:THR:HG23	21:AU:4:LYS:CB	2.38	0.54
26:BA:1863:G:C2	26:BA:1880:U:O2	2.60	0.54
5:AE:76:ASN:O	5:AE:77:ASN:CB	2.55	0.54
26:BA:2458:G:C2	26:BA:2490:G:N2	2.76	0.54
26:BA:806:C:O2	26:BA:2444:G:O2'	2.25	0.54
29:BE:128:ALA:HB1	29:BE:129:PRO:CD	2.38	0.54
23:AW:63:TYR:HE2	23:AW:65:LYS:HG3	1.72	0.54
22:AV:151:C:O2'	22:AV:152:C:H5'	2.08	0.54
1:AA:955:U:C5	1:AA:956:U:C5	2.95	0.54
22:AV:63:C:C2	22:AV:73:A:N3	2.76	0.54
22:AV:65:U:H1'	22:AV:71:A:C2	2.42	0.54
1:AA:1077:G:N1	1:AA:1081:A:C5	2.76	0.54
22:AV:220:G:O2'	22:AV:221:U:H5'	2.08	0.54
22:AV:238:A:N3	22:AV:239:A:N7	2.55	0.54
26:BA:880:G:N2	26:BA:898:C:C4	2.76	0.54
22:AV:133:A:C2'	22:AV:134:G:O5'	2.55	0.54
25:AY:86:GLY:O	25:AY:88:VAL:N	2.37	0.54
17:AQ:45:VAL:HG11	17:AQ:60:ILE:CG1	2.38	0.54
31:BG:8:VAL:HG12	31:BG:49:LEU:HB2	1.88	0.54
11:AK:30:ILE:CB	11:AK:45:THR:HG22	2.37	0.54
2:AB:206:ILE:HG12	2:AB:207:ARG:N	2.23	0.54
1:AA:622:A:C8	1:AA:623:C:C5	2.96	0.54
4:AD:146:GLU:HA	4:AD:149:LYS:HD2	1.89	0.54
4:AD:57:LYS:HG2	4:AD:202:LEU:HD22	1.90	0.54
1:AA:374:A:O4'	1:AA:481:G:N2	2.41	0.54
33:BI:57:VAL:CG1	33:BI:58:ILE:N	2.71	0.54
33:BI:59:THR:HG22	33:BI:61:TYR:CZ	2.43	0.54
26:BA:2723:C:H2'	26:BA:2724:U:O5'	2.08	0.54
27:BC:72:GLY:HA2	27:BC:116:GLN:HE21	1.73	0.54
26:BA:2298:A:C2'	26:BA:2299:U:H5'	2.38	0.54
26:BA:2571:U:O2'	28:BD:151:THR:CG2	2.55	0.54
47:BW:37:ARG:O	47:BW:53:HIS:ND1	2.41	0.54
56:BB:30:C:H2'	56:BB:31:C:H5'	1.88	0.54
29:BE:108:ILE:HD12	29:BE:108:ILE:O	2.08	0.54
26:BA:2619:C:OP1	28:BD:157:LYS:HE2	2.06	0.54
37:BM:43:ALA:O	37:BM:44:ARG:C	2.45	0.54
54:B3:15:LYS:HG3	54:B3:16:THR:N	2.21	0.54
28:BD:28:GLU:OE2	28:BD:30:GLU:HG3	2.08	0.54

Continued on next page...

Continued from previous page...

Atom-1	Atom-2	Interatomic distance (Å)	Clash overlap (Å)
26:BA:1669:A:H5''	26:BA:1670:C:OP2	2.08	0.54
26:BA:1783:A:H5'	26:BA:2608:G:H4'	1.88	0.54
26:BA:1379:U:C6	26:BA:1379:U:OP1	2.61	0.54
25:AY:634:MET:CG	26:BA:1068:G:O2'	2.55	0.54
1:AA:1234:C:C2'	1:AA:1235:U:H5'	2.38	0.54
22:AV:269:C:C5	22:AV:270:C:C5	2.96	0.54
22:AV:38:A:C4'	22:AV:39:A:OP1	2.28	0.54
22:AV:65:U:O2'	22:AV:66:C:H5'	2.07	0.54
22:AV:186:A:H2'	22:AV:187:C:O5'	2.06	0.54
26:BA:900:A:C4'	26:BA:901:C:OP2	2.55	0.54
2:AB:67:LEU:HB3	2:AB:160:LEU:HD23	1.90	0.54
2:AB:218:ALA:C	2:AB:219:THR:HG22	2.27	0.54
2:AB:90:PHE:N	2:AB:149:GLY:HA3	2.23	0.54
3:AC:142:ARG:HG3	3:AC:142:ARG:HH11	1.68	0.54
25:AY:150:ILE:C	25:AY:152:THR:H	2.10	0.54
25:AY:238:THR:HG23	25:AY:241:GLU:H	1.72	0.54
25:AY:87:HIS:O	25:AY:88:VAL:C	2.45	0.54
24:AX:3:C:C4	24:AX:4:G:N7	2.76	0.54
1:AA:939:G:C6	1:AA:940:C:C4	2.96	0.54
26:BA:2163:A:H3'	26:BA:2164:C:H4'	1.89	0.54
1:AA:1446:A:H2'	1:AA:1447:A:H5'	1.89	0.54
33:BI:101:SER:HB3	33:BI:104:GLN:CD	2.28	0.54
1:AA:464:U:N3	1:AA:466:A:C5'	2.71	0.54
1:AA:193:C:O4'	20:AT:54:GLN:OE1	2.26	0.54
1:AA:451:A:OP2	16:AP:70:ARG:NH2	2.41	0.54
3:AC:72:PRO:HG3	3:AC:104:GLU:HB2	1.89	0.54
3:AC:21:TRP:CD1	3:AC:58:ARG:HD3	2.42	0.54
1:AA:109:A:C6	1:AA:326:G:C6	2.95	0.54
33:BI:57:VAL:HG23	33:BI:71:LYS:HZ3	1.73	0.54
38:BN:2:ARG:C	38:BN:2:ARG:CD	2.75	0.54
29:BE:109:LEU:O	29:BE:110:SER:C	2.47	0.54
26:BA:1277:G:H5'	38:BN:20:MET:CE	2.38	0.54
6:AF:43:GLY:HA2	6:AF:58:HIS:NE2	2.22	0.54
26:BA:1893:C:C2'	26:BA:1894:C:H5'	2.38	0.54
1:AA:1202:U:H2'	1:AA:1203:C:O4'	2.07	0.54
8:AH:46:GLU:O	8:AH:47:ASP:CB	2.54	0.54
26:BA:31:C:C2'	26:BA:32:C:H5'	2.38	0.54
23:AW:14:TYR:CD2	23:AW:14:TYR:N	2.75	0.54
26:BA:2318:G:C6	26:BA:2319:G:C6	2.95	0.54
4:AD:2:ARG:NE	4:AD:114:ARG:HD3	2.23	0.54
30:BF:105:ILE:C	30:BF:108:PRO:HD2	2.27	0.54

Continued on next page...

Continued from previous page...

Atom-1	Atom-2	Interatomic distance (Å)	Clash overlap (Å)
6:AF:10:VAL:HG13	6:AF:11:HIS:N	2.23	0.54
5:AE:106:ALA:O	5:AE:111:ARG:NH2	2.41	0.54
7:AG:55:LYS:O	7:AG:60:ALA:HB2	2.08	0.54
5:AE:105:ILE:HG13	5:AE:105:ILE:O	2.08	0.54
32:BH:48:GLU:CD	32:BH:48:GLU:C	2.66	0.54
27:BC:24:HIS:CD2	27:BC:79:ARG:CZ	2.91	0.54
1:AA:160:A:H1'	1:AA:344:A:C5	2.42	0.54
22:AV:356:C:H2'	22:AV:357:U:O4'	2.08	0.54
1:AA:570:G:H1'	1:AA:820:U:C4	2.42	0.54
22:AV:21:C:C2'	22:AV:22:G:C5'	2.85	0.54
22:AV:297:G:H2'	22:AV:298:A:H8	1.73	0.54
22:AV:34:A:H4'	22:AV:323:A:H1'	1.90	0.54
22:AV:41:G:H2'	22:AV:42:U:H6	1.72	0.54
30:BF:69:ALA:HA	30:BF:84:ILE:HG21	1.89	0.54
1:AA:1077:G:C2'	1:AA:1080:A:N6	2.71	0.54
26:BA:2276:G:H2'	26:BA:2277:G:H5'	1.89	0.54
26:BA:898:C:C2'	26:BA:898:C:O2	2.56	0.54
2:AB:65:LYS:O	2:AB:158:ASP:HB2	2.08	0.54
26:BA:2143:C:H2'	26:BA:2144:G:C8	2.43	0.54
26:BA:2194:U:H2'	26:BA:2195:U:H6	1.72	0.54
24:AX:69:C:O2	24:AX:69:C:H2'	2.08	0.54
1:AA:1142:G:N2	1:AA:1143:G:H1'	2.20	0.54
1:AA:1323:G:C2	1:AA:1324:A:C4	2.95	0.54
2:AB:205:ALA:O	2:AB:207:ARG:N	2.40	0.54
1:AA:458:U:H2'	1:AA:459:A:C8	2.43	0.54
10:AJ:42:LEU:HB3	10:AJ:71:LEU:HB3	1.90	0.54
1:AA:93:U:H2'	1:AA:94:G:C5'	2.38	0.54
3:AC:70:ALA:HB2	3:AC:105:VAL:HB	1.90	0.54
26:BA:45:G:C4'	26:BA:46:G:H5'	2.36	0.54
1:AA:1205:U:H2'	1:AA:1205:U:O2	2.07	0.54
1:AA:542:G:C2	1:AA:543:U:C4	2.96	0.54
34:BJ:65:THR:O	34:BJ:68:LYS:HG3	2.07	0.54
34:BJ:77:HIS:CD2	34:BJ:79:GLY:HA2	2.43	0.54
38:BN:13:ASN:ND2	38:BN:13:ASN:C	2.61	0.54
28:BD:38:LYS:HB3	28:BD:43:ASP:CB	2.38	0.54
1:AA:300:A:H1'	1:AA:565:U:O2	2.08	0.54
5:AE:105:ILE:HD11	5:AE:123:LEU:HB3	1.89	0.54
37:BM:113:ALA:O	37:BM:115:GLU:N	2.40	0.54
21:AU:4:LYS:C	21:AU:4:LYS:HD2	2.28	0.54
26:BA:2660:A:N1	26:BA:2661:G:C4	2.76	0.54
26:BA:1889:A:H1'	26:BA:2086:U:O2'	2.08	0.54

Continued on next page...

Continued from previous page...

Atom-1	Atom-2	Interatomic distance (Å)	Clash overlap (Å)
26:BA:2751:G:C4	31:BG:2:ARG:HD2	2.42	0.54
26:BA:1480:C:H2'	26:BA:1481:U:O4'	2.08	0.54
26:BA:2076:U:O4'	26:BA:2076:U:O2	2.24	0.54
16:AP:42:ILE:HG22	16:AP:42:ILE:O	2.08	0.54
26:BA:301:G:C4	26:BA:302:C:C5	2.96	0.54
1:AA:1341:U:O2'	1:AA:1342:C:H5'	2.08	0.54
22:AV:25:A:C4	22:AV:26:U:C5	2.95	0.54
22:AV:68:U:C2	22:AV:303:G:H5'	2.42	0.54
24:AX:33:C:C2'	24:AX:34:U:H5'	2.32	0.54
1:AA:1391:U:C2'	1:AA:1392:G:H5'	2.38	0.54
22:AV:168:G:H2'	22:AV:169:G:C8	2.39	0.54
22:AV:191:A:H2'	22:AV:192:A:C4'	2.38	0.54
26:BA:887:U:C2'	26:BA:888:C:H5'	2.28	0.54
26:BA:894:U:O2	26:BA:895:U:O4'	2.25	0.54
1:AA:1167:A:N7	1:AA:1169:A:C6	2.76	0.54
2:AB:159:ALA:HA	2:AB:181:PRO:HD2	1.89	0.54
22:AV:132:U:C2	22:AV:133:A:C8	2.95	0.54
22:AV:136:G:H2'	22:AV:137:C:O5'	2.07	0.54
26:BA:2145:C:H6	26:BA:2145:C:H3'	1.73	0.54
26:BA:2156:G:H3'	26:BA:2157:G:C8	2.43	0.54
32:BH:9:VAL:O	32:BH:10:ALA:O	2.25	0.54
11:AK:111:ASP:O	21:AU:3:ILE:HG22	2.07	0.54
32:BH:120:GLY:O	32:BH:121:VAL:C	2.46	0.54
8:AH:52:GLY:HA3	8:AH:56:PRO:CA	2.35	0.54
6:AF:71:ILE:HG13	6:AF:72:ASP:N	2.23	0.54
1:AA:428:G:H4'	1:AA:429:U:OP1	2.07	0.54
3:AC:24:ASN:O	3:AC:25:THR:C	2.46	0.54
2:AB:34:ARG:NE	2:AB:34:ARG:CA	2.71	0.54
3:AC:56:ILE:HG12	3:AC:65:VAL:HG22	1.90	0.54
1:AA:382:A:H2'	1:AA:383:A:C8	2.42	0.54
26:BA:1452:G:O2'	26:BA:1453:A:OP1	2.25	0.54
39:BO:30:ARG:HG2	39:BO:31:THR:N	2.22	0.54
56:BB:39:A:C2	56:BB:44:G:C2	2.96	0.54
10:AJ:100:ILE:HG13	10:AJ:101:SER:N	2.22	0.54
32:BH:135:HIS:HD2	32:BH:138:VAL:HG23	1.73	0.54
45:BU:82:VAL:HG12	45:BU:83:GLY:N	2.22	0.54
26:BA:1881:C:C4	26:BA:1882:U:C5	2.95	0.54
26:BA:1744:A:H3'	26:BA:1745:A:H8	1.72	0.54
45:BU:35:VAL:O	45:BU:36:GLU:C	2.45	0.54
31:BG:29:ASN:CG	31:BG:29:ASN:O	2.46	0.54
26:BA:1626:A:H8	26:BA:1626:A:OP2	1.91	0.54

Continued on next page...

Continued from previous page...

Atom-1	Atom-2	Interatomic distance (Å)	Clash overlap (Å)
27:BC:166:ARG:CZ	27:BC:166:ARG:HB2	2.38	0.54
1:AA:20:U:C2'	1:AA:21:G:H5'	2.38	0.54
1:AA:827:U:H5''	1:AA:828:U:OP2	2.08	0.54
32:BH:100:ALA:O	32:BH:104:THR:HG23	2.08	0.54
23:AW:62:PRO:C	23:AW:70:ASN:ND2	2.62	0.53
1:AA:1305:G:H2'	1:AA:1331:G:N2	2.23	0.53
22:AV:13:G:O2'	22:AV:14:G:P	2.66	0.53
22:AV:311:U:HO2'	22:AV:312:A:H5'	1.64	0.53
22:AV:63:C:C2	22:AV:73:A:C4	2.96	0.53
30:BF:69:ALA:HA	30:BF:84:ILE:CG2	2.38	0.53
5:AE:71:ILE:HG21	5:AE:144:GLU:HB2	1.90	0.53
26:BA:864:G:O2'	26:BA:865:C:H5'	2.08	0.53
26:BA:911:A:H2'	37:BM:9:PHE:HZ	1.73	0.53
2:AB:53:LEU:HD11	2:AB:216:VAL:HG22	1.90	0.53
25:AY:238:THR:HG23	25:AY:240:GLU:H	1.73	0.53
26:BA:1851:U:H2'	26:BA:1852:U:O5'	2.07	0.53
1:AA:257:G:N2	1:AA:258:G:C4	2.76	0.53
25:AY:524:GLU:O	25:AY:565:VAL:N	2.32	0.53
3:AC:174:LEU:HD12	3:AC:174:LEU:O	2.08	0.53
1:AA:429:U:O2	1:AA:430:A:H5''	2.07	0.53
1:AA:437:U:N3	1:AA:438:U:C5	2.76	0.53
10:AJ:18:ILE:HG12	10:AJ:72:ARG:HG3	1.90	0.53
1:AA:452:A:N6	1:AA:480:U:H3	2.05	0.53
4:AD:16:THR:HG22	4:AD:17:ASP:O	2.07	0.53
3:AC:57:GLU:HG3	3:AC:64:ARG:CB	2.38	0.53
25:AY:608:VAL:HG13	25:AY:670:VAL:O	2.08	0.53
1:AA:649:A:H2'	1:AA:650:G:H5''	1.89	0.53
14:AN:6:LYS:HD3	14:AN:6:LYS:H	1.73	0.53
39:BO:3:LYS:HE3	56:BB:47:C:OP2	2.08	0.53
26:BA:995:C:O2'	26:BA:996:A:P	2.66	0.53
26:BA:2685:G:OP1	35:BK:78:ARG:NH2	2.41	0.53
2:AB:54:ALA:O	2:AB:58:LYS:HB2	2.07	0.53
1:AA:1246:A:C2	1:AA:1247:U:C2	2.97	0.53
41:BQ:20:ALA:HB2	41:BQ:38:VAL:HG23	1.90	0.53
26:BA:1595:C:O2	26:BA:1595:C:C2'	2.53	0.53
15:AO:18:ALA:O	15:AO:19:ASN:HB2	2.07	0.53
26:BA:559:G:C2'	26:BA:560:C:H5'	2.38	0.53
26:BA:1499:C:C4	26:BA:1500:G:N7	2.77	0.53
20:AT:82:ILE:HG13	20:AT:83:ASN:H	1.72	0.53
1:AA:1430:A:C8	1:AA:1430:A:OP2	2.61	0.53
22:AV:125:A:N7	22:AV:126:C:C2	2.76	0.53

Continued on next page...

Continued from previous page...

Atom-1	Atom-2	Interatomic distance (Å)	Clash overlap (Å)
40:BP:96:LEU:N	40:BP:96:LEU:HD23	2.23	0.53
4:AD:47:LEU:O	4:AD:47:LEU:HD23	2.08	0.53
19:AS:80:ARG:HE	19:AS:80:ARG:HA	1.73	0.53
12:AL:87:LYS:O	12:AL:87:LYS:HG3	2.07	0.53
22:AV:143:C:H3'	22:AV:144:U:C5'	2.37	0.53
1:AA:1225:A:H2'	1:AA:1226:C:C5	2.44	0.53
1:AA:1338:G:C6	1:AA:1339:A:N6	2.77	0.53
22:AV:8:A:N7	22:AV:334:A:C1'	2.68	0.53
23:AW:102:PRO:HA	23:AW:117:LEU:CD2	2.36	0.53
1:AA:1392:G:O2'	1:AA:1393:U:C5'	2.52	0.53
1:AA:1400:C:H4'	1:AA:1401:G:OP2	2.09	0.53
25:AY:122:TRP:C	25:AY:124:GLN:N	2.61	0.53
25:AY:177:ILE:O	25:AY:178:ILE:HD12	2.08	0.53
1:AA:1266:G:N1	1:AA:1270:G:C6	2.76	0.53
1:AA:1322:C:O4'	1:AA:1322:C:O2	2.19	0.53
1:AA:175:C:C2'	1:AA:176:C:H5'	2.37	0.53
26:BA:2602:A:C4'	26:BA:2603:G:OP2	2.53	0.53
1:AA:437:U:H2'	1:AA:438:U:H5'	1.89	0.53
20:AT:81:GLN:HA	20:AT:84:LYS:HG2	1.89	0.53
16:AP:52:LEU:O	16:AP:53:ASP:C	2.44	0.53
17:AQ:51:GLU:N	17:AQ:51:GLU:OE1	2.42	0.53
1:AA:587:G:H4'	8:AH:3:GLN:CA	2.34	0.53
26:BA:1483:G:C4	26:BA:1484:U:C5	2.96	0.53
4:AD:191:SER:OG	4:AD:192:ALA:N	2.42	0.53
33:BI:33:ASN:HB2	33:BI:36:GLU:CG	2.33	0.53
1:AA:491:G:N3	1:AA:491:G:H2'	2.23	0.53
19:AS:39:ILE:CD1	19:AS:70:LEU:HD22	2.38	0.53
32:BH:62:LEU:C	32:BH:62:LEU:HD12	2.28	0.53
25:AY:684:GLN:O	25:AY:688:ILE:HD13	2.09	0.53
26:BA:1090:A:C6	26:BA:1091:G:N7	2.76	0.53
7:AG:93:VAL:O	7:AG:96:ASN:OD1	2.26	0.53
1:AA:850:U:H2'	1:AA:851:G:H5''	1.90	0.53
1:AA:505:G:H5'	1:AA:534:U:H2'	1.90	0.53
14:AN:87:ALA:HA	14:AN:90:ARG:HH12	1.72	0.53
30:BF:100:GLU:OE2	30:BF:104:THR:HG21	2.08	0.53
10:AJ:6:ILE:HD12	10:AJ:76:ILE:O	2.08	0.53
26:BA:2870:C:C5	26:BA:2871:U:C5	2.96	0.53
39:BO:24:THR:HG22	39:BO:42:PRO:HG3	1.89	0.53
26:BA:2615:U:C2	51:B0:3:GLN:HA	2.43	0.53
3:AC:129:PHE:CZ	3:AC:130:ARG:HD2	2.43	0.53
8:AH:111:THR:O	8:AH:114:ALA:HB3	2.09	0.53

Continued on next page...

Continued from previous page...

Atom-1	Atom-2	Interatomic distance (Å)	Clash overlap (Å)
22:AV:175:A:H2'	22:AV:176:G:H8	1.72	0.53
26:BA:1096:A:H2'	26:BA:1097:U:O4'	2.07	0.53
1:AA:1222:G:C6	1:AA:1223:C:C4	2.95	0.53
1:AA:956:U:O2	1:AA:1225:A:C2	2.61	0.53
22:AV:44:C:C5	22:AV:300:U:H5	2.26	0.53
22:AV:64:C:O2	22:AV:72:A:C2	2.60	0.53
22:AV:9:U:C2'	22:AV:9:U:O2	2.55	0.53
5:AE:71:ILE:HG23	5:AE:72:ASN:N	2.22	0.53
5:AE:75:LEU:HD21	5:AE:119:VAL:HG12	1.90	0.53
22:AV:163:G:N3	22:AV:164:G:H8	1.91	0.53
3:AC:79:LYS:CD	22:AV:184:A:OP2	2.55	0.53
22:AV:245:C:H5'	22:AV:248:G:C2	2.42	0.53
2:AB:110:ILE:HD11	2:AB:147:LEU:CD2	2.37	0.53
1:AA:1271:A:OP1	1:AA:1314:C:H4'	2.08	0.53
24:AX:15:G:H3'	24:AX:16:C:H5''	1.91	0.53
26:BA:1180:U:H2'	26:BA:1181:U:O5'	2.08	0.53
25:AY:373:ASP:C	25:AY:374:LEU:HD12	2.29	0.53
4:AD:159:GLU:HG2	4:AD:160:LEU:N	2.24	0.53
1:AA:1425:U:C2'	1:AA:1426:G:H5'	2.38	0.53
9:AI:46:VAL:CG2	9:AI:75:ALA:HB1	2.38	0.53
29:BE:190:ALA:C	29:BE:192:ALA:H	2.11	0.53
3:AC:59:PRO:CB	10:AJ:94:ALA:HB1	2.38	0.53
33:BI:57:VAL:C	33:BI:68:PHE:HB2	2.29	0.53
7:AG:45:ALA:HB1	7:AG:119:LEU:HB3	1.90	0.53
12:AL:42:LYS:O	12:AL:43:LYS:C	2.47	0.53
26:BA:192:C:O2'	26:BA:802:A:N3	2.35	0.53
26:BA:2592:G:C6	26:BA:2593:U:C4	2.96	0.53
14:AN:73:PHE:HE1	14:AN:75:ARG:HA	1.73	0.53
14:AN:78:GLY:C	14:AN:79:LEU:HG	2.27	0.53
1:AA:85:U:H4'	1:AA:86:G:OP1	2.06	0.53
27:BC:22:GLU:HG3	27:BC:22:GLU:O	2.09	0.53
36:BL:104:GLN:OE1	36:BL:104:GLN:HA	2.09	0.53
3:AC:109:GLU:HB2	3:AC:143:LEU:CD2	2.39	0.53
26:BA:347:A:H2'	26:BA:348:A:C8	2.43	0.53
23:AW:64:GLU:CG	26:BA:1910:G:OP1	2.56	0.53
26:BA:1073:A:H2'	26:BA:1074:G:H5''	1.91	0.53
22:AV:257:U:C1'	22:AV:258:G:C6	2.87	0.53
22:AV:269:C:N4	22:AV:270:C:C5	2.74	0.53
22:AV:296:U:N3	22:AV:297:G:C6	2.76	0.53
22:AV:311:U:H6	22:AV:311:U:O5'	1.90	0.53
22:AV:65:U:O2	22:AV:71:A:N1	2.42	0.53

Continued on next page...

Continued from previous page...

Atom-1	Atom-2	Interatomic distance (Å)	Clash overlap (Å)
23:AW:78:LYS:HG3	23:AW:79:LEU:H	1.72	0.53
30:BF:68:LYS:HE2	56:BB:41:G:C6	2.41	0.53
1:AA:921:U:C1'	5:AE:23:THR:O	2.40	0.53
3:AC:79:LYS:HE2	22:AV:184:A:O5'	2.04	0.53
22:AV:183:C:O2'	22:AV:184:A:N9	2.40	0.53
22:AV:186:A:C2'	22:AV:187:C:O5'	2.56	0.53
22:AV:206:A:O3'	22:AV:207:A:C8	2.60	0.53
22:AV:210:C:H2'	22:AV:240:U:O4	2.06	0.53
2:AB:112:ARG:O	2:AB:115:ASP:O	2.27	0.53
22:AV:136:G:N3	22:AV:137:C:C5	2.73	0.53
24:AX:71:G:H22	26:BA:1851:U:C5'	2.20	0.53
41:BQ:88:GLU:H	42:BR:49:ILE:CD1	2.21	0.53
42:BR:39:LEU:O	42:BR:40:MET:CB	2.57	0.53
26:BA:285:G:C6	26:BA:286:U:C4	2.96	0.53
1:AA:1160:G:O2'	1:AA:1161:C:O5'	2.23	0.53
30:BF:7:TYR:HA	30:BF:11:VAL:HG21	1.91	0.53
51:B0:54:ILE:O	51:B0:55:ALA:HB3	2.09	0.53
1:AA:204:G:H1'	1:AA:465:A:C2	2.43	0.53
9:AI:56:MET:HA	9:AI:59:LYS:CB	2.38	0.53
37:BM:55:ARG:CG	37:BM:55:ARG:NH2	2.66	0.53
1:AA:988:G:C6	1:AA:989:U:N3	2.76	0.53
1:AA:240:G:OP1	1:AA:240:G:C4'	2.56	0.53
28:BD:96:ILE:CG2	28:BD:97:SER:N	2.71	0.53
1:AA:589:U:H2'	1:AA:590:U:C6	2.43	0.53
26:BA:250:G:OP2	54:B3:12:ARG:NH1	2.42	0.53
28:BD:13:ARG:O	28:BD:14:ILE:HD13	2.08	0.53
27:BC:3:VAL:HB	27:BC:17:LYS:HB2	1.90	0.53
46:BV:92:VAL:O	46:BV:93:ARG:C	2.47	0.53
26:BA:188:G:H2'	26:BA:189:G:H5'	1.89	0.53
1:AA:303:A:H2'	1:AA:304:U:O4'	2.08	0.53
26:BA:301:G:OP2	45:BU:81:ARG:NH1	2.41	0.53
26:BA:2849:U:H4'	26:BA:2868:A:C2	2.43	0.53
26:BA:64:A:H2'	26:BA:65:U:C6	2.43	0.53
44:BT:40:LYS:HE2	44:BT:60:THR:HG23	1.91	0.53
3:AC:168:ARG:NE	3:AC:168:ARG:O	2.41	0.53
26:BA:550:C:H2'	26:BA:550:C:O2	2.08	0.53
45:BU:87:GLU:O	45:BU:88:ASP:HB3	2.08	0.53
3:AC:23:ALA:HB2	3:AC:31:ASN:ND2	2.23	0.53
22:AV:172:U:C5	22:AV:173:C:H5	2.26	0.53
26:BA:1060:U:H5'	26:BA:1062:G:H4'	1.91	0.53
26:BA:2474:U:H5''	26:BA:2475:C:OP2	2.08	0.53

Continued on next page...

Continued from previous page...

Atom-1	Atom-2	Interatomic distance (Å)	Clash overlap (Å)
22:AV:323:A:H8	22:AV:323:A:P	2.31	0.53
5:AE:148:SER:O	5:AE:152:VAL:HG12	2.08	0.53
26:BA:869:G:O2'	26:BA:870:U:O5'	2.27	0.53
2:AB:53:LEU:CD1	2:AB:56:LEU:HD12	2.38	0.53
2:AB:89:PHE:CD2	2:AB:89:PHE:N	2.76	0.53
1:AA:938:A:N6	1:AA:939:G:C5	2.76	0.53
34:BJ:80:HIS:HB3	34:BJ:81:ILE:CG2	2.34	0.53
8:AH:29:SER:O	8:AH:30:LYS:C	2.46	0.53
1:AA:455:G:N2	1:AA:478:A:C2	2.77	0.53
33:BI:102:ARG:N	33:BI:141:ASP:HA	2.21	0.53
1:AA:510:A:H5''	1:AA:511:C:P	2.48	0.53
1:AA:386:C:O2'	1:AA:387:U:H5'	2.09	0.53
16:AP:5:ARG:HA	16:AP:68:SER:OG	2.08	0.53
26:BA:1409:U:H2'	26:BA:1410:G:O4'	2.08	0.53
2:AB:32:GLY:O	2:AB:33:ALA:HB2	2.09	0.53
9:AI:34:LEU:HD21	9:AI:47:VAL:HG21	1.91	0.53
3:AC:64:ARG:O	3:AC:65:VAL:HB	2.07	0.53
25:AY:446:THR:O	25:AY:448:GLN:N	2.41	0.53
19:AS:10:ILE:HG13	19:AS:37:SER:HB3	1.91	0.53
6:AF:21:MET:O	6:AF:22:ILE:C	2.47	0.53
1:AA:1202:U:H2'	1:AA:1203:C:H5'	1.91	0.53
1:AA:1118:U:C5'	9:AI:105:ARG:HG3	2.38	0.53
1:AA:533:A:C2	1:AA:536:C:C5	2.97	0.53
16:AP:48:GLU:CG	16:AP:49:GLY:N	2.71	0.53
1:AA:1429:A:H8	1:AA:1429:A:OP2	1.91	0.53
26:BA:1902:C:H5''	27:BC:239:PHE:CE1	2.44	0.53
37:BM:72:PRO:HB3	37:BM:92:TRP:CZ3	2.44	0.53
31:BG:1:SER:O	31:BG:2:ARG:C	2.46	0.53
26:BA:2383:G:O2'	26:BA:2384:U:H5'	2.08	0.53
1:AA:38:G:C2	1:AA:397:A:C2	2.96	0.53
23:AW:63:TYR:HB3	23:AW:67:SER:CB	2.38	0.53
1:AA:1239:A:H62	1:AA:1299:A:N6	2.07	0.53
22:AV:303:G:N3	22:AV:304:C:C6	2.76	0.53
23:AW:93:VAL:O	23:AW:98:LEU:CB	2.56	0.53
1:AA:1386:G:H2'	1:AA:1387:G:C8	2.44	0.53
1:AA:1502:A:N7	1:AA:1504:G:N3	2.57	0.53
1:AA:16:A:H2'	1:AA:17:U:H5'	1.90	0.53
22:AV:202:G:C6	22:AV:203:U:O4	2.62	0.53
26:BA:882:G:N3	26:BA:896:A:N6	2.56	0.53
22:AV:244:G:C2	22:AV:245:C:C2	2.96	0.53
1:AA:1096:C:H2'	1:AA:1170:A:HO2'	1.67	0.53

Continued on next page...

Continued from previous page...

Atom-1	Atom-2	Interatomic distance (Å)	Clash overlap (Å)
2:AB:49:PHE:CA	2:AB:212:TYR:OH	2.56	0.53
2:AB:80:LYS:HG3	2:AB:84:LEU:HD22	1.91	0.53
2:AB:89:PHE:HB3	2:AB:149:GLY:O	2.08	0.53
22:AV:127:C:C2'	22:AV:128:U:H5'	2.38	0.53
26:BA:2147:A:H2'	26:BA:2148:G:O4'	2.08	0.53
25:AY:164:MET:O	25:AY:165:GLN:HG2	2.09	0.53
17:AQ:46:HIS:O	17:AQ:73:THR:HG23	2.08	0.53
11:AK:86:LYS:HG3	11:AK:113:THR:HA	1.90	0.53
1:AA:142:G:H3'	1:AA:143:A:C8	2.41	0.53
32:BH:117:LEU:HD21	32:BH:121:VAL:N	2.23	0.53
4:AD:75:TYR:CG	4:AD:203:TYR:HD1	2.26	0.53
4:AD:61:ARG:HG3	4:AD:71:PHE:CD2	2.42	0.53
36:BL:77:ILE:HD11	36:BL:101:ILE:HG21	1.90	0.53
1:AA:1216:A:N3	1:AA:1217:C:C5	2.77	0.53
33:BI:56:VAL:HG23	33:BI:70:THR:HA	1.90	0.53
1:AA:118:U:O4	1:AA:288:A:H2'	2.09	0.53
25:AY:689:LYS:HG3	25:AY:690:GLY:N	2.23	0.53
1:AA:379:C:C2'	1:AA:380:G:H5'	2.39	0.53
7:AG:25:PHE:O	7:AG:26:VAL:C	2.47	0.53
40:BP:30:TRP:CZ3	40:BP:39:LEU:HD13	2.43	0.53
1:AA:805:C:C2'	1:AA:806:C:H5'	2.38	0.53
26:BA:1563:U:H2'	26:BA:1564:C:C6	2.43	0.53
11:AK:81:LEU:N	11:AK:81:LEU:HD23	2.24	0.53
39:BO:12:THR:O	39:BO:13:ARG:C	2.46	0.53
26:BA:2631:G:H2'	26:BA:2632:A:O5'	2.09	0.53
27:BC:83:ASP:C	27:BC:83:ASP:OD1	2.46	0.53
26:BA:1246:A:C2'	26:BA:1247:A:O5'	2.57	0.53
26:BA:1645:G:H5''	26:BA:1646:C:H5'	1.90	0.53
26:BA:1558:C:H4'	26:BA:1559:U:O5'	2.08	0.53
33:BI:10:LEU:HD12	33:BI:23:VAL:HG12	1.91	0.53
25:AY:636:PRO:HD2	33:BI:23:VAL:HA	1.90	0.53
22:AV:45:A:O2'	22:AV:312:A:C1'	2.57	0.53
23:AW:41:PHE:HA	23:AW:44:SER:OG	2.09	0.53
30:BF:132:ARG:HA	30:BF:150:GLY:HA2	1.91	0.53
1:AA:1079:G:C5	1:AA:1080:A:N1	2.67	0.53
11:AK:91:GLY:O	11:AK:95:THR:CG2	2.54	0.53
3:AC:41:TYR:CE1	3:AC:89:VAL:HG21	2.44	0.53
22:AV:153:U:O5'	22:AV:153:U:H6	1.92	0.53
22:AV:165:A:C5'	22:AV:166:C:O4'	2.57	0.53
37:BM:12:MET:HE3	37:BM:71:LYS:HA	1.90	0.53
1:AA:1102:A:O2'	2:AB:97:GLY:HA3	2.09	0.53

Continued on next page...

Continued from previous page...

Atom-1	Atom-2	Interatomic distance (Å)	Clash overlap (Å)
26:BA:2141:G:C2	26:BA:2142:A:H1'	2.43	0.53
25:AY:180:VAL:HG23	25:AY:216:LEU:CD1	2.37	0.53
24:AX:65:G:C2	24:AX:66:C:C2	2.97	0.53
10:AJ:59:LYS:CE	10:AJ:59:LYS:N	2.72	0.53
10:AJ:65:TYR:HA	14:AN:98:LYS:HA	1.91	0.53
1:AA:1321:U:H3'	1:AA:1322:C:O2	2.08	0.53
11:AK:109:ILE:HG21	21:AU:16:ARG:HE	1.74	0.53
26:BA:1084:A:H2'	26:BA:1085:A:C8	2.43	0.53
41:BQ:86:SER:HB3	42:BR:51:VAL:HA	1.91	0.53
8:AH:100:ILE:HD11	8:AH:128:VAL:HG23	1.90	0.53
6:AF:3:HIS:HB2	6:AF:92:THR:HG23	1.89	0.53
4:AD:154:VAL:O	4:AD:158:LEU:HG	2.08	0.53
16:AP:38:PHE:C	16:AP:38:PHE:CD1	2.82	0.53
25:AY:228:MET:HE2	25:AY:229:LEU:HG	1.91	0.53
25:AY:228:MET:O	25:AY:232:LEU:HD23	2.09	0.53
13:AM:76:ILE:HG23	13:AM:80:MET:CE	2.39	0.53
10:AJ:5:ARG:HG2	10:AJ:79:PRO:HG3	1.91	0.53
46:BV:6:ALA:HB1	46:BV:40:ILE:CG2	2.38	0.53
1:AA:791:G:C6	1:AA:792:A:N7	2.76	0.53
38:BN:74:GLU:HG2	38:BN:75:ILE:HD12	1.91	0.53
25:AY:137:ASN:HD21	25:AY:263:ALA:H	1.55	0.53
12:AL:2:THR:HG22	12:AL:4:ASN:HB2	1.90	0.53
26:BA:2665:A:C2	26:BA:2666:C:C5	2.97	0.53
31:BG:75:VAL:O	31:BG:79:THR:HB	2.08	0.53
44:BT:69:ARG:HA	44:BT:74:ILE:HA	1.91	0.53
26:BA:158:U:O2	26:BA:158:U:H2'	2.07	0.53
8:AH:15:ASN:O	8:AH:18:ALA:N	2.42	0.53
43:BS:89:ALA:O	43:BS:90:LYS:HB2	2.09	0.53
13:AM:17:ALA:O	13:AM:20:SER:CB	2.57	0.53
27:BC:124:LYS:CB	27:BC:125:PRO:HD2	2.39	0.53
26:BA:1246:A:H2'	26:BA:1247:A:O5'	2.08	0.53
27:BC:28:PRO:HG2	27:BC:33:LEU:HD11	1.91	0.53
51:B0:35:GLU:OE2	51:B0:45:ASP:HB2	2.08	0.53
9:AI:126:PHE:CD2	9:AI:126:PHE:C	2.82	0.53
27:BC:136:VAL:CG1	27:BC:137:GLY:N	2.72	0.53
1:AA:363:A:OP1	12:AL:30:ARG:HB3	2.09	0.53
26:BA:1441:G:H2'	26:BA:1442:U:H6	1.72	0.53
26:BA:1445:G:H2'	26:BA:1446:C:C6	2.44	0.53
22:AV:15:A:N1	22:AV:346:C:H5	2.06	0.53
22:AV:295:C:H2'	22:AV:296:U:C6	2.43	0.53
22:AV:63:C:C6	22:AV:73:A:C2	2.97	0.53

Continued on next page...

Continued from previous page...

Atom-1	Atom-2	Interatomic distance (Å)	Clash overlap (Å)
1:AA:1387:G:H2'	1:AA:1388:C:C6	2.44	0.53
1:AA:1504:G:H4'	1:AA:1505:G:C4	2.43	0.53
5:AE:102:THR:HG22	5:AE:103:GLY:H	1.74	0.53
22:AV:158:U:O2'	22:AV:159:C:H5'	2.09	0.53
22:AV:164:G:P	22:AV:165:A:OP2	2.66	0.53
22:AV:165:A:C5'	22:AV:166:C:C1'	2.83	0.53
22:AV:198:U:O5'	22:AV:198:U:H6	1.91	0.53
1:AA:1098:C:O4'	1:AA:1169:A:C2	2.62	0.53
2:AB:110:ILE:HD12	2:AB:147:LEU:HD13	1.90	0.53
2:AB:110:ILE:HG22	2:AB:111:LYS:N	2.22	0.53
2:AB:132:GLU:O	2:AB:136:ARG:HB2	2.08	0.53
2:AB:53:LEU:HD11	2:AB:216:VAL:HA	1.89	0.53
2:AB:86:CYS:HB2	2:AB:88:GLN:NE2	2.24	0.53
12:AL:32:VAL:HG12	12:AL:78:VAL:HG22	1.90	0.53
24:AX:52:C:O5'	24:AX:52:C:H6	1.90	0.53
42:BR:42:ALA:CA	42:BR:46:GLU:HB2	2.31	0.53
1:AA:1142:G:H2'	1:AA:1143:G:O4'	2.09	0.53
1:AA:978:A:C1'	1:AA:1322:C:H5	2.22	0.53
1:AA:424:G:O2'	1:AA:425:G:H5'	2.08	0.53
24:AX:28:U:O4'	24:AX:28:U:OP1	2.26	0.53
26:BA:1838:C:N4	26:BA:1899:A:C4	2.76	0.53
4:AD:112:GLU:O	4:AD:113:ALA:C	2.44	0.53
9:AI:46:VAL:HA	9:AI:49:GLN:HG3	1.91	0.53
33:BI:121:ILE:HG23	33:BI:124:MET:SD	2.48	0.53
26:BA:1485:U:N3	26:BA:1505:A:C2	2.77	0.53
1:AA:1215:G:H2'	1:AA:1216:A:H5'	1.90	0.53
3:AC:35:ASP:OD1	3:AC:58:ARG:NH1	2.42	0.53
33:BI:59:THR:HG22	33:BI:61:TYR:OH	2.09	0.53
29:BE:23:PHE:HB2	29:BE:111:GLU:HG2	1.90	0.53
12:AL:19:ASN:C	12:AL:20:VAL:HG12	2.29	0.53
26:BA:2886:A:C4	26:BA:2887:A:C8	2.97	0.53
1:AA:1203:C:H4'	14:AN:67:THR:HG22	1.91	0.53
7:AG:70:PRO:HG3	7:AG:102:TRP:CH2	2.43	0.53
7:AG:21:LEU:HD11	7:AG:61:PHE:HZ	1.73	0.53
1:AA:568:G:O2'	1:AA:574:A:N1	2.28	0.53
26:BA:247:G:C8	26:BA:249:C:C5	2.97	0.53
56:BB:64:G:C5	56:BB:65:U:C4	2.96	0.53
54:B3:31:ILE:O	54:B3:35:LYS:HE3	2.08	0.53
5:AE:55:VAL:HB	5:AE:56:PRO:CD	2.39	0.53
16:AP:18:GLN:HG3	16:AP:35:ARG:HD2	1.90	0.53
26:BA:178:G:C2'	26:BA:179:C:H5'	2.39	0.53

Continued on next page...

Continued from previous page...

Atom-1	Atom-2	Interatomic distance (Å)	Clash overlap (Å)
30:BF:56:LEU:HD13	30:BF:64:PRO:HB3	1.91	0.53
56:BB:102:G:O2'	56:BB:103:U:H5'	2.09	0.53
25:AY:498:ILE:HG22	25:AY:507:TYR:CD2	2.43	0.53
26:BA:301:G:H1'	26:BA:302:C:C6	2.44	0.53
26:BA:120:U:H5''	26:BA:122:G:OP2	2.08	0.53
26:BA:1319:C:O2'	26:BA:1320:C:H5'	2.08	0.53
13:AM:85:TYR:HA	13:AM:88:LEU:HD12	1.91	0.53
25:AY:186:TYR:HA	25:AY:198:GLU:HA	1.90	0.53
27:BC:140:VAL:HG11	27:BC:189:ALA:HB1	1.89	0.53
1:AA:1472:U:O2'	1:AA:1473:G:H5'	2.09	0.53
22:AV:144:U:O4	22:AV:176:G:C6	2.61	0.53
22:AV:150:G:N2	22:AV:151:C:N1	2.57	0.53
22:AV:332:G:O2'	22:AV:333:G:C8	2.58	0.53
22:AV:62:G:C4	22:AV:63:C:N4	2.77	0.53
22:AV:63:C:C3'	22:AV:64:C:H5'	2.38	0.53
22:AV:66:C:H6	22:AV:66:C:O5'	1.91	0.53
23:AW:98:LEU:CG	23:AW:119:LEU:HB3	2.39	0.53
22:AV:223:G:N3	22:AV:223:G:C2'	2.70	0.53
22:AV:225:A:C6	22:AV:226:G:C5	2.97	0.53
26:BA:892:A:N3	26:BA:893:C:C6	2.77	0.53
26:BA:896:A:O4'	26:BA:897:C:OP1	2.27	0.53
26:BA:2094:A:H5''	32:BH:25:TYR:CE2	2.43	0.53
25:AY:121:VAL:HA	25:AY:124:GLN:HE22	1.72	0.53
1:AA:259:G:N2	1:AA:260:G:H1'	2.23	0.53
1:AA:274:A:C5'	17:AQ:15:LYS:CE	2.87	0.53
11:AK:30:ILE:HD12	11:AK:31:VAL:N	2.24	0.53
26:BA:2748:A:C2	26:BA:2757:A:C4	2.96	0.53
6:AF:93:LYS:O	6:AF:94:HIS:HB2	2.08	0.53
4:AD:151:GLN:O	4:AD:152:SER:C	2.47	0.53
1:AA:71:A:O2'	1:AA:72:A:H5''	2.09	0.53
2:AB:20:ARG:O	2:AB:22:TRP:CD1	2.62	0.53
13:AM:44:ILE:N	13:AM:44:ILE:CD1	2.72	0.53
1:AA:1211:U:H1'	1:AA:1213:A:C2	2.44	0.53
46:BV:80:HIS:CD2	46:BV:81:PRO:HD2	2.44	0.53
25:AY:530:VAL:HG22	25:AY:531:GLY:H	1.73	0.53
8:AH:110:MET:HE1	8:AH:115:ALA:HA	1.91	0.53
29:BE:118:LEU:C	29:BE:119:ILE:HD13	2.29	0.53
56:BB:30:C:C2'	56:BB:31:C:H5'	2.39	0.53
1:AA:895:G:H2'	1:AA:896:C:C6	2.44	0.53
26:BA:2114:A:C5	26:BA:2167:U:H5'	2.44	0.53
26:BA:11:C:H2'	26:BA:12:U:H5'	1.91	0.53

Continued on next page...

Continued from previous page...

Atom-1	Atom-2	Interatomic distance (Å)	Clash overlap (Å)
23:AW:13:ASP:C	23:AW:14:TYR:CD2	2.82	0.53
26:BA:772:C:C2'	26:BA:773:U:O5'	2.56	0.53
26:BA:1121:C:H2'	26:BA:1122:G:O5'	2.09	0.53
26:BA:2870:C:C2'	26:BA:2871:U:H5'	2.39	0.53
31:BG:51:PHE:CE2	31:BG:68:ARG:HA	2.44	0.53
32:BH:46:PHE:HD2	32:BH:47:PHE:N	2.07	0.53
26:BA:213:A:C2	26:BA:214:G:C4	2.96	0.53
34:BJ:88:THR:O	34:BJ:89:PHE:C	2.47	0.53
20:AT:14:GLU:O	20:AT:15:LYS:C	2.46	0.53
26:BA:1820:U:OP1	27:BC:176:ARG:NH2	2.42	0.53
23:AW:38:LYS:CG	26:BA:1910:G:O3'	2.29	0.53
26:BA:1078:U:H1'	26:BA:1088:A:N1	2.24	0.53
1:AA:1338:G:C5	1:AA:1339:A:C6	2.96	0.53
1:AA:1339:A:H2	24:AX:32:G:C4'	2.11	0.53
22:AV:44:C:N3	22:AV:263:G:H21	1.31	0.53
22:AV:39:A:N7	22:AV:40:G:C5	2.77	0.53
26:BA:2303:G:C5	26:BA:2304:G:N7	2.76	0.53
1:AA:9:G:O2'	1:AA:10:A:H5'	2.08	0.53
1:AA:11:G:C6	1:AA:12:U:C4	2.97	0.53
26:BA:869:G:C2'	26:BA:870:U:O5'	2.57	0.53
26:BA:882:G:C2	26:BA:895:U:O2	2.60	0.53
1:AA:1411:C:C2'	1:AA:1412:C:C5'	2.84	0.53
24:AX:50:G:N2	24:AX:51:U:C1'	2.72	0.53
26:BA:2128:G:C2'	26:BA:2129:C:H5'	2.38	0.53
21:AU:3:ILE:HD13	21:AU:19:LYS:HE3	1.90	0.53
25:AY:486:THR:HG23	25:AY:600:VAL:CG1	2.38	0.53
10:AJ:16:ARG:HG3	10:AJ:16:ARG:O	2.09	0.53
1:AA:374:A:C6	1:AA:375:U:C4	2.97	0.53
26:BA:1869:G:C6	26:BA:1871:A:OP2	2.61	0.53
1:AA:1215:G:N2	1:AA:1216:A:C1'	2.72	0.53
1:AA:1216:A:N1	1:AA:1217:C:C4	2.77	0.53
1:AA:138:G:O2'	1:AA:139:A:H5'	2.09	0.53
26:BA:309:A:H4'	45:BU:15:GLY:HA2	1.91	0.53
8:AH:46:GLU:N	8:AH:63:LYS:CG	2.72	0.53
16:AP:39:PHE:CG	16:AP:74:LEU:HD11	2.44	0.53
1:AA:763:G:C2'	1:AA:764:C:O5'	2.57	0.53
26:BA:2784:U:H2'	26:BA:2785:C:C6	2.44	0.53
1:AA:103:U:C2	1:AA:104:G:C8	2.97	0.53
1:AA:198:G:N3	1:AA:199:A:C8	2.77	0.53
26:BA:1141:U:OP2	34:BJ:65:THR:HG21	2.09	0.53
1:AA:1247:U:O2'	1:AA:1248:A:H5'	2.08	0.53

Continued on next page...

Continued from previous page...

Atom-1	Atom-2	Interatomic distance (Å)	Clash overlap (Å)
54:B3:44:ARG:HG3	54:B3:44:ARG:HH11	1.74	0.53
1:AA:1380:U:O4	7:AG:2:ARG:HD3	2.09	0.53
25:AY:411:VAL:CG1	25:AY:412:ALA:N	2.71	0.53
31:BG:130:ILE:HG22	31:BG:131:VAL:H	1.73	0.53
31:BG:130:ILE:HG22	31:BG:131:VAL:N	2.24	0.53
26:BA:1100:C:H2'	26:BA:1101:U:C6	2.43	0.53
1:AA:689:C:H2'	1:AA:690:G:C8	2.44	0.53
25:AY:28:THR:O	25:AY:32:ILE:HG13	2.09	0.53
41:BQ:9:ALA:O	41:BQ:10:ARG:C	2.45	0.53
41:BQ:98:ALA:HB2	41:BQ:105:PHE:CD2	2.44	0.53
26:BA:1079:C:H2'	26:BA:1080:A:H8	1.73	0.52
33:BI:14:ALA:HB1	33:BI:45:THR:HG23	1.92	0.52
22:AV:38:A:C2	22:AV:316:A:C2	2.97	0.52
22:AV:63:C:C6	22:AV:73:A:N1	2.77	0.52
22:AV:19:G:H1	23:AW:22:ALA:HA	1.72	0.52
23:AW:93:VAL:O	23:AW:98:LEU:HB2	2.08	0.52
1:AA:1077:G:C2'	1:AA:1080:A:H61	2.21	0.52
1:AA:1082:A:O2'	1:AA:1083:U:H5'	2.10	0.52
1:AA:1399:C:O2	1:AA:1502:A:C6	2.61	0.52
3:AC:84:GLU:HG3	3:AC:85:LYS:N	2.23	0.52
32:BH:34:GLY:O	32:BH:35:LYS:CG	2.57	0.52
25:AY:12:LEU:HB3	25:AY:283:PRO:CG	2.39	0.52
17:AQ:13:SER:HB2	17:AQ:21:VAL:CG1	2.38	0.52
11:AK:15:VAL:HG22	11:AK:16:SER:N	2.24	0.52
2:AB:209:VAL:HG23	2:AB:210:THR:H	1.74	0.52
10:AJ:29:ALA:HA	10:AJ:32:THR:CG2	2.34	0.52
4:AD:33:ILE:HG12	4:AD:34:GLU:HB2	1.91	0.52
20:AT:77:ASN:O	20:AT:81:GLN:HG2	2.10	0.52
1:AA:1285:A:H5'	1:AA:1286:U:C4	2.44	0.52
35:BK:109:SER:O	35:BK:111:LYS:N	2.42	0.52
4:AD:61:ARG:HG2	4:AD:71:PHE:HD2	1.71	0.52
9:AI:83:THR:HB	9:AI:97:LEU:CD2	2.38	0.52
9:AI:20:ILE:HG21	9:AI:60:LEU:HD12	1.90	0.52
44:BT:2:ILE:O	44:BT:2:ILE:HG22	2.10	0.52
27:BC:235:GLU:OE1	27:BC:235:GLU:HA	2.09	0.52
25:AY:607:ARG:O	25:AY:671:MET:HA	2.09	0.52
7:AG:91:ARG:HE	7:AG:93:VAL:HG23	1.74	0.52
1:AA:1118:U:H5'	9:AI:105:ARG:HG3	1.91	0.52
26:BA:978:G:O2'	26:BA:979:A:H5'	2.08	0.52
6:AF:47:LEU:HD12	6:AF:55:HIS:HA	1.90	0.52
1:AA:44:A:H2'	1:AA:45:G:H5'	1.91	0.52

Continued on next page...

Continued from previous page...

Atom-1	Atom-2	Interatomic distance (Å)	Clash overlap (Å)
12:AL:101:LEU:N	12:AL:101:LEU:CD1	2.72	0.52
1:AA:1259:C:H6	1:AA:1259:C:O5'	1.91	0.52
26:BA:1829:A:H2'	26:BA:1830:C:H5'	1.91	0.52
26:BA:2218:G:C6	26:BA:2219:U:C4	2.96	0.52
20:AT:65:LEU:O	20:AT:65:LEU:HD12	2.09	0.52
11:AK:82:GLU:HG3	11:AK:108:ASN:ND2	2.24	0.52
28:BD:187:LEU:C	28:BD:188:LEU:HD23	2.30	0.52
46:BV:8:VAL:HG12	46:BV:65:VAL:HG21	1.91	0.52
33:BI:17:ALA:HB1	33:BI:41:PHE:CE2	2.44	0.52
1:AA:1239:A:C2	1:AA:1241:G:N1	2.77	0.52
1:AA:1341:U:C2	1:AA:1342:C:H5	2.26	0.52
22:AV:58:G:C4	22:AV:59:U:C5	2.96	0.52
22:AV:60:U:O4	22:AV:63:C:C5	2.62	0.52
5:AE:104:ILE:HD12	5:AE:122:VAL:CG2	2.39	0.52
26:BA:887:U:C5	26:BA:888:C:C5	2.98	0.52
2:AB:122:ASP:O	2:AB:123:GLY:O	2.27	0.52
22:AV:133:A:N3	22:AV:134:G:C8	2.77	0.52
25:AY:90:PHE:CG	25:AY:90:PHE:O	2.62	0.52
24:AX:49:C:C5'	24:AX:50:G:H5''	2.39	0.52
10:AJ:56:HIS:O	10:AJ:57:VAL:O	2.27	0.52
33:BI:79:LEU:HD13	33:BI:135:MET:CE	2.39	0.52
22:AV:362:C:H3'	22:AV:362:C:H6	1.73	0.52
1:AA:989:U:H2'	1:AA:990:C:H6	1.74	0.52
19:AS:39:ILE:HG12	19:AS:70:LEU:CD2	2.38	0.52
56:BB:34:A:O2'	56:BB:35:C:H5''	2.09	0.52
26:BA:1372:U:C2'	26:BA:1373:A:H5'	2.39	0.52
7:AG:110:ARG:HD2	7:AG:122:GLU:HG2	1.92	0.52
7:AG:21:LEU:HD13	7:AG:21:LEU:C	2.29	0.52
1:AA:549:C:H2'	1:AA:550:G:O5'	2.08	0.52
56:BB:54:G:C4	56:BB:55:U:C6	2.97	0.52
30:BF:142:TYR:CG	30:BF:142:TYR:O	2.63	0.52
41:BQ:29:ARG:NE	51:B0:9:ARG:HH11	2.07	0.52
26:BA:1673:G:H2'	26:BA:1674:G:H5'	1.90	0.52
26:BA:2522:U:C2'	26:BA:2523:G:H5'	2.39	0.52
13:AM:94:LEU:HB3	13:AM:95:PRO:CD	2.38	0.52
32:BH:80:ILE:HD12	32:BH:144:VAL:CG1	2.39	0.52
49:BY:32:ALA:O	49:BY:33:ALA:C	2.46	0.52
39:BO:24:THR:HG22	39:BO:42:PRO:HD3	1.90	0.52
26:BA:2287:A:H2'	26:BA:2287:A:N3	2.24	0.52
1:AA:81:A:H2'	1:AA:82:G:H5'	1.90	0.52
26:BA:71:A:H5''	26:BA:72:U:H2'	1.92	0.52

Continued on next page...

Continued from previous page...

Atom-1	Atom-2	Interatomic distance (Å)	Clash overlap (Å)
1:AA:233:C:H2'	1:AA:234:C:H6	1.75	0.52
1:AA:525:C:H2'	1:AA:526:C:C6	2.44	0.52
29:BE:53:THR:HG22	29:BE:53:THR:O	2.09	0.52
35:BK:51:LYS:HD3	35:BK:95:ILE:HG22	1.92	0.52
23:AW:63:TYR:C	23:AW:67:SER:HB3	2.29	0.52
25:AY:637:ARG:HG3	25:AY:637:ARG:NH1	2.23	0.52
22:AV:303:G:N3	22:AV:304:C:C5	2.77	0.52
22:AV:47:G:N2	22:AV:48:C:O2	2.42	0.52
22:AV:68:U:O5'	22:AV:68:U:H6	1.92	0.52
22:AV:343:C:C5'	30:BF:79:ARG:CA	2.86	0.52
5:AE:132:PRO:C	5:AE:134:ASN:N	2.62	0.52
26:BA:887:U:C3'	26:BA:888:C:H5'	2.39	0.52
26:BA:914:G:H5'	26:BA:915:C:OP2	2.10	0.52
25:AY:170:ARG:C	25:AY:171:GLU:HG2	2.30	0.52
25:AY:86:GLY:O	25:AY:88:VAL:HG22	2.09	0.52
25:AY:12:LEU:CB	25:AY:283:PRO:HG2	2.39	0.52
1:AA:972:C:O3'	10:AJ:59:LYS:HB3	2.09	0.52
26:BA:2127:G:N1	26:BA:2161:C:O2	2.42	0.52
26:BA:1180:U:C2'	26:BA:1181:U:O5'	2.57	0.52
1:AA:978:A:C2'	1:AA:979:C:H5'	2.39	0.52
8:AH:100:ILE:CD1	8:AH:128:VAL:HG23	2.39	0.52
11:AK:33:ILE:HG12	11:AK:69:CYS:SG	2.49	0.52
11:AK:74:LYS:C	11:AK:75:GLU:OE1	2.47	0.52
11:AK:51:PHE:CA	11:AK:55:ARG:HB3	2.40	0.52
33:BI:82:ALA:HB1	33:BI:108:ILE:HD13	1.91	0.52
4:AD:112:GLU:O	4:AD:115:GLN:HB3	2.09	0.52
4:AD:57:LYS:N	4:AD:199:ILE:HG22	2.24	0.52
1:AA:79:G:H1	1:AA:90:C:N4	2.01	0.52
1:AA:451:A:C8	1:AA:481:G:C6	2.97	0.52
4:AD:16:THR:HG22	4:AD:17:ASP:C	2.30	0.52
3:AC:58:ARG:HA	3:AC:62:SER:O	2.09	0.52
26:BA:1534:U:H5'	26:BA:1535:A:OP2	2.09	0.52
26:BA:1171:G:H2'	26:BA:1172:C:C6	2.44	0.52
1:AA:1038:C:H2'	1:AA:1039:G:H5'	1.89	0.52
4:AD:193:ASP:C	4:AD:194:ILE:HG22	2.29	0.52
8:AH:87:ARG:O	8:AH:121:GLY:HA3	2.09	0.52
26:BA:1392:A:N6	44:BT:18:GLU:HG2	2.24	0.52
25:AY:176:GLY:HA3	25:AY:187:THR:HA	1.89	0.52
42:BR:62:GLU:HG2	42:BR:62:GLU:O	2.08	0.52
16:AP:61:VAL:HA	16:AP:65:ALA:HB3	1.91	0.52
1:AA:1332:A:H2'	1:AA:1333:A:O5'	2.10	0.52

Continued on next page...

Continued from previous page...

Atom-1	Atom-2	Interatomic distance (Å)	Clash overlap (Å)
22:AV:47:G:C2	22:AV:48:C:N3	2.77	0.52
1:AA:17:U:C4'	1:AA:1079:G:O2'	2.55	0.52
7:AG:144:ALA:O	7:AG:145:GLU:HB2	2.09	0.52
22:AV:163:G:C4	22:AV:164:G:N7	2.76	0.52
22:AV:185:A:N7	22:AV:186:A:N6	2.57	0.52
22:AV:205:G:N2	22:AV:206:A:N6	2.56	0.52
26:BA:900:A:N3	26:BA:901:C:H5	2.08	0.52
2:AB:48:MET:HG2	2:AB:198:VAL:O	2.10	0.52
2:AB:66:ILE:O	2:AB:67:LEU:HB2	2.08	0.52
25:AY:205:TYR:O	25:AY:207:ASP:N	2.43	0.52
1:AA:1133:G:C5	1:AA:1134:G:N7	2.77	0.52
17:AQ:16:MET:CB	17:AQ:19:SER:HB3	2.39	0.52
23:AW:28:GLY:CA	23:AW:31:VAL:HG23	2.39	0.52
3:AC:6:PRO:HB3	3:AC:174:LEU:HD13	1.91	0.52
1:AA:477:C:H2'	1:AA:478:A:C8	2.44	0.52
33:BI:100:ILE:HG21	33:BI:105:LEU:CD1	2.38	0.52
33:BI:99:LYS:HB3	33:BI:138:VAL:HB	1.92	0.52
23:AW:3:PRO:O	23:AW:4:VAL:HG12	2.08	0.52
26:BA:196:A:H2'	26:BA:805:G:O6	2.10	0.52
46:BV:2:PHE:HB3	46:BV:50:MET:CE	2.39	0.52
4:AD:117:VAL:HA	4:AD:122:ILE:HD12	1.91	0.52
13:AM:28:ARG:CZ	13:AM:62:PHE:CB	2.84	0.52
2:AB:16:GLY:HA2	2:AB:40:ILE:HG23	1.91	0.52
4:AD:187:ARG:NH2	4:AD:191:SER:OG	2.43	0.52
33:BI:56:VAL:CG2	33:BI:57:VAL:N	2.73	0.52
25:AY:688:ILE:O	25:AY:688:ILE:HG22	2.10	0.52
1:AA:1041:G:C6	1:AA:1042:A:N6	2.77	0.52
49:BY:18:LEU:HG	49:BY:22:LEU:HB2	1.90	0.52
32:BH:7:ASP:CA	32:BH:15:LEU:HD22	2.38	0.52
1:AA:262:A:H4'	20:AT:68:LYS:HZ1	1.75	0.52
56:BB:20:G:C2	56:BB:64:G:C4	2.97	0.52
26:BA:1565:C:H3'	27:BC:17:LYS:HZ2	1.74	0.52
39:BO:66:GLY:CA	39:BO:102:ARG:NH2	2.73	0.52
26:BA:1121:C:C6	26:BA:1121:C:H3'	2.44	0.52
27:BC:141:HIS:CE1	27:BC:190:THR:CG2	2.92	0.52
7:AG:49:LEU:HD11	7:AG:60:ALA:CB	2.38	0.52
5:AE:94:PHE:C	5:AE:94:PHE:CD1	2.82	0.52
21:AU:4:LYS:O	21:AU:4:LYS:HD2	2.09	0.52
11:AK:107:THR:CG2	11:AK:108:ASN:ND2	2.72	0.52
47:BW:13:GLU:O	47:BW:15:LYS:HE2	2.09	0.52
26:BA:2339:C:H2'	26:BA:2340:A:C8	2.44	0.52

Continued on next page...

Continued from previous page...

Atom-1	Atom-2	Interatomic distance (Å)	Clash overlap (Å)
31:BG:153:PRO:HG3	31:BG:161:VAL:O	2.10	0.52
2:AB:130:LYS:HA	2:AB:130:LYS:HE2	1.90	0.52
18:AR:20:ILE:HD12	18:AR:21:ASP:N	2.25	0.52
25:AY:584:ILE:O	25:AY:588:MET:HG3	2.09	0.52
23:AW:63:TYR:CD2	23:AW:67:SER:HA	2.45	0.52
1:AA:1304:G:N7	1:AA:1305:G:C6	2.78	0.52
22:AV:323:A:C4	22:AV:324:G:C5	2.97	0.52
22:AV:345:A:C6	22:AV:348:C:C5	2.95	0.52
22:AV:63:C:H2'	22:AV:63:C:O2	2.09	0.52
1:AA:1389:C:C2'	1:AA:1389:C:O2	2.58	0.52
26:BA:866:A:C5	26:BA:914:G:N7	2.77	0.52
22:AV:247:A:H5'	22:AV:248:G:H5'	1.91	0.52
25:AY:227:ILE:HG12	25:AY:237:PRO:HB3	1.90	0.52
22:AV:3:G:H2'	22:AV:4:G:H8	1.72	0.52
11:AK:85:VAL:CG1	11:AK:92:ARG:NH1	2.73	0.52
25:AY:331:TYR:O	25:AY:371:ALA:HB1	2.08	0.52
30:BF:118:ALA:HB1	30:BF:166:ARG:CD	2.36	0.52
1:AA:430:A:H2'	1:AA:430:A:N3	2.23	0.52
4:AD:117:VAL:HG12	4:AD:130:ASN:HA	1.91	0.52
26:BA:1463:C:H5'	26:BA:1463:C:H6	1.74	0.52
1:AA:452:A:C8	1:AA:453:G:O4'	2.62	0.52
52:B1:16:THR:HG21	52:B1:41:VAL:CB	2.35	0.52
2:AB:14:HIS:HD2	2:AB:15:PHE:N	2.08	0.52
26:BA:84:A:N1	26:BA:103:A:C5	2.77	0.52
37:BM:55:ARG:NH2	37:BM:55:ARG:HG3	2.25	0.52
14:AN:20:PHE:CG	14:AN:24:ALA:HB3	2.45	0.52
33:BI:32:VAL:HG21	33:BI:58:ILE:HG23	1.90	0.52
44:BT:30:ILE:HG22	44:BT:85:VAL:O	2.09	0.52
28:BD:98:VAL:O	28:BD:98:VAL:CG2	2.58	0.52
1:AA:1037:C:N3	1:AA:1038:C:C5	2.77	0.52
16:AP:20:VAL:HG23	16:AP:35:ARG:HA	1.90	0.52
40:BP:111:GLU:HG3	40:BP:112:ARG:N	2.23	0.52
26:BA:2418:A:C5	26:BA:2419:U:C5	2.97	0.52
31:BG:95:ALA:CB	31:BG:104:LEU:HD23	2.39	0.52
8:AH:13:ILE:O	8:AH:14:ARG:C	2.48	0.52
1:AA:634:C:O2'	1:AA:635:A:H5'	2.10	0.52
1:AA:1379:G:C6	1:AA:1380:U:C4	2.98	0.52
50:BZ:43:ILE:O	50:BZ:47:ILE:HD12	2.10	0.52
39:BO:24:THR:CG2	39:BO:42:PRO:HG3	2.40	0.52
8:AH:77:VAL:HG11	8:AH:124:ILE:HD11	1.91	0.52
26:BA:2124:G:H2'	26:BA:2125:G:H5'	1.91	0.52

Continued on next page...

Continued from previous page...

Atom-1	Atom-2	Interatomic distance (Å)	Clash overlap (Å)
2:AB:8:MET:HB2	2:AB:43:GLU:OE2	2.09	0.52
36:BL:47:ARG:NH2	36:BL:47:ARG:HG2	2.23	0.52
22:AV:1:G:O5'	22:AV:1:G:H8	1.93	0.52
25:AY:385:THR:HG21	25:AY:436:PRO:HG3	1.92	0.52
26:BA:2656:U:O2	26:BA:2656:U:H2'	2.10	0.52
31:BG:117:PRO:O	31:BG:118:ALA:C	2.47	0.52
26:BA:1917:U:O4	26:BA:1918:A:C6	2.62	0.52
1:AA:1233:G:C5	1:AA:1234:C:C5	2.98	0.52
22:AV:27:U:O2'	22:AV:28:U:H5'	2.10	0.52
22:AV:46:U:H4'	22:AV:313:C:C5'	2.34	0.52
5:AE:152:VAL:CG2	5:AE:153:ALA:N	2.72	0.52
5:AE:154:ALA:O	5:AE:155:LYS:C	2.47	0.52
5:AE:82:HIS:CE1	5:AE:146:MET:HG3	2.45	0.52
5:AE:149:PRO:HA	8:AH:98:LEU:HD11	1.91	0.52
26:BA:889:C:N1	26:BA:891:G:C6	2.78	0.52
25:AY:413:ILE:HD11	25:AY:474:ALA:HB3	1.92	0.52
24:AX:60:A:O2'	24:AX:61:U:H5'	2.08	0.52
25:AY:658:ASP:OD2	31:BG:176:LYS:CE	2.53	0.52
25:AY:35:TYR:CE1	25:AY:269:VAL:HB	2.45	0.52
10:AJ:57:VAL:O	10:AJ:58:ASN:CB	2.56	0.52
1:AA:979:C:OP1	1:AA:981:U:O4	2.27	0.52
11:AK:15:VAL:HG13	11:AK:16:SER:H	1.74	0.52
25:AY:517:LEU:HB3	25:AY:521:SER:HB2	1.91	0.52
4:AD:176:LYS:CB	4:AD:178:GLU:HG2	2.39	0.52
4:AD:58:GLN:HA	4:AD:58:GLN:OE1	2.10	0.52
21:AU:34:ARG:O	21:AU:36:PHE:N	2.42	0.52
25:AY:66:THR:O	25:AY:67:ALA:HB3	2.10	0.52
26:BA:2469:A:C4'	37:BM:55:ARG:HH22	2.22	0.52
1:AA:446:G:H2'	1:AA:447:G:O4'	2.09	0.52
56:BB:36:C:C5'	56:BB:37:C:OP2	2.58	0.52
15:AO:3:SER:HB2	15:AO:6:ALA:CB	2.39	0.52
26:BA:2114:A:C2	26:BA:2166:U:H2'	2.45	0.52
1:AA:182:A:C8	1:AA:184:G:C5	2.98	0.52
26:BA:2183:A:H2'	26:BA:2184:A:O4'	2.09	0.52
20:AT:4:LYS:CA	20:AT:4:LYS:HE2	2.40	0.52
1:AA:633:G:OP2	8:AH:87:ARG:NH2	2.42	0.52
22:AV:339:G:H1	22:AV:349:C:H42	1.55	0.52
41:BQ:73:ILE:HG23	41:BQ:73:ILE:O	2.09	0.52
43:BS:48:LYS:HE3	43:BS:52:GLU:OE2	2.10	0.52
4:AD:40:HIS:HB3	4:AD:43:ARG:HG3	1.90	0.52
26:BA:720:U:O2	26:BA:720:U:H2'	2.10	0.52

Continued on next page...

Continued from previous page...

Atom-1	Atom-2	Interatomic distance (Å)	Clash overlap (Å)
15:AO:37:HIS:C	15:AO:37:HIS:CD2	2.83	0.52
26:BA:638:G:C5	26:BA:639:U:C5	2.98	0.52
26:BA:2473:U:C5	26:BA:2474:U:C4	2.98	0.52
22:AV:266:C:C6	22:AV:267:G:H8	2.28	0.52
22:AV:303:G:H2'	22:AV:304:C:C5	2.41	0.52
22:AV:44:C:O2'	22:AV:45:A:C4'	2.57	0.52
5:AE:93:VAL:HG12	5:AE:138:ALA:HB1	1.91	0.52
22:AV:200:G:C8	22:AV:200:G:O5'	2.58	0.52
26:BA:883:G:C2'	26:BA:884:U:C5'	2.83	0.52
26:BA:903:C:H6	26:BA:903:C:O5'	1.93	0.52
2:AB:95:TRP:CH2	2:AB:99:MET:HG2	2.45	0.52
25:AY:165:GLN:NE2	25:AY:177:ILE:HG21	2.24	0.52
25:AY:177:ILE:HG22	25:AY:178:ILE:N	2.24	0.52
25:AY:19:ALA:HA	25:AY:121:VAL:HG11	1.91	0.52
1:AA:368:U:C3'	25:AY:354:ARG:HH12	2.22	0.52
3:AC:172:VAL:N	3:AC:173:PRO:HD3	2.25	0.52
26:BA:414:C:H2'	26:BA:415:A:C8	2.45	0.52
1:AA:257:G:C2	1:AA:258:G:C8	2.98	0.52
26:BA:1056:G:C2	26:BA:1102:C:C5	2.97	0.52
10:AJ:32:THR:CG2	10:AJ:83:THR:HA	2.39	0.52
6:AF:91:ARG:O	6:AF:92:THR:OG1	2.26	0.52
23:AW:4:VAL:HA	23:AW:106:TYR:HB3	1.92	0.52
26:BA:1462:C:C2'	26:BA:1463:C:C5'	2.86	0.52
3:AC:105:VAL:HG12	3:AC:106:ARG:O	2.10	0.52
25:AY:606:MET:HE3	25:AY:671:MET:HG2	1.91	0.52
26:BA:666:A:H2'	26:BA:667:U:C6	2.45	0.52
41:BQ:40:LYS:C	41:BQ:42:GLY:N	2.59	0.52
14:AN:3:GLN:HA	14:AN:6:LYS:CE	2.40	0.52
26:BA:2851:A:C5	26:BA:2852:G:C5	2.98	0.52
25:AY:312:LEU:HD11	25:AY:401:SER:OG	2.09	0.52
1:AA:215:C:H2'	1:AA:216:U:O4'	2.09	0.52
13:AM:2:ARG:HA	13:AM:8:ILE:HG12	1.91	0.52
27:BC:173:LEU:HD13	27:BC:173:LEU:N	2.23	0.52
28:BD:86:GLU:HA	28:BD:86:GLU:OE1	2.08	0.52
29:BE:131:THR:HG22	29:BE:160:ALA:CA	2.39	0.52
26:BA:1434:A:O2'	26:BA:1435:G:C8	2.56	0.52
10:AJ:7:ARG:O	10:AJ:100:ILE:O	2.27	0.52
31:BG:126:THR:CG2	31:BG:127:GLN:N	2.72	0.52
5:AE:15:ILE:O	5:AE:16:ALA:HB2	2.10	0.52
26:BA:89:A:O2'	26:BA:90:U:H5'	2.10	0.52
26:BA:65:U:H2'	26:BA:66:C:C6	2.45	0.52

Continued on next page...

Continued from previous page...

Atom-1	Atom-2	Interatomic distance (Å)	Clash overlap (Å)
26:BA:1678:A:H2'	26:BA:1679:A:O4'	2.10	0.52
40:BP:74:GLN:HA	40:BP:74:GLN:HE21	1.75	0.52
28:BD:119:ALA:O	28:BD:162:ALA:HB1	2.10	0.52
1:AA:652:U:O2'	1:AA:653:U:P	2.68	0.52
19:AS:33:TRP:CZ2	19:AS:56:HIS:CE1	2.97	0.52
22:AV:181:G:N3	22:AV:181:G:C2'	2.71	0.52
25:AY:636:PRO:HG2	33:BI:23:VAL:C	2.30	0.52
25:AY:619:ASP:HB3	31:BG:175:LYS:NZ	2.25	0.52
22:AV:298:A:C5	22:AV:299:C:C5	2.98	0.52
22:AV:301:A:P	22:AV:302:A:OP2	2.67	0.52
1:AA:1534:A:N1	1:AA:1535:C:N3	2.57	0.52
1:AA:918:A:N9	1:AA:919:A:C8	2.77	0.52
26:BA:886:A:C4'	26:BA:887:U:OP1	2.49	0.52
22:AV:213:G:C6	22:AV:284:G:C5	2.97	0.52
22:AV:137:C:H3'	22:AV:138:C:O4'	2.08	0.52
1:AA:1367:C:OP1	9:AI:116:GLY:N	2.39	0.52
34:BJ:81:ILE:HG23	34:BJ:82:GLY:H	1.75	0.52
26:BA:846:U:C2'	26:BA:846:U:O2	2.57	0.52
1:AA:145:G:N2	1:AA:146:G:C4	2.77	0.52
12:AL:31:GLY:HA3	12:AL:54:VAL:CG1	2.40	0.52
6:AF:3:HIS:N	6:AF:92:THR:HG23	2.25	0.52
6:AF:5:GLU:HG3	6:AF:5:GLU:O	2.09	0.52
4:AD:12:ARG:HD2	4:AD:33:ILE:HA	1.92	0.52
4:AD:159:GLU:O	4:AD:161:ALA:N	2.42	0.52
4:AD:10:LEU:HD21	4:AD:62:ARG:HD3	1.90	0.52
25:AY:573:HIS:CD2	25:AY:575:VAL:H	2.28	0.52
16:AP:76:LYS:O	16:AP:77:GLU:HB2	2.09	0.52
9:AI:42:THR:O	9:AI:43:ALA:HB3	2.09	0.52
26:BA:585:G:N7	41:BQ:5:ARG:NH1	2.57	0.52
26:BA:84:A:H5''	45:BU:5:ARG:HD3	1.91	0.52
2:AB:185:ILE:O	2:AB:185:ILE:CG1	2.57	0.52
21:AU:25:ALA:O	21:AU:26:GLY:O	2.28	0.52
25:AY:438:PHE:HD2	25:AY:438:PHE:C	2.13	0.52
9:AI:105:ARG:HD2	9:AI:105:ARG:O	2.09	0.52
31:BG:142:GLN:O	31:BG:145:ALA:HB3	2.09	0.52
14:AN:49:GLN:OE1	14:AN:49:GLN:CA	2.58	0.52
40:BP:52:ARG:HH11	40:BP:52:ARG:CG	2.23	0.52
50:BZ:6:ILE:CD1	50:BZ:47:ILE:HD11	2.40	0.52
5:AE:37:VAL:HG23	5:AE:47:PHE:HA	1.92	0.52
1:AA:237:G:H2'	1:AA:238:A:C8	2.44	0.52
12:AL:36:VAL:O	12:AL:36:VAL:HG12	2.09	0.52

Continued on next page...

Continued from previous page...

Atom-1	Atom-2	Interatomic distance (Å)	Clash overlap (Å)
29:BE:54:GLY:CA	29:BE:74:LYS:HE2	2.40	0.52
26:BA:606:U:OP2	29:BE:99:LYS:HE3	2.09	0.52
1:AA:449:G:O2'	1:AA:450:G:H5'	2.10	0.52
1:AA:369:G:C4	1:AA:370:C:C5	2.97	0.52
26:BA:1660:G:N2	26:BA:2001:C:C2	2.78	0.52
20:AT:46:ALA:O	20:AT:47:GLN:C	2.48	0.52
22:AV:172:U:C1'	22:AV:173:C:C6	2.93	0.52
22:AV:173:C:O2'	22:AV:174:A:H8	1.93	0.52
22:AV:265:C:N3	22:AV:266:C:N4	2.58	0.52
22:AV:270:C:C2	22:AV:293:G:C6	2.98	0.52
22:AV:331:C:O2'	22:AV:332:G:H5'	2.08	0.52
22:AV:344:A:O4'	30:BF:76:PHE:N	2.42	0.52
1:AA:923:A:H5'	5:AE:25:LYS:CE	2.31	0.52
5:AE:81:GLN:HB2	5:AE:146:MET:HE2	1.91	0.52
26:BA:876:C:O2'	26:BA:877:A:C5	2.63	0.52
26:BA:900:A:N3	26:BA:900:A:C2'	2.73	0.52
1:AA:1103:C:H5''	2:AB:96:LEU:HB3	1.92	0.52
22:AV:121:A:O2'	22:AV:122:A:H5'	2.09	0.52
12:AL:55:ARG:HH21	12:AL:55:ARG:HG3	1.75	0.52
25:AY:250:THR:O	25:AY:253:LEU:N	2.35	0.52
3:AC:140:ALA:O	3:AC:145:ALA:HB3	2.10	0.52
1:AA:1323:G:H2'	1:AA:1324:A:H8	1.73	0.52
8:AH:94:VAL:HG21	8:AH:100:ILE:O	2.10	0.52
12:AL:23:LEU:HB2	12:AL:58:ASN:ND2	2.25	0.52
1:AA:1286:U:C6	1:AA:1286:U:OP1	2.63	0.52
1:AA:66:A:H2'	1:AA:67:C:H5'	1.91	0.52
13:AM:28:ARG:NH1	13:AM:62:PHE:CB	2.73	0.52
9:AI:18:VAL:HG11	9:AI:82:ILE:HG12	1.92	0.52
45:BU:6:ARG:HG3	45:BU:7:ASP:H	1.75	0.52
3:AC:106:ARG:N	3:AC:106:ARG:HD3	2.25	0.52
26:BA:1495:A:H2'	26:BA:1496:A:O5'	2.10	0.52
26:BA:1533:C:H5'	26:BA:1534:U:OP2	2.10	0.52
32:BH:72:ILE:HG23	32:BH:141:LYS:O	2.09	0.52
26:BA:1090:A:H2'	26:BA:1091:G:O5'	2.10	0.52
26:BA:674:G:H5''	29:BE:71:GLY:N	2.24	0.52
1:AA:684:U:H2'	1:AA:685:G:O4'	2.10	0.52
1:AA:106:C:O2	1:AA:379:C:H4'	2.10	0.52
44:BT:30:ILE:HD11	44:BT:32:LEU:HD21	1.91	0.52
49:BY:22:LEU:O	49:BY:23:ARG:C	2.48	0.52
32:BH:8:LYS:NZ	32:BH:14:SER:HA	2.25	0.52
5:AE:59:ILE:O	5:AE:63:MET:HG2	2.09	0.52

Continued on next page...

Continued from previous page...

Atom-1	Atom-2	Interatomic distance (Å)	Clash overlap (Å)
26:BA:1468:U:H5'	26:BA:1469:A:OP1	2.10	0.52
26:BA:2330:G:O3'	47:BW:40:LYS:HE3	2.10	0.52
26:BA:17:G:H2'	26:BA:18:U:C6	2.45	0.52
56:BB:39:A:O2'	56:BB:40:U:H5'	2.10	0.52
26:BA:1244:A:H5'	36:BL:8:PRO:HD2	1.92	0.52
1:AA:86:G:O4'	1:AA:86:G:N3	2.40	0.52
20:AT:47:GLN:NE2	20:AT:47:GLN:O	2.43	0.52
26:BA:2626:C:H6	26:BA:2626:C:O5'	1.92	0.52
52:B1:3:GLY:O	52:B1:4:ILE:HB	2.10	0.52
47:BW:6:THR:O	47:BW:7:ARG:CB	2.58	0.52
26:BA:1265:A:O4'	26:BA:1267:U:C6	2.63	0.52
26:BA:2582:G:C2	26:BA:2583:G:C8	2.98	0.52
33:BI:46:ASP:CB	33:BI:50:LYS:HD2	2.40	0.52
33:BI:45:THR:HG22	33:BI:50:LYS:HG3	1.92	0.52
22:AV:313:C:H2'	22:AV:314:C:H6	1.72	0.52
22:AV:47:G:OP1	22:AV:313:C:H5''	2.10	0.52
22:AV:334:A:C2	23:AW:112:TYR:C	2.84	0.52
22:AV:341:5MU:C2	22:AV:345:A:N6	2.77	0.52
5:AE:49:TYR:CE2	5:AE:133:ILE:HD11	2.45	0.52
22:AV:196:G:O2'	22:AV:229:U:C5'	2.57	0.52
1:AA:1103:C:H2'	1:AA:1104:G:O5'	2.10	0.52
2:AB:139:GLU:HG2	2:AB:143:LEU:HD21	1.90	0.52
2:AB:116:LEU:CG	2:AB:140:LEU:HD11	2.39	0.52
2:AB:151:LYS:HG3	2:AB:152:ASP:N	2.25	0.52
22:AV:114:G:C2'	22:AV:115:C:H5'	2.39	0.52
26:BA:2194:U:O2	26:BA:2195:U:C6	2.63	0.52
26:BA:2174:C:O2	26:BA:2175:C:C6	2.63	0.52
26:BA:277:G:C8	26:BA:361:G:O6	2.63	0.52
1:AA:1182:G:C4'	1:AA:1183:U:H5'	2.39	0.52
26:BA:1838:C:C4	26:BA:1899:A:C4	2.98	0.52
1:AA:464:U:C2	1:AA:466:A:H5''	2.45	0.52
1:AA:465:A:H2'	1:AA:466:A:C8	2.45	0.52
1:AA:437:U:C4	1:AA:438:U:H5	2.28	0.52
1:AA:1523:G:OP1	11:AK:124:LYS:HE2	2.09	0.52
1:AA:1280:A:C5'	10:AJ:42:LEU:HD21	2.39	0.52
1:AA:63:C:C2'	1:AA:64:G:H5'	2.40	0.52
2:AB:18:GLN:HG2	2:AB:189:ASN:ND2	2.25	0.52
26:BA:1735:A:N3	26:BA:1736:U:C6	2.78	0.52
4:AD:129:VAL:HG11	4:AD:134:TYR:CD1	2.45	0.52
4:AD:131:ILE:CD1	4:AD:134:TYR:N	2.73	0.52
9:AI:98:ARG:HA	9:AI:103:VAL:HG21	1.92	0.52

Continued on next page...

Continued from previous page...

Atom-1	Atom-2	Interatomic distance (Å)	Clash overlap (Å)
26:BA:547:A:N7	26:BA:548:G:C1'	2.71	0.52
26:BA:2298:A:C4	26:BA:2321:U:C5	2.98	0.52
1:AA:1057:G:O2'	1:AA:1058:G:H5'	2.10	0.52
9:AI:27:ILE:HG23	9:AI:62:LEU:HD23	1.92	0.52
1:AA:1240:U:C2	7:AG:31:VAL:CG1	2.92	0.52
7:AG:59:GLU:O	7:AG:63:VAL:HG23	2.10	0.52
26:BA:2851:A:N7	26:BA:2852:G:N7	2.58	0.52
26:BA:2881:U:C2'	26:BA:2882:A:O5'	2.58	0.52
12:AL:49:ARG:HB2	12:AL:89:LEU:HD21	1.91	0.52
30:BF:56:LEU:HD12	30:BF:64:PRO:CB	2.39	0.52
16:AP:50:THR:O	16:AP:51:ARG:O	2.28	0.52
1:AA:609:A:H2'	1:AA:610:U:C5'	2.40	0.52
26:BA:2578:G:H4'	26:BA:2578:G:OP2	2.10	0.52
26:BA:2091:C:O2'	48:BX:55:MET:HE3	2.10	0.52
26:BA:1681:G:O2'	26:BA:1762:A:H1'	2.10	0.52
1:AA:160:A:H2'	1:AA:161:A:O4'	2.09	0.52
26:BA:1744:A:C2	26:BA:1745:A:H1'	2.45	0.52
34:BJ:21:THR:HA	34:BJ:61:LYS:HB3	1.92	0.52
1:AA:432:A:H2'	1:AA:433:G:O5'	2.10	0.52
12:AL:6:LEU:HB3	17:AQ:33:TYR:CE1	2.45	0.52
25:AY:633:GLY:CA	26:BA:1068:G:N7	2.57	0.51
1:AA:949:A:C2	1:AA:1233:G:N3	2.78	0.51
1:AA:1341:U:C2'	1:AA:1342:C:H6	2.20	0.51
24:AX:31:G:C2'	24:AX:32:G:O5'	2.58	0.51
30:BF:76:PHE:C	30:BF:77:LYS:HG3	2.30	0.51
1:AA:917:G:N1	1:AA:918:A:C6	2.78	0.51
5:AE:93:VAL:CG2	5:AE:110:MET:HE1	2.40	0.51
22:AV:157:C:N3	22:AV:158:U:C4	2.77	0.51
26:BA:878:A:H2'	26:BA:879:G:C8	2.45	0.51
26:BA:881:G:H1	26:BA:895:U:H3	1.56	0.51
2:AB:221:ARG:HG2	2:AB:221:ARG:HH11	1.74	0.51
24:AX:77:A:C5	26:BA:2421:G:H2'	2.45	0.51
1:AA:1318:A:H1'	19:AS:36:ARG:NH1	2.25	0.51
26:BA:1753:G:OP1	40:BP:92:ARG:HD3	2.11	0.51
33:BI:79:LEU:CD2	33:BI:100:ILE:HD11	2.40	0.51
1:AA:1287:A:C6	1:AA:1288:A:C6	2.98	0.51
1:AA:513:C:O2'	1:AA:514:C:C5'	2.58	0.51
26:BA:752:A:H62	26:BA:2609:U:H3	1.54	0.51
8:AH:82:LEU:HD23	17:AQ:35:LYS:HA	1.92	0.51
26:BA:356:G:O2'	26:BA:357:C:H5'	2.10	0.51
44:BT:2:ILE:HG12	44:BT:7:LEU:HD11	1.92	0.51

Continued on next page...

Continued from previous page...

Atom-1	Atom-2	Interatomic distance (Å)	Clash overlap (Å)
27:BC:216:ARG:CB	27:BC:217:PRO:CD	2.86	0.51
1:AA:994:A:C8	1:AA:1216:A:H4'	2.46	0.51
15:AO:66:LEU:HD13	15:AO:87:ARG:HH22	1.75	0.51
26:BA:664:G:C2'	26:BA:665:U:H5'	2.39	0.51
26:BA:1028:A:N6	26:BA:1125:G:H2'	2.24	0.51
1:AA:112:G:C2'	1:AA:113:G:H5'	2.40	0.51
1:AA:781:A:C4	1:AA:802:A:C2	2.98	0.51
12:AL:49:ARG:NH1	12:AL:88:ASP:OD1	2.41	0.51
7:AG:134:VAL:O	7:AG:138:GLU:HG2	2.10	0.51
30:BF:110:ILE:HG12	30:BF:136:ILE:HG21	1.92	0.51
1:AA:298:A:N6	1:AA:299:G:N1	2.58	0.51
29:BE:5:LEU:N	29:BE:5:LEU:HD12	2.25	0.51
27:BC:176:ARG:HH21	27:BC:176:ARG:CG	2.24	0.51
1:AA:235:C:H2'	1:AA:236:A:C8	2.45	0.51
11:AK:58:THR:HB	11:AK:59:PRO:HD2	1.92	0.51
26:BA:1766:G:H2'	26:BA:1767:G:H8	1.74	0.51
55:B4:10:LEU:N	55:B4:10:LEU:HD23	2.24	0.51
35:BK:87:LEU:HD23	35:BK:94:PRO:HA	1.92	0.51
38:BN:51:LEU:O	38:BN:54:LEU:HB3	2.10	0.51
26:BA:2294:G:H2'	26:BA:2295:C:H6	1.75	0.51
44:BT:19:LYS:O	44:BT:20:ALA:C	2.49	0.51
50:BZ:23:LEU:HD11	50:BZ:53:MET:CE	2.40	0.51
25:AY:644:ARG:O	25:AY:645:ALA:HB2	2.10	0.51
22:AV:257:U:N1	22:AV:258:G:N1	2.55	0.51
22:AV:32:A:HO2'	22:AV:35:C:P	2.25	0.51
22:AV:49:C:N4	22:AV:303:G:O6	2.43	0.51
26:BA:2307:G:H22	26:BA:2311:A:H2'	1.75	0.51
30:BF:40:GLY:HA2	30:BF:84:ILE:HD11	1.91	0.51
1:AA:922:G:N9	1:AA:1398:A:H2	2.00	0.51
1:AA:917:G:H2'	1:AA:918:A:C8	2.45	0.51
5:AE:131:ASN:HD22	5:AE:132:PRO:N	2.09	0.51
7:AG:82:SER:HB3	7:AG:84:TYR:CD2	2.45	0.51
3:AC:39:ARG:O	3:AC:40:GLN:C	2.49	0.51
1:AA:1098:C:C1'	1:AA:1169:A:H2	2.03	0.51
22:AV:127:C:O2'	22:AV:128:U:H5'	2.10	0.51
25:AY:89:ASP:OD2	25:AY:89:ASP:N	2.43	0.51
26:BA:1851:U:C2'	26:BA:1852:U:O5'	2.58	0.51
25:AY:367:GLU:O	25:AY:368:GLU:HB3	2.10	0.51
26:BA:2346:A:C3'	26:BA:2347:C:C5'	2.81	0.51
3:AC:16:PRO:O	3:AC:17:TRP:CB	2.59	0.51
25:AY:341:VAL:CG2	25:AY:350:GLU:HB2	2.39	0.51

Continued on next page...

Continued from previous page...

Atom-1	Atom-2	Interatomic distance (Å)	Clash overlap (Å)
27:BC:216:ARG:HB3	27:BC:217:PRO:HD2	1.91	0.51
1:AA:490:C:H2'	1:AA:491:G:O4'	2.10	0.51
25:AY:609:GLU:HB2	25:AY:670:VAL:HG22	1.91	0.51
8:AH:46:GLU:N	8:AH:63:LYS:HG3	2.25	0.51
1:AA:541:G:C2	1:AA:542:G:C4	2.98	0.51
1:AA:284:C:H2'	1:AA:285:C:C6	2.46	0.51
1:AA:35:G:C4	1:AA:36:C:C5	2.98	0.51
30:BF:157:THR:CG2	30:BF:159:ALA:CB	2.88	0.51
30:BF:100:GLU:O	30:BF:101:ARG:C	2.47	0.51
26:BA:1120:G:H2'	26:BA:1121:C:H5'	1.91	0.51
1:AA:722:G:N3	1:AA:722:G:H3'	2.25	0.51
1:AA:1462:C:H2'	1:AA:1463:U:H6	1.75	0.51
1:AA:161:A:H2'	1:AA:162:A:C8	2.45	0.51
20:AT:16:ALA:O	20:AT:20:ASN:ND2	2.44	0.51
26:BA:2805:C:C4	26:BA:2806:C:C4	2.98	0.51
26:BA:1106:G:H2'	26:BA:1106:G:N3	2.26	0.51
34:BJ:97:PRO:O	34:BJ:98:GLU:C	2.46	0.51
34:BJ:27:ARG:HH11	34:BJ:27:ARG:HG2	1.74	0.51
7:AG:86:VAL:HG12	7:AG:86:VAL:O	2.09	0.51
1:AA:1075:U:O2'	1:AA:1076:U:H5'	2.10	0.51
19:AS:19:GLU:C	19:AS:21:ALA:H	2.14	0.51
38:BN:67:PHE:O	38:BN:71:ARG:HA	2.10	0.51
22:AV:147:C:C2	22:AV:148:U:C5	2.98	0.51
23:AW:88:ARG:C	23:AW:88:ARG:HD2	2.30	0.51
23:AW:92:LYS:O	23:AW:98:LEU:CD2	2.54	0.51
26:BA:873:C:HO2'	26:BA:874:G:H5'	1.72	0.51
2:AB:131:LYS:CG	2:AB:132:GLU:N	2.71	0.51
25:AY:132:ARG:O	25:AY:256:THR:HG23	2.11	0.51
24:AX:7:G:H8	24:AX:7:G:OP2	1.93	0.51
25:AY:428:LEU:HD23	25:AY:428:LEU:N	2.26	0.51
1:AA:1366:C:H2'	1:AA:1367:C:H6	1.74	0.51
8:AH:123:GLU:HG2	8:AH:125:ILE:HD12	1.92	0.51
42:BR:39:LEU:O	42:BR:49:ILE:HG23	2.11	0.51
11:AK:75:GLU:N	11:AK:75:GLU:OE1	2.42	0.51
26:BA:1860:G:C6	26:BA:1883:U:O2	2.63	0.51
25:AY:486:THR:HG21	25:AY:602:LEU:HD11	1.92	0.51
24:AX:27:G:H2'	24:AX:28:U:OP1	2.10	0.51
1:AA:1114:C:O2	1:AA:1114:C:C2'	2.58	0.51
25:AY:350:GLU:OE1	25:AY:350:GLU:HA	2.10	0.51
29:BE:189:THR:HG23	29:BE:190:ALA:N	2.26	0.51
9:AI:56:MET:CE	9:AI:57:VAL:H	2.22	0.51

Continued on next page...

Continued from previous page...

Atom-1	Atom-2	Interatomic distance (Å)	Clash overlap (Å)
1:AA:446:G:C2	1:AA:489:C:C2	2.98	0.51
26:BA:479:A:H4'	26:BA:480:A:OP1	2.09	0.51
21:AU:24:LYS:HD2	21:AU:25:ALA:H	1.75	0.51
26:BA:528:A:C8	26:BA:528:A:H3'	2.46	0.51
31:BG:54:ARG:CD	31:BG:57:TYR:HE1	2.23	0.51
13:AM:5:GLY:C	13:AM:7:ASN:H	2.14	0.51
26:BA:1547:C:H3'	26:BA:1547:C:C6	2.46	0.51
7:AG:66:GLU:HG3	7:AG:69:ARG:NH2	2.25	0.51
29:BE:131:THR:HG22	29:BE:160:ALA:C	2.31	0.51
26:BA:649:G:H2'	26:BA:650:C:H6	1.73	0.51
27:BC:259:ASN:O	27:BC:260:LYS:HB2	2.10	0.51
26:BA:1717:A:H2'	26:BA:1718:G:O5'	2.09	0.51
26:BA:181:A:C2	26:BA:182:A:C4	2.99	0.51
5:AE:37:VAL:HG23	5:AE:47:PHE:CB	2.40	0.51
1:AA:570:G:H5''	1:AA:571:U:OP2	2.10	0.51
26:BA:2215:C:O2'	26:BA:2216:G:H5'	2.09	0.51
47:BW:45:ALA:O	47:BW:46:ASN:HB2	2.10	0.51
46:BV:16:ALA:N	46:BV:19:ARG:HH21	2.09	0.51
26:BA:324:A:H2'	26:BA:325:G:O5'	2.10	0.51
25:AY:236:GLU:HG3	25:AY:236:GLU:O	2.10	0.51
1:AA:441:A:H2'	1:AA:442:G:H5'	1.93	0.51
26:BA:1805:A:N3	27:BC:49:THR:HB	2.25	0.51
33:BI:75:ALA:CB	33:BI:128:ILE:CG2	2.87	0.51
22:AV:20:A:N7	22:AV:21:C:N4	2.59	0.51
1:AA:1079:G:H2'	1:AA:1080:A:N9	2.26	0.51
5:AE:154:ALA:HB1	8:AH:65:PHE:CE2	2.45	0.51
32:BH:24:GLY:O	32:BH:27:ARG:O	2.29	0.51
25:AY:423:LYS:CB	25:AY:472:VAL:HG22	2.28	0.51
25:AY:181:LEU:HB2	25:AY:216:LEU:HD11	1.93	0.51
25:AY:204:GLU:H	25:AY:204:GLU:CD	2.14	0.51
25:AY:216:LEU:C	25:AY:216:LEU:HD23	2.31	0.51
24:AX:15:G:H5''	24:AX:16:C:H5'	1.91	0.51
25:AY:282:SER:O	25:AY:284:LEU:N	2.43	0.51
1:AA:1356:G:H2'	1:AA:1357:A:C8	2.45	0.51
4:AD:169:TRP:HB2	4:AD:183:ARG:HG3	1.92	0.51
26:BA:284:U:H2'	26:BA:285:G:H8	1.75	0.51
30:BF:24:VAL:O	30:BF:24:VAL:CG2	2.58	0.51
4:AD:120:LYS:C	4:AD:122:ILE:HD13	2.31	0.51
4:AD:121:ALA:N	4:AD:122:ILE:HD13	2.24	0.51
1:AA:413:G:N1	4:AD:32:LYS:CD	2.74	0.51
1:AA:97:G:H2'	1:AA:98:A:O5'	2.10	0.51

Continued on next page...

Continued from previous page...

Atom-1	Atom-2	Interatomic distance (Å)	Clash overlap (Å)
8:AH:59:GLU:C	8:AH:59:GLU:OE2	2.49	0.51
32:BH:126:GLY:O	32:BH:145:ASN:HA	2.10	0.51
33:BI:66:PHE:N	33:BI:66:PHE:HD2	2.08	0.51
33:BI:57:VAL:O	33:BI:68:PHE:HB2	2.11	0.51
4:AD:131:ILE:O	4:AD:131:ILE:HD12	2.10	0.51
25:AY:363:ARG:NH1	25:AY:363:ARG:HG3	2.23	0.51
38:BN:21:PHE:CD2	38:BN:24:MET:CE	2.93	0.51
6:AF:43:GLY:HA2	6:AF:58:HIS:CD2	2.45	0.51
25:AY:519:ARG:NH1	25:AY:678:GLU:CB	2.74	0.51
3:AC:156:LEU:HD12	3:AC:163:ARG:HB2	1.92	0.51
30:BF:51:ASN:HD22	30:BF:146:ASP:CB	2.24	0.51
1:AA:687:A:C2	1:AA:704:A:C5	2.99	0.51
1:AA:892:A:C6	1:AA:893:C:C4	2.98	0.51
31:BG:148:ARG:NH2	31:BG:166:GLU:OE2	2.43	0.51
28:BD:12:THR:HG21	40:BP:8:GLU:HG2	1.92	0.51
26:BA:2179:C:C4	26:BA:2180:U:C5	2.99	0.51
9:AI:16:ALA:HB2	9:AI:66:VAL:HG23	1.92	0.51
26:BA:1019:U:H3	26:BA:1142:A:H62	1.58	0.51
25:AY:603:GLU:HB2	25:AY:604:PRO:HD2	1.91	0.51
26:BA:2708:G:O2'	26:BA:2709:G:H5'	2.09	0.51
1:AA:29:U:H5'	1:AA:296:U:OP1	2.11	0.51
26:BA:2312:U:H3'	26:BA:2312:U:H6	1.74	0.51
1:AA:188:C:O2	1:AA:188:C:C2'	2.57	0.51
1:AA:38:G:N2	1:AA:397:A:C4	2.78	0.51
37:BM:21:ALA:HB1	37:BM:100:LYS:HG2	1.93	0.51
26:BA:2371:G:O2'	52:B1:45:HIS:HD2	1.93	0.51
16:AP:12:LYS:HG2	16:AP:13:LYS:HG2	1.92	0.51
2:AB:59:ILE:C	2:AB:59:ILE:HD12	2.30	0.51
1:AA:1136:C:O4'	1:AA:1136:C:O2	2.29	0.51
26:BA:1816:C:C5	27:BC:61:TYR:CE1	2.99	0.51
6:AF:81:ASN:O	6:AF:84:VAL:HG12	2.11	0.51
26:BA:1176:U:H2'	26:BA:1177:G:C8	2.46	0.51
22:AV:19:G:H1'	23:AW:82:HIS:HD1	1.76	0.51
22:AV:256:G:O6	22:AV:273:A:C6	2.63	0.51
22:AV:257:U:O4	22:AV:274:G:O6	2.29	0.51
22:AV:56:C:C2'	22:AV:57:G:H8	2.04	0.51
22:AV:71:A:HO2'	22:AV:72:A:H8	1.59	0.51
22:AV:73:A:C2	22:AV:74:G:N7	2.78	0.51
23:AW:112:TYR:O	23:AW:114:LYS:HG2	2.11	0.51
23:AW:57:ASN:OD1	23:AW:74:ARG:NH2	2.38	0.51
26:BA:2304:G:H2'	26:BA:2305:U:H5''	1.93	0.51

Continued on next page...

Continued from previous page...

Atom-1	Atom-2	Interatomic distance (Å)	Clash overlap (Å)
1:AA:1078:U:H5	1:AA:1079:G:C6	2.26	0.51
1:AA:1077:G:C1'	1:AA:1080:A:N6	2.74	0.51
5:AE:81:GLN:HE22	5:AE:148:SER:HA	1.75	0.51
22:AV:158:U:N1	22:AV:197:A:C6	2.78	0.51
26:BA:898:C:O2	26:BA:899:A:H5'	2.11	0.51
26:BA:911:A:H62	37:BM:9:PHE:HB2	1.75	0.51
22:AV:211:C:C2	22:AV:212:U:C5	2.98	0.51
22:AV:251:U:H2'	22:AV:252:G:H8	1.75	0.51
3:AC:142:ARG:NH1	22:AV:128:U:O3'	2.37	0.51
32:BH:33:GLN:O	32:BH:34:GLY:O	2.29	0.51
24:AX:65:G:H2'	24:AX:66:C:O4'	2.10	0.51
1:AA:1367:C:H5''	10:AJ:62:ARG:NH1	2.25	0.51
10:AJ:65:TYR:HA	14:AN:99:ALA:H	1.74	0.51
25:AY:340:TYR:CE1	25:AY:351:ARG:HB2	2.45	0.51
11:AK:87:GLY:O	11:AK:92:ARG:HD2	2.10	0.51
10:AJ:27:GLU:O	10:AJ:29:ALA:N	2.44	0.51
13:AM:18:LEU:HG	13:AM:33:LEU:CD1	2.41	0.51
1:AA:497:G:H2'	1:AA:498:A:C8	2.45	0.51
4:AD:173:ASP:CB	4:AD:176:LYS:HB2	2.41	0.51
20:AT:35:TYR:HA	20:AT:38:ILE:CD1	2.40	0.51
1:AA:390:U:H2'	1:AA:391:G:H8	1.75	0.51
32:BH:116:ARG:HD2	32:BH:133:GLN:CG	2.37	0.51
32:BH:116:ARG:HG3	32:BH:133:GLN:CG	2.40	0.51
33:BI:71:LYS:HD3	33:BI:71:LYS:N	2.24	0.51
44:BT:28:ASN:HD21	44:BT:91:GLN:HB3	1.75	0.51
32:BH:72:ILE:HG22	32:BH:73:ASN:OD1	2.10	0.51
38:BN:24:MET:HG2	38:BN:44:LEU:CD2	2.40	0.51
27:BC:203:VAL:HG23	27:BC:203:VAL:O	2.09	0.51
26:BA:1372:U:C2'	26:BA:1373:A:C5'	2.88	0.51
1:AA:874:G:C4	1:AA:875:U:C5	2.98	0.51
42:BR:21:ARG:CZ	42:BR:93:PHE:CE1	2.94	0.51
1:AA:880:C:O2'	1:AA:881:G:H5'	2.11	0.51
56:BB:111:U:H2'	56:BB:112:G:C8	2.46	0.51
1:AA:1293:C:C4	1:AA:1294:G:N7	2.78	0.51
30:BF:105:ILE:HG13	30:BF:106:ALA:N	2.25	0.51
26:BA:656:G:H2'	26:BA:657:U:O5'	2.09	0.51
1:AA:1008:U:C2	1:AA:1022:A:C2	2.99	0.51
28:BD:104:VAL:O	28:BD:105:LYS:HB2	2.11	0.51
39:BO:7:ARG:HG3	39:BO:96:GLY:HA3	1.92	0.51
31:BG:86:LEU:HD11	31:BG:132:LEU:CD1	2.39	0.51
2:AB:75:ALA:O	2:AB:76:SER:C	2.48	0.51

Continued on next page...

Continued from previous page...

Atom-1	Atom-2	Interatomic distance (Å)	Clash overlap (Å)
1:AA:33:A:H2'	1:AA:34:C:C6	2.46	0.51
3:AC:135:ARG:O	3:AC:136:ALA:C	2.48	0.51
13:AM:49:GLU:O	13:AM:50:GLY:C	2.47	0.51
41:BQ:13:HIS:O	41:BQ:14:LYS:C	2.48	0.51
36:BL:125:LEU:N	36:BL:125:LEU:CD1	2.74	0.51
35:BK:48:PRO:O	35:BK:49:ARG:HG3	2.11	0.51
15:AO:78:THR:O	15:AO:82:GLU:OE1	2.29	0.51
54:B3:54:LEU:O	54:B3:58:ILE:HD12	2.10	0.51
26:BA:1826:G:C5	26:BA:1827:U:C5	2.99	0.51
52:B1:25:ASN:OD1	52:B1:27:ARG:HB2	2.10	0.51
22:AV:181:G:C2'	22:AV:182:U:O5'	2.59	0.51
26:BA:1088:A:N3	26:BA:1088:A:H3'	2.25	0.51
26:BA:1094:U:O2	26:BA:1096:A:N7	2.43	0.51
26:BA:2311:A:C8	30:BF:76:PHE:CG	2.99	0.51
1:AA:1079:G:H2'	1:AA:1080:A:C8	2.46	0.51
1:AA:1386:G:C2'	1:AA:1387:G:H5'	2.40	0.51
3:AC:41:TYR:CD1	3:AC:42:LEU:CD1	2.94	0.51
3:AC:87:ARG:HG3	3:AC:100:ILE:HG22	1.91	0.51
22:AV:161:U:C2	22:AV:162:A:N7	2.78	0.51
2:AB:116:LEU:HB3	2:AB:140:LEU:HD11	1.93	0.51
2:AB:116:LEU:HG	2:AB:140:LEU:HD11	1.93	0.51
26:BA:2096:C:H2'	26:BA:2096:C:O2	2.09	0.51
26:BA:2193:G:C4	26:BA:2194:U:H5	2.24	0.51
3:AC:117:ASP:HA	3:AC:120:THR:HB	1.91	0.51
51:B0:53:VAL:O	51:B0:54:ILE:C	2.45	0.51
4:AD:24:VAL:C	4:AD:25:ARG:O	2.49	0.51
4:AD:49:ASP:O	4:AD:53:GLN:CB	2.59	0.51
1:AA:1151:A:HO2'	1:AA:1152:A:C5'	2.23	0.51
36:BL:127:VAL:CG1	36:BL:132:ARG:HB2	2.41	0.51
1:AA:830:G:C2'	1:AA:831:A:H5'	2.41	0.51
1:AA:830:G:O2'	1:AA:831:A:H5'	2.11	0.51
9:AI:56:MET:HA	9:AI:59:LYS:HB2	1.92	0.51
37:BM:31:PHE:CZ	37:BM:110:GLU:CA	2.93	0.51
1:AA:1215:G:C2'	1:AA:1216:A:H5'	2.41	0.51
1:AA:109:A:C8	1:AA:326:G:H2'	2.46	0.51
30:BF:48:LEU:HA	30:BF:51:ASN:CG	2.31	0.51
9:AI:6:TYR:HE2	9:AI:17:ARG:CB	2.23	0.51
26:BA:1026:G:H2'	26:BA:1027:A:H8	1.74	0.51
28:BD:57:ALA:O	28:BD:58:ASN:C	2.48	0.51
26:BA:247:G:N7	26:BA:249:C:C2	2.79	0.51
26:BA:18:U:O3'	41:BQ:22:GLY:HA2	2.11	0.51

Continued on next page...

Continued from previous page...

Atom-1	Atom-2	Interatomic distance (Å)	Clash overlap (Å)
30:BF:91:ARG:HA	30:BF:95:MET:HE2	1.93	0.51
26:BA:2766:A:N3	26:BA:2766:A:H2'	2.25	0.51
26:BA:2642:G:N2	26:BA:2773:C:C2	2.79	0.51
26:BA:1138:G:H5''	26:BA:1139:G:OP2	2.11	0.51
26:BA:172:A:H2'	26:BA:173:A:C8	2.45	0.51
29:BE:141:MET:O	29:BE:142:ALA:HB3	2.09	0.51
23:AW:62:PRO:O	23:AW:70:ASN:ND2	2.43	0.51
26:BA:1059:G:H3'	26:BA:1060:U:H6	1.76	0.51
22:AV:316:A:N1	22:AV:317:G:C6	2.79	0.51
24:AX:41:C:H2'	24:AX:42:C:C6	2.46	0.51
1:AA:1385:G:C6	1:AA:1386:G:C5	2.99	0.51
11:AK:95:THR:O	11:AK:99:LEU:HD23	2.11	0.51
22:AV:163:G:H2'	22:AV:164:G:H8	1.76	0.51
26:BA:908:C:OP1	37:BM:22:GLN:HG2	2.03	0.51
2:AB:147:LEU:C	2:AB:150:ILE:CG2	2.79	0.51
26:BA:2139:U:O2'	26:BA:2140:G:H5'	2.11	0.51
1:AA:1140:C:O2'	1:AA:1141:C:P	2.68	0.51
16:AP:10:GLY:HA3	16:AP:15:PRO:HA	1.92	0.51
22:AV:361:C:P	26:BA:2602:A:HO2'	2.33	0.51
1:AA:439:U:C6	1:AA:440:C:H5	2.28	0.51
14:AN:41:ARG:HB2	14:AN:42:TRP:CE3	2.44	0.51
33:BI:3:LYS:CD	33:BI:4:VAL:H	2.23	0.51
26:BA:547:A:C8	26:BA:548:G:O4'	2.63	0.51
18:AR:32:ILE:O	18:AR:32:ILE:CG1	2.59	0.51
25:AY:512:ILE:CD1	25:AY:512:ILE:N	2.74	0.51
28:BD:99:GLU:HG2	28:BD:182:ALA:HB2	1.91	0.51
26:BA:1172:C:N3	26:BA:1173:U:H1'	2.26	0.51
26:BA:2120:G:C2'	26:BA:2121:G:H5'	2.41	0.51
13:AM:2:ARG:O	13:AM:3:ILE:O	2.28	0.51
1:AA:663:A:H5'	1:AA:836:G:OP1	2.10	0.51
26:BA:2108:A:C6	26:BA:2109:U:C2	2.99	0.51
39:BO:54:VAL:CG2	39:BO:54:VAL:O	2.58	0.51
6:AF:9:MET:CE	18:AR:64:LEU:HD22	2.40	0.51
31:BG:126:THR:HG22	31:BG:128:THR:H	1.75	0.51
26:BA:434:U:H4'	26:BA:435:C:OP1	2.11	0.51
26:BA:1318:U:H2'	26:BA:1319:C:C6	2.46	0.51
26:BA:473:G:H2'	26:BA:474:G:O5'	2.10	0.51
1:AA:864:A:H3'	1:AA:865:A:C8	2.45	0.51
26:BA:74:A:H4'	26:BA:75:G:OP2	2.10	0.51
27:BC:93:VAL:HG11	27:BC:103:ILE:HD11	1.92	0.51
32:BH:103:VAL:HG12	32:BH:108:VAL:O	2.10	0.51

Continued on next page...

Continued from previous page...

Atom-1	Atom-2	Interatomic distance (Å)	Clash overlap (Å)
26:BA:1922:G:C4	26:BA:1923:U:C6	2.99	0.51
22:AV:180:G:H3'	22:AV:181:G:C8	2.45	0.51
25:AY:616:TYR:HB3	25:AY:662:LYS:O	2.11	0.51
26:BA:1079:C:C4	26:BA:1088:A:C5	2.98	0.51
22:AV:16:U:C2'	22:AV:17:U:OP2	2.59	0.51
22:AV:303:G:N2	22:AV:304:C:C2	2.79	0.51
22:AV:343:C:H5'	30:BF:79:ARG:C	2.30	0.51
1:AA:1535:C:C6	1:AA:1535:C:O5'	2.50	0.51
3:AC:41:TYR:CZ	3:AC:89:VAL:HG21	2.45	0.51
26:BA:876:C:C3'	26:BA:877:A:N7	2.74	0.51
1:AA:1097:C:O2'	1:AA:1169:A:H1'	2.09	0.51
22:AV:116:A:N3	22:AV:129:G:N2	2.59	0.51
25:AY:9:LEU:O	25:AY:11:ARG:N	2.44	0.51
10:AJ:56:HIS:O	10:AJ:57:VAL:CG1	2.59	0.51
20:AT:27:MET:O	20:AT:31:ILE:HD12	2.10	0.51
26:BA:1730:C:O2'	26:BA:1731:G:C4	2.59	0.51
8:AH:52:GLY:O	8:AH:53:ASP:HB3	2.11	0.51
33:BI:79:LEU:HD11	33:BI:132:ALA:CB	2.41	0.51
46:BV:2:PHE:CD1	46:BV:50:MET:CE	2.93	0.51
4:AD:54:LEU:CD2	4:AD:55:ARG:N	2.74	0.51
1:AA:451:A:H61	1:AA:481:G:C5'	2.23	0.51
26:BA:1415:U:O2	26:BA:1415:U:C2'	2.59	0.51
26:BA:1585:C:C2'	26:BA:1586:A:C5'	2.89	0.51
1:AA:1439:G:C6	1:AA:1440:U:C4	2.99	0.51
1:AA:108:G:N3	1:AA:108:G:H5'	2.25	0.51
29:BE:118:LEU:CD1	29:BE:188:MET:HG3	2.41	0.51
29:BE:44:ARG:O	29:BE:45:ALA:CB	2.59	0.51
16:AP:48:GLU:OE2	16:AP:51:ARG:HG3	2.11	0.51
26:BA:1301:A:N3	26:BA:1301:A:H2'	2.25	0.51
42:BR:74:ILE:CD1	42:BR:74:ILE:N	2.74	0.51
26:BA:1901:A:H2'	26:BA:1901:A:N3	2.25	0.51
39:BO:56:LYS:O	39:BO:58:ILE:N	2.43	0.51
36:BL:67:THR:O	36:BL:68:SER:O	2.29	0.51
26:BA:189:G:P	48:BX:25:LYS:HD2	2.50	0.51
27:BC:24:HIS:NE2	27:BC:79:ARG:NH2	2.58	0.51
48:BX:36:ARG:HG3	48:BX:47:THR:HB	1.92	0.51
1:AA:974:A:H4'	1:AA:975:A:H3'	1.92	0.51
1:AA:796:C:O2'	1:AA:797:C:H5'	2.11	0.51
2:AB:224:ARG:HG2	2:AB:224:ARG:O	2.10	0.51
26:BA:1917:U:C4	26:BA:1918:A:C5	2.99	0.51
25:AY:616:TYR:CD2	25:AY:663:THR:HA	2.46	0.51

Continued on next page...

Continued from previous page...

Atom-1	Atom-2	Interatomic distance (Å)	Clash overlap (Å)
22:AV:20:A:H2'	23:AW:78:LYS:HZ3	1.76	0.51
22:AV:256:G:H2'	22:AV:258:G:C5	2.45	0.51
22:AV:45:A:H2'	22:AV:46:U:H6	1.76	0.51
22:AV:60:U:H2'	22:AV:62:G:C3'	2.40	0.51
5:AE:119:VAL:HG21	5:AE:122:VAL:CG1	2.40	0.51
26:BA:884:U:P	26:BA:886:A:N1	2.84	0.51
22:AV:130:C:OP1	22:AV:131:U:P	2.69	0.51
22:AV:130:C:C2	22:AV:132:U:C4	2.99	0.51
1:AA:1410:A:C4	1:AA:1491:G:N2	2.78	0.51
1:AA:1269:A:C2	1:AA:1313:U:H1'	2.46	0.51
1:AA:257:G:N3	1:AA:258:G:C8	2.79	0.51
1:AA:1321:U:O3'	19:AS:77:ARG:NH2	2.44	0.51
8:AH:35:ILE:CD1	8:AH:125:ILE:HG21	2.41	0.51
25:AY:33:LEU:HD11	25:AY:81:ILE:HD12	1.93	0.51
11:AK:54:SER:O	11:AK:55:ARG:C	2.48	0.51
26:BA:1856:U:O2'	26:BA:1857:G:H5'	2.11	0.51
25:AY:486:THR:HG23	25:AY:600:VAL:HG13	1.91	0.51
1:AA:439:U:H2'	1:AA:440:C:O5'	2.10	0.51
2:AB:26:MET:HE2	2:AB:29:PHE:CD2	2.46	0.51
33:BI:121:ILE:HG12	33:BI:124:MET:SD	2.51	0.51
18:AR:42:ARG:HG2	18:AR:43:ILE:CD1	2.39	0.51
26:BA:1045:C:C3'	26:BA:1046:A:H5'	2.40	0.51
2:AB:70:GLY:CA	2:AB:163:ILE:CG2	2.89	0.51
30:BF:48:LEU:O	30:BF:51:ASN:HB2	2.11	0.51
39:BO:3:LYS:CE	56:BB:47:C:OP2	2.59	0.51
1:AA:891:U:C5	1:AA:906:A:C2	2.98	0.51
1:AA:542:G:H2'	1:AA:543:U:H6	1.75	0.51
7:AG:122:GLU:O	7:AG:123:LEU:C	2.48	0.51
56:BB:20:G:H2'	56:BB:21:G:C5'	2.41	0.51
6:AF:62:MET:O	6:AF:63:ASN:HB2	2.10	0.51
15:AO:42:PHE:O	15:AO:46:LYS:HG2	2.11	0.51
27:BC:259:ASN:O	27:BC:261:ARG:N	2.43	0.51
48:BX:37:PHE:CE1	48:BX:58:ILE:HG21	2.46	0.51
26:BA:2502:G:C5'	26:BA:2503:A:H5''	2.41	0.51
5:AE:37:VAL:HG23	5:AE:47:PHE:CA	2.40	0.51
1:AA:974:A:H4'	1:AA:975:A:O5'	2.10	0.51
31:BG:19:ASN:C	31:BG:22:VAL:HG23	2.31	0.51
16:AP:22:ALA:HA	16:AP:33:ILE:HG13	1.93	0.51
10:AJ:87:LEU:HD13	10:AJ:87:LEU:C	2.32	0.51
1:AA:1435:G:H2'	1:AA:1436:U:C6	2.46	0.51
26:BA:1809:A:H2'	26:BA:1810:A:C8	2.45	0.51

Continued on next page...

Continued from previous page...

Atom-1	Atom-2	Interatomic distance (Å)	Clash overlap (Å)
34:BJ:140:LEU:HD11	34:BJ:142:ILE:HD13	1.93	0.51
23:AW:39:VAL:HG12	23:AW:60:ILE:HA	1.92	0.51
26:BA:1061:U:H3'	26:BA:1062:G:H5'	1.92	0.51
26:BA:1076:C:H2'	26:BA:1077:A:N9	2.26	0.51
3:AC:39:ARG:HG2	3:AC:54:ILE:HG12	1.93	0.51
22:AV:208:G:N3	22:AV:209:C:C5	2.79	0.51
26:BA:866:A:N6	26:BA:867:C:N4	2.58	0.51
26:BA:893:C:H2'	26:BA:894:U:H6	1.65	0.51
26:BA:2155:U:H2'	26:BA:2156:G:C4'	2.41	0.51
1:AA:1492:A:H3'	1:AA:1493:A:H8	1.75	0.51
25:AY:203:GLU:O	25:AY:204:GLU:O	2.28	0.51
1:AA:1066:C:O2	1:AA:1066:C:H2'	2.10	0.51
10:AJ:52:LEU:HD21	10:AJ:59:LYS:HA	1.93	0.51
1:AA:256:U:H2'	1:AA:257:G:H8	1.76	0.51
17:AQ:21:VAL:CG2	17:AQ:22:VAL:N	2.74	0.51
1:AA:982:U:P	14:AN:70:PRO:HG2	2.51	0.51
42:BR:49:ILE:HG22	42:BR:53:PHE:CA	2.41	0.51
13:AM:13:HIS:CD2	13:AM:41:ASP:HB2	2.46	0.51
1:AA:495:A:O4'	1:AA:496:A:C8	2.64	0.51
26:BA:1420:A:C6	26:BA:2211:A:N1	2.79	0.51
38:BN:45:ARG:HG2	38:BN:95:THR:HG21	1.93	0.51
9:AI:18:VAL:HG11	9:AI:82:ILE:CG1	2.41	0.51
14:AN:13:VAL:O	14:AN:16:ALA:HB3	2.11	0.51
26:BA:2820:A:H4'	38:BN:3:HIS:HD2	1.74	0.51
26:BA:2230:G:H4'	48:BX:29:LEU:HB2	1.92	0.51
43:BS:66:ILE:CG2	43:BS:66:ILE:O	2.59	0.51
1:AA:1513:A:H2'	1:AA:1514:G:C8	2.46	0.51
25:AY:510:VAL:HG12	25:AY:511:LYS:N	2.25	0.51
28:BD:13:ARG:HD2	28:BD:15:PHE:CZ	2.45	0.51
8:AH:6:ILE:HG23	8:AH:10:LEU:HD21	1.93	0.51
1:AA:398:U:O2'	1:AA:399:G:H5'	2.11	0.51
49:BY:28:LEU:CD2	49:BY:37:LEU:HD21	2.40	0.51
28:BD:39:ASP:OD2	28:BD:40:LEU:N	2.44	0.51
3:AC:204:GLY:O	3:AC:205:GLU:HG2	2.10	0.51
26:BA:1439:A:C2'	26:BA:1440:U:H5'	2.41	0.51
13:AM:89:ARG:NH2	13:AM:94:LEU:HD12	2.26	0.51
26:BA:208:C:O2	26:BA:208:C:C2'	2.54	0.51
1:AA:537:G:OP1	12:AL:109:ARG:NH2	2.44	0.51
35:BK:43:ILE:HD12	35:BK:56:ASP:HB2	1.93	0.51
28:BD:172:VAL:HG21	28:BD:194:PRO:HD3	1.92	0.51
55:B4:16:ILE:O	55:B4:16:ILE:HG22	2.10	0.51

Continued on next page...

Continued from previous page...

Atom-1	Atom-2	Interatomic distance (Å)	Clash overlap (Å)
26:BA:782:A:H4'	26:BA:783:A:O5'	2.11	0.51
25:AY:623:ASP:H	31:BG:175:LYS:HZ2	1.59	0.50
1:AA:1241:G:C4	1:AA:1242:G:C8	2.99	0.50
22:AV:12:U:H5	22:AV:348:C:C1'	2.18	0.50
22:AV:344:A:C8	30:BF:78:ILE:N	2.78	0.50
22:AV:45:A:C2'	22:AV:46:U:C5'	2.85	0.50
23:AW:104:LYS:CD	23:AW:116:LEU:HD23	2.41	0.50
1:AA:922:G:N1	1:AA:1398:A:N3	2.48	0.50
1:AA:1533:C:H4'	1:AA:1534:A:O5'	2.06	0.50
1:AA:919:A:C2'	1:AA:920:U:H5''	2.41	0.50
26:BA:905:A:N3	26:BA:906:U:C6	2.79	0.50
1:AA:1103:C:O2'	2:AB:106:VAL:HG23	2.11	0.50
25:AY:113:GLY:O	25:AY:115:GLU:N	2.42	0.50
25:AY:181:LEU:CD1	25:AY:242:LEU:HD13	2.40	0.50
24:AX:49:C:P	24:AX:49:C:H6	2.34	0.50
4:AD:169:TRP:NE1	4:AD:185:PRO:CG	2.66	0.50
10:AJ:33:GLY:HA3	10:AJ:83:THR:OG1	2.11	0.50
33:BI:98:GLY:O	33:BI:138:VAL:HG23	2.11	0.50
4:AD:53:GLN:NE2	4:AD:202:LEU:N	2.60	0.50
4:AD:57:LYS:CB	4:AD:199:ILE:HB	2.40	0.50
10:AJ:8:ILE:CD1	10:AJ:74:VAL:HG11	2.40	0.50
1:AA:451:A:O4'	1:AA:452:A:N3	2.44	0.50
26:BA:2895:G:H2'	26:BA:2896:C:C6	2.46	0.50
25:AY:65:ILE:O	25:AY:67:ALA:N	2.44	0.50
26:BA:1483:G:C2	26:BA:1507:C:C2	2.99	0.50
33:BI:7:TYR:HA	33:BI:58:ILE:HG12	1.94	0.50
25:AY:679:VAL:HB	25:AY:683:VAL:HB	1.94	0.50
15:AO:3:SER:HB2	15:AO:6:ALA:HB2	1.92	0.50
26:BA:2539:C:H5'	55:B4:3:VAL:HG21	1.92	0.50
5:AE:14:LEU:HD12	5:AE:14:LEU:O	2.11	0.50
26:BA:630:G:C3'	26:BA:631:A:H5''	2.41	0.50
31:BG:123:GLU:OE2	31:BG:124:CYS:HB2	2.11	0.50
26:BA:2593:U:H2'	26:BA:2594:C:H6	1.76	0.50
10:AJ:6:ILE:CD1	10:AJ:76:ILE:HB	2.41	0.50
50:BZ:3:THR:HG22	50:BZ:4:ILE:N	2.26	0.50
37:BM:28:PHE:HB3	37:BM:64:TRP:CE2	2.46	0.50
40:BP:52:ARG:O	40:BP:53:GLY:C	2.50	0.50
1:AA:1461:G:H2'	1:AA:1462:C:O4'	2.11	0.50
32:BH:128:HIS:O	32:BH:144:VAL:N	2.44	0.50
26:BA:1559:U:C3'	26:BA:1560:G:H5'	2.41	0.50
27:BC:200:MET:HG3	27:BC:201:LEU:HD12	1.93	0.50

Continued on next page...

Continued from previous page...

Atom-1	Atom-2	Interatomic distance (Å)	Clash overlap (Å)
1:AA:77:A:H2'	1:AA:78:A:N7	2.27	0.50
56:BB:77:U:C2'	56:BB:78:A:H5'	2.41	0.50
8:AH:50:VAL:O	8:AH:50:VAL:HG22	2.10	0.50
27:BC:199:HIS:O	27:BC:202:ARG:HD3	2.12	0.50
35:BK:66:LYS:HD2	35:BK:79:PHE:O	2.11	0.50
23:AW:15:GLU:N	23:AW:121:ARG:O	2.44	0.50
1:AA:1304:G:C5	1:AA:1305:G:N1	2.80	0.50
22:AV:37:C:H2'	22:AV:38:A:O5'	2.12	0.50
22:AV:61:G:N2	22:AV:62:G:O6	2.43	0.50
23:AW:83:LYS:O	23:AW:86:LEU:CD2	2.59	0.50
23:AW:87:ARG:HA	23:AW:90:LEU:CD2	2.40	0.50
1:AA:1398:A:H61	5:AE:24:VAL:C	2.13	0.50
5:AE:89:THR:CG2	5:AE:90:GLY:N	2.64	0.50
2:AB:67:LEU:CD2	2:AB:69:VAL:HG23	2.41	0.50
25:AY:223:PHE:CE2	25:AY:249:GLY:HA3	2.47	0.50
25:AY:252:ASP:HB2	25:AY:254:LYS:CG	2.40	0.50
25:AY:177:ILE:HG21	25:AY:260:LEU:HD21	1.93	0.50
33:BI:105:LEU:HD23	33:BI:108:ILE:HG21	1.93	0.50
1:AA:429:U:OP2	4:AD:31:CYS:O	2.29	0.50
1:AA:1151:A:O2'	1:AA:1152:A:P	2.69	0.50
1:AA:1285:A:H4'	1:AA:1286:U:C2	2.45	0.50
8:AH:48:PHE:O	8:AH:49:LYS:HG3	2.10	0.50
25:AY:92:ILE:CG2	25:AY:93:GLU:N	2.74	0.50
27:BC:216:ARG:HB3	27:BC:217:PRO:HD3	1.91	0.50
14:AN:43:ASN:OD1	14:AN:47:LYS:CE	2.59	0.50
13:AM:82:LEU:HD23	13:AM:82:LEU:N	2.25	0.50
34:BJ:31:GLU:OE2	34:BJ:35:ARG:HD2	2.10	0.50
26:BA:592:A:O2'	54:B3:2:LYS:HA	2.12	0.50
25:AY:407:PRO:HB3	25:AY:452:SER:OG	2.12	0.50
1:AA:540:G:C2'	1:AA:541:G:H5'	2.42	0.50
32:BH:53:GLU:HG2	32:BH:57:LYS:HD3	1.93	0.50
27:BC:128:THR:C	27:BC:129:LEU:CD2	2.79	0.50
1:AA:763:G:C5	1:AA:764:C:C5	2.99	0.50
28:BD:55:LYS:HD2	28:BD:60:VAL:HG22	1.93	0.50
56:BB:20:G:C2'	56:BB:21:G:H5'	2.42	0.50
39:BO:31:THR:HB	39:BO:34:HIS:H	1.75	0.50
5:AE:19:ARG:NH1	5:AE:30:PHE:CD2	2.79	0.50
7:AG:67:ASN:O	7:AG:137:ARG:NH1	2.45	0.50
1:AA:87:C:H2'	1:AA:88:U:H5'	1.92	0.50
26:BA:1470:A:H2'	26:BA:1471:G:O4'	2.11	0.50
1:AA:646:G:C6	1:AA:647:C:N4	2.79	0.50

Continued on next page...

Continued from previous page...

Atom-1	Atom-2	Interatomic distance (Å)	Clash overlap (Å)
1:AA:234:C:H2'	1:AA:235:C:C6	2.46	0.50
34:BJ:4:PHE:C	34:BJ:4:PHE:CD1	2.84	0.50
9:AI:7:GLY:HA3	9:AI:84:ARG:HB3	1.94	0.50
1:AA:302:G:N3	1:AA:556:C:H4'	2.25	0.50
26:BA:709:U:H2'	26:BA:710:U:C6	2.45	0.50
26:BA:2581:G:C4	26:BA:2610:C:C5	2.99	0.50
26:BA:920:A:C2	26:BA:921:C:C2	2.99	0.50
25:AY:634:MET:O	25:AY:634:MET:HG2	2.10	0.50
26:BA:1060:U:O4'	26:BA:1062:G:C5'	2.59	0.50
1:AA:1304:G:C5	1:AA:1305:G:C2	2.99	0.50
22:AV:17:U:O2	23:AW:112:TYR:HB3	2.11	0.50
22:AV:275:C:O2'	22:AV:276:U:H5'	2.11	0.50
24:AX:38:A:C2'	24:AX:39:A:H5'	2.41	0.50
7:AG:143:MET:C	7:AG:144:ALA:O	2.48	0.50
22:AV:160:U:C2	22:AV:161:U:C5	2.98	0.50
22:AV:165:A:C4'	22:AV:166:C:O5'	2.57	0.50
22:AV:200:G:N2	22:AV:230:U:O4	2.44	0.50
26:BA:875:G:H2'	26:BA:876:C:C6	2.47	0.50
2:AB:150:ILE:O	2:AB:151:LYS:O	2.30	0.50
3:AC:148:ILE:O	3:AC:169:GLU:O	2.30	0.50
23:AW:105:ILE:HD12	23:AW:105:ILE:O	2.12	0.50
25:AY:74:TRP:CH2	25:AY:270:GLN:HG2	2.47	0.50
10:AJ:67:ILE:HG13	14:AN:96:LEU:HD13	1.94	0.50
10:AJ:11:LYS:HA	10:AJ:70:HIS:O	2.11	0.50
25:AY:355:LEU:HD12	25:AY:369:LEU:CD1	2.34	0.50
4:AD:35:GLN:O	4:AD:36:ALA:HB2	2.11	0.50
1:AA:656:G:C5	1:AA:657:U:C5	2.99	0.50
1:AA:455:G:C2	1:AA:478:A:C2	3.00	0.50
26:BA:752:A:H61	26:BA:2609:U:H3	1.58	0.50
26:BA:1873:G:H2'	26:BA:1874:C:C6	2.47	0.50
40:BP:102:ARG:HG3	40:BP:102:ARG:HH11	1.76	0.50
3:AC:96:VAL:CB	3:AC:97:PRO:HD2	2.41	0.50
6:AF:21:MET:HA	6:AF:24:ARG:NH2	2.25	0.50
7:AG:22:LEU:CD2	7:AG:61:PHE:CZ	2.94	0.50
5:AE:95:MET:HB3	5:AE:124:ALA:HB2	1.93	0.50
6:AF:88:MET:HB2	18:AR:63:TYR:HE2	1.75	0.50
27:BC:120:ASP:N	27:BC:120:ASP:OD1	2.44	0.50
4:AD:195:ASN:O	4:AD:198:LEU:HB2	2.11	0.50
40:BP:17:PRO:HG3	40:BP:83:ILE:O	2.11	0.50
1:AA:721:G:C6	1:AA:733:G:N2	2.80	0.50
4:AD:77:GLU:CA	4:AD:77:GLU:OE1	2.59	0.50

Continued on next page...

Continued from previous page...

Atom-1	Atom-2	Interatomic distance (Å)	Clash overlap (Å)
1:AA:646:G:N1	1:AA:647:C:C4	2.80	0.50
19:AS:74:ALA:N	19:AS:75:PRO:CD	2.73	0.50
1:AA:667:G:H4'	15:AO:50:HIS:ND1	2.26	0.50
1:AA:605:U:C2'	1:AA:606:G:H5'	2.42	0.50
26:BA:1690:A:H2'	26:BA:1691:C:O4'	2.12	0.50
26:BA:643:A:H1'	52:B1:43:ARG:NH2	2.27	0.50
23:AW:58:LEU:HD12	23:AW:59:TYR:N	2.26	0.50
22:AV:171:A:H8	22:AV:171:A:O5'	1.95	0.50
22:AV:175:A:N3	22:AV:176:G:C8	2.79	0.50
22:AV:46:U:H4'	22:AV:313:C:P	2.46	0.50
11:AK:96:ILE:HG13	11:AK:97:ARG:N	2.27	0.50
3:AC:54:ILE:C	3:AC:54:ILE:HD12	2.32	0.50
22:AV:239:A:O3'	22:AV:240:U:H4'	2.11	0.50
22:AV:242:A:H2'	22:AV:243:G:H8	1.77	0.50
2:AB:63:LYS:NZ	2:AB:87:ASP:OD1	2.44	0.50
2:AB:81:ASP:N	2:AB:84:LEU:HB3	2.26	0.50
25:AY:122:TRP:CD1	25:AY:123:ARG:N	2.79	0.50
25:AY:210:ARG:O	25:AY:214:GLU:HG2	2.12	0.50
24:AX:70:C:O2'	24:AX:71:G:H8	1.95	0.50
25:AY:546:ILE:CG2	25:AY:590:ILE:HG13	2.27	0.50
25:AY:340:TYR:CE2	25:AY:351:ARG:HD3	2.47	0.50
25:AY:15:ILE:O	25:AY:15:ILE:HD12	2.11	0.50
1:AA:625:U:H4'	16:AP:16:PHE:CE2	2.46	0.50
23:AW:4:VAL:HG23	23:AW:106:TYR:CE2	2.45	0.50
23:AW:3:PRO:O	23:AW:4:VAL:CG1	2.60	0.50
1:AA:412:A:H1'	1:AA:413:G:C5'	2.41	0.50
1:AA:438:U:C2	1:AA:494:G:C6	2.99	0.50
1:AA:496:A:H2'	1:AA:496:A:N3	2.26	0.50
1:AA:452:A:N7	1:AA:453:G:N9	2.58	0.50
9:AI:29:ILE:HA	9:AI:64:ILE:HG12	1.92	0.50
44:BT:1:MET:CB	44:BT:2:ILE:HD12	2.41	0.50
26:BA:2469:A:C4'	37:BM:55:ARG:HH12	2.23	0.50
1:AA:1347:G:H8	9:AI:108:ARG:CB	2.21	0.50
26:BA:1124:G:H1'	55:B4:38:GLY:OXT	2.11	0.50
49:BY:9:LYS:HB3	49:BY:12:GLU:H	1.76	0.50
26:BA:2318:G:C2'	26:BA:2319:G:H5'	2.41	0.50
30:BF:105:ILE:CG1	30:BF:106:ALA:N	2.74	0.50
4:AD:125:ASN:HA	4:AD:141:VAL:HG22	1.93	0.50
31:BG:108:PHE:CE2	31:BG:151:ARG:CZ	2.94	0.50
26:BA:305:C:O5'	26:BA:305:C:H6	1.94	0.50
39:BO:35:ILE:HD11	39:BO:106:LEU:HD13	1.92	0.50

Continued on next page...

Continued from previous page...

Atom-1	Atom-2	Interatomic distance (Å)	Clash overlap (Å)
26:BA:2691:C:O3'	26:BA:2871:U:H4'	2.11	0.50
1:AA:470:C:N3	1:AA:471:U:C5	2.79	0.50
26:BA:435:C:C2'	26:BA:436:C:H5'	2.41	0.50
17:AQ:37:ILE:HD12	17:AQ:37:ILE:H	1.77	0.50
26:BA:2272:U:H5''	26:BA:2273:A:OP1	2.12	0.50
25:AY:114:VAL:O	25:AY:116:PRO:HD3	2.11	0.50
23:AW:60:ILE:HD11	23:AW:77:ARG:HH21	1.76	0.50
22:AV:254:U:H3	22:AV:277:G:H1	1.60	0.50
22:AV:315:G:H1'	22:AV:316:A:C4	2.45	0.50
3:AC:86:LEU:HA	3:AC:89:VAL:HG22	1.94	0.50
22:AV:204:G:C6	22:AV:222:U:OP2	2.64	0.50
25:AY:18:ALA:O	25:AY:19:ALA:CB	2.59	0.50
24:AX:56:U:H2'	24:AX:57:C:H3'	1.93	0.50
1:AA:356:A:H2	1:AA:368:U:O2	1.94	0.50
26:BA:2127:G:C2'	26:BA:2128:G:C8	2.86	0.50
1:AA:257:G:C2	1:AA:270:A:C2	3.00	0.50
17:AQ:13:SER:CB	17:AQ:16:MET:HE2	2.41	0.50
31:BG:49:LEU:HD12	31:BG:71:LEU:HD23	1.94	0.50
25:AY:71:THR:HG21	25:AY:357:ARG:CD	2.41	0.50
25:AY:485:GLU:OE1	25:AY:555:LEU:HB2	2.11	0.50
43:BS:41:LYS:O	43:BS:42:LYS:C	2.46	0.50
14:AN:35:ALA:CA	14:AN:41:ARG:HB3	2.41	0.50
35:BK:13:ASN:ND2	35:BK:98:ARG:HG3	2.26	0.50
1:AA:390:U:H2'	1:AA:391:G:O5'	2.11	0.50
1:AA:5:U:H4'	1:AA:6:G:C4	2.47	0.50
36:BL:81:ASP:C	36:BL:83:ALA:H	2.14	0.50
32:BH:116:ARG:HG3	32:BH:133:GLN:OE1	2.11	0.50
9:AI:40:ARG:H	9:AI:44:ARG:CB	2.24	0.50
26:BA:1734:G:N3	26:BA:1735:A:C8	2.80	0.50
25:AY:64:THR:C	25:AY:66:THR:H	2.14	0.50
26:BA:1869:G:C2'	26:BA:1870:C:H5'	2.41	0.50
33:BI:56:VAL:HG22	33:BI:68:PHE:HD2	1.77	0.50
19:AS:70:LEU:HD13	19:AS:70:LEU:O	2.11	0.50
1:AA:590:U:H2'	1:AA:591:U:C6	2.46	0.50
13:AM:10:ASP:CG	13:AM:11:HIS:N	2.65	0.50
1:AA:262:A:N6	1:AA:263:A:N6	2.60	0.50
6:AF:7:VAL:HG11	18:AR:64:LEU:CD1	2.41	0.50
16:AP:51:ARG:HH11	16:AP:51:ARG:CB	2.24	0.50
1:AA:842:U:H3'	1:AA:843:U:C5'	2.41	0.50
31:BG:127:GLN:HE21	31:BG:127:GLN:HA	1.75	0.50
5:AE:105:ILE:CG1	5:AE:123:LEU:HB3	2.42	0.50

Continued on next page...

Continued from previous page...

Atom-1	Atom-2	Interatomic distance (Å)	Clash overlap (Å)
31:BG:154:GLU:HG2	31:BG:155:PRO:HD2	1.93	0.50
3:AC:109:GLU:HB2	3:AC:143:LEU:HD23	1.93	0.50
26:BA:2248:C:H5'	26:BA:2249:U:OP2	2.11	0.50
30:BF:29:ARG:O	30:BF:158:THR:HG23	2.11	0.50
7:AG:20:GLU:HA	7:AG:20:GLU:OE2	2.11	0.50
29:BE:7:ASP:O	29:BE:9:GLN:N	2.45	0.50
1:AA:443:C:H2'	1:AA:444:G:O4'	2.10	0.50
1:AA:1171:A:C2	1:AA:1172:C:C2	3.00	0.50
34:BJ:18:VAL:HG12	34:BJ:19:ASP:N	2.26	0.50
28:BD:142:VAL:HB	28:BD:143:PRO:CD	2.42	0.50
19:AS:52:ASN:OD1	19:AS:55:GLN:O	2.30	0.50
21:AU:27:VAL:HG12	21:AU:30:GLU:OE1	2.11	0.50
22:AV:28:U:O2	22:AV:29:G:C6	2.65	0.50
22:AV:309:A:P	22:AV:309:A:H2'	2.51	0.50
22:AV:40:G:O6	22:AV:316:A:C2	2.56	0.50
22:AV:37:C:O5'	22:AV:37:C:H6	1.93	0.50
22:AV:73:A:N3	22:AV:73:A:H2'	2.27	0.50
22:AV:74:G:C4	22:AV:75:C:C5	2.99	0.50
5:AE:103:GLY:O	5:AE:104:ILE:HG22	2.12	0.50
5:AE:114:LEU:HG	5:AE:122:VAL:HG11	1.94	0.50
9:AI:128:LYS:CE	24:AX:35:C:H4'	2.36	0.50
22:AV:189:C:C2'	22:AV:190:A:C5'	2.58	0.50
2:AB:66:ILE:O	2:AB:67:LEU:CB	2.59	0.50
25:AY:177:ILE:HG22	25:AY:178:ILE:H	1.77	0.50
24:AX:59:A:N1	24:AX:62:C:C5	2.80	0.50
24:AX:62:C:C5'	24:AX:63:C:OP2	2.60	0.50
24:AX:65:G:H2'	24:AX:66:C:C6	2.47	0.50
25:AY:428:LEU:HD13	25:AY:440:VAL:CG1	2.28	0.50
1:AA:977:A:H1'	1:AA:982:U:O4	2.11	0.50
8:AH:104:SER:HA	8:AH:109:VAL:HA	1.94	0.50
11:AK:109:ILE:HG22	21:AU:16:ARG:NE	2.27	0.50
21:AU:16:ARG:NH1	21:AU:19:LYS:CG	2.74	0.50
1:AA:148:G:C2'	1:AA:149:A:O5'	2.58	0.50
12:AL:23:LEU:HG	12:AL:24:GLU:H	1.75	0.50
1:AA:429:U:H1'	1:AA:430:A:C5'	2.41	0.50
4:AD:57:LYS:H	4:AD:199:ILE:HG22	1.76	0.50
26:BA:1414:C:C5	26:BA:1415:U:C4	2.99	0.50
29:BE:189:THR:HG22	29:BE:191:ASP:N	2.27	0.50
26:BA:1734:G:C4	26:BA:1735:A:N7	2.79	0.50
53:B2:12:ARG:CG	53:B2:13:ASN:N	2.75	0.50
26:BA:137:U:O2'	26:BA:138:U:P	2.70	0.50

Continued on next page...

Continued from previous page...

Atom-1	Atom-2	Interatomic distance (Å)	Clash overlap (Å)
1:AA:1044:A:C5	1:AA:1045:C:H1'	2.47	0.50
1:AA:383:A:H2'	1:AA:384:G:O4'	2.11	0.50
29:BE:181:ILE:HG23	36:BL:2:ARG:HD3	1.94	0.50
3:AC:166:TRP:O	3:AC:167:TYR:HD1	1.94	0.50
13:AM:9:PRO:O	13:AM:10:ASP:HB2	2.11	0.50
1:AA:802:A:C2'	1:AA:803:G:H5'	2.39	0.50
1:AA:218:U:O2'	1:AA:219:U:H5'	2.11	0.50
32:BH:37:VAL:HG23	32:BH:38:PRO:CD	2.41	0.50
3:AC:109:GLU:CD	3:AC:109:GLU:H	2.15	0.50
26:BA:1106:G:N2	26:BA:1107:G:H1'	2.26	0.50
26:BA:923:G:H4'	47:BW:25:GLU:HG3	1.93	0.50
2:AB:127:LYS:O	2:AB:128:LEU:O	2.30	0.50
1:AA:155:A:C2	1:AA:167:A:C2	2.99	0.50
26:BA:2027:G:C5	26:BA:2028:U:C5	3.00	0.50
22:AV:151:C:O5'	22:AV:151:C:C6	2.62	0.50
26:BA:1060:U:O4'	26:BA:1062:G:C4'	2.60	0.50
22:AV:277:G:H2'	22:AV:278:G:H8	1.76	0.50
22:AV:314:C:O4'	22:AV:315:G:OP1	2.30	0.50
22:AV:62:G:H22	22:AV:64:C:N4	2.03	0.50
22:AV:14:G:H22	30:BF:82:TYR:HE1	1.58	0.50
1:AA:1388:C:O2'	1:AA:1389:C:O4'	2.30	0.50
1:AA:1499:A:N3	1:AA:1500:A:C8	2.79	0.50
5:AE:100:GLU:OE2	5:AE:102:THR:HA	2.12	0.50
5:AE:132:PRO:HA	5:AE:135:VAL:HG13	1.92	0.50
3:AC:79:LYS:N	3:AC:79:LYS:HD2	2.27	0.50
22:AV:163:G:N2	22:AV:164:G:C4	2.80	0.50
22:AV:207:A:C4	22:AV:208:G:N7	2.80	0.50
26:BA:880:G:C2	26:BA:881:G:N7	2.80	0.50
2:AB:106:VAL:HA	2:AB:109:SER:OG	2.12	0.50
22:AV:130:C:O2'	22:AV:131:U:OP2	2.30	0.50
32:BH:31:VAL:HG12	32:BH:32:PRO:CD	2.42	0.50
11:AK:52:ARG:NE	11:AK:52:ARG:HA	2.25	0.50
4:AD:36:ALA:CA	4:AD:41:GLY:HA3	2.37	0.50
26:BA:1838:C:H4'	26:BA:1839:G:H8	1.77	0.50
1:AA:373:A:C2'	1:AA:374:A:O5'	2.60	0.50
26:BA:2283:C:H2'	26:BA:2284:A:O5'	2.12	0.50
9:AI:87:MET:HG2	9:AI:88:GLU:N	2.27	0.50
44:BT:2:ILE:HG23	44:BT:7:LEU:HD12	1.92	0.50
33:BI:54:ILE:HG12	33:BI:73:PRO:HA	1.94	0.50
33:BI:57:VAL:HG11	33:BI:59:THR:OG1	2.11	0.50
33:BI:54:ILE:HG13	33:BI:73:PRO:HB3	1.93	0.50

Continued on next page...

Continued from previous page...

Atom-1	Atom-2	Interatomic distance (Å)	Clash overlap (Å)
26:BA:1535:A:C5'	26:BA:1536:C:H5	2.25	0.50
21:AU:11:PHE:H	21:AU:11:PHE:HD2	1.59	0.50
26:BA:1924:C:H3'	26:BA:1925:C:H5'	1.93	0.50
1:AA:874:G:C4	1:AA:875:U:C6	3.00	0.50
1:AA:353:A:C2'	1:AA:354:G:OP2	2.59	0.50
34:BJ:65:THR:HG23	34:BJ:68:LYS:HZ2	1.75	0.50
25:AY:388:THR:CG2	25:AY:399:LEU:HD13	2.42	0.50
26:BA:1424:G:H2'	26:BA:1425:G:O4'	2.12	0.50
1:AA:1294:G:C5	1:AA:1295:U:C5	3.00	0.50
5:AE:45:VAL:HG22	5:AE:117:ALA:CB	2.42	0.50
1:AA:1360:A:OP2	14:AN:75:ARG:NH2	2.44	0.50
29:BE:176:ASP:OD1	29:BE:178:VAL:N	2.44	0.50
26:BA:851:C:O2'	26:BA:852:U:H5'	2.11	0.50
26:BA:228:C:H4'	26:BA:229:C:H5''	1.94	0.50
2:AB:127:LYS:HG3	2:AB:128:LEU:N	2.26	0.50
26:BA:2178:C:H6	26:BA:2178:C:H3'	1.77	0.50
30:BF:55:ASP:OD2	30:BF:55:ASP:N	2.44	0.50
25:AY:292:THR:HG23	25:AY:297:GLU:H	1.77	0.50
43:BS:19:LEU:HB3	51:B0:21:LEU:CD1	2.42	0.50
29:BE:126:VAL:HG21	29:BE:133:LEU:HB2	1.93	0.50
26:BA:21:A:H2'	26:BA:22:C:O5'	2.11	0.50
27:BC:244:VAL:HG12	27:BC:250:GLN:HA	1.93	0.50
26:BA:1368:G:O2'	26:BA:1369:G:H5'	2.12	0.50
1:AA:1306:A:C8	1:AA:1307:U:C5	2.99	0.50
22:AV:17:U:O3'	22:AV:19:G:OP2	2.30	0.50
22:AV:345:A:C2'	22:AV:347:PSU:OP2	2.60	0.50
22:AV:53:G:C2'	22:AV:54:G:OP1	2.60	0.50
22:AV:61:G:O4'	22:AV:61:G:OP2	2.30	0.50
1:AA:1539:C:C3'	21:AU:17:ARG:HG2	2.42	0.50
22:AV:184:A:O4'	22:AV:184:A:OP1	2.30	0.50
22:AV:158:U:C4'	22:AV:197:A:H2	2.23	0.50
22:AV:229:U:O2'	22:AV:230:U:O5'	2.30	0.50
26:BA:899:A:H2	26:BA:900:A:N7	2.05	0.50
26:BA:900:A:O5'	26:BA:901:C:OP2	2.30	0.50
22:AV:212:U:O5'	22:AV:212:U:H6	1.95	0.50
2:AB:147:LEU:C	2:AB:150:ILE:HG22	2.32	0.50
24:AX:20:G:C6	26:BA:2112:G:C2'	2.95	0.50
25:AY:25:LYS:NZ	25:AY:86:GLY:HA2	2.27	0.50
24:AX:3:C:O2	26:BA:1851:U:H5''	2.12	0.50
24:AX:48:U:O2	24:AX:48:U:C3'	2.57	0.50
25:AY:282:SER:C	25:AY:284:LEU:H	2.14	0.50

Continued on next page...

Continued from previous page...

Atom-1	Atom-2	Interatomic distance (Å)	Clash overlap (Å)
1:AA:1377:A:N3	7:AG:1:PRO:HG3	2.27	0.50
17:AQ:12:VAL:HG13	17:AQ:21:VAL:CG1	2.42	0.50
1:AA:643:C:C5'	8:AH:31:LEU:HD23	2.42	0.50
8:AH:104:SER:H	8:AH:125:ILE:HD13	1.76	0.50
11:AK:111:ASP:OD1	11:AK:113:THR:HG23	2.12	0.50
25:AY:16:GLY:N	25:AY:101:LEU:HD13	2.27	0.50
25:AY:337:SER:HA	25:AY:355:LEU:CD2	2.42	0.50
1:AA:622:A:C2'	1:AA:623:C:H5'	2.41	0.50
26:BA:587:C:C2'	36:BL:19:LEU:HD11	2.42	0.50
26:BA:1535:A:H5''	26:BA:1536:C:H5	1.76	0.50
1:AA:22:G:H2'	1:AA:23:C:O4'	2.11	0.50
26:BA:2334:U:O4	39:BO:16:ARG:CZ	2.59	0.50
1:AA:893:C:H2'	1:AA:894:G:H8	1.75	0.50
5:AE:14:LEU:CD1	5:AE:14:LEU:C	2.81	0.50
30:BF:131:VAL:HG21	30:BF:136:ILE:HD11	1.94	0.50
29:BE:48:THR:C	29:BE:50:ALA:H	2.15	0.50
40:BP:80:VAL:HG11	40:BP:83:ILE:CD1	2.41	0.50
25:AY:264:LEU:C	25:AY:264:LEU:HD23	2.32	0.50
1:AA:852:G:C5	1:AA:853:C:C5	2.99	0.50
1:AA:853:C:H2'	1:AA:854:U:C6	2.45	0.50
45:BU:41:VAL:O	45:BU:59:GLU:HA	2.11	0.50
3:AC:28:PHE:HE2	3:AC:32:LEU:HD23	1.77	0.50
26:BA:627:A:C6	26:BA:637:A:C8	2.99	0.50
6:AF:84:VAL:O	6:AF:84:VAL:HG13	2.11	0.50
29:BE:7:ASP:C	29:BE:9:GLN:N	2.65	0.50
39:BO:18:LEU:HD11	39:BO:91:SER:HB3	1.94	0.50
45:BU:101:THR:HG22	45:BU:102:ILE:N	2.26	0.50
4:AD:89:LEU:HD12	4:AD:89:LEU:O	2.10	0.50
26:BA:1712:U:C4	26:BA:1713:A:C5	2.99	0.50
22:AV:143:C:C2'	22:AV:144:U:O4'	2.59	0.50
22:AV:9:U:C1'	22:AV:10:U:O5'	2.60	0.50
22:AV:14:G:O2'	22:AV:15:A:O5'	2.26	0.50
22:AV:17:U:C4'	22:AV:18:C:OP2	2.58	0.50
22:AV:345:A:C6	22:AV:348:C:C2	3.00	0.50
1:AA:1401:G:N2	1:AA:1402:C:H1'	2.27	0.50
22:AV:183:C:OP1	22:AV:184:A:OP1	2.30	0.50
22:AV:184:A:C8	22:AV:185:A:N1	2.80	0.50
22:AV:238:A:H2'	22:AV:239:A:H8	1.76	0.50
22:AV:210:C:C1'	22:AV:240:U:C5	2.94	0.50
26:BA:881:G:C2'	26:BA:882:G:H5'	2.42	0.50
26:BA:892:A:N1	26:BA:893:C:N4	2.60	0.50

Continued on next page...

Continued from previous page...

Atom-1	Atom-2	Interatomic distance (Å)	Clash overlap (Å)
22:AV:213:G:H22	22:AV:245:C:N4	2.08	0.50
22:AV:130:C:HO2'	22:AV:131:U:P	2.28	0.50
25:AY:415:PRO:CB	25:AY:421:GLN:HA	2.41	0.50
1:AA:1314:C:C2'	1:AA:1314:C:O2	2.59	0.50
1:AA:395:C:H2'	1:AA:396:C:H6	1.74	0.50
25:AY:303:PRO:HA	25:AY:331:TYR:O	2.12	0.50
51:B0:52:LYS:HE2	51:B0:55:ALA:HA	1.92	0.50
1:AA:459:A:H2'	1:AA:460:A:H1'	1.91	0.50
13:AM:33:LEU:HD23	13:AM:38:ILE:HB	1.93	0.50
16:AP:73:ALA:O	16:AP:77:GLU:HB2	2.11	0.50
26:BA:1414:C:N3	26:BA:1415:U:H5	2.09	0.50
2:AB:30:ILE:CD1	2:AB:38:HIS:CG	2.95	0.50
45:BU:4:ILE:HG22	45:BU:5:ARG:N	2.26	0.50
25:AY:232:LEU:N	25:AY:232:LEU:HD22	2.26	0.50
3:AC:59:PRO:HD2	3:AC:62:SER:O	2.12	0.50
38:BN:1:MET:O	38:BN:2:ARG:CB	2.59	0.50
6:AF:17:GLN:O	6:AF:17:GLN:NE2	2.45	0.50
25:AY:628:ARG:HG2	25:AY:628:ARG:HH11	1.77	0.50
46:BV:40:ILE:HG21	46:BV:42:LEU:HD21	1.93	0.50
8:AH:46:GLU:O	8:AH:47:ASP:HB2	2.11	0.50
29:BE:149:ILE:HD11	29:BE:172:ALA:N	2.27	0.50
29:BE:146:VAL:HG23	29:BE:146:VAL:O	2.12	0.50
26:BA:1564:C:O2'	26:BA:1565:C:H5'	2.11	0.50
1:AA:744:C:H2'	1:AA:745:G:H8	1.76	0.50
52:B1:34:GLU:CG	52:B1:49:LYS:HG3	2.42	0.50
15:AO:41:HIS:HD2	15:AO:42:PHE:CE2	2.29	0.50
35:BK:28:SER:C	35:BK:30:ARG:H	2.15	0.50
8:AH:11:THR:HA	8:AH:14:ARG:NH1	2.27	0.50
26:BA:1128:G:O6	26:BA:2491:U:H5	1.94	0.50
26:BA:1783:A:C2	26:BA:2588:G:O4'	2.65	0.50
3:AC:129:PHE:CE1	3:AC:130:ARG:HD2	2.47	0.50
27:BC:140:VAL:CG1	27:BC:189:ALA:HB1	2.42	0.50
26:BA:2216:G:H2'	26:BA:2217:G:C8	2.46	0.50
26:BA:2713:U:H3'	26:BA:2714:G:H5''	1.92	0.50
56:BB:59:A:H2'	56:BB:60:C:O5'	2.12	0.50
26:BA:2644:G:O2'	26:BA:2645:G:H5'	2.12	0.50
1:AA:472:U:C5	1:AA:473:U:C5	3.00	0.50
1:AA:1296:C:H4'	1:AA:1302:C:N4	2.27	0.50
25:AY:616:TYR:CE2	25:AY:664:GLN:HG3	2.47	0.49
1:AA:954:G:H5''	23:AW:92:LYS:HZ3	1.77	0.49
1:AA:1226:C:C4	13:AM:102:LYS:HB2	2.46	0.49

Continued on next page...

Continued from previous page...

Atom-1	Atom-2	Interatomic distance (Å)	Clash overlap (Å)
22:AV:46:U:C3'	22:AV:313:C:H5'	2.42	0.49
22:AV:334:A:OP2	22:AV:335:C:N3	2.46	0.49
22:AV:39:A:C4	22:AV:40:G:N7	2.79	0.49
1:AA:1079:G:H2'	1:AA:1080:A:C4	2.47	0.49
1:AA:918:A:H62	1:AA:919:A:N6	2.09	0.49
5:AE:35:LEU:HD21	5:AE:136:VAL:HG11	1.92	0.49
7:AG:84:TYR:CE1	7:AG:150:PHE:HE2	2.30	0.49
22:AV:163:G:C6	22:AV:164:G:N7	2.80	0.49
22:AV:206:A:O2'	22:AV:207:A:P	2.70	0.49
22:AV:227:C:H1'	22:AV:233:A:N1	2.27	0.49
26:BA:888:C:H4'	26:BA:889:C:C6	2.47	0.49
1:AA:1167:A:H5''	1:AA:1168:U:OP2	2.12	0.49
2:AB:104:LYS:NZ	22:AV:121:A:OP2	2.45	0.49
2:AB:141:GLU:O	2:AB:145:ASN:OD1	2.29	0.49
25:AY:139:MET:CE	25:AY:167:PRO:HG3	2.42	0.49
1:AA:1067:A:N1	1:AA:1108:G:O2'	2.31	0.49
17:AQ:71:SER:O	17:AQ:72:TRP:CD1	2.65	0.49
23:AW:34:LEU:C	23:AW:36:ALA:H	2.15	0.49
1:AA:1326:U:H2'	1:AA:1327:C:C6	2.47	0.49
26:BA:282:A:H2'	26:BA:283:G:C8	2.46	0.49
10:AJ:81:GLU:HA	10:AJ:84:VAL:HG12	1.94	0.49
1:AA:1182:G:H4'	1:AA:1183:U:H5'	1.93	0.49
21:AU:14:ALA:O	21:AU:15:LEU:CB	2.60	0.49
4:AD:173:ASP:OD1	4:AD:176:LYS:CE	2.60	0.49
10:AJ:42:LEU:HD23	10:AJ:43:PRO:HD2	1.94	0.49
20:AT:53:MET:O	20:AT:56:ILE:HG23	2.11	0.49
1:AA:390:U:H2'	1:AA:391:G:C8	2.47	0.49
36:BL:77:ILE:HG23	36:BL:100:ILE:HD11	1.94	0.49
1:AA:1213:A:N1	1:AA:1215:G:H1'	2.27	0.49
33:BI:33:ASN:HB3	33:BI:36:GLU:CG	2.42	0.49
49:BY:45:GLN:O	49:BY:46:VAL:CB	2.57	0.49
11:AK:34:THR:OG1	11:AK:35:ASP:N	2.45	0.49
26:BA:1124:G:H2'	26:BA:1125:G:C5'	2.42	0.49
7:AG:45:ALA:CB	7:AG:119:LEU:HB3	2.42	0.49
1:AA:414:A:C6	1:AA:431:A:C2	3.00	0.49
26:BA:2119:A:H61	26:BA:2167:U:H1'	1.77	0.49
49:BY:23:ARG:HA	49:BY:27:ASN:ND2	2.26	0.49
26:BA:246:C:H2'	26:BA:247:G:C5'	2.41	0.49
25:AY:293:THR:HA	25:AY:397:VAL:HG12	1.94	0.49
26:BA:1686:C:C2'	26:BA:1687:G:H5'	2.42	0.49
16:AP:18:GLN:HE21	16:AP:35:ARG:NE	2.10	0.49

Continued on next page...

Continued from previous page...

Atom-1	Atom-2	Interatomic distance (Å)	Clash overlap (Å)
7:AG:130:LYS:N	7:AG:134:VAL:HG11	2.27	0.49
26:BA:622:G:H2'	26:BA:623:C:H6	1.77	0.49
1:AA:41:G:O2'	1:AA:42:G:H5'	2.11	0.49
42:BR:64:VAL:HG22	42:BR:96:VAL:HA	1.93	0.49
28:BD:47:ALA:HA	28:BD:84:LEU:HG	1.94	0.49
29:BE:175:ILE:HD13	29:BE:196:VAL:HG21	1.94	0.49
26:BA:229:C:C2'	26:BA:230:G:O5'	2.60	0.49
1:AA:828:U:H2'	1:AA:829:G:O5'	2.12	0.49
1:AA:1430:A:H8	1:AA:1430:A:OP2	1.95	0.49
26:BA:1267:U:H2'	26:BA:1267:U:O2	2.10	0.49
26:BA:2209:G:C2	26:BA:2216:G:C2	3.00	0.49
54:B3:54:LEU:O	54:B3:58:ILE:CD1	2.60	0.49
35:BK:55:GLY:O	35:BK:56:ASP:C	2.50	0.49
26:BA:2247:A:H2'	26:BA:2248:C:H6	1.77	0.49
26:BA:1:G:N3	26:BA:2:G:C8	2.80	0.49
26:BA:763:G:C4	26:BA:765:C:C6	3.00	0.49
13:AM:84:CYS:HA	19:AS:72:GLU:O	2.12	0.49
26:BA:2728:U:O2'	26:BA:2729:G:P	2.70	0.49
1:AA:809:G:H2'	1:AA:810:C:O5'	2.11	0.49
1:AA:1470:U:O2'	1:AA:1471:U:H5'	2.11	0.49
26:BA:1922:G:C6	26:BA:1923:U:C4	3.00	0.49
1:AA:947:G:H2'	1:AA:948:C:O4'	2.12	0.49
22:AV:13:G:O2'	22:AV:14:G:OP1	2.29	0.49
22:AV:256:G:N1	22:AV:273:A:C2	2.80	0.49
22:AV:314:C:O2	22:AV:315:G:O4'	2.30	0.49
22:AV:15:A:N6	22:AV:345:A:O3'	2.45	0.49
23:AW:88:ARG:HD2	23:AW:89:LEU:CA	2.42	0.49
26:BA:2308:G:C5	30:BF:76:PHE:HZ	2.29	0.49
5:AE:148:SER:HB2	5:AE:151:MET:HB2	1.93	0.49
5:AE:22:LYS:HB3	5:AE:29:ILE:HG23	1.94	0.49
26:BA:894:U:H3'	26:BA:895:U:C5'	2.36	0.49
2:AB:160:LEU:HB3	2:AB:182:VAL:HA	1.94	0.49
2:AB:90:PHE:H	2:AB:90:PHE:HD2	1.60	0.49
25:AY:121:VAL:CG2	25:AY:122:TRP:H	2.22	0.49
25:AY:252:ASP:O	25:AY:253:LEU:HB2	2.12	0.49
25:AY:9:LEU:C	25:AY:11:ARG:N	2.65	0.49
17:AQ:16:MET:SD	17:AQ:16:MET:N	2.85	0.49
25:AY:15:ILE:CD1	25:AY:81:ILE:HG12	2.38	0.49
13:AM:33:LEU:HD23	13:AM:38:ILE:CG2	2.43	0.49
1:AA:437:U:H4'	4:AD:153:ARG:NH2	2.27	0.49
20:AT:54:GLN:HG3	20:AT:75:LYS:NZ	2.27	0.49

Continued on next page...

Continued from previous page...

Atom-1	Atom-2	Interatomic distance (Å)	Clash overlap (Å)
1:AA:98:A:H2'	1:AA:99:C:C6	2.46	0.49
3:AC:26:LYS:H	3:AC:26:LYS:CD	2.15	0.49
29:BE:189:THR:HB	29:BE:192:ALA:HB2	1.94	0.49
8:AH:4:ASP:HB2	8:AH:80:PRO:HG2	1.93	0.49
1:AA:987:G:C2	1:AA:1219:A:C2	2.99	0.49
33:BI:56:VAL:HG22	33:BI:68:PHE:CD2	2.48	0.49
46:BV:80:HIS:CD2	46:BV:81:PRO:CD	2.95	0.49
1:AA:240:G:OP1	1:AA:240:G:H4'	2.11	0.49
25:AY:519:ARG:HH21	25:AY:677:GLN:HB2	1.77	0.49
7:AG:101:ARG:O	7:AG:104:VAL:N	2.45	0.49
1:AA:1240:U:OP1	7:AG:115:MET:HB2	2.13	0.49
1:AA:201:G:N1	1:AA:217:C:C2	2.80	0.49
56:BB:24:G:N2	56:BB:28:C:C2	2.80	0.49
26:BA:2619:C:H5'	28:BD:155:VAL:O	2.12	0.49
10:AJ:36:VAL:HG22	10:AJ:76:ILE:HG12	1.94	0.49
1:AA:19:A:O2'	1:AA:20:U:H5'	2.12	0.49
26:BA:1106:G:C6	26:BA:1107:G:C5	2.99	0.49
26:BA:2714:G:C2'	26:BA:2715:C:H5'	2.42	0.49
10:AJ:91:ASP:C	10:AJ:92:LEU:HG	2.33	0.49
1:AA:794:A:H2'	1:AA:795:C:C6	2.47	0.49
26:BA:1223:G:P	42:BR:68:ARG:HH12	2.35	0.49
18:AR:22:TYR:CD1	18:AR:22:TYR:C	2.86	0.49
25:AY:481:VAL:HG23	25:AY:483:TYR:CE2	2.47	0.49
47:BW:71:LYS:O	47:BW:72:ASN:HB2	2.11	0.49
25:AY:635:GLU:OE1	25:AY:644:ARG:HD2	2.11	0.49
25:AY:626:ALA:HA	26:BA:2473:U:C1'	2.42	0.49
1:AA:960:U:O2'	1:AA:1223:C:H4'	2.12	0.49
22:AV:332:G:O2'	22:AV:333:G:O5'	2.30	0.49
1:AA:1501:C:C2	1:AA:1504:G:C6	3.00	0.49
5:AE:113:VAL:CG2	5:AE:114:LEU:N	2.75	0.49
3:AC:93:ILE:HG22	3:AC:94:ALA:N	2.26	0.49
22:AV:163:G:N2	22:AV:164:G:N9	2.60	0.49
22:AV:231:A:O2'	22:AV:232:A:O5'	2.30	0.49
26:BA:878:A:H2'	26:BA:879:G:C5'	2.34	0.49
2:AB:63:LYS:HB3	2:AB:65:LYS:HE2	1.95	0.49
26:BA:2094:A:H5''	32:BH:25:TYR:CG	2.47	0.49
24:AX:49:C:H5'	24:AX:50:G:H5''	1.95	0.49
1:AA:1350:A:OP1	9:AI:122:ARG:HD3	2.12	0.49
26:BA:2163:A:H3'	26:BA:2164:C:C4'	2.42	0.49
1:AA:174:A:C6	1:AA:175:C:C4	3.00	0.49
20:AT:28:ARG:CA	20:AT:31:ILE:HD12	2.41	0.49

Continued on next page...

Continued from previous page...

Atom-1	Atom-2	Interatomic distance (Å)	Clash overlap (Å)
1:AA:1181:G:C2	1:AA:1182:G:N2	2.80	0.49
4:AD:57:LYS:HD2	4:AD:57:LYS:C	2.32	0.49
1:AA:66:A:C2'	1:AA:67:C:H5'	2.42	0.49
36:BL:77:ILE:HD13	36:BL:77:ILE:N	2.27	0.49
26:BA:1530:G:H5'	26:BA:1531:C:OP2	2.12	0.49
29:BE:23:PHE:CE1	29:BE:28:VAL:HG21	2.47	0.49
43:BS:59:GLU:HG3	43:BS:66:ILE:HD11	1.94	0.49
1:AA:35:G:C4	1:AA:550:G:N2	2.80	0.49
12:AL:2:THR:HB	12:AL:5:GLN:CG	2.43	0.49
13:AM:2:ARG:CG	13:AM:3:ILE:N	2.75	0.49
26:BA:2183:A:H2'	26:BA:2184:A:H8	1.77	0.49
14:AN:87:ALA:HB3	14:AN:93:ILE:HD11	1.94	0.49
53:B2:24:THR:O	53:B2:25:LYS:C	2.47	0.49
33:BI:114:ALA:O	33:BI:115:ASP:HB2	2.11	0.49
26:BA:1767:G:O2'	26:BA:1768:C:H5'	2.12	0.49
45:BU:101:THR:CG2	45:BU:102:ILE:N	2.75	0.49
1:AA:809:G:C2'	1:AA:810:C:O5'	2.60	0.49
26:BA:298:G:H5''	26:BA:299:A:OP1	2.11	0.49
1:AA:318:G:C4	1:AA:336:A:C2	3.00	0.49
26:BA:353:C:O2	26:BA:353:C:H2'	2.12	0.49
43:BS:35:ILE:O	43:BS:36:LEU:C	2.51	0.49
23:AW:37:GLY:O	26:BA:1910:G:C4'	2.60	0.49
26:BA:1069:A:O2'	26:BA:1070:A:H5''	2.12	0.49
1:AA:1300:G:C6	1:AA:1334:G:C5	3.00	0.49
22:AV:39:A:C4	22:AV:40:G:C8	3.00	0.49
26:BA:2305:U:H2'	26:BA:2306:C:C6	2.47	0.49
26:BA:2307:G:H22	26:BA:2311:A:C2'	2.25	0.49
1:AA:929:G:C6	1:AA:930:C:C4	3.00	0.49
5:AE:110:MET:HA	5:AE:113:VAL:HG13	1.95	0.49
22:AV:183:C:OP1	22:AV:183:C:H4'	2.12	0.49
22:AV:206:A:OP1	22:AV:206:A:O4'	2.30	0.49
22:AV:228:G:C4	22:AV:229:U:C5	3.00	0.49
22:AV:240:U:O3'	22:AV:240:U:OP1	2.30	0.49
26:BA:897:C:C2'	26:BA:898:C:O4'	2.60	0.49
26:BA:904:G:HO2'	26:BA:905:A:H5'	1.76	0.49
2:AB:112:ARG:O	2:AB:116:LEU:HB2	2.13	0.49
26:BA:2139:U:C2	26:BA:2140:G:C8	3.01	0.49
24:AX:56:U:N3	24:AX:59:A:OP2	2.45	0.49
24:AX:63:C:H3'	24:AX:64:G:H5''	1.94	0.49
17:AQ:11:VAL:O	17:AQ:12:VAL:CG1	2.60	0.49
17:AQ:15:LYS:HD2	17:AQ:15:LYS:C	2.33	0.49

Continued on next page...

Continued from previous page...

Atom-1	Atom-2	Interatomic distance (Å)	Clash overlap (Å)
1:AA:276:G:OP1	17:AQ:16:MET:HE2	2.12	0.49
26:BA:1178:C:C5'	26:BA:1179:G:OP1	2.60	0.49
25:AY:334:THR:CG2	25:AY:370:LYS:HG2	2.42	0.49
26:BA:1053:C:C4	26:BA:1054:A:C8	3.00	0.49
3:AC:12:GLY:C	3:AC:13:ILE:HG23	2.33	0.49
1:AA:406:G:C4	1:AA:407:U:C5	3.00	0.49
16:AP:80:LYS:CA	16:AP:80:LYS:HE3	2.43	0.49
2:AB:32:GLY:HA3	2:AB:38:HIS:CB	2.42	0.49
26:BA:1567:G:C5	27:BC:82:TYR:CD1	3.01	0.49
9:AI:87:MET:CG	9:AI:88:GLU:N	2.72	0.49
14:AN:43:ASN:CA	14:AN:45:VAL:HG22	2.41	0.49
34:BJ:31:GLU:O	34:BJ:35:ARG:HG3	2.13	0.49
13:AM:106:ARG:CG	13:AM:106:ARG:HH11	2.25	0.49
31:BG:16:VAL:HG22	31:BG:25:ILE:CD1	2.43	0.49
6:AF:17:GLN:HE21	6:AF:17:GLN:HA	1.77	0.49
25:AY:655:TYR:CZ	25:AY:659:LEU:HD23	2.47	0.49
26:BA:151:C:OP1	26:BA:1359:A:O2'	2.28	0.49
1:AA:541:G:N3	1:AA:542:G:C8	2.80	0.49
1:AA:892:A:O2'	1:AA:1415:G:H4'	2.12	0.49
15:AO:3:SER:O	15:AO:7:THR:HG23	2.12	0.49
26:BA:996:A:C2	26:BA:997:G:C8	3.00	0.49
26:BA:2309:A:N6	26:BA:2310:C:N4	2.60	0.49
38:BN:79:LEU:HD12	38:BN:79:LEU:H	1.76	0.49
26:BA:630:G:N2	26:BA:634:C:C4	2.80	0.49
26:BA:634:C:O5'	26:BA:634:C:H6	1.96	0.49
18:AR:26:ALA:O	18:AR:29:LYS:HE3	2.12	0.49
1:AA:821:G:H2'	1:AA:822:U:C6	2.48	0.49
29:BE:131:THR:HA	29:BE:160:ALA:HB1	1.93	0.49
45:BU:38:ILE:HG22	45:BU:39:ASN:N	2.25	0.49
30:BF:90:LEU:C	30:BF:95:MET:HB2	2.32	0.49
4:AD:196:GLU:N	4:AD:196:GLU:CD	2.66	0.49
49:BY:28:LEU:O	49:BY:29:ARG:C	2.49	0.49
56:BB:103:U:O2'	56:BB:104:A:H5'	2.12	0.49
1:AA:1255:G:O2'	1:AA:1258:G:H1'	2.11	0.49
1:AA:564:C:H2'	1:AA:565:U:O4'	2.12	0.49
31:BG:154:GLU:HG2	31:BG:155:PRO:N	2.27	0.49
1:AA:233:C:C2	1:AA:234:C:C5	3.01	0.49
1:AA:369:G:C6	1:AA:370:C:N4	2.80	0.49
15:AO:15:GLY:O	15:AO:16:ARG:C	2.51	0.49
1:AA:858:G:O2'	1:AA:859:G:H5'	2.13	0.49
15:AO:80:LEU:O	15:AO:84:LEU:HB2	2.13	0.49

Continued on next page...

Continued from previous page...

Atom-1	Atom-2	Interatomic distance (Å)	Clash overlap (Å)
1:AA:135:C:O2	16:AP:1:MET:N	2.34	0.49
12:AL:65:TYR:O	12:AL:96:THR:N	2.44	0.49
33:BI:85:ILE:CG1	33:BI:88:GLY:HA2	2.42	0.49
26:BA:989:G:C8	50:BZ:13:ILE:HD11	2.47	0.49
26:BA:1584:U:H3'	26:BA:1584:U:O2	2.12	0.49
25:AY:298:VAL:HG13	25:AY:299:VAL:N	2.26	0.49
26:BA:1081:U:H6	26:BA:1081:U:OP2	1.95	0.49
1:AA:955:U:C5	1:AA:956:U:C4	3.00	0.49
22:AV:272:C:H2'	22:AV:273:A:O5'	2.13	0.49
22:AV:67:G:N3	22:AV:68:U:O4	2.45	0.49
1:AA:1079:G:OP1	5:AE:49:TYR:CE1	2.65	0.49
5:AE:150:GLU:O	5:AE:153:ALA:CB	2.60	0.49
26:BA:864:G:C6	26:BA:865:C:N4	2.81	0.49
26:BA:866:A:N3	26:BA:867:C:C6	2.79	0.49
26:BA:882:G:N1	26:BA:895:U:N3	2.61	0.49
22:AV:245:C:H2'	22:AV:245:C:O2	2.11	0.49
1:AA:1100:C:C5	2:AB:94:ARG:HD2	2.45	0.49
2:AB:63:LYS:C	2:AB:63:LYS:HD3	2.33	0.49
2:AB:63:LYS:C	2:AB:65:LYS:HE2	2.33	0.49
25:AY:106:VAL:CG2	25:AY:132:ARG:HG3	2.43	0.49
25:AY:255:ILE:CG1	25:AY:256:THR:N	2.74	0.49
26:BA:1856:U:H2'	26:BA:1857:G:H5'	1.93	0.49
26:BA:2748:A:C2	26:BA:2757:A:C5	3.01	0.49
13:AM:22:TYR:CD2	13:AM:68:LEU:HD23	2.48	0.49
1:AA:429:U:O2	1:AA:430:A:C8	2.65	0.49
4:AD:53:GLN:HE21	4:AD:202:LEU:N	2.10	0.49
1:AA:194:C:H2'	1:AA:195:A:H5'	1.95	0.49
2:AB:103:TRP:HZ2	2:AB:153:MET:HG2	1.77	0.49
2:AB:30:ILE:HG12	2:AB:38:HIS:HB2	1.95	0.49
1:AA:445:G:C2'	1:AA:446:G:H5'	2.43	0.49
23:AW:71:VAL:CG1	23:AW:72:ASP:N	2.74	0.49
25:AY:681:LYS:HD2	25:AY:682:GLN:N	2.28	0.49
26:BA:2298:A:H2'	26:BA:2299:U:H5'	1.95	0.49
21:AU:25:ALA:O	21:AU:26:GLY:C	2.50	0.49
5:AE:14:LEU:CD1	5:AE:14:LEU:O	2.60	0.49
26:BA:1875:G:C2'	26:BA:1876:A:OP2	2.60	0.49
1:AA:198:G:C2	1:AA:199:A:C8	2.99	0.49
6:AF:9:MET:HE1	18:AR:64:LEU:HD22	1.93	0.49
1:AA:45:G:N2	1:AA:398:U:C4	2.80	0.49
26:BA:2813:A:H2'	26:BA:2814:A:H5'	1.94	0.49
26:BA:702:U:H2'	26:BA:703:U:O4'	2.13	0.49

Continued on next page...

Continued from previous page...

Atom-1	Atom-2	Interatomic distance (Å)	Clash overlap (Å)
36:BL:78:ARG:CZ	36:BL:113:ALA:HB1	2.42	0.49
29:BE:178:VAL:CG1	29:BE:179:SER:N	2.75	0.49
27:BC:70:LYS:HE3	27:BC:95:TYR:CD2	2.47	0.49
37:BM:28:PHE:HB2	37:BM:104:GLU:OE2	2.12	0.49
1:AA:646:G:C6	1:AA:647:C:C4	3.00	0.49
19:AS:80:ARG:NE	19:AS:80:ARG:HA	2.27	0.49
26:BA:1599:U:P	44:BT:40:LYS:HG3	2.53	0.49
26:BA:20:C:O2'	26:BA:21:A:H5'	2.12	0.49
4:AD:89:LEU:O	4:AD:93:LEU:HD12	2.13	0.49
26:BA:1518:C:O5'	26:BA:1518:C:H6	1.95	0.49
1:AA:488:C:H6	1:AA:488:C:O5'	1.96	0.49
38:BN:66:ALA:O	38:BN:69:ARG:O	2.30	0.49
25:AY:619:ASP:O	31:BG:175:LYS:NZ	2.45	0.49
22:AV:300:U:O4	22:AV:301:A:N6	2.45	0.49
22:AV:63:C:N4	22:AV:73:A:N6	2.61	0.49
1:AA:1499:A:H2'	1:AA:1500:A:H8	1.77	0.49
1:AA:917:G:C6	1:AA:918:A:C5	2.99	0.49
5:AE:80:LEU:HD12	5:AE:146:MET:SD	2.51	0.49
22:AV:159:C:C2'	22:AV:160:U:H5'	2.43	0.49
26:BA:875:G:C6	26:BA:902:C:N4	2.73	0.49
26:BA:882:G:N2	26:BA:895:U:C2	2.80	0.49
25:AY:466:LEU:O	25:AY:470:PHE:HB2	2.12	0.49
25:AY:121:VAL:CA	25:AY:124:GLN:HE22	2.25	0.49
25:AY:20:HIS:N	25:AY:121:VAL:HG11	2.27	0.49
1:AA:1314:C:N3	1:AA:1315:U:C5	2.80	0.49
17:AQ:13:SER:HB3	17:AQ:21:VAL:CG1	2.42	0.49
11:AK:124:LYS:O	21:AU:33:ARG:NE	2.40	0.49
16:AP:79:ASN:O	16:AP:80:LYS:HB2	2.12	0.49
13:AM:44:ILE:N	13:AM:44:ILE:HD12	2.27	0.49
1:AA:1213:A:C2	1:AA:1215:G:H1'	2.47	0.49
15:AO:86:LEU:O	15:AO:87:ARG:HB3	2.13	0.49
1:AA:22:G:O2'	1:AA:913:A:N1	2.39	0.49
8:AH:44:PHE:HA	8:AH:70:VAL:HG11	1.95	0.49
27:BC:246:PRO:HG2	27:BC:247:TRP:CZ3	2.47	0.49
1:AA:774:G:N2	1:AA:806:C:C6	2.80	0.49
1:AA:803:G:C6	1:AA:804:U:N3	2.80	0.49
12:AL:43:LYS:CB	12:AL:44:PRO:HD3	2.42	0.49
1:AA:402:G:H2'	1:AA:403:C:H5'	1.94	0.49
26:BA:1547:C:C6	26:BA:1547:C:C3'	2.95	0.49
26:BA:35:G:H2'	26:BA:36:G:O5'	2.13	0.49
26:BA:658:U:C2'	26:BA:659:G:O5'	2.59	0.49

Continued on next page...

Continued from previous page...

Atom-1	Atom-2	Interatomic distance (Å)	Clash overlap (Å)
1:AA:1006:G:C2	1:AA:1007:U:C2	3.01	0.49
26:BA:1434:A:O2'	26:BA:1435:G:H8	1.95	0.49
26:BA:2590:A:OP2	27:BC:236:GLY:HA2	2.13	0.49
6:AF:46:GLN:HA	6:AF:56:LYS:HG2	1.95	0.49
26:BA:1478:G:H2'	26:BA:1479:G:C8	2.47	0.49
26:BA:122:G:H2'	26:BA:123:G:O4'	2.12	0.49
26:BA:1:G:H2'	26:BA:2:G:H8	1.78	0.49
1:AA:600:A:C4	1:AA:639:G:N2	2.80	0.49
29:BE:27:LEU:CD1	29:BE:100:MET:HE3	2.43	0.49
26:BA:2798:U:H6	26:BA:2798:U:H5'	1.77	0.49
1:AA:1072:G:H2'	1:AA:1073:U:C6	2.48	0.49
43:BS:11:ARG:O	43:BS:12:SER:CB	2.61	0.49
31:BG:93:TYR:CD2	31:BG:106:LEU:HA	2.47	0.49
1:AA:1233:G:C4	1:AA:1234:C:C5	3.01	0.49
22:AV:290:A:O2'	22:AV:291:A:OP2	2.30	0.49
22:AV:299:C:HO2'	22:AV:300:U:C4'	2.21	0.49
22:AV:315:G:C4	22:AV:316:A:N6	2.77	0.49
22:AV:55:G:P	22:AV:56:C:OP2	2.70	0.49
22:AV:63:C:H1'	22:AV:73:A:H2	1.75	0.49
23:AW:85:GLU:O	23:AW:89:LEU:CD2	2.46	0.49
8:AH:65:PHE:CD1	8:AH:65:PHE:C	2.82	0.49
26:BA:899:A:O2'	26:BA:900:A:O5'	2.30	0.49
22:AV:245:C:C3'	22:AV:248:G:H1'	2.42	0.49
25:AY:420:ASP:OD2	25:AY:420:ASP:N	2.46	0.49
25:AY:230:LYS:HB2	25:AY:230:LYS:HZ2	1.77	0.49
25:AY:77:HIS:CD2	25:AY:277:VAL:HG21	2.48	0.49
17:AQ:46:HIS:O	17:AQ:73:THR:CG2	2.61	0.49
1:AA:675:A:O4'	11:AK:117:HIS:CD2	2.65	0.49
1:AA:149:A:C1'	1:AA:1446:A:C2	2.96	0.49
10:AJ:28:THR:HG22	10:AJ:86:ALA:HB1	1.94	0.49
3:AC:15:LYS:HG3	3:AC:16:PRO:HD2	1.93	0.49
33:BI:83:ALA:HB2	33:BI:105:LEU:HD21	1.92	0.49
33:BI:79:LEU:HA	33:BI:83:ALA:HB3	1.94	0.49
21:AU:44:ARG:HD2	21:AU:44:ARG:N	2.27	0.49
14:AN:42:TRP:H	14:AN:42:TRP:HE3	1.60	0.49
1:AA:452:A:H3'	1:AA:452:A:H8	1.77	0.49
36:BL:111:ILE:CD1	36:BL:111:ILE:N	2.73	0.49
9:AI:20:ILE:CD1	9:AI:86:LEU:CD1	2.91	0.49
49:BY:5:GLU:C	49:BY:7:ARG:H	2.16	0.49
44:BT:87:LEU:O	44:BT:89:GLU:N	2.46	0.49
27:BC:76:VAL:HA	27:BC:113:ASP:O	2.12	0.49

Continued on next page...

Continued from previous page...

Atom-1	Atom-2	Interatomic distance (Å)	Clash overlap (Å)
28:BD:3:GLY:HA3	28:BD:203:VAL:O	2.12	0.49
1:AA:1129:C:C5'	9:AI:17:ARG:HH22	2.26	0.49
7:AG:115:MET:O	7:AG:119:LEU:HB2	2.12	0.49
1:AA:414:A:C5	1:AA:431:A:C2	3.01	0.49
25:AY:539:ILE:HD12	25:AY:567:LEU:CD2	2.42	0.49
26:BA:2167:U:H2'	26:BA:2169:A:OP2	2.13	0.49
1:AA:100:G:C5	1:AA:101:A:N7	2.80	0.49
10:AJ:49:PHE:HD1	10:AJ:49:PHE:N	2.09	0.49
18:AR:54:LEU:HD11	18:AR:58:ILE:HD11	1.93	0.49
26:BA:1039:A:H2'	26:BA:1040:A:O5'	2.13	0.49
26:BA:1989:G:H2'	26:BA:1990:C:O5'	2.13	0.49
29:BE:29:HIS:CE1	36:BL:8:PRO:HD3	2.48	0.49
1:AA:996:A:C2	1:AA:1046:A:H5'	2.47	0.49
1:AA:570:G:H1'	1:AA:820:U:N3	2.27	0.49
42:BR:62:GLU:O	42:BR:62:GLU:CG	2.61	0.49
47:BW:6:THR:O	47:BW:7:ARG:HB2	2.12	0.49
26:BA:2293:G:H2'	26:BA:2294:G:O4'	2.12	0.49
27:BC:43:ASN:HB3	27:BC:49:THR:HG21	1.93	0.49
1:AA:731:G:OP1	1:AA:766:A:H1'	2.13	0.49
26:BA:2514:U:H2'	26:BA:2515:C:C6	2.48	0.49
31:BG:9:VAL:HG12	31:BG:9:VAL:O	2.13	0.49
44:BT:49:LYS:HE3	44:BT:49:LYS:CA	2.42	0.49
1:AA:735:C:O2'	1:AA:736:C:H5'	2.13	0.49
1:AA:1330:U:H2'	1:AA:1331:G:C5'	2.37	0.49
22:AV:18:C:N3	23:AW:82:HIS:HE1	1.98	0.49
22:AV:263:G:C8	22:AV:308:U:C5	3.00	0.49
22:AV:308:U:O4'	22:AV:309:A:O5'	2.30	0.49
22:AV:332:G:C4'	22:AV:333:G:OP1	2.59	0.49
30:BF:80:GLN:CD	30:BF:81:GLY:N	2.65	0.49
1:AA:929:G:C4'	1:AA:1533:C:H5'	2.42	0.49
1:AA:1538:C:H2'	1:AA:1539:C:H6	1.78	0.49
3:AC:54:ILE:CG1	3:AC:54:ILE:O	2.60	0.49
22:AV:194:G:C2	22:AV:195:A:C5	3.00	0.49
22:AV:133:A:C2	22:AV:134:G:C5	3.01	0.49
24:AX:77:A:N9	26:BA:2421:G:H2'	2.27	0.49
25:AY:121:VAL:CA	25:AY:124:GLN:NE2	2.75	0.49
1:AA:940:C:O5'	1:AA:940:C:H6	1.95	0.49
1:AA:1061:G:C5'	1:AA:1062:U:OP2	2.60	0.49
17:AQ:16:MET:HB2	17:AQ:19:SER:HB3	1.94	0.49
26:BA:1730:C:H1'	26:BA:1731:G:C6	2.48	0.49
1:AA:656:G:N3	1:AA:657:U:C6	2.81	0.49

Continued on next page...

Continued from previous page...

Atom-1	Atom-2	Interatomic distance (Å)	Clash overlap (Å)
24:AX:27:G:C5	24:AX:28:U:H5	2.30	0.49
41:BQ:25:GLY:O	41:BQ:26:ALA:C	2.51	0.49
1:AA:1288:A:H2'	1:AA:1289:A:O4'	2.13	0.49
1:AA:173:U:C6	1:AA:197:A:C2	3.01	0.49
8:AH:1:SER:O	8:AH:4:ASP:N	2.44	0.49
37:BM:108:VAL:HG12	37:BM:109:PRO:CD	2.43	0.49
33:BI:61:TYR:OH	33:BI:67:THR:OG1	2.25	0.49
29:BE:120:VAL:HA	29:BE:188:MET:O	2.12	0.49
27:BC:104:LEU:N	27:BC:104:LEU:HD13	2.28	0.49
26:BA:31:C:H2'	26:BA:32:C:H5'	1.92	0.49
7:AG:22:LEU:HD21	7:AG:61:PHE:CZ	2.47	0.49
1:AA:658:C:C4	1:AA:659:U:H5	2.29	0.49
26:BA:2683:C:H4'	28:BD:13:ARG:NH1	2.28	0.49
1:AA:101:A:C6	1:AA:102:G:N7	2.80	0.49
26:BA:580:U:O3'	41:BQ:30:VAL:HG13	2.12	0.49
26:BA:593:U:H2'	26:BA:594:U:C6	2.47	0.49
32:BH:3:VAL:HA	32:BH:39:ALA:N	2.28	0.49
1:AA:609:A:C8	1:AA:609:A:O5'	2.66	0.49
26:BA:79:C:O2	26:BA:108:G:C2	2.66	0.49
28:BD:33:ARG:NH1	28:BD:53:GLY:O	2.46	0.49
27:BC:194:VAL:HG22	27:BC:195:GLY:N	2.28	0.49
15:AO:34:GLN:HB3	15:AO:58:MET:HE2	1.92	0.49
26:BA:2520:C:C6	26:BA:2567:G:H1'	2.48	0.49
39:BO:56:LYS:O	39:BO:57:ALA:C	2.50	0.49
26:BA:183:C:C2'	26:BA:184:C:H5'	2.42	0.49
26:BA:184:C:H2'	26:BA:185:G:C8	2.48	0.49
39:BO:7:ARG:HA	39:BO:10:ARG:NH2	2.28	0.49
30:BF:20:ASN:ND2	30:BF:20:ASN:O	2.45	0.49
1:AA:123:U:H4'	1:AA:290:C:O2	2.13	0.49
34:BJ:58:ASN:N	34:BJ:127:GLY:O	2.45	0.49
1:AA:516:U:C4	1:AA:517:G:C6	3.00	0.49
23:AW:65:LYS:CG	23:AW:66:GLY:H	2.11	0.49
1:AA:1300:G:C5	1:AA:1334:G:C6	3.01	0.49
22:AV:266:C:N4	22:AV:267:G:C5	2.81	0.49
22:AV:333:G:OP2	22:AV:334:A:OP2	2.30	0.49
23:AW:46:ALA:HB3	23:AW:100:LEU:HB3	1.94	0.49
23:AW:47:ARG:NH1	23:AW:48:PHE:CE1	2.78	0.49
24:AX:34:U:H2'	24:AX:36:A:OP2	2.12	0.49
1:AA:1387:G:O6	1:AA:1388:C:N4	2.44	0.49
1:AA:923:A:H2	1:AA:1399:C:OP2	1.94	0.49
1:AA:928:G:O2'	1:AA:1533:C:O5'	2.31	0.49

Continued on next page...

Continued from previous page...

Atom-1	Atom-2	Interatomic distance (Å)	Clash overlap (Å)
22:AV:163:G:C2	22:AV:164:G:C4	3.01	0.49
26:BA:880:G:C2	26:BA:881:G:C5	3.01	0.49
26:BA:886:A:O2'	26:BA:887:U:P	2.71	0.49
26:BA:887:U:C1'	26:BA:888:C:C6	2.96	0.49
2:AB:56:LEU:CD2	2:AB:56:LEU:C	2.80	0.49
26:BA:2152:G:C4	26:BA:2153:C:C6	3.00	0.49
25:AY:181:LEU:HD23	25:AY:182:ARG:HH12	1.77	0.49
24:AX:50:G:H2'	24:AX:51:U:C6	2.44	0.49
1:AA:1067:A:H3'	1:AA:1094:G:OP1	2.13	0.49
17:AQ:60:ILE:HG23	17:AQ:72:TRP:HE3	1.78	0.49
1:AA:1312:G:C2	1:AA:1326:U:C2	3.01	0.49
4:AD:168:THR:CG2	4:AD:183:ARG:NH2	2.75	0.49
11:AK:71:ASP:O	11:AK:72:ALA:HB2	2.12	0.49
26:BA:284:U:H2'	26:BA:285:G:C8	2.48	0.49
25:AY:416:LYS:CD	25:AY:417:THR:N	2.67	0.49
51:B0:52:LYS:HE2	51:B0:55:ALA:CA	2.43	0.49
22:AV:362:C:O5'	22:AV:363:A:OP2	2.30	0.49
1:AA:439:U:C2'	1:AA:440:C:O5'	2.60	0.49
26:BA:686:U:O4	53:B2:12:ARG:HB2	2.13	0.49
26:BA:2469:A:H4'	37:BM:55:ARG:HH22	1.78	0.49
8:AH:46:GLU:HB2	8:AH:63:LYS:HG2	1.93	0.49
26:BA:2181:U:O2'	26:BA:2182:U:H5'	2.12	0.49
26:BA:2221:G:H2'	26:BA:2222:C:C5'	2.42	0.49
26:BA:1020:A:C2	26:BA:1141:U:C2	3.01	0.49
26:BA:35:G:C2'	26:BA:36:G:O5'	2.60	0.49
26:BA:1490:A:HO2'	26:BA:1491:G:H5'	1.78	0.49
28:BD:47:ALA:HB1	28:BD:82:PHE:O	2.13	0.49
31:BG:53:PRO:HD3	31:BG:61:TRP:CZ2	2.48	0.49
29:BE:3:LEU:O	29:BE:11:ALA:HA	2.13	0.49
26:BA:1559:U:H3'	26:BA:1560:G:H5'	1.95	0.49
26:BA:1106:G:C4	26:BA:1107:G:C8	3.01	0.49
26:BA:383:C:N3	26:BA:391:A:N6	2.60	0.49
11:AK:106:ILE:O	11:AK:106:ILE:HG23	2.13	0.49
28:BD:32:ASN:HD22	28:BD:32:ASN:N	2.09	0.49
6:AF:37:HIS:N	6:AF:37:HIS:CD2	2.79	0.49
27:BC:210:ALA:O	27:BC:215:VAL:HB	2.12	0.49
26:BA:1450:G:C6	26:BA:1451:C:N4	2.81	0.49
39:BO:110:ALA:HB1	39:BO:115:LEU:HD22	1.94	0.49
26:BA:640:C:O2'	26:BA:641:U:H5'	2.13	0.49
26:BA:49:A:C8	26:BA:51:G:C2	3.01	0.49
22:AV:171:A:N3	22:AV:172:U:C4	2.81	0.49

Continued on next page...

Continued from previous page...

Atom-1	Atom-2	Interatomic distance (Å)	Clash overlap (Å)
22:AV:16:U:HO2'	22:AV:17:U:P	2.36	0.49
22:AV:257:U:O4	22:AV:273:A:C5	2.66	0.49
22:AV:316:A:C6	22:AV:317:G:O6	2.66	0.49
22:AV:32:A:O2'	22:AV:33:A:O4'	2.30	0.49
1:AA:1339:A:O2'	24:AX:33:C:C5'	2.61	0.49
26:BA:2307:G:N2	26:BA:2311:A:C2'	2.69	0.49
5:AE:104:ILE:O	5:AE:104:ILE:HG23	2.13	0.49
22:AV:185:A:O2'	22:AV:186:A:C4	2.65	0.49
26:BA:880:G:N2	26:BA:898:C:N4	2.61	0.49
26:BA:901:C:C2'	26:BA:902:C:OP1	2.60	0.49
1:AA:1096:C:O2'	1:AA:1170:A:O3'	2.31	0.49
2:AB:193:ASP:C	2:AB:195:VAL:H	2.15	0.49
1:AA:1102:A:O2'	2:AB:97:GLY:N	2.46	0.49
22:AV:118:C:C2'	22:AV:119:U:C5'	2.89	0.49
22:AV:130:C:C4	22:AV:132:U:O4	2.66	0.49
25:AY:427:ALA:O	25:AY:431:LEU:HB2	2.12	0.49
25:AY:115:GLU:HG3	25:AY:115:GLU:O	2.12	0.49
25:AY:122:TRP:CZ3	25:AY:132:ARG:HD2	2.47	0.49
25:AY:181:LEU:HD12	25:AY:242:LEU:HD13	1.94	0.49
10:AJ:57:VAL:HG22	10:AJ:58:ASN:N	2.26	0.49
17:AQ:62:GLU:N	17:AQ:72:TRP:CE3	2.81	0.49
1:AA:1319:A:N7	1:AA:1323:G:C5	2.81	0.49
1:AA:1158:C:N4	1:AA:1160:G:C5	2.81	0.49
1:AA:64:G:N7	1:AA:99:C:C4	2.80	0.49
1:AA:451:A:H5'	1:AA:452:A:N3	2.27	0.49
26:BA:2801:G:C2	26:BA:2802:G:C4	3.01	0.49
26:BA:1495:A:O2'	26:BA:1496:A:C5'	2.60	0.49
10:AJ:5:ARG:HG2	10:AJ:79:PRO:CG	2.43	0.49
26:BA:2032:G:H1'	28:BD:150:GLN:OE1	2.13	0.49
26:BA:2531:A:H4'	31:BG:156:TYR:CD1	2.48	0.49
3:AC:153:SER:HA	3:AC:164:THR:HA	1.95	0.49
26:BA:592:A:C2	26:BA:666:A:C4	3.01	0.49
1:AA:591:U:H2'	1:AA:592:G:C8	2.48	0.49
49:BY:17:GLU:OE2	49:BY:17:GLU:HA	2.13	0.49
26:BA:2183:A:O2'	26:BA:2184:A:H5'	2.13	0.49
27:BC:161:VAL:CG2	27:BC:175:LEU:HD23	2.42	0.49
1:AA:1245:C:H2'	1:AA:1246:A:C8	2.48	0.49
25:AY:314:PHE:CD1	25:AY:315:LYS:HB2	2.48	0.49
29:BE:175:ILE:HD13	29:BE:196:VAL:CG2	2.43	0.49
32:BH:69:ALA:CB	32:BH:138:VAL:CG1	2.91	0.49
33:BI:115:ASP:O	33:BI:116:MET:CB	2.60	0.49

Continued on next page...

Continued from previous page...

Atom-1	Atom-2	Interatomic distance (Å)	Clash overlap (Å)
4:AD:147:LYS:O	4:AD:148:ALA:C	2.49	0.49
5:AE:40:ASP:OD1	5:AE:40:ASP:C	2.51	0.49
37:BM:125:PRO:C	37:BM:126:ILE:HG23	2.33	0.49
26:BA:2745:C:C4	26:BA:2746:U:C4	3.00	0.49
1:AA:1226:C:H2'	13:AM:101:THR:HB	1.93	0.48
1:AA:1306:A:C5	1:AA:1307:U:C5	3.01	0.48
23:AW:53:LEU:HD23	23:AW:79:LEU:HD13	1.95	0.48
22:AV:19:G:H21	23:AW:81:LEU:HG	1.77	0.48
26:BA:897:C:H2'	26:BA:898:C:O4'	2.13	0.48
2:AB:145:ASN:O	2:AB:146:SER:CB	2.61	0.48
2:AB:81:ASP:OD1	2:AB:83:ALA:HB3	2.13	0.48
1:AA:1490:U:H2'	1:AA:1491:G:H5'	1.94	0.48
25:AY:413:ILE:HG23	25:AY:413:ILE:O	2.13	0.48
25:AY:122:TRP:CZ2	25:AY:159:ALA:HB2	2.49	0.48
1:AA:1313:U:P	19:AS:5:LYS:HB2	2.53	0.48
1:AA:258:G:C6	1:AA:259:G:C5	3.01	0.48
17:AQ:15:LYS:N	17:AQ:16:MET:HE1	2.28	0.48
26:BA:1180:U:C2'	26:BA:1181:U:H5'	2.42	0.48
11:AK:22:ILE:HG22	11:AK:31:VAL:CG2	2.43	0.48
26:BA:1056:G:C4'	26:BA:1086:A:C8	2.96	0.48
1:AA:694:A:C2'	1:AA:695:A:O5'	2.60	0.48
38:BN:98:LEU:HD13	51:B0:54:ILE:HD11	1.94	0.48
4:AD:156:ALA:HA	4:AD:159:GLU:HB3	1.94	0.48
26:BA:960:A:C5'	26:BA:961:C:OP2	2.58	0.48
36:BL:110:VAL:HB	36:BL:127:VAL:HG22	1.95	0.48
3:AC:106:ARG:O	3:AC:107:LYS:C	2.52	0.48
33:BI:32:VAL:HG21	33:BI:58:ILE:CG2	2.42	0.48
33:BI:70:THR:HA	33:BI:71:LYS:HD2	1.95	0.48
15:AO:85:GLY:O	15:AO:86:LEU:HB3	2.13	0.48
25:AY:679:VAL:HG23	25:AY:684:GLN:NE2	2.28	0.48
28:BD:97:SER:O	28:BD:99:GLU:N	2.46	0.48
25:AY:646:PHE:O	25:AY:647:VAL:HG13	2.13	0.48
27:BC:16:VAL:HG23	27:BC:203:VAL:CG2	2.42	0.48
1:AA:1485:U:H2'	1:AA:1486:G:C8	2.48	0.48
38:BN:78:LYS:HG2	38:BN:78:LYS:O	2.13	0.48
29:BE:171:ASP:OD1	29:BE:171:ASP:O	2.30	0.48
40:BP:50:ARG:O	40:BP:56:SER:HA	2.13	0.48
32:BH:5:LEU:O	32:BH:6:LEU:HD12	2.13	0.48
4:AD:3:TYR:O	4:AD:4:LEU:CB	2.60	0.48
26:BA:657:U:H2'	26:BA:658:U:C6	2.48	0.48
41:BQ:60:TRP:O	41:BQ:61:ILE:C	2.51	0.48

Continued on next page...

Continued from previous page...

Atom-1	Atom-2	Interatomic distance (Å)	Clash overlap (Å)
43:BS:29:VAL:CG1	43:BS:55:ILE:HD11	2.43	0.48
25:AY:445:GLU:HA	25:AY:445:GLU:OE1	2.13	0.48
1:AA:294:U:H2'	1:AA:295:C:H6	1.78	0.48
26:BA:368:A:H2'	26:BA:369:U:O5'	2.12	0.48
26:BA:348:A:H2'	26:BA:349:U:C6	2.48	0.48
2:AB:127:LYS:CG	2:AB:128:LEU:N	2.75	0.48
26:BA:1:G:C2	26:BA:2:G:C8	3.00	0.48
26:BA:2875:C:H2'	26:BA:2876:G:O5'	2.12	0.48
33:BI:52:LEU:HD11	33:BI:81:LYS:HE2	1.95	0.48
26:BA:220:G:H1'	26:BA:234:U:H1'	1.95	0.48
47:BW:32:ILE:HG23	47:BW:54:THR:HG23	1.94	0.48
31:BG:5:LYS:O	31:BG:7:PRO:HD3	2.13	0.48
25:AY:549:ALA:HB2	25:AY:587:SER:OG	2.13	0.48
22:AV:180:G:C3'	22:AV:181:G:H8	2.26	0.48
25:AY:636:PRO:HB2	33:BI:26:ALA:N	2.27	0.48
22:AV:12:U:OP1	22:AV:13:G:O5'	2.30	0.48
22:AV:13:G:HO2'	22:AV:14:G:H5'	1.75	0.48
22:AV:257:U:O2	22:AV:259:G:C8	2.66	0.48
22:AV:39:A:C3'	22:AV:39:A:N3	2.74	0.48
23:AW:44:SER:O	23:AW:102:PRO:HD2	2.13	0.48
30:BF:153:ILE:N	30:BF:153:ILE:HD13	2.27	0.48
5:AE:39:GLY:HA2	5:AE:44:ARG:O	2.13	0.48
7:AG:82:SER:CB	7:AG:84:TYR:CD2	2.96	0.48
3:AC:41:TYR:CD1	3:AC:42:LEU:HD12	2.49	0.48
22:AV:207:A:C2	22:AV:208:G:C8	3.01	0.48
22:AV:156:G:N2	22:AV:230:U:C5	2.81	0.48
26:BA:897:C:N3	26:BA:898:C:C5	2.81	0.48
26:BA:904:G:N3	26:BA:905:A:C8	2.81	0.48
2:AB:155:GLY:O	2:AB:156:LEU:O	2.31	0.48
22:AV:120:U:H3'	22:AV:121:A:H2'	1.94	0.48
24:AX:77:A:C3'	26:BA:2422:C:N3	2.74	0.48
25:AY:84:THR:O	25:AY:85:PRO:O	2.30	0.48
24:AX:8:U:O2	24:AX:49:C:O2	2.31	0.48
24:AX:54:G:H22	24:AX:62:C:N4	2.10	0.48
1:AA:276:G:C4	1:AA:277:C:C5	3.01	0.48
1:AA:714:G:H5'	1:AA:776:G:H5''	1.95	0.48
11:AK:30:ILE:HB	11:AK:45:THR:CG2	2.41	0.48
26:BA:277:G:H2'	26:BA:278:A:OP2	2.14	0.48
12:AL:56:LEU:HB3	12:AL:58:ASN:OD1	2.14	0.48
3:AC:6:PRO:O	3:AC:10:ARG:HG3	2.14	0.48
1:AA:656:G:C4	1:AA:657:U:C6	3.01	0.48

Continued on next page...

Continued from previous page...

Atom-1	Atom-2	Interatomic distance (Å)	Clash overlap (Å)
1:AA:462:G:C8	1:AA:463:U:C5	3.01	0.48
21:AU:34:ARG:O	21:AU:35:GLU:C	2.51	0.48
10:AJ:18:ILE:CG2	10:AJ:19:ASP:N	2.75	0.48
20:AT:34:VAL:CG1	20:AT:78:LEU:HD22	2.42	0.48
9:AI:30:ASN:O	9:AI:32:ARG:N	2.46	0.48
3:AC:105:VAL:C	3:AC:106:ARG:O	2.51	0.48
14:AN:25:GLU:C	14:AN:28:ALA:H	2.15	0.48
26:BA:1534:U:O2	26:BA:1534:U:H2'	2.14	0.48
44:BT:28:ASN:ND2	44:BT:91:GLN:HB3	2.28	0.48
26:BA:2298:A:C5	26:BA:2321:U:C5	3.02	0.48
25:AY:610:VAL:HG23	25:AY:643:ILE:HB	1.95	0.48
27:BC:16:VAL:CG2	27:BC:203:VAL:HG22	2.44	0.48
5:AE:55:VAL:O	5:AE:58:ALA:HB3	2.13	0.48
28:BD:157:LYS:HE3	34:BJ:79:GLY:O	2.13	0.48
27:BC:100:ARG:NH1	27:BC:100:ARG:HG3	2.28	0.48
30:BF:56:LEU:HD11	30:BF:86:CYS:O	2.13	0.48
44:BT:69:ARG:CG	44:BT:69:ARG:O	2.60	0.48
26:BA:927:A:H2'	26:BA:928:A:C8	2.48	0.48
46:BV:25:LYS:HE2	46:BV:43:ASP:CA	2.42	0.48
1:AA:564:C:O2'	1:AA:565:U:H5'	2.13	0.48
26:BA:186:G:N2	26:BA:187:G:C4	2.81	0.48
1:AA:83:C:H2'	1:AA:85:U:OP2	2.13	0.48
13:AM:94:LEU:N	13:AM:94:LEU:HD23	2.28	0.48
26:BA:1292:G:H2'	26:BA:1293:C:O5'	2.13	0.48
1:AA:652:U:O2'	1:AA:653:U:OP2	2.29	0.48
50:BZ:23:LEU:HD11	50:BZ:53:MET:HE1	1.95	0.48
26:BA:2371:G:N2	26:BA:2372:U:H1'	2.28	0.48
54:B3:54:LEU:O	54:B3:55:GLY:C	2.50	0.48
1:AA:809:G:C6	1:AA:810:C:C5	3.01	0.48
26:BA:679:C:C2'	26:BA:680:C:H5'	2.43	0.48
26:BA:2438:U:O2'	26:BA:2439:A:H5''	2.13	0.48
1:AA:423:G:H3'	1:AA:423:G:N3	2.28	0.48
11:AK:37:GLN:CA	11:AK:37:GLN:OE1	2.61	0.48
3:AC:22:PHE:C	3:AC:22:PHE:CD2	2.85	0.48
18:AR:25:ILE:HA	18:AR:28:LEU:HB2	1.95	0.48
30:BF:59:ILE:HG23	30:BF:137:PHE:CD1	2.48	0.48
26:BA:1613:G:C2	26:BA:1619:G:C5	3.01	0.48
28:BD:136:ASN:HD22	28:BD:140:HIS:CD2	2.31	0.48
27:BC:10:PRO:O	27:BC:11:GLY:C	2.52	0.48
22:AV:144:U:O5'	22:AV:145:C:OP2	2.30	0.48
22:AV:180:G:N9	22:AV:181:G:C8	2.81	0.48

Continued on next page...

Continued from previous page...

Atom-1	Atom-2	Interatomic distance (Å)	Clash overlap (Å)
1:AA:1329:A:H2'	1:AA:1330:U:H5'	1.95	0.48
22:AV:308:U:C4'	22:AV:309:A:O5'	2.61	0.48
22:AV:308:U:O2'	22:AV:309:A:OP2	2.30	0.48
24:AX:38:A:O2'	24:AX:39:A:H5'	2.13	0.48
3:AC:86:LEU:O	3:AC:89:VAL:CG2	2.61	0.48
22:AV:192:A:H2'	22:AV:193:A:C8	2.48	0.48
22:AV:219:G:C2'	22:AV:220:G:H5'	2.43	0.48
2:AB:146:SER:O	2:AB:147:LEU:CB	2.60	0.48
2:AB:62:ARG:O	2:AB:63:LYS:CB	2.60	0.48
25:AY:230:LYS:HB2	25:AY:230:LYS:NZ	2.28	0.48
25:AY:85:PRO:HG3	25:AY:94:VAL:HG13	1.95	0.48
26:BA:2161:C:O2	26:BA:2162:G:H8	1.96	0.48
1:AA:270:A:C6	1:AA:271:C:N3	2.81	0.48
1:AA:1323:G:C6	1:AA:1324:A:C6	3.00	0.48
21:AU:16:ARG:NH1	21:AU:19:LYS:HG2	2.28	0.48
26:BA:1327:A:N6	26:BA:1328:A:C2	2.80	0.48
11:AK:70:ALA:O	11:AK:72:ALA:N	2.46	0.48
25:AY:518:PRO:HD2	25:AY:521:SER:OG	2.13	0.48
30:BF:173:ASP:O	30:BF:174:PHE:C	2.51	0.48
21:AU:14:ALA:O	21:AU:15:LEU:HD12	2.12	0.48
23:AW:3:PRO:C	23:AW:4:VAL:HG12	2.34	0.48
1:AA:466:A:H5'	1:AA:467:U:OP2	2.13	0.48
21:AU:36:PHE:O	21:AU:37:TYR:CB	2.61	0.48
8:AH:48:PHE:CD1	8:AH:48:PHE:N	2.74	0.48
25:AY:341:VAL:HG23	25:AY:350:GLU:HB2	1.95	0.48
1:AA:108:G:H5'	1:AA:109:A:H2	1.78	0.48
33:BI:56:VAL:HG21	33:BI:70:THR:CB	2.43	0.48
26:BA:2531:A:H4'	31:BG:156:TYR:CE1	2.48	0.48
13:AM:70:ARG:HD2	13:AM:74:MET:HE3	1.94	0.48
7:AG:103:ILE:O	7:AG:104:VAL:C	2.51	0.48
26:BA:1124:G:H2'	26:BA:1125:G:H5'	1.95	0.48
6:AF:38:ARG:HG3	6:AF:39:LEU:H	1.77	0.48
26:BA:1098:A:C5	26:BA:1099:G:C6	3.01	0.48
26:BA:2419:U:OP1	54:B3:40:LYS:HE2	2.13	0.48
8:AH:11:THR:HG23	8:AH:14:ARG:HH12	1.78	0.48
1:AA:572:A:C5'	1:AA:573:A:OP2	2.62	0.48
26:BA:186:G:C2	26:BA:187:G:N7	2.81	0.48
5:AE:94:PHE:CZ	5:AE:96:GLN:HG3	2.48	0.48
26:BA:2219:U:C2'	26:BA:2220:U:O5'	2.62	0.48
30:BF:16:MET:O	30:BF:20:ASN:HA	2.13	0.48
27:BC:124:LYS:HD3	27:BC:127:ASN:ND2	2.28	0.48

Continued on next page...

Continued from previous page...

Atom-1	Atom-2	Interatomic distance (Å)	Clash overlap (Å)
16:AP:42:ILE:O	16:AP:44:SER:N	2.47	0.48
25:AY:198:GLU:HG3	25:AY:198:GLU:O	2.13	0.48
34:BJ:33:ALA:HB2	34:BJ:105:VAL:HG13	1.95	0.48
26:BA:493:G:H2'	26:BA:494:G:O4'	2.13	0.48
31:BG:169:ARG:HH12	55:B4:29:ALA:HA	1.78	0.48
36:BL:112:LEU:HG	36:BL:112:LEU:O	2.14	0.48
26:BA:2639:A:C2	26:BA:2778:A:C8	3.00	0.48
22:AV:150:G:H3'	22:AV:151:C:H5	1.78	0.48
1:AA:1304:G:C6	1:AA:1305:G:C2	3.02	0.48
22:AV:256:G:N7	22:AV:273:A:N6	2.61	0.48
26:BA:2305:U:OP1	26:BA:2305:U:H4'	2.14	0.48
30:BF:121:PHE:CE2	30:BF:127:TYR:CD1	3.01	0.48
1:AA:1080:A:C5'	1:AA:1081:A:OP2	2.59	0.48
7:AG:145:GLU:HG3	7:AG:148:LYS:HE2	1.94	0.48
22:AV:163:G:N1	22:AV:164:G:N7	2.60	0.48
22:AV:165:A:C5'	22:AV:166:C:N1	2.47	0.48
22:AV:199:C:C2	22:AV:200:G:C5	3.02	0.48
26:BA:899:A:O2'	26:BA:900:A:P	2.72	0.48
2:AB:53:LEU:CD1	2:AB:216:VAL:HG13	2.43	0.48
2:AB:95:TRP:CZ3	2:AB:174:GLU:OE2	2.66	0.48
26:BA:2140:G:O6	26:BA:2151:U:O2	2.31	0.48
25:AY:122:TRP:HD1	25:AY:123:ARG:N	2.11	0.48
1:AA:1061:G:C4	1:AA:1197:A:C2	3.01	0.48
1:AA:1140:C:O2	1:AA:1141:C:C5	2.66	0.48
26:BA:1180:U:HO2'	26:BA:1181:U:P	2.37	0.48
25:AY:100:VAL:HG23	25:AY:329:ARG:CG	2.44	0.48
25:AY:518:PRO:O	25:AY:520:GLY:N	2.46	0.48
30:BF:171:ALA:C	30:BF:173:ASP:H	2.16	0.48
11:AK:124:LYS:CG	11:AK:125:LYS:H	2.23	0.48
14:AN:34:ASN:O	14:AN:41:ARG:HD3	2.14	0.48
29:BE:190:ALA:C	29:BE:192:ALA:N	2.64	0.48
25:AY:196:ILE:O	25:AY:197:ARG:CB	2.56	0.48
1:AA:1215:G:N2	1:AA:1216:A:HI'	2.28	0.48
1:AA:446:G:C2'	1:AA:447:G:H5'	2.43	0.48
48:BX:40:GLU:O	48:BX:42:GLU:N	2.46	0.48
26:BA:1090:A:C2'	26:BA:1091:G:O5'	2.61	0.48
21:AU:28:LEU:C	21:AU:28:LEU:HD23	2.33	0.48
20:AT:66:ILE:CG2	20:AT:66:ILE:O	2.60	0.48
26:BA:1359:A:N7	26:BA:1373:A:C2	2.81	0.48
24:AX:22:A:C5	24:AX:47:G:C6	3.01	0.48
25:AY:510:VAL:HG11	25:AY:567:LEU:HD13	1.95	0.48

Continued on next page...

Continued from previous page...

Atom-1	Atom-2	Interatomic distance (Å)	Clash overlap (Å)
1:AA:520:A:N1	1:AA:536:C:H1'	2.28	0.48
6:AF:38:ARG:CG	6:AF:39:LEU:N	2.75	0.48
5:AE:56:PRO:O	5:AE:60:GLN:HB2	2.14	0.48
26:BA:2204:G:OP2	27:BC:146:LYS:HE3	2.13	0.48
31:BG:87:GLN:C	31:BG:88:LEU:HD12	2.33	0.48
26:BA:1595:C:O2	26:BA:1595:C:H2'	2.12	0.48
36:BL:68:SER:O	36:BL:69:ARG:HB2	2.13	0.48
26:BA:2485:G:H5''	37:BM:45:GLN:HE21	1.77	0.48
30:BF:71:LYS:HD3	30:BF:72:SER:H	1.78	0.48
32:BH:80:ILE:CD1	32:BH:144:VAL:CG1	2.92	0.48
35:BK:108:ARG:HH12	40:BP:34:GLY:N	2.10	0.48
26:BA:627:A:C5	26:BA:637:A:N7	2.80	0.48
3:AC:134:LYS:O	3:AC:138:GLN:HG3	2.13	0.48
1:AA:735:C:H2'	1:AA:736:C:H6	1.78	0.48
30:BF:168:LEU:O	30:BF:168:LEU:HG	2.13	0.48
26:BA:152:A:C2	26:BA:175:G:C2	3.02	0.48
18:AR:67:LEU:HD23	18:AR:68:PRO:HD3	1.95	0.48
22:AV:173:C:O2	22:AV:173:C:C2'	2.54	0.48
25:AY:626:ALA:HB2	26:BA:2473:U:C6	2.43	0.48
33:BI:17:ALA:CB	33:BI:41:PHE:CE2	2.97	0.48
1:AA:1332:A:N3	1:AA:1332:A:H5'	2.29	0.48
22:AV:343:C:OP1	30:BF:79:ARG:C	2.50	0.48
22:AV:47:G:C4	22:AV:48:C:C5	3.01	0.48
22:AV:16:U:C4	23:AW:110:ARG:NH2	2.81	0.48
1:AA:922:G:C4	1:AA:1398:A:N3	2.55	0.48
1:AA:918:A:C4	1:AA:919:A:C5	3.00	0.48
5:AE:100:GLU:O	5:AE:100:GLU:HG3	2.12	0.48
5:AE:88:HIS:O	5:AE:89:THR:HB	2.13	0.48
22:AV:235:C:O2	22:AV:236:U:C5	2.66	0.48
26:BA:892:A:H2'	26:BA:893:C:H5'	1.92	0.48
26:BA:900:A:H2	26:BA:901:C:H41	1.51	0.48
2:AB:93:HIS:O	2:AB:94:ARG:C	2.52	0.48
22:AV:113:A:H2'	22:AV:114:G:H8	1.69	0.48
25:AY:415:PRO:HG3	25:AY:421:GLN:HG2	1.94	0.48
1:AA:368:U:H6	25:AY:354:ARG:NH1	2.11	0.48
10:AJ:59:LYS:HE3	10:AJ:59:LYS:N	2.26	0.48
26:BA:2170:A:C2	26:BA:2171:A:C5	3.01	0.48
26:BA:1056:G:H4'	26:BA:1086:A:H8	1.77	0.48
26:BA:1103:A:C8	26:BA:1104:C:C5	3.01	0.48
2:AB:206:ILE:O	2:AB:210:THR:HG23	2.13	0.48
6:AF:89:VAL:HG23	6:AF:90:MET:N	2.28	0.48

Continued on next page...

Continued from previous page...

Atom-1	Atom-2	Interatomic distance (Å)	Clash overlap (Å)
24:AX:28:U:H2'	24:AX:29:C:H5''	1.92	0.48
1:AA:409:U:C4	1:AA:410:G:C6	3.02	0.48
4:AD:33:ILE:HG13	4:AD:34:GLU:N	2.28	0.48
26:BA:1417:C:C2'	26:BA:1418:G:H5'	2.43	0.48
2:AB:34:ARG:HE	2:AB:34:ARG:CA	2.27	0.48
37:BM:111:GLU:O	37:BM:111:GLU:OE1	2.31	0.48
1:AA:1215:G:C2	1:AA:1216:A:C8	3.02	0.48
33:BI:56:VAL:O	33:BI:57:VAL:O	2.32	0.48
19:AS:50:VAL:CG2	19:AS:70:LEU:CD1	2.90	0.48
1:AA:1057:G:H4'	3:AC:196:GLY:H	1.78	0.48
26:BA:1925:C:C5'	26:BA:1926:U:C5	2.97	0.48
25:AY:406:GLU:CB	25:AY:407:PRO:CD	2.92	0.48
7:AG:99:ALA:O	7:AG:100:MET:C	2.51	0.48
26:BA:2547:A:H2'	26:BA:2548:U:C6	2.49	0.48
25:AY:510:VAL:CG1	25:AY:567:LEU:HD13	2.42	0.48
25:AY:539:ILE:HD12	25:AY:567:LEU:HD21	1.96	0.48
34:BJ:65:THR:HG23	34:BJ:68:LYS:NZ	2.28	0.48
1:AA:417:G:C6	1:AA:418:C:N4	2.81	0.48
1:AA:725:G:C2'	1:AA:726:C:H5'	2.42	0.48
20:AT:4:LYS:C	20:AT:4:LYS:HE2	2.34	0.48
1:AA:189:A:C6	1:AA:190:A:C2	3.02	0.48
1:AA:951:G:C5	1:AA:1231:G:C6	3.01	0.48
1:AA:595:A:C2	1:AA:641:U:C2	3.01	0.48
6:AF:46:GLN:HA	6:AF:56:LYS:HA	1.94	0.48
39:BO:76:LYS:O	39:BO:77:ALA:C	2.52	0.48
50:BZ:36:GLU:O	50:BZ:37:ARG:HD3	2.14	0.48
1:AA:634:C:C2	1:AA:635:A:C8	3.02	0.48
54:B3:16:THR:HG23	54:B3:20:GLY:C	2.33	0.48
36:BL:117:THR:HG22	36:BL:117:THR:O	2.14	0.48
50:BZ:15:ARG:HD3	50:BZ:15:ARG:N	2.26	0.48
19:AS:18:VAL:HG11	19:AS:42:ASN:OD1	2.13	0.48
22:AV:20:A:H3'	22:AV:21:C:C4	2.37	0.48
22:AV:270:C:H1'	22:AV:293:G:N2	2.29	0.48
22:AV:320:U:O2'	22:AV:321:G:OP1	2.30	0.48
22:AV:38:A:O2'	22:AV:39:A:O5'	2.32	0.48
5:AE:150:GLU:O	5:AE:153:ALA:N	2.47	0.48
22:AV:204:G:O6	22:AV:222:U:OP2	2.30	0.48
26:BA:886:A:O2'	26:BA:887:U:OP1	2.30	0.48
26:BA:874:G:O6	26:BA:904:G:O6	2.30	0.48
2:AB:63:LYS:O	2:AB:65:LYS:CE	2.61	0.48
22:AV:130:C:H4'	22:AV:131:U:OP2	2.13	0.48

Continued on next page...

Continued from previous page...

Atom-1	Atom-2	Interatomic distance (Å)	Clash overlap (Å)
26:BA:2093:G:H1'	26:BA:2225:A:N6	2.29	0.48
25:AY:422:GLU:O	25:AY:425:SER:N	2.47	0.48
24:AX:54:G:N2	24:AX:62:C:H42	2.11	0.48
25:AY:289:ILE:O	25:AY:301:ILE:HG12	2.13	0.48
26:BA:790:U:O5'	26:BA:790:U:C2'	2.62	0.48
3:AC:10:ARG:O	3:AC:12:GLY:N	2.46	0.48
33:BI:100:ILE:HG22	33:BI:104:GLN:HB2	1.95	0.48
26:BA:1838:C:H4'	26:BA:1839:G:C8	2.48	0.48
9:AI:29:ILE:HG22	9:AI:64:ILE:HD11	1.96	0.48
33:BI:33:ASN:C	33:BI:35:MET:H	2.16	0.48
23:AW:72:ASP:CB	23:AW:75:ARG:HH21	2.24	0.48
13:AM:70:ARG:HD2	13:AM:74:MET:CE	2.43	0.48
1:AA:1129:C:H5''	9:AI:17:ARG:NH1	2.28	0.48
26:BA:1359:A:C8	26:BA:1373:A:N1	2.81	0.48
1:AA:763:G:H2'	1:AA:764:C:O5'	2.14	0.48
49:BY:9:LYS:H	49:BY:12:GLU:HB2	1.79	0.48
44:BT:8:LEU:HD22	49:BY:22:LEU:HA	1.95	0.48
6:AF:38:ARG:HB3	6:AF:63:ASN:HB2	1.94	0.48
26:BA:275:C:C4	26:BA:276:U:H6	2.31	0.48
1:AA:1020:G:H2'	1:AA:1020:G:N3	2.28	0.48
27:BC:170:TYR:CD2	27:BC:184:GLU:CA	2.96	0.48
27:BC:156:SER:O	27:BC:194:VAL:CG1	2.62	0.48
26:BA:96:C:H4'	49:BY:41:HIS:CG	2.48	0.48
26:BA:2516:A:C6	26:BA:2517:C:N4	2.82	0.48
25:AY:315:LYS:HD2	25:AY:317:MET:HG3	1.95	0.48
26:BA:2660:A:C2	26:BA:2661:G:H1'	2.49	0.48
1:AA:160:A:H1'	1:AA:344:A:N7	2.29	0.48
26:BA:473:G:C2'	26:BA:474:G:O5'	2.61	0.48
27:BC:250:GLN:HB3	27:BC:254:LYS:HB2	1.96	0.48
1:AA:1296:C:H4'	1:AA:1302:C:H41	1.78	0.48
1:AA:859:G:H2'	1:AA:860:A:C8	2.49	0.48
26:BA:1561:C:H2'	26:BA:1562:U:C6	2.48	0.48
37:BM:24:THR:CG2	37:BM:24:THR:O	2.60	0.48
34:BJ:73:VAL:HG12	34:BJ:75:TYR:CE2	2.48	0.48
39:BO:49:VAL:HG12	39:BO:49:VAL:O	2.11	0.48
26:BA:565:C:H4'	26:BA:1253:A:N6	2.29	0.48
26:BA:1348:C:H2'	26:BA:1349:C:H5'	1.95	0.48
29:BE:84:THR:HG22	29:BE:85:PHE:CG	2.48	0.48
25:AY:637:ARG:O	25:AY:638:GLY:C	2.52	0.48
1:AA:1238:A:N3	1:AA:1241:G:H1'	2.29	0.48
1:AA:1300:G:C4	1:AA:1334:G:C6	3.01	0.48

Continued on next page...

Continued from previous page...

Atom-1	Atom-2	Interatomic distance (Å)	Clash overlap (Å)
22:AV:257:U:N3	22:AV:258:G:N1	2.60	0.48
23:AW:83:LYS:O	23:AW:86:LEU:HD22	2.13	0.48
3:AC:54:ILE:O	3:AC:54:ILE:CD1	2.61	0.48
26:BA:876:C:C3'	26:BA:877:A:C8	2.96	0.48
2:AB:110:ILE:CD1	2:AB:150:ILE:HG12	2.43	0.48
22:AV:120:U:O2	22:AV:120:U:O4'	2.30	0.48
26:BA:2136:G:H1	26:BA:2155:U:H3	1.61	0.48
25:AY:451:ILE:HG23	25:AY:451:ILE:O	2.13	0.48
25:AY:451:ILE:HG23	25:AY:459:LEU:HD23	1.95	0.48
17:AQ:12:VAL:HG12	17:AQ:21:VAL:HG13	1.96	0.48
23:AW:27:LYS:CD	23:AW:30:GLU:OE1	2.56	0.48
19:AS:11:ASP:OD1	19:AS:36:ARG:HD2	2.13	0.48
31:BG:73:SER:HA	31:BG:76:ILE:HG12	1.95	0.48
11:AK:87:GLY:H	11:AK:113:THR:CG2	2.27	0.48
16:AP:10:GLY:O	16:AP:11:ALA:HB2	2.11	0.48
33:BI:102:ARG:HA	33:BI:141:ASP:OD2	2.14	0.48
13:AM:40:GLU:HG3	13:AM:41:ASP:H	1.77	0.48
26:BA:1721:G:C6	26:BA:1738:G:C6	3.01	0.48
26:BA:1737:G:C6	26:BA:1738:G:C2	3.01	0.48
14:AN:43:ASN:OD1	14:AN:47:LYS:NZ	2.47	0.48
37:BM:36:VAL:HG23	37:BM:129:THR:CG2	2.42	0.48
6:AF:18:VAL:CB	6:AF:19:PRO:CD	2.87	0.48
28:BD:4:LEU:HD11	28:BD:96:ILE:HG22	1.95	0.48
44:BT:31:VAL:HA	44:BT:83:ALA:O	2.13	0.48
1:AA:872:A:C4	1:AA:874:G:N7	2.82	0.48
27:BC:128:THR:C	27:BC:129:LEU:HD23	2.34	0.48
1:AA:769:G:C2'	1:AA:770:C:O5'	2.62	0.48
1:AA:158:G:C2'	1:AA:159:G:H5''	2.43	0.48
6:AF:39:LEU:HD13	6:AF:40:GLU:N	2.29	0.48
32:BH:1:MET:SD	32:BH:3:VAL:CG1	3.02	0.48
26:BA:1665:A:N3	35:BK:1:MET:CE	2.76	0.48
29:BE:134:LEU:HD23	29:BE:160:ALA:O	2.13	0.48
30:BF:94:ARG:HB3	30:BF:94:ARG:NH1	2.29	0.48
35:BK:70:ARG:CD	35:BK:76:VAL:HG22	2.43	0.48
8:AH:15:ASN:O	8:AH:16:GLY:C	2.52	0.48
26:BA:734:A:C5	26:BA:735:A:C8	3.01	0.48
25:AY:507:TYR:CD1	25:AY:507:TYR:C	2.86	0.48
26:BA:225:C:C2'	26:BA:226:A:H5'	2.44	0.48
29:BE:3:LEU:CD1	29:BE:14:VAL:HG21	2.44	0.48
26:BA:2491:U:H5'	26:BA:2570:G:H5'	1.95	0.48
26:BA:1707:G:H2'	26:BA:1708:C:O4'	2.14	0.48

Continued on next page...

Continued from previous page...

Atom-1	Atom-2	Interatomic distance (Å)	Clash overlap (Å)
26:BA:2655:G:O2'	26:BA:2656:U:OP2	2.32	0.48
42:BR:68:ARG:HG2	42:BR:92:TRP:CE3	2.49	0.48
56:BB:2:G:N3	56:BB:2:G:H2'	2.29	0.48
25:AY:73:PHE:CE2	25:AY:78:ARG:HB2	2.49	0.48
26:BA:1637:A:H5'	26:BA:1760:C:O2'	2.14	0.48
23:AW:59:TYR:HE1	23:AW:73:PRO:HB3	1.74	0.48
22:AV:175:A:C2	22:AV:176:G:N7	2.82	0.48
1:AA:1241:G:H2'	1:AA:1242:G:H8	1.78	0.48
9:AI:129:ARG:HG3	9:AI:129:ARG:OXT	2.12	0.48
22:AV:44:C:P	22:AV:264:U:OP1	2.71	0.48
5:AE:81:GLN:NE2	5:AE:149:PRO:CD	2.77	0.48
22:AV:162:A:C2	22:AV:163:G:C5	3.02	0.48
22:AV:247:A:C5'	22:AV:248:G:H5'	2.43	0.48
1:AA:1096:C:HO2'	1:AA:1170:A:C2'	2.26	0.48
2:AB:129:THR:HB	2:AB:131:LYS:HB3	1.94	0.48
26:BA:2093:G:C2'	26:BA:2198:A:N1	2.66	0.48
1:AA:1494:G:C2	1:AA:1495:U:C6	3.01	0.48
25:AY:125:ALA:C	25:AY:127:LYS:H	2.17	0.48
25:AY:125:ALA:C	25:AY:127:LYS:N	2.66	0.48
19:AS:5:LYS:HD2	19:AS:6:LYS:HG2	1.94	0.48
24:AX:48:U:N1	24:AX:51:U:OP1	2.47	0.48
25:AY:523:PHE:CE1	25:AY:550:MET:SD	3.07	0.48
1:AA:1059:C:H2'	1:AA:1060:U:H6	1.78	0.48
1:AA:972:C:C4'	10:AJ:59:LYS:HE2	2.39	0.48
10:AJ:65:TYR:HB2	14:AN:96:LEU:HD11	1.96	0.48
11:AK:30:ILE:C	11:AK:30:ILE:HD12	2.34	0.48
25:AY:289:ILE:CD1	25:AY:331:TYR:CZ	2.97	0.48
26:BA:2748:A:C1'	31:BG:66:THR:HG22	2.39	0.48
6:AF:3:HIS:CB	6:AF:92:THR:HG23	2.43	0.48
24:AX:11:A:H61	24:AX:25:U:H3	1.62	0.48
46:BV:4:ILE:HG13	46:BV:50:MET:HE1	1.96	0.48
4:AD:117:VAL:O	4:AD:130:ASN:HB2	2.14	0.48
11:AK:125:LYS:C	21:AU:33:ARG:NH2	2.67	0.48
1:AA:193:C:H2'	1:AA:194:C:H6	1.78	0.48
20:AT:54:GLN:HB3	20:AT:55:PRO:HD3	1.94	0.48
29:BE:192:ALA:O	29:BE:193:VAL:C	2.52	0.48
26:BA:1871:A:N7	26:BA:1872:A:N1	2.61	0.48
26:BA:2102:G:C5	26:BA:2103:C:C5	3.02	0.48
3:AC:51:VAL:HA	3:AC:69:THR:HA	1.95	0.48
25:AY:514:VAL:HG21	25:AY:593:ALA:HB1	1.94	0.48
30:BF:48:LEU:HA	30:BF:51:ASN:ND2	2.28	0.48

Continued on next page...

Continued from previous page...

Atom-1	Atom-2	Interatomic distance (Å)	Clash overlap (Å)
26:BA:528:A:C3'	26:BA:528:A:C8	2.97	0.48
26:BA:2785:C:O2'	28:BD:67:HIS:CD2	2.62	0.48
18:AR:48:ALA:O	18:AR:49:LYS:C	2.52	0.48
39:BO:31:THR:HG23	56:BB:29:A:OP2	2.14	0.48
1:AA:399:G:H2'	1:AA:400:C:H6	1.77	0.48
27:BC:96:LYS:HE2	27:BC:96:LYS:HA	1.95	0.48
26:BA:1979:U:C2'	26:BA:1980:G:H5'	2.44	0.48
8:AH:24:VAL:CG1	8:AH:62:LEU:HD21	2.44	0.48
26:BA:1599:U:H2'	26:BA:1600:C:C6	2.48	0.48
13:AM:88:LEU:O	13:AM:92:ARG:HG3	2.13	0.48
30:BF:147:ARG:CG	30:BF:148:VAL:N	2.76	0.48
26:BA:1385:A:O2'	26:BA:1396:U:O2	2.31	0.48
26:BA:687:C:H1'	53:B2:4:THR:HG22	1.95	0.48
15:AO:45:HIS:C	15:AO:47:LYS:H	2.17	0.48
1:AA:1519:A:C8	1:AA:1520:C:H1'	2.49	0.48
48:BX:69:GLU:O	48:BX:73:ARG:HG2	2.13	0.48
26:BA:1361:G:C6	26:BA:1362:C:N4	2.81	0.48
23:AW:62:PRO:CB	23:AW:70:ASN:ND2	2.77	0.48
1:AA:1235:U:H2'	1:AA:1236:A:O5'	2.13	0.48
22:AV:303:G:OP2	22:AV:304:C:OP2	2.32	0.48
23:AW:52:GLU:CG	23:AW:54:TYR:HE1	2.25	0.48
23:AW:93:VAL:O	23:AW:98:LEU:N	2.46	0.48
1:AA:1079:G:C2'	1:AA:1080:A:C8	2.97	0.48
1:AA:1397:C:H3'	1:AA:1398:A:H5''	1.95	0.48
22:AV:199:C:C3'	22:AV:200:G:N7	2.75	0.48
22:AV:231:A:C2	22:AV:232:A:C6	3.01	0.48
26:BA:866:A:C4	26:BA:867:C:C5	3.01	0.48
1:AA:55:A:H2'	1:AA:56:U:O4'	2.14	0.48
1:AA:1103:C:C2'	1:AA:1104:G:O5'	2.62	0.48
26:BA:2149:U:H2'	26:BA:2150:C:C6	2.49	0.48
25:AY:17:ILE:N	25:AY:17:ILE:CD1	2.77	0.48
25:AY:217:VAL:HG22	25:AY:242:LEU:HD21	1.95	0.48
3:AC:147:GLY:CA	3:AC:171:ARG:H	2.27	0.48
1:AA:1377:A:N3	7:AG:6:ILE:HD11	2.29	0.48
1:AA:1350:A:OP2	9:AI:119:LYS:HE2	2.14	0.48
10:AJ:65:TYR:OH	14:AN:85:ARG:CD	2.62	0.48
23:AW:26:LEU:HD13	23:AW:34:LEU:CD1	2.40	0.48
21:AU:16:ARG:C	21:AU:18:PHE:H	2.15	0.48
26:BA:1084:A:C5	26:BA:1085:A:N6	2.82	0.48
42:BR:51:VAL:CB	42:BR:52:PRO:CD	2.92	0.48
1:AA:140:U:H2'	1:AA:141:G:O5'	2.13	0.48

Continued on next page...

Continued from previous page...

Atom-1	Atom-2	Interatomic distance (Å)	Clash overlap (Å)
10:AJ:25:ILE:HG22	10:AJ:26:VAL:N	2.28	0.48
1:AA:478:A:H2'	1:AA:479:U:O5'	2.14	0.48
4:AD:162:GLU:HA	4:AD:166:LYS:CD	2.44	0.48
16:AP:53:ASP:O	16:AP:57:ILE:HG13	2.14	0.48
16:AP:6:LEU:HG	16:AP:17:TYR:CB	2.44	0.48
16:AP:72:ALA:HA	16:AP:75:ILE:HD11	1.95	0.48
38:BN:49:GLU:HB2	38:BN:50:PRO:HD3	1.96	0.48
2:AB:26:MET:CE	2:AB:29:PHE:CD2	2.97	0.48
26:BA:359:G:C6	26:BA:360:U:C6	3.01	0.48
20:AT:8:LYS:O	20:AT:9:ARG:C	2.50	0.48
26:BA:2032:G:N1	26:BA:2572:A:C8	2.82	0.48
25:AY:652:MET:HE2	25:AY:655:TYR:HB2	1.96	0.48
4:AD:167:PRO:HB2	4:AD:170:LEU:HD11	1.95	0.48
26:BA:1924:C:H3'	26:BA:1925:C:C5'	2.44	0.48
1:AA:244:U:O2	1:AA:894:G:H1'	2.13	0.48
24:AX:22:A:C6	24:AX:47:G:C5	3.02	0.48
12:AL:49:ARG:HG3	12:AL:89:LEU:HD11	1.96	0.48
5:AE:32:PHE:N	5:AE:32:PHE:CD2	2.82	0.48
1:AA:575:G:H4'	1:AA:576:C:OP1	2.14	0.48
3:AC:205:GLU:OE2	3:AC:205:GLU:HA	2.14	0.48
29:BE:177:PRO:O	29:BE:178:VAL:C	2.51	0.48
26:BA:2415:G:H2'	26:BA:2416:C:O5'	2.14	0.48
32:BH:66:ASN:CG	32:BH:138:VAL:HG21	2.34	0.48
5:AE:37:VAL:HA	5:AE:47:PHE:HA	1.95	0.48
26:BA:1880:U:H2'	26:BA:1881:C:C6	2.49	0.48
16:AP:44:SER:OG	16:AP:46:LYS:HG3	2.14	0.48
26:BA:1319:C:C2'	26:BA:1320:C:H5'	2.44	0.48
28:BD:125:TRP:CD2	28:BD:160:LYS:HD2	2.48	0.48
26:BA:684:G:C6	26:BA:774:G:C4	3.02	0.48
27:BC:90:ILE:HD12	27:BC:102:TYR:CD1	2.49	0.48
21:AU:32:ARG:HG2	21:AU:32:ARG:HH11	1.78	0.48
37:BM:74:THR:O	37:BM:75:GLU:HG3	2.13	0.48
1:AA:915:A:H2'	1:AA:916:U:H5'	1.96	0.48
1:AA:49:U:O2'	1:AA:50:A:H2'	2.14	0.48
8:AH:88:LYS:HG3	8:AH:89:ASP:N	2.28	0.48
22:AV:40:G:C5	22:AV:316:A:N3	2.82	0.48
22:AV:63:C:C5	22:AV:73:A:N1	2.82	0.48
24:AX:40:C:C2'	24:AX:41:C:H5'	2.39	0.48
1:AA:1505:G:H4'	1:AA:1506:U:H5''	1.96	0.48
1:AA:11:G:C2	1:AA:24:U:O2	2.66	0.48
11:AK:95:THR:HG23	11:AK:96:ILE:H	1.79	0.48

Continued on next page...

Continued from previous page...

Atom-1	Atom-2	Interatomic distance (Å)	Clash overlap (Å)
26:BA:907:G:O3'	37:BM:22:GLN:CB	2.62	0.48
26:BA:869:G:O6	26:BA:909:A:N6	2.46	0.48
22:AV:113:A:C6	22:AV:114:G:O6	2.67	0.48
25:AY:639:ASN:CB	33:BI:29:GLN:CG	2.83	0.48
25:AY:282:SER:O	25:AY:286:ILE:HD13	2.14	0.48
17:AQ:16:MET:C	17:AQ:19:SER:HB3	2.34	0.48
23:AW:28:GLY:HA2	23:AW:31:VAL:HG23	1.96	0.48
1:AA:1310:G:O6	1:AA:1327:C:N4	2.44	0.48
26:BA:1056:G:HO2'	26:BA:1086:A:H8	1.61	0.48
1:AA:657:U:O2	1:AA:657:U:C2'	2.62	0.48
13:AM:18:LEU:HD12	13:AM:32:ILE:HG21	1.96	0.48
13:AM:53:ASP:HB3	13:AM:56:ARG:HH21	1.79	0.48
1:AA:1432:G:P	40:BP:105:LYS:HG2	2.53	0.48
2:AB:24:PRO:C	2:AB:26:MET:H	2.16	0.48
9:AI:43:ALA:C	9:AI:45:MET:H	2.17	0.48
26:BA:587:C:N3	36:BL:33:ARG:NH2	2.61	0.48
26:BA:142:A:C8	26:BA:142:A:OP2	2.67	0.48
45:BU:70:ALA:HB3	45:BU:79:ALA:HB1	1.95	0.48
26:BA:1520:U:O2	26:BA:1520:U:H2'	2.13	0.48
3:AC:154:GLY:HA2	3:AC:163:ARG:N	2.29	0.48
1:AA:1057:G:O2'	3:AC:196:GLY:HA3	2.13	0.48
26:BA:994:C:H1'	42:BR:10:LYS:HE3	1.95	0.48
1:AA:212:G:H2'	1:AA:213:G:C8	2.48	0.48
6:AF:40:GLU:HB2	6:AF:42:TRP:HE1	1.78	0.48
1:AA:737:C:H2'	1:AA:738:C:C6	2.44	0.48
30:BF:105:ILE:CD1	30:BF:138:PRO:HG3	2.44	0.48
26:BA:371:A:H5'	26:BA:423:A:C2	2.48	0.48
30:BF:30:VAL:CG2	30:BF:30:VAL:O	2.62	0.48
31:BG:102:ILE:HD12	31:BG:147:LEU:HD11	1.95	0.48
26:BA:460:A:P	53:B2:41:ARG:HH12	2.37	0.48
26:BA:2207:C:H2'	26:BA:2208:C:H6	1.78	0.48
26:BA:2287:A:C4	26:BA:2289:G:N7	2.82	0.48
11:AK:82:GLU:HG3	11:AK:108:ASN:HD22	1.77	0.48
35:BK:47:ILE:HB	35:BK:48:PRO:HD3	1.96	0.48
1:AA:859:G:C2'	1:AA:860:A:O5'	2.62	0.48
38:BN:36:THR:HG23	38:BN:37:THR:N	2.29	0.48
30:BF:135:ILE:N	30:BF:135:ILE:HD12	2.29	0.48
46:BV:66:ASP:O	46:BV:67:GLY:C	2.52	0.48
26:BA:967:U:H2'	26:BA:968:C:C6	2.48	0.48
5:AE:125:LYS:HG3	5:AE:126:ALA:N	2.29	0.48
5:AE:83:PRO:CA	5:AE:97:PRO:HD3	2.44	0.48

Continued on next page...

Continued from previous page...

Atom-1	Atom-2	Interatomic distance (Å)	Clash overlap (Å)
26:BA:691:C:O2'	26:BA:692:C:H5'	2.14	0.48
1:AA:130:A:N7	17:AQ:64:ARG:HB2	2.29	0.48
38:BN:28:LEU:HD12	38:BN:28:LEU:O	2.14	0.48
22:AV:171:A:C4	22:AV:172:U:C4	3.02	0.47
33:BI:15:GLY:CA	33:BI:50:LYS:HB3	2.41	0.47
1:AA:1304:G:C6	1:AA:1305:G:N2	2.82	0.47
22:AV:29:G:C2'	22:AV:30:C:C5'	2.86	0.47
22:AV:334:A:O3'	22:AV:335:C:N3	2.47	0.47
22:AV:60:U:N3	22:AV:63:C:H5	2.06	0.47
24:AX:40:C:C4	24:AX:41:C:C5	3.02	0.47
22:AV:344:A:O2'	30:BF:77:LYS:HG2	2.14	0.47
11:AK:96:ILE:HA	11:AK:99:LEU:HD23	1.96	0.47
22:AV:167:G:C2	22:AV:168:G:C5	3.02	0.47
24:AX:77:A:C5	26:BA:2421:G:C3'	2.97	0.47
24:AX:51:U:H3'	24:AX:52:C:C5	2.49	0.47
25:AY:9:LEU:HD23	25:AY:10:LYS:N	2.28	0.47
1:AA:1085:U:C6	1:AA:1094:G:N1	2.80	0.47
26:BA:1104:C:OP2	26:BA:1104:C:C6	2.67	0.47
26:BA:278:A:H2'	26:BA:278:A:N3	2.29	0.47
1:AA:1160:G:O2'	1:AA:1161:C:P	2.72	0.47
1:AA:439:U:C5	1:AA:440:C:H5	2.32	0.47
26:BA:1420:A:HO2'	26:BA:1421:G:H5'	1.77	0.47
1:AA:503:C:H6	1:AA:503:C:O5'	1.97	0.47
26:BA:2196:C:O2'	26:BA:2197:U:H5'	2.14	0.47
1:AA:72:A:N6	1:AA:73:C:N4	2.62	0.47
9:AI:22:PRO:HA	9:AI:60:LEU:HB3	1.96	0.47
26:BA:1872:A:H2'	26:BA:1873:G:O4'	2.13	0.47
26:BA:1482:G:C2	26:BA:1483:G:C5	3.02	0.47
19:AS:12:LEU:O	19:AS:13:HIS:C	2.51	0.47
25:AY:128:TYR:O	25:AY:129:LYS:CB	2.60	0.47
25:AY:99:ARG:CZ	25:AY:128:TYR:HB2	2.44	0.47
5:AE:158:LYS:OXT	8:AH:46:GLU:OE2	2.31	0.47
1:AA:1352:C:H2'	1:AA:1353:G:C8	2.49	0.47
56:BB:65:U:H6	56:BB:65:U:O5'	1.97	0.47
1:AA:198:G:C6	1:AA:199:A:N7	2.82	0.47
26:BA:2221:G:H2'	26:BA:2222:C:H5'	1.95	0.47
1:AA:745:G:O2'	1:AA:746:A:H5'	2.14	0.47
26:BA:1747:U:H2'	26:BA:1748:C:C6	2.48	0.47
1:AA:609:A:H8	1:AA:609:A:O5'	1.97	0.47
41:BQ:56:PHE:O	41:BQ:57:ARG:C	2.52	0.47
26:BA:1716:U:C2'	26:BA:1717:A:H5'	2.44	0.47

Continued on next page...

Continued from previous page...

Atom-1	Atom-2	Interatomic distance (Å)	Clash overlap (Å)
26:BA:1281:G:C2	26:BA:1290:C:C2	3.02	0.47
30:BF:71:LYS:HA	30:BF:71:LYS:HE2	1.96	0.47
36:BL:106:GLU:HB3	36:BL:107:PHE:CE2	2.48	0.47
54:B3:49:VAL:HG12	54:B3:53:ASP:HB2	1.96	0.47
1:AA:335:C:O2'	1:AA:336:A:H5'	2.14	0.47
26:BA:2774:C:H2'	26:BA:2775:G:O4'	2.14	0.47
26:BA:742:A:H2'	26:BA:743:A:C8	2.49	0.47
6:AF:82:ASP:OD1	6:AF:82:ASP:N	2.47	0.47
2:AB:9:LEU:HG	2:AB:11:ALA:H	1.78	0.47
48:BX:76:LYS:HE3	48:BX:77:TYR:H	1.79	0.47
25:AY:633:GLY:HA3	26:BA:1068:G:H8	1.67	0.47
26:BA:1076:C:H2'	26:BA:1077:A:O4'	2.14	0.47
22:AV:17:U:H1'	23:AW:112:TYR:CD1	2.48	0.47
22:AV:31:G:C6	22:AV:34:A:H5'	2.43	0.47
22:AV:45:A:C2	22:AV:46:U:C5	3.02	0.47
22:AV:45:A:N3	22:AV:46:U:C6	2.83	0.47
26:BA:2303:G:C4	26:BA:2304:G:C8	3.02	0.47
30:BF:73:VAL:HG22	30:BF:78:ILE:CD1	2.44	0.47
5:AE:115:GLU:CD	5:AE:115:GLU:C	2.73	0.47
22:AV:164:G:OP1	22:AV:165:A:OP2	2.33	0.47
22:AV:166:C:C2	22:AV:167:G:N7	2.82	0.47
22:AV:247:A:O5'	22:AV:247:A:H8	1.96	0.47
2:AB:193:ASP:C	2:AB:195:VAL:N	2.66	0.47
3:AC:171:ARG:C	3:AC:172:VAL:CG2	2.82	0.47
1:AA:982:U:OP1	14:AN:70:PRO:HG2	2.15	0.47
31:BG:8:VAL:CG1	31:BG:49:LEU:CB	2.83	0.47
11:AK:22:ILE:HG13	11:AK:22:ILE:O	2.14	0.47
25:AY:513:LYS:HB3	25:AY:566:THR:HB	1.95	0.47
42:BR:51:VAL:HB	42:BR:52:PRO:HD3	1.94	0.47
1:AA:623:C:H2'	1:AA:624:C:H5'	1.96	0.47
3:AC:13:ILE:HG12	3:AC:13:ILE:O	2.14	0.47
1:AA:656:G:C4	1:AA:657:U:C5	3.02	0.47
1:AA:407:U:O2'	4:AD:112:GLU:HG3	2.13	0.47
21:AU:40:PRO:O	21:AU:44:ARG:HD3	2.13	0.47
20:AT:53:MET:HA	20:AT:56:ILE:CG2	2.44	0.47
1:AA:79:G:H2'	1:AA:80:A:O4'	2.15	0.47
9:AI:49:GLN:HE22	9:AI:79:ARG:NH1	2.12	0.47
17:AQ:20:ILE:HD13	17:AQ:47:ASP:OD1	2.14	0.47
9:AI:60:LEU:HD23	9:AI:60:LEU:N	2.28	0.47
9:AI:85:ALA:C	9:AI:87:MET:N	2.64	0.47
26:BA:84:A:H62	26:BA:101:A:H2	1.63	0.47

Continued on next page...

Continued from previous page...

Atom-1	Atom-2	Interatomic distance (Å)	Clash overlap (Å)
33:BI:71:LYS:N	33:BI:71:LYS:HD2	2.27	0.47
31:BG:25:ILE:O	31:BG:78:VAL:CG1	2.62	0.47
44:BT:56:GLU:HB2	44:BT:88:LYS:H	1.77	0.47
32:BH:76:GLU:O	32:BH:143:ILE:HB	2.14	0.47
1:AA:591:U:H2'	1:AA:592:G:H8	1.79	0.47
32:BH:57:LYS:HG2	32:BH:58:LEU:HG	1.96	0.47
49:BY:22:LEU:HG	49:BY:23:ARG:H	1.78	0.47
48:BX:17:ARG:HA	48:BX:17:ARG:HD2	1.76	0.47
26:BA:1547:C:C2'	26:BA:1548:A:O5'	2.62	0.47
48:BX:10:ARG:HB2	48:BX:11:PRO:HD2	1.95	0.47
26:BA:2591:C:H2'	26:BA:2592:G:C8	2.49	0.47
44:BT:12:ARG:HH21	49:BY:29:ARG:NH2	2.12	0.47
27:BC:159:THR:N	27:BC:194:VAL:CG1	2.77	0.47
10:AJ:6:ILE:HD13	10:AJ:76:ILE:HB	1.96	0.47
26:BA:1392:A:N6	44:BT:18:GLU:CG	2.77	0.47
25:AY:315:LYS:HZ3	25:AY:317:MET:HG2	1.78	0.47
1:AA:1259:C:N4	1:AA:1260:G:C4	2.82	0.47
45:BU:71:ILE:O	45:BU:71:ILE:HG12	2.14	0.47
1:AA:20:U:H2'	1:AA:21:G:H5'	1.95	0.47
26:BA:1139:G:O3'	34:BJ:26:GLY:CA	2.62	0.47
29:BE:7:ASP:C	29:BE:9:GLN:H	2.18	0.47
3:AC:2:GLN:C	3:AC:3:LYS:HG2	2.35	0.47
26:BA:2348:U:H2'	26:BA:2349:G:O4'	2.14	0.47
26:BA:1079:C:C2	26:BA:1080:A:C8	3.03	0.47
26:BA:1081:U:C6	26:BA:1081:U:OP2	2.66	0.47
33:BI:42:ASN:HB3	33:BI:46:ASP:OD1	2.14	0.47
1:AA:1339:A:N3	24:AX:32:G:C4'	2.69	0.47
22:AV:11:C:O2'	22:AV:12:U:OP2	2.33	0.47
22:AV:28:U:C2	22:AV:29:G:C6	3.02	0.47
22:AV:49:C:O2	22:AV:303:G:N3	2.48	0.47
23:AW:108:ASN:CG	23:AW:114:LYS:HZ2	2.17	0.47
1:AA:923:A:H2'	1:AA:924:C:O4'	2.15	0.47
1:AA:922:G:O2'	5:AE:25:LYS:CA	2.62	0.47
11:AK:96:ILE:HD12	11:AK:96:ILE:C	2.35	0.47
22:AV:168:G:C2	22:AV:169:G:C5	3.02	0.47
26:BA:867:C:C4	26:BA:868:U:C4	3.01	0.47
26:BA:875:G:H8	26:BA:875:G:O5'	1.97	0.47
2:AB:134:LEU:HA	2:AB:137:THR:OG1	2.14	0.47
2:AB:49:PHE:CB	2:AB:212:TYR:OH	2.62	0.47
25:AY:214:GLU:O	25:AY:218:GLU:N	2.42	0.47
25:AY:89:ASP:HB2	25:AY:90:PHE:H	1.37	0.47

Continued on next page...

Continued from previous page...

Atom-1	Atom-2	Interatomic distance (Å)	Clash overlap (Å)
1:AA:1068:G:N7	1:AA:1094:G:H2'	2.29	0.47
1:AA:1061:G:OP2	3:AC:1:GLY:O	2.32	0.47
25:AY:351:ARG:O	25:AY:351:ARG:HG3	2.13	0.47
11:AK:109:ILE:HG22	21:AU:16:ARG:HE	1.79	0.47
4:AD:169:TRP:HB3	4:AD:183:ARG:CZ	2.43	0.47
26:BA:1057:A:N6	26:BA:1086:A:O3'	2.47	0.47
26:BA:361:G:O2'	26:BA:362:A:O5'	2.30	0.47
1:AA:146:G:C2'	1:AA:147:G:H5'	2.44	0.47
1:AA:554:A:H2'	1:AA:555:U:C6	2.49	0.47
25:AY:416:LYS:NZ	25:AY:417:THR:HG23	2.29	0.47
1:AA:1175:G:O2'	1:AA:1176:A:H5'	2.14	0.47
1:AA:430:A:OP2	4:AD:7:LYS:HG2	2.14	0.47
4:AD:97:LEU:CD2	4:AD:117:VAL:HG11	2.44	0.47
35:BK:109:SER:O	35:BK:112:PHE:N	2.46	0.47
1:AA:69:G:H2'	1:AA:70:U:C6	2.49	0.47
26:BA:1408:G:C2'	26:BA:1409:U:H5'	2.44	0.47
26:BA:1592:C:H2'	26:BA:1593:A:C8	2.49	0.47
36:BL:28:GLY:C	36:BL:29:LYS:O	2.51	0.47
26:BA:1734:G:C5	26:BA:1735:A:N7	2.82	0.47
26:BA:1871:A:C8	26:BA:1872:A:C2	3.03	0.47
26:BA:479:A:HO2'	26:BA:481:G:H8	1.61	0.47
1:AA:885:G:O2'	1:AA:914:A:N1	2.27	0.47
55:B4:36:ARG:CG	55:B4:37:GLN:H	2.26	0.47
3:AC:166:TRP:O	3:AC:166:TRP:HE3	1.98	0.47
28:BD:12:THR:HG21	40:BP:8:GLU:CG	2.45	0.47
1:AA:806:C:O2	1:AA:807:A:C8	2.67	0.47
28:BD:85:ALA:O	28:BD:86:GLU:O	2.31	0.47
26:BA:2223:G:C3'	26:BA:2224:G:H5'	2.45	0.47
26:BA:1234:U:H6	26:BA:1234:U:O5'	1.97	0.47
4:AD:2:ARG:CZ	4:AD:114:ARG:CD	2.92	0.47
1:AA:417:G:C2	1:AA:418:C:C2	3.02	0.47
26:BA:535:G:H2'	26:BA:536:G:H5'	1.94	0.47
30:BF:30:VAL:HG23	30:BF:95:MET:SD	2.55	0.47
1:AA:157:U:H1'	1:AA:165:G:N2	2.29	0.47
15:AO:49:HIS:O	15:AO:52:ARG:HB3	2.15	0.47
26:BA:368:A:H8	26:BA:368:A:O5'	1.97	0.47
26:BA:21:A:C2'	26:BA:22:C:O5'	2.63	0.47
26:BA:1:G:H8	26:BA:1:G:OP2	1.97	0.47
26:BA:1348:C:H2'	26:BA:1349:C:C5'	2.45	0.47
15:AO:45:HIS:O	15:AO:47:LYS:N	2.48	0.47
20:AT:2:ASN:O	20:AT:3:ILE:C	2.52	0.47

Continued on next page...

Continued from previous page...

Atom-1	Atom-2	Interatomic distance (Å)	Clash overlap (Å)
4:AD:171:GLU:HG2	4:AD:182:LYS:NZ	2.29	0.47
12:AL:105:GLY:HA3	12:AL:117:GLY:O	2.14	0.47
16:AP:28:ARG:HG2	16:AP:29:ASN:OD1	2.14	0.47
29:BE:144:GLU:OE2	29:BE:166:LYS:HD3	2.13	0.47
1:AA:1230:C:H6	1:AA:1230:C:O5'	1.97	0.47
26:BA:1075:C:H3'	26:BA:1075:C:C6	2.49	0.47
1:AA:1238:A:H2	1:AA:1241:G:N3	2.11	0.47
22:AV:260:C:H2'	22:AV:261:G:C8	2.50	0.47
22:AV:310:G:C2	22:AV:311:U:O4	2.64	0.47
22:AV:335:C:OP1	22:AV:335:C:C6	2.67	0.47
1:AA:1507:A:C5	1:AA:1530:G:C6	3.03	0.47
5:AE:100:GLU:HB2	5:AE:121:ASN:HB3	1.95	0.47
5:AE:104:ILE:HA	5:AE:122:VAL:HG23	1.94	0.47
22:AV:240:U:H4'	22:AV:240:U:OP1	2.14	0.47
26:BA:880:G:C4'	26:BA:899:A:H61	2.27	0.47
26:BA:907:G:H2'	26:BA:908:C:C6	2.50	0.47
22:AV:247:A:C5'	22:AV:248:G:OP1	2.54	0.47
22:AV:118:C:H2'	22:AV:119:U:C5'	2.43	0.47
32:BH:24:GLY:O	32:BH:25:TYR:C	2.51	0.47
1:AA:1410:A:O2'	1:AA:1411:C:C5'	2.61	0.47
25:AY:170:ARG:HH22	25:AY:208:GLN:HE22	1.62	0.47
1:AA:1313:U:C2	1:AA:1314:C:C5	3.02	0.47
24:AX:49:C:P	24:AX:49:C:C6	3.08	0.47
25:AY:561:VAL:O	25:AY:562:ASP:HB2	2.13	0.47
1:AA:1377:A:C5	7:AG:6:ILE:HD12	2.50	0.47
8:AH:100:ILE:HD11	8:AH:128:VAL:HB	1.96	0.47
1:AA:143:A:H5'	1:AA:144:G:O5'	2.15	0.47
10:AJ:27:GLU:C	10:AJ:29:ALA:H	2.17	0.47
3:AC:183:TYR:HA	3:AC:199:VAL:O	2.14	0.47
6:AF:71:ILE:HG23	6:AF:72:ASP:H	1.79	0.47
13:AM:65:GLU:O	13:AM:68:LEU:N	2.48	0.47
1:AA:502:A:C2	1:AA:503:C:C2	3.03	0.47
26:BA:1591:A:H2'	26:BA:1592:C:O4'	2.13	0.47
2:AB:14:HIS:O	2:AB:15:PHE:C	2.52	0.47
13:AM:44:ILE:O	13:AM:44:ILE:HG22	2.15	0.47
19:AS:39:ILE:CD1	19:AS:70:LEU:CD2	2.92	0.47
26:BA:1277:G:H5'	38:BN:20:MET:HE1	1.97	0.47
1:AA:1053:G:H4'	1:AA:1054:C:C5'	2.43	0.47
30:BF:46:LYS:C	30:BF:48:LEU:H	2.18	0.47
39:BO:16:ARG:O	39:BO:20:GLU:HG3	2.14	0.47
1:AA:1417:G:N2	1:AA:1482:G:H2'	2.29	0.47

Continued on next page...

Continued from previous page...

Atom-1	Atom-2	Interatomic distance (Å)	Clash overlap (Å)
26:BA:411:G:OP2	26:BA:2406:A:O2'	2.31	0.47
1:AA:214:C:H2'	1:AA:215:C:C6	2.48	0.47
49:BY:24:GLU:O	49:BY:25:GLN:C	2.52	0.47
1:AA:1480:A:C4	1:AA:1481:U:C6	3.02	0.47
30:BF:101:ARG:O	30:BF:102:LEU:C	2.53	0.47
27:BC:195:GLY:O	27:BC:196:ASN:C	2.52	0.47
26:BA:2186:G:H2'	26:BA:2187:U:H6	1.77	0.47
26:BA:772:C:H2'	26:BA:773:U:H6	1.79	0.47
36:BL:106:GLU:CB	36:BL:107:PHE:CE2	2.98	0.47
26:BA:2751:G:N3	26:BA:2751:G:H2'	2.29	0.47
31:BG:89:VAL:HG21	31:BG:162:ARG:CZ	2.44	0.47
11:AK:46:ALA:HA	11:AK:65:ALA:HB2	1.96	0.47
1:AA:307:C:C5	1:AA:308:C:C5	3.02	0.47
26:BA:572:A:H3'	26:BA:573:U:O4'	2.13	0.47
25:AY:346:LYS:O	25:AY:347:GLY:C	2.52	0.47
26:BA:1023:U:H2'	26:BA:1024:G:H5'	1.96	0.47
27:BC:63:ILE:HG22	27:BC:63:ILE:O	2.14	0.47
26:BA:632:A:H2'	26:BA:633:A:C8	2.49	0.47
23:AW:38:LYS:NZ	26:BA:1910:G:P	2.75	0.47
33:BI:18:ASN:HD21	33:BI:27:LEU:HD21	1.78	0.47
22:AV:263:G:C5'	22:AV:264:U:OP2	2.63	0.47
1:AA:16:A:C2'	1:AA:17:U:H5'	2.44	0.47
1:AA:919:A:H2'	1:AA:919:A:N3	2.30	0.47
22:AV:153:U:H2'	22:AV:192:A:N7	2.30	0.47
22:AV:185:A:C8	22:AV:186:A:N6	2.83	0.47
22:AV:233:A:H2'	22:AV:234:A:OP1	2.15	0.47
26:BA:882:G:C2	26:BA:883:G:C5	3.03	0.47
22:AV:248:G:O6	22:AV:249:U:O4	2.32	0.47
2:AB:56:LEU:HD13	2:AB:57:ASN:N	2.28	0.47
2:AB:61:SER:C	2:AB:63:LYS:N	2.67	0.47
2:AB:84:LEU:O	2:AB:88:GLN:O	2.33	0.47
26:BA:2111:U:H5'	26:BA:2112:G:P	2.55	0.47
26:BA:2145:C:H3'	26:BA:2145:C:C6	2.49	0.47
25:AY:210:ARG:HG2	25:AY:210:ARG:HH11	1.79	0.47
25:AY:259:PHE:N	25:AY:259:PHE:CD1	2.81	0.47
10:AJ:59:LYS:NZ	10:AJ:59:LYS:N	2.63	0.47
23:AW:34:LEU:C	23:AW:36:ALA:N	2.65	0.47
12:AL:54:VAL:HG12	12:AL:56:LEU:HD23	1.96	0.47
26:BA:1838:C:C4	26:BA:1899:A:C5	3.03	0.47
4:AD:156:ALA:O	4:AD:160:LEU:HD13	2.14	0.47
16:AP:52:LEU:HD23	16:AP:78:VAL:HG11	1.95	0.47

Continued on next page...

Continued from previous page...

Atom-1	Atom-2	Interatomic distance (Å)	Clash overlap (Å)
26:BA:1413:A:C2	26:BA:1590:A:C2	3.02	0.47
36:BL:77:ILE:HD12	36:BL:100:ILE:HD11	1.96	0.47
1:AA:1213:A:C8	1:AA:1215:G:N7	2.82	0.47
26:BA:1090:A:N1	26:BA:1091:G:N7	2.62	0.47
30:BF:51:ASN:O	30:BF:52:ALA:C	2.53	0.47
4:AD:167:PRO:CB	4:AD:170:LEU:HD11	2.44	0.47
26:BA:31:C:H2'	26:BA:32:C:C5'	2.45	0.47
7:AG:94:ARG:CZ	7:AG:98:LEU:HD21	2.44	0.47
1:AA:872:A:N7	1:AA:874:G:C8	2.83	0.47
1:AA:872:A:C5	1:AA:874:G:C8	3.02	0.47
1:AA:201:G:H2'	1:AA:202:G:C8	2.49	0.47
39:BO:64:TYR:HB3	39:BO:67:ASN:ND2	2.29	0.47
5:AE:19:ARG:HA	5:AE:31:SER:O	2.15	0.47
26:BA:1840:G:C4	26:BA:1841:U:C6	3.02	0.47
26:BA:2732:G:O2'	26:BA:2733:A:H5'	2.13	0.47
1:AA:599:C:H4'	8:AH:121:GLY:C	2.35	0.47
26:BA:1122:G:C6	26:BA:1123:C:C5	3.03	0.47
26:BA:1122:G:C2	26:BA:1123:C:C6	3.01	0.47
1:AA:706:A:H2'	1:AA:707:U:H5'	1.95	0.47
53:B2:30:VAL:O	53:B2:31:LEU:C	2.52	0.47
25:AY:176:GLY:HA2	25:AY:187:THR:HA	1.95	0.47
39:BO:93:ASP:C	39:BO:95:SER:H	2.16	0.47
26:BA:2545:G:H2'	26:BA:2546:U:O4'	2.14	0.47
18:AR:22:TYR:CE1	18:AR:23:LYS:HG3	2.49	0.47
27:BC:58:LYS:O	27:BC:59:GLN:HG3	2.15	0.47
1:AA:1508:A:H2'	1:AA:1509:C:C6	2.50	0.47
42:BR:14:VAL:HG11	42:BR:98:ILE:CD1	2.45	0.47
26:BA:329:G:O4'	26:BA:477:A:H1'	2.13	0.47
28:BD:207:VAL:HG13	28:BD:208:LYS:N	2.29	0.47
26:BA:1710:G:H4'	26:BA:2858:C:O2	2.15	0.47
25:AY:504:ARG:O	25:AY:506:GLN:N	2.47	0.47
22:AV:150:G:H2'	22:AV:150:G:N3	2.28	0.47
22:AV:180:G:O2'	22:AV:181:G:H1'	2.15	0.47
1:AA:949:A:C4	1:AA:1233:G:N2	2.82	0.47
22:AV:17:U:C5'	22:AV:19:G:P	2.95	0.47
22:AV:321:G:O4'	22:AV:321:G:OP1	2.33	0.47
22:AV:46:U:H1'	22:AV:312:A:H4'	1.93	0.47
22:AV:334:A:N1	23:AW:112:TYR:HA	1.92	0.47
23:AW:17:LEU:CD2	23:AW:119:LEU:HD12	2.45	0.47
23:AW:7:ASN:ND2	23:AW:41:PHE:HB2	2.30	0.47
23:AW:81:LEU:HD23	23:AW:85:GLU:O	2.14	0.47

Continued on next page...

Continued from previous page...

Atom-1	Atom-2	Interatomic distance (Å)	Clash overlap (Å)
5:AE:114:LEU:HA	5:AE:114:LEU:HD12	1.74	0.47
5:AE:137:ARG:O	5:AE:138:ALA:C	2.50	0.47
26:BA:875:G:C6	26:BA:876:C:N4	2.82	0.47
26:BA:896:A:H1'	26:BA:897:C:C5'	2.33	0.47
26:BA:2141:G:C2'	26:BA:2142:A:H5'	2.44	0.47
26:BA:2192:U:H2'	26:BA:2193:G:H8	1.80	0.47
25:AY:122:TRP:C	25:AY:122:TRP:CD1	2.88	0.47
24:AX:53:G:C4	24:AX:54:G:C8	3.03	0.47
1:AA:1187:G:H5'	9:AI:114:LYS:HE3	1.95	0.47
1:AA:675:A:H2'	1:AA:676:A:O5'	2.15	0.47
42:BR:49:ILE:HB	42:BR:51:VAL:O	2.14	0.47
11:AK:52:ARG:O	11:AK:55:ARG:HB2	2.14	0.47
13:AM:53:ASP:CB	13:AM:56:ARG:HE	2.27	0.47
4:AD:101:VAL:HA	4:AD:104:MET:HG3	1.96	0.47
4:AD:121:ALA:N	4:AD:122:ILE:HD12	2.29	0.47
37:BM:16:ARG:NH1	37:BM:16:ARG:HG2	2.23	0.47
1:AA:94:G:N1	1:AA:98:A:C2	2.82	0.47
1:AA:373:A:H2'	1:AA:374:A:H8	1.79	0.47
26:BA:1532:A:H3'	26:BA:1533:C:H6	1.79	0.47
1:AA:1291:U:P	7:AG:36:SER:HG	2.32	0.47
21:AU:7:GLU:CB	21:AU:11:PHE:HZ	2.27	0.47
27:BC:5:CYS:SG	27:BC:15:VAL:HG12	2.55	0.47
26:BA:1924:C:H2'	26:BA:1925:C:H5''	1.96	0.47
1:AA:710:G:H5''	6:AF:53:LYS:NZ	2.29	0.47
7:AG:42:VAL:O	7:AG:46:LEU:N	2.47	0.47
20:AT:67:HIS:HB3	20:AT:68:LYS:HG3	1.96	0.47
39:BO:31:THR:O	39:BO:32:PRO:C	2.52	0.47
18:AR:54:LEU:O	18:AR:58:ILE:HG13	2.15	0.47
26:BA:178:G:O2'	26:BA:179:C:H5'	2.14	0.47
1:AA:1007:U:C2'	1:AA:1008:U:H5'	2.45	0.47
30:BF:57:ALA:O	30:BF:60:SER:O	2.33	0.47
1:AA:328:C:C2'	1:AA:328:C:O2	2.62	0.47
35:BK:69:VAL:O	35:BK:76:VAL:HA	2.14	0.47
49:BY:36:GLN:O	49:BY:37:LEU:CB	2.63	0.47
53:B2:23:ALA:C	53:B2:24:THR:CG2	2.82	0.47
39:BO:89:ASP:HA	39:BO:116:GLN:HB3	1.96	0.47
1:AA:854:U:C6	1:AA:871:U:O4	2.68	0.47
14:AN:73:PHE:CZ	14:AN:78:GLY:HA2	2.49	0.47
29:BE:4:VAL:C	29:BE:5:LEU:HD12	2.34	0.47
26:BA:2544:G:H2'	26:BA:2545:G:O5'	2.15	0.47
26:BA:1820:U:O2	27:BC:200:MET:HB3	2.14	0.47

Continued on next page...

Continued from previous page...

Atom-1	Atom-2	Interatomic distance (Å)	Clash overlap (Å)
34:BJ:23:LYS:HE3	34:BJ:142:ILE:OXT	2.13	0.47
27:BC:221:GLY:O	27:BC:223:ALA:N	2.48	0.47
26:BA:1348:C:C5	26:BA:1349:C:C5	3.02	0.47
30:BF:148:VAL:O	30:BF:148:VAL:HG23	2.15	0.47
2:AB:9:LEU:HD11	2:AB:11:ALA:O	2.14	0.47
26:BA:7:G:H5'	34:BJ:132:HIS:CE1	2.49	0.47
30:BF:23:SER:O	30:BF:25:MET:N	2.47	0.47
40:BP:9:GLN:C	40:BP:11:GLN:H	2.16	0.47
40:BP:3:ILE:N	40:BP:3:ILE:HD12	2.29	0.47
26:BA:1664:A:C2	26:BA:2726:A:C8	3.03	0.47
26:BA:2668:G:C2'	26:BA:2669:G:O5'	2.62	0.47
26:BA:2199:A:H2'	26:BA:2200:C:H5'	1.97	0.47
26:BA:729:G:C6	27:BC:206:LYS:HB2	2.49	0.47
25:AY:632:LEU:O	26:BA:1067:A:P	2.73	0.47
26:BA:1079:C:C4	26:BA:1088:A:C6	3.02	0.47
1:AA:1339:A:O2'	24:AX:33:C:H5'	2.14	0.47
22:AV:61:G:C4'	22:AV:62:G:C5'	2.51	0.47
22:AV:63:C:O2	22:AV:73:A:N3	2.48	0.47
23:AW:45:PHE:CD1	23:AW:45:PHE:N	2.82	0.47
22:AV:303:G:HO2'	22:AV:304:C:C5'	2.22	0.47
22:AV:44:C:C2	22:AV:263:G:N3	2.82	0.47
22:AV:77:G:H2'	22:AV:78:C:C6	2.50	0.47
30:BF:43:ILE:O	30:BF:82:TYR:OH	2.33	0.47
1:AA:1079:G:N1	1:AA:1080:A:C2	2.76	0.47
5:AE:116:VAL:HG23	5:AE:116:VAL:O	2.15	0.47
5:AE:81:GLN:N	5:AE:146:MET:HE3	2.30	0.47
1:AA:1100:C:N4	2:AB:94:ARG:CZ	2.66	0.47
2:AB:88:GLN:HG3	2:AB:220:VAL:HG11	1.95	0.47
2:AB:183:PHE:CE2	2:AB:197:PHE:CD2	3.02	0.47
26:BA:2146:C:C5'	26:BA:2147:A:OP1	2.62	0.47
1:AA:1412:C:C2	1:AA:1413:A:N7	2.82	0.47
26:BA:2191:A:H2'	26:BA:2191:A:N3	2.29	0.47
25:AY:182:ARG:HG3	25:AY:182:ARG:HH11	1.80	0.47
25:AY:221:ALA:C	25:AY:223:PHE:H	2.18	0.47
25:AY:658:ASP:OD1	31:BG:176:LYS:NZ	2.41	0.47
1:AA:1186:G:H2'	1:AA:1187:G:O5'	2.14	0.47
1:AA:1377:A:N1	7:AG:6:ILE:CD1	2.77	0.47
26:BA:2128:G:H2'	26:BA:2129:C:C6	2.49	0.47
26:BA:2552:U:C2	26:BA:2554:U:H5'	2.49	0.47
1:AA:1141:C:O2	1:AA:1142:G:C8	2.68	0.47
25:AY:525:PHE:N	25:AY:525:PHE:CD1	2.80	0.47

Continued on next page...

Continued from previous page...

Atom-1	Atom-2	Interatomic distance (Å)	Clash overlap (Å)
11:AK:73:VAL:C	11:AK:75:GLU:H	2.18	0.47
26:BA:790:U:O4'	26:BA:790:U:O2	2.27	0.47
1:AA:1033:G:N3	1:AA:1033:G:C2'	2.78	0.47
1:AA:1162:C:C2	1:AA:1175:G:N2	2.83	0.47
1:AA:1181:G:C6	1:AA:1182:G:N2	2.83	0.47
1:AA:455:G:C2	1:AA:478:A:N1	2.83	0.47
22:AV:361:C:H2'	22:AV:362:C:H5'	1.97	0.47
1:AA:427:U:H3'	1:AA:428:G:H2'	1.96	0.47
4:AD:21:LYS:O	4:AD:22:SER:C	2.53	0.47
1:AA:413:G:N1	4:AD:32:LYS:HD2	2.29	0.47
26:BA:2210:U:O3'	26:BA:2211:A:H4'	2.14	0.47
1:AA:1286:U:H2'	1:AA:1286:U:O2	2.14	0.47
1:AA:71:A:O2'	1:AA:72:A:P	2.72	0.47
1:AA:375:U:O2'	16:AP:6:LEU:O	2.32	0.47
38:BN:48:VAL:CG1	38:BN:49:GLU:N	2.74	0.47
2:AB:40:ILE:HG21	2:AB:201:GLY:H	1.79	0.47
9:AI:48:ARG:O	9:AI:49:GLN:C	2.53	0.47
26:BA:359:G:C5	26:BA:360:U:C6	3.02	0.47
26:BA:141:G:H5''	26:BA:142:A:N7	2.29	0.47
1:AA:1213:A:C4	1:AA:1215:G:C8	3.02	0.47
13:AM:78:ARG:O	13:AM:82:LEU:HG	2.15	0.47
13:AM:80:MET:CB	13:AM:91:ARG:HH22	2.26	0.47
1:AA:1291:U:H6	1:AA:1291:U:O5'	1.97	0.47
26:BA:2228:G:H2'	26:BA:2229:U:C6	2.50	0.47
32:BH:72:ILE:HD12	32:BH:140:ALA:HB3	1.97	0.47
56:BB:35:C:H2'	56:BB:36:C:O4'	2.14	0.47
26:BA:662:G:O3'	36:BL:16:GLY:HA2	2.14	0.47
43:BS:66:ILE:HA	43:BS:69:LEU:CD2	2.44	0.47
45:BU:15:GLY:O	45:BU:16:LYS:C	2.52	0.47
9:AI:27:ILE:HG12	9:AI:62:LEU:HD21	1.97	0.47
8:AH:40:LYS:N	8:AH:45:ILE:HG12	2.29	0.47
1:AA:540:G:C4	1:AA:541:G:C8	3.03	0.47
16:AP:39:PHE:CB	16:AP:74:LEU:HD11	2.45	0.47
1:AA:791:G:C5	1:AA:792:A:N7	2.83	0.47
1:AA:198:G:C6	1:AA:220:G:C4	3.03	0.47
6:AF:38:ARG:HG3	6:AF:39:LEU:N	2.29	0.47
1:AA:833:G:C4	1:AA:834:U:C6	3.03	0.47
26:BA:1840:G:C4	26:BA:1841:U:C5	3.02	0.47
26:BA:2317:A:N6	26:BA:2318:G:C2	2.83	0.47
56:BB:45:A:H2'	56:BB:46:A:O4'	2.15	0.47
30:BF:30:VAL:CG2	30:BF:95:MET:SD	3.03	0.47

Continued on next page...

Continued from previous page...

Atom-1	Atom-2	Interatomic distance (Å)	Clash overlap (Å)
4:AD:56:GLU:OE2	4:AD:194:ILE:HA	2.15	0.47
29:BE:48:THR:C	29:BE:50:ALA:N	2.68	0.47
26:BA:1301:A:C2	26:BA:1303:G:C6	3.03	0.47
25:AY:603:GLU:C	25:AY:676:TYR:HD1	2.18	0.47
50:BZ:3:THR:CG2	50:BZ:36:GLU:HB3	2.45	0.47
32:BH:135:HIS:CD2	32:BH:137:GLU:HG2	2.49	0.47
26:BA:2091:C:O3'	48:BX:55:MET:HE1	2.14	0.47
26:BA:1773:A:N7	26:BA:1829:A:H1'	2.30	0.47
26:BA:1292:G:O2'	26:BA:1293:C:H5'	2.15	0.47
52:B1:31:GLU:HG2	52:B1:31:GLU:O	2.15	0.47
26:BA:2661:G:C2'	26:BA:2662:A:O5'	2.63	0.47
26:BA:1888:G:H5''	26:BA:1889:A:OP1	2.15	0.47
3:AC:28:PHE:C	3:AC:28:PHE:CD2	2.87	0.47
25:AY:385:THR:OG1	25:AY:386:GLY:N	2.47	0.47
26:BA:720:U:O2	26:BA:720:U:C2'	2.61	0.47
27:BC:9:SER:O	27:BC:10:PRO:C	2.53	0.47
34:BJ:73:VAL:HG11	34:BJ:75:TYR:CZ	2.49	0.47
26:BA:490:C:H4'	26:BA:491:G:OP2	2.15	0.47
14:AN:57:PRO:C	14:AN:59:ARG:H	2.18	0.47
27:BC:181:ARG:HH21	27:BC:181:ARG:HG2	1.79	0.47
26:BA:1249:U:H4'	41:BQ:3:VAL:HG11	1.96	0.47
25:AY:618:GLY:HA3	26:BA:1094:U:H5'	1.96	0.47
25:AY:625:ASN:C	25:AY:627:ARG:H	2.18	0.47
25:AY:635:GLU:OE1	26:BA:1067:A:O2'	2.32	0.47
33:BI:41:PHE:CE2	33:BI:42:ASN:OD1	2.67	0.47
22:AV:303:G:C3'	22:AV:303:G:OP2	2.33	0.47
1:AA:922:G:O2'	5:AE:25:LYS:CG	2.55	0.47
3:AC:46:LEU:HD21	3:AC:86:LEU:HD11	1.97	0.47
22:AV:153:U:O2'	22:AV:154:C:OP1	2.30	0.47
22:AV:199:C:C5'	22:AV:199:C:H6	2.28	0.47
22:AV:244:G:C2	22:AV:245:C:C1'	2.90	0.47
22:AV:248:G:C2	22:AV:249:U:N3	2.82	0.47
2:AB:53:LEU:N	2:AB:53:LEU:CD2	2.77	0.47
25:AY:168:ILE:HD11	25:AY:178:ILE:CD1	2.43	0.47
25:AY:17:ILE:HG22	25:AY:25:LYS:HG2	1.96	0.47
24:AX:48:U:C6	24:AX:51:U:OP1	2.68	0.47
25:AY:8:ASP:O	25:AY:10:LYS:N	2.44	0.47
25:AY:409:ILE:HG22	25:AY:459:LEU:HD13	1.97	0.47
26:BA:416:U:H6	26:BA:416:U:H3'	1.80	0.47
26:BA:417:C:C2	26:BA:418:C:C5	3.03	0.47
26:BA:2161:C:O2	26:BA:2162:G:C8	2.66	0.47

Continued on next page...

Continued from previous page...

Atom-1	Atom-2	Interatomic distance (Å)	Clash overlap (Å)
1:AA:258:G:C2	1:AA:269:C:O2	2.68	0.47
1:AA:276:G:C5	1:AA:277:C:C5	3.03	0.47
1:AA:643:C:C2'	1:AA:644:U:H5'	2.44	0.47
26:BA:1855:U:O2'	26:BA:1856:U:H5'	2.15	0.47
24:AX:18:U:O2'	24:AX:19:G:C4'	2.54	0.47
12:AL:28:GLN:HB2	12:AL:81:ILE:O	2.14	0.47
3:AC:52:SER:O	3:AC:52:SER:OG	2.32	0.47
4:AD:123:MET:HG3	4:AD:145:ARG:HG2	1.96	0.47
4:AD:162:GLU:HA	4:AD:166:LYS:HD3	1.97	0.47
4:AD:164:ARG:O	4:AD:166:LYS:N	2.47	0.47
26:BA:2211:A:O2'	26:BA:2212:A:P	2.72	0.47
1:AA:66:A:N3	1:AA:66:A:H2'	2.30	0.47
8:AH:48:PHE:HB3	8:AH:60:LEU:HD23	1.97	0.47
16:AP:52:LEU:O	16:AP:54:LEU:N	2.48	0.47
16:AP:79:ASN:CB	16:AP:82:ALA:O	2.63	0.47
26:BA:1415:U:O2	26:BA:1415:U:C3'	2.63	0.47
1:AA:323:U:O4	1:AA:324:G:C6	2.68	0.47
4:AD:134:TYR:C	4:AD:134:TYR:CD2	2.88	0.47
40:BP:30:TRP:CE3	40:BP:39:LEU:HD12	2.50	0.47
1:AA:203:G:N2	1:AA:215:C:C2	2.83	0.47
26:BA:2105:U:O4	26:BA:2184:A:N1	2.47	0.47
26:BA:1154:G:OP2	41:BQ:57:ARG:NH1	2.45	0.47
33:BI:122:GLU:C	33:BI:125:THR:HB	2.35	0.47
26:BA:2516:A:C2	26:BA:2569:G:C2	3.03	0.47
39:BO:56:LYS:HA	39:BO:59:ALA:HB3	1.97	0.47
26:BA:158:U:H2'	26:BA:159:G:H5'	1.96	0.47
1:AA:299:G:O6	1:AA:300:A:N1	2.48	0.47
1:AA:708:C:H2'	1:AA:709:U:C6	2.47	0.47
29:BE:5:LEU:N	29:BE:5:LEU:CD1	2.77	0.47
5:AE:125:LYS:HD3	5:AE:127:TYR:CE2	2.50	0.47
30:BF:36:ASN:CG	30:BF:37:MET:N	2.68	0.47
26:BA:388:G:H5'	26:BA:389:G:OP2	2.15	0.47
11:AK:23:HIS:C	11:AK:23:HIS:CD2	2.88	0.47
29:BE:30:GLN:O	29:BE:30:GLN:HG2	2.14	0.47
26:BA:134:G:H2'	26:BA:135:U:O5'	2.15	0.47
26:BA:601:C:O2	26:BA:605:G:H4'	2.14	0.47
26:BA:1878:G:H2'	26:BA:1879:C:O4'	2.15	0.47
42:BR:43:ASN:HB3	42:BR:44:GLY:H	1.51	0.47
26:BA:1922:G:N7	26:BA:1923:U:C5	2.82	0.47
26:BA:1079:C:N4	26:BA:1088:A:C4	2.83	0.47
26:BA:2472:G:H2'	26:BA:2475:C:H42	1.79	0.47

Continued on next page...

Continued from previous page...

Atom-1	Atom-2	Interatomic distance (Å)	Clash overlap (Å)
1:AA:1239:A:N3	1:AA:1241:G:N1	2.63	0.47
1:AA:949:A:C5	1:AA:950:U:C5	3.02	0.47
22:AV:256:G:O2'	22:AV:258:G:N7	2.41	0.47
22:AV:316:A:C2'	22:AV:317:G:C5'	2.87	0.47
23:AW:45:PHE:CB	23:AW:100:LEU:O	2.62	0.47
23:AW:88:ARG:HH12	23:AW:119:LEU:CD2	2.23	0.47
5:AE:88:HIS:CE1	5:AE:137:ARG:HD3	2.50	0.47
3:AC:45:GLU:C	3:AC:47:ALA:H	2.19	0.47
3:AC:39:ARG:HG2	3:AC:54:ILE:CG1	2.45	0.47
22:AV:184:A:C8	22:AV:185:A:C5	3.03	0.47
26:BA:882:G:N1	26:BA:895:U:C2	2.83	0.47
26:BA:894:U:C2	26:BA:895:U:C6	3.02	0.47
26:BA:906:U:H2'	26:BA:907:G:C8	2.46	0.47
22:AV:119:U:C2'	22:AV:120:U:O5'	2.62	0.47
22:AV:129:G:C3'	22:AV:130:C:H4'	2.39	0.47
25:AY:122:TRP:CE2	25:AY:157:LEU:HD12	2.49	0.47
25:AY:87:HIS:NE2	25:AY:120:THR:OG1	2.47	0.47
24:AX:53:G:C2	24:AX:64:G:C4	3.03	0.47
1:AA:368:U:H6	25:AY:354:ARG:CZ	2.27	0.47
1:AA:1060:U:H2'	1:AA:1061:G:H8	1.78	0.47
1:AA:1367:C:OP2	9:AI:113:LYS:NZ	2.43	0.47
1:AA:1374:A:C2'	1:AA:1375:A:H5'	2.44	0.47
10:AJ:63:ASP:OD2	14:AN:98:LYS:HD2	2.14	0.47
1:AA:277:C:H2'	1:AA:278:G:C5'	2.44	0.47
26:BA:277:G:H4'	26:BA:278:A:C6	2.50	0.47
4:AD:22:SER:O	4:AD:23:GLY:C	2.52	0.47
10:AJ:40:ILE:HB	10:AJ:73:LEU:CB	2.44	0.47
1:AA:4:U:O2	1:AA:4:U:H3'	2.15	0.47
26:BA:1585:C:C2'	26:BA:1586:A:H5'	2.44	0.47
2:AB:30:ILE:CD1	2:AB:38:HIS:HB2	2.44	0.47
2:AB:15:PHE:HB2	2:AB:39:ILE:HG23	1.97	0.47
9:AI:48:ARG:HD3	9:AI:49:GLN:N	2.30	0.47
17:AQ:34:GLY:O	17:AQ:35:LYS:C	2.53	0.47
26:BA:1869:G:H2'	26:BA:1870:C:H5'	1.97	0.47
26:BA:2102:G:C5	26:BA:2103:C:C4	3.03	0.47
26:BA:2429:G:OP2	26:BA:2430:A:OP2	2.32	0.47
3:AC:69:THR:O	3:AC:104:GLU:HA	2.14	0.47
14:AN:22:LYS:O	14:AN:23:ARG:C	2.52	0.47
40:BP:102:ARG:HD2	40:BP:106:ALA:O	2.14	0.47
33:BI:6:ALA:CB	33:BI:60:VAL:N	2.78	0.47
13:AM:76:ILE:HG22	13:AM:80:MET:HE1	1.91	0.47

Continued on next page...

Continued from previous page...

Atom-1	Atom-2	Interatomic distance (Å)	Clash overlap (Å)
26:BA:1519:G:C4	26:BA:1520:U:C5	3.02	0.47
3:AC:158:GLY:HA2	3:AC:192:TYR:CD1	2.49	0.47
6:AF:35:LYS:HE3	6:AF:65:GLU:OE2	2.15	0.47
26:BA:2182:U:C2	26:BA:2183:A:N7	2.83	0.47
52:B1:10:LEU:N	52:B1:10:LEU:HD23	2.30	0.47
26:BA:2313:C:H5"	30:BF:87:LYS:HD3	1.97	0.47
26:BA:1121:C:C6	26:BA:1121:C:C3'	2.98	0.47
25:AY:487:ILE:CD1	25:AY:487:ILE:H	2.28	0.47
8:AH:124:ILE:O	8:AH:124:ILE:HG13	2.13	0.47
26:BA:1441:G:H2'	26:BA:1442:U:C6	2.50	0.47
1:AA:154:U:O4	1:AA:167:A:N1	2.48	0.47
30:BF:135:ILE:HG22	30:BF:135:ILE:O	2.15	0.47
26:BA:2046:G:C2'	26:BA:2047:C:H5'	2.45	0.47
55:B4:19:ARG:O	55:B4:21:GLY:N	2.48	0.47
33:BI:12:VAL:O	33:BI:13:ALA:HB2	2.15	0.47
26:BA:1616:A:H4'	26:BA:1617:C:OP2	2.15	0.47
26:BA:354:A:C5	26:BA:355:U:C5	3.03	0.47
26:BA:1270:C:H6	26:BA:1270:C:O5'	1.98	0.47
1:AA:1002:G:C6	1:AA:1003:G:C5	3.03	0.47
26:BA:1196:C:O4'	26:BA:1226:A:C2	2.68	0.47
22:AV:16:U:C6	23:AW:110:ARG:CZ	2.98	0.47
22:AV:257:U:C2	22:AV:258:G:C6	3.01	0.47
22:AV:257:U:C2	22:AV:258:G:N2	2.82	0.47
22:AV:8:A:C6	22:AV:346:C:C2	3.03	0.47
23:AW:48:PHE:CE2	23:AW:100:LEU:HD21	2.49	0.47
1:AA:1080:A:C8	1:AA:1080:A:P	3.06	0.47
5:AE:90:GLY:O	5:AE:128:GLY:HA3	2.15	0.47
26:BA:877:A:O2'	26:BA:878:A:H5"	2.14	0.47
26:BA:903:C:C6	26:BA:903:C:O5'	2.69	0.47
22:AV:251:U:H2'	22:AV:252:G:C8	2.50	0.47
2:AB:216:VAL:O	2:AB:220:VAL:HG23	2.15	0.47
2:AB:68:PHE:HE2	2:AB:88:GLN:CB	2.27	0.47
17:AQ:60:ILE:HA	17:AQ:73:THR:O	2.15	0.47
14:AN:61:ARG:HG2	14:AN:70:PRO:HB3	1.96	0.47
11:AK:30:ILE:HA	11:AK:45:THR:HG22	1.95	0.47
21:AU:18:PHE:C	21:AU:19:LYS:HE2	2.35	0.47
4:AD:91:ALA:O	4:AD:94:GLU:N	2.48	0.47
42:BR:48:LYS:HE3	42:BR:48:LYS:HB3	1.52	0.47
43:BS:20:VAL:HG11	43:BS:47:VAL:HG11	1.97	0.47
2:AB:207:ARG:O	2:AB:211:LEU:HD13	2.14	0.47
4:AD:160:LEU:HD22	4:AD:160:LEU:N	2.29	0.47

Continued on next page...

Continued from previous page...

Atom-1	Atom-2	Interatomic distance (Å)	Clash overlap (Å)
36:BL:127:VAL:HG13	36:BL:131:ALA:HB3	1.97	0.47
26:BA:2799:A:O2'	26:BA:2800:A:C5'	2.63	0.47
2:AB:30:ILE:HD13	2:AB:38:HIS:CG	2.50	0.47
25:AY:379:GLY:O	25:AY:380:LEU:O	2.33	0.47
36:BL:29:LYS:HG2	36:BL:30:THR:HG23	1.97	0.47
1:AA:1217:C:C2	1:AA:1218:C:C5	3.03	0.47
1:AA:985:C:H2'	1:AA:986:U:C6	2.50	0.47
14:AN:22:LYS:HA	14:AN:25:GLU:OE2	2.15	0.47
1:AA:994:A:O2'	14:AN:7:ALA:CB	2.63	0.47
3:AC:55:VAL:HG12	3:AC:56:ILE:N	2.30	0.47
15:AO:88:ARG:NE	26:BA:714:U:C5	2.83	0.47
25:AY:601:ILE:HG22	25:AY:601:ILE:O	2.15	0.47
25:AY:605:ILE:HD11	25:AY:677:GLN:HG2	1.97	0.47
11:AK:88:PRO:HD3	21:AU:28:LEU:HD11	1.97	0.47
26:BA:2333:A:P	47:BW:73:ARG:HH22	2.37	0.47
7:AG:30:MET:CG	7:AG:31:VAL:N	2.78	0.47
1:AA:159:G:H5''	1:AA:159:G:H8	1.80	0.47
27:BC:121:ALA:O	27:BC:122:ALA:C	2.50	0.47
26:BA:1801:A:C8	26:BA:2203:U:H2'	2.51	0.47
40:BP:24:THR:HB	40:BP:87:ARG:HB3	1.97	0.47
46:BV:75:GLN:HB2	46:BV:92:VAL:HG23	1.97	0.47
1:AA:632:U:C6	1:AA:632:U:H3'	2.47	0.47
40:BP:21:PRO:HD3	40:BP:49:ILE:CD1	2.44	0.47
15:AO:34:GLN:HB3	15:AO:58:MET:HE1	1.96	0.47
1:AA:1258:G:H2'	1:AA:1259:C:C6	2.50	0.47
46:BV:70:ILE:HG22	46:BV:72:VAL:HG13	1.96	0.47
31:BG:154:GLU:HG2	31:BG:155:PRO:CD	2.45	0.47
26:BA:1446:C:H2'	26:BA:1447:C:C6	2.50	0.47
31:BG:117:PRO:HD2	31:BG:120:ILE:HB	1.96	0.47
27:BC:202:ARG:O	27:BC:202:ARG:HG2	2.15	0.47
26:BA:729:G:H2'	26:BA:1775:U:H1'	1.96	0.47
26:BA:1581:G:C2'	26:BA:1582:C:H5'	2.45	0.47
26:BA:245:G:O6	54:B3:7:ARG:HD3	2.15	0.47
27:BC:77:VAL:HG12	27:BC:111:ALA:HA	1.97	0.47
12:AL:37:TYR:O	12:AL:38:THR:CG2	2.63	0.47
22:AV:139:C:C2'	22:AV:140:U:H5'	2.44	0.46
26:BA:1069:A:N1	26:BA:1074:G:C5	2.82	0.46
33:BI:18:ASN:ND2	33:BI:27:LEU:CD1	2.78	0.46
22:AV:45:A:C6	22:AV:307:G:N1	2.83	0.46
22:AV:47:G:H5'	22:AV:313:C:OP1	2.15	0.46
22:AV:65:U:O2'	22:AV:66:C:C5'	2.63	0.46

Continued on next page...

Continued from previous page...

Atom-1	Atom-2	Interatomic distance (Å)	Clash overlap (Å)
23:AW:46:ALA:HB1	23:AW:53:LEU:HD21	1.96	0.46
22:AV:26:U:H4'	30:BF:132:ARG:NH2	2.29	0.46
1:AA:1397:C:O2	1:AA:1397:C:O4'	2.33	0.46
5:AE:115:GLU:OE1	5:AE:116:VAL:HG12	2.15	0.46
2:AB:220:VAL:O	2:AB:221:ARG:C	2.52	0.46
2:AB:69:VAL:O	2:AB:69:VAL:HG12	2.15	0.46
22:AV:113:A:H8	22:AV:113:A:O5'	1.99	0.46
25:AY:121:VAL:CG2	25:AY:122:TRP:N	2.77	0.46
25:AY:202:PRO:O	25:AY:203:GLU:C	2.53	0.46
24:AX:70:C:C2	24:AX:71:G:C8	3.03	0.46
1:AA:1279:G:C5'	10:AJ:9:ARG:CZ	2.92	0.46
1:AA:457:G:C5	1:AA:458:U:C5	3.04	0.46
1:AA:458:U:H2'	1:AA:458:U:O2	2.14	0.46
24:AX:27:G:N2	24:AX:45:A:N6	2.55	0.46
4:AD:149:LYS:O	4:AD:151:GLN:N	2.48	0.46
4:AD:54:LEU:HD23	4:AD:55:ARG:HA	1.96	0.46
20:AT:34:VAL:HG21	20:AT:53:MET:HG2	1.96	0.46
26:BA:2388:A:H5'	26:BA:2389:G:OP2	2.15	0.46
26:BA:1473:G:C6	26:BA:1474:U:N3	2.83	0.46
26:BA:1735:A:C2	26:BA:1736:U:C2	3.03	0.46
9:AI:93:LEU:HD12	9:AI:94:ARG:N	2.29	0.46
26:BA:1482:G:N3	26:BA:1483:G:C8	2.83	0.46
19:AS:43:MET:O	19:AS:44:ILE:C	2.54	0.46
56:BB:36:C:H5''	56:BB:37:C:OP2	2.15	0.46
8:AH:110:MET:CE	8:AH:115:ALA:N	2.74	0.46
1:AA:685:G:O2'	1:AA:686:U:H5'	2.14	0.46
1:AA:1415:G:O2'	1:AA:1416:G:H5'	2.14	0.46
25:AY:495:GLY:O	25:AY:510:VAL:N	2.43	0.46
26:BA:2881:U:H2'	26:BA:2882:A:O5'	2.15	0.46
49:BY:9:LYS:O	49:BY:13:GLU:HB2	2.14	0.46
44:BT:35:ALA:HB1	44:BT:37:ASP:OD1	2.15	0.46
26:BA:396:G:H1'	48:BX:28:PHE:HB3	1.97	0.46
52:B1:33:LEU:H	52:B1:51:ALA:CB	2.25	0.46
45:BU:37:GLY:O	45:BU:38:ILE:HD13	2.15	0.46
1:AA:1004:A:C2	1:AA:1026:G:C4	3.03	0.46
26:BA:2593:U:H2'	26:BA:2594:C:C6	2.50	0.46
40:BP:64:SER:OG	40:BP:65:ASN:ND2	2.49	0.46
37:BM:69:PRO:O	37:BM:70:ASP:OD2	2.33	0.46
26:BA:2849:U:C6	26:BA:2867:G:N2	2.83	0.46
26:BA:2383:G:C2'	26:BA:2384:U:H5'	2.45	0.46
41:BQ:105:PHE:CE1	41:BQ:109:VAL:CG2	2.98	0.46

Continued on next page...

Continued from previous page...

Atom-1	Atom-2	Interatomic distance (Å)	Clash overlap (Å)
1:AA:234:C:H2'	1:AA:235:C:H6	1.77	0.46
26:BA:2123:G:O2'	26:BA:2124:G:H5'	2.16	0.46
26:BA:1270:C:H5''	26:BA:1271:G:O5'	2.15	0.46
17:AQ:30:HIS:ND1	17:AQ:31:PRO:HD2	2.30	0.46
26:BA:132:G:H2'	26:BA:133:U:C6	2.50	0.46
45:BU:86:PHE:CE1	45:BU:91:LYS:HB2	2.51	0.46
8:AH:105:THR:HG21	8:AH:120:LEU:CD1	2.45	0.46
26:BA:1693:U:O2'	27:BC:13:ARG:NH2	2.49	0.46
32:BH:50:ARG:O	32:BH:51:ARG:C	2.53	0.46
1:AA:1156:G:H5''	1:AA:1157:A:P	2.55	0.46
23:AW:38:LYS:HG2	26:BA:1911:U:OP2	1.90	0.46
22:AV:171:A:C4	22:AV:172:U:C5	3.04	0.46
25:AY:636:PRO:HG2	33:BI:23:VAL:CA	2.45	0.46
1:AA:1338:G:C6	1:AA:1339:A:N1	2.83	0.46
22:AV:31:G:N7	22:AV:34:A:H8	2.07	0.46
1:AA:17:U:O2'	1:AA:1078:U:O2	2.28	0.46
7:AG:145:GLU:HA	7:AG:148:LYS:HE2	1.96	0.46
22:AV:218:G:C2'	22:AV:219:G:C5'	2.84	0.46
26:BA:903:C:C2	26:BA:904:G:H8	2.28	0.46
2:AB:142:LYS:O	2:AB:145:ASN:OD1	2.32	0.46
25:AY:465:ARG:O	25:AY:470:PHE:HD2	1.99	0.46
25:AY:124:GLN:O	25:AY:127:LYS:HB3	2.16	0.46
25:AY:181:LEU:HD11	25:AY:242:LEU:HD22	1.97	0.46
25:AY:259:PHE:C	25:AY:260:LEU:HD13	2.35	0.46
25:AY:74:TRP:NE1	25:AY:273:LEU:HB3	2.30	0.46
1:AA:258:G:C2	1:AA:259:G:H1'	2.50	0.46
1:AA:643:C:O5'	1:AA:643:C:H6	1.98	0.46
1:AA:714:G:O2'	1:AA:715:A:H5'	2.14	0.46
25:AY:302:HIS:HA	25:AY:303:PRO:HD2	1.74	0.46
26:BA:1085:A:C5	26:BA:1086:A:C6	3.04	0.46
26:BA:847:U:O2	26:BA:934:U:H1'	2.16	0.46
43:BS:20:VAL:HG11	43:BS:44:ALA:HA	1.96	0.46
2:AB:206:ILE:CG1	2:AB:207:ARG:N	2.78	0.46
1:AA:456:A:N6	1:AA:457:G:C6	2.83	0.46
33:BI:100:ILE:HG22	33:BI:104:GLN:CB	2.46	0.46
13:AM:53:ASP:HA	13:AM:56:ARG:HE	1.79	0.46
26:BA:196:A:N3	26:BA:196:A:H2'	2.31	0.46
1:AA:439:U:C4	1:AA:440:C:C5	3.04	0.46
4:AD:154:VAL:O	4:AD:157:ALA:HB3	2.15	0.46
4:AD:52:VAL:HG23	4:AD:53:GLN:N	2.30	0.46
1:AA:68:G:C5	1:AA:69:G:H1'	2.50	0.46

Continued on next page...

Continued from previous page...

Atom-1	Atom-2	Interatomic distance (Å)	Clash overlap (Å)
40:BP:103:THR:O	40:BP:105:LYS:N	2.48	0.46
2:AB:14:HIS:C	2:AB:14:HIS:CD2	2.89	0.46
9:AI:38:PHE:CE1	9:AI:75:ALA:HB2	2.50	0.46
3:AC:72:PRO:O	3:AC:73:GLY:C	2.54	0.46
1:AA:1202:U:H1'	14:AN:69:ARG:HD2	1.97	0.46
27:BC:16:VAL:HG23	27:BC:203:VAL:HG22	1.97	0.46
44:BT:30:ILE:HG12	44:BT:31:VAL:N	2.31	0.46
1:AA:540:G:O2'	1:AA:541:G:H5'	2.14	0.46
1:AA:659:U:O2'	1:AA:660:C:H5'	2.16	0.46
25:AY:491:VAL:CG1	25:AY:596:LYS:HD3	2.44	0.46
49:BY:20:ASN:O	49:BY:21:LEU:C	2.52	0.46
12:AL:1:ALA:HB3	12:AL:5:GLN:OE1	2.16	0.46
1:AA:103:U:O2'	1:AA:104:G:H5'	2.14	0.46
26:BA:1919:A:H5''	26:BA:1920:C:OP2	2.15	0.46
26:BA:2516:A:C2	26:BA:2569:G:N3	2.83	0.46
1:AA:748:G:C4	1:AA:749:A:C8	3.03	0.46
27:BC:96:LYS:CE	27:BC:96:LYS:HA	2.45	0.46
1:AA:470:C:N3	1:AA:471:U:C4	2.84	0.46
26:BA:449:A:C2'	26:BA:450:G:H5'	2.44	0.46
26:BA:1889:A:C2'	26:BA:1890:A:O5'	2.63	0.46
5:AE:40:ASP:OD1	5:AE:42:ASN:N	2.49	0.46
25:AY:346:LYS:HE2	25:AY:384:ILE:HG12	1.97	0.46
26:BA:2199:A:C8	26:BA:2200:C:C5	3.02	0.46
30:BF:35:LEU:HD11	30:BF:98:PHE:CZ	2.50	0.46
13:AM:110:GLY:O	13:AM:111:PRO:C	2.54	0.46
1:AA:812:G:OP1	1:AA:903:G:H1'	2.15	0.46
6:AF:74:LEU:HD23	6:AF:78:PHE:CZ	2.51	0.46
37:BM:97:GLN:O	37:BM:98:PRO:C	2.50	0.46
52:B1:11:VAL:O	52:B1:12:SER:C	2.53	0.46
1:AA:579:A:H2'	1:AA:580:C:C6	2.51	0.46
26:BA:1060:U:O4'	26:BA:1062:G:OP2	2.34	0.46
22:AV:21:C:C2'	22:AV:22:G:O5'	2.64	0.46
22:AV:257:U:O4	22:AV:273:A:C4	2.69	0.46
22:AV:28:U:C2'	22:AV:29:G:H8	2.05	0.46
22:AV:328:U:H2'	22:AV:329:U:C6	2.50	0.46
22:AV:331:C:H2'	22:AV:332:G:H8	1.79	0.46
22:AV:63:C:C2	22:AV:73:A:C5	3.03	0.46
26:BA:883:G:C2	26:BA:884:U:N3	2.84	0.46
1:AA:1071:C:N3	1:AA:1105:A:C2	2.83	0.46
2:AB:117:GLU:HA	2:AB:120:SER:HB2	1.96	0.46
2:AB:136:ARG:O	2:AB:139:GLU:CB	2.60	0.46

Continued on next page...

Continued from previous page...

Atom-1	Atom-2	Interatomic distance (Å)	Clash overlap (Å)
1:AA:1412:C:HO2'	1:AA:1413:A:H5'	1.70	0.46
25:AY:168:ILE:HG22	25:AY:175:SER:OG	2.16	0.46
25:AY:88:VAL:O	25:AY:90:PHE:N	2.49	0.46
24:AX:15:G:C5'	24:AX:16:C:H5'	2.46	0.46
37:BM:57:VAL:O	37:BM:58:LYS:C	2.53	0.46
1:AA:1367:C:C2	1:AA:1368:A:C8	3.03	0.46
26:BA:2171:A:H3'	26:BA:2173:A:C8	2.51	0.46
1:AA:1124:G:C2	1:AA:1150:A:C2	3.03	0.46
1:AA:1317:C:H2'	1:AA:1318:A:O5'	2.16	0.46
1:AA:1356:G:N2	1:AA:1357:A:C4	2.83	0.46
11:AK:73:VAL:O	11:AK:75:GLU:N	2.48	0.46
26:BA:362:A:C8	26:BA:362:A:OP2	2.69	0.46
26:BA:1857:G:H1'	26:BA:1884:G:N2	2.29	0.46
26:BA:1731:G:C2	26:BA:1733:G:C4	3.03	0.46
33:BI:102:ARG:HB3	33:BI:141:ASP:O	2.15	0.46
46:BV:4:ILE:HG12	46:BV:50:MET:SD	2.55	0.46
22:AV:362:C:OP1	26:BA:2602:A:O5'	2.33	0.46
4:AD:164:ARG:C	4:AD:166:LYS:N	2.66	0.46
4:AD:54:LEU:HD23	4:AD:55:ARG:CA	2.46	0.46
4:AD:54:LEU:CD2	4:AD:58:GLN:HB2	2.46	0.46
11:AK:124:LYS:HE3	21:AU:34:ARG:NH2	2.31	0.46
1:AA:1285:A:H4'	1:AA:1286:U:C4	2.50	0.46
1:AA:451:A:N7	1:AA:481:G:C6	2.83	0.46
2:AB:14:HIS:HB2	2:AB:202:ASN:HB3	1.97	0.46
26:BA:1475:G:HO2'	26:BA:1476:U:P	2.37	0.46
1:AA:987:G:C2'	1:AA:988:G:H5'	2.45	0.46
14:AN:20:PHE:C	14:AN:22:LYS:N	2.66	0.46
1:AA:620:C:H1'	4:AD:131:ILE:HD13	1.97	0.46
25:AY:446:THR:O	25:AY:446:THR:HG23	2.16	0.46
2:AB:163:ILE:HG12	2:AB:164:ASP:N	2.30	0.46
26:BA:666:A:H2'	26:BA:667:U:H6	1.79	0.46
1:AA:687:A:C8	1:AA:701:U:C4	3.04	0.46
9:AI:27:ILE:CG1	9:AI:62:LEU:HD21	2.45	0.46
7:AG:24:LYS:HB3	7:AG:100:MET:HE1	1.97	0.46
25:AY:539:ILE:HA	25:AY:542:VAL:CG1	2.44	0.46
25:AY:528:ALA:O	25:AY:568:TYR:HA	2.14	0.46
26:BA:2831:G:OP1	28:BD:56:LYS:HE2	2.15	0.46
13:AM:2:ARG:O	13:AM:7:ASN:O	2.34	0.46
1:AA:636:U:H2'	1:AA:637:C:H6	1.77	0.46
17:AQ:3:LYS:C	17:AQ:4:ILE:HD12	2.36	0.46
9:AI:16:ALA:HA	9:AI:65:THR:O	2.15	0.46

Continued on next page...

Continued from previous page...

Atom-1	Atom-2	Interatomic distance (Å)	Clash overlap (Å)
30:BF:142:TYR:HD1	30:BF:145:VAL:HG11	1.79	0.46
1:AA:189:A:C5	1:AA:190:A:C2	3.04	0.46
26:BA:2592:G:C5	26:BA:2593:U:C4	3.03	0.46
54:B3:36:ALA:O	54:B3:40:LYS:HG3	2.16	0.46
33:BI:122:GLU:O	33:BI:126:ARG:HD3	2.16	0.46
27:BC:105:ALA:O	27:BC:195:GLY:CA	2.63	0.46
27:BC:74:PRO:HB2	27:BC:96:LYS:HD3	1.97	0.46
32:BH:135:HIS:HB3	32:BH:138:VAL:HB	1.96	0.46
7:AG:87:PRO:C	7:AG:88:VAL:HG12	2.35	0.46
26:BA:1853:A:C5	26:BA:1889:A:C6	3.03	0.46
2:AB:9:LEU:HG	2:AB:11:ALA:N	2.30	0.46
29:BE:145:ASP:HA	29:BE:166:LYS:O	2.14	0.46
26:BA:1004:U:C2'	26:BA:1005:C:OP2	2.63	0.46
41:BQ:80:ASN:O	41:BQ:83:LYS:HB3	2.15	0.46
26:BA:2063:C:O2	26:BA:2450:A:N1	2.48	0.46
1:AA:47:C:H4'	1:AA:48:C:O5'	2.15	0.46
26:BA:1917:U:C4	26:BA:1918:A:N7	2.83	0.46
22:AV:145:C:O5'	22:AV:145:C:H6	1.98	0.46
22:AV:19:G:C6	23:AW:23:GLY:N	2.73	0.46
22:AV:277:G:H2'	22:AV:278:G:C8	2.51	0.46
22:AV:333:G:OP2	22:AV:333:G:O3'	2.33	0.46
22:AV:61:G:H1'	22:AV:62:G:C8	2.51	0.46
30:BF:40:GLY:HA2	30:BF:84:ILE:HD12	1.97	0.46
3:AC:84:GLU:C	3:AC:86:LEU:H	2.18	0.46
22:AV:233:A:O2'	22:AV:234:A:OP2	2.33	0.46
26:BA:881:G:N3	26:BA:882:G:C8	2.84	0.46
26:BA:887:U:C2	26:BA:888:C:C6	3.04	0.46
22:AV:130:C:OP1	22:AV:130:C:C4'	2.60	0.46
1:AA:1270:G:O3'	1:AA:1314:C:H5'	2.15	0.46
4:AD:123:MET:HE2	4:AD:145:ARG:HD2	1.97	0.46
4:AD:176:LYS:HB3	4:AD:178:GLU:HG2	1.98	0.46
4:AD:53:GLN:HE21	4:AD:202:LEU:CA	2.28	0.46
1:AA:413:G:N1	4:AD:32:LYS:HD3	2.31	0.46
21:AU:38:GLU:OE2	21:AU:41:THR:HG21	2.15	0.46
1:AA:373:A:C2	1:AA:482:A:N6	2.84	0.46
1:AA:374:A:C5	1:AA:375:U:C5	3.04	0.46
26:BA:1413:A:C2	26:BA:1414:C:O2	2.68	0.46
2:AB:32:GLY:HA3	2:AB:39:ILE:H	1.80	0.46
44:BT:2:ILE:HA	44:BT:3:ARG:C	2.36	0.46
3:AC:60:ALA:O	3:AC:62:SER:N	2.49	0.46
15:AO:87:ARG:O	15:AO:88:ARG:HB2	2.15	0.46

Continued on next page...

Continued from previous page...

Atom-1	Atom-2	Interatomic distance (Å)	Clash overlap (Å)
26:BA:2229:U:H2'	26:BA:2230:G:C8	2.51	0.46
1:AA:22:G:C6	1:AA:23:C:C4	3.04	0.46
1:AA:614:C:H2'	1:AA:615:G:O4'	2.16	0.46
29:BE:119:ILE:N	29:BE:119:ILE:HD13	2.30	0.46
1:AA:1204:A:C4	1:AA:1205:U:C6	3.03	0.46
7:AG:70:PRO:O	7:AG:95:ARG:HD3	2.15	0.46
26:BA:1372:U:H6	26:BA:1372:U:H5'	1.81	0.46
40:BP:1:SER:H2	40:BP:4:ILE:H	1.64	0.46
1:AA:763:G:C4	1:AA:764:C:C6	3.03	0.46
26:BA:1800:C:H3'	27:BC:145:MET:HE1	1.97	0.46
26:BA:2180:U:H3'	26:BA:2181:U:C6	2.51	0.46
5:AE:56:PRO:HA	5:AE:59:ILE:HG12	1.97	0.46
52:B1:33:LEU:HB3	52:B1:51:ALA:HB2	1.96	0.46
56:BB:39:A:C2	56:BB:44:G:N3	2.84	0.46
26:BA:1433:A:H2'	26:BA:1434:A:O4'	2.15	0.46
27:BC:158:GLY:H	27:BC:194:VAL:HG13	1.79	0.46
1:AA:853:C:C2	1:AA:854:U:C6	3.03	0.46
46:BV:21:ARG:C	46:BV:23:ALA:H	2.18	0.46
27:BC:259:ASN:OD1	27:BC:262:THR:HG23	2.15	0.46
13:AM:94:LEU:CB	13:AM:95:PRO:HD2	2.45	0.46
26:BA:2656:U:C5	26:BA:2664:G:N2	2.83	0.46
20:AT:47:GLN:HE21	20:AT:47:GLN:C	2.19	0.46
21:AU:32:ARG:CG	21:AU:32:ARG:HH11	2.28	0.46
26:BA:1904:G:H1'	26:BA:1927:A:N1	2.31	0.46
26:BA:483:A:O2'	45:BU:56:GLY:HA2	2.15	0.46
26:BA:128:C:H2'	26:BA:129:C:H6	1.80	0.46
26:BA:39:G:H1'	29:BE:43:THR:HG21	1.97	0.46
51:B0:29:VAL:HG12	51:B0:34:GLY:HA2	1.97	0.46
22:AV:329:U:H2'	22:AV:330:U:C6	2.50	0.46
1:AA:1499:A:C2	1:AA:1500:A:C8	3.04	0.46
3:AC:41:TYR:CE1	3:AC:42:LEU:HD12	2.50	0.46
26:BA:911:A:C2	26:BA:2277:G:N3	2.83	0.46
1:AA:1098:C:C1'	1:AA:1169:A:N3	2.76	0.46
22:AV:117:G:C2	22:AV:118:C:C5	3.03	0.46
26:BA:2111:U:O2	26:BA:2118:U:O2	2.33	0.46
1:AA:1413:A:C4	1:AA:1414:U:C5	3.03	0.46
25:AY:139:MET:CE	25:AY:146:LEU:HB2	2.45	0.46
25:AY:203:GLU:HA	25:AY:203:GLU:OE2	2.16	0.46
25:AY:237:PRO:HB2	25:AY:242:LEU:HG	1.97	0.46
25:AY:139:MET:HG3	25:AY:260:LEU:HB2	1.97	0.46
25:AY:590:ILE:C	25:AY:592:GLU:H	2.18	0.46

Continued on next page...

Continued from previous page...

Atom-1	Atom-2	Interatomic distance (Å)	Clash overlap (Å)
17:AQ:17:GLU:O	17:AQ:18:LYS:HB2	2.15	0.46
17:AQ:13:SER:CB	17:AQ:21:VAL:HG11	2.45	0.46
23:AW:34:LEU:O	23:AW:36:ALA:N	2.49	0.46
31:BG:71:LEU:CD1	31:BG:71:LEU:N	2.78	0.46
25:AY:71:THR:HA	25:AY:79:ILE:O	2.16	0.46
1:AA:176:C:H5''	20:AT:23:ARG:NH1	2.31	0.46
13:AM:40:GLU:CG	13:AM:41:ASP:H	2.28	0.46
13:AM:68:LEU:O	13:AM:72:ILE:HG13	2.14	0.46
41:BQ:26:ALA:O	41:BQ:28:SER:N	2.48	0.46
1:AA:410:G:H5''	1:AA:411:A:P	2.56	0.46
4:AD:18:LEU:C	4:AD:19:PHE:CG	2.87	0.46
21:AU:38:GLU:HA	21:AU:40:PRO:HD2	1.96	0.46
1:AA:513:C:O2'	1:AA:514:C:H5'	2.16	0.46
16:AP:67:ILE:CG2	16:AP:67:ILE:O	2.63	0.46
26:BA:1408:G:O2'	26:BA:1409:U:H5'	2.16	0.46
36:BL:132:ARG:NH1	36:BL:142:ILE:HG21	2.31	0.46
8:AH:82:LEU:HD22	8:AH:83:ARG:N	2.31	0.46
26:BA:137:U:HO2'	26:BA:138:U:P	2.38	0.46
26:BA:142:A:C2	44:BT:1:MET:HE3	2.51	0.46
3:AC:35:ASP:O	3:AC:38:VAL:HG22	2.16	0.46
40:BP:102:ARG:HD3	40:BP:106:ALA:O	2.15	0.46
26:BA:547:A:H8	26:BA:548:G:N3	2.13	0.46
19:AS:50:VAL:HG22	19:AS:70:LEU:HD13	1.92	0.46
1:AA:702:A:N7	26:BA:1847:A:OP1	2.48	0.46
26:BA:1894:C:H2'	26:BA:1895:C:H6	1.79	0.46
55:B4:3:VAL:O	55:B4:4:ARG:HB3	2.16	0.46
26:BA:1486:U:C2'	26:BA:1487:U:H5'	2.45	0.46
1:AA:499:A:H61	1:AA:547:A:C5'	2.28	0.46
1:AA:159:G:C5'	1:AA:159:G:C8	2.97	0.46
49:BY:9:LYS:HB3	49:BY:12:GLU:CG	2.45	0.46
1:AA:218:U:C2'	1:AA:219:U:H5'	2.46	0.46
26:BA:536:G:H2'	26:BA:537:G:O5'	2.16	0.46
1:AA:726:C:O2'	1:AA:727:G:H5'	2.16	0.46
20:AT:4:LYS:O	20:AT:5:SER:C	2.54	0.46
26:BA:371:A:N6	26:BA:402:A:OP2	2.48	0.46
33:BI:115:ASP:O	33:BI:116:MET:CG	2.63	0.46
36:BL:106:GLU:C	36:BL:107:PHE:CD2	2.89	0.46
26:BA:2534:A:C2'	26:BA:2535:G:O5'	2.63	0.46
26:BA:2124:G:H2'	26:BA:2125:G:C5'	2.46	0.46
28:BD:136:ASN:ND2	28:BD:140:HIS:CD2	2.83	0.46
37:BM:24:THR:HG22	37:BM:25:ASP:OD1	2.15	0.46

Continued on next page...

Continued from previous page...

Atom-1	Atom-2	Interatomic distance (Å)	Clash overlap (Å)
26:BA:586:A:C2	26:BA:1254:A:C2	3.04	0.46
25:AY:541:ALA:HB2	25:AY:579:GLU:HG3	1.96	0.46
36:BL:143:GLU:O	36:BL:143:GLU:HG3	2.15	0.46
26:BA:1671:U:H6	26:BA:1671:U:O5'	1.98	0.46
26:BA:1776:G:N3	26:BA:1776:G:H2'	2.29	0.46
26:BA:1096:A:C5	26:BA:1097:U:C5	3.04	0.46
33:BI:20:SER:N	33:BI:21:PRO:CD	2.79	0.46
33:BI:24:GLY:O	33:BI:34:ILE:HG23	2.15	0.46
22:AV:263:G:H8	22:AV:308:U:C5	2.23	0.46
22:AV:55:G:O6	22:AV:56:C:N4	2.48	0.46
1:AA:1082:A:H2'	1:AA:1083:U:O4'	2.16	0.46
22:AV:184:A:O3'	22:AV:185:A:O4'	2.33	0.46
22:AV:205:G:O2'	22:AV:206:A:OP1	2.30	0.46
2:AB:84:LEU:HG	2:AB:85:SER:CA	2.44	0.46
22:AV:117:G:H2'	22:AV:118:C:C6	2.48	0.46
26:BA:2092:U:C5'	26:BA:2093:G:OP1	2.62	0.46
25:AY:139:MET:HE1	25:AY:146:LEU:HB2	1.98	0.46
25:AY:154:GLN:CA	25:AY:158:GLY:HA2	2.43	0.46
25:AY:277:VAL:HG13	25:AY:278:ASP:H	1.79	0.46
10:AJ:59:LYS:HZ2	10:AJ:60:ASP:H	1.61	0.46
26:BA:2127:G:C2	26:BA:2161:C:O2	2.68	0.46
25:AY:70:THR:O	25:AY:80:ASN:HA	2.15	0.46
42:BR:54:VAL:O	42:BR:55:ASP:O	2.33	0.46
12:AL:54:VAL:HG21	12:AL:79:ILE:HD11	1.98	0.46
33:BI:101:SER:HB3	33:BI:104:GLN:HG3	1.96	0.46
1:AA:435:A:C6	1:AA:436:C:C5	3.04	0.46
1:AA:439:U:HO2'	1:AA:440:C:P	2.39	0.46
1:AA:619:U:H3	4:AD:130:ASN:ND2	2.14	0.46
35:BK:104:THR:HB	35:BK:106:GLU:OE1	2.15	0.46
9:AI:91:GLU:C	9:AI:93:LEU:H	2.19	0.46
9:AI:98:ARG:HD3	9:AI:103:VAL:HG21	1.97	0.46
25:AY:689:LYS:CG	25:AY:690:GLY:N	2.78	0.46
13:AM:70:ARG:HD2	13:AM:70:ARG:O	2.15	0.46
21:AU:28:LEU:CD2	21:AU:28:LEU:O	2.63	0.46
26:BA:2332:C:H2'	26:BA:2335:A:N3	2.31	0.46
55:B4:36:ARG:CG	55:B4:37:GLN:N	2.77	0.46
36:BL:4:ASN:C	36:BL:5:THR:HG22	2.36	0.46
49:BY:17:GLU:HG3	49:BY:18:LEU:N	2.30	0.46
1:AA:198:G:H2'	1:AA:199:A:H8	1.79	0.46
27:BC:161:VAL:HG11	27:BC:173:LEU:HB3	1.94	0.46
5:AE:55:VAL:HB	5:AE:56:PRO:HD3	1.98	0.46

Continued on next page...

Continued from previous page...

Atom-1	Atom-2	Interatomic distance (Å)	Clash overlap (Å)
1:AA:575:G:HO2'	1:AA:821:G:H5'	1.81	0.46
26:BA:1748:C:H2'	26:BA:1749:A:O4'	2.16	0.46
1:AA:841:C:C6	1:AA:843:U:OP2	2.69	0.46
38:BN:55:ALA:HB1	38:BN:80:PHE:H	1.81	0.46
1:AA:748:G:H2'	1:AA:749:A:H8	1.79	0.46
26:BA:551:G:H2'	26:BA:552:U:O4'	2.15	0.46
26:BA:1291:C:H2'	26:BA:1292:G:H5'	1.98	0.46
25:AY:359:HIS:C	25:AY:361:ASN:H	2.18	0.46
34:BJ:96:ARG:NH2	34:BJ:99:ARG:HD3	2.30	0.46
1:AA:864:A:H8	1:AA:864:A:OP1	1.98	0.46
30:BF:28:PRO:O	30:BF:29:ARG:HG2	2.16	0.46
10:AJ:92:LEU:O	10:AJ:93:ALA:HB3	2.15	0.46
29:BE:27:LEU:HD13	29:BE:100:MET:HE3	1.97	0.46
31:BG:9:VAL:CG1	31:BG:9:VAL:O	2.63	0.46
29:BE:84:THR:HG22	29:BE:85:PHE:CD2	2.50	0.46
47:BW:43:ALA:HB1	47:BW:47:VAL:O	2.15	0.46
43:BS:109:ASP:O	43:BS:110:ARG:O	2.34	0.46
4:AD:197:HIS:O	4:AD:201:GLU:HG3	2.16	0.46
3:AC:68:HIS:HA	3:AC:103:ALA:O	2.15	0.46
26:BA:205:G:O2'	26:BA:206:U:P	2.74	0.46
55:B4:2:LYS:HB2	55:B4:2:LYS:NZ	2.31	0.46
2:AB:27:LYS:N	2:AB:28:PRO:HD3	2.30	0.46
33:BI:27:LEU:HD11	33:BI:34:ILE:HA	1.96	0.46
22:AV:11:C:O4'	22:AV:11:C:O2	2.32	0.46
22:AV:23:G:H2'	22:AV:24:G:H8	1.81	0.46
22:AV:266:C:C6	22:AV:267:G:C8	2.98	0.46
22:AV:313:C:O2'	22:AV:314:C:C5'	2.52	0.46
22:AV:320:U:C2'	22:AV:321:G:OP1	2.63	0.46
22:AV:17:U:O2	22:AV:334:A:N1	2.49	0.46
22:AV:75:C:H2'	22:AV:76:C:C6	2.50	0.46
1:AA:1534:A:C2	1:AA:1535:C:O2	2.67	0.46
1:AA:15:G:H4'	5:AE:28:ARG:NH1	2.31	0.46
3:AC:54:ILE:O	3:AC:54:ILE:HG13	2.15	0.46
3:AC:84:GLU:O	3:AC:86:LEU:N	2.49	0.46
22:AV:207:A:C5	22:AV:208:G:N7	2.83	0.46
22:AV:231:A:O2'	22:AV:232:A:O4'	2.30	0.46
26:BA:875:G:N1	26:BA:876:C:N4	2.64	0.46
26:BA:900:A:N3	26:BA:901:C:C5	2.83	0.46
2:AB:95:TRP:CZ3	2:AB:97:GLY:HA2	2.51	0.46
25:AY:121:VAL:HA	25:AY:124:GLN:NE2	2.31	0.46
25:AY:170:ARG:NH2	25:AY:205:TYR:HE1	2.13	0.46

Continued on next page...

Continued from previous page...

Atom-1	Atom-2	Interatomic distance (Å)	Clash overlap (Å)
25:AY:223:PHE:CZ	25:AY:249:GLY:HA3	2.51	0.46
25:AY:562:ASP:O	25:AY:563:ILE:HG23	2.15	0.46
25:AY:76:ASP:O	25:AY:77:HIS:CG	2.68	0.46
10:AJ:56:HIS:C	10:AJ:57:VAL:O	2.54	0.46
26:BA:2162:G:O2'	26:BA:2163:A:N7	2.47	0.46
25:AY:100:VAL:HG13	25:AY:101:LEU:H	1.81	0.46
26:BA:1287:A:H3'	26:BA:1288:G:N2	2.30	0.46
26:BA:846:U:O2'	26:BA:847:U:C6	2.66	0.46
26:BA:277:G:C2'	26:BA:361:G:O6	2.64	0.46
1:AA:142:G:N3	1:AA:143:A:C8	2.83	0.46
1:AA:142:G:C6	1:AA:143:A:C5	3.03	0.46
1:AA:625:U:O2'	1:AA:626:G:C5'	2.64	0.46
1:AA:457:G:C6	1:AA:458:U:C4	3.04	0.46
6:AF:90:MET:O	6:AF:91:ARG:O	2.34	0.46
24:AX:29:C:H42	24:AX:43:G:H1	1.63	0.46
41:BQ:23:TYR:HB3	41:BQ:27:ARG:HB3	1.96	0.46
21:AU:33:ARG:HH22	21:AU:34:ARG:HD2	1.81	0.46
10:AJ:19:ASP:O	10:AJ:23:ALA:HB2	2.14	0.46
1:AA:97:G:C2'	1:AA:98:A:O5'	2.63	0.46
8:AH:23:ALA:HA	8:AH:60:LEU:O	2.16	0.46
16:AP:72:ALA:HA	16:AP:75:ILE:HD12	1.96	0.46
26:BA:1417:C:O2'	26:BA:1587:G:C2'	2.64	0.46
17:AQ:51:GLU:CD	17:AQ:51:GLU:N	2.67	0.46
14:AN:7:ALA:HA	14:AN:10:VAL:CG2	2.46	0.46
19:AS:13:HIS:O	19:AS:17:LYS:HG3	2.15	0.46
33:BI:33:ASN:HB3	33:BI:36:GLU:CB	2.45	0.46
33:BI:72:THR:HB	33:BI:73:PRO:HD2	1.98	0.46
26:BA:547:A:C8	26:BA:548:G:C1'	2.99	0.46
32:BH:72:ILE:HD11	32:BH:132:PHE:CD2	2.51	0.46
19:AS:43:MET:CE	19:AS:48:ILE:HG12	2.45	0.46
26:BA:2571:U:C2'	26:BA:2572:A:OP1	2.64	0.46
11:AK:39:ASN:O	11:AK:40:ALA:CB	2.59	0.46
25:AY:432:ALA:HA	25:AY:438:PHE:CZ	2.50	0.46
26:BA:1358:G:C2'	26:BA:1359:A:OP2	2.64	0.46
15:AO:5:GLU:HG2	15:AO:6:ALA:N	2.29	0.46
36:BL:2:ARG:O	36:BL:2:ARG:CG	2.62	0.46
26:BA:1866:A:C2	26:BA:1876:A:C5	3.03	0.46
9:AI:66:VAL:HG21	9:AI:74:GLN:HB3	1.98	0.46
27:BC:17:LYS:CE	27:BC:17:LYS:HA	2.44	0.46
34:BJ:77:HIS:HD2	34:BJ:79:GLY:HA2	1.80	0.46
52:B1:50:GLU:OE2	52:B1:52:LYS:HD3	2.15	0.46

Continued on next page...

Continued from previous page...

Atom-1	Atom-2	Interatomic distance (Å)	Clash overlap (Å)
1:AA:189:A:O2'	1:AA:190:A:H5'	2.16	0.46
1:AA:191:G:C2'	1:AA:192:A:H5'	2.45	0.46
14:AN:50:THR:H	14:AN:51:LEU:HD23	1.81	0.46
37:BM:92:TRP:C	37:BM:93:VAL:HG13	2.35	0.46
26:BA:2039:U:H2'	26:BA:2040:G:C8	2.51	0.46
26:BA:2585:U:O2'	26:BA:2586:U:H5'	2.16	0.46
1:AA:345:C:OP1	40:BP:36:LYS:HG3	2.16	0.46
1:AA:1013:G:C8	1:AA:1013:G:H3'	2.51	0.46
27:BC:83:ASP:OD1	27:BC:84:PRO:N	2.49	0.46
1:AA:75:G:H5'	1:AA:76:G:OP2	2.15	0.46
26:BA:777:G:O2'	26:BA:778:G:H5'	2.15	0.46
2:AB:196:ASP:N	2:AB:196:ASP:OD1	2.49	0.46
26:BA:807:U:H1'	26:BA:2445:G:OP1	2.16	0.46
1:AA:1370:G:O2'	1:AA:1371:G:H5'	2.15	0.46
26:BA:1088:A:H5''	26:BA:1088:A:N3	2.31	0.46
33:BI:50:LYS:HD3	33:BI:50:LYS:N	2.31	0.46
1:AA:945:G:N1	1:AA:1337:G:C2	2.84	0.46
22:AV:327:A:H2'	22:AV:328:U:C6	2.50	0.46
22:AV:15:A:C2	22:AV:346:C:H5	2.33	0.46
22:AV:76:C:H2'	22:AV:77:G:H8	1.81	0.46
1:AA:1399:C:H4'	1:AA:1400:C:O5'	2.15	0.46
1:AA:1538:C:O2'	1:AA:1539:C:C5'	2.55	0.46
22:AV:163:G:N1	22:AV:164:G:C5	2.84	0.46
22:AV:208:G:C4	22:AV:209:C:C5	3.03	0.46
32:BH:29:PHE:CD2	32:BH:30:LEU:HD23	2.50	0.46
1:AA:939:G:C2	1:AA:940:C:N3	2.84	0.46
1:AA:1061:G:C6	1:AA:1197:A:C2	3.03	0.46
1:AA:1149:C:O5'	1:AA:1149:C:H6	1.98	0.46
1:AA:147:G:H2'	1:AA:148:G:H8	1.77	0.46
20:AT:22:SER:O	20:AT:23:ARG:C	2.55	0.46
25:AY:555:LEU:CD1	25:AY:599:PRO:HB2	2.43	0.46
6:AF:67:PRO:O	6:AF:69:GLU:N	2.48	0.46
30:BF:26:GLN:O	30:BF:27:VAL:C	2.52	0.46
26:BA:1897:G:C6	26:BA:1898:U:N3	2.83	0.46
10:AJ:40:ILE:CB	10:AJ:73:LEU:HB2	2.46	0.46
1:AA:501:C:O2'	1:AA:502:A:H5'	2.15	0.46
1:AA:503:C:O2'	1:AA:504:C:H5'	2.16	0.46
1:AA:511:C:C2	1:AA:512:U:C6	3.04	0.46
26:BA:2258:C:O2'	26:BA:2426:A:H5''	2.16	0.46
1:AA:1285:A:C5'	1:AA:1286:U:C4	2.98	0.46
35:BK:104:THR:O	35:BK:107:LEU:HD12	2.15	0.46

Continued on next page...

Continued from previous page...

Atom-1	Atom-2	Interatomic distance (Å)	Clash overlap (Å)
1:AA:91:U:H2'	1:AA:92:U:C1'	2.46	0.46
1:AA:374:A:C4	1:AA:375:U:C5	3.03	0.46
26:BA:1735:A:C4	26:BA:1736:U:C5	3.04	0.46
8:AH:5:PRO:O	8:AH:8:ASP:CB	2.64	0.46
26:BA:138:U:OP2	26:BA:139:U:H5''	2.16	0.46
26:BA:2102:G:H3'	26:BA:2103:C:H6	1.80	0.46
26:BA:1533:C:N4	26:BA:1534:U:C4	2.83	0.46
28:BD:205:PRO:O	28:BD:206:ALA:C	2.52	0.46
26:BA:2887:A:H5'	26:BA:2888:C:OP2	2.15	0.46
4:AD:167:PRO:HB2	4:AD:170:LEU:CD1	2.46	0.46
17:AQ:44:HIS:ND1	17:AQ:69:THR:HG21	2.30	0.46
1:AA:1485:U:H2'	1:AA:1486:G:H8	1.80	0.46
55:B4:3:VAL:CG1	55:B4:36:ARG:HB3	2.45	0.46
1:AA:767:A:H2'	1:AA:768:A:O4'	2.16	0.46
56:BB:54:G:C5	56:BB:55:U:C5	3.03	0.46
5:AE:63:MET:O	5:AE:64:GLU:C	2.54	0.46
1:AA:610:U:H2'	1:AA:611:C:C6	2.51	0.46
1:AA:610:U:H2'	1:AA:611:C:H6	1.79	0.46
1:AA:599:C:O2	1:AA:640:A:C2	2.68	0.46
26:BA:1244:A:OP1	36:BL:7:SER:HB2	2.16	0.46
26:BA:158:U:C2'	26:BA:159:G:H5'	2.46	0.46
26:BA:2313:C:H2'	26:BA:2314:A:H5'	1.97	0.46
26:BA:2393:U:O3'	36:BL:62:PRO:HA	2.15	0.46
41:BQ:90:ASP:OD2	41:BQ:90:ASP:C	2.54	0.46
26:BA:1607:C:H4'	26:BA:1608:A:C8	2.50	0.46
4:AD:77:GLU:O	4:AD:80:ARG:N	2.49	0.46
26:BA:225:C:H2'	26:BA:226:A:H5'	1.98	0.46
26:BA:188:G:H2'	26:BA:189:G:C5'	2.46	0.46
39:BO:27:VAL:HG23	39:BO:38:GLN:HG3	1.97	0.46
26:BA:1291:C:O2'	26:BA:1292:G:H5'	2.15	0.46
26:BA:1445:G:C2	26:BA:1446:C:C2	3.03	0.46
1:AA:525:C:C4	1:AA:526:C:N4	2.84	0.46
26:BA:1140:C:H5'	34:BJ:26:GLY:HA3	1.97	0.46
9:AI:7:GLY:HA3	9:AI:84:ARG:C	2.36	0.46
39:BO:14:ALA:O	39:BO:18:LEU:CD2	2.64	0.46
1:AA:794:A:C6	1:AA:795:C:N4	2.84	0.46
2:AB:27:LYS:N	2:AB:28:PRO:CD	2.78	0.46
13:AM:75:SER:O	13:AM:79:LEU:HD12	2.15	0.46
47:BW:17:LEU:HD23	47:BW:35:ARG:HB3	1.96	0.46
42:BR:79:ARG:O	42:BR:80:ARG:HB3	2.16	0.46
46:BV:18:ARG:HG3	46:BV:18:ARG:HH11	1.80	0.46

Continued on next page...

Continued from previous page...

Atom-1	Atom-2	Interatomic distance (Å)	Clash overlap (Å)
25:AY:251:ILE:O	25:AY:251:ILE:HG22	2.14	0.46
28:BD:62:LYS:N	28:BD:63:PRO:CD	2.79	0.46
25:AY:5:VAL:O	25:AY:7:TYR:N	2.49	0.46
26:BA:785:G:H2'	26:BA:786:C:C6	2.51	0.46
26:BA:1908:C:C4	26:BA:1909:C:C5	3.04	0.46
1:AA:957:U:H1'	1:AA:960:U:N3	2.31	0.46
22:AV:19:G:H21	23:AW:81:LEU:CG	2.29	0.46
22:AV:296:U:O2	22:AV:297:G:C5	2.68	0.46
22:AV:29:G:H2'	22:AV:30:C:H5'	1.96	0.46
22:AV:334:A:C5'	22:AV:335:C:N4	2.26	0.46
1:AA:1340:A:C1'	24:AX:33:C:OP1	2.63	0.46
5:AE:79:THR:HG23	5:AE:80:LEU:O	2.16	0.46
22:AV:210:C:N1	22:AV:240:U:O4	2.45	0.46
26:BA:2278:A:OP1	37:BM:10:ARG:NH2	2.48	0.46
22:AV:108:G:H2'	22:AV:109:C:C6	2.50	0.46
25:AY:166:LEU:HD12	25:AY:166:LEU:N	2.31	0.46
24:AX:49:C:OP1	24:AX:49:C:C6	2.62	0.46
1:AA:276:G:C5	1:AA:277:C:H5	2.33	0.46
1:AA:1317:C:C4	14:AN:53:ARG:HD2	2.51	0.46
11:AK:112:VAL:O	11:AK:113:THR:C	2.54	0.46
33:BI:100:ILE:HD11	33:BI:137:LEU:HD13	1.97	0.46
13:AM:32:ILE:HD13	13:AM:58:GLU:HG3	1.97	0.46
4:AD:172:VAL:HG22	4:AD:173:ASP:N	2.31	0.46
1:AA:1152:A:OP1	10:AJ:15:HIS:HB2	2.16	0.46
10:AJ:40:ILE:HG13	10:AJ:41:PRO:HD2	1.98	0.46
1:AA:92:U:H2'	1:AA:93:U:C6	2.50	0.46
27:BC:35:LYS:O	27:BC:36:ASN:HB2	2.14	0.46
9:AI:100:ALA:O	9:AI:102:PHE:CD1	2.69	0.46
17:AQ:47:ASP:O	17:AQ:48:GLU:O	2.33	0.46
26:BA:1724:G:H1	26:BA:1737:G:H1'	1.80	0.46
44:BT:5:GLU:O	44:BT:6:ARG:C	2.54	0.46
44:BT:2:ILE:HG23	44:BT:7:LEU:CD1	2.46	0.46
26:BA:1534:U:H5'	26:BA:1535:A:P	2.56	0.46
1:AA:1057:G:H2'	1:AA:1058:G:C5'	2.46	0.46
1:AA:1129:C:C5'	9:AI:17:ARG:HH12	2.29	0.46
7:AG:73:GLU:HA	7:AG:140:VAL:CG1	2.46	0.46
35:BK:77:ILE:HD13	35:BK:77:ILE:N	2.31	0.46
49:BY:22:LEU:CG	49:BY:23:ARG:H	2.28	0.46
30:BF:157:THR:HG21	30:BF:159:ALA:HB3	1.98	0.46
26:BA:1714:U:C5'	26:BA:1715:G:H5'	2.46	0.46
1:AA:833:G:H2'	1:AA:834:U:O4'	2.15	0.46

Continued on next page...

Continued from previous page...

Atom-1	Atom-2	Interatomic distance (Å)	Clash overlap (Å)
26:BA:1142:A:C4	26:BA:1144:A:C8	3.04	0.46
7:AG:65:LEU:C	7:AG:67:ASN:N	2.68	0.46
26:BA:164:C:C2'	26:BA:165:A:H5'	2.46	0.46
26:BA:60:G:O2'	26:BA:61:C:P	2.73	0.46
45:BU:97:SER:O	45:BU:98:ASN:HB3	2.14	0.46
1:AA:1021:A:H2'	1:AA:1022:A:O4'	2.15	0.46
1:AA:632:U:C2'	1:AA:633:G:OP1	2.64	0.46
1:AA:739:C:C5	1:AA:740:U:C5	3.03	0.46
10:AJ:6:ILE:H	10:AJ:6:ILE:HD12	1.81	0.46
37:BM:42:THR:HG22	37:BM:93:VAL:HG12	1.97	0.46
26:BA:1681:G:N3	26:BA:1762:A:H2'	2.31	0.46
1:AA:322:C:O2	1:AA:332:G:N2	2.49	0.46
8:AH:77:VAL:HG11	8:AH:124:ILE:CG1	2.46	0.46
22:AV:125:A:N7	22:AV:126:C:N3	2.63	0.46
34:BJ:98:GLU:HB3	34:BJ:124:VAL:HG22	1.98	0.46
27:BC:10:PRO:O	27:BC:11:GLY:O	2.32	0.46
26:BA:392:U:H2'	26:BA:393:C:H6	1.81	0.46
26:BA:198:C:O5'	26:BA:198:C:H6	1.99	0.46
31:BG:82:PHE:CD2	31:BG:82:PHE:N	2.83	0.46
37:BM:14:LYS:HE3	37:BM:14:LYS:HB2	1.80	0.46
26:BA:1808:A:O2'	48:BX:2:ARG:NH1	2.49	0.46
30:BF:117:SER:C	30:BF:119:LYS:H	2.20	0.46
26:BA:823:C:C4	26:BA:824:U:C4	3.04	0.46
22:AV:144:U:OP1	22:AV:145:C:OP2	2.34	0.46
33:BI:18:ASN:ND2	33:BI:27:LEU:HD11	2.30	0.46
22:AV:301:A:OP1	22:AV:302:A:OP2	2.34	0.46
22:AV:308:U:H4'	22:AV:309:A:C5'	2.46	0.46
22:AV:60:U:C3'	22:AV:62:G:H4'	2.44	0.46
9:AI:129:ARG:CZ	24:AX:36:A:OP1	2.59	0.46
30:BF:129:MET:HG3	30:BF:153:ILE:HB	1.98	0.46
1:AA:1401:G:O6	1:AA:1504:G:N2	2.49	0.46
1:AA:1505:G:H4'	1:AA:1506:U:C5'	2.47	0.46
7:AG:82:SER:CB	7:AG:84:TYR:CE2	2.99	0.46
11:AK:94:SER:O	11:AK:97:ARG:HB2	2.16	0.46
3:AC:84:GLU:HA	3:AC:87:ARG:NH2	2.31	0.46
22:AV:156:G:C2	22:AV:157:C:C4	3.04	0.46
2:AB:139:GLU:O	2:AB:143:LEU:CD2	2.64	0.46
2:AB:195:VAL:HG12	2:AB:197:PHE:C	2.37	0.46
2:AB:52:ALA:CB	2:AB:212:TYR:OH	2.64	0.46
25:AY:119:GLU:OE1	25:AY:666:ARG:HG2	2.15	0.46
19:AS:4:LEU:C	19:AS:5:LYS:HG3	2.36	0.46

Continued on next page...

Continued from previous page...

Atom-1	Atom-2	Interatomic distance (Å)	Clash overlap (Å)
26:BA:2174:C:H2'	26:BA:2175:C:H6	1.80	0.46
20:AT:76:ALA:O	20:AT:79:THR:HB	2.16	0.46
1:AA:981:U:C2	1:AA:982:U:C5	3.04	0.46
25:AY:357:ARG:HH11	25:AY:373:ASP:CG	2.19	0.46
1:AA:205:A:N3	1:AA:205:A:C2'	2.78	0.46
4:AD:97:LEU:HD23	4:AD:117:VAL:CG1	2.45	0.46
11:AK:121:ARG:NE	21:AU:35:GLU:HG3	2.31	0.46
14:AN:42:TRP:CE3	14:AN:42:TRP:N	2.84	0.46
1:AA:79:G:H2'	1:AA:80:A:C8	2.51	0.46
40:BP:103:THR:O	40:BP:104:GLY:C	2.54	0.46
16:AP:72:ALA:O	16:AP:75:ILE:HD12	2.15	0.46
2:AB:32:GLY:HA3	2:AB:38:HIS:CA	2.46	0.46
36:BL:19:LEU:CD2	36:BL:31:GLY:O	2.64	0.46
9:AI:25:GLY:N	9:AI:58:GLU:HG2	2.31	0.46
1:AA:1439:G:N7	1:AA:1440:U:C5	2.84	0.46
3:AC:70:ALA:C	3:AC:72:PRO:HD3	2.36	0.46
1:AA:1216:A:C5	1:AA:1217:C:C5	3.04	0.46
4:AD:186:GLU:OE1	4:AD:186:GLU:HA	2.15	0.46
26:BA:545:U:H2'	26:BA:546:U:O3'	2.16	0.46
31:BG:16:VAL:HG22	31:BG:25:ILE:HD13	1.97	0.46
56:BB:34:A:O2'	56:BB:35:C:C5'	2.63	0.46
1:AA:1451:U:C3'	1:AA:1452:C:H5'	2.46	0.46
14:AN:1:ALA:O	14:AN:2:LYS:HB3	2.16	0.46
44:BT:30:ILE:HG23	44:BT:85:VAL:HB	1.98	0.46
1:AA:790:A:C6	1:AA:791:G:C6	3.03	0.46
3:AC:166:TRP:CA	3:AC:166:TRP:CE3	2.99	0.46
28:BD:49:GLN:OE1	28:BD:67:HIS:HE1	1.99	0.46
1:AA:1126:U:H4'	1:AA:1127:G:OP2	2.15	0.46
1:AA:202:G:N2	1:AA:216:U:O2	2.49	0.46
49:BY:18:LEU:HD21	49:BY:22:LEU:CD2	2.45	0.46
26:BA:2291:U:H5''	26:BA:2380:C:O2'	2.16	0.46
26:BA:594:U:H2'	26:BA:595:C:H6	1.80	0.46
1:AA:737:C:C2'	1:AA:738:C:O5'	2.64	0.46
16:AP:18:GLN:HE21	16:AP:35:ARG:HE	1.63	0.46
26:BA:622:G:H2'	26:BA:623:C:C6	2.50	0.46
1:AA:1444:U:O2	1:AA:1444:U:C2'	2.59	0.46
26:BA:708:G:O6	26:BA:723:C:N3	2.49	0.46
1:AA:1020:G:C2	1:AA:1021:A:C5	3.03	0.46
30:BF:32:LYS:HD3	30:BF:91:ARG:NH1	2.30	0.46
39:BO:87:ILE:HG22	39:BO:88:LYS:N	2.30	0.46
26:BA:2567:G:H2'	26:BA:2568:U:C6	2.51	0.46

Continued on next page...

Continued from previous page...

Atom-1	Atom-2	Interatomic distance (Å)	Clash overlap (Å)
26:BA:1121:C:C2'	26:BA:1122:G:O5'	2.63	0.46
37:BM:42:THR:O	37:BM:46:ILE:HG13	2.16	0.46
26:BA:208:C:H2'	26:BA:208:C:O2	2.14	0.46
26:BA:1293:C:H2'	26:BA:1294:U:O5'	2.16	0.46
26:BA:368:A:H3'	26:BA:368:A:C8	2.50	0.46
25:AY:545:GLY:CA	25:AY:583:LYS:HG2	2.46	0.46
26:BA:2355:G:O2'	47:BW:35:ARG:HD2	2.16	0.46
56:BB:61:G:H2'	56:BB:62:C:C6	2.50	0.46
26:BA:2658:C:O2	26:BA:2658:C:C2'	2.59	0.46
7:AG:85:GLN:HA	7:AG:85:GLN:OE1	2.15	0.46
1:AA:754:C:O2	1:AA:754:C:H3'	2.16	0.46
26:BA:1601:G:C2'	26:BA:1602:U:H5'	2.46	0.46
26:BA:1339:G:N2	26:BA:1603:A:N3	2.64	0.46
26:BA:813:U:H2'	26:BA:814:C:C6	2.51	0.46
11:AK:32:THR:OG1	11:AK:43:TRP:HB3	2.16	0.46
31:BG:64:ALA:O	31:BG:67:ALA:N	2.49	0.46
26:BA:1907:G:C5	26:BA:1908:C:C5	3.03	0.45
1:AA:1304:G:C6	1:AA:1305:G:N1	2.84	0.45
23:AW:93:VAL:CA	23:AW:98:LEU:HB3	2.35	0.45
5:AE:150:GLU:CG	5:AE:151:MET:N	2.79	0.45
5:AE:152:VAL:HG22	5:AE:153:ALA:H	1.80	0.45
3:AC:100:ILE:O	3:AC:100:ILE:HG23	2.16	0.45
22:AV:168:G:N3	22:AV:169:G:C8	2.84	0.45
26:BA:887:U:C2'	26:BA:888:C:H2'	2.40	0.45
26:BA:901:C:H2'	26:BA:902:C:OP1	2.15	0.45
2:AB:112:ARG:O	2:AB:116:LEU:HD23	2.15	0.45
2:AB:134:LEU:HG	2:AB:137:THR:OG1	2.16	0.45
2:AB:80:LYS:HB2	2:AB:90:PHE:HE1	1.81	0.45
26:BA:2157:G:H8	26:BA:2157:G:OP2	2.00	0.45
26:BA:2189:U:H2'	26:BA:2190:G:H8	1.80	0.45
1:AA:1271:A:H5''	1:AA:1314:C:H5''	1.98	0.45
1:AA:144:G:N2	1:AA:145:G:H1'	2.31	0.45
1:AA:1032:G:N3	1:AA:1032:G:C5'	2.79	0.45
3:AC:6:PRO:HG2	3:AC:183:TYR:CD1	2.52	0.45
51:B0:52:LYS:HE2	51:B0:55:ALA:HB2	1.97	0.45
26:BA:1168:G:H8	26:BA:1168:G:C5'	2.29	0.45
33:BI:96:LYS:HG3	33:BI:138:VAL:CG2	2.42	0.45
1:AA:451:A:C8	1:AA:481:G:N1	2.84	0.45
16:AP:70:ARG:HB2	16:AP:70:ARG:HH11	1.81	0.45
36:BL:81:ASP:CG	36:BL:100:ILE:HD13	2.37	0.45
9:AI:93:LEU:HA	9:AI:96:GLU:OE1	2.16	0.45

Continued on next page...

Continued from previous page...

Atom-1	Atom-2	Interatomic distance (Å)	Clash overlap (Å)
8:AH:82:LEU:CD2	8:AH:82:LEU:C	2.84	0.45
1:AA:987:G:C2	1:AA:988:G:C4	3.04	0.45
14:AN:31:SER:O	14:AN:32:ASP:CB	2.62	0.45
14:AN:44:ALA:HA	14:AN:47:LYS:HG3	1.97	0.45
26:BA:2298:A:N3	26:BA:2298:A:H2'	2.31	0.45
2:AB:163:ILE:HG23	2:AB:164:ASP:N	2.28	0.45
1:AA:588:G:C6	1:AA:589:U:N3	2.85	0.45
1:AA:654:G:C2'	1:AA:655:A:H5'	2.46	0.45
1:AA:539:A:H2'	1:AA:540:G:C8	2.50	0.45
7:AG:119:LEU:CD2	7:AG:123:LEU:HD21	2.45	0.45
1:AA:414:A:C4	1:AA:415:A:C8	3.04	0.45
38:BN:75:ILE:O	38:BN:79:LEU:CD1	2.61	0.45
1:AA:1000:A:C2	1:AA:1041:G:C2	3.04	0.45
49:BY:17:GLU:CA	49:BY:17:GLU:OE2	2.63	0.45
1:AA:101:A:C5	1:AA:102:G:N7	2.83	0.45
1:AA:773:G:C2	1:AA:807:A:C2	3.03	0.45
26:BA:2328:A:H2'	26:BA:2329:U:H6	1.80	0.45
1:AA:1020:G:C2	1:AA:1021:A:N7	2.84	0.45
30:BF:56:LEU:HD12	30:BF:64:PRO:HB2	1.97	0.45
40:BP:80:VAL:CG1	40:BP:83:ILE:CD1	2.94	0.45
7:AG:11:ILE:HD11	7:AG:23:ALA:HB3	1.98	0.45
26:BA:2255:G:H2'	26:BA:2256:G:C5'	2.45	0.45
1:AA:299:G:C6	1:AA:300:A:C6	3.04	0.45
29:BE:198:GLU:O	29:BE:199:MET:C	2.53	0.45
25:AY:498:ILE:HG22	25:AY:507:TYR:CG	2.51	0.45
41:BQ:67:ALA:O	41:BQ:68:ALA:C	2.54	0.45
31:BG:51:PHE:CD2	31:BG:51:PHE:N	2.84	0.45
1:AA:1190:G:OP1	3:AC:4:VAL:HG12	2.16	0.45
26:BA:1782:U:H2'	26:BA:2608:G:O2'	2.16	0.45
26:BA:1378:A:H4'	26:BA:1379:U:OP1	2.16	0.45
26:BA:1766:G:O2'	26:BA:1767:G:H5'	2.16	0.45
50:BZ:53:MET:C	50:BZ:54:VAL:HG13	2.37	0.45
1:AA:1435:G:O6	1:AA:1465:A:N6	2.49	0.45
33:BI:85:ILE:HG12	33:BI:88:GLY:HA2	1.97	0.45
42:BR:14:VAL:HG11	42:BR:98:ILE:HD12	1.98	0.45
26:BA:245:G:O6	54:B3:7:ARG:CD	2.64	0.45
28:BD:8:LYS:HE3	28:BD:193:VAL:O	2.15	0.45
48:BX:26:ARG:HG3	48:BX:27:ARG:N	2.30	0.45
56:BB:38:C:H3'	56:BB:38:C:C6	2.51	0.45
26:BA:116:C:O2	26:BA:116:C:C2'	2.57	0.45
26:BA:1217:U:O2	26:BA:1217:U:C2'	2.62	0.45

Continued on next page...

Continued from previous page...

Atom-1	Atom-2	Interatomic distance (Å)	Clash overlap (Å)
31:BG:34:ARG:HG2	31:BG:35:THR:H	1.81	0.45
26:BA:1268:A:C2	26:BA:2013:A:C4	3.04	0.45
26:BA:1094:U:O4	26:BA:1097:U:OP2	2.34	0.45
33:BI:37:PHE:CE1	33:BI:41:PHE:HD1	2.35	0.45
1:AA:1299:A:C2	1:AA:1301:U:C2	3.05	0.45
22:AV:20:A:H2'	22:AV:21:C:C2	2.51	0.45
22:AV:21:C:H2'	22:AV:22:G:O5'	2.16	0.45
22:AV:325:G:N3	22:AV:325:G:H2'	2.31	0.45
22:AV:33:A:O4'	22:AV:34:A:OP1	2.34	0.45
23:AW:81:LEU:CD2	23:AW:85:GLU:O	2.64	0.45
1:AA:928:G:H5''	1:AA:1503:A:H61	1.77	0.45
3:AC:89:VAL:O	3:AC:93:ILE:HB	2.16	0.45
22:AV:157:C:N3	22:AV:158:U:C5	2.84	0.45
2:AB:53:LEU:HD13	2:AB:56:LEU:HD12	1.98	0.45
25:AY:124:GLN:C	25:AY:127:LYS:HB3	2.37	0.45
24:AX:4:G:H2'	24:AX:5:G:C8	2.52	0.45
26:BA:415:A:H8	26:BA:415:A:O5'	1.98	0.45
37:BM:57:VAL:O	37:BM:57:VAL:HG23	2.15	0.45
26:BA:2172:U:OP2	26:BA:2173:A:H5''	2.16	0.45
1:AA:259:G:C4	1:AA:260:G:C8	3.04	0.45
17:AQ:15:LYS:H	17:AQ:16:MET:HE1	1.81	0.45
10:AJ:32:THR:HG23	10:AJ:83:THR:HA	1.97	0.45
10:AJ:35:GLN:HG2	10:AJ:78:GLU:N	2.31	0.45
4:AD:112:GLU:O	4:AD:115:GLN:N	2.49	0.45
4:AD:146:GLU:HA	4:AD:149:LYS:CD	2.45	0.45
35:BK:114:LYS:HA	35:BK:114:LYS:HD2	1.82	0.45
1:AA:71:A:H61	1:AA:99:C:C2'	2.30	0.45
36:BL:76:GLU:O	36:BL:77:ILE:HD13	2.15	0.45
9:AI:38:PHE:HA	9:AI:41:GLU:CD	2.36	0.45
9:AI:90:ASP:OD2	9:AI:90:ASP:C	2.54	0.45
8:AH:110:MET:CE	8:AH:115:ALA:HA	2.45	0.45
26:BA:1520:U:O2	26:BA:1520:U:C2'	2.62	0.45
26:BA:242:G:H5''	54:B3:63:TYR:CZ	2.50	0.45
13:AM:66:GLY:O	13:AM:70:ARG:HB3	2.15	0.45
1:AA:379:C:H2'	1:AA:380:G:H5'	1.97	0.45
25:AY:406:GLU:CB	25:AY:407:PRO:HD2	2.42	0.45
7:AG:73:GLU:HA	7:AG:140:VAL:HG12	1.98	0.45
1:AA:549:C:C2'	1:AA:550:G:O5'	2.64	0.45
27:BC:51:ARG:O	27:BC:52:HIS:HB2	2.14	0.45
49:BY:24:GLU:OE1	49:BY:24:GLU:HA	2.17	0.45
29:BE:138:LEU:CD1	29:BE:167:VAL:HG21	2.46	0.45

Continued on next page...

Continued from previous page...

Atom-1	Atom-2	Interatomic distance (Å)	Clash overlap (Å)
18:AR:72:ARG:HH11	18:AR:72:ARG:HG3	1.80	0.45
31:BG:75:VAL:C	31:BG:77:GLY:N	2.67	0.45
1:AA:1293:C:O2	1:AA:1293:C:H2'	2.16	0.45
30:BF:107:VAL:N	30:BF:108:PRO:HD2	2.31	0.45
30:BF:110:ILE:HB	30:BF:113:PHE:HB2	1.98	0.45
38:BN:63:ARG:HG3	38:BN:80:PHE:CE1	2.51	0.45
26:BA:2313:C:C3'	26:BA:2313:C:C6	2.98	0.45
26:BA:2415:G:C4'	36:BL:66:PHE:HB3	2.46	0.45
45:BU:82:VAL:HG13	45:BU:93:ARG:HB3	1.99	0.45
26:BA:184:C:H2'	26:BA:185:G:H8	1.81	0.45
26:BA:185:G:C5	26:BA:186:G:N7	2.84	0.45
31:BG:122:ALA:HB2	31:BG:132:LEU:HA	1.99	0.45
26:BA:717:C:C2'	26:BA:718:A:H5'	2.46	0.45
36:BL:47:ARG:HH21	36:BL:47:ARG:HG2	1.81	0.45
50:BZ:53:MET:O	50:BZ:54:VAL:CG1	2.65	0.45
35:BK:66:LYS:HA	35:BK:66:LYS:HD2	1.78	0.45
34:BJ:4:PHE:CG	34:BJ:5:THR:N	2.83	0.45
43:BS:11:ARG:O	43:BS:12:SER:HB3	2.14	0.45
26:BA:1449:G:C2'	26:BA:1450:G:O5'	2.64	0.45
26:BA:1983:G:C2'	26:BA:1984:G:H5'	2.46	0.45
18:AR:33:THR:HG23	18:AR:36:GLY:H	1.81	0.45
35:BK:19:VAL:CG1	35:BK:41:ILE:HD13	2.45	0.45
35:BK:21:CYS:HA	35:BK:41:ILE:HG22	1.97	0.45
51:B0:24:VAL:HG13	51:B0:25:THR:N	2.31	0.45
26:BA:2023:C:O2'	26:BA:2024:G:H5'	2.16	0.45
26:BA:1641:A:H2'	26:BA:1642:G:O4'	2.16	0.45
26:BA:1076:C:H2'	26:BA:1077:A:C1'	2.46	0.45
1:AA:1309:G:OP1	13:AM:90:HIS:HE1	1.99	0.45
22:AV:264:U:O2'	22:AV:265:C:C5'	2.65	0.45
22:AV:57:G:H2'	22:AV:58:G:H8	1.81	0.45
22:AV:67:G:C2	22:AV:303:G:O6	2.70	0.45
1:AA:1537:U:C4	1:AA:1538:C:N4	2.85	0.45
22:AV:161:U:O2'	22:AV:162:A:H5'	2.17	0.45
22:AV:234:A:H8	22:AV:234:A:OP1	1.99	0.45
26:BA:870:U:H2'	26:BA:871:U:C6	2.50	0.45
26:BA:895:U:O2'	26:BA:896:A:C8	2.68	0.45
26:BA:2146:C:H4'	26:BA:2147:A:C8	2.51	0.45
26:BA:2097:A:C6	26:BA:2193:G:C6	3.05	0.45
25:AY:181:LEU:CD1	25:AY:242:LEU:HD22	2.46	0.45
25:AY:277:VAL:HG13	25:AY:278:ASP:N	2.31	0.45
1:AA:1366:C:C2'	1:AA:1367:C:H5'	2.46	0.45

Continued on next page...

Continued from previous page...

Atom-1	Atom-2	Interatomic distance (Å)	Clash overlap (Å)
1:AA:978:A:C6	1:AA:1319:A:C2	3.03	0.45
25:AY:334:THR:HG23	25:AY:370:LYS:HA	1.99	0.45
42:BR:51:VAL:CG2	42:BR:52:PRO:HD2	2.46	0.45
42:BR:54:VAL:O	42:BR:55:ASP:C	2.54	0.45
1:AA:553:A:O2'	12:AL:25:ALA:HB1	2.17	0.45
33:BI:83:ALA:HB1	33:BI:100:ILE:CD1	2.46	0.45
13:AM:39:ALA:O	13:AM:41:ASP:N	2.50	0.45
1:AA:204:G:N3	1:AA:465:A:C2	2.84	0.45
2:AB:46:VAL:HB	2:AB:47:PRO:CD	2.42	0.45
37:BM:16:ARG:N	37:BM:16:ARG:HD3	2.31	0.45
1:AA:67:C:H4'	1:AA:172:A:O4'	2.17	0.45
1:AA:452:A:N7	1:AA:453:G:C8	2.83	0.45
45:BU:4:ILE:CG2	45:BU:5:ARG:N	2.79	0.45
33:BI:33:ASN:CB	33:BI:36:GLU:HG2	2.45	0.45
26:BA:2723:C:C2'	26:BA:2724:U:O5'	2.65	0.45
28:BD:99:GLU:O	28:BD:102:ALA:N	2.49	0.45
8:AH:40:LYS:NZ	8:AH:47:ASP:OD2	2.49	0.45
1:AA:549:C:H2'	1:AA:550:G:O4'	2.17	0.45
28:BD:55:LYS:HG2	28:BD:56:LYS:H	1.80	0.45
49:BY:18:LEU:HD23	49:BY:22:LEU:HD23	1.98	0.45
26:BA:1875:G:HO2'	26:BA:1876:A:P	2.38	0.45
16:AP:20:VAL:HG11	16:AP:32:PHE:CB	2.46	0.45
29:BE:48:THR:CG2	29:BE:86:ALA:HB3	2.46	0.45
1:AA:632:U:C6	1:AA:632:U:C3'	2.99	0.45
26:BA:703:U:C2'	26:BA:704:G:H5'	2.46	0.45
15:AO:34:GLN:CB	15:AO:58:MET:HE2	2.47	0.45
46:BV:21:ARG:HA	46:BV:25:LYS:O	2.17	0.45
26:BA:1392:A:N6	26:BA:1393:A:N6	2.64	0.45
26:BA:734:A:C4	26:BA:735:A:C8	3.04	0.45
26:BA:2414:G:C2'	26:BA:2415:G:H5'	2.46	0.45
1:AA:54:C:H2'	1:AA:54:C:O2	2.16	0.45
37:BM:2:LEU:HB2	37:BM:69:PRO:HG2	1.98	0.45
26:BA:2870:C:H2'	26:BA:2871:U:H5'	1.98	0.45
5:AE:94:PHE:HZ	5:AE:96:GLN:HG3	1.79	0.45
26:BA:1830:C:H2'	26:BA:1831:G:H8	1.80	0.45
3:AC:7:ASN:O	3:AC:8:GLY:C	2.53	0.45
1:AA:646:G:C4	1:AA:647:C:C5	3.04	0.45
19:AS:19:GLU:C	19:AS:21:ALA:N	2.69	0.45
1:AA:1422:G:N2	1:AA:1423:G:C4	2.85	0.45
1:AA:794:A:C6	1:AA:795:C:C4	3.04	0.45
40:BP:9:GLN:HA	40:BP:12:MET:HG3	1.99	0.45

Continued on next page...

Continued from previous page...

Atom-1	Atom-2	Interatomic distance (Å)	Clash overlap (Å)
48:BX:16:ASN:OD1	48:BX:26:ARG:HD2	2.16	0.45
26:BA:1217:U:O2	26:BA:1217:U:H2'	2.15	0.45
26:BA:1833:C:C4	26:BA:1834:U:C4	3.05	0.45
47:BW:27:VAL:HG21	47:BW:78:ILE:HD11	1.98	0.45
26:BA:1315:C:C2'	26:BA:1316:U:O5'	2.65	0.45
29:BE:154:ASP:C	29:BE:154:ASP:OD2	2.55	0.45
1:AA:211:G:H3'	1:AA:211:G:N3	2.32	0.45
25:AY:673:PHE:CG	25:AY:674:ASP:N	2.84	0.45
33:BI:18:ASN:H	33:BI:19:PRO:HD3	1.79	0.45
1:AA:1241:G:N3	1:AA:1242:G:C8	2.84	0.45
1:AA:1338:G:H2'	1:AA:1339:A:C8	2.52	0.45
22:AV:330:U:H2'	22:AV:331:C:C6	2.50	0.45
23:AW:108:ASN:CG	23:AW:114:LYS:NZ	2.69	0.45
30:BF:41:GLU:O	30:BF:43:ILE:HG12	2.17	0.45
1:AA:1078:U:C4	1:AA:1079:G:C6	3.03	0.45
1:AA:1530:G:N2	1:AA:1531:A:N7	2.64	0.45
3:AC:84:GLU:C	3:AC:86:LEU:N	2.70	0.45
22:AV:163:G:C5	22:AV:164:G:N7	2.84	0.45
22:AV:166:C:N4	22:AV:167:G:O6	2.50	0.45
22:AV:200:G:C2'	22:AV:201:C:H5'	2.47	0.45
26:BA:907:G:H5''	37:BM:22:GLN:HB3	1.98	0.45
2:AB:104:LYS:HZ2	2:AB:107:ARG:NH2	2.14	0.45
25:AY:152:THR:HA	25:AY:155:GLU:HB3	1.99	0.45
25:AY:21:ILE:HG21	25:AY:88:VAL:CG1	2.44	0.45
24:AX:62:C:H5'	24:AX:63:C:OP2	2.16	0.45
24:AX:70:C:HO2'	24:AX:71:G:H5''	1.79	0.45
9:AI:123:ARG:CG	9:AI:124:PRO:HD2	2.46	0.45
10:AJ:59:LYS:CE	10:AJ:59:LYS:H	2.29	0.45
10:AJ:67:ILE:HD11	14:AN:96:LEU:HB2	1.97	0.45
25:AY:334:THR:HG23	25:AY:369:LEU:O	2.16	0.45
25:AY:337:SER:HB2	25:AY:355:LEU:HD23	1.98	0.45
41:BQ:107:ALA:HB1	42:BR:48:LYS:HZ2	1.81	0.45
20:AT:27:MET:CG	20:AT:31:ILE:HD11	2.45	0.45
1:AA:462:G:N7	1:AA:463:U:C5	2.84	0.45
4:AD:12:ARG:HB3	4:AD:12:ARG:HH11	1.81	0.45
1:AA:71:A:N1	1:AA:99:C:O2'	2.48	0.45
26:BA:2800:A:H3'	26:BA:2801:G:H5''	1.95	0.45
26:BA:1869:G:C5	26:BA:1871:A:OP2	2.70	0.45
33:BI:57:VAL:O	33:BI:68:PHE:CB	2.64	0.45
26:BA:545:U:H6	26:BA:548:G:P	2.39	0.45
3:AC:110:LEU:HD13	3:AC:203:LYS:HE3	1.98	0.45

Continued on next page...

Continued from previous page...

Atom-1	Atom-2	Interatomic distance (Å)	Clash overlap (Å)
26:BA:1172:C:C5	26:BA:1173:U:C6	3.04	0.45
26:BA:1173:U:H2'	26:BA:1173:U:O2	2.17	0.45
1:AA:1475:G:C2'	1:AA:1476:A:H5'	2.46	0.45
26:BA:31:C:O3'	26:BA:1238:G:C5'	2.64	0.45
7:AG:61:PHE:CD1	7:AG:62:GLU:N	2.85	0.45
26:BA:1501:G:C2'	26:BA:1502:A:O5'	2.64	0.45
26:BA:2852:G:C5	26:BA:2853:C:C5	3.04	0.45
38:BN:77:ALA:O	38:BN:79:LEU:O	2.33	0.45
20:AT:68:LYS:HB2	20:AT:69:ASN:H	1.60	0.45
29:BE:136:GLN:HE22	29:BE:139:LYS:NZ	2.15	0.45
14:AN:90:ARG:HB3	14:AN:92:GLU:CG	2.47	0.45
45:BU:98:ASN:C	45:BU:100:GLU:N	2.70	0.45
33:BI:126:ARG:HA	33:BI:129:GLU:CG	2.46	0.45
49:BY:28:LEU:HD23	49:BY:37:LEU:HD21	1.98	0.45
26:BA:1901:A:OP2	27:BC:252:LYS:HD2	2.17	0.45
13:AM:94:LEU:HB3	13:AM:95:PRO:HD2	1.97	0.45
26:BA:1936:A:H2	26:BA:1943:U:H3	1.56	0.45
34:BJ:58:ASN:HD21	34:BJ:128:ASN:HB2	1.82	0.45
26:BA:570:G:H2'	26:BA:2030:A:N7	2.32	0.45
26:BA:653:U:H2'	26:BA:654:A:OP1	2.16	0.45
9:AI:9:GLY:HA3	9:AI:80:HIS:HB3	1.98	0.45
36:BL:37:GLY:O	36:BL:41:ARG:HG3	2.16	0.45
1:AA:552:U:H4'	12:AL:83:GLY:O	2.17	0.45
26:BA:1726:C:O2'	26:BA:1727:C:H5'	2.17	0.45
22:AV:271:G:N3	22:AV:272:C:C6	2.85	0.45
22:AV:9:U:OP2	22:AV:10:U:OP1	2.33	0.45
23:AW:22:ALA:HB2	23:AW:81:LEU:HD13	1.99	0.45
1:AA:10:A:OP2	5:AE:130:THR:OG1	2.31	0.45
22:AV:206:A:C2'	22:AV:206:A:N3	2.75	0.45
26:BA:908:C:H2'	26:BA:909:A:H8	1.82	0.45
2:AB:184:ALA:HB3	2:AB:195:VAL:HG22	1.98	0.45
22:AV:113:A:N3	22:AV:114:G:C4	2.84	0.45
22:AV:121:A:N3	22:AV:122:A:H2'	2.31	0.45
32:BH:24:GLY:O	32:BH:28:ASN:HB2	2.16	0.45
25:AY:435:ASP:OD2	25:AY:435:ASP:C	2.55	0.45
25:AY:150:ILE:C	25:AY:152:THR:N	2.69	0.45
24:AX:52:C:O2	24:AX:64:G:N1	2.44	0.45
24:AX:62:C:C2'	24:AX:62:C:O2	2.64	0.45
1:AA:979:C:P	1:AA:981:U:O4	2.75	0.45
4:AD:103:ARG:NH1	4:AD:110:ARG:HH22	2.14	0.45
4:AD:168:THR:CB	4:AD:183:ARG:HH22	2.27	0.45

Continued on next page...

Continued from previous page...

Atom-1	Atom-2	Interatomic distance (Å)	Clash overlap (Å)
1:AA:623:C:C2'	1:AA:624:C:H5'	2.46	0.45
30:BF:174:PHE:HA	30:BF:175:PRO:HD2	1.75	0.45
4:AD:122:ILE:H	4:AD:122:ILE:HD13	1.78	0.45
26:BA:1421:G:H2'	26:BA:1422:G:O5'	2.17	0.45
1:AA:69:G:O6	1:AA:98:A:N6	2.50	0.45
8:AH:48:PHE:O	8:AH:49:LYS:CG	2.65	0.45
36:BL:110:VAL:CG1	36:BL:110:VAL:O	2.64	0.45
26:BA:1870:C:H5''	26:BA:1871:A:C8	2.51	0.45
1:AA:490:C:H2'	1:AA:491:G:C8	2.50	0.45
38:BN:10:LEU:O	38:BN:11:ASN:C	2.53	0.45
38:BN:21:PHE:CE2	38:BN:24:MET:HE3	2.51	0.45
26:BA:1373:A:H2'	26:BA:1374:G:O4'	2.16	0.45
26:BA:2110:G:O2'	26:BA:2120:G:H5''	2.16	0.45
1:AA:1039:G:C2'	1:AA:1040:U:O5'	2.65	0.45
28:BD:56:LYS:O	28:BD:57:ALA:O	2.35	0.45
1:AA:100:G:C6	1:AA:101:A:C5	3.04	0.45
1:AA:781:A:C5	1:AA:802:A:C2	3.04	0.45
39:BO:66:GLY:HA2	39:BO:102:ARG:NH2	2.30	0.45
26:BA:1098:A:H5'	26:BA:1099:G:OP2	2.17	0.45
14:AN:86:GLU:HB3	14:AN:90:ARG:NH2	2.32	0.45
1:AA:757:U:C5'	1:AA:822:U:O2	2.64	0.45
26:BA:1425:G:O2'	26:BA:1426:G:H5'	2.17	0.45
26:BA:2461:A:H1'	26:BA:2492:U:C2	2.52	0.45
49:BY:39:GLN:O	49:BY:40:SER:C	2.55	0.45
26:BA:1525:A:C2'	26:BA:1526:C:H5'	2.46	0.45
46:BV:43:ASP:C	46:BV:43:ASP:OD1	2.54	0.45
26:BA:2392:A:C2	36:BL:55:MET:HE3	2.52	0.45
45:BU:71:ILE:CD1	45:BU:82:VAL:CG2	2.95	0.45
40:BP:32:VAL:HG13	40:BP:36:LYS:O	2.16	0.45
5:AE:76:ASN:O	5:AE:77:ASN:HB2	2.16	0.45
3:AC:143:LEU:N	3:AC:143:LEU:HD13	2.31	0.45
26:BA:2631:G:C2'	26:BA:2632:A:O5'	2.65	0.45
19:AS:74:ALA:N	19:AS:75:PRO:HD2	2.32	0.45
1:AA:858:G:O2'	1:AA:859:G:C5'	2.65	0.45
27:BC:7:PRO:HA	27:BC:13:ARG:HA	1.98	0.45
13:AM:79:LEU:HD23	13:AM:86:ARG:HD3	1.97	0.45
26:BA:838:C:C2	26:BA:941:A:C2	3.05	0.45
26:BA:1174:U:O2	26:BA:1174:U:O4'	2.35	0.45
23:AW:40:ASP:N	23:AW:40:ASP:OD1	2.50	0.45
26:BA:829:A:H5''	26:BA:831:G:N7	2.32	0.45
33:BI:37:PHE:CZ	33:BI:41:PHE:HD1	2.35	0.45

Continued on next page...

Continued from previous page...

Atom-1	Atom-2	Interatomic distance (Å)	Clash overlap (Å)
1:AA:944:G:O6	1:AA:1337:G:H3'	2.16	0.45
1:AA:1342:C:H2'	1:AA:1343:G:H5'	1.94	0.45
1:AA:954:G:N1	1:AA:955:U:O2	2.49	0.45
22:AV:267:G:H2'	22:AV:268:U:H6	1.80	0.45
22:AV:297:G:O2'	22:AV:298:A:H5'	2.17	0.45
23:AW:104:LYS:HD3	23:AW:116:LEU:CD2	2.45	0.45
23:AW:20:TYR:O	23:AW:116:LEU:HD12	2.16	0.45
1:AA:1391:U:H2'	1:AA:1392:G:H8	1.76	0.45
1:AA:1394:A:C5	1:AA:1501:C:H4'	2.52	0.45
5:AE:141:ASP:O	5:AE:143:LEU:N	2.50	0.45
22:AV:156:G:C6	22:AV:157:C:C4	3.01	0.45
22:AV:210:C:O5'	22:AV:210:C:C6	2.58	0.45
22:AV:211:C:H2'	22:AV:212:U:H6	1.80	0.45
2:AB:162:VAL:O	2:AB:184:ALA:HA	2.17	0.45
2:AB:57:ASN:HA	2:AB:60:ALA:HB3	1.98	0.45
25:AY:408:VAL:HG22	25:AY:454:MET:HA	1.98	0.45
1:AA:1271:A:C5'	1:AA:1314:C:C5'	2.93	0.45
22:AV:6:U:C2	22:AV:355:G:C2	3.05	0.45
1:AA:1191:A:C2'	1:AA:1192:C:H5'	2.47	0.45
1:AA:1348:U:O4	1:AA:1374:A:C8	2.70	0.45
10:AJ:58:ASN:O	10:AJ:60:ASP:N	2.49	0.45
10:AJ:67:ILE:HG22	10:AJ:67:ILE:O	2.17	0.45
25:AY:14:ASN:ND2	25:AY:80:ASN:HD22	2.14	0.45
42:BR:40:MET:HE2	42:BR:48:LYS:HE2	1.98	0.45
11:AK:75:GLU:OE1	11:AK:75:GLU:CA	2.65	0.45
20:AT:22:SER:O	20:AT:25:SER:HB3	2.15	0.45
25:AY:417:THR:C	25:AY:419:ALA:N	2.70	0.45
13:AM:65:GLU:O	13:AM:67:ASP:N	2.50	0.45
1:AA:438:U:O2'	1:AA:439:U:P	2.75	0.45
1:AA:375:U:N3	1:AA:376:G:C8	2.85	0.45
1:AA:375:U:C2	1:AA:376:G:C8	3.05	0.45
26:BA:1413:A:N1	26:BA:1590:A:C2	2.84	0.45
26:BA:1724:G:C5	26:BA:1725:U:C5	3.04	0.45
26:BA:1735:A:H2'	26:BA:1736:U:H6	1.81	0.45
37:BM:50:ARG:HG2	37:BM:51:ARG:N	2.31	0.45
1:AA:1218:C:O2'	1:AA:1219:A:H5'	2.17	0.45
33:BI:57:VAL:HB	33:BI:68:PHE:HB2	1.97	0.45
33:BI:58:ILE:HA	33:BI:68:PHE:HB3	1.99	0.45
26:BA:1536:C:H4'	26:BA:1537:G:C5'	2.45	0.45
13:AM:76:ILE:HG22	13:AM:77:LYS:N	2.32	0.45
1:AA:489:C:C2'	1:AA:490:C:O5'	2.65	0.45

Continued on next page...

Continued from previous page...

Atom-1	Atom-2	Interatomic distance (Å)	Clash overlap (Å)
38:BN:23:ASN:O	38:BN:24:MET:C	2.54	0.45
26:BA:1091:G:HO2'	26:BA:1092:C:H5	1.63	0.45
7:AG:22:LEU:O	7:AG:25:PHE:HB3	2.17	0.45
1:AA:550:G:C6	1:AA:551:U:C4	3.04	0.45
27:BC:123:ILE:CD1	27:BC:129:LEU:HD11	2.47	0.45
26:BA:2114:A:N3	26:BA:2114:A:C2'	2.79	0.45
49:BY:9:LYS:N	49:BY:12:GLU:HB2	2.31	0.45
1:AA:103:U:H2'	1:AA:104:G:H8	1.82	0.45
4:AD:96:ARG:HB3	4:AD:98:ASP:OD1	2.16	0.45
10:AJ:49:PHE:CE2	14:AN:77:PHE:CZ	3.05	0.45
26:BA:2204:G:O5'	27:BC:149:LYS:CE	2.65	0.45
26:BA:401:A:H2'	26:BA:402:A:O4'	2.16	0.45
26:BA:707:G:O6	26:BA:724:U:C2	2.70	0.45
3:AC:61:LYS:HE3	3:AC:61:LYS:HA	1.97	0.45
11:AK:18:GLY:O	11:AK:81:LEU:HA	2.17	0.45
46:BV:25:LYS:HE2	46:BV:43:ASP:HB2	1.98	0.45
1:AA:564:C:C4	1:AA:565:U:C4	3.04	0.45
37:BM:92:TRP:C	37:BM:93:VAL:CG1	2.85	0.45
8:AH:38:VAL:CG1	8:AH:111:THR:HG22	2.46	0.45
1:AA:600:A:C4	1:AA:639:G:C2	3.04	0.45
44:BT:33:LYS:HG3	44:BT:80:TRP:CE3	2.52	0.45
8:AH:39:LEU:HD23	8:AH:39:LEU:HA	1.79	0.45
1:AA:839:C:O5'	1:AA:839:C:H6	2.00	0.45
1:AA:1188:A:H2'	1:AA:1189:U:O4'	2.17	0.45
6:AF:99:ALA:O	6:AF:100:SER:CB	2.63	0.45
23:AW:63:TYR:HE2	23:AW:65:LYS:CG	2.29	0.45
1:AA:946:A:H2'	1:AA:947:G:C8	2.52	0.45
22:AV:258:G:C8	22:AV:258:G:OP1	2.69	0.45
22:AV:315:G:C8	22:AV:316:A:C6	3.05	0.45
22:AV:326:A:H2'	22:AV:327:A:H8	1.82	0.45
23:AW:17:LEU:HD22	23:AW:119:LEU:HD12	1.99	0.45
23:AW:85:GLU:HG2	23:AW:85:GLU:O	2.16	0.45
1:AA:1530:G:N2	1:AA:1531:A:N6	2.65	0.45
5:AE:110:MET:HE3	5:AE:139:THR:HG21	1.98	0.45
5:AE:98:ALA:O	5:AE:100:GLU:N	2.50	0.45
22:AV:194:G:N3	22:AV:195:A:C8	2.84	0.45
22:AV:198:U:H6	22:AV:198:U:P	2.40	0.45
26:BA:887:U:C2'	26:BA:888:C:H6	2.29	0.45
1:AA:1096:C:H2'	1:AA:1097:C:C6	2.52	0.45
2:AB:62:ARG:O	2:AB:63:LYS:HB2	2.15	0.45
26:BA:2154:A:C2	26:BA:2155:U:C4	3.05	0.45

Continued on next page...

Continued from previous page...

Atom-1	Atom-2	Interatomic distance (Å)	Clash overlap (Å)
24:AX:50:G:C2	24:AX:51:U:N1	2.85	0.45
1:AA:1061:G:H5'	1:AA:1062:U:OP2	2.17	0.45
1:AA:1142:G:C2'	1:AA:1143:G:H5'	2.47	0.45
8:AH:85:TYR:CD2	8:AH:123:GLU:HA	2.48	0.45
25:AY:526:VAL:N	25:AY:565:VAL:O	2.49	0.45
26:BA:361:G:O2'	26:BA:362:A:P	2.75	0.45
25:AY:486:THR:O	25:AY:599:PRO:HA	2.17	0.45
33:BI:100:ILE:HG12	33:BI:137:LEU:HD13	1.97	0.45
22:AV:360:A:H8	22:AV:360:A:O5'	2.00	0.45
11:AK:124:LYS:HA	21:AU:34:ARG:HG3	1.97	0.45
52:B1:16:THR:CG2	52:B1:41:VAL:CG1	2.95	0.45
4:AD:16:THR:CG2	4:AD:17:ASP:H	2.30	0.45
26:BA:100:U:N3	26:BA:101:A:N6	2.65	0.45
26:BA:1928:A:C3'	26:BA:1929:G:H5''	2.46	0.45
1:AA:650:G:C5	1:AA:651:C:C5	3.05	0.45
1:AA:1047:G:H2'	1:AA:1048:G:H5'	1.98	0.45
5:AE:158:LYS:O	8:AH:63:LYS:CE	2.65	0.45
26:BA:27:G:C4	26:BA:512:G:N2	2.85	0.45
1:AA:403:C:O2'	1:AA:404:G:H5'	2.16	0.45
26:BA:1098:A:C6	26:BA:1099:G:C6	3.04	0.45
32:BH:41:LYS:O	32:BH:42:LYS:C	2.55	0.45
32:BH:41:LYS:H	32:BH:44:ILE:HG23	1.80	0.45
30:BF:105:ILE:HD12	30:BF:138:PRO:HG3	1.99	0.45
1:AA:418:C:H2'	1:AA:419:C:C6	2.52	0.45
30:BF:56:LEU:CD1	30:BF:86:CYS:O	2.65	0.45
1:AA:293:G:C6	1:AA:294:U:C4	3.04	0.45
26:BA:2782:G:H2'	26:BA:2783:U:H5'	1.97	0.45
26:BA:1606:C:H3'	26:BA:1606:C:H6	1.82	0.45
5:AE:108:GLY:O	5:AE:109:ALA:CB	2.62	0.45
29:BE:10:SER:O	29:BE:11:ALA:C	2.55	0.45
39:BO:94:ARG:O	39:BO:97:PHE:N	2.48	0.45
26:BA:2218:G:O2'	26:BA:2219:U:H5'	2.17	0.45
26:BA:2331:G:N2	26:BA:2385:C:C5	2.85	0.45
26:BA:1292:G:C2'	26:BA:1293:C:O5'	2.65	0.45
52:B1:44:GLN:OE1	52:B1:44:GLN:HA	2.15	0.45
3:AC:129:PHE:O	3:AC:130:ARG:C	2.55	0.45
28:BD:172:VAL:CG2	28:BD:194:PRO:HD3	2.47	0.45
26:BA:2727:A:C2'	26:BA:2728:U:H5'	2.47	0.45
29:BE:97:ASN:HB3	29:BE:100:MET:HG3	1.98	0.45
3:AC:22:PHE:C	3:AC:22:PHE:HD2	2.20	0.45
26:BA:823:C:C2'	26:BA:824:U:H5'	2.47	0.45

Continued on next page...

Continued from previous page...

Atom-1	Atom-2	Interatomic distance (Å)	Clash overlap (Å)
6:AF:1:MET:HG3	6:AF:66:ALA:C	2.37	0.45
26:BA:2337:G:H2'	26:BA:2337:G:N3	2.32	0.45
56:BB:17:C:H2'	56:BB:18:G:O5'	2.17	0.45
26:BA:1909:C:H5'	26:BA:1910:G:OP2	2.16	0.45
26:BA:1059:G:O2'	33:BI:128:ILE:HA	2.16	0.45
26:BA:1075:C:C6	26:BA:1075:C:C3'	2.99	0.45
1:AA:1307:U:H5''	13:AM:99:GLN:NE2	2.32	0.45
22:AV:272:C:H4'	22:AV:291:A:C2	2.51	0.45
22:AV:270:C:C2	22:AV:293:G:O6	2.70	0.45
22:AV:29:G:O2'	22:AV:30:C:H5''	2.15	0.45
22:AV:334:A:OP2	22:AV:335:C:C4	2.70	0.45
22:AV:16:U:C6	23:AW:110:ARG:NH1	2.84	0.45
1:AA:1536:C:H3'	1:AA:1537:U:C5	2.52	0.45
5:AE:140:ILE:O	5:AE:143:LEU:HB2	2.17	0.45
22:AV:238:A:H2'	22:AV:239:A:C8	2.51	0.45
1:AA:1098:C:C4	1:AA:1099:G:N7	2.85	0.45
1:AA:1167:A:H5''	1:AA:1168:U:P	2.57	0.45
2:AB:101:THR:N	2:AB:174:GLU:OE1	2.49	0.45
2:AB:216:VAL:HA	2:AB:219:THR:CG2	2.46	0.45
25:AY:146:LEU:HD23	25:AY:146:LEU:C	2.36	0.45
25:AY:259:PHE:CE2	25:AY:275:ALA:HB2	2.51	0.45
24:AX:53:G:C6	24:AX:64:G:C6	3.04	0.45
22:AV:5:C:O5'	22:AV:5:C:H6	1.99	0.45
17:AQ:15:LYS:N	17:AQ:16:MET:CE	2.80	0.45
1:AA:1317:C:H2'	1:AA:1318:A:H5'	1.98	0.45
31:BG:72:ASN:ND2	31:BG:76:ILE:HD11	2.31	0.45
25:AY:100:VAL:HG22	25:AY:101:LEU:N	2.32	0.45
2:AB:209:VAL:O	2:AB:210:THR:C	2.54	0.45
1:AA:426:U:H5''	4:AD:36:ALA:CB	2.46	0.45
1:AA:622:A:N7	1:AA:623:C:C6	2.84	0.45
1:AA:626:G:H2'	1:AA:627:G:C5'	2.46	0.45
33:BI:110:GLN:HG2	33:BI:110:GLN:O	2.16	0.45
4:AD:157:ALA:O	4:AD:160:LEU:HD22	2.17	0.45
4:AD:143:SER:HB2	4:AD:178:GLU:HA	1.99	0.45
4:AD:53:GLN:NE2	4:AD:202:LEU:HA	2.32	0.45
10:AJ:17:LEU:HA	10:AJ:20:GLN:HB2	1.99	0.45
36:BL:127:VAL:CG1	36:BL:128:THR:N	2.80	0.45
26:BA:2800:A:C3'	26:BA:2801:G:C5'	2.91	0.45
49:BY:3:ALA:C	49:BY:5:GLU:H	2.20	0.45
26:BA:1482:G:C6	26:BA:1508:A:N1	2.84	0.45
26:BA:2820:A:C2'	26:BA:2821:A:OP1	2.64	0.45

Continued on next page...

Continued from previous page...

Atom-1	Atom-2	Interatomic distance (Å)	Clash overlap (Å)
30:BF:46:LYS:NZ	30:BF:83:PRO:HG2	2.32	0.45
1:AA:1203:C:N4	1:AA:1204:A:N6	2.64	0.45
26:BA:1372:U:HO2'	26:BA:1373:A:H5'	1.81	0.45
31:BG:164:ALA:C	31:BG:166:GLU:N	2.69	0.45
1:AA:1038:C:O2'	1:AA:1039:G:H5'	2.17	0.45
1:AA:213:G:H2'	1:AA:214:C:H5'	1.99	0.45
1:AA:469:C:O5'	1:AA:469:C:H6	2.00	0.45
26:BA:1875:G:H2'	26:BA:1876:A:OP2	2.17	0.45
1:AA:662:U:O2'	1:AA:836:G:O5'	2.35	0.45
6:AF:64:VAL:HG13	6:AF:65:GLU:N	2.31	0.45
39:BO:102:ARG:O	39:BO:105:ALA:HB3	2.17	0.45
7:AG:65:LEU:O	7:AG:67:ASN:N	2.49	0.45
32:BH:4:ILE:CG2	32:BH:5:LEU:N	2.80	0.45
56:BB:43:C:C4	56:BB:45:A:C6	3.05	0.45
30:BF:91:ARG:HG3	56:BB:43:C:O2'	2.16	0.45
4:AD:56:GLU:OE2	4:AD:59:LYS:HE3	2.16	0.45
5:AE:45:VAL:C	5:AE:70:MET:HG3	2.37	0.45
26:BA:704:G:H1'	26:BA:726:G:N2	2.32	0.45
45:BU:82:VAL:CG1	45:BU:83:GLY:N	2.79	0.45
1:AA:1380:U:N3	7:AG:2:ARG:CZ	2.80	0.45
1:AA:1206:G:H2'	1:AA:1207:G:O4'	2.17	0.45
35:BK:108:ARG:NH1	40:BP:34:GLY:CA	2.80	0.45
40:BP:32:VAL:HG12	40:BP:34:GLY:O	2.17	0.45
1:AA:569:C:H5''	1:AA:570:G:OP1	2.17	0.45
31:BG:120:ILE:O	31:BG:121:THR:HG23	2.16	0.45
5:AE:40:ASP:O	5:AE:42:ASN:HB2	2.16	0.45
21:AU:32:ARG:NH1	21:AU:32:ARG:HG2	2.32	0.45
26:BA:503:A:H5'	26:BA:504:A:H3'	1.99	0.45
26:BA:588:U:H2'	26:BA:589:U:C6	2.52	0.45
26:BA:2526:G:H2'	26:BA:2527:C:O5'	2.16	0.45
25:AY:285:ASP:OD2	25:AY:285:ASP:N	2.48	0.45
26:BA:1931:U:H6	26:BA:1931:U:H5'	1.81	0.45
26:BA:263:G:H2'	26:BA:264:C:O4'	2.16	0.45
26:BA:812:C:H5''	26:BA:1250:G:O2'	2.17	0.45
22:AV:150:G:C2	22:AV:151:C:C2	3.05	0.45
22:AV:178:G:H2'	22:AV:179:A:H8	1.82	0.45
22:AV:177:A:H2'	22:AV:178:G:H8	1.81	0.45
22:AV:22:G:H2'	22:AV:23:G:C8	2.47	0.45
22:AV:42:U:C2	22:AV:43:G:N7	2.85	0.45
22:AV:164:G:H2'	22:AV:166:C:O2	2.17	0.45
22:AV:227:C:H2'	22:AV:228:G:C8	2.52	0.45

Continued on next page...

Continued from previous page...

Atom-1	Atom-2	Interatomic distance (Å)	Clash overlap (Å)
26:BA:866:A:C4	26:BA:867:C:C6	3.04	0.45
26:BA:866:A:C4	26:BA:914:G:C5	3.05	0.45
2:AB:81:ASP:C	2:AB:83:ALA:N	2.70	0.45
32:BH:25:TYR:HE1	32:BH:29:PHE:CD2	2.35	0.45
25:AY:422:GLU:O	25:AY:423:LYS:C	2.54	0.45
1:AA:355:C:C4	1:AA:356:A:N7	2.84	0.45
10:AJ:53:ILE:HB	10:AJ:61:ALA:HB1	1.97	0.45
10:AJ:53:ILE:HG22	10:AJ:54:SER:N	2.31	0.45
17:AQ:13:SER:CB	17:AQ:21:VAL:HG12	2.45	0.45
1:AA:642:A:C6	1:AA:643:C:N3	2.85	0.45
1:AA:675:A:C2'	1:AA:676:A:O5'	2.65	0.45
25:AY:15:ILE:C	25:AY:101:LEU:HD13	2.37	0.45
3:AC:6:PRO:HA	3:AC:174:LEU:HD11	1.97	0.45
1:AA:456:A:C6	1:AA:457:G:C5	3.04	0.45
35:BK:113:MET:O	35:BK:116:ILE:N	2.50	0.45
1:AA:170:U:HO2'	1:AA:171:A:C5'	2.30	0.45
1:AA:64:G:C2	1:AA:67:C:C4	3.05	0.45
9:AI:23:GLY:H	9:AI:60:LEU:HA	1.81	0.45
3:AC:59:PRO:O	3:AC:60:ALA:CB	2.65	0.45
26:BA:2070:A:C2	26:BA:2442:C:C2	3.05	0.45
38:BN:9:GLN:O	38:BN:10:LEU:C	2.55	0.45
38:BN:20:MET:HG2	38:BN:21:PHE:N	2.31	0.45
1:AA:1240:U:OP1	7:AG:115:MET:HB3	2.17	0.45
7:AG:21:LEU:CD1	7:AG:22:LEU:HD23	2.47	0.45
25:AY:510:VAL:HA	25:AY:570:GLY:HA3	1.98	0.45
49:BY:9:LYS:C	49:BY:11:VAL:H	2.20	0.45
1:AA:102:G:C2	1:AA:103:U:C5	3.04	0.45
29:BE:138:LEU:HD22	29:BE:143:LEU:HB2	1.98	0.45
45:BU:96:LYS:O	45:BU:97:SER:OG	2.34	0.45
30:BF:34:THR:HA	30:BF:88:VAL:O	2.17	0.45
27:BC:251:THR:O	27:BC:252:LYS:C	2.54	0.45
14:AN:48:LEU:HD23	14:AN:51:LEU:HD21	1.99	0.45
26:BA:1979:U:H2'	26:BA:1980:G:O5'	2.16	0.45
26:BA:1439:A:N7	26:BA:1552:A:H2	2.15	0.45
26:BA:2703:C:C2	26:BA:2704:C:C5	3.05	0.45
32:BH:46:PHE:O	32:BH:49:ALA:HB3	2.16	0.45
1:AA:646:G:C2	1:AA:647:C:C5	3.05	0.45
12:AL:87:LYS:HB2	12:AL:87:LYS:HE3	1.78	0.45
30:BF:147:ARG:HG2	30:BF:148:VAL:N	2.32	0.45
27:BC:20:ASN:HA	27:BC:21:PRO:HD2	1.76	0.45
15:AO:59:VAL:HG13	26:BA:715:A:H1'	1.98	0.45

Continued on next page...

Continued from previous page...

Atom-1	Atom-2	Interatomic distance (Å)	Clash overlap (Å)
2:AB:170:ILE:O	2:AB:171:ALA:C	2.55	0.45
34:BJ:24:THR:O	34:BJ:25:LEU:C	2.55	0.45
26:BA:2768:U:H2'	26:BA:2769:U:O5'	2.17	0.45
1:AA:950:U:H3'	13:AM:100:ARG:HH22	1.82	0.45
22:AV:265:C:HO2'	22:AV:266:C:H5'	1.73	0.45
22:AV:54:G:P	22:AV:54:G:O4'	2.75	0.45
24:AX:37:U:C2'	24:AX:38:A:C5'	2.95	0.45
1:AA:929:G:H4'	1:AA:1534:A:OP1	2.16	0.45
1:AA:1097:C:O3'	1:AA:1169:A:O2'	2.30	0.45
22:AV:117:G:C6	22:AV:118:C:N4	2.85	0.45
24:AX:60:A:H2'	24:AX:61:U:O4'	2.17	0.45
24:AX:62:C:C3'	24:AX:63:C:C5'	2.80	0.45
22:AV:5:C:H2'	22:AV:6:U:C6	2.51	0.45
25:AY:191:ASP:OD1	25:AY:191:ASP:N	2.50	0.45
1:AA:261:U:C5	20:AT:73:ARG:NH1	2.85	0.45
1:AA:1144:G:C5'	1:AA:1145:A:OP2	2.65	0.45
1:AA:1319:A:C8	1:AA:1323:G:C5	3.04	0.45
25:AY:368:GLU:C	25:AY:369:LEU:HD12	2.36	0.45
42:BR:40:MET:HA	42:BR:54:VAL:HG21	1.99	0.45
41:BQ:86:SER:HB2	42:BR:51:VAL:HA	1.98	0.45
26:BA:277:G:H8	26:BA:361:G:O6	2.00	0.45
26:BA:1838:C:C5	26:BA:1899:A:C6	3.04	0.45
22:AV:360:A:O3'	22:AV:361:C:C6	2.70	0.45
4:AD:25:ARG:HD2	4:AD:30:LYS:CE	2.45	0.45
1:AA:1154:G:N3	1:AA:1154:G:H2'	2.32	0.45
1:AA:93:U:C2'	1:AA:94:G:H5''	2.47	0.45
16:AP:53:ASP:C	16:AP:53:ASP:OD1	2.55	0.45
2:AB:40:ILE:HG12	2:AB:41:ASN:N	2.33	0.45
29:BE:189:THR:CG2	29:BE:191:ASP:N	2.80	0.45
3:AC:72:PRO:HG2	3:AC:104:GLU:HG3	1.98	0.45
21:AU:9:GLU:CD	21:AU:10:PRO:CD	2.82	0.45
26:BA:1519:G:H2'	26:BA:1520:U:O4'	2.17	0.45
2:AB:199:ILE:O	2:AB:200:PRO:O	2.35	0.45
15:AO:3:SER:HB3	15:AO:6:ALA:H	1.81	0.45
49:BY:9:LYS:HG2	49:BY:11:VAL:H	1.82	0.45
26:BA:1875:G:O2'	26:BA:1876:A:P	2.75	0.45
30:BF:157:THR:CG2	30:BF:159:ALA:H	2.29	0.45
20:AT:69:ASN:N	20:AT:69:ASN:OD1	2.49	0.45
17:AQ:4:ILE:HG22	17:AQ:5:ARG:HG3	1.99	0.45
26:BA:2181:U:C2	26:BA:2182:U:C6	3.04	0.45
56:BB:53:A:H2'	56:BB:54:G:C5'	2.43	0.45

Continued on next page...

Continued from previous page...

Atom-1	Atom-2	Interatomic distance (Å)	Clash overlap (Å)
11:AK:127:ARG:CG	11:AK:127:ARG:HH11	2.30	0.45
41:BQ:29:ARG:HE	51:B0:9:ARG:HH11	1.64	0.45
1:AA:61:G:C5	1:AA:107:G:C2	3.04	0.45
26:BA:2392:A:C2	36:BL:55:MET:CE	2.99	0.45
41:BQ:90:ASP:OD1	42:BR:11:GLN:HG3	2.16	0.45
1:AA:721:G:H4'	1:AA:722:G:O4'	2.17	0.45
1:AA:27:G:H2'	1:AA:28:A:O5'	2.17	0.45
1:AA:696:A:H2'	1:AA:697:U:H6	1.82	0.45
26:BA:72:U:O2	49:BY:51:ALA:HB1	2.17	0.45
29:BE:52:VAL:HG12	29:BE:53:THR:N	2.32	0.45
26:BA:2124:G:H2'	26:BA:2125:G:O4'	2.16	0.45
13:AM:48:SER:O	13:AM:49:GLU:C	2.56	0.45
36:BL:124:GLY:C	36:BL:125:LEU:HD12	2.38	0.45
9:AI:7:GLY:HA3	9:AI:84:ARG:O	2.16	0.45
25:AY:297:GLU:O	25:AY:297:GLU:HG3	2.16	0.45
37:BM:125:PRO:C	37:BM:126:ILE:CG2	2.86	0.45
1:AA:1519:A:N7	1:AA:1520:C:H1'	2.31	0.45
37:BM:97:GLN:N	37:BM:97:GLN:CD	2.70	0.45
56:BB:61:G:H2'	56:BB:62:C:H6	1.82	0.45
26:BA:825:A:H2'	26:BA:826:U:O4'	2.17	0.45
26:BA:2016:U:H1'	51:B0:2:VAL:CG2	2.46	0.45
1:AA:309:A:C2	1:AA:310:G:C8	3.05	0.45
26:BA:1456:G:H2'	26:BA:1456:G:N3	2.31	0.45
26:BA:2238:G:H2'	26:BA:2238:G:N3	2.32	0.45
24:AX:23:G:H2'	24:AX:23:G:N3	2.32	0.45
45:BU:84:PHE:O	45:BU:85:ARG:HB3	2.17	0.45
25:AY:635:GLU:CD	25:AY:635:GLU:N	2.71	0.44
22:AV:20:A:O3'	22:AV:21:C:C5	2.67	0.44
22:AV:304:C:C2'	22:AV:305:A:H5'	2.47	0.44
22:AV:44:C:C5	22:AV:300:U:C5	3.05	0.44
23:AW:88:ARG:HB3	23:AW:89:LEU:HD23	1.99	0.44
1:AA:9:G:H5'	5:AE:107:GLY:HA3	1.99	0.44
26:BA:880:G:C4	26:BA:881:G:N7	2.85	0.44
26:BA:884:U:OP2	26:BA:886:A:C2	2.71	0.44
26:BA:891:G:HO2'	26:BA:892:A:C5'	2.30	0.44
2:AB:132:GLU:O	2:AB:136:ARG:N	2.51	0.44
22:AV:134:G:H2'	22:AV:135:A:H8	1.82	0.44
26:BA:2139:U:C2'	26:BA:2140:G:H5'	2.47	0.44
24:AX:69:C:N4	24:AX:70:C:N4	2.65	0.44
10:AJ:53:ILE:HD11	10:AJ:63:ASP:CG	2.38	0.44
1:AA:255:G:H5'	17:AQ:17:GLU:O	2.17	0.44

Continued on next page...

Continued from previous page...

Atom-1	Atom-2	Interatomic distance (Å)	Clash overlap (Å)
1:AA:1277:C:H1'	1:AA:1282:C:H1'	1.99	0.44
8:AH:31:LEU:C	8:AH:31:LEU:HD13	2.37	0.44
26:BA:1104:C:H2'	26:BA:1105:U:C6	2.52	0.44
1:AA:1032:G:N3	1:AA:1032:G:H3'	2.32	0.44
33:BI:104:GLN:O	33:BI:105:LEU:HB2	2.17	0.44
6:AF:4:TYR:OH	6:AF:68:GLN:HB3	2.17	0.44
21:AU:13:VAL:O	21:AU:15:LEU:HD11	2.17	0.44
10:AJ:10:LEU:HB2	10:AJ:72:ARG:CB	2.41	0.44
10:AJ:17:LEU:HD23	10:AJ:17:LEU:C	2.37	0.44
20:AT:78:LEU:O	20:AT:81:GLN:HB2	2.17	0.44
26:BA:1461:C:H2'	26:BA:1462:C:O5'	2.16	0.44
26:BA:1461:C:C2'	26:BA:1462:C:O5'	2.65	0.44
1:AA:452:A:H1'	16:AP:70:ARG:NH1	2.32	0.44
37:BM:50:ARG:CG	37:BM:51:ARG:N	2.78	0.44
3:AC:71:ARG:HB3	3:AC:74:ILE:CG2	2.47	0.44
14:AN:13:VAL:HA	14:AN:16:ALA:HB2	1.98	0.44
1:AA:1291:U:P	7:AG:36:SER:OG	2.75	0.44
18:AR:44:THR:OG1	18:AR:46:THR:HB	2.17	0.44
56:BB:33:G:H2'	56:BB:34:A:C5'	2.46	0.44
28:BD:107:VAL:HA	28:BD:206:ALA:H	1.82	0.44
1:AA:654:G:C6	1:AA:753:A:N7	2.85	0.44
56:BB:30:C:C3'	56:BB:31:C:H5'	2.46	0.44
7:AG:91:ARG:NE	7:AG:93:VAL:HG21	2.32	0.44
26:BA:2120:G:H3'	26:BA:2120:G:C8	2.52	0.44
1:AA:874:G:C6	1:AA:875:U:C4	3.05	0.44
40:BP:30:TRP:CE2	40:BP:39:LEU:CD1	2.99	0.44
40:BP:30:TRP:CZ2	40:BP:39:LEU:HD11	2.53	0.44
1:AA:992:U:H4'	1:AA:993:G:O5'	2.17	0.44
1:AA:757:U:H5''	1:AA:822:U:O2	2.17	0.44
6:AF:51:ILE:CG1	6:AF:52:ASN:HB2	2.47	0.44
26:BA:974:G:C2'	26:BA:974:G:N3	2.81	0.44
26:BA:2343:U:H2'	26:BA:2344:U:C5	2.51	0.44
44:BT:67:VAL:HG12	44:BT:68:LYS:N	2.32	0.44
32:BH:104:THR:HG22	32:BH:109:GLU:HA	1.98	0.44
26:BA:2124:G:C2'	26:BA:2125:G:H5'	2.47	0.44
26:BA:1107:G:C5	26:BA:1108:U:C5	3.05	0.44
3:AC:135:ARG:O	3:AC:138:GLN:HB2	2.16	0.44
12:AL:41:PRO:HD3	12:AL:47:ALA:O	2.17	0.44
26:BA:2250:G:O5'	26:BA:2250:G:H8	1.99	0.44
1:AA:264:C:N4	1:AA:265:G:C6	2.85	0.44
45:BU:80:ASP:OD1	45:BU:95:PHE:HD2	2.00	0.44

Continued on next page...

Continued from previous page...

Atom-1	Atom-2	Interatomic distance (Å)	Clash overlap (Å)
46:BV:78:GLN:O	46:BV:87:GLN:HB2	2.17	0.44
26:BA:2651:C:O2'	26:BA:2652:C:H5'	2.17	0.44
19:AS:35:ARG:NH2	19:AS:76:THR:HG23	2.32	0.44
22:AV:144:U:C4'	22:AV:145:C:OP2	2.65	0.44
26:BA:1062:G:H21	33:BI:134:SER:HB3	1.83	0.44
26:BA:1072:C:P	26:BA:1075:C:N4	2.90	0.44
22:AV:276:U:O5'	22:AV:276:U:H6	2.00	0.44
22:AV:295:C:H2'	22:AV:296:U:H6	1.83	0.44
22:AV:46:U:O2	22:AV:305:A:C2	2.70	0.44
22:AV:55:G:C2	22:AV:56:C:C5	3.05	0.44
26:BA:2311:A:C8	30:BF:76:PHE:CD2	3.06	0.44
1:AA:1388:C:H2'	1:AA:1389:C:C1'	2.48	0.44
5:AE:100:GLU:CB	5:AE:121:ASN:CB	2.96	0.44
22:AV:223:G:HO2'	22:AV:224:A:P	2.40	0.44
22:AV:238:A:C2'	22:AV:239:A:O4'	2.65	0.44
26:BA:877:A:C8	26:BA:878:A:N7	2.86	0.44
26:BA:889:C:O4'	26:BA:889:C:OP1	2.34	0.44
26:BA:910:A:C5	37:BM:12:MET:HA	2.50	0.44
1:AA:1102:A:H2'	1:AA:1103:C:H5'	1.99	0.44
26:BA:2145:C:C5	26:BA:2147:A:C2	3.05	0.44
26:BA:2144:G:O2'	26:BA:2145:C:H5	2.00	0.44
25:AY:468:ARG:HH11	25:AY:468:ARG:CG	2.30	0.44
25:AY:227:ILE:CD1	25:AY:242:LEU:HA	2.45	0.44
25:AY:227:ILE:O	25:AY:227:ILE:CG2	2.65	0.44
1:AA:1271:A:H2'	1:AA:1272:G:C8	2.52	0.44
26:BA:2408:U:H2'	26:BA:2409:G:C8	2.52	0.44
13:AM:35:ALA:HB3	13:AM:58:GLU:OE1	2.17	0.44
1:AA:496:A:C2	1:AA:497:G:N7	2.85	0.44
4:AD:101:VAL:CG1	4:AD:113:ALA:HB1	2.46	0.44
1:AA:451:A:H5'	16:AP:70:ARG:HH22	1.82	0.44
36:BL:81:ASP:OD2	36:BL:100:ILE:HD13	2.17	0.44
9:AI:35:GLU:HA	9:AI:39:GLY:CA	2.47	0.44
37:BM:111:GLU:OE1	37:BM:112:LEU:HA	2.17	0.44
3:AC:71:ARG:HB3	3:AC:74:ILE:HG22	1.98	0.44
21:AU:9:GLU:OE2	21:AU:10:PRO:HD3	2.17	0.44
19:AS:43:MET:O	19:AS:46:LEU:HG	2.18	0.44
28:BD:101:PHE:HE2	28:BD:203:VAL:HG12	1.81	0.44
28:BD:4:LEU:CD2	28:BD:101:PHE:HE1	2.31	0.44
26:BA:2571:U:H2'	26:BA:2572:A:OP1	2.17	0.44
30:BF:51:ASN:HD22	30:BF:146:ASP:HB3	1.83	0.44
1:AA:1048:G:OP1	14:AN:2:LYS:HA	2.17	0.44

Continued on next page...

Continued from previous page...

Atom-1	Atom-2	Interatomic distance (Å)	Clash overlap (Å)
1:AA:710:G:H5''	6:AF:53:LYS:HZ1	1.82	0.44
1:AA:1416:G:C2	1:AA:1485:U:O2	2.70	0.44
7:AG:119:LEU:HD23	7:AG:123:LEU:CD2	2.46	0.44
25:AY:539:ILE:CD1	25:AY:567:LEU:HD21	2.47	0.44
35:BK:77:ILE:HD12	40:BP:71:ARG:HG3	2.00	0.44
6:AF:39:LEU:CD1	6:AF:40:GLU:N	2.81	0.44
26:BA:1142:A:C2	26:BA:1144:A:N9	2.86	0.44
16:AP:3:THR:HG22	16:AP:4:ILE:H	1.82	0.44
32:BH:6:LEU:CD1	32:BH:37:VAL:HG12	2.46	0.44
4:AD:198:LEU:C	4:AD:200:VAL:H	2.20	0.44
26:BA:974:G:N3	26:BA:974:G:H2'	2.32	0.44
1:AA:739:C:HO2'	15:AO:41:HIS:HD1	1.66	0.44
40:BP:80:VAL:CG1	40:BP:83:ILE:HD11	2.47	0.44
46:BV:24:ASN:OD1	46:BV:44:HIS:HB3	2.18	0.44
26:BA:771:G:C6	26:BA:772:C:C4	3.04	0.44
1:AA:953:G:C2	1:AA:1229:A:C2	3.04	0.44
39:BO:74:VAL:O	39:BO:78:VAL:CG2	2.65	0.44
26:BA:2585:U:O2'	26:BA:2586:U:C5'	2.66	0.44
50:BZ:41:PRO:O	50:BZ:45:GLY:N	2.49	0.44
1:AA:1441:A:H62	1:AA:1461:G:H21	1.65	0.44
2:AB:73:ARG:O	2:AB:74:ALA:CB	2.65	0.44
26:BA:769:U:HO2'	26:BA:1379:U:H6	1.63	0.44
26:BA:1807:G:H2'	26:BA:1809:A:N7	2.32	0.44
56:BB:99:A:C6	56:BB:100:G:C4	3.05	0.44
56:BB:78:A:H61	56:BB:98:G:C2'	2.30	0.44
26:BA:2874:C:C2'	26:BA:2875:C:H5'	2.47	0.44
8:AH:88:LYS:HG3	8:AH:89:ASP:H	1.82	0.44
48:BX:30:PRO:HB2	48:BX:32:LEU:HG	1.98	0.44
26:BA:1310:G:H1'	26:BA:1611:C:H5'	1.99	0.44
9:AI:12:LYS:O	9:AI:12:LYS:HG2	2.17	0.44
26:BA:1278:C:O2'	26:BA:1279:G:H5'	2.17	0.44
30:BF:67:THR:N	30:BF:85:GLY:O	2.50	0.44
38:BN:8:ARG:HD2	38:BN:43:GLU:CG	2.47	0.44
14:AN:14:ALA:O	14:AN:18:LYS:HG3	2.18	0.44
22:AV:172:U:N1	22:AV:173:C:C6	2.85	0.44
22:AV:46:U:C2	22:AV:305:A:N1	2.85	0.44
22:AV:65:U:HO2'	22:AV:71:A:H2	1.58	0.44
23:AW:22:ALA:HB2	23:AW:81:LEU:HD12	1.99	0.44
30:BF:129:MET:HB2	30:BF:129:MET:HE3	1.87	0.44
30:BF:69:ALA:CB	30:BF:82:TYR:O	2.65	0.44
1:AA:1387:G:H2'	1:AA:1388:C:C5'	2.28	0.44

Continued on next page...

Continued from previous page...

Atom-1	Atom-2	Interatomic distance (Å)	Clash overlap (Å)
5:AE:131:ASN:C	5:AE:131:ASN:ND2	2.68	0.44
1:AA:1539:C:C4'	21:AU:17:ARG:HG3	2.39	0.44
22:AV:196:G:O2'	22:AV:197:A:OP2	2.36	0.44
26:BA:889:C:N3	26:BA:891:G:N7	2.65	0.44
2:AB:133:ALA:C	2:AB:135:MET:H	2.20	0.44
2:AB:172:ILE:O	2:AB:175:ALA:HB3	2.17	0.44
22:AV:136:G:C2	22:AV:137:C:C5	3.05	0.44
25:AY:415:PRO:HB2	25:AY:421:GLN:HA	1.99	0.44
26:BA:2193:G:H2'	26:BA:2194:U:C5	2.51	0.44
25:AY:204:GLU:O	25:AY:205:TYR:C	2.56	0.44
1:AA:1107:C:C5	1:AA:1108:G:N7	2.86	0.44
3:AC:141:MET:CE	3:AC:147:GLY:HA2	2.44	0.44
3:AC:171:ARG:O	3:AC:172:VAL:CG2	2.66	0.44
26:BA:1169:A:H8	26:BA:1169:A:O5'	2.00	0.44
3:AC:199:VAL:CG2	3:AC:199:VAL:O	2.65	0.44
1:AA:496:A:N3	1:AA:497:G:N7	2.65	0.44
12:AL:115:LYS:O	12:AL:116:TYR:CB	2.63	0.44
2:AB:15:PHE:HD1	2:AB:16:GLY:H	1.64	0.44
9:AI:40:ARG:H	9:AI:44:ARG:HB3	1.82	0.44
26:BA:137:U:H2'	26:BA:140:C:N1	2.32	0.44
44:BT:3:ARG:O	44:BT:6:ARG:HB3	2.18	0.44
26:BA:100:U:H4'	26:BA:101:A:O5'	2.17	0.44
50:BZ:2:LYS:H	50:BZ:2:LYS:HD3	1.82	0.44
26:BA:1509:A:H1'	26:BA:1510:G:H5'	1.99	0.44
25:AY:681:LYS:HD2	25:AY:681:LYS:C	2.38	0.44
1:AA:1055:A:C6	1:AA:1056:U:C6	3.05	0.44
1:AA:57:G:H2'	1:AA:58:C:O4'	2.18	0.44
1:AA:550:G:C5	1:AA:551:U:C5	3.05	0.44
31:BG:145:ALA:O	31:BG:148:ARG:HB3	2.16	0.44
25:AY:262:SER:OG	25:AY:265:LYS:HG3	2.17	0.44
42:BR:21:ARG:NH1	42:BR:93:PHE:CZ	2.86	0.44
13:AM:8:ILE:O	13:AM:8:ILE:HG22	2.18	0.44
1:AA:849:G:H2'	1:AA:850:U:O5'	2.17	0.44
26:BA:2107:G:C2	26:BA:2108:A:C8	3.05	0.44
39:BO:29:HIS:CD2	39:BO:30:ARG:H	2.36	0.44
16:AP:51:ARG:HH11	16:AP:51:ARG:HB3	1.82	0.44
1:AA:340:U:H2'	1:AA:341:C:C6	2.47	0.44
56:BB:102:G:H2'	56:BB:103:U:C5'	2.48	0.44
6:AF:10:VAL:HG13	6:AF:11:HIS:H	1.82	0.44
35:BK:103:VAL:O	35:BK:122:VAL:HB	2.17	0.44
26:BA:2544:G:C2'	26:BA:2545:G:O5'	2.65	0.44

Continued on next page...

Continued from previous page...

Atom-1	Atom-2	Interatomic distance (Å)	Clash overlap (Å)
28:BD:187:LEU:O	28:BD:188:LEU:HD23	2.17	0.44
26:BA:72:U:H1'	49:BY:51:ALA:CB	2.48	0.44
26:BA:637:A:H4'	26:BA:638:G:O5'	2.17	0.44
29:BE:54:GLY:N	29:BE:74:LYS:HE2	2.32	0.44
26:BA:1712:U:C4	26:BA:1713:A:C6	3.05	0.44
26:BA:2644:G:C2'	26:BA:2645:G:H5'	2.47	0.44
28:BD:136:ASN:HD21	28:BD:139:SER:C	2.20	0.44
26:BA:2349:G:O6	26:BA:2350:C:C4	2.70	0.44
26:BA:2658:C:H2'	26:BA:2658:C:O2	2.16	0.44
39:BO:19:GLN:C	39:BO:21:LEU:H	2.20	0.44
29:BE:164:LEU:HD12	29:BE:164:LEU:HA	1.79	0.44
29:BE:60:TRP:O	29:BE:61:ARG:C	2.56	0.44
26:BA:1351:C:H2'	26:BA:1352:U:O4'	2.18	0.44
26:BA:1079:C:C5	26:BA:1088:A:C2	3.05	0.44
22:AV:34:A:C3'	22:AV:35:C:H5'	2.43	0.44
22:AV:40:G:N1	22:AV:316:A:N3	2.64	0.44
22:AV:66:C:C2'	22:AV:67:G:O5'	2.66	0.44
22:AV:72:A:C2'	22:AV:72:A:N3	2.77	0.44
1:AA:1077:G:N1	1:AA:1080:A:OP2	2.51	0.44
2:AB:65:LYS:HE3	2:AB:158:ASP:OD2	2.17	0.44
2:AB:53:LEU:HD12	2:AB:56:LEU:HD12	1.98	0.44
1:AA:1104:G:OP1	2:AB:96:LEU:HD11	2.14	0.44
9:AI:117:LEU:HD23	9:AI:121:ARG:C	2.38	0.44
26:BA:2172:U:OP1	26:BA:2174:C:H5	1.98	0.44
11:AK:22:ILE:CG1	11:AK:22:ILE:O	2.65	0.44
21:AU:16:ARG:HH11	21:AU:19:LYS:HG2	1.83	0.44
26:BA:1085:A:C2'	26:BA:1086:A:C2	2.91	0.44
3:AC:119:ILE:O	3:AC:120:THR:C	2.55	0.44
3:AC:119:ILE:O	3:AC:121:SER:N	2.50	0.44
13:AM:55:LEU:O	13:AM:58:GLU:N	2.50	0.44
4:AD:106:PHE:CG	4:AD:144:ILE:HD11	2.53	0.44
1:AA:1286:U:O2	1:AA:1286:U:C2'	2.65	0.44
2:AB:19:THR:O	2:AB:20:ARG:CZ	2.65	0.44
26:BA:2103:C:O2'	26:BA:2104:C:H5'	2.17	0.44
27:BC:234:GLY:HA2	27:BC:238:ASN:HB2	1.98	0.44
14:AN:15:LEU:C	14:AN:17:ASP:N	2.71	0.44
12:AL:63:THR:CG2	12:AL:91:GLY:O	2.65	0.44
1:AA:1205:U:C2'	1:AA:1205:U:O2	2.66	0.44
26:BA:1925:C:C4'	26:BA:1926:U:C5	3.00	0.44
7:AG:25:PHE:O	7:AG:27:ASN:N	2.51	0.44
26:BA:1840:G:C6	26:BA:1841:U:C4	3.05	0.44

Continued on next page...

Continued from previous page...

Atom-1	Atom-2	Interatomic distance (Å)	Clash overlap (Å)
1:AA:1025:U:C6	1:AA:1025:U:OP2	2.70	0.44
6:AF:50:PRO:O	6:AF:51:ILE:C	2.56	0.44
26:BA:2591:C:OP2	27:BC:236:GLY:O	2.35	0.44
28:BD:105:LYS:HB3	28:BD:105:LYS:NZ	2.33	0.44
43:BS:4:ILE:N	43:BS:4:ILE:CD1	2.80	0.44
1:AA:952:U:H4'	1:AA:964:A:H61	1.82	0.44
44:BT:18:GLU:O	44:BT:22:THR:HG23	2.17	0.44
25:AY:497:PHE:O	25:AY:498:ILE:O	2.36	0.44
26:BA:1280:G:H2'	26:BA:1281:G:O5'	2.18	0.44
26:BA:2585:U:O2'	26:BA:2586:U:O5'	2.33	0.44
16:AP:12:LYS:O	16:AP:13:LYS:HB2	2.17	0.44
26:BA:21:A:O2'	26:BA:22:C:H5'	2.17	0.44
26:BA:2058:A:H8	26:BA:2058:A:O5'	2.00	0.44
56:BB:85:G:H2'	56:BB:86:G:O5'	2.18	0.44
36:BL:53:GLY:O	36:BL:54:GLN:C	2.55	0.44
36:BL:99:ASN:ND2	36:BL:99:ASN:O	2.50	0.44
56:BB:94:A:C5	56:BB:95:U:C5	3.06	0.44
15:AO:69:LEU:O	15:AO:70:LYS:C	2.54	0.44
45:BU:68:ASN:C	45:BU:69:VAL:HG13	2.38	0.44
52:B1:21:THR:HG23	54:B3:33:THR:HG23	2.00	0.44
23:AW:32:LYS:HD3	23:AW:63:TYR:CE1	2.53	0.44
22:AV:24:G:H2'	22:AV:25:A:H8	1.82	0.44
23:AW:81:LEU:CD2	23:AW:85:GLU:CG	2.92	0.44
1:AA:923:A:H8	1:AA:923:A:O5'	2.00	0.44
5:AE:135:VAL:HG22	5:AE:136:VAL:N	2.32	0.44
26:BA:897:C:C2'	26:BA:898:C:H6	2.21	0.44
2:AB:80:LYS:CG	2:AB:84:LEU:HD22	2.47	0.44
26:BA:2147:A:H3'	26:BA:2147:A:C8	2.52	0.44
12:AL:74:GLN:O	12:AL:75:GLU:C	2.55	0.44
25:AY:181:LEU:HD23	25:AY:182:ARG:NH1	2.33	0.44
25:AY:20:HIS:CD2	25:AY:117:GLN:HB3	2.53	0.44
12:AL:34:THR:O	12:AL:35:ARG:HG3	2.17	0.44
31:BG:71:LEU:HD12	31:BG:71:LEU:H	1.79	0.44
26:BA:1084:A:C2'	26:BA:1085:A:C8	3.00	0.44
1:AA:459:A:C2	1:AA:460:A:C5	3.05	0.44
22:AV:361:C:O5'	22:AV:361:C:H6	2.00	0.44
4:AD:57:LYS:N	4:AD:199:ILE:CG2	2.80	0.44
35:BK:13:ASN:HD22	35:BK:98:ARG:CB	2.30	0.44
1:AA:451:A:C8	1:AA:452:A:C2	3.06	0.44
26:BA:1414:C:H3'	26:BA:1414:C:H6	1.83	0.44
26:BA:1724:G:C6	26:BA:1725:U:C4	3.05	0.44

Continued on next page...

Continued from previous page...

Atom-1	Atom-2	Interatomic distance (Å)	Clash overlap (Å)
45:BU:5:ARG:O	45:BU:6:ARG:O	2.36	0.44
26:BA:1494:A:N1	26:BA:1495:A:C4	2.85	0.44
32:BH:72:ILE:CD1	32:BH:140:ALA:O	2.65	0.44
1:AA:240:G:C2	1:AA:287:U:O2	2.71	0.44
26:BA:2531:A:C2	26:BA:2532:G:N9	2.86	0.44
26:BA:272:A:H2'	26:BA:273:G:O4'	2.17	0.44
26:BA:272:A:C2	26:BA:366:C:O2	2.70	0.44
1:AA:1202:U:O2	14:AN:82:ILE:HG21	2.17	0.44
26:BA:2853:C:C2	26:BA:2854:G:C8	3.06	0.44
1:AA:836:G:C5	1:AA:851:G:C6	3.06	0.44
1:AA:848:C:H2'	1:AA:849:G:O5'	2.17	0.44
26:BA:1386:C:H2'	26:BA:1387:A:C8	2.52	0.44
28:BD:2:ILE:HG23	28:BD:88:GLU:OE2	2.18	0.44
1:AA:404:G:H2'	1:AA:405:U:O4'	2.18	0.44
26:BA:1966:A:N3	26:BA:2592:G:O2'	2.41	0.44
46:BV:48:MET:HA	46:BV:51:GLN:HG2	1.99	0.44
26:BA:2186:G:C4	26:BA:2187:U:C5	3.05	0.44
27:BC:74:PRO:O	27:BC:75:ALA:HB2	2.18	0.44
26:BA:186:G:C2	26:BA:187:G:C5	3.06	0.44
11:AK:110:THR:HG23	21:AU:4:LYS:HA	2.00	0.44
27:BC:24:HIS:CD2	27:BC:79:ARG:NH2	2.85	0.44
26:BA:919:U:C2	26:BA:920:A:C8	3.06	0.44
11:AK:37:GLN:N	11:AK:37:GLN:OE1	2.50	0.44
38:BN:32:GLU:CD	38:BN:86:ARG:HH22	2.20	0.44
35:BK:41:ILE:C	35:BK:41:ILE:HD12	2.38	0.44
26:BA:825:A:C2	26:BA:833:A:C2	3.05	0.44
26:BA:924:G:O2'	26:BA:925:A:H5'	2.17	0.44
26:BA:1021:A:N3	26:BA:1021:A:H3'	2.33	0.44
22:AV:12:U:H3'	22:AV:12:U:OP1	2.16	0.44
22:AV:26:U:H2'	22:AV:27:U:C6	2.50	0.44
22:AV:308:U:C1'	22:AV:309:A:O5'	2.66	0.44
22:AV:317:G:C2'	22:AV:318:G:O4'	2.63	0.44
22:AV:322:U:N3	22:AV:323:A:C6	2.84	0.44
22:AV:325:G:N2	22:AV:326:A:N9	2.66	0.44
22:AV:334:A:O3'	22:AV:335:C:C2	2.71	0.44
26:BA:881:G:C2	26:BA:882:G:C5	3.06	0.44
2:AB:134:LEU:HA	2:AB:137:THR:HG23	2.00	0.44
2:AB:63:LYS:CB	2:AB:65:LYS:HE2	2.48	0.44
22:AV:130:C:N3	22:AV:132:U:C4	2.86	0.44
33:BI:29:GLN:HG2	33:BI:29:GLN:O	2.17	0.44
25:AY:238:THR:HG23	25:AY:240:GLU:HG2	2.00	0.44

Continued on next page...

Continued from previous page...

Atom-1	Atom-2	Interatomic distance (Å)	Clash overlap (Å)
25:AY:260:LEU:N	25:AY:260:LEU:HD13	2.33	0.44
25:AY:87:HIS:NE2	25:AY:120:THR:HG21	2.32	0.44
24:AX:59:A:C2	24:AX:62:C:C5	3.05	0.44
26:BA:417:C:H2'	26:BA:418:C:C6	2.49	0.44
9:AI:122:ARG:NH1	9:AI:123:ARG:O	2.51	0.44
20:AT:73:ARG:O	20:AT:76:ALA:HB3	2.17	0.44
1:AA:1135:U:OP2	1:AA:1135:U:O4'	2.35	0.44
17:AQ:54:ILE:C	17:AQ:54:ILE:CD1	2.86	0.44
1:AA:1124:G:C3'	1:AA:1145:A:N6	2.69	0.44
1:AA:1279:G:H22	10:AJ:45:ARG:HE	1.60	0.44
11:AK:41:LEU:CB	11:AK:76:TYR:HE2	2.29	0.44
1:AA:1036:A:H2'	1:AA:1036:A:N3	2.32	0.44
33:BI:103:ALA:O	33:BI:105:LEU:N	2.50	0.44
4:AD:115:GLN:HA	4:AD:115:GLN:HE21	1.82	0.44
35:BK:113:MET:C	35:BK:115:ILE:N	2.69	0.44
1:AA:66:A:O4'	1:AA:173:U:C4	2.71	0.44
9:AI:30:ASN:O	9:AI:32:ARG:HB2	2.18	0.44
9:AI:83:THR:HG21	9:AI:102:PHE:CB	2.48	0.44
26:BA:1873:G:HO2'	26:BA:1874:C:H5'	1.82	0.44
26:BA:1535:A:C5'	26:BA:1536:C:C5	3.00	0.44
32:BH:132:PHE:CE2	32:BH:142:VAL:HG23	2.52	0.44
9:AI:6:TYR:CE2	9:AI:17:ARG:CB	3.01	0.44
14:AN:82:ILE:HG22	14:AN:83:LYS:N	2.33	0.44
9:AI:11:ARG:CG	9:AI:11:ARG:NH1	2.80	0.44
1:AA:1125:U:HO2'	1:AA:1126:U:P	2.41	0.44
6:AF:39:LEU:CD1	6:AF:39:LEU:C	2.85	0.44
6:AF:62:MET:O	6:AF:63:ASN:CB	2.66	0.44
18:AR:71:ASP:OD1	18:AR:72:ARG:HG2	2.17	0.44
1:AA:900:A:H2'	1:AA:901:A:C8	2.52	0.44
26:BA:760:G:H2'	26:BA:761:A:H5'	1.97	0.44
26:BA:707:G:N2	26:BA:708:G:H1'	2.32	0.44
15:AO:52:ARG:O	15:AO:55:LEU:HB3	2.18	0.44
14:AN:64:CYS:HB2	14:AN:80:SER:HB2	2.00	0.44
6:AF:70:VAL:HA	6:AF:73:GLU:HG2	1.98	0.44
27:BC:83:ASP:OD1	27:BC:84:PRO:CD	2.66	0.44
26:BA:120:U:H4'	26:BA:121:G:H5''	1.99	0.44
26:BA:1249:U:H4'	41:BQ:3:VAL:CG1	2.48	0.44
6:AF:12:PRO:O	6:AF:13:ASP:C	2.56	0.44
1:AA:788:U:C2'	1:AA:789:U:H5'	2.47	0.44
26:BA:306:U:O4	26:BA:307:G:C6	2.70	0.44
26:BA:86:G:C2	26:BA:87:U:C4	3.06	0.44

Continued on next page...

Continued from previous page...

Atom-1	Atom-2	Interatomic distance (Å)	Clash overlap (Å)
32:BH:54:LEU:HD22	32:BH:54:LEU:HA	1.80	0.44
29:BE:183:PHE:N	29:BE:183:PHE:CD1	2.85	0.44
26:BA:1078:U:O2	26:BA:1088:A:C2	2.71	0.44
33:BI:10:LEU:O	33:BI:23:VAL:HG11	2.18	0.44
22:AV:269:C:O2'	22:AV:270:C:H5''	2.18	0.44
22:AV:312:A:H2'	22:AV:313:C:H6	1.75	0.44
22:AV:38:A:O2'	22:AV:39:A:O4'	2.36	0.44
22:AV:68:U:C4'	22:AV:69:A:OP1	2.61	0.44
22:AV:19:G:O6	23:AW:23:GLY:N	2.51	0.44
5:AE:33:THR:HG21	5:AE:49:TYR:OH	2.18	0.44
7:AG:148:LYS:C	7:AG:150:PHE:N	2.69	0.44
22:AV:208:G:N2	22:AV:209:C:C2	2.86	0.44
26:BA:896:A:C1'	26:BA:897:C:OP1	2.65	0.44
26:BA:2097:A:N1	26:BA:2193:G:C6	2.86	0.44
25:AY:162:VAL:HG23	25:AY:255:ILE:HG13	1.99	0.44
9:AI:117:LEU:N	9:AI:117:LEU:HD12	2.33	0.44
20:AT:71:ALA:O	20:AT:74:HIS:HB2	2.18	0.44
1:AA:1133:G:C4	1:AA:1134:G:C8	3.06	0.44
17:AQ:10:ARG:HG3	17:AQ:10:ARG:HH11	1.83	0.44
17:AQ:54:ILE:HG23	17:AQ:54:ILE:O	2.17	0.44
23:AW:31:VAL:HA	23:AW:34:LEU:CD1	2.48	0.44
8:AH:30:LYS:O	8:AH:31:LEU:C	2.55	0.44
13:AM:21:ILE:CG2	13:AM:22:TYR:O	2.65	0.44
1:AA:436:C:H4'	4:AD:152:SER:HB2	2.00	0.44
1:AA:73:C:HO2'	1:AA:74:A:H5''	1.83	0.44
26:BA:1586:A:H3'	26:BA:1586:A:C8	2.52	0.44
36:BL:110:VAL:HG12	36:BL:110:VAL:O	2.17	0.44
9:AI:29:ILE:CD1	9:AI:38:PHE:HE2	2.30	0.44
36:BL:30:THR:O	36:BL:32:GLY:N	2.50	0.44
26:BA:1737:G:C6	26:BA:1738:G:N2	2.86	0.44
9:AI:24:ASN:O	9:AI:60:LEU:N	2.51	0.44
8:AH:79:ARG:HB2	8:AH:80:PRO:HD2	2.00	0.44
26:BA:141:G:C2	44:BT:1:MET:HE3	2.53	0.44
1:AA:1212:U:O2	1:AA:1212:U:H2'	2.18	0.44
14:AN:26:LEU:O	14:AN:27:LYS:CB	2.65	0.44
26:BA:1494:A:N1	26:BA:1495:A:N3	2.65	0.44
1:AA:489:C:H2'	1:AA:490:C:O5'	2.18	0.44
6:AF:24:ARG:O	6:AF:27:ALA:HB3	2.17	0.44
26:BA:1082:U:H3'	26:BA:1082:U:H6	1.83	0.44
25:AY:519:ARG:CZ	25:AY:678:GLU:H	2.30	0.44
54:B3:3:ILE:HG21	54:B3:62:PRO:HG3	2.00	0.44

Continued on next page...

Continued from previous page...

Atom-1	Atom-2	Interatomic distance (Å)	Clash overlap (Å)
39:BO:2:ASP:O	39:BO:4:LYS:N	2.51	0.44
1:AA:243:A:H4'	1:AA:244:U:H5''	1.99	0.44
26:BA:2403:C:C2'	26:BA:2404:U:H5'	2.48	0.44
25:AY:529:ILE:HD11	25:AY:567:LEU:CD1	2.48	0.44
49:BY:15:ASN:O	49:BY:19:LEU:HG	2.18	0.44
40:BP:8:GLU:HB3	40:BP:54:LEU:HB2	1.98	0.44
26:BA:2550:G:O2'	26:BA:2551:C:H5'	2.16	0.44
1:AA:100:G:C5	1:AA:101:A:C5	3.06	0.44
32:BH:7:ASP:C	32:BH:15:LEU:HD22	2.38	0.44
56:BB:51:G:O2'	56:BB:52:A:H5'	2.18	0.44
14:AN:87:ALA:HA	14:AN:90:ARG:NH1	2.33	0.44
26:BA:1039:A:C2'	26:BA:1040:A:O5'	2.66	0.44
1:AA:1004:A:C2	1:AA:1026:G:N3	2.85	0.44
44:BT:12:ARG:HD2	44:BT:12:ARG:N	2.32	0.44
26:BA:2516:A:C6	26:BA:2517:C:C4	3.06	0.44
1:AA:854:U:H2'	1:AA:855:U:H6	1.82	0.44
48:BX:57:VAL:HG12	48:BX:58:ILE:N	2.32	0.44
31:BG:59:ASP:HB2	31:BG:62:ALA:HB3	1.98	0.44
1:AA:1163:A:H2'	1:AA:1164:G:C8	2.52	0.44
26:BA:1744:A:H5''	26:BA:1745:A:OP2	2.18	0.44
26:BA:71:A:C5'	26:BA:72:U:H3'	2.47	0.44
16:AP:60:TRP:HB3	16:AP:65:ALA:HB2	2.00	0.44
26:BA:1826:G:O2'	26:BA:1971:U:OP2	2.36	0.44
56:BB:78:A:C2	56:BB:99:A:C4	3.05	0.44
26:BA:1693:U:O4	26:BA:1977:A:C5	2.71	0.44
1:AA:583:A:H2'	1:AA:584:G:H5'	1.99	0.44
1:AA:508:U:H4'	1:AA:509:A:OP1	2.17	0.44
26:BA:67:U:O2	26:BA:88:G:C2	2.71	0.44
43:BS:85:ILE:CG2	43:BS:86:MET:N	2.81	0.44
1:AA:1335:U:H5''	1:AA:1336:C:H5'	1.99	0.44
26:BA:1915:U:H3'	26:BA:1916:A:H8	1.83	0.44
26:BA:1464:G:O2'	26:BA:1465:G:H5'	2.18	0.44
22:AV:145:C:H2'	22:AV:146:C:C5	2.53	0.44
26:BA:1069:A:H4'	26:BA:1070:A:C8	2.50	0.44
22:AV:259:G:C5	22:AV:260:C:C5	3.05	0.44
22:AV:346:C:H2'	22:AV:347:PSU:C1'	2.48	0.44
22:AV:39:A:C2'	22:AV:39:A:N3	2.80	0.44
22:AV:47:G:O2'	22:AV:48:C:C5'	2.65	0.44
30:BF:79:ARG:HG2	30:BF:80:GLN:H	1.83	0.44
22:AV:204:G:O2'	22:AV:205:G:OP2	2.30	0.44
26:BA:878:A:H2'	26:BA:879:G:H8	1.81	0.44

Continued on next page...

Continued from previous page...

Atom-1	Atom-2	Interatomic distance (Å)	Clash overlap (Å)
2:AB:135:MET:CA	2:AB:138:ARG:HG2	2.48	0.44
2:AB:95:TRP:CH2	2:AB:174:GLU:CD	2.90	0.44
22:AV:109:C:H2'	22:AV:110:U:C6	2.50	0.44
25:AY:152:THR:C	25:AY:154:GLN:H	2.21	0.44
25:AY:238:THR:C	25:AY:240:GLU:H	2.21	0.44
3:AC:140:ALA:HB1	3:AC:148:ILE:HD12	2.00	0.44
1:AA:1368:A:OP2	9:AI:115:VAL:N	2.51	0.44
26:BA:1956:U:H2'	26:BA:1956:U:O2	2.17	0.44
23:AW:24:ILE:CG1	23:AW:26:LEU:HD21	2.44	0.44
1:AA:674:G:C2'	1:AA:675:A:O5'	2.66	0.44
21:AU:18:PHE:O	21:AU:21:SER:HB2	2.18	0.44
11:AK:52:ARG:O	11:AK:55:ARG:HG3	2.18	0.44
6:AF:69:GLU:O	6:AF:72:ASP:HB3	2.18	0.44
13:AM:65:GLU:O	13:AM:68:LEU:HB3	2.18	0.44
2:AB:47:PRO:HA	2:AB:50:ASN:ND2	2.33	0.44
4:AD:149:LYS:O	4:AD:150:LYS:C	2.56	0.44
26:BA:1414:C:C6	26:BA:1415:U:C5	3.06	0.44
3:AC:25:THR:HG23	14:AN:76:LYS:HZ3	1.83	0.44
14:AN:7:ALA:HA	14:AN:10:VAL:HG23	1.99	0.44
46:BV:80:HIS:CE1	46:BV:83:LYS:CE	3.01	0.44
1:AA:445:G:H2'	1:AA:446:G:O4'	2.18	0.44
1:AA:287:U:H2'	1:AA:288:A:C8	2.53	0.44
56:BB:33:G:C2'	56:BB:34:A:C5'	2.94	0.44
26:BA:2297:A:C6	26:BA:2298:A:N7	2.85	0.44
1:AA:654:G:C6	1:AA:753:A:C8	3.06	0.44
26:BA:527:C:H4'	26:BA:528:A:O5'	2.18	0.44
7:AG:91:ARG:O	7:AG:95:ARG:HB2	2.17	0.44
13:AM:113:LYS:HB3	13:AM:114:PRO:CD	2.46	0.44
25:AY:539:ILE:N	25:AY:540:PRO:CD	2.81	0.44
25:AY:539:ILE:CA	25:AY:542:VAL:HG12	2.44	0.44
26:BA:634:C:H2'	26:BA:635:C:O4'	2.17	0.44
56:BB:20:G:C2	56:BB:64:G:N3	2.86	0.44
1:AA:199:A:C2	1:AA:200:G:C5	3.06	0.44
5:AE:55:VAL:CB	5:AE:56:PRO:CD	2.94	0.44
25:AY:388:THR:HG21	25:AY:399:LEU:HD13	2.00	0.44
1:AA:1022:A:C6	1:AA:1023:U:C4	3.06	0.44
26:BA:108:G:H2'	26:BA:109:C:C5'	2.48	0.44
26:BA:771:G:H2'	26:BA:772:C:H5'	1.99	0.44
1:AA:749:A:N1	1:AA:750:C:N3	2.66	0.44
26:BA:2415:G:C2'	26:BA:2416:C:O5'	2.65	0.44
1:AA:27:G:O2'	1:AA:28:A:O5'	2.34	0.44

Continued on next page...

Continued from previous page...

Atom-1	Atom-2	Interatomic distance (Å)	Clash overlap (Å)
36:BL:23:ILE:O	36:BL:24:GLY:C	2.55	0.44
26:BA:852:U:H2'	26:BA:853:C:C6	2.53	0.44
50:BZ:34:THR:HG22	50:BZ:35:VAL:H	1.82	0.44
27:BC:176:ARG:HH21	27:BC:176:ARG:HG2	1.82	0.44
26:BA:2247:A:H2'	26:BA:2248:C:C6	2.52	0.44
26:BA:382:A:C2'	26:BA:383:C:O5'	2.65	0.44
26:BA:327:G:H2'	26:BA:328:U:O4'	2.18	0.44
27:BC:7:PRO:CB	27:BC:13:ARG:HB2	2.47	0.44
43:BS:85:ILE:HG22	43:BS:86:MET:N	2.32	0.44
27:BC:30:ALA:HB3	27:BC:31:PRO:HD3	1.98	0.44
44:BT:51:PHE:N	44:BT:51:PHE:CD1	2.86	0.44
1:AA:320:A:C2	1:AA:334:C:N3	2.86	0.44
1:AA:250:A:H5'	1:AA:250:A:N3	2.33	0.44
33:BI:16:MET:HA	33:BI:16:MET:CE	2.48	0.44
45:BU:60:LYS:HG3	45:BU:61:GLU:H	1.82	0.44
26:BA:1070:A:C6	33:BI:9:LYS:O	2.71	0.44
1:AA:1226:C:C5	13:AM:102:LYS:CA	3.01	0.44
22:AV:20:A:C8	22:AV:21:C:C4	3.06	0.44
22:AV:34:A:C2	22:AV:321:G:C2	3.06	0.44
22:AV:66:C:O2'	22:AV:67:G:C5'	2.64	0.44
1:AA:1504:G:OP2	1:AA:1507:A:O2'	2.28	0.44
1:AA:1533:C:C6	1:AA:1533:C:OP2	2.71	0.44
1:AA:1535:C:H2'	1:AA:1536:C:C6	2.53	0.44
22:AV:200:G:H2'	22:AV:201:C:H5'	1.98	0.44
26:BA:867:C:C3'	26:BA:868:U:C5'	2.89	0.44
2:AB:53:LEU:HD12	2:AB:216:VAL:HA	2.00	0.44
22:AV:119:U:H2'	22:AV:120:U:O5'	2.17	0.44
26:BA:2152:G:N7	26:BA:2153:C:C5	2.85	0.44
25:AY:219:VAL:C	25:AY:221:ALA:N	2.72	0.44
1:AA:367:U:O2'	1:AA:368:U:H4'	2.18	0.44
1:AA:1375:A:C6	1:AA:1376:U:C4	3.06	0.44
25:AY:369:LEU:HD12	25:AY:369:LEU:N	2.33	0.44
1:AA:140:U:C2'	1:AA:141:G:O5'	2.66	0.44
30:BF:7:TYR:CD2	30:BF:11:VAL:HB	2.53	0.44
33:BI:102:ARG:HG2	33:BI:103:ALA:N	2.32	0.44
1:AA:412:A:OP1	1:AA:412:A:H4'	2.18	0.44
1:AA:438:U:N3	1:AA:494:G:C6	2.86	0.44
4:AD:55:ARG:NH2	4:AD:58:GLN:HG2	2.32	0.44
1:AA:1426:G:C2'	1:AA:1427:C:O5'	2.66	0.44
10:AJ:40:ILE:HB	10:AJ:73:LEU:HB2	2.00	0.44
10:AJ:42:LEU:O	10:AJ:43:PRO:O	2.36	0.44

Continued on next page...

Continued from previous page...

Atom-1	Atom-2	Interatomic distance (Å)	Clash overlap (Å)
20:AT:34:VAL:HG12	20:AT:38:ILE:HD11	1.99	0.44
35:BK:99:ILE:HG21	35:BK:119:ALA:HB2	1.99	0.44
19:AS:10:ILE:HG21	19:AS:40:PHE:HE2	1.81	0.44
38:BN:21:PHE:CD2	38:BN:24:MET:HE2	2.53	0.44
6:AF:14:GLN:OE1	6:AF:17:GLN:HB2	2.18	0.44
26:BA:1045:C:C3'	26:BA:1046:A:C5'	2.96	0.44
1:AA:588:G:C6	1:AA:589:U:C2	3.05	0.44
26:BA:528:A:C2	26:BA:2043:C:C4'	3.00	0.44
8:AH:46:GLU:HA	8:AH:63:LYS:HG2	1.98	0.44
40:BP:30:TRP:CZ3	40:BP:39:LEU:CD1	3.00	0.44
1:AA:636:U:H5''	17:AQ:5:ARG:HG2	1.99	0.44
26:BA:2107:G:N2	26:BA:2108:A:H1'	2.32	0.44
36:BL:91:ASP:OD1	36:BL:92:LEU:HD12	2.18	0.44
40:BP:112:ARG:O	40:BP:113:LEU:CG	2.65	0.44
1:AA:1481:U:O2	1:AA:1481:U:C2'	2.63	0.44
4:AD:3:TYR:O	4:AD:3:TYR:HD1	2.00	0.44
1:AA:190:A:C8	1:AA:190:A:H3'	2.53	0.44
30:BF:63:LYS:HE3	56:BB:42:C:P	2.58	0.44
26:BA:1301:A:C4	26:BA:1303:G:N7	2.86	0.44
26:BA:2419:U:H2'	26:BA:2420:C:C6	2.53	0.44
26:BA:96:C:O2'	26:BA:97:C:H5'	2.17	0.44
26:BA:2568:U:H2'	26:BA:2569:G:O4'	2.18	0.44
32:BH:135:HIS:CG	32:BH:136:SER:N	2.86	0.44
50:BZ:9:THR:HG22	50:BZ:10:ARG:CG	2.48	0.44
1:AA:33:A:O2'	1:AA:363:A:H1'	2.18	0.44
26:BA:2650:U:H2'	26:BA:2651:C:C6	2.53	0.44
29:BE:60:TRP:O	29:BE:61:ARG:O	2.35	0.44
42:BR:76:LYS:O	42:BR:84:ARG:HA	2.17	0.44
27:BC:32:LEU:HD23	27:BC:32:LEU:HA	1.79	0.44
26:BA:1583:A:N3	26:BA:1583:A:O4'	2.49	0.44
27:BC:86:ARG:HG3	27:BC:88:ALA:H	1.82	0.44
26:BA:2667:C:N3	31:BG:109:SER:OG	2.49	0.44
26:BA:1059:G:N2	26:BA:1080:A:H1'	2.33	0.43
30:BF:127:TYR:CE2	30:BF:129:MET:HG2	2.53	0.43
22:AV:215:C:C2'	22:AV:216:U:H5'	2.48	0.43
22:AV:204:G:O3'	22:AV:225:A:N1	2.51	0.43
2:AB:195:VAL:CG1	2:AB:197:PHE:O	2.66	0.43
1:AA:368:U:H6	25:AY:354:ARG:HH12	1.66	0.43
22:AV:4:G:H2'	22:AV:5:C:C6	2.52	0.43
26:BA:416:U:C5	26:BA:417:C:N4	2.85	0.43
9:AI:123:ARG:HG3	9:AI:124:PRO:HD2	1.99	0.43

Continued on next page...

Continued from previous page...

Atom-1	Atom-2	Interatomic distance (Å)	Clash overlap (Å)
10:AJ:53:ILE:HB	10:AJ:62:ARG:N	2.33	0.43
8:AH:122:GLY:O	8:AH:123:GLU:C	2.56	0.43
8:AH:31:LEU:O	8:AH:31:LEU:HD13	2.18	0.43
21:AU:18:PHE:HD2	21:AU:18:PHE:O	2.01	0.43
21:AU:18:PHE:O	21:AU:21:SER:N	2.51	0.43
21:AU:3:ILE:N	21:AU:3:ILE:HD13	2.33	0.43
42:BR:49:ILE:O	42:BR:50:GLY:O	2.35	0.43
43:BS:43:ALA:O	43:BS:47:VAL:CG1	2.57	0.43
10:AJ:35:GLN:OE1	10:AJ:78:GLU:CB	2.66	0.43
26:BA:1063:G:H4'	33:BI:76:ALA:HB1	2.00	0.43
13:AM:19:THR:C	13:AM:24:VAL:HG23	2.38	0.43
26:BA:2008:C:C2'	26:BA:2009:A:O5'	2.66	0.43
41:BQ:26:ALA:O	41:BQ:27:ARG:C	2.56	0.43
4:AD:123:MET:O	4:AD:142:VAL:HA	2.18	0.43
4:AD:57:LYS:CB	4:AD:199:ILE:CG2	2.95	0.43
1:AA:376:G:O3'	16:AP:5:ARG:HD2	2.17	0.43
1:AA:377:G:C2	1:AA:387:U:O2	2.71	0.43
1:AA:481:G:C8	1:AA:481:G:C5'	2.97	0.43
26:BA:1407:G:C2	26:BA:1596:A:C2	3.05	0.43
9:AI:38:PHE:HA	9:AI:41:GLU:OE1	2.17	0.43
26:BA:141:G:H5''	26:BA:142:A:C5	2.52	0.43
1:AA:1216:A:N1	1:AA:1217:C:N4	2.65	0.43
19:AS:44:ILE:CD1	19:AS:63:ASP:HA	2.47	0.43
6:AF:18:VAL:O	6:AF:21:MET:N	2.51	0.43
25:AY:681:LYS:HA	25:AY:684:GLN:HB2	2.00	0.43
2:AB:164:ASP:O	2:AB:168:GLU:HG2	2.18	0.43
9:AI:6:TYR:HE2	9:AI:17:ARG:CA	2.30	0.43
1:AA:1201:A:H4'	1:AA:1202:U:O5'	2.18	0.43
27:BC:16:VAL:HB	27:BC:203:VAL:HG13	1.98	0.43
17:AQ:69:THR:O	17:AQ:69:THR:CG2	2.66	0.43
1:AA:1178:G:H2'	1:AA:1180:A:OP2	2.18	0.43
1:AA:201:G:O2'	1:AA:469:C:O2'	2.34	0.43
1:AA:1351:U:H2'	1:AA:1352:C:H6	1.80	0.43
56:BB:20:G:C2'	56:BB:21:G:C5'	2.96	0.43
39:BO:66:GLY:HA2	39:BO:102:ARG:HH22	1.83	0.43
12:AL:42:LYS:O	12:AL:44:PRO:N	2.50	0.43
36:BL:85:VAL:CG1	36:BL:94:THR:CG2	2.95	0.43
40:BP:64:SER:O	40:BP:66:GLY:N	2.50	0.43
46:BV:20:LEU:O	46:BV:23:ALA:N	2.51	0.43
35:BK:122:VAL:OXT	35:BK:122:VAL:CG1	2.64	0.43
39:BO:24:THR:HG22	39:BO:42:PRO:CG	2.47	0.43

Continued on next page...

Continued from previous page...

Atom-1	Atom-2	Interatomic distance (Å)	Clash overlap (Å)
1:AA:1012:A:N6	1:AA:1013:G:C6	2.85	0.43
26:BA:2849:U:N3	26:BA:2867:G:O4'	2.51	0.43
29:BE:52:VAL:CG1	29:BE:53:THR:N	2.81	0.43
26:BA:586:A:H5''	26:BA:586:A:H8	1.83	0.43
26:BA:2884:U:O4'	26:BA:2884:U:O2	2.30	0.43
1:AA:229:U:O2'	1:AA:230:G:H5'	2.17	0.43
26:BA:1683:U:O5'	26:BA:1683:U:H6	2.01	0.43
48:BX:34:SER:HA	48:BX:48:LEU:O	2.19	0.43
1:AA:1454:G:C2	1:AA:1455:G:C8	3.06	0.43
51:B0:10:SER:O	51:B0:11:LYS:C	2.56	0.43
39:BO:72:ALA:HA	39:BO:109:ALA:HB2	2.00	0.43
5:AE:12:GLU:CB	5:AE:38:VAL:HG12	2.48	0.43
23:AW:64:GLU:O	23:AW:66:GLY:N	2.51	0.43
26:BA:1060:U:OP2	33:BI:75:ALA:N	2.50	0.43
1:AA:1306:A:C5	1:AA:1307:U:C6	3.06	0.43
22:AV:20:A:P	22:AV:20:A:H8	2.41	0.43
22:AV:265:C:C2	22:AV:266:C:C5	3.06	0.43
22:AV:44:C:C4	22:AV:300:U:C5	2.97	0.43
1:AA:917:G:C5	1:AA:918:A:C5	3.06	0.43
1:AA:923:A:C5'	5:AE:25:LYS:CE	2.89	0.43
11:AK:93:GLU:O	11:AK:94:SER:C	2.57	0.43
22:AV:153:U:H1'	22:AV:190:A:H61	1.78	0.43
26:BA:881:G:C6	26:BA:897:C:N4	2.86	0.43
26:BA:894:U:C2	26:BA:895:U:O4'	2.70	0.43
22:AV:211:C:O2'	22:AV:212:U:H5'	2.18	0.43
1:AA:1494:G:C2	1:AA:1495:U:C5	3.06	0.43
26:BA:2146:C:H4'	26:BA:2147:A:N7	2.33	0.43
25:AY:122:TRP:O	25:AY:125:ALA:N	2.30	0.43
25:AY:250:THR:C	25:AY:252:ASP:H	2.22	0.43
25:AY:90:PHE:HB2	25:AY:454:MET:CE	2.49	0.43
24:AX:64:G:H2'	24:AX:65:G:O4'	2.18	0.43
24:AX:67:C:C5	24:AX:68:C:C5	3.06	0.43
1:AA:1368:A:C2	1:AA:1369:C:C6	3.06	0.43
10:AJ:52:LEU:CD1	10:AJ:61:ALA:HB3	2.46	0.43
17:AQ:11:VAL:HG12	17:AQ:12:VAL:H	1.80	0.43
1:AA:1253:G:C2	1:AA:1254:A:C5	3.06	0.43
1:AA:1324:A:C2	1:AA:1325:C:C2	3.06	0.43
1:AA:1357:A:C5	1:AA:1358:U:C5	3.06	0.43
20:AT:23:ARG:O	20:AT:24:ARG:C	2.55	0.43
10:AJ:84:VAL:O	10:AJ:88:MET:HG2	2.18	0.43
13:AM:52:ILE:HG22	13:AM:56:ARG:NH2	2.33	0.43

Continued on next page...

Continued from previous page...

Atom-1	Atom-2	Interatomic distance (Å)	Clash overlap (Å)
1:AA:408:A:H2'	1:AA:409:U:H5'	1.99	0.43
4:AD:54:LEU:HD23	4:AD:58:GLN:HB2	1.99	0.43
4:AD:57:LYS:HG3	4:AD:58:GLN:N	2.33	0.43
1:AA:222:C:C2'	1:AA:222:C:O2	2.65	0.43
35:BK:105:ARG:O	35:BK:106:GLU:C	2.57	0.43
1:AA:197:A:O2'	1:AA:221:C:H1'	2.18	0.43
9:AI:46:VAL:HG23	9:AI:47:VAL:N	2.34	0.43
9:AI:49:GLN:O	9:AI:51:LEU:N	2.51	0.43
26:BA:811:U:C2	26:BA:1251:C:C5	3.06	0.43
36:BL:29:LYS:O	36:BL:31:GLY:N	2.51	0.43
3:AC:21:TRP:CD1	3:AC:58:ARG:CD	3.01	0.43
26:BA:2723:C:N4	26:BA:2724:U:C4	2.85	0.43
38:BN:12:ARG:NE	38:BN:20:MET:HE3	2.33	0.43
1:AA:380:G:C4	1:AA:382:A:OP2	2.71	0.43
1:AA:380:G:H3'	1:AA:380:G:C8	2.53	0.43
36:BL:4:ASN:O	36:BL:4:ASN:CG	2.54	0.43
1:AA:763:G:C4	1:AA:764:C:C5	3.06	0.43
1:AA:203:G:C2	1:AA:215:C:C2	3.06	0.43
49:BY:18:LEU:O	49:BY:22:LEU:HB2	2.18	0.43
42:BR:20:VAL:HG13	42:BR:21:ARG:N	2.32	0.43
1:AA:568:G:O6	12:AL:1:ALA:HB2	2.18	0.43
26:BA:1098:A:N6	26:BA:1099:G:H1	2.16	0.43
56:BB:111:U:H2'	56:BB:112:G:H8	1.83	0.43
7:AG:65:LEU:C	7:AG:67:ASN:H	2.22	0.43
1:AA:1193:G:C2'	1:AA:1194:U:H5'	2.48	0.43
37:BM:136:MET:SD	46:BV:75:GLN:O	2.76	0.43
4:AD:193:ASP:OD2	4:AD:193:ASP:N	2.50	0.43
25:AY:456:GLU:HB2	25:AY:657:THR:HG21	2.01	0.43
27:BC:156:SER:O	27:BC:159:THR:HG23	2.18	0.43
1:AA:1190:G:H5'	3:AC:175:HIS:NE2	2.32	0.43
1:AA:1422:G:OP1	35:BK:48:PRO:HB3	2.17	0.43
56:BB:78:A:H61	56:BB:98:G:H2'	1.83	0.43
1:AA:155:A:H2'	1:AA:156:C:C6	2.53	0.43
29:BE:125:SER:OG	29:BE:126:VAL:N	2.52	0.43
1:AA:859:G:H2'	1:AA:860:A:H8	1.83	0.43
39:BO:110:ALA:O	39:BO:115:LEU:HB2	2.18	0.43
26:BA:1269:A:O5'	26:BA:1269:A:H8	2.01	0.43
26:BA:1726:C:C2'	26:BA:1727:C:H5'	2.48	0.43
1:AA:1188:A:C2'	1:AA:1189:U:H5'	2.48	0.43
26:BA:833:A:OP1	36:BL:39:LYS:HD3	2.18	0.43
42:BR:34:GLU:CD	42:BR:60:LYS:HE2	2.38	0.43

Continued on next page...

Continued from previous page...

Atom-1	Atom-2	Interatomic distance (Å)	Clash overlap (Å)
33:BI:111:THR:O	33:BI:112:LYS:C	2.56	0.43
26:BA:1684:G:H2'	26:BA:1685:C:C6	2.53	0.43
28:BD:61:THR:OG1	28:BD:64:GLU:HG3	2.19	0.43
7:AG:111:GLY:O	7:AG:112:ASP:O	2.35	0.43
35:BK:10:VAL:HB	35:BK:16:ALA:O	2.18	0.43
22:AV:269:C:O2	22:AV:270:C:O4'	2.36	0.43
23:AW:54:TYR:CE2	23:AW:78:LYS:HB2	2.53	0.43
1:AA:1079:G:H5'	5:AE:49:TYR:HE1	1.83	0.43
1:AA:1536:C:C1'	7:AG:79:VAL:HG11	2.48	0.43
22:AV:187:C:O2	22:AV:188:C:H6	1.95	0.43
22:AV:208:G:C2	22:AV:209:C:C5	3.06	0.43
22:AV:216:U:C2'	22:AV:217:G:C5'	2.96	0.43
26:BA:887:U:C4'	26:BA:888:C:C5'	2.95	0.43
26:BA:881:G:N2	26:BA:896:A:N1	2.65	0.43
22:AV:245:C:H2'	22:AV:248:G:H1'	1.99	0.43
2:AB:57:ASN:HB2	2:AB:219:THR:O	2.18	0.43
26:BA:2152:G:C6	26:BA:2153:C:N3	2.85	0.43
26:BA:2190:G:H2'	26:BA:2190:G:N3	2.33	0.43
26:BA:2190:G:H3'	26:BA:2191:A:H8	1.82	0.43
25:AY:146:LEU:O	25:AY:147:TRP:C	2.56	0.43
25:AY:9:LEU:C	25:AY:9:LEU:CD2	2.86	0.43
3:AC:141:MET:HE3	3:AC:145:ALA:O	2.18	0.43
9:AI:113:LYS:HD3	9:AI:114:LYS:N	2.33	0.43
1:AA:1310:G:N2	1:AA:1328:C:C2	2.86	0.43
31:BG:71:LEU:O	31:BG:72:ASN:C	2.56	0.43
25:AY:526:VAL:HG23	25:AY:565:VAL:O	2.19	0.43
1:AA:426:U:H5''	4:AD:36:ALA:HB1	2.00	0.43
1:AA:1029:U:O2	1:AA:1033:G:C4	2.71	0.43
3:AC:16:PRO:O	3:AC:17:TRP:CE3	2.71	0.43
25:AY:486:THR:HG22	25:AY:602:LEU:HG	1.99	0.43
33:BI:107:GLU:HA	33:BI:110:GLN:OE1	2.18	0.43
33:BI:105:LEU:HA	33:BI:108:ILE:CB	2.43	0.43
24:AX:27:G:C5	24:AX:28:U:C5	3.06	0.43
46:BV:50:MET:C	46:BV:52:ALA:H	2.20	0.43
4:AD:8:LEU:HA	4:AD:8:LEU:HD13	1.86	0.43
4:AD:8:LEU:O	4:AD:10:LEU:N	2.52	0.43
1:AA:1426:G:H2'	1:AA:1427:C:O5'	2.18	0.43
10:AJ:15:HIS:CG	10:AJ:16:ARG:N	2.86	0.43
1:AA:194:C:O2'	1:AA:195:A:H5'	2.18	0.43
26:BA:1410:G:C2	26:BA:1593:A:C2	3.06	0.43
26:BA:1418:G:O6	26:BA:1578:U:H3'	2.18	0.43

Continued on next page...

Continued from previous page...

Atom-1	Atom-2	Interatomic distance (Å)	Clash overlap (Å)
26:BA:1738:G:HO2'	26:BA:1739:A:H8	1.62	0.43
9:AI:56:MET:HA	9:AI:59:LYS:HB3	2.01	0.43
26:BA:1483:G:C6	26:BA:1484:U:C4	3.05	0.43
1:AA:108:G:N2	1:AA:109:A:N1	2.66	0.43
33:BI:57:VAL:CG1	33:BI:59:THR:OG1	2.66	0.43
13:AM:106:ARG:HH21	13:AM:112:ARG:HB3	1.82	0.43
26:BA:4:U:C2'	26:BA:5:A:H5'	2.49	0.43
25:AY:519:ARG:HH12	25:AY:678:GLU:HB3	1.82	0.43
25:AY:609:GLU:HB2	25:AY:670:VAL:CG2	2.49	0.43
30:BF:51:ASN:N	30:BF:51:ASN:OD1	2.51	0.43
11:AK:88:PRO:HB3	21:AU:28:LEU:HD13	2.00	0.43
1:AA:1129:C:H5'	9:AI:17:ARG:HH22	1.84	0.43
17:AQ:69:THR:O	17:AQ:69:THR:HG22	2.19	0.43
1:AA:542:G:H2'	1:AA:543:U:C6	2.53	0.43
26:BA:1502:A:C4	26:BA:1503:A:C8	3.06	0.43
26:BA:634:C:H2'	26:BA:635:C:C6	2.52	0.43
8:AH:6:ILE:N	8:AH:6:ILE:HD12	2.33	0.43
45:BU:53:GLN:H	45:BU:54:PRO:HD3	1.83	0.43
26:BA:2108:A:C6	26:BA:2109:U:O2	2.70	0.43
1:AA:200:G:C2	1:AA:218:U:O2	2.71	0.43
39:BO:66:GLY:C	39:BO:102:ARG:NH2	2.72	0.43
30:BF:109:ARG:HH12	30:BF:138:PRO:HA	1.83	0.43
42:BR:64:VAL:O	42:BR:65:ALA:CB	2.66	0.43
26:BA:928:A:C2'	26:BA:929:U:H5'	2.48	0.43
14:AN:64:CYS:HB2	14:AN:80:SER:CB	2.48	0.43
39:BO:74:VAL:O	39:BO:78:VAL:HG22	2.19	0.43
1:AA:1258:G:C2	1:AA:1259:C:C2	3.06	0.43
32:BH:69:ALA:HB2	32:BH:134:VAL:HG11	1.99	0.43
26:BA:2078:C:C2'	26:BA:2079:U:H5'	2.48	0.43
13:AM:17:ALA:O	13:AM:20:SER:HB2	2.19	0.43
26:BA:2703:C:N4	26:BA:2704:C:H41	2.16	0.43
45:BU:88:ASP:CG	45:BU:89:GLY:H	2.22	0.43
27:BC:134:ILE:HG23	27:BC:135:PRO:CD	2.48	0.43
26:BA:1443:U:H2'	26:BA:1444:G:O4'	2.19	0.43
27:BC:221:GLY:HA2	27:BC:224:MET:HE2	2.00	0.43
29:BE:27:LEU:CD1	29:BE:100:MET:CE	2.96	0.43
1:AA:915:A:C2'	1:AA:916:U:H5'	2.48	0.43
38:BN:32:GLU:OE1	38:BN:118:ARG:HA	2.18	0.43
29:BE:145:ASP:HB3	29:BE:184:ASP:HB2	2.00	0.43
53:B2:33:ARG:O	53:B2:36:ALA:HB3	2.18	0.43
27:BC:211:ARG:HD2	27:BC:211:ARG:HA	1.55	0.43

Continued on next page...

Continued from previous page...

Atom-1	Atom-2	Interatomic distance (Å)	Clash overlap (Å)
26:BA:2822:G:H8	26:BA:2822:G:O5'	2.01	0.43
37:BM:123:LYS:HD3	37:BM:123:LYS:N	2.34	0.43
1:AA:346:G:N2	1:AA:347:G:C8	2.86	0.43
26:BA:1355:G:C2'	26:BA:1356:G:O5'	2.66	0.43
18:AR:41:SER:N	18:AR:51:GLN:NE2	2.66	0.43
26:BA:1818:U:H2'	27:BC:155:ARG:HD2	1.99	0.43
49:BY:61:ALA:O	49:BY:63:ALA:N	2.51	0.43
22:AV:171:A:C6	22:AV:172:U:C4	3.04	0.43
25:AY:623:ASP:H	31:BG:175:LYS:NZ	2.15	0.43
22:AV:15:A:H2	22:AV:346:C:H41	1.66	0.43
22:AV:335:C:O2	22:AV:335:C:H2'	2.14	0.43
22:AV:345:A:N1	22:AV:348:C:C2	2.87	0.43
22:AV:65:U:H1'	22:AV:71:A:H2	1.82	0.43
3:AC:39:ARG:C	3:AC:41:TYR:N	2.70	0.43
22:AV:194:G:C4	22:AV:195:A:N7	2.86	0.43
22:AV:225:A:C6	22:AV:226:G:O6	2.72	0.43
22:AV:248:G:N1	22:AV:249:U:N3	2.67	0.43
2:AB:175:ALA:CB	2:AB:182:VAL:CG2	2.96	0.43
25:AY:414:GLU:HA	25:AY:415:PRO:HD2	1.75	0.43
26:BA:2194:U:C2'	26:BA:2195:U:H5'	2.39	0.43
1:AA:1268:G:N1	1:AA:1269:A:C6	2.87	0.43
24:AX:54:G:H5"	24:AX:55:U:OP2	2.18	0.43
26:BA:1085:A:N6	26:BA:1086:A:H61	2.17	0.43
26:BA:404:A:C8	26:BA:406:G:C6	3.07	0.43
30:BF:27:VAL:HG13	30:BF:27:VAL:O	2.18	0.43
21:AU:14:ALA:O	21:AU:15:LEU:HB2	2.18	0.43
1:AA:427:U:C4	1:AA:428:G:C6	3.07	0.43
26:BA:1406:U:H2'	26:BA:1407:G:C8	2.53	0.43
2:AB:23:ASN:O	2:AB:26:MET:HB2	2.18	0.43
2:AB:29:PHE:O	2:AB:41:ASN:N	2.51	0.43
9:AI:24:ASN:C	9:AI:58:GLU:CA	2.87	0.43
9:AI:56:MET:SD	9:AI:56:MET:N	2.91	0.43
9:AI:20:ILE:CD1	9:AI:86:LEU:HD12	2.47	0.43
26:BA:1870:C:H2'	26:BA:1871:A:N3	2.34	0.43
26:BA:1872:A:H8	26:BA:1873:G:C1'	2.32	0.43
25:AY:196:ILE:CG1	25:AY:197:ARG:H	2.29	0.43
45:BU:5:ARG:C	45:BU:6:ARG:O	2.54	0.43
25:AY:316:ILE:HD13	25:AY:316:ILE:N	2.34	0.43
37:BM:50:ARG:O	37:BM:51:ARG:C	2.56	0.43
26:BA:1483:G:N2	26:BA:1507:C:C2	2.87	0.43
26:BA:1484:U:C2	26:BA:1485:U:C5	3.06	0.43

Continued on next page...

Continued from previous page...

Atom-1	Atom-2	Interatomic distance (Å)	Clash overlap (Å)
1:AA:1216:A:H2'	1:AA:1217:C:C6	2.50	0.43
33:BI:32:VAL:CG1	33:BI:33:ASN:N	2.81	0.43
33:BI:5:GLN:HG2	33:BI:60:VAL:O	2.19	0.43
38:BN:23:ASN:O	38:BN:26:GLY:N	2.52	0.43
26:BA:2298:A:C6	26:BA:2321:U:C4	3.06	0.43
32:BH:97:ARG:HE	32:BH:112:LYS:NZ	2.16	0.43
3:AC:152:VAL:CG2	3:AC:156:LEU:CD2	2.96	0.43
26:BA:528:A:C2	26:BA:2043:C:O5'	2.71	0.43
26:BA:1452:G:C8	26:BA:1457:U:N3	2.86	0.43
44:BT:30:ILE:CD1	44:BT:32:LEU:HD21	2.48	0.43
1:AA:1118:U:H1'	1:AA:1179:A:C4	2.52	0.43
26:BA:978:G:H2'	26:BA:979:A:C5'	2.46	0.43
26:BA:2831:G:H1'	26:BA:2883:A:H2'	2.01	0.43
56:BB:28:C:H2'	56:BB:29:A:O4'	2.18	0.43
56:BB:51:G:C6	56:BB:52:A:N6	2.86	0.43
26:BA:2732:G:H3'	26:BA:2733:A:C5'	2.47	0.43
27:BC:92:LEU:HD11	27:BC:100:ARG:HD3	2.00	0.43
20:AT:5:SER:OG	20:AT:6:ALA:N	2.51	0.43
4:AD:14:GLU:HA	4:AD:14:GLU:OE1	2.17	0.43
1:AA:45:G:C2	1:AA:398:U:N3	2.87	0.43
35:BK:75:SER:O	35:BK:76:VAL:HG23	2.18	0.43
49:BY:39:GLN:HB2	49:BY:41:HIS:ND1	2.33	0.43
1:AA:164:G:H2'	1:AA:165:G:C5'	2.49	0.43
39:BO:55:GLU:HG3	39:BO:58:ILE:HG13	1.99	0.43
4:AD:73:ASN:O	4:AD:77:GLU:HB2	2.18	0.43
31:BG:42:VAL:HB	31:BG:51:PHE:CD1	2.53	0.43
26:BA:2218:G:C2'	26:BA:2219:U:H5'	2.48	0.43
1:AA:645:G:C5	1:AA:646:G:N7	2.87	0.43
20:AT:20:ASN:HB3	20:AT:65:LEU:HD22	1.99	0.43
26:BA:1143:A:OP1	34:BJ:27:ARG:NH2	2.46	0.43
26:BA:1806:C:H2'	26:BA:1807:G:O5'	2.18	0.43
27:BC:221:GLY:C	27:BC:223:ALA:N	2.72	0.43
26:BA:2884:U:C5	51:B0:39:ARG:NH2	2.86	0.43
26:BA:1818:U:OP2	27:BC:155:ARG:NH1	2.51	0.43
26:BA:566:U:H2'	26:BA:567:U:O4'	2.19	0.43
27:BC:1:ALA:HB3	27:BC:19:VAL:O	2.18	0.43
6:AF:25:TYR:N	6:AF:25:TYR:CD2	2.84	0.43
27:BC:56:GLY:HA2	27:BC:212:TRP:HA	2.00	0.43
26:BA:969:G:H2'	26:BA:970:U:C6	2.53	0.43
26:BA:2281:A:O2'	26:BA:2282:G:H5'	2.18	0.43
41:BQ:35:PHE:C	41:BQ:37:ALA:N	2.70	0.43

Continued on next page...

Continued from previous page...

Atom-1	Atom-2	Interatomic distance (Å)	Clash overlap (Å)
40:BP:22:GLY:O	40:BP:109:ILE:HD11	2.18	0.43
40:BP:60:VAL:HG12	40:BP:61:ARG:N	2.33	0.43
23:AW:39:VAL:CG1	23:AW:60:ILE:HA	2.48	0.43
26:BA:1095:A:C6	26:BA:1096:A:N6	2.86	0.43
33:BI:17:ALA:O	33:BI:18:ASN:HB3	2.17	0.43
1:AA:1235:U:C2'	1:AA:1236:A:O5'	2.66	0.43
1:AA:1342:C:C2'	1:AA:1343:G:C5'	2.85	0.43
1:AA:943:U:O2'	1:AA:944:G:H5'	2.18	0.43
22:AV:20:A:O2'	22:AV:21:C:C5'	2.38	0.43
22:AV:25:A:H2'	22:AV:26:U:C6	2.50	0.43
22:AV:36:C:O5'	22:AV:36:C:H6	2.01	0.43
22:AV:40:G:O2'	22:AV:41:G:C5'	2.63	0.43
26:BA:2304:G:C2'	26:BA:2305:U:H5''	2.47	0.43
1:AA:929:G:H5'	1:AA:1533:C:O5'	2.19	0.43
5:AE:35:LEU:HD22	5:AE:133:ILE:HA	2.00	0.43
22:AV:158:U:H1'	22:AV:197:A:C4	2.54	0.43
22:AV:219:G:C2	22:AV:220:G:C5	3.06	0.43
2:AB:69:VAL:O	2:AB:162:VAL:HA	2.18	0.43
2:AB:98:GLY:N	2:AB:174:GLU:OE2	2.46	0.43
26:BA:2093:G:O2'	26:BA:2094:A:H5'	2.18	0.43
26:BA:2145:C:C3'	26:BA:2145:C:C6	3.02	0.43
26:BA:2146:C:H5'	26:BA:2147:A:N7	2.32	0.43
25:AY:122:TRP:O	25:AY:124:GLN:N	2.51	0.43
25:AY:230:LYS:NZ	25:AY:237:PRO:HA	2.33	0.43
25:AY:409:ILE:HG12	25:AY:656:ALA:CB	2.49	0.43
25:AY:590:ILE:HD13	25:AY:590:ILE:HA	1.91	0.43
25:AY:289:ILE:HD12	25:AY:331:TYR:CZ	2.54	0.43
4:AD:94:GLU:CG	4:AD:185:PRO:HG2	2.47	0.43
26:BA:1102:C:H2'	26:BA:1103:A:C8	2.53	0.43
1:AA:1034:G:H2'	1:AA:1035:A:C8	2.54	0.43
1:AA:456:A:C5	1:AA:457:G:N7	2.87	0.43
26:BA:196:A:C4	26:BA:805:G:C6	3.07	0.43
4:AD:117:VAL:O	4:AD:130:ASN:HA	2.19	0.43
4:AD:156:ALA:O	4:AD:160:LEU:HD22	2.19	0.43
26:BA:1420:A:O2'	26:BA:1421:G:C5'	2.64	0.43
35:BK:109:SER:O	35:BK:110:GLU:C	2.57	0.43
2:AB:187:ASP:OD2	2:AB:202:ASN:HA	2.19	0.43
9:AI:18:VAL:HG11	9:AI:82:ILE:CA	2.46	0.43
2:AB:34:ARG:HE	2:AB:35:ASN:N	2.16	0.43
26:BA:811:U:O4	36:BL:21:ARG:NH2	2.51	0.43
8:AH:1:SER:HB3	8:AH:2:MET:HG3	2.00	0.43

Continued on next page...

Continued from previous page...

Atom-1	Atom-2	Interatomic distance (Å)	Clash overlap (Å)
25:AY:228:MET:CE	25:AY:229:LEU:HG	2.48	0.43
26:BA:1483:G:C2	26:BA:1507:C:O2	2.71	0.43
33:BI:68:PHE:CG	33:BI:68:PHE:O	2.72	0.43
32:BH:76:GLU:CG	32:BH:76:GLU:O	2.62	0.43
25:AY:679:VAL:O	25:AY:681:LYS:N	2.46	0.43
1:AA:1055:A:N3	3:AC:155:ARG:HD2	2.34	0.43
1:AA:1202:U:N3	14:AN:82:ILE:HG21	2.33	0.43
14:AN:68:GLY:O	14:AN:69:ARG:O	2.37	0.43
40:BP:30:TRP:CD2	40:BP:39:LEU:HD11	2.52	0.43
31:BG:54:ARG:O	31:BG:55:ASP:C	2.56	0.43
31:BG:164:ALA:C	31:BG:166:GLU:H	2.21	0.43
25:AY:140:ASP:OD2	25:AY:265:LYS:HE2	2.19	0.43
28:BD:67:HIS:O	28:BD:68:PHE:C	2.57	0.43
1:AA:212:G:C2	1:AA:213:G:C5	3.06	0.43
24:AX:75:C:C2'	24:AX:76:C:H5'	2.47	0.43
26:BA:118:A:N3	26:BA:178:G:H1'	2.33	0.43
52:B1:9:LYS:O	52:B1:50:GLU:HG3	2.18	0.43
1:AA:1193:G:O2'	1:AA:1194:U:H5'	2.18	0.43
1:AA:1004:A:H2'	1:AA:1005:A:C5'	2.49	0.43
4:AD:194:ILE:HG13	4:AD:196:GLU:OE2	2.18	0.43
2:AB:71:THR:HG22	2:AB:92:ASN:O	2.18	0.43
46:BV:24:ASN:O	46:BV:25:LYS:HG2	2.18	0.43
26:BA:1306:C:O2	26:BA:1306:C:C2'	2.62	0.43
4:AD:147:LYS:HD3	4:AD:147:LYS:N	2.33	0.43
26:BA:2078:C:H2'	26:BA:2079:U:O4'	2.19	0.43
11:AK:107:THR:HG22	11:AK:108:ASN:ND2	2.33	0.43
26:BA:2216:G:H2'	26:BA:2217:G:H8	1.82	0.43
26:BA:324:A:C2'	26:BA:325:G:O5'	2.67	0.43
1:AA:50:A:N6	1:AA:361:G:H4'	2.34	0.43
32:BH:50:ARG:NH1	32:BH:50:ARG:HA	2.33	0.43
26:BA:2016:U:H1'	51:B0:2:VAL:HG21	1.99	0.43
43:BS:3:THR:HG21	43:BS:58:ALA:N	2.33	0.43
1:AA:779:C:O2'	1:AA:780:A:H5'	2.17	0.43
29:BE:65:THR:O	29:BE:65:THR:HG23	2.19	0.43
38:BN:33:ILE:HG23	38:BN:33:ILE:O	2.19	0.43
26:BA:2486:C:H2'	26:BA:2487:G:O4'	2.18	0.43
22:AV:182:U:O2	22:AV:182:U:C4'	2.66	0.43
25:AY:617:MET:HE3	26:BA:1095:A:C1'	2.40	0.43
33:BI:34:ILE:N	33:BI:34:ILE:HD13	2.32	0.43
1:AA:1226:C:O2'	13:AM:101:THR:O	2.36	0.43
22:AV:257:U:N3	22:AV:258:G:N2	2.66	0.43

Continued on next page...

Continued from previous page...

Atom-1	Atom-2	Interatomic distance (Å)	Clash overlap (Å)
23:AW:87:ARG:O	23:AW:90:LEU:HG	2.19	0.43
1:AA:1536:C:H6	1:AA:1536:C:O5'	2.01	0.43
5:AE:104:ILE:HD12	5:AE:122:VAL:HG23	2.01	0.43
22:AV:153:U:HO2'	22:AV:154:C:P	2.40	0.43
22:AV:137:C:C5'	22:AV:138:C:O5'	2.66	0.43
32:BH:21:VAL:HG22	32:BH:25:TYR:HB3	2.00	0.43
19:AS:4:LEU:O	19:AS:5:LYS:CD	2.66	0.43
3:AC:133:MET:O	3:AC:137:VAL:HG23	2.19	0.43
1:AA:1374:A:O2'	1:AA:1375:A:H5'	2.19	0.43
9:AI:114:LYS:O	9:AI:115:VAL:C	2.55	0.43
1:AA:259:G:N1	1:AA:260:G:C4	2.87	0.43
1:AA:1135:U:C2	1:AA:1137:C:N3	2.87	0.43
26:BA:1179:G:C6	26:BA:1180:U:H1'	2.52	0.43
26:BA:1180:U:C2'	26:BA:1181:U:C5'	2.95	0.43
17:AQ:56:ASP:OD2	17:AQ:56:ASP:N	2.51	0.43
1:AA:1446:A:H2'	1:AA:1447:A:C5'	2.49	0.43
26:BA:818:G:H2'	26:BA:819:A:OP2	2.18	0.43
30:BF:116:LEU:N	30:BF:116:LEU:HD22	2.33	0.43
30:BF:7:TYR:CA	30:BF:11:VAL:HG23	2.48	0.43
13:AM:18:LEU:O	13:AM:24:VAL:HG21	2.18	0.43
4:AD:159:GLU:O	4:AD:162:GLU:OE1	2.37	0.43
4:AD:24:VAL:HG12	4:AD:25:ARG:H	1.83	0.43
35:BK:98:ARG:O	35:BK:99:ILE:HD13	2.18	0.43
40:BP:15:ASP:O	40:BP:16:VAL:C	2.55	0.43
36:BL:109:LYS:HE2	36:BL:128:THR:CG2	2.45	0.43
2:AB:20:ARG:HA	2:AB:20:ARG:HD3	1.80	0.43
4:AD:186:GLU:O	4:AD:187:ARG:C	2.56	0.43
26:BA:1535:A:H5"	26:BA:1536:C:C5	2.54	0.43
38:BN:2:ARG:C	38:BN:2:ARG:HD2	2.39	0.43
31:BG:25:ILE:HG21	31:BG:74:MET:O	2.19	0.43
28:BD:97:SER:C	28:BD:99:GLU:H	2.22	0.43
1:AA:1205:U:O2'	3:AC:194:VAL:HG23	2.19	0.43
1:AA:541:G:H2'	1:AA:542:G:H8	1.83	0.43
26:BA:2547:A:C5'	35:BK:29:HIS:NE2	2.81	0.43
13:AM:11:HIS:C	13:AM:43:LYS:HE3	2.38	0.43
26:BA:2181:U:H2'	26:BA:2182:U:H6	1.83	0.43
26:BA:408:G:O6	26:BA:409:G:C6	2.72	0.43
27:BC:17:LYS:CA	27:BC:17:LYS:CE	2.95	0.43
1:AA:879:C:H3'	1:AA:879:C:C6	2.53	0.43
32:BH:18:GLN:O	32:BH:19:VAL:HG13	2.18	0.43
26:BA:275:C:C4	26:BA:276:U:C6	3.07	0.43

Continued on next page...

Continued from previous page...

Atom-1	Atom-2	Interatomic distance (Å)	Clash overlap (Å)
26:BA:834:G:H5'	54:B3:56:LEU:HD11	2.00	0.43
5:AE:108:GLY:HA2	5:AE:111:ARG:HB2	2.01	0.43
26:BA:185:G:H4'	26:BA:218:A:H4'	1.99	0.43
1:AA:689:C:H2'	1:AA:690:G:O4'	2.18	0.43
1:AA:525:C:N4	1:AA:526:C:N4	2.66	0.43
55:B4:9:LYS:C	55:B4:10:LEU:HD23	2.39	0.43
54:B3:53:ASP:O	54:B3:54:LEU:C	2.56	0.43
1:AA:290:C:H3'	1:AA:290:C:C6	2.53	0.43
28:BD:132:ALA:HA	28:BD:140:HIS:ND1	2.33	0.43
1:AA:903:G:H2'	1:AA:904:U:C6	2.53	0.43
31:BG:136:ASP:O	31:BG:137:LYS:C	2.57	0.43
26:BA:671:C:H2'	26:BA:672:C:C6	2.54	0.43
26:BA:1676:A:H2'	26:BA:1677:A:O5'	2.18	0.43
26:BA:740:C:O2	26:BA:740:C:H2'	2.18	0.43
1:AA:1299:A:C5	1:AA:1301:U:O2	2.72	0.43
9:AI:129:ARG:OXT	9:AI:129:ARG:CG	2.66	0.43
22:AV:48:C:C2	22:AV:49:C:C6	3.06	0.43
26:BA:2305:U:O2'	30:BF:132:ARG:CZ	2.66	0.43
1:AA:922:G:N3	1:AA:1398:A:C4	2.68	0.43
5:AE:24:VAL:O	5:AE:25:LYS:C	2.57	0.43
5:AE:72:ASN:ND2	5:AE:72:ASN:H	2.14	0.43
26:BA:896:A:C2'	26:BA:897:C:H5''	2.48	0.43
26:BA:2156:G:N7	26:BA:2157:G:C6	2.87	0.43
26:BA:2096:C:H42	26:BA:2193:G:H1	1.66	0.43
22:AV:5:C:H2'	22:AV:6:U:H6	1.83	0.43
37:BM:57:VAL:C	37:BM:58:LYS:HG2	2.38	0.43
10:AJ:63:ASP:OD2	14:AN:98:LYS:CD	2.67	0.43
1:AA:1135:U:H6	1:AA:1135:U:OP2	2.01	0.43
1:AA:980:C:C5	1:AA:981:U:N3	2.86	0.43
1:AA:676:A:H5''	11:AK:114:PRO:HB3	1.99	0.43
11:AK:41:LEU:HB2	11:AK:73:VAL:CG1	2.48	0.43
1:AA:1446:A:C2'	1:AA:1447:A:C5'	2.97	0.43
1:AA:1031:C:O2'	1:AA:1032:G:P	2.76	0.43
3:AC:119:ILE:HG22	3:AC:123:LEU:HD12	2.01	0.43
25:AY:598:ASP:HA	25:AY:599:PRO:HD2	1.92	0.43
33:BI:106:GLN:O	33:BI:110:GLN:N	2.52	0.43
1:AA:459:A:C8	1:AA:459:A:OP2	2.72	0.43
33:BI:92:PRO:HB3	33:BI:135:MET:O	2.18	0.43
6:AF:4:TYR:CE2	6:AF:71:ILE:HG21	2.53	0.43
13:AM:38:ILE:HD13	13:AM:38:ILE:N	2.32	0.43
1:AA:429:U:C4'	1:AA:430:A:O5'	2.67	0.43

Continued on next page...

Continued from previous page...

Atom-1	Atom-2	Interatomic distance (Å)	Clash overlap (Å)
4:AD:152:SER:OG	4:AD:153:ARG:N	2.50	0.43
1:AA:171:A:C6	1:AA:172:A:C6	3.07	0.43
1:AA:71:A:C3'	1:AA:71:A:OP2	2.62	0.43
38:BN:45:ARG:HB2	38:BN:45:ARG:HE	1.61	0.43
9:AI:49:GLN:N	9:AI:50:PRO:HD2	2.34	0.43
9:AI:49:GLN:C	9:AI:51:LEU:H	2.22	0.43
17:AQ:47:ASP:O	17:AQ:47:ASP:CG	2.57	0.43
33:BI:121:ILE:HG22	33:BI:121:ILE:O	2.19	0.43
1:AA:1211:U:H2'	1:AA:1212:U:OP2	2.17	0.43
14:AN:20:PHE:O	14:AN:21:ALA:HB3	2.18	0.43
26:BA:102:U:C6	49:BY:2:LYS:HD2	2.54	0.43
31:BG:24:THR:C	31:BG:25:ILE:HG12	2.39	0.43
25:AY:442:THR:HG23	25:AY:447:GLY:O	2.19	0.43
25:AY:447:GLY:O	25:AY:448:GLN:O	2.36	0.43
12:AL:93:ARG:O	12:AL:94:TYR:CG	2.72	0.43
28:BD:4:LEU:HD11	28:BD:96:ILE:CG2	2.48	0.43
25:AY:519:ARG:HD3	25:AY:677:GLN:HA	2.01	0.43
14:AN:1:ALA:HB3	14:AN:68:GLY:HA3	1.99	0.43
1:AA:285:C:C2	1:AA:286:C:C5	3.06	0.43
26:BA:11:C:H2'	26:BA:12:U:C5'	2.49	0.43
1:AA:100:G:C5	1:AA:101:A:C8	3.07	0.43
10:AJ:49:PHE:CD2	14:AN:77:PHE:CE1	3.06	0.43
26:BA:2300:C:N3	26:BA:2317:A:C2	2.87	0.43
30:BF:63:LYS:HA	30:BF:64:PRO:HD3	1.87	0.43
4:AD:14:GLU:HB3	4:AD:59:LYS:HG3	2.01	0.43
28:BD:39:ASP:OD2	28:BD:40:LEU:CB	2.67	0.43
25:AY:487:ILE:CD1	25:AY:487:ILE:N	2.81	0.43
5:AE:105:ILE:CD1	5:AE:123:LEU:HB3	2.49	0.43
26:BA:919:U:C2'	26:BA:920:A:H5'	2.48	0.43
26:BA:328:U:H2'	26:BA:329:G:OP1	2.18	0.43
1:AA:1371:G:O3'	9:AI:70:GLY:HA3	2.18	0.43
26:BA:1726:C:C4	26:BA:1727:C:C5	3.07	0.43
29:BE:155:GLU:HG3	29:BE:159:LEU:HD22	2.00	0.43
55:B4:30:GLU:O	55:B4:33:HIS:N	2.51	0.43
27:BC:115:ILE:H	27:BC:115:ILE:HG13	1.74	0.43
16:AP:45:GLU:HG2	16:AP:45:GLU:O	2.19	0.43
7:AG:108:ARG:HE	7:AG:108:ARG:HA	1.84	0.43
26:BA:779:U:H2'	26:BA:780:G:O5'	2.19	0.43
26:BA:1059:G:C4	26:BA:1060:U:C5	3.07	0.43
22:AV:345:A:H2'	22:AV:347:PSU:P	2.58	0.43
22:AV:55:G:N1	22:AV:56:C:N4	2.66	0.43

Continued on next page...

Continued from previous page...

Atom-1	Atom-2	Interatomic distance (Å)	Clash overlap (Å)
23:AW:18:GLU:HB2	23:AW:88:ARG:HH22	1.84	0.43
23:AW:53:LEU:HD23	23:AW:79:LEU:CD1	2.49	0.43
30:BF:43:ILE:HA	30:BF:82:TYR:OH	2.19	0.43
22:AV:343:C:O2	30:BF:78:ILE:CG2	2.67	0.43
22:AV:164:G:C2'	22:AV:166:C:O2	2.67	0.43
1:AA:1097:C:O4'	1:AA:1170:A:O2'	2.36	0.43
2:AB:181:PRO:O	2:AB:182:VAL:C	2.56	0.43
2:AB:53:LEU:HA	2:AB:56:LEU:HB3	2.01	0.43
25:AY:422:GLU:C	25:AY:424:LEU:N	2.68	0.43
25:AY:170:ARG:HD2	25:AY:170:ARG:H	1.83	0.43
25:AY:21:ILE:CD1	25:AY:21:ILE:H	2.20	0.43
24:AX:72:C:O2'	26:BA:1851:U:C2'	2.65	0.43
3:AC:147:GLY:HA3	3:AC:171:ARG:H	1.82	0.43
26:BA:2552:U:H2'	26:BA:2554:U:H5''	2.00	0.43
1:AA:1130:A:O2'	9:AI:4:GLN:HG3	2.18	0.43
1:AA:1325:C:O2'	1:AA:1326:U:H5'	2.18	0.43
1:AA:1254:A:H62	10:AJ:45:ARG:HH22	1.67	0.43
25:AY:329:ARG:HG3	25:AY:331:TYR:CZ	2.54	0.43
8:AH:100:ILE:CD1	8:AH:128:VAL:CG2	2.92	0.43
20:AT:26:MET:HG3	20:AT:27:MET:N	2.33	0.43
26:BA:817:C:HO2'	26:BA:818:G:H5'	1.83	0.43
52:B1:38:PHE:CE2	52:B1:40:PRO:HA	2.53	0.43
26:BA:2008:C:H2'	26:BA:2009:A:O5'	2.18	0.43
26:BA:1421:G:C2'	26:BA:1422:G:O5'	2.67	0.43
1:AA:511:C:N1	1:AA:512:U:C5	2.87	0.43
1:AA:89:U:O2'	1:AA:90:C:H5'	2.18	0.43
16:AP:36:VAL:O	16:AP:36:VAL:HG13	2.18	0.43
2:AB:40:ILE:CD1	2:AB:40:ILE:C	2.85	0.43
26:BA:1474:U:C5	26:BA:1475:G:N2	2.87	0.43
26:BA:1071:G:N9	26:BA:1089:A:N7	2.66	0.43
3:AC:72:PRO:CG	3:AC:104:GLU:HG3	2.48	0.43
13:AM:80:MET:O	13:AM:81:ASP:C	2.56	0.43
46:BV:40:ILE:HG22	46:BV:42:LEU:HD23	2.00	0.43
1:AA:844:G:C4	1:AA:846:G:O2'	2.72	0.43
1:AA:650:G:C2'	1:AA:651:C:H5'	2.49	0.43
1:AA:283:U:H2'	1:AA:284:C:C6	2.53	0.43
26:BA:322:A:H5'	26:BA:340:A:C1'	2.47	0.43
32:BH:14:SER:O	32:BH:15:LEU:HB2	2.19	0.43
27:BC:121:ALA:O	27:BC:122:ALA:O	2.37	0.43
39:BO:66:GLY:CA	39:BO:102:ARG:HH22	2.31	0.43
39:BO:67:ASN:O	39:BO:68:LYS:C	2.57	0.43

Continued on next page...

Continued from previous page...

Atom-1	Atom-2	Interatomic distance (Å)	Clash overlap (Å)
36:BL:85:VAL:HB	36:BL:94:THR:CG2	2.48	0.43
32:BH:2:GLN:O	32:BH:3:VAL:HG13	2.18	0.43
26:BA:192:C:C2'	26:BA:193:U:H5'	2.47	0.43
1:AA:603:U:O2'	1:AA:604:G:H5'	2.19	0.43
1:AA:1004:A:O2'	1:AA:1005:A:H5'	2.18	0.43
4:AD:124:VAL:CG2	4:AD:125:ASN:N	2.78	0.43
8:AH:87:ARG:H	8:AH:90:GLU:HB2	1.83	0.43
1:AA:61:G:C5	1:AA:107:G:N2	2.87	0.43
39:BO:59:ALA:O	39:BO:60:GLU:C	2.56	0.43
26:BA:626:A:C2	36:BL:78:ARG:HD3	2.53	0.43
25:AY:187:THR:OG1	25:AY:188:TYR:N	2.52	0.43
32:BH:135:HIS:CD2	32:BH:138:VAL:HG23	2.54	0.43
1:AA:1379:G:C4	1:AA:1380:U:C5	3.07	0.43
26:BA:90:U:H2'	26:BA:91:A:N7	2.32	0.43
27:BC:265:PHE:N	27:BC:265:PHE:HD1	2.16	0.43
1:AA:233:C:H2'	1:AA:234:C:C6	2.52	0.43
1:AA:441:A:C2'	1:AA:442:G:H5'	2.49	0.43
26:BA:1827:U:H2'	26:BA:1828:G:O5'	2.18	0.43
43:BS:19:LEU:HB3	51:B0:21:LEU:HD12	2.00	0.43
1:AA:1520:C:H2'	1:AA:1521:C:H6	1.83	0.43
45:BU:33:VAL:O	45:BU:64:ILE:HG22	2.19	0.43
26:BA:2356:U:O3'	47:BW:16:ARG:HD3	2.19	0.43
26:BA:498:G:HO2'	45:BU:44:HIS:CE1	2.35	0.43
26:BA:1262:A:OP2	43:BS:99:ARG:NH2	2.52	0.43
9:AI:53:LEU:HD12	9:AI:53:LEU:N	2.34	0.43
26:BA:1365:A:H2'	26:BA:1365:A:N3	2.33	0.43
1:AA:527:G:O2'	1:AA:535:A:N1	2.52	0.43
26:BA:514:A:H2'	26:BA:515:A:O4'	2.19	0.43
26:BA:2670:A:H2'	26:BA:2671:G:O5'	2.18	0.43
26:BA:1059:G:OP2	26:BA:1060:U:C3'	2.67	0.43
22:AV:12:U:H5	22:AV:348:C:O2'	1.88	0.43
22:AV:16:U:C1'	22:AV:18:C:H5''	2.48	0.43
22:AV:45:A:H2'	22:AV:46:U:H5'	1.96	0.43
5:AE:93:VAL:CG2	5:AE:110:MET:SD	3.06	0.43
5:AE:33:THR:HB	5:AE:49:TYR:CZ	2.53	0.43
22:AV:158:U:C1'	22:AV:197:A:C6	2.95	0.43
22:AV:235:C:C2	22:AV:236:U:C5	3.06	0.43
22:AV:238:A:C5	22:AV:239:A:N7	2.86	0.43
26:BA:887:U:C6	26:BA:888:C:C6	3.06	0.43
26:BA:915:C:H2'	26:BA:916:G:O5'	2.18	0.43
2:AB:110:ILE:HG12	2:AB:150:ILE:CG1	2.49	0.43

Continued on next page...

Continued from previous page...

Atom-1	Atom-2	Interatomic distance (Å)	Clash overlap (Å)
1:AA:1267:C:H2'	1:AA:1268:G:O4'	2.19	0.43
1:AA:257:G:C2	1:AA:258:G:N7	2.87	0.43
20:AT:57:VAL:HG12	20:AT:58:ASP:N	2.33	0.43
1:AA:1278:G:C4'	1:AA:1279:G:C8	3.01	0.43
1:AA:145:G:C2'	1:AA:146:G:O5'	2.67	0.43
26:BA:1883:U:H2'	26:BA:1884:G:O4'	2.19	0.43
1:AA:1032:G:N2	1:AA:1033:G:C8	2.86	0.43
16:AP:15:PRO:O	16:AP:16:PHE:HB2	2.19	0.43
3:AC:10:ARG:O	3:AC:13:ILE:HG12	2.19	0.43
3:AC:13:ILE:HG13	3:AC:14:VAL:HG13	2.00	0.43
24:AX:10:G:H2'	24:AX:11:A:H8	1.82	0.43
1:AA:495:A:C2	1:AA:496:A:C6	3.07	0.43
4:AD:11:SER:OG	4:AD:18:LEU:HG	2.19	0.43
4:AD:159:GLU:CG	4:AD:160:LEU:N	2.82	0.43
4:AD:97:LEU:HD23	4:AD:117:VAL:HG21	2.01	0.43
10:AJ:17:LEU:HD23	10:AJ:18:ILE:N	2.34	0.43
10:AJ:73:LEU:O	10:AJ:74:VAL:CB	2.65	0.43
35:BK:13:ASN:HD21	35:BK:98:ARG:HG3	1.83	0.43
1:AA:386:C:H2'	1:AA:387:U:H5'	2.00	0.43
9:AI:43:ALA:O	9:AI:46:VAL:HG22	2.19	0.43
37:BM:110:GLU:O	37:BM:111:GLU:C	2.57	0.43
26:BA:2469:A:H4'	37:BM:55:ARG:NH2	2.34	0.43
3:AC:35:ASP:HA	3:AC:38:VAL:HG22	2.01	0.43
44:BT:56:GLU:HB2	44:BT:88:LYS:HA	2.01	0.43
27:BC:110:LYS:H	27:BC:110:LYS:HE2	1.83	0.43
26:BA:1519:G:C6	26:BA:1520:U:C4	3.06	0.43
26:BA:45:G:H5'	26:BA:46:G:H5'	2.01	0.43
26:BA:2648:G:H2'	26:BA:2649:C:H6	1.78	0.43
49:BY:23:ARG:O	49:BY:24:GLU:C	2.55	0.43
29:BE:171:ASP:O	29:BE:172:ALA:C	2.57	0.43
26:BA:380:G:H2'	26:BA:381:G:O4'	2.19	0.43
1:AA:663:A:H5''	18:AR:49:LYS:HD2	2.00	0.43
1:AA:518:C:H5''	1:AA:519:C:C6	2.54	0.43
7:AG:68:VAL:HG12	7:AG:134:VAL:HG12	2.01	0.43
30:BF:107:VAL:HG12	30:BF:108:PRO:N	2.31	0.43
15:AO:55:LEU:O	15:AO:58:MET:HB2	2.18	0.43
26:BA:1606:C:O2'	26:BA:1607:C:C5'	2.67	0.43
26:BA:1979:U:H2'	26:BA:1980:G:C5'	2.48	0.43
32:BH:128:HIS:O	32:BH:144:VAL:HG23	2.18	0.43
32:BH:46:PHE:CD2	32:BH:47:PHE:N	2.85	0.43
40:BP:36:LYS:HE3	40:BP:38:ARG:NE	2.33	0.43

Continued on next page...

Continued from previous page...

Atom-1	Atom-2	Interatomic distance (Å)	Clash overlap (Å)
26:BA:1889:A:H2'	26:BA:1890:A:O5'	2.17	0.43
27:BC:134:ILE:HG23	27:BC:135:PRO:HD2	2.01	0.43
54:B3:54:LEU:HD23	54:B3:54:LEU:HA	1.79	0.43
56:BB:77:U:O2'	56:BB:78:A:H5'	2.19	0.43
26:BA:643:A:H2'	26:BA:644:A:C8	2.53	0.43
1:AA:1405:G:H1'	1:AA:1518:A:O2'	2.19	0.43
40:BP:3:ILE:N	40:BP:3:ILE:CD1	2.82	0.43
9:AI:9:GLY:CA	9:AI:80:HIS:HB3	2.49	0.43
1:AA:316:C:C2	1:AA:317:U:C5	3.06	0.43
13:AM:59:VAL:C	13:AM:61:LYS:H	2.21	0.43
43:BS:74:ILE:O	43:BS:75:PHE:HB3	2.19	0.43
26:BA:1239:G:H2'	26:BA:1240:U:O4'	2.18	0.43
27:BC:23:LEU:HA	27:BC:23:LEU:HD12	1.82	0.43
26:BA:319:G:H2'	26:BA:320:A:O4'	2.18	0.43
25:AY:633:GLY:HA2	26:BA:1068:G:C5	2.50	0.43
1:AA:1329:A:H2'	1:AA:1329:A:N3	2.34	0.43
1:AA:1341:U:C2'	1:AA:1342:C:C5	2.90	0.43
22:AV:262:U:O2	22:AV:262:U:C2'	2.62	0.43
22:AV:298:A:N3	22:AV:299:C:H1'	2.34	0.43
22:AV:320:U:O2'	22:AV:321:G:N9	2.52	0.43
23:AW:46:ALA:CB	23:AW:53:LEU:HD21	2.49	0.43
23:AW:22:ALA:HB1	23:AW:80:LEU:O	2.19	0.43
5:AE:33:THR:HG22	5:AE:51:LYS:CB	2.45	0.43
22:AV:185:A:N9	22:AV:186:A:C6	2.87	0.43
22:AV:198:U:H2'	22:AV:199:C:C6	2.54	0.43
22:AV:238:A:N3	22:AV:239:A:C8	2.87	0.43
26:BA:889:C:C2	26:BA:891:G:C6	3.06	0.43
26:BA:912:C:N3	26:BA:913:U:H5	2.17	0.43
26:BA:907:G:O3'	37:BM:22:GLN:HB2	2.19	0.43
2:AB:56:LEU:HB2	2:AB:183:PHE:CE1	2.54	0.43
22:AV:129:G:H5'	22:AV:130:C:O5'	2.18	0.43
25:AY:182:ARG:HG3	25:AY:182:ARG:NH1	2.34	0.43
1:AA:1271:A:C5'	1:AA:1314:C:H5''	2.49	0.43
26:BA:2162:G:OP2	26:BA:2164:C:N4	2.52	0.43
1:AA:1253:G:C2	1:AA:1254:A:C4	3.06	0.43
10:AJ:44:THR:O	10:AJ:45:ARG:C	2.57	0.43
10:AJ:28:THR:CG2	10:AJ:86:ALA:HB1	2.49	0.43
1:AA:1033:G:N1	1:AA:1034:G:C8	2.86	0.43
1:AA:623:C:N4	1:AA:624:C:N4	2.67	0.43
33:BI:79:LEU:HD11	33:BI:132:ALA:CA	2.49	0.43
13:AM:21:ILE:O	13:AM:24:VAL:HG22	2.19	0.43

Continued on next page...

Continued from previous page...

Atom-1	Atom-2	Interatomic distance (Å)	Clash overlap (Å)
1:AA:1285:A:C5'	1:AA:1286:U:O4	2.67	0.43
32:BH:116:ARG:HB2	32:BH:131:SER:O	2.19	0.43
9:AI:100:ALA:HB1	9:AI:102:PHE:CZ	2.54	0.43
9:AI:90:ASP:OD2	9:AI:92:SER:N	2.52	0.43
26:BA:357:C:H2'	26:BA:358:U:C6	2.54	0.43
33:BI:57:VAL:CG1	33:BI:68:PHE:HA	2.49	0.43
18:AR:40:PRO:O	18:AR:44:THR:HG23	2.18	0.43
19:AS:48:ILE:H	19:AS:48:ILE:CD1	2.30	0.43
26:BA:1090:A:N1	26:BA:1091:G:C5	2.87	0.43
25:AY:659:LEU:O	25:AY:659:LEU:HD13	2.18	0.43
1:AA:1053:G:O5'	1:AA:1054:C:H5'	2.19	0.43
41:BQ:39:ILE:HG22	41:BQ:40:LYS:N	2.34	0.43
1:AA:687:A:C8	1:AA:701:U:O4	2.72	0.43
1:AA:380:G:C2	1:AA:384:G:C6	3.07	0.43
1:AA:893:C:H2'	1:AA:894:G:C8	2.53	0.43
41:BQ:91:ARG:H	41:BQ:91:ARG:HG2	1.63	0.43
26:BA:2882:A:H2'	26:BA:2883:A:O5'	2.19	0.43
1:AA:182:A:N7	1:AA:184:G:C5	2.87	0.43
13:AM:3:ILE:O	13:AM:3:ILE:HG12	2.18	0.43
1:AA:662:U:H2'	1:AA:663:A:C8	2.54	0.43
6:AF:35:LYS:CE	6:AF:65:GLU:OE2	2.67	0.43
26:BA:2055:C:C5'	26:BA:2056:G:OP1	2.67	0.43
26:BA:2733:A:H2'	26:BA:2734:A:H8	1.83	0.43
1:AA:1004:A:C5	1:AA:1026:G:C8	3.06	0.43
1:AA:399:G:O2'	1:AA:400:C:H5'	2.19	0.43
39:BO:77:ALA:O	39:BO:81:ARG:HG3	2.19	0.43
26:BA:929:U:H4'	50:BZ:37:ARG:NH2	2.33	0.43
14:AN:64:CYS:CB	14:AN:80:SER:H	2.31	0.43
26:BA:751:A:C6	26:BA:789:A:C5	3.07	0.43
13:AM:89:ARG:HB3	13:AM:96:VAL:HG22	2.01	0.43
46:BV:60:VAL:C	46:BV:61:LEU:HD13	2.39	0.43
5:AE:20:VAL:O	5:AE:20:VAL:HG22	2.19	0.43
32:BH:45:GLU:O	32:BH:48:GLU:HB3	2.18	0.43
26:BA:1881:C:H2'	26:BA:1882:U:O4'	2.18	0.43
27:BC:83:ASP:OD1	27:BC:85:ASN:N	2.51	0.43
19:AS:33:TRP:CZ2	19:AS:56:HIS:HE1	2.37	0.43
15:AO:78:THR:C	15:AO:82:GLU:OE1	2.57	0.43
26:BA:2858:C:O5'	26:BA:2858:C:H6	2.02	0.43
1:AA:1449:C:H1'	1:AA:1455:G:N2	2.34	0.43
26:BA:319:G:H2'	26:BA:320:A:O5'	2.18	0.43
26:BA:848:C:H2'	26:BA:849:A:C8	2.53	0.43

Continued on next page...

Continued from previous page...

Atom-1	Atom-2	Interatomic distance (Å)	Clash overlap (Å)
26:BA:697:G:C2	26:BA:766:U:O2	2.72	0.43
2:AB:167:HIS:O	2:AB:167:HIS:ND1	2.52	0.43
1:AA:528:C:H5'	1:AA:529:G:OP2	2.19	0.43
26:BA:1981:A:O5'	26:BA:1982:U:OP2	2.37	0.43
22:AV:147:C:H2'	22:AV:148:U:C5	2.52	0.42
26:BA:1060:U:H4'	26:BA:1062:G:H5'	1.95	0.42
1:AA:1225:A:OP1	13:AM:100:ARG:HA	2.18	0.42
22:AV:29:G:O5'	22:AV:29:G:C8	2.71	0.42
22:AV:314:C:C1'	22:AV:315:G:P	3.07	0.42
24:AX:34:U:O2	24:AX:36:A:C8	2.72	0.42
22:AV:28:U:H5''	30:BF:111:ARG:NH2	2.34	0.42
1:AA:923:A:C4'	5:AE:25:LYS:HE2	2.48	0.42
22:AV:206:A:O3'	22:AV:207:A:H8	2.01	0.42
26:BA:869:G:N3	26:BA:870:U:C6	2.87	0.42
26:BA:899:A:H2'	26:BA:900:A:H5''	2.01	0.42
2:AB:101:THR:HB	2:AB:174:GLU:OE1	2.19	0.42
2:AB:116:LEU:CB	2:AB:140:LEU:HD11	2.48	0.42
2:AB:177:ASN:OD1	2:AB:178:LEU:HD23	2.19	0.42
25:AY:166:LEU:HD21	25:AY:212:TYR:CD2	2.53	0.42
25:AY:282:SER:C	25:AY:284:LEU:N	2.72	0.42
1:AA:1066:C:H3'	1:AA:1067:A:C8	2.54	0.42
25:AY:75:LYS:O	25:AY:77:HIS:CD2	2.72	0.42
1:AA:258:G:C2	1:AA:259:G:C1'	3.01	0.42
20:AT:72:ALA:O	20:AT:73:ARG:C	2.56	0.42
17:AQ:16:MET:HB2	17:AQ:19:SER:CB	2.49	0.42
1:AA:674:G:OP1	6:AF:86:ARG:NH2	2.52	0.42
25:AY:335:LEU:CD2	25:AY:355:LEU:HD11	2.49	0.42
1:AA:1182:G:H5''	1:AA:1183:U:H5'	2.01	0.42
1:AA:460:A:H5''	1:AA:461:A:OP2	2.18	0.42
6:AF:4:TYR:HA	6:AF:90:MET:O	2.19	0.42
13:AM:22:TYR:CE2	13:AM:68:LEU:HD23	2.54	0.42
1:AA:208:U:O4	1:AA:210:C:N3	2.52	0.42
14:AN:41:ARG:CB	14:AN:42:TRP:CE3	3.01	0.42
1:AA:66:A:C6	1:AA:67:C:C5	3.07	0.42
36:BL:109:LYS:CE	36:BL:128:THR:HG22	2.45	0.42
9:AI:35:GLU:OE2	9:AI:39:GLY:HA3	2.18	0.42
29:BE:193:VAL:O	29:BE:197:GLU:HB2	2.19	0.42
49:BY:5:GLU:HG3	49:BY:56:LEU:HD11	1.98	0.42
37:BM:50:ARG:O	37:BM:53:MET:HG2	2.19	0.42
3:AC:69:THR:HG21	3:AC:75:VAL:HG21	2.00	0.42
33:BI:54:ILE:HG21	33:BI:71:LYS:O	2.19	0.42

Continued on next page...

Continued from previous page...

Atom-1	Atom-2	Interatomic distance (Å)	Clash overlap (Å)
6:AF:17:GLN:OE1	6:AF:21:MET:HG3	2.19	0.42
17:AQ:59:GLU:HG2	17:AQ:75:VAL:CG2	2.47	0.42
29:BE:108:ILE:CD1	36:BL:2:ARG:HH12	2.33	0.42
1:AA:1000:A:N3	1:AA:1041:G:N2	2.66	0.42
26:BA:1799:G:O6	27:BC:177:SER:HB3	2.18	0.42
49:BY:9:LYS:C	49:BY:11:VAL:N	2.72	0.42
26:BA:2379:G:H2'	26:BA:2380:C:C6	2.54	0.42
1:AA:850:U:H2'	1:AA:851:G:C5'	2.49	0.42
54:B3:31:ILE:HG23	54:B3:34:LYS:HE3	2.01	0.42
26:BA:2221:G:C2'	26:BA:2222:C:C5'	2.96	0.42
34:BJ:77:HIS:CD2	34:BJ:79:GLY:N	2.86	0.42
26:BA:178:G:H8	26:BA:178:G:O5'	2.02	0.42
30:BF:94:ARG:HH11	30:BF:94:ARG:HB3	1.84	0.42
5:AE:45:VAL:HG22	5:AE:117:ALA:HB1	2.01	0.42
39:BO:88:LYS:O	39:BO:89:ASP:HB2	2.18	0.42
7:AG:11:ILE:CD1	7:AG:23:ALA:HB3	2.49	0.42
26:BA:182:A:C5	26:BA:183:C:C4	3.07	0.42
26:BA:186:G:C2	26:BA:187:G:C8	3.07	0.42
48:BX:63:ILE:HD12	48:BX:63:ILE:O	2.19	0.42
1:AA:432:A:C2'	1:AA:433:G:O5'	2.67	0.42
34:BJ:23:LYS:CE	34:BJ:142:ILE:OXT	2.67	0.42
26:BA:1684:G:C6	26:BA:1685:C:N4	2.86	0.42
26:BA:2808:G:C2	26:BA:2891:U:C6	3.06	0.42
1:AA:669:G:O2'	1:AA:670:G:H5'	2.18	0.42
4:AD:109:THR:HG1	4:AD:111:ALA:HB3	1.83	0.42
28:BD:177:VAL:HG22	28:BD:177:VAL:O	2.19	0.42
17:AQ:27:PHE:CE1	17:AQ:36:PHE:HB3	2.54	0.42
25:AY:308:PRO:O	25:AY:333:GLY:N	2.52	0.42
26:BA:1631:G:N2	26:BA:1633:G:H3'	2.34	0.42
22:AV:34:A:C2	22:AV:321:G:N3	2.87	0.42
26:BA:2303:G:C4	26:BA:2304:G:N7	2.86	0.42
30:BF:39:VAL:O	30:BF:41:GLU:N	2.51	0.42
5:AE:149:PRO:HA	8:AH:98:LEU:CD1	2.49	0.42
22:AV:198:U:O4	22:AV:229:U:H3'	2.19	0.42
22:AV:199:C:C3'	22:AV:200:G:C8	2.99	0.42
22:AV:219:G:N3	22:AV:220:G:C8	2.88	0.42
22:AV:237:U:O2'	22:AV:238:A:O5'	2.30	0.42
26:BA:904:G:C2	26:BA:905:A:C5	3.06	0.42
2:AB:147:LEU:HD23	2:AB:147:LEU:HA	1.89	0.42
26:BA:2141:G:C2	26:BA:2142:A:C1'	3.02	0.42
12:AL:55:ARG:HD3	25:AY:422:GLU:OE1	2.19	0.42

Continued on next page...

Continued from previous page...

Atom-1	Atom-2	Interatomic distance (Å)	Clash overlap (Å)
10:AJ:59:LYS:CD	10:AJ:59:LYS:C	2.82	0.42
26:BA:2172:U:P	26:BA:2174:C:H5	2.41	0.42
17:AQ:76:ARG:HH21	17:AQ:78:VAL:HG22	1.84	0.42
11:AK:109:ILE:HB	21:AU:5:VAL:HG22	2.00	0.42
8:AH:100:ILE:HD11	8:AH:128:VAL:CB	2.49	0.42
11:AK:41:LEU:HB2	11:AK:73:VAL:HG12	2.01	0.42
1:AA:145:G:C2	1:AA:146:G:C8	3.07	0.42
10:AJ:27:GLU:C	10:AJ:29:ALA:N	2.73	0.42
12:AL:57:THR:CG2	12:AL:58:ASN:N	2.82	0.42
1:AA:1032:G:C2	1:AA:1033:G:C1'	2.95	0.42
1:AA:626:G:H2'	1:AA:627:G:O4'	2.20	0.42
25:AY:555:LEU:HD21	25:AY:599:PRO:HG2	1.98	0.42
33:BI:107:GLU:CA	33:BI:110:GLN:HB3	2.40	0.42
26:BA:1063:G:H4'	33:BI:76:ALA:HB3	2.00	0.42
13:AM:22:TYR:CE2	13:AM:69:ARG:HG2	2.55	0.42
13:AM:38:ILE:HG22	13:AM:39:ALA:N	2.34	0.42
1:AA:406:G:C8	1:AA:495:A:C4	3.07	0.42
26:BA:1419:A:N7	26:BA:1421:G:C6	2.87	0.42
20:AT:34:VAL:HG11	20:AT:78:LEU:HD22	2.01	0.42
12:AL:113:ARG:O	12:AL:115:LYS:O	2.36	0.42
26:BA:2259:U:C4	26:BA:2427:C:N4	2.86	0.42
26:BA:1416:G:O2'	26:BA:1417:C:OP2	2.37	0.42
1:AA:831:A:OP1	2:AB:20:ARG:HG3	2.19	0.42
14:AN:7:ALA:O	14:AN:10:VAL:HB	2.18	0.42
1:AA:108:G:N7	20:AT:9:ARG:HG2	2.34	0.42
26:BA:1530:G:C2'	26:BA:1530:G:N3	2.81	0.42
26:BA:2681:C:C2	26:BA:2724:U:O4	2.71	0.42
13:AM:78:ARG:O	13:AM:81:ASP:HB2	2.19	0.42
31:BG:25:ILE:O	31:BG:25:ILE:HG22	2.19	0.42
21:AU:9:GLU:CD	21:AU:10:PRO:HG3	2.40	0.42
23:AW:72:ASP:HB3	23:AW:75:ARG:HE	1.84	0.42
26:BA:612:G:H2'	26:BA:614:A:C8	2.55	0.42
1:AA:1056:U:O2	1:AA:1057:G:C8	2.73	0.42
39:BO:3:LYS:NZ	56:BB:30:C:OP1	2.52	0.42
39:BO:2:ASP:O	39:BO:3:LYS:C	2.57	0.42
1:AA:894:G:C2	1:AA:895:G:C8	3.07	0.42
16:AP:39:PHE:CD1	16:AP:40:ASN:N	2.87	0.42
1:AA:499:A:H61	1:AA:547:A:H5''	1.83	0.42
14:AN:93:ILE:HA	14:AN:94:PRO:HD3	1.70	0.42
1:AA:1293:C:N3	1:AA:1294:G:C8	2.88	0.42
38:BN:13:ASN:ND2	38:BN:16:HIS:H	2.17	0.42

Continued on next page...

Continued from previous page...

Atom-1	Atom-2	Interatomic distance (Å)	Clash overlap (Å)
35:BK:74:GLY:O	35:BK:75:SER:O	2.36	0.42
31:BG:114:HIS:CD2	31:BG:147:LEU:CD2	2.99	0.42
26:BA:2051:A:H5'	26:BA:2578:G:O4'	2.19	0.42
7:AG:13:PRO:O	7:AG:14:ASP:O	2.37	0.42
53:B2:10:LEU:HD12	53:B2:10:LEU:HA	1.82	0.42
1:AA:723:U:C5'	1:AA:724:G:O5'	2.65	0.42
29:BE:176:ASP:OD1	29:BE:177:PRO:N	2.53	0.42
1:AA:1255:G:H5''	1:AA:1256:A:OP1	2.19	0.42
26:BA:1717:A:C2'	26:BA:1718:G:O5'	2.67	0.42
27:BC:257:ARG:HG3	27:BC:258:SER:N	2.33	0.42
28:BD:111:GLY:HA3	28:BD:194:PRO:HB2	2.01	0.42
27:BC:221:GLY:HA2	27:BC:224:MET:HG3	2.00	0.42
26:BA:2727:A:H2'	26:BA:2728:U:H5'	2.01	0.42
26:BA:684:G:C2	26:BA:794:A:C2	3.07	0.42
1:AA:1508:A:H2'	1:AA:1509:C:O4'	2.18	0.42
30:BF:36:ASN:ND2	30:BF:37:MET:H	2.17	0.42
1:AA:1434:A:O5'	1:AA:1434:A:H8	2.02	0.42
26:BA:2555:U:C5	26:BA:2556:C:C2	3.08	0.42
42:BR:12:HIS:CE1	42:BR:22:LEU:CD2	3.02	0.42
26:BA:1058:U:O2	26:BA:1058:U:H2'	2.18	0.42
33:BI:75:ALA:CB	33:BI:128:ILE:HG23	2.50	0.42
22:AV:10:U:H5	23:AW:109:GLU:HB3	1.82	0.42
22:AV:14:G:C2	22:AV:343:C:C4	2.82	0.42
22:AV:344:A:H2'	22:AV:345:A:H5'	2.02	0.42
22:AV:37:C:O5'	22:AV:37:C:C6	2.72	0.42
22:AV:55:G:C6	22:AV:56:C:C4	3.07	0.42
22:AV:60:U:H2'	22:AV:62:G:O3'	2.19	0.42
22:AV:66:C:H2'	22:AV:67:G:O5'	2.19	0.42
23:AW:47:ARG:O	23:AW:53:LEU:HD12	2.17	0.42
23:AW:44:SER:CA	23:AW:57:ASN:HD22	2.31	0.42
5:AE:110:MET:O	5:AE:114:LEU:HB2	2.20	0.42
5:AE:148:SER:O	5:AE:152:VAL:CG1	2.67	0.42
3:AC:81:GLU:O	3:AC:84:GLU:HB3	2.20	0.42
22:AV:187:C:N3	22:AV:188:C:C5	2.87	0.42
22:AV:213:G:N2	22:AV:214:C:C2	2.87	0.42
1:AA:1097:C:H2'	1:AA:1098:C:C6	2.54	0.42
22:AV:112:U:H2'	22:AV:113:A:H8	1.83	0.42
22:AV:114:G:N2	22:AV:132:U:N3	2.48	0.42
26:BA:2111:U:C4	26:BA:2145:C:O2	2.73	0.42
26:BA:2130:U:O2	26:BA:2158:A:H2	2.02	0.42
12:AL:55:ARG:CD	25:AY:422:GLU:OE1	2.67	0.42

Continued on next page...

Continued from previous page...

Atom-1	Atom-2	Interatomic distance (Å)	Clash overlap (Å)
26:BA:2192:U:C2'	26:BA:2193:G:H5'	2.48	0.42
26:BA:2193:G:N3	26:BA:2194:U:C6	2.87	0.42
25:AY:205:TYR:O	25:AY:206:LEU:C	2.57	0.42
25:AY:17:ILE:HG21	25:AY:25:LYS:HA	2.01	0.42
19:AS:6:LYS:HE3	19:AS:6:LYS:HB3	1.86	0.42
24:AX:4:G:H2'	24:AX:5:G:H8	1.83	0.42
1:AA:1141:C:O2'	1:AA:1142:G:P	2.78	0.42
17:AQ:13:SER:HB3	17:AQ:16:MET:HE2	2.01	0.42
25:AY:289:ILE:HD12	25:AY:331:TYR:CE2	2.54	0.42
26:BA:1056:G:O2'	26:BA:1086:A:H8	2.02	0.42
42:BR:49:ILE:O	42:BR:51:VAL:O	2.37	0.42
1:AA:1161:C:H2'	1:AA:1162:C:C5	2.52	0.42
25:AY:485:GLU:HB2	25:AY:560:VAL:HA	1.99	0.42
22:AV:361:C:C2'	22:AV:362:C:H5'	2.49	0.42
4:AD:106:PHE:HD1	4:AD:158:LEU:CD2	2.32	0.42
4:AD:158:LEU:O	4:AD:159:GLU:O	2.37	0.42
1:AA:1431:A:C6	1:AA:1432:G:O6	2.72	0.42
36:BL:130:GLY:O	36:BL:131:ALA:C	2.57	0.42
36:BL:81:ASP:C	36:BL:83:ALA:N	2.72	0.42
25:AY:229:LEU:O	25:AY:231:TYR:N	2.52	0.42
26:BA:1071:G:C4	26:BA:1089:A:C5	3.07	0.42
1:AA:108:G:N3	1:AA:108:G:O4'	2.52	0.42
18:AR:40:PRO:HG2	18:AR:43:ILE:HG12	2.00	0.42
1:AA:613:C:C2	1:AA:628:G:N2	2.87	0.42
1:AA:1129:C:H5''	9:AI:17:ARG:NH2	2.34	0.42
1:AA:825:A:C6	1:AA:826:C:C4	3.07	0.42
1:AA:499:A:C4'	1:AA:500:G:OP1	2.65	0.42
31:BG:163:TYR:O	31:BG:166:GLU:HB3	2.20	0.42
1:AA:1038:C:C2	1:AA:1039:G:C8	3.08	0.42
49:BY:22:LEU:CG	49:BY:23:ARG:N	2.83	0.42
40:BP:55:HIS:O	40:BP:56:SER:C	2.57	0.42
1:AA:807:A:H2'	1:AA:808:C:O4'	2.20	0.42
8:AH:6:ILE:O	8:AH:10:LEU:CD2	2.65	0.42
26:BA:2183:A:C2	26:BA:2184:A:C5	3.07	0.42
56:BB:55:U:C2'	56:BB:55:U:O2	2.60	0.42
28:BD:2:ILE:CD1	28:BD:90:PHE:CZ	3.02	0.42
30:BF:142:TYR:HA	30:BF:145:VAL:CG1	2.49	0.42
12:AL:42:LYS:O	12:AL:44:PRO:HD2	2.19	0.42
26:BA:1467:U:C4	26:BA:1546:G:N2	2.87	0.42
26:BA:1467:U:C4	26:BA:1546:G:N3	2.87	0.42
1:AA:737:C:H2'	1:AA:738:C:O5'	2.19	0.42

Continued on next page...

Continued from previous page...

Atom-1	Atom-2	Interatomic distance (Å)	Clash overlap (Å)
44:BT:69:ARG:O	44:BT:69:ARG:HG3	2.18	0.42
26:BA:2592:G:H8	26:BA:2592:G:O5'	2.01	0.42
35:BK:91:SER:O	35:BK:92:GLU:C	2.56	0.42
26:BA:1524:G:H2'	26:BA:1525:A:O4'	2.20	0.42
42:BR:63:VAL:HA	42:BR:96:VAL:HG12	2.01	0.42
1:AA:295:C:H2'	1:AA:296:U:H6	1.84	0.42
1:AA:1257:A:H4'	1:AA:1258:G:OP2	2.19	0.42
45:BU:71:ILE:HD13	45:BU:82:VAL:CG2	2.49	0.42
37:BM:4:PRO:HG3	37:BM:70:ASP:HA	2.01	0.42
40:BP:59:THR:HG23	40:BP:72:VAL:HG12	2.00	0.42
35:BK:108:ARG:HH12	40:BP:34:GLY:CA	2.32	0.42
1:AA:538:G:OP2	12:AL:111:GLN:HG3	2.19	0.42
26:BA:1599:U:OP2	44:BT:40:LYS:HG3	2.18	0.42
34:BJ:96:ARG:HA	34:BJ:97:PRO:HD3	1.71	0.42
47:BW:45:ALA:H	47:BW:77:SER:HB3	1.84	0.42
25:AY:5:VAL:C	25:AY:7:TYR:H	2.22	0.42
26:BA:924:G:H2'	26:BA:925:A:O4'	2.19	0.42
4:AD:109:THR:OG1	4:AD:111:ALA:HB3	2.19	0.42
26:BA:858:G:O2'	26:BA:2268:A:H1'	2.19	0.42
2:AB:21:TYR:N	2:AB:21:TYR:CD1	2.87	0.42
25:AY:686:LYS:HD3	25:AY:686:LYS:C	2.39	0.42
25:AY:34:TYR:O	25:AY:38:ARG:HB2	2.19	0.42
23:AW:83:LYS:CA	23:AW:86:LEU:HD22	2.46	0.42
1:AA:1537:U:H5''	7:AG:84:TYR:CE1	2.55	0.42
26:BA:878:A:C2	26:BA:879:G:C4	3.07	0.42
26:BA:904:G:O2'	26:BA:905:A:C5'	2.60	0.42
26:BA:2140:G:C2	26:BA:2141:G:C8	3.08	0.42
25:AY:252:ASP:HB3	25:AY:254:LYS:NZ	2.34	0.42
1:AA:1367:C:N3	1:AA:1368:A:C8	2.87	0.42
1:AA:1367:C:P	9:AI:113:LYS:HZ1	2.42	0.42
26:BA:2170:A:N3	26:BA:2171:A:N7	2.67	0.42
1:AA:1310:G:C2	1:AA:1328:C:C2	3.07	0.42
26:BA:2345:G:H5'	26:BA:2347:C:O4'	2.19	0.42
25:AY:525:PHE:HA	25:AY:565:VAL:O	2.18	0.42
2:AB:205:ALA:C	2:AB:206:ILE:HD13	2.40	0.42
1:AA:141:G:C5	1:AA:142:G:N7	2.87	0.42
20:AT:23:ARG:O	20:AT:26:MET:N	2.51	0.42
33:BI:97:VAL:HG12	33:BI:98:GLY:N	2.34	0.42
41:BQ:26:ALA:HB1	41:BQ:33:VAL:CG2	2.48	0.42
46:BV:50:MET:C	46:BV:52:ALA:N	2.68	0.42
4:AD:104:MET:SD	4:AD:106:PHE:CE2	3.12	0.42

Continued on next page...

Continued from previous page...

Atom-1	Atom-2	Interatomic distance (Å)	Clash overlap (Å)
4:AD:151:GLN:O	4:AD:154:VAL:HG12	2.19	0.42
4:AD:162:GLU:HA	4:AD:166:LYS:HE2	2.01	0.42
1:AA:195:A:H1'	1:AA:222:C:O2'	2.20	0.42
1:AA:93:U:C2'	1:AA:94:G:C5'	2.97	0.42
36:BL:75:ALA:HB3	36:BL:108:ALA:HB2	2.01	0.42
9:AI:29:ILE:CG2	9:AI:34:LEU:HD12	2.49	0.42
9:AI:24:ASN:O	9:AI:60:LEU:C	2.58	0.42
33:BI:56:VAL:HA	33:BI:71:LYS:CE	2.49	0.42
15:AO:86:LEU:O	15:AO:87:ARG:CB	2.68	0.42
19:AS:39:ILE:HB	19:AS:65:MET:O	2.19	0.42
29:BE:23:PHE:HE1	29:BE:28:VAL:HG21	1.84	0.42
25:AY:601:ILE:O	25:AY:679:VAL:HG13	2.19	0.42
29:BE:118:LEU:HD12	29:BE:119:ILE:H	1.81	0.42
25:AY:519:ARG:HH12	25:AY:678:GLU:CB	2.32	0.42
11:AK:34:THR:HB	11:AK:40:ALA:HA	2.01	0.42
26:BA:1689:A:C6	26:BA:1700:A:C2	3.06	0.42
1:AA:262:A:C6	1:AA:263:A:C6	3.07	0.42
12:AL:49:ARG:HB3	12:AL:89:LEU:HD21	1.99	0.42
10:AJ:47:GLU:HB2	10:AJ:49:PHE:CE1	2.55	0.42
26:BA:1314:C:O2	26:BA:1314:C:C2'	2.61	0.42
40:BP:87:ARG:NH2	40:BP:111:GLU:HB2	2.35	0.42
26:BA:188:G:H5''	26:BA:188:G:H8	1.84	0.42
26:BA:189:G:OP1	48:BX:25:LYS:HD2	2.19	0.42
26:BA:2218:G:C4	26:BA:2219:U:C5	3.07	0.42
27:BC:135:PRO:O	27:BC:136:VAL:C	2.57	0.42
26:BA:2875:C:C2'	26:BA:2876:G:O5'	2.68	0.42
15:AO:44:GLU:O	15:AO:45:HIS:HB2	2.19	0.42
28:BD:127:PHE:HZ	28:BD:160:LYS:HB2	1.85	0.42
49:BY:59:GLU:O	49:BY:63:ALA:CB	2.68	0.42
41:BQ:35:PHE:C	41:BQ:37:ALA:H	2.22	0.42
1:AA:1119:C:H2'	1:AA:1120:C:C6	2.55	0.42
26:BA:1864:U:OP1	26:BA:2411:A:H5'	2.20	0.42
26:BA:1117:C:C2'	26:BA:1118:C:H5'	2.49	0.42
1:AA:134:G:H1'	1:AA:325:A:C5	2.54	0.42
26:BA:2636:C:O2	26:BA:2636:C:H2'	2.18	0.42
27:BC:174:ARG:HG2	27:BC:174:ARG:O	2.19	0.42
11:AK:83:VAL:O	11:AK:83:VAL:HG12	2.18	0.42
56:BB:96:G:C2'	56:BB:97:C:H5'	2.49	0.42
16:AP:7:ALA:O	16:AP:9:HIS:N	2.51	0.42
4:AD:88:ASN:O	4:AD:92:LEU:HD23	2.20	0.42
47:BW:64:LYS:HD3	47:BW:79:GLU:OE2	2.19	0.42

Continued on next page...

Continued from previous page...

Atom-1	Atom-2	Interatomic distance (Å)	Clash overlap (Å)
25:AY:134:ALA:HB3	25:AY:258:VAL:HG22	2.02	0.42
51:B0:28:SER:O	51:B0:36:LYS:HA	2.20	0.42
23:AW:61:ALA:O	23:AW:63:TYR:N	2.52	0.42
26:BA:1911:U:C2	26:BA:1918:A:C2	3.08	0.42
25:AY:623:ASP:HB2	25:AY:662:LYS:HE3	2.01	0.42
25:AY:634:MET:CG	26:BA:1068:G:HO2'	2.31	0.42
26:BA:1078:U:C5'	26:BA:1079:C:OP1	2.67	0.42
26:BA:2474:U:C5'	26:BA:2475:C:OP2	2.67	0.42
33:BI:28:GLY:O	33:BI:34:ILE:CD1	2.66	0.42
1:AA:949:A:C6	1:AA:950:U:C4	3.07	0.42
22:AV:69:A:O2'	22:AV:70:A:OP2	2.30	0.42
22:AV:8:A:O2'	23:AW:35:ARG:NE	2.52	0.42
23:AW:48:PHE:CZ	23:AW:93:VAL:HG11	2.46	0.42
30:BF:162:ASP:O	30:BF:163:GLU:C	2.58	0.42
1:AA:1387:G:C2	1:AA:1388:C:C4	3.07	0.42
5:AE:130:THR:O	5:AE:131:ASN:C	2.58	0.42
5:AE:82:HIS:HE1	5:AE:146:MET:CG	2.33	0.42
22:AV:196:G:C5	22:AV:230:U:OP2	2.72	0.42
26:BA:900:A:C2	26:BA:901:C:N4	2.70	0.42
22:AV:248:G:N1	22:AV:249:U:C4	2.88	0.42
2:AB:137:THR:O	2:AB:141:GLU:HG3	2.19	0.42
2:AB:145:ASN:OD1	2:AB:145:ASN:N	2.52	0.42
2:AB:143:LEU:O	2:AB:147:LEU:HB2	2.20	0.42
32:BH:28:ASN:H	32:BH:32:PRO:HG2	1.85	0.42
1:AA:1495:U:H2'	1:AA:1495:U:O2	2.20	0.42
25:AY:260:LEU:O	25:AY:268:GLY:HA3	2.19	0.42
1:AA:976:G:C8	1:AA:1358:U:C2	3.07	0.42
1:AA:677:U:H3	1:AA:713:G:H1	1.66	0.42
25:AY:16:GLY:N	25:AY:101:LEU:CD1	2.83	0.42
26:BA:1056:G:H4'	26:BA:1086:A:N7	2.34	0.42
26:BA:1084:A:C6	26:BA:1085:A:N6	2.88	0.42
26:BA:1104:C:O2	26:BA:1105:U:C5	2.72	0.42
41:BQ:87:VAL:CG1	42:BR:49:ILE:HD11	2.48	0.42
10:AJ:83:THR:CG2	10:AJ:84:VAL:N	2.82	0.42
1:AA:1031:C:C3'	1:AA:1032:G:H5''	2.50	0.42
30:BF:6:TYR:CE2	30:BF:11:VAL:HG22	2.54	0.42
33:BI:79:LEU:HD22	33:BI:137:LEU:HD11	2.01	0.42
2:AB:47:PRO:O	2:AB:50:ASN:HB2	2.19	0.42
11:AK:125:LYS:CD	11:AK:125:LYS:N	2.82	0.42
1:AA:96:U:O2'	1:AA:97:G:P	2.77	0.42
26:BA:323:C:O4'	26:BA:323:C:O2	2.31	0.42

Continued on next page...

Continued from previous page...

Atom-1	Atom-2	Interatomic distance (Å)	Clash overlap (Å)
26:BA:1407:G:C2'	26:BA:1408:G:H5'	2.49	0.42
33:BI:5:GLN:CG	33:BI:5:GLN:O	2.67	0.42
33:BI:56:VAL:HG21	33:BI:70:THR:CA	2.49	0.42
33:BI:57:VAL:H	33:BI:71:LYS:HE2	1.83	0.42
19:AS:46:LEU:O	19:AS:61:VAL:HG23	2.18	0.42
1:AA:542:G:N1	1:AA:543:U:C4	2.88	0.42
56:BB:8:C:H2'	56:BB:9:G:O4'	2.19	0.42
1:AA:663:A:C2'	1:AA:664:G:H5'	2.48	0.42
26:BA:2179:C:C2'	26:BA:2180:U:H5'	2.49	0.42
1:AA:833:G:C6	1:AA:834:U:C4	3.06	0.42
7:AG:69:ARG:O	7:AG:137:ARG:HD3	2.20	0.42
1:AA:1480:A:C6	1:AA:1481:U:C4	3.08	0.42
1:AA:1246:A:C6	1:AA:1292:G:C6	3.07	0.42
1:AA:725:G:H2'	1:AA:726:C:H5'	2.02	0.42
8:AH:21:LYS:N	8:AH:64:TYR:OH	2.52	0.42
46:BV:29:ILE:HD13	46:BV:38:LEU:O	2.19	0.42
26:BA:1434:A:O2'	26:BA:1435:G:O4'	2.37	0.42
1:AA:60:A:C2	1:AA:107:G:N3	2.88	0.42
1:AA:164:G:N2	1:AA:165:G:H1'	2.34	0.42
1:AA:1260:G:H4'	1:AA:1283:U:O2'	2.19	0.42
26:BA:186:G:N2	26:BA:187:G:C5	2.88	0.42
1:AA:304:U:C2'	1:AA:305:G:H5'	2.49	0.42
3:AC:5:HIS:CB	14:AN:89:MET:HG3	2.49	0.42
35:BK:108:ARG:NH1	40:BP:34:GLY:HA2	2.34	0.42
16:AP:44:SER:OG	16:AP:46:LYS:HD2	2.20	0.42
12:AL:85:ARG:CZ	12:AL:87:LYS:HB3	2.49	0.42
2:AB:130:LYS:CE	2:AB:130:LYS:HA	2.43	0.42
26:BA:981:A:N1	26:BA:2027:G:O2'	2.40	0.42
26:BA:1770:G:C6	26:BA:1983:G:C5	3.08	0.42
26:BA:1315:C:H2'	26:BA:1316:U:O5'	2.19	0.42
26:BA:1279:G:O4'	38:BN:31:HIS:CE1	2.72	0.42
26:BA:1914:C:C5	26:BA:1915:U:C5	3.08	0.42
26:BA:538:A:O2'	34:BJ:8:PRO:HD2	2.18	0.42
37:BM:47:GLU:O	37:BM:48:ALA:C	2.56	0.42
1:AA:935:A:N1	1:AA:936:C:C4	2.87	0.42
1:AA:944:G:C2'	1:AA:1338:G:O6	2.66	0.42
22:AV:68:U:H3	22:AV:303:G:H8	1.57	0.42
22:AV:315:G:C2'	22:AV:316:A:C8	3.02	0.42
5:AE:82:HIS:CE1	5:AE:146:MET:CG	3.02	0.42
1:AA:1079:G:OP1	5:AE:49:TYR:CD1	2.72	0.42
3:AC:41:TYR:CG	3:AC:42:LEU:N	2.86	0.42

Continued on next page...

Continued from previous page...

Atom-1	Atom-2	Interatomic distance (Å)	Clash overlap (Å)
2:AB:150:ILE:HG23	2:AB:151:LYS:N	2.26	0.42
22:AV:130:C:H2'	22:AV:132:U:C5	2.54	0.42
26:BA:2133:G:H2'	26:BA:2158:A:N6	2.32	0.42
25:AY:207:ASP:O	25:AY:208:GLN:C	2.56	0.42
25:AY:658:ASP:CG	31:BG:176:LYS:HZ1	2.23	0.42
1:AA:980:C:H5	1:AA:981:U:C4	2.38	0.42
25:AY:289:ILE:HD11	25:AY:331:TYR:CZ	2.55	0.42
25:AY:370:LYS:O	25:AY:371:ALA:C	2.58	0.42
26:BA:1104:C:N3	26:BA:1105:U:C5	2.88	0.42
11:AK:51:PHE:HB2	11:AK:55:ARG:HB3	1.96	0.42
4:AD:11:SER:O	4:AD:12:ARG:C	2.57	0.42
4:AD:152:SER:O	4:AD:155:LYS:HB2	2.20	0.42
26:BA:2800:A:C2	26:BA:2895:G:H1'	2.55	0.42
2:AB:14:HIS:HB3	2:AB:208:ALA:HB2	2.01	0.42
17:AQ:48:GLU:O	17:AQ:49:ASN:C	2.58	0.42
26:BA:1724:G:H2'	26:BA:1725:U:H5'	2.02	0.42
26:BA:1735:A:C2	26:BA:1736:U:N1	2.87	0.42
30:BF:42:ALA:HB1	30:BF:45:ASP:C	2.38	0.42
10:AJ:5:ARG:CG	10:AJ:79:PRO:HG3	2.50	0.42
1:AA:687:A:C5	1:AA:701:U:C5	3.07	0.42
7:AG:70:PRO:O	7:AG:95:ARG:CD	2.68	0.42
1:AA:849:G:C2'	1:AA:850:U:O5'	2.68	0.42
1:AA:219:U:C2	1:AA:220:G:C8	3.07	0.42
31:BG:123:GLU:OE1	31:BG:123:GLU:CA	2.66	0.42
56:BB:112:G:H2'	56:BB:113:C:H6	1.80	0.42
26:BA:623:C:H2'	26:BA:624:C:C6	2.54	0.42
30:BF:93:GLU:O	30:BF:94:ARG:C	2.56	0.42
1:AA:610:U:C2'	1:AA:611:C:O5'	2.68	0.42
27:BC:159:THR:O	27:BC:194:VAL:HG12	2.20	0.42
1:AA:293:G:C4	1:AA:294:U:C5	3.08	0.42
26:BA:1394:U:C4	26:BA:1395:A:C6	3.07	0.42
1:AA:721:G:O4'	1:AA:722:G:C5	2.73	0.42
1:AA:299:G:C2'	1:AA:300:A:O5'	2.68	0.42
48:BX:63:ILE:CD1	48:BX:67:LEU:HG	2.49	0.42
26:BA:551:G:H2'	26:BA:552:U:C5'	2.48	0.42
40:BP:32:VAL:CG1	40:BP:34:GLY:O	2.67	0.42
26:BA:1050:A:C2	26:BA:2751:G:C4	3.07	0.42
35:BK:53:LYS:O	35:BK:56:ASP:HB2	2.20	0.42
39:BO:14:ALA:O	39:BO:18:LEU:HD22	2.19	0.42
1:AA:1296:C:C4'	1:AA:1302:C:N4	2.83	0.42
15:AO:29:ALA:HA	15:AO:84:LEU:HD21	2.01	0.42

Continued on next page...

Continued from previous page...

Atom-1	Atom-2	Interatomic distance (Å)	Clash overlap (Å)
47:BW:17:LEU:HD23	47:BW:35:ARG:CB	2.50	0.42
26:BA:1116:G:C6	26:BA:1117:C:C4	3.08	0.42
26:BA:682:G:H5'	53:B2:26:ASN:CG	2.40	0.42
26:BA:2452:C:C4	26:BA:2453:A:C6	3.07	0.42
22:AV:175:A:C2	22:AV:176:G:C5	3.08	0.42
22:AV:290:A:O4'	22:AV:291:A:O4'	2.38	0.42
22:AV:333:G:O2'	22:AV:334:A:OP1	2.30	0.42
23:AW:44:SER:HA	23:AW:57:ASN:HB3	2.01	0.42
23:AW:52:GLU:HG2	23:AW:52:GLU:H	1.48	0.42
1:AA:918:A:N3	1:AA:919:A:C8	2.87	0.42
5:AE:93:VAL:CG2	5:AE:110:MET:CE	2.96	0.42
5:AE:131:ASN:ND2	5:AE:133:ILE:HG22	2.35	0.42
5:AE:81:GLN:CB	5:AE:146:MET:HE2	2.49	0.42
26:BA:876:C:N3	26:BA:902:C:N3	2.67	0.42
26:BA:911:A:H8	26:BA:911:A:OP2	2.02	0.42
2:AB:110:ILE:CD1	2:AB:147:LEU:HD13	2.49	0.42
1:AA:1411:C:H2'	1:AA:1412:C:H5'	1.96	0.42
25:AY:165:GLN:HA	25:AY:178:ILE:O	2.19	0.42
24:AX:56:U:H2'	24:AX:58:A:OP2	2.20	0.42
25:AY:286:ILE:HA	25:AY:287:PRO:HD3	1.74	0.42
22:AV:6:U:C2'	22:AV:7:G:H5'	2.49	0.42
1:AA:1068:G:C2'	1:AA:1069:C:H5'	2.49	0.42
25:AY:191:ASP:O	25:AY:266:ASN:ND2	2.52	0.42
26:BA:2126:A:C8	26:BA:2162:G:C2	3.07	0.42
26:BA:2164:C:H3'	26:BA:2165:C:C5	2.55	0.42
26:BA:2174:C:C2	26:BA:2175:C:C5	3.08	0.42
17:AQ:62:GLU:HB2	17:AQ:72:TRP:CZ3	2.55	0.42
25:AY:513:LYS:N	25:AY:566:THR:O	2.51	0.42
42:BR:39:LEU:CD1	42:BR:39:LEU:N	2.83	0.42
4:AD:120:LYS:HB2	4:AD:128:VAL:HG21	2.02	0.42
26:BA:1588:G:C4	26:BA:1589:U:C5	3.08	0.42
26:BA:1590:A:H2'	26:BA:1591:A:C8	2.55	0.42
26:BA:587:C:C2	36:BL:33:ARG:NH2	2.87	0.42
1:AA:877:G:H21	8:AH:1:SER:N	2.17	0.42
44:BT:3:ARG:HD2	44:BT:3:ARG:HA	1.83	0.42
26:BA:2599:G:N7	27:BC:235:GLU:HB2	2.35	0.42
1:AA:131:A:C2	1:AA:132:C:C4	3.08	0.42
14:AN:13:VAL:HA	14:AN:16:ALA:CB	2.50	0.42
1:AA:490:C:C2	1:AA:491:G:C8	3.08	0.42
29:BE:109:LEU:O	29:BE:111:GLU:N	2.52	0.42
6:AF:18:VAL:HG21	6:AF:58:HIS:CE1	2.55	0.42

Continued on next page...

Continued from previous page...

Atom-1	Atom-2	Interatomic distance (Å)	Clash overlap (Å)
30:BF:146:ASP:HB2	30:BF:149:ARG:NH2	2.34	0.42
26:BA:273:G:C2	26:BA:365:U:O2	2.73	0.42
27:BC:15:VAL:HG13	27:BC:16:VAL:N	2.34	0.42
26:BA:1925:C:H5'	26:BA:1926:U:C5	2.55	0.42
19:AS:29:PRO:HB2	19:AS:30:LEU:H	1.71	0.42
8:AH:36:ALA:O	8:AH:45:ILE:HD11	2.20	0.42
1:AA:1416:G:C6	1:AA:1417:G:C5	3.08	0.42
26:BA:2309:A:C6	26:BA:2310:C:C4	3.08	0.42
31:BG:148:ARG:NH1	31:BG:148:ARG:HG2	2.34	0.42
31:BG:140:ILE:C	31:BG:140:ILE:HD12	2.40	0.42
26:BA:457:A:O4'	26:BA:459:U:C6	2.72	0.42
29:BE:143:LEU:HB3	29:BE:146:VAL:HG11	2.01	0.42
5:AE:64:GLU:OE2	5:AE:68:ARG:CZ	2.68	0.42
16:AP:20:VAL:HG11	16:AP:32:PHE:HB3	2.02	0.42
1:AA:1246:A:C5	1:AA:1247:U:C4	3.07	0.42
1:AA:1008:U:N3	1:AA:1022:A:C2	2.87	0.42
6:AF:51:ILE:HG13	6:AF:52:ASN:HB2	2.02	0.42
29:BE:48:THR:O	29:BE:50:ALA:N	2.53	0.42
49:BY:37:LEU:C	49:BY:37:LEU:CD1	2.87	0.42
1:AA:882:C:O2'	1:AA:883:C:H5'	2.20	0.42
42:BR:29:THR:CG2	42:BR:29:THR:O	2.67	0.42
1:AA:771:G:H2'	1:AA:772:U:H5'	2.00	0.42
40:BP:33:GLU:HB2	40:BP:36:LYS:HB2	2.01	0.42
26:BA:2751:G:C5	31:BG:2:ARG:HD3	2.54	0.42
16:AP:46:LYS:HD3	16:AP:47:GLU:N	2.35	0.42
26:BA:1444:G:C4	26:BA:1445:G:C8	3.08	0.42
1:AA:233:C:N3	1:AA:234:C:C5	2.87	0.42
26:BA:1138:G:N3	34:BJ:108:MET:HE2	2.35	0.42
56:BB:59:A:C2'	56:BB:60:C:O5'	2.67	0.42
29:BE:24:ASN:OD1	29:BE:27:LEU:CB	2.68	0.42
1:AA:290:C:C3'	1:AA:290:C:C6	3.02	0.42
28:BD:121:THR:HG22	28:BD:125:TRP:HD1	1.85	0.42
12:AL:37:TYR:N	12:AL:37:TYR:CD2	2.87	0.42
26:BA:306:U:C4	26:BA:307:G:C5	3.07	0.42
26:BA:2555:U:C2'	26:BA:2556:C:H5'	2.50	0.42
26:BA:2555:U:C3'	26:BA:2556:C:H5'	2.49	0.42
51:B0:48:TYR:O	51:B0:49:ARG:HB2	2.20	0.42
1:AA:782:A:H2'	1:AA:783:C:O4'	2.20	0.42
41:BQ:96:ASP:OD1	41:BQ:100:PHE:CD1	2.73	0.42
26:BA:130:C:H2'	26:BA:131:A:O5'	2.19	0.42
5:AE:84:VAL:HG21	5:AE:142:GLY:O	2.19	0.42

Continued on next page...

Continued from previous page...

Atom-1	Atom-2	Interatomic distance (Å)	Clash overlap (Å)
22:AV:144:U:P	22:AV:145:C:OP2	2.78	0.42
1:AA:942:G:C6	1:AA:1342:C:N4	2.88	0.42
1:AA:957:U:C2	1:AA:959:A:OP2	2.73	0.42
22:AV:21:C:H2'	22:AV:22:G:C5'	2.49	0.42
22:AV:261:G:O2'	22:AV:262:U:P	2.77	0.42
22:AV:272:C:H1'	22:AV:291:A:H61	1.84	0.42
22:AV:313:C:C2	22:AV:314:C:C5	3.07	0.42
22:AV:345:A:C4	22:AV:348:C:C5	3.08	0.42
1:AA:1080:A:C3'	1:AA:1081:A:O4'	2.67	0.42
1:AA:921:U:C6	1:AA:921:U:C3'	3.02	0.42
11:AK:96:ILE:O	11:AK:99:LEU:N	2.53	0.42
22:AV:162:A:N3	22:AV:163:G:C8	2.88	0.42
26:BA:874:G:O2'	26:BA:875:G:H5'	2.19	0.42
22:AV:213:G:H2'	22:AV:214:C:H6	1.79	0.42
2:AB:159:ALA:O	2:AB:160:LEU:HB2	2.18	0.42
22:AV:117:G:N3	22:AV:118:C:C5	2.88	0.42
26:BA:2194:U:C2'	26:BA:2195:U:C5'	2.97	0.42
25:AY:20:HIS:CG	25:AY:117:GLN:HB3	2.55	0.42
25:AY:206:LEU:O	25:AY:209:ALA:HB3	2.19	0.42
25:AY:21:ILE:HG23	25:AY:86:GLY:O	2.20	0.42
24:AX:50:G:H21	24:AX:51:U:C1'	2.26	0.42
25:AY:354:ARG:O	25:AY:378:VAL:HG23	2.20	0.42
3:AC:141:MET:HE1	3:AC:170:GLY:HA3	2.01	0.42
26:BA:1956:U:H1'	26:BA:2552:U:OP1	2.20	0.42
25:AY:13:ARG:O	25:AY:79:ILE:HA	2.20	0.42
15:AO:23:SER:O	15:AO:27:GLN:HG3	2.19	0.42
3:AC:112:ALA:O	3:AC:113:LYS:C	2.57	0.42
30:BF:6:TYR:CD2	30:BF:6:TYR:C	2.93	0.42
25:AY:553:GLY:H	25:AY:557:GLY:C	2.23	0.42
1:AA:456:A:C2	1:AA:477:C:O2	2.73	0.42
10:AJ:16:ARG:O	10:AJ:17:LEU:CB	2.67	0.42
1:AA:503:C:OP2	12:AL:112:ALA:HB2	2.20	0.42
1:AA:1114:C:O2	1:AA:1115:U:C6	2.72	0.42
16:AP:67:ILE:HG13	16:AP:71:VAL:HG11	2.01	0.42
26:BA:587:C:O2'	36:BL:19:LEU:CD1	2.68	0.42
9:AI:21:LYS:HE3	9:AI:21:LYS:HB3	1.84	0.42
26:BA:2469:A:N6	26:BA:2481:G:H1'	2.34	0.42
1:AA:1214:C:H4'	1:AA:1215:G:OP2	2.19	0.42
1:AA:1215:G:C2	1:AA:1216:A:N9	2.88	0.42
19:AS:12:LEU:C	19:AS:14:LEU:N	2.72	0.42
33:BI:33:ASN:HB3	33:BI:36:GLU:HB2	2.01	0.42

Continued on next page...

Continued from previous page...

Atom-1	Atom-2	Interatomic distance (Å)	Clash overlap (Å)
26:BA:545:U:P	26:BA:545:U:O2	2.77	0.42
1:AA:711:G:C2'	1:AA:712:A:H5'	2.49	0.42
1:AA:446:G:N2	1:AA:489:C:C2	2.88	0.42
21:AU:11:PHE:C	21:AU:12:ASP:OD2	2.58	0.42
46:BV:40:ILE:CG2	46:BV:42:LEU:CD2	2.98	0.42
1:AA:57:G:H2'	1:AA:58:C:C6	2.55	0.42
9:AI:6:TYR:CE2	9:AI:17:ARG:HB2	2.55	0.42
19:AS:30:LEU:HD12	19:AS:30:LEU:HA	1.86	0.42
1:AA:246:A:N3	1:AA:279:A:N6	2.67	0.42
26:BA:2120:G:H2'	26:BA:2121:G:H8	1.85	0.42
6:AF:88:MET:HE3	18:AR:63:TYR:CD2	2.55	0.42
1:AA:113:G:C1'	1:AA:354:G:H5'	2.50	0.42
1:AA:805:C:H2'	1:AA:806:C:H5'	2.01	0.42
29:BE:146:VAL:HA	29:BE:185:LYS:O	2.20	0.42
14:AN:88:ALA:CA	14:AN:93:ILE:HD12	2.50	0.42
26:BA:1547:C:C4'	26:BA:1547:C:C6	3.02	0.42
26:BA:2734:A:H2'	26:BA:2735:G:O4'	2.18	0.42
16:AP:4:ILE:HA	16:AP:20:VAL:O	2.20	0.42
1:AA:191:G:H2'	1:AA:192:A:H5'	2.02	0.42
45:BU:39:ASN:CB	45:BU:62:ALA:O	2.68	0.42
31:BG:102:ILE:HG22	31:BG:103:ASN:N	2.35	0.42
22:AV:338:G:C4	22:AV:339:G:C8	3.08	0.42
1:AA:298:A:N6	1:AA:299:G:C2	2.88	0.42
29:BE:196:VAL:O	29:BE:200:LEU:HD23	2.20	0.42
39:BO:9:ARG:O	39:BO:10:ARG:C	2.58	0.42
1:AA:1164:G:C2	1:AA:1165:U:C6	3.08	0.42
27:BC:124:LYS:CB	27:BC:125:PRO:CD	2.98	0.42
26:BA:1445:G:C5	26:BA:1446:C:C4	3.08	0.42
26:BA:1267:U:C2'	26:BA:1267:U:O2	2.68	0.42
26:BA:2294:G:C5	26:BA:2295:C:C5	3.07	0.42
26:BA:2668:G:H2'	26:BA:2669:G:O5'	2.19	0.42
37:BM:62:LYS:O	37:BM:105:MET:HA	2.20	0.42
26:BA:1754:A:C6	26:BA:1755:A:C6	3.08	0.42
26:BA:114:U:H2'	26:BA:115:C:C6	2.55	0.42
49:BY:53:VAL:O	49:BY:53:VAL:CG1	2.67	0.42
26:BA:2863:C:H2'	26:BA:2863:C:O2	2.19	0.42
21:AU:8:ASN:N	21:AU:8:ASN:OD1	2.53	0.42
37:BM:7:THR:O	37:BM:8:LYS:C	2.57	0.42
26:BA:2301:C:C2'	26:BA:2302:U:H5'	2.50	0.42
26:BA:1069:A:O2'	26:BA:1070:A:H2'	2.19	0.42
22:AV:13:G:C8	22:AV:13:G:OP2	2.72	0.42

Continued on next page...

Continued from previous page...

Atom-1	Atom-2	Interatomic distance (Å)	Clash overlap (Å)
22:AV:257:U:N1	22:AV:259:G:N7	2.68	0.42
22:AV:323:A:H2'	22:AV:324:G:H8	0.72	0.42
23:AW:48:PHE:HA	23:AW:52:GLU:O	2.20	0.42
23:AW:81:LEU:HD23	23:AW:85:GLU:C	2.40	0.42
1:AA:918:A:N7	1:AA:919:A:N7	2.68	0.42
22:AV:204:G:OP1	22:AV:234:A:N6	2.49	0.42
26:BA:889:C:C2'	26:BA:891:G:C1'	2.97	0.42
26:BA:901:C:C3'	26:BA:902:C:H5''	2.44	0.42
2:AB:110:ILE:HG12	2:AB:150:ILE:HG12	2.00	0.42
2:AB:67:LEU:HA	2:AB:89:PHE:O	2.20	0.42
2:AB:94:ARG:HH12	2:AB:96:LEU:HA	1.84	0.42
2:AB:95:TRP:O	2:AB:97:GLY:N	2.52	0.42
22:AV:113:A:N6	22:AV:133:A:N6	2.68	0.42
22:AV:127:C:H2'	22:AV:128:U:H5'	2.00	0.42
25:AY:415:PRO:HB2	25:AY:421:GLN:N	2.34	0.42
25:AY:208:GLN:O	25:AY:209:ALA:O	2.37	0.42
24:AX:7:G:H1	24:AX:67:C:N4	2.04	0.42
25:AY:590:ILE:C	25:AY:592:GLU:N	2.73	0.42
17:AQ:76:ARG:HB2	17:AQ:76:ARG:HE	1.76	0.42
1:AA:673:A:H5''	6:AF:86:ARG:NH1	2.35	0.42
11:AK:113:THR:HA	11:AK:114:PRO:HD3	1.86	0.42
26:BA:1287:A:OP2	38:BN:103:ARG:HG3	2.20	0.42
12:AL:56:LEU:CB	12:AL:58:ASN:OD1	2.67	0.42
30:BF:172:PHE:O	30:BF:173:ASP:HB3	2.20	0.42
1:AA:429:U:H4'	1:AA:430:A:OP1	2.18	0.42
35:BK:113:MET:O	35:BK:115:ILE:N	2.52	0.42
26:BA:1585:C:O2'	26:BA:1586:A:C5'	2.62	0.42
26:BA:1586:A:H8	26:BA:1586:A:O5'	2.02	0.42
2:AB:40:ILE:HG21	2:AB:201:GLY:N	2.34	0.42
9:AI:30:ASN:C	9:AI:32:ARG:N	2.73	0.42
9:AI:41:GLU:O	9:AI:44:ARG:NH1	2.52	0.42
9:AI:48:ARG:NH2	9:AI:52:GLU:HA	2.35	0.42
26:BA:84:A:H4'	26:BA:85:G:O5'	2.20	0.42
14:AN:27:LYS:CA	14:AN:30:ILE:HB	2.50	0.42
32:BH:78:VAL:O	32:BH:145:ASN:N	2.53	0.42
26:BA:677:A:O3'	26:BA:2071:A:H5''	2.19	0.42
3:AC:57:GLU:O	3:AC:63:ILE:HA	2.20	0.42
44:BT:28:ASN:OD1	44:BT:91:GLN:HB3	2.19	0.42
25:AY:512:ILE:CD1	25:AY:589:ALA:HB1	2.45	0.42
25:AY:447:GLY:O	25:AY:448:GLN:C	2.58	0.42
25:AY:605:ILE:HD13	25:AY:677:GLN:HG2	2.00	0.42

Continued on next page...

Continued from previous page...

Atom-1	Atom-2	Interatomic distance (Å)	Clash overlap (Å)
1:AA:1178:G:H3'	1:AA:1178:G:C8	2.55	0.42
29:BE:31:VAL:HG21	29:BE:104:ALA:HB2	2.01	0.42
26:BA:2852:G:C4	26:BA:2853:C:C5	3.07	0.42
1:AA:999:C:H2'	1:AA:1000:A:H8	1.84	0.42
13:AM:10:ASP:O	13:AM:11:HIS:CB	2.68	0.42
1:AA:806:C:H2'	1:AA:806:C:O2	2.20	0.42
39:BO:67:ASN:HA	39:BO:102:ARG:HD3	2.02	0.42
26:BA:2732:G:C3'	26:BA:2733:A:C5'	2.98	0.42
3:AC:122:GLN:O	3:AC:125:ARG:HB2	2.20	0.42
40:BP:21:PRO:HA	40:BP:46:VAL:HG12	2.01	0.42
26:BA:124:G:H3'	53:B2:19:ARG:HH21	1.84	0.42
26:BA:124:G:H3'	53:B2:19:ARG:NH2	2.35	0.42
27:BC:142:ASN:H	27:BC:154:ALA:HB3	1.85	0.42
45:BU:71:ILE:CD1	45:BU:82:VAL:HG23	2.49	0.42
1:AA:696:A:H2'	1:AA:697:U:C6	2.55	0.42
5:AE:37:VAL:HG23	5:AE:47:PHE:HB3	2.01	0.42
1:AA:646:G:C5	1:AA:647:C:C5	3.08	0.42
27:BC:166:ARG:NH2	27:BC:166:ARG:HB2	2.35	0.42
26:BA:1559:U:H4'	26:BA:1560:G:OP2	2.19	0.42
25:AY:290:LYS:HD3	25:AY:298:VAL:HG21	2.02	0.42
38:BN:28:LEU:O	38:BN:32:GLU:N	2.53	0.42
26:BA:2031:A:C6	26:BA:2498:C:H1'	2.55	0.42
26:BA:936:A:H2'	26:BA:937:C:C6	2.55	0.42
55:B4:14:CYS:HA	55:B4:26:ILE:O	2.20	0.42
2:AB:31:PHE:O	2:AB:31:PHE:CD2	2.73	0.42
25:AY:591:LYS:HA	25:AY:591:LYS:HD3	1.88	0.42
1:AA:476:U:H2'	1:AA:476:U:O2	2.20	0.42
26:BA:837:C:H6	26:BA:837:C:O5'	2.03	0.42
25:AY:484:ARG:HA	25:AY:484:ARG:HD3	1.60	0.42
26:BA:2017:U:H4'	51:B0:4:GLN:O	2.19	0.42
23:AW:32:LYS:HD3	23:AW:63:TYR:HE1	1.85	0.42
23:AW:39:VAL:HB	23:AW:59:TYR:O	2.20	0.42
23:AW:73:PRO:O	23:AW:77:ARG:NH2	2.53	0.42
1:AA:946:A:O2'	1:AA:1333:A:N3	2.47	0.42
22:AV:21:C:C6	22:AV:21:C:C3'	3.03	0.42
5:AE:100:GLU:O	5:AE:100:GLU:CG	2.67	0.42
5:AE:154:ALA:CB	8:AH:65:PHE:CE2	3.03	0.42
22:AV:157:C:C6	22:AV:157:C:O5'	2.69	0.42
26:BA:866:A:N9	26:BA:914:G:N3	2.68	0.42
2:AB:151:LYS:CG	2:AB:152:ASP:N	2.82	0.42
26:BA:2141:G:N2	26:BA:2142:A:H1'	2.35	0.42

Continued on next page...

Continued from previous page...

Atom-1	Atom-2	Interatomic distance (Å)	Clash overlap (Å)
25:AY:238:THR:HG22	25:AY:241:GLU:CB	2.49	0.42
22:AV:6:U:C2	22:AV:355:G:N2	2.87	0.42
1:AA:1060:U:C5'	10:AJ:53:ILE:HG23	2.50	0.42
1:AA:1137:C:H1'	1:AA:1138:G:N2	2.35	0.42
26:BA:1178:C:H5'	26:BA:1179:G:OP1	2.20	0.42
1:AA:979:C:O5'	1:AA:980:C:OP2	2.37	0.42
11:AK:92:ARG:NH2	21:AU:19:LYS:HG3	2.35	0.42
25:AY:357:ARG:NH2	25:AY:357:ARG:HG3	2.34	0.42
25:AY:97:SER:O	25:AY:100:VAL:CG1	2.67	0.42
38:BN:103:ARG:HB3	38:BN:106:ASP:OD1	2.20	0.42
51:B0:53:VAL:O	51:B0:55:ALA:N	2.52	0.42
24:AX:24:C:C4	24:AX:25:U:C5	3.08	0.42
4:AD:159:GLU:OE1	4:AD:160:LEU:HD13	2.19	0.42
11:AK:126:ARG:N	21:AU:33:ARG:NH1	2.68	0.42
10:AJ:42:LEU:HB3	10:AJ:71:LEU:CB	2.49	0.42
26:BA:1415:U:C6	26:BA:1588:G:N1	2.88	0.42
9:AI:48:ARG:C	9:AI:50:PRO:HD2	2.40	0.42
45:BU:6:ARG:HG3	45:BU:7:ASP:N	2.35	0.42
26:BA:1485:U:C2	26:BA:1505:A:C2	3.08	0.42
26:BA:5:A:C2	26:BA:2899:A:C2	3.07	0.42
26:BA:270:A:OP1	26:BA:271:G:H2'	2.20	0.42
1:AA:382:A:N1	1:AA:383:A:C6	2.88	0.42
1:AA:36:C:H2'	1:AA:37:U:O4'	2.19	0.42
44:BT:8:LEU:CD2	49:BY:22:LEU:HA	2.49	0.42
49:BY:22:LEU:HD12	49:BY:23:ARG:N	2.35	0.42
49:BY:9:LYS:H	49:BY:12:GLU:HG3	1.84	0.42
26:BA:340:A:H2'	26:BA:341:C:O4'	2.20	0.42
18:AR:24:ASP:O	18:AR:26:ALA:N	2.53	0.42
26:BA:2179:C:N3	26:BA:2180:U:C5	2.87	0.42
30:BF:105:ILE:O	30:BF:108:PRO:HD2	2.20	0.42
26:BA:93:G:C6	26:BA:94:A:C5	3.08	0.42
8:AH:21:LYS:CA	8:AH:21:LYS:HE2	2.46	0.42
5:AE:45:VAL:CG1	5:AE:117:ALA:HB2	2.50	0.42
49:BY:28:LEU:HB3	49:BY:43:LEU:HD21	2.01	0.42
25:AY:456:GLU:O	25:AY:457:LEU:C	2.58	0.42
28:BD:46:ARG:HB3	28:BD:84:LEU:HB2	2.01	0.42
22:AV:339:G:H1	22:AV:349:C:N4	2.17	0.42
26:BA:2314:A:C4	26:BA:2315:G:C8	3.07	0.42
26:BA:2286:G:OP1	52:B1:29:LYS:HE3	2.20	0.42
26:BA:1392:A:C6	26:BA:1393:A:C6	3.07	0.42
8:AH:11:THR:O	8:AH:14:ARG:HB3	2.20	0.42

Continued on next page...

Continued from previous page...

Atom-1	Atom-2	Interatomic distance (Å)	Clash overlap (Å)
1:AA:300:A:H2	1:AA:566:G:O6	2.03	0.42
26:BA:2331:G:C5'	26:BA:2331:G:H8	2.32	0.42
38:BN:70:THR:O	38:BN:71:ARG:C	2.58	0.42
48:BX:76:LYS:HA	48:BX:76:LYS:HD2	1.75	0.42
26:BA:1726:C:C2	26:BA:1727:C:C6	3.08	0.42
25:AY:484:ARG:HD2	25:AY:559:PRO:HB2	2.02	0.42
26:BA:668:A:H2'	26:BA:670:A:H62	1.84	0.42
1:AA:1148:U:H5''	9:AI:8:THR:HG23	2.02	0.42
27:BC:106:PRO:HD2	27:BC:109:LEU:HD22	2.02	0.42
26:BA:713:G:H8	26:BA:713:G:O5'	2.03	0.42
1:AA:617:G:N1	1:AA:618:C:C4	2.88	0.42
26:BA:1824:G:O2'	27:BC:245:THR:HG22	2.20	0.42
26:BA:1076:C:C2'	26:BA:1077:A:O4'	2.68	0.41
22:AV:20:A:O2'	22:AV:21:C:OP1	2.36	0.41
23:AW:46:ALA:N	23:AW:100:LEU:O	2.44	0.41
1:AA:920:U:O2'	1:AA:921:U:H5'	2.19	0.41
5:AE:113:VAL:O	5:AE:115:GLU:N	2.52	0.41
26:BA:890:C:P	26:BA:891:G:C5'	3.02	0.41
2:AB:142:LYS:C	2:AB:144:GLU:N	2.74	0.41
2:AB:174:GLU:O	2:AB:177:ASN:HB3	2.19	0.41
2:AB:52:ALA:HB3	2:AB:212:TYR:OH	2.19	0.41
2:AB:93:HIS:ND1	2:AB:145:ASN:CB	2.83	0.41
25:AY:117:GLN:OE1	25:AY:117:GLN:O	2.38	0.41
10:AJ:59:LYS:HD2	10:AJ:60:ASP:N	2.35	0.41
26:BA:1165:A:O2'	26:BA:1166:G:H5'	2.20	0.41
26:BA:1166:G:N2	26:BA:1184:U:H1'	2.35	0.41
1:AA:1253:G:O2'	1:AA:1356:G:H4'	2.20	0.41
1:AA:1325:C:C2'	1:AA:1326:U:H5'	2.50	0.41
26:BA:1085:A:C4	26:BA:1086:A:N1	2.88	0.41
11:AK:41:LEU:CD2	11:AK:76:TYR:CE2	2.99	0.41
2:AB:12:GLY:HA3	2:AB:207:ARG:HH22	1.85	0.41
12:AL:27:PRO:O	12:AL:28:GLN:HB3	2.20	0.41
33:BI:96:LYS:CG	33:BI:138:VAL:HG22	2.40	0.41
33:BI:95:ASP:CG	33:BI:97:VAL:H	2.23	0.41
4:AD:8:LEU:HD22	4:AD:21:LYS:HB2	2.02	0.41
21:AU:33:ARG:NE	21:AU:34:ARG:HB2	2.34	0.41
20:AT:34:VAL:O	20:AT:35:TYR:C	2.56	0.41
2:AB:30:ILE:HD11	2:AB:38:HIS:CG	2.55	0.41
37:BM:31:PHE:CZ	37:BM:110:GLU:CB	3.03	0.41
1:AA:986:U:O2'	1:AA:987:G:H5'	2.20	0.41
33:BI:56:VAL:HG22	33:BI:57:VAL:N	2.35	0.41

Continued on next page...

Continued from previous page...

Atom-1	Atom-2	Interatomic distance (Å)	Clash overlap (Å)
33:BI:56:VAL:CA	33:BI:71:LYS:HE2	2.50	0.41
18:AR:40:PRO:HG2	18:AR:43:ILE:CG1	2.50	0.41
27:BC:110:LYS:HE2	27:BC:113:ASP:CG	2.41	0.41
6:AF:24:ARG:HH11	6:AF:24:ARG:CG	2.32	0.41
3:AC:163:ARG:O	3:AC:164:THR:HG23	2.20	0.41
26:BA:2332:C:H5''	26:BA:2333:A:P	2.60	0.41
26:BA:1372:U:H2'	26:BA:1373:A:H5'	1.98	0.41
55:B4:3:VAL:HG12	55:B4:36:ARG:HB3	2.02	0.41
1:AA:826:C:H2'	1:AA:826:C:O2	2.20	0.41
13:AM:2:ARG:C	13:AM:3:ILE:HD13	2.40	0.41
25:AY:395:PRO:HB2	25:AY:397:VAL:HG13	2.01	0.41
9:AI:16:ALA:HB2	9:AI:66:VAL:CG2	2.50	0.41
26:BA:2055:C:C5'	26:BA:2056:G:H5''	2.49	0.41
25:AY:402:ILE:HG22	25:AY:402:ILE:O	2.20	0.41
11:AK:13:LYS:HB3	11:AK:14:GLN:H	1.63	0.41
26:BA:556:A:H2'	26:BA:557:C:O5'	2.19	0.41
1:AA:416:G:C2'	1:AA:417:G:H5'	2.49	0.41
3:AC:125:ARG:O	3:AC:126:ARG:CB	2.66	0.41
4:AD:141:VAL:O	4:AD:141:VAL:HG23	2.20	0.41
44:BT:12:ARG:O	49:BY:29:ARG:HD2	2.18	0.41
25:AY:455:GLY:O	25:AY:456:GLU:C	2.59	0.41
26:BA:703:U:H2'	26:BA:704:G:H5'	2.02	0.41
28:BD:38:LYS:O	28:BD:46:ARG:HA	2.19	0.41
1:AA:293:G:C4	1:AA:294:U:C6	3.08	0.41
26:BA:2312:U:C5	26:BA:2312:U:OP2	2.73	0.41
26:BA:2415:G:H2'	26:BA:2416:C:H6	1.85	0.41
25:AY:489:LYS:HG3	25:AY:597:GLY:HA2	2.03	0.41
43:BS:31:GLN:O	43:BS:35:ILE:HG12	2.19	0.41
1:AA:736:C:H2'	1:AA:736:C:O2	2.18	0.41
29:BE:145:ASP:HB3	29:BE:184:ASP:CG	2.40	0.41
26:BA:1269:A:H2'	26:BA:1270:C:C6	2.55	0.41
55:B4:2:LYS:HZ2	55:B4:2:LYS:HB2	1.84	0.41
26:BA:1209:U:O2'	26:BA:1237:A:N1	2.42	0.41
1:AA:1001:C:H6	1:AA:1001:C:H3'	1.85	0.41
20:AT:63:LYS:HD3	20:AT:63:LYS:HA	1.85	0.41
26:BA:28:A:C2'	26:BA:29:U:H5'	2.50	0.41
26:BA:2839:G:C6	26:BA:2840:C:C4	3.07	0.41
8:AH:102:VAL:HG21	8:AH:126:CYS:SG	2.60	0.41
22:AV:150:G:H3'	22:AV:151:C:C5	2.54	0.41
26:BA:1078:U:H1'	26:BA:1088:A:H2	1.83	0.41
26:BA:1079:C:C5	26:BA:1088:A:N1	2.88	0.41

Continued on next page...

Continued from previous page...

Atom-1	Atom-2	Interatomic distance (Å)	Clash overlap (Å)
33:BI:41:PHE:CD2	33:BI:42:ASN:OD1	2.72	0.41
22:AV:300:U:N3	22:AV:301:A:C5	2.88	0.41
22:AV:335:C:OP1	22:AV:335:C:N1	2.52	0.41
23:AW:107:PHE:HA	23:AW:112:TYR:O	2.20	0.41
23:AW:79:LEU:HD21	23:AW:115:VAL:HG11	2.01	0.41
30:BF:68:LYS:O	30:BF:69:ALA:C	2.58	0.41
3:AC:39:ARG:O	3:AC:41:TYR:N	2.53	0.41
22:AV:161:U:H2'	22:AV:162:A:H8	1.85	0.41
22:AV:194:G:C2'	22:AV:195:A:C5'	2.91	0.41
22:AV:198:U:C4	22:AV:199:C:N4	2.88	0.41
22:AV:233:A:O2'	22:AV:234:A:OP1	2.31	0.41
26:BA:867:C:H2'	26:BA:868:U:O4'	2.20	0.41
26:BA:888:C:OP2	26:BA:888:C:H3'	2.20	0.41
2:AB:110:ILE:O	2:AB:113:LEU:N	2.53	0.41
2:AB:122:ASP:O	2:AB:123:GLY:C	2.59	0.41
2:AB:56:LEU:HD13	2:AB:57:ASN:H	1.85	0.41
22:AV:117:G:C2	22:AV:118:C:C4	3.08	0.41
25:AY:420:ASP:C	25:AY:422:GLU:N	2.72	0.41
26:BA:2192:U:H2'	26:BA:2193:G:C8	2.54	0.41
25:AY:117:GLN:O	25:AY:118:SER:C	2.58	0.41
25:AY:120:THR:O	25:AY:124:GLN:CD	2.59	0.41
24:AX:50:G:N2	24:AX:51:U:N1	2.68	0.41
24:AX:53:G:C2	24:AX:64:G:C5	3.09	0.41
25:AY:9:LEU:HA	25:AY:12:LEU:HD23	2.02	0.41
25:AY:276:VAL:HG12	25:AY:277:VAL:N	2.34	0.41
9:AI:119:LYS:O	9:AI:120:ALA:CB	2.68	0.41
1:AA:642:A:C5	1:AA:643:C:C4	3.08	0.41
26:BA:1055:G:H3'	26:BA:1056:G:H8	1.85	0.41
11:AK:52:ARG:CZ	11:AK:56:LYS:HE2	2.50	0.41
11:AK:63:GLN:O	11:AK:64:VAL:C	2.58	0.41
10:AJ:80:THR:HB	10:AJ:83:THR:H	1.85	0.41
30:BF:175:PRO:O	30:BF:176:PHE:HB2	2.20	0.41
24:AX:30:G:C2	24:AX:43:G:C2	3.07	0.41
4:AD:120:LYS:HA	4:AD:122:ILE:CD1	2.50	0.41
4:AD:29:THR:O	4:AD:30:LYS:C	2.58	0.41
10:AJ:17:LEU:N	10:AJ:20:GLN:HG3	2.36	0.41
1:AA:73:C:C2	1:AA:74:A:C8	3.07	0.41
1:AA:96:U:C2	1:AA:97:G:C8	3.08	0.41
4:AD:61:ARG:NH2	4:AD:67:LEU:HD13	2.34	0.41
36:BL:101:ILE:O	36:BL:102:GLY:O	2.38	0.41
9:AI:50:PRO:HB3	9:AI:83:THR:CG2	2.50	0.41

Continued on next page...

Continued from previous page...

Atom-1	Atom-2	Interatomic distance (Å)	Clash overlap (Å)
8:AH:2:MET:O	8:AH:5:PRO:HD3	2.20	0.41
33:BI:66:PHE:CD1	33:BI:68:PHE:CE1	3.08	0.41
33:BI:73:PRO:HA	33:BI:74:PRO:HD2	1.89	0.41
13:AM:105:ALA:O	13:AM:106:ARG:C	2.59	0.41
1:AA:242:G:H2'	1:AA:243:A:H5'	2.03	0.41
1:AA:243:A:N1	1:AA:246:A:C8	2.89	0.41
7:AG:39:GLU:C	7:AG:41:ILE:N	2.72	0.41
26:BA:2784:U:H2'	26:BA:2785:C:H6	1.83	0.41
1:AA:112:G:H2'	1:AA:113:G:H5'	2.02	0.41
45:BU:48:VAL:HG13	45:BU:48:VAL:O	2.20	0.41
6:AF:42:TRP:HD1	6:AF:42:TRP:N	2.15	0.41
26:BA:163:C:H2'	26:BA:164:C:O4'	2.19	0.41
1:AA:1294:G:C4	1:AA:1295:U:C5	3.09	0.41
26:BA:760:G:H2'	26:BA:761:A:O4'	2.20	0.41
26:BA:108:G:O2'	26:BA:109:C:H5'	2.20	0.41
26:BA:927:A:H2'	26:BA:928:A:O5'	2.20	0.41
53:B2:21:ARG:O	53:B2:27:GLY:HA3	2.20	0.41
31:BG:86:LEU:HD12	31:BG:86:LEU:H	1.85	0.41
26:BA:162:U:O4	26:BA:2218:G:H4'	2.20	0.41
35:BK:95:ILE:HG22	35:BK:95:ILE:O	2.19	0.41
26:BA:782:A:C2	27:BC:224:MET:SD	3.13	0.41
1:AA:77:A:OP2	1:AA:77:A:H8	2.02	0.41
26:BA:1712:U:H2'	26:BA:1713:A:C8	2.55	0.41
1:AA:859:G:H2'	1:AA:860:A:O5'	2.21	0.41
26:BA:679:C:O2'	26:BA:680:C:H5'	2.20	0.41
1:AA:1405:G:O4'	1:AA:1519:A:H4'	2.20	0.41
26:BA:2199:A:C2'	26:BA:2200:C:H5'	2.50	0.41
11:AK:23:HIS:CD2	11:AK:23:HIS:O	2.73	0.41
28:BD:62:LYS:N	28:BD:63:PRO:HD2	2.34	0.41
18:AR:33:THR:HG22	18:AR:37:LYS:N	2.35	0.41
26:BA:747:U:C5	26:BA:2613:U:C5	3.08	0.41
26:BA:1575:C:H2'	26:BA:1576:U:O5'	2.20	0.41
51:B0:5:ASN:O	51:B0:7:PRO:HD3	2.20	0.41
23:AW:96:LYS:HB2	23:AW:96:LYS:HE3	1.79	0.41
26:BA:2760:C:C2'	26:BA:2760:C:O2	2.60	0.41
25:AY:348:ARG:HG2	25:AY:382:GLU:HG3	2.01	0.41
49:BY:44:LYS:O	49:BY:47:ARG:HB3	2.20	0.41
26:BA:799:G:N1	26:BA:800:A:N6	2.68	0.41
25:AY:617:MET:HE1	26:BA:1095:A:H1'	1.98	0.41
1:AA:1332:A:C2'	1:AA:1333:A:O5'	2.67	0.41
22:AV:28:U:O2'	22:AV:29:G:C8	2.70	0.41

Continued on next page...

Continued from previous page...

Atom-1	Atom-2	Interatomic distance (Å)	Clash overlap (Å)
22:AV:305:A:HO2'	22:AV:306:U:H5'	1.82	0.41
22:AV:311:U:H2'	22:AV:312:A:H8	1.85	0.41
22:AV:187:C:N3	22:AV:188:C:H5	2.17	0.41
22:AV:209:C:O5'	22:AV:209:C:H6	2.03	0.41
26:BA:864:G:H8	26:BA:864:G:O5'	2.03	0.41
2:AB:115:ASP:O	2:AB:116:LEU:CB	2.69	0.41
2:AB:140:LEU:O	2:AB:144:GLU:HB2	2.20	0.41
25:AY:111:SER:OG	25:AY:141:LYS:HB3	2.20	0.41
26:BA:416:U:C4	26:BA:417:C:C4	3.08	0.41
1:AA:1063:C:H3'	1:AA:1064:G:H2'	2.02	0.41
1:AA:1349:A:C2	1:AA:1350:A:H1'	2.56	0.41
1:AA:1130:A:C1'	1:AA:1146:A:C2	3.02	0.41
1:AA:623:C:N3	1:AA:624:C:C5	2.88	0.41
33:BI:102:ARG:HE	33:BI:103:ALA:H	1.68	0.41
13:AM:19:THR:HB	13:AM:25:GLY:HA2	2.02	0.41
4:AD:150:LYS:CB	4:AD:177:MET:HE3	2.50	0.41
10:AJ:71:LEU:O	10:AJ:72:ARG:NE	2.53	0.41
1:AA:451:A:C2	1:AA:480:U:N3	2.88	0.41
17:AQ:47:ASP:O	17:AQ:48:GLU:C	2.56	0.41
9:AI:20:ILE:CG2	9:AI:60:LEU:HD12	2.49	0.41
14:AN:17:ASP:C	14:AN:19:TYR:N	2.71	0.41
26:BA:2072:C:H5''	26:BA:2072:C:H6	1.86	0.41
21:AU:7:GLU:HB3	21:AU:11:PHE:CZ	2.47	0.41
1:AA:1451:U:H3'	1:AA:1452:C:H6	1.85	0.41
26:BA:2886:A:C5	26:BA:2887:A:N7	2.88	0.41
3:AC:156:LEU:C	3:AC:158:GLY:H	2.24	0.41
54:B3:1:PRO:O	54:B3:2:LYS:C	2.59	0.41
47:BW:52:ASP:O	47:BW:53:HIS:HB2	2.20	0.41
7:AG:101:ARG:O	7:AG:102:TRP:C	2.58	0.41
7:AG:91:ARG:HB2	7:AG:94:ARG:HG2	2.02	0.41
31:BG:11:PRO:O	31:BG:14:VAL:HG23	2.21	0.41
26:BA:2881:U:O2'	26:BA:2882:A:C5'	2.66	0.41
35:BK:77:ILE:CG2	35:BK:78:ARG:N	2.83	0.41
26:BA:1875:G:O2'	26:BA:1876:A:O5'	2.36	0.41
40:BP:90:ALA:HB2	40:BP:112:ARG:HA	2.02	0.41
8:AH:20:ASN:HA	8:AH:64:TYR:OH	2.20	0.41
52:B1:9:LYS:C	52:B1:10:LEU:HD23	2.41	0.41
39:BO:88:LYS:O	39:BO:89:ASP:CB	2.67	0.41
15:AO:34:GLN:CB	15:AO:58:MET:CE	2.98	0.41
39:BO:106:LEU:O	39:BO:106:LEU:HD23	2.20	0.41
26:BA:2560:A:H2'	26:BA:2561:U:O4'	2.21	0.41

Continued on next page...

Continued from previous page...

Atom-1	Atom-2	Interatomic distance (Å)	Clash overlap (Å)
1:AA:53:A:N1	1:AA:359:G:C6	2.89	0.41
40:BP:52:ARG:CG	40:BP:52:ARG:NH1	2.80	0.41
31:BG:59:ASP:O	31:BG:61:TRP:N	2.53	0.41
26:BA:1792:G:OP1	27:BC:204:LEU:HB2	2.20	0.41
31:BG:86:LEU:HD12	31:BG:86:LEU:N	2.36	0.41
31:BG:10:VAL:CG2	31:BG:10:VAL:O	2.68	0.41
1:AA:1165:U:H2'	1:AA:1166:G:H5'	2.02	0.41
45:BU:35:VAL:HG12	45:BU:35:VAL:O	2.20	0.41
26:BA:123:G:H4'	26:BA:1376:C:O5'	2.20	0.41
26:BA:1101:U:O2	26:BA:1101:U:H2'	2.20	0.41
26:BA:70:G:H4'	26:BA:71:A:OP1	2.21	0.41
2:AB:130:LYS:HD3	2:AB:130:LYS:HA	1.86	0.41
3:AC:135:ARG:O	3:AC:138:GLN:N	2.53	0.41
26:BA:1827:U:C2'	26:BA:1828:G:O5'	2.68	0.41
26:BA:1584:U:O2	26:BA:1584:U:C2'	2.68	0.41
26:BA:382:A:H2'	26:BA:383:C:O5'	2.21	0.41
45:BU:80:ASP:C	45:BU:80:ASP:OD1	2.59	0.41
1:AA:508:U:H1'	1:AA:509:A:N7	2.35	0.41
26:BA:1355:G:H2'	26:BA:1356:G:O5'	2.20	0.41
26:BA:937:C:O5'	26:BA:937:C:H6	2.03	0.41
1:AA:585:G:C6	1:AA:586:C:C4	3.08	0.41
29:BE:148:ILE:HB	29:BE:169:VAL:HG22	2.02	0.41
31:BG:146:ASP:O	31:BG:149:ALA:HB3	2.19	0.41
26:BA:2243:U:O2'	26:BA:2244:U:H5'	2.20	0.41
1:AA:289:G:H5''	1:AA:289:G:H8	1.85	0.41
26:BA:487:C:O5'	26:BA:487:C:H6	2.03	0.41
54:B3:6:VAL:HG21	54:B3:60:CYS:SG	2.60	0.41
4:AD:64:TYR:HE2	4:AD:99:ASN:OD1	2.02	0.41
26:BA:1255:U:C5	29:BE:68:ALA:HA	2.55	0.41
26:BA:443:A:C2	26:BA:1245:G:N3	2.88	0.41
29:BE:75:SER:O	29:BE:81:GLY:HA3	2.20	0.41
41:BQ:63:ARG:O	41:BQ:64:ILE:C	2.58	0.41
23:AW:62:PRO:CD	23:AW:73:PRO:HG3	2.50	0.41
22:AV:172:U:C5	22:AV:173:C:C5	3.05	0.41
26:BA:1058:U:H1'	26:BA:1081:U:C2	2.55	0.41
26:BA:1060:U:H5'	26:BA:1062:G:C4'	2.50	0.41
26:BA:1066:U:H2'	26:BA:1066:U:O2	2.19	0.41
25:AY:636:PRO:CD	33:BI:23:VAL:HA	2.48	0.41
22:AV:12:U:C4'	22:AV:13:G:N7	2.83	0.41
22:AV:19:G:O3'	22:AV:20:A:N7	2.52	0.41
22:AV:47:G:O2'	22:AV:48:C:O4'	2.31	0.41

Continued on next page...

Continued from previous page...

Atom-1	Atom-2	Interatomic distance (Å)	Clash overlap (Å)
22:AV:9:U:C3'	23:AW:35:ARG:HH22	2.27	0.41
30:BF:111:ARG:HG2	30:BF:112:ASP:HB2	2.01	0.41
22:AV:235:C:O2	22:AV:236:U:C4	2.73	0.41
26:BA:905:A:N1	26:BA:906:U:C4	2.89	0.41
26:BA:912:C:C2'	26:BA:913:U:H5'	2.49	0.41
2:AB:106:VAL:O	2:AB:110:ILE:HD13	2.19	0.41
26:BA:2142:A:H2'	26:BA:2143:C:H6	1.79	0.41
25:AY:434:GLU:O	25:AY:435:ASP:HB2	2.20	0.41
24:AX:65:G:H2'	24:AX:66:C:C1'	2.51	0.41
25:AY:546:ILE:O	25:AY:550:MET:HG3	2.20	0.41
1:AA:1062:U:H5''	1:AA:1063:C:OP1	2.20	0.41
1:AA:1350:A:OP2	9:AI:119:LYS:NZ	2.50	0.41
1:AA:978:A:C6	1:AA:1318:A:C6	3.08	0.41
1:AA:597:G:N7	1:AA:598:U:C5	2.88	0.41
31:BG:8:VAL:HG13	31:BG:8:VAL:O	2.19	0.41
12:AL:81:ILE:HA	12:AL:97:VAL:HG23	2.02	0.41
13:AM:65:GLU:OE1	13:AM:65:GLU:HA	2.19	0.41
4:AD:115:GLN:CA	4:AD:115:GLN:HE21	2.33	0.41
4:AD:121:ALA:O	4:AD:122:ILE:HG23	2.20	0.41
10:AJ:19:ASP:HA	10:AJ:22:THR:HB	2.03	0.41
1:AA:64:G:C8	1:AA:99:C:C4	3.08	0.41
16:AP:79:ASN:O	16:AP:80:LYS:HE3	2.21	0.41
9:AI:20:ILE:CD1	9:AI:85:ALA:CB	2.99	0.41
9:AI:89:TYR:HB3	9:AI:93:LEU:HD21	2.02	0.41
25:AY:229:LEU:C	25:AY:231:TYR:N	2.73	0.41
33:BI:57:VAL:HB	33:BI:68:PHE:CA	2.50	0.41
19:AS:44:ILE:HG23	19:AS:62:THR:HA	2.02	0.41
1:AA:116:A:C8	1:AA:116:A:OP2	2.73	0.41
26:BA:1091:G:O2'	26:BA:1092:C:C5	2.73	0.41
47:BW:52:ASP:N	47:BW:52:ASP:OD1	2.52	0.41
7:AG:28:ILE:HD12	7:AG:100:MET:HE2	2.01	0.41
1:AA:267:C:OP1	17:AQ:68:LYS:HB2	2.20	0.41
1:AA:282:A:H5''	1:AA:283:U:OP2	2.20	0.41
26:BA:1153:C:OP1	41:BQ:91:ARG:NH1	2.49	0.41
1:AA:212:G:H2'	1:AA:213:G:H8	1.85	0.41
1:AA:104:G:C2	1:AA:105:G:C5	3.09	0.41
27:BC:163:ILE:HA	27:BC:173:LEU:HD12	2.01	0.41
5:AE:66:ALA:O	5:AE:67:ARG:C	2.58	0.41
39:BO:32:PRO:HB3	56:BB:51:G:O6	2.19	0.41
26:BA:1748:C:C4	26:BA:1749:A:N7	2.88	0.41
1:AA:190:A:H3'	1:AA:190:A:H8	1.85	0.41

Continued on next page...

Continued from previous page...

Atom-1	Atom-2	Interatomic distance (Å)	Clash overlap (Å)
30:BF:88:VAL:CG1	30:BF:89:THR:N	2.83	0.41
26:BA:109:C:O5'	26:BA:109:C:H6	2.03	0.41
54:B3:56:LEU:O	54:B3:59:ALA:HB3	2.21	0.41
45:BU:42:LYS:NZ	45:BU:42:LYS:HB2	2.35	0.41
14:AN:64:CYS:HB2	14:AN:80:SER:H	1.85	0.41
1:AA:749:A:C6	1:AA:750:C:C4	3.09	0.41
1:AA:87:C:H2'	1:AA:88:U:C4'	2.50	0.41
26:BA:1880:U:H2'	26:BA:1881:C:H6	1.86	0.41
26:BA:2458:G:N3	26:BA:2490:G:N2	2.69	0.41
26:BA:2654:A:O4'	26:BA:2656:U:H1'	2.20	0.41
34:BJ:61:LYS:O	34:BJ:62:VAL:C	2.58	0.41
39:BO:19:GLN:C	39:BO:21:LEU:N	2.73	0.41
56:BB:85:G:C2'	56:BB:86:G:O5'	2.68	0.41
27:BC:211:ARG:HH21	27:BC:211:ARG:CG	2.33	0.41
25:AY:484:ARG:CD	25:AY:559:PRO:HB2	2.50	0.41
15:AO:24:THR:O	15:AO:25:GLU:C	2.58	0.41
54:B3:14:LYS:HD2	54:B3:22:LYS:HE2	2.02	0.41
6:AF:45:ARG:HB3	6:AF:59:TYR:CD1	2.56	0.41
26:BA:412:A:O5'	26:BA:412:A:H8	2.04	0.41
40:BP:6:GLN:HG2	40:BP:6:GLN:O	2.20	0.41
26:BA:712:G:O6	26:BA:719:C:N3	2.53	0.41
34:BJ:46:PRO:HD3	41:BQ:59:LEU:HD13	2.03	0.41
26:BA:2116:G:C5'	26:BA:2117:A:OP2	2.68	0.41
22:AV:173:C:C2	22:AV:174:A:N7	2.89	0.41
22:AV:182:U:O2	22:AV:182:U:O4'	2.38	0.41
33:BI:18:ASN:H	33:BI:19:PRO:CD	2.33	0.41
22:AV:310:G:C1'	22:AV:311:U:C5	3.03	0.41
22:AV:53:G:H1	22:AV:63:C:H42	1.68	0.41
1:AA:1505:G:H4'	1:AA:1506:U:O5'	2.21	0.41
1:AA:917:G:C5	1:AA:918:A:C6	3.03	0.41
22:AV:245:C:H5'	22:AV:246:U:OP2	2.18	0.41
22:AV:132:U:O2	22:AV:133:A:N7	2.54	0.41
25:AY:168:ILE:HG23	25:AY:205:TYR:CE2	2.55	0.41
25:AY:209:ALA:O	25:AY:211:GLU:N	2.54	0.41
26:BA:417:C:C2	26:BA:418:C:C6	3.09	0.41
26:BA:1178:C:O3'	26:BA:1179:G:H8	2.02	0.41
11:AK:52:ARG:O	11:AK:55:ARG:CB	2.69	0.41
11:AK:52:ARG:H	11:AK:55:ARG:HG3	1.86	0.41
26:BA:362:A:C2	26:BA:363:G:C4	3.08	0.41
10:AJ:33:GLY:O	10:AJ:34:ALA:CB	2.68	0.41
1:AA:1160:G:C6	1:AA:1181:G:O6	2.74	0.41

Continued on next page...

Continued from previous page...

Atom-1	Atom-2	Interatomic distance (Å)	Clash overlap (Å)
32:BH:119:ASN:HA	32:BH:120:GLY:HA3	1.88	0.41
25:AY:486:THR:CG2	25:AY:600:VAL:HG13	2.50	0.41
26:BA:1063:G:N2	33:BI:89:SER:HG	2.18	0.41
13:AM:53:ASP:O	13:AM:56:ARG:CB	2.68	0.41
10:AJ:41:PRO:O	10:AJ:42:LEU:CB	2.68	0.41
1:AA:66:A:C2	1:AA:67:C:N1	2.89	0.41
26:BA:1414:C:C2	26:BA:1415:U:C5	3.08	0.41
9:AI:18:VAL:HG22	9:AI:64:ILE:CG2	2.49	0.41
26:BA:359:G:C2'	26:BA:360:U:H5'	2.50	0.41
3:AC:51:VAL:CG2	3:AC:67:ILE:HG22	2.51	0.41
1:AA:1210:C:O4'	1:AA:1214:C:H5	2.00	0.41
14:AN:23:ARG:O	14:AN:26:LEU:HB2	2.21	0.41
33:BI:54:ILE:HG12	33:BI:73:PRO:HB3	2.03	0.41
23:AW:72:ASP:CB	23:AW:75:ARG:NE	2.83	0.41
31:BG:156:TYR:CE2	31:BG:171:LYS:HG3	2.55	0.41
26:BA:242:G:P	54:B3:2:LYS:HE2	2.60	0.41
30:BF:48:LEU:O	30:BF:51:ASN:CB	2.69	0.41
7:AG:28:ILE:HD12	7:AG:100:MET:CE	2.50	0.41
29:BE:12:LEU:HD23	29:BE:13:THR:O	2.21	0.41
18:AR:24:ASP:C	18:AR:26:ALA:N	2.72	0.41
29:BE:143:LEU:HB3	29:BE:146:VAL:CG1	2.50	0.41
30:BF:108:PRO:C	30:BF:110:ILE:H	2.24	0.41
26:BA:623:C:H2'	26:BA:624:C:H6	1.84	0.41
46:BV:93:ARG:O	46:BV:94:ALA:CB	2.69	0.41
1:AA:45:G:O2'	1:AA:46:G:H5'	2.21	0.41
14:AN:64:CYS:HA	14:AN:79:LEU:HA	2.03	0.41
26:BA:842:U:O2'	26:BA:843:G:H5'	2.21	0.41
1:AA:748:G:H2'	1:AA:749:A:C8	2.56	0.41
48:BX:37:PHE:O	48:BX:45:PHE:HA	2.21	0.41
7:AG:75:LYS:HB3	7:AG:88:VAL:HG11	2.01	0.41
17:AQ:80:LYS:CD	17:AQ:80:LYS:N	2.82	0.41
39:BO:94:ARG:O	39:BO:95:SER:C	2.59	0.41
26:BA:434:U:H1'	26:BA:435:C:H5	1.85	0.41
26:BA:1853:A:N6	26:BA:1889:A:C5	2.89	0.41
26:BA:1139:G:O3'	34:BJ:26:GLY:HA3	2.20	0.41
43:BS:18:ARG:O	43:BS:19:LEU:C	2.58	0.41
18:AR:22:TYR:HB2	18:AR:57:ALA:O	2.20	0.41
33:BI:85:ILE:HD12	33:BI:85:ILE:N	2.35	0.41
11:AK:106:ILE:C	11:AK:106:ILE:HD13	2.41	0.41
26:BA:488:G:N2	26:BA:491:G:H5''	2.36	0.41
26:BA:1818:U:H2'	27:BC:155:ARG:CD	2.51	0.41

Continued on next page...

Continued from previous page...

Atom-1	Atom-2	Interatomic distance (Å)	Clash overlap (Å)
26:BA:2281:A:C2'	26:BA:2282:G:H5'	2.50	0.41
8:AH:101:ALA:O	8:AH:102:VAL:C	2.59	0.41
26:BA:443:A:H2	26:BA:1245:G:N3	2.19	0.41
25:AY:145:ASP:HB3	25:AY:148:LEU:HB2	2.03	0.41
25:AY:145:ASP:OD2	25:AY:148:LEU:HB2	2.21	0.41
45:BU:31:GLY:O	45:BU:66:VAL:HG12	2.20	0.41
40:BP:95:LYS:HB3	40:BP:97:TYR:CE1	2.56	0.41
37:BM:29:GLY:CA	37:BM:106:ASP:HB2	2.50	0.41
13:AM:51:GLN:O	13:AM:54:THR:HG23	2.21	0.41
38:BN:58:ASP:OD2	38:BN:58:ASP:C	2.58	0.41
26:BA:942:G:H8	26:BA:942:G:O5'	2.04	0.41
33:BI:80:LYS:HB2	33:BI:80:LYS:HE3	1.92	0.41
26:BA:13:A:N3	26:BA:15:G:C6	2.88	0.41
26:BA:1628:G:H2'	26:BA:1629:U:O5'	2.20	0.41
26:BA:2758:A:H2'	26:BA:2759:G:H5'	2.02	0.41
26:BA:2678:C:H2'	26:BA:2679:A:O4'	2.21	0.41
1:AA:960:U:C6	1:AA:1225:A:C8	3.08	0.41
1:AA:1233:G:H2'	1:AA:1234:C:H6	1.85	0.41
22:AV:20:A:H2'	22:AV:21:C:C5	2.50	0.41
22:AV:14:G:N2	30:BF:82:TYR:HE1	2.18	0.41
1:AA:1081:A:H2'	1:AA:1082:A:H5'	2.01	0.41
1:AA:923:A:N3	1:AA:1399:C:OP2	2.53	0.41
5:AE:122:VAL:HG23	5:AE:122:VAL:O	2.20	0.41
22:AV:193:A:C2	22:AV:194:G:C5	3.08	0.41
22:AV:229:U:H2'	22:AV:229:U:O2	2.20	0.41
26:BA:913:U:H4'	26:BA:914:G:OP1	2.20	0.41
2:AB:218:ALA:HB1	2:AB:221:ARG:HH21	1.85	0.41
2:AB:68:PHE:CE2	2:AB:88:GLN:CB	3.03	0.41
26:BA:2133:G:H1'	26:BA:2158:A:H61	1.86	0.41
25:AY:468:ARG:C	25:AY:470:PHE:N	2.73	0.41
25:AY:211:GLU:O	25:AY:215:LYS:HG3	2.20	0.41
25:AY:216:LEU:C	25:AY:216:LEU:CD2	2.89	0.41
25:AY:219:VAL:C	25:AY:221:ALA:H	2.24	0.41
25:AY:238:THR:C	25:AY:240:GLU:N	2.74	0.41
24:AX:50:G:O2'	24:AX:51:U:H5'	2.21	0.41
22:AV:7:G:C2	22:AV:336:G:C8	3.09	0.41
1:AA:1107:C:OP1	3:AC:171:ARG:CZ	2.67	0.41
3:AC:141:MET:HE1	3:AC:147:GLY:CA	2.46	0.41
37:BM:59:ARG:O	37:BM:60:GLN:HG2	2.21	0.41
1:AA:1186:G:C2'	1:AA:1187:G:O5'	2.69	0.41
9:AI:113:LYS:CE	9:AI:117:LEU:O	2.68	0.41

Continued on next page...

Continued from previous page...

Atom-1	Atom-2	Interatomic distance (Å)	Clash overlap (Å)
1:AA:257:G:H2'	1:AA:258:G:H8	1.84	0.41
20:AT:57:VAL:CG1	20:AT:71:ALA:CB	2.99	0.41
1:AA:1131:G:H22	1:AA:1144:G:H4'	1.85	0.41
1:AA:1277:C:C2'	1:AA:1279:G:H8	2.33	0.41
1:AA:1312:G:C2	1:AA:1326:U:N3	2.89	0.41
1:AA:1317:C:C2'	1:AA:1318:A:O5'	2.68	0.41
1:AA:1328:C:H5''	13:AM:27:THR:HG21	2.03	0.41
25:AY:335:LEU:HD23	25:AY:355:LEU:HD11	2.03	0.41
38:BN:103:ARG:CD	38:BN:110:MET:CE	2.93	0.41
26:BA:846:U:C2'	26:BA:847:U:OP2	2.67	0.41
11:AK:52:ARG:N	11:AK:55:ARG:CB	2.83	0.41
12:AL:81:ILE:O	12:AL:81:ILE:HG13	2.20	0.41
26:BA:1731:G:C2	26:BA:1733:G:H1'	2.55	0.41
3:AC:199:VAL:HG22	3:AC:199:VAL:O	2.21	0.41
3:AC:16:PRO:CG	3:AC:53:ARG:NH2	2.83	0.41
46:BV:1:MET:HG3	46:BV:2:PHE:N	2.35	0.41
1:AA:410:G:C5'	1:AA:411:A:P	3.09	0.41
4:AD:130:ASN:CG	4:AD:130:ASN:O	2.59	0.41
4:AD:18:LEU:HD12	4:AD:20:LEU:HD11	2.02	0.41
21:AU:36:PHE:HE2	21:AU:44:ARG:HH12	1.68	0.41
1:AA:375:U:OP1	16:AP:70:ARG:NH1	2.53	0.41
1:AA:451:A:N6	1:AA:481:G:C5'	2.83	0.41
26:BA:1408:G:H2'	26:BA:1409:U:C5'	2.51	0.41
38:BN:49:GLU:N	38:BN:50:PRO:HD2	2.36	0.41
9:AI:30:ASN:HB2	9:AI:37:TYR:CE1	2.56	0.41
9:AI:49:GLN:CB	9:AI:50:PRO:CD	2.98	0.41
9:AI:79:ARG:O	9:AI:83:THR:HG23	2.20	0.41
26:BA:1484:U:N3	26:BA:1485:U:C5	2.89	0.41
3:AC:51:VAL:CG2	3:AC:67:ILE:CG2	2.98	0.41
32:BH:142:VAL:HG12	32:BH:143:ILE:H	1.83	0.41
6:AF:20:GLY:O	6:AF:21:MET:C	2.57	0.41
43:BS:59:GLU:HG3	43:BS:66:ILE:HD12	2.03	0.41
48:BX:40:GLU:O	48:BX:41:SER:C	2.58	0.41
26:BA:614:A:H8	26:BA:614:A:H5'	1.86	0.41
26:BA:1924:C:H2'	26:BA:1925:C:C5'	2.51	0.41
8:AH:46:GLU:CA	8:AH:63:LYS:CG	2.96	0.41
26:BA:1359:A:C8	26:BA:1373:A:C2	3.08	0.41
26:BA:1373:A:H2'	26:BA:1374:G:O5'	2.20	0.41
9:AI:33:SER:HB3	9:AI:36:GLN:CB	2.50	0.41
1:AA:549:C:H6	1:AA:549:C:O5'	2.04	0.41
26:BA:631:A:H1'	36:BL:65:GLY:HA2	2.02	0.41

Continued on next page...

Continued from previous page...

Atom-1	Atom-2	Interatomic distance (Å)	Clash overlap (Å)
20:AT:68:LYS:HB2	20:AT:69:ASN:OD1	2.20	0.41
26:BA:409:G:H2'	26:BA:410:G:C8	2.54	0.41
47:BW:36:GLN:OE1	47:BW:40:LYS:N	2.54	0.41
30:BF:3:LEU:HG	30:BF:100:GLU:HG3	2.01	0.41
8:AH:19:ALA:O	8:AH:20:ASN:HB2	2.21	0.41
26:BA:1989:G:C2'	26:BA:1990:C:O5'	2.68	0.41
26:BA:303:G:H2'	26:BA:304:U:C6	2.56	0.41
26:BA:2312:U:C6	26:BA:2312:U:C3'	3.03	0.41
26:BA:2485:G:H5''	37:BM:45:GLN:NE2	2.35	0.41
26:BA:2692:G:H4'	26:BA:2870:C:O2	2.21	0.41
33:BI:114:ALA:O	33:BI:115:ASP:CB	2.67	0.41
54:B3:16:THR:CG2	54:B3:20:GLY:C	2.89	0.41
1:AA:338:A:N6	1:AA:339:C:C4	2.89	0.41
26:BA:559:G:H2'	26:BA:560:C:H5'	2.01	0.41
3:AC:23:ALA:CB	3:AC:28:PHE:HA	2.51	0.41
43:BS:48:LYS:O	43:BS:48:LYS:CG	2.68	0.41
4:AD:42:ALA:O	4:AD:43:ARG:C	2.59	0.41
3:AC:134:LYS:O	3:AC:135:ARG:C	2.57	0.41
16:AP:1:MET:HE2	16:AP:1:MET:HB3	1.87	0.41
8:AH:88:LYS:HA	8:AH:91:LEU:HG	2.01	0.41
1:AA:962:C:H2'	1:AA:963:G:O4'	2.21	0.41
15:AO:2:LEU:HD12	15:AO:2:LEU:HA	1.87	0.41
26:BA:2634:A:H8	26:BA:2634:A:H5''	1.85	0.41
17:AQ:43:LEU:HD23	17:AQ:43:LEU:HA	1.83	0.41
26:BA:2377:A:O2'	26:BA:2378:A:H5'	2.21	0.41
26:BA:1350:C:C2	26:BA:1382:G:C2	3.09	0.41
26:BA:699:A:H4'	26:BA:1634:A:N7	2.35	0.41
32:BH:111:ALA:C	32:BH:113:SER:H	2.22	0.41
1:AA:1329:A:C2'	1:AA:1330:U:H5'	2.51	0.41
22:AV:28:U:N3	22:AV:29:G:O6	2.54	0.41
22:AV:32:A:C2'	22:AV:32:A:N3	2.82	0.41
22:AV:333:G:P	22:AV:335:C:N4	2.87	0.41
8:AH:98:LEU:HD23	8:AH:98:LEU:H	1.82	0.41
26:BA:871:U:C2'	26:BA:872:U:H5'	2.50	0.41
2:AB:129:THR:CG2	2:AB:131:LYS:HB3	2.50	0.41
2:AB:162:VAL:CG1	2:AB:182:VAL:HG13	2.44	0.41
2:AB:65:LYS:HB3	2:AB:155:GLY:O	2.21	0.41
12:AL:55:ARG:NH2	12:AL:55:ARG:HG3	2.35	0.41
26:BA:2194:U:C2'	26:BA:2195:U:O5'	2.68	0.41
23:AW:5:LEU:HD11	23:AW:105:ILE:HD11	2.02	0.41
25:AY:590:ILE:O	25:AY:592:GLU:N	2.53	0.41

Continued on next page...

Continued from previous page...

Atom-1	Atom-2	Interatomic distance (Å)	Clash overlap (Å)
9:AI:116:GLY:O	9:AI:124:PRO:CG	2.69	0.41
10:AJ:65:TYR:CE2	14:AN:98:LYS:HG2	2.56	0.41
26:BA:2163:A:H5'	26:BA:2170:A:O2'	2.21	0.41
1:AA:1134:G:C6	1:AA:1141:C:N4	2.89	0.41
1:AA:273:U:O4	1:AA:274:A:N6	2.53	0.41
1:AA:1312:G:N7	19:AS:2:ARG:N	2.68	0.41
31:BG:76:ILE:N	31:BG:76:ILE:HD13	2.35	0.41
21:AU:21:SER:O	21:AU:22:CYS:SG	2.78	0.41
10:AJ:88:MET:O	10:AJ:89:ARG:CB	2.67	0.41
3:AC:6:PRO:O	3:AC:9:ILE:HG22	2.21	0.41
1:AA:430:A:OP2	4:AD:7:LYS:CG	2.68	0.41
21:AU:43:GLU:HB3	21:AU:44:ARG:NH1	2.36	0.41
1:AA:68:G:C6	1:AA:69:G:H1'	2.55	0.41
1:AA:71:A:H3'	1:AA:71:A:P	2.60	0.41
1:AA:91:U:C5	1:AA:92:U:C6	3.09	0.41
36:BL:127:VAL:HG11	36:BL:132:ARG:CB	2.50	0.41
25:AY:327:PHE:HA	25:AY:375:GLY:O	2.19	0.41
25:AY:232:LEU:H	25:AY:232:LEU:HD22	1.84	0.41
14:AN:25:GLU:O	14:AN:28:ALA:HB3	2.20	0.41
26:BA:677:A:O2'	26:BA:2071:A:H5'	2.21	0.41
33:BI:58:ILE:HG22	33:BI:60:VAL:HG23	2.02	0.41
13:AM:80:MET:CA	13:AM:91:ARG:HH22	2.34	0.41
26:BA:545:U:H1'	26:BA:548:G:OP2	2.21	0.41
15:AO:87:ARG:HD3	15:AO:87:ARG:HA	1.91	0.41
26:BA:1519:G:H2'	26:BA:1520:U:H6	1.86	0.41
1:AA:22:G:C5	1:AA:23:C:C4	3.08	0.41
26:BA:1091:G:O2'	26:BA:1092:C:H5	2.04	0.41
26:BA:665:U:H2'	26:BA:666:A:H8	1.85	0.41
1:AA:1129:C:H5'	9:AI:17:ARG:CZ	2.51	0.41
26:BA:2649:C:H6	26:BA:2649:C:O5'	2.04	0.41
27:BC:104:LEU:H	27:BC:104:LEU:HD13	1.85	0.41
24:AX:22:A:C6	24:AX:47:G:C4	3.08	0.41
38:BN:79:LEU:O	38:BN:81:ASN:N	2.54	0.41
1:AA:1000:A:C2	1:AA:1041:G:N2	2.89	0.41
25:AY:265:LYS:HB3	25:AY:267:LYS:HE3	2.02	0.41
1:AA:201:G:H2'	1:AA:202:G:O4'	2.21	0.41
49:BY:16:THR:HA	49:BY:19:LEU:HD12	2.02	0.41
1:AA:637:C:N3	1:AA:638:U:C5	2.88	0.41
5:AE:31:SER:C	5:AE:32:PHE:CD2	2.94	0.41
36:BL:120:VAL:CG2	36:BL:121:THR:N	2.83	0.41
2:AB:72:LYS:HE3	2:AB:204:ASP:HB2	2.02	0.41

Continued on next page...

Continued from previous page...

Atom-1	Atom-2	Interatomic distance (Å)	Clash overlap (Å)
26:BA:1340:U:H4'	26:BA:1394:U:C1'	2.51	0.41
26:BA:842:U:C2'	26:BA:843:G:H5'	2.51	0.41
26:BA:1293:C:C4	26:BA:1294:U:C5	3.08	0.41
26:BA:368:A:C3'	26:BA:368:A:C8	3.03	0.41
26:BA:1936:A:H2	26:BA:1943:U:N3	2.17	0.41
1:AA:32:A:H2'	1:AA:33:A:C8	2.56	0.41
26:BA:1446:C:H2'	26:BA:1447:C:H6	1.84	0.41
36:BL:47:ARG:HH21	36:BL:47:ARG:CG	2.34	0.41
1:AA:237:G:H2'	1:AA:238:A:H8	1.86	0.41
34:BJ:27:ARG:NH1	34:BJ:27:ARG:HG2	2.36	0.41
26:BA:1805:A:H1'	27:BC:49:THR:O	2.21	0.41
26:BA:171:U:H2'	26:BA:172:A:C8	2.56	0.41
26:BA:1:G:C4	26:BA:2:G:C8	3.09	0.41
51:B0:29:VAL:CG1	51:B0:34:GLY:HA2	2.51	0.41
26:BA:1983:G:O2'	26:BA:1984:G:H5'	2.21	0.41
26:BA:653:U:C2'	26:BA:654:A:OP1	2.69	0.41
27:BC:245:THR:HG23	27:BC:249:VAL:O	2.21	0.41
1:AA:585:G:C5	1:AA:586:C:C5	3.09	0.41
27:BC:26:GLY:O	27:BC:27:LYS:O	2.39	0.41
3:AC:151:GLU:HG2	3:AC:198:LYS:HB2	2.02	0.41
26:BA:437:U:C2'	26:BA:438:G:O5'	2.69	0.41
1:AA:1372:U:OP1	9:AI:73:GLY:N	2.50	0.41
26:BA:1370:C:O2'	26:BA:1811:G:O2'	2.37	0.41
1:AA:392:C:H2'	1:AA:393:A:C8	2.55	0.41
23:AW:62:PRO:HD3	23:AW:73:PRO:HG3	2.02	0.41
22:AV:171:A:HO2'	22:AV:172:U:H5'	1.75	0.41
25:AY:617:MET:O	25:AY:618:GLY:C	2.57	0.41
1:AA:941:G:C4	1:AA:1343:G:N2	2.89	0.41
22:AV:11:C:O2'	22:AV:12:U:P	2.78	0.41
23:AW:18:GLU:HB2	23:AW:88:ARG:NH2	2.36	0.41
1:AA:1390:U:H2'	1:AA:1391:U:H6	1.81	0.41
26:BA:883:G:C2	26:BA:884:U:N1	2.88	0.41
26:BA:903:C:H2'	26:BA:904:G:H5''	1.66	0.41
22:AV:249:U:HO2'	22:AV:250:U:C5'	2.23	0.41
32:BH:31:VAL:CG1	32:BH:32:PRO:CD	2.99	0.41
26:BA:2142:A:C2	26:BA:2150:C:N3	2.89	0.41
1:AA:1414:U:H2'	1:AA:1414:U:O2	2.21	0.41
1:AA:1315:U:C4	1:AA:1316:G:C6	3.09	0.41
22:AV:7:G:C5	22:AV:336:G:C5	3.07	0.41
3:AC:140:ALA:O	3:AC:145:ALA:CB	2.68	0.41
1:AA:1346:A:C5'	9:AI:121:ARG:HH12	2.33	0.41

Continued on next page...

Continued from previous page...

Atom-1	Atom-2	Interatomic distance (Å)	Clash overlap (Å)
10:AJ:56:HIS:C	10:AJ:57:VAL:HG12	2.40	0.41
1:AA:255:G:H2'	1:AA:256:U:O4'	2.21	0.41
1:AA:1277:C:C1'	1:AA:1282:C:H1'	2.50	0.41
26:BA:1053:C:N4	26:BA:1054:A:N7	2.69	0.41
26:BA:1103:A:N7	26:BA:1104:C:C5	2.89	0.41
26:BA:1104:C:H2'	26:BA:1105:U:H6	1.85	0.41
3:AC:13:ILE:O	3:AC:15:LYS:N	2.54	0.41
30:BF:24:VAL:O	30:BF:24:VAL:HG22	2.19	0.41
13:AM:52:ILE:CG2	13:AM:56:ARG:NH2	2.83	0.41
13:AM:35:ALA:CB	13:AM:58:GLU:OE1	2.69	0.41
4:AD:149:LYS:HE2	4:AD:176:LYS:O	2.20	0.41
21:AU:33:ARG:NH2	21:AU:34:ARG:CG	2.84	0.41
21:AU:39:LYS:O	21:AU:39:LYS:HG3	2.21	0.41
28:BD:133:THR:HG23	28:BD:134:HIS:N	2.35	0.41
25:AY:505:GLY:HA3	25:AY:576:ASP:OD1	2.20	0.41
25:AY:92:ILE:HG12	25:AY:405:PRO:CG	2.45	0.41
25:AY:380:LEU:O	25:AY:381:LYS:HD2	2.20	0.41
9:AI:96:GLU:H	9:AI:96:GLU:CD	2.23	0.41
26:BA:358:U:H2'	26:BA:359:G:H8	1.85	0.41
37:BM:110:GLU:HG3	37:BM:110:GLU:O	2.18	0.41
13:AM:44:ILE:HG13	13:AM:47:LEU:CD1	2.46	0.41
26:BA:2430:A:H5'	26:BA:2431:U:OP2	2.20	0.41
14:AN:43:ASN:C	14:AN:45:VAL:HG22	2.41	0.41
26:BA:1535:A:H5'	26:BA:1536:C:C5	2.56	0.41
26:BA:545:U:OP2	26:BA:545:U:O2	2.38	0.41
26:BA:548:G:O2'	26:BA:549:G:N1	2.53	0.41
1:AA:613:C:H2'	1:AA:614:C:H5'	2.00	0.41
26:BA:31:C:O2'	26:BA:32:C:H5'	2.19	0.41
7:AG:94:ARG:O	7:AG:97:ALA:N	2.54	0.41
1:AA:540:G:C5	1:AA:541:G:C8	3.08	0.41
1:AA:792:A:H4'	1:AA:793:U:C5'	2.50	0.41
29:BE:138:LEU:O	29:BE:139:LYS:C	2.59	0.41
26:BA:1840:G:C2'	26:BA:1841:U:H5'	2.50	0.41
1:AA:678:U:O2'	1:AA:679:C:H5'	2.21	0.41
7:AG:68:VAL:HA	7:AG:137:ARG:NE	2.35	0.41
40:BP:86:LYS:O	40:BP:87:ARG:HB2	2.20	0.41
27:BC:97:ASP:OD1	27:BC:97:ASP:C	2.59	0.41
26:BA:723:C:H2'	26:BA:724:U:O4'	2.21	0.41
30:BF:56:LEU:HD12	30:BF:64:PRO:HB3	2.00	0.41
28:BD:103:ASP:C	28:BD:104:VAL:CG2	2.89	0.41
26:BA:772:C:H2'	26:BA:773:U:O5'	2.20	0.41

Continued on next page...

Continued from previous page...

Atom-1	Atom-2	Interatomic distance (Å)	Clash overlap (Å)
26:BA:771:G:C6	26:BA:772:C:N4	2.89	0.41
32:BH:66:ASN:HA	32:BH:138:VAL:HG11	2.02	0.41
2:AB:74:ALA:O	2:AB:75:ALA:HB2	2.21	0.41
54:B3:16:THR:CG2	54:B3:20:GLY:O	2.68	0.41
31:BG:1:SER:C	31:BG:3:VAL:N	2.70	0.41
51:B0:33:SER:OG	51:B0:35:GLU:CG	2.68	0.41
41:BQ:10:ARG:HD2	41:BQ:10:ARG:HA	1.63	0.41
26:BA:2663:G:H2'	26:BA:2664:G:O5'	2.21	0.41
20:AT:47:GLN:NE2	20:AT:47:GLN:C	2.74	0.41
1:AA:794:A:C5	1:AA:795:C:C4	3.08	0.41
28:BD:125:TRP:O	28:BD:126:ASN:HB2	2.21	0.41
30:BF:23:SER:HB2	56:BB:56:G:OP1	2.21	0.41
26:BA:483:A:C8	26:BA:484:C:C5	3.08	0.41
26:BA:1751:U:H2'	26:BA:1752:C:C6	2.55	0.41
1:AA:730:G:N2	1:AA:765:G:H5''	2.35	0.41
26:BA:1957:C:H2'	26:BA:1958:C:C6	2.56	0.41
47:BW:60:ASP:OD2	47:BW:60:ASP:N	2.53	0.41
32:BH:77:THR:O	32:BH:77:THR:HG22	2.20	0.41
26:BA:2401:U:H6	26:BA:2401:U:O5'	2.04	0.41
56:BB:4:C:O5'	56:BB:4:C:H6	2.04	0.41
26:BA:1427:A:C2	26:BA:1570:A:OP2	2.74	0.41
28:BD:48:ILE:HG13	28:BD:50:VAL:HG13	2.02	0.41
26:BA:1701:A:H2'	26:BA:1702:G:H5'	2.02	0.41
26:BA:1043:C:H2'	26:BA:1044:C:C6	2.56	0.41
26:BA:993:G:OP1	41:BQ:50:ARG:NH2	2.54	0.41
26:BA:2395:C:H2'	26:BA:2396:G:O4'	2.21	0.41
22:AV:181:G:N2	22:AV:182:U:O4'	2.54	0.41
26:BA:1079:C:H2'	26:BA:1080:A:C8	2.54	0.41
25:AY:636:PRO:HB2	33:BI:26:ALA:HB3	1.98	0.41
33:BI:38:CYS:HA	33:BI:41:PHE:HB3	2.03	0.41
1:AA:1226:C:C6	13:AM:102:LYS:HA	2.55	0.41
22:AV:257:U:C5	22:AV:273:A:C6	3.08	0.41
22:AV:257:U:C4	22:AV:259:G:O6	2.71	0.41
22:AV:270:C:O2	22:AV:293:G:O6	2.39	0.41
22:AV:345:A:O2'	22:AV:347:PSU:N1	2.54	0.41
22:AV:45:A:H2'	22:AV:46:U:C6	2.55	0.41
24:AX:32:G:C5	24:AX:33:C:C4	3.08	0.41
1:AA:1239:A:N3	1:AA:1241:G:C6	2.89	0.41
22:AV:256:G:H2'	22:AV:258:G:N7	2.35	0.41
22:AV:269:C:O5'	22:AV:269:C:H6	2.03	0.41
22:AV:272:C:O2'	22:AV:273:A:O5'	2.39	0.41

Continued on next page...

Continued from previous page...

Atom-1	Atom-2	Interatomic distance (Å)	Clash overlap (Å)
22:AV:27:U:H2'	22:AV:28:U:C6	2.56	0.41
22:AV:317:G:H2'	22:AV:318:G:C5'	2.50	0.41
22:AV:332:G:H4'	22:AV:333:G:O5'	2.15	0.41
22:AV:335:C:C2	22:AV:335:C:P	3.14	0.41
22:AV:68:U:C5	22:AV:302:A:O2'	2.61	0.41
23:AW:22:ALA:O	23:AW:115:VAL:CG1	2.57	0.41
1:AA:1077:G:N2	1:AA:1081:A:C4	2.89	0.41
1:AA:9:G:C2'	1:AA:10:A:H5'	2.51	0.41
1:AA:1538:C:H4'	21:AU:17:ARG:HH21	1.84	0.41
22:AV:235:C:O5'	22:AV:235:C:H6	2.04	0.41
3:AC:41:TYR:CE1	3:AC:89:VAL:CG2	3.04	0.41
26:BA:868:U:C2'	26:BA:869:G:C5'	2.77	0.41
26:BA:893:C:O2'	26:BA:894:U:C5'	2.66	0.41
26:BA:866:A:N9	26:BA:914:G:C2	2.88	0.41
2:AB:106:VAL:O	2:AB:107:ARG:C	2.58	0.41
2:AB:68:PHE:HE2	2:AB:88:GLN:HB3	1.86	0.41
2:AB:175:ALA:C	2:AB:177:ASN:N	2.73	0.41
2:AB:96:LEU:N	2:AB:99:MET:CE	2.84	0.41
26:BA:2111:U:O4	26:BA:2145:C:O2	2.38	0.41
32:BH:10:ALA:O	32:BH:11:ASN:C	2.59	0.41
25:AY:95:GLU:OE2	25:AY:124:GLN:HB3	2.21	0.41
25:AY:104:ALA:O	25:AY:132:ARG:HB2	2.21	0.41
25:AY:111:SER:O	25:AY:112:GLN:C	2.58	0.41
25:AY:162:VAL:HG21	25:AY:255:ILE:CD1	2.51	0.41
1:AA:1313:U:H2'	1:AA:1313:U:O2	2.20	0.41
24:AX:54:G:N3	24:AX:54:G:H2'	2.35	0.41
25:AY:658:ASP:CG	31:BG:176:LYS:NZ	2.75	0.41
10:AJ:58:ASN:C	10:AJ:60:ASP:H	2.24	0.41
1:AA:1139:G:N2	1:AA:1143:G:C6	2.89	0.41
17:AQ:7:LEU:CB	17:AQ:60:ILE:HG22	2.46	0.41
25:AY:357:ARG:HH21	25:AY:357:ARG:HG3	1.86	0.41
11:AK:41:LEU:CB	11:AK:73:VAL:HG12	2.50	0.41
26:BA:721:A:H2'	26:BA:722:A:H8	1.73	0.41
2:AB:206:ILE:N	2:AB:206:ILE:HD13	2.36	0.41
26:BA:279:A:N3	26:BA:279:A:H2'	2.36	0.41
1:AA:176:C:O4'	1:AA:1447:A:C2	2.74	0.41
1:AA:179:A:C2'	1:AA:180:U:H5'	2.51	0.41
10:AJ:27:GLU:HA	10:AJ:30:LYS:CD	2.51	0.41
1:AA:1033:G:C2	1:AA:1034:G:C8	3.09	0.41
1:AA:1035:A:H2'	1:AA:1036:A:C1'	2.51	0.41
1:AA:1092:A:N6	1:AA:1093:A:N6	2.68	0.41

Continued on next page...

Continued from previous page...

Atom-1	Atom-2	Interatomic distance (Å)	Clash overlap (Å)
3:AC:113:LYS:O	3:AC:117:ASP:OD2	2.39	0.41
8:AH:28:SER:HB3	8:AH:56:PRO:CB	2.50	0.41
51:B0:52:LYS:HE2	51:B0:55:ALA:CB	2.51	0.41
24:AX:11:A:C2	24:AX:12:G:H1'	2.56	0.41
13:AM:52:ILE:O	13:AM:55:LEU:HB2	2.21	0.41
1:AA:207:C:H2'	1:AA:208:U:O2	2.19	0.41
1:AA:439:U:H4'	4:AD:120:LYS:HE3	2.02	0.41
4:AD:154:VAL:HA	4:AD:157:ALA:HB3	2.03	0.41
4:AD:164:ARG:C	4:AD:166:LYS:H	2.24	0.41
1:AA:1526:G:H2'	1:AA:1527:U:C6	2.55	0.41
21:AU:43:GLU:OE2	21:AU:44:ARG:NH1	2.54	0.41
12:AL:116:TYR:CD1	12:AL:116:TYR:N	2.87	0.41
35:BK:112:PHE:O	35:BK:115:ILE:HB	2.21	0.41
13:AM:28:ARG:NH2	13:AM:62:PHE:HB2	2.35	0.41
1:AA:389:A:C3'	1:AA:390:U:H5'	2.51	0.41
1:AA:386:C:H2'	1:AA:387:U:C5'	2.50	0.41
36:BL:110:VAL:CA	36:BL:111:ILE:HD12	2.50	0.41
26:BA:1405:U:O2'	26:BA:1406:U:H5'	2.20	0.41
26:BA:2799:A:H1'	26:BA:2800:A:H5'	2.03	0.41
25:AY:350:GLU:HG3	25:AY:380:LEU:HG	2.01	0.41
17:AQ:47:ASP:HB2	17:AQ:74:LEU:HD21	2.03	0.41
9:AI:20:ILE:HG22	9:AI:21:LYS:N	2.35	0.41
8:AH:79:ARG:HG3	8:AH:82:LEU:H	1.85	0.41
49:BY:55:THR:C	49:BY:56:LEU:O	2.55	0.41
14:AN:43:ASN:C	14:AN:45:VAL:N	2.73	0.41
1:AA:1210:C:C4'	1:AA:1214:C:H5	2.34	0.41
14:AN:20:PHE:CG	14:AN:24:ALA:CB	3.04	0.41
33:BI:54:ILE:HG12	33:BI:73:PRO:CB	2.50	0.41
26:BA:1494:A:N6	26:BA:1495:A:N1	2.68	0.41
46:BV:83:LYS:HB3	46:BV:84:PRO:HD2	2.03	0.41
38:BN:3:HIS:O	38:BN:4:ARG:HB2	2.21	0.41
13:AM:80:MET:HG2	13:AM:91:ARG:NH1	2.36	0.41
32:BH:129:GLU:HA	32:BH:143:ILE:HA	2.01	0.41
32:BH:72:ILE:HD12	32:BH:140:ALA:CB	2.51	0.41
56:BB:32:U:O2'	56:BB:33:G:H5'	2.21	0.41
25:AY:684:GLN:HE21	25:AY:684:GLN:HB2	1.68	0.41
28:BD:205:PRO:O	28:BD:206:ALA:O	2.38	0.41
25:AY:610:VAL:CG2	25:AY:643:ILE:HB	2.51	0.41
25:AY:605:ILE:CG2	25:AY:646:PHE:HB3	2.51	0.41
31:BG:171:LYS:HG3	31:BG:172:GLU:O	2.21	0.41
1:AA:702:A:N6	26:BA:1846:G:H5'	2.36	0.41

Continued on next page...

Continued from previous page...

Atom-1	Atom-2	Interatomic distance (Å)	Clash overlap (Å)
26:BA:287:G:H2'	26:BA:288:U:H6	1.83	0.41
26:BA:1027:A:H5''	26:BA:1028:A:OP1	2.21	0.41
26:BA:1501:G:H2'	26:BA:1502:A:O5'	2.21	0.41
26:BA:2851:A:C6	26:BA:2852:G:C5	3.09	0.41
26:BA:2547:A:H5'	35:BK:29:HIS:NE2	2.36	0.41
27:BC:51:ARG:HE	27:BC:52:HIS:CE1	2.38	0.41
38:BN:79:LEU:HG	38:BN:83:LEU:HD12	2.02	0.41
25:AY:539:ILE:O	25:AY:540:PRO:C	2.58	0.41
25:AY:491:VAL:CG1	25:AY:492:ASP:N	2.83	0.41
28:BD:57:ALA:O	28:BD:59:ARG:N	2.54	0.41
1:AA:199:A:C2	1:AA:200:G:C8	3.09	0.41
4:AD:2:ARG:HH21	4:AD:114:ARG:HD3	1.84	0.41
52:B1:34:GLU:HA	52:B1:48:TYR:O	2.20	0.41
39:BO:87:ILE:C	39:BO:88:LYS:O	2.59	0.41
26:BA:1244:A:OP1	36:BL:7:SER:CB	2.69	0.41
26:BA:2516:A:C5	26:BA:2517:C:C4	3.09	0.41
56:BB:73:A:C5	56:BB:104:A:C2	3.09	0.41
56:BB:104:A:H2'	56:BB:105:G:O4'	2.21	0.41
26:BA:1340:U:H4'	26:BA:1394:U:H1'	2.03	0.41
26:BA:771:G:OP2	53:B2:11:LYS:HD3	2.21	0.41
26:BA:1606:C:H3'	26:BA:1606:C:C6	2.55	0.41
27:BC:141:HIS:O	27:BC:142:ASN:HB3	2.21	0.41
42:BR:102:SER:C	42:BR:103:ALA:O	2.59	0.41
25:AY:188:TYR:OH	25:AY:271:LEU:HD11	2.21	0.41
26:BA:2038:G:H2'	26:BA:2039:U:O4'	2.21	0.41
26:BA:182:A:C6	26:BA:183:C:C4	3.08	0.41
1:AA:65:A:N1	1:AA:381:C:C2	2.89	0.41
26:BA:228:C:H4'	26:BA:229:C:C5'	2.51	0.41
52:B1:30:PRO:HD2	52:B1:31:GLU:OE2	2.20	0.41
26:BA:2006:C:O5'	26:BA:2006:C:C6	2.73	0.41
26:BA:1744:A:H2'	26:BA:1744:A:N3	2.35	0.41
1:AA:20:U:O2'	1:AA:21:G:H5'	2.21	0.41
3:AC:28:PHE:C	3:AC:28:PHE:HD2	2.23	0.41
31:BG:130:ILE:C	31:BG:131:VAL:HG23	2.40	0.41
1:AA:524:G:H2'	1:AA:525:C:C6	2.56	0.41
1:AA:369:G:H2'	1:AA:370:C:H6	1.86	0.41
26:BA:783:A:H8	26:BA:784:G:H4'	1.86	0.41
56:BB:78:A:N6	56:BB:98:G:H2'	2.36	0.41
28:BD:142:VAL:HB	28:BD:143:PRO:HD2	2.01	0.41
1:AA:1072:G:C5	1:AA:1073:U:C4	3.08	0.41
26:BA:1448:G:C2'	26:BA:1449:G:H5'	2.51	0.41

Continued on next page...

Continued from previous page...

Atom-1	Atom-2	Interatomic distance (Å)	Clash overlap (Å)
30:BF:147:ARG:CG	30:BF:148:VAL:H	2.33	0.41
26:BA:135:U:O5'	26:BA:135:U:H6	2.04	0.41
27:BC:7:PRO:HB3	27:BC:13:ARG:HB2	2.03	0.41
1:AA:75:G:H5'	1:AA:76:G:P	2.61	0.41
26:BA:828:U:O2'	26:BA:829:A:H5'	2.21	0.41
9:AI:53:LEU:HD12	9:AI:53:LEU:H	1.85	0.41
43:BS:81:SER:HB3	43:BS:99:ARG:HA	2.03	0.41
26:BA:319:G:C2'	26:BA:320:A:O5'	2.69	0.41
26:BA:2636:C:O2	26:BA:2636:C:C2'	2.63	0.41
26:BA:2840:C:H2'	26:BA:2841:C:C6	2.55	0.41
26:BA:1627:G:C2	26:BA:1628:G:C8	3.09	0.41
40:BP:19:PHE:CD1	40:BP:19:PHE:C	2.94	0.41
1:AA:186:C:H2'	1:AA:187:G:O4'	2.20	0.41
26:BA:1353:A:O4'	26:BA:1569:A:H2	2.04	0.41
25:AY:304:ASP:C	25:AY:306:ASN:H	2.24	0.41
26:BA:126:A:C5	53:B2:18:PHE:CD2	3.09	0.41
26:BA:2687:U:H2'	26:BA:2688:G:O4'	2.20	0.41
48:BX:15:ASN:HA	48:BX:24:THR:O	2.21	0.41
38:BN:65:LEU:HD13	38:BN:65:LEU:HA	1.66	0.41
26:BA:757:G:N3	26:BA:757:G:H2'	2.35	0.41
56:BB:68:C:H3'	56:BB:68:C:C6	2.55	0.41
26:BA:2616:C:C2'	26:BA:2616:C:O2	2.67	0.41
55:B4:1:MET:HB3	55:B4:34:LYS:HB3	2.03	0.41
27:BC:130:PRO:HB2	27:BC:133:ASN:HD22	1.86	0.41
26:BA:1197:G:H2'	26:BA:1198:U:C6	2.55	0.41
23:AW:60:ILE:CD1	23:AW:77:ARG:NH2	2.84	0.41
26:BA:1909:C:C2	26:BA:1922:G:N2	2.89	0.41
22:AV:176:G:N3	22:AV:177:A:C8	2.89	0.41
22:AV:180:G:C3'	22:AV:181:G:C8	3.04	0.41
26:BA:1088:A:N3	26:BA:1088:A:C5'	2.83	0.41
1:AA:1226:C:C4	13:AM:102:LYS:CB	3.04	0.41
22:AV:298:A:C6	22:AV:299:C:C5	3.09	0.41
22:AV:314:C:O2'	22:AV:315:G:H5''	2.21	0.41
22:AV:333:G:P	22:AV:335:C:H41	2.44	0.41
22:AV:56:C:O2'	22:AV:57:G:O4'	2.33	0.41
1:AA:1399:C:H1'	1:AA:1502:A:H61	1.86	0.41
5:AE:104:ILE:CD1	5:AE:122:VAL:CG2	2.98	0.41
5:AE:80:LEU:HA	5:AE:146:MET:HE1	2.02	0.41
7:AG:145:GLU:CA	7:AG:148:LYS:HB2	2.49	0.41
26:BA:871:U:O2'	26:BA:872:U:H5'	2.21	0.41
26:BA:879:G:C3'	26:BA:880:G:C5'	2.88	0.41

Continued on next page...

Continued from previous page...

Atom-1	Atom-2	Interatomic distance (Å)	Clash overlap (Å)
26:BA:907:G:C6	26:BA:908:C:N4	2.89	0.41
2:AB:135:MET:HA	2:AB:138:ARG:HG2	2.03	0.41
2:AB:216:VAL:HA	2:AB:219:THR:HG23	2.03	0.41
1:AA:1413:A:H2'	1:AA:1414:U:H6	1.86	0.41
24:AX:77:A:C8	26:BA:2421:G:H2'	2.56	0.41
26:BA:2191:A:C2	26:BA:2192:U:C6	3.09	0.41
26:BA:2193:G:C2	26:BA:2194:U:C5	3.09	0.41
25:AY:20:HIS:CE1	25:AY:21:ILE:HG12	2.56	0.41
25:AY:238:THR:HG22	25:AY:241:GLU:H	1.83	0.41
25:AY:273:LEU:HA	25:AY:276:VAL:CG2	2.50	0.41
26:BA:1778:U:H2'	26:BA:1784:A:N6	2.36	0.41
1:AA:274:A:H5'	17:AQ:15:LYS:HE3	2.03	0.41
17:AQ:78:VAL:O	17:AQ:79:GLU:HB2	2.21	0.41
1:AA:1310:G:C2	1:AA:1328:C:O2	2.74	0.41
1:AA:977:A:C2'	1:AA:978:A:H5''	2.51	0.41
1:AA:597:G:C2	1:AA:644:U:C2	3.09	0.41
11:AK:111:ASP:OD2	11:AK:113:THR:HG23	2.21	0.41
8:AH:100:ILE:HD12	8:AH:100:ILE:C	2.40	0.41
26:BA:404:A:C2'	26:BA:405:U:OP2	2.69	0.41
51:B0:52:LYS:CE	51:B0:55:ALA:HB2	2.51	0.41
46:BV:1:MET:SD	46:BV:1:MET:C	2.99	0.41
1:AA:495:A:H4'	1:AA:496:A:O4'	2.20	0.41
1:AA:1152:A:N6	1:AA:1153:G:C6	2.89	0.41
20:AT:34:VAL:HG11	20:AT:78:LEU:HD13	2.02	0.41
20:AT:56:ILE:CD1	20:AT:60:GLN:HG2	2.51	0.41
35:BK:107:LEU:O	35:BK:112:PHE:HB2	2.21	0.41
40:BP:105:LYS:HA	40:BP:105:LYS:HD2	1.84	0.41
16:AP:75:ILE:HG13	16:AP:75:ILE:H	1.74	0.41
26:BA:1735:A:C2	26:BA:1736:U:C6	3.09	0.41
3:AC:106:ARG:NH1	3:AC:107:LYS:O	2.54	0.41
4:AD:189:ASP:O	4:AD:190:LEU:CG	2.66	0.41
10:AJ:5:ARG:NE	10:AJ:79:PRO:HG3	2.36	0.41
13:AM:106:ARG:O	13:AM:107:THR:C	2.60	0.41
32:BH:142:VAL:HG12	32:BH:143:ILE:N	2.36	0.41
1:AA:114:U:H2'	1:AA:115:G:H8	1.80	0.41
1:AA:840:C:N3	1:AA:846:G:O6	2.54	0.41
26:BA:242:G:H5''	54:B3:63:TYR:CE2	2.56	0.41
1:AA:588:G:C4	1:AA:753:A:C2	3.09	0.41
39:BO:4:LYS:CG	39:BO:5:SER:N	2.78	0.41
7:AG:102:TRP:CH2	7:AG:140:VAL:HG21	2.56	0.41
9:AI:11:ARG:HH22	9:AI:108:ARG:NH2	2.19	0.41

Continued on next page...

Continued from previous page...

Atom-1	Atom-2	Interatomic distance (Å)	Clash overlap (Å)
25:AY:137:ASN:O	25:AY:262:SER:HA	2.21	0.41
35:BK:77:ILE:HG22	35:BK:78:ARG:H	1.85	0.41
1:AA:847:G:C6	1:AA:848:C:C4	3.08	0.41
18:AR:54:LEU:HD13	18:AR:54:LEU:O	2.21	0.41
26:BA:2002:G:OP1	38:BN:13:ASN:HA	2.21	0.41
27:BC:100:ARG:HH11	27:BC:100:ARG:HG3	1.86	0.41
20:AT:4:LYS:HA	20:AT:4:LYS:HE2	2.03	0.41
26:BA:574:A:C4'	26:BA:575:A:O5'	2.65	0.41
26:BA:1299:G:H5''	26:BA:1300:G:OP1	2.21	0.41
26:BA:303:G:H2'	26:BA:304:U:H6	1.85	0.41
1:AA:164:G:N2	1:AA:165:G:C1'	2.84	0.41
1:AA:720:C:H3'	1:AA:721:G:C8	2.56	0.41
48:BX:44:ARG:CG	48:BX:45:PHE:N	2.84	0.41
37:BM:2:LEU:HD22	37:BM:2:LEU:H	1.86	0.41
7:AG:49:LEU:CD1	7:AG:60:ALA:CB	2.99	0.41
46:BV:61:LEU:CD1	46:BV:61:LEU:N	2.84	0.41
32:BH:130:VAL:HG21	32:BH:144:VAL:HG21	2.01	0.41
32:BH:45:GLU:O	32:BH:46:PHE:C	2.59	0.41
39:BO:41:ALA:HB1	39:BO:42:PRO:CD	2.51	0.41
38:BN:41:ALA:HB1	38:BN:97:ILE:CD1	2.51	0.41
26:BA:2626:C:H2'	26:BA:2627:G:O4'	2.21	0.41
33:BI:85:ILE:HD13	33:BI:88:GLY:HA2	2.03	0.41
26:BA:1613:G:N2	26:BA:1619:G:C4	2.89	0.41
26:BA:812:C:H4'	41:BQ:12:ARG:HH22	1.85	0.41
19:AS:34:SER:O	19:AS:35:ARG:C	2.59	0.41
1:AA:168:G:C5'	1:AA:168:G:H8	2.34	0.41
26:BA:1628:G:C2'	26:BA:1629:U:O5'	2.69	0.41
26:BA:1752:C:H5'	26:BA:2861:U:O3'	2.21	0.41
26:BA:1114:C:O2'	26:BA:1115:G:H5'	2.20	0.41
11:AK:98:ALA:O	11:AK:101:ALA:HB3	2.21	0.41
37:BM:5:LYS:O	37:BM:6:ARG:HB2	2.20	0.41
26:BA:2675:A:H2'	26:BA:2676:C:O5'	2.21	0.41
26:BA:1282:U:H2'	26:BA:1283:G:O4'	2.21	0.41
25:AY:626:ALA:CB	26:BA:2473:U:N1	2.54	0.40
1:AA:956:U:C2	1:AA:1225:A:C2	3.08	0.40
1:AA:1300:G:C4	1:AA:1334:G:O6	2.73	0.40
1:AA:1306:A:C4	1:AA:1307:U:C6	3.08	0.40
1:AA:948:C:C5	13:AM:104:ASN:OD1	2.74	0.40
22:AV:25:A:C6	22:AV:26:U:C4	3.10	0.40
22:AV:306:U:C2'	22:AV:307:G:C8	2.78	0.40
22:AV:36:C:C2'	22:AV:37:C:O5'	2.69	0.40

Continued on next page...

Continued from previous page...

Atom-1	Atom-2	Interatomic distance (Å)	Clash overlap (Å)
22:AV:65:U:H2'	22:AV:66:C:C5	2.55	0.40
22:AV:65:U:H2'	22:AV:66:C:H6	1.83	0.40
5:AE:113:VAL:O	5:AE:114:LEU:C	2.58	0.40
5:AE:81:GLN:N	5:AE:146:MET:HE1	2.21	0.40
22:AV:223:G:O2'	22:AV:224:A:OP1	2.39	0.40
22:AV:228:G:C6	22:AV:229:U:C4	3.09	0.40
22:AV:212:U:H5''	22:AV:213:G:OP1	2.21	0.40
22:AV:213:G:O2'	22:AV:214:C:H5'	2.21	0.40
22:AV:245:C:O3'	22:AV:248:G:C1'	2.69	0.40
22:AV:249:U:C2'	22:AV:250:U:H5'	2.45	0.40
2:AB:142:LYS:O	2:AB:144:GLU:N	2.54	0.40
2:AB:94:ARG:NH1	2:AB:96:LEU:CD2	2.85	0.40
26:BA:2135:A:N6	26:BA:2156:G:O2'	2.54	0.40
1:AA:1060:U:H5''	10:AJ:53:ILE:CG2	2.51	0.40
10:AJ:51:VAL:HB	14:AN:81:ARG:HB2	2.02	0.40
26:BA:2173:A:C3'	26:BA:2174:C:H6	2.33	0.40
26:BA:1954:G:O2'	26:BA:1956:U:O4	2.19	0.40
23:AW:28:GLY:HA2	23:AW:31:VAL:CG2	2.51	0.40
14:AN:53:ARG:HG2	14:AN:53:ARG:HH11	1.86	0.40
26:BA:1084:A:C5'	26:BA:1085:A:OP2	2.70	0.40
15:AO:23:SER:HB3	15:AO:26:VAL:HG21	2.03	0.40
1:AA:1033:G:N2	1:AA:1034:G:O4'	2.54	0.40
32:BH:119:ASN:N	32:BH:120:GLY:HA3	2.31	0.40
22:AV:362:C:C6	22:AV:362:C:C3'	3.03	0.40
4:AD:151:GLN:O	4:AD:152:SER:O	2.39	0.40
4:AD:53:GLN:O	4:AD:202:LEU:HD13	2.20	0.40
4:AD:8:LEU:C	4:AD:10:LEU:N	2.74	0.40
21:AU:33:ARG:HH21	21:AU:34:ARG:HG3	1.85	0.40
14:AN:35:ALA:HB2	14:AN:41:ARG:NE	2.36	0.40
10:AJ:17:LEU:HG	10:AJ:17:LEU:O	2.21	0.40
1:AA:69:G:H2'	1:AA:69:G:N3	2.36	0.40
16:AP:75:ILE:O	16:AP:78:VAL:CG1	2.64	0.40
16:AP:75:ILE:HA	16:AP:78:VAL:HG12	2.03	0.40
2:AB:14:HIS:CD2	2:AB:15:PHE:N	2.87	0.40
9:AI:88:GLU:C	9:AI:90:ASP:H	2.25	0.40
26:BA:686:U:H2'	26:BA:788:A:C2	2.56	0.40
33:BI:57:VAL:C	33:BI:68:PHE:CB	2.90	0.40
4:AD:131:ILE:CD1	4:AD:134:TYR:HB2	2.51	0.40
26:BA:2722:G:C2'	26:BA:2723:C:H5'	2.51	0.40
15:AO:66:LEU:CD1	15:AO:87:ARG:HH22	2.35	0.40
1:AA:684:U:O2'	11:AK:39:ASN:O	2.33	0.40

Continued on next page...

Continued from previous page...

Atom-1	Atom-2	Interatomic distance (Å)	Clash overlap (Å)
7:AG:72:VAL:O	7:AG:140:VAL:HG12	2.21	0.40
7:AG:22:LEU:HD22	7:AG:25:PHE:CD2	2.56	0.40
7:AG:58:LEU:HD12	7:AG:59:GLU:HG2	2.03	0.40
7:AG:61:PHE:HD2	7:AG:123:LEU:HD11	1.86	0.40
26:BA:1501:G:O2'	26:BA:1502:A:C5'	2.69	0.40
1:AA:314:C:O2'	1:AA:315:A:H5'	2.21	0.40
1:AA:184:G:O4'	1:AA:224:U:H4'	2.21	0.40
20:AT:68:LYS:NZ	20:AT:68:LYS:HB2	2.36	0.40
27:BC:161:VAL:HG11	27:BC:173:LEU:CG	2.48	0.40
5:AE:68:ARG:O	5:AE:69:ASN:C	2.60	0.40
39:BO:102:ARG:HG3	56:BB:49:C:OP1	2.21	0.40
35:BK:58:LEU:H	35:BK:58:LEU:HD22	1.84	0.40
8:AH:17:GLN:CD	8:AH:69:ALA:HB1	2.41	0.40
40:BP:64:SER:O	40:BP:65:ASN:C	2.60	0.40
10:AJ:36:VAL:HG23	10:AJ:76:ILE:HG23	2.04	0.40
1:AA:295:C:C2	1:AA:296:U:C6	3.09	0.40
26:BA:2255:G:H2'	26:BA:2256:G:H5'	2.03	0.40
12:AL:100:ALA:O	12:AL:101:LEU:C	2.58	0.40
27:BC:190:THR:HG22	27:BC:191:LEU:O	2.20	0.40
1:AA:52:C:H2'	1:AA:53:A:C8	2.55	0.40
25:AY:487:ILE:HB	25:AY:597:GLY:O	2.21	0.40
1:AA:1379:G:N1	1:AA:1380:U:C4	2.89	0.40
17:AQ:80:LYS:HB2	17:AQ:81:ALA:H	1.64	0.40
26:BA:1831:G:H2'	26:BA:1832:C:C6	2.56	0.40
26:BA:2660:A:N1	26:BA:2661:G:N3	2.69	0.40
1:AA:322:C:C2	1:AA:332:G:N2	2.89	0.40
26:BA:1477:A:H2'	26:BA:1478:G:O4'	2.21	0.40
3:AC:28:PHE:CE2	3:AC:32:LEU:HD23	2.55	0.40
26:BA:71:A:H5''	26:BA:72:U:C2'	2.51	0.40
16:AP:12:LYS:C	16:AP:14:ARG:H	2.24	0.40
35:BK:66:LYS:CD	35:BK:79:PHE:O	2.69	0.40
26:BA:923:G:H4'	47:BW:25:GLU:CG	2.51	0.40
33:BI:78:LEU:HD23	33:BI:81:LYS:HZ1	1.86	0.40
1:AA:75:G:N3	1:AA:75:G:H2'	2.36	0.40
26:BA:838:C:O2'	26:BA:839:U:H5'	2.21	0.40
26:BA:1982:U:O2	26:BA:1982:U:H2'	2.21	0.40
1:AA:1418:A:H2	26:BA:1948:G:HO2'	1.68	0.40
26:BA:2716:C:H6	26:BA:2716:C:H5''	1.85	0.40
26:BA:153:U:O5'	26:BA:153:U:H6	2.04	0.40
26:BA:2855:C:O2	26:BA:2855:C:H2'	2.20	0.40
25:AY:130:VAL:HA	25:AY:131:PRO:HD3	1.75	0.40

Continued on next page...

Continued from previous page...

Atom-1	Atom-2	Interatomic distance (Å)	Clash overlap (Å)
33:BI:18:ASN:OD1	33:BI:34:ILE:O	2.39	0.40
1:AA:1233:G:C6	1:AA:1234:C:N4	2.89	0.40
1:AA:1309:G:C2	1:AA:1329:A:C4	3.09	0.40
1:AA:958:A:C6	1:AA:959:A:N1	2.89	0.40
22:AV:323:A:N3	22:AV:324:G:C8	2.89	0.40
22:AV:19:G:H2'	23:AW:80:LEU:HB3	2.03	0.40
24:AX:31:G:O2'	24:AX:32:G:O5'	2.33	0.40
26:BA:2304:G:H5'	30:BF:120:SER:HB3	2.03	0.40
5:AE:131:ASN:O	5:AE:135:VAL:HG12	2.22	0.40
22:AV:229:U:O2'	22:AV:230:U:C5'	2.69	0.40
26:BA:880:G:N3	26:BA:881:G:N7	2.69	0.40
22:AV:245:C:H3'	22:AV:248:G:C2	2.41	0.40
2:AB:159:ALA:O	2:AB:160:LEU:CB	2.68	0.40
2:AB:218:ALA:O	2:AB:219:THR:CG2	2.67	0.40
2:AB:87:ASP:HB2	2:AB:220:VAL:HG12	2.03	0.40
22:AV:113:A:C4	22:AV:114:G:C5	3.10	0.40
1:AA:1412:C:N1	1:AA:1489:G:N2	2.69	0.40
26:BA:2189:U:H2'	26:BA:2190:G:C8	2.56	0.40
25:AY:147:TRP:O	25:AY:150:ILE:N	2.54	0.40
25:AY:216:LEU:HD23	25:AY:216:LEU:O	2.22	0.40
24:AX:57:C:H5	26:BA:2168:G:O6	2.03	0.40
25:AY:300:GLU:O	25:AY:301:ILE:HD13	2.20	0.40
26:BA:1056:G:O2'	26:BA:1086:A:H1'	2.21	0.40
1:AA:693:G:C6	1:AA:694:A:C6	3.09	0.40
3:AC:13:ILE:C	3:AC:15:LYS:H	2.24	0.40
26:BA:2757:A:N1	31:BG:66:THR:CG2	2.74	0.40
26:BA:196:A:C2'	26:BA:805:G:O6	2.69	0.40
4:AD:162:GLU:O	4:AD:166:LYS:HG3	2.21	0.40
4:AD:54:LEU:CD2	4:AD:54:LEU:C	2.90	0.40
1:AA:430:A:OP1	4:AD:8:LEU:HB2	2.21	0.40
11:AK:124:LYS:HE3	21:AU:34:ARG:CZ	2.51	0.40
11:AK:124:LYS:HZ2	21:AU:34:ARG:NH2	2.20	0.40
1:AA:1152:A:C6	1:AA:1153:G:C6	3.09	0.40
20:AT:56:ILE:HD12	20:AT:56:ILE:O	2.20	0.40
1:AA:1113:C:C2	1:AA:1114:C:C5	3.09	0.40
27:BC:35:LYS:HG2	27:BC:36:ASN:N	2.36	0.40
26:BA:1203:U:O4	26:BA:1204:A:C5	2.73	0.40
36:BL:135:ILE:HD12	36:BL:142:ILE:HD11	2.03	0.40
9:AI:18:VAL:HG12	9:AI:18:VAL:O	2.21	0.40
2:AB:34:ARG:HE	2:AB:35:ASN:H	1.69	0.40
9:AI:24:ASN:HB2	9:AI:61:ASP:OD2	2.21	0.40

Continued on next page...

Continued from previous page...

Atom-1	Atom-2	Interatomic distance (Å)	Clash overlap (Å)
8:AH:5:PRO:O	8:AH:8:ASP:N	2.55	0.40
1:AA:987:G:N3	1:AA:1219:A:C2	2.89	0.40
26:BA:2070:A:H2'	26:BA:2071:A:O4'	2.21	0.40
33:BI:57:VAL:HB	33:BI:68:PHE:HA	2.04	0.40
46:BV:80:HIS:CE1	46:BV:83:LYS:HE2	2.57	0.40
26:BA:2297:A:C6	26:BA:2298:A:C8	3.09	0.40
1:AA:614:C:H2'	1:AA:615:G:O5'	2.21	0.40
1:AA:1056:U:O2'	1:AA:1057:G:H5'	2.21	0.40
40:BP:30:TRP:CD2	40:BP:39:LEU:HD12	2.55	0.40
24:AX:9:G:C2	24:AX:47:G:C6	3.09	0.40
26:BA:2853:C:H2'	26:BA:2854:G:H8	1.87	0.40
25:AY:542:VAL:O	25:AY:542:VAL:HG22	2.21	0.40
49:BY:23:ARG:CA	49:BY:27:ASN:ND2	2.84	0.40
56:BB:20:G:C8	56:BB:20:G:H3'	2.56	0.40
12:AL:86:VAL:O	12:AL:88:ASP:N	2.54	0.40
3:AC:115:VAL:O	3:AC:118:SER:HB3	2.21	0.40
26:BA:1234:U:C6	26:BA:1234:U:H3'	2.56	0.40
1:AA:1231:G:C6	1:AA:1232:U:C4	3.09	0.40
4:AD:193:ASP:O	4:AD:194:ILE:HG22	2.20	0.40
4:AD:196:GLU:C	4:AD:198:LEU:N	2.74	0.40
56:BB:73:A:C8	56:BB:104:A:C6	3.09	0.40
26:BA:125:A:C6	53:B2:10:LEU:CD1	3.04	0.40
26:BA:2751:G:C4	31:BG:2:ARG:HD3	2.56	0.40
26:BA:2443:C:O2'	26:BA:2444:G:H5'	2.21	0.40
20:AT:13:SER:HA	20:AT:16:ALA:HB3	2.03	0.40
26:BA:1827:U:O2'	26:BA:1828:G:H5'	2.21	0.40
40:BP:12:MET:HA	40:BP:76:HIS:ND1	2.36	0.40
26:BA:729:G:C5	27:BC:206:LYS:HB2	2.56	0.40
9:AI:9:GLY:HA3	9:AI:81:GLY:N	2.37	0.40
26:BA:2670:A:C2'	26:BA:2671:G:O5'	2.70	0.40
26:BA:2807:U:C2'	26:BA:2808:G:H5'	2.51	0.40
37:BM:29:GLY:HA3	37:BM:106:ASP:HB2	2.03	0.40
27:BC:131:MET:CE	27:BC:187:CYS:HB2	2.52	0.40
26:BA:1341:G:OP2	26:BA:1397:U:C2	2.74	0.40
26:BA:495:G:H2'	26:BA:496:G:O5'	2.21	0.40
26:BA:2482:A:H2'	26:BA:2483:C:O4'	2.20	0.40
32:BH:52:ALA:O	32:BH:56:ALA:HB3	2.21	0.40
29:BE:91:ASP:OD1	29:BE:92:HIS:N	2.54	0.40
1:AA:942:G:O6	1:AA:1342:C:N4	2.54	0.40
22:AV:272:C:O4'	22:AV:291:A:N1	2.54	0.40
22:AV:315:G:N7	22:AV:316:A:C6	2.90	0.40

Continued on next page...

Continued from previous page...

Atom-1	Atom-2	Interatomic distance (Å)	Clash overlap (Å)
22:AV:327:A:C6	22:AV:328:U:C4	3.09	0.40
22:AV:40:G:C2'	22:AV:41:G:O5'	2.69	0.40
22:AV:50:G:N2	22:AV:70:A:H61	2.19	0.40
22:AV:77:G:C6	22:AV:78:C:N4	2.89	0.40
23:AW:86:LEU:HD23	23:AW:87:ARG:HG2	2.02	0.40
1:AA:11:G:C5	1:AA:12:U:C4	3.10	0.40
5:AE:104:ILE:HD12	5:AE:104:ILE:HA	1.79	0.40
11:AK:96:ILE:HG13	11:AK:97:ARG:H	1.86	0.40
22:AV:159:C:HO2'	22:AV:160:U:H5'	1.82	0.40
1:AA:1097:C:C5'	1:AA:1170:A:C4'	2.48	0.40
2:AB:110:ILE:CG1	2:AB:150:ILE:CG1	2.97	0.40
2:AB:117:GLU:O	2:AB:120:SER:HB3	2.21	0.40
2:AB:131:LYS:O	2:AB:132:GLU:C	2.60	0.40
32:BH:31:VAL:HG12	32:BH:32:PRO:N	2.37	0.40
1:AA:1411:C:O5'	1:AA:1411:C:H6	2.04	0.40
25:AY:420:ASP:HB3	25:AY:472:VAL:HG13	2.02	0.40
25:AY:149:VAL:O	25:AY:152:THR:N	2.51	0.40
25:AY:170:ARG:O	25:AY:171:GLU:CG	2.59	0.40
37:BM:57:VAL:C	37:BM:60:GLN:HE21	2.24	0.40
1:AA:1197:A:OP1	1:AA:1198:G:OP2	2.38	0.40
1:AA:1060:U:C5'	10:AJ:53:ILE:CG2	2.99	0.40
20:AT:71:ALA:O	20:AT:72:ALA:C	2.59	0.40
17:AQ:16:MET:CG	17:AQ:19:SER:HB3	2.50	0.40
1:AA:643:C:H5'	8:AH:31:LEU:CD2	2.51	0.40
8:AH:29:SER:HB3	8:AH:32:LYS:HG3	2.04	0.40
11:AK:87:GLY:N	11:AK:113:THR:HG22	2.36	0.40
26:BA:819:A:N3	26:BA:1189:A:C2	2.90	0.40
13:AM:18:LEU:HG	13:AM:33:LEU:HD11	2.03	0.40
1:AA:439:U:C6	4:AD:119:HIS:CD2	3.09	0.40
21:AU:44:ARG:O	21:AU:45:LYS:C	2.58	0.40
1:AA:502:A:OP1	12:AL:114:SER:HB3	2.20	0.40
1:AA:79:G:N2	1:AA:91:U:O4	2.54	0.40
1:AA:372:C:H4'	1:AA:373:A:OP1	2.21	0.40
16:AP:52:LEU:O	16:AP:52:LEU:HG	2.21	0.40
26:BA:1588:G:C6	26:BA:1589:U:C5	3.09	0.40
36:BL:127:VAL:HG11	36:BL:132:ARG:CA	2.51	0.40
26:BA:356:G:C2'	26:BA:357:C:H5'	2.52	0.40
26:BA:360:U:H2'	26:BA:360:U:O2	2.21	0.40
50:BZ:2:LYS:N	50:BZ:2:LYS:CD	2.82	0.40
33:BI:57:VAL:HG23	33:BI:71:LYS:HZ1	1.85	0.40
33:BI:54:ILE:HG12	33:BI:73:PRO:N	2.36	0.40

Continued on next page...

Continued from previous page...

Atom-1	Atom-2	Interatomic distance (Å)	Clash overlap (Å)
25:AY:514:VAL:HG21	25:AY:593:ALA:HB3	1.98	0.40
1:AA:654:G:H2'	1:AA:655:A:H5'	2.03	0.40
9:AI:19:PHE:O	9:AI:62:LEU:HA	2.21	0.40
9:AI:33:SER:HB3	9:AI:36:GLN:HB2	2.02	0.40
49:BY:19:LEU:CA	49:BY:22:LEU:HB3	2.50	0.40
26:BA:1467:U:C5	26:BA:1546:G:N3	2.89	0.40
26:BA:1467:U:C4	26:BA:1468:U:C5	3.08	0.40
26:BA:557:C:C2	26:BA:558:U:C5	3.09	0.40
26:BA:2731:G:C6	26:BA:2732:G:C6	3.09	0.40
26:BA:2318:G:C5	26:BA:2319:G:C6	3.09	0.40
31:BG:77:GLY:C	31:BG:79:THR:H	2.24	0.40
45:BU:39:ASN:HD22	45:BU:62:ALA:HB3	1.86	0.40
1:AA:1025:U:C5'	1:AA:1026:G:O5'	2.69	0.40
30:BF:91:ARG:O	30:BF:94:ARG:HG3	2.21	0.40
39:BO:111:ARG:HG3	39:BO:117:PHE:CZ	2.56	0.40
26:BA:1432:G:O2'	26:BA:1433:A:H5'	2.21	0.40
3:AC:125:ARG:O	3:AC:126:ARG:HB3	2.22	0.40
4:AD:68:GLU:O	4:AD:72:ARG:HG2	2.21	0.40
50:BZ:3:THR:HG21	50:BZ:36:GLU:HB3	2.04	0.40
26:BA:2392:A:C2	26:BA:2393:U:C2	3.09	0.40
1:AA:697:U:O2	1:AA:798:U:H1'	2.22	0.40
46:BV:70:ILE:HG22	46:BV:72:VAL:HG12	2.03	0.40
11:AK:110:THR:HG23	21:AU:4:LYS:CA	2.51	0.40
26:BA:852:U:H5'	50:BZ:45:GLY:HA3	2.04	0.40
30:BF:14:LYS:O	30:BF:18:GLU:HG3	2.21	0.40
26:BA:212:G:H2'	26:BA:213:A:O4'	2.19	0.40
26:BA:2289:G:N3	26:BA:2289:G:H2'	2.36	0.40
26:BA:1478:G:C6	26:BA:1514:G:C2	3.09	0.40
26:BA:919:U:H2'	26:BA:920:A:H5'	2.02	0.40
1:AA:1508:A:H2'	1:AA:1509:C:H6	1.86	0.40
26:BA:388:G:N7	26:BA:390:U:H2'	2.36	0.40
26:BA:2057:G:C2'	26:BA:2058:A:H5'	2.52	0.40
44:BT:51:PHE:O	44:BT:53:VAL:HG13	2.20	0.40
26:BA:2884:U:C6	51:B0:39:ARG:NH2	2.90	0.40
18:AR:51:GLN:O	18:AR:51:GLN:HG3	2.21	0.40
26:BA:669:G:H2'	26:BA:670:A:N7	2.36	0.40
26:BA:1044:C:H1'	26:BA:1048:A:H1'	2.02	0.40
27:BC:144:GLU:HB2	27:BC:187:CYS:HB3	2.02	0.40
47:BW:11:ASP:OD2	47:BW:12:SER:N	2.52	0.40
26:BA:80:G:N3	26:BA:294:A:C2	2.90	0.40
16:AP:56:ARG:HA	16:AP:56:ARG:HD2	1.88	0.40

Continued on next page...

Continued from previous page...

Atom-1	Atom-2	Interatomic distance (Å)	Clash overlap (Å)
19:AS:79:TYR:C	19:AS:79:TYR:CD2	2.93	0.40
38:BN:52:ILE:O	38:BN:53:THR:C	2.57	0.40
39:BO:50:ALA:O	39:BO:51:ALA:HB2	2.21	0.40
1:AA:755:G:H2'	1:AA:756:C:H6	1.87	0.40
26:BA:1909:C:H2'	26:BA:1909:C:O2	2.21	0.40
25:AY:621:ILE:HG23	25:AY:631:ILE:HG12	2.02	0.40
26:BA:2474:U:H3'	26:BA:2475:C:C6	2.56	0.40
22:AV:303:G:C2	22:AV:304:C:N3	2.90	0.40
24:AX:40:C:O2	24:AX:40:C:C2'	2.69	0.40
5:AE:143:LEU:O	5:AE:144:GLU:C	2.59	0.40
5:AE:72:ASN:N	5:AE:72:ASN:HD22	2.13	0.40
22:AV:215:C:C4	22:AV:216:U:O4	2.75	0.40
26:BA:2278:A:H8	26:BA:2278:A:H5''	1.86	0.40
26:BA:912:C:O2	26:BA:913:U:C6	2.73	0.40
2:AB:135:MET:C	2:AB:138:ARG:HG2	2.41	0.40
2:AB:117:GLU:HA	2:AB:140:LEU:HD21	2.03	0.40
3:AC:142:ARG:HG3	3:AC:142:ARG:NH1	2.27	0.40
26:BA:2157:G:O2'	26:BA:2158:A:H8	2.04	0.40
1:AA:1314:C:P	19:AS:5:LYS:HZ2	2.42	0.40
24:AX:48:U:H2'	24:AX:51:U:OP1	2.22	0.40
26:BA:2170:A:H1'	26:BA:2171:A:C8	2.56	0.40
1:AA:1141:C:HO2'	1:AA:1142:G:P	2.44	0.40
1:AA:1149:C:H2'	1:AA:1150:A:O4'	2.22	0.40
1:AA:1355:G:C2	1:AA:1356:G:C8	3.10	0.40
2:AB:211:LEU:C	2:AB:213:LEU:H	2.25	0.40
26:BA:283:G:C2'	26:BA:284:U:O5'	2.69	0.40
1:AA:1092:A:C6	1:AA:1183:U:C2	3.09	0.40
1:AA:624:C:O2'	1:AA:625:U:H5'	2.22	0.40
3:AC:13:ILE:CG1	3:AC:14:VAL:HG13	2.51	0.40
26:BA:2757:A:OP1	55:B4:20:ASP:N	2.54	0.40
33:BI:82:ALA:HB1	33:BI:108:ILE:HG21	2.03	0.40
26:BA:1843:C:H2'	26:BA:1844:C:C6	2.57	0.40
1:AA:437:U:C4'	4:AD:153:ARG:NH2	2.85	0.40
1:AA:1526:G:P	21:AU:38:GLU:HB3	2.61	0.40
1:AA:91:U:C5	1:AA:92:U:C5	3.09	0.40
16:AP:68:SER:O	16:AP:72:ALA:N	2.54	0.40
26:BA:1415:U:C4	26:BA:1587:G:O6	2.74	0.40
36:BL:30:THR:O	36:BL:31:GLY:C	2.60	0.40
26:BA:1721:G:O6	26:BA:1738:G:O6	2.39	0.40
37:BM:109:PRO:O	37:BM:112:LEU:N	2.54	0.40
44:BT:2:ILE:HA	44:BT:3:ARG:HB2	2.03	0.40

Continued on next page...

Continued from previous page...

Atom-1	Atom-2	Interatomic distance (Å)	Clash overlap (Å)
3:AC:106:ARG:CD	3:AC:106:ARG:N	2.85	0.40
1:AA:990:C:O2'	1:AA:991:U:H5'	2.21	0.40
45:BU:11:ILE:HG21	45:BU:79:ALA:CB	2.46	0.40
31:BG:23:ILE:HG23	31:BG:25:ILE:HD11	2.03	0.40
32:BH:75:LEU:O	32:BH:76:GLU:HB3	2.20	0.40
32:BH:76:GLU:HG2	32:BH:143:ILE:CD1	2.50	0.40
1:AA:1450:U:H2'	1:AA:1452:C:C5	2.56	0.40
1:AA:614:C:C4	1:AA:615:G:N7	2.90	0.40
1:AA:704:A:C2	1:AA:705:G:H1'	2.56	0.40
14:AN:2:LYS:C	14:AN:6:LYS:HE2	2.42	0.40
26:BA:528:A:N1	26:BA:2043:C:O5'	2.54	0.40
7:AG:96:ASN:O	7:AG:100:MET:HG3	2.21	0.40
7:AG:73:GLU:O	7:AG:74:VAL:HG13	2.22	0.40
9:AI:105:ARG:CD	9:AI:105:ARG:C	2.90	0.40
1:AA:199:A:C2	1:AA:200:G:C4	3.09	0.40
5:AE:67:ARG:O	5:AE:68:ARG:O	2.39	0.40
18:AR:71:ASP:O	18:AR:73:HIS:N	2.54	0.40
26:BA:2329:U:H2'	26:BA:2330:G:O4'	2.20	0.40
38:BN:35:LYS:HB2	38:BN:112:TYR:HE1	1.85	0.40
22:AV:337:C:H2'	22:AV:338:G:C8	2.56	0.40
26:BA:125:A:C6	53:B2:10:LEU:HD13	2.56	0.40
26:BA:1340:U:O2	26:BA:1340:U:O5'	2.39	0.40
26:BA:2312:U:C6	26:BA:2312:U:H3'	2.55	0.40
26:BA:2207:C:C2'	26:BA:2208:C:O5'	2.69	0.40
26:BA:2313:C:C2'	26:BA:2314:A:H5'	2.51	0.40
1:AA:720:C:H1'	18:AR:38:ILE:HG21	2.03	0.40
16:AP:46:LYS:HE2	16:AP:47:GLU:H	1.86	0.40
31:BG:27:GLY:O	31:BG:29:ASN:N	2.53	0.40
51:B0:3:GLN:HE21	51:B0:3:GLN:HB3	1.62	0.40
3:AC:27:GLU:O	3:AC:28:PHE:C	2.59	0.40
26:BA:1445:G:C6	26:BA:1446:C:N3	2.89	0.40
20:AT:14:GLU:C	20:AT:16:ALA:N	2.75	0.40
26:BA:170:U:H2'	26:BA:171:U:H6	1.86	0.40
1:AA:864:A:H2'	1:AA:865:A:C8	2.56	0.40
26:BA:328:U:C2'	26:BA:329:G:OP1	2.69	0.40
27:BC:6:LYS:HA	27:BC:7:PRO:HD3	1.91	0.40
26:BA:823:C:H2'	26:BA:824:U:H5'	2.03	0.40
56:BB:38:C:C6	56:BB:38:C:C3'	3.04	0.40
56:BB:86:G:N7	56:BB:88:C:C4	2.90	0.40
40:BP:89:GLY:HA3	40:BP:109:ILE:HD11	2.03	0.40
26:BA:766:U:H2'	26:BA:767:U:C6	2.57	0.40

Continued on next page...

Continued from previous page...

Atom-1	Atom-2	Interatomic distance (Å)	Clash overlap (Å)
4:AD:44:LYS:HA	4:AD:45:PRO:HD3	1.94	0.40
28:BD:35:THR:O	28:BD:71:ALA:HB2	2.22	0.40
1:AA:784:A:H2'	1:AA:785:G:O4'	2.22	0.40
36:BL:9:ALA:HB3	36:BL:12:SER:HG	1.86	0.40
25:AY:364:GLU:HG2	25:AY:366:VAL:HG13	2.03	0.40
35:BK:44:LYS:HA	35:BK:44:LYS:HD3	1.90	0.40
25:AY:622:GLY:O	25:AY:623:ASP:C	2.58	0.40
1:AA:1226:C:H2'	13:AM:101:THR:CB	2.51	0.40
1:AA:1233:G:OP2	9:AI:125:GLN:CB	2.63	0.40
1:AA:1234:C:H2'	1:AA:1235:U:C6	2.52	0.40
1:AA:1236:A:O2'	1:AA:1304:G:H4'	2.21	0.40
1:AA:956:U:O2'	1:AA:957:U:H5'	2.22	0.40
22:AV:263:G:H5'	22:AV:264:U:OP2	2.21	0.40
22:AV:333:G:OP2	22:AV:334:A:P	2.80	0.40
22:AV:45:A:C2	22:AV:46:U:C4	3.09	0.40
3:AC:43:THR:O	3:AC:47:ALA:HA	2.21	0.40
3:AC:41:TYR:CZ	3:AC:45:GLU:HG3	2.55	0.40
3:AC:54:ILE:HA	3:AC:66:THR:O	2.22	0.40
22:AV:155:C:O2'	22:AV:156:G:H5''	2.17	0.40
22:AV:238:A:C2	22:AV:239:A:C6	3.09	0.40
26:BA:896:A:N3	26:BA:897:C:O4'	2.55	0.40
26:BA:912:C:O2	26:BA:912:C:H2'	2.21	0.40
22:AV:245:C:C2'	22:AV:248:G:H1'	2.51	0.40
1:AA:1104:G:H2'	1:AA:1105:A:O4'	2.22	0.40
2:AB:119:GLN:HG2	2:AB:119:GLN:O	2.22	0.40
32:BH:29:PHE:O	32:BH:33:GLN:HB3	2.21	0.40
26:BA:2189:U:H2'	26:BA:2190:G:O4'	2.21	0.40
26:BA:2192:U:C2	26:BA:2193:G:N7	2.89	0.40
25:AY:238:THR:CG2	25:AY:241:GLU:HG2	2.36	0.40
24:AX:3:C:H42	24:AX:71:G:H1	1.68	0.40
1:AA:1367:C:C5'	10:AJ:62:ARG:NH1	2.84	0.40
10:AJ:65:TYR:CD2	14:AN:98:LYS:HG2	2.57	0.40
1:AA:1144:G:N1	1:AA:1145:A:H2	2.19	0.40
17:AQ:60:ILE:HG23	17:AQ:72:TRP:CE3	2.55	0.40
31:BG:8:VAL:HG21	31:BG:72:ASN:HA	2.04	0.40
12:AL:27:PRO:HG2	12:AL:28:GLN:OE1	2.21	0.40
1:AA:458:U:H2'	1:AA:459:A:H8	1.86	0.40
1:AA:408:A:N1	1:AA:409:U:C2	2.90	0.40
1:AA:173:U:H5''	1:AA:197:A:O4'	2.21	0.40
27:BC:35:LYS:CG	27:BC:36:ASN:N	2.84	0.40
26:BA:1587:G:N7	26:BA:1588:G:C8	2.90	0.40

Continued on next page...

Continued from previous page...

Atom-1	Atom-2	Interatomic distance (Å)	Clash overlap (Å)
25:AY:67:ALA:O	25:AY:68:ALA:C	2.60	0.40
1:AA:1216:A:C6	1:AA:1217:C:C4	3.09	0.40
33:BI:56:VAL:HG21	33:BI:70:THR:HB	2.02	0.40
26:BA:1494:A:C2	26:BA:1495:A:N3	2.89	0.40
28:BD:115:GLY:O	38:BN:3:HIS:CE1	2.75	0.40
9:AI:95:SER:C	9:AI:98:ARG:HB2	2.41	0.40
6:AF:17:GLN:HE21	6:AF:17:GLN:CA	2.34	0.40
25:AY:628:ARG:HH12	25:AY:680:PRO:CG	2.30	0.40
1:AA:840:C:H6	1:AA:840:C:O5'	2.04	0.40
30:BF:51:ASN:ND2	30:BF:146:ASP:HB3	2.36	0.40
1:AA:1129:C:H2'	1:AA:1129:C:H6	1.75	0.40
56:BB:31:C:H2'	56:BB:31:C:O2	2.21	0.40
17:AQ:67:SER:O	17:AQ:68:LYS:O	2.39	0.40
7:AG:21:LEU:HD11	7:AG:61:PHE:CE1	2.57	0.40
1:AA:36:C:C2	1:AA:37:U:C6	3.10	0.40
28:BD:12:THR:CG2	40:BP:8:GLU:HG2	2.51	0.40
32:BH:8:LYS:HD2	32:BH:15:LEU:HD23	2.03	0.40
47:BW:20:LYS:O	47:BW:21:ARG:CD	2.65	0.40
39:BO:68:LYS:HE2	56:BB:49:C:O3'	2.22	0.40
26:BA:1748:C:C2	26:BA:1749:A:C8	3.09	0.40
29:BE:134:LEU:CD2	29:BE:160:ALA:O	2.69	0.40
31:BG:88:LEU:N	31:BG:88:LEU:CD1	2.80	0.40
1:AA:1023:U:C2'	1:AA:1024:G:O4'	2.68	0.40
4:AD:193:ASP:C	4:AD:194:ILE:CG2	2.90	0.40
25:AY:315:LYS:HZ2	25:AY:317:MET:HG2	1.85	0.40
27:BC:75:ALA:HB2	27:BC:95:TYR:HA	2.03	0.40
32:BH:69:ALA:HB1	32:BH:138:VAL:HG12	2.03	0.40
5:AE:15:ILE:HD11	5:AE:37:VAL:HB	2.03	0.40
26:BA:2519:U:C6	26:BA:2541:A:N6	2.90	0.40
9:AI:28:VAL:CG1	9:AI:31:GLN:HA	2.51	0.40
26:BA:2660:A:C2	26:BA:2661:G:C4	3.10	0.40
34:BJ:140:LEU:CD1	34:BJ:142:ILE:HD13	2.51	0.40
25:AY:583:LYS:O	25:AY:587:SER:HB2	2.22	0.40
18:AR:67:LEU:HD23	18:AR:67:LEU:HA	1.84	0.40
26:BA:1580:A:H2'	26:BA:1581:G:C5'	2.52	0.40
43:BS:58:ALA:O	43:BS:62:ASP:HB2	2.20	0.40
55:B4:11:CYS:HB3	55:B4:33:HIS:HE1	1.87	0.40
26:BA:2839:G:C5	26:BA:2840:C:C4	3.09	0.40
15:AO:40:GLY:O	15:AO:43:ALA:HB3	2.22	0.40
26:BA:1224:U:O2	26:BA:1224:U:C2'	2.65	0.40
38:BN:100:CYS:O	38:BN:100:CYS:SG	2.79	0.40

Continued on next page...

Continued from previous page...

Atom-1	Atom-2	Interatomic distance (Å)	Clash overlap (Å)
30:BF:126:ASN:ND2	30:BF:126:ASN:N	2.70	0.40
41:BQ:8:ILE:O	41:BQ:8:ILE:HG13	2.20	0.40
1:AA:251:G:H4'	1:AA:252:U:O5'	2.21	0.40
50:BZ:38:GLU:HB2	50:BZ:40:THR:HG23	2.03	0.40
26:BA:737:C:H2'	26:BA:738:G:O4'	2.22	0.40
1:AA:577:G:C8	1:AA:816:A:C6	3.10	0.40
29:BE:49:ARG:HA	29:BE:82:GLY:HA3	2.03	0.40

There are no symmetry-related clashes.

5.3 Torsion angles [i](#)

5.3.1 Protein backbone [i](#)

In the following table, the Percentiles column shows the percent Ramachandran outliers of the chain as a percentile score with respect to all PDB entries followed by that with respect to all EM entries.

The Analysed column shows the number of residues for which the backbone conformation was analysed, and the total number of residues.

Mol	Chain	Analysed	Favoured	Allowed	Outliers	Percentiles	
2	AB	216/218 (99%)	109 (50%)	49 (23%)	58 (27%)	0	1
3	AC	204/206 (99%)	126 (62%)	48 (24%)	30 (15%)	0	6
4	AD	203/205 (99%)	123 (61%)	41 (20%)	39 (19%)	0	3
5	AE	148/150 (99%)	87 (59%)	38 (26%)	23 (16%)	0	5
6	AF	98/100 (98%)	62 (63%)	21 (21%)	15 (15%)	0	5
7	AG	149/151 (99%)	85 (57%)	42 (28%)	22 (15%)	0	5
8	AH	127/129 (98%)	79 (62%)	37 (29%)	11 (9%)	1	17
9	AI	125/127 (98%)	76 (61%)	34 (27%)	15 (12%)	0	8
10	AJ	96/98 (98%)	60 (62%)	14 (15%)	22 (23%)	0	2
11	AK	115/117 (98%)	84 (73%)	17 (15%)	14 (12%)	0	8
12	AL	121/123 (98%)	85 (70%)	29 (24%)	7 (6%)	2	27
13	AM	112/114 (98%)	78 (70%)	22 (20%)	12 (11%)	0	11
14	AN	92/100 (92%)	47 (51%)	27 (29%)	18 (20%)	0	3
15	AO	86/88 (98%)	57 (66%)	22 (26%)	7 (8%)	1	19

Continued on next page...

Continued from previous page...

Mol	Chain	Analysed	Favoured	Allowed	Outliers	Percentiles	
16	AP	80/82 (98%)	48 (60%)	11 (14%)	21 (26%)	0	1
17	AQ	78/80 (98%)	47 (60%)	18 (23%)	13 (17%)	0	5
18	AR	53/55 (96%)	34 (64%)	13 (24%)	6 (11%)	0	10
19	AS	77/79 (98%)	37 (48%)	28 (36%)	12 (16%)	0	5
20	AT	83/85 (98%)	37 (45%)	31 (37%)	15 (18%)	0	4
21	AU	49/51 (96%)	20 (41%)	15 (31%)	14 (29%)	0	0
23	AW	120/123 (98%)	84 (70%)	24 (20%)	12 (10%)	1	14
25	AY	663/691 (96%)	436 (66%)	136 (20%)	91 (14%)	0	6
27	BC	269/271 (99%)	217 (81%)	31 (12%)	21 (8%)	1	20
28	BD	207/209 (99%)	166 (80%)	30 (14%)	11 (5%)	2	29
29	BE	199/201 (99%)	158 (79%)	32 (16%)	9 (4%)	3	33
30	BF	175/177 (99%)	118 (67%)	38 (22%)	19 (11%)	0	11
31	BG	174/176 (99%)	129 (74%)	30 (17%)	15 (9%)	1	17
32	BH	147/149 (99%)	95 (65%)	29 (20%)	23 (16%)	0	5
33	BI	139/141 (99%)	65 (47%)	47 (34%)	27 (19%)	0	3
34	BJ	140/142 (99%)	123 (88%)	11 (8%)	6 (4%)	3	34
35	BK	120/122 (98%)	88 (73%)	24 (20%)	8 (7%)	1	24
36	BL	141/143 (99%)	99 (70%)	21 (15%)	21 (15%)	0	5
37	BM	134/136 (98%)	111 (83%)	14 (10%)	9 (7%)	1	24
38	BN	118/120 (98%)	92 (78%)	20 (17%)	6 (5%)	2	30
39	BO	114/116 (98%)	83 (73%)	17 (15%)	14 (12%)	0	8
40	BP	112/114 (98%)	96 (86%)	12 (11%)	4 (4%)	4	38
41	BQ	115/117 (98%)	100 (87%)	13 (11%)	2 (2%)	11	55
42	BR	101/103 (98%)	84 (83%)	9 (9%)	8 (8%)	1	19
43	BS	108/110 (98%)	90 (83%)	12 (11%)	6 (6%)	2	28
44	BT	91/93 (98%)	67 (74%)	13 (14%)	11 (12%)	0	8
45	BU	100/102 (98%)	75 (75%)	13 (13%)	12 (12%)	0	8
46	BV	92/94 (98%)	79 (86%)	11 (12%)	2 (2%)	8	49
47	BW	74/76 (97%)	68 (92%)	4 (5%)	2 (3%)	6	45
48	BX	75/77 (97%)	64 (85%)	9 (12%)	2 (3%)	6	45
49	BY	61/63 (97%)	34 (56%)	13 (21%)	14 (23%)	0	2

Continued on next page...

Continued from previous page...

Mol	Chain	Analysed	Favoured	Allowed	Outliers	Percentiles	
50	BZ	56/58 (97%)	50 (89%)	6 (11%)	0	100	100
51	B0	54/56 (96%)	44 (82%)	8 (15%)	2 (4%)	4	38
52	B1	48/50 (96%)	32 (67%)	12 (25%)	4 (8%)	1	18
53	B2	44/46 (96%)	37 (84%)	6 (14%)	1 (2%)	8	48
54	B3	62/64 (97%)	56 (90%)	6 (10%)	0	100	100
55	B4	36/38 (95%)	31 (86%)	4 (11%)	1 (3%)	6	44
All	All	6401/6536 (98%)	4452 (70%)	1212 (19%)	737 (12%)	1	9

All (737) Ramachandran outliers are listed below:

Mol	Chain	Res	Type
2	AB	15	PHE
2	AB	21	TYR
2	AB	33	ALA
2	AB	63	LYS
2	AB	67	LEU
2	AB	72	LYS
2	AB	74	ALA
2	AB	82	ALA
2	AB	86	CYS
2	AB	91	VAL
2	AB	94	ARG
2	AB	106	VAL
2	AB	114	LYS
2	AB	115	ASP
2	AB	116	LEU
2	AB	119	GLN
2	AB	128	LEU
2	AB	131	LYS
2	AB	132	GLU
2	AB	133	ALA
2	AB	144	GLU
2	AB	147	LEU
2	AB	151	LYS
2	AB	156	LEU
2	AB	160	LEU
2	AB	163	ILE
2	AB	182	VAL
2	AB	200	PRO
2	AB	206	ILE

Continued on next page...

Continued from previous page...

Mol	Chain	Res	Type
2	AB	208	ALA
2	AB	211	LEU
2	AB	219	THR
2	AB	221	ARG
3	AC	11	LEU
3	AC	14	VAL
3	AC	16	PRO
3	AC	17	TRP
3	AC	25	THR
3	AC	53	ARG
3	AC	78	LYS
3	AC	119	ILE
3	AC	120	THR
3	AC	138	GLN
3	AC	145	ALA
3	AC	167	TYR
4	AD	22	SER
4	AD	25	ARG
4	AD	28	ASP
4	AD	32	LYS
4	AD	34	GLU
4	AD	43	ARG
4	AD	48	SER
4	AD	150	LYS
4	AD	152	SER
4	AD	155	LYS
4	AD	159	GLU
4	AD	167	PRO
4	AD	190	LEU
4	AD	191	SER
4	AD	202	LEU
5	AE	11	GLN
5	AE	61	LYS
5	AE	68	ARG
5	AE	81	GLN
5	AE	99	SER
5	AE	104	ILE
5	AE	112	ALA
5	AE	121	ASN
5	AE	137	ARG
6	AF	6	ILE
6	AF	18	VAL

Continued on next page...

Continued from previous page...

Mol	Chain	Res	Type
6	AF	36	ILE
6	AF	63	ASN
6	AF	82	ASP
6	AF	91	ARG
6	AF	92	THR
7	AG	14	ASP
7	AG	49	LEU
7	AG	58	LEU
7	AG	93	VAL
7	AG	101	ARG
7	AG	112	ASP
7	AG	129	ASN
8	AH	2	MET
8	AH	13	ILE
8	AH	14	ARG
8	AH	49	LYS
8	AH	53	ASP
8	AH	56	PRO
8	AH	102	VAL
9	AI	40	ARG
9	AI	71	ILE
9	AI	87	MET
9	AI	90	ASP
9	AI	119	LYS
10	AJ	17	LEU
10	AJ	32	THR
10	AJ	33	GLY
10	AJ	34	ALA
10	AJ	43	PRO
10	AJ	57	VAL
10	AJ	61	ALA
10	AJ	101	SER
11	AK	14	GLN
11	AK	51	PHE
11	AK	71	ASP
11	AK	72	ALA
11	AK	74	LYS
11	AK	124	LYS
11	AK	125	LYS
12	AL	23	LEU
12	AL	24	GLU
12	AL	25	ALA

Continued on next page...

Continued from previous page...

Mol	Chain	Res	Type
12	AL	43	LYS
13	AM	3	ILE
13	AM	10	ASP
13	AM	11	HIS
13	AM	26	LYS
13	AM	40	GLU
13	AM	113	LYS
14	AN	20	PHE
14	AN	28	ALA
14	AN	30	ILE
14	AN	32	ASP
14	AN	47	LYS
14	AN	49	GLN
14	AN	52	PRO
14	AN	62	ASN
14	AN	92	GLU
15	AO	72	LYS
16	AP	11	ALA
16	AP	16	PHE
16	AP	43	ALA
16	AP	46	LYS
16	AP	51	ARG
16	AP	77	GLU
16	AP	79	ASN
17	AQ	12	VAL
17	AQ	50	ASN
19	AS	28	LYS
19	AS	64	GLU
19	AS	75	PRO
20	AT	4	LYS
20	AT	5	SER
20	AT	43	LYS
20	AT	72	ALA
20	AT	76	ALA
21	AU	10	PRO
21	AU	23	GLU
21	AU	35	GLU
21	AU	37	TYR
21	AU	39	LYS
23	AW	4	VAL
23	AW	65	LYS
25	AY	6	GLU

Continued on next page...

Continued from previous page...

Mol	Chain	Res	Type
25	AY	19	ALA
25	AY	21	ILE
25	AY	23	ALA
25	AY	66	THR
25	AY	68	ALA
25	AY	84	THR
25	AY	85	PRO
25	AY	88	VAL
25	AY	92	ILE
25	AY	119	GLU
25	AY	121	VAL
25	AY	129	LYS
25	AY	197	ARG
25	AY	203	GLU
25	AY	204	GLU
25	AY	205	TYR
25	AY	206	LEU
25	AY	209	ALA
25	AY	210	ARG
25	AY	251	ILE
25	AY	276	VAL
25	AY	360	ALA
25	AY	385	THR
25	AY	396	ARG
25	AY	402	ILE
25	AY	447	GLY
25	AY	448	GLN
25	AY	456	GLU
25	AY	498	ILE
25	AY	519	ARG
25	AY	530	VAL
25	AY	559	PRO
25	AY	614	GLU
27	BC	35	LYS
27	BC	36	ASN
27	BC	121	ALA
27	BC	122	ALA
27	BC	167	ASP
27	BC	196	ASN
27	BC	235	GLU
28	BD	41	ALA
28	BD	104	VAL

Continued on next page...

Continued from previous page...

Mol	Chain	Res	Type
28	BD	152	PRO
30	BF	175	PRO
31	BG	81	GLY
31	BG	117	PRO
31	BG	118	ALA
32	BH	2	GLN
32	BH	10	ALA
32	BH	11	ASN
32	BH	12	LEU
32	BH	14	SER
32	BH	31	VAL
32	BH	32	PRO
32	BH	33	GLN
32	BH	56	ALA
33	BI	5	GLN
33	BI	6	ALA
33	BI	18	ASN
33	BI	30	GLN
33	BI	57	VAL
33	BI	64	ARG
33	BI	65	SER
33	BI	74	PRO
33	BI	104	GLN
33	BI	105	LEU
33	BI	115	ASP
33	BI	116	MET
33	BI	133	ARG
34	BJ	81	ILE
35	BK	35	VAL
35	BK	75	SER
35	BK	91	SER
35	BK	110	GLU
36	BL	15	ALA
36	BL	29	LYS
36	BL	68	SER
36	BL	69	ARG
36	BL	86	GLU
36	BL	88	GLY
36	BL	94	THR
36	BL	111	ILE
36	BL	115	GLU
37	BM	44	ARG

Continued on next page...

Continued from previous page...

Mol	Chain	Res	Type
37	BM	55	ARG
37	BM	69	PRO
37	BM	78	LEU
38	BN	11	ASN
39	BO	49	VAL
40	BP	15	ASP
40	BP	93	LYS
40	BP	104	GLY
41	BQ	24	TYR
41	BQ	86	SER
42	BR	40	MET
42	BR	51	VAL
42	BR	55	ASP
42	BR	65	ALA
44	BT	72	GLN
44	BT	89	GLU
45	BU	6	ARG
45	BU	7	ASP
45	BU	16	LYS
45	BU	97	SER
45	BU	98	ASN
45	BU	99	SER
49	BY	17	GLU
49	BY	22	LEU
49	BY	24	GLU
49	BY	33	ALA
52	B1	16	THR
52	B1	51	ALA
53	B2	44	VAL
2	AB	13	VAL
2	AB	50	ASN
2	AB	51	GLU
2	AB	56	LEU
2	AB	75	ALA
2	AB	96	LEU
2	AB	122	ASP
2	AB	123	GLY
2	AB	127	LYS
2	AB	154	GLY
2	AB	176	ASN
2	AB	207	ARG
2	AB	209	VAL

Continued on next page...

Continued from previous page...

Mol	Chain	Res	Type
2	AB	210	THR
3	AC	61	LYS
3	AC	80	GLY
3	AC	93	ILE
3	AC	106	ARG
3	AC	126	ARG
3	AC	140	ALA
4	AD	6	PRO
4	AD	9	LYS
4	AD	23	GLY
4	AD	31	CYS
4	AD	101	VAL
4	AD	124	VAL
4	AD	165	GLU
4	AD	174	ALA
5	AE	75	LEU
5	AE	77	ASN
5	AE	87	VAL
5	AE	98	ALA
5	AE	119	VAL
5	AE	133	ILE
5	AE	146	MET
5	AE	156	ARG
6	AF	8	PHE
6	AF	51	ILE
7	AG	74	VAL
7	AG	86	VAL
7	AG	99	ALA
7	AG	102	TRP
7	AG	124	SER
7	AG	131	GLY
8	AH	24	VAL
8	AH	47	ASP
9	AI	31	GLN
9	AI	106	ASP
10	AJ	28	THR
10	AJ	35	GLN
10	AJ	41	PRO
10	AJ	59	LYS
10	AJ	74	VAL
10	AJ	93	ALA
11	AK	16	SER

Continued on next page...

Continued from previous page...

Mol	Chain	Res	Type
11	AK	77	GLY
11	AK	118	ASN
12	AL	88	ASP
13	AM	66	GLY
14	AN	16	ALA
14	AN	27	LYS
14	AN	75	ARG
16	AP	10	GLY
16	AP	15	PRO
16	AP	36	VAL
16	AP	53	ASP
16	AP	76	LYS
16	AP	78	VAL
16	AP	80	LYS
17	AQ	8	GLN
17	AQ	11	VAL
17	AQ	48	GLU
17	AQ	49	ASN
17	AQ	68	LYS
17	AQ	69	THR
18	AR	24	ASP
19	AS	8	PRO
19	AS	13	HIS
19	AS	29	PRO
20	AT	57	VAL
20	AT	73	ARG
21	AU	26	GLY
23	AW	37	GLY
23	AW	62	PRO
23	AW	63	TYR
23	AW	97	GLY
25	AY	10	LYS
25	AY	39	ILE
25	AY	112	GLN
25	AY	114	VAL
25	AY	183	MET
25	AY	196	ILE
25	AY	299	VAL
25	AY	347	GLY
25	AY	371	ALA
25	AY	380	LEU
25	AY	386	GLY

Continued on next page...

Continued from previous page...

Mol	Chain	Res	Type
25	AY	399	LEU
25	AY	416	LYS
25	AY	418	LYS
25	AY	471	LYS
25	AY	505	GLY
25	AY	657	THR
25	AY	678	GLU
27	BC	11	GLY
27	BC	12	ARG
27	BC	70	LYS
27	BC	151	GLY
27	BC	177	SER
28	BD	86	GLU
28	BD	88	GLU
28	BD	206	ALA
29	BE	45	ALA
29	BE	151	GLY
29	BE	161	ALA
30	BF	20	ASN
30	BF	40	GLY
30	BF	41	GLU
30	BF	52	ALA
30	BF	69	ALA
30	BF	151	LEU
30	BF	159	ALA
31	BG	38	ASP
31	BG	60	GLY
31	BG	151	ARG
32	BH	3	VAL
32	BH	28	ASN
32	BH	34	GLY
32	BH	35	LYS
32	BH	41	LYS
32	BH	118	PRO
32	BH	119	ASN
32	BH	121	VAL
33	BI	21	PRO
33	BI	23	VAL
33	BI	44	LYS
33	BI	71	LYS
33	BI	97	VAL
35	BK	109	SER

Continued on next page...

Continued from previous page...

Mol	Chain	Res	Type
36	BL	24	GLY
36	BL	27	LEU
36	BL	30	THR
36	BL	31	GLY
36	BL	81	ASP
36	BL	102	GLY
36	BL	114	GLY
37	BM	54	THR
38	BN	2	ARG
38	BN	10	LEU
39	BO	3	LYS
39	BO	57	ALA
39	BO	77	ALA
39	BO	87	ILE
42	BR	49	ILE
42	BR	50	GLY
42	BR	53	PHE
44	BT	38	ALA
45	BU	8	ASP
45	BU	51	LEU
45	BU	101	THR
46	BV	51	GLN
48	BX	41	SER
49	BY	14	LEU
49	BY	32	ALA
49	BY	37	LEU
49	BY	62	GLY
51	B0	54	ILE
2	AB	25	LYS
2	AB	40	ILE
2	AB	125	PHE
3	AC	65	VAL
3	AC	79	LYS
3	AC	87	ARG
3	AC	135	ARG
3	AC	139	ASN
4	AD	160	LEU
4	AD	166	LYS
4	AD	168	THR
4	AD	169	TRP
4	AD	192	ALA
5	AE	60	GLN

Continued on next page...

Continued from previous page...

Mol	Chain	Res	Type
5	AE	67	ARG
5	AE	142	GLY
5	AE	150	GLU
6	AF	56	LYS
6	AF	68	GLN
6	AF	69	GLU
7	AG	50	ALA
7	AG	100	MET
8	AH	96	ALA
9	AI	8	THR
9	AI	52	GLU
9	AI	55	ASP
10	AJ	39	PRO
10	AJ	58	ASN
10	AJ	95	GLY
13	AM	56	ARG
13	AM	104	ASN
14	AN	42	TRP
14	AN	76	LYS
15	AO	57	ARG
16	AP	49	GLY
16	AP	65	ALA
17	AQ	16	MET
17	AQ	17	GLU
19	AS	23	GLU
20	AT	3	ILE
20	AT	15	LYS
21	AU	36	PHE
21	AU	47	ALA
23	AW	89	LEU
23	AW	96	LYS
25	AY	25	LYS
25	AY	34	TYR
25	AY	42	ILE
25	AY	89	ASP
25	AY	120	THR
25	AY	144	ALA
25	AY	148	LEU
25	AY	283	PRO
25	AY	393	ASP
25	AY	458	HIS
25	AY	469	GLU

Continued on next page...

Continued from previous page...

Mol	Chain	Res	Type
25	AY	532	GLY
25	AY	535	PRO
25	AY	636	PRO
25	AY	680	PRO
27	BC	65	ASP
27	BC	74	PRO
27	BC	157	ALA
28	BD	40	LEU
29	BE	8	ALA
29	BE	142	ALA
29	BE	173	THR
30	BF	9	ASP
30	BF	24	VAL
30	BF	44	ALA
30	BF	109	ARG
30	BF	116	LEU
31	BG	28	LYS
31	BG	77	GLY
31	BG	150	TYR
32	BH	26	ALA
32	BH	107	GLY
33	BI	36	GLU
33	BI	41	PHE
33	BI	82	ALA
33	BI	100	ILE
33	BI	112	LYS
34	BJ	32	LEU
35	BK	93	GLN
35	BK	119	ALA
36	BL	137	ALA
37	BM	6	ARG
37	BM	43	ALA
37	BM	113	ALA
38	BN	80	PHE
39	BO	60	GLU
39	BO	88	LYS
39	BO	89	ASP
39	BO	95	SER
40	BP	65	ASN
43	BS	12	SER
43	BS	46	LEU
43	BS	64	ALA

Continued on next page...

Continued from previous page...

Mol	Chain	Res	Type
44	BT	20	ALA
44	BT	88	LYS
46	BV	67	GLY
49	BY	20	ASN
49	BY	57	LEU
52	B1	32	LYS
2	AB	142	LYS
3	AC	8	GLY
3	AC	60	ALA
3	AC	85	LYS
4	AD	29	THR
4	AD	35	GLN
4	AD	42	ALA
4	AD	78	ALA
4	AD	125	ASN
4	AD	148	ALA
5	AE	23	THR
6	AF	53	LYS
7	AG	16	LYS
7	AG	144	ALA
8	AH	118	ALA
9	AI	68	GLY
10	AJ	36	VAL
10	AJ	42	LEU
10	AJ	92	LEU
11	AK	40	ALA
11	AK	126	ARG
13	AM	111	PRO
14	AN	64	CYS
14	AN	69	ARG
15	AO	2	LEU
15	AO	9	LYS
15	AO	45	HIS
17	AQ	5	ARG
17	AQ	35	LYS
17	AQ	39	ARG
18	AR	26	ALA
18	AR	29	LYS
18	AR	48	ALA
18	AR	60	ARG
19	AS	4	LEU
20	AT	23	ARG

Continued on next page...

Continued from previous page...

Mol	Chain	Res	Type
20	AT	29	THR
20	AT	39	GLU
20	AT	74	HIS
21	AU	9	GLU
25	AY	230	LYS
25	AY	406	GLU
25	AY	444	PRO
25	AY	457	LEU
25	AY	502	GLY
25	AY	506	GLN
25	AY	549	ALA
27	BC	160	TYR
27	BC	204	LEU
28	BD	57	ALA
28	BD	67	HIS
28	BD	133	THR
30	BF	129	MET
31	BG	131	VAL
32	BH	8	LYS
32	BH	9	VAL
32	BH	51	ARG
34	BJ	89	PHE
39	BO	51	ALA
39	BO	76	LYS
39	BO	94	ARG
44	BT	5	GLU
44	BT	41	ALA
44	BT	52	GLU
47	BW	7	ARG
47	BW	59	ALA
48	BX	59	ASP
49	BY	10	SER
49	BY	21	LEU
51	B0	53	VAL
52	B1	50	GLU
55	B4	20	ASP
2	AB	42	LEU
2	AB	83	ALA
2	AB	111	LYS
2	AB	218	ALA
3	AC	26	LYS
3	AC	64	ARG

Continued on next page...

Continued from previous page...

Mol	Chain	Res	Type
3	AC	76	ILE
3	AC	166	TRP
4	AD	69	ARG
4	AD	139	ASN
5	AE	55	VAL
6	AF	54	LEU
7	AG	78	ARG
9	AI	56	MET
10	AJ	31	ARG
11	AK	55	ARG
11	AK	123	PRO
12	AL	20	VAL
16	AP	8	ARG
16	AP	28	ARG
16	AP	50	THR
18	AR	59	LYS
19	AS	12	LEU
19	AS	30	LEU
19	AS	74	ALA
21	AU	14	ALA
21	AU	22	CYS
21	AU	24	LYS
21	AU	51	ALA
23	AW	35	ARG
23	AW	69	ALA
25	AY	22	ASP
25	AY	65	ILE
25	AY	123	ARG
25	AY	153	MET
25	AY	303	PRO
25	AY	361	ASN
25	AY	415	PRO
25	AY	577	SER
25	AY	598	ASP
25	AY	617	MET
25	AY	652	MET
25	AY	688	ILE
27	BC	75	ALA
28	BD	98	VAL
29	BE	97	ASN
30	BF	42	ALA
30	BF	132	ARG

Continued on next page...

Continued from previous page...

Mol	Chain	Res	Type
31	BG	7	PRO
31	BG	78	VAL
31	BG	98	LYS
31	BG	155	PRO
32	BH	55	GLU
33	BI	120	ASP
34	BJ	25	LEU
35	BK	29	HIS
36	BL	5	THR
36	BL	84	LYS
36	BL	101	ILE
38	BN	118	ARG
39	BO	41	ALA
43	BS	10	ALA
44	BT	37	ASP
44	BT	90	GLY
49	BY	5	GLU
4	AD	36	ALA
6	AF	27	ALA
7	AG	17	PHE
7	AG	104	VAL
9	AI	49	GLN
9	AI	50	PRO
10	AJ	45	ARG
13	AM	49	GLU
15	AO	16	ARG
16	AP	44	SER
20	AT	54	GLN
23	AW	72	ASP
23	AW	88	ARG
25	AY	24	GLY
25	AY	75	LYS
25	AY	408	VAL
25	AY	591	LYS
27	BC	154	ALA
29	BE	177	PRO
30	BF	102	LEU
30	BF	174	PHE
33	BI	51	GLY
33	BI	101	SER
36	BL	12	SER
37	BM	114	ARG

Continued on next page...

Continued from previous page...

Mol	Chain	Res	Type
42	BR	64	VAL
43	BS	45	VAL
45	BU	36	GLU
4	AD	24	VAL
7	AG	5	VAL
9	AI	54	VAL
20	AT	66	ILE
21	AU	40	PRO
27	BC	27	LYS
29	BE	193	VAL
31	BG	11	PRO
2	AB	150	ILE
4	AD	100	VAL
7	AG	80	GLY
14	AN	10	VAL
14	AN	45	VAL
15	AO	85	GLY
19	AS	44	ILE
38	BN	109	PRO
45	BU	54	PRO
49	BY	46	VAL
2	AB	79	VAL
2	AB	155	GLY
12	AL	70	GLY
16	AP	75	ILE
27	BC	195	GLY
33	BI	121	ILE
34	BJ	82	GLY
34	BJ	97	PRO
39	BO	101	GLY
43	BS	66	ILE
13	AM	94	LEU
30	BF	28	PRO
44	BT	2	ILE
25	AY	333	GLY
45	BU	53	GLN

5.3.2 Protein sidechains ⓘ

In the following table, the Percentiles column shows the percent sidechain outliers of the chain as a percentile score with respect to all PDB entries followed by that with respect to all EM entries.

The Analysed column shows the number of residues for which the sidechain conformation was analysed, and the total number of residues.

Mol	Chain	Analysed	Rotameric	Outliers	Percentiles	
2	AB	180/180 (100%)	114 (63%)	66 (37%)	0	1
3	AC	170/170 (100%)	125 (74%)	45 (26%)	0	5
4	AD	172/172 (100%)	132 (77%)	40 (23%)	1	7
5	AE	113/113 (100%)	80 (71%)	33 (29%)	0	3
6	AF	87/87 (100%)	60 (69%)	27 (31%)	0	3
7	AG	124/124 (100%)	90 (73%)	34 (27%)	0	4
8	AH	104/104 (100%)	78 (75%)	26 (25%)	1	6
9	AI	105/105 (100%)	74 (70%)	31 (30%)	0	3
10	AJ	86/86 (100%)	63 (73%)	23 (27%)	0	5
11	AK	90/90 (100%)	66 (73%)	24 (27%)	0	5
12	AL	103/103 (100%)	86 (84%)	17 (16%)	3	19
13	AM	92/92 (100%)	73 (79%)	19 (21%)	1	10
14	AN	79/83 (95%)	56 (71%)	23 (29%)	0	3
15	AO	76/76 (100%)	61 (80%)	15 (20%)	1	12
16	AP	65/65 (100%)	45 (69%)	20 (31%)	0	3
17	AQ	74/74 (100%)	54 (73%)	20 (27%)	0	5
18	AR	48/48 (100%)	40 (83%)	8 (17%)	3	19
19	AS	70/70 (100%)	56 (80%)	14 (20%)	1	11
20	AT	65/65 (100%)	45 (69%)	20 (31%)	0	3
21	AU	44/44 (100%)	23 (52%)	21 (48%)	0	0
23	AW	101/102 (99%)	76 (75%)	25 (25%)	1	6
25	AY	563/582 (97%)	489 (87%)	74 (13%)	5	28
27	BC	216/216 (100%)	182 (84%)	34 (16%)	3	21
28	BD	164/164 (100%)	143 (87%)	21 (13%)	5	29
29	BE	165/165 (100%)	143 (87%)	22 (13%)	5	28
30	BF	148/148 (100%)	112 (76%)	36 (24%)	1	6
31	BG	137/137 (100%)	114 (83%)	23 (17%)	2	19
32	BH	114/114 (100%)	89 (78%)	25 (22%)	1	9
33	BI	109/109 (100%)	78 (72%)	31 (28%)	0	3
34	BJ	116/116 (100%)	97 (84%)	19 (16%)	3	19

Continued on next page...

Continued from previous page...

Mol	Chain	Analysed	Rotameric	Outliers	Percentiles	
35	BK	103/103 (100%)	85 (82%)	18 (18%)	2	16
36	BL	102/102 (100%)	81 (79%)	21 (21%)	1	10
37	BM	109/109 (100%)	87 (80%)	22 (20%)	1	11
38	BN	100/100 (100%)	83 (83%)	17 (17%)	2	18
39	BO	86/86 (100%)	68 (79%)	18 (21%)	1	10
40	BP	99/99 (100%)	78 (79%)	21 (21%)	1	9
41	BQ	89/89 (100%)	76 (85%)	13 (15%)	4	24
42	BR	84/84 (100%)	70 (83%)	14 (17%)	3	19
43	BS	93/93 (100%)	83 (89%)	10 (11%)	8	35
44	BT	80/80 (100%)	69 (86%)	11 (14%)	4	27
45	BU	83/83 (100%)	64 (77%)	19 (23%)	1	7
46	BV	78/78 (100%)	63 (81%)	15 (19%)	2	13
47	BW	56/58 (97%)	50 (89%)	6 (11%)	8	36
48	BX	67/67 (100%)	56 (84%)	11 (16%)	3	19
49	BY	55/55 (100%)	46 (84%)	9 (16%)	3	19
50	BZ	48/48 (100%)	40 (83%)	8 (17%)	3	19
51	B0	47/47 (100%)	41 (87%)	6 (13%)	5	29
52	B1	45/45 (100%)	38 (84%)	7 (16%)	3	21
53	B2	38/38 (100%)	32 (84%)	6 (16%)	3	21
54	B3	51/51 (100%)	48 (94%)	3 (6%)	24	61
55	B4	34/34 (100%)	28 (82%)	6 (18%)	2	16
All	All	5327/5353 (100%)	4230 (79%)	1097 (21%)	4	10

All (1097) residues with a non-rotameric sidechain are listed below:

Mol	Chain	Res	Type
2	AB	9	LEU
2	AB	13	VAL
2	AB	14	HIS
2	AB	18	GLN
2	AB	19	THR
2	AB	20	ARG
2	AB	22	TRP
2	AB	31	PHE
2	AB	34	ARG

Continued on next page...

Continued from previous page...

Mol	Chain	Res	Type
2	AB	38	HIS
2	AB	40	ILE
2	AB	43	GLU
2	AB	45	THR
2	AB	48	MET
2	AB	49	PHE
2	AB	51	GLU
2	AB	55	GLU
2	AB	56	LEU
2	AB	63	LYS
2	AB	65	LYS
2	AB	67	LEU
2	AB	69	VAL
2	AB	71	THR
2	AB	77	GLU
2	AB	81	ASP
2	AB	84	LEU
2	AB	88	GLN
2	AB	89	PHE
2	AB	90	PHE
2	AB	100	LEU
2	AB	101	THR
2	AB	106	VAL
2	AB	108	GLN
2	AB	110	ILE
2	AB	111	LYS
2	AB	116	LEU
2	AB	125	PHE
2	AB	128	LEU
2	AB	129	THR
2	AB	130	LYS
2	AB	131	LYS
2	AB	132	GLU
2	AB	134	LEU
2	AB	135	MET
2	AB	136	ARG
2	AB	142	LYS
2	AB	143	LEU
2	AB	145	ASN
2	AB	156	LEU
2	AB	160	LEU
2	AB	162	VAL

Continued on next page...

Continued from previous page...

Mol	Chain	Res	Type
2	AB	169	HIS
2	AB	173	LYS
2	AB	178	LEU
2	AB	180	ILE
2	AB	185	ILE
2	AB	187	ASP
2	AB	193	ASP
2	AB	196	ASP
2	AB	198	VAL
2	AB	204	ASP
2	AB	206	ILE
2	AB	207	ARG
2	AB	209	VAL
2	AB	219	THR
2	AB	224	ARG
3	AC	2	GLN
3	AC	3	LYS
3	AC	7	ASN
3	AC	10	ARG
3	AC	13	ILE
3	AC	14	VAL
3	AC	15	LYS
3	AC	17	TRP
3	AC	22	PHE
3	AC	24	ASN
3	AC	25	THR
3	AC	26	LYS
3	AC	28	PHE
3	AC	32	LEU
3	AC	34	SER
3	AC	36	PHE
3	AC	43	THR
3	AC	54	ILE
3	AC	57	GLU
3	AC	58	ARG
3	AC	63	ILE
3	AC	79	LYS
3	AC	81	GLU
3	AC	85	LYS
3	AC	93	ILE
3	AC	102	ILE
3	AC	106	ARG

Continued on next page...

Continued from previous page...

Mol	Chain	Res	Type
3	AC	110	LEU
3	AC	120	THR
3	AC	128	MET
3	AC	139	ASN
3	AC	141	MET
3	AC	142	ARG
3	AC	143	LEU
3	AC	149	LYS
3	AC	153	SER
3	AC	156	LEU
3	AC	160	GLU
3	AC	161	ILE
3	AC	165	GLU
3	AC	166	TRP
3	AC	168	ARG
3	AC	171	ARG
3	AC	183	TYR
3	AC	184	ASN
4	AD	2	ARG
4	AD	3	TYR
4	AD	4	LEU
4	AD	8	LEU
4	AD	12	ARG
4	AD	30	LYS
4	AD	31	CYS
4	AD	34	GLU
4	AD	43	ARG
4	AD	44	LYS
4	AD	47	LEU
4	AD	54	LEU
4	AD	55	ARG
4	AD	57	LYS
4	AD	59	LYS
4	AD	62	ARG
4	AD	68	GLU
4	AD	69	ARG
4	AD	77	GLU
4	AD	82	LYS
4	AD	85	THR
4	AD	103	ARG
4	AD	104	MET
4	AD	109	THR

Continued on next page...

Continued from previous page...

Mol	Chain	Res	Type
4	AD	115	GLN
4	AD	118	SER
4	AD	122	ILE
4	AD	130	ASN
4	AD	137	SER
4	AD	142	VAL
4	AD	160	LEU
4	AD	162	GLU
4	AD	170	LEU
4	AD	176	LYS
4	AD	178	GLU
4	AD	193	ASP
4	AD	194	ILE
4	AD	195	ASN
4	AD	196	GLU
4	AD	205	LYS
5	AE	14	LEU
5	AE	18	ASN
5	AE	25	LYS
5	AE	37	VAL
5	AE	45	VAL
5	AE	53	ARG
5	AE	54	GLU
5	AE	55	VAL
5	AE	64	GLU
5	AE	68	ARG
5	AE	71	ILE
5	AE	72	ASN
5	AE	73	VAL
5	AE	77	ASN
5	AE	82	HIS
5	AE	87	VAL
5	AE	92	ARG
5	AE	94	PHE
5	AE	100	GLU
5	AE	102	THR
5	AE	114	LEU
5	AE	115	GLU
5	AE	119	VAL
5	AE	121	ASN
5	AE	123	LEU
5	AE	125	LYS

Continued on next page...

Continued from previous page...

Mol	Chain	Res	Type
5	AE	130	THR
5	AE	131	ASN
5	AE	133	ILE
5	AE	135	VAL
5	AE	136	VAL
5	AE	139	THR
5	AE	148	SER
6	AF	2	ARG
6	AF	6	ILE
6	AF	11	HIS
6	AF	14	GLN
6	AF	15	SER
6	AF	17	GLN
6	AF	24	ARG
6	AF	35	LYS
6	AF	39	LEU
6	AF	42	TRP
6	AF	44	ARG
6	AF	46	GLN
6	AF	51	ILE
6	AF	52	ASN
6	AF	55	HIS
6	AF	62	MET
6	AF	63	ASN
6	AF	69	GLU
6	AF	71	ILE
6	AF	73	GLU
6	AF	77	THR
6	AF	82	ASP
6	AF	85	ILE
6	AF	87	SER
6	AF	96	VAL
6	AF	97	THR
6	AF	100	SER
7	AG	3	ARG
7	AG	5	VAL
7	AG	6	ILE
7	AG	8	GLN
7	AG	12	LEU
7	AG	25	PHE
7	AG	29	LEU
7	AG	31	VAL

Continued on next page...

Continued from previous page...

Mol	Chain	Res	Type
7	AG	42	VAL
7	AG	46	LEU
7	AG	48	THR
7	AG	51	GLN
7	AG	58	LEU
7	AG	61	PHE
7	AG	62	GLU
7	AG	67	ASN
7	AG	69	ARG
7	AG	74	VAL
7	AG	75	LYS
7	AG	77	ARG
7	AG	78	ARG
7	AG	79	VAL
7	AG	85	GLN
7	AG	88	VAL
7	AG	89	GLU
7	AG	90	VAL
7	AG	91	ARG
7	AG	110	ARG
7	AG	119	LEU
7	AG	134	VAL
7	AG	135	LYS
7	AG	141	HIS
7	AG	145	GLU
7	AG	147	ASN
8	AH	2	MET
8	AH	10	LEU
8	AH	12	ARG
8	AH	21	LYS
8	AH	25	THR
8	AH	29	SER
8	AH	30	LYS
8	AH	31	LEU
8	AH	37	ASN
8	AH	41	GLU
8	AH	47	ASP
8	AH	48	PHE
8	AH	54	THR
8	AH	76	ARG
8	AH	82	LEU
8	AH	86	LYS

Continued on next page...

Continued from previous page...

Mol	Chain	Res	Type
8	AH	88	LYS
8	AH	89	ASP
8	AH	93	LYS
8	AH	98	LEU
8	AH	102	VAL
8	AH	103	VAL
8	AH	106	SER
8	AH	111	THR
8	AH	120	LEU
8	AH	124	ILE
9	AI	6	TYR
9	AI	10	ARG
9	AI	11	ARG
9	AI	12	LYS
9	AI	13	SER
9	AI	17	ARG
9	AI	21	LYS
9	AI	29	ILE
9	AI	32	ARG
9	AI	35	GLU
9	AI	41	GLU
9	AI	42	THR
9	AI	45	MET
9	AI	48	ARG
9	AI	56	MET
9	AI	60	LEU
9	AI	62	LEU
9	AI	67	LYS
9	AI	86	LEU
9	AI	87	MET
9	AI	88	GLU
9	AI	89	TYR
9	AI	93	LEU
9	AI	96	GLU
9	AI	98	ARG
9	AI	105	ARG
9	AI	115	VAL
9	AI	119	LYS
9	AI	126	PHE
9	AI	128	LYS
9	AI	129	ARG
10	AJ	6	ILE

Continued on next page...

Continued from previous page...

Mol	Chain	Res	Type
10	AJ	8	ILE
10	AJ	15	HIS
10	AJ	17	LEU
10	AJ	25	ILE
10	AJ	27	GLU
10	AJ	28	THR
10	AJ	40	ILE
10	AJ	42	LEU
10	AJ	44	THR
10	AJ	49	PHE
10	AJ	52	LEU
10	AJ	53	ILE
10	AJ	54	SER
10	AJ	59	LYS
10	AJ	63	ASP
10	AJ	71	LEU
10	AJ	73	LEU
10	AJ	75	ASP
10	AJ	83	THR
10	AJ	89	ARG
10	AJ	92	LEU
10	AJ	101	SER
11	AK	17	ASP
11	AK	23	HIS
11	AK	30	ILE
11	AK	31	VAL
11	AK	34	THR
11	AK	37	GLN
11	AK	51	PHE
11	AK	64	VAL
11	AK	75	GLU
11	AK	80	ASN
11	AK	81	LEU
11	AK	82	GLU
11	AK	92	ARG
11	AK	93	GLU
11	AK	95	THR
11	AK	96	ILE
11	AK	100	ASN
11	AK	106	ILE
11	AK	108	ASN
11	AK	110	THR

Continued on next page...

Continued from previous page...

Mol	Chain	Res	Type
11	AK	113	THR
11	AK	121	ARG
11	AK	125	LYS
11	AK	127	ARG
12	AL	3	VAL
12	AL	18	SER
12	AL	20	VAL
12	AL	24	GLU
12	AL	28	GLN
12	AL	29	LYS
12	AL	43	LYS
12	AL	53	ARG
12	AL	61	GLU
12	AL	63	THR
12	AL	73	LEU
12	AL	74	GLN
12	AL	75	GLU
12	AL	77	SER
12	AL	101	LEU
12	AL	114	SER
12	AL	120	ARG
13	AM	3	ILE
13	AM	12	LYS
13	AM	15	VAL
13	AM	26	LYS
13	AM	28	ARG
13	AM	43	LYS
13	AM	44	ILE
13	AM	54	THR
13	AM	56	ARG
13	AM	70	ARG
13	AM	71	GLU
13	AM	78	ARG
13	AM	82	LEU
13	AM	86	ARG
13	AM	90	HIS
13	AM	94	LEU
13	AM	106	ARG
13	AM	107	THR
13	AM	111	PRO
14	AN	6	LYS
14	AN	9	GLU

Continued on next page...

Continued from previous page...

Mol	Chain	Res	Type
14	AN	15	LEU
14	AN	23	ARG
14	AN	25	GLU
14	AN	27	LYS
14	AN	41	ARG
14	AN	43	ASN
14	AN	46	LEU
14	AN	48	LEU
14	AN	49	GLN
14	AN	51	LEU
14	AN	58	SER
14	AN	62	ASN
14	AN	63	ARG
14	AN	65	ARG
14	AN	76	LYS
14	AN	81	ARG
14	AN	82	ILE
14	AN	89	MET
14	AN	92	GLU
14	AN	98	LYS
14	AN	100	SER
15	AO	7	THR
15	AO	12	SER
15	AO	16	ARG
15	AO	21	THR
15	AO	23	SER
15	AO	30	LEU
15	AO	34	GLN
15	AO	38	LEU
15	AO	39	GLN
15	AO	47	LYS
15	AO	52	ARG
15	AO	56	LEU
15	AO	57	ARG
15	AO	74	VAL
15	AO	86	LEU
16	AP	1	MET
16	AP	2	VAL
16	AP	6	LEU
16	AP	9	HIS
16	AP	16	PHE
16	AP	18	GLN

Continued on next page...

Continued from previous page...

Mol	Chain	Res	Type
16	AP	19	VAL
16	AP	20	VAL
16	AP	31	ARG
16	AP	33	ILE
16	AP	34	GLU
16	AP	39	PHE
16	AP	46	LYS
16	AP	51	ARG
16	AP	67	ILE
16	AP	69	ASP
16	AP	70	ARG
16	AP	75	ILE
16	AP	76	LYS
16	AP	80	LYS
17	AQ	3	LYS
17	AQ	6	THR
17	AQ	10	ARG
17	AQ	13	SER
17	AQ	16	MET
17	AQ	20	ILE
17	AQ	22	VAL
17	AQ	27	PHE
17	AQ	28	VAL
17	AQ	37	ILE
17	AQ	50	ASN
17	AQ	51	GLU
17	AQ	54	ILE
17	AQ	58	VAL
17	AQ	60	ILE
17	AQ	73	THR
17	AQ	75	VAL
17	AQ	76	ARG
17	AQ	80	LYS
17	AQ	82	VAL
18	AR	24	ASP
18	AR	29	LYS
18	AR	35	SER
18	AR	42	ARG
18	AR	47	ARG
18	AR	60	ARG
18	AR	70	THR
18	AR	71	ASP

Continued on next page...

Continued from previous page...

Mol	Chain	Res	Type
19	AS	5	LYS
19	AS	15	LEU
19	AS	20	LYS
19	AS	26	ASP
19	AS	34	SER
19	AS	39	ILE
19	AS	48	ILE
19	AS	54	ARG
19	AS	55	GLN
19	AS	62	THR
19	AS	64	GLU
19	AS	70	LEU
19	AS	73	PHE
19	AS	78	THR
20	AT	4	LYS
20	AT	7	LYS
20	AT	9	ARG
20	AT	11	ILE
20	AT	12	GLN
20	AT	14	GLU
20	AT	22	SER
20	AT	25	SER
20	AT	26	MET
20	AT	29	THR
20	AT	33	LYS
20	AT	47	GLN
20	AT	52	GLU
20	AT	53	MET
20	AT	65	LEU
20	AT	67	HIS
20	AT	68	LYS
20	AT	69	ASN
20	AT	75	LYS
20	AT	83	ASN
21	AU	4	LYS
21	AU	5	VAL
21	AU	8	ASN
21	AU	9	GLU
21	AU	11	PHE
21	AU	15	LEU
21	AU	17	ARG
21	AU	18	PHE

Continued on next page...

Continued from previous page...

Mol	Chain	Res	Type
21	AU	19	LYS
21	AU	27	VAL
21	AU	28	LEU
21	AU	32	ARG
21	AU	33	ARG
21	AU	36	PHE
21	AU	42	THR
21	AU	43	GLU
21	AU	45	LYS
21	AU	46	ARG
21	AU	50	SER
21	AU	52	VAL
21	AU	53	LYS
23	AW	5	LEU
23	AW	9	ARG
23	AW	12	HIS
23	AW	14	TYR
23	AW	16	ILE
23	AW	19	THR
23	AW	24	ILE
23	AW	32	LYS
23	AW	42	THR
23	AW	45	PHE
23	AW	48	PHE
23	AW	50	ASP
23	AW	58	LEU
23	AW	62	PRO
23	AW	63	TYR
23	AW	73	PRO
23	AW	81	LEU
23	AW	82	HIS
23	AW	83	LYS
23	AW	86	LEU
23	AW	88	ARG
23	AW	89	LEU
23	AW	100	LEU
23	AW	104	LYS
23	AW	106	TYR
25	AY	20	HIS
25	AY	21	ILE
25	AY	40	HIS
25	AY	65	ILE

Continued on next page...

Continued from previous page...

Mol	Chain	Res	Type
25	AY	83	ASP
25	AY	85	PRO
25	AY	88	VAL
25	AY	89	ASP
25	AY	92	ILE
25	AY	96	ARG
25	AY	100	VAL
25	AY	101	LEU
25	AY	102	ASP
25	AY	111	SER
25	AY	117	GLN
25	AY	122	TRP
25	AY	124	GLN
25	AY	130	VAL
25	AY	132	ARG
25	AY	137	ASN
25	AY	152	THR
25	AY	157	LEU
25	AY	170	ARG
25	AY	191	ASP
25	AY	192	LEU
25	AY	240	GLU
25	AY	242	LEU
25	AY	252	ASP
25	AY	255	ILE
25	AY	260	LEU
25	AY	270	GLN
25	AY	289	ILE
25	AY	298	VAL
25	AY	312	LEU
25	AY	319	ASP
25	AY	326	THR
25	AY	337	SER
25	AY	343	ASN
25	AY	357	ARG
25	AY	378	VAL
25	AY	381	LYS
25	AY	388	THR
25	AY	399	LEU
25	AY	409	ILE
25	AY	410	ASP
25	AY	420	ASP

Continued on next page...

Continued from previous page...

Mol	Chain	Res	Type
25	AY	421	GLN
25	AY	426	GLN
25	AY	428	LEU
25	AY	438	PHE
25	AY	440	VAL
25	AY	468	ARG
25	AY	476	VAL
25	AY	481	VAL
25	AY	487	ILE
25	AY	501	THR
25	AY	504	ARG
25	AY	509	HIS
25	AY	512	ILE
25	AY	515	GLU
25	AY	525	PHE
25	AY	527	ASN
25	AY	567	LEU
25	AY	572	TYR
25	AY	574	GLU
25	AY	595	GLN
25	AY	598	ASP
25	AY	614	GLU
25	AY	630	GLN
25	AY	631	ILE
25	AY	634	MET
25	AY	644	ARG
25	AY	657	THR
25	AY	685	GLU
27	BC	2	VAL
27	BC	9	SER
27	BC	13	ARG
27	BC	15	VAL
27	BC	17	LYS
27	BC	34	GLU
27	BC	37	SER
27	BC	42	ARG
27	BC	76	VAL
27	BC	96	LYS
27	BC	101	ARG
27	BC	104	LEU
27	BC	109	LEU
27	BC	110	LYS

Continued on next page...

Continued from previous page...

Mol	Chain	Res	Type
27	BC	113	ASP
27	BC	120	ASP
27	BC	124	LYS
27	BC	129	LEU
27	BC	138	SER
27	BC	153	LEU
27	BC	155	ARG
27	BC	167	ASP
27	BC	173	LEU
27	BC	176	ARG
27	BC	196	ASN
27	BC	198	GLU
27	BC	211	ARG
27	BC	224	MET
27	BC	225	ASN
27	BC	256	THR
27	BC	259	ASN
27	BC	262	THR
27	BC	268	ARG
27	BC	270	ARG
28	BD	12	THR
28	BD	13	ARG
28	BD	18	ASP
28	BD	26	VAL
28	BD	28	GLU
28	BD	32	ASN
28	BD	35	THR
28	BD	48	ILE
28	BD	77	ARG
28	BD	83	ARG
28	BD	89	GLU
28	BD	95	SER
28	BD	97	SER
28	BD	100	LEU
28	BD	105	LYS
28	BD	121	THR
28	BD	129	THR
28	BD	139	SER
28	BD	159	LYS
28	BD	176	ASP
28	BD	177	VAL
29	BE	7	ASP

Continued on next page...

Continued from previous page...

Mol	Chain	Res	Type
29	BE	12	LEU
29	BE	40	ARG
29	BE	47	LYS
29	BE	55	SER
29	BE	72	SER
29	BE	77	ILE
29	BE	80	SER
29	BE	90	GLN
29	BE	97	ASN
29	BE	108	ILE
29	BE	111	GLU
29	BE	113	VAL
29	BE	123	LYS
29	BE	149	ILE
29	BE	150	THR
29	BE	159	LEU
29	BE	163	ASN
29	BE	164	LEU
29	BE	170	ARG
29	BE	176	ASP
29	BE	189	THR
30	BF	2	LYS
30	BF	13	LYS
30	BF	18	GLU
30	BF	20	ASN
30	BF	24	VAL
30	BF	26	GLN
30	BF	30	VAL
30	BF	34	THR
30	BF	35	LEU
30	BF	41	GLU
30	BF	43	ILE
30	BF	49	LEU
30	BF	50	ASP
30	BF	55	ASP
30	BF	56	LEU
30	BF	60	SER
30	BF	67	THR
30	BF	77	LYS
30	BF	82	TYR
30	BF	91	ARG
30	BF	93	GLU

Continued on next page...

Continued from previous page...

Mol	Chain	Res	Type
30	BF	94	ARG
30	BF	100	GLU
30	BF	104	THR
30	BF	107	VAL
30	BF	120	SER
30	BF	124	ARG
30	BF	129	MET
30	BF	131	VAL
30	BF	146	ASP
30	BF	149	ARG
30	BF	151	LEU
30	BF	154	THR
30	BF	157	THR
30	BF	173	ASP
30	BF	176	PHE
31	BG	5	LYS
31	BG	9	VAL
31	BG	14	VAL
31	BG	22	VAL
31	BG	31	GLU
31	BG	41	GLU
31	BG	42	VAL
31	BG	47	ASN
31	BG	49	LEU
31	BG	68	ARG
31	BG	76	ILE
31	BG	91	VAL
31	BG	100	ASN
31	BG	105	SER
31	BG	123	GLU
31	BG	148	ARG
31	BG	151	ARG
31	BG	154	GLU
31	BG	155	PRO
31	BG	159	LYS
31	BG	165	ASP
31	BG	167	VAL
31	BG	170	THR
32	BH	1	MET
32	BH	3	VAL
32	BH	7	ASP
32	BH	15	LEU

Continued on next page...

Continued from previous page...

Mol	Chain	Res	Type
32	BH	18	GLN
32	BH	19	VAL
32	BH	25	TYR
32	BH	27	ARG
32	BH	37	VAL
32	BH	48	GLU
32	BH	50	ARG
32	BH	60	GLU
32	BH	72	ILE
32	BH	75	LEU
32	BH	76	GLU
32	BH	77	THR
32	BH	78	VAL
32	BH	87	GLU
32	BH	90	LEU
32	BH	112	LYS
32	BH	113	SER
32	BH	116	ARG
32	BH	123	ARG
32	BH	124	THR
32	BH	131	SER
33	BI	2	LYS
33	BI	5	GLN
33	BI	7	TYR
33	BI	8	VAL
33	BI	10	LEU
33	BI	11	GLN
33	BI	16	MET
33	BI	27	LEU
33	BI	30	GLN
33	BI	33	ASN
33	BI	37	PHE
33	BI	44	LYS
33	BI	46	ASP
33	BI	49	GLU
33	BI	56	VAL
33	BI	61	TYR
33	BI	66	PHE
33	BI	68	PHE
33	BI	71	LYS
33	BI	81	LYS
33	BI	85	ILE

Continued on next page...

Continued from previous page...

Mol	Chain	Res	Type
33	BI	86	LYS
33	BI	95	ASP
33	BI	96	LYS
33	BI	100	ILE
33	BI	101	SER
33	BI	102	ARG
33	BI	107	GLU
33	BI	126	ARG
33	BI	133	ARG
33	BI	135	MET
34	BJ	1	MET
34	BJ	4	PHE
34	BJ	5	THR
34	BJ	9	GLU
34	BJ	17	VAL
34	BJ	23	LYS
34	BJ	30	THR
34	BJ	43	GLU
34	BJ	61	LYS
34	BJ	64	VAL
34	BJ	65	THR
34	BJ	69	ARG
34	BJ	70	THR
34	BJ	81	ILE
34	BJ	100	VAL
34	BJ	101	ILE
34	BJ	131	ASN
34	BJ	135	GLN
34	BJ	142	ILE
35	BK	8	LEU
35	BK	19	VAL
35	BK	20	MET
35	BK	28	SER
35	BK	31	ARG
35	BK	32	TYR
35	BK	42	THR
35	BK	58	LEU
35	BK	66	LYS
35	BK	77	ILE
35	BK	80	ASP
35	BK	82	ASN
35	BK	88	ASN

Continued on next page...

Continued from previous page...

Mol	Chain	Res	Type
35	BK	92	GLU
35	BK	103	VAL
35	BK	107	LEU
35	BK	108	ARG
35	BK	121	GLU
36	BL	2	ARG
36	BL	5	THR
36	BL	13	LYS
36	BL	19	LEU
36	BL	21	ARG
36	BL	27	LEU
36	BL	33	ARG
36	BL	40	SER
36	BL	47	ARG
36	BL	67	THR
36	BL	69	ARG
36	BL	82	LEU
36	BL	85	VAL
36	BL	86	GLU
36	BL	92	LEU
36	BL	93	ASN
36	BL	95	LEU
36	BL	100	ILE
36	BL	115	GLU
36	BL	125	LEU
36	BL	144	GLU
37	BM	7	THR
37	BM	12	MET
37	BM	16	ARG
37	BM	25	ASP
37	BM	30	SER
37	BM	40	ARG
37	BM	47	GLU
37	BM	50	ARG
37	BM	55	ARG
37	BM	60	GLN
37	BM	69	PRO
37	BM	70	ASP
37	BM	74	THR
37	BM	100	LYS
37	BM	108	VAL
37	BM	110	GLU

Continued on next page...

Continued from previous page...

Mol	Chain	Res	Type
37	BM	111	GLU
37	BM	115	GLU
37	BM	129	THR
37	BM	131	VAL
37	BM	134	THR
37	BM	135	VAL
38	BN	2	ARG
38	BN	6	SER
38	BN	13	ASN
38	BN	15	SER
38	BN	36	THR
38	BN	37	THR
38	BN	39	PRO
38	BN	48	VAL
38	BN	62	ASN
38	BN	65	LEU
38	BN	69	ARG
38	BN	70	THR
38	BN	71	ARG
38	BN	89	SER
38	BN	90	ARG
38	BN	114	GLU
38	BN	119	SER
39	BO	4	LYS
39	BO	9	ARG
39	BO	17	LYS
39	BO	25	ARG
39	BO	28	VAL
39	BO	38	GLN
39	BO	45	SER
39	BO	49	VAL
39	BO	62	LEU
39	BO	63	LYS
39	BO	65	THR
39	BO	74	VAL
39	BO	78	VAL
39	BO	88	LYS
39	BO	89	ASP
39	BO	111	ARG
39	BO	112	GLU
39	BO	115	LEU
40	BP	2	ASN

Continued on next page...

Continued from previous page...

Mol	Chain	Res	Type
40	BP	3	ILE
40	BP	6	GLN
40	BP	15	ASP
40	BP	18	SER
40	BP	26	GLU
40	BP	31	VAL
40	BP	62	LYS
40	BP	67	GLU
40	BP	72	VAL
40	BP	74	GLN
40	BP	92	ARG
40	BP	93	LYS
40	BP	95	LYS
40	BP	102	ARG
40	BP	108	ARG
40	BP	109	ILE
40	BP	110	LYS
40	BP	111	GLU
40	BP	113	LEU
40	BP	114	ASN
41	BQ	3	VAL
41	BQ	5	ARG
41	BQ	7	VAL
41	BQ	8	ILE
41	BQ	10	ARG
41	BQ	16	ILE
41	BQ	17	LEU
41	BQ	18	LYS
41	BQ	33	VAL
41	BQ	39	ILE
41	BQ	50	ARG
41	BQ	58	GLN
41	BQ	91	ARG
42	BR	1	MET
42	BR	14	VAL
42	BR	20	VAL
42	BR	38	VAL
42	BR	39	LEU
42	BR	43	ASN
42	BR	46	GLU
42	BR	47	VAL
42	BR	48	LYS

Continued on next page...

Continued from previous page...

Mol	Chain	Res	Type
42	BR	62	GLU
42	BR	64	VAL
42	BR	83	TYR
42	BR	85	LYS
42	BR	94	THR
43	BS	4	ILE
43	BS	6	LYS
43	BS	12	SER
43	BS	19	LEU
43	BS	35	ILE
43	BS	69	LEU
43	BS	81	SER
43	BS	97	LEU
43	BS	107	VAL
43	BS	109	ASP
44	BT	17	SER
44	BT	28	ASN
44	BT	30	ILE
44	BT	37	ASP
44	BT	39	THR
44	BT	49	LYS
44	BT	57	VAL
44	BT	60	THR
44	BT	77	ARG
44	BT	82	LYS
44	BT	91	GLN
45	BU	6	ARG
45	BU	7	ASP
45	BU	8	ASP
45	BU	11	ILE
45	BU	17	ASP
45	BU	20	LYS
45	BU	23	LYS
45	BU	25	LYS
45	BU	28	LEU
45	BU	30	SER
45	BU	33	VAL
45	BU	51	LEU
45	BU	60	LYS
45	BU	64	ILE
45	BU	67	SER
45	BU	71	ILE

Continued on next page...

Continued from previous page...

Mol	Chain	Res	Type
45	BU	73	ASN
45	BU	85	ARG
45	BU	99	SER
46	BV	1	MET
46	BV	3	THR
46	BV	8	VAL
46	BV	10	LYS
46	BV	11	GLU
46	BV	19	ARG
46	BV	29	ILE
46	BV	43	ASP
46	BV	53	LYS
46	BV	61	LEU
46	BV	62	THR
46	BV	65	VAL
46	BV	70	ILE
46	BV	77	VAL
46	BV	90	ASP
47	BW	16	ARG
47	BW	25	GLU
47	BW	40	LYS
47	BW	60	ASP
47	BW	66	GLU
47	BW	77	SER
48	BX	4	CYS
48	BX	17	ARG
48	BX	21	LEU
48	BX	27	ARG
48	BX	36	ARG
48	BX	39	VAL
48	BX	40	GLU
48	BX	46	VAL
48	BX	58	ILE
48	BX	64	ASP
48	BX	76	LYS
49	BY	2	LYS
49	BY	6	LEU
49	BY	13	GLU
49	BY	16	THR
49	BY	22	LEU
49	BY	37	LEU
49	BY	44	LYS

Continued on next page...

Continued from previous page...

Mol	Chain	Res	Type
49	BY	58	ASN
49	BY	59	GLU
50	BZ	2	LYS
50	BZ	20	LYS
50	BZ	31	ILE
50	BZ	38	GLU
50	BZ	44	ARG
50	BZ	47	ILE
50	BZ	56	VAL
50	BZ	58	GLU
51	B0	9	ARG
51	B0	10	SER
51	B0	19	ASP
51	B0	35	GLU
51	B0	39	ARG
51	B0	52	LYS
52	B1	5	ARG
52	B1	7	LYS
52	B1	9	LYS
52	B1	34	GLU
52	B1	42	VAL
52	B1	46	VAL
52	B1	50	GLU
53	B2	1	MET
53	B2	3	ARG
53	B2	12	ARG
53	B2	22	MET
53	B2	25	LYS
53	B2	42	LEU
54	B3	16	THR
54	B3	29	ARG
54	B3	30	HIS
55	B4	2	LYS
55	B4	3	VAL
55	B4	6	SER
55	B4	16	ILE
55	B4	17	VAL
55	B4	20	ASP

Some sidechains can be flipped to improve hydrogen bonding and reduce clashes. All (114) such sidechains are listed below:

Mol	Chain	Res	Type
2	AB	14	HIS
2	AB	50	ASN
2	AB	189	ASN
3	AC	5	HIS
3	AC	189	HIS
4	AD	53	GLN
4	AD	115	GLN
4	AD	119	HIS
4	AD	130	ASN
4	AD	163	GLN
4	AD	195	ASN
4	AD	197	HIS
5	AE	11	GLN
5	AE	72	ASN
5	AE	81	GLN
5	AE	82	HIS
5	AE	121	ASN
5	AE	131	ASN
6	AF	3	HIS
7	AG	141	HIS
9	AI	3	ASN
9	AI	24	ASN
9	AI	49	GLN
9	AI	74	GLN
10	AJ	56	HIS
11	AK	21	HIS
11	AK	23	HIS
11	AK	108	ASN
11	AK	118	ASN
13	AM	90	HIS
15	AO	37	HIS
15	AO	61	GLN
16	AP	18	GLN
17	AQ	8	GLN
18	AR	53	GLN
19	AS	56	HIS
20	AT	20	ASN
20	AT	47	GLN
20	AT	51	ASN
20	AT	74	HIS
20	AT	83	ASN
23	AW	57	ASN
23	AW	70	ASN

Continued on next page...

Continued from previous page...

Mol	Chain	Res	Type
23	AW	108	ASN
25	AY	14	ASN
25	AY	124	GLN
25	AY	137	ASN
25	AY	165	GLN
25	AY	208	GLN
25	AY	343	ASN
25	AY	458	HIS
25	AY	475	ASN
25	AY	527	ASN
25	AY	573	HIS
25	AY	630	GLN
25	AY	641	GLN
25	AY	664	GLN
27	BC	85	ASN
27	BC	133	ASN
27	BC	141	HIS
28	BD	67	HIS
28	BD	136	ASN
28	BD	140	HIS
29	BE	90	GLN
29	BE	136	GLN
29	BE	163	ASN
30	BF	4	HIS
30	BF	20	ASN
30	BF	36	ASN
30	BF	51	ASN
30	BF	62	GLN
31	BG	21	GLN
31	BG	72	ASN
31	BG	100	ASN
31	BG	114	HIS
31	BG	127	GLN
32	BH	43	ASN
32	BH	128	HIS
32	BH	135	HIS
33	BI	18	ASN
34	BJ	58	ASN
34	BJ	77	HIS
34	BJ	80	HIS
34	BJ	138	GLN
35	BK	3	GLN

Continued on next page...

Continued from previous page...

Mol	Chain	Res	Type
35	BK	5	GLN
35	BK	13	ASN
35	BK	90	ASN
37	BM	60	GLN
38	BN	13	ASN
38	BN	31	HIS
38	BN	62	ASN
39	BO	29	HIS
40	BP	2	ASN
40	BP	11	GLN
40	BP	40	GLN
40	BP	65	ASN
42	BR	12	HIS
42	BR	43	ASN
42	BR	87	GLN
42	BR	89	HIS
43	BS	9	HIS
43	BS	57	ASN
45	BU	68	ASN
45	BU	73	ASN
49	BY	25	GLN
49	BY	27	ASN
49	BY	58	ASN
51	B0	3	GLN
51	B0	41	HIS
52	B1	18	HIS
52	B1	45	HIS
54	B3	30	HIS
55	B4	33	HIS

5.3.3 RNA ⓘ

Mol	Chain	Analysed	Backbone Outliers	Pucker Outliers
1	AA	1537/1539 (99%)	457 (29%)	27 (1%)
22	AV	332/363 (91%)	187 (56%)	32 (9%)
24	AX	76/77 (98%)	37 (48%)	3 (3%)
26	BA	2901/2903 (99%)	770 (26%)	58 (1%)
56	BB	118/119 (99%)	24 (20%)	1 (0%)
All	All	4964/5001 (99%)	1475 (29%)	121 (2%)

All (1475) RNA backbone outliers are listed below:

Mol	Chain	Res	Type
1	AA	5	U
1	AA	6	G
1	AA	7	A
1	AA	9	G
1	AA	12	U
1	AA	13	U
1	AA	15	G
1	AA	22	G
1	AA	28	A
1	AA	32	A
1	AA	39	G
1	AA	44	A
1	AA	45	G
1	AA	47	C
1	AA	48	C
1	AA	49	U
1	AA	51	A
1	AA	62	U
1	AA	67	C
1	AA	69	G
1	AA	70	U
1	AA	71	A
1	AA	72	A
1	AA	75	G
1	AA	76	G
1	AA	77	A
1	AA	80	A
1	AA	82	G
1	AA	83	C
1	AA	84	U
1	AA	85	U
1	AA	86	G
1	AA	89	U
1	AA	90	C
1	AA	91	U
1	AA	92	U
1	AA	94	G
1	AA	95	C
1	AA	97	G
1	AA	108	G
1	AA	109	A
1	AA	111	G
1	AA	116	A

Continued on next page...

Continued from previous page...

Mol	Chain	Res	Type
1	AA	117	G
1	AA	121	U
1	AA	122	G
1	AA	130	A
1	AA	131	A
1	AA	137	U
1	AA	139	A
1	AA	142	G
1	AA	143	A
1	AA	144	G
1	AA	149	A
1	AA	159	G
1	AA	162	A
1	AA	163	C
1	AA	164	G
1	AA	168	G
1	AA	176	C
1	AA	181	A
1	AA	182	A
1	AA	183	C
1	AA	195	A
1	AA	200	G
1	AA	204	G
1	AA	205	A
1	AA	209	U
1	AA	210	C
1	AA	213	G
1	AA	220	G
1	AA	226	G
1	AA	240	G
1	AA	245	U
1	AA	247	G
1	AA	251	G
1	AA	260	G
1	AA	262	A
1	AA	263	A
1	AA	266	G
1	AA	267	C
1	AA	278	G
1	AA	279	A
1	AA	280	C
1	AA	289	G

Continued on next page...

Continued from previous page...

Mol	Chain	Res	Type
1	AA	290	C
1	AA	300	A
1	AA	308	C
1	AA	321	A
1	AA	328	C
1	AA	329	A
1	AA	331	G
1	AA	332	G
1	AA	346	G
1	AA	347	G
1	AA	352	C
1	AA	354	G
1	AA	359	G
1	AA	367	U
1	AA	370	C
1	AA	371	A
1	AA	372	C
1	AA	374	A
1	AA	382	A
1	AA	383	A
1	AA	384	G
1	AA	391	G
1	AA	398	U
1	AA	402	G
1	AA	403	C
1	AA	406	G
1	AA	407	U
1	AA	409	U
1	AA	410	G
1	AA	411	A
1	AA	412	A
1	AA	413	G
1	AA	414	A
1	AA	418	C
1	AA	420	U
1	AA	421	U
1	AA	422	C
1	AA	423	G
1	AA	424	G
1	AA	429	U
1	AA	430	A
1	AA	433	G

Continued on next page...

Continued from previous page...

Mol	Chain	Res	Type
1	AA	435	A
1	AA	439	U
1	AA	440	C
1	AA	445	G
1	AA	453	G
1	AA	456	A
1	AA	457	G
1	AA	458	U
1	AA	459	A
1	AA	460	A
1	AA	463	U
1	AA	465	A
1	AA	466	A
1	AA	467	U
1	AA	468	A
1	AA	474	G
1	AA	481	G
1	AA	482	A
1	AA	484	G
1	AA	485	U
1	AA	486	U
1	AA	490	C
1	AA	491	G
1	AA	492	C
1	AA	494	G
1	AA	495	A
1	AA	497	G
1	AA	498	A
1	AA	500	G
1	AA	501	C
1	AA	509	A
1	AA	511	C
1	AA	514	C
1	AA	515	G
1	AA	518	C
1	AA	521	G
1	AA	527	G
1	AA	530	G
1	AA	531	U
1	AA	532	A
1	AA	534	U
1	AA	547	A

Continued on next page...

Continued from previous page...

Mol	Chain	Res	Type
1	AA	550	G
1	AA	559	A
1	AA	562	U
1	AA	564	C
1	AA	570	G
1	AA	572	A
1	AA	573	A
1	AA	576	C
1	AA	578	C
1	AA	596	A
1	AA	605	U
1	AA	611	C
1	AA	615	G
1	AA	619	U
1	AA	625	U
1	AA	630	A
1	AA	631	C
1	AA	640	A
1	AA	644	U
1	AA	650	G
1	AA	652	U
1	AA	653	U
1	AA	656	G
1	AA	661	G
1	AA	665	A
1	AA	686	U
1	AA	695	A
1	AA	702	A
1	AA	703	G
1	AA	707	U
1	AA	720	C
1	AA	721	G
1	AA	723	U
1	AA	724	G
1	AA	731	G
1	AA	733	G
1	AA	755	G
1	AA	756	C
1	AA	764	C
1	AA	773	G
1	AA	774	G
1	AA	776	G

Continued on next page...

Continued from previous page...

Mol	Chain	Res	Type
1	AA	777	A
1	AA	778	G
1	AA	786	G
1	AA	787	A
1	AA	788	U
1	AA	792	A
1	AA	793	U
1	AA	794	A
1	AA	799	G
1	AA	804	U
1	AA	805	C
1	AA	815	A
1	AA	817	C
1	AA	821	G
1	AA	828	U
1	AA	829	G
1	AA	833	G
1	AA	841	C
1	AA	842	U
1	AA	843	U
1	AA	845	A
1	AA	846	G
1	AA	849	G
1	AA	854	U
1	AA	859	G
1	AA	860	A
1	AA	869	G
1	AA	883	C
1	AA	890	G
1	AA	896	C
1	AA	900	A
1	AA	902	G
1	AA	910	C
1	AA	912	C
1	AA	914	A
1	AA	919	A
1	AA	920	U
1	AA	926	G
1	AA	927	G
1	AA	932	C
1	AA	934	C
1	AA	936	C

Continued on next page...

Continued from previous page...

Mol	Chain	Res	Type
1	AA	938	A
1	AA	946	A
1	AA	960	U
1	AA	963	G
1	AA	964	A
1	AA	966	G
1	AA	969	A
1	AA	975	A
1	AA	976	G
1	AA	977	A
1	AA	979	C
1	AA	982	U
1	AA	983	A
1	AA	986	U
1	AA	989	U
1	AA	991	U
1	AA	992	U
1	AA	993	G
1	AA	994	A
1	AA	1002	G
1	AA	1004	A
1	AA	1007	U
1	AA	1008	U
1	AA	1016	A
1	AA	1017	U
1	AA	1019	A
1	AA	1021	A
1	AA	1022	A
1	AA	1025	U
1	AA	1026	G
1	AA	1027	C
1	AA	1028	C
1	AA	1030	U
1	AA	1031	C
1	AA	1032	G
1	AA	1033	G
1	AA	1034	G
1	AA	1035	A
1	AA	1036	A
1	AA	1037	C
1	AA	1039	G
1	AA	1043	G

Continued on next page...

Continued from previous page...

Mol	Chain	Res	Type
1	AA	1044	A
1	AA	1049	U
1	AA	1050	G
1	AA	1054	C
1	AA	1055	A
1	AA	1056	U
1	AA	1058	G
1	AA	1063	C
1	AA	1065	U
1	AA	1066	C
1	AA	1078	U
1	AA	1081	A
1	AA	1086	U
1	AA	1094	G
1	AA	1095	U
1	AA	1101	A
1	AA	1102	A
1	AA	1107	C
1	AA	1114	C
1	AA	1115	U
1	AA	1118	U
1	AA	1124	G
1	AA	1127	G
1	AA	1133	G
1	AA	1134	G
1	AA	1135	U
1	AA	1136	C
1	AA	1137	C
1	AA	1139	G
1	AA	1140	C
1	AA	1141	C
1	AA	1142	G
1	AA	1145	A
1	AA	1146	A
1	AA	1152	A
1	AA	1157	A
1	AA	1159	U
1	AA	1160	G
1	AA	1161	C
1	AA	1164	G
1	AA	1166	G
1	AA	1167	A

Continued on next page...

Continued from previous page...

Mol	Chain	Res	Type
1	AA	1168	U
1	AA	1169	A
1	AA	1181	G
1	AA	1182	G
1	AA	1183	U
1	AA	1184	G
1	AA	1187	G
1	AA	1188	A
1	AA	1190	G
1	AA	1191	A
1	AA	1192	C
1	AA	1196	A
1	AA	1197	A
1	AA	1201	A
1	AA	1202	U
1	AA	1203	C
1	AA	1212	U
1	AA	1213	A
1	AA	1215	G
1	AA	1224	U
1	AA	1227	A
1	AA	1228	C
1	AA	1235	U
1	AA	1238	A
1	AA	1239	A
1	AA	1240	U
1	AA	1256	A
1	AA	1257	A
1	AA	1259	C
1	AA	1260	G
1	AA	1271	A
1	AA	1272	G
1	AA	1275	A
1	AA	1280	A
1	AA	1284	C
1	AA	1285	A
1	AA	1286	U
1	AA	1287	A
1	AA	1293	C
1	AA	1294	G
1	AA	1297	G
1	AA	1299	A

Continued on next page...

Continued from previous page...

Mol	Chain	Res	Type
1	AA	1300	G
1	AA	1302	C
1	AA	1303	C
1	AA	1304	G
1	AA	1305	G
1	AA	1317	C
1	AA	1318	A
1	AA	1320	C
1	AA	1322	C
1	AA	1323	G
1	AA	1326	U
1	AA	1329	A
1	AA	1330	U
1	AA	1332	A
1	AA	1334	G
1	AA	1336	C
1	AA	1337	G
1	AA	1338	G
1	AA	1339	A
1	AA	1340	A
1	AA	1341	U
1	AA	1346	A
1	AA	1352	C
1	AA	1353	G
1	AA	1354	U
1	AA	1357	A
1	AA	1358	U
1	AA	1363	A
1	AA	1365	G
1	AA	1368	A
1	AA	1370	G
1	AA	1376	U
1	AA	1377	A
1	AA	1378	C
1	AA	1379	G
1	AA	1388	C
1	AA	1389	C
1	AA	1390	U
1	AA	1391	U
1	AA	1392	G
1	AA	1397	C
1	AA	1398	A

Continued on next page...

Continued from previous page...

Mol	Chain	Res	Type
1	AA	1399	C
1	AA	1413	A
1	AA	1418	A
1	AA	1426	G
1	AA	1427	C
1	AA	1429	A
1	AA	1430	A
1	AA	1432	G
1	AA	1433	A
1	AA	1441	A
1	AA	1443	C
1	AA	1446	A
1	AA	1448	C
1	AA	1452	C
1	AA	1453	G
1	AA	1455	G
1	AA	1491	G
1	AA	1492	A
1	AA	1493	A
1	AA	1497	G
1	AA	1505	G
1	AA	1506	U
1	AA	1507	A
1	AA	1517	G
1	AA	1526	G
1	AA	1529	G
1	AA	1530	G
1	AA	1531	A
1	AA	1532	U
1	AA	1533	C
1	AA	1534	A
1	AA	1535	C
1	AA	1536	C
1	AA	1537	U
1	AA	1538	C
1	AA	1539	C
22	AV	6	U
22	AV	7	G
22	AV	8	A
22	AV	9	U
22	AV	10	U
22	AV	11	C

Continued on next page...

Continued from previous page...

Mol	Chain	Res	Type
22	AV	12	U
22	AV	13	G
22	AV	14	G
22	AV	15	A
22	AV	16	U
22	AV	17	U
22	AV	18	C
22	AV	20	A
22	AV	21	C
22	AV	28	U
22	AV	30	C
22	AV	32	A
22	AV	33	A
22	AV	34	A
22	AV	35	C
22	AV	38	A
22	AV	39	A
22	AV	40	G
22	AV	43	G
22	AV	44	C
22	AV	45	A
22	AV	47	G
22	AV	49	C
22	AV	54	G
22	AV	55	G
22	AV	56	C
22	AV	60	U
22	AV	61	G
22	AV	62	G
22	AV	63	C
22	AV	64	C
22	AV	68	U
22	AV	69	A
22	AV	70	A
22	AV	71	A
22	AV	72	A
22	AV	73	A
22	AV	114	G
22	AV	115	C
22	AV	117	G
22	AV	119	U
22	AV	121	A

Continued on next page...

Continued from previous page...

Mol	Chain	Res	Type
22	AV	122	A
22	AV	125	A
22	AV	127	C
22	AV	129	G
22	AV	130	C
22	AV	131	U
22	AV	132	U
22	AV	133	A
22	AV	138	C
22	AV	143	C
22	AV	144	U
22	AV	145	C
22	AV	149	A
22	AV	150	G
22	AV	151	C
22	AV	154	C
22	AV	155	C
22	AV	156	G
22	AV	158	U
22	AV	164	G
22	AV	165	A
22	AV	166	C
22	AV	169	G
22	AV	170	G
22	AV	172	U
22	AV	173	C
22	AV	174	A
22	AV	175	A
22	AV	176	G
22	AV	180	G
22	AV	181	G
22	AV	182	U
22	AV	183	C
22	AV	184	A
22	AV	185	A
22	AV	186	A
22	AV	188	C
22	AV	189	C
22	AV	190	A
22	AV	191	A
22	AV	192	A
22	AV	193	A

Continued on next page...

Continued from previous page...

Mol	Chain	Res	Type
22	AV	194	G
22	AV	195	A
22	AV	197	A
22	AV	198	U
22	AV	199	C
22	AV	200	G
22	AV	203	U
22	AV	204	G
22	AV	205	G
22	AV	206	A
22	AV	207	A
22	AV	210	C
22	AV	211	C
22	AV	213	G
22	AV	216	U
22	AV	218	G
22	AV	222	U
22	AV	223	G
22	AV	224	A
22	AV	225	A
22	AV	226	G
22	AV	227	C
22	AV	229	U
22	AV	230	U
22	AV	233	A
22	AV	234	A
22	AV	235	C
22	AV	236	U
22	AV	237	U
22	AV	238	A
22	AV	239	A
22	AV	240	U
22	AV	241	C
22	AV	242	A
22	AV	244	G
22	AV	245	C
22	AV	246	U
22	AV	248	G
22	AV	249	U
22	AV	257	U
22	AV	258	G
22	AV	261	G

Continued on next page...

Continued from previous page...

Mol	Chain	Res	Type
22	AV	262	U
22	AV	263	G
22	AV	264	U
22	AV	266	C
22	AV	267	G
22	AV	268	U
22	AV	269	C
22	AV	270	C
22	AV	271	G
22	AV	272	C
22	AV	273	A
22	AV	274	G
22	AV	282	G
22	AV	285	A
22	AV	286	A
22	AV	287	U
22	AV	288	G
22	AV	291	A
22	AV	292	A
22	AV	293	G
22	AV	296	U
22	AV	299	C
22	AV	300	U
22	AV	302	A
22	AV	303	G
22	AV	308	U
22	AV	309	A
22	AV	310	G
22	AV	312	A
22	AV	315	G
22	AV	316	A
22	AV	317	G
22	AV	318	G
22	AV	319	A
22	AV	321	G
22	AV	322	U
22	AV	323	A
22	AV	324	G
22	AV	325	G
22	AV	332	G
22	AV	333	G
22	AV	334	A

Continued on next page...

Continued from previous page...

Mol	Chain	Res	Type
22	AV	335	C
22	AV	336	G
22	AV	339	G
22	AV	340	G
22	AV	347	PSU
22	AV	348	C
22	AV	351	G
22	AV	357	U
22	AV	358	C
22	AV	359	C
22	AV	360	A
22	AV	362	C
22	AV	363	A
24	AX	2	G
24	AX	3	C
24	AX	4	G
24	AX	5	G
24	AX	8	U
24	AX	9	G
24	AX	13	C
24	AX	15	G
24	AX	16	C
24	AX	17	C
24	AX	18	U
24	AX	19	G
24	AX	20	G
24	AX	21	U
24	AX	22	A
24	AX	25	U
24	AX	26	C
24	AX	28	U
24	AX	29	C
24	AX	31	G
24	AX	34	U
24	AX	45	A
24	AX	46	G
24	AX	49	C
24	AX	54	G
24	AX	55	U
24	AX	59	A
24	AX	60	A
24	AX	61	U

Continued on next page...

Continued from previous page...

Mol	Chain	Res	Type
24	AX	62	C
24	AX	63	C
24	AX	64	G
24	AX	66	C
24	AX	68	C
24	AX	72	C
24	AX	73	A
24	AX	74	A
26	BA	10	A
26	BA	12	U
26	BA	13	A
26	BA	15	G
26	BA	34	U
26	BA	35	G
26	BA	46	G
26	BA	61	C
26	BA	63	A
26	BA	71	A
26	BA	72	U
26	BA	74	A
26	BA	75	G
26	BA	84	A
26	BA	86	G
26	BA	87	U
26	BA	101	A
26	BA	103	A
26	BA	110	G
26	BA	118	A
26	BA	119	A
26	BA	120	U
26	BA	123	G
26	BA	128	C
26	BA	138	U
26	BA	139	U
26	BA	140	C
26	BA	141	G
26	BA	142	A
26	BA	143	C
26	BA	146	A
26	BA	147	C
26	BA	158	U
26	BA	180	G

Continued on next page...

Continued from previous page...

Mol	Chain	Res	Type
26	BA	181	A
26	BA	188	G
26	BA	196	A
26	BA	208	C
26	BA	216	A
26	BA	221	A
26	BA	222	A
26	BA	227	A
26	BA	230	G
26	BA	245	G
26	BA	248	G
26	BA	249	C
26	BA	254	G
26	BA	255	A
26	BA	265	A
26	BA	266	G
26	BA	271	G
26	BA	272	A
26	BA	273	G
26	BA	277	G
26	BA	278	A
26	BA	279	A
26	BA	282	A
26	BA	284	U
26	BA	285	G
26	BA	293	U
26	BA	302	C
26	BA	306	U
26	BA	310	A
26	BA	311	A
26	BA	325	G
26	BA	329	G
26	BA	330	A
26	BA	331	C
26	BA	340	A
26	BA	344	A
26	BA	351	C
26	BA	353	C
26	BA	359	G
26	BA	361	G
26	BA	362	A
26	BA	370	G

Continued on next page...

Continued from previous page...

Mol	Chain	Res	Type
26	BA	371	A
26	BA	372	G
26	BA	386	G
26	BA	389	G
26	BA	396	G
26	BA	402	A
26	BA	404	A
26	BA	405	U
26	BA	406	G
26	BA	409	G
26	BA	411	G
26	BA	412	A
26	BA	414	C
26	BA	415	A
26	BA	418	C
26	BA	420	C
26	BA	424	G
26	BA	425	G
26	BA	428	A
26	BA	429	A
26	BA	438	G
26	BA	442	G
26	BA	451	U
26	BA	455	C
26	BA	456	C
26	BA	457	A
26	BA	471	A
26	BA	474	G
26	BA	480	A
26	BA	481	G
26	BA	491	G
26	BA	503	A
26	BA	504	A
26	BA	505	A
26	BA	508	A
26	BA	509	C
26	BA	510	C
26	BA	528	A
26	BA	529	A
26	BA	531	C
26	BA	532	A
26	BA	533	G

Continued on next page...

Continued from previous page...

Mol	Chain	Res	Type
26	BA	537	G
26	BA	538	A
26	BA	542	C
26	BA	543	G
26	BA	544	C
26	BA	545	U
26	BA	546	U
26	BA	547	A
26	BA	548	G
26	BA	549	G
26	BA	550	C
26	BA	551	G
26	BA	557	C
26	BA	563	A
26	BA	572	A
26	BA	573	U
26	BA	575	A
26	BA	586	A
26	BA	603	A
26	BA	613	A
26	BA	614	A
26	BA	615	U
26	BA	627	A
26	BA	631	A
26	BA	634	C
26	BA	637	A
26	BA	645	C
26	BA	646	U
26	BA	647	G
26	BA	648	G
26	BA	654	A
26	BA	655	A
26	BA	657	U
26	BA	663	G
26	BA	669	G
26	BA	680	C
26	BA	686	U
26	BA	701	G
26	BA	702	U
26	BA	711	G
26	BA	722	A
26	BA	726	G

Continued on next page...

Continued from previous page...

Mol	Chain	Res	Type
26	BA	730	A
26	BA	736	C
26	BA	738	G
26	BA	747	U
26	BA	751	A
26	BA	761	A
26	BA	762	U
26	BA	764	A
26	BA	765	C
26	BA	772	C
26	BA	773	U
26	BA	775	G
26	BA	776	G
26	BA	782	A
26	BA	784	G
26	BA	785	G
26	BA	791	C
26	BA	792	A
26	BA	805	G
26	BA	812	C
26	BA	819	A
26	BA	824	U
26	BA	827	U
26	BA	828	U
26	BA	829	A
26	BA	830	G
26	BA	835	C
26	BA	845	A
26	BA	846	U
26	BA	847	U
26	BA	848	C
26	BA	858	G
26	BA	859	G
26	BA	866	A
26	BA	867	C
26	BA	868	U
26	BA	869	G
26	BA	874	G
26	BA	876	C
26	BA	877	A
26	BA	878	A
26	BA	879	G

Continued on next page...

Continued from previous page...

Mol	Chain	Res	Type
26	BA	880	G
26	BA	881	G
26	BA	886	A
26	BA	887	U
26	BA	888	C
26	BA	889	C
26	BA	890	C
26	BA	891	G
26	BA	893	C
26	BA	895	U
26	BA	896	A
26	BA	897	C
26	BA	898	C
26	BA	899	A
26	BA	900	A
26	BA	901	C
26	BA	902	C
26	BA	903	C
26	BA	904	G
26	BA	910	A
26	BA	911	A
26	BA	912	C
26	BA	913	U
26	BA	914	G
26	BA	915	C
26	BA	916	G
26	BA	930	G
26	BA	931	U
26	BA	932	U
26	BA	941	A
26	BA	946	C
26	BA	957	C
26	BA	961	C
26	BA	971	G
26	BA	973	A
26	BA	974	G
26	BA	983	A
26	BA	984	A
26	BA	985	C
26	BA	987	C
26	BA	989	G
26	BA	995	C

Continued on next page...

Continued from previous page...

Mol	Chain	Res	Type
26	BA	996	A
26	BA	999	U
26	BA	1009	A
26	BA	1012	U
26	BA	1013	C
26	BA	1021	A
26	BA	1026	G
26	BA	1027	A
26	BA	1033	U
26	BA	1041	G
26	BA	1046	A
26	BA	1047	G
26	BA	1053	C
26	BA	1057	A
26	BA	1059	G
26	BA	1061	U
26	BA	1062	G
26	BA	1066	U
26	BA	1067	A
26	BA	1068	G
26	BA	1070	A
26	BA	1071	G
26	BA	1072	C
26	BA	1073	A
26	BA	1074	G
26	BA	1075	C
26	BA	1079	C
26	BA	1081	U
26	BA	1087	G
26	BA	1088	A
26	BA	1091	G
26	BA	1092	C
26	BA	1093	G
26	BA	1098	A
26	BA	1099	G
26	BA	1100	C
26	BA	1101	U
26	BA	1104	C
26	BA	1106	G
26	BA	1112	G
26	BA	1119	U
26	BA	1121	C

Continued on next page...

Continued from previous page...

Mol	Chain	Res	Type
26	BA	1126	A
26	BA	1130	U
26	BA	1131	G
26	BA	1132	U
26	BA	1133	A
26	BA	1135	C
26	BA	1136	G
26	BA	1138	G
26	BA	1139	G
26	BA	1141	U
26	BA	1142	A
26	BA	1155	A
26	BA	1168	G
26	BA	1170	C
26	BA	1171	G
26	BA	1172	C
26	BA	1173	U
26	BA	1174	U
26	BA	1175	A
26	BA	1176	U
26	BA	1178	C
26	BA	1179	G
26	BA	1180	U
26	BA	1181	U
26	BA	1182	G
26	BA	1214	A
26	BA	1222	U
26	BA	1235	G
26	BA	1238	G
26	BA	1239	G
26	BA	1249	U
26	BA	1253	A
26	BA	1256	G
26	BA	1258	U
26	BA	1266	G
26	BA	1271	G
26	BA	1272	A
26	BA	1273	U
26	BA	1288	G
26	BA	1294	U
26	BA	1299	G
26	BA	1300	G

Continued on next page...

Continued from previous page...

Mol	Chain	Res	Type
26	BA	1301	A
26	BA	1306	C
26	BA	1310	G
26	BA	1315	C
26	BA	1316	U
26	BA	1321	A
26	BA	1325	U
26	BA	1341	G
26	BA	1345	C
26	BA	1349	C
26	BA	1352	U
26	BA	1359	A
26	BA	1365	A
26	BA	1367	A
26	BA	1370	C
26	BA	1372	U
26	BA	1373	A
26	BA	1374	G
26	BA	1378	A
26	BA	1379	U
26	BA	1380	G
26	BA	1383	A
26	BA	1386	C
26	BA	1387	A
26	BA	1390	U
26	BA	1406	U
26	BA	1407	G
26	BA	1415	U
26	BA	1416	G
26	BA	1417	C
26	BA	1418	G
26	BA	1419	A
26	BA	1420	A
26	BA	1424	G
26	BA	1427	A
26	BA	1428	C
26	BA	1450	G
26	BA	1451	C
26	BA	1452	G
26	BA	1453	A
26	BA	1460	U
26	BA	1461	C

Continued on next page...

Continued from previous page...

Mol	Chain	Res	Type
26	BA	1462	C
26	BA	1463	C
26	BA	1472	C
26	BA	1482	G
26	BA	1485	U
26	BA	1491	G
26	BA	1493	C
26	BA	1494	A
26	BA	1495	A
26	BA	1504	A
26	BA	1505	A
26	BA	1508	A
26	BA	1509	A
26	BA	1510	G
26	BA	1515	A
26	BA	1523	U
26	BA	1526	C
26	BA	1527	G
26	BA	1528	A
26	BA	1530	G
26	BA	1532	A
26	BA	1533	C
26	BA	1534	U
26	BA	1535	A
26	BA	1536	C
26	BA	1538	G
26	BA	1547	C
26	BA	1554	U
26	BA	1555	G
26	BA	1556	C
26	BA	1560	G
26	BA	1568	G
26	BA	1569	A
26	BA	1576	U
26	BA	1578	U
26	BA	1582	C
26	BA	1583	A
26	BA	1584	U
26	BA	1585	C
26	BA	1586	A
26	BA	1590	A
26	BA	1593	A

Continued on next page...

Continued from previous page...

Mol	Chain	Res	Type
26	BA	1606	C
26	BA	1607	C
26	BA	1608	A
26	BA	1618	A
26	BA	1619	G
26	BA	1623	G
26	BA	1626	A
26	BA	1634	A
26	BA	1639	C
26	BA	1647	U
26	BA	1648	U
26	BA	1649	G
26	BA	1651	G
26	BA	1652	A
26	BA	1661	G
26	BA	1674	G
26	BA	1677	A
26	BA	1686	C
26	BA	1687	G
26	BA	1695	G
26	BA	1710	G
26	BA	1711	A
26	BA	1714	U
26	BA	1715	G
26	BA	1717	A
26	BA	1718	G
26	BA	1721	G
26	BA	1725	U
26	BA	1729	U
26	BA	1730	C
26	BA	1736	U
26	BA	1738	G
26	BA	1743	G
26	BA	1744	A
26	BA	1750	G
26	BA	1754	A
26	BA	1757	A
26	BA	1758	U
26	BA	1764	C
26	BA	1771	C
26	BA	1773	A
26	BA	1782	U

Continued on next page...

Continued from previous page...

Mol	Chain	Res	Type
26	BA	1791	A
26	BA	1800	C
26	BA	1801	A
26	BA	1802	A
26	BA	1808	A
26	BA	1809	A
26	BA	1811	G
26	BA	1816	C
26	BA	1828	G
26	BA	1829	A
26	BA	1833	C
26	BA	1835	G
26	BA	1839	G
26	BA	1841	U
26	BA	1845	G
26	BA	1848	A
26	BA	1854	A
26	BA	1855	U
26	BA	1858	A
26	BA	1861	G
26	BA	1862	G
26	BA	1866	A
26	BA	1870	C
26	BA	1871	A
26	BA	1872	A
26	BA	1873	G
26	BA	1876	A
26	BA	1884	G
26	BA	1885	A
26	BA	1889	A
26	BA	1890	A
26	BA	1902	C
26	BA	1908	C
26	BA	1909	C
26	BA	1913	A
26	BA	1914	C
26	BA	1915	U
26	BA	1925	C
26	BA	1926	U
26	BA	1927	A
26	BA	1928	A
26	BA	1929	G

Continued on next page...

Continued from previous page...

Mol	Chain	Res	Type
26	BA	1930	G
26	BA	1931	U
26	BA	1932	A
26	BA	1937	A
26	BA	1938	A
26	BA	1944	U
26	BA	1955	U
26	BA	1960	A
26	BA	1965	C
26	BA	1966	A
26	BA	1967	C
26	BA	1970	A
26	BA	1971	U
26	BA	1972	G
26	BA	1975	G
26	BA	1981	A
26	BA	1985	C
26	BA	1990	C
26	BA	1991	U
26	BA	1992	G
26	BA	1993	U
26	BA	1997	C
26	BA	2008	C
26	BA	2009	A
26	BA	2020	A
26	BA	2022	U
26	BA	2023	C
26	BA	2025	C
26	BA	2027	G
26	BA	2031	A
26	BA	2033	A
26	BA	2034	U
26	BA	2035	G
26	BA	2043	C
26	BA	2055	C
26	BA	2056	G
26	BA	2060	A
26	BA	2061	G
26	BA	2062	A
26	BA	2066	C
26	BA	2069	G
26	BA	2071	A

Continued on next page...

Continued from previous page...

Mol	Chain	Res	Type
26	BA	2072	C
26	BA	2077	A
26	BA	2078	C
26	BA	2083	G
26	BA	2096	C
26	BA	2097	A
26	BA	2101	A
26	BA	2102	G
26	BA	2104	C
26	BA	2107	G
26	BA	2109	U
26	BA	2110	G
26	BA	2111	U
26	BA	2112	G
26	BA	2113	U
26	BA	2115	G
26	BA	2116	G
26	BA	2117	A
26	BA	2118	U
26	BA	2119	A
26	BA	2120	G
26	BA	2122	U
26	BA	2123	G
26	BA	2126	A
26	BA	2128	G
26	BA	2129	C
26	BA	2130	U
26	BA	2132	U
26	BA	2133	G
26	BA	2135	A
26	BA	2136	G
26	BA	2145	C
26	BA	2146	C
26	BA	2147	A
26	BA	2152	G
26	BA	2153	C
26	BA	2155	U
26	BA	2157	G
26	BA	2158	A
26	BA	2160	C
26	BA	2162	G
26	BA	2163	A

Continued on next page...

Continued from previous page...

Mol	Chain	Res	Type
26	BA	2164	C
26	BA	2165	C
26	BA	2167	U
26	BA	2168	G
26	BA	2169	A
26	BA	2170	A
26	BA	2171	A
26	BA	2172	U
26	BA	2173	A
26	BA	2178	C
26	BA	2179	C
26	BA	2181	U
26	BA	2183	A
26	BA	2184	A
26	BA	2185	U
26	BA	2187	U
26	BA	2196	C
26	BA	2198	A
26	BA	2203	U
26	BA	2204	G
26	BA	2208	C
26	BA	2211	A
26	BA	2212	A
26	BA	2213	U
26	BA	2214	C
26	BA	2220	U
26	BA	2225	A
26	BA	2226	C
26	BA	2233	U
26	BA	2238	G
26	BA	2239	G
26	BA	2248	C
26	BA	2250	G
26	BA	2257	U
26	BA	2261	C
26	BA	2268	A
26	BA	2277	G
26	BA	2278	A
26	BA	2280	G
26	BA	2283	C
26	BA	2284	A
26	BA	2286	G

Continued on next page...

Continued from previous page...

Mol	Chain	Res	Type
26	BA	2287	A
26	BA	2288	A
26	BA	2296	U
26	BA	2302	U
26	BA	2303	G
26	BA	2305	U
26	BA	2308	G
26	BA	2309	A
26	BA	2311	A
26	BA	2312	U
26	BA	2325	G
26	BA	2326	C
26	BA	2327	A
26	BA	2329	U
26	BA	2331	G
26	BA	2332	C
26	BA	2333	A
26	BA	2335	A
26	BA	2340	A
26	BA	2341	G
26	BA	2347	C
26	BA	2348	U
26	BA	2350	C
26	BA	2354	C
26	BA	2358	A
26	BA	2361	G
26	BA	2366	A
26	BA	2372	U
26	BA	2376	A
26	BA	2383	G
26	BA	2384	U
26	BA	2385	C
26	BA	2396	G
26	BA	2402	U
26	BA	2405	G
26	BA	2406	A
26	BA	2410	G
26	BA	2419	U
26	BA	2424	C
26	BA	2425	A
26	BA	2426	A
26	BA	2427	C

Continued on next page...

Continued from previous page...

Mol	Chain	Res	Type
26	BA	2428	G
26	BA	2429	G
26	BA	2430	A
26	BA	2435	A
26	BA	2441	U
26	BA	2445	G
26	BA	2448	A
26	BA	2449	U
26	BA	2468	A
26	BA	2469	A
26	BA	2474	U
26	BA	2476	A
26	BA	2491	U
26	BA	2493	U
26	BA	2494	G
26	BA	2497	A
26	BA	2502	G
26	BA	2505	G
26	BA	2507	C
26	BA	2508	G
26	BA	2514	U
26	BA	2518	A
26	BA	2520	C
26	BA	2523	G
26	BA	2525	G
26	BA	2527	C
26	BA	2529	G
26	BA	2552	U
26	BA	2553	G
26	BA	2554	U
26	BA	2555	U
26	BA	2556	C
26	BA	2566	A
26	BA	2567	G
26	BA	2573	C
26	BA	2585	U
26	BA	2586	U
26	BA	2602	A
26	BA	2603	G
26	BA	2604	U
26	BA	2609	U
26	BA	2610	C

Continued on next page...

Continued from previous page...

Mol	Chain	Res	Type
26	BA	2613	U
26	BA	2629	U
26	BA	2632	A
26	BA	2634	A
26	BA	2646	C
26	BA	2662	A
26	BA	2664	G
26	BA	2669	G
26	BA	2676	C
26	BA	2681	C
26	BA	2682	A
26	BA	2689	U
26	BA	2690	U
26	BA	2704	C
26	BA	2711	A
26	BA	2714	G
26	BA	2716	C
26	BA	2720	U
26	BA	2721	A
26	BA	2724	U
26	BA	2726	A
26	BA	2729	G
26	BA	2744	G
26	BA	2745	C
26	BA	2748	A
26	BA	2760	C
26	BA	2767	C
26	BA	2778	A
26	BA	2783	U
26	BA	2784	U
26	BA	2791	G
26	BA	2792	A
26	BA	2798	U
26	BA	2799	A
26	BA	2800	A
26	BA	2811	G
26	BA	2813	A
26	BA	2818	U
26	BA	2820	A
26	BA	2821	A
26	BA	2823	A
26	BA	2825	G

Continued on next page...

Continued from previous page...

Mol	Chain	Res	Type
26	BA	2835	A
26	BA	2836	U
26	BA	2837	A
26	BA	2849	U
26	BA	2854	G
26	BA	2858	C
26	BA	2861	U
26	BA	2864	G
26	BA	2867	G
26	BA	2870	C
26	BA	2874	C
26	BA	2880	C
26	BA	2881	U
26	BA	2883	A
26	BA	2884	U
26	BA	2885	G
26	BA	2886	A
26	BA	2887	A
26	BA	2889	C
26	BA	2899	A
26	BA	2900	A
26	BA	2903	U
56	BB	2	G
56	BB	3	C
56	BB	8	C
56	BB	12	C
56	BB	15	A
56	BB	16	G
56	BB	35	C
56	BB	36	C
56	BB	37	C
56	BB	41	G
56	BB	44	G
56	BB	45	A
56	BB	49	C
56	BB	56	G
56	BB	57	A
56	BB	60	C
56	BB	66	A
56	BB	67	G
56	BB	89	U
56	BB	90	C

Continued on next page...

Continued from previous page...

Mol	Chain	Res	Type
56	BB	98	G
56	BB	99	A
56	BB	109	A
56	BB	119	A

All (121) RNA pucker outliers are listed below:

Mol	Chain	Res	Type
1	AA	115	G
1	AA	120	A
1	AA	148	G
1	AA	209	U
1	AA	329	A
1	AA	351	G
1	AA	410	G
1	AA	412	A
1	AA	428	G
1	AA	429	U
1	AA	439	U
1	AA	481	G
1	AA	510	A
1	AA	513	C
1	AA	653	U
1	AA	889	A
1	AA	1031	C
1	AA	1049	U
1	AA	1101	A
1	AA	1126	U
1	AA	1145	A
1	AA	1201	A
1	AA	1211	U
1	AA	1227	A
1	AA	1286	U
1	AA	1337	G
1	AA	1533	C
22	AV	9	U
22	AV	11	C
22	AV	13	G
22	AV	14	G
22	AV	15	A
22	AV	16	U
22	AV	17	U

Continued on next page...

Continued from previous page...

Mol	Chain	Res	Type
22	AV	19	G
22	AV	20	A
22	AV	32	A
22	AV	33	A
22	AV	38	A
22	AV	61	G
22	AV	68	U
22	AV	130	C
22	AV	131	U
22	AV	153	U
22	AV	183	C
22	AV	212	U
22	AV	223	G
22	AV	229	U
22	AV	233	A
22	AV	245	C
22	AV	247	A
22	AV	257	U
22	AV	261	G
22	AV	290	A
22	AV	308	U
22	AV	314	C
22	AV	320	U
22	AV	332	G
22	AV	333	G
24	AX	18	U
24	AX	27	G
24	AX	54	G
26	BA	60	G
26	BA	71	A
26	BA	74	A
26	BA	196	A
26	BA	221	A
26	BA	271	G
26	BA	301	G
26	BA	370	G
26	BA	404	A
26	BA	479	A
26	BA	503	A
26	BA	614	A
26	BA	620	G
26	BA	685	A

Continued on next page...

Continued from previous page...

Mol	Chain	Res	Type
26	BA	764	A
26	BA	776	G
26	BA	790	U
26	BA	886	A
26	BA	887	U
26	BA	896	A
26	BA	899	A
26	BA	900	A
26	BA	909	A
26	BA	960	A
26	BA	984	A
26	BA	995	C
26	BA	1046	A
26	BA	1086	A
26	BA	1133	A
26	BA	1212	G
26	BA	1234	U
26	BA	1253	A
26	BA	1286	A
26	BA	1301	A
26	BA	1344	U
26	BA	1373	A
26	BA	1378	A
26	BA	1494	A
26	BA	1606	C
26	BA	1647	U
26	BA	1674	G
26	BA	1800	C
26	BA	1875	G
26	BA	1900	A
26	BA	1929	G
26	BA	2060	A
26	BA	2127	G
26	BA	2157	G
26	BA	2211	A
26	BA	2286	G
26	BA	2326	C
26	BA	2406	A
26	BA	2422	C
26	BA	2425	A
26	BA	2602	A
26	BA	2681	C

Continued on next page...

Continued from previous page...

Mol	Chain	Res	Type
26	BA	2848	G
26	BA	2873	A
56	BB	15	A

5.4 Non-standard residues in protein, DNA, RNA chains ⓘ

3 non-standard protein/DNA/RNA residues are modelled in this entry.

In the following table, the Counts columns list the number of bonds (or angles) for which Mogul statistics could be retrieved, the number of bonds (or angles) that are observed in the model and the number of bonds (or angles) that are defined in the chemical component dictionary. The Link column lists molecule types, if any, to which the group is linked. The Z score for a bond length (or angle) is the number of standard deviations the observed value is removed from the expected value. A bond length (or angle) with $|Z| > 2$ is considered an outlier worth inspection. RMSZ is the root-mean-square of all Z scores of the bond lengths (or angles).

Mol	Type	Chain	Res	Link	Bond lengths			Bond angles		
					Counts	RMSZ	$\# Z > 2$	Counts	RMSZ	$\# Z > 2$
22	5MU	AV	341	22	13,22,23	1.44	1 (7%)	16,32,35	2.35	4 (25%)
22	PSU	AV	342	22	15,21,22	1.88	3 (20%)	16,30,33	3.86	5 (31%)
22	PSU	AV	347	22	15,21,22	1.66	3 (20%)	16,30,33	3.76	3 (18%)

In the following table, the Chirals column lists the number of chiral outliers, the number of chiral centers analysed, the number of these observed in the model and the number defined in the chemical component dictionary. Similar counts are reported in the Torsion and Rings columns. '-' means no outliers of that kind were identified.

Mol	Type	Chain	Res	Link	Chirals	Torsions	Rings
22	5MU	AV	341	22	-	0/3/25/26	0/2/2/2
22	PSU	AV	342	22	-	0/7/25/26	0/2/2/2
22	PSU	AV	347	22	-	0/7/25/26	0/2/2/2

All (7) bond length outliers are listed below:

Mol	Chain	Res	Type	Atoms	Z	Observed(Å)	Ideal(Å)
22	AV	342	PSU	C5-C1'	-5.93	1.47	1.52
22	AV	347	PSU	C5-C1'	-5.01	1.47	1.52
22	AV	342	PSU	C6-C5	-2.37	1.35	1.38
22	AV	347	PSU	C2-N1	2.46	1.43	1.38
22	AV	342	PSU	C4-N3	2.48	1.37	1.33
22	AV	347	PSU	C4-N3	2.57	1.37	1.33
22	AV	341	5MU	C4-N3	3.81	1.39	1.33

All (12) bond angle outliers are listed below:

Mol	Chain	Res	Type	Atoms	Z	Observed(°)	Ideal(°)
22	AV	341	5MU	C5-C4-N3	-5.77	120.50	125.35
22	AV	342	PSU	C5-C1'-C2'	-3.59	109.34	115.44
22	AV	342	PSU	C4-C5-C1'	-2.97	116.22	121.22
22	AV	341	5MU	C2'-C1'-N1	-2.52	106.69	113.46
22	AV	347	PSU	O2'-C2'-C1'	-2.50	106.49	111.93
22	AV	342	PSU	O4'-C4'-C3'	-2.13	100.85	105.16
22	AV	341	5MU	O4'-C1'-N1	2.05	111.99	108.10
22	AV	342	PSU	O4'-C1'-C2'	2.18	107.04	104.69
22	AV	347	PSU	O4'-C1'-C2'	2.50	107.40	104.69
22	AV	341	5MU	C4-N3-C2	5.64	119.86	115.16
22	AV	342	PSU	C4-N3-C2	14.11	126.93	115.16
22	AV	347	PSU	C4-N3-C2	14.31	127.10	115.16

There are no chirality outliers.

There are no torsion outliers.

There are no ring outliers.

3 monomers are involved in 16 short contacts:

Mol	Chain	Res	Type	Clashes	Symm-Clashes
22	AV	341	5MU	6	0
22	AV	342	PSU	3	0
22	AV	347	PSU	7	0

5.5 Carbohydrates [i](#)

There are no carbohydrates in this entry.

5.6 Ligand geometry [i](#)

There are no ligands in this entry.

5.7 Other polymers [i](#)

There are no such residues in this entry.

5.8 Polymer linkage issues ⓘ

There are no chain breaks in this entry.