



# Full wwPDB X-ray Structure Validation Report ⓘ

Feb 1, 2016 – 09:46 PM GMT

PDB ID : 4V8O  
Title : Crystal structure of the hybrid state of ribosome in complex with the guanosine triphosphatase release factor 3  
Authors : Jin, H.; Kelley, A.C.; Ramakrishnan, V.  
Deposited on : 2011-07-26  
Resolution : 3.80 Å(reported)

This is a Full wwPDB X-ray Structure Validation Report for a publicly released PDB entry.  
We welcome your comments at [validation@mail.wwpdb.org](mailto:validation@mail.wwpdb.org)  
A user guide is available at  
<http://wwpdb.org/validation/2016/XrayValidationReportHelp>  
with specific help available everywhere you see the ⓘ symbol.

---

The following versions of software and data (see [references ⓘ](#)) were used in the production of this report:

MolProbity : 4.02b-467  
Mogul : 1.7 (RC4), CSD as536be (2015)  
Xtriage (Phenix) : 1.9-1692  
EDS : rb-20026688  
Percentile statistics : 20151230.v01 (using entries in the PDB archive December 30th 2015)  
Refmac : 5.8.0135  
CCP4 : 6.5.0  
Ideal geometry (proteins) : Engh & Huber (2001)  
Ideal geometry (DNA, RNA) : Parkinson et al. (1996)  
Validation Pipeline (wwPDB-VP) : trunk26865

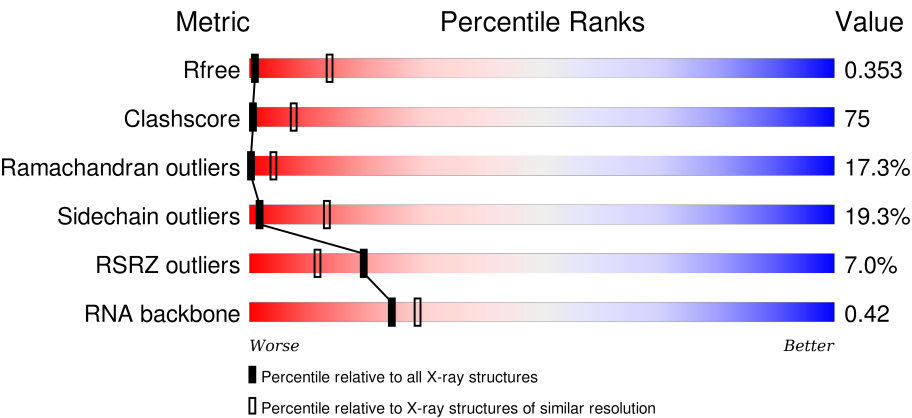
# 1 Overall quality at a glance i

The following experimental techniques were used to determine the structure:

*X-RAY DIFFRACTION*

The reported resolution of this entry is 3.80 Å.

Percentile scores (ranging between 0-100) for global validation metrics of the entry are shown in the following graphic. The table shows the number of entries on which the scores are based.



Metric	Whole archive (#Entries)	Similar resolution (#Entries, resolution range(Å))
$R_{free}$	91344	1317 (4.10-3.50)
Clashscore	102246	1458 (4.10-3.50)
Ramachandran outliers	100387	1397 (4.10-3.50)
Sidechain outliers	100360	1392 (4.10-3.50)
RSRZ outliers	91569	1325 (4.10-3.50)
RNA backbone	2183	1070 (4.76-2.80)

The table below summarises the geometric issues observed across the polymeric chains and their fit to the electron density. The red, orange, yellow and green segments on the lower bar indicate the fraction of residues that contain outliers for  $\geq 3$ , 2, 1 and 0 types of geometric quality criteria. A grey segment represents the fraction of residues that are not modelled. The numeric value for each fraction is indicated below the corresponding segment, with a dot representing fractions  $\leq 5\%$ . The upper red bar (where present) indicates the fraction of residues that have poor fit to the electron density. The numeric value is given above the bar.

Mol	Chain	Length	Quality of chain
1	AA	1522	<div><div>2%</div><div>11%64%20%••</div></div>
2	AB	256	<div><div>%9%46%31%5%8%</div></div>
3	AC	239	<div><div>%18%46%21%•13%</div></div>
4	AD	209	<div><div>6%20%60%19%</div></div>

Continued on next page...

Continued from previous page...

Mol	Chain	Length	Quality of chain
5	AE	162	
6	AF	101	
7	AG	156	
8	AH	138	
9	AI	128	
10	AJ	105	
11	AK	129	
12	AL	135	
13	AM	126	
14	AN	61	
15	AO	89	
16	AP	88	
17	AQ	105	
18	AR	88	
19	AS	93	
20	AT	106	
21	AU	27	
22	AV	77	
23	AX	9	
24	AY	529	
25	B0	85	
26	B1	98	
27	B2	72	
28	B3	60	
29	B4	71	

Continued on next page...

Continued from previous page...

Mol	Chain	Length	Quality of chain
30	B5	60	
31	B6	54	
32	B7	49	
33	B8	65	
34	B9	37	
35	BA	2915	
36	BB	122	
37	BC	229	
38	BD	276	
39	BE	206	
40	BF	210	
41	BG	182	
42	BH	180	
43	BJ	173	
44	BK	147	
45	BN	140	
46	BO	122	
47	BP	150	
48	BQ	141	
49	BR	118	
50	BS	112	
51	BT	146	
52	BU	118	
53	BV	101	
54	BW	113	

Continued on next page...

*Continued from previous page...*

Mol	Chain	Length	Quality of chain
55	BX	96	
56	BY	110	
57	BZ	206	

The following table lists non-polymeric compounds, carbohydrate monomers and non-standard residues in protein, DNA, RNA chains that are outliers for geometric or electron-density-fit criteria:

Mol	Type	Chain	Res	Chirality	Geometry	Clashes	Electron density
58	GCP	AY	1000	-	-	X	-

## 2 Entry composition

There are 58 unique types of molecules in this entry. The entry contains 151017 atoms, of which 0 are hydrogens and 0 are deuteriums.

In the tables below, the ZeroOcc column contains the number of atoms modelled with zero occupancy, the AltConf column contains the number of residues with at least one atom in alternate conformation and the Trace column contains the number of residues modelled with at most 2 atoms.

- Molecule 1 is a RNA chain called 16S RRNA.

Mol	Chain	Residues	Atoms					ZeroOcc	AltConf	Trace
1	AA	1504	Total	C	N	O	P	0	0	0
			32329	14390	5992	10444	1503			

- Molecule 2 is a protein called 30S RIBOSOMAL PROTEIN S2.

Mol	Chain	Residues	Atoms					ZeroOcc	AltConf	Trace
2	AB	235	Total	C	N	O	S	0	0	1
			1901	1213	342	341	5			

- Molecule 3 is a protein called 30S RIBOSOMAL PROTEIN S3.

Mol	Chain	Residues	Atoms					ZeroOcc	AltConf	Trace
3	AC	207	Total	C	N	O	S	0	0	1
			1613	1016	315	281	1			

- Molecule 4 is a protein called 30S RIBOSOMAL PROTEIN S4.

Mol	Chain	Residues	Atoms					ZeroOcc	AltConf	Trace
4	AD	208	Total	C	N	O	S	0	0	0
			1703	1066	339	291	7			

- Molecule 5 is a protein called 30S RIBOSOMAL PROTEIN S5.

Mol	Chain	Residues	Atoms					ZeroOcc	AltConf	Trace
5	AE	151	Total	C	N	O	S	0	0	1
			1147	724	218	201	4			

- Molecule 6 is a protein called 30S RIBOSOMAL PROTEIN S6.

Mol	Chain	Residues	Atoms					ZeroOcc	AltConf	Trace
6	AF	101	Total	C	N	O	S	0	0	0
			843	531	155	154	3			

- Molecule 7 is a protein called 30S RIBOSOMAL PROTEIN S7.

Mol	Chain	Residues	Atoms					ZeroOcc	AltConf	Trace
7	AG	155	Total	C	N	O	S	0	0	0
			1257	781	252	218	6			

- Molecule 8 is a protein called 30S RIBOSOMAL PROTEIN S8.

Mol	Chain	Residues	Atoms					ZeroOcc	AltConf	Trace
8	AH	138	Total	C	N	O	S	0	0	0
			1116	705	215	193	3			

- Molecule 9 is a protein called 30S RIBOSOMAL PROTEIN S9.

Mol	Chain	Residues	Atoms					ZeroOcc	AltConf	Trace
9	AI	127	Total	C	N	O	S	0	0	0
			1011	639	198	174				

There is a discrepancy between the modelled and reference sequences:

Chain	Residue	Modelled	Actual	Comment	Reference
AI	58	ARG	HIS	CONFLICT	UNP P80374

- Molecule 10 is a protein called 30S RIBOSOMAL PROTEIN S10.

Mol	Chain	Residues	Atoms					ZeroOcc	AltConf	Trace
10	AJ	99	Total	C	N	O	S	0	0	1
			795	499	157	138	1			

- Molecule 11 is a protein called 30S RIBOSOMAL PROTEIN S11.

Mol	Chain	Residues	Atoms					ZeroOcc	AltConf	Trace
11	AK	119	Total	C	N	O	S	0	0	0
			885	549	168	165	3			

- Molecule 12 is a protein called 30S RIBOSOMAL PROTEIN S12.

Mol	Chain	Residues	Atoms					ZeroOcc	AltConf	Trace
12	AL	125	Total	C	N	O	S	0	0	1
			971	611	196	163	1			

There are 4 discrepancies between the modelled and reference sequences:

Chain	Residue	Modelled	Actual	Comment	Reference
AL	1	MET	-	EXPRESSION TAG	UNP P17293
AL	2	VAL	-	EXPRESSION TAG	UNP P17293
AL	3	ALA	-	EXPRESSION TAG	UNP P17293
AL	4	LEU	-	EXPRESSION TAG	UNP P17293

- Molecule 13 is a protein called 30S RIBOSOMAL PROTEIN S13.

Mol	Chain	Residues	Atoms					ZeroOcc	AltConf	Trace
13	AM	125	Total	C	N	O	S	0	0	1
			988	611	206	169	2			

- Molecule 14 is a protein called 30S RIBOSOMAL PROTEIN S14 TYPE Z.

Mol	Chain	Residues	Atoms					ZeroOcc	AltConf	Trace
14	AN	60	Total	C	N	O	S	0	0	0
			492	312	104	72	4			

- Molecule 15 is a protein called 30S RIBOSOMAL PROTEIN S15.

Mol	Chain	Residues	Atoms					ZeroOcc	AltConf	Trace
15	AO	88	Total	C	N	O	S	0	0	0
			734	459	147	126	2			

- Molecule 16 is a protein called 30S RIBOSOMAL PROTEIN S16.

Mol	Chain	Residues	Atoms					ZeroOcc	AltConf	Trace
16	AP	84	Total	C	N	O	S	0	0	1
			701	443	140	117	1			

- Molecule 17 is a protein called 30S RIBOSOMAL PROTEIN S17.

Mol	Chain	Residues	Atoms					ZeroOcc	AltConf	Trace
17	AQ	100	Total	C	N	O	S	0	0	1
			824	528	152	142	2			

- Molecule 18 is a protein called 30S RIBOSOMAL PROTEIN S18.

Mol	Chain	Residues	Atoms					ZeroOcc	AltConf	Trace
18	AR	70	Total	C	N	O		0	0	0
			574	367	112	95				

- Molecule 19 is a protein called 30S RIBOSOMAL PROTEIN S19.



Mol	Chain	Residues	Atoms					ZeroOcc	AltConf	Trace
19	AS	79	Total	C	N	O	S	0	0	1
			630	403	115	110	2			

- Molecule 20 is a protein called 30S RIBOSOMAL PROTEIN S20.

Mol	Chain	Residues	Atoms					ZeroOcc	AltConf	Trace
20	AT	99	Total	C	N	O	S	0	0	0
			763	470	162	129	2			

- Molecule 21 is a protein called 30S RIBOSOMAL PROTEIN THX.

Mol	Chain	Residues	Atoms				ZeroOcc	AltConf	Trace
21	AU	25	Total	C	N	O	0	0	1
			209	128	51	30			

- Molecule 22 is a RNA chain called PE HYBRID STATE TRNA FMET.

Mol	Chain	Residues	Atoms					ZeroOcc	AltConf	Trace
22	AV	77	Total	C	N	O	P	0	0	0
			1640	732	297	535	76			

- Molecule 23 is a RNA chain called MRNA 5'-R(\*AP\*AP\*AP\*AP\*AP\*AP\*UP\*GP\*UP)-3'.

Mol	Chain	Residues	Atoms					ZeroOcc	AltConf	Trace
23	AX	9	Total	C	N	O	P	0	0	0
			192	88	39	57	8			

- Molecule 24 is a protein called PEPTIDE CHAIN RELEASE FACTOR 3.

Mol	Chain	Residues	Atoms					ZeroOcc	AltConf	Trace
24	AY	496	Total	C	N	O	S	0	0	0
			3934	2492	677	744	21			

- Molecule 25 is a protein called 50S RIBOSOMAL PROTEIN L27.

Mol	Chain	Residues	Atoms					ZeroOcc	AltConf	Trace
25	B0	84	Total	C	N	O	S	0	0	0
			662	410	140	111	1			

- Molecule 26 is a protein called 50S RIBOSOMAL PROTEIN L28.

Mol	Chain	Residues	Atoms					ZeroOcc	AltConf	Trace
26	B1	94	Total	C	N	O	S	0	0	1
			732	460	146	125	1			

- Molecule 27 is a protein called 50S RIBOSOMAL PROTEIN L29.

Mol	Chain	Residues	Atoms					ZeroOcc	AltConf	Trace
27	B2	71	Total	C	N	O	S	0	0	0
			598	370	121	106	1			

- Molecule 28 is a protein called 50S RIBOSOMAL PROTEIN L30.

Mol	Chain	Residues	Atoms					ZeroOcc	AltConf	Trace
28	B3	60	Total	C	N	O	S	0	0	1
			468	298	91	78	1			

- Molecule 29 is a protein called 50S RIBOSOMAL PROTEIN L31.

Mol	Chain	Residues	Atoms					ZeroOcc	AltConf	Trace
29	B4	45	Total	C	N	O	S	0	0	1
			341	218	58	61	4			

- Molecule 30 is a protein called 50S RIBOSOMAL PROTEIN L32.

Mol	Chain	Residues	Atoms					ZeroOcc	AltConf	Trace
30	B5	59	Total	C	N	O	S	0	0	0
			459	288	90	76	5			

- Molecule 31 is a protein called 50S RIBOSOMAL PROTEIN L33.

Mol	Chain	Residues	Atoms					ZeroOcc	AltConf	Trace
31	B6	50	Total	C	N	O	S	0	0	0
			433	270	88	71	4			

- Molecule 32 is a protein called 50S RIBOSOMAL PROTEIN L34.

Mol	Chain	Residues	Atoms					ZeroOcc	AltConf	Trace
32	B7	49	Total	C	N	O	S	0	0	1
			419	257	105	55	2			

- Molecule 33 is a protein called 50S RIBOSOMAL PROTEIN L35.

Mol	Chain	Residues	Atoms					ZeroOcc	AltConf	Trace
33	B8	64	Total	C	N	O	S	0	0	1
			508	326	102	78	2			

- Molecule 34 is a protein called 50S RIBOSOMAL PROTEIN L36.

Mol	Chain	Residues	Atoms					ZeroOcc	AltConf	Trace
34	B9	37	Total	C	N	O	S	0	0	0
			307	188	68	47	4			

- Molecule 35 is a RNA chain called 23S RIBOSOMAL RNA.

Mol	Chain	Residues	Atoms					ZeroOcc	AltConf	Trace
35	BA	2901	Total	C	N	O	P	0	0	0
			62477	27807	11683	20087	2900			

- Molecule 36 is a RNA chain called 5S RIBOSOMAL RNA.

Mol	Chain	Residues	Atoms					ZeroOcc	AltConf	Trace
36	BB	119	Total	C	N	O	P	0	0	0
			2551	1136	471	826	118			

- Molecule 37 is a protein called 50S RIBOSOMAL PROTEIN L1.

Mol	Chain	Residues	Atoms					ZeroOcc	AltConf	Trace
37	BC	228	Total	C	N	O	S	0	0	0
			1742	1101	318	319	4			

There are 3 discrepancies between the modelled and reference sequences:

Chain	Residue	Modelled	Actual	Comment	Reference
BC	19	ILE	VAL	CONFLICT	UNP Q5SLP7
BC	27	HIS	ARG	CONFLICT	UNP Q5SLP7
BC	127	MET	LEU	CONFLICT	UNP Q5SLP7

- Molecule 38 is a protein called 50S RIBOSOMAL PROTEIN L2.

Mol	Chain	Residues	Atoms					ZeroOcc	AltConf	Trace
38	BD	275	Total	C	N	O	S	0	0	0
			2145	1353	428	361	3			

- Molecule 39 is a protein called 50S RIBOSOMAL PROTEIN L3.

Mol	Chain	Residues	Atoms					ZeroOcc	AltConf	Trace
39	BE	205	Total	C	N	O	S	0	0	1
			1564	988	300	270	6			

- Molecule 40 is a protein called 50S RIBOSOMAL PROTEIN L4.

Mol	Chain	Residues	Atoms					ZeroOcc	AltConf	Trace
40	BF	208	Total	C	N	O	S	0	0	1
			1624	1035	304	282	3			

- Molecule 41 is a protein called 50S RIBOSOMAL PROTEIN L5.

Mol	Chain	Residues	Atoms					ZeroOcc	AltConf	Trace
41	BG	181	Total	C	N	O	S	0	0	0
			1474	942	268	260	4			

- Molecule 42 is a protein called 50S RIBOSOMAL PROTEIN L6.

Mol	Chain	Residues	Atoms					ZeroOcc	AltConf	Trace
42	BH	156	Total	C	N	O	S	0	0	1
			1189	752	222	214	1			

- Molecule 43 is a protein called 50S RIBOSOMAL PROTEIN L10.

Mol	Chain	Residues	Atoms					ZeroOcc	AltConf	Trace
43	BJ	131	Total	C	N	O		0	0	1
			654	393	131	130				

- Molecule 44 is a protein called 50S RIBOSOMAL PROTEIN L11.

Mol	Chain	Residues	Atoms					ZeroOcc	AltConf	Trace
44	BK	141	Total	C	N	O		0	0	1
			701	420	141	140				

- Molecule 45 is a protein called 50S RIBOSOMAL PROTEIN L13.

Mol	Chain	Residues	Atoms					ZeroOcc	AltConf	Trace
45	BN	139	Total	C	N	O	S	0	0	1
			1105	712	207	182	4			

- Molecule 46 is a protein called 50S RIBOSOMAL PROTEIN L14.

Mol	Chain	Residues	Atoms					ZeroOcc	AltConf	Trace
46	BO	122	Total	C	N	O	S	0	0	0
			933	588	171	170	4			

- Molecule 47 is a protein called 50S RIBOSOMAL PROTEIN L15.

Mol	Chain	Residues	Atoms					ZeroOcc	AltConf	Trace
47	BP	146	Total	C	N	O	S	0	0	0
			1114	692	227	193	2			

- Molecule 48 is a protein called 50S RIBOSOMAL PROTEIN L16.

Mol	Chain	Residues	Atoms					ZeroOcc	AltConf	Trace
48	BQ	141	Total	C	N	O	S	0	0	0
			1122	715	212	188	7			

- Molecule 49 is a protein called 50S RIBOSOMAL PROTEIN L17.

Mol	Chain	Residues	Atoms					ZeroOcc	AltConf	Trace
49	BR	117	Total	C	N	O	S	0	0	0
			960	599	202	159				

- Molecule 50 is a protein called 50S RIBOSOMAL PROTEIN L18.

Mol	Chain	Residues	Atoms					ZeroOcc	AltConf	Trace
50	BS	99	Total	C	N	O	S	0	0	1
			771	486	155	130				

- Molecule 51 is a protein called 50S RIBOSOMAL PROTEIN L19.

Mol	Chain	Residues	Atoms					ZeroOcc	AltConf	Trace
51	BT	138	Total	C	N	O	S	0	0	1
			1142	710	235	196	1			

- Molecule 52 is a protein called 50S RIBOSOMAL PROTEIN L20.

Mol	Chain	Residues	Atoms					ZeroOcc	AltConf	Trace
52	BU	117	Total	C	N	O	S	0	0	0
			958	604	202	151	1			

- Molecule 53 is a protein called 50S RIBOSOMAL PROTEIN L21.

Mol	Chain	Residues	Atoms					ZeroOcc	AltConf	Trace
53	BV	101	Total	C	N	O	S	0	0	0
			779	501	142	135	1			

- Molecule 54 is a protein called 50S RIBOSOMAL PROTEIN L22.

Mol	Chain	Residues	Atoms					ZeroOcc	AltConf	Trace
54	BW	113	Total	C	N	O	S	0	0	0
			896	563	176	155	2			

- Molecule 55 is a protein called 50S RIBOSOMAL PROTEIN L23.

Mol	Chain	Residues	Atoms					ZeroOcc	AltConf	Trace
55	BX	93	Total	C	N	O	S	0	0	1
			726	471	132	123				

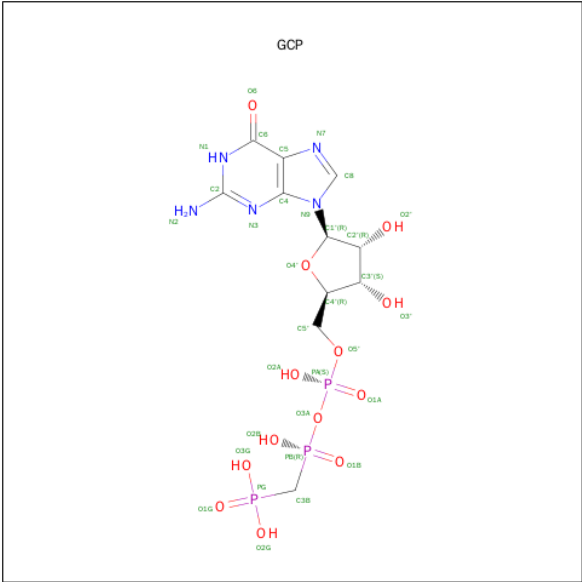
- Molecule 56 is a protein called 50S RIBOSOMAL PROTEIN L24.

Mol	Chain	Residues	Atoms					ZeroOcc	AltConf	Trace
56	BY	101	Total	C	N	O	S	0	0	1
			776	500	149	123	4			

- Molecule 57 is a protein called 50S RIBOSOMAL PROTEIN L25.

Mol	Chain	Residues	Atoms					ZeroOcc	AltConf	Trace
57	BZ	176	Total	C	N	O	S	0	0	0
			1403	897	252	252	2			

- Molecule 58 is PHOSPHOMETHYLPHOSPHONIC ACID GUANYLATE ESTER (three-letter code: GCP) (formula:  $C_{11}H_{18}N_5O_{13}P_3$ ).



Mol	Chain	Residues	Atoms					ZeroOcc	AltConf
58	AY	1	Total	C	N	O	P	0	0
			32	11	5	13	3		






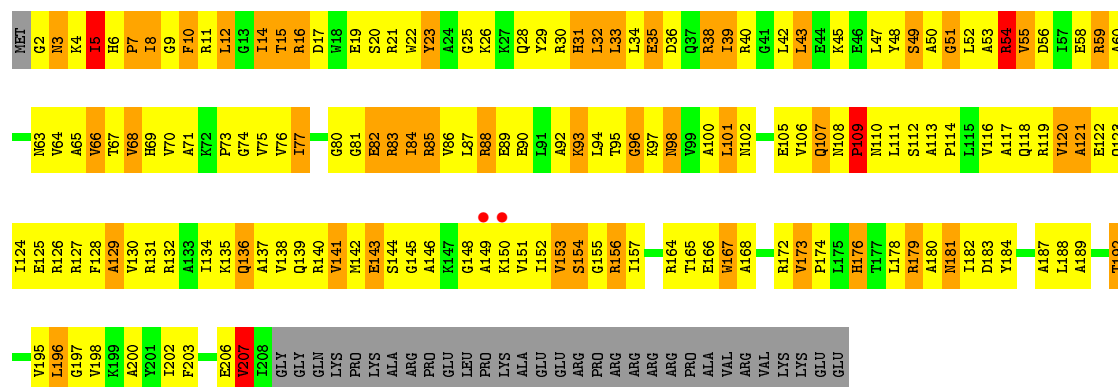
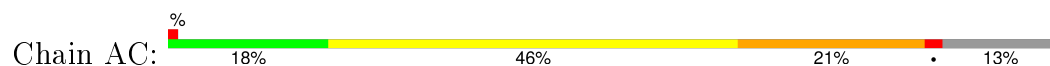
A1503	G1438	A1375	G1316	U1194	C1132	G1072	U1012	U952	A892	C826	A766	U705
G1504	C1439	U1376	C1317	C1195	G1133	U1073	G1013	G953	C893	U827	A767	A706
G1505	C1440	A1377	A1318	U1196	U1134	C1074	A1014	G954	G894	A828	A768	C707
U1506	A1441	C1378	A1319	C1259	U1135	C1075	A1015	U955	G895	G829	G769	C708
A1507	G1442	G1379	C1320	G1198	U1136	C1076	A1016	U956	C896	G830	G770	G709
G1508	G1442A	U1380	C1321	U1199	G1137	G1077	G1017	U957	C897	U831	G771	G710
C1509	A1442B	U1381	C1322	C1200	G1138	U1078	C1018	A958	G898	C832	U772	G711
U1510	G1443	C1382	G1323	A1201	G1139	C1079	C1019	A959	C899	U833	G773	A712
G1511	C1444	C1383	A1324	G1202	C1140	A1080	U1020	U960	A900	C834	G774	G713
U1512	U1445	C1384	C1325	C1203	C1141	G1081	U961	U961	U835	G836	G775	G714
A1513	G1446	G1385	C1326	A1204	G1142	G1082	C962	C962	G902	G837	G776	A715
C1514	A1447	G1386	C1327	U1205	G1143	U1083	G963	G963	G903	G838	A777	A716
G1515	C1452	G1387	G1328	C1206	G1144	G1084	U1025	U964	C904	G839	C778	C717
G1516	G1456	A1269	A1329	G1207	C1145	U1085	C1027	A965	U905	U839	C779	G718
U1517	G1457	C1389	U1330	C1208	A1146	U1086	C1028	G966	G906	C840	A780	C719
A1518	G1458	U1390	G1331	G1209	C1147	C1087	C1029	C967	A907	U841	A781	C720
G1519	C1459	U1391	A1332	C1210	U1148	G1088	G1030	A968	A908	C848	A782	G721
U1520	A1460	G1392	A1333	U1211	C1149	G1089	G1030A	A969	A909	C849	C783	A722
G1521	G1461	U1393	G1334	U1212	U1150	U1090	C1030B	C970	C910	U850	C784	U723
U1522	G1462	A1394	C1335	A1213	A1151	U1091	G1030C	G971	U911	G851	G785	G724
G1523	C1463	C1395	C1336	C1214	A1152	A1092	A1030D	C972	C912	G852	G786	G725
G1526	G1464	A1396	G1337	G1215	C1153	A1093	G1031	G973	A913	G853	A787	C726
C1527	C1465	C1397	G1338	G1216	G1154	G1094	G1032	A974	A914	G854	U788	G727
U1528	G1466	A1398	A1339	C1217	G1155	U1095	G1033	A975	A915	G855	U789	A728
G1529	G1467	C1399	A1340	C1218	G1156	C1096	G1034	G976	G916	C856	A790	A729
A1530	A1468	C1400	U1341	U1219	A1157	C1097	A1035	A977	G917	C857	G791	G730
G1531	G1469	G1401	C1342	G1220	C1158	C1098	G1036	A978	A918	G858	A792	G731
U	G1470	C1402	G1343	G1221	U1159	G1099	C1037	A979	A919	A859	U793	G732
C	G1471	C1403	C1344	C1222	G1160	C1100	C1038	C980	U920	A860	A794	G733
U	U1472	A1404	U1345	C1223	C1161	A1101	C1039	U981	U921	G861	C795	G734
A	G1473	G1405	A1346	C1224	C1162	A1102	U1040	U982	G922	C862	C796	G736
C	G1474	U1406	G1347	A1287	C1165	C1103	A1041	A983	A923	U863	C797	A737
C	G1475	U1407	U1348	C1226	C1166	G1104	G1042	C984	C924	C863	U801	G742
U	G1476	A1408	A1349	A1227	G1167	A1105	A1046	A985	G925	A864	C800	U740
C	C1477	C1409	A1350	C1228	A1168	C1106	G1047	A986	G926	C866	G799	C739
C	C1478	G1410	U1351	A1229	A1169	C1107	G1048	G987	G927	C867	U802	G741
U	C1479	U1292	C1352	C1230	A1170	G1108	U1049	G988	G928	C868	A802	G742
U	G1480	C1412	G1353	G1231	C1171	C1109	C989	C989	G929	C869	G803	U743
U	U1481	A1413	C1354	U1232	C1172	A1110	G1050	C990	C930	U870	U804	C744
C	G1482	U1414	G1355	G1233	G1173	A1111	C1051	U991	C931	U871	C805	C745
C	A1483	G1415	G1356	C1234	G1174	C1112	U1052	U992	C932	A872	C806	A746
C1484	G1416	C1297	A1357	U1235	G1175	C1113	G1053	G993	G933	C873	A807	C747
U1485	G1417	C1298	U1358	A1236	A1176	C1114	G1054	A994	C934	G874	C808	C748
G1486	A1418	A1299	C1359	C1237	G1177	C1115	A1055	A995	A935	C875	G809	C749
G1487	A1488	G1419	A1360	A1238	G1178	C1116	U1056	A996	C936	C876	C810	G750
G1488	C1361	U1301	G1361	A1239	A1179	G1117	G1057	U997	A937	C877	C811	G751
G1489	C1362	U1302	C1362	U1240	A1180	C1118	G1058	G998	A938	C878	C812	G752
C1490	C1363	C1303	G1363	G1241	A1181	C1119	C1059	C999	G939	C879	U813	A753
G1491	A1363A	G1304	A1363A	C1242	G1182	G1120	C1060	U1000	G940	C880	A814	C754
A1492	U1364	G1305	U1364	C1243	A1183	U1121	G1061	A1001	G941	C881	A815	G755
A1493	G1365	A1306	G1365	C1244	G1184	U1122	U1062	G1001A	G942	C882	A816	C756
G1494	C1366	U1307	C1366	A1248	G1185	A1123	C1063	G1002	U943	C883	C817	U757
U1495	C1367	U1308	C1367	G1249	G1186	G1124	G1064	G1003	G944	U884	G818	G758
C1496	G1368	G1309	G1368	C1250	G1187	U1125	U1065	A1004	G945	G885	A819	A759
G1497	C1369	G1310	A1369	A1251	A1188	U1126	C1066	A1005	A946	C886	U820	G760
U1498	G1370	G1311	G1370	C1251	C1189	G1127	A1067	C1006	G947	C887	G821	G761
A1499	G1371	G1312	G1371	A1252	G1190	C1128	G1068	C948	C948	G888	C822	C762
U1500	U1372	G1313	U1372	G1253	A1191	C1129	C1069	U949	U950	A889	G823	G763
C1501	G1373	C1314	C1373	C1254	C1192	A1130	U1070	G1010	C764	C890	C824	C764
A1502	A1374	U1315	A1374	G1255	G1193	G1131	C1071	G1011	G951	U891	G825	G765

● Molecule 2: 30S RIBOSOMAL PROTEIN S2

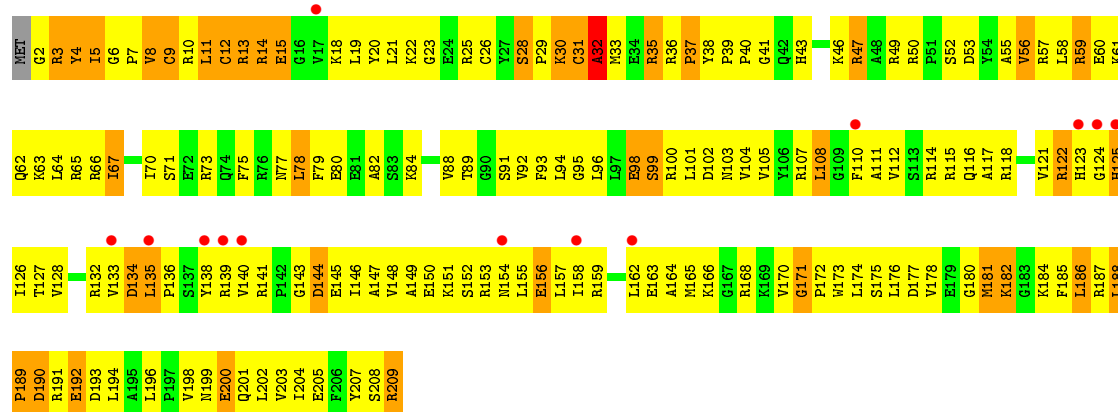




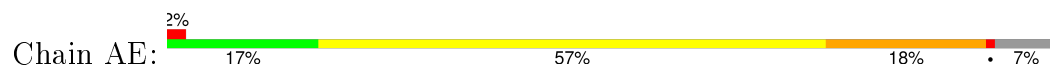
### • Molecule 3: 30S RIBOSOMAL PROTEIN S3

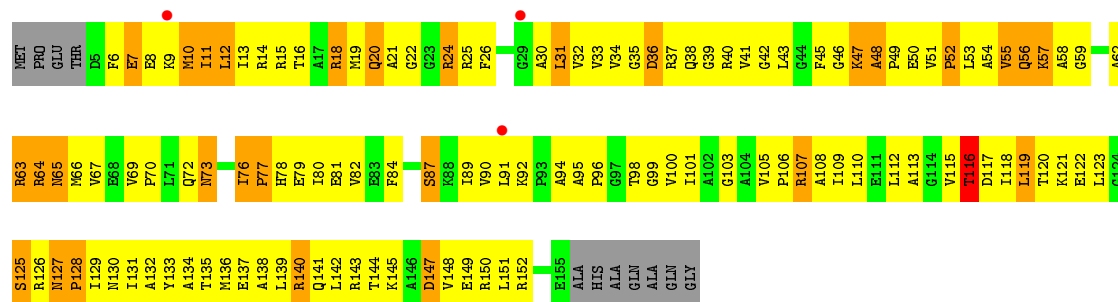


### • Molecule 4: 30S RIBOSOMAL PROTEIN S4

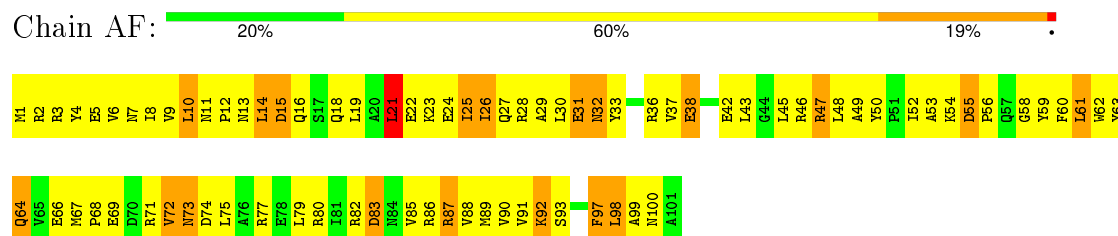


### • Molecule 5: 30S RIBOSOMAL PROTEIN S5

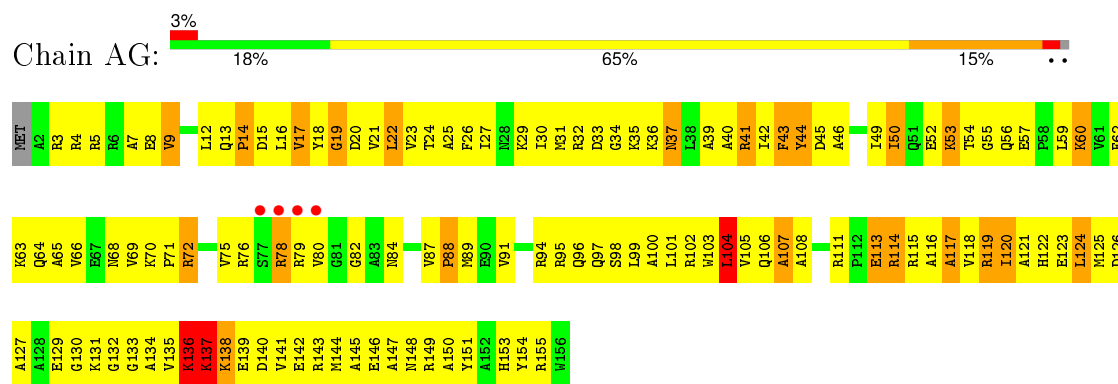




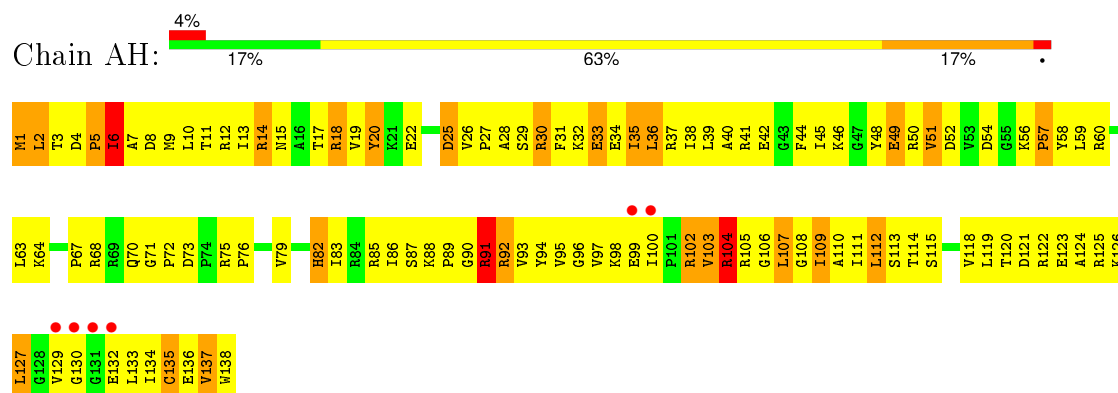
• Molecule 6: 30S RIBOSOMAL PROTEIN S6



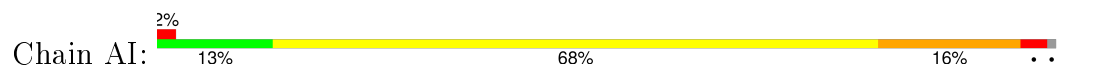
• Molecule 7: 30S RIBOSOMAL PROTEIN S7

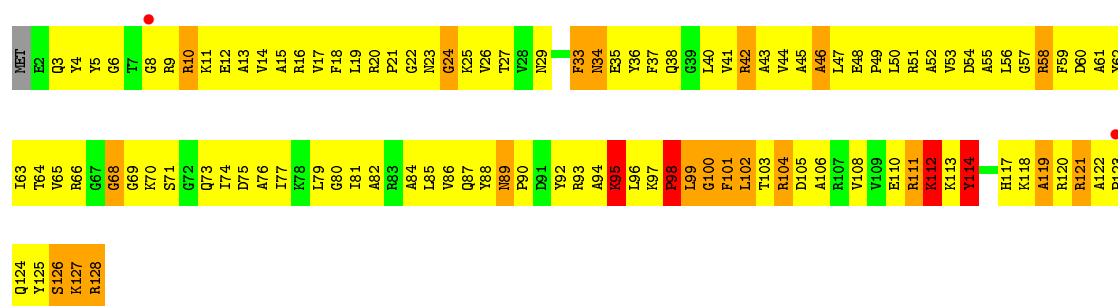


• Molecule 8: 30S RIBOSOMAL PROTEIN S8

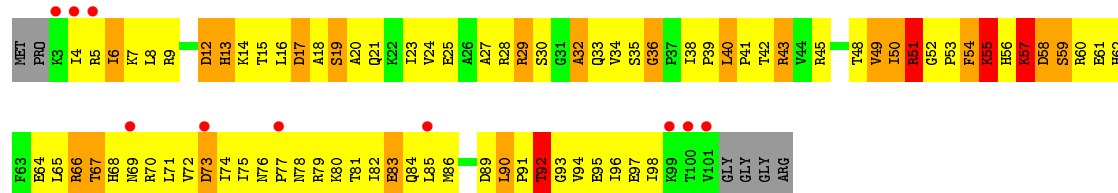
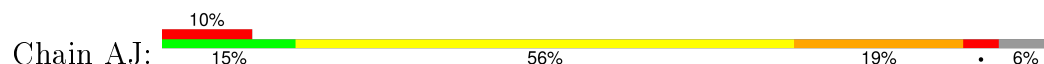


• Molecule 9: 30S RIBOSOMAL PROTEIN S9





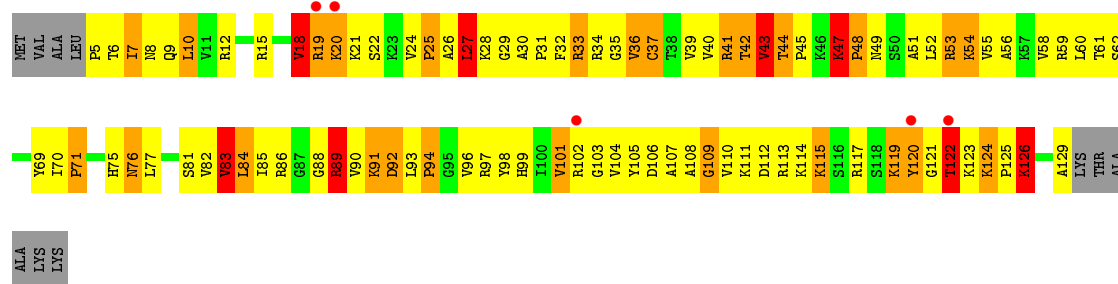
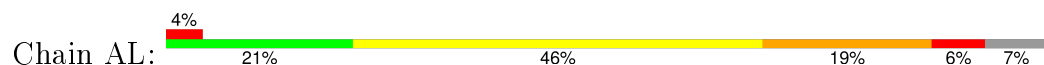
• Molecule 10: 30S RIBOSOMAL PROTEIN S10



• Molecule 11: 30S RIBOSOMAL PROTEIN S11

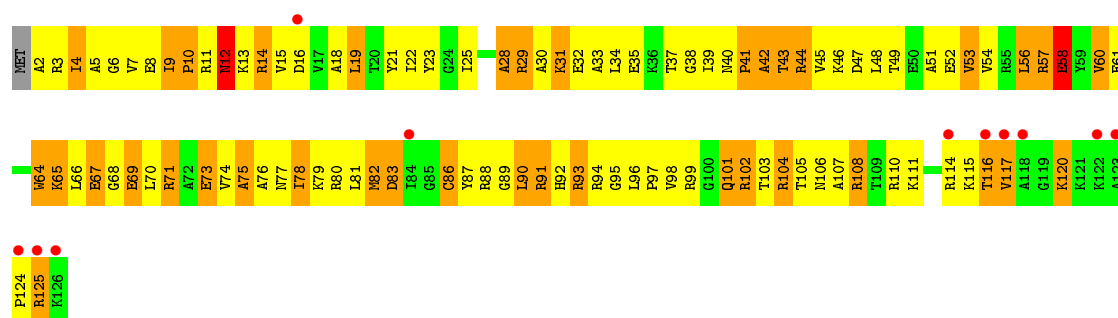


• Molecule 12: 30S RIBOSOMAL PROTEIN S12



• Molecule 13: 30S RIBOSOMAL PROTEIN S13





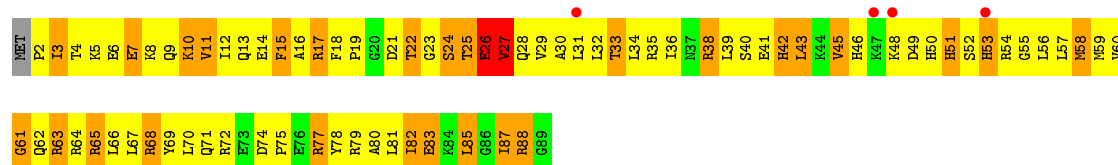
• Molecule 14: 30S RIBOSOMAL PROTEIN S14 TYPE Z

Chain AN: 8% 57% 25% 8%



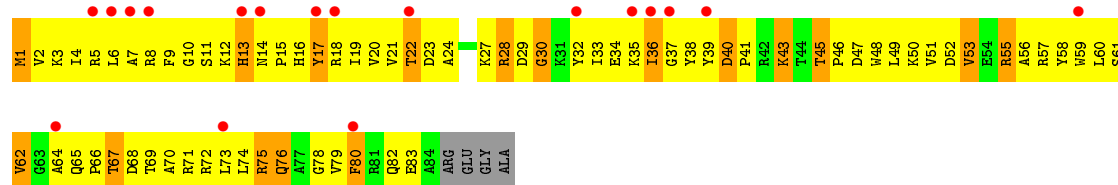
• Molecule 15: 30S RIBOSOMAL PROTEIN S15

Chain AO: 4% 10% 56% 30%



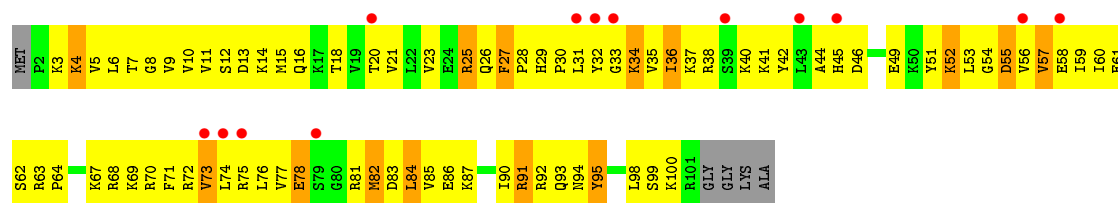
• Molecule 16: 30S RIBOSOMAL PROTEIN S16

Chain AP: 20% 11% 65% 19% 5%



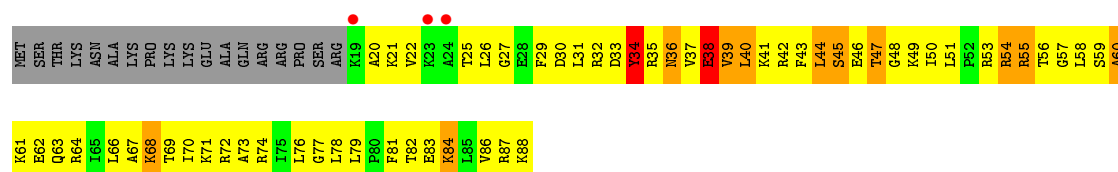
• Molecule 17: 30S RIBOSOMAL PROTEIN S17

Chain AQ: 12% 18% 64% 13% 5%

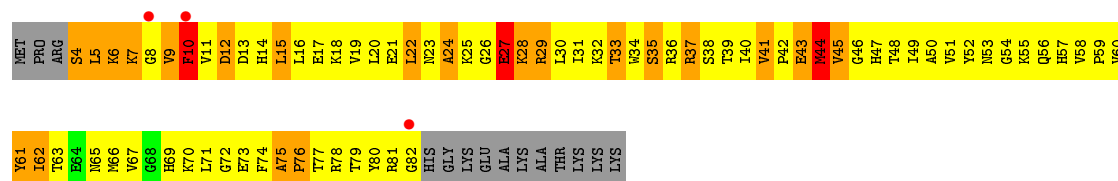


• Molecule 18: 30S RIBOSOMAL PROTEIN S18

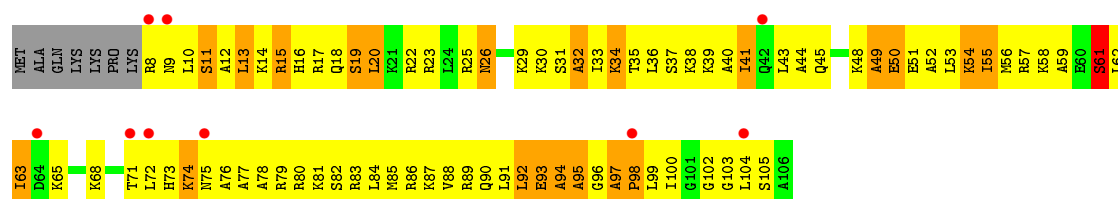
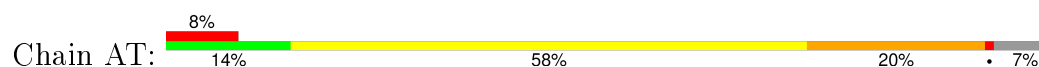
Chain AR: 3% 10% 55% 13% 20%



• Molecule 19: 30S RIBOSOMAL PROTEIN S19



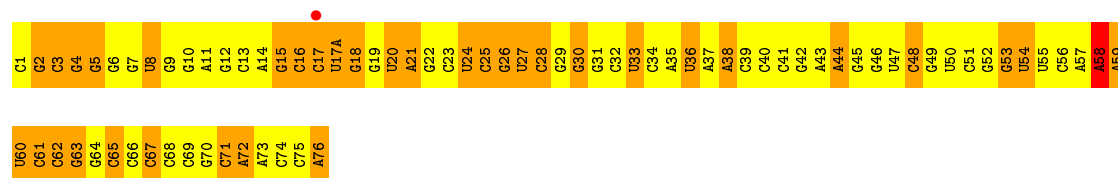
• Molecule 20: 30S RIBOSOMAL PROTEIN S20




• Molecule 21: 30S RIBOSOMAL PROTEIN THX



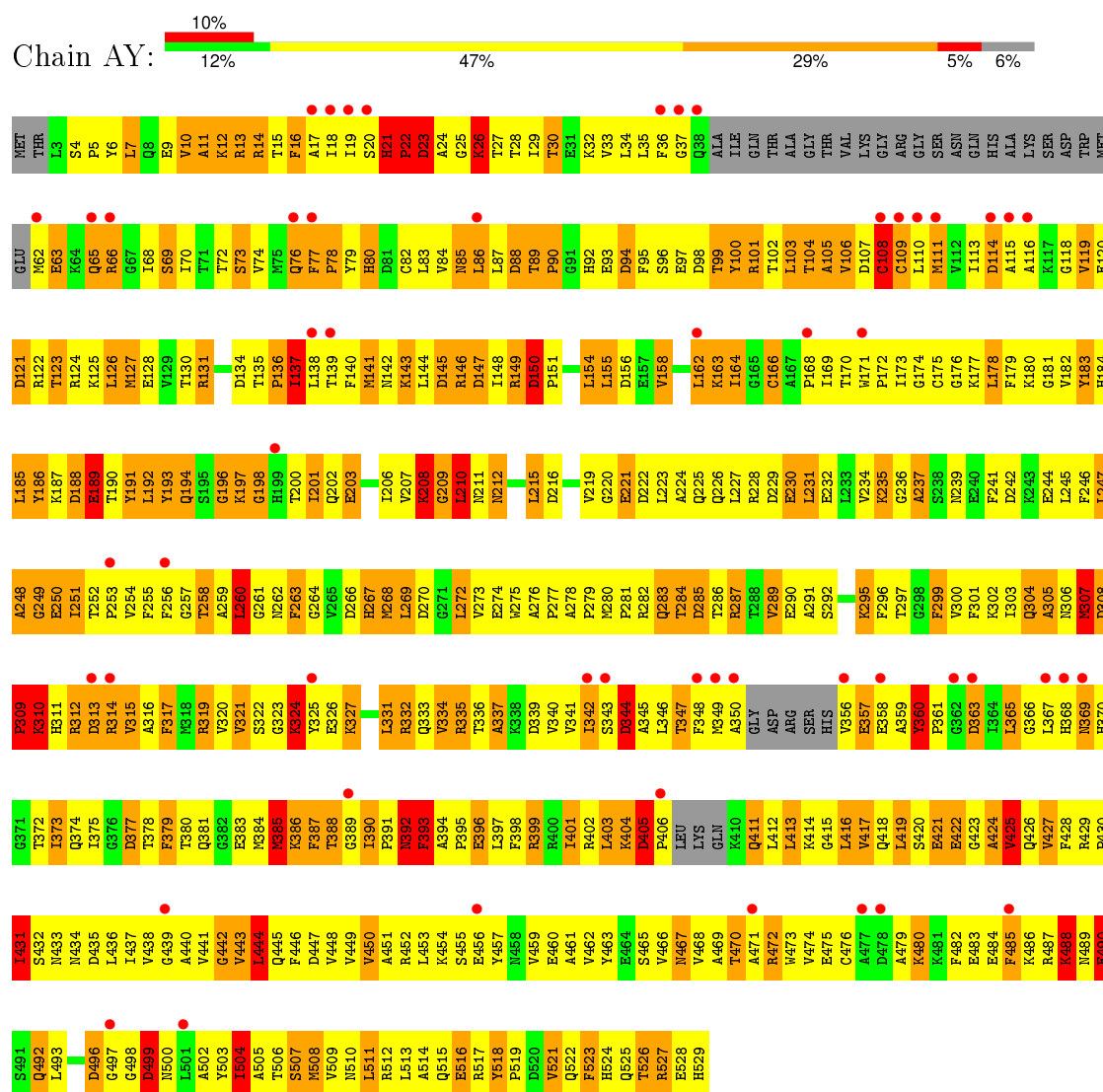
• Molecule 22: PE HYBRID STATE TRNA FMET



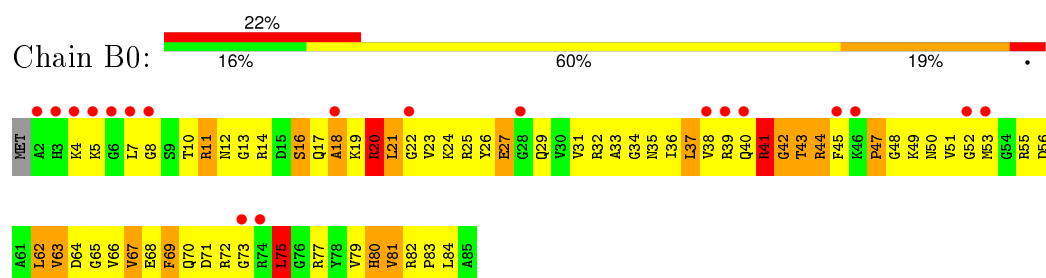
• Molecule 23: MRNA 5'-R(\*AP\*AP\*AP\*AP\*AP\*AP\*UP\*GP\*UP)-3'



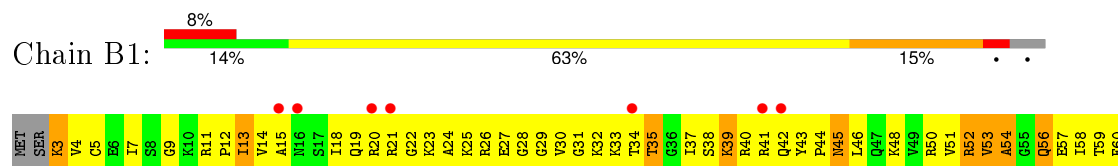
• Molecule 24: PEPTIDE CHAIN RELEASE FACTOR 3

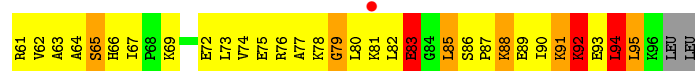


• Molecule 25: 50S RIBOSOMAL PROTEIN L27




• Molecule 26: 50S RIBOSOMAL PROTEIN L28





• Molecule 27: 50S RIBOSOMAL PROTEIN L29



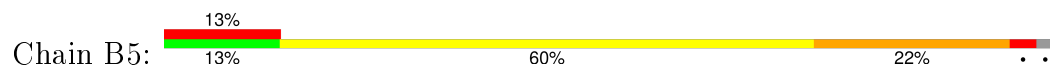
• Molecule 28: 50S RIBOSOMAL PROTEIN L30




• Molecule 29: 50S RIBOSOMAL PROTEIN L31



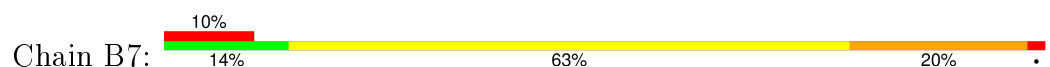
• Molecule 30: 50S RIBOSOMAL PROTEIN L32



• Molecule 31: 50S RIBOSOMAL PROTEIN L33

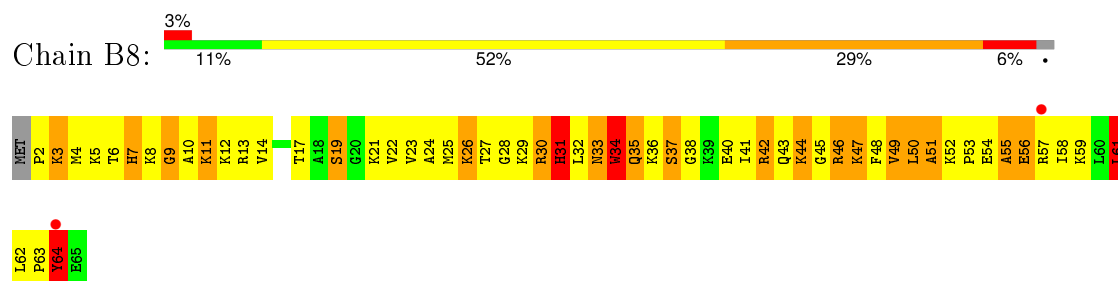


• Molecule 32: 50S RIBOSOMAL PROTEIN L34

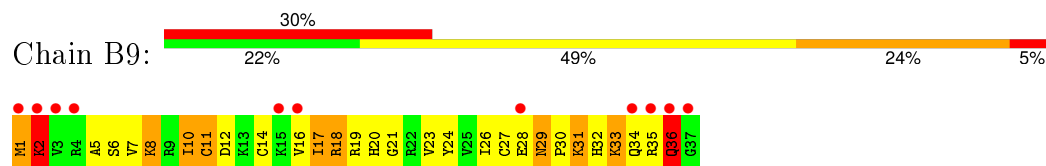




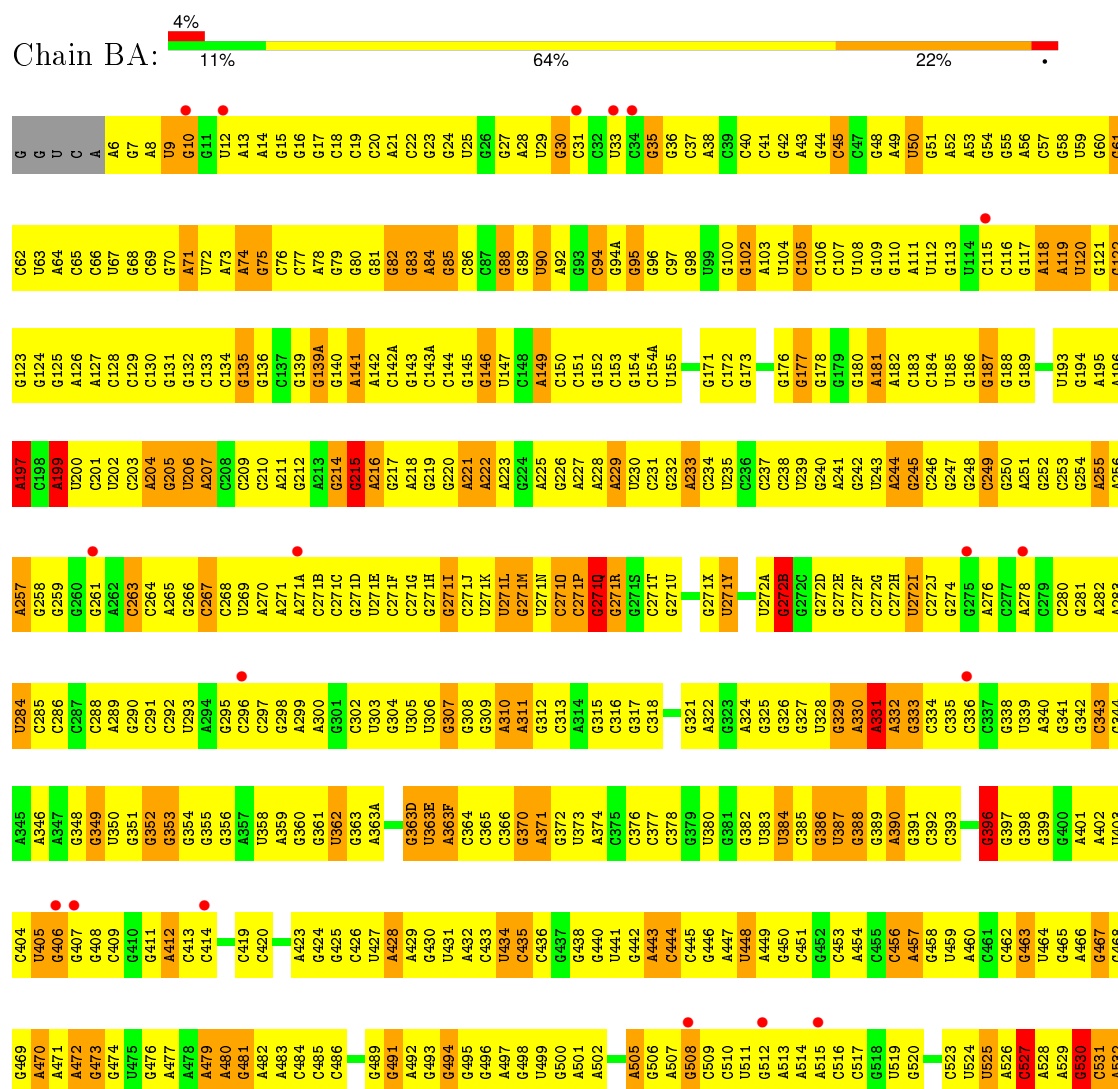
● Molecule 33: 50S RIBOSOMAL PROTEIN L35



- Molecule 34: 50S RIBOSOMAL PROTEIN L36



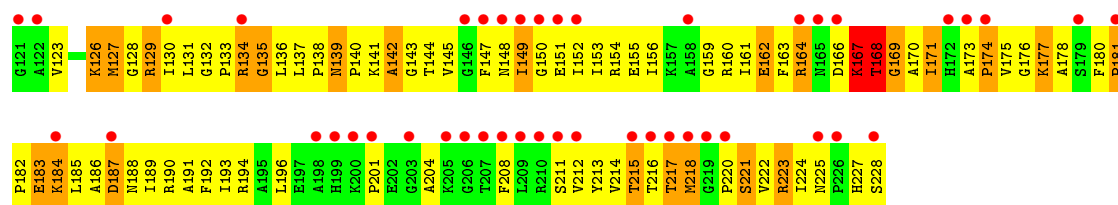
- Molecule 35: 23S RIBOSOMAL RNA



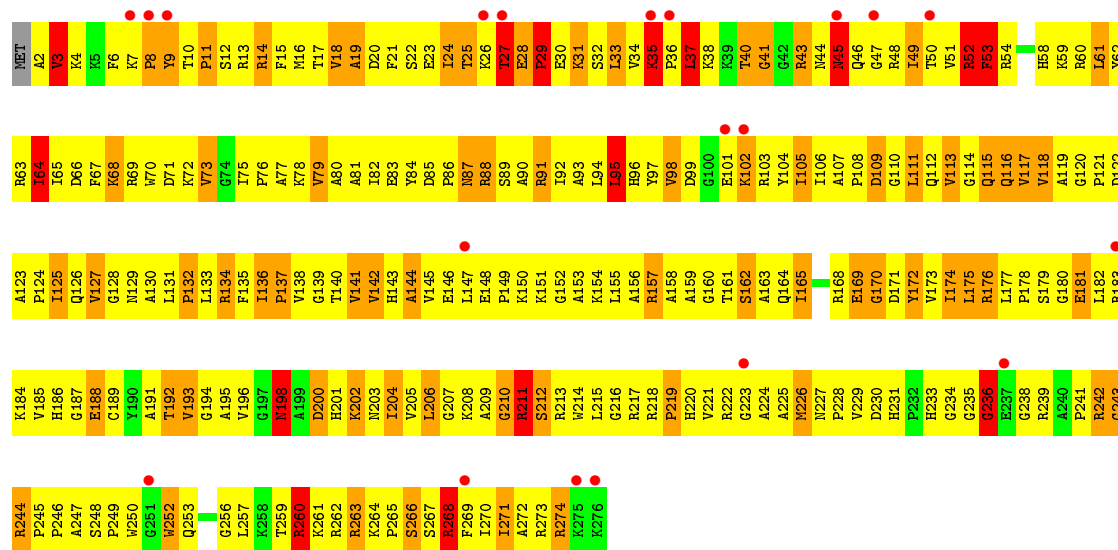
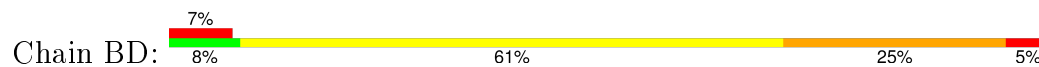
A1367	G1305	G1244	G1184	G1122	G1062	G1002	U943	G880	A819	C754	U694	G596	G533
G1368	C1306	G1245	C1185	C1123	G1063	G1003	G944	G881	A820	C755	G695	U597	U534
C1369	A1307	G1246	G1186	C1124	G1064	C1004	A945	G882	G823	C756	G696	G998	A536
C1370	A1308	A1247	G1187	G1125	U1065	C1005	G946	G883	G824		G697	G999	C537
G1371	G1309	G1248	U1188	U1066	U1066	C1006	G947	G884	C825	A761	A699	C601	G538
G1372	G1310	U1249	A1189	A1067	G1068	C1007	G948	G885	C826	G762	G700	G602	G539
A1373	G1311	G1250	G1190	A1129	G1069	A1009	C949	G886	U826	G763	G701	A603	G540
G1374	U1312	C1251	G1191	U1130	A1070	A1010	G950	A887	U827	A764	G702	G604	C541
C1375	U1313	G1252	G1192	G1131	A1071	A1011	C951	G888	U828	G765	A603	C603	C540
C1376	C1314	A1253	G1193	A1132	G1072	G1012	A952	G889	A829	C766	G605	G604	C542
G1377	C1315	A1254	G1194	U1133	C1073	A953	G953	A890	G830	U767	U703	C606	C543
A1378	U1316	U1255	A1195	G1135	G1074	G1013	G954	G892	G831	G768	A706	U607	
A1379	G1317	G1256	G1197	G1136	A1074	U1014	C955	G893	G832	G769	G705	A608	A547
G1380	C1318	C1257	U1198	G1137	C1075	G1015	G956	C894	U833	G770	G707	A609	A548
G1381	G1319	G1258	U1199	G1138	C1076	G1016	A957	U895	C834		C708		A549
G1382	C1320	G1259	U1200	G1139	A1077	G1017	U958	A896	A835	C772	U709	C612	G551
C1383	A1321	G1260	G1201	C1140	U1078	C1018	A959	G897	G836	U773	G710	G605	G552
A1384	A1322	C1261	U1202	U1141	C1079	U1019	A960	G898	G837	A774	G711	U606	G553
G1385		A1262	G1203	U1142	C1080	A1020	C961	A899	C838	G775	G712	U614	U554
C1386	G1325	U1263	A1204	A1142A	U1081	A1021	G962	A900	U839	G776	G713	G614B	U555
C1387	U1326	G1264	U1205	U1082	U1082	G1022	U963	A901	C840	A777	U714	A614C	G556
G1388	C1327	A1265	G1206	U1083	U1083	G1023	C964	C902	A841	G778	G715	G615	U557
G1389	G1328	G1266	C1207	C1145	A1084	G1024	C965	C903	G842	U779	A716	G616	G558
U1390	U1329	U1267	G1208	C1146	A1085	G1025	G966	C904	G843	G780	G717	C618	G559
U1391	C1330	A1268	G1209	U1147	A1086	U1026	C967	U905	C844	A781	A718	G619	C560
A1392	A1331	A1269	A1210	A1148	G1087	A1027	G968	G906	G845	A782	C719	G620	G561
A1393	G1332	C1270	U1211	G1149	A1088	A1028	U969	U907	C846	A783	C720	G621	U562
U1394	C1333	G1271	G1212	C1150	U1089	A1029	C970	C908	U847	A784	C721	G622	G563
A1395	G1334	A1272	A1213	G1151	U1090	G1030	G971	A909	G848	G785	A722	G623	C564
U1396	U1335	U1273	A1214	C1152	G1091	A1031	G972	A910	A849	G786	G723	G624	C565
U1397	A1336	A1274	G1215	C1153	C1092	A1032	A973	A911	C850	U787	U724	G625	U566
C1398	G1337	A1275	G1216	G1154	G1093	U1033	G974	C912	U851	A788	G725	U626	A567
C1399	C1338	A1276	C1217	A1155	U1094	G1034	C975	U913	G852	A789	G726	A627	U568
G1400	G1339	G1278	C1218	G1157	A1095	U1035	G975A	C914	G853	C790	A727	G628	U569
G1401	U1340	A1279	G1219	G1158	A1096	G1036	C976	C915	G854	G791	G728	G629	G570
C1402	U1341	G1279	A1220	C1158	U1097	G1037	G977	G916	G855	G792	G729	G630	A571
C1403	A1342	G1280	G1221	U1159	A1098	C1038	G978	A917	C856	A631	G730	A631	A572
C1404	G1343	G1281	C1221A	G1160	G1099	G1039	G979	A918	C857	C671	C731	A632	G573
U1405	C1344	U1282	C1222	C1161	C1100	G1040	A980	G919	U858	C672	C732	A633	C574
C1407	C1345		G1223	G1162	U1101	U1041	A981	G920	G859	C673	G733	C634	A575
G1348		G1285	C1224	G1163	C1102	G1042	C982	G921	U860	A734	A734	C635	U576
A1349	A1349	A1286	G1225	G1164	A1103	C1043	A983	U922	A861	A675	A735	G636	G577
C1350	C1350	U1287	A1226	U1165	C1104	G1044	A984	C923	G862	A676	C736	A637	G578
C1351	C1351	U1288	G1227	C1166	U1105	A1045	C985	C924	A863	G801	C737	G638	G579
A1412	U1352	C1290	G1228	U1167	G1106	A1046	C986	C925	G864	U803	G738	C639	C580
G1413	A1353	G1291	G1229	G1168	G1107	G1047	G987	A926	C865	A804	G739	C640	C581
A1354	C1354	U1292	G1230	G1169	U1108	A1048	A988	G927	A866	G805	U740	C641	G582
U1415	G1355	U1293	G1231	G1170	C1109	C1049	G989	G928	C867	C806	G741	G681	G583
G1416	G1356	U1294	C1232	G1171	G1110	U1050	A990	U930	U868	U807	G742	G682	C584
C1417	U1357	C1295	C1233	G1173	A1111	G1051	C991	G931	G869	G808	G743	C683	G585
G1418	G1358	G1296	U1234	A1174	G1112	C1052	C992	G932	A870	G809	G744	G684	A586
A1419	A1359	G1297	G1235	U1175	U1113	C1053	G993	A933	U871	U810	G745	C645	C587
U1420	C1360	C1298	A1236	G1176	G1114	A1054	C994	G934	A872	U811	A746	G686	U588
G1421	G1361	G1299	A1237	A1177	G1115	G1055	C995	C935	G873	C812	U747	C587	G589
G1422	C1362	U1300	G1238	C1178	C1116	G1056	A996	G936	G874	U813	G748	U688	G590
G1423	C1363	A1301	G1239	C1179	G1117	A1057	G997	G938	G875	C814	G749	U689	C591
G1424	G1364	A1302	U1240	C1180	G1118	G1058	C998	G939	C876	C815	A750	G690	G592
G1425	A1365	G1303	A1241	C1181	C1119	U1059	U999	G940	U877	C816	A751	C691	G593
G1426	A1366	C1304	G1243	G1183	G1121	U1060	A1000	A941	A878	C817	A752	C692	U594
					C1121	U1061	A1001	G942	G879	G818	C753	C693	C595

A2320	G2321	C2061	G2002	C1941	G1881	G1811	C1751	U1671	C1611	C1549	G1490	A1427
A2321	G2125	C2065	C2006	C1942	C1882	A1812	C1752	C1672	C1612	G1550	G1491	C1428
A2322	A2126	C2066	C2007	U1943	G1883	G1813	G1753	U1673	A1614	C1551	G1492	C1429
G2323	G2127	G2067	C2008	U1944	A1884	G1814	C1754	G1674	C1615	G1552	C1493	C1430
G2324	C2128	U2068	C2009	G1947	A1885	A1815	A1755	C1675	C1616	C1553	C1493	C1431
G2325	C2129	G2069	G2010	G1948	C1886	G1816	G1756	A1676	A1615	A1554	C1492	C1432
G2326	U2130	G2070	C2011	G1949	C1887	G1817	U1757	A1677	C1617	G1555	A1494	C1433
A2327	G2131	A2071	U2011	G1949	G1888	U1818	G1758	G1678	A1618	C1556	U1433	U1433
A2328	U2132	G2072	C2012	G1950	A1889	A1819	A1759	U1679	G1619	C1557	A1434	G1435
G2329	C2133	C2073	A2013	U1951	G1890	A1820	A1760	U1680	G1620	A1558	C1498	C1436
G2330	A2134	C2074	A2014	A1952	G1891	A1821	C1761	G1681	U1621	C1499	C1499	G1437
G2331	C2137	U2075	A2015	A1953	C1892	G1822	A1763	G1682	G1622	G1559	U1438	U1438
A2332	U2138	U2076	U2016	G1954	C1893	G1823	G1763	G1683	G1623	G1562	A1439	U1439
A2333	C2139	A2077	U2017	U1955	C1894	G1824	G1764	C1684	G1624	C1563	G1440	G1440
A2334	C2140	C2078	G2018	U1956	G1895	A1825	C1765	G1685	C1625	C1564	G1441	G1441
A2335	C2141	U2079	A2019	G1957	G1896	G1826	U1766	G1686	G1626	C1565	G1442	G1442
A2336	C2142	G2080	C2020	C1958	U1897	C1827	C1767	A1689	G1627	C1566	G1443	G1443
G2337	G2143	C2081	A2021	G1959	U1898	G1828	U1768	A1690	G1628	A1567	G1444	G1444
G2338	C2143	A2082	U2022	A1960	G1899	A1829	G1769	C1691	U1629	G1568	A1445	A1445
G2339	U2144	G2083	G2023	C1961	A1900	C1830	G1770	U1692	A1631A	A1569	C1445A	C1445A
G2340	C2145	C2084	C2024	C1962	A1901	G1831	G1771	U1693	A1632	A1570	C1446	C1446
G2341	C2146	C2085	C2025	U1963	C1902	C1832	G1772	C1694	G1633	A1571	A1509A	G1447
G2342	C2147	U2086	C2026	G1964	G1903	U1833	A1773	C1695	G1634	A1572	A1509B	G1448
G2343	G2148	G2087	G2027	C1965	G1904	U1834	G1774	G1696	A1635	G1573	G1510	A1449
G2344	C2149	C2088	U2028	A1966	C1905	G1835	U1775	G1697	G1636	C1574	C1511	G1450
G2345	U2150	U2089	G2029	C1967	G1906	C1836	G1776	A1698	A1637	G1575	U1512	G1450A
A2346	G2151	G2090	A2030	G1968	G1907	C1837	U1777	G1699	A1638	U1576	C1513	C1451
G2347	C2152	U2091	A2031	A1969	C1908	C1838	U1778	A1700	G1639	C1577	U1514	A1452
U2348	G2153	U2092	G2032	A1970	G1909	G1839	U1779	A1701	U1639	U1578	G1515	A1453
G2349	G2154	G2093	A2033	A1971	G1910	G1840	A1780	G1702	C1640	A1579	C1516	G1455
G2350	G2155	C2094	U2034	A1972	U1911	U1841	G1781	G1705	A1641	G1580	G1517	A1456
G2351	C2156	C2095	C2035	G1973	A1912	G1842	C1782	G1706	G1642	G1581	U1518	A1457
G2352	G2157	U2096	C2036	C1974	A1913	G1843	A1783	U1706	G1643	C1582	G1519	C1458
G2353	A2158	C2097	G2037	G1975	C1914	C1844	A1784	G1707	C1644	A1583	G1520	G1459
G2354	G2159	U2098	G2038	U1976	U1915	G1845	A1785	C1708	G1645	C1584	U1523	A1460
G2355	G2160	U2099	C2039	A1977	A1916	U1846	U1786	U1709	C1646	A1586	G1524	G1461
G2356	C2161	G2100	G2040	A1978	U1917	A1847	A1787	G1710	G1647	A1587	G1525	C1462
G2357	G2162	G2101	U2041	C1979	A1918	A1848	C1788	G1711	C1648	C1588	G1526	C1463
A2358	C2163	U2102	A2042	G1980	A1919	G1849	A1789	C1712	G1649	C1589	G1527	C1464
G2359	C2164	C2103	C2043	A1981	C1920	G1850	C1790	U1713	G1650	U1590	A1528	G1465
G2360	U2167	G2104	C2044	C1982	G1921	A1851	A1791	G1714	G1651	G1591	C1466	G1466
A2361	G2168	C2105	C2045	C1983	G1922	C1852	G1792	G1717	A1652	C1592	G1529	C1467
G2362	G2169	G2106	G2046	G1984	U1923	A1853	C1793	G1718	G1653	G1593	C1530	C1468
G2363	A2170	C2107	U2047	G1985	C1924	A1854	U1794	G1719	A1654	G1594	C1531	A1469
G2364	A2171	C2108	G2048	A1986	C1925	G1855	C1795	U1720	A1655	G1595	G1470	G1470
A2365	A2172	U2109	G2049	G1987	U1926	G1856	U1796	G1721	C1656	A1596	U1534	A1471
A2366	U2172	G2110	C2050	C1988	A1927	G1857	C1797	A1722	C1657	A1597	A1535	A1472
G2367	A2173	C2111	G2051	G1989	A1928	G1858	U1798	U1739	C1658	C1598	C1536	G1473
G2368	C2174	G2112	G2052	U1990	G1929	A1859	G1799	G1740	U1659	C1599	G1537	G1474
A2369	U2175	U2113	G2053	U1991	G1930	G1860	C1800	A1741	C1660	C1600	G1538	G1475
G2370	C2177	A2114	A2054	C1992	U1931	G1861	G1801	G1742	G1661	G1601	G1539	C1476
A2371	C2178	G2115	C2055	U1993	A1932	G1862	A1802	C1743	C1662	U1602	U1540	A1477
G2372	C2179	G2116	G2056	C1994	G1933	G1863	A1803	C1744	A1663	A1603	G1541	G1478
G2373	U2180	A2117	A2057	U1995	C1934	U1864	C1804	G1746	A1664	C1604	A1542	G1479
G2374	G2181	U2118	A2058	G1996	G1935	G1865	U1805	G1747	A1665	C1605	C1543	G1480
G2375	G2182	U2119	A2059	G1997	G1936	C1866	C1806	G1747A	G1666	A1544	U1481	G1481
A2376	C2183	G2120	A2060	G1998	A1937	C1867	G1807	G1747A	G1667	C1607	A1545	G1482
A2377	G2184	U2121	G2061	C1999	U1938	G1878	U1808	G1748	A1668	A1608	C1546	G1484
A2378	G2185	U2122	A2062	G1999	A1939	C1879	U1809	A1749	A1669	A1609	C1547	G1485
G2379	G2186	G2123	C2063	A2001	U1940	C1880	A1810	G1750	C1670	A1610	C1548	A1486

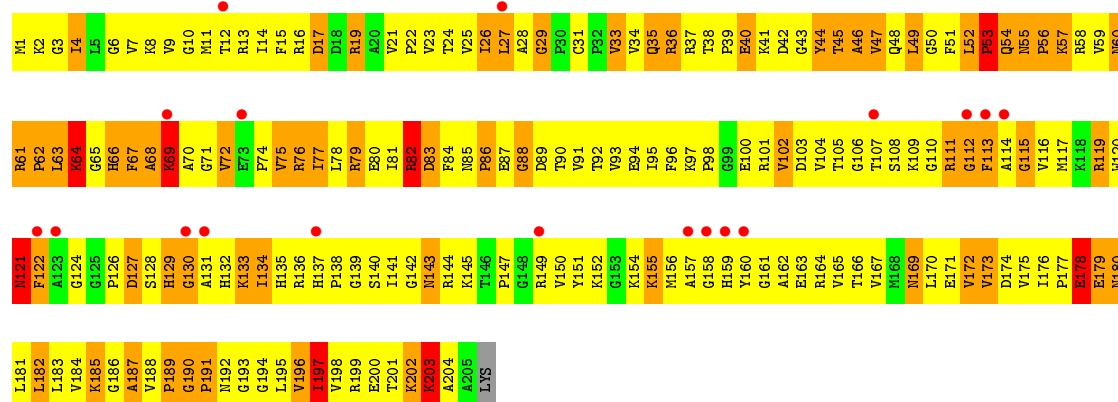
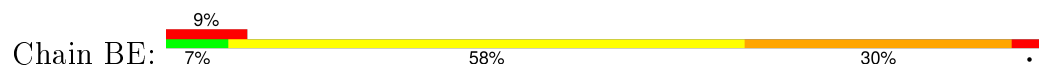




• Molecule 38: 50S RIBOSOMAL PROTEIN L2

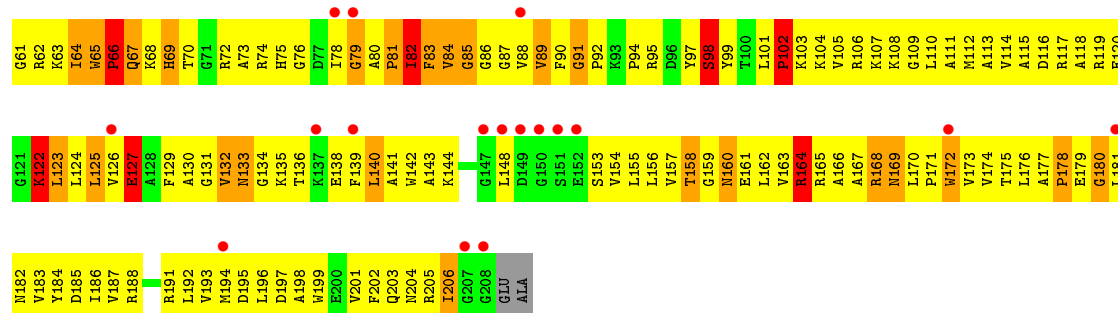


• Molecule 39: 50S RIBOSOMAL PROTEIN L3

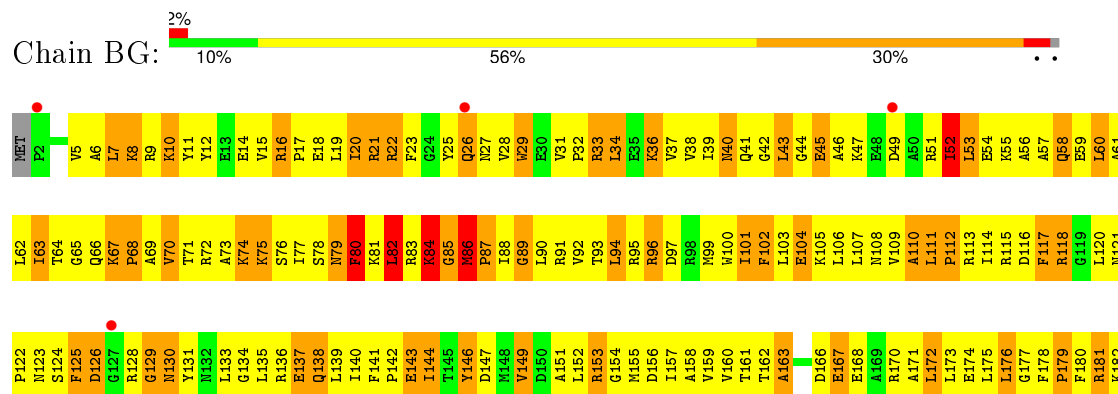


• Molecule 40: 50S RIBOSOMAL PROTEIN L4

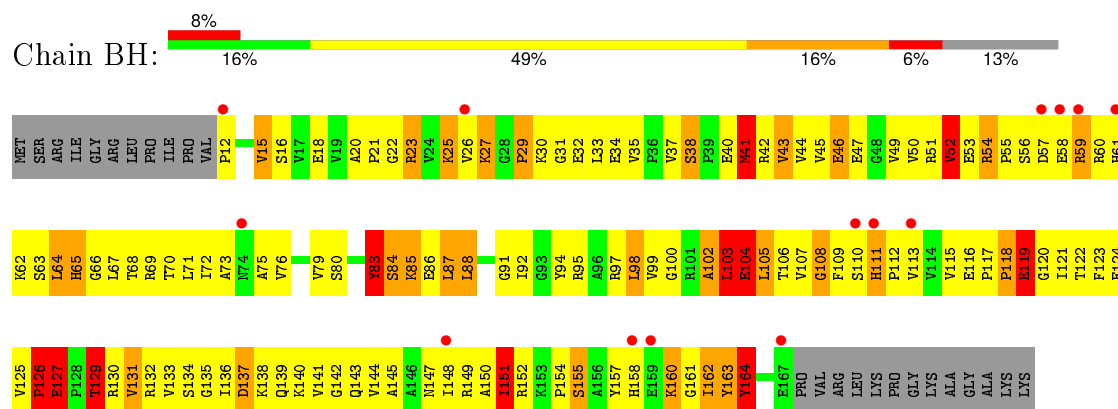




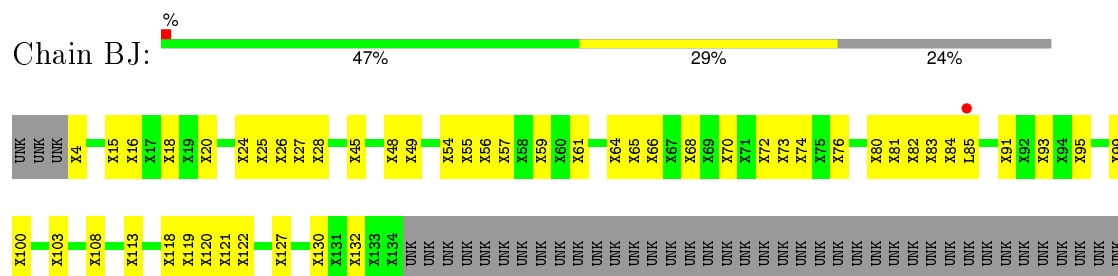
• Molecule 41: 50S RIBOSOMAL PROTEIN L5



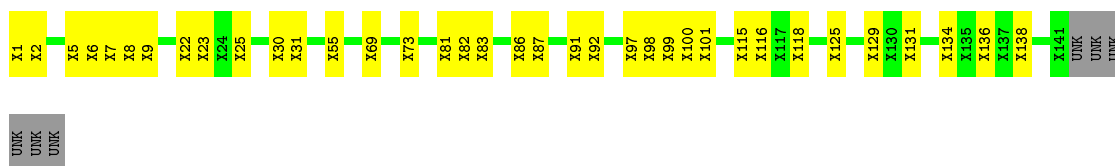
• Molecule 42: 50S RIBOSOMAL PROTEIN L6



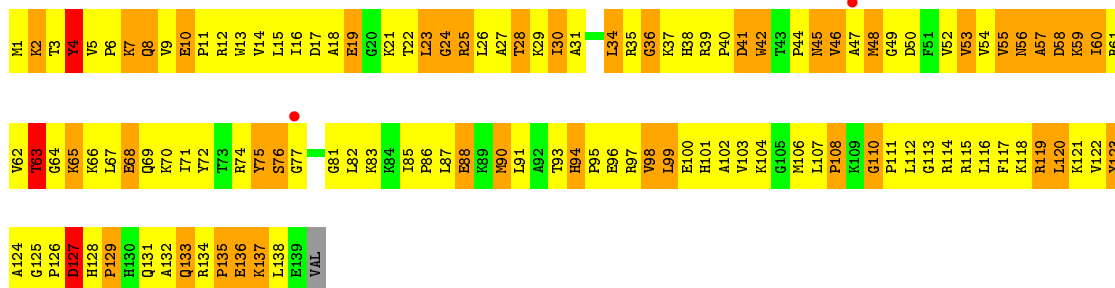
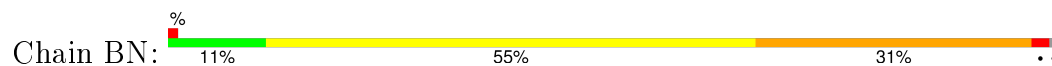
• Molecule 43: 50S RIBOSOMAL PROTEIN L10



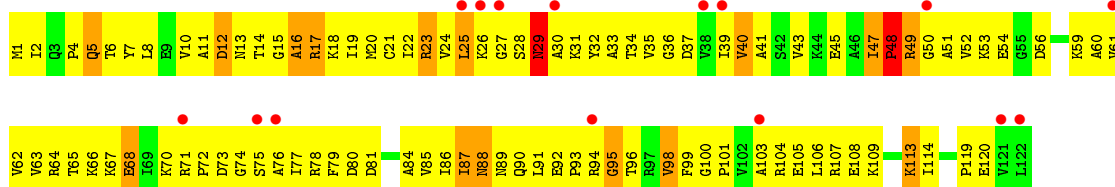
• Molecule 44: 50S RIBOSOMAL PROTEIN L11



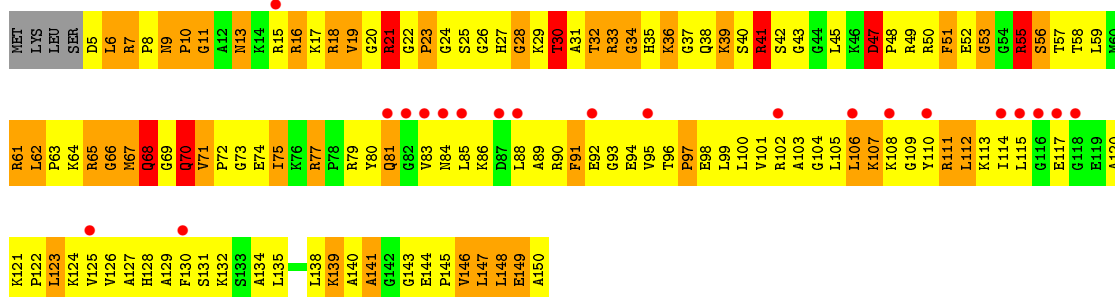
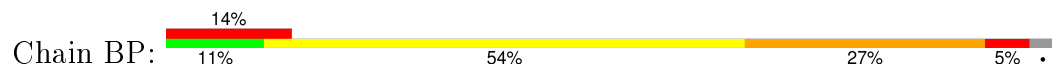
• Molecule 45: 50S RIBOSOMAL PROTEIN L13



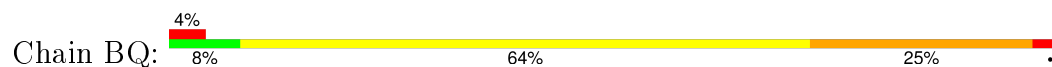
• Molecule 46: 50S RIBOSOMAL PROTEIN L14

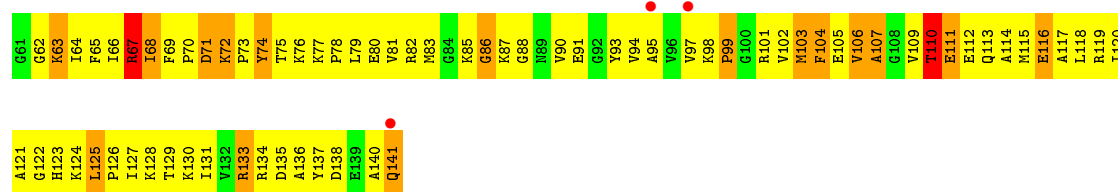


• Molecule 47: 50S RIBOSOMAL PROTEIN L15

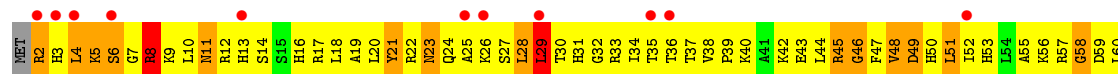
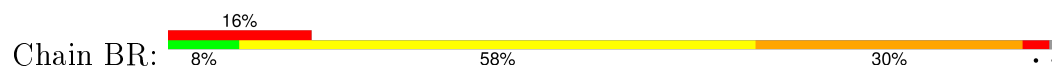


• Molecule 48: 50S RIBOSOMAL PROTEIN L16





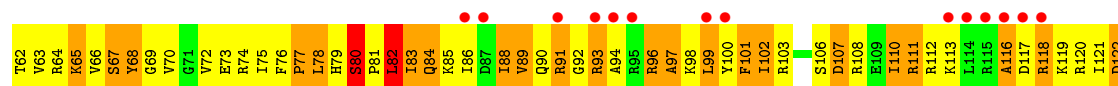
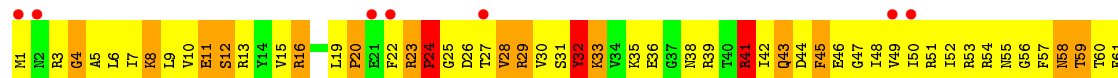
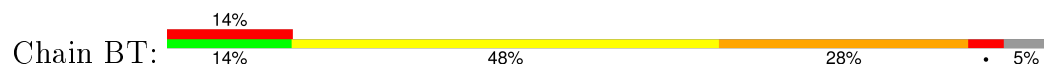
• Molecule 49: 50S RIBOSOMAL PROTEIN L17



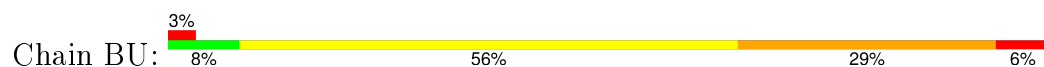
• Molecule 50: 50S RIBOSOMAL PROTEIN L18



• Molecule 51: 50S RIBOSOMAL PROTEIN L19

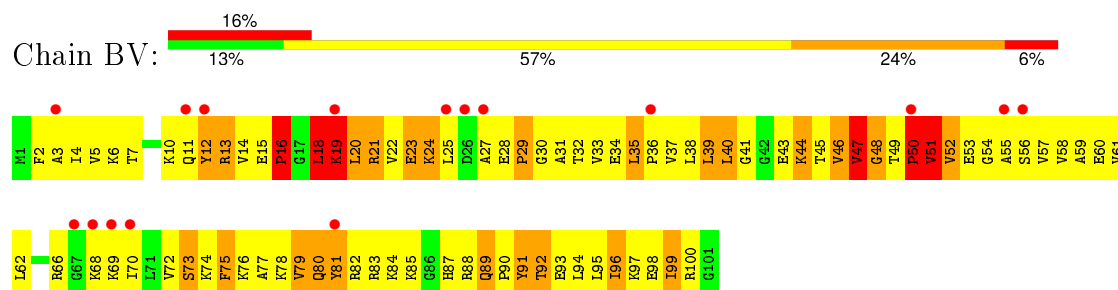


• Molecule 52: 50S RIBOSOMAL PROTEIN L20

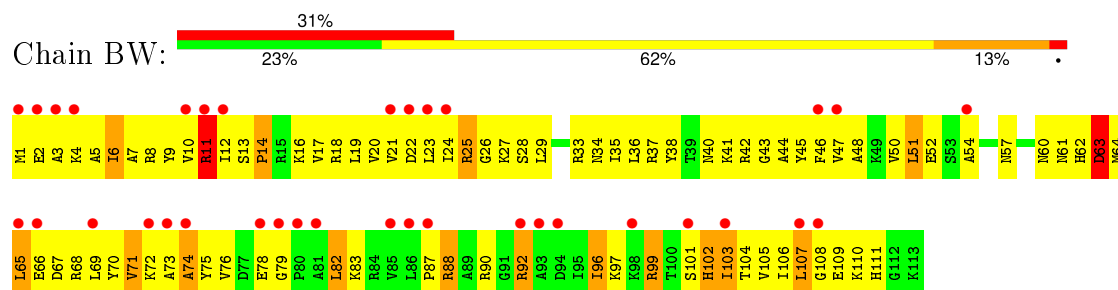




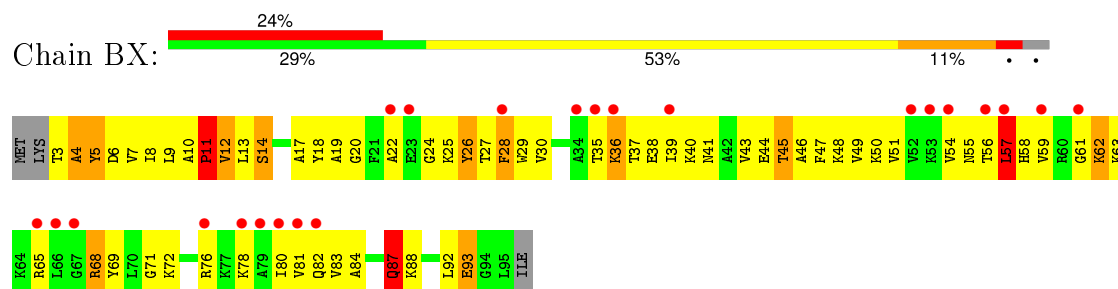
• Molecule 53: 50S RIBOSOMAL PROTEIN L21



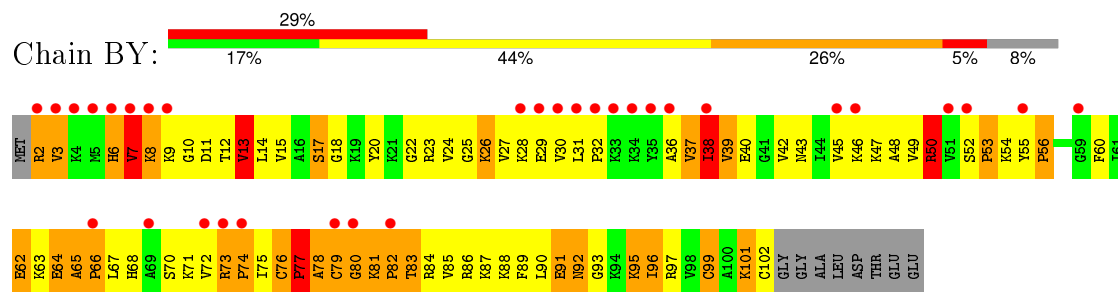
• Molecule 54: 50S RIBOSOMAL PROTEIN L22



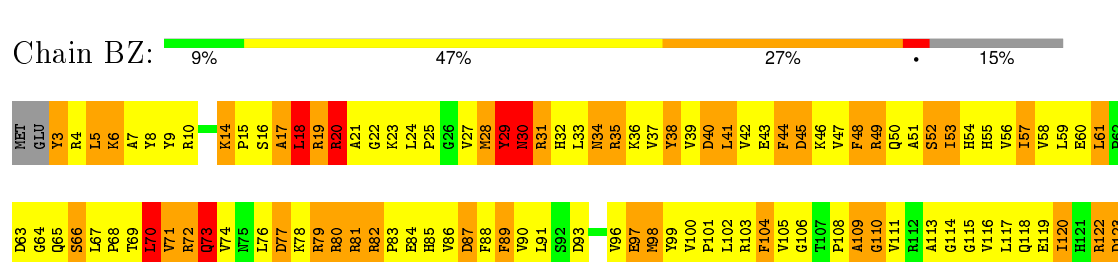
• Molecule 55: 50S RIBOSOMAL PROTEIN L23

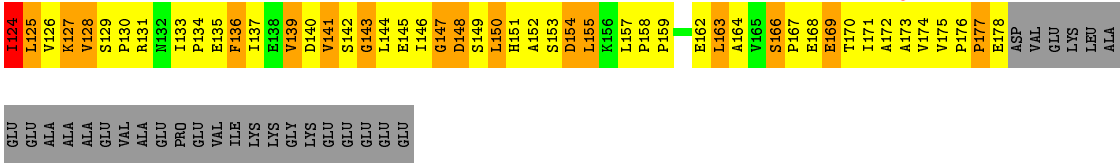


• Molecule 56: 50S RIBOSOMAL PROTEIN L24



• Molecule 57: 50S RIBOSOMAL PROTEIN L25





## 4 Data and refinement statistics

Property	Value	Source
Space group	P 1 21 1	Depositor
Cell constants a, b, c, $\alpha$ , $\beta$ , $\gamma$	204.70Å 229.30Å 307.00Å 90.00° 90.17° 90.00°	Depositor
Resolution (Å)	44.90 – 3.80 44.91 – 3.60	Depositor EDS
% Data completeness (in resolution range)	98.7 (44.90-3.80) 96.6 (44.91-3.60)	Depositor EDS
$R_{merge}$	0.18	Depositor
$R_{sym}$	(Not available)	Depositor
$\langle I/\sigma(I) \rangle$ <sup>1</sup>	1.70 (at 3.57Å)	Xtriage
Refinement program	CNS 1.2	Depositor
R, $R_{free}$	0.293 , 0.351 0.306 , 0.353	Depositor DCC
$R_{free}$ test set	5623 reflections (2.09%)	DCC
Wilson B-factor (Å <sup>2</sup> )	110.2	Xtriage
Anisotropy	0.390	Xtriage
Bulk solvent $k_{sol}$ (e/Å <sup>3</sup> ), $B_{sol}$ (Å <sup>2</sup> )	0.17 , 41.0	EDS
Estimated twinning fraction	0.166 for h,-k,-l	Xtriage
L-test for twinning <sup>2</sup>	$\langle  L  \rangle = 0.31$ , $\langle L^2 \rangle = 0.15$	Xtriage
Outliers	6 of 2273458 reflections (0.000%)	Xtriage
$F_o, F_c$ correlation	0.90	EDS
Total number of atoms	151017	wwPDB-VP
Average B, all atoms (Å <sup>2</sup> )	147.0	wwPDB-VP

Xtriage's analysis on translational NCS is as follows: *The largest off-origin peak in the Patterson function is 2.32% of the height of the origin peak. No significant pseudotranslation is detected.*

<sup>1</sup>Intensities estimated from amplitudes.

<sup>2</sup>Theoretical values of  $\langle |L| \rangle$ ,  $\langle L^2 \rangle$  for acentric reflections are 0.5, 0.375 respectively for untwinned datasets, and 0.333, 0.2 for perfectly twinned datasets.

## 5 Model quality ⓘ

### 5.1 Standard geometry ⓘ

Bond lengths and bond angles in the following residue types are not validated in this section: GCP

The Z score for a bond length (or angle) is the number of standard deviations the observed value is removed from the expected value. A bond length (or angle) with  $|Z| > 5$  is considered an outlier worth inspection. RMSZ is the root-mean-square of all Z scores of the bond lengths (or angles).

Mol	Chain	Bond lengths		Bond angles	
		RMSZ	# $ Z  > 5$	RMSZ	# $ Z  > 5$
1	AA	0.79	12/36190 (0.0%)	0.89	56/56486 (0.1%)
2	AB	0.62	0/1936	0.96	1/2611 (0.0%)
3	AC	0.60	0/1637	0.93	3/2207 (0.1%)
4	AD	0.50	0/1733	0.86	2/2318 (0.1%)
5	AE	0.63	0/1163	0.94	1/1566 (0.1%)
6	AF	0.56	0/856	0.88	0/1154
7	AG	0.59	0/1276	0.85	0/1709
8	AH	0.56	0/1136	0.91	1/1527 (0.1%)
9	AI	0.56	0/1029	0.83	0/1378
10	AJ	0.59	0/808	0.88	0/1087
11	AK	0.57	0/900	0.89	0/1213
12	AL	0.59	0/987	1.01	2/1322 (0.2%)
13	AM	0.59	0/999	0.95	0/1338
14	AN	0.71	0/501	1.03	1/664 (0.2%)
15	AO	0.65	0/745	0.86	0/992
16	AP	0.53	0/717	0.88	0/965
17	AQ	0.61	0/837	0.92	1/1119 (0.1%)
18	AR	0.60	0/579	0.89	1/768 (0.1%)
19	AS	0.68	0/643	0.91	1/867 (0.1%)
20	AT	0.54	0/765	0.80	0/1007
21	AU	0.70	0/213	0.95	1/279 (0.4%)
22	AV	0.65	0/1832	0.82	0/2855
23	AX	0.66	0/216	0.77	0/335
24	AY	1.05	19/4005 (0.5%)	1.16	32/5407 (0.6%)
25	B0	0.61	0/671	0.98	2/892 (0.2%)
26	B1	0.49	0/739	0.85	0/983
27	B2	0.51	0/600	0.82	0/793
28	B3	0.57	0/473	0.93	0/636
29	B4	0.69	0/350	0.80	0/476
30	B5	0.64	0/473	0.89	0/639
31	B6	0.79	0/440	1.09	2/586 (0.3%)
32	B7	0.53	0/427	0.79	0/563

Mol	Chain	Bond lengths		Bond angles	
		RMSZ	# Z  >5	RMSZ	# Z  >5
33	B8	0.68	0/516	0.92	0/681
34	B9	0.53	0/310	0.85	0/407
35	BA	0.76	16/69976 (0.0%)	0.86	82/109244 (0.1%)
36	BB	0.76	1/2853 (0.0%)	0.89	5/4451 (0.1%)
37	BC	0.81	4/1775 (0.2%)	0.94	4/2392 (0.2%)
38	BD	0.69	0/2195	1.07	9/2955 (0.3%)
39	BE	0.59	0/1597	0.95	1/2155 (0.0%)
40	BF	0.61	0/1659	0.88	0/2246
41	BG	0.58	0/1499	0.92	3/2016 (0.1%)
42	BH	0.66	0/1211	0.88	0/1636
43	BJ	0.53	0/7	0.70	0/8
45	BN	0.57	0/1132	0.91	1/1527 (0.1%)
46	BO	0.60	0/943	0.90	0/1269
47	BP	0.57	0/1131	1.08	6/1504 (0.4%)
48	BQ	0.63	0/1143	1.00	3/1527 (0.2%)
49	BR	0.49	0/974	0.92	1/1302 (0.1%)
50	BS	0.66	0/779	1.12	6/1038 (0.6%)
51	BT	0.60	0/1156	0.92	3/1544 (0.2%)
52	BU	0.63	0/975	0.91	1/1297 (0.1%)
53	BV	0.54	0/790	0.97	2/1057 (0.2%)
54	BW	0.59	0/907	0.82	0/1216
55	BX	0.63	0/740	0.83	1/995 (0.1%)
56	BY	0.61	0/789	0.90	0/1053
57	BZ	0.62	0/1435	0.95	0/1949
All	All	0.73	52/162368 (0.0%)	0.89	235/242211 (0.1%)

Chiral center outliers are detected by calculating the chiral volume of a chiral center and verifying if the center is modelled as a planar moiety or with the opposite hand. A planarity outlier is detected by checking planarity of atoms in a peptide group, atoms in a mainchain group or atoms of a sidechain that are expected to be planar.

Mol	Chain	#Chirality outliers	#Planarity outliers
1	AA	3	125
9	AI	0	1
11	AK	0	1
17	AQ	0	1
21	AU	0	1
22	AV	0	5
24	AY	0	5
30	B5	0	1
35	BA	3	160
36	BB	0	12

*Continued on next page...*

*Continued from previous page...*

Mol	Chain	#Chirality outliers	#Planarity outliers
42	BH	0	1
45	BN	0	1
48	BQ	0	1
53	BV	0	1
All	All	6	316

All (52) bond length outliers are listed below:

Mol	Chain	Res	Type	Atoms	Z	Observed(Å)	Ideal(Å)
24	AY	191	TYR	CE2-CZ	11.85	1.53	1.38
24	AY	189	GLU	CG-CD	-10.57	1.36	1.51
24	AY	191	TYR	CD1-CE1	10.46	1.55	1.39
24	AY	504	ILE	C-N	-9.62	1.11	1.34
24	AY	444	LEU	C-N	-9.54	1.12	1.34
1	AA	1318	A	C5-C6	9.29	1.49	1.41
24	AY	191	TYR	CZ-OH	-8.75	1.23	1.37
37	BC	127	MET	CG-SD	8.54	2.03	1.81
24	AY	109	CYS	CB-SG	8.32	1.96	1.82
24	AY	16	PHE	CE2-CZ	8.14	1.52	1.37
35	BA	2458	G	C5-C6	-7.35	1.35	1.42
24	AY	307	MET	CG-SD	7.30	2.00	1.81
1	AA	933	G	N9-C4	7.23	1.43	1.38
35	BA	1930	G	N1-C2	-6.59	1.32	1.37
37	BC	120	MET	CG-SD	6.58	1.98	1.81
37	BC	218	MET	CG-SD	6.56	1.98	1.81
35	BA	671	C	N1-C2	6.52	1.46	1.40
1	AA	1202	G	C5-C6	-6.38	1.35	1.42
35	BA	2106	G	C3'-O3'	6.33	1.51	1.42
35	BA	2457	U	N1-C2	6.32	1.44	1.38
1	AA	1157	A	C5-C6	6.17	1.46	1.41
24	AY	108	CYS	CB-SG	6.01	1.92	1.82
35	BA	2457	U	C2-O2	6.01	1.27	1.22
24	AY	189	GLU	C-O	5.97	1.34	1.23
24	AY	149	ARG	C-O	5.95	1.34	1.23
35	BA	809	G	C3'-O3'	5.88	1.50	1.42
1	AA	1395	C	N1-C2	5.83	1.46	1.40
35	BA	2035	G	C3'-O3'	5.80	1.50	1.42
35	BA	2200	C	N1-C2	5.79	1.46	1.40
24	AY	16	PHE	CE1-CZ	5.61	1.48	1.37
1	AA	573	A	C3'-O3'	5.56	1.50	1.42
35	BA	1940	U	N1-C2	5.54	1.43	1.38
24	AY	321	VAL	CB-CG1	-5.45	1.41	1.52

*Continued on next page...*

*Continued from previous page...*

Mol	Chain	Res	Type	Atoms	Z	Observed(Å)	Ideal(Å)
24	AY	502	ALA	C-N	5.45	1.46	1.34
35	BA	989	G	N9-C4	5.42	1.42	1.38
1	AA	1324	A	C5-C6	-5.39	1.36	1.41
24	AY	189	GLU	CB-CG	-5.33	1.42	1.52
35	BA	2458	G	N3-C4	-5.25	1.31	1.35
35	BA	207	A	C5-C6	-5.21	1.36	1.41
24	AY	21	HIS	C-O	5.20	1.33	1.23
1	AA	1318	A	N9-C4	5.18	1.41	1.37
35	BA	2029	G	C5-C6	-5.16	1.37	1.42
1	AA	1370	G	N1-C2	5.15	1.41	1.37
24	AY	63	GLU	CB-CG	-5.11	1.42	1.52
1	AA	921	U	N1-C2	5.08	1.43	1.38
35	BA	2392	A	C5-C6	-5.07	1.36	1.41
35	BA	2490	G	N3-C4	-5.06	1.31	1.35
36	BB	56	G	C3'-O3'	5.06	1.49	1.42
37	BC	107	TRP	CB-CG	5.04	1.59	1.50
24	AY	191	TYR	CD2-CE2	5.04	1.47	1.39
1	AA	428	G	C5-C6	5.03	1.47	1.42
1	AA	1231	G	N9-C4	5.02	1.42	1.38

All (235) bond angle outliers are listed below:

Mol	Chain	Res	Type	Atoms	Z	Observed(°)	Ideal(°)
24	AY	191	TYR	CB-CG-CD1	-18.01	110.19	121.00
24	AY	307	MET	CG-SD-CE	13.35	121.55	100.20
24	AY	319	ARG	NE-CZ-NH1	12.45	126.52	120.30
24	AY	504	ILE	C-N-CA	-12.18	91.26	121.70
1	AA	1498	U	C2'-C3'-O3'	11.78	135.42	109.50
24	AY	191	TYR	CB-CG-CD2	11.08	127.65	121.00
24	AY	191	TYR	CD1-CE1-CZ	-10.61	110.25	119.80
24	AY	504	ILE	O-C-N	10.18	138.99	122.70
24	AY	504	ILE	CA-C-N	-9.86	95.51	117.20
24	AY	319	ARG	NE-CZ-NH2	-9.85	115.38	120.30
35	BA	1799	G	C2'-C3'-O3'	9.79	131.03	109.50
24	AY	126	LEU	CB-CG-CD1	-9.58	94.71	111.00
35	BA	1300	U	C2'-C3'-O3'	9.55	130.51	109.50
53	BV	18	LEU	CA-CB-CG	9.47	137.08	115.30
47	BP	52	GLU	N-CA-C	9.33	136.20	111.00
1	AA	1049	U	C2'-C3'-O3'	9.24	129.84	109.50
24	AY	393	PHE	N-CA-C	9.24	135.96	111.00
35	BA	1819	A	C2'-C3'-O3'	9.18	129.69	109.50
1	AA	1399	C	C2'-C3'-O3'	9.04	129.40	109.50

*Continued on next page...*

*Continued from previous page...*

Mol	Chain	Res	Type	Atoms	Z	Observed(°)	Ideal(°)
1	AA	428	G	C2'-C3'-O3'	8.97	129.24	109.50
1	AA	961	U	N1-C1'-C2'	-8.78	102.34	112.00
35	BA	1992	G	C2'-C3'-O3'	8.60	128.43	109.50
1	AA	1504	G	C2'-C3'-O3'	8.48	128.17	109.50
1	AA	508	C	C2'-C3'-O3'	8.19	127.51	109.50
1	AA	1325	C	C5'-C4'-C3'	-8.15	102.96	116.00
38	BD	132	PRO	N-CA-C	-8.10	91.05	112.10
35	BA	387	U	C2'-C3'-O3'	8.06	127.23	109.50
24	AY	321	VAL	CG1-CB-CG2	-8.05	98.02	110.90
1	AA	792	A	C2'-C3'-O3'	7.91	126.89	109.50
35	BA	2128	C	N1-C1'-C2'	-7.57	103.67	112.00
38	BD	210	GLY	N-CA-C	-7.50	94.36	113.10
52	BU	74	LEU	CA-CB-CG	7.50	132.54	115.30
35	BA	669	G	N9-C1'-C2'	7.40	123.62	114.00
35	BA	945	A	C1'-O4'-C4'	-7.40	103.98	109.90
1	AA	1529	G	N9-C1'-C2'	7.39	123.61	114.00
35	BA	2346	A	N9-C1'-C2'	7.16	123.31	114.00
24	AY	363	ASP	CB-CG-OD2	-7.14	111.87	118.30
47	BP	28	GLY	N-CA-C	-7.10	95.34	113.10
1	AA	243	A	N9-C1'-C2'	7.09	123.22	114.00
1	AA	686	U	N1-C1'-C2'	7.09	123.22	114.00
1	AA	927	G	N9-C1'-C2'	-7.08	104.22	112.00
35	BA	989	G	O4'-C1'-N9	7.03	113.83	108.20
1	AA	896	C	N1-C1'-C2'	-6.99	104.31	112.00
36	BB	67	G	N9-C1'-C2'	-6.94	104.36	112.00
35	BA	1012	U	N1-C1'-C2'	6.91	122.98	114.00
1	AA	1283	G	N9-C1'-C2'	-6.86	104.46	112.00
24	AY	76	GLN	CA-CB-CG	-6.82	98.40	113.40
35	BA	945	A	C5'-C4'-O4'	6.78	117.23	109.10
37	BC	68	LEU	CA-CB-CG	6.75	130.83	115.30
24	AY	189	GLU	CA-CB-CG	-6.72	98.61	113.40
35	BA	2756	U	C2'-C3'-O3'	6.71	124.44	113.70
35	BA	783	A	N9-C1'-C2'	-6.70	104.63	112.00
1	AA	1159	U	N1-C1'-C2'	6.65	122.64	114.00
35	BA	945	A	N9-C1'-C2'	6.60	122.58	114.00
1	AA	931	C	N1-C1'-C2'	-6.51	104.84	112.00
35	BA	199	A	C5'-C4'-O4'	6.47	116.87	109.10
35	BA	864	G	N9-C1'-C2'	6.42	122.35	114.00
35	BA	1495	A	N9-C1'-C2'	6.42	122.35	114.00
35	BA	2314	C	N1-C1'-C2'	-6.40	104.96	112.00
1	AA	341	C	N1-C1'-C2'	-6.39	104.97	112.00
24	AY	37	GLY	N-CA-C	-6.39	97.13	113.10

*Continued on next page...*



*Continued from previous page...*

Mol	Chain	Res	Type	Atoms	Z	Observed(°)	Ideal(°)
35	BA	256	A	N9-C1'-C2'	-6.37	104.99	112.00
47	BP	41	ARG	N-CA-C	-6.37	93.81	111.00
49	BR	111	LEU	CA-CB-CG	6.30	129.79	115.30
17	AQ	84	LEU	CA-CB-CG	-6.30	100.81	115.30
35	BA	1248	G	N9-C1'-C2'	6.29	122.18	114.00
48	BQ	33	GLY	N-CA-C	6.28	128.81	113.10
50	BS	54	LEU	N-CA-C	-6.26	94.08	111.00
1	AA	1289	A	N9-C1'-C2'	-6.26	105.12	112.00
35	BA	801	G	N9-C1'-C2'	6.24	122.11	114.00
35	BA	1835	G	C5'-C4'-C3'	-6.23	106.03	116.00
35	BA	527	C	N1-C1'-C2'	6.22	122.09	114.00
1	AA	902	G	N9-C1'-C2'	-6.22	105.16	112.00
1	AA	960	U	N1-C1'-C2'	6.21	122.08	114.00
50	BS	50	SER	N-CA-C	6.21	127.77	111.00
1	AA	1345	U	N1-C1'-C2'	6.19	122.05	114.00
1	AA	197	A	N9-C1'-C2'	6.19	122.05	114.00
1	AA	266	G	C2'-C3'-O3'	6.18	123.59	113.70
47	BP	53	GLY	N-CA-C	-6.17	97.67	113.10
2	AB	51	LEU	CA-CB-CG	-6.17	101.11	115.30
35	BA	654(I)	C	N1-C1'-C2'	6.17	122.02	114.00
38	BD	236	GLY	N-CA-C	-6.15	97.72	113.10
25	B0	13	GLY	N-CA-C	6.15	128.47	113.10
24	AY	191	TYR	CG-CD1-CE1	6.14	126.22	121.30
38	BD	260	ARG	NE-CZ-NH2	-6.14	117.23	120.30
24	AY	324	LYS	CA-CB-CG	-6.13	99.92	113.40
35	BA	1280	G	N9-C1'-C2'	-6.12	105.27	112.00
35	BA	2200	C	C5'-C4'-C3'	-6.12	106.21	116.00
35	BA	1187	G	N9-C1'-C2'	6.11	121.94	114.00
24	AY	392	ASN	C-N-CA	6.06	136.84	121.70
24	AY	393	PHE	CA-C-N	-6.03	103.93	117.20
35	BA	1970	A	C1'-O4'-C4'	-6.00	105.10	109.90
12	AL	119	LYS	N-CA-C	-6.00	94.81	111.00
3	AC	101	LEU	CA-CB-CG	-5.99	101.53	115.30
41	BG	34	LEU	CA-CB-CG	5.98	129.04	115.30
35	BA	1812	A	N9-C1'-C2'	-5.97	105.43	112.00
35	BA	2897	U	C2'-C3'-O3'	5.97	123.25	113.70
51	BT	80	SER	N-CA-C	5.96	127.08	111.00
51	BT	82	LEU	CA-CB-CG	5.95	128.98	115.30
1	AA	724	G	N9-C1'-C2'	-5.94	105.47	112.00
35	BA	479	A	N9-C1'-C2'	5.94	121.72	114.00
5	AE	125	SER	N-CA-C	-5.94	94.97	111.00
35	BA	1847	A	O5'-P-OP1	-5.91	100.38	105.70

*Continued on next page...*

*Continued from previous page...*

Mol	Chain	Res	Type	Atoms	Z	Observed(°)	Ideal(°)
1	AA	895	G	O4'-C1'-N9	5.90	112.92	108.20
39	BE	49	LEU	CA-CB-CG	5.89	128.85	115.30
48	BQ	72	LYS	N-CA-C	-5.88	95.12	111.00
1	AA	1181	G	N9-C1'-C2'	5.88	121.64	114.00
41	BG	89	GLY	N-CA-C	-5.88	98.40	113.10
3	AC	33	LEU	CA-CB-CG	-5.87	101.79	115.30
35	BA	2187	G	N9-C1'-C2'	-5.87	105.54	112.00
35	BA	2422	A	C2'-C3'-O3'	5.83	123.03	113.70
35	BA	1060	U	C2'-C3'-O3'	5.76	122.92	113.70
3	AC	43	LEU	CA-CB-CG	-5.76	102.05	115.30
35	BA	2821	A	N9-C1'-C2'	-5.75	105.67	112.00
35	BA	1698	A	O4'-C1'-N9	5.74	112.79	108.20
24	AY	393	PHE	CB-CG-CD1	5.71	124.80	120.80
35	BA	2238	G	C5'-C4'-O4'	-5.71	102.25	109.10
41	BG	94	LEU	CA-CB-CG	-5.70	102.18	115.30
55	BX	57	LEU	CA-CB-CG	5.70	128.41	115.30
35	BA	1944	U	N1-C1'-C2'	5.70	121.40	114.00
35	BA	1131	G	N9-C1'-C2'	5.68	121.39	114.00
1	AA	60	A	C2'-C3'-O3'	5.67	122.77	113.70
1	AA	1325	C	C2'-C3'-O3'	5.67	122.77	113.70
31	B6	45	LYS	N-CA-C	5.63	126.21	111.00
37	BC	75	LEU	CA-CB-CG	5.59	128.15	115.30
35	BA	2114	A	N9-C1'-C2'	-5.58	105.86	112.00
1	AA	1302	U	N1-C1'-C2'	5.58	121.25	114.00
35	BA	968	G	N9-C1'-C2'	-5.58	105.87	112.00
35	BA	1689	A	N9-C1'-C2'	-5.58	105.87	112.00
50	BS	39	ILE	N-CA-C	-5.56	95.99	111.00
24	AY	86	LEU	CB-CG-CD2	-5.56	101.55	111.00
25	B0	21	LEU	CA-CB-CG	5.55	128.06	115.30
1	AA	1179	A	N9-C1'-C2'	-5.54	105.91	112.00
36	BB	16	G	N9-C1'-C2'	-5.54	105.91	112.00
35	BA	199	A	C5'-C4'-C3'	5.53	124.85	116.00
36	BB	35	U	N1-C1'-C2'	5.53	121.19	114.00
1	AA	1504	G	OP2-P-O3'	5.52	117.35	105.20
18	AR	40	LEU	CA-CB-CG	-5.52	102.60	115.30
24	AY	260	LEU	CB-CG-CD2	-5.52	101.62	111.00
35	BA	1935	G	N9-C1'-C2'	-5.51	105.93	112.00
1	AA	573	A	N9-C1'-C2'	5.51	121.16	114.00
35	BA	2035	G	C5'-C4'-O4'	5.50	115.70	109.10
1	AA	1188	A	C5'-C4'-C3'	-5.50	107.20	116.00
1	AA	1498	U	N1-C1'-C2'	5.49	121.14	114.00
35	BA	2346	A	O4'-C1'-N9	5.49	112.59	108.20

*Continued on next page...*

*Continued from previous page...*

Mol	Chain	Res	Type	Atoms	Z	Observed(°)	Ideal(°)
1	AA	1395	C	N1-C1'-C2'	5.49	121.13	114.00
35	BA	272(B)	G	N9-C1'-C2'	-5.48	105.97	112.00
35	BA	2791	C	N1-C1'-C2'	5.48	121.12	114.00
35	BA	1963	U	N1-C1'-C2'	5.47	121.11	114.00
38	BD	8	PRO	N-CA-C	5.46	126.30	112.10
31	B6	36	LEU	CA-CB-CG	5.46	127.86	115.30
37	BC	174	PRO	N-CA-C	5.44	126.24	112.10
37	BC	129	ARG	N-CA-C	-5.43	96.33	111.00
35	BA	2110	G	C2'-C3'-O3'	5.43	122.39	113.70
38	BD	211	ARG	N-CA-C	-5.43	96.34	111.00
1	AA	1408	A	C5'-C4'-O4'	-5.42	102.59	109.10
36	BB	75	G	C2'-C3'-O3'	5.41	122.35	113.70
35	BA	2880	C	N1-C1'-C2'	5.38	121.00	114.00
21	AU	15	ARG	NE-CZ-NH1	5.38	122.99	120.30
1	AA	813	U	N1-C1'-C2'	5.37	120.98	114.00
1	AA	770	C	O4'-C1'-N1	5.37	112.49	108.20
1	AA	970	C	O4'-C1'-N1	5.36	112.49	108.20
35	BA	2179	C	OP1-P-O3'	5.35	116.97	105.20
1	AA	1130	A	N9-C1'-C2'	-5.34	106.12	112.00
24	AY	393	PHE	C-N-CA	5.33	135.04	121.70
4	AD	12	CYS	N-CA-C	-5.33	96.61	111.00
38	BD	136	ILE	N-CA-C	-5.33	96.61	111.00
35	BA	2508	G	N9-C1'-C2'	-5.33	106.14	112.00
35	BA	1141	U	N1-C1'-C2'	5.33	120.92	114.00
35	BA	331	A	C2'-C3'-O3'	5.33	122.22	113.70
35	BA	2365	G	N9-C1'-C2'	5.32	120.92	114.00
47	BP	47	ASP	C-N-CD	-5.32	108.89	120.60
1	AA	703	G	OP1-P-O3'	5.32	116.89	105.20
35	BA	443	A	N9-C1'-C2'	5.31	120.91	114.00
53	BV	20	LEU	CA-CB-CG	5.31	127.52	115.30
4	AD	32	ALA	N-CA-C	-5.31	96.67	111.00
35	BA	271(Q)	G	C5'-C4'-C3'	-5.29	107.53	116.00
50	BS	104	GLY	N-CA-C	-5.29	99.87	113.10
35	BA	2027	G	O4'-C1'-N9	5.29	112.43	108.20
24	AY	126	LEU	CB-CG-CD2	5.28	119.98	111.00
1	AA	895	G	C5'-C4'-O4'	5.27	115.43	109.10
1	AA	173	U	N1-C1'-C2'	5.26	120.83	114.00
24	AY	444	LEU	O-C-N	-5.26	114.29	122.70
35	BA	2504	U	N1-C1'-C2'	-5.25	106.22	112.00
35	BA	2035	G	C1'-O4'-C4'	-5.25	105.70	109.90
1	AA	388	G	N9-C1'-C2'	5.24	120.81	114.00
19	AS	15	LEU	CA-CB-CG	5.24	127.35	115.30

*Continued on next page...*

*Continued from previous page...*

Mol	Chain	Res	Type	Atoms	Z	Observed(°)	Ideal(°)
24	AY	393	PHE	CA-C-O	5.24	131.10	120.10
35	BA	1272	A	N9-C1'-C2'	5.23	120.80	114.00
8	AH	79	VAL	N-CA-C	-5.22	96.89	111.00
35	BA	972	G	N9-C1'-C2'	5.22	120.79	114.00
35	BA	1787	A	C5'-C4'-C3'	-5.22	107.65	116.00
35	BA	30	G	N9-C1'-C2'	5.21	120.77	114.00
35	BA	265	A	N9-C1'-C2'	5.21	120.77	114.00
50	BS	15	ARG	NE-CZ-NH2	-5.21	117.70	120.30
1	AA	1108	G	OP2-P-O3'	5.20	116.64	105.20
35	BA	1215	G	N9-C1'-C2'	-5.19	106.29	112.00
1	AA	24	U	N1-C1'-C2'	-5.19	106.29	112.00
1	AA	1239	A	C2'-C3'-O3'	5.18	121.99	113.70
47	BP	66	GLY	N-CA-C	-5.18	100.16	113.10
36	BB	56	G	N9-C1'-C2'	5.17	120.72	114.00
35	BA	1558	A	C2'-C3'-O3'	5.17	121.97	113.70
35	BA	748	G	N9-C1'-C2'	5.16	120.71	114.00
51	BT	59	THR	N-CA-C	-5.16	97.07	111.00
1	AA	1281	U	N1-C1'-C2'	5.16	120.70	114.00
24	AY	109	CYS	CA-CB-SG	5.16	123.28	114.00
1	AA	115	G	C2'-C3'-O3'	5.15	121.94	113.70
35	BA	1519	G	C5'-C4'-C3'	-5.15	107.76	116.00
35	BA	989	G	N9-C1'-C2'	5.14	120.68	114.00
38	BD	95	LEU	CA-CB-CG	5.13	127.10	115.30
35	BA	1858	G	N9-C1'-C2'	5.12	120.65	114.00
35	BA	2255	G	N9-C1'-C2'	-5.12	106.37	112.00
1	AA	30	U	C2'-C3'-O3'	5.11	121.88	113.70
50	BS	92	TYR	CA-CB-CG	5.11	123.11	113.40
1	AA	1138	G	N9-C1'-C2'	5.11	120.64	114.00
38	BD	53	PHE	N-CA-C	5.11	124.80	111.00
35	BA	135	G	N9-C1'-C2'	-5.11	106.38	112.00
1	AA	928	G	N9-C1'-C2'	-5.10	106.39	112.00
24	AY	393	PHE	CB-CG-CD2	-5.10	117.23	120.80
35	BA	613	G	C5'-C4'-O4'	-5.09	102.99	109.10
24	AY	490	GLU	N-CA-C	-5.08	97.27	111.00
1	AA	167	G	N9-C1'-C2'	-5.07	106.42	112.00
35	BA	2035	G	N9-C1'-C2'	5.07	120.59	114.00
35	BA	783	A	C4'-C3'-O3'	5.07	123.14	113.00
35	BA	1300	U	C4'-C3'-O3'	5.07	123.13	113.00
14	AN	31	ARG	NE-CZ-NH2	-5.05	117.78	120.30
1	AA	362	G	N9-C1'-C2'	-5.04	106.46	112.00
24	AY	166	CYS	CA-CB-SG	-5.04	104.93	114.00
24	AY	188	ASP	CB-CG-OD2	-5.04	113.77	118.30

*Continued on next page...*

*Continued from previous page...*

Mol	Chain	Res	Type	Atoms	Z	Observed(°)	Ideal(°)
35	BA	576	U	C5'-C4'-C3'	-5.03	107.95	116.00
48	BQ	5	ARG	N-CA-C	-5.03	97.42	111.00
12	AL	43	VAL	N-CA-C	5.01	124.53	111.00
45	BN	41	ASP	N-CA-C	-5.01	97.47	111.00
1	AA	508	C	C4'-C3'-C2'	5.01	107.61	102.60
35	BA	1277	G	N9-C1'-C2'	-5.00	106.50	112.00

All (6) chirality outliers are listed below:

Mol	Chain	Res	Type	Atom
1	AA	1049	U	C3'
1	AA	1399	C	C3'
1	AA	1498	U	C3'
35	BA	1300	U	C3'
35	BA	1799	G	C3'
35	BA	1819	A	C3'

All (316) planarity outliers are listed below:

Mol	Chain	Res	Type	Group
1	AA	1048	G	Sidechain
1	AA	1056	U	Sidechain
1	AA	1074	G	Sidechain
1	AA	1077	G	Sidechain
1	AA	1084	G	Sidechain
1	AA	1085	U	Sidechain
1	AA	1095	U	Sidechain
1	AA	1104	G	Sidechain
1	AA	1118	C	Sidechain
1	AA	1124	G	Sidechain
1	AA	1126	U	Sidechain
1	AA	1136	U	Sidechain
1	AA	1138	G	Sidechain
1	AA	1149	C	Sidechain
1	AA	1154	G	Sidechain
1	AA	1166	G	Sidechain
1	AA	1174	G	Sidechain
1	AA	1181	G	Sidechain
1	AA	1182	G	Sidechain
1	AA	1186	G	Sidechain
1	AA	119	A	Sidechain
1	AA	1194	U	Sidechain

*Continued on next page...*

*Continued from previous page...*

Mol	Chain	Res	Type	Group
1	AA	1196	U	Sidechain
1	AA	12	U	Sidechain
1	AA	1205	U	Sidechain
1	AA	1216	G	Sidechain
1	AA	1220	G	Sidechain
1	AA	1225	A	Sidechain
1	AA	1231	G	Sidechain
1	AA	1235	U	Sidechain
1	AA	1268	A	Sidechain
1	AA	1277	C	Sidechain
1	AA	1281	U	Sidechain
1	AA	1283	G	Sidechain
1	AA	1300	G	Sidechain
1	AA	1305	G	Sidechain
1	AA	1309	G	Sidechain
1	AA	1317	C	Sidechain
1	AA	1319	A	Sidechain
1	AA	1322	C	Sidechain
1	AA	1323	G	Sidechain
1	AA	1331	G	Sidechain
1	AA	1338	G	Sidechain
1	AA	1345	U	Sidechain
1	AA	1361	G	Sidechain
1	AA	1364	U	Sidechain
1	AA	1368	G	Sidechain
1	AA	1370	G	Sidechain
1	AA	1374	A	Sidechain
1	AA	1393	U	Sidechain
1	AA	1396	A	Sidechain
1	AA	1408	A	Sidechain
1	AA	1409	C	Sidechain
1	AA	1442	G	Sidechain
1	AA	1481	U	Sidechain
1	AA	1498	U	Sidechain
1	AA	1501	C	Sidechain
1	AA	1512	U	Sidechain
1	AA	1519	A	Sidechain
1	AA	1528	U	Sidechain
1	AA	17	U	Sidechain
1	AA	19	C	Sidechain
1	AA	197	A	Sidechain
1	AA	226	G	Sidechain

*Continued on next page...*

*Continued from previous page...*

Mol	Chain	Res	Type	Group
1	AA	239	U	Sidechain
1	AA	253	U	Sidechain
1	AA	257	G	Sidechain
1	AA	266	G	Sidechain
1	AA	28	G	Sidechain
1	AA	281	G	Sidechain
1	AA	310	G	Sidechain
1	AA	345	C	Sidechain
1	AA	350	G	Sidechain
1	AA	375	U	Sidechain
1	AA	404	U	Sidechain
1	AA	405	U	Sidechain
1	AA	429	U	Sidechain
1	AA	498	U	Sidechain
1	AA	510	A	Sidechain
1	AA	523	A	Sidechain
1	AA	549	C	Sidechain
1	AA	556	C	Sidechain
1	AA	563	A	Sidechain
1	AA	578	C	Sidechain
1	AA	653	A	Sidechain
1	AA	657	G	Sidechain
1	AA	676	A	Sidechain
1	AA	697	U	Sidechain
1	AA	710	G	Sidechain
1	AA	713	G	Sidechain
1	AA	724	G	Sidechain
1	AA	740	U	Sidechain
1	AA	746	A	Sidechain
1	AA	763	G	Sidechain
1	AA	768	A	Sidechain
1	AA	782	A	Sidechain
1	AA	793	U	Sidechain
1	AA	813	U	Sidechain
1	AA	823	G	Sidechain
1	AA	827	U	Sidechain
1	AA	835	U	Sidechain
1	AA	853	G	Sidechain
1	AA	855	G	Sidechain
1	AA	865	A	Sidechain
1	AA	866	C	Sidechain
1	AA	867	G	Sidechain

*Continued on next page...*

*Continued from previous page...*

<b>Mol</b>	<b>Chain</b>	<b>Res</b>	<b>Type</b>	<b>Group</b>
1	AA	870	U	Sidechain
1	AA	871	U	Sidechain
1	AA	880	C	Sidechain
1	AA	886	G	Sidechain
1	AA	891	U	Sidechain
1	AA	902	G	Sidechain
1	AA	908	A	Sidechain
1	AA	909	A	Sidechain
1	AA	914	A	Sidechain
1	AA	917	G	Sidechain
1	AA	921	U	Sidechain
1	AA	931	C	Sidechain
1	AA	940	C	Sidechain
1	AA	955	U	Sidechain
1	AA	96	U	Sidechain
1	AA	961	U	Sidechain
1	AA	971	G	Sidechain
1	AA	978	A	Sidechain
1	AA	980	C	Sidechain
9	AI	114	TYR	Sidechain
11	AK	25	TYR	Sidechain
17	AQ	95	TYR	Sidechain
21	AU	18	TYR	Sidechain
22	AV	30	G	Sidechain
22	AV	36	U	Sidechain
22	AV	38	A	Sidechain
22	AV	58	A	Sidechain
22	AV	76	A	Sidechain
24	AY	186	TYR	Sidechain
24	AY	189	GLU	Mainchain
24	AY	360	TYR	Sidechain
24	AY	444	LEU	Mainchain
24	AY	504	ILE	Mainchain
30	B5	51	TYR	Sidechain
35	BA	1130	U	Sidechain
35	BA	1140	C	Sidechain
35	BA	1187	G	Sidechain
35	BA	1199	U	Sidechain
35	BA	1211	U	Sidechain
35	BA	1215	G	Sidechain
35	BA	1238	G	Sidechain
35	BA	1277	G	Sidechain

*Continued on next page...*



*Continued from previous page...*

Mol	Chain	Res	Type	Group
35	BA	1285	G	Sidechain
35	BA	1297	C	Sidechain
35	BA	1326	U	Sidechain
35	BA	1336	A	Sidechain
35	BA	1340	U	Sidechain
35	BA	1415	U	Sidechain
35	BA	1425	G	Sidechain
35	BA	1453	U	Sidechain
35	BA	147	U	Sidechain
35	BA	1498	C	Sidechain
35	BA	1514	U	Sidechain
35	BA	1523	U	Sidechain
35	BA	1528	A	Sidechain
35	BA	1567	A	Sidechain
35	BA	1623	G	Sidechain
35	BA	1660	C	Sidechain
35	BA	1669	A	Sidechain
35	BA	1697	G	Sidechain
35	BA	1768	U	Sidechain
35	BA	1777	U	Sidechain
35	BA	1779	U	Sidechain
35	BA	1781	C	Sidechain
35	BA	1783	A	Sidechain
35	BA	1802	A	Sidechain
35	BA	1807	G	Sidechain
35	BA	1820	U	Sidechain
35	BA	1833	U	Sidechain
35	BA	1834	U	Sidechain
35	BA	1842	G	Sidechain
35	BA	1845	G	Sidechain
35	BA	1854	A	Sidechain
35	BA	187	G	Sidechain
35	BA	1896	G	Sidechain
35	BA	1908	C	Sidechain
35	BA	1919	A	Sidechain
35	BA	1929	G	Sidechain
35	BA	1930	G	Sidechain
35	BA	1931	U	Sidechain
35	BA	1935	G	Sidechain
35	BA	1947	C	Sidechain
35	BA	1954	G	Sidechain
35	BA	1959	G	Sidechain

*Continued on next page...*

*Continued from previous page...*

<b>Mol</b>	<b>Chain</b>	<b>Res</b>	<b>Type</b>	<b>Group</b>
35	BA	197	A	Sidechain
35	BA	1971	A	Sidechain
35	BA	1981	A	Sidechain
35	BA	1984	G	Sidechain
35	BA	1993	U	Sidechain
35	BA	1997	G	Sidechain
35	BA	1998	G	Sidechain
35	BA	2011	U	Sidechain
35	BA	2015	A	Sidechain
35	BA	2034	U	Sidechain
35	BA	2040	C	Sidechain
35	BA	206	U	Sidechain
35	BA	2064	C	Sidechain
35	BA	2074	U	Sidechain
35	BA	2102	U	Sidechain
35	BA	2128	C	Sidechain
35	BA	215	G	Sidechain
35	BA	2156	G	Sidechain
35	BA	2172	U	Sidechain
35	BA	2189	U	Sidechain
35	BA	2237	G	Sidechain
35	BA	229	A	Sidechain
35	BA	2314	C	Sidechain
35	BA	2317	C	Sidechain
35	BA	2331	G	Sidechain
35	BA	2334	G	Sidechain
35	BA	2337	G	Sidechain
35	BA	2344	U	Sidechain
35	BA	2357	U	Sidechain
35	BA	2358	G	Sidechain
35	BA	2372	G	Sidechain
35	BA	2381	C	Sidechain
35	BA	2389	G	Sidechain
35	BA	2405	G	Sidechain
35	BA	2412	A	Sidechain
35	BA	2419	U	Sidechain
35	BA	2429	G	Sidechain
35	BA	2432	A	Sidechain
35	BA	2446	G	Sidechain
35	BA	2449	U	Sidechain
35	BA	2469	A	Sidechain
35	BA	2471	C	Sidechain

*Continued on next page...*

*Continued from previous page...*

<b>Mol</b>	<b>Chain</b>	<b>Res</b>	<b>Type</b>	<b>Group</b>
35	BA	2481	G	Sidechain
35	BA	249	C	Sidechain
35	BA	2490	G	Sidechain
35	BA	2492	U	Sidechain
35	BA	2494	G	Sidechain
35	BA	2496	C	Sidechain
35	BA	2504	U	Sidechain
35	BA	2505	G	Sidechain
35	BA	255	A	Sidechain
35	BA	2552	U	Sidechain
35	BA	2557	G	Sidechain
35	BA	2562	U	Sidechain
35	BA	2567	G	Sidechain
35	BA	257	A	Sidechain
35	BA	2576	G	Sidechain
35	BA	2579	C	Sidechain
35	BA	2582	G	Sidechain
35	BA	2599	G	Sidechain
35	BA	2607	G	Sidechain
35	BA	2614	A	Sidechain
35	BA	263	C	Sidechain
35	BA	2689	U	Sidechain
35	BA	2706	G	Sidechain
35	BA	2708	G	Sidechain
35	BA	271(Q)	G	Sidechain
35	BA	271(Y)	U	Sidechain
35	BA	272(B)	G	Sidechain
35	BA	2822	G	Sidechain
35	BA	2836	U	Sidechain
35	BA	2861	G	Sidechain
35	BA	33	U	Sidechain
35	BA	35	G	Sidechain
35	BA	384	U	Sidechain
35	BA	396	G	Sidechain
35	BA	463	G	Sidechain
35	BA	467	G	Sidechain
35	BA	491	G	Sidechain
35	BA	530	G	Sidechain
35	BA	567	A	Sidechain
35	BA	604	G	Sidechain
35	BA	609	A	Sidechain
35	BA	700	G	Sidechain

*Continued on next page...*

*Continued from previous page...*

Mol	Chain	Res	Type	Group
35	BA	710	G	Sidechain
35	BA	762	U	Sidechain
35	BA	767	U	Sidechain
35	BA	793	A	Sidechain
35	BA	811	U	Sidechain
35	BA	828	U	Sidechain
35	BA	833	U	Sidechain
35	BA	838	C	Sidechain
35	BA	851	U	Sidechain
35	BA	864	G	Sidechain
35	BA	869	G	Sidechain
35	BA	898	C	Sidechain
35	BA	905	U	Sidechain
35	BA	908	C	Sidechain
35	BA	918	A	Sidechain
35	BA	925	C	Sidechain
35	BA	926	A	Sidechain
35	BA	930	U	Sidechain
35	BA	946	G	Sidechain
35	BA	965	C	Sidechain
35	BA	968	G	Sidechain
35	BA	975(A)	G	Sidechain
35	BA	977	G	Sidechain
35	BA	989	G	Sidechain
35	BA	990	A	Sidechain
35	BA	999	U	Sidechain
36	BB	16	G	Sidechain
36	BB	35	U	Sidechain
36	BB	5	C	Sidechain
36	BB	64	C	Sidechain
36	BB	67	G	Sidechain
36	BB	69	G	Sidechain
36	BB	73	A	Sidechain
36	BB	77	U	Sidechain
36	BB	78	A	Sidechain
36	BB	79	C	Sidechain
36	BB	82	G	Sidechain
36	BB	90	A	Sidechain
42	BH	83	TYR	Sidechain
45	BN	4	TYR	Sidechain
48	BQ	9	TYR	Sidechain
53	BV	81	TYR	Sidechain

## 5.2 Too-close contacts ⓘ

In the following table, the Non-H and H(model) columns list the number of non-hydrogen atoms and hydrogen atoms in the chain respectively. The H(added) column lists the number of hydrogen atoms added and optimized by MolProbity. The Clashes column lists the number of clashes within the asymmetric unit, whereas Symm-Clashes lists symmetry related clashes.

Mol	Chain	Non-H	H(model)	H(added)	Clashes	Symm-Clashes
1	AA	32329	0	16318	2581	0
2	AB	1901	0	1951	513	1
3	AC	1613	0	1677	306	0
4	AD	1703	0	1767	335	0
5	AE	1147	0	1207	231	0
6	AF	843	0	857	144	0
7	AG	1257	0	1296	177	0
8	AH	1116	0	1177	205	0
9	AI	1011	0	1043	205	0
10	AJ	795	0	840	196	0
11	AK	885	0	904	152	0
12	AL	971	0	1057	217	0
13	AM	988	0	1059	192	0
14	AN	492	0	533	153	0
15	AO	734	0	771	229	0
16	AP	701	0	720	131	0
17	AQ	824	0	891	158	0
18	AR	574	0	644	122	0
19	AS	630	0	652	209	0
20	AT	763	0	861	150	0
21	AU	209	0	221	48	0
22	AV	1640	0	837	194	0
23	AX	192	0	99	22	0
24	AY	3934	0	3922	1256	0
25	B0	662	0	688	138	0
26	B1	732	0	808	131	0
27	B2	598	0	653	126	0
28	B3	468	0	523	108	0
29	B4	341	0	339	89	0
30	B5	459	0	480	131	0
31	B6	433	0	461	109	0
32	B7	419	0	467	110	0
33	B8	508	0	576	154	0
34	B9	307	0	338	70	0
35	BA	62477	0	31497	5291	0
36	BB	2551	0	1295	230	0
37	BC	1742	0	1794	377	1

*Continued on next page...*

*Continued from previous page...*

Mol	Chain	Non-H	H(model)	H(added)	Clashes	Symm-Clashes
38	BD	2145	0	2234	780	0
39	BE	1564	0	1629	448	0
40	BF	1624	0	1677	415	0
41	BG	1474	0	1535	340	0
42	BH	1189	0	1247	282	0
43	BJ	654	0	157	36	0
44	BK	701	0	168	41	0
45	BN	1105	0	1180	270	0
46	BO	933	0	996	182	0
47	BP	1114	0	1187	361	0
48	BQ	1122	0	1179	291	0
49	BR	960	0	1021	236	0
50	BS	771	0	832	206	0
51	BT	1142	0	1202	332	0
52	BU	958	0	1015	317	0
53	BV	779	0	852	219	0
54	BW	896	0	953	173	0
55	BX	726	0	778	114	0
56	BY	776	0	870	193	0
57	BZ	1403	0	1432	371	0
58	AY	32	0	14	11	0
All	All	151017	0	103381	18980	1

The all-atom clashscore is defined as the number of clashes found per 1000 atoms (including hydrogen atoms). The all-atom clashscore for this structure is 75.

All (18980) close contacts within the same asymmetric unit are listed below, sorted by their clash magnitude.

Atom-1	Atom-2	Interatomic distance (Å)	Clash overlap (Å)
24:AY:111:MET:CE	24:AY:139:THR:HG23	1.18	1.62
24:AY:331:LEU:CD2	24:AY:379:PHE:HD2	1.19	1.51
24:AY:331:LEU:HD22	24:AY:379:PHE:CD2	1.46	1.47
37:BC:127:MET:SD	37:BC:127:MET:CG	2.03	1.45
24:AY:135:THR:CG2	24:AY:136:PRO:HD2	1.44	1.45
24:AY:184:HIS:ND1	24:AY:191:TYR:HE1	1.18	1.38
24:AY:296:PHE:CG	24:AY:331:LEU:HD11	1.57	1.38
24:AY:184:HIS:ND1	24:AY:191:TYR:CE1	1.91	1.37
24:AY:109:CYS:HB2	24:AY:137:ILE:CG2	1.56	1.34
24:AY:473:TRP:CH2	24:AY:500:ASN:HB2	1.62	1.33
24:AY:193:TYR:CB	24:AY:263:PHE:HD1	1.42	1.32
24:AY:181:GLY:HA2	24:AY:263:PHE:CE1	1.65	1.30

*Continued on next page...*

*Continued from previous page...*

Atom-1	Atom-2	Interatomic distance (Å)	Clash overlap (Å)
24:AY:111:MET:HE1	24:AY:139:THR:CG2	1.62	1.28
24:AY:331:LEU:CD2	24:AY:379:PHE:CD2	2.10	1.27
24:AY:111:MET:CE	24:AY:139:THR:CG2	2.12	1.24
1:AA:951:G:H2'	1:AA:952:U:C6	1.70	1.24
24:AY:183:TYR:HE2	24:AY:189:GLU:N	1.34	1.24
35:BA:1922:G:O2'	35:BA:1923:U:H5'	1.33	1.24
35:BA:782:A:C2	38:BD:226:MET:HG2	1.73	1.24
35:BA:1947:C:C2'	35:BA:1948:G:H5''	1.68	1.23
38:BD:60:ARG:HD2	38:BD:86:PRO:CB	1.69	1.23
24:AY:134:ASP:OD1	24:AY:249:GLY:HA3	1.37	1.22
42:BH:33:LEU:HD12	42:BH:75:ALA:O	1.38	1.21
24:AY:109:CYS:CB	24:AY:137:ILE:HG23	1.71	1.21
24:AY:138:LEU:HD23	24:AY:253:PRO:HG3	1.21	1.20
38:BD:85:ASP:OD1	38:BD:88:ARG:HD2	1.39	1.20
24:AY:331:LEU:HB3	24:AY:379:PHE:CE2	1.77	1.19
24:AY:369:ASN:HD22	24:AY:373:ILE:HG12	1.04	1.19
35:BA:2744:G:N2	42:BH:143:GLN:HE22	1.39	1.19
1:AA:673:G:H2'	1:AA:674:G:C8	1.77	1.18
35:BA:2134:A:H61	35:BA:2157:G:H1'	1.08	1.18
24:AY:255:PHE:CZ	24:AY:275:TRP:CZ3	2.32	1.18
53:BV:16:PRO:O	53:BV:96:ILE:HG12	1.43	1.18
35:BA:1902:C:O2'	38:BD:244:ARG:HB2	1.44	1.17
1:AA:1488:G:H2'	1:AA:1489:G:H8	1.06	1.17
23:AX:14:A:H3'	23:AX:15:A:H5''	1.19	1.17
24:AY:170:THR:HG22	24:AY:184:HIS:HA	1.22	1.17
35:BA:2472:G:H5'	35:BA:2473:U:H5''	1.26	1.16
24:AY:184:HIS:CE1	24:AY:191:TYR:CE1	2.34	1.16
35:BA:2014:A:H2'	35:BA:2015:A:N7	1.58	1.16
38:BD:13:ARG:HG3	38:BD:16:MET:SD	1.84	1.16
38:BD:92:ILE:HG22	38:BD:106:ILE:HA	1.28	1.16
24:AY:74:VAL:CG2	24:AY:87:LEU:HD23	1.73	1.16
2:AB:220:ASP:HA	2:AB:223:ILE:HD12	1.26	1.16
47:BP:47:ASP:HB3	47:BP:48:PRO:HA	1.25	1.16
57:BZ:152:ALA:HB1	57:BZ:167:PRO:HB2	1.25	1.16
35:BA:2893:G:H5'	35:BA:2894:G:H5'	1.26	1.15
31:B6:52:VAL:HG22	31:B6:53:LYS:H	1.09	1.15
35:BA:1911:U:H2'	35:BA:1918:A:N1	1.58	1.15
35:BA:1925:C:C2'	35:BA:1926:U:H5''	1.76	1.15
15:AO:54:ARG:HG3	15:AO:58:MET:CE	1.75	1.15
42:BH:106:THR:HG21	42:BH:112:PRO:CA	1.76	1.15
11:AK:126:ARG:HH11	11:AK:126:ARG:HB3	1.11	1.15

*Continued on next page...*

*Continued from previous page...*

Atom-1	Atom-2	Interatomic distance (Å)	Clash overlap (Å)
24:AY:101:ARG:HD2	24:AY:390:ILE:HG12	1.23	1.15
35:BA:1947:C:H2'	35:BA:1948:G:C5'	1.76	1.15
39:BE:50:GLY:HA2	39:BE:78:LEU:HB3	1.28	1.14
35:BA:914:C:H2'	35:BA:915:C:H5'	1.26	1.14
51:BT:20:PRO:HD2	51:BT:85:LYS:HB2	1.29	1.13
35:BA:2523:G:H2'	35:BA:2524:G:H5''	1.17	1.13
24:AY:189:GLU:HG3	24:AY:189:GLU:O	1.45	1.13
38:BD:176:ARG:HG2	38:BD:176:ARG:HH11	0.98	1.13
22:AV:61:C:H3'	22:AV:62:C:H5''	1.15	1.13
24:AY:164:ILE:CD1	24:AY:252:THR:HG23	1.79	1.13
48:BQ:134:ARG:NH1	57:BZ:122:ARG:HH21	1.43	1.13
24:AY:11:ALA:HA	24:AY:278:ALA:HB1	1.22	1.13
24:AY:473:TRP:CZ3	24:AY:500:ASN:HB3	1.83	1.13
45:BN:34:LEU:HD21	45:BN:120:LEU:HD23	1.29	1.13
35:BA:2605:U:H2'	35:BA:2606:C:C6	1.83	1.13
21:AU:10:ARG:HA	21:AU:13:ILE:HD12	1.30	1.13
24:AY:421:GLU:O	24:AY:422:GLU:HG3	1.49	1.13
12:AL:36:VAL:HG11	24:AY:406:PRO:HB3	1.25	1.13
54:BW:14:PRO:HG2	54:BW:78:GLU:HG3	1.27	1.13
10:AJ:50:ILE:HA	10:AJ:60:ARG:HG2	1.31	1.12
52:BU:101:ARG:O	52:BU:103:PRO:HD3	1.46	1.12
24:AY:181:GLY:CA	24:AY:263:PHE:HE1	1.63	1.12
24:AY:473:TRP:HZ3	24:AY:500:ASN:HB3	1.14	1.12
46:BO:61:VAL:HG12	46:BO:87:ILE:HD11	1.31	1.12
25:B0:43:THR:H	35:BA:2331:G:H4'	1.04	1.12
24:AY:307:MET:SD	24:AY:307:MET:O	2.07	1.12
56:BY:7:VAL:HB	56:BY:8:LYS:HD2	1.31	1.12
24:AY:193:TYR:CB	24:AY:263:PHE:CD1	2.31	1.12
38:BD:26:LYS:NZ	38:BD:113:VAL:HG21	1.65	1.12
55:BX:12:VAL:HB	55:BX:17:ALA:HB1	1.21	1.12
1:AA:1386:G:H2'	1:AA:1387:G:H5''	1.32	1.12
4:AD:26:CYS:HA	4:AD:31:CYS:HA	1.30	1.12
24:AY:222:ASP:O	24:AY:226:GLN:HB2	1.47	1.11
2:AB:54:THR:HG21	2:AB:201:ILE:HD11	1.27	1.11
9:AI:8:GLY:HA2	9:AI:79:LEU:HD12	1.20	1.11
38:BD:147:LEU:H	38:BD:154:LYS:HD2	1.02	1.11
53:BV:96:ILE:H	53:BV:96:ILE:HD13	1.14	1.11
24:AY:135:THR:HG23	24:AY:136:PRO:CD	1.79	1.11
24:AY:138:LEU:CD2	24:AY:253:PRO:HG3	1.78	1.11
38:BD:13:ARG:HA	38:BD:16:MET:HG2	1.17	1.11
2:AB:75:LYS:O	2:AB:78:GLN:HG3	1.48	1.11

*Continued on next page...*



*Continued from previous page...*

Atom-1	Atom-2	Interatomic distance (Å)	Clash overlap (Å)
40:BF:126:VAL:HG11	40:BF:142:TRP:HH2	1.11	1.11
6:AF:25:ILE:HA	6:AF:28:ARG:HH11	1.08	1.11
40:BF:6:VAL:HG12	40:BF:7:TYR:H	1.07	1.11
40:BF:101:LEU:HD12	40:BF:102:PRO:HD2	1.29	1.11
19:AS:50:ALA:HB1	19:AS:57:HIS:HB3	1.29	1.11
24:AY:134:ASP:OD1	24:AY:249:GLY:CA	1.99	1.11
38:BD:24:ILE:HD11	38:BD:91:ARG:HB3	1.23	1.11
48:BQ:44:ALA:HA	48:BQ:47:ILE:HD12	1.11	1.11
35:BA:1919:A:H2'	35:BA:1920:C:H5''	1.30	1.10
27:B2:25:VAL:HG22	27:B2:60:LEU:HD13	1.32	1.10
35:BA:1061:U:H4'	35:BA:1070:A:C1'	1.81	1.10
12:AL:126:LYS:HB3	24:AY:487:ARG:HH21	0.96	1.10
24:AY:181:GLY:CA	24:AY:263:PHE:CE1	2.33	1.10
1:AA:1053:G:H4'	1:AA:1054:C:H5'	1.30	1.10
1:AA:975:A:H4'	1:AA:976:G:H5''	1.30	1.10
24:AY:307:MET:HG2	24:AY:312:ARG:HA	1.25	1.10
4:AD:99:SER:HB3	4:AD:139:ARG:HG3	1.16	1.10
39:BE:34:VAL:HG11	39:BE:78:LEU:HD22	1.26	1.10
35:BA:330:A:H2	35:BA:1210:A:H2'	1.16	1.10
51:BT:90:GLN:HG2	51:BT:120:ARG:HH22	1.13	1.10
35:BA:1024:G:H3'	35:BA:1025:G:H5''	1.30	1.10
35:BA:1270:C:H5''	35:BA:1271:G:H5'	1.21	1.10
35:BA:1484:G:H2'	35:BA:1485:G:H5''	1.28	1.10
24:AY:263:PHE:HD2	24:AY:263:PHE:C	1.54	1.10
38:BD:201:HIS:ND1	38:BD:204:ILE:HG21	1.67	1.10
26:B1:11:ARG:HB3	26:B1:12:PRO:HD2	1.27	1.10
24:AY:473:TRP:CH2	24:AY:500:ASN:CB	2.34	1.09
35:BA:2159:G:H2'	35:BA:2160:G:H5''	1.30	1.09
24:AY:308:ASP:N	24:AY:309:PRO:HD2	1.65	1.09
49:BR:48:VAL:HA	49:BR:51:LEU:HD22	1.34	1.09
24:AY:193:TYR:HB3	24:AY:263:PHE:HD1	1.17	1.09
25:B0:27:GLU:HB3	25:B0:68:GLU:HA	1.29	1.09
55:BX:8:ILE:HA	55:BX:30:VAL:HG12	1.31	1.09
42:BH:132:ARG:HG2	42:BH:133:VAL:N	1.63	1.09
50:BS:13:ARG:HG3	50:BS:14:VAL:H	1.04	1.09
35:BA:797:C:H2'	35:BA:798:G:H8	1.08	1.09
24:AY:255:PHE:CZ	24:AY:275:TRP:CH2	2.39	1.09
24:AY:105:ALA:HB1	24:AY:319:ARG:HD3	1.30	1.09
12:AL:36:VAL:HG21	24:AY:406:PRO:HG2	1.17	1.09
56:BY:12:THR:HB	56:BY:75:ILE:HG21	1.34	1.09
12:AL:126:LYS:HB3	24:AY:487:ARG:NH2	1.66	1.09

*Continued on next page...*

*Continued from previous page...*

Atom-1	Atom-2	Interatomic distance (Å)	Clash overlap (Å)
35:BA:143:G:H1'	55:BX:37:THR:HG21	1.32	1.09
24:AY:113:ILE:HG22	24:AY:114:ASP:H	1.04	1.09
24:AY:443:VAL:HG23	24:AY:444:LEU:H	1.06	1.09
51:BT:51:ARG:HG2	51:BT:62:THR:OG1	1.53	1.09
46:BO:2:ILE:HB	46:BO:33:ALA:HB3	1.31	1.09
40:BF:24:LEU:HB3	40:BF:25:PRO:HD2	1.29	1.09
4:AD:59:ARG:CZ	4:AD:59:ARG:HA	1.82	1.09
35:BA:1844:C:H2'	35:BA:1845:G:H5'	1.31	1.09
11:AK:30:VAL:HG21	11:AK:68:ALA:HB2	1.35	1.09
46:BO:86:ILE:HG22	46:BO:94:ARG:HG3	1.11	1.08
27:B2:50:ILE:HG21	35:BA:61:G:H5'	1.27	1.08
35:BA:2593:U:H2'	35:BA:2594:C:C6	1.87	1.08
24:AY:168:PRO:CB	24:AY:171:TRP:CZ2	2.36	1.08
33:B8:62:LEU:HD13	35:BA:242:G:H5''	1.31	1.08
5:AE:50:GLU:HG3	5:AE:52:PRO:HD2	1.17	1.08
37:BC:175:VAL:HG21	37:BC:189:ILE:HG12	1.23	1.08
24:AY:109:CYS:O	24:AY:137:ILE:HA	1.52	1.08
51:BT:124:ASP:HB3	51:BT:125:ARG:NH1	1.67	1.08
35:BA:833:U:H5''	47:BP:48:PRO:HG3	1.31	1.08
35:BA:2628:C:H1'	35:BA:2781:A:H2'	1.31	1.08
35:BA:2820:A:N6	39:BE:192:ASN:HB3	1.68	1.08
13:AM:96:LEU:HB3	13:AM:97:PRO:HD2	1.35	1.08
40:BF:167:ALA:HB1	40:BF:173:VAL:HG11	1.11	1.08
57:BZ:150:LEU:HG	57:BZ:171:ILE:HD11	1.10	1.08
15:AO:4:THR:HB	15:AO:7:GLU:CB	1.84	1.08
35:BA:2596:U:H1'	38:BD:244:ARG:HH21	1.11	1.07
34:B9:7:VAL:HG13	34:B9:34:GLN:HG2	1.36	1.07
57:BZ:56:VAL:HG22	57:BZ:70:LEU:HD13	1.36	1.07
7:AG:29:LYS:HE2	7:AG:102:ARG:HA	1.33	1.07
45:BN:133:GLN:HG2	45:BN:135:PRO:HD3	1.34	1.07
24:AY:181:GLY:HA2	24:AY:263:PHE:CZ	1.89	1.07
24:AY:193:TYR:HB3	24:AY:263:PHE:CD1	1.89	1.07
24:AY:32:LYS:HA	24:AY:35:LEU:HG	1.15	1.07
45:BN:91:LEU:HA	45:BN:95:PRO:HB3	1.30	1.07
35:BA:1061:U:H4'	35:BA:1070:A:H1'	1.34	1.07
1:AA:1442(A):G:H22	51:BT:121:ILE:HG12	1.15	1.07
54:BW:8:ARG:HA	54:BW:102:HIS:CB	1.84	1.07
35:BA:1720:U:H2'	35:BA:1721:G:H5''	1.32	1.07
35:BA:1543:C:H3'	35:BA:1544:A:H5''	1.29	1.07
24:AY:138:LEU:HD23	24:AY:253:PRO:CG	1.85	1.07
47:BP:38:GLN:HG3	47:BP:39:LYS:H	1.19	1.07

*Continued on next page...*

*Continued from previous page...*

Atom-1	Atom-2	Interatomic distance (Å)	Clash overlap (Å)
52:BU:31:SER:HB3	52:BU:34:LYS:HB2	1.12	1.07
55:BX:57:LEU:HD21	55:BX:78:LYS:HE2	1.14	1.07
15:AO:39:LEU:CB	15:AO:56:LEU:HD21	1.83	1.07
2:AB:18:GLY:H	2:AB:42:ILE:HG22	1.10	1.07
27:B2:2:LYS:HB2	35:BA:97:C:H5''	1.34	1.07
35:BA:2594:C:H2'	35:BA:2595:G:H8	1.12	1.07
37:BC:86:ALA:HB3	37:BC:94:VAL:HG11	1.30	1.07
39:BE:199:ARG:NH1	39:BE:199:ARG:HB2	1.70	1.07
47:BP:113:LYS:HB2	47:BP:129:ALA:HB3	1.37	1.07
2:AB:209:ARG:HH11	2:AB:239:VAL:HG11	1.13	1.07
1:AA:692:U:H2'	1:AA:694:A:OP2	1.52	1.07
24:AY:105:ALA:HA	24:AY:319:ARG:HH11	0.97	1.06
15:AO:54:ARG:HG3	15:AO:58:MET:HE1	1.09	1.06
35:BA:1911:U:H2'	35:BA:1918:A:C2	1.90	1.06
12:AL:34:ARG:HD3	12:AL:105:TYR:OH	1.55	1.06
35:BA:547:A:H2'	35:BA:548:A:H8	1.14	1.06
35:BA:2305:A:H5''	41:BG:134:GLY:HA3	1.09	1.06
2:AB:22:LYS:HE2	2:AB:22:LYS:HA	1.37	1.06
24:AY:373:ILE:HG22	24:AY:374:GLN:H	1.19	1.06
38:BD:183:ARG:HD2	38:BD:270:ILE:HG23	1.34	1.06
39:BE:34:VAL:HG11	39:BE:78:LEU:CD2	1.86	1.06
35:BA:2833:G:H3'	35:BA:2834:G:C5'	1.85	1.06
35:BA:94(A):G:H2'	35:BA:95:G:H5''	1.33	1.06
15:AO:4:THR:CB	15:AO:7:GLU:HB3	1.84	1.06
24:AY:136:PRO:C	24:AY:137:ILE:HG13	1.76	1.06
35:BA:2784:C:H1'	39:BE:37:ARG:HH12	1.17	1.06
35:BA:2839:G:H5''	49:BR:46:GLY:HA2	1.32	1.06
41:BG:101:ILE:HG22	41:BG:105:LYS:NZ	1.69	1.06
1:AA:405:U:H3'	1:AA:406:G:H5'	1.35	1.06
35:BA:655:A:H4'	35:BA:656:G:H5'	1.31	1.06
50:BS:29:PHE:HE1	50:BS:31:SER:HB2	1.17	1.06
24:AY:193:TYR:HB2	24:AY:263:PHE:HD1	1.12	1.05
24:AY:291:ALA:HA	24:AY:361:PRO:CG	1.85	1.05
24:AY:453:LEU:HB3	24:AY:459:VAL:HG23	1.35	1.05
56:BY:14:LEU:HB3	56:BY:73:ARG:HB2	1.31	1.05
24:AY:193:TYR:HB2	24:AY:263:PHE:CD1	1.92	1.05
37:BC:42:GLU:HB3	37:BC:215:THR:HG23	1.35	1.05
5:AE:43:LEU:HD21	5:AE:132:ALA:HB1	1.38	1.05
1:AA:110:C:H2'	1:AA:111:G:H8	1.12	1.05
24:AY:183:TYR:CE2	24:AY:189:GLU:N	2.23	1.05
52:BU:28:ARG:HH11	52:BU:38:THR:HG23	1.18	1.05

*Continued on next page...*

*Continued from previous page...*

Atom-1	Atom-2	Interatomic distance (Å)	Clash overlap (Å)
38:BD:35:LYS:H	38:BD:36:PRO:HD2	1.22	1.05
27:B2:35:LEU:HD11	27:B2:50:ILE:HG13	1.38	1.05
45:BN:55:VAL:HG22	45:BN:125:GLY:HA3	1.38	1.05
24:AY:74:VAL:HG23	24:AY:87:LEU:HD23	1.08	1.05
22:AV:51:C:H2'	22:AV:52:G:C8	1.92	1.05
54:BW:25:ARG:HA	54:BW:71:VAL:HG11	1.38	1.05
5:AE:39:GLY:HA2	5:AE:69:VAL:HB	1.37	1.05
24:AY:110:LEU:HD13	24:AY:268:MET:CE	1.87	1.05
1:AA:1488:G:H2'	1:AA:1489:G:C8	1.92	1.05
33:B8:27:THR:HG22	47:BP:62:LEU:HD22	1.10	1.05
24:AY:342:ILE:HD11	24:AY:345:ALA:HB2	1.39	1.05
24:AY:473:TRP:CZ3	24:AY:500:ASN:CB	2.40	1.04
24:AY:155:LEU:HD23	24:AY:166:CYS:HB3	1.34	1.04
35:BA:249:C:H2'	35:BA:2395:C:OP1	1.56	1.04
42:BH:125:VAL:HA	42:BH:131:VAL:HG12	1.34	1.04
19:AS:9:VAL:HG12	19:AS:11:VAL:HG12	1.34	1.04
35:BA:140:G:H1'	35:BA:141:A:H2	1.17	1.04
35:BA:2689:U:H5''	35:BA:2690:C:H5'	1.38	1.04
6:AF:72:VAL:HG13	6:AF:73:ASN:H	1.18	1.04
48:BQ:29:PHE:HE2	48:BQ:67:ARG:NH2	1.54	1.04
12:AL:27:LEU:HD22	12:AL:28:LYS:H	1.12	1.04
3:AC:19:GLU:HG2	3:AC:54:ARG:HE	1.16	1.04
37:BC:10:LEU:HB3	37:BC:220:PRO:CG	1.86	1.04
35:BA:1007:C:H5''	45:BN:35:ARG:NH1	1.72	1.04
35:BA:2134:A:N6	35:BA:2157:G:H1'	1.70	1.04
37:BC:41:VAL:HG23	37:BC:176:GLY:O	1.55	1.04
39:BE:13:ARG:HB3	39:BE:22:PRO:HA	1.39	1.04
52:BU:92:ARG:HD3	52:BU:94:ASN:HB3	1.37	1.04
46:BO:21:CYS:HA	46:BO:41:ALA:HB2	1.40	1.04
17:AQ:3:LYS:O	17:AQ:60:ILE:HG13	1.57	1.04
24:AY:111:MET:HE3	24:AY:139:THR:HG23	1.34	1.04
39:BE:171:GLU:HB2	39:BE:185:LYS:HG2	1.40	1.04
38:BD:17:THR:HG22	38:BD:18:VAL:N	1.70	1.04
38:BD:60:ARG:HD2	38:BD:86:PRO:HB3	1.37	1.04
35:BA:547:A:H2'	35:BA:548:A:C8	1.93	1.04
1:AA:1437:C:H2'	1:AA:1438:G:H8	1.18	1.04
31:B6:33:LYS:HA	31:B6:33:LYS:HE2	1.36	1.04
3:AC:54:ARG:O	3:AC:55:VAL:HG23	1.57	1.03
1:AA:977:A:O2'	1:AA:978:A:H5''	1.57	1.03
17:AQ:75:ARG:NH1	17:AQ:77:VAL:HG22	1.72	1.03
42:BH:43:VAL:HG11	42:BH:52:VAL:HG23	1.36	1.03

*Continued on next page...*

*Continued from previous page...*

Atom-1	Atom-2	Interatomic distance (Å)	Clash overlap (Å)
38:BD:17:THR:HG22	38:BD:18:VAL:H	0.87	1.03
46:BO:60:ALA:HA	46:BO:87:ILE:HG12	1.36	1.03
35:BA:2287:A:N6	35:BA:2344:U:H3	1.54	1.03
24:AY:182:VAL:HG12	24:AY:183:TYR:H	1.24	1.03
38:BD:60:ARG:HD2	38:BD:86:PRO:HB2	1.34	1.03
39:BE:117:MET:HA	39:BE:122:PHE:H	1.22	1.03
1:AA:979:C:H3'	1:AA:980:C:H5''	1.03	1.03
41:BG:109:VAL:HG11	41:BG:142:PRO:HD3	1.40	1.03
1:AA:800:G:HO2'	1:AA:801:U:H6	1.03	1.03
38:BD:131:LEU:HB2	38:BD:136:ILE:HG13	1.40	1.03
24:AY:512:ARG:O	24:AY:516:GLU:HG2	1.55	1.03
38:BD:13:ARG:HA	38:BD:16:MET:CG	1.87	1.03
38:BD:60:ARG:NH2	38:BD:87:ASN:HA	1.74	1.03
48:BQ:78:PRO:HD2	48:BQ:81:VAL:HG11	1.41	1.03
4:AD:12:CYS:SG	4:AD:19:LEU:O	2.16	1.03
35:BA:2312:U:H2'	35:BA:2313:C:H5''	1.07	1.03
6:AF:98:LEU:H	6:AF:98:LEU:HD12	1.17	1.03
35:BA:271(L):U:H5''	35:BA:271(M):G:H5'	1.40	1.03
12:AL:47:LYS:HB3	12:AL:48:PRO:HD3	1.38	1.03
24:AY:255:PHE:HZ	24:AY:275:TRP:CZ3	1.72	1.03
23:AX:14:A:C3'	23:AX:15:A:H5''	1.89	1.03
42:BH:88:LEU:HD21	42:BH:130:ARG:HG2	1.39	1.03
35:BA:2262:U:H4'	35:BA:2328:A:H2	1.22	1.03
1:AA:1060:C:H5''	10:AJ:51:ARG:HD3	1.40	1.03
30:B5:24:ALA:O	54:BW:19:LEU:HD11	1.59	1.03
1:AA:1266:G:N2	1:AA:1268:A:H5''	1.72	1.03
24:AY:109:CYS:HB2	24:AY:137:ILE:HG23	1.03	1.02
35:BA:1912:A:C5'	35:BA:1918:A:H61	1.72	1.02
57:BZ:33:LEU:HD12	57:BZ:34:ASN:H	0.89	1.02
35:BA:2833:G:H3'	35:BA:2834:G:H5''	1.06	1.02
35:BA:631:A:H5''	47:BP:65:ARG:NH1	1.74	1.02
35:BA:272(H):C:H2'	35:BA:272(I):U:H5''	1.41	1.02
26:B1:23:LYS:HD3	26:B1:28:GLY:HA3	1.34	1.02
35:BA:2086:U:H2'	35:BA:2087:G:C8	1.94	1.02
37:BC:100:ILE:HG21	37:BC:126:LYS:HB3	1.39	1.02
36:BB:102:A:H3'	36:BB:103:G:C8	1.95	1.02
24:AY:146:ARG:HH11	24:AY:146:ARG:HG3	1.23	1.02
24:AY:72:THR:HG22	24:AY:90:PRO:HD3	1.42	1.02
30:B5:25:LEU:HD13	54:BW:23:LEU:HD22	1.34	1.02
35:BA:1434:A:H2'	35:BA:1435:G:C8	1.94	1.02
24:AY:360:TYR:HB3	24:AY:361:PRO:HD2	1.39	1.02

*Continued on next page...*

*Continued from previous page...*

Atom-1	Atom-2	Interatomic distance (Å)	Clash overlap (Å)
24:AY:368:HIS:O	24:AY:373:ILE:HD11	1.58	1.02
35:BA:910:A:H62	48:BQ:12:GLN:HA	1.23	1.02
37:BC:10:LEU:CB	37:BC:220:PRO:HG3	1.89	1.02
24:AY:215:LEU:O	24:AY:219:VAL:HG22	1.60	1.02
51:BT:33:LYS:HG3	51:BT:43:GLN:HB2	1.40	1.02
38:BD:177:LEU:HG	38:BD:181:GLU:O	1.60	1.02
28:B3:47:VAL:HA	28:B3:50:VAL:HG22	1.41	1.02
37:BC:180:PHE:HB3	37:BC:184:LYS:HB3	1.42	1.02
37:BC:100:ILE:HG23	37:BC:127:MET:HG3	1.37	1.01
39:BE:77:ILE:HG22	39:BE:78:LEU:H	1.23	1.01
15:AO:39:LEU:HB3	15:AO:56:LEU:HD21	1.38	1.01
40:BF:179:GLU:HG3	40:BF:201:VAL:HG21	1.40	1.01
50:BS:28:VAL:HG12	50:BS:29:PHE:H	1.26	1.01
5:AE:80:ILE:HA	8:AH:104:ARG:NH2	1.75	1.01
5:AE:70:PRO:HG3	5:AE:142:LEU:HB3	1.39	1.01
24:AY:105:ALA:HA	24:AY:319:ARG:NH1	1.75	1.01
24:AY:223:LEU:HG	42:BH:97:ARG:HH12	1.23	1.01
35:BA:2820:A:H62	39:BE:192:ASN:HB3	1.23	1.01
35:BA:1892:C:H2'	35:BA:1893:C:H5'	1.42	1.01
35:BA:662:G:OP1	47:BP:18:ARG:HD2	1.61	1.01
57:BZ:33:LEU:HD12	57:BZ:34:ASN:N	1.75	1.01
19:AS:46:GLY:H	19:AS:62:ILE:HG23	1.21	1.01
42:BH:122:THR:HG22	42:BH:123:PHE:H	1.20	1.01
1:AA:939:G:H5''	7:AG:102:ARG:NH2	1.75	1.01
35:BA:1539:G:C2	35:BA:1540:U:H1'	1.95	1.01
31:B6:14:THR:HG22	31:B6:50:ARG:HB2	1.42	1.01
24:AY:21:HIS:CD2	24:AY:122:ARG:H	1.78	1.01
24:AY:21:HIS:ND1	24:AY:22:PRO:HD2	1.74	1.01
1:AA:1363(A):A:H4'	1:AA:1364:U:H5''	1.40	1.01
35:BA:1899:G:H21	35:BA:1902:C:H41	1.07	1.01
49:BR:14:SER:HA	49:BR:17:ARG:NH2	1.74	1.01
38:BD:129:ASN:O	38:BD:193:VAL:HG12	1.60	1.01
36:BB:105:A:H2'	36:BB:106:G:O4'	1.61	1.01
47:BP:7:ARG:HA	47:BP:7:ARG:HH11	1.23	1.01
35:BA:705:A:C2	35:BA:727:A:H1'	1.96	1.01
6:AF:87:ARG:HH11	6:AF:87:ARG:HG2	1.20	1.01
48:BQ:44:ALA:CA	48:BQ:47:ILE:HD12	1.90	1.01
54:BW:14:PRO:HG3	54:BW:101:SER:HB3	1.41	1.01
1:AA:108:G:H5'	1:AA:109:A:H5''	1.38	1.01
38:BD:124:PRO:O	38:BD:129:ASN:ND2	1.94	1.01
40:BF:188:ARG:HA	47:BP:7:ARG:HD2	1.43	1.01

*Continued on next page...*

*Continued from previous page...*

Atom-1	Atom-2	Interatomic distance (Å)	Clash overlap (Å)
16:AP:73:LEU:HD23	16:AP:76:GLN:HE22	1.25	1.01
35:BA:613:G:H5'	35:BA:613:G:H8	1.25	1.01
50:BS:97:ARG:NH2	50:BS:98:VAL:HA	1.75	1.01
24:AY:263:PHE:CD2	24:AY:263:PHE:C	2.30	1.01
40:BF:179:GLU:HB3	40:BF:205:ARG:HH22	1.23	1.01
2:AB:204:ASN:ND2	2:AB:206:ASP:H	1.59	1.00
35:BA:1447:G:H5'	35:BA:1545:A:H4'	1.40	1.00
46:BO:19:ILE:HG22	46:BO:43:VAL:HA	1.38	1.00
51:BT:90:GLN:HG2	51:BT:120:ARG:NH2	1.76	1.00
35:BA:1922:G:C2'	35:BA:1923:U:H5'	1.90	1.00
52:BU:15:LYS:HA	52:BU:18:LEU:HD23	1.43	1.00
5:AE:12:LEU:HD22	5:AE:13:ILE:N	1.76	1.00
1:AA:401:C:H2'	1:AA:402:G:H8	1.24	1.00
5:AE:11:ILE:HD12	5:AE:31:LEU:HD13	1.42	1.00
1:AA:711:G:H2'	1:AA:712:A:H8	1.22	1.00
38:BD:17:THR:CG2	38:BD:18:VAL:H	1.74	1.00
39:BE:47:VAL:HG23	39:BE:84:PHE:O	1.61	1.00
39:BE:3:GLY:HA3	39:BE:81:ILE:HD12	1.43	1.00
47:BP:47:ASP:HB3	47:BP:48:PRO:CA	1.92	1.00
51:BT:46:GLU:O	51:BT:65:LYS:HD2	1.60	1.00
38:BD:108:PRO:HB3	38:BD:143:HIS:CE1	1.96	1.00
47:BP:71:VAL:H	47:BP:72:PRO:CD	1.72	1.00
34:B9:36:GLN:NE2	35:BA:1031:G:H21	1.57	1.00
57:BZ:100:VAL:HG23	57:BZ:126:VAL:HG21	1.43	1.00
37:BC:10:LEU:HD12	37:BC:32:LEU:HA	1.44	1.00
35:BA:2310:A:O2'	35:BA:2311:A:H5'	1.60	1.00
1:AA:713:G:H2'	1:AA:714:G:C8	1.97	1.00
18:AR:58:LEU:HD13	18:AR:66:LEU:HD22	1.42	1.00
1:AA:1318:A:H1'	19:AS:37:ARG:NH2	1.77	1.00
35:BA:2746:U:H2'	35:BA:2747:G:H5'	1.39	1.00
2:AB:115:LEU:HD13	2:AB:145:LEU:HD12	1.43	1.00
51:BT:24:PRO:HB3	51:BT:99:LEU:HD21	1.44	1.00
2:AB:155:LEU:HD21	2:AB:159:PRO:HG3	1.43	1.00
12:AL:36:VAL:HG21	24:AY:406:PRO:CG	1.91	1.00
1:AA:979:C:C3'	1:AA:980:C:H5''	1.92	1.00
12:AL:45:PRO:HG2	12:AL:51:ALA:HB3	1.43	1.00
17:AQ:40:LYS:HD3	17:AQ:42:TYR:CZ	1.96	1.00
52:BU:50:ARG:HH12	53:BV:72:VAL:HG12	1.23	1.00
52:BU:50:ARG:NH1	53:BV:72:VAL:HG12	1.76	1.00
1:AA:110:C:H2'	1:AA:111:G:C8	1.96	1.00
35:BA:2312:U:C2'	35:BA:2313:C:H5''	1.91	0.99

*Continued on next page...*

*Continued from previous page...*

Atom-1	Atom-2	Interatomic distance (Å)	Clash overlap (Å)
45:BN:5:VAL:HG12	45:BN:7:LYS:HG3	1.41	0.99
4:AD:73:ARG:O	4:AD:77:ASN:HB2	1.60	0.99
35:BA:1499:C:H2'	35:BA:1500:G:C8	1.97	0.99
24:AY:135:THR:CG2	24:AY:136:PRO:CD	2.36	0.99
35:BA:786:C:H2'	35:BA:787:U:H6	1.24	0.99
1:AA:1471:G:H2'	1:AA:1472:U:C6	1.97	0.99
13:AM:13:LYS:HA	13:AM:44:ARG:HH11	1.27	0.99
24:AY:473:TRP:HH2	24:AY:500:ASN:HB2	0.93	0.99
51:BT:60:THR:HG22	51:BT:77:PRO:HA	1.44	0.99
42:BH:106:THR:HG21	42:BH:112:PRO:HA	1.37	0.99
35:BA:1170:G:H22	35:BA:1179:C:H42	1.03	0.99
35:BA:1121:C:H2'	35:BA:1122:G:H8	1.25	0.99
35:BA:1665:A:H2'	35:BA:1666:G:H5''	1.44	0.99
27:B2:25:VAL:HG12	27:B2:29:LYS:HE2	1.42	0.99
24:AY:296:PHE:CD1	24:AY:331:LEU:HD11	1.97	0.99
24:AY:291:ALA:CA	24:AY:361:PRO:HG3	1.91	0.99
35:BA:1844:C:C2'	35:BA:1845:G:H5'	1.92	0.99
6:AF:89:MET:SD	18:AR:76:LEU:HD21	2.03	0.99
25:B0:11:ARG:HB2	25:B0:11:ARG:NH1	1.77	0.99
1:AA:979:C:H3'	1:AA:980:C:C5'	1.93	0.99
42:BH:67:LEU:HG	42:BH:71:LEU:HD12	1.42	0.99
35:BA:2113:U:H2'	35:BA:2114:A:H8	1.25	0.99
35:BA:2199:A:H5'	35:BA:2200:C:OP2	1.63	0.99
57:BZ:33:LEU:CD1	57:BZ:34:ASN:H	1.74	0.99
35:BA:2593:U:H2'	35:BA:2594:C:C5	1.97	0.99
1:AA:351:G:H4'	1:AA:352:C:OP2	1.63	0.99
38:BD:8:PRO:HB3	38:BD:14:ARG:HB2	1.40	0.99
35:BA:1578:U:H2'	35:BA:1579:A:H5''	1.41	0.99
35:BA:833:U:H5''	47:BP:48:PRO:CG	1.93	0.99
51:BT:28:VAL:HG22	51:BT:47:GLY:H	1.27	0.99
12:AL:27:LEU:HD22	12:AL:28:LYS:N	1.78	0.99
40:BF:84:VAL:O	40:BF:86:GLY:N	1.95	0.98
48:BQ:114:ALA:O	48:BQ:118:LEU:HD12	1.61	0.98
2:AB:115:LEU:O	2:AB:118:LEU:HB2	1.63	0.98
24:AY:470:THR:HG21	24:AY:472:ARG:HH21	1.25	0.98
1:AA:1409:C:H2'	1:AA:1410:G:H8	1.28	0.98
38:BD:148:GLU:HB2	38:BD:151:LYS:HD3	1.45	0.98
50:BS:15:ARG:O	50:BS:18:ILE:HD13	1.61	0.98
17:AQ:75:ARG:HH12	17:AQ:77:VAL:HG22	1.26	0.98
24:AY:76:GLN:HE21	24:AY:85:ASN:ND2	1.61	0.98
35:BA:1467:C:H2'	35:BA:1468:C:H6	1.22	0.98

*Continued on next page...*



*Continued from previous page...*

Atom-1	Atom-2	Interatomic distance (Å)	Clash overlap (Å)
41:BG:5:VAL:HG12	41:BG:6:ALA:H	1.27	0.98
52:BU:112:ARG:HH12	53:BV:46:VAL:HG11	1.23	0.98
57:BZ:5:LEU:HD13	57:BZ:39:VAL:HG11	1.45	0.98
40:BF:103:LYS:HE3	40:BF:106:ARG:HH21	1.26	0.98
42:BH:76:VAL:O	42:BH:79:VAL:HG22	1.63	0.98
38:BD:16:MET:HB3	38:BD:207:GLY:HA3	1.43	0.98
35:BA:1884:A:H2'	35:BA:1885:A:H5''	1.43	0.98
24:AY:110:LEU:HD13	24:AY:268:MET:HE1	1.40	0.98
24:AY:105:ALA:CA	24:AY:319:ARG:HH11	1.76	0.98
15:AO:3:ILE:CG1	15:AO:8:LYS:HE2	1.92	0.98
40:BF:111:ALA:HB2	40:BF:206:ILE:HG21	1.43	0.98
41:BG:34:LEU:HA	41:BG:161:THR:HG22	1.40	0.98
35:BA:500:G:N2	35:BA:502:A:H3'	1.79	0.98
8:AH:86:ILE:HG12	8:AH:135:CYS:HA	1.46	0.98
35:BA:433:C:H2'	35:BA:434:U:H6	1.25	0.98
38:BD:158:ALA:O	38:BD:196:VAL:HG11	1.62	0.98
39:BE:114:ALA:HB3	39:BE:160:TYR:HB3	1.43	0.98
5:AE:33:VAL:HG22	5:AE:43:LEU:HD13	1.46	0.98
38:BD:176:ARG:HG2	38:BD:176:ARG:NH1	1.71	0.98
22:AV:48:C:H4'	22:AV:49:G:H5''	1.43	0.98
50:BS:46:VAL:HG12	50:BS:47:THR:H	1.29	0.98
24:AY:324:LYS:HD3	24:AY:358:GLU:HB2	1.41	0.98
51:BT:23:ARG:NH2	51:BT:120:ARG:HD3	1.79	0.98
8:AH:89:PRO:HA	8:AH:92:ARG:NH1	1.78	0.98
35:BA:2402:C:H2'	35:BA:2403:C:H5'	1.46	0.98
35:BA:565:C:H4'	35:BA:1253:A:N1	1.79	0.97
39:BE:7:VAL:HG23	39:BE:194:GLY:H	1.29	0.97
37:BC:49:ILE:HG22	37:BC:204:ALA:CB	1.93	0.97
40:BF:110:LEU:HA	40:BF:183:VAL:HG11	1.46	0.97
35:BA:1019:U:HO2'	35:BA:1021:A:H2	1.00	0.97
35:BA:797:C:H2'	35:BA:798:G:C8	1.97	0.97
35:BA:2444:G:OP1	40:BF:68:LYS:HE3	1.64	0.97
24:AY:342:ILE:HD11	24:AY:345:ALA:CB	1.93	0.97
38:BD:124:PRO:HB2	38:BD:129:ASN:HD21	1.27	0.97
35:BA:2125:G:H21	35:BA:2173:A:N6	1.62	0.97
24:AY:150:ASP:O	24:AY:154:LEU:HG	1.62	0.97
35:BA:1310:G:H2'	35:BA:1311:G:H5'	1.45	0.97
13:AM:75:ALA:HB1	13:AM:79:LYS:HE3	1.43	0.97
42:BH:123:PHE:HA	42:BH:133:VAL:HG22	1.43	0.97
1:AA:60:A:OP2	1:AA:387:U:H4'	1.64	0.97
35:BA:2177:C:O2'	37:BC:168:THR:HG21	1.63	0.97

*Continued on next page...*

*Continued from previous page...*

Atom-1	Atom-2	Interatomic distance (Å)	Clash overlap (Å)
24:AY:32:LYS:NZ	24:AY:260:LEU:HA	1.78	0.97
45:BN:23:LEU:HB3	45:BN:60:ILE:HG21	1.47	0.97
46:BO:92:GLU:HG3	46:BO:93:PRO:HD2	1.46	0.97
22:AV:61:C:C3'	22:AV:62:C:H5''	1.94	0.97
40:BF:157:VAL:HG23	40:BF:194:MET:HA	1.46	0.97
37:BC:6:ARG:NH2	37:BC:7:TYR:HA	1.80	0.97
5:AE:20:GLN:HG2	5:AE:21:ALA:N	1.79	0.97
35:BA:631:A:OP1	47:BP:64:LYS:HE3	1.61	0.97
36:BB:57:A:H8	41:BG:27:ASN:HD21	1.07	0.97
6:AF:47:ARG:HB3	6:AF:47:ARG:NH1	1.79	0.97
24:AY:111:MET:HE2	24:AY:139:THR:HG23	1.43	0.97
35:BA:1924:C:OP2	35:BA:1924:C:H2'	1.63	0.97
1:AA:753:A:H5''	15:AO:69:TYR:OH	1.64	0.97
50:BS:12:PHE:HD1	50:BS:12:PHE:H	1.03	0.97
38:BD:263:ARG:HH11	38:BD:263:ARG:HG2	1.30	0.97
36:BB:35:U:H2'	36:BB:36:C:H6	1.30	0.97
24:AY:225:GLN:HA	24:AY:228:ARG:HB2	1.46	0.97
35:BA:1899:G:N2	35:BA:1902:C:H41	1.61	0.97
2:AB:87:ARG:HH11	2:AB:223:ILE:HD11	1.29	0.97
3:AC:20:SER:HB2	3:AC:40:ARG:HH22	1.27	0.97
35:BA:1199:U:H2'	35:BA:1200:C:H6	1.27	0.97
57:BZ:51:ALA:HA	57:BZ:55:HIS:HD2	1.26	0.97
13:AM:88:ARG:HG3	13:AM:98:VAL:HG11	1.44	0.97
35:BA:2746:U:C2'	35:BA:2747:G:H5'	1.92	0.97
24:AY:369:ASN:HD22	24:AY:373:ILE:CG1	1.78	0.97
35:BA:754:C:H2'	35:BA:755:C:C6	2.00	0.97
51:BT:58:ASN:ND2	51:BT:58:ASN:H	1.57	0.97
35:BA:1528(A):A:H62	35:BA:1541:G:N2	1.63	0.97
38:BD:26:LYS:HZ3	38:BD:113:VAL:HG21	1.24	0.97
52:BU:31:SER:CB	52:BU:34:LYS:HB2	1.95	0.97
53:BV:47:VAL:HG12	53:BV:52:VAL:HB	1.46	0.97
1:AA:754:C:H4'	15:AO:72:ARG:HH12	1.30	0.97
2:AB:172:ILE:HD12	2:AB:172:ILE:H	1.30	0.97
35:BA:2833:G:C3'	35:BA:2834:G:H5''	1.94	0.97
35:BA:2183:C:H2'	35:BA:2184:G:C8	1.99	0.97
48:BQ:10:ARG:HH11	48:BQ:10:ARG:HB2	1.27	0.97
1:AA:951:G:H2'	1:AA:952:U:H6	1.18	0.96
38:BD:13:ARG:CA	38:BD:16:MET:HG2	1.94	0.96
47:BP:131:SER:OG	47:BP:134:ALA:HB3	1.64	0.96
2:AB:51:LEU:HD23	2:AB:55:PHE:HE2	1.30	0.96
22:AV:1:C:H6	22:AV:1:C:HO5'	1.09	0.96

*Continued on next page...*

*Continued from previous page...*

Atom-1	Atom-2	Interatomic distance (Å)	Clash overlap (Å)
48:BQ:141:GLN:NE2	57:BZ:72:ARG:HD3	1.79	0.96
7:AG:29:LYS:CB	7:AG:105:VAL:HG21	1.95	0.96
24:AY:164:ILE:HD11	24:AY:252:THR:HG23	1.46	0.96
47:BP:21:ARG:HD3	47:BP:29:LYS:HE2	1.47	0.96
1:AA:1030:C:H2'	1:AA:1030(A):G:O4'	1.63	0.96
24:AY:10:VAL:HG12	24:AY:279:PRO:HG2	1.44	0.96
33:B8:13:ARG:HD2	47:BP:61:ARG:HH11	1.27	0.96
48:BQ:67:ARG:HH11	48:BQ:67:ARG:HB3	1.29	0.96
54:BW:8:ARG:CA	54:BW:102:HIS:HB3	1.94	0.96
1:AA:295:C:H2'	1:AA:296:U:H6	1.29	0.96
39:BE:54:GLN:O	39:BE:75:VAL:HG23	1.65	0.96
38:BD:201:HIS:CE1	38:BD:204:ILE:HG21	1.99	0.96
45:BN:27:ALA:HA	45:BN:30:ILE:HD12	1.44	0.96
47:BP:23:PRO:HD2	47:BP:33:ARG:HH21	1.30	0.96
2:AB:69:LEU:O	2:AB:162:ILE:HG13	1.65	0.96
35:BA:1915:U:O2'	35:BA:1916:A:H5'	1.64	0.96
1:AA:295:C:H2'	1:AA:296:U:C6	2.01	0.96
42:BH:41:MET:SD	42:BH:53:GLU:O	2.24	0.96
35:BA:2298:A:H2'	35:BA:2299:G:O4'	1.62	0.96
35:BA:2696:U:H2'	35:BA:2697:G:C8	1.99	0.96
24:AY:473:TRP:HZ2	24:AY:496:ASP:OD2	1.46	0.96
1:AA:1491:G:H2'	1:AA:1492:A:C8	1.98	0.96
1:AA:740:U:OP2	15:AO:2:PRO:HB3	1.66	0.96
35:BA:2476:A:H2'	35:BA:2477:C:H5''	1.44	0.96
12:AL:36:VAL:HG11	12:AL:82:VAL:HG22	1.45	0.96
50:BS:13:ARG:CG	50:BS:14:VAL:H	1.75	0.96
1:AA:1061:G:O2'	1:AA:1062:U:H5'	1.65	0.96
35:BA:884:C:H3'	35:BA:885:C:H5''	1.47	0.96
35:BA:888:C:N4	35:BA:890:A:OP1	1.99	0.96
41:BG:101:ILE:HG22	41:BG:105:LYS:HZ1	1.26	0.96
35:BA:2086:U:H2'	35:BA:2087:G:H8	1.25	0.96
35:BA:1190:G:H5'	47:BP:35:HIS:H	1.29	0.96
1:AA:1437:C:H2'	1:AA:1438:G:C8	2.01	0.96
20:AT:87:LYS:O	20:AT:91:LEU:HG	1.66	0.96
35:BA:1845:G:H2'	35:BA:1846:G:H8	1.30	0.96
49:BR:45:ARG:O	49:BR:49:ASP:HB2	1.66	0.96
1:AA:1032:G:H2'	1:AA:1033:G:C8	2.00	0.96
35:BA:272(J):C:H2'	35:BA:274:G:H5''	1.45	0.96
48:BQ:44:ALA:HA	48:BQ:47:ILE:CD1	1.94	0.96
35:BA:2305:A:H5''	41:BG:134:GLY:CA	1.96	0.96
19:AS:78:ARG:HB2	19:AS:81:ARG:NH1	1.79	0.96

*Continued on next page...*

*Continued from previous page...*

Atom-1	Atom-2	Interatomic distance (Å)	Clash overlap (Å)
24:AY:331:LEU:HB3	24:AY:379:PHE:HE2	1.15	0.95
17:AQ:76:LEU:HD12	17:AQ:77:VAL:H	1.27	0.95
36:BB:102:A:H3'	36:BB:103:G:H8	1.25	0.95
55:BX:40:LYS:HG3	55:BX:51:VAL:HB	1.46	0.95
41:BG:52:ILE:HD13	41:BG:52:ILE:H	1.30	0.95
1:AA:1047:G:H5''	14:AN:4:LYS:HE2	1.44	0.95
24:AY:346:LEU:HB2	24:AY:366:GLY:HA3	1.44	0.95
10:AJ:64:GLU:CD	14:AN:59:ALA:HA	1.86	0.95
14:AN:4:LYS:O	14:AN:7:ILE:HG12	1.66	0.95
56:BY:46:LYS:N	56:BY:62:GLU:HG2	1.80	0.95
54:BW:8:ARG:HA	54:BW:102:HIS:HB3	0.98	0.95
35:BA:2305:A:C2	35:BA:2306:C:H1'	2.02	0.95
25:B0:11:ARG:HB2	25:B0:11:ARG:HH11	1.31	0.95
1:AA:1356:G:H2'	1:AA:1357:A:C8	2.00	0.95
38:BD:248:SER:OG	38:BD:252:TRP:CE2	2.17	0.95
47:BP:100:LEU:HB2	47:BP:106:LEU:HD22	1.48	0.95
37:BC:10:LEU:HB3	37:BC:220:PRO:HG3	0.96	0.95
35:BA:2183:C:H2'	35:BA:2184:G:H8	1.31	0.95
20:AT:78:ALA:HA	20:AT:81:LYS:HD3	1.43	0.95
24:AY:155:LEU:O	24:AY:158:VAL:HG23	1.66	0.95
45:BN:31:ALA:O	45:BN:35:ARG:HG2	1.65	0.95
1:AA:1191:A:H5''	3:AC:4:LYS:HZ1	1.29	0.95
50:BS:23:ARG:HB3	50:BS:24:LEU:HD22	1.49	0.95
1:AA:390:C:H4'	16:AP:28:ARG:HH21	1.28	0.95
40:BF:108:LYS:O	40:BF:112:MET:HB2	1.64	0.95
39:BE:52:LEU:HD23	39:BE:75:VAL:HB	1.44	0.95
35:BA:1930:G:N2	35:BA:1968:G:H2'	1.81	0.95
35:BA:2070:G:H2'	35:BA:2071:A:C8	2.02	0.95
15:AO:29:VAL:HG21	15:AO:67:LEU:HD21	1.48	0.95
1:AA:1014:A:H4'	19:AS:14:HIS:CE1	2.01	0.95
25:B0:51:VAL:HG21	25:B0:79:VAL:O	1.66	0.95
6:AF:69:GLU:O	6:AF:72:VAL:HG12	1.67	0.95
11:AK:38:ASN:HD22	11:AK:38:ASN:N	1.63	0.95
35:BA:1222:C:H2'	35:BA:1223:G:H5''	1.47	0.95
38:BD:147:LEU:HD23	38:BD:183:ARG:NH2	1.81	0.95
41:BG:42:GLY:HA2	41:BG:90:LEU:H	1.29	0.95
35:BA:2121:G:H2'	35:BA:2122:U:C6	2.02	0.95
36:BB:20:C:H2'	36:BB:21:G:H5''	1.46	0.95
35:BA:2208:A:H1'	35:BA:2219:G:C5	2.02	0.95
35:BA:925:C:H2'	35:BA:926:A:H5''	1.46	0.95
24:AY:12:LYS:HG3	24:AY:82:CYS:HA	1.49	0.95

*Continued on next page...*

*Continued from previous page...*

Atom-1	Atom-2	Interatomic distance (Å)	Clash overlap (Å)
35:BA:2491:U:H4'	35:BA:2570:G:OP1	1.67	0.95
35:BA:782:A:H2	38:BD:226:MET:HG2	1.31	0.95
38:BD:33:LEU:HG	38:BD:34:VAL:HG13	1.49	0.95
39:BE:154:LYS:O	39:BE:156:MET:HG3	1.67	0.95
24:AY:101:ARG:CZ	24:AY:390:ILE:HG23	1.97	0.94
24:AY:335:ARG:HH21	24:AY:335:ARG:HG2	1.32	0.94
35:BA:1676:A:H2'	35:BA:1677:A:C8	2.02	0.94
27:B2:2:LYS:O	27:B2:6:VAL:HG23	1.67	0.94
40:BF:126:VAL:O	40:BF:196:LEU:HG	1.64	0.94
40:BF:126:VAL:HG11	40:BF:142:TRP:CH2	2.01	0.94
4:AD:58:LEU:HD12	4:AD:59:ARG:HH12	1.29	0.94
35:BA:1038:C:H2'	35:BA:1039:G:H5''	1.47	0.94
35:BA:628:G:C2'	35:BA:629:G:H5''	1.95	0.94
35:BA:1971:A:C8	38:BD:241:PRO:HB3	2.02	0.94
35:BA:2744:G:H22	42:BH:143:GLN:HE22	0.98	0.94
35:BA:142:A:H8	35:BA:1595:G:H21	1.05	0.94
57:BZ:141:VAL:HA	57:BZ:144:LEU:HD23	1.45	0.94
24:AY:21:HIS:CG	24:AY:22:PRO:HD2	2.02	0.94
50:BS:36:TYR:HD1	50:BS:36:TYR:N	1.65	0.94
35:BA:2199:A:H5''	35:BA:2200:C:H5	1.30	0.94
27:B2:43:GLN:HG2	27:B2:44:LEU:H	1.27	0.94
24:AY:30:THR:HG23	24:AY:86:LEU:HD21	1.47	0.94
35:BA:1155:A:O2'	35:BA:1156:A:H2'	1.67	0.94
54:BW:14:PRO:HG2	54:BW:78:GLU:CG	1.96	0.94
19:AS:6:LYS:HD2	19:AS:6:LYS:N	1.81	0.94
3:AC:20:SER:HB2	3:AC:40:ARG:NH2	1.81	0.94
40:BF:6:VAL:CG1	40:BF:7:TYR:H	1.80	0.94
37:BC:47:LEU:HD23	37:BC:208:PHE:CZ	2.01	0.94
1:AA:112:G:H5'	1:AA:389:A:H4'	1.48	0.94
35:BA:1747:G:H2'	35:BA:1747(A):G:H8	1.32	0.94
24:AY:13:ARG:HD3	24:AY:363:ASP:OD1	1.67	0.94
35:BA:2594:C:H2'	35:BA:2595:G:C8	2.01	0.94
37:BC:214:VAL:HG23	37:BC:224:ILE:HD13	1.46	0.94
20:AT:16:HIS:O	20:AT:19:SER:HB3	1.67	0.94
38:BD:126:GLN:O	38:BD:193:VAL:HG11	1.67	0.94
1:AA:1124:G:H2'	1:AA:1145:C:H41	1.30	0.94
24:AY:111:MET:HE1	24:AY:139:THR:HG23	0.98	0.94
24:AY:183:TYR:HE2	24:AY:189:GLU:H	1.12	0.94
24:AY:94:ASP:CG	24:AY:442:GLY:HA3	1.88	0.94
35:BA:528:A:H2	35:BA:2043:C:H4'	1.31	0.94
2:AB:102:LEU:HD22	2:AB:176:GLU:HB3	1.48	0.94

*Continued on next page...*

*Continued from previous page...*

Atom-1	Atom-2	Interatomic distance (Å)	Clash overlap (Å)
2:AB:223:ILE:O	2:AB:226:ARG:HB2	1.68	0.94
35:BA:2329:G:H1	35:BA:2386:C:H42	1.02	0.94
35:BA:2199:A:H3'	35:BA:2200:C:H6	1.32	0.94
29:B4:14:ILE:HG13	29:B4:31:ILE:HB	1.46	0.94
24:AY:201:ILE:HG23	24:AY:262:ASN:HB3	1.49	0.94
35:BA:786:C:H2'	35:BA:787:U:C6	2.02	0.94
35:BA:532:A:HO2'	35:BA:2021:C:H5	1.10	0.94
47:BP:39:LYS:O	47:BP:41:ARG:HG2	1.68	0.94
52:BU:21:ALA:HB2	52:BU:39:LEU:HD21	1.50	0.94
40:BF:181:LEU:HD11	40:BF:186:ILE:HD11	1.47	0.94
41:BG:63:ILE:HD12	41:BG:141:PHE:HE2	1.31	0.94
5:AE:41:VAL:O	5:AE:66:MET:HA	1.67	0.94
1:AA:1145:C:HO2'	1:AA:1146:A:H8	0.94	0.94
35:BA:2100:G:H3'	35:BA:2101:G:C8	2.03	0.94
9:AI:10:ARG:HG3	9:AI:75:ASP:HB3	1.50	0.94
13:AM:10:PRO:CB	13:AM:18:ALA:HB1	1.98	0.94
24:AY:26:LYS:O	24:AY:30:THR:HB	1.68	0.94
35:BA:2375:G:H1'	35:BA:2379:G:H22	1.32	0.94
15:AO:49:ASP:OD2	15:AO:52:SER:HB3	1.68	0.94
22:AV:52:G:H1	22:AV:62:C:H42	1.06	0.94
1:AA:799:G:H2'	1:AA:800:G:C8	2.01	0.94
36:BB:22:U:H3	36:BB:61:G:H1	0.94	0.94
35:BA:1993:U:H4'	39:BE:128:SER:OG	1.68	0.94
16:AP:67:THR:N	16:AP:70:ALA:HB3	1.83	0.94
38:BD:18:VAL:HG23	38:BD:211:ARG:NH2	1.83	0.94
42:BH:38:SER:CB	42:BH:64:LEU:HD11	1.98	0.94
33:B8:3:LYS:HD3	35:BA:242:G:O5'	1.68	0.93
39:BE:171:GLU:O	39:BE:184:VAL:HA	1.68	0.93
2:AB:209:ARG:NH1	2:AB:239:VAL:HG11	1.83	0.93
42:BH:85:LYS:NZ	42:BH:87:LEU:HD12	1.82	0.93
35:BA:143:G:C1'	55:BX:37:THR:HG21	1.98	0.93
35:BA:597:U:O2'	47:BP:15:ARG:HD3	1.68	0.93
24:AY:297:THR:HB	24:AY:322:SER:OG	1.66	0.93
3:AC:90:GLU:O	3:AC:93:LYS:HB3	1.67	0.93
57:BZ:151:HIS:HB3	57:BZ:171:ILE:H	1.33	0.93
1:AA:554:C:OP1	12:AL:22:SER:OG	1.86	0.93
46:BO:23:ARG:HG3	46:BO:24:VAL:H	1.31	0.93
19:AS:11:VAL:HG23	19:AS:38:SER:HB2	1.48	0.93
1:AA:1266:G:H22	1:AA:1268:A:H5''	1.29	0.93
35:BA:2092:U:H4'	35:BA:2093:G:H5''	1.48	0.93
30:B5:57:VAL:HG12	30:B5:58:LEU:HD12	1.50	0.93

*Continued on next page...*

*Continued from previous page...*

Atom-1	Atom-2	Interatomic distance (Å)	Clash overlap (Å)
35:BA:1414:G:H1	35:BA:1588:C:H42	1.15	0.93
33:B8:7:HIS:CE1	33:B8:9:GLY:HA3	2.03	0.93
35:BA:2001:A:H2'	35:BA:2002:G:C8	2.02	0.93
39:BE:35:GLN:HG2	39:BE:36:ARG:H	1.30	0.93
57:BZ:100:VAL:HG23	57:BZ:126:VAL:CG2	1.98	0.93
14:AN:53:LEU:HB3	14:AN:56:VAL:HG21	1.50	0.93
51:BT:108:ARG:HB3	51:BT:111:ARG:NH2	1.82	0.93
35:BA:999:U:O2'	35:BA:1000:A:H5'	1.67	0.93
50:BS:29:PHE:CE1	50:BS:31:SER:HB2	2.03	0.93
35:BA:1695:G:H2'	35:BA:1696:G:H5'	1.50	0.93
33:B8:25:MET:HG2	47:BP:64:LYS:HB2	1.50	0.93
24:AY:101:ARG:CD	24:AY:390:ILE:HG12	1.99	0.93
24:AY:16:PHE:HA	24:AY:106:VAL:CG2	1.99	0.93
38:BD:176:ARG:CG	38:BD:176:ARG:HH11	1.80	0.93
10:AJ:43:ARG:HB2	10:AJ:67:THR:HG23	1.51	0.93
35:BA:1434:A:H61	35:BA:1558:A:H62	1.12	0.93
1:AA:507:C:OP2	1:AA:508:C:H2'	1.68	0.93
10:AJ:34:VAL:HG22	10:AJ:74:ILE:HG22	1.50	0.93
51:BT:3:ARG:HB3	51:BT:6:LEU:HB2	1.51	0.93
24:AY:395:PRO:HA	24:AY:441:VAL:HG22	1.50	0.93
38:BD:213:ARG:NH1	38:BD:219:PRO:HD3	1.82	0.93
6:AF:11:ASN:HB3	6:AF:14:LEU:HD23	1.49	0.93
57:BZ:122:ARG:HH11	57:BZ:122:ARG:HG2	1.33	0.93
35:BA:2523:G:C2'	35:BA:2524:G:H5''	1.98	0.93
42:BH:151:ILE:HD12	42:BH:151:ILE:H	1.32	0.93
35:BA:1221:C:H2'	35:BA:1221(A):C:C6	2.04	0.93
35:BA:989:G:H5'	35:BA:1157:G:H4'	1.49	0.93
40:BF:6:VAL:HG12	40:BF:7:TYR:N	1.82	0.93
17:AQ:40:LYS:HD3	17:AQ:42:TYR:OH	1.69	0.93
24:AY:263:PHE:HD2	24:AY:263:PHE:O	1.49	0.93
4:AD:99:SER:CB	4:AD:139:ARG:HG3	1.99	0.93
42:BH:132:ARG:CG	42:BH:133:VAL:H	1.82	0.93
50:BS:89:ARG:HB3	50:BS:92:TYR:HB3	1.50	0.93
4:AD:53:ASP:O	4:AD:56:VAL:HG23	1.67	0.93
38:BD:36:PRO:O	38:BD:37:LEU:HB2	1.68	0.92
40:BF:179:GLU:HB3	40:BF:205:ARG:NH2	1.84	0.92
26:B1:23:LYS:CD	26:B1:28:GLY:HA3	1.98	0.92
1:AA:1323:G:H4'	1:AA:1363:C:O2	1.69	0.92
35:BA:828:U:H2'	35:BA:829:A:C8	2.04	0.92
24:AY:291:ALA:HA	24:AY:361:PRO:HG3	0.95	0.92
35:BA:1141:U:OP2	45:BN:63:THR:HG23	1.69	0.92

*Continued on next page...*

*Continued from previous page...*

Atom-1	Atom-2	Interatomic distance (Å)	Clash overlap (Å)
35:BA:1892:C:H2'	35:BA:1893:C:C5'	1.99	0.92
38:BD:164:GLN:O	38:BD:175:LEU:HD22	1.69	0.92
38:BD:9:TYR:HD1	38:BD:10:THR:N	1.67	0.92
18:AR:74:ARG:HA	18:AR:79:LEU:O	1.68	0.92
42:BH:106:THR:CG2	42:BH:112:PRO:HA	1.98	0.92
48:BQ:133:ARG:HH11	48:BQ:133:ARG:HB3	1.31	0.92
35:BA:612:C:H2'	35:BA:613:G:H5''	1.47	0.92
35:BA:264:C:H4'	35:BA:428:A:N1	1.84	0.92
3:AC:6:HIS:CD2	3:AC:8:ILE:HB	2.04	0.92
53:BV:21:ARG:HB3	53:BV:91:TYR:HB2	1.52	0.92
25:B0:43:THR:HG22	35:BA:2331:G:O3'	1.69	0.92
24:AY:307:MET:HG2	24:AY:312:ARG:CA	1.98	0.92
22:AV:31:G:H1	22:AV:39:C:H42	0.95	0.92
51:BT:29:ARG:HE	51:BT:86:ILE:HG23	1.33	0.92
2:AB:47:THR:O	2:AB:51:LEU:HD12	1.67	0.92
37:BC:62:VAL:HG21	37:BC:192:PHE:HA	1.51	0.92
32:B7:46:VAL:HG12	32:B7:47:ARG:H	1.34	0.92
24:AY:108:CYS:HA	24:AY:135:THR:HG22	1.51	0.92
24:AY:349:MET:HE3	24:AY:358:GLU:HG2	1.51	0.92
32:B7:6:GLN:O	35:BA:686:G:H1'	1.70	0.92
38:BD:247:ALA:HB1	38:BD:252:TRP:O	1.69	0.92
51:BT:55:ASN:H	51:BT:59:THR:HG22	1.34	0.92
42:BH:132:ARG:CG	42:BH:133:VAL:N	2.33	0.92
7:AG:29:LYS:HB3	7:AG:105:VAL:HG21	1.48	0.92
1:AA:105:G:H2'	1:AA:106:C:C6	2.05	0.92
35:BA:803:U:O2'	35:BA:804:A:H5'	1.68	0.92
24:AY:527:ARG:NH1	24:AY:529:HIS:HA	1.84	0.92
48:BQ:141:GLN:HE22	57:BZ:72:ARG:HA	1.34	0.92
37:BC:47:LEU:HD11	37:BC:171:ILE:HB	1.52	0.92
31:B6:38:LYS:HA	31:B6:48:VAL:HA	1.47	0.92
25:B0:51:VAL:HG22	25:B0:81:VAL:HG22	1.51	0.92
3:AC:36:ASP:HB3	3:AC:40:ARG:HH12	1.33	0.92
35:BA:1097:U:O2'	44:BK:6:UNK:HA	1.69	0.92
12:AL:126:LYS:CB	24:AY:487:ARG:HH21	1.83	0.92
41:BG:124:SER:HB2	41:BG:131:TYR:CE1	2.05	0.92
24:AY:227:LEU:O	24:AY:231:LEU:N	2.02	0.92
24:AY:462:VAL:HG12	24:AY:463:TYR:N	1.85	0.92
57:BZ:120:ILE:HG12	57:BZ:172:ALA:HA	1.48	0.92
1:AA:1220:G:H21	19:AS:54:GLY:HA3	1.35	0.92
38:BD:9:TYR:HD1	38:BD:10:THR:H	0.98	0.92
8:AH:120:THR:OG1	8:AH:123:GLU:HG3	1.70	0.92

*Continued on next page...*



*Continued from previous page...*

Atom-1	Atom-2	Interatomic distance (Å)	Clash overlap (Å)
34:B9:36:GLN:HE22	35:BA:1031:G:H21	1.08	0.92
35:BA:1543:C:H3'	35:BA:1544:A:C5'	1.99	0.92
35:BA:1499:C:H2'	35:BA:1500:G:H8	1.29	0.92
55:BX:80:ILE:HG13	55:BX:80:ILE:O	1.69	0.92
32:B7:40:TRP:CH2	35:BA:459:U:H4'	2.05	0.92
35:BA:1273:U:O2'	35:BA:1274:A:H5''	1.69	0.92
35:BA:1590:U:H2'	35:BA:1591:G:H5''	1.52	0.92
35:BA:1655:A:H4'	39:BE:115:GLY:H	1.32	0.92
35:BA:972:G:H2'	35:BA:973:A:C8	2.04	0.92
51:BT:52:ILE:HA	51:BT:61:PHE:HA	1.50	0.92
9:AI:85:LEU:HD12	9:AI:86:VAL:N	1.85	0.92
35:BA:118:A:H5'	35:BA:119:A:H8	1.35	0.92
35:BA:1925:C:O2'	35:BA:1926:U:H5''	1.70	0.91
35:BA:579:G:H5''	35:BA:2018:G:H5''	1.49	0.91
51:BT:50:ILE:HG23	51:BT:99:LEU:O	1.69	0.91
35:BA:2786:U:H2'	35:BA:2787:C:C6	2.05	0.91
56:BY:15:VAL:HG12	56:BY:20:TYR:O	1.70	0.91
1:AA:711:G:H2'	1:AA:712:A:C8	2.03	0.91
24:AY:431:ILE:H	24:AY:431:ILE:HD13	1.34	0.91
24:AY:219:VAL:HG23	24:AY:224:ALA:HB2	1.50	0.91
24:AY:462:VAL:HG12	24:AY:463:TYR:H	1.35	0.91
53:BV:39:LEU:HB3	53:BV:47:VAL:HG21	1.49	0.91
1:AA:1309:G:OP1	13:AM:88:ARG:HD2	1.70	0.91
35:BA:2839:G:C5'	49:BR:46:GLY:HA2	1.99	0.91
38:BD:128:GLY:N	38:BD:193:VAL:HG13	1.85	0.91
35:BA:1467:C:H2'	35:BA:1468:C:C6	2.04	0.91
35:BA:471:A:H2'	35:BA:472:A:H5''	1.52	0.91
24:AY:302:LYS:O	24:AY:316:ALA:HA	1.68	0.91
38:BD:32:SER:O	38:BD:36:PRO:HD3	1.71	0.91
35:BA:880:G:H1	35:BA:897:C:H42	1.10	0.91
55:BX:8:ILE:H	55:BX:8:ILE:HD12	1.36	0.91
3:AC:152:ILE:HG12	3:AC:167:TRP:HB2	1.50	0.91
1:AA:1461:G:H2'	1:AA:1462:G:H8	1.34	0.91
24:AY:168:PRO:HB3	24:AY:171:TRP:CZ2	2.05	0.91
35:BA:2023:G:H1	35:BA:2040:C:H42	1.18	0.91
39:BE:24:THR:HG21	39:BE:188:VAL:HG11	1.53	0.91
35:BA:432:A:H2'	35:BA:433:C:C6	2.06	0.91
54:BW:4:LYS:HA	54:BW:106:ILE:HG22	1.51	0.91
38:BD:68:LYS:HB3	38:BD:70:TRP:CH2	2.06	0.91
24:AY:419:LEU:HD13	24:AY:449:VAL:HG12	1.52	0.91
45:BN:40:PRO:O	52:BU:64:ARG:NH1	2.03	0.91

*Continued on next page...*

*Continued from previous page...*

Atom-1	Atom-2	Interatomic distance (Å)	Clash overlap (Å)
8:AH:6:ILE:H	8:AH:6:ILE:HD12	1.32	0.91
15:AO:68:ARG:O	15:AO:72:ARG:N	2.02	0.91
12:AL:36:VAL:CG2	24:AY:406:PRO:HG2	2.01	0.91
11:AK:59:TYR:CE1	11:AK:63:LEU:HD21	2.05	0.91
51:BT:121:ILE:O	51:BT:124:ASP:HB2	1.70	0.91
49:BR:56:LYS:HE2	49:BR:88:ARG:HA	1.50	0.91
45:BN:9:VAL:HG11	45:BN:39:ARG:NH2	1.85	0.91
42:BH:68:THR:HA	42:BH:71:LEU:HB3	1.49	0.91
55:BX:63:LYS:HG3	55:BX:72:LYS:HG2	1.52	0.91
35:BA:1845:G:H2'	35:BA:1846:G:C8	2.05	0.91
38:BD:210:GLY:O	38:BD:211:ARG:HB2	1.67	0.91
45:BN:2:LYS:NZ	52:BU:95:LEU:HD21	1.85	0.91
6:AF:25:ILE:CA	6:AF:28:ARG:HH11	1.83	0.91
57:BZ:100:VAL:CG2	57:BZ:126:VAL:HG21	2.01	0.91
35:BA:94(A):G:C2'	35:BA:95:G:H5''	2.00	0.91
1:AA:1375:A:H2'	1:AA:1376:U:H6	1.34	0.91
24:AY:140:PHE:CZ	24:AY:257:GLY:O	2.23	0.91
24:AY:33:VAL:HG12	24:AY:34:LEU:HD23	1.51	0.91
51:BT:85:LYS:NZ	51:BT:85:LYS:HB3	1.85	0.91
37:BC:86:ALA:HB3	37:BC:94:VAL:CG1	2.01	0.91
20:AT:18:GLN:HE21	20:AT:22:ARG:HH12	0.93	0.91
42:BH:26:VAL:HG21	42:BH:76:VAL:HG22	1.51	0.91
41:BG:161:THR:HG21	41:BG:172:LEU:HD13	1.53	0.91
24:AY:138:LEU:HD12	24:AY:268:MET:HE3	1.53	0.91
33:B8:62:LEU:HD13	35:BA:242:G:C5'	2.01	0.91
35:BA:1021:A:H62	35:BA:1141:U:H3	1.11	0.91
2:AB:185:ILE:HG23	2:AB:199:TYR:HB2	1.53	0.91
1:AA:363:A:OP2	12:AL:33:ARG:HD2	1.70	0.91
35:BA:1509(B):A:H2'	35:BA:1510:G:O4'	1.70	0.91
35:BA:1639:U:H4'	35:BA:2699:C:H4'	1.50	0.91
24:AY:445:GLN:O	24:AY:448:VAL:HB	1.69	0.91
35:BA:1572:A:O2'	35:BA:1573:G:H5'	1.70	0.91
35:BA:1824:G:OP1	38:BD:52:ARG:HD2	1.71	0.91
46:BO:23:ARG:HG3	46:BO:24:VAL:N	1.84	0.91
2:AB:54:THR:HG22	2:AB:58:ILE:HD11	1.53	0.91
48:BQ:53:ALA:O	48:BQ:56:ARG:HB2	1.70	0.91
48:BQ:12:GLN:HG2	48:BQ:73:PRO:HD2	1.52	0.91
9:AI:9:ARG:HB3	9:AI:104:ARG:NH1	1.86	0.91
1:AA:404:U:H2'	1:AA:405:U:H6	1.34	0.91
8:AH:103:VAL:HG12	8:AH:108:GLY:HA3	1.53	0.91
28:B3:7:LYS:O	28:B3:54:VAL:HG13	1.70	0.91

*Continued on next page...*

*Continued from previous page...*

Atom-1	Atom-2	Interatomic distance (Å)	Clash overlap (Å)
35:BA:1448:G:H2'	35:BA:1449:A:C8	2.06	0.91
49:BR:55:ALA:HA	49:BR:80:PHE:CE1	2.06	0.91
24:AY:138:LEU:HB2	24:AY:268:MET:HE1	1.53	0.90
24:AY:210:LEU:O	24:AY:215:LEU:HD22	1.71	0.90
15:AO:54:ARG:CG	15:AO:58:MET:HE1	2.01	0.90
57:BZ:125:LEU:HD23	57:BZ:164:ALA:O	1.70	0.90
12:AL:91:LYS:O	12:AL:92:ASP:HB2	1.70	0.90
50:BS:87:PHE:HD1	50:BS:88:ASP:H	1.14	0.90
48:BQ:63:LYS:HG3	57:BZ:175:VAL:HG21	1.52	0.90
47:BP:88:LEU:HD21	47:BP:125:VAL:HG21	1.53	0.90
35:BA:2786:U:H2'	35:BA:2787:C:H6	1.34	0.90
35:BA:2393:A:H2'	35:BA:2394:C:H6	1.34	0.90
4:AD:28:SER:HB3	4:AD:29:PRO:HD2	1.53	0.90
4:AD:102:ASP:HB3	4:AD:121:VAL:HG21	1.52	0.90
35:BA:2703:C:O2'	35:BA:2704:C:H5'	1.70	0.90
42:BH:71:LEU:HD22	42:BH:72:ILE:CD1	2.01	0.90
1:AA:923:A:OP1	5:AE:21:ALA:HB2	1.70	0.90
41:BG:52:ILE:HG12	41:BG:53:LEU:H	1.32	0.90
41:BG:52:ILE:HB	41:BG:54:GLU:OE1	1.71	0.90
16:AP:19:ILE:HG22	16:AP:36:ILE:HG13	1.53	0.90
35:BA:1840:G:H1	35:BA:1902:C:H42	1.13	0.90
8:AH:8:ASP:O	8:AH:12:ARG:HG3	1.71	0.90
3:AC:67:THR:HG23	3:AC:102:ASN:HB2	1.52	0.90
27:B2:10:LEU:O	27:B2:14:ARG:HG3	1.70	0.90
40:BF:5:ALA:HB2	40:BF:24:LEU:HD11	1.51	0.90
35:BA:2758:A:N6	42:BH:67:LEU:HD11	1.86	0.90
50:BS:35:ILE:HD11	50:BS:99:LYS:HE3	1.52	0.90
1:AA:1423:G:H5''	46:BO:49:ARG:HH22	1.36	0.90
43:BJ:27:UNK:CB	43:BJ:113:UNK:HA	2.02	0.90
35:BA:1614:A:H61	54:BW:87:PRO:HA	1.35	0.90
38:BD:147:LEU:N	38:BD:154:LYS:HD2	1.87	0.90
10:AJ:7:LYS:C	10:AJ:8:LEU:HD12	1.90	0.90
37:BC:53:ARG:HH12	37:BC:55:ASP:HB2	1.37	0.90
51:BT:58:ASN:N	51:BT:58:ASN:HD22	1.60	0.90
14:AN:13:THR:H	14:AN:14:PRO:CD	1.82	0.90
18:AR:22:VAL:HG23	18:AR:55:ARG:O	1.72	0.90
2:AB:68:ILE:H	2:AB:90:MET:CE	1.84	0.90
10:AJ:16:LEU:HD11	10:AJ:70:ARG:HG3	1.54	0.90
1:AA:1386:G:C2'	1:AA:1387:G:H5''	2.00	0.90
37:BC:29:VAL:CG1	37:BC:222:VAL:HG21	2.02	0.90
1:AA:1035:A:H2'	1:AA:1036:G:H8	1.35	0.90

*Continued on next page...*

*Continued from previous page...*

Atom-1	Atom-2	Interatomic distance (Å)	Clash overlap (Å)
24:AY:513:LEU:HD22	24:AY:517:ARG:CZ	2.02	0.90
24:AY:74:VAL:CG2	24:AY:87:LEU:CD2	2.49	0.90
38:BD:91:ARG:O	38:BD:107:ALA:HB2	1.71	0.90
33:B8:13:ARG:HD2	47:BP:61:ARG:NH1	1.85	0.90
1:AA:950:U:OP2	13:AM:102:ARG:NH1	2.05	0.90
33:B8:8:LYS:HZ3	33:B8:11:LYS:NZ	1.68	0.90
38:BD:165:ILE:HG13	38:BD:175:LEU:HD21	1.54	0.90
1:AA:197:A:N6	1:AA:221:C:H4'	1.85	0.90
42:BH:106:THR:HG21	42:BH:112:PRO:CB	2.01	0.90
37:BC:22:ILE:HD12	37:BC:190:ARG:HG2	1.51	0.90
35:BA:2187:G:H2'	35:BA:2188:C:H5'	1.54	0.90
1:AA:279:A:H5''	1:AA:281:G:O4'	1.71	0.90
38:BD:87:ASN:HB2	38:BD:88:ARG:CZ	2.01	0.90
35:BA:469:G:OP1	40:BF:78:ILE:HD11	1.71	0.90
51:BT:62:THR:HG22	51:BT:75:ILE:HG23	1.52	0.90
35:BA:2811:G:OP1	39:BE:60:ASN:HB2	1.72	0.90
3:AC:112:SER:O	3:AC:116:VAL:HG23	1.72	0.90
1:AA:1359:C:OP2	14:AN:22:THR:HG21	1.71	0.90
40:BF:126:VAL:HG23	40:BF:127:GLU:N	1.87	0.90
4:AD:108:LEU:HD23	4:AD:110:PHE:CE2	2.06	0.90
7:AG:121:ALA:O	7:AG:125:MET:HG3	1.70	0.90
41:BG:109:VAL:O	41:BG:112:PRO:HD2	1.72	0.90
7:AG:57:GLU:O	7:AG:60:LYS:HB3	1.72	0.90
25:B0:37:LEU:HD21	25:B0:60:PHE:HA	1.54	0.90
24:AY:113:ILE:CG2	24:AY:114:ASP:H	1.85	0.90
24:AY:369:ASN:ND2	24:AY:373:ILE:HG12	1.87	0.90
40:BF:57:VAL:HG12	40:BF:59:TYR:H	1.33	0.90
1:AA:754:C:H4'	15:AO:72:ARG:NH1	1.86	0.90
35:BA:2605:U:H2'	35:BA:2606:C:C5	2.06	0.90
35:BA:880:G:N2	35:BA:897:C:N3	2.20	0.90
35:BA:1720:U:C2'	35:BA:1721:G:H5''	2.01	0.90
56:BY:86:ARG:NH1	56:BY:95:LYS:HZ2	1.70	0.90
30:B5:13:LYS:HA	30:B5:16:ARG:HB3	1.54	0.89
30:B5:13:LYS:O	30:B5:16:ARG:HB3	1.72	0.89
30:B5:4:HIS:HB3	30:B5:5:PRO:HD3	1.51	0.89
35:BA:2035:G:H3'	35:BA:2036:C:H5'	1.54	0.89
35:BA:1252:G:O4'	52:BU:33:ARG:HD3	1.73	0.89
35:BA:2744:G:N2	42:BH:143:GLN:NE2	2.19	0.89
1:AA:977:A:H2'	1:AA:977:A:N3	1.84	0.89
35:BA:484:C:OP1	56:BY:49:VAL:HG13	1.71	0.89
37:BC:24:GLU:HA	37:BC:27:HIS:HB2	1.54	0.89

*Continued on next page...*

*Continued from previous page...*

Atom-1	Atom-2	Interatomic distance (Å)	Clash overlap (Å)
41:BG:63:ILE:HD12	41:BG:141:PHE:CE2	2.06	0.89
1:AA:299:G:H2'	1:AA:300:A:C8	2.06	0.89
24:AY:197:LYS:CB	24:AY:202:GLN:HG3	2.02	0.89
34:B9:6:SER:HB2	35:BA:2466:C:H5''	1.53	0.89
38:BD:53:PHE:HB3	38:BD:218:ARG:O	1.72	0.89
22:AV:51:C:H2'	22:AV:52:G:H8	1.30	0.89
35:BA:2839:G:OP1	49:BR:46:GLY:HA3	1.73	0.89
35:BA:900:A:H5'	35:BA:901:A:OP2	1.72	0.89
13:AM:45:VAL:HA	13:AM:48:LEU:HD11	1.53	0.89
1:AA:1123:A:H4'	10:AJ:36:GLY:HA3	1.52	0.89
54:BW:69:LEU:HD23	54:BW:108:GLY:O	1.71	0.89
51:BT:68:TYR:O	51:BT:70:VAL:N	2.05	0.89
1:AA:180:U:H2'	1:AA:181:G:H5'	1.54	0.89
22:AV:36:U:O2'	22:AV:37:A:H5'	1.71	0.89
24:AY:331:LEU:HD23	24:AY:379:PHE:CD2	2.05	0.89
1:AA:1191:A:H5''	3:AC:4:LYS:NZ	1.86	0.89
1:AA:621:A:H2'	1:AA:622:A:H8	1.34	0.89
24:AY:174:GLY:O	24:AY:179:PHE:CD1	2.25	0.89
35:BA:1919:A:C2'	35:BA:1920:C:H5''	2.02	0.89
24:AY:10:VAL:HG12	24:AY:279:PRO:CG	2.02	0.89
35:BA:199:A:N6	35:BA:2433:A:H2'	1.87	0.89
24:AY:109:CYS:CA	24:AY:137:ILE:HG23	2.03	0.89
38:BD:182:LEU:C	38:BD:272:ALA:HB2	1.91	0.89
47:BP:30:THR:HG22	47:BP:31:ALA:H	1.37	0.89
25:B0:42:GLY:HA3	35:BA:2331:G:O4'	1.72	0.89
41:BG:39:ILE:HD12	41:BG:157:ILE:HG12	1.55	0.89
10:AJ:4:ILE:CG2	10:AJ:74:ILE:HD11	2.02	0.89
47:BP:97:PRO:O	47:BP:98:GLU:HB3	1.73	0.89
1:AA:720:C:H1'	18:AR:50:ILE:HG21	1.54	0.89
35:BA:2838:G:O2'	49:BR:45:ARG:HD3	1.71	0.89
41:BG:64:THR:HG23	41:BG:66:GLN:H	1.35	0.89
4:AD:125:HIS:HD1	4:AD:152:SER:HG	1.10	0.89
2:AB:121:LEU:O	2:AB:121:LEU:HD23	1.71	0.89
1:AA:1228:C:H2'	1:AA:1229:A:H5'	1.54	0.89
24:AY:443:VAL:HG23	24:AY:444:LEU:N	1.88	0.89
24:AY:425:VAL:CG1	24:AY:445:GLN:HG3	2.03	0.89
39:BE:35:GLN:HG2	39:BE:36:ARG:N	1.85	0.89
47:BP:83:VAL:HG23	47:BP:105:LEU:HD22	1.53	0.89
1:AA:882:C:H41	12:AL:5:PRO:HB3	1.38	0.89
5:AE:33:VAL:CG2	5:AE:43:LEU:HD13	2.03	0.89
35:BA:433:C:H2'	35:BA:434:U:C6	2.06	0.89

*Continued on next page...*

*Continued from previous page...*

Atom-1	Atom-2	Interatomic distance (Å)	Clash overlap (Å)
35:BA:575:A:H2'	35:BA:576:U:H6	1.38	0.89
13:AM:76:ALA:O	13:AM:80:ARG:HB2	1.72	0.89
24:AY:14:ARG:HD3	24:AY:276:ALA:HB3	1.54	0.89
24:AY:221:GLU:HA	24:AY:225:GLN:HE22	1.36	0.89
24:AY:359:ALA:HA	24:AY:363:ASP:OD2	1.72	0.89
35:BA:996:A:H61	35:BA:1159:U:H3	1.18	0.89
53:BV:72:VAL:HG23	53:BV:85:LYS:HB3	1.52	0.89
3:AC:32:LEU:O	3:AC:35:GLU:HB2	1.73	0.89
56:BY:13:VAL:HB	56:BY:28:LYS:HZ3	1.36	0.89
4:AD:89:THR:HA	4:AD:92:VAL:HB	1.52	0.89
37:BC:2:LYS:HD3	37:BC:2:LYS:O	1.70	0.89
57:BZ:4:ARG:HG2	57:BZ:58:VAL:HB	1.54	0.89
24:AY:80:HIS:HD2	24:AY:273:VAL:HG21	1.37	0.89
35:BA:2570:G:H2'	35:BA:2571:C:H6	1.38	0.89
52:BU:102:GLU:HB2	52:BU:105:VAL:HG23	1.53	0.89
46:BO:61:VAL:HG12	46:BO:87:ILE:CD1	2.02	0.89
11:AK:126:ARG:NH1	11:AK:126:ARG:HB3	1.87	0.89
48:BQ:133:ARG:HG2	48:BQ:134:ARG:H	1.35	0.89
47:BP:124:LYS:HD3	47:BP:143:GLY:HA3	1.54	0.89
57:BZ:20:ARG:NH1	57:BZ:20:ARG:HB2	1.88	0.89
41:BG:33:ARG:H	41:BG:162:THR:HB	1.35	0.89
24:AY:247:LEU:HD22	24:AY:277:PRO:HG3	1.55	0.88
38:BD:61:LEU:O	38:BD:63:ARG:NH1	2.05	0.88
48:BQ:35:VAL:HG13	48:BQ:130:LYS:HB3	1.52	0.88
50:BS:13:ARG:HG3	50:BS:14:VAL:N	1.87	0.88
35:BA:140:G:H1'	35:BA:141:A:C2	2.07	0.88
11:AK:124:LYS:HZ3	11:AK:125:PHE:HE1	0.95	0.88
35:BA:581:C:H2'	35:BA:582:G:H8	1.36	0.88
35:BA:2684:U:H1'	46:BO:70:LYS:HD2	1.54	0.88
35:BA:1750:G:O2'	35:BA:1751:C:H5'	1.73	0.88
24:AY:113:ILE:HG22	24:AY:114:ASP:N	1.88	0.88
35:BA:581:C:H2'	35:BA:582:G:C8	2.09	0.88
38:BD:9:TYR:OH	38:BD:13:ARG:NH1	2.05	0.88
57:BZ:102:LEU:HD21	57:BZ:124:ILE:HD11	1.53	0.88
22:AV:2:G:O2'	22:AV:3:C:H5''	1.71	0.88
1:AA:974:A:C8	14:AN:31:ARG:HD3	2.07	0.88
40:BF:26:ALA:O	40:BF:27:GLU:HG3	1.72	0.88
36:BB:35:U:H2'	36:BB:36:C:C6	2.08	0.88
28:B3:31:LEU:HD23	28:B3:32:GLN:N	1.88	0.88
49:BR:28:LEU:HD23	49:BR:29:LEU:HD13	1.54	0.88
4:AD:8:VAL:HG23	4:AD:22:LYS:HE2	1.54	0.88

*Continued on next page...*

*Continued from previous page...*

Atom-1	Atom-2	Interatomic distance (Å)	Clash overlap (Å)
40:BF:8:GLN:HG3	40:BF:9:ILE:N	1.87	0.88
35:BA:1061:U:C4'	35:BA:1070:A:H1'	2.03	0.88
30:B5:4:HIS:CB	30:B5:5:PRO:HD3	2.02	0.88
39:BE:117:MET:HA	39:BE:122:PHE:N	1.87	0.88
47:BP:16:ARG:HD3	47:BP:18:ARG:H	1.36	0.88
51:BT:16:ARG:HB3	51:BT:16:ARG:HH11	1.38	0.88
52:BU:36:ARG:HH11	52:BU:36:ARG:HB3	1.37	0.88
36:BB:40:U:H3'	36:BB:41:U:H5''	1.55	0.88
26:B1:5:CYS:HB2	26:B1:46:LEU:HD21	1.56	0.88
4:AD:125:HIS:ND1	4:AD:152:SER:OG	2.05	0.88
24:AY:138:LEU:HD11	24:AY:272:LEU:HB3	1.54	0.88
24:AY:255:PHE:CE1	24:AY:275:TRP:HZ3	1.90	0.88
24:AY:420:SER:HB2	24:AY:427:VAL:HG22	1.55	0.88
35:BA:1020:A:H5'	35:BA:1021:A:C2	2.09	0.88
38:BD:182:LEU:N	38:BD:272:ALA:CB	2.36	0.88
35:BA:1919:A:H3'	35:BA:1920:C:H5'	1.55	0.88
48:BQ:110:THR:HG23	48:BQ:113:GLN:OE1	1.72	0.88
1:AA:1204:A:H2'	1:AA:1205:U:C6	2.09	0.88
40:BF:154:VAL:HG22	40:BF:191:ARG:HB3	1.54	0.88
49:BR:96:ARG:HD3	49:BR:98:LEU:HD11	1.51	0.88
1:AA:186:C:H5'	20:AT:78:ALA:HB1	1.55	0.88
35:BA:576:U:H2'	35:BA:577:G:C8	2.08	0.88
24:AY:359:ALA:HB1	24:AY:363:ASP:HB2	1.56	0.88
1:AA:834:C:H2'	1:AA:835:U:C6	2.08	0.88
48:BQ:46:GLN:O	48:BQ:49:ALA:HB3	1.74	0.88
12:AL:36:VAL:HG11	24:AY:406:PRO:CB	2.03	0.88
9:AI:9:ARG:HB3	9:AI:104:ARG:HH12	1.37	0.88
41:BG:76:SER:OG	41:BG:84:LYS:HG3	1.74	0.88
28:B3:47:VAL:HA	28:B3:50:VAL:CG2	2.04	0.88
25:B0:37:LEU:HG	25:B0:59:LEU:O	1.73	0.88
9:AI:26:VAL:HG13	9:AI:61:ALA:HB3	1.55	0.88
24:AY:419:LEU:CD2	24:AY:424:ALA:HB3	2.04	0.88
2:AB:44:LEU:O	2:AB:47:THR:HB	1.74	0.88
2:AB:98:LEU:O	2:AB:101:MET:HG2	1.73	0.88
35:BA:2431:U:H6	35:BA:2433:A:OP2	1.57	0.88
4:AD:12:CYS:HA	4:AD:19:LEU:HB2	1.55	0.88
19:AS:31:ILE:HG22	19:AS:48:THR:O	1.74	0.88
49:BR:47:PHE:C	49:BR:51:LEU:HD13	1.94	0.88
35:BA:271(P):C:O2'	35:BA:271(Q):G:H5'	1.74	0.88
6:AF:67:MET:HB2	6:AF:68:PRO:HD2	1.54	0.88
6:AF:74:ASP:HB3	6:AF:77:ARG:HH21	1.39	0.88

*Continued on next page...*

*Continued from previous page...*

Atom-1	Atom-2	Interatomic distance (Å)	Clash overlap (Å)
24:AY:32:LYS:HZ2	24:AY:260:LEU:HA	1.34	0.88
24:AY:403:LEU:HD13	24:AY:461:ALA:HB2	1.53	0.88
24:AY:473:TRP:CZ2	24:AY:496:ASP:OD2	2.27	0.88
51:BT:26:ASP:HA	51:BT:48:ILE:HG23	1.55	0.88
52:BU:102:GLU:HB2	52:BU:105:VAL:CG2	2.04	0.88
57:BZ:162:GLU:O	57:BZ:163:LEU:HD23	1.74	0.88
57:BZ:8:TYR:HD2	57:BZ:38:TYR:HH	0.95	0.88
21:AU:5:ASP:OD1	21:AU:7:ARG:HB2	1.74	0.88
41:BG:76:SER:CB	41:BG:83:ARG:HB3	2.04	0.88
20:AT:18:GLN:HE21	20:AT:22:ARG:NH1	1.71	0.88
20:AT:81:LYS:O	20:AT:85:MET:HG3	1.74	0.88
15:AO:85:LEU:HD23	15:AO:85:LEU:N	1.88	0.88
35:BA:814:C:O2'	35:BA:815:C:H5'	1.74	0.88
24:AY:171:TRP:HE1	24:AY:234:VAL:HG11	1.37	0.88
35:BA:445:C:H2'	35:BA:446:G:C8	2.08	0.88
38:BD:183:ARG:CD	38:BD:270:ILE:HG23	2.03	0.88
35:BA:954:G:H4'	48:BQ:13:GLN:OE1	1.72	0.88
42:BH:66:GLY:HA2	42:BH:69:ARG:HD2	1.55	0.88
14:AN:12:ARG:NH1	14:AN:14:PRO:HG2	1.88	0.88
1:AA:1369:C:H2'	1:AA:1370:G:C8	2.09	0.88
24:AY:138:LEU:CD2	24:AY:253:PRO:CG	2.49	0.87
35:BA:1005:C:H2'	35:BA:1006:C:H6	1.38	0.87
35:BA:1892:C:C2'	35:BA:1893:C:C5'	2.52	0.87
39:BE:167:VAL:HG11	39:BE:188:VAL:HA	1.54	0.87
53:BV:52:VAL:HG13	53:BV:55:ALA:HB3	1.55	0.87
5:AE:12:LEU:C	5:AE:13:ILE:HD12	1.93	0.87
57:BZ:166:SER:HB2	57:BZ:168:GLU:N	1.88	0.87
35:BA:1484:G:C2'	35:BA:1485:G:H5''	2.03	0.87
22:AV:31:G:H1	22:AV:39:C:N4	1.73	0.87
24:AY:62:MET:HG2	24:AY:451:ALA:HB3	1.55	0.87
1:AA:250:A:H4'	1:AA:251:G:O5'	1.70	0.87
22:AV:52:G:H2'	22:AV:53:G:H8	1.39	0.87
1:AA:981:U:C5	1:AA:982:U:H2'	2.09	0.87
3:AC:58:GLU:H	3:AC:65:ALA:HB3	1.39	0.87
37:BC:56:GLN:HA	37:BC:201:PRO:HB3	1.55	0.87
19:AS:78:ARG:O	19:AS:81:ARG:HD3	1.73	0.87
28:B3:8:LEU:CD2	28:B3:31:LEU:HA	2.05	0.87
38:BD:273:ARG:HH11	38:BD:273:ARG:HG3	1.40	0.87
35:BA:540:C:H2'	35:BA:541:C:H6	1.39	0.87
37:BC:156:ILE:HA	37:BC:160:ARG:HB2	1.56	0.87
39:BE:7:VAL:HG23	39:BE:194:GLY:N	1.89	0.87

*Continued on next page...*



*Continued from previous page...*

Atom-1	Atom-2	Interatomic distance (Å)	Clash overlap (Å)
47:BP:23:PRO:HD2	47:BP:33:ARG:NH2	1.89	0.87
49:BR:2:ARG:O	49:BR:2:ARG:HD2	1.72	0.87
35:BA:893:C:C2'	35:BA:894:C:H5'	2.04	0.87
9:AI:48:GLU:HA	9:AI:51:ARG:HD2	1.55	0.87
26:B1:80:LEU:HD23	26:B1:81:LYS:H	1.39	0.87
24:AY:182:VAL:HG12	24:AY:183:TYR:N	1.84	0.87
38:BD:24:ILE:HA	38:BD:82:ILE:HB	1.56	0.87
39:BE:50:GLY:HA2	39:BE:78:LEU:CB	2.03	0.87
35:BA:636:G:H2'	47:BP:115:LEU:HD12	1.54	0.87
3:AC:157:ILE:CG2	3:AC:164:ARG:HH21	1.87	0.87
35:BA:370:G:H4'	35:BA:371:A:OP2	1.73	0.87
24:AY:457:TYR:HB2	24:AY:459:VAL:HG22	1.57	0.87
35:BA:1430:C:H2'	35:BA:1431:U:C6	2.09	0.87
57:BZ:59:LEU:O	57:BZ:66:SER:HA	1.74	0.87
10:AJ:65:LEU:HD13	14:AN:55:GLY:HA3	1.52	0.87
24:AY:308:ASP:H	24:AY:309:PRO:HD2	1.36	0.87
5:AE:129:ILE:N	5:AE:129:ILE:HD12	1.89	0.87
35:BA:81:G:H21	56:BY:2:ARG:HH12	1.18	0.87
24:AY:151:PRO:HA	24:AY:154:LEU:HD12	1.53	0.87
24:AY:182:VAL:CG1	24:AY:183:TYR:H	1.87	0.87
39:BE:34:VAL:CG1	39:BE:78:LEU:HD22	2.04	0.87
51:BT:26:ASP:HB3	51:BT:89:VAL:O	1.75	0.87
46:BO:88:ASN:HD21	46:BO:92:GLU:HB3	1.39	0.87
47:BP:59:LEU:HA	47:BP:61:ARG:NE	1.89	0.87
48:BQ:141:GLN:HE22	57:BZ:72:ARG:CA	1.87	0.87
20:AT:20:LEU:O	20:AT:23:ARG:HB3	1.73	0.87
36:BB:101:G:H2'	36:BB:102:A:O4'	1.74	0.87
5:AE:77:PRO:CG	5:AE:142:LEU:HD22	2.05	0.87
17:AQ:94:ASN:O	17:AQ:98:LEU:HG	1.75	0.87
1:AA:115:G:H1'	1:AA:116:A:N7	1.89	0.87
24:AY:32:LYS:CA	24:AY:35:LEU:HG	2.03	0.87
33:B8:8:LYS:HD3	33:B8:11:LYS:HD2	1.56	0.87
35:BA:621:A:H2'	35:BA:622:G:H5'	1.54	0.87
39:BE:13:ARG:CB	39:BE:22:PRO:HA	2.04	0.87
42:BH:162:ILE:O	42:BH:162:ILE:HD13	1.75	0.87
42:BH:85:LYS:HZ2	42:BH:87:LEU:HD12	1.35	0.87
40:BF:32:LEU:HD22	40:BF:33:LEU:HD22	1.57	0.87
35:BA:1367:A:H2'	35:BA:1368:G:H5'	1.57	0.87
24:AY:216:ASP:HA	24:AY:224:ALA:CB	2.04	0.87
24:AY:396:GLU:N	24:AY:440:ALA:O	2.07	0.87
35:BA:2530:A:H2'	35:BA:2531:A:H5''	1.54	0.87

*Continued on next page...*

*Continued from previous page...*

Atom-1	Atom-2	Interatomic distance (Å)	Clash overlap (Å)
38:BD:144:ALA:HB3	38:BD:192:THR:HG21	1.56	0.87
38:BD:35:LYS:H	38:BD:36:PRO:CD	1.86	0.87
2:AB:42:ILE:HD12	2:AB:203:GLY:N	1.90	0.87
35:BA:857:C:H42	35:BA:920:G:H1	1.18	0.87
22:AV:61:C:H3'	22:AV:62:C:C5'	2.02	0.87
27:B2:53:LEU:O	27:B2:57:ILE:HG12	1.75	0.87
55:BX:12:VAL:HG23	55:BX:13:LEU:N	1.88	0.87
49:BR:94:TYR:N	49:BR:94:TYR:HD1	1.72	0.87
37:BC:47:LEU:HD11	37:BC:171:ILE:HD12	1.55	0.87
41:BG:110:ALA:CB	41:BG:140:ILE:HD13	2.05	0.87
1:AA:1375:A:H2'	1:AA:1376:U:C6	2.09	0.87
57:BZ:20:ARG:HB2	57:BZ:20:ARG:HH11	1.39	0.87
35:BA:2077:A:O2'	35:BA:2078:C:H5'	1.74	0.87
24:AY:138:LEU:HD12	24:AY:268:MET:CE	2.05	0.87
1:AA:681:C:H5''	38:BD:174:ILE:HD12	1.57	0.87
35:BA:2596:U:H1'	38:BD:244:ARG:NH2	1.89	0.87
53:BV:58:VAL:HG12	53:BV:59:ALA:H	1.40	0.87
42:BH:105:LEU:HD22	42:BH:105:LEU:H	1.40	0.87
13:AM:91:ARG:HD2	13:AM:97:PRO:O	1.75	0.87
1:AA:1002:G:H2'	1:AA:1003:G:C8	2.10	0.87
24:AY:6:TYR:O	24:AY:10:VAL:HG23	1.75	0.86
35:BA:672:C:C2'	35:BA:673:C:H5''	2.05	0.86
38:BD:92:ILE:CG2	38:BD:106:ILE:HA	2.04	0.86
35:BA:1948:G:O2'	35:BA:1949:G:H5'	1.72	0.86
42:BH:98:LEU:HD13	42:BH:102:ALA:O	1.75	0.86
19:AS:63:THR:HG22	19:AS:66:MET:SD	2.15	0.86
57:BZ:117:LEU:HD12	57:BZ:118:GLN:N	1.90	0.86
28:B3:26:LEU:HB2	28:B3:28:LEU:HD21	1.57	0.86
54:BW:1:MET:HE3	54:BW:2:GLU:N	1.90	0.86
35:BA:1820:U:C6	38:BD:202:LYS:HD3	2.09	0.86
35:BA:2760:C:O2	42:BH:143:GLN:NE2	2.08	0.86
8:AH:14:ARG:HG2	8:AH:18:ARG:HH21	1.40	0.86
35:BA:1720:U:H2'	35:BA:1721:G:C5'	2.05	0.86
35:BA:1423:G:H2'	35:BA:1424:G:H8	1.38	0.86
1:AA:790:A:H61	1:AA:1498:U:P	1.97	0.86
1:AA:1452:C:H5'	1:AA:1456:G:N1	1.90	0.86
35:BA:1925:C:H2'	35:BA:1926:U:C5'	2.04	0.86
38:BD:212:SER:HA	38:BD:215:LEU:HD12	1.57	0.86
51:BT:89:VAL:HG21	51:BT:91:ARG:HH21	1.39	0.86
42:BH:33:LEU:HD21	42:BH:136:ILE:HG22	1.56	0.86
35:BA:2262:U:H4'	35:BA:2328:A:C2	2.09	0.86

*Continued on next page...*

*Continued from previous page...*

Atom-1	Atom-2	Interatomic distance (Å)	Clash overlap (Å)
35:BA:884:C:C3'	35:BA:885:C:H5''	2.04	0.86
37:BC:161:ILE:HG12	37:BC:174:PRO:HG2	1.58	0.86
35:BA:2388:A:H5'	35:BA:2389:G:OP2	1.72	0.86
35:BA:2107:C:H2'	35:BA:2108:C:H6	1.40	0.86
13:AM:10:PRO:HB2	13:AM:18:ALA:HB1	1.57	0.86
49:BR:56:LYS:HE2	49:BR:88:ARG:CA	2.06	0.86
40:BF:42:ALA:HA	40:BF:45:ARG:HG3	1.57	0.86
2:AB:196:LEU:HD12	2:AB:197:VAL:HG23	1.57	0.86
38:BD:186:HIS:HE2	38:BD:188:GLU:CD	1.78	0.86
38:BD:247:ALA:CB	38:BD:253:GLN:HA	2.06	0.86
38:BD:24:ILE:HD11	38:BD:91:ARG:CB	2.05	0.86
35:BA:2476:A:C2'	35:BA:2477:C:H5''	2.05	0.86
2:AB:80:ILE:H	2:AB:80:ILE:HD12	1.38	0.86
31:B6:52:VAL:HG22	31:B6:53:LYS:N	1.89	0.86
25:B0:43:THR:N	35:BA:2331:G:H4'	1.89	0.86
12:AL:69:TYR:O	12:AL:71:PRO:HD3	1.76	0.86
38:BD:125:ILE:HD12	38:BD:137:PRO:HD3	1.58	0.86
16:AP:73:LEU:HA	16:AP:76:GLN:HE21	1.40	0.86
35:BA:121:G:H4'	35:BA:149:A:H5'	1.56	0.86
1:AA:918:A:H2'	1:AA:919:A:C8	2.10	0.86
24:AY:527:ARG:HD2	24:AY:528:GLU:H	1.40	0.86
35:BA:1270:C:H5''	35:BA:1271:G:C5'	2.02	0.86
51:BT:54:ARG:HA	51:BT:59:THR:HB	1.58	0.86
4:AD:13:ARG:HA	4:AD:33:MET:CE	2.05	0.86
41:BG:97:ASP:O	41:BG:101:ILE:HG13	1.75	0.86
33:B8:27:THR:HG22	47:BP:62:LEU:CD2	2.02	0.86
35:BA:2415:G:H4'	47:BP:66:GLY:C	1.94	0.86
31:B6:35:GLU:OE1	31:B6:35:GLU:HA	1.75	0.86
24:AY:21:HIS:HD2	24:AY:122:ARG:H	1.18	0.86
35:BA:1892:C:C2'	35:BA:1893:C:H5''	2.05	0.86
38:BD:33:LEU:HD21	38:BD:102:LYS:HB2	1.57	0.86
1:AA:356:A:H5''	1:AA:367:U:C5	2.10	0.86
19:AS:78:ARG:HB2	19:AS:81:ARG:HH11	1.37	0.86
51:BT:107:ASP:H	51:BT:110:ILE:CG1	1.87	0.86
35:BA:373:U:H2'	35:BA:374:A:H8	1.38	0.86
38:BD:201:HIS:ND1	38:BD:204:ILE:CG2	2.38	0.86
39:BE:9:VAL:HG12	39:BE:25:VAL:O	1.76	0.86
35:BA:1678:G:O5'	35:BA:1678:G:H8	1.58	0.86
15:AO:63:ARG:O	15:AO:67:LEU:HG	1.74	0.86
18:AR:56:THR:HB	18:AR:58:LEU:HD12	1.58	0.86
31:B6:52:VAL:CG2	31:B6:53:LYS:H	1.88	0.86

*Continued on next page...*

*Continued from previous page...*

Atom-1	Atom-2	Interatomic distance (Å)	Clash overlap (Å)
22:AV:52:G:H2'	22:AV:53:G:C8	2.10	0.86
28:B3:37:LEU:HD22	28:B3:38:GLU:H	1.40	0.86
24:AY:138:LEU:HD22	24:AY:275:TRP:CZ3	2.10	0.86
24:AY:420:SER:HA	24:AY:425:VAL:O	1.76	0.86
24:AY:99:THR:HA	24:AY:102:THR:OG1	1.74	0.86
45:BN:52:VAL:HG12	45:BN:53:VAL:H	1.41	0.86
15:AO:39:LEU:HD13	15:AO:56:LEU:CD2	2.06	0.86
22:AV:7:G:H1	22:AV:66:C:H42	1.23	0.86
27:B2:10:LEU:HD21	27:B2:59:ARG:HD3	1.56	0.86
11:AK:27:ASN:HA	11:AK:56:GLY:HA2	1.57	0.86
35:BA:2712:U:O2'	35:BA:2712(A):A:H3'	1.75	0.86
35:BA:1272:A:H3'	35:BA:1273:U:H5''	1.57	0.86
32:B7:24:THR:O	32:B7:28:ARG:HG3	1.76	0.86
1:AA:192:U:H5'	20:AT:102:GLY:O	1.75	0.86
35:BA:1910:G:H1	35:BA:1920:C:H42	1.18	0.86
3:AC:21:ARG:O	3:AC:58:GLU:HA	1.76	0.86
19:AS:23:ASN:HB2	29:B4:47:GLN:HG2	1.56	0.86
35:BA:1203:G:H3'	35:BA:1204:A:H5''	1.55	0.86
7:AG:139:GLU:O	7:AG:143:ARG:HG3	1.76	0.86
35:BA:1270:C:C5'	35:BA:1271:G:H5'	2.06	0.86
51:BT:56:GLY:O	51:BT:59:THR:HG23	1.75	0.86
1:AA:585:G:H4'	12:AL:8:ASN:HD22	1.39	0.86
15:AO:4:THR:HG22	15:AO:6:GLU:HB2	1.58	0.86
5:AE:11:ILE:HD13	5:AE:105:VAL:HG13	1.58	0.86
25:B0:14:ARG:HD3	35:BA:2280:G:O6	1.76	0.86
50:BS:36:TYR:N	50:BS:36:TYR:CD1	2.39	0.86
33:B8:56:GLU:CD	33:B8:56:GLU:H	1.79	0.86
1:AA:226:G:O2'	1:AA:227:G:H5'	1.75	0.86
24:AY:144:LEU:HB3	24:AY:179:PHE:CZ	2.11	0.85
24:AY:324:LYS:CD	24:AY:358:GLU:HB2	2.06	0.85
35:BA:1258:C:H1'	40:BF:84:VAL:HG21	1.57	0.85
45:BN:96:GLU:HG2	45:BN:97:ARG:H	1.41	0.85
52:BU:106:PHE:HA	52:BU:109:LEU:HD12	1.58	0.85
46:BO:60:ALA:HB1	46:BO:85:VAL:O	1.75	0.85
2:AB:12:GLU:O	2:AB:16:HIS:ND1	2.08	0.85
42:BH:98:LEU:CB	42:BH:125:VAL:HG21	2.06	0.85
1:AA:1330:U:H5'	1:AA:1331:G:OP2	1.76	0.85
13:AM:90:LEU:H	13:AM:90:LEU:HD23	1.40	0.85
24:AY:307:MET:CG	24:AY:312:ARG:HA	2.04	0.85
35:BA:2840:C:OP1	49:BR:50:HIS:HA	1.76	0.85
42:BH:132:ARG:HG2	42:BH:133:VAL:H	1.32	0.85

*Continued on next page...*

*Continued from previous page...*

Atom-1	Atom-2	Interatomic distance (Å)	Clash overlap (Å)
35:BA:871:U:H4'	48:BQ:69:PHE:CZ	2.12	0.85
35:BA:872:A:H5'	48:BQ:69:PHE:HE2	1.37	0.85
45:BN:3:THR:HG22	45:BN:5:VAL:HG23	1.58	0.85
35:BA:500:G:H22	35:BA:502:A:H3'	1.38	0.85
1:AA:1032:G:H2'	1:AA:1033:G:H8	1.41	0.85
57:BZ:18:LEU:HD22	57:BZ:18:LEU:H	1.41	0.85
1:AA:707:C:H2'	1:AA:708:C:C6	2.11	0.85
12:AL:54:LYS:HD2	12:AL:54:LYS:H	1.39	0.85
35:BA:1670:C:H2'	35:BA:1671:U:O4'	1.76	0.85
1:AA:231:G:H2'	1:AA:232:G:H8	1.39	0.85
40:BF:84:VAL:HG12	40:BF:85:GLY:N	1.91	0.85
5:AE:12:LEU:HD22	5:AE:13:ILE:H	1.37	0.85
10:AJ:5:ARG:HG2	10:AJ:71:LEU:HD11	1.58	0.85
40:BF:24:LEU:HB3	40:BF:25:PRO:CD	2.06	0.85
36:BB:106:G:H2'	36:BB:107:G:H8	1.39	0.85
13:AM:22:ILE:HB	13:AM:25:ILE:HD12	1.56	0.85
16:AP:45:THR:O	16:AP:47:ASP:N	2.08	0.85
29:B4:35:VAL:HG13	29:B4:39:CYS:SG	2.16	0.85
35:BA:1428:C:N4	35:BA:1569:A:H3'	1.91	0.85
24:AY:168:PRO:CG	24:AY:171:TRP:CZ2	2.59	0.85
24:AY:164:ILE:CG1	24:AY:252:THR:HG23	2.05	0.85
24:AY:303:ILE:HG13	24:AY:375:ILE:CD1	2.06	0.85
1:AA:949:A:C2'	1:AA:950:U:H5'	2.06	0.85
1:AA:1484:C:O2'	35:BA:1961:C:H5'	1.75	0.85
11:AK:115:PRO:C	11:AK:117:ASN:H	1.79	0.85
4:AD:99:SER:HB3	4:AD:139:ARG:CG	2.03	0.85
35:BA:654(T):C:H2'	35:BA:654(U):A:O4'	1.74	0.85
38:BD:45:ASN:CG	38:BD:46:GLN:H	1.77	0.85
35:BA:729:G:O2'	35:BA:763:G:H4'	1.75	0.85
38:BD:165:ILE:HD12	38:BD:165:ILE:N	1.91	0.85
15:AO:12:ILE:HG23	15:AO:27:VAL:CG1	2.06	0.85
2:AB:8:LYS:O	2:AB:10:LEU:N	2.09	0.85
22:AV:52:G:H1	22:AV:62:C:N4	1.73	0.85
35:BA:1496:A:H2'	35:BA:1498:C:N4	1.91	0.85
16:AP:67:THR:HG22	16:AP:68:ASP:H	1.39	0.85
35:BA:2540:C:H2'	35:BA:2541:A:O4'	1.76	0.85
5:AE:87:SER:HB2	5:AE:130:ASN:HB3	1.57	0.85
24:AY:32:LYS:HA	24:AY:35:LEU:CG	2.02	0.85
35:BA:962:G:N2	35:BA:963:U:H1'	1.91	0.85
39:BE:34:VAL:HG13	39:BE:48:GLN:HE21	1.40	0.85
45:BN:120:LEU:CD1	45:BN:122:VAL:HG23	2.07	0.85

*Continued on next page...*

*Continued from previous page...*

Atom-1	Atom-2	Interatomic distance (Å)	Clash overlap (Å)
49:BR:48:VAL:HA	49:BR:51:LEU:CD2	2.06	0.85
42:BH:122:THR:HG22	42:BH:123:PHE:N	1.91	0.85
35:BA:877:U:O2'	35:BA:878:A:H5''	1.77	0.85
41:BG:41:GLN:HG2	41:BG:155:MET:HB3	1.58	0.85
35:BA:1639:U:C2'	35:BA:1640:C:H5''	2.06	0.85
1:AA:194:C:H2'	1:AA:195:A:H5''	1.57	0.85
35:BA:540:C:H2'	35:BA:541:C:C6	2.11	0.85
27:B2:46:GLN:HB3	27:B2:48:HIS:HE1	1.40	0.85
24:AY:138:LEU:HA	24:AY:253:PRO:HG2	1.59	0.85
24:AY:335:ARG:HG2	24:AY:335:ARG:NH2	1.87	0.85
35:BA:1199:U:H2'	35:BA:1200:C:C6	2.12	0.85
53:BV:72:VAL:HG23	53:BV:85:LYS:CB	2.07	0.85
1:AA:658:G:O2'	15:AO:22:THR:HG21	1.77	0.85
57:BZ:10:ARG:HB3	57:BZ:36:LYS:HG3	1.58	0.85
22:AV:48:C:C4'	22:AV:49:G:H5''	2.05	0.85
41:BG:170:ARG:HG3	41:BG:174:GLU:OE1	1.76	0.85
16:AP:60:LEU:HD11	16:AP:79:VAL:HG12	1.57	0.85
9:AI:5:TYR:O	9:AI:84:ALA:HA	1.74	0.85
24:AY:76:GLN:NE2	24:AY:85:ASN:HD21	1.75	0.85
33:B8:26:LYS:HB3	33:B8:44:LYS:HG3	1.59	0.85
46:BO:20:MET:O	46:BO:41:ALA:HB1	1.76	0.85
35:BA:2257:U:O2'	35:BA:2258:C:H5'	1.77	0.85
57:BZ:48:PHE:CD1	57:BZ:52:SER:HA	2.12	0.85
1:AA:1203:C:H2'	1:AA:1204:A:H8	1.40	0.85
10:AJ:50:ILE:HD13	10:AJ:60:ARG:HD3	1.59	0.85
55:BX:12:VAL:CB	55:BX:17:ALA:HB1	2.07	0.85
11:AK:59:TYR:O	11:AK:62:GLN:HB3	1.76	0.85
37:BC:6:ARG:HH12	37:BC:10:LEU:HD21	1.41	0.85
24:AY:470:THR:CG2	24:AY:472:ARG:HH21	1.90	0.85
35:BA:839:U:H2'	35:BA:840:C:H6	1.42	0.85
53:BV:38:LEU:O	53:BV:39:LEU:HD13	1.76	0.85
2:AB:200:ILE:HG22	2:AB:202:PRO:HD3	1.55	0.85
19:AS:51:VAL:HB	19:AS:58:VAL:CG2	2.07	0.85
35:BA:1071:G:H5'	35:BA:1088:A:O2'	1.76	0.85
38:BD:117:VAL:HG21	38:BD:128:GLY:HA3	1.56	0.85
5:AE:70:PRO:CG	5:AE:142:LEU:HB3	2.06	0.85
35:BA:209:C:H5'	35:BA:681:G:H4'	1.57	0.85
35:BA:2591:C:H2'	35:BA:2592:G:C8	2.12	0.85
27:B2:50:ILE:HG21	35:BA:61:G:C5'	2.05	0.85
35:BA:330:A:C2	35:BA:1210:A:H2'	2.08	0.85
11:AK:27:ASN:HA	11:AK:56:GLY:CA	2.07	0.85

*Continued on next page...*

*Continued from previous page...*

Atom-1	Atom-2	Interatomic distance (Å)	Clash overlap (Å)
50:BS:65:VAL:O	50:BS:69:VAL:HG12	1.76	0.85
35:BA:803:U:C2'	35:BA:804:A:H5'	2.07	0.85
35:BA:1516:C:H2'	35:BA:1517:G:H5''	1.58	0.85
53:BV:7:THR:OG1	53:BV:25:LEU:HD11	1.75	0.85
24:AY:171:TRP:NE1	24:AY:234:VAL:HG11	1.91	0.85
35:BA:1310:G:C2'	35:BA:1311:G:H5'	2.05	0.85
30:B5:11:THR:HG23	35:BA:2615:U:O2'	1.77	0.85
15:AO:36:ILE:HG12	15:AO:59:MET:HE1	1.57	0.85
35:BA:2469:A:N7	35:BA:2482:G:H1'	1.92	0.85
48:BQ:29:PHE:HE2	48:BQ:67:ARG:HH21	1.23	0.85
10:AJ:50:ILE:H	10:AJ:50:ILE:HD13	1.41	0.85
4:AD:13:ARG:HA	4:AD:33:MET:HE1	1.58	0.85
41:BG:46:ALA:C	41:BG:47:LYS:HD2	1.95	0.85
35:BA:1547:C:O2'	35:BA:1548:C:H5'	1.76	0.85
28:B3:5:LYS:HA	28:B3:36:VAL:HG12	1.57	0.85
1:AA:1166:G:N2	1:AA:1169:A:H3'	1.91	0.85
54:BW:88:ARG:HG2	54:BW:88:ARG:HH11	1.37	0.85
24:AY:14:ARG:HD3	24:AY:276:ALA:CB	2.06	0.84
24:AY:181:GLY:HA3	24:AY:263:PHE:HE1	1.40	0.84
24:AY:296:PHE:CD2	24:AY:331:LEU:HD11	2.12	0.84
24:AY:13:ARG:HD3	24:AY:363:ASP:CG	1.97	0.84
38:BD:106:ILE:O	38:BD:108:PRO:HD3	1.76	0.84
38:BD:201:HIS:O	38:BD:204:ILE:CG2	2.25	0.84
15:AO:50:HIS:O	15:AO:53:HIS:HB3	1.77	0.84
2:AB:53:ARG:O	2:AB:56:ARG:HB2	1.75	0.84
35:BA:2839:G:H4'	49:BR:49:ASP:OD2	1.75	0.84
41:BG:71:THR:HB	41:BG:89:GLY:C	1.98	0.84
39:BE:51:PHE:O	39:BE:74:PRO:HB3	1.77	0.84
24:AY:373:ILE:HG22	24:AY:374:GLN:N	1.90	0.84
30:B5:19:ARG:C	30:B5:21:SER:H	1.77	0.84
35:BA:2784:C:C1'	39:BE:37:ARG:HH12	1.89	0.84
38:BD:87:ASN:HB2	38:BD:88:ARG:NH2	1.92	0.84
39:BE:65:GLY:O	39:BE:70:ALA:HB2	1.76	0.84
52:BU:69:CYS:HB2	52:BU:74:LEU:HD11	1.58	0.84
3:AC:36:ASP:HB3	3:AC:40:ARG:NH1	1.92	0.84
10:AJ:65:LEU:CD1	14:AN:55:GLY:HA3	2.05	0.84
1:AA:356:A:H5''	1:AA:367:U:H5	1.40	0.84
35:BA:2840:C:H2'	35:BA:2841:C:H6	1.41	0.84
35:BA:1468:C:H2'	35:BA:1469:A:H8	1.40	0.84
5:AE:129:ILE:H	5:AE:129:ILE:CD1	1.90	0.84
22:AV:17(A):U:O2'	22:AV:18:G:H4'	1.76	0.84

*Continued on next page...*

*Continued from previous page...*

Atom-1	Atom-2	Interatomic distance (Å)	Clash overlap (Å)
24:AY:296:PHE:CG	24:AY:331:LEU:CD1	2.53	0.84
39:BE:50:GLY:CA	39:BE:78:LEU:HB3	2.06	0.84
8:AH:5:PRO:O	8:AH:8:ASP:HB3	1.77	0.84
47:BP:9:ASN:H	47:BP:10:PRO:HD2	1.42	0.84
14:AN:12:ARG:HB3	14:AN:14:PRO:HD2	1.59	0.84
35:BA:2645:G:H3'	35:BA:2646:C:H5'	1.58	0.84
24:AY:359:ALA:HB1	24:AY:363:ASP:CB	2.05	0.84
30:B5:30:LEU:HD11	54:BW:34:ASN:O	1.77	0.84
35:BA:1925:C:O2'	35:BA:1926:U:C6	2.30	0.84
45:BN:26:LEU:O	45:BN:30:ILE:HG13	1.77	0.84
35:BA:2801:A:H8	35:BA:2894:G:OP1	1.60	0.84
27:B2:50:ILE:HG22	27:B2:51:ARG:N	1.90	0.84
40:BF:28:ILE:HD13	40:BF:28:ILE:H	1.41	0.84
2:AB:113:HIS:O	2:AB:117:GLU:HB2	1.76	0.84
1:AA:1461:G:H2'	1:AA:1462:G:C8	2.12	0.84
35:BA:2348:U:O2'	35:BA:2349:G:H5'	1.78	0.84
6:AF:25:ILE:HA	6:AF:28:ARG:NH1	1.91	0.84
6:AF:82:ARG:HB2	6:AF:85:VAL:CG2	2.07	0.84
57:BZ:10:ARG:HE	57:BZ:36:LYS:HB2	1.42	0.84
9:AI:114:TYR:CE2	10:AJ:59:SER:HA	2.12	0.84
1:AA:404:U:H2'	1:AA:405:U:C6	2.11	0.84
16:AP:69:THR:HA	16:AP:72:ARG:HB3	1.60	0.84
34:B9:24:TYR:CZ	34:B9:35:ARG:HG3	2.12	0.84
5:AE:37:ARG:O	5:AE:38:GLN:HG2	1.78	0.84
35:BA:2137:C:N4	35:BA:2154:G:H22	1.75	0.84
33:B8:62:LEU:CD1	35:BA:242:G:H5''	2.07	0.84
35:BA:999:U:H5	35:BA:1154:G:C5	1.94	0.84
45:BN:61:ARG:HG3	45:BN:61:ARG:HH11	1.42	0.84
35:BA:2329:G:H1	35:BA:2386:C:N4	1.76	0.84
54:BW:25:ARG:HA	54:BW:71:VAL:CG1	2.07	0.84
35:BA:1038:C:C2'	35:BA:1039:G:H5''	2.07	0.84
7:AG:135:VAL:O	7:AG:138:LYS:HB3	1.76	0.84
35:BA:2295:C:H2'	35:BA:2296:U:C6	2.13	0.84
35:BA:2852:G:H2'	35:BA:2853:C:C6	2.12	0.84
2:AB:127:ILE:HA	2:AB:135:GLN:NE2	1.93	0.84
35:BA:2491:U:H5'	35:BA:2570:G:H5''	1.60	0.84
30:B5:3:LYS:HE2	35:BA:2611:U:O2'	1.78	0.84
12:AL:92:ASP:O	12:AL:93:LEU:HD23	1.78	0.84
1:AA:981:U:H2'	1:AA:982:U:C5	2.12	0.84
40:BF:7:TYR:HB3	40:BF:16:GLY:O	1.76	0.84
5:AE:84:PHE:CE1	5:AE:133:TYR:HB3	2.12	0.84

*Continued on next page...*



*Continued from previous page...*

Atom-1	Atom-2	Interatomic distance (Å)	Clash overlap (Å)
35:BA:473:G:H5''	35:BA:508:G:N2	1.90	0.84
35:BA:723:G:H2'	35:BA:724:U:C6	2.13	0.84
24:AY:111:MET:SD	24:AY:113:ILE:HD11	2.18	0.84
23:AX:14:A:H3'	23:AX:15:A:C5'	2.05	0.84
2:AB:172:ILE:HD12	2:AB:172:ILE:N	1.92	0.84
11:AK:33:THR:HA	11:AK:39:PRO:HA	1.59	0.84
35:BA:2389:G:H5''	35:BA:2390:U:H5'	1.58	0.84
51:BT:108:ARG:C	51:BT:110:ILE:H	1.79	0.84
1:AA:180:U:C2'	1:AA:181:G:H5'	2.08	0.84
42:BH:91:GLY:HA3	42:BH:94:TYR:CD2	2.12	0.84
47:BP:123:LEU:H	47:BP:123:LEU:HD23	1.42	0.84
35:BA:122:G:H2'	35:BA:123:G:H8	1.40	0.84
35:BA:1891:G:H2'	35:BA:1892:C:C6	2.11	0.84
35:BA:2291:U:H2'	35:BA:2292:C:C6	2.13	0.84
38:BD:182:LEU:O	38:BD:272:ALA:HB2	1.78	0.84
52:BU:69:CYS:HB2	52:BU:74:LEU:CD1	2.08	0.84
8:AH:29:SER:HB3	8:AH:32:LYS:HG3	1.57	0.84
12:AL:36:VAL:CG1	24:AY:406:PRO:HB3	2.07	0.84
14:AN:57:ARG:O	14:AN:59:ALA:N	2.11	0.84
12:AL:126:LYS:HE2	24:AY:487:ARG:NH2	1.92	0.84
37:BC:68:LEU:O	37:BC:177:LYS:HG2	1.77	0.84
54:BW:27:LYS:O	54:BW:71:VAL:HG23	1.78	0.84
32:B7:19:ARG:O	32:B7:22:MET:HB2	1.78	0.84
24:AY:164:ILE:HD11	24:AY:251:ILE:C	1.97	0.84
38:BD:71:ASP:CB	38:BD:103:ARG:HH12	1.91	0.84
47:BP:97:PRO:C	47:BP:99:LEU:H	1.80	0.84
1:AA:1368:G:OP2	9:AI:112:LYS:HD2	1.78	0.84
10:AJ:6:ILE:O	10:AJ:71:LEU:HD12	1.78	0.84
56:BY:43:ASN:HB3	56:BY:64:GLU:HA	1.59	0.84
56:BY:49:VAL:O	56:BY:50:ARG:HB2	1.76	0.84
40:BF:125:LEU:HD12	40:BF:196:LEU:HD21	1.60	0.84
49:BR:48:VAL:CA	49:BR:51:LEU:HD22	2.08	0.84
42:BH:70:THR:HA	42:BH:73:ALA:HB3	1.59	0.84
1:AA:1393:U:H2'	1:AA:1395:C:H5	1.42	0.84
1:AA:1495:U:C2'	1:AA:1496:C:H5'	2.06	0.84
7:AG:65:ALA:CB	7:AG:124:LEU:HD23	2.07	0.84
20:AT:36:LEU:HD12	20:AT:59:ALA:HB2	1.59	0.84
1:AA:949:A:H2'	1:AA:950:U:H5'	1.59	0.83
2:AB:77:ALA:HB2	2:AB:211:ILE:HD13	1.60	0.83
1:AA:982:U:H4'	1:AA:983:A:O5'	1.78	0.83
10:AJ:61:GLU:OE1	14:AN:45:ARG:HD2	1.77	0.83

*Continued on next page...*

*Continued from previous page...*

Atom-1	Atom-2	Interatomic distance (Å)	Clash overlap (Å)
56:BY:13:VAL:HB	56:BY:28:LYS:NZ	1.91	0.83
27:B2:25:VAL:O	27:B2:29:LYS:HG2	1.78	0.83
55:BX:12:VAL:CG2	55:BX:13:LEU:H	1.90	0.83
37:BC:43:VAL:HG22	37:BC:214:VAL:HG22	1.60	0.83
35:BA:272(J):C:C2'	35:BA:274:G:H5''	2.07	0.83
2:AB:127:ILE:HA	2:AB:135:GLN:HE22	1.42	0.83
35:BA:1914:C:O2	35:BA:1914:C:H5'	1.78	0.83
35:BA:6:A:H2'	35:BA:7:G:C8	2.13	0.83
1:AA:310:G:H2'	1:AA:311:C:H6	1.42	0.83
24:AY:428:PHE:HB2	24:AY:437:ILE:HG13	1.59	0.83
47:BP:28:GLY:O	47:BP:29:LYS:HD2	1.78	0.83
1:AA:892:A:H2'	1:AA:893:C:C6	2.12	0.83
24:AY:404:LYS:O	24:AY:405:ASP:HB2	1.77	0.83
37:BC:47:LEU:HD12	37:BC:47:LEU:N	1.92	0.83
37:BC:76:ALA:HB2	37:BC:153:ILE:HD11	1.60	0.83
35:BA:2696:U:H2'	35:BA:2697:G:H8	1.42	0.83
1:AA:375:U:H2'	1:AA:376:G:H8	1.43	0.83
35:BA:1925:C:C2'	35:BA:1926:U:C5'	2.56	0.83
38:BD:242:ARG:HH11	38:BD:242:ARG:HG2	1.44	0.83
47:BP:71:VAL:H	47:BP:72:PRO:HD3	1.43	0.83
2:AB:100:GLY:HA2	2:AB:103:THR:OG1	1.78	0.83
2:AB:204:ASN:HD21	2:AB:206:ASP:H	1.24	0.83
35:BA:2268:A:O2'	35:BA:2269:A:H5'	1.77	0.83
40:BF:157:VAL:CG2	40:BF:194:MET:HA	2.08	0.83
4:AD:187:ARG:NH1	4:AD:187:ARG:HB3	1.93	0.83
38:BD:79:VAL:HG22	38:BD:115:GLN:O	1.79	0.83
35:BA:612:C:C2'	35:BA:613:G:H5''	2.09	0.83
35:BA:2177:C:H5'	35:BA:2178:C:OP1	1.78	0.83
25:B0:48:GLY:H	25:B0:51:VAL:HB	1.41	0.83
22:AV:39:C:H2'	22:AV:40:C:H5'	1.60	0.83
35:BA:783:A:C2	35:BA:785:G:H1'	2.13	0.83
45:BN:9:VAL:HG21	45:BN:41:ASP:OD2	1.77	0.83
10:AJ:53:PRO:HA	14:AN:41:ARG:NH2	1.93	0.83
35:BA:654(M):C:H2'	35:BA:654(N):G:C8	2.13	0.83
24:AY:136:PRO:O	24:AY:137:ILE:HG13	1.77	0.83
35:BA:1925:C:H2'	35:BA:1926:U:H5''	1.57	0.83
38:BD:24:ILE:HG12	38:BD:82:ILE:CG2	2.08	0.83
10:AJ:49:VAL:CG2	14:AN:41:ARG:HB2	2.09	0.83
10:AJ:53:PRO:C	14:AN:41:ARG:HH22	1.80	0.83
35:BA:2066:C:H2'	35:BA:2067:G:H8	1.44	0.83
24:AY:135:THR:HG23	24:AY:136:PRO:HD2	0.85	0.83

*Continued on next page...*

*Continued from previous page...*

Atom-1	Atom-2	Interatomic distance (Å)	Clash overlap (Å)
24:AY:221:GLU:HG2	24:AY:222:ASP:N	1.94	0.83
35:BA:1826:G:H4'	38:BD:242:ARG:NH2	1.94	0.83
52:BU:59:ARG:O	52:BU:63:VAL:HG23	1.76	0.83
1:AA:858:G:O2'	1:AA:859:A:H5''	1.79	0.83
1:AA:1489:G:H2'	1:AA:1490:C:C6	2.13	0.83
6:AF:47:ARG:HB3	6:AF:47:ARG:CZ	2.08	0.83
51:BT:58:ASN:HD22	51:BT:58:ASN:H	0.84	0.83
35:BA:1607:C:H4'	35:BA:1608:A:O5'	1.77	0.83
1:AA:1278:U:H5''	1:AA:1279:A:O4'	1.78	0.83
24:AY:168:PRO:HG2	24:AY:171:TRP:CZ2	2.13	0.83
24:AY:445:GLN:HA	24:AY:448:VAL:CG2	2.09	0.83
35:BA:2509:G:O2'	35:BA:2510:C:H5'	1.79	0.83
51:BT:80:SER:HB3	51:BT:81:PRO:HD3	1.59	0.83
1:AA:580:U:H2'	1:AA:581:G:O4'	1.77	0.83
6:AF:72:VAL:HG13	6:AF:73:ASN:N	1.92	0.83
42:BH:105:LEU:CD2	42:BH:105:LEU:H	1.91	0.83
35:BA:909:A:H2'	35:BA:912:C:H41	1.42	0.83
1:AA:990:C:H2'	1:AA:991:U:C6	2.14	0.83
14:AN:47:LEU:HD13	14:AN:52:GLN:HB2	1.60	0.83
1:AA:619:U:H2'	4:AD:135:LEU:HD21	1.58	0.83
37:BC:47:LEU:CD1	37:BC:171:ILE:HB	2.09	0.83
1:AA:1521:G:H2'	1:AA:1522:U:C6	2.14	0.83
1:AA:895:G:O6	1:AA:904:C:N3	2.10	0.83
24:AY:11:ALA:HA	24:AY:279:PRO:HD2	1.58	0.83
24:AY:196:GLY:O	24:AY:197:LYS:HG2	1.78	0.83
24:AY:263:PHE:CD2	24:AY:263:PHE:O	2.30	0.83
38:BD:169:GLU:OE1	38:BD:184:LYS:HD2	1.78	0.83
39:BE:199:ARG:HB2	39:BE:199:ARG:HH11	1.38	0.83
45:BN:58:ASP:OD2	45:BN:59:LYS:HG2	1.78	0.83
8:AH:13:ILE:O	8:AH:17:THR:HG23	1.77	0.83
15:AO:65:ARG:HH11	15:AO:65:ARG:CB	1.92	0.83
35:BA:1915:U:H2'	35:BA:1916:A:C5'	2.08	0.83
13:AM:91:ARG:HB3	13:AM:98:VAL:HG22	1.59	0.83
37:BC:37:PHE:CE1	37:BC:39:GLU:HG3	2.14	0.83
41:BG:110:ALA:HB2	41:BG:140:ILE:HD13	1.60	0.83
16:AP:56:ALA:O	16:AP:60:LEU:HG	1.78	0.83
51:BT:107:ASP:H	51:BT:110:ILE:HG12	1.40	0.83
35:BA:1221:C:H2'	35:BA:1221(A):C:H6	1.42	0.83
35:BA:1427:A:H1'	35:BA:1428:C:C5	2.14	0.83
35:BA:721:C:H3'	35:BA:722:A:H8	1.44	0.83
24:AY:11:ALA:HA	24:AY:278:ALA:CB	2.08	0.83

*Continued on next page...*

*Continued from previous page...*

Atom-1	Atom-2	Interatomic distance (Å)	Clash overlap (Å)
37:BC:100:ILE:HG12	37:BC:127:MET:HE2	1.60	0.83
38:BD:6:PHE:CD2	38:BD:17:THR:HA	2.14	0.83
35:BA:2265:U:H2'	35:BA:2266:A:C8	2.13	0.83
12:AL:24:VAL:O	12:AL:26:ALA:N	2.12	0.83
54:BW:14:PRO:CG	54:BW:101:SER:HB3	2.09	0.83
3:AC:121:ALA:O	3:AC:124:ILE:HB	1.79	0.83
9:AI:112:LYS:HD3	9:AI:112:LYS:C	1.99	0.83
4:AD:8:VAL:CG2	4:AD:22:LYS:HE2	2.08	0.83
22:AV:27:U:H2'	22:AV:28:C:H5'	1.61	0.83
33:B8:19:SER:HB2	33:B8:21:LYS:HE3	1.57	0.83
33:B8:8:LYS:HZ2	33:B8:11:LYS:HE2	1.44	0.83
38:BD:69:ARG:NE	38:BD:105:ILE:HD11	1.93	0.83
38:BD:9:TYR:OH	38:BD:13:ARG:HD3	1.78	0.83
38:BD:24:ILE:HG12	38:BD:82:ILE:HG22	1.61	0.83
49:BR:17:ARG:HB2	49:BR:17:ARG:NH1	1.94	0.83
48:BQ:1:MET:HE1	48:BQ:48:GLU:HB2	1.60	0.83
3:AC:48:TYR:HE1	3:AC:118:GLN:NE2	1.77	0.83
4:AD:19:LEU:HD23	4:AD:21:LEU:HD11	1.61	0.83
11:AK:52:GLY:H	11:AK:55:LYS:CE	1.91	0.83
29:B4:10:VAL:HG23	29:B4:11:PRO:HD2	1.61	0.83
1:AA:112:G:C5'	1:AA:389:A:H4'	2.08	0.83
5:AE:81:GLU:HG2	5:AE:90:VAL:HG13	1.58	0.83
42:BH:94:TYR:HB3	42:BH:107:VAL:CG1	2.09	0.83
1:AA:1283:G:HO2'	1:AA:1284:C:H6	1.19	0.83
24:AY:26:LYS:HG2	58:AY:1000:GCP:O2B	1.79	0.82
24:AY:403:LEU:H	24:AY:403:LEU:HD22	1.41	0.82
35:BA:2009:G:H2'	35:BA:2010:G:H8	1.43	0.82
51:BT:80:SER:CB	51:BT:81:PRO:HD3	2.08	0.82
35:BA:1915:U:C2'	35:BA:1916:A:H5'	2.09	0.82
35:BA:2588:G:H2'	35:BA:2589:A:O4'	1.78	0.82
10:AJ:50:ILE:CA	10:AJ:60:ARG:HG2	2.07	0.82
49:BR:48:VAL:HA	49:BR:51:LEU:HB2	1.60	0.82
40:BF:29:ASN:HB3	40:BF:112:MET:SD	2.18	0.82
36:BB:13:A:O2'	36:BB:14:U:H3'	1.77	0.82
24:AY:104:THR:O	24:AY:105:ALA:HB2	1.77	0.82
24:AY:10:VAL:HG11	24:AY:291:ALA:HB1	1.61	0.82
35:BA:2457:U:O2'	35:BA:2458:G:H5'	1.79	0.82
40:BF:81:PRO:HA	40:BF:87:GLY:O	1.79	0.82
35:BA:996:A:H4'	52:BU:92:ARG:NE	1.94	0.82
35:BA:2159:G:H2'	35:BA:2160:G:C5'	2.09	0.82
48:BQ:133:ARG:CG	48:BQ:134:ARG:H	1.91	0.82

*Continued on next page...*

*Continued from previous page...*

Atom-1	Atom-2	Interatomic distance (Å)	Clash overlap (Å)
12:AL:89:ARG:HD3	12:AL:90:VAL:N	1.95	0.82
35:BA:1854:A:H62	35:BA:1888:G:H8	1.24	0.82
28:B3:43:ILE:O	28:B3:47:VAL:HG23	1.78	0.82
24:AY:513:LEU:HB3	24:AY:517:ARG:HE	1.44	0.82
35:BA:814:C:OP1	53:BV:84:LYS:N	2.12	0.82
1:AA:1383:C:H2'	1:AA:1384:C:C6	2.14	0.82
35:BA:210:C:H2'	35:BA:211:A:C8	2.14	0.82
24:AY:109:CYS:HB2	24:AY:137:ILE:HG21	1.60	0.82
24:AY:138:LEU:HB3	24:AY:255:PHE:HE1	1.44	0.82
1:AA:741:G:H2'	1:AA:742:G:H8	1.44	0.82
2:AB:208:ILE:HA	2:AB:211:ILE:HD12	1.61	0.82
48:BQ:134:ARG:NH1	57:BZ:122:ARG:NH2	2.25	0.82
48:BQ:55:VAL:HA	48:BQ:58:PHE:CE1	2.13	0.82
13:AM:75:ALA:O	13:AM:79:LYS:HG3	1.78	0.82
14:AN:23:ARG:HD2	14:AN:28:GLY:O	1.79	0.82
24:AY:309:PRO:HG3	24:AY:313:ASP:OD2	1.79	0.82
38:BD:14:ARG:HG2	38:BD:14:ARG:HH11	1.42	0.82
35:BA:2584:U:O2'	35:BA:2585:U:H5'	1.79	0.82
35:BA:2052:G:H4'	39:BE:143:ASN:O	1.78	0.82
35:BA:1190:G:H2'	35:BA:1191:G:C8	2.15	0.82
35:BA:1827:C:H2'	35:BA:1828:G:O4'	1.80	0.82
35:BA:1977:A:H2'	35:BA:1978:A:O4'	1.78	0.82
52:BU:91:ASP:OD1	52:BU:96:ALA:HB2	1.80	0.82
35:BA:2591:C:P	38:BD:239:ARG:HG3	2.19	0.82
56:BY:13:VAL:HG23	56:BY:74:PRO:HA	1.60	0.82
40:BF:167:ALA:HB1	40:BF:173:VAL:CG1	2.03	0.82
37:BC:64:LEU:HD13	37:BC:175:VAL:O	1.79	0.82
51:BT:11:GLU:H	51:BT:11:GLU:CD	1.82	0.82
25:B0:37:LEU:HD21	25:B0:60:PHE:CA	2.08	0.82
1:AA:1495:U:H2'	1:AA:1496:C:H5'	1.58	0.82
35:BA:2439:A:C8	35:BA:2439:A:H5'	2.13	0.82
1:AA:80:G:H3'	1:AA:81:U:H5'	1.62	0.82
1:AA:1408:A:H2	35:BA:1913:A:H62	1.28	0.82
35:BA:244:A:H5'	35:BA:245:G:OP2	1.77	0.82
38:BD:158:ALA:HB3	38:BD:161:THR:OG1	1.79	0.82
35:BA:1187:G:H5''	53:BV:81:TYR:CE1	2.15	0.82
1:AA:668:G:O2'	15:AO:46:HIS:HB3	1.79	0.82
2:AB:220:ASP:CA	2:AB:223:ILE:HD12	2.09	0.82
35:BA:1912:A:C5'	35:BA:1918:A:N6	2.41	0.82
35:BA:912:C:O2'	35:BA:913:U:H5'	1.77	0.82
15:AO:3:ILE:HG13	15:AO:8:LYS:HE2	1.60	0.82

*Continued on next page...*

*Continued from previous page...*

Atom-1	Atom-2	Interatomic distance (Å)	Clash overlap (Å)
13:AM:13:LYS:HA	13:AM:44:ARG:NH1	1.92	0.82
1:AA:1321:C:H5'	1:AA:1322:C:C5'	2.10	0.82
16:AP:20:VAL:HA	16:AP:36:ILE:HG12	1.60	0.82
35:BA:2853:C:H2'	35:BA:2854:G:C8	2.15	0.82
42:BH:94:TYR:HB3	42:BH:107:VAL:HG12	1.59	0.82
1:AA:1320:C:H5'	1:AA:1320:C:H6	1.44	0.82
35:BA:847:U:H2'	35:BA:848:G:H5''	1.61	0.82
4:AD:61:LYS:HA	4:AD:203:VAL:HG22	1.61	0.82
1:AA:92:C:H2'	1:AA:93:G:H8	1.45	0.82
35:BA:629:G:H1'	35:BA:639:U:H1'	1.61	0.82
35:BA:833:U:H5''	47:BP:48:PRO:CB	2.09	0.82
38:BD:60:ARG:CD	38:BD:86:PRO:HB2	2.08	0.82
45:BN:91:LEU:CA	45:BN:95:PRO:HB3	2.10	0.82
1:AA:401:C:H2'	1:AA:402:G:C8	2.13	0.82
26:B1:76:ARG:HA	35:BA:271(Q):G:H4'	1.62	0.82
16:AP:73:LEU:HD23	16:AP:76:GLN:NE2	1.93	0.82
24:AY:155:LEU:HB3	24:AY:166:CYS:SG	2.19	0.82
24:AY:189:GLU:CG	24:AY:189:GLU:O	2.27	0.82
24:AY:282:ARG:HD3	24:AY:319:ARG:HH22	1.45	0.82
33:B8:33:ASN:HA	33:B8:36:LYS:HD3	1.62	0.82
35:BA:1024:G:H3'	35:BA:1025:G:C5'	2.08	0.82
35:BA:1803:A:H2'	35:BA:1804:C:H6	1.45	0.82
35:BA:2443:C:O2'	35:BA:2444:G:H5'	1.79	0.82
52:BU:92:ARG:HD2	53:BV:11:GLN:HG3	1.60	0.82
2:AB:162:ILE:HG12	2:AB:163:PHE:N	1.94	0.82
1:AA:1204:A:H2'	1:AA:1205:U:H6	1.45	0.82
40:BF:179:GLU:HG3	40:BF:201:VAL:CG2	2.09	0.82
5:AE:54:ALA:O	5:AE:58:ALA:HB2	1.80	0.82
35:BA:873:G:O2'	35:BA:874:G:H5'	1.80	0.82
35:BA:1457:A:O2'	35:BA:1458:C:H5'	1.80	0.82
36:BB:102:A:C3'	36:BB:103:G:H8	1.92	0.82
35:BA:2118:U:OP1	35:BA:2148:G:H4'	1.79	0.82
48:BQ:10:ARG:NH1	48:BQ:10:ARG:HB2	1.94	0.82
35:BA:1327:C:H2'	35:BA:1328:G:O4'	1.80	0.82
35:BA:1805:U:H5'	38:BD:250:TRP:CE3	2.14	0.82
35:BA:1998:G:H4'	35:BA:2724:C:H4'	1.60	0.82
35:BA:659:C:H2'	35:BA:660:G:H8	1.44	0.82
35:BA:730:C:H2'	35:BA:731:C:C6	2.13	0.82
35:BA:1819:A:H5''	38:BD:158:ALA:HB2	1.60	0.82
38:BD:243:GLY:O	38:BD:244:ARG:HB3	1.79	0.82
39:BE:49:LEU:O	39:BE:78:LEU:HB2	1.80	0.82

*Continued on next page...*

*Continued from previous page...*

Atom-1	Atom-2	Interatomic distance (Å)	Clash overlap (Å)
39:BE:77:ILE:HG22	39:BE:78:LEU:N	1.94	0.82
51:BT:55:ASN:N	51:BT:59:THR:HG22	1.94	0.82
45:BN:2:LYS:HZ3	52:BU:95:LEU:HD21	1.43	0.82
9:AI:114:TYR:HE2	10:AJ:59:SER:HA	1.45	0.82
4:AD:9:CYS:SG	4:AD:31:CYS:O	2.37	0.82
40:BF:178:PRO:HG2	40:BF:179:GLU:OE1	1.80	0.82
5:AE:32:VAL:O	5:AE:43:LEU:HD12	1.79	0.82
35:BA:473:G:H5''	35:BA:508:G:H22	1.41	0.82
25:B0:52:GLY:HA3	25:B0:60:PHE:CE1	2.14	0.82
1:AA:1498:U:C4	23:AX:17:U:H4'	2.14	0.82
1:AA:163:C:H2'	1:AA:164:U:C6	2.14	0.82
24:AY:484:GLU:O	24:AY:488:LYS:HB2	1.80	0.82
35:BA:740:U:H2'	35:BA:741:G:C8	2.14	0.82
39:BE:63:LEU:O	39:BE:63:LEU:HD23	1.79	0.82
51:BT:22:PHE:HE2	51:BT:85:LYS:NZ	1.77	0.82
52:BU:48:ALA:O	52:BU:52:ARG:HG3	1.78	0.82
53:BV:75:PHE:CZ	53:BV:77:ALA:HA	2.15	0.82
2:AB:18:GLY:H	2:AB:42:ILE:CG2	1.92	0.82
5:AE:98:THR:HG21	5:AE:119:LEU:HD21	1.61	0.82
35:BA:2377:A:H2'	35:BA:2378:A:C8	2.15	0.82
36:BB:115:G:H2'	36:BB:116:G:H8	1.44	0.82
35:BA:1924:C:P	35:BA:1924:C:H2'	2.19	0.82
35:BA:1839:G:C8	35:BA:1927:A:H1'	2.15	0.82
35:BA:2684:U:C1'	46:BO:70:LYS:HD2	2.09	0.82
35:BA:572:A:H2'	35:BA:573:G:O4'	1.80	0.82
1:AA:738:C:H2'	1:AA:739:C:H6	1.45	0.82
35:BA:2391:G:C6	35:BA:2427:C:H1'	2.14	0.82
33:B8:12:LYS:HD3	47:BP:68:GLN:HG3	1.62	0.82
49:BR:55:ALA:HB2	49:BR:79:LEU:HD11	1.61	0.82
4:AD:125:HIS:C	4:AD:126:ILE:HD12	2.01	0.82
24:AY:411:GLN:OE1	24:AY:414:LYS:HD2	1.80	0.81
35:BA:1778:U:H2'	35:BA:1784:A:N6	1.95	0.81
35:BA:2575:C:H5''	35:BA:2576:G:OP2	1.80	0.81
52:BU:112:ARG:NH1	53:BV:46:VAL:HG11	1.95	0.81
35:BA:1912:A:H5''	35:BA:1918:A:H61	1.42	0.81
25:B0:43:THR:HG21	35:BA:2332:U:H5'	1.62	0.81
36:BB:75:G:H2'	57:BZ:85:HIS:CE1	2.15	0.81
3:AC:30:ARG:HD3	14:AN:35:ARG:O	1.79	0.81
27:B2:61:LEU:O	27:B2:64:LEU:HB3	1.80	0.81
52:BU:78:THR:O	52:BU:81:HIS:HB3	1.79	0.81
38:BD:2:ALA:O	38:BD:3:VAL:HG23	1.79	0.81

*Continued on next page...*

*Continued from previous page...*

Atom-1	Atom-2	Interatomic distance (Å)	Clash overlap (Å)
35:BA:1375:C:H2'	35:BA:1376:C:H6	1.43	0.81
24:AY:105:ALA:CB	24:AY:319:ARG:HD3	2.09	0.81
35:BA:673:C:H6	35:BA:673:C:H5'	1.45	0.81
8:AH:1:MET:HE3	8:AH:3:THR:N	1.94	0.81
19:AS:46:GLY:H	19:AS:62:ILE:CG2	1.92	0.81
35:BA:94(A):G:H2'	35:BA:95:G:C5'	2.10	0.81
4:AD:10:ARG:O	4:AD:13:ARG:HB2	1.79	0.81
37:BC:175:VAL:HG11	37:BC:189:ILE:HG13	1.62	0.81
8:AH:82:HIS:CD2	8:AH:138:TRP:HE1	1.97	0.81
20:AT:91:LEU:C	20:AT:93:GLU:H	1.83	0.81
37:BC:137:LEU:HD22	37:BC:138:PRO:HD2	1.61	0.81
33:B8:45:GLY:O	33:B8:46:ARG:HB2	1.79	0.81
1:AA:1346:A:C5'	9:AI:120:ARG:HH12	1.94	0.81
35:BA:1958:C:O2'	35:BA:1959:G:H5'	1.80	0.81
24:AY:296:PHE:CD1	24:AY:331:LEU:CD1	2.63	0.81
35:BA:2868:A:H2'	35:BA:2869:G:C8	2.15	0.81
39:BE:132:HIS:HA	39:BE:135:HIS:CE1	2.14	0.81
45:BN:44:PRO:O	45:BN:45:ASN:HB3	1.80	0.81
35:BA:2413:G:H21	47:BP:70:GLN:HE22	1.28	0.81
52:BU:80:ILE:O	52:BU:84:LYS:HB2	1.80	0.81
35:BA:2057:A:H2'	35:BA:2058:A:C8	2.15	0.81
35:BA:2459:A:N6	35:BA:2493:U:H3	1.78	0.81
35:BA:2489:G:O5'	35:BA:2489:G:H8	1.62	0.81
38:BD:71:ASP:HB3	38:BD:103:ARG:HH12	1.45	0.81
35:BA:1677:A:H2'	35:BA:1678:G:C8	2.15	0.81
46:BO:88:ASN:ND2	46:BO:92:GLU:HB3	1.95	0.81
6:AF:69:GLU:H	6:AF:69:GLU:CD	1.81	0.81
15:AO:25:THR:OG1	15:AO:70:LEU:HD21	1.79	0.81
1:AA:1087:G:N2	1:AA:1099:G:H1'	1.94	0.81
35:BA:1912:A:H5'	35:BA:1918:A:N6	1.95	0.81
1:AA:1149:C:H2'	1:AA:1150:U:C6	2.15	0.81
3:AC:123:GLN:HB3	3:AC:128:PHE:HD2	1.44	0.81
55:BX:28:PHE:CZ	55:BX:81:VAL:HG21	2.15	0.81
40:BF:24:LEU:O	40:BF:115:ALA:HB1	1.79	0.81
2:AB:22:LYS:HE2	2:AB:22:LYS:CA	2.11	0.81
31:B6:26:ASN:HD22	31:B6:32:ASN:HD21	1.26	0.81
35:BA:1578:U:C2'	35:BA:1579:A:H5''	2.11	0.81
35:BA:2184:G:H2'	35:BA:2185:C:C1'	2.10	0.81
28:B3:8:LEU:HD22	28:B3:32:GLN:H	1.44	0.81
49:BR:79:LEU:O	49:BR:79:LEU:HD22	1.80	0.81
16:AP:45:THR:C	16:AP:47:ASP:H	1.82	0.81

*Continued on next page...*



*Continued from previous page...*

Atom-1	Atom-2	Interatomic distance (Å)	Clash overlap (Å)
14:AN:13:THR:N	14:AN:14:PRO:CD	2.42	0.81
55:BX:24:GLY:O	55:BX:82:GLN:HA	1.79	0.81
46:BO:89:ASN:C	46:BO:91:LEU:H	1.83	0.81
24:AY:446:PHE:O	24:AY:450:VAL:HG23	1.81	0.81
35:BA:1770:G:O2'	35:BA:1771:C:H5'	1.79	0.81
35:BA:2682:U:O2	39:BE:22:PRO:HB3	1.78	0.81
15:AO:65:ARG:HH11	15:AO:65:ARG:HB3	1.46	0.81
2:AB:42:ILE:HD12	2:AB:203:GLY:CA	2.09	0.81
2:AB:84:GLU:OE1	2:AB:216:SER:HA	1.80	0.81
35:BA:908:C:O2'	35:BA:909:A:H5'	1.80	0.81
3:AC:30:ARG:HB2	14:AN:36:PHE:O	1.81	0.81
35:BA:2343:C:H2'	35:BA:2344:U:C6	2.15	0.81
13:AM:56:LEU:HD13	13:AM:60:VAL:HG21	1.62	0.81
1:AA:1417:G:H2'	1:AA:1482:G:H22	1.45	0.81
12:AL:41:ARG:HH11	12:AL:41:ARG:HB3	1.44	0.81
24:AY:183:TYR:HE2	24:AY:189:GLU:CA	1.93	0.81
24:AY:511:LEU:O	24:AY:515:GLN:HG2	1.81	0.81
35:BA:1789:A:OP1	38:BD:222:ARG:HG2	1.80	0.81
35:BA:2484:G:H1'	48:BQ:124:LYS:HD2	1.62	0.81
53:BV:39:LEU:O	53:BV:40:LEU:HB2	1.80	0.81
1:AA:882:C:N4	12:AL:5:PRO:HB3	1.96	0.81
15:AO:58:MET:SD	15:AO:58:MET:N	2.54	0.81
22:AV:5:G:H2'	22:AV:6:G:H8	1.45	0.81
10:AJ:54:PHE:CD2	10:AJ:55:LYS:HD2	2.15	0.81
11:AK:30:VAL:CG2	11:AK:68:ALA:HB2	2.11	0.81
5:AE:51:VAL:O	5:AE:55:VAL:HG23	1.80	0.81
1:AA:390:C:H2'	1:AA:391:G:C8	2.16	0.81
38:BD:263:ARG:CG	38:BD:263:ARG:HH11	1.93	0.81
1:AA:1283:G:O2'	1:AA:1284:C:H6	1.64	0.81
35:BA:608:A:H2'	35:BA:609:A:C8	2.16	0.81
24:AY:138:LEU:HD22	24:AY:275:TRP:CE3	2.14	0.81
24:AY:402:ARG:O	24:AY:461:ALA:HB1	1.79	0.81
35:BA:976:C:H42	35:BA:987:G:H1	1.27	0.81
38:BD:201:HIS:O	38:BD:204:ILE:HG22	1.79	0.81
38:BD:229:VAL:HG13	38:BD:230:ASP:N	1.95	0.81
45:BN:120:LEU:HD11	45:BN:122:VAL:HG23	1.62	0.81
35:BA:1917:U:H2'	35:BA:1918:A:H5'	1.62	0.81
48:BQ:35:VAL:CG1	48:BQ:130:LYS:HB3	2.09	0.81
35:BA:300:A:H2'	35:BA:334:C:O2'	1.80	0.81
49:BR:97:VAL:HA	49:BR:113:LEU:O	1.80	0.81
41:BG:56:ALA:HA	41:BG:153:ARG:HH21	1.42	0.81

*Continued on next page...*

*Continued from previous page...*

Atom-1	Atom-2	Interatomic distance (Å)	Clash overlap (Å)
50:BS:89:ARG:CB	50:BS:92:TYR:HB3	2.11	0.81
35:BA:1428:C:N4	35:BA:1570:A:OP2	2.13	0.81
24:AY:331:LEU:HD22	24:AY:379:PHE:HD2	0.65	0.81
1:AA:950:U:H2'	1:AA:951:G:C8	2.15	0.81
38:BD:35:LYS:N	38:BD:36:PRO:HD2	1.95	0.81
39:BE:114:ALA:CB	39:BE:160:TYR:HB3	2.11	0.81
42:BH:27:LYS:HG2	42:BH:32:GLU:HG2	1.62	0.81
15:AO:29:VAL:CG2	15:AO:67:LEU:HD21	2.10	0.81
35:BA:1938:A:O2'	35:BA:1939:U:H5'	1.80	0.81
21:AU:10:ARG:CA	21:AU:13:ILE:HD12	2.11	0.81
12:AL:89:ARG:HH11	12:AL:91:LYS:HA	1.45	0.81
41:BG:42:GLY:HA2	41:BG:90:LEU:N	1.95	0.81
28:B3:45:GLY:HA2	28:B3:48:GLU:HG3	1.60	0.81
5:AE:76:ILE:HD11	5:AE:78:HIS:O	1.80	0.81
4:AD:147:ALA:HB2	4:AD:182:LYS:HG2	1.63	0.81
17:AQ:10:VAL:CG1	17:AQ:53:LEU:HA	2.11	0.81
35:BA:589:C:H2'	35:BA:590:A:H8	1.46	0.81
38:BD:16:MET:HB3	38:BD:207:GLY:CA	2.11	0.81
39:BE:47:VAL:HG21	39:BE:86:PRO:HD2	1.61	0.81
35:BA:565:C:OP2	53:BV:78:LYS:HG3	1.80	0.81
1:AA:920:U:H1'	1:AA:1080:A:C2	2.16	0.81
36:BB:75:G:O2'	57:BZ:10:ARG:NH2	2.14	0.81
3:AC:86:VAL:HG23	3:AC:87:LEU:HD23	1.61	0.81
31:B6:11:LEU:HD21	31:B6:51:GLU:HG2	1.62	0.81
35:BA:2115:G:H22	35:BA:2119:A:P	2.04	0.81
35:BA:67:U:H2'	35:BA:68:G:C8	2.16	0.81
24:AY:103:LEU:HD12	24:AY:103:LEU:H	1.45	0.81
30:B5:13:LYS:CA	30:B5:16:ARG:HB3	2.11	0.81
38:BD:30:GLU:HA	38:BD:83:GLU:OE1	1.80	0.81
6:AF:87:ARG:CG	6:AF:87:ARG:HH11	1.94	0.81
31:B6:53:LYS:O	31:B6:54:ILE:HG22	1.80	0.81
57:BZ:57:ILE:HD13	57:BZ:70:LEU:HA	1.63	0.81
13:AM:91:ARG:H	13:AM:94:ARG:HB2	1.44	0.81
24:AY:513:LEU:HD13	24:AY:517:ARG:HH21	1.46	0.81
35:BA:1291:C:C2'	35:BA:1292:U:H5'	2.10	0.81
35:BA:1441:G:H2'	35:BA:1442:G:H8	1.44	0.81
24:AY:6:TYR:HA	24:AY:360:TYR:HE2	1.45	0.81
35:BA:628:G:H2'	35:BA:629:G:C5'	2.11	0.81
38:BD:4:LYS:HE3	38:BD:20:ASP:OD1	1.80	0.81
39:BE:3:GLY:O	39:BE:4:ILE:HB	1.80	0.81
52:BU:15:LYS:O	52:BU:18:LEU:HB2	1.80	0.81

*Continued on next page...*

*Continued from previous page...*

Atom-1	Atom-2	Interatomic distance (Å)	Clash overlap (Å)
1:AA:598:U:H2'	1:AA:599:C:H6	1.46	0.81
35:BA:2472:G:H21	35:BA:2478:A:H62	1.29	0.81
2:AB:178:ARG:HG3	2:AB:178:ARG:HH11	1.43	0.81
14:AN:3:ARG:O	14:AN:7:ILE:HG23	1.81	0.81
37:BC:47:LEU:HD21	37:BC:171:ILE:HD12	1.63	0.81
37:BC:3:HIS:HB3	37:BC:7:TYR:HD2	1.45	0.81
35:BA:1121:C:H2'	35:BA:1122:G:C8	2.13	0.81
35:BA:2199:A:H5''	35:BA:2200:C:C5	2.16	0.81
35:BA:2184:G:H2'	35:BA:2185:C:H1'	1.61	0.81
42:BH:12:PRO:HD2	42:BH:15:VAL:CG2	2.11	0.81
24:AY:403:LEU:N	24:AY:403:LEU:HD22	1.96	0.80
24:AY:90:PRO:HD2	24:AY:99:THR:HG21	1.63	0.80
35:BA:1255:U:O5'	35:BA:1256:G:H5''	1.80	0.80
35:BA:1394:U:H4'	35:BA:1603:A:H4'	1.62	0.80
35:BA:2393:A:C4	35:BA:2394:C:C6	2.69	0.80
48:BQ:134:ARG:HH11	57:BZ:122:ARG:HH21	1.27	0.80
13:AM:90:LEU:O	13:AM:91:ARG:HB2	1.80	0.80
11:AK:57:THR:HG23	11:AK:60:ALA:H	1.44	0.80
41:BG:140:ILE:HD12	41:BG:141:PHE:N	1.97	0.80
1:AA:59:A:O2'	1:AA:388:G:H3'	1.81	0.80
13:AM:40:ASN:HD22	13:AM:43:THR:HG23	1.45	0.80
27:B2:46:GLN:HB3	27:B2:48:HIS:CE1	2.15	0.80
22:AV:26:G:N2	22:AV:44:A:H61	1.78	0.80
35:BA:1084:A:OP1	43:BJ:55:UNK:HA	1.81	0.80
40:BF:132:VAL:HG22	40:BF:133:ASN:H	1.46	0.80
47:BP:122:PRO:HB3	47:BP:141:ALA:HB3	1.62	0.80
1:AA:1137:C:H4'	1:AA:1138:G:C2	2.16	0.80
7:AG:24:THR:HG22	7:AG:27:ILE:HD12	1.63	0.80
45:BN:36:GLY:O	45:BN:42:TRP:HB2	1.80	0.80
41:BG:113:ARG:HE	41:BG:113:ARG:HA	1.43	0.80
42:BH:35:VAL:HG12	42:BH:72:ILE:HD11	1.62	0.80
38:BD:124:PRO:HB2	38:BD:129:ASN:ND2	1.96	0.80
36:BB:68:C:H2'	36:BB:69:G:H8	1.46	0.80
35:BA:2199:A:H3'	35:BA:2200:C:C6	2.16	0.80
35:BA:1930:G:H22	35:BA:1968:G:H2'	1.41	0.80
19:AS:16:LEU:HD12	19:AS:16:LEU:H	1.45	0.80
35:BA:30:G:H2'	35:BA:31:C:C6	2.17	0.80
1:AA:1398:A:H61	5:AE:22:GLY:H	1.29	0.80
49:BR:99:LYS:H	49:BR:99:LYS:HD2	1.46	0.80
35:BA:845:G:H8	35:BA:845:G:OP2	1.64	0.80
1:AA:1407:C:H2'	1:AA:1408:A:H5'	1.62	0.80

*Continued on next page...*

*Continued from previous page...*

Atom-1	Atom-2	Interatomic distance (Å)	Clash overlap (Å)
35:BA:2777:G:H5''	35:BA:2778:A:H5'	1.62	0.80
38:BD:176:ARG:HD2	38:BD:182:LEU:HD11	1.62	0.80
8:AH:28:ALA:HB3	8:AH:57:PRO:HB2	1.63	0.80
2:AB:54:THR:HG21	2:AB:201:ILE:CD1	2.10	0.80
57:BZ:166:SER:CB	57:BZ:168:GLU:HB3	2.12	0.80
12:AL:126:LYS:HB2	24:AY:487:ARG:HE	1.44	0.80
37:BC:107:TRP:HZ3	37:BC:131:LEU:HD21	1.43	0.80
52:BU:36:ARG:CB	52:BU:36:ARG:HH11	1.94	0.80
3:AC:131:ARG:HA	3:AC:134:ILE:HD12	1.63	0.80
35:BA:57:C:O2'	35:BA:58:G:H5'	1.79	0.80
35:BA:2303:G:H1	35:BA:2313:C:H42	1.29	0.80
35:BA:1496:A:H2'	35:BA:1498:C:H41	1.46	0.80
42:BH:91:GLY:HA3	42:BH:94:TYR:HD2	1.46	0.80
35:BA:2052:G:OP1	39:BE:141:ILE:HG12	1.82	0.80
1:AA:607:A:H2'	1:AA:608:A:H8	1.46	0.80
1:AA:969:A:O2'	1:AA:970:C:H5'	1.82	0.80
1:AA:775:G:O2'	1:AA:776:G:H5'	1.81	0.80
38:BD:127:VAL:HA	38:BD:193:VAL:HG22	1.62	0.80
35:BA:1887:C:H3'	35:BA:1888:G:H5''	1.63	0.80
5:AE:79:GLU:HB3	5:AE:92:LYS:HG3	1.62	0.80
28:B3:6:VAL:HG12	28:B3:56:VAL:HA	1.64	0.80
17:AQ:92:ARG:HA	17:AQ:95:TYR:CD2	2.16	0.80
47:BP:122:PRO:HB3	47:BP:141:ALA:CB	2.12	0.80
28:B3:59:VAL:HG12	28:B3:60:GLU:N	1.96	0.80
35:BA:832:G:OP1	47:BP:40:SER:HB3	1.82	0.80
53:BV:15:GLU:HB3	53:BV:16:PRO:HD2	1.64	0.80
34:B9:29:ASN:HD21	34:B9:32:HIS:CE1	1.98	0.80
27:B2:36:ARG:HA	27:B2:39:ALA:HB3	1.63	0.80
35:BA:143:G:H4'	55:BX:35:THR:HG21	1.63	0.80
1:AA:714:G:H2'	1:AA:715:A:C8	2.16	0.80
22:AV:17:C:H3'	22:AV:17(A):U:H5'	1.62	0.80
4:AD:60:GLU:HG2	4:AD:202:LEU:HD12	1.63	0.80
24:AY:249:GLY:O	24:AY:250:GLU:HG2	1.82	0.80
24:AY:377:ASP:C	24:AY:377:ASP:OD2	2.19	0.80
38:BD:143:HIS:HB2	38:BD:196:VAL:HG23	1.64	0.80
53:BV:4:ILE:HD12	53:BV:39:LEU:O	1.81	0.80
1:AA:972:C:OP2	10:AJ:57:LYS:HE2	1.81	0.80
3:AC:155:GLY:HA3	3:AC:196:LEU:HD13	1.64	0.80
56:BY:12:THR:HB	56:BY:75:ILE:CG2	2.10	0.80
7:AG:66:VAL:O	7:AG:69:VAL:HG12	1.81	0.80
33:B8:25:MET:CG	47:BP:64:LYS:HB2	2.12	0.80

*Continued on next page...*

*Continued from previous page...*

Atom-1	Atom-2	Interatomic distance (Å)	Clash overlap (Å)
35:BA:705:A:N1	35:BA:727:A:H1'	1.97	0.80
16:AP:60:LEU:HD11	16:AP:79:VAL:CG1	2.12	0.80
10:AJ:75:ILE:HG13	10:AJ:76:ASN:H	1.47	0.80
50:BS:67:ARG:NH2	50:BS:100:ALA:HB3	1.97	0.80
35:BA:811:U:O3'	35:BA:1251:C:H5'	1.81	0.80
8:AH:87:SER:OG	8:AH:92:ARG:HA	1.81	0.80
3:AC:19:GLU:HG2	3:AC:54:ARG:NE	1.97	0.80
10:AJ:8:LEU:HA	10:AJ:95:GLU:O	1.81	0.80
40:BF:28:ILE:HG22	40:BF:116:ASP:HB2	1.64	0.80
35:BA:1058:G:H2'	35:BA:1059:G:H5''	1.64	0.80
37:BC:14:VAL:HG11	37:BC:221:SER:O	1.82	0.80
1:AA:174:C:H2'	1:AA:175:C:C6	2.17	0.80
1:AA:613:C:H2'	1:AA:614:A:H8	1.46	0.80
35:BA:201:C:O2'	35:BA:202:U:H5'	1.81	0.80
24:AY:155:LEU:HD12	24:AY:155:LEU:H	1.47	0.80
24:AY:76:GLN:HE21	24:AY:85:ASN:HD21	1.29	0.80
32:B7:30:VAL:HG22	32:B7:33:ARG:NH2	1.97	0.80
35:BA:239:U:H1'	35:BA:259:G:H22	1.47	0.80
39:BE:7:VAL:HG21	51:BT:1:MET:SD	2.22	0.80
40:BF:66:PRO:HB2	40:BF:70:THR:HG23	1.63	0.80
51:BT:65:LYS:HE3	51:BT:66:VAL:N	1.95	0.80
52:BU:69:CYS:O	52:BU:74:LEU:HD12	1.81	0.80
1:AA:759:A:H1'	12:AL:12:ARG:NH2	1.97	0.80
15:AO:68:ARG:HG3	15:AO:72:ARG:HG3	1.61	0.80
1:AA:1414:U:H2'	1:AA:1415:G:H8	1.47	0.80
22:AV:5:G:H2'	22:AV:6:G:C8	2.17	0.80
3:AC:155:GLY:CA	3:AC:196:LEU:HD13	2.11	0.80
9:AI:63:ILE:HG21	9:AI:77:ILE:HD11	1.62	0.80
40:BF:154:VAL:CG1	40:BF:193:VAL:HG23	2.11	0.80
35:BA:1887:C:C3'	35:BA:1888:G:H5''	2.12	0.80
26:B1:50:ARG:HG2	26:B1:59:THR:CG2	2.12	0.80
42:BH:151:ILE:N	42:BH:151:ILE:HD12	1.96	0.80
48:BQ:63:LYS:HG3	57:BZ:175:VAL:CG2	2.12	0.80
35:BA:1628:G:H2'	35:BA:1629:U:C6	2.16	0.80
35:BA:2668:G:O2'	35:BA:2669:G:H5'	1.82	0.80
49:BR:63:ARG:HH11	49:BR:63:ARG:HB2	1.47	0.80
24:AY:135:THR:HG22	24:AY:136:PRO:HD2	1.60	0.80
24:AY:108:CYS:HB2	24:AY:136:PRO:HG2	1.64	0.80
24:AY:246:PHE:HA	24:AY:251:ILE:HG13	1.64	0.80
35:BA:1661:G:H2'	35:BA:1662:C:H6	1.46	0.80
35:BA:1825:A:H2'	35:BA:1826:G:H8	1.47	0.80

*Continued on next page...*

*Continued from previous page...*

Atom-1	Atom-2	Interatomic distance (Å)	Clash overlap (Å)
35:BA:2459:A:H61	35:BA:2493:U:H3	1.29	0.80
35:BA:2628:C:C1'	35:BA:2781:A:H2'	2.12	0.80
35:BA:533:G:H2'	35:BA:534:U:C6	2.17	0.80
38:BD:182:LEU:N	38:BD:272:ALA:HB2	1.95	0.80
38:BD:248:SER:OG	38:BD:252:TRP:CD2	2.34	0.80
39:BE:9:VAL:CG1	39:BE:25:VAL:HB	2.12	0.80
52:BU:74:LEU:HD13	52:BU:75:ASN:O	1.82	0.80
1:AA:576:G:OP2	1:AA:577:G:H5''	1.82	0.80
8:AH:119:LEU:HB3	8:AH:123:GLU:CB	2.11	0.80
35:BA:916:G:O2'	35:BA:917:A:H5''	1.82	0.80
48:BQ:3:MET:HB2	48:BQ:4:PRO:HD2	1.63	0.80
21:AU:18:TYR:CD2	21:AU:24:ARG:HA	2.16	0.80
35:BA:479:A:O2'	35:BA:481:G:H5'	1.81	0.80
57:BZ:150:LEU:CG	57:BZ:171:ILE:HD11	2.04	0.80
26:B1:3:LYS:HG3	35:BA:1365:A:OP2	1.82	0.80
35:BA:1625:C:O2'	35:BA:1626:G:H5'	1.82	0.80
50:BS:42:ASP:C	50:BS:44:LYS:H	1.85	0.80
31:B6:41:PRO:O	31:B6:45:LYS:HB3	1.82	0.80
31:B6:19:ARG:HD3	35:BA:2400:G:H4'	1.64	0.80
26:B1:14:VAL:CG2	35:BA:188:G:H5'	2.12	0.80
55:BX:18:TYR:O	55:BX:20:GLY:N	2.16	0.80
24:AY:462:VAL:CG1	24:AY:463:TYR:H	1.95	0.79
35:BA:1602:U:H3'	35:BA:1603:A:C5'	2.11	0.79
45:BN:21:LYS:HD3	45:BN:22:THR:H	1.47	0.79
40:BF:159:GLY:CA	40:BF:178:PRO:HD3	2.12	0.79
35:BA:606:U:H4'	35:BA:658:C:H4'	1.64	0.79
26:B1:11:ARG:HB3	26:B1:12:PRO:CD	2.06	0.79
24:AY:342:ILE:CD1	24:AY:345:ALA:HB2	2.11	0.79
1:AA:275:G:H2'	1:AA:276:G:H8	1.46	0.79
1:AA:254:G:OP1	17:AQ:67:LYS:O	2.00	0.79
33:B8:53:PRO:O	33:B8:57:ARG:HG3	1.82	0.79
1:AA:1481:U:H2'	1:AA:1482:G:H8	1.47	0.79
19:AS:16:LEU:HD12	19:AS:16:LEU:N	1.97	0.79
8:AH:46:LYS:HE2	8:AH:64:LYS:HA	1.64	0.79
24:AY:303:ILE:HG13	24:AY:375:ILE:HD11	1.62	0.79
24:AY:440:ALA:HB2	24:AY:446:PHE:CZ	2.16	0.79
38:BD:172:TYR:CE1	38:BD:186:HIS:HA	2.18	0.79
34:B9:26:ILE:HG22	34:B9:27:CYS:H	1.47	0.79
35:BA:1912:A:H5'	35:BA:1918:A:H61	1.46	0.79
24:AY:404:LYS:O	24:AY:404:LYS:HD3	1.82	0.79
4:AD:26:CYS:HA	4:AD:31:CYS:CA	2.10	0.79

*Continued on next page...*

*Continued from previous page...*

Atom-1	Atom-2	Interatomic distance (Å)	Clash overlap (Å)
37:BC:49:ILE:HG22	37:BC:204:ALA:HB2	1.63	0.79
1:AA:1452:C:H5'	1:AA:1456:G:C2	2.17	0.79
38:BD:223:GLY:HA3	38:BD:231:HIS:CD2	2.17	0.79
1:AA:838:G:H2'	1:AA:839:U:H5''	1.61	0.79
24:AY:281:PRO:O	24:AY:282:ARG:HD2	1.82	0.79
24:AY:449:VAL:CG2	24:AY:463:TYR:OH	2.30	0.79
32:B7:16:HIS:HA	32:B7:21:ARG:HH12	1.46	0.79
35:BA:1352:U:O2'	35:BA:1353:A:H5'	1.81	0.79
35:BA:1904:G:H1'	35:BA:1927:A:H61	1.46	0.79
35:BA:2361:A:H2'	35:BA:2362:G:H8	1.46	0.79
38:BD:43:ARG:HH11	38:BD:49:ILE:HD11	1.47	0.79
22:AV:50:U:O2	22:AV:64:G:N2	2.13	0.79
15:AO:4:THR:HB	15:AO:7:GLU:HB3	0.90	0.79
50:BS:30:ARG:HH22	50:BS:62:LYS:HB3	1.47	0.79
50:BS:56:LEU:O	50:BS:56:LEU:HD23	1.81	0.79
1:AA:1223:C:P	19:AS:78:ARG:HH21	2.04	0.79
1:AA:1423:G:H5''	46:BO:49:ARG:NH2	1.97	0.79
13:AM:49:THR:O	13:AM:53:VAL:HG23	1.81	0.79
12:AL:41:ARG:HG2	12:AL:42:THR:H	1.44	0.79
36:BB:31:C:H42	36:BB:51:G:H1	1.30	0.79
35:BA:2772:C:O5'	35:BA:2772:C:H6	1.64	0.79
39:BE:174:ASP:HB3	39:BE:183:LEU:HD22	1.65	0.79
2:AB:18:GLY:N	2:AB:42:ILE:HG22	1.93	0.79
48:BQ:18:LYS:HG2	48:BQ:19:GLY:H	1.45	0.79
22:AV:69:C:O2'	22:AV:70:G:H5''	1.81	0.79
7:AG:16:LEU:CD1	9:AI:42:ARG:HA	2.12	0.79
40:BF:159:GLY:HA2	40:BF:164:ARG:HH21	1.46	0.79
41:BG:64:THR:HG23	41:BG:65:GLY:H	1.47	0.79
29:B4:9:LEU:HD13	29:B4:10:VAL:H	1.46	0.79
31:B6:9:LEU:HD22	31:B6:10:LEU:H	1.46	0.79
31:B6:36:LEU:HA	31:B6:49:HIS:O	1.82	0.79
2:AB:115:LEU:CD1	2:AB:145:LEU:HD12	2.12	0.79
35:BA:2102:U:H2'	35:BA:2103:C:O4'	1.83	0.79
35:BA:2137:C:H42	35:BA:2154:G:H22	1.28	0.79
22:AV:25:C:H2'	22:AV:26:G:O4'	1.81	0.79
24:AY:146:ARG:NH1	24:AY:146:ARG:HG3	1.92	0.79
24:AY:138:LEU:HB3	24:AY:255:PHE:CE1	2.17	0.79
24:AY:255:PHE:CE1	24:AY:275:TRP:CZ3	2.68	0.79
1:AA:1406:U:O2	1:AA:1518:A:H1'	1.80	0.79
1:AA:975:A:H5'	1:AA:975:A:H8	1.48	0.79
9:AI:46:ALA:HB2	9:AI:74:ILE:HG22	1.63	0.79

*Continued on next page...*

*Continued from previous page...*

Atom-1	Atom-2	Interatomic distance (Å)	Clash overlap (Å)
40:BF:167:ALA:CB	40:BF:173:VAL:HG11	2.05	0.79
37:BC:6:ARG:NH1	37:BC:10:LEU:HD21	1.96	0.79
35:BA:1498:C:H2'	35:BA:1499:C:C5'	2.13	0.79
35:BA:1170:G:H22	35:BA:1179:C:N4	1.79	0.79
25:B0:36:ILE:HD11	35:BA:2355:C:O4'	1.83	0.79
1:AA:1493:A:H3'	1:AA:1493:A:N3	1.97	0.79
35:BA:654(J):A:H8	35:BA:654(L):G:H1'	1.47	0.79
35:BA:193:U:O2'	35:BA:194:G:H5'	1.82	0.79
25:B0:17:GLN:O	25:B0:19:LYS:HG3	1.82	0.79
35:BA:1010:A:H1'	35:BA:1153:C:H1'	1.64	0.79
35:BA:2801(A):A:H5'	35:BA:2802:G:H8	1.46	0.79
40:BF:163:VAL:O	40:BF:166:ALA:HB3	1.82	0.79
35:BA:1919:A:H3'	35:BA:1920:C:C5'	2.13	0.79
35:BA:1061:U:H4'	35:BA:1070:A:O4'	1.82	0.79
37:BC:40:THR:HG22	37:BC:41:VAL:H	1.47	0.79
35:BA:1203:G:H3'	35:BA:1204:A:C5'	2.09	0.79
35:BA:2853:C:H2'	35:BA:2854:G:H8	1.48	0.79
25:B0:10:THR:HG22	25:B0:12:ASN:H	1.46	0.79
27:B2:41:ILE:HG13	27:B2:42:GLY:N	1.96	0.79
24:AY:315:VAL:HG21	24:AY:346:LEU:CD1	2.12	0.79
24:AY:473:TRP:HH2	24:AY:500:ASN:CB	1.80	0.79
1:AA:702:A:N6	35:BA:1846:G:H5''	1.97	0.79
32:B7:38:GLY:O	35:BA:458:G:H2'	1.82	0.79
38:BD:24:ILE:CD1	38:BD:91:ARG:HB3	2.08	0.79
35:BA:1911:U:C2'	35:BA:1918:A:N1	2.43	0.79
37:BC:40:THR:HA	37:BC:177:LYS:HA	1.63	0.79
41:BG:133:LEU:HG	41:BG:157:ILE:HB	1.64	0.79
45:BN:17:ASP:OD1	45:BN:56:ASN:HB3	1.82	0.79
39:BE:51:PHE:HD1	39:BE:52:LEU:H	1.29	0.79
56:BY:101:LYS:HG2	56:BY:102:CYS:N	1.97	0.79
47:BP:146:VAL:HG22	47:BP:147:LEU:H	1.47	0.79
24:AY:336:THR:O	24:AY:337:ALA:CB	2.31	0.79
24:AY:453:LEU:HB3	24:AY:459:VAL:CG2	2.13	0.79
35:BA:1772:G:H21	35:BA:1774:C:H5''	1.47	0.79
38:BD:94:LEU:HD22	38:BD:95:LEU:H	1.47	0.79
52:BU:25:TRP:O	52:BU:28:ARG:HB2	1.82	0.79
8:AH:119:LEU:HB3	8:AH:123:GLU:HB2	1.65	0.79
22:AV:5:G:H1	22:AV:68:C:H42	1.29	0.79
35:BA:2605:U:H2'	35:BA:2606:C:H6	1.41	0.79
54:BW:75:TYR:O	54:BW:103:ILE:HG22	1.82	0.79
27:B2:25:VAL:CG1	27:B2:29:LYS:HE2	2.12	0.79

*Continued on next page...*



*Continued from previous page...*

Atom-1	Atom-2	Interatomic distance (Å)	Clash overlap (Å)
40:BF:154:VAL:HG11	40:BF:193:VAL:HG23	1.64	0.79
7:AG:118:VAL:HG23	7:AG:119:ARG:N	1.96	0.79
2:AB:115:LEU:HB2	2:AB:145:LEU:CD1	2.13	0.79
1:AA:1471:G:H2'	1:AA:1472:U:H6	1.46	0.79
14:AN:13:THR:N	14:AN:14:PRO:HD2	1.97	0.79
10:AJ:23:ILE:HG23	10:AJ:85:LEU:HD22	1.63	0.79
50:BS:83:LYS:HG2	50:BS:105:ALA:HB3	1.65	0.79
24:AY:186:TYR:CZ	24:AY:241:PHE:HB3	2.17	0.79
35:BA:2498:C:C2'	35:BA:2499:C:H5''	2.13	0.79
35:BA:839:U:H2'	35:BA:840:C:C6	2.16	0.79
38:BD:31:LYS:HG2	38:BD:33:LEU:HD23	1.65	0.79
1:AA:834:C:H2'	1:AA:835:U:H6	1.46	0.79
2:AB:172:ILE:H	2:AB:172:ILE:CD1	1.95	0.79
2:AB:88:ALA:O	2:AB:90:MET:HG2	1.82	0.79
57:BZ:57:ILE:H	57:BZ:57:ILE:HD12	1.48	0.79
1:AA:1053:G:H4'	1:AA:1054:C:C5'	2.12	0.79
10:AJ:13:HIS:HB3	10:AJ:68:HIS:CD2	2.18	0.79
35:BA:497:A:H2'	35:BA:498:G:C8	2.18	0.79
9:AI:8:GLY:HA2	9:AI:79:LEU:CD1	2.09	0.79
35:BA:2839:G:H2'	35:BA:2840:C:C6	2.17	0.79
25:B0:14:ARG:HD2	35:BA:2279:G:O6	1.83	0.79
35:BA:1434:A:H2'	35:BA:1435:G:H8	1.47	0.79
37:BC:181:PRO:HB2	37:BC:182:PRO:HD2	1.65	0.79
1:AA:436:C:H5''	4:AD:156:GLU:OE2	1.82	0.79
35:BA:210:C:H2'	35:BA:211:A:H8	1.45	0.79
12:AL:41:ARG:CZ	12:AL:41:ARG:HB2	2.13	0.79
1:AA:1126:U:H1'	1:AA:1280:A:C6	2.17	0.79
24:AY:164:ILE:HG12	24:AY:252:THR:HG23	1.65	0.79
35:BA:1190:G:H5'	47:BP:35:HIS:N	1.97	0.79
35:BA:1571:A:H2'	35:BA:1572:A:H8	1.48	0.79
35:BA:1773:A:H2'	35:BA:1774:C:H5'	1.64	0.79
35:BA:2437:U:H2'	35:BA:2438:U:C6	2.18	0.79
35:BA:818:G:H8	35:BA:818:G:O5'	1.64	0.79
2:AB:101:MET:HB2	2:AB:102:LEU:HD12	1.65	0.79
42:BH:98:LEU:HD11	42:BH:100:GLY:O	1.83	0.79
42:BH:132:ARG:O	42:BH:133:VAL:HG23	1.83	0.79
40:BF:110:LEU:HA	40:BF:183:VAL:CG1	2.13	0.79
38:BD:73:VAL:C	38:BD:75:ILE:HD12	2.02	0.79
13:AM:40:ASN:ND2	13:AM:43:THR:HG23	1.97	0.79
4:AD:152:SER:HB3	4:AD:155:LEU:HD12	1.63	0.79
35:BA:2066:C:H2'	35:BA:2067:G:C8	2.17	0.79

*Continued on next page...*

*Continued from previous page...*

Atom-1	Atom-2	Interatomic distance (Å)	Clash overlap (Å)
35:BA:1376:C:O2'	35:BA:1377:G:H5'	1.82	0.79
1:AA:836:G:O2'	1:AA:837:G:H5'	1.82	0.79
41:BG:115:ARG:HH22	41:BG:136:ARG:HB2	1.48	0.79
24:AY:183:TYR:CE2	24:AY:189:GLU:CA	2.65	0.78
24:AY:70:ILE:HG12	24:AY:95:PHE:CZ	2.18	0.78
1:AA:777:A:H2'	1:AA:778:G:C8	2.18	0.78
32:B7:7:PRO:HA	35:BA:686:G:H8	1.46	0.78
35:BA:1843:C:H4'	38:BD:256:GLY:O	1.83	0.78
47:BP:16:ARG:HB2	47:BP:16:ARG:NH1	1.97	0.78
52:BU:31:SER:HB3	52:BU:34:LYS:CB	2.06	0.78
35:BA:1028:A:H2'	35:BA:1029:A:C8	2.18	0.78
2:AB:43:ASP:OD2	2:AB:46:LYS:HB2	1.82	0.78
56:BY:8:LYS:H	56:BY:8:LYS:HD2	1.48	0.78
1:AA:1442(A):G:N2	51:BT:121:ILE:HG12	1.97	0.78
41:BG:76:SER:OG	41:BG:83:ARG:HB3	1.81	0.78
35:BA:1414:G:H1	35:BA:1588:C:N4	1.80	0.78
54:BW:70:TYR:O	54:BW:107:LEU:HB3	1.83	0.78
1:AA:67:C:O2	1:AA:171:A:H2	1.64	0.78
1:AA:1494:G:C6	1:AA:1495:U:O4	2.36	0.78
17:AQ:46:ASP:OD2	17:AQ:51:TYR:HD2	1.65	0.78
53:BV:49:THR:HB	53:BV:50:PRO:HD2	1.65	0.78
1:AA:877:C:H5''	8:AH:88:LYS:HD3	1.65	0.78
2:AB:180:LEU:O	2:AB:182:ILE:HG13	1.83	0.78
35:BA:2394:C:H5''	35:BA:2395:C:OP2	1.84	0.78
1:AA:1195:C:H2'	1:AA:1197:G:O4'	1.83	0.78
1:AA:618:C:H42	1:AA:623:C:H42	1.27	0.78
26:B1:46:LEU:HD13	26:B1:62:VAL:C	2.03	0.78
20:AT:83:ARG:O	20:AT:87:LYS:HB2	1.84	0.78
57:BZ:18:LEU:O	57:BZ:21:ALA:HB3	1.83	0.78
35:BA:2356:C:O2'	35:BA:2357:U:H5'	1.83	0.78
35:BA:1778:U:O4	35:BA:1784:A:H1'	1.83	0.78
35:BA:672:C:H2'	35:BA:673:C:H5''	1.62	0.78
51:BT:20:PRO:HD2	51:BT:85:LYS:CB	2.10	0.78
52:BU:19:LYS:O	52:BU:21:ALA:N	2.15	0.78
35:BA:1911:U:H5''	35:BA:1912:A:OP2	1.82	0.78
48:BQ:135:ASP:H	48:BQ:137:TYR:HD2	1.30	0.78
22:AV:59:A:C2'	22:AV:60:U:H5'	2.12	0.78
35:BA:83:G:N2	35:BA:102:G:H2'	1.98	0.78
45:BN:13:TRP:O	45:BN:135:PRO:HD2	1.82	0.78
35:BA:2870:C:H5''	49:BR:65:LEU:HD21	1.66	0.78
35:BA:271(X):G:O3'	35:BA:272(D):G:H4'	1.83	0.78

*Continued on next page...*

*Continued from previous page...*

Atom-1	Atom-2	Interatomic distance (Å)	Clash overlap (Å)
24:AY:106:VAL:HG22	24:AY:107:ASP:N	1.98	0.78
24:AY:374:GLN:HG2	24:AY:529:HIS:O	1.83	0.78
35:BA:997:G:O2'	35:BA:998:C:H5'	1.83	0.78
39:BE:87:GLU:O	39:BE:89:ASP:N	2.16	0.78
53:BV:75:PHE:HA	53:BV:81:TYR:O	1.83	0.78
46:BO:23:ARG:HB3	46:BO:40:VAL:HG23	1.66	0.78
1:AA:1489:G:H2'	1:AA:1490:C:H6	1.45	0.78
4:AD:175:SER:OG	4:AD:184:LYS:HB2	1.83	0.78
35:BA:1598:C:H5'	55:BX:36:LYS:CD	2.13	0.78
11:AK:28:THR:O	11:AK:44:SER:HB2	1.84	0.78
35:BA:2101:G:H2'	35:BA:2102:U:H5''	1.65	0.78
35:BA:1655:A:O3'	39:BE:115:GLY:HA3	1.82	0.78
42:BH:103:LEU:HG	42:BH:105:LEU:HD13	1.64	0.78
57:BZ:29:TYR:HB3	57:BZ:34:ASN:HA	1.65	0.78
22:AV:1:C:O2'	22:AV:2:G:H5'	1.83	0.78
15:AO:4:THR:O	15:AO:8:LYS:N	2.17	0.78
35:BA:601:C:H4'	40:BF:108:LYS:HZ1	1.48	0.78
17:AQ:76:LEU:HD12	17:AQ:77:VAL:N	1.97	0.78
1:AA:1220:G:H2'	1:AA:1221:G:H8	1.46	0.78
2:AB:127:ILE:CA	2:AB:135:GLN:HE22	1.96	0.78
1:AA:947:G:H8	1:AA:947:G:O5'	1.67	0.78
35:BA:1906:G:H2'	35:BA:1907:G:O4'	1.84	0.78
35:BA:1839:G:H1'	35:BA:1927:A:OP1	1.83	0.78
35:BA:2028:U:H2'	35:BA:2029:G:C8	2.18	0.78
45:BN:96:GLU:HG2	45:BN:97:ARG:N	1.99	0.78
47:BP:47:ASP:OD2	47:BP:49:ARG:HB2	1.83	0.78
52:BU:92:ARG:HD2	53:BV:11:GLN:CG	2.14	0.78
35:BA:2740:A:H2'	35:BA:2741:A:C8	2.18	0.78
1:AA:735:C:H2'	1:AA:736:C:C6	2.17	0.78
53:BV:96:ILE:HD13	53:BV:96:ILE:N	1.95	0.78
40:BF:158:THR:HA	40:BF:198:ALA:HB2	1.66	0.78
33:B8:27:THR:CG2	47:BP:62:LEU:HD22	2.04	0.78
35:BA:2070:G:H2'	35:BA:2071:A:H8	1.46	0.78
35:BA:118:A:H5'	35:BA:119:A:C8	2.19	0.78
16:AP:45:THR:HG22	16:AP:47:ASP:HB3	1.64	0.78
24:AY:249:GLY:O	24:AY:250:GLU:CG	2.32	0.78
35:BA:1895:C:H5'	35:BA:1895:C:H6	1.48	0.78
38:BD:229:VAL:HG13	38:BD:230:ASP:H	1.47	0.78
2:AB:12:GLU:O	2:AB:14:GLY:N	2.17	0.78
35:BA:2431:U:C6	35:BA:2433:A:OP2	2.37	0.78
35:BA:910:A:C2	48:BQ:13:GLN:NE2	2.52	0.78

*Continued on next page...*

*Continued from previous page...*

Atom-1	Atom-2	Interatomic distance (Å)	Clash overlap (Å)
22:AV:62:C:H2'	22:AV:63:G:H5''	1.62	0.78
35:BA:2606:C:H2'	35:BA:2607:G:H8	1.48	0.78
35:BA:703:U:H3	35:BA:728:G:H1	1.30	0.78
35:BA:613:G:H5'	35:BA:613:G:C8	2.16	0.78
35:BA:1498:C:H2'	35:BA:1499:C:H5'	1.66	0.78
20:AT:58:LYS:O	20:AT:61:SER:HB3	1.84	0.78
35:BA:575:A:H2'	35:BA:576:U:C6	2.18	0.78
42:BH:154:PRO:HB3	42:BH:161:GLY:HA3	1.66	0.78
31:B6:18:ARG:HG2	31:B6:18:ARG:HH11	1.47	0.78
2:AB:82:ARG:O	2:AB:86:GLU:HG3	1.84	0.78
35:BA:1922:G:HO2'	35:BA:1923:U:H5'	1.46	0.78
35:BA:2639:A:H1'	35:BA:2778:A:C2	2.18	0.78
45:BN:58:ASP:C	45:BN:60:ILE:H	1.88	0.78
35:BA:1665:A:C2'	35:BA:1666:G:H5''	2.12	0.78
2:AB:17:PHE:HD1	2:AB:17:PHE:O	1.67	0.78
48:BQ:98:LYS:O	48:BQ:101:ARG:HB2	1.83	0.78
1:AA:1308:U:H2'	1:AA:1309:G:H8	1.46	0.78
1:AA:1117:G:O2'	9:AI:106:ALA:HB2	1.83	0.78
9:AI:48:GLU:N	9:AI:49:PRO:HD2	1.99	0.78
4:AD:88:VAL:O	4:AD:92:VAL:HG23	1.83	0.78
37:BC:6:ARG:HH22	37:BC:10:LEU:HD23	1.47	0.78
20:AT:18:GLN:O	20:AT:22:ARG:HG3	1.83	0.78
40:BF:188:ARG:HA	47:BP:7:ARG:CD	2.14	0.78
50:BS:30:ARG:HD3	50:BS:97:ARG:HG2	1.63	0.78
35:BA:1582:C:O2'	35:BA:1586:A:C8	2.36	0.78
35:BA:1403:C:H5''	35:BA:1471:A:H1'	1.66	0.78
36:BB:27:C:H5'	36:BB:28:C:OP2	1.84	0.78
1:AA:894:G:H2'	1:AA:895:G:H5'	1.64	0.78
3:AC:139:GLN:HE21	3:AC:143:GLU:CD	1.87	0.78
24:AY:171:TRP:HB3	24:AY:172:PRO:HD2	1.66	0.78
1:AA:681:C:H4'	38:BD:174:ILE:HD12	1.66	0.78
1:AA:773:G:H5''	38:BD:203:ASN:HD22	1.47	0.78
39:BE:28:ALA:HB2	39:BE:182:LEU:HD22	1.66	0.78
57:BZ:35:ARG:HA	57:BZ:35:ARG:CZ	2.13	0.78
36:BB:57:A:C2	36:BB:58:A:C4	2.72	0.78
54:BW:4:LYS:HD3	54:BW:6:ILE:HD11	1.66	0.78
35:BA:1639:U:H4'	35:BA:2699:C:C4'	2.14	0.78
1:AA:1015:A:H2'	1:AA:1016:A:C8	2.19	0.78
1:AA:1019:C:O2'	1:AA:1020:U:H5'	1.84	0.78
1:AA:1040:U:H2'	1:AA:1041:A:H8	1.48	0.78
24:AY:12:LYS:CG	24:AY:82:CYS:HA	2.14	0.78

*Continued on next page...*

*Continued from previous page...*

Atom-1	Atom-2	Interatomic distance (Å)	Clash overlap (Å)
35:BA:692:C:H2'	35:BA:693:C:H6	1.50	0.78
35:BA:1791:A:H4'	38:BD:206:LEU:CD1	2.14	0.78
38:BD:213:ARG:HH12	38:BD:219:PRO:CD	1.95	0.78
52:BU:3:ARG:HH12	52:BU:5:LYS:HD2	1.48	0.78
1:AA:738:C:H2'	1:AA:739:C:C6	2.19	0.78
6:AF:5:GLU:HG3	6:AF:93:SER:OG	1.83	0.78
3:AC:86:VAL:O	3:AC:90:GLU:HG3	1.83	0.78
56:BY:73:ARG:HE	56:BY:73:ARG:HA	1.49	0.78
40:BF:162:LEU:HD12	40:BF:162:LEU:H	1.49	0.78
40:BF:125:LEU:HD12	40:BF:196:LEU:CD2	2.14	0.78
4:AD:4:TYR:O	4:AD:5:ILE:HB	1.83	0.78
11:AK:13:GLN:HB3	11:AK:75:TYR:O	1.84	0.78
42:BH:38:SER:OG	42:BH:40:GLU:HB2	1.84	0.78
7:AG:140:ASP:HA	7:AG:143:ARG:HD2	1.65	0.78
22:AV:27:U:H2'	22:AV:28:C:C5'	2.14	0.78
1:AA:525:C:H2'	1:AA:526:C:H6	1.49	0.78
27:B2:19:VAL:HG12	27:B2:23:LYS:HE3	1.65	0.78
1:AA:1407:C:H2'	1:AA:1408:A:C5'	2.14	0.77
6:AF:82:ARG:HB2	6:AF:85:VAL:HG23	1.66	0.77
57:BZ:100:VAL:HG11	57:BZ:137:ILE:CG1	2.14	0.77
40:BF:165:ARG:HA	40:BF:168:ARG:HH21	1.50	0.77
40:BF:8:GLN:HG3	40:BF:9:ILE:H	1.49	0.77
4:AD:11:LEU:HB3	4:AD:66:ARG:NH1	1.98	0.77
1:AA:332:G:H2'	1:AA:333:G:H8	1.49	0.77
1:AA:1001(A):G:H8	1:AA:1002:G:C8	2.01	0.77
1:AA:1494:G:C6	1:AA:1495:U:C4	2.71	0.77
35:BA:2645:G:H3'	35:BA:2646:C:C5'	2.12	0.77
20:AT:59:ALA:O	20:AT:63:ILE:HG13	1.83	0.77
1:AA:894:G:C2'	1:AA:895:G:H5'	2.15	0.77
1:AA:258:G:H2'	1:AA:259:G:H8	1.49	0.77
1:AA:632:A:H3'	1:AA:633:G:H8	1.48	0.77
24:AY:170:THR:HA	24:AY:183:TYR:O	1.84	0.77
24:AY:300:VAL:HG13	24:AY:316:ALA:O	1.84	0.77
24:AY:420:SER:O	24:AY:422:GLU:N	2.15	0.77
35:BA:2223:G:C5'	38:BD:269:PHE:HZ	1.98	0.77
35:BA:2720:U:H3'	35:BA:2721:A:H8	1.49	0.77
35:BA:27:G:N2	35:BA:512:G:H2'	1.98	0.77
35:BA:764:A:OP1	38:BD:208:LYS:HE3	1.83	0.77
51:BT:96:ARG:HH11	51:BT:96:ARG:HB2	1.49	0.77
52:BU:107:ALA:O	52:BU:110:VAL:HB	1.85	0.77
1:AA:1305:G:N2	1:AA:1331:G:H2'	1.99	0.77

*Continued on next page...*

*Continued from previous page...*

Atom-1	Atom-2	Interatomic distance (Å)	Clash overlap (Å)
9:AI:104:ARG:HG3	9:AI:104:ARG:HH11	1.45	0.77
14:AN:6:LEU:HB3	14:AN:23:ARG:HH22	1.49	0.77
25:B0:51:VAL:HG22	25:B0:81:VAL:CG2	2.14	0.77
10:AJ:4:ILE:HG21	10:AJ:74:ILE:HD11	1.65	0.77
9:AI:4:TYR:HD2	9:AI:85:LEU:HA	1.49	0.77
35:BA:1639:U:H2'	35:BA:1640:C:H5''	1.66	0.77
1:AA:436:C:H5''	4:AD:156:GLU:CD	2.04	0.77
33:B8:23:VAL:HG22	33:B8:47:LYS:O	1.84	0.77
24:AY:119:VAL:HG22	24:AY:124:ARG:CG	2.14	0.77
35:BA:1258:C:C1'	40:BF:84:VAL:HG21	2.14	0.77
38:BD:9:TYR:OH	38:BD:13:ARG:CZ	2.33	0.77
39:BE:4:ILE:HG21	39:BE:96:PHE:HE2	1.48	0.77
8:AH:14:ARG:NE	8:AH:83:ILE:HG23	2.00	0.77
42:BH:98:LEU:HB2	42:BH:125:VAL:HG21	1.64	0.77
35:BA:2330:G:H2'	35:BA:2331:G:O4'	1.84	0.77
1:AA:1152:A:H5''	10:AJ:13:HIS:HD2	1.46	0.77
40:BF:156:LEU:HD23	40:BF:167:ALA:HB3	1.66	0.77
37:BC:42:GLU:HG2	37:BC:44:HIS:CE1	2.19	0.77
42:BH:43:VAL:CG1	42:BH:52:VAL:HG23	2.14	0.77
11:AK:124:LYS:NZ	11:AK:125:PHE:HE1	1.81	0.77
5:AE:129:ILE:H	5:AE:129:ILE:HD12	1.47	0.77
2:AB:122:PHE:HA	2:AB:139:LYS:NZ	1.99	0.77
24:AY:296:PHE:CB	24:AY:331:LEU:HD11	2.15	0.77
35:BA:2007:C:H4'	35:BA:2824:C:O2'	1.83	0.77
35:BA:572:A:H2'	35:BA:573:G:C1'	2.14	0.77
35:BA:753:C:H2'	35:BA:754:C:H6	1.48	0.77
45:BN:90:MET:CE	45:BN:94:HIS:HB2	2.15	0.77
53:BV:5:VAL:HG21	53:BV:35:LEU:HB3	1.67	0.77
27:B2:63:VAL:O	27:B2:67:LYS:HG3	1.84	0.77
40:BF:36:VAL:HG22	40:BF:101:LEU:HD21	1.66	0.77
31:B6:32:ASN:CG	31:B6:33:LYS:H	1.88	0.77
25:B0:37:LEU:CD2	25:B0:60:PHE:HA	2.13	0.77
20:AT:36:LEU:HD13	20:AT:36:LEU:O	1.83	0.77
12:AL:41:ARG:NH1	12:AL:41:ARG:CB	2.47	0.77
1:AA:32:A:OP1	1:AA:398:C:H1'	1.84	0.77
48:BQ:36:ALA:HB2	48:BQ:103:MET:CE	2.14	0.77
24:AY:170:THR:HB	24:AY:182:VAL:HG12	1.64	0.77
35:BA:1018:C:O2'	35:BA:1019:U:H5'	1.84	0.77
35:BA:2012:G:H5''	54:BW:96:ILE:HD11	1.66	0.77
35:BA:2689:U:C5'	35:BA:2690:C:H5'	2.12	0.77
45:BN:34:LEU:HD13	45:BN:52:VAL:HG23	1.67	0.77

*Continued on next page...*

*Continued from previous page...*

Atom-1	Atom-2	Interatomic distance (Å)	Clash overlap (Å)
47:BP:101:VAL:HG23	47:BP:102:ARG:N	2.00	0.77
6:AF:4:TYR:CD1	6:AF:92:LYS:HG3	2.19	0.77
12:AL:6:THR:OG1	12:AL:9:GLN:HG3	1.85	0.77
15:AO:18:PHE:CE1	15:AO:21:ASP:HB3	2.19	0.77
3:AC:153:VAL:HG23	3:AC:166:GLU:O	1.83	0.77
27:B2:35:LEU:HD11	27:B2:50:ILE:CG1	2.13	0.77
41:BG:60:LEU:HD22	41:BG:63:ILE:HD11	1.67	0.77
35:BA:2235:G:O2'	35:BA:2236:C:H5'	1.84	0.77
35:BA:1491:G:H2'	35:BA:1492:G:H8	1.49	0.77
38:BD:72:LYS:HD3	38:BD:97:TYR:CE2	2.19	0.77
1:AA:1497:G:O2'	1:AA:1498:U:H5'	1.85	0.77
1:AA:1166:G:H21	1:AA:1169:A:H3'	1.49	0.77
10:AJ:29:ARG:O	10:AJ:29:ARG:HG2	1.84	0.77
48:BQ:60:ARG:HH11	48:BQ:60:ARG:CB	1.97	0.77
35:BA:1825:A:H2'	35:BA:1826:G:C8	2.20	0.77
35:BA:2014:A:C2'	35:BA:2015:A:N7	2.43	0.77
35:BA:2514:U:H2'	35:BA:2515:C:H6	1.49	0.77
35:BA:2690:C:OP1	49:BR:17:ARG:NH2	2.18	0.77
35:BA:1947:C:H2'	35:BA:1948:G:H5''	0.86	0.77
6:AF:72:VAL:CG1	6:AF:73:ASN:H	1.96	0.77
47:BP:58:THR:O	47:BP:61:ARG:NE	2.16	0.77
12:AL:89:ARG:NH1	12:AL:91:LYS:HA	1.99	0.77
1:AA:320:C:H2'	1:AA:321:A:C8	2.20	0.77
35:BA:1170:G:N2	35:BA:1179:C:H42	1.82	0.77
28:B3:8:LEU:HD22	28:B3:32:GLN:N	1.99	0.77
1:AA:438:G:H5'	4:AD:123:HIS:ND1	2.00	0.77
45:BN:14:VAL:HG11	45:BN:137:LYS:HG3	1.65	0.77
1:AA:306:G:O2'	1:AA:307:C:H5'	1.85	0.77
35:BA:2543:G:H8	35:BA:2543:G:H5'	1.50	0.77
24:AY:106:VAL:HG22	24:AY:107:ASP:H	1.50	0.77
24:AY:360:TYR:CB	24:AY:361:PRO:HD2	2.15	0.77
38:BD:33:LEU:HD22	38:BD:102:LYS:HD3	1.67	0.77
1:AA:681:C:C5'	38:BD:174:ILE:HD12	2.15	0.77
2:AB:68:ILE:H	2:AB:90:MET:HE3	1.50	0.77
14:AN:33:VAL:HG12	14:AN:39:LEU:O	1.85	0.77
4:AD:99:SER:O	4:AD:139:ARG:HA	1.83	0.77
1:AA:1342:C:H5''	9:AI:125:TYR:HB3	1.66	0.77
29:B4:10:VAL:CG2	29:B4:11:PRO:HD2	2.15	0.77
29:B4:25:TYR:O	29:B4:26:SER:OG	2.03	0.77
6:AF:98:LEU:HD12	6:AF:98:LEU:N	1.97	0.77
47:BP:6:LEU:HG	47:BP:9:ASN:HB2	1.67	0.77

*Continued on next page...*

*Continued from previous page...*

Atom-1	Atom-2	Interatomic distance (Å)	Clash overlap (Å)
26:B1:48:LYS:HE3	26:B1:59:THR:HB	1.66	0.77
35:BA:1578:U:H2'	35:BA:1579:A:C5'	2.15	0.77
35:BA:1468:C:H2'	35:BA:1469:A:C8	2.20	0.77
20:AT:78:ALA:HA	20:AT:81:LYS:CD	2.14	0.77
41:BG:51:ARG:HA	41:BG:51:ARG:HE	1.49	0.77
24:AY:513:LEU:HB3	24:AY:517:ARG:NE	1.99	0.77
13:AM:2:ALA:N	13:AM:9:ILE:CG2	2.48	0.77
35:BA:2295:C:H2'	35:BA:2296:U:C5	2.20	0.77
1:AA:160:A:H1'	1:AA:344:A:C5	2.20	0.77
1:AA:265:G:H2'	1:AA:267:C:H5	1.50	0.77
24:AY:197:LYS:HB2	24:AY:202:GLN:HG3	1.65	0.77
24:AY:369:ASN:HB2	24:AY:373:ILE:HG13	1.66	0.77
24:AY:443:VAL:CG2	24:AY:444:LEU:H	1.89	0.77
35:BA:2483:C:N3	48:BQ:124:LYS:NZ	2.29	0.77
18:AR:63:GLN:O	18:AR:66:LEU:HB3	1.84	0.77
53:BV:28:GLU:HB3	53:BV:29:PRO:HD2	1.65	0.77
2:AB:162:ILE:O	2:AB:185:ILE:HD13	1.84	0.77
2:AB:204:ASN:C	2:AB:204:ASN:HD22	1.89	0.77
33:B8:13:ARG:CD	47:BP:61:ARG:HH11	1.97	0.77
48:BQ:141:GLN:NE2	57:BZ:72:ARG:HA	2.00	0.77
41:BG:11:TYR:CD1	41:BG:15:VAL:HB	2.20	0.77
35:BA:1882:C:H2'	35:BA:1883:G:H5'	1.67	0.77
29:B4:14:ILE:HG13	29:B4:31:ILE:CB	2.15	0.77
17:AQ:95:TYR:HD1	17:AQ:98:LEU:HD12	1.48	0.77
41:BG:33:ARG:H	41:BG:162:THR:CB	1.97	0.77
7:AG:126:ASP:HB2	7:AG:132:GLY:HA2	1.67	0.77
1:AA:230:G:OP1	16:AP:33:ILE:HD11	1.84	0.77
24:AY:16:PHE:HA	24:AY:106:VAL:HG23	1.67	0.77
35:BA:1830:C:H5'	38:BD:15:PHE:CE2	2.20	0.77
39:BE:117:MET:CA	39:BE:122:PHE:H	1.96	0.77
1:AA:597:G:H2'	1:AA:598:U:H5'	1.66	0.77
2:AB:103:THR:HA	2:AB:180:LEU:HD11	1.65	0.77
2:AB:236:TYR:H	2:AB:236:TYR:HD1	1.31	0.77
35:BA:1919:A:C3'	35:BA:1920:C:C5'	2.63	0.77
57:BZ:99:TYR:HE1	57:BZ:125:LEU:HD12	1.49	0.77
3:AC:47:LEU:HD23	3:AC:52:LEU:HD13	1.66	0.77
55:BX:12:VAL:CG2	55:BX:13:LEU:N	2.45	0.77
9:AI:48:GLU:O	9:AI:51:ARG:HB2	1.84	0.77
37:BC:175:VAL:HG13	37:BC:188:ASN:C	2.06	0.77
35:BA:655:A:C4'	35:BA:656:G:H5'	2.14	0.77
35:BA:370:G:H3'	35:BA:423:A:C5	2.20	0.77

*Continued on next page...*



*Continued from previous page...*

Atom-1	Atom-2	Interatomic distance (Å)	Clash overlap (Å)
24:AY:119:VAL:HG22	24:AY:124:ARG:HG2	1.67	0.77
24:AY:335:ARG:HH21	24:AY:335:ARG:CG	1.95	0.77
24:AY:442:GLY:O	24:AY:443:VAL:HG22	1.84	0.77
24:AY:76:GLN:HE21	24:AY:85:ASN:CG	1.88	0.77
38:BD:10:THR:O	38:BD:11:PRO:O	2.01	0.77
35:BA:811:U:C6	47:BP:24:GLY:O	2.37	0.77
47:BP:50:ARG:HG3	47:BP:51:PHE:N	2.00	0.77
47:BP:70:GLN:HB3	47:BP:72:PRO:HD3	1.67	0.77
8:AH:36:LEU:HD11	8:AH:59:LEU:HD13	1.67	0.77
15:AO:39:LEU:CD1	15:AO:56:LEU:HD21	2.14	0.77
15:AO:65:ARG:HH11	15:AO:65:ARG:CG	1.97	0.77
2:AB:42:ILE:HD12	2:AB:203:GLY:HA2	1.67	0.77
35:BA:917:A:H2	36:BB:79:C:O2	1.68	0.77
48:BQ:133:ARG:HG2	48:BQ:134:ARG:N	1.99	0.77
1:AA:1151:A:C4	1:AA:1152:A:N7	2.53	0.77
1:AA:975:A:H5'	1:AA:975:A:C8	2.20	0.77
35:BA:1070:A:N6	44:BK:7:UNK:O	2.18	0.77
1:AA:624:C:H2'	1:AA:625:G:H8	1.50	0.77
36:BB:68:C:H2'	36:BB:69:G:C8	2.20	0.77
1:AA:1003:G:H2'	1:AA:1004:A:H4'	1.67	0.77
48:BQ:63:LYS:HZ3	57:BZ:175:VAL:HG11	1.47	0.77
1:AA:1497:G:C2'	1:AA:1498:U:H5'	2.14	0.77
1:AA:199:G:H2'	1:AA:200:G:C8	2.20	0.77
24:AY:184:HIS:CE1	24:AY:191:TYR:CZ	2.73	0.76
35:BA:2512:C:H4'	39:BE:122:PHE:CZ	2.20	0.76
2:AB:185:ILE:HD12	2:AB:185:ILE:N	2.00	0.76
2:AB:67:THR:HA	2:AB:90:MET:HE1	1.65	0.76
13:AM:91:ARG:O	13:AM:95:GLY:N	2.17	0.76
21:AU:6:ARG:O	21:AU:12:LYS:NZ	2.16	0.76
35:BA:2303:G:H1	35:BA:2313:C:N4	1.82	0.76
54:BW:13:SER:O	54:BW:17:VAL:HG23	1.85	0.76
12:AL:47:LYS:HB3	12:AL:48:PRO:CD	2.15	0.76
49:BR:76:VAL:HG22	49:BR:80:PHE:CE2	2.20	0.76
1:AA:1346:A:H5'	9:AI:120:ARG:HH12	1.49	0.76
16:AP:4:ILE:HD12	16:AP:66:PRO:HG3	1.64	0.76
1:AA:381:C:H2'	1:AA:382:A:C8	2.20	0.76
33:B8:37:SER:OG	33:B8:40:GLU:HG3	1.84	0.76
35:BA:628:G:H2'	35:BA:629:G:H5''	1.63	0.76
39:BE:78:LEU:C	39:BE:79:ARG:HD2	2.06	0.76
45:BN:58:ASP:O	45:BN:60:ILE:N	2.15	0.76
35:BA:2893:G:C5'	35:BA:2894:G:H5'	2.13	0.76

*Continued on next page...*

*Continued from previous page...*

Atom-1	Atom-2	Interatomic distance (Å)	Clash overlap (Å)
36:BB:95:C:O2'	36:BB:96:U:H5'	1.85	0.76
19:AS:44:MET:SD	19:AS:44:MET:N	2.57	0.76
19:AS:45:VAL:HA	19:AS:62:ILE:HG13	1.67	0.76
1:AA:937:A:H2'	1:AA:938:A:H8	1.48	0.76
1:AA:9:G:OP2	5:AE:121:LYS:NZ	2.17	0.76
1:AA:1521:G:H2'	1:AA:1522:U:H6	1.49	0.76
16:AP:74:LEU:O	16:AP:79:VAL:HG23	1.85	0.76
12:AL:109:GLY:HA3	12:AL:121:GLY:HA3	1.66	0.76
12:AL:119:LYS:O	12:AL:120:TYR:HB2	1.85	0.76
24:AY:171:TRP:O	24:AY:182:VAL:HA	1.85	0.76
24:AY:300:VAL:HG11	24:AY:316:ALA:HB1	1.66	0.76
30:B5:49:CYS:SG	30:B5:50:GLY:N	2.59	0.76
35:BA:1791:A:H4'	38:BD:206:LEU:HD13	1.66	0.76
1:AA:598:U:H2'	1:AA:599:C:C6	2.19	0.76
35:BA:2589:A:O2'	35:BA:2590:A:H5'	1.85	0.76
9:AI:46:ALA:HB2	9:AI:74:ILE:CG2	2.15	0.76
4:AD:143:GLY:N	4:AD:185:PHE:O	2.18	0.76
35:BA:1120:G:H2'	35:BA:1121:C:O4'	1.85	0.76
28:B3:4:LEU:HD11	28:B3:39:ASP:OD1	1.85	0.76
57:BZ:16:SER:O	57:BZ:20:ARG:HG2	1.84	0.76
35:BA:1161:C:H2'	35:BA:1162:G:C8	2.19	0.76
1:AA:702:A:H61	35:BA:1846:G:H5''	1.49	0.76
35:BA:1906:G:H1	35:BA:1924:C:H42	1.29	0.76
35:BA:996:A:H4'	52:BU:92:ARG:HE	1.49	0.76
38:BD:44:ASN:HB2	38:BD:48:ARG:O	1.84	0.76
51:BT:32:TYR:HB3	51:BT:81:PRO:HB3	1.66	0.76
52:BU:74:LEU:HD11	52:BU:79:PHE:HB2	1.68	0.76
35:BA:2159:G:C2'	35:BA:2160:G:H5''	2.15	0.76
35:BA:2472:G:H5'	35:BA:2473:U:C5'	2.12	0.76
35:BA:2785:C:H2'	35:BA:2786:U:C6	2.20	0.76
4:AD:11:LEU:HB3	4:AD:66:ARG:HH11	1.48	0.76
37:BC:47:LEU:HD12	37:BC:47:LEU:H	1.46	0.76
31:B6:14:THR:CG2	31:B6:50:ARG:HB2	2.14	0.76
35:BA:6:A:H2'	35:BA:7:G:H8	1.50	0.76
1:AA:293:G:H5'	1:AA:610:G:C2	2.19	0.76
35:BA:535:C:H2'	35:BA:536:A:C8	2.21	0.76
24:AY:110:LEU:HD13	24:AY:268:MET:HE2	1.67	0.76
24:AY:300:VAL:CG1	24:AY:316:ALA:HB1	2.14	0.76
38:BD:16:MET:CB	38:BD:207:GLY:HA3	2.15	0.76
51:BT:90:GLN:CG	51:BT:120:ARG:HH22	1.98	0.76
51:BT:64:ARG:CZ	51:BT:103:ARG:HA	2.16	0.76

*Continued on next page...*

*Continued from previous page...*

Atom-1	Atom-2	Interatomic distance (Å)	Clash overlap (Å)
51:BT:78:LEU:HB3	51:BT:79:HIS:CE1	2.20	0.76
52:BU:92:ARG:HB2	53:BV:11:GLN:CD	2.05	0.76
48:BQ:48:GLU:HA	48:BQ:51:ARG:HB3	1.68	0.76
21:AU:5:ASP:C	21:AU:7:ARG:H	1.88	0.76
12:AL:24:VAL:HG13	12:AL:98:TYR:CE2	2.21	0.76
19:AS:20:LEU:HA	19:AS:23:ASN:HB3	1.67	0.76
37:BC:55:ASP:O	37:BC:56:GLN:HG3	1.84	0.76
35:BA:871:U:OP1	48:BQ:5:ARG:HG3	1.86	0.76
41:BG:133:LEU:CG	41:BG:157:ILE:HB	2.15	0.76
36:BB:106:G:H2'	36:BB:107:G:C8	2.20	0.76
40:BF:185:ASP:HA	40:BF:188:ARG:HG2	1.68	0.76
2:AB:115:LEU:HB2	2:AB:145:LEU:HD12	1.67	0.76
1:AA:1035:A:H2'	1:AA:1036:G:C8	2.20	0.76
51:BT:108:ARG:HA	51:BT:111:ARG:NH1	2.00	0.76
25:B0:38:VAL:HB	25:B0:59:LEU:HB2	1.66	0.76
1:AA:538:G:H5''	12:AL:114:LYS:HB2	1.67	0.76
9:AI:122:ALA:HB1	9:AI:123:PRO:HD2	1.67	0.76
35:BA:659:C:O2'	35:BA:660:G:H5'	1.86	0.76
38:BD:89:SER:OG	38:BD:159:ALA:HB2	1.86	0.76
1:AA:577:G:H22	1:AA:765:G:H1'	1.50	0.76
8:AH:9:MET:SD	8:AH:26:VAL:HG21	2.25	0.76
36:BB:81:G:H2'	36:BB:82:G:H5'	1.65	0.76
36:BB:91:C:OP2	48:BQ:16:ARG:HD2	1.85	0.76
1:AA:1152:A:H5''	10:AJ:13:HIS:CD2	2.21	0.76
1:AA:1502:A:C2	1:AA:1504:G:C2	2.73	0.76
35:BA:2125:G:N2	35:BA:2173:A:N6	2.34	0.76
39:BE:51:PHE:CD1	39:BE:52:LEU:N	2.53	0.76
35:BA:1569:A:H2'	35:BA:1570:A:C8	2.21	0.76
35:BA:1385:G:H4'	35:BA:1386:C:OP1	1.86	0.76
35:BA:322:A:H5'	35:BA:340:A:H1'	1.65	0.76
24:AY:457:TYR:CB	24:AY:459:VAL:HG22	2.16	0.76
1:AA:1409:C:H2'	1:AA:1410:G:C8	2.18	0.76
35:BA:1998:G:O2'	35:BA:1999:C:H5'	1.85	0.76
35:BA:2823:A:H2'	35:BA:2824:C:H6	1.50	0.76
35:BA:628:G:O2'	35:BA:629:G:H5''	1.85	0.76
49:BR:7:GLY:O	49:BR:8:ARG:HB2	1.84	0.76
46:BO:14:THR:HG22	46:BO:95:GLY:N	2.00	0.76
8:AH:1:MET:N	8:AH:1:MET:HE2	2.01	0.76
21:AU:24:ARG:O	21:AU:24:ARG:HG2	1.84	0.76
19:AS:26:GLY:HA2	29:B4:47:GLN:O	1.86	0.76
49:BR:96:ARG:O	49:BR:114:VAL:HA	1.86	0.76

*Continued on next page...*

*Continued from previous page...*

Atom-1	Atom-2	Interatomic distance (Å)	Clash overlap (Å)
41:BG:64:THR:HG23	41:BG:65:GLY:N	2.01	0.76
24:AY:373:ILE:CG2	24:AY:374:GLN:H	1.96	0.76
35:BA:1155:A:HO2'	35:BA:1156:A:H2'	1.50	0.76
35:BA:1614:A:N6	54:BW:87:PRO:HA	2.01	0.76
35:BA:1789:A:H2'	35:BA:1790:C:O4'	1.86	0.76
35:BA:588:U:H2'	35:BA:589:C:C6	2.21	0.76
38:BD:181:GLU:CA	38:BD:272:ALA:HB1	2.15	0.76
42:BH:143:GLN:OE1	42:BH:143:GLN:HA	1.85	0.76
8:AH:120:THR:H	8:AH:123:GLU:HB2	1.50	0.76
18:AR:53:ARG:HG2	18:AR:58:LEU:O	1.85	0.76
48:BQ:122:GLY:HA2	48:BQ:125:LEU:HD23	1.68	0.76
12:AL:36:VAL:CG1	12:AL:82:VAL:HG22	2.15	0.76
56:BY:12:THR:CB	56:BY:75:ILE:HG21	2.13	0.76
40:BF:195:ASP:HB3	40:BF:198:ALA:CB	2.15	0.76
31:B6:28:ARG:HA	31:B6:32:ASN:HD22	1.49	0.76
1:AA:1004:A:H5''	1:AA:1025:U:O4	1.86	0.76
1:AA:1417:G:H2'	1:AA:1482:G:N2	2.01	0.76
24:AY:331:LEU:HB3	24:AY:379:PHE:CD2	2.20	0.76
35:BA:996:A:N6	35:BA:1159:U:H3	1.82	0.76
35:BA:1892:C:O2'	35:BA:1893:C:H5''	1.86	0.76
39:BE:144:ARG:HG2	39:BE:145:LYS:H	1.50	0.76
52:BU:34:LYS:HA	52:BU:34:LYS:HE2	1.68	0.76
35:BA:1936:A:P	35:BA:1961:C:H41	2.09	0.76
25:B0:43:THR:O	25:B0:43:THR:HG23	1.85	0.76
57:BZ:119:GLU:HG3	57:BZ:122:ARG:HD3	1.67	0.76
3:AC:142:MET:C	3:AC:144:SER:H	1.88	0.76
56:BY:46:LYS:H	56:BY:62:GLU:HG2	1.46	0.76
31:B6:38:LYS:HG2	31:B6:48:VAL:HG12	1.67	0.76
1:AA:1001:A:H2'	1:AA:1001:A:N3	2.01	0.76
1:AA:254:G:O2'	1:AA:255:G:H5'	1.85	0.76
4:AD:61:LYS:HD2	4:AD:207:TYR:OH	1.85	0.76
1:AA:601:C:H2'	1:AA:602:A:H8	1.51	0.76
35:BA:308:G:H1'	35:BA:501:A:OP1	1.85	0.76
24:AY:421:GLU:O	24:AY:422:GLU:CG	2.32	0.76
35:BA:2375:G:H1'	35:BA:2379:G:N2	2.01	0.76
35:BA:750:A:H2'	35:BA:751:A:H5''	1.68	0.76
39:BE:170:LEU:HD12	39:BE:170:LEU:H	1.49	0.76
53:BV:4:ILE:HD12	53:BV:40:LEU:HB2	1.67	0.76
55:BX:57:LEU:CD2	55:BX:78:LYS:HE2	2.07	0.76
47:BP:58:THR:O	47:BP:58:THR:HG22	1.86	0.76
33:B8:13:ARG:HH11	47:BP:61:ARG:HD2	1.49	0.76

*Continued on next page...*

*Continued from previous page...*

Atom-1	Atom-2	Interatomic distance (Å)	Clash overlap (Å)
35:BA:2590:A:OP2	38:BD:238:GLY:HA2	1.86	0.76
12:AL:36:VAL:HG12	12:AL:82:VAL:HG13	1.68	0.76
19:AS:45:VAL:HA	19:AS:62:ILE:CG1	2.14	0.76
8:AH:82:HIS:HD2	8:AH:138:TRP:HE1	1.31	0.76
50:BS:89:ARG:O	50:BS:92:TYR:HB3	1.86	0.76
32:B7:40:TRP:CE2	35:BA:459:U:H5'	2.20	0.76
49:BR:28:LEU:HD23	49:BR:29:LEU:CD1	2.15	0.76
17:AQ:10:VAL:HB	17:AQ:54:GLY:H	1.51	0.76
35:BA:1321:A:H5'	35:BA:1322:A:OP2	1.85	0.76
24:AY:155:LEU:HD23	24:AY:166:CYS:CB	2.15	0.75
24:AY:222:ASP:O	24:AY:226:GLN:CB	2.32	0.75
24:AY:255:PHE:CE1	24:AY:268:MET:SD	2.79	0.75
24:AY:373:ILE:O	24:AY:374:GLN:HG3	1.86	0.75
24:AY:78:PRO:HB3	24:AY:83:LEU:HB3	1.68	0.75
35:BA:2027:G:O2'	35:BA:2028:U:H5'	1.84	0.75
2:AB:102:LEU:O	2:AB:105:PHE:N	2.18	0.75
57:BZ:35:ARG:HA	57:BZ:35:ARG:NE	2.00	0.75
22:AV:53:G:H4'	22:AV:54:U:OP2	1.85	0.75
1:AA:1310:G:H2'	1:AA:1311:G:C8	2.20	0.75
56:BY:25:GLY:HA3	56:BY:40:GLU:HG2	1.67	0.75
56:BY:67:LEU:HD21	56:BY:71:LYS:HB2	1.68	0.75
41:BG:99:MET:O	41:BG:103:LEU:HB2	1.85	0.75
13:AM:15:VAL:O	13:AM:19:LEU:HD22	1.87	0.75
28:B3:4:LEU:HD12	28:B3:39:ASP:HA	1.68	0.75
4:AD:123:HIS:HB2	4:AD:125:HIS:CD2	2.20	0.75
9:AI:69:GLY:O	9:AI:73:GLN:HG3	1.85	0.75
1:AA:1383:C:H2'	1:AA:1384:C:H6	1.50	0.75
35:BA:614(C):A:C2	40:BF:180:GLY:HA2	2.21	0.75
42:BH:110:SER:O	42:BH:111:HIS:HB2	1.84	0.75
1:AA:1405:G:O2'	1:AA:1519:A:H5'	1.85	0.75
45:BN:91:LEU:HA	45:BN:95:PRO:CB	2.11	0.75
51:BT:28:VAL:HG22	51:BT:47:GLY:N	2.00	0.75
1:AA:673:G:C2'	1:AA:674:G:C8	2.65	0.75
35:BA:199:A:H61	35:BA:2433:A:H2'	1.48	0.75
3:AC:21:ARG:HG2	3:AC:58:GLU:HG2	1.67	0.75
1:AA:1199:U:H4'	10:AJ:54:PHE:CE2	2.21	0.75
1:AA:1202:G:C2	14:AN:42:ILE:HG21	2.21	0.75
51:BT:124:ASP:HB3	51:BT:125:ARG:HH12	1.49	0.75
16:AP:28:ARG:HG2	16:AP:29:ASP:OD1	1.85	0.75
47:BP:64:LYS:O	47:BP:66:GLY:N	2.19	0.75
13:AM:56:LEU:O	13:AM:60:VAL:HG23	1.86	0.75

*Continued on next page...*

*Continued from previous page...*

Atom-1	Atom-2	Interatomic distance (Å)	Clash overlap (Å)
1:AA:23:C:O2'	1:AA:24:U:H5'	1.85	0.75
35:BA:382:G:C2'	35:BA:383:U:H5'	2.15	0.75
1:AA:1241:G:OP1	7:AG:35:LYS:NZ	2.18	0.75
24:AY:173:ILE:O	24:AY:180:LYS:HB2	1.87	0.75
35:BA:1251:C:OP1	52:BU:10:ARG:HG3	1.87	0.75
35:BA:1846:G:N2	35:BA:1847:A:C2	2.54	0.75
35:BA:953:A:H61	35:BA:964:C:H42	1.33	0.75
38:BD:80:ALA:HB2	38:BD:96:HIS:CD2	2.21	0.75
51:BT:91:ARG:O	51:BT:117:ASP:HB3	1.85	0.75
15:AO:39:LEU:HD13	15:AO:56:LEU:HD21	1.68	0.75
2:AB:98:LEU:HD12	2:AB:101:MET:HE3	1.67	0.75
12:AL:83:VAL:CG1	12:AL:107:ALA:HB2	2.16	0.75
1:AA:974:A:H8	14:AN:31:ARG:HD3	1.50	0.75
28:B3:8:LEU:HD21	28:B3:31:LEU:HA	1.66	0.75
1:AA:80:G:H3'	1:AA:81:U:C5'	2.15	0.75
24:AY:113:ILE:HG23	24:AY:118:GLY:O	1.86	0.75
24:AY:424:ALA:O	24:AY:425:VAL:HG13	1.86	0.75
24:AY:76:GLN:NE2	24:AY:85:ASN:ND2	2.32	0.75
1:AA:1491:G:C2'	1:AA:1492:A:C8	2.68	0.75
39:BE:22:PRO:O	39:BE:23:VAL:HG13	1.86	0.75
51:BT:22:PHE:HE2	51:BT:85:LYS:HZ1	1.33	0.75
1:AA:575:G:H4'	1:AA:576:G:O5'	1.85	0.75
17:AQ:29:HIS:ND1	17:AQ:30:PRO:HD2	2.02	0.75
53:BV:19:LYS:HG2	53:BV:94:LEU:HB2	1.68	0.75
35:BA:909:A:H2'	35:BA:912:C:N4	2.01	0.75
35:BA:914:C:C2'	35:BA:915:C:H5'	2.12	0.75
13:AM:90:LEU:N	13:AM:90:LEU:HD23	2.02	0.75
35:BA:327:G:N2	35:BA:328:U:H1'	2.01	0.75
30:B5:25:LEU:HG	54:BW:19:LEU:HG	1.67	0.75
17:AQ:75:ARG:HH11	17:AQ:75:ARG:HG3	1.51	0.75
35:BA:2188:C:H2'	35:BA:2189:U:C2	2.21	0.75
35:BA:925:C:C2'	35:BA:926:A:H5''	2.15	0.75
35:BA:575:A:O2'	35:BA:576:U:H5'	1.87	0.75
35:BA:2864:G:H2'	35:BA:2865:U:H6	1.50	0.75
24:AY:278:ALA:HB1	24:AY:279:PRO:HD2	1.68	0.75
1:AA:1410:G:H2'	1:AA:1411:C:H6	1.51	0.75
35:BA:1657:C:H5''	39:BE:133:LYS:O	1.87	0.75
39:BE:101:ARG:HD2	39:BE:169:ASN:ND2	2.02	0.75
39:BE:8:LYS:HA	39:BE:26:ILE:HG23	1.66	0.75
34:B9:10:ILE:HD12	34:B9:10:ILE:H	1.50	0.75
27:B2:35:LEU:HD13	27:B2:36:ARG:N	2.01	0.75

*Continued on next page...*

*Continued from previous page...*

Atom-1	Atom-2	Interatomic distance (Å)	Clash overlap (Å)
40:BF:3:GLU:O	40:BF:24:LEU:HG	1.87	0.75
35:BA:606:U:H4'	35:BA:658:C:C4'	2.16	0.75
57:BZ:120:ILE:HG12	57:BZ:172:ALA:CA	2.16	0.75
28:B3:5:LYS:CA	28:B3:36:VAL:HG12	2.16	0.75
35:BA:2801(A):A:H4'	35:BA:2802:G:H5'	1.68	0.75
1:AA:1211:U:H5'	1:AA:1212:U:OP1	1.86	0.75
1:AA:681:C:C4'	38:BD:174:ILE:HD12	2.16	0.75
35:BA:1924:C:O2'	35:BA:1925:C:H6	1.70	0.75
38:BD:186:HIS:CD2	38:BD:188:GLU:HB2	2.21	0.75
47:BP:80:TYR:CD1	47:BP:111:ARG:HB3	2.21	0.75
52:BU:115:ALA:C	52:BU:117:GLN:H	1.88	0.75
34:B9:2:LYS:HA	34:B9:33:LYS:O	1.85	0.75
35:BA:2396:G:C6	35:BA:2421:G:O6	2.39	0.75
42:BH:88:LEU:CD2	42:BH:130:ARG:HG2	2.16	0.75
3:AC:138:VAL:HG23	3:AC:149:ALA:HB3	1.68	0.75
37:BC:37:PHE:CZ	37:BC:217:THR:HG21	2.20	0.75
51:BT:125:ARG:O	51:BT:128:GLU:HG3	1.87	0.75
1:AA:618:C:N4	1:AA:623:C:H42	1.83	0.75
5:AE:43:LEU:CD2	5:AE:132:ALA:HB1	2.14	0.75
17:AQ:5:VAL:O	17:AQ:6:LEU:HD23	1.86	0.75
1:AA:1234:C:O2'	1:AA:1235:U:H5'	1.86	0.75
47:BP:6:LEU:H	47:BP:6:LEU:HD23	1.51	0.75
35:BA:1445(A):C:H2'	35:BA:1446:C:C6	2.22	0.75
32:B7:46:VAL:HG12	32:B7:47:ARG:N	2.01	0.75
28:B3:6:VAL:HB	28:B3:54:VAL:HG11	1.68	0.75
33:B8:53:PRO:HA	33:B8:56:GLU:OE1	1.85	0.75
24:AY:183:TYR:CE2	24:AY:189:GLU:C	2.60	0.75
24:AY:99:THR:O	24:AY:102:THR:N	2.19	0.75
35:BA:1602:U:H3'	35:BA:1603:A:H5'	1.67	0.75
35:BA:2720:U:H5'	35:BA:2721:A:OP2	1.87	0.75
35:BA:787:U:H5''	35:BA:788:A:H5'	1.69	0.75
45:BN:9:VAL:HG11	45:BN:39:ARG:HH22	1.49	0.75
46:BO:6:THR:HG22	46:BO:7:TYR:N	2.01	0.75
1:AA:981:U:H5	1:AA:982:U:H2'	1.52	0.75
40:BF:168:ARG:HG3	40:BF:175:THR:HG21	1.68	0.75
35:BA:1095:A:H2'	35:BA:1096:A:H8	1.52	0.75
11:AK:63:LEU:HA	11:AK:66:LEU:CD1	2.17	0.75
11:AK:62:GLN:HG2	11:AK:63:LEU:HD23	1.68	0.75
35:BA:903:C:O2'	35:BA:904:C:H5'	1.87	0.75
42:BH:69:ARG:O	42:BH:73:ALA:HB2	1.86	0.75
42:BH:12:PRO:HD2	42:BH:15:VAL:HG21	1.68	0.75

*Continued on next page...*

*Continued from previous page...*

Atom-1	Atom-2	Interatomic distance (Å)	Clash overlap (Å)
35:BA:1707:G:H2'	35:BA:1708:C:H6	1.52	0.75
24:AY:111:MET:HE1	24:AY:139:THR:HG21	1.66	0.75
35:BA:1135:C:N4	35:BA:1138:G:OP2	2.18	0.75
35:BA:2570:G:H2'	35:BA:2571:C:C6	2.22	0.75
38:BD:182:LEU:O	38:BD:271:ILE:CG1	2.34	0.75
39:BE:8:LYS:HD3	39:BE:191:PRO:O	1.85	0.75
52:BU:9:VAL:O	52:BU:13:LYS:HE2	1.87	0.75
35:BA:445:C:H5''	52:BU:3:ARG:HB3	1.69	0.75
1:AA:16:A:C2'	1:AA:17:U:H5'	2.17	0.75
8:AH:86:ILE:HD11	8:AH:136:GLU:HG2	1.69	0.75
15:AO:27:VAL:O	15:AO:30:ALA:HB3	1.86	0.75
15:AO:68:ARG:CG	15:AO:72:ARG:HE	1.99	0.75
3:AC:64:VAL:HG12	3:AC:65:ALA:H	1.50	0.75
19:AS:58:VAL:HG23	19:AS:60:VAL:HG12	1.69	0.75
35:BA:870:A:H5''	48:BQ:6:ARG:HB2	1.69	0.75
20:AT:18:GLN:NE2	20:AT:22:ARG:HH12	1.78	0.75
1:AA:1500:A:O2'	1:AA:1501:C:H5'	1.86	0.75
50:BS:88:ASP:CG	50:BS:89:ARG:H	1.86	0.75
1:AA:1003:G:N2	1:AA:1039:C:N3	2.35	0.75
16:AP:74:LEU:HB3	16:AP:79:VAL:HG21	1.69	0.75
28:B3:31:LEU:HD23	28:B3:32:GLN:H	1.52	0.75
1:AA:954:G:O2'	13:AM:120:LYS:HD2	1.86	0.75
35:BA:1707:G:H2'	35:BA:1708:C:C6	2.21	0.75
53:BV:2:PHE:O	53:BV:41:GLY:HA2	1.87	0.75
5:AE:47:LYS:O	5:AE:48:ALA:HB2	1.86	0.75
24:AY:395:PRO:HG2	24:AY:398:PHE:CE1	2.22	0.75
1:AA:1231:G:H4'	9:AI:126:SER:OG	1.87	0.75
35:BA:1789:A:H5''	38:BD:221:VAL:HA	1.67	0.75
38:BD:30:GLU:HG3	38:BD:83:GLU:OE1	1.87	0.75
39:BE:82:ARG:HG3	39:BE:83:ASP:H	1.51	0.75
35:BA:1007:C:H5''	45:BN:35:ARG:HH12	1.50	0.75
47:BP:113:LYS:CB	47:BP:129:ALA:HB3	2.16	0.75
47:BP:38:GLN:HG3	47:BP:39:LYS:N	2.00	0.75
35:BA:2807:G:H2'	35:BA:2808:U:H5''	1.67	0.75
25:B0:27:GLU:HA	25:B0:67:VAL:O	1.86	0.75
1:AA:978:A:O2'	1:AA:979:C:O4'	2.05	0.75
19:AS:32:LYS:HA	19:AS:50:ALA:HB3	1.69	0.75
37:BC:59:ARG:CZ	37:BC:142:ALA:HB2	2.17	0.75
7:AG:101:LEU:O	7:AG:105:VAL:HG23	1.87	0.75
1:AA:1394:A:C8	1:AA:1501:C:O2'	2.40	0.75
5:AE:91:LEU:HB3	5:AE:118:ILE:HD11	1.69	0.75

*Continued on next page...*



*Continued from previous page...*

Atom-1	Atom-2	Interatomic distance (Å)	Clash overlap (Å)
35:BA:2147:G:H2'	35:BA:2148:G:C5'	2.17	0.75
2:AB:134:GLU:O	2:AB:138:LEU:HG	1.87	0.75
1:AA:375:U:H2'	1:AA:376:G:C8	2.21	0.75
40:BF:131:GLY:CA	40:BF:138:GLU:HB3	2.16	0.75
35:BA:2508:G:O2'	35:BA:2509:G:H5'	1.87	0.74
38:BD:265:PRO:C	38:BD:267:SER:H	1.90	0.74
35:BA:587:C:C4	47:BP:33:ARG:HG2	2.22	0.74
52:BU:95:LEU:HD13	53:BV:4:ILE:HG23	1.69	0.74
8:AH:14:ARG:HE	8:AH:83:ILE:HG23	1.51	0.74
15:AO:29:VAL:HG21	15:AO:67:LEU:CD2	2.16	0.74
17:AQ:29:HIS:CG	17:AQ:30:PRO:HD2	2.22	0.74
18:AR:53:ARG:NH1	18:AR:60:ALA:HA	2.02	0.74
2:AB:14:GLY:O	2:AB:15:VAL:HG22	1.86	0.74
56:BY:73:ARG:HB3	56:BY:80:GLY:HA2	1.69	0.74
4:AD:173:TRP:O	4:AD:186:LEU:HB2	1.87	0.74
42:BH:67:LEU:CG	42:BH:71:LEU:HD12	2.16	0.74
5:AE:72:GLN:O	5:AE:73:ASN:HB3	1.85	0.74
46:BO:43:VAL:HG21	46:BO:52:VAL:HG11	1.67	0.74
50:BS:106:ARG:HH12	50:BS:109:GLY:N	1.85	0.74
35:BA:2037:G:H2'	35:BA:2038:G:C8	2.23	0.74
35:BA:2784:C:H4'	39:BE:42:ASP:OD1	1.86	0.74
45:BN:22:THR:OG1	45:BN:25:ARG:HB2	1.86	0.74
53:BV:34:GLU:HA	53:BV:58:VAL:HA	1.69	0.74
25:B0:26:TYR:HE2	35:BA:857:C:H1'	1.50	0.74
22:AV:2:G:O2'	22:AV:3:C:C6	2.40	0.74
1:AA:300:A:N3	1:AA:565:U:N3	2.31	0.74
54:BW:13:SER:HB3	54:BW:16:LYS:HD2	1.69	0.74
42:BH:64:LEU:O	42:BH:67:LEU:HB3	1.87	0.74
26:B1:80:LEU:HB3	26:B1:82:LEU:HD23	1.69	0.74
35:BA:2672:G:C3'	35:BA:2673:G:H5''	2.17	0.74
24:AY:332:ARG:HB2	24:AY:339:ASP:OD1	1.87	0.74
35:BA:2532:G:O5'	35:BA:2532:G:H8	1.70	0.74
35:BA:1007:C:H5''	45:BN:35:ARG:HH11	1.49	0.74
35:BA:1845:G:N2	35:BA:1895:C:O2	2.19	0.74
35:BA:2456:C:H2'	35:BA:2457:U:H6	1.52	0.74
35:BA:729:G:H4'	35:BA:763:G:H5'	1.68	0.74
51:BT:48:ILE:HD12	51:BT:48:ILE:N	2.02	0.74
12:AL:7:ILE:HG13	12:AL:10:LEU:HD12	1.69	0.74
2:AB:97:TRP:HH2	2:AB:176:GLU:HG3	1.52	0.74
35:BA:1915:U:C2'	35:BA:1916:A:C5'	2.66	0.74
13:AM:96:LEU:HB3	13:AM:97:PRO:CD	2.16	0.74

*Continued on next page...*

*Continued from previous page...*

Atom-1	Atom-2	Interatomic distance (Å)	Clash overlap (Å)
35:BA:291:C:O2'	35:BA:292:C:H5'	1.87	0.74
9:AI:33:PHE:HZ	9:AI:43:ALA:HB1	1.52	0.74
4:AD:174:LEU:CD2	4:AD:185:PHE:HA	2.17	0.74
41:BG:71:THR:HB	41:BG:89:GLY:O	1.88	0.74
5:AE:100:VAL:O	5:AE:107:ARG:NH2	2.19	0.74
35:BA:1434:A:H61	35:BA:1558:A:N6	1.85	0.74
35:BA:1496:A:H2'	35:BA:1498:C:C5	2.22	0.74
41:BG:161:THR:HG21	41:BG:172:LEU:CD1	2.16	0.74
32:B7:40:TRP:CZ3	35:BA:459:U:H4'	2.22	0.74
9:AI:4:TYR:HB2	9:AI:19:LEU:HB2	1.69	0.74
9:AI:70:LYS:O	9:AI:73:GLN:HB2	1.88	0.74
35:BA:1794:U:H2'	35:BA:1795:C:C6	2.21	0.74
35:BA:176:G:O2'	35:BA:177:G:H5'	1.87	0.74
35:BA:2535:G:H2'	35:BA:2536:G:H8	1.52	0.74
24:AY:168:PRO:HG2	24:AY:171:TRP:HZ2	1.50	0.74
24:AY:527:ARG:HD2	24:AY:528:GLU:N	2.02	0.74
8:AH:37:ARG:HH21	8:AH:41:ARG:HH22	1.33	0.74
15:AO:62:GLN:O	15:AO:65:ARG:HG3	1.85	0.74
48:BQ:29:PHE:CE2	48:BQ:67:ARG:NH2	2.47	0.74
9:AI:99:LEU:HD22	9:AI:99:LEU:N	2.02	0.74
14:AN:6:LEU:HB3	14:AN:23:ARG:NH2	2.00	0.74
9:AI:8:GLY:O	9:AI:76:ALA:HB1	1.87	0.74
50:BS:15:ARG:O	50:BS:18:ILE:CD1	2.36	0.74
50:BS:54:LEU:HD22	50:BS:58:LEU:O	1.86	0.74
35:BA:2180:U:H6	35:BA:2181:G:C8	2.05	0.74
56:BY:86:ARG:HB3	56:BY:88:LYS:HE3	1.67	0.74
13:AM:56:LEU:HD13	13:AM:57:ARG:N	2.02	0.74
1:AA:839:U:O2	1:AA:839:U:H2'	1.87	0.74
53:BV:3:ALA:O	53:BV:13:ARG:HA	1.87	0.74
35:BA:234:C:H2'	35:BA:235:U:C6	2.22	0.74
1:AA:189(A):C:H2'	1:AA:189(B):C:C6	2.23	0.74
17:AQ:87:LYS:O	17:AQ:91:ARG:HB2	1.86	0.74
25:B0:7:LEU:HD22	48:BQ:85:LYS:HG3	1.67	0.74
34:B9:6:SER:CB	35:BA:2466:C:H5''	2.17	0.74
35:BA:1188:U:H4'	53:BV:79:VAL:HG12	1.70	0.74
45:BN:18:ALA:HB1	45:BN:21:LYS:HB3	1.68	0.74
35:BA:1952:A:C6	46:BO:22:ILE:HD12	2.22	0.74
6:AF:12:PRO:HB3	6:AF:58:GLY:HA2	1.69	0.74
2:AB:19:HIS:O	2:AB:39:ILE:HG23	1.86	0.74
42:BH:125:VAL:O	42:BH:127:GLU:N	2.20	0.74
35:BA:2591:C:H2'	35:BA:2592:G:H8	1.52	0.74

*Continued on next page...*

*Continued from previous page...*

Atom-1	Atom-2	Interatomic distance (Å)	Clash overlap (Å)
24:AY:309:PRO:O	24:AY:310:LYS:HG2	1.86	0.74
56:BY:81:LYS:HD3	56:BY:97:ARG:O	1.86	0.74
5:AE:52:PRO:O	5:AE:55:VAL:HB	1.85	0.74
7:AG:104:LEU:O	7:AG:107:ALA:HB3	1.87	0.74
26:B1:80:LEU:HD23	26:B1:81:LYS:N	2.02	0.74
38:BD:68:LYS:HA	38:BD:70:TRP:CZ3	2.22	0.74
35:BA:1750:G:N3	35:BA:2860:A:H2	1.85	0.74
33:B8:52:LYS:O	33:B8:55:ALA:N	2.21	0.74
35:BA:721:C:H3'	35:BA:722:A:C8	2.21	0.74
35:BA:2801(A):A:C4'	35:BA:2802:G:H5'	2.18	0.74
24:AY:251:ILE:HD12	24:AY:252:THR:N	2.02	0.74
35:BA:1013:C:O2'	35:BA:1014:U:H5'	1.87	0.74
35:BA:573:G:O2'	35:BA:574:C:H5'	1.88	0.74
35:BA:629:G:H5'	35:BA:629:G:H8	1.51	0.74
35:BA:753:C:H2'	35:BA:754:C:C6	2.22	0.74
35:BA:762:U:H5'	35:BA:763:G:N2	2.02	0.74
38:BD:148:GLU:HB3	38:BD:149:PRO:HD2	1.69	0.74
39:BE:198:VAL:HG12	39:BE:199:ARG:N	2.02	0.74
47:BP:40:SER:O	47:BP:41:ARG:HD2	1.87	0.74
2:AB:8:LYS:HZ3	2:AB:217:ARG:CZ	2.00	0.74
35:BA:862:G:H2'	35:BA:863:A:O4'	1.87	0.74
19:AS:47:HIS:H	19:AS:62:ILE:HG21	1.52	0.74
1:AA:543:C:P	4:AD:14:ARG:HH21	2.09	0.74
37:BC:45:ALA:HB3	37:BC:171:ILE:CG2	2.17	0.74
35:BA:612:C:H2'	35:BA:613:G:C5'	2.17	0.74
26:B1:3:LYS:HD3	35:BA:1364:G:OP2	1.87	0.74
57:BZ:116:VAL:O	57:BZ:174:VAL:HG13	1.88	0.74
24:AY:114:ASP:O	24:AY:118:GLY:HA2	1.87	0.74
24:AY:304:GLN:HB3	24:AY:314:ARG:O	1.86	0.74
32:B7:1:MET:O	32:B7:2:LYS:O	2.06	0.74
38:BD:198:ASN:C	38:BD:198:ASN:HD22	1.89	0.74
39:BE:98:PRO:HD3	39:BE:175:VAL:HG12	1.69	0.74
1:AA:737:A:H2'	1:AA:738:C:C6	2.22	0.74
8:AH:6:ILE:N	8:AH:6:ILE:HD12	2.02	0.74
33:B8:13:ARG:HH12	47:BP:59:LEU:HD23	1.51	0.74
21:AU:12:LYS:HB3	21:AU:17:THR:O	1.86	0.74
19:AS:63:THR:HG23	19:AS:65:ASN:H	1.52	0.74
35:BA:61:G:H2'	35:BA:62:C:C6	2.23	0.74
55:BX:12:VAL:HG23	55:BX:13:LEU:H	1.48	0.74
35:BA:1526:G:H2'	35:BA:1527:G:C8	2.23	0.74
35:BA:1590:U:C2'	35:BA:1591:G:H5''	2.16	0.74

*Continued on next page...*

*Continued from previous page...*

Atom-1	Atom-2	Interatomic distance (Å)	Clash overlap (Å)
1:AA:172:A:H8	1:AA:172:A:H5''	1.51	0.74
35:BA:2826:A:H2'	35:BA:2827:C:H6	1.52	0.74
1:AA:1457:G:H2'	1:AA:1458:G:C8	2.22	0.74
1:AA:594:G:H2'	1:AA:595:G:O4'	1.87	0.74
9:AI:82:ALA:HB1	9:AI:96:LEU:HD21	1.69	0.74
24:AY:223:LEU:HG	42:BH:97:ARG:NH1	2.01	0.74
33:B8:43:GLN:C	33:B8:44:LYS:HD2	2.07	0.74
35:BA:242:G:H1'	35:BA:243:U:H5	1.53	0.74
46:BO:63:VAL:HG22	46:BO:84:ALA:HA	1.69	0.74
1:AA:1412:C:H2'	1:AA:1413:A:H8	1.53	0.74
34:B9:7:VAL:HG13	34:B9:34:GLN:CG	2.17	0.74
48:BQ:20:ALA:O	48:BQ:98:LYS:HB3	1.87	0.74
1:AA:1106:G:O2'	1:AA:1107:C:H5'	1.88	0.74
10:AJ:50:ILE:HG12	14:AN:41:ARG:HD2	1.68	0.74
1:AA:972:C:H4'	10:AJ:57:LYS:HG3	1.70	0.74
4:AD:13:ARG:HD2	4:AD:38:TYR:O	1.88	0.74
35:BA:796:C:H2'	35:BA:797:C:C6	2.22	0.74
30:B5:25:LEU:CD1	54:BW:23:LEU:HD22	2.14	0.74
38:BD:111:LEU:HD11	38:BD:115:GLN:HE21	1.52	0.74
16:AP:72:ARG:HG2	16:AP:73:LEU:HG	1.67	0.74
10:AJ:34:VAL:HG13	10:AJ:73:ASP:O	1.88	0.74
51:BT:108:ARG:C	51:BT:110:ILE:N	2.41	0.74
29:B4:35:VAL:HG12	29:B4:36:CYS:N	2.02	0.74
35:BA:1013:C:C2'	35:BA:1014:U:H5'	2.18	0.74
35:BA:957:A:C2	35:BA:2459:A:H5'	2.22	0.74
35:BA:2574:G:H2'	35:BA:2575:C:O4'	1.88	0.74
38:BD:226:MET:CE	38:BD:230:ASP:HB3	2.17	0.74
35:BA:1155:A:P	52:BU:55:ARG:HE	2.10	0.74
57:BZ:119:GLU:HG3	57:BZ:122:ARG:CD	2.18	0.74
40:BF:195:ASP:HB3	40:BF:198:ALA:HB3	1.70	0.74
49:BR:116:LEU:O	49:BR:117:VAL:HG12	1.88	0.74
49:BR:94:TYR:CD1	49:BR:94:TYR:N	2.46	0.74
57:BZ:111:VAL:HA	57:BZ:115:GLY:HA3	1.69	0.74
57:BZ:150:LEU:O	57:BZ:171:ILE:HG12	1.87	0.74
42:BH:35:VAL:CG1	42:BH:72:ILE:HD11	2.18	0.74
38:BD:111:LEU:HD12	38:BD:112:GLN:H	1.51	0.74
22:AV:26:G:H22	22:AV:44:A:H61	1.35	0.74
1:AA:80:G:C3'	1:AA:81:U:H5'	2.17	0.74
1:AA:635:G:O2'	1:AA:636:U:H5'	1.88	0.74
24:AY:420:SER:OG	24:AY:426:GLN:HA	1.87	0.74
35:BA:1140:C:H5'	35:BA:1141:U:OP2	1.88	0.74

*Continued on next page...*

*Continued from previous page...*

Atom-1	Atom-2	Interatomic distance (Å)	Clash overlap (Å)
35:BA:950:G:H2'	35:BA:951:C:H6	1.51	0.74
38:BD:181:GLU:CB	38:BD:272:ALA:HB1	2.18	0.74
2:AB:229:VAL:HG12	2:AB:230:VAL:N	2.03	0.74
21:AU:23:PRO:O	21:AU:25:LYS:N	2.20	0.74
1:AA:981:U:H2'	1:AA:982:U:H5	1.49	0.74
37:BC:22:ILE:CD1	37:BC:190:ARG:HG2	2.18	0.74
41:BG:71:THR:HG22	41:BG:72:ARG:N	2.01	0.74
17:AQ:3:LYS:HB2	17:AQ:60:ILE:HD11	1.70	0.74
35:BA:44:G:H2'	35:BA:215:G:C8	2.23	0.74
35:BA:2111:C:N3	35:BA:2147:G:N2	2.35	0.74
35:BA:263:C:H4'	35:BA:430:G:O4'	1.87	0.74
24:AY:146:ARG:NH2	35:BA:2654:A:OP1	2.21	0.73
24:AY:295:LYS:O	24:AY:323:GLY:HA3	1.88	0.73
24:AY:299:PHE:N	24:AY:299:PHE:CD2	2.53	0.73
30:B5:13:LYS:C	30:B5:16:ARG:HB3	2.08	0.73
38:BD:26:LYS:HZ2	38:BD:113:VAL:HG21	1.47	0.73
38:BD:92:ILE:HG22	38:BD:106:ILE:CA	2.14	0.73
35:BA:1655:A:H4'	39:BE:115:GLY:N	2.02	0.73
35:BA:2894:G:H2'	35:BA:2894:G:N3	2.03	0.73
22:AV:57:A:O2'	22:AV:58:A:H5'	1.88	0.73
3:AC:58:GLU:N	3:AC:65:ALA:HB3	2.02	0.73
27:B2:25:VAL:HG22	27:B2:60:LEU:CD1	2.14	0.73
55:BX:12:VAL:HG12	55:BX:27:THR:C	2.07	0.73
41:BG:44:GLY:O	41:BG:47:LYS:HE2	1.88	0.73
41:BG:102:PHE:CD1	41:BG:102:PHE:C	2.61	0.73
40:BF:110:LEU:HD22	40:BF:183:VAL:CG1	2.18	0.73
5:AE:92:LYS:O	5:AE:118:ILE:HG13	1.87	0.73
35:BA:1423:G:H2'	35:BA:1424:G:C8	2.21	0.73
57:BZ:20:ARG:CB	57:BZ:20:ARG:HH11	2.01	0.73
35:BA:81:G:N2	56:BY:2:ARG:HH12	1.84	0.73
1:AA:551:U:O2'	1:AA:552:U:H5'	1.88	0.73
35:BA:2691:C:H5'	35:BA:2691:C:H6	1.52	0.73
10:AJ:40:LEU:N	10:AJ:40:LEU:HD23	2.03	0.73
35:BA:2126:A:N6	35:BA:2163:C:H4'	2.02	0.73
32:B7:44:PRO:HG2	35:BA:465:G:H5''	1.68	0.73
38:BD:268:ARG:H	38:BD:270:ILE:CD1	2.00	0.73
49:BR:38:VAL:CG2	49:BR:110:PRO:HB2	2.18	0.73
15:AO:68:ARG:CD	15:AO:72:ARG:HE	2.00	0.73
18:AR:43:PHE:O	18:AR:51:LEU:HD12	1.87	0.73
2:AB:152:PHE:O	2:AB:153:ARG:HG2	1.88	0.73
42:BH:87:LEU:CD2	42:BH:162:ILE:HD11	2.18	0.73

*Continued on next page...*

*Continued from previous page...*

Atom-1	Atom-2	Interatomic distance (Å)	Clash overlap (Å)
35:BA:861:A:C2	35:BA:862:G:C1'	2.71	0.73
35:BA:861:A:C2	35:BA:862:G:H1'	2.23	0.73
48:BQ:106:VAL:HG21	48:BQ:114:ALA:HB1	1.68	0.73
40:BF:175:THR:O	40:BF:176:LEU:HD12	1.87	0.73
37:BC:47:LEU:HD11	37:BC:171:ILE:CD1	2.18	0.73
29:B4:28:LYS:HE3	29:B4:28:LYS:HA	1.70	0.73
36:BB:41:U:H3	41:BG:70:VAL:HB	1.53	0.73
5:AE:41:VAL:HG23	5:AE:67:VAL:CG1	2.18	0.73
50:BS:53:SER:C	50:BS:55:ALA:N	2.40	0.73
35:BA:1438:U:C5	35:BA:1552:G:N2	2.56	0.73
37:BC:139:ASN:OD1	37:BC:140:PRO:HD2	1.89	0.73
35:BA:1537:G:H2'	35:BA:1538:G:H8	1.53	0.73
35:BA:404:C:H4'	35:BA:405:U:H5'	1.68	0.73
24:AY:223:LEU:CG	42:BH:97:ARG:HH12	2.00	0.73
35:BA:689:A:O2'	35:BA:690:G:H5'	1.88	0.73
38:BD:31:LYS:HG2	38:BD:33:LEU:CD2	2.17	0.73
46:BO:21:CYS:HA	46:BO:41:ALA:CB	2.18	0.73
34:B9:26:ILE:HG22	34:B9:27:CYS:N	2.01	0.73
42:BH:105:LEU:HD23	42:BH:105:LEU:O	1.87	0.73
57:BZ:24:LEU:HD12	57:BZ:41:LEU:HA	1.71	0.73
22:AV:2:G:O2'	22:AV:3:C:H6	1.71	0.73
35:BA:1786:A:C5	35:BA:1938:A:C2	2.76	0.73
13:AM:75:ALA:HA	13:AM:78:ILE:HB	1.67	0.73
13:AM:88:ARG:CG	13:AM:98:VAL:HG11	2.18	0.73
3:AC:9:GLY:O	3:AC:12:LEU:HG	1.88	0.73
41:BG:140:ILE:C	41:BG:140:ILE:HD12	2.08	0.73
38:BD:117:VAL:HG22	38:BD:129:ASN:OD1	1.87	0.73
9:AI:55:ALA:HB1	9:AI:59:PHE:CE2	2.23	0.73
1:AA:1497:G:H2'	1:AA:1498:U:H5'	1.70	0.73
37:BC:156:ILE:HA	37:BC:160:ARG:CB	2.16	0.73
24:AY:347:THR:HG21	24:AY:357:GLU:OE2	1.88	0.73
33:B8:8:LYS:NZ	33:B8:11:LYS:NZ	2.36	0.73
35:BA:2822:G:H2'	35:BA:2823:A:H5''	1.71	0.73
35:BA:2823:A:H2'	35:BA:2824:C:C6	2.24	0.73
39:BE:105:THR:HG22	39:BE:106:GLY:H	1.52	0.73
39:BE:76:ARG:O	39:BE:77:ILE:O	2.06	0.73
45:BN:90:MET:HE1	45:BN:94:HIS:HB2	1.70	0.73
46:BO:22:ILE:HB	46:BO:40:VAL:O	1.88	0.73
18:AR:66:LEU:O	18:AR:70:ILE:HG13	1.89	0.73
2:AB:220:ASP:HA	2:AB:223:ILE:CD1	2.14	0.73
36:BB:94:C:H2'	36:BB:95:C:C6	2.23	0.73

*Continued on next page...*

*Continued from previous page...*

Atom-1	Atom-2	Interatomic distance (Å)	Clash overlap (Å)
3:AC:70:VAL:HG12	3:AC:71:ALA:N	2.01	0.73
5:AE:87:SER:CB	5:AE:130:ASN:HB3	2.18	0.73
22:AV:17:C:H3'	22:AV:17(A):U:C5'	2.17	0.73
40:BF:131:GLY:HA2	40:BF:138:GLU:HB3	1.69	0.73
51:BT:9:LEU:O	51:BT:12:SER:HB2	1.88	0.73
24:AY:151:PRO:HA	24:AY:154:LEU:CD1	2.19	0.73
24:AY:181:GLY:CA	24:AY:263:PHE:CZ	2.67	0.73
30:B5:13:LYS:HA	30:B5:16:ARG:CB	2.19	0.73
30:B5:45:VAL:HG22	30:B5:51:TYR:CE1	2.23	0.73
30:B5:6:VAL:HG23	35:BA:2015:A:C2	2.23	0.73
33:B8:62:LEU:HD22	35:BA:242:G:C5'	2.18	0.73
47:BP:106:LEU:HD11	47:BP:112:LEU:HG	1.70	0.73
47:BP:71:VAL:N	47:BP:72:PRO:HD3	2.04	0.73
35:BA:534:U:O2'	52:BU:49:HIS:HD2	1.72	0.73
54:BW:29:LEU:O	54:BW:33:ARG:HG3	1.89	0.73
46:BO:86:ILE:CG2	46:BO:94:ARG:HG3	2.06	0.73
6:AF:4:TYR:CE1	6:AF:92:LYS:HG3	2.23	0.73
6:AF:79:LEU:O	6:AF:85:VAL:HG11	1.88	0.73
8:AH:119:LEU:HD22	8:AH:123:GLU:HB3	1.70	0.73
42:BH:98:LEU:HB3	42:BH:125:VAL:HG21	1.70	0.73
57:BZ:29:TYR:O	57:BZ:30:ASN:HB3	1.87	0.73
3:AC:114:PRO:O	3:AC:118:GLN:HG3	1.88	0.73
3:AC:58:GLU:HB2	3:AC:65:ALA:HB2	1.70	0.73
37:BC:141:LYS:NZ	37:BC:164:ARG:NH2	2.36	0.73
41:BG:144:ILE:O	41:BG:144:ILE:HG23	1.87	0.73
17:AQ:59:ILE:HD13	17:AQ:73:VAL:HA	1.69	0.73
38:BD:79:VAL:HG21	38:BD:115:GLN:HB2	1.70	0.73
16:AP:21:VAL:HG11	16:AP:59:TRP:NE1	2.03	0.73
35:BA:2645:G:C3'	35:BA:2646:C:H5'	2.18	0.73
50:BS:42:ASP:O	50:BS:43:GLU:HB3	1.88	0.73
12:AL:20:LYS:H	12:AL:20:LYS:HD3	1.54	0.73
35:BA:21:A:O2'	35:BA:22:C:H5'	1.88	0.73
24:AY:109:CYS:O	24:AY:137:ILE:CA	2.36	0.73
35:BA:1695:G:C2'	35:BA:1696:G:H5'	2.18	0.73
35:BA:1926:U:O2	35:BA:1926:U:H2'	1.86	0.73
39:BE:26:ILE:HG13	39:BE:182:LEU:HB3	1.69	0.73
40:BF:84:VAL:HG12	40:BF:85:GLY:H	1.52	0.73
53:BV:58:VAL:HG12	53:BV:59:ALA:N	2.02	0.73
57:BZ:91:LEU:HD22	57:BZ:130:PRO:HB3	1.70	0.73
57:BZ:18:LEU:H	57:BZ:18:LEU:CD2	2.01	0.73
1:AA:310:G:H2'	1:AA:311:C:C6	2.23	0.73

*Continued on next page...*

*Continued from previous page...*

Atom-1	Atom-2	Interatomic distance (Å)	Clash overlap (Å)
35:BA:1275:A:N6	49:BR:16:HIS:HA	2.03	0.73
24:AY:225:GLN:O	24:AY:228:ARG:HB3	1.88	0.73
35:BA:1820:U:C5	38:BD:202:LYS:HD3	2.23	0.73
35:BA:1840:G:H1	35:BA:1902:C:N4	1.85	0.73
1:AA:16:A:H2'	1:AA:17:U:H5'	1.71	0.73
57:BZ:79:ARG:O	57:BZ:81:ARG:N	2.21	0.73
1:AA:108:G:H5'	1:AA:109:A:C5'	2.18	0.73
1:AA:1323:G:H4'	1:AA:1363:C:C2	2.24	0.73
35:BA:1747:G:H2'	35:BA:1747(A):G:C8	2.21	0.73
1:AA:194:C:C2'	1:AA:195:A:H5''	2.17	0.73
51:BT:4:GLY:O	51:BT:7:ILE:HB	1.89	0.73
26:B1:73:LEU:HD22	26:B1:94:LEU:HB3	1.71	0.73
24:AY:80:HIS:CD2	24:AY:273:VAL:HG21	2.23	0.73
35:BA:1266:G:N2	35:BA:2012:G:H2'	2.03	0.73
35:BA:1796:U:H2'	35:BA:1797:C:C6	2.23	0.73
35:BA:957:A:N1	35:BA:2458:G:H4'	2.03	0.73
35:BA:2678:C:H2'	35:BA:2679:A:O4'	1.88	0.73
35:BA:2784:C:H1'	39:BE:37:ARG:NH1	1.99	0.73
38:BD:6:PHE:HD2	38:BD:17:THR:HA	1.52	0.73
1:AA:872:A:O2'	1:AA:873:A:H3'	1.87	0.73
2:AB:102:LEU:O	2:AB:105:PHE:HB2	1.88	0.73
2:AB:171:ALA:HA	2:AB:174:VAL:CG2	2.18	0.73
42:BH:102:ALA:HA	42:BH:115:VAL:O	1.89	0.73
25:B0:43:THR:CG2	35:BA:2332:U:H5'	2.18	0.73
36:BB:80:U:H2'	36:BB:81:G:H21	1.52	0.73
1:AA:1191:A:C2	1:AA:1192:C:C4	2.76	0.73
56:BY:13:VAL:HG13	56:BY:14:LEU:N	2.02	0.73
35:BA:145:G:C3'	35:BA:146:G:H5''	2.19	0.73
1:AA:621:A:H2'	1:AA:622:A:C8	2.23	0.73
47:BP:7:ARG:HH11	47:BP:7:ARG:CA	1.99	0.73
35:BA:2108:C:O2	35:BA:2108:C:H2'	1.87	0.73
12:AL:41:ARG:HG2	12:AL:42:THR:N	2.03	0.73
35:BA:1932:A:H2'	35:BA:1933:G:O4'	1.89	0.73
38:BD:247:ALA:HB1	38:BD:253:GLN:HA	1.71	0.73
38:BD:35:LYS:HG2	38:BD:63:ARG:CG	2.19	0.73
45:BN:63:THR:HB	45:BN:66:LYS:NZ	2.04	0.73
52:BU:28:ARG:HD3	52:BU:38:THR:CG2	2.19	0.73
1:AA:668:G:H4'	15:AO:48:LYS:HB2	1.70	0.73
1:AA:735:C:H2'	1:AA:736:C:H6	1.53	0.73
53:BV:28:GLU:O	53:BV:61:VAL:HG21	1.89	0.73
21:AU:10:ARG:O	21:AU:13:ILE:HB	1.89	0.73

*Continued on next page...*



*Continued from previous page...*

Atom-1	Atom-2	Interatomic distance (Å)	Clash overlap (Å)
21:AU:23:PRO:C	21:AU:25:LYS:H	1.91	0.73
56:BY:15:VAL:HG12	56:BY:15:VAL:O	1.88	0.73
56:BY:23:ARG:HG2	56:BY:23:ARG:HH11	1.54	0.73
5:AE:6:PHE:HB3	5:AE:35:GLY:O	1.87	0.73
37:BC:180:PHE:HD2	37:BC:184:LYS:HG3	1.53	0.73
34:B9:16:VAL:HG11	35:BA:1032:A:H4'	1.71	0.73
35:BA:1344:G:H4'	35:BA:1384:A:N7	2.03	0.73
50:BS:49:VAL:O	50:BS:50:SER:HB3	1.87	0.73
35:BA:1639:U:O2'	35:BA:1640:C:H5''	1.89	0.73
35:BA:847:U:OP2	35:BA:928:G:O6	2.07	0.73
35:BA:1218:C:H2'	35:BA:1219:G:H5'	1.70	0.73
24:AY:13:ARG:CD	24:AY:363:ASP:OD2	2.37	0.73
24:AY:399:ARG:HA	24:AY:466:VAL:HG22	1.71	0.73
35:BA:2577:A:H5''	35:BA:2578:G:H5'	1.70	0.73
35:BA:566:U:H2'	35:BA:567:A:O4'	1.89	0.73
35:BA:621:A:H2'	35:BA:622:G:C5'	2.19	0.73
52:BU:9:VAL:HG23	52:BU:10:ARG:H	1.53	0.73
1:AA:589:C:H1'	1:AA:653:A:H61	1.54	0.73
40:BF:181:LEU:HD11	40:BF:186:ILE:CD1	2.19	0.73
4:AD:176:LEU:HD12	4:AD:177:ASP:H	1.54	0.73
37:BC:59:ARG:NE	37:BC:142:ALA:HB2	2.04	0.73
1:AA:624:C:H2'	1:AA:625:G:C8	2.23	0.73
47:BP:7:ARG:HA	47:BP:7:ARG:NH1	2.01	0.73
28:B3:4:LEU:O	28:B3:36:VAL:HA	1.89	0.73
35:BA:1448:G:H2'	35:BA:1449:A:H8	1.54	0.73
56:BY:84:ARG:HG2	56:BY:85:VAL:H	1.52	0.73
42:BH:94:TYR:HB3	42:BH:107:VAL:CB	2.19	0.73
16:AP:2:VAL:O	16:AP:64:ALA:HA	1.89	0.73
12:AL:109:GLY:CA	12:AL:121:GLY:HA3	2.18	0.73
35:BA:2562:U:H2'	35:BA:2563:U:H5'	1.71	0.73
45:BN:75:TYR:HB2	45:BN:82:LEU:HD12	1.70	0.73
24:AY:103:LEU:O	24:AY:105:ALA:N	2.22	0.72
35:BA:1894:C:H2'	35:BA:1895:C:H5''	1.69	0.72
35:BA:2715:C:H2'	35:BA:2716:U:H6	1.52	0.72
38:BD:27:THR:OG1	38:BD:83:GLU:HG2	1.88	0.72
51:BT:93:ARG:HG2	51:BT:117:ASP:HB2	1.71	0.72
1:AA:19:C:OP1	5:AE:127:ASN:HB3	1.89	0.72
35:BA:1494:A:C2'	35:BA:1495:A:H5''	2.19	0.72
35:BA:1466:G:H5'	35:BA:1467:C:OP1	1.88	0.72
19:AS:6:LYS:HD2	19:AS:6:LYS:H	1.53	0.72
28:B3:4:LEU:HB2	28:B3:37:LEU:O	1.89	0.72

*Continued on next page...*

*Continued from previous page...*

Atom-1	Atom-2	Interatomic distance (Å)	Clash overlap (Å)
13:AM:23:TYR:HB3	13:AM:67:GLU:HB2	1.71	0.72
1:AA:122:G:H2'	1:AA:123:C:C6	2.24	0.72
35:BA:1345:C:H4'	35:BA:1396:U:C4	2.24	0.72
1:AA:29:G:O2'	1:AA:30:U:H5'	1.89	0.72
7:AG:79:ARG:HD3	7:AG:82:GLY:HA2	1.71	0.72
35:BA:1755:A:O2'	35:BA:1756:G:H5'	1.89	0.72
35:BA:2007:C:H5'	35:BA:2824:C:H1'	1.70	0.72
52:BU:92:ARG:HH22	53:BV:10:LYS:HG2	1.54	0.72
30:B5:28:PRO:HD2	54:BW:35:ILE:HG23	1.71	0.72
8:AH:54:ASP:O	8:AH:56:LYS:HG3	1.89	0.72
2:AB:44:LEU:O	2:AB:47:THR:CB	2.37	0.72
2:AB:77:ALA:HA	2:AB:80:ILE:HD13	1.69	0.72
42:BH:98:LEU:HD12	42:BH:99:VAL:N	2.04	0.72
1:AA:1152:A:H5'	10:AJ:70:ARG:NH2	2.04	0.72
1:AA:1318:A:N3	19:AS:37:ARG:NH2	2.37	0.72
4:AD:12:CYS:SG	4:AD:19:LEU:HB3	2.29	0.72
49:BR:93:GLY:C	49:BR:94:TYR:HD1	1.92	0.72
4:AD:59:ARG:NH1	4:AD:59:ARG:HA	2.03	0.72
1:AA:403:C:H4'	4:AD:122:ARG:NH2	2.05	0.72
8:AH:122:ARG:O	8:AH:125:ARG:HB3	1.89	0.72
50:BS:62:LYS:H	50:BS:65:VAL:HG23	1.53	0.72
38:BD:70:TRP:O	38:BD:70:TRP:CD1	2.42	0.72
47:BP:147:LEU:O	47:BP:148:LEU:HB2	1.87	0.72
26:B1:86:SER:OG	26:B1:89:GLU:HB2	1.89	0.72
24:AY:369:ASN:CB	24:AY:373:ILE:HG13	2.19	0.72
35:BA:1005:C:H2'	35:BA:1006:C:C6	2.24	0.72
40:BF:70:THR:C	40:BF:72:ARG:H	1.92	0.72
6:AF:5:GLU:N	6:AF:91:VAL:O	2.22	0.72
35:BA:2469:A:O2'	48:BQ:56:ARG:HD2	1.89	0.72
48:BQ:31:ASP:HB2	48:BQ:107:ALA:HA	1.71	0.72
57:BZ:40:ASP:OD1	57:BZ:42:VAL:HG12	1.89	0.72
3:AC:14:ILE:O	3:AC:14:ILE:HG12	1.87	0.72
5:AE:41:VAL:HG23	5:AE:67:VAL:HG12	1.69	0.72
35:BA:122:G:H2'	35:BA:123:G:C8	2.24	0.72
27:B2:38:GLN:O	27:B2:41:ILE:HG12	1.89	0.72
1:AA:1242:C:O2'	1:AA:1243:C:H5'	1.89	0.72
19:AS:55:LYS:HG2	19:AS:56:GLN:HE21	1.52	0.72
26:B1:53:VAL:HG22	26:B1:74:VAL:HG13	1.71	0.72
1:AA:412:A:H5'	1:AA:413:G:OP2	1.90	0.72
24:AY:184:HIS:NE2	24:AY:267:HIS:HB3	2.04	0.72
24:AY:412:LEU:HD23	24:AY:436:LEU:HD12	1.70	0.72

*Continued on next page...*

*Continued from previous page...*

Atom-1	Atom-2	Interatomic distance (Å)	Clash overlap (Å)
35:BA:2722:G:O2'	49:BR:5:LYS:HB3	1.88	0.72
51:BT:100:TYR:O	51:BT:103:ARG:HG3	1.88	0.72
51:BT:89:VAL:HG12	51:BT:91:ARG:HG3	1.70	0.72
1:AA:729:A:N6	15:AO:51:HIS:NE2	2.37	0.72
34:B9:29:ASN:ND2	34:B9:29:ASN:O	2.23	0.72
35:BA:918:A:C6	35:BA:919:G:H1'	2.24	0.72
35:BA:2523:G:O4'	35:BA:2765:A:C8	2.42	0.72
13:AM:91:ARG:CB	13:AM:98:VAL:HG22	2.20	0.72
14:AN:60:SER:O	14:AN:61:TRP:HB3	1.88	0.72
35:BA:497:A:H2'	35:BA:498:G:H8	1.54	0.72
37:BC:6:ARG:NH2	37:BC:10:LEU:HD23	2.04	0.72
37:BC:45:ALA:HB3	37:BC:171:ILE:HG22	1.71	0.72
37:BC:47:LEU:HD11	37:BC:171:ILE:CB	2.18	0.72
2:AB:148:TYR:O	2:AB:149:LEU:HD23	1.89	0.72
1:AA:1287:A:H2'	1:AA:1288:A:C8	2.24	0.72
1:AA:633:G:H5'	1:AA:634:C:OP2	1.89	0.72
1:AA:441:A:H3'	1:AA:442:C:C6	2.24	0.72
1:AA:191:G:H1'	20:AT:105:SER:HB3	1.72	0.72
35:BA:1829:A:HO2'	38:BD:15:PHE:HD2	1.37	0.72
38:BD:206:LEU:CB	38:BD:211:ARG:HG2	2.20	0.72
39:BE:67:PHE:HD1	39:BE:68:ALA:N	1.88	0.72
18:AR:43:PHE:C	18:AR:51:LEU:HD12	2.10	0.72
48:BQ:120:ILE:O	48:BQ:123:HIS:N	2.22	0.72
3:AC:42:LEU:HD23	3:AC:43:LEU:HD21	1.70	0.72
14:AN:24:CYS:HB3	14:AN:27:CYS:O	1.89	0.72
4:AD:30:LYS:C	4:AD:32:ALA:N	2.41	0.72
4:AD:58:LEU:CD1	4:AD:59:ARG:HH12	2.02	0.72
41:BG:109:VAL:CG1	41:BG:142:PRO:HD3	2.18	0.72
38:BD:133:LEU:HD21	38:BD:191:ALA:HB2	1.72	0.72
1:AA:1321:C:H5'	1:AA:1322:C:H5''	1.71	0.72
5:AE:129:ILE:N	5:AE:129:ILE:CD1	2.50	0.72
5:AE:87:SER:OG	5:AE:131:ILE:HD13	1.90	0.72
47:BP:123:LEU:N	47:BP:123:LEU:HD23	2.04	0.72
20:AT:88:VAL:O	20:AT:92:LEU:HG	1.88	0.72
31:B6:45:LYS:HD3	31:B6:45:LYS:N	2.05	0.72
1:AA:1040:U:H2'	1:AA:1041:A:C8	2.24	0.72
24:AY:356:VAL:O	24:AY:357:GLU:HB2	1.87	0.72
24:AY:387:PHE:HD1	24:AY:387:PHE:H	1.37	0.72
24:AY:443:VAL:HG23	24:AY:444:LEU:HD22	1.70	0.72
33:B8:6:THR:O	33:B8:8:LYS:N	2.22	0.72
35:BA:1311:G:H21	35:BA:1603:A:H62	1.37	0.72

*Continued on next page...*

*Continued from previous page...*

Atom-1	Atom-2	Interatomic distance (Å)	Clash overlap (Å)
35:BA:1796:U:H2'	35:BA:1797:C:H6	1.52	0.72
35:BA:1817:G:O2'	35:BA:1818:U:H5'	1.89	0.72
35:BA:568:U:H5'	35:BA:945:A:N6	2.04	0.72
39:BE:176:ILE:HB	39:BE:181:LEU:HB2	1.70	0.72
47:BP:112:LEU:H	47:BP:128:HIS:HD2	1.35	0.72
53:BV:31:ALA:O	53:BV:61:VAL:HG22	1.88	0.72
42:BH:126:PRO:O	42:BH:127:GLU:HB2	1.90	0.72
22:AV:14:A:H2'	22:AV:15:G:O4'	1.90	0.72
40:BF:156:LEU:HD12	40:BF:157:VAL:H	1.52	0.72
4:AD:175:SER:HG	4:AD:184:LYS:HB2	1.54	0.72
11:AK:30:VAL:HG21	11:AK:68:ALA:CB	2.17	0.72
57:BZ:141:VAL:HG13	57:BZ:144:LEU:HB2	1.72	0.72
5:AE:63:ARG:O	5:AE:64:ARG:HB2	1.90	0.72
38:BD:128:GLY:H	38:BD:193:VAL:HG13	1.53	0.72
1:AA:1321:C:H5'	1:AA:1322:C:H5'	1.71	0.72
35:BA:852:G:H2'	35:BA:853:G:C8	2.25	0.72
2:AB:30:ARG:HG3	2:AB:31:TYR:H	1.54	0.72
1:AA:1161:C:H2'	1:AA:1162:C:H6	1.54	0.72
24:AY:106:VAL:HG22	24:AY:108:CYS:H	1.54	0.72
33:B8:17:THR:OG1	33:B8:21:LYS:HB2	1.89	0.72
51:BT:32:TYR:HB3	51:BT:81:PRO:CB	2.19	0.72
52:BU:114:LYS:HA	52:BU:117:GLN:HB2	1.71	0.72
1:AA:669:U:O2'	1:AA:670:G:H5'	1.89	0.72
1:AA:863:U:O2'	1:AA:865:A:N7	2.20	0.72
48:BQ:27:VAL:HG21	48:BQ:134:ARG:HG3	1.70	0.72
57:BZ:33:LEU:HD11	57:BZ:35:ARG:HB2	1.71	0.72
57:BZ:57:ILE:N	57:BZ:57:ILE:HD12	2.05	0.72
36:BB:104:U:O2'	57:BZ:72:ARG:HG3	1.90	0.72
14:AN:40:CYS:O	14:AN:42:ILE:N	2.23	0.72
40:BF:157:VAL:HG22	40:BF:193:VAL:O	1.90	0.72
40:BF:175:THR:C	40:BF:176:LEU:HD12	2.10	0.72
4:AD:102:ASP:CB	4:AD:121:VAL:HG21	2.19	0.72
4:AD:96:LEU:HD23	4:AD:139:ARG:NH1	2.05	0.72
11:AK:38:ASN:ND2	11:AK:38:ASN:N	2.34	0.72
1:AA:1240:U:O2'	7:AG:32:ARG:NH1	2.22	0.72
41:BG:113:ARG:NE	41:BG:113:ARG:HA	2.04	0.72
41:BG:39:ILE:HA	41:BG:156:ASP:O	1.90	0.72
47:BP:62:LEU:CD2	47:BP:62:LEU:H	2.01	0.72
38:BD:117:VAL:HG21	38:BD:128:GLY:CA	2.20	0.72
45:BN:3:THR:CG2	45:BN:5:VAL:HG23	2.19	0.72
35:BA:2111:C:N3	35:BA:2145:C:H2'	2.05	0.72

*Continued on next page...*

*Continued from previous page...*

Atom-1	Atom-2	Interatomic distance (Å)	Clash overlap (Å)
1:AA:1377:A:P	7:AG:94:ARG:NH2	2.63	0.72
15:AO:17:ARG:HB3	15:AO:17:ARG:NH1	2.04	0.72
4:AD:91:SER:HA	4:AD:94:LEU:HD12	1.72	0.72
57:BZ:63:ASP:O	57:BZ:65:GLN:HG3	1.90	0.72
23:AX:12:A:H3'	23:AX:12:A:N3	2.04	0.72
1:AA:778:G:O2'	1:AA:779:C:H5'	1.90	0.72
35:BA:755:C:H2'	35:BA:756:C:C6	2.25	0.72
38:BD:62:TYR:HE1	38:BD:64:ILE:HA	1.55	0.72
38:BD:24:ILE:CD1	38:BD:84:TYR:HA	2.20	0.72
35:BA:2324:C:O2	35:BA:2385:C:H5	1.73	0.72
3:AC:81:GLY:O	3:AC:85:ARG:HD3	1.90	0.72
4:AD:100:ARG:O	4:AD:103:ASN:HB3	1.90	0.72
35:BA:307:G:H2'	35:BA:309:G:OP2	1.90	0.72
11:AK:48:ILE:HD11	11:AK:64:ALA:HA	1.70	0.72
5:AE:31:LEU:HD21	5:AE:43:LEU:HD11	1.70	0.72
32:B7:24:THR:H	32:B7:28:ARG:CZ	2.02	0.72
35:BA:1441:G:H2'	35:BA:1442:G:C8	2.25	0.72
35:BA:720:C:C4	35:BA:721:C:H1'	2.25	0.72
1:AA:594:G:O2'	1:AA:595:G:H5'	1.89	0.72
1:AA:805:C:O2'	1:AA:806:C:H5'	1.90	0.72
24:AY:389:GLY:O	24:AY:390:ILE:HG13	1.90	0.72
24:AY:395:PRO:HB2	24:AY:440:ALA:N	2.05	0.72
35:BA:1846:G:N2	35:BA:1847:A:N1	2.38	0.72
35:BA:2290:G:H2'	35:BA:2291:U:O4'	1.90	0.72
38:BD:182:LEU:O	38:BD:271:ILE:HG12	1.90	0.72
39:BE:132:HIS:HA	39:BE:135:HIS:HE1	1.54	0.72
52:BU:61:TRP:CZ3	52:BU:94:ASN:HB2	2.24	0.72
33:B8:13:ARG:HD3	47:BP:61:ARG:HD3	1.69	0.72
35:BA:2603:G:N2	35:BA:2604:U:H1'	2.04	0.72
1:AA:1269:A:H2	1:AA:1312:G:H21	1.35	0.72
3:AC:82:GLU:O	3:AC:85:ARG:HB2	1.89	0.72
10:AJ:49:VAL:HG23	14:AN:41:ARG:HB2	1.71	0.72
55:BX:29:TRP:HZ3	55:BX:59:VAL:HG21	1.55	0.72
40:BF:119:ARG:HH11	40:BF:119:ARG:HG2	1.54	0.72
35:BA:2307:G:H21	35:BA:2308:G:H5'	1.53	0.72
35:BA:2450:A:C2	35:BA:2451:A:C4	2.77	0.72
35:BA:442:G:H4'	40:BF:46:ARG:HB2	1.71	0.72
24:AY:74:VAL:HG11	24:AY:317:PHE:CE2	2.24	0.72
24:AY:325:TYR:HE2	24:AY:357:GLU:OE2	1.73	0.72
35:BA:1019:U:H3	35:BA:1142(A):A:H62	1.37	0.72
35:BA:1922:G:C2'	35:BA:1923:U:C5'	2.68	0.72

*Continued on next page...*

*Continued from previous page...*

Atom-1	Atom-2	Interatomic distance (Å)	Clash overlap (Å)
35:BA:1977:A:O2'	35:BA:1978:A:H5'	1.88	0.72
35:BA:532:A:N3	35:BA:532:A:H2'	2.05	0.72
40:BF:82:ILE:HG12	40:BF:83:PHE:N	2.04	0.72
2:AB:235:SER:O	2:AB:237:ALA:N	2.22	0.72
35:BA:1915:U:H2'	35:BA:1916:A:O5'	1.88	0.72
1:AA:1318:A:H1'	19:AS:37:ARG:HH21	1.51	0.72
24:AY:308:ASP:N	24:AY:309:PRO:CD	2.48	0.72
49:BR:117:VAL:O	49:BR:118:GLU:HB2	1.88	0.72
11:AK:52:GLY:H	11:AK:55:LYS:HE2	1.53	0.72
37:BC:42:GLU:CD	37:BC:44:HIS:HE2	1.93	0.72
29:B4:24:THR:HG21	41:BG:104:GLU:OE2	1.90	0.72
2:AB:145:LEU:HD13	2:AB:149:LEU:HD12	1.71	0.72
35:BA:2125:G:N2	35:BA:2173:A:H61	1.87	0.72
4:AD:155:LEU:HB2	4:AD:158:ILE:HG12	1.70	0.72
35:BA:1291:C:H2'	35:BA:1292:U:H5'	1.69	0.72
35:BA:1428:C:C4	35:BA:1569:A:H5''	2.25	0.72
5:AE:145:LYS:O	5:AE:149:GLU:HG2	1.89	0.72
2:AB:179:LYS:HA	8:AH:72:PRO:HD3	1.72	0.72
24:AY:28:THR:OG1	58:AY:1000:GCP:H5'1	1.90	0.71
35:BA:1892:C:C2'	35:BA:1893:C:H5'	2.15	0.71
38:BD:208:LYS:HG3	38:BD:210:GLY:N	2.04	0.71
47:BP:112:LEU:HD22	47:BP:113:LYS:N	2.05	0.71
1:AA:759:A:H1'	12:AL:12:ARG:HH22	1.54	0.71
15:AO:70:LEU:HB3	15:AO:78:TYR:HB2	1.70	0.71
1:AA:1091:U:C2	1:AA:1095:U:N3	2.57	0.71
2:AB:21:ARG:HD2	2:AB:39:ILE:HG12	1.72	0.71
2:AB:87:ARG:HH12	2:AB:219:VAL:HB	1.54	0.71
48:BQ:133:ARG:CB	48:BQ:133:ARG:HH11	2.02	0.71
9:AI:79:LEU:O	9:AI:79:LEU:HD13	1.89	0.71
11:AK:57:THR:OG1	11:AK:58:PRO:HD2	1.90	0.71
41:BG:56:ALA:O	41:BG:59:GLU:HG2	1.90	0.71
26:B1:80:LEU:HB3	26:B1:82:LEU:CD2	2.20	0.71
25:B0:11:ARG:CB	25:B0:11:ARG:HH11	2.03	0.71
35:BA:1038:C:C3'	35:BA:1039:G:H5''	2.19	0.71
25:B0:20:ARG:HH22	35:BA:2271:G:H4'	1.55	0.71
35:BA:2278:A:OP1	48:BQ:11:LYS:HG3	1.89	0.71
35:BA:603:A:H1'	35:BA:604:G:OP1	1.89	0.71
24:AY:395:PRO:HG2	24:AY:398:PHE:CZ	2.25	0.71
32:B7:6:GLN:OE1	32:B7:6:GLN:HA	1.90	0.71
35:BA:2223:G:H5''	38:BD:269:PHE:HZ	1.55	0.71
47:BP:38:GLN:CG	47:BP:39:LYS:H	1.99	0.71

*Continued on next page...*

*Continued from previous page...*

Atom-1	Atom-2	Interatomic distance (Å)	Clash overlap (Å)
52:BU:19:LYS:C	52:BU:21:ALA:H	1.91	0.71
1:AA:719:C:O2	18:AR:50:ILE:HG12	1.89	0.71
18:AR:44:LEU:HB3	18:AR:48:GLY:HA2	1.71	0.71
1:AA:1073:U:H2'	1:AA:1074:G:H8	1.55	0.71
57:BZ:155:LEU:HD23	57:BZ:155:LEU:H	1.54	0.71
35:BA:1911:U:C2	35:BA:1918:A:C2	2.79	0.71
3:AC:58:GLU:H	3:AC:65:ALA:CB	2.03	0.71
10:AJ:64:GLU:CG	14:AN:59:ALA:HA	2.20	0.71
19:AS:9:VAL:HG13	19:AS:39:THR:OG1	1.90	0.71
27:B2:2:LYS:HD2	27:B2:5:GLU:OE2	1.89	0.71
35:BA:2840:C:O2'	35:BA:2841:C:H5'	1.89	0.71
1:AA:390:C:H2'	1:AA:391:G:H8	1.54	0.71
34:B9:19:ARG:NH1	35:BA:2755:C:C6	2.58	0.71
50:BS:85:VAL:H	50:BS:106:ARG:HA	1.54	0.71
28:B3:8:LEU:HD13	28:B3:30:ARG:O	1.90	0.71
16:AP:21:VAL:HG12	16:AP:34:GLU:O	1.91	0.71
46:BO:64:ARG:NE	51:BT:70:VAL:HG21	2.05	0.71
3:AC:139:GLN:NE2	3:AC:143:GLU:HB2	2.05	0.71
32:B7:2:LYS:HB2	35:BA:1620:G:O2'	1.91	0.71
35:BA:1024:G:H8	35:BA:1024:G:O5'	1.74	0.71
35:BA:1817:G:C2'	35:BA:1818:U:H5'	2.19	0.71
35:BA:2821:A:OP1	39:BE:110:GLY:N	2.16	0.71
38:BD:71:ASP:CG	38:BD:103:ARG:HH12	1.94	0.71
35:BA:1805:U:O2	38:BD:50:THR:HB	1.89	0.71
39:BE:98:PRO:HD3	39:BE:175:VAL:CG1	2.20	0.71
47:BP:85:LEU:HA	47:BP:88:LEU:HB3	1.71	0.71
1:AA:585:G:H4'	12:AL:8:ASN:ND2	2.05	0.71
8:AH:29:SER:HB3	8:AH:32:LYS:CG	2.19	0.71
2:AB:61:LEU:N	2:AB:64:ARG:HH21	1.88	0.71
41:BG:40:ASN:HB2	41:BG:91:ARG:HB2	1.72	0.71
1:AA:1404:C:H1'	1:AA:1499:A:C2	2.25	0.71
35:BA:2113:U:H2'	35:BA:2114:A:C8	2.18	0.71
35:BA:1444:G:H2'	35:BA:1445(A):C:C4	2.24	0.71
1:AA:1277:C:HO2'	1:AA:1279:A:H8	1.35	0.71
26:B1:87:PRO:HG2	26:B1:88:LYS:H	1.53	0.71
24:AY:295:LYS:C	24:AY:323:GLY:HA3	2.11	0.71
24:AY:346:LEU:HB2	24:AY:366:GLY:CA	2.18	0.71
24:AY:508:MET:O	24:AY:511:LEU:HB3	1.91	0.71
30:B5:7:PRO:HG2	35:BA:2016:U:O2	1.90	0.71
35:BA:2873:A:H1'	49:BR:6:SER:OG	1.90	0.71
38:BD:247:ALA:CB	38:BD:252:TRP:O	2.38	0.71

*Continued on next page...*

*Continued from previous page...*

Atom-1	Atom-2	Interatomic distance (Å)	Clash overlap (Å)
51:BT:62:THR:CG2	51:BT:75:ILE:HG13	2.20	0.71
57:BZ:100:VAL:HG11	57:BZ:137:ILE:HG12	1.72	0.71
1:AA:1199:U:H4'	10:AJ:54:PHE:CZ	2.24	0.71
11:AK:63:LEU:HD23	11:AK:63:LEU:H	1.55	0.71
5:AE:41:VAL:CG1	5:AE:113:ALA:HA	2.21	0.71
54:BW:26:GLY:N	54:BW:71:VAL:HB	2.06	0.71
35:BA:1494:A:N3	35:BA:1494:A:H3'	2.05	0.71
13:AM:10:PRO:HB3	13:AM:18:ALA:HB1	1.73	0.71
1:AA:1371:G:H2'	1:AA:1372:U:C6	2.25	0.71
1:AA:1348:U:OP1	9:AI:110:GLU:N	2.20	0.71
31:B6:13:CYS:SG	31:B6:22:ALA:HB3	2.30	0.71
24:AY:134:ASP:OD1	24:AY:249:GLY:HA2	1.89	0.71
24:AY:78:PRO:HB3	24:AY:83:LEU:CB	2.20	0.71
35:BA:2001:A:H2'	35:BA:2002:G:H8	1.51	0.71
35:BA:515:A:H2'	35:BA:516:C:H5'	1.72	0.71
38:BD:181:GLU:HG3	38:BD:272:ALA:CB	2.20	0.71
47:BP:34:GLY:O	47:BP:35:HIS:HB2	1.89	0.71
51:BT:29:ARG:HE	51:BT:86:ILE:CG2	2.03	0.71
51:BT:54:ARG:HA	51:BT:59:THR:CB	2.20	0.71
35:BA:1951:U:H2'	35:BA:1953:A:OP2	1.89	0.71
35:BA:1912:A:H5''	35:BA:1918:A:N6	2.05	0.71
48:BQ:30:GLY:N	48:BQ:105:GLU:OE2	2.23	0.71
3:AC:83:ARG:HG3	3:AC:87:LEU:HD11	1.71	0.71
1:AA:1047:G:H5''	14:AN:4:LYS:CE	2.18	0.71
24:AY:21:HIS:HD2	24:AY:122:ARG:N	1.87	0.71
28:B3:30:ARG:O	28:B3:33:GLN:HB2	1.89	0.71
12:AL:41:ARG:NH1	12:AL:41:ARG:HB2	2.04	0.71
24:AY:138:LEU:HD13	24:AY:268:MET:SD	2.30	0.71
24:AY:440:ALA:HB2	24:AY:446:PHE:CE1	2.26	0.71
39:BE:197:ILE:CD1	39:BE:199:ARG:HH22	2.04	0.71
49:BR:38:VAL:HB	49:BR:39:PRO:HD3	1.71	0.71
35:BA:2807:G:C3'	35:BA:2808:U:H5''	2.21	0.71
35:BA:2243:U:O2'	35:BA:2244:U:H5'	1.89	0.71
22:AV:55:U:C6	22:AV:57:A:OP2	2.44	0.71
1:AA:1202:G:C2	14:AN:42:ILE:CG2	2.73	0.71
35:BA:897:C:H5''	35:BA:897:C:H6	1.55	0.71
1:AA:356:A:O3'	1:AA:367:U:H6	1.73	0.71
37:BC:183:GLU:O	37:BC:187:ASP:HB2	1.91	0.71
41:BG:47:LYS:HG2	41:BG:81:LYS:HG3	1.72	0.71
26:B1:79:GLY:HA2	35:BA:271(H):G:N2	2.06	0.71
16:AP:57:ARG:HA	16:AP:60:LEU:HD12	1.70	0.71

*Continued on next page...*



*Continued from previous page...*

Atom-1	Atom-2	Interatomic distance (Å)	Clash overlap (Å)
9:AI:53:VAL:HG13	9:AI:95:LYS:NZ	2.04	0.71
24:AY:483:GLU:O	24:AY:486:LYS:HG2	1.90	0.71
1:AA:226:G:C2'	1:AA:227:G:H5'	2.20	0.71
49:BR:13:HIS:CE1	49:BR:16:HIS:HB2	2.25	0.71
2:AB:23:ARG:O	2:AB:23:ARG:NH1	2.23	0.71
56:BY:52:SER:O	56:BY:54:LYS:N	2.24	0.71
24:AY:390:ILE:HG22	24:AY:390:ILE:O	1.90	0.71
37:BC:100:ILE:HG12	37:BC:127:MET:CE	2.20	0.71
33:B8:8:LYS:HZ2	33:B8:11:LYS:CE	2.04	0.71
35:BA:1773:A:C2'	35:BA:1774:C:H5'	2.21	0.71
35:BA:568:U:H2'	35:BA:570:G:OP2	1.89	0.71
35:BA:1012:U:O4	45:BN:28:THR:HG21	1.90	0.71
48:BQ:95:ALA:O	48:BQ:97:VAL:HG23	1.89	0.71
22:AV:48:C:OP2	22:AV:48:C:H6	1.72	0.71
37:BC:141:LYS:HZ1	37:BC:164:ARG:NH2	1.89	0.71
57:BZ:108:PRO:HG2	57:BZ:111:VAL:HG21	1.70	0.71
8:AH:110:ALA:HB3	8:AH:121:ASP:HB3	1.72	0.71
35:BA:1447:G:C5'	35:BA:1545:A:H4'	2.17	0.71
38:BD:2:ALA:C	38:BD:3:VAL:HG23	2.11	0.71
1:AA:427:U:H5'	4:AD:41:GLY:HA2	1.73	0.71
38:BD:142:VAL:O	38:BD:163:ALA:HB3	1.90	0.71
35:BA:1361:G:O2'	35:BA:1362:C:H5'	1.90	0.71
1:AA:499:A:O3'	1:AA:500:G:H8	1.73	0.71
24:AY:174:GLY:O	24:AY:179:PHE:HD1	1.72	0.71
24:AY:186:TYR:CE2	24:AY:241:PHE:HB3	2.25	0.71
24:AY:315:VAL:HG21	24:AY:346:LEU:HD12	1.71	0.71
35:BA:1830:C:H2'	35:BA:1831:G:H8	1.55	0.71
35:BA:1902:C:O2'	38:BD:244:ARG:CB	2.33	0.71
35:BA:1819:A:H5''	38:BD:158:ALA:CB	2.19	0.71
47:BP:112:LEU:H	47:BP:128:HIS:CD2	2.09	0.71
47:BP:113:LYS:HE2	47:BP:131:SER:HB3	1.73	0.71
1:AA:1189:C:O3'	3:AC:5:ILE:HD12	1.91	0.71
40:BF:7:TYR:HD2	40:BF:16:GLY:CA	2.04	0.71
42:BH:122:THR:CG2	42:BH:123:PHE:H	1.99	0.71
35:BA:1525:G:H2'	35:BA:1526:G:C8	2.25	0.71
41:BG:86:MET:O	41:BG:86:MET:HG2	1.89	0.71
26:B1:76:ARG:NH2	26:B1:95:LEU:HD13	2.06	0.71
35:BA:1496:A:H2'	35:BA:1498:C:C4	2.26	0.71
1:AA:1145:C:O2'	1:AA:1146:A:H8	1.73	0.71
1:AA:64:G:H4'	1:AA:65:U:H5''	1.73	0.71
42:BH:94:TYR:HD1	42:BH:108:GLY:N	1.89	0.71

*Continued on next page...*

*Continued from previous page...*

Atom-1	Atom-2	Interatomic distance (Å)	Clash overlap (Å)
1:AA:1286:A:O2'	1:AA:1287:A:H5''	1.90	0.71
35:BA:2378:A:N1	50:BS:19:LYS:HE3	2.04	0.71
35:BA:2126:A:H61	35:BA:2163:C:H4'	1.53	0.71
48:BQ:131:ILE:N	48:BQ:131:ILE:HD12	2.06	0.71
1:AA:768:A:OP1	1:AA:804:U:H4'	1.91	0.71
24:AY:142:ASN:HD21	58:AY:1000:GCP:C6	2.04	0.71
38:BD:87:ASN:HB2	38:BD:88:ARG:NE	2.05	0.71
52:BU:86:ALA:O	52:BU:88:ILE:HG23	1.91	0.71
53:BV:52:VAL:HG22	53:BV:52:VAL:O	1.90	0.71
53:BV:91:TYR:O	53:BV:92:THR:HG23	1.90	0.71
1:AA:720:C:C1'	18:AR:50:ILE:HG21	2.21	0.71
1:AA:853:G:O2'	1:AA:854:G:H5'	1.89	0.71
57:BZ:42:VAL:HG13	57:BZ:43:GLU:H	1.56	0.71
57:BZ:5:LEU:O	57:BZ:59:LEU:HA	1.91	0.71
22:AV:47:U:H3'	22:AV:47:U:O2	1.91	0.71
3:AC:36:ASP:O	3:AC:40:ARG:HG3	1.90	0.71
35:BA:1069:A:H1'	35:BA:1070:A:OP2	1.91	0.71
5:AE:110:LEU:O	5:AE:113:ALA:HB3	1.91	0.71
5:AE:62:ALA:O	5:AE:64:ARG:N	2.24	0.71
42:BH:35:VAL:HG12	42:BH:72:ILE:CD1	2.21	0.71
1:AA:642:A:N3	8:AH:113:SER:OG	2.22	0.71
2:AB:106:LYS:O	2:AB:109:SER:HB2	1.91	0.71
12:AL:45:PRO:HD3	12:AL:51:ALA:O	1.91	0.71
35:BA:1500:G:N2	38:BD:99:ASP:O	2.23	0.71
19:AS:78:ARG:CB	19:AS:81:ARG:NH1	2.53	0.71
49:BR:55:ALA:HB2	49:BR:79:LEU:CD1	2.21	0.71
13:AM:70:LEU:O	13:AM:73:GLU:HB3	1.90	0.71
35:BA:209:C:C5'	35:BA:681:G:H4'	2.21	0.71
1:AA:92:C:H2'	1:AA:93:G:C8	2.26	0.71
1:AA:1346:A:H5'	9:AI:120:ARG:NH1	2.04	0.71
49:BR:11:ASN:O	49:BR:12:ARG:HB2	1.90	0.71
7:AG:22:LEU:HD23	7:AG:22:LEU:O	1.90	0.71
35:BA:736:C:H2'	35:BA:737:C:H6	1.56	0.71
35:BA:1244:G:H4'	47:BP:11:GLY:HA2	1.72	0.71
35:BA:1766:U:H2'	35:BA:1767:C:H6	1.56	0.71
24:AY:255:PHE:HZ	24:AY:275:TRP:CH2	1.96	0.71
35:BA:253:C:H2'	35:BA:254:G:C8	2.26	0.71
35:BA:987:G:H2'	35:BA:988:A:O4'	1.91	0.71
39:BE:47:VAL:HG21	39:BE:86:PRO:CD	2.20	0.71
35:BA:2718:G:H5'	51:BT:100:TYR:HE2	1.53	0.71
51:BT:96:ARG:HB2	51:BT:96:ARG:NH1	2.05	0.71

*Continued on next page...*

*Continued from previous page...*

Atom-1	Atom-2	Interatomic distance (Å)	Clash overlap (Å)
1:AA:868:C:C2'	1:AA:869:G:H5'	2.21	0.71
12:AL:69:TYR:HE1	12:AL:71:PRO:HA	1.56	0.71
40:BF:103:LYS:HE3	40:BF:106:ARG:NH2	2.02	0.71
13:AM:14:ARG:H	13:AM:44:ARG:HH11	1.38	0.71
14:AN:13:THR:H	14:AN:14:PRO:HD3	1.55	0.71
1:AA:538:G:H2'	1:AA:539:A:C8	2.24	0.71
1:AA:943:U:O2'	1:AA:944:G:H5'	1.89	0.71
22:AV:20:U:O2'	22:AV:21:A:H4'	1.91	0.71
24:AY:108:CYS:CB	24:AY:136:PRO:HG2	2.21	0.70
24:AY:247:LEU:C	24:AY:249:GLY:H	1.94	0.70
24:AY:349:MET:CE	24:AY:358:GLU:HG2	2.21	0.70
24:AY:30:THR:CG2	24:AY:86:LEU:HD21	2.21	0.70
24:AY:74:VAL:HG21	24:AY:87:LEU:CD2	2.21	0.70
35:BA:950:G:H2'	35:BA:951:C:C6	2.26	0.70
38:BD:147:LEU:HD23	38:BD:183:ARG:CZ	2.21	0.70
38:BD:242:ARG:HD2	38:BD:242:ARG:N	2.06	0.70
51:BT:120:ARG:HA	51:BT:123:GLN:OE1	1.91	0.70
46:BO:63:VAL:HG12	46:BO:106:LEU:HD11	1.73	0.70
18:AR:63:GLN:OE1	18:AR:66:LEU:HD23	1.90	0.70
42:BH:87:LEU:HD21	42:BH:162:ILE:HD11	1.73	0.70
35:BA:2273:A:H2'	35:BA:2274:A:C8	2.26	0.70
1:AA:1201:A:H4'	1:AA:1202:G:O5'	1.90	0.70
3:AC:131:ARG:HH11	3:AC:166:GLU:HG3	1.56	0.70
3:AC:95:THR:O	3:AC:97:LYS:N	2.23	0.70
1:AA:1014:A:C2	19:AS:34:TRP:CE2	2.79	0.70
27:B2:12:GLU:O	27:B2:16:LEU:HG	1.91	0.70
1:AA:1394:A:N7	1:AA:1501:C:H4'	2.06	0.70
35:BA:272(H):C:C2'	35:BA:272(I):U:H5''	2.19	0.70
35:BA:705:A:N1	35:BA:727:A:C1'	2.53	0.70
1:AA:1469:G:H2'	1:AA:1470:G:H8	1.54	0.70
35:BA:2125:G:H21	35:BA:2173:A:H61	1.38	0.70
13:AM:29:ARG:O	13:AM:32:GLU:HB3	1.90	0.70
35:BA:370:G:H5''	35:BA:423:A:N6	2.06	0.70
1:AA:918:A:N6	1:AA:919:A:C6	2.59	0.70
1:AA:50:A:N6	1:AA:361:G:H4'	2.05	0.70
24:AY:174:GLY:O	24:AY:179:PHE:HA	1.90	0.70
24:AY:94:ASP:O	24:AY:97:GLU:HG3	1.90	0.70
33:B8:19:SER:CB	33:B8:21:LYS:HE3	2.19	0.70
35:BA:528:A:C2	35:BA:2043:C:H4'	2.21	0.70
35:BA:2641:G:H8	35:BA:2641:G:H5'	1.55	0.70
35:BA:586:A:H5'	40:BF:89:VAL:HG11	1.72	0.70

*Continued on next page...*

*Continued from previous page...*

Atom-1	Atom-2	Interatomic distance (Å)	Clash overlap (Å)
15:AO:68:ARG:HD3	15:AO:72:ARG:HE	1.55	0.70
3:AC:157:ILE:HG21	3:AC:164:ARG:HH21	1.56	0.70
3:AC:131:ARG:HH11	3:AC:166:GLU:CG	2.04	0.70
3:AC:48:TYR:CE1	3:AC:118:GLN:NE2	2.57	0.70
35:BA:892:G:H2'	35:BA:893:C:C6	2.26	0.70
9:AI:47:LEU:HG	9:AI:50:LEU:HD12	1.72	0.70
13:AM:13:LYS:CA	13:AM:44:ARG:HH11	2.03	0.70
1:AA:1218:C:H2'	1:AA:1219:U:C6	2.26	0.70
7:AG:24:THR:HA	7:AG:27:ILE:HB	1.72	0.70
16:AP:1:MET:SD	16:AP:3:LYS:HE3	2.31	0.70
24:AY:104:THR:O	24:AY:105:ALA:CB	2.39	0.70
24:AY:246:PHE:CD1	24:AY:253:PRO:HD3	2.26	0.70
24:AY:315:VAL:HG12	24:AY:317:PHE:H	1.57	0.70
24:AY:380:THR:HG21	24:AY:383:GLU:HB2	1.74	0.70
24:AY:425:VAL:HG12	24:AY:445:GLN:HE21	1.54	0.70
35:BA:2361:A:O2'	35:BA:2362:G:H5'	1.91	0.70
35:BA:1803:A:O2'	38:BD:259:THR:HG21	1.89	0.70
45:BN:22:THR:O	45:BN:26:LEU:HB2	1.92	0.70
47:BP:88:LEU:HD21	47:BP:125:VAL:CG2	2.21	0.70
51:BT:89:VAL:HG11	51:BT:91:ARG:HE	1.56	0.70
46:BO:34:THR:N	46:BO:37:ASP:OD2	2.23	0.70
48:BQ:56:ARG:O	48:BQ:58:PHE:N	2.24	0.70
10:AJ:55:LYS:HE3	10:AJ:55:LYS:N	2.05	0.70
56:BY:28:LYS:HG2	56:BY:39:VAL:H	1.56	0.70
57:BZ:151:HIS:HB3	57:BZ:171:ILE:N	2.05	0.70
7:AG:31:MET:HG2	7:AG:32:ARG:N	2.04	0.70
5:AE:20:GLN:HG2	5:AE:21:ALA:H	1.56	0.70
47:BP:7:ARG:HB3	47:BP:8:PRO:HD3	1.72	0.70
39:BE:54:GLN:O	39:BE:75:VAL:CG2	2.40	0.70
35:BA:2161:C:H2'	35:BA:2162:G:H8	1.56	0.70
37:BC:120:MET:HE1	37:BC:123:VAL:HG21	1.73	0.70
35:BA:2735:G:H2'	35:BA:2736:G:H8	1.56	0.70
29:B4:15:ILE:HD13	29:B4:21:VAL:HG13	1.72	0.70
24:AY:11:ALA:O	24:AY:14:ARG:NH2	2.24	0.70
24:AY:170:THR:HB	24:AY:182:VAL:CG1	2.21	0.70
1:AA:778:G:H2'	1:AA:779:C:O4'	1.90	0.70
35:BA:780:G:H2'	35:BA:782:A:N7	2.07	0.70
38:BD:24:ILE:CG2	38:BD:83:GLU:HA	2.21	0.70
39:BE:14:ILE:HD11	39:BE:173:VAL:CG1	2.21	0.70
35:BA:1917:U:C2'	35:BA:1918:A:H5'	2.21	0.70
22:AV:48:C:H4'	22:AV:49:G:C5'	2.18	0.70

*Continued on next page...*

*Continued from previous page...*

Atom-1	Atom-2	Interatomic distance (Å)	Clash overlap (Å)
4:AD:8:VAL:C	4:AD:10:ARG:H	1.94	0.70
11:AK:91:ARG:HG3	11:AK:91:ARG:HH11	1.56	0.70
35:BA:2402:C:C2'	35:BA:2403:C:H5'	2.20	0.70
51:BT:8:LYS:HA	51:BT:11:GLU:OE2	1.91	0.70
13:AM:2:ALA:N	13:AM:9:ILE:HG23	2.04	0.70
35:BA:813:U:H2'	35:BA:814:C:C6	2.26	0.70
35:BA:2439:A:C8	35:BA:2439:A:C5'	2.74	0.70
12:AL:119:LYS:O	12:AL:120:TYR:CB	2.39	0.70
1:AA:1347:G:H3'	9:AI:108:VAL:O	1.91	0.70
39:BE:56:PRO:O	39:BE:57:LYS:HE3	1.91	0.70
1:AA:1465:C:H2'	1:AA:1466:C:C6	2.25	0.70
35:BA:1563:G:O2'	35:BA:1564:C:H5'	1.92	0.70
35:BA:1814:G:H2'	35:BA:1815:A:C8	2.26	0.70
35:BA:636:G:OP2	47:BP:113:LYS:NZ	2.24	0.70
56:BY:73:ARG:O	56:BY:74:PRO:O	2.09	0.70
11:AK:57:THR:CG2	11:AK:60:ALA:H	2.04	0.70
35:BA:616:G:C5'	40:BF:103:LYS:HZ3	2.03	0.70
36:BB:7:G:H3'	36:BB:8:U:H5''	1.72	0.70
42:BH:71:LEU:HD22	42:BH:72:ILE:HD12	1.72	0.70
35:BA:1639:U:C4'	35:BA:2699:C:H4'	2.20	0.70
16:AP:19:ILE:HG12	16:AP:37:GLY:C	2.11	0.70
17:AQ:53:LEU:HD21	17:AQ:85:VAL:HG11	1.71	0.70
35:BA:1332:G:N2	35:BA:1610:A:C8	2.60	0.70
1:AA:1172:C:H2'	1:AA:1173:G:C8	2.26	0.70
1:AA:568:G:O2'	1:AA:569:C:H5'	1.91	0.70
35:BA:1106:G:H4'	43:BJ:57:UNK:O	1.91	0.70
24:AY:221:GLU:CA	24:AY:225:GLN:HE22	2.03	0.70
24:AY:30:THR:O	24:AY:33:VAL:HB	1.90	0.70
35:BA:1812:A:H2'	35:BA:1813:G:C8	2.27	0.70
35:BA:2023:G:H1	35:BA:2040:C:N4	1.89	0.70
38:BD:10:THR:O	38:BD:10:THR:OG1	2.05	0.70
35:BA:1779:U:C5	35:BA:1783:A:C8	2.79	0.70
10:AJ:16:LEU:C	10:AJ:16:LEU:HD13	2.12	0.70
19:AS:43:GLU:C	19:AS:45:VAL:H	1.94	0.70
49:BR:62:ALA:HA	49:BR:65:LEU:HB2	1.71	0.70
41:BG:76:SER:HB3	41:BG:83:ARG:HB3	1.74	0.70
1:AA:326:G:C2'	1:AA:327:A:H5'	2.21	0.70
26:B1:78:LYS:O	26:B1:80:LEU:N	2.25	0.70
35:BA:2415:G:O3'	47:BP:66:GLY:HA3	1.92	0.70
1:AA:1034:G:O2'	1:AA:1035:A:H5'	1.92	0.70
35:BA:272(J):C:C3'	35:BA:274:G:H5''	2.22	0.70

*Continued on next page...*

*Continued from previous page...*

Atom-1	Atom-2	Interatomic distance (Å)	Clash overlap (Å)
1:AA:231:G:H2'	1:AA:232:G:C8	2.24	0.70
37:BC:77:ILE:HG13	37:BC:115:ALA:HB2	1.73	0.70
37:BC:115:ALA:HB3	37:BC:120:MET:CE	2.20	0.70
24:AY:109:CYS:C	24:AY:137:ILE:CG2	2.60	0.70
35:BA:1843:C:H2'	35:BA:1844:C:C6	2.26	0.70
35:BA:1799:G:O6	38:BD:179:SER:HB3	1.92	0.70
38:BD:210:GLY:O	38:BD:211:ARG:CB	2.40	0.70
6:AF:91:VAL:HG12	6:AF:92:LYS:O	1.92	0.70
42:BH:98:LEU:HD13	42:BH:102:ALA:C	2.12	0.70
1:AA:1157:A:H5'	1:AA:1158:C:C5	2.26	0.70
10:AJ:54:PHE:O	10:AJ:56:HIS:N	2.24	0.70
56:BY:13:VAL:HG22	56:BY:73:ARG:C	2.12	0.70
40:BF:156:LEU:O	40:BF:157:VAL:HG13	1.91	0.70
5:AE:34:VAL:HG12	5:AE:62:ALA:HB1	1.71	0.70
20:AT:13:LEU:HD23	20:AT:13:LEU:N	2.06	0.70
38:BD:137:PRO:O	38:BD:140:THR:HG23	1.91	0.70
35:BA:1169:G:H1	35:BA:1180:C:H42	1.38	0.70
35:BA:1427:A:H1'	35:BA:1428:C:H5	1.56	0.70
22:AV:17:C:C3'	22:AV:17(A):U:H5'	2.20	0.70
36:BB:116:G:C2	36:BB:117:G:N7	2.60	0.70
1:AA:613:C:H2'	1:AA:614:A:C8	2.27	0.70
35:BA:496:G:O4'	54:BW:61:ASN:ND2	2.24	0.70
32:B7:17:GLY:O	32:B7:20:ALA:HB3	1.92	0.70
9:AI:121:ARG:HH11	9:AI:121:ARG:HG2	1.56	0.70
1:AA:1296:C:H4'	1:AA:1302:U:H5	1.57	0.70
35:BA:2707:G:H2'	35:BA:2708:G:C8	2.25	0.70
24:AY:241:PHE:CZ	24:AY:275:TRP:CD1	2.80	0.70
24:AY:473:TRP:CE2	24:AY:527:ARG:HG2	2.27	0.70
30:B5:49:CYS:O	30:B5:56:LYS:HD2	1.92	0.70
35:BA:1267:U:H2'	35:BA:1268:A:H8	1.57	0.70
35:BA:253:C:H2'	35:BA:254:G:H8	1.56	0.70
35:BA:2781:A:C5'	35:BA:2782:G:H5'	2.21	0.70
47:BP:131:SER:HG	47:BP:134:ALA:HB3	1.57	0.70
46:BO:78:ARG:NH2	51:BT:73:GLU:OE1	2.22	0.70
51:BT:89:VAL:CG1	51:BT:91:ARG:HG3	2.22	0.70
18:AR:34:TYR:CD2	18:AR:72:ARG:HD3	2.27	0.70
1:AA:1087:G:H22	1:AA:1099:G:H1'	1.57	0.70
10:AJ:90:LEU:H	10:AJ:91:PRO:HD3	1.54	0.70
56:BY:77:PRO:O	56:BY:99:CYS:SG	2.49	0.70
4:AD:19:LEU:HG	4:AD:21:LEU:HD21	1.74	0.70
37:BC:49:ILE:HG22	37:BC:204:ALA:HB1	1.73	0.70

*Continued on next page...*

*Continued from previous page...*

Atom-1	Atom-2	Interatomic distance (Å)	Clash overlap (Å)
37:BC:217:THR:HG22	37:BC:218:MET:N	2.07	0.70
42:BH:41:MET:HG3	42:BH:42:ARG:N	2.07	0.70
35:BA:1498:C:C2'	35:BA:1499:C:C5'	2.70	0.70
35:BA:2102:U:H2'	35:BA:2103:C:C1'	2.22	0.70
1:AA:1015:A:H2'	1:AA:1016:A:H8	1.54	0.70
49:BR:30:THR:HG23	49:BR:31:HIS:CD2	2.26	0.70
33:B8:54:GLU:O	33:B8:58:ILE:HG12	1.91	0.70
35:BA:1428:C:H42	35:BA:1569:A:H3'	1.53	0.70
5:AE:37:ARG:C	5:AE:38:GLN:HG2	2.11	0.70
20:AT:50:GLU:HB2	20:AT:100:ILE:HD13	1.73	0.70
38:BD:3:VAL:HG22	38:BD:200:ASP:CG	2.12	0.70
35:BA:1375:C:H2'	35:BA:1376:C:C6	2.24	0.70
35:BA:2127:G:H2'	35:BA:2128:C:C5	2.27	0.70
37:BC:119:VAL:O	37:BC:123:VAL:HB	1.91	0.70
6:AF:6:VAL:HB	6:AF:63:TYR:HB2	1.73	0.70
3:AC:88:ARG:HG3	3:AC:88:ARG:NH1	2.06	0.70
24:AY:78:PRO:HB2	24:AY:83:LEU:HD22	1.74	0.70
24:AY:89:THR:HB	24:AY:90:PRO:CD	2.21	0.70
24:AY:94:ASP:OD2	24:AY:442:GLY:HA3	1.90	0.70
35:BA:1847:A:C2	35:BA:1848:A:N6	2.60	0.70
35:BA:1999:C:H4'	35:BA:2723:C:O2	1.92	0.70
38:BD:183:ARG:CG	38:BD:270:ILE:HG23	2.21	0.70
35:BA:2848:G:O6	51:BT:54:ARG:NH2	2.25	0.70
1:AA:868:C:H2'	1:AA:869:G:H5'	1.74	0.70
1:AA:1080:A:H5''	5:AE:16:THR:HG21	1.73	0.70
2:AB:165:VAL:HG23	2:AB:166:ASP:N	2.07	0.70
3:AC:19:GLU:O	3:AC:56:ASP:HA	1.92	0.70
10:AJ:50:ILE:CD1	10:AJ:50:ILE:H	1.99	0.70
7:AG:15:ASP:HB3	7:AG:19:GLY:CA	2.22	0.70
4:AD:96:LEU:H	4:AD:96:LEU:HD12	1.56	0.70
35:BA:1348:G:H2'	35:BA:1349:A:H5''	1.73	0.70
1:AA:689:C:H2'	1:AA:690:G:O4'	1.91	0.70
51:BT:121:ILE:HA	51:BT:124:ASP:HB2	1.74	0.70
45:BN:134:ARG:HH21	45:BN:136:GLU:HB2	1.56	0.70
41:BG:64:THR:HG23	41:BG:66:GLN:N	2.04	0.70
41:BG:79:ASN:O	41:BG:80:PHE:HB2	1.91	0.70
24:AY:342:ILE:O	24:AY:342:ILE:CG1	2.40	0.70
31:B6:8:LYS:HD2	31:B6:27:LYS:HD3	1.73	0.70
5:AE:79:GLU:O	8:AH:104:ARG:CZ	2.39	0.70
13:AM:14:ARG:H	13:AM:44:ARG:NH1	1.88	0.70
1:AA:1124:G:H2'	1:AA:1145:C:N4	2.06	0.70

*Continued on next page...*

*Continued from previous page...*

Atom-1	Atom-2	Interatomic distance (Å)	Clash overlap (Å)
35:BA:264:C:H4'	35:BA:428:A:C2	2.26	0.70
1:AA:173:U:H5'	1:AA:197:A:O4'	1.92	0.70
22:AV:33:U:H5'	22:AV:33:U:H6	1.55	0.70
5:AE:128:PRO:HB2	5:AE:129:ILE:HD12	1.74	0.70
35:BA:1625:C:C2'	35:BA:1626:G:H5'	2.21	0.70
35:BA:2864:G:H2'	35:BA:2865:U:C6	2.26	0.70
35:BA:2127:G:H2'	35:BA:2128:C:C6	2.27	0.70
1:AA:697:U:H1'	1:AA:786:G:O4'	1.92	0.70
24:AY:168:PRO:CG	24:AY:171:TRP:HZ2	2.02	0.70
24:AY:302:LYS:O	24:AY:316:ALA:CA	2.38	0.70
24:AY:7:LEU:HD22	24:AY:292:SER:HB3	1.74	0.70
32:B7:37:LYS:O	32:B7:37:LYS:HG2	1.92	0.70
39:BE:116:VAL:O	39:BE:117:MET:HB3	1.92	0.70
39:BE:48:GLN:HE22	39:BE:64:LYS:HZ1	1.38	0.70
45:BN:21:LYS:HD3	45:BN:22:THR:N	2.06	0.70
35:BA:1667:G:OP1	46:BO:6:THR:HA	1.92	0.70
1:AA:741:G:H2'	1:AA:742:G:C8	2.26	0.70
4:AD:15:GLU:CG	4:AD:63:LYS:HG3	2.22	0.70
26:B1:23:LYS:HD3	26:B1:28:GLY:CA	2.19	0.70
35:BA:2111:C:H1'	35:BA:2118:U:O4'	1.92	0.70
35:BA:2144:U:O2	35:BA:2147:G:O6	2.10	0.70
16:AP:20:VAL:HG21	16:AP:32:TYR:CG	2.26	0.70
16:AP:20:VAL:HG21	16:AP:32:TYR:CD2	2.27	0.70
22:AV:32:C:H2'	22:AV:33:U:H5''	1.74	0.70
1:AA:1452:C:H5''	1:AA:1456:G:OP1	1.92	0.70
35:BA:2789:C:H1'	35:BA:2892:A:N1	2.07	0.70
1:AA:929:G:O2'	1:AA:930:C:H5'	1.90	0.70
28:B3:46:ASN:C	28:B3:46:ASN:HD22	1.91	0.70
24:AY:109:CYS:C	24:AY:137:ILE:HG23	2.13	0.69
24:AY:207:VAL:O	24:AY:207:VAL:HG12	1.92	0.69
24:AY:4:SER:HB3	24:AY:7:LEU:HD12	1.73	0.69
33:B8:6:THR:HG22	33:B8:61:LEU:HD12	1.71	0.69
38:BD:213:ARG:HH12	38:BD:219:PRO:HD3	1.55	0.69
45:BN:61:ARG:HG3	45:BN:61:ARG:NH1	2.05	0.69
54:BW:29:LEU:HD23	54:BW:33:ARG:HD2	1.74	0.69
2:AB:105:PHE:O	2:AB:107:THR:N	2.25	0.69
2:AB:189:ASP:O	2:AB:191:ASP:N	2.25	0.69
2:AB:43:ASP:OD2	2:AB:46:LYS:HE3	1.91	0.69
35:BA:893:C:O2'	35:BA:894:C:H5'	1.92	0.69
4:AD:59:ARG:HH11	4:AD:59:ARG:HG2	1.55	0.69
37:BC:59:ARG:HD2	37:BC:164:ARG:NE	2.06	0.69

*Continued on next page...*



*Continued from previous page...*

Atom-1	Atom-2	Interatomic distance (Å)	Clash overlap (Å)
41:BG:101:ILE:HG22	41:BG:105:LYS:HZ2	1.56	0.69
1:AA:1265:G:H2'	1:AA:1266:G:C8	2.27	0.69
50:BS:106:ARG:HH11	50:BS:107:GLU:C	1.95	0.69
1:AA:436:C:H5''	4:AD:156:GLU:OE1	1.92	0.69
4:AD:159:ARG:HG3	4:AD:159:ARG:NH1	2.07	0.69
54:BW:37:ARG:HG3	54:BW:37:ARG:HH11	1.57	0.69
25:B0:62:LEU:O	25:B0:63:VAL:HG13	1.92	0.69
24:AY:421:GLU:HG2	24:AY:421:GLU:O	1.91	0.69
37:BC:107:TRP:CZ3	37:BC:131:LEU:HD21	2.26	0.69
1:AA:810:C:H2'	1:AA:811:C:O4'	1.92	0.69
30:B5:7:PRO:HA	35:BA:2615:U:C2	2.28	0.69
35:BA:976:C:H5'	35:BA:1156:A:N6	2.07	0.69
35:BA:770:G:N3	35:BA:1354:A:H2	1.89	0.69
35:BA:2359:C:O2'	35:BA:2360:A:H5'	1.92	0.69
35:BA:2729:G:H1'	39:BE:187:ALA:CB	2.21	0.69
35:BA:976:C:N4	35:BA:987:G:H1	1.88	0.69
35:BA:2784:C:H4'	39:BE:41:LYS:O	1.91	0.69
40:BF:66:PRO:HB2	40:BF:70:THR:CG2	2.22	0.69
45:BN:120:LEU:HD11	45:BN:122:VAL:CG2	2.22	0.69
35:BA:2718:G:OP1	51:BT:100:TYR:HD2	1.75	0.69
52:BU:57:PHE:CD1	52:BU:60:LEU:HD12	2.27	0.69
2:AB:20:GLU:HG2	2:AB:189:ASP:OD1	1.92	0.69
35:BA:2395:C:H2'	35:BA:2396:G:O4'	1.92	0.69
36:BB:94:C:H2'	36:BB:95:C:H6	1.57	0.69
40:BF:181:LEU:HD12	40:BF:182:ASN:H	1.56	0.69
17:AQ:5:VAL:HA	17:AQ:59:ILE:O	1.91	0.69
2:AB:30:ARG:HD2	2:AB:31:TYR:CE1	2.27	0.69
37:BC:128:GLY:HA2	37:BC:137:LEU:HD23	1.73	0.69
35:BA:2648:C:H2'	35:BA:2649:U:C6	2.27	0.69
44:BK:101:UNK:CB	44:BK:138:UNK:HA	2.22	0.69
35:BA:1186:G:H2'	35:BA:1187:G:O4'	1.93	0.69
35:BA:2616:C:H2'	35:BA:2617:C:H6	1.57	0.69
38:BD:60:ARG:CZ	38:BD:87:ASN:HA	2.22	0.69
1:AA:1053:G:H2'	1:AA:1199:U:H5	1.57	0.69
50:BS:15:ARG:HH11	50:BS:15:ARG:HB2	1.56	0.69
35:BA:869:G:O2'	35:BA:870:A:H5'	1.93	0.69
35:BA:2310:A:O2'	35:BA:2311:A:C5'	2.38	0.69
41:BG:85:GLY:O	41:BG:86:MET:HB3	1.92	0.69
31:B6:30:THR:HG22	31:B6:31:PRO:HD2	1.74	0.69
26:B1:75:GLU:O	26:B1:78:LYS:HG2	1.91	0.69
28:B3:26:LEU:HB2	28:B3:28:LEU:CD2	2.22	0.69

*Continued on next page...*

*Continued from previous page...*

Atom-1	Atom-2	Interatomic distance (Å)	Clash overlap (Å)
35:BA:2107:C:H2'	35:BA:2108:C:C6	2.25	0.69
46:BO:47:ILE:HG12	46:BO:48:PRO:HD2	1.75	0.69
1:AA:1495:U:O2'	1:AA:1496:C:H5'	1.92	0.69
22:AV:24:U:H2'	22:AV:25:C:H5'	1.73	0.69
31:B6:15:GLU:HG2	31:B6:18:ARG:CZ	2.21	0.69
35:BA:206:U:O2'	35:BA:207:A:H5'	1.92	0.69
2:AB:92:TYR:CG	2:AB:151:GLY:HA3	2.27	0.69
9:AI:118:LYS:O	9:AI:119:ALA:HB2	1.92	0.69
28:B3:21:ALA:O	35:BA:849:A:C2	2.45	0.69
24:AY:225:GLN:CA	24:AY:228:ARG:HB2	2.22	0.69
24:AY:78:PRO:CB	24:AY:83:LEU:HD22	2.22	0.69
35:BA:1005:C:O2'	35:BA:1006:C:H5'	1.92	0.69
35:BA:1654:A:N6	35:BA:2006:C:O4'	2.25	0.69
39:BE:199:ARG:CB	39:BE:199:ARG:HH11	2.05	0.69
51:BT:62:THR:HG22	51:BT:75:ILE:CG2	2.21	0.69
35:BA:1028:A:H2'	35:BA:1029:A:H8	1.56	0.69
36:BB:82:G:N1	36:BB:96:U:N3	2.40	0.69
3:AC:55:VAL:HG22	3:AC:68:VAL:CG1	2.21	0.69
56:BY:20:TYR:HD2	56:BY:23:ARG:HG3	1.56	0.69
42:BH:69:ARG:O	42:BH:73:ALA:CB	2.40	0.69
35:BA:1499:C:O2'	35:BA:1500:G:H5'	1.91	0.69
42:BH:107:VAL:O	42:BH:107:VAL:HG23	1.92	0.69
35:BA:1605:C:H2'	35:BA:1606:G:H5'	1.74	0.69
1:AA:155:C:H2'	1:AA:156:G:H8	1.57	0.69
24:AY:272:LEU:HD12	24:AY:273:VAL:HG23	1.73	0.69
37:BC:100:ILE:HG23	37:BC:127:MET:CG	2.21	0.69
35:BA:1141:U:H4'	35:BA:1142(A):A:C8	2.28	0.69
35:BA:2072:G:H1'	35:BA:2440:C:N4	2.08	0.69
39:BE:144:ARG:CG	39:BE:145:LYS:H	2.05	0.69
52:BU:57:PHE:HA	52:BU:60:LEU:HB2	1.74	0.69
8:AH:12:ARG:NH1	8:AH:27:PRO:HD3	2.08	0.69
15:AO:33:THR:HG23	15:AO:34:LEU:N	2.08	0.69
35:BA:2807:G:H1	35:BA:2893:G:H1	1.39	0.69
13:AM:86:CYS:SG	13:AM:88:ARG:HB3	2.33	0.69
14:AN:4:LYS:HB2	14:AN:4:LYS:NZ	2.08	0.69
35:BA:324:A:O2'	35:BA:325:G:H5'	1.92	0.69
56:BY:45:VAL:HG13	56:BY:62:GLU:OE1	1.92	0.69
35:BA:2346:A:H5'	35:BA:2383:G:O4'	1.91	0.69
50:BS:35:ILE:O	50:BS:35:ILE:HG12	1.92	0.69
28:B3:35:ARG:CG	28:B3:35:ARG:HH11	2.06	0.69
17:AQ:67:LYS:HA	17:AQ:70:ARG:HH12	1.57	0.69

*Continued on next page...*

*Continued from previous page...*

Atom-1	Atom-2	Interatomic distance (Å)	Clash overlap (Å)
33:B8:52:LYS:N	33:B8:53:PRO:HD2	2.06	0.69
47:BP:146:VAL:HG22	47:BP:147:LEU:N	2.06	0.69
1:AA:632:A:H3'	1:AA:633:G:C8	2.27	0.69
35:BA:1683:C:H2'	35:BA:1684:C:C6	2.27	0.69
35:BA:1571:A:H2'	35:BA:1572:A:C8	2.27	0.69
35:BA:2777:G:H5''	35:BA:2778:A:C5'	2.23	0.69
35:BA:729:G:C6	38:BD:208:LYS:HB2	2.27	0.69
35:BA:774:A:C2	35:BA:787:U:O2'	2.45	0.69
46:BO:24:VAL:HG21	46:BO:30:ALA:O	1.93	0.69
34:B9:36:GLN:HE22	35:BA:1031:G:N2	1.87	0.69
35:BA:1915:U:H2'	35:BA:1916:A:H5'	1.70	0.69
1:AA:1325:C:N4	1:AA:1326:C:H41	1.91	0.69
10:AJ:55:LYS:H	10:AJ:55:LYS:HE3	1.56	0.69
19:AS:23:ASN:HA	29:B4:47:GLN:CB	2.22	0.69
49:BR:89:ASP:O	49:BR:91:GLN:HG3	1.91	0.69
1:AA:687:A:H1'	1:AA:688:G:O4'	1.92	0.69
42:BH:66:GLY:HA2	42:BH:69:ARG:CD	2.22	0.69
51:BT:13:ARG:NE	51:BT:13:ARG:HA	2.08	0.69
32:B7:40:TRP:CD2	35:BA:459:U:H5'	2.27	0.69
56:BY:87:LYS:C	56:BY:88:LYS:HD2	2.13	0.69
1:AA:1493:A:O2'	1:AA:1494:G:C8	2.45	0.69
24:AY:62:MET:HG2	24:AY:451:ALA:CB	2.21	0.69
35:BA:2078:C:O2'	35:BA:2079:U:H5'	1.92	0.69
37:BC:128:GLY:CA	37:BC:137:LEU:HD23	2.22	0.69
1:AA:525:C:H2'	1:AA:526:C:C6	2.28	0.69
35:BA:1782:C:H1'	35:BA:2609:U:H5''	1.74	0.69
24:AY:470:THR:HG21	24:AY:472:ARG:NH2	2.03	0.69
35:BA:15:G:O2'	35:BA:16:G:H5'	1.92	0.69
38:BD:181:GLU:HG3	38:BD:272:ALA:HB1	1.75	0.69
45:BN:62:VAL:HG13	45:BN:62:VAL:O	1.91	0.69
47:BP:38:GLN:O	47:BP:39:LYS:HB2	1.93	0.69
30:B5:28:PRO:CD	54:BW:35:ILE:HG23	2.22	0.69
35:BA:1614:A:N1	54:BW:87:PRO:HB3	2.08	0.69
35:BA:1949:G:O6	35:BA:1957:C:N4	2.26	0.69
2:AB:164:VAL:CG1	2:AB:165:VAL:N	2.55	0.69
47:BP:59:LEU:HD23	47:BP:59:LEU:O	1.92	0.69
57:BZ:48:PHE:HD1	57:BZ:52:SER:HA	1.58	0.69
1:AA:1116:C:H2'	1:AA:1117:G:H5''	1.74	0.69
1:AA:972:C:O2'	1:AA:973:G:H5'	1.92	0.69
3:AC:64:VAL:HG12	3:AC:65:ALA:N	2.07	0.69
4:AD:5:ILE:CA	4:AD:115:ARG:HH12	2.05	0.69

*Continued on next page...*

*Continued from previous page...*

Atom-1	Atom-2	Interatomic distance (Å)	Clash overlap (Å)
49:BR:20:LEU:O	49:BR:23:ASN:N	2.25	0.69
35:BA:1406:U:H6	35:BA:1406:U:OP2	1.75	0.69
35:BA:143(A):C:H2'	35:BA:144:C:C6	2.27	0.69
35:BA:2092:U:C4'	35:BA:2093:G:H5''	2.21	0.69
1:AA:1228:C:C2'	1:AA:1229:A:H5'	2.22	0.69
16:AP:5:ARG:HE	16:AP:22:THR:CG2	2.05	0.69
31:B6:18:ARG:HG3	31:B6:19:ARG:H	1.58	0.69
1:AA:199:G:H2'	1:AA:200:G:H8	1.57	0.69
51:BT:132:LYS:C	51:BT:134:GLU:H	1.96	0.69
24:AY:125:LYS:HD3	24:AY:128:GLU:OE1	1.91	0.69
24:AY:6:TYR:O	24:AY:10:VAL:CG2	2.40	0.69
24:AY:144:LEU:HD12	24:AY:179:PHE:CE1	2.27	0.69
24:AY:198:GLY:C	24:AY:262:ASN:HD21	1.96	0.69
1:AA:773:G:H5''	38:BD:203:ASN:ND2	2.07	0.69
35:BA:1789:A:H5''	38:BD:221:VAL:HG12	1.75	0.69
35:BA:464:U:H2'	35:BA:465:G:O4'	1.92	0.69
35:BA:999:U:H5	35:BA:1154:G:C4	2.10	0.69
39:BE:101:ARG:NH1	39:BE:171:GLU:HG3	2.08	0.69
47:BP:47:ASP:CG	47:BP:49:ARG:H	1.95	0.69
35:BA:1776:G:H8	35:BA:1776:G:O5'	1.76	0.69
35:BA:637:A:OP2	47:BP:115:LEU:HB2	1.92	0.69
38:BD:226:MET:HE2	38:BD:230:ASP:HB3	1.75	0.69
52:BU:28:ARG:NH1	52:BU:38:THR:HG23	2.00	0.69
2:AB:51:LEU:HD23	2:AB:55:PHE:CE2	2.20	0.69
2:AB:84:GLU:HB3	2:AB:219:VAL:HG21	1.73	0.69
2:AB:103:THR:HG23	2:AB:176:GLU:OE1	1.92	0.69
2:AB:171:ALA:HA	2:AB:174:VAL:HG23	1.72	0.69
12:AL:53:ARG:HG2	12:AL:53:ARG:HH11	1.58	0.69
1:AA:1117:G:H5'	1:AA:1117:G:H8	1.56	0.69
10:AJ:16:LEU:HD11	10:AJ:70:ARG:CG	2.22	0.69
10:AJ:6:ILE:HD12	10:AJ:8:LEU:HD11	1.75	0.69
4:AD:98:GLU:HA	4:AD:103:ASN:ND2	2.08	0.69
37:BC:32:LEU:HD11	37:BC:222:VAL:HG22	1.75	0.69
37:BC:214:VAL:CG2	37:BC:224:ILE:HD13	2.22	0.69
37:BC:189:ILE:HD13	37:BC:214:VAL:HG21	1.74	0.69
7:AG:29:LYS:HB2	7:AG:105:VAL:HG21	1.72	0.69
7:AG:118:VAL:CG2	7:AG:119:ARG:N	2.56	0.69
50:BS:29:PHE:HD1	50:BS:29:PHE:C	1.95	0.69
35:BA:1453:U:OP1	49:BR:77:ARG:HD3	1.92	0.69
9:AI:26:VAL:HG13	9:AI:61:ALA:CB	2.20	0.69
1:AA:1169:A:H2'	1:AA:1170:A:C8	2.28	0.69

*Continued on next page...*

*Continued from previous page...*

Atom-1	Atom-2	Interatomic distance (Å)	Clash overlap (Å)
20:AT:36:LEU:CD1	20:AT:59:ALA:HB2	2.22	0.69
35:BA:271(F):C:O2'	35:BA:271(G):C:H5'	1.92	0.69
35:BA:1047:G:H2'	35:BA:1110:G:H21	1.58	0.69
35:BA:296:C:O2'	35:BA:297:C:H5'	1.92	0.69
12:AL:76:ASN:O	12:AL:77:LEU:HD23	1.93	0.69
38:BD:26:LYS:O	38:BD:27:THR:HG23	1.93	0.69
38:BD:33:LEU:CG	38:BD:34:VAL:HG13	2.22	0.69
1:AA:826:C:C4	1:AA:827:U:C5	2.81	0.69
8:AH:89:PRO:HA	8:AH:92:ARG:HH11	1.57	0.69
3:AC:153:VAL:O	3:AC:154:SER:HB3	1.92	0.69
1:AA:975:A:O2'	14:AN:32:SER:HB3	1.93	0.69
56:BY:20:TYR:CD2	56:BY:23:ARG:HG3	2.27	0.69
27:B2:50:ILE:CG2	35:BA:61:G:H5'	2.15	0.69
35:BA:94(A):G:H2'	35:BA:95:G:O4'	1.93	0.69
1:AA:542:G:O3'	4:AD:14:ARG:NH2	2.25	0.69
35:BA:1102:C:H2'	35:BA:1103:A:C8	2.27	0.69
11:AK:43:SER:HB2	11:AK:71:LYS:HZ1	1.58	0.69
37:BC:47:LEU:CD1	37:BC:47:LEU:H	2.06	0.69
45:BN:3:THR:HG22	45:BN:4:TYR:H	1.58	0.69
1:AA:1321:C:H3'	1:AA:1322:C:H5''	1.74	0.69
16:AP:45:THR:CG2	16:AP:47:ASP:HB3	2.22	0.69
36:BB:98:G:C5	36:BB:99:G:C8	2.81	0.69
35:BA:201:C:C2'	35:BA:202:U:H5'	2.23	0.69
35:BA:2535:G:H2'	35:BA:2536:G:C8	2.27	0.69
35:BA:443:A:H2	35:BA:1245:G:N3	1.91	0.69
35:BA:221:A:H4'	35:BA:222:A:O5'	1.93	0.69
24:AY:16:PHE:CE2	24:AY:84:VAL:CG1	2.75	0.69
24:AY:331:LEU:CB	24:AY:379:PHE:CE2	2.69	0.69
24:AY:443:VAL:O	24:AY:445:GLN:N	2.25	0.69
35:BA:225:A:O2'	35:BA:257:A:H4'	1.92	0.69
35:BA:2443:C:C2'	35:BA:2444:G:H5'	2.22	0.69
35:BA:962:G:H2'	35:BA:963:U:O4'	1.92	0.69
35:BA:970:C:H2'	35:BA:971:C:H6	1.58	0.69
51:BT:20:PRO:CD	51:BT:85:LYS:HB2	2.17	0.69
51:BT:91:ARG:HG2	51:BT:116:ALA:HA	1.75	0.69
52:BU:106:PHE:O	52:BU:110:VAL:HG23	1.93	0.69
52:BU:13:LYS:HD3	52:BU:13:LYS:H	1.58	0.69
35:BA:1956:U:H2'	35:BA:1957:C:H5'	1.75	0.69
8:AH:9:MET:O	8:AH:13:ILE:HG12	1.93	0.69
1:AA:285:G:H2'	1:AA:286:G:H8	1.58	0.69
2:AB:8:LYS:NZ	2:AB:217:ARG:CZ	2.56	0.69

*Continued on next page...*

*Continued from previous page...*

Atom-1	Atom-2	Interatomic distance (Å)	Clash overlap (Å)
1:AA:1118:C:N4	1:AA:1155:G:H1	1.90	0.69
35:BA:884:C:H3'	35:BA:885:C:C5'	2.22	0.69
56:BY:13:VAL:HG22	56:BY:73:ARG:O	1.93	0.69
35:BA:657:U:H2'	35:BA:658:C:C6	2.27	0.69
41:BG:138:GLN:NE2	41:BG:144:ILE:HD11	2.07	0.69
38:BD:73:VAL:O	38:BD:75:ILE:HD12	1.93	0.69
35:BA:472:A:H8	35:BA:472:A:H5'	1.58	0.69
39:BE:56:PRO:HD2	39:BE:58:ARG:NH1	2.07	0.69
24:AY:297:THR:HG22	24:AY:321:VAL:HB	1.76	0.68
24:AY:449:VAL:HG23	24:AY:463:TYR:OH	1.93	0.68
35:BA:1136:G:N3	35:BA:2038:G:H4'	2.08	0.68
35:BA:566:U:H4'	35:BA:809:G:OP2	1.93	0.68
39:BE:4:ILE:CG2	39:BE:198:VAL:HB	2.22	0.68
39:BE:78:LEU:O	39:BE:79:ARG:HD2	1.93	0.68
40:BF:81:PRO:HG2	40:BF:82:ILE:H	1.58	0.68
45:BN:23:LEU:HA	45:BN:26:LEU:HB3	1.73	0.68
45:BN:27:ALA:CA	45:BN:30:ILE:HD12	2.23	0.68
47:BP:101:VAL:CG2	47:BP:102:ARG:N	2.56	0.68
35:BA:246:C:OP1	47:BP:71:VAL:HB	1.92	0.68
53:BV:75:PHE:HD2	53:BV:82:ARG:HG3	1.57	0.68
18:AR:38:GLU:HG2	18:AR:39:VAL:H	1.57	0.68
1:AA:1414:U:H2'	1:AA:1415:G:C8	2.27	0.68
35:BA:199:A:C2	35:BA:2433:A:N3	2.61	0.68
35:BA:917:A:C2	36:BB:79:C:O2	2.45	0.68
22:AV:49:G:H21	22:AV:50:U:H1'	1.57	0.68
21:AU:18:TYR:HB3	21:AU:22:ARG:O	1.93	0.68
35:BA:886:C:H2'	35:BA:887:A:O5'	1.93	0.68
35:BA:76:C:H2'	35:BA:77:C:C6	2.28	0.68
40:BF:126:VAL:HG23	40:BF:127:GLU:H	1.56	0.68
19:AS:49:ILE:HD12	19:AS:49:ILE:N	2.07	0.68
20:AT:18:GLN:HG2	20:AT:22:ARG:HH11	1.58	0.68
42:BH:38:SER:HB2	42:BH:64:LEU:HD11	1.75	0.68
50:BS:53:SER:N	50:BS:55:ALA:HB3	2.08	0.68
41:BG:11:TYR:O	41:BG:15:VAL:HB	1.92	0.68
7:AG:139:GLU:O	7:AG:143:ARG:N	2.26	0.68
35:BA:1569:A:H2'	35:BA:1570:A:H8	1.55	0.68
12:AL:41:ARG:O	12:AL:42:THR:HB	1.92	0.68
25:B0:20:ARG:NH2	35:BA:2271:G:H4'	2.08	0.68
8:AH:95:VAL:HG22	8:AH:133:LEU:HD13	1.75	0.68
4:AD:107:ARG:HH12	4:AD:114:ARG:NH2	1.90	0.68
17:AQ:13:ASP:C	17:AQ:15:MET:H	1.95	0.68

*Continued on next page...*

*Continued from previous page...*

Atom-1	Atom-2	Interatomic distance (Å)	Clash overlap (Å)
35:BA:1316:U:H3	35:BA:1336:A:H61	1.41	0.68
24:AY:30:THR:HG23	24:AY:86:LEU:CD2	2.22	0.68
35:BA:999:U:C5	35:BA:1154:G:C5	2.81	0.68
35:BA:1340:U:OP2	55:BX:78:LYS:NZ	2.25	0.68
51:BT:60:THR:CG2	51:BT:77:PRO:HA	2.22	0.68
51:BT:32:TYR:CG	51:BT:81:PRO:HB2	2.28	0.68
42:BH:32:GLU:O	42:BH:33:LEU:HD23	1.93	0.68
2:AB:101:MET:HB2	2:AB:102:LEU:CD1	2.22	0.68
24:AY:342:ILE:HG13	24:AY:342:ILE:O	1.93	0.68
35:BA:2287:A:H61	35:BA:2344:U:H3	1.38	0.68
1:AA:1392:G:H21	1:AA:1502:A:H8	1.41	0.68
35:BA:117:G:H5'	35:BA:126:A:N3	2.08	0.68
35:BA:373:U:H2'	35:BA:374:A:C8	2.26	0.68
1:AA:1320:C:H5'	1:AA:1320:C:C6	2.27	0.68
45:BN:14:VAL:CG1	45:BN:137:LYS:HG3	2.22	0.68
51:BT:131:ALA:C	51:BT:133:GLU:H	1.94	0.68
53:BV:88:ARG:O	53:BV:90:PRO:HD3	1.93	0.68
24:AY:173:ILE:HG22	24:AY:180:LYS:HB2	1.75	0.68
24:AY:272:LEU:O	24:AY:276:ALA:CB	2.41	0.68
35:BA:1772:G:N2	35:BA:1774:C:H5''	2.08	0.68
38:BD:92:ILE:HG22	38:BD:106:ILE:HG12	1.74	0.68
35:BA:2638:G:OP2	39:BE:82:ARG:NH2	2.26	0.68
51:BT:33:LYS:HG3	51:BT:43:GLN:CB	2.21	0.68
52:BU:17:ILE:HG23	52:BU:39:LEU:HD11	1.72	0.68
6:AF:87:ARG:CG	6:AF:87:ARG:NH1	2.55	0.68
2:AB:44:LEU:HA	2:AB:47:THR:OG1	1.93	0.68
35:BA:954:G:H5''	48:BQ:13:GLN:HB3	1.74	0.68
1:AA:1175:G:O2'	1:AA:1176:A:H5'	1.93	0.68
14:AN:40:CYS:O	14:AN:43:CYS:N	2.25	0.68
19:AS:47:HIS:O	19:AS:62:ILE:CG2	2.42	0.68
55:BX:14:SER:OG	55:BX:17:ALA:HB2	1.92	0.68
35:BA:1094:U:H1'	35:BA:1097:U:H5	1.58	0.68
35:BA:875:G:H4'	57:BZ:170:THR:OG1	1.93	0.68
41:BG:39:ILE:CD1	41:BG:157:ILE:HG12	2.22	0.68
36:BB:7:G:C3'	36:BB:8:U:H5''	2.24	0.68
17:AQ:57:VAL:HG23	17:AQ:58:GLU:O	1.93	0.68
35:BA:1539:G:H2'	35:BA:1540:U:O4'	1.94	0.68
2:AB:115:LEU:HD13	2:AB:145:LEU:CD1	2.22	0.68
2:AB:141:GLU:O	2:AB:145:LEU:HB2	1.92	0.68
2:AB:121:LEU:HG	2:AB:126:GLU:HB2	1.75	0.68
1:AA:918:A:C6	1:AA:919:A:C6	2.82	0.68

*Continued on next page...*

*Continued from previous page...*

Atom-1	Atom-2	Interatomic distance (Å)	Clash overlap (Å)
1:AA:1285:A:H4'	1:AA:1286:A:O5'	1.94	0.68
19:AS:22:LEU:O	29:B4:48:ARG:N	2.25	0.68
33:B8:30:ARG:NH2	35:BA:2419:U:O4	2.26	0.68
24:AY:29:ILE:HG12	24:AY:259:ALA:CB	2.24	0.68
25:B0:33:ALA:O	35:BA:2352:A:H2	1.76	0.68
35:BA:690:G:H21	38:BD:43:ARG:HH22	1.40	0.68
38:BD:24:ILE:HD13	38:BD:83:GLU:C	2.13	0.68
52:BU:96:ALA:C	52:BU:98:LEU:H	1.97	0.68
1:AA:754:C:C4'	15:AO:72:ARG:HH12	2.06	0.68
53:BV:99:ILE:N	53:BV:99:ILE:HD13	2.08	0.68
1:AA:1090:U:H2'	1:AA:1091:U:H6	1.58	0.68
2:AB:153:ARG:CG	2:AB:154:LEU:N	2.55	0.68
2:AB:178:ARG:NH1	2:AB:178:ARG:HG3	2.09	0.68
2:AB:224:GLN:O	2:AB:227:GLY:N	2.27	0.68
1:AA:1116:C:C3'	1:AA:1117:G:H5''	2.23	0.68
19:AS:8:GLY:O	19:AS:9:VAL:HG23	1.93	0.68
1:AA:939:G:P	7:AG:95:ARG:HH22	2.15	0.68
1:AA:106:C:O2'	1:AA:379:C:H5''	1.93	0.68
2:AB:115:LEU:CB	2:AB:145:LEU:HD12	2.24	0.68
1:AA:507:C:P	1:AA:508:C:H3'	2.33	0.68
35:BA:1471:A:N6	35:BA:1519:G:H2'	2.08	0.68
35:BA:2186:G:H2'	35:BA:2187:G:C8	2.28	0.68
25:B0:51:VAL:CG2	25:B0:80:HIS:HA	2.22	0.68
54:BW:5:ALA:HB2	54:BW:54:ALA:HB2	1.74	0.68
35:BA:2861:G:O2'	35:BA:2862:G:H5'	1.93	0.68
1:AA:122:G:H2'	1:AA:123:C:O4'	1.93	0.68
48:BQ:36:ALA:HB2	48:BQ:103:MET:HE3	1.74	0.68
9:AI:121:ARG:NH1	9:AI:121:ARG:HG2	2.09	0.68
24:AY:448:VAL:O	24:AY:452:ARG:HG2	1.93	0.68
1:AA:1407:C:C2'	1:AA:1408:A:H5''	2.23	0.68
35:BA:2616:C:H2'	35:BA:2617:C:C6	2.29	0.68
35:BA:744:G:O2'	35:BA:745:G:H5'	1.94	0.68
35:BA:780:G:H21	35:BA:783:A:N6	1.91	0.68
35:BA:947:G:H2'	35:BA:948:G:H8	1.58	0.68
35:BA:1567:A:H5'	38:BD:58:HIS:HD2	1.58	0.68
38:BD:94:LEU:HD22	38:BD:95:LEU:N	2.07	0.68
45:BN:23:LEU:HB2	45:BN:99:LEU:HD21	1.76	0.68
52:BU:112:ARG:HH12	53:BV:46:VAL:CG1	2.00	0.68
1:AA:719:C:C2	18:AR:50:ILE:HG12	2.28	0.68
8:AH:85:ARG:HG3	8:AH:85:ARG:HH11	1.59	0.68
8:AH:2:LEU:HD21	8:AH:8:ASP:CB	2.23	0.68

*Continued on next page...*



*Continued from previous page...*

Atom-1	Atom-2	Interatomic distance (Å)	Clash overlap (Å)
48:BQ:12:GLN:OE1	48:BQ:72:LYS:HG3	1.93	0.68
22:AV:3:C:O2	35:BA:1851:U:H5''	1.94	0.68
1:AA:1192:C:O2'	5:AE:25:ARG:NH2	2.26	0.68
9:AI:98:PRO:HB2	9:AI:99:LEU:HD22	1.74	0.68
56:BY:37:VAL:HG22	56:BY:67:LEU:O	1.92	0.68
55:BX:39:ILE:HG21	55:BX:54:VAL:HG11	1.75	0.68
1:AA:706:A:C1'	11:AK:29:ILE:HD11	2.23	0.68
35:BA:1494:A:N3	35:BA:1494:A:H5'	2.08	0.68
35:BA:2110:G:H1	35:BA:2178:C:H41	1.40	0.68
35:BA:2181:G:O2'	35:BA:2182:G:H5'	1.94	0.68
20:AT:75:ASN:O	20:AT:79:ARG:HB2	1.94	0.68
1:AA:760:G:N2	17:AQ:94:ASN:HB3	2.07	0.68
35:BA:1628:G:H2'	35:BA:1629:U:H6	1.58	0.68
35:BA:2644:G:H2'	35:BA:2645:G:C8	2.28	0.68
33:B8:23:VAL:HG12	33:B8:46:ARG:HH11	1.59	0.68
33:B8:33:ASN:HA	33:B8:36:LYS:CD	2.24	0.68
33:B8:4:MET:O	33:B8:62:LEU:HD11	1.93	0.68
38:BD:160:GLY:N	38:BD:196:VAL:HG12	2.09	0.68
39:BE:117:MET:O	39:BE:121:ASN:HA	1.94	0.68
45:BN:65:LYS:HD3	45:BN:69:GLN:HE21	1.58	0.68
51:BT:65:LYS:HZ1	51:BT:66:VAL:H	1.38	0.68
52:BU:47:TYR:HA	52:BU:50:ARG:HD2	1.75	0.68
35:BA:2157:G:O2'	35:BA:2158:A:H5'	1.93	0.68
2:AB:7:VAL:HG13	2:AB:11:LEU:CD1	2.23	0.68
3:AC:134:ILE:O	3:AC:138:VAL:HG12	1.93	0.68
35:BA:893:C:H2'	35:BA:894:C:H5'	1.73	0.68
35:BA:483:A:O3'	56:BY:49:VAL:HG22	1.94	0.68
27:B2:10:LEU:HD21	27:B2:59:ARG:CD	2.24	0.68
15:AO:4:THR:CG2	15:AO:6:GLU:HB2	2.23	0.68
36:BB:41:U:N3	41:BG:70:VAL:HB	2.07	0.68
16:AP:11:SER:OG	16:AP:14:ASN:HB3	1.94	0.68
35:BA:1884:A:C2'	35:BA:1885:A:H5''	2.21	0.68
41:BG:52:ILE:HG12	41:BG:53:LEU:N	2.08	0.68
16:AP:67:THR:H	16:AP:70:ALA:HB3	1.58	0.68
1:AA:1425:U:H2'	1:AA:1426:C:C6	2.29	0.68
56:BY:86:ARG:NH2	56:BY:95:LYS:HZ3	1.92	0.68
29:B4:36:CYS:O	29:B4:39:CYS:HB2	1.93	0.68
37:BC:137:LEU:HD22	37:BC:138:PRO:CD	2.23	0.68
35:BA:1331:A:HO2'	35:BA:1332:G:H8	1.39	0.68
35:BA:104:U:H2'	35:BA:105:C:H5'	1.76	0.68
35:BA:2422:A:H4'	35:BA:2423:U:OP1	1.94	0.68

*Continued on next page...*

*Continued from previous page...*

Atom-1	Atom-2	Interatomic distance (Å)	Clash overlap (Å)
35:BA:1924:C:O2'	35:BA:1925:C:C6	2.46	0.68
35:BA:2223:G:H2'	35:BA:2224:G:H5'	1.75	0.68
35:BA:2504:U:H6	35:BA:2504:U:O5'	1.76	0.68
35:BA:779:U:O2'	35:BA:780:G:H5'	1.93	0.68
38:BD:92:ILE:HA	38:BD:107:ALA:N	2.08	0.68
38:BD:24:ILE:HD13	38:BD:84:TYR:N	2.08	0.68
45:BN:69:GLN:O	45:BN:71:ILE:HG13	1.94	0.68
35:BA:1654:A:P	49:BR:3:HIS:HB2	2.33	0.68
53:BV:40:LEU:CD2	53:BV:47:VAL:HG22	2.22	0.68
46:BO:6:THR:O	46:BO:20:MET:HA	1.93	0.68
34:B9:36:GLN:NE2	35:BA:1031:G:N2	2.38	0.68
35:BA:2807:G:C2'	35:BA:2808:U:H5''	2.24	0.68
22:AV:62:C:C2'	22:AV:63:G:H5''	2.23	0.68
3:AC:157:ILE:CB	3:AC:164:ARG:HH21	2.06	0.68
35:BA:880:G:H1	35:BA:897:C:N4	1.88	0.68
27:B2:9:GLN:HG2	27:B2:56:GLN:NE2	2.09	0.68
40:BF:154:VAL:HG12	40:BF:155:LEU:N	2.08	0.68
40:BF:19:GLU:O	40:BF:20:LEU:HD23	1.92	0.68
19:AS:51:VAL:HB	19:AS:58:VAL:HG22	1.75	0.68
35:BA:140:G:C1'	35:BA:141:A:H2	2.00	0.68
35:BA:144:C:H2'	35:BA:145:G:C8	2.29	0.68
35:BA:2306:C:N4	35:BA:2311:A:N7	2.41	0.68
38:BD:79:VAL:HG23	38:BD:114:GLY:H	1.58	0.68
1:AA:1266:G:N2	1:AA:1268:A:C5'	2.55	0.68
35:BA:2147:G:H2'	35:BA:2148:G:O4'	1.93	0.68
7:AG:72:ARG:O	7:AG:91:VAL:HG12	1.93	0.68
35:BA:2672:G:H3'	35:BA:2673:G:H5''	1.74	0.68
24:AY:401:ILE:HD13	24:AY:462:VAL:O	1.93	0.68
32:B7:7:PRO:HA	35:BA:686:G:C8	2.28	0.68
35:BA:972:G:H2'	35:BA:973:A:N7	2.09	0.68
39:BE:113:PHE:CE1	39:BE:158:GLY:HA2	2.28	0.68
39:BE:195:LEU:HD11	39:BE:197:ILE:CG2	2.23	0.68
40:BF:65:TRP:CH2	40:BF:72:ARG:HB3	2.29	0.68
47:BP:97:PRO:HA	47:BP:100:LEU:HD23	1.76	0.68
47:BP:38:GLN:OE1	47:BP:41:ARG:HD3	1.94	0.68
2:AB:193:ASP:C	2:AB:193:ASP:OD1	2.31	0.68
22:AV:76:A:P	35:BA:2432:A:H4'	2.34	0.68
48:BQ:67:ARG:HH11	48:BQ:67:ARG:CB	2.06	0.68
48:BQ:140:ALA:HB1	57:BZ:99:TYR:CD2	2.28	0.68
1:AA:1325:C:OP1	21:AU:15:ARG:NH2	2.26	0.68
1:AA:1327:C:H2'	1:AA:1328:C:H6	1.58	0.68

*Continued on next page...*

*Continued from previous page...*

Atom-1	Atom-2	Interatomic distance (Å)	Clash overlap (Å)
14:AN:50:LYS:O	14:AN:52:GLN:HG2	1.94	0.68
19:AS:63:THR:HG22	19:AS:66:MET:CG	2.24	0.68
35:BA:61:G:H1	35:BA:94:C:N4	1.91	0.68
40:BF:7:TYR:OH	40:BF:10:PRO:HB3	1.93	0.68
35:BA:1058:G:H2'	35:BA:1059:G:C5'	2.24	0.68
1:AA:619:U:C2	4:AD:135:LEU:HD11	2.28	0.68
36:BB:17:C:O2'	36:BB:18:G:H5'	1.93	0.68
50:BS:49:VAL:HG12	50:BS:50:SER:H	1.57	0.68
49:BR:44:LEU:O	49:BR:44:LEU:HD13	1.94	0.68
35:BA:1427:A:C1'	35:BA:1428:C:C5	2.77	0.68
2:AB:130:ARG:HA	2:AB:130:ARG:HE	1.57	0.68
20:AT:48:LYS:O	20:AT:52:ALA:HB2	1.92	0.68
24:AY:27:THR:HG1	24:AY:69:SER:HG	1.35	0.68
24:AY:331:LEU:CB	24:AY:379:PHE:HE2	1.99	0.68
24:AY:446:PHE:O	24:AY:449:VAL:CG2	2.42	0.68
35:BA:977:G:H2'	35:BA:978:G:H8	1.59	0.68
39:BE:179:GLU:O	39:BE:180:ASN:HB2	1.94	0.68
45:BN:36:GLY:H	45:BN:49:GLY:HA2	1.58	0.68
52:BU:36:ARG:CB	52:BU:36:ARG:NH1	2.57	0.68
46:BO:24:VAL:O	46:BO:26:LYS:N	2.26	0.68
1:AA:910:C:O2'	1:AA:911:U:H5'	1.94	0.68
8:AH:85:ARG:NH1	8:AH:87:SER:O	2.27	0.68
2:AB:187:LEU:HD11	2:AB:204:ASN:O	1.93	0.68
35:BA:2248:C:H2'	35:BA:2249:U:O4'	1.94	0.68
48:BQ:52:VAL:O	48:BQ:55:VAL:HG13	1.94	0.68
13:AM:75:ALA:CB	13:AM:79:LYS:HE3	2.22	0.68
54:BW:18:ARG:NH1	54:BW:76:VAL:O	2.25	0.68
1:AA:978:A:N6	1:AA:1318:A:N7	2.42	0.68
3:AC:11:ARG:NH2	3:AC:182:ILE:HD12	2.08	0.68
3:AC:53:ALA:O	3:AC:54:ARG:O	2.12	0.68
10:AJ:69:ASN:O	10:AJ:70:ARG:HD3	1.94	0.68
37:BC:3:HIS:HB3	37:BC:7:TYR:CD2	2.28	0.68
42:BH:41:MET:HE2	42:BH:43:VAL:HG13	1.75	0.68
35:BA:1498:C:C2'	35:BA:1499:C:H5''	2.23	0.68
1:AA:1220:G:H21	19:AS:54:GLY:CA	2.06	0.68
27:B2:43:GLN:HG2	27:B2:44:LEU:N	2.06	0.68
28:B3:6:VAL:HA	28:B3:55:ARG:O	1.93	0.68
1:AA:1228:C:OP1	13:AM:108:ARG:NH2	2.27	0.68
10:AJ:75:ILE:O	10:AJ:77:PRO:HD3	1.94	0.68
35:BA:1537:G:H2'	35:BA:1538:G:C8	2.29	0.68
56:BY:54:LYS:HE3	56:BY:55:TYR:CE2	2.28	0.68

*Continued on next page...*

*Continued from previous page...*

Atom-1	Atom-2	Interatomic distance (Å)	Clash overlap (Å)
9:AI:118:LYS:O	9:AI:119:ALA:CB	2.42	0.68
29:B4:40:HIS:HD2	29:B4:42:PHE:CD1	2.11	0.68
35:BA:64:A:O3'	55:BX:71:GLY:HA3	1.94	0.68
24:AY:399:ARG:HA	24:AY:466:VAL:CG2	2.24	0.68
24:AY:445:GLN:HA	24:AY:448:VAL:HG23	1.76	0.68
24:AY:78:PRO:HA	24:AY:83:LEU:HA	1.76	0.68
35:BA:1814:G:H4'	38:BD:51:VAL:HG21	1.76	0.68
38:BD:169:GLU:O	38:BD:172:TYR:N	2.27	0.68
47:BP:47:ASP:HB2	47:BP:51:PHE:HD2	1.58	0.68
52:BU:17:ILE:N	52:BU:17:ILE:HD12	2.08	0.68
52:BU:65:ILE:HD11	52:BU:96:ALA:HB3	1.76	0.68
35:BA:2787:C:O2	39:BE:61:ARG:NH1	2.27	0.68
36:BB:82:G:H2'	36:BB:83:G:H8	1.58	0.68
57:BZ:119:GLU:HG3	57:BZ:122:ARG:NE	2.09	0.68
1:AA:977:A:C2'	1:AA:977:A:N3	2.57	0.68
35:BA:2840:C:H2'	35:BA:2841:C:C6	2.25	0.68
49:BR:48:VAL:CA	49:BR:51:LEU:HB2	2.24	0.68
35:BA:631:A:H2'	35:BA:632:A:O4'	1.94	0.68
35:BA:631:A:H5''	47:BP:65:ARG:HH11	1.56	0.68
16:AP:71:ARG:HA	16:AP:74:LEU:HD12	1.75	0.68
27:B2:41:ILE:HG13	27:B2:42:GLY:H	1.59	0.68
1:AA:40:C:H2'	1:AA:41:G:H8	1.59	0.68
36:BB:111:G:O2'	36:BB:112:U:H5'	1.93	0.68
24:AY:349:MET:SD	24:AY:356:VAL:HA	2.34	0.67
1:AA:807:A:H2'	1:AA:808:C:H6	1.58	0.67
35:BA:2734:A:H62	35:BA:2770:G:H21	1.42	0.67
38:BD:108:PRO:HB3	38:BD:143:HIS:NE2	2.07	0.67
38:BD:43:ARG:HB3	38:BD:54:ARG:O	1.94	0.67
39:BE:171:GLU:O	39:BE:173:VAL:N	2.23	0.67
45:BN:18:ALA:HB3	45:BN:26:LEU:HD21	1.77	0.67
49:BR:17:ARG:CB	49:BR:17:ARG:HH11	2.07	0.67
1:AA:833:U:HO2'	1:AA:834:C:H6	1.40	0.67
1:AA:881:G:O2'	1:AA:882:C:H5'	1.94	0.67
8:AH:119:LEU:CD2	8:AH:123:GLU:HB3	2.24	0.67
15:AO:54:ARG:O	15:AO:58:MET:SD	2.52	0.67
17:AQ:26:GLN:O	17:AQ:27:PHE:HB3	1.93	0.67
2:AB:200:ILE:HD12	2:AB:200:ILE:H	1.59	0.67
48:BQ:34:LEU:HA	48:BQ:130:LYS:O	1.94	0.67
1:AA:1118:C:N3	1:AA:1155:G:N2	2.39	0.67
1:AA:1117:G:N1	1:AA:1184:G:C6	2.62	0.67
19:AS:45:VAL:HB	19:AS:63:THR:O	1.93	0.67

*Continued on next page...*

*Continued from previous page...*

Atom-1	Atom-2	Interatomic distance (Å)	Clash overlap (Å)
55:BX:8:ILE:HD12	55:BX:8:ILE:N	2.07	0.67
40:BF:18:ARG:CZ	40:BF:199:TRP:HZ3	2.07	0.67
40:BF:23:ASP:O	40:BF:115:ALA:HB2	1.94	0.67
49:BR:47:PHE:O	49:BR:51:LEU:HD13	1.95	0.67
11:AK:29:ILE:HA	11:AK:44:SER:HB3	1.77	0.67
7:AG:118:VAL:CG2	7:AG:119:ARG:H	2.07	0.67
29:B4:5:ILE:O	29:B4:5:ILE:HG12	1.94	0.67
1:AA:59:A:H1'	1:AA:354:G:N2	2.09	0.67
35:BA:2287:A:H62	35:BA:2344:U:H3	1.42	0.67
5:AE:115:VAL:O	5:AE:116:THR:HG23	1.94	0.67
54:BW:69:LEU:HA	54:BW:108:GLY:O	1.93	0.67
35:BA:1292:U:H2'	35:BA:1293:C:C6	2.29	0.67
1:AA:398:C:H3'	1:AA:398:C:H6	1.58	0.67
25:B0:50:ASN:C	25:B0:62:LEU:HD21	2.13	0.67
35:BA:2521:C:C2	35:BA:2545:G:N2	2.62	0.67
37:BC:103:ILE:HD12	37:BC:127:MET:HE3	1.75	0.67
33:B8:8:LYS:NZ	33:B8:11:LYS:CE	2.57	0.67
35:BA:1998:G:C2'	35:BA:1999:C:H5'	2.24	0.67
35:BA:239:U:H1'	35:BA:259:G:N2	2.08	0.67
45:BN:27:ALA:HA	45:BN:30:ILE:CD1	2.21	0.67
45:BN:35:ARG:O	45:BN:37:LYS:N	2.27	0.67
47:BP:111:ARG:HA	47:BP:128:HIS:CD2	2.29	0.67
46:BO:33:ALA:HA	46:BO:37:ASP:OD2	1.94	0.67
15:AO:39:LEU:HD13	15:AO:56:LEU:HD23	1.75	0.67
35:BA:1030:G:OP2	48:BQ:128:LYS:HE2	1.93	0.67
35:BA:1915:U:C2'	35:BA:1916:A:O5'	2.42	0.67
57:BZ:42:VAL:HG13	57:BZ:43:GLU:N	2.09	0.67
57:BZ:56:VAL:CG2	57:BZ:70:LEU:HD13	2.18	0.67
22:AV:49:G:H2'	22:AV:50:U:H6	1.59	0.67
1:AA:979:C:H41	1:AA:1360:A:H62	1.40	0.67
40:BF:156:LEU:HD12	40:BF:157:VAL:N	2.09	0.67
50:BS:13:ARG:O	50:BS:14:VAL:HB	1.94	0.67
11:AK:29:ILE:HA	11:AK:44:SER:CB	2.24	0.67
42:BH:40:GLU:OE1	42:BH:40:GLU:HA	1.93	0.67
35:BA:2746:U:H2'	35:BA:2747:G:C5'	2.20	0.67
1:AA:1218:C:H2'	1:AA:1219:U:C5	2.29	0.67
1:AA:1314:C:O2'	1:AA:1315:U:H5'	1.94	0.67
35:BA:1440:G:O2'	35:BA:1441:G:H5'	1.94	0.67
4:AD:61:LYS:CA	4:AD:203:VAL:HG22	2.24	0.67
49:BR:60:LEU:O	49:BR:63:ARG:HB3	1.94	0.67
1:AA:633:G:H3'	1:AA:634:C:C6	2.28	0.67

*Continued on next page...*

*Continued from previous page...*

Atom-1	Atom-2	Interatomic distance (Å)	Clash overlap (Å)
1:AA:398:C:H3'	1:AA:398:C:C6	2.28	0.67
48:BQ:60:ARG:HB3	48:BQ:60:ARG:NH1	2.08	0.67
26:B1:89:GLU:HA	26:B1:92:LYS:HE3	1.77	0.67
35:BA:361:G:H2'	35:BA:362:U:H4'	1.76	0.67
1:AA:778:G:H2'	1:AA:779:C:C6	2.29	0.67
35:BA:2692:C:H1'	35:BA:2847:U:O2'	1.95	0.67
47:BP:16:ARG:HD3	47:BP:18:ARG:N	2.09	0.67
2:AB:17:PHE:C	2:AB:17:PHE:CD1	2.65	0.67
35:BA:1915:U:O2'	35:BA:1916:A:C5'	2.40	0.67
35:BA:861:A:H2	35:BA:862:G:H1'	1.59	0.67
35:BA:952:G:C4	35:BA:966:G:N2	2.61	0.67
35:BA:1786:A:H3'	35:BA:1787:A:N7	2.09	0.67
1:AA:1305:G:H5'	21:AU:4:GLY:HA3	1.76	0.67
3:AC:86:VAL:HG23	3:AC:87:LEU:CD2	2.25	0.67
19:AS:20:LEU:HA	19:AS:23:ASN:CB	2.24	0.67
57:BZ:151:HIS:CB	57:BZ:170:THR:HA	2.24	0.67
41:BG:130:ASN:HB3	41:BG:160:VAL:HA	1.76	0.67
1:AA:1506:U:O2'	1:AA:1507:A:H5'	1.93	0.67
41:BG:5:VAL:HG12	41:BG:6:ALA:N	2.04	0.67
41:BG:51:ARG:NE	41:BG:51:ARG:HA	2.08	0.67
35:BA:852:G:H2'	35:BA:853:G:H8	1.60	0.67
35:BA:2101:G:C2'	35:BA:2102:U:H5''	2.25	0.67
49:BR:29:LEU:HD21	49:BR:52:ILE:HD11	1.75	0.67
6:AF:67:MET:HE2	6:AF:68:PRO:O	1.95	0.67
31:B6:15:GLU:OE2	31:B6:41:PRO:HB3	1.93	0.67
35:BA:233:A:H2'	35:BA:234:C:C6	2.29	0.67
35:BA:1068:G:N7	44:BK:25:UNK:C	2.56	0.67
11:AK:108:ILE:N	11:AK:108:ILE:HD12	2.09	0.67
24:AY:108:CYS:HA	24:AY:135:THR:CG2	2.25	0.67
24:AY:10:VAL:O	24:AY:279:PRO:HD3	1.94	0.67
24:AY:299:PHE:H	24:AY:299:PHE:HD2	1.42	0.67
24:AY:25:GLY:HA3	24:AY:29:ILE:HG13	1.74	0.67
24:AY:86:LEU:CD1	24:AY:88:ASP:H	2.07	0.67
35:BA:2454:G:O2'	35:BA:2455:G:H5'	1.94	0.67
51:BT:50:ILE:HA	51:BT:99:LEU:CD1	2.23	0.67
1:AA:17:U:H2'	1:AA:18:C:C6	2.28	0.67
18:AR:72:ARG:O	18:AR:76:LEU:HD23	1.93	0.67
2:AB:14:GLY:C	2:AB:15:VAL:HG22	2.13	0.67
2:AB:97:TRP:CH2	2:AB:176:GLU:HG3	2.29	0.67
25:B0:43:THR:H	35:BA:2331:G:C4'	1.95	0.67
1:AA:1304:G:H1'	1:AA:1334:G:H22	1.60	0.67

*Continued on next page...*

*Continued from previous page...*

Atom-1	Atom-2	Interatomic distance (Å)	Clash overlap (Å)
3:AC:74:GLY:HA2	3:AC:77:ILE:HD12	1.75	0.67
9:AI:34:ASN:O	9:AI:38:GLN:HB2	1.95	0.67
44:BK:5:UNK:O	44:BK:7:UNK:N	2.27	0.67
37:BC:10:LEU:HD12	37:BC:32:LEU:CA	2.24	0.67
1:AA:1265:G:C6	1:AA:1266:G:O6	2.47	0.67
28:B3:6:VAL:HB	28:B3:54:VAL:CG1	2.24	0.67
33:B8:52:LYS:O	33:B8:56:GLU:OE1	2.12	0.67
16:AP:5:ARG:O	16:AP:6:LEU:HD12	1.93	0.67
1:AA:1284:C:C2	1:AA:1285:A:N7	2.62	0.67
40:BF:132:VAL:HG22	40:BF:133:ASN:N	2.08	0.67
35:BA:614:U:H1'	35:BA:614(C):A:N7	2.09	0.67
1:AA:1350:A:OP2	9:AI:121:ARG:HG3	1.94	0.67
42:BH:59:ARG:HB2	42:BH:59:ARG:HH11	1.60	0.67
35:BA:315:G:H2'	35:BA:316:C:C6	2.29	0.67
35:BA:1053:C:H2'	35:BA:1054:A:H8	1.59	0.67
24:AY:164:ILE:HG12	24:AY:252:THR:CG2	2.24	0.67
1:AA:778:G:H2'	1:AA:779:C:H6	1.59	0.67
35:BA:1969:A:O2'	35:BA:1972:A:H1'	1.94	0.67
35:BA:2367:G:O2'	35:BA:2368:C:H5'	1.94	0.67
51:BT:51:ARG:HD3	51:BT:62:THR:HG21	1.76	0.67
1:AA:577:G:N2	1:AA:765:G:H1'	2.09	0.67
2:AB:7:VAL:HG13	2:AB:11:LEU:HD12	1.76	0.67
2:AB:219:VAL:O	2:AB:223:ILE:HG13	1.94	0.67
42:BH:124:GLU:C	42:BH:126:PRO:HD3	2.14	0.67
3:AC:116:VAL:HG21	3:AC:202:ILE:HD11	1.76	0.67
35:BA:110:G:O2'	35:BA:111:A:H5'	1.93	0.67
35:BA:872:A:H5'	48:BQ:69:PHE:CE2	2.26	0.67
35:BA:2307:G:H21	35:BA:2308:G:C5'	2.07	0.67
38:BD:136:ILE:HD12	38:BD:191:ALA:HB3	1.75	0.67
12:AL:54:LYS:HD2	12:AL:54:LYS:N	2.10	0.67
12:AL:41:ARG:HH11	12:AL:41:ARG:CB	2.07	0.67
17:AQ:62:SER:CB	17:AQ:72:ARG:HG3	2.24	0.67
35:BA:2131:G:H4'	35:BA:2132:U:OP2	1.92	0.67
24:AY:260:LEU:HD21	35:BA:2655:G:H5''	1.77	0.67
1:AA:1491:G:C3'	1:AA:1492:A:C8	2.77	0.67
1:AA:1405:G:H1'	1:AA:1519:A:C4'	2.25	0.67
35:BA:1190:G:H2'	35:BA:1191:G:H8	1.57	0.67
39:BE:112:GLY:O	39:BE:114:ALA:N	2.27	0.67
35:BA:1248:G:P	40:BF:92:PRO:HG3	2.35	0.67
45:BN:66:LYS:HB3	45:BN:70:LYS:HB2	1.75	0.67
46:BO:24:VAL:HG23	46:BO:24:VAL:O	1.94	0.67

*Continued on next page...*

*Continued from previous page...*

Atom-1	Atom-2	Interatomic distance (Å)	Clash overlap (Å)
6:AF:45:LEU:HD13	6:AF:59:TYR:HD1	1.59	0.67
15:AO:33:THR:CG2	15:AO:34:LEU:N	2.58	0.67
15:AO:56:LEU:O	15:AO:59:MET:HB2	1.94	0.67
2:AB:155:LEU:CD2	2:AB:159:PRO:HG3	2.21	0.67
39:BE:60:ASN:OD1	39:BE:61:ARG:N	2.26	0.67
22:AV:1:C:H42	22:AV:72:A:H61	1.42	0.67
4:AD:18:LYS:HG3	4:AD:33:MET:HB3	1.76	0.67
4:AD:173:TRP:HA	4:AD:187:ARG:HH12	1.58	0.67
35:BA:2307:G:H3'	35:BA:2307:G:N3	2.09	0.67
35:BA:2758:A:H62	42:BH:67:LEU:HD11	1.55	0.67
51:BT:107:ASP:CG	51:BT:108:ARG:H	1.97	0.67
15:AO:85:LEU:N	15:AO:85:LEU:CD2	2.58	0.67
29:B4:35:VAL:HG12	29:B4:36:CYS:H	1.59	0.67
1:AA:376:G:H5''	16:AP:5:ARG:HB2	1.74	0.67
36:BB:10:C:O2'	36:BB:11:C:H5'	1.94	0.67
33:B8:23:VAL:HG13	33:B8:47:LYS:O	1.95	0.67
35:BA:193:U:C2'	35:BA:194:G:H5'	2.24	0.67
31:B6:18:ARG:HG2	31:B6:18:ARG:NH1	2.08	0.67
3:AC:137:ALA:HA	3:AC:140:ARG:CZ	2.25	0.67
35:BA:289:A:H61	35:BA:351:G:HI1'	1.59	0.67
24:AY:412:LEU:C	24:AY:414:LYS:H	1.98	0.67
35:BA:2580:U:C5	35:BA:2581:G:C6	2.82	0.67
35:BA:668:G:H2'	35:BA:670:A:H62	1.60	0.67
39:BE:68:ALA:O	39:BE:70:ALA:N	2.26	0.67
47:BP:47:ASP:OD1	47:BP:49:ARG:HG3	1.95	0.67
57:BZ:152:ALA:O	57:BZ:155:LEU:HD21	1.95	0.67
19:AS:44:MET:HA	29:B4:47:GLN:OE1	1.95	0.67
19:AS:62:ILE:HA	19:AS:66:MET:CE	2.25	0.67
19:AS:23:ASN:OD1	29:B4:47:GLN:HG3	1.95	0.67
49:BR:21:TYR:O	49:BR:25:ALA:HB2	1.93	0.67
1:AA:687:A:O2'	1:AA:688:G:OP2	2.10	0.67
37:BC:29:VAL:HG12	37:BC:222:VAL:HG21	1.75	0.67
57:BZ:151:HIS:HA	57:BZ:171:ILE:HG12	1.76	0.67
45:BN:5:VAL:CG1	45:BN:7:LYS:HG3	2.20	0.67
50:BS:46:VAL:HG12	50:BS:47:THR:N	2.08	0.67
1:AA:1226:C:H4'	1:AA:1227:A:OP1	1.95	0.67
35:BA:1439:A:H2'	35:BA:1440:G:O4'	1.95	0.67
41:BG:115:ARG:NH2	41:BG:136:ARG:HD2	2.08	0.67
35:BA:2826:A:H2'	35:BA:2827:C:C6	2.29	0.67
35:BA:2562:U:C2'	35:BA:2563:U:H5'	2.24	0.67
24:AY:135:THR:O	24:AY:137:ILE:HG13	1.95	0.67

*Continued on next page...*



*Continued from previous page...*

Atom-1	Atom-2	Interatomic distance (Å)	Clash overlap (Å)
24:AY:168:PRO:HB2	24:AY:171:TRP:CZ2	2.28	0.67
24:AY:413:LEU:HD11	24:AY:429:ARG:HD3	1.77	0.67
35:BA:1691:C:H2'	35:BA:1692:U:H6	1.59	0.67
35:BA:1802:A:N1	35:BA:1822:G:H1'	2.10	0.67
35:BA:2223:G:H4'	38:BD:269:PHE:CZ	2.30	0.67
35:BA:2446:G:C2	35:BA:2501:C:C5	2.82	0.67
38:BD:69:ARG:CD	38:BD:105:ILE:HD11	2.25	0.67
39:BE:87:GLU:HG3	39:BE:87:GLU:O	1.95	0.67
52:BU:83:LEU:HG	52:BU:88:ILE:HD11	1.75	0.67
35:BA:2243:U:H2'	35:BA:2244:U:C6	2.29	0.67
57:BZ:124:ILE:O	57:BZ:126:VAL:HG13	1.95	0.67
22:AV:49:G:N2	22:AV:50:U:H1'	2.09	0.67
22:AV:51:C:C2	22:AV:52:G:N7	2.63	0.67
10:AJ:65:LEU:HG	10:AJ:65:LEU:O	1.95	0.67
10:AJ:43:ARG:O	10:AJ:67:THR:HG22	1.93	0.67
10:AJ:49:VAL:HG21	14:AN:41:ARG:HB2	1.77	0.67
19:AS:10:PHE:HE1	19:AS:70:LYS:HD2	1.59	0.67
56:BY:81:LYS:HD2	56:BY:96:ILE:HD12	1.77	0.67
35:BA:2312:U:OP1	41:BG:73:ALA:HA	1.95	0.67
1:AA:404:U:C2	1:AA:405:U:C5	2.83	0.67
20:AT:18:GLN:HG2	20:AT:22:ARG:NH1	2.10	0.67
8:AH:82:HIS:CD2	8:AH:138:TRP:NE1	2.63	0.67
41:BG:11:TYR:HD1	41:BG:15:VAL:HB	1.59	0.67
50:BS:73:LEU:O	50:BS:73:LEU:HD23	1.94	0.67
1:AA:175:C:H4'	20:AT:25:ARG:NH1	2.09	0.67
13:AM:54:VAL:O	13:AM:58:GLU:HG2	1.94	0.67
2:AB:92:TYR:CE1	2:AB:150:SER:HB2	2.30	0.67
2:AB:92:TYR:CZ	2:AB:150:SER:HB2	2.30	0.67
7:AG:54:THR:OG1	7:AG:56:GLN:HG2	1.95	0.67
35:BA:1064:C:H3'	35:BA:1065:U:H5''	1.77	0.67
35:BA:2149:G:O2'	35:BA:2150:U:H5'	1.95	0.67
24:AY:472:ARG:HG3	24:AY:523:PHE:CZ	2.30	0.67
1:AA:1407:C:C2'	1:AA:1408:A:C5'	2.73	0.67
35:BA:531:C:O2'	35:BA:563:G:H5''	1.94	0.67
30:B5:3:LYS:HD3	35:BA:747:U:OP2	1.95	0.67
35:BA:1826:G:H4'	38:BD:242:ARG:CZ	2.25	0.67
38:BD:82:ILE:HA	38:BD:93:ALA:HA	1.77	0.67
39:BE:25:VAL:HG22	39:BE:183:LEU:HD11	1.76	0.67
47:BP:100:LEU:CB	47:BP:106:LEU:HD22	2.24	0.67
53:BV:74:LYS:O	53:BV:75:PHE:HB3	1.95	0.67
8:AH:5:PRO:HD2	8:AH:6:ILE:CD1	2.24	0.67

*Continued on next page...*

*Continued from previous page...*

Atom-1	Atom-2	Interatomic distance (Å)	Clash overlap (Å)
35:BA:906:G:H4'	48:BQ:67:ARG:NH2	2.09	0.67
48:BQ:21:THR:CG2	48:BQ:101:ARG:HD2	2.25	0.67
22:AV:14:A:N3	22:AV:15:G:H1'	2.10	0.67
1:AA:1106:G:H2'	1:AA:1107:C:H6	1.60	0.67
11:AK:43:SER:HA	11:AK:47:VAL:HG21	1.76	0.67
11:AK:63:LEU:HA	11:AK:66:LEU:HD11	1.76	0.67
37:BC:175:VAL:HG21	37:BC:189:ILE:CG1	2.15	0.67
7:AG:99:LEU:HD23	7:AG:102:ARG:NH2	2.09	0.67
41:BG:60:LEU:HD22	41:BG:63:ILE:CD1	2.24	0.67
47:BP:65:ARG:HB3	47:BP:68:GLN:HE22	1.58	0.67
35:BA:2745:C:O2'	42:BH:142:GLY:HA3	1.94	0.67
26:B1:35:THR:HG21	35:BA:2080:G:OP1	1.95	0.67
20:AT:49:ALA:O	20:AT:52:ALA:HB3	1.94	0.67
42:BH:12:PRO:HD2	42:BH:15:VAL:CG1	2.25	0.67
37:BC:77:ILE:O	37:BC:78:ALA:O	2.13	0.67
35:BA:266:G:H2'	35:BA:267:C:H5"	1.77	0.67
17:AQ:12:SER:HB3	17:AQ:20:THR:OG1	1.94	0.67
24:AY:18:ILE:CD1	24:AY:30:THR:OG1	2.43	0.67
37:BC:100:ILE:O	37:BC:100:ILE:HG22	1.94	0.67
35:BA:1135:C:C2	35:BA:1137:G:OP2	2.48	0.67
35:BA:2053:G:H4'	39:BE:145:LYS:HA	1.77	0.67
47:BP:112:LEU:N	47:BP:128:HIS:HD2	1.93	0.67
51:BT:32:TYR:O	51:BT:33:LYS:HB2	1.94	0.67
51:BT:89:VAL:HG21	51:BT:91:ARG:NH2	2.10	0.67
53:BV:21:ARG:HG2	53:BV:91:TYR:CG	2.30	0.67
8:AH:114:THR:OG1	8:AH:119:LEU:HD12	1.94	0.67
15:AO:45:VAL:HG13	15:AO:46:HIS:CD2	2.29	0.67
18:AR:54:ARG:O	18:AR:55:ARG:HG2	1.95	0.67
1:AA:1073:U:H2'	1:AA:1074:G:C8	2.30	0.67
22:AV:67:C:H2'	22:AV:68:C:H6	1.59	0.67
12:AL:34:ARG:HD3	12:AL:105:TYR:CZ	2.30	0.67
35:BA:884:C:O5'	35:BA:884:C:H6	1.78	0.67
35:BA:2835:A:N6	35:BA:2878:U:H3'	2.10	0.67
38:BD:111:LEU:CD1	38:BD:115:GLN:NE2	2.58	0.67
40:BF:185:ASP:HA	40:BF:188:ARG:CD	2.23	0.67
35:BA:2122:U:H2'	35:BA:2123:G:H8	1.60	0.67
35:BA:1416:G:N2	35:BA:1582:C:O2	2.27	0.67
41:BG:171:ALA:HA	41:BG:174:GLU:HB3	1.77	0.67
1:AA:1002:G:H2'	1:AA:1003:G:H8	1.60	0.67
1:AA:291:C:H2'	1:AA:292:G:H8	1.60	0.67
1:AA:838:G:C2'	1:AA:839:U:H5"	2.24	0.67

*Continued on next page...*

*Continued from previous page...*

Atom-1	Atom-2	Interatomic distance (Å)	Clash overlap (Å)
7:AG:78:ARG:O	7:AG:78:ARG:HG3	1.94	0.67
12:AL:40:VAL:HG12	12:AL:40:VAL:O	1.95	0.67
32:B7:16:HIS:HA	32:B7:21:ARG:NH1	2.09	0.66
35:BA:1999:C:H2'	35:BA:2000:G:H8	1.60	0.66
35:BA:2553:G:H3'	35:BA:2554:U:H5''	1.75	0.66
35:BA:748:G:H5''	35:BA:2612:C:N4	2.10	0.66
38:BD:213:ARG:NH1	38:BD:219:PRO:CD	2.53	0.66
39:BE:14:ILE:HD11	39:BE:173:VAL:HG11	1.77	0.66
47:BP:85:LEU:HA	47:BP:88:LEU:CB	2.25	0.66
52:BU:57:PHE:HB3	52:BU:61:TRP:CE2	2.30	0.66
18:AR:40:LEU:O	18:AR:43:PHE:HB2	1.96	0.66
2:AB:187:LEU:CD2	2:AB:201:ILE:O	2.43	0.66
11:AK:126:ARG:C	11:AK:128:ALA:H	1.98	0.66
35:BA:864:G:N7	48:BQ:22:LYS:NZ	2.42	0.66
57:BZ:24:LEU:HD21	57:BZ:86:VAL:CG2	2.25	0.66
1:AA:1054:C:OP1	1:AA:1197:G:OP1	2.13	0.66
1:AA:979:C:O2	14:AN:19:ARG:NE	2.27	0.66
40:BF:125:LEU:HD23	40:BF:125:LEU:N	2.09	0.66
35:BA:2817:G:H2'	35:BA:2818:G:O4'	1.94	0.66
35:BA:2841:C:H2'	35:BA:2842:G:H8	1.60	0.66
35:BA:2319:G:H22	35:BA:2334:G:P	2.17	0.66
17:AQ:59:ILE:CD1	17:AQ:73:VAL:HA	2.24	0.66
31:B6:8:LYS:HE2	35:BA:2285:C:OP2	1.95	0.66
50:BS:51:ALA:CB	50:BS:73:LEU:HB2	2.25	0.66
50:BS:24:LEU:CB	50:BS:85:VAL:HG12	2.26	0.66
35:BA:2355:C:H2'	35:BA:2355:C:O2	1.95	0.66
1:AA:539:A:OP2	12:AL:115:LYS:HE3	1.94	0.66
53:BV:2:PHE:CZ	53:BV:13:ARG:HD2	2.30	0.66
4:AD:180:GLY:O	4:AD:181:MET:HB2	1.94	0.66
35:BA:491:G:H2'	35:BA:492:A:O4'	1.94	0.66
35:BA:305:U:H2'	35:BA:306:U:C6	2.30	0.66
35:BA:2525:G:O2'	35:BA:2526:G:H5'	1.95	0.66
39:BE:23:VAL:HG12	39:BE:184:VAL:O	1.93	0.66
35:BA:565:C:OP2	53:BV:78:LYS:N	2.27	0.66
15:AO:38:ARG:O	15:AO:42:HIS:N	2.28	0.66
35:BA:909:A:O2'	35:BA:911:A:OP2	2.12	0.66
57:BZ:41:LEU:O	57:BZ:44:PHE:HB3	1.94	0.66
12:AL:35:GLY:HA2	12:AL:59:ARG:O	1.95	0.66
1:AA:1204:A:H2'	1:AA:1205:U:O4'	1.94	0.66
1:AA:974:A:N7	14:AN:31:ARG:NH1	2.43	0.66
52:BU:101:ARG:O	52:BU:103:PRO:CD	2.36	0.66

*Continued on next page...*

*Continued from previous page...*

Atom-1	Atom-2	Interatomic distance (Å)	Clash overlap (Å)
40:BF:122:LYS:HB3	40:BF:191:ARG:HG3	1.77	0.66
35:BA:1486:A:N6	35:BA:1504:C:H42	1.93	0.66
42:BH:118:PRO:HD2	42:BH:121:ILE:HG21	1.77	0.66
5:AE:118:ILE:HG12	5:AE:119:LEU:N	2.10	0.66
35:BA:118:A:OP2	35:BA:119:A:H2'	1.94	0.66
54:BW:1:MET:HE3	54:BW:2:GLU:H	1.60	0.66
35:BA:2153:G:N2	35:BA:2154:G:H1'	2.09	0.66
35:BA:1865:G:H5'	35:BA:1866:C:P	2.34	0.66
51:BT:83:ILE:HG13	51:BT:84:GLN:N	2.09	0.66
37:BC:100:ILE:HA	37:BC:127:MET:HE1	1.78	0.66
35:BA:2514:U:O2'	35:BA:2515:C:H5'	1.95	0.66
38:BD:24:ILE:HG23	38:BD:83:GLU:HA	1.77	0.66
38:BD:90:ALA:HB3	38:BD:106:ILE:HG23	1.76	0.66
52:BU:13:LYS:O	52:BU:16:LYS:HB2	1.95	0.66
52:BU:47:TYR:O	52:BU:51:LYS:HG2	1.95	0.66
35:BA:2559:C:H2'	35:BA:2560:C:H6	1.60	0.66
15:AO:16:ALA:HB1	15:AO:21:ASP:OD1	1.96	0.66
15:AO:54:ARG:CG	15:AO:58:MET:CE	2.66	0.66
18:AR:37:VAL:HG23	18:AR:38:GLU:N	2.10	0.66
2:AB:39:ILE:O	2:AB:41:ILE:HD12	1.95	0.66
11:AK:126:ARG:O	11:AK:128:ALA:N	2.28	0.66
35:BA:485:C:H2'	35:BA:486:C:C6	2.30	0.66
56:BY:25:GLY:CA	56:BY:40:GLU:HG2	2.25	0.66
37:BC:47:LEU:HD11	37:BC:171:ILE:CG1	2.25	0.66
1:AA:28:G:N2	1:AA:556:C:C2	2.63	0.66
38:BD:126:GLN:C	38:BD:193:VAL:HG21	2.16	0.66
5:AE:91:LEU:HD13	5:AE:120:THR:OG1	1.95	0.66
24:AY:21:HIS:CG	24:AY:22:PRO:CD	2.79	0.66
35:BA:472:A:H2'	35:BA:473:G:H5'	1.77	0.66
56:BY:86:ARG:CZ	56:BY:95:LYS:NZ	2.59	0.66
1:AA:1481:U:H2'	1:AA:1482:G:C8	2.30	0.66
40:BF:131:GLY:C	40:BF:138:GLU:HB3	2.16	0.66
26:B1:58:ILE:HD11	26:B1:91:LYS:HB2	1.77	0.66
35:BA:1331:A:O2'	35:BA:1332:G:H8	1.76	0.66
37:BC:103:ILE:HB	37:BC:127:MET:SD	2.35	0.66
35:BA:1430:C:H2'	35:BA:1431:U:H6	1.55	0.66
35:BA:696:G:N3	35:BA:696:G:H2'	2.11	0.66
35:BA:762:U:H5'	35:BA:763:G:C2	2.29	0.66
38:BD:9:TYR:OH	38:BD:13:ARG:CD	2.43	0.66
38:BD:9:TYR:CD1	38:BD:10:THR:N	2.54	0.66
39:BE:107:THR:HA	39:BE:163:GLU:O	1.95	0.66

*Continued on next page...*

*Continued from previous page...*

Atom-1	Atom-2	Interatomic distance (Å)	Clash overlap (Å)
51:BT:85:LYS:HZ3	51:BT:85:LYS:HB3	1.60	0.66
52:BU:27:LEU:HA	52:BU:30:LYS:HB2	1.77	0.66
6:AF:80:ARG:HG2	6:AF:88:VAL:CG2	2.25	0.66
2:AB:102:LEU:N	2:AB:102:LEU:HD12	2.11	0.66
40:BF:126:VAL:HG21	40:BF:129:PHE:CZ	2.30	0.66
4:AD:187:ARG:HH11	4:AD:187:ARG:HB3	1.59	0.66
35:BA:2870:C:OP1	49:BR:61:HIS:HE1	1.78	0.66
35:BA:271(L):U:C5'	35:BA:271(M):G:H5'	2.22	0.66
1:AA:506:G:H2'	1:AA:507:C:C6	2.30	0.66
13:AM:22:ILE:CB	13:AM:25:ILE:HD12	2.24	0.66
35:BA:470:A:H2'	35:BA:471:A:O4'	1.96	0.66
1:AA:1376:U:H2'	1:AA:1377:A:C8	2.31	0.66
14:AN:12:ARG:HH11	14:AN:14:PRO:HG2	1.57	0.66
32:B7:23:ARG:C	32:B7:24:THR:HG22	2.16	0.66
42:BH:94:TYR:HB3	42:BH:107:VAL:HB	1.78	0.66
35:BA:2378:A:C2	50:BS:19:LYS:HE3	2.30	0.66
31:B6:15:GLU:HB2	31:B6:20:ASN:HB3	1.78	0.66
1:AA:427:U:OP1	4:AD:41:GLY:N	2.29	0.66
35:BA:303:U:H2'	35:BA:304:G:H8	1.60	0.66
35:BA:682:G:O2'	35:BA:683:C:H5'	1.94	0.66
35:BA:781:A:C2	35:BA:1777:U:O4'	2.47	0.66
35:BA:1830:C:O2'	35:BA:1831:G:H5'	1.95	0.66
38:BD:169:GLU:O	38:BD:171:ASP:N	2.28	0.66
39:BE:172:VAL:HA	39:BE:183:LEU:O	1.95	0.66
39:BE:195:LEU:HD12	39:BE:196:VAL:N	2.11	0.66
1:AA:858:G:C6	1:AA:869:G:N7	2.63	0.66
2:AB:164:VAL:HG12	2:AB:165:VAL:N	2.09	0.66
35:BA:910:A:N6	48:BQ:12:GLN:HA	2.04	0.66
57:BZ:123:ASP:C	57:BZ:124:ILE:HG12	2.16	0.66
57:BZ:72:ARG:HH22	57:BZ:97:GLU:HB3	1.60	0.66
1:AA:1203:C:O2'	1:AA:1204:A:H5'	1.96	0.66
3:AC:21:ARG:C	3:AC:22:TRP:CD1	2.69	0.66
27:B2:36:ARG:CA	27:B2:39:ALA:HB3	2.25	0.66
35:BA:2839:G:H4'	49:BR:49:ASP:CG	2.16	0.66
35:BA:2311:A:O2'	35:BA:2312:U:C6	2.47	0.66
50:BS:28:VAL:HG12	50:BS:29:PHE:N	2.06	0.66
1:AA:326:G:O2'	1:AA:327:A:H5'	1.95	0.66
35:BA:2101:G:H2'	35:BA:2102:U:C5'	2.24	0.66
17:AQ:92:ARG:O	17:AQ:95:TYR:HB2	1.95	0.66
38:BD:273:ARG:HG3	38:BD:273:ARG:NH1	2.07	0.66
1:AA:231:G:O2'	1:AA:232:G:H5'	1.96	0.66

*Continued on next page...*

*Continued from previous page...*

Atom-1	Atom-2	Interatomic distance (Å)	Clash overlap (Å)
42:BH:154:PRO:HA	42:BH:160:LYS:O	1.95	0.66
35:BA:654(L):G:H2'	35:BA:654(M):C:H4'	1.77	0.66
36:BB:29:A:O2'	36:BB:30:C:H5'	1.94	0.66
26:B1:86:SER:O	26:B1:90:ILE:HG12	1.96	0.66
8:AH:63:LEU:N	8:AH:63:LEU:HD22	2.10	0.66
24:AY:403:LEU:HD11	24:AY:412:LEU:HB2	1.76	0.66
24:AY:425:VAL:HG21	24:AY:449:VAL:CG1	2.25	0.66
35:BA:2007:C:H5'	35:BA:2824:C:C1'	2.26	0.66
32:B7:3:ARG:NH2	35:BA:752:A:OP1	2.27	0.66
36:BB:104:U:O3'	57:BZ:72:ARG:HD2	1.96	0.66
48:BQ:67:ARG:HD2	48:BQ:105:GLU:OE1	1.96	0.66
35:BA:2601:C:H6	35:BA:2601:C:O5'	1.77	0.66
35:BA:2606:C:H2'	35:BA:2607:G:C8	2.29	0.66
35:BA:1071:G:N2	35:BA:1091:G:N7	2.44	0.66
1:AA:939:G:H2'	1:AA:940:C:C6	2.31	0.66
54:BW:26:GLY:H	54:BW:71:VAL:HB	1.59	0.66
35:BA:2284:C:H2'	35:BA:2285:C:H6	1.59	0.66
35:BA:2206:G:N3	35:BA:2206:G:H3'	2.11	0.66
1:AA:917:G:H2'	1:AA:918:A:O4'	1.96	0.66
20:AT:36:LEU:HD12	20:AT:59:ALA:CB	2.26	0.66
37:BC:120:MET:SD	37:BC:123:VAL:HG11	2.36	0.66
1:AA:1172:C:H2'	1:AA:1173:G:H8	1.60	0.66
28:B3:46:ASN:O	28:B3:46:ASN:ND2	2.26	0.66
1:AA:241:C:O2'	1:AA:242:C:H5'	1.94	0.66
35:BA:2075:U:H5'	35:BA:2597:G:H1'	1.76	0.66
1:AA:942:G:H21	9:AI:124:GLN:NE2	1.94	0.66
1:AA:675:A:H2'	1:AA:676:A:O4'	1.94	0.66
24:AY:255:PHE:CE2	24:AY:268:MET:HA	2.31	0.66
24:AY:101:ARG:NH1	24:AY:301:PHE:O	2.28	0.66
1:AA:678:U:O2	1:AA:777:A:H4'	1.96	0.66
32:B7:10:ARG:HH21	35:BA:1378:A:H5''	1.60	0.66
51:BT:123:GLN:HA	51:BT:126:ALA:CB	2.25	0.66
52:BU:36:ARG:HA	52:BU:39:LEU:HG	1.78	0.66
2:AB:69:LEU:HD23	2:AB:159:PRO:HG3	1.77	0.66
48:BQ:58:PHE:O	48:BQ:58:PHE:HD1	1.79	0.66
19:AS:47:HIS:N	19:AS:62:ILE:HG21	2.10	0.66
56:BY:67:LEU:HD23	56:BY:68:HIS:N	2.09	0.66
35:BA:94(A):G:C3'	35:BA:95:G:H5''	2.26	0.66
40:BF:159:GLY:HA2	40:BF:164:ARG:NH2	2.11	0.66
4:AD:101:LEU:O	4:AD:105:VAL:HG23	1.95	0.66
37:BC:189:ILE:HD13	37:BC:214:VAL:CG2	2.25	0.66

*Continued on next page...*

*Continued from previous page...*

Atom-1	Atom-2	Interatomic distance (Å)	Clash overlap (Å)
41:BG:125:PHE:HB3	41:BG:130:ASN:O	1.96	0.66
35:BA:2389:G:H5''	35:BA:2390:U:C5'	2.26	0.66
50:BS:65:VAL:C	50:BS:69:VAL:HG12	2.16	0.66
35:BA:2747:G:C2	35:BA:2756:U:H5	2.13	0.66
35:BA:1367:A:C2'	35:BA:1368:G:H5'	2.26	0.66
39:BE:147:PRO:HB2	39:BE:149:ARG:HG2	1.78	0.66
1:AA:848:C:H2'	1:AA:849:C:C6	2.30	0.66
1:AA:600:C:H2'	1:AA:601:C:C6	2.30	0.66
5:AE:150:ARG:O	5:AE:151:LEU:HD23	1.95	0.66
1:AA:1348:U:H5'	9:AI:110:GLU:OE1	1.96	0.66
3:AC:88:ARG:HG3	3:AC:88:ARG:HH11	1.60	0.66
35:BA:1315:C:O2'	35:BA:1316:U:H5'	1.96	0.66
24:AY:261:GLY:O	24:AY:262:ASN:HB2	1.96	0.66
24:AY:420:SER:C	24:AY:422:GLU:H	1.98	0.66
30:B5:19:ARG:O	30:B5:21:SER:N	2.28	0.66
35:BA:1803:A:H2'	35:BA:1804:C:C6	2.29	0.66
35:BA:1827:C:C2	35:BA:1828:G:C8	2.83	0.66
35:BA:2009:G:H2'	35:BA:2010:G:C8	2.29	0.66
35:BA:2358:G:O2'	35:BA:2359:C:H5'	1.94	0.66
39:BE:117:MET:N	39:BE:122:PHE:HB2	2.10	0.66
49:BR:101:ALA:HB1	54:BW:38:TYR:HE1	1.61	0.66
8:AH:5:PRO:O	8:AH:8:ASP:N	2.29	0.66
15:AO:12:ILE:HG12	15:AO:27:VAL:HG12	1.77	0.66
15:AO:39:LEU:CD1	15:AO:56:LEU:CD2	2.72	0.66
2:AB:87:ARG:NH1	2:AB:223:ILE:HD11	2.08	0.66
57:BZ:119:GLU:HG3	57:BZ:122:ARG:CZ	2.24	0.66
48:BQ:141:GLN:HE22	57:BZ:72:ARG:HD3	1.59	0.66
22:AV:61:C:O2	22:AV:61:C:H2'	1.94	0.66
12:AL:89:ARG:HH11	12:AL:91:LYS:CA	2.09	0.66
4:AD:28:SER:HB3	4:AD:29:PRO:CD	2.25	0.66
57:BZ:141:VAL:CA	57:BZ:144:LEU:HD23	2.24	0.66
1:AA:622:A:N7	1:AA:623:C:C4	2.63	0.66
35:BA:272(H):C:O5'	35:BA:272(H):C:H6	1.78	0.66
26:B1:27:GLU:HG3	26:B1:28:GLY:N	2.10	0.66
8:AH:44:PHE:CE2	8:AH:109:ILE:HG21	2.30	0.66
16:AP:73:LEU:HA	16:AP:76:GLN:NE2	2.11	0.66
16:AP:20:VAL:HG23	16:AP:34:GLU:O	1.96	0.66
26:B1:3:LYS:HD2	35:BA:1364:G:C8	2.31	0.66
2:AB:29:ALA:O	2:AB:32:ILE:HG22	1.96	0.66
54:BW:88:ARG:HH11	54:BW:88:ARG:CG	2.09	0.66
39:BE:142:GLY:C	39:BE:143:ASN:HD22	1.99	0.66

*Continued on next page...*

*Continued from previous page...*

Atom-1	Atom-2	Interatomic distance (Å)	Clash overlap (Å)
12:AL:41:ARG:NH1	12:AL:41:ARG:HB3	2.08	0.66
35:BA:608:A:H2'	35:BA:609:A:H8	1.59	0.66
35:BA:845:G:C8	35:BA:845:G:OP2	2.48	0.66
57:BZ:60:GLU:HA	57:BZ:65:GLN:O	1.95	0.66
35:BA:244:A:C2	35:BA:255:A:C4	2.83	0.66
35:BA:628:G:C2'	35:BA:629:G:C5'	2.69	0.66
35:BA:780:G:H21	35:BA:783:A:H62	1.41	0.66
38:BD:24:ILE:HG23	38:BD:82:ILE:C	2.17	0.66
39:BE:174:ASP:O	39:BE:183:LEU:HB2	1.96	0.66
52:BU:97:ASP:O	52:BU:100:VAL:HB	1.96	0.66
52:BU:9:VAL:C	52:BU:13:LYS:HE2	2.16	0.66
1:AA:750:G:N3	15:AO:23:GLY:HA3	2.11	0.66
2:AB:17:PHE:O	2:AB:18:GLY:O	2.13	0.66
48:BQ:54:MET:O	48:BQ:56:ARG:N	2.29	0.66
35:BA:1786:A:C6	35:BA:1938:A:C2	2.83	0.66
12:AL:53:ARG:HG3	12:AL:69:TYR:HE2	1.60	0.66
1:AA:980:C:H5'	1:AA:981:U:C4	2.31	0.66
10:AJ:6:ILE:HA	10:AJ:97:GLU:O	1.95	0.66
19:AS:49:ILE:O	19:AS:60:VAL:CG1	2.44	0.66
4:AD:67:ILE:HG22	4:AD:67:ILE:O	1.96	0.66
1:AA:9:G:H5'	5:AE:122:GLU:OE1	1.96	0.66
5:AE:106:PRO:O	5:AE:110:LEU:HG	1.96	0.66
50:BS:53:SER:H	50:BS:55:ALA:HB3	1.61	0.66
36:BB:57:A:N7	41:BG:29:TRP:HD1	1.94	0.66
35:BA:1712:C:N4	35:BA:1747:G:H1	1.94	0.66
16:AP:67:THR:HG22	16:AP:68:ASP:N	2.11	0.66
55:BX:55:ASN:HB2	55:BX:80:ILE:CG1	2.26	0.66
54:BW:72:LYS:CE	54:BW:108:GLY:HA3	2.26	0.66
1:AA:1377:A:OP2	7:AG:94:ARG:CZ	2.44	0.66
1:AA:1377:A:OP2	7:AG:94:ARG:NH2	2.28	0.66
28:B3:35:ARG:HG3	28:B3:35:ARG:HH11	1.59	0.66
35:BA:1750:G:N3	35:BA:2860:A:C2	2.63	0.66
35:BA:1192:G:O2'	35:BA:1193:G:H5'	1.95	0.66
1:AA:707:C:H2'	1:AA:708:C:H6	1.61	0.66
35:BA:363(E):U:C5	35:BA:363(F):A:H2	2.14	0.66
5:AE:24:ARG:HH11	5:AE:24:ARG:HG2	1.59	0.66
11:AK:84:VAL:HG22	11:AK:110:ASP:HA	1.78	0.66
1:AA:145:G:N2	1:AA:178:C:C2	2.64	0.66
24:AY:99:THR:HA	24:AY:102:THR:HG1	1.59	0.66
24:AY:197:LYS:CG	24:AY:202:GLN:HG3	2.25	0.66
24:AY:246:PHE:CE2	24:AY:247:LEU:HD23	2.31	0.66

*Continued on next page...*



*Continued from previous page...*

Atom-1	Atom-2	Interatomic distance (Å)	Clash overlap (Å)
24:AY:449:VAL:HG21	24:AY:463:TYR:OH	1.96	0.66
35:BA:2530:A:C2'	35:BA:2531:A:H5''	2.24	0.66
9:AI:126:SER:O	9:AI:127:LYS:HB3	1.95	0.66
35:BA:1131:G:N7	35:BA:2025:C:H1'	2.10	0.66
35:BA:1922:G:H2'	35:BA:1923:U:H5'	1.77	0.66
35:BA:1934:C:C2'	35:BA:1935:G:H5'	2.26	0.66
35:BA:2628:C:H1'	35:BA:2781:A:C2'	2.19	0.66
35:BA:1007:C:OP1	45:BN:35:ARG:NH1	2.29	0.66
35:BA:2761:G:H2'	35:BA:2762:G:H5''	1.78	0.66
2:AB:97:TRP:CH2	2:AB:173:ALA:HA	2.31	0.66
35:BA:864:G:H2'	35:BA:865:C:C6	2.30	0.66
57:BZ:130:PRO:HA	57:BZ:133:ILE:HD11	1.78	0.66
22:AV:49:G:N3	22:AV:50:U:C6	2.64	0.66
1:AA:1152:A:OP1	10:AJ:68:HIS:HD2	1.79	0.66
35:BA:292:C:C2	35:BA:349:G:N2	2.64	0.66
4:AD:26:CYS:O	4:AD:31:CYS:HB2	1.96	0.66
37:BC:30:LYS:NZ	37:BC:30:LYS:HA	2.11	0.66
1:AA:799:G:H2'	1:AA:800:G:H8	1.59	0.66
35:BA:1579:A:H2'	35:BA:1580:A:C8	2.31	0.66
41:BG:11:TYR:HA	41:BG:15:VAL:CG2	2.26	0.66
36:BB:98:G:C5	36:BB:99:G:N7	2.64	0.66
35:BA:1317:A:H61	35:BA:1335:U:H3	1.44	0.66
1:AA:520:A:N6	1:AA:521:G:C2	2.64	0.66
24:AY:138:LEU:HD22	24:AY:253:PRO:HG3	1.75	0.65
1:AA:1515:C:O2'	1:AA:1516:G:H5'	1.96	0.65
1:AA:774:G:O2'	1:AA:775:G:H5'	1.96	0.65
35:BA:2014:A:H2'	35:BA:2015:A:C8	2.30	0.65
38:BD:226:MET:O	38:BD:227:ASN:OD1	2.13	0.65
39:BE:172:VAL:O	39:BE:173:VAL:C	2.34	0.65
49:BR:17:ARG:CB	49:BR:17:ARG:NH1	2.60	0.65
52:BU:96:ALA:O	52:BU:98:LEU:N	2.29	0.65
15:AO:57:LEU:HB2	15:AO:58:MET:SD	2.36	0.65
19:AS:39:THR:HG22	19:AS:40:ILE:N	2.11	0.65
19:AS:47:HIS:CD2	29:B4:47:GLN:HB2	2.30	0.65
40:BF:102:PRO:HB2	40:BF:105:VAL:CG2	2.26	0.65
1:AA:687:A:N3	1:AA:688:G:H1'	2.11	0.65
29:B4:5:ILE:H	29:B4:5:ILE:HD13	1.61	0.65
1:AA:625:G:H5'	16:AP:10:GLY:HA2	1.77	0.65
36:BB:101:G:H2'	36:BB:102:A:C8	2.31	0.65
36:BB:23:G:C2	36:BB:61:G:C2	2.84	0.65
49:BR:76:VAL:CG2	49:BR:80:PHE:HE2	2.08	0.65

*Continued on next page...*

*Continued from previous page...*

Atom-1	Atom-2	Interatomic distance (Å)	Clash overlap (Å)
36:BB:98:G:C4	36:BB:99:G:C8	2.84	0.65
35:BA:1277:G:O2'	49:BR:24:GLN:HG2	1.97	0.65
1:AA:258:G:H2'	1:AA:259:G:C8	2.31	0.65
35:BA:1564:C:O2'	35:BA:1565:C:H5'	1.97	0.65
19:AS:21:GLU:HG3	19:AS:22:LEU:N	2.09	0.65
35:BA:132:G:H2'	35:BA:133:C:O4'	1.95	0.65
19:AS:24:ALA:O	19:AS:25:LYS:HG3	1.95	0.65
55:BX:50:LYS:HB3	55:BX:87:GLN:HE22	1.59	0.65
1:AA:933:G:C2	1:AA:1385:G:C2	2.84	0.65
3:AC:108:ASN:HB3	3:AC:111:LEU:HB2	1.78	0.65
35:BA:677:A:H2'	35:BA:678:C:C6	2.31	0.65
1:AA:53:A:C2	1:AA:359:U:O2	2.49	0.65
35:BA:1812:A:H2'	35:BA:1813:G:H8	1.60	0.65
35:BA:2715:C:H2'	35:BA:2716:U:C6	2.31	0.65
38:BD:181:GLU:CG	38:BD:272:ALA:HB1	2.26	0.65
38:BD:65:ILE:HD11	38:BD:88:ARG:HD3	1.77	0.65
45:BN:52:VAL:HG12	45:BN:53:VAL:N	2.10	0.65
45:BN:67:LEU:HA	45:BN:87:LEU:HD12	1.78	0.65
35:BA:1678:G:O5'	35:BA:1678:G:C8	2.45	0.65
6:AF:25:ILE:CA	6:AF:28:ARG:NH1	2.55	0.65
8:AH:32:LYS:O	8:AH:35:ILE:HB	1.95	0.65
2:AB:171:ALA:O	2:AB:174:VAL:HB	1.96	0.65
2:AB:59:GLU:HB2	2:AB:221:LEU:HD11	1.78	0.65
35:BA:2393:A:H2'	35:BA:2394:C:C6	2.24	0.65
1:AA:978:A:HO2'	1:AA:979:C:H6	1.44	0.65
3:AC:55:VAL:HG22	3:AC:68:VAL:HG13	1.77	0.65
42:BH:35:VAL:CG1	42:BH:72:ILE:CD1	2.73	0.65
49:BR:71:GLN:CA	49:BR:71:GLN:HE21	2.07	0.65
54:BW:65:LEU:HD23	54:BW:68:ARG:NE	2.10	0.65
35:BA:2066:C:C2	35:BA:2067:G:N7	2.64	0.65
3:AC:137:ALA:HA	3:AC:140:ARG:NH1	2.11	0.65
1:AA:230:G:OP1	16:AP:33:ILE:CD1	2.44	0.65
1:AA:650:G:O2'	1:AA:651:C:H5'	1.95	0.65
22:AV:74:C:H2'	22:AV:75:C:H5'	1.78	0.65
7:AG:151:TYR:HA	7:AG:153:HIS:CE1	2.31	0.65
24:AY:109:CYS:CB	24:AY:137:ILE:CG2	2.47	0.65
24:AY:417:VAL:O	24:AY:421:GLU:N	2.25	0.65
38:BD:224:ALA:HA	38:BD:233:HIS:HB2	1.78	0.65
40:BF:82:ILE:CG1	40:BF:83:PHE:N	2.58	0.65
51:BT:16:ARG:HH12	51:BT:19:LEU:HG	1.61	0.65
15:AO:39:LEU:HB3	15:AO:56:LEU:CD2	2.21	0.65

*Continued on next page...*

*Continued from previous page...*

Atom-1	Atom-2	Interatomic distance (Å)	Clash overlap (Å)
18:AR:67:ALA:O	18:AR:71:LYS:HG3	1.95	0.65
11:AK:126:ARG:C	11:AK:128:ALA:N	2.48	0.65
48:BQ:140:ALA:HB1	57:BZ:99:TYR:HD2	1.61	0.65
1:AA:1058:G:H2'	1:AA:1059:C:C6	2.30	0.65
1:AA:973:G:H1'	10:AJ:55:LYS:NZ	2.12	0.65
40:BF:177:ALA:HB1	40:BF:178:PRO:HD2	1.77	0.65
37:BC:7:TYR:O	37:BC:10:LEU:HB2	1.96	0.65
35:BA:2306:C:H5	35:BA:2307:G:HO2'	1.42	0.65
1:AA:295:C:N3	1:AA:303:A:C2	2.65	0.65
1:AA:60:A:H4'	1:AA:61:G:O5'	1.96	0.65
1:AA:1403:C:H1'	1:AA:1500:A:N1	2.11	0.65
35:BA:271(M):G:H2'	35:BA:271(N):U:H5''	1.78	0.65
1:AA:1265:G:C4	1:AA:1266:G:N7	2.64	0.65
35:BA:2101:G:H2'	35:BA:2102:U:C4'	2.26	0.65
1:AA:196:A:N3	1:AA:222:U:H1'	2.11	0.65
13:AM:29:ARG:NH2	13:AM:64:TRP:HB3	2.12	0.65
22:AV:17(A):U:H4'	22:AV:18:G:OP1	1.95	0.65
35:BA:720:C:H2'	35:BA:721:C:H4'	1.78	0.65
35:BA:285:C:H2'	35:BA:286:C:C6	2.30	0.65
35:BA:2223:G:H5''	38:BD:269:PHE:CZ	2.32	0.65
35:BA:1789:A:C5'	38:BD:221:VAL:HG12	2.26	0.65
35:BA:1824:G:OP1	38:BD:52:ARG:CD	2.43	0.65
39:BE:105:THR:HG22	39:BE:106:GLY:N	2.11	0.65
39:BE:24:THR:HB	39:BE:184:VAL:HG23	1.79	0.65
39:BE:9:VAL:HG11	39:BE:25:VAL:HB	1.77	0.65
47:BP:50:ARG:HG2	47:BP:50:ARG:HH11	1.62	0.65
47:BP:97:PRO:C	47:BP:99:LEU:N	2.50	0.65
46:BO:4:PRO:HB3	46:BO:22:ILE:O	1.97	0.65
1:AA:824:C:H2'	1:AA:825:G:H8	1.62	0.65
1:AA:597:G:N2	8:AH:94:TYR:CE2	2.64	0.65
15:AO:27:VAL:O	15:AO:30:ALA:N	2.29	0.65
53:BV:5:VAL:HG21	53:BV:35:LEU:CB	2.26	0.65
35:BA:1910:G:H1	35:BA:1920:C:N4	1.94	0.65
35:BA:918:A:N1	35:BA:919:G:H1'	2.12	0.65
57:BZ:122:ARG:HG2	57:BZ:122:ARG:NH1	2.05	0.65
3:AC:123:GLN:HB3	3:AC:128:PHE:CD2	2.28	0.65
40:BF:202:PHE:O	40:BF:205:ARG:HB3	1.95	0.65
4:AD:96:LEU:N	4:AD:96:LEU:HD12	2.11	0.65
41:BG:96:ARG:O	41:BG:97:ASP:HB2	1.95	0.65
1:AA:319:G:H4'	1:AA:1468:A:H4'	1.77	0.65
1:AA:798:G:C6	1:AA:799:G:N7	2.65	0.65

*Continued on next page...*

*Continued from previous page...*

Atom-1	Atom-2	Interatomic distance (Å)	Clash overlap (Å)
6:AF:47:ARG:CB	6:AF:47:ARG:CZ	2.73	0.65
35:BA:205:G:O2'	35:BA:206:U:OP2	2.13	0.65
17:AQ:13:ASP:O	17:AQ:15:MET:N	2.28	0.65
11:AK:82:VAL:HG22	11:AK:83:ILE:N	2.11	0.65
11:AK:20:TYR:CE1	11:AK:83:ILE:HD12	2.32	0.65
41:BG:58:GLN:O	41:BG:61:ALA:HB3	1.96	0.65
17:AQ:63:ARG:HG2	17:AQ:64:PRO:HD2	1.77	0.65
1:AA:1316:G:O3'	14:AN:18:VAL:HG22	1.95	0.65
24:AY:168:PRO:CB	24:AY:171:TRP:HZ2	2.02	0.65
30:B5:15:ARG:O	30:B5:18:ALA:HB3	1.97	0.65
35:BA:1999:C:H2'	35:BA:2000:G:C8	2.31	0.65
35:BA:1826:G:H4'	38:BD:242:ARG:HH21	1.59	0.65
38:BD:181:GLU:C	38:BD:272:ALA:HB1	2.17	0.65
39:BE:179:GLU:HG3	39:BE:179:GLU:O	1.97	0.65
52:BU:92:ARG:CD	52:BU:94:ASN:HB3	2.22	0.65
46:BO:26:LYS:HB2	46:BO:30:ALA:HB3	1.79	0.65
1:AA:589:C:H1'	1:AA:653:A:N6	2.11	0.65
1:AA:832:C:O2'	1:AA:833:U:H5'	1.97	0.65
2:AB:97:TRP:HZ3	2:AB:172:ILE:CG2	2.09	0.65
57:BZ:99:TYR:HA	57:BZ:124:ILE:O	1.96	0.65
22:AV:58:A:C6	22:AV:61:C:C4	2.85	0.65
10:AJ:53:PRO:CA	14:AN:41:ARG:NH2	2.58	0.65
40:BF:154:VAL:HG13	40:BF:191:ARG:HB3	1.79	0.65
4:AD:117:ALA:O	4:AD:121:VAL:HG23	1.96	0.65
4:AD:5:ILE:HA	4:AD:115:ARG:HH12	1.60	0.65
41:BG:67:LYS:HZ2	41:BG:67:LYS:H	1.42	0.65
35:BA:616:G:H5''	40:BF:103:LYS:NZ	2.10	0.65
40:BF:33:LEU:HD21	40:BF:112:MET:SD	2.37	0.65
36:BB:105:A:H4'	57:BZ:89:PHE:CE1	2.31	0.65
2:AB:106:LYS:HD3	2:AB:106:LYS:H	1.61	0.65
39:BE:51:PHE:O	39:BE:53:PRO:N	2.30	0.65
3:AC:6:HIS:HD2	3:AC:8:ILE:HB	1.61	0.65
48:BQ:63:LYS:NZ	57:BZ:175:VAL:HG11	2.10	0.65
4:AD:159:ARG:HH11	4:AD:159:ARG:HG3	1.61	0.65
48:BQ:60:ARG:HH11	48:BQ:60:ARG:HB2	1.61	0.65
1:AA:1527:C:O2'	1:AA:1528:U:H5'	1.96	0.65
41:BG:117:PHE:O	41:BG:118:ARG:HG3	1.97	0.65
35:BA:1372:U:O2'	35:BA:1373:A:H5'	1.96	0.65
45:BN:12:ARG:HB3	45:BN:50:ASP:OD2	1.97	0.65
46:BO:17:ARG:HH21	46:BO:99:PHE:HE2	1.44	0.65
24:AY:412:LEU:CD2	24:AY:436:LEU:HD12	2.26	0.65

*Continued on next page...*

*Continued from previous page...*

Atom-1	Atom-2	Interatomic distance (Å)	Clash overlap (Å)
24:AY:89:THR:HB	24:AY:99:THR:CG2	2.26	0.65
35:BA:2350:C:H2'	35:BA:2351:G:O4'	1.96	0.65
35:BA:2619:C:O2'	35:BA:2620:C:H5'	1.97	0.65
38:BD:78:LYS:O	38:BD:95:LEU:HA	1.97	0.65
35:BA:811:U:H6	47:BP:24:GLY:O	1.77	0.65
35:BA:1991:U:H2'	35:BA:1992:G:H5''	1.78	0.65
35:BA:2760:C:H2'	35:BA:2761:G:H5''	1.79	0.65
1:AA:14:U:H2'	1:AA:16:A:OP2	1.95	0.65
2:AB:153:ARG:HG3	2:AB:154:LEU:N	2.10	0.65
48:BQ:27:VAL:HG23	48:BQ:137:TYR:CG	2.32	0.65
48:BQ:72:LYS:HB3	48:BQ:94:VAL:HG22	1.78	0.65
35:BA:324:A:OP2	35:BA:1205:U:N3	2.30	0.65
35:BA:61:G:H1	35:BA:94:C:H42	1.45	0.65
1:AA:781:A:H4'	1:AA:1522:U:O2'	1.97	0.65
38:BD:111:LEU:HD12	38:BD:112:GLN:N	2.10	0.65
35:BA:1241:A:N6	35:BA:1242:A:N6	2.44	0.65
35:BA:396:G:H8	35:BA:396:G:O5'	1.80	0.65
10:AJ:35:SER:OG	10:AJ:73:ASP:HB2	1.97	0.65
56:BY:86:ARG:C	56:BY:88:LYS:HZ2	2.00	0.65
35:BA:81:G:H21	56:BY:2:ARG:NH1	1.92	0.65
31:B6:42:TRP:O	31:B6:44:ARG:N	2.29	0.65
41:BG:115:ARG:HH22	41:BG:136:ARG:CB	2.09	0.65
1:AA:1009:G:H2'	1:AA:1010:G:C8	2.32	0.65
1:AA:32:A:P	1:AA:398:C:H1'	2.36	0.65
1:AA:817:C:C5	1:AA:819:A:H1'	2.32	0.65
1:AA:515:G:O2'	1:AA:516:U:H5'	1.96	0.65
11:AK:79:SER:O	11:AK:80:VAL:HG13	1.96	0.65
24:AY:138:LEU:CD1	24:AY:268:MET:SD	2.85	0.65
24:AY:246:PHE:HA	24:AY:251:ILE:CG1	2.26	0.65
24:AY:389:GLY:O	24:AY:390:ILE:CG1	2.44	0.65
35:BA:1013:C:H2'	35:BA:1014:U:H5'	1.78	0.65
35:BA:745:G:H2'	35:BA:746:A:H5'	1.79	0.65
39:BE:35:GLN:O	39:BE:36:ARG:HD2	1.96	0.65
47:BP:88:LEU:CD2	47:BP:125:VAL:HG21	2.24	0.65
1:AA:22:G:H4'	1:AA:885:G:C8	2.31	0.65
6:AF:80:ARG:HG2	6:AF:88:VAL:HG21	1.77	0.65
17:AQ:26:GLN:HG2	17:AQ:37:LYS:HG2	1.77	0.65
2:AB:102:LEU:CD1	2:AB:102:LEU:N	2.59	0.65
22:AV:59:A:H2'	22:AV:60:U:H5'	1.76	0.65
1:AA:1152:A:OP1	10:AJ:70:ARG:NH2	2.30	0.65
10:AJ:53:PRO:HB3	14:AN:42:ILE:HG13	1.79	0.65

*Continued on next page...*

*Continued from previous page...*

Atom-1	Atom-2	Interatomic distance (Å)	Clash overlap (Å)
19:AS:41:VAL:HB	19:AS:44:MET:HG2	1.79	0.65
40:BF:203:GLN:C	40:BF:205:ARG:H	2.00	0.65
35:BA:2319:G:H1'	35:BA:2320:A:C8	2.32	0.65
54:BW:21:VAL:O	54:BW:24:ILE:HG12	1.97	0.65
39:BE:51:PHE:H	39:BE:74:PRO:HG3	1.61	0.65
1:AA:959:A:H2'	1:AA:960:U:H4'	1.79	0.65
37:BC:74:VAL:HG13	37:BC:112:ALA:HB3	1.79	0.65
35:BA:1914:C:C5'	35:BA:1914:C:O2	2.45	0.65
35:BA:1376:C:C2'	35:BA:1377:G:H5'	2.27	0.65
4:AD:201:GLN:O	4:AD:205:GLU:HG3	1.96	0.65
12:AL:102:ARG:NH2	12:AL:110:VAL:HG22	2.12	0.65
10:AJ:28:ARG:C	10:AJ:30:SER:H	1.99	0.65
17:AQ:86:GLU:O	17:AQ:90:ILE:HG12	1.97	0.65
47:BP:86:LYS:HB2	47:BP:117:GLU:O	1.97	0.65
24:AY:16:PHE:HE2	24:AY:84:VAL:CG1	2.09	0.65
1:AA:774:G:C4	1:AA:775:G:C8	2.85	0.65
35:BA:1791:A:N6	35:BA:1829:A:H5'	2.12	0.65
35:BA:2073:C:O3'	38:BD:228:PRO:HB2	1.96	0.65
35:BA:751:A:C5	35:BA:789:A:C6	2.85	0.65
35:BA:2060:A:H2'	40:BF:68:LYS:HE2	1.78	0.65
51:BT:80:SER:CB	51:BT:81:PRO:CD	2.73	0.65
53:BV:91:TYR:HD1	53:BV:92:THR:N	1.95	0.65
18:AR:36:ASN:HA	18:AR:38:GLU:OE2	1.96	0.65
53:BV:32:THR:HG22	53:BV:33:VAL:N	2.11	0.65
10:AJ:54:PHE:CE2	10:AJ:55:LYS:HD2	2.32	0.65
10:AJ:64:GLU:HG2	14:AN:59:ALA:HA	1.78	0.65
35:BA:329:G:H1'	35:BA:477:A:H1'	1.77	0.65
55:BX:10:ALA:O	55:BX:28:PHE:HB2	1.96	0.65
35:BA:1103:A:H5'	35:BA:1104:C:OP2	1.95	0.65
37:BC:39:GLU:O	37:BC:178:ALA:N	2.30	0.65
57:BZ:108:PRO:HA	57:BZ:141:VAL:CG1	2.27	0.65
35:BA:2180:U:H2'	35:BA:2181:G:H8	1.61	0.65
9:AI:55:ALA:HB1	9:AI:59:PHE:HE2	1.60	0.65
49:BR:58:GLY:HA2	49:BR:80:PHE:CE1	2.32	0.65
1:AA:1423:G:H5''	46:BO:49:ARG:HH12	1.62	0.65
24:AY:517:ARG:HG2	24:AY:517:ARG:HH11	1.62	0.65
35:BA:2152:G:O2'	35:BA:2153:G:H5'	1.97	0.65
1:AA:291:C:H2'	1:AA:292:G:C8	2.32	0.65
35:BA:1607:C:H4'	35:BA:1608:A:C5'	2.27	0.65
22:AV:20:U:C2'	22:AV:21:A:H4'	2.27	0.65
35:BA:303:U:H2'	35:BA:304:G:C8	2.31	0.65

*Continued on next page...*

*Continued from previous page...*

Atom-1	Atom-2	Interatomic distance (Å)	Clash overlap (Å)
17:AQ:82:MET:O	17:AQ:86:GLU:HG2	1.96	0.65
1:AA:484:G:H4'	1:AA:485:G:O5'	1.97	0.65
24:AY:173:ILE:HA	24:AY:227:LEU:HD11	1.77	0.65
24:AY:368:HIS:O	24:AY:369:ASN:HB2	1.96	0.65
37:BC:111:ASP:O	37:BC:136:LEU:HD21	1.97	0.65
35:BA:2365:G:O2'	35:BA:2366:A:C8	2.50	0.65
35:BA:957:A:H2	35:BA:2459:A:OP1	1.80	0.65
35:BA:2578:G:C5	39:BE:140:SER:HB2	2.32	0.65
35:BA:746:A:H2'	35:BA:2612:C:H5''	1.78	0.65
38:BD:33:LEU:CD2	38:BD:34:VAL:HG22	2.27	0.65
38:BD:4:LYS:O	38:BD:17:THR:HG23	1.97	0.65
39:BE:199:ARG:HB2	39:BE:199:ARG:CZ	2.27	0.65
51:BT:51:ARG:CG	51:BT:62:THR:OG1	2.38	0.65
35:BA:1663:C:HO2'	35:BA:1664:A:H8	1.45	0.65
1:AA:658:G:O2'	1:AA:659:U:H5'	1.96	0.65
15:AO:36:ILE:HD12	15:AO:60:VAL:HG22	1.78	0.65
18:AR:44:LEU:O	18:AR:45:SER:O	2.14	0.65
57:BZ:166:SER:HB2	57:BZ:167:PRO:C	2.17	0.65
42:BH:103:LEU:HD22	42:BH:125:VAL:HG22	1.78	0.65
57:BZ:51:ALA:HA	57:BZ:55:HIS:CD2	2.19	0.65
10:AJ:50:ILE:N	10:AJ:50:ILE:HD13	2.10	0.65
1:AA:1318:A:C1'	19:AS:37:ARG:NH2	2.57	0.65
27:B2:36:ARG:O	27:B2:39:ALA:HB3	1.97	0.65
40:BF:154:VAL:HG11	40:BF:193:VAL:CG2	2.27	0.65
1:AA:1299:A:N3	1:AA:1299:A:H5''	2.12	0.65
35:BA:1528:A:H2'	35:BA:1528:A:N3	2.10	0.65
1:AA:28:G:N2	1:AA:556:C:N3	2.45	0.65
50:BS:89:ARG:HB3	50:BS:92:TYR:CB	2.26	0.65
42:BH:94:TYR:CD1	42:BH:108:GLY:N	2.65	0.65
37:BC:120:MET:HE1	37:BC:123:VAL:HG11	1.79	0.65
37:BC:115:ALA:HB3	37:BC:120:MET:HE3	1.78	0.65
54:BW:36:LEU:HD11	54:BW:47:VAL:HG12	1.78	0.65
32:B7:37:LYS:NZ	35:BA:468:G:OP2	2.30	0.65
38:BD:265:PRO:O	38:BD:267:SER:O	2.15	0.65
38:BD:63:ARG:O	38:BD:64:ILE:O	2.15	0.65
40:BF:81:PRO:O	40:BF:82:ILE:O	2.14	0.65
51:BT:53:ARG:O	51:BT:59:THR:HA	1.97	0.65
53:BV:46:VAL:O	53:BV:48:GLY:N	2.30	0.65
12:AL:10:LEU:O	17:AQ:32:TYR:CE2	2.49	0.65
2:AB:152:PHE:HD1	2:AB:153:ARG:H	1.45	0.65
2:AB:165:VAL:HG23	2:AB:166:ASP:H	1.62	0.65

*Continued on next page...*

*Continued from previous page...*

Atom-1	Atom-2	Interatomic distance (Å)	Clash overlap (Å)
35:BA:2787:C:O2	35:BA:2787:C:H2'	1.95	0.65
25:B0:26:TYR:CE2	35:BA:857:C:H1'	2.32	0.65
1:AA:971:G:H4'	1:AA:972:C:H5''	1.78	0.65
3:AC:120:VAL:HG12	3:AC:121:ALA:N	2.11	0.65
3:AC:52:LEU:HB3	3:AC:70:VAL:HG22	1.78	0.65
19:AS:26:GLY:HA2	29:B4:47:GLN:C	2.17	0.65
35:BA:887:A:N3	35:BA:887:A:H2'	2.11	0.65
27:B2:32:LEU:O	27:B2:35:LEU:HB3	1.97	0.65
35:BA:2334:G:H5'	50:BS:13:ARG:HD3	1.78	0.65
37:BC:192:PHE:CZ	37:BC:196:LEU:HD11	2.32	0.65
7:AG:34:GLY:C	7:AG:36:LYS:H	2.00	0.65
35:BA:1525:G:H2'	35:BA:1526:G:H8	1.62	0.65
1:AA:625:G:O2'	1:AA:626:U:H5'	1.97	0.65
42:BH:37:VAL:HG22	42:BH:72:ILE:CD1	2.26	0.65
1:AA:1500:A:H5''	1:AA:1508:G:H5''	1.78	0.65
37:BC:180:PHE:HB3	37:BC:184:LYS:CB	2.23	0.65
35:BA:45:C:OP2	35:BA:215:G:H5''	1.97	0.65
42:BH:147:ASN:O	42:BH:151:ILE:HD11	1.97	0.65
14:AN:13:THR:H	14:AN:14:PRO:HD2	1.54	0.65
25:B0:45:PHE:HB2	25:B0:59:LEU:HD11	1.77	0.65
46:BO:120:GLU:HB2	51:BT:68:TYR:CE2	2.32	0.65
35:BA:1149:G:O2'	35:BA:1150:C:H5'	1.96	0.65
35:BA:271(D):G:O2'	35:BA:271(E):U:H5'	1.95	0.65
55:BX:50:LYS:O	55:BX:83:VAL:HA	1.97	0.65
35:BA:1083:U:H1'	35:BA:1086:A:H61	1.61	0.65
35:BA:560:C:H2'	35:BA:561:G:C8	2.32	0.65
35:BA:366:C:H5''	35:BA:403:U:N3	2.11	0.65
35:BA:1661:G:O2'	35:BA:1662:C:H5'	1.97	0.64
35:BA:1820:U:O2	38:BD:201:HIS:HB3	1.97	0.64
35:BA:1925:C:H2'	35:BA:1926:U:H5'	1.78	0.64
35:BA:629:G:H5'	35:BA:629:G:C8	2.31	0.64
38:BD:148:GLU:CB	38:BD:151:LYS:HD3	2.22	0.64
39:BE:25:VAL:HG22	39:BE:183:LEU:CD1	2.27	0.64
39:BE:62:PRO:C	39:BE:64:LYS:N	2.48	0.64
45:BN:23:LEU:O	45:BN:25:ARG:N	2.30	0.64
47:BP:112:LEU:O	47:BP:128:HIS:HB2	1.98	0.64
48:BQ:27:VAL:HG23	48:BQ:137:TYR:CD2	2.32	0.64
1:AA:1116:C:C2'	1:AA:1117:G:H5''	2.27	0.64
1:AA:1151:A:N3	10:AJ:39:PRO:HG3	2.12	0.64
3:AC:120:VAL:O	3:AC:122:GLU:N	2.29	0.64
1:AA:1060:C:H4'	10:AJ:51:ARG:HB3	1.78	0.64

*Continued on next page...*



*Continued from previous page...*

Atom-1	Atom-2	Interatomic distance (Å)	Clash overlap (Å)
1:AA:1359:C:C6	14:AN:35:ARG:NH2	2.65	0.64
49:BR:48:VAL:HA	49:BR:51:LEU:CB	2.26	0.64
35:BA:877:U:C2'	35:BA:878:A:H5''	2.27	0.64
38:BD:121:PRO:C	38:BD:123:ALA:H	2.00	0.64
24:AY:123:THR:HA	24:AY:126:LEU:HD12	1.79	0.64
1:AA:1376:U:H2'	1:AA:1377:A:H8	1.61	0.64
13:AM:56:LEU:CD1	13:AM:60:VAL:HG21	2.26	0.64
35:BA:2645:G:H8	35:BA:2645:G:OP2	1.78	0.64
46:BO:11:ALA:O	46:BO:98:VAL:HG23	1.97	0.64
1:AA:1258:G:H2'	1:AA:1259:C:C6	2.32	0.64
1:AA:726:C:O2'	1:AA:727:G:H5'	1.97	0.64
35:BA:1530:C:H2'	35:BA:1531:C:C6	2.32	0.64
42:BH:18:GLU:HB2	42:BH:25:LYS:HG3	1.80	0.64
24:AY:6:TYR:HA	24:AY:360:TYR:CE2	2.28	0.64
33:B8:8:LYS:HZ3	33:B8:11:LYS:HZ1	1.42	0.64
35:BA:1922:G:H2'	35:BA:1923:U:H6	1.62	0.64
35:BA:2076:U:O2	35:BA:2076:U:H2'	1.96	0.64
35:BA:253:C:O2'	35:BA:254:G:H5'	1.98	0.64
35:BA:673:C:C2'	35:BA:674:G:H5'	2.28	0.64
35:BA:744:G:H2'	35:BA:745:G:O4'	1.97	0.64
38:BD:267:SER:HA	38:BD:270:ILE:HG13	1.79	0.64
38:BD:65:ILE:HB	38:BD:67:PHE:CE2	2.31	0.64
38:BD:69:ARG:NH2	38:BD:105:ILE:HG13	2.12	0.64
35:BA:2679:A:P	39:BE:160:TYR:HH	2.20	0.64
39:BE:111:ARG:HD2	39:BE:161:GLY:HA3	1.79	0.64
18:AR:45:SER:OG	18:AR:49:LYS:HB2	1.97	0.64
1:AA:1081:G:O2'	1:AA:1082:G:H5'	1.96	0.64
57:BZ:96:VAL:HG12	57:BZ:130:PRO:HG3	1.80	0.64
57:BZ:28:MET:HG3	57:BZ:37:VAL:HG11	1.79	0.64
13:AM:78:ILE:HG22	13:AM:79:LYS:N	2.12	0.64
1:AA:1118:C:OP1	9:AI:104:ARG:NH1	2.30	0.64
9:AI:100:GLY:O	9:AI:103:THR:N	2.30	0.64
4:AD:96:LEU:HA	4:AD:99:SER:HB2	1.79	0.64
1:AA:109:A:O3'	1:AA:110:C:H6	1.81	0.64
42:BH:41:MET:CG	42:BH:42:ARG:N	2.59	0.64
42:BH:65:HIS:C	42:BH:67:LEU:H	1.99	0.64
38:BD:123:ALA:HB3	38:BD:131:LEU:HD21	1.77	0.64
38:BD:125:ILE:HD12	38:BD:137:PRO:CD	2.26	0.64
37:BC:181:PRO:HB2	37:BC:182:PRO:CD	2.28	0.64
5:AE:94:ALA:HB1	5:AE:98:THR:HG21	1.79	0.64
1:AA:1469:G:H2'	1:AA:1470:G:C8	2.32	0.64

*Continued on next page...*

*Continued from previous page...*

Atom-1	Atom-2	Interatomic distance (Å)	Clash overlap (Å)
41:BG:16:ARG:NH1	41:BG:28:VAL:HG13	2.11	0.64
1:AA:1251:A:O2'	1:AA:1252:A:H5'	1.96	0.64
35:BA:2080:G:C2	35:BA:2241:A:C2	2.85	0.64
2:AB:138:LEU:HD23	2:AB:138:LEU:N	2.11	0.64
24:AY:488:LYS:HD3	24:AY:518:TYR:OH	1.98	0.64
1:AA:33:A:OP2	1:AA:398:C:H5'	1.98	0.64
2:AB:92:TYR:HD1	2:AB:93:VAL:N	1.95	0.64
35:BA:398:G:H2'	35:BA:399:G:C8	2.33	0.64
40:BF:43:LYS:HG3	40:BF:43:LYS:O	1.97	0.64
32:B7:16:HIS:CA	32:B7:21:ARG:HH12	2.10	0.64
32:B7:7:PRO:HG3	35:BA:1612:C:H5'	1.78	0.64
35:BA:2634:G:H2'	35:BA:2635:C:C6	2.33	0.64
46:BO:6:THR:HG22	46:BO:7:TYR:H	1.62	0.64
46:BO:85:VAL:HG21	46:BO:114:ILE:HG12	1.79	0.64
1:AA:719:C:H3'	1:AA:720:C:C6	2.32	0.64
8:AH:5:PRO:O	8:AH:8:ASP:CB	2.45	0.64
35:BA:2158:A:H4'	35:BA:2159:G:H5'	1.77	0.64
57:BZ:77:ASP:O	57:BZ:79:ARG:N	2.30	0.64
37:BC:91:ALA:HB2	37:BC:153:ILE:HG21	1.79	0.64
30:B5:25:LEU:HD12	54:BW:23:LEU:HB2	1.79	0.64
1:AA:783:C:O5'	1:AA:783:C:H6	1.79	0.64
18:AR:30:ASP:OD2	18:AR:32:ARG:HB3	1.97	0.64
2:AB:136:VAL:O	2:AB:140:HIS:HB2	1.97	0.64
35:BA:443:A:N6	40:BF:41:LEU:O	2.24	0.64
46:BO:11:ALA:HB1	46:BO:99:PHE:O	1.97	0.64
1:AA:1510:U:H2'	1:AA:1511:G:C8	2.32	0.64
24:AY:247:LEU:O	24:AY:249:GLY:N	2.30	0.64
24:AY:402:ARG:HG2	24:AY:403:LEU:N	2.12	0.64
35:BA:1267:U:H2'	35:BA:1268:A:C8	2.33	0.64
35:BA:1652:A:H2'	35:BA:1653:G:C8	2.32	0.64
35:BA:1656:C:H2'	35:BA:1657:C:C6	2.31	0.64
35:BA:963:U:H2'	35:BA:964:C:C6	2.33	0.64
38:BD:24:ILE:HG22	38:BD:25:THR:N	2.11	0.64
39:BE:81:ILE:O	39:BE:81:ILE:HG22	1.97	0.64
47:BP:101:VAL:CG2	47:BP:102:ARG:H	2.09	0.64
47:BP:95:VAL:HG23	47:BP:125:VAL:HG23	1.79	0.64
35:BA:18:C:O3'	52:BU:23:GLY:HA2	1.98	0.64
52:BU:83:LEU:HD12	52:BU:83:LEU:H	1.62	0.64
46:BO:7:TYR:C	46:BO:8:LEU:HD12	2.18	0.64
1:AA:720:C:H3'	1:AA:721:G:C8	2.32	0.64
15:AO:42:HIS:HD2	15:AO:42:HIS:O	1.80	0.64

*Continued on next page...*

*Continued from previous page...*

Atom-1	Atom-2	Interatomic distance (Å)	Clash overlap (Å)
1:AA:1075:C:H4'	1:AA:1101:A:H62	1.62	0.64
2:AB:157:ARG:HB3	2:AB:157:ARG:CZ	2.28	0.64
42:BH:162:ILE:CD1	42:BH:162:ILE:O	2.45	0.64
35:BA:498:G:H2'	35:BA:499:U:H6	1.63	0.64
9:AI:46:ALA:HB1	9:AI:77:ILE:HG22	1.79	0.64
4:AD:15:GLU:OE2	4:AD:66:ARG:NH1	2.30	0.64
1:AA:937:A:H2'	1:AA:938:A:C8	2.31	0.64
41:BG:139:LEU:HD22	41:BG:146:TYR:HB3	1.79	0.64
17:AQ:75:ARG:HG3	17:AQ:75:ARG:NH1	2.10	0.64
35:BA:1889:A:H1'	35:BA:2087:G:O4'	1.97	0.64
12:AL:45:PRO:HD2	12:AL:51:ALA:H	1.61	0.64
1:AA:1143:G:H2'	1:AA:1144:G:C8	2.32	0.64
24:AY:431:ILE:N	24:AY:431:ILE:HD13	2.09	0.64
35:BA:1165:U:H2'	35:BA:1166:C:C6	2.32	0.64
26:B1:19:GLN:NE2	35:BA:2081:C:OP1	2.30	0.64
57:BZ:7:ALA:HB3	57:BZ:61:LEU:CD2	2.28	0.64
11:AK:82:VAL:HG22	11:AK:83:ILE:H	1.62	0.64
35:BA:154:G:H2'	35:BA:154(A):C:C6	2.32	0.64
46:BO:36:GLY:HA3	46:BO:109:LYS:HE3	1.79	0.64
17:AQ:8:GLY:HA3	17:AQ:21:VAL:HG12	1.80	0.64
43:BJ:121:UNK:O	43:BJ:122:UNK:O	2.15	0.64
24:AY:241:PHE:HZ	24:AY:275:TRP:CD1	2.16	0.64
35:BA:1310:G:O4'	35:BA:1611:C:H4'	1.97	0.64
35:BA:1925:C:H2'	35:BA:1925:C:O2	1.97	0.64
35:BA:2716:U:H2'	35:BA:2717:G:C8	2.32	0.64
32:B7:12:ARG:NH2	35:BA:465:G:OP1	2.25	0.64
35:BA:783:A:C8	35:BA:784:A:H4'	2.33	0.64
39:BE:31:CYS:O	39:BE:49:LEU:HD12	1.97	0.64
2:AB:17:PHE:CD1	2:AB:17:PHE:O	2.48	0.64
12:AL:36:VAL:HG12	12:AL:82:VAL:HA	1.78	0.64
3:AC:128:PHE:O	3:AC:130:VAL:N	2.31	0.64
19:AS:47:HIS:O	19:AS:62:ILE:HG22	1.97	0.64
11:AK:62:GLN:HG3	11:AK:66:LEU:HD21	1.79	0.64
1:AA:403:C:H4'	4:AD:122:ARG:CZ	2.27	0.64
35:BA:1495:A:H3'	35:BA:1496:A:C2	2.32	0.64
35:BA:1166:C:H2'	35:BA:1167:U:C6	2.33	0.64
16:AP:21:VAL:HG11	16:AP:59:TRP:HE1	1.61	0.64
32:B7:18:PHE:CZ	32:B7:22:MET:SD	2.90	0.64
8:AH:48:TYR:O	8:AH:49:GLU:HB3	1.98	0.64
45:BN:74:ARG:HH21	45:BN:83:LYS:HD3	1.63	0.64
24:AY:115:ALA:CB	24:AY:148:ILE:HB	2.28	0.64

*Continued on next page...*

*Continued from previous page...*

Atom-1	Atom-2	Interatomic distance (Å)	Clash overlap (Å)
4:AD:80:GLU:OE1	4:AD:80:GLU:HA	1.97	0.64
24:AY:369:ASN:HB2	24:AY:373:ILE:CG1	2.26	0.64
24:AY:420:SER:C	24:AY:422:GLU:N	2.48	0.64
42:BH:104:GLU:HG3	42:BH:104:GLU:O	1.98	0.64
25:B0:33:ALA:O	35:BA:2352:A:C2	2.50	0.64
35:BA:2729:G:H1'	39:BE:187:ALA:HB2	1.78	0.64
35:BA:584:C:OP1	52:BU:5:LYS:HB2	1.97	0.64
39:BE:137:HIS:HB3	39:BE:138:PRO:CD	2.27	0.64
51:BT:30:VAL:HA	51:BT:44:ASP:HA	1.77	0.64
18:AR:56:THR:CB	18:AR:58:LEU:HD12	2.27	0.64
2:AB:87:ARG:HE	2:AB:233:SER:HB3	1.62	0.64
35:BA:2323:G:O2'	35:BA:2324:C:H5'	1.97	0.64
36:BB:75:G:H2'	57:BZ:85:HIS:HE1	1.63	0.64
57:BZ:100:VAL:CG1	57:BZ:137:ILE:HG12	2.27	0.64
35:BA:2523:G:O4'	35:BA:2765:A:N7	2.31	0.64
35:BA:310:A:O2'	35:BA:311:A:H2'	1.97	0.64
35:BA:1407:C:H5'	35:BA:1408:C:OP2	1.97	0.64
35:BA:145:G:H3'	35:BA:146:G:H5''	1.78	0.64
37:BC:29:VAL:HG13	37:BC:222:VAL:HG21	1.80	0.64
1:AA:390:C:C4'	16:AP:28:ARG:HH21	2.05	0.64
35:BA:2346:A:H5'	35:BA:2383:G:C1'	2.27	0.64
1:AA:1504:G:OP1	1:AA:1507:A:H4'	1.97	0.64
13:AM:40:ASN:HD22	13:AM:43:THR:CG2	2.11	0.64
26:B1:50:ARG:HG2	26:B1:59:THR:HG22	1.80	0.64
36:BB:22:U:H2'	36:BB:23:G:C8	2.32	0.64
1:AA:1356:G:H2'	1:AA:1357:A:H8	1.57	0.64
14:AN:12:ARG:HB3	14:AN:14:PRO:CD	2.26	0.64
1:AA:1495:U:OP1	13:AM:125:ARG:HD3	1.98	0.64
1:AA:436:C:H2'	1:AA:437:U:C6	2.33	0.64
17:AQ:69:LYS:O	17:AQ:70:ARG:HD2	1.98	0.64
35:BA:2539:C:O2'	35:BA:2540:C:H5'	1.98	0.64
42:BH:154:PRO:O	42:BH:155:SER:CB	2.45	0.64
4:AD:64:LEU:HD22	4:AD:203:VAL:HG21	1.78	0.64
1:AA:259:G:O2'	1:AA:260:G:H5'	1.97	0.64
24:AY:144:LEU:H	24:AY:258:THR:HB	1.62	0.64
24:AY:303:ILE:HG12	24:AY:316:ALA:HB2	1.78	0.64
24:AY:32:LYS:O	24:AY:35:LEU:HB2	1.98	0.64
24:AY:401:ILE:HG12	24:AY:463:TYR:CE2	2.32	0.64
1:AA:949:A:O2'	1:AA:950:U:H5'	1.98	0.64
1:AA:680:C:H2'	1:AA:681:C:C6	2.33	0.64
33:B8:37:SER:O	33:B8:41:ILE:HG22	1.98	0.64

*Continued on next page...*

*Continued from previous page...*

Atom-1	Atom-2	Interatomic distance (Å)	Clash overlap (Å)
35:BA:1350:C:N4	35:BA:1382:G:N1	2.45	0.64
35:BA:1837:C:N3	35:BA:1899:G:C6	2.65	0.64
35:BA:661:C:H2'	35:BA:662:G:C8	2.32	0.64
35:BA:962:G:O2'	35:BA:963:U:H5'	1.97	0.64
38:BD:165:ILE:CD1	38:BD:165:ILE:N	2.61	0.64
35:BA:2599:G:N7	38:BD:236:GLY:HA2	2.13	0.64
45:BN:108:PRO:HG2	45:BN:113:GLY:HA3	1.79	0.64
49:BR:14:SER:HA	49:BR:17:ARG:HH21	1.62	0.64
35:BA:1754:C:H5'	51:BT:101:PHE:CZ	2.33	0.64
54:BW:29:LEU:CD2	54:BW:33:ARG:HD2	2.28	0.64
15:AO:74:ASP:C	15:AO:74:ASP:OD1	2.35	0.64
2:AB:187:LEU:HD13	2:AB:205:ASP:HB3	1.79	0.64
35:BA:2632:A:N3	39:BE:61:ARG:NH1	2.46	0.64
35:BA:966:G:O4'	35:BA:2267:A:N6	2.30	0.64
48:BQ:97:VAL:HG13	48:BQ:101:ARG:HG2	1.79	0.64
22:AV:1:C:C2'	22:AV:2:G:H5'	2.28	0.64
1:AA:1066:C:H5'	1:AA:1067:A:OP2	1.98	0.64
35:BA:894:C:O2'	35:BA:895:U:C6	2.49	0.64
56:BY:63:LYS:HG2	56:BY:64:GLU:OE1	1.96	0.64
40:BF:102:PRO:HB2	40:BF:105:VAL:HG23	1.80	0.64
35:BA:2305:A:C2	35:BA:2306:C:C1'	2.80	0.64
41:BG:109:VAL:HG12	41:BG:110:ALA:N	2.11	0.64
5:AE:105:VAL:N	5:AE:106:PRO:HD2	2.13	0.64
1:AA:106:C:N4	20:AT:14:LYS:NZ	2.45	0.64
35:BA:2283:C:N4	35:BA:2389:G:C5	2.66	0.64
5:AE:77:PRO:HG2	5:AE:142:LEU:HD22	1.79	0.64
16:AP:69:THR:CA	16:AP:72:ARG:HB3	2.28	0.64
35:BA:1384:A:N3	35:BA:1405:U:H1'	2.13	0.64
28:B3:5:LYS:HB3	28:B3:57:GLU:HB3	1.80	0.64
19:AS:22:LEU:HD13	19:AS:27:GLU:HB2	1.80	0.64
1:AA:751:U:H3'	1:AA:752:G:H8	1.62	0.64
24:AY:259:ALA:O	24:AY:261:GLY:N	2.30	0.64
24:AY:449:VAL:O	24:AY:453:LEU:HG	1.98	0.64
35:BA:1697:G:H3'	35:BA:1698:A:H5''	1.78	0.64
35:BA:1921:G:O2'	35:BA:1922:G:H5'	1.98	0.64
49:BR:103:ARG:O	49:BR:111:LEU:CD1	2.46	0.64
51:BT:35:LYS:NZ	51:BT:41:ARG:HD2	2.13	0.64
53:BV:74:LYS:O	53:BV:75:PHE:CB	2.45	0.64
8:AH:37:ARG:NH2	8:AH:41:ARG:HH22	1.95	0.64
12:AL:6:THR:H	12:AL:9:GLN:NE2	1.96	0.64
2:AB:204:ASN:HD22	2:AB:205:ASP:N	1.95	0.64

*Continued on next page...*

*Continued from previous page...*

Atom-1	Atom-2	Interatomic distance (Å)	Clash overlap (Å)
48:BQ:62:GLY:HA3	48:BQ:109:VAL:HG23	1.78	0.64
48:BQ:21:THR:OG1	48:BQ:99:PRO:O	2.16	0.64
56:BY:14:LEU:HA	56:BY:24:VAL:HG22	1.79	0.64
5:AE:7:GLU:O	5:AE:8:GLU:HB3	1.97	0.64
20:AT:26:ASN:O	20:AT:30:LYS:HB2	1.98	0.64
42:BH:41:MET:CE	42:BH:52:VAL:HG22	2.28	0.64
47:BP:66:GLY:O	47:BP:67:MET:HB2	1.97	0.64
1:AA:958:A:H2	19:AS:54:GLY:O	1.81	0.64
13:AM:60:VAL:HG12	13:AM:61:GLU:N	2.13	0.64
1:AA:429:U:H1'	1:AA:430:A:H5''	1.80	0.64
35:BA:1313:U:H4'	35:BA:1333:C:OP2	1.97	0.64
45:BN:47:ALA:H	45:BN:48:MET:HE2	1.61	0.64
35:BA:1478:G:H2'	35:BA:1479:G:H8	1.62	0.64
35:BA:2008:C:H2'	35:BA:2009:G:C8	2.32	0.64
35:BA:2437:U:H2'	35:BA:2438:U:H6	1.63	0.64
1:AA:865:A:C2	1:AA:866:C:C2	2.86	0.64
35:BA:199:A:C6	35:BA:2433:A:H2'	2.33	0.64
35:BA:862:G:H2'	35:BA:863:A:C8	2.32	0.64
3:AC:64:VAL:CG1	3:AC:66:VAL:HG23	2.28	0.64
40:BF:155:LEU:HD11	40:BF:176:LEU:HD13	1.80	0.64
4:AD:176:LEU:HD12	4:AD:177:ASP:N	2.13	0.64
11:AK:52:GLY:H	11:AK:55:LYS:HE3	1.62	0.64
57:BZ:108:PRO:HA	57:BZ:141:VAL:HG12	1.80	0.64
49:BR:62:ALA:HA	49:BR:65:LEU:CB	2.28	0.64
35:BA:632:A:H2'	35:BA:633:A:C8	2.33	0.64
50:BS:58:LEU:HG	50:BS:59:LYS:H	1.61	0.64
1:AA:185:A:H2'	1:AA:186:C:C6	2.33	0.64
25:B0:37:LEU:HD21	25:B0:60:PHE:C	2.19	0.64
7:AG:144:MET:O	7:AG:147:ALA:HB3	1.97	0.64
7:AG:54:THR:O	7:AG:56:GLN:N	2.31	0.64
39:BE:103:ASP:OD2	39:BE:202:LYS:HE3	1.98	0.64
35:BA:553:G:O2'	35:BA:554:U:H5'	1.97	0.64
35:BA:2168:G:H2'	35:BA:2170:A:OP2	1.96	0.64
24:AY:164:ILE:CD1	24:AY:252:THR:CG2	2.69	0.64
33:B8:8:LYS:NZ	33:B8:11:LYS:HE2	2.13	0.64
35:BA:1199:U:O2'	35:BA:1200:C:O4'	2.16	0.64
35:BA:2639:A:H2'	35:BA:2640:G:O4'	1.97	0.64
35:BA:666:G:H4'	47:BP:49:ARG:HE	1.63	0.64
35:BA:999:U:C2'	35:BA:1000:A:H5'	2.27	0.64
47:BP:23:PRO:O	47:BP:29:LYS:O	2.16	0.64
51:BT:20:PRO:HG2	51:BT:85:LYS:O	1.97	0.64

*Continued on next page...*

*Continued from previous page...*

Atom-1	Atom-2	Interatomic distance (Å)	Clash overlap (Å)
52:BU:88:ILE:HG13	52:BU:88:ILE:O	1.97	0.64
53:BV:4:ILE:HA	53:BV:12:TYR:O	1.98	0.64
15:AO:12:ILE:HD13	15:AO:22:THR:HG22	1.79	0.64
1:AA:243:A:C2	1:AA:246:A:C8	2.86	0.64
1:AA:1075:C:H4'	1:AA:1101:A:N6	2.12	0.64
33:B8:10:ALA:O	33:B8:13:ARG:HG2	1.97	0.64
1:AA:975:A:H4'	1:AA:976:G:C5'	2.20	0.64
3:AC:43:LEU:C	3:AC:45:LYS:H	1.99	0.64
14:AN:50:LYS:O	14:AN:52:GLN:N	2.31	0.64
19:AS:61:TYR:O	19:AS:62:ILE:HB	1.97	0.64
19:AS:31:ILE:O	19:AS:31:ILE:HG23	1.97	0.64
1:AA:622:A:C8	1:AA:623:C:C4	2.86	0.64
35:BA:601:C:C5'	40:BF:108:LYS:NZ	2.61	0.64
31:B6:30:THR:O	31:B6:31:PRO:C	2.36	0.64
35:BA:2391:G:O6	35:BA:2427:C:H1'	1.97	0.64
38:BD:126:GLN:O	38:BD:193:VAL:CG1	2.44	0.64
50:BS:34:HIS:HB2	50:BS:36:TYR:HE1	1.63	0.64
49:BR:100:LEU:HD21	49:BR:112:ALA:O	1.98	0.64
1:AA:189(A):C:H2'	1:AA:189(B):C:H6	1.63	0.64
24:AY:490:GLU:OE2	24:AY:490:GLU:O	2.15	0.64
1:AA:956:U:O2'	1:AA:957:U:H5'	1.98	0.64
36:BB:54:G:H21	36:BB:55:U:H1'	1.63	0.64
24:AY:197:LYS:HB2	24:AY:202:GLN:CG	2.27	0.63
24:AY:395:PRO:CA	24:AY:441:VAL:HG22	2.26	0.63
32:B7:29:LYS:O	32:B7:33:ARG:HB2	1.98	0.63
32:B7:43:THR:O	32:B7:44:PRO:C	2.34	0.63
35:BA:1613:G:H1	35:BA:1617:C:C2'	2.11	0.63
35:BA:2514:U:H3	35:BA:2570:G:H1	1.45	0.63
35:BA:2577:A:O5'	35:BA:2577:A:H8	1.79	0.63
38:BD:31:LYS:O	38:BD:35:LYS:CB	2.46	0.63
51:BT:16:ARG:CB	51:BT:16:ARG:HH11	2.09	0.63
52:BU:108:GLU:O	52:BU:111:GLU:N	2.31	0.63
46:BO:5:GLN:HG3	46:BO:5:GLN:O	1.97	0.63
15:AO:12:ILE:HG23	15:AO:27:VAL:HG11	1.77	0.63
15:AO:30:ALA:O	15:AO:33:THR:HG22	1.98	0.63
35:BA:2807:G:H3'	35:BA:2808:U:H5''	1.79	0.63
12:AL:90:VAL:HG11	12:AL:93:LEU:HD12	1.80	0.63
3:AC:138:VAL:HG23	3:AC:149:ALA:CB	2.28	0.63
40:BF:158:THR:HB	40:BF:195:ASP:HB2	1.80	0.63
49:BR:96:ARG:NH1	49:BR:96:ARG:HB2	2.13	0.63
1:AA:939:G:H5''	7:AG:102:ARG:HH22	1.61	0.63

*Continued on next page...*

*Continued from previous page...*

Atom-1	Atom-2	Interatomic distance (Å)	Clash overlap (Å)
1:AA:1423:G:C5'	46:BO:49:ARG:HH12	2.11	0.63
1:AA:436:C:C5'	4:AD:156:GLU:OE1	2.46	0.63
35:BA:814:C:H2'	35:BA:815:C:H6	1.63	0.63
54:BW:57:ASN:O	54:BW:61:ASN:HB2	1.99	0.63
17:AQ:83:ASP:O	17:AQ:86:GLU:HB2	1.97	0.63
24:AY:315:VAL:HG21	24:AY:346:LEU:HD11	1.79	0.63
35:BA:1267:U:C6	35:BA:2012:G:N2	2.66	0.63
35:BA:1845:G:C2	35:BA:1846:G:C4	2.86	0.63
35:BA:2845:G:H2'	35:BA:2846:G:C8	2.33	0.63
40:BF:81:PRO:HG2	40:BF:82:ILE:HG22	1.81	0.63
47:BP:55:ARG:HG2	47:BP:57:THR:H	1.63	0.63
51:BT:50:ILE:HD12	51:BT:50:ILE:N	2.13	0.63
51:BT:85:LYS:HB3	51:BT:85:LYS:HZ2	1.63	0.63
35:BA:1155:A:OP1	52:BU:55:ARG:NE	2.28	0.63
1:AA:907:A:C4	1:AA:908:A:C8	2.85	0.63
2:AB:10:LEU:C	2:AB:10:LEU:HD13	2.18	0.63
48:BQ:135:ASP:O	48:BQ:138:ASP:OD2	2.16	0.63
54:BW:76:VAL:HG23	54:BW:103:ILE:HG23	1.81	0.63
19:AS:63:THR:HG22	19:AS:66:MET:HG2	1.79	0.63
40:BF:159:GLY:N	40:BF:178:PRO:HD3	2.14	0.63
42:BH:118:PRO:HD2	42:BH:121:ILE:CG2	2.28	0.63
7:AG:148:ASN:C	7:AG:150:ALA:N	2.51	0.63
35:BA:2287:A:N6	35:BA:2344:U:N3	2.36	0.63
38:BD:124:PRO:C	38:BD:129:ASN:HD22	2.01	0.63
36:BB:17:C:C2'	36:BB:18:G:H5'	2.28	0.63
50:BS:23:ARG:HB3	50:BS:24:LEU:CD2	2.25	0.63
35:BA:2206:G:C2	35:BA:2207:G:H5'	2.32	0.63
2:AB:30:ARG:O	2:AB:32:ILE:N	2.28	0.63
2:AB:30:ARG:C	2:AB:32:ILE:H	2.01	0.63
1:AA:918:A:N6	1:AA:919:A:N1	2.46	0.63
1:AA:935:A:H2	1:AA:1383:C:H42	1.46	0.63
35:BA:529:A:C5	35:BA:2042:A:C2	2.86	0.63
35:BA:2398:U:H5'	35:BA:2399:G:OP2	1.98	0.63
35:BA:1862:G:N2	35:BA:1881:C:C2	2.67	0.63
19:AS:17:GLU:O	19:AS:17:GLU:HG2	1.97	0.63
30:B5:44:THR:HG22	30:B5:45:VAL:N	2.14	0.63
35:BA:1833:U:C2	35:BA:1834:U:C5	2.86	0.63
35:BA:1904:G:O2'	35:BA:1905:C:H5'	1.99	0.63
38:BD:182:LEU:N	38:BD:272:ALA:HB1	2.13	0.63
45:BN:70:LYS:HB3	45:BN:87:LEU:HB2	1.81	0.63
51:BT:32:TYR:N	51:BT:32:TYR:CD1	2.66	0.63

*Continued on next page...*



*Continued from previous page...*

Atom-1	Atom-2	Interatomic distance (Å)	Clash overlap (Å)
51:BT:19:LEU:CD1	51:BT:78:LEU:HD23	2.28	0.63
46:BO:14:THR:HG21	46:BO:94:ARG:HB2	1.78	0.63
1:AA:673:G:C5	1:AA:734:G:C2	2.87	0.63
5:AE:12:LEU:HD22	5:AE:13:ILE:O	1.99	0.63
21:AU:16:GLY:O	21:AU:17:THR:HG23	1.99	0.63
27:B2:32:LEU:HA	27:B2:53:LEU:HD13	1.78	0.63
35:BA:2841:C:H2'	35:BA:2842:G:C8	2.33	0.63
1:AA:688:G:C2'	1:AA:689:C:H5'	2.27	0.63
1:AA:1342:C:O2'	1:AA:1343:G:H5'	1.97	0.63
36:BB:102:A:H5'	36:BB:103:G:OP2	1.97	0.63
36:BB:70:C:O2'	36:BB:71:C:H5'	1.98	0.63
35:BA:2146:C:H4'	35:BA:2147:G:C8	2.33	0.63
54:BW:6:ILE:HA	54:BW:104:THR:HA	1.80	0.63
35:BA:1569:A:C2	35:BA:1570:A:C5	2.86	0.63
35:BA:560:C:H2'	35:BA:561:G:H8	1.64	0.63
35:BA:2796:U:C3'	35:BA:2799:C:H5'	2.28	0.63
24:AY:255:PHE:CZ	24:AY:275:TRP:HH2	2.10	0.63
24:AY:315:VAL:HG12	24:AY:316:ALA:N	2.13	0.63
1:AA:1491:G:C6	1:AA:1492:A:C6	2.87	0.63
32:B7:37:LYS:HZ3	32:B7:39:ARG:HH21	1.46	0.63
35:BA:1846:G:N2	35:BA:1847:A:C6	2.66	0.63
35:BA:2453:A:O2'	35:BA:2572:A:H1'	1.98	0.63
35:BA:531:C:C5	35:BA:2035:G:C2	2.86	0.63
28:B3:11:SER:HB2	35:BA:988:A:O5'	1.98	0.63
38:BD:180:GLY:O	38:BD:182:LEU:HD12	1.98	0.63
34:B9:2:LYS:HD3	34:B9:33:LYS:O	1.98	0.63
2:AB:200:ILE:CG2	2:AB:202:PRO:HD3	2.28	0.63
1:AA:1304:G:H1'	1:AA:1334:G:N2	2.13	0.63
13:AM:90:LEU:O	13:AM:91:ARG:CB	2.45	0.63
1:AA:980:C:OP2	1:AA:981:U:O4	2.16	0.63
35:BA:1061:U:H3	44:BK:55:UNK:C	2.11	0.63
4:AD:175:SER:HB3	4:AD:186:LEU:HD11	1.79	0.63
35:BA:307:G:N2	35:BA:310:A:O5'	2.31	0.63
4:AD:58:LEU:HD12	4:AD:59:ARG:NH1	2.07	0.63
11:AK:91:ARG:O	11:AK:94:ALA:HB3	1.98	0.63
41:BG:60:LEU:O	41:BG:60:LEU:HD13	1.98	0.63
8:AH:44:PHE:HE2	8:AH:109:ILE:HG21	1.62	0.63
36:BB:69:G:N3	36:BB:69:G:H2'	2.13	0.63
1:AA:528:C:H4'	1:AA:535:A:C5	2.34	0.63
13:AM:14:ARG:N	13:AM:44:ARG:HH11	1.96	0.63
41:BG:107:LEU:HD21	41:BG:178:PHE:CE1	2.34	0.63

*Continued on next page...*

*Continued from previous page...*

Atom-1	Atom-2	Interatomic distance (Å)	Clash overlap (Å)
35:BA:1882:C:C2'	35:BA:1883:G:H5'	2.28	0.63
24:AY:513:LEU:HD22	24:AY:517:ARG:NH2	2.13	0.63
4:AD:125:HIS:O	4:AD:126:ILE:HD12	1.97	0.63
47:BP:94:GLU:HG3	47:BP:124:LYS:HB2	1.80	0.63
35:BA:1569:A:N3	35:BA:1570:A:C8	2.67	0.63
1:AA:1353:G:C4	1:AA:1354:C:C5	2.85	0.63
31:B6:16:CYS:O	31:B6:16:CYS:SG	2.56	0.63
3:AC:137:ALA:C	3:AC:139:GLN:H	2.02	0.63
35:BA:382:G:O2'	35:BA:383:U:H5'	1.97	0.63
53:BV:3:ALA:CB	53:BV:14:VAL:HG22	2.28	0.63
1:AA:788:U:O2'	1:AA:789:U:H5'	1.98	0.63
11:AK:15:ALA:HA	11:AK:77:MET:HA	1.79	0.63
24:AY:154:LEU:HB3	24:AY:155:LEU:HD12	1.79	0.63
24:AY:197:LYS:HG3	24:AY:202:GLN:HG3	1.79	0.63
24:AY:249:GLY:O	24:AY:250:GLU:CB	2.46	0.63
30:B5:41:PRO:HG2	30:B5:44:THR:CB	2.29	0.63
33:B8:2:PRO:O	33:B8:4:MET:N	2.32	0.63
35:BA:811:U:H4'	35:BA:1251:C:O4'	1.97	0.63
35:BA:1899:G:N2	35:BA:1902:C:N4	2.42	0.63
35:BA:2014:A:C2'	35:BA:2015:A:C8	2.82	0.63
35:BA:2006:C:O2'	35:BA:2823:A:N3	2.26	0.63
39:BE:7:VAL:C	39:BE:26:ILE:HG22	2.19	0.63
45:BN:34:LEU:HD21	45:BN:120:LEU:CD2	2.18	0.63
48:BQ:77:LYS:HD3	48:BQ:81:VAL:HG13	1.80	0.63
51:BT:35:LYS:HZ1	51:BT:41:ARG:HD2	1.63	0.63
51:BT:59:THR:OG1	51:BT:78:LEU:CD1	2.47	0.63
2:AB:97:TRP:HZ3	2:AB:172:ILE:HG22	1.64	0.63
28:B3:52:HIS:CG	36:BB:83:G:H4'	2.33	0.63
3:AC:122:GLU:O	3:AC:125:GLU:N	2.31	0.63
40:BF:18:ARG:NH2	40:BF:199:TRP:HZ3	1.96	0.63
11:AK:43:SER:HB2	11:AK:71:LYS:NZ	2.13	0.63
5:AE:55:VAL:O	5:AE:58:ALA:HB3	1.98	0.63
37:BC:41:VAL:CG1	37:BC:214:VAL:HG13	2.28	0.63
57:BZ:113:ALA:O	57:BZ:114:GLY:C	2.36	0.63
41:BG:25:TYR:CD2	41:BG:31:VAL:HA	2.32	0.63
50:BS:12:PHE:N	50:BS:12:PHE:CD1	2.59	0.63
13:AM:6:GLY:O	13:AM:8:GLU:N	2.26	0.63
24:AY:62:MET:CG	24:AY:451:ALA:HB3	2.29	0.63
35:BA:2240:C:O2'	35:BA:2241:A:H5'	1.98	0.63
35:BA:654(J):A:C8	35:BA:654(L):G:H1'	2.30	0.63
35:BA:1625:C:H2'	35:BA:1626:G:O4'	1.98	0.63

*Continued on next page...*

*Continued from previous page...*

Atom-1	Atom-2	Interatomic distance (Å)	Clash overlap (Å)
31:B6:15:GLU:OE2	31:B6:41:PRO:CB	2.46	0.63
35:BA:1064:C:H3'	35:BA:1065:U:C5'	2.29	0.63
35:BA:1215:G:O2'	35:BA:1216:G:H5'	1.97	0.63
24:AY:86:LEU:HD12	24:AY:87:LEU:H	1.63	0.63
35:BA:2641:G:H2'	35:BA:2642:G:O4'	1.97	0.63
38:BD:176:ARG:C	38:BD:177:LEU:HD23	2.19	0.63
35:BA:1568:G:P	38:BD:63:ARG:HH22	2.22	0.63
39:BE:197:ILE:HD11	39:BE:199:ARG:HH22	1.64	0.63
39:BE:77:ILE:CG2	39:BE:78:LEU:H	1.96	0.63
47:BP:16:ARG:HH11	47:BP:16:ARG:HB2	1.61	0.63
49:BR:2:ARG:HG3	49:BR:2:ARG:HH11	1.63	0.63
35:BA:1654:A:OP1	49:BR:3:HIS:N	2.32	0.63
8:AH:11:THR:C	8:AH:13:ILE:N	2.50	0.63
15:AO:68:ARG:HD2	15:AO:72:ARG:HH21	1.63	0.63
2:AB:229:VAL:CG1	2:AB:230:VAL:N	2.61	0.63
35:BA:956:G:OP2	48:BQ:87:LYS:NZ	2.30	0.63
22:AV:15:G:H3'	22:AV:16:C:C5'	2.28	0.63
13:AM:75:ALA:HB1	13:AM:79:LYS:CE	2.25	0.63
19:AS:39:THR:HG22	19:AS:40:ILE:H	1.62	0.63
24:AY:307:MET:HG2	24:AY:313:ASP:N	2.14	0.63
35:BA:55:G:H2'	35:BA:56:A:H8	1.63	0.63
35:BA:1348:G:C2'	35:BA:1349:A:H5''	2.28	0.63
11:AK:63:LEU:HD23	11:AK:63:LEU:N	2.13	0.63
5:AE:51:VAL:HB	5:AE:52:PRO:HD3	1.79	0.63
37:BC:6:ARG:HH22	37:BC:10:LEU:CD2	2.10	0.63
41:BG:83:ARG:HB2	41:BG:84:LYS:HD2	1.79	0.63
1:AA:623:C:H2'	1:AA:624:C:C6	2.33	0.63
40:BF:110:LEU:CD2	40:BF:183:VAL:HG13	2.27	0.63
50:BS:29:PHE:CD1	50:BS:29:PHE:C	2.68	0.63
54:BW:27:LYS:H	54:BW:71:VAL:HG23	1.63	0.63
38:BD:131:LEU:HD22	38:BD:132:PRO:HD2	1.80	0.63
26:B1:76:ARG:NH2	26:B1:95:LEU:CD1	2.62	0.63
36:BB:57:A:H8	41:BG:27:ASN:ND2	1.87	0.63
35:BA:2110:G:O2'	35:BA:2111:C:OP1	2.12	0.63
49:BR:71:GLN:HE21	49:BR:71:GLN:HA	1.63	0.63
12:AL:102:ARG:HH21	12:AL:110:VAL:HG22	1.64	0.63
35:BA:438:G:H2'	35:BA:440:G:H8	1.63	0.63
37:BC:151:GLU:HA	37:BC:154:ARG:HG2	1.81	0.63
24:AY:32:LYS:HZ3	24:AY:260:LEU:HA	1.62	0.63
24:AY:177:LYS:HE2	35:BA:2654:A:OP1	1.99	0.63
35:BA:695:G:C4	35:BA:696:G:C8	2.87	0.63

*Continued on next page...*

*Continued from previous page...*

Atom-1	Atom-2	Interatomic distance (Å)	Clash overlap (Å)
28:B3:13:ILE:HD11	35:BA:989:G:C4	2.34	0.63
38:BD:62:TYR:CE1	38:BD:64:ILE:HA	2.32	0.63
39:BE:68:ALA:C	39:BE:70:ALA:H	2.02	0.63
52:BU:36:ARG:HG2	52:BU:40:PHE:CE2	2.33	0.63
15:AO:39:LEU:CG	15:AO:56:LEU:HD21	2.27	0.63
15:AO:75:PRO:O	15:AO:79:ARG:HG3	1.98	0.63
41:BG:60:LEU:O	41:BG:63:ILE:HG12	1.98	0.63
5:AE:84:PHE:CZ	5:AE:133:TYR:HB3	2.33	0.63
41:BG:7:LEU:O	41:BG:11:TYR:N	2.31	0.63
42:BH:26:VAL:HG22	42:BH:26:VAL:O	1.99	0.63
35:BA:2147:G:H2'	35:BA:2148:G:H5'	1.81	0.63
1:AA:961:U:O2'	1:AA:962:C:O5'	2.17	0.63
36:BB:77:U:C4	36:BB:99:G:N2	2.66	0.63
37:BC:72:VAL:HG22	37:BC:74:VAL:HG23	1.80	0.63
2:AB:130:ARG:NH2	2:AB:134:GLU:HG3	2.14	0.63
1:AA:360:A:H8	1:AA:360:A:O5'	1.80	0.63
24:AY:158:VAL:O	24:AY:164:ILE:N	2.30	0.63
24:AY:201:ILE:HA	24:AY:262:ASN:HD22	1.62	0.63
24:AY:177:LYS:HG2	35:BA:2654:A:OP1	1.98	0.63
1:AA:680:C:O2'	1:AA:681:C:H5'	1.98	0.63
30:B5:19:ARG:HA	35:BA:2046:G:O5'	1.99	0.63
35:BA:1802:A:H2'	35:BA:1803:A:C8	2.34	0.63
35:BA:1922:G:H2'	35:BA:1923:U:C5'	2.29	0.63
35:BA:1927:A:N6	35:BA:1928:A:C2	2.67	0.63
35:BA:1791:A:O3'	38:BD:206:LEU:HD11	1.98	0.63
38:BD:24:ILE:HG23	38:BD:82:ILE:O	1.98	0.63
38:BD:96:HIS:CE1	38:BD:102:LYS:HZ1	2.17	0.63
39:BE:65:GLY:HA2	39:BE:70:ALA:HB1	1.80	0.63
51:BT:26:ASP:CA	51:BT:48:ILE:HG23	2.29	0.63
22:AV:62:C:C3'	22:AV:63:G:H5''	2.29	0.63
19:AS:47:HIS:NE2	29:B4:47:GLN:HB2	2.13	0.63
40:BF:33:LEU:HD21	40:BF:112:MET:CG	2.29	0.63
35:BA:2390:U:O2'	35:BA:2391:G:H5'	1.99	0.63
50:BS:101:LEU:C	50:BS:102:ALA:O	2.33	0.63
35:BA:2080:G:C2	35:BA:2241:A:N3	2.67	0.63
33:B8:53:PRO:CA	33:B8:56:GLU:OE1	2.46	0.63
19:AS:21:GLU:CG	19:AS:22:LEU:N	2.61	0.63
24:AY:415:GLY:HA3	24:AY:457:TYR:CE1	2.34	0.63
24:AY:398:PHE:CE1	24:AY:470:THR:HA	2.33	0.63
25:B0:32:ARG:HA	25:B0:64:ASP:OD1	1.98	0.63
28:B3:13:ILE:HD11	35:BA:989:G:C5	2.34	0.63

*Continued on next page...*

*Continued from previous page...*

Atom-1	Atom-2	Interatomic distance (Å)	Clash overlap (Å)
30:B5:12:SER:O	30:B5:16:ARG:N	2.31	0.63
33:B8:61:LEU:CD1	33:B8:62:LEU:H	2.12	0.63
35:BA:1799:G:O3'	38:BD:260:ARG:NH2	2.32	0.63
35:BA:991:C:H6	35:BA:991:C:H5'	1.63	0.63
38:BD:165:ILE:HA	38:BD:175:LEU:CD2	2.28	0.63
35:BA:1658:C:OP1	39:BE:132:HIS:ND1	2.32	0.63
40:BF:82:ILE:O	40:BF:83:PHE:HB2	1.98	0.63
51:BT:62:THR:HG22	51:BT:75:ILE:HG13	1.81	0.63
52:BU:91:ASP:O	52:BU:95:LEU:HB2	1.99	0.63
45:BN:2:LYS:HZ1	52:BU:95:LEU:HD21	1.62	0.63
2:AB:152:PHE:O	2:AB:153:ARG:CG	2.47	0.63
2:AB:224:GLN:O	2:AB:226:ARG:N	2.31	0.63
35:BA:918:A:N3	36:BB:80:U:O2'	2.26	0.63
48:BQ:65:PHE:O	48:BQ:104:PHE:HB3	1.98	0.63
35:BA:2605:U:C2'	35:BA:2606:C:C6	2.73	0.63
9:AI:99:LEU:O	9:AI:101:PHE:N	2.31	0.63
56:BY:73:ARG:HB3	56:BY:80:GLY:CA	2.29	0.63
35:BA:336:C:O3'	56:BY:7:VAL:HG22	1.99	0.63
28:B3:28:LEU:N	28:B3:28:LEU:HD23	2.14	0.63
16:AP:72:ARG:HG2	16:AP:73:LEU:N	2.14	0.63
35:BA:2111:C:H1'	35:BA:2118:U:C4'	2.29	0.63
56:BY:86:ARG:NH1	56:BY:95:LYS:NZ	2.45	0.63
4:AD:147:ALA:CB	4:AD:182:LYS:HG2	2.29	0.63
54:BW:66:GLU:O	54:BW:68:ARG:N	2.31	0.63
2:AB:122:PHE:HA	2:AB:139:LYS:HZ3	1.64	0.63
16:AP:5:ARG:C	16:AP:6:LEU:HD12	2.19	0.63
35:BA:1044:G:OP2	43:BJ:4:UNK:N	2.31	0.63
35:BA:282:A:HO2'	35:BA:283:A:H8	1.45	0.63
11:AK:111:ASP:O	11:AK:112:THR:C	2.37	0.63
24:AY:171:TRP:N	24:AY:182:VAL:HG13	2.13	0.62
30:B5:40:LYS:HG3	30:B5:41:PRO:O	1.99	0.62
35:BA:2681:C:H5	35:BA:2727:G:C2	2.17	0.62
35:BA:976:C:N3	35:BA:987:G:N2	2.46	0.62
49:BR:38:VAL:HG21	49:BR:110:PRO:HB2	1.81	0.62
52:BU:96:ALA:C	52:BU:98:LEU:N	2.52	0.62
1:AA:16:A:O2'	1:AA:17:U:H5'	1.98	0.62
1:AA:586:C:OP1	17:AQ:34:LYS:NZ	2.32	0.62
35:BA:919:G:H4'	36:BB:81:G:O4'	1.99	0.62
1:AA:1061:G:C2'	1:AA:1062:U:H5'	2.29	0.62
27:B2:47:ASN:O	27:B2:50:ILE:HB	1.99	0.62
27:B2:32:LEU:HD12	27:B2:57:ILE:HG13	1.81	0.62

*Continued on next page...*

*Continued from previous page...*

Atom-1	Atom-2	Interatomic distance (Å)	Clash overlap (Å)
35:BA:292:C:O2'	35:BA:293:U:H5'	1.99	0.62
19:AS:75:ALA:N	19:AS:76:PRO:HD2	2.14	0.62
5:AE:50:GLU:CG	5:AE:52:PRO:HD2	2.11	0.62
7:AG:40:ALA:HB1	7:AG:44:TYR:CE2	2.34	0.62
41:BG:139:LEU:HB2	41:BG:146:TYR:HD1	1.63	0.62
41:BG:82:LEU:HD21	41:BG:86:MET:HE1	1.81	0.62
35:BA:2289:G:N2	35:BA:2344:U:N3	2.47	0.62
24:AY:21:HIS:HD2	24:AY:122:ARG:CB	2.12	0.62
24:AY:22:PRO:O	24:AY:24:ALA:N	2.32	0.62
50:BS:89:ARG:NH2	50:BS:91:PRO:HG2	2.13	0.62
41:BG:16:ARG:NE	41:BG:31:VAL:HG11	2.13	0.62
1:AA:1128:C:H2'	1:AA:1139:G:N7	2.14	0.62
51:BT:108:ARG:HB3	51:BT:111:ARG:HH22	1.63	0.62
55:BX:55:ASN:HB2	55:BX:80:ILE:HD11	1.81	0.62
35:BA:1293:C:H2'	35:BA:1294:U:H6	1.64	0.62
35:BA:654:A:C8	35:BA:654(V):A:H4'	2.34	0.62
35:BA:1409:C:H2'	35:BA:1410:G:H8	1.64	0.62
24:AY:305:ALA:CB	24:AY:423:GLY:H	2.12	0.62
24:AY:320:VAL:O	24:AY:361:PRO:HA	1.99	0.62
24:AY:419:LEU:HD23	24:AY:424:ALA:HB3	1.79	0.62
24:AY:420:SER:CB	24:AY:427:VAL:HG22	2.27	0.62
33:B8:42:ARG:HG3	35:BA:2349:G:OP2	1.99	0.62
35:BA:675:A:O2'	40:BF:67:GLN:NE2	2.32	0.62
38:BD:198:ASN:ND2	38:BD:198:ASN:C	2.52	0.62
47:BP:113:LYS:HA	47:BP:129:ALA:O	1.99	0.62
51:BT:92:GLY:C	51:BT:94:ALA:H	2.02	0.62
53:BV:39:LEU:HD22	53:BV:39:LEU:N	2.13	0.62
1:AA:580:U:H5''	15:AO:58:MET:HG3	1.81	0.62
1:AA:730:G:H2'	1:AA:731:G:O4'	1.99	0.62
8:AH:87:SER:OG	8:AH:93:VAL:N	2.32	0.62
1:AA:753:A:H5''	15:AO:69:TYR:CZ	2.34	0.62
35:BA:2811:G:P	39:BE:60:ASN:HB2	2.39	0.62
12:AL:86:ARG:O	12:AL:86:ARG:HG2	1.99	0.62
1:AA:1152:A:P	10:AJ:70:ARG:HH22	2.21	0.62
35:BA:1057:A:H2	35:BA:1082:U:H3	1.41	0.62
35:BA:1484:G:H2'	35:BA:1485:G:C5'	2.18	0.62
35:BA:2311:A:H2'	35:BA:2312:U:C5	2.34	0.62
1:AA:1375:A:H2'	1:AA:1376:U:O4'	1.98	0.62
20:AT:51:GLU:O	20:AT:55:ILE:HG12	1.99	0.62
10:AJ:33:GLN:HB2	10:AJ:75:ILE:HD11	1.80	0.62
35:BA:194:G:H2'	35:BA:195:A:O4'	1.98	0.62

*Continued on next page...*

*Continued from previous page...*

Atom-1	Atom-2	Interatomic distance (Å)	Clash overlap (Å)
35:BA:2673:G:H5'	35:BA:2673:G:H8	1.64	0.62
35:BA:1605:C:C2'	35:BA:1606:G:H5'	2.29	0.62
31:B6:19:ARG:NH1	31:B6:43:CYS:SG	2.72	0.62
37:BC:120:MET:CE	37:BC:123:VAL:HG11	2.29	0.62
35:BA:1782:C:O5'	35:BA:1782:C:H6	1.82	0.62
35:BA:2564:A:H2'	35:BA:2565:A:O4'	1.99	0.62
1:AA:1447:A:N3	1:AA:1447:A:H2'	2.14	0.62
57:BZ:45:ASP:OD2	57:BZ:49:ARG:NH2	2.32	0.62
16:AP:12:LYS:O	16:AP:13:HIS:HB2	1.98	0.62
1:AA:1134:G:H2'	1:AA:1135:U:H5'	1.80	0.62
24:AY:26:LYS:HD3	24:AY:89:THR:O	2.00	0.62
32:B7:2:LYS:HE3	32:B7:6:GLN:CG	2.29	0.62
35:BA:1248:G:OP2	40:BF:92:PRO:HG3	2.00	0.62
35:BA:1286:A:H2'	35:BA:1288:U:OP2	1.99	0.62
35:BA:2292:C:H2'	35:BA:2293:C:H6	1.64	0.62
35:BA:2465:C:O2'	35:BA:2466:C:H5'	2.00	0.62
38:BD:176:ARG:CD	38:BD:182:LEU:HD11	2.29	0.62
38:BD:186:HIS:NE2	38:BD:188:GLU:HB2	2.14	0.62
47:BP:50:ARG:CG	47:BP:51:PHE:H	2.12	0.62
52:BU:70:ARG:HA	52:BU:74:LEU:O	2.00	0.62
1:AA:861:G:O2'	1:AA:862:C:H5'	1.98	0.62
15:AO:42:HIS:CD2	15:AO:42:HIS:C	2.72	0.62
3:AC:35:GLU:OE1	3:AC:59:ARG:NH1	2.31	0.62
3:AC:83:ARG:HG3	3:AC:87:LEU:CD1	2.28	0.62
19:AS:11:VAL:CG2	19:AS:38:SER:HB2	2.27	0.62
11:AK:57:THR:HG22	11:AK:60:ALA:CB	2.29	0.62
29:B4:9:LEU:HD21	29:B4:26:SER:HA	1.81	0.62
40:BF:185:ASP:HA	40:BF:188:ARG:CG	2.28	0.62
35:BA:2230:G:O5'	35:BA:2230:G:H8	1.83	0.62
50:BS:74:ALA:HB1	50:BS:103:GLU:CG	2.29	0.62
1:AA:1376:U:C2	1:AA:1377:A:N7	2.68	0.62
41:BG:33:ARG:N	41:BG:162:THR:HB	2.13	0.62
35:BA:816:C:N3	35:BA:1192:G:C2	2.67	0.62
54:BW:37:ARG:HG3	54:BW:37:ARG:NH1	2.14	0.62
35:BA:360:G:O2'	35:BA:361:G:H5'	1.99	0.62
43:BJ:74:UNK:C	43:BJ:76:UNK:H	2.13	0.62
27:B2:68:ARG:HG2	27:B2:68:ARG:O	1.99	0.62
24:AY:110:LEU:HD12	24:AY:138:LEU:O	1.99	0.62
24:AY:512:ARG:O	24:AY:516:GLU:CG	2.42	0.62
1:AA:1231:G:O2'	1:AA:1232:U:H5'	1.99	0.62
30:B5:45:VAL:HG22	30:B5:51:TYR:CD1	2.35	0.62

*Continued on next page...*

*Continued from previous page...*

Atom-1	Atom-2	Interatomic distance (Å)	Clash overlap (Å)
35:BA:2043:C:OP1	35:BA:2777:G:O2'	2.15	0.62
35:BA:2444:G:P	40:BF:68:LYS:HE3	2.39	0.62
35:BA:628:G:H2'	35:BA:629:G:H5'	1.81	0.62
35:BA:940:G:H2'	35:BA:941:A:O4'	1.98	0.62
38:BD:31:LYS:N	38:BD:104:TYR:OH	2.32	0.62
38:BD:34:VAL:HG23	38:BD:34:VAL:O	1.98	0.62
45:BN:9:VAL:CG1	45:BN:39:ARG:HH22	2.12	0.62
51:BT:52:ILE:HG12	51:BT:61:PHE:CB	2.29	0.62
53:BV:49:THR:HB	53:BV:50:PRO:CD	2.29	0.62
34:B9:7:VAL:HG22	34:B9:34:GLN:HG3	1.82	0.62
48:BQ:106:VAL:O	48:BQ:107:ALA:HB2	2.00	0.62
48:BQ:12:GLN:OE1	48:BQ:72:LYS:HA	1.99	0.62
3:AC:43:LEU:O	3:AC:47:LEU:HB2	1.99	0.62
24:AY:308:ASP:O	24:AY:309:PRO:C	2.36	0.62
40:BF:140:LEU:O	40:BF:143:ALA:HB3	1.99	0.62
40:BF:165:ARG:HG2	40:BF:168:ARG:NH2	2.14	0.62
4:AD:3:ARG:HD3	4:AD:3:ARG:O	2.00	0.62
24:AY:342:ILE:HD11	24:AY:345:ALA:HB1	1.78	0.62
18:AR:31:LEU:H	18:AR:31:LEU:HD23	1.64	0.62
26:B1:50:ARG:O	26:B1:51:VAL:HG13	1.98	0.62
41:BG:25:TYR:CE2	41:BG:32:PRO:HD3	2.34	0.62
28:B3:8:LEU:HA	28:B3:54:VAL:HG22	1.79	0.62
57:BZ:175:VAL:HB	57:BZ:176:PRO:CD	2.30	0.62
25:B0:38:VAL:CG1	25:B0:59:LEU:HD12	2.29	0.62
1:AA:125:U:H2'	1:AA:126:G:C8	2.34	0.62
17:AQ:10:VAL:HG12	17:AQ:53:LEU:HA	1.80	0.62
31:B6:44:ARG:C	31:B6:45:LYS:HD3	2.20	0.62
1:AA:306:G:C2'	1:AA:307:C:H5'	2.29	0.62
1:AA:1457:G:H2'	1:AA:1458:G:H8	1.64	0.62
35:BA:271(C):C:H2'	35:BA:271(D):G:H8	1.64	0.62
35:BA:304:G:H1	35:BA:313:C:H42	1.47	0.62
45:BN:46:VAL:HG12	45:BN:48:MET:HG3	1.81	0.62
35:BA:733:G:N7	35:BA:761:A:C6	2.67	0.62
46:BO:35:VAL:HG11	46:BO:103:ALA:HB3	1.80	0.62
35:BA:1137:G:O2'	35:BA:2039:C:H5''	1.99	0.62
32:B7:13:ALA:HB1	35:BA:125:G:H1'	1.81	0.62
35:BA:1286:A:H2	35:BA:1328:G:O2'	1.82	0.62
35:BA:1827:C:O2'	35:BA:1828:G:H5'	2.00	0.62
35:BA:2466:C:O2'	35:BA:2467:C:H5'	1.99	0.62
35:BA:743:G:O3'	39:BE:132:HIS:HB3	1.99	0.62
39:BE:62:PRO:O	39:BE:64:LYS:N	2.32	0.62

*Continued on next page...*



*Continued from previous page...*

Atom-1	Atom-2	Interatomic distance (Å)	Clash overlap (Å)
45:BN:24:GLY:C	45:BN:26:LEU:N	2.50	0.62
47:BP:126:VAL:HG22	47:BP:145:PRO:HG2	1.79	0.62
51:BT:123:GLN:HA	51:BT:126:ALA:HB3	1.81	0.62
53:BV:40:LEU:HD13	53:BV:46:VAL:H	1.64	0.62
53:BV:4:ILE:CD1	53:BV:40:LEU:HB2	2.30	0.62
1:AA:587:G:OP1	8:AH:92:ARG:NH1	2.32	0.62
18:AR:37:VAL:HG23	18:AR:38:GLU:H	1.62	0.62
2:AB:63:MET:O	2:AB:64:ARG:C	2.38	0.62
33:B8:10:ALA:HA	33:B8:13:ARG:HG2	1.79	0.62
1:AA:1306:A:H61	1:AA:1331:G:H1'	1.63	0.62
21:AU:5:ASP:O	21:AU:7:ARG:N	2.32	0.62
3:AC:153:VAL:O	3:AC:154:SER:CB	2.48	0.62
35:BA:58:G:N3	35:BA:73:A:H2	1.97	0.62
55:BX:49:VAL:HG11	55:BX:88:LYS:O	1.98	0.62
4:AD:92:VAL:O	4:AD:96:LEU:HD13	1.98	0.62
35:BA:307:G:H22	35:BA:310:A:C5'	2.13	0.62
50:BS:13:ARG:HA	50:BS:15:ARG:HD2	1.80	0.62
37:BC:186:ALA:HB1	37:BC:190:ARG:CZ	2.29	0.62
41:BG:92:VAL:HG13	41:BG:92:VAL:O	1.98	0.62
5:AE:80:ILE:HD11	5:AE:138:ALA:HA	1.81	0.62
5:AE:82:VAL:HG21	5:AE:138:ALA:N	2.14	0.62
35:BA:1445(A):C:H2'	35:BA:1446:C:H6	1.59	0.62
35:BA:2142:C:O2'	35:BA:2143:C:H5'	1.99	0.62
4:AD:127:THR:N	4:AD:147:ALA:O	2.32	0.62
6:AF:67:MET:HB2	6:AF:68:PRO:CD	2.29	0.62
35:BA:2801(A):A:H4'	35:BA:2802:G:H2'	1.81	0.62
35:BA:1707:G:O2'	35:BA:1708:C:H5'	1.99	0.62
1:AA:1161:C:H2'	1:AA:1162:C:C6	2.35	0.62
15:AO:17:ARG:HB3	15:AO:17:ARG:HH11	1.64	0.62
35:BA:2238:G:H2'	35:BA:2238:G:N3	2.15	0.62
1:AA:397:A:N3	1:AA:397:A:H3'	2.14	0.62
25:B0:25:ARG:HD2	25:B0:29:GLN:NE2	2.13	0.62
39:BE:16:ARG:O	39:BE:17:ASP:C	2.38	0.62
24:AY:349:MET:SD	24:AY:356:VAL:HG13	2.40	0.62
24:AY:391:PRO:O	24:AY:392:ASN:CB	2.46	0.62
24:AY:462:VAL:CG1	24:AY:463:TYR:N	2.52	0.62
35:BA:1161:C:H2'	35:BA:1162:G:H8	1.63	0.62
35:BA:566:U:H4'	35:BA:809:G:P	2.39	0.62
35:BA:750:A:C2'	35:BA:751:A:H5''	2.30	0.62
38:BD:24:ILE:HG23	38:BD:83:GLU:CA	2.29	0.62
38:BD:24:ILE:HD13	38:BD:84:TYR:HA	1.81	0.62

*Continued on next page...*

*Continued from previous page...*

Atom-1	Atom-2	Interatomic distance (Å)	Clash overlap (Å)
39:BE:24:THR:HB	39:BE:184:VAL:CG2	2.29	0.62
39:BE:31:CYS:HB3	39:BE:49:LEU:HB3	1.81	0.62
52:BU:36:ARG:HB2	52:BU:36:ARG:NH1	2.15	0.62
12:AL:7:ILE:CD1	12:AL:10:LEU:HD12	2.30	0.62
42:BH:98:LEU:CD1	42:BH:102:ALA:O	2.47	0.62
57:BZ:68:PRO:C	57:BZ:91:LEU:HD12	2.20	0.62
12:AL:25:PRO:C	12:AL:27:LEU:H	2.01	0.62
1:AA:980:C:C5	1:AA:981:U:C2	2.87	0.62
3:AC:134:ILE:HG22	3:AC:168:ALA:HB3	1.81	0.62
9:AI:114:TYR:CD1	9:AI:114:TYR:O	2.53	0.62
35:BA:618:C:O2'	35:BA:619:G:H5'	2.00	0.62
35:BA:1070:A:N6	44:BK:7:UNK:C	2.62	0.62
4:AD:96:LEU:HD23	4:AD:139:ARG:HH11	1.65	0.62
35:BA:2325:G:H2'	35:BA:2326:C:C6	2.34	0.62
31:B6:11:LEU:HD13	31:B6:12:GLU:O	1.99	0.62
1:AA:142:G:O2'	1:AA:196:A:N1	2.31	0.62
2:AB:127:ILE:HD11	2:AB:139:LYS:CE	2.29	0.62
3:AC:137:ALA:C	3:AC:139:GLN:N	2.52	0.62
1:AA:40:C:H2'	1:AA:41:G:C8	2.34	0.62
35:BA:2132:U:H3	37:BC:5:LYS:HB2	1.63	0.62
42:BH:18:GLU:N	42:BH:25:LYS:O	2.33	0.62
1:AA:35:G:H2'	1:AA:36:C:C6	2.35	0.62
35:BA:1231:G:H2'	35:BA:1232:G:C8	2.35	0.62
1:AA:78:G:H1	1:AA:91:C:H42	1.47	0.62
41:BG:21:ARG:NE	41:BG:21:ARG:O	2.33	0.62
24:AY:146:ARG:NH2	24:AY:177:LYS:HE2	2.14	0.62
24:AY:30:THR:HG21	24:AY:88:ASP:HB2	1.81	0.62
35:BA:2620:C:H2'	35:BA:2621:A:O4'	1.98	0.62
35:BA:648:G:H5''	35:BA:2352:A:H5'	1.82	0.62
38:BD:242:ARG:NH1	38:BD:242:ARG:HG2	2.12	0.62
35:BA:636:G:C2'	47:BP:115:LEU:HD12	2.29	0.62
51:BT:27:THR:O	51:BT:28:VAL:HB	2.00	0.62
1:AA:1483:A:C2	35:BA:1960:A:H1'	2.35	0.62
57:BZ:152:ALA:HB1	57:BZ:167:PRO:CB	2.16	0.62
48:BQ:21:THR:HG23	48:BQ:101:ARG:HD2	1.81	0.62
57:BZ:123:ASP:O	57:BZ:124:ILE:HG23	2.00	0.62
1:AA:1152:A:H2'	1:AA:1153:C:C5	2.35	0.62
35:BA:888:C:C4	35:BA:890:A:OP1	2.53	0.62
1:AA:543:C:H5'	4:AD:14:ARG:NH2	2.15	0.62
9:AI:37:PHE:CE2	9:AI:74:ILE:HG12	2.35	0.62
4:AD:118:ARG:O	4:AD:121:VAL:HB	1.99	0.62

*Continued on next page...*

*Continued from previous page...*

Atom-1	Atom-2	Interatomic distance (Å)	Clash overlap (Å)
7:AG:122:HIS:O	7:AG:125:MET:N	2.33	0.62
1:AA:1500:A:C2'	1:AA:1501:C:H5'	2.30	0.62
35:BA:1887:C:H2'	35:BA:1888:G:H5''	1.82	0.62
5:AE:89:ILE:HG12	5:AE:90:VAL:N	2.15	0.62
35:BA:1498:C:H2'	35:BA:1499:C:H5''	1.82	0.62
35:BA:2106:G:O6	35:BA:2183:C:N3	2.33	0.62
35:BA:2101:G:C3'	35:BA:2102:U:H5''	2.29	0.62
16:AP:19:ILE:HG12	16:AP:38:TYR:N	2.14	0.62
46:BO:64:ARG:HH21	46:BO:100:GLY:HA3	1.64	0.62
7:AG:72:ARG:HB2	7:AG:142:GLU:OE2	2.00	0.62
24:AY:488:LYS:HB3	24:AY:518:TYR:OH	1.99	0.62
26:B1:54:ALA:HB3	26:B1:56:GLN:HG2	1.81	0.62
1:AA:787:A:C2'	1:AA:788:U:H5'	2.30	0.62
35:BA:2749:A:H4'	42:BH:62:LYS:HB3	1.81	0.62
37:BC:117:PRO:HG3	37:BC:145:VAL:CG1	2.30	0.62
40:BF:31:HIS:HB2	47:BP:13:ASN:OD1	2.00	0.62
24:AY:503:TYR:CZ	24:AY:514:ALA:HB2	2.35	0.62
24:AY:11:ALA:CA	24:AY:279:PRO:HD2	2.27	0.62
24:AY:315:VAL:HG12	24:AY:316:ALA:H	1.65	0.62
24:AY:327:LYS:NZ	24:AY:344:ASP:HB3	2.14	0.62
1:AA:360:A:P	24:AY:411:GLN:HE22	2.22	0.62
24:AY:453:LEU:CB	24:AY:459:VAL:HG23	2.21	0.62
35:BA:1382:G:H4'	35:BA:1573:G:C2	2.35	0.62
35:BA:2023:G:H2'	35:BA:2024:G:C8	2.33	0.62
35:BA:2043:C:H2'	35:BA:2044:C:C6	2.35	0.62
35:BA:2223:G:H4'	38:BD:269:PHE:HZ	1.64	0.62
35:BA:2681:C:O2	35:BA:2681:C:H2'	1.98	0.62
35:BA:2715:C:O2'	35:BA:2716:U:H5'	1.99	0.62
38:BD:33:LEU:HG	38:BD:34:VAL:N	2.13	0.62
35:BA:1248:G:C5	52:BU:3:ARG:HB2	2.35	0.62
53:BV:75:PHE:CD2	53:BV:82:ARG:HG3	2.34	0.62
53:BV:59:ALA:HA	53:BV:95:LEU:O	1.99	0.62
23:AX:14:A:C2'	23:AX:15:A:H5''	2.30	0.62
42:BH:85:LYS:HZ1	42:BH:87:LEU:HD12	1.65	0.62
35:BA:857:C:N4	35:BA:920:G:H1	1.96	0.62
57:BZ:51:ALA:O	57:BZ:53:ILE:N	2.32	0.62
54:BW:14:PRO:CB	54:BW:101:SER:HB3	2.29	0.62
56:BY:73:ARG:HE	56:BY:73:ARG:CA	2.06	0.62
1:AA:543:C:P	4:AD:10:ARG:HH12	2.23	0.62
1:AA:689:C:O2'	1:AA:690:G:H5'	1.99	0.62
37:BC:186:ALA:HB1	37:BC:190:ARG:NH2	2.14	0.62

*Continued on next page...*

*Continued from previous page...*

Atom-1	Atom-2	Interatomic distance (Å)	Clash overlap (Å)
37:BC:10:LEU:O	37:BC:32:LEU:HD22	2.00	0.62
57:BZ:151:HIS:HB3	57:BZ:170:THR:HA	1.81	0.62
1:AA:401:C:O2'	1:AA:621:A:N3	2.33	0.62
47:BP:62:LEU:HD22	47:BP:62:LEU:H	1.64	0.62
42:BH:66:GLY:C	42:BH:69:ARG:HB2	2.20	0.62
1:AA:528:C:H41	12:AL:49:ASN:HD21	1.48	0.62
35:BA:1636:C:O2	35:BA:1760:A:H2	1.83	0.62
13:AM:3:ARG:C	13:AM:4:ILE:HG13	2.20	0.62
26:B1:3:LYS:HZ3	26:B1:4:VAL:HG12	1.64	0.62
47:BP:146:VAL:HG13	47:BP:147:LEU:N	2.15	0.62
35:BA:489:G:N2	35:BA:1321:A:OP1	2.31	0.62
1:AA:1134:G:N2	1:AA:1141:C:C2	2.67	0.62
15:AO:41:GLU:HA	15:AO:41:GLU:OE1	1.99	0.62
45:BN:126:PRO:O	45:BN:127:ASP:HB2	1.99	0.62
11:AK:34:ASP:HB2	11:AK:35:PRO:CD	2.30	0.62
24:AY:6:TYR:CA	24:AY:360:TYR:HE2	2.13	0.62
28:B3:13:ILE:HD11	35:BA:989:G:C2	2.35	0.62
35:BA:2581:G:C6	35:BA:2610:C:C2	2.88	0.62
35:BA:2681:C:C5	35:BA:2727:G:N2	2.68	0.62
38:BD:164:GLN:HB3	38:BD:176:ARG:HB3	1.82	0.62
38:BD:35:LYS:HG2	38:BD:63:ARG:HG2	1.80	0.62
38:BD:95:LEU:H	38:BD:95:LEU:HD13	1.65	0.62
39:BE:87:GLU:CG	39:BE:87:GLU:O	2.48	0.62
46:BO:4:PRO:HA	46:BO:21:CYS:O	1.99	0.62
2:AB:162:ILE:O	2:AB:185:ILE:CD1	2.47	0.62
2:AB:80:ILE:H	2:AB:80:ILE:CD1	2.12	0.62
25:B0:21:LEU:HD11	25:B0:41:ARG:HD3	1.82	0.62
35:BA:863:A:H2'	35:BA:864:G:C8	2.35	0.62
48:BQ:57:HIS:O	48:BQ:57:HIS:ND1	2.33	0.62
35:BA:880:G:H8	35:BA:880:G:O5'	1.83	0.62
1:AA:393:A:O2'	1:AA:394:G:H5'	1.98	0.62
56:BY:26:LYS:HB2	56:BY:40:GLU:OE2	1.99	0.62
24:AY:487:ARG:C	24:AY:489:ASN:N	2.50	0.62
1:AA:699:C:O2'	1:AA:700:G:H5'	2.00	0.62
38:BD:111:LEU:HD13	38:BD:115:GLN:NE2	2.14	0.62
5:AE:70:PRO:HG2	5:AE:142:LEU:HD13	1.82	0.62
38:BD:72:LYS:CD	38:BD:97:TYR:CE2	2.83	0.62
54:BW:4:LYS:HD3	54:BW:6:ILE:CD1	2.28	0.62
28:B3:35:ARG:NH1	28:B3:35:ARG:HG3	2.15	0.62
22:AV:26:G:H22	22:AV:44:A:N6	1.98	0.62
1:AA:1351:U:H4'	7:AG:33:ASP:OD2	1.99	0.62

*Continued on next page...*

*Continued from previous page...*

Atom-1	Atom-2	Interatomic distance (Å)	Clash overlap (Å)
50:BS:83:LYS:HG2	50:BS:105:ALA:CB	2.28	0.62
35:BA:1106:G:C2'	35:BA:1107:G:H5'	2.30	0.62
1:AA:817:C:H5'	1:AA:820:U:OP2	2.00	0.62
35:BA:271(T):C:H2'	35:BA:271(U):G:H8	1.65	0.62
26:B1:20:ARG:HG3	26:B1:32:LYS:HD3	1.82	0.62
24:AY:181:GLY:HA3	24:AY:263:PHE:CE1	2.21	0.62
24:AY:305:ALA:HA	24:AY:422:GLU:HB3	1.80	0.62
24:AY:316:ALA:O	24:AY:317:PHE:O	2.18	0.62
24:AY:10:VAL:HG22	24:AY:360:TYR:CD2	2.35	0.62
35:BA:1661:G:C5	35:BA:1662:C:C5	2.88	0.62
35:BA:2688:U:C4	35:BA:2719:G:H2'	2.34	0.62
35:BA:644:A:N1	35:BA:2369:A:H1'	2.14	0.62
38:BD:53:PHE:CA	38:BD:218:ARG:HB2	2.30	0.62
45:BN:62:VAL:O	45:BN:63:THR:O	2.17	0.62
47:BP:50:ARG:HG3	47:BP:51:PHE:H	1.65	0.62
1:AA:667:G:O2'	15:AO:49:ASP:HA	1.99	0.62
1:AA:892:A:H2'	1:AA:893:C:H6	1.63	0.62
35:BA:2474:C:H5''	35:BA:2475:C:C5	2.35	0.62
2:AB:15:VAL:HG21	2:AB:209:ARG:HE	1.65	0.62
2:AB:8:LYS:NZ	2:AB:217:ARG:NH1	2.48	0.62
2:AB:69:LEU:O	2:AB:162:ILE:CG1	2.44	0.62
1:AA:1332:A:O2'	1:AA:1333:A:H5'	2.00	0.62
12:AL:33:ARG:NH2	12:AL:62:SER:HB3	2.15	0.62
1:AA:1180:A:OP1	9:AI:103:THR:HG23	1.99	0.62
10:AJ:89:ASP:HB3	10:AJ:91:PRO:HD3	1.82	0.62
35:BA:94:C:H5'	35:BA:94(A):G:OP2	2.00	0.62
4:AD:5:ILE:HA	4:AD:115:ARG:NH1	2.15	0.62
45:BN:55:VAL:HG22	45:BN:125:GLY:CA	2.23	0.62
35:BA:2325:G:H2'	35:BA:2326:C:H6	1.64	0.62
42:BH:51:ARG:HG2	42:BH:52:VAL:N	2.14	0.62
18:AR:31:LEU:HG	18:AR:31:LEU:O	2.00	0.62
26:B1:82:LEU:O	26:B1:83:GLU:HG3	2.00	0.62
13:AM:11:ARG:HG2	13:AM:12:ASN:H	1.64	0.62
35:BA:2065:C:O2'	35:BA:2066:C:H5'	2.00	0.62
46:BO:89:ASN:O	46:BO:91:LEU:N	2.32	0.62
6:AF:43:LEU:HD22	6:AF:43:LEU:N	2.14	0.62
15:AO:15:PHE:CD1	15:AO:15:PHE:N	2.67	0.62
24:AY:142:ASN:HD21	58:AY:1000:GCP:C5	2.13	0.61
24:AY:18:ILE:HD12	24:AY:30:THR:OG1	2.00	0.61
30:B5:19:ARG:HA	35:BA:2046:G:C5'	2.30	0.61
35:BA:2572:A:N7	39:BE:144:ARG:HG2	2.14	0.61

*Continued on next page...*

*Continued from previous page...*

Atom-1	Atom-2	Interatomic distance (Å)	Clash overlap (Å)
38:BD:186:HIS:NE2	38:BD:188:GLU:CD	2.53	0.61
39:BE:116:VAL:HG22	39:BE:122:PHE:HB2	1.82	0.61
39:BE:47:VAL:HB	39:BE:84:PHE:HD1	1.65	0.61
40:BF:84:VAL:CG1	40:BF:85:GLY:N	2.63	0.61
47:BP:16:ARG:NH2	47:BP:18:ARG:HG3	2.15	0.61
51:BT:23:ARG:HB2	51:BT:24:PRO:HD2	1.82	0.61
52:BU:13:LYS:O	52:BU:17:ILE:HD13	2.00	0.61
52:BU:36:ARG:HA	52:BU:39:LEU:CG	2.29	0.61
53:BV:39:LEU:CD1	53:BV:51:VAL:HA	2.30	0.61
1:AA:763:G:O2'	1:AA:764:C:H5'	2.00	0.61
1:AA:736:C:O2'	6:AF:90:VAL:O	2.17	0.61
8:AH:13:ILE:C	8:AH:17:THR:HG23	2.20	0.61
8:AH:1:MET:HE1	8:AH:3:THR:HG23	1.81	0.61
53:BV:95:LEU:HD13	53:BV:97:LYS:HE2	1.80	0.61
34:B9:30:PRO:O	34:B9:32:HIS:N	2.33	0.61
2:AB:69:LEU:HD23	2:AB:159:PRO:CG	2.30	0.61
35:BA:1917:U:H6	35:BA:1917:U:O5'	1.83	0.61
35:BA:1911:U:C2'	35:BA:1918:A:C2	2.77	0.61
48:BQ:133:ARG:NH1	48:BQ:133:ARG:HB3	2.12	0.61
13:AM:94:ARG:HG2	19:AS:82:GLY:N	2.15	0.61
3:AC:70:VAL:CG1	3:AC:71:ALA:N	2.63	0.61
9:AI:114:TYR:HE2	10:AJ:60:ARG:H	1.47	0.61
10:AJ:64:GLU:OE2	10:AJ:66:ARG:CZ	2.48	0.61
1:AA:1048:G:H5''	14:AN:2:ALA:HB1	1.83	0.61
19:AS:23:ASN:HB2	29:B4:47:GLN:CG	2.29	0.61
40:BF:170:LEU:HB3	40:BF:173:VAL:HG23	1.81	0.61
7:AG:148:ASN:C	7:AG:150:ALA:H	2.03	0.61
41:BG:56:ALA:CA	41:BG:153:ARG:HH21	2.12	0.61
50:BS:58:LEU:HD23	50:BS:65:VAL:HG13	1.82	0.61
50:BS:62:LYS:H	50:BS:65:VAL:CG2	2.13	0.61
35:BA:1747(A):G:C2	35:BA:1748:G:C8	2.87	0.61
35:BA:1221:C:H2'	35:BA:1221(A):C:C5	2.34	0.61
38:BD:68:LYS:HB3	38:BD:70:TRP:CZ3	2.34	0.61
13:AM:73:GLU:O	13:AM:76:ALA:HB3	1.98	0.61
1:AA:277:C:H5''	17:AQ:68:ARG:HH22	1.65	0.61
29:B4:35:VAL:CG1	29:B4:36:CYS:H	2.12	0.61
42:BH:92:ILE:CD1	42:BH:95:ARG:NH2	2.62	0.61
1:AA:902:G:O2'	1:AA:903:G:H5'	2.00	0.61
47:BP:127:ALA:O	47:BP:148:LEU:HD12	2.00	0.61
35:BA:2131:G:H5''	35:BA:2132:U:O5'	1.99	0.61
1:AA:1134:G:C2'	1:AA:1135:U:H5'	2.30	0.61

*Continued on next page...*

*Continued from previous page...*

Atom-1	Atom-2	Interatomic distance (Å)	Clash overlap (Å)
1:AA:339:C:H2'	1:AA:340:U:C6	2.34	0.61
35:BA:1514:U:H2'	35:BA:1515:G:C8	2.35	0.61
4:AD:65:ARG:HB2	4:AD:75:PHE:CE2	2.34	0.61
24:AY:98:ASP:O	24:AY:102:THR:OG1	2.18	0.61
37:BC:104:LEU:O	37:BC:105:ASP:HB2	2.00	0.61
1:AA:952:U:O5'	1:AA:952:U:H6	1.83	0.61
30:B5:5:PRO:HB3	35:BA:2614:A:C4	2.35	0.61
33:B8:28:GLY:O	33:B8:32:LEU:HG	2.00	0.61
35:BA:1753:G:N2	35:BA:1755:A:H2'	2.14	0.61
35:BA:2577:A:H5''	35:BA:2578:G:C5'	2.30	0.61
35:BA:2777:G:C5'	35:BA:2778:A:H5'	2.30	0.61
35:BA:447:A:O4'	35:BA:449:A:N6	2.33	0.61
38:BD:66:ASP:HB2	38:BD:103:ARG:HD2	1.83	0.61
38:BD:173:VAL:HG13	38:BD:185:VAL:O	1.99	0.61
38:BD:26:LYS:NZ	38:BD:113:VAL:CG2	2.54	0.61
35:BA:2054:A:OP1	39:BE:145:LYS:HE3	1.98	0.61
52:BU:112:ARG:CZ	53:BV:46:VAL:HG21	2.30	0.61
15:AO:63:ARG:HG2	15:AO:64:ARG:N	2.14	0.61
18:AR:55:ARG:HG3	18:AR:55:ARG:HH11	1.64	0.61
34:B9:29:ASN:HD21	34:B9:32:HIS:CD2	2.19	0.61
2:AB:43:ASP:O	2:AB:44:LEU:C	2.39	0.61
22:AV:71:C:H3'	22:AV:72:A:H8	1.65	0.61
1:AA:981:U:H6	1:AA:981:U:O5'	1.83	0.61
3:AC:73:PRO:O	3:AC:76:VAL:HG22	2.00	0.61
10:AJ:50:ILE:CD1	10:AJ:60:ARG:HD3	2.28	0.61
27:B2:36:ARG:HA	27:B2:39:ALA:CB	2.30	0.61
27:B2:62:THR:O	27:B2:65:ASN:HB2	2.00	0.61
27:B2:69:ARG:NH2	35:BA:111:A:H4'	2.15	0.61
27:B2:54:LYS:HE2	35:BA:73:A:P	2.41	0.61
35:BA:2315:G:H2'	35:BA:2316:C:H6	1.64	0.61
41:BG:114:ILE:HA	41:BG:137:GLU:OE1	2.00	0.61
36:BB:7:G:H4'	50:BS:29:PHE:CD2	2.35	0.61
1:AA:354:G:H21	1:AA:388:G:H2'	1.65	0.61
35:BA:2391:G:H1'	35:BA:2429:G:N2	2.16	0.61
1:AA:1402:C:H2'	1:AA:1403:C:C6	2.35	0.61
35:BA:2143:C:H5''	35:BA:2182:G:H4'	1.82	0.61
4:AD:201:GLN:HA	4:AD:204:ILE:HD12	1.82	0.61
35:BA:392:C:OP1	35:BA:409:C:OP1	2.17	0.61
35:BA:1244:G:O2'	35:BA:1245:G:H5'	1.99	0.61
35:BA:2338:G:O5'	35:BA:2338:G:H8	1.84	0.61
4:AD:112:VAL:HG12	4:AD:116:GLN:OE1	1.99	0.61

*Continued on next page...*

*Continued from previous page...*

Atom-1	Atom-2	Interatomic distance (Å)	Clash overlap (Å)
24:AY:16:PHE:CE2	24:AY:84:VAL:HG11	2.35	0.61
24:AY:225:GLN:HA	24:AY:228:ARG:CB	2.27	0.61
35:BA:1796:U:O2'	35:BA:1797:C:O4'	2.18	0.61
35:BA:2462:U:H1'	35:BA:2491:U:O4	2.01	0.61
35:BA:2781:A:H5''	35:BA:2782:G:H5'	1.81	0.61
35:BA:463:G:C2	35:BA:467:G:C6	2.88	0.61
35:BA:769:G:H2'	35:BA:770:G:H8	1.66	0.61
35:BA:962:G:C2	35:BA:963:U:H1'	2.35	0.61
35:BA:977:G:C6	35:BA:987:G:C5	2.88	0.61
38:BD:26:LYS:HZ2	38:BD:113:VAL:CG2	2.14	0.61
39:BE:101:ARG:HD2	39:BE:169:ASN:HD22	1.64	0.61
52:BU:102:GLU:HB2	52:BU:105:VAL:HG21	1.83	0.61
52:BU:83:LEU:CD1	52:BU:83:LEU:H	2.13	0.61
2:AB:9:GLU:N	2:AB:9:GLU:OE1	2.33	0.61
12:AL:33:ARG:O	12:AL:84:LEU:HD23	2.00	0.61
1:AA:1118:C:H42	1:AA:1155:G:H1	1.46	0.61
1:AA:1195:C:H5''	1:AA:1196:U:OP2	2.00	0.61
40:BF:143:ALA:O	40:BF:148:LEU:HB2	2.00	0.61
19:AS:51:VAL:HG11	19:AS:75:ALA:CB	2.30	0.61
4:AD:118:ARG:CZ	4:AD:136:PRO:HG2	2.30	0.61
1:AA:940:C:H2'	1:AA:941:G:C8	2.34	0.61
50:BS:88:ASP:CG	50:BS:89:ARG:N	2.53	0.61
50:BS:40:ILE:HB	50:BS:46:VAL:O	1.99	0.61
35:BA:2100:G:C3'	35:BA:2101:G:C8	2.81	0.61
51:BT:107:ASP:N	51:BT:110:ILE:HG12	2.13	0.61
13:AM:9:ILE:HD12	13:AM:9:ILE:N	2.14	0.61
1:AA:894:G:H2'	1:AA:895:G:C5'	2.29	0.61
1:AA:503:C:O2'	1:AA:504:C:H5'	2.01	0.61
1:AA:601:C:H2'	1:AA:602:A:C8	2.33	0.61
4:AD:65:ARG:HB2	4:AD:75:PHE:CD2	2.35	0.61
24:AY:303:ILE:CG1	24:AY:375:ILE:CD1	2.78	0.61
13:AM:102:ARG:HD3	13:AM:105:THR:OG1	2.01	0.61
30:B5:11:THR:OG1	35:BA:1264:G:H5'	2.00	0.61
35:BA:1776:G:C8	35:BA:1776:G:O5'	2.53	0.61
35:BA:1803:A:C2'	35:BA:1804:C:H6	2.12	0.61
35:BA:2514:U:H2'	35:BA:2515:C:C6	2.32	0.61
39:BE:113:PHE:HE1	39:BE:158:GLY:HA2	1.64	0.61
39:BE:164:ARG:O	39:BE:165:VAL:HG23	2.00	0.61
45:BN:52:VAL:O	45:BN:53:VAL:HG23	1.99	0.61
52:BU:9:VAL:HG23	52:BU:10:ARG:N	2.15	0.61
52:BU:112:ARG:NH1	53:BV:46:VAL:HG21	2.16	0.61

*Continued on next page...*



*Continued from previous page...*

Atom-1	Atom-2	Interatomic distance (Å)	Clash overlap (Å)
52:BU:88:ILE:HG22	53:BV:48:GLY:O	2.01	0.61
1:AA:582:U:C2	1:AA:583:A:C8	2.88	0.61
1:AA:728:A:N6	15:AO:51:HIS:CD2	2.69	0.61
18:AR:35:ARG:O	18:AR:37:VAL:N	2.34	0.61
48:BQ:137:TYR:OH	57:BZ:81:ARG:NE	2.33	0.61
22:AV:53:G:H22	22:AV:61:C:H42	1.49	0.61
21:AU:9:ARG:NH2	21:AU:23:PRO:HD2	2.15	0.61
40:BF:28:ILE:CG2	40:BF:116:ASP:HB2	2.29	0.61
35:BA:1057:A:H2'	35:BA:1058:G:H5'	1.83	0.61
35:BA:2870:C:H2'	35:BA:2871:C:H5'	1.83	0.61
54:BW:17:VAL:O	54:BW:20:VAL:HG22	2.01	0.61
38:BD:117:VAL:CG2	38:BD:129:ASN:OD1	2.48	0.61
1:AA:1355:G:H2'	1:AA:1356:G:C8	2.35	0.61
51:BT:11:GLU:C	51:BT:13:ARG:H	2.04	0.61
1:AA:600:C:H2'	1:AA:601:C:H6	1.66	0.61
51:BT:130:ALA:O	51:BT:132:LYS:HE2	2.00	0.61
35:BA:2521:C:H42	35:BA:2544:G:H1	1.45	0.61
1:AA:1477:C:O2'	1:AA:1478:C:H5'	1.99	0.61
49:BR:83:ILE:HA	49:BR:86:ARG:HD3	1.83	0.61
24:AY:12:LYS:O	24:AY:13:ARG:O	2.17	0.61
24:AY:402:ARG:C	24:AY:461:ALA:HB1	2.21	0.61
30:B5:49:CYS:O	30:B5:56:LYS:CD	2.47	0.61
35:BA:1754:C:H2'	35:BA:1755:A:O4'	2.01	0.61
35:BA:2688:U:H2'	35:BA:2719:G:N2	2.16	0.61
35:BA:624:C:H5	47:BP:107:LYS:NZ	1.97	0.61
35:BA:693:C:H1'	35:BA:1354:A:H1'	1.81	0.61
35:BA:946:G:O2'	35:BA:947:G:H5'	2.01	0.61
38:BD:224:ALA:O	38:BD:234:GLY:HA2	1.99	0.61
38:BD:248:SER:CB	38:BD:252:TRP:CE2	2.83	0.61
38:BD:44:ASN:ND2	38:BD:47:GLY:C	2.54	0.61
47:BP:106:LEU:O	47:BP:107:LYS:HG2	2.00	0.61
51:BT:25:GLY:O	51:BT:49:VAL:HG12	1.99	0.61
46:BO:61:VAL:HG22	46:BO:62:VAL:O	2.00	0.61
1:AA:1079:G:H2'	1:AA:1080:A:C8	2.36	0.61
1:AA:672:U:HO2'	1:AA:673:G:H8	1.49	0.61
2:AB:210:SER:O	2:AB:213:LEU:HB3	1.99	0.61
2:AB:36:ARG:NE	2:AB:36:ARG:HA	2.15	0.61
25:B0:21:LEU:CD1	25:B0:41:ARG:HD3	2.31	0.61
35:BA:909:A:O2'	35:BA:910:A:H5'	2.00	0.61
57:BZ:48:PHE:C	57:BZ:50:GLN:H	2.03	0.61
1:AA:1308:U:H2'	1:AA:1309:G:C8	2.32	0.61

*Continued on next page...*

*Continued from previous page...*

Atom-1	Atom-2	Interatomic distance (Å)	Clash overlap (Å)
21:AU:18:TYR:CZ	21:AU:24:ARG:NH1	2.69	0.61
1:AA:1200:C:OP1	1:AA:1201:A:H2'	2.01	0.61
3:AC:113:ALA:HB1	3:AC:200:ALA:O	2.01	0.61
35:BA:327:G:C2	35:BA:336:C:N3	2.68	0.61
55:BX:14:SER:OG	55:BX:17:ALA:CB	2.49	0.61
40:BF:165:ARG:CA	40:BF:168:ARG:HH21	2.13	0.61
35:BA:1056:G:N3	35:BA:1102:C:H5	1.97	0.61
35:BA:2839:G:OP1	49:BR:46:GLY:CA	2.47	0.61
37:BC:6:ARG:NH2	37:BC:10:LEU:CD2	2.64	0.61
35:BA:1720:U:C3'	35:BA:1721:G:H5''	2.30	0.61
1:AA:1004:A:N6	1:AA:1035:A:C8	2.69	0.61
28:B3:35:ARG:HG2	28:B3:36:VAL:H	1.64	0.61
28:B3:7:LYS:HG3	28:B3:32:GLN:O	1.99	0.61
1:AA:1494:G:H2'	1:AA:1495:U:H5'	1.83	0.61
13:AM:54:VAL:HG22	13:AM:57:ARG:CZ	2.31	0.61
1:AA:255:G:H1'	17:AQ:16:GLN:NE2	2.15	0.61
37:BC:72:VAL:HG11	37:BC:156:ILE:O	2.00	0.61
35:BA:372:G:H1'	35:BA:373:U:H5	1.65	0.61
35:BA:8:A:H2'	35:BA:9:U:C5	2.35	0.61
42:BH:18:GLU:CB	42:BH:25:LYS:HG3	2.30	0.61
57:BZ:45:ASP:CG	57:BZ:49:ARG:HE	2.03	0.61
35:BA:2496:C:H2'	35:BA:2497:A:C8	2.35	0.61
35:BA:40:C:H2'	35:BA:41:C:C6	2.35	0.61
24:AY:101:ARG:NH1	24:AY:390:ILE:HG23	2.15	0.61
24:AY:72:THR:CG2	24:AY:90:PRO:HD3	2.27	0.61
24:AY:70:ILE:O	24:AY:90:PRO:HG3	1.99	0.61
35:BA:2656:U:C2'	35:BA:2657:A:H5''	2.31	0.61
1:AA:773:G:C2	1:AA:774:G:C8	2.89	0.61
35:BA:1573:G:H3'	35:BA:1574:C:H6	1.66	0.61
39:BE:46:ALA:O	39:BE:47:VAL:HG23	2.01	0.61
51:BT:42:ILE:O	51:BT:42:ILE:HG13	1.99	0.61
51:BT:72:VAL:HG12	51:BT:73:GLU:N	2.15	0.61
53:BV:78:LYS:O	53:BV:79:VAL:HG22	2.00	0.61
35:BA:2244:U:H1'	35:BA:2434:A:C5	2.36	0.61
35:BA:2246:G:O2'	35:BA:2247:A:H5'	2.01	0.61
1:AA:1195:C:C4	1:AA:1197:G:N7	2.68	0.61
35:BA:886:C:C2'	35:BA:887:A:O5'	2.47	0.61
35:BA:336:C:H4'	56:BY:7:VAL:HG21	1.81	0.61
35:BA:482:A:H4'	56:BY:47:LYS:HG2	1.83	0.61
37:BC:185:LEU:O	37:BC:189:ILE:HG13	2.01	0.61
41:BG:93:THR:O	41:BG:94:LEU:HD23	2.01	0.61

*Continued on next page...*

*Continued from previous page...*

Atom-1	Atom-2	Interatomic distance (Å)	Clash overlap (Å)
30:B5:25:LEU:HB3	54:BW:23:LEU:HD13	1.80	0.61
6:AF:98:LEU:CD1	6:AF:98:LEU:N	2.60	0.61
26:B1:44:PRO:CG	26:B1:46:LEU:HD23	2.30	0.61
26:B1:44:PRO:HG2	26:B1:46:LEU:HD23	1.83	0.61
35:BA:2695:C:H2'	35:BA:2696:U:C6	2.34	0.61
54:BW:88:ARG:NH1	54:BW:88:ARG:HG2	2.14	0.61
7:AG:124:LEU:O	7:AG:127:ALA:HB3	2.01	0.61
1:AA:338:A:H2'	1:AA:339:C:O4'	1.99	0.61
35:BA:1996:C:H6	35:BA:1996:C:OP1	1.84	0.61
1:AA:545:C:O2'	1:AA:546:G:H5'	2.00	0.61
24:AY:421:GLU:HA	24:AY:529:HIS:CE1	2.36	0.61
24:AY:76:GLN:HB2	24:AY:348:PHE:HB3	1.81	0.61
35:BA:1257:C:O2'	40:BF:84:VAL:N	2.34	0.61
35:BA:2581:G:N2	35:BA:2610:C:H2'	2.16	0.61
35:BA:583:G:P	52:BU:10:ARG:HH11	2.24	0.61
39:BE:38:THR:HG22	39:BE:40:GLU:H	1.64	0.61
35:BA:1287:A:O4'	49:BR:104:ARG:NH2	2.33	0.61
1:AA:737:A:H2'	1:AA:738:C:H6	1.62	0.61
1:AA:859:A:H2'	1:AA:860:A:O4'	2.01	0.61
3:AC:54:ARG:O	3:AC:55:VAL:CG2	2.43	0.61
10:AJ:43:ARG:HB2	10:AJ:67:THR:CG2	2.28	0.61
1:AA:394:G:H2'	1:AA:395:C:C6	2.35	0.61
40:BF:7:TYR:HD2	40:BF:16:GLY:N	1.99	0.61
1:AA:619:U:O2'	4:AD:133:VAL:HG13	2.00	0.61
37:BC:65:PRO:HG2	37:BC:187:ASP:O	1.99	0.61
57:BZ:104:PHE:HA	57:BZ:139:VAL:HB	1.82	0.61
41:BG:82:LEU:HD21	41:BG:86:MET:CE	2.31	0.61
42:BH:40:GLU:O	42:BH:41:MET:HB3	2.00	0.61
24:AY:19:ILE:HG13	24:AY:19:ILE:O	2.00	0.61
36:BB:66:A:N6	36:BB:108:U:C6	2.69	0.61
2:AB:106:LYS:HD3	2:AB:106:LYS:N	2.14	0.61
13:AM:47:ASP:O	13:AM:48:LEU:HD23	2.00	0.61
1:AA:229:U:OP1	16:AP:59:TRP:HH2	1.83	0.61
13:AM:53:VAL:O	13:AM:56:LEU:HB3	2.00	0.61
1:AA:274:A:O2'	1:AA:275:G:O4'	2.18	0.61
54:BW:68:ARG:O	54:BW:109:GLU:HA	2.00	0.61
9:AI:5:TYR:CG	9:AI:6:GLY:N	2.69	0.61
35:BA:391:G:O2'	35:BA:392:C:H5'	2.01	0.61
57:BZ:116:VAL:C	57:BZ:174:VAL:HG13	2.20	0.61
4:AD:148:VAL:CG2	4:AD:181:MET:HB3	2.30	0.61
24:AY:272:LEU:O	24:AY:276:ALA:HB2	2.01	0.61

*Continued on next page...*

*Continued from previous page...*

Atom-1	Atom-2	Interatomic distance (Å)	Clash overlap (Å)
24:AY:303:ILE:HG13	24:AY:375:ILE:HD12	1.83	0.61
24:AY:416:LEU:HD13	24:AY:427:VAL:CG1	2.30	0.61
28:B3:16:PRO:HB3	28:B3:18:ASP:OD1	2.01	0.61
35:BA:2023:G:H5'	35:BA:2617:C:H4'	1.82	0.61
35:BA:2049:G:H1'	39:BE:113:PHE:HZ	1.66	0.61
35:BA:2460:U:C2'	35:BA:2461:C:H5'	2.31	0.61
35:BA:2692:C:H2'	35:BA:2693:A:H8	1.65	0.61
35:BA:2821:A:H2'	35:BA:2822:G:C8	2.36	0.61
35:BA:523:C:O2'	35:BA:524:U:H5'	2.01	0.61
35:BA:528:A:H2	35:BA:2043:C:C4'	2.10	0.61
35:BA:833:U:H2'	35:BA:834:C:H6	1.65	0.61
38:BD:10:THR:O	38:BD:11:PRO:C	2.39	0.61
47:BP:50:ARG:CG	47:BP:51:PHE:N	2.61	0.61
51:BT:80:SER:OG	51:BT:81:PRO:HD3	2.00	0.61
46:BO:62:VAL:HA	46:BO:84:ALA:HB2	1.82	0.61
17:AQ:29:HIS:HB3	17:AQ:33:GLY:N	2.16	0.61
35:BA:1029:A:O2'	35:BA:1030:G:H5'	2.00	0.61
35:BA:1030:G:C6	35:BA:1125:G:N2	2.69	0.61
1:AA:1103:C:H2'	1:AA:1104:G:O4'	2.01	0.61
35:BA:2808:U:H5'	35:BA:2891:G:O6	2.01	0.61
35:BA:1919:A:C3'	35:BA:1920:C:H5''	2.28	0.61
3:AC:157:ILE:HB	3:AC:164:ARG:HH21	1.64	0.61
35:BA:1089:G:N2	35:BA:1102:C:N3	2.48	0.61
11:AK:28:THR:HG22	11:AK:29:ILE:H	1.66	0.61
37:BC:141:LYS:HZ3	37:BC:164:ARG:HH21	1.47	0.61
37:BC:64:LEU:HD11	37:BC:174:PRO:O	2.01	0.61
37:BC:25:ALA:HA	37:BC:222:VAL:HG11	1.81	0.61
7:AG:29:LYS:HE2	7:AG:102:ARG:CA	2.22	0.61
35:BA:2306:C:H5	35:BA:2307:G:O2'	1.83	0.61
35:BA:2315:G:H2'	35:BA:2316:C:C6	2.35	0.61
41:BG:78:SER:C	41:BG:80:PHE:H	2.04	0.61
1:AA:404:U:H5''	4:AD:122:ARG:HD3	1.83	0.61
35:BA:271(H):G:O2'	35:BA:271(I):G:H8	1.83	0.61
35:BA:615:G:OP2	40:BF:40:GLN:HG3	2.00	0.61
1:AA:1030(A):G:H2'	1:AA:1030(C):G:OP2	2.00	0.61
28:B3:8:LEU:HD23	28:B3:8:LEU:C	2.21	0.61
36:BB:115:G:C4	36:BB:116:G:C8	2.89	0.61
27:B2:34:GLU:O	27:B2:38:GLN:HG2	2.00	0.61
28:B3:22:ALA:O	28:B3:25:ALA:HB3	2.01	0.61
35:BA:271(T):C:H2'	35:BA:271(U):G:C8	2.35	0.61
35:BA:2519:U:C4	35:BA:2542:A:C2	2.88	0.61

*Continued on next page...*

*Continued from previous page...*

Atom-1	Atom-2	Interatomic distance (Å)	Clash overlap (Å)
3:AC:63:ASN:HA	3:AC:98:ASN:O	2.01	0.61
24:AY:106:VAL:CG2	24:AY:107:ASP:H	2.13	0.61
24:AY:421:GLU:HA	24:AY:529:HIS:HE1	1.66	0.61
37:BC:103:ILE:HG23	37:BC:107:TRP:NE1	2.15	0.61
35:BA:2012:G:C5'	54:BW:96:ILE:HD11	2.30	0.61
33:B8:8:LYS:NZ	35:BA:244:A:OP2	2.33	0.61
35:BA:2461:C:H2'	35:BA:2462:U:C6	2.36	0.61
35:BA:583:G:P	52:BU:10:ARG:NH1	2.73	0.61
35:BA:673:C:H2'	35:BA:674:G:H5'	1.82	0.61
38:BD:144:ALA:HB3	38:BD:192:THR:CG2	2.30	0.61
39:BE:138:PRO:HD2	39:BE:139:GLY:H	1.65	0.61
39:BE:28:ALA:CB	39:BE:182:LEU:HD22	2.30	0.61
39:BE:198:VAL:CG1	39:BE:199:ARG:N	2.64	0.61
39:BE:48:GLN:HE22	39:BE:64:LYS:NZ	1.99	0.61
45:BN:44:PRO:HG3	52:BU:60:LEU:HD21	1.83	0.61
55:BX:78:LYS:HG3	55:BX:78:LYS:O	2.00	0.61
46:BO:39:ILE:HG12	46:BO:60:ALA:O	2.01	0.61
8:AH:119:LEU:HB3	8:AH:123:GLU:HB3	1.83	0.61
2:AB:238:LEU:HG	2:AB:238:LEU:O	2.00	0.61
48:BQ:64:ILE:CG2	48:BQ:65:PHE:N	2.64	0.61
57:BZ:10:ARG:NE	57:BZ:36:LYS:HB2	2.14	0.61
21:AU:9:ARG:HH22	21:AU:23:PRO:HD2	1.65	0.61
1:AA:973:G:H1'	10:AJ:55:LYS:HZ1	1.65	0.61
1:AA:980:C:H5	1:AA:981:U:O2	1.84	0.61
3:AC:17:ASP:O	3:AC:54:ARG:NH2	2.34	0.61
3:AC:35:GLU:OE2	3:AC:97:LYS:NZ	2.23	0.61
10:AJ:94:VAL:HG12	10:AJ:95:GLU:N	2.16	0.61
37:BC:45:ALA:O	37:BC:47:LEU:HD12	2.01	0.61
37:BC:46:LYS:O	37:BC:46:LYS:HG3	2.01	0.61
35:BA:1721:G:C6	35:BA:1739:U:H5'	2.36	0.61
45:BN:16:ILE:HG23	45:BN:54:VAL:HG22	1.82	0.61
5:AE:39:GLY:O	5:AE:69:VAL:HG23	2.01	0.61
8:AH:109:ILE:HG23	8:AH:137:VAL:O	2.00	0.61
36:BB:68:C:H2'	36:BB:69:G:O4'	2.01	0.61
17:AQ:91:ARG:HB3	17:AQ:91:ARG:HH11	1.66	0.61
1:AA:675:A:O2'	1:AA:676:A:H5'	2.00	0.61
35:BA:677:A:H2'	35:BA:678:C:H6	1.64	0.61
18:AR:25:THR:O	18:AR:26:LEU:HG	2.01	0.61
35:BA:2887:U:O2'	35:BA:2888:C:H5'	2.01	0.61
24:AY:149:ARG:O	24:AY:150:ASP:HB2	2.00	0.61
24:AY:223:LEU:O	24:AY:227:LEU:HG	2.01	0.61

*Continued on next page...*

*Continued from previous page...*

Atom-1	Atom-2	Interatomic distance (Å)	Clash overlap (Å)
24:AY:303:ILE:O	24:AY:305:ALA:N	2.34	0.61
24:AY:416:LEU:O	24:AY:419:LEU:N	2.33	0.61
24:AY:70:ILE:HG23	24:AY:95:PHE:CE1	2.35	0.61
35:BA:1695:G:H2'	35:BA:1696:G:C5'	2.27	0.61
35:BA:2027:G:O2'	35:BA:2028:U:C5'	2.49	0.61
30:B5:4:HIS:CG	35:BA:2577:A:HO2'	2.19	0.61
35:BA:444:C:H2'	35:BA:445:C:C5	2.36	0.61
35:BA:961:C:C5	35:BA:2031:A:C2	2.89	0.61
45:BN:18:ALA:HB1	45:BN:21:LYS:CB	2.29	0.61
35:BA:2484:G:O2'	48:BQ:124:LYS:HB3	2.00	0.61
52:BU:92:ARG:O	52:BU:95:LEU:N	2.25	0.61
8:AH:86:ILE:CG1	8:AH:135:CYS:HA	2.27	0.61
53:BV:19:LYS:HE2	53:BV:19:LYS:HA	1.82	0.61
53:BV:57:VAL:HG23	53:BV:98:GLU:O	2.01	0.61
57:BZ:99:TYR:CE1	57:BZ:125:LEU:HD12	2.33	0.61
22:AV:7:G:H2'	22:AV:49:G:OP2	2.01	0.61
35:BA:111:A:H2'	35:BA:112:U:C6	2.35	0.61
35:BA:1087:G:H8	35:BA:1088:A:H4'	1.65	0.61
57:BZ:151:HIS:HA	57:BZ:171:ILE:CG1	2.30	0.61
1:AA:1298:C:N4	7:AG:114:ARG:HB3	2.15	0.61
16:AP:73:LEU:O	16:AP:76:GLN:HB3	2.00	0.61
35:BA:1418:G:O6	35:BA:1578:U:H5''	2.00	0.61
37:BC:166:ASP:O	37:BC:168:THR:N	2.26	0.61
22:AV:35:A:O2'	22:AV:36:U:H5'	2.01	0.61
1:AA:253:U:O2	1:AA:275:G:H1'	2.01	0.61
36:BB:13:A:HO2'	36:BB:14:U:H3'	1.65	0.61
17:AQ:10:VAL:HG11	17:AQ:53:LEU:HA	1.83	0.61
4:AD:36:ARG:N	4:AD:37:PRO:HD3	2.15	0.61
1:AA:429:U:OP2	4:AD:36:ARG:NH1	2.34	0.61
1:AA:697:U:O4'	1:AA:786:G:H4'	2.00	0.61
36:BB:111:G:C2'	36:BB:112:U:H5'	2.30	0.61
35:BA:363(E):U:C5	35:BA:363(F):A:C2	2.89	0.61
20:AT:37:SER:O	20:AT:41:ILE:HG12	2.01	0.61
24:AY:68:ILE:O	24:AY:68:ILE:HG13	2.00	0.60
30:B5:41:PRO:HG2	30:B5:44:THR:HB	1.83	0.60
35:BA:1789:A:OP1	38:BD:222:ARG:N	2.32	0.60
38:BD:215:LEU:HB2	38:BD:217:ARG:HG3	1.83	0.60
39:BE:109:LYS:O	39:BE:111:ARG:NE	2.34	0.60
39:BE:127:ASP:HA	39:BE:135:HIS:CD2	2.36	0.60
39:BE:13:ARG:HB3	39:BE:22:PRO:CA	2.26	0.60
39:BE:25:VAL:HA	39:BE:182:LEU:O	2.01	0.60

*Continued on next page...*

*Continued from previous page...*

Atom-1	Atom-2	Interatomic distance (Å)	Clash overlap (Å)
45:BN:60:ILE:HD13	45:BN:99:LEU:HD23	1.83	0.60
1:AA:881:G:C2'	1:AA:882:C:H5'	2.31	0.60
35:BA:2801:A:C8	35:BA:2894:G:OP1	2.48	0.60
9:AI:114:TYR:HE2	10:AJ:59:SER:CA	2.14	0.60
1:AA:1047:G:C5'	14:AN:4:LYS:HE2	2.28	0.60
19:AS:44:MET:O	19:AS:62:ILE:HG12	2.01	0.60
56:BY:39:VAL:HG12	56:BY:40:GLU:N	2.16	0.60
27:B2:36:ARG:C	27:B2:39:ALA:HB3	2.21	0.60
19:AS:51:VAL:HB	19:AS:58:VAL:HG21	1.80	0.60
51:BT:121:ILE:C	51:BT:124:ASP:HB2	2.20	0.60
35:BA:1542:A:H5'	35:BA:1543:C:OP2	2.01	0.60
29:B4:6:HIS:HA	41:BG:67:LYS:CE	2.31	0.60
41:BG:57:ALA:HA	41:BG:90:LEU:HD21	1.83	0.60
1:AA:505:G:OP1	1:AA:535:A:H5'	2.01	0.60
35:BA:2185:C:H2'	35:BA:2186:G:H5'	1.82	0.60
20:AT:79:ARG:O	20:AT:83:ARG:HG3	2.00	0.60
49:BR:76:VAL:HG22	49:BR:80:PHE:CD2	2.35	0.60
1:AA:1494:G:C2'	1:AA:1495:U:H5'	2.31	0.60
42:BH:94:TYR:HE1	42:BH:108:GLY:HA3	1.66	0.60
1:AA:1319:A:H5'	1:AA:1320:C:OP1	2.01	0.60
55:BX:18:TYR:C	55:BX:20:GLY:H	2.04	0.60
35:BA:1003:G:N3	35:BA:1010:A:H2	1.98	0.60
1:AA:1009:G:H2'	1:AA:1010:G:H8	1.65	0.60
45:BN:48:MET:H	45:BN:48:MET:CE	2.14	0.60
35:BA:2097:C:C2	35:BA:2193:G:N1	2.68	0.60
25:B0:22:GLY:N	25:B0:39:ARG:O	2.30	0.60
24:AY:327:LYS:HD3	24:AY:357:GLU:HG3	1.82	0.60
24:AY:359:ALA:HB1	24:AY:363:ASP:HB3	1.83	0.60
24:AY:469:ALA:C	24:AY:470:THR:HG22	2.21	0.60
24:AY:9:GLU:OE1	24:AY:360:TYR:OH	2.17	0.60
35:BA:1975:G:C6	35:BA:1976:U:C4	2.88	0.60
35:BA:2049:G:O2'	35:BA:2050:C:H5'	2.02	0.60
38:BD:160:GLY:H	38:BD:196:VAL:HG12	1.65	0.60
38:BD:87:ASN:HD22	38:BD:88:ARG:CZ	2.14	0.60
39:BE:47:VAL:HG12	39:BE:49:LEU:HD22	1.82	0.60
45:BN:93:THR:HG23	45:BN:93:THR:O	2.01	0.60
35:BA:833:U:C5'	47:BP:48:PRO:HG3	2.20	0.60
52:BU:113:ALA:C	52:BU:115:ALA:H	2.04	0.60
53:BV:40:LEU:HA	53:BV:45:THR:HB	1.84	0.60
6:AF:87:ARG:NH1	6:AF:87:ARG:HG2	1.99	0.60
15:AO:31:LEU:O	15:AO:35:ARG:HG3	2.01	0.60

*Continued on next page...*

*Continued from previous page...*

Atom-1	Atom-2	Interatomic distance (Å)	Clash overlap (Å)
15:AO:58:MET:O	15:AO:61:GLY:N	2.33	0.60
2:AB:8:LYS:C	2:AB:10:LEU:H	2.04	0.60
33:B8:10:ALA:O	33:B8:13:ARG:N	2.27	0.60
10:AJ:53:PRO:C	14:AN:41:ARG:NH2	2.53	0.60
27:B2:55:ARG:O	27:B2:58:ALA:HB3	2.01	0.60
40:BF:156:LEU:HD23	40:BF:167:ALA:CB	2.31	0.60
35:BA:2319:G:H4'	35:BA:2319:G:OP1	2.01	0.60
2:AB:117:GLU:O	2:AB:120:ALA:HB3	2.01	0.60
1:AA:528:C:H4'	1:AA:535:A:C6	2.36	0.60
26:B1:46:LEU:HA	26:B1:63:ALA:HA	1.82	0.60
35:BA:2147:G:C2'	35:BA:2148:G:H5'	2.30	0.60
48:BQ:63:LYS:CG	57:BZ:175:VAL:HG21	2.29	0.60
1:AA:790:A:H2'	1:AA:791:G:C8	2.35	0.60
35:BA:80:G:O2'	35:BA:81:G:H5'	2.00	0.60
33:B8:49:VAL:O	33:B8:50:LEU:HB2	2.00	0.60
35:BA:67:U:H2'	35:BA:68:G:H8	1.65	0.60
49:BR:99:LYS:HA	49:BR:112:ALA:HA	1.83	0.60
1:AA:265:G:H2'	1:AA:266:G:H5''	1.83	0.60
10:AJ:27:ALA:HA	10:AJ:30:SER:HB3	1.83	0.60
35:BA:1041:G:C2	35:BA:1042:G:C8	2.89	0.60
8:AH:20:TYR:CE1	8:AH:76:PRO:HG2	2.36	0.60
35:BA:1710:C:O2	35:BA:1749:A:C2	2.54	0.60
6:AF:16:GLN:HA	6:AF:19:LEU:HB3	1.81	0.60
24:AY:473:TRP:N	24:AY:524:HIS:O	2.34	0.60
35:BA:2529:G:OP2	35:BA:2530:A:H8	1.83	0.60
35:BA:1934:C:O2'	35:BA:1935:G:H5'	2.01	0.60
35:BA:2223:G:C2'	35:BA:2224:G:H5'	2.31	0.60
35:BA:2361:A:H2'	35:BA:2362:G:C8	2.33	0.60
35:BA:962:G:C2	35:BA:963:U:C2	2.89	0.60
35:BA:972:G:H3'	35:BA:973:A:H2'	1.83	0.60
38:BD:182:LEU:H	38:BD:272:ALA:CB	2.15	0.60
38:BD:208:LYS:O	38:BD:210:GLY:O	2.20	0.60
38:BD:268:ARG:H	38:BD:270:ILE:HD12	1.66	0.60
49:BR:38:VAL:HG23	49:BR:110:PRO:HB2	1.82	0.60
51:BT:72:VAL:HG12	51:BT:73:GLU:H	1.66	0.60
15:AO:49:ASP:OD2	15:AO:52:SER:CB	2.47	0.60
53:BV:93:GLU:O	53:BV:94:LEU:HD23	2.01	0.60
35:BA:2268:A:C2'	35:BA:2269:A:H5'	2.32	0.60
35:BA:916:G:C2'	35:BA:917:A:H5''	2.31	0.60
22:AV:48:C:O2'	22:AV:59:A:H1'	2.01	0.60
5:AE:30:ALA:N	5:AE:46:GLY:O	2.32	0.60

*Continued on next page...*



*Continued from previous page...*

Atom-1	Atom-2	Interatomic distance (Å)	Clash overlap (Å)
41:BG:97:ASP:H	41:BG:100:TRP:HD1	1.47	0.60
40:BF:110:LEU:HD22	40:BF:183:VAL:HG12	1.83	0.60
42:BH:43:VAL:HG11	42:BH:52:VAL:CG2	2.24	0.60
1:AA:1500:A:OP1	1:AA:1508:G:OP1	2.20	0.60
1:AA:507:C:OP1	1:AA:508:C:H3'	2.01	0.60
35:BA:2199:A:N3	35:BA:2199:A:H2'	2.16	0.60
50:BS:101:LEU:HD12	50:BS:102:ALA:O	2.02	0.60
35:BA:2109:U:H1'	35:BA:2181:G:C2	2.36	0.60
35:BA:2875:C:H4'	51:BT:5:ALA:HB2	1.83	0.60
16:AP:35:LYS:O	16:AP:36:ILE:HG23	2.02	0.60
14:AN:14:PRO:O	14:AN:15:LYS:O	2.19	0.60
14:AN:15:LYS:O	14:AN:16:PHE:O	2.19	0.60
29:B4:35:VAL:CG1	29:B4:36:CYS:N	2.64	0.60
1:AA:1168:A:OP1	1:AA:1168:A:H8	1.85	0.60
35:BA:90:U:H2'	35:BA:90:U:O2	2.02	0.60
35:BA:30:G:H2'	35:BA:31:C:H6	1.62	0.60
28:B3:46:ASN:C	28:B3:46:ASN:ND2	2.54	0.60
24:AY:13:ARG:HD2	24:AY:363:ASP:OD2	2.01	0.60
24:AY:255:PHE:CD1	24:AY:268:MET:SD	2.95	0.60
24:AY:326:GLU:HA	24:AY:357:GLU:O	2.02	0.60
24:AY:72:THR:O	24:AY:74:VAL:N	2.34	0.60
35:BA:1266:G:O2'	35:BA:2012:G:O6	2.17	0.60
35:BA:2598:A:N7	35:BA:2599:G:H1'	2.16	0.60
35:BA:445:C:OP1	52:BU:3:ARG:N	2.35	0.60
35:BA:685:A:C4	35:BA:689:A:N6	2.69	0.60
39:BE:167:VAL:HG12	39:BE:189:PRO:HD2	1.83	0.60
2:AB:102:LEU:CD1	2:AB:102:LEU:H	2.15	0.60
2:AB:88:ALA:HB2	2:AB:219:VAL:HG13	1.84	0.60
35:BA:2807:G:H2'	35:BA:2808:U:C5'	2.31	0.60
48:BQ:32:TYR:HA	48:BQ:133:ARG:HA	1.82	0.60
48:BQ:64:ILE:HG22	48:BQ:65:PHE:N	2.16	0.60
42:BH:132:ARG:O	42:BH:133:VAL:CG2	2.49	0.60
37:BC:4:GLY:O	37:BC:7:TYR:N	2.33	0.60
7:AG:39:ALA:O	7:AG:42:ILE:HB	2.01	0.60
1:AA:495:A:H1'	1:AA:496:A:C8	2.36	0.60
34:B9:16:VAL:O	34:B9:17:ILE:O	2.18	0.60
35:BA:1491:G:N1	35:BA:1500:G:C2	2.69	0.60
41:BG:25:TYR:CZ	41:BG:32:PRO:HD3	2.37	0.60
37:BC:167:LYS:O	37:BC:168:THR:HG23	2.00	0.60
33:B8:56:GLU:N	33:B8:56:GLU:CD	2.51	0.60
35:BA:1569:A:C2	35:BA:1570:A:C4	2.88	0.60

*Continued on next page...*

*Continued from previous page...*

Atom-1	Atom-2	Interatomic distance (Å)	Clash overlap (Å)
22:AV:17(A):U:H1'	22:AV:18:G:O5'	2.01	0.60
50:BS:17:ARG:C	50:BS:19:LYS:H	2.03	0.60
35:BA:1335:U:H2'	35:BA:1336:A:C8	2.37	0.60
24:AY:115:ALA:HB1	24:AY:148:ILE:HB	1.83	0.60
35:BA:1409:C:H2'	35:BA:1410:G:C8	2.37	0.60
24:AY:346:LEU:O	24:AY:348:PHE:CZ	2.54	0.60
35:BA:1019:U:H1'	35:BA:1144:G:H22	1.65	0.60
35:BA:1653:G:H5''	35:BA:2822:G:N1	2.17	0.60
35:BA:1803:A:H2'	35:BA:1804:C:O4'	2.02	0.60
35:BA:824:A:H1'	35:BA:2358:G:N7	2.17	0.60
35:BA:2553:G:C2	35:BA:2583:G:H1'	2.36	0.60
35:BA:696:G:H2'	35:BA:697:C:C6	2.37	0.60
28:B3:13:ILE:HD11	35:BA:989:G:C6	2.37	0.60
38:BD:95:LEU:HD13	38:BD:103:ARG:O	2.00	0.60
40:BF:82:ILE:O	40:BF:83:PHE:CB	2.49	0.60
45:BN:101:HIS:O	45:BN:102:ALA:C	2.39	0.60
45:BN:23:LEU:HB3	45:BN:60:ILE:CG2	2.26	0.60
47:BP:16:ARG:CD	47:BP:18:ARG:H	2.09	0.60
46:BO:2:ILE:CB	46:BO:33:ALA:HB3	2.20	0.60
6:AF:22:GLU:OE2	6:AF:82:ARG:NE	2.35	0.60
57:BZ:166:SER:HB2	57:BZ:168:GLU:HB3	1.83	0.60
25:B0:41:ARG:HB3	35:BA:2330:G:H1'	1.83	0.60
35:BA:922:U:H2'	35:BA:923:C:C6	2.37	0.60
48:BQ:18:LYS:HB2	48:BQ:18:LYS:NZ	2.16	0.60
57:BZ:28:MET:HE3	57:BZ:35:ARG:O	2.01	0.60
1:AA:1148:U:H2'	1:AA:1149:C:O4'	2.02	0.60
37:BC:59:ARG:NH1	37:BC:164:ARG:NH1	2.49	0.60
37:BC:49:ILE:CG2	37:BC:208:PHE:HE1	2.14	0.60
17:AQ:3:LYS:O	17:AQ:4:LYS:O	2.19	0.60
38:BD:111:LEU:CD1	38:BD:115:GLN:HE21	2.14	0.60
36:BB:68:C:C2	36:BB:69:G:C8	2.89	0.60
2:AB:118:LEU:HB3	2:AB:142:LEU:HD12	1.82	0.60
35:BA:1491:G:O2'	35:BA:1492:G:H5'	2.02	0.60
1:AA:1321:C:C5'	1:AA:1322:C:H5''	2.30	0.60
55:BX:55:ASN:HB2	55:BX:80:ILE:HG12	1.81	0.60
9:AI:89:ASN:O	9:AI:92:TYR:HB2	2.02	0.60
22:AV:36:U:C2'	22:AV:37:A:H5'	2.31	0.60
1:AA:253:U:N3	1:AA:274:A:H2	2.00	0.60
35:BA:711:G:N2	35:BA:721:C:O2'	2.34	0.60
1:AA:1351:U:C2	1:AA:1352:C:C5	2.89	0.60
35:BA:66:C:H2'	35:BA:67:U:O4'	2.01	0.60

*Continued on next page...*

*Continued from previous page...*

Atom-1	Atom-2	Interatomic distance (Å)	Clash overlap (Å)
10:AJ:38:ILE:HG13	10:AJ:40:LEU:CD2	2.31	0.60
24:AY:189:GLU:HB2	24:AY:206:ILE:CG2	2.31	0.60
24:AY:231:LEU:HD12	24:AY:231:LEU:O	2.01	0.60
24:AY:444:LEU:O	24:AY:447:ASP:N	2.34	0.60
35:BA:2358:G:H2'	35:BA:2359:C:H6	1.67	0.60
35:BA:730:C:H2'	35:BA:731:C:H6	1.64	0.60
38:BD:147:LEU:O	38:BD:189:CYS:SG	2.58	0.60
35:BA:1814:G:C4'	38:BD:51:VAL:HG21	2.31	0.60
1:AA:19:C:O2'	1:AA:20:U:H5'	2.01	0.60
8:AH:9:MET:SD	8:AH:36:LEU:HD21	2.42	0.60
53:BV:5:VAL:CG2	53:BV:35:LEU:HB3	2.30	0.60
1:AA:285:G:O2'	1:AA:286:G:H5'	2.01	0.60
34:B9:26:ILE:CG2	34:B9:27:CYS:H	2.14	0.60
2:AB:74:LYS:NZ	2:AB:74:LYS:HB2	2.15	0.60
35:BA:2268:A:O2'	35:BA:2269:A:C5'	2.48	0.60
1:AA:1305:G:H22	1:AA:1331:G:H2'	1.66	0.60
1:AA:1177:G:O2'	1:AA:1178:G:H5'	2.01	0.60
3:AC:142:MET:O	3:AC:144:SER:N	2.34	0.60
3:AC:58:GLU:C	3:AC:59:ARG:HG2	2.21	0.60
1:AA:1060:C:P	14:AN:45:ARG:HH22	2.25	0.60
35:BA:1205:U:H4'	35:BA:1206:G:OP2	2.00	0.60
4:AD:13:ARG:HA	4:AD:33:MET:HE2	1.82	0.60
35:BA:1061:U:C5'	35:BA:1070:A:H1'	2.31	0.60
37:BC:59:ARG:NE	37:BC:164:ARG:HD2	2.17	0.60
1:AA:405:U:C3'	1:AA:406:G:H5'	2.23	0.60
54:BW:21:VAL:C	54:BW:23:LEU:H	2.04	0.60
50:BS:30:ARG:HH22	50:BS:62:LYS:CB	2.12	0.60
46:BO:43:VAL:HG21	46:BO:52:VAL:CG1	2.31	0.60
2:AB:148:TYR:C	2:AB:149:LEU:HD23	2.22	0.60
35:BA:1494:A:O2'	35:BA:1495:A:H5''	2.01	0.60
35:BA:1528(A):A:C8	35:BA:1529:G:C8	2.90	0.60
35:BA:1222:C:C2'	35:BA:1223:G:H5''	2.28	0.60
28:B3:7:LYS:HA	28:B3:34:GLU:HA	1.82	0.60
1:AA:169:C:H2'	1:AA:170:U:H5'	1.83	0.60
25:B0:45:PHE:HE1	25:B0:77:ARG:HE	1.49	0.60
13:AM:68:GLY:C	13:AM:70:LEU:H	2.05	0.60
1:AA:225:C:H2'	1:AA:226:G:H8	1.66	0.60
4:AD:200:GLU:O	4:AD:204:ILE:HG13	2.01	0.60
10:AJ:33:GLN:O	10:AJ:75:ILE:HG12	2.01	0.60
35:BA:1317:A:C2	35:BA:1336:A:C2	2.90	0.60
35:BA:204:A:H8	35:BA:204:A:OP1	1.84	0.60

*Continued on next page...*

*Continued from previous page...*

Atom-1	Atom-2	Interatomic distance (Å)	Clash overlap (Å)
1:AA:369:C:H6	1:AA:369:C:O5'	1.84	0.60
35:BA:2557:G:H2'	35:BA:2558:C:C6	2.36	0.60
1:AA:1491:G:H3'	1:AA:1492:A:C8	2.35	0.60
30:B5:4:HIS:CB	30:B5:5:PRO:CD	2.78	0.60
35:BA:1326:U:O2'	35:BA:1327:C:H5'	2.02	0.60
35:BA:1754:C:C5	35:BA:1755:A:N7	2.69	0.60
35:BA:2689:U:H4'	35:BA:2690:C:OP2	2.01	0.60
35:BA:977:G:O2'	35:BA:978:G:H5'	2.02	0.60
38:BD:183:ARG:HB2	38:BD:270:ILE:HG22	1.84	0.60
38:BD:213:ARG:HH11	38:BD:219:PRO:HD3	1.62	0.60
38:BD:265:PRO:O	38:BD:267:SER:N	2.35	0.60
38:BD:183:ARG:NH2	38:BD:269:PHE:HD2	2.00	0.60
38:BD:43:ARG:HD2	38:BD:49:ILE:HD13	1.84	0.60
35:BA:2579:C:C4'	39:BE:134:ILE:HG21	2.32	0.60
51:BT:59:THR:OG1	51:BT:78:LEU:HD12	2.02	0.60
1:AA:764:C:H2'	1:AA:765:G:O4'	2.01	0.60
1:AA:668:G:O4'	15:AO:49:ASP:HB2	2.02	0.60
53:BV:5:VAL:HG23	53:BV:37:VAL:O	2.01	0.60
2:AB:12:GLU:C	2:AB:14:GLY:N	2.53	0.60
35:BA:2469:A:H3'	35:BA:2470:G:O4'	2.02	0.60
27:B2:33:MET:SD	55:BX:5:TYR:HB3	2.41	0.60
40:BF:28:ILE:CD1	40:BF:28:ILE:H	2.14	0.60
1:AA:706:A:H1'	11:AK:29:ILE:HD11	1.83	0.60
30:B5:25:LEU:HD12	54:BW:19:LEU:O	2.01	0.60
41:BG:171:ALA:O	41:BG:172:LEU:C	2.39	0.60
35:BA:2070:G:C2	35:BA:2071:A:C4	2.90	0.60
1:AA:1374:A:O2'	1:AA:1375:A:H5'	2.02	0.60
22:AV:23:C:O5'	22:AV:23:C:H6	1.84	0.60
42:BH:12:PRO:HD2	42:BH:15:VAL:HG11	1.84	0.60
36:BB:30:C:H2'	36:BB:31:C:O4'	2.01	0.60
1:AA:1339:A:H2'	1:AA:1340:A:O4'	2.02	0.60
35:BA:221:A:O2'	35:BA:222:A:OP2	2.18	0.60
35:BA:1068:G:OP1	44:BK:22:UNK:N	2.35	0.60
1:AA:751:U:H3'	1:AA:752:G:C8	2.36	0.60
24:AY:349:MET:HE3	24:AY:358:GLU:CG	2.29	0.60
24:AY:305:ALA:HB2	24:AY:423:GLY:H	1.65	0.60
33:B8:21:LYS:HD2	35:BA:651:G:OP1	2.02	0.60
35:BA:2626:C:H2'	35:BA:2627:G:H8	1.67	0.60
35:BA:588:U:O4	35:BA:670:A:H1'	2.01	0.60
35:BA:824:A:H2'	35:BA:825:C:H6	1.66	0.60
38:BD:80:ALA:CB	38:BD:96:HIS:NE2	2.65	0.60

*Continued on next page...*

*Continued from previous page...*

Atom-1	Atom-2	Interatomic distance (Å)	Clash overlap (Å)
39:BE:195:LEU:O	39:BE:196:VAL:HG13	2.01	0.60
51:BT:32:TYR:O	51:BT:42:ILE:HA	2.00	0.60
51:BT:52:ILE:HG12	51:BT:61:PHE:HB3	1.84	0.60
52:BU:27:LEU:HA	52:BU:30:LYS:CG	2.32	0.60
30:B5:28:PRO:CG	54:BW:35:ILE:HG23	2.32	0.60
1:AA:670:G:O2'	1:AA:671:G:H5'	2.01	0.60
1:AA:920:U:C1'	1:AA:1080:A:C2	2.84	0.60
1:AA:247:G:OP2	17:AQ:99:SER:HB2	2.01	0.60
34:B9:7:VAL:O	35:BA:1031:G:O2'	2.14	0.60
35:BA:1919:A:H2'	35:BA:1920:C:C5'	2.21	0.60
42:BH:106:THR:CB	42:BH:112:PRO:HA	2.32	0.60
21:AU:23:PRO:C	21:AU:25:LYS:N	2.55	0.60
1:AA:1049:U:HO2'	14:AN:2:ALA:N	2.00	0.60
35:BA:483:A:H4'	56:BY:48:ALA:O	2.01	0.60
27:B2:2:LYS:O	27:B2:5:GLU:HG2	2.00	0.60
27:B2:35:LEU:CD1	27:B2:50:ILE:HG13	2.23	0.60
49:BR:96:ARG:HB2	49:BR:96:ARG:CZ	2.29	0.60
11:AK:32:ILE:HD13	11:AK:72:ALA:HB2	1.84	0.60
11:AK:91:ARG:NH1	11:AK:91:ARG:HG3	2.13	0.60
37:BC:59:ARG:NH2	37:BC:142:ALA:HB2	2.17	0.60
57:BZ:120:ILE:CG1	57:BZ:172:ALA:HA	2.27	0.60
40:BF:109:GLY:O	40:BF:112:MET:HB3	2.02	0.60
39:BE:51:PHE:HD1	39:BE:52:LEU:N	1.96	0.60
41:BG:52:ILE:CG1	41:BG:53:LEU:H	2.07	0.60
1:AA:1423:G:H5''	46:BO:49:ARG:NH1	2.16	0.60
49:BR:24:GLN:HA	49:BR:27:SER:HB2	1.84	0.60
22:AV:42:G:H2'	22:AV:43:A:O4'	2.02	0.60
35:BA:1050:A:H1'	35:BA:2751:G:N2	2.16	0.60
6:AF:71:ARG:HG3	6:AF:71:ARG:HH11	1.66	0.60
5:AE:136:MET:HA	5:AE:139:LEU:HD12	1.84	0.60
32:B7:32:LYS:HE2	35:BA:180:G:OP2	2.01	0.60
35:BA:2300:G:H2'	35:BA:2301:C:C6	2.37	0.60
1:AA:141:A:C4'	1:AA:182:U:H1'	2.32	0.60
1:AA:359:U:H2'	1:AA:360:A:C8	2.35	0.60
24:AY:135:THR:HG22	24:AY:136:PRO:CD	2.25	0.60
24:AY:281:PRO:HB3	24:AY:290:GLU:HA	1.83	0.60
24:AY:302:LYS:O	24:AY:316:ALA:C	2.39	0.60
24:AY:325:TYR:CE2	24:AY:357:GLU:OE2	2.54	0.60
35:BA:532:A:H5''	52:BU:28:ARG:NH2	2.15	0.60
35:BA:729:G:O6	38:BD:208:LYS:HB2	2.01	0.60
38:BD:33:LEU:HD23	38:BD:34:VAL:H	1.67	0.60

*Continued on next page...*

*Continued from previous page...*

Atom-1	Atom-2	Interatomic distance (Å)	Clash overlap (Å)
39:BE:9:VAL:O	39:BE:192:ASN:OD1	2.20	0.60
47:BP:80:TYR:HA	47:BP:111:ARG:CB	2.32	0.60
51:BT:32:TYR:HD1	51:BT:32:TYR:N	1.99	0.60
35:BA:2845:G:H5''	51:BT:54:ARG:O	2.01	0.60
1:AA:742:G:O2'	1:AA:743:U:H5'	2.02	0.60
8:AH:4:ASP:OD1	8:AH:6:ILE:HB	2.00	0.60
11:AK:115:PRO:C	11:AK:117:ASN:N	2.52	0.60
1:AA:245:C:O2'	1:AA:246:A:H5'	2.01	0.60
35:BA:2801:A:O2'	35:BA:2895:U:H5'	2.01	0.60
35:BA:955:C:C2'	35:BA:956:G:H5'	2.32	0.60
1:AA:1060:C:H5'	14:AN:45:ARG:HH21	1.66	0.60
35:BA:479:A:N3	35:BA:481:G:O4'	2.35	0.60
56:BY:43:ASN:CB	56:BY:64:GLU:HA	2.30	0.60
55:BX:54:VAL:HG22	55:BX:81:VAL:HG12	1.84	0.60
40:BF:26:ALA:C	40:BF:27:GLU:HG3	2.22	0.60
37:BC:47:LEU:CD1	37:BC:171:ILE:HD12	2.30	0.60
37:BC:41:VAL:HG12	37:BC:43:VAL:HG23	1.84	0.60
15:AO:3:ILE:HG12	15:AO:8:LYS:HE2	1.80	0.60
7:AG:118:VAL:HG23	7:AG:119:ARG:H	1.62	0.60
35:BA:1526:G:O2'	35:BA:1527:G:H5'	2.02	0.60
49:BR:61:HIS:CE1	49:BR:65:LEU:HD22	2.36	0.60
41:BG:42:GLY:CA	41:BG:90:LEU:H	2.10	0.60
26:B1:45:ASN:HB2	35:BA:397:G:H5''	1.83	0.60
35:BA:2180:U:H2'	35:BA:2181:G:C8	2.36	0.60
1:AA:1220:G:H2'	1:AA:1221:G:C8	2.33	0.60
4:AD:126:ILE:CG2	4:AD:127:THR:N	2.64	0.60
1:AA:1480:G:C6	1:AA:1481:U:C4	2.89	0.60
1:AA:848:C:H2'	1:AA:849:C:H6	1.66	0.60
1:AA:836:G:C6	1:AA:851:G:C6	2.90	0.60
10:AJ:38:ILE:HG13	10:AJ:40:LEU:HD21	1.82	0.60
26:B1:87:PRO:HG2	26:B1:88:LYS:N	2.17	0.60
42:BH:86:GLU:N	42:BH:86:GLU:OE1	2.34	0.60
54:BW:43:GLY:O	54:BW:45:TYR:N	2.35	0.60
24:AY:79:TYR:CD1	24:AY:80:HIS:N	2.68	0.60
1:AA:950:U:H2'	1:AA:951:G:H8	1.64	0.60
30:B5:8:LYS:HG2	35:BA:2054:A:C2	2.37	0.60
35:BA:2573:C:OP1	35:BA:2574:G:OP1	2.19	0.60
52:BU:115:ALA:O	52:BU:117:GLN:N	2.35	0.60
52:BU:92:ARG:HD3	52:BU:94:ASN:CB	2.24	0.60
53:BV:39:LEU:HA	53:BV:47:VAL:HG11	1.84	0.60
53:BV:52:VAL:CG1	53:BV:55:ALA:HB3	2.29	0.60

*Continued on next page...*

*Continued from previous page...*

Atom-1	Atom-2	Interatomic distance (Å)	Clash overlap (Å)
35:BA:2472:G:N2	35:BA:2478:A:H62	1.97	0.60
2:AB:222:ILE:H	2:AB:222:ILE:HD13	1.67	0.60
3:AC:5:ILE:HG21	14:AN:58:LYS:NZ	2.17	0.60
35:BA:2879:C:H4'	35:BA:2880:C:OP1	2.02	0.60
5:AE:50:GLU:HA	5:AE:50:GLU:OE1	2.02	0.60
35:BA:879:G:N1	35:BA:898:C:N4	2.50	0.60
7:AG:49:ILE:O	7:AG:50:ILE:C	2.40	0.60
41:BG:125:PHE:HD2	41:BG:131:TYR:HB2	1.67	0.60
1:AA:59:A:H3'	1:AA:331:G:H22	1.66	0.60
54:BW:26:GLY:C	54:BW:27:LYS:HG3	2.22	0.60
31:B6:33:LYS:O	31:B6:34:LEU:HB2	2.01	0.60
1:AA:1393:U:H2'	1:AA:1395:C:C5	2.32	0.60
24:AY:21:HIS:HA	24:AY:122:ARG:HB2	1.84	0.60
1:AA:507:C:OP2	1:AA:508:C:C2'	2.46	0.60
35:BA:1498:C:C2'	35:BA:1499:C:H5'	2.31	0.60
50:BS:106:ARG:HD2	50:BS:107:GLU:N	2.17	0.60
47:BP:92:GLU:HA	47:BP:123:LEU:CD1	2.32	0.60
1:AA:1284:C:H2'	1:AA:1285:A:C8	2.36	0.60
35:BA:2052:G:O4'	39:BE:142:GLY:HA3	2.01	0.60
40:BF:132:VAL:HG22	40:BF:133:ASN:ND2	2.17	0.60
16:AP:3:LYS:HA	16:AP:65:GLN:H	1.66	0.60
33:B8:30:ARG:HA	33:B8:30:ARG:HE	1.66	0.60
1:AA:570:G:O4'	1:AA:820:U:C2	2.55	0.60
35:BA:438:G:H2'	35:BA:440:G:C8	2.37	0.60
35:BA:1600:C:H6	35:BA:1600:C:O5'	1.85	0.60
24:AY:13:ARG:HD3	24:AY:363:ASP:OD2	1.98	0.59
35:BA:2653:U:H5''	35:BA:2654:A:H2'	1.84	0.59
35:BA:2769:C:H2'	35:BA:2770:G:C8	2.37	0.59
35:BA:640:C:N4	35:BA:641:C:H41	2.00	0.59
35:BA:762:U:H5'	35:BA:763:G:H21	1.66	0.59
38:BD:93:ALA:N	38:BD:105:ILE:O	2.35	0.59
38:BD:106:ILE:O	38:BD:108:PRO:CD	2.49	0.59
39:BE:3:GLY:O	39:BE:4:ILE:CB	2.49	0.59
47:BP:107:LYS:O	47:BP:109:GLY:N	2.35	0.59
51:BT:62:THR:HA	51:BT:75:ILE:HA	1.83	0.59
51:BT:48:ILE:O	51:BT:63:VAL:HG13	2.01	0.59
52:BU:112:ARG:O	52:BU:115:ALA:HB3	2.01	0.59
52:BU:92:ARG:HB2	53:BV:11:GLN:NE2	2.17	0.59
53:BV:28:GLU:HB3	53:BV:29:PRO:CD	2.32	0.59
2:AB:54:THR:CG2	2:AB:201:ILE:HD11	2.19	0.59
2:AB:222:ILE:O	2:AB:226:ARG:HG3	2.02	0.59

*Continued on next page...*

*Continued from previous page...*

Atom-1	Atom-2	Interatomic distance (Å)	Clash overlap (Å)
35:BA:2393:A:C2	35:BA:2394:C:H1'	2.37	0.59
42:BH:85:LYS:NZ	42:BH:87:LEU:CD1	2.63	0.59
48:BQ:75:THR:HG21	48:BQ:87:LYS:HZ3	1.65	0.59
1:AA:1309:G:O2'	1:AA:1310:G:H5'	2.02	0.59
1:AA:980:C:C5	1:AA:981:U:O2	2.55	0.59
19:AS:63:THR:CG2	19:AS:66:MET:HG2	2.32	0.59
40:BF:179:GLU:O	40:BF:181:LEU:N	2.34	0.59
49:BR:48:VAL:HA	49:BR:51:LEU:CG	2.32	0.59
35:BA:1598:C:H5'	55:BX:36:LYS:HD3	1.84	0.59
11:AK:94:ALA:O	11:AK:97:ALA:HB3	2.02	0.59
45:BN:56:ASN:H	45:BN:125:GLY:H	1.49	0.59
42:BH:41:MET:HG3	42:BH:42:ARG:O	2.02	0.59
1:AA:1395:C:H4'	1:AA:1401:G:H21	1.66	0.59
35:BA:2219:G:O2'	35:BA:2220:G:H5'	2.02	0.59
38:BD:70:TRP:NE1	38:BD:150:LYS:HE3	2.16	0.59
16:AP:45:THR:C	16:AP:47:ASP:N	2.53	0.59
1:AA:1371:G:O3'	9:AI:69:GLY:HA3	2.01	0.59
38:BD:45:ASN:CG	38:BD:46:GLN:N	2.51	0.59
35:BA:654(I):C:H5''	35:BA:654(J):A:OP1	2.02	0.59
35:BA:1149:G:H2'	35:BA:1150:C:C6	2.36	0.59
45:BN:74:ARG:NH2	45:BN:83:LYS:HD3	2.17	0.59
4:AD:70:ILE:HG22	4:AD:71:SER:N	2.16	0.59
1:AA:966:G:C2	1:AA:967:C:C2	2.90	0.59
42:BH:137:ASP:O	42:BH:141:VAL:HG13	2.02	0.59
24:AY:4:SER:OG	24:AY:5:PRO:HD2	2.01	0.59
35:BA:1264:G:C8	35:BA:1265:A:C8	2.90	0.59
35:BA:1266:G:O2'	35:BA:2012:G:C6	2.55	0.59
35:BA:1286:A:C2	35:BA:1329:U:C6	2.90	0.59
39:BE:1:MET:HB3	39:BE:200:GLU:CD	2.22	0.59
39:BE:67:PHE:HD1	39:BE:68:ALA:H	1.50	0.59
35:BA:2741:A:H2'	35:BA:2742:C:H5'	1.84	0.59
35:BA:2744:G:H22	42:BH:143:GLN:NE2	1.84	0.59
1:AA:574:A:N3	1:AA:883:C:H1'	2.17	0.59
53:BV:58:VAL:CG1	53:BV:59:ALA:H	2.12	0.59
1:AA:1179:A:H2'	1:AA:1180:A:O5'	2.01	0.59
3:AC:165:THR:O	3:AC:165:THR:HG23	2.00	0.59
14:AN:53:LEU:CB	14:AN:56:VAL:HG21	2.30	0.59
24:AY:307:MET:HG2	24:AY:313:ASP:H	1.67	0.59
7:AG:15:ASP:HB3	7:AG:19:GLY:C	2.23	0.59
40:BF:123:LEU:HD12	40:BF:124:LEU:N	2.17	0.59
37:BC:47:LEU:CD1	37:BC:47:LEU:N	2.63	0.59

*Continued on next page...*



*Continued from previous page...*

Atom-1	Atom-2	Interatomic distance (Å)	Clash overlap (Å)
37:BC:49:ILE:HG23	37:BC:208:PHE:CD1	2.37	0.59
36:BB:40:U:H3'	36:BB:41:U:C5'	2.30	0.59
1:AA:332:G:H2'	1:AA:333:G:C8	2.34	0.59
35:BA:271(L):U:H5''	35:BA:271(M):G:C5'	2.26	0.59
41:BG:15:VAL:HG12	41:BG:19:LEU:HD11	1.84	0.59
35:BA:1297:C:OP2	35:BA:2710:C:H4'	2.02	0.59
4:AD:52:SER:O	4:AD:53:ASP:C	2.40	0.59
54:BW:3:ALA:O	54:BW:106:ILE:HA	2.02	0.59
23:AX:16:A:H2'	23:AX:17:U:H6	1.67	0.59
57:BZ:45:ASP:O	57:BZ:46:LYS:C	2.40	0.59
26:B1:22:GLY:O	26:B1:32:LYS:HE2	2.01	0.59
24:AY:303:ILE:CG1	24:AY:375:ILE:HD11	2.32	0.59
35:BA:15:G:H2'	35:BA:16:G:H8	1.67	0.59
35:BA:687:C:H42	35:BA:787:U:H4'	1.66	0.59
38:BD:37:LEU:HD13	38:BD:62:TYR:CD1	2.38	0.59
47:BP:33:ARG:O	47:BP:34:GLY:O	2.20	0.59
48:BQ:78:PRO:O	48:BQ:81:VAL:HG12	2.02	0.59
51:BT:62:THR:CG2	51:BT:75:ILE:HG23	2.31	0.59
51:BT:77:PRO:O	51:BT:78:LEU:HB2	2.02	0.59
52:BU:6:THR:HG21	52:BU:10:ARG:NH2	2.17	0.59
52:BU:43:GLY:O	53:BV:73:SER:O	2.20	0.59
5:AE:12:LEU:O	5:AE:13:ILE:HD12	2.00	0.59
18:AR:69:THR:HA	18:AR:72:ARG:HD2	1.84	0.59
2:AB:33:TYR:CE1	2:AB:43:ASP:OD1	2.54	0.59
36:BB:82:G:H2'	36:BB:83:G:C8	2.37	0.59
21:AU:24:ARG:O	21:AU:24:ARG:CG	2.50	0.59
12:AL:43:VAL:N	12:AL:53:ARG:O	2.27	0.59
1:AA:1359:C:H3'	14:AN:35:ARG:NH2	2.17	0.59
19:AS:43:GLU:HG2	29:B4:47:GLN:NE2	2.17	0.59
1:AA:55:A:C4	24:AY:311:HIS:NE2	2.69	0.59
56:BY:15:VAL:HB	56:BY:23:ARG:O	2.02	0.59
27:B2:21:LEU:O	27:B2:24:LEU:HB3	2.02	0.59
19:AS:29:ARG:HD2	19:AS:29:ARG:N	2.16	0.59
35:BA:2312:U:OP1	41:BG:73:ALA:CA	2.50	0.59
1:AA:1393:U:H5'	1:AA:1502:A:OP1	2.02	0.59
38:BD:117:VAL:HG22	38:BD:118:VAL:H	1.67	0.59
36:BB:48:A:C6	36:BB:49:C:N4	2.70	0.59
50:BS:34:HIS:C	50:BS:35:ILE:HG22	2.22	0.59
16:AP:20:VAL:HA	16:AP:36:ILE:CG1	2.31	0.59
6:AF:74:ASP:HB3	6:AF:77:ARG:NH2	2.14	0.59
35:BA:1645:G:H5''	35:BA:1646:C:H5'	1.84	0.59

*Continued on next page...*

*Continued from previous page...*

Atom-1	Atom-2	Interatomic distance (Å)	Clash overlap (Å)
26:B1:54:ALA:HB1	26:B1:56:GLN:HE21	1.66	0.59
57:BZ:63:ASP:HB3	57:BZ:65:GLN:NE2	2.17	0.59
1:AA:1296:C:H4'	1:AA:1302:U:C5	2.36	0.59
35:BA:271(E):U:H2'	35:BA:271(F):C:C6	2.37	0.59
35:BA:1041:G:H22	35:BA:1114:G:N2	2.00	0.59
35:BA:2737:G:O5'	35:BA:2737:G:H8	1.86	0.59
57:BZ:177:PRO:O	57:BZ:178:GLU:OE1	2.19	0.59
7:AG:64:GLN:HE21	7:AG:68:ASN:ND2	1.99	0.59
24:AY:178:LEU:O	24:AY:180:LYS:HG3	2.01	0.59
24:AY:25:GLY:O	24:AY:29:ILE:N	2.26	0.59
24:AY:473:TRP:CD2	24:AY:527:ARG:HG2	2.37	0.59
37:BC:103:ILE:HD12	37:BC:127:MET:CE	2.32	0.59
35:BA:1753:G:N2	35:BA:1758:G:N7	2.47	0.59
35:BA:2628:C:O2'	35:BA:2781:A:H2'	2.02	0.59
35:BA:2847:U:H5''	51:BT:97:ALA:HB2	1.85	0.59
35:BA:13:A:H61	35:BA:525:U:H3'	1.66	0.59
35:BA:782:A:H2	38:BD:226:MET:CG	2.10	0.59
38:BD:24:ILE:HG12	38:BD:82:ILE:HG21	1.85	0.59
35:BA:2685:G:H4'	46:BO:67:LYS:NZ	2.17	0.59
51:BT:16:ARG:HH22	51:BT:19:LEU:HD21	1.66	0.59
51:BT:62:THR:HG22	51:BT:75:ILE:CG1	2.32	0.59
35:BA:2385:C:O2	35:BA:2386:C:C6	2.55	0.59
48:BQ:55:VAL:HA	48:BQ:58:PHE:HE1	1.63	0.59
57:BZ:43:GLU:O	57:BZ:47:VAL:HG23	2.03	0.59
3:AC:87:LEU:HD23	3:AC:87:LEU:N	2.17	0.59
10:AJ:8:LEU:N	10:AJ:8:LEU:HD12	2.18	0.59
19:AS:45:VAL:HA	19:AS:62:ILE:HG12	1.83	0.59
40:BF:199:TRP:O	40:BF:202:PHE:HB3	2.02	0.59
35:BA:1061:U:O4	44:BK:55:UNK:HA	2.02	0.59
7:AG:115:ARG:O	7:AG:118:VAL:HG22	2.01	0.59
17:AQ:59:ILE:HG22	17:AQ:60:ILE:N	2.18	0.59
36:BB:69:G:C2	36:BB:70:C:C6	2.90	0.59
12:AL:45:PRO:CD	12:AL:51:ALA:O	2.50	0.59
26:B1:43:TYR:O	35:BA:396:G:O2'	2.17	0.59
35:BA:44:G:H21	35:BA:435:C:N4	2.00	0.59
28:B3:8:LEU:HD22	28:B3:31:LEU:HA	1.84	0.59
1:AA:1013:G:O2'	1:AA:1015:A:N7	2.34	0.59
13:AM:32:GLU:O	13:AM:35:GLU:HG2	2.02	0.59
1:AA:896:C:H2'	1:AA:897:C:H5'	1.84	0.59
22:AV:27:U:H2'	22:AV:27:U:O2	2.00	0.59
25:B0:72:ARG:HB2	25:B0:75:LEU:HB3	1.84	0.59

*Continued on next page...*

*Continued from previous page...*

Atom-1	Atom-2	Interatomic distance (Å)	Clash overlap (Å)
19:AS:16:LEU:C	19:AS:18:LYS:H	2.04	0.59
19:AS:16:LEU:H	19:AS:16:LEU:CD1	2.13	0.59
35:BA:271(Y):U:OP2	35:BA:272(D):G:H5''	2.01	0.59
53:BV:3:ALA:HB3	53:BV:14:VAL:O	2.02	0.59
35:BA:233:A:H2'	35:BA:234:C:H6	1.66	0.59
12:AL:37:CYS:SG	12:AL:81:SER:O	2.59	0.59
35:BA:1055:G:N2	35:BA:1085:A:H1'	2.17	0.59
37:BC:11:LEU:C	37:BC:13:LYS:H	2.05	0.59
24:AY:403:LEU:CD2	24:AY:403:LEU:H	2.13	0.59
24:AY:446:PHE:O	24:AY:449:VAL:HG23	2.01	0.59
35:BA:1308:A:H2'	35:BA:1309:G:O4'	2.03	0.59
35:BA:2635:C:OP1	39:BE:77:ILE:HD12	2.03	0.59
35:BA:940:G:H2'	35:BA:941:A:H5''	1.85	0.59
38:BD:235:GLY:O	38:BD:236:GLY:O	2.21	0.59
35:BA:1826:G:C4'	38:BD:242:ARG:NH2	2.66	0.59
53:BV:72:VAL:CG2	53:BV:85:LYS:HB3	2.27	0.59
46:BO:87:ILE:HG22	46:BO:92:GLU:N	2.18	0.59
6:AF:11:ASN:ND2	6:AF:86:ARG:HH22	1.99	0.59
34:B9:30:PRO:C	34:B9:32:HIS:H	2.05	0.59
3:AC:68:VAL:HG23	3:AC:102:ASN:O	2.02	0.59
40:BF:113:ALA:HB1	40:BF:186:ILE:HG21	1.84	0.59
35:BA:597:U:H2'	35:BA:598:G:C8	2.36	0.59
35:BA:601:C:C4'	40:BF:108:LYS:HZ1	2.16	0.59
40:BF:110:LEU:HD12	40:BF:206:ILE:CD1	2.32	0.59
50:BS:35:ILE:HD11	50:BS:99:LYS:CE	2.28	0.59
35:BA:1858:G:C6	35:BA:1883:G:C6	2.90	0.59
35:BA:1193:G:H2'	35:BA:1194:A:O4'	2.02	0.59
20:AT:53:LEU:HD22	20:AT:100:ILE:O	2.02	0.59
35:BA:104:U:H2'	35:BA:105:C:C5'	2.33	0.59
3:AC:108:ASN:O	3:AC:111:LEU:HB2	2.03	0.59
1:AA:547:A:OP2	4:AD:2:GLY:N	2.34	0.59
24:AY:128:GLU:O	24:AY:131:ARG:HG3	2.01	0.59
24:AY:34:LEU:HD21	24:AY:86:LEU:HD23	1.85	0.59
35:BA:1894:C:O2	35:BA:1894:C:H2'	2.02	0.59
35:BA:2498:C:H2'	35:BA:2499:C:H5''	1.85	0.59
32:B7:2:LYS:CE	35:BA:687:C:H5''	2.32	0.59
35:BA:988:A:C2	35:BA:989:G:N2	2.71	0.59
35:BA:1971:A:N7	38:BD:241:PRO:HG3	2.17	0.59
38:BD:24:ILE:HG21	38:BD:84:TYR:N	2.18	0.59
39:BE:1:MET:HB3	39:BE:200:GLU:OE2	2.03	0.59
49:BR:101:ALA:O	49:BR:102:GLU:HB2	2.02	0.59

*Continued on next page...*

*Continued from previous page...*

Atom-1	Atom-2	Interatomic distance (Å)	Clash overlap (Å)
1:AA:866:C:H2'	1:AA:867:G:O4'	2.01	0.59
15:AO:23:GLY:O	15:AO:24:SER:CB	2.50	0.59
15:AO:55:GLY:O	15:AO:59:MET:HG3	2.02	0.59
34:B9:29:ASN:ND2	34:B9:32:HIS:CE1	2.70	0.59
35:BA:912:C:C2'	35:BA:913:U:H5'	2.32	0.59
1:AA:1054:C:OP2	1:AA:1197:G:OP2	2.20	0.59
35:BA:482:A:N6	35:BA:506:G:C8	2.70	0.59
55:BX:30:VAL:HG21	55:BX:39:ILE:HD11	1.83	0.59
19:AS:29:ARG:HB2	19:AS:48:THR:HB	1.84	0.59
19:AS:58:VAL:HG23	19:AS:58:VAL:O	2.03	0.59
49:BR:20:LEU:O	49:BR:22:ARG:N	2.36	0.59
57:BZ:117:LEU:HD12	57:BZ:118:GLN:H	1.68	0.59
15:AO:3:ILE:CD1	15:AO:8:LYS:HE2	2.32	0.59
41:BG:71:THR:CG2	41:BG:72:ARG:N	2.65	0.59
5:AE:41:VAL:O	5:AE:66:MET:CA	2.48	0.59
50:BS:69:VAL:O	50:BS:72:ALA:HB3	2.01	0.59
1:AA:505:G:H2'	1:AA:506:G:H8	1.67	0.59
45:BN:4:TYR:CD1	45:BN:4:TYR:N	2.68	0.59
36:BB:57:A:H2'	36:BB:57:A:N3	2.17	0.59
35:BA:432:A:H2'	35:BA:433:C:H6	1.66	0.59
9:AI:87:GLN:HG2	9:AI:88:TYR:HD1	1.67	0.59
13:AM:70:LEU:HA	13:AM:73:GLU:CB	2.33	0.59
35:BA:1516:C:C2'	35:BA:1517:G:H5''	2.31	0.59
1:AA:1284:C:H2'	1:AA:1285:A:H8	1.68	0.59
25:B0:20:ARG:HD3	35:BA:2356:C:O3'	2.03	0.59
1:AA:345:C:H4'	1:AA:346:G:OP2	2.03	0.59
5:AE:47:LYS:O	5:AE:48:ALA:CB	2.51	0.59
1:AA:46:G:O2'	1:AA:365:U:H1'	2.03	0.59
18:AR:86:VAL:O	18:AR:87:ARG:HB3	2.01	0.59
24:AY:164:ILE:HD11	24:AY:251:ILE:O	2.01	0.59
24:AY:299:PHE:HE2	24:AY:319:ARG:CG	2.16	0.59
24:AY:359:ALA:CA	24:AY:363:ASP:OD2	2.50	0.59
35:BA:783:A:C5	35:BA:785:G:C8	2.90	0.59
38:BD:91:ARG:C	38:BD:107:ALA:HB2	2.23	0.59
38:BD:11:PRO:O	38:BD:12:SER:OG	2.18	0.59
52:BU:68:ALA:HB1	52:BU:106:PHE:HE2	1.67	0.59
52:BU:22:LYS:NZ	52:BU:29:SER:O	2.33	0.59
1:AA:575:G:C5	1:AA:881:G:C2	2.91	0.59
1:AA:597:G:C2'	1:AA:598:U:H5'	2.31	0.59
8:AH:2:LEU:HD22	8:AH:5:PRO:HA	1.85	0.59
12:AL:84:LEU:O	12:AL:101:VAL:HG23	2.03	0.59

*Continued on next page...*

*Continued from previous page...*

Atom-1	Atom-2	Interatomic distance (Å)	Clash overlap (Å)
3:AC:113:ALA:HB3	3:AC:114:PRO:HD3	1.85	0.59
19:AS:40:ILE:HG21	19:AS:66:MET:O	2.02	0.59
40:BF:195:ASP:O	40:BF:199:TRP:N	2.36	0.59
40:BF:3:GLU:HA	40:BF:24:LEU:CB	2.33	0.59
35:BA:1503:U:H2'	35:BA:1504:C:C6	2.37	0.59
37:BC:171:ILE:HD13	37:BC:196:LEU:HD22	1.85	0.59
37:BC:22:ILE:O	37:BC:22:ILE:HG22	2.02	0.59
37:BC:53:ARG:NH1	37:BC:56:GLN:NE2	2.49	0.59
35:BA:601:C:H5'	40:BF:108:LYS:NZ	2.18	0.59
31:B6:27:LYS:O	31:B6:28:ARG:C	2.41	0.59
42:BH:71:LEU:HD22	42:BH:72:ILE:HD13	1.80	0.59
38:BD:124:PRO:HD2	38:BD:129:ASN:ND2	2.18	0.59
50:BS:97:ARG:HH22	50:BS:98:VAL:HA	1.58	0.59
26:B1:69:LYS:O	26:B1:72:GLU:N	2.32	0.59
35:BA:1417:C:O2'	35:BA:1418:G:H5'	2.02	0.59
51:BT:110:ILE:HG22	51:BT:111:ARG:N	2.16	0.59
35:BA:1272:A:OP2	35:BA:1647:G:OP1	2.20	0.59
56:BY:101:LYS:CG	56:BY:102:CYS:N	2.65	0.59
7:AG:138:LYS:O	7:AG:141:VAL:HB	2.03	0.59
1:AA:376:G:O3'	16:AP:5:ARG:HD3	2.02	0.59
12:AL:115:LYS:O	12:AL:117:ARG:HG3	2.02	0.59
24:AY:527:ARG:HH12	24:AY:529:HIS:HA	1.62	0.59
35:BA:1135:C:O2	35:BA:1135:C:H2'	2.01	0.59
35:BA:2820:A:H62	39:BE:192:ASN:CB	2.08	0.59
35:BA:572:A:C2'	35:BA:573:G:O4'	2.50	0.59
38:BD:13:ARG:HA	38:BD:16:MET:SD	2.42	0.59
38:BD:143:HIS:O	38:BD:144:ALA:HB3	2.02	0.59
38:BD:208:LYS:HG3	38:BD:210:GLY:H	1.67	0.59
39:BE:48:GLN:CG	39:BE:78:LEU:HD13	2.33	0.59
52:BU:112:ARG:HG3	52:BU:112:ARG:HH11	1.67	0.59
46:BO:13:ASN:C	46:BO:15:GLY:H	2.06	0.59
6:AF:18:GLN:HA	6:AF:21:LEU:HB2	1.85	0.59
6:AF:22:GLU:O	6:AF:25:ILE:HG22	2.02	0.59
15:AO:68:ARG:HG3	15:AO:72:ARG:HE	1.68	0.59
35:BA:2331:G:N2	35:BA:2385:C:C5	2.71	0.59
57:BZ:24:LEU:HD21	57:BZ:86:VAL:HG21	1.83	0.59
35:BA:2524:G:H8	35:BA:2524:G:H5'	1.67	0.59
12:AL:93:LEU:O	12:AL:96:VAL:HG23	2.03	0.59
9:AI:33:PHE:O	9:AI:35:GLU:N	2.36	0.59
19:AS:29:ARG:HB3	19:AS:48:THR:H	1.68	0.59
35:BA:1210:A:H8	35:BA:1210:A:H5'	1.65	0.59

*Continued on next page...*

*Continued from previous page...*

Atom-1	Atom-2	Interatomic distance (Å)	Clash overlap (Å)
49:BR:87:TYR:CE2	49:BR:94:TYR:HB3	2.37	0.59
37:BC:49:ILE:HG23	37:BC:208:PHE:CE1	2.37	0.59
7:AG:50:ILE:HD11	7:AG:121:ALA:HA	1.85	0.59
5:AE:43:LEU:HD21	5:AE:132:ALA:CB	2.23	0.59
1:AA:1435:G:H2'	1:AA:1436:U:C6	2.38	0.59
38:BD:129:ASN:N	38:BD:193:VAL:CG1	2.66	0.59
50:BS:51:ALA:HB2	50:BS:73:LEU:HB2	1.84	0.59
35:BA:2713:A:H3'	35:BA:2714:G:H5'	1.83	0.59
1:AA:986:A:H2'	1:AA:987:G:O4'	2.03	0.59
9:AI:85:LEU:C	9:AI:85:LEU:HD12	2.23	0.59
57:BZ:19:ARG:C	57:BZ:21:ALA:H	2.05	0.59
54:BW:64:MET:O	54:BW:65:LEU:O	2.20	0.59
42:BH:107:VAL:O	42:BH:152:ARG:NH1	2.36	0.59
16:AP:5:ARG:HE	16:AP:22:THR:HG21	1.67	0.59
43:BJ:24:UNK:HA	43:BJ:85:LEU:O	2.02	0.59
24:AY:336:THR:O	24:AY:337:ALA:HB3	2.03	0.59
1:AA:1503:A:H2'	23:AX:12:A:N6	2.18	0.59
45:BN:46:VAL:O	45:BN:47:ALA:HB3	2.03	0.59
36:BB:54:G:N2	36:BB:55:U:C2	2.70	0.59
35:BA:1214:A:H5'	35:BA:1239:G:H4'	1.84	0.59
24:AY:155:LEU:CD1	24:AY:155:LEU:H	2.14	0.59
24:AY:210:LEU:HD22	24:AY:210:LEU:N	2.18	0.59
24:AY:259:ALA:C	24:AY:261:GLY:H	2.06	0.59
24:AY:282:ARG:NE	24:AY:319:ARG:HH12	2.00	0.59
33:B8:8:LYS:HZ3	33:B8:11:LYS:HZ3	1.50	0.59
35:BA:1926:U:H3'	35:BA:1927:A:H5''	1.85	0.59
35:BA:961:C:N4	35:BA:2031:A:H1'	2.18	0.59
35:BA:23:G:H1	35:BA:517:C:H42	1.48	0.59
35:BA:588:U:H2'	35:BA:589:C:H6	1.68	0.59
35:BA:824:A:H2'	35:BA:825:C:C6	2.37	0.59
38:BD:11:PRO:O	38:BD:12:SER:CB	2.50	0.59
38:BD:21:PHE:O	38:BD:25:THR:OG1	2.21	0.59
39:BE:12:THR:HG23	39:BE:13:ARG:H	1.66	0.59
45:BN:62:VAL:HG11	45:BN:67:LEU:HD21	1.84	0.59
47:BP:70:GLN:HB3	47:BP:72:PRO:CD	2.32	0.59
1:AA:883:C:N3	1:AA:884:U:C4	2.70	0.59
8:AH:1:MET:HG2	8:AH:1:MET:O	2.01	0.59
15:AO:68:ARG:CG	15:AO:72:ARG:NE	2.66	0.59
18:AR:34:TYR:CD1	18:AR:35:ARG:HG3	2.38	0.59
48:BQ:31:ASP:HB3	48:BQ:32:TYR:CD1	2.38	0.59
35:BA:2590:A:O2'	35:BA:2591:C:H5'	2.03	0.59

*Continued on next page...*

*Continued from previous page...*

Atom-1	Atom-2	Interatomic distance (Å)	Clash overlap (Å)
35:BA:2606:C:O2'	35:BA:2607:G:H5'	2.03	0.59
1:AA:1201:A:H4'	1:AA:1202:G:C5'	2.32	0.59
3:AC:145:GLY:O	3:AC:146:ALA:HB3	2.01	0.59
14:AN:47:LEU:HD13	14:AN:52:GLN:CB	2.29	0.59
37:BC:161:ILE:HG21	37:BC:174:PRO:HG2	1.85	0.59
20:AT:10:LEU:HD12	20:AT:11:SER:H	1.67	0.59
17:AQ:7:THR:HA	17:AQ:58:GLU:HA	1.85	0.59
42:BH:67:LEU:O	42:BH:71:LEU:HB2	2.02	0.59
2:AB:146:GLN:O	2:AB:148:TYR:N	2.36	0.59
35:BA:1496:A:C8	35:BA:1498:C:N4	2.71	0.59
41:BG:6:ALA:O	41:BG:10:LYS:N	2.28	0.59
49:BR:72:ASP:OD2	49:BR:75:LEU:HD23	2.03	0.59
25:B0:52:GLY:HA3	25:B0:60:PHE:CZ	2.37	0.59
35:BA:1670:C:O5'	35:BA:1670:C:H6	1.85	0.59
35:BA:7:G:O2'	35:BA:8:A:H5'	2.03	0.59
24:AY:518:TYR:HD1	24:AY:518:TYR:N	2.00	0.59
1:AA:344:A:H5''	1:AA:345:C:H5	1.68	0.59
35:BA:443:A:C2	35:BA:1245:G:N3	2.70	0.59
17:AQ:63:ARG:HG2	17:AQ:64:PRO:CD	2.33	0.59
1:AA:34:C:H2'	1:AA:35:G:H8	1.68	0.59
42:BH:22:GLY:C	42:BH:23:ARG:HD3	2.23	0.59
43:BJ:91:UNK:O	43:BJ:93:UNK:N	2.36	0.59
35:BA:2068:U:H3	35:BA:2430:A:H2	1.47	0.59
24:AY:470:THR:CG2	24:AY:472:ARG:NH2	2.65	0.59
35:BA:2656:U:H2'	35:BA:2657:A:H5''	1.83	0.59
32:B7:11:LYS:HE3	35:BA:686:G:N2	2.18	0.59
33:B8:32:LEU:HB3	33:B8:36:LYS:HE2	1.85	0.59
35:BA:1133:U:O2'	35:BA:1137:G:OP1	2.17	0.59
35:BA:989:G:C5'	35:BA:1157:G:H4'	2.27	0.59
35:BA:1190:G:OP1	47:BP:32:THR:OG1	2.20	0.59
35:BA:2581:G:C6	35:BA:2610:C:N3	2.71	0.59
35:BA:2716:U:H2'	35:BA:2717:G:H8	1.68	0.59
35:BA:531:C:H5''	35:BA:532:A:C5	2.38	0.59
38:BD:10:THR:C	38:BD:11:PRO:O	2.41	0.59
38:BD:227:ASN:HB3	38:BD:229:VAL:HG12	1.85	0.59
39:BE:114:ALA:O	39:BE:119:ARG:HB2	2.03	0.59
1:AA:826:C:C5	1:AA:827:U:H5	2.21	0.59
1:AA:862:C:O2'	1:AA:863:U:H5'	2.03	0.59
1:AA:874:G:C6	1:AA:875:C:C4	2.90	0.59
1:AA:914:A:H2'	1:AA:915:A:H8	1.67	0.59
8:AH:1:MET:HE3	8:AH:2:LEU:C	2.22	0.59

*Continued on next page...*

*Continued from previous page...*

Atom-1	Atom-2	Interatomic distance (Å)	Clash overlap (Å)
12:AL:7:ILE:CG1	12:AL:10:LEU:HD12	2.33	0.59
53:BV:16:PRO:O	53:BV:96:ILE:O	2.21	0.59
2:AB:41:ILE:HG22	2:AB:42:ILE:O	2.03	0.59
2:AB:51:LEU:CD2	2:AB:55:PHE:HE2	2.12	0.59
35:BA:2394:C:OP1	47:BP:63:PRO:HD2	2.03	0.59
25:B0:27:GLU:CD	35:BA:856:C:H1'	2.23	0.59
48:BQ:54:MET:C	48:BQ:56:ARG:N	2.56	0.59
57:BZ:54:HIS:HA	57:BZ:98:MET:HE3	1.84	0.59
3:AC:174:PRO:C	3:AC:176:HIS:N	2.56	0.59
1:AA:355:C:N4	1:AA:356:A:N6	2.51	0.59
40:BF:154:VAL:CG2	40:BF:191:ARG:HB3	2.29	0.59
19:AS:49:ILE:O	19:AS:60:VAL:HG13	2.02	0.59
35:BA:2839:G:H2'	35:BA:2840:C:H6	1.67	0.59
35:BA:145:G:H2'	35:BA:146:G:O4'	2.03	0.59
57:BZ:120:ILE:HD13	57:BZ:120:ILE:N	2.18	0.59
35:BA:616:G:H5''	40:BF:103:LYS:HZ3	1.64	0.59
31:B6:25:LYS:NZ	35:BA:2285:C:H41	2.01	0.59
1:AA:1392:G:N2	1:AA:1502:A:H8	2.00	0.59
24:AY:19:ILE:C	24:AY:126:LEU:HD13	2.23	0.59
35:BA:1498:C:O2'	35:BA:1499:C:H5''	2.03	0.59
1:AA:1124:G:C2	1:AA:1127:G:N2	2.71	0.59
9:AI:20:ARG:O	9:AI:22:GLY:N	2.36	0.59
1:AA:1494:G:C5	1:AA:1495:U:C4	2.90	0.59
1:AA:275:G:H2'	1:AA:276:G:C8	2.35	0.59
47:BP:92:GLU:HA	47:BP:123:LEU:HD11	1.84	0.59
35:BA:9:U:HO2'	35:BA:10:G:H8	1.50	0.59
22:AV:26:G:C2'	22:AV:27:U:OP2	2.51	0.59
53:BV:3:ALA:HB1	53:BV:14:VAL:HG22	1.84	0.59
35:BA:603:A:C2	35:BA:604:G:H1'	2.38	0.59
45:BN:46:VAL:CG1	45:BN:48:MET:HG3	2.33	0.59
7:AG:21:VAL:O	7:AG:23:VAL:N	2.35	0.59
24:AY:106:VAL:CG2	24:AY:107:ASP:N	2.65	0.58
35:BA:1025:G:H1	35:BA:1140:C:N4	2.00	0.58
35:BA:1909:C:H42	35:BA:1921:G:H1	1.50	0.58
35:BA:670:A:H4'	35:BA:671:C:H5''	1.86	0.58
35:BA:811:U:O2	35:BA:1251:C:C5	2.56	0.58
35:BA:817:C:O2'	35:BA:839:U:H5''	2.02	0.58
35:BA:729:G:C5	38:BD:208:LYS:HD2	2.38	0.58
38:BD:66:ASP:OD2	38:BD:103:ARG:CZ	2.51	0.58
40:BF:89:VAL:HG12	40:BF:90:PHE:CD2	2.37	0.58
1:AA:18:C:P	5:AE:14:ARG:HH12	2.26	0.58

*Continued on next page...*



*Continued from previous page...*

Atom-1	Atom-2	Interatomic distance (Å)	Clash overlap (Å)
8:AH:30:ARG:HB3	8:AH:30:ARG:NH1	2.18	0.58
15:AO:62:GLN:HA	15:AO:65:ARG:CD	2.33	0.58
53:BV:29:PRO:O	53:BV:61:VAL:HG23	2.03	0.58
2:AB:12:GLU:C	2:AB:14:GLY:H	2.06	0.58
2:AB:162:ILE:CG1	2:AB:163:PHE:N	2.65	0.58
48:BQ:21:THR:HA	48:BQ:98:LYS:HB2	1.83	0.58
22:AV:8:U:H1'	22:AV:48:C:H1'	1.85	0.58
21:AU:13:ILE:O	21:AU:16:GLY:N	2.35	0.58
3:AC:53:ALA:HB2	3:AC:114:PRO:HB2	1.84	0.58
10:AJ:61:GLU:OE2	14:AN:58:LYS:HD3	2.03	0.58
56:BY:79:CYS:O	56:BY:81:LYS:N	2.36	0.58
19:AS:75:ALA:N	19:AS:76:PRO:CD	2.66	0.58
4:AD:140:VAL:HG11	4:AD:146:ILE:HD11	1.84	0.58
29:B4:8:LYS:O	29:B4:9:LEU:HB2	2.03	0.58
35:BA:616:G:H5'	40:BF:103:LYS:HZ3	1.67	0.58
39:BE:52:LEU:HD23	39:BE:75:VAL:CB	2.27	0.58
1:AA:170:U:O2'	1:AA:171:A:H5'	2.03	0.58
1:AA:277:C:H5'	17:AQ:68:ARG:NH1	2.17	0.58
35:BA:1439:A:H3'	35:BA:1440:G:H8	1.68	0.58
35:BA:2672:G:C2'	35:BA:2673:G:H5''	2.33	0.58
48:BQ:131:ILE:N	48:BQ:131:ILE:CD1	2.66	0.58
35:BA:2399:G:O6	35:BA:2417:C:N3	2.36	0.58
35:BA:1216:G:O2'	35:BA:1217:C:H5'	2.03	0.58
25:B0:25:ARG:HG2	25:B0:25:ARG:HH11	1.68	0.58
35:BA:317:G:N2	35:BA:318:C:H1'	2.18	0.58
24:AY:138:LEU:HD22	24:AY:275:TRP:HZ3	1.67	0.58
24:AY:14:ARG:CG	24:AY:276:ALA:HB1	2.33	0.58
24:AY:259:ALA:C	24:AY:261:GLY:N	2.57	0.58
24:AY:443:VAL:CG2	24:AY:444:LEU:HD22	2.33	0.58
24:AY:508:MET:HA	24:AY:511:LEU:HB3	1.84	0.58
13:AM:103:THR:O	13:AM:105:THR:N	2.36	0.58
35:BA:1287:A:C2'	35:BA:1288:U:H5'	2.33	0.58
35:BA:1341:U:OP1	35:BA:1397:U:N3	2.36	0.58
35:BA:2008:C:H2'	35:BA:2009:G:H8	1.69	0.58
38:BD:147:LEU:CD2	38:BD:183:ARG:CZ	2.80	0.58
38:BD:6:PHE:CE2	38:BD:17:THR:HA	2.38	0.58
35:BA:2514:U:O4'	39:BE:151:TYR:HE2	1.87	0.58
35:BA:2680:C:H5'	39:BE:189:PRO:HA	1.85	0.58
45:BN:112:LEU:O	45:BN:115:ARG:HB3	2.02	0.58
45:BN:90:MET:HE2	45:BN:94:HIS:HB2	1.85	0.58
49:BR:5:LYS:O	49:BR:6:SER:HB2	2.03	0.58

*Continued on next page...*

*Continued from previous page...*

Atom-1	Atom-2	Interatomic distance (Å)	Clash overlap (Å)
51:BT:65:LYS:HE3	51:BT:66:VAL:H	1.69	0.58
52:BU:109:LEU:O	52:BU:113:ALA:N	2.36	0.58
52:BU:57:PHE:O	52:BU:58:ARG:C	2.41	0.58
35:BA:1665:A:H8	35:BA:1665:A:O5'	1.85	0.58
1:AA:18:C:H2'	1:AA:19:C:C6	2.38	0.58
1:AA:913:A:H4'	1:AA:914:A:C4'	2.33	0.58
15:AO:65:ARG:NH1	15:AO:65:ARG:HG2	2.17	0.58
1:AA:892:A:O2'	1:AA:1415:G:H4'	2.02	0.58
2:AB:155:LEU:HD13	2:AB:157:ARG:O	2.03	0.58
2:AB:200:ILE:HG22	2:AB:202:PRO:CD	2.28	0.58
2:AB:187:LEU:HD23	2:AB:201:ILE:O	2.02	0.58
35:BA:2787:C:O2	39:BE:61:ARG:HD3	2.03	0.58
25:B0:40:GLN:OE1	25:B0:44:ARG:HB2	2.03	0.58
57:BZ:71:VAL:HG12	57:BZ:73:GLN:O	2.03	0.58
22:AV:50:U:H2'	22:AV:51:C:C6	2.37	0.58
1:AA:1306:A:N6	1:AA:1331:G:H1'	2.17	0.58
1:AA:1053:G:C4'	1:AA:1054:C:H5'	2.19	0.58
3:AC:21:ARG:O	3:AC:22:TRP:CD1	2.56	0.58
49:BR:47:PHE:O	49:BR:49:ASP:N	2.36	0.58
35:BA:2282:G:H5''	35:BA:2283:C:O4'	2.03	0.58
35:BA:1887:C:C2'	35:BA:1888:G:H5''	2.33	0.58
5:AE:115:VAL:CG1	5:AE:116:THR:N	2.65	0.58
26:B1:48:LYS:CE	26:B1:59:THR:HB	2.33	0.58
22:AV:39:C:H2'	22:AV:39:C:O2	2.03	0.58
37:BC:74:VAL:HG13	37:BC:112:ALA:CB	2.32	0.58
2:AB:127:ILE:HD11	2:AB:139:LYS:HE3	1.85	0.58
35:BA:2672:G:H2'	35:BA:2673:G:H5''	1.84	0.58
16:AP:3:LYS:HB3	16:AP:65:GLN:O	2.02	0.58
35:BA:20:C:H2'	35:BA:21:A:C8	2.38	0.58
19:AS:55:LYS:HG2	19:AS:56:GLN:NE2	2.18	0.58
26:B1:53:VAL:O	26:B1:54:ALA:HB3	2.03	0.58
4:AD:91:SER:O	4:AD:94:LEU:HB2	2.03	0.58
46:BO:17:ARG:NH2	46:BO:99:PHE:CE2	2.71	0.58
24:AY:215:LEU:HD23	24:AY:216:ASP:H	1.68	0.58
24:AY:223:LEU:HA	24:AY:226:GLN:OE1	2.02	0.58
24:AY:446:PHE:HA	24:AY:449:VAL:HG22	1.85	0.58
1:AA:769:G:N2	1:AA:811:C:H1'	2.18	0.58
35:BA:1799:G:OP1	38:BD:260:ARG:NE	2.36	0.58
38:BD:226:MET:SD	38:BD:230:ASP:O	2.61	0.58
35:BA:2579:C:O4'	39:BE:134:ILE:HG21	2.03	0.58
39:BE:38:THR:HB	39:BE:41:LYS:HG2	1.85	0.58

*Continued on next page...*

*Continued from previous page...*

Atom-1	Atom-2	Interatomic distance (Å)	Clash overlap (Å)
39:BE:81:ILE:O	39:BE:82:ARG:O	2.20	0.58
47:BP:114:ILE:CG2	47:BP:130:PHE:CD1	2.86	0.58
47:BP:71:VAL:H	47:BP:72:PRO:HD2	1.64	0.58
52:BU:57:PHE:HD1	52:BU:60:LEU:HD12	1.68	0.58
6:AF:80:ARG:HA	6:AF:85:VAL:HG11	1.85	0.58
8:AH:5:PRO:HD2	8:AH:6:ILE:HD12	1.85	0.58
15:AO:70:LEU:O	15:AO:74:ASP:O	2.21	0.58
57:BZ:48:PHE:O	57:BZ:52:SER:N	2.36	0.58
57:BZ:48:PHE:O	57:BZ:50:GLN:N	2.36	0.58
27:B2:47:ASN:HA	27:B2:50:ILE:HD13	1.85	0.58
40:BF:158:THR:C	40:BF:160:ASN:H	2.07	0.58
40:BF:178:PRO:C	40:BF:201:VAL:HG11	2.22	0.58
40:BF:101:LEU:CD1	40:BF:102:PRO:HD2	2.20	0.58
35:BA:1070:A:C6	35:BA:1097:U:H4'	2.37	0.58
51:BT:121:ILE:O	51:BT:124:ASP:CB	2.48	0.58
1:AA:622:A:H3'	1:AA:623:C:C6	2.38	0.58
1:AA:1404:C:H1'	1:AA:1499:A:N1	2.18	0.58
28:B3:45:GLY:C	28:B3:47:VAL:N	2.55	0.58
39:BE:52:LEU:CD2	39:BE:75:VAL:HB	2.26	0.58
12:AL:41:ARG:CZ	12:AL:41:ARG:CB	2.80	0.58
35:BA:1304:C:H2'	35:BA:1305:C:H6	1.67	0.58
35:BA:1003:G:N2	35:BA:1004:C:O2	2.37	0.58
35:BA:2277:G:C6	35:BA:2278:A:N7	2.71	0.58
35:BA:1218:C:C2'	35:BA:1219:G:H5'	2.33	0.58
1:AA:945:G:H2'	1:AA:946:A:H5'	1.84	0.58
35:BA:1683:C:H6	35:BA:1683:C:O5'	1.86	0.58
35:BA:2795:G:N3	35:BA:2795:G:H2'	2.18	0.58
35:BA:1045:A:OP1	35:BA:1046:A:H3'	2.04	0.58
35:BA:1691:C:H2'	35:BA:1692:U:C6	2.37	0.58
35:BA:2576:G:OP1	35:BA:2577:A:OP1	2.21	0.58
35:BA:2868:A:H2'	35:BA:2869:G:H8	1.66	0.58
35:BA:254:G:O2'	35:BA:384:U:H5'	2.03	0.58
38:BD:36:PRO:O	38:BD:37:LEU:CB	2.48	0.58
39:BE:167:VAL:O	39:BE:167:VAL:HG13	2.03	0.58
40:BF:65:TRP:CH2	40:BF:75:HIS:HD2	2.21	0.58
40:BF:63:LYS:HZ1	40:BF:67:GLN:HA	1.69	0.58
45:BN:90:MET:CE	45:BN:90:MET:HA	2.33	0.58
45:BN:90:MET:HE3	45:BN:90:MET:HA	1.85	0.58
1:AA:914:A:O2'	1:AA:915:A:H5'	2.02	0.58
1:AA:878:G:P	8:AH:88:LYS:HD2	2.44	0.58
35:BA:2243:U:O2	35:BA:2434:A:C2	2.56	0.58

*Continued on next page...*

*Continued from previous page...*

Atom-1	Atom-2	Interatomic distance (Å)	Clash overlap (Å)
22:AV:72:A:O2'	35:BA:1852:C:H4'	2.02	0.58
12:AL:53:ARG:NH1	12:AL:53:ARG:HG2	2.17	0.58
12:AL:35:GLY:C	12:AL:58:VAL:HG13	2.23	0.58
12:AL:82:VAL:HG22	24:AY:406:PRO:HB3	1.84	0.58
3:AC:64:VAL:HG12	3:AC:66:VAL:HG23	1.85	0.58
27:B2:2:LYS:NZ	27:B2:5:GLU:CD	2.56	0.58
35:BA:85:G:OP1	56:BY:30:VAL:HB	2.02	0.58
4:AD:30:LYS:C	4:AD:32:ALA:H	2.06	0.58
35:BA:1057:A:C2'	35:BA:1058:G:H5'	2.33	0.58
35:BA:1070:A:C6	44:BK:7:UNK:C	2.86	0.58
11:AK:28:THR:HG22	11:AK:29:ILE:N	2.17	0.58
35:BA:1463:C:H2'	35:BA:1464:C:C6	2.38	0.58
41:BG:71:THR:HB	41:BG:89:GLY:CA	2.32	0.58
42:BH:65:HIS:CD2	42:BH:65:HIS:C	2.76	0.58
36:BB:68:C:C2'	36:BB:69:G:H8	2.15	0.58
50:BS:49:VAL:HG12	50:BS:50:SER:N	2.18	0.58
54:BW:6:ILE:HG23	54:BW:104:THR:HG22	1.86	0.58
47:BP:94:GLU:HG3	47:BP:124:LYS:CB	2.34	0.58
42:BH:109:PHE:CD2	42:BH:152:ARG:NH1	2.72	0.58
35:BA:30:G:O2'	35:BA:31:C:H5'	2.04	0.58
31:B6:19:ARG:HG3	31:B6:19:ARG:HH11	1.67	0.58
1:AA:840:C:H5'	1:AA:841:U:OP1	2.03	0.58
2:AB:92:TYR:CD1	2:AB:93:VAL:N	2.71	0.58
35:BA:981:A:H8	35:BA:982:C:C5	2.22	0.58
45:BN:76:SER:N	45:BN:81:GLY:O	2.35	0.58
11:AK:95:ILE:O	11:AK:98:LEU:HB2	2.04	0.58
24:AY:325:TYR:O	24:AY:358:GLU:HA	2.02	0.58
24:AY:470:THR:OG1	24:AY:471:ALA:N	2.37	0.58
35:BA:2360:A:O2'	35:BA:2361:A:O4'	2.21	0.58
35:BA:2461:C:N3	35:BA:2490:G:N2	2.51	0.58
35:BA:2689:U:H5''	35:BA:2690:C:C5'	2.25	0.58
35:BA:448:U:H5'	35:BA:449:A:C8	2.37	0.58
35:BA:627:A:H61	35:BA:636:G:H2'	1.67	0.58
35:BA:568:U:C5'	35:BA:945:A:N6	2.67	0.58
38:BD:182:LEU:CA	38:BD:272:ALA:HB2	2.33	0.58
39:BE:45:THR:O	39:BE:46:ALA:HB2	2.02	0.58
39:BE:4:ILE:HG22	39:BE:198:VAL:HB	1.85	0.58
52:BU:108:GLU:O	52:BU:109:LEU:C	2.41	0.58
52:BU:92:ARG:NH2	53:BV:10:LYS:HG2	2.19	0.58
53:BV:40:LEU:CD1	53:BV:46:VAL:H	2.16	0.58
35:BA:1951:U:O2	35:BA:1954:G:H8	1.86	0.58

*Continued on next page...*

*Continued from previous page...*

Atom-1	Atom-2	Interatomic distance (Å)	Clash overlap (Å)
15:AO:60:VAL:O	15:AO:63:ARG:HB3	2.03	0.58
1:AA:1088:G:H2'	1:AA:1089:G:H8	1.68	0.58
2:AB:213:LEU:C	2:AB:213:LEU:HD23	2.24	0.58
57:BZ:72:ARG:O	57:BZ:73:GLN:HB3	2.02	0.58
1:AA:980:C:O2'	14:AN:19:ARG:HG2	2.04	0.58
3:AC:83:ARG:O	3:AC:87:LEU:HG	2.04	0.58
19:AS:9:VAL:CG1	19:AS:11:VAL:HG12	2.24	0.58
9:AI:46:ALA:HB1	9:AI:77:ILE:CG2	2.33	0.58
35:BA:143:G:H5''	35:BA:1598:C:O2'	2.03	0.58
1:AA:938:A:H2'	1:AA:939:G:O4'	2.04	0.58
1:AA:1266:G:N2	1:AA:1268:A:H3'	2.18	0.58
5:AE:72:GLN:O	5:AE:73:ASN:CB	2.49	0.58
1:AA:67:C:H6	1:AA:67:C:H3'	1.68	0.58
22:AV:34:C:H2'	22:AV:35:A:C8	2.37	0.58
13:AM:23:TYR:HB3	13:AM:67:GLU:CB	2.33	0.58
35:BA:2796:U:OP1	35:BA:2799:C:C5	2.56	0.58
30:B5:59:GLU:O	30:B5:59:GLU:HG3	2.04	0.58
56:BY:6:HIS:CD2	56:BY:6:HIS:H	2.21	0.58
35:BA:742:G:H4'	35:BA:1675:C:O2'	2.03	0.58
35:BA:654(Q):C:O2'	35:BA:654(R):C:H5'	2.04	0.58
24:AY:138:LEU:CD2	24:AY:275:TRP:CE3	2.84	0.58
24:AY:210:LEU:H	24:AY:210:LEU:HD22	1.67	0.58
24:AY:28:THR:O	24:AY:32:LYS:HG3	2.03	0.58
24:AY:446:PHE:O	24:AY:449:VAL:HG22	2.04	0.58
1:AA:777:A:H2'	1:AA:778:G:H8	1.68	0.58
35:BA:1012:U:O5'	35:BA:1013:C:H5''	2.02	0.58
35:BA:1655:A:C2	35:BA:2049:G:H4'	2.39	0.58
35:BA:225:A:C2'	35:BA:226:G:H5'	2.33	0.58
38:BD:90:ALA:HB3	38:BD:106:ILE:CG2	2.32	0.58
39:BE:200:GLU:H	39:BE:200:GLU:CD	2.06	0.58
45:BN:57:ALA:HB3	45:BN:124:ALA:HA	1.86	0.58
1:AA:18:C:H2'	1:AA:19:C:H6	1.69	0.58
15:AO:68:ARG:HG3	15:AO:72:ARG:CG	2.33	0.58
53:BV:6:LYS:O	53:BV:37:VAL:HG21	2.04	0.58
57:BZ:69:THR:C	57:BZ:70:LEU:HD22	2.23	0.58
57:BZ:8:TYR:HB2	57:BZ:38:TYR:CZ	2.38	0.58
1:AA:1014:A:H5'	19:AS:14:HIS:CD2	2.39	0.58
4:AD:29:PRO:C	4:AD:30:LYS:HG2	2.24	0.58
40:BF:179:GLU:C	40:BF:181:LEU:H	2.05	0.58
49:BR:117:VAL:HG22	49:BR:118:GLU:H	1.68	0.58
5:AE:115:VAL:HG13	5:AE:116:THR:N	2.18	0.58

*Continued on next page...*

*Continued from previous page...*

Atom-1	Atom-2	Interatomic distance (Å)	Clash overlap (Å)
36:BB:73:A:H2'	36:BB:74:U:O4'	2.04	0.58
35:BA:2115:G:C3'	35:BA:2116:G:H5''	2.34	0.58
41:BG:7:LEU:HD22	41:BG:176:LEU:HD21	1.84	0.58
42:BH:30:LYS:HB2	42:BH:79:VAL:O	2.03	0.58
35:BA:2177:C:HO2'	37:BC:168:THR:HG21	1.69	0.58
20:AT:73:HIS:HB3	20:AT:74:LYS:HD3	1.86	0.58
37:BC:155:GLU:HG3	37:BC:160:ARG:HD3	1.84	0.58
35:BA:2439:A:C5'	35:BA:2439:A:H8	2.16	0.58
24:AY:518:TYR:CD1	24:AY:518:TYR:N	2.71	0.58
1:AA:383:A:H2'	1:AA:384:G:H5'	1.83	0.58
26:B1:90:ILE:O	26:B1:94:LEU:HD13	2.03	0.58
5:AE:24:ARG:HD3	5:AE:26:PHE:CE2	2.39	0.58
35:BA:154:G:H1	35:BA:172:C:H42	1.50	0.58
7:AG:76:ARG:HG2	7:AG:76:ARG:HH11	1.69	0.58
16:AP:40:ASP:OD1	16:AP:43:LYS:N	2.37	0.58
16:AP:61:SER:O	16:AP:62:VAL:HG13	2.03	0.58
42:BH:54:ARG:HH11	42:BH:54:ARG:HG2	1.68	0.58
1:AA:951:G:O2'	1:AA:952:U:H5'	2.02	0.58
1:AA:679:C:H2'	1:AA:680:C:C6	2.39	0.58
35:BA:2443:C:H3'	35:BA:2443:C:H6	1.69	0.58
35:BA:2680:C:OP2	39:BE:111:ARG:NH2	2.36	0.58
51:BT:47:GLY:C	51:BT:48:ILE:HD12	2.24	0.58
52:BU:13:LYS:HD3	52:BU:13:LYS:N	2.17	0.58
53:BV:39:LEU:HB3	53:BV:47:VAL:CG2	2.27	0.58
42:BH:33:LEU:HD21	42:BH:136:ILE:CG2	2.32	0.58
35:BA:2739:U:H5	35:BA:2763:G:C5	2.21	0.58
8:AH:85:ARG:NH1	8:AH:85:ARG:HG3	2.18	0.58
35:BA:913:U:HO2'	35:BA:915:C:H5	1.50	0.58
1:AA:1327:C:H2'	1:AA:1328:C:C6	2.39	0.58
12:AL:36:VAL:CB	12:AL:82:VAL:HA	2.34	0.58
12:AL:82:VAL:O	12:AL:83:VAL:HG13	2.03	0.58
1:AA:1108:G:H5'	3:AC:176:HIS:CD2	2.38	0.58
40:BF:165:ARG:HA	40:BF:168:ARG:NH2	2.19	0.58
40:BF:154:VAL:HG12	40:BF:193:VAL:HG23	1.84	0.58
49:BR:42:LYS:O	49:BR:45:ARG:HG2	2.03	0.58
57:BZ:110:GLY:O	57:BZ:115:GLY:HA2	2.04	0.58
20:AT:13:LEU:HD23	20:AT:13:LEU:H	1.68	0.58
42:BH:67:LEU:CD2	42:BH:71:LEU:HD12	2.34	0.58
35:BA:1491:G:C6	35:BA:1500:G:C2	2.92	0.58
41:BG:25:TYR:CE2	41:BG:32:PRO:CD	2.86	0.58
35:BA:182:A:H2'	35:BA:183:C:C6	2.39	0.58

*Continued on next page...*

*Continued from previous page...*

Atom-1	Atom-2	Interatomic distance (Å)	Clash overlap (Å)
35:BA:1642:G:O2'	35:BA:1643:G:H5'	2.03	0.58
10:AJ:35:SER:O	10:AJ:36:GLY:O	2.22	0.58
35:BA:81:G:H3'	35:BA:82:G:H8	1.68	0.58
46:BO:89:ASN:C	46:BO:91:LEU:N	2.55	0.58
35:BA:1150:C:O2'	35:BA:1151:G:H5'	2.04	0.58
35:BA:2563:U:H1'	35:BA:2566:A:N6	2.19	0.58
17:AQ:11:VAL:HG22	17:AQ:20:THR:O	2.03	0.58
35:BA:1238:G:N2	35:BA:1239:G:H1'	2.19	0.58
26:B1:20:ARG:HB2	26:B1:33:LYS:O	2.03	0.58
1:AA:415:A:H2'	1:AA:416:G:C8	2.38	0.58
35:BA:406:G:H2'	35:BA:407:G:C8	2.39	0.58
24:AY:227:LEU:O	24:AY:231:LEU:HB3	2.04	0.58
24:AY:386:LYS:HD2	24:AY:386:LYS:C	2.24	0.58
1:AA:1410:G:H2'	1:AA:1411:C:C6	2.37	0.58
1:AA:1513:A:O2'	1:AA:1514:C:H5'	2.03	0.58
35:BA:1270:C:O4'	35:BA:1325:G:C6	2.56	0.58
35:BA:1651:G:H5'	49:BR:39:PRO:HG2	1.86	0.58
35:BA:2459:A:N1	35:BA:2494:G:N3	2.51	0.58
35:BA:977:G:C6	35:BA:987:G:C6	2.92	0.58
45:BN:2:LYS:NZ	52:BU:95:LEU:CD2	2.65	0.58
47:BP:113:LYS:CE	47:BP:131:SER:HB3	2.33	0.58
47:BP:112:LEU:HD22	47:BP:113:LYS:H	1.67	0.58
35:BA:2406:U:N3	47:BP:72:PRO:HB2	2.18	0.58
51:BT:64:ARG:NH1	51:BT:103:ARG:HA	2.19	0.58
1:AA:586:C:O3'	8:AH:89:PRO:HB2	2.04	0.58
6:AF:4:TYR:HD1	6:AF:92:LYS:HA	1.69	0.58
53:BV:33:VAL:O	53:BV:58:VAL:HG13	2.04	0.58
53:BV:96:ILE:H	53:BV:96:ILE:CD1	1.92	0.58
2:AB:155:LEU:CD1	2:AB:157:ARG:O	2.51	0.58
2:AB:17:PHE:HB3	2:AB:44:LEU:HD21	1.86	0.58
35:BA:2394:C:OP1	47:BP:63:PRO:CG	2.51	0.58
48:BQ:125:LEU:HD22	48:BQ:125:LEU:N	2.17	0.58
57:BZ:123:ASP:O	57:BZ:124:ILE:HG12	2.03	0.58
48:BQ:141:GLN:OXT	57:BZ:53:ILE:HB	2.04	0.58
1:AA:357:G:OP1	1:AA:367:U:H2'	2.04	0.58
40:BF:20:LEU:O	40:BF:24:LEU:HD23	2.03	0.58
42:BH:83:TYR:CB	42:BH:135:GLY:H	2.16	0.58
57:BZ:151:HIS:CG	57:BZ:170:THR:HA	2.38	0.58
7:AG:42:ILE:HG22	7:AG:43:PHE:N	2.18	0.58
35:BA:2307:G:N2	35:BA:2308:G:H5''	2.18	0.58
35:BA:1556:C:O2'	35:BA:1557:C:H5'	2.04	0.58

*Continued on next page...*

*Continued from previous page...*

Atom-1	Atom-2	Interatomic distance (Å)	Clash overlap (Å)
47:BP:7:ARG:HB3	47:BP:8:PRO:CD	2.33	0.58
36:BB:47:C:H5'	36:BB:48:A:OP2	2.04	0.58
35:BA:1859:A:N6	35:BA:1883:G:H1'	2.19	0.58
13:AM:120:LYS:HE3	13:AM:120:LYS:HA	1.84	0.58
35:BA:848:G:H8	35:BA:848:G:H5'	1.68	0.58
35:BA:931:G:N2	35:BA:933:A:N7	2.51	0.58
35:BA:201:C:H2'	35:BA:202:U:C5'	2.34	0.58
35:BA:341:G:H2'	35:BA:342:G:O4'	2.03	0.58
54:BW:36:LEU:HD12	54:BW:48:ALA:HB2	1.86	0.58
35:BA:1228:G:N2	35:BA:1229:G:H1'	2.19	0.58
1:AA:452:A:H62	1:AA:480:U:H3	1.51	0.58
24:AY:284:THR:HG23	24:AY:385:MET:HE1	1.86	0.58
35:BA:1328:G:H2'	35:BA:1330:C:C5	2.39	0.58
35:BA:1771:C:H2'	35:BA:1772:G:C8	2.39	0.58
1:AA:702:A:H61	35:BA:1846:G:C5'	2.14	0.58
35:BA:1697:G:H5''	35:BA:1979:C:OP1	2.04	0.58
35:BA:2025:C:H2'	35:BA:2026:C:H6	1.68	0.58
35:BA:2046:G:H2'	35:BA:2047:U:C6	2.38	0.58
35:BA:2722:G:O2'	49:BR:5:LYS:CB	2.52	0.58
38:BD:53:PHE:C	38:BD:218:ARG:HB2	2.24	0.58
35:BA:2619:C:H5'	39:BE:150:VAL:O	2.04	0.58
45:BN:18:ALA:HB3	45:BN:26:LEU:CD2	2.34	0.58
45:BN:27:ALA:O	45:BN:30:ILE:N	2.36	0.58
46:BO:76:ALA:HB3	51:BT:75:ILE:HD13	1.85	0.58
1:AA:833:U:C2	1:AA:834:C:C5	2.91	0.58
1:AA:1102:A:O2'	1:AA:1103:C:H5'	2.04	0.58
2:AB:8:LYS:HE2	2:AB:217:ARG:NH2	2.19	0.58
22:AV:14:A:C2	22:AV:15:G:H1'	2.39	0.58
22:AV:15:G:O6	22:AV:48:C:O2	2.22	0.58
1:AA:1152:A:C6	1:AA:1153:C:N4	2.72	0.58
3:AC:174:PRO:C	3:AC:176:HIS:H	2.08	0.58
10:AJ:5:ARG:HG2	10:AJ:71:LEU:CD1	2.30	0.58
35:BA:335:C:OP1	35:BA:335:C:H6	1.87	0.58
40:BF:5:ALA:HB2	40:BF:24:LEU:CD1	2.28	0.58
5:AE:50:GLU:HG3	5:AE:52:PRO:CD	2.12	0.58
37:BC:37:PHE:HZ	37:BC:217:THR:HG21	1.68	0.58
41:BG:76:SER:HA	41:BG:83:ARG:HA	1.85	0.58
50:BS:29:PHE:HE1	50:BS:31:SER:CB	2.04	0.58
35:BA:2389:G:H5''	35:BA:2390:U:C4'	2.34	0.58
33:B8:12:LYS:CD	47:BP:68:GLN:HG3	2.32	0.58
1:AA:8:A:C5	4:AD:209:ARG:HB3	2.39	0.58

*Continued on next page...*



*Continued from previous page...*

Atom-1	Atom-2	Interatomic distance (Å)	Clash overlap (Å)
35:BA:1202:C:H2'	35:BA:1203:G:H5'	1.86	0.58
34:B9:16:VAL:HG11	35:BA:1032:A:O3'	2.04	0.58
2:AB:95:GLN:O	2:AB:96:ARG:HD2	2.04	0.58
36:BB:57:A:H2	36:BB:58:A:C4	2.22	0.58
35:BA:2103:C:H2'	35:BA:2104:G:H5''	1.85	0.58
46:BO:120:GLU:HB2	51:BT:68:TYR:HE2	1.68	0.58
1:AA:114:U:H2'	1:AA:115:G:C8	2.38	0.58
33:B8:50:LEU:O	33:B8:51:ALA:HB2	2.03	0.58
20:AT:39:LYS:O	20:AT:43:LEU:HG	2.04	0.58
35:BA:9:U:O2'	35:BA:10:G:H8	1.87	0.58
1:AA:80:G:H5''	1:AA:81:U:C5	2.38	0.58
10:AJ:40:LEU:HB3	10:AJ:41:PRO:HD2	1.85	0.58
57:BZ:63:ASP:HB3	57:BZ:65:GLN:HE21	1.68	0.58
17:AQ:52:LYS:O	17:AQ:55:ASP:OD2	2.22	0.58
35:BA:2091:U:H3	35:BA:2228:G:H1	1.52	0.58
44:BK:86:UNK:O	44:BK:87:UNK:CB	2.51	0.58
24:AY:452:ARG:C	24:AY:454:LYS:H	2.06	0.58
35:BA:1817:G:H2'	35:BA:1818:U:H5'	1.85	0.58
35:BA:1826:G:OP1	38:BD:224:ALA:HB2	2.04	0.58
35:BA:1976:U:O2'	35:BA:1977:A:C8	2.56	0.58
35:BA:2580:U:C5	35:BA:2581:G:C5	2.92	0.58
35:BA:628:G:H2'	35:BA:629:G:H8	1.69	0.58
38:BD:147:LEU:C	38:BD:189:CYS:SG	2.82	0.58
38:BD:226:MET:SD	38:BD:230:ASP:HB3	2.44	0.58
40:BF:64:ILE:HG23	40:BF:65:TRP:N	2.18	0.58
45:BN:121:LYS:O	45:BN:122:VAL:HG23	2.04	0.58
35:BA:2744:G:H21	42:BH:143:GLN:NE2	2.02	0.58
6:AF:22:GLU:OE1	6:AF:22:GLU:HA	2.03	0.58
1:AA:750:G:O2'	15:AO:21:ASP:HB2	2.04	0.58
15:AO:24:SER:OG	15:AO:27:VAL:HG23	2.04	0.58
53:BV:57:VAL:HG22	53:BV:58:VAL:O	2.04	0.58
2:AB:157:ARG:NH1	2:AB:157:ARG:CB	2.67	0.58
48:BQ:18:LYS:HG2	48:BQ:19:GLY:N	2.17	0.58
1:AA:1300:G:C5	1:AA:1334:G:N7	2.71	0.58
1:AA:974:A:OP1	1:AA:974:A:C8	2.56	0.58
3:AC:206:GLU:O	3:AC:207:VAL:O	2.22	0.58
35:BA:886:C:C4	35:BA:887:A:N7	2.72	0.58
40:BF:24:LEU:O	40:BF:26:ALA:N	2.36	0.58
35:BA:2839:G:H4'	49:BR:49:ASP:HB3	1.84	0.58
35:BA:878:A:C2	35:BA:879:G:C8	2.91	0.58
57:BZ:151:HIS:HA	57:BZ:171:ILE:HG23	1.85	0.58

*Continued on next page...*

*Continued from previous page...*

Atom-1	Atom-2	Interatomic distance (Å)	Clash overlap (Å)
35:BA:2304:G:C2	35:BA:2313:C:N3	2.71	0.58
5:AE:105:VAL:H	5:AE:106:PRO:HD2	1.69	0.58
47:BP:68:GLN:N	47:BP:68:GLN:OE1	2.37	0.58
35:BA:2235:G:H2'	35:BA:2236:C:H6	1.69	0.58
31:B6:11:LEU:HD21	31:B6:51:GLU:CG	2.32	0.58
1:AA:1314:C:OP2	19:AS:6:LYS:HG3	2.03	0.58
1:AA:279:A:H2'	17:AQ:95:TYR:CE1	2.39	0.58
1:AA:1372:U:H5''	9:AI:71:SER:HB2	1.84	0.58
20:AT:48:LYS:O	20:AT:52:ALA:CB	2.52	0.58
1:AA:1277:C:O2'	1:AA:1279:A:H8	1.86	0.58
27:B2:19:VAL:CG1	27:B2:23:LYS:HE3	2.33	0.58
35:BA:1794:U:H2'	35:BA:1795:C:H6	1.68	0.58
10:AJ:24:VAL:O	10:AJ:28:ARG:HG3	2.04	0.58
35:BA:761:A:H8	35:BA:761:A:O5'	1.86	0.58
1:AA:1206:G:H4'	3:AC:192:THR:O	2.03	0.58
24:AY:114:ASP:OD2	24:AY:143:LYS:HG3	2.04	0.57
24:AY:222:ASP:C	24:AY:226:GLN:HB2	2.22	0.57
24:AY:76:GLN:HG3	24:AY:85:ASN:ND2	2.19	0.57
24:AY:86:LEU:HD12	24:AY:87:LEU:N	2.19	0.57
35:BA:2582:G:OP2	35:BA:2583:G:OP2	2.21	0.57
35:BA:751:A:C6	35:BA:789:A:C5	2.91	0.57
28:B3:17:LYS:HG2	35:BA:969:U:OP1	2.04	0.57
35:BA:2222:G:O4'	38:BD:149:PRO:HG3	2.04	0.57
38:BD:80:ALA:CB	38:BD:94:LEU:CD1	2.82	0.57
47:BP:100:LEU:H	47:BP:100:LEU:HD22	1.69	0.57
35:BA:625:G:O6	47:BP:107:LYS:HD2	2.04	0.57
47:BP:125:VAL:O	47:BP:125:VAL:HG13	2.04	0.57
49:BR:104:ARG:HD3	49:BR:107:ASP:OD1	2.04	0.57
52:BU:99:ALA:HB2	52:BU:106:PHE:CZ	2.38	0.57
52:BU:66:ASN:ND2	52:BU:70:ARG:HG3	2.19	0.57
52:BU:69:CYS:HB2	52:BU:74:LEU:HD12	1.85	0.57
42:BH:27:LYS:HG2	42:BH:32:GLU:CG	2.31	0.57
1:AA:580:U:H4'	15:AO:58:MET:HG3	1.85	0.57
18:AR:41:LYS:C	18:AR:43:PHE:H	2.08	0.57
18:AR:76:LEU:C	18:AR:78:LEU:H	2.06	0.57
2:AB:162:ILE:HG23	2:AB:184:VAL:HA	1.84	0.57
42:BH:103:LEU:O	42:BH:105:LEU:HD22	2.04	0.57
1:AA:1312:G:H2'	1:AA:1313:U:H6	1.69	0.57
3:AC:172:ARG:NH2	3:AC:206:GLU:OE1	2.37	0.57
19:AS:43:GLU:C	19:AS:45:VAL:N	2.57	0.57
24:AY:309:PRO:HG2	24:AY:311:HIS:O	2.04	0.57

*Continued on next page...*

*Continued from previous page...*

Atom-1	Atom-2	Interatomic distance (Å)	Clash overlap (Å)
40:BF:126:VAL:CG1	40:BF:142:TRP:HH2	2.00	0.57
40:BF:7:TYR:CD2	40:BF:16:GLY:CA	2.87	0.57
35:BA:1070:A:N6	44:BK:8:UNK:HA	2.18	0.57
35:BA:2837:G:H8	35:BA:2837:G:O5'	1.87	0.57
1:AA:1298:C:H4'	1:AA:1299:A:C4	2.39	0.57
35:BA:2307:G:N2	35:BA:2308:G:C5'	2.67	0.57
41:BG:36:LYS:HE2	41:BG:38:VAL:CG2	2.34	0.57
40:BF:110:LEU:HD22	40:BF:183:VAL:HG13	1.85	0.57
42:BH:66:GLY:O	42:BH:69:ARG:HB2	2.04	0.57
1:AA:1395:C:C4'	1:AA:1401:G:H21	2.17	0.57
41:BG:107:LEU:HD11	41:BG:178:PHE:HE1	1.69	0.57
50:BS:101:LEU:O	50:BS:101:LEU:HG	2.03	0.57
35:BA:2830:G:OP1	39:BE:75:VAL:HG13	2.04	0.57
29:B4:14:ILE:HG13	29:B4:31:ILE:CG2	2.34	0.57
13:AM:18:ALA:O	13:AM:21:TYR:HB2	2.04	0.57
51:BT:10:VAL:O	51:BT:13:ARG:HG2	2.03	0.57
35:BA:471:A:C2'	35:BA:472:A:H5''	2.31	0.57
37:BC:74:VAL:HA	37:BC:112:ALA:HB3	1.85	0.57
35:BA:68:G:C2	35:BA:69:C:C2	2.91	0.57
40:BF:132:VAL:CG2	40:BF:133:ASN:H	2.16	0.57
3:AC:136:GLN:O	3:AC:140:ARG:NH1	2.37	0.57
35:BA:150:C:O2'	35:BA:151:C:H5'	2.03	0.57
35:BA:152:G:H2'	35:BA:153:C:C6	2.39	0.57
49:BR:33:ARG:O	49:BR:34:ILE:HD13	2.04	0.57
24:AY:189:GLU:HA	24:AY:208:LYS:HA	1.86	0.57
24:AY:412:LEU:O	24:AY:414:LYS:N	2.37	0.57
24:AY:526:THR:OG1	24:AY:527:ARG:N	2.37	0.57
24:AY:78:PRO:CA	24:AY:83:LEU:HA	2.34	0.57
37:BC:103:ILE:HG22	37:BC:103:ILE:O	2.04	0.57
35:BA:2290:G:O2'	35:BA:2291:U:H5'	2.04	0.57
35:BA:2514:U:H2'	35:BA:2515:C:O4'	2.03	0.57
35:BA:252:G:O2'	35:BA:253:C:H5'	2.04	0.57
35:BA:2724:C:H2'	35:BA:2725:A:C8	2.39	0.57
35:BA:578:A:OP1	35:BA:1255:U:O2'	2.20	0.57
38:BD:108:PRO:CB	38:BD:143:HIS:CE1	2.82	0.57
35:BA:1818:U:O2'	38:BD:155:LEU:HA	2.04	0.57
38:BD:43:ARG:HH11	38:BD:49:ILE:CD1	2.16	0.57
35:BA:2821:A:P	39:BE:110:GLY:H	2.24	0.57
39:BE:4:ILE:CG2	39:BE:96:PHE:HE2	2.14	0.57
52:BU:13:LYS:H	52:BU:13:LYS:CD	2.16	0.57
6:AF:25:ILE:HG23	6:AF:26:ILE:N	2.18	0.57

*Continued on next page...*

*Continued from previous page...*

Atom-1	Atom-2	Interatomic distance (Å)	Clash overlap (Å)
6:AF:46:ARG:HB2	6:AF:60:PHE:HE1	1.69	0.57
2:AB:201:ILE:O	2:AB:202:PRO:O	2.21	0.57
2:AB:233:SER:O	2:AB:234:PRO:C	2.41	0.57
35:BA:2393:A:C4	35:BA:2394:C:C5	2.92	0.57
48:BQ:12:GLN:CG	48:BQ:73:PRO:HD2	2.29	0.57
40:BF:10:PRO:HD2	40:BF:13:SER:O	2.04	0.57
42:BH:122:THR:C	42:BH:123:PHE:CD1	2.77	0.57
41:BG:64:THR:CG2	41:BG:65:GLY:H	2.16	0.57
16:AP:7:ALA:HA	16:AP:28:ARG:HG3	1.86	0.57
35:BA:1495:A:H3'	35:BA:1496:A:H2	1.67	0.57
35:BA:1519:G:H5'	35:BA:1520:G:P	2.43	0.57
41:BG:178:PHE:HB3	41:BG:180:PHE:CE1	2.38	0.57
41:BG:52:ILE:H	41:BG:52:ILE:CD1	2.08	0.57
35:BA:852:G:C5	35:BA:926:A:C2	2.92	0.57
38:BD:70:TRP:CD1	38:BD:70:TRP:C	2.76	0.57
35:BA:2152:G:C2'	35:BA:2153:G:H5'	2.35	0.57
35:BA:456:C:O2'	55:BX:68:ARG:NH1	2.37	0.57
35:BA:200:U:H2'	35:BA:201:C:H5'	1.86	0.57
35:BA:2792:G:O2'	35:BA:2793:G:H5'	2.03	0.57
1:AA:559:A:H4'	1:AA:560:U:H5''	1.86	0.57
35:BA:2095:C:H2'	35:BA:2096:U:C6	2.39	0.57
24:AY:138:LEU:HD23	24:AY:253:PRO:HG2	1.83	0.57
24:AY:264:GLY:HA2	24:AY:267:HIS:CE1	2.39	0.57
24:AY:74:VAL:HG11	24:AY:317:PHE:HE2	1.68	0.57
1:AA:774:G:N2	1:AA:775:G:H1'	2.18	0.57
35:BA:1894:C:C2'	35:BA:1895:C:H5''	2.34	0.57
35:BA:2072:G:H8	35:BA:2072:G:O5'	1.87	0.57
35:BA:527:C:O5'	35:BA:2779:U:C5	2.57	0.57
35:BA:650:C:H5'	35:BA:651:G:OP2	2.04	0.57
35:BA:994:C:OP2	52:BU:54:LYS:NZ	2.36	0.57
38:BD:206:LEU:HB2	38:BD:211:ARG:HG2	1.85	0.57
39:BE:119:ARG:HD3	39:BE:120:TRP:NE1	2.19	0.57
39:BE:9:VAL:HG13	39:BE:10:GLY:N	2.19	0.57
35:BA:943:U:OP2	47:BP:38:GLN:HB3	2.04	0.57
51:BT:51:ARG:O	51:BT:61:PHE:HA	2.04	0.57
52:BU:112:ARG:NH1	52:BU:112:ARG:HG3	2.19	0.57
52:BU:35:ALA:O	52:BU:38:THR:N	2.38	0.57
8:AH:14:ARG:NE	8:AH:83:ILE:CG2	2.67	0.57
25:B0:43:THR:CG2	25:B0:43:THR:O	2.53	0.57
3:AC:131:ARG:HH11	3:AC:166:GLU:CD	2.07	0.57
35:BA:884:C:C2'	35:BA:885:C:H5''	2.33	0.57

*Continued on next page...*

*Continued from previous page...*

Atom-1	Atom-2	Interatomic distance (Å)	Clash overlap (Å)
27:B2:25:VAL:CG2	27:B2:60:LEU:HB3	2.35	0.57
35:BA:332:A:O2'	35:BA:333:G:O5'	2.23	0.57
35:BA:2818:G:H4'	35:BA:2837:G:O4'	2.04	0.57
35:BA:2703:C:O2	35:BA:2703:C:H2'	2.03	0.57
16:AP:15:PRO:O	16:AP:16:HIS:ND1	2.38	0.57
40:BF:183:VAL:O	40:BF:187:VAL:HG23	2.04	0.57
5:AE:64:ARG:O	5:AE:65:ASN:HB2	2.04	0.57
45:BN:56:ASN:N	45:BN:125:GLY:H	2.01	0.57
35:BA:2281:C:H4'	35:BA:2389:G:H21	1.69	0.57
35:BA:2758:A:O2'	35:BA:2759:G:O4'	2.22	0.57
38:BD:134:ARG:HG2	38:BD:135:PHE:N	2.19	0.57
31:B6:35:GLU:HB3	31:B6:51:GLU:HB2	1.87	0.57
46:BO:19:ILE:CG2	46:BO:43:VAL:HA	2.25	0.57
55:BX:55:ASN:HB2	55:BX:80:ILE:CD1	2.34	0.57
25:B0:53:MET:HA	25:B0:58:THR:O	2.04	0.57
42:BH:107:VAL:HG21	42:BH:152:ARG:HG2	1.85	0.57
40:BF:132:VAL:HG22	40:BF:133:ASN:HD22	1.70	0.57
1:AA:517:G:H4'	1:AA:519:C:C5	2.39	0.57
35:BA:154:G:H2'	35:BA:154(A):C:H6	1.68	0.57
37:BC:117:PRO:HG3	37:BC:145:VAL:HG12	1.85	0.57
42:BH:20:ALA:HB3	42:BH:23:ARG:O	2.04	0.57
42:BH:54:ARG:HD3	42:BH:57:ASP:OD2	2.05	0.57
1:AA:471:G:H8	1:AA:471:G:O5'	1.86	0.57
24:AY:113:ILE:CG2	24:AY:118:GLY:HA2	2.34	0.57
30:B5:41:PRO:HD3	54:BW:38:TYR:CZ	2.39	0.57
35:BA:2051:A:H5''	35:BA:2578:G:O5'	2.04	0.57
35:BA:571:A:H1'	35:BA:573:G:C8	2.39	0.57
38:BD:17:THR:N	38:BD:205:VAL:O	2.37	0.57
39:BE:116:VAL:O	39:BE:117:MET:CB	2.51	0.57
35:BA:1663:C:O2'	35:BA:1664:A:H8	1.87	0.57
35:BA:1666:G:C8	35:BA:1667:G:N7	2.72	0.57
15:AO:23:GLY:O	15:AO:27:VAL:HG21	2.05	0.57
11:AK:122:LYS:O	11:AK:126:ARG:HB2	2.04	0.57
35:BA:915:C:N4	35:BA:916:G:C6	2.72	0.57
1:AA:1310:G:H2'	1:AA:1311:G:H8	1.66	0.57
21:AU:18:TYR:N	21:AU:18:TYR:CD1	2.71	0.57
3:AC:142:MET:HA	3:AC:145:GLY:O	2.03	0.57
35:BA:56:A:H2'	35:BA:57:C:C6	2.38	0.57
55:BX:12:VAL:HG12	55:BX:27:THR:O	2.04	0.57
35:BA:2317:C:H2'	35:BA:2318:G:H5'	1.86	0.57
35:BA:145:G:H2'	35:BA:146:G:H5''	1.85	0.57

*Continued on next page...*

*Continued from previous page...*

Atom-1	Atom-2	Interatomic distance (Å)	Clash overlap (Å)
41:BG:56:ALA:HA	41:BG:153:ARG:NH2	2.15	0.57
20:AT:10:LEU:C	20:AT:12:ALA:H	2.07	0.57
1:AA:1499:A:H1'	1:AA:1520:G:H5'	1.86	0.57
26:B1:50:ARG:HD3	26:B1:57:GLU:OE2	2.04	0.57
35:BA:1493:C:C4	35:BA:2206:G:O2'	2.58	0.57
35:BA:1712:C:H2'	35:BA:1713:U:H5'	1.87	0.57
1:AA:1377:A:H2'	7:AG:7:ALA:HB2	1.84	0.57
1:AA:954:G:H4'	13:AM:120:LYS:CD	2.34	0.57
22:AV:27:U:C2'	22:AV:28:C:H5'	2.33	0.57
1:AA:538:G:H2'	1:AA:539:A:H8	1.69	0.57
35:BA:1335:U:OP1	55:BX:65:ARG:NH2	2.37	0.57
11:AK:92:GLU:OE2	11:AK:95:ILE:HD12	2.05	0.57
1:AA:1444:C:O5'	1:AA:1444:C:H6	1.88	0.57
1:AA:855:G:O2'	1:AA:856:C:H5'	2.05	0.57
24:AY:94:ASP:OD1	24:AY:442:GLY:O	2.23	0.57
1:AA:1405:G:H1'	1:AA:1519:A:H4'	1.87	0.57
30:B5:19:ARG:C	30:B5:21:SER:N	2.53	0.57
35:BA:1351:C:H4'	35:BA:1572:A:O4'	2.05	0.57
35:BA:390:A:H5'	35:BA:412:A:O4'	2.04	0.57
32:B7:34:ARG:NH2	35:BA:467:G:N7	2.51	0.57
35:BA:586:A:C5'	40:BF:89:VAL:HG11	2.34	0.57
35:BA:591:C:H2'	35:BA:592:G:H8	1.68	0.57
38:BD:242:ARG:HG2	38:BD:246:PRO:HG3	1.85	0.57
38:BD:44:ASN:HD22	38:BD:47:GLY:C	2.07	0.57
39:BE:79:ARG:HH11	39:BE:79:ARG:HG2	1.69	0.57
47:BP:83:VAL:O	47:BP:114:ILE:HD12	2.04	0.57
52:BU:28:ARG:HD3	52:BU:38:THR:OG1	2.03	0.57
52:BU:92:ARG:O	52:BU:94:ASN:N	2.38	0.57
1:AA:737:A:H1'	6:AF:73:ASN:OD1	2.04	0.57
15:AO:9:GLN:O	15:AO:13:GLN:HG2	2.03	0.57
15:AO:54:ARG:HG3	15:AO:58:MET:HE2	1.83	0.57
35:BA:2267:A:H5''	35:BA:2268:A:H5''	1.86	0.57
48:BQ:133:ARG:CB	48:BQ:133:ARG:NH1	2.66	0.57
57:BZ:119:GLU:O	57:BZ:119:GLU:HG2	2.04	0.57
57:BZ:8:TYR:HB2	57:BZ:38:TYR:CE2	2.40	0.57
22:AV:57:A:O2'	22:AV:58:A:C5'	2.53	0.57
1:AA:357:G:H2'	1:AA:358:U:C6	2.38	0.57
27:B2:54:LYS:HG2	35:BA:73:A:OP1	2.05	0.57
55:BX:8:ILE:H	55:BX:8:ILE:CD1	2.14	0.57
40:BF:122:LYS:CB	40:BF:191:ARG:HG3	2.35	0.57
37:BC:161:ILE:HG21	37:BC:174:PRO:CG	2.35	0.57

*Continued on next page...*

*Continued from previous page...*

Atom-1	Atom-2	Interatomic distance (Å)	Clash overlap (Å)
41:BG:151:ALA:HB3	41:BG:153:ARG:NH1	2.19	0.57
41:BG:36:LYS:HE2	41:BG:38:VAL:HG22	1.86	0.57
5:AE:31:LEU:CD2	5:AE:43:LEU:HD11	2.34	0.57
31:B6:7:ILE:HB	31:B6:27:LYS:HZ2	1.70	0.57
5:AE:84:PHE:CD1	5:AE:133:TYR:HB3	2.40	0.57
36:BB:66:A:N6	36:BB:108:U:C5	2.72	0.57
1:AA:236:G:OP1	17:AQ:42:TYR:HE1	1.87	0.57
35:BA:44:G:H2'	35:BA:215:G:N7	2.20	0.57
35:BA:1296:G:H2'	35:BA:1297:C:C6	2.39	0.57
35:BA:2709:G:O2'	35:BA:2710:C:H5'	2.03	0.57
32:B7:46:VAL:CG1	32:B7:47:ARG:H	2.12	0.57
35:BA:48:G:H4'	35:BA:52:A:O4'	2.05	0.57
1:AA:1440:C:H2'	1:AA:1441:G:H5'	1.85	0.57
2:AB:196:LEU:HD12	2:AB:197:VAL:CG2	2.33	0.57
35:BA:66:C:C4	35:BA:67:U:C5	2.93	0.57
35:BA:1386:C:H2'	35:BA:1387:C:C6	2.40	0.57
45:BN:74:ARG:NH2	45:BN:85:ILE:HD11	2.20	0.57
35:BA:981:A:C8	35:BA:982:C:C5	2.92	0.57
18:AR:61:LYS:O	18:AR:62:GLU:C	2.41	0.57
24:AY:246:PHE:CD2	24:AY:247:LEU:HD23	2.39	0.57
24:AY:327:LYS:HZ1	24:AY:344:ASP:HB3	1.68	0.57
30:B5:39:MET:O	54:BW:38:TYR:HE2	1.88	0.57
35:BA:1309:G:O2'	35:BA:1310:G:H5'	2.04	0.57
35:BA:1789:A:H5''	38:BD:221:VAL:CA	2.32	0.57
35:BA:1834:U:H4'	35:BA:1969:A:C6	2.39	0.57
35:BA:2444:G:OP2	40:BF:68:LYS:NZ	2.29	0.57
33:B8:17:THR:HG21	35:BA:650:C:O3'	2.04	0.57
38:BD:242:ARG:CD	38:BD:242:ARG:N	2.68	0.57
39:BE:63:LEU:O	39:BE:65:GLY:N	2.37	0.57
45:BN:27:ALA:HA	45:BN:30:ILE:HB	1.87	0.57
45:BN:97:ARG:O	45:BN:99:LEU:N	2.37	0.57
51:BT:54:ARG:HA	51:BT:59:THR:CG2	2.34	0.57
35:BA:1666:G:H3'	35:BA:1667:G:H8	1.69	0.57
35:BA:1666:G:H5'	35:BA:1666:G:H8	1.69	0.57
46:BO:60:ALA:CB	46:BO:85:VAL:O	2.51	0.57
1:AA:880:C:O2'	1:AA:881:G:H5'	2.05	0.57
8:AH:11:THR:HG22	8:AH:15:ASN:ND2	2.20	0.57
18:AR:34:TYR:HD1	18:AR:35:ARG:HG3	1.68	0.57
2:AB:157:ARG:HB3	2:AB:157:ARG:NH1	2.19	0.57
33:B8:13:ARG:HH11	47:BP:61:ARG:CD	2.15	0.57
48:BQ:133:ARG:CG	48:BQ:134:ARG:N	2.61	0.57

*Continued on next page...*

*Continued from previous page...*

Atom-1	Atom-2	Interatomic distance (Å)	Clash overlap (Å)
57:BZ:41:LEU:HD11	57:BZ:82:ARG:NH2	2.19	0.57
12:AL:27:LEU:O	12:AL:28:LYS:C	2.43	0.57
12:AL:69:TYR:CE1	12:AL:71:PRO:HA	2.38	0.57
12:AL:88:GLY:H	12:AL:98:TYR:HA	1.68	0.57
3:AC:121:ALA:HB2	3:AC:187:ALA:HB1	1.85	0.57
3:AC:96:GLY:O	3:AC:97:LYS:HG2	2.04	0.57
56:BY:45:VAL:HA	56:BY:62:GLU:HB2	1.85	0.57
27:B2:24:LEU:HD22	27:B2:60:LEU:CD2	2.35	0.57
24:AY:487:ARG:C	24:AY:489:ASN:H	2.08	0.57
4:AD:170:VAL:HG21	4:AD:176:LEU:HB2	1.87	0.57
4:AD:5:ILE:H	4:AD:115:ARG:HH12	1.52	0.57
41:BG:140:ILE:CD1	41:BG:140:ILE:C	2.73	0.57
41:BG:39:ILE:HG13	41:BG:156:ASP:O	2.04	0.57
40:BF:33:LEU:HD11	40:BF:109:GLY:O	2.05	0.57
5:AE:34:VAL:O	5:AE:41:VAL:HA	2.04	0.57
20:AT:72:LEU:HD21	20:AT:80:ARG:HH21	1.69	0.57
35:BA:2281:C:H4'	35:BA:2389:G:N2	2.19	0.57
42:BH:37:VAL:HG22	42:BH:72:ILE:HD13	1.85	0.57
35:BA:271(I):G:H2'	35:BA:271(J):C:H6	1.68	0.57
37:BC:66:HIS:CG	37:BC:184:LYS:HD2	2.39	0.57
5:AE:80:ILE:HG13	5:AE:81:GLU:N	2.20	0.57
47:BP:6:LEU:HG	47:BP:9:ASN:CB	2.34	0.57
35:BA:2745:C:H2'	35:BA:2746:U:C6	2.39	0.57
1:AA:67:C:C6	1:AA:67:C:H3'	2.40	0.57
12:AL:41:ARG:HG2	12:AL:42:THR:O	2.03	0.57
42:BH:12:PRO:CG	42:BH:15:VAL:HG13	2.34	0.57
35:BA:845:G:O2'	35:BA:846:C:H5	1.87	0.57
1:AA:837:G:C2	1:AA:850:U:O2	2.57	0.57
1:AA:398:C:C3'	1:AA:398:C:C6	2.86	0.57
35:BA:603:A:O3'	47:BP:90:ARG:NH2	2.37	0.57
36:BB:53:A:C5	36:BB:54:G:N7	2.73	0.57
1:AA:47:C:C6	1:AA:365:U:H2'	2.39	0.57
1:AA:415:A:H2'	1:AA:416:G:H8	1.69	0.57
1:AA:1256:A:O4'	1:AA:1256:A:OP2	2.23	0.57
24:AY:219:VAL:CG2	24:AY:224:ALA:HB2	2.32	0.57
24:AY:10:VAL:O	24:AY:279:PRO:CD	2.52	0.57
24:AY:10:VAL:CG1	24:AY:291:ALA:HB1	2.33	0.57
24:AY:299:PHE:HE1	24:AY:387:PHE:CE1	2.23	0.57
30:B5:6:VAL:HG22	35:BA:2016:U:O2	2.04	0.57
35:BA:2781:A:H5'	35:BA:2782:G:O4'	2.05	0.57
35:BA:568:U:O4	35:BA:973:A:OP2	2.21	0.57

*Continued on next page...*



*Continued from previous page...*

Atom-1	Atom-2	Interatomic distance (Å)	Clash overlap (Å)
35:BA:783:A:C6	35:BA:785:G:C8	2.93	0.57
38:BD:25:THR:HG22	38:BD:26:LYS:H	1.69	0.57
52:BU:27:LEU:O	52:BU:31:SER:N	2.27	0.57
52:BU:74:LEU:CD1	52:BU:79:PHE:HB2	2.34	0.57
18:AR:37:VAL:CG2	18:AR:38:GLU:H	2.17	0.57
34:B9:1:MET:HG3	34:B9:32:HIS:HA	1.85	0.57
35:BA:2274:A:H5''	35:BA:2275:C:OP2	2.04	0.57
22:AV:52:G:C2'	22:AV:53:G:H8	2.15	0.57
13:AM:86:CYS:SG	13:AM:88:ARG:N	2.78	0.57
12:AL:34:ARG:O	12:AL:61:THR:HG23	2.04	0.57
12:AL:36:VAL:CG1	12:AL:82:VAL:HA	2.34	0.57
12:AL:91:LYS:O	12:AL:92:ASP:CB	2.49	0.57
1:AA:1152:A:H5'	10:AJ:70:ARG:HH21	1.70	0.57
1:AA:1113:C:C6	3:AC:178:LEU:HD23	2.40	0.57
1:AA:357:G:H2'	1:AA:358:U:H6	1.69	0.57
56:BY:28:LYS:HG2	56:BY:39:VAL:N	2.19	0.57
56:BY:46:LYS:HG2	56:BY:47:LYS:H	1.70	0.57
4:AD:9:CYS:HB3	4:AD:32:ALA:HB3	1.86	0.57
19:AS:58:VAL:O	19:AS:60:VAL:HG12	2.05	0.57
35:BA:2850:A:H2	49:BR:61:HIS:CD2	2.22	0.57
20:AT:19:SER:HA	20:AT:22:ARG:CD	2.34	0.57
47:BP:67:MET:O	47:BP:69:GLY:N	2.38	0.57
24:AY:21:HIS:CD2	24:AY:122:ARG:N	2.59	0.57
50:BS:87:PHE:CD1	50:BS:88:ASP:N	2.67	0.57
45:BN:3:THR:HG22	45:BN:4:TYR:N	2.20	0.57
1:AA:1219:U:H2'	1:AA:1220:G:H8	1.70	0.57
13:AM:30:ALA:O	13:AM:33:ALA:N	2.37	0.57
9:AI:117:HIS:HB2	9:AI:121:ARG:O	2.04	0.57
35:BA:2423:U:H5''	35:BA:2423:U:H6	1.69	0.57
35:BA:2045:C:C2	35:BA:2624:G:N2	2.73	0.57
11:AK:103:LEU:N	11:AK:103:LEU:HD22	2.19	0.57
24:AY:324:LYS:HG3	24:AY:360:TYR:CG	2.40	0.57
1:AA:360:A:OP1	24:AY:411:GLN:NE2	2.37	0.57
24:AY:419:LEU:HD21	24:AY:424:ALA:HB3	1.87	0.57
35:BA:2532:G:H2'	35:BA:2533:A:O4'	2.05	0.57
30:B5:45:VAL:HG12	30:B5:50:GLY:HA2	1.86	0.57
35:BA:1020:A:H5'	35:BA:1021:A:N3	2.20	0.57
35:BA:2459:A:N7	35:BA:2460:U:C4	2.72	0.57
35:BA:2493:U:H6	35:BA:2493:U:O5'	1.88	0.57
35:BA:2599:G:H2'	35:BA:2600:A:H8	1.70	0.57
35:BA:556:G:C6	35:BA:557:U:C4	2.93	0.57

*Continued on next page...*

*Continued from previous page...*

Atom-1	Atom-2	Interatomic distance (Å)	Clash overlap (Å)
35:BA:744:G:OP1	39:BE:132:HIS:HB3	2.03	0.57
38:BD:186:HIS:ND1	38:BD:187:GLY:N	2.52	0.57
38:BD:229:VAL:CG1	38:BD:230:ASP:N	2.65	0.57
38:BD:265:PRO:C	38:BD:267:SER:N	2.58	0.57
38:BD:31:LYS:O	38:BD:35:LYS:HB3	2.05	0.57
39:BE:82:ARG:O	39:BE:83:ASP:C	2.41	0.57
40:BF:51:THR:OG1	40:BF:88:VAL:HG11	2.04	0.57
45:BN:103:VAL:O	45:BN:104:LYS:C	2.42	0.57
45:BN:27:ALA:O	45:BN:30:ILE:HB	2.05	0.57
45:BN:95:PRO:O	45:BN:98:VAL:CG2	2.52	0.57
51:BT:19:LEU:HD12	51:BT:78:LEU:HD23	1.86	0.57
51:BT:60:THR:HG22	51:BT:77:PRO:CA	2.25	0.57
53:BV:12:TYR:HE2	53:BV:22:VAL:HG12	1.69	0.57
2:AB:45:GLN:HG2	2:AB:46:LYS:N	2.19	0.57
2:AB:51:LEU:O	2:AB:55:PHE:HD2	1.87	0.57
22:AV:49:G:C2	22:AV:50:U:C6	2.93	0.57
1:AA:1308:U:O2'	1:AA:1309:G:H5'	2.05	0.57
1:AA:1202:G:C1'	14:AN:29:ARG:HD3	2.35	0.57
4:AD:11:LEU:N	4:AD:11:LEU:HD23	2.20	0.57
37:BC:59:ARG:CZ	37:BC:164:ARG:HD2	2.35	0.57
7:AG:122:HIS:O	7:AG:125:MET:HB2	2.05	0.57
41:BG:99:MET:HG2	41:BG:103:LEU:HD12	1.87	0.57
1:AA:298:A:H2'	1:AA:299:G:O4'	2.03	0.57
31:B6:32:ASN:CG	31:B6:33:LYS:N	2.58	0.57
26:B1:80:LEU:HD22	26:B1:82:LEU:CD2	2.34	0.57
36:BB:57:A:N7	41:BG:29:TRP:CD1	2.72	0.57
35:BA:1297:C:H2'	35:BA:1298:C:C6	2.39	0.57
54:BW:6:ILE:HG12	54:BW:104:THR:HG22	1.87	0.57
54:BW:4:LYS:CA	54:BW:106:ILE:HG22	2.29	0.57
1:AA:1497:G:H2'	1:AA:1498:U:C5'	2.35	0.57
4:AD:147:ALA:HA	4:AD:182:LYS:HA	1.87	0.57
35:BA:2241:A:O2'	35:BA:2242:G:H5'	2.04	0.57
7:AG:137:LYS:O	7:AG:141:VAL:HG23	2.05	0.57
1:AA:1351:U:C2	1:AA:1352:C:H5	2.23	0.57
1:AA:630:G:H5'	1:AA:631:G:OP1	2.04	0.57
1:AA:429:U:H2'	4:AD:25:ARG:NH1	2.19	0.57
35:BA:603:A:N3	35:BA:604:G:H1'	2.20	0.57
37:BC:78:ALA:HB1	37:BC:82:LYS:O	2.04	0.57
42:BH:59:ARG:CB	42:BH:59:ARG:HH11	2.17	0.57
35:BA:2753:A:O2'	35:BA:2754:U:H5'	2.04	0.57
45:BN:76:SER:OG	45:BN:77:GLY:N	2.38	0.57

*Continued on next page...*

*Continued from previous page...*

Atom-1	Atom-2	Interatomic distance (Å)	Clash overlap (Å)
20:AT:57:ARG:HB2	20:AT:57:ARG:NH1	2.20	0.57
38:BD:28:GLU:N	38:BD:29:PRO:CD	2.67	0.57
45:BN:10:GLU:OE2	45:BN:11:PRO:HD2	2.04	0.57
24:AY:303:ILE:HA	24:AY:316:ALA:HA	1.87	0.57
35:BA:579:G:H1'	35:BA:2017:U:N3	2.18	0.57
35:BA:2629:A:OP2	35:BA:2629:A:H3'	2.04	0.57
35:BA:783:A:N3	35:BA:785:G:H1'	2.20	0.57
35:BA:950:G:C2	35:BA:951:C:C2	2.93	0.57
38:BD:229:VAL:CG1	38:BD:230:ASP:H	2.17	0.57
35:BA:1814:G:O3'	38:BD:54:ARG:NH2	2.37	0.57
39:BE:195:LEU:HD11	39:BE:197:ILE:HG22	1.86	0.57
45:BN:52:VAL:CG1	45:BN:53:VAL:H	2.17	0.57
52:BU:13:LYS:O	52:BU:17:ILE:CD1	2.53	0.57
35:BA:2739:U:C5	35:BA:2763:G:C5	2.93	0.57
17:AQ:27:PHE:O	17:AQ:36:ILE:HG13	2.04	0.57
2:AB:163:PHE:HD1	2:AB:185:ILE:HB	1.69	0.57
2:AB:228:GLY:O	2:AB:229:VAL:O	2.23	0.57
48:BQ:31:ASP:HB3	48:BQ:32:TYR:CE1	2.39	0.57
1:AA:1368:G:OP2	9:AI:112:LYS:CD	2.53	0.57
3:AC:11:ARG:HE	3:AC:180:ALA:HB3	1.69	0.57
14:AN:45:ARG:O	14:AN:49:HIS:CD2	2.57	0.57
35:BA:484:C:P	56:BY:49:VAL:HG22	2.45	0.57
40:BF:2:LYS:HG3	40:BF:25:PRO:CG	2.35	0.57
37:BC:175:VAL:HG13	37:BC:188:ASN:CB	2.34	0.57
37:BC:175:VAL:HG22	37:BC:189:ILE:HA	1.85	0.57
37:BC:21:THR:HA	37:BC:225:ASN:HB2	1.86	0.57
35:BA:900:A:N3	35:BA:900:A:H2'	2.20	0.57
41:BG:110:ALA:HB1	41:BG:140:ILE:HD13	1.86	0.57
1:AA:109:A:H5'	1:AA:110:C:C5	2.40	0.57
30:B5:25:LEU:CD1	54:BW:19:LEU:O	2.52	0.57
38:BD:117:VAL:HG13	38:BD:118:VAL:N	2.18	0.57
35:BA:631:A:H4'	47:BP:65:ARG:HD3	1.85	0.57
8:AH:121:ASP:OD1	8:AH:122:ARG:N	2.38	0.57
1:AA:1236:A:H2'	1:AA:1237:C:C6	2.40	0.57
47:BP:9:ASN:N	47:BP:10:PRO:HD2	2.14	0.57
1:AA:528:C:H41	12:AL:49:ASN:ND2	2.03	0.57
26:B1:48:LYS:NZ	26:B1:60:PHE:C	2.59	0.57
35:BA:2711:A:OP1	35:BA:2712(A):A:P	2.61	0.57
54:BW:69:LEU:HD22	54:BW:107:LEU:HB2	1.87	0.57
1:AA:1374:A:C2'	1:AA:1375:A:H5'	2.35	0.57
22:AV:27:U:C2'	22:AV:28:C:C5'	2.82	0.57

*Continued on next page...*

*Continued from previous page...*

Atom-1	Atom-2	Interatomic distance (Å)	Clash overlap (Å)
1:AA:1283:G:O2'	1:AA:1284:C:P	2.63	0.57
35:BA:2673:G:O2'	35:BA:2674:G:H5'	2.05	0.57
35:BA:2791:C:N4	35:BA:2801(A):A:H62	2.03	0.57
35:BA:219:G:C6	35:BA:220:G:C6	2.93	0.57
35:BA:74:A:O2'	35:BA:75:G:OP2	2.20	0.57
24:AY:103:LEU:N	24:AY:103:LEU:HD12	2.18	0.57
24:AY:103:LEU:HD23	24:AY:109:CYS:SG	2.45	0.57
24:AY:97:GLU:HB3	24:AY:392:ASN:ND2	2.19	0.57
35:BA:1661:G:H2'	35:BA:1662:C:C6	2.36	0.57
35:BA:1925:C:C3'	35:BA:1926:U:H5''	2.28	0.57
35:BA:1971:A:C8	38:BD:241:PRO:CB	2.85	0.57
35:BA:729:G:H5'	35:BA:730:C:H5''	1.86	0.57
38:BD:65:ILE:HD11	38:BD:88:ARG:HH11	1.70	0.57
47:BP:31:ALA:O	47:BP:33:ARG:N	2.31	0.57
47:BP:40:SER:OG	47:BP:45:LEU:HD21	2.04	0.57
54:BW:12:ILE:HG13	54:BW:42:ARG:NH1	2.19	0.57
35:BA:1667:G:H22	35:BA:1991:U:H3'	1.69	0.57
35:BA:1676:A:C6	35:BA:1677:A:C6	2.93	0.57
1:AA:728:A:N6	15:AO:51:HIS:HD2	2.03	0.57
1:AA:754:C:O2'	15:AO:66:LEU:HD23	2.04	0.57
2:AB:223:ILE:HG21	2:AB:230:VAL:HG22	1.87	0.57
35:BA:914:C:H2'	35:BA:915:C:C5'	2.17	0.57
48:BQ:65:PHE:HD2	48:BQ:105:GLU:O	1.88	0.57
3:AC:124:ILE:HG12	3:AC:130:VAL:HG22	1.87	0.57
3:AC:52:LEU:HB2	3:AC:69:HIS:O	2.04	0.57
40:BF:116:ASP:O	40:BF:120:GLU:HG2	2.05	0.57
35:BA:1060:U:C4'	35:BA:1061:U:H5	2.17	0.57
4:AD:89:THR:O	4:AD:93:PHE:N	2.38	0.57
35:BA:2880:C:O3'	49:BR:90:ARG:NH1	2.38	0.57
1:AA:706:A:O4'	11:AK:29:ILE:HD11	2.05	0.57
37:BC:44:HIS:HA	37:BC:171:ILE:O	2.05	0.57
35:BA:871:U:O2	35:BA:871:U:H2'	2.04	0.57
35:BA:601:C:C5'	40:BF:108:LYS:HZ1	2.18	0.57
5:AE:41:VAL:HG11	5:AE:113:ALA:HA	1.86	0.57
36:BB:101:G:H2'	36:BB:102:A:H8	1.68	0.57
13:AM:16:ASP:HB2	13:AM:31:LYS:HG2	1.87	0.57
1:AA:1031:G:H2'	1:AA:1032:G:O4'	2.04	0.57
1:AA:986:A:H1'	19:AS:54:GLY:O	2.05	0.57
54:BW:5:ALA:O	54:BW:6:ILE:HB	2.04	0.57
1:AA:1423:G:OP1	46:BO:48:PRO:HB3	2.05	0.57
1:AA:1353:G:C6	1:AA:1354:C:N4	2.73	0.57

*Continued on next page...*

*Continued from previous page...*

Atom-1	Atom-2	Interatomic distance (Å)	Clash overlap (Å)
35:BA:322:A:H5'	35:BA:340:A:C1'	2.35	0.57
54:BW:36:LEU:CD1	54:BW:48:ALA:HB2	2.35	0.57
35:BA:134:C:C2	35:BA:135:G:C8	2.93	0.57
2:AB:181:PHE:CE1	8:AH:70:GLN:HB3	2.39	0.57
41:BG:166:ASP:O	41:BG:168:GLU:N	2.38	0.57
24:AY:193:TYR:HB3	24:AY:263:PHE:CE1	2.37	0.56
24:AY:72:THR:HA	24:AY:89:THR:HA	1.87	0.56
33:B8:6:THR:HG22	33:B8:61:LEU:CD1	2.34	0.56
35:BA:1256:G:H2'	35:BA:1257:C:C6	2.40	0.56
35:BA:2020:A:C2	35:BA:2022:U:C6	2.92	0.56
35:BA:2057:A:H2'	35:BA:2058:A:H8	1.64	0.56
35:BA:2292:C:O2'	35:BA:2293:C:H5'	2.04	0.56
35:BA:2359:C:C2'	35:BA:2360:A:H5'	2.34	0.56
35:BA:2455:G:C6	35:BA:2456:C:N4	2.73	0.56
35:BA:747:U:C4	35:BA:2613:U:C5	2.93	0.56
35:BA:639:U:O2'	35:BA:640:C:H5'	2.04	0.56
38:BD:31:LYS:O	38:BD:35:LYS:HB2	2.05	0.56
47:BP:16:ARG:HD3	47:BP:17:LYS:N	2.20	0.56
52:BU:65:ILE:CD1	52:BU:96:ALA:HB3	2.35	0.56
35:BA:1954:G:H22	35:BA:1986:A:P	2.28	0.56
35:BA:1665:A:H4'	46:BO:66:LYS:O	2.04	0.56
1:AA:730:G:O6	15:AO:51:HIS:HE1	1.88	0.56
2:AB:48:MET:O	2:AB:51:LEU:N	2.38	0.56
21:AU:5:ASP:C	21:AU:7:ARG:N	2.56	0.56
3:AC:43:LEU:C	3:AC:45:LYS:N	2.57	0.56
40:BF:119:ARG:NH2	40:BF:120:GLU:OE2	2.38	0.56
35:BA:1060:U:C4'	35:BA:1061:U:C5	2.88	0.56
49:BR:47:PHE:O	49:BR:50:HIS:N	2.38	0.56
4:AD:58:LEU:CD1	4:AD:62:GLN:HG3	2.34	0.56
51:BT:121:ILE:CA	51:BT:124:ASP:HB2	2.34	0.56
57:BZ:108:PRO:HG2	57:BZ:111:VAL:CG2	2.34	0.56
57:BZ:143:GLY:C	57:BZ:144:LEU:HD22	2.26	0.56
5:AE:33:VAL:CG2	5:AE:43:LEU:CD1	2.81	0.56
24:AY:127:MET:O	24:AY:130:THR:HG22	2.05	0.56
50:BS:89:ARG:HG2	50:BS:92:TYR:HA	1.87	0.56
35:BA:2101:G:H2'	35:BA:2102:U:O4'	2.05	0.56
22:AV:40:C:H2'	22:AV:41:C:H6	1.70	0.56
28:B3:8:LEU:CD1	28:B3:30:ARG:O	2.53	0.56
13:AM:107:ALA:O	13:AM:111:LYS:HD3	2.04	0.56
47:BP:121:LYS:O	47:BP:123:LEU:HD23	2.05	0.56
1:AA:1389:C:O2'	1:AA:1390:U:H5'	2.04	0.56

*Continued on next page...*

*Continued from previous page...*

Atom-1	Atom-2	Interatomic distance (Å)	Clash overlap (Å)
46:BO:35:VAL:HG23	46:BO:65:THR:HG23	1.85	0.56
1:AA:79:G:H3'	1:AA:83:U:OP1	2.05	0.56
45:BN:10:GLU:CG	45:BN:11:PRO:HD2	2.35	0.56
16:AP:50:LYS:HE2	16:AP:50:LYS:O	2.05	0.56
24:AY:14:ARG:HD3	24:AY:276:ALA:HB1	1.85	0.56
24:AY:416:LEU:O	24:AY:417:VAL:C	2.44	0.56
1:AA:680:C:H2'	1:AA:681:C:H6	1.69	0.56
32:B7:37:LYS:HZ3	32:B7:39:ARG:NH2	2.03	0.56
33:B8:7:HIS:O	33:B8:7:HIS:ND1	2.38	0.56
35:BA:1257:C:H4'	40:BF:83:PHE:CD1	2.39	0.56
35:BA:573:G:N2	35:BA:2029:G:N2	2.54	0.56
35:BA:2506:U:H4'	35:BA:2507:C:OP1	2.04	0.56
35:BA:2578:G:O2'	35:BA:2579:C:H5'	2.05	0.56
39:BE:171:GLU:C	39:BE:173:VAL:H	2.08	0.56
45:BN:62:VAL:HG11	45:BN:67:LEU:CD2	2.35	0.56
51:BT:77:PRO:O	51:BT:78:LEU:CB	2.52	0.56
35:BA:1954:G:H21	35:BA:1956:U:H3	1.53	0.56
1:AA:826:C:C4	1:AA:827:U:H5	2.21	0.56
8:AH:2:LEU:CD2	8:AH:5:PRO:HA	2.35	0.56
15:AO:27:VAL:O	15:AO:30:ALA:CB	2.54	0.56
15:AO:60:VAL:HA	15:AO:63:ARG:HD2	1.87	0.56
53:BV:5:VAL:HG21	53:BV:35:LEU:CG	2.34	0.56
2:AB:201:ILE:O	2:AB:202:PRO:C	2.40	0.56
42:BH:105:LEU:N	42:BH:105:LEU:HD22	2.13	0.56
1:AA:1115:C:H2'	1:AA:1116:C:C6	2.39	0.56
3:AC:183:ASP:O	3:AC:202:ILE:N	2.33	0.56
3:AC:70:VAL:O	3:AC:106:VAL:HG23	2.04	0.56
35:BA:482:A:H1'	35:BA:498:G:N2	2.20	0.56
40:BF:118:ALA:HA	40:BF:123:LEU:HB3	1.85	0.56
35:BA:1092:C:OP2	35:BA:1093:G:N7	2.38	0.56
12:AL:129:ALA:N	24:AY:487:ARG:NH1	2.54	0.56
35:BA:1349:A:N6	35:BA:1598:C:H42	2.02	0.56
7:AG:50:ILE:HD11	7:AG:121:ALA:CA	2.35	0.56
40:BF:33:LEU:HD21	40:BF:112:MET:HG2	1.87	0.56
35:BA:2281:C:H2'	35:BA:2282:G:C8	2.40	0.56
1:AA:781:A:H2'	1:AA:782:A:H5'	1.86	0.56
38:BD:126:GLN:O	38:BD:193:VAL:HG21	2.04	0.56
38:BD:79:VAL:HG23	38:BD:114:GLY:N	2.20	0.56
5:AE:73:ASN:ND2	5:AE:73:ASN:O	2.38	0.56
36:BB:15:A:H1'	36:BB:110:G:C5	2.40	0.56
35:BA:704:G:N3	35:BA:726:G:C2	2.73	0.56

*Continued on next page...*

*Continued from previous page...*

Atom-1	Atom-2	Interatomic distance (Å)	Clash overlap (Å)
35:BA:1422:G:H2'	35:BA:1423:G:H8	1.70	0.56
9:AI:23:ASN:OD1	9:AI:24:GLY:N	2.38	0.56
1:AA:232:G:C2	1:AA:233:C:C2	2.93	0.56
1:AA:628:G:O2'	1:AA:629:G:H5'	2.05	0.56
35:BA:1322:A:OP1	54:BW:11:ARG:HG3	2.04	0.56
8:AH:95:VAL:CG2	8:AH:133:LEU:HD13	2.35	0.56
29:B4:40:HIS:CG	29:B4:41:PRO:HA	2.40	0.56
17:AQ:83:ASP:CG	17:AQ:84:LEU:N	2.58	0.56
35:BA:1478:G:C2	35:BA:1479:G:N7	2.72	0.56
1:AA:458:C:N4	1:AA:474:G:N1	2.53	0.56
35:BA:1508:A:H2'	35:BA:1508:A:N3	2.19	0.56
24:AY:281:PRO:C	24:AY:282:ARG:HD2	2.24	0.56
24:AY:403:LEU:N	24:AY:403:LEU:CD2	2.68	0.56
24:AY:103:LEU:CD1	24:AY:103:LEU:H	2.17	0.56
35:BA:1007:C:O2'	45:BN:108:PRO:HA	2.04	0.56
35:BA:2640:G:H2'	35:BA:2641:G:H5''	1.87	0.56
35:BA:942:G:C6	35:BA:943:U:C4	2.93	0.56
38:BD:146:GLU:OE1	38:BD:152:GLY:N	2.38	0.56
38:BD:95:LEU:N	38:BD:95:LEU:HD13	2.20	0.56
39:BE:23:VAL:CG1	39:BE:173:VAL:HG21	2.35	0.56
47:BP:39:LYS:C	47:BP:41:ARG:HG2	2.23	0.56
52:BU:49:HIS:O	52:BU:53:ARG:N	2.33	0.56
30:B5:7:PRO:HA	35:BA:2615:U:C6	2.41	0.56
32:B7:34:ARG:O	32:B7:39:ARG:HB2	2.05	0.56
33:B8:38:GLY:O	33:B8:41:ILE:HG23	2.06	0.56
35:BA:2014:A:C4	35:BA:2015:A:N6	2.74	0.56
35:BA:786:C:C2	35:BA:787:U:C5	2.94	0.56
38:BD:92:ILE:CB	38:BD:106:ILE:HA	2.34	0.56
35:BA:674:G:N3	40:BF:74:ARG:NH1	2.54	0.56
45:BN:115:ARG:HA	45:BN:118:LYS:HE2	1.87	0.56
49:BR:102:GLU:OE1	49:BR:105:ARG:NH2	2.37	0.56
51:BT:29:ARG:NE	51:BT:86:ILE:HG23	2.12	0.56
52:BU:104:GLN:C	52:BU:106:PHE:N	2.59	0.56
52:BU:66:ASN:HD21	52:BU:70:ARG:HG3	1.71	0.56
46:BO:14:THR:CG2	46:BO:94:ARG:HB2	2.35	0.56
1:AA:1484:C:HO2'	35:BA:1961:C:H5'	1.70	0.56
8:AH:32:LYS:O	8:AH:36:LEU:HG	2.05	0.56
1:AA:834:C:C4	1:AA:853:G:N1	2.73	0.56
6:AF:22:GLU:HA	6:AF:25:ILE:HG22	1.85	0.56
1:AA:244:U:H4'	1:AA:245:C:H5''	1.88	0.56
57:BZ:24:LEU:N	57:BZ:39:VAL:O	2.27	0.56

*Continued on next page...*

*Continued from previous page...*

Atom-1	Atom-2	Interatomic distance (Å)	Clash overlap (Å)
25:B0:26:TYR:N	25:B0:26:TYR:CD1	2.72	0.56
28:B3:52:HIS:CE1	36:BB:83:G:H5'	2.39	0.56
1:AA:1267:C:C2	21:AU:20:LYS:HD2	2.40	0.56
1:AA:1068:G:N2	1:AA:1069:C:C2	2.73	0.56
1:AA:1366:C:O2'	10:AJ:60:ARG:NH2	2.36	0.56
10:AJ:91:PRO:O	10:AJ:92:THR:C	2.43	0.56
9:AI:33:PHE:CZ	9:AI:43:ALA:HB1	2.36	0.56
40:BF:165:ARG:CB	40:BF:168:ARG:HH21	2.18	0.56
4:AD:5:ILE:N	4:AD:115:ARG:HH12	2.02	0.56
50:BS:13:ARG:CG	50:BS:14:VAL:N	2.50	0.56
35:BA:1408:C:C2	35:BA:1595:G:N2	2.74	0.56
11:AK:29:ILE:O	11:AK:29:ILE:HG12	2.05	0.56
11:AK:57:THR:HG22	11:AK:60:ALA:HB3	1.87	0.56
37:BC:49:ILE:CG2	37:BC:208:PHE:CE1	2.88	0.56
7:AG:99:LEU:HD23	7:AG:102:ARG:CZ	2.35	0.56
1:AA:939:G:H1	1:AA:1344:C:H42	1.50	0.56
37:BC:76:ALA:HA	37:BC:114:VAL:HG23	1.86	0.56
1:AA:402:G:O2'	1:AA:403:C:H5'	2.05	0.56
1:AA:404:U:C5'	4:AD:122:ARG:HD3	2.35	0.56
1:AA:1399:C:C2	1:AA:1502:A:N6	2.74	0.56
1:AA:1504:G:O2'	1:AA:1505:G:OP2	2.23	0.56
35:BA:631:A:H2'	35:BA:632:A:C8	2.40	0.56
35:BA:1887:C:H2'	35:BA:1888:G:C4'	2.35	0.56
35:BA:2085:C:H2'	35:BA:2086:U:C6	2.41	0.56
1:AA:507:C:OP1	1:AA:508:C:O3'	2.23	0.56
35:BA:1496:A:C2'	35:BA:1498:C:H41	2.15	0.56
1:AA:1001(A):G:C8	1:AA:1002:G:C8	2.88	0.56
25:B0:51:VAL:HG21	25:B0:80:HIS:HA	1.86	0.56
9:AI:89:ASN:HB3	9:AI:92:TYR:CD1	2.40	0.56
1:AA:197:A:C6	1:AA:221:C:H4'	2.38	0.56
17:AQ:95:TYR:HD1	17:AQ:98:LEU:CD1	2.14	0.56
22:AV:32:C:H2'	22:AV:33:U:C5'	2.34	0.56
35:BA:1569:A:O2'	38:BD:38:LYS:HG2	2.04	0.56
35:BA:185:U:C2	35:BA:212:G:N2	2.74	0.56
35:BA:721:C:O2	35:BA:721:C:H2'	2.05	0.56
20:AT:48:LYS:HD2	20:AT:51:GLU:OE2	2.05	0.56
1:AA:162:A:C5	1:AA:163:C:H1'	2.40	0.56
55:BX:24:GLY:HA3	55:BX:82:GLN:NE2	2.20	0.56
35:BA:201:C:H2'	35:BA:202:U:H5'	1.88	0.56
35:BA:2794:C:N4	35:BA:2801(A):A:N6	2.53	0.56
24:AY:336:THR:O	24:AY:337:ALA:HB2	2.05	0.56

*Continued on next page...*



*Continued from previous page...*

Atom-1	Atom-2	Interatomic distance (Å)	Clash overlap (Å)
1:AA:1019:C:C2'	1:AA:1020:U:H5'	2.35	0.56
39:BE:55:ASN:O	39:BE:56:PRO:O	2.23	0.56
35:BA:1313:U:H3'	35:BA:1313:U:O2	2.06	0.56
35:BA:1047:G:C2	35:BA:1110:G:H2'	2.40	0.56
1:AA:956:U:C2'	1:AA:957:U:H5'	2.34	0.56
35:BA:203:C:H3'	35:BA:204:A:H5''	1.87	0.56
35:BA:2097:C:H1'	35:BA:2193:G:N2	2.20	0.56
42:BH:145:ALA:HB1	42:BH:164:TYR:OH	2.05	0.56
1:AA:1206:G:H2'	1:AA:1207:G:O4'	2.05	0.56
35:BA:219:G:H2'	35:BA:220:G:C8	2.41	0.56
35:BA:74:A:H4'	35:BA:75:G:O5'	2.05	0.56
2:AB:28:PHE:O	2:AB:28:PHE:CD1	2.58	0.56
32:B7:9:ARG:HG3	32:B7:9:ARG:HH11	1.69	0.56
18:AR:83:GLU:C	18:AR:84:LYS:HZ3	2.09	0.56
1:AA:796:C:H2'	1:AA:797:C:H6	1.70	0.56
1:AA:822:C:O2'	1:AA:823:G:H5'	2.04	0.56
24:AY:284:THR:HG22	24:AY:287:ARG:O	2.06	0.56
24:AY:344:ASP:CG	24:AY:344:ASP:O	2.43	0.56
24:AY:416:LEU:HD13	24:AY:427:VAL:HG11	1.88	0.56
35:BA:1429:G:H2'	35:BA:1430:C:C6	2.39	0.56
35:BA:2352:A:N7	35:BA:2366:A:C6	2.73	0.56
38:BD:177:LEU:HD23	38:BD:177:LEU:N	2.20	0.56
38:BD:206:LEU:HB3	38:BD:211:ARG:HG2	1.88	0.56
38:BD:212:SER:HA	38:BD:215:LEU:CD1	2.33	0.56
45:BN:95:PRO:O	45:BN:98:VAL:HB	2.06	0.56
51:BT:65:LYS:NZ	51:BT:66:VAL:H	2.03	0.56
35:BA:996:A:H4'	52:BU:92:ARG:CZ	2.35	0.56
35:BA:1669:A:O3'	35:BA:2549:G:H5'	2.06	0.56
35:BA:2764:A:H2'	35:BA:2766:G:C8	2.41	0.56
1:AA:575:G:C8	1:AA:881:G:N2	2.73	0.56
15:AO:60:VAL:HG13	15:AO:63:ARG:HD2	1.86	0.56
23:AX:14:A:C3'	23:AX:15:A:C5'	2.73	0.56
48:BQ:141:GLN:HE22	57:BZ:72:ARG:C	2.07	0.56
57:BZ:8:TYR:HD2	57:BZ:38:TYR:OH	1.76	0.56
1:AA:1332:A:C2'	1:AA:1333:A:H5'	2.35	0.56
3:AC:47:LEU:HD11	3:AC:76:VAL:HG12	1.87	0.56
27:B2:25:VAL:CG2	27:B2:60:LEU:HD13	2.21	0.56
19:AS:32:LYS:HB3	19:AS:57:HIS:CE1	2.40	0.56
4:AD:173:TRP:HB3	4:AD:187:ARG:HH22	1.71	0.56
4:AD:59:ARG:CZ	4:AD:59:ARG:CA	2.72	0.56
50:BS:29:PHE:CE1	50:BS:31:SER:CB	2.82	0.56

*Continued on next page...*

*Continued from previous page...*

Atom-1	Atom-2	Interatomic distance (Å)	Clash overlap (Å)
1:AA:299:G:H2'	1:AA:300:A:N7	2.21	0.56
17:AQ:76:LEU:CD1	17:AQ:78:GLU:H	2.19	0.56
35:BA:1168:G:H2'	35:BA:1169:G:H8	1.71	0.56
35:BA:1473:G:O6	35:BA:1519:G:C2	2.59	0.56
39:BE:126:PRO:O	39:BE:128:SER:N	2.38	0.56
51:BT:106:SER:O	51:BT:107:ASP:HB3	2.05	0.56
49:BR:67:LEU:CD1	49:BR:71:GLN:O	2.53	0.56
1:AA:279:A:H2'	17:AQ:95:TYR:HE1	1.69	0.56
1:AA:116:A:O2'	1:AA:117:G:H5'	2.04	0.56
26:B1:19:GLN:HB2	26:B1:35:THR:HG23	1.86	0.56
2:AB:122:PHE:HA	2:AB:139:LYS:HZ2	1.70	0.56
20:AT:40:ALA:HB2	20:AT:55:ILE:CG2	2.34	0.56
1:AA:122:G:C2	1:AA:123:C:C2	2.94	0.56
1:AA:1480:G:C2	1:AA:1481:U:C2	2.94	0.56
48:BQ:60:ARG:CB	48:BQ:60:ARG:NH1	2.63	0.56
43:BJ:56:UNK:O	43:BJ:57:UNK:O	2.22	0.56
44:BK:23:UNK:O	44:BK:25:UNK:N	2.38	0.56
1:AA:374:A:H4'	1:AA:451:A:OP1	2.05	0.56
47:BP:77:ARG:HH11	47:BP:77:ARG:HG2	1.71	0.56
38:BD:109:ASP:OD1	38:BD:110:GLY:N	2.38	0.56
24:AY:269:LEU:O	24:AY:273:VAL:HG23	2.06	0.56
24:AY:335:ARG:NE	24:AY:374:GLN:OE1	2.38	0.56
24:AY:506:THR:HG22	24:AY:506:THR:O	2.06	0.56
30:B5:46:CYS:HB2	30:B5:48:GLU:HG2	1.88	0.56
35:BA:1904:G:H1'	35:BA:1927:A:N6	2.17	0.56
35:BA:2512:C:H2'	35:BA:2513:G:O4'	2.06	0.56
35:BA:2629:A:N3	35:BA:2629:A:H2'	2.21	0.56
35:BA:584:C:O2'	35:BA:585:G:H5'	2.04	0.56
35:BA:687:C:H2'	35:BA:688:U:H5'	1.87	0.56
28:B3:10:LYS:NZ	35:BA:987:G:OP1	2.34	0.56
51:BT:65:LYS:CE	51:BT:66:VAL:N	2.68	0.56
46:BO:87:ILE:HG22	46:BO:92:GLU:H	1.70	0.56
35:BA:2760:C:C3'	35:BA:2761:G:H5''	2.36	0.56
2:AB:223:ILE:O	2:AB:226:ARG:CB	2.49	0.56
57:BZ:155:LEU:N	57:BZ:155:LEU:HD23	2.20	0.56
14:AN:22:THR:HB	14:AN:33:VAL:HG21	1.88	0.56
19:AS:23:ASN:HA	29:B4:47:GLN:HB3	1.87	0.56
35:BA:884:C:H2'	35:BA:885:C:H5''	1.88	0.56
7:AG:17:VAL:HG12	7:AG:18:TYR:N	2.19	0.56
35:BA:607:U:H5	35:BA:619:G:C4	2.23	0.56
19:AS:31:ILE:CG2	19:AS:49:ILE:HA	2.36	0.56

*Continued on next page...*

*Continued from previous page...*

Atom-1	Atom-2	Interatomic distance (Å)	Clash overlap (Å)
49:BR:48:VAL:C	49:BR:51:LEU:HB2	2.26	0.56
35:BA:145:G:C2'	35:BA:146:G:H5''	2.36	0.56
29:B4:9:LEU:HA	29:B4:26:SER:O	2.04	0.56
40:BF:29:ASN:O	40:BF:33:LEU:HD23	2.06	0.56
1:AA:712:A:H5'	38:BD:139:GLY:HA3	1.87	0.56
35:BA:2745:C:H2'	35:BA:2746:U:H6	1.71	0.56
35:BA:2115:G:N2	35:BA:2119:A:OP1	2.36	0.56
35:BA:1223:G:C2	35:BA:1227:G:C5	2.94	0.56
35:BA:2101:G:C6	35:BA:2102:U:C5	2.94	0.56
35:BA:117:G:H2'	35:BA:119:A:C8	2.41	0.56
1:AA:195:A:OP1	20:AT:68:LYS:NZ	2.37	0.56
37:BC:72:VAL:HG22	37:BC:74:VAL:CG2	2.34	0.56
1:AA:192:U:O4'	20:AT:103:GLY:HA2	2.06	0.56
1:AA:1286:A:O2'	1:AA:1287:A:C5'	2.53	0.56
35:BA:2673:G:H2'	35:BA:2674:G:H8	1.71	0.56
31:B6:40:CYS:SG	31:B6:45:LYS:HB2	2.44	0.56
3:AC:139:GLN:OE1	3:AC:139:GLN:HA	2.04	0.56
25:B0:7:LEU:HD13	48:BQ:85:LYS:NZ	2.20	0.56
11:AK:83:ILE:HA	11:AK:109:VAL:O	2.04	0.56
35:BA:682:G:H2'	35:BA:683:C:C6	2.41	0.56
44:BK:91:UNK:O	44:BK:92:UNK:CB	2.54	0.56
24:AY:208:LYS:O	24:AY:209:GLY:C	2.43	0.56
24:AY:138:LEU:CD1	24:AY:272:LEU:HB3	2.31	0.56
24:AY:473:TRP:O	24:AY:524:HIS:O	2.22	0.56
32:B7:14:LYS:HD2	35:BA:125:G:H5'	1.86	0.56
35:BA:2464:C:C2	35:BA:2465:C:C6	2.93	0.56
35:BA:2821:A:O2'	35:BA:2822:G:H5'	2.05	0.56
33:B8:4:MET:CE	35:BA:592:G:H21	2.19	0.56
35:BA:672:C:H2'	35:BA:673:C:C5'	2.35	0.56
38:BD:184:LYS:HG3	38:BD:269:PHE:O	2.06	0.56
40:BF:57:VAL:HG12	40:BF:59:TYR:N	2.15	0.56
45:BN:24:GLY:O	45:BN:28:THR:HG22	2.05	0.56
47:BP:84:ASN:HA	47:BP:115:LEU:O	2.04	0.56
47:BP:71:VAL:N	47:BP:72:PRO:CD	2.47	0.56
51:BT:53:ARG:HB2	51:BT:53:ARG:HH11	1.70	0.56
52:BU:79:PHE:HE1	52:BU:83:LEU:CD2	2.19	0.56
35:BA:1667:G:H5'	46:BO:5:GLN:O	2.06	0.56
18:AR:22:VAL:CG1	18:AR:43:PHE:HE1	2.18	0.56
2:AB:101:MET:O	2:AB:105:PHE:HD1	1.89	0.56
35:BA:1911:U:O5'	35:BA:1911:U:H6	1.88	0.56
48:BQ:106:VAL:HG21	48:BQ:114:ALA:CB	2.35	0.56

*Continued on next page...*

*Continued from previous page...*

Atom-1	Atom-2	Interatomic distance (Å)	Clash overlap (Å)
21:AU:20:LYS:HG2	21:AU:20:LYS:O	2.04	0.56
3:AC:23:TYR:CD1	3:AC:23:TYR:C	2.79	0.56
3:AC:52:LEU:HD12	3:AC:55:VAL:CG2	2.35	0.56
35:BA:71:A:H3'	35:BA:71:A:OP2	2.05	0.56
40:BF:8:GLN:CG	40:BF:9:ILE:H	2.18	0.56
35:BA:1057:A:C2	35:BA:1082:U:N3	2.64	0.56
35:BA:1058:G:OP1	44:BK:1:UNK:C	2.54	0.56
4:AD:100:ARG:O	4:AD:104:VAL:HG23	2.05	0.56
35:BA:2334:G:H4'	35:BA:2335:A:OP2	2.05	0.56
37:BC:141:LYS:NZ	37:BC:164:ARG:HH21	2.00	0.56
37:BC:28:LEU:HG	37:BC:28:LEU:O	2.06	0.56
37:BC:53:ARG:NH1	37:BC:55:ASP:HB2	2.13	0.56
37:BC:6:ARG:CZ	37:BC:7:TYR:HA	2.35	0.56
57:BZ:140:ASP:OD1	57:BZ:150:LEU:HD13	2.05	0.56
7:AG:114:ARG:O	7:AG:119:ARG:NH1	2.39	0.56
35:BA:1458:C:H6	35:BA:1458:C:O5'	1.89	0.56
37:BC:75:LEU:HB2	37:BC:93:TYR:O	2.05	0.56
16:AP:9:PHE:HB2	16:AP:16:HIS:O	2.05	0.56
40:BF:110:LEU:C	40:BF:110:LEU:HD13	2.25	0.56
5:AE:35:GLY:CA	5:AE:40:ARG:O	2.54	0.56
1:AA:107:G:C2	1:AA:108:G:H1'	2.41	0.56
5:AE:138:ALA:O	5:AE:141:GLN:N	2.36	0.56
8:AH:112:LEU:HB2	8:AH:132:GLU:O	2.05	0.56
50:BS:57:LYS:HD2	50:BS:57:LYS:O	2.05	0.56
35:BA:1119:C:O2'	35:BA:1120:G:H5'	2.05	0.56
35:BA:44:G:H21	35:BA:435:C:H41	1.52	0.56
35:BA:2179:C:H5"	35:BA:2180:U:OP1	2.06	0.56
35:BA:803:U:HO2'	35:BA:804:A:H5'	1.69	0.56
49:BR:27:SER:O	49:BR:30:THR:HG22	2.06	0.56
35:BA:614(A):U:H4'	35:BA:614(B):G:H5"	1.86	0.56
35:BA:1370:C:H3'	35:BA:1371:G:H8	1.71	0.56
30:B5:29:THR:HG21	35:BA:2814:C:O2'	2.06	0.56
4:AD:163:GLU:OE1	4:AD:163:GLU:HA	2.06	0.56
24:AY:221:GLU:O	24:AY:222:ASP:C	2.42	0.56
24:AY:282:ARG:O	24:AY:283:GLN:CB	2.54	0.56
35:BA:2462:U:H2'	35:BA:2463:C:O4'	2.06	0.56
35:BA:2692:C:O2'	35:BA:2693:A:H5'	2.06	0.56
35:BA:27:G:O2'	35:BA:28:A:OP2	2.24	0.56
35:BA:774:A:H2	35:BA:787:U:O2'	1.89	0.56
39:BE:7:VAL:O	39:BE:26:ILE:HG22	2.06	0.56
45:BN:67:LEU:O	45:BN:68:GLU:HB2	2.05	0.56

*Continued on next page...*

*Continued from previous page...*

Atom-1	Atom-2	Interatomic distance (Å)	Clash overlap (Å)
49:BR:38:VAL:HG23	49:BR:110:PRO:O	2.05	0.56
51:BT:78:LEU:O	51:BT:78:LEU:HD23	2.06	0.56
35:BA:1667:G:N3	35:BA:1991:U:C4	2.74	0.56
42:BH:27:LYS:CG	42:BH:32:GLU:HG2	2.33	0.56
35:BA:2764:A:H3'	35:BA:2766:G:N7	2.20	0.56
6:AF:12:PRO:HG2	6:AF:13:ASN:ND2	2.20	0.56
8:AH:83:ILE:HG23	8:AH:83:ILE:O	2.05	0.56
15:AO:39:LEU:CB	15:AO:56:LEU:CD2	2.74	0.56
2:AB:153:ARG:CG	2:AB:154:LEU:H	2.19	0.56
2:AB:19:HIS:HD2	2:AB:20:GLU:OE1	1.89	0.56
42:BH:103:LEU:O	42:BH:105:LEU:HD13	2.04	0.56
35:BA:2590:A:P	38:BD:238:GLY:HA2	2.46	0.56
1:AA:1113:C:O2'	1:AA:1114:C:H5'	2.06	0.56
1:AA:1117:G:C2	1:AA:1184:G:C2	2.94	0.56
3:AC:14:ILE:HD11	3:AC:178:LEU:HG	1.86	0.56
3:AC:34:LEU:O	3:AC:38:ARG:HG2	2.05	0.56
14:AN:22:THR:HB	14:AN:33:VAL:CG2	2.35	0.56
19:AS:23:ASN:CB	29:B4:47:GLN:HG2	2.33	0.56
49:BR:21:TYR:HB3	49:BR:47:PHE:CE2	2.41	0.56
41:BG:42:GLY:O	41:BG:43:LEU:HB2	2.06	0.56
31:B6:28:ARG:HA	31:B6:32:ASN:ND2	2.21	0.56
33:B8:12:LYS:HG2	47:BP:68:GLN:HE21	1.70	0.56
5:AE:77:PRO:HB2	5:AE:78:HIS:HD2	1.71	0.56
35:BA:1203:G:C5	35:BA:1204:A:N1	2.74	0.56
47:BP:7:ARG:O	47:BP:10:PRO:HD2	2.05	0.56
1:AA:505:G:H2'	1:AA:506:G:C8	2.41	0.56
41:BG:34:LEU:CA	41:BG:161:THR:HG22	2.25	0.56
20:AT:91:LEU:C	20:AT:93:GLU:N	2.55	0.56
28:B3:31:LEU:CD2	28:B3:32:GLN:HE21	2.18	0.56
35:BA:1166:C:O2	35:BA:1184:G:C2	2.59	0.56
22:AV:34:C:H6	22:AV:34:C:O5'	1.89	0.56
1:AA:127:G:C2	1:AA:235:C:N3	2.74	0.56
35:BA:720:C:N3	35:BA:721:C:H1'	2.20	0.56
36:BB:10:C:C4	36:BB:11:C:C5	2.94	0.56
1:AA:929:G:O5'	1:AA:929:G:H8	1.89	0.56
35:BA:353:G:C2	35:BA:354:G:C8	2.93	0.56
46:BO:17:ARG:O	46:BO:18:LYS:HG3	2.04	0.56
35:BA:1479:G:N2	35:BA:1480:G:H1'	2.20	0.56
32:B7:35:ARG:NH1	32:B7:42:LEU:HD11	2.21	0.56
12:AL:18:VAL:O	12:AL:19:ARG:HB3	2.06	0.56
35:BA:377:C:O2'	35:BA:378:C:H5'	2.04	0.56

*Continued on next page...*

*Continued from previous page...*

Atom-1	Atom-2	Interatomic distance (Å)	Clash overlap (Å)
24:AY:221:GLU:HG2	24:AY:222:ASP:H	1.70	0.56
24:AY:527:ARG:CD	24:AY:528:GLU:H	2.15	0.56
35:BA:1803:A:H3'	35:BA:1804:C:C6	2.41	0.56
35:BA:2039:C:C2	35:BA:2040:C:C5	2.94	0.56
35:BA:2639:A:H3'	35:BA:2640:G:C8	2.41	0.56
35:BA:2784:C:O2'	39:BE:37:ARG:NH1	2.38	0.56
35:BA:564:C:H2'	35:BA:565:C:H6	1.70	0.56
32:B7:2:LYS:HE2	35:BA:687:C:H5''	1.88	0.56
39:BE:34:VAL:CG1	39:BE:48:GLN:HE21	2.17	0.56
39:BE:48:GLN:HA	39:BE:79:ARG:O	2.06	0.56
40:BF:57:VAL:HG12	40:BF:58:ALA:N	2.20	0.56
45:BN:99:LEU:HD13	45:BN:103:VAL:HG23	1.86	0.56
45:BN:6:PRO:O	45:BN:9:VAL:HG23	2.06	0.56
47:BP:85:LEU:CD1	47:BP:120:ALA:HB2	2.35	0.56
53:BV:72:VAL:HG23	53:BV:85:LYS:HB2	1.85	0.56
1:AA:824:C:H2'	1:AA:825:G:C8	2.40	0.56
6:AF:25:ILE:N	6:AF:28:ARG:NH1	2.53	0.56
8:AH:35:ILE:O	8:AH:36:LEU:C	2.43	0.56
15:AO:62:GLN:HA	15:AO:65:ARG:CG	2.36	0.56
18:AR:34:TYR:HD2	18:AR:72:ARG:HH11	1.54	0.56
2:AB:221:LEU:O	2:AB:222:ILE:C	2.42	0.56
25:B0:27:GLU:OE2	35:BA:856:C:H1'	2.05	0.56
3:AC:123:GLN:CB	3:AC:128:PHE:HD2	2.18	0.56
4:AD:30:LYS:O	4:AD:32:ALA:N	2.38	0.56
40:BF:156:LEU:O	40:BF:157:VAL:CG1	2.54	0.56
37:BC:37:PHE:HE1	37:BC:39:GLU:HG3	1.68	0.56
45:BN:134:ARG:NH2	45:BN:136:GLU:HB2	2.21	0.56
1:AA:300:A:O5'	1:AA:300:A:H8	1.89	0.56
31:B6:6:ARG:NH1	31:B6:7:ILE:HG13	2.20	0.56
38:BD:79:VAL:CG2	38:BD:115:GLN:N	2.69	0.56
1:AA:509:A:C2	1:AA:510:A:C2	2.93	0.56
12:AL:41:ARG:CG	12:AL:42:THR:H	2.07	0.56
35:BA:2163:C:H2'	35:BA:2164:C:O4'	2.04	0.56
35:BA:2521:C:N4	35:BA:2544:G:H1	2.03	0.56
1:AA:189(I):G:H2'	1:AA:189(J):G:H8	1.71	0.56
24:AY:138:LEU:CD2	24:AY:275:TRP:HE3	2.19	0.56
24:AY:254:VAL:HG12	24:AY:256:PHE:CE1	2.41	0.56
30:B5:41:PRO:HD3	54:BW:38:TYR:CE1	2.41	0.56
35:BA:2023:G:H2'	35:BA:2024:G:H8	1.70	0.56
35:BA:2030:A:H4'	35:BA:2031:A:H8	1.70	0.56
35:BA:242:G:H1'	35:BA:243:U:C5	2.39	0.56

*Continued on next page...*

*Continued from previous page...*

Atom-1	Atom-2	Interatomic distance (Å)	Clash overlap (Å)
35:BA:961:C:H42	35:BA:2031:A:H1'	1.70	0.56
38:BD:108:PRO:CG	38:BD:143:HIS:NE2	2.69	0.56
35:BA:2572:A:C4	39:BE:144:ARG:NH1	2.74	0.56
39:BE:9:VAL:CG1	39:BE:10:GLY:N	2.68	0.56
52:BU:26:GLY:O	52:BU:28:ARG:N	2.39	0.56
52:BU:46:ALA:O	52:BU:49:HIS:N	2.38	0.56
53:BV:39:LEU:CD1	53:BV:47:VAL:HG11	2.36	0.56
8:AH:13:ILE:HD13	8:AH:13:ILE:N	2.20	0.56
15:AO:36:ILE:CG1	15:AO:59:MET:HE1	2.31	0.56
15:AO:60:VAL:HG13	15:AO:63:ARG:CD	2.36	0.56
18:AR:22:VAL:HG11	18:AR:43:PHE:CE1	2.41	0.56
35:BA:2810:A:N3	39:BE:61:ARG:NH2	2.54	0.56
35:BA:1910:G:N2	35:BA:1920:C:N3	2.45	0.56
42:BH:126:PRO:HD2	42:BH:131:VAL:HA	1.88	0.56
57:BZ:41:LEU:O	57:BZ:44:PHE:CB	2.53	0.56
57:BZ:57:ILE:CD1	57:BZ:57:ILE:H	2.19	0.56
1:AA:1303:C:H2'	1:AA:1304:G:H5'	1.88	0.56
1:AA:1324:A:H2'	1:AA:1325:C:O4'	2.05	0.56
9:AI:104:ARG:HG3	9:AI:104:ARG:NH1	2.18	0.56
10:AJ:53:PRO:HA	14:AN:42:ILE:HD11	1.87	0.56
14:AN:52:GLN:O	14:AN:54:PRO:HD3	2.05	0.56
35:BA:485:C:C4	35:BA:486:C:N4	2.74	0.56
40:BF:154:VAL:HG13	40:BF:191:ARG:C	2.26	0.56
19:AS:51:VAL:HG11	19:AS:75:ALA:HB2	1.88	0.56
37:BC:47:LEU:CD2	37:BC:171:ILE:HD12	2.35	0.56
15:AO:5:LYS:HA	15:AO:8:LYS:HG3	1.87	0.56
45:BN:55:VAL:HG13	45:BN:56:ASN:N	2.19	0.56
2:AB:142:LEU:HA	2:AB:145:LEU:HB3	1.87	0.56
9:AI:16:ARG:HG3	9:AI:16:ARG:HH11	1.71	0.56
25:B0:38:VAL:HG11	25:B0:59:LEU:HD12	1.88	0.56
35:BA:1278:A:C2	35:BA:1293:C:N3	2.73	0.56
1:AA:1371:G:OP2	9:AI:11:LYS:HD2	2.06	0.56
26:B1:87:PRO:CG	26:B1:88:LYS:H	2.19	0.56
35:BA:1050:A:H1'	35:BA:2751:G:C2	2.41	0.56
35:BA:1514:U:H2'	35:BA:1515:G:H8	1.71	0.56
35:BA:419:C:H2'	35:BA:420:C:H6	1.71	0.56
35:BA:1432:C:O2	35:BA:1562:A:C2	2.59	0.56
1:AA:771:G:H2'	1:AA:772:U:H6	1.70	0.56
24:AY:454:LYS:O	24:AY:454:LYS:HD3	2.06	0.56
35:BA:2043:C:H2'	35:BA:2044:C:H6	1.69	0.56
35:BA:241:A:H5'	35:BA:243:U:H1'	1.87	0.56

*Continued on next page...*

*Continued from previous page...*

Atom-1	Atom-2	Interatomic distance (Å)	Clash overlap (Å)
38:BD:24:ILE:HD13	38:BD:84:TYR:CA	2.34	0.56
39:BE:144:ARG:CG	39:BE:145:LYS:N	2.69	0.56
15:AO:49:ASP:CG	15:AO:52:SER:HB3	2.26	0.56
18:AR:34:TYR:HD2	18:AR:72:ARG:HD3	1.69	0.56
18:AR:53:ARG:C	18:AR:55:ARG:H	2.09	0.56
2:AB:18:GLY:O	2:AB:19:HIS:HB2	2.04	0.56
57:BZ:128:VAL:CG1	57:BZ:133:ILE:HD13	2.36	0.56
57:BZ:6:LYS:O	57:BZ:39:VAL:HG12	2.06	0.56
22:AV:71:C:H3'	22:AV:72:A:C8	2.40	0.56
12:AL:86:ARG:HH21	12:AL:99:HIS:CD2	2.23	0.56
9:AI:100:GLY:O	9:AI:102:LEU:N	2.39	0.56
40:BF:6:VAL:HG11	40:BF:124:LEU:CD1	2.36	0.56
50:BS:14:VAL:O	50:BS:15:ARG:C	2.44	0.56
35:BA:876:C:N3	35:BA:901:A:N6	2.54	0.56
41:BG:83:ARG:NH1	41:BG:84:LYS:HZ1	2.04	0.56
1:AA:622:A:C8	1:AA:623:C:C5	2.94	0.56
31:B6:33:LYS:HA	31:B6:33:LYS:CE	2.19	0.56
26:B1:80:LEU:HD22	26:B1:82:LEU:HD22	1.87	0.56
26:B1:43:TYR:HB2	35:BA:2230:G:O3'	2.06	0.56
35:BA:2110:G:H22	35:BA:2178:C:H5	1.54	0.56
35:BA:925:C:C3'	35:BA:926:A:H5''	2.36	0.56
35:BA:1712:C:N4	35:BA:1747:G:N1	2.54	0.56
35:BA:1747(A):G:H2'	35:BA:1748:G:H5''	1.87	0.56
29:B4:14:ILE:CG1	29:B4:31:ILE:HB	2.30	0.56
1:AA:220:G:C2'	1:AA:221:C:H5'	2.35	0.56
13:AM:106:ASN:O	13:AM:107:ALA:HB3	2.04	0.56
35:BA:1367:A:H2'	35:BA:1368:G:C5'	2.35	0.56
22:AV:17(A):U:C4'	22:AV:18:G:OP1	2.54	0.56
35:BA:723:G:C2	35:BA:724:U:C2	2.94	0.56
20:AT:100:ILE:HD12	20:AT:100:ILE:N	2.21	0.56
50:BS:67:ARG:NH2	50:BS:100:ALA:CB	2.69	0.56
50:BS:42:ASP:C	50:BS:44:LYS:N	2.54	0.56
25:B0:10:THR:HG22	25:B0:12:ASN:N	2.18	0.56
1:AA:377:G:H2'	1:AA:378:G:H8	1.71	0.56
1:AA:945:G:C2'	1:AA:946:A:H5'	2.36	0.56
1:AA:929:G:C8	1:AA:929:G:O5'	2.59	0.56
44:BK:125:UNK:HA	44:BK:129:UNK:CB	2.36	0.56
35:BA:1964:G:C6	35:BA:1967:C:N4	2.74	0.56
1:AA:184:G:O4'	1:AA:224:C:H5''	2.05	0.56
24:AY:147:ASP:HA	24:AY:175:CYS:HB3	1.88	0.55
24:AY:279:PRO:HB2	24:AY:361:PRO:O	2.06	0.55

*Continued on next page...*



*Continued from previous page...*

Atom-1	Atom-2	Interatomic distance (Å)	Clash overlap (Å)
24:AY:423:GLY:O	24:AY:425:VAL:N	2.38	0.55
35:BA:1799:G:H5'	35:BA:1819:A:H61	1.72	0.55
35:BA:1774:C:H4'	35:BA:1979:C:O2	2.06	0.55
35:BA:2035:G:H3'	35:BA:2036:C:C5'	2.33	0.55
35:BA:2366:A:H2'	35:BA:2367:G:O4'	2.06	0.55
35:BA:2487:G:H2'	35:BA:2488:A:C8	2.42	0.55
35:BA:2639:A:H3'	35:BA:2640:G:H8	1.71	0.55
35:BA:648:G:H4'	35:BA:2351:G:H5''	1.88	0.55
38:BD:33:LEU:HD23	38:BD:34:VAL:HG22	1.88	0.55
38:BD:64:ILE:HG13	38:BD:65:ILE:N	2.21	0.55
39:BE:34:VAL:O	39:BE:34:VAL:HG13	2.06	0.55
39:BE:37:ARG:O	39:BE:45:THR:HA	2.06	0.55
45:BN:58:ASP:C	45:BN:60:ILE:N	2.56	0.55
45:BN:94:HIS:N	45:BN:95:PRO:CD	2.69	0.55
51:BT:30:VAL:HA	51:BT:43:GLN:O	2.06	0.55
1:AA:1074:G:H2'	1:AA:1075:C:H6	1.72	0.55
1:AA:1102:A:H2'	1:AA:1103:C:C6	2.40	0.55
1:AA:1109:C:C2	1:AA:1110:A:C8	2.94	0.55
25:B0:26:TYR:HB3	25:B0:27:GLU:OE2	2.06	0.55
12:AL:88:GLY:O	12:AL:99:HIS:ND1	2.37	0.55
1:AA:1318:A:O3'	19:AS:10:PHE:CD2	2.60	0.55
1:AA:990:C:H2'	1:AA:991:U:C1'	2.35	0.55
56:BY:15:VAL:CG1	56:BY:17:SER:OG	2.54	0.55
27:B2:2:LYS:HB2	35:BA:97:C:C5'	2.22	0.55
55:BX:26:TYR:HD2	55:BX:92:LEU:HD12	1.70	0.55
7:AG:15:ASP:OD1	7:AG:16:LEU:N	2.39	0.55
40:BF:195:ASP:OD2	40:BF:197:ASP:HB2	2.05	0.55
40:BF:8:GLN:CG	40:BF:9:ILE:N	2.66	0.55
35:BA:797:C:C2'	35:BA:798:G:H8	2.00	0.55
57:BZ:120:ILE:HG12	57:BZ:172:ALA:N	2.20	0.55
41:BG:159:VAL:CG2	41:BG:159:VAL:O	2.53	0.55
5:AE:103:GLY:HA3	5:AE:122:GLU:OE1	2.06	0.55
38:BD:131:LEU:CB	38:BD:136:ILE:HG13	2.27	0.55
50:BS:102:ALA:C	50:BS:103:GLU:OE1	2.45	0.55
50:BS:24:LEU:HD13	50:BS:41:ASP:OD1	2.05	0.55
35:BA:1590:U:C3'	35:BA:1591:G:H5''	2.36	0.55
1:AA:274:A:O2'	1:AA:275:G:C8	2.60	0.55
7:AG:140:ASP:O	7:AG:143:ARG:HB2	2.06	0.55
20:AT:56:MET:HA	20:AT:59:ALA:HB3	1.88	0.55
47:BP:146:VAL:HG13	47:BP:147:LEU:H	1.71	0.55
35:BA:272(D):G:H1	35:BA:364:C:H42	1.54	0.55

*Continued on next page...*

*Continued from previous page...*

Atom-1	Atom-2	Interatomic distance (Å)	Clash overlap (Å)
48:BQ:39:PRO:O	48:BQ:40:ALA:HB2	2.06	0.55
1:AA:748:C:O2'	1:AA:749:C:P	2.64	0.55
1:AA:1210:C:H5'	1:AA:1214:C:N4	2.21	0.55
24:AY:170:THR:HG22	24:AY:184:HIS:CA	2.16	0.55
24:AY:78:PRO:CB	24:AY:83:LEU:HA	2.35	0.55
35:BA:1286:A:C2	35:BA:1329:U:C5	2.94	0.55
35:BA:1653:G:O2'	35:BA:1654:A:OP2	2.17	0.55
35:BA:2021:C:H4'	35:BA:2022:U:OP2	2.06	0.55
35:BA:2049:G:C2'	35:BA:2050:C:H5'	2.37	0.55
45:BN:116:LEU:O	45:BN:119:ARG:N	2.38	0.55
47:BP:85:LEU:HD12	47:BP:120:ALA:HB2	1.88	0.55
51:BT:50:ILE:HA	51:BT:99:LEU:HD11	1.88	0.55
51:BT:62:THR:HG22	51:BT:75:ILE:CB	2.36	0.55
1:AA:913:A:H4'	1:AA:914:A:H4'	1.88	0.55
2:AB:97:TRP:CZ2	2:AB:173:ALA:HA	2.42	0.55
48:BQ:53:ALA:C	48:BQ:56:ARG:HB2	2.26	0.55
12:AL:28:LYS:O	12:AL:30:ALA:N	2.39	0.55
12:AL:89:ARG:HA	12:AL:97:ARG:HA	1.88	0.55
27:B2:2:LYS:HZ3	27:B2:5:GLU:CD	2.10	0.55
37:BC:59:ARG:NH1	37:BC:164:ARG:CZ	2.69	0.55
37:BC:186:ALA:HB1	37:BC:190:ARG:NH1	2.20	0.55
37:BC:6:ARG:NH1	37:BC:34:THR:O	2.39	0.55
41:BG:66:GLN:O	41:BG:68:PRO:HD3	2.06	0.55
41:BG:76:SER:HB3	41:BG:83:ARG:HG2	1.89	0.55
1:AA:1392:G:N2	1:AA:1502:A:C8	2.74	0.55
5:AE:80:ILE:HA	8:AH:104:ARG:HH22	1.65	0.55
13:AM:41:PRO:O	13:AM:42:ALA:C	2.45	0.55
35:BA:1036:G:C2	35:BA:1120:G:C6	2.94	0.55
4:AD:52:SER:O	4:AD:56:VAL:HG23	2.06	0.55
7:AG:94:ARG:O	7:AG:97:GLN:N	2.40	0.55
1:AA:193:C:O2'	1:AA:194:C:H5'	2.06	0.55
1:AA:192:U:C4'	20:AT:103:GLY:HA2	2.36	0.55
35:BA:723:G:H2'	35:BA:724:U:H6	1.64	0.55
7:AG:129:GLU:OE1	7:AG:131:LYS:HE2	2.06	0.55
53:BV:2:PHE:HB3	53:BV:41:GLY:C	2.27	0.55
35:BA:1244:G:H4'	47:BP:11:GLY:CA	2.35	0.55
35:BA:1054:A:H2	35:BA:1055:G:C5	2.24	0.55
36:BB:54:G:N2	36:BB:55:U:N1	2.53	0.55
7:AG:13:GLN:O	7:AG:14:PRO:C	2.45	0.55
41:BG:123:ASN:HB2	41:BG:126:ASP:OD2	2.06	0.55
6:AF:36:ARG:HB3	6:AF:66:GLU:HB3	1.88	0.55

*Continued on next page...*

*Continued from previous page...*

Atom-1	Atom-2	Interatomic distance (Å)	Clash overlap (Å)
24:AY:109:CYS:C	24:AY:137:ILE:HG22	2.27	0.55
24:AY:413:LEU:O	24:AY:417:VAL:HG23	2.05	0.55
35:BA:811:U:O2	35:BA:1251:C:C4	2.59	0.55
35:BA:1770:G:C2'	35:BA:1771:C:H5'	2.36	0.55
35:BA:1922:G:H2'	35:BA:1923:U:C6	2.41	0.55
35:BA:2050:C:N4	35:BA:2051:A:C6	2.74	0.55
30:B5:8:LYS:CB	35:BA:2054:A:C2	2.90	0.55
35:BA:2493:U:H2'	35:BA:2494:G:O4'	2.06	0.55
35:BA:2692:C:H1'	35:BA:2847:U:H1'	1.88	0.55
35:BA:449:A:H2'	35:BA:450:G:H8	1.71	0.55
35:BA:635:C:O2'	35:BA:636:G:H5'	2.05	0.55
38:BD:90:ALA:CB	38:BD:106:ILE:HG23	2.36	0.55
38:BD:208:LYS:HG3	38:BD:210:GLY:CA	2.36	0.55
39:BE:8:LYS:HA	39:BE:26:ILE:CG2	2.36	0.55
52:BU:104:GLN:C	52:BU:106:PHE:H	2.10	0.55
1:AA:754:C:C5'	15:AO:72:ARG:HH12	2.19	0.55
1:AA:834:C:O2'	1:AA:835:U:H5'	2.05	0.55
15:AO:10:LYS:O	15:AO:13:GLN:HB2	2.06	0.55
2:AB:152:PHE:O	2:AB:153:ARG:CB	2.54	0.55
2:AB:167:PRO:O	2:AB:171:ALA:HB2	2.07	0.55
2:AB:68:ILE:HB	2:AB:70:PHE:HE1	1.71	0.55
35:BA:2394:C:O2	35:BA:2394:C:H2'	2.06	0.55
57:BZ:96:VAL:CG1	57:BZ:130:PRO:HG3	2.36	0.55
12:AL:97:ARG:C	12:AL:98:TYR:CD1	2.80	0.55
9:AI:48:GLU:N	9:AI:49:PRO:CD	2.68	0.55
40:BF:179:GLU:O	40:BF:205:ARG:NH1	2.39	0.55
4:AD:96:LEU:CD1	4:AD:96:LEU:H	2.18	0.55
37:BC:47:LEU:HD22	37:BC:58:VAL:HG21	1.87	0.55
35:BA:598:G:C6	35:BA:599:G:C6	2.95	0.55
31:B6:10:LEU:HD13	33:B8:34:TRP:HD1	1.70	0.55
33:B8:25:MET:SD	47:BP:64:LYS:HD3	2.46	0.55
35:BA:1889:A:O2'	35:BA:2087:G:H5'	2.05	0.55
24:AY:21:HIS:CD2	24:AY:122:ARG:HB2	2.41	0.55
1:AA:1363(A):A:H4'	1:AA:1364:U:C5'	2.27	0.55
35:BA:1344:G:H4'	35:BA:1384:A:C5	2.41	0.55
36:BB:116:G:C2	36:BB:117:G:C5	2.94	0.55
33:B8:23:VAL:HG12	33:B8:46:ARG:NH1	2.20	0.55
10:AJ:27:ALA:CA	10:AJ:30:SER:HB3	2.37	0.55
35:BA:2519:U:C5	35:BA:2542:A:C2	2.94	0.55
35:BA:2857:G:H2'	35:BA:2858:C:O5'	2.07	0.55
48:BQ:76:LYS:HB3	48:BQ:91:GLU:HG3	1.88	0.55

*Continued on next page...*

*Continued from previous page...*

Atom-1	Atom-2	Interatomic distance (Å)	Clash overlap (Å)
24:AY:18:ILE:HD11	24:AY:30:THR:OG1	2.06	0.55
24:AY:360:TYR:HB3	24:AY:361:PRO:CD	2.27	0.55
38:BD:165:ILE:HA	38:BD:175:LEU:HD22	1.88	0.55
38:BD:44:ASN:HD22	38:BD:48:ARG:N	2.04	0.55
52:BU:12:ARG:HB2	52:BU:13:LYS:NZ	2.22	0.55
1:AA:1418:A:C2	1:AA:1483:A:C2	2.94	0.55
1:AA:882:C:H2'	1:AA:883:C:H6	1.70	0.55
1:AA:657:G:H4'	15:AO:28:GLN:HG2	1.88	0.55
15:AO:45:VAL:CG1	15:AO:46:HIS:N	2.69	0.55
6:AF:62:TRP:CD2	18:AR:35:ARG:NH2	2.75	0.55
35:BA:2159:G:C2'	35:BA:2160:G:C5'	2.81	0.55
53:BV:98:GLU:OE2	53:BV:100:ARG:HD3	2.06	0.55
35:BA:955:C:OP1	48:BQ:87:LYS:HE3	2.06	0.55
57:BZ:100:VAL:HG11	57:BZ:137:ILE:HG13	1.89	0.55
1:AA:1063:C:H42	1:AA:1193:G:H1	1.54	0.55
3:AC:142:MET:C	3:AC:144:SER:N	2.59	0.55
3:AC:73:PRO:HG3	3:AC:105:GLU:HB2	1.87	0.55
10:AJ:51:ARG:HG3	10:AJ:51:ARG:HH11	1.71	0.55
7:AG:19:GLY:O	7:AG:20:ASP:C	2.44	0.55
40:BF:154:VAL:HG12	40:BF:155:LEU:H	1.71	0.55
40:BF:18:ARG:CZ	40:BF:199:TRP:CZ3	2.88	0.55
40:BF:6:VAL:CG1	40:BF:7:TYR:N	2.52	0.55
49:BR:47:PHE:C	49:BR:49:ASP:N	2.59	0.55
35:BA:2839:G:C4'	49:BR:49:ASP:OD2	2.53	0.55
35:BA:139:G:C6	35:BA:140:G:H2'	2.41	0.55
35:BA:1720:U:H2'	35:BA:1721:G:C4'	2.36	0.55
16:AP:7:ALA:HB1	16:AP:29:ASP:HA	1.87	0.55
1:AA:1436:U:C5	1:AA:1437:C:C5	2.94	0.55
41:BG:171:ALA:CA	41:BG:174:GLU:HB3	2.36	0.55
35:BA:1712:C:C2'	35:BA:1713:U:H5'	2.36	0.55
16:AP:74:LEU:CB	16:AP:79:VAL:HG21	2.36	0.55
54:BW:72:LYS:HE3	54:BW:108:GLY:HA3	1.87	0.55
2:AB:123:ALA:O	2:AB:124:SER:HB2	2.07	0.55
1:AA:948:C:P	13:AM:108:ARG:H	2.29	0.55
1:AA:1371:G:H5''	9:AI:69:GLY:N	2.21	0.55
54:BW:1:MET:HG3	54:BW:64:MET:CE	2.36	0.55
35:BA:848:G:N3	35:BA:933:A:H1'	2.21	0.55
28:B3:59:VAL:CG1	28:B3:60:GLU:N	2.67	0.55
1:AA:30:U:H1'	1:AA:31:G:OP1	2.06	0.55
30:B5:32:PRO:HD2	35:BA:2886:G:O2'	2.05	0.55
1:AA:797:C:O2	1:AA:797:C:H2'	2.05	0.55

*Continued on next page...*

*Continued from previous page...*

Atom-1	Atom-2	Interatomic distance (Å)	Clash overlap (Å)
9:AI:29:ASN:OD1	9:AI:64:THR:HA	2.06	0.55
24:AY:236:GLY:O	24:AY:237:ALA:CB	2.54	0.55
24:AY:28:THR:N	58:AY:1000:GCP:O1A	2.31	0.55
24:AY:241:PHE:CZ	24:AY:275:TRP:NE1	2.74	0.55
24:AY:72:THR:OG1	24:AY:302:LYS:NZ	2.35	0.55
24:AY:425:VAL:HG21	24:AY:449:VAL:HG13	1.88	0.55
1:AA:951:G:C2'	1:AA:952:U:C6	2.66	0.55
30:B5:40:LYS:NZ	30:B5:45:VAL:HA	2.22	0.55
35:BA:1806:C:H2'	35:BA:1807:G:H8	1.72	0.55
35:BA:1826:G:C6	35:BA:1827:C:C4	2.95	0.55
35:BA:35:G:C4	35:BA:454:A:C2	2.94	0.55
38:BD:62:TYR:HE1	38:BD:64:ILE:CA	2.19	0.55
40:BF:70:THR:C	40:BF:72:ARG:N	2.59	0.55
45:BN:94:HIS:HA	45:BN:96:GLU:OE2	2.06	0.55
1:AA:575:G:C5	1:AA:881:G:N2	2.75	0.55
1:AA:874:G:C6	1:AA:875:C:N4	2.75	0.55
1:AA:22:G:H5''	1:AA:885:G:OP2	2.07	0.55
1:AA:1101:A:H4'	1:AA:1102:A:O5'	2.06	0.55
3:AC:38:ARG:O	3:AC:39:ILE:C	2.43	0.55
10:AJ:91:PRO:O	10:AJ:93:GLY:N	2.40	0.55
19:AS:40:ILE:HG13	19:AS:69:HIS:O	2.07	0.55
19:AS:63:THR:HG23	19:AS:65:ASN:N	2.19	0.55
27:B2:27:GLU:O	27:B2:30:ARG:N	2.38	0.55
27:B2:8:LYS:O	27:B2:12:GLU:HB2	2.05	0.55
35:BA:1718:G:H8	35:BA:1718:G:H5'	1.70	0.55
35:BA:2706:G:H5''	35:BA:2851:A:H5''	1.89	0.55
1:AA:622:A:H3'	1:AA:623:C:C5	2.41	0.55
20:AT:26:ASN:HB3	20:AT:71:THR:OG1	2.07	0.55
17:AQ:7:THR:O	17:AQ:23:VAL:HG13	2.07	0.55
31:B6:9:LEU:HD22	31:B6:10:LEU:N	2.20	0.55
35:BA:271(M):G:O2'	35:BA:271(O):C:H5'	2.05	0.55
2:AB:142:LEU:O	2:AB:146:GLN:N	2.39	0.55
1:AA:1432:G:HO2'	1:AA:1433:A:H8	1.52	0.55
41:BG:28:VAL:O	41:BG:29:TRP:CG	2.60	0.55
41:BG:5:VAL:CG1	41:BG:6:ALA:H	2.09	0.55
35:BA:1528(A):A:H8	35:BA:1529:G:C8	2.24	0.55
3:AC:7:PRO:HG2	3:AC:8:ILE:H	1.71	0.55
28:B3:5:LYS:CB	28:B3:36:VAL:HG12	2.37	0.55
1:AA:127:G:N2	1:AA:235:C:C2	2.75	0.55
36:BB:31:C:H2'	36:BB:31:C:O2	2.05	0.55
36:BB:31:C:N4	36:BB:51:G:H1	2.04	0.55

*Continued on next page...*

*Continued from previous page...*

Atom-1	Atom-2	Interatomic distance (Å)	Clash overlap (Å)
35:BA:535:C:O2'	35:BA:536:A:H5'	2.07	0.55
35:BA:341:G:O2'	35:BA:342:G:H5'	2.06	0.55
12:AL:75:HIS:HD2	12:AL:77:LEU:HB2	1.70	0.55
35:BA:1054:A:C2	35:BA:1055:G:C5	2.94	0.55
45:BN:47:ALA:N	45:BN:48:MET:HE2	2.21	0.55
26:B1:18:ILE:HG21	26:B1:20:ARG:CZ	2.36	0.55
35:BA:184:C:O3'	35:BA:217:G:N2	2.39	0.55
38:BD:40:THR:O	38:BD:41:GLY:O	2.24	0.55
24:AY:289:VAL:HG12	24:AY:322:SER:HB3	1.87	0.55
24:AY:473:TRP:HZ3	24:AY:500:ASN:CB	1.93	0.55
32:B7:8:ASN:HA	35:BA:1309:G:H5'	1.89	0.55
35:BA:1429:G:H5'	35:BA:1568:G:O2'	2.05	0.55
35:BA:1773:A:C2	35:BA:1978:A:C2	2.95	0.55
35:BA:2008:C:O2'	35:BA:2009:G:H5'	2.07	0.55
38:BD:211:ARG:HH11	38:BD:211:ARG:HG3	1.71	0.55
51:BT:23:ARG:CZ	51:BT:120:ARG:HD3	2.37	0.55
51:BT:57:PHE:O	51:BT:79:HIS:CE1	2.59	0.55
51:BT:80:SER:OG	51:BT:81:PRO:CD	2.55	0.55
30:B5:28:PRO:HG2	54:BW:35:ILE:CD1	2.35	0.55
6:AF:80:ARG:NH1	6:AF:88:VAL:O	2.39	0.55
53:BV:57:VAL:HG22	53:BV:58:VAL:N	2.22	0.55
2:AB:152:PHE:HD1	2:AB:153:ARG:N	2.04	0.55
2:AB:185:ILE:N	2:AB:185:ILE:CD1	2.69	0.55
2:AB:208:ILE:O	2:AB:209:ARG:C	2.45	0.55
48:BQ:50:ALA:O	48:BQ:52:VAL:N	2.40	0.55
48:BQ:19:GLY:O	48:BQ:98:LYS:HD3	2.07	0.55
57:BZ:127:LYS:HG2	57:BZ:162:GLU:HG3	1.88	0.55
19:AS:20:LEU:CA	19:AS:23:ASN:HB3	2.34	0.55
19:AS:61:TYR:O	19:AS:62:ILE:CB	2.54	0.55
1:AA:482:A:H2'	1:AA:483:C:O4'	2.07	0.55
35:BA:83:G:H22	35:BA:102:G:H2'	1.69	0.55
55:BX:12:VAL:HG12	55:BX:27:THR:CA	2.36	0.55
4:AD:134:ASP:OD1	4:AD:134:ASP:N	2.40	0.55
4:AD:4:TYR:O	4:AD:5:ILE:CB	2.55	0.55
1:AA:1030:C:N4	1:AA:1032:G:H21	2.05	0.55
1:AA:1030:C:N4	1:AA:1032:G:N2	2.54	0.55
9:AI:52:ALA:HB3	9:AI:95:LYS:NZ	2.21	0.55
35:BA:126:A:C6	35:BA:127:A:C2	2.94	0.55
35:BA:116:C:OP1	35:BA:128:C:N4	2.40	0.55
25:B0:37:LEU:HD23	25:B0:37:LEU:N	2.20	0.55
56:BY:88:LYS:NZ	56:BY:93:GLY:N	2.54	0.55

*Continued on next page...*

*Continued from previous page...*

Atom-1	Atom-2	Interatomic distance (Å)	Clash overlap (Å)
35:BA:2646:C:H2'	35:BA:2646:C:O2	2.06	0.55
35:BA:2450:A:O2'	35:BA:2451:A:H5'	2.06	0.55
12:AL:113:ARG:HG3	12:AL:114:LYS:N	2.22	0.55
12:AL:121:GLY:O	12:AL:122:THR:O	2.25	0.55
35:BA:2864:G:OP1	51:BT:119:LYS:HG3	2.06	0.55
1:AA:1055:A:C6	1:AA:1206:G:C5	2.95	0.55
35:BA:2586:C:O5'	35:BA:2586:C:H6	1.90	0.55
24:AY:186:TYR:OH	24:AY:241:PHE:N	2.40	0.55
24:AY:472:ARG:HD3	24:AY:525:GLN:HB3	1.87	0.55
30:B5:4:HIS:HB2	30:B5:5:PRO:HD3	1.89	0.55
35:BA:1018:C:H2'	35:BA:1019:U:O4'	2.07	0.55
35:BA:1754:C:H4'	51:BT:101:PHE:CD1	2.42	0.55
35:BA:578:A:C8	35:BA:2018:G:H5'	2.41	0.55
38:BD:143:HIS:O	38:BD:192:THR:HG23	2.07	0.55
38:BD:242:ARG:HD2	38:BD:242:ARG:H	1.70	0.55
39:BE:12:THR:HG23	39:BE:13:ARG:N	2.21	0.55
39:BE:59:VAL:HG11	39:BE:63:LEU:HG	1.88	0.55
39:BE:62:PRO:C	39:BE:64:LYS:H	2.09	0.55
49:BR:17:ARG:HB2	49:BR:17:ARG:CZ	2.37	0.55
2:AB:189:ASP:OD1	2:AB:189:ASP:C	2.44	0.55
36:BB:75:G:HO2'	57:BZ:85:HIS:CE1	2.25	0.55
1:AA:1200:C:H1'	1:AA:1205:U:O4	2.07	0.55
27:B2:27:GLU:O	27:B2:30:ARG:HB3	2.06	0.55
4:AD:9:CYS:HA	4:AD:12:CYS:SG	2.46	0.55
35:BA:1070:A:H8	35:BA:1070:A:OP1	1.89	0.55
35:BA:1061:U:P	44:BK:1:UNK:H2	2.30	0.55
35:BA:2839:G:O2'	35:BA:2840:C:H5'	2.07	0.55
11:AK:66:LEU:O	11:AK:69:ALA:HB3	2.06	0.55
11:AK:96:ARG:O	11:AK:97:ALA:C	2.45	0.55
37:BC:30:LYS:HZ1	37:BC:30:LYS:HA	1.71	0.55
35:BA:2305:A:C8	41:BG:135:LEU:O	2.60	0.55
35:BA:2309:A:H2'	35:BA:2310:A:C5'	2.36	0.55
35:BA:2282:G:H1	35:BA:2427:C:H42	1.54	0.55
8:AH:82:HIS:HD2	8:AH:138:TRP:NE1	1.99	0.55
50:BS:56:LEU:O	50:BS:57:LYS:C	2.45	0.55
50:BS:97:ARG:O	50:BS:97:ARG:CZ	2.55	0.55
26:B1:48:LYS:HZ2	26:B1:60:PHE:C	2.09	0.55
41:BG:7:LEU:HD22	41:BG:176:LEU:CD2	2.36	0.55
1:AA:1226:C:C6	13:AM:104:ARG:HA	2.41	0.55
35:BA:1451:C:H5'	35:BA:1452:A:H5'	1.88	0.55
16:AP:38:TYR:OH	16:AP:47:ASP:OD1	2.24	0.55

*Continued on next page...*

*Continued from previous page...*

Atom-1	Atom-2	Interatomic distance (Å)	Clash overlap (Å)
35:BA:575:A:O2'	35:BA:576:U:C5'	2.54	0.55
35:BA:1607:C:N4	35:BA:1621:U:H2'	2.22	0.55
12:AL:103:GLY:HA3	12:AL:121:GLY:HA2	1.87	0.55
35:BA:1345:C:H4'	35:BA:1396:U:N3	2.22	0.55
1:AA:1241:G:H2'	1:AA:1242:C:H6	1.72	0.55
42:BH:20:ALA:HB1	42:BH:21:PRO:CD	2.37	0.55
32:B7:35:ARG:HG2	32:B7:35:ARG:HH11	1.72	0.55
49:BR:9:LYS:O	49:BR:10:LEU:HD23	2.06	0.55
36:BB:89:G:H2'	36:BB:90:A:C8	2.42	0.55
35:BA:2615:U:H2'	35:BA:2616:C:C6	2.42	0.55
51:BT:53:ARG:NH1	51:BT:53:ARG:CB	2.70	0.55
52:BU:27:LEU:HA	52:BU:30:LYS:CB	2.36	0.55
1:AA:1418:A:H2	1:AA:1483:A:C2	2.25	0.55
1:AA:741:G:O2'	1:AA:742:G:H5'	2.07	0.55
6:AF:72:VAL:O	6:AF:75:LEU:N	2.38	0.55
18:AR:58:LEU:CD1	18:AR:66:LEU:HD22	2.27	0.55
34:B9:36:GLN:OE1	35:BA:1124:C:H1'	2.06	0.55
35:BA:2631:G:H1	39:BE:61:ARG:HH12	1.54	0.55
35:BA:1919:A:C2'	35:BA:1920:C:C5'	2.82	0.55
35:BA:2266:A:H8	35:BA:2266:A:OP1	1.90	0.55
22:AV:51:C:H6	22:AV:51:C:O5'	1.90	0.55
12:AL:35:GLY:CA	12:AL:59:ARG:O	2.54	0.55
1:AA:1067:A:O2'	1:AA:1068:G:C8	2.59	0.55
40:BF:7:TYR:HD2	40:BF:16:GLY:H	1.53	0.55
44:BK:55:UNK:CB	44:BK:69:UNK:HA	2.37	0.55
4:AD:96:LEU:HA	4:AD:99:SER:CB	2.37	0.55
37:BC:193:ILE:HG22	37:BC:193:ILE:O	2.07	0.55
35:BA:2314:C:H5''	41:BG:38:VAL:HG21	1.89	0.55
1:AA:105:G:H2'	1:AA:106:C:H6	1.65	0.55
35:BA:1887:C:H2'	35:BA:1888:G:O4'	2.06	0.55
46:BO:43:VAL:O	46:BO:54:GLU:HA	2.07	0.55
1:AA:236:G:H5''	17:AQ:42:TYR:OH	2.07	0.55
1:AA:1221:G:OP1	1:AA:1321:C:N3	2.39	0.55
25:B0:51:VAL:HG23	25:B0:80:HIS:HA	1.87	0.55
35:BA:453:C:O4'	35:BA:457:A:C2	2.60	0.55
1:AA:1423:G:OP1	46:BO:49:ARG:NH2	2.40	0.55
13:AM:23:TYR:HE1	13:AM:70:LEU:HD22	1.70	0.55
13:AM:70:LEU:HA	13:AM:73:GLU:HB3	1.87	0.55
10:AJ:32:ALA:HB3	10:AJ:76:ASN:HB2	1.89	0.55
35:BA:1389:G:C2	35:BA:1399:C:O2	2.60	0.55
1:AA:928:G:H2'	1:AA:929:G:C8	2.41	0.55

*Continued on next page...*



*Continued from previous page...*

Atom-1	Atom-2	Interatomic distance (Å)	Clash overlap (Å)
33:B8:30:ARG:HA	33:B8:30:ARG:NE	2.22	0.55
1:AA:131:C:H2'	1:AA:131:C:O2	2.05	0.55
46:BO:105:GLU:HG3	46:BO:108:GLU:OE2	2.07	0.55
35:BA:1357:U:H2'	35:BA:1358:G:O4'	2.07	0.55
24:AY:150:ASP:OD1	24:AY:151:PRO:HD2	2.07	0.55
24:AY:176:GLY:O	24:AY:179:PHE:HB2	2.07	0.55
24:AY:138:LEU:CD1	24:AY:268:MET:CE	2.82	0.55
24:AY:327:LYS:NZ	24:AY:344:ASP:CB	2.69	0.55
24:AY:99:THR:HA	24:AY:102:THR:CB	2.36	0.55
37:BC:131:LEU:HD22	37:BC:136:LEU:CD1	2.37	0.55
33:B8:29:LYS:HA	33:B8:32:LEU:HB2	1.88	0.55
35:BA:1160:G:O2'	35:BA:1161:C:H5'	2.07	0.55
35:BA:818:G:N2	35:BA:1188:U:OP2	2.36	0.55
35:BA:2222:G:H5'	38:BD:149:PRO:HG3	1.89	0.55
35:BA:807:U:O2'	35:BA:2060:A:N1	2.40	0.55
38:BD:158:ALA:O	38:BD:196:VAL:CG1	2.47	0.55
39:BE:154:LYS:O	39:BE:155:LYS:C	2.44	0.55
39:BE:189:PRO:O	39:BE:190:GLY:O	2.25	0.55
47:BP:100:LEU:CD2	47:BP:100:LEU:H	2.20	0.55
52:BU:12:ARG:HD2	52:BU:13:LYS:NZ	2.22	0.55
53:BV:69:LYS:HA	53:BV:87:HIS:O	2.07	0.55
8:AH:11:THR:C	8:AH:13:ILE:H	2.10	0.55
53:BV:28:GLU:O	53:BV:61:VAL:CG2	2.55	0.55
1:AA:909:A:OP1	12:AL:21:LYS:NZ	2.35	0.55
57:BZ:44:PHE:C	57:BZ:44:PHE:HD1	2.10	0.55
1:AA:1111:A:H2'	1:AA:1112:C:C6	2.41	0.55
3:AC:154:SER:HA	3:AC:165:THR:HA	1.88	0.55
35:BA:485:C:H2'	35:BA:486:C:C5	2.42	0.55
27:B2:25:VAL:C	27:B2:27:GLU:H	2.10	0.55
40:BF:123:LEU:HD11	40:BF:125:LEU:HD22	1.89	0.55
19:AS:51:VAL:HG23	19:AS:60:VAL:HG11	1.89	0.55
41:BG:137:GLU:O	41:BG:138:GLN:HB3	2.07	0.55
17:AQ:76:LEU:HD12	17:AQ:78:GLU:H	1.72	0.55
35:BA:2391:G:H1'	35:BA:2429:G:H21	1.71	0.55
42:BH:43:VAL:CG1	42:BH:52:VAL:CG2	2.83	0.55
5:AE:82:VAL:HG11	5:AE:134:ALA:O	2.07	0.55
50:BS:89:ARG:O	50:BS:92:TYR:CB	2.54	0.55
41:BG:19:LEU:O	41:BG:22:ARG:N	2.40	0.55
35:BA:1528(A):A:H62	35:BA:1541:G:H21	1.49	0.55
51:BT:107:ASP:H	51:BT:110:ILE:HG13	1.66	0.55
35:BA:459:U:H2'	35:BA:460:A:C8	2.42	0.55

*Continued on next page...*

*Continued from previous page...*

Atom-1	Atom-2	Interatomic distance (Å)	Clash overlap (Å)
38:BD:70:TRP:CD1	38:BD:150:LYS:HE3	2.42	0.55
49:BR:58:GLY:HA2	49:BR:80:PHE:HE1	1.71	0.55
33:B8:50:LEU:O	33:B8:51:ALA:CB	2.55	0.55
2:AB:138:LEU:N	2:AB:138:LEU:CD2	2.67	0.55
35:BA:931:G:C2	35:BA:933:A:C5	2.94	0.55
38:BD:3:VAL:HG22	38:BD:200:ASP:OD1	2.07	0.55
35:BA:1625:C:H2'	35:BA:1626:G:C5'	2.37	0.55
35:BA:391:G:C2	35:BA:392:C:C2	2.95	0.55
17:AQ:91:ARG:CB	17:AQ:91:ARG:HH11	2.20	0.55
1:AA:1503:A:H2'	23:AX:12:A:H62	1.72	0.55
35:BA:131:G:H2'	35:BA:132:G:C8	2.42	0.55
35:BA:734:A:H2'	35:BA:735:A:O4'	2.06	0.55
1:AA:452:A:N7	1:AA:480:U:O4	2.39	0.55
1:AA:534:U:H5'	1:AA:534:U:H6	1.71	0.55
37:BC:134:ARG:HD2	37:BC:134:ARG:H	1.72	0.55
1:AA:992:U:O2	1:AA:992:U:H2'	2.07	0.55
24:AY:194:GLN:HB3	24:AY:202:GLN:HG2	1.89	0.55
24:AY:12:LYS:O	24:AY:82:CYS:CB	2.55	0.55
30:B5:47:PRO:HG2	30:B5:48:GLU:OE1	2.07	0.55
35:BA:974:G:P	35:BA:1186:G:H21	2.29	0.55
35:BA:1827:C:H2'	35:BA:1828:G:H8	1.72	0.55
35:BA:257:A:H2'	35:BA:258:G:H5'	1.89	0.55
35:BA:2684:U:H1'	46:BO:70:LYS:CD	2.33	0.55
35:BA:762:U:H5'	35:BA:763:G:N3	2.22	0.55
35:BA:1815:A:P	38:BD:54:ARG:HH22	2.30	0.55
39:BE:116:VAL:HG22	39:BE:122:PHE:CB	2.36	0.55
39:BE:38:THR:C	39:BE:40:GLU:H	2.09	0.55
49:BR:103:ARG:O	49:BR:111:LEU:HD13	2.07	0.55
45:BN:6:PRO:HG3	52:BU:64:ARG:HH22	1.72	0.55
52:BU:93:LYS:H	52:BU:93:LYS:HD2	1.72	0.55
46:BO:92:GLU:CG	46:BO:93:PRO:HD2	2.31	0.55
1:AA:758:G:H4'	1:AA:880:C:H4'	1.89	0.55
8:AH:27:PRO:HG3	8:AH:58:TYR:CE1	2.42	0.55
2:AB:36:ARG:HB3	2:AB:41:ILE:HD11	1.89	0.55
2:AB:57:PHE:O	2:AB:61:LEU:N	2.32	0.55
1:AA:1303:C:C2'	1:AA:1304:G:H5'	2.37	0.55
13:AM:78:ILE:O	13:AM:81:LEU:HB2	2.07	0.55
12:AL:85:ILE:HG22	12:AL:86:ARG:N	2.22	0.55
3:AC:39:ILE:O	3:AC:43:LEU:HG	2.06	0.55
19:AS:62:ILE:HG23	19:AS:62:ILE:O	2.07	0.55
35:BA:476:G:N2	35:BA:479:A:C8	2.74	0.55

*Continued on next page...*

*Continued from previous page...*

Atom-1	Atom-2	Interatomic distance (Å)	Clash overlap (Å)
56:BY:28:LYS:HB3	56:BY:37:VAL:HB	1.88	0.55
4:AD:12:CYS:SG	4:AD:19:LEU:C	2.84	0.55
15:AO:4:THR:O	15:AO:7:GLU:N	2.40	0.55
29:B4:11:PRO:HB3	29:B4:25:TYR:CE2	2.42	0.55
50:BS:27:SER:O	50:BS:28:VAL:HG22	2.07	0.55
5:AE:35:GLY:HA2	5:AE:40:ARG:O	2.07	0.55
47:BP:62:LEU:N	47:BP:62:LEU:CD2	2.70	0.55
35:BA:2428:G:H5''	35:BA:2429:G:O5'	2.07	0.55
35:BA:1467:C:C2	35:BA:1468:C:C5	2.95	0.55
41:BG:171:ALA:O	41:BG:174:GLU:HB3	2.06	0.55
35:BA:2147:G:H2'	35:BA:2148:G:C4'	2.37	0.55
20:AT:77:ALA:O	20:AT:81:LYS:HG3	2.07	0.55
50:BS:24:LEU:HB3	50:BS:85:VAL:HG12	1.88	0.55
16:AP:74:LEU:C	16:AP:79:VAL:HG23	2.28	0.55
35:BA:2699:C:O2'	35:BA:2700:C:H5'	2.07	0.55
28:B3:31:LEU:HD22	28:B3:32:GLN:HG2	1.88	0.55
49:BR:76:VAL:CG2	49:BR:80:PHE:CE2	2.86	0.55
1:AA:1423:G:H5''	46:BO:49:ARG:CZ	2.36	0.55
1:AA:790:A:N6	1:AA:1498:U:OP1	2.39	0.55
1:AA:896:C:C2'	1:AA:897:C:H5'	2.36	0.55
40:BF:130:ALA:C	40:BF:132:VAL:H	2.10	0.55
1:AA:538:G:H5''	12:AL:114:LYS:CB	2.36	0.55
35:BA:1683:C:C4	35:BA:1684:C:N4	2.75	0.55
1:AA:443:C:H6	1:AA:443:C:O5'	1.89	0.55
24:AY:142:ASN:O	24:AY:143:LYS:HB2	2.07	0.54
24:AY:424:ALA:O	24:AY:445:GLN:HB2	2.07	0.54
24:AY:512:ARG:HA	24:AY:515:GLN:CG	2.36	0.54
24:AY:74:VAL:CG1	24:AY:317:PHE:CE2	2.91	0.54
32:B7:11:LYS:CE	35:BA:686:G:N2	2.71	0.54
35:BA:1260:G:O2'	35:BA:1261:C:H5'	2.07	0.54
35:BA:1287:A:O2'	35:BA:1288:U:H5'	2.06	0.54
35:BA:1827:C:H5''	35:BA:1971:A:O3'	2.07	0.54
35:BA:2718:G:H5'	51:BT:100:TYR:CE2	2.40	0.54
35:BA:385:C:O2'	35:BA:388:G:N2	2.39	0.54
35:BA:570:G:O6	35:BA:2499:C:OP1	2.26	0.54
35:BA:970:C:H2'	35:BA:971:C:C6	2.41	0.54
39:BE:119:ARG:HG2	39:BE:120:TRP:N	2.22	0.54
45:BN:95:PRO:O	45:BN:98:VAL:HG23	2.07	0.54
47:BP:39:LYS:O	47:BP:41:ARG:CG	2.51	0.54
52:BU:80:ILE:HG22	52:BU:80:ILE:O	2.05	0.54
53:BV:68:LYS:HD2	53:BV:69:LYS:H	1.72	0.54

*Continued on next page...*

*Continued from previous page...*

Atom-1	Atom-2	Interatomic distance (Å)	Clash overlap (Å)
1:AA:1078:U:H5	1:AA:1079:G:C5	2.25	0.54
1:AA:881:G:H2'	1:AA:882:C:O4'	2.07	0.54
6:AF:48:LEU:HD12	6:AF:55:ASP:O	2.06	0.54
15:AO:33:THR:CG2	15:AO:34:LEU:H	2.20	0.54
35:BA:2393:A:C2'	35:BA:2394:C:H6	2.13	0.54
48:BQ:54:MET:O	48:BQ:55:VAL:C	2.45	0.54
57:BZ:54:HIS:HB3	57:BZ:101:PRO:HD3	1.89	0.54
14:AN:19:ARG:O	14:AN:20:ALA:O	2.25	0.54
35:BA:481:G:OP2	56:BY:47:LYS:CD	2.54	0.54
24:AY:487:ARG:O	24:AY:489:ASN:N	2.40	0.54
35:BA:2882:A:OP1	49:BR:96:ARG:NE	2.35	0.54
41:BG:64:THR:CG2	41:BG:65:GLY:N	2.70	0.54
35:BA:2312:U:OP1	41:BG:74:LYS:N	2.41	0.54
41:BG:83:ARG:CZ	41:BG:84:LYS:NZ	2.70	0.54
35:BA:271(I):G:H2'	35:BA:271(J):C:C6	2.41	0.54
41:BG:11:TYR:HD1	41:BG:15:VAL:CB	2.20	0.54
35:BA:2184:G:H2'	35:BA:2185:C:O4'	2.06	0.54
1:AA:1037:C:O5'	1:AA:1037:C:H6	1.90	0.54
1:AA:186:C:H2'	1:AA:187:C:H6	1.72	0.54
54:BW:5:ALA:N	54:BW:105:VAL:O	2.39	0.54
13:AM:107:ALA:O	13:AM:108:ARG:HD2	2.07	0.54
1:AA:1260:C:OP1	1:AA:1284:C:H4'	2.07	0.54
31:B6:15:GLU:CD	31:B6:18:ARG:CZ	2.75	0.54
46:BO:107:ARG:HH11	51:BT:36:GLU:HG3	1.72	0.54
35:BA:2126:A:N6	35:BA:2163:C:C4'	2.70	0.54
1:AA:441:A:H3'	1:AA:442:C:H6	1.70	0.54
1:AA:943:U:C2'	1:AA:944:G:H5'	2.37	0.54
19:AS:22:LEU:CD1	19:AS:27:GLU:HB2	2.37	0.54
35:BA:151:C:H2'	35:BA:152:G:C8	2.42	0.54
35:BA:1411:C:H2'	35:BA:1412:A:C8	2.42	0.54
35:BA:1631(A):A:O2'	35:BA:1632:A:H5'	2.06	0.54
35:BA:1632:A:C6	35:BA:1633:G:C6	2.95	0.54
48:BQ:79:LEU:O	48:BQ:80:GLU:HB2	2.06	0.54
35:BA:2661:G:O2'	35:BA:2662:A:H5'	2.08	0.54
35:BA:1260:G:H2'	35:BA:1261:C:H6	1.73	0.54
35:BA:2454:G:H2'	35:BA:2455:G:H8	1.72	0.54
38:BD:209:ALA:O	38:BD:210:GLY:C	2.44	0.54
38:BD:267:SER:HA	38:BD:270:ILE:CG1	2.36	0.54
47:BP:50:ARG:HG2	47:BP:50:ARG:NH1	2.21	0.54
35:BA:2012:G:H4'	54:BW:96:ILE:HD11	1.90	0.54
35:BA:2761:G:H8	35:BA:2761:G:H5'	1.72	0.54

*Continued on next page...*

*Continued from previous page...*

Atom-1	Atom-2	Interatomic distance (Å)	Clash overlap (Å)
18:AR:44:LEU:HA	18:AR:49:LYS:O	2.08	0.54
2:AB:16:HIS:HD2	2:AB:209:ARG:C	2.09	0.54
2:AB:69:LEU:HD12	2:AB:71:VAL:HG22	1.89	0.54
25:B0:41:ARG:O	25:B0:42:GLY:O	2.24	0.54
57:BZ:98:MET:O	57:BZ:126:VAL:HG22	2.07	0.54
35:BA:2591:C:OP1	38:BD:239:ARG:HG3	2.07	0.54
21:AU:6:ARG:HG2	21:AU:15:ARG:NH1	2.21	0.54
10:AJ:64:GLU:OE1	14:AN:59:ALA:HA	2.07	0.54
9:AI:45:ALA:C	9:AI:47:LEU:H	2.10	0.54
35:BA:1503:U:O2'	35:BA:1504:C:H5'	2.08	0.54
57:BZ:118:GLN:O	57:BZ:172:ALA:HB1	2.07	0.54
7:AG:107:ALA:HB1	7:AG:123:GLU:OE1	2.07	0.54
35:BA:1462:C:C5'	35:BA:2703:C:O4'	2.55	0.54
1:AA:621:A:C5	1:AA:622:A:N7	2.75	0.54
16:AP:27:LYS:HG2	16:AP:30:GLY:HA3	1.89	0.54
35:BA:2289:G:N2	35:BA:2344:U:C2	2.75	0.54
5:AE:89:ILE:CG1	5:AE:90:VAL:N	2.70	0.54
36:BB:67:G:O2'	36:BB:68:C:O5'	2.24	0.54
50:BS:63:THR:O	50:BS:65:VAL:N	2.40	0.54
2:AB:118:LEU:HD11	2:AB:141:GLU:OE2	2.07	0.54
35:BA:2108:C:O2	35:BA:2108:C:C2'	2.55	0.54
48:BQ:10:ARG:CB	48:BQ:10:ARG:NH1	2.66	0.54
1:AA:1124:G:O5'	10:AJ:35:SER:HB2	2.06	0.54
9:AI:57:GLY:O	9:AI:58:ARG:HB3	2.08	0.54
16:AP:58:TYR:HE2	16:AP:59:TRP:CZ3	2.23	0.54
56:BY:90:LEU:O	56:BY:91:GLU:HG2	2.08	0.54
1:AA:436:C:H2'	1:AA:437:U:H6	1.70	0.54
9:AI:70:LYS:HA	9:AI:73:GLN:NE2	2.22	0.54
1:AA:272:C:C4	1:AA:273:A:N7	2.75	0.54
35:BA:2791:C:C5	35:BA:2793:G:O6	2.60	0.54
1:AA:1040:U:O2'	1:AA:1041:A:H5'	2.07	0.54
35:BA:1563:G:C2'	35:BA:1564:C:H5'	2.37	0.54
28:B3:19:GLN:O	28:B3:22:ALA:HB3	2.08	0.54
35:BA:1334:G:O2'	35:BA:1335:U:H5'	2.07	0.54
1:AA:519:C:H2'	1:AA:520:A:O4'	2.07	0.54
35:BA:2228:G:H2'	35:BA:2229:C:C6	2.43	0.54
18:AR:83:GLU:C	18:AR:84:LYS:NZ	2.61	0.54
35:BA:712:G:O2'	35:BA:713:G:H5'	2.06	0.54
8:AH:126:LYS:HG2	8:AH:127:LEU:N	2.22	0.54
10:AJ:78:ASN:ND2	10:AJ:80:LYS:HB3	2.22	0.54
24:AY:314:ARG:NH1	24:AY:418:GLN:OE1	2.40	0.54

*Continued on next page...*

*Continued from previous page...*

Atom-1	Atom-2	Interatomic distance (Å)	Clash overlap (Å)
33:B8:17:THR:HG1	33:B8:21:LYS:HB2	1.71	0.54
35:BA:768:G:O2'	35:BA:1379:A:N6	2.40	0.54
35:BA:1791:A:N1	35:BA:1829:A:C4'	2.71	0.54
35:BA:2348:U:H5	35:BA:2382:G:N2	2.05	0.54
45:BN:118:LYS:C	45:BN:120:LEU:H	2.11	0.54
45:BN:57:ALA:H	45:BN:124:ALA:HA	1.72	0.54
49:BR:14:SER:HA	49:BR:17:ARG:CZ	2.34	0.54
35:BA:1667:G:C2	35:BA:1991:U:C5	2.95	0.54
6:AF:33:TYR:CG	6:AF:75:LEU:HD13	2.42	0.54
2:AB:16:HIS:HD2	2:AB:210:SER:N	2.05	0.54
35:BA:2395:C:C2'	35:BA:2396:G:O5'	2.55	0.54
25:B0:27:GLU:CA	25:B0:67:VAL:O	2.56	0.54
48:BQ:12:GLN:OE1	48:BQ:73:PRO:HD3	2.07	0.54
54:BW:14:PRO:CG	54:BW:78:GLU:HG3	2.18	0.54
1:AA:1155:G:O2'	1:AA:1156:G:H5'	2.07	0.54
3:AC:157:ILE:HG21	3:AC:164:ARG:NH2	2.21	0.54
3:AC:58:GLU:N	3:AC:65:ALA:CB	2.67	0.54
19:AS:42:PRO:HG3	19:AS:67:VAL:HG11	1.90	0.54
35:BA:484:C:O2'	35:BA:485:C:H5'	2.08	0.54
35:BA:77:C:H2'	35:BA:78:A:C8	2.42	0.54
40:BF:3:GLU:C	40:BF:24:LEU:HG	2.28	0.54
35:BA:1061:U:H5'	35:BA:1070:A:H1'	1.89	0.54
4:AD:6:GLY:N	4:AD:115:ARG:HH22	2.05	0.54
55:BX:35:THR:C	55:BX:37:THR:H	2.11	0.54
11:AK:42:TRP:O	11:AK:71:LYS:NZ	2.38	0.54
2:AB:40:HIS:HB3	2:AB:190:THR:HG21	1.90	0.54
1:AA:323:U:H4'	20:AT:22:ARG:HD3	1.87	0.54
54:BW:21:VAL:O	54:BW:23:LEU:N	2.40	0.54
17:AQ:3:LYS:O	17:AQ:60:ILE:CG1	2.45	0.54
17:AQ:3:LYS:HB3	17:AQ:61:GLU:HB3	1.89	0.54
36:BB:101:G:C4	36:BB:102:A:C8	2.96	0.54
50:BS:56:LEU:O	50:BS:56:LEU:CD2	2.53	0.54
50:BS:92:TYR:O	50:BS:93:LYS:CB	2.54	0.54
38:BD:138:VAL:HG23	38:BD:168:ARG:NE	2.23	0.54
35:BA:43:A:O2'	35:BA:44:G:H5'	2.07	0.54
35:BA:2142:C:H2'	35:BA:2143:C:C6	2.43	0.54
1:AA:1004:A:C3'	1:AA:1005:A:H5'	2.37	0.54
1:AA:959:A:H2'	1:AA:960:U:C4'	2.37	0.54
49:BR:67:LEU:HD11	49:BR:71:GLN:O	2.06	0.54
13:AM:51:ALA:O	13:AM:52:GLU:C	2.46	0.54
47:BP:123:LEU:N	47:BP:123:LEU:CD2	2.70	0.54

*Continued on next page...*

*Continued from previous page...*

Atom-1	Atom-2	Interatomic distance (Å)	Clash overlap (Å)
19:AS:16:LEU:N	19:AS:16:LEU:CD1	2.71	0.54
1:AA:1396:A:O4'	1:AA:1398:A:H1'	2.07	0.54
17:AQ:46:ASP:OD2	17:AQ:51:TYR:CD2	2.55	0.54
1:AA:1241:G:H2'	1:AA:1242:C:C6	2.42	0.54
12:AL:20:LYS:N	12:AL:20:LYS:HD3	2.21	0.54
35:BA:682:G:H2'	35:BA:683:C:H6	1.71	0.54
3:AC:109:PRO:C	3:AC:111:LEU:H	2.10	0.54
15:AO:11:VAL:HG12	15:AO:15:PHE:CE1	2.42	0.54
1:AA:141:A:H4'	1:AA:182:U:H1'	1.89	0.54
5:AE:10:MET:O	5:AE:10:MET:HG2	2.07	0.54
43:BJ:16:UNK:O	43:BJ:20:UNK:CB	2.56	0.54
35:BA:2139:C:H2'	35:BA:2140:C:C6	2.41	0.54
24:AY:114:ASP:O	24:AY:118:GLY:CA	2.53	0.54
24:AY:440:ALA:HA	24:AY:445:GLN:NE2	2.22	0.54
24:AY:508:MET:CA	24:AY:511:LEU:HB3	2.38	0.54
24:AY:86:LEU:HD12	24:AY:88:ASP:H	1.71	0.54
35:BA:2007:C:O4'	35:BA:2824:C:H4'	2.06	0.54
35:BA:2460:U:H2'	35:BA:2461:C:H5'	1.89	0.54
35:BA:2847:U:C5	35:BA:2848:G:C5	2.95	0.54
39:BE:63:LEU:O	39:BE:64:LYS:C	2.45	0.54
40:BF:78:ILE:C	40:BF:80:ALA:H	2.10	0.54
35:BA:2718:G:P	51:BT:100:TYR:HD2	2.30	0.54
53:BV:81:TYR:HE1	53:BV:83:ARG:HH21	1.54	0.54
53:BV:91:TYR:CD1	53:BV:92:THR:N	2.74	0.54
1:AA:740:U:HO2'	1:AA:741:G:C5'	2.21	0.54
1:AA:825:G:O2'	1:AA:826:C:H5'	2.07	0.54
6:AF:25:ILE:CG2	6:AF:26:ILE:N	2.70	0.54
18:AR:55:ARG:HG3	18:AR:55:ARG:NH1	2.22	0.54
1:AA:1072:G:C6	1:AA:1073:U:C4	2.95	0.54
35:BA:910:A:H5'	35:BA:911:A:OP2	2.08	0.54
48:BQ:101:ARG:NH1	48:BQ:102:VAL:O	2.40	0.54
48:BQ:58:PHE:CZ	48:BQ:64:ILE:HD11	2.43	0.54
10:AJ:43:ARG:O	10:AJ:67:THR:CG2	2.55	0.54
1:AA:1049:U:H2'	14:AN:2:ALA:HA	1.88	0.54
56:BY:13:VAL:O	56:BY:24:VAL:HG13	2.07	0.54
35:BA:396:G:C8	35:BA:396:G:O5'	2.60	0.54
35:BA:1882:C:C3'	35:BA:1883:G:H5'	2.38	0.54
50:BS:25:ARG:HG2	50:BS:25:ARG:HH11	1.73	0.54
35:BA:2146:C:H4'	35:BA:2147:G:N7	2.21	0.54
20:AT:91:LEU:O	20:AT:93:GLU:N	2.40	0.54
1:AA:1254:C:H6	1:AA:1254:C:O5'	1.90	0.54

*Continued on next page...*

*Continued from previous page...*

Atom-1	Atom-2	Interatomic distance (Å)	Clash overlap (Å)
1:AA:1314:C:H2'	1:AA:1315:U:O4'	2.08	0.54
47:BP:146:VAL:O	47:BP:147:LEU:C	2.45	0.54
1:AA:1238:A:H2	1:AA:1241:G:N3	2.04	0.54
35:BA:1107:G:OP1	43:BJ:59:UNK:N	2.39	0.54
35:BA:1479:G:H2'	35:BA:1480:G:C8	2.42	0.54
35:BA:1705:G:O2'	35:BA:1706:U:H5'	2.07	0.54
1:AA:289:G:N2	1:AA:312:C:C2	2.75	0.54
35:BA:2441:C:OP1	35:BA:2441:C:H4'	2.08	0.54
24:AY:12:LYS:O	24:AY:82:CYS:HB3	2.07	0.54
24:AY:261:GLY:C	24:AY:263:PHE:H	2.11	0.54
24:AY:440:ALA:CB	24:AY:446:PHE:CE1	2.90	0.54
1:AA:951:G:O2'	1:AA:952:U:C5'	2.56	0.54
32:B7:11:LYS:O	32:B7:13:ALA:N	2.40	0.54
35:BA:1903:G:N2	35:BA:1927:A:C2	2.73	0.54
35:BA:637:A:N1	35:BA:652:C:H5'	2.23	0.54
38:BD:182:LEU:O	38:BD:271:ILE:HG13	2.08	0.54
38:BD:66:ASP:OD1	38:BD:103:ARG:NH1	2.40	0.54
38:BD:92:ILE:HB	38:BD:105:ILE:O	2.08	0.54
52:BU:6:THR:CB	52:BU:10:ARG:NH2	2.71	0.54
53:BV:77:ALA:O	53:BV:79:VAL:HG23	2.07	0.54
35:BA:1947:C:C2'	35:BA:1948:G:C5'	2.58	0.54
46:BO:2:ILE:HB	46:BO:33:ALA:CB	2.22	0.54
1:AA:18:C:H1'	1:AA:1079:G:N2	2.23	0.54
1:AA:920:U:H1'	1:AA:1080:A:N3	2.22	0.54
1:AA:663:A:O2'	1:AA:664:G:H5'	2.07	0.54
1:AA:1100:C:O2	1:AA:1102:A:H5''	2.08	0.54
2:AB:219:VAL:HA	2:AB:222:ILE:HG12	1.89	0.54
2:AB:50:GLU:O	2:AB:54:THR:N	2.39	0.54
35:BA:2394:C:OP1	47:BP:63:PRO:CD	2.56	0.54
48:BQ:109:VAL:O	48:BQ:110:THR:C	2.44	0.54
35:BA:1851:U:O2'	35:BA:1852:C:H5'	2.07	0.54
1:AA:1057:G:H2'	1:AA:1058:G:H5'	1.89	0.54
1:AA:1106:G:H2'	1:AA:1107:C:C6	2.42	0.54
1:AA:981:U:O5'	1:AA:981:U:C6	2.60	0.54
35:BA:325:G:O2'	35:BA:326:G:H5'	2.07	0.54
11:AK:33:THR:HB	11:AK:38:ASN:C	2.28	0.54
11:AK:21:ILE:HD13	11:AK:94:ALA:HB1	1.89	0.54
37:BC:58:VAL:O	37:BC:59:ARG:HB2	2.08	0.54
51:BT:124:ASP:HB3	51:BT:125:ARG:HH11	1.61	0.54
35:BA:1720:U:C2'	35:BA:1721:G:C5'	2.77	0.54
35:BA:2870:C:H2'	35:BA:2871:C:C5'	2.38	0.54

*Continued on next page...*



*Continued from previous page...*

Atom-1	Atom-2	Interatomic distance (Å)	Clash overlap (Å)
1:AA:109:A:O2'	1:AA:110:C:OP1	2.19	0.54
1:AA:1266:G:N2	1:AA:1268:A:OP2	2.40	0.54
50:BS:33:LYS:O	50:BS:34:HIS:HD2	1.91	0.54
35:BA:1930:G:O2'	35:BA:1968:G:N1	2.32	0.54
35:BA:1225:G:H2'	35:BA:1226:A:C8	2.42	0.54
35:BA:2208:A:H1'	35:BA:2219:G:C6	2.43	0.54
16:AP:67:THR:H	16:AP:70:ALA:CB	2.21	0.54
38:BD:70:TRP:NE1	38:BD:150:LYS:CE	2.70	0.54
25:B0:37:LEU:HG	25:B0:59:LEU:C	2.27	0.54
7:AG:75:VAL:CG2	7:AG:144:MET:HB3	2.37	0.54
7:AG:65:ALA:HB1	7:AG:124:LEU:HD23	1.90	0.54
47:BP:122:PRO:CB	47:BP:141:ALA:HB3	2.35	0.54
5:AE:145:LYS:HD2	8:AH:107:LEU:CD2	2.37	0.54
35:BA:204:A:C8	35:BA:204:A:OP1	2.61	0.54
35:BA:981:A:H5''	35:BA:982:C:OP1	2.08	0.54
1:AA:771:G:H2'	1:AA:772:U:C6	2.43	0.54
20:AT:104:LEU:C	20:AT:104:LEU:HD23	2.28	0.54
35:BA:1714:G:H2'	35:BA:1717:G:O4'	2.07	0.54
1:AA:119:A:H4'	1:AA:120:A:O5'	2.07	0.54
24:AY:173:ILE:CD1	24:AY:190:THR:HG23	2.37	0.54
1:AA:949:A:C6	1:AA:950:U:C4	2.95	0.54
33:B8:8:LYS:HD3	33:B8:11:LYS:CD	2.34	0.54
35:BA:1022:G:C5	35:BA:1140:C:C4	2.95	0.54
35:BA:2011:U:H2'	35:BA:2012:G:H5'	1.89	0.54
35:BA:2687:U:C4	35:BA:2688:U:C5	2.95	0.54
35:BA:27:G:H22	35:BA:512:G:H2'	1.71	0.54
35:BA:13:A:C2	35:BA:526:A:C8	2.96	0.54
39:BE:33:VAL:HG13	39:BE:69:LYS:HD2	1.89	0.54
35:BA:1665:A:C3'	35:BA:1666:G:H5''	2.36	0.54
1:AA:673:G:H4'	6:AF:87:ARG:HH21	1.73	0.54
15:AO:12:ILE:O	15:AO:16:ALA:N	2.40	0.54
15:AO:12:ILE:HG23	15:AO:27:VAL:HG13	1.87	0.54
47:BP:58:THR:C	47:BP:61:ARG:HE	2.09	0.54
25:B0:27:GLU:OE1	35:BA:856:C:H1'	2.07	0.54
35:BA:958:U:H5''	48:BQ:14:ARG:HH11	1.73	0.54
57:BZ:162:GLU:C	57:BZ:163:LEU:HD23	2.27	0.54
1:AA:1053:G:O6	1:AA:1199:U:H2'	2.08	0.54
1:AA:1215:G:O2'	1:AA:1216:G:H5'	2.07	0.54
10:AJ:12:ASP:C	10:AJ:14:LYS:H	2.11	0.54
10:AJ:7:LYS:HA	10:AJ:70:ARG:O	2.07	0.54
56:BY:37:VAL:O	56:BY:38:ILE:HD13	2.08	0.54

*Continued on next page...*

*Continued from previous page...*

Atom-1	Atom-2	Interatomic distance (Å)	Clash overlap (Å)
56:BY:46:LYS:HG2	56:BY:47:LYS:N	2.22	0.54
56:BY:45:VAL:HG11	56:BY:60:PHE:HD2	1.71	0.54
56:BY:46:LYS:CA	56:BY:62:GLU:HG2	2.37	0.54
35:BA:94(A):G:H2'	35:BA:95:G:C4'	2.38	0.54
4:AD:18:LYS:HG3	4:AD:33:MET:CB	2.38	0.54
4:AD:8:VAL:O	4:AD:10:ARG:N	2.40	0.54
40:BF:154:VAL:HG22	40:BF:191:ARG:CB	2.32	0.54
11:AK:37:GLY:C	11:AK:38:ASN:HD22	2.09	0.54
37:BC:70:LYS:O	37:BC:71:GLN:O	2.26	0.54
7:AG:49:ILE:O	7:AG:52:GLU:N	2.37	0.54
40:BF:32:LEU:C	40:BF:32:LEU:HD23	2.28	0.54
54:BW:24:ILE:O	54:BW:71:VAL:HG21	2.08	0.54
24:AY:21:HIS:HD2	24:AY:122:ARG:HB2	1.73	0.54
35:BA:1499:C:O2'	35:BA:1500:G:C5'	2.55	0.54
35:BA:2124:G:H3'	35:BA:2125:G:H8	1.73	0.54
35:BA:1638:C:H5''	35:BA:2710:C:O2'	2.08	0.54
20:AT:90:GLN:O	20:AT:91:LEU:HD23	2.06	0.54
1:AA:66:G:H4'	1:AA:173:U:C5	2.43	0.54
1:AA:1372:U:OP1	9:AI:71:SER:HB3	2.07	0.54
19:AS:15:LEU:HD13	19:AS:19:VAL:CG2	2.38	0.54
1:AA:600:C:OP2	8:AH:97:VAL:HG12	2.07	0.54
35:BA:2563:U:H1'	35:BA:2566:A:C6	2.43	0.54
1:AA:413:G:H21	1:AA:428:G:H1'	1.72	0.54
35:BA:491:G:N2	35:BA:492:A:H1'	2.23	0.54
35:BA:2075:U:H2'	35:BA:2238:G:N2	2.23	0.54
1:AA:264:U:O2'	17:AQ:64:PRO:HB2	2.08	0.54
35:BA:1478:G:H2'	35:BA:1479:G:C8	2.42	0.54
35:BA:203:C:C3'	35:BA:204:A:H5''	2.38	0.54
1:AA:38:G:H5'	1:AA:547:A:N6	2.23	0.54
47:BP:139:LYS:HG2	47:BP:139:LYS:O	2.08	0.54
1:AA:493:G:H8	1:AA:493:G:O5'	1.89	0.54
24:AY:16:PHE:CA	24:AY:106:VAL:HG23	2.34	0.54
24:AY:16:PHE:HA	24:AY:106:VAL:HG21	1.85	0.54
24:AY:227:LEU:HA	24:AY:230:GLU:HB2	1.88	0.54
24:AY:444:LEU:O	24:AY:446:PHE:N	2.41	0.54
35:BA:1839:G:N9	35:BA:1927:A:H1'	2.21	0.54
35:BA:2010:G:H4'	54:BW:42:ARG:HB2	1.88	0.54
35:BA:2637:U:C2'	35:BA:2638:G:H5'	2.37	0.54
35:BA:673:C:O2'	35:BA:674:G:H5'	2.08	0.54
38:BD:80:ALA:CB	38:BD:94:LEU:HD12	2.37	0.54
39:BE:82:ARG:HG3	39:BE:83:ASP:N	2.19	0.54

*Continued on next page...*

*Continued from previous page...*

Atom-1	Atom-2	Interatomic distance (Å)	Clash overlap (Å)
52:BU:107:ALA:O	52:BU:111:GLU:HG2	2.08	0.54
35:BA:1948:G:C2'	35:BA:1949:G:H5'	2.36	0.54
46:BO:6:THR:CG2	46:BO:7:TYR:N	2.70	0.54
15:AO:65:ARG:HH11	15:AO:65:ARG:HG2	1.71	0.54
2:AB:57:PHE:O	2:AB:60:ASP:N	2.39	0.54
2:AB:87:ARG:NH1	2:AB:219:VAL:HB	2.22	0.54
3:AC:95:THR:HG22	3:AC:97:LYS:HB2	1.88	0.54
35:BA:324:A:C2	35:BA:325:G:H1'	2.42	0.54
56:BY:12:THR:HG22	56:BY:13:VAL:N	2.23	0.54
11:AK:65:ALA:O	11:AK:68:ALA:N	2.40	0.54
37:BC:39:GLU:HG3	37:BC:217:THR:OG1	2.08	0.54
41:BG:106:LEU:HD12	41:BG:106:LEU:O	2.08	0.54
1:AA:404:U:H5'	4:AD:122:ARG:HE	1.72	0.54
17:AQ:58:GLU:O	17:AQ:59:ILE:HG12	2.07	0.54
1:AA:1501:C:N3	1:AA:1504:G:C6	2.76	0.54
1:AA:1502:A:N1	1:AA:1504:G:C2	2.75	0.54
5:AE:89:ILE:HG22	5:AE:134:ALA:HB1	1.90	0.54
8:AH:109:ILE:HG13	8:AH:110:ALA:N	2.21	0.54
35:BA:182:A:H2'	35:BA:183:C:H6	1.71	0.54
10:AJ:4:ILE:CB	10:AJ:74:ILE:HD11	2.37	0.54
9:AI:53:VAL:C	9:AI:55:ALA:H	2.10	0.54
35:BA:49:A:H5''	35:BA:51:G:O4'	2.08	0.54
28:B3:5:LYS:HE2	28:B3:34:GLU:OE2	2.07	0.54
1:AA:123:C:H5''	1:AA:311:C:C2'	2.37	0.54
35:BA:2650:U:H2'	35:BA:2651:C:C6	2.43	0.54
5:AE:149:GLU:C	5:AE:151:LEU:H	2.11	0.54
8:AH:73:ASP:OD1	8:AH:75:ARG:NE	2.41	0.54
35:BA:359:A:H2'	35:BA:360:G:O4'	2.06	0.54
7:AG:21:VAL:C	7:AG:23:VAL:H	2.11	0.54
1:AA:906:G:O5'	1:AA:906:G:H8	1.90	0.54
24:AY:479:ALA:O	24:AY:482:PHE:HB3	2.07	0.54
57:BZ:105:VAL:HG22	57:BZ:106:GLY:N	2.23	0.54
1:AA:132:C:O2'	1:AA:133:U:H5'	2.07	0.54
24:AY:108:CYS:CA	24:AY:136:PRO:HG2	2.37	0.54
24:AY:223:LEU:HD23	24:AY:226:GLN:OE1	2.08	0.54
24:AY:305:ALA:HA	24:AY:422:GLU:CG	2.38	0.54
24:AY:300:VAL:HG13	24:AY:316:ALA:HB1	1.89	0.54
24:AY:76:GLN:OE1	24:AY:349:MET:HA	2.07	0.54
24:AY:78:PRO:HG3	24:AY:350:ALA:HB2	1.88	0.54
24:AY:16:PHE:CE2	24:AY:86:LEU:HB2	2.43	0.54
35:BA:1310:G:C4'	35:BA:1611:C:H5''	2.37	0.54

*Continued on next page...*

*Continued from previous page...*

Atom-1	Atom-2	Interatomic distance (Å)	Clash overlap (Å)
35:BA:1772:G:H2'	35:BA:1773:A:H4'	1.89	0.54
35:BA:1934:C:H2'	35:BA:1935:G:H5'	1.90	0.54
35:BA:2688:U:O4	35:BA:2719:G:H3'	2.08	0.54
35:BA:962:G:C2	35:BA:963:U:C1'	2.91	0.54
38:BD:63:ARG:O	38:BD:64:ILE:C	2.45	0.54
39:BE:164:ARG:O	39:BE:165:VAL:CG2	2.55	0.54
39:BE:102:VAL:HB	39:BE:199:ARG:O	2.08	0.54
47:BP:29:LYS:O	47:BP:30:THR:O	2.26	0.54
47:BP:95:VAL:HG23	47:BP:95:VAL:O	2.06	0.54
52:BU:105:VAL:O	52:BU:109:LEU:HG	2.08	0.54
35:BA:2018:G:H21	52:BU:34:LYS:NZ	2.05	0.54
53:BV:12:TYR:CE2	53:BV:22:VAL:HG12	2.41	0.54
53:BV:46:VAL:O	53:BV:46:VAL:HG13	2.08	0.54
53:BV:47:VAL:HG12	53:BV:52:VAL:CB	2.30	0.54
1:AA:874:G:O2'	1:AA:875:C:H5'	2.08	0.54
2:AB:14:GLY:HA3	2:AB:16:HIS:HE1	1.72	0.54
2:AB:229:VAL:CG1	2:AB:230:VAL:H	2.21	0.54
35:BA:955:C:H2'	35:BA:956:G:H5'	1.90	0.54
48:BQ:27:VAL:HG12	48:BQ:29:PHE:H	1.72	0.54
57:BZ:35:ARG:O	57:BZ:37:VAL:HG13	2.08	0.54
3:AC:58:GLU:CB	3:AC:65:ALA:HB2	2.37	0.54
35:BA:883:G:N2	35:BA:893:C:N3	2.56	0.54
35:BA:57:C:C2'	35:BA:58:G:H5'	2.38	0.54
40:BF:159:GLY:HA2	40:BF:178:PRO:HD3	1.88	0.54
35:BA:1061:U:O2'	44:BK:9:UNK:CB	2.56	0.54
35:BA:1094:U:H1'	35:BA:1097:U:C5	2.41	0.54
49:BR:21:TYR:HB3	49:BR:47:PHE:CZ	2.43	0.54
37:BC:10:LEU:HD11	37:BC:34:THR:OG1	2.08	0.54
35:BA:2415:G:H4'	47:BP:66:GLY:CA	2.37	0.54
26:B1:62:VAL:HG21	26:B1:66:HIS:O	2.07	0.54
9:AI:4:TYR:CE2	9:AI:88:TYR:HB2	2.42	0.54
49:BR:67:LEU:CD2	49:BR:76:VAL:HB	2.38	0.54
46:BO:64:ARG:HE	46:BO:101:PRO:HG2	1.72	0.54
6:AF:77:ARG:HG2	6:AF:77:ARG:HH11	1.73	0.54
36:BB:116:G:H2'	36:BB:116:G:N3	2.22	0.54
1:AA:1337:G:H5''	1:AA:1338:G:OP2	2.07	0.54
1:AA:928:G:H2'	1:AA:929:G:H8	1.72	0.54
35:BA:1411:C:H2'	35:BA:1412:A:H8	1.73	0.54
35:BA:1600:C:O5'	35:BA:1600:C:C6	2.61	0.54
35:BA:135:G:O2'	35:BA:136:G:H5'	2.08	0.54
41:BG:163:ALA:HB1	41:BG:168:GLU:CB	2.38	0.54

*Continued on next page...*

*Continued from previous page...*

Atom-1	Atom-2	Interatomic distance (Å)	Clash overlap (Å)
1:AA:723:U:H2'	1:AA:723:U:O2	2.06	0.54
40:BF:62:ARG:HH11	40:BF:62:ARG:HG2	1.72	0.54
35:BA:985:C:H6	35:BA:985:C:O5'	1.91	0.54
24:AY:144:LEU:O	24:AY:179:PHE:CD1	2.60	0.54
24:AY:198:GLY:O	24:AY:262:ASN:ND2	2.37	0.54
24:AY:285:ASP:HB3	24:AY:387:PHE:HB3	1.89	0.54
24:AY:284:THR:O	24:AY:287:ARG:O	2.25	0.54
24:AY:402:ARG:O	24:AY:461:ALA:CB	2.54	0.54
24:AY:74:VAL:CG1	24:AY:317:PHE:HE2	2.21	0.54
24:AY:74:VAL:HA	24:AY:87:LEU:HA	1.89	0.54
35:BA:2626:C:H2'	35:BA:2627:G:C8	2.43	0.54
35:BA:2689:U:C4'	35:BA:2690:C:H5'	2.38	0.54
35:BA:1799:G:OP1	38:BD:260:ARG:HB2	2.07	0.54
49:BR:17:ARG:HH11	49:BR:17:ARG:HB3	1.72	0.54
51:BT:92:GLY:O	51:BT:94:ALA:N	2.40	0.54
52:BU:17:ILE:N	52:BU:17:ILE:CD1	2.70	0.54
46:BO:86:ILE:HG22	46:BO:94:ARG:CG	2.07	0.54
35:BA:2741:A:C2'	35:BA:2742:C:H5'	2.37	0.54
1:AA:730:G:O6	15:AO:51:HIS:CE1	2.61	0.54
1:AA:756:C:H2'	1:AA:757:U:O4'	2.08	0.54
35:BA:2420:C:H2'	35:BA:2421:G:H8	1.73	0.54
42:BH:129:THR:O	42:BH:131:VAL:HG22	2.08	0.54
35:BA:2385:C:C2	35:BA:2386:C:C5	2.96	0.54
1:AA:1202:G:C2	14:AN:42:ILE:HG22	2.42	0.54
1:AA:1204:A:C2'	1:AA:1205:U:H6	2.16	0.54
1:AA:368:U:C6	24:AY:370:HIS:NE2	2.73	0.54
56:BY:14:LEU:N	56:BY:73:ARG:O	2.41	0.54
35:BA:55:G:H2'	35:BA:56:A:C8	2.42	0.54
9:AI:63:ILE:HD13	9:AI:77:ILE:HD13	1.90	0.54
4:AD:133:VAL:CG1	4:AD:135:LEU:HD22	2.38	0.54
35:BA:2839:G:H4'	49:BR:49:ASP:CB	2.37	0.54
1:AA:688:G:O2'	1:AA:689:C:H5'	2.08	0.54
57:BZ:141:VAL:O	57:BZ:141:VAL:HG12	2.07	0.54
7:AG:46:ALA:O	7:AG:50:ILE:HG12	2.08	0.54
37:BC:76:ALA:CB	37:BC:153:ILE:HD11	2.35	0.54
54:BW:83:LYS:NZ	54:BW:97:LYS:HD3	2.23	0.54
25:B0:14:ARG:HB2	35:BA:2279:G:O6	2.08	0.54
42:BH:68:THR:HA	42:BH:71:LEU:CB	2.32	0.54
31:B6:38:LYS:HD2	35:BA:2344:U:OP1	2.08	0.54
1:AA:1508:G:C2	1:AA:1509:C:C2	2.96	0.54
35:BA:1436:G:N2	35:BA:1557:C:O2	2.40	0.54

*Continued on next page...*

*Continued from previous page...*

Atom-1	Atom-2	Interatomic distance (Å)	Clash overlap (Å)
1:AA:1236:A:P	21:AU:3:LYS:HD2	2.48	0.54
46:BO:50:GLY:O	46:BO:52:VAL:N	2.41	0.54
38:BD:97:TYR:O	38:BD:99:ASP:N	2.41	0.54
35:BA:2092:U:H4'	35:BA:2093:G:C5'	2.32	0.54
3:AC:6:HIS:O	3:AC:7:PRO:C	2.44	0.54
35:BA:118:A:OP2	35:BA:119:A:H5''	2.08	0.54
13:AM:56:LEU:HD22	13:AM:60:VAL:CG2	2.38	0.54
13:AM:74:VAL:C	13:AM:76:ALA:N	2.62	0.54
35:BA:1366:A:N6	35:BA:1367:A:C6	2.76	0.54
54:BW:1:MET:HG3	54:BW:64:MET:HE3	1.89	0.54
54:BW:88:ARG:NH1	54:BW:88:ARG:CG	2.67	0.54
1:AA:123:C:O2'	1:AA:290:C:O2	2.21	0.54
16:AP:39:TYR:O	16:AP:41:PRO:HD3	2.08	0.54
35:BA:2791:C:H5	35:BA:2793:G:O6	1.90	0.54
48:BQ:59:ARG:HD2	48:BQ:59:ARG:O	2.08	0.54
51:BT:132:LYS:O	51:BT:134:GLU:N	2.36	0.54
41:BG:58:GLN:HE22	41:BG:62:LEU:HD13	1.72	0.54
46:BO:108:GLU:O	46:BO:108:GLU:HG2	2.07	0.54
24:AY:480:LYS:O	24:AY:480:LYS:HE2	2.08	0.54
1:AA:447:G:N2	1:AA:486:U:C5	2.76	0.54
6:AF:54:LYS:O	6:AF:56:PRO:HD3	2.07	0.54
24:AY:215:LEU:HD23	24:AY:216:ASP:N	2.22	0.54
24:AY:360:TYR:CB	24:AY:361:PRO:CD	2.86	0.54
35:BA:1847:A:H61	35:BA:1893:C:N4	2.06	0.54
35:BA:990:A:O5'	35:BA:991:C:OP2	2.25	0.54
38:BD:247:ALA:HB2	38:BD:253:GLN:HA	1.86	0.54
38:BD:9:TYR:CD1	38:BD:9:TYR:N	2.72	0.54
35:BA:2578:G:C6	39:BE:140:SER:HB2	2.43	0.54
47:BP:107:LYS:C	47:BP:109:GLY:H	2.11	0.54
51:BT:64:ARG:NH1	51:BT:102:ILE:O	2.41	0.54
52:BU:9:VAL:O	52:BU:13:LYS:HG2	2.08	0.54
52:BU:92:ARG:NH1	53:BV:11:GLN:H	2.05	0.54
1:AA:669:U:H2'	1:AA:670:G:C8	2.43	0.54
1:AA:741:G:C5'	15:AO:39:LEU:HD21	2.37	0.54
15:AO:49:ASP:OD1	15:AO:52:SER:N	2.34	0.54
1:AA:1104:G:O5'	2:AB:111:ARG:HD2	2.08	0.54
2:AB:162:ILE:CG2	2:AB:184:VAL:HA	2.38	0.54
31:B6:52:VAL:CG2	31:B6:53:LYS:N	2.57	0.54
22:AV:3:C:C4	22:AV:4:G:N7	2.76	0.54
12:AL:89:ARG:HD2	12:AL:91:LYS:H	1.73	0.54
3:AC:148:GLY:O	3:AC:203:PHE:HB3	2.08	0.54

*Continued on next page...*

*Continued from previous page...*

Atom-1	Atom-2	Interatomic distance (Å)	Clash overlap (Å)
3:AC:48:TYR:O	3:AC:50:ALA:N	2.42	0.54
3:AC:52:LEU:HD12	3:AC:55:VAL:HG21	1.90	0.54
1:AA:55:A:C4	24:AY:311:HIS:CD2	2.96	0.54
56:BY:46:LYS:H	56:BY:62:GLU:CG	2.16	0.54
4:AD:30:LYS:O	4:AD:31:CYS:C	2.46	0.54
42:BH:118:PRO:HD2	42:BH:121:ILE:HB	1.89	0.54
35:BA:1598:C:H5'	55:BX:36:LYS:HG2	1.90	0.54
4:AD:59:ARG:NH1	4:AD:59:ARG:CA	2.71	0.54
37:BC:49:ILE:HG21	37:BC:208:PHE:HE1	1.73	0.54
41:BG:135:LEU:O	41:BG:154:GLY:HA3	2.07	0.54
45:BN:16:ILE:O	45:BN:54:VAL:HG13	2.08	0.54
1:AA:1402:C:H2'	1:AA:1403:C:H6	1.71	0.54
33:B8:12:LYS:O	47:BP:65:ARG:HB2	2.07	0.54
1:AA:1236:A:OP1	21:AU:3:LYS:HG3	2.07	0.54
35:BA:705:A:O2'	35:BA:706:A:H5'	2.07	0.54
50:BS:97:ARG:NH2	50:BS:98:VAL:CA	2.62	0.54
35:BA:1859:A:H1'	35:BA:1884:A:C2	2.43	0.54
1:AA:64:G:H4'	1:AA:65:U:C5'	2.37	0.54
13:AM:70:LEU:O	13:AM:73:GLU:CB	2.55	0.54
6:AF:1:MET:N	6:AF:67:MET:O	2.41	0.54
20:AT:53:LEU:O	20:AT:56:MET:N	2.41	0.54
16:AP:17:TYR:HE1	16:AP:41:PRO:HG3	1.73	0.54
1:AA:293:G:H5'	1:AA:610:G:N2	2.23	0.54
31:B6:15:GLU:CG	31:B6:18:ARG:CZ	2.86	0.54
1:AA:1238:A:C2	1:AA:1241:G:N3	2.76	0.54
11:AK:82:VAL:CG1	11:AK:108:ILE:HA	2.38	0.54
35:BA:1864:U:H2'	35:BA:1865:G:C8	2.42	0.54
1:AA:817:C:C4	1:AA:819:A:C1'	2.90	0.54
35:BA:352:G:N3	35:BA:352:G:H2'	2.22	0.54
4:AD:164:ALA:O	4:AD:168:ARG:HD3	2.08	0.54
35:BA:1964:G:H4'	35:BA:1965:C:OP2	2.07	0.54
24:AY:170:THR:OG1	24:AY:182:VAL:HG11	2.08	0.53
24:AY:210:LEU:CD2	24:AY:210:LEU:N	2.71	0.53
24:AY:505:ALA:HB2	24:AY:511:LEU:HD12	1.91	0.53
35:BA:693:C:C1'	35:BA:1354:A:H1'	2.37	0.53
35:BA:1803:A:H3'	35:BA:1804:C:C5	2.43	0.53
35:BA:1805:U:H5'	38:BD:250:TRP:CZ3	2.43	0.53
35:BA:1927:A:N6	35:BA:1928:A:N1	2.56	0.53
35:BA:2009:G:H5'	54:BW:40:ASN:ND2	2.22	0.53
35:BA:2769:C:H2'	35:BA:2770:G:H8	1.71	0.53
35:BA:2773:C:H2'	35:BA:2774:C:C6	2.44	0.53

*Continued on next page...*

*Continued from previous page...*

Atom-1	Atom-2	Interatomic distance (Å)	Clash overlap (Å)
35:BA:940:G:H2'	35:BA:941:A:C4'	2.37	0.53
35:BA:1812:A:H2	38:BD:50:THR:HG21	1.72	0.53
39:BE:44:TYR:HD2	39:BE:45:THR:O	1.91	0.53
35:BA:245:G:O3'	47:BP:71:VAL:HG23	2.08	0.53
51:BT:65:LYS:HA	51:BT:65:LYS:NZ	2.22	0.53
52:BU:66:ASN:C	52:BU:66:ASN:HD22	2.08	0.53
52:BU:97:ASP:O	52:BU:100:VAL:CB	2.55	0.53
46:BO:8:LEU:HD23	46:BO:84:ALA:CB	2.38	0.53
1:AA:880:C:H5	12:AL:9:GLN:NE2	2.06	0.53
6:AF:53:ALA:C	6:AF:55:ASP:H	2.11	0.53
53:BV:18:LEU:CD2	53:BV:19:LYS:H	2.21	0.53
48:BQ:18:LYS:HZ3	48:BQ:18:LYS:HB2	1.73	0.53
48:BQ:50:ALA:O	48:BQ:53:ALA:N	2.40	0.53
3:AC:189:ALA:O	3:AC:195:VAL:HA	2.08	0.53
10:AJ:16:LEU:CD1	10:AJ:70:ARG:HG3	2.34	0.53
27:B2:29:LYS:HA	27:B2:32:LEU:HB2	1.90	0.53
35:BA:1406:U:H2'	35:BA:1407:C:C1'	2.38	0.53
35:BA:904:C:O2'	57:BZ:169:GLU:OE1	2.23	0.53
35:BA:2311:A:C2'	35:BA:2312:U:C5	2.92	0.53
41:BG:114:ILE:O	41:BG:114:ILE:HG23	2.08	0.53
40:BF:109:GLY:HA2	40:BF:112:MET:CB	2.38	0.53
1:AA:61:G:H2'	1:AA:62:U:C6	2.43	0.53
50:BS:66:ALA:HA	50:BS:69:VAL:CG1	2.39	0.53
50:BS:92:TYR:O	50:BS:93:LYS:HB3	2.08	0.53
50:BS:97:ARG:C	50:BS:97:ARG:CZ	2.76	0.53
35:BA:2122:U:C2	35:BA:2123:G:N7	2.76	0.53
35:BA:2187:G:C2'	35:BA:2188:C:H5'	2.33	0.53
28:B3:31:LEU:CD2	28:B3:32:GLN:HG2	2.38	0.53
1:AA:1426:C:O2'	1:AA:1427:U:H5'	2.08	0.53
4:AD:123:HIS:N	4:AD:123:HIS:CD2	2.76	0.53
17:AQ:67:LYS:HG2	17:AQ:68:ARG:CG	2.37	0.53
56:BY:3:VAL:HG12	56:BY:3:VAL:O	2.09	0.53
32:B7:23:ARG:O	32:B7:24:THR:HG22	2.09	0.53
42:BH:94:TYR:CD1	42:BH:107:VAL:HB	2.43	0.53
35:BA:654(N):G:H2'	35:BA:654(O):G:O4'	2.08	0.53
22:AV:27:U:OP2	22:AV:27:U:O4'	2.26	0.53
4:AD:199:ASN:ND2	4:AD:202:LEU:HG	2.23	0.53
35:BA:2801(A):A:H5''	35:BA:2802:G:H5'	1.89	0.53
35:BA:382:G:H2'	35:BA:383:U:H5'	1.87	0.53
6:AF:63:TYR:O	6:AF:64:GLN:HB2	2.08	0.53
51:BT:133:GLU:O	51:BT:133:GLU:HG2	2.08	0.53

*Continued on next page...*



*Continued from previous page...*

Atom-1	Atom-2	Interatomic distance (Å)	Clash overlap (Å)
18:AR:46:GLU:HA	18:AR:46:GLU:OE1	2.08	0.53
35:BA:54:G:H8	35:BA:54:G:OP1	1.90	0.53
1:AA:130:A:H4'	1:AA:189(G):G:C2	2.42	0.53
24:AY:246:PHE:CD2	24:AY:247:LEU:CD2	2.91	0.53
24:AY:316:ALA:O	24:AY:317:PHE:C	2.46	0.53
24:AY:10:VAL:HG13	24:AY:360:TYR:HB2	1.89	0.53
35:BA:1840:G:N2	35:BA:1902:C:N3	2.52	0.53
30:B5:4:HIS:O	35:BA:2056:G:N2	2.41	0.53
35:BA:2489:G:C8	35:BA:2489:G:O5'	2.53	0.53
38:BD:146:GLU:CB	38:BD:152:GLY:O	2.57	0.53
38:BD:33:LEU:CG	38:BD:34:VAL:N	2.72	0.53
39:BE:120:TRP:NE1	39:BE:156:MET:O	2.41	0.53
39:BE:34:VAL:HG11	39:BE:78:LEU:HD21	1.87	0.53
45:BN:63:THR:HB	45:BN:66:LYS:CE	2.38	0.53
47:BP:97:PRO:CA	47:BP:100:LEU:HD23	2.39	0.53
35:BA:1248:G:N1	52:BU:3:ARG:HD2	2.23	0.53
52:BU:6:THR:O	52:BU:9:VAL:HG22	2.09	0.53
6:AF:14:LEU:HD12	6:AF:18:GLN:HB2	1.89	0.53
8:AH:30:ARG:CZ	8:AH:30:ARG:HB3	2.37	0.53
8:AH:30:ARG:O	8:AH:33:GLU:HB2	2.09	0.53
15:AO:12:ILE:HG13	15:AO:31:LEU:CD1	2.37	0.53
48:BQ:1:MET:HE1	48:BQ:48:GLU:CB	2.35	0.53
57:BZ:44:PHE:C	57:BZ:44:PHE:CD1	2.81	0.53
35:BA:1982:C:O5'	35:BA:1982:C:H6	1.91	0.53
1:AA:1151:A:H1'	1:AA:1152:A:C8	2.43	0.53
1:AA:1155:G:H2'	1:AA:1156:G:O4'	2.09	0.53
14:AN:4:LYS:HZ3	14:AN:4:LYS:HB2	1.72	0.53
49:BR:50:HIS:O	49:BR:53:HIS:HB3	2.08	0.53
42:BH:122:THR:O	42:BH:123:PHE:CD1	2.62	0.53
35:BA:2317:C:C2'	35:BA:2318:G:H5'	2.37	0.53
35:BA:141:A:C6	35:BA:142:A:N6	2.76	0.53
37:BC:222:VAL:O	37:BC:224:ILE:N	2.41	0.53
38:BD:124:PRO:CB	38:BD:129:ASN:ND2	2.69	0.53
38:BD:73:VAL:O	38:BD:75:ILE:CD1	2.56	0.53
35:BA:632:A:H2'	35:BA:633:A:H8	1.73	0.53
8:AH:109:ILE:CG1	8:AH:110:ALA:N	2.70	0.53
35:BA:1494:A:H2'	35:BA:1495:A:H5''	1.89	0.53
35:BA:2230:G:H2'	35:BA:2231:C:C6	2.43	0.53
1:AA:1031:G:O2'	1:AA:1032:G:H5'	2.08	0.53
16:AP:71:ARG:HG2	16:AP:75:ARG:NH2	2.23	0.53
4:AD:52:SER:H	4:AD:55:ALA:HB3	1.73	0.53

*Continued on next page...*

*Continued from previous page...*

Atom-1	Atom-2	Interatomic distance (Å)	Clash overlap (Å)
4:AD:155:LEU:O	4:AD:159:ARG:HG2	2.09	0.53
26:B1:4:VAL:O	26:B1:4:VAL:HG13	2.08	0.53
1:AA:895:G:C6	1:AA:904:C:N3	2.77	0.53
1:AA:135:C:O2	16:AP:1:MET:HB3	2.07	0.53
1:AA:929:G:H2'	1:AA:930:C:O4'	2.09	0.53
48:BQ:90:VAL:HG12	48:BQ:91:GLU:N	2.23	0.53
37:BC:96:GLY:O	37:BC:97:GLU:HG2	2.08	0.53
24:AY:430:PRO:C	24:AY:432:SER:H	2.12	0.53
24:AY:171:TRP:HB3	24:AY:172:PRO:CD	2.38	0.53
24:AY:170:THR:CB	24:AY:182:VAL:CG1	2.86	0.53
33:B8:2:PRO:O	33:B8:3:LYS:C	2.46	0.53
35:BA:1144:G:H2'	35:BA:1145:C:C6	2.43	0.53
35:BA:28:A:H1'	35:BA:513:A:N1	2.24	0.53
39:BE:135:HIS:O	39:BE:136:ARG:HG2	2.08	0.53
39:BE:199:ARG:HG2	39:BE:200:GLU:H	1.72	0.53
49:BR:6:SER:OG	49:BR:8:ARG:NH2	2.36	0.53
52:BU:79:PHE:CE1	52:BU:83:LEU:HD11	2.43	0.53
8:AH:2:LEU:HD11	8:AH:8:ASP:OD2	2.07	0.53
1:AA:1488:G:O2'	1:AA:1489:G:H5'	2.08	0.53
2:AB:15:VAL:N	2:AB:16:HIS:CE1	2.76	0.53
2:AB:97:TRP:CH2	2:AB:176:GLU:CG	2.91	0.53
2:AB:51:LEU:O	2:AB:55:PHE:HB2	2.08	0.53
35:BA:2393:A:C5	35:BA:2394:C:C5	2.97	0.53
36:BB:87:G:H2'	36:BB:88:C:H5"	1.91	0.53
1:AA:1368:G:OP1	9:AI:114:TYR:HB3	2.07	0.53
35:BA:893:C:H2'	35:BA:894:C:C5'	2.39	0.53
40:BF:162:LEU:CD1	40:BF:162:LEU:H	2.18	0.53
37:BC:40:THR:O	37:BC:216:THR:HG22	2.08	0.53
37:BC:75:LEU:HD12	37:BC:76:ALA:N	2.23	0.53
1:AA:693:G:H2'	1:AA:694:A:C8	2.44	0.53
54:BW:20:VAL:O	54:BW:23:LEU:HB3	2.09	0.53
38:BD:136:ILE:CD1	38:BD:191:ALA:HB3	2.38	0.53
35:BA:706:A:H2'	35:BA:707:G:O4'	2.09	0.53
34:B9:16:VAL:HG12	34:B9:16:VAL:O	2.07	0.53
50:BS:74:ALA:HB1	50:BS:103:GLU:HG3	1.89	0.53
35:BA:2145:C:OP2	35:BA:2146:C:H5	1.92	0.53
38:BD:263:ARG:CG	38:BD:263:ARG:NH1	2.61	0.53
35:BA:1747:G:C4	35:BA:1747(A):G:C8	2.96	0.53
9:AI:22:GLY:HA3	9:AI:60:ASP:OD2	2.08	0.53
1:AA:1493:A:C3'	1:AA:1493:A:N3	2.70	0.53
1:AA:1494:G:C4	1:AA:1495:U:C5	2.97	0.53

*Continued on next page...*

*Continued from previous page...*

Atom-1	Atom-2	Interatomic distance (Å)	Clash overlap (Å)
35:BA:2077:A:H2'	35:BA:2078:C:H6	1.73	0.53
2:AB:131:PRO:O	2:AB:135:GLN:HG3	2.07	0.53
35:BA:195:A:N7	35:BA:197:A:OP1	2.42	0.53
35:BA:1003:G:N3	35:BA:1010:A:C2	2.76	0.53
1:AA:550:G:C5	1:AA:551:U:C5	2.95	0.53
1:AA:280:C:N4	17:AQ:91:ARG:HE	2.07	0.53
35:BA:1275:A:N7	49:BR:13:HIS:CE1	2.76	0.53
24:AY:269:LEU:O	24:AY:273:VAL:CG2	2.57	0.53
24:AY:79:TYR:CG	24:AY:80:HIS:N	2.76	0.53
33:B8:5:LYS:HG2	35:BA:242:G:C8	2.43	0.53
35:BA:15:G:H2'	35:BA:16:G:C8	2.44	0.53
35:BA:1827:C:H2'	35:BA:1828:G:C8	2.43	0.53
35:BA:1844:C:C2	35:BA:1845:G:C8	2.96	0.53
30:B5:19:ARG:HG3	35:BA:2046:G:H5'	1.89	0.53
35:BA:2447:G:C5	35:BA:2501:C:C2	2.97	0.53
35:BA:2688:U:H6	35:BA:2721:A:H62	1.55	0.53
35:BA:2872:G:O2'	35:BA:2873:A:H5'	2.09	0.53
35:BA:662:G:C2	35:BA:663:G:N7	2.76	0.53
35:BA:810:U:OP1	35:BA:1253:A:N7	2.42	0.53
38:BD:53:PHE:HE2	38:BD:220:HIS:CE1	2.27	0.53
38:BD:80:ALA:CB	38:BD:96:HIS:CD2	2.90	0.53
40:BF:63:LYS:NZ	40:BF:65:TRP:O	2.41	0.53
40:BF:90:PHE:O	40:BF:91:GLY:O	2.27	0.53
51:BT:28:VAL:CG1	51:BT:46:GLU:HA	2.39	0.53
1:AA:1418:A:C8	1:AA:1419:G:C1'	2.92	0.53
8:AH:114:THR:HG22	8:AH:130:GLY:O	2.09	0.53
2:AB:222:ILE:N	2:AB:222:ILE:HD13	2.24	0.53
1:AA:1107:C:OP1	3:AC:174:PRO:HG3	2.08	0.53
10:AJ:54:PHE:CE1	10:AJ:55:LYS:NZ	2.76	0.53
9:AI:114:TYR:HE2	10:AJ:60:ARG:N	2.07	0.53
56:BY:31:LEU:HB2	56:BY:32:PRO:HA	1.90	0.53
9:AI:77:ILE:C	9:AI:79:LEU:H	2.12	0.53
1:AA:1442(A):G:N2	51:BT:121:ILE:O	2.42	0.53
35:BA:2314:C:OP1	41:BG:38:VAL:HG11	2.07	0.53
41:BG:142:PRO:C	41:BG:143:GLU:HG2	2.28	0.53
16:AP:69:THR:HA	16:AP:72:ARG:CB	2.37	0.53
1:AA:186:C:H2'	1:AA:187:C:C6	2.43	0.53
51:BT:108:ARG:HB3	51:BT:111:ARG:CZ	2.36	0.53
25:B0:45:PHE:HD1	25:B0:77:ARG:O	1.92	0.53
25:B0:36:ILE:HD11	35:BA:2355:C:C1'	2.39	0.53
1:AA:437:U:H5''	4:AD:155:LEU:HD21	1.90	0.53

*Continued on next page...*

*Continued from previous page...*

Atom-1	Atom-2	Interatomic distance (Å)	Clash overlap (Å)
35:BA:2251:G:C8	35:BA:2450:A:H4'	2.44	0.53
49:BR:35:THR:HG23	49:BR:112:ALA:O	2.08	0.53
10:AJ:32:ALA:CB	10:AJ:76:ASN:HB2	2.38	0.53
1:AA:280:C:N4	17:AQ:91:ARG:HH21	2.05	0.53
35:BA:2521:C:C2	35:BA:2545:G:C2	2.96	0.53
1:AA:796:C:N3	1:AA:797:C:C5	2.76	0.53
47:BP:149:GLU:O	47:BP:150:ALA:HB2	2.08	0.53
24:AY:142:ASN:OD1	58:AY:1000:GCP:O6	2.27	0.53
24:AY:141:MET:O	24:AY:257:GLY:O	2.25	0.53
24:AY:168:PRO:HB3	24:AY:171:TRP:CE2	2.42	0.53
24:AY:207:VAL:O	24:AY:208:LYS:C	2.47	0.53
1:AA:681:C:H4'	38:BD:174:ILE:CD1	2.38	0.53
35:BA:1000:A:C2	35:BA:1155:A:C5	2.97	0.53
35:BA:1791:A:C6	35:BA:1829:A:H5'	2.43	0.53
35:BA:586:A:H2	35:BA:809:G:N3	2.06	0.53
35:BA:973:A:H5'	35:BA:1188:U:H1'	1.90	0.53
39:BE:170:LEU:HD21	39:BE:187:ALA:O	2.09	0.53
40:BF:37:VAL:HG12	40:BF:38:ARG:N	2.24	0.53
47:BP:88:LEU:HD11	47:BP:95:VAL:HG21	1.91	0.53
1:AA:1484:C:H4'	35:BA:1961:C:H4'	1.89	0.53
1:AA:863:U:C5	1:AA:867:G:N1	2.77	0.53
1:AA:740:U:OP1	15:AO:38:ARG:HG3	2.09	0.53
15:AO:64:ARG:HG2	15:AO:65:ARG:N	2.23	0.53
35:BA:906:G:O2'	48:BQ:67:ARG:NH1	2.41	0.53
48:BQ:55:VAL:O	48:BQ:58:PHE:O	2.27	0.53
35:BA:1939:U:O2	35:BA:2592:G:H5'	2.07	0.53
1:AA:979:C:C2	1:AA:1318:A:N6	2.75	0.53
3:AC:53:ALA:CB	3:AC:114:PRO:HB2	2.38	0.53
10:AJ:56:HIS:O	10:AJ:58:ASP:N	2.42	0.53
10:AJ:90:LEU:H	10:AJ:91:PRO:CD	2.18	0.53
10:AJ:89:ASP:CB	10:AJ:91:PRO:HD3	2.39	0.53
19:AS:47:HIS:O	19:AS:61:TYR:O	2.27	0.53
56:BY:28:LYS:HG2	56:BY:39:VAL:CA	2.39	0.53
27:B2:51:ARG:HB2	27:B2:55:ARG:NH1	2.23	0.53
40:BF:127:GLU:HB2	40:BF:196:LEU:HD12	1.90	0.53
19:AS:29:ARG:O	19:AS:48:THR:O	2.26	0.53
35:BA:1087:G:O2'	35:BA:1089:G:H5'	2.09	0.53
55:BX:41:ASN:O	55:BX:45:THR:OG1	2.27	0.53
37:BC:30:LYS:HD3	37:BC:185:LEU:CD1	2.38	0.53
37:BC:222:VAL:O	37:BC:224:ILE:HG23	2.09	0.53
37:BC:42:GLU:N	37:BC:215:THR:O	2.39	0.53

*Continued on next page...*

*Continued from previous page...*

Atom-1	Atom-2	Interatomic distance (Å)	Clash overlap (Å)
57:BZ:151:HIS:HD2	57:BZ:170:THR:HG23	1.73	0.53
57:BZ:151:HIS:CD2	57:BZ:170:THR:HA	2.43	0.53
38:BD:75:ILE:O	38:BD:118:VAL:CG2	2.57	0.53
38:BD:134:ARG:HG2	38:BD:135:PHE:CD1	2.44	0.53
35:BA:702:G:O2'	35:BA:703:U:H5'	2.09	0.53
35:BA:2756:U:H1'	35:BA:2757:A:H5''	1.90	0.53
13:AM:15:VAL:HG13	13:AM:43:THR:O	2.09	0.53
35:BA:2712:U:H1'	35:BA:2712(A):A:C8	2.43	0.53
49:BR:71:GLN:NE2	49:BR:71:GLN:HA	2.22	0.53
14:AN:12:ARG:NH1	14:AN:14:PRO:CG	2.67	0.53
1:AA:273:A:N1	1:AA:274:A:C2	2.76	0.53
26:B1:3:LYS:HA	35:BA:1365:A:OP2	2.08	0.53
35:BA:185:U:H4'	35:BA:218:A:H4'	1.91	0.53
1:AA:1165:C:O2'	1:AA:1166:G:H5'	2.08	0.53
50:BS:17:ARG:O	50:BS:20:ARG:HB2	2.09	0.53
31:B6:19:ARG:O	31:B6:20:ASN:O	2.25	0.53
7:AG:64:GLN:NE2	7:AG:68:ASN:ND2	2.56	0.53
35:BA:1356:G:O2'	35:BA:1357:U:H5'	2.09	0.53
1:AA:1290:G:O2'	9:AI:40:LEU:HD21	2.09	0.53
24:AY:103:LEU:CD2	24:AY:109:CYS:SG	2.97	0.53
24:AY:139:THR:O	24:AY:255:PHE:N	2.34	0.53
24:AY:169:ILE:C	24:AY:170:THR:HG23	2.29	0.53
24:AY:139:THR:HB	24:AY:254:VAL:HA	1.90	0.53
24:AY:282:ARG:HG3	24:AY:319:ARG:NH1	2.23	0.53
24:AY:327:LYS:HZ2	24:AY:344:ASP:CB	2.21	0.53
1:AA:778:G:C2'	1:AA:779:C:O4'	2.57	0.53
1:AA:769:G:H22	1:AA:811:C:H1'	1.73	0.53
33:B8:61:LEU:C	33:B8:63:PRO:HD2	2.28	0.53
35:BA:770:G:N3	35:BA:1354:A:C2	2.73	0.53
35:BA:252:G:O2'	35:BA:253:C:C5'	2.57	0.53
35:BA:2628:C:OP1	35:BA:2629:A:H5''	2.09	0.53
35:BA:673:C:H6	35:BA:673:C:C5'	2.19	0.53
35:BA:692:C:H2'	35:BA:693:C:C6	2.38	0.53
38:BD:169:GLU:O	38:BD:170:GLY:C	2.47	0.53
38:BD:183:ARG:HG3	38:BD:270:ILE:HG23	1.89	0.53
38:BD:201:HIS:O	38:BD:201:HIS:ND1	2.41	0.53
39:BE:138:PRO:CD	39:BE:139:GLY:H	2.21	0.53
39:BE:4:ILE:HG23	39:BE:198:VAL:HB	1.90	0.53
40:BF:82:ILE:CG1	40:BF:83:PHE:H	2.21	0.53
47:BP:20:GLY:O	47:BP:21:ARG:HB2	2.09	0.53
8:AH:88:LYS:HB3	8:AH:89:PRO:HD2	1.89	0.53

*Continued on next page...*

*Continued from previous page...*

Atom-1	Atom-2	Interatomic distance (Å)	Clash overlap (Å)
17:AQ:26:GLN:HE21	17:AQ:37:LYS:HD3	1.74	0.53
48:BQ:56:ARG:O	48:BQ:57:HIS:C	2.47	0.53
57:BZ:54:HIS:HA	57:BZ:98:MET:CE	2.38	0.53
13:AM:82:MET:O	13:AM:83:ASP:O	2.26	0.53
1:AA:1057:G:C2'	1:AA:1058:G:H5'	2.39	0.53
1:AA:1183:A:HO2'	1:AA:1184:G:P	2.31	0.53
1:AA:973:G:H2'	1:AA:974:A:OP1	2.07	0.53
3:AC:117:ALA:O	3:AC:187:ALA:HB2	2.09	0.53
3:AC:51:GLY:O	3:AC:70:VAL:HG13	2.08	0.53
19:AS:23:ASN:CB	29:B4:47:GLN:CG	2.86	0.53
27:B2:35:LEU:HD13	27:B2:35:LEU:C	2.29	0.53
27:B2:54:LYS:O	27:B2:57:ILE:HB	2.09	0.53
40:BF:195:ASP:CB	40:BF:198:ALA:HB3	2.37	0.53
35:BA:130:C:O3'	35:BA:1349:A:H1'	2.08	0.53
37:BC:29:VAL:HG12	37:BC:222:VAL:CG2	2.38	0.53
37:BC:23:ASP:O	37:BC:27:HIS:N	2.41	0.53
37:BC:37:PHE:CE1	37:BC:217:THR:HG21	2.43	0.53
45:BN:133:GLN:CG	45:BN:135:PRO:HD3	2.24	0.53
29:B4:26:SER:HB3	41:BG:105:LYS:HE3	1.91	0.53
42:BH:66:GLY:CA	42:BH:69:ARG:HB2	2.39	0.53
26:B1:76:ARG:HH22	26:B1:95:LEU:CD1	2.21	0.53
36:BB:57:A:C2	36:BB:58:A:N9	2.77	0.53
41:BG:11:TYR:HA	41:BG:15:VAL:HG23	1.90	0.53
1:AA:1030(D):A:H2'	1:AA:1031:G:H5'	1.91	0.53
35:BA:1297:C:P	35:BA:2710:C:H4'	2.49	0.53
1:AA:179:A:O2'	1:AA:180:U:H5'	2.08	0.53
1:AA:1346:A:H5''	9:AI:120:ARG:HH12	1.70	0.53
35:BA:1305:C:O2'	35:BA:1306:C:H5'	2.09	0.53
1:AA:398:C:O2'	1:AA:399:G:H5'	2.09	0.53
1:AA:266:G:H5''	1:AA:267:C:C5	2.44	0.53
1:AA:1294:G:O2'	1:AA:1295:G:H5'	2.08	0.53
56:BY:54:LYS:HE3	56:BY:55:TYR:CD2	2.44	0.53
35:BA:849:A:C8	35:BA:850:C:C5	2.96	0.53
35:BA:2423:U:H6	35:BA:2423:U:C5'	2.22	0.53
35:BA:1064:C:C3'	35:BA:1065:U:H5''	2.38	0.53
35:BA:1744:C:H5''	35:BA:1744:C:H6	1.73	0.53
35:BA:2666:C:C5	35:BA:2667:C:C4	2.96	0.53
35:BA:2812:G:N2	35:BA:2889:C:C2	2.77	0.53
24:AY:169:ILE:O	24:AY:170:THR:CG2	2.56	0.53
35:BA:1754:C:N4	35:BA:1755:A:N6	2.56	0.53
35:BA:2000:G:H2'	35:BA:2001:A:H8	1.73	0.53

*Continued on next page...*

*Continued from previous page...*

Atom-1	Atom-2	Interatomic distance (Å)	Clash overlap (Å)
38:BD:90:ALA:CB	38:BD:106:ILE:CG2	2.86	0.53
45:BN:23:LEU:HB2	45:BN:99:LEU:CD2	2.38	0.53
45:BN:52:VAL:O	45:BN:53:VAL:CG2	2.56	0.53
52:BU:95:LEU:CD1	53:BV:4:ILE:HG23	2.37	0.53
46:BO:62:VAL:HG12	46:BO:63:VAL:N	2.24	0.53
35:BA:2760:C:C2'	35:BA:2761:G:H5''	2.39	0.53
1:AA:826:C:H1'	8:AH:15:ASN:ND2	2.24	0.53
2:AB:164:VAL:HG12	2:AB:166:ASP:N	2.24	0.53
57:BZ:39:VAL:HB	57:BZ:43:GLU:OE2	2.07	0.53
22:AV:48:C:C5'	22:AV:49:G:H5''	2.39	0.53
1:AA:1176:A:H2'	1:AA:1177:G:C8	2.44	0.53
35:BA:895:U:H3'	35:BA:896:A:H5''	1.90	0.53
56:BY:8:LYS:HE2	56:BY:72:VAL:HG23	1.91	0.53
37:BC:56:GLN:HG2	37:BC:204:ALA:HB2	1.89	0.53
37:BC:67:GLY:N	37:BC:188:ASN:HD21	2.06	0.53
50:BS:26:LEU:HD23	50:BS:27:SER:O	2.07	0.53
1:AA:112:G:C4'	1:AA:389:A:H4'	2.37	0.53
31:B6:7:ILE:HB	31:B6:27:LYS:NZ	2.23	0.53
36:BB:50:G:P	50:BS:63:THR:HG23	2.49	0.53
35:BA:2102:U:C5	35:BA:2103:C:C4	2.97	0.53
9:AI:24:GLY:HA2	9:AI:59:PHE:O	2.09	0.53
16:AP:19:ILE:HD13	16:AP:19:ILE:N	2.24	0.53
1:AA:1250:A:H4'	9:AI:68:GLY:N	2.23	0.53
1:AA:255:G:H1'	17:AQ:16:GLN:HE22	1.74	0.53
35:BA:1428:C:H2'	35:BA:1569:A:OP1	2.09	0.53
42:BH:94:TYR:HD1	42:BH:107:VAL:C	2.11	0.53
1:AA:1253:G:N1	1:AA:1285:A:N6	2.56	0.53
1:AA:1351:U:N3	1:AA:1352:C:H5	2.07	0.53
35:BA:928:G:H8	35:BA:928:G:O5'	1.92	0.53
35:BA:1010:A:H8	35:BA:1010:A:O5'	1.91	0.53
35:BA:271(Y):U:OP2	35:BA:272(D):G:C5'	2.55	0.53
1:AA:1010:G:H2'	1:AA:1011:G:H8	1.73	0.53
1:AA:412:A:C2	4:AD:35:ARG:HG3	2.43	0.53
5:AE:145:LYS:O	5:AE:148:VAL:HB	2.09	0.53
5:AE:150:ARG:O	5:AE:150:ARG:HG2	2.08	0.53
17:AQ:62:SER:HB3	17:AQ:72:ARG:HG3	1.90	0.53
35:BA:2796:U:O2'	35:BA:2799:C:H5'	2.09	0.53
1:AA:77:G:H5'	1:AA:78:G:OP2	2.08	0.53
1:AA:532:A:H2	3:AC:156:ARG:HH22	1.56	0.53
1:AA:102:G:H2'	1:AA:103:C:H6	1.74	0.53
24:AY:158:VAL:HG12	24:AY:162:LEU:HB3	1.91	0.53

*Continued on next page...*

*Continued from previous page...*

Atom-1	Atom-2	Interatomic distance (Å)	Clash overlap (Å)
24:AY:247:LEU:C	24:AY:249:GLY:N	2.61	0.53
35:BA:811:U:H2'	47:BP:24:GLY:O	2.08	0.53
35:BA:818:G:C8	35:BA:818:G:O5'	2.54	0.53
35:BA:962:G:C2	35:BA:963:U:N1	2.77	0.53
35:BA:989:G:H5'	35:BA:1157:G:C4'	2.30	0.53
38:BD:20:ASP:OD2	38:BD:22:SER:OG	2.19	0.53
38:BD:43:ARG:NH1	38:BD:49:ILE:HD11	2.22	0.53
38:BD:65:ILE:HB	38:BD:67:PHE:CZ	2.44	0.53
38:BD:80:ALA:HB1	38:BD:96:HIS:NE2	2.23	0.53
40:BF:51:THR:O	40:BF:52:LYS:HG3	2.08	0.53
46:BO:66:LYS:HE3	46:BO:80:ASP:HA	1.90	0.53
1:AA:653:A:O5'	8:AH:56:LYS:HE3	2.09	0.53
1:AA:762:C:H2'	1:AA:763:G:H8	1.72	0.53
1:AA:909:A:P	12:AL:21:LYS:NZ	2.82	0.53
1:AA:1075:C:C4'	1:AA:1101:A:N6	2.72	0.53
2:AB:46:LYS:O	2:AB:47:THR:C	2.47	0.53
36:BB:93:G:N2	36:BB:94:C:C2	2.77	0.53
48:BQ:109:VAL:HG12	48:BQ:113:GLN:HB2	1.91	0.53
57:BZ:28:MET:O	57:BZ:29:TYR:HB3	2.08	0.53
57:BZ:33:LEU:CD1	57:BZ:34:ASN:N	2.53	0.53
22:AV:64:G:C2	22:AV:65:C:C2	2.97	0.53
1:AA:1304:G:C1'	1:AA:1334:G:H22	2.21	0.53
1:AA:979:C:H1'	1:AA:1318:A:N1	2.24	0.53
3:AC:179:ARG:HD2	3:AC:207:VAL:HA	1.91	0.53
10:AJ:91:PRO:C	10:AJ:93:GLY:N	2.59	0.53
1:AA:1047:G:O3'	14:AN:4:LYS:HB3	2.07	0.53
35:BA:476:G:O4'	35:BA:505:A:C2	2.62	0.53
4:AD:19:LEU:CG	4:AD:21:LEU:HD21	2.38	0.53
24:AY:485:PHE:O	24:AY:489:ASN:O	2.25	0.53
4:AD:89:THR:HA	4:AD:92:VAL:CB	2.34	0.53
11:AK:32:ILE:HD11	11:AK:68:ALA:O	2.08	0.53
5:AE:30:ALA:HB3	5:AE:54:ALA:O	2.08	0.53
37:BC:175:VAL:CG2	37:BC:189:ILE:HG12	2.17	0.53
35:BA:874:G:C2	35:BA:875:G:C4	2.97	0.53
2:AB:118:LEU:HB3	2:AB:142:LEU:CD1	2.38	0.53
35:BA:2120:G:H1	35:BA:2177:C:H42	1.57	0.53
20:AT:45:GLN:HB2	20:AT:91:LEU:HD13	1.91	0.53
1:AA:1375:A:C2	1:AA:1376:U:C2	2.97	0.53
35:BA:1510:G:H2'	35:BA:1511:C:C6	2.43	0.53
35:BA:2701:C:H2'	35:BA:2702:U:H2'	1.90	0.53
20:AT:25:ARG:O	20:AT:29:LYS:HG3	2.09	0.53

*Continued on next page...*



*Continued from previous page...*

Atom-1	Atom-2	Interatomic distance (Å)	Clash overlap (Å)
22:AV:32:C:C2'	22:AV:33:U:H5''	2.39	0.53
35:BA:106:C:H2'	35:BA:107:C:C6	2.44	0.53
34:B9:35:ARG:NE	34:B9:35:ARG:O	2.42	0.53
1:AA:1288:A:H1'	1:AA:1353:G:O4'	2.08	0.53
55:BX:20:GLY:O	55:BX:25:LYS:O	2.26	0.53
35:BA:176:G:C2'	35:BA:177:G:H5'	2.38	0.53
35:BA:2735:G:H2'	35:BA:2736:G:C8	2.41	0.53
1:AA:928:G:H8	1:AA:928:G:O5'	1.91	0.53
36:BB:54:G:H21	36:BB:55:U:C1'	2.22	0.53
7:AG:21:VAL:C	7:AG:23:VAL:N	2.62	0.53
1:AA:431:A:H2'	1:AA:432:A:C8	2.43	0.53
8:AH:90:GLY:O	8:AH:91:ARG:HB2	2.07	0.53
24:AY:194:GLN:CB	24:AY:202:GLN:HG2	2.39	0.53
24:AY:391:PRO:O	24:AY:392:ASN:HB3	2.08	0.53
24:AY:515:GLN:HB3	24:AY:523:PHE:CG	2.44	0.53
35:BA:1019:U:H3	35:BA:1142(A):A:N6	2.05	0.53
35:BA:974:G:C6	35:BA:1186:G:C6	2.97	0.53
35:BA:1188:U:C2'	35:BA:1189:A:H5'	2.38	0.53
35:BA:1842:G:C4	35:BA:1901:A:C2	2.97	0.53
35:BA:2030:A:H4'	35:BA:2031:A:C8	2.44	0.53
35:BA:2352:A:H2'	35:BA:2353:G:H5'	1.90	0.53
35:BA:2574:G:H2'	35:BA:2575:C:C6	2.44	0.53
35:BA:257:A:C2'	35:BA:258:G:H5'	2.38	0.53
35:BA:2823:A:H2'	35:BA:2824:C:O4'	2.09	0.53
35:BA:589:C:H2'	35:BA:590:A:C8	2.36	0.53
38:BD:146:GLU:HB2	38:BD:152:GLY:O	2.09	0.53
38:BD:147:LEU:CD1	38:BD:155:LEU:CD1	2.87	0.53
38:BD:87:ASN:CB	38:BD:88:ARG:NH2	2.69	0.53
39:BE:45:THR:HG22	39:BE:46:ALA:N	2.24	0.53
39:BE:36:ARG:NH2	39:BE:88:GLY:HA2	2.23	0.53
47:BP:111:ARG:HA	47:BP:128:HIS:HD2	1.72	0.53
52:BU:91:ASP:O	52:BU:92:ARG:O	2.26	0.53
6:AF:10:LEU:O	6:AF:11:ASN:C	2.45	0.53
15:AO:69:TYR:HA	15:AO:72:ARG:HB2	1.90	0.53
2:AB:168:THR:HG23	2:AB:192:SER:HA	1.90	0.53
35:BA:2435:A:C6	35:BA:2436:G:C5	2.97	0.53
35:BA:2588:G:C6	35:BA:2607:G:C2	2.97	0.53
1:AA:1367:C:H5'	10:AJ:60:ARG:NH2	2.24	0.53
35:BA:483:A:H1'	56:BY:60:PHE:CE1	2.44	0.53
27:B2:30:ARG:CZ	55:BX:5:TYR:OH	2.57	0.53
35:BA:70:G:H21	35:BA:71:A:H62	1.57	0.53

*Continued on next page...*

*Continued from previous page...*

Atom-1	Atom-2	Interatomic distance (Å)	Clash overlap (Å)
40:BF:155:LEU:O	40:BF:193:VAL:N	2.38	0.53
35:BA:310:A:P	56:BY:18:GLY:HA2	2.49	0.53
37:BC:37:PHE:O	37:BC:39:GLU:OE2	2.26	0.53
35:BA:868:U:H6	35:BA:868:U:O5'	1.92	0.53
7:AG:69:VAL:HG11	7:AG:104:LEU:CD2	2.39	0.53
36:BB:40:U:O2	36:BB:43:C:H5''	2.09	0.53
41:BG:37:VAL:HG13	41:BG:158:ALA:O	2.08	0.53
16:AP:28:ARG:NH1	16:AP:29:ASP:OD1	2.42	0.53
1:AA:556:C:O2'	1:AA:557:G:H5'	2.08	0.53
5:AE:6:PHE:HB2	5:AE:34:VAL:CG2	2.38	0.53
26:B1:78:LYS:HG3	26:B1:79:GLY:H	1.74	0.53
36:BB:16:G:O2'	36:BB:17:C:H6	1.92	0.53
26:B1:48:LYS:HZ2	26:B1:61:ARG:N	2.06	0.53
1:AA:1223:C:OP2	19:AS:78:ARG:NH2	2.41	0.53
16:AP:80:PHE:CD1	16:AP:80:PHE:N	2.76	0.53
51:BT:11:GLU:N	51:BT:11:GLU:CD	2.58	0.53
51:BT:13:ARG:HA	51:BT:13:ARG:CZ	2.39	0.53
9:AI:4:TYR:CD2	9:AI:88:TYR:HB2	2.44	0.53
46:BO:64:ARG:NH1	46:BO:81:ASP:OD2	2.42	0.53
35:BA:107:C:H2'	35:BA:108:U:C6	2.44	0.53
22:AV:24:U:C2'	22:AV:25:C:H5'	2.38	0.53
25:B0:72:ARG:HD3	36:BB:11:C:OP2	2.09	0.53
35:BA:1332:G:N2	35:BA:1609:A:O2'	2.42	0.53
12:AL:75:HIS:CG	12:AL:76:ASN:N	2.77	0.53
1:AA:101:A:C2'	1:AA:102:G:O5'	2.57	0.53
37:BC:98:GLU:HG3	37:BC:98:GLU:O	2.09	0.53
35:BA:1549:C:H6	35:BA:1549:C:H5''	1.74	0.53
43:BJ:100:UNK:CB	43:BJ:132:UNK:CB	2.87	0.53
24:AY:296:PHE:CD2	24:AY:331:LEU:HD21	2.44	0.53
24:AY:412:LEU:C	24:AY:414:LYS:N	2.59	0.53
24:AY:84:VAL:HG12	24:AY:85:ASN:N	2.23	0.53
33:B8:28:GLY:C	33:B8:32:LEU:HG	2.30	0.53
35:BA:2345:G:N3	35:BA:2381:C:H2'	2.23	0.53
35:BA:2723:C:O3'	49:BR:2:ARG:NH2	2.41	0.53
35:BA:515:A:C2'	35:BA:516:C:H5'	2.37	0.53
35:BA:638:G:C6	35:BA:639:U:C4	2.97	0.53
35:BA:650:C:H3'	35:BA:651:G:H5''	1.91	0.53
38:BD:260:ARG:HG2	38:BD:261:LYS:O	2.09	0.53
39:BE:200:GLU:N	39:BE:200:GLU:OE1	2.42	0.53
40:BF:64:ILE:CG2	40:BF:65:TRP:N	2.72	0.53
45:BN:57:ALA:O	45:BN:58:ASP:O	2.27	0.53

*Continued on next page...*

*Continued from previous page...*

Atom-1	Atom-2	Interatomic distance (Å)	Clash overlap (Å)
52:BU:79:PHE:CE1	52:BU:83:LEU:CD1	2.92	0.53
53:BV:21:ARG:HG2	53:BV:91:TYR:CD2	2.44	0.53
35:BA:1665:A:C5'	46:BO:66:LYS:O	2.57	0.53
35:BA:1953:A:C2	35:BA:2550:G:O4'	2.62	0.53
8:AH:2:LEU:HD21	8:AH:8:ASP:HB2	1.91	0.53
15:AO:25:THR:OG1	15:AO:26:GLU:N	2.41	0.53
1:AA:658:G:H5''	15:AO:31:LEU:CD2	2.38	0.53
48:BQ:128:LYS:O	48:BQ:129:THR:HG23	2.08	0.53
2:AB:71:VAL:N	2:AB:163:PHE:O	2.42	0.53
2:AB:47:THR:C	2:AB:51:LEU:HD12	2.29	0.53
57:BZ:153:SER:HA	57:BZ:155:LEU:HD23	1.90	0.53
35:BA:855:G:N2	35:BA:923:C:O2	2.42	0.53
48:BQ:48:GLU:CA	48:BQ:51:ARG:HB3	2.38	0.53
22:AV:47:U:C3'	22:AV:47:U:O2	2.57	0.53
12:AL:36:VAL:HB	12:AL:82:VAL:HA	1.91	0.53
19:AS:11:VAL:HG23	19:AS:38:SER:CB	2.30	0.53
19:AS:20:LEU:HD22	19:AS:23:ASN:ND2	2.24	0.53
35:BA:70:G:H2'	35:BA:113:G:O2'	2.08	0.53
40:BF:174:VAL:HG12	40:BF:176:LEU:HD11	1.90	0.53
35:BA:331:A:N6	35:BA:1209:G:H2'	2.24	0.53
35:BA:1598:C:O3'	55:BX:35:THR:HG23	2.08	0.53
29:B4:7:PRO:HG2	41:BG:65:GLY:HA2	1.90	0.53
1:AA:405:U:H5''	1:AA:495:A:C2	2.43	0.53
1:AA:618:C:H42	1:AA:623:C:N4	2.04	0.53
45:BN:56:ASN:H	45:BN:125:GLY:N	2.07	0.53
1:AA:1234:C:O4'	1:AA:1364:U:H1'	2.09	0.53
36:BB:18:G:H2'	36:BB:19:G:H8	1.74	0.53
1:AA:437:U:H5''	4:AD:155:LEU:CD2	2.39	0.53
22:AV:17(A):U:HO2'	22:AV:18:G:H4'	1.72	0.53
47:BP:89:ALA:HA	47:BP:121:LYS:HD3	1.91	0.53
1:AA:1286:A:H1'	1:AA:1287:A:H4'	1.90	0.53
55:BX:24:GLY:H	55:BX:82:GLN:HE22	1.55	0.53
7:AG:24:THR:CA	7:AG:27:ILE:HB	2.37	0.53
1:AA:1398:A:H61	5:AE:22:GLY:N	2.05	0.53
35:BA:496:G:C1'	54:BW:61:ASN:ND2	2.71	0.53
46:BO:17:ARG:NH2	46:BO:99:PHE:HE2	2.07	0.53
35:BA:203:C:C5'	35:BA:204:A:H5''	2.39	0.53
1:AA:458:C:C2'	1:AA:460:G:H5'	2.39	0.53
18:AR:20:ALA:O	18:AR:21:LYS:C	2.47	0.53
24:AY:144:LEU:O	24:AY:179:PHE:CG	2.61	0.52
24:AY:216:ASP:HA	24:AY:224:ALA:HB2	1.86	0.52

*Continued on next page...*

*Continued from previous page...*

Atom-1	Atom-2	Interatomic distance (Å)	Clash overlap (Å)
24:AY:508:MET:C	24:AY:511:LEU:HB3	2.29	0.52
35:BA:1651:G:H2'	35:BA:1652:A:C8	2.44	0.52
35:BA:1832:C:C4	35:BA:1833:U:C5	2.96	0.52
35:BA:1839:G:H5'	35:BA:1839:G:H8	1.74	0.52
35:BA:2374:C:H2'	35:BA:2375:G:O4'	2.09	0.52
35:BA:820:A:N3	35:BA:943:U:O2'	2.37	0.52
35:BA:983:A:H2'	35:BA:984:A:O4'	2.09	0.52
38:BD:246:PRO:O	38:BD:247:ALA:HB2	2.09	0.52
38:BD:87:ASN:ND2	38:BD:88:ARG:CZ	2.71	0.52
39:BE:45:THR:CG2	39:BE:46:ALA:N	2.72	0.52
35:BA:586:A:H5'	40:BF:89:VAL:HG21	1.91	0.52
45:BN:6:PRO:O	45:BN:9:VAL:CG2	2.58	0.52
49:BR:2:ARG:HG3	49:BR:2:ARG:NH1	2.22	0.52
51:BT:120:ARG:O	51:BT:123:GLN:HG2	2.08	0.52
35:BA:1991:U:C6	35:BA:1991:U:H5''	2.44	0.52
1:AA:664:G:N2	1:AA:742:G:N2	2.56	0.52
53:BV:31:ALA:O	53:BV:61:VAL:CG2	2.54	0.52
2:AB:88:ALA:HB2	2:AB:219:VAL:CG1	2.39	0.52
42:BH:126:PRO:O	42:BH:127:GLU:CB	2.56	0.52
35:BA:2262:U:C4'	35:BA:2328:A:C2	2.86	0.52
35:BA:2603:G:H21	35:BA:2604:U:H1'	1.74	0.52
1:AA:1324:A:OP2	1:AA:1324:A:H8	1.92	0.52
27:B2:56:GLN:O	27:B2:59:ARG:HG3	2.08	0.52
35:BA:85:G:O5'	56:BY:30:VAL:HB	2.08	0.52
40:BF:141:ALA:C	40:BF:143:ALA:H	2.10	0.52
19:AS:49:ILE:O	19:AS:60:VAL:HG12	2.09	0.52
4:AD:59:ARG:CG	4:AD:59:ARG:HH11	2.22	0.52
35:BA:2850:A:C2	49:BR:61:HIS:CD2	2.98	0.52
29:B4:5:ILE:N	29:B4:5:ILE:HD13	2.23	0.52
41:BG:111:LEU:H	41:BG:112:PRO:HD2	1.73	0.52
41:BG:101:ILE:O	41:BG:104:GLU:HB3	2.08	0.52
1:AA:298:A:H3'	1:AA:299:G:C8	2.44	0.52
1:AA:1505:G:H5''	1:AA:1506:U:OP1	2.09	0.52
1:AA:1265:G:H2'	1:AA:1266:G:H8	1.73	0.52
31:B6:11:LEU:HD13	31:B6:12:GLU:N	2.24	0.52
36:BB:66:A:C6	36:BB:108:U:C4	2.97	0.52
26:B1:44:PRO:HA	35:BA:396:G:O3'	2.09	0.52
41:BG:120:LEU:HD12	41:BG:179:PRO:HD2	1.91	0.52
35:BA:2189:U:H2'	35:BA:2190:G:H4'	1.91	0.52
1:AA:1005:A:H4'	1:AA:1037:C:O2	2.09	0.52
1:AA:960:U:C5	19:AS:78:ARG:HD3	2.44	0.52

*Continued on next page...*

*Continued from previous page...*

Atom-1	Atom-2	Interatomic distance (Å)	Clash overlap (Å)
35:BA:1930:G:HO2'	35:BA:1968:G:H1	1.38	0.52
28:B3:5:LYS:HD2	28:B3:57:GLU:OE1	2.09	0.52
1:AA:197:A:N6	1:AA:221:C:C4'	2.67	0.52
33:B8:51:ALA:N	33:B8:53:PRO:HD2	2.24	0.52
20:AT:50:GLU:O	20:AT:53:LEU:N	2.42	0.52
1:AA:901:A:H2'	1:AA:902:G:H5'	1.91	0.52
38:BD:2:ALA:C	38:BD:3:VAL:CG2	2.77	0.52
35:BA:2271:G:O2'	35:BA:2272:U:H5'	2.09	0.52
26:B1:54:ALA:CB	26:B1:56:GLN:HE21	2.21	0.52
5:AE:24:ARG:HH11	5:AE:24:ARG:CG	2.21	0.52
35:BA:716:A:H2'	35:BA:717:G:O5'	2.09	0.52
26:B1:29:GLY:O	26:B1:31:GLY:N	2.40	0.52
19:AS:72:GLY:O	19:AS:74:PHE:N	2.42	0.52
24:AY:305:ALA:HA	24:AY:422:GLU:CD	2.29	0.52
24:AY:380:THR:CG2	24:AY:383:GLU:HB2	2.39	0.52
24:AY:260:LEU:CD2	35:BA:2655:G:H5''	2.39	0.52
33:B8:36:LYS:O	33:B8:37:SER:O	2.27	0.52
35:BA:1827:C:OP1	35:BA:1971:A:O2'	2.20	0.52
35:BA:621:A:C2'	35:BA:622:G:H5'	2.32	0.52
32:B7:11:LYS:HE2	35:BA:686:G:H5''	1.91	0.52
35:BA:729:G:H1'	35:BA:763:G:O3'	2.09	0.52
39:BE:27:LEU:HD13	39:BE:180:ASN:O	2.09	0.52
47:BP:23:PRO:HB2	47:BP:33:ARG:HG3	1.91	0.52
35:BA:2822:G:O6	49:BR:4:LEU:HD23	2.08	0.52
52:BU:29:SER:O	52:BU:30:LYS:HD3	2.09	0.52
53:BV:38:LEU:C	53:BV:39:LEU:HD22	2.30	0.52
53:BV:21:ARG:HA	53:BV:92:THR:O	2.09	0.52
1:AA:15:G:C5	1:AA:16:A:N7	2.78	0.52
1:AA:868:C:O2'	1:AA:869:G:H5'	2.08	0.52
15:AO:82:ILE:CG2	15:AO:83:GLU:N	2.72	0.52
35:BA:2133:G:H1'	35:BA:2158:A:H61	1.73	0.52
2:AB:11:LEU:O	2:AB:16:HIS:CE1	2.62	0.52
2:AB:80:ILE:N	2:AB:80:ILE:HD12	2.16	0.52
25:B0:27:GLU:HG3	25:B0:69:PHE:CD1	2.44	0.52
57:BZ:10:ARG:HB3	57:BZ:36:LYS:C	2.29	0.52
57:BZ:48:PHE:HZ	57:BZ:74:VAL:HG21	1.74	0.52
48:BQ:20:ALA:H	57:BZ:79:ARG:HH21	1.58	0.52
22:AV:15:G:H3'	22:AV:16:C:H5''	1.91	0.52
22:AV:59:A:O2'	22:AV:60:U:H5'	2.08	0.52
35:BA:2590:A:O3'	38:BD:239:ARG:HG3	2.09	0.52
12:AL:90:VAL:O	12:AL:92:ASP:N	2.42	0.52

*Continued on next page...*

*Continued from previous page...*

Atom-1	Atom-2	Interatomic distance (Å)	Clash overlap (Å)
1:AA:1188:A:O5'	1:AA:1188:A:H8	1.91	0.52
3:AC:70:VAL:C	3:AC:106:VAL:HG23	2.30	0.52
10:AJ:58:ASP:OD1	10:AJ:58:ASP:N	2.42	0.52
35:BA:880:G:H2'	35:BA:881:G:C8	2.44	0.52
1:AA:357:G:OP1	1:AA:367:U:H5''	2.09	0.52
24:AY:310:LYS:HB2	24:AY:311:HIS:CD2	2.45	0.52
35:BA:482:A:H4'	56:BY:47:LYS:CG	2.40	0.52
40:BF:203:GLN:C	40:BF:205:ARG:N	2.62	0.52
37:BC:29:VAL:HG12	37:BC:32:LEU:HD12	1.92	0.52
37:BC:68:LEU:CD2	37:BC:174:PRO:HB2	2.39	0.52
41:BG:128:ARG:O	41:BG:129:GLY:O	2.26	0.52
20:AT:14:LYS:O	20:AT:16:HIS:N	2.42	0.52
17:AQ:5:VAL:HG13	17:AQ:59:ILE:O	2.09	0.52
31:B6:25:LYS:HZ3	35:BA:2285:C:H41	1.56	0.52
38:BD:125:ILE:CD1	38:BD:137:PRO:HD3	2.34	0.52
1:AA:518:C:C5	1:AA:530:G:C8	2.98	0.52
1:AA:1254:C:H5'	1:AA:1356:G:H4'	1.91	0.52
35:BA:1223:G:N2	35:BA:1226:A:OP2	2.42	0.52
1:AA:1494:G:C5	1:AA:1495:U:C5	2.97	0.52
13:AM:54:VAL:HG12	13:AM:58:GLU:CD	2.30	0.52
49:BR:29:LEU:CD2	49:BR:52:ILE:HD11	2.39	0.52
17:AQ:69:LYS:C	17:AQ:70:ARG:HD2	2.29	0.52
35:BA:2153:G:C2	35:BA:2154:G:H1'	2.43	0.52
35:BA:654(M):C:C2'	35:BA:654(N):G:C8	2.89	0.52
36:BB:115:G:N3	36:BB:116:G:C8	2.77	0.52
35:BA:1683:C:H2'	35:BA:1684:C:H6	1.72	0.52
46:BO:10:VAL:HG22	46:BO:17:ARG:HA	1.91	0.52
1:AA:1258:G:H2'	1:AA:1259:C:H6	1.72	0.52
35:BA:151:C:H2'	35:BA:152:G:H8	1.72	0.52
13:AM:116:THR:HG22	13:AM:117:VAL:N	2.24	0.52
24:AY:196:GLY:O	24:AY:197:LYS:CG	2.52	0.52
37:BC:100:ILE:CG2	37:BC:126:LYS:HE3	2.39	0.52
1:AA:1516:G:N1	1:AA:1519:A:OP2	2.41	0.52
35:BA:1248:G:OP1	35:BA:1248:G:H8	1.92	0.52
35:BA:1351:C:H2'	35:BA:1352:U:C6	2.43	0.52
35:BA:2222:G:O4'	38:BD:149:PRO:CG	2.56	0.52
35:BA:2291:U:OP1	35:BA:2381:C:H5'	2.09	0.52
35:BA:2459:A:C8	35:BA:2460:U:C5	2.97	0.52
35:BA:2822:G:O2'	35:BA:2823:A:O5'	2.26	0.52
35:BA:580:C:H2'	35:BA:581:C:C6	2.44	0.52
32:B7:12:ARG:HG3	35:BA:686:G:O6	2.09	0.52

*Continued on next page...*

*Continued from previous page...*

Atom-1	Atom-2	Interatomic distance (Å)	Clash overlap (Å)
35:BA:963:U:H2'	35:BA:964:C:H6	1.73	0.52
38:BD:147:LEU:CD1	38:BD:155:LEU:HD13	2.40	0.52
38:BD:169:GLU:HG2	38:BD:169:GLU:O	2.07	0.52
38:BD:85:ASP:OD1	38:BD:88:ARG:CD	2.34	0.52
39:BE:38:THR:HG23	39:BE:39:PRO:HD2	1.92	0.52
39:BE:82:ARG:O	39:BE:84:PHE:N	2.42	0.52
45:BN:24:GLY:C	45:BN:26:LEU:H	2.12	0.52
45:BN:68:GLU:HA	45:BN:86:PRO:HB2	1.90	0.52
51:BT:50:ILE:HA	51:BT:99:LEU:HD12	1.92	0.52
52:BU:115:ALA:C	52:BU:117:GLN:N	2.59	0.52
1:AA:1078:U:C5	1:AA:1079:G:C5	2.97	0.52
6:AF:13:ASN:O	6:AF:14:LEU:HD22	2.10	0.52
1:AA:1088:G:H2'	1:AA:1089:G:C8	2.44	0.52
2:AB:103:THR:OG1	2:AB:104:ASN:N	2.43	0.52
35:BA:2244:U:H1'	35:BA:2434:A:C4	2.45	0.52
48:BQ:125:LEU:CD2	48:BQ:125:LEU:H	2.22	0.52
22:AV:68:C:O2	22:AV:68:C:H2'	2.08	0.52
1:AA:1117:G:N2	1:AA:1184:G:C4	2.77	0.52
27:B2:29:LYS:O	27:B2:32:LEU:HB3	2.10	0.52
55:BX:10:ALA:HB1	55:BX:11:PRO:HD2	1.91	0.52
35:BA:1485:G:O2'	35:BA:1486:A:H5'	2.09	0.52
51:BT:128:GLU:C	51:BT:128:GLU:CD	2.68	0.52
29:B4:7:PRO:HD3	41:BG:67:LYS:HE3	1.92	0.52
41:BG:133:LEU:CD1	41:BG:157:ILE:HB	2.39	0.52
40:BF:109:GLY:HA2	40:BF:112:MET:HB3	1.90	0.52
17:AQ:56:VAL:O	17:AQ:57:VAL:HG12	2.08	0.52
17:AQ:59:ILE:HG22	17:AQ:60:ILE:H	1.73	0.52
31:B6:6:ARG:NH1	31:B6:6:ARG:HB3	2.24	0.52
35:BA:1202:C:C2'	35:BA:1203:G:H5'	2.39	0.52
41:BG:180:PHE:C	41:BG:182:LYS:N	2.62	0.52
41:BG:16:ARG:NH1	41:BG:28:VAL:CG1	2.73	0.52
20:AT:73:HIS:CB	20:AT:74:LYS:HD3	2.39	0.52
1:AA:1321:C:C3'	1:AA:1322:C:H5''	2.37	0.52
1:AA:1127:G:H1	1:AA:1145:C:H42	1.58	0.52
35:BA:474:G:C6	35:BA:510:C:N4	2.77	0.52
35:BA:1184:G:O2'	35:BA:1185:C:H5'	2.09	0.52
46:BO:100:GLY:O	46:BO:119:PRO:HD2	2.09	0.52
33:B8:49:VAL:HB	33:B8:53:PRO:HD3	1.92	0.52
35:BA:2648:C:H2'	35:BA:2649:U:H6	1.71	0.52
35:BA:1151:G:N2	35:BA:1152:C:O2	2.42	0.52
1:AA:381:C:H2'	1:AA:382:A:H8	1.71	0.52

*Continued on next page...*

*Continued from previous page...*

Atom-1	Atom-2	Interatomic distance (Å)	Clash overlap (Å)
45:BN:75:TYR:HA	45:BN:82:LEU:HA	1.90	0.52
35:BA:289:A:H2'	35:BA:290:G:C8	2.44	0.52
10:AJ:18:ALA:C	10:AJ:20:ALA:H	2.13	0.52
35:BA:2338:G:O5'	35:BA:2338:G:C8	2.62	0.52
41:BG:166:ASP:O	41:BG:167:GLU:C	2.46	0.52
1:AA:992:U:O2'	1:AA:993:G:P	2.67	0.52
35:BA:718:A:H2'	35:BA:719:C:H5'	1.90	0.52
35:BA:653:A:N3	35:BA:653:A:H2'	2.23	0.52
57:BZ:154:ASP:N	57:BZ:154:ASP:OD1	2.42	0.52
24:AY:171:TRP:O	24:AY:182:VAL:HG13	2.08	0.52
24:AY:169:ILE:O	24:AY:185:LEU:N	2.43	0.52
24:AY:413:LEU:O	24:AY:417:VAL:CG2	2.57	0.52
1:AA:1230:C:H2'	1:AA:1231:G:H8	1.73	0.52
35:BA:1892:C:C3'	35:BA:1893:C:C5'	2.87	0.52
35:BA:2366:A:N7	35:BA:2367:G:C5	2.77	0.52
35:BA:2734:A:H62	35:BA:2770:G:N2	2.06	0.52
35:BA:467:G:H2'	35:BA:468:G:H8	1.74	0.52
38:BD:169:GLU:OE1	38:BD:184:LYS:CD	2.53	0.52
39:BE:120:TRP:O	39:BE:121:ASN:CB	2.58	0.52
39:BE:116:VAL:HG21	39:BE:122:PHE:CD2	2.44	0.52
39:BE:198:VAL:CG1	39:BE:199:ARG:H	2.21	0.52
45:BN:68:GLU:H	45:BN:87:LEU:HB3	1.75	0.52
1:AA:575:G:C4'	1:AA:576:G:O5'	2.55	0.52
1:AA:22:G:H5'	1:AA:885:G:O4'	2.09	0.52
1:AA:1412:C:H2'	1:AA:1413:A:C8	2.41	0.52
1:AA:1091:U:O2	1:AA:1095:U:C2	2.62	0.52
2:AB:200:ILE:HD12	2:AB:200:ILE:N	2.25	0.52
36:BB:93:G:O2'	36:BB:94:C:H5'	2.10	0.52
48:BQ:31:ASP:C	48:BQ:32:TYR:CD1	2.83	0.52
22:AV:49:G:N2	22:AV:50:U:C1'	2.72	0.52
1:AA:1191:A:OP2	3:AC:4:LYS:NZ	2.41	0.52
1:AA:1192:C:H2'	1:AA:1193:G:O4'	2.09	0.52
19:AS:43:GLU:O	19:AS:45:VAL:N	2.42	0.52
35:BA:886:C:C2	35:BA:887:A:C8	2.97	0.52
27:B2:16:LEU:O	27:B2:21:LEU:HG	2.08	0.52
37:BC:175:VAL:HG13	37:BC:188:ASN:HB2	1.90	0.52
35:BA:2305:A:C2'	35:BA:2306:C:O5'	2.58	0.52
35:BA:2833:G:C3'	35:BA:2834:G:C5'	2.72	0.52
29:B4:9:LEU:HD13	29:B4:26:SER:O	2.09	0.52
1:AA:8:A:N6	4:AD:209:ARG:OXT	2.43	0.52
13:AM:13:LYS:O	13:AM:14:ARG:C	2.48	0.52

*Continued on next page...*



*Continued from previous page...*

Atom-1	Atom-2	Interatomic distance (Å)	Clash overlap (Å)
26:B1:46:LEU:HD13	26:B1:62:VAL:O	2.09	0.52
35:BA:1417:C:C2'	35:BA:1418:G:H5'	2.39	0.52
20:AT:74:LYS:CG	20:AT:75:ASN:H	2.22	0.52
24:AY:483:GLU:HA	24:AY:486:LYS:HE3	1.91	0.52
54:BW:107:LEU:H	54:BW:107:LEU:HD12	1.73	0.52
56:BY:86:ARG:HB3	56:BY:88:LYS:CE	2.36	0.52
1:AA:436:C:O2'	4:AD:157:LEU:HD11	2.09	0.52
13:AM:73:GLU:OE1	13:AM:73:GLU:O	2.27	0.52
2:AB:194:PRO:O	2:AB:196:LEU:N	2.43	0.52
1:AA:918:A:C5	1:AA:919:A:C5	2.98	0.52
35:BA:1441:G:H4'	35:BA:1628:G:OP1	2.09	0.52
1:AA:1169:A:O5'	1:AA:1169:A:H8	1.92	0.52
12:AL:75:HIS:CD2	12:AL:77:LEU:H	2.27	0.52
35:BA:1053:C:O2'	35:BA:1054:A:H5'	2.09	0.52
35:BA:1230:C:H2'	35:BA:1231:G:C8	2.44	0.52
49:BR:43:GLU:OE1	49:BR:43:GLU:HA	2.09	0.52
44:BK:30:UNK:O	44:BK:31:UNK:CB	2.57	0.52
24:AY:222:ASP:O	24:AY:226:GLN:N	2.42	0.52
24:AY:29:ILE:HG12	24:AY:259:ALA:HB3	1.90	0.52
24:AY:78:PRO:HB2	24:AY:83:LEU:CD2	2.39	0.52
1:AA:1406:U:O2	1:AA:1518:A:C1'	2.55	0.52
32:B7:12:ARG:HA	35:BA:686:G:O6	2.10	0.52
35:BA:946:G:C2'	35:BA:947:G:H5'	2.40	0.52
38:BD:108:PRO:HG3	38:BD:143:HIS:NE2	2.25	0.52
35:BA:1799:G:O6	38:BD:179:SER:CB	2.57	0.52
38:BD:80:ALA:HB3	38:BD:94:LEU:CD1	2.40	0.52
39:BE:117:MET:H	39:BE:122:PHE:HB2	1.73	0.52
40:BF:97:TYR:O	40:BF:98:SER:O	2.26	0.52
35:BA:2684:U:O2'	46:BO:68:GLU:HG3	2.09	0.52
51:BT:65:LYS:CE	51:BT:66:VAL:H	2.22	0.52
52:BU:65:ILE:HG23	52:BU:106:PHE:HZ	1.75	0.52
52:BU:92:ARG:CB	53:BV:11:GLN:NE2	2.72	0.52
52:BU:92:ARG:C	52:BU:94:ASN:N	2.62	0.52
53:BV:72:VAL:O	53:BV:85:LYS:HB2	2.10	0.52
35:BA:1951:U:O2	35:BA:1954:G:C8	2.62	0.52
6:AF:45:LEU:CD1	6:AF:59:TYR:HD1	2.23	0.52
15:AO:12:ILE:HD11	15:AO:31:LEU:HD21	1.91	0.52
1:AA:754:C:C4'	15:AO:72:ARG:NH1	2.66	0.52
18:AR:50:ILE:HD11	18:AR:70:ILE:HG21	1.90	0.52
34:B9:10:ILE:HD13	34:B9:32:HIS:HB3	1.91	0.52
2:AB:170:GLU:C	2:AB:172:ILE:H	2.13	0.52

*Continued on next page...*

*Continued from previous page...*

Atom-1	Atom-2	Interatomic distance (Å)	Clash overlap (Å)
2:AB:219:VAL:O	2:AB:222:ILE:HG12	2.10	0.52
35:BA:2787:C:H1'	39:BE:61:ARG:HD3	1.91	0.52
25:B0:56:ASP:O	25:B0:57:PHE:HB2	2.08	0.52
35:BA:2275:C:H5'	35:BA:2275:C:C6	2.45	0.52
35:BA:2386:C:H2'	35:BA:2387:U:C6	2.45	0.52
35:BA:906:G:C6	35:BA:907:U:C5	2.97	0.52
1:AA:1317:C:H2'	1:AA:1318:A:H5'	1.91	0.52
3:AC:71:ALA:O	3:AC:73:PRO:CD	2.57	0.52
10:AJ:52:GLY:O	14:AN:41:ARG:NH2	2.33	0.52
35:BA:886:C:HO2'	35:BA:887:A:P	2.32	0.52
27:B2:2:LYS:N	35:BA:98:G:P	2.83	0.52
40:BF:124:LEU:O	40:BF:193:VAL:HA	2.10	0.52
19:AS:75:ALA:O	19:AS:76:PRO:O	2.28	0.52
4:AD:15:GLU:OE1	4:AD:59:ARG:NE	2.43	0.52
37:BC:201:PRO:HD2	37:BC:208:PHE:CE1	2.44	0.52
37:BC:47:LEU:HD23	37:BC:208:PHE:CE1	2.42	0.52
15:AO:5:LYS:HG2	15:AO:8:LYS:HD2	1.91	0.52
7:AG:104:LEU:O	7:AG:107:ALA:CB	2.58	0.52
35:BA:1543:C:O5'	35:BA:1543:C:H6	1.93	0.52
50:BS:28:VAL:CG1	50:BS:29:PHE:H	2.08	0.52
1:AA:1506:U:O4	1:AA:1521:G:H5''	2.10	0.52
38:BD:120:GLY:O	38:BD:123:ALA:HB2	2.08	0.52
12:AL:45:PRO:CG	12:AL:51:ALA:HB3	2.29	0.52
35:BA:1036:G:N2	35:BA:1119:C:O2	2.43	0.52
26:B1:45:ASN:ND2	35:BA:2230:G:H1'	2.24	0.52
41:BG:175:LEU:O	41:BG:176:LEU:HB2	2.09	0.52
35:BA:433:C:C2	35:BA:434:U:C5	2.97	0.52
20:AT:73:HIS:ND1	20:AT:74:LYS:HD3	2.24	0.52
9:AI:52:ALA:CB	9:AI:95:LYS:NZ	2.73	0.52
56:BY:95:LYS:HA	56:BY:101:LYS:CA	2.40	0.52
35:BA:1570:A:O4'	38:BD:38:LYS:HD3	2.09	0.52
27:B2:41:ILE:CG1	27:B2:42:GLY:N	2.72	0.52
1:AA:502:G:O5'	1:AA:502:G:H8	1.93	0.52
1:AA:1243:C:H2'	1:AA:1244:C:C6	2.45	0.52
35:BA:2128:C:O2'	35:BA:2129:C:H5'	2.10	0.52
1:AA:787:A:H2'	1:AA:788:U:H5'	1.91	0.52
36:BB:111:G:H2'	36:BB:112:U:H5'	1.91	0.52
46:BO:113:LYS:HB3	46:BO:113:LYS:NZ	2.24	0.52
35:BA:237:C:O2'	35:BA:238:C:H5'	2.09	0.52
8:AH:40:ALA:HA	8:AH:45:ILE:HG13	1.90	0.52
35:BA:321:G:OP1	40:BF:135:LYS:HD2	2.10	0.52

*Continued on next page...*

*Continued from previous page...*

Atom-1	Atom-2	Interatomic distance (Å)	Clash overlap (Å)
12:AL:55:VAL:HG22	12:AL:56:ALA:N	2.24	0.52
1:AA:52:G:N2	1:AA:360:A:H1'	2.24	0.52
24:AY:121:ASP:O	24:AY:125:LYS:HB2	2.10	0.52
24:AY:135:THR:O	24:AY:137:ILE:CG1	2.57	0.52
24:AY:194:GLN:HB2	24:AY:202:GLN:CB	2.40	0.52
24:AY:303:ILE:CD1	24:AY:375:ILE:CD1	2.87	0.52
24:AY:68:ILE:HD13	24:AY:92:HIS:NE2	2.25	0.52
35:BA:1614:A:H61	54:BW:87:PRO:CA	2.15	0.52
35:BA:2461:C:H1'	35:BA:2492:U:C4	2.44	0.52
35:BA:2615:U:H2'	35:BA:2616:C:H6	1.75	0.52
35:BA:2777:G:C4'	35:BA:2778:A:H5'	2.40	0.52
35:BA:634:C:H2'	35:BA:635:C:C6	2.44	0.52
35:BA:674:G:OP1	40:BF:76:GLY:HA3	2.10	0.52
35:BA:819:A:C8	35:BA:1188:U:O4	2.62	0.52
38:BD:17:THR:CG2	38:BD:18:VAL:N	2.44	0.52
38:BD:213:ARG:HH12	38:BD:219:PRO:CG	2.22	0.52
38:BD:35:LYS:HG2	38:BD:63:ARG:HG3	1.88	0.52
38:BD:6:PHE:CE1	38:BD:13:ARG:NH2	2.70	0.52
39:BE:35:GLN:NE2	39:BE:36:ARG:O	2.29	0.52
47:BP:96:THR:C	47:BP:97:PRO:O	2.45	0.52
51:BT:29:ARG:CD	51:BT:30:VAL:H	2.22	0.52
51:BT:50:ILE:HG23	51:BT:99:LEU:HD12	1.92	0.52
52:BU:79:PHE:HE1	52:BU:83:LEU:HD21	1.75	0.52
52:BU:88:ILE:CG1	52:BU:88:ILE:O	2.57	0.52
53:BV:82:ARG:HD2	53:BV:82:ARG:N	2.24	0.52
35:BA:1663:C:N3	35:BA:1992:G:N7	2.58	0.52
46:BO:4:PRO:O	46:BO:5:GLN:CB	2.56	0.52
1:AA:753:A:O4'	1:AA:754:C:N3	2.42	0.52
6:AF:22:GLU:O	6:AF:26:ILE:HB	2.09	0.52
8:AH:33:GLU:O	8:AH:34:GLU:C	2.48	0.52
1:AA:246:A:O3'	1:AA:247:G:C4'	2.58	0.52
1:AA:907:A:C5	1:AA:908:A:N7	2.78	0.52
34:B9:10:ILE:O	34:B9:11:CYS:CB	2.57	0.52
57:BZ:152:ALA:O	57:BZ:155:LEU:CD2	2.56	0.52
48:BQ:37:LEU:O	48:BQ:99:PRO:HB3	2.09	0.52
57:BZ:102:LEU:HD21	57:BZ:124:ILE:CD1	2.31	0.52
57:BZ:102:LEU:HB2	57:BZ:122:ARG:C	2.29	0.52
57:BZ:24:LEU:HD13	57:BZ:44:PHE:HD2	1.74	0.52
57:BZ:29:TYR:O	57:BZ:90:VAL:HG23	2.09	0.52
12:AL:43:VAL:O	12:AL:53:ARG:N	2.42	0.52
54:BW:76:VAL:O	54:BW:76:VAL:HG13	2.10	0.52

*Continued on next page...*

*Continued from previous page...*

Atom-1	Atom-2	Interatomic distance (Å)	Clash overlap (Å)
1:AA:1179:A:C2'	1:AA:1180:A:O5'	2.58	0.52
3:AC:113:ALA:N	3:AC:202:ILE:HD12	2.25	0.52
35:BA:481:G:OP2	56:BY:47:LYS:HD3	2.09	0.52
55:BX:12:VAL:HG22	55:BX:13:LEU:H	1.72	0.52
40:BF:7:TYR:HB3	40:BF:16:GLY:C	2.30	0.52
4:AD:100:ARG:HB3	4:AD:103:ASN:CB	2.40	0.52
37:BC:175:VAL:CG2	37:BC:189:ILE:HA	2.39	0.52
35:BA:870:A:C2	35:BA:871:U:H1'	2.44	0.52
35:BA:872:A:H2'	35:BA:873:G:C8	2.43	0.52
1:AA:691:G:H2'	1:AA:692:U:C6	2.44	0.52
54:BW:25:ARG:HA	54:BW:71:VAL:CB	2.39	0.52
35:BA:271(M):G:C2'	35:BA:271(N):U:H5''	2.39	0.52
5:AE:94:ALA:HB1	5:AE:98:THR:CB	2.39	0.52
8:AH:106:GLY:C	8:AH:108:GLY:H	2.13	0.52
36:BB:69:G:N2	36:BB:70:C:H1'	2.25	0.52
50:BS:89:ARG:CG	50:BS:92:TYR:HB3	2.38	0.52
35:BA:2147:G:O2'	35:BA:2148:G:H5'	2.09	0.52
49:BR:73:VAL:O	49:BR:76:VAL:HG12	2.10	0.52
56:BY:95:LYS:HA	56:BY:101:LYS:C	2.30	0.52
20:AT:61:SER:OG	20:AT:62:LEU:N	2.38	0.52
4:AD:159:ARG:CG	4:AD:159:ARG:HH11	2.22	0.52
33:B8:51:ALA:H	33:B8:53:PRO:HD2	1.73	0.52
9:AI:17:VAL:HG11	9:AI:81:ILE:HD13	1.92	0.52
35:BA:2154:G:C6	35:BA:2155:G:N7	2.78	0.52
20:AT:53:LEU:HD11	20:AT:92:LEU:CD1	2.39	0.52
1:AA:841:U:O2'	1:AA:848:C:H5'	2.10	0.52
26:B1:58:ILE:HG23	26:B1:58:ILE:O	2.08	0.52
1:AA:945:G:C2	1:AA:1337:G:N2	2.77	0.52
1:AA:652:U:O4	1:AA:752:G:O2'	2.23	0.52
35:BA:1881:C:H2'	35:BA:1881:C:O2	2.10	0.52
1:AA:547:A:O2'	1:AA:548:G:OP2	2.28	0.52
1:AA:1055:A:C5	1:AA:1206:G:C2	2.98	0.52
2:AB:79:ASP:OD1	2:AB:79:ASP:N	2.42	0.52
49:BR:84:ALA:N	49:BR:85:PRO:CD	2.73	0.52
24:AY:177:LYS:NZ	42:BH:110:SER:HB3	2.24	0.52
24:AY:74:VAL:HG13	24:AY:74:VAL:O	2.10	0.52
1:AA:1406:U:O2'	1:AA:1407:C:H5'	2.09	0.52
30:B5:6:VAL:O	35:BA:2615:U:C4	2.62	0.52
35:BA:1198:U:H2'	35:BA:1199:U:C6	2.45	0.52
35:BA:1657:C:H2'	35:BA:1658:C:C6	2.45	0.52
35:BA:2011:U:C2'	35:BA:2012:G:H5'	2.40	0.52

*Continued on next page...*

*Continued from previous page...*

Atom-1	Atom-2	Interatomic distance (Å)	Clash overlap (Å)
35:BA:2367:G:H2'	35:BA:2368:C:H6	1.75	0.52
35:BA:2681:C:H5	35:BA:2727:G:N2	2.08	0.52
35:BA:636:G:H2'	47:BP:115:LEU:CD1	2.34	0.52
35:BA:771:G:C2	35:BA:772:C:C5	2.97	0.52
38:BD:44:ASN:HB3	38:BD:49:ILE:HA	1.92	0.52
39:BE:46:ALA:O	39:BE:84:PHE:O	2.28	0.52
39:BE:93:VAL:HG11	39:BE:182:LEU:HD13	1.90	0.52
51:BT:72:VAL:O	51:BT:73:GLU:HG3	2.09	0.52
52:BU:62:ILE:HG23	52:BU:76:TYR:CE2	2.45	0.52
53:BV:39:LEU:CB	53:BV:47:VAL:HG21	2.31	0.52
35:BA:565:C:P	53:BV:78:LYS:H	2.32	0.52
1:AA:669:U:H2'	1:AA:670:G:H8	1.74	0.52
1:AA:597:G:N2	8:AH:94:TYR:HE2	2.08	0.52
18:AR:22:VAL:CG1	18:AR:43:PHE:CE1	2.93	0.52
18:AR:70:ILE:O	18:AR:73:ALA:HB3	2.10	0.52
53:BV:32:THR:HG22	53:BV:33:VAL:H	1.75	0.52
35:BA:955:C:C5	35:BA:956:G:N7	2.77	0.52
48:BQ:109:VAL:CG1	48:BQ:113:GLN:HB2	2.39	0.52
57:BZ:128:VAL:HG22	57:BZ:129:SER:N	2.25	0.52
35:BA:1785:A:H4'	35:BA:1982:C:H1'	1.92	0.52
1:AA:1119:C:H6	1:AA:1119:C:O5'	1.93	0.52
14:AN:50:LYS:C	14:AN:52:GLN:N	2.59	0.52
24:AY:312:ARG:HH12	24:AY:370:HIS:HB3	1.73	0.52
27:B2:35:LEU:HD11	27:B2:50:ILE:CD1	2.39	0.52
40:BF:159:GLY:CA	40:BF:164:ARG:HH21	2.20	0.52
44:BK:7:UNK:O	44:BK:8:UNK:CB	2.55	0.52
4:AD:173:TRP:HB3	4:AD:187:ARG:NH2	2.25	0.52
4:AD:58:LEU:HD13	4:AD:62:GLN:HG3	1.91	0.52
1:AA:687:A:HO2'	1:AA:688:G:P	2.32	0.52
1:AA:660:G:C2	1:AA:746:A:C2	2.97	0.52
1:AA:1240:U:OP1	7:AG:116:ALA:HB2	2.10	0.52
29:B4:22:ILE:HG22	29:B4:24:THR:HG23	1.91	0.52
1:AA:1435:G:H2'	1:AA:1436:U:C5	2.45	0.52
31:B6:26:ASN:O	31:B6:27:LYS:HB2	2.09	0.52
31:B6:28:ARG:CA	31:B6:32:ASN:HD22	2.22	0.52
6:AF:97:PHE:O	18:AR:31:LEU:HD23	2.08	0.52
41:BG:15:VAL:O	41:BG:19:LEU:HG	2.10	0.52
41:BG:22:ARG:HD2	41:BG:23:PHE:CE1	2.44	0.52
35:BA:2180:U:C6	35:BA:2181:G:N7	2.77	0.52
39:BE:74:PRO:O	39:BE:75:VAL:C	2.48	0.52
54:BW:72:LYS:CD	54:BW:108:GLY:HA3	2.40	0.52

*Continued on next page...*

*Continued from previous page...*

Atom-1	Atom-2	Interatomic distance (Å)	Clash overlap (Å)
1:AA:1375:A:C4	1:AA:1376:U:C6	2.98	0.52
35:BA:81:G:H3'	35:BA:82:G:C8	2.45	0.52
54:BW:66:GLU:C	54:BW:68:ARG:H	2.13	0.52
35:BA:2732:G:O2'	35:BA:2733:A:H5'	2.10	0.52
16:AP:6:LEU:HD23	16:AP:17:TYR:CG	2.43	0.52
16:AP:5:ARG:HE	16:AP:22:THR:HG23	1.73	0.52
1:AA:895:G:O2'	1:AA:896:C:H5'	2.09	0.52
22:AV:26:G:H2'	22:AV:27:U:OP2	2.10	0.52
35:BA:68:G:C6	35:BA:69:C:C4	2.98	0.52
7:AG:27:ILE:O	7:AG:27:ILE:HG22	2.09	0.52
47:BP:147:LEU:O	47:BP:148:LEU:CB	2.57	0.52
35:BA:177:G:H3'	35:BA:178:G:C8	2.45	0.52
26:B1:53:VAL:O	26:B1:54:ALA:CB	2.57	0.52
1:AA:413:G:N2	1:AA:428:G:H1'	2.24	0.52
17:AQ:13:ASP:C	17:AQ:15:MET:N	2.63	0.52
51:BT:83:ILE:O	51:BT:84:GLN:C	2.48	0.52
17:AQ:81:ARG:C	17:AQ:83:ASP:H	2.12	0.52
1:AA:957:U:O5'	1:AA:957:U:H6	1.92	0.52
1:AA:408:A:H2'	1:AA:409:G:C8	2.44	0.52
32:B7:35:ARG:HH12	32:B7:42:LEU:HD11	1.74	0.52
1:AA:446:G:O2'	1:AA:447:G:H5'	2.09	0.52
35:BA:38:A:H5'	40:BF:50:SER:OG	2.09	0.52
24:AY:168:PRO:CB	24:AY:171:TRP:CE2	2.92	0.52
24:AY:284:THR:HG22	24:AY:287:ARG:H	1.75	0.52
1:AA:769:G:H4'	1:AA:1513:A:H4'	1.92	0.52
30:B5:50:GLY:HA3	30:B5:56:LYS:HD3	1.91	0.52
38:BD:212:SER:O	38:BD:217:ARG:HB2	2.09	0.52
47:BP:105:LEU:HD12	47:BP:105:LEU:N	2.25	0.52
51:BT:22:PHE:HE2	51:BT:85:LYS:CE	2.22	0.52
52:BU:15:LYS:CA	52:BU:18:LEU:HD23	2.31	0.52
1:AA:664:G:N2	1:AA:742:G:C2	2.77	0.52
1:AA:673:G:N2	1:AA:674:G:C2	2.78	0.52
1:AA:834:C:OP1	18:AR:60:ALA:HB2	2.09	0.52
1:AA:244:U:H4'	1:AA:245:C:C5'	2.40	0.52
2:AB:8:LYS:HZ1	2:AB:217:ARG:NH1	2.08	0.52
2:AB:52:GLU:O	2:AB:56:ARG:HG3	2.09	0.52
1:AA:1189:C:O3'	3:AC:5:ILE:CD1	2.57	0.52
1:AA:1057:G:O3'	3:AC:197:GLY:HA3	2.09	0.52
3:AC:34:LEU:CD2	3:AC:38:ARG:HD2	2.39	0.52
40:BF:174:VAL:HG12	40:BF:176:LEU:CD1	2.40	0.52
4:AD:98:GLU:C	4:AD:100:ARG:H	2.13	0.52

*Continued on next page...*

*Continued from previous page...*

Atom-1	Atom-2	Interatomic distance (Å)	Clash overlap (Å)
37:BC:177:LYS:O	37:BC:185:LEU:HD21	2.09	0.52
7:AG:52:GLU:O	7:AG:53:LYS:C	2.48	0.52
31:B6:26:ASN:ND2	31:B6:32:ASN:HD21	2.04	0.52
35:BA:2283:C:C5	35:BA:2389:G:C4	2.98	0.52
36:BB:102:A:N3	36:BB:102:A:H2'	2.25	0.52
2:AB:109:SER:O	2:AB:113:HIS:CE1	2.63	0.52
1:AA:527:G:N2	1:AA:528:C:C2	2.78	0.52
41:BG:52:ILE:O	41:BG:53:LEU:HB2	2.10	0.52
35:BA:851:U:H3	35:BA:926:A:H61	1.57	0.52
51:BT:11:GLU:O	51:BT:13:ARG:N	2.37	0.52
17:AQ:92:ARG:HA	17:AQ:95:TYR:HD2	1.71	0.52
56:BY:88:LYS:O	56:BY:89:PHE:HB2	2.09	0.52
13:AM:57:ARG:O	13:AM:60:VAL:HB	2.10	0.52
13:AM:8:GLU:OE1	13:AM:67:GLU:HG2	2.10	0.52
49:BR:27:SER:C	49:BR:30:THR:HG22	2.30	0.52
7:AG:136:LYS:O	7:AG:138:LYS:N	2.43	0.52
35:BA:8:A:H2'	35:BA:9:U:H5	1.73	0.52
1:AA:895:G:N1	1:AA:904:C:O2	2.32	0.52
16:AP:2:VAL:O	16:AP:2:VAL:HG13	2.09	0.52
26:B1:94:LEU:HD13	26:B1:94:LEU:H	1.73	0.52
19:AS:53:ASN:OD1	19:AS:55:LYS:HB3	2.09	0.52
28:B3:19:GLN:HG2	28:B3:49:LYS:HE3	1.90	0.52
11:AK:34:ASP:HB2	11:AK:35:PRO:HD2	1.91	0.52
35:BA:2097:C:O2'	35:BA:2098:U:H5'	2.09	0.52
38:BD:109:ASP:N	38:BD:195:ALA:O	2.42	0.52
46:BO:105:GLU:HA	46:BO:108:GLU:OE1	2.10	0.52
1:AA:492:G:O2'	1:AA:493:G:H5'	2.10	0.52
35:BA:2551:C:H2'	35:BA:2552:U:O4'	2.10	0.52
35:BA:1062:G:H1'	44:BK:73:UNK:CB	2.40	0.52
24:AY:138:LEU:CD2	24:AY:253:PRO:HG2	2.40	0.52
24:AY:146:ARG:HA	24:AY:176:GLY:HA2	1.91	0.52
24:AY:320:VAL:HG11	24:AY:359:ALA:O	2.10	0.52
24:AY:146:ARG:NE	35:BA:2656:U:H1'	2.24	0.52
35:BA:2046:G:C2	35:BA:2047:U:C2	2.98	0.52
30:B5:8:LYS:HB2	35:BA:2054:A:C2	2.44	0.52
35:BA:748:G:O6	35:BA:751:A:H4'	2.09	0.52
35:BA:976:C:O2'	35:BA:977:G:H5'	2.09	0.52
39:BE:33:VAL:HG23	39:BE:47:VAL:HG13	1.91	0.52
47:BP:106:LEU:O	47:BP:107:LYS:CG	2.58	0.52
47:BP:24:GLY:HA3	47:BP:33:ARG:NH1	2.25	0.52
35:BA:1286:A:OP1	49:BR:105:ARG:CZ	2.58	0.52

*Continued on next page...*

*Continued from previous page...*

Atom-1	Atom-2	Interatomic distance (Å)	Clash overlap (Å)
52:BU:26:GLY:C	52:BU:28:ARG:N	2.63	0.52
52:BU:68:ALA:O	52:BU:71:GLN:HB3	2.10	0.52
6:AF:28:ARG:O	6:AF:32:ASN:HB2	2.10	0.52
15:AO:79:ARG:O	15:AO:82:ILE:HG22	2.10	0.52
18:AR:76:LEU:C	18:AR:78:LEU:N	2.63	0.52
2:AB:77:ALA:CA	2:AB:80:ILE:HD13	2.39	0.52
2:AB:97:TRP:HH2	2:AB:176:GLU:CG	2.22	0.52
48:BQ:58:PHE:HZ	48:BQ:64:ILE:HD11	1.75	0.52
57:BZ:48:PHE:C	57:BZ:50:GLN:N	2.63	0.52
35:BA:1783:A:O2'	35:BA:2607:G:O2'	2.06	0.52
12:AL:34:ARG:HD3	12:AL:105:TYR:HH	1.71	0.52
14:AN:39:LEU:HD12	14:AN:44:LEU:HD12	1.91	0.52
19:AS:35:SER:O	19:AS:38:SER:OG	2.22	0.52
35:BA:1057:A:O2'	35:BA:1058:G:H5'	2.10	0.52
35:BA:1060:U:H4'	35:BA:1061:U:C5	2.45	0.52
42:BH:121:ILE:CG2	42:BH:122:THR:N	2.72	0.52
11:AK:90:GLY:O	11:AK:94:ALA:N	2.43	0.52
37:BC:25:ALA:CB	37:BC:224:ILE:HG22	2.40	0.52
40:BF:110:LEU:HD12	40:BF:206:ILE:HD11	1.92	0.52
35:BA:2280:G:N1	35:BA:2281:C:C4	2.77	0.52
38:BD:77:ALA:HA	38:BD:97:TYR:HA	1.91	0.52
39:BE:128:SER:O	39:BE:129:HIS:HB2	2.10	0.52
28:B3:8:LEU:CD2	28:B3:8:LEU:C	2.79	0.52
24:AY:513:LEU:O	24:AY:517:ARG:HB2	2.09	0.52
1:AA:66:G:N2	1:AA:172:A:H2	2.08	0.52
1:AA:64:G:C2	1:AA:67:C:N4	2.77	0.52
56:BY:90:LEU:O	56:BY:90:LEU:HG	2.10	0.52
22:AV:34:C:C6	22:AV:34:C:O5'	2.63	0.52
7:AG:145:ALA:O	7:AG:147:ALA:N	2.43	0.52
7:AG:26:PHE:CZ	7:AG:124:LEU:HD11	2.45	0.52
31:B6:20:ASN:OD1	31:B6:21:TYR:N	2.43	0.52
35:BA:206:U:H2'	35:BA:207:A:H8	1.74	0.52
12:AL:113:ARG:HG3	12:AL:114:LYS:H	1.75	0.52
1:AA:1242:C:H2'	1:AA:1243:C:C6	2.45	0.52
35:BA:1108:U:OP1	43:BJ:80:UNK:HA	2.09	0.52
4:AD:116:GLN:HG2	4:AD:116:GLN:O	2.08	0.52
35:BA:223:A:N1	35:BA:407:G:O2'	2.39	0.52
25:B0:31:VAL:HG22	25:B0:65:GLY:O	2.10	0.52
24:AY:29:ILE:O	24:AY:32:LYS:N	2.43	0.52
24:AY:7:LEU:HA	24:AY:10:VAL:CG2	2.40	0.52
1:AA:1409:C:C2	1:AA:1410:G:N7	2.78	0.52

*Continued on next page...*



*Continued from previous page...*

Atom-1	Atom-2	Interatomic distance (Å)	Clash overlap (Å)
30:B5:17:ASP:HA	30:B5:20:ARG:HD2	1.92	0.52
35:BA:1000:A:C6	35:BA:1155:A:C8	2.98	0.52
35:BA:1308:A:C6	35:BA:1309:G:C2	2.98	0.52
35:BA:2370:G:H2'	35:BA:2371:G:C8	2.45	0.52
35:BA:388:G:H2'	35:BA:390:A:N7	2.25	0.52
35:BA:388:G:C4	35:BA:390:A:C6	2.98	0.52
35:BA:586:A:OP1	40:BF:89:VAL:HG21	2.10	0.52
35:BA:630:G:N2	35:BA:634:C:N3	2.58	0.52
35:BA:773:U:H4'	38:BD:47:GLY:HA3	1.91	0.52
35:BA:1799:G:N2	38:BD:155:LEU:HG	2.24	0.52
51:BT:53:ARG:HH11	51:BT:53:ARG:CB	2.23	0.52
2:AB:55:PHE:O	2:AB:56:ARG:C	2.49	0.52
2:AB:61:LEU:N	2:AB:64:ARG:NH2	2.57	0.52
35:BA:861:A:C2'	35:BA:862:G:H5'	2.40	0.52
13:AM:97:PRO:N	13:AM:110:ARG:HD3	2.24	0.52
1:AA:979:C:H41	1:AA:1360:A:N6	2.08	0.52
10:AJ:62:HIS:HB2	14:AN:59:ALA:HB3	1.91	0.52
35:BA:480:A:H3'	35:BA:481:G:H5''	1.91	0.52
35:BA:479:A:HO2'	35:BA:481:G:H8	1.56	0.52
35:BA:1070:A:H62	35:BA:1096:A:H2'	1.73	0.52
35:BA:2319:G:H1'	35:BA:2320:A:N7	2.25	0.52
35:BA:1598:C:H5'	55:BX:36:LYS:CG	2.39	0.52
37:BC:65:PRO:HD2	37:BC:188:ASN:HA	1.90	0.52
35:BA:1543:C:C3'	35:BA:1544:A:C5'	2.81	0.52
41:BG:125:PHE:CD2	41:BG:131:TYR:CD1	2.97	0.52
35:BA:2280:G:O2'	35:BA:2281:C:H5'	2.10	0.52
1:AA:1393:U:C5'	1:AA:1502:A:OP1	2.58	0.52
5:AE:70:PRO:O	5:AE:72:GLN:HG3	2.10	0.52
50:BS:97:ARG:O	50:BS:99:LYS:HG2	2.09	0.52
35:BA:2747:G:C2	35:BA:2756:U:C5	2.96	0.52
35:BA:1169:G:H1	35:BA:1180:C:N4	2.08	0.52
42:BH:16:SER:O	42:BH:26:VAL:HG23	2.10	0.52
39:BE:51:PHE:O	39:BE:52:LEU:C	2.47	0.52
3:AC:6:HIS:CE1	3:AC:184:TYR:CE2	2.98	0.52
1:AA:169:C:C2'	1:AA:170:U:H5'	2.39	0.52
56:BY:2:ARG:HG2	56:BY:2:ARG:HH11	1.73	0.52
1:AA:309:G:O2'	1:AA:310:G:H5'	2.09	0.52
1:AA:838:G:C6	1:AA:840:C:H1'	2.44	0.52
48:BQ:68:ILE:HD13	48:BQ:103:MET:HB3	1.92	0.52
53:BV:2:PHE:CE1	53:BV:13:ARG:HD2	2.44	0.52
5:AE:147:ASP:HA	5:AE:150:ARG:NH1	2.24	0.52

*Continued on next page...*

*Continued from previous page...*

Atom-1	Atom-2	Interatomic distance (Å)	Clash overlap (Å)
35:BA:2707:G:H2'	35:BA:2708:G:H8	1.72	0.52
32:B7:32:LYS:HE2	35:BA:180:G:P	2.50	0.52
45:BN:10:GLU:HG3	45:BN:11:PRO:HD2	1.92	0.52
35:BA:1173:G:H3'	35:BA:1174:A:C5'	2.40	0.52
35:BA:230:U:O2'	35:BA:231:C:H5'	2.10	0.52
1:AA:52:G:C6	1:AA:360:A:C2	2.98	0.51
24:AY:225:GLN:O	24:AY:228:ARG:CB	2.58	0.51
24:AY:315:VAL:CG1	24:AY:316:ALA:H	2.22	0.51
24:AY:386:LYS:HD2	24:AY:387:PHE:N	2.26	0.51
1:AA:1230:C:O2'	1:AA:1231:G:H5'	2.10	0.51
30:B5:51:TYR:HD2	30:B5:52:TYR:CE1	2.28	0.51
33:B8:35:GLN:O	33:B8:36:LYS:HG3	2.10	0.51
35:BA:1139:G:N3	35:BA:1143:A:H2	2.08	0.51
35:BA:770:G:O2'	35:BA:1354:A:N1	2.36	0.51
35:BA:2048:G:H1'	35:BA:2823:A:N6	2.25	0.51
35:BA:2461:C:H2'	35:BA:2462:U:H6	1.74	0.51
35:BA:2572:A:C2	39:BE:144:ARG:NH1	2.78	0.51
35:BA:2687:U:O2'	35:BA:2688:U:H5'	2.10	0.51
32:B7:5:TRP:CH2	35:BA:464:U:H4'	2.45	0.51
33:B8:4:MET:HE2	35:BA:592:G:H21	1.75	0.51
35:BA:627:A:O2'	35:BA:628:G:C8	2.62	0.51
35:BA:636:G:C8	47:BP:113:LYS:NZ	2.74	0.51
39:BE:167:VAL:CG1	39:BE:188:VAL:HA	2.33	0.51
35:BA:586:A:OP1	40:BF:89:VAL:CG2	2.58	0.51
45:BN:98:VAL:O	45:BN:102:ALA:HB2	2.09	0.51
47:BP:80:TYR:HA	47:BP:111:ARG:HB3	1.92	0.51
52:BU:6:THR:OG1	52:BU:10:ARG:NH2	2.43	0.51
52:BU:17:ILE:O	52:BU:18:LEU:C	2.47	0.51
52:BU:66:ASN:C	52:BU:66:ASN:ND2	2.62	0.51
1:AA:588:G:C8	1:AA:753:A:C2	2.99	0.51
8:AH:1:MET:H3	8:AH:1:MET:HE2	1.73	0.51
2:AB:170:GLU:O	2:AB:172:ILE:N	2.43	0.51
2:AB:70:PHE:CD1	2:AB:70:PHE:N	2.77	0.51
2:AB:178:ARG:NH1	8:AH:71:GLY:O	2.42	0.51
11:AK:126:ARG:CB	11:AK:126:ARG:HH11	2.02	0.51
35:BA:2331:G:N2	35:BA:2385:C:C4	2.78	0.51
57:BZ:70:LEU:CD2	57:BZ:70:LEU:N	2.72	0.51
22:AV:7:G:H8	22:AV:7:G:OP2	1.93	0.51
1:AA:1327:C:OP1	21:AU:20:LYS:HB3	2.10	0.51
13:AM:88:ARG:HA	13:AM:98:VAL:HG13	1.93	0.51
1:AA:1155:G:C2'	1:AA:1156:G:H5'	2.40	0.51

*Continued on next page...*

*Continued from previous page...*

Atom-1	Atom-2	Interatomic distance (Å)	Clash overlap (Å)
1:AA:1188:A:C2'	1:AA:1189:C:H5'	2.40	0.51
3:AC:11:ARG:HH21	3:AC:180:ALA:HB3	1.75	0.51
52:BU:101:ARG:HG3	52:BU:101:ARG:NH1	2.25	0.51
56:BY:76:CYS:O	56:BY:77:PRO:C	2.48	0.51
55:BX:26:TYR:N	55:BX:26:TYR:CD1	2.76	0.51
35:BA:606:U:H4'	35:BA:658:C:O4'	2.10	0.51
19:AS:30:LEU:HD23	19:AS:30:LEU:C	2.31	0.51
35:BA:2877:G:C5	35:BA:2878:U:C4	2.98	0.51
49:BR:48:VAL:O	49:BR:51:LEU:HB2	2.10	0.51
37:BC:28:LEU:O	37:BC:32:LEU:HG	2.10	0.51
57:BZ:118:GLN:N	57:BZ:173:ALA:O	2.35	0.51
2:AB:22:LYS:CE	2:AB:40:HIS:CE1	2.94	0.51
5:AE:34:VAL:O	5:AE:42:GLY:N	2.43	0.51
45:BN:56:ASN:H	45:BN:125:GLY:CA	2.23	0.51
35:BA:271(L):U:H4'	35:BA:271(M):G:C8	2.45	0.51
33:B8:12:LYS:HD3	47:BP:68:GLN:CG	2.38	0.51
26:B1:23:LYS:CE	26:B1:28:GLY:HA3	2.40	0.51
50:BS:106:ARG:HD2	50:BS:106:ARG:C	2.30	0.51
50:BS:106:ARG:CD	50:BS:107:GLU:O	2.58	0.51
35:BA:852:G:O6	35:BA:926:A:C6	2.63	0.51
35:BA:2875:C:O2'	51:BT:6:LEU:HG	2.10	0.51
3:AC:6:HIS:CE1	3:AC:184:TYR:HE2	2.28	0.51
9:AI:52:ALA:C	9:AI:95:LYS:HZ1	2.13	0.51
12:AL:39:VAL:HG11	12:AL:41:ARG:NH2	2.25	0.51
7:AG:24:THR:HA	7:AG:27:ILE:CG1	2.40	0.51
35:BA:197:A:H5'	35:BA:197:A:C8	2.45	0.51
1:AA:633:G:C5'	1:AA:634:C:OP2	2.58	0.51
35:BA:2751:G:N3	35:BA:2751:G:H2'	2.25	0.51
17:AQ:90:ILE:O	17:AQ:93:GLN:HB3	2.10	0.51
16:AP:40:ASP:C	16:AP:40:ASP:OD1	2.48	0.51
1:AA:855:G:H2'	1:AA:856:C:H6	1.74	0.51
35:BA:1963:U:H2'	35:BA:1963:U:O2	2.10	0.51
24:AY:173:ILE:HA	24:AY:227:LEU:CD1	2.40	0.51
24:AY:25:GLY:HA3	24:AY:29:ILE:CG1	2.40	0.51
24:AY:272:LEU:O	24:AY:276:ALA:N	2.33	0.51
1:AA:969:A:C2'	1:AA:970:C:H5'	2.40	0.51
35:BA:514:A:N3	35:BA:581:C:O2'	2.33	0.51
35:BA:687:C:H2'	35:BA:688:U:C5'	2.40	0.51
35:BA:947:G:H2'	35:BA:948:G:C8	2.42	0.51
35:BA:962:G:C4	35:BA:963:U:C6	2.97	0.51
38:BD:108:PRO:CB	38:BD:143:HIS:NE2	2.73	0.51

*Continued on next page...*

*Continued from previous page...*

Atom-1	Atom-2	Interatomic distance (Å)	Clash overlap (Å)
38:BD:233:HIS:NE2	38:BD:246:PRO:HA	2.25	0.51
35:BA:2512:C:H4'	39:BE:122:PHE:CE2	2.45	0.51
39:BE:188:VAL:O	39:BE:189:PRO:O	2.28	0.51
39:BE:195:LEU:HD11	39:BE:197:ILE:HG23	1.91	0.51
35:BA:807:U:H5	47:BP:39:LYS:HZ1	1.57	0.51
47:BP:48:PRO:O	47:BP:49:ARG:C	2.48	0.51
35:BA:1947:C:O2'	35:BA:1948:G:H5''	2.07	0.51
1:AA:1483:A:C2	35:BA:1960:A:C1'	2.92	0.51
1:AA:575:G:N7	1:AA:881:G:N2	2.58	0.51
1:AA:668:G:H4'	15:AO:48:LYS:CB	2.38	0.51
6:AF:82:ARG:CB	6:AF:85:VAL:HG23	2.39	0.51
15:AO:65:ARG:NH1	15:AO:65:ARG:CG	2.61	0.51
2:AB:80:ILE:CG2	2:AB:212:GLN:HA	2.40	0.51
2:AB:68:ILE:HB	2:AB:70:PHE:CE1	2.45	0.51
35:BA:199:A:N1	35:BA:2433:A:C2'	2.73	0.51
35:BA:2245:U:O2	35:BA:2435:A:C8	2.63	0.51
57:BZ:72:ARG:NH2	57:BZ:97:GLU:O	2.43	0.51
22:AV:15:G:H5''	22:AV:16:C:H5'	1.92	0.51
1:AA:1204:A:C2'	1:AA:1205:U:O4'	2.59	0.51
19:AS:10:PHE:CE1	19:AS:70:LYS:HD2	2.42	0.51
27:B2:37:PHE:C	27:B2:39:ALA:N	2.61	0.51
40:BF:156:LEU:C	40:BF:157:VAL:HG13	2.30	0.51
5:AE:55:VAL:HG12	5:AE:56:GLN:N	2.25	0.51
35:BA:868:U:C4	35:BA:869:G:N7	2.78	0.51
41:BG:125:PHE:CD2	41:BG:131:TYR:HB2	2.44	0.51
50:BS:35:ILE:N	50:BS:53:SER:HB2	2.25	0.51
36:BB:61:G:H2'	36:BB:62:C:C6	2.45	0.51
35:BA:2110:G:H1	35:BA:2178:C:N4	2.06	0.51
41:BG:51:ARG:NH1	41:BG:53:LEU:HD21	2.25	0.51
35:BA:925:C:H2'	35:BA:926:A:C5'	2.29	0.51
35:BA:803:U:C2'	35:BA:804:A:C5'	2.84	0.51
9:AI:94:ALA:O	9:AI:95:LYS:HB3	2.10	0.51
4:AD:152:SER:CB	4:AD:155:LEU:HD12	2.35	0.51
57:BZ:15:PRO:HA	57:BZ:18:LEU:HD23	1.92	0.51
35:BA:1010:A:H1'	35:BA:1153:C:C1'	2.37	0.51
35:BA:1315:C:C2'	35:BA:1316:U:H5'	2.41	0.51
35:BA:1862:G:O2'	35:BA:1863:G:H5'	2.09	0.51
35:BA:1215:G:H2'	35:BA:1216:G:H8	1.74	0.51
38:BD:274:ARG:HH11	38:BD:274:ARG:CG	2.24	0.51
35:BA:295:G:C6	35:BA:344:G:C2	2.98	0.51
43:BJ:64:UNK:C	43:BJ:66:UNK:N	2.72	0.51

*Continued on next page...*

*Continued from previous page...*

Atom-1	Atom-2	Interatomic distance (Å)	Clash overlap (Å)
35:BA:1764:G:H2'	35:BA:1765:C:C6	2.45	0.51
6:AF:3:ARG:HH11	6:AF:3:ARG:HG3	1.76	0.51
24:AY:7:LEU:HA	24:AY:10:VAL:HG21	1.91	0.51
24:AY:210:LEU:C	24:AY:212:ASN:H	2.11	0.51
1:AA:679:C:C4	1:AA:680:C:N4	2.78	0.51
30:B5:48:GLU:O	30:B5:49:CYS:HB3	2.10	0.51
35:BA:817:C:H42	35:BA:1190:G:H1	1.59	0.51
35:BA:1261:C:C2	35:BA:1262:A:C8	2.99	0.51
35:BA:1695:G:H3'	35:BA:1695:G:N3	2.25	0.51
35:BA:1934:C:H5'	35:BA:1974:C:H4'	1.91	0.51
35:BA:2223:G:H2'	35:BA:2224:G:C5'	2.39	0.51
35:BA:2581:G:N1	35:BA:2610:C:C2	2.78	0.51
35:BA:695:G:N3	35:BA:696:G:C8	2.78	0.51
35:BA:744:G:P	39:BE:132:HIS:HB3	2.50	0.51
40:BF:81:PRO:C	40:BF:82:ILE:O	2.49	0.51
47:BP:16:ARG:NE	47:BP:18:ARG:HB2	2.26	0.51
35:BA:942:G:H5''	47:BP:36:LYS:HA	1.91	0.51
51:BT:123:GLN:HA	51:BT:126:ALA:HB2	1.93	0.51
51:BT:28:VAL:HG13	51:BT:45:PHE:O	2.09	0.51
51:BT:50:ILE:HD11	51:BT:64:ARG:CB	2.40	0.51
52:BU:76:TYR:HD1	52:BU:77:SER:N	2.08	0.51
46:BO:60:ALA:CA	46:BO:87:ILE:HG12	2.25	0.51
6:AF:12:PRO:HB3	6:AF:58:GLY:CA	2.40	0.51
6:AF:26:ILE:HG22	6:AF:27:GLN:N	2.26	0.51
34:B9:10:ILE:HG21	35:BA:2477:C:H5	1.76	0.51
1:AA:1097:C:O5'	1:AA:1097:C:H6	1.94	0.51
2:AB:60:ASP:C	2:AB:64:ARG:HH21	2.13	0.51
25:B0:40:GLN:HE22	25:B0:43:THR:HA	1.75	0.51
12:AL:26:ALA:O	12:AL:27:LEU:O	2.28	0.51
1:AA:973:G:OP2	1:AA:974:A:H2'	2.10	0.51
3:AC:11:ARG:O	3:AC:14:ILE:O	2.27	0.51
3:AC:70:VAL:CG1	3:AC:71:ALA:H	2.23	0.51
3:AC:86:VAL:HA	3:AC:89:GLU:HB3	1.92	0.51
1:AA:1192:C:C2'	5:AE:25:ARG:HH22	2.24	0.51
10:AJ:90:LEU:N	10:AJ:91:PRO:HD3	2.24	0.51
14:AN:27:CYS:SG	14:AN:43:CYS:SG	3.05	0.51
14:AN:50:LYS:C	14:AN:52:GLN:H	2.13	0.51
35:BA:897:C:H5''	35:BA:897:C:C6	2.41	0.51
35:BA:327:G:C2	35:BA:328:U:C2	2.98	0.51
27:B2:51:ARG:O	27:B2:54:LYS:N	2.42	0.51
35:BA:2838:G:H4'	49:BR:45:ARG:HD2	1.91	0.51

*Continued on next page...*

*Continued from previous page...*

Atom-1	Atom-2	Interatomic distance (Å)	Clash overlap (Å)
49:BR:45:ARG:C	49:BR:49:ASP:HB2	2.29	0.51
11:AK:32:ILE:CD1	11:AK:72:ALA:HB2	2.41	0.51
37:BC:173:ALA:HB3	37:BC:192:PHE:CZ	2.45	0.51
7:AG:46:ALA:HB1	7:AG:121:ALA:HB2	1.92	0.51
37:BC:114:VAL:HG12	37:BC:144:THR:CB	2.41	0.51
1:AA:781:A:N7	1:AA:801:U:O4	2.43	0.51
5:AE:82:VAL:HG21	5:AE:138:ALA:CA	2.39	0.51
5:AE:152:ARG:NH2	8:AH:44:PHE:CE1	2.79	0.51
1:AA:1235:U:O3'	21:AU:3:LYS:HB2	2.10	0.51
50:BS:89:ARG:O	50:BS:90:GLY:C	2.47	0.51
34:B9:16:VAL:HG21	35:BA:1033:U:OP1	2.11	0.51
1:AA:508:C:H1'	1:AA:509:A:N7	2.25	0.51
41:BG:12:TYR:O	41:BG:17:PRO:HD2	2.11	0.51
39:BE:51:PHE:N	39:BE:74:PRO:HG3	2.25	0.51
42:BH:144:VAL:O	42:BH:148:ILE:HG12	2.10	0.51
1:AA:115:G:O2'	1:AA:116:A:C8	2.58	0.51
7:AG:141:VAL:O	7:AG:144:MET:HB2	2.10	0.51
1:AA:1353:G:C2	1:AA:1354:C:C5	2.98	0.51
1:AA:1320:C:C5'	1:AA:1320:C:H6	2.21	0.51
1:AA:1010:G:H2'	1:AA:1011:G:C8	2.46	0.51
35:BA:392:C:H5''	35:BA:409:C:H5''	1.92	0.51
1:AA:1241:G:C4	1:AA:1242:C:C5	2.98	0.51
37:BC:77:ILE:HG13	37:BC:115:ALA:CB	2.40	0.51
9:AI:121:ARG:CG	9:AI:121:ARG:HH11	2.22	0.51
1:AA:144:G:H2'	1:AA:145:G:O4'	2.10	0.51
3:AC:108:ASN:HB3	3:AC:111:LEU:CG	2.40	0.51
1:AA:407:G:H1	1:AA:435:C:H42	1.58	0.51
35:BA:2812:G:N2	35:BA:2889:C:N3	2.58	0.51
35:BA:1015:G:C5	35:BA:1148:A:C2	2.98	0.51
44:BK:97:UNK:O	44:BK:134:UNK:O	2.29	0.51
1:AA:146:G:N2	1:AA:177:C:C2	2.79	0.51
24:AY:380:THR:CB	24:AY:383:GLU:HB2	2.40	0.51
24:AY:401:ILE:CG2	24:AY:412:LEU:HD21	2.40	0.51
24:AY:438:VAL:O	24:AY:446:PHE:HE2	1.93	0.51
30:B5:13:LYS:O	30:B5:16:ARG:CB	2.54	0.51
30:B5:4:HIS:HB3	30:B5:5:PRO:CD	2.35	0.51
35:BA:1825:A:OP2	38:BD:220:HIS:NE2	2.32	0.51
35:BA:2770:G:H5'	35:BA:2771:C:OP2	2.10	0.51
35:BA:558:G:P	45:BN:111:PRO:HD2	2.50	0.51
38:BD:226:MET:HB3	38:BD:230:ASP:HB2	1.93	0.51
39:BE:171:GLU:C	39:BE:173:VAL:N	2.62	0.51

*Continued on next page...*

*Continued from previous page...*

Atom-1	Atom-2	Interatomic distance (Å)	Clash overlap (Å)
45:BN:44:PRO:O	45:BN:45:ASN:CB	2.55	0.51
52:BU:83:LEU:HD12	52:BU:83:LEU:N	2.24	0.51
35:BA:1666:G:H3'	35:BA:1667:G:C8	2.45	0.51
46:BO:13:ASN:C	46:BO:15:GLY:N	2.63	0.51
46:BO:4:PRO:HB3	46:BO:22:ILE:C	2.31	0.51
1:AA:878:G:C6	1:AA:879:C:N4	2.78	0.51
15:AO:21:ASP:O	15:AO:21:ASP:OD1	2.28	0.51
2:AB:153:ARG:HG2	2:AB:154:LEU:H	1.75	0.51
2:AB:204:ASN:ND2	2:AB:204:ASN:C	2.59	0.51
35:BA:2469:A:N7	35:BA:2482:G:C1'	2.68	0.51
35:BA:864:G:C6	35:BA:865:C:N4	2.79	0.51
57:BZ:119:GLU:CG	57:BZ:122:ARG:CZ	2.89	0.51
3:AC:131:ARG:NH1	3:AC:166:GLU:HG3	2.23	0.51
3:AC:157:ILE:HD13	3:AC:166:GLU:HB2	1.91	0.51
56:BY:81:LYS:O	56:BY:82:PRO:O	2.28	0.51
27:B2:16:LEU:O	27:B2:17:SER:O	2.28	0.51
1:AA:938:A:O2'	1:AA:939:G:H5'	2.09	0.51
35:BA:2703:C:HO2'	35:BA:2704:C:H5'	1.69	0.51
1:AA:9:G:C2	1:AA:26:A:C2	2.99	0.51
31:B6:9:LEU:HD13	31:B6:10:LEU:N	2.25	0.51
42:BH:41:MET:HE1	42:BH:53:GLU:H	1.75	0.51
38:BD:111:LEU:HD11	38:BD:115:GLN:NE2	2.21	0.51
36:BB:105:A:O2'	36:BB:106:G:H5'	2.10	0.51
50:BS:58:LEU:CD2	50:BS:65:VAL:HG13	2.40	0.51
1:AA:1431:C:N3	1:AA:1470:G:C2	2.78	0.51
35:BA:1402:C:O2'	35:BA:1403:C:H5'	2.11	0.51
35:BA:1882:C:O2	35:BA:1882:C:H2'	2.11	0.51
50:BS:102:ALA:HB3	50:BS:103:GLU:OE1	2.11	0.51
50:BS:51:ALA:HB3	50:BS:73:LEU:HB2	1.91	0.51
35:BA:2143:C:H5''	35:BA:2182:G:C4'	2.40	0.51
35:BA:1759:A:N7	35:BA:2696:U:H1'	2.25	0.51
35:BA:2206:G:N2	35:BA:2207:G:H4'	2.26	0.51
1:AA:148:G:C2	1:AA:175:C:N3	2.78	0.51
57:BZ:14:LYS:O	57:BZ:17:ALA:HB3	2.10	0.51
35:BA:813:U:C2	35:BA:814:C:C4	2.99	0.51
40:BF:42:ALA:CA	40:BF:45:ARG:HG3	2.33	0.51
7:AG:75:VAL:HG21	7:AG:144:MET:HB3	1.93	0.51
35:BA:382:G:N2	35:BA:393:C:C2	2.79	0.51
1:AA:944:G:C2	1:AA:1340:A:C6	2.99	0.51
1:AA:241:C:N3	1:AA:242:C:C5	2.79	0.51
35:BA:363(E):U:H2'	35:BA:363(F):A:C1'	2.40	0.51

*Continued on next page...*

*Continued from previous page...*

Atom-1	Atom-2	Interatomic distance (Å)	Clash overlap (Å)
35:BA:1083:U:O2	35:BA:1086:A:N1	2.44	0.51
35:BA:171:G:O2'	35:BA:172:C:H5'	2.10	0.51
57:BZ:157:LEU:O	57:BZ:158:PRO:C	2.48	0.51
24:AY:475:GLU:O	24:AY:522:GLN:OE1	2.29	0.51
24:AY:136:PRO:O	24:AY:137:ILE:CG1	2.54	0.51
24:AY:420:SER:CB	24:AY:427:VAL:CG2	2.88	0.51
1:AA:951:G:N1	1:AA:1231:G:C6	2.78	0.51
1:AA:950:U:H3'	13:AM:102:ARG:HH22	1.75	0.51
35:BA:2459:A:N7	35:BA:2460:U:C5	2.79	0.51
35:BA:2489:G:O2'	35:BA:2490:G:H5'	2.11	0.51
35:BA:2619:C:O3'	39:BE:152:LYS:HA	2.10	0.51
35:BA:526:A:OP1	35:BA:527:C:OP1	2.27	0.51
35:BA:649:G:H2'	35:BA:650:C:C6	2.45	0.51
35:BA:668:G:H2'	35:BA:670:A:N6	2.24	0.51
35:BA:948:G:C6	35:BA:949:C:C4	2.99	0.51
47:BP:95:VAL:CG2	47:BP:125:VAL:HG23	2.41	0.51
51:BT:28:VAL:CG2	51:BT:46:GLU:HA	2.40	0.51
51:BT:91:ARG:HA	51:BT:117:ASP:H	1.75	0.51
54:BW:42:ARG:O	54:BW:42:ARG:HG2	2.11	0.51
35:BA:1674:G:H1'	35:BA:1676:A:N6	2.25	0.51
1:AA:585:G:C4'	12:AL:8:ASN:ND2	2.71	0.51
2:AB:67:THR:HG22	2:AB:90:MET:HE3	1.92	0.51
48:BQ:54:MET:CE	48:BQ:64:ILE:HD13	2.40	0.51
1:AA:1333:A:N6	1:AA:1334:G:C2	2.79	0.51
12:AL:24:VAL:CG1	12:AL:98:TYR:CE2	2.91	0.51
1:AA:971:G:H4'	1:AA:972:C:C5'	2.41	0.51
1:AA:1152:A:C5'	10:AJ:13:HIS:HD2	2.19	0.51
35:BA:85:G:P	56:BY:30:VAL:HB	2.49	0.51
19:AS:51:VAL:O	19:AS:58:VAL:N	2.44	0.51
35:BA:310:A:O2'	35:BA:311:A:C2'	2.57	0.51
35:BA:2838:G:O4'	49:BR:45:ARG:NH1	2.44	0.51
50:BS:15:ARG:HH11	50:BS:15:ARG:CB	2.24	0.51
37:BC:59:ARG:HB2	37:BC:164:ARG:HG3	1.92	0.51
37:BC:64:LEU:HD12	37:BC:159:GLY:O	2.10	0.51
35:BA:2308:G:N7	35:BA:2310:A:H5'	2.25	0.51
41:BG:86:MET:N	41:BG:87:PRO:CD	2.73	0.51
20:AT:14:LYS:C	20:AT:16:HIS:H	2.13	0.51
35:BA:2325:G:C6	35:BA:2326:C:N4	2.78	0.51
5:AE:84:PHE:CZ	5:AE:133:TYR:CD2	2.98	0.51
35:BA:1202:C:H2'	35:BA:1203:G:C5'	2.40	0.51
36:BB:20:C:C2'	36:BB:21:G:H5''	2.30	0.51

*Continued on next page...*



*Continued from previous page...*

Atom-1	Atom-2	Interatomic distance (Å)	Clash overlap (Å)
35:BA:116:C:N4	35:BA:117:G:C6	2.78	0.51
7:AG:70:LYS:O	7:AG:138:LYS:HE3	2.10	0.51
35:BA:2630:G:HO2'	35:BA:2892:A:HO2'	1.57	0.51
35:BA:2131:G:OP1	35:BA:2132:U:H3'	2.10	0.51
1:AA:408:A:H2'	1:AA:409:G:H8	1.76	0.51
35:BA:134:C:C4	35:BA:135:G:N7	2.79	0.51
41:BG:163:ALA:HB1	41:BG:168:GLU:HB2	1.92	0.51
1:AA:101:A:H2'	1:AA:102:G:O5'	2.11	0.51
1:AA:683:G:H3'	1:AA:684:A:H8	1.75	0.51
24:AY:369:ASN:ND2	24:AY:373:ILE:CG1	2.59	0.51
24:AY:412:LEU:HA	24:AY:459:VAL:HG11	1.92	0.51
35:BA:752:A:C8	35:BA:1781:C:O2	2.63	0.51
35:BA:1806:C:H2'	35:BA:1807:G:C8	2.45	0.51
30:B5:8:LYS:CG	35:BA:2054:A:C2	2.94	0.51
35:BA:2464:C:O2'	35:BA:2465:C:P	2.68	0.51
35:BA:523:C:C2'	35:BA:524:U:H5'	2.41	0.51
35:BA:530:G:H21	35:BA:2021:C:H1'	1.76	0.51
33:B8:4:MET:HE2	35:BA:592:G:N3	2.26	0.51
35:BA:998:C:OP2	52:BU:93:LYS:NZ	2.39	0.51
39:BE:116:VAL:CG2	39:BE:122:PHE:CD2	2.93	0.51
51:BT:25:GLY:O	51:BT:48:ILE:HG22	2.10	0.51
52:BU:21:ALA:HB2	52:BU:39:LEU:CD2	2.29	0.51
52:BU:17:ILE:CG2	52:BU:39:LEU:HD11	2.41	0.51
1:AA:576:G:OP2	1:AA:576:G:H3'	2.09	0.51
8:AH:6:ILE:N	8:AH:6:ILE:CD1	2.70	0.51
15:AO:77:ARG:O	15:AO:81:LEU:HB3	2.11	0.51
2:AB:159:PRO:HB2	2:AB:161:ALA:O	2.10	0.51
2:AB:209:ARG:O	2:AB:213:LEU:HB2	2.11	0.51
2:AB:236:TYR:CD1	2:AB:236:TYR:N	2.76	0.51
57:BZ:153:SER:HA	57:BZ:155:LEU:CD2	2.40	0.51
35:BA:2631:G:N2	39:BE:61:ARG:HH22	2.09	0.51
35:BA:2243:U:H2'	35:BA:2244:U:H6	1.72	0.51
35:BA:917:A:H2'	35:BA:918:A:O4'	2.11	0.51
36:BB:80:U:H2'	36:BB:81:G:N2	2.24	0.51
48:BQ:70:PRO:HA	48:BQ:94:VAL:O	2.09	0.51
57:BZ:30:ASN:O	57:BZ:32:HIS:N	2.43	0.51
1:AA:1014:A:N3	19:AS:34:TRP:CD2	2.78	0.51
1:AA:1068:G:N7	1:AA:1108:G:N2	2.59	0.51
3:AC:157:ILE:CG2	3:AC:164:ARG:NH2	2.66	0.51
1:AA:1060:C:C5'	10:AJ:51:ARG:HD3	2.28	0.51
27:B2:65:ASN:HD21	35:BA:112:U:H5'	1.76	0.51

*Continued on next page...*

*Continued from previous page...*

Atom-1	Atom-2	Interatomic distance (Å)	Clash overlap (Å)
1:AA:1249:C:H4'	9:AI:36:TYR:OH	2.11	0.51
12:AL:126:LYS:CB	24:AY:487:ARG:HE	2.19	0.51
49:BR:42:LYS:O	49:BR:45:ARG:CG	2.58	0.51
42:BH:83:TYR:HB2	42:BH:134:SER:HA	1.91	0.51
35:BA:875:G:O2'	35:BA:876:C:H5'	2.09	0.51
36:BB:42:C:O2'	36:BB:43:C:O5'	2.29	0.51
41:BG:113:ARG:HB3	41:BG:140:ILE:HB	1.93	0.51
29:B4:9:LEU:CD1	29:B4:10:VAL:H	2.21	0.51
35:BA:271(J):C:H2'	35:BA:271(J):C:O2	2.10	0.51
50:BS:63:THR:O	50:BS:66:ALA:N	2.42	0.51
35:BA:2123:G:C2	35:BA:2124:G:C8	2.98	0.51
35:BA:1577:C:H2'	35:BA:1578:U:C6	2.45	0.51
35:BA:1636:C:O5'	35:BA:1636:C:H6	1.93	0.51
20:AT:76:ALA:O	20:AT:77:ALA:C	2.49	0.51
35:BA:2206:G:N2	35:BA:2208:A:C2	2.78	0.51
9:AI:57:GLY:O	9:AI:58:ARG:CB	2.59	0.51
13:AM:8:GLU:C	13:AM:9:ILE:HD12	2.31	0.51
20:AT:88:VAL:HG12	20:AT:92:LEU:CD1	2.40	0.51
1:AA:80:G:C2'	1:AA:81:U:H5'	2.41	0.51
33:B8:45:GLY:O	33:B8:46:ARG:CB	2.55	0.51
2:AB:83:MET:O	2:AB:86:GLU:N	2.44	0.51
35:BA:614(C):A:H8	35:BA:614(C):A:O5'	1.94	0.51
35:BA:438:G:O2'	35:BA:440:G:H5'	2.11	0.51
6:AF:43:LEU:CD2	6:AF:43:LEU:H	2.23	0.51
38:BD:141:VAL:O	38:BD:194:GLY:O	2.29	0.51
43:BJ:68:UNK:C	43:BJ:70:UNK:N	2.69	0.51
30:B5:45:VAL:HG13	30:B5:51:TYR:H	1.76	0.51
35:BA:1248:G:OP1	40:BF:92:PRO:HG3	2.10	0.51
35:BA:572:A:C2	35:BA:2033:A:C2	2.98	0.51
35:BA:412:A:C2	35:BA:413:C:H1'	2.46	0.51
35:BA:942:G:H5''	47:BP:36:LYS:N	2.26	0.51
35:BA:977:G:H2'	35:BA:978:G:C8	2.43	0.51
39:BE:112:GLY:HA2	39:BE:159:HIS:CD2	2.46	0.51
35:BA:943:U:OP2	47:BP:38:GLN:NE2	2.44	0.51
47:BP:47:ASP:CB	47:BP:48:PRO:CA	2.76	0.51
2:AB:7:VAL:CG1	2:AB:11:LEU:HD12	2.41	0.51
13:AM:97:PRO:HB2	13:AM:101:GLN:HE21	1.75	0.51
3:AC:52:LEU:CB	3:AC:70:VAL:HG22	2.39	0.51
55:BX:6:ASP:O	55:BX:9:LEU:CD2	2.59	0.51
19:AS:31:ILE:HG23	19:AS:49:ILE:HA	1.93	0.51
48:BQ:5:ARG:C	48:BQ:6:ARG:HG2	2.30	0.51

*Continued on next page...*

*Continued from previous page...*

Atom-1	Atom-2	Interatomic distance (Å)	Clash overlap (Å)
35:BA:2870:C:C2'	35:BA:2871:C:H5'	2.41	0.51
1:AA:9:G:OP2	5:AE:121:LYS:HD2	2.11	0.51
26:B1:83:GLU:OE1	26:B1:83:GLU:N	2.44	0.51
35:BA:2143:C:O2'	35:BA:2144:U:H5'	2.11	0.51
51:BT:8:LYS:CA	51:BT:11:GLU:OE2	2.59	0.51
14:AN:12:ARG:CB	14:AN:14:PRO:HD2	2.37	0.51
1:AA:66:G:O4'	1:AA:173:U:C4	2.64	0.51
22:AV:17(A):U:O2'	22:AV:18:G:C4'	2.54	0.51
42:BH:108:GLY:O	42:BH:109:PHE:C	2.49	0.51
1:AA:80:G:H1	1:AA:90:U:H5'	1.76	0.51
1:AA:260:G:O2'	1:AA:261:U:H5'	2.11	0.51
35:BA:391:G:C2'	35:BA:392:C:H5'	2.41	0.51
1:AA:805:C:C2'	1:AA:806:C:H5'	2.41	0.51
35:BA:296:C:H42	35:BA:342:G:H1	1.58	0.51
35:BA:699:A:C8	35:BA:734:A:C2	2.99	0.51
35:BA:1231:G:H2'	35:BA:1232:G:H8	1.72	0.51
35:BA:2196:C:O2'	35:BA:2197:U:H5'	2.10	0.51
35:BA:593:G:H2'	35:BA:594:U:O4'	2.10	0.51
24:AY:15:THR:O	24:AY:106:VAL:HG23	2.11	0.51
25:B0:35:ASN:OD1	35:BA:2353:G:O2'	2.23	0.51
35:BA:1264:G:H3'	35:BA:1265:A:H5''	1.93	0.51
35:BA:1907:G:C5	35:BA:1908:C:C4	2.98	0.51
35:BA:2026:C:C2	35:BA:2027:G:C8	2.99	0.51
35:BA:2072:G:H2'	35:BA:2073:C:O4'	2.10	0.51
33:B8:26:LYS:NZ	35:BA:2361:A:OP2	2.29	0.51
35:BA:2580:U:H5	35:BA:2581:G:C6	2.25	0.51
35:BA:572:A:OP2	53:BV:78:LYS:NZ	2.44	0.51
35:BA:754:C:H2'	35:BA:755:C:H6	1.66	0.51
38:BD:4:LYS:CE	38:BD:20:ASP:OD1	2.57	0.51
38:BD:248:SER:CB	38:BD:252:TRP:CZ2	2.94	0.51
38:BD:247:ALA:HB2	38:BD:253:GLN:HG2	1.93	0.51
39:BE:96:PHE:HD1	39:BE:100:GLU:OE1	1.94	0.51
45:BN:57:ALA:CB	45:BN:124:ALA:HA	2.41	0.51
39:BE:111:ARG:HA	49:BR:2:ARG:HG2	1.92	0.51
45:BN:40:PRO:HB3	52:BU:64:ARG:O	2.10	0.51
52:BU:66:ASN:O	52:BU:66:ASN:ND2	2.41	0.51
35:BA:2766:G:H2'	35:BA:2767:C:C6	2.46	0.51
17:AQ:29:HIS:HA	17:AQ:36:ILE:HD11	1.93	0.51
1:AA:1414:U:C2'	1:AA:1415:G:H8	2.21	0.51
1:AA:1109:C:H2'	1:AA:1110:A:O4'	2.10	0.51
2:AB:187:LEU:CD1	2:AB:205:ASP:HB3	2.40	0.51

*Continued on next page...*

*Continued from previous page...*

Atom-1	Atom-2	Interatomic distance (Å)	Clash overlap (Å)
2:AB:42:ILE:CD1	2:AB:203:GLY:HA2	2.40	0.51
35:BA:249:C:H2'	35:BA:2395:C:P	2.51	0.51
42:BH:162:ILE:CG1	42:BH:162:ILE:O	2.59	0.51
57:BZ:100:VAL:HG23	57:BZ:126:VAL:HG22	1.89	0.51
22:AV:48:C:H6	22:AV:48:C:P	2.34	0.51
13:AM:90:LEU:H	13:AM:90:LEU:CD2	2.03	0.51
12:AL:82:VAL:C	12:AL:83:VAL:HG22	2.30	0.51
1:AA:1179:A:OP2	9:AI:93:ARG:NH2	2.44	0.51
1:AA:976:G:H5'	1:AA:1358:U:O2'	2.11	0.51
3:AC:92:ALA:O	3:AC:95:THR:N	2.29	0.51
56:BY:15:VAL:CG1	56:BY:15:VAL:O	2.59	0.51
56:BY:96:ILE:HG13	56:BY:99:CYS:HB2	1.93	0.51
9:AI:63:ILE:HD13	9:AI:77:ILE:CD1	2.41	0.51
49:BR:92:GLY:C	49:BR:94:TYR:CE1	2.84	0.51
35:BA:144:C:H2'	35:BA:145:G:H8	1.76	0.51
35:BA:874:G:H2'	35:BA:875:G:H8	1.75	0.51
37:BC:75:LEU:O	37:BC:76:ALA:HB2	2.11	0.51
41:BG:102:PHE:HD1	41:BG:103:LEU:N	2.08	0.51
1:AA:623:C:H3'	1:AA:624:C:H6	1.76	0.51
20:AT:12:ALA:C	20:AT:14:LYS:N	2.61	0.51
37:BC:180:PHE:CD2	37:BC:184:LYS:HG3	2.41	0.51
50:BS:34:HIS:HB3	50:BS:53:SER:HB3	1.93	0.51
19:AS:7:LYS:HB2	19:AS:7:LYS:HZ2	1.76	0.51
22:AV:40:C:H2'	22:AV:41:C:C6	2.46	0.51
35:BA:1453:U:H5	35:BA:2702:U:O4	1.94	0.51
56:BY:95:LYS:HA	56:BY:101:LYS:HA	1.93	0.51
35:BA:1551:C:H2'	35:BA:1552:G:H5'	1.92	0.51
1:AA:1382:C:O2'	1:AA:1383:C:H5'	2.10	0.51
1:AA:1319:A:OP1	19:AS:5:LEU:HD23	2.11	0.51
36:BB:116:G:N3	36:BB:117:G:C8	2.79	0.51
31:B6:42:TRP:CE3	31:B6:42:TRP:HA	2.45	0.51
57:BZ:65:GLN:HB3	57:BZ:67:LEU:HD11	1.93	0.51
3:AC:88:ARG:CG	3:AC:88:ARG:HH11	2.24	0.51
12:AL:75:HIS:CD2	12:AL:77:LEU:HB2	2.46	0.51
53:BV:66:ARG:HA	53:BV:90:PRO:HA	1.92	0.51
35:BA:1108:U:H5'	35:BA:1109:C:OP2	2.11	0.51
35:BA:139(A):G:N2	55:BX:44:GLU:OE1	2.33	0.51
35:BA:401:A:H2'	35:BA:402:A:H8	1.76	0.51
24:AY:445:GLN:O	24:AY:448:VAL:CB	2.53	0.51
35:BA:1777:U:O2'	35:BA:1778:U:H5'	2.11	0.51
33:B8:8:LYS:HZ3	35:BA:243:U:H5"	1.76	0.51

*Continued on next page...*

*Continued from previous page...*

Atom-1	Atom-2	Interatomic distance (Å)	Clash overlap (Å)
38:BD:155:LEU:O	38:BD:156:ALA:HB3	2.11	0.51
38:BD:214:TRP:CD1	38:BD:214:TRP:N	2.79	0.51
38:BD:35:LYS:CG	38:BD:63:ARG:HG2	2.40	0.51
45:BN:25:ARG:C	45:BN:28:THR:HG22	2.32	0.51
35:BA:2684:U:O4'	46:BO:70:LYS:HD2	2.10	0.51
35:BA:832:G:P	47:BP:40:SER:HB3	2.50	0.51
51:BT:27:THR:O	51:BT:28:VAL:CB	2.59	0.51
51:BT:16:ARG:NH2	51:BT:82:LEU:O	2.43	0.51
52:BU:85:LYS:HG2	52:BU:116:ALA:HB1	1.93	0.51
52:BU:19:LYS:C	52:BU:21:ALA:N	2.59	0.51
52:BU:74:LEU:HD13	52:BU:75:ASN:N	2.24	0.51
52:BU:76:TYR:CE1	52:BU:80:ILE:HG13	2.45	0.51
46:BO:24:VAL:CG2	46:BO:24:VAL:O	2.59	0.51
8:AH:1:MET:H2	8:AH:1:MET:HE2	1.73	0.51
1:AA:1071:C:H2'	1:AA:1072:G:H8	1.74	0.51
1:AA:1093:A:H2	1:AA:1109:C:O2	1.93	0.51
42:BH:103:LEU:O	42:BH:105:LEU:N	2.44	0.51
35:BA:958:U:H3'	35:BA:958:U:C6	2.45	0.51
48:BQ:31:ASP:O	48:BQ:32:TYR:CD1	2.64	0.51
35:BA:334:C:P	35:BA:335:C:H41	2.33	0.51
56:BY:28:LYS:HG2	56:BY:39:VAL:HA	1.93	0.51
56:BY:82:PRO:O	56:BY:96:ILE:HG22	2.11	0.51
4:AD:111:ALA:HB3	4:AD:117:ALA:HB2	1.93	0.51
37:BC:14:VAL:HG23	37:BC:32:LEU:HD21	1.92	0.51
37:BC:45:ALA:HB3	37:BC:171:ILE:HG21	1.93	0.51
15:AO:3:ILE:HD11	15:AO:8:LYS:HE2	1.93	0.51
15:AO:3:ILE:HG13	15:AO:8:LYS:HG2	1.93	0.51
35:BA:2306:C:C5	35:BA:2307:G:O2'	2.58	0.51
28:B3:45:GLY:O	28:B3:48:GLU:N	2.44	0.51
40:BF:185:ASP:O	40:BF:188:ARG:HG2	2.10	0.51
35:BA:2125:G:N2	35:BA:2172:U:OP1	2.42	0.51
35:BA:2187:G:H2'	35:BA:2188:C:C5'	2.34	0.51
1:AA:1357:A:HO2'	14:AN:34:TYR:HE1	1.58	0.51
35:BA:459:U:C2	35:BA:460:A:C8	2.99	0.51
9:AI:53:VAL:O	9:AI:55:ALA:N	2.44	0.51
35:BA:1293:C:H2'	35:BA:1294:U:C6	2.43	0.51
38:BD:45:ASN:N	38:BD:45:ASN:HD22	2.09	0.51
2:AB:129:GLU:O	2:AB:130:ARG:O	2.29	0.51
20:AT:53:LEU:O	20:AT:54:LYS:C	2.49	0.51
35:BA:654(M):C:H2'	35:BA:654(N):G:H8	1.72	0.51
19:AS:16:LEU:C	19:AS:18:LYS:N	2.64	0.51

*Continued on next page...*

*Continued from previous page...*

Atom-1	Atom-2	Interatomic distance (Å)	Clash overlap (Å)
35:BA:2825:C:H2'	35:BA:2826:A:O4'	2.09	0.51
15:AO:11:VAL:O	15:AO:15:PHE:HD1	1.93	0.51
24:AY:131:ARG:HH22	24:AY:162:LEU:HD13	1.76	0.51
24:AY:15:THR:O	24:AY:106:VAL:CG2	2.59	0.51
24:AY:144:LEU:HD12	24:AY:179:PHE:HE1	1.71	0.51
24:AY:198:GLY:HA2	24:AY:262:ASN:CG	2.31	0.51
1:AA:1518:A:C2	1:AA:1519:A:C2	2.99	0.51
25:B0:32:ARG:H	25:B0:35:ASN:ND2	2.08	0.51
35:BA:1011:G:C2	35:BA:1013:C:C2	2.99	0.51
35:BA:1826:G:C2	35:BA:1827:C:C6	2.99	0.51
35:BA:1977:A:C2'	35:BA:1978:A:O4'	2.55	0.51
35:BA:527:C:O5'	35:BA:2779:U:H5	1.92	0.51
38:BD:17:THR:O	38:BD:211:ARG:NH2	2.38	0.51
35:BA:2223:G:C4'	38:BD:269:PHE:HZ	2.23	0.51
45:BN:118:LYS:O	45:BN:120:LEU:N	2.44	0.51
51:BT:91:ARG:O	51:BT:117:ASP:CB	2.58	0.51
51:BT:92:GLY:C	51:BT:94:ALA:N	2.63	0.51
53:BV:38:LEU:C	53:BV:39:LEU:HD13	2.31	0.51
1:AA:868:C:H2'	1:AA:869:G:C5'	2.40	0.51
1:AA:882:C:O2'	1:AA:883:C:H5'	2.11	0.51
6:AF:26:ILE:O	6:AF:29:ALA:HB3	2.11	0.51
15:AO:42:HIS:O	15:AO:45:VAL:HG12	2.11	0.51
35:BA:2249:U:H4'	35:BA:2275:C:C5	2.46	0.51
54:BW:14:PRO:HG3	54:BW:101:SER:CB	2.29	0.51
1:AA:1149:C:H2'	1:AA:1150:U:H6	1.70	0.51
3:AC:173:VAL:N	3:AC:174:PRO:HD3	2.24	0.51
10:AJ:6:ILE:C	10:AJ:71:LEU:HD12	2.30	0.51
1:AA:356:A:H2	1:AA:368:U:O2	1.94	0.51
56:BY:60:PHE:HA	56:BY:62:GLU:OE1	2.11	0.51
27:B2:57:ILE:O	27:B2:60:LEU:HB2	2.10	0.51
7:AG:17:VAL:C	7:AG:19:GLY:H	2.14	0.51
40:BF:203:GLN:O	40:BF:205:ARG:N	2.43	0.51
35:BA:2305:A:C5'	41:BG:134:GLY:HA3	2.05	0.51
1:AA:42:G:H2'	1:AA:43:C:C6	2.46	0.51
1:AA:300:A:H1'	1:AA:565:U:O2	2.11	0.51
37:BC:181:PRO:CB	37:BC:182:PRO:CD	2.87	0.51
5:AE:91:LEU:CD1	5:AE:120:THR:HB	2.41	0.51
35:BA:1494:A:C3'	35:BA:1494:A:N3	2.74	0.51
1:AA:1432:G:N2	1:AA:1469:G:C6	2.79	0.51
35:BA:2199:A:C5'	35:BA:2200:C:OP2	2.49	0.51
38:BD:263:ARG:NH1	38:BD:263:ARG:HB3	2.26	0.51

*Continued on next page...*

*Continued from previous page...*

Atom-1	Atom-2	Interatomic distance (Å)	Clash overlap (Å)
35:BA:2830:G:OP1	39:BE:75:VAL:CG1	2.58	0.51
28:B3:54:VAL:CG1	28:B3:55:ARG:N	2.74	0.51
1:AA:1013:G:N2	1:AA:1016:A:OP2	2.44	0.51
13:AM:4:ILE:HG23	13:AM:57:ARG:HB2	1.93	0.51
38:BD:45:ASN:ND2	38:BD:46:GLN:H	2.09	0.51
20:AT:53:LEU:HD11	20:AT:92:LEU:HD13	1.93	0.51
35:BA:7:G:H2'	35:BA:8:A:H8	1.76	0.51
35:BA:847:U:C2'	35:BA:848:G:H5''	2.38	0.51
10:AJ:75:ILE:HG13	10:AJ:76:ASN:N	2.20	0.51
54:BW:10:VAL:O	54:BW:11:ARG:CB	2.59	0.51
26:B1:85:LEU:O	26:B1:87:PRO:HD3	2.10	0.51
35:BA:363:G:H2'	35:BA:363(A):A:H8	1.76	0.51
35:BA:491:G:H2'	35:BA:492:A:C8	2.46	0.51
54:BW:43:GLY:C	54:BW:45:TYR:H	2.13	0.51
2:AB:28:PHE:O	2:AB:28:PHE:HD1	1.93	0.51
13:AM:46:LYS:HG2	13:AM:46:LYS:O	2.11	0.51
37:BC:80:GLY:O	37:BC:83:ILE:HD12	2.10	0.51
1:AA:1187:G:N3	1:AA:1187:G:H2'	2.26	0.51
1:AA:1026:G:H5'	1:AA:1027:C:OP2	2.10	0.51
43:BJ:118:UNK:O	43:BJ:119:UNK:CB	2.59	0.51
24:AY:186:TYR:N	24:AY:186:TYR:CD1	2.79	0.50
24:AY:267:HIS:H	24:AY:267:HIS:CD2	2.28	0.50
24:AY:378:THR:OG1	24:AY:386:LYS:HG2	2.11	0.50
24:AY:389:GLY:O	24:AY:390:ILE:CB	2.59	0.50
24:AY:226:GLN:HE22	42:BH:97:ARG:CZ	2.24	0.50
35:BA:2009:G:C5'	54:BW:40:ASN:ND2	2.74	0.50
35:BA:2455:G:O2'	35:BA:2456:C:H5'	2.12	0.50
35:BA:2464:C:N3	35:BA:2487:G:C2	2.79	0.50
32:B7:38:GLY:O	35:BA:458:G:H5''	2.11	0.50
35:BA:779:U:H2'	35:BA:780:G:O4'	2.10	0.50
39:BE:198:VAL:HG12	39:BE:199:ARG:H	1.72	0.50
39:BE:33:VAL:HG11	39:BE:88:GLY:C	2.31	0.50
39:BE:9:VAL:HG12	39:BE:25:VAL:C	2.31	0.50
35:BA:1138:G:O2'	45:BN:102:ALA:O	2.29	0.50
45:BN:28:THR:N	45:BN:106:MET:HE3	2.26	0.50
52:BU:88:ILE:HD12	52:BU:90:VAL:HG23	1.93	0.50
52:BU:96:ALA:O	52:BU:99:ALA:N	2.38	0.50
53:BV:39:LEU:HA	53:BV:47:VAL:CG1	2.40	0.50
46:BO:8:LEU:N	46:BO:8:LEU:HD12	2.26	0.50
6:AF:25:ILE:O	6:AF:25:ILE:HD13	2.11	0.50
12:AL:6:THR:O	12:AL:8:ASN:N	2.45	0.50

*Continued on next page...*

*Continued from previous page...*

Atom-1	Atom-2	Interatomic distance (Å)	Clash overlap (Å)
18:AR:22:VAL:HG11	18:AR:43:PHE:CD1	2.46	0.50
2:AB:163:PHE:CD1	2:AB:185:ILE:HB	2.46	0.50
2:AB:15:VAL:HG21	2:AB:209:ARG:NE	2.26	0.50
35:BA:2247:A:H2'	35:BA:2248:C:C6	2.47	0.50
35:BA:908:C:O2'	35:BA:909:A:C5'	2.57	0.50
35:BA:910:A:N6	48:BQ:13:GLN:H	2.09	0.50
48:BQ:111:GLU:O	48:BQ:113:GLN:N	2.44	0.50
35:BA:954:G:OP1	48:BQ:15:GLY:HA2	2.11	0.50
48:BQ:16:ARG:CG	48:BQ:17:LEU:H	2.24	0.50
1:AA:1309:G:C2'	1:AA:1310:G:H5'	2.40	0.50
1:AA:1151:A:C4	1:AA:1152:A:C8	2.99	0.50
1:AA:1201:A:H4'	1:AA:1202:G:H5''	1.93	0.50
14:AN:55:GLY:O	14:AN:56:VAL:C	2.48	0.50
24:AY:312:ARG:NH1	24:AY:370:HIS:HB3	2.25	0.50
35:BA:328:U:H4'	56:BY:68:HIS:CE1	2.47	0.50
40:BF:158:THR:HG23	40:BF:160:ASN:H	1.76	0.50
40:BF:194:MET:SD	40:BF:199:TRP:HD1	2.34	0.50
35:BA:1060:U:H5'	35:BA:1061:U:H5	1.75	0.50
4:AD:175:SER:OG	4:AD:186:LEU:HD21	2.11	0.50
11:AK:57:THR:HG23	11:AK:60:ALA:N	2.19	0.50
57:BZ:109:ALA:O	57:BZ:111:VAL:N	2.45	0.50
1:AA:1342:C:C5'	9:AI:125:TYR:HB3	2.38	0.50
35:BA:1720:U:H2'	35:BA:1721:G:O4'	2.11	0.50
37:BC:114:VAL:HG12	37:BC:144:THR:HB	1.93	0.50
35:BA:1473:G:O6	35:BA:1519:G:N2	2.45	0.50
39:BE:126:PRO:C	39:BE:128:SER:H	2.14	0.50
35:BA:1164:G:H1	35:BA:1185:C:H42	1.59	0.50
1:AA:229:U:OP1	16:AP:59:TRP:CH2	2.64	0.50
1:AA:279:A:C8	1:AA:281:G:N2	2.78	0.50
1:AA:1369:C:H2'	1:AA:1370:G:H8	1.69	0.50
1:AA:276:G:O3'	17:AQ:68:ARG:NH1	2.45	0.50
5:AE:87:SER:OG	5:AE:131:ILE:CD1	2.57	0.50
42:BH:154:PRO:O	42:BH:155:SER:OG	2.26	0.50
35:BA:30:G:H2'	35:BA:31:C:O4'	2.11	0.50
49:BR:99:LYS:N	49:BR:99:LYS:HD2	2.22	0.50
35:BA:845:G:HO2'	35:BA:846:C:H5	1.57	0.50
1:AA:346:G:O2'	1:AA:347:G:C8	2.64	0.50
1:AA:265:G:H2'	1:AA:267:C:C5	2.38	0.50
35:BA:2535:G:H2'	35:BA:2536:G:O4'	2.12	0.50
6:AF:71:ARG:NH1	6:AF:71:ARG:HG3	2.26	0.50
1:AA:966:G:N2	1:AA:967:C:C2	2.78	0.50

*Continued on next page...*



*Continued from previous page...*

Atom-1	Atom-2	Interatomic distance (Å)	Clash overlap (Å)
35:BA:2090:G:C6	35:BA:2091:U:C4	2.99	0.50
28:B3:41:PRO:O	28:B3:44:ARG:HB3	2.11	0.50
1:AA:88:A:C2	1:AA:89:C:H5	2.28	0.50
50:BS:94:TYR:CD1	50:BS:94:TYR:O	2.63	0.50
33:B8:61:LEU:HD13	33:B8:62:LEU:HG	1.93	0.50
35:BA:999:U:C6	35:BA:1154:G:C6	2.99	0.50
35:BA:1160:G:C2'	35:BA:1161:C:H5'	2.42	0.50
35:BA:792:G:H2'	35:BA:2440:C:O2	2.11	0.50
35:BA:12:U:H1'	35:BA:2627:G:OP1	2.12	0.50
35:BA:646:A:N3	35:BA:646:A:H5'	2.26	0.50
35:BA:792:G:N7	35:BA:2440:C:H1'	2.26	0.50
38:BD:227:ASN:HD22	38:BD:228:PRO:HD2	1.76	0.50
38:BD:33:LEU:HD21	38:BD:34:VAL:HG22	1.93	0.50
38:BD:35:LYS:N	38:BD:36:PRO:CD	2.59	0.50
38:BD:21:PHE:CD1	38:BD:91:ARG:NH2	2.79	0.50
39:BE:116:VAL:HG22	39:BE:122:PHE:CG	2.46	0.50
39:BE:186:GLY:O	39:BE:187:ALA:HB3	2.11	0.50
40:BF:65:TRP:HZ3	40:BF:73:ALA:O	1.94	0.50
46:BO:71:ARG:NH2	46:BO:77:ILE:HB	2.26	0.50
52:BU:108:GLU:O	52:BU:110:VAL:N	2.44	0.50
52:BU:113:ALA:C	52:BU:115:ALA:N	2.65	0.50
1:AA:834:C:C2	1:AA:853:G:C2	2.99	0.50
1:AA:833:U:H3	1:AA:853:G:H1	1.58	0.50
6:AF:14:LEU:CD1	6:AF:18:GLN:HB2	2.40	0.50
8:AH:56:LYS:O	8:AH:58:TYR:HD2	1.94	0.50
2:AB:69:LEU:HD12	2:AB:71:VAL:CG2	2.41	0.50
2:AB:67:THR:HG22	2:AB:90:MET:CE	2.41	0.50
35:BA:2264:C:C4	35:BA:2265:U:C4	3.00	0.50
35:BA:827:U:O2	35:BA:2246:G:H4'	2.11	0.50
57:BZ:24:LEU:HD21	57:BZ:86:VAL:HG23	1.93	0.50
22:AV:64:G:H2'	22:AV:65:C:O4'	2.10	0.50
1:AA:1068:G:N7	1:AA:1094:G:H2'	2.26	0.50
1:AA:981:U:H2'	1:AA:982:U:C6	2.47	0.50
19:AS:38:SER:O	19:AS:70:LYS:HA	2.10	0.50
4:AD:12:CYS:SG	4:AD:19:LEU:CB	2.98	0.50
9:AI:46:ALA:HB2	9:AI:74:ILE:HG23	1.94	0.50
42:BH:120:GLY:O	42:BH:121:ILE:HG12	2.11	0.50
37:BC:175:VAL:CG1	37:BC:188:ASN:HB2	2.41	0.50
37:BC:67:GLY:H	37:BC:188:ASN:HD21	1.60	0.50
41:BG:43:LEU:HB3	41:BG:45:GLU:HG2	1.92	0.50
1:AA:62:U:H4'	1:AA:385:C:O2	2.11	0.50

*Continued on next page...*

*Continued from previous page...*

Atom-1	Atom-2	Interatomic distance (Å)	Clash overlap (Å)
1:AA:783:C:O2'	1:AA:784:C:H5'	2.11	0.50
36:BB:106:G:O2'	36:BB:107:G:H5'	2.10	0.50
26:B1:7:ILE:HD13	26:B1:69:LYS:CG	2.41	0.50
6:AF:47:ARG:HB3	6:AF:47:ARG:HH11	1.68	0.50
1:AA:1355:G:H2'	1:AA:1356:G:H8	1.75	0.50
35:BA:2101:G:H3'	35:BA:2102:U:H5''	1.93	0.50
28:B3:30:ARG:HG3	35:BA:1184:G:OP1	2.12	0.50
22:AV:37:A:C2'	22:AV:38:A:H5'	2.41	0.50
57:BZ:16:SER:C	57:BZ:20:ARG:HG2	2.31	0.50
49:BR:37:THR:HG23	49:BR:40:LYS:HE2	1.93	0.50
1:AA:1371:G:H2'	1:AA:1372:U:H6	1.72	0.50
40:BF:42:ALA:C	40:BF:44:ARG:H	2.15	0.50
1:AA:708:C:H2'	1:AA:709:G:H8	1.76	0.50
9:AI:6:GLY:HA3	9:AI:84:ALA:HB2	1.92	0.50
35:BA:209:C:C4'	35:BA:681:G:H4'	2.42	0.50
36:BB:10:C:N4	36:BB:11:C:H41	2.10	0.50
49:BR:99:LYS:CD	49:BR:99:LYS:H	2.21	0.50
1:AA:552:U:C2	1:AA:553:A:C8	3.00	0.50
1:AA:347:G:H21	1:AA:348:G:H1'	1.77	0.50
35:BA:1385:G:HO2'	35:BA:1396:U:H6	1.60	0.50
35:BA:1399:C:O5'	35:BA:1399:C:H6	1.94	0.50
26:B1:91:LYS:O	26:B1:93:GLU:N	2.44	0.50
35:BA:2564:A:N6	35:BA:2565:A:N6	2.59	0.50
46:BO:11:ALA:O	46:BO:98:VAL:HA	2.11	0.50
39:BE:202:LYS:HD2	39:BE:202:LYS:N	2.26	0.50
38:BD:274:ARG:HG3	38:BD:274:ARG:NH1	2.25	0.50
1:AA:1397:C:O4'	1:AA:1397:C:O2	2.29	0.50
24:AY:113:ILE:HG22	24:AY:118:GLY:HA2	1.92	0.50
24:AY:108:CYS:HA	24:AY:136:PRO:HG2	1.94	0.50
24:AY:282:ARG:O	24:AY:283:GLN:HB2	2.10	0.50
35:BA:2352:A:C2'	35:BA:2353:G:H5'	2.41	0.50
35:BA:582:G:H2'	35:BA:583:G:C8	2.46	0.50
35:BA:591:C:C2	35:BA:592:G:C8	2.99	0.50
35:BA:673:C:C2	35:BA:808:G:N2	2.80	0.50
35:BA:812:C:H1'	35:BA:1250:G:C2	2.46	0.50
35:BA:996:A:OP1	53:BV:10:LYS:HD2	2.11	0.50
38:BD:144:ALA:H	38:BD:156:ALA:HB3	1.75	0.50
47:BP:16:ARG:HD3	47:BP:16:ARG:C	2.32	0.50
47:BP:83:VAL:CG1	47:BP:112:LEU:HD21	2.41	0.50
51:BT:45:PHE:CE1	51:BT:74:ARG:HG3	2.45	0.50
51:BT:89:VAL:CG1	51:BT:91:ARG:HE	2.24	0.50

*Continued on next page...*

*Continued from previous page...*

Atom-1	Atom-2	Interatomic distance (Å)	Clash overlap (Å)
53:BV:23:GLU:OE2	53:BV:89:GLN:NE2	2.45	0.50
54:BW:40:ASN:O	54:BW:41:LYS:HG2	2.11	0.50
1:AA:18:C:C1'	1:AA:1079:G:H21	2.25	0.50
34:B9:11:CYS:SG	34:B9:27:CYS:SG	3.09	0.50
35:BA:2787:C:C1'	39:BE:61:ARG:HD3	2.41	0.50
57:BZ:129:SER:HB3	57:BZ:131:ARG:HD3	1.93	0.50
1:AA:1269:A:H61	1:AA:1312:G:C2'	2.24	0.50
3:AC:114:PRO:O	3:AC:117:ALA:HB3	2.10	0.50
3:AC:9:GLY:HA2	3:AC:12:LEU:HG	1.92	0.50
9:AI:99:LEU:C	9:AI:101:PHE:H	2.14	0.50
10:AJ:90:LEU:N	10:AJ:91:PRO:CD	2.73	0.50
35:BA:888:C:H2'	35:BA:888:C:O2	2.11	0.50
56:BY:46:LYS:CG	56:BY:47:LYS:H	2.23	0.50
40:BF:195:ASP:HB3	40:BF:198:ALA:H	1.75	0.50
40:BF:5:ALA:HB1	40:BF:123:LEU:HD21	1.93	0.50
35:BA:1060:U:H1'	35:BA:1061:U:O5'	2.12	0.50
42:BH:118:PRO:HD2	42:BH:121:ILE:CB	2.41	0.50
37:BC:3:HIS:CG	37:BC:7:TYR:CD2	2.99	0.50
57:BZ:151:HIS:HA	57:BZ:171:ILE:CG2	2.41	0.50
1:AA:405:U:H5''	1:AA:406:G:O4'	2.11	0.50
1:AA:59:A:H5'	1:AA:60:A:H5''	1.91	0.50
38:BD:123:ALA:HB3	38:BD:131:LEU:CD2	2.41	0.50
34:B9:16:VAL:CG1	35:BA:1032:A:H4'	2.40	0.50
35:BA:1296:G:OP1	35:BA:2709:G:H4'	2.11	0.50
1:AA:1128:C:O2'	1:AA:1130:A:C8	2.64	0.50
35:BA:1453:U:H4'	35:BA:1455:G:OP1	2.12	0.50
37:BC:128:GLY:HA3	37:BC:137:LEU:HD23	1.90	0.50
35:BA:1605:C:H2'	35:BA:1606:G:C5'	2.41	0.50
31:B6:42:TRP:HA	31:B6:42:TRP:HE3	1.77	0.50
12:AL:113:ARG:CB	12:AL:122:THR:HG21	2.41	0.50
1:AA:280:C:N4	17:AQ:91:ARG:NE	2.60	0.50
35:BA:289:A:C6	35:BA:290:G:C6	2.99	0.50
35:BA:1214:A:H2'	35:BA:1215:G:O4'	2.11	0.50
6:AF:43:LEU:CD2	6:AF:43:LEU:N	2.75	0.50
1:AA:604:G:C6	1:AA:605:U:N3	2.80	0.50
44:BK:82:UNK:CB	44:BK:98:UNK:N	2.73	0.50
24:AY:10:VAL:HG12	24:AY:279:PRO:HG3	1.87	0.50
24:AY:162:LEU:O	24:AY:163:LYS:HB2	2.11	0.50
1:AA:1408:A:O2'	1:AA:1409:C:H5'	2.11	0.50
32:B7:1:MET:O	32:B7:2:LYS:C	2.49	0.50
35:BA:1259:G:H2'	35:BA:1260:G:H8	1.76	0.50

*Continued on next page...*

*Continued from previous page...*

Atom-1	Atom-2	Interatomic distance (Å)	Clash overlap (Å)
35:BA:1287:A:H2'	35:BA:1288:U:H5'	1.92	0.50
35:BA:1394:U:H5''	35:BA:1603:A:O3'	2.12	0.50
35:BA:649:G:C2	35:BA:650:C:C2	3.00	0.50
35:BA:1257:C:O2'	40:BF:83:PHE:HD1	1.93	0.50
51:BT:60:THR:HG22	51:BT:76:PHE:O	2.11	0.50
1:AA:577:G:H8	1:AA:577:G:OP1	1.95	0.50
1:AA:744:C:O2'	1:AA:745:C:H5'	2.10	0.50
1:AA:858:G:H8	1:AA:858:G:O5'	1.95	0.50
2:AB:102:LEU:O	2:AB:105:PHE:CB	2.58	0.50
48:BQ:26:TYR:O	48:BQ:102:VAL:HG21	2.11	0.50
57:BZ:99:TYR:CD1	57:BZ:125:LEU:HA	2.46	0.50
1:AA:49:U:C4	1:AA:364:A:C5	2.99	0.50
12:AL:86:ARG:NH2	12:AL:99:HIS:CD2	2.80	0.50
12:AL:89:ARG:HD3	12:AL:90:VAL:H	1.74	0.50
1:AA:1057:G:C6	1:AA:1058:G:C4	3.00	0.50
1:AA:976:G:OP2	1:AA:1358:U:O2'	2.29	0.50
1:AA:980:C:H5	1:AA:981:U:C2	2.29	0.50
3:AC:95:THR:HG22	3:AC:95:THR:O	2.11	0.50
14:AN:38:GLY:O	14:AN:39:LEU:HD23	2.11	0.50
19:AS:12:ASP:OD2	19:AS:14:HIS:CE1	2.64	0.50
19:AS:42:PRO:O	19:AS:43:GLU:CB	2.59	0.50
35:BA:1206:G:C2	35:BA:1207:C:C2	2.99	0.50
35:BA:1060:U:O3'	44:BK:1:UNK:N	2.44	0.50
42:BH:83:TYR:HB3	42:BH:135:GLY:H	1.76	0.50
35:BA:143:G:OP1	35:BA:1598:C:H1'	2.11	0.50
37:BC:21:THR:O	37:BC:25:ALA:HB3	2.11	0.50
37:BC:25:ALA:HB2	37:BC:224:ILE:HG22	1.91	0.50
7:AG:119:ARG:O	7:AG:120:ILE:C	2.50	0.50
35:BA:2315:G:H4'	41:BG:130:ASN:ND2	2.27	0.50
35:BA:2280:G:C2	35:BA:2281:C:C6	2.99	0.50
47:BP:65:ARG:HB3	47:BP:68:GLN:NE2	2.26	0.50
35:BA:272(H):C:O5'	35:BA:272(H):C:C6	2.63	0.50
50:BS:34:HIS:CB	50:BS:36:TYR:HE1	2.24	0.50
50:BS:96:GLY:O	50:BS:98:VAL:N	2.39	0.50
35:BA:2180:U:H6	35:BA:2181:G:N7	2.09	0.50
35:BA:2093:G:C6	35:BA:2225:A:C8	2.98	0.50
35:BA:1510:G:C2	35:BA:1511:C:C2	3.00	0.50
35:BA:2154:G:N1	35:BA:2155:G:N7	2.60	0.50
42:BH:92:ILE:HD11	42:BH:95:ARG:NH2	2.26	0.50
7:AG:65:ALA:HB3	7:AG:124:LEU:HD23	1.91	0.50
36:BB:114:C:H2'	36:BB:115:G:C8	2.46	0.50

*Continued on next page...*

*Continued from previous page...*

Atom-1	Atom-2	Interatomic distance (Å)	Clash overlap (Å)
35:BA:2132:U:O5'	35:BA:2132:U:H6	1.94	0.50
1:AA:571:U:OP1	1:AA:819:A:N3	2.44	0.50
48:BQ:76:LYS:HB3	48:BQ:91:GLU:CG	2.41	0.50
46:BO:105:GLU:HA	46:BO:108:GLU:CD	2.31	0.50
1:AA:1485:U:O2'	1:AA:1486:G:H5'	2.11	0.50
37:BC:51:PRO:HG2	37:BC:52:ARG:HD3	1.92	0.50
24:AY:138:LEU:HD22	24:AY:253:PRO:CG	2.34	0.50
24:AY:155:LEU:HD12	24:AY:155:LEU:N	2.23	0.50
35:BA:1902:C:C5'	38:BD:246:PRO:HD3	2.42	0.50
35:BA:2044:C:C2	35:BA:2625:G:C2	2.99	0.50
35:BA:2293:C:N4	35:BA:2294:C:N4	2.59	0.50
35:BA:2506:U:OP2	35:BA:2576:G:N1	2.42	0.50
35:BA:2689:U:H4'	35:BA:2690:C:H5'	1.92	0.50
35:BA:2692:C:C1'	35:BA:2847:U:O2'	2.59	0.50
35:BA:513:A:H2	35:BA:582:G:H4'	1.76	0.50
35:BA:969:U:O5'	35:BA:969:U:H6	1.94	0.50
1:AA:773:G:C5'	38:BD:203:ASN:ND2	2.74	0.50
38:BD:80:ALA:HB2	38:BD:96:HIS:NE2	2.25	0.50
52:BU:98:LEU:C	52:BU:100:VAL:N	2.62	0.50
52:BU:18:LEU:O	52:BU:22:LYS:HG2	2.11	0.50
52:BU:74:LEU:HD21	52:BU:79:PHE:HA	1.92	0.50
53:BV:87:HIS:NE2	53:BV:89:GLN:HG2	2.27	0.50
1:AA:575:G:OP1	1:AA:576:G:OP1	2.30	0.50
1:AA:764:C:H5''	15:AO:50:HIS:CD2	2.46	0.50
1:AA:828:A:H3'	1:AA:828:A:C8	2.45	0.50
2:AB:170:GLU:C	2:AB:172:ILE:N	2.64	0.50
2:AB:97:TRP:CZ3	2:AB:172:ILE:HB	2.47	0.50
35:BA:2244:U:O4'	35:BA:2434:A:C6	2.65	0.50
35:BA:2420:C:H2'	35:BA:2421:G:C8	2.47	0.50
35:BA:2261:C:O2'	35:BA:2262:U:H5'	2.11	0.50
35:BA:2322:A:N6	35:BA:2323:G:C6	2.80	0.50
57:BZ:162:GLU:O	57:BZ:163:LEU:O	2.29	0.50
57:BZ:71:VAL:HG12	57:BZ:73:GLN:H	1.76	0.50
35:BA:2589:A:H2'	35:BA:2590:A:H8	1.76	0.50
3:AC:122:GLU:O	3:AC:125:GLU:HB2	2.12	0.50
1:AA:1106:G:H5''	3:AC:172:ARG:HG2	1.93	0.50
40:BF:123:LEU:HD11	40:BF:125:LEU:CD2	2.41	0.50
4:AD:121:VAL:O	4:AD:134:ASP:CB	2.59	0.50
35:BA:310:A:O2'	35:BA:311:A:H3'	2.11	0.50
35:BA:2881:C:C5'	49:BR:117:VAL:HG21	2.42	0.50
49:BR:48:VAL:N	49:BR:51:LEU:HD13	2.26	0.50

*Continued on next page...*

*Continued from previous page...*

Atom-1	Atom-2	Interatomic distance (Å)	Clash overlap (Å)
11:AK:58:PRO:O	11:AK:61:ALA:HB3	2.12	0.50
35:BA:869:G:C2'	35:BA:870:A:H5'	2.41	0.50
35:BA:1456:G:C2	35:BA:2704:C:C2	3.00	0.50
41:BG:83:ARG:CZ	41:BG:84:LYS:HZ2	2.25	0.50
54:BW:97:LYS:HE3	54:BW:99:ARG:NH1	2.27	0.50
35:BA:1887:C:H2'	35:BA:1888:G:C5'	2.42	0.50
5:AE:91:LEU:HD12	5:AE:120:THR:HB	1.93	0.50
35:BA:2167:U:H3	35:BA:2171:A:H62	1.60	0.50
26:B1:44:PRO:HB2	26:B1:46:LEU:HD23	1.93	0.50
50:BS:85:VAL:H	50:BS:106:ARG:CA	2.24	0.50
55:BX:55:ASN:O	55:BX:80:ILE:HG12	2.12	0.50
1:AA:67:C:C6	1:AA:67:C:C3'	2.95	0.50
13:AM:64:TRP:O	13:AM:66:LEU:CD1	2.60	0.50
57:BZ:19:ARG:NH1	57:BZ:84:GLU:HG2	2.26	0.50
35:BA:186:G:O2'	35:BA:187:G:H5'	2.12	0.50
19:AS:4:SER:O	19:AS:5:LEU:O	2.29	0.50
16:AP:3:LYS:HD2	16:AP:24:ALA:HB2	1.92	0.50
1:AA:11:G:H2'	1:AA:12:U:O4'	2.11	0.50
35:BA:2163:C:C2'	35:BA:2164:C:H5'	2.41	0.50
29:B4:40:HIS:HD2	29:B4:42:PHE:CE1	2.30	0.50
42:BH:138:LYS:O	42:BH:141:VAL:HG22	2.11	0.50
1:AA:46:G:HO2'	1:AA:365:U:H1'	1.76	0.50
9:AI:18:PHE:HB2	9:AI:62:TYR:HB3	1.92	0.50
24:AY:146:ARG:HG2	35:BA:2656:U:H4'	1.94	0.50
24:AY:154:LEU:C	24:AY:156:ASP:H	2.14	0.50
24:AY:403:LEU:CD1	24:AY:461:ALA:HB2	2.34	0.50
24:AY:76:GLN:HG2	24:AY:77:PHE:N	2.27	0.50
1:AA:1230:C:OP1	22:AV:30:G:H5''	2.12	0.50
1:AA:1491:G:C3'	1:AA:1492:A:H8	2.22	0.50
30:B5:36:CYS:SG	30:B5:48:GLU:O	2.69	0.50
35:BA:1264:G:O3'	35:BA:2615:U:H5'	2.11	0.50
35:BA:1310:G:H4'	35:BA:1611:C:H5''	1.94	0.50
35:BA:1805:U:C2	35:BA:1806:C:C5	2.98	0.50
35:BA:1924:C:HO2'	35:BA:1925:C:H6	1.46	0.50
35:BA:1926:U:O2	35:BA:1926:U:C2'	2.58	0.50
35:BA:2514:U:O4'	39:BE:151:TYR:CE2	2.64	0.50
35:BA:2726:U:HO2'	35:BA:2727:G:H8	1.57	0.50
35:BA:824:A:C5	35:BA:825:C:C5	2.99	0.50
35:BA:949:C:O2'	35:BA:950:G:H5'	2.11	0.50
39:BE:9:VAL:CG1	39:BE:25:VAL:CB	2.89	0.50
35:BA:1991:U:H5''	35:BA:1991:U:H6	1.76	0.50

*Continued on next page...*

*Continued from previous page...*

Atom-1	Atom-2	Interatomic distance (Å)	Clash overlap (Å)
46:BO:4:PRO:HD3	46:BO:24:VAL:CG1	2.41	0.50
35:BA:2762:G:H8	35:BA:2762:G:C5'	2.24	0.50
6:AF:50:TYR:CD1	6:AF:50:TYR:C	2.84	0.50
1:AA:759:A:C1'	12:AL:12:ARG:HH22	2.23	0.50
15:AO:53:HIS:HD1	15:AO:53:HIS:C	2.15	0.50
18:AR:37:VAL:CG2	18:AR:38:GLU:N	2.73	0.50
35:BA:1029:A:H2'	35:BA:1030:G:O4'	2.12	0.50
34:B9:36:GLN:CD	35:BA:1124:C:H1'	2.32	0.50
35:BA:1125:G:H3'	35:BA:1126:A:C8	2.45	0.50
2:AB:63:MET:HG3	2:AB:64:ARG:H	1.76	0.50
42:BH:85:LYS:HZ2	42:BH:87:LEU:CD1	2.17	0.50
21:AU:18:TYR:CE1	21:AU:24:ARG:NH2	2.79	0.50
1:AA:1014:A:H5''	19:AS:14:HIS:CG	2.46	0.50
3:AC:39:ILE:O	3:AC:42:LEU:HB3	2.12	0.50
3:AC:55:VAL:CG2	3:AC:68:VAL:HG13	2.41	0.50
56:BY:46:LYS:HB3	56:BY:62:GLU:HG3	1.94	0.50
56:BY:78:ALA:HB2	56:BY:81:LYS:NZ	2.27	0.50
27:B2:29:LYS:HA	27:B2:32:LEU:CB	2.41	0.50
4:AD:31:CYS:O	4:AD:32:ALA:CB	2.59	0.50
35:BA:1058:G:OP2	44:BK:1:UNK:HA	2.12	0.50
12:AL:123:LYS:O	12:AL:125:PRO:HD3	2.12	0.50
11:AK:33:THR:HG22	11:AK:39:PRO:HG3	1.93	0.50
37:BC:14:VAL:HG21	37:BC:32:LEU:HD11	1.94	0.50
35:BA:871:U:O3'	48:BQ:69:PHE:CE2	2.64	0.50
35:BA:879:G:C6	35:BA:898:C:N4	2.80	0.50
41:BG:124:SER:HB2	41:BG:131:TYR:CZ	2.47	0.50
5:AE:107:ARG:C	5:AE:109:ILE:N	2.62	0.50
17:AQ:74:LEU:HD12	17:AQ:75:ARG:HG2	1.94	0.50
1:AA:782:A:C8	1:AA:783:C:C5	3.00	0.50
36:BB:101:G:C2'	36:BB:102:A:O4'	2.55	0.50
37:BC:180:PHE:CB	37:BC:184:LYS:HB3	2.28	0.50
1:AA:1005:A:H5''	1:AA:1038:C:O2	2.11	0.50
35:BA:2697:G:H2'	35:BA:2698:U:O4'	2.12	0.50
25:B0:80:HIS:N	25:B0:80:HIS:CD2	2.79	0.50
1:AA:1493:A:H2'	1:AA:1494:G:C8	2.46	0.50
1:AA:1493:A:HO2'	1:AA:1494:G:C1'	2.25	0.50
36:BB:117:G:N2	36:BB:118:G:H1'	2.26	0.50
25:B0:10:THR:HG21	35:BA:2277:G:OP2	2.11	0.50
1:AA:552:U:H2'	1:AA:553:A:H8	1.77	0.50
35:BA:1794:U:O4'	35:BA:1900:A:C2	2.64	0.50
4:AD:148:VAL:HG23	4:AD:181:MET:HB3	1.93	0.50

*Continued on next page...*

*Continued from previous page...*

Atom-1	Atom-2	Interatomic distance (Å)	Clash overlap (Å)
8:AH:22:GLU:O	8:AH:63:LEU:HD23	2.12	0.50
54:BW:36:LEU:CD1	54:BW:47:VAL:HG12	2.41	0.50
35:BA:40:C:H2'	35:BA:41:C:H6	1.77	0.50
40:BF:60:SER:OG	40:BF:61:GLY:N	2.44	0.50
24:AY:135:THR:O	24:AY:136:PRO:O	2.30	0.50
24:AY:315:VAL:HG22	24:AY:367:LEU:O	2.11	0.50
24:AY:331:LEU:HD22	24:AY:379:PHE:CG	2.31	0.50
24:AY:387:PHE:HD1	24:AY:387:PHE:N	2.05	0.50
24:AY:63:GLU:OE2	24:AY:70:ILE:HB	2.11	0.50
1:AA:1406:U:C2'	1:AA:1407:C:H5'	2.42	0.50
26:B1:25:LYS:HB2	35:BA:388:G:OP1	2.12	0.50
30:B5:34:PRO:O	30:B5:35:GLU:HG2	2.11	0.50
35:BA:1247:A:O2'	35:BA:1248:G:H5''	2.12	0.50
35:BA:693:C:H4'	35:BA:1353:A:O2'	2.11	0.50
35:BA:13:A:C2	35:BA:526:A:N7	2.80	0.50
35:BA:1926:U:H3'	35:BA:1927:A:C5'	2.42	0.50
35:BA:225:A:H2'	35:BA:226:G:H5'	1.94	0.50
35:BA:2721:A:H2'	35:BA:2722:G:O4'	2.12	0.50
35:BA:524:U:O2'	35:BA:555:U:H4'	2.12	0.50
35:BA:1826:G:H4'	38:BD:242:ARG:NE	2.26	0.50
38:BD:24:ILE:CG2	38:BD:83:GLU:CA	2.88	0.50
47:BP:115:LEU:HD23	47:BP:115:LEU:N	2.26	0.50
47:BP:47:ASP:HB2	47:BP:51:PHE:CD2	2.43	0.50
51:BT:48:ILE:CD1	51:BT:48:ILE:N	2.72	0.50
51:BT:72:VAL:O	51:BT:73:GLU:CG	2.60	0.50
46:BO:71:ARG:HH12	51:BT:74:ARG:NH2	2.09	0.50
51:BT:80:SER:HB3	51:BT:81:PRO:CD	2.33	0.50
52:BU:55:ARG:HG3	52:BU:55:ARG:HH11	1.76	0.50
1:AA:572:A:P	1:AA:573:A:OP1	2.70	0.50
5:AE:12:LEU:CD2	5:AE:13:ILE:O	2.60	0.50
2:AB:97:TRP:HZ3	2:AB:172:ILE:CB	2.24	0.50
2:AB:21:ARG:HB3	2:AB:39:ILE:HA	1.93	0.50
2:AB:88:ALA:O	2:AB:89:GLY:C	2.49	0.50
35:BA:954:G:OP1	48:BQ:15:GLY:N	2.44	0.50
48:BQ:29:PHE:HB2	48:BQ:105:GLU:OE2	2.12	0.50
12:AL:24:VAL:O	12:AL:24:VAL:HG12	2.12	0.50
56:BY:15:VAL:C	56:BY:17:SER:H	2.15	0.50
56:BY:10:GLY:CA	56:BY:27:VAL:HG13	2.42	0.50
40:BF:141:ALA:C	40:BF:143:ALA:N	2.65	0.50
40:BF:157:VAL:O	40:BF:158:THR:HB	2.12	0.50
4:AD:3:ARG:O	4:AD:5:ILE:HG13	2.12	0.50

*Continued on next page...*



*Continued from previous page...*

Atom-1	Atom-2	Interatomic distance (Å)	Clash overlap (Å)
35:BA:331:A:H1'	35:BA:332:A:OP1	2.12	0.50
35:BA:1484:G:C2	35:BA:1506:C:N3	2.79	0.50
35:BA:2835:A:H62	35:BA:2878:U:H3'	1.75	0.50
11:AK:63:LEU:HA	11:AK:66:LEU:HG	1.94	0.50
15:AO:5:LYS:HA	15:AO:8:LYS:CG	2.41	0.50
35:BA:1719:G:C6	35:BA:1720:U:C4	2.99	0.50
37:BC:114:VAL:HG21	37:BC:149:ILE:HD11	1.93	0.50
40:BF:33:LEU:N	40:BF:33:LEU:HD22	2.27	0.50
20:AT:71:THR:HG22	20:AT:72:LEU:N	2.27	0.50
17:AQ:57:VAL:HG21	17:AQ:73:VAL:CG1	2.41	0.50
42:BH:37:VAL:HG12	42:BH:38:SER:N	2.27	0.50
42:BH:67:LEU:O	42:BH:71:LEU:N	2.39	0.50
38:BD:111:LEU:HD22	38:BD:127:VAL:HB	1.92	0.50
8:AH:111:ILE:HG22	8:AH:112:LEU:N	2.26	0.50
42:BH:29:PRO:HG2	42:BH:30:LYS:H	1.76	0.50
50:BS:101:LEU:O	50:BS:102:ALA:O	2.29	0.50
1:AA:1003:G:C2	1:AA:1039:C:N3	2.80	0.50
25:B0:48:GLY:HA3	25:B0:80:HIS:HA	1.94	0.50
19:AS:6:LYS:CD	19:AS:6:LYS:N	2.64	0.50
10:AJ:34:VAL:HG12	10:AJ:35:SER:N	2.26	0.50
51:BT:107:ASP:CG	51:BT:108:ARG:N	2.65	0.50
42:BH:94:TYR:CG	42:BH:107:VAL:HB	2.47	0.50
1:AA:1345:U:H5''	9:AI:120:ARG:NH1	2.27	0.50
7:AG:24:THR:HA	7:AG:27:ILE:CB	2.39	0.50
16:AP:1:MET:O	16:AP:24:ALA:HB2	2.12	0.50
35:BA:761:A:C8	35:BA:761:A:O5'	2.64	0.50
1:AA:455:C:O2	1:AA:477:A:C2	2.64	0.50
24:AY:183:TYR:CD2	24:AY:189:GLU:C	2.85	0.50
24:AY:315:VAL:CG1	24:AY:316:ALA:N	2.73	0.50
24:AY:412:LEU:HD23	24:AY:436:LEU:CD1	2.39	0.50
32:B7:4:THR:CG2	35:BA:789:A:H5'	2.41	0.50
35:BA:1267:U:C5	35:BA:2012:G:C2	2.99	0.50
35:BA:2498:C:C3'	35:BA:2499:C:H5''	2.42	0.50
35:BA:2687:U:C2'	35:BA:2688:U:H5'	2.42	0.50
35:BA:962:G:N1	35:BA:963:U:C2	2.80	0.50
35:BA:991:C:OP2	35:BA:1186:G:OP2	2.29	0.50
35:BA:994:C:O2'	35:BA:996:A:OP1	2.30	0.50
38:BD:158:ALA:CB	38:BD:161:THR:OG1	2.56	0.50
38:BD:92:ILE:CG2	38:BD:106:ILE:HG12	2.42	0.50
39:BE:105:THR:HG23	39:BE:165:VAL:O	2.12	0.50
39:BE:111:ARG:O	39:BE:112:GLY:O	2.30	0.50

*Continued on next page...*

*Continued from previous page...*

Atom-1	Atom-2	Interatomic distance (Å)	Clash overlap (Å)
39:BE:33:VAL:HG11	39:BE:89:ASP:N	2.26	0.50
39:BE:70:ALA:O	39:BE:72:VAL:N	2.40	0.50
40:BF:65:TRP:CZ3	40:BF:72:ARG:HB3	2.47	0.50
45:BN:97:ARG:O	45:BN:98:VAL:C	2.49	0.50
52:BU:28:ARG:HD3	52:BU:38:THR:HG21	1.92	0.50
53:BV:4:ILE:HB	53:BV:39:LEU:O	2.12	0.50
1:AA:658:G:O4'	15:AO:22:THR:HB	2.11	0.50
1:AA:719:C:H3'	1:AA:720:C:H6	1.74	0.50
1:AA:827:U:O2	1:AA:827:U:H2'	2.11	0.50
15:AO:80:ALA:O	15:AO:83:GLU:N	2.45	0.50
18:AR:76:LEU:O	18:AR:78:LEU:N	2.45	0.50
34:B9:31:LYS:O	34:B9:32:HIS:HD2	1.95	0.50
2:AB:171:ALA:HA	2:AB:174:VAL:HG21	1.93	0.50
2:AB:219:VAL:CA	2:AB:222:ILE:HG12	2.42	0.50
2:AB:58:ILE:O	2:AB:62:ALA:N	2.29	0.50
35:BA:2787:C:C2	39:BE:61:ARG:HD3	2.46	0.50
33:B8:13:ARG:NH1	47:BP:59:LEU:HD23	2.23	0.50
36:BB:81:G:N1	36:BB:97:G:N1	2.60	0.50
48:BQ:24:GLY:O	48:BQ:26:TYR:N	2.45	0.50
48:BQ:58:PHE:CD1	48:BQ:58:PHE:O	2.63	0.50
22:AV:53:G:H22	22:AV:61:C:N4	2.10	0.50
22:AV:55:U:N3	22:AV:58:A:OP2	2.45	0.50
22:AV:64:G:H2'	22:AV:65:C:C6	2.47	0.50
1:AA:1308:U:C5	13:AM:99:ARG:NH1	2.80	0.50
13:AM:97:PRO:HB2	13:AM:101:GLN:NE2	2.27	0.50
12:AL:31:PRO:O	12:AL:32:PHE:CG	2.65	0.50
12:AL:82:VAL:HG12	12:AL:83:VAL:N	2.27	0.50
35:BA:886:C:O2'	35:BA:887:A:OP1	2.30	0.50
27:B2:25:VAL:C	27:B2:27:GLU:N	2.64	0.50
27:B2:37:PHE:O	27:B2:40:SER:N	2.35	0.50
35:BA:94(A):G:C2'	35:BA:95:G:C5'	2.79	0.50
19:AS:50:ALA:HA	19:AS:58:VAL:O	2.12	0.50
4:AD:165:MET:HE2	4:AD:176:LEU:CD2	2.42	0.50
51:BT:128:GLU:O	51:BT:129:ARG:C	2.50	0.50
35:BA:869:G:H1'	48:BQ:8:LYS:HD2	1.94	0.50
57:BZ:110:GLY:O	57:BZ:115:GLY:CA	2.59	0.50
40:BF:107:LYS:O	40:BF:206:ILE:HG23	2.11	0.50
31:B6:25:LYS:HD2	35:BA:2285:C:H42	1.77	0.50
31:B6:28:ARG:O	31:B6:32:ASN:HB3	2.12	0.50
38:BD:117:VAL:HG21	38:BD:128:GLY:C	2.32	0.50
8:AH:103:VAL:O	8:AH:104:ARG:C	2.50	0.50

*Continued on next page...*

*Continued from previous page...*

Atom-1	Atom-2	Interatomic distance (Å)	Clash overlap (Å)
1:AA:961:U:OP2	1:AA:1223:C:O4'	2.29	0.50
35:BA:1712:C:N3	35:BA:1747:G:N2	2.59	0.50
10:AJ:4:ILE:HB	10:AJ:74:ILE:HD11	1.93	0.50
32:B7:40:TRP:CH2	35:BA:459:U:C4'	2.88	0.50
9:AI:87:GLN:HG2	9:AI:88:TYR:CD1	2.47	0.50
1:AA:1374:A:C2	1:AA:1375:A:C8	3.00	0.50
28:B3:6:VAL:CG1	28:B3:56:VAL:HA	2.38	0.50
1:AA:627:G:OP1	16:AP:38:TYR:HE2	1.94	0.50
1:AA:279:A:C2'	17:AQ:95:TYR:HE1	2.25	0.50
22:AV:33:U:C6	22:AV:33:U:H5'	2.43	0.50
13:AM:70:LEU:O	13:AM:73:GLU:N	2.45	0.50
15:AO:85:LEU:H	15:AO:85:LEU:HD23	1.74	0.50
1:AA:280:C:N4	17:AQ:91:ARG:NH2	2.59	0.50
1:AA:499:A:O3'	1:AA:500:G:C8	2.59	0.50
1:AA:500:G:H8	1:AA:500:G:P	2.35	0.50
35:BA:1244:G:H2'	35:BA:1245:G:H8	1.77	0.50
35:BA:1244:G:C4'	47:BP:11:GLY:HA2	2.42	0.50
25:B0:50:ASN:O	25:B0:62:LEU:CD2	2.60	0.50
1:AA:1052:U:O2	1:AA:1207:G:N2	2.45	0.50
35:BA:376:C:H2'	35:BA:377:C:C6	2.46	0.50
24:AY:480:LYS:HA	24:AY:480:LYS:HE2	1.94	0.50
35:BA:53:A:H8	35:BA:53:A:O5'	1.95	0.50
35:BA:88:G:N3	35:BA:88:G:H2'	2.27	0.50
35:BA:938:G:H2'	35:BA:939:G:H8	1.77	0.50
43:BJ:61:UNK:O	43:BJ:65:UNK:CB	2.59	0.50
12:AL:111:LYS:HG2	12:AL:112:ASP:OD1	2.12	0.50
35:BA:2340:G:O2'	35:BA:2341:G:H5'	2.12	0.50
35:BA:1048:A:OP2	35:BA:1048:A:C8	2.64	0.50
24:AY:170:THR:CA	24:AY:183:TYR:O	2.56	0.50
24:AY:425:VAL:HG13	24:AY:445:GLN:HG3	1.93	0.50
32:B7:34:ARG:NE	35:BA:467:G:OP2	2.45	0.50
33:B8:35:GLN:C	33:B8:36:LYS:HG3	2.32	0.50
35:BA:565:C:C4'	35:BA:1253:A:N1	2.65	0.50
35:BA:1286:A:H2	35:BA:1328:G:HO2'	1.60	0.50
35:BA:1835:G:C2	35:BA:1836:C:C5	3.00	0.50
35:BA:2000:G:C2	35:BA:2001:A:N7	2.80	0.50
35:BA:244:A:N1	35:BA:255:A:H1'	2.27	0.50
35:BA:534:U:O2'	52:BU:49:HIS:CD2	2.61	0.50
35:BA:627:A:N6	35:BA:636:G:H2'	2.27	0.50
38:BD:183:ARG:HG3	38:BD:270:ILE:HA	1.93	0.50
35:BA:1820:U:N1	38:BD:202:LYS:HD3	2.27	0.50

*Continued on next page...*

*Continued from previous page...*

Atom-1	Atom-2	Interatomic distance (Å)	Clash overlap (Å)
39:BE:102:VAL:HG23	39:BE:104:VAL:HG23	1.94	0.50
39:BE:175:VAL:HG23	39:BE:182:LEU:CD1	2.42	0.50
40:BF:65:TRP:HB2	40:BF:66:PRO:HD2	1.92	0.50
35:BA:1141:U:H5	45:BN:66:LYS:NZ	2.10	0.50
46:BO:76:ALA:HB3	51:BT:75:ILE:HB	1.93	0.50
51:BT:41:ARG:HG2	51:BT:41:ARG:NH1	2.27	0.50
35:BA:2559:C:H2'	35:BA:2560:C:C6	2.43	0.50
46:BO:12:ASP:OD1	46:BO:12:ASP:N	2.44	0.50
46:BO:12:ASP:OD2	46:BO:85:VAL:HG13	2.11	0.50
5:AE:12:LEU:HD22	5:AE:13:ILE:C	2.33	0.50
6:AF:52:ILE:HG21	6:AF:87:ARG:HH12	1.77	0.50
18:AR:38:GLU:CD	18:AR:38:GLU:H	2.15	0.50
53:BV:5:VAL:HG21	53:BV:35:LEU:HG	1.93	0.50
2:AB:20:GLU:HG2	2:AB:189:ASP:CG	2.32	0.50
33:B8:13:ARG:NH1	47:BP:61:ARG:HD2	2.23	0.50
35:BA:952:G:C4	35:BA:966:G:C2	2.99	0.50
57:BZ:101:PRO:HG2	57:BZ:135:GLU:O	2.11	0.50
57:BZ:128:VAL:HG13	57:BZ:133:ILE:HD13	1.93	0.50
1:AA:1114:C:O2'	1:AA:1115:C:H5'	2.12	0.50
1:AA:1151:A:HO2'	1:AA:1152:A:H8	1.57	0.50
3:AC:77:ILE:HG23	3:AC:84:ILE:HG21	1.94	0.50
10:AJ:43:ARG:CB	10:AJ:67:THR:HG23	2.34	0.50
10:AJ:9:ARG:HA	10:AJ:68:HIS:O	2.11	0.50
3:AC:40:ARG:NE	14:AN:52:GLN:OE1	2.44	0.50
55:BX:39:ILE:CG2	55:BX:54:VAL:HG11	2.40	0.50
4:AD:26:CYS:HA	4:AD:31:CYS:CB	2.42	0.50
19:AS:32:LYS:O	19:AS:33:THR:HB	2.12	0.50
19:AS:51:VAL:O	19:AS:58:VAL:HG22	2.12	0.50
49:BR:47:PHE:C	49:BR:49:ASP:H	2.16	0.50
49:BR:96:ARG:NH1	49:BR:96:ARG:CB	2.75	0.50
35:BA:679:C:O2'	35:BA:680:G:H5'	2.11	0.50
4:AD:15:GLU:HG2	4:AD:63:LYS:HG3	1.94	0.50
11:AK:71:LYS:O	11:AK:75:TYR:HD1	1.95	0.50
37:BC:173:ALA:HB3	37:BC:192:PHE:CE1	2.47	0.50
37:BC:22:ILE:HD13	37:BC:189:ILE:HG22	1.94	0.50
1:AA:624:C:H4'	16:AP:11:SER:HB3	1.93	0.50
1:AA:1507:A:H2'	1:AA:1508:G:C8	2.47	0.50
35:BA:1240:U:H2'	35:BA:1241:A:OP2	2.11	0.50
36:BB:49:C:H2'	36:BB:50:G:H8	1.77	0.50
42:BH:151:ILE:H	42:BH:151:ILE:CD1	2.09	0.50
35:BA:803:U:H2'	35:BA:804:A:O4'	2.11	0.50

*Continued on next page...*

*Continued from previous page...*

Atom-1	Atom-2	Interatomic distance (Å)	Clash overlap (Å)
9:AI:4:TYR:CD2	9:AI:85:LEU:HA	2.38	0.50
22:AV:33:U:O2	22:AV:35:A:C8	2.65	0.50
47:BP:138:LEU:HD21	47:BP:143:GLY:O	2.12	0.50
35:BA:2861:G:C2	35:BA:2862:G:C8	3.00	0.50
1:AA:277:C:OP1	17:AQ:41:LYS:HE3	2.12	0.50
36:BB:115:G:H2'	36:BB:116:G:C8	2.36	0.50
35:BA:1625:C:C2'	35:BA:1626:G:C5'	2.89	0.50
26:B1:13:ILE:HG12	26:B1:14:VAL:O	2.12	0.50
11:AK:108:ILE:HD12	11:AK:108:ILE:H	1.76	0.50
35:BA:491:G:C2	35:BA:492:A:H1'	2.46	0.50
10:AJ:30:SER:OG	10:AJ:81:THR:HG22	2.12	0.50
15:AO:11:VAL:O	15:AO:14:GLU:N	2.44	0.50
1:AA:217:C:H5''	1:AA:217:C:H6	1.76	0.50
35:BA:1099:G:H2'	35:BA:1100:C:C6	2.47	0.50
4:AD:39:PRO:HB3	4:AD:40:PRO:HD2	1.94	0.50
24:AY:104:THR:O	24:AY:104:THR:HG22	2.11	0.49
1:AA:970:C:C2	1:AA:1231:G:H1'	2.46	0.49
35:BA:1024:G:C3'	35:BA:1025:G:H5''	2.21	0.49
35:BA:1379:A:H5'	35:BA:1380:G:N7	2.27	0.49
35:BA:1657:C:H6	35:BA:1657:C:O5'	1.94	0.49
35:BA:752:A:N7	35:BA:1781:C:O2	2.45	0.49
33:B8:11:LYS:HZ1	35:BA:243:U:H5''	1.76	0.49
35:BA:2443:C:H2'	35:BA:2444:G:C5'	2.42	0.49
35:BA:2491:U:O2'	35:BA:2492:U:H5'	2.12	0.49
35:BA:2579:C:O2'	35:BA:2580:U:H5'	2.12	0.49
35:BA:444:C:H2'	35:BA:445:C:C6	2.47	0.49
38:BD:158:ALA:O	38:BD:161:THR:CB	2.60	0.49
39:BE:24:THR:HG21	39:BE:188:VAL:CG1	2.33	0.49
47:BP:17:LYS:HG2	47:BP:17:LYS:O	2.12	0.49
35:BA:941:A:H4'	47:BP:35:HIS:CE1	2.47	0.49
53:BV:49:THR:O	53:BV:50:PRO:C	2.50	0.49
8:AH:14:ARG:HE	8:AH:83:ILE:CG2	2.21	0.49
8:AH:6:ILE:O	8:AH:7:ALA:C	2.49	0.49
15:AO:24:SER:O	15:AO:25:THR:C	2.50	0.49
18:AR:34:TYR:O	18:AR:34:TYR:HD1	1.95	0.49
2:AB:69:LEU:H	2:AB:162:ILE:HA	1.77	0.49
2:AB:221:LEU:O	2:AB:225:ALA:N	2.45	0.49
2:AB:33:TYR:CD1	2:AB:43:ASP:OD1	2.64	0.49
2:AB:9:GLU:HA	2:AB:12:GLU:HB2	1.93	0.49
33:B8:13:ARG:NH1	47:BP:61:ARG:O	2.45	0.49
35:BA:2393:A:N3	35:BA:2394:C:C6	2.80	0.49

*Continued on next page...*

*Continued from previous page...*

Atom-1	Atom-2	Interatomic distance (Å)	Clash overlap (Å)
22:AV:61:C:C5'	22:AV:62:C:OP2	2.60	0.49
1:AA:1151:A:H1'	1:AA:1152:A:H8	1.75	0.49
3:AC:179:ARG:CD	3:AC:207:VAL:HA	2.42	0.49
9:AI:9:ARG:CG	9:AI:14:VAL:HG22	2.42	0.49
19:AS:20:LEU:O	19:AS:23:ASN:HB3	2.11	0.49
56:BY:38:ILE:HD13	56:BY:66:PRO:HG3	1.94	0.49
40:BF:127:GLU:CB	40:BF:196:LEU:HD12	2.41	0.49
15:AO:4:THR:HG22	15:AO:7:GLU:H	1.76	0.49
1:AA:404:U:H5'	4:AD:122:ARG:NE	2.26	0.49
40:BF:110:LEU:HD23	40:BF:183:VAL:HG13	1.93	0.49
42:BH:37:VAL:CG2	42:BH:72:ILE:HG12	2.43	0.49
1:AA:781:A:C8	1:AA:801:U:O4	2.65	0.49
5:AE:115:VAL:HG13	5:AE:117:ASP:H	1.77	0.49
50:BS:58:LEU:HG	50:BS:59:LYS:N	2.26	0.49
38:BD:72:LYS:HD3	38:BD:97:TYR:CD2	2.47	0.49
35:BA:2114:A:H2'	35:BA:2167:U:O2'	2.12	0.49
50:BS:106:ARG:NH1	50:BS:109:GLY:N	2.56	0.49
16:AP:75:ARG:N	16:AP:80:PHE:HE1	2.10	0.49
9:AI:55:ALA:HB1	9:AI:59:PHE:CD2	2.46	0.49
54:BW:70:TYR:O	54:BW:107:LEU:CB	2.58	0.49
13:AM:74:VAL:C	13:AM:76:ALA:H	2.14	0.49
36:BB:77:U:C5	36:BB:99:G:N2	2.80	0.49
1:AA:253:U:N3	1:AA:274:A:C2	2.80	0.49
35:BA:539:G:C6	35:BA:540:C:C4	3.00	0.49
9:AI:17:VAL:HG21	9:AI:80:GLY:HA3	1.94	0.49
35:BA:1442:G:H5'	35:BA:1628:G:H5''	1.94	0.49
35:BA:189:G:H2'	35:BA:205:G:H22	1.76	0.49
24:AY:332:ARG:CB	24:AY:339:ASP:OD1	2.59	0.49
35:BA:176:G:C5	35:BA:177:G:C6	3.00	0.49
36:BB:54:G:C2	36:BB:55:U:C6	2.99	0.49
35:BA:2796:U:C2'	35:BA:2799:C:H5'	2.41	0.49
39:BE:95:ILE:N	39:BE:95:ILE:HD13	2.26	0.49
8:AH:67:PRO:C	8:AH:68:ARG:O	2.46	0.49
24:AY:182:VAL:CG1	24:AY:183:TYR:N	2.51	0.49
28:B3:13:ILE:HG22	28:B3:13:ILE:O	2.11	0.49
35:BA:2010:G:C6	35:BA:2011:U:C5	3.00	0.49
35:BA:746:A:C2'	35:BA:2612:C:H5''	2.42	0.49
39:BE:172:VAL:O	39:BE:174:ASP:N	2.45	0.49
47:BP:105:LEU:O	47:BP:106:LEU:HB2	2.12	0.49
35:BA:1188:U:C4'	53:BV:79:VAL:HG12	2.42	0.49
35:BA:1666:G:O3'	46:BO:6:THR:HG23	2.11	0.49

*Continued on next page...*

*Continued from previous page...*

Atom-1	Atom-2	Interatomic distance (Å)	Clash overlap (Å)
46:BO:86:ILE:C	46:BO:87:ILE:HD13	2.33	0.49
8:AH:11:THR:HG22	8:AH:15:ASN:HD21	1.75	0.49
18:AR:73:ALA:HB3	18:AR:79:LEU:HD12	1.94	0.49
35:BA:2134:A:H1'	35:BA:2159:G:N3	2.27	0.49
1:AA:244:U:O4	1:AA:893:C:N3	2.45	0.49
1:AA:1086:U:O2'	1:AA:1087:G:H5'	2.12	0.49
2:AB:21:ARG:HD2	2:AB:39:ILE:CG1	2.42	0.49
2:AB:51:LEU:O	2:AB:55:PHE:CD2	2.65	0.49
42:BH:98:LEU:HB2	42:BH:103:LEU:HD13	1.94	0.49
25:B0:42:GLY:HA3	35:BA:2331:G:C1'	2.42	0.49
36:BB:86:G:N2	36:BB:92:C:C2	2.81	0.49
48:BQ:141:GLN:C	57:BZ:53:ILE:HB	2.32	0.49
48:BQ:48:GLU:HG3	48:BQ:51:ARG:HD3	1.93	0.49
22:AV:51:C:O2	22:AV:63:G:N1	2.44	0.49
35:BA:1779:U:C6	35:BA:1783:A:N7	2.81	0.49
19:AS:47:HIS:N	19:AS:62:ILE:CG2	2.76	0.49
4:AD:98:GLU:HA	4:AD:103:ASN:HD21	1.75	0.49
4:AD:63:LYS:O	4:AD:67:ILE:HG13	2.11	0.49
35:BA:2594:C:O2'	35:BA:2595:G:H5'	2.12	0.49
37:BC:7:TYR:O	37:BC:10:LEU:CD2	2.60	0.49
31:B6:35:GLU:OE1	31:B6:35:GLU:CA	2.53	0.49
2:AB:112:VAL:O	2:AB:115:LEU:N	2.45	0.49
35:BA:2173:A:H2'	35:BA:2173:A:N3	2.27	0.49
41:BG:10:LYS:O	41:BG:14:GLU:HB2	2.12	0.49
41:BG:34:LEU:HA	41:BG:161:THR:CG2	2.28	0.49
16:AP:70:ALA:O	16:AP:74:LEU:HG	2.12	0.49
22:AV:39:C:C2'	22:AV:40:C:H5'	2.39	0.49
13:AM:23:TYR:CE1	13:AM:70:LEU:HD22	2.46	0.49
32:B7:19:ARG:HH21	32:B7:23:ARG:HH22	1.61	0.49
33:B8:46:ARG:NH1	33:B8:46:ARG:HG2	2.26	0.49
19:AS:15:LEU:HD13	19:AS:19:VAL:HG21	1.94	0.49
1:AA:502:G:C5	1:AA:503:C:C5	3.00	0.49
35:BA:2126:A:O2'	35:BA:2127:G:P	2.70	0.49
35:BA:2128:C:O2'	35:BA:2129:C:C5'	2.59	0.49
35:BA:1052:C:O2'	35:BA:1053:C:P	2.70	0.49
35:BA:2496:C:O5'	35:BA:2496:C:H6	1.95	0.49
1:AA:748:C:O2'	1:AA:749:C:O5'	2.30	0.49
16:AP:53:VAL:HG12	16:AP:78:GLY:O	2.12	0.49
43:BJ:95:UNK:O	43:BJ:99:UNK:CB	2.60	0.49
24:AY:14:ARG:O	24:AY:85:ASN:N	2.42	0.49
24:AY:131:ARG:NH2	24:AY:162:LEU:O	2.45	0.49

*Continued on next page...*

*Continued from previous page...*

Atom-1	Atom-2	Interatomic distance (Å)	Clash overlap (Å)
24:AY:136:PRO:CB	24:AY:246:PHE:CZ	2.96	0.49
1:AA:951:G:C2	1:AA:1231:G:C2	3.01	0.49
30:B5:30:LEU:HD13	30:B5:39:MET:HB2	1.94	0.49
35:BA:1133:U:H5	35:BA:2026:C:HO2'	1.58	0.49
35:BA:1187:G:H5''	53:BV:81:TYR:HE1	1.73	0.49
35:BA:1799:G:H4'	35:BA:1800:C:H6	1.76	0.49
35:BA:2455:G:N1	35:BA:2498:C:N4	2.61	0.49
35:BA:413:C:H2'	35:BA:414:C:C6	2.47	0.49
35:BA:444:C:OP2	52:BU:2:PRO:HD3	2.12	0.49
35:BA:660:G:C2	35:BA:661:C:C2	3.00	0.49
35:BA:783:A:C3'	35:BA:783:A:C8	2.95	0.49
38:BD:9:TYR:HH	38:BD:13:ARG:CZ	2.24	0.49
38:BD:158:ALA:O	38:BD:161:THR:HB	2.12	0.49
38:BD:53:PHE:CE2	38:BD:220:HIS:ND1	2.80	0.49
38:BD:268:ARG:H	38:BD:270:ILE:HD11	1.75	0.49
45:BN:39:ARG:C	45:BN:41:ASP:H	2.16	0.49
45:BN:62:VAL:HG11	45:BN:67:LEU:HG	1.94	0.49
46:BO:76:ALA:CB	51:BT:75:ILE:HD13	2.42	0.49
51:BT:61:PHE:CZ	51:BT:76:PHE:HB2	2.47	0.49
53:BV:40:LEU:HD23	53:BV:47:VAL:HG22	1.94	0.49
53:BV:39:LEU:HD11	53:BV:51:VAL:HA	1.93	0.49
53:BV:52:VAL:O	53:BV:54:GLY:N	2.45	0.49
46:BO:87:ILE:HA	46:BO:92:GLU:O	2.12	0.49
1:AA:719:C:H2'	18:AR:50:ILE:HB	1.94	0.49
1:AA:867:G:H2'	1:AA:868:C:C6	2.47	0.49
8:AH:9:MET:O	8:AH:11:THR:N	2.46	0.49
18:AR:50:ILE:CD1	18:AR:70:ILE:HG21	2.42	0.49
1:AA:719:C:O2	18:AR:50:ILE:N	2.45	0.49
2:AB:161:ALA:HB1	2:AB:185:ILE:HD11	1.94	0.49
2:AB:97:TRP:CZ2	2:AB:176:GLU:OE2	2.65	0.49
2:AB:46:LYS:O	2:AB:49:GLU:HB2	2.12	0.49
48:BQ:2:LEU:O	48:BQ:3:MET:HB3	2.11	0.49
1:AA:1307:U:N3	1:AA:1308:U:C4	2.80	0.49
12:AL:90:VAL:HG11	12:AL:93:LEU:CD1	2.41	0.49
1:AA:1059:C:O2'	1:AA:1060:C:H5'	2.12	0.49
9:AI:100:GLY:O	9:AI:101:PHE:C	2.51	0.49
27:B2:9:GLN:HG2	27:B2:56:GLN:HE22	1.76	0.49
55:BX:4:ALA:C	55:BX:6:ASP:H	2.14	0.49
55:BX:4:ALA:C	55:BX:6:ASP:N	2.64	0.49
4:AD:8:VAL:C	4:AD:10:ARG:N	2.63	0.49
35:BA:2835:A:C2	35:BA:2879:C:C4	3.00	0.49

*Continued on next page...*



*Continued from previous page...*

Atom-1	Atom-2	Interatomic distance (Å)	Clash overlap (Å)
49:BR:114:VAL:HG23	49:BR:114:VAL:O	2.13	0.49
50:BS:18:ILE:HD12	50:BS:18:ILE:H	1.76	0.49
37:BC:30:LYS:HD3	37:BC:185:LEU:HD12	1.92	0.49
7:AG:118:VAL:O	7:AG:119:ARG:C	2.50	0.49
29:B4:5:ILE:O	29:B4:5:ILE:CG1	2.60	0.49
29:B4:11:PRO:HA	29:B4:25:TYR:CD2	2.47	0.49
29:B4:9:LEU:HD13	29:B4:10:VAL:N	2.22	0.49
1:AA:321:A:C2	1:AA:333:G:C2	3.00	0.49
20:AT:23:ARG:HG2	20:AT:23:ARG:HH11	1.76	0.49
1:AA:923:A:O2'	1:AA:1399:C:OP2	2.31	0.49
38:BD:75:ILE:O	38:BD:118:VAL:HG23	2.11	0.49
35:BA:1242:A:H3'	35:BA:1243:G:H8	1.77	0.49
2:AB:146:GLN:O	2:AB:149:LEU:N	2.33	0.49
54:BW:4:LYS:HG3	54:BW:106:ILE:CG2	2.41	0.49
35:BA:2700:C:C2	35:BA:2701:C:C5	3.00	0.49
51:BT:67:SER:O	51:BT:68:TYR:O	2.30	0.49
13:AM:74:VAL:O	13:AM:76:ALA:N	2.45	0.49
35:BA:1670:C:OP2	35:BA:1671:U:C5	2.65	0.49
42:BH:92:ILE:CD1	42:BH:95:ARG:HH21	2.26	0.49
33:B8:46:ARG:HH11	33:B8:46:ARG:HG2	1.77	0.49
35:BA:2651:C:O2'	35:BA:2652:C:H5'	2.11	0.49
35:BA:2649:U:C2	35:BA:2672:G:N2	2.80	0.49
35:BA:1307:A:N3	35:BA:1307:A:H2'	2.27	0.49
35:BA:2801(A):A:C5'	35:BA:2802:G:H5'	2.41	0.49
35:BA:1387:C:C2	35:BA:1388:G:C8	3.00	0.49
35:BA:408:G:O2'	35:BA:409:C:H5'	2.12	0.49
35:BA:495:G:C6	35:BA:496:G:C5	3.01	0.49
29:B4:40:HIS:HD2	29:B4:42:PHE:HD1	1.60	0.49
46:BO:10:VAL:HG21	46:BO:16:ALA:O	2.12	0.49
35:BA:1433:U:O2	35:BA:1433:U:H2'	2.11	0.49
25:B0:4:LYS:HE3	48:BQ:82:ARG:HD2	1.94	0.49
5:AE:101:ILE:N	5:AE:101:ILE:HD13	2.27	0.49
24:AY:25:GLY:HA3	24:AY:29:ILE:CD1	2.42	0.49
24:AY:457:TYR:C	24:AY:459:VAL:H	2.16	0.49
35:BA:2657:A:H5'	35:BA:2657:A:N3	2.26	0.49
24:AY:223:LEU:CD2	42:BH:97:ARG:HH22	2.24	0.49
1:AA:774:G:H2'	1:AA:775:G:O4'	2.13	0.49
35:BA:1842:G:C2	35:BA:1901:A:C2	2.99	0.49
35:BA:2292:C:H2'	35:BA:2293:C:C6	2.45	0.49
35:BA:2641:G:O2'	35:BA:2642:G:H5'	2.13	0.49
35:BA:627:A:C6	35:BA:637:A:C8	3.00	0.49

*Continued on next page...*

*Continued from previous page...*

Atom-1	Atom-2	Interatomic distance (Å)	Clash overlap (Å)
35:BA:833:U:H2'	35:BA:834:C:C6	2.45	0.49
38:BD:24:ILE:HG23	38:BD:83:GLU:N	2.27	0.49
47:BP:16:ARG:CZ	47:BP:18:ARG:HB2	2.42	0.49
47:BP:55:ARG:C	47:BP:57:THR:H	2.14	0.49
47:BP:83:VAL:HG13	47:BP:114:ILE:CD1	2.42	0.49
52:BU:13:LYS:HA	52:BU:16:LYS:HD2	1.95	0.49
8:AH:4:ASP:O	8:AH:5:PRO:C	2.50	0.49
1:AA:1413:A:C2	1:AA:1414:U:C2	3.01	0.49
42:BH:98:LEU:HD23	42:BH:125:VAL:HG23	1.95	0.49
22:AV:69:C:O2'	22:AV:70:G:H8	1.95	0.49
1:AA:1068:G:H5'	1:AA:1388:C:OP1	2.12	0.49
19:AS:23:ASN:HA	29:B4:47:GLN:CG	2.43	0.49
1:AA:356:A:N3	1:AA:368:U:O2'	2.40	0.49
1:AA:356:A:O3'	1:AA:367:U:H2'	2.13	0.49
55:BX:12:VAL:HA	55:BX:27:THR:O	2.12	0.49
55:BX:3:THR:O	55:BX:4:ALA:HB2	2.13	0.49
40:BF:26:ALA:O	40:BF:27:GLU:CG	2.55	0.49
35:BA:1058:G:N2	35:BA:1080:C:H42	2.11	0.49
37:BC:46:LYS:HD2	37:BC:47:LEU:O	2.12	0.49
37:BC:62:VAL:HG13	37:BC:62:VAL:O	2.12	0.49
37:BC:8:ARG:C	37:BC:10:LEU:H	2.15	0.49
35:BA:1462:C:H5'	35:BA:2703:C:O4'	2.12	0.49
29:B4:5:ILE:O	41:BG:67:LYS:HD2	2.12	0.49
36:BB:42:C:O2'	36:BB:43:C:P	2.69	0.49
41:BG:46:ALA:O	41:BG:47:LYS:HD2	2.11	0.49
1:AA:332:G:C4	1:AA:333:G:C8	3.00	0.49
1:AA:323:U:O2'	20:AT:22:ARG:NE	2.45	0.49
36:BB:102:A:C2'	36:BB:103:G:H8	2.24	0.49
35:BA:701:G:H2'	35:BA:702:G:H8	1.76	0.49
50:BS:35:ILE:H	50:BS:53:SER:HB2	1.77	0.49
26:B1:48:LYS:NZ	26:B1:61:ARG:HG2	2.27	0.49
36:BB:57:A:C8	41:BG:27:ASN:ND2	2.69	0.49
35:BA:214:G:H1'	35:BA:216:A:O2'	2.13	0.49
1:AA:554:C:OP1	12:AL:22:SER:CB	2.59	0.49
35:BA:1414:G:N2	35:BA:1589:C:C2	2.81	0.49
9:AI:53:VAL:C	9:AI:55:ALA:N	2.65	0.49
35:BA:816:C:N3	35:BA:1192:G:N2	2.59	0.49
7:AG:139:GLU:HA	7:AG:142:GLU:HB2	1.93	0.49
20:AT:36:LEU:CD1	20:AT:55:ILE:HG22	2.43	0.49
4:AD:199:ASN:OD1	4:AD:201:GLN:HB2	2.12	0.49
1:AA:839:U:O2	1:AA:839:U:C2'	2.60	0.49

*Continued on next page...*

*Continued from previous page...*

Atom-1	Atom-2	Interatomic distance (Å)	Clash overlap (Å)
35:BA:2543:G:C8	35:BA:2543:G:H5'	2.38	0.49
33:B8:30:ARG:O	33:B8:31:HIS:HB3	2.11	0.49
35:BA:1065:U:O2'	35:BA:1066:U:H5''	2.13	0.49
42:BH:18:GLU:HB2	42:BH:25:LYS:O	2.13	0.49
4:AD:70:ILE:CG2	4:AD:71:SER:N	2.75	0.49
1:AA:452:A:O2'	1:AA:453:A:H5'	2.11	0.49
40:BF:144:LYS:HG2	40:BF:144:LYS:O	2.12	0.49
1:AA:592:G:O2'	1:AA:593:G:H5'	2.11	0.49
24:AY:136:PRO:HB2	24:AY:246:PHE:CZ	2.48	0.49
24:AY:79:TYR:O	24:AY:80:HIS:C	2.51	0.49
1:AA:1230:C:O5'	1:AA:1230:C:H6	1.94	0.49
32:B7:2:LYS:HE3	32:B7:6:GLN:HG3	1.94	0.49
35:BA:1188:U:O2'	35:BA:1189:A:H5'	2.11	0.49
35:BA:1830:C:H6	35:BA:1830:C:O5'	1.95	0.49
35:BA:2456:C:H2'	35:BA:2457:U:C6	2.40	0.49
45:BN:67:LEU:O	45:BN:68:GLU:CB	2.60	0.49
45:BN:72:TYR:HE1	45:BN:87:LEU:HD23	1.77	0.49
47:BP:47:ASP:CG	47:BP:49:ARG:N	2.65	0.49
51:BT:32:TYR:O	51:BT:41:ARG:O	2.30	0.49
35:BA:1951:U:C6	35:BA:1953:A:OP2	2.66	0.49
1:AA:672:U:O2'	1:AA:673:G:H8	1.96	0.49
1:AA:22:G:O2'	1:AA:913:A:N1	2.46	0.49
6:AF:15:ASP:OD1	6:AF:18:GLN:HG3	2.12	0.49
8:AH:85:ARG:CZ	8:AH:87:SER:O	2.60	0.49
8:AH:85:ARG:O	8:AH:86:ILE:HD13	2.11	0.49
15:AO:36:ILE:HG12	15:AO:59:MET:CE	2.35	0.49
18:AR:71:LYS:O	18:AR:72:ARG:C	2.51	0.49
53:BV:99:ILE:CD1	53:BV:99:ILE:N	2.74	0.49
25:B0:27:GLU:H	25:B0:27:GLU:CD	2.15	0.49
35:BA:2267:A:H3'	35:BA:2267:A:N3	2.28	0.49
35:BA:906:G:O2'	48:BQ:67:ARG:NH2	2.46	0.49
57:BZ:8:TYR:CB	57:BZ:38:TYR:CZ	2.95	0.49
22:AV:55:U:H2'	22:AV:56:C:H3'	1.93	0.49
22:AV:62:C:H3'	22:AV:63:G:H5''	1.94	0.49
1:AA:1048:G:N3	1:AA:1050:G:N7	2.60	0.49
1:AA:1106:G:C4	1:AA:1107:C:C5	3.01	0.49
3:AC:47:LEU:HD23	3:AC:52:LEU:CD1	2.39	0.49
9:AI:99:LEU:HB2	9:AI:101:PHE:HD1	1.77	0.49
35:BA:895:U:H3'	35:BA:896:A:C5'	2.43	0.49
1:AA:357:G:P	1:AA:367:U:H2'	2.52	0.49
55:BX:4:ALA:N	55:BX:6:ASP:OD2	2.41	0.49

*Continued on next page...*

*Continued from previous page...*

Atom-1	Atom-2	Interatomic distance (Å)	Clash overlap (Å)
4:AD:187:ARG:CZ	4:AD:187:ARG:HB3	2.42	0.49
35:BA:143(A):C:H4'	55:BX:38:GLU:OE2	2.12	0.49
57:BZ:144:LEU:N	57:BZ:144:LEU:HD22	2.27	0.49
1:AA:109:A:C8	1:AA:327:A:O4'	2.65	0.49
35:BA:2343:C:O2'	35:BA:2344:U:H5'	2.11	0.49
26:B1:67:ILE:C	26:B1:69:LYS:H	2.15	0.49
35:BA:1859:A:H61	35:BA:1883:G:H1'	1.77	0.49
35:BA:2180:U:C6	35:BA:2181:G:C8	2.95	0.49
50:BS:85:VAL:CG2	50:BS:106:ARG:HB2	2.43	0.49
50:BS:85:VAL:HG22	50:BS:106:ARG:HB2	1.93	0.49
3:AC:7:PRO:HG3	3:AC:184:TYR:HB2	1.93	0.49
56:BY:88:LYS:HZ3	56:BY:93:GLY:N	2.09	0.49
22:AV:37:A:O2'	22:AV:38:A:H5'	2.13	0.49
13:AM:70:LEU:O	13:AM:71:ARG:C	2.50	0.49
7:AG:70:LYS:HG2	7:AG:96:GLN:HG2	1.93	0.49
1:AA:537:G:H2'	1:AA:538:G:C8	2.47	0.49
1:AA:23:C:O2'	1:AA:24:U:C5'	2.58	0.49
35:BA:2521:C:H5'	35:BA:2522:U:OP2	2.12	0.49
7:AG:54:THR:HG23	7:AG:54:THR:O	2.12	0.49
1:AA:571:U:H5''	1:AA:819:A:C4	2.47	0.49
1:AA:570:G:H1'	1:AA:820:U:N3	2.27	0.49
24:AY:430:PRO:HD2	24:AY:435:ASP:O	2.13	0.49
30:B5:43:HIS:CD2	30:B5:43:HIS:N	2.80	0.49
5:AE:143:ARG:HG3	5:AE:143:ARG:HH11	1.78	0.49
37:BC:132:GLY:N	37:BC:133:PRO:CD	2.75	0.49
24:AY:242:ASP:OD1	24:AY:245:LEU:HG	2.12	0.49
53:BV:43:GLU:C	53:BV:44:LYS:HG3	2.33	0.49
24:AY:509:VAL:O	24:AY:512:ARG:HB2	2.13	0.49
37:BC:100:ILE:CG2	37:BC:127:MET:HG3	2.27	0.49
33:B8:21:LYS:HD2	35:BA:651:G:P	2.51	0.49
35:BA:2822:G:H8	35:BA:2822:G:O5'	1.95	0.49
35:BA:636:G:H4'	35:BA:638:G:H4'	1.94	0.49
35:BA:745:G:C2'	35:BA:746:A:H5'	2.43	0.49
38:BD:65:ILE:O	38:BD:67:PHE:N	2.45	0.49
39:BE:59:VAL:HG22	39:BE:63:LEU:HA	1.95	0.49
45:BN:62:VAL:HG11	45:BN:67:LEU:CG	2.42	0.49
47:BP:17:LYS:C	47:BP:19:VAL:N	2.65	0.49
52:BU:49:HIS:O	52:BU:50:ARG:C	2.50	0.49
53:BV:39:LEU:HD12	53:BV:47:VAL:HG11	1.93	0.49
35:BA:2761:G:H2'	35:BA:2762:G:C5'	2.41	0.49
15:AO:49:ASP:CG	15:AO:52:SER:CB	2.80	0.49

*Continued on next page...*

*Continued from previous page...*

Atom-1	Atom-2	Interatomic distance (Å)	Clash overlap (Å)
1:AA:246:A:O2'	17:AQ:99:SER:HB2	2.12	0.49
1:AA:1101:A:O2'	1:AA:1102:A:OP2	2.31	0.49
35:BA:2785:C:H2'	35:BA:2786:U:H6	1.71	0.49
35:BA:199:A:H61	35:BA:2433:A:C2'	2.24	0.49
25:B0:42:GLY:HA3	35:BA:2331:G:C4'	2.42	0.49
35:BA:861:A:H2'	35:BA:862:G:H5'	1.94	0.49
48:BQ:29:PHE:HE2	48:BQ:67:ARG:CZ	2.23	0.49
48:BQ:45:GLN:H	48:BQ:45:GLN:HE21	1.59	0.49
22:AV:58:A:N1	22:AV:61:C:C5	2.80	0.49
54:BW:18:ARG:NH1	54:BW:76:VAL:HG13	2.28	0.49
27:B2:29:LYS:HZ3	27:B2:57:ILE:HG21	1.77	0.49
40:BF:101:LEU:HD12	40:BF:102:PRO:CD	2.21	0.49
19:AS:60:VAL:O	19:AS:60:VAL:HG13	2.12	0.49
2:AB:22:LYS:CA	2:AB:22:LYS:CE	2.86	0.49
1:AA:302:G:O2'	1:AA:556:C:H5''	2.12	0.49
5:AE:107:ARG:HG2	5:AE:108:ALA:N	2.27	0.49
5:AE:36:ASP:OD2	5:AE:40:ARG:HB2	2.12	0.49
20:AT:19:SER:O	20:AT:20:LEU:C	2.51	0.49
1:AA:1438:G:OP1	20:AT:34:LYS:HD3	2.12	0.49
35:BA:1886:C:H2'	35:BA:1887:C:C6	2.48	0.49
40:BF:184:TYR:HE1	47:BP:7:ARG:HH21	1.60	0.49
46:BO:53:LYS:O	46:BO:56:ASP:HB2	2.12	0.49
1:AA:1038:C:O2'	1:AA:1039:C:H5'	2.13	0.49
50:BS:85:VAL:HG23	50:BS:86:ALA:H	1.77	0.49
25:B0:49:LYS:HG3	25:B0:80:HIS:HD1	1.77	0.49
54:BW:72:LYS:HD2	54:BW:108:GLY:HA3	1.92	0.49
35:BA:1167:U:N3	35:BA:1183:G:N1	2.60	0.49
24:AY:517:ARG:O	24:AY:519:PRO:HD3	2.12	0.49
36:BB:76:G:O2'	57:BZ:19:ARG:NH2	2.45	0.49
35:BA:1291:C:O2'	35:BA:1292:U:H5'	2.12	0.49
1:AA:1372:U:P	9:AI:69:GLY:HA3	2.52	0.49
35:BA:81:G:N2	56:BY:2:ARG:NH1	2.57	0.49
1:AA:1452:C:OP2	1:AA:1456:G:O6	2.30	0.49
22:AV:26:G:C5	22:AV:27:U:H5	2.30	0.49
1:AA:1282:C:H2'	1:AA:1283:G:H5'	1.93	0.49
1:AA:1345:U:H5''	9:AI:120:ARG:HH11	1.78	0.49
49:BR:59:ASP:O	49:BR:63:ARG:HB2	2.13	0.49
35:BA:2792:G:C2	35:BA:2805:G:N2	2.80	0.49
10:AJ:29:ARG:O	10:AJ:29:ARG:CG	2.60	0.49
10:AJ:38:ILE:O	10:AJ:40:LEU:HD23	2.13	0.49
35:BA:1766:U:H6	35:BA:1766:U:O5'	1.96	0.49

*Continued on next page...*

*Continued from previous page...*

Atom-1	Atom-2	Interatomic distance (Å)	Clash overlap (Å)
25:B0:62:LEU:HD23	25:B0:62:LEU:N	2.27	0.49
35:BA:1047:G:H2'	35:BA:1110:G:N2	2.26	0.49
35:BA:1315:C:C2	35:BA:1338:G:N2	2.81	0.49
11:AK:80:VAL:HG22	11:AK:104:GLN:O	2.12	0.49
35:BA:154:G:N1	35:BA:173:G:C6	2.80	0.49
35:BA:2068:U:N3	35:BA:2430:A:C2	2.73	0.49
35:BA:431:U:H6	35:BA:431:U:O5'	1.95	0.49
1:AA:724:G:O2'	1:AA:725:G:H5'	2.13	0.49
38:BD:153:ALA:HB1	38:BD:157:ARG:HH11	1.77	0.49
24:AY:505:ALA:C	24:AY:507:SER:H	2.15	0.49
24:AY:90:PRO:HD2	24:AY:99:THR:CG2	2.36	0.49
33:B8:62:LEU:HD22	35:BA:242:G:H5'	1.94	0.49
35:BA:1326:U:C4	35:BA:1648:C:H4'	2.48	0.49
35:BA:1792:G:C6	35:BA:1793:C:C5	3.00	0.49
35:BA:1902:C:C5'	38:BD:246:PRO:CD	2.90	0.49
35:BA:2581:G:H22	35:BA:2610:C:H2'	1.77	0.49
35:BA:2771:C:C2	35:BA:2772:C:C5	3.00	0.49
35:BA:587:C:H4'	35:BA:588:U:H6	1.76	0.49
35:BA:640:C:N4	35:BA:641:C:N4	2.61	0.49
35:BA:685:A:N3	35:BA:689:A:N6	2.61	0.49
38:BD:95:LEU:N	38:BD:95:LEU:CD1	2.75	0.49
39:BE:117:MET:HA	39:BE:122:PHE:CA	2.42	0.49
35:BA:1258:C:O4'	40:BF:84:VAL:HG21	2.13	0.49
47:BP:83:VAL:HG13	47:BP:114:ILE:HD12	1.93	0.49
51:BT:61:PHE:CE2	51:BT:63:VAL:HG23	2.48	0.49
52:BU:17:ILE:H	52:BU:17:ILE:CD1	2.26	0.49
53:BV:76:LYS:O	53:BV:79:VAL:HG23	2.13	0.49
8:AH:29:SER:HB3	8:AH:32:LYS:CD	2.42	0.49
1:AA:243:A:H4'	1:AA:244:U:O5'	2.13	0.49
35:BA:1029:A:C2'	35:BA:1030:G:H5'	2.42	0.49
35:BA:2474:C:H5''	35:BA:2475:C:H5	1.76	0.49
1:AA:1073:U:O5'	1:AA:1073:U:H6	1.96	0.49
2:AB:20:GLU:HG3	2:AB:191:ASP:HB2	1.95	0.49
35:BA:954:G:N3	35:BA:2274:A:C2	2.81	0.49
36:BB:85:G:N2	36:BB:93:G:C4	2.81	0.49
48:BQ:12:GLN:CD	48:BQ:73:PRO:HD3	2.33	0.49
57:BZ:37:VAL:HG23	57:BZ:38:TYR:N	2.28	0.49
12:AL:34:ARG:HB3	12:AL:61:THR:HG21	1.94	0.49
1:AA:1117:G:H1'	9:AI:106:ALA:HB1	1.95	0.49
1:AA:1117:G:C5'	1:AA:1117:G:H8	2.24	0.49
1:AA:1199:U:C4'	10:AJ:54:PHE:CE2	2.92	0.49

*Continued on next page...*

*Continued from previous page...*

Atom-1	Atom-2	Interatomic distance (Å)	Clash overlap (Å)
3:AC:71:ALA:O	3:AC:73:PRO:HD3	2.13	0.49
10:AJ:8:LEU:N	10:AJ:70:ARG:O	2.46	0.49
35:BA:884:C:O5'	35:BA:884:C:C6	2.63	0.49
40:BF:157:VAL:HG21	40:BF:194:MET:HG2	1.95	0.49
40:BF:155:LEU:HB3	40:BF:192:LEU:HA	1.94	0.49
37:BC:21:THR:HG22	37:BC:225:ASN:CB	2.43	0.49
37:BC:58:VAL:O	37:BC:59:ARG:CB	2.60	0.49
2:AB:22:LYS:HE3	2:AB:40:HIS:CE1	2.48	0.49
5:AE:9:LYS:HB3	5:AE:112:LEU:HD11	1.94	0.49
1:AA:106:C:H42	20:AT:14:LYS:NZ	2.09	0.49
42:BH:38:SER:HB3	42:BH:64:LEU:HD11	1.89	0.49
35:BA:1241:A:N7	35:BA:1242:A:C5	2.81	0.49
2:AB:146:GLN:O	2:AB:147:LYS:C	2.50	0.49
35:BA:1403:C:H5''	35:BA:1471:A:C1'	2.40	0.49
1:AA:986:A:H2'	1:AA:987:G:C8	2.48	0.49
35:BA:803:U:H2'	35:BA:804:A:C5'	2.43	0.49
35:BA:116:C:O2'	35:BA:117:G:H5'	2.12	0.49
35:BA:471:A:N6	35:BA:472:A:C2	2.81	0.49
25:B0:45:PHE:HB2	25:B0:59:LEU:CD1	2.41	0.49
35:BA:1292:U:H2'	35:BA:1293:C:H6	1.74	0.49
2:AB:32:ILE:O	2:AB:32:ILE:CG2	2.60	0.49
1:AA:1352:C:H2'	1:AA:1353:G:C8	2.48	0.49
4:AD:199:ASN:C	4:AD:199:ASN:OD1	2.50	0.49
35:BA:2630:G:O2'	35:BA:2892:A:O2'	2.26	0.49
47:BP:146:VAL:O	47:BP:148:LEU:HG	2.13	0.49
10:AJ:38:ILE:O	10:AJ:40:LEU:CD2	2.61	0.49
1:AA:1348:U:H5'	9:AI:110:GLU:HB2	1.94	0.49
35:BA:342:G:HO2'	35:BA:343:C:H6	1.58	0.49
35:BA:153:C:N4	35:BA:154:G:O6	2.46	0.49
4:AD:65:ARG:HB2	4:AD:75:PHE:CZ	2.47	0.49
42:BH:141:VAL:O	42:BH:145:ALA:N	2.43	0.49
56:BY:6:HIS:HD2	56:BY:6:HIS:H	1.60	0.49
49:BR:82:GLU:C	49:BR:85:PRO:HD2	2.33	0.49
10:AJ:17:ASP:O	10:AJ:21:GLN:HB2	2.13	0.49
57:BZ:146:ILE:O	57:BZ:147:GLY:O	2.30	0.49
1:AA:52:G:O2'	1:AA:53:A:H5'	2.13	0.49
24:AY:141:MET:O	24:AY:144:LEU:HD23	2.13	0.49
24:AY:169:ILE:O	24:AY:169:ILE:HG22	2.13	0.49
24:AY:197:LYS:HD2	24:AY:200:THR:HG23	1.94	0.49
24:AY:200:THR:HG23	24:AY:200:THR:O	2.11	0.49
24:AY:138:LEU:CA	24:AY:253:PRO:HG2	2.36	0.49

*Continued on next page...*

*Continued from previous page...*

Atom-1	Atom-2	Interatomic distance (Å)	Clash overlap (Å)
24:AY:282:ARG:CD	24:AY:319:ARG:HH12	2.26	0.49
24:AY:449:VAL:HG21	24:AY:463:TYR:HH	1.76	0.49
24:AY:469:ALA:O	24:AY:470:THR:HG22	2.13	0.49
35:BA:1772:G:N2	35:BA:1774:C:C5'	2.75	0.49
35:BA:2014:A:O2'	35:BA:2015:A:C8	2.65	0.49
35:BA:2020:A:OP1	52:BU:27:LEU:HD13	2.12	0.49
35:BA:960:A:H5'	35:BA:2457:U:H4'	1.94	0.49
35:BA:2489:G:C6	35:BA:2490:G:C6	3.01	0.49
35:BA:2599:G:H2'	35:BA:2600:A:C8	2.48	0.49
35:BA:662:G:H4'	47:BP:19:VAL:O	2.13	0.49
38:BD:267:SER:O	38:BD:268:ARG:HB2	2.12	0.49
39:BE:49:LEU:HD11	39:BE:91:VAL:CG2	2.43	0.49
40:BF:54:ARG:HB2	40:BF:79:GLY:O	2.12	0.49
47:BP:79:ARG:O	47:BP:79:ARG:HG3	2.12	0.49
51:BT:120:ARG:HA	51:BT:123:GLN:CD	2.33	0.49
51:BT:27:THR:HG23	51:BT:28:VAL:N	2.27	0.49
35:BA:1947:C:C4	35:BA:1948:G:N7	2.80	0.49
35:BA:1678:G:H1'	35:BA:1991:U:H1'	1.94	0.49
35:BA:2743:C:C2	35:BA:2762:G:C2	3.01	0.49
53:BV:19:LYS:HB3	53:BV:94:LEU:O	2.13	0.49
34:B9:31:LYS:HE2	35:BA:2478:A:H5'	1.93	0.49
2:AB:103:THR:HA	2:AB:180:LEU:CD1	2.40	0.49
35:BA:2811:G:H5'	39:BE:60:ASN:CG	2.32	0.49
35:BA:2396:G:C2	35:BA:2397:G:N7	2.81	0.49
42:BH:87:LEU:HB2	42:BH:131:VAL:O	2.13	0.49
35:BA:2262:U:O2'	35:BA:2263:C:H5'	2.13	0.49
48:BQ:21:THR:HG22	48:BQ:23:GLY:O	2.13	0.49
57:BZ:33:LEU:CG	57:BZ:34:ASN:N	2.75	0.49
12:AL:35:GLY:C	12:AL:58:VAL:CG1	2.80	0.49
1:AA:1195:C:C5	1:AA:1197:G:C8	3.01	0.49
3:AC:14:ILE:CD1	3:AC:178:LEU:HG	2.43	0.49
3:AC:35:GLU:HB2	3:AC:59:ARG:HH22	1.77	0.49
9:AI:99:LEU:CD2	9:AI:99:LEU:N	2.71	0.49
1:AA:1014:A:C5'	19:AS:14:HIS:CD2	2.96	0.49
27:B2:35:LEU:CD1	27:B2:36:ARG:N	2.73	0.49
4:AD:175:SER:CB	4:AD:186:LEU:HD11	2.42	0.49
49:BR:19:ALA:O	49:BR:23:ASN:HB2	2.13	0.49
37:BC:10:LEU:CD1	37:BC:32:LEU:O	2.60	0.49
37:BC:7:TYR:HA	37:BC:10:LEU:HD23	1.94	0.49
45:BN:132:ALA:O	45:BN:133:GLN:HB2	2.13	0.49
45:BN:15:LEU:O	45:BN:136:GLU:HA	2.12	0.49

*Continued on next page...*



*Continued from previous page...*

Atom-1	Atom-2	Interatomic distance (Å)	Clash overlap (Å)
41:BG:125:PHE:CB	41:BG:130:ASN:O	2.60	0.49
41:BG:125:PHE:CD1	41:BG:125:PHE:N	2.76	0.49
41:BG:139:LEU:HA	41:BG:144:ILE:HD13	1.95	0.49
41:BG:69:ALA:O	41:BG:90:LEU:HD12	2.13	0.49
1:AA:623:C:H2'	1:AA:624:C:H6	1.76	0.49
16:AP:27:LYS:HG2	16:AP:30:GLY:CA	2.43	0.49
20:AT:19:SER:O	20:AT:22:ARG:N	2.46	0.49
5:AE:79:GLU:OE1	5:AE:92:LYS:HE3	2.13	0.49
47:BP:9:ASN:O	47:BP:10:PRO:C	2.51	0.49
50:BS:34:HIS:O	50:BS:35:ILE:HG22	2.13	0.49
50:BS:70:GLY:C	50:BS:72:ALA:N	2.66	0.49
13:AM:11:ARG:HG2	13:AM:12:ASN:N	2.27	0.49
35:BA:2199:A:C2	35:BA:2200:C:H1'	2.48	0.49
35:BA:1416:G:H1'	35:BA:1417:C:C6	2.48	0.49
35:BA:2110:G:N2	35:BA:2180:U:H3	2.11	0.49
35:BA:2111:C:H1'	35:BA:2118:U:H4'	1.94	0.49
35:BA:2185:C:N3	35:BA:2186:G:N7	2.61	0.49
35:BA:1038:C:C3'	35:BA:1039:G:C5'	2.89	0.49
1:AA:1127:G:O2'	1:AA:1128:C:H5'	2.13	0.49
16:AP:52:ASP:O	16:AP:56:ALA:HB2	2.13	0.49
16:AP:67:THR:CA	16:AP:70:ALA:HB3	2.43	0.49
35:BA:2875:C:H4'	51:BT:5:ALA:CB	2.43	0.49
35:BA:1184:G:C2'	35:BA:1185:C:H5'	2.42	0.49
1:AA:66:G:C4'	1:AA:173:U:C4	2.96	0.49
20:AT:43:LEU:O	20:AT:48:LYS:HB2	2.13	0.49
35:BA:2052:G:C4'	39:BE:143:ASN:O	2.57	0.49
1:AA:837:G:O2'	1:AA:838:G:H5'	2.12	0.49
1:AA:803:G:C5	1:AA:804:U:C4	3.00	0.49
35:BA:286:C:H42	35:BA:355:G:H1	1.61	0.49
26:B1:18:ILE:HD12	35:BA:380:U:OP2	2.13	0.49
4:AD:112:VAL:HG12	4:AD:116:GLN:CD	2.32	0.49
49:BR:78:LYS:O	49:BR:83:ILE:HG12	2.12	0.49
57:BZ:158:PRO:O	57:BZ:159:PRO:C	2.51	0.49
1:AA:665:A:C8	1:AA:725:G:C2	3.01	0.49
35:BA:1878:G:H2'	35:BA:1879:C:C6	2.48	0.49
1:AA:1261:A:N6	1:AA:1275:A:C8	2.81	0.49
19:AS:79:THR:CG2	19:AS:80:TYR:N	2.75	0.49
24:AY:145:ASP:O	24:AY:176:GLY:O	2.31	0.49
24:AY:377:ASP:OD2	24:AY:378:THR:N	2.45	0.49
24:AY:415:GLY:CA	24:AY:457:TYR:CE1	2.95	0.49
30:B5:28:PRO:HG2	54:BW:35:ILE:HD13	1.94	0.49

*Continued on next page...*

*Continued from previous page...*

Atom-1	Atom-2	Interatomic distance (Å)	Clash overlap (Å)
33:B8:38:GLY:O	33:B8:42:ARG:HB2	2.12	0.49
33:B8:6:THR:OG1	35:BA:243:U:OP1	2.26	0.49
35:BA:259:G:H21	35:BA:621:A:H8	1.61	0.49
35:BA:832:G:N2	35:BA:833:U:C2	2.81	0.49
35:BA:2221:G:N2	38:BD:151:LYS:HE3	2.27	0.49
38:BD:224:ALA:CB	38:BD:233:HIS:HB3	2.42	0.49
38:BD:71:ASP:HB3	38:BD:103:ARG:NH1	2.22	0.49
35:BA:1567:A:C4	38:BD:84:TYR:CD2	3.00	0.49
38:BD:9:TYR:OH	38:BD:13:ARG:NE	2.45	0.49
46:BO:68:GLU:N	46:BO:68:GLU:OE1	2.44	0.49
51:BT:45:PHE:CZ	51:BT:74:ARG:HB2	2.46	0.49
51:BT:64:ARG:HG3	51:BT:73:GLU:HG2	1.95	0.49
52:BU:79:PHE:C	52:BU:79:PHE:CD1	2.86	0.49
1:AA:878:G:H5'	8:AH:89:PRO:HG2	1.95	0.49
1:AA:740:U:H4'	15:AO:42:HIS:ND1	2.27	0.49
2:AB:60:ASP:HB3	2:AB:64:ARG:HH21	1.77	0.49
35:BA:956:G:C8	48:BQ:14:ARG:NH2	2.81	0.49
57:BZ:68:PRO:O	57:BZ:91:LEU:HB2	2.13	0.49
35:BA:2603:G:C2	35:BA:2604:U:N1	2.81	0.49
3:AC:155:GLY:O	3:AC:157:ILE:N	2.45	0.49
14:AN:54:PRO:O	14:AN:56:VAL:HG23	2.13	0.49
19:AS:44:MET:SD	29:B4:47:GLN:NE2	2.86	0.49
35:BA:324:A:H2'	35:BA:325:G:O4'	2.12	0.49
56:BY:28:LYS:CG	56:BY:39:VAL:HA	2.42	0.49
35:BA:78:A:H8	35:BA:78:A:O5'	1.96	0.49
9:AI:77:ILE:C	9:AI:79:LEU:N	2.66	0.49
35:BA:1060:U:H3'	44:BK:1:UNK:CB	2.42	0.49
41:BG:139:LEU:C	41:BG:141:PHE:H	2.15	0.49
24:AY:340:VAL:HG12	24:AY:342:ILE:HG22	1.95	0.49
17:AQ:58:GLU:OE1	17:AQ:75:ARG:NE	2.45	0.49
42:BH:66:GLY:HA2	42:BH:69:ARG:CG	2.42	0.49
1:AA:782:A:C2	1:AA:801:U:C2	3.01	0.49
50:BS:54:LEU:O	50:BS:55:ALA:C	2.51	0.49
50:BS:95:HIS:CG	50:BS:96:GLY:N	2.80	0.49
46:BO:50:GLY:C	46:BO:52:VAL:H	2.16	0.49
35:BA:1169:G:H2'	35:BA:1170:G:O4'	2.13	0.49
41:BG:161:THR:CG2	41:BG:172:LEU:CD1	2.90	0.49
20:AT:73:HIS:ND1	20:AT:74:LYS:CD	2.76	0.49
29:B4:30:GLU:O	29:B4:31:ILE:HD12	2.12	0.49
35:BA:2103:C:H2'	35:BA:2104:G:C5'	2.42	0.49
9:AI:53:VAL:HG13	9:AI:95:LYS:HZ2	1.77	0.49

*Continued on next page...*

*Continued from previous page...*

Atom-1	Atom-2	Interatomic distance (Å)	Clash overlap (Å)
54:BW:5:ALA:HB3	54:BW:105:VAL:H	1.77	0.49
49:BR:26:LYS:HG3	49:BR:70:LEU:HD23	1.95	0.49
56:BY:85:VAL:HG12	56:BY:86:ARG:N	2.28	0.49
1:AA:1493:A:C2'	1:AA:1494:G:C8	2.96	0.49
1:AA:1494:G:O6	1:AA:1495:U:O4	2.31	0.49
35:BA:1277:G:O2'	35:BA:1278:A:H5'	2.13	0.49
35:BA:2232:U:O2'	35:BA:2233:U:H5'	2.13	0.49
1:AA:1166:G:H2'	1:AA:1169:A:OP2	2.13	0.49
31:B6:45:LYS:N	31:B6:45:LYS:CD	2.74	0.49
1:AA:1294:G:H2'	1:AA:1295:G:H8	1.77	0.49
17:AQ:81:ARG:HB3	17:AQ:84:LEU:HD12	1.95	0.49
35:BA:151:C:O2'	35:BA:152:G:H5'	2.13	0.49
8:AH:48:TYR:CD2	8:AH:49:GLU:N	2.80	0.49
8:AH:39:LEU:HB3	8:AH:45:ILE:HG12	1.95	0.49
35:BA:1821:A:H8	35:BA:1821:A:O5'	1.96	0.49
11:AK:105:VAL:HG23	11:AK:105:VAL:O	2.13	0.49
1:AA:1530:G:H2'	1:AA:1531:A:H8	1.77	0.49
1:AA:1442(B):A:HO2'	1:AA:1443:G:H8	1.61	0.49
43:BJ:15:UNK:HA	43:BJ:18:UNK:CB	2.43	0.49
8:AH:100:ILE:O	8:AH:102:ARG:NH1	2.46	0.49
35:BA:602:G:N3	35:BA:602:G:H2'	2.28	0.49
24:AY:142:ASN:O	24:AY:143:LYS:CB	2.61	0.49
24:AY:198:GLY:HA2	24:AY:262:ASN:ND2	2.28	0.49
24:AY:79:TYR:HE2	24:AY:269:LEU:HD13	1.78	0.49
1:AA:775:G:C2'	1:AA:776:G:H5'	2.42	0.49
35:BA:1350:C:C4	35:BA:1382:G:C2	3.01	0.49
35:BA:1844:C:C2'	35:BA:1845:G:C5'	2.80	0.49
35:BA:1842:G:N3	35:BA:1901:A:C2	2.80	0.49
35:BA:2345:G:C2	35:BA:2381:C:H2'	2.48	0.49
35:BA:2447:G:O6	35:BA:2504:U:O4	2.31	0.49
35:BA:625:G:O2'	35:BA:626:U:H5'	2.12	0.49
35:BA:824:A:C5	35:BA:825:C:C4	3.01	0.49
35:BA:840:C:H2'	35:BA:841:A:C8	2.47	0.49
35:BA:948:G:OP1	35:BA:962:G:OP1	2.29	0.49
47:BP:115:LEU:HD23	47:BP:115:LEU:H	1.77	0.49
51:BT:27:THR:HG23	51:BT:28:VAL:H	1.78	0.49
52:BU:6:THR:HG21	52:BU:10:ARG:CZ	2.43	0.49
35:BA:1991:U:C2'	35:BA:1992:G:H5''	2.41	0.49
46:BO:8:LEU:HD23	46:BO:84:ALA:HB2	1.94	0.49
1:AA:578:C:H4'	1:AA:729:A:O4'	2.13	0.49
6:AF:8:ILE:HG22	6:AF:10:LEU:HD12	1.94	0.49

*Continued on next page...*

*Continued from previous page...*

Atom-1	Atom-2	Interatomic distance (Å)	Clash overlap (Å)
18:AR:76:LEU:O	18:AR:78:LEU:HG	2.13	0.49
53:BV:58:VAL:O	53:BV:59:ALA:HB2	2.13	0.49
2:AB:222:ILE:H	2:AB:222:ILE:CD1	2.25	0.49
2:AB:55:PHE:HE1	2:AB:218:ALA:CB	2.25	0.49
2:AB:72:GLY:O	2:AB:94:ASN:HA	2.13	0.49
42:BH:125:VAL:HA	42:BH:131:VAL:CG1	2.24	0.49
57:BZ:126:VAL:HA	57:BZ:163:LEU:HB2	1.94	0.49
57:BZ:24:LEU:HD13	57:BZ:44:PHE:CD2	2.48	0.49
57:BZ:29:TYR:HB2	57:BZ:33:LEU:O	2.12	0.49
36:BB:104:U:O2'	57:BZ:72:ARG:CG	2.59	0.49
3:AC:66:VAL:HB	3:AC:100:ALA:O	2.13	0.49
3:AC:55:VAL:HG12	3:AC:55:VAL:O	2.12	0.49
14:AN:57:ARG:HH11	14:AN:57:ARG:CG	2.26	0.49
56:BY:64:GLU:O	56:BY:65:ALA:HB2	2.13	0.49
56:BY:67:LEU:CD2	56:BY:71:LYS:HB2	2.39	0.49
40:BF:205:ARG:O	40:BF:205:ARG:CG	2.60	0.49
4:AD:174:LEU:HD23	4:AD:185:PHE:HA	1.93	0.49
35:BA:680:G:N2	35:BA:798:G:C4	2.80	0.49
35:BA:1598:C:C5'	55:BX:36:LYS:HD3	2.43	0.49
54:BW:7:ALA:O	54:BW:102:HIS:CB	2.61	0.49
41:BG:60:LEU:HD12	41:BG:68:PRO:HG3	1.95	0.49
5:AE:76:ILE:CG2	5:AE:118:ILE:HD12	2.43	0.49
46:BO:43:VAL:HG23	46:BO:56:ASP:O	2.12	0.49
35:BA:1168:G:H2'	35:BA:1169:G:C8	2.48	0.49
35:BA:1301:A:O2'	35:BA:1302:A:H2'	2.13	0.49
35:BA:2713:A:OP2	35:BA:2713:A:H4'	2.13	0.49
35:BA:1224:C:N4	35:BA:1225:G:C6	2.81	0.49
1:AA:1314:C:C2	1:AA:1315:U:C6	3.01	0.49
51:BT:8:LYS:O	51:BT:11:GLU:OE1	2.30	0.49
42:BH:148:ILE:N	42:BH:148:ILE:HD13	2.27	0.49
33:B8:56:GLU:N	33:B8:56:GLU:OE1	2.45	0.49
1:AA:225:C:O2'	1:AA:226:G:H5'	2.13	0.49
35:BA:724:U:O2'	35:BA:725:G:H5'	2.13	0.49
35:BA:2864:G:O2'	35:BA:2865:U:H5'	2.13	0.49
1:AA:1465:C:H2'	1:AA:1466:C:O4'	2.12	0.49
35:BA:2422:A:C2	35:BA:2424:C:C2	3.00	0.49
35:BA:2557:G:H2'	35:BA:2558:C:H6	1.77	0.49
1:AA:141:A:H4'	1:AA:182:U:C1'	2.42	0.49
1:AA:1055:A:C6	1:AA:1206:G:C4	3.01	0.49
49:BR:9:LYS:C	49:BR:10:LEU:HD23	2.33	0.49
40:BF:53:THR:O	40:BF:55:GLY:N	2.46	0.49

*Continued on next page...*

*Continued from previous page...*

Atom-1	Atom-2	Interatomic distance (Å)	Clash overlap (Å)
42:BH:46:GLU:O	42:BH:47:GLU:HB2	2.11	0.49
24:AY:184:HIS:HE1	24:AY:191:TYR:CZ	2.30	0.48
24:AY:317:PHE:HA	24:AY:365:LEU:O	2.13	0.48
35:BA:999:U:C5	35:BA:1154:G:C6	3.01	0.48
35:BA:695:G:H4'	35:BA:1380:G:H5'	1.94	0.48
35:BA:1612:C:C2'	35:BA:1613:G:O5'	2.61	0.48
35:BA:740:U:H5''	35:BA:1784:A:OP1	2.13	0.48
35:BA:2290:G:N2	35:BA:2373:G:O2'	2.46	0.48
35:BA:2373:G:O2'	35:BA:2374:C:H5'	2.12	0.48
35:BA:245:G:O2'	35:BA:246:C:H5'	2.13	0.48
35:BA:447:A:C5	35:BA:454:A:N7	2.81	0.48
35:BA:650:C:C5'	35:BA:651:G:OP2	2.61	0.48
35:BA:729:G:H5'	35:BA:730:C:C5'	2.42	0.48
35:BA:751:A:N7	35:BA:789:A:C6	2.81	0.48
35:BA:998:C:C2'	35:BA:999:U:O5'	2.61	0.48
39:BE:46:ALA:HB2	39:BE:82:ARG:HA	1.94	0.48
45:BN:103:VAL:O	45:BN:106:MET:N	2.29	0.48
45:BN:121:LYS:O	45:BN:122:VAL:CG2	2.61	0.48
35:BA:1954:G:H1'	35:BA:1956:U:O4	2.12	0.48
42:BH:143:GLN:OE1	42:BH:143:GLN:CA	2.59	0.48
1:AA:580:U:N3	1:AA:581:G:C4	2.81	0.48
25:B0:27:GLU:HA	25:B0:67:VAL:C	2.34	0.48
1:AA:1112:C:O2	3:AC:179:ARG:HG2	2.13	0.48
14:AN:27:CYS:C	14:AN:29:ARG:H	2.16	0.48
14:AN:29:ARG:NH1	14:AN:31:ARG:O	2.46	0.48
14:AN:40:CYS:O	14:AN:41:ARG:C	2.52	0.48
19:AS:9:VAL:HG12	19:AS:11:VAL:CG1	2.25	0.48
35:BA:896:A:H4'	35:BA:897:C:OP2	2.13	0.48
27:B2:61:LEU:O	27:B2:65:ASN:N	2.46	0.48
35:BA:62:C:O5'	35:BA:62:C:H6	1.95	0.48
35:BA:94(A):G:C2'	35:BA:95:G:O4'	2.60	0.48
40:BF:20:LEU:H	40:BF:24:LEU:HD21	1.78	0.48
19:AS:51:VAL:CA	19:AS:58:VAL:HG22	2.43	0.48
50:BS:18:ILE:HD12	50:BS:18:ILE:N	2.28	0.48
55:BX:35:THR:HG22	55:BX:37:THR:H	1.78	0.48
1:AA:699:C:C2'	1:AA:700:G:H5'	2.43	0.48
37:BC:114:VAL:HG12	37:BC:144:THR:HG22	1.95	0.48
38:BD:124:PRO:O	38:BD:126:GLN:N	2.46	0.48
18:AR:29:PHE:CE1	18:AR:31:LEU:HB3	2.48	0.48
18:AR:29:PHE:HE1	18:AR:31:LEU:HB3	1.78	0.48
35:BA:2234:G:C2	35:BA:2235:G:C8	3.01	0.48

*Continued on next page...*

*Continued from previous page...*

Atom-1	Atom-2	Interatomic distance (Å)	Clash overlap (Å)
50:BS:85:VAL:CG2	50:BS:86:ALA:H	2.26	0.48
46:BO:64:ARG:HD3	46:BO:79:PHE:CD2	2.47	0.48
35:BA:185:U:O2'	35:BA:186:G:H5'	2.12	0.48
20:AT:53:LEU:O	20:AT:55:ILE:N	2.46	0.48
35:BA:1914:C:C4'	35:BA:1914:C:O2	2.61	0.48
28:B3:3:ARG:HB2	28:B3:59:VAL:O	2.12	0.48
26:B1:14:VAL:HG22	35:BA:188:G:H5'	1.94	0.48
35:BA:2794:C:N4	35:BA:2801(A):A:H61	2.11	0.48
16:AP:33:ILE:N	16:AP:33:ILE:HD13	2.27	0.48
11:AK:108:ILE:CD1	11:AK:108:ILE:N	2.75	0.48
35:BA:1477:A:C6	35:BA:1478:G:C5	3.01	0.48
1:AA:722:A:H2'	1:AA:722:A:N3	2.28	0.48
37:BC:99:ILE:O	37:BC:99:ILE:HG22	2.13	0.48
48:BQ:66:ILE:HG13	48:BQ:66:ILE:O	2.12	0.48
24:AY:15:THR:O	24:AY:107:ASP:N	2.36	0.48
24:AY:158:VAL:O	24:AY:163:LYS:N	2.47	0.48
35:BA:2662:A:H2'	35:BA:2663:G:O4'	2.13	0.48
1:AA:1407:C:O2'	1:AA:1408:A:H5"	2.13	0.48
35:BA:1382:G:H4'	35:BA:1573:G:N3	2.28	0.48
35:BA:2721:A:C2	35:BA:2873:A:C5	3.01	0.48
35:BA:2685:G:N2	35:BA:2724:C:O2	2.45	0.48
35:BA:589:C:O2'	35:BA:590:A:H5'	2.13	0.48
35:BA:691:C:O5'	35:BA:691:C:H6	1.95	0.48
38:BD:186:HIS:CE1	38:BD:188:GLU:H	2.30	0.48
38:BD:218:ARG:HG3	38:BD:218:ARG:HH11	1.78	0.48
38:BD:31:LYS:HG2	38:BD:33:LEU:HD22	1.95	0.48
6:AF:22:GLU:O	6:AF:23:LYS:C	2.49	0.48
6:AF:52:ILE:CG2	6:AF:87:ARG:HH12	2.26	0.48
53:BV:15:GLU:O	53:BV:16:PRO:C	2.52	0.48
1:AA:1412:C:C2	1:AA:1413:A:N7	2.80	0.48
1:AA:1413:A:O2'	1:AA:1414:U:H5'	2.13	0.48
1:AA:1082:G:H2'	1:AA:1083:U:O4'	2.12	0.48
2:AB:12:GLU:O	2:AB:13:ALA:C	2.50	0.48
2:AB:25:ASN:HB2	2:AB:191:ASP:O	2.13	0.48
2:AB:47:THR:HA	2:AB:202:PRO:HG2	1.95	0.48
35:BA:920:G:C2	35:BA:921:G:C5	3.01	0.48
35:BA:920:G:N3	35:BA:921:G:C8	2.80	0.48
35:BA:854:G:N2	35:BA:924:C:C2	2.81	0.48
36:BB:86:G:N2	36:BB:92:C:O2	2.46	0.48
57:BZ:23:LYS:HD3	57:BZ:38:TYR:CE1	2.49	0.48
22:AV:49:G:H2'	22:AV:50:U:C6	2.44	0.48

*Continued on next page...*

*Continued from previous page...*

Atom-1	Atom-2	Interatomic distance (Å)	Clash overlap (Å)
3:AC:121:ALA:HA	3:AC:124:ILE:HD12	1.95	0.48
14:AN:23:ARG:O	14:AN:24:CYS:C	2.50	0.48
19:AS:42:PRO:HG3	19:AS:67:VAL:CG1	2.43	0.48
1:AA:368:U:H6	24:AY:370:HIS:HE2	1.58	0.48
35:BA:483:A:H4'	56:BY:48:ALA:C	2.33	0.48
56:BY:8:LYS:CE	56:BY:72:VAL:HG23	2.43	0.48
56:BY:76:CYS:O	56:BY:78:ALA:N	2.46	0.48
27:B2:24:LEU:HD22	27:B2:60:LEU:HD21	1.95	0.48
35:BA:349:G:C6	35:BA:350:U:C2	3.01	0.48
40:BF:6:VAL:O	40:BF:7:TYR:HB2	2.13	0.48
35:BA:607:U:O4	35:BA:619:G:H2'	2.13	0.48
35:BA:1087:G:C4	35:BA:1089:G:N7	2.81	0.48
4:AD:100:ARG:HB3	4:AD:103:ASN:HB3	1.95	0.48
4:AD:121:VAL:O	4:AD:134:ASP:HB3	2.13	0.48
35:BA:141:A:C6	35:BA:142:A:C6	3.01	0.48
7:AG:99:LEU:O	7:AG:100:ALA:C	2.52	0.48
41:BG:78:SER:O	41:BG:80:PHE:N	2.47	0.48
5:AE:36:ASP:CG	5:AE:40:ARG:HB2	2.33	0.48
47:BP:65:ARG:O	47:BP:68:GLN:OE1	2.30	0.48
35:BA:2236:C:H2'	35:BA:2237:G:O4'	2.12	0.48
35:BA:1539:G:C2	35:BA:1540:U:C1'	2.83	0.48
36:BB:107:G:C2	36:BB:108:U:C5	3.02	0.48
36:BB:72:G:C2'	36:BB:73:A:H5''	2.43	0.48
13:AM:44:ARG:O	13:AM:48:LEU:HD21	2.13	0.48
41:BG:180:PHE:O	41:BG:182:LYS:N	2.45	0.48
35:BA:182:A:O2'	35:BA:183:C:H5'	2.12	0.48
35:BA:2185:C:O2	35:BA:2185:C:H2'	2.13	0.48
35:BA:2710:C:N4	35:BA:2711:A:N6	2.61	0.48
1:AA:1375:A:C4	1:AA:1376:U:C5	3.01	0.48
16:AP:55:ARG:O	16:AP:58:TYR:HB3	2.12	0.48
4:AD:182:LYS:HE3	4:AD:182:LYS:HB2	1.58	0.48
1:AA:1353:G:C4	1:AA:1354:C:H5	2.32	0.48
47:BP:122:PRO:HG3	47:BP:140:ALA:O	2.13	0.48
28:B3:3:ARG:HB2	28:B3:59:VAL:C	2.33	0.48
35:BA:201:C:C2'	35:BA:202:U:C5'	2.89	0.48
35:BA:1624:G:C6	35:BA:1625:C:C4	3.01	0.48
1:AA:135:C:O2	16:AP:1:MET:N	2.39	0.48
1:AA:538:G:H5''	12:AL:114:LYS:CG	2.42	0.48
35:BA:322:A:C5'	35:BA:340:A:H1'	2.40	0.48
49:BR:11:ASN:O	49:BR:12:ARG:CB	2.60	0.48
17:AQ:9:VAL:O	17:AQ:11:VAL:HG13	2.13	0.48

*Continued on next page...*

*Continued from previous page...*

Atom-1	Atom-2	Interatomic distance (Å)	Clash overlap (Å)
4:AD:70:ILE:HG22	4:AD:71:SER:O	2.13	0.48
47:BP:77:ARG:HG3	47:BP:77:ARG:O	2.12	0.48
32:B7:31:LEU:CD2	32:B7:42:LEU:HB3	2.43	0.48
35:BA:1419:A:O2'	35:BA:1420:U:H5''	2.13	0.48
36:BB:63:G:H2'	36:BB:64:C:C6	2.48	0.48
24:AY:155:LEU:C	24:AY:158:VAL:HG23	2.33	0.48
24:AY:198:GLY:C	24:AY:262:ASN:ND2	2.65	0.48
24:AY:445:GLN:C	24:AY:448:VAL:HB	2.32	0.48
37:BC:100:ILE:O	37:BC:104:LEU:HG	2.13	0.48
35:BA:2499:C:H2'	35:BA:2500:U:O4'	2.13	0.48
35:BA:2690:C:OP2	49:BR:14:SER:OG	2.24	0.48
35:BA:2729:G:C2	35:BA:2730:C:C2	3.00	0.48
35:BA:585:G:H2'	35:BA:586:A:N7	2.28	0.48
35:BA:831:G:C6	35:BA:832:G:N7	2.81	0.48
38:BD:85:ASP:OD2	38:BD:87:ASN:ND2	2.47	0.48
40:BF:78:ILE:O	40:BF:80:ALA:N	2.38	0.48
47:BP:50:ARG:NH2	47:BP:51:PHE:CE2	2.81	0.48
51:BT:41:ARG:HG2	51:BT:41:ARG:HH11	1.79	0.48
51:BT:22:PHE:CE2	51:BT:85:LYS:HE3	2.48	0.48
52:BU:92:ARG:HH22	53:BV:10:LYS:CG	2.23	0.48
53:BV:91:TYR:C	53:BV:91:TYR:CD1	2.86	0.48
53:BV:22:VAL:HG22	53:BV:92:THR:O	2.13	0.48
35:BA:1667:G:O2'	35:BA:1991:U:O4	2.25	0.48
6:AF:11:ASN:HA	6:AF:86:ARG:CZ	2.43	0.48
8:AH:33:GLU:O	8:AH:36:LEU:N	2.47	0.48
18:AR:38:GLU:HG2	18:AR:39:VAL:HG23	1.95	0.48
2:AB:201:ILE:HG21	2:AB:214:ILE:HG21	1.93	0.48
2:AB:36:ARG:O	2:AB:39:ILE:N	2.39	0.48
42:BH:125:VAL:N	42:BH:126:PRO:HD3	2.27	0.48
35:BA:2257:U:H2'	35:BA:2258:C:C6	2.48	0.48
22:AV:8:U:O2	22:AV:48:C:O2	2.31	0.48
35:BA:1786:A:C6	35:BA:1938:A:H2	2.29	0.48
21:AU:13:ILE:O	21:AU:14:TRP:C	2.52	0.48
1:AA:1203:C:C4	1:AA:1204:A:N7	2.81	0.48
3:AC:120:VAL:O	3:AC:121:ALA:C	2.51	0.48
3:AC:31:HIS:O	3:AC:32:LEU:C	2.52	0.48
10:AJ:12:ASP:O	10:AJ:14:LYS:N	2.46	0.48
1:AA:1248:A:C5	1:AA:1249:C:C5	3.01	0.48
9:AI:42:ARG:NH1	9:AI:74:ILE:HD12	2.27	0.48
40:BF:6:VAL:HG11	40:BF:124:LEU:HD13	1.95	0.48
35:BA:1056:G:C4	35:BA:1102:C:H5	2.32	0.48

*Continued on next page...*



*Continued from previous page...*

Atom-1	Atom-2	Interatomic distance (Å)	Clash overlap (Å)
4:AD:82:ALA:HB2	4:AD:92:VAL:HG12	1.95	0.48
35:BA:1484:G:C3'	35:BA:1485:G:H5''	2.42	0.48
37:BC:28:LEU:HD21	37:BC:222:VAL:HG22	1.95	0.48
35:BA:1543:C:O5'	35:BA:1543:C:C6	2.67	0.48
29:B4:6:HIS:HB3	41:BG:67:LYS:CE	2.43	0.48
35:BA:655:A:H4'	35:BA:656:G:C5'	2.22	0.48
36:BB:8:U:H5'	36:BB:8:U:H6	1.79	0.48
1:AA:333:G:H2'	1:AA:334:C:C6	2.48	0.48
31:B6:25:LYS:HD2	35:BA:2285:C:N4	2.28	0.48
1:AA:925:G:H1'	1:AA:1502:A:N9	2.27	0.48
24:AY:22:PRO:O	24:AY:23:ASP:C	2.51	0.48
34:B9:8:LYS:HB3	34:B9:8:LYS:HE2	1.72	0.48
34:B9:8:LYS:HE3	35:BA:1032:A:OP1	2.14	0.48
35:BA:1469:A:H2'	35:BA:1470:G:O4'	2.14	0.48
41:BG:51:ARG:CZ	41:BG:53:LEU:HD21	2.44	0.48
24:AY:513:LEU:O	24:AY:517:ARG:CG	2.62	0.48
13:AM:3:ARG:O	13:AM:4:ILE:HG13	2.13	0.48
35:BA:2077:A:C2	35:BA:2078:C:C5	3.01	0.48
35:BA:2052:G:O3'	39:BE:143:ASN:O	2.32	0.48
35:BA:2547:U:O4'	35:BA:2566:A:C2	2.66	0.48
35:BA:2525:G:N1	35:BA:2526:G:C5	2.81	0.48
38:BD:28:GLU:H	38:BD:29:PRO:CD	2.26	0.48
41:BG:167:GLU:H	41:BG:167:GLU:CD	2.17	0.48
24:AY:492:GLN:HB3	24:AY:504:ILE:HB	1.94	0.48
35:BA:2516:G:C6	35:BA:2517:C:N4	2.82	0.48
24:AY:120:GLU:O	24:AY:121:ASP:C	2.51	0.48
24:AY:26:LYS:HG3	24:AY:88:ASP:OD1	2.13	0.48
24:AY:10:VAL:C	24:AY:279:PRO:CD	2.81	0.48
24:AY:289:VAL:HB	24:AY:321:VAL:O	2.13	0.48
24:AY:511:LEU:HD23	24:AY:515:GLN:OE1	2.13	0.48
1:AA:770:C:O4'	1:AA:900:A:H2	1.96	0.48
35:BA:999:U:HO2'	35:BA:1000:A:H5'	1.76	0.48
35:BA:1140:C:H1'	35:BA:1143:A:C2	2.48	0.48
35:BA:1688:U:H2'	35:BA:1698:A:N6	2.28	0.48
35:BA:1814:G:H2'	35:BA:1815:A:N7	2.29	0.48
35:BA:1799:G:N1	35:BA:1819:A:C8	2.81	0.48
35:BA:2437:U:C2	35:BA:2438:U:C5	3.02	0.48
35:BA:2681:C:O2	35:BA:2681:C:C2'	2.62	0.48
35:BA:2628:C:HO2'	35:BA:2781:A:H3'	1.78	0.48
35:BA:589:C:H42	35:BA:668:G:H1	1.61	0.48
35:BA:590:A:C2	35:BA:591:C:C2	3.02	0.48

*Continued on next page...*

*Continued from previous page...*

Atom-1	Atom-2	Interatomic distance (Å)	Clash overlap (Å)
38:BD:33:LEU:CD2	38:BD:102:LYS:HB2	2.34	0.48
38:BD:148:GLU:C	38:BD:189:CYS:SG	2.92	0.48
38:BD:80:ALA:CB	38:BD:94:LEU:HD13	2.44	0.48
45:BN:116:LEU:O	45:BN:117:PHE:C	2.51	0.48
45:BN:65:LYS:HD3	45:BN:69:GLN:NE2	2.28	0.48
54:BW:33:ARG:C	54:BW:34:ASN:HD22	2.15	0.48
6:AF:24:GLU:O	6:AF:27:GLN:N	2.45	0.48
6:AF:86:ARG:O	6:AF:87:ARG:HG2	2.12	0.48
15:AO:82:ILE:HA	15:AO:82:ILE:HD12	1.60	0.48
35:BA:1124:C:N4	35:BA:1125:G:C6	2.82	0.48
1:AA:1076:C:C2	1:AA:1082:G:C2	3.01	0.48
1:AA:1090:U:H2'	1:AA:1091:U:C6	2.45	0.48
2:AB:165:VAL:CG2	2:AB:166:ASP:N	2.75	0.48
25:B0:26:TYR:HE2	35:BA:857:C:C1'	2.20	0.48
48:BQ:46:GLN:C	48:BQ:49:ALA:HB3	2.33	0.48
48:BQ:74:TYR:HD1	48:BQ:75:THR:N	2.11	0.48
57:BZ:125:LEU:HD23	57:BZ:164:ALA:HB3	1.94	0.48
22:AV:53:G:N2	22:AV:61:C:H42	2.11	0.48
1:AA:965:A:OP1	1:AA:1198:G:H5''	2.11	0.48
10:AJ:42:THR:HG23	10:AJ:68:HIS:HA	1.95	0.48
14:AN:58:LYS:O	14:AN:59:ALA:C	2.51	0.48
35:BA:300:A:O5'	56:BY:97:ARG:NH1	2.46	0.48
35:BA:1082:U:O5'	35:BA:1082:U:H6	1.96	0.48
4:AD:187:ARG:CB	4:AD:187:ARG:HH11	2.25	0.48
11:AK:67:ASP:O	11:AK:70:LYS:N	2.46	0.48
37:BC:14:VAL:CG2	37:BC:32:LEU:HD21	2.43	0.48
37:BC:161:ILE:HD12	37:BC:161:ILE:O	2.13	0.48
41:BG:60:LEU:O	41:BG:64:THR:HG22	2.14	0.48
41:BG:96:ARG:H	41:BG:99:MET:HE2	1.77	0.48
50:BS:70:GLY:O	50:BS:72:ALA:N	2.47	0.48
35:BA:1447:G:H4'	35:BA:1545:A:C4'	2.43	0.48
13:AM:15:VAL:HG23	13:AM:16:ASP:N	2.28	0.48
13:AM:19:LEU:HB3	13:AM:25:ILE:HG21	1.95	0.48
35:BA:2177:C:H3'	35:BA:2178:C:O2	2.13	0.48
1:AA:1219:U:H2'	1:AA:1220:G:O4'	2.13	0.48
1:AA:960:U:C5	1:AA:1225:A:C8	3.01	0.48
13:AM:107:ALA:O	13:AM:111:LYS:CD	2.62	0.48
13:AM:68:GLY:O	13:AM:70:LEU:N	2.46	0.48
36:BB:76:G:C5	36:BB:77:U:C5	3.01	0.48
17:AQ:18:THR:HG23	17:AQ:44:ALA:O	2.13	0.48
35:BA:1368:G:C2	35:BA:1369:G:N7	2.82	0.48

*Continued on next page...*

*Continued from previous page...*

Atom-1	Atom-2	Interatomic distance (Å)	Clash overlap (Å)
35:BA:7:G:C8	35:BA:7:G:O5'	2.66	0.48
1:AA:1283:G:O2'	1:AA:1284:C:C6	2.43	0.48
26:B1:14:VAL:CG1	26:B1:39:LYS:HD2	2.43	0.48
35:BA:1150:C:C2'	35:BA:1151:G:H5'	2.43	0.48
1:AA:502:G:C6	1:AA:503:C:C4	3.02	0.48
26:B1:87:PRO:CG	26:B1:88:LYS:N	2.77	0.48
25:B0:62:LEU:C	25:B0:63:VAL:HG22	2.34	0.48
36:BB:111:G:H2'	36:BB:112:U:C5'	2.43	0.48
35:BA:285:C:H2'	35:BA:286:C:H6	1.75	0.48
1:AA:35:G:H2'	1:AA:36:C:H6	1.79	0.48
37:BC:145:VAL:O	37:BC:145:VAL:HG12	2.14	0.48
20:AT:57:ARG:HB2	20:AT:57:ARG:HH11	1.77	0.48
35:BA:2392:A:H5'	35:BA:2392:A:N3	2.28	0.48
5:AE:137:GLU:HA	5:AE:140:ARG:NH1	2.28	0.48
13:AM:37:THR:O	13:AM:39:ILE:HG13	2.14	0.48
1:AA:889:A:H4'	1:AA:890:G:OP1	2.13	0.48
1:AA:1407:C:H2'	1:AA:1408:A:H5''	1.90	0.48
30:B5:40:LYS:HZ2	30:B5:45:VAL:HA	1.78	0.48
35:BA:1832:C:H2'	35:BA:1833:U:O4'	2.14	0.48
35:BA:1909:C:N4	35:BA:1921:G:H1	2.11	0.48
30:B5:8:LYS:HE2	35:BA:2054:A:H2'	1.95	0.48
35:BA:2464:C:HO2'	35:BA:2465:C:P	2.36	0.48
35:BA:2720:U:H3'	35:BA:2721:A:C8	2.38	0.48
35:BA:2730:C:O2'	35:BA:2731:G:H5'	2.13	0.48
35:BA:2873:A:H3'	35:BA:2874:C:C5	2.48	0.48
35:BA:465:G:C6	35:BA:466:A:N6	2.82	0.48
35:BA:774:A:N1	35:BA:787:U:O2'	2.40	0.48
35:BA:818:G:H5'	35:BA:839:U:OP1	2.13	0.48
38:BD:186:HIS:NE2	38:BD:188:GLU:CG	2.77	0.48
39:BE:22:PRO:O	39:BE:23:VAL:CG1	2.60	0.48
39:BE:7:VAL:HA	39:BE:194:GLY:O	2.13	0.48
51:BT:53:ARG:NH1	51:BT:53:ARG:HB3	2.27	0.48
35:BA:2848:G:C8	51:BT:97:ALA:HB2	2.49	0.48
52:BU:75:ASN:O	52:BU:76:TYR:C	2.50	0.48
1:AA:863:U:C5	1:AA:867:G:C6	3.02	0.48
6:AF:9:VAL:HG22	6:AF:60:PHE:CD2	2.49	0.48
15:AO:45:VAL:HG13	15:AO:46:HIS:N	2.28	0.48
2:AB:177:ALA:CB	2:AB:184:VAL:HG22	2.43	0.48
2:AB:76:GLN:OE1	2:AB:206:ASP:O	2.32	0.48
57:BZ:25:PRO:HA	57:BZ:38:TYR:HB2	1.95	0.48
22:AV:5:G:H1	22:AV:68:C:N4	2.06	0.48

*Continued on next page...*

*Continued from previous page...*

Atom-1	Atom-2	Interatomic distance (Å)	Clash overlap (Å)
3:AC:15:THR:HG23	3:AC:181:ASN:HA	1.96	0.48
3:AC:34:LEU:HD22	3:AC:38:ARG:HD2	1.95	0.48
19:AS:12:ASP:HB2	19:AS:35:SER:OG	2.13	0.48
24:AY:308:ASP:O	24:AY:308:ASP:OD1	2.32	0.48
24:AY:310:LYS:C	24:AY:311:HIS:CD2	2.87	0.48
35:BA:349:G:C6	35:BA:350:U:N3	2.81	0.48
35:BA:58:G:N3	35:BA:73:A:C2	2.79	0.48
55:BX:10:ALA:HB3	55:BX:29:TRP:HB2	1.94	0.48
4:AD:12:CYS:HA	4:AD:19:LEU:CB	2.35	0.48
50:BS:18:ILE:O	50:BS:18:ILE:HG22	2.14	0.48
4:AD:11:LEU:HB3	4:AD:66:ARG:HD3	1.96	0.48
57:BZ:141:VAL:HA	57:BZ:144:LEU:CD2	2.31	0.48
1:AA:939:G:H1	1:AA:1344:C:N4	2.12	0.48
29:B4:27:THR:O	29:B4:28:LYS:HB3	2.13	0.48
35:BA:1890:A:O5'	35:BA:1890:A:H8	1.97	0.48
8:AH:110:ALA:O	8:AH:112:LEU:HD23	2.13	0.48
36:BB:18:G:H2'	36:BB:19:G:C8	2.48	0.48
38:BD:97:TYR:C	38:BD:99:ASP:N	2.63	0.48
35:BA:1119:C:H2'	35:BA:1120:G:H8	1.77	0.48
26:B1:42:GLN:OE1	35:BA:396:G:H1'	2.13	0.48
38:BD:14:ARG:HG3	38:BD:14:ARG:O	2.12	0.48
1:AA:1004:A:H2'	1:AA:1005:A:H5'	1.96	0.48
9:AI:88:TYR:O	9:AI:89:ASN:CB	2.61	0.48
13:AM:32:GLU:HA	13:AM:35:GLU:HG2	1.96	0.48
7:AG:135:VAL:O	7:AG:138:LYS:CB	2.53	0.48
33:B8:55:ALA:O	33:B8:58:ILE:N	2.44	0.48
35:BA:1604:C:O2'	35:BA:1605:C:H5'	2.14	0.48
26:B1:14:VAL:HG21	35:BA:188:G:H5'	1.91	0.48
35:BA:1337:G:N7	55:BX:62:LYS:NZ	2.61	0.48
35:BA:363:G:C5	35:BA:363(A):A:N7	2.81	0.48
4:AD:65:ARG:HA	4:AD:75:PHE:CE1	2.48	0.48
35:BA:742:G:C5'	35:BA:1675:C:O2'	2.61	0.48
1:AA:415:A:O2'	1:AA:416:G:H5'	2.14	0.48
35:BA:54:G:C8	35:BA:54:G:OP1	2.66	0.48
1:AA:431:A:O2'	1:AA:432:A:H5'	2.13	0.48
28:B3:40:THR:O	28:B3:41:PRO:C	2.51	0.48
42:BH:44:VAL:HG13	42:BH:45:VAL:N	2.29	0.48
24:AY:468:VAL:HG13	24:AY:506:THR:HA	1.94	0.48
35:BA:2658:C:H42	35:BA:2663:G:H1	1.61	0.48
35:BA:1131:G:N7	35:BA:2025:C:C1'	2.76	0.48
35:BA:1259:G:H2'	35:BA:1260:G:C8	2.48	0.48

*Continued on next page...*

*Continued from previous page...*

Atom-1	Atom-2	Interatomic distance (Å)	Clash overlap (Å)
35:BA:1935:G:H3'	35:BA:1962:C:H42	1.79	0.48
35:BA:2057:A:O2'	35:BA:2058:A:H5'	2.14	0.48
35:BA:2726:U:O2'	35:BA:2727:G:O4'	2.31	0.48
35:BA:2779:U:H1'	35:BA:2781:A:C5	2.48	0.48
35:BA:624:C:C5	47:BP:107:LYS:NZ	2.80	0.48
32:B7:11:LYS:CE	35:BA:686:G:C2	2.97	0.48
35:BA:993:G:C6	35:BA:994:C:C5	3.02	0.48
38:BD:211:ARG:O	38:BD:214:TRP:N	2.47	0.48
39:BE:38:THR:HG22	39:BE:40:GLU:N	2.27	0.48
39:BE:9:VAL:HG11	39:BE:25:VAL:CB	2.43	0.48
40:BF:64:ILE:HG23	40:BF:65:TRP:CD2	2.48	0.48
45:BN:22:THR:N	45:BN:61:ARG:HB2	2.29	0.48
49:BR:14:SER:CA	49:BR:17:ARG:NH2	2.64	0.48
52:BU:59:ARG:O	52:BU:62:ILE:N	2.46	0.48
52:BU:90:VAL:O	52:BU:92:ARG:N	2.47	0.48
53:BV:81:TYR:C	53:BV:82:ARG:HD2	2.33	0.48
1:AA:1484:C:O4'	35:BA:1960:A:O2'	2.31	0.48
1:AA:1484:C:H4'	35:BA:1961:C:C4'	2.43	0.48
8:AH:11:THR:O	8:AH:13:ILE:N	2.45	0.48
18:AR:35:ARG:O	18:AR:37:VAL:HG13	2.13	0.48
18:AR:73:ALA:HB1	18:AR:79:LEU:HG	1.94	0.48
2:AB:236:TYR:HB3	2:AB:239:VAL:CG2	2.43	0.48
42:BH:105:LEU:CD2	42:BH:105:LEU:N	2.61	0.48
48:BQ:101:ARG:HG3	48:BQ:101:ARG:NH1	2.28	0.48
48:BQ:125:LEU:HD22	48:BQ:125:LEU:H	1.77	0.48
35:BA:1786:A:C4	35:BA:1938:A:N1	2.81	0.48
3:AC:182:ILE:HG12	3:AC:203:PHE:CD1	2.49	0.48
19:AS:20:LEU:HD22	19:AS:23:ASN:HD22	1.78	0.48
19:AS:9:VAL:HG13	19:AS:39:THR:CB	2.44	0.48
27:B2:50:ILE:HG22	27:B2:51:ARG:H	1.73	0.48
19:AS:75:ALA:H	19:AS:76:PRO:CD	2.27	0.48
37:BC:20:TYR:O	37:BC:225:ASN:HB2	2.14	0.48
37:BC:56:GLN:HA	37:BC:201:PRO:CB	2.37	0.48
1:AA:939:G:N2	1:AA:940:C:C2	2.82	0.48
42:BH:41:MET:HE2	42:BH:52:VAL:HG22	1.95	0.48
31:B6:37:ARG:O	31:B6:49:HIS:N	2.46	0.48
5:AE:98:THR:HG21	5:AE:119:LEU:CD2	2.39	0.48
24:AY:21:HIS:CE1	24:AY:22:PRO:HD2	2.43	0.48
50:BS:89:ARG:CG	50:BS:92:TYR:HA	2.44	0.48
2:AB:141:GLU:O	2:AB:145:LEU:N	2.40	0.48
50:BS:38:GLN:O	50:BS:39:ILE:HG13	2.12	0.48

*Continued on next page...*

*Continued from previous page...*

Atom-1	Atom-2	Interatomic distance (Å)	Clash overlap (Å)
35:BA:1295:C:C2	35:BA:1296:G:C8	3.01	0.48
19:AS:78:ARG:CB	19:AS:81:ARG:HH11	2.17	0.48
51:BT:13:ARG:NE	51:BT:13:ARG:CA	2.76	0.48
9:AI:55:ALA:C	9:AI:57:GLY:N	2.65	0.48
24:AY:431:ILE:HD11	24:AY:493:LEU:HB3	1.94	0.48
1:AA:1424:C:H2'	1:AA:1425:U:O4'	2.14	0.48
1:AA:10:A:OP2	5:AE:126:ARG:HD2	2.14	0.48
38:BD:45:ASN:ND2	38:BD:46:GLN:N	2.61	0.48
35:BA:1551:C:C2'	35:BA:1552:G:H5'	2.43	0.48
35:BA:2645:G:C2'	35:BA:2646:C:H5'	2.44	0.48
42:BH:91:GLY:HA3	42:BH:94:TYR:CE2	2.48	0.48
1:AA:344:A:C5'	1:AA:345:C:H5	2.26	0.48
35:BA:1389:G:H2'	35:BA:1390:U:O4'	2.13	0.48
1:AA:767:A:H2'	1:AA:768:A:O4'	2.12	0.48
1:AA:945:G:N1	1:AA:1337:G:C2	2.82	0.48
35:BA:2074:U:O2'	35:BA:2597:G:H1'	2.14	0.48
35:BA:354:G:H2'	35:BA:355:G:C8	2.48	0.48
11:AK:79:SER:HA	11:AK:104:GLN:HB3	1.95	0.48
1:AA:796:C:C2	1:AA:797:C:C5	3.01	0.48
41:BG:121:ASN:ND2	41:BG:123:ASN:H	2.11	0.48
39:BE:15:PHE:HA	39:BE:19:ARG:O	2.13	0.48
24:AY:221:GLU:HA	24:AY:225:GLN:NE2	2.15	0.48
24:AY:305:ALA:CA	24:AY:422:GLU:HB3	2.44	0.48
24:AY:68:ILE:HB	24:AY:92:HIS:CE1	2.48	0.48
30:B5:16:ARG:HD2	30:B5:20:ARG:NH2	2.29	0.48
30:B5:51:TYR:HB3	30:B5:52:TYR:H	1.50	0.48
35:BA:1799:G:H5'	35:BA:1819:A:N6	2.29	0.48
35:BA:1811:G:H2'	35:BA:1812:A:H8	1.78	0.48
35:BA:2222:G:C2'	35:BA:2223:G:H5'	2.44	0.48
35:BA:2382:G:H3'	35:BA:2382:G:OP1	2.14	0.48
35:BA:2407:G:H2'	35:BA:2408:U:C6	2.48	0.48
35:BA:2692:C:H2'	35:BA:2693:A:C8	2.46	0.48
35:BA:2726:U:O2	35:BA:2726:U:H5'	2.13	0.48
38:BD:92:ILE:HA	38:BD:107:ALA:H	1.78	0.48
39:BE:37:ARG:HH11	39:BE:42:ASP:CG	2.16	0.48
45:BN:112:LEU:O	45:BN:115:ARG:N	2.46	0.48
52:BU:65:ILE:HG23	52:BU:106:PHE:CZ	2.49	0.48
52:BU:76:TYR:O	52:BU:79:PHE:HB3	2.13	0.48
18:AR:41:LYS:O	18:AR:43:PHE:N	2.47	0.48
1:AA:1071:C:H2'	1:AA:1072:G:C8	2.48	0.48
2:AB:15:VAL:CG2	2:AB:209:ARG:HE	2.27	0.48

*Continued on next page...*

*Continued from previous page...*

Atom-1	Atom-2	Interatomic distance (Å)	Clash overlap (Å)
2:AB:208:ILE:O	2:AB:210:SER:N	2.47	0.48
2:AB:61:LEU:O	2:AB:62:ALA:C	2.51	0.48
35:BA:2807:G:H2'	35:BA:2808:U:C4'	2.42	0.48
35:BA:2243:U:O2	35:BA:2434:A:H2	1.95	0.48
42:BH:103:LEU:HG	42:BH:105:LEU:CD1	2.39	0.48
48:BQ:125:LEU:N	48:BQ:125:LEU:CD2	2.77	0.48
1:AA:1305:G:H5''	21:AU:5:ASP:N	2.29	0.48
13:AM:81:LEU:C	13:AM:93:ARG:HH11	2.17	0.48
35:BA:109:G:O2'	35:BA:110:G:H5'	2.14	0.48
4:AD:170:VAL:O	4:AD:171:GLY:C	2.51	0.48
51:BT:118:ARG:HA	51:BT:121:ILE:CG2	2.44	0.48
7:AG:40:ALA:HB1	7:AG:44:TYR:HE2	1.74	0.48
35:BA:599:G:C2	35:BA:600:G:N7	2.82	0.48
35:BA:601:C:C5'	40:BF:108:LYS:HZ2	2.26	0.48
5:AE:105:VAL:O	5:AE:109:ILE:HG13	2.13	0.48
1:AA:109:A:C6	1:AA:327:A:C5	3.01	0.48
1:AA:59:A:C4	1:AA:331:G:N2	2.81	0.48
17:AQ:77:VAL:O	17:AQ:77:VAL:HG12	2.14	0.48
35:BA:1853:A:O2'	35:BA:1854:A:H5'	2.13	0.48
35:BA:1856:G:H2'	35:BA:1857:G:O4'	2.13	0.48
36:BB:71:C:H2'	36:BB:72:G:H5'	1.96	0.48
35:BA:1422:G:C4	35:BA:1423:G:C8	3.01	0.48
41:BG:25:TYR:C	41:BG:26:GLN:OE1	2.52	0.48
1:AA:1133:G:H22	1:AA:1143:G:H1'	1.79	0.48
35:BA:2093:G:C6	35:BA:2225:A:N7	2.81	0.48
24:AY:517:ARG:HG2	24:AY:517:ARG:NH1	2.28	0.48
17:AQ:95:TYR:HA	17:AQ:98:LEU:HD12	1.96	0.48
4:AD:126:ILE:HG22	4:AD:127:THR:N	2.28	0.48
49:BR:29:LEU:CG	49:BR:52:ILE:HD11	2.44	0.48
1:AA:115:G:O2'	1:AA:116:A:OP2	2.31	0.48
7:AG:136:LYS:NZ	7:AG:140:ASP:OD1	2.40	0.48
35:BA:1438:U:H5'	35:BA:1516:C:O3'	2.13	0.48
1:AA:901:A:H2'	1:AA:902:G:C5'	2.43	0.48
1:AA:80:G:H5''	1:AA:81:U:C6	2.49	0.48
35:BA:845:G:O2'	35:BA:846:C:C5	2.64	0.48
35:BA:197:A:H5'	35:BA:197:A:H8	1.77	0.48
35:BA:2132:U:N3	37:BC:5:LYS:HB2	2.27	0.48
24:AY:115:ALA:CB	24:AY:148:ILE:CB	2.91	0.48
35:BA:2884:U:C5	35:BA:2885:C:C5	3.02	0.48
24:AY:16:PHE:HE2	24:AY:84:VAL:HG12	1.78	0.48
24:AY:267:HIS:CD2	24:AY:267:HIS:N	2.80	0.48

*Continued on next page...*

*Continued from previous page...*

Atom-1	Atom-2	Interatomic distance (Å)	Clash overlap (Å)
1:AA:951:G:C6	1:AA:1231:G:N1	2.81	0.48
28:B3:16:PRO:CB	28:B3:18:ASP:OD1	2.62	0.48
35:BA:2049:G:H2'	35:BA:2050:C:H5'	1.95	0.48
35:BA:2463:C:O2	35:BA:2488:A:C2	2.66	0.48
38:BD:224:ALA:HA	38:BD:233:HIS:CB	2.44	0.48
35:BA:2579:C:H4'	39:BE:134:ILE:CG2	2.43	0.48
39:BE:47:VAL:HB	39:BE:84:PHE:CD1	2.46	0.48
40:BF:84:VAL:O	40:BF:85:GLY:C	2.48	0.48
45:BN:108:PRO:HG2	45:BN:113:GLY:CA	2.43	0.48
45:BN:65:LYS:CD	45:BN:69:GLN:HE21	2.26	0.48
46:BO:68:GLU:OE1	46:BO:78:ARG:HD3	2.13	0.48
47:BP:106:LEU:HD11	47:BP:112:LEU:CG	2.39	0.48
47:BP:17:LYS:C	47:BP:19:VAL:H	2.16	0.48
47:BP:35:HIS:O	47:BP:36:LYS:O	2.31	0.48
47:BP:47:ASP:CB	47:BP:51:PHE:HB2	2.43	0.48
51:BT:102:ILE:O	51:BT:102:ILE:HD12	2.14	0.48
51:BT:41:ARG:HH11	51:BT:41:ARG:CG	2.27	0.48
1:AA:1418:A:C8	1:AA:1419:G:H1'	2.49	0.48
35:BA:1956:U:C2'	35:BA:1957:C:H5'	2.44	0.48
6:AF:45:LEU:HD13	6:AF:59:TYR:CD1	2.45	0.48
8:AH:14:ARG:O	8:AH:15:ASN:C	2.52	0.48
15:AO:68:ARG:O	15:AO:71:GLN:N	2.47	0.48
34:B9:10:ILE:O	34:B9:11:CYS:HB3	2.12	0.48
42:BH:106:THR:HG21	42:BH:112:PRO:C	2.29	0.48
35:BA:907:U:H2'	35:BA:907:U:O2	2.13	0.48
48:BQ:113:GLN:O	48:BQ:114:ALA:C	2.52	0.48
48:BQ:87:LYS:HG2	48:BQ:88:GLY:O	2.14	0.48
57:BZ:102:LEU:HD11	57:BZ:124:ILE:CD1	2.44	0.48
57:BZ:133:ILE:O	57:BZ:134:PRO:C	2.50	0.48
13:AM:88:ARG:HA	13:AM:98:VAL:CG1	2.43	0.48
12:AL:70:ILE:O	12:AL:71:PRO:O	2.32	0.48
1:AA:1046:A:C2	1:AA:1047:G:H1'	2.49	0.48
3:AC:130:VAL:O	3:AC:134:ILE:HG13	2.14	0.48
3:AC:36:ASP:HA	3:AC:39:ILE:HD12	1.95	0.48
14:AN:59:ALA:O	14:AN:60:SER:CB	2.62	0.48
27:B2:6:VAL:O	27:B2:10:LEU:HG	2.14	0.48
9:AI:42:ARG:HH12	9:AI:74:ILE:HD12	1.78	0.48
40:BF:119:ARG:NH1	40:BF:119:ARG:HG2	2.27	0.48
35:BA:1502:C:H6	35:BA:1502:C:H5''	1.79	0.48
49:BR:97:VAL:HG13	49:BR:114:VAL:HG12	1.96	0.48
42:BH:83:TYR:O	42:BH:84:SER:O	2.31	0.48

*Continued on next page...*



*Continued from previous page...*

Atom-1	Atom-2	Interatomic distance (Å)	Clash overlap (Å)
35:BA:141:A:C2	35:BA:142:A:N1	2.81	0.48
11:AK:46:GLY:O	11:AK:48:ILE:O	2.32	0.48
11:AK:59:TYR:CZ	11:AK:63:LEU:HD11	2.48	0.48
35:BA:879:G:H1	35:BA:898:C:N4	2.12	0.48
35:BA:900:A:H5''	35:BA:901:A:C8	2.49	0.48
1:AA:296:U:C2	1:AA:302:G:N2	2.81	0.48
5:AE:110:LEU:HA	5:AE:113:ALA:CB	2.44	0.48
5:AE:115:VAL:HG13	5:AE:116:THR:H	1.78	0.48
5:AE:152:ARG:CZ	8:AH:44:PHE:CE1	2.97	0.48
50:BS:56:LEU:O	50:BS:56:LEU:CG	2.62	0.48
35:BA:2114:A:H2'	35:BA:2167:U:HO2'	1.78	0.48
41:BG:181:ARG:O	41:BG:182:LYS:OXT	2.32	0.48
1:AA:1001(A):G:C8	1:AA:1002:G:C5	3.01	0.48
1:AA:171:A:H2'	1:AA:172:A:O4'	2.14	0.48
57:BZ:19:ARG:HH12	57:BZ:84:GLU:CB	2.25	0.48
17:AQ:67:LYS:HG2	17:AQ:68:ARG:HG2	1.94	0.48
35:BA:2078:C:C2'	35:BA:2079:U:H5'	2.43	0.48
7:AG:133:GLY:O	7:AG:136:LYS:HB2	2.14	0.48
33:B8:14:VAL:HG21	33:B8:22:VAL:HG13	1.96	0.48
35:BA:1425:G:C6	35:BA:1426:G:C2	3.01	0.48
35:BA:2645:G:C8	35:BA:2645:G:OP2	2.63	0.48
55:BX:20:GLY:C	55:BX:22:ALA:H	2.17	0.48
17:AQ:46:ASP:CG	17:AQ:51:TYR:HD2	2.17	0.48
10:AJ:40:LEU:HD23	10:AJ:40:LEU:H	1.79	0.48
2:AB:179:LYS:HA	8:AH:72:PRO:CD	2.42	0.48
31:B6:22:ALA:HB2	31:B6:39:TYR:CE2	2.49	0.48
45:BN:74:ARG:HH22	45:BN:85:ILE:HD11	1.78	0.48
1:AA:102:G:H2'	1:AA:103:C:C6	2.49	0.48
35:BA:2252:G:O2'	35:BA:2253:G:H5'	2.13	0.48
1:AA:1261:A:C2	1:AA:1262:C:H1'	2.49	0.48
35:BA:1113:U:H6	35:BA:1113:U:O5'	1.97	0.48
4:AD:128:VAL:HA	4:AD:145:GLU:O	2.14	0.48
24:AY:154:LEU:CB	24:AY:155:LEU:HD12	2.43	0.48
24:AY:170:THR:CB	24:AY:182:VAL:HG11	2.43	0.48
1:AA:1407:C:C2'	1:AA:1408:A:H5'	2.36	0.48
30:B5:16:ARG:NH1	30:B5:17:ASP:OD1	2.47	0.48
30:B5:16:ARG:NH2	35:BA:517:C:OP1	2.47	0.48
35:BA:1381:G:H2'	35:BA:1382:G:C8	2.49	0.48
35:BA:1429:G:C4'	35:BA:1568:G:HO2'	2.26	0.48
35:BA:1798:U:OP1	38:BD:260:ARG:N	2.45	0.48
35:BA:2866:U:C6	35:BA:2868:A:H1'	2.48	0.48

*Continued on next page...*

*Continued from previous page...*

Atom-1	Atom-2	Interatomic distance (Å)	Clash overlap (Å)
35:BA:388:G:H5'	35:BA:389:G:OP2	2.13	0.48
38:BD:71:ASP:CG	38:BD:103:ARG:NH1	2.65	0.48
40:BF:81:PRO:CG	40:BF:82:ILE:H	2.27	0.48
35:BA:660:G:H5'	40:BF:99:TYR:CE1	2.49	0.48
48:BQ:77:LYS:HD3	48:BQ:81:VAL:CG1	2.44	0.48
52:BU:112:ARG:HA	52:BU:115:ALA:HB2	1.96	0.48
1:AA:598:U:C2'	1:AA:599:C:H6	2.22	0.48
6:AF:46:ARG:HB2	6:AF:60:PHE:CE1	2.47	0.48
1:AA:246:A:O3'	1:AA:247:G:H4'	2.14	0.48
2:AB:57:PHE:O	2:AB:60:ASP:HB3	2.14	0.48
36:BB:94:C:O2'	36:BB:95:C:H5'	2.14	0.48
1:AA:972:C:H4'	10:AJ:57:LYS:CG	2.42	0.48
3:AC:80:GLY:C	3:AC:82:GLU:H	2.17	0.48
1:AA:1060:C:C5'	14:AN:45:ARG:NH2	2.77	0.48
56:BY:68:HIS:C	56:BY:70:SER:H	2.16	0.48
56:BY:8:LYS:H	56:BY:8:LYS:CD	2.18	0.48
40:BF:164:ARG:O	40:BF:165:ARG:C	2.52	0.48
40:BF:156:LEU:CD2	40:BF:167:ALA:CB	2.91	0.48
35:BA:1071:G:H1'	35:BA:1089:G:H2'	1.95	0.48
37:BC:45:ALA:N	37:BC:171:ILE:O	2.47	0.48
35:BA:1542:A:C8	35:BA:1542:A:H3'	2.49	0.48
41:BG:125:PHE:CD2	41:BG:131:TYR:HD1	2.30	0.48
41:BG:43:LEU:HD11	41:BG:153:ARG:HG3	1.96	0.48
29:B4:9:LEU:CD1	29:B4:26:SER:H	2.26	0.48
1:AA:326:G:H2'	1:AA:327:A:H5'	1.92	0.48
17:AQ:58:GLU:OE1	17:AQ:74:LEU:HD12	2.14	0.48
35:BA:2428:G:O4'	35:BA:2429:G:C5	2.67	0.48
42:BH:38:SER:HB3	42:BH:64:LEU:HD21	1.96	0.48
1:AA:8:A:C6	4:AD:209:ARG:HB3	2.49	0.48
5:AE:118:ILE:CG1	5:AE:119:LEU:N	2.77	0.48
24:AY:23:ASP:N	24:AY:23:ASP:OD1	2.47	0.48
36:BB:73:A:C8	36:BB:105:A:C6	3.02	0.48
26:B1:48:LYS:HA	26:B1:48:LYS:HD2	1.63	0.48
41:BG:7:LEU:O	41:BG:10:LYS:N	2.46	0.48
35:BA:2695:C:H2'	35:BA:2696:U:H6	1.78	0.48
50:BS:84:GLN:HB2	50:BS:106:ARG:HA	1.96	0.48
24:AY:513:LEU:HD22	24:AY:517:ARG:NE	2.29	0.48
1:AA:126:G:H2'	1:AA:127:G:O4'	2.14	0.48
35:BA:1363:C:C2	35:BA:1369:G:N1	2.82	0.48
35:BA:1426:G:H2'	35:BA:1427:A:C8	2.49	0.48
35:BA:2539:C:H2'	35:BA:2540:C:H6	1.79	0.48

*Continued on next page...*

*Continued from previous page...*

Atom-1	Atom-2	Interatomic distance (Å)	Clash overlap (Å)
42:BH:92:ILE:HD12	42:BH:95:ARG:NH2	2.28	0.48
35:BA:2376:A:C2	35:BA:2377:A:C1'	2.97	0.48
35:BA:2400:G:C2	35:BA:2401:U:O2	2.67	0.48
1:AA:838:G:N2	1:AA:849:C:C2	2.82	0.48
35:BA:2789:C:O2'	35:BA:2790:A:H1'	2.14	0.48
1:AA:413:G:H1'	1:AA:428:G:H21	1.79	0.48
35:BA:441:U:C2'	40:BF:46:ARG:HE	2.26	0.48
35:BA:1865:G:H5'	35:BA:1866:C:OP1	2.14	0.48
14:AN:21:TYR:N	14:AN:21:TYR:CD1	2.81	0.48
43:BJ:127:UNK:HA	43:BJ:130:UNK:CB	2.44	0.48
20:AT:96:GLY:O	20:AT:97:ALA:O	2.32	0.48
37:BC:129:ARG:O	37:BC:129:ARG:HG3	2.12	0.48
24:AY:108:CYS:SG	24:AY:109:CYS:N	2.87	0.48
24:AY:142:ASN:ND2	58:AY:1000:GCP:C6	2.75	0.48
24:AY:144:LEU:HD12	24:AY:179:PHE:CZ	2.49	0.48
24:AY:216:ASP:O	24:AY:220:GLY:N	2.47	0.48
24:AY:253:PRO:HB2	24:AY:275:TRP:CZ3	2.49	0.48
24:AY:304:GLN:HG2	24:AY:304:GLN:O	2.13	0.48
24:AY:398:PHE:C	24:AY:399:ARG:HG2	2.30	0.48
30:B5:8:LYS:NZ	35:BA:2055:C:OP1	2.45	0.48
35:BA:2443:C:H2'	35:BA:2444:G:H5'	1.92	0.48
35:BA:2769:C:H2'	35:BA:2770:G:O4'	2.13	0.48
35:BA:783:A:H8	35:BA:784:A:O5'	1.96	0.48
35:BA:834:C:H2'	35:BA:835:A:O4'	2.14	0.48
35:BA:940:G:H2'	35:BA:941:A:C5'	2.44	0.48
38:BD:61:LEU:HD12	38:BD:62:TYR:O	2.14	0.48
39:BE:62:PRO:O	39:BE:63:LEU:C	2.52	0.48
45:BN:6:PRO:HG3	45:BN:41:ASP:O	2.14	0.48
35:BA:2685:G:H4'	46:BO:67:LYS:HZ2	1.77	0.48
51:BT:72:VAL:C	51:BT:73:GLU:HG3	2.33	0.48
53:BV:39:LEU:O	53:BV:40:LEU:CB	2.58	0.48
53:BV:78:LYS:C	53:BV:79:VAL:CG2	2.83	0.48
1:AA:735:C:H2'	1:AA:736:C:C5	2.47	0.48
18:AR:56:THR:O	18:AR:58:LEU:N	2.47	0.48
17:AQ:99:SER:OG	17:AQ:100:LYS:N	2.46	0.48
1:AA:1091:U:O2	1:AA:1093:A:C8	2.67	0.48
2:AB:14:GLY:O	2:AB:15:VAL:HG13	2.14	0.48
35:BA:2247:A:C2	35:BA:2257:U:O2	2.67	0.48
25:B0:16:SER:OG	35:BA:2262:U:OP2	2.28	0.48
57:BZ:126:VAL:HA	57:BZ:163:LEU:CB	2.44	0.48
22:AV:47:U:N1	22:AV:50:U:OP1	2.47	0.48

*Continued on next page...*

*Continued from previous page...*

Atom-1	Atom-2	Interatomic distance (Å)	Clash overlap (Å)
1:AA:1305:G:HO2'	1:AA:1306:A:H8	1.62	0.48
1:AA:1190:G:OP1	3:AC:5:ILE:HD13	2.14	0.48
9:AI:9:ARG:HG3	9:AI:14:VAL:HG22	1.96	0.48
10:AJ:64:GLU:OE2	10:AJ:66:ARG:NH2	2.46	0.48
19:AS:42:PRO:O	19:AS:43:GLU:HB3	2.14	0.48
27:B2:29:LYS:NZ	27:B2:57:ILE:CG2	2.77	0.48
55:BX:8:ILE:O	55:BX:9:LEU:HD23	2.14	0.48
55:BX:6:ASP:O	55:BX:9:LEU:HD21	2.14	0.48
35:BA:2334:G:C6	50:BS:15:ARG:NH2	2.81	0.48
37:BC:175:VAL:HG11	37:BC:189:ILE:CG1	2.38	0.48
37:BC:186:ALA:O	37:BC:190:ARG:NH1	2.47	0.48
7:AG:71:PRO:HG3	7:AG:103:TRP:HZ3	1.79	0.48
35:BA:1462:C:H5''	35:BA:2703:C:H5'	1.96	0.48
35:BA:1527:G:H5''	35:BA:1528:A:OP2	2.14	0.48
41:BG:111:LEU:HB2	41:BG:112:PRO:HD3	1.95	0.48
29:B4:5:ILE:O	41:BG:67:LYS:HE2	2.14	0.48
1:AA:42:G:H2'	1:AA:43:C:H6	1.78	0.48
20:AT:18:GLN:NE2	20:AT:22:ARG:NH1	2.51	0.48
1:AA:711:G:H4'	38:BD:138:VAL:CG1	2.43	0.48
26:B1:48:LYS:HZ2	26:B1:61:ARG:HG2	1.79	0.48
1:AA:1000:U:H3	1:AA:1042:G:N2	2.12	0.48
20:AT:93:GLU:CD	20:AT:94:ALA:N	2.68	0.48
1:AA:1440:C:C2'	1:AA:1441:G:H5'	2.44	0.48
28:B3:37:LEU:CD2	28:B3:38:GLU:H	2.17	0.48
13:AM:73:GLU:O	13:AM:76:ALA:CB	2.62	0.48
11:AK:121:PRO:HB2	11:AK:125:PHE:HB2	1.95	0.48
1:AA:277:C:OP2	17:AQ:41:LYS:NZ	2.45	0.48
1:AA:708:C:O2'	1:AA:709:G:H5'	2.14	0.48
35:BA:654(H):G:O6	35:BA:654(L):G:N7	2.46	0.48
1:AA:1346:A:C5'	9:AI:120:ARG:NH1	2.68	0.48
19:AS:16:LEU:HA	19:AS:19:VAL:HB	1.96	0.48
1:AA:377:G:H2'	1:AA:378:G:C8	2.49	0.48
1:AA:601:C:C2	1:AA:638:G:N2	2.82	0.48
53:BV:2:PHE:CD1	53:BV:13:ARG:NH1	2.81	0.48
11:AK:80:VAL:CG2	11:AK:104:GLN:O	2.61	0.48
10:AJ:81:THR:O	10:AJ:82:ILE:C	2.52	0.48
35:BA:1996:C:OP1	35:BA:1996:C:C6	2.66	0.48
54:BW:43:GLY:C	54:BW:45:TYR:N	2.67	0.48
11:AK:101:SER:OG	11:AK:103:LEU:HD23	2.14	0.48
32:B7:9:ARG:NH1	32:B7:9:ARG:HG3	2.29	0.48
35:BA:1964:G:C6	35:BA:1967:C:C4	3.02	0.48

*Continued on next page...*

*Continued from previous page...*

Atom-1	Atom-2	Interatomic distance (Å)	Clash overlap (Å)
24:AY:498:GLY:O	24:AY:499:ASP:HB2	2.13	0.48
44:BK:116:UNK:C	44:BK:118:UNK:N	2.76	0.48
24:AY:111:MET:SD	24:AY:113:ILE:CD1	2.98	0.47
24:AY:149:ARG:O	24:AY:150:ASP:CB	2.62	0.47
24:AY:172:PRO:O	24:AY:227:LEU:HD13	2.14	0.47
24:AY:25:GLY:O	24:AY:29:ILE:HB	2.14	0.47
24:AY:346:LEU:N	24:AY:366:GLY:O	2.44	0.47
24:AY:403:LEU:HD11	24:AY:412:LEU:HD22	1.96	0.47
24:AY:449:VAL:CG2	24:AY:463:TYR:HH	2.26	0.47
24:AY:223:LEU:HD21	42:BH:97:ARG:HH22	1.78	0.47
1:AA:773:G:C6	1:AA:774:G:N7	2.82	0.47
35:BA:1773:A:N3	35:BA:1978:A:C2	2.82	0.47
35:BA:1812:A:C2	35:BA:1813:G:C4	3.02	0.47
35:BA:1799:G:N2	35:BA:1819:A:OP2	2.36	0.47
30:B5:7:PRO:HA	35:BA:2615:U:C4	2.49	0.47
35:BA:646:A:H3'	35:BA:647:G:H8	1.78	0.47
35:BA:666:G:H4'	47:BP:49:ARG:NE	2.29	0.47
35:BA:831:G:C6	35:BA:832:G:C5	3.02	0.47
38:BD:143:HIS:O	38:BD:144:ALA:CB	2.62	0.47
38:BD:248:SER:OG	38:BD:252:TRP:CD1	2.65	0.47
38:BD:69:ARG:CZ	38:BD:105:ILE:HG13	2.44	0.47
45:BN:107:LEU:HB3	45:BN:108:PRO:HD2	1.96	0.47
47:BP:100:LEU:HD22	47:BP:100:LEU:N	2.28	0.47
51:BT:28:VAL:HG22	51:BT:46:GLU:HA	1.96	0.47
52:BU:27:LEU:O	52:BU:28:ARG:C	2.51	0.47
52:BU:95:LEU:O	52:BU:98:LEU:HG	2.15	0.47
1:AA:863:U:H5	1:AA:867:G:C6	2.31	0.47
1:AA:884:U:H4'	1:AA:885:G:H5''	1.95	0.47
6:AF:33:TYR:CE2	6:AF:75:LEU:HA	2.49	0.47
35:BA:906:G:H4'	48:BQ:67:ARG:HH22	1.77	0.47
48:BQ:3:MET:O	48:BQ:4:PRO:O	2.32	0.47
35:BA:1787:A:C2	35:BA:1788:C:C4	3.02	0.47
56:BY:13:VAL:HG23	56:BY:74:PRO:CA	2.35	0.47
56:BY:25:GLY:HA3	56:BY:39:VAL:CG1	2.44	0.47
56:BY:47:LYS:O	56:BY:48:ALA:HB2	2.14	0.47
35:BA:1464:C:O2'	35:BA:1528:A:C8	2.66	0.47
29:B4:8:LYS:O	29:B4:9:LEU:CB	2.61	0.47
35:BA:600:G:H2'	35:BA:601:C:C6	2.49	0.47
5:AE:36:ASP:OD1	5:AE:40:ARG:HB2	2.14	0.47
38:BD:134:ARG:HG2	38:BD:135:PHE:HD1	1.78	0.47
37:BC:66:HIS:CE1	37:BC:184:LYS:NZ	2.82	0.47

*Continued on next page...*

*Continued from previous page...*

Atom-1	Atom-2	Interatomic distance (Å)	Clash overlap (Å)
5:AE:115:VAL:HG11	5:AE:118:ILE:HG22	1.97	0.47
36:BB:48:A:H2'	36:BB:49:C:C6	2.48	0.47
50:BS:30:ARG:NH2	50:BS:62:LYS:HB3	2.21	0.47
34:B9:19:ARG:NH1	35:BA:2755:C:H2'	2.29	0.47
36:BB:58:A:H2'	36:BB:59:A:O4'	2.13	0.47
41:BG:11:TYR:CD2	41:BG:12:TYR:CD1	3.02	0.47
35:BA:2147:G:C2'	35:BA:2148:G:C5'	2.89	0.47
1:AA:186:C:O5'	1:AA:186:C:H6	1.97	0.47
16:AP:79:VAL:HB	16:AP:80:PHE:CE1	2.49	0.47
49:BR:28:LEU:C	49:BR:30:THR:H	2.16	0.47
1:AA:126:G:H1	1:AA:235:C:H42	1.62	0.47
35:BA:90:U:C2'	35:BA:90:U:O2	2.61	0.47
8:AH:46:LYS:HG3	8:AH:64:LYS:HB2	1.96	0.47
1:AA:1011:G:O2'	1:AA:1012:U:H5'	2.14	0.47
9:AI:82:ALA:CB	9:AI:96:LEU:HD21	2.42	0.47
8:AH:72:PRO:O	8:AH:73:ASP:C	2.52	0.47
1:AA:945:G:N2	1:AA:1337:G:N2	2.61	0.47
35:BA:491:G:H2'	35:BA:492:A:H8	1.78	0.47
1:AA:817:C:H42	1:AA:1529:G:H1	1.60	0.47
1:AA:1210:C:O4'	1:AA:1214:C:C4	2.66	0.47
7:AG:37:ASN:ND2	9:AI:40:LEU:HD23	2.28	0.47
1:AA:282:A:C6	1:AA:283:C:C2	3.02	0.47
35:BA:595:C:C4	35:BA:596:G:N7	2.82	0.47
16:AP:48:TRP:N	16:AP:48:TRP:CD1	2.82	0.47
24:AY:251:ILE:HD12	24:AY:252:THR:CA	2.43	0.47
24:AY:472:ARG:HG3	24:AY:523:PHE:CE2	2.49	0.47
35:BA:14:A:N6	35:BA:15:G:C2	2.81	0.47
35:BA:2374:C:O2'	35:BA:2375:G:H5'	2.13	0.47
35:BA:2514:U:H1'	39:BE:151:TYR:OH	2.13	0.47
35:BA:2637:U:H5''	39:BE:82:ARG:HH21	1.78	0.47
35:BA:969:U:C4	35:BA:970:C:N4	2.83	0.47
38:BD:248:SER:OG	38:BD:252:TRP:CG	2.65	0.47
35:BA:1800:C:OP1	38:BD:266:SER:HB2	2.14	0.47
39:BE:1:MET:O	39:BE:3:GLY:N	2.47	0.47
52:BU:65:ILE:HG12	52:BU:96:ALA:HB1	1.95	0.47
52:BU:93:LYS:H	52:BU:93:LYS:CD	2.27	0.47
35:BA:2010:G:H5''	54:BW:42:ARG:CB	2.44	0.47
35:BA:1947:C:C2	35:BA:1948:G:C8	3.02	0.47
35:BA:2739:U:C5	35:BA:2763:G:C6	3.02	0.47
6:AF:2:ARG:HD3	6:AF:92:LYS:CE	2.43	0.47
18:AR:44:LEU:O	18:AR:45:SER:C	2.52	0.47

*Continued on next page...*

*Continued from previous page...*

Atom-1	Atom-2	Interatomic distance (Å)	Clash overlap (Å)
2:AB:7:VAL:HA	2:AB:11:LEU:HD12	1.96	0.47
2:AB:49:GLU:O	2:AB:52:GLU:HB3	2.14	0.47
2:AB:8:LYS:HZ3	2:AB:217:ARG:NH1	2.12	0.47
35:BA:2247:A:H2	35:BA:2257:U:O2	1.98	0.47
57:BZ:52:SER:OG	57:BZ:53:ILE:HG12	2.15	0.47
21:AU:20:LYS:CG	21:AU:20:LYS:O	2.61	0.47
1:AA:1305:G:OP1	21:AU:2:GLY:HA3	2.15	0.47
1:AA:1149:C:OP1	9:AI:14:VAL:HG21	2.14	0.47
10:AJ:12:ASP:C	10:AJ:14:LYS:N	2.66	0.47
10:AJ:6:ILE:HG13	10:AJ:72:VAL:O	2.14	0.47
10:AJ:8:LEU:HB2	10:AJ:70:ARG:HB2	1.95	0.47
14:AN:42:ILE:HA	14:AN:42:ILE:HD13	1.71	0.47
19:AS:44:MET:O	19:AS:47:HIS:HB2	2.14	0.47
24:AY:309:PRO:CG	24:AY:313:ASP:OD2	2.57	0.47
35:BA:1057:A:N6	35:BA:1087:G:OP2	2.48	0.47
4:AD:108:LEU:O	4:AD:165:MET:HE2	2.14	0.47
11:AK:44:SER:HA	11:AK:64:ALA:HB1	1.95	0.47
1:AA:690:G:N7	11:AK:55:LYS:NZ	2.62	0.47
11:AK:32:ILE:CD1	11:AK:68:ALA:O	2.62	0.47
1:AA:938:A:C2'	1:AA:939:G:H5'	2.44	0.47
41:BG:125:PHE:O	41:BG:128:ARG:O	2.31	0.47
41:BG:146:TYR:O	41:BG:149:VAL:HG22	2.14	0.47
41:BG:133:LEU:HD21	41:BG:157:ILE:HD12	1.96	0.47
1:AA:28:G:C2	1:AA:556:C:N3	2.82	0.47
17:AQ:57:VAL:HG21	17:AQ:73:VAL:HG13	1.96	0.47
35:BA:2389:G:C5'	35:BA:2390:U:H5'	2.37	0.47
1:AA:795:C:H4'	1:AA:1506:U:O2	2.14	0.47
35:BA:1853:A:C6	35:BA:1889:A:C5	3.02	0.47
36:BB:69:G:N2	36:BB:70:C:C1'	2.77	0.47
35:BA:1417:C:H2'	35:BA:1418:G:O4'	2.14	0.47
41:BG:25:TYR:CE2	41:BG:32:PRO:HD2	2.49	0.47
50:BS:39:ILE:HD12	50:BS:73:LEU:HD21	1.96	0.47
35:BA:2177:C:H2'	35:BA:2178:C:O2	2.14	0.47
1:AA:1143:G:H2'	1:AA:1144:G:H8	1.78	0.47
35:BA:2103:C:C2'	35:BA:2104:G:H5''	2.45	0.47
22:AV:39:C:C4	22:AV:40:C:C5	3.02	0.47
35:BA:1512:U:O2	35:BA:1512:U:H2'	2.13	0.47
1:AA:1015:A:C5	1:AA:1016:A:C5	3.02	0.47
1:AA:1015:A:H2'	1:AA:1016:A:O4'	2.15	0.47
1:AA:180:U:O4	1:AA:195:A:C8	2.67	0.47
36:BB:98:G:O2'	36:BB:99:G:H5'	2.13	0.47

*Continued on next page...*

*Continued from previous page...*

Atom-1	Atom-2	Interatomic distance (Å)	Clash overlap (Å)
1:AA:113:G:C2	1:AA:114:U:C2	3.02	0.47
54:BW:88:ARG:HB3	54:BW:92:ARG:HB2	1.96	0.47
35:BA:2646:C:H5	35:BA:2732:G:C4	2.32	0.47
1:AA:1009:G:C6	1:AA:1021:G:C6	3.02	0.47
10:AJ:40:LEU:CD2	10:AJ:40:LEU:N	2.72	0.47
38:BD:142:VAL:O	38:BD:163:ALA:CB	2.60	0.47
22:AV:21:A:C5	22:AV:46:G:C6	3.02	0.47
35:BA:271(C):C:C2	35:BA:271(D):G:C8	3.03	0.47
5:AE:15:ARG:HD2	5:AE:26:PHE:CD2	2.48	0.47
1:AA:817:C:C4	1:AA:819:A:H1'	2.49	0.47
1:AA:338:A:O2'	1:AA:339:C:H5'	2.15	0.47
35:BA:1358:G:C2'	35:BA:1359:A:H5''	2.44	0.47
29:B4:16:CYS:SG	29:B4:17:GLY:N	2.87	0.47
24:AY:296:PHE:O	24:AY:380:THR:HA	2.14	0.47
24:AY:315:VAL:HG11	24:AY:346:LEU:HD12	1.96	0.47
24:AY:78:PRO:HB3	24:AY:83:LEU:HA	1.97	0.47
32:B7:30:VAL:O	32:B7:34:ARG:HG2	2.13	0.47
35:BA:1144:G:O2'	35:BA:1145:C:H5'	2.14	0.47
35:BA:2459:A:N1	35:BA:2494:G:H1'	2.30	0.47
35:BA:2690:C:H5''	35:BA:2872:G:N2	2.29	0.47
35:BA:644:A:C8	35:BA:646:A:C2	3.02	0.47
35:BA:811:U:O2'	35:BA:812:C:H5''	2.14	0.47
35:BA:953:A:N6	35:BA:964:C:H42	2.08	0.47
35:BA:2578:G:N7	39:BE:140:SER:HB2	2.29	0.47
45:BN:99:LEU:O	45:BN:103:VAL:N	2.36	0.47
47:BP:102:ARG:NH1	47:BP:102:ARG:HB2	2.29	0.47
51:BT:23:ARG:O	51:BT:25:GLY:N	2.47	0.47
51:BT:51:ARG:O	51:BT:61:PHE:CA	2.62	0.47
1:AA:657:G:O2'	1:AA:658:G:H5'	2.14	0.47
6:AF:33:TYR:CD2	6:AF:75:LEU:HB2	2.50	0.47
15:AO:23:GLY:O	15:AO:24:SER:HB3	2.15	0.47
15:AO:9:GLN:O	15:AO:12:ILE:HB	2.14	0.47
18:AR:36:ASN:HB2	18:AR:39:VAL:HG23	1.95	0.47
1:AA:1102:A:H2'	1:AA:1103:C:H6	1.80	0.47
2:AB:98:LEU:H	2:AB:98:LEU:HG	1.38	0.47
35:BA:958:U:C3'	35:BA:958:U:C6	2.97	0.47
35:BA:2523:G:C1'	35:BA:2765:A:N7	2.77	0.47
1:AA:1117:G:O3'	9:AI:104:ARG:NE	2.47	0.47
3:AC:157:ILE:HB	3:AC:164:ARG:HE	1.79	0.47
3:AC:34:LEU:HD21	3:AC:38:ARG:CZ	2.44	0.47
1:AA:1358:U:OP1	14:AN:35:ARG:HG3	2.15	0.47

*Continued on next page...*



*Continued from previous page...*

Atom-1	Atom-2	Interatomic distance (Å)	Clash overlap (Å)
55:BX:29:TRP:CZ3	55:BX:59:VAL:HG21	2.43	0.47
9:AI:47:LEU:C	9:AI:49:PRO:HD2	2.35	0.47
40:BF:119:ARG:HH11	40:BF:119:ARG:CG	2.24	0.47
40:BF:126:VAL:CG2	40:BF:127:GLU:N	2.59	0.47
37:BC:40:THR:HG23	37:BC:176:GLY:C	2.35	0.47
37:BC:47:LEU:HD21	37:BC:171:ILE:CD1	2.41	0.47
57:BZ:139:VAL:HG12	57:BZ:140:ASP:H	1.79	0.47
35:BA:2705:A:C4	35:BA:2706:G:C8	3.03	0.47
16:AP:8:ARG:N	16:AP:29:ASP:OD1	2.45	0.47
1:AA:107:G:H5'	1:AA:379:C:OP1	2.14	0.47
1:AA:106:C:H42	20:AT:14:LYS:HZ3	1.61	0.47
17:AQ:3:LYS:O	17:AQ:4:LYS:C	2.52	0.47
34:B9:18:ARG:HG3	34:B9:18:ARG:HH11	1.78	0.47
1:AA:1431:C:H2'	1:AA:1432:G:O4'	2.15	0.47
41:BG:15:VAL:HG12	41:BG:19:LEU:CD1	2.44	0.47
35:BA:1298:C:O2'	35:BA:1301:A:H1'	2.13	0.47
1:AA:958:A:H2'	1:AA:985:C:O2'	2.14	0.47
49:BR:76:VAL:O	49:BR:80:PHE:HD2	1.97	0.47
43:BJ:27:UNK:O	43:BJ:83:UNK:N	2.47	0.47
14:AN:12:ARG:CB	14:AN:12:ARG:HH11	2.27	0.47
36:BB:78:A:C6	36:BB:100:A:C8	3.02	0.47
35:BA:80:G:C2	35:BA:107:C:N3	2.82	0.47
1:AA:225:C:C2	1:AA:226:G:C8	3.03	0.47
35:BA:1438:U:O2'	35:BA:1439:A:H5'	2.14	0.47
1:AA:896:C:C6	1:AA:896:C:C3'	2.96	0.47
1:AA:1416:G:C5	1:AA:1417:G:C5	3.02	0.47
31:B6:15:GLU:CD	31:B6:18:ARG:NE	2.67	0.47
1:AA:343:U:O2'	1:AA:344:A:H3'	2.15	0.47
1:AA:346:G:N3	1:AA:346:G:H2'	2.30	0.47
1:AA:381:C:H2'	1:AA:382:A:O4'	2.13	0.47
35:BA:363(E):U:C4	35:BA:363(F):A:H2	2.32	0.47
10:AJ:20:ALA:O	10:AJ:24:VAL:HG23	2.15	0.47
17:AQ:81:ARG:HB3	17:AQ:83:ASP:OD1	2.14	0.47
20:AT:38:LYS:HA	20:AT:41:ILE:HD11	1.95	0.47
35:BA:425:G:O2'	35:BA:426:C:H5'	2.14	0.47
12:AL:18:VAL:O	12:AL:19:ARG:CB	2.63	0.47
1:AA:1262:C:N4	1:AA:1274:G:N2	2.61	0.47
7:AG:149:ARG:HH11	7:AG:149:ARG:HG2	1.79	0.47
35:BA:2555:U:H2'	35:BA:2556:C:H5'	1.95	0.47
1:AA:513:C:O2'	1:AA:514:C:H5'	2.14	0.47
1:AA:68:G:C2	1:AA:69:G:H1'	2.49	0.47

*Continued on next page...*

*Continued from previous page...*

Atom-1	Atom-2	Interatomic distance (Å)	Clash overlap (Å)
43:BJ:72:UNK:O	43:BJ:73:UNK:CB	2.62	0.47
35:BA:1680:U:H2'	35:BA:1681:G:C8	2.50	0.47
3:AC:126:ARG:O	3:AC:127:ARG:HB2	2.15	0.47
4:AD:84:LYS:HA	4:AD:84:LYS:HD3	1.64	0.47
24:AY:186:TYR:CZ	24:AY:241:PHE:CB	2.95	0.47
24:AY:193:TYR:CE1	24:AY:194:GLN:O	2.68	0.47
24:AY:324:LYS:HG2	24:AY:325:TYR:N	2.29	0.47
24:AY:78:PRO:CB	24:AY:83:LEU:CD2	2.91	0.47
35:BA:2044:C:N3	35:BA:2625:G:C2	2.82	0.47
35:BA:2679:A:P	39:BE:160:TYR:OH	2.73	0.47
35:BA:534:U:H5'	52:BU:42:ALA:HB1	1.96	0.47
35:BA:564:C:C2	35:BA:565:C:C6	3.01	0.47
35:BA:740:U:H2'	35:BA:741:G:H8	1.72	0.47
35:BA:779:U:C2'	35:BA:780:G:H5'	2.44	0.47
40:BF:65:TRP:CB	40:BF:66:PRO:HD2	2.44	0.47
6:AF:11:ASN:HA	6:AF:86:ARG:NH1	2.30	0.47
15:AO:69:TYR:HA	15:AO:72:ARG:HD2	1.96	0.47
53:BV:35:LEU:N	53:BV:57:VAL:O	2.38	0.47
53:BV:95:LEU:HD11	53:BV:97:LYS:NZ	2.29	0.47
1:AA:1074:G:H2'	1:AA:1075:C:C6	2.48	0.47
2:AB:157:ARG:HB2	2:AB:157:ARG:HH11	1.79	0.47
2:AB:220:ASP:O	2:AB:223:ILE:HB	2.15	0.47
2:AB:25:ASN:HB3	2:AB:192:SER:O	2.14	0.47
2:AB:9:GLU:C	2:AB:12:GLU:HB2	2.34	0.47
42:BH:106:THR:HG21	42:BH:112:PRO:HB2	1.93	0.47
35:BA:861:A:N3	35:BA:862:G:O4'	2.48	0.47
35:BA:866:A:C2	35:BA:914:C:C6	3.02	0.47
35:BA:910:A:H2'	35:BA:911:A:C8	2.49	0.47
48:BQ:21:THR:C	48:BQ:23:GLY:H	2.17	0.47
57:BZ:82:ARG:HH11	57:BZ:82:ARG:HG2	1.80	0.47
22:AV:52:G:C4	22:AV:53:G:C8	3.03	0.47
1:AA:1048:G:OP1	14:AN:4:LYS:N	2.47	0.47
55:BX:88:LYS:HB2	55:BX:93:GLU:OE2	2.14	0.47
40:BF:25:PRO:HB3	40:BF:119:ARG:HG3	1.96	0.47
40:BF:154:VAL:CG1	40:BF:155:LEU:N	2.75	0.47
4:AD:174:LEU:HD21	4:AD:185:PHE:HA	1.95	0.47
35:BA:2318:G:OP2	35:BA:2318:G:N2	2.44	0.47
37:BC:22:ILE:HG22	37:BC:186:ALA:CB	2.43	0.47
1:AA:939:G:H2'	1:AA:940:C:H6	1.78	0.47
29:B4:5:ILE:O	41:BG:67:LYS:CD	2.63	0.47
36:BB:45:A:N3	36:BB:45:A:H2'	2.29	0.47

*Continued on next page...*

*Continued from previous page...*

Atom-1	Atom-2	Interatomic distance (Å)	Clash overlap (Å)
17:AQ:5:VAL:CG1	17:AQ:58:GLU:HB3	2.45	0.47
38:BD:111:LEU:HD11	38:BD:115:GLN:CB	2.44	0.47
36:BB:107:G:O2'	36:BB:108:U:H5'	2.15	0.47
46:BO:50:GLY:C	46:BO:52:VAL:N	2.67	0.47
35:BA:2756:U:O2'	35:BA:2757:A:OP2	2.27	0.47
41:BG:178:PHE:HB3	41:BG:180:PHE:HE1	1.79	0.47
41:BG:28:VAL:O	41:BG:29:TRP:CD2	2.67	0.47
35:BA:2186:G:C2	35:BA:2187:G:C6	3.02	0.47
35:BA:428:A:H5'	35:BA:429:A:OP2	2.14	0.47
35:BA:1509(B):A:O2'	35:BA:1510:G:H5'	2.15	0.47
1:AA:148:G:N2	1:AA:175:C:C2	2.82	0.47
49:BR:36:THR:OG1	49:BR:37:THR:N	2.46	0.47
35:BA:81:G:H2'	35:BA:82:G:C8	2.50	0.47
7:AG:72:ARG:CB	7:AG:142:GLU:OE2	2.62	0.47
54:BW:88:ARG:HB3	54:BW:92:ARG:HD2	1.96	0.47
1:AA:123:C:H5''	1:AA:311:C:O2'	2.14	0.47
35:BA:2547:U:O2'	46:BO:29:ASN:HB3	2.13	0.47
35:BA:441:U:H1'	40:BF:46:ARG:HH21	1.79	0.47
2:AB:23:ARG:O	2:AB:23:ARG:HD2	2.15	0.47
4:AD:107:ARG:NH1	4:AD:114:ARG:NH2	2.60	0.47
35:BA:132:G:H2'	35:BA:133:C:C6	2.49	0.47
1:AA:47:C:H5	1:AA:366:C:OP2	1.96	0.47
35:BA:1549:C:H5''	35:BA:1549:C:C6	2.49	0.47
43:BJ:28:UNK:CB	43:BJ:81:UNK:O	2.63	0.47
24:AY:401:ILE:HG12	24:AY:463:TYR:HE2	1.76	0.47
1:AA:951:G:C6	1:AA:1231:G:C6	3.03	0.47
1:AA:807:A:H2'	1:AA:808:C:C6	2.43	0.47
33:B8:38:GLY:HA2	33:B8:41:ILE:CG2	2.43	0.47
35:BA:974:G:C6	35:BA:1186:G:O6	2.67	0.47
35:BA:1308:A:C2	35:BA:1611:C:H1'	2.49	0.47
35:BA:1798:U:OP1	38:BD:260:ARG:HB3	2.15	0.47
35:BA:1791:A:N1	35:BA:1829:A:O4'	2.47	0.47
35:BA:1847:A:N6	35:BA:1893:C:N4	2.61	0.47
35:BA:2453:A:H8	35:BA:2453:A:H3'	1.78	0.47
35:BA:2715:C:O2'	35:BA:2716:U:C5'	2.62	0.47
35:BA:2820:A:O2'	39:BE:191:PRO:HG3	2.13	0.47
38:BD:16:MET:O	38:BD:17:THR:OG1	2.27	0.47
38:BD:271:ILE:HG13	38:BD:272:ALA:N	2.30	0.47
39:BE:105:THR:HG23	39:BE:166:THR:OG1	2.15	0.47
39:BE:13:ARG:CA	39:BE:22:PRO:HA	2.45	0.47
40:BF:65:TRP:CB	40:BF:66:PRO:CD	2.92	0.47

*Continued on next page...*

*Continued from previous page...*

Atom-1	Atom-2	Interatomic distance (Å)	Clash overlap (Å)
40:BF:66:PRO:O	40:BF:68:LYS:N	2.47	0.47
45:BN:34:LEU:CD1	45:BN:52:VAL:HG23	2.39	0.47
51:BT:101:PHE:CE1	51:BT:102:ILE:HG22	2.49	0.47
51:BT:24:PRO:HA	51:BT:49:VAL:HG13	1.96	0.47
51:BT:28:VAL:HG13	51:BT:46:GLU:HA	1.95	0.47
52:BU:59:ARG:O	52:BU:61:TRP:N	2.47	0.47
46:BO:6:THR:CG2	46:BO:7:TYR:H	2.27	0.47
1:AA:858:G:N2	1:AA:870:U:OP2	2.26	0.47
8:AH:13:ILE:O	8:AH:17:THR:N	2.43	0.47
15:AO:62:GLN:O	15:AO:63:ARG:C	2.53	0.47
15:AO:68:ARG:CD	15:AO:72:ARG:HH21	2.26	0.47
18:AR:74:ARG:N	18:AR:79:LEU:HB2	2.29	0.47
35:BA:2265:U:H2'	35:BA:2266:A:H8	1.74	0.47
35:BA:2435:A:C6	35:BA:2436:G:N7	2.82	0.47
48:BQ:21:THR:CG2	48:BQ:23:GLY:O	2.62	0.47
48:BQ:55:VAL:HA	48:BQ:58:PHE:CD1	2.47	0.47
48:BQ:57:HIS:C	48:BQ:57:HIS:ND1	2.67	0.47
22:AV:48:C:H5'	22:AV:49:G:H5''	1.95	0.47
1:AA:972:C:OP2	10:AJ:57:LYS:CE	2.60	0.47
3:AC:20:SER:CB	3:AC:40:ARG:HH22	2.14	0.47
35:BA:482:A:H4'	56:BY:47:LYS:CD	2.45	0.47
1:AA:620:C:C1'	4:AD:135:LEU:HG	2.44	0.47
4:AD:59:ARG:NH1	4:AD:59:ARG:CG	2.77	0.47
37:BC:45:ALA:CB	37:BC:171:ILE:HG22	2.41	0.47
35:BA:874:G:H2'	35:BA:875:G:C8	2.50	0.47
7:AG:69:VAL:HG11	7:AG:104:LEU:HD22	1.97	0.47
41:BG:76:SER:HB3	41:BG:83:ARG:CB	2.42	0.47
40:BF:111:ALA:CB	40:BF:206:ILE:HG21	2.30	0.47
1:AA:107:G:N2	1:AA:108:G:H1'	2.30	0.47
1:AA:112:G:H5'	1:AA:389:A:C4'	2.34	0.47
1:AA:58:C:H6	1:AA:58:C:O5'	1.97	0.47
35:BA:2282:G:H4'	35:BA:2283:C:OP2	2.14	0.47
1:AA:799:G:O2'	1:AA:800:G:C5'	2.63	0.47
36:BB:71:C:C2'	36:BB:72:G:H5'	2.45	0.47
34:B9:16:VAL:O	34:B9:17:ILE:C	2.51	0.47
12:AL:44:THR:HA	12:AL:51:ALA:O	2.13	0.47
13:AM:15:VAL:HG22	13:AM:41:PRO:O	2.13	0.47
35:BA:2115:G:N2	35:BA:2119:A:P	2.82	0.47
41:BG:7:LEU:O	41:BG:8:LYS:C	2.53	0.47
35:BA:2712:U:OP1	35:BA:2714:G:H4'	2.13	0.47
35:BA:852:G:C6	35:BA:926:A:C6	3.03	0.47

*Continued on next page...*

*Continued from previous page...*

Atom-1	Atom-2	Interatomic distance (Å)	Clash overlap (Å)
51:BT:111:ARG:HH11	51:BT:111:ARG:HG2	1.80	0.47
35:BA:1509(B):A:C2'	35:BA:1510:G:H5'	2.45	0.47
4:AD:127:THR:OG1	4:AD:149:ALA:HB2	2.14	0.47
1:AA:1251:A:O2'	1:AA:1370:G:H5'	2.15	0.47
42:BH:109:PHE:H	42:BH:152:ARG:HH12	1.62	0.47
1:AA:292:G:C2	1:AA:309:G:C6	3.03	0.47
35:BA:65:C:O2'	35:BA:66:C:H5'	2.15	0.47
1:AA:306:G:H2'	1:AA:307:C:H5'	1.97	0.47
53:BV:2:PHE:CE1	53:BV:13:ARG:NH1	2.82	0.47
35:BA:1794:U:C2	35:BA:1795:C:C5	3.03	0.47
2:AB:23:ARG:O	2:AB:23:ARG:CD	2.62	0.47
1:AA:498:U:HO2'	1:AA:499:A:H8	1.59	0.47
17:AQ:62:SER:HB2	17:AQ:71:PHE:HA	1.96	0.47
17:AQ:63:ARG:HG2	17:AQ:64:PRO:N	2.28	0.47
11:AK:85:ARG:HA	11:AK:112:THR:HA	1.95	0.47
6:AF:43:LEU:HD22	6:AF:43:LEU:H	1.79	0.47
35:BA:406:G:H2'	35:BA:407:G:H8	1.78	0.47
38:BD:29:PRO:O	38:BD:29:PRO:HG2	2.15	0.47
35:BA:2140:C:H2'	35:BA:2141:G:H8	1.78	0.47
44:BK:82:UNK:O	44:BK:83:UNK:C	2.61	0.47
35:BA:1011:G:HO2'	35:BA:1013:C:H6	1.62	0.47
35:BA:1252:G:C1'	52:BU:33:ARG:HD3	2.44	0.47
35:BA:244:A:H4'	47:BP:74:GLU:HB2	1.97	0.47
35:BA:2464:C:N4	35:BA:2487:G:C6	2.83	0.47
35:BA:2612:C:H2'	35:BA:2613:U:H5'	1.97	0.47
35:BA:2619:C:H4'	39:BE:151:TYR:O	2.14	0.47
35:BA:1662:C:O2'	35:BA:2687:U:H5''	2.15	0.47
35:BA:2845:G:H2'	35:BA:2846:G:H8	1.76	0.47
35:BA:669:G:H5''	35:BA:670:A:OP2	2.14	0.47
35:BA:777:A:O2'	35:BA:778:G:H5'	2.13	0.47
35:BA:962:G:H21	35:BA:963:U:H1'	1.76	0.47
38:BD:267:SER:HB3	38:BD:270:ILE:HD11	1.97	0.47
38:BD:35:LYS:O	38:BD:62:TYR:O	2.32	0.47
39:BE:48:GLN:NE2	39:BE:64:LYS:NZ	2.62	0.47
45:BN:87:LEU:O	45:BN:90:MET:HB2	2.15	0.47
49:BR:4:LEU:HD12	49:BR:7:GLY:HA2	1.97	0.47
51:BT:16:ARG:HH12	51:BT:19:LEU:CG	2.25	0.47
52:BU:26:GLY:C	52:BU:28:ARG:H	2.16	0.47
53:BV:21:ARG:HG2	53:BV:91:TYR:CD1	2.50	0.47
52:BU:112:ARG:NH2	53:BV:46:VAL:HG21	2.30	0.47
1:AA:1418:A:N7	1:AA:1419:G:H1'	2.30	0.47

*Continued on next page...*

*Continued from previous page...*

Atom-1	Atom-2	Interatomic distance (Å)	Clash overlap (Å)
1:AA:13:U:O2'	1:AA:14:U:H5'	2.13	0.47
1:AA:597:G:C6	1:AA:644:G:C6	3.03	0.47
6:AF:15:ASP:OD1	6:AF:18:GLN:NE2	2.47	0.47
6:AF:52:ILE:O	6:AF:53:ALA:HB3	2.14	0.47
15:AO:68:ARG:HG3	15:AO:72:ARG:NE	2.28	0.47
2:AB:97:TRP:CZ3	2:AB:172:ILE:HG22	2.46	0.47
2:AB:180:LEU:O	2:AB:182:ILE:N	2.48	0.47
35:BA:920:G:N2	35:BA:921:G:C4	2.83	0.47
57:BZ:127:LYS:NZ	57:BZ:127:LYS:CB	2.78	0.47
22:AV:50:U:H3'	22:AV:51:C:C5	2.49	0.47
35:BA:2592:G:N1	35:BA:2603:G:C6	2.83	0.47
1:AA:1152:A:C2	1:AA:1153:C:C4	3.03	0.47
3:AC:142:MET:O	3:AC:145:GLY:N	2.47	0.47
10:AJ:94:VAL:CG1	10:AJ:95:GLU:N	2.78	0.47
24:AY:307:MET:SD	24:AY:307:MET:C	2.88	0.47
1:AA:541:G:O2'	1:AA:542:G:H5'	2.15	0.47
4:AD:89:THR:CA	4:AD:92:VAL:HB	2.35	0.47
37:BC:42:GLU:HG2	37:BC:44:HIS:NE2	2.30	0.47
35:BA:2308:G:H2'	35:BA:2309:A:C8	2.50	0.47
5:AE:41:VAL:CG2	5:AE:67:VAL:CG1	2.90	0.47
31:B6:7:ILE:CG2	31:B6:27:LYS:NZ	2.78	0.47
1:AA:1394:A:N6	1:AA:1500:A:O2'	2.47	0.47
1:AA:799:G:O2'	1:AA:800:G:H5'	2.14	0.47
36:BB:73:A:H2'	36:BB:74:U:C5'	2.44	0.47
16:AP:72:ARG:NE	16:AP:73:LEU:HD21	2.29	0.47
1:AA:1321:C:H6	1:AA:1321:C:H5''	1.79	0.47
1:AA:1426:C:H2'	1:AA:1427:U:H6	1.78	0.47
1:AA:64:G:H5''	1:AA:65:U:OP2	2.15	0.47
1:AA:1495:U:H2'	1:AA:1496:C:C5'	2.37	0.47
22:AV:33:U:C6	22:AV:33:U:H3'	2.49	0.47
1:AA:1250:A:N3	1:AA:1370:G:O2'	2.44	0.47
1:AA:1372:U:H5''	9:AI:71:SER:CB	2.45	0.47
1:AA:918:A:H2'	1:AA:919:A:H8	1.69	0.47
35:BA:2439:A:H5''	35:BA:2439:A:H8	1.79	0.47
35:BA:2270:G:H2'	35:BA:2271:G:O4'	2.15	0.47
35:BA:1388:G:C4	35:BA:1400:G:N2	2.82	0.47
35:BA:1068:G:OP1	44:BK:22:UNK:C	2.63	0.47
35:BA:2074:U:H2'	35:BA:2075:U:C6	2.50	0.47
1:AA:1055:A:C2	1:AA:1206:G:H1'	2.50	0.47
20:AT:104:LEU:CD2	20:AT:104:LEU:C	2.83	0.47
27:B2:71:ASN:O	27:B2:72:ALA:HB2	2.14	0.47

*Continued on next page...*

*Continued from previous page...*

Atom-1	Atom-2	Interatomic distance (Å)	Clash overlap (Å)
48:BQ:115:MET:O	48:BQ:116:GLU:C	2.52	0.47
35:BA:1941:C:C4	35:BA:1942:C:C4	3.02	0.47
24:AY:116:ALA:O	24:AY:149:ARG:HD2	2.13	0.47
24:AY:7:LEU:CD2	24:AY:292:SER:HB3	2.44	0.47
24:AY:168:PRO:HG2	24:AY:171:TRP:CH2	2.48	0.47
24:AY:175:CYS:HA	24:AY:179:PHE:HD1	1.80	0.47
42:BH:97:ARG:O	42:BH:104:GLU:HG3	2.15	0.47
30:B5:44:THR:CG2	30:B5:45:VAL:N	2.78	0.47
33:B8:6:THR:CG2	35:BA:243:U:OP1	2.62	0.47
35:BA:1252:G:O4'	52:BU:33:ARG:CD	2.55	0.47
35:BA:2010:G:H5''	54:BW:42:ARG:HB2	1.96	0.47
35:BA:2371:G:N2	35:BA:2372:G:C4	2.83	0.47
35:BA:2553:G:N3	35:BA:2583:G:H1'	2.30	0.47
35:BA:2580:U:H4'	39:BE:130:GLY:HA3	1.96	0.47
35:BA:644:A:C2	35:BA:2369:A:O2'	2.65	0.47
35:BA:948:G:C6	35:BA:949:C:N4	2.82	0.47
35:BA:998:C:H2'	35:BA:999:U:O5'	2.14	0.47
35:BA:1800:C:OP1	38:BD:266:SER:CB	2.63	0.47
39:BE:28:ALA:O	39:BE:29:GLY:O	2.33	0.47
40:BF:52:LYS:C	40:BF:88:VAL:HG12	2.35	0.47
45:BN:100:GLU:O	45:BN:117:PHE:HE1	1.98	0.47
45:BN:99:LEU:CD1	45:BN:103:VAL:HG23	2.44	0.47
52:BU:114:LYS:CA	52:BU:117:GLN:HB2	2.43	0.47
52:BU:47:TYR:O	52:BU:47:TYR:CD1	2.68	0.47
35:BA:564:C:OP1	53:BV:77:ALA:HB2	2.15	0.47
54:BW:33:ARG:HG2	54:BW:52:GLU:OE2	2.15	0.47
1:AA:773:G:C6	1:AA:807:A:N6	2.83	0.47
30:B5:16:ARG:CG	30:B5:17:ASP:N	2.73	0.47
32:B7:1:MET:SD	35:BA:752:A:O3'	2.73	0.47
35:BA:1260:G:C4	35:BA:1261:C:C5	3.02	0.47
35:BA:1380:G:H2'	35:BA:1381:G:C8	2.49	0.47
35:BA:1567:A:C5	38:BD:84:TYR:CD2	3.02	0.47
35:BA:1270:C:O2'	35:BA:1648:C:OP2	2.25	0.47
35:BA:225:A:O2'	35:BA:226:G:H5'	2.15	0.47
35:BA:830:G:C4	35:BA:2448:A:C6	3.03	0.47
35:BA:2498:C:O2'	35:BA:2499:C:H5''	2.14	0.47
35:BA:2578:G:H2'	35:BA:2579:C:C6	2.50	0.47
35:BA:661:C:H2'	35:BA:662:G:H8	1.76	0.47
35:BA:669:G:N1	35:BA:801:G:O6	2.48	0.47
35:BA:671:C:H42	35:BA:809:G:H1	1.61	0.47
35:BA:987:G:H2'	35:BA:988:A:C8	2.49	0.47

*Continued on next page...*

*Continued from previous page...*

Atom-1	Atom-2	Interatomic distance (Å)	Clash overlap (Å)
35:BA:986:C:H2'	35:BA:987:G:H5'	1.97	0.47
38:BD:81:ALA:HA	38:BD:113:VAL:CG1	2.45	0.47
38:BD:80:ALA:HB1	38:BD:96:HIS:HE2	1.80	0.47
45:BN:63:THR:HB	45:BN:66:LYS:HZ3	1.75	0.47
45:BN:96:GLU:O	45:BN:100:GLU:HG3	2.15	0.47
52:BU:104:GLN:HA	52:BU:107:ALA:HB3	1.97	0.47
1:AA:858:G:C6	1:AA:869:G:C8	3.02	0.47
18:AR:34:TYR:O	18:AR:34:TYR:CD1	2.67	0.47
5:AE:12:LEU:CD2	5:AE:13:ILE:N	2.65	0.47
8:AH:14:ARG:HG2	8:AH:18:ARG:NH2	2.21	0.47
8:AH:32:LYS:O	8:AH:33:GLU:C	2.53	0.47
12:AL:6:THR:OG1	12:AL:9:GLN:NE2	2.37	0.47
53:BV:98:GLU:C	53:BV:99:ILE:HD13	2.35	0.47
35:BA:2479:G:OP1	35:BA:2537:U:H1'	2.15	0.47
1:AA:1097:C:O2'	1:AA:1098:C:H5'	2.15	0.47
2:AB:189:ASP:HB3	2:AB:205:ASP:OD2	2.14	0.47
2:AB:165:VAL:CG2	2:AB:166:ASP:H	2.26	0.47
35:BA:2788:C:H4'	35:BA:2810:A:O4'	2.15	0.47
35:BA:906:G:H5'	35:BA:907:U:OP2	2.14	0.47
48:BQ:62:GLY:HA3	48:BQ:109:VAL:CG2	2.45	0.47
25:B0:69:PHE:HD1	25:B0:69:PHE:N	2.13	0.47
35:BA:2263:C:O2'	35:BA:2264:C:H5'	2.14	0.47
22:AV:48:C:C6	22:AV:48:C:P	3.08	0.47
1:AA:1306:A:C5	1:AA:1307:U:C5	3.03	0.47
1:AA:1305:G:OP1	21:AU:2:GLY:CA	2.63	0.47
12:AL:32:PHE:O	12:AL:33:ARG:HB2	2.15	0.47
12:AL:89:ARG:CD	12:AL:91:LYS:N	2.78	0.47
24:AY:404:LYS:O	24:AY:405:ASP:CB	2.57	0.47
1:AA:979:C:O2'	14:AN:19:ARG:NH2	2.47	0.47
5:AE:18:ARG:HG3	5:AE:25:ARG:O	2.14	0.47
3:AC:119:ARG:O	3:AC:122:GLU:HB2	2.15	0.47
3:AC:165:THR:O	3:AC:165:THR:CG2	2.62	0.47
3:AC:9:GLY:O	3:AC:10:PHE:C	2.51	0.47
1:AA:972:C:C4'	10:AJ:57:LYS:HG3	2.43	0.47
14:AN:57:ARG:HG2	14:AN:57:ARG:NH1	2.29	0.47
1:AA:393:A:H5'	1:AA:483:C:O2'	2.15	0.47
56:BY:50:ARG:HD3	56:BY:50:ARG:HA	1.49	0.47
56:BY:46:LYS:HB3	56:BY:62:GLU:CG	2.45	0.47
27:B2:25:VAL:HG22	27:B2:60:LEU:HB3	1.96	0.47
40:BF:157:VAL:HG12	40:BF:176:LEU:HB2	1.96	0.47
19:AS:30:LEU:HD21	19:AS:32:LYS:HZ3	1.79	0.47

*Continued on next page...*



*Continued from previous page...*

Atom-1	Atom-2	Interatomic distance (Å)	Clash overlap (Å)
4:AD:188:LEU:O	4:AD:189:PRO:O	2.31	0.47
4:AD:11:LEU:HD13	4:AD:66:ARG:CZ	2.44	0.47
11:AK:26:ASN:O	11:AK:27:ASN:HB2	2.15	0.47
37:BC:37:PHE:HE1	37:BC:217:THR:OG1	1.97	0.47
57:BZ:149:SER:HB2	57:BZ:173:ALA:HB2	1.97	0.47
7:AG:40:ALA:O	7:AG:43:PHE:N	2.47	0.47
1:AA:938:A:O3'	7:AG:95:ARG:NH1	2.47	0.47
37:BC:90:GLY:O	37:BC:153:ILE:HG22	2.14	0.47
41:BG:56:ALA:CB	41:BG:153:ARG:HH21	2.28	0.47
41:BG:87:PRO:O	41:BG:88:ILE:HG13	2.13	0.47
29:B4:25:TYR:N	29:B4:25:TYR:CD1	2.83	0.47
54:BW:20:VAL:HG23	54:BW:21:VAL:N	2.29	0.47
35:BA:2325:G:C4	35:BA:2326:C:C5	3.02	0.47
42:BH:66:GLY:HA2	42:BH:69:ARG:HB2	1.96	0.47
8:AH:111:ILE:O	8:AH:112:LEU:HB3	2.15	0.47
5:AE:76:ILE:HG13	5:AE:77:PRO:CD	2.44	0.47
31:B6:35:GLU:HB2	31:B6:51:GLU:OE1	2.14	0.47
36:BB:73:A:O2'	36:BB:74:U:H5'	2.15	0.47
36:BB:16:G:O2'	36:BB:17:C:O5'	2.32	0.47
34:B9:19:ARG:NH1	35:BA:2755:C:H3'	2.29	0.47
34:B9:19:ARG:C	34:B9:21:GLY:H	2.18	0.47
35:BA:1423:G:H5''	35:BA:1492:G:O2'	2.14	0.47
13:AM:42:ALA:O	13:AM:43:THR:C	2.52	0.47
26:B1:5:CYS:O	26:B1:9:GLY:HA2	2.15	0.47
35:BA:1470:G:N2	35:BA:1523:U:C4	2.83	0.47
41:BG:12:TYR:O	41:BG:16:ARG:HB2	2.14	0.47
41:BG:178:PHE:HA	41:BG:179:PRO:HD3	1.56	0.47
35:BA:2712:U:HO2'	35:BA:2712(A):A:H3'	1.79	0.47
35:BA:1298:C:O4'	35:BA:1302:A:N1	2.47	0.47
1:AA:986:A:C6	1:AA:1220:G:C6	3.03	0.47
16:AP:67:THR:CG2	16:AP:68:ASP:H	2.20	0.47
35:BA:120:U:C6	35:BA:149:A:C2	3.02	0.47
24:AY:431:ILE:HD11	24:AY:493:LEU:CB	2.44	0.47
35:BA:472:A:H5'	35:BA:472:A:C8	2.46	0.47
35:BA:1452:A:HO2'	35:BA:1453:U:H6	1.61	0.47
1:AA:279:A:O2'	17:AQ:95:TYR:HE1	1.97	0.47
23:AX:16:A:H2'	23:AX:17:U:C6	2.49	0.47
1:AA:954:G:H4'	13:AM:120:LYS:HD3	1.97	0.47
6:AF:67:MET:CE	6:AF:68:PRO:O	2.62	0.47
1:AA:1452:C:H5'	1:AA:1456:G:C6	2.49	0.47
35:BA:2450:A:C2	35:BA:2451:A:N9	2.83	0.47

*Continued on next page...*

*Continued from previous page...*

Atom-1	Atom-2	Interatomic distance (Å)	Clash overlap (Å)
1:AA:896:C:H2'	1:AA:897:C:C5'	2.44	0.47
1:AA:1288:A:H2'	1:AA:1289:A:C8	2.49	0.47
4:AD:64:LEU:CD2	4:AD:203:VAL:HG21	2.44	0.47
1:AA:163:C:H2'	1:AA:164:U:C5	2.48	0.47
1:AA:1137:C:H4'	1:AA:1138:G:N2	2.29	0.47
19:AS:15:LEU:CD1	19:AS:19:VAL:HG21	2.45	0.47
1:AA:613:C:C2	1:AA:628:G:N2	2.82	0.47
35:BA:1304:C:C2	35:BA:1305:C:C5	3.03	0.47
1:AA:551:U:HO2'	1:AA:552:U:H5'	1.76	0.47
1:AA:344:A:H5''	1:AA:345:C:C5	2.48	0.47
12:AL:117:ARG:NH2	12:AL:124:LYS:HB2	2.30	0.47
22:AV:21:A:C6	22:AV:46:G:C5	3.02	0.47
1:AA:39:G:C2'	1:AA:40:C:H5'	2.44	0.47
8:AH:63:LEU:H	8:AH:63:LEU:HD22	1.75	0.47
55:BX:83:VAL:O	55:BX:84:ALA:C	2.53	0.47
35:BA:354:G:C2	35:BA:355:G:C4	3.02	0.47
46:BO:18:LYS:HB2	46:BO:45:GLU:HB3	1.95	0.47
8:AH:49:GLU:O	8:AH:49:GLU:HG3	2.14	0.47
35:BA:1880:C:H2'	35:BA:1881:C:C6	2.50	0.47
35:BA:1600:C:O2'	35:BA:1601:G:H5'	2.14	0.47
1:AA:796:C:C4	1:AA:797:C:H5	2.32	0.47
10:AJ:78:ASN:O	10:AJ:80:LYS:N	2.46	0.47
25:B0:4:LYS:HD3	35:BA:2253:G:O6	2.15	0.47
24:AY:498:GLY:O	24:AY:499:ASP:OD1	2.32	0.47
7:AG:84:ASN:ND2	7:AG:84:ASN:C	2.68	0.47
1:AA:1292:U:OP2	7:AG:41:ARG:NH2	2.48	0.47
35:BA:766:C:H2'	35:BA:767:U:O4'	2.14	0.47
1:AA:139:G:H2'	1:AA:140:A:H8	1.79	0.47
24:AY:207:VAL:O	24:AY:207:VAL:CG1	2.62	0.47
24:AY:207:VAL:HG11	24:AY:215:LEU:CA	2.45	0.47
24:AY:246:PHE:CE2	24:AY:247:LEU:CD2	2.96	0.47
24:AY:248:ALA:O	24:AY:249:GLY:O	2.33	0.47
24:AY:284:THR:CG2	24:AY:385:MET:HE1	2.44	0.47
1:AA:809:G:C6	1:AA:810:C:C5	3.03	0.47
33:B8:6:THR:HG21	35:BA:243:U:OP1	2.14	0.47
35:BA:1011:G:O2'	35:BA:1013:C:H6	1.97	0.47
35:BA:1288:U:C2	35:BA:1327:C:C2	3.03	0.47
30:B5:8:LYS:HB2	35:BA:2054:A:N1	2.30	0.47
35:BA:2051:A:H2'	35:BA:2578:G:OP1	2.14	0.47
35:BA:2598:A:C8	35:BA:2599:G:C1'	2.98	0.47
35:BA:2693:A:C2	35:BA:2717:G:C2	3.02	0.47

*Continued on next page...*

*Continued from previous page...*

Atom-1	Atom-2	Interatomic distance (Å)	Clash overlap (Å)
32:B7:5:TRP:CZ3	35:BA:464:U:C4'	2.98	0.47
35:BA:637:A:H4'	35:BA:638:G:O5'	2.14	0.47
35:BA:662:G:H5''	47:BP:18:ARG:O	2.15	0.47
38:BD:183:ARG:CG	38:BD:270:ILE:CG2	2.91	0.47
39:BE:98:PRO:CD	39:BE:175:VAL:HG12	2.43	0.47
45:BN:97:ARG:O	45:BN:100:GLU:N	2.48	0.47
45:BN:120:LEU:HD13	45:BN:121:LYS:N	2.30	0.47
35:BA:2847:U:OP1	51:BT:98:LYS:HD3	2.15	0.47
35:BA:1198:U:H5'	52:BU:9:VAL:CG1	2.45	0.47
35:BA:751:A:O4'	54:BW:90:ARG:HA	2.15	0.47
15:AO:82:ILE:O	15:AO:83:GLU:C	2.53	0.47
18:AR:68:LYS:O	18:AR:71:LYS:HB2	2.14	0.47
34:B9:11:CYS:SG	34:B9:32:HIS:CE1	3.08	0.47
35:BA:2257:U:HO2'	35:BA:2258:C:H5'	1.79	0.47
35:BA:918:A:C2	35:BA:919:G:H1'	2.49	0.47
36:BB:96:U:H2'	36:BB:97:G:H8	1.80	0.47
48:BQ:44:ALA:O	48:BQ:47:ILE:N	2.48	0.47
1:AA:1060:C:H2'	1:AA:1061:G:H8	1.80	0.47
3:AC:11:ARG:HH21	3:AC:182:ILE:HD12	1.79	0.47
1:AA:1202:G:N2	14:AN:42:ILE:HG22	2.29	0.47
19:AS:11:VAL:HA	19:AS:38:SER:HB3	1.96	0.47
35:BA:886:C:O2'	35:BA:887:A:P	2.71	0.47
35:BA:887:A:O2'	35:BA:888:C:H5''	2.13	0.47
7:AG:17:VAL:C	7:AG:19:GLY:N	2.66	0.47
35:BA:1071:G:H1	35:BA:1093:G:H22	1.63	0.47
12:AL:126:LYS:HE2	12:AL:126:LYS:HB3	1.71	0.47
4:AD:82:ALA:CB	4:AD:92:VAL:HG12	2.45	0.47
49:BR:21:TYR:O	49:BR:25:ALA:CB	2.61	0.47
35:BA:873:G:O5'	35:BA:873:G:H8	1.98	0.47
41:BG:157:ILE:HG22	41:BG:159:VAL:HG12	1.96	0.47
41:BG:84:LYS:O	41:BG:85:GLY:O	2.32	0.47
1:AA:403:C:O2'	1:AA:404:U:H5'	2.15	0.47
5:AE:77:PRO:HG3	5:AE:142:LEU:HD22	1.92	0.47
40:BF:185:ASP:CA	40:BF:188:ARG:HG2	2.43	0.47
16:AP:72:ARG:HG2	16:AP:73:LEU:CG	2.43	0.47
1:AA:711:G:O2'	1:AA:712:A:H5'	2.15	0.47
35:BA:2189:U:H2'	35:BA:2190:G:C4'	2.44	0.47
1:AA:1028:C:O2	1:AA:1034:G:N3	2.48	0.47
1:AA:1035:A:C4	1:AA:1036:G:N7	2.83	0.47
35:BA:2815:C:H2'	35:BA:2816:C:O4'	2.14	0.47
1:AA:1219:U:H2'	1:AA:1220:G:C8	2.49	0.47

*Continued on next page...*

*Continued from previous page...*

Atom-1	Atom-2	Interatomic distance (Å)	Clash overlap (Å)
51:BT:107:ASP:O	51:BT:110:ILE:HB	2.15	0.47
35:BA:1670:C:O5'	35:BA:1670:C:C6	2.67	0.47
35:BA:654(T):C:O2'	35:BA:654(U):A:H5'	2.15	0.47
35:BA:654(M):C:H2'	35:BA:654(N):G:N7	2.29	0.47
22:AV:11:A:H61	22:AV:24:U:H3	1.62	0.47
36:BB:118:G:C2	36:BB:119:G:N7	2.83	0.47
33:B8:23:VAL:HG13	33:B8:47:LYS:H	1.80	0.47
46:BO:104:ARG:CZ	46:BO:104:ARG:HB3	2.45	0.47
35:BA:382:G:H2'	35:BA:383:U:O4'	2.15	0.47
57:BZ:63:ASP:CB	57:BZ:65:GLN:NE2	2.78	0.47
35:BA:1106:G:H2'	35:BA:1107:G:H5'	1.96	0.47
46:BO:98:VAL:O	46:BO:98:VAL:HG22	2.12	0.47
40:BF:31:HIS:CG	47:BP:13:ASN:OD1	2.67	0.47
35:BA:41:C:H2'	35:BA:42:G:H8	1.80	0.47
42:BH:54:ARG:HD2	42:BH:54:ARG:O	2.14	0.47
35:BA:717:G:N2	35:BA:718:A:H1'	2.29	0.47
35:BA:271(A):A:H5'	35:BA:271(B):C:OP2	2.15	0.47
24:AY:26:LYS:CD	24:AY:89:THR:O	2.62	0.47
24:AY:305:ALA:HA	24:AY:422:GLU:CB	2.44	0.47
30:B5:7:PRO:HA	35:BA:2615:U:C5	2.50	0.47
35:BA:1909:C:N4	35:BA:1922:G:N1	2.62	0.47
38:BD:34:VAL:HG11	38:BD:102:LYS:O	2.15	0.47
38:BD:143:HIS:O	38:BD:192:THR:CG2	2.62	0.47
39:BE:195:LEU:HD12	39:BE:196:VAL:H	1.79	0.47
39:BE:37:ARG:NH1	39:BE:42:ASP:OD1	2.47	0.47
45:BN:120:LEU:CD1	45:BN:120:LEU:C	2.83	0.47
47:BP:16:ARG:CB	47:BP:16:ARG:HH11	2.26	0.47
46:BO:59:LYS:O	46:BO:87:ILE:O	2.32	0.47
6:AF:2:ARG:HD3	6:AF:92:LYS:HE2	1.96	0.47
1:AA:740:U:C4'	15:AO:42:HIS:ND1	2.78	0.47
15:AO:39:LEU:O	15:AO:43:LEU:HB2	2.14	0.47
17:AQ:99:SER:C	17:AQ:100:LYS:HG3	2.34	0.47
25:B0:69:PHE:CD1	25:B0:69:PHE:N	2.83	0.47
48:BQ:50:ALA:O	48:BQ:51:ARG:C	2.53	0.47
48:BQ:70:PRO:O	48:BQ:71:ASP:HB3	2.15	0.47
48:BQ:72:LYS:O	48:BQ:93:TYR:HD1	1.98	0.47
3:AC:121:ALA:CB	3:AC:187:ALA:HB1	2.44	0.47
9:AI:114:TYR:CZ	10:AJ:59:SER:HA	2.50	0.47
14:AN:59:ALA:O	14:AN:60:SER:HB3	2.14	0.47
1:AA:543:C:OP2	4:AD:10:ARG:NH1	2.48	0.47
35:BA:605:C:C2'	35:BA:606:U:H5'	2.45	0.47

*Continued on next page...*

*Continued from previous page...*

Atom-1	Atom-2	Interatomic distance (Å)	Clash overlap (Å)
35:BA:2594:C:C2	35:BA:2595:G:C8	3.03	0.47
37:BC:39:GLU:CG	37:BC:217:THR:OG1	2.63	0.47
57:BZ:141:VAL:C	57:BZ:143:GLY:H	2.19	0.47
35:BA:2305:A:H2'	35:BA:2306:C:O5'	2.14	0.47
35:BA:2309:A:C2'	35:BA:2310:A:H5''	2.44	0.47
41:BG:46:ALA:C	41:BG:47:LYS:CD	2.77	0.47
29:B4:9:LEU:HD22	29:B4:26:SER:O	2.15	0.47
31:B6:25:LYS:NZ	35:BA:2285:C:N4	2.63	0.47
47:BP:66:GLY:O	47:BP:67:MET:CB	2.61	0.47
5:AE:142:LEU:HD23	5:AE:142:LEU:HA	1.77	0.47
1:AA:1001(A):G:H2'	1:AA:1002:G:C8	2.49	0.47
35:BA:2206:G:N2	35:BA:2207:G:H5'	2.30	0.47
24:AY:513:LEU:CD1	24:AY:517:ARG:HH21	2.22	0.47
13:AM:28:ALA:O	13:AM:29:ARG:C	2.53	0.47
2:AB:127:ILE:HG23	2:AB:135:GLN:OE1	2.14	0.47
1:AA:897:C:C4	1:AA:898:G:N7	2.83	0.47
35:BA:2052:G:H1'	39:BE:149:ARG:O	2.15	0.47
31:B6:17:LYS:O	31:B6:18:ARG:HB3	2.14	0.47
31:B6:40:CYS:HA	31:B6:41:PRO:HD3	1.57	0.47
1:AA:1018:C:H2'	1:AA:1019:C:C6	2.50	0.47
1:AA:1348:U:C5	1:AA:1373:G:N2	2.83	0.47
51:BT:132:LYS:C	51:BT:134:GLU:N	2.66	0.47
12:AL:75:HIS:CG	12:AL:76:ASN:H	2.32	0.47
35:BA:104:U:C2'	35:BA:105:C:H5'	2.43	0.47
1:AA:39:G:O2'	1:AA:40:C:H5'	2.15	0.47
35:BA:2752:C:H5'	35:BA:2753:A:OP2	2.15	0.47
5:AE:24:ARG:CZ	5:AE:24:ARG:HB3	2.45	0.47
1:AA:448:A:O2'	1:AA:449:C:H5'	2.15	0.47
4:AD:65:ARG:HB2	4:AD:75:PHE:CG	2.50	0.47
28:B3:41:PRO:HA	28:B3:44:ARG:HB3	1.96	0.47
53:BV:43:GLU:O	53:BV:44:LYS:CB	2.62	0.47
47:BP:75:ILE:H	47:BP:75:ILE:HD12	1.79	0.47
1:AA:70:G:O2'	1:AA:71:C:H5'	2.15	0.47
37:BC:110:PHE:O	37:BC:111:ASP:CG	2.52	0.47
1:AA:1232:U:O5'	1:AA:1232:U:H6	1.98	0.47
33:B8:59:LYS:HE3	33:B8:59:LYS:HB2	1.71	0.47
35:BA:1255:U:C5	40:BF:73:ALA:HA	2.50	0.47
35:BA:1256:G:O2'	40:BF:82:ILE:HD11	2.15	0.47
35:BA:1257:C:H1'	40:BF:83:PHE:HA	1.97	0.47
35:BA:1330:C:O2	35:BA:1330:C:H2'	2.15	0.47
35:BA:19:C:OP1	52:BU:22:LYS:HD2	2.15	0.47

*Continued on next page...*

*Continued from previous page...*

Atom-1	Atom-2	Interatomic distance (Å)	Clash overlap (Å)
35:BA:251:A:H2'	35:BA:252:G:H5'	1.96	0.47
35:BA:2508:G:C2	35:BA:2582:G:C6	3.03	0.47
35:BA:2867:G:C8	51:BT:23:ARG:NH1	2.83	0.47
35:BA:447:A:H4'	35:BA:449:A:N7	2.29	0.47
35:BA:259:G:H1'	35:BA:621:A:O2'	2.15	0.47
47:BP:79:ARG:O	47:BP:111:ARG:HB2	2.15	0.47
35:BA:636:G:N7	47:BP:113:LYS:NZ	2.61	0.47
51:BT:50:ILE:CG2	51:BT:99:LEU:O	2.54	0.47
46:BO:62:VAL:HA	46:BO:84:ALA:CB	2.43	0.47
15:AO:80:ALA:O	15:AO:83:GLU:HB2	2.15	0.47
1:AA:1413:A:C2	1:AA:1414:U:N1	2.83	0.47
1:AA:247:G:OP2	17:AQ:99:SER:CB	2.63	0.47
2:AB:58:ILE:HG22	2:AB:222:ILE:HD12	1.96	0.47
2:AB:84:GLU:OE1	2:AB:219:VAL:HG21	2.14	0.47
42:BH:106:THR:CG2	42:BH:112:PRO:CA	2.63	0.47
48:BQ:141:GLN:NE2	57:BZ:72:ARG:O	2.49	0.47
48:BQ:27:VAL:HG21	48:BQ:134:ARG:CG	2.41	0.47
57:BZ:127:LYS:HD2	57:BZ:162:GLU:OE2	2.15	0.47
35:BA:2605:U:C2	35:BA:2606:C:C5	3.02	0.47
1:AA:1326:C:O2'	1:AA:1327:C:O5'	2.33	0.47
12:AL:36:VAL:N	12:AL:58:VAL:HG13	2.30	0.47
1:AA:972:C:O3'	10:AJ:57:LYS:CG	2.63	0.47
3:AC:106:VAL:O	3:AC:107:GLN:C	2.53	0.47
3:AC:112:SER:OG	3:AC:114:PRO:HD2	2.14	0.47
14:AN:26:ARG:NH1	14:AN:47:LEU:CD2	2.78	0.47
56:BY:45:VAL:CG1	56:BY:60:PHE:CD2	2.98	0.47
56:BY:30:VAL:CG1	56:BY:32:PRO:HB3	2.45	0.47
40:BF:7:TYR:CE2	40:BF:10:PRO:HD3	2.50	0.47
40:BF:125:LEU:HA	40:BF:194:MET:O	2.15	0.47
37:BC:142:ALA:HB1	37:BC:162:GLU:OE2	2.15	0.47
51:BT:125:ARG:C	51:BT:128:GLU:HG3	2.34	0.47
41:BG:138:GLN:HG3	41:BG:139:LEU:N	2.29	0.47
50:BS:27:SER:C	50:BS:28:VAL:CG2	2.83	0.47
35:BA:2260:C:O2'	35:BA:2388:A:O2'	2.32	0.47
8:AH:103:VAL:CG1	8:AH:108:GLY:HA3	2.36	0.47
50:BS:34:HIS:HB2	50:BS:36:TYR:CE1	2.47	0.47
35:BA:1447:G:C4'	35:BA:1545:A:H4'	2.44	0.47
38:BD:138:VAL:HG23	38:BD:168:ARG:CZ	2.45	0.47
2:AB:115:LEU:HB2	2:AB:145:LEU:HD11	1.94	0.47
36:BB:24:G:H2'	36:BB:56:G:O6	2.15	0.47
35:BA:2110:G:N2	35:BA:2178:C:H5	2.12	0.47

*Continued on next page...*

*Continued from previous page...*

Atom-1	Atom-2	Interatomic distance (Å)	Clash overlap (Å)
1:AA:961:U:OP2	1:AA:1223:C:C1'	2.63	0.47
54:BW:5:ALA:HB1	54:BW:50:VAL:HG22	1.96	0.47
35:BA:1164:G:N2	35:BA:1165:U:H1'	2.30	0.47
25:B0:36:ILE:CD1	35:BA:2355:C:O4'	2.61	0.47
43:BJ:25:UNK:O	43:BJ:84:UNK:HA	2.15	0.47
4:AD:60:GLU:CG	4:AD:202:LEU:HD12	2.39	0.47
16:AP:4:ILE:HD11	16:AP:64:ALA:HB1	1.96	0.47
35:BA:1707:G:H2'	35:BA:1708:C:O4'	2.15	0.47
35:BA:176:G:C6	35:BA:177:G:C6	3.03	0.47
1:AA:942:G:H2'	1:AA:942:G:N3	2.29	0.47
11:AK:98:LEU:O	11:AK:99:GLN:C	2.53	0.47
47:BP:77:ARG:HG2	47:BP:77:ARG:NH1	2.30	0.47
37:BC:51:PRO:HG2	37:BC:52:ARG:H	1.79	0.47
42:BH:44:VAL:CG1	42:BH:45:VAL:N	2.78	0.47
35:BA:1896:G:C6	35:BA:1897:G:N7	2.83	0.47
1:AA:1379:G:N2	1:AA:1380:U:C2	2.82	0.47
24:AY:169:ILE:C	24:AY:170:THR:CG2	2.84	0.46
24:AY:287:ARG:NH2	24:AY:289:VAL:HG13	2.29	0.46
24:AY:76:GLN:OE1	24:AY:349:MET:CA	2.63	0.46
24:AY:418:GLN:HA	24:AY:421:GLU:OE1	2.16	0.46
24:AY:425:VAL:HG13	24:AY:445:GLN:HB2	1.97	0.46
30:B5:16:ARG:HD2	30:B5:20:ARG:CZ	2.44	0.46
32:B7:11:LYS:HG2	35:BA:686:G:C4	2.50	0.46
33:B8:61:LEU:HD12	33:B8:62:LEU:H	1.78	0.46
35:BA:1006:C:H2'	35:BA:1007:C:H6	1.80	0.46
35:BA:1141:U:H5	45:BN:66:LYS:HZ1	1.62	0.46
35:BA:1256:G:H2'	35:BA:1257:C:H6	1.77	0.46
35:BA:1829:A:H3'	35:BA:1830:C:C6	2.50	0.46
35:BA:2406:U:H3	47:BP:72:PRO:HB2	1.79	0.46
35:BA:2727:G:N2	35:BA:2728:U:O2	2.48	0.46
35:BA:27:G:N2	35:BA:512:G:C2'	2.73	0.46
35:BA:2822:G:H2'	35:BA:2823:A:C5'	2.42	0.46
35:BA:35:G:O2'	35:BA:36:G:H5'	2.15	0.46
35:BA:565:C:H2'	35:BA:565:C:O2	2.14	0.46
35:BA:942:G:O2'	35:BA:943:U:H5'	2.15	0.46
35:BA:953:A:C2	35:BA:965:C:O2	2.68	0.46
35:BA:974:G:O5'	35:BA:1186:G:N2	2.48	0.46
38:BD:154:LYS:C	38:BD:155:LEU:HD12	2.34	0.46
38:BD:24:ILE:HA	38:BD:82:ILE:CB	2.37	0.46
38:BD:183:ARG:HG3	38:BD:270:ILE:CA	2.45	0.46
38:BD:66:ASP:CG	38:BD:103:ARG:CZ	2.83	0.46

*Continued on next page...*

*Continued from previous page...*

Atom-1	Atom-2	Interatomic distance (Å)	Clash overlap (Å)
39:BE:200:GLU:N	39:BE:200:GLU:CD	2.68	0.46
40:BF:59:TYR:CD2	40:BF:78:ILE:HG13	2.50	0.46
49:BR:3:HIS:O	49:BR:5:LYS:N	2.48	0.46
51:BT:32:TYR:HB3	51:BT:81:PRO:HB2	1.95	0.46
52:BU:55:ARG:O	52:BU:59:ARG:HD2	2.16	0.46
52:BU:76:TYR:CD1	52:BU:77:SER:N	2.83	0.46
42:BH:27:LYS:HG2	42:BH:32:GLU:OE1	2.15	0.46
1:AA:599:C:H5''	8:AH:96:GLY:HA2	1.96	0.46
1:AA:589:C:C1'	1:AA:653:A:N6	2.77	0.46
1:AA:653:A:OP1	8:AH:56:LYS:NZ	2.33	0.46
8:AH:35:ILE:O	8:AH:38:ILE:N	2.46	0.46
15:AO:61:GLY:O	15:AO:62:GLN:C	2.53	0.46
2:AB:107:THR:O	2:AB:110:GLN:N	2.39	0.46
2:AB:156:LYS:O	2:AB:157:ARG:HB2	2.15	0.46
2:AB:70:PHE:N	2:AB:70:PHE:HD1	2.13	0.46
22:AV:76:A:H1'	35:BA:2395:C:N3	2.30	0.46
35:BA:1916:A:O2'	35:BA:1917:U:H5'	2.15	0.46
48:BQ:44:ALA:O	48:BQ:47:ILE:HB	2.15	0.46
57:BZ:10:ARG:HG2	57:BZ:36:LYS:HD3	1.97	0.46
57:BZ:70:LEU:HD21	57:BZ:91:LEU:HD21	1.96	0.46
1:AA:1060:C:P	14:AN:45:ARG:NH2	2.87	0.46
1:AA:395:C:O2'	1:AA:396:G:H5'	2.15	0.46
56:BY:27:VAL:HG12	56:BY:28:LYS:H	1.80	0.46
27:B2:17:SER:HB2	27:B2:18:PRO:HD2	1.97	0.46
27:B2:21:LEU:O	27:B2:24:LEU:CB	2.63	0.46
7:AG:16:LEU:HD13	9:AI:42:ARG:HA	1.95	0.46
40:BF:114:VAL:HG21	40:BF:202:PHE:CZ	2.50	0.46
35:BA:2838:G:N2	35:BA:2881:C:C2	2.83	0.46
49:BR:96:ARG:HH22	49:BR:117:VAL:HG23	1.80	0.46
35:BA:2593:U:H2'	35:BA:2594:C:H6	1.68	0.46
5:AE:63:ARG:O	5:AE:64:ARG:CB	2.63	0.46
20:AT:10:LEU:HD12	20:AT:11:SER:N	2.29	0.46
31:B6:5:VAL:N	31:B6:8:LYS:HB3	2.31	0.46
1:AA:1402:C:H2'	1:AA:1403:C:O4'	2.16	0.46
47:BP:67:MET:C	47:BP:69:GLY:N	2.68	0.46
35:BA:2086:U:C2'	35:BA:2087:G:H8	2.10	0.46
5:AE:72:GLN:OE1	5:AE:77:PRO:HA	2.15	0.46
35:BA:704:G:N2	35:BA:726:G:C4	2.83	0.46
35:BA:1423:G:OP1	35:BA:1492:G:O2'	2.22	0.46
26:B1:15:ALA:CB	26:B1:42:GLN:HG3	2.45	0.46
35:BA:1470:G:O3'	35:BA:1471:A:H8	1.98	0.46

*Continued on next page...*



*Continued from previous page...*

Atom-1	Atom-2	Interatomic distance (Å)	Clash overlap (Å)
50:BS:49:VAL:HG11	50:BS:73:LEU:CD2	2.45	0.46
35:BA:1298:C:H2'	35:BA:1299:G:O4'	2.15	0.46
1:AA:962:C:O2'	1:AA:963:G:H5'	2.15	0.46
35:BA:2070:G:H2'	35:BA:2071:A:O4'	2.16	0.46
35:BA:2206:G:H5''	35:BA:2206:G:N3	2.31	0.46
51:BT:106:SER:O	51:BT:107:ASP:CB	2.61	0.46
54:BW:6:ILE:HG12	54:BW:104:THR:CB	2.44	0.46
14:AN:13:THR:O	14:AN:14:PRO:O	2.33	0.46
13:AM:56:LEU:C	13:AM:60:VAL:HG23	2.35	0.46
1:AA:1370:G:C2	1:AA:1371:G:N7	2.82	0.46
35:BA:107:C:H2'	35:BA:108:U:H6	1.80	0.46
33:B8:52:LYS:O	33:B8:54:GLU:N	2.48	0.46
22:AV:28:C:H42	22:AV:42:G:H1	1.63	0.46
1:AA:1351:U:N3	1:AA:1352:C:C5	2.84	0.46
35:BA:2584:U:C2'	35:BA:2585:U:H5'	2.45	0.46
1:AA:346:G:N2	1:AA:347:G:C5	2.83	0.46
12:AL:109:GLY:HA2	12:AL:121:GLY:HA3	1.94	0.46
35:BA:2127:G:C2	35:BA:2128:C:C4	3.03	0.46
26:B1:94:LEU:CD1	26:B1:94:LEU:H	2.28	0.46
35:BA:296:C:N4	35:BA:342:G:H1	2.13	0.46
42:BH:18:GLU:CB	42:BH:25:LYS:O	2.64	0.46
36:BB:52:A:H2'	36:BB:53:A:OP2	2.15	0.46
1:AA:408:A:C2	1:AA:435:C:N3	2.83	0.46
57:BZ:147:GLY:C	57:BZ:148:ASP:O	2.54	0.46
44:BK:115:UNK:O	44:BK:116:UNK:CB	2.62	0.46
47:BP:75:ILE:N	47:BP:75:ILE:HD12	2.30	0.46
20:AT:8:ARG:HG3	20:AT:8:ARG:HH11	1.80	0.46
11:AK:123:LYS:CG	11:AK:123:LYS:O	2.63	0.46
6:AF:37:VAL:O	6:AF:37:VAL:HG12	2.16	0.46
24:AY:474:VAL:HG13	24:AY:521:VAL:HG13	1.97	0.46
24:AY:145:ASP:OD1	24:AY:145:ASP:N	2.47	0.46
24:AY:32:LYS:HZ2	24:AY:260:LEU:HD12	1.81	0.46
24:AY:347:THR:HA	24:AY:365:LEU:HA	1.98	0.46
24:AY:377:ASP:OD2	24:AY:378:THR:O	2.32	0.46
1:AA:774:G:C2	1:AA:775:G:N9	2.83	0.46
32:B7:1:MET:HB2	32:B7:1:MET:HE2	1.82	0.46
32:B7:34:ARG:HD2	32:B7:39:ARG:HG3	1.96	0.46
35:BA:1688:U:O2	35:BA:1701:A:N7	2.49	0.46
35:BA:1778:U:C4	35:BA:1784:A:C4	3.03	0.46
35:BA:1799:G:OP1	38:BD:260:ARG:CD	2.63	0.46
35:BA:1823:G:C5	35:BA:1824:G:N7	2.84	0.46

*Continued on next page...*

*Continued from previous page...*

Atom-1	Atom-2	Interatomic distance (Å)	Clash overlap (Å)
38:BD:177:LEU:HB2	38:BD:179:SER:OG	2.15	0.46
38:BD:248:SER:HB2	38:BD:249:PRO:CD	2.46	0.46
45:BN:66:LYS:O	45:BN:87:LEU:CB	2.62	0.46
47:BP:95:VAL:HG23	47:BP:125:VAL:HA	1.96	0.46
47:BP:98:GLU:H	47:BP:101:VAL:HG13	1.80	0.46
1:AA:644:G:O2'	1:AA:645:C:H5'	2.15	0.46
6:AF:29:ALA:O	6:AF:30:LEU:C	2.53	0.46
8:AH:119:LEU:HD23	8:AH:123:GLU:OE1	2.14	0.46
8:AH:14:ARG:HG3	8:AH:83:ILE:HG22	1.96	0.46
15:AO:12:ILE:HG13	15:AO:31:LEU:HD13	1.97	0.46
15:AO:82:ILE:HG22	15:AO:83:GLU:N	2.30	0.46
2:AB:187:LEU:HD22	2:AB:201:ILE:O	2.15	0.46
2:AB:223:ILE:O	2:AB:224:GLN:C	2.53	0.46
2:AB:8:LYS:CE	2:AB:217:ARG:NH2	2.77	0.46
31:B6:54:ILE:HD11	35:BA:2397:G:H22	1.81	0.46
35:BA:199:A:N3	35:BA:2433:A:C2	2.83	0.46
47:BP:58:THR:O	47:BP:61:ARG:HG3	2.14	0.46
35:BA:1912:A:H4'	35:BA:1912:A:OP1	2.15	0.46
35:BA:2332:U:H4'	35:BA:2336:A:H62	1.79	0.46
35:BA:860:U:O4'	35:BA:860:U:O2	2.32	0.46
35:BA:861:A:C2	35:BA:862:G:N9	2.84	0.46
48:BQ:110:THR:O	48:BQ:111:GLU:C	2.53	0.46
48:BQ:141:GLN:CG	57:BZ:72:ARG:NH1	2.78	0.46
48:BQ:14:ARG:HA	48:BQ:72:LYS:CE	2.45	0.46
4:AD:133:VAL:HG12	4:AD:135:LEU:HD22	1.98	0.46
37:BC:4:GLY:O	37:BC:7:TYR:HB3	2.14	0.46
35:BA:872:A:H2'	35:BA:873:G:H8	1.79	0.46
57:BZ:111:VAL:C	57:BZ:113:ALA:O	2.54	0.46
1:AA:941:G:H1	1:AA:1342:C:H42	1.63	0.46
35:BA:2308:G:C2'	35:BA:2309:A:C8	2.98	0.46
35:BA:2303:G:N2	35:BA:2313:C:N3	2.54	0.46
41:BG:42:GLY:C	41:BG:43:LEU:HD22	2.35	0.46
41:BG:74:LYS:O	41:BG:75:LYS:O	2.34	0.46
1:AA:321:A:O3'	1:AA:1436:U:H4'	2.15	0.46
1:AA:58:C:H2'	1:AA:59:A:H8	1.80	0.46
45:BN:54:VAL:HG12	45:BN:55:VAL:N	2.30	0.46
17:AQ:77:VAL:O	17:AQ:78:GLU:HB3	2.15	0.46
31:B6:28:ARG:O	31:B6:29:ASN:O	2.32	0.46
26:B1:27:GLU:CG	26:B1:28:GLY:N	2.76	0.46
24:AY:20:SER:C	24:AY:126:LEU:HD11	2.35	0.46
24:AY:123:THR:CA	24:AY:126:LEU:HD12	2.44	0.46

*Continued on next page...*

*Continued from previous page...*

Atom-1	Atom-2	Interatomic distance (Å)	Clash overlap (Å)
50:BS:93:LYS:O	50:BS:95:HIS:N	2.48	0.46
1:AA:711:G:H4'	38:BD:138:VAL:HG12	1.97	0.46
35:BA:2171:A:O2'	35:BA:2172:U:C5	2.66	0.46
20:AT:73:HIS:C	20:AT:74:LYS:HD3	2.36	0.46
51:BT:5:ALA:O	51:BT:8:LYS:N	2.48	0.46
28:B3:54:VAL:HG12	28:B3:55:ARG:N	2.29	0.46
1:AA:1496:C:H2'	1:AA:1497:G:O4'	2.15	0.46
23:AX:16:A:H2'	23:AX:17:U:O4'	2.14	0.46
35:BA:1366:A:C6	35:BA:1367:A:C5	3.04	0.46
35:BA:2645:G:C3'	35:BA:2646:C:C5'	2.87	0.46
20:AT:50:GLU:O	20:AT:52:ALA:N	2.48	0.46
1:AA:1282:C:H2'	1:AA:1283:G:C5'	2.45	0.46
1:AA:1353:G:N3	1:AA:1354:C:C5	2.83	0.46
25:B0:17:GLN:O	25:B0:18:ALA:C	2.54	0.46
35:BA:2793:G:O2'	35:BA:2794:C:C5'	2.64	0.46
1:AA:135:C:C2'	1:AA:136:C:H5'	2.45	0.46
1:AA:24:U:H5	1:AA:559:A:H61	1.62	0.46
1:AA:1347:G:N2	1:AA:1373:G:H2'	2.30	0.46
39:BE:57:LYS:O	39:BE:58:ARG:HG3	2.15	0.46
35:BA:2097:C:H1'	35:BA:2193:G:H22	1.80	0.46
1:AA:1055:A:H8	1:AA:1055:A:O5'	1.98	0.46
49:BR:82:GLU:O	49:BR:85:PRO:HD2	2.15	0.46
35:BA:1619:G:H8	35:BA:1619:G:O5'	1.98	0.46
35:BA:278:A:O5'	35:BA:278:A:H8	1.98	0.46
24:AY:232:GLU:O	24:AY:235:LYS:HB2	2.15	0.46
24:AY:282:ARG:CG	24:AY:319:ARG:CZ	2.94	0.46
24:AY:303:ILE:HA	24:AY:315:VAL:O	2.16	0.46
24:AY:386:LYS:HE3	24:AY:388:THR:CA	2.45	0.46
24:AY:72:THR:CB	24:AY:89:THR:HA	2.45	0.46
1:AA:774:G:H21	1:AA:775:G:H1'	1.79	0.46
30:B5:12:SER:O	30:B5:15:ARG:N	2.49	0.46
35:BA:1254:A:C8	35:BA:1256:G:C8	3.03	0.46
35:BA:2048:G:C6	35:BA:2049:G:C5	3.04	0.46
35:BA:2373:G:C6	35:BA:2374:C:N4	2.83	0.46
35:BA:257:A:O2'	35:BA:258:G:H5'	2.16	0.46
35:BA:2049:G:N2	35:BA:2620:C:C2	2.82	0.46
35:BA:629:G:H4'	35:BA:650:C:O2	2.15	0.46
35:BA:743:G:N2	35:BA:755:C:C2	2.83	0.46
35:BA:977:G:O6	35:BA:987:G:C6	2.69	0.46
35:BA:1819:A:C5'	38:BD:158:ALA:HB2	2.39	0.46
38:BD:80:ALA:N	38:BD:94:LEU:O	2.46	0.46

*Continued on next page...*

*Continued from previous page...*

Atom-1	Atom-2	Interatomic distance (Å)	Clash overlap (Å)
39:BE:108:SER:O	39:BE:109:LYS:C	2.53	0.46
39:BE:33:VAL:HG13	39:BE:69:LYS:CD	2.45	0.46
35:BA:1141:U:P	45:BN:63:THR:HG23	2.54	0.46
35:BA:662:G:P	47:BP:18:ARG:HD2	2.55	0.46
47:BP:98:GLU:C	47:BP:101:VAL:HG22	2.35	0.46
52:BU:82:GLY:O	52:BU:85:LYS:N	2.47	0.46
35:BA:2010:G:C5'	54:BW:42:ARG:HB2	2.46	0.46
1:AA:662:G:C6	1:AA:744:C:N3	2.83	0.46
1:AA:658:G:C1'	15:AO:22:THR:HB	2.46	0.46
15:AO:80:ALA:O	15:AO:81:LEU:C	2.53	0.46
53:BV:33:VAL:O	53:BV:58:VAL:CG1	2.63	0.46
1:AA:1075:C:O2'	1:AA:1076:C:H5'	2.15	0.46
2:AB:213:LEU:HD22	2:AB:214:ILE:HD13	1.96	0.46
2:AB:87:ARG:NH1	2:AB:220:ASP:OD1	2.48	0.46
57:BZ:53:ILE:HG13	57:BZ:54:HIS:CD2	2.51	0.46
22:AV:49:G:H21	22:AV:50:U:C1'	2.26	0.46
22:AV:47:U:C6	22:AV:50:U:OP1	2.68	0.46
22:AV:69:C:C2	22:AV:70:G:C8	3.03	0.46
21:AU:18:TYR:N	21:AU:18:TYR:HD1	2.13	0.46
3:AC:14:ILE:O	3:AC:15:THR:HB	2.14	0.46
3:AC:187:ALA:HB3	3:AC:198:VAL:HB	1.97	0.46
9:AI:111:ARG:O	9:AI:113:LYS:HG3	2.15	0.46
19:AS:20:LEU:C	19:AS:23:ASN:HB3	2.35	0.46
19:AS:34:TRP:CD1	19:AS:52:TYR:CD2	3.03	0.46
19:AS:41:VAL:CG2	19:AS:44:MET:HG2	2.45	0.46
19:AS:43:GLU:CG	29:B4:47:GLN:NE2	2.77	0.46
56:BY:75:ILE:O	56:BY:76:CYS:SG	2.74	0.46
55:BX:26:TYR:HH	55:BX:93:GLU:CD	2.19	0.46
55:BX:4:ALA:O	55:BX:6:ASP:N	2.48	0.46
1:AA:619:U:N3	4:AD:135:LEU:HD11	2.29	0.46
35:BA:1210:A:N3	35:BA:1212:G:N2	2.63	0.46
37:BC:65:PRO:CG	37:BC:187:ASP:O	2.64	0.46
35:BA:1718:G:H2'	35:BA:1719:G:H8	1.80	0.46
1:AA:692:U:O2'	1:AA:694:A:N7	2.38	0.46
36:BB:42:C:HO2'	36:BB:43:C:H6	1.59	0.46
41:BG:67:LYS:HD3	41:BG:67:LYS:N	2.29	0.46
41:BG:92:VAL:CG1	41:BG:92:VAL:O	2.64	0.46
1:AA:322:C:O2'	1:AA:323:U:H5'	2.16	0.46
20:AT:14:LYS:C	20:AT:16:HIS:N	2.68	0.46
1:AA:1500:A:OP2	1:AA:1505:G:P	2.73	0.46
50:BS:54:LEU:O	50:BS:57:LYS:N	2.49	0.46

*Continued on next page...*

*Continued from previous page...*

Atom-1	Atom-2	Interatomic distance (Å)	Clash overlap (Å)
50:BS:30:ARG:HH22	50:BS:62:LYS:CG	2.28	0.46
35:BA:1120:G:O2'	35:BA:1121:C:H5'	2.15	0.46
35:BA:1576:U:O2'	35:BA:1577:C:H5'	2.15	0.46
41:BG:180:PHE:C	41:BG:182:LYS:H	2.19	0.46
1:AA:1005:A:H2'	1:AA:1006:C:H5'	1.97	0.46
1:AA:1124:G:C5'	10:AJ:35:SER:HB2	2.45	0.46
35:BA:149:A:O5'	35:BA:149:A:H8	1.97	0.46
54:BW:28:SER:HA	54:BW:70:TYR:HA	1.97	0.46
56:BY:84:ARG:HG2	56:BY:85:VAL:N	2.26	0.46
1:AA:954:G:H4'	13:AM:120:LYS:HD2	1.96	0.46
1:AA:1250:A:H2	1:AA:1370:G:H1'	1.80	0.46
1:AA:250:A:H2	1:AA:274:A:N6	2.14	0.46
35:BA:654(L):G:C2'	35:BA:654(M):C:H4'	2.45	0.46
36:BB:12:C:H4'	36:BB:13:A:OP1	2.16	0.46
35:BA:934:G:C6	35:BA:935:C:C4	3.03	0.46
4:AD:64:LEU:HB2	4:AD:198:VAL:HG21	1.98	0.46
50:BS:78:LEU:HD21	50:BS:83:LYS:HA	1.96	0.46
10:AJ:25:GLU:O	10:AJ:29:ARG:NH2	2.49	0.46
1:AA:189:G:C6	1:AA:189(A):C:C4	3.04	0.46
1:AA:1338:G:C6	1:AA:1339:A:N6	2.83	0.46
1:AA:929:G:N2	1:AA:930:C:C2	2.83	0.46
17:AQ:71:PHE:O	17:AQ:72:ARG:HG2	2.15	0.46
1:AA:1510:U:H2'	1:AA:1511:G:H8	1.78	0.46
20:AT:38:LYS:HA	20:AT:41:ILE:CG1	2.46	0.46
56:BY:6:HIS:N	56:BY:6:HIS:CD2	2.83	0.46
46:BO:105:GLU:OE1	46:BO:105:GLU:N	2.47	0.46
1:AA:446:G:C2'	1:AA:447:G:H5'	2.45	0.46
57:BZ:145:GLU:HG3	57:BZ:146:ILE:H	1.81	0.46
35:BA:2156:G:OP2	35:BA:2156:G:C8	2.68	0.46
35:BA:826:U:H1'	47:BP:53:GLY:O	2.15	0.46
7:AG:87:VAL:HG22	7:AG:154:TYR:HB2	1.97	0.46
4:AD:192:GLU:O	4:AD:193:ASP:C	2.54	0.46
35:BA:1115:G:C5	35:BA:1116:C:C5	3.04	0.46
24:AY:171:TRP:C	24:AY:182:VAL:HG13	2.35	0.46
35:BA:2529:G:H5''	35:BA:2530:A:H5''	1.98	0.46
32:B7:30:VAL:HG22	32:B7:33:ARG:HH21	1.78	0.46
35:BA:1024:G:N7	35:BA:1025:G:H2'	2.30	0.46
35:BA:1308:A:N6	35:BA:1309:G:C2	2.83	0.46
35:BA:693:C:O2'	35:BA:1353:A:H1'	2.16	0.46
35:BA:2498:C:H2'	35:BA:2499:C:C5'	2.46	0.46
35:BA:2781:A:H5'	35:BA:2782:G:H5'	1.97	0.46

*Continued on next page...*

*Continued from previous page...*

Atom-1	Atom-2	Interatomic distance (Å)	Clash overlap (Å)
35:BA:2821:A:H3'	35:BA:2821:A:OP2	2.16	0.46
35:BA:28:A:N6	35:BA:512:G:H1'	2.30	0.46
35:BA:642:G:H8	35:BA:642:G:O5'	1.99	0.46
38:BD:144:ALA:O	38:BD:145:VAL:HG23	2.15	0.46
39:BE:180:ASN:O	39:BE:181:LEU:HD12	2.16	0.46
39:BE:97:LYS:O	39:BE:100:GLU:HG3	2.15	0.46
39:BE:9:VAL:HG11	39:BE:25:VAL:CG1	2.45	0.46
47:BP:30:THR:HG22	47:BP:31:ALA:N	2.18	0.46
47:BP:47:ASP:HB3	47:BP:51:PHE:HB2	1.97	0.46
49:BR:7:GLY:O	49:BR:8:ARG:CB	2.60	0.46
35:BA:1673:U:O2'	35:BA:1674:G:H5'	2.16	0.46
1:AA:19:C:H2'	1:AA:20:U:H6	1.80	0.46
1:AA:757:U:O2'	1:AA:758:G:H5'	2.15	0.46
6:AF:50:TYR:CE1	6:AF:52:ILE:HG13	2.49	0.46
6:AF:50:TYR:CD1	6:AF:50:TYR:O	2.68	0.46
8:AH:87:SER:HG	8:AH:92:ARG:HA	1.77	0.46
53:BV:59:ALA:CA	53:BV:95:LEU:O	2.64	0.46
2:AB:16:HIS:HB3	2:AB:210:SER:CB	2.46	0.46
35:BA:199:A:O2'	35:BA:2433:A:N6	2.48	0.46
35:BA:854:G:H5'	35:BA:855:G:OP1	2.16	0.46
48:BQ:57:HIS:C	48:BQ:57:HIS:HD1	2.17	0.46
57:BZ:122:ARG:CG	57:BZ:122:ARG:NH1	2.75	0.46
22:AV:15:G:C5'	22:AV:16:C:H5'	2.46	0.46
13:AM:81:LEU:C	13:AM:93:ARG:NH1	2.69	0.46
14:AN:22:THR:CB	14:AN:33:VAL:HG21	2.46	0.46
19:AS:62:ILE:HA	19:AS:66:MET:HE1	1.95	0.46
37:BC:68:LEU:HA	37:BC:176:GLY:HA2	1.96	0.46
15:AO:5:LYS:HA	15:AO:8:LYS:HB2	1.97	0.46
1:AA:941:G:O5'	1:AA:941:G:H8	1.99	0.46
35:BA:1527:G:O5'	35:BA:1527:G:H8	1.98	0.46
41:BG:138:GLN:NE2	41:BG:149:VAL:HG12	2.30	0.46
41:BG:43:LEU:HB3	41:BG:45:GLU:CG	2.46	0.46
41:BG:77:ILE:HG22	41:BG:80:PHE:O	2.16	0.46
41:BG:40:ASN:HB2	41:BG:90:LEU:O	2.15	0.46
36:BB:45:A:OP2	41:BG:96:ARG:NH2	2.48	0.46
40:BF:32:LEU:HD13	40:BF:112:MET:SD	2.56	0.46
1:AA:28:G:O2'	1:AA:296:U:OP1	2.34	0.46
35:BA:2282:G:OP1	35:BA:2283:C:H1'	2.15	0.46
50:BS:53:SER:OG	50:BS:54:LEU:N	2.47	0.46
34:B9:19:ARG:HG3	34:B9:20:HIS:ND1	2.30	0.46
35:BA:1491:G:C5	35:BA:1500:G:N2	2.84	0.46

*Continued on next page...*

*Continued from previous page...*

Atom-1	Atom-2	Interatomic distance (Å)	Clash overlap (Å)
35:BA:1170:G:H1	35:BA:1179:C:N4	2.13	0.46
35:BA:1344:G:N2	35:BA:1403:C:O2	2.46	0.46
35:BA:1297:C:O2'	35:BA:1298:C:H5'	2.16	0.46
50:BS:85:VAL:HG23	50:BS:86:ALA:N	2.30	0.46
9:AI:22:GLY:O	9:AI:59:PHE:N	2.48	0.46
35:BA:116:C:C4	35:BA:117:G:C5	3.03	0.46
49:BR:26:LYS:HA	49:BR:70:LEU:HD22	1.97	0.46
35:BA:2355:C:C2'	35:BA:2355:C:O2	2.59	0.46
17:AQ:67:LYS:HA	17:AQ:70:ARG:NH1	2.28	0.46
2:AB:31:TYR:CD1	2:AB:31:TYR:N	2.81	0.46
9:AI:15:ALA:O	9:AI:17:VAL:HG23	2.15	0.46
35:BA:2152:G:C5	35:BA:2153:G:C8	3.03	0.46
35:BA:2852:G:H2'	35:BA:2853:C:H6	1.70	0.46
35:BA:2356:C:C5	35:BA:2357:U:C4	3.02	0.46
41:BG:115:ARG:NH2	41:BG:136:ARG:CD	2.79	0.46
51:BT:83:ILE:O	51:BT:84:GLN:O	2.34	0.46
1:AA:817:C:N4	1:AA:819:A:C4	2.83	0.46
35:BA:1479:G:H2'	35:BA:1480:G:O4'	2.15	0.46
35:BA:714:U:H2'	35:BA:715:G:H3'	1.97	0.46
38:BD:274:ARG:CG	38:BD:274:ARG:NH1	2.78	0.46
57:BZ:3:TYR:CD1	57:BZ:3:TYR:N	2.83	0.46
24:AY:334:VAL:O	24:AY:334:VAL:HG12	2.15	0.46
35:BA:519:U:H2'	35:BA:520:G:C8	2.50	0.46
1:AA:269:C:H2'	1:AA:270:A:C8	2.49	0.46
35:BA:1281:G:H2'	35:BA:1282:U:C6	2.49	0.46
35:BA:280:C:H3'	35:BA:281:G:C8	2.51	0.46
49:BR:66:VAL:C	49:BR:68:ARG:N	2.65	0.46
42:BH:139:GLN:HG3	42:BH:140:LYS:N	2.30	0.46
24:AY:171:TRP:O	24:AY:182:VAL:CA	2.62	0.46
24:AY:14:ARG:CD	24:AY:276:ALA:HB1	2.46	0.46
35:BA:1257:C:H4'	40:BF:83:PHE:CE1	2.51	0.46
35:BA:1327:C:N4	35:BA:1328:G:C6	2.84	0.46
35:BA:2000:G:N3	35:BA:2001:A:C8	2.83	0.46
35:BA:2009:G:C4'	54:BW:40:ASN:ND2	2.79	0.46
35:BA:961:C:C4	35:BA:2031:A:N3	2.83	0.46
35:BA:28:A:H1'	35:BA:513:A:C6	2.51	0.46
35:BA:772:C:O2'	35:BA:773:U:H5'	2.15	0.46
35:BA:1902:C:H5'	38:BD:246:PRO:CD	2.45	0.46
35:BA:1902:C:H4'	38:BD:246:PRO:HD3	1.97	0.46
39:BE:111:ARG:NH1	39:BE:160:TYR:CE2	2.83	0.46
40:BF:66:PRO:C	40:BF:68:LYS:N	2.69	0.46

*Continued on next page...*

*Continued from previous page...*

Atom-1	Atom-2	Interatomic distance (Å)	Clash overlap (Å)
45:BN:26:LEU:O	45:BN:30:ILE:CG1	2.56	0.46
35:BA:831:G:O3'	47:BP:40:SER:CB	2.64	0.46
52:BU:97:ASP:HA	52:BU:100:VAL:HG23	1.98	0.46
52:BU:65:ILE:CD1	52:BU:96:ALA:CB	2.94	0.46
46:BO:14:THR:HG22	46:BO:95:GLY:H	1.79	0.46
8:AH:1:MET:HE1	8:AH:3:THR:CG2	2.45	0.46
1:AA:562:C:H1'	12:AL:15:ARG:HD2	1.98	0.46
53:BV:29:PRO:HG2	53:BV:30:GLY:H	1.81	0.46
53:BV:60:GLU:HB3	53:BV:95:LEU:HB3	1.96	0.46
53:BV:95:LEU:CD1	53:BV:97:LYS:NZ	2.78	0.46
1:AA:892:A:C2	1:AA:907:A:C2	3.03	0.46
2:AB:204:ASN:ND2	2:AB:205:ASP:N	2.61	0.46
35:BA:2249:U:H1'	35:BA:2275:C:N4	2.30	0.46
35:BA:906:G:C4'	48:BQ:67:ARG:HH22	2.28	0.46
1:AA:978:A:C6	1:AA:1318:A:N7	2.83	0.46
3:AC:16:ARG:NH2	3:AC:183:ASP:HA	2.30	0.46
10:AJ:16:LEU:HD23	10:AJ:94:VAL:CG1	2.44	0.46
14:AN:31:ARG:O	14:AN:32:SER:OG	2.33	0.46
27:B2:29:LYS:NZ	27:B2:57:ILE:HG21	2.29	0.46
9:AI:49:PRO:C	9:AI:51:ARG:N	2.69	0.46
40:BF:154:VAL:HG13	40:BF:191:ARG:CB	2.45	0.46
35:BA:1349:A:N6	35:BA:1598:C:N4	2.64	0.46
1:AA:686:U:O4	1:AA:703:G:H1'	2.16	0.46
11:AK:63:LEU:HA	11:AK:66:LEU:CG	2.45	0.46
37:BC:142:ALA:HB1	37:BC:162:GLU:CD	2.36	0.46
37:BC:55:ASP:C	37:BC:56:GLN:HG3	2.35	0.46
29:B4:9:LEU:CD2	29:B4:26:SER:HA	2.44	0.46
1:AA:495:A:O2'	1:AA:496:A:H2'	2.16	0.46
1:AA:110:C:C2	1:AA:111:G:C8	3.03	0.46
42:BH:68:THR:HG23	42:BH:72:ILE:HB	1.98	0.46
5:AE:20:GLN:CG	5:AE:21:ALA:N	2.65	0.46
38:BD:133:LEU:CD2	38:BD:191:ALA:HB2	2.43	0.46
47:BP:67:MET:C	47:BP:69:GLY:H	2.19	0.46
1:AA:712:A:H2'	1:AA:713:G:O4'	2.15	0.46
35:BA:1416:G:N3	35:BA:1417:C:C4	2.84	0.46
35:BA:2111:C:C2	35:BA:2147:G:N2	2.83	0.46
35:BA:2181:G:H2'	35:BA:2182:G:H8	1.81	0.46
1:AA:1001(A):G:H2'	1:AA:1002:G:O4'	2.15	0.46
35:BA:1993:U:H4'	39:BE:128:SER:HG	1.78	0.46
1:AA:1497:G:C2'	1:AA:1498:U:C5'	2.92	0.46
2:AB:30:ARG:C	2:AB:32:ILE:N	2.68	0.46

*Continued on next page...*



*Continued from previous page...*

Atom-1	Atom-2	Interatomic distance (Å)	Clash overlap (Å)
2:AB:127:ILE:C	2:AB:135:GLN:HE22	2.19	0.46
42:BH:107:VAL:O	42:BH:107:VAL:CG2	2.62	0.46
4:AD:61:LYS:O	4:AD:61:LYS:HG2	2.16	0.46
55:BX:18:TYR:C	55:BX:20:GLY:N	2.60	0.46
1:AA:377:G:H5''	16:AP:24:ALA:O	2.15	0.46
35:BA:1388:G:C2'	35:BA:1389:G:H5'	2.46	0.46
1:AA:1242:C:O2'	1:AA:1243:C:C5'	2.62	0.46
1:AA:945:G:N2	1:AA:1337:G:H21	2.13	0.46
35:BA:1051:G:N2	35:BA:1108:U:C5	2.83	0.46
8:AH:22:GLU:O	8:AH:63:LEU:CD2	2.63	0.46
10:AJ:28:ARG:C	10:AJ:30:SER:N	2.68	0.46
24:AY:115:ALA:HB2	24:AY:148:ILE:HB	1.97	0.46
42:BH:145:ALA:CB	42:BH:164:TYR:OH	2.63	0.46
8:AH:40:ALA:CA	8:AH:45:ILE:HG13	2.46	0.46
1:AA:995:C:HO2'	1:AA:996:A:P	2.37	0.46
1:AA:166:G:C2	1:AA:167:G:C4	3.04	0.46
24:AY:393:PHE:HB3	24:AY:394:ALA:H	1.18	0.46
7:AG:12:LEU:HD13	7:AG:25:ALA:HB2	1.98	0.46
24:AY:425:VAL:HG11	24:AY:445:GLN:HG3	1.94	0.46
24:AY:438:VAL:O	24:AY:446:PHE:CE2	2.68	0.46
24:AY:457:TYR:HB3	24:AY:459:VAL:HG22	1.98	0.46
37:BC:104:LEU:O	37:BC:105:ASP:CB	2.63	0.46
1:AA:951:G:C2'	1:AA:952:U:O5'	2.64	0.46
1:AA:1405:G:C1'	1:AA:1519:A:H4'	2.44	0.46
1:AA:1516:G:N3	1:AA:1518:A:OP2	2.48	0.46
35:BA:1005:C:C2	35:BA:1006:C:C5	3.04	0.46
35:BA:1200:C:C2	35:BA:1246:A:C2	3.03	0.46
35:BA:2043:C:C4	35:BA:2777:G:C2	3.04	0.46
35:BA:2365:G:O2'	35:BA:2366:A:H8	1.95	0.46
35:BA:2031:A:N6	35:BA:2498:C:H1'	2.31	0.46
35:BA:2718:G:OP1	51:BT:100:TYR:CD2	2.64	0.46
35:BA:2771:C:H2'	35:BA:2772:C:C6	2.51	0.46
35:BA:564:C:OP1	53:BV:77:ALA:CB	2.63	0.46
38:BD:6:PHE:HE1	38:BD:13:ARG:HH21	1.52	0.46
38:BD:241:PRO:O	38:BD:242:ARG:C	2.53	0.46
39:BE:184:VAL:O	39:BE:186:GLY:N	2.48	0.46
45:BN:62:VAL:CG1	45:BN:62:VAL:O	2.61	0.46
47:BP:23:PRO:HD2	47:BP:33:ARG:CZ	2.43	0.46
52:BU:83:LEU:O	52:BU:88:ILE:HG13	2.15	0.46
35:BA:2012:G:C4'	54:BW:96:ILE:HD11	2.45	0.46
1:AA:16:A:H2'	1:AA:17:U:C5'	2.44	0.46

*Continued on next page...*

*Continued from previous page...*

Atom-1	Atom-2	Interatomic distance (Å)	Clash overlap (Å)
2:AB:157:ARG:CB	2:AB:157:ARG:HH11	2.29	0.46
2:AB:68:ILE:N	2:AB:90:MET:CE	2.66	0.46
42:BH:129:THR:HB	42:BH:130:ARG:H	1.54	0.46
1:AA:1203:C:H2'	1:AA:1204:A:C8	2.32	0.46
1:AA:1360:A:C6	1:AA:1361:G:C6	3.03	0.46
3:AC:83:ARG:C	3:AC:85:ARG:H	2.18	0.46
1:AA:1202:G:O4'	14:AN:29:ARG:HD3	2.15	0.46
35:BA:486:C:H4'	54:BW:60:ASN:ND2	2.31	0.46
7:AG:18:TYR:O	7:AG:20:ASP:N	2.45	0.46
35:BA:605:C:H1'	35:BA:657:U:O2'	2.16	0.46
35:BA:1058:G:N1	35:BA:1059:G:N7	2.63	0.46
35:BA:1061:U:N3	44:BK:55:UNK:C	2.79	0.46
4:AD:98:GLU:O	4:AD:100:ARG:N	2.49	0.46
35:BA:1502:C:H5'	35:BA:1503:U:OP2	2.16	0.46
42:BH:118:PRO:O	42:BH:119:GLU:O	2.33	0.46
57:BZ:120:ILE:HG12	57:BZ:171:ILE:C	2.36	0.46
35:BA:1721:G:H8	35:BA:1741:A:H62	1.64	0.46
35:BA:2304:G:OP1	41:BG:124:SER:OG	2.30	0.46
35:BA:2309:A:C2'	35:BA:2310:A:C5'	2.94	0.46
41:BG:135:LEU:HD23	41:BG:155:MET:CG	2.46	0.46
36:BB:41:U:C2	41:BG:70:VAL:HB	2.51	0.46
1:AA:623:C:H3'	1:AA:624:C:C6	2.51	0.46
40:BF:110:LEU:C	40:BF:112:MET:N	2.68	0.46
4:AD:57:ARG:NH2	5:AE:107:ARG:NH1	2.63	0.46
1:AA:111:G:O2'	1:AA:389:A:H1'	2.15	0.46
1:AA:507:C:C6	1:AA:507:C:OP2	2.69	0.46
35:BA:1120:G:C6	35:BA:1121:C:N3	2.84	0.46
1:AA:1001:A:N3	1:AA:1001:A:C2'	2.75	0.46
1:AA:1226:C:C5	13:AM:104:ARG:HB2	2.50	0.46
9:AI:53:VAL:HG23	9:AI:55:ALA:HB3	1.96	0.46
1:AA:67:C:O2	1:AA:171:A:C2	2.55	0.46
25:B0:45:PHE:CB	25:B0:59:LEU:HD11	2.45	0.46
25:B0:38:VAL:HB	25:B0:59:LEU:HD12	1.96	0.46
56:BY:88:LYS:NZ	56:BY:93:GLY:O	2.36	0.46
13:AM:66:LEU:O	13:AM:67:GLU:C	2.53	0.46
35:BA:2585:U:O4'	35:BA:2585:U:O2	2.31	0.46
4:AD:61:LYS:HA	4:AD:203:VAL:CG2	2.38	0.46
1:AA:629:G:H2'	1:AA:630:G:H8	1.79	0.46
31:B6:15:GLU:O	31:B6:17:LYS:N	2.48	0.46
1:AA:785:G:C2'	1:AA:786:G:H5'	2.46	0.46
11:AK:82:VAL:CG2	11:AK:83:ILE:H	2.27	0.46

*Continued on next page...*

*Continued from previous page...*

Atom-1	Atom-2	Interatomic distance (Å)	Clash overlap (Å)
3:AC:108:ASN:HB3	3:AC:111:LEU:CB	2.43	0.46
17:AQ:81:ARG:O	17:AQ:83:ASP:N	2.49	0.46
1:AA:450:G:H5''	1:AA:451:A:H3'	1.97	0.46
4:AD:112:VAL:HG12	4:AD:116:GLN:NE2	2.31	0.46
35:BA:2068:U:N3	35:BA:2430:A:H2	2.13	0.46
1:AA:453:A:O2'	1:AA:454:C:H5''	2.15	0.46
1:AA:189(C):C:H2'	1:AA:189(D):C:O4'	2.15	0.46
35:BA:1501:C:H5''	35:BA:1501:C:H6	1.81	0.46
24:AY:103:LEU:HB3	24:AY:106:VAL:HG11	1.98	0.46
24:AY:225:GLN:CA	24:AY:228:ARG:CB	2.90	0.46
37:BC:131:LEU:HD22	37:BC:136:LEU:HB2	1.97	0.46
28:B3:13:ILE:HD11	35:BA:989:G:N1	2.30	0.46
32:B7:1:MET:HG2	35:BA:753:C:OP1	2.16	0.46
33:B8:3:LYS:HD3	35:BA:242:G:C5'	2.45	0.46
35:BA:1340:U:H4'	35:BA:1394:U:H1'	1.97	0.46
35:BA:1695:G:N2	35:BA:1696:G:C5	2.84	0.46
35:BA:1803:A:C3'	35:BA:1804:C:H6	2.29	0.46
35:BA:676:A:H1'	35:BA:2443:C:O4'	2.15	0.46
35:BA:2453:A:C8	35:BA:2453:A:H3'	2.51	0.46
35:BA:2048:G:O4'	35:BA:2823:A:N1	2.48	0.46
35:BA:467:G:H2'	35:BA:468:G:C8	2.51	0.46
35:BA:582:G:H2'	35:BA:583:G:H8	1.80	0.46
35:BA:972:G:C2'	35:BA:973:A:C8	2.90	0.46
38:BD:214:TRP:C	38:BD:216:GLY:N	2.66	0.46
35:BA:2076:U:H5	38:BD:244:ARG:HH22	1.60	0.46
38:BD:26:LYS:O	38:BD:27:THR:CG2	2.62	0.46
38:BD:65:ILE:HD11	38:BD:88:ARG:NH1	2.31	0.46
39:BE:46:ALA:C	39:BE:84:PHE:O	2.54	0.46
45:BN:114:ARG:O	45:BN:117:PHE:N	2.49	0.46
49:BR:102:GLU:O	49:BR:103:ARG:C	2.53	0.46
51:BT:48:ILE:N	51:BT:63:VAL:HG13	2.30	0.46
1:AA:1418:A:C2	1:AA:1483:A:C4	3.03	0.46
1:AA:1483:A:H2	35:BA:1960:A:O4'	1.99	0.46
46:BO:87:ILE:HD13	46:BO:87:ILE:N	2.30	0.46
35:BA:2739:U:O2	35:BA:2766:G:N2	2.49	0.46
1:AA:867:G:H2'	1:AA:868:C:H6	1.80	0.46
15:AO:33:THR:O	15:AO:36:ILE:HB	2.15	0.46
53:BV:32:THR:O	53:BV:33:VAL:HG13	2.15	0.46
53:BV:95:LEU:HD13	53:BV:97:LYS:CE	2.46	0.46
1:AA:1084:G:OP1	1:AA:1086:U:C4	2.69	0.46
2:AB:221:LEU:HD13	2:AB:225:ALA:HB2	1.97	0.46

*Continued on next page...*

*Continued from previous page...*

Atom-1	Atom-2	Interatomic distance (Å)	Clash overlap (Å)
2:AB:224:GLN:O	2:AB:225:ALA:C	2.54	0.46
2:AB:64:ARG:HG2	2:AB:65:GLY:N	2.30	0.46
48:BQ:106:VAL:O	48:BQ:107:ALA:CB	2.64	0.46
35:BA:952:G:P	48:BQ:16:ARG:HH22	2.39	0.46
48:BQ:51:ARG:O	48:BQ:55:VAL:HG12	2.15	0.46
36:BB:75:G:C2'	57:BZ:85:HIS:CE1	2.92	0.46
12:AL:89:ARG:HD2	12:AL:91:LYS:N	2.30	0.46
1:AA:1049:U:O2	1:AA:1201:A:C5	2.69	0.46
3:AC:128:PHE:O	3:AC:129:ALA:C	2.54	0.46
1:AA:1059:C:O3'	14:AN:45:ARG:NH2	2.49	0.46
14:AN:53:LEU:HB3	14:AN:56:VAL:CG2	2.34	0.46
19:AS:11:VAL:HA	19:AS:38:SER:CB	2.46	0.46
56:BY:46:LYS:CG	56:BY:47:LYS:N	2.79	0.46
56:BY:31:LEU:HB2	56:BY:32:PRO:CA	2.45	0.46
11:AK:57:THR:HG22	11:AK:60:ALA:HB2	1.98	0.46
37:BC:59:ARG:NE	37:BC:164:ARG:CD	2.78	0.46
35:BA:2309:A:H2'	35:BA:2310:A:H5'	1.96	0.46
40:BF:33:LEU:CD2	40:BF:33:LEU:H	2.29	0.46
1:AA:110:C:O2'	1:AA:111:G:H5'	2.16	0.46
45:BN:123:TYR:CD1	45:BN:123:TYR:N	2.84	0.46
54:BW:26:GLY:O	54:BW:27:LYS:HG3	2.14	0.46
31:B6:27:LYS:O	31:B6:27:LYS:HG3	2.15	0.46
1:AA:1520:G:H2'	1:AA:1521:G:H8	1.80	0.46
6:AF:98:LEU:H	6:AF:98:LEU:CD1	1.96	0.46
5:AE:77:PRO:HG2	5:AE:142:LEU:CD2	2.44	0.46
24:AY:122:ARG:O	24:AY:123:THR:C	2.52	0.46
36:BB:67:G:C2	36:BB:68:C:C5	3.03	0.46
50:BS:35:ILE:C	50:BS:36:TYR:HD1	2.19	0.46
13:AM:15:VAL:HG13	13:AM:44:ARG:O	2.15	0.46
51:BT:58:ASN:ND2	51:BT:58:ASN:N	2.30	0.46
1:AA:986:A:N1	1:AA:1220:G:C6	2.84	0.46
19:AS:77:THR:HG23	19:AS:78:ARG:H	1.81	0.46
1:AA:1250:A:O2'	9:AI:68:GLY:HA2	2.16	0.46
42:BH:154:PRO:O	42:BH:155:SER:HB3	2.16	0.46
22:AV:27:U:H2'	22:AV:28:C:H5''	1.92	0.46
35:BA:848:G:H5'	35:BA:848:G:C8	2.49	0.46
42:BH:12:PRO:CD	42:BH:15:VAL:CG1	2.93	0.46
31:B6:15:GLU:OE1	31:B6:18:ARG:NE	2.49	0.46
7:AG:126:ASP:OD1	7:AG:126:ASP:N	2.47	0.46
57:BZ:7:ALA:O	57:BZ:61:LEU:HA	2.15	0.46
28:B3:25:ALA:HA	35:BA:849:A:N1	2.30	0.46

*Continued on next page...*

*Continued from previous page...*

Atom-1	Atom-2	Interatomic distance (Å)	Clash overlap (Å)
36:BB:112:U:H2'	36:BB:113:G:H8	1.81	0.46
42:BH:18:GLU:HG3	42:BH:25:LYS:HB2	1.97	0.46
1:AA:431:A:H2'	1:AA:432:A:H8	1.80	0.46
24:AY:498:GLY:O	24:AY:499:ASP:CB	2.63	0.46
35:BA:2156:G:OP2	35:BA:2156:G:H8	1.98	0.46
1:AA:921:U:O2	5:AE:19:MET:HB2	2.16	0.46
24:AY:184:HIS:CE1	24:AY:191:TYR:OH	2.68	0.46
24:AY:287:ARG:HH21	24:AY:289:VAL:HG13	1.81	0.46
24:AY:105:ALA:O	24:AY:319:ARG:NH1	2.49	0.46
24:AY:457:TYR:HB2	24:AY:459:VAL:CG2	2.36	0.46
24:AY:4:SER:CB	24:AY:7:LEU:HD12	2.43	0.46
24:AY:99:THR:O	24:AY:100:TYR:C	2.53	0.46
1:AA:777:A:C2'	1:AA:778:G:O5'	2.64	0.46
30:B5:10:LYS:O	30:B5:11:THR:C	2.54	0.46
35:BA:1018:C:C2'	35:BA:1019:U:H5'	2.46	0.46
35:BA:1289:C:H4'	35:BA:1330:C:C1'	2.46	0.46
35:BA:1378:A:C8	35:BA:1380:G:C6	3.04	0.46
35:BA:1267:U:H5	35:BA:2012:G:C2	2.33	0.46
35:BA:2570:G:O2'	35:BA:2571:C:H5'	2.16	0.46
35:BA:573:G:OP2	53:BV:78:LYS:NZ	2.48	0.46
35:BA:957:A:N7	35:BA:959:A:C5	2.84	0.46
35:BA:971:C:O2'	35:BA:983:A:HI'	2.16	0.46
38:BD:183:ARG:HH21	38:BD:269:PHE:HD2	1.64	0.46
35:BA:2053:G:H4'	39:BE:145:LYS:HD3	1.98	0.46
39:BE:199:ARG:CG	39:BE:200:GLU:H	2.28	0.46
40:BF:95:ARG:NH2	40:BF:97:TYR:OH	2.49	0.46
51:BT:35:LYS:NZ	51:BT:41:ARG:CD	2.78	0.46
52:BU:85:LYS:C	52:BU:87:GLY:H	2.19	0.46
35:BA:1187:G:C5'	53:BV:81:TYR:CE1	2.96	0.46
8:AH:92:ARG:HB2	8:AH:94:TYR:CE1	2.50	0.46
6:AF:46:ARG:NH2	18:AR:37:VAL:HG22	2.31	0.46
35:BA:1124:C:H2'	35:BA:1125:G:O4'	2.16	0.46
2:AB:15:VAL:C	2:AB:16:HIS:CG	2.89	0.46
2:AB:87:ARG:HH11	2:AB:223:ILE:CD1	2.14	0.46
35:BA:2396:G:N1	35:BA:2421:G:C6	2.84	0.46
35:BA:955:C:C5	35:BA:956:G:C8	3.04	0.46
1:AA:1267:C:O2	21:AU:20:LYS:HD2	2.15	0.46
12:AL:92:ASP:C	12:AL:93:LEU:HD23	2.35	0.46
1:AA:1117:G:C6	1:AA:1184:G:C6	3.03	0.46
56:BY:12:THR:CG2	56:BY:75:ILE:HG21	2.46	0.46
56:BY:79:CYS:SG	56:BY:80:GLY:N	2.89	0.46

*Continued on next page...*

*Continued from previous page...*

Atom-1	Atom-2	Interatomic distance (Å)	Clash overlap (Å)
27:B2:50:ILE:CG2	27:B2:51:ARG:N	2.62	0.46
35:BA:71:A:OP1	35:BA:112:U:O2'	2.27	0.46
40:BF:8:GLN:O	40:BF:10:PRO:HD3	2.14	0.46
40:BF:195:ASP:H	40:BF:198:ALA:HB3	1.81	0.46
1:AA:686:U:O2	11:AK:42:TRP:HZ2	1.99	0.46
7:AG:108:ALA:HB2	7:AG:123:GLU:CB	2.46	0.46
40:BF:33:LEU:N	40:BF:33:LEU:CD2	2.78	0.46
5:AE:107:ARG:C	5:AE:109:ILE:H	2.19	0.46
5:AE:99:GLY:O	5:AE:118:ILE:N	2.43	0.46
8:AH:31:PHE:CE1	8:AH:118:VAL:HG21	2.51	0.46
35:BA:2173:A:C2'	35:BA:2173:A:N3	2.79	0.46
35:BA:2106:G:H2'	35:BA:2107:C:H1'	1.97	0.46
1:AA:1460:A:H2'	1:AA:1461:G:O4'	2.16	0.46
1:AA:67:C:O2'	1:AA:171:A:H1'	2.16	0.46
25:B0:23:VAL:HG22	25:B0:38:VAL:HG22	1.97	0.46
13:AM:30:ALA:C	13:AM:32:GLU:H	2.19	0.46
35:BA:2078:C:H2'	35:BA:2079:U:O4'	2.15	0.46
33:B8:52:LYS:N	33:B8:53:PRO:CD	2.76	0.46
34:B9:24:TYR:CE2	34:B9:35:ARG:HG3	2.49	0.46
42:BH:154:PRO:CB	42:BH:161:GLY:HA3	2.42	0.46
1:AA:894:G:O2'	1:AA:895:G:H5'	2.16	0.46
36:BB:10:C:N3	36:BB:11:C:C5	2.84	0.46
35:BA:1624:G:C5	35:BA:1625:C:C5	3.03	0.46
31:B6:18:ARG:CG	31:B6:19:ARG:H	2.20	0.46
35:BA:2801(A):A:H4'	35:BA:2802:G:C2'	2.45	0.46
5:AE:148:VAL:HG12	5:AE:149:GLU:N	2.31	0.46
28:B3:21:ALA:O	28:B3:25:ALA:HB2	2.16	0.46
12:AL:76:ASN:CG	12:AL:76:ASN:O	2.54	0.46
1:AA:816:A:OP1	1:AA:1526:G:O2'	2.33	0.46
39:BE:103:ASP:OD2	39:BE:202:LYS:CE	2.64	0.46
15:AO:14:GLU:CG	15:AO:15:PHE:CE1	2.99	0.46
4:AD:23:GLY:HA3	4:AD:112:VAL:O	2.15	0.46
35:BA:2068:U:H5'	35:BA:2069:G:H5''	1.97	0.46
45:BN:10:GLU:CD	45:BN:11:PRO:HD2	2.36	0.46
41:BG:166:ASP:C	41:BG:168:GLU:N	2.69	0.46
40:BF:62:ARG:NH1	40:BF:62:ARG:HG2	2.31	0.46
35:BA:401:A:H2'	35:BA:402:A:C8	2.50	0.46
37:BC:133:PRO:C	37:BC:135:GLY:H	2.19	0.46
1:AA:1443:G:H2'	1:AA:1443:G:N3	2.31	0.46
35:BA:298:G:H8	35:BA:298:G:H5''	1.81	0.46
41:BG:18:GLU:OE1	41:BG:18:GLU:HA	2.16	0.46

*Continued on next page...*

*Continued from previous page...*

Atom-1	Atom-2	Interatomic distance (Å)	Clash overlap (Å)
8:AH:50:ARG:O	8:AH:51:VAL:HG13	2.16	0.46
24:AY:327:LYS:CD	24:AY:357:GLU:HG3	2.45	0.46
24:AY:331:LEU:CB	24:AY:379:PHE:CD2	2.95	0.46
1:AA:949:A:C5	1:AA:950:U:C5	3.04	0.46
35:BA:1260:G:C5	35:BA:1261:C:C5	3.04	0.46
35:BA:1696:G:H2'	35:BA:1697:G:O4'	2.15	0.46
35:BA:1701:A:H5'	35:BA:1702:G:OP2	2.16	0.46
35:BA:530:G:N2	35:BA:2021:C:H1'	2.31	0.46
35:BA:2348:U:C2'	35:BA:2349:G:H5'	2.46	0.46
35:BA:2443:C:C6	35:BA:2443:C:H3'	2.49	0.46
35:BA:2822:G:H5''	39:BE:159:HIS:NE2	2.31	0.46
35:BA:528:A:H3'	35:BA:528:A:H8	1.81	0.46
35:BA:558:G:OP1	45:BN:110:GLY:HA3	2.16	0.46
35:BA:568:U:P	35:BA:945:A:H61	2.39	0.46
32:B7:3:ARG:NH2	35:BA:789:A:C2	2.84	0.46
35:BA:957:A:OP1	48:BQ:77:LYS:HB2	2.16	0.46
35:BA:963:U:C2	35:BA:964:C:C5	3.04	0.46
38:BD:218:ARG:O	38:BD:219:PRO:C	2.54	0.46
39:BE:44:TYR:O	39:BE:45:THR:CB	2.63	0.46
39:BE:4:ILE:H	39:BE:81:ILE:HD11	1.80	0.46
45:BN:59:LYS:O	45:BN:60:ILE:C	2.54	0.46
35:BA:831:G:O3'	47:BP:40:SER:HB2	2.16	0.46
51:BT:66:VAL:O	51:BT:66:VAL:HG23	2.16	0.46
52:BU:112:ARG:O	52:BU:115:ALA:CB	2.63	0.46
52:BU:45:TYR:O	52:BU:48:ALA:HB3	2.15	0.46
52:BU:74:LEU:CD1	52:BU:75:ASN:N	2.79	0.46
54:BW:29:LEU:HD23	54:BW:33:ARG:HH11	1.80	0.46
35:BA:1949:G:H2'	35:BA:1950:G:C8	2.50	0.46
1:AA:661:G:N2	1:AA:745:C:C2	2.84	0.46
48:BQ:127:ILE:HG13	48:BQ:128:LYS:O	2.15	0.46
35:BA:247:G:OP2	35:BA:249:C:H5	1.99	0.46
35:BA:2332:U:H4'	35:BA:2336:A:N6	2.31	0.46
48:BQ:1:MET:HG3	48:BQ:2:LEU:N	2.31	0.46
48:BQ:43:THR:O	48:BQ:46:GLN:HB2	2.16	0.46
1:AA:1333:A:H2'	1:AA:1334:G:O4'	2.16	0.46
12:AL:24:VAL:HG12	12:AL:26:ALA:HB2	1.97	0.46
1:AA:1178:G:N7	9:AI:97:LYS:NZ	2.53	0.46
1:AA:1190:G:H5'	1:AA:1191:A:OP2	2.16	0.46
1:AA:1359:C:P	14:AN:22:THR:HG21	2.54	0.46
3:AC:52:LEU:HD23	3:AC:52:LEU:H	1.81	0.46
40:BF:179:GLU:C	40:BF:181:LEU:N	2.69	0.46

*Continued on next page...*

*Continued from previous page...*

Atom-1	Atom-2	Interatomic distance (Å)	Clash overlap (Å)
35:BA:1059:G:OP2	44:BK:1:UNK:CB	2.64	0.46
35:BA:1348:G:C6	35:BA:1349:A:N1	2.84	0.46
11:AK:57:THR:CG2	11:AK:60:ALA:CB	2.94	0.46
11:AK:62:GLN:O	11:AK:65:ALA:N	2.49	0.46
7:AG:34:GLY:C	7:AG:36:LYS:N	2.68	0.46
35:BA:2850:A:H2'	35:BA:2851:A:C8	2.51	0.46
35:BA:2850:A:H2'	35:BA:2851:A:O4'	2.16	0.46
37:BC:66:HIS:CE1	37:BC:184:LYS:HZ3	2.34	0.46
5:AE:94:ALA:HB1	5:AE:98:THR:CG2	2.43	0.46
1:AA:1363:C:H5'	1:AA:1363(A):A:O5'	2.16	0.46
35:BA:2115:G:H4'	35:BA:2167:U:O2	2.15	0.46
36:BB:58:A:C8	36:BB:59:A:N7	2.84	0.46
41:BG:107:LEU:HD11	41:BG:178:PHE:CE1	2.48	0.46
9:AI:10:ARG:CG	9:AI:75:ASP:HB3	2.34	0.46
9:AI:22:GLY:HA3	9:AI:60:ASP:CG	2.35	0.46
35:BA:1511:C:C5	35:BA:1512:U:C5	3.04	0.46
1:AA:948:C:H42	1:AA:1233:G:H1	1.64	0.46
13:AM:30:ALA:O	13:AM:33:ALA:HB3	2.16	0.46
2:AB:131:PRO:HG2	2:AB:134:GLU:HB2	1.97	0.46
36:BB:116:G:C2	36:BB:117:G:C8	3.04	0.46
43:BJ:55:UNK:O	43:BJ:84:UNK:N	2.48	0.46
47:BP:122:PRO:HA	47:BP:141:ALA:O	2.15	0.46
4:AD:200:GLU:O	4:AD:201:GLN:C	2.53	0.46
3:AC:139:GLN:NE2	3:AC:143:GLU:CD	2.65	0.46
51:BT:132:LYS:CE	51:BT:132:LYS:H	2.29	0.46
35:BA:1334:G:H2'	35:BA:1335:U:C6	2.50	0.46
35:BA:1392:A:C6	35:BA:1393:A:C6	3.03	0.46
35:BA:132:G:C2'	35:BA:133:C:O4'	2.63	0.46
17:AQ:81:ARG:C	17:AQ:83:ASP:N	2.69	0.46
11:AK:111:ASP:O	11:AK:111:ASP:OD1	2.34	0.46
11:AK:73:MET:HG2	11:AK:103:LEU:HD11	1.97	0.46
35:BA:2341:G:H2'	35:BA:2342:C:C6	2.51	0.46
27:B2:3:LEU:CD2	27:B2:7:ARG:HH12	2.29	0.46
4:AD:46:LYS:O	4:AD:47:ARG:C	2.55	0.46
24:AY:131:ARG:HG2	24:AY:131:ARG:NH1	2.30	0.46
24:AY:69:SER:N	58:AY:1000:GCP:O3G	2.49	0.46
24:AY:76:GLN:CG	24:AY:85:ASN:ND2	2.79	0.46
9:AI:127:LYS:CG	9:AI:128:ARG:N	2.75	0.46
35:BA:1139:G:OP1	45:BN:102:ALA:HA	2.16	0.46
35:BA:1142(A):A:H5'	35:BA:1142(A):A:H8	1.79	0.46
35:BA:1155:A:C2	35:BA:1157:G:C8	3.04	0.46

*Continued on next page...*



*Continued from previous page...*

Atom-1	Atom-2	Interatomic distance (Å)	Clash overlap (Å)
35:BA:1614:A:C2	35:BA:1615:C:C5	3.04	0.46
35:BA:1824:G:O2'	35:BA:1825:A:H5'	2.16	0.46
35:BA:1832:C:C5	35:BA:1833:U:C5	3.04	0.46
35:BA:1906:G:C2	35:BA:1907:G:C4	3.04	0.46
35:BA:1925:C:O2'	35:BA:1926:U:H6	1.94	0.46
35:BA:1998:G:H2'	35:BA:1999:C:H5'	1.98	0.46
35:BA:2407:G:H2'	35:BA:2408:U:H6	1.81	0.46
33:B8:3:LYS:CD	35:BA:242:G:O5'	2.52	0.46
35:BA:2849:U:O2	35:BA:2866:U:H1'	2.16	0.46
35:BA:556:G:C6	35:BA:557:U:O4	2.69	0.46
35:BA:660:G:O2'	35:BA:661:C:H5'	2.16	0.46
35:BA:941:A:N1	35:BA:942:G:C2	2.84	0.46
38:BD:213:ARG:O	38:BD:216:GLY:N	2.45	0.46
38:BD:227:ASN:HB3	38:BD:228:PRO:HD2	1.98	0.46
35:BA:1826:G:C4'	38:BD:242:ARG:HH21	2.28	0.46
39:BE:156:MET:HB3	39:BE:157:ALA:H	1.41	0.46
39:BE:179:GLU:O	39:BE:180:ASN:CB	2.64	0.46
40:BF:57:VAL:CG1	40:BF:58:ALA:N	2.79	0.46
45:BN:97:ARG:HA	45:BN:100:GLU:CG	2.46	0.46
45:BN:99:LEU:HA	45:BN:102:ALA:HB3	1.98	0.46
35:BA:246:C:H5'	47:BP:71:VAL:HG23	1.98	0.46
35:BA:1987:G:C2	35:BA:1988:C:C2	3.04	0.46
35:BA:1988:C:O2'	35:BA:1989:G:H5'	2.16	0.46
35:BA:2740:A:C6	35:BA:2741:A:C6	3.04	0.46
35:BA:2743:C:C2	35:BA:2762:G:N2	2.84	0.46
15:AO:12:ILE:HD11	15:AO:31:LEU:CD2	2.45	0.46
15:AO:39:LEU:HB2	15:AO:56:LEU:HD21	1.87	0.46
15:AO:66:LEU:O	15:AO:67:LEU:C	2.52	0.46
17:AQ:34:LYS:O	17:AQ:36:ILE:HG12	2.15	0.46
34:B9:11:CYS:SG	34:B9:12:ASP:N	2.89	0.46
35:BA:2475:C:H2'	35:BA:2477:C:OP1	2.15	0.46
35:BA:2787:C:O2	35:BA:2787:C:C2'	2.63	0.46
48:BQ:31:ASP:O	48:BQ:32:TYR:CG	2.69	0.46
57:BZ:23:LYS:HA	57:BZ:40:ASP:HA	1.98	0.46
13:AM:97:PRO:HA	13:AM:110:ARG:HD3	1.98	0.46
12:AL:85:ILE:CG2	12:AL:86:ARG:N	2.79	0.46
1:AA:1203:C:C5	1:AA:1204:A:N7	2.83	0.46
3:AC:21:ARG:O	3:AC:22:TRP:HD1	1.98	0.46
9:AI:112:LYS:CD	9:AI:112:LYS:C	2.75	0.46
14:AN:33:VAL:HA	14:AN:39:LEU:O	2.16	0.46
4:AD:20:TYR:O	4:AD:21:LEU:HD23	2.16	0.46

*Continued on next page...*

*Continued from previous page...*

Atom-1	Atom-2	Interatomic distance (Å)	Clash overlap (Å)
40:BF:139:PHE:O	40:BF:140:LEU:C	2.55	0.46
12:AL:129:ALA:N	24:AY:487:ARG:HH12	2.13	0.46
4:AD:141:ARG:O	4:AD:185:PHE:HD2	1.98	0.46
35:BA:2818:G:O2'	35:BA:2837:G:H5'	2.16	0.46
49:BR:18:LEU:HD11	49:BR:22:ARG:NE	2.31	0.46
7:AG:103:TRP:O	7:AG:104:LEU:C	2.54	0.46
5:AE:107:ARG:O	5:AE:109:ILE:N	2.49	0.46
1:AA:61:G:H4'	1:AA:386:C:O2'	2.16	0.46
31:B6:29:ASN:O	31:B6:30:THR:C	2.53	0.46
24:AY:122:ARG:NE	24:AY:122:ARG:HA	2.31	0.46
13:AM:16:ASP:HB3	13:AM:34:LEU:CD1	2.47	0.46
35:BA:2143:C:OP1	35:BA:2182:G:H4'	2.16	0.46
1:AA:1000:U:N3	1:AA:1042:G:N2	2.64	0.46
20:AT:74:LYS:HG2	20:AT:75:ASN:H	1.80	0.46
1:AA:1424:C:O2'	1:AA:1425:U:H5'	2.16	0.46
1:AA:1498:U:C5	23:AX:17:U:H4'	2.50	0.46
1:AA:275:G:C4	1:AA:276:G:C8	3.04	0.46
1:AA:276:G:O2'	17:AQ:68:ARG:NH1	2.49	0.46
33:B8:22:VAL:HG21	33:B8:53:PRO:CB	2.46	0.46
1:AA:896:C:C6	1:AA:896:C:H3'	2.50	0.46
4:AD:60:GLU:HG2	4:AD:202:LEU:HB2	1.98	0.46
35:BA:2791:C:H4'	35:BA:2792:G:O5'	2.15	0.46
35:BA:1385:G:C4	35:BA:1386:C:C5	3.04	0.46
51:BT:131:ALA:C	51:BT:133:GLU:N	2.67	0.46
25:B0:24:LYS:O	25:B0:25:ARG:HD3	2.16	0.46
57:BZ:177:PRO:O	57:BZ:178:GLU:HG2	2.15	0.46
35:BA:718:A:C2'	35:BA:719:C:H5'	2.46	0.46
35:BA:1764:G:C2	35:BA:1765:C:C2	3.04	0.46
1:AA:683:G:C6	1:AA:684:A:C6	3.04	0.46
1:AA:994:A:C2	1:AA:995:C:C5	3.04	0.46
1:AA:998:G:C6	1:AA:999:C:N4	2.84	0.46
35:BA:2748:A:H2	42:BH:63:SER:HG	1.60	0.46
24:AY:90:PRO:CD	24:AY:90:PRO:O	2.63	0.45
9:AI:126:SER:O	9:AI:128:ARG:HD2	2.16	0.45
1:AA:775:G:N2	1:AA:776:G:H1'	2.31	0.45
28:B3:11:SER:HB2	35:BA:988:A:C5'	2.46	0.45
33:B8:6:THR:HG21	33:B8:63:PRO:HD3	1.98	0.45
35:BA:1380:G:H2'	35:BA:1381:G:H8	1.81	0.45
35:BA:1925:C:O2	35:BA:1925:C:C2'	2.64	0.45
35:BA:2072:G:N1	35:BA:2438:U:C4	2.84	0.45
35:BA:2438:U:OP1	35:BA:2600:A:H5'	2.16	0.45

*Continued on next page...*

*Continued from previous page...*

Atom-1	Atom-2	Interatomic distance (Å)	Clash overlap (Å)
35:BA:579:G:C6	35:BA:580:C:N4	2.84	0.45
35:BA:687:C:C2'	35:BA:688:U:H5'	2.46	0.45
35:BA:986:C:C2'	35:BA:987:G:H5'	2.46	0.45
38:BD:33:LEU:HD13	38:BD:102:LYS:HD2	1.99	0.45
38:BD:89:SER:OG	38:BD:201:HIS:HD2	1.99	0.45
35:BA:2053:G:O3'	39:BE:145:LYS:HD3	2.16	0.45
39:BE:45:THR:O	39:BE:46:ALA:CB	2.63	0.45
47:BP:23:PRO:HG2	47:BP:33:ARG:HE	1.81	0.45
46:BO:37:ASP:O	46:BO:61:VAL:HG23	2.16	0.45
1:AA:19:C:O2	1:AA:572:A:H2	1.99	0.45
1:AA:861:G:N2	1:AA:872:A:C8	2.84	0.45
15:AO:42:HIS:CD2	15:AO:42:HIS:O	2.63	0.45
15:AO:82:ILE:HD11	15:AO:87:ILE:HG13	1.98	0.45
18:AR:33:ASP:O	18:AR:36:ASN:OD1	2.34	0.45
23:AX:14:A:H2'	23:AX:15:A:H5''	1.97	0.45
28:B3:52:HIS:CE1	36:BB:83:G:C5'	2.99	0.45
35:BA:2435:A:H2'	35:BA:2436:G:O5'	2.15	0.45
35:BA:910:A:H62	48:BQ:13:GLN:H	1.64	0.45
48:BQ:16:ARG:CG	48:BQ:17:LEU:N	2.79	0.45
57:BZ:10:ARG:HB3	57:BZ:36:LYS:CG	2.38	0.45
22:AV:52:G:C6	22:AV:63:G:C6	3.04	0.45
22:AV:69:C:HO2'	22:AV:70:G:H5''	1.75	0.45
21:AU:17:THR:O	21:AU:22:ARG:HD3	2.16	0.45
56:BY:27:VAL:HG12	56:BY:28:LYS:N	2.31	0.45
27:B2:57:ILE:O	27:B2:58:ALA:O	2.33	0.45
27:B2:25:VAL:HG21	27:B2:60:LEU:HB3	1.97	0.45
35:BA:83:G:N2	35:BA:103:A:OP2	2.50	0.45
40:BF:162:LEU:HD12	40:BF:162:LEU:N	2.26	0.45
19:AS:51:VAL:CG1	19:AS:75:ALA:CB	2.94	0.45
37:BC:40:THR:HA	37:BC:177:LYS:CA	2.38	0.45
37:BC:4:GLY:C	37:BC:6:ARG:N	2.69	0.45
1:AA:939:G:OP1	7:AG:95:ARG:NH2	2.46	0.45
7:AG:102:ARG:HG2	7:AG:106:GLN:HE21	1.81	0.45
35:BA:2304:G:N2	35:BA:2313:C:C2	2.84	0.45
35:BA:2303:G:N2	35:BA:2314:C:C2	2.84	0.45
41:BG:95:ARG:O	41:BG:96:ARG:O	2.33	0.45
5:AE:107:ARG:CG	5:AE:108:ALA:N	2.78	0.45
20:AT:10:LEU:O	20:AT:12:ALA:N	2.49	0.45
26:B1:76:ARG:HB3	35:BA:271(Q):G:O3'	2.17	0.45
24:AY:19:ILE:HB	24:AY:126:LEU:HB3	1.97	0.45
24:AY:19:ILE:CG1	24:AY:19:ILE:O	2.65	0.45

*Continued on next page...*

*Continued from previous page...*

Atom-1	Atom-2	Interatomic distance (Å)	Clash overlap (Å)
50:BS:38:GLN:C	50:BS:39:ILE:HG13	2.36	0.45
35:BA:804:A:H2'	35:BA:806:C:C4	2.51	0.45
54:BW:5:ALA:O	54:BW:6:ILE:CB	2.64	0.45
28:B3:4:LEU:O	28:B3:36:VAL:CA	2.61	0.45
1:AA:220:G:H2'	1:AA:221:C:H5'	1.97	0.45
35:BA:575:A:C2'	35:BA:576:U:O5'	2.64	0.45
13:AM:65:LYS:HD3	13:AM:69:GLU:O	2.16	0.45
2:AB:29:ALA:O	2:AB:32:ILE:CG2	2.62	0.45
42:BH:94:TYR:O	42:BH:95:ARG:HG3	2.16	0.45
35:BA:2063:C:O2	35:BA:2451:A:C2	2.68	0.45
35:BA:2376:A:C2	35:BA:2377:A:H1'	2.51	0.45
35:BA:1084:A:OP1	43:BJ:54:UNK:O	2.35	0.45
35:BA:2648:C:O2'	35:BA:2649:U:H5'	2.16	0.45
1:AA:1293:G:H2'	1:AA:1294:G:C8	2.51	0.45
1:AA:788:U:H2'	1:AA:789:U:O4'	2.16	0.45
11:AK:82:VAL:CG2	11:AK:83:ILE:N	2.78	0.45
10:AJ:81:THR:C	10:AJ:83:GLU:N	2.68	0.45
1:AA:416:G:C6	1:AA:417:C:C4	3.04	0.45
1:AA:748:C:H1'	1:AA:749:C:H5	1.80	0.45
1:AA:414:A:C5	1:AA:431:A:C2	3.04	0.45
1:AA:1335:C:O2'	1:AA:1336:C:OP2	2.31	0.45
24:AY:327:LYS:N	24:AY:357:GLU:HB3	2.32	0.45
24:AY:420:SER:HB2	24:AY:427:VAL:CG2	2.37	0.45
28:B3:14:GLY:C	28:B3:15:TYR:CD1	2.90	0.45
33:B8:7:HIS:CE1	33:B8:59:LYS:HZ2	2.32	0.45
35:BA:1246:A:N6	35:BA:1247:A:C6	2.84	0.45
35:BA:18:C:N4	35:BA:19:C:N4	2.64	0.45
35:BA:2056:G:H2'	35:BA:2056:G:N3	2.30	0.45
35:BA:792:G:C4	35:BA:2440:C:C2	3.04	0.45
35:BA:2628:C:O2'	35:BA:2781:A:H3'	2.16	0.45
35:BA:572:A:H5''	35:BA:573:G:OP2	2.15	0.45
35:BA:672:C:O2'	35:BA:673:C:H5''	2.15	0.45
38:BD:164:GLN:C	38:BD:165:ILE:HD12	2.36	0.45
38:BD:224:ALA:O	38:BD:233:HIS:O	2.34	0.45
45:BN:27:ALA:O	45:BN:28:THR:C	2.55	0.45
35:BA:663:G:OP1	47:BP:20:GLY:O	2.34	0.45
49:BR:101:ALA:O	49:BR:102:GLU:CB	2.63	0.45
52:BU:108:GLU:C	52:BU:110:VAL:N	2.69	0.45
52:BU:50:ARG:O	52:BU:53:ARG:N	2.49	0.45
35:BA:1664:A:H2	46:BO:1:MET:CE	2.29	0.45
6:AF:8:ILE:HD11	6:AF:79:LEU:HD13	1.98	0.45

*Continued on next page...*

*Continued from previous page...*

Atom-1	Atom-2	Interatomic distance (Å)	Clash overlap (Å)
8:AH:32:LYS:C	8:AH:36:LEU:HG	2.36	0.45
1:AA:245:C:C2	1:AA:284:G:C2	3.04	0.45
1:AA:1072:G:C5	1:AA:1073:U:C4	3.04	0.45
1:AA:1097:C:H2'	1:AA:1098:C:H6	1.80	0.45
2:AB:20:GLU:HG2	2:AB:189:ASP:OD2	2.17	0.45
2:AB:41:ILE:HG22	2:AB:42:ILE:N	2.31	0.45
35:BA:2331:G:C6	35:BA:2332:U:N3	2.85	0.45
48:BQ:26:TYR:HA	48:BQ:137:TYR:CD1	2.51	0.45
48:BQ:74:TYR:HD1	48:BQ:74:TYR:C	2.20	0.45
48:BQ:98:LYS:O	48:BQ:99:PRO:O	2.34	0.45
48:BQ:141:GLN:CD	57:BZ:72:ARG:HD3	2.34	0.45
1:AA:971:G:C4'	1:AA:972:C:H5''	2.45	0.45
10:AJ:65:LEU:O	10:AJ:65:LEU:CG	2.61	0.45
35:BA:886:C:C5	35:BA:887:A:N7	2.84	0.45
27:B2:61:LEU:HD23	27:B2:64:LEU:HD12	1.98	0.45
35:BA:59:U:H5'	35:BA:60:G:OP2	2.15	0.45
35:BA:61:G:H8	35:BA:61:G:O5'	2.00	0.45
40:BF:113:ALA:HB1	40:BF:186:ILE:CG2	2.45	0.45
4:AD:108:LEU:O	4:AD:165:MET:CE	2.64	0.45
37:BC:34:THR:O	37:BC:35:ALA:HB2	2.16	0.45
57:BZ:151:HIS:CA	57:BZ:171:ILE:HG23	2.46	0.45
1:AA:1341:U:O2'	1:AA:1342:C:H5'	2.16	0.45
7:AG:117:ALA:O	7:AG:120:ILE:HB	2.16	0.45
35:BA:1719:G:C2	35:BA:1720:U:C2	3.04	0.45
29:B4:27:THR:O	29:B4:28:LYS:CB	2.64	0.45
41:BG:80:PHE:HD1	41:BG:81:LYS:HG2	1.81	0.45
1:AA:782:A:N7	1:AA:783:C:C4	2.84	0.45
5:AE:94:ALA:CB	5:AE:98:THR:HG21	2.45	0.45
50:BS:68:GLN:O	50:BS:72:ALA:HB2	2.16	0.45
34:B9:19:ARG:NH1	35:BA:2755:C:C2'	2.80	0.45
13:AM:11:ARG:O	13:AM:13:LYS:N	2.49	0.45
35:BA:1344:G:H5'	35:BA:1384:A:C6	2.51	0.45
35:BA:2111:C:O2	35:BA:2111:C:H2'	2.15	0.45
35:BA:2189:U:C2'	35:BA:2190:G:H4'	2.47	0.45
1:AA:985:C:H6	1:AA:985:C:O5'	2.00	0.45
19:AS:78:ARG:H	19:AS:81:ARG:NH1	2.14	0.45
1:AA:1314:C:H2'	1:AA:1315:U:H6	1.81	0.45
35:BA:1221:C:C2'	35:BA:1221(A):C:H6	2.20	0.45
9:AI:52:ALA:HB3	9:AI:95:LYS:HZ3	1.80	0.45
35:BA:474:G:C5	35:BA:510:C:N4	2.84	0.45
3:AC:150:LYS:HE3	3:AC:167:TRP:NE1	2.30	0.45

*Continued on next page...*

*Continued from previous page...*

Atom-1	Atom-2	Interatomic distance (Å)	Clash overlap (Å)
1:AA:274:A:O2'	1:AA:275:G:H8	1.97	0.45
32:B7:23:ARG:C	32:B7:24:THR:CG2	2.85	0.45
7:AG:72:ARG:N	7:AG:142:GLU:OE2	2.46	0.45
35:BA:722:A:H2'	35:BA:723:G:C8	2.51	0.45
42:BH:155:SER:C	42:BH:157:TYR:H	2.18	0.45
1:AA:786:G:C2	1:AA:787:A:C8	3.04	0.45
35:BA:1055:G:N2	35:BA:1105:U:H1'	2.30	0.45
35:BA:2095:C:H2'	35:BA:2096:U:H6	1.81	0.45
42:BH:54:ARG:HD2	42:BH:54:ARG:H	1.82	0.45
7:AG:8:GLU:HG3	7:AG:9:VAL:H	1.81	0.45
42:BH:55:PRO:HG2	42:BH:56:SER:H	1.80	0.45
16:AP:82:GLN:O	16:AP:83:GLU:HB2	2.16	0.45
43:BJ:45:UNK:O	43:BJ:49:UNK:N	2.50	0.45
46:BO:31:LYS:C	46:BO:32:TYR:CD1	2.89	0.45
24:AY:164:ILE:HD11	24:AY:251:ILE:CA	2.46	0.45
24:AY:443:VAL:O	24:AY:445:GLN:HG2	2.15	0.45
35:BA:1773:A:H2'	35:BA:1774:C:C5'	2.43	0.45
35:BA:781:A:H2'	35:BA:1777:U:O2'	2.15	0.45
35:BA:1805:U:H6	35:BA:1805:U:O5'	2.00	0.45
35:BA:2009:G:OP1	54:BW:41:LYS:NZ	2.47	0.45
35:BA:245:G:O3'	47:BP:71:VAL:HA	2.17	0.45
35:BA:2502:G:H5''	35:BA:2503:A:H5''	1.97	0.45
35:BA:2581:G:H22	35:BA:2610:C:C2'	2.30	0.45
35:BA:2821:A:C6	35:BA:2822:G:C6	3.04	0.45
35:BA:672:C:C2	35:BA:809:G:N2	2.83	0.45
35:BA:696:G:N2	35:BA:697:C:C2	2.84	0.45
39:BE:34:VAL:O	39:BE:35:GLN:CB	2.64	0.45
35:BA:2637:U:H5''	39:BE:82:ARG:HE	1.81	0.45
45:BN:61:ARG:CG	45:BN:61:ARG:HH11	2.19	0.45
52:BU:10:ARG:O	52:BU:14:HIS:HB2	2.16	0.45
35:BA:2739:U:H5	35:BA:2763:G:N7	2.14	0.45
1:AA:19:C:OP1	5:AE:125:SER:OG	2.30	0.45
1:AA:739:C:N3	1:AA:740:U:C5	2.84	0.45
8:AH:5:PRO:CD	8:AH:6:ILE:HD12	2.45	0.45
1:AA:658:G:H4'	15:AO:22:THR:HG22	1.99	0.45
15:AO:28:GLN:O	15:AO:32:LEU:N	2.40	0.45
2:AB:21:ARG:HB3	2:AB:39:ILE:HG12	1.98	0.45
35:BA:2786:U:C2	35:BA:2787:C:C5	3.05	0.45
57:BZ:54:HIS:O	57:BZ:98:MET:HE1	2.16	0.45
22:AV:52:G:C2	22:AV:63:G:C4	3.03	0.45
1:AA:1324:A:H2'	1:AA:1325:C:C6	2.51	0.45

*Continued on next page...*

*Continued from previous page...*

Atom-1	Atom-2	Interatomic distance (Å)	Clash overlap (Å)
13:AM:79:LYS:O	13:AM:82:MET:N	2.49	0.45
3:AC:31:HIS:O	3:AC:33:LEU:N	2.49	0.45
3:AC:32:LEU:O	3:AC:35:GLU:N	2.49	0.45
3:AC:3:ASN:O	3:AC:4:LYS:HB2	2.16	0.45
9:AI:100:GLY:C	9:AI:102:LEU:N	2.68	0.45
52:BU:101:ARG:HH11	52:BU:101:ARG:HG3	1.80	0.45
35:BA:348:G:H2'	35:BA:349:G:O4'	2.16	0.45
4:AD:9:CYS:HA	4:AD:12:CYS:HB2	1.98	0.45
35:BA:1070:A:N1	44:BK:7:UNK:C	2.79	0.45
35:BA:331:A:OP1	35:BA:1210:A:N6	2.49	0.45
42:BH:117:PRO:HB3	42:BH:123:PHE:HE1	1.81	0.45
11:AK:29:ILE:HA	11:AK:44:SER:HB2	1.98	0.45
37:BC:14:VAL:HG21	37:BC:32:LEU:CD1	2.46	0.45
37:BC:20:TYR:HD1	37:BC:24:GLU:HB3	1.81	0.45
37:BC:64:LEU:HD22	37:BC:188:ASN:HB3	1.97	0.45
35:BA:874:G:C4	35:BA:875:G:C8	3.05	0.45
37:BC:86:ALA:O	37:BC:91:ALA:HB3	2.16	0.45
41:BG:133:LEU:HD11	41:BG:157:ILE:HB	1.98	0.45
1:AA:296:U:O2'	1:AA:297:G:H5'	2.17	0.45
35:BA:2403:C:C2	35:BA:2415:G:C2	3.04	0.45
5:AE:84:PHE:CE2	5:AE:133:TYR:HD2	2.34	0.45
36:BB:15:A:OP1	36:BB:108:U:O2'	2.35	0.45
35:BA:615:G:OP2	40:BF:40:GLN:CG	2.63	0.45
2:AB:142:LEU:HA	2:AB:145:LEU:CB	2.46	0.45
36:BB:21:G:C6	36:BB:22:U:C4	3.04	0.45
50:BS:73:LEU:HD23	50:BS:73:LEU:C	2.37	0.45
35:BA:2188:C:H2'	35:BA:2189:U:N1	2.30	0.45
24:AY:513:LEU:HD13	24:AY:517:ARG:NH2	2.24	0.45
1:AA:126:G:H1	1:AA:235:C:N4	2.14	0.45
35:BA:1670:C:OP1	35:BA:1671:U:OP2	2.35	0.45
1:AA:815:A:C2	1:AA:1527:C:O2	2.69	0.45
1:AA:373:A:C2	1:AA:374:A:C8	3.04	0.45
13:AM:37:THR:O	13:AM:39:ILE:N	2.49	0.45
4:AD:190:ASP:OD1	4:AD:191:ARG:N	2.50	0.45
35:BA:2276:G:OP2	48:BQ:86:GLY:N	2.49	0.45
4:AD:150:GLU:O	4:AD:151:LYS:C	2.55	0.45
35:BA:843:G:N2	35:BA:844:C:C2	2.84	0.45
1:AA:951:G:C2	1:AA:952:U:C2	3.04	0.45
32:B7:43:THR:O	32:B7:45:ALA:N	2.49	0.45
35:BA:1789:A:H5''	38:BD:221:VAL:CG1	2.45	0.45
35:BA:1921:G:C2'	35:BA:1922:G:H5'	2.45	0.45

*Continued on next page...*

*Continued from previous page...*

Atom-1	Atom-2	Interatomic distance (Å)	Clash overlap (Å)
35:BA:2021:C:C4'	35:BA:2022:U:OP2	2.64	0.45
35:BA:2459:A:C6	35:BA:2494:G:N3	2.85	0.45
35:BA:413:C:O2'	35:BA:414:C:H5'	2.16	0.45
35:BA:823:G:O2'	35:BA:824:A:H5'	2.17	0.45
35:BA:831:G:C5	35:BA:832:G:C8	3.04	0.45
38:BD:26:LYS:O	38:BD:27:THR:CB	2.65	0.45
45:BN:111:PRO:O	45:BN:115:ARG:HB2	2.17	0.45
46:BO:67:LYS:HD2	46:BO:68:GLU:OE2	2.16	0.45
51:BT:100:TYR:O	51:BT:102:ILE:N	2.49	0.45
52:BU:113:ALA:O	52:BU:115:ALA:N	2.50	0.45
53:BV:4:ILE:CD1	53:BV:39:LEU:O	2.58	0.45
46:BO:39:ILE:CG1	46:BO:60:ALA:O	2.63	0.45
1:AA:14:U:N3	1:AA:17:U:OP2	2.49	0.45
8:AH:7:ALA:HA	8:AH:85:ARG:HD3	1.98	0.45
1:AA:667:G:N3	15:AO:49:ASP:OD2	2.49	0.45
18:AR:37:VAL:HG22	18:AR:38:GLU:OE1	2.16	0.45
2:AB:224:GLN:C	2:AB:226:ARG:N	2.68	0.45
2:AB:8:LYS:C	2:AB:9:GLU:OE1	2.55	0.45
35:BA:2809:A:H62	35:BA:2891:G:H2'	1.81	0.45
36:BB:87:G:C3'	36:BB:88:C:H5''	2.47	0.45
48:BQ:32:TYR:CE2	48:BQ:111:GLU:HG3	2.51	0.45
48:BQ:118:LEU:HA	48:BQ:121:ALA:HB3	1.97	0.45
36:BB:92:C:OP1	48:BQ:19:GLY:CA	2.64	0.45
48:BQ:54:MET:HE3	48:BQ:64:ILE:HD13	1.98	0.45
22:AV:61:C:O2	22:AV:61:C:C2'	2.64	0.45
22:AV:61:C:H5'	22:AV:62:C:OP2	2.16	0.45
1:AA:1304:G:C6	1:AA:1305:G:N1	2.83	0.45
12:AL:90:VAL:O	12:AL:91:LYS:C	2.54	0.45
1:AA:1014:A:C4	19:AS:34:TRP:CE3	3.04	0.45
1:AA:1046:A:H2'	1:AA:1046:A:N3	2.32	0.45
1:AA:1048:G:C2	1:AA:1050:G:N7	2.84	0.45
3:AC:52:LEU:HD12	3:AC:68:VAL:HG12	1.98	0.45
3:AC:70:VAL:O	3:AC:106:VAL:N	2.45	0.45
9:AI:43:ALA:O	9:AI:45:ALA:N	2.49	0.45
40:BF:170:LEU:HB3	40:BF:173:VAL:CG2	2.45	0.45
40:BF:181:LEU:HD12	40:BF:182:ASN:N	2.27	0.45
40:BF:192:LEU:HD23	40:BF:192:LEU:C	2.37	0.45
40:BF:3:GLU:HA	40:BF:24:LEU:HB3	1.96	0.45
4:AD:111:ALA:HB2	4:AD:117:ALA:HA	1.98	0.45
4:AD:5:ILE:CG2	4:AD:6:GLY:N	2.78	0.45
4:AD:98:GLU:C	4:AD:100:ARG:N	2.69	0.45

*Continued on next page...*



*Continued from previous page...*

Atom-1	Atom-2	Interatomic distance (Å)	Clash overlap (Å)
35:BA:2840:C:O3'	49:BR:53:HIS:NE2	2.50	0.45
11:AK:67:ASP:O	11:AK:68:ALA:C	2.55	0.45
37:BC:14:VAL:HG23	37:BC:32:LEU:CD2	2.47	0.45
35:BA:2705:A:C5	35:BA:2706:G:N7	2.85	0.45
36:BB:42:C:N4	41:BG:91:ARG:HD3	2.31	0.45
1:AA:332:G:C5	1:AA:333:G:N7	2.84	0.45
1:AA:112:G:H4'	1:AA:389:A:H4'	1.97	0.45
20:AT:9:ASN:HB3	20:AT:13:LEU:HD11	1.99	0.45
35:BA:2758:A:H62	42:BH:67:LEU:CD1	2.25	0.45
1:AA:1502:A:C2	1:AA:1504:G:N3	2.85	0.45
35:BA:2416:C:OP1	47:BP:64:LYS:O	2.35	0.45
47:BP:64:LYS:O	47:BP:65:ARG:C	2.54	0.45
28:B3:45:GLY:C	28:B3:47:VAL:H	2.19	0.45
24:AY:20:SER:O	24:AY:122:ARG:HB3	2.17	0.45
35:BA:1032:A:N1	35:BA:1123:C:N3	2.64	0.45
35:BA:576:U:H2'	35:BA:577:G:H8	1.74	0.45
17:AQ:67:LYS:O	17:AQ:68:ARG:CB	2.63	0.45
1:AA:116:A:H2'	1:AA:117:G:O4'	2.17	0.45
1:AA:122:G:C5	1:AA:123:C:C4	3.04	0.45
1:AA:897:C:C5	1:AA:898:G:N7	2.85	0.45
1:AA:1352:C:H2'	1:AA:1352:C:O2	2.16	0.45
1:AA:935:A:H2	1:AA:1383:C:N4	2.14	0.45
50:BS:19:LYS:HB3	50:BS:20:ARG:NH2	2.32	0.45
1:AA:1416:G:C6	1:AA:1417:G:C6	3.05	0.45
49:BR:63:ARG:NH1	49:BR:63:ARG:HB2	2.24	0.45
35:BA:535:C:H2'	35:BA:536:A:H8	1.78	0.45
51:BT:7:ILE:O	51:BT:9:LEU:N	2.49	0.45
57:BZ:63:ASP:HB3	57:BZ:65:GLN:HG3	1.98	0.45
23:AX:12:A:C3'	23:AX:12:A:N3	2.76	0.45
37:BC:77:ILE:HB	37:BC:115:ALA:HA	1.96	0.45
35:BA:1331:A:O2'	35:BA:1332:G:C8	2.62	0.45
10:AJ:28:ARG:NH1	10:AJ:28:ARG:HG2	2.30	0.45
35:BA:529:A:N7	35:BA:2041:U:O4	2.50	0.45
38:BD:109:ASP:C	38:BD:109:ASP:OD1	2.55	0.45
10:AJ:78:ASN:HD21	10:AJ:80:LYS:HB3	1.81	0.45
19:AS:72:GLY:C	19:AS:74:PHE:H	2.20	0.45
24:AY:146:ARG:HH11	24:AY:146:ARG:CG	2.07	0.45
24:AY:333:GLN:C	24:AY:335:ARG:H	2.20	0.45
24:AY:360:TYR:CD1	24:AY:360:TYR:N	2.84	0.45
24:AY:297:THR:OG1	24:AY:383:GLU:OE1	2.35	0.45
24:AY:398:PHE:HE2	24:AY:428:PHE:CE1	2.35	0.45

*Continued on next page...*

*Continued from previous page...*

Atom-1	Atom-2	Interatomic distance (Å)	Clash overlap (Å)
1:AA:1514:C:N4	1:AA:1515:C:N4	2.64	0.45
30:B5:3:LYS:HE2	35:BA:2611:U:C2'	2.47	0.45
35:BA:1155:A:OP2	52:BU:58:ARG:NH1	2.50	0.45
35:BA:1826:G:C5	35:BA:1827:C:C5	3.05	0.45
35:BA:1845:G:O2'	35:BA:1846:G:H5'	2.17	0.45
35:BA:2019:A:N6	35:BA:2020:A:N6	2.64	0.45
35:BA:2628:C:O4'	35:BA:2781:A:C4	2.69	0.45
35:BA:2686:G:C2	35:BA:2687:U:C2	3.04	0.45
35:BA:659:C:O2'	35:BA:660:G:C5'	2.62	0.45
35:BA:823:G:C6	35:BA:835:A:C2	3.04	0.45
35:BA:942:G:C6	35:BA:943:U:N3	2.85	0.45
38:BD:174:ILE:O	38:BD:175:LEU:HD23	2.16	0.45
38:BD:63:ARG:C	38:BD:64:ILE:O	2.55	0.45
39:BE:81:ILE:C	39:BE:82:ARG:O	2.52	0.45
40:BF:82:ILE:HG13	40:BF:83:PHE:H	1.82	0.45
51:BT:63:VAL:N	51:BT:74:ARG:O	2.43	0.45
52:BU:31:SER:CB	52:BU:34:LYS:CB	2.81	0.45
35:BA:1668:A:C2'	35:BA:1674:G:N7	2.80	0.45
35:BA:2762:G:H8	35:BA:2762:G:H5''	1.82	0.45
15:AO:68:ARG:O	15:AO:71:GLN:HB3	2.17	0.45
34:B9:30:PRO:C	34:B9:32:HIS:N	2.69	0.45
35:BA:1027:A:C6	35:BA:1126:A:C4	3.04	0.45
35:BA:1125:G:C6	35:BA:1126:A:N6	2.85	0.45
48:BQ:38:GLU:CD	48:BQ:127:ILE:HB	2.36	0.45
35:BA:2631:G:N2	35:BA:2788:C:H1'	2.31	0.45
35:BA:2265:U:H2'	35:BA:2266:A:N7	2.31	0.45
48:BQ:46:GLN:HA	48:BQ:49:ALA:CB	2.47	0.45
57:BZ:35:ARG:NE	57:BZ:35:ARG:CA	2.71	0.45
57:BZ:42:VAL:CG1	57:BZ:43:GLU:N	2.78	0.45
22:AV:49:G:C2	22:AV:50:U:N1	2.84	0.45
1:AA:1309:G:C6	1:AA:1310:G:C5	3.04	0.45
3:AC:121:ALA:HB2	3:AC:187:ALA:CB	2.46	0.45
3:AC:83:ARG:CG	3:AC:87:LEU:HD11	2.43	0.45
10:AJ:12:ASP:HB3	10:AJ:15:THR:OG1	2.16	0.45
56:BY:45:VAL:CG1	56:BY:60:PHE:HD2	2.29	0.45
35:BA:1504:C:O2'	35:BA:1505:C:O5'	2.35	0.45
37:BC:222:VAL:O	37:BC:224:ILE:CG2	2.63	0.45
1:AA:660:G:OP2	15:AO:5:LYS:HD3	2.16	0.45
41:BG:143:GLU:O	41:BG:144:ILE:CG2	2.65	0.45
41:BG:55:LYS:O	41:BG:56:ALA:C	2.54	0.45
29:B4:9:LEU:CD1	29:B4:25:TYR:HB3	2.46	0.45

*Continued on next page...*

*Continued from previous page...*

Atom-1	Atom-2	Interatomic distance (Å)	Clash overlap (Å)
35:BA:597:U:H4'	47:BP:15:ARG:CZ	2.46	0.45
1:AA:109:A:O3'	1:AA:110:C:C6	2.67	0.45
1:AA:1404:C:C1'	1:AA:1499:A:N1	2.79	0.45
1:AA:924:C:H2'	1:AA:925:G:H8	1.80	0.45
38:BD:131:LEU:HD13	38:BD:135:PHE:CB	2.47	0.45
5:AE:77:PRO:CD	5:AE:142:LEU:HD22	2.45	0.45
5:AE:96:PRO:HA	5:AE:117:ASP:CG	2.37	0.45
35:BA:701:G:N2	35:BA:732:C:C2	2.84	0.45
1:AA:1431:C:C2	1:AA:1470:G:N2	2.85	0.45
50:BS:25:ARG:HG2	50:BS:25:ARG:NH1	2.30	0.45
35:BA:2190:G:H2'	35:BA:2190:G:N3	2.32	0.45
35:BA:1637:A:H4'	35:BA:2711:A:O2'	2.17	0.45
35:BA:1759:A:H2'	35:BA:1760:A:C8	2.52	0.45
51:BT:11:GLU:C	51:BT:13:ARG:N	2.68	0.45
54:BW:3:ALA:HB3	54:BW:107:LEU:CD1	2.46	0.45
28:B3:31:LEU:C	28:B3:33:GLN:H	2.20	0.45
49:BR:26:LYS:HG2	49:BR:70:LEU:HD22	1.98	0.45
49:BR:67:LEU:HD22	49:BR:76:VAL:HB	1.98	0.45
22:AV:33:U:C6	22:AV:33:U:C3'	2.99	0.45
35:BA:82:G:H8	35:BA:82:G:OP2	1.99	0.45
26:B1:41:ARG:NH2	35:BA:1365:A:OP1	2.39	0.45
42:BH:91:GLY:HA2	42:BH:160:LYS:HZ1	1.82	0.45
4:AD:60:GLU:HG2	4:AD:202:LEU:CD1	2.41	0.45
49:BR:12:ARG:HB3	49:BR:16:HIS:HD2	1.82	0.45
35:BA:2422:A:C6	35:BA:2424:C:N3	2.85	0.45
3:AC:108:ASN:HB3	3:AC:111:LEU:HD12	1.97	0.45
35:BA:2096:U:H2'	35:BA:2097:C:H6	1.81	0.45
49:BR:9:LYS:HD2	49:BR:43:GLU:HB2	1.97	0.45
11:AK:123:LYS:HG2	11:AK:123:LYS:O	2.16	0.45
40:BF:4:VAL:HG12	40:BF:4:VAL:O	2.15	0.45
35:BA:272(E):G:O2'	35:BA:272(F):C:H5'	2.16	0.45
11:AK:87:THR:HG22	11:AK:88:GLY:N	2.31	0.45
40:BF:153:SER:HA	40:BF:172:TRP:HB2	1.98	0.45
24:AY:200:THR:O	24:AY:201:ILE:C	2.55	0.45
24:AY:171:TRP:CZ2	24:AY:234:VAL:HG13	2.51	0.45
24:AY:25:GLY:CA	24:AY:29:ILE:HG13	2.43	0.45
24:AY:295:LYS:O	24:AY:323:GLY:CA	2.63	0.45
24:AY:6:TYR:O	24:AY:360:TYR:CE2	2.70	0.45
24:AY:401:ILE:HD12	24:AY:461:ALA:HB3	1.98	0.45
37:BC:100:ILE:O	37:BC:100:ILE:CG2	2.62	0.45
30:B5:7:PRO:HA	35:BA:2615:U:N1	2.31	0.45

*Continued on next page...*

*Continued from previous page...*

Atom-1	Atom-2	Interatomic distance (Å)	Clash overlap (Å)
32:B7:37:LYS:NZ	32:B7:39:ARG:NH2	2.64	0.45
33:B8:8:LYS:O	33:B8:11:LYS:HB3	2.17	0.45
35:BA:1823:G:C6	35:BA:1824:G:C5	3.05	0.45
35:BA:242:G:O3'	35:BA:243:U:H6	2.00	0.45
35:BA:2509:G:C2'	35:BA:2510:C:H5'	2.47	0.45
35:BA:2580:U:H5''	39:BE:131:ALA:HB2	1.99	0.45
35:BA:2770:G:C5'	35:BA:2771:C:OP2	2.64	0.45
38:BD:176:ARG:HA	38:BD:182:LEU:HG	1.98	0.45
38:BD:91:ARG:HD3	38:BD:198:ASN:CB	2.47	0.45
38:BD:211:ARG:C	38:BD:213:ARG:N	2.70	0.45
38:BD:88:ARG:CD	38:BD:88:ARG:N	2.80	0.45
51:BT:24:PRO:HB2	51:BT:94:ALA:CB	2.46	0.45
51:BT:28:VAL:HG23	51:BT:47:GLY:O	2.16	0.45
30:B5:28:PRO:HG2	54:BW:35:ILE:HD12	1.98	0.45
1:AA:1483:A:H2	35:BA:1960:A:C1'	2.29	0.45
34:B9:27:CYS:SG	34:B9:32:HIS:ND1	2.90	0.45
34:B9:5:ALA:HB1	35:BA:1125:G:O2'	2.17	0.45
1:AA:1091:U:N3	1:AA:1095:U:C4	2.84	0.45
2:AB:237:ALA:O	2:AB:238:LEU:HB3	2.17	0.45
1:AA:1308:U:H6	1:AA:1308:U:O5'	1.99	0.45
12:AL:105:TYR:C	12:AL:107:ALA:H	2.20	0.45
1:AA:1200:C:OP1	1:AA:1201:A:C2'	2.64	0.45
3:AC:64:VAL:CG1	3:AC:65:ALA:H	2.26	0.45
3:AC:95:THR:CG2	3:AC:97:LYS:HG3	2.47	0.45
19:AS:41:VAL:CB	19:AS:44:MET:HG2	2.44	0.45
56:BY:64:GLU:O	56:BY:65:ALA:CB	2.65	0.45
27:B2:30:ARG:NH2	55:BX:5:TYR:OH	2.49	0.45
27:B2:65:ASN:O	27:B2:67:LYS:N	2.50	0.45
40:BF:160:ASN:HD21	40:BF:162:LEU:HD13	1.81	0.45
19:AS:51:VAL:CB	19:AS:58:VAL:HG22	2.42	0.45
12:AL:126:LYS:HB3	24:AY:487:ARG:CZ	2.41	0.45
4:AD:101:LEU:C	4:AD:103:ASN:H	2.20	0.45
1:AA:620:C:H4'	4:AD:138:TYR:HD1	1.82	0.45
35:BA:307:G:C2'	35:BA:309:G:OP2	2.61	0.45
49:BR:87:TYR:HE2	49:BR:117:VAL:CG1	2.29	0.45
57:BZ:151:HIS:HA	57:BZ:171:ILE:CD1	2.47	0.45
29:B4:7:PRO:HD2	41:BG:65:GLY:O	2.17	0.45
41:BG:78:SER:C	41:BG:80:PHE:N	2.69	0.45
41:BG:71:THR:CB	41:BG:89:GLY:O	2.62	0.45
1:AA:406:G:H1'	1:AA:495:A:N1	2.32	0.45
1:AA:495:A:O2'	1:AA:496:A:P	2.73	0.45

*Continued on next page...*

*Continued from previous page...*

Atom-1	Atom-2	Interatomic distance (Å)	Clash overlap (Å)
1:AA:59:A:C6	1:AA:331:G:N3	2.85	0.45
35:BA:2346:A:H5'	35:BA:2383:G:H1'	1.97	0.45
35:BA:2234:G:H2'	35:BA:2235:G:H8	1.82	0.45
8:AH:103:VAL:HG21	8:AH:109:ILE:O	2.17	0.45
35:BA:2189:U:C3'	35:BA:2190:G:H4'	2.46	0.45
1:AA:1226:C:H5	13:AM:104:ARG:HB2	1.81	0.45
10:AJ:4:ILE:HB	10:AJ:74:ILE:CD1	2.47	0.45
35:BA:2100:G:H5'	35:BA:2101:G:OP2	2.16	0.45
30:B5:57:VAL:HG12	30:B5:58:LEU:CD1	2.36	0.45
54:BW:46:PHE:O	54:BW:50:VAL:HG12	2.16	0.45
28:B3:8:LEU:HD22	28:B3:31:LEU:CA	2.46	0.45
49:BR:26:LYS:CE	49:BR:71:GLN:H	2.30	0.45
1:AA:1015:A:N6	1:AA:1016:A:C6	2.84	0.45
24:AY:513:LEU:O	24:AY:517:ARG:CB	2.65	0.45
46:BO:64:ARG:CZ	51:BT:70:VAL:HG21	2.46	0.45
23:AX:17:U:H2'	23:AX:18:G:H5'	1.98	0.45
13:AM:29:ARG:NE	13:AM:64:TRP:CD2	2.84	0.45
1:AA:1286:A:O2'	1:AA:1287:A:OP2	2.31	0.45
25:B0:20:ARG:HD2	25:B0:20:ARG:H	1.81	0.45
35:BA:2794:C:H42	35:BA:2801(A):A:N6	2.15	0.45
1:AA:32:A:N6	1:AA:33:A:N1	2.65	0.45
16:AP:65:GLN:HA	16:AP:66:PRO:HD3	1.70	0.45
35:BA:1931:U:O2'	35:BA:1932:A:H5'	2.16	0.45
57:BZ:63:ASP:CB	57:BZ:65:GLN:HG3	2.47	0.45
57:BZ:7:ALA:HB3	57:BZ:61:LEU:HD22	1.97	0.45
35:BA:1313:U:C4'	35:BA:1333:C:OP2	2.64	0.45
1:AA:929:G:C2'	1:AA:930:C:H5'	2.47	0.45
2:AB:92:TYR:CD1	2:AB:151:GLY:HA3	2.52	0.45
35:BA:1392:A:N6	35:BA:1393:A:N6	2.64	0.45
35:BA:1054:A:C2	35:BA:1055:G:N7	2.85	0.45
35:BA:682:G:HO2'	35:BA:683:C:H5'	1.77	0.45
1:AA:519:C:O2'	1:AA:520:A:H5'	2.17	0.45
3:AC:109:PRO:O	3:AC:111:LEU:N	2.48	0.45
42:BH:54:ARG:CD	42:BH:54:ARG:H	2.30	0.45
35:BA:1358:G:O2'	35:BA:1359:A:H5''	2.15	0.45
35:BA:715:G:C2	35:BA:716:A:C4	3.05	0.45
1:AA:998:G:C2	1:AA:999:C:C2	3.05	0.45
2:AB:198:ASP:N	2:AB:198:ASP:OD1	2.49	0.45
24:AY:10:VAL:HG13	24:AY:360:TYR:CB	2.46	0.45
24:AY:207:VAL:O	24:AY:208:LYS:O	2.35	0.45
24:AY:29:ILE:HG12	24:AY:259:ALA:HB2	1.97	0.45

*Continued on next page...*

*Continued from previous page...*

Atom-1	Atom-2	Interatomic distance (Å)	Clash overlap (Å)
1:AA:774:G:N3	1:AA:775:G:C8	2.85	0.45
30:B5:33:CYS:O	30:B5:35:GLU:N	2.45	0.45
35:BA:1257:C:C1'	40:BF:83:PHE:HA	2.46	0.45
35:BA:1394:U:H3'	35:BA:1394:U:H6	1.82	0.45
35:BA:1267:U:C5	35:BA:2012:G:N2	2.85	0.45
35:BA:2453:A:H2	35:BA:2504:U:H3	1.64	0.45
35:BA:2574:G:C2	35:BA:2575:C:C2	3.05	0.45
35:BA:587:C:N4	47:BP:33:ARG:CB	2.79	0.45
35:BA:976:C:H4'	35:BA:1156:A:H62	1.81	0.45
38:BD:158:ALA:O	38:BD:161:THR:OG1	2.34	0.45
39:BE:111:ARG:HD2	39:BE:111:ARG:N	2.31	0.45
39:BE:11:MET:HA	39:BE:23:VAL:O	2.16	0.45
35:BA:2685:G:C4'	46:BO:67:LYS:HZ2	2.30	0.45
46:BO:71:ARG:HB3	46:BO:72:PRO:HD2	1.99	0.45
47:BP:107:LYS:C	47:BP:109:GLY:N	2.70	0.45
47:BP:113:LYS:HB2	47:BP:129:ALA:CB	2.28	0.45
47:BP:98:GLU:O	47:BP:102:ARG:NH2	2.50	0.45
51:BT:102:ILE:O	51:BT:102:ILE:CG1	2.65	0.45
51:BT:32:TYR:CG	51:BT:33:LYS:N	2.85	0.45
52:BU:12:ARG:HD2	52:BU:13:LYS:HZ3	1.81	0.45
52:BU:61:TRP:CH2	52:BU:94:ASN:OD1	2.70	0.45
35:BA:1668:A:C8	35:BA:1674:G:C6	3.05	0.45
35:BA:1676:A:C5	35:BA:1677:A:C5	3.05	0.45
1:AA:758:G:H4'	1:AA:880:C:C4'	2.46	0.45
2:AB:168:THR:HG23	2:AB:192:SER:CB	2.47	0.45
35:BA:247:G:C8	35:BA:249:C:C6	3.05	0.45
48:BQ:14:ARG:HG3	48:BQ:14:ARG:H	1.36	0.45
35:BA:863:A:P	48:BQ:22:LYS:HB2	2.57	0.45
48:BQ:48:GLU:O	48:BQ:49:ALA:C	2.55	0.45
35:BA:1779:U:C5	35:BA:1783:A:N7	2.85	0.45
21:AU:18:TYR:CE1	21:AU:24:ARG:NH1	2.85	0.45
9:AI:112:LYS:O	9:AI:112:LYS:HD3	2.17	0.45
1:AA:56:U:H2'	1:AA:57:G:C8	2.51	0.45
1:AA:55:A:C2'	1:AA:56:U:H5'	2.47	0.45
35:BA:1206:G:H2'	35:BA:1207:C:C6	2.51	0.45
56:BY:26:LYS:N	56:BY:40:GLU:OE2	2.47	0.45
9:AI:47:LEU:HG	9:AI:50:LEU:CD1	2.45	0.45
12:AL:126:LYS:HB2	24:AY:487:ARG:NE	2.23	0.45
11:AK:24:SER:OG	11:AK:27:ASN:O	2.30	0.45
37:BC:213:TYR:HD2	37:BC:221:SER:CB	2.30	0.45
1:AA:1342:C:H4'	9:AI:125:TYR:H	1.81	0.45

*Continued on next page...*

*Continued from previous page...*

Atom-1	Atom-2	Interatomic distance (Å)	Clash overlap (Å)
36:BB:42:C:O2	41:BG:66:GLN:NE2	2.50	0.45
20:AT:22:ARG:O	20:AT:26:ASN:ND2	2.50	0.45
17:AQ:45:HIS:O	17:AQ:73:VAL:HG23	2.15	0.45
35:BA:2325:G:C5	35:BA:2326:C:C5	3.05	0.45
1:AA:1499:A:O2'	1:AA:1500:A:H5'	2.16	0.45
36:BB:67:G:C2	36:BB:68:C:C6	3.05	0.45
35:BA:1444:G:H2'	35:BA:1445(A):C:C5	2.51	0.45
35:BA:1636:C:O4'	35:BA:1761:C:H1'	2.16	0.45
35:BA:1636:C:H2'	35:BA:1637:A:C8	2.51	0.45
20:AT:45:GLN:O	20:AT:45:GLN:NE2	2.49	0.45
1:AA:186:C:O2'	20:AT:85:MET:SD	2.72	0.45
16:AP:60:LEU:CD1	16:AP:79:VAL:HG12	2.38	0.45
1:AA:220:G:N2	1:AA:221:C:H1'	2.31	0.45
49:BR:24:GLN:NE2	49:BR:36:THR:HG21	2.32	0.45
49:BR:27:SER:O	49:BR:30:THR:CG2	2.65	0.45
25:B0:72:ARG:CB	25:B0:75:LEU:HB3	2.47	0.45
35:BA:65:C:O2'	35:BA:456:C:O2	2.33	0.45
25:B0:18:ALA:HB1	35:BA:2271:G:H5''	1.97	0.45
35:BA:2793:G:O2'	35:BA:2794:C:H5''	2.17	0.45
35:BA:614:U:C2'	35:BA:614(A):U:H5'	2.46	0.45
1:AA:1301:U:O2'	1:AA:1302:U:O5'	2.27	0.45
35:BA:2131:G:OP2	35:BA:2131:G:H3'	2.17	0.45
35:BA:131:G:H2'	35:BA:132:G:H8	1.80	0.45
18:AR:59:SER:HG	18:AR:62:GLU:CD	2.19	0.45
35:BA:220:G:H2'	35:BA:427:U:O4	2.16	0.45
1:AA:992:U:O2'	1:AA:993:G:O5'	2.35	0.45
1:AA:166:G:H2'	1:AA:167:G:H8	1.81	0.45
2:AB:27:LYS:HG3	2:AB:27:LYS:H	1.42	0.45
35:BA:1016:G:N2	35:BA:1147:C:O2	2.49	0.45
1:AA:420:U:H1'	1:AA:424:G:N2	2.32	0.45
24:AY:158:VAL:HG12	24:AY:164:ILE:HG22	1.99	0.45
24:AY:189:GLU:HB2	24:AY:206:ILE:HG22	1.98	0.45
24:AY:231:LEU:C	24:AY:231:LEU:HD12	2.37	0.45
24:AY:347:THR:HB	24:AY:365:LEU:HG	1.99	0.45
24:AY:70:ILE:HG23	24:AY:95:PHE:CD1	2.52	0.45
33:B8:35:GLN:O	33:B8:35:GLN:CD	2.55	0.45
35:BA:1651:G:H2'	35:BA:1652:A:H8	1.81	0.45
35:BA:1815:A:H8	35:BA:1815:A:OP1	2.00	0.45
35:BA:2007:C:H4'	35:BA:2824:C:HO2'	1.82	0.45
35:BA:2028:U:O2'	35:BA:2029:G:H5'	2.16	0.45
35:BA:447:A:C4'	35:BA:449:A:N7	2.80	0.45

*Continued on next page...*

*Continued from previous page...*

Atom-1	Atom-2	Interatomic distance (Å)	Clash overlap (Å)
35:BA:2222:G:H1'	38:BD:151:LYS:NZ	2.31	0.45
38:BD:155:LEU:N	38:BD:155:LEU:HD12	2.31	0.45
38:BD:227:ASN:ND2	38:BD:228:PRO:HD2	2.31	0.45
38:BD:183:ARG:HG3	38:BD:270:ILE:CG2	2.47	0.45
38:BD:84:TYR:CG	38:BD:85:ASP:N	2.84	0.45
39:BE:105:THR:CG2	39:BE:106:GLY:H	2.27	0.45
35:BA:1658:C:OP1	39:BE:132:HIS:CE1	2.70	0.45
45:BN:93:THR:CG2	45:BN:93:THR:O	2.65	0.45
46:BO:71:ARG:HG3	46:BO:75:SER:OG	2.16	0.45
51:BT:88:ILE:HG22	51:BT:89:VAL:N	2.32	0.45
45:BN:6:PRO:CG	52:BU:64:ARG:HH22	2.29	0.45
35:BA:993:G:O4'	53:BV:87:HIS:NE2	2.49	0.45
46:BO:23:ARG:HB3	46:BO:40:VAL:CG2	2.43	0.45
35:BA:2742:C:H2'	35:BA:2743:C:H6	1.81	0.45
1:AA:587:G:N2	1:AA:754:C:OP2	2.48	0.45
1:AA:865:A:H5'	1:AA:1078:U:O4	2.16	0.45
1:AA:883:C:N3	1:AA:884:U:O4	2.50	0.45
8:AH:14:ARG:HG3	8:AH:83:ILE:CG2	2.46	0.45
2:AB:177:ALA:HB3	2:AB:184:VAL:CG2	2.47	0.45
57:BZ:166:SER:HB2	57:BZ:168:GLU:CB	2.46	0.45
22:AV:76:A:O2'	35:BA:2395:C:C4	2.65	0.45
57:BZ:42:VAL:C	57:BZ:44:PHE:N	2.67	0.45
22:AV:4:G:H2'	22:AV:5:G:C8	2.51	0.45
35:BA:1982:C:N4	35:BA:1983:C:N4	2.65	0.45
1:AA:1309:G:C6	1:AA:1329:A:C6	3.05	0.45
13:AM:78:ILE:CG2	13:AM:79:LYS:N	2.80	0.45
13:AM:89:GLY:C	13:AM:90:LEU:O	2.53	0.45
1:AA:1048:G:C2	1:AA:1050:G:C5	3.05	0.45
10:AJ:16:LEU:CD1	10:AJ:16:LEU:C	2.83	0.45
35:BA:481:G:H1'	35:BA:506:G:N2	2.31	0.45
56:BY:23:ARG:HG2	56:BY:23:ARG:NH1	2.27	0.45
56:BY:62:GLU:HB3	56:BY:63:LYS:H	1.64	0.45
4:AD:31:CYS:O	4:AD:32:ALA:HB2	2.16	0.45
35:BA:1097:U:O2'	44:BK:6:UNK:CA	2.52	0.45
4:AD:144:ASP:O	4:AD:184:LYS:HA	2.16	0.45
35:BA:307:G:H22	35:BA:310:A:H5''	1.81	0.45
26:B1:11:ARG:NH1	26:B1:12:PRO:HD2	2.31	0.45
49:BR:20:LEU:HA	49:BR:23:ASN:HB2	1.97	0.45
35:BA:143:G:H1'	55:BX:37:THR:CG2	2.23	0.45
37:BC:64:LEU:CD1	37:BC:175:VAL:O	2.58	0.45
35:BA:903:C:H6	35:BA:903:C:O5'	2.00	0.45

*Continued on next page...*



*Continued from previous page...*

Atom-1	Atom-2	Interatomic distance (Å)	Clash overlap (Å)
7:AG:43:PHE:O	7:AG:46:ALA:N	2.49	0.45
35:BA:1742:G:H5'	35:BA:1743:C:OP2	2.17	0.45
5:AE:110:LEU:HA	5:AE:113:ALA:HB2	1.98	0.45
38:BD:136:ILE:HG23	38:BD:140:THR:HG21	1.98	0.45
35:BA:613:G:H8	35:BA:613:G:C5'	2.12	0.45
50:BS:73:LEU:O	50:BS:74:ALA:C	2.55	0.45
37:BC:167:LYS:O	37:BC:167:LYS:CE	2.65	0.45
16:AP:18:ARG:O	16:AP:20:VAL:HG12	2.17	0.45
25:B0:36:ILE:HG22	25:B0:60:PHE:HB3	1.98	0.45
1:AA:276:G:C6	1:AA:277:C:C5	3.04	0.45
35:BA:2080:G:H2'	35:BA:2081:C:C6	2.52	0.45
47:BP:93:GLY:N	47:BP:123:LEU:HD12	2.32	0.45
31:B6:15:GLU:OE2	31:B6:41:PRO:HB2	2.17	0.45
1:AA:633:G:H3'	1:AA:634:C:C5	2.52	0.45
24:AY:119:VAL:HG22	24:AY:124:ARG:HG3	1.93	0.45
12:AL:119:LYS:O	12:AL:120:TYR:CG	2.70	0.45
5:AE:150:ARG:HB2	5:AE:150:ARG:NH1	2.32	0.45
5:AE:24:ARG:CG	5:AE:24:ARG:NH1	2.77	0.45
24:AY:115:ALA:HB1	24:AY:148:ILE:CB	2.46	0.45
1:AA:955:U:O2'	1:AA:956:U:H5'	2.17	0.45
11:AK:86:GLY:H	11:AK:112:THR:HG23	1.81	0.45
18:AR:47:THR:C	18:AR:83:GLU:HG2	2.37	0.45
1:AA:189(C):C:O5'	1:AA:189(C):C:H6	2.00	0.45
27:B2:3:LEU:HD23	27:B2:3:LEU:C	2.38	0.45
22:AV:22:G:N3	22:AV:22:G:H2'	2.32	0.45
35:BA:2099:U:O2	35:BA:2191:G:N1	2.50	0.45
24:AY:187:LYS:O	24:AY:188:ASP:C	2.54	0.45
35:BA:2082:A:H2'	35:BA:2083:G:O4'	2.17	0.45
24:AY:171:TRP:CA	24:AY:182:VAL:HG13	2.46	0.45
24:AY:282:ARG:HD3	24:AY:319:ARG:NH2	2.23	0.45
24:AY:323:GLY:O	24:AY:324:LYS:C	2.54	0.45
1:AA:679:C:N4	1:AA:680:C:N4	2.65	0.45
30:B5:6:VAL:HG22	30:B5:7:PRO:HD2	1.99	0.45
35:BA:1022:G:C6	35:BA:1140:C:C2	3.05	0.45
35:BA:1140:C:C5'	35:BA:1141:U:OP2	2.64	0.45
35:BA:1144:G:H2'	35:BA:1145:C:H6	1.79	0.45
35:BA:1381:G:O2'	35:BA:1382:G:H5'	2.16	0.45
35:BA:1612:C:H2'	35:BA:1613:G:O5'	2.17	0.45
35:BA:1614:A:H2	35:BA:1615:C:C5	2.34	0.45
35:BA:1691:C:O5'	35:BA:1691:C:H6	1.99	0.45
35:BA:1894:C:O2	35:BA:1894:C:C2'	2.65	0.45

*Continued on next page...*

*Continued from previous page...*

Atom-1	Atom-2	Interatomic distance (Å)	Clash overlap (Å)
35:BA:1902:C:C5	35:BA:1903:G:C8	3.05	0.45
35:BA:1693:U:O4	35:BA:1976:U:O2'	2.35	0.45
30:B5:7:PRO:HA	35:BA:2615:U:N3	2.31	0.45
35:BA:2677:G:O2'	35:BA:2678:C:H5'	2.17	0.45
35:BA:2681:C:C5	35:BA:2727:G:C2	3.00	0.45
35:BA:36:G:C2	35:BA:445:C:N3	2.85	0.45
35:BA:627:A:H61	35:BA:636:G:C2'	2.30	0.45
35:BA:748:G:H8	35:BA:750:A:OP2	1.99	0.45
38:BD:61:LEU:CD1	38:BD:62:TYR:N	2.80	0.45
39:BE:65:GLY:HA2	39:BE:70:ALA:CB	2.46	0.45
45:BN:95:PRO:O	45:BN:98:VAL:CB	2.64	0.45
51:BT:73:GLU:OE1	51:BT:103:ARG:NH1	2.49	0.45
52:BU:14:HIS:O	52:BU:16:LYS:N	2.50	0.45
55:BX:56:THR:O	55:BX:57:LEU:HB3	2.17	0.45
1:AA:598:U:H2'	1:AA:599:C:O4'	2.17	0.45
35:BA:1027:A:C2	35:BA:1028:A:N7	2.84	0.45
1:AA:1088:G:N2	1:AA:1097:C:O2	2.49	0.45
2:AB:90:MET:HA	2:AB:91:PRO:HD3	1.84	0.45
35:BA:1910:G:N2	35:BA:1911:U:O2	2.49	0.45
22:AV:58:A:C2	22:AV:61:C:C5	3.05	0.45
54:BW:14:PRO:HA	54:BW:101:SER:CB	2.47	0.45
54:BW:14:PRO:CA	54:BW:101:SER:HB3	2.46	0.45
3:AC:189:ALA:HB3	3:AC:196:LEU:HB2	1.97	0.45
10:AJ:50:ILE:N	10:AJ:60:ARG:HG2	2.32	0.45
14:AN:41:ARG:HG3	14:AN:42:ILE:N	2.32	0.45
1:AA:55:A:O2'	1:AA:56:U:H5'	2.17	0.45
56:BY:22:GLY:O	56:BY:23:ARG:HG2	2.16	0.45
35:BA:292:C:H42	35:BA:348:G:H1	1.65	0.45
55:BX:9:LEU:HG	55:BX:30:VAL:HA	1.99	0.45
40:BF:192:LEU:HD23	40:BF:192:LEU:O	2.17	0.45
4:AD:118:ARG:NH1	4:AD:136:PRO:CB	2.80	0.45
42:BH:132:ARG:C	42:BH:133:VAL:HG23	2.37	0.45
11:AK:91:ARG:O	11:AK:94:ALA:CB	2.64	0.45
37:BC:189:ILE:O	37:BC:193:ILE:HG13	2.17	0.45
35:BA:1721:G:H1'	35:BA:1742:G:H1	1.82	0.45
35:BA:2850:A:O5'	35:BA:2850:A:H8	2.00	0.45
41:BG:80:PHE:CE1	41:BG:81:LYS:NZ	2.84	0.45
5:AE:41:VAL:CG2	5:AE:67:VAL:HG13	2.47	0.45
35:BA:1553:A:C5	35:BA:1555:G:C5	3.05	0.45
1:AA:1236:A:C2	1:AA:1237:C:C2	3.05	0.45
35:BA:1023:U:C4'	35:BA:1123:C:OP1	2.65	0.45

*Continued on next page...*

*Continued from previous page...*

Atom-1	Atom-2	Interatomic distance (Å)	Clash overlap (Å)
35:BA:2713:A:H3'	35:BA:2714:G:C5'	2.46	0.45
16:AP:57:ARG:HA	16:AP:60:LEU:CD1	2.43	0.45
28:B3:30:ARG:CG	35:BA:1184:G:OP1	2.65	0.45
20:AT:62:LEU:HA	20:AT:65:LYS:HG3	1.99	0.45
13:AM:68:GLY:C	13:AM:70:LEU:N	2.69	0.45
35:BA:80:G:H1'	35:BA:346:A:C6	2.52	0.45
7:AG:137:LYS:HB3	7:AG:137:LYS:HE2	1.60	0.45
29:B4:37:SER:C	29:B4:39:CYS:H	2.17	0.45
25:B0:75:LEU:HD23	25:B0:75:LEU:O	2.17	0.45
1:AA:1398:A:N6	5:AE:22:GLY:H	2.06	0.45
4:AD:202:LEU:O	4:AD:205:GLU:N	2.50	0.45
8:AH:46:LYS:HG2	8:AH:64:LYS:HE2	1.98	0.45
1:AA:1010:G:C2	1:AA:1020:U:C2	3.04	0.45
5:AE:148:VAL:HG21	8:AH:107:LEU:HD13	1.99	0.45
31:B6:22:ALA:O	31:B6:23:THR:OG1	2.29	0.45
2:AB:92:TYR:OH	2:AB:150:SER:HB2	2.17	0.45
1:AA:449:C:H2'	1:AA:450:G:O4'	2.17	0.45
1:AA:337:C:C2	1:AA:338:A:C8	3.04	0.45
35:BA:317:G:H2'	35:BA:318:C:C6	2.52	0.45
38:BD:28:GLU:N	38:BD:29:PRO:HD2	2.32	0.45
37:BC:81:GLU:C	37:BC:83:ILE:H	2.19	0.45
24:AY:154:LEU:C	24:AY:156:ASP:N	2.71	0.45
24:AY:32:LYS:NZ	24:AY:260:LEU:HD12	2.32	0.45
24:AY:25:GLY:O	24:AY:27:THR:N	2.50	0.45
1:AA:677:U:O2'	1:AA:678:U:H5'	2.17	0.45
30:B5:52:TYR:CD2	30:B5:52:TYR:O	2.69	0.45
30:B5:6:VAL:CG2	30:B5:7:PRO:HD2	2.47	0.45
32:B7:30:VAL:HG22	32:B7:33:ARG:HH22	1.80	0.45
35:BA:1022:G:N7	45:BN:66:LYS:HE3	2.32	0.45
35:BA:1024:G:C3'	35:BA:1025:G:C5'	2.89	0.45
35:BA:1770:G:C5	35:BA:1771:C:C5	3.05	0.45
35:BA:1906:G:N3	35:BA:1907:G:H1'	2.32	0.45
35:BA:1999:C:H2'	35:BA:2000:G:O4'	2.17	0.45
35:BA:2000:G:C2	35:BA:2001:A:C8	3.05	0.45
25:B0:34:GLY:HA3	35:BA:2352:A:N1	2.32	0.45
35:BA:729:G:C4	38:BD:208:LYS:HD2	2.52	0.45
38:BD:260:ARG:HG2	38:BD:261:LYS:N	2.32	0.45
40:BF:37:VAL:C	40:BF:39:TRP:N	2.69	0.45
45:BN:22:THR:HA	45:BN:61:ARG:HB2	1.98	0.45
52:BU:84:LYS:HD3	52:BU:84:LYS:HA	1.76	0.45
52:BU:90:VAL:HB	52:BU:91:ASP:H	1.50	0.45

*Continued on next page...*

*Continued from previous page...*

Atom-1	Atom-2	Interatomic distance (Å)	Clash overlap (Å)
52:BU:98:LEU:O	52:BU:100:VAL:N	2.50	0.45
6:AF:62:TRP:CG	18:AR:35:ARG:NH1	2.85	0.45
35:BA:1124:C:O2'	35:BA:1125:G:H5'	2.17	0.45
1:AA:1091:U:C2	1:AA:1095:U:C4	3.04	0.45
2:AB:101:MET:CB	2:AB:102:LEU:HD12	2.42	0.45
2:AB:208:ILE:H	2:AB:208:ILE:HG13	1.40	0.45
35:BA:2631:G:N2	39:BE:61:ARG:HH12	2.14	0.45
35:BA:2788:C:O3'	35:BA:2809:A:O2'	2.34	0.45
48:BQ:72:LYS:HB3	48:BQ:94:VAL:CG2	2.45	0.45
57:BZ:24:LEU:HD23	57:BZ:25:PRO:O	2.17	0.45
57:BZ:27:VAL:O	57:BZ:87:ASP:HA	2.17	0.45
1:AA:1269:A:N6	1:AA:1312:G:O2'	2.49	0.45
1:AA:1328:C:C2	1:AA:1329:A:C8	3.05	0.45
13:AM:96:LEU:C	13:AM:110:ARG:HD3	2.37	0.45
12:AL:60:LEU:HD22	12:AL:60:LEU:N	2.32	0.45
1:AA:1151:A:C5	1:AA:1152:A:N7	2.85	0.45
1:AA:1157:A:C2	1:AA:1181:G:C4	3.05	0.45
3:AC:52:LEU:HG	3:AC:52:LEU:O	2.16	0.45
35:BA:85:G:H5''	35:BA:85:G:H8	1.81	0.45
4:AD:29:PRO:O	4:AD:30:LYS:CB	2.64	0.45
9:AI:36:TYR:CD2	9:AI:37:PHE:CE1	3.05	0.45
40:BF:117:ARG:HD2	40:BF:191:ARG:HA	1.97	0.45
40:BF:3:GLU:O	40:BF:19:GLU:HB2	2.17	0.45
49:BR:96:ARG:HD3	49:BR:98:LEU:CD1	2.36	0.45
11:AK:65:ALA:O	11:AK:68:ALA:HB3	2.17	0.45
37:BC:38:ASP:OD2	37:BC:177:LYS:HE2	2.17	0.45
37:BC:213:TYR:OH	37:BC:223:ARG:HD2	2.16	0.45
41:BG:143:GLU:O	41:BG:144:ILE:HG22	2.16	0.45
1:AA:354:G:H2'	1:AA:354:G:N3	2.32	0.45
28:B3:45:GLY:O	28:B3:47:VAL:N	2.50	0.45
36:BB:50:G:OP1	50:BS:63:THR:CG2	2.65	0.45
1:AA:713:G:C2'	1:AA:714:G:C8	2.84	0.45
1:AA:1430:C:C2	1:AA:1471:G:N2	2.85	0.45
35:BA:1469:A:C2	35:BA:1470:G:H1'	2.52	0.45
1:AA:1226:C:C5	13:AM:104:ARG:HA	2.52	0.45
56:BY:84:ARG:CG	56:BY:85:VAL:H	2.25	0.45
4:AD:127:THR:HB	4:AD:147:ALA:O	2.17	0.45
36:BB:77:U:H4'	57:BZ:84:GLU:OE2	2.17	0.45
57:BZ:17:ALA:O	57:BZ:20:ARG:N	2.50	0.45
1:AA:125:U:H2'	1:AA:126:G:H8	1.81	0.45
17:AQ:67:LYS:HG2	17:AQ:68:ARG:HG3	1.99	0.45

*Continued on next page...*

*Continued from previous page...*

Atom-1	Atom-2	Interatomic distance (Å)	Clash overlap (Å)
35:BA:186:G:O5'	35:BA:186:G:H8	2.00	0.45
2:AB:137:ARG:O	2:AB:140:HIS:HB2	2.17	0.45
35:BA:2450:A:C2	35:BA:2451:A:C5	3.05	0.45
31:B6:15:GLU:O	31:B6:16:CYS:C	2.55	0.45
35:BA:1002:G:H2'	35:BA:1003:G:O5'	2.16	0.45
1:AA:134:A:C5	1:AA:135:C:C4	3.05	0.45
1:AA:560:U:H4'	1:AA:561:U:H5''	1.99	0.45
57:BZ:63:ASP:O	57:BZ:64:GLY:C	2.55	0.45
1:AA:1348:U:C5'	9:AI:110:GLU:OE1	2.64	0.45
56:BY:54:LYS:O	56:BY:55:TYR:HB2	2.17	0.45
1:AA:1465:C:C5	1:AA:1466:C:C4	3.05	0.45
5:AE:26:PHE:CD1	5:AE:26:PHE:N	2.84	0.45
22:AV:74:C:C2'	22:AV:75:C:H5'	2.47	0.45
35:BA:154:G:C4	35:BA:154(A):C:C5	3.05	0.45
1:AA:889:A:O4'	1:AA:891:U:C6	2.70	0.45
41:BG:147:ASP:O	41:BG:147:ASP:OD1	2.35	0.45
35:BA:338:G:O2'	35:BA:339:U:H5'	2.16	0.45
35:BA:2411:A:O2'	35:BA:2412:A:H5'	2.16	0.45
35:BA:1063:G:H8	35:BA:1063:G:OP2	1.99	0.45
24:AY:202:GLN:O	24:AY:203:GLU:C	2.54	0.44
24:AY:25:GLY:O	24:AY:26:LYS:C	2.55	0.44
24:AY:201:ILE:CA	24:AY:262:ASN:HD22	2.27	0.44
37:BC:73:ARG:HH21	37:BC:110:PHE:HA	1.81	0.44
35:BA:1252:G:O2'	35:BA:1253:A:C8	2.71	0.44
35:BA:1310:G:H2'	35:BA:1311:G:C5'	2.32	0.44
35:BA:1611:C:N4	35:BA:1620:G:H1	2.15	0.44
35:BA:1798:U:N1	35:BA:1822:G:N2	2.66	0.44
35:BA:1822:G:O2'	35:BA:1823:G:H5'	2.16	0.44
35:BA:2050:C:N4	35:BA:2051:A:N6	2.65	0.44
35:BA:2072:G:C8	35:BA:2072:G:O5'	2.70	0.44
35:BA:830:G:C8	35:BA:2448:A:C2	3.05	0.44
35:BA:2679:A:OP1	39:BE:160:TYR:OH	2.34	0.44
35:BA:2716:U:O2'	35:BA:2717:G:H5'	2.17	0.44
35:BA:527:C:O2	35:BA:2779:U:C6	2.71	0.44
35:BA:572:A:H2'	35:BA:573:G:H1'	1.94	0.44
35:BA:940:G:C2'	35:BA:941:A:H5''	2.47	0.44
35:BA:962:G:H2'	35:BA:963:U:H6	1.81	0.44
38:BD:267:SER:O	38:BD:268:ARG:CB	2.65	0.44
38:BD:44:ASN:N	38:BD:44:ASN:OD1	2.48	0.44
39:BE:167:VAL:O	39:BE:170:LEU:HD11	2.16	0.44
45:BN:59:LYS:O	45:BN:60:ILE:O	2.35	0.44

*Continued on next page...*

*Continued from previous page...*

Atom-1	Atom-2	Interatomic distance (Å)	Clash overlap (Å)
47:BP:97:PRO:O	47:BP:99:LEU:N	2.50	0.44
51:BT:56:GLY:O	51:BT:57:PHE:C	2.56	0.44
1:AA:575:G:H4'	1:AA:576:G:C5'	2.45	0.44
15:AO:70:LEU:O	15:AO:74:ASP:C	2.55	0.44
53:BV:28:GLU:O	53:BV:61:VAL:CB	2.65	0.44
35:BA:2472:G:H1'	35:BA:2479:G:H22	1.83	0.44
2:AB:166:ASP:HA	2:AB:167:PRO:HD2	1.82	0.44
2:AB:164:VAL:HG11	2:AB:167:PRO:N	2.32	0.44
2:AB:97:TRP:HZ3	2:AB:172:ILE:HB	1.82	0.44
57:BZ:167:PRO:HG2	57:BZ:167:PRO:O	2.17	0.44
42:BH:125:VAL:HG13	42:BH:131:VAL:CG1	2.46	0.44
48:BQ:114:ALA:C	48:BQ:118:LEU:HD12	2.34	0.44
57:BZ:10:ARG:H	57:BZ:37:VAL:HA	1.82	0.44
57:BZ:40:ASP:OD1	57:BZ:42:VAL:CG1	2.61	0.44
1:AA:1330:U:O4	1:AA:1331:G:C2	2.70	0.44
14:AN:31:ARG:C	14:AN:32:SER:OG	2.54	0.44
1:AA:55:A:C5	24:AY:311:HIS:CE1	3.05	0.44
55:BX:12:VAL:O	55:BX:13:LEU:HB2	2.16	0.44
35:BA:1095:A:H2'	35:BA:1096:A:C8	2.42	0.44
35:BA:2840:C:H5''	49:BR:53:HIS:CD2	2.52	0.44
49:BR:20:LEU:O	49:BR:21:TYR:C	2.55	0.44
50:BS:14:VAL:CG1	50:BS:16:ASN:HD22	2.30	0.44
4:AD:59:ARG:HA	4:AD:59:ARG:NH2	2.27	0.44
35:BA:873:G:C2'	35:BA:874:G:H5'	2.47	0.44
45:BN:15:LEU:C	45:BN:15:LEU:HD13	2.37	0.44
35:BA:1542:A:H8	35:BA:1542:A:H3'	1.81	0.44
1:AA:691:G:C6	1:AA:692:U:O4	2.70	0.44
41:BG:43:LEU:C	41:BG:45:GLU:HG2	2.38	0.44
41:BG:67:LYS:H	41:BG:67:LYS:CD	2.29	0.44
35:BA:598:G:C6	35:BA:599:G:C5	3.05	0.44
40:BF:107:LYS:O	40:BF:206:ILE:CG2	2.66	0.44
50:BS:26:LEU:CD2	50:BS:27:SER:O	2.65	0.44
5:AE:108:ALA:O	5:AE:112:LEU:HD12	2.17	0.44
1:AA:327:A:H3'	1:AA:328:C:H5''	1.99	0.44
35:BA:2289:G:O5'	35:BA:2289:G:H8	2.00	0.44
50:BS:53:SER:C	50:BS:55:ALA:H	2.14	0.44
35:BA:1447:G:C4'	35:BA:1545:A:C4'	2.95	0.44
41:BG:23:PHE:CD1	41:BG:23:PHE:N	2.85	0.44
1:AA:1314:C:C4	1:AA:1315:U:C5	3.06	0.44
35:BA:1747(A):G:N2	35:BA:1748:G:C8	2.85	0.44
1:AA:172:A:C8	1:AA:172:A:H5''	2.42	0.44

*Continued on next page...*

*Continued from previous page...*

Atom-1	Atom-2	Interatomic distance (Å)	Clash overlap (Å)
1:AA:221:C:H2'	1:AA:222:U:H6	1.81	0.44
25:B0:36:ILE:HG12	35:BA:2354:G:O2'	2.17	0.44
57:BZ:17:ALA:HA	57:BZ:20:ARG:CG	2.46	0.44
37:BC:155:GLU:O	37:BC:160:ARG:HB2	2.18	0.44
20:AT:48:LYS:O	20:AT:52:ALA:N	2.50	0.44
1:AA:122:G:H2'	1:AA:123:C:H6	1.76	0.44
39:BE:143:ASN:HD22	39:BE:143:ASN:N	2.13	0.44
24:AY:484:GLU:O	24:AY:488:LYS:N	2.50	0.44
35:BA:489:G:H22	35:BA:1321:A:P	2.40	0.44
4:AD:36:ARG:N	4:AD:37:PRO:CD	2.77	0.44
35:BA:1047:G:N2	35:BA:1110:G:H2'	2.31	0.44
1:AA:1526:G:O2'	1:AA:1527:C:H5'	2.17	0.44
54:BW:47:VAL:O	54:BW:51:LEU:HB2	2.16	0.44
37:BC:117:PRO:HG3	37:BC:145:VAL:HG13	1.99	0.44
26:B1:18:ILE:HG21	26:B1:20:ARG:NH2	2.31	0.44
35:BA:1355:G:O2'	35:BA:1356:G:H5'	2.17	0.44
1:AA:1530:G:H2'	1:AA:1531:A:C8	2.51	0.44
27:B2:31:GLU:OE1	27:B2:31:GLU:HA	2.16	0.44
48:BQ:117:ALA:C	48:BQ:119:ARG:H	2.21	0.44
24:AY:184:HIS:HE1	24:AY:191:TYR:CE1	2.22	0.44
24:AY:390:ILE:CG2	24:AY:390:ILE:O	2.62	0.44
24:AY:419:LEU:HD21	24:AY:424:ALA:CB	2.47	0.44
1:AA:1406:U:H2'	1:AA:1407:C:H5'	1.98	0.44
32:B7:33:ARG:CZ	35:BA:467:G:OP1	2.65	0.44
35:BA:1155:A:N3	35:BA:1157:G:C8	2.85	0.44
35:BA:2039:C:H2'	35:BA:2040:C:H6	1.82	0.44
35:BA:2577:A:C5'	35:BA:2578:G:H5'	2.44	0.44
35:BA:2685:G:C4'	46:BO:67:LYS:NZ	2.80	0.44
35:BA:2776:A:H4'	35:BA:2777:G:H5''	1.99	0.44
35:BA:685:A:H2	35:BA:688:U:O2	1.99	0.44
35:BA:752:A:O2'	35:BA:753:C:OP2	2.35	0.44
32:B7:10:ARG:CD	35:BA:770:G:H5''	2.47	0.44
38:BD:211:ARG:O	38:BD:213:ARG:N	2.50	0.44
38:BD:244:ARG:HA	38:BD:245:PRO:HA	1.61	0.44
39:BE:63:LEU:O	39:BE:63:LEU:CD2	2.59	0.44
53:BV:79:VAL:O	53:BV:80:GLN:HB2	2.16	0.44
35:BA:1668:A:H2'	35:BA:1674:G:N7	2.31	0.44
35:BA:1947:C:N3	35:BA:1960:A:C2	2.85	0.44
46:BO:33:ALA:CA	46:BO:37:ASP:OD2	2.64	0.44
1:AA:14:U:O2	1:AA:16:A:H3'	2.16	0.44
1:AA:20:U:N3	1:AA:21:G:C4	2.86	0.44

*Continued on next page...*

*Continued from previous page...*

Atom-1	Atom-2	Interatomic distance (Å)	Clash overlap (Å)
1:AA:720:C:H2'	1:AA:721:G:N7	2.33	0.44
15:AO:81:LEU:O	15:AO:82:ILE:C	2.55	0.44
18:AR:67:ALA:O	18:AR:70:ILE:HB	2.17	0.44
2:AB:178:ARG:CG	2:AB:178:ARG:HH11	2.20	0.44
2:AB:97:TRP:NE1	2:AB:101:MET:HG3	2.32	0.44
35:BA:954:G:N3	35:BA:2274:A:H2	2.15	0.44
35:BA:954:G:H2'	35:BA:955:C:H5'	1.99	0.44
48:BQ:121:ALA:O	48:BQ:125:LEU:HD23	2.18	0.44
48:BQ:42:ILE:HD12	48:BQ:42:ILE:HA	1.75	0.44
35:BA:906:G:C2'	48:BQ:67:ARG:HH22	2.30	0.44
22:AV:68:C:N4	22:AV:69:C:N4	2.65	0.44
1:AA:1325:C:H6	1:AA:1325:C:H5''	1.81	0.44
1:AA:1325:C:C4	1:AA:1326:C:N4	2.85	0.44
1:AA:1148:U:C2'	1:AA:1149:C:H5'	2.47	0.44
1:AA:1183:A:H3'	1:AA:1184:G:C5'	2.47	0.44
35:BA:880:G:H2'	35:BA:881:G:H8	1.81	0.44
27:B2:20:GLU:OE1	27:B2:20:GLU:HA	2.18	0.44
27:B2:29:LYS:HD3	27:B2:57:ILE:HD12	1.99	0.44
2:AB:75:LYS:C	2:AB:75:LYS:HD3	2.36	0.44
19:AS:75:ALA:O	19:AS:76:PRO:C	2.55	0.44
35:BA:1095:A:C8	35:BA:1096:A:N7	2.85	0.44
35:BA:1069:A:H5'	44:BK:9:UNK:CB	2.47	0.44
4:AD:187:ARG:O	4:AD:189:PRO:HD3	2.16	0.44
49:BR:45:ARG:O	49:BR:47:PHE:N	2.50	0.44
42:BH:121:ILE:HD13	42:BH:121:ILE:HA	1.72	0.44
35:BA:142(A):C:O2'	35:BA:143:G:H5'	2.16	0.44
11:AK:58:PRO:HA	11:AK:90:GLY:CA	2.47	0.44
37:BC:14:VAL:HG22	37:BC:28:LEU:HD11	1.99	0.44
37:BC:213:TYR:HD2	37:BC:221:SER:HB3	1.81	0.44
51:BT:124:ASP:CB	51:BT:125:ARG:HH12	2.23	0.44
7:AG:95:ARG:O	7:AG:98:SER:HB2	2.17	0.44
29:B4:4:GLY:N	29:B4:6:HIS:HE1	2.14	0.44
1:AA:405:U:H3'	1:AA:406:G:C5'	2.24	0.44
42:BH:71:LEU:CD2	42:BH:72:ILE:HD12	2.43	0.44
28:B3:47:VAL:CA	28:B3:50:VAL:HG22	2.29	0.44
36:BB:50:G:OP1	50:BS:63:THR:HG23	2.17	0.44
50:BS:33:LYS:C	50:BS:34:HIS:HD2	2.21	0.44
50:BS:36:TYR:HD1	50:BS:36:TYR:H	1.45	0.44
50:BS:61:ASN:O	50:BS:62:LYS:CB	2.64	0.44
34:B9:8:LYS:CE	35:BA:1032:A:OP1	2.65	0.44
41:BG:19:LEU:O	41:BG:22:ARG:CB	2.65	0.44

*Continued on next page...*



*Continued from previous page...*

Atom-1	Atom-2	Interatomic distance (Å)	Clash overlap (Å)
39:BE:6:GLY:HA2	39:BE:51:PHE:CE2	2.52	0.44
35:BA:1638:C:H4'	35:BA:2710:C:O2	2.17	0.44
50:BS:106:ARG:O	50:BS:107:GLU:HB3	2.18	0.44
1:AA:1127:G:H1	1:AA:1145:C:N4	2.15	0.44
51:BT:108:ARG:O	51:BT:110:ILE:N	2.49	0.44
42:BH:151:ILE:N	42:BH:151:ILE:CD1	2.71	0.44
35:BA:459:U:H2'	35:BA:460:A:H8	1.80	0.44
33:B8:49:VAL:CG1	33:B8:53:PRO:HD3	2.47	0.44
35:BA:9:U:O2	35:BA:10:G:C8	2.70	0.44
1:AA:80:G:C3'	1:AA:81:U:C5'	2.87	0.44
43:BJ:25:UNK:CB	43:BJ:85:LEU:HB3	2.47	0.44
35:BA:1305:C:C2	35:BA:1306:C:C6	3.05	0.44
26:B1:92:LYS:HD2	26:B1:93:GLU:N	2.33	0.44
56:BY:54:LYS:HE3	56:BY:55:TYR:HE2	1.79	0.44
1:AA:519:C:N4	1:AA:520:A:C2	2.85	0.44
35:BA:2796:U:H3'	35:BA:2799:C:H5'	1.99	0.44
1:AA:1055:A:O2'	3:AC:156:ARG:HD2	2.18	0.44
6:AF:3:ARG:NH1	6:AF:38:GLU:OE2	2.46	0.44
1:AA:996:A:C2	1:AA:997:U:N3	2.85	0.44
54:BW:110:LYS:HD2	54:BW:110:LYS:HA	1.85	0.44
35:BA:493:G:H2'	35:BA:494:G:O4'	2.18	0.44
24:AY:146:ARG:HH22	24:AY:177:LYS:HE2	1.83	0.44
24:AY:178:LEU:O	24:AY:179:PHE:C	2.55	0.44
24:AY:303:ILE:HD12	24:AY:375:ILE:HD13	1.98	0.44
24:AY:443:VAL:CG2	24:AY:444:LEU:N	2.59	0.44
24:AY:9:GLU:HB2	24:AY:360:TYR:CZ	2.52	0.44
32:B7:11:LYS:HE2	35:BA:686:G:C2	2.53	0.44
35:BA:1138:G:H8	35:BA:1138:G:O5'	2.01	0.44
35:BA:1020:A:N1	35:BA:1141:U:H1'	2.33	0.44
35:BA:1906:G:C8	35:BA:1929:G:C5	3.05	0.44
35:BA:2014:A:H2'	35:BA:2015:A:C5	2.44	0.44
35:BA:2822:G:OP1	39:BE:112:GLY:N	2.27	0.44
35:BA:662:G:C2	35:BA:663:G:C8	3.05	0.44
39:BE:27:LEU:CD1	39:BE:180:ASN:O	2.66	0.44
39:BE:82:ARG:HH11	39:BE:82:ARG:CG	2.29	0.44
45:BN:67:LEU:HD23	45:BN:87:LEU:HD12	1.99	0.44
51:BT:94:ALA:C	51:BT:96:ARG:H	2.21	0.44
35:BA:1953:A:H1'	35:BA:2560:C:H1'	1.99	0.44
2:AB:44:LEU:O	2:AB:45:GLN:C	2.56	0.44
35:BA:2385:C:N3	35:BA:2386:C:C5	2.86	0.44
35:BA:864:G:N2	35:BA:913:U:O2	2.50	0.44

*Continued on next page...*

*Continued from previous page...*

Atom-1	Atom-2	Interatomic distance (Å)	Clash overlap (Å)
48:BQ:135:ASP:HB2	48:BQ:136:ALA:H	1.43	0.44
57:BZ:8:TYR:CB	57:BZ:38:TYR:CE2	3.00	0.44
57:BZ:24:LEU:CD1	57:BZ:41:LEU:HA	2.45	0.44
57:BZ:91:LEU:HD22	57:BZ:130:PRO:CB	2.46	0.44
13:AM:82:MET:HG2	13:AM:82:MET:O	2.17	0.44
13:AM:90:LEU:HA	13:AM:93:ARG:HB2	1.99	0.44
1:AA:1092:A:C4	1:AA:1183:A:N6	2.85	0.44
1:AA:1190:G:C5'	1:AA:1191:A:OP2	2.66	0.44
14:AN:40:CYS:C	14:AN:42:ILE:N	2.71	0.44
52:BU:101:ARG:HH11	52:BU:101:ARG:CG	2.30	0.44
35:BA:58:G:N2	35:BA:70:G:C4	2.85	0.44
40:BF:7:TYR:CD2	40:BF:16:GLY:HA3	2.52	0.44
4:AD:140:VAL:HG12	4:AD:141:ARG:N	2.31	0.44
35:BA:310:A:H1'	35:BA:311:A:H2'	1.98	0.44
35:BA:1348:G:C3'	35:BA:1349:A:H5''	2.46	0.44
11:AK:32:ILE:O	11:AK:39:PRO:HA	2.16	0.44
37:BC:43:VAL:CG2	37:BC:214:VAL:HG22	2.40	0.44
37:BC:217:THR:HG22	37:BC:218:MET:H	1.79	0.44
37:BC:21:THR:HG22	37:BC:225:ASN:HB2	2.00	0.44
37:BC:62:VAL:HG11	37:BC:192:PHE:HD1	1.81	0.44
7:AG:103:TRP:HB3	7:AG:134:ALA:HB1	1.99	0.44
41:BG:139:LEU:C	41:BG:141:PHE:N	2.70	0.44
41:BG:57:ALA:O	41:BG:60:LEU:HB3	2.16	0.44
40:BF:32:LEU:HD21	40:BF:109:GLY:HA3	1.99	0.44
1:AA:298:A:C6	1:AA:299:G:C2	3.05	0.44
5:AE:9:LYS:CB	5:AE:112:LEU:HD11	2.48	0.44
1:AA:108:G:O6	20:AT:15:ARG:HD2	2.17	0.44
8:AH:121:ASP:O	8:AH:125:ARG:HB2	2.17	0.44
2:AB:112:VAL:O	2:AB:113:HIS:C	2.56	0.44
38:BD:72:LYS:HZ3	38:BD:101:GLU:HB3	1.82	0.44
35:BA:1858:G:O2'	35:BA:1859:A:C8	2.70	0.44
1:AA:1030(C):G:H2'	1:AA:1030(D):A:H8	1.81	0.44
35:BA:1759:A:O2'	35:BA:1760:A:H5'	2.18	0.44
35:BA:1493:C:C2'	35:BA:1493:C:O2	2.65	0.44
35:BA:1747(A):G:C2'	35:BA:1748:G:H5''	2.47	0.44
1:AA:1139:G:N2	1:AA:1143:G:N1	2.65	0.44
3:AC:6:HIS:NE2	3:AC:8:ILE:HB	2.31	0.44
9:AI:94:ALA:O	9:AI:95:LYS:CB	2.65	0.44
1:AA:220:G:O2'	1:AA:221:C:H5'	2.16	0.44
20:AT:65:LYS:O	20:AT:68:LYS:HG3	2.17	0.44
1:AA:1495:U:C2'	1:AA:1496:C:C5'	2.88	0.44

*Continued on next page...*

*Continued from previous page...*

Atom-1	Atom-2	Interatomic distance (Å)	Clash overlap (Å)
22:AV:36:U:C2'	22:AV:37:A:C5'	2.95	0.44
49:BR:24:GLN:O	49:BR:28:LEU:N	2.50	0.44
35:BA:1363:C:O2'	35:BA:1364:G:H5'	2.17	0.44
35:BA:2673:G:H5'	35:BA:2673:G:C8	2.50	0.44
31:B6:15:GLU:HG2	31:B6:18:ARG:NH1	2.33	0.44
1:AA:504:C:H2'	1:AA:511:C:H5	1.83	0.44
35:BA:1370:C:H3'	35:BA:1371:G:C8	2.52	0.44
35:BA:1609:A:C2	35:BA:1616:A:C2	3.05	0.44
12:AL:77:LEU:HD21	12:AL:106:ASP:O	2.17	0.44
46:BO:11:ALA:O	46:BO:98:VAL:CA	2.65	0.44
35:BA:1173:G:H5'	35:BA:1174:A:O5'	2.17	0.44
35:BA:2276:G:H2'	35:BA:2276:G:N3	2.31	0.44
1:AA:1474:G:C6	1:AA:1475:G:N7	2.85	0.44
24:AY:131:ARG:HH12	24:AY:162:LEU:HD13	1.81	0.44
24:AY:177:LYS:HZ1	42:BH:110:SER:HB3	1.82	0.44
32:B7:11:LYS:O	32:B7:12:ARG:C	2.55	0.44
33:B8:8:LYS:O	33:B8:9:GLY:C	2.56	0.44
35:BA:1142(A):A:H5'	35:BA:1142(A):A:C8	2.53	0.44
35:BA:1921:G:H2'	35:BA:1922:G:H8	1.82	0.44
35:BA:2452:C:O2'	35:BA:2453:A:H5'	2.17	0.44
35:BA:2727:G:C2	35:BA:2728:U:C2	3.06	0.44
35:BA:2820:A:O2'	35:BA:2821:A:OP1	2.32	0.44
35:BA:942:G:C5'	47:BP:36:LYS:N	2.80	0.44
38:BD:92:ILE:CA	38:BD:106:ILE:HA	2.47	0.44
39:BE:105:THR:CG2	39:BE:106:GLY:N	2.80	0.44
39:BE:114:ALA:HB3	39:BE:160:TYR:CB	2.32	0.44
39:BE:190:GLY:O	39:BE:191:PRO:O	2.34	0.44
47:BP:55:ARG:O	47:BP:57:THR:N	2.50	0.44
1:AA:1418:A:H8	1:AA:1419:G:O4'	2.01	0.44
35:BA:1947:C:C2	35:BA:1960:A:C2	3.06	0.44
1:AA:580:U:H4'	15:AO:58:MET:SD	2.57	0.44
1:AA:567:G:N2	1:AA:883:C:O2	2.50	0.44
35:BA:1028:A:C2	35:BA:1029:A:C5	3.05	0.44
2:AB:108:ILE:H	2:AB:108:ILE:HG12	1.40	0.44
2:AB:168:THR:HG23	2:AB:192:SER:CA	2.47	0.44
2:AB:41:ILE:CG2	2:AB:42:ILE:N	2.81	0.44
2:AB:54:THR:O	2:AB:58:ILE:HG13	2.17	0.44
2:AB:70:PHE:C	2:AB:71:VAL:CG2	2.86	0.44
48:BQ:135:ASP:C	48:BQ:137:TYR:H	2.21	0.44
57:BZ:126:VAL:O	57:BZ:126:VAL:HG23	2.16	0.44
57:BZ:37:VAL:O	57:BZ:38:TYR:HB3	2.18	0.44

*Continued on next page...*

*Continued from previous page...*

Atom-1	Atom-2	Interatomic distance (Å)	Clash overlap (Å)
57:BZ:82:ARG:NH1	57:BZ:82:ARG:HG2	2.33	0.44
21:AU:16:GLY:O	21:AU:17:THR:CG2	2.65	0.44
1:AA:989:C:O2	1:AA:1217:C:O2	2.36	0.44
1:AA:979:C:N4	1:AA:1360:A:H62	2.12	0.44
10:AJ:15:THR:O	10:AJ:19:SER:HB3	2.18	0.44
10:AJ:60:ARG:O	10:AJ:61:GLU:HB2	2.17	0.44
1:AA:395:C:C2'	1:AA:396:G:H5'	2.47	0.44
56:BY:36:ALA:O	56:BY:37:VAL:HG13	2.17	0.44
40:BF:154:VAL:CG1	40:BF:191:ARG:HB3	2.46	0.44
15:AO:3:ILE:HG13	15:AO:8:LYS:CG	2.47	0.44
35:BA:1463:C:H2'	35:BA:1464:C:H6	1.77	0.44
35:BA:1528:A:N6	35:BA:1544:A:C2	2.86	0.44
37:BC:86:ALA:HB1	37:BC:153:ILE:HD12	1.99	0.44
41:BG:71:THR:HG22	41:BG:72:ARG:O	2.17	0.44
20:AT:10:LEU:O	20:AT:13:LEU:HG	2.18	0.44
35:BA:2280:G:C6	35:BA:2281:C:C4	3.05	0.44
35:BA:1202:C:C5	35:BA:1203:G:N7	2.85	0.44
1:AA:714:G:C6	1:AA:715:A:N6	2.85	0.44
17:AQ:40:LYS:HG2	17:AQ:42:TYR:CE2	2.52	0.44
1:AA:1471:G:O2'	1:AA:1472:U:H5'	2.18	0.44
38:BD:14:ARG:CG	38:BD:14:ARG:HH11	2.15	0.44
35:BA:1858:G:O2'	35:BA:1859:A:H8	2.00	0.44
37:BC:168:THR:O	37:BC:169:GLY:C	2.55	0.44
1:AA:1034:G:N2	1:AA:1035:A:C5	2.85	0.44
35:BA:1414:G:N1	35:BA:1588:C:N4	2.55	0.44
35:BA:1272:A:N7	35:BA:1618:A:C1'	2.81	0.44
1:AA:1377:A:P	7:AG:94:ARG:HH22	2.41	0.44
16:AP:55:ARG:NH2	16:AP:58:TYR:CG	2.81	0.44
32:B7:24:THR:N	32:B7:28:ARG:NH2	2.66	0.44
20:AT:36:LEU:HD13	20:AT:36:LEU:C	2.37	0.44
1:AA:607:A:H2'	1:AA:608:A:C8	2.38	0.44
35:BA:1625:C:H2'	35:BA:1626:G:H5'	1.93	0.44
26:B1:14:VAL:HG21	35:BA:189:G:OP2	2.17	0.44
1:AA:1009:G:H1	1:AA:1020:U:H3	1.65	0.44
1:AA:346:G:N3	1:AA:346:G:C2'	2.80	0.44
35:BA:1385:G:H1'	35:BA:1386:C:C6	2.53	0.44
1:AA:426:G:H4'	4:AD:41:GLY:O	2.18	0.44
35:BA:2418:A:C6	35:BA:2419:U:C4	3.06	0.44
46:BO:17:ARG:NH2	46:BO:99:PHE:CD2	2.86	0.44
42:BH:18:GLU:HB2	42:BH:25:LYS:CB	2.47	0.44
35:BA:2624:G:H8	35:BA:2624:G:O5'	2.00	0.44

*Continued on next page...*

*Continued from previous page...*

Atom-1	Atom-2	Interatomic distance (Å)	Clash overlap (Å)
1:AA:855:G:H2'	1:AA:856:C:C6	2.51	0.44
41:BG:121:ASN:OD1	41:BG:122:PRO:HD2	2.17	0.44
1:AA:603:U:O2'	1:AA:604:G:H5'	2.17	0.44
1:AA:455:C:H2'	1:AA:456:C:C6	2.51	0.44
35:BA:2088:G:C6	35:BA:2089:U:C4	3.06	0.44
26:B1:37:ILE:HD12	26:B1:37:ILE:C	2.37	0.44
44:BK:131:UNK:O	44:BK:136:UNK:CB	2.66	0.44
35:BA:24:G:H2'	35:BA:25:U:O4'	2.18	0.44
37:BC:143:GLY:O	37:BC:152:ILE:HG21	2.17	0.44
24:AY:210:LEU:C	24:AY:212:ASN:N	2.71	0.44
24:AY:257:GLY:HA3	24:AY:264:GLY:HA3	2.00	0.44
24:AY:13:ARG:CD	24:AY:363:ASP:CG	2.75	0.44
24:AY:87:LEU:O	24:AY:88:ASP:C	2.55	0.44
30:B5:54:GLY:O	30:B5:56:LYS:HG2	2.18	0.44
33:B8:32:LEU:O	33:B8:33:ASN:O	2.35	0.44
35:BA:1020:A:C2	35:BA:1141:U:C2	3.05	0.44
35:BA:1139:G:C5'	45:BN:70:LYS:NZ	2.80	0.44
35:BA:1247:A:O2'	35:BA:1248:G:C5'	2.65	0.44
35:BA:1799:G:C6	35:BA:1819:A:C8	3.05	0.44
30:B5:2:ALA:HA	35:BA:2015:A:H1'	2.00	0.44
35:BA:2511:U:O2	35:BA:2578:G:C6	2.70	0.44
35:BA:2873:A:H3'	35:BA:2874:C:C6	2.53	0.44
35:BA:523:C:H2'	35:BA:524:U:O4'	2.17	0.44
35:BA:572:A:C3'	35:BA:573:G:O4'	2.65	0.44
35:BA:690:G:H21	38:BD:43:ARG:NH2	2.13	0.44
35:BA:696:G:N3	35:BA:696:G:C2'	2.79	0.44
35:BA:2689:U:O2'	49:BR:14:SER:HB2	2.17	0.44
55:BX:57:LEU:HD11	55:BX:78:LYS:HE3	1.99	0.44
1:AA:765:G:O6	1:AA:812:C:C6	2.70	0.44
1:AA:875:C:H2'	1:AA:876:G:O4'	2.16	0.44
1:AA:909:A:P	12:AL:21:LYS:HZ2	2.40	0.44
2:AB:102:LEU:O	2:AB:103:THR:C	2.55	0.44
2:AB:60:ASP:HB3	2:AB:64:ARG:NH2	2.31	0.44
35:BA:917:A:H3'	35:BA:2268:A:H61	1.81	0.44
35:BA:863:A:H2'	35:BA:864:G:H8	1.82	0.44
48:BQ:120:ILE:HA	48:BQ:123:HIS:HD2	1.83	0.44
35:BA:2469:A:HO2'	48:BQ:56:ARG:HD2	1.82	0.44
12:AL:98:TYR:N	12:AL:98:TYR:CD1	2.85	0.44
1:AA:1151:A:H4'	10:AJ:70:ARG:HH12	1.82	0.44
10:AJ:64:GLU:O	14:AN:56:VAL:HA	2.18	0.44
56:BY:45:VAL:HG11	56:BY:60:PHE:CD2	2.50	0.44

*Continued on next page...*

*Continued from previous page...*

Atom-1	Atom-2	Interatomic distance (Å)	Clash overlap (Å)
27:B2:25:VAL:CG1	27:B2:57:ILE:HD12	2.48	0.44
35:BA:70:G:H5''	35:BA:112:U:O2	2.18	0.44
35:BA:292:C:C2'	35:BA:293:U:H5'	2.47	0.44
55:BX:7:VAL:O	55:BX:30:VAL:HB	2.17	0.44
9:AI:34:ASN:O	9:AI:38:GLN:CB	2.64	0.44
9:AI:46:ALA:O	9:AI:47:LEU:HD12	2.17	0.44
19:AS:30:LEU:HD21	19:AS:32:LYS:NZ	2.31	0.44
4:AD:58:LEU:C	4:AD:58:LEU:HD13	2.38	0.44
37:BC:6:ARG:CZ	37:BC:10:LEU:HD21	2.46	0.44
37:BC:62:VAL:HG12	37:BC:161:ILE:HD11	1.98	0.44
51:BT:118:ARG:HA	51:BT:121:ILE:HG22	1.99	0.44
41:BG:111:LEU:H	41:BG:112:PRO:CD	2.31	0.44
37:BC:181:PRO:HG2	37:BC:184:LYS:HB2	1.99	0.44
5:AE:84:PHE:CE2	5:AE:133:TYR:CD2	3.06	0.44
35:BA:1243:G:H1'	47:BP:8:PRO:O	2.17	0.44
50:BS:61:ASN:O	50:BS:62:LYS:HG3	2.17	0.44
50:BS:89:ARG:CZ	50:BS:91:PRO:HG2	2.48	0.44
26:B1:7:ILE:HD13	26:B1:69:LYS:HG2	1.98	0.44
41:BG:172:LEU:CD2	41:BG:173:LEU:HD23	2.48	0.44
1:AA:1314:C:O2'	1:AA:1315:U:C5'	2.64	0.44
35:BA:1747(A):G:C3'	35:BA:1748:G:H5''	2.48	0.44
35:BA:473:G:O2'	35:BA:474:G:H5'	2.18	0.44
49:BR:76:VAL:HG22	49:BR:80:PHE:HE2	1.64	0.44
25:B0:47:PRO:HG2	25:B0:53:MET:HE2	1.99	0.44
4:AD:155:LEU:C	4:AD:157:LEU:N	2.71	0.44
13:AM:54:VAL:HG22	13:AM:57:ARG:NH1	2.33	0.44
7:AG:136:LYS:C	7:AG:138:LYS:N	2.71	0.44
35:BA:1670:C:OP2	35:BA:1671:U:C4	2.70	0.44
42:BH:92:ILE:HD12	42:BH:95:ARG:HH21	1.83	0.44
35:BA:1084:A:P	43:BJ:55:UNK:HA	2.57	0.44
35:BA:1275:A:O2'	35:BA:1645:G:N2	2.45	0.44
35:BA:496:G:H1'	54:BW:61:ASN:ND2	2.33	0.44
35:BA:221:A:H4'	35:BA:222:A:C5'	2.48	0.44
35:BA:363(E):U:C2'	35:BA:363(F):A:O4'	2.66	0.44
1:AA:1526:G:H2'	1:AA:1527:C:H6	1.83	0.44
1:AA:515:G:H2'	1:AA:516:U:O4'	2.18	0.44
35:BA:2097:C:C2	35:BA:2193:G:C2	3.05	0.44
1:AA:141:A:H1'	1:AA:182:U:C2	2.52	0.44
30:B5:59:GLU:CG	30:B5:59:GLU:O	2.65	0.44
35:BA:184:C:H4'	35:BA:217:G:N2	2.33	0.44
35:BA:2666:C:H3'	35:BA:2667:C:C6	2.52	0.44

*Continued on next page...*

*Continued from previous page...*

Atom-1	Atom-2	Interatomic distance (Å)	Clash overlap (Å)
24:AY:492:GLN:HB3	24:AY:504:ILE:CB	2.47	0.44
35:BA:1112:G:C2	35:BA:1113:U:C2	3.05	0.44
47:BP:75:ILE:CD1	47:BP:75:ILE:H	2.31	0.44
4:AD:190:ASP:OD2	4:AD:192:GLU:HB2	2.17	0.44
3:AC:132:ARG:HH22	4:AD:47:ARG:HH22	1.65	0.44
39:BE:203:LYS:O	39:BE:203:LYS:HG3	2.16	0.44
10:AJ:84:GLN:H	10:AJ:84:GLN:HG3	1.59	0.44
25:B0:70:GLN:HG2	25:B0:71:ASP:N	2.33	0.44
16:AP:49:LEU:HA	16:AP:49:LEU:HD12	1.74	0.44
38:BD:116:GLN:HG3	38:BD:116:GLN:O	2.17	0.44
24:AY:425:VAL:CG1	24:AY:445:GLN:CG	2.88	0.44
35:BA:2533:A:H2'	35:BA:2534:A:O4'	2.17	0.44
33:B8:64:TYR:CE2	35:BA:625:G:OP1	2.71	0.44
35:BA:980:A:C4	35:BA:1136:G:O4'	2.71	0.44
35:BA:1833:U:N3	35:BA:1834:U:C5	2.86	0.44
35:BA:2076:U:O2	35:BA:2076:U:C2'	2.66	0.44
35:BA:2687:U:H2'	35:BA:2688:U:O4'	2.17	0.44
35:BA:447:A:C6	35:BA:454:A:C8	3.05	0.44
35:BA:528:A:H3'	35:BA:528:A:C8	2.52	0.44
35:BA:948:G:H1	35:BA:969:U:H3	1.65	0.44
35:BA:962:G:H2'	35:BA:963:U:C6	2.53	0.44
38:BD:147:LEU:HD12	38:BD:155:LEU:HD13	2.00	0.44
38:BD:177:LEU:CG	38:BD:181:GLU:O	2.50	0.44
35:BA:1820:U:C4	38:BD:202:LYS:HD3	2.52	0.44
35:BA:1903:G:OP1	38:BD:241:PRO:O	2.34	0.44
38:BD:31:LYS:HG3	38:BD:33:LEU:H	1.82	0.44
39:BE:120:TRP:CE3	39:BE:155:LYS:NZ	2.74	0.44
39:BE:163:GLU:HG3	39:BE:164:ARG:O	2.17	0.44
35:BA:2638:G:P	39:BE:82:ARG:NH2	2.91	0.44
39:BE:49:LEU:HD11	39:BE:91:VAL:HG23	1.97	0.44
45:BN:30:ILE:O	45:BN:34:LEU:HD22	2.18	0.44
52:BU:99:ALA:HB2	52:BU:106:PHE:CE1	2.53	0.44
52:BU:95:LEU:HA	52:BU:95:LEU:HD23	1.73	0.44
46:BO:13:ASN:OD1	46:BO:95:GLY:HA3	2.17	0.44
1:AA:662:G:N2	1:AA:663:A:C2	2.86	0.44
1:AA:673:G:H2'	1:AA:674:G:H8	1.63	0.44
1:AA:828:A:C3'	1:AA:828:A:C8	3.01	0.44
18:AR:69:THR:O	18:AR:72:ARG:HB2	2.18	0.44
53:BV:16:PRO:O	53:BV:96:ILE:CG1	2.37	0.44
53:BV:58:VAL:CG1	53:BV:59:ALA:N	2.71	0.44
2:AB:235:SER:HB2	2:AB:236:TYR:HD1	1.82	0.44

*Continued on next page...*

*Continued from previous page...*

Atom-1	Atom-2	Interatomic distance (Å)	Clash overlap (Å)
2:AB:36:ARG:HB3	2:AB:41:ILE:CD1	2.46	0.44
2:AB:47:THR:O	2:AB:51:LEU:CD1	2.54	0.44
2:AB:76:GLN:O	2:AB:80:ILE:CD1	2.65	0.44
35:BA:1915:U:H6	35:BA:1915:U:H3'	1.82	0.44
35:BA:2332:U:C4'	35:BA:2336:A:N6	2.80	0.44
36:BB:80:U:C2'	36:BB:81:G:H21	2.24	0.44
48:BQ:35:VAL:O	48:BQ:130:LYS:N	2.49	0.44
48:BQ:44:ALA:O	48:BQ:45:GLN:C	2.56	0.44
22:AV:59:A:H2'	22:AV:60:U:O4'	2.17	0.44
3:AC:28:GLN:O	3:AC:31:HIS:HB2	2.17	0.44
3:AC:58:GLU:O	3:AC:65:ALA:N	2.50	0.44
9:AI:104:ARG:HH11	9:AI:104:ARG:CG	2.17	0.44
14:AN:3:ARG:O	14:AN:3:ARG:HG2	2.17	0.44
40:BF:158:THR:C	40:BF:160:ASN:N	2.71	0.44
19:AS:51:VAL:N	19:AS:58:VAL:HG22	2.32	0.44
19:AS:58:VAL:C	19:AS:60:VAL:H	2.20	0.44
35:BA:1057:A:H2'	35:BA:1058:G:C5'	2.48	0.44
35:BA:332:A:O2'	35:BA:333:G:P	2.76	0.44
49:BR:18:LEU:HD11	49:BR:22:ARG:CZ	2.47	0.44
42:BH:133:VAL:CG1	42:BH:134:SER:N	2.76	0.44
37:BC:67:GLY:HA2	37:BC:159:GLY:HA3	2.00	0.44
37:BC:22:ILE:HG22	37:BC:186:ALA:HB1	1.99	0.44
37:BC:47:LEU:CD2	37:BC:58:VAL:HG21	2.46	0.44
7:AG:108:ALA:HB2	7:AG:123:GLU:HB3	1.99	0.44
35:BA:2306:C:OP1	35:BA:2307:G:C8	2.70	0.44
1:AA:297:G:N2	1:AA:300:A:OP2	2.51	0.44
1:AA:321:A:O3'	1:AA:1436:U:H5'	2.18	0.44
1:AA:320:C:H2'	1:AA:321:A:H8	1.77	0.44
38:BD:137:PRO:HD2	38:BD:140:THR:HG21	1.98	0.44
38:BD:129:ASN:N	38:BD:193:VAL:HG11	2.32	0.44
35:BA:271(J):C:O2	35:BA:271(M):G:O6	2.36	0.44
35:BA:271(P):C:C2'	35:BA:271(Q):G:H5'	2.47	0.44
40:BF:188:ARG:CA	47:BP:7:ARG:HD2	2.32	0.44
2:AB:95:GLN:C	2:AB:96:ARG:HD2	2.37	0.44
13:AM:12:ASN:O	13:AM:44:ARG:HD2	2.17	0.44
26:B1:44:PRO:CB	26:B1:46:LEU:HD23	2.47	0.44
35:BA:1416:G:C2	35:BA:1417:C:C4	3.06	0.44
35:BA:182:A:C2	35:BA:183:C:C2	3.06	0.44
35:BA:2711:A:H3'	35:BA:2712:U:H5'	1.99	0.44
13:AM:70:LEU:CA	13:AM:73:GLU:CB	2.95	0.44
35:BA:1517:G:H8	35:BA:1517:G:C5'	2.31	0.44

*Continued on next page...*



*Continued from previous page...*

Atom-1	Atom-2	Interatomic distance (Å)	Clash overlap (Å)
7:AG:27:ILE:CG2	7:AG:27:ILE:O	2.65	0.44
35:BA:2652:C:C2	35:BA:2669:G:C2	3.05	0.44
35:BA:2668:G:C2'	35:BA:2669:G:H5'	2.47	0.44
27:B2:41:ILE:CG1	27:B2:42:GLY:H	2.27	0.44
12:AL:102:ARG:NH2	12:AL:110:VAL:CG2	2.80	0.44
8:AH:97:VAL:HG13	8:AH:98:LYS:N	2.32	0.44
1:AA:1238:A:N3	1:AA:1238:A:H2'	2.31	0.44
35:BA:736:C:C2	35:BA:737:C:C5	3.06	0.44
37:BC:79:LYS:HD3	37:BC:119:VAL:HG11	2.00	0.44
42:BH:18:GLU:HB2	42:BH:25:LYS:CG	2.47	0.44
24:AY:341:VAL:O	24:AY:341:VAL:HG12	2.15	0.44
25:B0:82:ARG:HA	25:B0:83:PRO:HD3	1.71	0.44
1:AA:695:A:H2'	1:AA:696:A:C8	2.53	0.44
24:AY:276:ALA:HA	24:AY:277:PRO:HD3	1.78	0.44
24:AY:333:GLN:C	24:AY:335:ARG:N	2.71	0.44
24:AY:452:ARG:C	24:AY:454:LYS:N	2.69	0.44
24:AY:507:SER:OG	24:AY:510:ASN:HB2	2.18	0.44
1:AA:968:A:O2'	1:AA:969:A:OP1	2.31	0.44
1:AA:1410:G:C5	1:AA:1491:G:N2	2.86	0.44
1:AA:777:A:C2	1:AA:778:G:C4	3.05	0.44
30:B5:17:ASP:O	30:B5:20:ARG:N	2.51	0.44
30:B5:5:PRO:HB3	35:BA:2614:A:N9	2.32	0.44
35:BA:1197:G:H2'	35:BA:1198:U:C6	2.53	0.44
35:BA:1381:G:H2'	35:BA:1382:G:H8	1.82	0.44
35:BA:1754:C:N4	35:BA:1755:A:C6	2.86	0.44
35:BA:2056:G:C8	35:BA:2577:A:C6	3.05	0.44
35:BA:462:C:H2'	35:BA:463:G:O4'	2.17	0.44
35:BA:830:G:C8	35:BA:2448:A:N3	2.86	0.44
35:BA:948:G:C4	35:BA:949:C:C5	3.05	0.44
38:BD:211:ARG:HB3	38:BD:212:SER:H	1.63	0.44
35:BA:782:A:N1	38:BD:226:MET:CE	2.81	0.44
38:BD:69:ARG:CZ	38:BD:105:ILE:CG1	2.96	0.44
39:BE:104:VAL:O	39:BE:166:THR:HG23	2.18	0.44
45:BN:52:VAL:HB	45:BN:120:LEU:HD22	2.00	0.44
35:BA:1950:G:N2	35:BA:1957:C:N3	2.65	0.44
1:AA:828:A:C5	1:AA:859:A:C8	3.05	0.44
1:AA:834:C:C2	1:AA:853:G:N2	2.85	0.44
1:AA:1489:G:O2'	1:AA:1490:C:H5'	2.18	0.44
35:BA:1125:G:H3'	35:BA:1126:A:H8	1.82	0.44
13:AM:86:CYS:O	13:AM:87:TYR:C	2.54	0.44
1:AA:1119:C:H2'	1:AA:1120:G:H8	1.82	0.44

*Continued on next page...*

*Continued from previous page...*

Atom-1	Atom-2	Interatomic distance (Å)	Clash overlap (Å)
3:AC:116:VAL:O	3:AC:120:VAL:HG23	2.17	0.44
3:AC:138:VAL:HB	3:AC:151:VAL:HG23	2.00	0.44
19:AS:61:TYR:CD1	35:BA:887:A:H5'	2.52	0.44
27:B2:17:SER:OG	27:B2:20:GLU:CB	2.66	0.44
35:BA:86:C:OP1	56:BY:32:PRO:HD2	2.18	0.44
4:AD:18:LYS:HE2	4:AD:31:CYS:CB	2.47	0.44
4:AD:100:ARG:HG2	4:AD:102:ASP:OD1	2.17	0.44
4:AD:95:GLY:O	4:AD:99:SER:N	2.41	0.44
35:BA:2818:G:OP1	35:BA:2837:G:O2'	2.31	0.44
35:BA:142:A:H1'	35:BA:1408:C:C1'	2.47	0.44
37:BC:3:HIS:ND1	37:BC:7:TYR:CD2	2.86	0.44
57:BZ:151:HIS:HB3	57:BZ:170:THR:CA	2.46	0.44
36:BB:43:C:H5'	36:BB:44:G:OP2	2.18	0.44
41:BG:159:VAL:O	41:BG:159:VAL:HG22	2.17	0.44
41:BG:104:GLU:O	41:BG:108:ASN:OD1	2.36	0.44
16:AP:14:ASN:N	16:AP:15:PRO:HD3	2.33	0.44
50:BS:31:SER:OG	50:BS:32:LEU:N	2.51	0.44
38:BD:131:LEU:CD2	38:BD:132:PRO:HD2	2.47	0.44
5:AE:78:HIS:CD2	5:AE:78:HIS:N	2.86	0.44
8:AH:112:LEU:O	8:AH:118:VAL:HG13	2.16	0.44
36:BB:16:G:O2'	36:BB:17:C:P	2.76	0.44
36:BB:71:C:H2'	36:BB:72:G:C5'	2.47	0.44
35:BA:1240:U:C2'	35:BA:1241:A:OP2	2.66	0.44
35:BA:2199:A:H61	35:BA:2226:C:N4	2.16	0.44
35:BA:2189:U:H3'	35:BA:2189:U:C6	2.53	0.44
39:BE:52:LEU:O	39:BE:52:LEU:HG	2.18	0.44
50:BS:22:GLY:O	50:BS:23:ARG:O	2.36	0.44
10:AJ:4:ILE:HB	10:AJ:74:ILE:HG13	2.00	0.44
51:BT:111:ARG:NH1	51:BT:111:ARG:HG2	2.32	0.44
1:AA:1375:A:C2'	1:AA:1376:U:O4'	2.63	0.44
28:B3:30:ARG:HD2	35:BA:1184:G:OP2	2.18	0.44
16:AP:36:ILE:O	16:AP:51:VAL:HG13	2.17	0.44
1:AA:1423:G:H2'	1:AA:1424:C:C6	2.53	0.44
4:AD:152:SER:O	4:AD:155:LEU:N	2.45	0.44
36:BB:76:G:C6	36:BB:77:U:C5	3.05	0.44
49:BR:40:LYS:O	49:BR:44:LEU:HB2	2.18	0.44
5:AE:128:PRO:HB2	5:AE:129:ILE:CD1	2.46	0.44
2:AB:30:ARG:HH21	2:AB:194:PRO:CG	2.30	0.44
5:AE:131:ILE:O	5:AE:135:THR:HB	2.17	0.44
9:AI:15:ALA:HB2	9:AI:65:VAL:HG23	1.99	0.44
42:BH:91:GLY:HA2	42:BH:160:LYS:NZ	2.33	0.44

*Continued on next page...*

*Continued from previous page...*

Atom-1	Atom-2	Interatomic distance (Å)	Clash overlap (Å)
47:BP:93:GLY:O	47:BP:123:LEU:HD12	2.18	0.44
35:BA:931:G:N1	35:BA:933:A:C6	2.86	0.44
35:BA:1958:C:C2'	35:BA:1959:G:H5'	2.48	0.44
24:AY:119:VAL:HG12	24:AY:119:VAL:O	2.17	0.44
35:BA:1645:G:H5''	35:BA:1646:C:O4'	2.18	0.44
35:BA:288:C:C5	35:BA:351:G:N2	2.85	0.44
57:BZ:9:TYR:CE1	57:BZ:63:ASP:OD2	2.71	0.44
35:BA:442:G:N2	40:BF:48:THR:HB	2.33	0.44
37:BC:77:ILE:O	37:BC:95:GLY:HA2	2.18	0.44
35:BA:1331:A:H2'	35:BA:1333:C:C5	2.53	0.44
6:AF:61:LEU:HD22	6:AF:63:TYR:CZ	2.52	0.44
35:BA:361:G:H2'	35:BA:362:U:C5'	2.48	0.44
11:AK:19:ALA:O	11:AK:82:VAL:HG23	2.18	0.44
35:BA:491:G:C4	35:BA:492:A:C8	3.05	0.44
11:AK:98:LEU:HA	11:AK:98:LEU:HD23	1.74	0.44
4:AD:166:LYS:C	4:AD:168:ARG:H	2.21	0.44
32:B7:35:ARG:NH1	32:B7:35:ARG:HG2	2.33	0.44
35:BA:2666:C:H5'	35:BA:2667:C:OP2	2.18	0.44
1:AA:88:A:C2	1:AA:89:C:C5	3.06	0.44
35:BA:2341:G:H2'	35:BA:2342:C:H6	1.83	0.44
47:BP:91:PHE:N	47:BP:91:PHE:CD1	2.86	0.44
54:BW:62:HIS:C	54:BW:63:ASP:CG	2.75	0.44
38:BD:162:SER:O	38:BD:178:PRO:HG3	2.17	0.44
36:BB:5:C:H2'	36:BB:6:C:H6	1.82	0.44
24:AY:103:LEU:O	24:AY:104:THR:C	2.56	0.44
24:AY:138:LEU:HB2	24:AY:268:MET:CE	2.36	0.44
24:AY:15:THR:HG22	24:AY:106:VAL:HA	2.00	0.44
24:AY:215:LEU:HD23	24:AY:216:ASP:CG	2.38	0.44
24:AY:296:PHE:CD2	24:AY:331:LEU:CD1	2.93	0.44
24:AY:415:GLY:HA2	24:AY:457:TYR:CZ	2.53	0.44
37:BC:103:ILE:HG23	37:BC:107:TRP:CD1	2.53	0.44
1:AA:1491:G:C5	1:AA:1492:A:C6	3.05	0.44
28:B3:10:LYS:O	28:B3:11:SER:C	2.56	0.44
35:BA:1139:G:O2'	35:BA:1143:A:N6	2.43	0.44
35:BA:1264:G:C6	35:BA:1265:A:N6	2.86	0.44
35:BA:1653:G:H1'	35:BA:1654:A:OP2	2.18	0.44
35:BA:244:A:H3'	35:BA:245:G:O4'	2.18	0.44
35:BA:2456:C:O2'	35:BA:2457:U:H5'	2.17	0.44
35:BA:252:G:O2'	35:BA:253:C:O4'	2.30	0.44
35:BA:695:G:C2	35:BA:696:G:C8	3.05	0.44
38:BD:206:LEU:HD12	38:BD:207:GLY:H	1.83	0.44

*Continued on next page...*

*Continued from previous page...*

Atom-1	Atom-2	Interatomic distance (Å)	Clash overlap (Å)
38:BD:221:VAL:O	38:BD:221:VAL:HG23	2.18	0.44
38:BD:37:LEU:CD1	38:BD:62:TYR:CD1	3.00	0.44
39:BE:172:VAL:HG12	39:BE:172:VAL:O	2.18	0.44
39:BE:67:PHE:CD1	39:BE:68:ALA:N	2.77	0.44
45:BN:107:LEU:O	45:BN:108:PRO:O	2.35	0.44
45:BN:34:LEU:HD22	45:BN:52:VAL:HG21	1.99	0.44
45:BN:66:LYS:O	45:BN:87:LEU:HB2	2.17	0.44
35:BA:833:U:C5'	47:BP:48:PRO:CB	2.88	0.44
51:BT:60:THR:CB	51:BT:76:PHE:O	2.66	0.44
52:BU:12:ARG:O	52:BU:13:LYS:C	2.55	0.44
54:BW:41:LYS:HA	54:BW:41:LYS:HD3	1.77	0.44
1:AA:857:C:H2'	1:AA:858:G:O5'	2.17	0.44
6:AF:52:ILE:HG21	6:AF:87:ARG:NH1	2.32	0.44
18:AR:66:LEU:O	18:AR:70:ILE:CG1	2.64	0.44
53:BV:95:LEU:HD22	53:BV:97:LYS:HD3	1.99	0.44
2:AB:42:ILE:CD1	2:AB:203:GLY:CA	2.88	0.44
2:AB:54:THR:CG2	2:AB:58:ILE:HD11	2.37	0.44
35:BA:2328:A:H61	35:BA:2387:U:H3	1.66	0.44
35:BA:2469:A:N1	35:BA:2481:G:H1'	2.33	0.44
57:BZ:102:LEU:HD11	57:BZ:124:ILE:HD13	2.00	0.44
57:BZ:42:VAL:CG1	57:BZ:43:GLU:H	2.27	0.44
22:AV:48:C:C6	22:AV:48:C:OP2	2.62	0.44
1:AA:1327:C:O2'	1:AA:1328:C:H5'	2.18	0.44
1:AA:1326:C:OP1	21:AU:12:LYS:HE3	2.18	0.44
1:AA:1176:A:C6	1:AA:1177:G:C6	3.06	0.44
1:AA:1177:G:H2'	1:AA:1178:G:O4'	2.18	0.44
1:AA:1216:G:C6	1:AA:1217:C:N4	2.86	0.44
1:AA:980:C:H5'	1:AA:981:U:C5	2.53	0.44
3:AC:182:ILE:HG12	3:AC:203:PHE:HD1	1.81	0.44
3:AC:55:VAL:HG22	3:AC:68:VAL:HG12	1.95	0.44
35:BA:884:C:C2	35:BA:892:G:N2	2.86	0.44
56:BY:38:ILE:HD12	56:BY:38:ILE:HA	1.65	0.44
35:BA:85:G:N2	35:BA:103:A:C2	2.86	0.44
7:AG:18:TYR:CB	7:AG:59:LEU:HD13	2.48	0.44
35:BA:1060:U:C5'	35:BA:1061:U:H5	2.31	0.44
35:BA:1058:G:OP1	44:BK:2:UNK:N	2.51	0.44
1:AA:699:C:H2'	1:AA:700:G:O4'	2.17	0.44
1:AA:688:G:O2'	1:AA:704:A:N1	2.45	0.44
37:BC:59:ARG:NH2	37:BC:142:ALA:CB	2.81	0.44
57:BZ:149:SER:O	57:BZ:151:HIS:CD2	2.71	0.44
35:BA:2304:G:C2	35:BA:2313:C:C2	3.06	0.44

*Continued on next page...*

*Continued from previous page...*

Atom-1	Atom-2	Interatomic distance (Å)	Clash overlap (Å)
20:AT:72:LEU:CD2	20:AT:80:ARG:HH21	2.29	0.44
31:B6:8:LYS:O	31:B6:9:LEU:HB3	2.16	0.44
1:AA:1500:A:OP2	1:AA:1505:G:OP2	2.36	0.44
1:AA:781:A:C6	1:AA:802:A:C2	3.05	0.44
36:BB:16:G:O2'	36:BB:17:C:C6	2.67	0.44
35:BA:1203:G:N1	35:BA:1241:A:OP2	2.50	0.44
1:AA:1031:G:C2'	1:AA:1032:G:H5'	2.48	0.44
35:BA:1642:G:C2'	35:BA:1643:G:H5'	2.47	0.44
9:AI:89:ASN:HB3	9:AI:92:TYR:CG	2.53	0.44
28:B3:35:ARG:HG2	28:B3:36:VAL:N	2.30	0.44
43:BJ:27:UNK:O	43:BJ:82:UNK:HA	2.18	0.44
1:AA:1015:A:C8	1:AA:1016:A:N7	2.85	0.44
25:B0:53:MET:HB3	25:B0:53:MET:HE2	1.87	0.44
35:BA:1277:G:HO2'	49:BR:24:GLN:HG2	1.81	0.44
17:AQ:67:LYS:O	17:AQ:68:ARG:HB2	2.17	0.44
1:AA:232:G:H2'	1:AA:233:C:C6	2.53	0.44
20:AT:53:LEU:C	20:AT:55:ILE:N	2.71	0.44
42:BH:12:PRO:HG2	42:BH:15:VAL:HG13	2.00	0.44
42:BH:12:PRO:CD	42:BH:15:VAL:HG11	2.48	0.44
10:AJ:33:GLN:HB2	10:AJ:75:ILE:CD1	2.47	0.44
31:B6:18:ARG:HG3	31:B6:19:ARG:N	2.30	0.44
1:AA:851:G:H2'	1:AA:852:G:C8	2.53	0.44
35:BA:2801(A):A:H4'	35:BA:2802:G:C5'	2.44	0.44
1:AA:600:C:C2	1:AA:639:G:C2	3.06	0.44
35:BA:1332:G:C5'	35:BA:1333:C:H5	2.30	0.44
35:BA:271(G):C:H6	35:BA:271(G):C:O5'	2.01	0.44
1:AA:652:U:C5	1:AA:752:G:N3	2.86	0.44
49:BR:78:LYS:HG2	49:BR:78:LYS:O	2.16	0.44
35:BA:2832:U:H5	35:BA:2884:U:H5''	1.82	0.44
1:AA:184:G:O4'	1:AA:224:C:C5'	2.66	0.44
1:AA:906:G:C8	1:AA:906:G:H3'	2.53	0.44
1:AA:683:G:H3'	1:AA:684:A:C8	2.53	0.44
10:AJ:45:ARG:NH1	10:AJ:45:ARG:HG3	2.32	0.44
35:BA:1090:U:O5'	35:BA:1090:U:H6	2.00	0.44
24:AY:136:PRO:HB3	24:AY:246:PHE:CZ	2.53	0.44
24:AY:34:LEU:N	24:AY:34:LEU:HD23	2.33	0.44
24:AY:68:ILE:CD1	24:AY:92:HIS:CE1	3.01	0.44
30:B5:44:THR:HG22	30:B5:45:VAL:H	1.82	0.44
35:BA:1199:U:C2	35:BA:1200:C:C6	3.06	0.44
35:BA:1252:G:O2'	35:BA:1253:A:O4'	2.35	0.44
35:BA:1924:C:P	35:BA:1924:C:C2'	3.00	0.44

*Continued on next page...*

*Continued from previous page...*

Atom-1	Atom-2	Interatomic distance (Å)	Clash overlap (Å)
35:BA:2073:C:C6	35:BA:2073:C:C3'	3.01	0.44
35:BA:2076:U:C5	38:BD:244:ARG:NH2	2.84	0.44
35:BA:463:G:C2	35:BA:467:G:N1	2.85	0.44
35:BA:579:G:H1	35:BA:1261:C:N4	2.15	0.44
35:BA:778:G:C2	35:BA:779:U:C2	3.06	0.44
38:BD:148:GLU:H	38:BD:154:LYS:NZ	2.15	0.44
38:BD:233:HIS:CE1	38:BD:247:ALA:H	2.36	0.44
39:BE:169:ASN:ND2	39:BE:169:ASN:O	2.51	0.44
39:BE:199:ARG:NH1	39:BE:199:ARG:CB	2.59	0.44
45:BN:34:LEU:HD13	45:BN:34:LEU:HA	1.81	0.44
45:BN:36:GLY:N	45:BN:49:GLY:HA2	2.30	0.44
45:BN:90:MET:HE2	45:BN:93:THR:O	2.18	0.44
46:BO:67:LYS:HD2	46:BO:68:GLU:CD	2.39	0.44
51:BT:73:GLU:OE2	51:BT:103:ARG:HD2	2.17	0.44
51:BT:78:LEU:HB3	51:BT:79:HIS:ND1	2.32	0.44
53:BV:52:VAL:CG2	53:BV:52:VAL:O	2.62	0.44
35:BA:1936:A:P	35:BA:1961:C:N4	2.84	0.44
35:BA:1947:C:N3	35:BA:1948:G:N7	2.66	0.44
35:BA:1986:A:H3'	35:BA:1987:G:H5''	1.99	0.44
1:AA:658:G:H5''	15:AO:31:LEU:HD23	2.00	0.44
1:AA:739:C:C4	1:AA:740:U:C5	3.06	0.44
1:AA:762:C:H2'	1:AA:763:G:C8	2.53	0.44
1:AA:878:G:H5'	8:AH:89:PRO:CG	2.47	0.44
6:AF:24:GLU:O	6:AF:25:ILE:C	2.56	0.44
8:AH:30:ARG:CB	8:AH:30:ARG:NH1	2.81	0.44
15:AO:12:ILE:HG13	15:AO:31:LEU:HD11	1.99	0.44
53:BV:62:LEU:CD2	53:BV:95:LEU:HB2	2.47	0.44
1:AA:892:A:C4	1:AA:907:A:C6	3.06	0.44
1:AA:1102:A:O2'	1:AA:1103:C:C5'	2.65	0.44
2:AB:105:PHE:HE1	2:AB:152:PHE:CE1	2.36	0.44
2:AB:7:VAL:HA	2:AB:11:LEU:CD1	2.48	0.44
2:AB:213:LEU:C	2:AB:213:LEU:CD2	2.87	0.44
2:AB:47:THR:O	2:AB:48:MET:C	2.56	0.44
31:B6:54:ILE:CD1	35:BA:2397:G:H22	2.31	0.44
35:BA:2396:G:C2	35:BA:2421:G:C6	3.06	0.44
35:BA:857:C:C4	35:BA:858:U:O4	2.71	0.44
48:BQ:56:ARG:C	48:BQ:58:PHE:N	2.71	0.44
48:BQ:141:GLN:OE1	57:BZ:72:ARG:HA	2.18	0.44
22:AV:63:G:H2'	22:AV:64:G:O4'	2.18	0.44
13:AM:89:GLY:O	13:AM:90:LEU:C	2.56	0.44
13:AM:97:PRO:CA	13:AM:110:ARG:HD3	2.47	0.44

*Continued on next page...*

*Continued from previous page...*

Atom-1	Atom-2	Interatomic distance (Å)	Clash overlap (Å)
21:AU:12:LYS:O	21:AU:17:THR:N	2.45	0.44
21:AU:9:ARG:HD3	21:AU:13:ILE:HD11	1.99	0.44
12:AL:86:ARG:HH21	12:AL:99:HIS:CG	2.35	0.44
12:AL:105:TYR:O	24:AY:434:ASN:ND2	2.51	0.44
1:AA:1068:G:O6	1:AA:1108:G:C2	2.70	0.44
1:AA:972:C:O2'	1:AA:973:G:C5'	2.65	0.44
14:AN:42:ILE:O	14:AN:46:GLU:HB2	2.18	0.44
35:BA:486:C:O5'	35:BA:486:C:H6	2.01	0.44
56:BY:63:LYS:HG2	56:BY:64:GLU:H	1.83	0.44
27:B2:40:SER:O	55:BX:13:LEU:HD11	2.18	0.44
55:BX:10:ALA:HB1	55:BX:11:PRO:CD	2.48	0.44
4:AD:19:LEU:CD2	4:AD:21:LEU:HD21	2.48	0.44
40:BF:139:PHE:O	40:BF:141:ALA:N	2.50	0.44
35:BA:658:C:O2'	40:BF:102:PRO:HG3	2.18	0.44
4:AD:105:VAL:HG13	4:AD:110:PHE:HB2	1.99	0.44
35:BA:2818:G:OP2	49:BR:42:LYS:NZ	2.39	0.44
49:BR:117:VAL:HG22	49:BR:118:GLU:N	2.33	0.44
11:AK:71:LYS:O	11:AK:75:TYR:CD1	2.70	0.44
37:BC:22:ILE:O	37:BC:186:ALA:HB2	2.18	0.44
37:BC:6:ARG:NH2	37:BC:7:TYR:CA	2.67	0.44
37:BC:149:ILE:O	37:BC:153:ILE:HG13	2.18	0.44
41:BG:106:LEU:CD2	41:BG:157:ILE:HD13	2.48	0.44
29:B4:6:HIS:HB3	41:BG:67:LYS:HE2	1.99	0.44
36:BB:45:A:H1'	41:BG:95:ARG:CZ	2.48	0.44
16:AP:8:ARG:HH21	16:AP:15:PRO:HG3	1.82	0.44
1:AA:294:U:O2'	1:AA:295:C:H5'	2.18	0.44
5:AE:39:GLY:CA	5:AE:69:VAL:HB	2.28	0.44
35:BA:2343:C:H2'	35:BA:2344:U:C5	2.51	0.44
1:AA:782:A:C6	1:AA:801:U:C5	3.06	0.44
26:B1:76:ARG:CA	35:BA:271(Q):G:H4'	2.42	0.44
47:BP:5:ASP:OD1	47:BP:6:LEU:N	2.51	0.44
34:B9:18:ARG:O	34:B9:19:ARG:HB3	2.18	0.44
1:AA:1034:G:C2	1:AA:1035:A:N7	2.86	0.44
35:BA:1299:G:H4'	35:BA:1301:A:N9	2.33	0.44
35:BA:2711:A:C3'	35:BA:2712:U:H5'	2.48	0.44
35:BA:1038:C:H3'	35:BA:1039:G:C5'	2.48	0.44
19:AS:6:LYS:O	19:AS:7:LYS:HD3	2.18	0.44
51:BT:110:ILE:C	51:BT:112:ARG:H	2.21	0.44
35:BA:263:C:O4'	35:BA:430:G:H1'	2.17	0.44
28:B3:8:LEU:CD2	28:B3:31:LEU:HG	2.48	0.44
35:BA:1166:C:H1'	35:BA:1184:G:N2	2.33	0.44

*Continued on next page...*

*Continued from previous page...*

Atom-1	Atom-2	Interatomic distance (Å)	Clash overlap (Å)
35:BA:372:G:O2'	35:BA:373:U:OP1	2.36	0.44
32:B7:19:ARG:NH2	32:B7:23:ARG:HH22	2.16	0.44
7:AG:139:GLU:O	7:AG:140:ASP:C	2.56	0.44
33:B8:22:VAL:CG2	33:B8:53:PRO:HB2	2.47	0.44
20:AT:44:ALA:HA	20:AT:52:ALA:HB1	2.00	0.44
20:AT:53:LEU:N	20:AT:53:LEU:HD12	2.32	0.44
35:BA:2063:C:N4	35:BA:2064:C:N4	2.66	0.44
1:AA:608:A:C2	1:AA:609:A:C4	3.06	0.44
1:AA:609:A:C2'	1:AA:610:G:H5'	2.48	0.44
35:BA:205:G:HO2'	35:BA:206:U:P	2.37	0.44
1:AA:346:G:O2'	1:AA:347:G:H8	2.01	0.44
1:AA:200:G:C6	1:AA:201:C:C4	3.06	0.44
1:AA:1465:C:C4	1:AA:1466:C:C4	3.05	0.44
35:BA:1055:G:H22	35:BA:1105:U:H1'	1.83	0.44
42:BH:58:GLU:O	42:BH:62:LYS:HG3	2.18	0.44
1:AA:956:U:H2'	1:AA:957:U:H5'	1.99	0.44
35:BA:2886:G:N2	35:BA:2887:U:C2	2.86	0.44
35:BA:424:G:O2'	35:BA:425:G:H5'	2.17	0.44
1:AA:474:G:H2'	1:AA:475:G:H8	1.82	0.44
7:AG:37:ASN:HD21	9:AI:40:LEU:CD2	2.30	0.44
13:AM:116:THR:O	13:AM:117:VAL:C	2.55	0.44
25:B0:31:VAL:N	25:B0:65:GLY:O	2.51	0.44
26:B1:37:ILE:HD12	26:B1:37:ILE:O	2.17	0.44
4:AD:194:LEU:N	4:AD:194:LEU:HD22	2.33	0.44
1:AA:780:A:O3'	1:AA:1523:G:H4'	2.18	0.44
24:AY:99:THR:O	24:AY:101:ARG:N	2.51	0.43
24:AY:113:ILE:HG23	24:AY:118:GLY:C	2.39	0.43
24:AY:169:ILE:CD1	24:AY:275:TRP:CZ2	3.01	0.43
24:AY:179:PHE:HD2	24:AY:193:TYR:CE2	2.36	0.43
24:AY:210:LEU:O	24:AY:212:ASN:N	2.50	0.43
24:AY:215:LEU:HD23	24:AY:216:ASP:OD2	2.18	0.43
24:AY:282:ARG:O	24:AY:283:GLN:CG	2.66	0.43
24:AY:384:MET:O	24:AY:385:MET:CB	2.65	0.43
24:AY:9:GLU:HB2	24:AY:360:TYR:OH	2.18	0.43
1:AA:678:U:C5	1:AA:679:C:C5	3.06	0.43
30:B5:28:PRO:O	30:B5:30:LEU:HG	2.18	0.43
35:BA:1289:C:H4'	35:BA:1330:C:O4'	2.17	0.43
32:B7:10:ARG:NH2	35:BA:1378:A:H5''	2.32	0.43
35:BA:1310:G:O4'	35:BA:1611:C:H5''	2.18	0.43
35:BA:1891:G:C2	35:BA:1892:C:C2	3.06	0.43
35:BA:2291:U:H2'	35:BA:2292:C:H6	1.76	0.43

*Continued on next page...*



*Continued from previous page...*

Atom-1	Atom-2	Interatomic distance (Å)	Clash overlap (Å)
35:BA:2487:G:H2'	35:BA:2488:A:H8	1.82	0.43
35:BA:747:U:OP1	35:BA:2612:C:H6	2.01	0.43
35:BA:2690:C:H5''	35:BA:2872:G:H22	1.82	0.43
35:BA:2628:C:C2'	35:BA:2781:A:H2'	2.47	0.43
35:BA:695:G:C2	35:BA:696:G:C4	3.06	0.43
35:BA:774:A:H2	35:BA:787:U:C2'	2.31	0.43
38:BD:53:PHE:HA	38:BD:218:ARG:HB2	2.00	0.43
40:BF:70:THR:O	40:BF:72:ARG:N	2.51	0.43
47:BP:113:LYS:HG2	47:BP:114:ILE:N	2.32	0.43
47:BP:38:GLN:O	47:BP:39:LYS:CB	2.66	0.43
47:BP:83:VAL:HG23	47:BP:105:LEU:CD2	2.38	0.43
48:BQ:78:PRO:CD	48:BQ:81:VAL:HG11	2.30	0.43
51:BT:25:GLY:O	51:BT:48:ILE:CG2	2.66	0.43
51:BT:54:ARG:HA	51:BT:59:THR:HG22	1.98	0.43
1:AA:673:G:O6	1:AA:734:G:C6	2.71	0.43
15:AO:10:LYS:HE2	15:AO:10:LYS:HA	2.00	0.43
15:AO:39:LEU:HB3	15:AO:56:LEU:HD11	2.00	0.43
15:AO:53:HIS:O	15:AO:54:ARG:C	2.56	0.43
15:AO:70:LEU:HD12	15:AO:78:TYR:HD1	1.83	0.43
17:AQ:29:HIS:CE1	17:AQ:32:TYR:CD2	3.05	0.43
2:AB:10:LEU:O	2:AB:10:LEU:HD13	2.18	0.43
2:AB:177:ALA:O	2:AB:180:LEU:N	2.51	0.43
57:BZ:6:LYS:N	57:BZ:6:LYS:HD3	2.33	0.43
1:AA:1053:G:O2'	1:AA:1054:C:OP2	2.30	0.43
3:AC:157:ILE:HB	3:AC:164:ARG:NH2	2.32	0.43
3:AC:113:ALA:HB2	3:AC:183:ASP:O	2.18	0.43
10:AJ:14:LYS:C	10:AJ:16:LEU:N	2.69	0.43
10:AJ:64:GLU:HG2	14:AN:59:ALA:CA	2.46	0.43
35:BA:335:C:OP1	35:BA:335:C:C6	2.68	0.43
4:AD:29:PRO:O	4:AD:30:LYS:HB3	2.18	0.43
40:BF:195:ASP:O	40:BF:199:TRP:HB2	2.18	0.43
4:AD:135:LEU:O	4:AD:136:PRO:C	2.56	0.43
49:BR:90:ARG:HH21	49:BR:118:GLU:HA	1.83	0.43
41:BG:71:THR:CG2	41:BG:72:ARG:H	2.31	0.43
1:AA:390:C:O3'	16:AP:28:ARG:NH2	2.51	0.43
35:BA:599:G:H2'	35:BA:600:G:H8	1.83	0.43
1:AA:105:G:O2'	1:AA:106:C:H5'	2.18	0.43
1:AA:59:A:N1	1:AA:331:G:N3	2.65	0.43
31:B6:48:VAL:O	31:B6:49:HIS:ND1	2.51	0.43
38:BD:75:ILE:N	38:BD:75:ILE:HD12	2.32	0.43
35:BA:1555:G:N2	35:BA:1556:C:C2	2.86	0.43

*Continued on next page...*

*Continued from previous page...*

Atom-1	Atom-2	Interatomic distance (Å)	Clash overlap (Å)
31:B6:35:GLU:CB	31:B6:51:GLU:OE1	2.66	0.43
35:BA:1494:A:O2'	35:BA:1496:A:C2	2.71	0.43
35:BA:2115:G:H5'	35:BA:2167:U:H1'	2.00	0.43
37:BC:167:LYS:O	37:BC:167:LYS:CG	2.66	0.43
1:AA:1030(C):G:O2'	1:AA:1030(D):A:H5'	2.17	0.43
35:BA:1312:U:OP2	55:BX:63:LYS:NZ	2.34	0.43
35:BA:1452:A:O2'	35:BA:1453:U:H6	2.01	0.43
35:BA:1163:G:C2	35:BA:1164:G:C8	3.06	0.43
20:AT:61:SER:O	20:AT:62:LEU:C	2.57	0.43
13:AM:56:LEU:CD1	13:AM:57:ARG:N	2.77	0.43
35:BA:2860:A:C8	35:BA:2861:G:H1'	2.53	0.43
35:BA:815:C:C2	35:BA:1193:G:C2	3.06	0.43
1:AA:253:U:H5''	17:AQ:68:ARG:HD2	2.00	0.43
35:BA:370:G:O2'	35:BA:423:A:H3'	2.18	0.43
56:BY:2:ARG:HG2	56:BY:2:ARG:NH1	2.33	0.43
35:BA:2296:U:N3	35:BA:2337:G:N2	2.66	0.43
1:AA:1282:C:H2'	1:AA:1283:G:O5'	2.18	0.43
35:BA:2650:U:H2'	35:BA:2651:C:H6	1.84	0.43
1:AA:836:G:C5	1:AA:851:G:N1	2.86	0.43
35:BA:269:U:C4	35:BA:271(Y):U:C2	3.05	0.43
12:AL:113:ARG:HB3	12:AL:122:THR:HG21	1.98	0.43
35:BA:1360:A:N6	35:BA:1372:U:C5	2.85	0.43
45:BN:46:VAL:O	45:BN:46:VAL:HG22	2.18	0.43
1:AA:340:U:C2	1:AA:350:G:N2	2.86	0.43
1:AA:339:C:H2'	1:AA:340:U:H6	1.79	0.43
1:AA:1478:C:O2'	1:AA:1479:C:H5'	2.18	0.43
7:AG:14:PRO:HA	7:AG:21:VAL:HG12	1.99	0.43
35:BA:1619:G:C8	35:BA:1619:G:O5'	2.71	0.43
43:BJ:103:UNK:O	43:BJ:108:UNK:CB	2.66	0.43
24:AY:14:ARG:CD	24:AY:276:ALA:CB	2.88	0.43
24:AY:326:GLU:O	24:AY:327:LYS:C	2.56	0.43
24:AY:349:MET:HG2	24:AY:350:ALA:N	2.33	0.43
24:AY:425:VAL:HG21	24:AY:449:VAL:HG11	1.99	0.43
24:AY:13:ARG:NH1	24:AY:83:LEU:HD12	2.32	0.43
1:AA:1406:U:C6	1:AA:1407:C:C6	3.06	0.43
1:AA:1406:U:H2'	1:AA:1407:C:C5'	2.48	0.43
28:B3:15:TYR:O	28:B3:20:LYS:NZ	2.46	0.43
32:B7:34:ARG:HH22	35:BA:466:A:P	2.40	0.43
33:B8:8:LYS:NZ	33:B8:11:LYS:HZ3	2.09	0.43
35:BA:1006:C:H2'	35:BA:1007:C:C6	2.53	0.43
35:BA:1650:G:H5'	49:BR:107:ASP:OD2	2.19	0.43

*Continued on next page...*

*Continued from previous page...*

Atom-1	Atom-2	Interatomic distance (Å)	Clash overlap (Å)
35:BA:1892:C:HO2'	35:BA:1893:C:H5''	1.81	0.43
35:BA:2073:C:C6	35:BA:2073:C:H3'	2.52	0.43
35:BA:2459:A:C2	35:BA:2494:G:H1'	2.53	0.43
35:BA:258:G:H8	35:BA:258:G:O5'	2.00	0.43
35:BA:239:U:O2	35:BA:259:G:C2	2.71	0.43
35:BA:412:A:C2	35:BA:413:C:C1'	3.01	0.43
35:BA:592:G:C4	35:BA:666:G:N2	2.86	0.43
35:BA:685:A:OP1	35:BA:686:G:N2	2.51	0.43
35:BA:833:U:H5''	47:BP:48:PRO:HB3	1.96	0.43
35:BA:972:G:C2	35:BA:973:A:N6	2.86	0.43
38:BD:181:GLU:OE2	38:BD:270:ILE:HG21	2.18	0.43
38:BD:211:ARG:O	38:BD:215:LEU:HG	2.18	0.43
38:BD:221:VAL:CG2	38:BD:221:VAL:O	2.66	0.43
35:BA:2820:A:H8	39:BE:109:LYS:HE2	1.83	0.43
35:BA:1258:C:O4'	40:BF:84:VAL:CG2	2.66	0.43
45:BN:22:THR:C	45:BN:23:LEU:O	2.56	0.43
45:BN:35:ARG:O	45:BN:36:GLY:C	2.57	0.43
35:BA:944:G:H22	47:BP:38:GLN:NE2	2.16	0.43
51:BT:16:ARG:NH1	51:BT:16:ARG:CB	2.80	0.43
52:BU:24:TYR:O	52:BU:29:SER:HB3	2.18	0.43
52:BU:92:ARG:NH1	53:BV:11:GLN:N	2.66	0.43
35:BA:1949:G:H1	35:BA:1957:C:N4	2.15	0.43
1:AA:585:G:C6	1:AA:586:C:C4	3.06	0.43
1:AA:860:A:N6	1:AA:861:G:C2	2.85	0.43
15:AO:29:VAL:O	15:AO:33:THR:HB	2.18	0.43
15:AO:65:ARG:HG3	15:AO:66:LEU:H	1.82	0.43
17:AQ:29:HIS:CA	17:AQ:36:ILE:HD11	2.47	0.43
2:AB:157:ARG:CZ	2:AB:157:ARG:CB	2.96	0.43
2:AB:212:GLN:O	2:AB:213:LEU:O	2.36	0.43
35:BA:2263:C:H2'	35:BA:2264:C:C6	2.53	0.43
35:BA:865:C:H4'	35:BA:866:A:OP1	2.17	0.43
35:BA:907:U:OP1	48:BQ:24:GLY:N	2.48	0.43
35:BA:920:G:H2'	35:BA:921:G:H8	1.82	0.43
48:BQ:72:LYS:O	48:BQ:93:TYR:CD1	2.71	0.43
57:BZ:128:VAL:HG11	57:BZ:133:ILE:HD13	2.00	0.43
57:BZ:28:MET:HA	57:BZ:88:PHE:HB2	2.00	0.43
57:BZ:8:TYR:CD2	57:BZ:38:TYR:CZ	3.06	0.43
22:AV:4:G:H2'	22:AV:5:G:H8	1.83	0.43
1:AA:1068:G:C6	1:AA:1108:G:C2	3.06	0.43
1:AA:1189:C:H5''	3:AC:5:ILE:HG21	2.00	0.43
3:AC:21:ARG:CG	3:AC:58:GLU:HG2	2.43	0.43

*Continued on next page...*

*Continued from previous page...*

Atom-1	Atom-2	Interatomic distance (Å)	Clash overlap (Å)
3:AC:83:ARG:O	3:AC:85:ARG:N	2.51	0.43
1:AA:356:A:C2	1:AA:368:U:O2	2.71	0.43
24:AY:307:MET:CG	24:AY:313:ASP:H	2.30	0.43
56:BY:40:GLU:HA	56:BY:40:GLU:OE1	2.17	0.43
27:B2:14:ARG:HH22	35:BA:78:A:H5'	1.81	0.43
7:AG:59:LEU:O	7:AG:62:PHE:HB3	2.18	0.43
40:BF:3:GLU:HA	40:BF:24:LEU:HB2	2.00	0.43
4:AD:100:ARG:HB3	4:AD:103:ASN:HB2	2.00	0.43
4:AD:184:LYS:O	4:AD:186:LEU:N	2.50	0.43
11:AK:63:LEU:O	11:AK:66:LEU:HG	2.18	0.43
37:BC:114:VAL:HG12	37:BC:144:THR:CG2	2.48	0.43
41:BG:76:SER:HB3	41:BG:83:ARG:CG	2.48	0.43
1:AA:390:C:H4'	16:AP:28:ARG:NH2	2.12	0.43
1:AA:334:C:H6	1:AA:334:C:O5'	2.01	0.43
1:AA:106:C:N4	20:AT:14:LYS:CE	2.81	0.43
35:BA:1853:A:H2'	35:BA:1854:A:O4'	2.18	0.43
2:AB:115:LEU:CG	2:AB:145:LEU:HD12	2.49	0.43
26:B1:46:LEU:HD22	26:B1:63:ALA:HA	2.00	0.43
38:BD:14:ARG:NH1	38:BD:14:ARG:HG2	2.22	0.43
20:AT:94:ALA:O	20:AT:95:ALA:C	2.56	0.43
35:BA:2100:G:C2	35:BA:2101:G:C2	3.06	0.43
4:AD:52:SER:O	4:AD:56:VAL:CG2	2.67	0.43
9:AI:22:GLY:O	9:AI:58:ARG:C	2.57	0.43
3:AC:150:LYS:HE3	3:AC:167:TRP:CD1	2.53	0.43
28:B3:8:LEU:CD1	28:B3:31:LEU:HA	2.48	0.43
28:B3:9:VAL:HG11	28:B3:55:ARG:HD3	2.01	0.43
28:B3:56:VAL:HG12	28:B3:57:GLU:N	2.33	0.43
23:AX:17:U:O2'	23:AX:18:G:H5'	2.17	0.43
49:BR:29:LEU:HD21	49:BR:52:ILE:CD1	2.43	0.43
9:AI:11:LYS:C	9:AI:13:ALA:H	2.21	0.43
1:AA:254:G:C2'	1:AA:255:G:H5'	2.48	0.43
54:BW:65:LEU:HD23	54:BW:68:ARG:CD	2.48	0.43
35:BA:1425:G:H2'	35:BA:1426:G:O4'	2.18	0.43
35:BA:2152:G:C6	35:BA:2153:G:N7	2.86	0.43
1:AA:309:G:H2'	1:AA:310:G:H8	1.83	0.43
31:B6:15:GLU:HG2	31:B6:18:ARG:NH2	2.33	0.43
35:BA:535:C:H2'	35:BA:536:A:O4'	2.18	0.43
35:BA:1396:U:H2'	35:BA:1396:U:O2	2.18	0.43
40:BF:131:GLY:CA	40:BF:138:GLU:O	2.65	0.43
24:AY:332:ARG:CA	24:AY:339:ASP:OD1	2.66	0.43
12:AL:20:LYS:CD	12:AL:20:LYS:N	2.81	0.43

*Continued on next page...*

*Continued from previous page...*

Atom-1	Atom-2	Interatomic distance (Å)	Clash overlap (Å)
35:BA:2563:U:H1'	35:BA:2566:A:C5	2.53	0.43
57:BZ:63:ASP:O	57:BZ:65:GLN:N	2.51	0.43
1:AA:929:G:H21	1:AA:930:C:H1'	1.83	0.43
7:AG:54:THR:OG1	7:AG:56:GLN:CG	2.65	0.43
15:AO:11:VAL:O	15:AO:14:GLU:HB3	2.18	0.43
35:BA:203:C:P	35:BA:204:A:H3'	2.57	0.43
35:BA:237:C:H2'	35:BA:238:C:H6	1.83	0.43
1:AA:1030(B):C:O5'	1:AA:1030(B):C:H6	2.01	0.43
44:BK:99:UNK:O	44:BK:100:UNK:O	2.36	0.43
45:BN:38:HIS:O	52:BU:67:ALA:HB1	2.17	0.43
1:AA:830:G:O2'	1:AA:831:U:H5'	2.18	0.43
24:AY:169:ILE:CD1	24:AY:275:TRP:HZ2	2.31	0.43
24:AY:78:PRO:HB3	24:AY:83:LEU:CA	2.47	0.43
24:AY:79:TYR:O	24:AY:82:CYS:O	2.36	0.43
1:AA:1410:G:O2'	1:AA:1411:C:H5'	2.18	0.43
32:B7:4:THR:HG22	35:BA:789:A:H5'	1.99	0.43
35:BA:1009:A:O4'	52:BU:59:ARG:HG2	2.17	0.43
35:BA:976:C:C5'	35:BA:1156:A:N6	2.81	0.43
35:BA:16:G:H1	35:BA:524:U:H3	1.66	0.43
35:BA:2010:G:C5	35:BA:2011:U:C5	3.06	0.43
35:BA:2048:G:O6	35:BA:2049:G:C6	2.72	0.43
35:BA:2633:G:H2'	35:BA:2634:G:O4'	2.19	0.43
35:BA:531:C:H5''	35:BA:532:A:C6	2.53	0.43
35:BA:779:U:H6	35:BA:779:U:O5'	2.00	0.43
35:BA:943:U:OP2	47:BP:38:GLN:CD	2.57	0.43
35:BA:996:A:O2'	35:BA:997:G:H5'	2.18	0.43
35:BA:999:U:H6	35:BA:1154:G:C6	2.36	0.43
38:BD:24:ILE:O	38:BD:25:THR:C	2.56	0.43
39:BE:13:ARG:HA	39:BE:23:VAL:HG22	1.99	0.43
47:BP:106:LEU:HD11	47:BP:112:LEU:CD2	2.48	0.43
47:BP:130:PHE:HB3	47:BP:135:LEU:HD23	2.00	0.43
52:BU:74:LEU:HD13	52:BU:75:ASN:C	2.38	0.43
1:AA:911:U:H2'	1:AA:912:C:C6	2.53	0.43
6:AF:31:GLU:O	6:AF:33:TYR:N	2.51	0.43
12:AL:8:ASN:O	12:AL:12:ARG:HG3	2.19	0.43
53:BV:32:THR:CG2	53:BV:33:VAL:N	2.78	0.43
34:B9:2:LYS:O	34:B9:34:GLN:HA	2.18	0.43
2:AB:201:ILE:C	2:AB:202:PRO:O	2.53	0.43
35:BA:2395:C:O2'	35:BA:2396:G:O5'	2.31	0.43
35:BA:911:A:H5''	35:BA:912:C:H5''	1.99	0.43
48:BQ:101:ARG:HG3	48:BQ:101:ARG:HH11	1.82	0.43

*Continued on next page...*

*Continued from previous page...*

Atom-1	Atom-2	Interatomic distance (Å)	Clash overlap (Å)
57:BZ:100:VAL:O	57:BZ:123:ASP:HA	2.18	0.43
22:AV:53:G:H5''	22:AV:54:U:OP1	2.18	0.43
22:AV:66:C:C5	22:AV:67:C:C5	3.06	0.43
12:AL:60:LEU:HD11	12:AL:85:ILE:HG12	2.00	0.43
12:AL:90:VAL:HG21	12:AL:96:VAL:CG1	2.48	0.43
1:AA:1060:C:C5	3:AC:2:GLY:HA3	2.54	0.43
35:BA:327:G:H21	35:BA:328:U:H1'	1.77	0.43
35:BA:76:C:H2'	35:BA:77:C:H6	1.79	0.43
55:BX:28:PHE:HZ	55:BX:81:VAL:HG21	1.72	0.43
40:BF:125:LEU:CD2	40:BF:125:LEU:N	2.77	0.43
4:AD:3:ARG:O	4:AD:4:TYR:C	2.56	0.43
41:BG:72:ARG:CZ	41:BG:86:MET:HA	2.47	0.43
1:AA:106:C:N4	20:AT:14:LYS:HZ1	2.15	0.43
1:AA:319:G:O2'	1:AA:320:C:H5'	2.18	0.43
1:AA:59:A:H4'	1:AA:388:G:OP1	2.17	0.43
54:BW:13:SER:HA	54:BW:99:ARG:HB2	2.00	0.43
38:BD:117:VAL:HG21	38:BD:129:ASN:N	2.33	0.43
5:AE:76:ILE:HD12	5:AE:142:LEU:HD21	2.00	0.43
24:AY:19:ILE:HD12	24:AY:127:MET:HG2	2.00	0.43
24:AY:21:HIS:CD2	24:AY:122:ARG:HG2	2.53	0.43
26:B1:50:ARG:CG	26:B1:59:THR:HG22	2.47	0.43
41:BG:7:LEU:O	41:BG:9:ARG:N	2.51	0.43
1:AA:1225:A:H2'	1:AA:1226:C:C5	2.53	0.43
1:AA:962:C:H2'	1:AA:963:G:C8	2.52	0.43
9:AI:88:TYR:O	9:AI:89:ASN:ND2	2.51	0.43
4:AD:155:LEU:CB	4:AD:158:ILE:HG12	2.43	0.43
13:AM:49:THR:C	13:AM:51:ALA:N	2.72	0.43
13:AM:70:LEU:CA	13:AM:73:GLU:HB3	2.48	0.43
33:B8:22:VAL:HG21	33:B8:53:PRO:HB2	2.00	0.43
35:BA:7:G:H8	35:BA:7:G:O5'	2.01	0.43
35:BA:2064:C:H2'	35:BA:2065:C:C6	2.53	0.43
22:AV:10:G:H2'	22:AV:11:A:H8	1.82	0.43
1:AA:80:G:N1	1:AA:90:U:H5'	2.32	0.43
1:AA:161:A:H2'	1:AA:162:A:C8	2.53	0.43
35:BA:2674:G:C6	35:BA:2675:A:C5	3.06	0.43
35:BA:1645:G:H5''	35:BA:1646:C:C5'	2.49	0.43
46:BO:28:SER:O	46:BO:29:ASN:ND2	2.51	0.43
35:BA:296:C:HO2'	35:BA:297:C:H5'	1.82	0.43
42:BH:61:HIS:O	42:BH:62:LYS:C	2.57	0.43
35:BA:363(E):U:H2'	35:BA:363(F):A:H1'	2.00	0.43
35:BA:363(E):U:H3'	35:BA:363(F):A:O4'	2.17	0.43

*Continued on next page...*

*Continued from previous page...*

Atom-1	Atom-2	Interatomic distance (Å)	Clash overlap (Å)
1:AA:570:G:O4'	1:AA:820:U:O2	2.35	0.43
25:B0:25:ARG:NH1	25:B0:25:ARG:HG2	2.31	0.43
1:AA:339:C:OP1	46:B0:96:THR:OG1	2.35	0.43
35:BA:2300:G:H2'	35:BA:2301:C:H6	1.80	0.43
1:AA:47:C:H4'	1:AA:365:U:C5	2.53	0.43
24:AY:492:GLN:CA	24:AY:504:ILE:HG12	2.49	0.43
24:AY:105:ALA:CA	24:AY:319:ARG:NH1	2.56	0.43
24:AY:32:LYS:O	24:AY:35:LEU:CB	2.65	0.43
24:AY:399:ARG:O	24:AY:437:ILE:HA	2.19	0.43
28:B3:10:LYS:NZ	28:B3:15:TYR:OH	2.43	0.43
32:B7:33:ARG:HD2	35:BA:467:G:OP1	2.18	0.43
35:BA:1025:G:H1'	35:BA:1135:C:O4'	2.17	0.43
35:BA:1260:G:C4	35:BA:1261:C:C6	3.06	0.43
35:BA:1697:G:H3'	35:BA:1698:A:C5'	2.48	0.43
35:BA:1798:U:C2	35:BA:1822:G:C2	3.07	0.43
35:BA:589:C:C2	35:BA:590:A:C8	3.06	0.43
35:BA:672:C:C3'	35:BA:673:C:H5''	2.49	0.43
35:BA:824:A:C6	35:BA:825:C:C4	3.07	0.43
38:BD:80:ALA:O	38:BD:113:VAL:HG12	2.19	0.43
38:BD:158:ALA:C	38:BD:196:VAL:HG11	2.34	0.43
35:BA:782:A:N1	38:BD:226:MET:HG2	2.24	0.43
39:BE:9:VAL:HG12	39:BE:25:VAL:HB	1.97	0.43
39:BE:31:CYS:HA	39:BE:50:GLY:O	2.19	0.43
39:BE:64:LYS:O	39:BE:64:LYS:CG	2.66	0.43
51:BT:50:ILE:HD11	51:BT:64:ARG:HB3	2.00	0.43
52:BU:83:LEU:CG	52:BU:88:ILE:HD11	2.46	0.43
52:BU:95:LEU:HD12	53:BV:11:GLN:HE21	1.84	0.43
1:AA:670:G:O5'	1:AA:670:G:H8	2.01	0.43
1:AA:716:A:H2'	1:AA:717:C:O4'	2.18	0.43
18:AR:44:LEU:CD1	18:AR:44:LEU:N	2.81	0.43
18:AR:63:GLN:O	18:AR:66:LEU:N	2.51	0.43
1:AA:285:G:H2'	1:AA:286:G:C8	2.44	0.43
2:AB:102:LEU:CD2	2:AB:176:GLU:HB3	2.34	0.43
2:AB:218:ALA:O	2:AB:219:VAL:C	2.56	0.43
57:BZ:166:SER:H	57:BZ:167:PRO:HA	1.83	0.43
35:BA:2395:C:C6	35:BA:2396:G:C8	3.06	0.43
35:BA:2245:U:H5'	35:BA:2246:G:H5'	1.99	0.43
36:BB:95:C:O2'	36:BB:96:U:C5'	2.62	0.43
48:BQ:21:THR:O	48:BQ:22:LYS:HB3	2.18	0.43
1:AA:1306:A:C4	1:AA:1307:U:C6	3.06	0.43
13:AM:92:HIS:CE1	13:AM:98:VAL:HG21	2.53	0.43

*Continued on next page...*

*Continued from previous page...*

Atom-1	Atom-2	Interatomic distance (Å)	Clash overlap (Å)
54:BW:76:VAL:HG22	54:BW:101:SER:HB2	2.00	0.43
3:AC:155:GLY:O	3:AC:157:ILE:HG13	2.18	0.43
14:AN:26:ARG:HH11	14:AN:47:LEU:CD2	2.31	0.43
35:BA:299:A:C6	35:BA:300:A:C6	3.06	0.43
35:BA:109:G:C5'	35:BA:348:G:H4'	2.49	0.43
40:BF:119:ARG:NH1	40:BF:119:ARG:CG	2.81	0.43
40:BF:155:LEU:HD12	40:BF:156:LEU:N	2.33	0.43
19:AS:29:ARG:N	19:AS:29:ARG:CD	2.81	0.43
35:BA:1091:G:C2	35:BA:1092:C:C4	3.07	0.43
35:BA:143:G:O4'	55:BX:37:THR:HG21	2.17	0.43
37:BC:192:PHE:CD1	37:BC:192:PHE:O	2.72	0.43
35:BA:878:A:C6	35:BA:900:A:N7	2.86	0.43
57:BZ:111:VAL:O	57:BZ:113:ALA:O	2.36	0.43
41:BG:36:LYS:HG2	41:BG:37:VAL:N	2.34	0.43
1:AA:405:U:H5''	1:AA:495:A:H2	1.83	0.43
1:AA:42:G:O2'	1:AA:622:A:N1	2.47	0.43
54:BW:25:ARG:CA	54:BW:71:VAL:HG11	2.28	0.43
26:B1:82:LEU:HD13	26:B1:82:LEU:HA	1.68	0.43
35:BA:1242:A:C6	47:BP:8:PRO:HB2	2.53	0.43
35:BA:1576:U:H2'	35:BA:1577:C:C6	2.53	0.43
35:BA:45:C:H5''	35:BA:215:G:OP2	2.18	0.43
35:BA:2106:G:H2'	35:BA:2107:C:C1'	2.49	0.43
35:BA:1647:G:OP2	35:BA:1647:G:H3'	2.19	0.43
24:AY:493:LEU:HA	24:AY:493:LEU:HD23	1.83	0.43
16:AP:20:VAL:HG21	16:AP:32:TYR:CB	2.48	0.43
7:AG:60:LYS:O	7:AG:63:LYS:HB3	2.18	0.43
2:AB:124:SER:O	2:AB:126:GLU:N	2.49	0.43
35:BA:1750:G:C2'	35:BA:1751:C:H5'	2.47	0.43
29:B4:37:SER:C	29:B4:39:CYS:N	2.71	0.43
35:BA:187:G:H1	35:BA:209:C:H42	1.67	0.43
35:BA:185:U:C4'	35:BA:218:A:H4'	2.49	0.43
7:AG:127:ALA:O	7:AG:130:GLY:N	2.50	0.43
36:BB:11:C:OP2	36:BB:12:C:H5	2.01	0.43
38:BD:2:ALA:O	38:BD:3:VAL:CG2	2.59	0.43
49:BR:60:LEU:HA	49:BR:63:ARG:HD2	1.99	0.43
5:AE:145:LYS:HA	5:AE:148:VAL:HB	2.00	0.43
35:BA:271(F):C:C2'	35:BA:271(G):C:H5'	2.48	0.43
35:BA:1338:G:N3	35:BA:1393:A:H2	2.15	0.43
35:BA:1042:G:C2	35:BA:1043:C:H1'	2.54	0.43
1:AA:184:G:C4'	1:AA:224:C:H5''	2.48	0.43
1:AA:131:C:C2'	1:AA:131:C:O2	2.67	0.43

*Continued on next page...*



*Continued from previous page...*

Atom-1	Atom-2	Interatomic distance (Å)	Clash overlap (Å)
14:AN:21:TYR:N	14:AN:21:TYR:HD1	2.15	0.43
35:BA:1679:U:C4	35:BA:1680:U:C4	3.06	0.43
35:BA:124:G:H8	35:BA:124:G:O5'	2.00	0.43
24:AY:103:LEU:HB3	24:AY:106:VAL:CG1	2.49	0.43
24:AY:446:PHE:CA	24:AY:449:VAL:HG22	2.46	0.43
13:AM:102:ARG:CD	13:AM:105:THR:OG1	2.65	0.43
35:BA:1137:G:O2'	35:BA:2039:C:C5'	2.64	0.43
32:B7:5:TRP:HD1	35:BA:1612:C:O3'	2.00	0.43
35:BA:1797:C:N4	35:BA:1822:G:H1	2.16	0.43
30:B5:9:LYS:HE3	35:BA:2019:A:N7	2.34	0.43
35:BA:2345:G:N2	35:BA:2382:G:H8	2.16	0.43
35:BA:2348:U:H5	35:BA:2382:G:C2	2.35	0.43
35:BA:534:U:H6	35:BA:534:U:O5'	2.01	0.43
35:BA:558:G:OP2	45:BN:111:PRO:HD2	2.17	0.43
35:BA:586:A:N1	35:BA:1254:A:C2	2.86	0.43
35:BA:587:C:O2'	35:BA:588:U:P	2.77	0.43
35:BA:783:A:H3'	35:BA:783:A:C8	2.54	0.43
35:BA:783:A:H2'	35:BA:784:A:O5'	2.18	0.43
38:BD:242:ARG:HH11	38:BD:246:PRO:HG3	1.83	0.43
38:BD:247:ALA:HB2	38:BD:253:GLN:CG	2.48	0.43
38:BD:26:LYS:O	38:BD:27:THR:OG1	2.37	0.43
38:BD:92:ILE:HG22	38:BD:106:ILE:CG1	2.45	0.43
38:BD:80:ALA:HB3	38:BD:94:LEU:HD12	1.99	0.43
39:BE:119:ARG:HG3	39:BE:160:TYR:CD1	2.53	0.43
39:BE:101:ARG:HB2	39:BE:201:THR:HG21	2.00	0.43
51:BT:91:ARG:CG	51:BT:116:ALA:HA	2.45	0.43
51:BT:91:ARG:HG2	51:BT:116:ALA:CA	2.46	0.43
52:BU:12:ARG:HA	52:BU:15:LYS:HE2	1.99	0.43
52:BU:80:ILE:CG2	52:BU:80:ILE:O	2.66	0.43
35:BA:1665:A:H1'	46:BO:1:MET:SD	2.59	0.43
35:BA:2742:C:H2'	35:BA:2743:C:C6	2.54	0.43
35:BA:2761:G:C2'	35:BA:2762:G:H5''	2.48	0.43
1:AA:719:C:O2'	18:AR:49:LYS:HB3	2.19	0.43
6:AF:7:ASN:ND2	18:AR:34:TYR:OH	2.51	0.43
8:AH:4:ASP:O	8:AH:5:PRO:O	2.36	0.43
15:AO:24:SER:OG	15:AO:27:VAL:CG2	2.66	0.43
18:AR:54:ARG:O	18:AR:55:ARG:CG	2.65	0.43
2:AB:182:ILE:O	2:AB:183:PRO:C	2.57	0.43
25:B0:27:GLU:N	25:B0:27:GLU:CD	2.72	0.43
35:BA:910:A:H3'	35:BA:911:A:C8	2.54	0.43
57:BZ:31:ARG:HG3	57:BZ:32:HIS:ND1	2.34	0.43

*Continued on next page...*

*Continued from previous page...*

Atom-1	Atom-2	Interatomic distance (Å)	Clash overlap (Å)
1:AA:1269:A:C2	1:AA:1313:U:H1'	2.52	0.43
1:AA:1328:C:O2'	1:AA:1329:A:H5'	2.18	0.43
3:AC:35:GLU:O	3:AC:36:ASP:C	2.57	0.43
14:AN:29:ARG:HG3	14:AN:29:ARG:HH11	1.84	0.43
56:BY:67:LEU:HD23	56:BY:67:LEU:C	2.38	0.43
35:BA:1072:C:O2	35:BA:1094:U:O4	2.36	0.43
4:AD:170:VAL:O	4:AD:171:GLY:O	2.36	0.43
4:AD:82:ALA:O	4:AD:89:THR:HG22	2.19	0.43
35:BA:1484:G:N2	35:BA:1506:C:N3	2.66	0.43
35:BA:2877:G:OP2	35:BA:2877:G:H8	2.02	0.43
49:BR:87:TYR:C	49:BR:89:ASP:H	2.22	0.43
35:BA:877:U:HO2'	35:BA:878:A:H5''	1.82	0.43
57:BZ:169:GLU:O	57:BZ:170:THR:C	2.56	0.43
7:AG:118:VAL:O	7:AG:119:ARG:O	2.37	0.43
1:AA:108:G:N3	1:AA:108:G:H5''	2.33	0.43
35:BA:2280:G:C2	35:BA:2281:C:C5	3.07	0.43
35:BA:2284:C:H2'	35:BA:2285:C:C6	2.47	0.43
36:BB:101:G:N9	36:BB:102:A:C8	2.86	0.43
5:AE:80:ILE:HD11	5:AE:138:ALA:CB	2.48	0.43
35:BA:1023:U:H4'	35:BA:1123:C:OP1	2.18	0.43
2:AB:95:GLN:HG3	2:AB:148:TYR:HA	2.01	0.43
35:BA:1423:G:O2'	35:BA:1424:G:O4'	2.34	0.43
26:B1:7:ILE:CG2	26:B1:66:HIS:HD2	2.31	0.43
42:BH:29:PRO:C	42:BH:31:GLY:H	2.21	0.43
35:BA:182:A:H2	35:BA:433:C:O2	2.00	0.43
1:AA:959:A:C4'	1:AA:985:C:H4'	2.49	0.43
41:BG:51:ARG:NH1	41:BG:53:LEU:HD11	2.34	0.43
9:AI:52:ALA:CB	9:AI:95:LYS:HZ1	2.32	0.43
9:AI:85:LEU:C	9:AI:85:LEU:CD1	2.86	0.43
1:AA:1015:A:O2'	14:AN:15:LYS:NZ	2.48	0.43
13:AM:108:ARG:HG3	13:AM:108:ARG:NH1	2.34	0.43
13:AM:60:VAL:CG1	13:AM:61:GLU:N	2.73	0.43
35:BA:1278:A:H5'	49:BR:24:GLN:HE21	1.83	0.43
35:BA:2540:C:C2'	35:BA:2541:A:O4'	2.60	0.43
43:BJ:25:UNK:O	43:BJ:26:UNK:CB	2.66	0.43
2:AB:82:ARG:HG2	2:AB:82:ARG:HH11	1.84	0.43
35:BA:392:C:H2'	35:BA:393:C:C6	2.54	0.43
1:AA:933:G:OP2	7:AG:3:ARG:HB2	2.19	0.43
35:BA:553:G:C2'	35:BA:554:U:H5'	2.48	0.43
1:AA:407:G:O2'	4:AD:116:GLN:HG3	2.18	0.43
1:AA:1186:G:C6	1:AA:1187:G:N7	2.86	0.43

*Continued on next page...*

*Continued from previous page...*

Atom-1	Atom-2	Interatomic distance (Å)	Clash overlap (Å)
1:AA:139:G:H2'	1:AA:140:A:C8	2.54	0.43
54:BW:82:LEU:HD12	54:BW:82:LEU:HA	1.82	0.43
37:BC:227:HIS:O	37:BC:228:SER:HB3	2.19	0.43
35:BA:272(G):C:O2	35:BA:363(D):G:N2	2.51	0.43
24:AY:113:ILE:CG2	24:AY:114:ASP:N	2.58	0.43
24:AY:26:LYS:HG2	58:AY:1000:GCP:PB	2.58	0.43
24:AY:255:PHE:HE1	24:AY:275:TRP:HZ3	1.52	0.43
24:AY:281:PRO:C	24:AY:282:ARG:CD	2.87	0.43
24:AY:419:LEU:CD1	24:AY:449:VAL:HG12	2.36	0.43
24:AY:96:SER:HA	24:AY:99:THR:OG1	2.19	0.43
37:BC:100:ILE:HG21	37:BC:126:LYS:HE3	2.01	0.43
35:BA:1611:C:H42	35:BA:1620:G:H1	1.65	0.43
35:BA:1754:C:H5'	51:BT:101:PHE:CE2	2.53	0.43
35:BA:1835:G:N3	35:BA:1835:G:H2'	2.34	0.43
35:BA:1906:G:N7	35:BA:1929:G:H2'	2.33	0.43
35:BA:2345:G:N7	35:BA:2372:G:C2	2.86	0.43
35:BA:2438:U:C5'	35:BA:2600:A:H5'	2.49	0.43
35:BA:2772:C:H2'	35:BA:2773:C:C6	2.53	0.43
35:BA:770:G:C6	35:BA:771:G:C5	3.07	0.43
38:BD:27:THR:HB	38:BD:83:GLU:OE2	2.18	0.43
39:BE:38:THR:C	39:BE:40:GLU:N	2.71	0.43
45:BN:22:THR:OG1	45:BN:25:ARG:CB	2.63	0.43
47:BP:96:THR:O	47:BP:100:LEU:CD2	2.67	0.43
52:BU:59:ARG:HH11	52:BU:59:ARG:HG2	1.82	0.43
52:BU:92:ARG:CZ	53:BV:11:GLN:H	2.31	0.43
35:BA:1956:U:O2	35:BA:1985:G:H4'	2.19	0.43
35:BA:1953:A:H2	35:BA:2549:G:N3	2.17	0.43
1:AA:915:A:C5	1:AA:916:G:C8	3.06	0.43
6:AF:5:GLU:HG2	6:AF:62:TRP:HZ2	1.83	0.43
15:AO:56:LEU:HD23	15:AO:56:LEU:HA	1.83	0.43
53:BV:95:LEU:C	53:BV:95:LEU:HD23	2.38	0.43
53:BV:96:ILE:N	53:BV:96:ILE:CD1	2.65	0.43
48:BQ:127:ILE:CD1	48:BQ:128:LYS:O	2.67	0.43
2:AB:211:ILE:H	2:AB:211:ILE:HG13	1.56	0.43
2:AB:74:LYS:HD2	2:AB:166:ASP:HB2	2.00	0.43
48:BQ:109:VAL:HG12	48:BQ:109:VAL:O	2.18	0.43
48:BQ:74:TYR:C	48:BQ:74:TYR:CD1	2.92	0.43
57:BZ:40:ASP:OD1	57:BZ:42:VAL:N	2.51	0.43
57:BZ:8:TYR:HD2	57:BZ:38:TYR:CZ	2.36	0.43
35:BA:2591:C:OP1	38:BD:239:ARG:HB2	2.19	0.43
1:AA:1310:G:O2'	1:AA:1311:G:H5'	2.17	0.43

*Continued on next page...*

*Continued from previous page...*

Atom-1	Atom-2	Interatomic distance (Å)	Clash overlap (Å)
1:AA:1312:G:H2'	1:AA:1313:U:C6	2.52	0.43
21:AU:13:ILE:HA	21:AU:22:ARG:NH1	2.33	0.43
1:AA:1153:C:O2'	1:AA:1154:G:P	2.76	0.43
1:AA:971:G:H5''	1:AA:972:C:H5''	2.01	0.43
3:AC:30:ARG:HG3	14:AN:37:PHE:O	2.19	0.43
19:AS:38:SER:OG	19:AS:71:LEU:HD12	2.19	0.43
1:AA:393:A:C6	1:AA:394:G:N7	2.86	0.43
55:BX:11:PRO:HG2	55:BX:13:LEU:HG	2.01	0.43
55:BX:26:TYR:OH	55:BX:93:GLU:OE2	2.33	0.43
40:BF:13:SER:O	40:BF:14:PRO:O	2.36	0.43
4:AD:170:VAL:HG11	4:AD:174:LEU:HB3	2.01	0.43
11:AK:64:ALA:O	11:AK:67:ASP:HB3	2.19	0.43
11:AK:71:LYS:HB2	11:AK:71:LYS:HE3	1.84	0.43
5:AE:56:GLN:O	5:AE:59:GLY:N	2.50	0.43
35:BA:1722:A:O2'	35:BA:1739:U:H5''	2.18	0.43
41:BG:59:GLU:HG3	41:BG:60:LEU:N	2.34	0.43
16:AP:8:ARG:HB3	16:AP:28:ARG:NH1	2.33	0.43
17:AQ:60:ILE:CG1	17:AQ:61:GLU:N	2.81	0.43
35:BA:2283:C:N4	35:BA:2389:G:C6	2.87	0.43
36:BB:66:A:C6	36:BB:108:U:N3	2.86	0.43
36:BB:37:C:N3	36:BB:48:A:O2'	2.49	0.43
35:BA:2746:U:C3'	35:BA:2747:G:H5'	2.46	0.43
35:BA:1491:G:C2	35:BA:1500:G:N3	2.87	0.43
26:B1:46:LEU:HD11	26:B1:61:ARG:O	2.19	0.43
50:BS:106:ARG:HD3	50:BS:107:GLU:O	2.18	0.43
50:BS:23:ARG:O	50:BS:24:LEU:O	2.37	0.43
50:BS:24:LEU:HB2	50:BS:85:VAL:HG12	1.99	0.43
50:BS:84:GLN:O	50:BS:85:VAL:HG13	2.17	0.43
35:BA:2102:U:C2'	35:BA:2103:C:O4'	2.60	0.43
1:AA:1423:G:C5'	46:BO:49:ARG:NH1	2.79	0.43
56:BY:86:ARG:O	56:BY:88:LYS:NZ	2.51	0.43
17:AQ:18:THR:CG2	17:AQ:69:LYS:HD2	2.48	0.43
35:BA:654(T):C:O5'	35:BA:654(T):C:H6	2.01	0.43
1:AA:1165:C:C4	1:AA:1166:G:N7	2.87	0.43
22:AV:26:G:C5	22:AV:27:U:C5	3.07	0.43
1:AA:80:G:H5'	1:AA:82:U:OP2	2.18	0.43
1:AA:502:G:C2	1:AA:544:G:C2	3.06	0.43
1:AA:594:G:C2'	1:AA:595:G:H5'	2.49	0.43
35:BA:2127:G:C6	35:BA:2128:C:N4	2.87	0.43
26:B1:94:LEU:CD1	26:B1:94:LEU:N	2.82	0.43
35:BA:1106:G:C2	35:BA:1107:G:H1'	2.53	0.43

*Continued on next page...*

*Continued from previous page...*

Atom-1	Atom-2	Interatomic distance (Å)	Clash overlap (Å)
35:BA:495:G:H1'	54:BW:57:ASN:CG	2.39	0.43
35:BA:363(A):A:N3	35:BA:363(A):A:H2'	2.34	0.43
35:BA:2551:C:H2'	35:BA:2552:U:C6	2.53	0.43
1:AA:682:G:C2	1:AA:683:G:C8	3.07	0.43
35:BA:1290:C:O5'	35:BA:1290:C:H6	2.01	0.43
3:AC:101:LEU:HA	3:AC:101:LEU:HD23	1.64	0.43
47:BP:144:GLU:O	47:BP:144:GLU:HG2	2.19	0.43
40:BF:17:ARG:HG3	40:BF:17:ARG:HH11	1.84	0.43
35:BA:1075:C:C4	35:BA:1076:C:N4	2.86	0.43
1:AA:591:U:C2	1:AA:649:G:N2	2.87	0.43
37:BC:131:LEU:HD22	37:BC:136:LEU:HD12	2.00	0.43
1:AA:1492:A:P	1:AA:1492:A:H8	2.41	0.43
35:BA:1013:C:H2'	35:BA:1014:U:C5'	2.46	0.43
35:BA:818:G:N2	35:BA:1190:G:C6	2.86	0.43
35:BA:240:G:O2'	35:BA:257:A:N6	2.52	0.43
35:BA:2049:G:C2	35:BA:2620:C:N3	2.87	0.43
35:BA:2640:G:C2'	35:BA:2641:G:H5''	2.47	0.43
35:BA:2729:G:H1'	39:BE:187:ALA:HB3	1.97	0.43
35:BA:573:G:O2'	35:BA:574:C:H3'	2.18	0.43
35:BA:578:A:H4'	35:BA:1254:A:OP1	2.19	0.43
38:BD:271:ILE:CG1	38:BD:272:ALA:N	2.82	0.43
38:BD:51:VAL:HG11	38:BD:54:ARG:HE	1.84	0.43
35:BA:1816:G:C8	38:BD:62:TYR:CZ	3.06	0.43
53:BV:10:LYS:HB2	53:BV:10:LYS:HE3	1.81	0.43
55:BX:57:LEU:HD22	55:BX:58:HIS:N	2.34	0.43
1:AA:874:G:C5	1:AA:875:C:C4	3.07	0.43
1:AA:825:G:C6	1:AA:876:G:C6	3.07	0.43
1:AA:886:G:N2	1:AA:912:C:H1'	2.34	0.43
6:AF:49:ALA:HB2	18:AR:78:LEU:O	2.17	0.43
1:AA:585:G:C4'	12:AL:8:ASN:HD22	2.21	0.43
35:BA:2472:G:H8	35:BA:2472:G:OP2	2.00	0.43
42:BH:98:LEU:HB2	42:BH:125:VAL:CG2	2.41	0.43
1:AA:1327:C:C2'	1:AA:1328:C:H6	2.30	0.43
3:AC:12:LEU:HD23	3:AC:12:LEU:HA	1.74	0.43
3:AC:23:TYR:CE1	10:AJ:95:GLU:OE1	2.71	0.43
10:AJ:53:PRO:CB	14:AN:42:ILE:HG13	2.48	0.43
27:B2:56:GLN:O	27:B2:57:ILE:C	2.57	0.43
55:BX:26:TYR:HD1	55:BX:26:TYR:N	2.17	0.43
7:AG:18:TYR:HB3	7:AG:59:LEU:HD13	2.00	0.43
1:AA:619:U:O2	4:AD:134:ASP:OD1	2.36	0.43
11:AK:27:ASN:CG	11:AK:28:THR:N	2.72	0.43

*Continued on next page...*

*Continued from previous page...*

Atom-1	Atom-2	Interatomic distance (Å)	Clash overlap (Å)
37:BC:171:ILE:CG2	37:BC:171:ILE:O	2.66	0.43
37:BC:44:HIS:CA	37:BC:171:ILE:O	2.67	0.43
1:AA:1442(A):G:H22	51:BT:121:ILE:CG1	2.07	0.43
35:BA:870:A:C5	35:BA:871:U:C6	3.07	0.43
41:BG:102:PHE:CD1	41:BG:103:LEU:N	2.86	0.43
1:AA:557:G:H3'	1:AA:558:G:C8	2.54	0.43
5:AE:103:GLY:O	5:AE:106:PRO:HG2	2.18	0.43
1:AA:59:A:H5'	1:AA:60:A:C5'	2.49	0.43
1:AA:323:U:H4'	20:AT:22:ARG:HB2	2.01	0.43
26:B1:78:LYS:HE2	26:B1:78:LYS:HB3	1.80	0.43
35:BA:2235:G:N3	35:BA:2236:C:C6	2.86	0.43
1:AA:8:A:H5'	5:AE:120:THR:O	2.19	0.43
31:B6:11:LEU:HD11	31:B6:51:GLU:HG3	2.01	0.43
35:BA:2115:G:N3	35:BA:2117:A:N7	2.67	0.43
1:AA:1004:A:C2'	1:AA:1005:A:H5'	2.49	0.43
35:BA:2297:C:C2'	35:BA:2298:A:H5'	2.48	0.43
35:BA:1759:A:H2'	35:BA:1760:A:H8	1.83	0.43
1:AA:1356:G:C2	1:AA:1357:A:C5	3.07	0.43
9:AI:53:VAL:HG13	9:AI:95:LYS:HZ1	1.81	0.43
1:AA:1015:A:C6	1:AA:1016:A:C6	3.06	0.43
35:BA:2354:G:C2	35:BA:2355:C:C5	3.07	0.43
47:BP:140:ALA:O	47:BP:141:ALA:HB3	2.19	0.43
35:BA:270:A:O2'	35:BA:271:A:H5'	2.18	0.43
35:BA:364:C:O2'	35:BA:365:C:H5'	2.19	0.43
46:BO:104:ARG:O	46:BO:107:ARG:HB3	2.18	0.43
12:AL:102:ARG:HB2	12:AL:120:TYR:HA	1.99	0.43
1:AA:787:A:C2	1:AA:788:U:C1'	3.01	0.43
35:BA:1108:U:P	43:BJ:80:UNK:HA	2.58	0.43
35:BA:131:G:C2	35:BA:132:G:C5	3.07	0.43
1:AA:448:A:C2	1:AA:487:A:C2	3.07	0.43
1:AA:1055:A:C8	1:AA:1055:A:O5'	2.72	0.43
18:AR:84:LYS:N	18:AR:84:LYS:NZ	2.67	0.43
35:BA:1015:G:N7	35:BA:1148:A:N1	2.65	0.43
44:BK:81:UNK:O	44:BK:82:UNK:CB	2.66	0.43
24:AY:492:GLN:HB3	24:AY:504:ILE:CG1	2.49	0.43
35:BA:280:C:C5	35:BA:281:G:C5	3.07	0.43
35:BA:272(E):G:H2'	35:BA:272(F):C:H6	1.84	0.43
1:AA:488:C:H6	1:AA:488:C:O5'	2.02	0.43
7:AG:111:ARG:NH1	7:AG:113:GLU:OE2	2.52	0.43
24:AY:164:ILE:HD11	24:AY:252:THR:CG2	2.34	0.43
24:AY:420:SER:CB	24:AY:426:GLN:HA	2.48	0.43

*Continued on next page...*

*Continued from previous page...*

Atom-1	Atom-2	Interatomic distance (Å)	Clash overlap (Å)
24:AY:84:VAL:CG1	24:AY:85:ASN:N	2.82	0.43
30:B5:14:ALA:O	30:B5:18:ALA:HB2	2.18	0.43
35:BA:2466:C:H2'	35:BA:2467:C:C6	2.53	0.43
35:BA:252:G:H2'	35:BA:253:C:H6	1.83	0.43
35:BA:2578:G:H1'	39:BE:139:GLY:HA2	2.00	0.43
35:BA:953:A:H2	35:BA:965:C:O2	2.01	0.43
38:BD:203:ASN:O	38:BD:204:ILE:C	2.54	0.43
38:BD:65:ILE:CD1	38:BD:88:ARG:NH1	2.82	0.43
39:BE:36:ARG:HG2	39:BE:36:ARG:HH11	1.83	0.43
40:BF:88:VAL:HG22	40:BF:89:VAL:N	2.34	0.43
47:BP:80:TYR:HB3	47:BP:81:GLN:H	1.57	0.43
51:BT:31:SER:N	51:BT:43:GLN:O	2.51	0.43
52:BU:42:ALA:C	52:BU:44:ASN:N	2.70	0.43
35:BA:1936:A:H5''	35:BA:1940:U:C5	2.53	0.43
1:AA:587:G:C2	1:AA:755:G:C6	3.07	0.43
1:AA:757:U:H2'	1:AA:758:G:O4'	2.18	0.43
1:AA:826:C:H4'	8:AH:12:ARG:HG2	2.01	0.43
8:AH:38:ILE:HG21	8:AH:120:THR:HG22	2.01	0.43
15:AO:77:ARG:O	15:AO:81:LEU:CB	2.66	0.43
1:AA:1412:C:C2	1:AA:1413:A:C8	3.06	0.43
1:AA:1100:C:C2	1:AA:1102:A:H5'	2.54	0.43
2:AB:108:ILE:O	2:AB:111:ARG:HB2	2.19	0.43
2:AB:70:PHE:H	2:AB:70:PHE:HD1	1.65	0.43
25:B0:41:ARG:HD2	25:B0:41:ARG:HA	1.54	0.43
35:BA:2328:A:H2'	35:BA:2329:G:C8	2.54	0.43
35:BA:2329:G:N2	35:BA:2386:C:N3	2.51	0.43
35:BA:1966:A:H2	35:BA:2592:G:N3	2.16	0.43
13:AM:79:LYS:C	13:AM:81:LEU:N	2.71	0.43
54:BW:76:VAL:CG2	54:BW:103:ILE:HG23	2.48	0.43
1:AA:1113:C:H2'	1:AA:1114:C:O5'	2.19	0.43
1:AA:1117:G:C8	1:AA:1117:G:H5'	2.46	0.43
1:AA:1156:G:O2'	1:AA:1180:A:N1	2.51	0.43
1:AA:1204:A:C4	1:AA:1205:U:C6	3.07	0.43
3:AC:15:THR:CG2	3:AC:181:ASN:HA	2.49	0.43
9:AI:112:LYS:HD3	9:AI:113:LYS:N	2.34	0.43
14:AN:47:LEU:HD12	14:AN:53:LEU:HD21	1.99	0.43
35:BA:481:G:OP2	56:BY:47:LYS:HD2	2.18	0.43
56:BY:80:GLY:O	56:BY:81:LYS:C	2.57	0.43
37:BC:10:LEU:HG	37:BC:32:LEU:O	2.19	0.43
37:BC:23:ASP:O	37:BC:27:HIS:HB2	2.17	0.43
37:BC:59:ARG:HG2	37:BC:59:ARG:O	2.18	0.43

*Continued on next page...*

*Continued from previous page...*

Atom-1	Atom-2	Interatomic distance (Å)	Clash overlap (Å)
35:BA:1464:C:HO2'	35:BA:1528:A:H8	1.61	0.43
29:B4:6:HIS:HA	41:BG:67:LYS:HD2	1.99	0.43
41:BG:143:GLU:O	41:BG:144:ILE:C	2.57	0.43
41:BG:57:ALA:O	41:BG:60:LEU:N	2.44	0.43
35:BA:616:G:H5'	40:BF:107:LYS:NZ	2.33	0.43
1:AA:299:G:C2	1:AA:300:A:C2	3.07	0.43
42:BH:41:MET:HE2	42:BH:42:ARG:O	2.18	0.43
35:BA:271(Q):G:O2'	35:BA:271(R):G:OP2	2.36	0.43
8:AH:104:ARG:HD2	8:AH:104:ARG:HA	1.86	0.43
17:AQ:40:LYS:CD	17:AQ:42:TYR:CZ	2.85	0.43
45:BN:7:LYS:O	45:BN:8:GLN:C	2.57	0.43
1:AA:1430:C:N4	1:AA:1431:C:N4	2.66	0.43
35:BA:1416:G:H1'	35:BA:1417:C:C5	2.54	0.43
35:BA:1466:G:H2'	35:BA:1547:C:N4	2.34	0.43
41:BG:107:LEU:CD2	41:BG:178:PHE:CE1	3.02	0.43
35:BA:434:U:O2'	35:BA:436:C:N4	2.52	0.43
1:AA:986:A:H2'	1:AA:987:G:H8	1.84	0.43
35:BA:2206:G:N3	35:BA:2206:G:C3'	2.80	0.43
35:BA:852:G:H2'	35:BA:853:G:O4'	2.19	0.43
25:B0:37:LEU:O	25:B0:38:VAL:HG23	2.19	0.43
1:AA:253:U:OP1	17:AQ:67:LYS:NZ	2.37	0.43
40:BF:44:ARG:O	40:BF:45:ARG:C	2.57	0.43
33:B8:52:LYS:H	33:B8:53:PRO:HD2	1.81	0.43
35:BA:1438:U:H2'	35:BA:1439:A:H8	1.83	0.43
1:AA:1284:C:C4	1:AA:1285:A:C5	3.06	0.43
1:AA:80:G:H5''	1:AA:81:U:H5	1.83	0.43
19:AS:15:LEU:O	19:AS:19:VAL:N	2.48	0.43
35:BA:1149:G:H2'	35:BA:1150:C:H6	1.80	0.43
12:AL:102:ARG:HH21	12:AL:110:VAL:CG2	2.30	0.43
35:BA:1107:G:OP2	35:BA:1107:G:C8	2.72	0.43
1:AA:155:C:H2'	1:AA:156:G:C8	2.45	0.43
46:BO:11:ALA:O	46:BO:99:PHE:N	2.51	0.43
17:AQ:83:ASP:OD1	17:AQ:84:LEU:N	2.47	0.43
11:AK:14:VAL:HG21	11:AK:35:PRO:HD3	2.01	0.43
1:AA:830:G:C6	1:AA:831:U:C4	3.07	0.43
2:AB:195:ASP:N	2:AB:195:ASP:OD1	2.52	0.43
35:BA:1475:G:H5'	35:BA:1476:C:OP2	2.17	0.43
24:AY:173:ILE:HG23	24:AY:227:LEU:HD11	2.01	0.43
24:AY:395:PRO:HG3	24:AY:439:GLY:HA3	2.00	0.43
30:B5:45:VAL:HG13	30:B5:51:TYR:HD1	1.83	0.43
35:BA:1009:A:O5'	35:BA:1009:A:H8	2.01	0.43

*Continued on next page...*



*Continued from previous page...*

Atom-1	Atom-2	Interatomic distance (Å)	Clash overlap (Å)
35:BA:1266:G:O2'	35:BA:2012:G:N1	2.52	0.43
35:BA:1998:G:C6	35:BA:1999:C:C4	3.06	0.43
35:BA:2038:G:C6	35:BA:2039:C:C4	3.06	0.43
35:BA:2513:G:C6	35:BA:2514:U:C4	3.06	0.43
35:BA:2051:A:C5'	35:BA:2578:G:O5'	2.66	0.43
35:BA:786:C:O2'	35:BA:787:U:H5'	2.18	0.43
38:BD:270:ILE:HD12	38:BD:270:ILE:O	2.19	0.43
38:BD:69:ARG:NE	38:BD:105:ILE:CD1	2.75	0.43
35:BA:660:G:O3'	40:BF:38:ARG:NH2	2.52	0.43
40:BF:73:ALA:O	40:BF:75:HIS:CD2	2.72	0.43
47:BP:80:TYR:HA	47:BP:111:ARG:HB2	2.00	0.43
53:BV:81:TYR:CE1	53:BV:83:ARG:NE	2.74	0.43
1:AA:1484:C:O2'	35:BA:1961:C:C5'	2.57	0.43
35:BA:1678:G:H1'	35:BA:1991:U:C1'	2.49	0.43
46:BO:8:LEU:N	46:BO:8:LEU:CD1	2.82	0.43
1:AA:730:G:C4	1:AA:731:G:H1'	2.54	0.43
1:AA:738:C:C2	1:AA:739:C:C5	3.07	0.43
18:AR:22:VAL:HB	18:AR:56:THR:HA	2.00	0.43
1:AA:286:G:H2'	1:AA:287:U:O4'	2.18	0.43
1:AA:1098:C:N3	1:AA:1099:G:C8	2.87	0.43
2:AB:102:LEU:H	2:AB:102:LEU:HD13	1.83	0.43
2:AB:212:GLN:NE2	2:AB:216:SER:HB2	2.33	0.43
2:AB:219:VAL:HG12	2:AB:223:ILE:HD11	2.00	0.43
57:BZ:128:VAL:HG13	57:BZ:133:ILE:CD1	2.49	0.43
57:BZ:57:ILE:CD1	57:BZ:70:LEU:HA	2.42	0.43
12:AL:104:VAL:HG12	12:AL:105:TYR:N	2.33	0.43
12:AL:83:VAL:HG11	12:AL:107:ALA:HB2	1.98	0.43
3:AC:11:ARG:O	3:AC:12:LEU:C	2.56	0.43
9:AI:97:LYS:O	9:AI:98:PRO:C	2.57	0.43
1:AA:1060:C:C5'	14:AN:45:ARG:HH21	2.31	0.43
56:BY:17:SER:CB	56:BY:71:LYS:HE2	2.49	0.43
27:B2:65:ASN:C	27:B2:67:LYS:N	2.72	0.43
35:BA:59:U:O2'	35:BA:73:A:H2'	2.19	0.43
35:BA:607:U:N3	35:BA:620:G:C4	2.87	0.43
35:BA:143:G:C6	35:BA:143(A):C:C4	3.07	0.43
11:AK:43:SER:OG	11:AK:44:SER:N	2.51	0.43
37:BC:3:HIS:CB	37:BC:7:TYR:CD2	3.00	0.43
15:AO:4:THR:O	15:AO:7:GLU:CA	2.67	0.43
7:AG:36:LYS:O	7:AG:39:ALA:HB3	2.18	0.43
35:BA:2870:C:OP1	49:BR:61:HIS:CE1	2.66	0.43
35:BA:2308:G:N2	35:BA:2309:A:N6	2.67	0.43

*Continued on next page...*

*Continued from previous page...*

Atom-1	Atom-2	Interatomic distance (Å)	Clash overlap (Å)
35:BA:2314:C:N4	35:BA:2315:G:O6	2.52	0.43
41:BG:139:LEU:HB2	41:BG:146:TYR:CD1	2.49	0.43
47:BP:62:LEU:HD23	47:BP:62:LEU:H	1.80	0.43
35:BA:2282:G:C2	35:BA:2425:A:C6	3.07	0.43
42:BH:38:SER:CB	42:BH:64:LEU:HD21	2.49	0.43
1:AA:1401:G:C2	1:AA:1402:C:H1'	2.54	0.43
26:B1:82:LEU:C	26:B1:83:GLU:HG3	2.38	0.43
36:BB:73:A:C2'	36:BB:74:U:H5'	2.48	0.43
25:B0:48:GLY:O	25:B0:49:LYS:C	2.56	0.43
51:BT:8:LYS:HA	51:BT:11:GLU:CD	2.39	0.43
51:BT:5:ALA:HA	51:BT:8:LYS:HG3	2.01	0.43
35:BA:116:C:C2'	35:BA:117:G:H5'	2.49	0.43
35:BA:49:A:N1	35:BA:118:A:C2	2.87	0.43
1:AA:1440:C:H2'	1:AA:1441:G:C5'	2.49	0.43
46:BO:119:PRO:HG2	46:BO:120:GLU:H	1.83	0.43
49:BR:37:THR:OG1	49:BR:40:LYS:HB2	2.19	0.43
35:BA:816:C:N4	35:BA:1192:G:N1	2.65	0.43
35:BA:1671:U:O5'	35:BA:1671:U:H6	2.02	0.43
24:AY:488:LYS:CD	24:AY:518:TYR:OH	2.66	0.43
46:BO:107:ARG:NH1	51:BT:36:GLU:HG3	2.32	0.43
1:AA:944:G:C2	1:AA:1340:A:N6	2.87	0.43
35:BA:1332:G:H5'	35:BA:1333:C:H5	1.82	0.43
35:BA:1335:U:O5'	35:BA:1335:U:H6	2.01	0.43
35:BA:285:C:O2'	35:BA:286:C:H5'	2.18	0.43
1:AA:532:A:C2	3:AC:156:ARG:NH2	2.87	0.43
43:BJ:119:UNK:O	43:BJ:120:UNK:CB	2.67	0.43
35:BA:519:U:H2'	35:BA:520:G:H8	1.82	0.43
43:BJ:48:UNK:O	43:BJ:49:UNK:CB	2.67	0.43
35:BA:25:U:H4'	54:BW:79:GLY:HA2	2.00	0.43
8:AH:134:ILE:HD13	8:AH:134:ILE:HA	1.75	0.43
24:AY:131:ARG:HH22	24:AY:162:LEU:CD1	2.32	0.43
24:AY:168:PRO:CG	24:AY:171:TRP:CH2	3.02	0.43
24:AY:190:THR:HG22	24:AY:192:LEU:CD1	2.49	0.43
24:AY:198:GLY:CA	24:AY:262:ASN:ND2	2.82	0.43
24:AY:346:LEU:CB	24:AY:366:GLY:HA3	2.31	0.43
24:AY:384:MET:O	24:AY:385:MET:HB3	2.19	0.43
35:BA:1259:G:O2'	35:BA:1260:G:H5'	2.19	0.43
35:BA:1382:G:H4'	35:BA:1573:G:N2	2.33	0.43
35:BA:1572:A:O2'	35:BA:1573:G:C5'	2.55	0.43
35:BA:1701:A:H3'	35:BA:1702:G:H8	1.84	0.43
35:BA:1791:A:H3'	35:BA:1792:G:C8	2.54	0.43

*Continued on next page...*

*Continued from previous page...*

Atom-1	Atom-2	Interatomic distance (Å)	Clash overlap (Å)
35:BA:1800:C:N3	35:BA:1818:U:O2	2.51	0.43
35:BA:1928:A:H2'	35:BA:1929:G:O4'	2.19	0.43
35:BA:1970:A:C4	35:BA:1972:A:N7	2.87	0.43
35:BA:2046:G:N2	35:BA:2047:U:C2	2.87	0.43
35:BA:2050:C:H2'	35:BA:2051:A:O4'	2.19	0.43
35:BA:644:A:H2	35:BA:2369:A:O2'	2.01	0.43
35:BA:2447:G:C4	35:BA:2501:C:N3	2.87	0.43
35:BA:2821:A:H2'	35:BA:2822:G:H8	1.79	0.43
35:BA:528:A:H2	35:BA:2043:C:C5'	2.30	0.43
35:BA:587:C:H5''	35:BA:588:U:H5'	2.00	0.43
35:BA:638:G:C6	35:BA:651:G:N1	2.87	0.43
35:BA:781:A:H4'	38:BD:221:VAL:HG11	2.01	0.43
38:BD:92:ILE:CA	38:BD:105:ILE:O	2.67	0.43
39:BE:59:VAL:CG1	39:BE:63:LEU:HG	2.48	0.43
45:BN:27:ALA:HA	45:BN:30:ILE:CG1	2.48	0.43
45:BN:70:LYS:C	45:BN:71:ILE:HG13	2.40	0.43
45:BN:93:THR:O	45:BN:94:HIS:HB2	2.18	0.43
45:BN:99:LEU:HD22	45:BN:99:LEU:HA	1.70	0.43
47:BP:71:VAL:C	47:BP:73:GLY:N	2.72	0.43
35:BA:1754:C:OP2	51:BT:113:LYS:HD2	2.19	0.43
52:BU:53:ARG:O	52:BU:56:ASP:HB2	2.19	0.43
35:BA:1952:A:C6	46:BO:22:ILE:CD1	2.98	0.43
1:AA:865:A:H5'	1:AA:1078:U:C4	2.54	0.43
1:AA:580:U:OP1	15:AO:54:ARG:NH2	2.52	0.43
1:AA:667:G:C4'	15:AO:51:HIS:HD1	2.32	0.43
15:AO:38:ARG:HD2	15:AO:38:ARG:HA	1.75	0.43
1:AA:1095:U:O2'	1:AA:1096:C:H5'	2.19	0.43
2:AB:218:ALA:O	2:AB:221:LEU:N	2.52	0.43
2:AB:44:LEU:CA	2:AB:47:THR:OG1	2.65	0.43
2:AB:51:LEU:HA	2:AB:54:THR:HB	2.01	0.43
35:BA:247:G:N2	35:BA:250:G:H5''	2.34	0.43
35:BA:1916:A:H8	35:BA:1916:A:O5'	2.02	0.43
35:BA:862:G:H2'	35:BA:863:A:H8	1.78	0.43
48:BQ:42:ILE:HD11	48:BQ:126:PRO:CG	2.49	0.43
48:BQ:54:MET:HB3	48:BQ:55:VAL:H	1.67	0.43
57:BZ:125:LEU:CD2	57:BZ:164:ALA:HB3	2.49	0.43
1:AA:1203:C:O5'	1:AA:1203:C:H6	2.00	0.43
1:AA:980:C:C6	1:AA:981:U:C2	3.07	0.43
10:AJ:9:ARG:HG2	10:AJ:69:ASN:HA	2.01	0.43
27:B2:36:ARG:HH21	55:BX:9:LEU:HA	1.84	0.43
35:BA:2839:G:H1'	49:BR:93:GLY:H	1.82	0.43

*Continued on next page...*

*Continued from previous page...*

Atom-1	Atom-2	Interatomic distance (Å)	Clash overlap (Å)
55:BX:35:THR:HG22	55:BX:37:THR:N	2.33	0.43
11:AK:40:ILE:CG2	11:AK:75:TYR:CD2	3.02	0.43
7:AG:116:ALA:O	7:AG:117:ALA:C	2.57	0.43
35:BA:1718:G:C8	35:BA:1718:G:H5'	2.53	0.43
35:BA:601:C:H42	35:BA:656:G:H1	1.67	0.43
20:AT:19:SER:HA	20:AT:22:ARG:HD2	1.99	0.43
35:BA:2415:G:H2'	35:BA:2416:C:O4'	2.19	0.43
35:BA:2234:G:N3	35:BA:2235:G:C8	2.87	0.43
1:AA:642:A:N7	8:AH:115:SER:HA	2.34	0.43
5:AE:80:ILE:HD11	5:AE:138:ALA:CA	2.47	0.43
5:AE:95:ALA:O	5:AE:96:PRO:C	2.58	0.43
1:AA:527:G:O2'	1:AA:535:A:N1	2.39	0.43
36:BB:21:G:N3	36:BB:21:G:O4'	2.52	0.43
36:BB:56:G:O2'	36:BB:57:A:OP2	2.32	0.43
50:BS:102:ALA:O	50:BS:103:GLU:C	2.57	0.43
1:AA:1001:A:H1'	1:AA:1001(A):G:N2	2.33	0.43
25:B0:51:VAL:HG21	25:B0:80:HIS:CA	2.49	0.43
13:AM:53:VAL:HG12	13:AM:54:VAL:N	2.34	0.43
57:BZ:14:LYS:O	57:BZ:18:LEU:CD2	2.67	0.43
16:AP:5:ARG:HB2	16:AP:6:LEU:H	1.55	0.43
35:BA:2052:G:H4'	39:BE:143:ASN:N	2.33	0.43
55:BX:24:GLY:CA	55:BX:82:GLN:NE2	2.82	0.43
49:BR:100:LEU:N	49:BR:100:LEU:HD13	2.34	0.43
35:BA:2400:G:N1	35:BA:2401:U:O2	2.52	0.43
35:BA:1153:C:O2	35:BA:1153:C:H2'	2.18	0.43
35:BA:2691:C:C5'	35:BA:2691:C:H6	2.28	0.43
29:B4:42:PHE:CG	29:B4:42:PHE:O	2.72	0.43
35:BA:362:U:O5'	35:BA:363:G:OP2	2.36	0.43
3:AC:111:LEU:HA	3:AC:111:LEU:HD23	1.73	0.43
10:AJ:82:ILE:O	10:AJ:86:MET:CB	2.67	0.43
35:BA:150:C:H2'	35:BA:151:C:C6	2.53	0.43
35:BA:2496:C:O2'	35:BA:2497:A:C5'	2.67	0.43
1:AA:747:C:C5	1:AA:748:C:O2	2.71	0.43
1:AA:604:G:C6	1:AA:605:U:C4	3.07	0.43
40:BF:172:TRP:N	40:BF:172:TRP:CD1	2.87	0.43
35:BA:1415:U:H6	35:BA:1415:U:H3'	1.84	0.43
24:AY:183:TYR:HD2	24:AY:184:HIS:N	2.16	0.42
24:AY:209:GLY:O	24:AY:210:LEU:O	2.37	0.42
24:AY:282:ARG:HG2	24:AY:319:ARG:NH2	2.34	0.42
24:AY:395:PRO:CG	24:AY:398:PHE:CZ	2.99	0.42
1:AA:1407:C:C4	1:AA:1408:A:N7	2.87	0.42

*Continued on next page...*

*Continued from previous page...*

Atom-1	Atom-2	Interatomic distance (Å)	Clash overlap (Å)
1:AA:678:U:C4	1:AA:679:C:C4	3.06	0.42
30:B5:16:ARG:HG2	30:B5:17:ASP:OD1	2.19	0.42
33:B8:37:SER:HG	33:B8:40:GLU:HG3	1.82	0.42
35:BA:1141:U:OP2	45:BN:63:THR:CG2	2.55	0.42
35:BA:1649:G:H2'	35:BA:1650:G:O5'	2.19	0.42
35:BA:1844:C:N3	35:BA:1845:G:N7	2.66	0.42
35:BA:1895:C:C5'	35:BA:1895:C:H6	2.25	0.42
35:BA:2007:C:C4'	35:BA:2824:C:H4'	2.49	0.42
35:BA:2821:A:N6	35:BA:2822:G:C6	2.87	0.42
35:BA:2048:G:H4'	35:BA:2823:A:C2	2.54	0.42
30:B5:13:LYS:NZ	35:BA:516:C:OP1	2.45	0.42
35:BA:670:A:H4'	35:BA:671:C:C5'	2.49	0.42
38:BD:208:LYS:HG2	38:BD:210:GLY:O	2.19	0.42
38:BD:62:TYR:CD1	38:BD:63:ARG:N	2.87	0.42
39:BE:172:VAL:C	39:BE:174:ASP:N	2.72	0.42
45:BN:22:THR:O	45:BN:26:LEU:CB	2.66	0.42
45:BN:28:THR:HG23	45:BN:29:LYS:N	2.34	0.42
49:BR:104:ARG:O	49:BR:106:GLY:N	2.50	0.42
51:BT:28:VAL:O	51:BT:29:ARG:HB2	2.19	0.42
52:BU:110:VAL:O	52:BU:114:LYS:HG2	2.19	0.42
35:BA:1669:A:OP2	35:BA:2550:G:OP1	2.36	0.42
1:AA:562:C:H41	1:AA:884:U:C2'	2.31	0.42
1:AA:877:C:H5''	8:AH:88:LYS:CD	2.44	0.42
11:AK:114:VAL:HG23	11:AK:115:PRO:HD2	2.00	0.42
15:AO:71:GLN:HA	15:AO:75:PRO:HB3	2.01	0.42
1:AA:286:G:C5	1:AA:287:U:C5	3.07	0.42
1:AA:1088:G:H2'	1:AA:1089:G:O4'	2.18	0.42
35:BA:199:A:C2	35:BA:2433:A:C4	3.06	0.42
48:BQ:110:THR:O	48:BQ:113:GLN:N	2.42	0.42
57:BZ:53:ILE:HG22	57:BZ:71:VAL:CG2	2.49	0.42
1:AA:1308:U:C5	13:AM:99:ARG:CZ	3.01	0.42
1:AA:1305:G:H5''	21:AU:5:ASP:H	1.84	0.42
12:AL:85:ILE:HA	12:AL:85:ILE:HD13	1.70	0.42
1:AA:983:A:O2'	1:AA:1050:G:OP2	2.36	0.42
1:AA:1105:A:H2'	1:AA:1106:G:H8	1.84	0.42
1:AA:1179:A:N6	1:AA:1180:A:N1	2.66	0.42
14:AN:26:ARG:HB3	14:AN:27:CYS:H	1.76	0.42
14:AN:57:ARG:CG	14:AN:57:ARG:NH1	2.80	0.42
35:BA:481:G:H4'	35:BA:481:G:OP1	2.19	0.42
56:BY:65:ALA:HA	56:BY:66:PRO:HD3	1.79	0.42
4:AD:18:LYS:CE	4:AD:31:CYS:HB3	2.49	0.42

*Continued on next page...*

*Continued from previous page...*

Atom-1	Atom-2	Interatomic distance (Å)	Clash overlap (Å)
41:BG:133:LEU:HD13	41:BG:135:LEU:HD13	2.01	0.42
29:B4:10:VAL:CG2	29:B4:11:PRO:CD	2.92	0.42
50:BS:26:LEU:HD22	50:BS:26:LEU:O	2.18	0.42
1:AA:300:A:N3	1:AA:565:U:C2	2.87	0.42
45:BN:19:GLU:HG2	45:BN:56:ASN:OD1	2.19	0.42
42:BH:67:LEU:C	42:BH:71:LEU:HB2	2.39	0.42
36:BB:101:G:H2'	36:BB:102:A:C1'	2.49	0.42
24:AY:21:HIS:CD2	24:AY:122:ARG:CB	2.96	0.42
35:BA:1343:G:H1	35:BA:1404:C:H42	1.67	0.42
1:AA:1225:A:OP2	13:AM:104:ARG:HB2	2.18	0.42
50:BS:106:ARG:HD2	50:BS:107:GLU:O	2.18	0.42
50:BS:106:ARG:NH1	50:BS:107:GLU:C	2.69	0.42
1:AA:1016:A:H2'	1:AA:1017:G:O4'	2.18	0.42
25:B0:45:PHE:O	25:B0:59:LEU:HD11	2.19	0.42
25:B0:38:VAL:CB	25:B0:59:LEU:HD12	2.49	0.42
2:AB:121:LEU:HG	2:AB:126:GLU:CB	2.46	0.42
13:AM:69:GLU:O	13:AM:69:GLU:HG3	2.19	0.42
1:AA:918:A:C5	1:AA:919:A:C6	3.07	0.42
35:BA:372:G:O3'	35:BA:373:U:H6	2.02	0.42
1:AA:123:C:O2'	1:AA:290:C:H1'	2.19	0.42
38:BD:3:VAL:HG22	38:BD:200:ASP:OD2	2.19	0.42
40:BF:131:GLY:HA3	40:BF:138:GLU:O	2.19	0.42
35:BA:2161:C:H2'	35:BA:2162:G:C8	2.45	0.42
35:BA:1275:A:C6	49:BR:16:HIS:HA	2.54	0.42
35:BA:1316:U:C2	35:BA:1337:G:N2	2.87	0.42
35:BA:1238:G:N2	35:BA:1239:G:C1'	2.82	0.42
8:AH:20:TYR:HE1	8:AH:76:PRO:HG2	1.82	0.42
35:BA:2441:C:O2'	35:BA:2442:C:H5'	2.18	0.42
1:AA:100:C:H2'	1:AA:101:A:C8	2.54	0.42
53:BV:43:GLU:O	53:BV:44:LYS:HG3	2.18	0.42
35:BA:2059:A:O3'	40:BF:69:HIS:HA	2.18	0.42
1:AA:313:A:C2	1:AA:314:C:C2	3.06	0.42
24:AY:202:GLN:O	24:AY:203:GLU:O	2.38	0.42
24:AY:299:PHE:CE1	24:AY:387:PHE:HE1	2.37	0.42
24:AY:454:LYS:C	24:AY:454:LYS:HD3	2.40	0.42
24:AY:467:ASN:O	24:AY:506:THR:HG23	2.19	0.42
30:B5:39:MET:O	54:BW:38:TYR:CE2	2.71	0.42
32:B7:3:ARG:O	35:BA:687:C:H4'	2.19	0.42
35:BA:1009:A:N3	35:BA:1154:G:H5'	2.34	0.42
35:BA:1653:G:C2'	35:BA:1654:A:OP2	2.67	0.42
35:BA:1970:A:H5''	35:BA:1971:A:OP1	2.19	0.42

*Continued on next page...*

*Continued from previous page...*

Atom-1	Atom-2	Interatomic distance (Å)	Clash overlap (Å)
35:BA:2050:C:H6	35:BA:2050:C:O5'	2.02	0.42
35:BA:792:G:O2'	35:BA:2440:C:N3	2.46	0.42
35:BA:2443:C:C6	35:BA:2443:C:C3'	3.02	0.42
35:BA:2641:G:C2	35:BA:2774:C:N3	2.87	0.42
35:BA:837:C:C4	35:BA:941:A:N6	2.87	0.42
38:BD:143:HIS:CG	38:BD:143:HIS:O	2.72	0.42
38:BD:182:LEU:H	38:BD:272:ALA:CA	2.31	0.42
38:BD:250:TRP:HE3	38:BD:252:TRP:HE1	1.67	0.42
39:BE:27:LEU:HD23	51:BT:1:MET:N	2.34	0.42
45:BN:65:LYS:CD	45:BN:69:GLN:NE2	2.82	0.42
35:BA:587:C:N4	47:BP:33:ARG:HB3	2.34	0.42
47:BP:47:ASP:OD2	47:BP:49:ARG:CB	2.62	0.42
51:BT:28:VAL:O	51:BT:29:ARG:CB	2.68	0.42
35:BA:1664:A:OP1	35:BA:1665:A:OP2	2.37	0.42
1:AA:874:G:H2'	1:AA:875:C:O5'	2.19	0.42
8:AH:28:ALA:CB	8:AH:57:PRO:HB2	2.40	0.42
53:BV:95:LEU:HD22	53:BV:97:LYS:CD	2.50	0.42
48:BQ:38:GLU:O	48:BQ:127:ILE:HD13	2.19	0.42
1:AA:1096:C:O2'	1:AA:1097:C:H5'	2.19	0.42
35:BA:1919:A:C2	35:BA:1920:C:O4'	2.72	0.42
57:BZ:127:LYS:O	57:BZ:128:VAL:HB	2.18	0.42
21:AU:18:TYR:CE2	21:AU:24:ARG:HA	2.54	0.42
1:AA:1092:A:OP2	7:AG:5:ARG:NH2	2.47	0.42
1:AA:978:A:OP1	1:AA:980:C:N4	2.52	0.42
3:AC:141:VAL:O	3:AC:144:SER:HB3	2.19	0.42
10:AJ:16:LEU:HD22	10:AJ:16:LEU:O	2.19	0.42
35:BA:84:A:N3	35:BA:85:G:H1'	2.34	0.42
55:BX:28:PHE:CZ	55:BX:81:VAL:CG2	2.97	0.42
4:AD:9:CYS:C	4:AD:12:CYS:HB2	2.40	0.42
19:AS:49:ILE:CD1	19:AS:49:ILE:N	2.77	0.42
35:BA:1057:A:H2	35:BA:1082:U:N3	2.09	0.42
35:BA:2333:A:C1'	35:BA:2335:A:C5	3.02	0.42
4:AD:59:ARG:NH1	4:AD:59:ARG:HG2	2.28	0.42
1:AA:686:U:C2	1:AA:687:A:N7	2.87	0.42
11:AK:33:THR:HA	11:AK:39:PRO:CA	2.40	0.42
37:BC:213:TYR:CE1	37:BC:223:ARG:HG3	2.54	0.42
37:BC:41:VAL:CG1	37:BC:43:VAL:HG23	2.47	0.42
35:BA:1528:A:N1	35:BA:1542:A:H2	2.16	0.42
35:BA:2704:C:H2'	35:BA:2705:A:O4'	2.19	0.42
41:BG:71:THR:HG22	41:BG:72:ARG:H	1.80	0.42
1:AA:60:A:H8	1:AA:60:A:OP1	2.01	0.42

*Continued on next page...*

*Continued from previous page...*

Atom-1	Atom-2	Interatomic distance (Å)	Clash overlap (Å)
35:BA:2389:G:H5''	35:BA:2390:U:O4'	2.18	0.42
18:AR:31:LEU:H	18:AR:31:LEU:CD2	2.31	0.42
35:BA:1886:C:O2'	35:BA:1887:C:H5'	2.19	0.42
36:BB:73:A:C2	36:BB:74:U:H1'	2.54	0.42
50:BS:89:ARG:O	50:BS:90:GLY:O	2.37	0.42
34:B9:17:ILE:CG2	34:B9:18:ARG:N	2.82	0.42
35:BA:2746:U:O2'	35:BA:2747:G:H5'	2.18	0.42
1:AA:505:G:C6	1:AA:535:A:C2	3.07	0.42
35:BA:1859:A:N6	35:BA:1883:G:O2'	2.52	0.42
41:BG:170:ARG:O	41:BG:174:GLU:CB	2.67	0.42
1:AA:1220:G:N2	19:AS:54:GLY:CA	2.79	0.42
1:AA:1139:G:N2	1:AA:1143:G:C2	2.86	0.42
35:BA:428:A:C6	35:BA:429:A:C2	3.07	0.42
9:AI:95:LYS:HB2	9:AI:95:LYS:HE2	1.58	0.42
35:BA:119:A:H4'	35:BA:120:U:H5'	2.01	0.42
54:BW:6:ILE:HG12	54:BW:104:THR:CG2	2.47	0.42
13:AM:29:ARG:NH2	13:AM:64:TRP:CB	2.80	0.42
1:AA:253:U:O2'	1:AA:254:G:H5'	2.19	0.42
1:AA:1286:A:O2'	1:AA:1287:A:P	2.77	0.42
1:AA:848:C:H2'	1:AA:849:C:O4'	2.19	0.42
35:BA:2801(A):A:C4'	35:BA:2802:G:H2'	2.48	0.42
1:AA:1212:U:H2'	1:AA:1212:U:H6	1.64	0.42
1:AA:929:G:C2	1:AA:930:C:C2	3.07	0.42
1:AA:1442(B):A:O2'	1:AA:1443:G:C8	2.71	0.42
24:AY:65:GLN:O	24:AY:66:ARG:C	2.58	0.42
14:AN:8:GLU:O	14:AN:11:LYS:N	2.51	0.42
30:B5:37:LYS:HG3	30:B5:37:LYS:O	2.19	0.42
24:AY:207:VAL:HG11	24:AY:215:LEU:HA	2.00	0.42
24:AY:425:VAL:HG12	24:AY:445:GLN:HG3	1.92	0.42
24:AY:506:THR:O	24:AY:507:SER:HB3	2.19	0.42
30:B5:9:LYS:HD3	30:B5:9:LYS:HA	1.60	0.42
32:B7:10:ARG:HD3	35:BA:770:G:H5''	2.01	0.42
32:B7:13:ALA:HB1	35:BA:125:G:C1'	2.48	0.42
32:B7:7:PRO:HG3	35:BA:1612:C:C5'	2.46	0.42
35:BA:1791:A:N6	35:BA:1828:G:O2'	2.53	0.42
35:BA:1830:C:O2'	35:BA:1831:G:C5'	2.66	0.42
35:BA:2372:G:C2	35:BA:2373:G:C5	3.08	0.42
35:BA:2447:G:C6	35:BA:2501:C:O2	2.71	0.42
35:BA:412:A:N3	35:BA:412:A:H2'	2.34	0.42
35:BA:629:G:C5'	35:BA:629:G:H8	2.25	0.42
35:BA:637:A:C2	35:BA:652:C:O4'	2.73	0.42

*Continued on next page...*



*Continued from previous page...*

Atom-1	Atom-2	Interatomic distance (Å)	Clash overlap (Å)
35:BA:648:G:C2	35:BA:649:G:N7	2.87	0.42
35:BA:772:C:O2'	35:BA:773:U:C5'	2.67	0.42
35:BA:792:G:C3'	35:BA:793:A:H5'	2.49	0.42
35:BA:990:A:OP2	35:BA:991:C:OP2	2.37	0.42
38:BD:11:PRO:C	38:BD:13:ARG:H	2.22	0.42
38:BD:18:VAL:HG23	38:BD:211:ARG:HH22	1.78	0.42
35:BA:1827:C:H3'	38:BD:222:ARG:HH12	1.84	0.42
38:BD:82:ILE:HA	38:BD:93:ALA:CA	2.47	0.42
39:BE:184:VAL:C	39:BE:186:GLY:N	2.72	0.42
40:BF:98:SER:OG	40:BF:99:TYR:N	2.52	0.42
45:BN:97:ARG:N	45:BN:100:GLU:OE2	2.52	0.42
46:BO:77:ILE:HG23	46:BO:77:ILE:O	2.19	0.42
51:BT:50:ILE:CD1	51:BT:64:ARG:HB2	2.50	0.42
52:BU:20:LEU:O	52:BU:21:ALA:HB2	2.18	0.42
52:BU:36:ARG:HA	52:BU:39:LEU:HB2	2.01	0.42
52:BU:63:VAL:O	52:BU:64:ARG:C	2.57	0.42
1:AA:583:A:C2	1:AA:584:G:H1'	2.55	0.42
1:AA:720:C:H3'	1:AA:721:G:H8	1.80	0.42
6:AF:12:PRO:HD2	6:AF:55:ASP:OD2	2.19	0.42
8:AH:9:MET:CG	8:AH:26:VAL:HG21	2.49	0.42
18:AR:38:GLU:O	18:AR:41:LYS:HB3	2.19	0.42
1:AA:1489:G:C4	1:AA:1490:C:C5	3.07	0.42
2:AB:14:GLY:C	2:AB:15:VAL:CG2	2.83	0.42
2:AB:42:ILE:HD12	2:AB:202:PRO:C	2.39	0.42
25:B0:43:THR:HB	35:BA:2331:G:O2'	2.19	0.42
48:BQ:111:GLU:O	48:BQ:114:ALA:N	2.52	0.42
36:BB:75:G:C2'	57:BZ:85:HIS:HE1	2.29	0.42
12:AL:43:VAL:HG23	12:AL:53:ARG:CB	2.49	0.42
1:AA:1062:U:H2'	1:AA:1063:C:C6	2.54	0.42
1:AA:1202:G:O5'	1:AA:1202:G:H8	2.02	0.42
1:AA:972:C:O3'	10:AJ:57:LYS:HG2	2.19	0.42
3:AC:113:ALA:HB2	3:AC:202:ILE:HG13	2.01	0.42
3:AC:47:LEU:HD12	3:AC:47:LEU:HA	1.88	0.42
19:AS:44:MET:CE	29:B4:47:GLN:NE2	2.83	0.42
35:BA:498:G:C4	35:BA:499:U:C5	3.07	0.42
1:AA:543:C:P	4:AD:10:ARG:NH1	2.91	0.42
9:AI:76:ALA:O	9:AI:79:LEU:HB3	2.20	0.42
40:BF:125:LEU:HD12	40:BF:196:LEU:HD23	2.00	0.42
40:BF:122:LYS:CG	40:BF:191:ARG:HG3	2.49	0.42
49:BR:18:LEU:HD13	49:BR:18:LEU:C	2.40	0.42
37:BC:68:LEU:HD21	37:BC:174:PRO:HB2	2.00	0.42

*Continued on next page...*

*Continued from previous page...*

Atom-1	Atom-2	Interatomic distance (Å)	Clash overlap (Å)
7:AG:120:ILE:O	7:AG:123:GLU:N	2.52	0.42
35:BA:1527:G:O2'	35:BA:1544:A:N6	2.35	0.42
35:BA:1456:G:N2	35:BA:2704:C:C2	2.88	0.42
29:B4:9:LEU:HD11	29:B4:26:SER:N	2.33	0.42
5:AE:105:VAL:N	5:AE:106:PRO:CD	2.82	0.42
20:AT:72:LEU:HD21	20:AT:80:ARG:NH2	2.32	0.42
42:BH:52:VAL:HG13	42:BH:53:GLU:N	2.34	0.42
42:BH:38:SER:HG	42:BH:64:LEU:HD21	1.85	0.42
38:BD:119:ALA:CB	38:BD:130:ALA:HB3	2.48	0.42
26:B1:80:LEU:CD2	26:B1:81:LYS:N	2.79	0.42
37:BC:69:GLY:HA3	37:BC:180:PHE:CE1	2.54	0.42
5:AE:76:ILE:HG13	5:AE:77:PRO:N	2.34	0.42
5:AE:82:VAL:HB	5:AE:89:ILE:HG23	2.01	0.42
50:BS:62:LYS:O	50:BS:65:VAL:HB	2.19	0.42
50:BS:30:ARG:HB3	50:BS:89:ARG:NH1	2.33	0.42
50:BS:93:LYS:HD2	50:BS:93:LYS:HA	1.90	0.42
2:AB:145:LEU:HA	2:AB:145:LEU:HD22	1.75	0.42
45:BN:5:VAL:HG12	45:BN:7:LYS:CG	2.31	0.42
35:BA:1491:G:C6	35:BA:1500:G:N2	2.87	0.42
41:BG:19:LEU:O	41:BG:20:ILE:C	2.57	0.42
50:BS:46:VAL:CG1	50:BS:47:THR:H	2.09	0.42
35:BA:2111:C:N4	35:BA:2145:C:C6	2.88	0.42
35:BA:1299:G:H4'	35:BA:1301:A:C4	2.54	0.42
35:BA:2695:C:H2'	35:BA:2696:U:C5	2.54	0.42
51:BT:106:SER:C	51:BT:107:ASP:OD1	2.57	0.42
28:B3:8:LEU:HD21	28:B3:31:LEU:HG	2.01	0.42
28:B3:30:ARG:NH2	35:BA:1158:C:OP1	2.36	0.42
25:B0:53:MET:N	25:B0:60:PHE:CE2	2.87	0.42
23:AX:17:U:H2'	23:AX:18:G:C5'	2.49	0.42
4:AD:158:ILE:O	4:AD:162:LEU:HD23	2.18	0.42
36:BB:76:G:C4	36:BB:77:U:C6	3.07	0.42
35:BA:814:C:HO2'	35:BA:815:C:H5'	1.80	0.42
7:AG:26:PHE:CE2	7:AG:124:LEU:HD11	2.54	0.42
2:AB:82:ARG:CG	2:AB:82:ARG:HH11	2.32	0.42
57:BZ:63:ASP:C	57:BZ:65:GLN:N	2.70	0.42
35:BA:1360:A:N3	35:BA:1360:A:H2'	2.34	0.42
10:AJ:82:ILE:O	10:AJ:86:MET:HB3	2.20	0.42
15:AO:15:PHE:N	15:AO:15:PHE:HD1	2.15	0.42
35:BA:2097:C:O2	35:BA:2193:G:C2	2.72	0.42
57:BZ:177:PRO:C	57:BZ:178:GLU:HG2	2.40	0.42
35:BA:1171:G:OP2	35:BA:1171:G:H8	2.02	0.42

*Continued on next page...*

*Continued from previous page...*

Atom-1	Atom-2	Interatomic distance (Å)	Clash overlap (Å)
37:BC:89:ALA:HB1	37:BC:150:GLY:O	2.18	0.42
1:AA:1131:G:C2	1:AA:1132:C:N4	2.87	0.42
20:AT:82:SER:O	20:AT:86:ARG:CB	2.67	0.42
35:BA:2250:G:C5	48:BQ:83:MET:HB3	2.53	0.42
24:AY:324:LYS:HG2	24:AY:325:TYR:H	1.83	0.42
24:AY:349:MET:SD	24:AY:356:VAL:HG22	2.59	0.42
24:AY:419:LEU:CD2	24:AY:424:ALA:CB	2.88	0.42
24:AY:443:VAL:O	24:AY:444:LEU:C	2.58	0.42
35:BA:1139:G:H8	35:BA:1139:G:H5''	1.84	0.42
35:BA:1803:A:H61	35:BA:1822:G:HO2'	1.67	0.42
35:BA:1901:A:O2'	35:BA:1902:C:H5'	2.19	0.42
35:BA:2406:U:H5''	35:BA:2408:U:OP2	2.20	0.42
35:BA:781:A:H2	35:BA:1776:G:N3	2.17	0.42
35:BA:971:C:OP2	35:BA:974:G:C8	2.73	0.42
38:BD:146:GLU:HB3	38:BD:152:GLY:O	2.20	0.42
38:BD:186:HIS:NE2	38:BD:188:GLU:CB	2.82	0.42
38:BD:144:ALA:O	38:BD:192:THR:CG2	2.67	0.42
45:BN:39:ARG:O	45:BN:42:TRP:HB3	2.19	0.42
35:BA:245:G:H4'	47:BP:71:VAL:HA	2.00	0.42
51:BT:52:ILE:HG12	51:BT:61:PHE:HB2	2.00	0.42
51:BT:80:SER:OG	51:BT:81:PRO:N	2.49	0.42
52:BU:55:ARG:HG3	52:BU:55:ARG:NH1	2.34	0.42
52:BU:63:VAL:O	52:BU:66:ASN:N	2.52	0.42
53:BV:75:PHE:CE1	53:BV:77:ALA:N	2.88	0.42
30:B5:30:LEU:HD22	54:BW:38:TYR:CD2	2.55	0.42
35:BA:2762:G:C5'	35:BA:2762:G:C8	3.02	0.42
6:AF:60:PHE:CZ	18:AR:78:LEU:HD21	2.55	0.42
18:AR:43:PHE:CD2	18:AR:66:LEU:HD11	2.53	0.42
35:BA:2785:C:O2'	35:BA:2786:U:H5'	2.20	0.42
33:B8:10:ALA:HA	33:B8:13:ARG:CG	2.45	0.42
35:BA:906:G:N1	35:BA:907:U:C4	2.88	0.42
35:BA:921:G:O2'	35:BA:922:U:H5'	2.19	0.42
57:BZ:69:THR:O	57:BZ:70:LEU:HB3	2.19	0.42
48:BQ:141:GLN:CD	57:BZ:72:ARG:HA	2.38	0.42
1:AA:1269:A:N1	1:AA:1312:G:N3	2.67	0.42
1:AA:1269:A:C2	1:AA:1325:C:O2	2.72	0.42
13:AM:86:CYS:O	13:AM:89:GLY:N	2.51	0.42
3:AC:153:VAL:HG12	3:AC:154:SER:H	1.83	0.42
10:AJ:93:GLY:O	10:AJ:94:VAL:HG23	2.19	0.42
4:AD:79:PHE:HB2	4:AD:93:PHE:CZ	2.54	0.42
35:BA:2838:G:C4'	49:BR:45:ARG:HH11	2.31	0.42

*Continued on next page...*

*Continued from previous page...*

Atom-1	Atom-2	Interatomic distance (Å)	Clash overlap (Å)
42:BH:83:TYR:HB3	42:BH:135:GLY:O	2.19	0.42
35:BA:142:A:H5'	35:BA:142(A):C:OP2	2.19	0.42
37:BC:59:ARG:CD	37:BC:164:ARG:NE	2.80	0.42
29:B4:5:ILE:CD1	29:B4:5:ILE:N	2.82	0.42
41:BG:96:ARG:N	41:BG:99:MET:HE2	2.34	0.42
1:AA:617:G:C2	1:AA:624:C:O2	2.72	0.42
24:AY:342:ILE:CG1	24:AY:345:ALA:HB2	2.49	0.42
25:B0:14:ARG:CD	35:BA:2279:G:O6	2.63	0.42
42:BH:65:HIS:C	42:BH:67:LEU:N	2.67	0.42
8:AH:112:LEU:O	8:AH:118:VAL:CG1	2.67	0.42
24:AY:122:ARG:HB3	24:AY:126:LEU:HD21	2.01	0.42
24:AY:20:SER:N	24:AY:126:LEU:HD13	2.34	0.42
35:BA:1168:G:C2	35:BA:1182:A:C2	3.07	0.42
42:BH:30:LYS:CB	42:BH:79:VAL:O	2.67	0.42
1:AA:1004:A:N6	1:AA:1035:A:N7	2.68	0.42
35:BA:2298:A:H2'	35:BA:2299:G:C1'	2.45	0.42
35:BA:2712:U:OP1	35:BA:2714:G:O2'	2.20	0.42
50:BS:85:VAL:H	50:BS:106:ARG:CB	2.32	0.42
3:AC:7:PRO:HG3	3:AC:184:TYR:CG	2.55	0.42
35:BA:117:G:O4'	35:BA:126:A:H2	2.03	0.42
1:AA:1441:G:OP1	1:AA:1442:G:H5'	2.19	0.42
56:BY:86:ARG:HH12	56:BY:95:LYS:HZ2	1.57	0.42
4:AD:124:GLY:O	4:AD:126:ILE:N	2.50	0.42
7:AG:137:LYS:HA	7:AG:140:ASP:HB3	2.02	0.42
1:AA:1168:A:C6	1:AA:1169:A:C6	3.07	0.42
42:BH:94:TYR:HD1	42:BH:107:VAL:CA	2.32	0.42
1:AA:896:C:O2'	1:AA:897:C:H5'	2.18	0.42
1:AA:81:U:H6	1:AA:81:U:H3'	1.85	0.42
35:BA:30:G:C2'	35:BA:31:C:O4'	2.68	0.42
35:BA:1332:G:N2	35:BA:1610:A:N7	2.67	0.42
35:BA:2418:A:C5	35:BA:2419:U:C5	3.08	0.42
41:BG:116:ASP:O	41:BG:117:PHE:CB	2.66	0.42
35:BA:1042:G:C5	35:BA:1114:G:N1	2.88	0.42
1:AA:1206:G:C6	1:AA:1207:G:C6	3.07	0.42
1:AA:68:G:H2'	1:AA:69:G:O4'	2.20	0.42
7:AG:41:ARG:O	7:AG:45:ASP:CG	2.57	0.42
35:BA:2255:G:O5'	35:BA:2255:G:H8	2.02	0.42
24:AY:154:LEU:O	24:AY:156:ASP:N	2.53	0.42
24:AY:246:PHE:HB2	24:AY:251:ILE:HD11	2.01	0.42
24:AY:30:THR:O	24:AY:34:LEU:HG	2.19	0.42
24:AY:453:LEU:O	24:AY:457:TYR:O	2.38	0.42

*Continued on next page...*

*Continued from previous page...*

Atom-1	Atom-2	Interatomic distance (Å)	Clash overlap (Å)
24:AY:509:VAL:HA	24:AY:512:ARG:HG3	2.01	0.42
24:AY:527:ARG:HD2	24:AY:528:GLU:O	2.19	0.42
13:AM:102:ARG:HG3	13:AM:102:ARG:NH1	2.34	0.42
30:B5:18:ALA:O	30:B5:21:SER:HB2	2.19	0.42
32:B7:11:LYS:HE2	35:BA:686:G:C5'	2.49	0.42
32:B7:34:ARG:HA	32:B7:34:ARG:HD3	1.89	0.42
35:BA:1159:U:H5''	35:BA:1159:U:H6	1.84	0.42
35:BA:1188:U:H2'	35:BA:1189:A:O4'	2.19	0.42
35:BA:1326:U:H3	35:BA:1648:C:HO2'	1.61	0.42
35:BA:1826:G:C6	35:BA:1827:C:C5	3.08	0.42
35:BA:1926:U:C3'	35:BA:1927:A:H5''	2.50	0.42
35:BA:2048:G:C2	35:BA:2621:A:C2	3.08	0.42
35:BA:2572:A:C5	39:BE:144:ARG:NH1	2.87	0.42
35:BA:659:C:C2	35:BA:660:G:C8	3.07	0.42
35:BA:810:U:OP1	35:BA:1253:A:N6	2.51	0.42
38:BD:145:VAL:N	38:BD:155:LEU:O	2.49	0.42
38:BD:165:ILE:HG13	38:BD:175:LEU:CD2	2.38	0.42
38:BD:203:ASN:O	38:BD:205:VAL:HG23	2.20	0.42
39:BE:101:ARG:O	39:BE:201:THR:HB	2.19	0.42
39:BE:81:ILE:O	39:BE:81:ILE:CG2	2.66	0.42
39:BE:4:ILE:CD1	39:BE:92:THR:O	2.67	0.42
40:BF:65:TRP:CZ3	40:BF:73:ALA:O	2.72	0.42
51:BT:19:LEU:HD11	51:BT:78:LEU:O	2.19	0.42
51:BT:78:LEU:HD22	51:BT:79:HIS:CE1	2.54	0.42
35:BA:1677:A:H2'	35:BA:1678:G:H8	1.77	0.42
35:BA:2744:G:H21	42:BH:143:GLN:CD	2.22	0.42
1:AA:914:A:H2'	1:AA:915:A:C8	2.51	0.42
8:AH:27:PRO:HG3	8:AH:58:TYR:CZ	2.55	0.42
15:AO:18:PHE:O	15:AO:19:PRO:C	2.57	0.42
2:AB:187:LEU:HA	2:AB:201:ILE:HB	2.02	0.42
2:AB:60:ASP:O	2:AB:64:ARG:HB3	2.20	0.42
57:BZ:168:GLU:CA	57:BZ:168:GLU:OE1	2.66	0.42
35:BA:915:C:C4	35:BA:916:G:C5	3.07	0.42
48:BQ:35:VAL:HG13	48:BQ:35:VAL:O	2.20	0.42
57:BZ:28:MET:HG3	57:BZ:37:VAL:CG1	2.47	0.42
35:BA:1785:A:OP1	35:BA:1982:C:H5'	2.20	0.42
35:BA:1785:A:C5	35:BA:1787:A:C4	3.08	0.42
1:AA:1326:C:O2'	1:AA:1327:C:C5'	2.67	0.42
1:AA:1118:C:H2'	1:AA:1119:C:O5'	2.19	0.42
3:AC:120:VAL:C	3:AC:122:GLU:N	2.73	0.42
56:BY:14:LEU:HD23	56:BY:73:ARG:HG3	2.02	0.42

*Continued on next page...*

*Continued from previous page...*

Atom-1	Atom-2	Interatomic distance (Å)	Clash overlap (Å)
35:BA:2818:G:H4'	35:BA:2837:G:C4'	2.49	0.42
11:AK:58:PRO:O	11:AK:59:TYR:C	2.56	0.42
37:BC:45:ALA:CA	37:BC:171:ILE:HG22	2.49	0.42
37:BC:43:VAL:O	37:BC:43:VAL:HG12	2.18	0.42
51:BT:129:ARG:O	51:BT:129:ARG:HG3	2.20	0.42
35:BA:2703:C:C2'	35:BA:2703:C:O2	2.66	0.42
41:BG:141:PHE:O	41:BG:143:GLU:N	2.50	0.42
41:BG:47:LYS:HG2	41:BG:81:LYS:CG	2.46	0.42
29:B4:9:LEU:CD1	29:B4:10:VAL:N	2.82	0.42
50:BS:26:LEU:CD2	50:BS:26:LEU:O	2.67	0.42
20:AT:10:LEU:C	20:AT:12:ALA:N	2.72	0.42
38:BD:121:PRO:C	38:BD:123:ALA:N	2.71	0.42
35:BA:1889:A:C6	35:BA:1890:A:C6	3.07	0.42
31:B6:50:ARG:HB3	31:B6:51:GLU:H	1.75	0.42
36:BB:67:G:O2'	36:BB:68:C:H6	2.02	0.42
35:BA:1202:C:C5	35:BA:1203:G:C5	3.08	0.42
2:AB:106:LYS:C	2:AB:109:SER:HB2	2.40	0.42
35:BA:1446:C:C2	35:BA:1466:G:N2	2.87	0.42
1:AA:960:U:O2'	1:AA:1223:C:H4'	2.19	0.42
1:AA:986:A:C2'	1:AA:987:G:O4'	2.67	0.42
50:BS:85:VAL:H	50:BS:106:ARG:HB2	1.83	0.42
1:AA:1133:G:C4	1:AA:1142:G:N1	2.88	0.42
1:AA:1133:G:C1'	1:AA:1142:G:H22	2.33	0.42
1:AA:1349:A:C6	1:AA:1374:A:C8	3.07	0.42
35:BA:1451:C:C5'	35:BA:1452:A:H5'	2.49	0.42
28:B3:35:ARG:CB	28:B3:35:ARG:HH11	2.33	0.42
14:AN:14:PRO:O	14:AN:15:LYS:C	2.57	0.42
4:AD:126:ILE:HG23	4:AD:127:THR:H	1.84	0.42
1:AA:1251:A:H2'	1:AA:1252:A:O4'	2.19	0.42
1:AA:1251:A:H2'	1:AA:1252:A:C8	2.54	0.42
9:AI:70:LYS:HB2	9:AI:70:LYS:HE2	1.74	0.42
1:AA:277:C:C5'	17:AQ:68:ARG:HH12	2.32	0.42
35:BA:1569:A:C2	35:BA:1570:A:C8	3.08	0.42
5:AE:131:ILE:O	5:AE:135:THR:CB	2.67	0.42
20:AT:40:ALA:HB2	20:AT:55:ILE:HG21	2.01	0.42
20:AT:88:VAL:HG12	20:AT:92:LEU:HD12	2.02	0.42
35:BA:933:A:H2'	35:BA:934:G:O4'	2.19	0.42
1:AA:1481:U:C2	1:AA:1482:G:C8	3.07	0.42
31:B6:15:GLU:HB2	31:B6:20:ASN:CB	2.49	0.42
1:AA:606:G:C2	1:AA:633:G:O6	2.72	0.42
1:AA:502:G:H4'	1:AA:550:G:O2'	2.19	0.42

*Continued on next page...*

*Continued from previous page...*

Atom-1	Atom-2	Interatomic distance (Å)	Clash overlap (Å)
35:BA:614:U:H2'	35:BA:614(A):U:H5'	2.01	0.42
1:AA:559:A:O4'	1:AA:561:U:H2'	2.19	0.42
57:BZ:60:GLU:CA	57:BZ:65:GLN:O	2.66	0.42
1:AA:498:U:O2'	1:AA:499:A:H8	2.02	0.42
35:BA:1244:G:C2'	35:BA:1245:G:H5'	2.50	0.42
35:BA:341:G:C6	35:BA:342:G:C5	3.08	0.42
29:B4:40:HIS:CD2	29:B4:41:PRO:HA	2.54	0.42
35:BA:2131:G:H5''	35:BA:2132:U:C5'	2.49	0.42
47:BP:86:LYS:HG2	47:BP:86:LYS:O	2.20	0.42
35:BA:2885:C:H2'	35:BA:2886:G:O4'	2.20	0.42
37:BC:11:LEU:C	37:BC:13:LYS:N	2.72	0.42
35:BA:426:C:O2'	35:BA:427:U:H5'	2.20	0.42
35:BA:1432:C:H2'	35:BA:1433:U:O4'	2.20	0.42
1:AA:130:A:O3'	1:AA:189(G):G:N2	2.52	0.42
24:AY:68:ILE:HB	58:AY:1000:GCP:O3G	2.20	0.42
24:AY:12:LYS:O	24:AY:82:CYS:HB2	2.18	0.42
35:BA:2532:G:O2'	35:BA:2657:A:N6	2.53	0.42
30:B5:19:ARG:HD3	35:BA:2047:U:OP1	2.20	0.42
32:B7:29:LYS:HE3	32:B7:29:LYS:HB3	1.75	0.42
35:BA:1754:C:C4	35:BA:1755:A:C5	3.08	0.42
35:BA:1770:G:H2'	35:BA:1771:C:H6	1.84	0.42
35:BA:2369:A:O2'	35:BA:2370:G:H5'	2.19	0.42
35:BA:2345:G:N2	35:BA:2382:G:C8	2.88	0.42
35:BA:2443:C:C2'	35:BA:2444:G:C5'	2.94	0.42
35:BA:2715:C:C2	35:BA:2716:U:C5	3.07	0.42
35:BA:638:G:C2	35:BA:639:U:C2	3.08	0.42
38:BD:148:GLU:H	38:BD:154:LYS:HZ2	1.67	0.42
38:BD:18:VAL:CG2	38:BD:211:ARG:NH2	2.70	0.42
38:BD:211:ARG:O	38:BD:212:SER:C	2.58	0.42
39:BE:117:MET:O	39:BE:121:ASN:CA	2.66	0.42
39:BE:117:MET:HG3	39:BE:122:PHE:O	2.20	0.42
40:BF:59:TYR:N	40:BF:59:TYR:CD1	2.88	0.42
45:BN:107:LEU:HD11	45:BN:117:PHE:HD1	1.85	0.42
47:BP:85:LEU:C	47:BP:88:LEU:H	2.23	0.42
52:BU:6:THR:CG2	52:BU:10:ARG:NH2	2.82	0.42
52:BU:83:LEU:HA	52:BU:88:ILE:HG12	2.01	0.42
53:BV:23:GLU:O	53:BV:24:LYS:C	2.57	0.42
54:BW:12:ILE:O	54:BW:12:ILE:HG23	2.18	0.42
1:AA:16:A:C2'	1:AA:17:U:C5'	2.95	0.42
1:AA:597:G:H2'	1:AA:598:U:C5'	2.44	0.42
1:AA:878:G:C5	1:AA:879:C:C4	3.08	0.42

*Continued on next page...*

*Continued from previous page...*

Atom-1	Atom-2	Interatomic distance (Å)	Clash overlap (Å)
1:AA:910:C:C2'	1:AA:911:U:H5'	2.49	0.42
5:AE:13:ILE:HG22	5:AE:14:ARG:N	2.35	0.42
6:AF:79:LEU:O	6:AF:85:VAL:HG21	2.19	0.42
11:AK:114:VAL:CG2	11:AK:115:PRO:HD2	2.49	0.42
18:AR:40:LEU:HD23	18:AR:40:LEU:HA	1.60	0.42
53:BV:95:LEU:C	53:BV:95:LEU:CD2	2.88	0.42
48:BQ:38:GLU:OE1	48:BQ:127:ILE:HB	2.20	0.42
2:AB:211:ILE:O	2:AB:212:GLN:C	2.58	0.42
11:AK:120:ARG:CZ	11:AK:126:ARG:HD2	2.50	0.42
25:B0:43:THR:HG21	35:BA:2336:A:H61	1.84	0.42
12:AL:32:PHE:HD1	12:AL:85:ILE:O	2.01	0.42
1:AA:1195:C:C4	1:AA:1197:G:C8	3.07	0.42
1:AA:1204:A:H2'	1:AA:1205:U:C1'	2.49	0.42
3:AC:122:GLU:O	3:AC:123:GLN:C	2.57	0.42
3:AC:92:ALA:O	3:AC:93:LYS:C	2.58	0.42
10:AJ:62:HIS:HB2	14:AN:59:ALA:CB	2.49	0.42
35:BA:324:A:C2'	35:BA:325:G:H5'	2.49	0.42
35:BA:327:G:N2	35:BA:336:C:C2	2.87	0.42
35:BA:482:A:H5'	56:BY:47:LYS:HD3	2.02	0.42
4:AD:143:GLY:O	4:AD:144:ASP:O	2.37	0.42
49:BR:97:VAL:C	49:BR:98:LEU:HG	2.40	0.42
37:BC:22:ILE:CD1	37:BC:189:ILE:HG22	2.50	0.42
35:BA:877:U:N3	35:BA:899:A:N6	2.65	0.42
1:AA:1342:C:O3'	9:AI:125:TYR:HB2	2.20	0.42
35:BA:2309:A:O2'	35:BA:2310:A:H5''	2.20	0.42
1:AA:42:G:H1	1:AA:400:C:H42	1.66	0.42
40:BF:104:LYS:O	40:BF:108:LYS:HG3	2.19	0.42
1:AA:328:C:H4'	1:AA:329:A:H5'	2.02	0.42
1:AA:801:U:H2'	1:AA:802:A:H8	1.85	0.42
26:B1:76:ARG:HH21	26:B1:95:LEU:HD13	1.81	0.42
35:BA:2234:G:C4	35:BA:2235:G:C8	3.07	0.42
1:AA:712:A:H2'	1:AA:713:G:C8	2.55	0.42
35:BA:2745:C:O2'	35:BA:2746:U:H5'	2.20	0.42
2:AB:114:ARG:HD2	2:AB:141:GLU:OE2	2.20	0.42
35:BA:2173:A:OP2	35:BA:2173:A:C4	2.72	0.42
36:BB:26:A:H5'	36:BB:27:C:P	2.59	0.42
1:AA:187:C:H4'	20:AT:85:MET:HB2	2.02	0.42
42:BH:148:ILE:O	42:BH:151:ILE:HD13	2.20	0.42
32:B7:40:TRP:CD2	35:BA:459:U:C5'	3.00	0.42
35:BA:1272:A:N7	35:BA:1618:A:H1'	2.35	0.42
49:BR:67:LEU:O	49:BR:70:LEU:O	2.37	0.42

*Continued on next page...*



*Continued from previous page...*

Atom-1	Atom-2	Interatomic distance (Å)	Clash overlap (Å)
1:AA:193:C:H2'	1:AA:194:C:C6	2.55	0.42
35:BA:2856:C:O2	35:BA:2862:G:N2	2.52	0.42
35:BA:1551:C:C5	35:BA:1552:G:N7	2.88	0.42
42:BH:94:TYR:CD1	42:BH:107:VAL:C	2.90	0.42
16:AP:5:ARG:NH2	16:AP:23:ASP:O	2.52	0.42
19:AS:13:ASP:C	19:AS:15:LEU:H	2.22	0.42
35:BA:1306:C:C2	35:BA:1307:A:C8	3.07	0.42
35:BA:1307:A:H1'	35:BA:1622:G:N2	2.35	0.42
25:B0:20:ARG:NH1	35:BA:2357:U:OP1	2.53	0.42
35:BA:2801(A):A:H5'	35:BA:2802:G:C8	2.38	0.42
35:BA:1389:G:C2	35:BA:1390:U:C2	3.08	0.42
45:BN:75:TYR:HB2	45:BN:82:LEU:CD1	2.43	0.42
57:BZ:60:GLU:C	57:BZ:61:LEU:HG	2.39	0.42
39:BE:177:PRO:O	39:BE:178:GLU:O	2.38	0.42
17:AQ:31:LEU:HA	17:AQ:31:LEU:HD12	1.69	0.42
24:AY:114:ASP:OD1	24:AY:143:LYS:HD2	2.20	0.42
24:AY:135:THR:O	24:AY:136:PRO:C	2.58	0.42
24:AY:231:LEU:O	24:AY:234:VAL:HG23	2.20	0.42
24:AY:442:GLY:O	24:AY:443:VAL:CG2	2.62	0.42
24:AY:445:GLN:HA	24:AY:448:VAL:CB	2.50	0.42
35:BA:1650:G:C6	35:BA:1651:G:N7	2.87	0.42
35:BA:1812:A:H2'	35:BA:1813:G:O4'	2.19	0.42
35:BA:1834:U:O3'	35:BA:1835:G:H8	2.03	0.42
35:BA:2039:C:O2'	35:BA:2040:C:H5'	2.20	0.42
35:BA:2044:C:C2	35:BA:2625:G:N2	2.88	0.42
35:BA:644:A:C2	35:BA:2369:A:H1'	2.55	0.42
35:BA:2569:G:C2	35:BA:2570:G:N7	2.87	0.42
38:BD:173:VAL:HG23	38:BD:174:ILE:N	2.34	0.42
39:BE:44:TYR:CD2	39:BE:45:THR:O	2.70	0.42
30:B5:44:THR:HG21	49:BR:101:ALA:HB2	2.02	0.42
51:BT:29:ARG:HA	51:BT:29:ARG:HD3	1.35	0.42
51:BT:62:THR:HA	51:BT:74:ARG:O	2.20	0.42
51:BT:32:TYR:CD1	51:BT:81:PRO:HB2	2.54	0.42
52:BU:12:ARG:O	52:BU:16:LYS:HG3	2.19	0.42
52:BU:36:ARG:O	52:BU:39:LEU:HB2	2.19	0.42
52:BU:53:ARG:HA	52:BU:56:ASP:OD1	2.18	0.42
52:BU:92:ARG:C	52:BU:94:ASN:H	2.22	0.42
53:BV:47:VAL:HB	53:BV:51:VAL:O	2.19	0.42
30:B5:39:MET:HG2	54:BW:34:ASN:OD1	2.18	0.42
46:BO:85:VAL:HB	46:BO:87:ILE:HD11	2.02	0.42
35:BA:2742:C:C4	35:BA:2763:G:N2	2.88	0.42

*Continued on next page...*

*Continued from previous page...*

Atom-1	Atom-2	Interatomic distance (Å)	Clash overlap (Å)
1:AA:720:C:C1'	18:AR:50:ILE:CG2	2.93	0.42
1:AA:753:A:H4'	1:AA:754:C:C2	2.55	0.42
6:AF:80:ARG:HA	6:AF:85:VAL:CG1	2.47	0.42
12:AL:7:ILE:O	12:AL:10:LEU:N	2.52	0.42
15:AO:53:HIS:HE1	15:AO:57:LEU:HD21	1.85	0.42
35:BA:920:G:O2'	35:BA:921:G:H5'	2.19	0.42
57:BZ:41:LEU:HD11	57:BZ:82:ARG:HH21	1.85	0.42
12:AL:53:ARG:NH1	12:AL:93:LEU:HD21	2.34	0.42
12:AL:32:PHE:HB3	12:AL:84:LEU:HD22	2.02	0.42
1:AA:1053:G:O2'	1:AA:1054:C:P	2.78	0.42
1:AA:1117:G:O2'	9:AI:104:ARG:CD	2.67	0.42
1:AA:1120:G:C6	1:AA:1154:G:C2	3.08	0.42
3:AC:157:ILE:CD1	3:AC:166:GLU:HB2	2.49	0.42
1:AA:1151:A:C2	10:AJ:39:PRO:HG3	2.53	0.42
1:AA:982:U:H5''	14:AN:6:LEU:HD11	2.00	0.42
35:BA:479:A:C4	35:BA:481:G:O4'	2.72	0.42
35:BA:481:G:C4	35:BA:507:A:C2	3.07	0.42
27:B2:65:ASN:ND2	35:BA:112:U:H5'	2.35	0.42
55:BX:81:VAL:O	55:BX:81:VAL:HG23	2.19	0.42
4:AD:9:CYS:CA	4:AD:12:CYS:HB2	2.49	0.42
35:BA:129:C:H2'	35:BA:130:C:H6	1.85	0.42
35:BA:142:A:H1'	35:BA:1408:C:H1'	2.02	0.42
4:AD:58:LEU:HD11	4:AD:62:GLN:HG3	2.01	0.42
4:AD:11:LEU:HD13	4:AD:66:ARG:NE	2.34	0.42
35:BA:2594:C:C2	35:BA:2595:G:N7	2.88	0.42
37:BC:14:VAL:CG2	37:BC:32:LEU:HD11	2.50	0.42
7:AG:107:ALA:HB2	7:AG:134:ALA:HB2	2.01	0.42
35:BA:2306:C:H5''	35:BA:2307:G:O4'	2.20	0.42
41:BG:39:ILE:HG21	41:BG:94:LEU:HD11	2.01	0.42
41:BG:41:GLN:CG	41:BG:155:MET:HE2	2.49	0.42
41:BG:42:GLY:HA2	41:BG:89:GLY:HA2	2.02	0.42
1:AA:43:C:C2	1:AA:44:G:C8	3.08	0.42
17:AQ:4:LYS:O	17:AQ:60:ILE:HA	2.20	0.42
17:AQ:58:GLU:C	17:AQ:59:ILE:HG12	2.39	0.42
35:BA:2279:G:C6	35:BA:2280:G:N7	2.87	0.42
42:BH:38:SER:OG	42:BH:64:LEU:HD11	2.18	0.42
38:BD:126:GLN:O	38:BD:193:VAL:CG2	2.68	0.42
33:B8:12:LYS:HB3	47:BP:68:GLN:NE2	2.35	0.42
35:BA:612:C:O2'	35:BA:613:G:H5''	2.19	0.42
26:B1:50:ARG:HA	26:B1:59:THR:HA	2.01	0.42
1:AA:961:U:O2'	1:AA:962:C:P	2.77	0.42

*Continued on next page...*

*Continued from previous page...*

Atom-1	Atom-2	Interatomic distance (Å)	Clash overlap (Å)
1:AA:958:A:C2	19:AS:54:GLY:O	2.67	0.42
35:BA:1746:G:N3	35:BA:1746:G:H2'	2.35	0.42
51:BT:5:ALA:HA	51:BT:8:LYS:HE2	2.01	0.42
42:BH:150:ALA:O	42:BH:151:ILE:C	2.57	0.42
35:BA:116:C:H2'	35:BA:117:G:C5'	2.49	0.42
1:AA:1015:A:C5	1:AA:1016:A:N7	2.88	0.42
56:BY:88:LYS:C	56:BY:90:LEU:H	2.23	0.42
35:BA:108:U:O5'	35:BA:108:U:H6	2.03	0.42
35:BA:1368:G:C2	35:BA:1369:G:C5	3.07	0.42
35:BA:2077:A:N3	35:BA:2078:C:C6	2.88	0.42
35:BA:1439:A:H3'	35:BA:1440:G:C8	2.52	0.42
20:AT:100:ILE:CD1	20:AT:100:ILE:N	2.83	0.42
35:BA:2649:U:H2'	35:BA:2650:U:C6	2.55	0.42
1:AA:135:C:H2'	1:AA:136:C:H5'	2.01	0.42
35:BA:233:A:O2'	35:BA:234:C:H5'	2.20	0.42
1:AA:412:A:H4'	1:AA:413:G:H8	1.84	0.42
35:BA:2521:C:N3	35:BA:2545:G:C2	2.88	0.42
17:AQ:11:VAL:HG23	17:AQ:20:THR:HB	2.02	0.42
1:AA:818:G:HO2'	1:AA:820:U:H6	1.64	0.42
17:AQ:83:ASP:CG	17:AQ:84:LEU:H	2.20	0.42
35:BA:1086:A:N3	35:BA:1086:A:H5''	2.34	0.42
43:BJ:121:UNK:O	43:BJ:122:UNK:C	2.68	0.42
35:BA:1861:G:O2'	35:BA:1862:G:H5'	2.19	0.42
2:AB:181:PHE:CD1	8:AH:70:GLN:HB3	2.55	0.42
35:BA:24:G:H2'	35:BA:25:U:C6	2.54	0.42
1:AA:1263:C:C2	1:AA:1273:G:N2	2.88	0.42
24:AY:28:THR:HB	58:AY:1000:GCP:H8	2.01	0.42
24:AY:131:ARG:CG	24:AY:131:ARG:HH11	2.33	0.42
24:AY:131:ARG:HH12	24:AY:162:LEU:CD1	2.33	0.42
24:AY:17:ALA:HB3	24:AY:103:LEU:HG	2.01	0.42
24:AY:527:ARG:HD2	24:AY:528:GLU:C	2.40	0.42
24:AY:72:THR:HG22	24:AY:89:THR:HA	2.00	0.42
30:B5:40:LYS:CD	30:B5:44:THR:O	2.68	0.42
30:B5:46:CYS:HB2	30:B5:47:PRO:HD2	2.01	0.42
35:BA:1693:U:O4	35:BA:1977:A:C5	2.73	0.42
35:BA:1805:U:N3	35:BA:1806:C:C5	2.87	0.42
35:BA:1843:C:H2'	35:BA:1844:C:C5	2.53	0.42
35:BA:1893:C:H2'	35:BA:1894:C:O4'	2.19	0.42
35:BA:1130:U:N3	35:BA:2025:C:H5''	2.35	0.42
35:BA:2375:G:N3	35:BA:2379:G:N1	2.68	0.42
35:BA:2637:U:O2'	35:BA:2638:G:H5'	2.20	0.42

*Continued on next page...*

*Continued from previous page...*

Atom-1	Atom-2	Interatomic distance (Å)	Clash overlap (Å)
35:BA:528:A:C8	35:BA:528:A:C3'	3.03	0.42
35:BA:588:U:C2	35:BA:589:C:C5	3.08	0.42
35:BA:646:A:O4'	35:BA:646:A:N3	2.53	0.42
35:BA:671:C:C2	35:BA:672:C:C5	3.08	0.42
38:BD:53:PHE:HB3	38:BD:218:ARG:HB2	2.02	0.42
35:BA:2820:A:C8	39:BE:109:LYS:HE2	2.55	0.42
39:BE:11:MET:HB3	39:BE:24:THR:HA	2.02	0.42
39:BE:134:ILE:HG13	39:BE:134:ILE:O	2.19	0.42
39:BE:26:ILE:O	39:BE:182:LEU:N	2.51	0.42
47:BP:55:ARG:HG2	47:BP:57:THR:N	2.32	0.42
52:BU:76:TYR:C	52:BU:76:TYR:CD1	2.93	0.42
52:BU:98:LEU:O	52:BU:99:ALA:C	2.57	0.42
53:BV:73:SER:HA	53:BV:83:ARG:O	2.20	0.42
35:BA:2740:A:C6	35:BA:2764:A:C8	3.07	0.42
1:AA:645:C:O2'	1:AA:646:U:H5'	2.20	0.42
6:AF:12:PRO:HG3	6:AF:55:ASP:OD1	2.20	0.42
8:AH:14:ARG:NH1	8:AH:14:ARG:HB2	2.35	0.42
15:AO:43:LEU:HA	15:AO:43:LEU:HD22	1.70	0.42
2:AB:10:LEU:C	2:AB:10:LEU:CD1	2.88	0.42
2:AB:153:ARG:HG3	2:AB:154:LEU:HD23	2.02	0.42
35:BA:2631:G:N2	39:BE:61:ARG:NH2	2.67	0.42
35:BA:247:G:OP2	35:BA:249:C:C5	2.72	0.42
35:BA:1910:G:C2	35:BA:1911:U:C2	3.08	0.42
42:BH:125:VAL:HG13	42:BH:131:VAL:HG11	2.02	0.42
13:AM:91:ARG:HD3	13:AM:96:LEU:HB2	2.00	0.42
1:AA:1157:A:H4'	1:AA:1158:C:O5'	2.20	0.42
1:AA:1180:A:OP1	9:AI:103:THR:CG2	2.67	0.42
1:AA:973:G:C2'	1:AA:974:A:OP1	2.67	0.42
3:AC:113:ALA:O	3:AC:117:ALA:HB2	2.19	0.42
3:AC:187:ALA:N	3:AC:198:VAL:O	2.46	0.42
14:AN:4:LYS:HB2	14:AN:4:LYS:HZ2	1.84	0.42
35:BA:327:G:C2	35:BA:336:C:C2	3.07	0.42
35:BA:483:A:H1'	56:BY:60:PHE:HE1	1.84	0.42
55:BX:47:PHE:O	55:BX:49:VAL:N	2.47	0.42
35:BA:1069:A:N6	35:BA:1073:A:C6	2.88	0.42
4:AD:173:TRP:CD2	4:AD:189:PRO:HB3	2.55	0.42
35:BA:142:A:H1'	35:BA:1408:C:O4'	2.20	0.42
11:AK:62:GLN:O	11:AK:65:ALA:HB3	2.20	0.42
35:BA:2703:C:C2'	35:BA:2704:C:H5'	2.48	0.42
35:BA:2312:U:H5'	41:BG:73:ALA:HB2	2.01	0.42
41:BG:85:GLY:O	41:BG:86:MET:CB	2.65	0.42

*Continued on next page...*

*Continued from previous page...*

Atom-1	Atom-2	Interatomic distance (Å)	Clash overlap (Å)
36:BB:7:G:H3'	36:BB:8:U:C5'	2.46	0.42
35:BA:1467:C:O2'	35:BA:1468:C:H5'	2.19	0.42
20:AT:89:ARG:C	20:AT:91:LEU:H	2.23	0.42
25:B0:48:GLY:HA3	25:B0:80:HIS:CA	2.48	0.42
9:AI:90:PRO:C	9:AI:92:TYR:H	2.22	0.42
35:BA:115:C:O2'	35:BA:116:C:H5'	2.20	0.42
35:BA:472:A:C2'	35:BA:473:G:H5'	2.46	0.42
28:B3:8:LEU:HD11	28:B3:29:ARG:O	2.19	0.42
49:BR:79:LEU:C	49:BR:79:LEU:HD13	2.39	0.42
36:BB:77:U:H2'	36:BB:77:U:O2	2.20	0.42
26:B1:35:THR:OG1	35:BA:2079:U:O3'	2.33	0.42
33:B8:52:LYS:C	33:B8:56:GLU:OE1	2.58	0.42
42:BH:94:TYR:CB	42:BH:107:VAL:HB	2.45	0.42
42:BH:94:TYR:CE1	42:BH:108:GLY:HA3	2.52	0.42
20:AT:50:GLU:C	20:AT:52:ALA:N	2.72	0.42
35:BA:9:U:O2	35:BA:10:G:C1'	2.67	0.42
35:BA:1306:C:N4	35:BA:1606:G:H2'	2.35	0.42
40:BF:34:TRP:CG	47:BP:11:GLY:O	2.73	0.42
1:AA:787:A:C4	1:AA:788:U:C6	3.08	0.42
35:BA:1051:G:OP1	35:BA:2752:C:H1'	2.19	0.42
35:BA:491:G:O2'	35:BA:492:A:H5'	2.19	0.42
35:BA:1480:G:C6	35:BA:1481:U:C4	3.08	0.42
35:BA:282:A:O2'	35:BA:283:A:H8	2.00	0.42
3:AC:60:ALA:HB3	3:AC:63:ASN:OD1	2.19	0.42
35:BA:180:G:O2'	35:BA:181:A:N7	2.53	0.42
35:BA:407:G:H8	35:BA:407:G:O5'	2.03	0.42
1:AA:797:C:O2	1:AA:797:C:C2'	2.68	0.42
1:AA:906:G:C8	1:AA:906:G:C3'	3.03	0.42
1:AA:360:A:P	24:AY:411:GLN:NE2	2.92	0.42
24:AY:169:ILE:O	24:AY:170:THR:HG22	2.19	0.42
24:AY:173:ILE:CG2	24:AY:180:LYS:HB2	2.46	0.42
24:AY:284:THR:O	24:AY:285:ASP:C	2.57	0.42
24:AY:323:GLY:O	24:AY:324:LYS:O	2.37	0.42
24:AY:347:THR:OG1	24:AY:348:PHE:N	2.53	0.42
24:AY:445:GLN:HA	24:AY:448:VAL:HG21	1.98	0.42
24:AY:527:ARG:O	24:AY:528:GLU:HG2	2.20	0.42
24:AY:89:THR:CB	24:AY:90:PRO:CD	2.94	0.42
35:BA:2661:G:H2'	35:BA:2662:A:C8	2.54	0.42
35:BA:2654:A:N1	35:BA:2665:A:H5''	2.35	0.42
32:B7:10:ARG:HD3	35:BA:770:G:OP1	2.19	0.42
35:BA:1651:G:C2	35:BA:1652:A:C4	3.08	0.42

*Continued on next page...*

*Continued from previous page...*

Atom-1	Atom-2	Interatomic distance (Å)	Clash overlap (Å)
35:BA:1661:G:C4	35:BA:1662:C:C5	3.08	0.42
35:BA:16:G:H2'	35:BA:17:G:C8	2.55	0.42
35:BA:1133:U:H5	35:BA:2026:C:O2'	2.02	0.42
35:BA:2034:U:H2'	35:BA:2035:G:O4'	2.20	0.42
35:BA:2056:G:N2	35:BA:2057:A:C4	2.87	0.42
35:BA:2358:G:C4	35:BA:2359:C:C5	3.08	0.42
35:BA:2460:U:O2	35:BA:2493:U:O2	2.38	0.42
35:BA:2575:C:C5'	35:BA:2576:G:OP2	2.61	0.42
35:BA:526:A:C2	35:BA:2625:G:N3	2.88	0.42
35:BA:586:A:C2	35:BA:1254:A:C2	3.07	0.42
35:BA:752:A:N7	35:BA:1781:C:C2	2.88	0.42
38:BD:169:GLU:CD	38:BD:184:LYS:HZ2	2.21	0.42
38:BD:242:ARG:CG	38:BD:242:ARG:NH1	2.79	0.42
39:BE:102:VAL:HG23	39:BE:104:VAL:CG2	2.49	0.42
39:BE:48:GLN:NE2	39:BE:64:LYS:HZ1	2.13	0.42
39:BE:86:PRO:HB2	39:BE:87:GLU:H	1.63	0.42
35:BA:673:C:P	40:BF:54:ARG:HH11	2.42	0.42
45:BN:96:GLU:HG2	45:BN:100:GLU:OE2	2.20	0.42
45:BN:99:LEU:O	45:BN:100:GLU:C	2.57	0.42
52:BU:87:GLY:O	53:BV:49:THR:HA	2.20	0.42
53:BV:75:PHE:C	53:BV:75:PHE:CD1	2.93	0.42
35:BA:571:A:C2'	53:BV:78:LYS:HZ3	2.32	0.42
1:AA:735:C:OP1	18:AR:71:LYS:NZ	2.50	0.42
1:AA:826:C:O5'	1:AA:826:C:H6	2.02	0.42
6:AF:9:VAL:HG12	6:AF:10:LEU:N	2.34	0.42
6:AF:10:LEU:N	6:AF:59:TYR:O	2.53	0.42
15:AO:67:LEU:HA	15:AO:67:LEU:HD23	1.67	0.42
2:AB:185:ILE:HD12	2:AB:185:ILE:H	1.78	0.42
2:AB:42:ILE:HD11	2:AB:202:PRO:HB2	2.01	0.42
35:BA:2808:U:H2'	35:BA:2809:A:H5'	2.02	0.42
35:BA:952:G:O2'	35:BA:2267:A:H1'	2.19	0.42
36:BB:87:G:N1	36:BB:91:C:N4	2.68	0.42
57:BZ:5:LEU:HB3	57:BZ:59:LEU:CD2	2.49	0.42
22:AV:52:G:C2'	22:AV:53:G:C8	2.94	0.42
24:AY:405:ASP:HA	24:AY:406:PRO:HD3	1.73	0.42
1:AA:1119:C:H2'	1:AA:1120:G:C8	2.54	0.42
3:AC:9:GLY:C	3:AC:12:LEU:HG	2.40	0.42
3:AC:67:THR:HG23	3:AC:102:ASN:CB	2.37	0.42
3:AC:90:GLU:C	3:AC:93:LYS:HB3	2.37	0.42
14:AN:45:ARG:O	14:AN:49:HIS:HD2	2.02	0.42
19:AS:36:ARG:O	19:AS:38:SER:N	2.52	0.42

*Continued on next page...*

*Continued from previous page...*

Atom-1	Atom-2	Interatomic distance (Å)	Clash overlap (Å)
35:BA:326:G:C4	35:BA:327:G:C8	3.08	0.42
27:B2:51:ARG:O	27:B2:52:ASP:C	2.57	0.42
35:BA:57:C:HO2'	35:BA:58:G:H5'	1.82	0.42
4:AD:170:VAL:HB	4:AD:174:LEU:O	2.20	0.42
4:AD:188:LEU:HD23	4:AD:189:PRO:O	2.19	0.42
1:AA:939:G:C2	1:AA:940:C:C2	3.07	0.42
35:BA:1462:C:C4	35:BA:1463:C:C4	3.08	0.42
35:BA:2312:U:O2'	41:BG:40:ASN:ND2	2.53	0.42
41:BG:129:GLY:C	41:BG:130:ASN:CG	2.76	0.42
41:BG:80:PHE:CD1	41:BG:81:LYS:HG2	2.54	0.42
36:BB:45:A:H1'	41:BG:95:ARG:NH2	2.34	0.42
5:AE:33:VAL:HG22	5:AE:43:LEU:CD1	2.31	0.42
20:AT:13:LEU:H	20:AT:13:LEU:CD2	2.29	0.42
38:BD:121:PRO:O	38:BD:131:LEU:HD21	2.20	0.42
6:AF:98:LEU:HA	18:AR:29:PHE:O	2.20	0.42
6:AF:97:PHE:O	18:AR:30:ASP:OD1	2.37	0.42
8:AH:31:PHE:HE1	8:AH:118:VAL:HG21	1.85	0.42
36:BB:107:G:C6	36:BB:108:U:C5	3.07	0.42
50:BS:63:THR:C	50:BS:65:VAL:N	2.74	0.42
1:AA:335:C:HO2'	1:AA:1433:A:HO2'	1.66	0.42
35:BA:1858:G:HO2'	35:BA:1859:A:H8	1.59	0.42
38:BD:263:ARG:CB	38:BD:263:ARG:NH1	2.83	0.42
16:AP:20:VAL:CG2	16:AP:21:VAL:N	2.83	0.42
4:AD:124:GLY:C	4:AD:126:ILE:H	2.23	0.42
13:AM:3:ARG:HA	13:AM:8:GLU:O	2.20	0.42
1:AA:277:C:P	17:AQ:68:ARG:HH12	2.42	0.42
1:AA:235:C:C5'	17:AQ:70:ARG:HG2	2.49	0.42
35:BA:1428:C:C2'	35:BA:1569:A:OP1	2.67	0.42
2:AB:137:ARG:O	2:AB:140:HIS:CB	2.68	0.42
22:AV:29:G:C2	22:AV:42:G:C2	3.07	0.42
1:AA:629:G:H2'	1:AA:630:G:C8	2.55	0.42
1:AA:1126:U:OP1	1:AA:1281:U:O2	2.38	0.42
1:AA:1018:C:H2'	1:AA:1019:C:H6	1.85	0.42
35:BA:2126:A:H4'	35:BA:2127:G:O5'	2.20	0.42
35:BA:2563:U:C2	35:BA:2566:A:N7	2.88	0.42
35:BA:1105:U:C6	35:BA:1105:U:O5'	2.72	0.42
35:BA:2749:A:C5	35:BA:2750:A:N7	2.87	0.42
45:BN:12:ARG:HG2	45:BN:50:ASP:OD2	2.20	0.42
1:AA:817:C:C5	1:AA:819:A:C1'	3.01	0.42
1:AA:458:C:H2'	1:AA:460:G:H5'	2.00	0.42
37:BC:50:ASP:OD1	37:BC:51:PRO:HD2	2.19	0.42

*Continued on next page...*

*Continued from previous page...*

Atom-1	Atom-2	Interatomic distance (Å)	Clash overlap (Å)
36:BB:63:G:C6	36:BB:64:C:N4	2.87	0.42
8:AH:50:ARG:O	8:AH:51:VAL:CG1	2.68	0.42
35:BA:2409:G:C6	35:BA:2410:G:C5	3.08	0.42
24:AY:109:CYS:O	24:AY:137:ILE:CG2	2.68	0.42
24:AY:173:ILE:CD1	24:AY:190:THR:CG2	2.98	0.42
24:AY:295:LYS:HD3	24:AY:381:GLN:HB2	2.01	0.42
24:AY:418:GLN:O	24:AY:421:GLU:HB3	2.20	0.42
24:AY:68:ILE:HB	24:AY:92:HIS:HE1	1.85	0.42
35:BA:1141:U:H6	45:BN:63:THR:HG22	1.83	0.42
35:BA:1266:G:H22	35:BA:2012:G:H2'	1.83	0.42
35:BA:2031:A:C6	35:BA:2498:C:H1'	2.54	0.42
35:BA:240:G:C6	35:BA:241:A:C6	3.07	0.42
35:BA:245:G:O2'	47:BP:71:VAL:HG23	2.20	0.42
35:BA:685:A:N1	35:BA:787:U:H1'	2.34	0.42
35:BA:695:G:N1	35:BA:696:G:C5	2.87	0.42
35:BA:833:U:O2	47:BP:55:ARG:NH2	2.50	0.42
38:BD:218:ARG:O	38:BD:219:PRO:O	2.38	0.42
38:BD:250:TRP:HB2	38:BD:252:TRP:HE1	1.84	0.42
39:BE:48:GLN:HG3	39:BE:78:LEU:HD13	2.02	0.42
45:BN:100:GLU:O	45:BN:117:PHE:CE1	2.73	0.42
47:BP:25:SER:O	47:BP:30:THR:HA	2.19	0.42
51:BT:78:LEU:C	51:BT:79:HIS:CG	2.93	0.42
52:BU:59:ARG:O	52:BU:60:LEU:C	2.58	0.42
46:BO:23:ARG:CG	46:BO:24:VAL:N	2.67	0.42
35:BA:1667:G:C5'	46:BO:5:GLN:O	2.66	0.42
1:AA:586:C:P	17:AQ:34:LYS:NZ	2.93	0.42
1:AA:762:C:C2	1:AA:763:G:C8	3.08	0.42
6:AF:18:GLN:O	6:AF:21:LEU:N	2.53	0.42
17:AQ:34:LYS:HG2	17:AQ:35:VAL:N	2.33	0.42
1:AA:1413:A:C2	1:AA:1414:U:C6	3.08	0.42
1:AA:1100:C:C2	1:AA:1102:A:C5'	3.02	0.42
2:AB:155:LEU:HD21	2:AB:159:PRO:CG	2.31	0.42
39:BE:60:ASN:OD1	39:BE:61:ARG:HB3	2.20	0.42
35:BA:2324:C:O2	35:BA:2385:C:C5	2.63	0.42
35:BA:908:C:H2'	35:BA:909:A:C8	2.55	0.42
35:BA:958:U:OP1	48:BQ:41:TRP:HZ3	2.02	0.42
36:BB:85:G:N1	36:BB:93:G:C6	2.88	0.42
35:BA:910:A:C6	48:BQ:13:GLN:HG3	2.55	0.42
57:BZ:31:ARG:HG3	57:BZ:32:HIS:CE1	2.54	0.42
48:BQ:141:GLN:O	57:BZ:71:VAL:O	2.36	0.42
57:BZ:79:ARG:O	57:BZ:80:ARG:C	2.59	0.42

*Continued on next page...*



*Continued from previous page...*

Atom-1	Atom-2	Interatomic distance (Å)	Clash overlap (Å)
12:AL:33:ARG:HD2	12:AL:34:ARG:H	1.85	0.42
1:AA:1050:G:C2	1:AA:1209:C:C2	3.08	0.42
1:AA:1108:G:OP2	3:AC:174:PRO:HA	2.20	0.42
3:AC:90:GLU:HA	3:AC:93:LYS:CB	2.50	0.42
19:AS:9:VAL:HG12	19:AS:9:VAL:O	2.19	0.42
56:BY:13:VAL:HG13	56:BY:14:LEU:H	1.84	0.42
56:BY:27:VAL:O	56:BY:28:LYS:HG3	2.20	0.42
56:BY:30:VAL:HG12	56:BY:32:PRO:HB3	2.02	0.42
4:AD:108:LEU:HD12	4:AD:108:LEU:HA	1.76	0.42
1:AA:620:C:C2	4:AD:135:LEU:HG	2.54	0.42
35:BA:2320:A:H2'	35:BA:2320:A:N3	2.35	0.42
35:BA:130:C:H4'	35:BA:1349:A:C1'	2.50	0.42
35:BA:143:G:H5''	35:BA:1598:C:H1'	2.02	0.42
11:AK:63:LEU:CA	11:AK:66:LEU:HG	2.50	0.42
57:BZ:151:HIS:CA	57:BZ:171:ILE:HG12	2.45	0.42
35:BA:1463:C:O2'	35:BA:1464:C:H5'	2.20	0.42
1:AA:321:A:C2	1:AA:322:C:C4	3.07	0.42
1:AA:60:A:H2	1:AA:107:G:N3	2.18	0.42
20:AT:71:THR:CG2	20:AT:72:LEU:N	2.83	0.42
45:BN:55:VAL:HA	45:BN:123:TYR:O	2.19	0.42
31:B6:5:VAL:HG11	35:BA:2283:C:H5'	2.01	0.42
35:BA:2429:G:N7	47:BP:56:SER:HB2	2.35	0.42
35:BA:1888:G:N3	35:BA:1888:G:H5'	2.35	0.42
35:BA:1557:C:C5	35:BA:1558:A:C5	3.08	0.42
34:B9:19:ARG:HB2	35:BA:2756:U:H3'	2.00	0.42
26:B1:50:ARG:HG3	35:BA:2200:C:OP1	2.20	0.42
41:BG:178:PHE:CB	41:BG:180:PHE:HE1	2.33	0.42
35:BA:44:G:N2	35:BA:435:C:H41	2.18	0.42
35:BA:2189:U:C6	35:BA:2189:U:C3'	3.03	0.42
1:AA:1219:U:H6	1:AA:1219:U:O5'	2.03	0.42
1:AA:173:U:H4'	1:AA:174:C:OP2	2.20	0.42
1:AA:142:G:H1	1:AA:221:C:H42	1.67	0.42
26:B1:65:SER:O	35:BA:372:G:C8	2.73	0.42
7:AG:145:ALA:C	7:AG:147:ALA:N	2.73	0.42
35:BA:2153:G:C2	35:BA:2154:G:C1'	3.03	0.42
2:AB:129:GLU:O	2:AB:130:ARG:HB2	2.20	0.42
22:AV:23:C:C4	22:AV:24:U:C5	3.08	0.42
35:BA:848:G:O6	35:BA:928:G:H2'	2.19	0.42
1:AA:293:G:C6	1:AA:305:G:C2	3.08	0.42
1:AA:260:G:H8	1:AA:260:G:O5'	2.03	0.42
1:AA:552:U:H2'	1:AA:553:A:C8	2.55	0.42

*Continued on next page...*

*Continued from previous page...*

Atom-1	Atom-2	Interatomic distance (Å)	Clash overlap (Å)
1:AA:346:G:O2'	1:AA:347:G:P	2.77	0.42
35:BA:2563:U:C1'	35:BA:2566:A:N6	2.83	0.42
1:AA:944:G:N1	1:AA:1340:A:N6	2.68	0.42
35:BA:496:G:C1'	54:BW:61:ASN:HD21	2.33	0.42
1:AA:928:G:C6	1:AA:929:G:O6	2.72	0.42
35:BA:342:G:H2'	35:BA:343:C:C6	2.55	0.42
55:BX:50:LYS:HB3	55:BX:84:ALA:HB2	2.01	0.42
35:BA:1360:A:N7	35:BA:1372:U:C4	2.88	0.42
35:BA:150:C:H2'	35:BA:151:C:H6	1.84	0.42
35:BA:1044:G:N2	35:BA:1111:A:C2	2.88	0.42
1:AA:46:G:N1	1:AA:366:C:O2	2.53	0.42
35:BA:231:C:O2'	35:BA:232:G:H5'	2.18	0.42
20:AT:97:ALA:HA	20:AT:98:PRO:HD2	1.80	0.42
37:BC:148:ASN:O	37:BC:150:GLY:N	2.53	0.42
6:AF:99:ALA:O	6:AF:100:ASN:HB2	2.19	0.42
47:BP:26:GLY:O	47:BP:27:HIS:CG	2.72	0.42
24:AY:208:LYS:HB2	24:AY:209:GLY:H	1.62	0.41
24:AY:210:LEU:HB2	24:AY:228:ARG:NH2	2.35	0.41
24:AY:284:THR:CB	24:AY:287:ARG:O	2.69	0.41
32:B7:11:LYS:HE3	35:BA:686:G:C2	2.54	0.41
35:BA:1791:A:O3'	38:BD:206:LEU:CD1	2.64	0.41
35:BA:1934:C:H2'	35:BA:1935:G:C5'	2.50	0.41
35:BA:2007:C:C5'	35:BA:2824:C:O2'	2.68	0.41
35:BA:2037:G:H2'	35:BA:2038:G:H8	1.80	0.41
35:BA:748:G:C5'	35:BA:2612:C:N4	2.82	0.41
35:BA:1265:A:OP2	35:BA:2615:U:OP1	2.38	0.41
35:BA:388:G:C6	35:BA:390:A:C2	3.08	0.41
35:BA:671:C:N4	35:BA:809:G:H1	2.17	0.41
35:BA:669:G:C2	35:BA:801:G:C6	3.08	0.41
38:BD:145:VAL:CG1	38:BD:146:GLU:N	2.81	0.41
38:BD:21:PHE:HE1	38:BD:91:ARG:HH22	1.68	0.41
39:BE:173:VAL:HB	39:BE:183:LEU:HB3	2.02	0.41
39:BE:4:ILE:O	39:BE:4:ILE:HG23	2.19	0.41
45:BN:35:ARG:O	45:BN:35:ARG:HG3	2.20	0.41
45:BN:52:VAL:C	45:BN:53:VAL:HG23	2.41	0.41
45:BN:57:ALA:C	45:BN:58:ASP:O	2.59	0.41
35:BA:664:C:OP1	47:BP:21:ARG:NH2	2.52	0.41
52:BU:47:TYR:HE2	53:BV:74:LYS:HZ2	1.66	0.41
53:BV:75:PHE:CE1	53:BV:77:ALA:HA	2.52	0.41
1:AA:1484:C:C1'	35:BA:1960:A:O2'	2.68	0.41
46:BO:21:CYS:SG	46:BO:23:ARG:O	2.78	0.41

*Continued on next page...*

*Continued from previous page...*

Atom-1	Atom-2	Interatomic distance (Å)	Clash overlap (Å)
1:AA:587:G:N2	1:AA:755:G:C5	2.88	0.41
15:AO:26:GLU:O	15:AO:27:VAL:C	2.57	0.41
17:AQ:25:ARG:NH1	17:AQ:27:PHE:CE2	2.88	0.41
17:AQ:27:PHE:CE1	17:AQ:36:ILE:HD12	2.54	0.41
18:AR:44:LEU:HD21	18:AR:79:LEU:HD22	2.02	0.41
34:B9:10:ILE:N	34:B9:10:ILE:HD12	2.26	0.41
34:B9:10:ILE:HG21	35:BA:2477:C:C5	2.54	0.41
48:BQ:38:GLU:H	48:BQ:127:ILE:HD12	1.84	0.41
2:AB:8:LYS:NZ	2:AB:217:ARG:NH2	2.68	0.41
35:BA:1911:U:H2'	35:BA:1918:A:H2	1.65	0.41
35:BA:919:G:H4'	36:BB:81:G:C4'	2.50	0.41
13:AM:87:TYR:O	13:AM:90:LEU:HG	2.20	0.41
1:AA:1106:G:N3	1:AA:1107:C:C6	2.88	0.41
1:AA:1152:A:H2'	1:AA:1153:C:C6	2.54	0.41
1:AA:1179:A:O2'	1:AA:1180:A:H5'	2.20	0.41
3:AC:95:THR:HG22	3:AC:97:LYS:HG3	2.02	0.41
14:AN:26:ARG:NH1	14:AN:47:LEU:HD23	2.35	0.41
24:AY:307:MET:HG2	24:AY:312:ARG:C	2.39	0.41
35:BA:482:A:N7	35:BA:506:G:C2	2.88	0.41
54:BW:60:ASN:OD1	54:BW:60:ASN:O	2.38	0.41
27:B2:37:PHE:C	27:B2:39:ALA:H	2.22	0.41
40:BF:115:ALA:O	40:BF:118:ALA:HB3	2.20	0.41
40:BF:13:SER:HA	40:BF:14:PRO:HD3	1.94	0.41
40:BF:24:LEU:O	40:BF:115:ALA:CB	2.58	0.41
12:AL:125:PRO:O	12:AL:126:LYS:C	2.58	0.41
4:AD:118:ARG:HG3	4:AD:118:ARG:NH1	2.34	0.41
35:BA:2319:G:N3	35:BA:2320:A:C6	2.88	0.41
35:BA:139:G:H1'	55:BX:41:ASN:OD1	2.20	0.41
37:BC:214:VAL:HG23	37:BC:224:ILE:HG21	2.01	0.41
37:BC:59:ARG:HD2	37:BC:164:ARG:HE	1.83	0.41
54:BW:8:ARG:HD3	54:BW:102:HIS:CD2	2.55	0.41
41:BG:39:ILE:CG1	41:BG:156:ASP:O	2.67	0.41
29:B4:25:TYR:C	29:B4:26:SER:OG	2.59	0.41
20:AT:12:ALA:C	20:AT:14:LYS:H	2.23	0.41
38:BD:79:VAL:HG21	38:BD:112:GLN:O	2.18	0.41
35:BA:727:A:C5	35:BA:728:G:C6	3.08	0.41
1:AA:518:C:C4	1:AA:530:G:N7	2.88	0.41
12:AL:45:PRO:HB2	12:AL:49:ASN:O	2.20	0.41
38:BD:14:ARG:NH1	38:BD:14:ARG:CG	2.80	0.41
36:BB:58:A:H2'	36:BB:59:A:C8	2.54	0.41
1:AA:1001(A):G:H8	1:AA:1002:G:N9	2.16	0.41

*Continued on next page...*

*Continued from previous page...*

Atom-1	Atom-2	Interatomic distance (Å)	Clash overlap (Å)
25:B0:51:VAL:CG2	25:B0:81:VAL:CG2	2.94	0.41
35:BA:852:G:C6	35:BA:926:A:C2	3.08	0.41
57:BZ:15:PRO:O	57:BZ:18:LEU:HD23	2.20	0.41
57:BZ:15:PRO:CA	57:BZ:18:LEU:HD23	2.50	0.41
49:BR:37:THR:CG2	49:BR:40:LYS:HE2	2.50	0.41
38:BD:273:ARG:CG	38:BD:273:ARG:NH1	2.79	0.41
7:AG:137:LYS:O	7:AG:141:VAL:CG2	2.68	0.41
35:BA:2154:G:H2'	35:BA:2155:G:O5'	2.20	0.41
20:AT:48:LYS:O	20:AT:49:ALA:C	2.57	0.41
20:AT:49:ALA:O	20:AT:50:GLU:C	2.58	0.41
36:BB:9:G:C6	36:BB:10:C:C4	3.08	0.41
19:AS:15:LEU:HB3	19:AS:16:LEU:HD12	2.01	0.41
19:AS:18:LYS:HA	19:AS:18:LYS:HD2	1.71	0.41
35:BA:1053:C:N4	35:BA:1108:U:H3	2.18	0.41
4:AD:148:VAL:HB	4:AD:181:MET:HB3	2.01	0.41
35:BA:354:G:H2'	35:BA:355:G:H8	1.85	0.41
45:BN:47:ALA:H	45:BN:48:MET:CE	2.30	0.41
3:AC:132:ARG:HH22	4:AD:47:ARG:NH2	2.17	0.41
35:BA:1482:G:N3	35:BA:1482:G:H2'	2.35	0.41
45:BN:128:HIS:HA	45:BN:129:PRO:HD2	1.85	0.41
24:AY:146:ARG:HD3	35:BA:2656:U:H4'	2.01	0.41
24:AY:155:LEU:CD2	24:AY:166:CYS:HB3	2.25	0.41
24:AY:333:GLN:O	24:AY:335:ARG:N	2.53	0.41
24:AY:79:TYR:CE2	24:AY:269:LEU:HD13	2.55	0.41
24:AY:89:THR:HB	24:AY:90:PRO:HD3	1.98	0.41
30:B5:52:TYR:O	30:B5:53:ALA:HB3	2.20	0.41
35:BA:1340:U:H4'	35:BA:1394:U:C1'	2.50	0.41
35:BA:1308:A:N1	35:BA:1611:C:H1'	2.35	0.41
35:BA:1753:G:N2	35:BA:1758:G:C8	2.82	0.41
35:BA:2448:A:OP2	35:BA:2498:C:OP2	2.38	0.41
35:BA:2553:G:C6	35:BA:2554:U:O2	2.74	0.41
35:BA:2574:G:C5	35:BA:2575:C:C4	3.08	0.41
35:BA:2627:G:N3	35:BA:2781:A:H2	2.17	0.41
35:BA:2681:C:N3	35:BA:2724:C:C5	2.89	0.41
35:BA:2847:U:C5	35:BA:2848:G:C6	3.08	0.41
35:BA:691:C:O2'	38:BD:43:ARG:HG2	2.21	0.41
38:BD:78:LYS:O	38:BD:95:LEU:CA	2.65	0.41
39:BE:117:MET:CA	39:BE:122:PHE:HB2	2.50	0.41
40:BF:65:TRP:CH2	40:BF:75:HIS:CD2	3.05	0.41
45:BN:91:LEU:HD23	45:BN:95:PRO:CB	2.50	0.41
45:BN:96:GLU:CG	45:BN:100:GLU:OE2	2.68	0.41

*Continued on next page...*

*Continued from previous page...*

Atom-1	Atom-2	Interatomic distance (Å)	Clash overlap (Å)
47:BP:105:LEU:H	47:BP:105:LEU:HD12	1.85	0.41
52:BU:27:LEU:C	52:BU:30:LYS:H	2.21	0.41
55:BX:57:LEU:CD2	55:BX:58:HIS:N	2.83	0.41
1:AA:1077:G:N2	1:AA:1079:G:H3'	2.36	0.41
6:AF:9:VAL:C	6:AF:10:LEU:HD12	2.40	0.41
8:AH:37:ARG:HE	8:AH:41:ARG:NH2	2.18	0.41
8:AH:96:GLY:O	8:AH:99:GLU:HB2	2.20	0.41
1:AA:1093:A:C2	1:AA:1109:C:O2	2.72	0.41
2:AB:42:ILE:CD1	2:AB:202:PRO:C	2.88	0.41
33:B8:13:ARG:HB3	47:BP:63:PRO:HB3	2.02	0.41
35:BA:1912:A:H5''	35:BA:1918:A:C6	2.54	0.41
35:BA:862:G:C2'	35:BA:863:A:O4'	2.65	0.41
48:BQ:141:GLN:O	57:BZ:53:ILE:HB	2.19	0.41
57:BZ:10:ARG:CB	57:BZ:36:LYS:HG3	2.39	0.41
22:AV:3:C:H42	22:AV:70:G:H1	1.67	0.41
22:AV:53:G:H2'	22:AV:53:G:N3	2.35	0.41
12:AL:89:ARG:HH11	12:AL:91:LYS:N	2.18	0.41
1:AA:1158:C:C2'	1:AA:1158:C:O2	2.68	0.41
1:AA:977:A:N6	1:AA:1224:G:OP1	2.53	0.41
3:AC:141:VAL:HG11	3:AC:202:ILE:HG23	2.01	0.41
35:BA:479:A:O2'	35:BA:481:G:C5'	2.60	0.41
55:BX:39:ILE:O	55:BX:43:VAL:HG23	2.21	0.41
9:AI:79:LEU:HD13	9:AI:79:LEU:C	2.41	0.41
40:BF:7:TYR:OH	40:BF:10:PRO:CB	2.64	0.41
35:BA:1087:G:H2'	35:BA:1088:A:H4'	2.01	0.41
4:AD:78:LEU:HD21	4:AD:96:LEU:HB3	2.02	0.41
49:BR:20:LEU:C	49:BR:22:ARG:N	2.72	0.41
11:AK:24:SER:C	11:AK:26:ASN:H	2.22	0.41
1:AA:689:C:P	11:AK:46:GLY:HA3	2.61	0.41
49:BR:61:HIS:O	49:BR:65:LEU:HB2	2.20	0.41
37:BC:90:GLY:O	37:BC:153:ILE:CG2	2.68	0.41
29:B4:6:HIS:HA	41:BG:67:LYS:CD	2.50	0.41
41:BG:66:GLN:HB3	41:BG:92:VAL:CG2	2.50	0.41
16:AP:27:LYS:O	16:AP:28:ARG:C	2.58	0.41
40:BF:110:LEU:CD2	40:BF:183:VAL:CG1	2.88	0.41
40:BF:32:LEU:O	40:BF:35:GLU:HB3	2.20	0.41
1:AA:295:C:C2'	1:AA:296:U:C6	2.90	0.41
1:AA:353:A:H2'	1:AA:354:G:OP2	2.20	0.41
20:AT:17:ARG:O	20:AT:18:GLN:C	2.58	0.41
1:AA:782:A:N7	1:AA:783:C:C2	2.88	0.41
38:BD:75:ILE:HG22	38:BD:76:PRO:O	2.20	0.41

*Continued on next page...*

*Continued from previous page...*

Atom-1	Atom-2	Interatomic distance (Å)	Clash overlap (Å)
1:AA:1266:G:H21	1:AA:1268:A:C5'	2.31	0.41
35:BA:1343:G:H1	35:BA:1404:C:N4	2.18	0.41
1:AA:960:U:H5	19:AS:78:ARG:HD3	1.84	0.41
50:BS:104:GLY:C	50:BS:106:ARG:H	2.23	0.41
16:AP:74:LEU:C	16:AP:79:VAL:CG2	2.89	0.41
51:BT:3:ARG:CB	51:BT:6:LEU:HB2	2.35	0.41
49:BR:72:ASP:OD2	49:BR:75:LEU:CD2	2.67	0.41
16:AP:45:THR:HG22	16:AP:47:ASP:H	1.85	0.41
1:AA:1015:A:N7	1:AA:1016:A:N7	2.68	0.41
1:AA:193:C:C2	1:AA:194:C:C5	3.08	0.41
26:B1:40:ARG:NH2	35:BA:2232:U:OP2	2.38	0.41
33:B8:55:ALA:O	33:B8:56:GLU:C	2.59	0.41
9:AI:65:VAL:O	9:AI:66:ARG:HB2	2.19	0.41
1:AA:896:C:O5'	1:AA:896:C:H6	2.03	0.41
55:BX:24:GLY:N	55:BX:82:GLN:HE22	2.16	0.41
40:BF:163:VAL:C	40:BF:166:ALA:HB3	2.41	0.41
1:AA:382:A:O2'	1:AA:383:A:H5'	2.20	0.41
1:AA:189(A):C:O2'	1:AA:189(B):C:H5'	2.20	0.41
2:AB:179:LYS:CA	8:AH:72:PRO:HG3	2.50	0.41
6:AF:6:VAL:HB	6:AF:63:TYR:CD2	2.55	0.41
35:BA:1050:A:H2'	35:BA:1050:A:N3	2.35	0.41
1:AA:520:A:OP1	12:AL:52:LEU:HB2	2.20	0.41
40:BF:43:LYS:O	40:BF:43:LYS:CG	2.66	0.41
35:BA:1410:G:C2	35:BA:1593:G:C2	3.08	0.41
35:BA:2557:G:C4	35:BA:2558:C:C5	3.07	0.41
1:AA:141:A:O4'	1:AA:182:U:H1'	2.20	0.41
49:BR:84:ALA:N	49:BR:85:PRO:HD3	2.36	0.41
1:AA:1129:C:OP1	9:AI:62:TYR:HE2	2.03	0.41
46:BO:32:TYR:N	46:BO:32:TYR:CD1	2.88	0.41
35:BA:765:G:H8	35:BA:765:G:O5'	2.03	0.41
40:BF:161:GLU:HG3	40:BF:161:GLU:H	1.67	0.41
24:AY:456:GLU:HG3	24:AY:456:GLU:O	2.19	0.41
24:AY:139:THR:O	24:AY:255:PHE:HB2	2.20	0.41
35:BA:2532:G:C8	35:BA:2532:G:O5'	2.60	0.41
35:BA:1130:U:C2	35:BA:2025:C:H5''	2.55	0.41
35:BA:1797:C:C2	35:BA:1823:G:C2	3.08	0.41
35:BA:1839:G:C5	35:BA:1927:A:N3	2.88	0.41
35:BA:2822:G:C2'	35:BA:2823:A:O5'	2.68	0.41
35:BA:28:A:H2'	35:BA:29:U:O4'	2.20	0.41
35:BA:641:C:H2'	35:BA:642:G:O4'	2.20	0.41
33:B8:48:PHE:CZ	35:BA:650:C:OP1	2.73	0.41

*Continued on next page...*

*Continued from previous page...*

Atom-1	Atom-2	Interatomic distance (Å)	Clash overlap (Å)
35:BA:953:A:C2	35:BA:965:C:C2	3.08	0.41
38:BD:66:ASP:CB	38:BD:103:ARG:HD2	2.48	0.41
38:BD:147:LEU:CD1	38:BD:155:LEU:HD11	2.51	0.41
35:BA:1792:G:P	38:BD:206:LEU:HD11	2.59	0.41
39:BE:113:PHE:CD1	39:BE:158:GLY:HA2	2.55	0.41
39:BE:175:VAL:O	39:BE:175:VAL:HG13	2.20	0.41
51:BT:25:GLY:H	51:BT:49:VAL:CG1	2.33	0.41
51:BT:33:LYS:HZ1	51:BT:43:GLN:HG2	1.85	0.41
51:BT:61:PHE:C	51:BT:62:THR:HG23	2.41	0.41
52:BU:12:ARG:O	52:BU:15:LYS:HG2	2.20	0.41
35:BA:2744:G:C4	35:BA:2761:G:C2	3.08	0.41
1:AA:15:G:O6	1:AA:16:A:N6	2.53	0.41
1:AA:720:C:C3'	1:AA:721:G:C8	3.00	0.41
1:AA:883:C:C2	1:AA:884:U:C5	3.08	0.41
6:AF:46:ARG:NH2	18:AR:37:VAL:CG2	2.83	0.41
53:BV:34:GLU:O	53:BV:36:PRO:CD	2.69	0.41
53:BV:61:VAL:O	53:BV:62:LEU:C	2.58	0.41
53:BV:59:ALA:HB2	53:BV:96:ILE:HA	2.02	0.41
2:AB:155:LEU:HD11	2:AB:157:ARG:O	2.19	0.41
2:AB:165:VAL:O	2:AB:187:LEU:O	2.38	0.41
2:AB:212:GLN:HE22	2:AB:216:SER:HB2	1.84	0.41
33:B8:13:ARG:O	33:B8:24:ALA:CB	2.69	0.41
48:BQ:111:GLU:C	48:BQ:113:GLN:N	2.71	0.41
35:BA:863:A:OP2	48:BQ:22:LYS:HB2	2.20	0.41
12:AL:89:ARG:CD	12:AL:91:LYS:H	2.33	0.41
54:BW:18:ARG:NH1	54:BW:76:VAL:CG1	2.82	0.41
1:AA:1046:A:H3'	1:AA:1047:G:H8	1.85	0.41
1:AA:1116:C:O2	1:AA:1185:G:C2	2.73	0.41
1:AA:1048:G:C5'	14:AN:2:ALA:HB1	2.49	0.41
19:AS:39:THR:CG2	19:AS:40:ILE:N	2.80	0.41
27:B2:13:ALA:C	27:B2:15:LYS:H	2.24	0.41
27:B2:30:ARG:HH21	55:BX:46:ALA:HA	1.85	0.41
27:B2:58:ALA:O	27:B2:59:ARG:C	2.59	0.41
35:BA:607:U:OP1	40:BF:102:PRO:HA	2.20	0.41
4:AD:5:ILE:HG22	4:AD:6:GLY:N	2.35	0.41
37:BC:161:ILE:HG21	37:BC:174:PRO:HG3	2.02	0.41
37:BC:53:ARG:HB3	37:BC:53:ARG:NH1	2.35	0.41
1:AA:1298:C:C5	7:AG:114:ARG:CZ	3.03	0.41
1:AA:939:G:C5'	7:AG:102:ARG:HH22	2.31	0.41
35:BA:1524:G:C6	35:BA:1525:G:C5	3.09	0.41
40:BF:109:GLY:C	40:BF:112:MET:HB3	2.41	0.41

*Continued on next page...*

*Continued from previous page...*

Atom-1	Atom-2	Interatomic distance (Å)	Clash overlap (Å)
1:AA:62:U:OP2	1:AA:386:C:H5'	2.20	0.41
17:AQ:56:VAL:C	17:AQ:57:VAL:CG1	2.88	0.41
42:BH:40:GLU:O	42:BH:41:MET:CB	2.67	0.41
5:AE:84:PHE:HB2	5:AE:134:ALA:HB2	2.02	0.41
26:B1:51:VAL:O	26:B1:52:ARG:O	2.38	0.41
35:BA:214:G:N2	35:BA:215:G:N2	2.68	0.41
50:BS:25:ARG:O	50:BS:39:ILE:HA	2.21	0.41
1:AA:959:A:H5'	1:AA:985:C:H4'	2.01	0.41
1:AA:958:A:N6	19:AS:77:THR:O	2.53	0.41
1:AA:1128:C:H5''	9:AI:16:ARG:NH2	2.35	0.41
35:BA:2100:G:N1	35:BA:2101:G:C2	2.88	0.41
9:AI:19:LEU:HA	9:AI:60:ASP:O	2.19	0.41
35:BA:116:C:H4'	35:BA:127:A:O4'	2.20	0.41
54:BW:4:LYS:HG2	54:BW:5:ALA:N	2.35	0.41
35:BA:2699:C:C4	35:BA:2700:C:C5	3.08	0.41
49:BR:71:GLN:O	49:BR:72:ASP:C	2.58	0.41
13:AM:70:LEU:O	13:AM:74:VAL:HG23	2.19	0.41
47:BP:138:LEU:HG	47:BP:138:LEU:O	2.20	0.41
11:AK:125:PHE:N	11:AK:125:PHE:CD1	2.88	0.41
20:AT:40:ALA:CA	20:AT:55:ILE:HG21	2.49	0.41
20:AT:84:LEU:O	20:AT:88:VAL:HG23	2.19	0.41
35:BA:9:U:O2	35:BA:10:G:N9	2.54	0.41
35:BA:89:G:H3'	35:BA:90:U:C5'	2.50	0.41
47:BP:146:VAL:CG2	47:BP:147:LEU:N	2.75	0.41
1:AA:260:G:H2'	1:AA:261:U:C6	2.55	0.41
25:B0:7:LEU:HD22	48:BQ:85:LYS:CG	2.42	0.41
9:AI:96:LEU:HD12	9:AI:96:LEU:HA	1.90	0.41
5:AE:144:THR:O	5:AE:148:VAL:HG23	2.20	0.41
37:BC:77:ILE:C	37:BC:78:ALA:O	2.58	0.41
1:AA:1527:C:H2'	1:AA:1528:U:C6	2.55	0.41
24:AY:492:GLN:C	24:AY:504:ILE:HG12	2.40	0.41
24:AY:492:GLN:HB3	24:AY:504:ILE:HG12	2.02	0.41
24:AY:7:LEU:C	24:AY:10:VAL:HG23	2.40	0.41
24:AY:140:PHE:HA	24:AY:255:PHE:O	2.20	0.41
24:AY:174:GLY:C	24:AY:179:PHE:HA	2.41	0.41
24:AY:297:THR:HB	24:AY:322:SER:HG	1.76	0.41
24:AY:303:ILE:HG12	24:AY:316:ALA:CB	2.46	0.41
24:AY:417:VAL:HG13	24:AY:497:GLY:O	2.21	0.41
42:BH:104:GLU:CG	42:BH:104:GLU:O	2.68	0.41
1:AA:1405:G:HO2'	1:AA:1519:A:H5'	1.80	0.41
35:BA:1265:A:OP1	35:BA:1265:A:H8	2.03	0.41

*Continued on next page...*



*Continued from previous page...*

Atom-1	Atom-2	Interatomic distance (Å)	Clash overlap (Å)
35:BA:1341:U:OP2	35:BA:1394:U:H1'	2.21	0.41
35:BA:1429:G:O4'	35:BA:1568:G:H1'	2.19	0.41
35:BA:2019:A:C5	35:BA:2020:A:N7	2.89	0.41
35:BA:2492:U:O2'	35:BA:2493:U:H5'	2.20	0.41
35:BA:2511:U:O4	35:BA:2575:C:N3	2.53	0.41
35:BA:527:C:P	35:BA:2779:U:O4	2.78	0.41
35:BA:635:C:O2'	35:BA:639:U:OP1	2.38	0.41
35:BA:743:G:OP1	39:BE:130:GLY:O	2.38	0.41
35:BA:996:A:C5	35:BA:1160:G:C2	3.09	0.41
38:BD:44:ASN:CB	38:BD:48:ARG:O	2.62	0.41
39:BE:65:GLY:O	39:BE:66:HIS:C	2.59	0.41
51:BT:61:PHE:O	51:BT:62:THR:CG2	2.68	0.41
52:BU:95:LEU:HD13	53:BV:4:ILE:CG2	2.46	0.41
1:AA:284:G:H2'	1:AA:285:G:C8	2.55	0.41
2:AB:204:ASN:HD21	2:AB:206:ASP:N	2.04	0.41
33:B8:13:ARG:O	33:B8:24:ALA:HB1	2.20	0.41
42:BH:105:LEU:C	42:BH:106:THR:CG2	2.88	0.41
25:B0:16:SER:OG	35:BA:2261:C:H3'	2.20	0.41
48:BQ:12:GLN:CD	48:BQ:73:PRO:CD	2.89	0.41
57:BZ:54:HIS:HB3	57:BZ:101:PRO:CG	2.51	0.41
1:AA:1309:G:P	13:AM:88:ARG:HH11	2.43	0.41
1:AA:1092:A:C2	1:AA:1183:A:N1	2.89	0.41
1:AA:1113:C:N4	1:AA:1188:A:C2	2.88	0.41
1:AA:1188:A:H2'	1:AA:1189:C:O4'	2.21	0.41
3:AC:64:VAL:CG1	3:AC:65:ALA:N	2.77	0.41
3:AC:35:GLU:OE2	3:AC:95:THR:HG23	2.19	0.41
10:AJ:56:HIS:C	10:AJ:58:ASP:N	2.73	0.41
24:AY:308:ASP:H	24:AY:309:PRO:CD	2.19	0.41
56:BY:24:VAL:HG12	56:BY:25:GLY:N	2.36	0.41
4:AD:26:CYS:HA	4:AD:31:CYS:HB2	2.03	0.41
40:BF:160:ASN:O	40:BF:164:ARG:HB2	2.21	0.41
35:BA:1058:G:C6	35:BA:1059:G:N7	2.88	0.41
49:BR:96:ARG:CD	49:BR:98:LEU:HD11	2.38	0.41
7:AG:150:ALA:HA	11:AK:59:TYR:HB3	2.01	0.41
11:AK:62:GLN:O	11:AK:63:LEU:C	2.59	0.41
7:AG:50:ILE:CD1	7:AG:121:ALA:HB1	2.51	0.41
20:AT:26:ASN:HB2	20:AT:71:THR:HG23	2.01	0.41
54:BW:83:LYS:HZ3	54:BW:97:LYS:HD3	1.84	0.41
47:BP:62:LEU:HD23	47:BP:62:LEU:N	2.34	0.41
35:BA:1032:A:H61	35:BA:1123:C:H42	1.68	0.41
19:AS:78:ARG:CB	19:AS:81:ARG:HH12	2.30	0.41

*Continued on next page...*

*Continued from previous page...*

Atom-1	Atom-2	Interatomic distance (Å)	Clash overlap (Å)
35:BA:1747:G:O5'	35:BA:1747:G:H8	2.03	0.41
35:BA:1272:A:H3'	35:BA:1273:U:C5'	2.39	0.41
24:AY:431:ILE:CD1	24:AY:431:ILE:H	2.17	0.41
56:BY:88:LYS:HD2	56:BY:88:LYS:N	2.35	0.41
35:BA:814:C:O2'	35:BA:815:C:C5'	2.56	0.41
17:AQ:18:THR:HG21	17:AQ:69:LYS:HD2	2.02	0.41
56:BY:2:ARG:HD3	56:BY:3:VAL:HG23	2.02	0.41
1:AA:1239:A:N3	1:AA:1241:G:C6	2.89	0.41
35:BA:1313:U:C3'	35:BA:1313:U:O2	2.68	0.41
11:AK:82:VAL:HG12	11:AK:108:ILE:HA	2.02	0.41
11:AK:19:ALA:O	11:AK:82:VAL:HA	2.21	0.41
17:AQ:63:ARG:HA	17:AQ:64:PRO:HD3	1.84	0.41
10:AJ:27:ALA:C	10:AJ:30:SER:HB3	2.40	0.41
20:AT:41:ILE:HG12	20:AT:41:ILE:H	1.50	0.41
42:BH:54:ARG:CG	42:BH:54:ARG:HH11	2.31	0.41
17:AQ:52:LYS:HB3	17:AQ:52:LYS:HE3	1.69	0.41
1:AA:998:G:C2	1:AA:999:C:N3	2.89	0.41
1:AA:718:G:O6	18:AR:81:PHE:HD2	2.03	0.41
1:AA:927:G:N1	1:AA:1391:U:O2	2.53	0.41
40:BF:11:VAL:HB	40:BF:12:LEU:H	1.68	0.41
24:AY:346:LEU:O	24:AY:348:PHE:CE2	2.73	0.41
24:AY:368:HIS:HB3	24:AY:369:ASN:H	1.65	0.41
24:AY:380:THR:OG1	24:AY:383:GLU:HB2	2.21	0.41
24:AY:469:ALA:HB3	24:AY:507:SER:O	2.21	0.41
35:BA:1258:C:H1'	40:BF:84:VAL:CG2	2.40	0.41
35:BA:1792:G:C5	35:BA:1793:C:C5	3.08	0.41
35:BA:1799:G:C4'	35:BA:1800:C:H6	2.34	0.41
35:BA:1842:G:H2'	35:BA:1843:C:O4'	2.20	0.41
35:BA:1909:C:N4	35:BA:1922:G:C6	2.89	0.41
35:BA:2573:C:OP1	35:BA:2574:G:H5''	2.20	0.41
35:BA:2721:A:H2'	35:BA:2722:G:C8	2.54	0.41
35:BA:2820:A:O2'	39:BE:191:PRO:CG	2.67	0.41
35:BA:389:G:C6	47:BP:70:GLN:HG3	2.55	0.41
38:BD:171:ASP:O	38:BD:171:ASP:OD1	2.38	0.41
38:BD:248:SER:OG	38:BD:252:TRP:NE1	2.39	0.41
35:BA:2784:C:C4'	39:BE:42:ASP:OD1	2.64	0.41
52:BU:52:ARG:HA	52:BU:55:ARG:NH1	2.35	0.41
35:BA:1667:G:OP1	46:BO:7:TYR:N	2.54	0.41
1:AA:15:G:C4	1:AA:16:A:C8	3.08	0.41
1:AA:584:G:O2'	1:AA:585:G:H5'	2.20	0.41
1:AA:662:G:N2	1:AA:663:A:N3	2.67	0.41

*Continued on next page...*

*Continued from previous page...*

Atom-1	Atom-2	Interatomic distance (Å)	Clash overlap (Å)
1:AA:672:U:O2	1:AA:673:G:N7	2.53	0.41
1:AA:728:A:H62	15:AO:51:HIS:CD2	2.38	0.41
1:AA:1080:A:C5'	5:AE:16:THR:HG21	2.44	0.41
6:AF:4:TYR:HD1	6:AF:92:LYS:HG3	1.79	0.41
18:AR:60:ALA:O	18:AR:63:GLN:HB3	2.20	0.41
2:AB:19:HIS:CD2	2:AB:20:GLU:OE1	2.72	0.41
2:AB:61:LEU:HA	2:AB:61:LEU:HD12	1.86	0.41
35:BA:919:G:C4	35:BA:920:G:N7	2.88	0.41
48:BQ:55:VAL:CA	48:BQ:58:PHE:CE1	2.97	0.41
22:AV:55:U:H2'	22:AV:57:A:OP2	2.20	0.41
1:AA:1325:C:N4	1:AA:1326:C:N4	2.64	0.41
12:AL:36:VAL:HG11	24:AY:406:PRO:CG	2.50	0.41
12:AL:36:VAL:HG12	12:AL:82:VAL:CG1	2.43	0.41
10:AJ:53:PRO:CA	14:AN:42:ILE:HD11	2.50	0.41
56:BY:75:ILE:O	56:BY:76:CYS:CB	2.68	0.41
9:AI:79:LEU:HD22	9:AI:79:LEU:HA	1.88	0.41
40:BF:18:ARG:NH1	40:BF:199:TRP:CZ3	2.88	0.41
50:BS:14:VAL:HG12	50:BS:15:ARG:N	2.34	0.41
37:BC:59:ARG:CB	37:BC:164:ARG:HG3	2.50	0.41
37:BC:22:ILE:CG2	37:BC:22:ILE:O	2.68	0.41
37:BC:28:LEU:HD21	37:BC:32:LEU:HD11	2.03	0.41
35:BA:1542:A:C2	35:BA:1544:A:C5	3.08	0.41
35:BA:2308:G:HO2'	35:BA:2309:A:H8	1.65	0.41
41:BG:46:ALA:N	41:BG:47:LYS:HD2	2.35	0.41
29:B4:8:LYS:HE3	29:B4:8:LYS:HB2	1.88	0.41
40:BF:33:LEU:CD2	40:BF:112:MET:SD	3.08	0.41
4:AD:57:ARG:HH22	5:AE:107:ARG:NH1	2.19	0.41
1:AA:108:G:O4'	1:AA:108:G:N3	2.53	0.41
17:AQ:3:LYS:HD3	17:AQ:61:GLU:O	2.20	0.41
35:BA:2758:A:O2'	35:BA:2759:G:H8	2.04	0.41
1:AA:1501:C:N4	1:AA:1504:G:C2	2.88	0.41
38:BD:120:GLY:O	38:BD:131:LEU:HD23	2.20	0.41
1:AA:1268:A:N3	1:AA:1268:A:H2'	2.35	0.41
5:AE:70:PRO:CG	5:AE:142:LEU:HD13	2.48	0.41
36:BB:67:G:HO2'	36:BB:68:C:P	2.43	0.41
36:BB:17:C:H42	36:BB:68:C:H42	1.68	0.41
50:BS:71:ARG:O	50:BS:72:ALA:O	2.39	0.41
1:AA:714:G:C6	1:AA:715:A:C6	3.09	0.41
1:AA:529:G:O6	12:AL:49:ASN:ND2	2.53	0.41
35:BA:2185:C:C2'	35:BA:2186:G:H5'	2.51	0.41
1:AA:1000:U:H6	1:AA:1000:U:H3'	1.84	0.41

*Continued on next page...*

*Continued from previous page...*

Atom-1	Atom-2	Interatomic distance (Å)	Clash overlap (Å)
1:AA:1000:U:C4	1:AA:1001:A:N7	2.89	0.41
35:BA:1642:G:H2'	35:BA:1643:G:C5'	2.51	0.41
16:AP:79:VAL:HB	16:AP:80:PHE:CD1	2.56	0.41
42:BH:148:ILE:HA	42:BH:151:ILE:HD11	2.03	0.41
35:BA:1221:C:C2'	35:BA:1221(A):C:C6	2.90	0.41
22:AV:31:G:C2	22:AV:40:C:C2	3.09	0.41
35:BA:48:G:O2'	35:BA:118:A:N1	2.50	0.41
35:BA:1163:G:H2'	35:BA:1164:G:H8	1.86	0.41
1:AA:66:G:N2	1:AA:172:A:C2	2.84	0.41
35:BA:2077:A:C2'	35:BA:2078:C:H5'	2.48	0.41
1:AA:1353:G:H8	1:AA:1353:G:O5'	2.03	0.41
22:AV:21:A:C6	22:AV:46:G:C4	3.08	0.41
1:AA:1464:G:C6	1:AA:1465:C:N4	2.89	0.41
1:AA:786:G:C6	1:AA:787:A:N7	2.89	0.41
36:BB:112:U:H2'	36:BB:113:G:C8	2.56	0.41
35:BA:2545:G:N3	35:BA:2565:A:H2	2.18	0.41
41:BG:116:ASP:HB3	41:BG:117:PHE:H	1.66	0.41
25:B0:29:GLN:O	25:B0:66:VAL:HA	2.21	0.41
1:AA:79:G:N2	1:AA:91:C:N4	2.68	0.41
1:AA:407:G:H1	1:AA:435:C:N4	2.19	0.41
35:BA:220:G:H22	35:BA:427:U:H2'	1.85	0.41
1:AA:648:A:H2'	1:AA:649:G:C8	2.55	0.41
35:BA:1383:C:H3'	35:BA:1383:C:H6	1.86	0.41
1:AA:887:G:H2'	1:AA:888:G:H5'	2.03	0.41
1:AA:899:C:OP2	1:AA:899:C:H6	2.04	0.41
24:AY:15:THR:C	24:AY:106:VAL:HG23	2.41	0.41
24:AY:171:TRP:NE1	24:AY:234:VAL:CG1	2.75	0.41
24:AY:369:ASN:HB2	24:AY:373:ILE:CD1	2.50	0.41
35:BA:2531:A:H61	35:BA:2662:A:H61	1.68	0.41
35:BA:2532:G:N2	35:BA:2662:A:N1	2.69	0.41
1:AA:1407:C:H42	1:AA:1408:A:N6	2.18	0.41
1:AA:770:C:C4'	1:AA:900:A:H2	2.33	0.41
33:B8:7:HIS:CE1	33:B8:9:GLY:CA	2.90	0.41
35:BA:1248:G:OP1	40:BF:92:PRO:CG	2.68	0.41
35:BA:1613:G:H2'	35:BA:1613:G:N3	2.36	0.41
35:BA:1659:U:OP2	39:BE:132:HIS:CE1	2.74	0.41
35:BA:2073:C:O2'	35:BA:2598:A:O2'	2.37	0.41
35:BA:2634:G:H2'	35:BA:2635:C:H6	1.84	0.41
35:BA:2776:A:H4'	35:BA:2778:A:H5''	2.03	0.41
35:BA:514:A:O2'	35:BA:515:A:H5'	2.20	0.41
35:BA:516:C:H2'	35:BA:517:C:C6	2.56	0.41

*Continued on next page...*

*Continued from previous page...*

Atom-1	Atom-2	Interatomic distance (Å)	Clash overlap (Å)
35:BA:754:C:H2'	35:BA:755:C:C5	2.51	0.41
35:BA:990:A:O5'	35:BA:991:C:P	2.78	0.41
38:BD:198:ASN:ND2	38:BD:198:ASN:O	2.54	0.41
38:BD:225:ALA:O	38:BD:226:MET:O	2.38	0.41
52:BU:28:ARG:HD3	52:BU:38:THR:HG23	2.01	0.41
53:BV:39:LEU:HD13	53:BV:47:VAL:HG11	2.02	0.41
1:AA:1483:A:C2	35:BA:1960:A:O4'	2.73	0.41
1:AA:716:A:H1'	11:AK:117:ASN:O	2.20	0.41
1:AA:834:C:N3	1:AA:853:G:C2	2.88	0.41
5:AE:12:LEU:CD2	5:AE:13:ILE:H	2.19	0.41
8:AH:5:PRO:O	8:AH:8:ASP:CA	2.68	0.41
15:AO:25:THR:HG1	15:AO:70:LEU:HD21	1.81	0.41
18:AR:74:ARG:HG2	18:AR:79:LEU:O	2.20	0.41
35:BA:2248:C:H3'	35:BA:2249:U:C6	2.56	0.41
35:BA:860:U:H1'	35:BA:2268:A:H5'	2.01	0.41
36:BB:85:G:N2	36:BB:93:G:C5	2.88	0.41
48:BQ:26:TYR:CB	48:BQ:137:TYR:HD1	2.33	0.41
57:BZ:30:ASN:O	57:BZ:33:LEU:N	2.53	0.41
57:BZ:71:VAL:CG1	57:BZ:73:GLN:O	2.68	0.41
57:BZ:87:ASP:C	57:BZ:88:PHE:CD1	2.94	0.41
12:AL:83:VAL:HG12	12:AL:107:ALA:HB2	1.97	0.41
1:AA:1120:G:H2'	1:AA:1121:U:C6	2.56	0.41
1:AA:1157:A:H61	1:AA:1178:G:H21	1.68	0.41
1:AA:1197:G:C2	1:AA:1198:G:C8	3.08	0.41
1:AA:976:G:C5'	1:AA:1358:U:O2	2.69	0.41
1:AA:978:A:H2'	1:AA:979:C:H6	1.85	0.41
9:AI:114:TYR:OH	10:AJ:59:SER:HA	2.21	0.41
10:AJ:56:HIS:C	10:AJ:58:ASP:H	2.24	0.41
14:AN:19:ARG:HB3	14:AN:20:ALA:H	1.65	0.41
14:AN:25:VAL:HB	14:AN:38:GLY:O	2.21	0.41
19:AS:20:LEU:HD23	19:AS:23:ASN:CB	2.51	0.41
1:AA:357:G:O2'	1:AA:358:U:H5'	2.21	0.41
1:AA:55:A:N3	24:AY:311:HIS:CD2	2.88	0.41
56:BY:20:TYR:CD1	56:BY:20:TYR:N	2.89	0.41
56:BY:38:ILE:CD1	56:BY:66:PRO:HG3	2.50	0.41
7:AG:15:ASP:HB3	7:AG:19:GLY:HA2	1.99	0.41
9:AI:33:PHE:O	9:AI:34:ASN:C	2.59	0.41
40:BF:36:VAL:HG12	40:BF:36:VAL:O	2.19	0.41
49:BR:47:PHE:HB3	49:BR:48:VAL:H	1.55	0.41
35:BA:2333:A:H1'	35:BA:2335:A:N7	2.36	0.41
35:BA:142:A:N6	35:BA:1596:A:H5'	2.36	0.41

*Continued on next page...*

*Continued from previous page...*

Atom-1	Atom-2	Interatomic distance (Å)	Clash overlap (Å)
5:AE:56:GLN:HB3	5:AE:57:LYS:H	1.68	0.41
37:BC:3:HIS:CG	37:BC:7:TYR:CE2	3.08	0.41
16:AP:8:ARG:HG2	16:AP:9:PHE:N	2.36	0.41
35:BA:601:C:H5'	40:BF:108:LYS:HZ2	1.85	0.41
50:BS:29:PHE:CD1	50:BS:29:PHE:O	2.74	0.41
1:AA:27:G:C6	1:AA:557:G:N1	2.88	0.41
40:BF:185:ASP:OD1	40:BF:188:ARG:HD3	2.20	0.41
35:BA:1422:G:C5	35:BA:1423:G:N7	2.89	0.41
1:AA:960:U:C6	1:AA:1225:A:C8	3.08	0.41
19:AS:6:LYS:C	19:AS:7:LYS:HE3	2.40	0.41
51:BT:3:ARG:HB3	51:BT:6:LEU:CB	2.36	0.41
35:BA:263:C:H2'	35:BA:264:C:C6	2.55	0.41
1:AA:1377:A:OP2	7:AG:94:ARG:NH1	2.53	0.41
16:AP:20:VAL:HG22	16:AP:21:VAL:N	2.35	0.41
1:AA:148:G:N2	1:AA:175:C:N3	2.68	0.41
56:BY:91:GLU:HB3	56:BY:92:ASN:H	1.69	0.41
23:AX:17:U:N3	23:AX:18:G:N7	2.68	0.41
1:AA:948:C:OP1	13:AM:107:ALA:HA	2.21	0.41
13:AM:61:GLU:HA	13:AM:66:LEU:HD13	2.03	0.41
35:BA:813:U:N3	35:BA:814:C:C4	2.89	0.41
53:BV:7:THR:HG1	53:BV:25:LEU:HD11	1.82	0.41
1:AA:1168:A:C8	1:AA:1168:A:OP1	2.68	0.41
35:BA:210:C:H6	35:BA:210:C:O5'	2.03	0.41
50:BS:20:ARG:NH1	50:BS:20:ARG:HG2	2.35	0.41
31:B6:20:ASN:O	31:B6:21:TYR:CG	2.74	0.41
35:BA:2356:C:C2'	35:BA:2357:U:H5'	2.50	0.41
35:BA:1151:G:C2	35:BA:1152:C:C2	3.08	0.41
12:AL:77:LEU:HD22	12:AL:81:SER:HB3	2.03	0.41
35:BA:1392:A:O5'	35:BA:1392:A:H8	2.04	0.41
35:BA:2564:A:C6	35:BA:2565:A:C6	3.09	0.41
35:BA:133:C:H6	35:BA:133:C:O5'	2.03	0.41
35:BA:282:A:H5'	35:BA:352:G:O6	2.20	0.41
1:AA:446:G:H2'	1:AA:447:G:O4'	2.19	0.41
27:B2:3:LEU:HD23	27:B2:3:LEU:O	2.20	0.41
3:AC:94:LEU:HD12	3:AC:94:LEU:C	2.41	0.41
24:AY:258:THR:O	24:AY:258:THR:CG2	2.69	0.41
24:AY:324:LYS:NZ	24:AY:326:GLU:OE2	2.45	0.41
24:AY:89:THR:HB	24:AY:99:THR:HG21	1.99	0.41
24:AY:97:GLU:C	24:AY:99:THR:H	2.24	0.41
1:AA:773:G:N3	1:AA:774:G:C8	2.88	0.41
26:B1:24:ALA:O	26:B1:25:LYS:C	2.59	0.41

*Continued on next page...*

*Continued from previous page...*

Atom-1	Atom-2	Interatomic distance (Å)	Clash overlap (Å)
33:B8:7:HIS:HB3	33:B8:59:LYS:HB3	2.02	0.41
33:B8:63:PRO:O	33:B8:64:TYR:O	2.39	0.41
35:BA:1011:G:O2'	35:BA:1013:C:O4'	2.30	0.41
35:BA:1268:A:H2'	35:BA:1269:A:C8	2.55	0.41
35:BA:1774:C:H2'	35:BA:1774:C:O2	2.21	0.41
35:BA:1848:A:H2'	35:BA:1849:G:O4'	2.21	0.41
35:BA:1922:G:C2	35:BA:1923:U:C2	3.09	0.41
35:BA:2348:U:HO2'	35:BA:2349:G:H5'	1.83	0.41
35:BA:830:G:C5	35:BA:2448:A:C5	3.08	0.41
35:BA:2510:C:C2'	35:BA:2511:U:H5'	2.50	0.41
35:BA:2720:U:O4	35:BA:2872:G:C6	2.74	0.41
35:BA:465:G:H2'	35:BA:466:A:C8	2.56	0.41
32:B7:7:PRO:CA	35:BA:686:G:H8	2.26	0.41
35:BA:695:G:H2'	35:BA:696:G:H8	1.85	0.41
38:BD:204:ILE:HD13	38:BD:204:ILE:O	2.21	0.41
38:BD:227:ASN:CB	38:BD:228:PRO:HD2	2.50	0.41
38:BD:43:ARG:HG3	38:BD:43:ARG:H	1.58	0.41
39:BE:92:THR:OG1	39:BE:93:VAL:N	2.52	0.41
39:BE:98:PRO:HG3	39:BE:174:ASP:HA	2.03	0.41
40:BF:65:TRP:HB2	40:BF:66:PRO:CD	2.51	0.41
45:BN:39:ARG:O	45:BN:42:TRP:CB	2.68	0.41
53:BV:91:TYR:C	53:BV:91:TYR:HD1	2.21	0.41
35:BA:1669:A:H4'	35:BA:2549:G:H4'	2.02	0.41
46:BO:25:LEU:HD11	46:BO:59:LYS:HE2	2.03	0.41
1:AA:580:U:H4'	15:AO:58:MET:CG	2.51	0.41
15:AO:65:ARG:O	15:AO:66:LEU:C	2.59	0.41
18:AR:53:ARG:NH1	18:AR:60:ALA:CA	2.79	0.41
1:AA:1488:G:C4	1:AA:1489:G:N7	2.89	0.41
34:B9:1:MET:CG	34:B9:31:LYS:O	2.69	0.41
2:AB:158:LEU:HD22	2:AB:182:ILE:HD11	2.03	0.41
2:AB:212:GLN:C	2:AB:212:GLN:CD	2.79	0.41
2:AB:222:ILE:O	2:AB:226:ARG:N	2.47	0.41
35:BA:857:C:N4	35:BA:858:U:O4	2.53	0.41
35:BA:954:G:C2'	35:BA:955:C:H5'	2.50	0.41
57:BZ:133:ILE:C	57:BZ:134:PRO:O	2.59	0.41
22:AV:52:G:C2	22:AV:63:G:C5	3.09	0.41
22:AV:64:G:H2'	22:AV:65:C:C1'	2.51	0.41
35:BA:2591:C:OP1	38:BD:239:ARG:CG	2.69	0.41
35:BA:2601:C:C2	35:BA:2603:G:N7	2.89	0.41
12:AL:43:VAL:HG23	12:AL:53:ARG:HB3	2.02	0.41
1:AA:980:C:H3'	1:AA:981:U:C6	2.55	0.41

*Continued on next page...*

*Continued from previous page...*

Atom-1	Atom-2	Interatomic distance (Å)	Clash overlap (Å)
3:AC:22:TRP:CG	3:AC:59:ARG:HG3	2.55	0.41
19:AS:20:LEU:HD23	19:AS:20:LEU:HA	1.85	0.41
40:BF:114:VAL:HG21	40:BF:202:PHE:CE1	2.55	0.41
35:BA:1058:G:C2	35:BA:1059:G:N7	2.88	0.41
4:AD:108:LEU:HD23	4:AD:110:PHE:CD2	2.50	0.41
4:AD:3:ARG:HE	4:AD:5:ILE:HG13	1.86	0.41
11:AK:58:PRO:HB2	11:AK:93:GLN:HG3	2.02	0.41
37:BC:114:VAL:CG1	37:BC:144:THR:HG22	2.51	0.41
36:BB:42:C:H42	41:BG:91:ARG:HD3	1.85	0.41
2:AB:22:LYS:NZ	2:AB:40:HIS:CE1	2.89	0.41
36:BB:7:G:C2'	36:BB:8:U:H5''	2.50	0.41
5:AE:63:ARG:HA	5:AE:66:MET:CE	2.51	0.41
5:AE:6:PHE:CD1	5:AE:6:PHE:N	2.88	0.41
31:B6:6:ARG:HB2	31:B6:7:ILE:H	1.52	0.41
38:BD:79:VAL:HG23	38:BD:115:GLN:N	2.36	0.41
38:BD:130:ALA:HB1	38:BD:191:ALA:O	2.21	0.41
35:BA:1023:U:O4'	35:BA:1123:C:OP1	2.38	0.41
35:BA:1403:C:H2'	35:BA:1404:C:O5'	2.20	0.41
37:BC:168:THR:O	37:BC:170:ALA:N	2.53	0.41
1:AA:1028:C:O2	1:AA:1033:G:N1	2.52	0.41
35:BA:1635:G:H2'	35:BA:1636:C:C6	2.56	0.41
54:BW:107:LEU:N	54:BW:107:LEU:HD12	2.35	0.41
35:BA:2701:C:H2'	35:BA:2702:U:C6	2.56	0.41
16:AP:45:THR:HG22	16:AP:47:ASP:N	2.36	0.41
16:AP:55:ARG:O	16:AP:58:TYR:N	2.53	0.41
1:AA:760:G:H21	17:AQ:94:ASN:HB3	1.81	0.41
20:AT:62:LEU:CA	20:AT:65:LYS:HG3	2.51	0.41
13:AM:69:GLU:O	13:AM:73:GLU:HG3	2.20	0.41
26:B1:40:ARG:HH12	35:BA:2232:U:P	2.43	0.41
2:AB:30:ARG:HG3	2:AB:31:TYR:N	2.29	0.41
38:BD:45:ASN:H	38:BD:45:ASN:HD22	1.69	0.41
36:BB:116:G:N2	36:BB:117:G:C5	2.89	0.41
35:BA:201:C:H4'	35:BA:386:G:C2	2.56	0.41
48:BQ:59:ARG:O	48:BQ:60:ARG:C	2.59	0.41
1:AA:345:C:H3'	51:BT:36:GLU:OE2	2.20	0.41
1:AA:637:G:H2'	1:AA:638:G:O4'	2.21	0.41
1:AA:559:A:C5'	1:AA:560:U:O3'	2.69	0.41
1:AA:411:A:C5	1:AA:429:U:C5	3.08	0.41
4:AD:94:LEU:HA	4:AD:94:LEU:HD23	1.93	0.41
2:AB:92:TYR:CD1	2:AB:92:TYR:C	2.94	0.41
35:BA:1334:G:C2'	35:BA:1335:U:O5'	2.69	0.41

*Continued on next page...*



*Continued from previous page...*

Atom-1	Atom-2	Interatomic distance (Å)	Clash overlap (Å)
17:AQ:11:VAL:HG23	17:AQ:12:SER:N	2.35	0.41
1:AA:751:U:H2'	1:AA:752:G:O4'	2.19	0.41
1:AA:1316:G:O3'	14:AN:18:VAL:CG2	2.67	0.41
36:BB:52:A:O2'	36:BB:53:A:C8	2.66	0.41
1:AA:1134:G:N2	1:AA:1141:C:N3	2.69	0.41
35:BA:733:G:O6	35:BA:761:A:C8	2.74	0.41
11:AK:34:ASP:CB	11:AK:35:PRO:CD	2.97	0.41
1:AA:339:C:P	46:BO:96:THR:OG1	2.79	0.41
3:AC:63:ASN:O	3:AC:63:ASN:CG	2.58	0.41
1:AA:471:G:O5'	1:AA:471:G:C8	2.71	0.41
35:BA:268:C:H42	35:BA:424:G:H1	1.68	0.41
10:AJ:98:ILE:HG22	10:AJ:98:ILE:O	2.21	0.41
35:BA:552:G:H1'	35:BA:1220:A:N1	2.35	0.41
9:AI:25:LYS:HB2	9:AI:25:LYS:HE3	1.81	0.41
24:AY:10:VAL:HB	24:AY:11:ALA:H	1.75	0.41
24:AY:158:VAL:HG12	24:AY:162:LEU:CB	2.50	0.41
24:AY:190:THR:HG22	24:AY:192:LEU:HD13	2.02	0.41
24:AY:193:TYR:HB2	24:AY:263:PHE:CB	2.51	0.41
24:AY:216:ASP:O	24:AY:220:GLY:C	2.59	0.41
24:AY:282:ARG:CG	24:AY:319:ARG:NH1	2.83	0.41
33:B8:3:LYS:NZ	35:BA:241:A:O2'	2.54	0.41
35:BA:1696:G:O2'	35:BA:1697:G:H5'	2.20	0.41
35:BA:1837:C:H2'	35:BA:1838:C:H5''	2.02	0.41
35:BA:1923:U:H2'	35:BA:1924:C:OP2	2.21	0.41
35:BA:2000:G:O2'	35:BA:2001:A:H5'	2.21	0.41
35:BA:2504:U:H3'	35:BA:2504:U:C6	2.56	0.41
35:BA:27:G:HO2'	35:BA:28:A:P	2.44	0.41
35:BA:743:G:O3'	39:BE:132:HIS:CB	2.68	0.41
35:BA:833:U:C5	35:BA:834:C:C5	3.08	0.41
38:BD:92:ILE:HA	38:BD:106:ILE:HA	2.02	0.41
38:BD:144:ALA:H	38:BD:156:ALA:CB	2.34	0.41
45:BN:116:LEU:O	45:BN:119:ARG:HB2	2.20	0.41
45:BN:97:ARG:C	45:BN:99:LEU:N	2.74	0.41
47:BP:96:THR:HG22	47:BP:126:VAL:CG2	2.50	0.41
47:BP:21:ARG:O	47:BP:22:GLY:C	2.59	0.41
47:BP:31:ALA:C	47:BP:33:ARG:H	2.21	0.41
52:BU:9:VAL:O	52:BU:13:LYS:CE	2.64	0.41
53:BV:78:LYS:O	53:BV:79:VAL:CG2	2.69	0.41
1:AA:1418:A:H2	1:AA:1483:A:N3	2.18	0.41
35:BA:1669:A:C6	35:BA:1994:C:O2	2.74	0.41
1:AA:741:G:O2'	1:AA:742:G:C5'	2.69	0.41

*Continued on next page...*

*Continued from previous page...*

Atom-1	Atom-2	Interatomic distance (Å)	Clash overlap (Å)
1:AA:833:U:H2'	1:AA:834:C:C6	2.56	0.41
8:AH:9:MET:HG3	8:AH:26:VAL:CB	2.51	0.41
8:AH:94:TYR:N	8:AH:94:TYR:CD1	2.89	0.41
15:AO:26:GLU:OE1	15:AO:81:LEU:HD22	2.21	0.41
53:BV:35:LEU:O	53:BV:37:VAL:O	2.38	0.41
35:BA:2478:A:H8	35:BA:2478:A:O5'	2.04	0.41
1:AA:1083:U:H3'	1:AA:1084:G:C8	2.56	0.41
35:BA:966:G:C1'	35:BA:2267:A:N6	2.83	0.41
35:BA:911:A:O4'	35:BA:2264:C:H4'	2.20	0.41
48:BQ:45:GLN:H	48:BQ:45:GLN:NE2	2.17	0.41
57:BZ:34:ASN:O	57:BZ:35:ARG:NE	2.54	0.41
57:BZ:47:VAL:O	57:BZ:50:GLN:HB2	2.21	0.41
1:AA:1325:C:C6	1:AA:1325:C:OP2	2.74	0.41
12:AL:31:PRO:O	12:AL:32:PHE:CD2	2.74	0.41
1:AA:990:C:H2'	1:AA:991:U:O4'	2.20	0.41
3:AC:67:THR:CG2	3:AC:102:ASN:HB2	2.37	0.41
10:AJ:65:LEU:O	10:AJ:67:THR:N	2.54	0.41
14:AN:24:CYS:HG	14:AN:40:CYS:HG	1.51	0.41
19:AS:62:ILE:HA	19:AS:66:MET:HE2	2.01	0.41
49:BR:93:GLY:C	49:BR:94:TYR:CD1	2.82	0.41
37:BC:30:LYS:HZ3	37:BC:178:ALA:HB1	1.84	0.41
48:BQ:8:LYS:O	48:BQ:9:TYR:CG	2.74	0.41
57:BZ:151:HIS:HA	57:BZ:171:ILE:HD13	2.02	0.41
35:BA:2307:G:H5'	35:BA:2308:G:OP1	2.20	0.41
29:B4:25:TYR:O	29:B4:26:SER:CB	2.69	0.41
54:BW:21:VAL:C	54:BW:23:LEU:N	2.71	0.41
25:B0:14:ARG:HH11	25:B0:14:ARG:HG3	1.86	0.41
31:B6:36:LEU:C	31:B6:36:LEU:CD2	2.89	0.41
36:BB:68:C:N1	36:BB:69:G:C8	2.89	0.41
13:AM:15:VAL:CG1	13:AM:44:ARG:O	2.69	0.41
35:BA:1034:G:C2	35:BA:1122:G:C2	3.08	0.41
35:BA:1445:A:O2'	35:BA:1445(A):C:H5'	2.21	0.41
35:BA:2830:G:O2'	35:BA:2831:G:H5'	2.20	0.41
20:AT:74:LYS:C	20:AT:76:ALA:N	2.74	0.41
35:BA:1224:C:C4	35:BA:1225:G:C6	3.09	0.41
54:BW:73:ALA:O	54:BW:74:ALA:HB2	2.21	0.41
1:AA:1374:A:H2'	1:AA:1375:A:H5'	2.02	0.41
28:B3:31:LEU:O	28:B3:32:GLN:HB2	2.20	0.41
1:AA:1251:A:O4'	1:AA:1370:G:H4'	2.21	0.41
29:B4:37:SER:O	29:B4:38:LYS:CB	2.67	0.41
35:BA:1438:U:C4	35:BA:1552:G:N2	2.88	0.41

*Continued on next page...*

*Continued from previous page...*

Atom-1	Atom-2	Interatomic distance (Å)	Clash overlap (Å)
4:AD:200:GLU:HG2	4:AD:201:GLN:N	2.36	0.41
25:B0:20:ARG:HH11	25:B0:20:ARG:CG	2.33	0.41
35:BA:1002:G:C2'	35:BA:1003:G:O5'	2.69	0.41
35:BA:1152:C:C5	35:BA:1153:C:H5	2.38	0.41
26:B1:73:LEU:O	26:B1:77:ALA:HB2	2.20	0.41
1:AA:697:U:C4'	1:AA:786:G:H4'	2.51	0.41
8:AH:63:LEU:N	8:AH:63:LEU:CD2	2.79	0.41
35:BA:1479:G:C2	35:BA:1480:G:C4	3.09	0.41
35:BA:1214:A:O5'	35:BA:1214:A:H8	2.04	0.41
35:BA:1631(A):A:H2'	35:BA:1632:A:C8	2.55	0.41
35:BA:1173:G:H3'	35:BA:1174:A:H5'	2.03	0.41
57:BZ:145:GLU:HG3	57:BZ:146:ILE:N	2.36	0.41
57:BZ:147:GLY:O	57:BZ:148:ASP:O	2.39	0.41
35:BA:552:G:N3	35:BA:552:G:H2'	2.35	0.41
8:AH:124:ALA:HB1	8:AH:129:VAL:O	2.20	0.41
24:AY:106:VAL:HG22	24:AY:108:CYS:N	2.30	0.41
24:AY:10:VAL:C	24:AY:279:PRO:HG3	2.41	0.41
24:AY:138:LEU:HD11	24:AY:272:LEU:CB	2.38	0.41
24:AY:416:LEU:HD23	24:AY:416:LEU:HA	1.78	0.41
24:AY:93:GLU:C	24:AY:94:ASP:CG	2.76	0.41
24:AY:96:SER:O	24:AY:100:TYR:N	2.45	0.41
1:AA:949:A:H2'	1:AA:950:U:C5'	2.40	0.41
1:AA:949:A:C5	1:AA:950:U:C4	3.08	0.41
30:B5:51:TYR:CD2	30:B5:52:TYR:CE1	3.08	0.41
32:B7:16:HIS:O	32:B7:43:THR:HG23	2.20	0.41
33:B8:44:LYS:N	33:B8:44:LYS:HD2	2.36	0.41
35:BA:1288:U:P	35:BA:1289:C:H41	2.44	0.41
35:BA:1754:C:H6	35:BA:1754:C:O5'	2.04	0.41
35:BA:1807:G:O2'	35:BA:1809:A:N7	2.47	0.41
35:BA:1893:C:H6	35:BA:1893:C:H5'	1.86	0.41
35:BA:18:C:O2'	52:BU:23:GLY:HA2	2.21	0.41
35:BA:1969:A:O2'	35:BA:1972:A:C1'	2.65	0.41
35:BA:1972:A:N3	35:BA:1973:G:C8	2.89	0.41
35:BA:2353:G:H1	35:BA:2364:C:H42	1.69	0.41
35:BA:2447:G:C4	35:BA:2500:U:C5	3.09	0.41
35:BA:671:C:H2'	35:BA:672:C:H6	1.86	0.41
35:BA:996:A:C4'	52:BU:92:ARG:HH21	2.34	0.41
38:BD:173:VAL:O	38:BD:173:VAL:HG22	2.20	0.41
38:BD:218:ARG:HG3	38:BD:218:ARG:NH1	2.36	0.41
38:BD:21:PHE:HD1	38:BD:91:ARG:NH2	2.16	0.41
35:BA:779:U:OP1	38:BD:49:ILE:HG13	2.20	0.41

*Continued on next page...*

*Continued from previous page...*

Atom-1	Atom-2	Interatomic distance (Å)	Clash overlap (Å)
38:BD:60:ARG:HH21	38:BD:87:ASN:HA	1.76	0.41
39:BE:59:VAL:CG2	39:BE:63:LEU:HA	2.50	0.41
52:BU:60:LEU:HA	52:BU:60:LEU:HD23	1.73	0.41
1:AA:1406:U:C5	1:AA:1407:C:C6	3.09	0.41
28:B3:15:TYR:HA	28:B3:16:PRO:HD3	1.87	0.41
30:B5:20:ARG:O	30:B5:23:HIS:HB2	2.21	0.41
35:BA:2598:A:N7	35:BA:2599:G:C1'	2.81	0.41
35:BA:2641:G:C8	35:BA:2641:G:H5'	2.45	0.41
35:BA:28:A:H62	35:BA:512:G:H1'	1.85	0.41
35:BA:783:A:N6	35:BA:785:G:C5	2.89	0.41
35:BA:941:A:C2	35:BA:942:G:C4	3.09	0.41
38:BD:169:GLU:OE1	38:BD:184:LYS:CE	2.69	0.41
38:BD:18:VAL:O	38:BD:19:ALA:O	2.39	0.41
38:BD:208:LYS:HE3	38:BD:210:GLY:HA3	2.02	0.41
38:BD:181:GLU:CG	38:BD:272:ALA:CB	2.90	0.41
39:BE:38:THR:CG2	39:BE:39:PRO:HD2	2.51	0.41
46:BO:71:ARG:HH21	46:BO:77:ILE:HG21	1.86	0.41
47:BP:96:THR:O	47:BP:100:LEU:HD23	2.20	0.41
51:BT:31:SER:O	51:BT:32:TYR:O	2.39	0.41
51:BT:79:HIS:O	51:BT:80:SER:HB3	2.21	0.41
51:BT:93:ARG:HG2	51:BT:117:ASP:CB	2.45	0.41
52:BU:97:ASP:O	52:BU:100:VAL:HG23	2.21	0.41
52:BU:15:LYS:HG3	52:BU:16:LYS:N	2.35	0.41
52:BU:27:LEU:HA	52:BU:30:LYS:HG2	2.01	0.41
52:BU:92:ARG:CB	53:BV:11:GLN:CD	2.82	0.41
53:BV:47:VAL:O	53:BV:49:THR:O	2.39	0.41
35:BA:1667:G:N2	35:BA:1991:U:C5	2.89	0.41
46:BO:12:ASP:OD2	46:BO:85:VAL:CG1	2.69	0.41
1:AA:671:G:N1	1:AA:672:U:C2	2.89	0.41
1:AA:826:C:N3	1:AA:827:U:C5	2.88	0.41
6:AF:11:ASN:HB2	6:AF:86:ARG:NH2	2.36	0.41
6:AF:83:ASP:C	6:AF:85:VAL:N	2.70	0.41
8:AH:26:VAL:CG2	8:AH:32:LYS:HD3	2.50	0.41
8:AH:6:ILE:H	8:AH:6:ILE:CD1	2.05	0.41
1:AA:668:G:O2'	1:AA:669:U:H5'	2.21	0.41
8:AH:87:SER:OG	8:AH:92:ARG:CA	2.62	0.41
1:AA:835:U:C5'	18:AR:64:ARG:HH22	2.34	0.41
35:BA:2157:G:O2'	35:BA:2158:A:C5'	2.66	0.41
1:AA:1414:U:HO2'	1:AA:1415:G:H8	1.67	0.41
34:B9:1:MET:HG2	34:B9:31:LYS:O	2.21	0.41
2:AB:9:GLU:HA	2:AB:12:GLU:HG3	2.02	0.41

*Continued on next page...*

*Continued from previous page...*

Atom-1	Atom-2	Interatomic distance (Å)	Clash overlap (Å)
2:AB:72:GLY:HA2	2:AB:165:VAL:HG22	2.03	0.41
2:AB:104:ASN:O	2:AB:108:ILE:HG12	2.21	0.41
2:AB:16:HIS:HB3	2:AB:210:SER:HA	2.03	0.41
2:AB:178:ARG:C	2:AB:180:LEU:N	2.74	0.41
2:AB:212:GLN:OE1	2:AB:212:GLN:C	2.59	0.41
2:AB:69:LEU:HA	2:AB:69:LEU:HD22	1.84	0.41
2:AB:8:LYS:C	2:AB:10:LEU:N	2.67	0.41
47:BP:59:LEU:HA	47:BP:61:ARG:HE	1.74	0.41
26:B1:34:THR:O	35:BA:2432:A:N6	2.51	0.41
25:B0:42:GLY:O	25:B0:57:PHE:CG	2.74	0.41
57:BZ:70:LEU:HD23	57:BZ:70:LEU:N	2.36	0.41
57:BZ:8:TYR:N	57:BZ:8:TYR:CD1	2.89	0.41
57:BZ:98:MET:HG3	57:BZ:99:TYR:N	2.33	0.41
36:BB:81:G:N1	36:BB:97:G:C2	2.89	0.41
57:BZ:100:VAL:HA	57:BZ:101:PRO:HD2	1.72	0.41
57:BZ:69:THR:C	57:BZ:70:LEU:CD2	2.89	0.41
57:BZ:53:ILE:HG22	57:BZ:71:VAL:HG23	2.03	0.41
22:AV:49:G:N2	22:AV:50:U:N1	2.68	0.41
22:AV:71:C:H2'	22:AV:72:A:C8	2.56	0.41
12:AL:104:VAL:O	12:AL:107:ALA:HB3	2.21	0.41
1:AA:1114:C:H2'	1:AA:1115:C:H6	1.86	0.41
1:AA:1179:A:N6	1:AA:1180:A:C2	2.88	0.41
1:AA:1054:C:OP1	1:AA:1198:G:OP2	2.39	0.41
9:AI:98:PRO:HB2	9:AI:99:LEU:CD2	2.47	0.41
19:AS:62:ILE:HD12	19:AS:66:MET:HE2	2.02	0.41
1:AA:1014:A:C2	19:AS:34:TRP:CZ2	3.09	0.41
1:AA:979:C:C3'	1:AA:980:C:C5'	2.74	0.41
3:AC:28:GLN:HA	3:AC:28:GLN:NE2	2.35	0.41
10:AJ:8:LEU:HB3	10:AJ:16:LEU:HD21	2.02	0.41
19:AS:45:VAL:O	19:AS:45:VAL:CG2	2.69	0.41
1:AA:355:C:H2'	1:AA:356:A:C8	2.55	0.41
35:BA:498:G:H2'	35:BA:499:U:C6	2.50	0.41
56:BY:13:VAL:HG22	56:BY:14:LEU:H	1.86	0.41
56:BY:7:VAL:HG12	56:BY:83:THR:HG21	2.03	0.41
27:B2:17:SER:O	27:B2:21:LEU:HG	2.20	0.41
27:B2:59:ARG:O	27:B2:62:THR:HB	2.20	0.41
35:BA:109:G:H5'	35:BA:348:G:H4'	2.02	0.41
35:BA:95:G:C2'	35:BA:96:G:O5'	2.69	0.41
1:AA:543:C:H5'	4:AD:14:ARG:CZ	2.51	0.41
4:AD:173:TRP:CD1	4:AD:189:PRO:HD3	2.56	0.41
35:BA:309:G:N7	35:BA:330:A:N6	2.69	0.41

*Continued on next page...*

*Continued from previous page...*

Atom-1	Atom-2	Interatomic distance (Å)	Clash overlap (Å)
49:BR:48:VAL:CB	49:BR:51:LEU:HD22	2.50	0.41
1:AA:689:C:H4'	1:AA:705:U:H1'	2.03	0.41
11:AK:60:ALA:O	11:AK:61:ALA:C	2.58	0.41
57:BZ:144:LEU:HD13	57:BZ:144:LEU:HA	1.76	0.41
57:BZ:150:LEU:O	57:BZ:171:ILE:CG1	2.65	0.41
35:BA:878:A:H5'	35:BA:878:A:N3	2.35	0.41
7:AG:99:LEU:O	7:AG:102:ARG:HB3	2.21	0.41
7:AG:106:GLN:O	7:AG:107:ALA:C	2.59	0.41
1:AA:939:G:OP1	7:AG:102:ARG:NH1	2.50	0.41
7:AG:29:LYS:NZ	7:AG:102:ARG:HG3	2.36	0.41
7:AG:108:ALA:H	7:AG:123:GLU:HG2	1.86	0.41
41:BG:135:LEU:CD2	41:BG:155:MET:HG3	2.51	0.41
41:BG:67:LYS:N	41:BG:67:LYS:CD	2.84	0.41
36:BB:8:U:H5'	36:BB:8:U:C6	2.56	0.41
17:AQ:58:GLU:O	17:AQ:59:ILE:CG1	2.68	0.41
35:BA:2289:G:H1'	35:BA:2346:A:H2	1.86	0.41
38:BD:121:PRO:O	38:BD:123:ALA:N	2.45	0.41
35:BA:1855:G:C6	35:BA:1888:G:C8	3.09	0.41
35:BA:2234:G:C6	35:BA:2235:G:N7	2.89	0.41
35:BA:1553:A:C2	35:BA:1555:G:C8	3.09	0.41
1:AA:642:A:HO2'	8:AH:31:PHE:HE1	1.68	0.41
24:AY:21:HIS:HD2	24:AY:122:ARG:CA	2.34	0.41
35:BA:704:G:C2	35:BA:726:G:C4	3.09	0.41
41:BG:16:ARG:HD3	41:BG:16:ARG:HA	1.83	0.41
41:BG:10:LYS:HE2	41:BG:14:GLU:OE2	2.21	0.41
41:BG:16:ARG:CZ	41:BG:28:VAL:HG13	2.50	0.41
41:BG:170:ARG:O	41:BG:174:GLU:HB2	2.21	0.41
1:AA:961:U:OP2	1:AA:1223:C:H1'	2.21	0.41
1:AA:1219:U:C2	1:AA:1220:G:C8	3.09	0.41
35:BA:2070:G:C2	35:BA:2071:A:N3	2.89	0.41
1:AA:1314:C:C2'	1:AA:1315:U:O4'	2.69	0.41
35:BA:1746:G:N2	35:BA:1747:G:C4	2.88	0.41
1:AA:1441:G:O2'	1:AA:1460:A:N6	2.50	0.41
54:BW:3:ALA:HB3	54:BW:107:LEU:HD12	2.02	0.41
1:AA:1349:A:N1	1:AA:1374:A:C8	2.88	0.41
35:BA:2699:C:H2'	35:BA:2700:C:O4'	2.21	0.41
1:AA:1425:U:H2'	1:AA:1426:C:C5	2.55	0.41
14:AN:12:ARG:HH11	14:AN:14:PRO:CG	2.26	0.41
1:AA:142:G:N3	1:AA:196:A:H2	2.18	0.41
1:AA:195:A:P	20:AT:68:LYS:NZ	2.94	0.41
1:AA:195:A:P	20:AT:68:LYS:HZ3	2.43	0.41

*Continued on next page...*

*Continued from previous page...*

Atom-1	Atom-2	Interatomic distance (Å)	Clash overlap (Å)
13:AM:23:TYR:CD1	13:AM:23:TYR:C	2.94	0.41
35:BA:813:U:N3	35:BA:814:C:N4	2.69	0.41
35:BA:541:C:H2'	35:BA:542:C:C6	2.56	0.41
26:B1:40:ARG:HG3	26:B1:41:ARG:N	2.35	0.41
1:AA:1456:G:H3'	1:AA:1456:G:N3	2.36	0.41
35:BA:1428:C:O2'	35:BA:1569:A:OP1	2.38	0.41
9:AI:81:ILE:O	9:AI:84:ALA:HB3	2.21	0.41
42:BH:154:PRO:HG3	42:BH:163:TYR:HD1	1.86	0.41
20:AT:36:LEU:HA	20:AT:39:LYS:HB2	2.03	0.41
1:AA:1284:C:P	1:AA:1285:A:H3'	2.61	0.41
4:AD:61:LYS:HB3	4:AD:61:LYS:HE2	1.82	0.41
47:BP:146:VAL:CG1	47:BP:147:LEU:H	2.33	0.41
1:AA:525:C:C2	1:AA:526:C:C5	3.09	0.41
7:AG:126:ASP:HB3	7:AG:131:LYS:HG3	2.01	0.41
12:AL:124:LYS:O	12:AL:124:LYS:HG3	2.20	0.41
1:AA:1238:A:C2	1:AA:1241:G:H1'	2.56	0.41
4:AD:91:SER:O	4:AD:94:LEU:N	2.52	0.41
37:BC:120:MET:HA	37:BC:123:VAL:HG12	2.02	0.41
39:BE:57:LYS:HA	39:BE:57:LYS:HE3	2.02	0.41
1:AA:520:A:N6	1:AA:521:G:N3	2.67	0.41
46:BO:11:ALA:HB1	46:BO:98:VAL:HG23	2.03	0.41
1:AA:571:U:H5''	1:AA:819:A:C5	2.55	0.41
42:BH:18:GLU:HB3	42:BH:25:LYS:HG3	2.01	0.41
35:BA:1477:A:N6	35:BA:1478:G:C6	2.89	0.41
1:AA:1446:U:O2'	1:AA:1447:A:H3'	2.21	0.41
1:AA:1134:G:C5	1:AA:1135:U:O2	2.74	0.41
35:BA:2193:G:H2'	35:BA:2194:G:O4'	2.21	0.41
32:B7:31:LEU:HD22	32:B7:42:LEU:HB3	2.03	0.41
24:AY:480:LYS:CA	24:AY:480:LYS:HE2	2.51	0.41
35:BA:37:C:H2'	35:BA:38:A:C8	2.55	0.41
1:AA:1485:U:O5'	1:AA:1485:U:H6	2.03	0.41
27:B2:7:ARG:O	27:B2:11:GLU:HG3	2.21	0.41
36:BB:5:C:O2'	36:BB:6:C:H5'	2.20	0.41
1:AA:899:C:C6	1:AA:899:C:OP2	2.74	0.41
40:BF:169:ASN:HA	40:BF:169:ASN:HD22	1.65	0.41
8:AH:25:ASP:OD2	8:AH:60:ARG:NE	2.54	0.41
1:AA:792:A:C2	1:AA:794:A:C4	3.09	0.41
1:AA:151:A:O2'	1:AA:152:A:H5'	2.20	0.41
37:BC:191:ALA:O	37:BC:194:ARG:HB2	2.21	0.41
24:AY:15:THR:CG2	24:AY:106:VAL:HA	2.51	0.41
24:AY:223:LEU:HA	24:AY:226:GLN:CB	2.51	0.41

*Continued on next page...*

*Continued from previous page...*

Atom-1	Atom-2	Interatomic distance (Å)	Clash overlap (Å)
24:AY:421:GLU:CA	24:AY:529:HIS:HE1	2.31	0.41
32:B7:5:TRP:CZ3	35:BA:464:U:O4'	2.74	0.41
35:BA:1816:G:H8	38:BD:62:TYR:CE2	2.39	0.41
30:B5:6:VAL:CG2	35:BA:2015:A:C2	3.00	0.41
35:BA:2028:U:O4	35:BA:2033:A:OP2	2.37	0.41
35:BA:245:G:C2'	35:BA:246:C:H5'	2.51	0.41
35:BA:2819:G:C6	35:BA:2821:A:C2	3.09	0.41
35:BA:2845:G:N1	35:BA:2846:G:C6	2.89	0.41
35:BA:572:A:O5'	35:BA:572:A:H8	2.04	0.41
35:BA:840:C:H2'	35:BA:841:A:H8	1.85	0.41
38:BD:149:PRO:O	38:BD:151:LYS:HD2	2.21	0.41
35:BA:1827:C:O5'	38:BD:222:ARG:NH1	2.54	0.41
38:BD:224:ALA:CA	38:BD:233:HIS:HB2	2.48	0.41
38:BD:62:TYR:CE1	38:BD:64:ILE:CA	3.00	0.41
39:BE:195:LEU:O	39:BE:196:VAL:CG1	2.68	0.41
45:BN:57:ALA:O	45:BN:58:ASP:C	2.57	0.41
47:BP:55:ARG:C	47:BP:57:THR:N	2.73	0.41
35:BA:2413:G:N2	47:BP:70:GLN:HE22	2.06	0.41
47:BP:96:THR:O	47:BP:99:LEU:CB	2.69	0.41
51:BT:50:ILE:HD11	51:BT:64:ARG:HB2	2.03	0.41
51:BT:75:ILE:N	51:BT:75:ILE:HD12	2.36	0.41
52:BU:68:ALA:CB	52:BU:106:PHE:HE2	2.33	0.41
53:BV:12:TYR:N	53:BV:12:TYR:CD1	2.88	0.41
35:BA:1667:G:N3	35:BA:1991:U:C5	2.88	0.41
1:AA:586:C:O2'	1:AA:587:G:H5'	2.20	0.41
1:AA:753:A:C4'	1:AA:754:C:C2	3.03	0.41
1:AA:885:G:H1	1:AA:912:C:H42	1.69	0.41
15:AO:26:GLU:HB2	15:AO:27:VAL:H	1.59	0.41
18:AR:37:VAL:O	18:AR:38:GLU:C	2.59	0.41
1:AA:908:A:C2	1:AA:909:A:C5	3.09	0.41
34:B9:32:HIS:O	34:B9:34:GLN:N	2.54	0.41
2:AB:69:LEU:HB2	2:AB:159:PRO:HG2	2.03	0.41
2:AB:236:TYR:HB3	2:AB:239:VAL:HG23	2.02	0.41
2:AB:44:LEU:O	2:AB:47:THR:N	2.54	0.41
2:AB:7:VAL:O	2:AB:7:VAL:HG12	2.21	0.41
57:BZ:155:LEU:N	57:BZ:155:LEU:CD2	2.83	0.41
48:BQ:125:LEU:HA	48:BQ:126:PRO:HD3	1.95	0.41
48:BQ:43:THR:OG1	48:BQ:46:GLN:NE2	2.54	0.41
48:BQ:51:ARG:HG2	48:BQ:52:VAL:N	2.35	0.41
57:BZ:5:LEU:HD23	57:BZ:5:LEU:HA	1.80	0.41
13:AM:79:LYS:O	13:AM:82:MET:HB3	2.21	0.41

*Continued on next page...*



*Continued from previous page...*

Atom-1	Atom-2	Interatomic distance (Å)	Clash overlap (Å)
13:AM:98:VAL:HG12	13:AM:98:VAL:O	2.21	0.41
1:AA:979:C:OP1	1:AA:1222:G:O6	2.38	0.41
3:AC:21:ARG:C	3:AC:22:TRP:CG	2.95	0.41
3:AC:42:LEU:O	3:AC:45:LYS:HB3	2.21	0.41
3:AC:82:GLU:O	3:AC:83:ARG:C	2.58	0.41
9:AI:104:ARG:NH1	9:AI:104:ARG:CG	2.76	0.41
56:BY:25:GLY:HA3	56:BY:39:VAL:HG13	2.02	0.41
35:BA:60:G:C8	35:BA:63:U:C5	3.10	0.41
55:BX:26:TYR:O	55:BX:81:VAL:HG22	2.20	0.41
40:BF:192:LEU:HD21	40:BF:194:MET:CE	2.51	0.41
4:AD:15:GLU:OE1	4:AD:59:ARG:NH2	2.54	0.41
37:BC:212:VAL:HG12	37:BC:224:ILE:HD11	2.03	0.41
57:BZ:141:VAL:O	57:BZ:143:GLY:N	2.44	0.41
41:BG:113:ARG:O	41:BG:140:ILE:HG22	2.21	0.41
31:B6:26:ASN:HB3	31:B6:27:LYS:H	1.40	0.41
35:BA:2283:C:C4	35:BA:2389:G:C5	3.09	0.41
35:BA:2286:A:C2	35:BA:2346:A:N6	2.89	0.41
36:BB:18:G:N2	36:BB:68:C:N4	2.69	0.41
50:BS:66:ALA:O	50:BS:70:GLY:N	2.53	0.41
1:AA:529:G:H2'	1:AA:530:G:H5'	2.01	0.41
50:BS:25:ARG:HH12	50:BS:40:ILE:HD11	1.86	0.41
1:AA:1004:A:C5	1:AA:1037:C:N4	2.88	0.41
20:AT:74:LYS:HG2	20:AT:75:ASN:N	2.36	0.41
1:AA:962:C:H2'	1:AA:963:G:H8	1.85	0.41
1:AA:1145:C:O2'	1:AA:1146:A:C5'	2.69	0.41
35:BA:2101:G:N1	35:BA:2102:U:C4	2.89	0.41
24:AY:486:LYS:HA	24:AY:493:LEU:HD12	2.01	0.41
5:AE:126:ARG:O	5:AE:128:PRO:HD3	2.21	0.41
56:BY:3:VAL:CG1	56:BY:3:VAL:O	2.69	0.41
40:BF:133:ASN:N	40:BF:133:ASN:HD22	2.19	0.41
3:AC:137:ALA:O	3:AC:139:GLN:N	2.54	0.41
35:BA:2163:C:H2'	35:BA:2164:C:H5'	2.03	0.41
1:AA:30:U:C1'	1:AA:31:G:OP1	2.69	0.41
35:BA:1370:C:C5	35:BA:1371:G:C5	3.09	0.41
1:AA:803:G:H2'	1:AA:804:U:C6	2.56	0.41
35:BA:496:G:H1'	54:BW:61:ASN:HD21	1.86	0.41
55:BX:61:GLY:O	55:BX:62:LYS:O	2.39	0.41
35:BA:2422:A:C6	35:BA:2424:C:C4	3.09	0.41
35:BA:2526:G:H2'	35:BA:2527:C:O4'	2.21	0.41
35:BA:1410:G:C6	35:BA:1411:C:C4	3.09	0.41
11:AK:16:SER:O	11:AK:35:PRO:HG3	2.21	0.41

*Continued on next page...*

*Continued from previous page...*

Atom-1	Atom-2	Interatomic distance (Å)	Clash overlap (Å)
1:AA:460:G:N2	1:AA:473:G:O6	2.54	0.41
35:BA:284:U:H6	35:BA:284:U:O5'	2.04	0.41
3:AC:25:GLY:O	3:AC:26:LYS:C	2.59	0.41
24:AY:30:THR:HG21	24:AY:88:ASP:CB	2.49	0.40
24:AY:326:GLU:HA	24:AY:326:GLU:OE1	2.21	0.40
35:BA:2532:G:C2'	35:BA:2533:A:H5'	2.51	0.40
35:BA:1246:A:N6	35:BA:1247:A:N6	2.68	0.40
35:BA:1247:A:O2'	35:BA:1248:G:O5'	2.36	0.40
35:BA:1654:A:OP1	49:BR:2:ARG:C	2.59	0.40
35:BA:1654:A:OP1	49:BR:3:HIS:HB2	2.21	0.40
35:BA:1805:U:O2	38:BD:50:THR:CB	2.64	0.40
35:BA:1803:A:N6	35:BA:1814:G:O2'	2.54	0.40
35:BA:2553:G:H3'	35:BA:2554:U:C5'	2.45	0.40
35:BA:2873:A:O4'	49:BR:8:ARG:NH2	2.54	0.40
35:BA:555:U:O2	35:BA:556:G:N7	2.53	0.40
35:BA:693:C:H2'	35:BA:693:C:O2	2.21	0.40
35:BA:839:U:C2	35:BA:840:C:C5	3.09	0.40
35:BA:942:G:H5''	47:BP:36:LYS:H	1.86	0.40
35:BA:993:G:C1'	53:BV:87:HIS:NE2	2.84	0.40
38:BD:144:ALA:HA	38:BD:155:LEU:O	2.21	0.40
39:BE:68:ALA:C	39:BE:70:ALA:N	2.71	0.40
39:BE:79:ARG:HB3	39:BE:80:GLU:H	1.56	0.40
39:BE:4:ILE:HD12	39:BE:92:THR:O	2.21	0.40
40:BF:64:ILE:CG2	40:BF:65:TRP:H	2.34	0.40
47:BP:114:ILE:N	47:BP:129:ALA:O	2.49	0.40
51:BT:19:LEU:HD22	51:BT:85:LYS:HG3	2.01	0.40
51:BT:22:PHE:CE2	51:BT:85:LYS:CE	3.02	0.40
52:BU:114:LYS:HG2	52:BU:114:LYS:H	1.70	0.40
52:BU:59:ARG:HA	52:BU:62:ILE:HB	2.03	0.40
35:BA:1667:G:OP1	46:BO:6:THR:CA	2.66	0.40
35:BA:1986:A:C2	35:BA:1987:G:C8	3.09	0.40
1:AA:761:G:H2'	1:AA:762:C:H6	1.87	0.40
8:AH:38:ILE:O	8:AH:42:GLU:N	2.46	0.40
1:AA:741:G:H5'	15:AO:39:LEU:HD21	2.01	0.40
35:BA:2134:A:C1'	35:BA:2159:G:H21	2.34	0.40
1:AA:286:G:C6	1:AA:287:U:C4	3.09	0.40
2:AB:100:GLY:HA3	2:AB:104:ASN:HB3	2.02	0.40
2:AB:25:ASN:ND2	2:AB:193:ASP:HB2	2.37	0.40
35:BA:2786:U:C2'	35:BA:2787:C:H6	2.19	0.40
35:BA:907:U:C2	35:BA:908:C:C5	3.09	0.40
48:BQ:45:GLN:O	48:BQ:49:ALA:HB2	2.21	0.40

*Continued on next page...*

*Continued from previous page...*

Atom-1	Atom-2	Interatomic distance (Å)	Clash overlap (Å)
57:BZ:5:LEU:CD1	57:BZ:39:VAL:HG11	2.32	0.40
35:BA:2524:G:C8	35:BA:2524:G:H5'	2.52	0.40
12:AL:36:VAL:CG1	24:AY:406:PRO:CB	2.85	0.40
1:AA:1150:U:O4	1:AA:1151:A:N6	2.54	0.40
1:AA:1153:C:O2'	1:AA:1154:G:OP2	2.37	0.40
3:AC:73:PRO:O	3:AC:77:ILE:HG13	2.21	0.40
19:AS:38:SER:C	19:AS:70:LYS:HB3	2.42	0.40
1:AA:367:U:C2	1:AA:394:G:C2	3.09	0.40
56:BY:78:ALA:HB1	56:BY:81:LYS:HE3	2.01	0.40
56:BY:96:ILE:HG13	56:BY:99:CYS:CB	2.50	0.40
40:BF:124:LEU:HD12	40:BF:125:LEU:H	1.86	0.40
40:BF:139:PHE:O	40:BF:142:TRP:N	2.54	0.40
44:BK:5:UNK:C	44:BK:7:UNK:N	2.84	0.40
4:AD:184:LYS:O	4:AD:186:LEU:HG	2.22	0.40
49:BR:45:ARG:C	49:BR:47:PHE:H	2.24	0.40
35:BA:2320:A:N1	35:BA:2333:A:C4	2.89	0.40
4:AD:15:GLU:HA	4:AD:15:GLU:OE1	2.21	0.40
37:BC:7:TYR:HA	37:BC:10:LEU:CD2	2.51	0.40
51:BT:118:ARG:O	51:BT:122:ASP:HB2	2.21	0.40
35:BA:1718:G:O2'	35:BA:1719:G:H5'	2.20	0.40
41:BG:111:LEU:O	41:BG:114:ILE:HG22	2.20	0.40
41:BG:44:GLY:O	41:BG:47:LYS:CE	2.65	0.40
1:AA:405:U:C5'	1:AA:495:A:H2	2.34	0.40
5:AE:11:ILE:H	5:AE:11:ILE:HG13	1.27	0.40
5:AE:6:PHE:HB2	5:AE:34:VAL:HG22	2.03	0.40
35:BA:1435:G:H1	35:BA:1557:C:H42	1.69	0.40
35:BA:727:A:C6	35:BA:728:G:N1	2.89	0.40
35:BA:1498:C:C3'	35:BA:1499:C:H5'	2.52	0.40
35:BA:1578:U:C2'	35:BA:1579:A:C5'	2.87	0.40
1:AA:961:U:H5'	1:AA:984:C:O2	2.21	0.40
9:AI:16:ARG:NH1	9:AI:16:ARG:HG3	2.34	0.40
35:BA:1273:U:HO2'	35:BA:1274:A:H5''	1.79	0.40
35:BA:50:U:H5''	35:BA:51:G:C8	2.56	0.40
24:AY:486:LYS:HE2	24:AY:486:LYS:HB3	1.88	0.40
35:BA:1451:C:H4'	35:BA:1452:A:H5'	2.03	0.40
35:BA:1166:C:H6	35:BA:1166:C:O5'	2.04	0.40
1:AA:1423:G:C6	1:AA:1424:C:C4	3.09	0.40
2:AB:137:ARG:HB3	2:AB:138:LEU:CD2	2.50	0.40
22:AV:26:G:N2	22:AV:44:A:N6	2.55	0.40
35:BA:931:G:N2	35:BA:933:A:C8	2.89	0.40
4:AD:64:LEU:HD13	4:AD:198:VAL:HG11	2.03	0.40

*Continued on next page...*

*Continued from previous page...*

Atom-1	Atom-2	Interatomic distance (Å)	Clash overlap (Å)
50:BS:78:LEU:O	50:BS:79:ALA:HB2	2.21	0.40
45:BN:137:LYS:HB3	45:BN:138:LEU:H	1.64	0.40
1:AA:537:G:H2'	1:AA:538:G:H8	1.85	0.40
1:AA:635:G:C2'	1:AA:636:U:H5'	2.51	0.40
2:AB:23:ARG:HA	2:AB:23:ARG:HD2	1.93	0.40
35:BA:221:A:N7	35:BA:266:G:O6	2.55	0.40
1:AA:651:C:O2'	1:AA:652:U:H5'	2.21	0.40
1:AA:817:C:C4	1:AA:819:A:N9	2.90	0.40
10:AJ:81:THR:O	10:AJ:83:GLU:N	2.54	0.40
24:AY:503:TYR:CE1	24:AY:514:ALA:HB2	2.56	0.40
1:AA:1486:G:C6	1:AA:1487:G:C6	3.09	0.40
35:BA:2587:A:H8	35:BA:2587:A:O5'	2.03	0.40
1:AA:371:G:H2'	1:AA:372:C:O4'	2.21	0.40
35:BA:1518:U:O5'	35:BA:1518:U:H6	2.03	0.40
24:AY:402:ARG:O	24:AY:462:VAL:N	2.52	0.40
24:AY:505:ALA:C	24:AY:507:SER:N	2.75	0.40
13:AM:102:ARG:CG	13:AM:102:ARG:HH11	2.33	0.40
35:BA:1155:A:O5'	52:BU:55:ARG:NE	2.55	0.40
35:BA:1289:C:H4'	35:BA:1330:C:C4'	2.52	0.40
35:BA:1613:G:N1	35:BA:1617:C:O2'	2.33	0.40
35:BA:1649:G:C4	35:BA:1650:G:C8	3.10	0.40
35:BA:1654:A:H2'	35:BA:1655:A:H8	1.86	0.40
35:BA:1756:G:O5'	35:BA:1756:G:C8	2.74	0.40
35:BA:1799:G:OP1	38:BD:260:ARG:CB	2.69	0.40
35:BA:1835:G:H5''	35:BA:1836:C:OP2	2.21	0.40
35:BA:2222:G:H1'	38:BD:151:LYS:HZ2	1.86	0.40
35:BA:2687:U:C5	35:BA:2688:U:C4	3.09	0.40
35:BA:940:G:C3'	35:BA:941:A:H5''	2.51	0.40
38:BD:209:ALA:O	38:BD:212:SER:N	2.55	0.40
38:BD:259:THR:O	38:BD:260:ARG:C	2.57	0.40
38:BD:87:ASN:CB	38:BD:88:ARG:CZ	2.86	0.40
39:BE:21:VAL:C	39:BE:22:PRO:O	2.58	0.40
45:BN:2:LYS:HZ1	52:BU:95:LEU:CD2	2.31	0.40
35:BA:942:G:C5'	47:BP:36:LYS:H	2.34	0.40
35:BA:29:U:C4'	52:BU:11:ARG:HH22	2.34	0.40
52:BU:40:PHE:C	52:BU:42:ALA:N	2.74	0.40
52:BU:92:ARG:O	52:BU:93:LYS:C	2.58	0.40
5:AE:123:LEU:O	5:AE:125:SER:O	2.40	0.40
6:AF:2:ARG:HH11	6:AF:92:LYS:CE	2.34	0.40
8:AH:35:ILE:O	8:AH:37:ARG:N	2.54	0.40
53:BV:61:VAL:HG23	53:BV:61:VAL:O	2.21	0.40

*Continued on next page...*

*Continued from previous page...*

Atom-1	Atom-2	Interatomic distance (Å)	Clash overlap (Å)
1:AA:243:A:C2	1:AA:246:A:N7	2.89	0.40
34:B9:23:VAL:HG23	34:B9:36:GLN:OE1	2.22	0.40
35:BA:2435:A:C2'	35:BA:2436:G:O5'	2.69	0.40
36:BB:87:G:C2'	36:BB:88:C:H5''	2.50	0.40
48:BQ:34:LEU:HD13	48:BQ:118:LEU:HB3	2.03	0.40
57:BZ:48:PHE:HD1	57:BZ:48:PHE:HA	1.64	0.40
57:BZ:48:PHE:CZ	57:BZ:74:VAL:HG21	2.55	0.40
22:AV:49:G:O2'	22:AV:50:U:H5'	2.21	0.40
35:BA:1981:A:H5''	35:BA:1982:C:OP2	2.21	0.40
35:BA:2603:G:C2	35:BA:2604:U:H1'	2.55	0.40
1:AA:1117:G:O3'	9:AI:104:ARG:HD2	2.21	0.40
3:AC:53:ALA:C	3:AC:54:ARG:O	2.60	0.40
1:AA:972:C:O3'	10:AJ:57:LYS:HG3	2.21	0.40
56:BY:10:GLY:C	56:BY:27:VAL:HG13	2.41	0.40
35:BA:329:G:N7	56:BY:71:LYS:HE3	2.36	0.40
35:BA:110:G:C2'	35:BA:111:A:H5'	2.50	0.40
40:BF:155:LEU:HD12	40:BF:156:LEU:H	1.86	0.40
40:BF:205:ARG:O	40:BF:205:ARG:HG2	2.21	0.40
12:AL:126:LYS:CB	24:AY:487:ARG:NH2	2.56	0.40
1:AA:620:C:N1	4:AD:135:LEU:HG	2.35	0.40
4:AD:95:GLY:O	4:AD:98:GLU:N	2.50	0.40
26:B1:11:ARG:CB	26:B1:12:PRO:HD2	2.18	0.40
35:BA:2320:A:C2	35:BA:2333:A:C8	3.09	0.40
5:AE:30:ALA:O	5:AE:45:PHE:HA	2.21	0.40
1:AA:1297:C:H1'	7:AG:114:ARG:HH21	1.85	0.40
7:AG:120:ILE:O	7:AG:121:ALA:C	2.59	0.40
40:BF:103:LYS:O	40:BF:107:LYS:HG2	2.21	0.40
40:BF:33:LEU:CD1	40:BF:109:GLY:O	2.68	0.40
5:AE:32:VAL:HG12	5:AE:33:VAL:N	2.36	0.40
5:AE:7:GLU:HB3	5:AE:112:LEU:HD22	2.03	0.40
17:AQ:77:VAL:O	17:AQ:78:GLU:CB	2.68	0.40
31:B6:26:ASN:ND2	31:B6:32:ASN:OD1	2.54	0.40
31:B6:27:LYS:HG3	31:B6:30:THR:OG1	2.21	0.40
42:BH:65:HIS:CG	42:BH:66:GLY:N	2.89	0.40
1:AA:799:G:O2'	1:AA:800:G:O4'	2.35	0.40
38:BD:193:VAL:H	38:BD:193:VAL:HG12	1.58	0.40
28:B3:26:LEU:HD11	28:B3:47:VAL:HG22	2.01	0.40
8:AH:104:ARG:NH2	8:AH:138:TRP:CH2	2.89	0.40
8:AH:104:ARG:CZ	8:AH:138:TRP:CZ2	3.04	0.40
50:BS:58:LEU:HD23	50:BS:65:VAL:CG1	2.50	0.40
38:BD:97:TYR:O	38:BD:98:VAL:C	2.60	0.40

*Continued on next page...*

*Continued from previous page...*

Atom-1	Atom-2	Interatomic distance (Å)	Clash overlap (Å)
41:BG:7:LEU:HD11	41:BG:107:LEU:HD12	2.02	0.40
35:BA:1858:G:H22	35:BA:1883:G:H2'	1.85	0.40
35:BA:2111:C:O2	35:BA:2111:C:C2'	2.70	0.40
36:BB:34:U:H5''	36:BB:35:U:OP1	2.21	0.40
41:BG:51:ARG:HH12	41:BG:53:LEU:HD11	1.86	0.40
16:AP:21:VAL:CG1	16:AP:34:GLU:O	2.67	0.40
25:B0:60:PHE:CD1	25:B0:60:PHE:C	2.93	0.40
23:AX:17:U:H2'	23:AX:18:G:O5'	2.21	0.40
13:AM:106:ASN:HB3	13:AM:107:ALA:H	1.51	0.40
57:BZ:17:ALA:O	57:BZ:18:LEU:C	2.59	0.40
9:AI:27:THR:N	9:AI:61:ALA:O	2.49	0.40
35:BA:79:G:C6	35:BA:80:G:N7	2.90	0.40
35:BA:2450:A:C2'	35:BA:2451:A:H5'	2.51	0.40
1:AA:1396:A:H4'	1:AA:1398:A:O4'	2.21	0.40
35:BA:2790:A:H2	35:BA:2791:C:H3'	1.86	0.40
10:AJ:23:ILE:O	10:AJ:23:ILE:HG22	2.21	0.40
1:AA:199:G:O2'	1:AA:200:G:H5'	2.21	0.40
35:BA:382:G:H2'	35:BA:383:U:C5'	2.50	0.40
35:BA:2162:G:C2	35:BA:2163:C:C5	3.09	0.40
35:BA:2562:U:H2'	35:BA:2563:U:C5'	2.47	0.40
1:AA:411:A:N6	1:AA:413:G:N2	2.69	0.40
35:BA:1244:G:H2'	35:BA:1245:G:C8	2.55	0.40
37:BC:115:ALA:CB	37:BC:120:MET:CE	2.95	0.40
1:AA:1389:C:H2'	1:AA:1390:U:O4'	2.21	0.40
19:AS:27:GLU:HB3	19:AS:28:LYS:H	1.37	0.40
35:BA:2749:A:OP2	35:BA:2751:G:H5''	2.20	0.40
35:BA:1479:G:H2'	35:BA:1480:G:H8	1.87	0.40
35:BA:40:C:C4	35:BA:41:C:N4	2.88	0.40
1:AA:118:U:O4	1:AA:289:G:H4'	2.21	0.40
23:AX:13:A:N3	23:AX:13:A:H2'	2.36	0.40
35:BA:790:C:O2'	35:BA:791:C:OP1	2.29	0.40
24:AY:16:PHE:CZ	24:AY:86:LEU:HB2	2.56	0.40
24:AY:403:LEU:HA	24:AY:461:ALA:HA	2.03	0.40
1:AA:1407:C:N4	1:AA:1408:A:N6	2.69	0.40
35:BA:1845:G:C4	35:BA:1846:G:C8	3.10	0.40
35:BA:2060:A:C2	35:BA:2502:G:C5	3.09	0.40
35:BA:2359:C:C6	35:BA:2360:A:N7	2.89	0.40
35:BA:2360:A:O2'	35:BA:2361:A:C8	2.75	0.40
35:BA:239:U:C4	35:BA:240:G:C6	3.09	0.40
35:BA:2457:U:C2'	35:BA:2458:G:H5'	2.52	0.40
32:B7:10:ARG:NE	35:BA:770:G:H5''	2.37	0.40

*Continued on next page...*

*Continued from previous page...*

Atom-1	Atom-2	Interatomic distance (Å)	Clash overlap (Å)
35:BA:835:A:N6	35:BA:836:G:C6	2.89	0.40
35:BA:950:G:C4	35:BA:951:C:C6	3.09	0.40
38:BD:171:ASP:O	38:BD:172:TYR:HD1	2.03	0.40
38:BD:175:LEU:HA	38:BD:175:LEU:HD22	1.82	0.40
39:BE:116:VAL:CG2	39:BE:122:PHE:CG	3.04	0.40
39:BE:48:GLN:CD	39:BE:78:LEU:HD13	2.42	0.40
40:BF:80:ALA:O	40:BF:81:PRO:C	2.57	0.40
45:BN:58:ASP:O	45:BN:60:ILE:HG13	2.22	0.40
52:BU:46:ALA:O	52:BU:47:TYR:C	2.59	0.40
52:BU:59:ARG:C	52:BU:61:TRP:N	2.72	0.40
35:BA:1676:A:C2'	35:BA:1677:A:C8	2.89	0.40
1:AA:739:C:C2	1:AA:740:U:C6	3.10	0.40
1:AA:587:G:N2	1:AA:755:G:C4	2.90	0.40
17:AQ:27:PHE:HA	17:AQ:28:PRO:HD3	1.81	0.40
23:AX:14:A:H2'	23:AX:15:A:C4'	2.51	0.40
34:B9:10:ILE:HD12	34:B9:14:CYS:SG	2.61	0.40
34:B9:23:VAL:HG21	34:B9:36:GLN:HE22	1.87	0.40
35:BA:2474:C:H5'	35:BA:2475:C:OP2	2.21	0.40
1:AA:1082:G:C2'	1:AA:1083:U:H5'	2.51	0.40
33:B8:10:ALA:O	33:B8:13:ARG:CG	2.65	0.40
35:BA:2245:U:C5'	35:BA:2246:G:H5'	2.52	0.40
35:BA:2323:G:C6	35:BA:2324:C:C4	3.09	0.40
35:BA:916:G:HO2'	35:BA:917:A:H5''	1.83	0.40
48:BQ:120:ILE:O	48:BQ:121:ALA:C	2.60	0.40
57:BZ:136:PHE:O	57:BZ:137:ILE:HD13	2.21	0.40
57:BZ:5:LEU:HB3	57:BZ:59:LEU:HD23	2.03	0.40
35:BA:2588:G:N7	35:BA:2589:A:N7	2.69	0.40
13:AM:96:LEU:C	13:AM:110:ARG:HE	2.24	0.40
1:AA:1148:U:O2'	1:AA:1149:C:H5'	2.21	0.40
1:AA:1149:C:C4	1:AA:1150:U:C4	3.10	0.40
1:AA:1197:G:OP1	1:AA:1198:G:OP2	2.39	0.40
1:AA:1204:A:C2	1:AA:1205:U:C2	3.09	0.40
1:AA:1205:U:H2'	1:AA:1205:U:O2	2.21	0.40
3:AC:50:ALA:HB2	3:AC:75:VAL:HB	2.04	0.40
1:AA:1216:G:OP1	14:AN:2:ALA:HB3	2.21	0.40
19:AS:47:HIS:NE2	29:B4:47:GLN:CB	2.83	0.40
35:BA:480:A:OP2	56:BY:46:LYS:NZ	2.46	0.40
19:AS:49:ILE:O	19:AS:58:VAL:O	2.39	0.40
35:BA:1091:G:H2'	35:BA:1092:C:C6	2.56	0.40
35:BA:1485:G:N2	35:BA:1505:C:C6	2.82	0.40
49:BR:97:VAL:O	49:BR:98:LEU:HD23	2.22	0.40

*Continued on next page...*

*Continued from previous page...*

Atom-1	Atom-2	Interatomic distance (Å)	Clash overlap (Å)
1:AA:688:G:H8	1:AA:688:G:H5''	1.86	0.40
57:BZ:140:ASP:C	57:BZ:141:VAL:HG23	2.40	0.40
41:BG:106:LEU:HD21	41:BG:157:ILE:CD1	2.51	0.40
41:BG:38:VAL:HA	41:BG:93:THR:HA	2.03	0.40
40:BF:110:LEU:CD1	40:BF:110:LEU:C	2.89	0.40
50:BS:29:PHE:O	50:BS:29:PHE:HD1	2.04	0.40
5:AE:35:GLY:HA3	5:AE:40:ARG:O	2.22	0.40
1:AA:1437:C:O2'	1:AA:1438:G:H5'	2.22	0.40
31:B6:32:ASN:O	31:B6:33:LYS:HB2	2.21	0.40
35:BA:2325:G:C6	35:BA:2326:C:C4	3.09	0.40
26:B1:62:VAL:HG22	26:B1:63:ALA:N	2.36	0.40
36:BB:23:G:H2'	36:BB:24:G:C8	2.56	0.40
35:BA:1858:G:C6	35:BA:1883:G:C5	3.09	0.40
1:AA:188:C:H4'	20:AT:89:ARG:NH1	2.36	0.40
20:AT:73:HIS:CG	20:AT:74:LYS:HD3	2.56	0.40
1:AA:1357:A:O2'	14:AN:34:TYR:HE1	2.03	0.40
35:BA:2208:A:H1'	35:BA:2219:G:N7	2.33	0.40
1:AA:1128:C:H41	1:AA:1139:G:H2'	1.86	0.40
10:AJ:4:ILE:CD1	10:AJ:4:ILE:N	2.84	0.40
32:B7:47:ARG:HE	32:B7:47:ARG:HB2	1.71	0.40
54:BW:73:ALA:HB3	54:BW:106:ILE:CG1	2.52	0.40
28:B3:35:ARG:HB2	28:B3:35:ARG:HH11	1.86	0.40
1:AA:172:A:N7	1:AA:174:C:C5	2.89	0.40
13:AM:3:ARG:O	13:AM:4:ILE:CG1	2.69	0.40
1:AA:1250:A:C2	1:AA:1370:G:H1'	2.57	0.40
1:AA:274:A:H4'	1:AA:275:G:OP1	2.20	0.40
2:AB:139:LYS:O	2:AB:143:GLU:HG3	2.21	0.40
35:BA:722:A:H2'	35:BA:723:G:H8	1.86	0.40
35:BA:122:G:C4	35:BA:123:G:C8	3.09	0.40
1:AA:375:U:H4'	16:AP:17:TYR:CE2	2.57	0.40
22:AV:11:A:C2	22:AV:12:G:H1'	2.56	0.40
35:BA:2376:A:O2'	35:BA:2377:A:H5'	2.21	0.40
35:BA:2801(A):A:C3'	35:BA:2802:G:H5'	2.50	0.40
1:AA:1020:U:O2'	1:AA:1021:G:H5'	2.20	0.40
1:AA:32:A:OP1	1:AA:398:C:C1'	2.64	0.40
5:AE:48:ALA:O	5:AE:49:PRO:C	2.58	0.40
35:BA:1275:A:N6	49:BR:16:HIS:CA	2.78	0.40
12:AL:75:HIS:CD2	12:AL:77:LEU:N	2.88	0.40
4:AD:107:ARG:HH12	4:AD:114:ARG:HH22	1.67	0.40
35:BA:2132:U:O4	37:BC:5:LYS:HG2	2.20	0.40
35:BA:302:C:N4	35:BA:303:U:O4	2.55	0.40

*Continued on next page...*



*Continued from previous page...*

Atom-1	Atom-2	Interatomic distance (Å)	Clash overlap (Å)
1:AA:448:A:OP2	1:AA:485:G:N1	2.54	0.40
11:AK:34:ASP:C	11:AK:34:ASP:OD1	2.59	0.40
35:BA:2301:C:C2	35:BA:2302:G:C8	3.10	0.40
38:BD:28:GLU:H	38:BD:29:PRO:HD2	1.86	0.40
35:BA:712:G:C2'	35:BA:713:G:H5'	2.51	0.40
37:BC:96:GLY:C	37:BC:97:GLU:HG2	2.42	0.40
35:BA:1075:C:N4	35:BA:1076:C:N4	2.68	0.40
24:AY:231:LEU:HA	24:AY:234:VAL:HG23	2.03	0.40
24:AY:280:MET:HB3	24:AY:281:PRO:HD2	2.04	0.40
24:AY:286:THR:OG1	24:AY:287:ARG:N	2.54	0.40
24:AY:395:PRO:CA	24:AY:440:ALA:O	2.69	0.40
37:BC:103:ILE:HG23	37:BC:107:TRP:CE2	2.56	0.40
1:AA:808:C:C2	1:AA:809:G:C8	3.09	0.40
35:BA:1022:G:N7	35:BA:1140:C:C4	2.89	0.40
35:BA:999:U:C5	35:BA:1154:G:C4	2.99	0.40
35:BA:1265:A:H2	35:BA:1266:G:N2	2.18	0.40
35:BA:750:A:OP1	35:BA:1615:C:N4	2.54	0.40
35:BA:1654:A:H2'	35:BA:1655:A:C8	2.55	0.40
35:BA:1656:C:H2'	35:BA:1657:C:C5	2.57	0.40
35:BA:1926:U:N3	35:BA:1929:G:N1	2.68	0.40
35:BA:2461:C:H1'	35:BA:2492:U:N3	2.37	0.40
35:BA:531:C:N3	35:BA:563:G:C8	2.90	0.40
35:BA:557:U:H5'	45:BN:111:PRO:HB2	2.04	0.40
35:BA:1566:A:OP1	38:BD:211:ARG:NH1	2.54	0.40
38:BD:80:ALA:HB3	38:BD:94:LEU:HD13	2.04	0.40
35:BA:1817:G:OP1	38:BD:88:ARG:NH2	2.54	0.40
40:BF:37:VAL:O	40:BF:39:TRP:N	2.54	0.40
45:BN:68:GLU:HG3	45:BN:88:GLU:HG3	2.04	0.40
51:BT:113:LYS:HA	51:BT:113:LYS:HD3	1.74	0.40
52:BU:75:ASN:O	52:BU:76:TYR:O	2.39	0.40
54:BW:52:GLU:OE1	54:BW:52:GLU:N	2.55	0.40
35:BA:1952:A:H2'	35:BA:1953:A:C8	2.56	0.40
46:BO:24:VAL:CG2	46:BO:30:ALA:O	2.67	0.40
15:AO:62:GLN:HA	15:AO:65:ARG:HD2	2.04	0.40
15:AO:62:GLN:O	15:AO:66:LEU:HG	2.21	0.40
18:AR:69:THR:O	18:AR:72:ARG:N	2.55	0.40
53:BV:6:LYS:O	53:BV:6:LYS:HG2	2.20	0.40
53:BV:19:LYS:HB2	53:BV:96:ILE:CD1	2.51	0.40
1:AA:1413:A:N6	1:AA:1488:G:C6	2.89	0.40
2:AB:19:HIS:O	2:AB:20:GLU:C	2.59	0.40
2:AB:55:PHE:CE1	2:AB:218:ALA:CB	3.04	0.40

*Continued on next page...*

*Continued from previous page...*

Atom-1	Atom-2	Interatomic distance (Å)	Clash overlap (Å)
35:BA:2631:G:H1	39:BE:61:ARG:NH1	2.18	0.40
35:BA:2432:A:C2	35:BA:2433:A:C4	3.10	0.40
33:B8:13:ARG:CD	47:BP:61:ARG:HD3	2.46	0.40
48:BQ:121:ALA:O	48:BQ:125:LEU:CD2	2.69	0.40
57:BZ:28:MET:O	57:BZ:28:MET:SD	2.80	0.40
57:BZ:23:LYS:HD3	57:BZ:38:TYR:CZ	2.56	0.40
57:BZ:40:ASP:C	57:BZ:40:ASP:OD1	2.60	0.40
12:AL:93:LEU:HB2	12:AL:96:VAL:CG2	2.51	0.40
1:AA:1059:C:H2'	1:AA:1060:C:H6	1.85	0.40
3:AC:67:THR:HG1	3:AC:102:ASN:HD22	1.64	0.40
35:BA:334:C:P	35:BA:335:C:N4	2.94	0.40
56:BY:26:LYS:HB3	56:BY:27:VAL:H	1.57	0.40
27:B2:13:ALA:HA	27:B2:16:LEU:HB2	2.03	0.40
27:B2:29:LYS:HD3	27:B2:57:ILE:CD1	2.51	0.40
35:BA:111:A:H2'	35:BA:112:U:H6	1.81	0.40
55:BX:54:VAL:HG12	55:BX:54:VAL:O	2.20	0.40
9:AI:42:ARG:NH1	9:AI:42:ARG:HG2	2.37	0.40
35:BA:1069:A:C2	35:BA:1096:A:H4'	2.57	0.40
4:AD:3:ARG:NH1	4:AD:118:ARG:HD3	2.36	0.40
4:AD:92:VAL:O	4:AD:96:LEU:CD1	2.66	0.40
4:AD:96:LEU:HA	4:AD:99:SER:OG	2.21	0.40
49:BR:92:GLY:O	49:BR:93:GLY:C	2.60	0.40
35:BA:2318:G:H2'	35:BA:2319:G:OP2	2.20	0.40
4:AD:67:ILE:O	4:AD:67:ILE:CG2	2.66	0.40
1:AA:688:G:N2	1:AA:699:C:O2	2.54	0.40
1:AA:1342:C:H4'	9:AI:125:TYR:HB3	2.02	0.40
45:BN:131:GLN:HE22	45:BN:134:ARG:HG2	1.85	0.40
45:BN:133:GLN:HG2	45:BN:134:ARG:N	2.36	0.40
35:BA:548:A:H2'	35:BA:549:G:H5'	2.03	0.40
41:BG:45:GLU:HA	41:BG:47:LYS:HE2	2.02	0.40
5:AE:107:ARG:O	5:AE:110:LEU:N	2.54	0.40
1:AA:1436:U:O5'	1:AA:1436:U:H6	2.04	0.40
1:AA:353:A:C2'	1:AA:354:G:OP2	2.70	0.40
42:BH:41:MET:O	42:BH:42:ARG:HB2	2.21	0.40
18:AR:31:LEU:N	18:AR:31:LEU:HD23	2.35	0.40
50:BS:53:SER:H	50:BS:55:ALA:CB	2.33	0.40
50:BS:89:ARG:CG	50:BS:92:TYR:CA	3.00	0.40
35:BA:1494:A:N3	35:BA:1494:A:C5'	2.82	0.40
48:BQ:10:ARG:HH11	48:BQ:10:ARG:CB	2.14	0.40
25:B0:80:HIS:CD2	25:B0:80:HIS:H	2.38	0.40
1:AA:1133:G:C2	1:AA:1142:G:N1	2.89	0.40

*Continued on next page...*

*Continued from previous page...*

Atom-1	Atom-2	Interatomic distance (Å)	Clash overlap (Å)
10:AJ:34:VAL:CG1	10:AJ:35:SER:N	2.85	0.40
38:BD:68:LYS:CB	38:BD:70:TRP:CZ3	3.04	0.40
1:AA:437:U:HO2'	4:AD:123:HIS:CE1	2.39	0.40
13:AM:66:LEU:HD12	13:AM:66:LEU:N	2.36	0.40
6:AF:74:ASP:CB	6:AF:77:ARG:HH21	2.20	0.40
1:AA:918:A:H62	1:AA:919:A:N6	2.18	0.40
2:AB:136:VAL:O	2:AB:136:VAL:HG12	2.21	0.40
1:AA:1351:U:H2'	1:AA:1352:C:H6	1.86	0.40
36:BB:116:G:H2'	36:BB:117:G:C8	2.57	0.40
35:BA:65:C:H42	35:BA:89:G:H1	1.70	0.40
12:AL:108:ALA:O	12:AL:109:GLY:O	2.39	0.40
24:AY:332:ARG:HA	24:AY:339:ASP:OD1	2.21	0.40
1:AA:944:G:N2	1:AA:1338:G:C8	2.89	0.40
2:AB:92:TYR:C	2:AB:93:VAL:HG12	2.40	0.40
15:AO:14:GLU:HG2	15:AO:15:PHE:CE1	2.57	0.40
1:AA:349:A:H2'	1:AA:350:G:C8	2.57	0.40
1:AA:796:C:C2	1:AA:797:C:C6	3.09	0.40
4:AD:163:GLU:O	4:AD:166:LYS:HG3	2.22	0.40
1:AA:683:G:C5	1:AA:684:A:C5	3.10	0.40
1:AA:423:G:H2'	1:AA:424:G:H5'	2.04	0.40
10:AJ:45:ARG:HH11	10:AJ:45:ARG:HG3	1.86	0.40
35:BA:1476:C:H3'	35:BA:1476:C:H6	1.87	0.40
1:AA:932:C:H5'	7:AG:4:ARG:HG3	2.02	0.40
49:BR:32:GLY:O	49:BR:115:GLU:HA	2.21	0.40
35:BA:1234:U:H2'	35:BA:1235:G:O4'	2.22	0.40
24:AY:263:PHE:CD2	24:AY:264:GLY:N	2.86	0.40
24:AY:305:ALA:CB	24:AY:422:GLU:HB3	2.52	0.40
30:B5:13:LYS:C	30:B5:16:ARG:H	2.25	0.40
30:B5:9:LYS:O	30:B5:11:THR:N	2.54	0.40
32:B7:5:TRP:CZ3	35:BA:464:U:H4'	2.55	0.40
33:B8:4:MET:O	33:B8:62:LEU:CD1	2.66	0.40
35:BA:1286:A:N6	35:BA:1289:C:C2	2.89	0.40
35:BA:1823:G:C6	35:BA:1824:G:N7	2.89	0.40
35:BA:1973:G:C6	35:BA:1974:C:C4	3.09	0.40
32:B7:39:ARG:HD3	35:BA:458:G:O2'	2.22	0.40
35:BA:533:G:H5'	52:BU:24:TYR:CD1	2.57	0.40
35:BA:570:G:C6	35:BA:2030:A:C2	3.09	0.40
35:BA:647:G:C6	35:BA:648:G:C5	3.10	0.40
35:BA:660:G:C6	35:BA:661:C:C4	3.10	0.40
35:BA:739:G:H1'	35:BA:740:U:H5	1.87	0.40
35:BA:691:C:H5'	38:BD:218:ARG:NH1	2.37	0.40

*Continued on next page...*

*Continued from previous page...*

Atom-1	Atom-2	Interatomic distance (Å)	Clash overlap (Å)
39:BE:137:HIS:HB3	39:BE:138:PRO:HD2	2.01	0.40
35:BA:2572:A:C8	39:BE:144:ARG:HG2	2.57	0.40
47:BP:125:VAL:O	47:BP:145:PRO:HD2	2.22	0.40
47:BP:16:ARG:CD	47:BP:17:LYS:N	2.85	0.40
47:BP:96:THR:O	47:BP:99:LEU:HB2	2.21	0.40
51:BT:44:ASP:O	51:BT:45:PHE:HB2	2.22	0.40
51:BT:50:ILE:N	51:BT:50:ILE:CD1	2.84	0.40
51:BT:57:PHE:C	51:BT:57:PHE:CD1	2.91	0.40
52:BU:112:ARG:HH12	53:BV:46:VAL:CB	2.34	0.40
52:BU:112:ARG:HH22	53:BV:46:VAL:CG1	2.35	0.40
52:BU:59:ARG:NH1	52:BU:59:ARG:HG2	2.37	0.40
35:BA:2760:C:H3'	35:BA:2761:G:H5''	2.04	0.40
8:AH:56:LYS:HA	8:AH:57:PRO:HD2	1.43	0.40
15:AO:26:GLU:HG2	15:AO:26:GLU:H	1.58	0.40
18:AR:55:ARG:HD2	18:AR:55:ARG:HA	1.89	0.40
2:AB:102:LEU:O	2:AB:105:PHE:CA	2.70	0.40
35:BA:2787:C:O2	39:BE:61:ARG:CD	2.68	0.40
35:BA:2431:U:C4	35:BA:2434:A:OP2	2.75	0.40
47:BP:59:LEU:CA	47:BP:61:ARG:NE	2.74	0.40
35:BA:909:A:C2	35:BA:912:C:C2	3.09	0.40
57:BZ:24:LEU:C	57:BZ:24:LEU:HD23	2.42	0.40
57:BZ:28:MET:O	57:BZ:29:TYR:CB	2.68	0.40
57:BZ:99:TYR:CE1	57:BZ:125:LEU:CD1	3.03	0.40
22:AV:47:U:H2'	22:AV:50:U:OP1	2.21	0.40
22:AV:57:A:O5'	22:AV:57:A:H8	2.04	0.40
1:AA:363:A:N1	1:AA:364:A:C2	2.90	0.40
1:AA:1151:A:O2'	1:AA:1152:A:H8	2.04	0.40
3:AC:157:ILE:HD12	3:AC:164:ARG:HB2	2.03	0.40
3:AC:5:ILE:HD13	3:AC:5:ILE:H	1.87	0.40
14:AN:35:ARG:O	14:AN:36:PHE:C	2.58	0.40
35:BA:77:C:O5'	35:BA:77:C:H6	2.04	0.40
35:BA:85:G:C6	35:BA:98:G:C2	3.10	0.40
4:AD:32:ALA:O	4:AD:33:MET:C	2.60	0.40
35:BA:310:A:O2'	35:BA:311:A:C3'	2.69	0.40
5:AE:51:VAL:O	5:AE:52:PRO:C	2.60	0.40
37:BC:68:LEU:HD13	37:BC:70:LYS:HB3	2.03	0.40
29:B4:27:THR:HG23	41:BG:143:GLU:OE1	2.22	0.40
41:BG:151:ALA:HB3	41:BG:153:ARG:HH11	1.85	0.40
41:BG:83:ARG:CB	41:BG:84:LYS:HD2	2.49	0.40
5:AE:7:GLU:O	5:AE:8:GLU:CB	2.68	0.40
31:B6:26:ASN:O	31:B6:27:LYS:CB	2.69	0.40

*Continued on next page...*

Continued from previous page...

Atom-1	Atom-2	Interatomic distance (Å)	Clash overlap (Å)
35:BA:2284:C:C4	35:BA:2285:C:C5	3.10	0.40
1:AA:795:C:H5'	1:AA:1522:U:OP1	2.21	0.40
38:BD:123:ALA:HA	38:BD:124:PRO:HD3	1.34	0.40
35:BA:1556:C:C2'	35:BA:1557:C:H5'	2.52	0.40
5:AE:70:PRO:CD	5:AE:142:LEU:HB3	2.50	0.40
5:AE:91:LEU:CD1	5:AE:120:THR:CB	2.99	0.40
34:B9:16:VAL:HG11	35:BA:1032:A:C4'	2.48	0.40
35:BA:2124:G:H3'	35:BA:2125:G:C8	2.53	0.40
35:BA:183:C:O2	35:BA:215:G:N2	2.54	0.40
1:AA:1001(A):G:C8	1:AA:1002:G:N7	2.90	0.40
1:AA:1029:C:O2'	1:AA:1030:C:C5	2.67	0.40
35:BA:510:C:O2'	35:BA:511:U:H5'	2.21	0.40
13:AM:30:ALA:C	13:AM:32:GLU:N	2.74	0.40
57:BZ:19:ARG:C	57:BZ:21:ALA:N	2.73	0.40
1:AA:234:C:O2'	1:AA:235:C:H5'	2.22	0.40
35:BA:372:G:O3'	35:BA:373:U:C6	2.75	0.40
47:BP:147:LEU:HG	47:BP:148:LEU:H	1.86	0.40
35:BA:269:U:C5	35:BA:271(Y):U:C6	3.09	0.40
1:AA:1241:G:C6	1:AA:1242:C:N4	2.89	0.40
6:AF:61:LEU:HD22	6:AF:63:TYR:OH	2.21	0.40
1:AA:517:G:H4'	1:AA:519:C:C4	2.57	0.40
35:BA:1112:G:H2'	35:BA:1113:U:C6	2.56	0.40
1:AA:1270:C:O2'	1:AA:1271:G:H5'	2.20	0.40
20:AT:31:SER:O	20:AT:32:ALA:C	2.58	0.40
35:BA:543:C:N3	35:BA:551:G:C2	2.90	0.40
11:AK:106:LYS:O	11:AK:107:SER:HB3	2.19	0.40

All (1) symmetry-related close contacts are listed below. The label for Atom-2 includes the symmetry operator and encoded unit-cell translations to be applied.

Atom-1	Atom-2	Interatomic distance (Å)	Clash overlap (Å)
2:AB:62:ALA:O	37:BC:30:LYS:O[2_656]	2.18	0.02

## 5.3 Torsion angles [i](#)

### 5.3.1 Protein backbone [i](#)

In the following table, the Percentiles column shows the percent Ramachandran outliers of the chain as a percentile score with respect to all X-ray entries followed by that with respect to entries of similar resolution.

The Analysed column shows the number of residues for which the backbone conformation was analysed, and the total number of residues.

Mol	Chain	Analysed	Favoured	Allowed	Outliers	Percentiles	
2	AB	233/256 (91%)	110 (47%)	62 (27%)	61 (26%)	0	1
3	AC	205/239 (86%)	134 (65%)	39 (19%)	32 (16%)	0	5
4	AD	206/209 (99%)	131 (64%)	51 (25%)	24 (12%)	0	9
5	AE	149/162 (92%)	108 (72%)	31 (21%)	10 (7%)	1	25
6	AF	99/101 (98%)	67 (68%)	24 (24%)	8 (8%)	1	18
7	AG	153/156 (98%)	85 (56%)	44 (29%)	24 (16%)	0	5
8	AH	136/138 (99%)	94 (69%)	26 (19%)	16 (12%)	0	9
9	AI	125/128 (98%)	78 (62%)	28 (22%)	19 (15%)	0	5
10	AJ	97/105 (92%)	60 (62%)	23 (24%)	14 (14%)	0	6
11	AK	117/129 (91%)	72 (62%)	32 (27%)	13 (11%)	0	10
12	AL	123/135 (91%)	66 (54%)	33 (27%)	24 (20%)	0	3
13	AM	123/126 (98%)	63 (51%)	31 (25%)	29 (24%)	0	1
14	AN	58/61 (95%)	33 (57%)	12 (21%)	13 (22%)	0	1
15	AO	86/89 (97%)	59 (69%)	21 (24%)	6 (7%)	1	23
16	AP	82/88 (93%)	55 (67%)	17 (21%)	10 (12%)	0	8
17	AQ	98/105 (93%)	82 (84%)	10 (10%)	6 (6%)	2	27
18	AR	68/88 (77%)	37 (54%)	18 (26%)	13 (19%)	0	3
19	AS	77/93 (83%)	42 (54%)	18 (23%)	17 (22%)	0	1
20	AT	97/106 (92%)	46 (47%)	32 (33%)	19 (20%)	0	3
21	AU	23/27 (85%)	11 (48%)	8 (35%)	4 (17%)	0	4
24	AY	488/529 (92%)	314 (64%)	88 (18%)	86 (18%)	0	3
25	B0	82/85 (96%)	64 (78%)	9 (11%)	9 (11%)	0	10
26	B1	92/98 (94%)	63 (68%)	16 (17%)	13 (14%)	0	6
27	B2	69/72 (96%)	38 (55%)	22 (32%)	9 (13%)	0	7
28	B3	58/60 (97%)	38 (66%)	15 (26%)	5 (9%)	1	17
29	B4	43/71 (61%)	26 (60%)	9 (21%)	8 (19%)	0	3
30	B5	57/60 (95%)	34 (60%)	11 (19%)	12 (21%)	0	2
31	B6	48/54 (89%)	18 (38%)	16 (33%)	14 (29%)	0	0
32	B7	47/49 (96%)	29 (62%)	10 (21%)	8 (17%)	0	4
33	B8	62/65 (95%)	30 (48%)	16 (26%)	16 (26%)	0	1

*Continued on next page...*

Continued from previous page...

Mol	Chain	Analysed	Favoured	Allowed	Outliers	Percentiles	
34	B9	35/37 (95%)	19 (54%)	10 (29%)	6 (17%)	0	4
37	BC	226/229 (99%)	158 (70%)	39 (17%)	29 (13%)	0	7
38	BD	273/276 (99%)	195 (71%)	46 (17%)	32 (12%)	0	9
39	BE	203/206 (98%)	99 (49%)	48 (24%)	56 (28%)	0	0
40	BF	206/210 (98%)	134 (65%)	35 (17%)	37 (18%)	0	3
41	BG	179/182 (98%)	95 (53%)	47 (26%)	37 (21%)	0	2
42	BH	154/180 (86%)	111 (72%)	23 (15%)	20 (13%)	0	7
43	BJ	1/173 (1%)	1 (100%)	0	0	100	100
45	BN	137/140 (98%)	78 (57%)	28 (20%)	31 (23%)	0	1
46	BO	120/122 (98%)	84 (70%)	23 (19%)	13 (11%)	0	11
47	BP	144/150 (96%)	70 (49%)	37 (26%)	37 (26%)	0	1
48	BQ	139/141 (99%)	79 (57%)	40 (29%)	20 (14%)	0	6
49	BR	115/118 (98%)	69 (60%)	27 (24%)	19 (16%)	0	4
50	BS	97/112 (87%)	41 (42%)	23 (24%)	33 (34%)	0	0
51	BT	136/146 (93%)	75 (55%)	31 (23%)	30 (22%)	0	1
52	BU	115/118 (98%)	59 (51%)	27 (24%)	29 (25%)	0	1
53	BV	99/101 (98%)	56 (57%)	21 (21%)	22 (22%)	0	1
54	BW	111/113 (98%)	72 (65%)	25 (22%)	14 (13%)	0	8
55	BX	91/96 (95%)	55 (60%)	27 (30%)	9 (10%)	1	13
56	BY	99/110 (90%)	33 (33%)	36 (36%)	30 (30%)	0	0
57	BZ	174/206 (84%)	88 (51%)	48 (28%)	38 (22%)	0	1
All	All	6255/6850 (91%)	3758 (60%)	1413 (23%)	1084 (17%)	0	4

All (1084) Ramachandran outliers are listed below:

Mol	Chain	Res	Type
2	AB	9	GLU
2	AB	15	VAL
2	AB	18	GLY
2	AB	19	HIS
2	AB	24	TRP
2	AB	31	TYR
2	AB	75	LYS
2	AB	93	VAL
2	AB	103	THR

Continued on next page...

*Continued from previous page...*

Mol	Chain	Res	Type
2	AB	105	PHE
2	AB	106	LYS
2	AB	147	LYS
2	AB	153	ARG
2	AB	181	PHE
2	AB	190	THR
2	AB	194	PRO
2	AB	195	ASP
2	AB	209	ARG
2	AB	213	LEU
2	AB	223	ILE
2	AB	229	VAL
2	AB	236	TYR
2	AB	238	LEU
3	AC	12	LEU
3	AC	49	SER
3	AC	54	ARG
3	AC	55	VAL
3	AC	120	VAL
3	AC	121	ALA
3	AC	129	ALA
3	AC	154	SER
3	AC	207	VAL
4	AD	4	TYR
4	AD	5	ILE
4	AD	13	ARG
4	AD	14	ARG
4	AD	30	LYS
4	AD	32	ALA
4	AD	43	HIS
4	AD	125	HIS
4	AD	144	ASP
4	AD	186	LEU
4	AD	189	PRO
5	AE	48	ALA
5	AE	64	ARG
5	AE	65	ASN
6	AF	31	GLU
6	AF	32	ASN
6	AF	64	GLN
7	AG	120	ILE
8	AH	6	ILE

*Continued on next page...*



*Continued from previous page...*

Mol	Chain	Res	Type
8	AH	10	LEU
8	AH	35	ILE
8	AH	91	ARG
9	AI	34	ASN
9	AI	58	ARG
9	AI	89	ASN
9	AI	95	LYS
9	AI	119	ALA
10	AJ	32	ALA
10	AJ	55	LYS
10	AJ	79	ARG
10	AJ	90	LEU
12	AL	7	ILE
12	AL	18	VAL
12	AL	27	LEU
12	AL	41	ARG
12	AL	42	THR
12	AL	47	LYS
12	AL	71	PRO
12	AL	92	ASP
12	AL	94	PRO
12	AL	115	LYS
12	AL	120	TYR
12	AL	122	THR
13	AM	4	ILE
13	AM	7	VAL
13	AM	12	ASN
13	AM	28	ALA
13	AM	44	ARG
13	AM	53	VAL
13	AM	60	VAL
13	AM	71	ARG
13	AM	83	ASP
13	AM	91	ARG
13	AM	104	ARG
13	AM	124	PRO
13	AM	125	ARG
14	AN	14	PRO
14	AN	15	LYS
14	AN	16	PHE
14	AN	26	ARG
14	AN	41	ARG

*Continued on next page...*

*Continued from previous page...*

Mol	Chain	Res	Type
14	AN	56	VAL
14	AN	58	LYS
15	AO	26	GLU
16	AP	28	ARG
16	AP	45	THR
17	AQ	4	LYS
17	AQ	14	LYS
17	AQ	27	PHE
18	AR	45	SER
18	AR	60	ALA
19	AS	5	LEU
19	AS	9	VAL
19	AS	61	TYR
19	AS	62	ILE
19	AS	76	PRO
20	AT	50	GLU
20	AT	61	SER
20	AT	97	ALA
20	AT	98	PRO
20	AT	99	LEU
21	AU	6	ARG
24	AY	13	ARG
24	AY	23	ASP
24	AY	73	SER
24	AY	88	ASP
24	AY	90	PRO
24	AY	104	THR
24	AY	106	VAL
24	AY	137	ILE
24	AY	154	LEU
24	AY	163	LYS
24	AY	201	ILE
24	AY	208	LYS
24	AY	210	LEU
24	AY	237	ALA
24	AY	248	ALA
24	AY	283	GLN
24	AY	304	GLN
24	AY	305	ALA
24	AY	306	ASN
24	AY	309	PRO
24	AY	315	VAL

*Continued on next page...*

*Continued from previous page...*

Mol	Chain	Res	Type
24	AY	317	PHE
24	AY	327	LYS
24	AY	337	ALA
24	AY	343	SER
24	AY	357	GLU
24	AY	390	ILE
24	AY	392	ASN
24	AY	393	PHE
24	AY	431	ILE
24	AY	444	LEU
24	AY	499	ASP
25	B0	20	ARG
25	B0	42	GLY
26	B1	30	VAL
26	B1	52	ARG
26	B1	54	ALA
26	B1	64	ALA
26	B1	83	GLU
26	B1	85	LEU
26	B1	91	LYS
27	B2	17	SER
27	B2	50	ILE
27	B2	58	ALA
28	B3	16	PRO
29	B4	26	SER
30	B5	4	HIS
30	B5	20	ARG
30	B5	24	ALA
30	B5	25	LEU
30	B5	35	GLU
30	B5	49	CYS
31	B6	16	CYS
31	B6	17	LYS
31	B6	18	ARG
31	B6	20	ASN
31	B6	27	LYS
31	B6	28	ARG
31	B6	29	ASN
31	B6	46	HIS
31	B6	52	VAL
32	B7	2	LYS
32	B7	11	LYS

*Continued on next page...*

*Continued from previous page...*

Mol	Chain	Res	Type
33	B8	7	HIS
33	B8	31	HIS
33	B8	33	ASN
33	B8	34	TRP
33	B8	35	GLN
33	B8	37	SER
33	B8	50	LEU
33	B8	55	ALA
33	B8	61	LEU
34	B9	11	CYS
34	B9	17	ILE
34	B9	31	LYS
34	B9	33	LYS
37	BC	58	VAL
37	BC	59	ARG
37	BC	71	GLN
37	BC	78	ALA
37	BC	95	GLY
37	BC	97	GLU
37	BC	105	ASP
37	BC	109	ASP
37	BC	135	GLY
37	BC	142	ALA
37	BC	149	ILE
37	BC	164	ARG
37	BC	167	LYS
37	BC	168	THR
37	BC	177	LYS
37	BC	181	PRO
37	BC	223	ARG
38	BD	19	ALA
38	BD	27	THR
38	BD	37	LEU
38	BD	41	GLY
38	BD	53	PHE
38	BD	64	ILE
38	BD	125	ILE
38	BD	211	ARG
38	BD	226	MET
39	BE	2	LYS
39	BE	4	ILE
39	BE	35	GLN

*Continued on next page...*

*Continued from previous page...*

Mol	Chain	Res	Type
39	BE	45	THR
39	BE	46	ALA
39	BE	56	PRO
39	BE	60	ASN
39	BE	64	LYS
39	BE	66	HIS
39	BE	69	LYS
39	BE	77	ILE
39	BE	82	ARG
39	BE	83	ASP
39	BE	88	GLY
39	BE	90	THR
39	BE	112	GLY
39	BE	113	PHE
39	BE	119	ARG
39	BE	127	ASP
39	BE	178	GLU
39	BE	189	PRO
39	BE	190	GLY
39	BE	191	PRO
40	BF	3	GLU
40	BF	7	TYR
40	BF	11	VAL
40	BF	14	PRO
40	BF	21	ALA
40	BF	24	LEU
40	BF	30	PRO
40	BF	82	ILE
40	BF	84	VAL
40	BF	91	GLY
40	BF	98	SER
41	BG	68	PRO
41	BG	74	LYS
41	BG	75	LYS
41	BG	80	PHE
41	BG	82	LEU
41	BG	86	MET
41	BG	96	ARG
41	BG	138	GLN
41	BG	143	GLU
42	BH	41	MET
42	BH	52	VAL

*Continued on next page...*

*Continued from previous page...*

Mol	Chain	Res	Type
42	BH	84	SER
42	BH	102	ALA
42	BH	126	PRO
42	BH	129	THR
42	BH	155	SER
42	BH	160	LYS
45	BN	7	LYS
45	BN	36	GLY
45	BN	45	ASN
45	BN	58	ASP
45	BN	60	ILE
45	BN	63	THR
45	BN	68	GLU
45	BN	119	ARG
45	BN	133	GLN
45	BN	136	GLU
45	BN	137	LYS
46	BO	5	GLN
46	BO	25	LEU
46	BO	29	ASN
46	BO	48	PRO
46	BO	88	ASN
47	BP	10	PRO
47	BP	21	ARG
47	BP	30	THR
47	BP	33	ARG
47	BP	34	GLY
47	BP	36	LYS
47	BP	39	LYS
47	BP	47	ASP
47	BP	55	ARG
47	BP	65	ARG
47	BP	67	MET
47	BP	70	GLN
47	BP	71	VAL
47	BP	108	LYS
48	BQ	4	PRO
48	BQ	25	ASP
48	BQ	51	ARG
48	BQ	54	MET
48	BQ	71	ASP
48	BQ	99	PRO

*Continued on next page...*

*Continued from previous page...*

Mol	Chain	Res	Type
49	BR	6	SER
49	BR	105	ARG
49	BR	117	VAL
50	BS	23	ARG
50	BS	24	LEU
50	BS	35	ILE
50	BS	50	SER
50	BS	59	LYS
50	BS	62	LYS
50	BS	63	THR
50	BS	72	ALA
50	BS	79	ALA
50	BS	85	VAL
50	BS	88	ASP
50	BS	94	TYR
50	BS	97	ARG
51	BT	24	PRO
51	BT	32	TYR
51	BT	69	GLY
51	BT	80	SER
51	BT	84	GLN
51	BT	88	ILE
51	BT	107	ASP
51	BT	133	GLU
52	BU	12	ARG
52	BU	20	LEU
52	BU	91	ASP
52	BU	102	GLU
53	BV	16	PRO
53	BV	19	LYS
53	BV	27	ALA
53	BV	47	VAL
53	BV	50	PRO
53	BV	51	VAL
53	BV	53	GLU
53	BV	75	PHE
54	BW	22	ASP
54	BW	65	LEU
54	BW	67	ASP
54	BW	92	ARG
54	BW	99	ARG
54	BW	111	HIS

*Continued on next page...*

*Continued from previous page...*

Mol	Chain	Res	Type
55	BX	4	ALA
55	BX	19	ALA
55	BX	62	LYS
56	BY	17	SER
56	BY	26	LYS
56	BY	37	VAL
56	BY	50	ARG
56	BY	53	PRO
56	BY	56	PRO
56	BY	64	GLU
56	BY	65	ALA
56	BY	66	PRO
56	BY	74	PRO
56	BY	76	CYS
56	BY	77	PRO
56	BY	78	ALA
56	BY	82	PRO
56	BY	91	GLU
56	BY	101	LYS
57	BZ	31	ARG
57	BZ	34	ASN
57	BZ	52	SER
57	BZ	80	ARG
57	BZ	125	LEU
57	BZ	163	LEU
57	BZ	177	PRO
2	AB	13	ALA
2	AB	54	THR
2	AB	79	ASP
2	AB	178	ARG
2	AB	211	ILE
2	AB	225	ALA
2	AB	234	PRO
3	AC	32	LEU
3	AC	82	GLU
3	AC	84	ILE
3	AC	96	GLY
3	AC	110	ASN
3	AC	141	VAL
3	AC	143	GLU
3	AC	153	VAL
3	AC	156	ARG

*Continued on next page...*



*Continued from previous page...*

Mol	Chain	Res	Type
4	AD	9	CYS
4	AD	35	ARG
4	AD	37	PRO
4	AD	47	ARG
4	AD	99	SER
4	AD	153	ARG
4	AD	171	GLY
4	AD	172	PRO
5	AE	56	GLN
5	AE	63	ARG
6	AF	42	GLU
7	AG	19	GLY
7	AG	22	LEU
7	AG	50	ILE
7	AG	107	ALA
7	AG	113	GLU
7	AG	119	ARG
7	AG	137	LYS
7	AG	146	GLU
8	AH	20	TYR
8	AH	49	GLU
8	AH	107	LEU
9	AI	42	ARG
9	AI	54	ASP
9	AI	100	GLY
10	AJ	36	GLY
10	AJ	51	ARG
10	AJ	57	LYS
10	AJ	66	ARG
11	AK	44	SER
11	AK	62	GLN
11	AK	73	MET
11	AK	95	ILE
12	AL	29	GLY
12	AL	76	ASN
12	AL	89	ARG
12	AL	91	LYS
13	AM	5	ALA
13	AM	10	PRO
13	AM	29	ARG
13	AM	38	GLY
13	AM	42	ALA

*Continued on next page...*

*Continued from previous page...*

Mol	Chain	Res	Type
13	AM	58	GLU
13	AM	69	GLU
13	AM	114	ARG
13	AM	117	VAL
14	AN	12	ARG
14	AN	20	ALA
14	AN	51	GLY
14	AN	59	ALA
15	AO	24	SER
15	AO	27	VAL
16	AP	13	HIS
16	AP	30	GLY
16	AP	43	LYS
16	AP	62	VAL
16	AP	76	GLN
17	AQ	34	LYS
17	AQ	78	GLU
18	AR	27	GLY
18	AR	42	ARG
18	AR	68	LYS
19	AS	10	PHE
19	AS	24	ALA
19	AS	27	GLU
19	AS	43	GLU
19	AS	73	GLU
20	AT	15	ARG
20	AT	32	ALA
20	AT	49	ALA
20	AT	94	ALA
20	AT	95	ALA
21	AU	5	ASP
21	AU	9	ARG
24	AY	12	LYS
24	AY	89	THR
24	AY	105	ALA
24	AY	108	CYS
24	AY	136	PRO
24	AY	143	LYS
24	AY	155	LEU
24	AY	196	GLY
24	AY	203	GLU
24	AY	209	GLY

*Continued on next page...*

*Continued from previous page...*

Mol	Chain	Res	Type
24	AY	211	ASN
24	AY	221	GLU
24	AY	249	GLY
24	AY	250	GLU
24	AY	285	ASP
24	AY	295	LYS
24	AY	310	LYS
24	AY	314	ARG
24	AY	324	LYS
24	AY	385	MET
24	AY	405	ASP
24	AY	413	LEU
24	AY	416	LEU
24	AY	417	VAL
24	AY	422	GLU
24	AY	424	ALA
24	AY	425	VAL
24	AY	507	SER
24	AY	523	PHE
25	B0	8	GLY
25	B0	41	ARG
25	B0	55	ARG
25	B0	73	GLY
26	B1	79	GLY
26	B1	92	LYS
26	B1	94	LEU
28	B3	3	ARG
28	B3	33	GLN
29	B4	36	CYS
30	B5	10	LYS
30	B5	51	TYR
31	B6	31	PRO
31	B6	43	CYS
32	B7	12	ARG
32	B7	22	MET
32	B7	23	ARG
33	B8	3	LYS
33	B8	9	GLY
33	B8	46	ARG
33	B8	51	ALA
33	B8	56	GLU
34	B9	36	GLN

*Continued on next page...*

*Continued from previous page...*

Mol	Chain	Res	Type
37	BC	45	ALA
37	BC	51	PRO
37	BC	111	ASP
37	BC	126	LYS
38	BD	3	VAL
38	BD	11	PRO
38	BD	24	ILE
38	BD	25	THR
38	BD	35	LYS
38	BD	45	ASN
38	BD	52	ARG
38	BD	122	ASP
38	BD	170	GLY
38	BD	219	PRO
38	BD	236	GLY
38	BD	266	SER
38	BD	268	ARG
39	BE	19	ARG
39	BE	29	GLY
39	BE	33	VAL
39	BE	47	VAL
39	BE	68	ALA
39	BE	72	VAL
39	BE	86	PRO
39	BE	115	GLY
39	BE	130	GLY
39	BE	162	ALA
39	BE	172	VAL
39	BE	173	VAL
39	BE	179	GLU
39	BE	196	VAL
40	BF	10	PRO
40	BF	43	LYS
40	BF	54	ARG
40	BF	67	GLN
40	BF	85	GLY
40	BF	127	GLU
40	BF	132	VAL
40	BF	158	THR
40	BF	180	GLY
40	BF	204	ASN
41	BG	7	LEU

*Continued on next page...*

*Continued from previous page...*

<b>Mol</b>	<b>Chain</b>	<b>Res</b>	<b>Type</b>
41	BG	29	TRP
41	BG	52	ILE
41	BG	79	ASN
41	BG	84	LYS
41	BG	85	GLY
41	BG	87	PRO
41	BG	117	PHE
41	BG	118	ARG
41	BG	126	ASP
41	BG	129	GLY
41	BG	137	GLU
41	BG	172	LEU
41	BG	176	LEU
41	BG	181	ARG
42	BH	103	LEU
42	BH	104	GLU
42	BH	108	GLY
42	BH	118	PRO
42	BH	119	GLU
42	BH	151	ILE
42	BH	164	TYR
45	BN	8	GLN
45	BN	23	LEU
45	BN	24	GLY
45	BN	42	TRP
45	BN	46	VAL
45	BN	57	ALA
45	BN	76	SER
45	BN	98	VAL
45	BN	108	PRO
46	BO	27	GLY
46	BO	49	ARG
46	BO	68	GLU
46	BO	74	GLY
46	BO	90	GLN
47	BP	13	ASN
47	BP	32	THR
47	BP	51	PHE
47	BP	68	GLN
47	BP	81	GLN
47	BP	103	ALA
47	BP	104	GLY

*Continued on next page...*

*Continued from previous page...*

Mol	Chain	Res	Type
47	BP	147	LEU
47	BP	148	LEU
48	BQ	55	VAL
48	BQ	56	ARG
48	BQ	57	HIS
48	BQ	67	ARG
48	BQ	106	VAL
48	BQ	107	ALA
48	BQ	112	GLU
49	BR	8	ARG
49	BR	21	TYR
49	BR	46	GLY
49	BR	68	ARG
49	BR	72	ASP
49	BR	82	GLU
49	BR	93	GLY
49	BR	102	GLU
50	BS	13	ARG
50	BS	32	LEU
50	BS	64	GLU
50	BS	90	GLY
50	BS	102	ALA
50	BS	103	GLU
51	BT	8	LYS
51	BT	12	SER
51	BT	28	VAL
51	BT	68	TYR
51	BT	78	LEU
51	BT	93	ARG
51	BT	97	ALA
51	BT	101	PHE
51	BT	111	ARG
51	BT	129	ARG
52	BU	9	VAL
52	BU	21	ALA
52	BU	27	LEU
52	BU	76	TYR
52	BU	92	ARG
52	BU	93	LYS
52	BU	97	ASP
52	BU	116	ALA
53	BV	20	LEU

*Continued on next page...*

*Continued from previous page...*

Mol	Chain	Res	Type
53	BV	24	LYS
53	BV	44	LYS
53	BV	80	GLN
54	BW	11	ARG
54	BW	44	ALA
55	BX	12	VAL
55	BX	48	LYS
55	BX	87	GLN
55	BX	93	GLU
56	BY	29	GLU
56	BY	39	VAL
56	BY	80	GLY
56	BY	92	ASN
57	BZ	30	ASN
57	BZ	49	ARG
57	BZ	53	ILE
57	BZ	70	LEU
57	BZ	77	ASP
57	BZ	81	ARG
57	BZ	82	ARG
57	BZ	83	PRO
57	BZ	110	GLY
57	BZ	120	ILE
57	BZ	147	GLY
57	BZ	148	ASP
2	AB	27	LYS
2	AB	47	THR
2	AB	49	GLU
2	AB	57	PHE
2	AB	77	ALA
2	AB	130	ARG
2	AB	157	ARG
2	AB	171	ALA
2	AB	196	LEU
2	AB	216	SER
2	AB	224	GLN
2	AB	239	VAL
3	AC	93	LYS
6	AF	38	GLU
7	AG	43	PHE
7	AG	44	TYR
7	AG	53	LYS

*Continued on next page...*

*Continued from previous page...*

Mol	Chain	Res	Type
7	AG	80	VAL
7	AG	88	PRO
7	AG	117	ALA
7	AG	136	LYS
7	AG	138	LYS
8	AH	51	VAL
8	AH	104	ARG
8	AH	105	ARG
9	AI	101	PHE
9	AI	127	LYS
10	AJ	59	SER
10	AJ	83	GLU
11	AK	72	ALA
11	AK	127	LYS
12	AL	10	LEU
12	AL	19	ARG
12	AL	25	PRO
12	AL	83	VAL
13	AM	14	ARG
13	AM	43	THR
13	AM	57	ARG
15	AO	25	THR
16	AP	67	THR
17	AQ	82	MET
18	AR	54	ARG
18	AR	55	ARG
19	AS	35	SER
19	AS	44	MET
19	AS	75	ALA
21	AU	24	ARG
24	AY	10	VAL
24	AY	80	HIS
24	AY	100	TYR
24	AY	197	LYS
24	AY	260	LEU
24	AY	344	ASP
24	AY	443	VAL
24	AY	527	ARG
25	B0	18	ALA
25	B0	75	LEU
26	B1	65	SER
27	B2	66	GLU

*Continued on next page...*



*Continued from previous page...*

Mol	Chain	Res	Type
29	B4	9	LEU
29	B4	20	ASN
29	B4	28	LYS
30	B5	21	SER
30	B5	57	VAL
31	B6	6	ARG
33	B8	64	TYR
34	B9	2	LYS
37	BC	12	GLU
37	BC	72	VAL
37	BC	169	GLY
38	BD	23	GLU
38	BD	109	ASP
38	BD	144	ALA
38	BD	188	GLU
38	BD	243	GLY
39	BE	44	TYR
39	BE	52	LEU
39	BE	121	ASN
39	BE	124	GLY
39	BE	180	ASN
39	BE	185	LYS
39	BE	197	ILE
39	BE	204	ALA
40	BF	69	HIS
40	BF	94	PRO
40	BF	171	PRO
41	BG	112	PRO
41	BG	167	GLU
42	BH	111	HIS
45	BN	28	THR
45	BN	110	GLY
45	BN	129	PRO
46	BO	16	ALA
46	BO	51	ALA
47	BP	42	SER
47	BP	56	SER
47	BP	106	LEU
48	BQ	24	GLY
48	BQ	111	GLU
49	BR	4	LEU
49	BR	11	ASN

*Continued on next page...*

*Continued from previous page...*

Mol	Chain	Res	Type
49	BR	51	LEU
51	BT	41	ARG
51	BT	45	PHE
51	BT	116	ALA
51	BT	132	LYS
52	BU	3	ARG
52	BU	14	HIS
52	BU	15	LYS
52	BU	36	ARG
52	BU	60	LEU
53	BV	23	GLU
53	BV	56	SER
53	BV	79	VAL
54	BW	6	ILE
54	BW	63	ASP
54	BW	74	ALA
55	BX	5	TYR
56	BY	13	VAL
56	BY	81	LYS
56	BY	95	LYS
57	BZ	29	TYR
57	BZ	79	ARG
57	BZ	141	VAL
57	BZ	150	LEU
57	BZ	166	SER
2	AB	48	MET
2	AB	125	PRO
2	AB	143	GLU
2	AB	146	GLN
2	AB	155	LEU
2	AB	161	ALA
2	AB	202	PRO
2	AB	204	ASN
2	AB	215	LEU
3	AC	31	HIS
3	AC	35	GLU
3	AC	83	ARG
3	AC	136	GLN
3	AC	181	ASN
4	AD	182	LYS
6	AF	73	ASN
7	AG	55	GLY

*Continued on next page...*

*Continued from previous page...*

Mol	Chain	Res	Type
7	AG	60	LYS
7	AG	104	LEU
8	AH	5	PRO
8	AH	19	VAL
8	AH	33	GLU
8	AH	36	LEU
9	AI	24	GLY
9	AI	44	VAL
10	AJ	13	HIS
10	AJ	19	SER
10	AJ	92	THR
11	AK	65	ALA
11	AK	66	LEU
11	AK	91	ARG
11	AK	122	LYS
13	AM	41	PRO
13	AM	75	ALA
13	AM	116	THR
15	AO	88	ARG
16	AP	36	ILE
16	AP	46	PRO
18	AR	38	GLU
18	AR	57	GLY
19	AS	28	LYS
20	AT	11	SER
20	AT	19	SER
20	AT	92	LEU
24	AY	22	PRO
24	AY	369	ASN
24	AY	421	GLU
25	B0	47	PRO
26	B1	88	LYS
27	B2	18	PRO
27	B2	47	ASN
27	B2	68	ARG
27	B2	70	GLN
29	B4	8	LYS
30	B5	18	ALA
37	BC	76	ALA
37	BC	103	ILE
37	BC	217	THR
38	BD	29	PRO

*Continued on next page...*

*Continued from previous page...*

Mol	Chain	Res	Type
38	BD	244	ARG
39	BE	53	PRO
39	BE	63	LEU
39	BE	203	LYS
40	BF	25	PRO
40	BF	31	HIS
40	BF	81	PRO
40	BF	122	LYS
40	BF	140	LEU
41	BG	8	LYS
41	BG	20	ILE
41	BG	43	LEU
41	BG	53	LEU
41	BG	70	VAL
41	BG	110	ALA
41	BG	163	ALA
42	BH	29	PRO
45	BN	59	LYS
45	BN	127	ASP
46	BO	95	GLY
47	BP	43	GLY
47	BP	146	VAL
48	BQ	40	ALA
48	BQ	53	ALA
49	BR	48	VAL
49	BR	106	GLY
50	BS	18	ILE
50	BS	27	SER
50	BS	71	ARG
50	BS	92	TYR
50	BS	98	VAL
50	BS	104	GLY
51	BT	4	GLY
51	BT	33	LYS
51	BT	91	ARG
51	BT	118	ARG
52	BU	5	LYS
52	BU	13	LYS
52	BU	50	ARG
52	BU	51	LYS
52	BU	109	LEU
52	BU	114	LYS

*Continued on next page...*

*Continued from previous page...*

Mol	Chain	Res	Type
53	BV	18	LEU
53	BV	40	LEU
54	BW	25	ARG
55	BX	11	PRO
57	BZ	14	LYS
57	BZ	17	ALA
57	BZ	20	ARG
57	BZ	22	GLY
57	BZ	78	LYS
57	BZ	109	ALA
57	BZ	139	VAL
2	AB	107	THR
2	AB	124	SER
2	AB	191	ASP
2	AB	208	ILE
3	AC	39	ILE
3	AC	51	GLY
5	AE	57	LYS
5	AE	116	THR
6	AF	21	LEU
7	AG	9	VAL
7	AG	17	VAL
7	AG	155	ARG
8	AH	57	PRO
9	AI	12	GLU
9	AI	21	PRO
9	AI	33	PHE
9	AI	112	LYS
10	AJ	29	ARG
11	AK	25	TYR
14	AN	13	THR
14	AN	60	SER
18	AR	34	TYR
18	AR	36	ASN
19	AS	33	THR
20	AT	33	ILE
20	AT	34	LYS
20	AT	54	LYS
20	AT	63	ILE
24	AY	26	LYS
24	AY	65	GLN
24	AY	66	ARG

*Continued on next page...*

*Continued from previous page...*

Mol	Chain	Res	Type
24	AY	78	PRO
24	AY	150	ASP
27	B2	59	ARG
28	B3	2	PRO
31	B6	33	LYS
33	B8	11	LYS
37	BC	211	SER
38	BD	198	ASN
39	BE	62	PRO
39	BE	155	LYS
39	BE	187	ALA
40	BF	66	PRO
40	BF	164	ARG
40	BF	178	PRO
42	BH	158	HIS
47	BP	9	ASN
47	BP	19	VAL
47	BP	107	LYS
47	BP	141	ALA
47	BP	149	GLU
48	BQ	110	THR
49	BR	29	LEU
49	BR	103	ARG
50	BS	57	LYS
50	BS	60	GLY
50	BS	107	GLU
51	BT	39	ARG
52	BU	34	LYS
52	BU	77	SER
53	BV	29	PRO
53	BV	35	LEU
53	BV	48	GLY
56	BY	8	LYS
56	BY	38	ILE
56	BY	79	CYS
57	BZ	73	GLN
57	BZ	143	GLY
57	BZ	169	GLU
2	AB	158	LEU
3	AC	3	ASN
4	AD	28	SER
4	AD	188	LEU

*Continued on next page...*

*Continued from previous page...*

Mol	Chain	Res	Type
5	AE	7	GLU
6	AF	72	VAL
9	AI	46	ALA
11	AK	106	LYS
12	AL	126	LYS
13	AM	31	LYS
18	AR	77	GLY
19	AS	12	ASP
19	AS	59	PRO
20	AT	20	LEU
24	AY	11	ALA
24	AY	121	ASP
24	AY	411	GLN
24	AY	488	LYS
26	B1	53	VAL
30	B5	16	ARG
32	B7	13	ALA
32	B7	24	THR
32	B7	38	GLY
39	BE	17	ASP
40	BF	79	GLY
40	BF	102	PRO
40	BF	133	ASN
42	BH	127	GLU
45	BN	53	VAL
45	BN	88	GLU
45	BN	94	HIS
47	BP	97	PRO
48	BQ	86	GLY
48	BQ	116	GLU
50	BS	29	PHE
50	BS	48	LEU
51	BT	20	PRO
52	BU	35	ALA
52	BU	90	VAL
54	BW	14	PRO
57	BZ	18	LEU
57	BZ	124	ILE
57	BZ	128	VAL
3	AC	7	PRO
3	AC	66	VAL
3	AC	109	PRO

*Continued on next page...*

*Continued from previous page...*

Mol	Chain	Res	Type
9	AI	98	PRO
12	AL	101	VAL
24	AY	21	HIS
28	B3	59	VAL
31	B6	30	THR
37	BC	130	ILE
39	BE	193	GLY
41	BG	101	ILE
41	BG	111	LEU
41	BG	144	ILE
51	BT	110	ILE
53	BV	52	VAL
56	BY	3	VAL
56	BY	7	VAL
56	BY	42	VAL
57	BZ	61	LEU
2	AB	174	VAL
4	AD	7	PRO
8	AH	103	VAL
9	AI	68	GLY
11	AK	80	VAL
12	AL	124	LYS
18	AR	39	VAL
24	AY	442	GLY
39	BE	43	GLY
39	BE	71	GLY
39	BE	75	VAL
42	BH	15	VAL
45	BN	64	GLY
47	BP	23	PRO
47	BP	37	GLY
49	BR	58	GLY
50	BS	14	VAL
50	BS	28	VAL
50	BS	49	VAL
52	BU	63	VAL
53	BV	46	VAL
56	BY	96	ILE
2	AB	58	ILE
2	AB	65	GLY
2	AB	222	ILE
3	AC	8	ILE

*Continued on next page...*



*Continued from previous page...*

Mol	Chain	Res	Type
15	AO	61	GLY
24	AY	198	GLY
38	BD	98	VAL
40	BF	89	VAL
40	BF	134	GLY
41	BG	177	GLY
45	BN	30	ILE
51	BT	15	VAL
54	BW	71	VAL
3	AC	5	ILE
4	AD	67	ILE
5	AE	55	VAL
7	AG	14	PRO
20	AT	55	ILE
45	BN	135	PRO
47	BP	11	GLY
52	BU	100	VAL
2	AB	230	VAL
5	AE	77	PRO
12	AL	109	GLY
24	AY	334	VAL
24	AY	373	ILE
29	B4	19	GLY
38	BD	271	ILE
29	B4	41	PRO

### 5.3.2 Protein sidechains ⓘ

In the following table, the Percentiles column shows the percent sidechain outliers of the chain as a percentile score with respect to all X-ray entries followed by that with respect to entries of similar resolution.

The Analysed column shows the number of residues for which the sidechain conformation was analysed, and the total number of residues.

Mol	Chain	Analysed	Rotameric	Outliers	Percentiles	
2	AB	202/220 (92%)	152 (75%)	50 (25%)	1	7
3	AC	160/188 (85%)	133 (83%)	27 (17%)	2	19
4	AD	180/181 (99%)	154 (86%)	26 (14%)	4	28
5	AE	115/123 (94%)	94 (82%)	21 (18%)	2	15
6	AF	90/90 (100%)	76 (84%)	14 (16%)	3	24

*Continued on next page...*

*Continued from previous page...*

Mol	Chain	Analysed	Rotameric	Outliers	Percentiles	
7	AG	126/127 (99%)	114 (90%)	12 (10%)	11	46
8	AH	119/119 (100%)	101 (85%)	18 (15%)	3	25
9	AI	98/99 (99%)	82 (84%)	16 (16%)	3	21
10	AJ	88/92 (96%)	71 (81%)	17 (19%)	2	13
11	AK	90/99 (91%)	73 (81%)	17 (19%)	2	14
12	AL	104/111 (94%)	86 (83%)	18 (17%)	2	18
13	AM	99/101 (98%)	79 (80%)	20 (20%)	1	12
14	AN	49/50 (98%)	36 (74%)	13 (26%)	0	5
15	AO	79/80 (99%)	52 (66%)	27 (34%)	0	2
16	AP	72/74 (97%)	64 (89%)	8 (11%)	8	39
17	AQ	94/97 (97%)	85 (90%)	9 (10%)	10	46
18	AR	61/77 (79%)	54 (88%)	7 (12%)	7	37
19	AS	69/80 (86%)	58 (84%)	11 (16%)	3	23
20	AT	76/82 (93%)	69 (91%)	7 (9%)	11	48
21	AU	19/22 (86%)	17 (90%)	2 (10%)	8	41
24	AY	427/453 (94%)	308 (72%)	119 (28%)	0	4
25	B0	66/67 (98%)	49 (74%)	17 (26%)	0	6
26	B1	78/83 (94%)	65 (83%)	13 (17%)	3	20
27	B2	66/67 (98%)	61 (92%)	5 (8%)	16	56
28	B3	51/52 (98%)	42 (82%)	9 (18%)	2	17
29	B4	39/63 (62%)	29 (74%)	10 (26%)	0	6
30	B5	51/52 (98%)	47 (92%)	4 (8%)	16	55
31	B6	49/52 (94%)	37 (76%)	12 (24%)	1	7
32	B7	41/42 (98%)	36 (88%)	5 (12%)	6	34
33	B8	53/55 (96%)	42 (79%)	11 (21%)	1	11
34	B9	34/34 (100%)	26 (76%)	8 (24%)	1	7
37	BC	180/181 (99%)	150 (83%)	30 (17%)	3	20
38	BD	217/218 (100%)	150 (69%)	67 (31%)	0	3
39	BE	165/166 (99%)	134 (81%)	31 (19%)	2	14
40	BF	165/166 (99%)	142 (86%)	23 (14%)	4	30
41	BG	155/156 (99%)	127 (82%)	28 (18%)	2	16

*Continued on next page...*

Continued from previous page...

Mol	Chain	Analysed	Rotameric	Outliers	Percentiles	
42	BH	128/148 (86%)	90 (70%)	38 (30%)	0	4
43	BJ	1/1 (100%)	1 (100%)	0	100	100
45	BN	117/119 (98%)	99 (85%)	18 (15%)	3	24
46	BO	100/100 (100%)	89 (89%)	11 (11%)	8	39
47	BP	112/116 (97%)	91 (81%)	21 (19%)	2	14
48	BQ	111/111 (100%)	87 (78%)	24 (22%)	1	9
49	BR	100/101 (99%)	78 (78%)	22 (22%)	1	9
50	BS	77/88 (88%)	60 (78%)	17 (22%)	1	9
51	BT	120/127 (94%)	96 (80%)	24 (20%)	1	12
52	BU	92/94 (98%)	74 (80%)	18 (20%)	1	13
53	BV	82/82 (100%)	65 (79%)	17 (21%)	1	11
54	BW	91/92 (99%)	81 (89%)	10 (11%)	8	39
55	BX	74/78 (95%)	63 (85%)	11 (15%)	4	26
56	BY	84/91 (92%)	69 (82%)	15 (18%)	2	16
57	BZ	155/179 (87%)	117 (76%)	38 (24%)	1	7
All	All	5271/5546 (95%)	4255 (81%)	1016 (19%)	2	13

All (1016) residues with a non-rotameric sidechain are listed below:

Mol	Chain	Res	Type
2	AB	9	GLU
2	AB	15	VAL
2	AB	16	HIS
2	AB	17	PHE
2	AB	20	GLU
2	AB	24	TRP
2	AB	27	LYS
2	AB	32	ILE
2	AB	33	TYR
2	AB	45	GLN
2	AB	46	LYS
2	AB	51	LEU
2	AB	58	ILE
2	AB	64	ARG
2	AB	67	THR
2	AB	69	LEU
2	AB	70	PHE

Continued on next page...

*Continued from previous page...*

Mol	Chain	Res	Type
2	AB	76	GLN
2	AB	79	ASP
2	AB	98	LEU
2	AB	101	MET
2	AB	102	LEU
2	AB	106	LYS
2	AB	108	ILE
2	AB	111	ARG
2	AB	130	ARG
2	AB	137	ARG
2	AB	138	LEU
2	AB	140	HIS
2	AB	145	LEU
2	AB	150	SER
2	AB	152	PHE
2	AB	155	LEU
2	AB	162	ILE
2	AB	168	THR
2	AB	172	ILE
2	AB	178	ARG
2	AB	183	PRO
2	AB	185	ILE
2	AB	189	ASP
2	AB	193	ASP
2	AB	195	ASP
2	AB	198	ASP
2	AB	204	ASN
2	AB	212	GLN
2	AB	217	ARG
2	AB	231	GLU
2	AB	232	PRO
2	AB	234	PRO
2	AB	236	TYR
3	AC	5	ILE
3	AC	10	PHE
3	AC	14	ILE
3	AC	15	THR
3	AC	16	ARG
3	AC	23	TYR
3	AC	29	TYR
3	AC	38	ARG
3	AC	49	SER

*Continued on next page...*

*Continued from previous page...*

Mol	Chain	Res	Type
3	AC	54	ARG
3	AC	59	ARG
3	AC	68	VAL
3	AC	77	ILE
3	AC	85	ARG
3	AC	88	ARG
3	AC	98	ASN
3	AC	107	GLN
3	AC	109	PRO
3	AC	135	LYS
3	AC	167	TRP
3	AC	173	VAL
3	AC	176	HIS
3	AC	179	ARG
3	AC	188	LEU
3	AC	192	THR
3	AC	196	LEU
3	AC	207	VAL
4	AD	3	ARG
4	AD	8	VAL
4	AD	11	LEU
4	AD	15	GLU
4	AD	31	CYS
4	AD	49	ARG
4	AD	50	ARG
4	AD	56	VAL
4	AD	59	ARG
4	AD	78	LEU
4	AD	98	GLU
4	AD	108	LEU
4	AD	122	ARG
4	AD	132	ARG
4	AD	134	ASP
4	AD	135	LEU
4	AD	154	ASN
4	AD	156	GLU
4	AD	178	VAL
4	AD	181	MET
4	AD	190	ASP
4	AD	192	GLU
4	AD	196	LEU
4	AD	200	GLU

*Continued on next page...*

*Continued from previous page...*

Mol	Chain	Res	Type
4	AD	208	SER
4	AD	209	ARG
5	AE	10	MET
5	AE	11	ILE
5	AE	12	LEU
5	AE	18	ARG
5	AE	20	GLN
5	AE	24	ARG
5	AE	31	LEU
5	AE	36	ASP
5	AE	47	LYS
5	AE	52	PRO
5	AE	53	LEU
5	AE	73	ASN
5	AE	76	ILE
5	AE	87	SER
5	AE	107	ARG
5	AE	116	THR
5	AE	119	LEU
5	AE	127	ASN
5	AE	128	PRO
5	AE	140	ARG
5	AE	147	ASP
6	AF	10	LEU
6	AF	14	LEU
6	AF	15	ASP
6	AF	21	LEU
6	AF	25	ILE
6	AF	26	ILE
6	AF	47	ARG
6	AF	55	ASP
6	AF	61	LEU
6	AF	83	ASP
6	AF	87	ARG
6	AF	92	LYS
6	AF	97	PHE
6	AF	98	LEU
7	AG	30	ILE
7	AG	37	ASN
7	AG	41	ARG
7	AG	72	ARG
7	AG	78	ARG

*Continued on next page...*

*Continued from previous page...*

Mol	Chain	Res	Type
7	AG	88	PRO
7	AG	89	MET
7	AG	104	LEU
7	AG	114	ARG
7	AG	124	LEU
7	AG	136	LYS
7	AG	137	LYS
8	AH	1	MET
8	AH	2	LEU
8	AH	6	ILE
8	AH	14	ARG
8	AH	18	ARG
8	AH	25	ASP
8	AH	30	ARG
8	AH	52	ASP
8	AH	82	HIS
8	AH	91	ARG
8	AH	92	ARG
8	AH	102	ARG
8	AH	104	ARG
8	AH	109	ILE
8	AH	112	LEU
8	AH	127	LEU
8	AH	135	CYS
8	AH	137	VAL
9	AI	3	GLN
9	AI	10	ARG
9	AI	41	VAL
9	AI	56	LEU
9	AI	95	LYS
9	AI	98	PRO
9	AI	99	LEU
9	AI	102	LEU
9	AI	104	ARG
9	AI	105	ASP
9	AI	111	ARG
9	AI	112	LYS
9	AI	114	TYR
9	AI	121	ARG
9	AI	126	SER
9	AI	128	ARG
10	AJ	6	ILE

*Continued on next page...*

*Continued from previous page...*

Mol	Chain	Res	Type
10	AJ	12	ASP
10	AJ	17	ASP
10	AJ	40	LEU
10	AJ	43	ARG
10	AJ	48	THR
10	AJ	49	VAL
10	AJ	50	ILE
10	AJ	51	ARG
10	AJ	54	PHE
10	AJ	55	LYS
10	AJ	57	LYS
10	AJ	58	ASP
10	AJ	67	THR
10	AJ	73	ASP
10	AJ	92	THR
10	AJ	96	ILE
11	AK	14	VAL
11	AK	29	ILE
11	AK	31	THR
11	AK	36	ASP
11	AK	38	ASN
11	AK	51	LYS
11	AK	66	LEU
11	AK	80	VAL
11	AK	84	VAL
11	AK	91	ARG
11	AK	104	GLN
11	AK	116	HIS
11	AK	117	ASN
11	AK	119	CYS
11	AK	124	LYS
11	AK	125	PHE
11	AK	126	ARG
12	AL	18	VAL
12	AL	20	LYS
12	AL	27	LEU
12	AL	33	ARG
12	AL	36	VAL
12	AL	37	CYS
12	AL	43	VAL
12	AL	44	THR
12	AL	47	LYS

*Continued on next page...*



*Continued from previous page...*

Mol	Chain	Res	Type
12	AL	48	PRO
12	AL	53	ARG
12	AL	54	LYS
12	AL	83	VAL
12	AL	84	LEU
12	AL	89	ARG
12	AL	94	PRO
12	AL	122	THR
12	AL	126	LYS
13	AM	9	ILE
13	AM	12	ASN
13	AM	19	LEU
13	AM	56	LEU
13	AM	58	GLU
13	AM	64	TRP
13	AM	65	LYS
13	AM	67	GLU
13	AM	73	GLU
13	AM	77	ASN
13	AM	78	ILE
13	AM	82	MET
13	AM	86	CYS
13	AM	90	LEU
13	AM	93	ARG
13	AM	101	GLN
13	AM	102	ARG
13	AM	108	ARG
13	AM	115	LYS
13	AM	120	LYS
14	AN	4	LYS
14	AN	14	PRO
14	AN	17	LYS
14	AN	19	ARG
14	AN	21	TYR
14	AN	26	ARG
14	AN	32	SER
14	AN	33	VAL
14	AN	41	ARG
14	AN	47	LEU
14	AN	56	VAL
14	AN	57	ARG
14	AN	58	LYS

*Continued on next page...*

*Continued from previous page...*

Mol	Chain	Res	Type
15	AO	3	ILE
15	AO	7	GLU
15	AO	10	LYS
15	AO	11	VAL
15	AO	15	PHE
15	AO	17	ARG
15	AO	22	THR
15	AO	26	GLU
15	AO	27	VAL
15	AO	33	THR
15	AO	38	ARG
15	AO	40	SER
15	AO	42	HIS
15	AO	43	LEU
15	AO	45	VAL
15	AO	51	HIS
15	AO	53	HIS
15	AO	58	MET
15	AO	63	ARG
15	AO	65	ARG
15	AO	68	ARG
15	AO	77	ARG
15	AO	82	ILE
15	AO	83	GLU
15	AO	85	LEU
15	AO	87	ILE
15	AO	88	ARG
16	AP	1	MET
16	AP	17	TYR
16	AP	22	THR
16	AP	40	ASP
16	AP	53	VAL
16	AP	55	ARG
16	AP	75	ARG
16	AP	80	PHE
17	AQ	25	ARG
17	AQ	36	ILE
17	AQ	38	ARG
17	AQ	49	GLU
17	AQ	52	LYS
17	AQ	55	ASP
17	AQ	57	VAL

*Continued on next page...*

*Continued from previous page...*

Mol	Chain	Res	Type
17	AQ	73	VAL
17	AQ	91	ARG
18	AR	34	TYR
18	AR	38	GLU
18	AR	44	LEU
18	AR	47	THR
18	AR	82	THR
18	AR	84	LYS
18	AR	88	LYS
19	AS	4	SER
19	AS	6	LYS
19	AS	7	LYS
19	AS	10	PHE
19	AS	22	LEU
19	AS	27	GLU
19	AS	29	ARG
19	AS	37	ARG
19	AS	41	VAL
19	AS	44	MET
19	AS	45	VAL
20	AT	13	LEU
20	AT	26	ASN
20	AT	35	THR
20	AT	41	ILE
20	AT	61	SER
20	AT	74	LYS
20	AT	93	GLU
21	AU	15	ARG
21	AU	18	TYR
24	AY	7	LEU
24	AY	14	ARG
24	AY	21	HIS
24	AY	22	PRO
24	AY	23	ASP
24	AY	26	LYS
24	AY	30	THR
24	AY	36	PHE
24	AY	69	SER
24	AY	73	SER
24	AY	77	PHE
24	AY	85	ASN
24	AY	94	ASP

*Continued on next page...*

*Continued from previous page...*

<b>Mol</b>	<b>Chain</b>	<b>Res</b>	<b>Type</b>
24	AY	99	THR
24	AY	101	ARG
24	AY	103	LEU
24	AY	111	MET
24	AY	114	ASP
24	AY	119	VAL
24	AY	123	THR
24	AY	127	MET
24	AY	131	ARG
24	AY	137	ILE
24	AY	141	MET
24	AY	145	ASP
24	AY	146	ARG
24	AY	147	ASP
24	AY	150	ASP
24	AY	158	VAL
24	AY	162	LEU
24	AY	164	ILE
24	AY	178	LEU
24	AY	183	TYR
24	AY	185	LEU
24	AY	192	LEU
24	AY	193	TYR
24	AY	194	GLN
24	AY	208	LYS
24	AY	210	LEU
24	AY	212	ASN
24	AY	215	LEU
24	AY	229	ASP
24	AY	230	GLU
24	AY	231	LEU
24	AY	235	LYS
24	AY	239	ASN
24	AY	244	GLU
24	AY	247	LEU
24	AY	251	ILE
24	AY	258	THR
24	AY	263	PHE
24	AY	266	ASP
24	AY	267	HIS
24	AY	268	MET
24	AY	269	LEU

*Continued on next page...*

*Continued from previous page...*

Mol	Chain	Res	Type
24	AY	270	ASP
24	AY	272	LEU
24	AY	274	GLU
24	AY	284	THR
24	AY	287	ARG
24	AY	289	VAL
24	AY	299	PHE
24	AY	307	MET
24	AY	308	ASP
24	AY	309	PRO
24	AY	310	LYS
24	AY	312	ARG
24	AY	313	ASP
24	AY	324	LYS
24	AY	331	LEU
24	AY	332	ARG
24	AY	335	ARG
24	AY	342	ILE
24	AY	344	ASP
24	AY	347	THR
24	AY	360	TYR
24	AY	365	LEU
24	AY	372	THR
24	AY	377	ASP
24	AY	379	PHE
24	AY	385	MET
24	AY	386	LYS
24	AY	387	PHE
24	AY	388	THR
24	AY	392	ASN
24	AY	396	GLU
24	AY	397	LEU
24	AY	399	ARG
24	AY	401	ILE
24	AY	403	LEU
24	AY	404	LYS
24	AY	405	ASP
24	AY	419	LEU
24	AY	425	VAL
24	AY	427	VAL
24	AY	431	ILE
24	AY	433	ASN

*Continued on next page...*

*Continued from previous page...*

Mol	Chain	Res	Type
24	AY	450	VAL
24	AY	455	SER
24	AY	460	GLU
24	AY	465	SER
24	AY	467	ASN
24	AY	470	THR
24	AY	472	ARG
24	AY	476	CYS
24	AY	480	LYS
24	AY	485	PHE
24	AY	488	LYS
24	AY	490	GLU
24	AY	492	GLN
24	AY	496	ASP
24	AY	499	ASP
24	AY	504	ILE
24	AY	508	MET
24	AY	511	LEU
24	AY	516	GLU
24	AY	518	TYR
24	AY	521	VAL
24	AY	526	THR
25	B0	5	LYS
25	B0	11	ARG
25	B0	16	SER
25	B0	20	ARG
25	B0	27	GLU
25	B0	37	LEU
25	B0	41	ARG
25	B0	43	THR
25	B0	44	ARG
25	B0	62	LEU
25	B0	63	VAL
25	B0	67	VAL
25	B0	69	PHE
25	B0	75	LEU
25	B0	80	HIS
25	B0	81	VAL
25	B0	84	LEU
26	B1	3	LYS
26	B1	13	ILE
26	B1	21	ARG

*Continued on next page...*

*Continued from previous page...*

Mol	Chain	Res	Type
26	B1	26	ARG
26	B1	35	THR
26	B1	38	SER
26	B1	39	LYS
26	B1	45	ASN
26	B1	56	GLN
26	B1	83	GLU
26	B1	92	LYS
26	B1	94	LEU
26	B1	95	LEU
27	B2	7	ARG
27	B2	22	GLU
27	B2	45	SER
27	B2	59	ARG
27	B2	64	LEU
28	B3	6	VAL
28	B3	8	LEU
28	B3	11	SER
28	B3	16	PRO
28	B3	28	LEU
28	B3	33	GLN
28	B3	35	ARG
28	B3	37	LEU
28	B3	46	ASN
29	B4	5	ILE
29	B4	6	HIS
29	B4	9	LEU
29	B4	20	ASN
29	B4	25	TYR
29	B4	26	SER
29	B4	28	LYS
29	B4	32	TYR
29	B4	34	GLU
29	B4	40	HIS
30	B5	3	LYS
30	B5	11	THR
30	B5	25	LEU
30	B5	48	GLU
31	B6	5	VAL
31	B6	10	LEU
31	B6	11	LEU
31	B6	14	THR

*Continued on next page...*

*Continued from previous page...*

Mol	Chain	Res	Type
31	B6	18	ARG
31	B6	30	THR
31	B6	31	PRO
31	B6	36	LEU
31	B6	42	TRP
31	B6	44	ARG
31	B6	45	LYS
31	B6	53	LYS
32	B7	1	MET
32	B7	8	ASN
32	B7	24	THR
32	B7	47	ARG
32	B7	48	LYS
33	B8	19	SER
33	B8	26	LYS
33	B8	30	ARG
33	B8	31	HIS
33	B8	34	TRP
33	B8	42	ARG
33	B8	44	LYS
33	B8	47	LYS
33	B8	49	VAL
33	B8	61	LEU
33	B8	64	TYR
34	B9	1	MET
34	B9	2	LYS
34	B9	8	LYS
34	B9	10	ILE
34	B9	18	ARG
34	B9	28	GLU
34	B9	29	ASN
34	B9	36	GLN
37	BC	3	HIS
37	BC	5	LYS
37	BC	6	ARG
37	BC	10	LEU
37	BC	27	HIS
37	BC	28	LEU
37	BC	30	LYS
37	BC	46	LYS
37	BC	47	LEU
37	BC	52	ARG

*Continued on next page...*



*Continued from previous page...*

Mol	Chain	Res	Type
37	BC	57	ASN
37	BC	71	GLN
37	BC	92	ASP
37	BC	104	LEU
37	BC	107	TRP
37	BC	108	MET
37	BC	109	ASP
37	BC	134	ARG
37	BC	139	ASN
37	BC	147	PHE
37	BC	162	GLU
37	BC	163	PHE
37	BC	167	LYS
37	BC	168	THR
37	BC	171	ILE
37	BC	183	GLU
37	BC	184	LYS
37	BC	187	ASP
37	BC	215	THR
37	BC	221	SER
38	BD	3	VAL
38	BD	7	LYS
38	BD	9	TYR
38	BD	14	ARG
38	BD	18	VAL
38	BD	27	THR
38	BD	28	GLU
38	BD	29	PRO
38	BD	31	LYS
38	BD	33	LEU
38	BD	35	LYS
38	BD	37	LEU
38	BD	40	THR
38	BD	43	ARG
38	BD	45	ASN
38	BD	49	ILE
38	BD	52	ARG
38	BD	59	LYS
38	BD	61	LEU
38	BD	64	ILE
38	BD	68	LYS
38	BD	73	VAL

*Continued on next page...*

*Continued from previous page...*

Mol	Chain	Res	Type
38	BD	79	VAL
38	BD	87	ASN
38	BD	88	ARG
38	BD	91	ARG
38	BD	95	LEU
38	BD	102	LYS
38	BD	105	ILE
38	BD	111	LEU
38	BD	113	VAL
38	BD	115	GLN
38	BD	116	GLN
38	BD	117	VAL
38	BD	118	VAL
38	BD	127	VAL
38	BD	134	ARG
38	BD	137	PRO
38	BD	141	VAL
38	BD	142	VAL
38	BD	157	ARG
38	BD	162	SER
38	BD	165	ILE
38	BD	169	GLU
38	BD	172	TYR
38	BD	174	ILE
38	BD	175	LEU
38	BD	176	ARG
38	BD	181	GLU
38	BD	192	THR
38	BD	193	VAL
38	BD	198	ASN
38	BD	200	ASP
38	BD	202	LYS
38	BD	204	ILE
38	BD	206	LEU
38	BD	211	ARG
38	BD	212	SER
38	BD	242	ARG
38	BD	252	TRP
38	BD	257	LEU
38	BD	260	ARG
38	BD	262	ARG
38	BD	263	ARG

*Continued on next page...*

*Continued from previous page...*

Mol	Chain	Res	Type
38	BD	264	LYS
38	BD	268	ARG
38	BD	274	ARG
39	BE	26	ILE
39	BE	27	LEU
39	BE	36	ARG
39	BE	40	GLU
39	BE	53	PRO
39	BE	54	GLN
39	BE	55	ASN
39	BE	57	LYS
39	BE	61	ARG
39	BE	64	LYS
39	BE	67	PHE
39	BE	69	LYS
39	BE	76	ARG
39	BE	79	ARG
39	BE	82	ARG
39	BE	85	ASN
39	BE	94	GLU
39	BE	102	VAL
39	BE	111	ARG
39	BE	121	ASN
39	BE	122	PHE
39	BE	129	HIS
39	BE	133	LYS
39	BE	134	ILE
39	BE	143	ASN
39	BE	169	ASN
39	BE	178	GLU
39	BE	182	LEU
39	BE	197	ILE
39	BE	202	LYS
39	BE	203	LYS
40	BF	11	VAL
40	BF	19	GLU
40	BF	23	ASP
40	BF	28	ILE
40	BF	53	THR
40	BF	64	ILE
40	BF	65	TRP
40	BF	66	PRO

*Continued on next page...*

*Continued from previous page...*

Mol	Chain	Res	Type
40	BF	82	ILE
40	BF	83	PHE
40	BF	98	SER
40	BF	102	PRO
40	BF	122	LYS
40	BF	123	LEU
40	BF	125	LEU
40	BF	127	GLU
40	BF	136	THR
40	BF	160	ASN
40	BF	164	ARG
40	BF	168	ARG
40	BF	169	ASN
40	BF	172	TRP
40	BF	206	ILE
41	BG	10	LYS
41	BG	16	ARG
41	BG	21	ARG
41	BG	22	ARG
41	BG	26	GLN
41	BG	33	ARG
41	BG	36	LYS
41	BG	40	ASN
41	BG	45	GLU
41	BG	49	ASP
41	BG	52	ILE
41	BG	58	GLN
41	BG	60	LEU
41	BG	63	ILE
41	BG	67	LYS
41	BG	80	PHE
41	BG	82	LEU
41	BG	84	LYS
41	BG	86	MET
41	BG	102	PHE
41	BG	104	GLU
41	BG	125	PHE
41	BG	130	ASN
41	BG	146	TYR
41	BG	149	VAL
41	BG	152	LEU
41	BG	153	ARG

*Continued on next page...*

*Continued from previous page...*

<b>Mol</b>	<b>Chain</b>	<b>Res</b>	<b>Type</b>
41	BG	179	PRO
42	BH	23	ARG
42	BH	25	LYS
42	BH	27	LYS
42	BH	34	GLU
42	BH	38	SER
42	BH	41	MET
42	BH	43	VAL
42	BH	46	GLU
42	BH	49	VAL
42	BH	50	VAL
42	BH	52	VAL
42	BH	54	ARG
42	BH	59	ARG
42	BH	60	ARG
42	BH	64	LEU
42	BH	65	HIS
42	BH	80	SER
42	BH	83	TYR
42	BH	85	LYS
42	BH	87	LEU
42	BH	88	LEU
42	BH	98	LEU
42	BH	103	LEU
42	BH	104	GLU
42	BH	105	LEU
42	BH	113	VAL
42	BH	116	GLU
42	BH	119	GLU
42	BH	126	PRO
42	BH	127	GLU
42	BH	129	THR
42	BH	131	VAL
42	BH	137	ASP
42	BH	149	ARG
42	BH	151	ILE
42	BH	162	ILE
42	BH	163	TYR
42	BH	164	TYR
45	BN	1	MET
45	BN	2	LYS
45	BN	4	TYR

*Continued on next page...*

*Continued from previous page...*

Mol	Chain	Res	Type
45	BN	10	GLU
45	BN	19	GLU
45	BN	25	ARG
45	BN	34	LEU
45	BN	48	MET
45	BN	55	VAL
45	BN	56	ASN
45	BN	63	THR
45	BN	65	LYS
45	BN	75	TYR
45	BN	90	MET
45	BN	99	LEU
45	BN	120	LEU
45	BN	123	TYR
45	BN	127	ASP
46	BO	12	ASP
46	BO	17	ARG
46	BO	23	ARG
46	BO	29	ASN
46	BO	40	VAL
46	BO	47	ILE
46	BO	48	PRO
46	BO	73	ASP
46	BO	87	ILE
46	BO	98	VAL
46	BO	113	LYS
47	BP	6	LEU
47	BP	7	ARG
47	BP	16	ARG
47	BP	18	ARG
47	BP	21	ARG
47	BP	30	THR
47	BP	41	ARG
47	BP	55	ARG
47	BP	61	ARG
47	BP	62	LEU
47	BP	68	GLN
47	BP	70	GLN
47	BP	75	ILE
47	BP	77	ARG
47	BP	91	PHE
47	BP	110	TYR

*Continued on next page...*

*Continued from previous page...*

Mol	Chain	Res	Type
47	BP	111	ARG
47	BP	112	LEU
47	BP	123	LEU
47	BP	132	LYS
47	BP	139	LYS
48	BQ	6	ARG
48	BQ	10	ARG
48	BQ	14	ARG
48	BQ	17	LEU
48	BQ	22	LYS
48	BQ	31	ASP
48	BQ	42	ILE
48	BQ	45	GLN
48	BQ	51	ARG
48	BQ	54	MET
48	BQ	55	VAL
48	BQ	58	PHE
48	BQ	59	ARG
48	BQ	60	ARG
48	BQ	63	LYS
48	BQ	67	ARG
48	BQ	68	ILE
48	BQ	74	TYR
48	BQ	103	MET
48	BQ	104	PHE
48	BQ	110	THR
48	BQ	125	LEU
48	BQ	133	ARG
48	BQ	141	GLN
49	BR	2	ARG
49	BR	5	LYS
49	BR	8	ARG
49	BR	23	ASN
49	BR	28	LEU
49	BR	29	LEU
49	BR	45	ARG
49	BR	49	ASP
49	BR	57	ARG
49	BR	63	ARG
49	BR	66	VAL
49	BR	67	LEU
49	BR	71	GLN

*Continued on next page...*

*Continued from previous page...*

Mol	Chain	Res	Type
49	BR	75	LEU
49	BR	79	LEU
49	BR	90	ARG
49	BR	94	TYR
49	BR	97	VAL
49	BR	99	LYS
49	BR	100	LEU
49	BR	113	LEU
49	BR	117	VAL
50	BS	11	LYS
50	BS	12	PHE
50	BS	15	ARG
50	BS	17	ARG
50	BS	20	ARG
50	BS	26	LEU
50	BS	29	PHE
50	BS	35	ILE
50	BS	36	TYR
50	BS	52	SER
50	BS	54	LEU
50	BS	56	LEU
50	BS	84	GLN
50	BS	92	TYR
50	BS	97	ARG
50	BS	101	LEU
50	BS	106	ARG
51	BT	11	GLU
51	BT	16	ARG
51	BT	23	ARG
51	BT	24	PRO
51	BT	29	ARG
51	BT	32	TYR
51	BT	38	ASN
51	BT	41	ARG
51	BT	43	GLN
51	BT	58	ASN
51	BT	65	LYS
51	BT	67	SER
51	BT	77	PRO
51	BT	82	LEU
51	BT	83	ILE
51	BT	89	VAL

*Continued on next page...*



*Continued from previous page...*

Mol	Chain	Res	Type
51	BT	96	ARG
51	BT	99	LEU
51	BT	102	ILE
51	BT	122	ASP
51	BT	123	GLN
51	BT	124	ASP
51	BT	128	GLU
51	BT	132	LYS
52	BU	13	LYS
52	BU	14	HIS
52	BU	20	LEU
52	BU	28	ARG
52	BU	44	ASN
52	BU	47	TYR
52	BU	55	ARG
52	BU	56	ASP
52	BU	59	ARG
52	BU	66	ASN
52	BU	74	LEU
52	BU	88	ILE
52	BU	90	VAL
52	BU	101	ARG
52	BU	102	GLU
52	BU	105	VAL
52	BU	108	GLU
52	BU	114	LYS
53	BV	12	TYR
53	BV	13	ARG
53	BV	16	PRO
53	BV	18	LEU
53	BV	19	LYS
53	BV	21	ARG
53	BV	39	LEU
53	BV	47	VAL
53	BV	50	PRO
53	BV	51	VAL
53	BV	70	ILE
53	BV	73	SER
53	BV	89	GLN
53	BV	91	TYR
53	BV	92	THR
53	BV	96	ILE

*Continued on next page...*

*Continued from previous page...*

Mol	Chain	Res	Type
53	BV	99	ILE
54	BW	9	TYR
54	BW	11	ARG
54	BW	51	LEU
54	BW	63	ASP
54	BW	82	LEU
54	BW	88	ARG
54	BW	96	ILE
54	BW	102	HIS
54	BW	103	ILE
54	BW	107	LEU
55	BX	11	PRO
55	BX	14	SER
55	BX	26	TYR
55	BX	28	PHE
55	BX	36	LYS
55	BX	45	THR
55	BX	57	LEU
55	BX	68	ARG
55	BX	69	TYR
55	BX	76	ARG
55	BX	87	GLN
56	BY	2	ARG
56	BY	6	HIS
56	BY	7	VAL
56	BY	9	LYS
56	BY	11	ASP
56	BY	13	VAL
56	BY	38	ILE
56	BY	50	ARG
56	BY	53	PRO
56	BY	56	PRO
56	BY	62	GLU
56	BY	73	ARG
56	BY	77	PRO
56	BY	83	THR
56	BY	99	CYS
57	BZ	3	TYR
57	BZ	5	LEU
57	BZ	6	LYS
57	BZ	18	LEU
57	BZ	19	ARG

*Continued on next page...*

*Continued from previous page...*

Mol	Chain	Res	Type
57	BZ	20	ARG
57	BZ	28	MET
57	BZ	29	TYR
57	BZ	30	ASN
57	BZ	35	ARG
57	BZ	38	TYR
57	BZ	40	ASP
57	BZ	41	LEU
57	BZ	44	PHE
57	BZ	45	ASP
57	BZ	48	PHE
57	BZ	57	ILE
57	BZ	66	SER
57	BZ	70	LEU
57	BZ	71	VAL
57	BZ	72	ARG
57	BZ	73	GLN
57	BZ	76	LEU
57	BZ	87	ASP
57	BZ	89	PHE
57	BZ	93	ASP
57	BZ	97	GLU
57	BZ	98	MET
57	BZ	103	ARG
57	BZ	104	PHE
57	BZ	122	ARG
57	BZ	123	ASP
57	BZ	124	ILE
57	BZ	127	LYS
57	BZ	136	PHE
57	BZ	142	SER
57	BZ	154	ASP
57	BZ	155	LEU

Some sidechains can be flipped to improve hydrogen bonding and reduce clashes. All (184) such sidechains are listed below:

Mol	Chain	Res	Type
2	AB	19	HIS
2	AB	37	ASN
2	AB	40	HIS
2	AB	45	GLN
2	AB	135	GLN

*Continued on next page...*

*Continued from previous page...*

Mol	Chain	Res	Type
2	AB	146	GLN
2	AB	204	ASN
3	AC	28	GLN
3	AC	102	ASN
3	AC	118	GLN
3	AC	139	GLN
3	AC	170	GLN
3	AC	176	HIS
4	AD	62	GLN
4	AD	119	GLN
4	AD	129	ASN
4	AD	160	GLN
5	AE	20	GLN
5	AE	73	ASN
5	AE	78	HIS
6	AF	7	ASN
6	AF	13	ASN
6	AF	18	GLN
6	AF	27	GLN
6	AF	100	ASN
7	AG	11	GLN
7	AG	13	GLN
7	AG	28	ASN
7	AG	37	ASN
7	AG	56	GLN
7	AG	68	ASN
7	AG	84	ASN
7	AG	106	GLN
8	AH	15	ASN
8	AH	78	GLN
8	AH	82	HIS
9	AI	3	GLN
9	AI	31	GLN
9	AI	73	GLN
9	AI	124	GLN
10	AJ	13	HIS
10	AJ	56	HIS
10	AJ	68	HIS
10	AJ	84	GLN
11	AK	38	ASN
11	AK	117	ASN
12	AL	8	ASN

*Continued on next page...*

*Continued from previous page...*

Mol	Chain	Res	Type
12	AL	9	GLN
12	AL	49	ASN
12	AL	75	HIS
13	AM	12	ASN
13	AM	40	ASN
13	AM	101	GLN
14	AN	49	HIS
15	AO	37	ASN
15	AO	46	HIS
16	AP	65	GLN
16	AP	76	GLN
17	AQ	16	GLN
17	AQ	26	GLN
19	AS	14	HIS
19	AS	56	GLN
20	AT	18	GLN
20	AT	26	ASN
20	AT	42	GLN
24	AY	21	HIS
24	AY	76	GLN
24	AY	85	ASN
24	AY	142	ASN
24	AY	202	GLN
24	AY	225	GLN
24	AY	262	ASN
24	AY	267	HIS
24	AY	311	HIS
24	AY	369	ASN
24	AY	392	ASN
24	AY	426	GLN
24	AY	434	ASN
24	AY	445	GLN
24	AY	458	ASN
24	AY	510	ASN
24	AY	529	HIS
25	B0	29	GLN
25	B0	70	GLN
26	B1	19	GLN
26	B1	45	ASN
26	B1	56	GLN
26	B1	66	HIS
27	B2	43	GLN

*Continued on next page...*

*Continued from previous page...*

Mol	Chain	Res	Type
27	B2	56	GLN
27	B2	65	ASN
28	B3	19	GLN
28	B3	32	GLN
28	B3	52	HIS
29	B4	6	HIS
29	B4	20	ASN
29	B4	40	HIS
29	B4	46	GLN
30	B5	43	HIS
31	B6	26	ASN
31	B6	32	ASN
33	B8	33	ASN
33	B8	35	GLN
34	B9	29	ASN
34	B9	36	GLN
37	BC	57	ASN
37	BC	66	HIS
37	BC	188	ASN
37	BC	225	ASN
38	BD	44	ASN
38	BD	45	ASN
38	BD	58	HIS
38	BD	87	ASN
38	BD	115	GLN
38	BD	129	ASN
38	BD	166	GLN
38	BD	198	ASN
38	BD	203	ASN
38	BD	227	ASN
39	BE	48	GLN
39	BE	54	GLN
39	BE	55	ASN
39	BE	121	ASN
39	BE	132	HIS
39	BE	135	HIS
39	BE	169	ASN
40	BF	67	GLN
40	BF	75	HIS
40	BF	133	ASN
40	BF	160	ASN
40	BF	169	ASN

*Continued on next page...*

*Continued from previous page...*

Mol	Chain	Res	Type
41	BG	40	ASN
41	BG	41	GLN
41	BG	58	GLN
41	BG	66	GLN
41	BG	108	ASN
41	BG	121	ASN
41	BG	138	GLN
42	BH	65	HIS
42	BH	143	GLN
45	BN	56	ASN
45	BN	69	GLN
45	BN	131	GLN
46	BO	5	GLN
46	BO	29	ASN
47	BP	35	HIS
47	BP	70	GLN
47	BP	84	ASN
47	BP	128	HIS
48	BQ	45	GLN
48	BQ	46	GLN
48	BQ	123	HIS
48	BQ	141	GLN
49	BR	3	HIS
49	BR	13	HIS
49	BR	23	ASN
49	BR	24	GLN
49	BR	31	HIS
49	BR	61	HIS
49	BR	71	GLN
50	BS	16	ASN
50	BS	34	HIS
51	BT	58	ASN
51	BT	79	HIS
51	BT	123	GLN
52	BU	49	HIS
52	BU	66	ASN
52	BU	72	HIS
52	BU	94	ASN
53	BV	11	GLN
53	BV	89	GLN
54	BW	40	ASN
54	BW	57	ASN

*Continued on next page...*

*Continued from previous page...*

Mol	Chain	Res	Type
54	BW	60	ASN
54	BW	62	HIS
54	BW	102	HIS
55	BX	41	ASN
55	BX	82	GLN
55	BX	87	GLN
57	BZ	55	HIS
57	BZ	73	GLN
57	BZ	75	ASN
57	BZ	118	GLN
57	BZ	151	HIS

### 5.3.3 RNA [i](#)

Mol	Chain	Analysed	Backbone Outliers	Pucker Outliers
1	AA	1503/1522 (98%)	273 (18%)	58 (3%)
22	AV	76/77 (98%)	36 (47%)	3 (3%)
23	AX	8/9 (88%)	5 (62%)	0
35	BA	2900/2915 (99%)	654 (22%)	73 (2%)
36	BB	118/122 (96%)	24 (20%)	1 (0%)
All	All	4605/4645 (99%)	992 (21%)	135 (2%)

All (992) RNA backbone outliers are listed below:

Mol	Chain	Res	Type
1	AA	7	G
1	AA	9	G
1	AA	31	G
1	AA	32	A
1	AA	39	G
1	AA	47	C
1	AA	48	C
1	AA	51	A
1	AA	54	C
1	AA	60	A
1	AA	61	G
1	AA	65	U
1	AA	79	G
1	AA	80	G
1	AA	81	U
1	AA	89	C

*Continued on next page...*



*Continued from previous page...*

Mol	Chain	Res	Type
1	AA	90	U
1	AA	97	G
1	AA	101	A
1	AA	102	G
1	AA	110	C
1	AA	116	A
1	AA	120	A
1	AA	121	C
1	AA	122	G
1	AA	131	C
1	AA	144	G
1	AA	146	G
1	AA	147	G
1	AA	150	C
1	AA	165	C
1	AA	172	A
1	AA	189(H)	G
1	AA	195	A
1	AA	197	A
1	AA	198	G
1	AA	199	G
1	AA	203	U
1	AA	204	U
1	AA	244	U
1	AA	245	C
1	AA	247	G
1	AA	251	G
1	AA	253	U
1	AA	267	C
1	AA	274	A
1	AA	275	G
1	AA	281	G
1	AA	289	G
1	AA	328	C
1	AA	330	C
1	AA	332	G
1	AA	344	A
1	AA	345	C
1	AA	346	G
1	AA	347	G
1	AA	348	G
1	AA	352	C

*Continued on next page...*

*Continued from previous page...*

Mol	Chain	Res	Type
1	AA	353	A
1	AA	354	G
1	AA	367	U
1	AA	372	C
1	AA	389	A
1	AA	397	A
1	AA	412	A
1	AA	413	G
1	AA	414	A
1	AA	421	U
1	AA	422	C
1	AA	423	G
1	AA	428	G
1	AA	429	U
1	AA	430	A
1	AA	435	C
1	AA	439	A
1	AA	442	C
1	AA	452	A
1	AA	453	A
1	AA	454	C
1	AA	461	A
1	AA	470	C
1	AA	484	G
1	AA	485	G
1	AA	496	A
1	AA	499	A
1	AA	507	C
1	AA	508	C
1	AA	509	A
1	AA	511	C
1	AA	518	C
1	AA	527	G
1	AA	528	C
1	AA	531	U
1	AA	532	A
1	AA	533	A
1	AA	534	U
1	AA	548	G
1	AA	559	A
1	AA	561	U
1	AA	562	C

*Continued on next page...*

*Continued from previous page...*

Mol	Chain	Res	Type
1	AA	564	C
1	AA	570	G
1	AA	572	A
1	AA	573	A
1	AA	576	G
1	AA	577	G
1	AA	596	C
1	AA	623	C
1	AA	632	A
1	AA	633	G
1	AA	653	A
1	AA	665	A
1	AA	673	G
1	AA	688	G
1	AA	689	C
1	AA	701	C
1	AA	702	A
1	AA	703	G
1	AA	717	C
1	AA	721	G
1	AA	722	A
1	AA	723	U
1	AA	731	G
1	AA	734	G
1	AA	749	C
1	AA	755	G
1	AA	765	G
1	AA	772	U
1	AA	777	A
1	AA	786	G
1	AA	793	U
1	AA	794	A
1	AA	816	A
1	AA	817	C
1	AA	828	A
1	AA	839	U
1	AA	840	C
1	AA	841	U
1	AA	848	C
1	AA	858	G
1	AA	859	A
1	AA	872	A

*Continued on next page...*

*Continued from previous page...*

Mol	Chain	Res	Type
1	AA	914	A
1	AA	927	G
1	AA	934	C
1	AA	935	A
1	AA	946	A
1	AA	950	U
1	AA	960	U
1	AA	961	U
1	AA	962	C
1	AA	966	G
1	AA	968	A
1	AA	969	A
1	AA	971	G
1	AA	974	A
1	AA	975	A
1	AA	976	G
1	AA	977	A
1	AA	980	C
1	AA	981	U
1	AA	982	U
1	AA	983	A
1	AA	991	U
1	AA	992	U
1	AA	993	G
1	AA	996	A
1	AA	1026	G
1	AA	1030	C
1	AA	1050	G
1	AA	1051	C
1	AA	1054	C
1	AA	1064	G
1	AA	1085	U
1	AA	1094	G
1	AA	1095	U
1	AA	1101	A
1	AA	1102	A
1	AA	1117	G
1	AA	1124	G
1	AA	1125	U
1	AA	1126	U
1	AA	1127	G
1	AA	1129	C

*Continued on next page...*

*Continued from previous page...*

<b>Mol</b>	<b>Chain</b>	<b>Res</b>	<b>Type</b>
1	AA	1130	A
1	AA	1131	G
1	AA	1137	C
1	AA	1138	G
1	AA	1139	G
1	AA	1140	C
1	AA	1145	C
1	AA	1152	A
1	AA	1154	G
1	AA	1158	C
1	AA	1159	U
1	AA	1180	A
1	AA	1184	G
1	AA	1190	G
1	AA	1191	A
1	AA	1196	U
1	AA	1197	G
1	AA	1200	C
1	AA	1201	A
1	AA	1212	U
1	AA	1213	A
1	AA	1225	A
1	AA	1227	A
1	AA	1229	A
1	AA	1230	C
1	AA	1238	A
1	AA	1240	U
1	AA	1256	A
1	AA	1257	U
1	AA	1267	C
1	AA	1268	A
1	AA	1270	C
1	AA	1281	U
1	AA	1284	C
1	AA	1285	A
1	AA	1286	A
1	AA	1287	A
1	AA	1299	A
1	AA	1300	G
1	AA	1301	U
1	AA	1302	U
1	AA	1305	G

*Continued on next page...*

*Continued from previous page...*

Mol	Chain	Res	Type
1	AA	1317	C
1	AA	1320	C
1	AA	1322	C
1	AA	1324	A
1	AA	1327	C
1	AA	1331	G
1	AA	1335	C
1	AA	1336	C
1	AA	1346	A
1	AA	1347	G
1	AA	1348	U
1	AA	1353	G
1	AA	1359	C
1	AA	1363	C
1	AA	1363(A)	A
1	AA	1364	U
1	AA	1387	G
1	AA	1397	C
1	AA	1398	A
1	AA	1400	C
1	AA	1402	C
1	AA	1408	A
1	AA	1419	G
1	AA	1430	C
1	AA	1442	G
1	AA	1442(A)	G
1	AA	1443	G
1	AA	1447	A
1	AA	1452	C
1	AA	1456	G
1	AA	1487	G
1	AA	1489	G
1	AA	1491	G
1	AA	1493	A
1	AA	1494	G
1	AA	1495	U
1	AA	1496	C
1	AA	1499	A
1	AA	1502	A
1	AA	1503	A
1	AA	1504	G
1	AA	1505	G

*Continued on next page...*

*Continued from previous page...*

Mol	Chain	Res	Type
1	AA	1506	U
1	AA	1517	G
1	AA	1520	G
1	AA	1529	G
1	AA	1530	G
22	AV	2	G
22	AV	3	C
22	AV	4	G
22	AV	5	G
22	AV	8	U
22	AV	9	G
22	AV	13	C
22	AV	15	G
22	AV	16	C
22	AV	17	C
22	AV	17(A)	U
22	AV	18	G
22	AV	19	G
22	AV	20	U
22	AV	21	A
22	AV	24	U
22	AV	25	C
22	AV	27	U
22	AV	28	C
22	AV	33	U
22	AV	44	A
22	AV	45	G
22	AV	48	C
22	AV	53	G
22	AV	54	U
22	AV	58	A
22	AV	59	A
22	AV	60	U
22	AV	61	C
22	AV	62	C
22	AV	63	G
22	AV	65	C
22	AV	67	C
22	AV	71	C
22	AV	72	A
22	AV	73	A
23	AX	12	A

*Continued on next page...*

*Continued from previous page...*

Mol	Chain	Res	Type
23	AX	14	A
23	AX	15	A
23	AX	17	U
23	AX	19	U
35	BA	9	U
35	BA	10	G
35	BA	45	C
35	BA	50	U
35	BA	61	G
35	BA	71	A
35	BA	72	U
35	BA	74	A
35	BA	75	G
35	BA	82	G
35	BA	83	G
35	BA	84	A
35	BA	85	G
35	BA	88	G
35	BA	90	U
35	BA	92	A
35	BA	94	C
35	BA	95	G
35	BA	100	G
35	BA	102	G
35	BA	105	C
35	BA	118	A
35	BA	119	A
35	BA	120	U
35	BA	122	G
35	BA	139(A)	G
35	BA	141	A
35	BA	146	G
35	BA	149	A
35	BA	155	U
35	BA	181	A
35	BA	196	A
35	BA	197	A
35	BA	199	A
35	BA	204	A
35	BA	205	G
35	BA	215	G
35	BA	216	A

*Continued on next page...*



*Continued from previous page...*

Mol	Chain	Res	Type
35	BA	221	A
35	BA	222	A
35	BA	227	A
35	BA	228	A
35	BA	229	A
35	BA	233	A
35	BA	244	A
35	BA	245	G
35	BA	248	G
35	BA	261	G
35	BA	267	C
35	BA	271(I)	G
35	BA	271(K)	U
35	BA	271(L)	U
35	BA	271(M)	G
35	BA	271(O)	C
35	BA	271(P)	C
35	BA	271(R)	G
35	BA	272(A)	U
35	BA	272(B)	G
35	BA	272(I)	U
35	BA	276	A
35	BA	284	U
35	BA	307	G
35	BA	310	A
35	BA	311	A
35	BA	312	G
35	BA	329	G
35	BA	330	A
35	BA	332	A
35	BA	333	G
35	BA	343	C
35	BA	349	G
35	BA	352	G
35	BA	353	G
35	BA	356	G
35	BA	358	U
35	BA	362	U
35	BA	363(D)	G
35	BA	363(E)	U
35	BA	363(F)	A
35	BA	371	A

*Continued on next page...*

*Continued from previous page...*

<b>Mol</b>	<b>Chain</b>	<b>Res</b>	<b>Type</b>
35	BA	386	G
35	BA	387	U
35	BA	388	G
35	BA	390	A
35	BA	396	G
35	BA	405	U
35	BA	406	G
35	BA	411	G
35	BA	412	A
35	BA	428	A
35	BA	435	C
35	BA	444	C
35	BA	448	U
35	BA	451	C
35	BA	456	C
35	BA	457	A
35	BA	470	A
35	BA	472	A
35	BA	473	G
35	BA	480	A
35	BA	481	G
35	BA	494	G
35	BA	505	A
35	BA	508	G
35	BA	509	C
35	BA	525	U
35	BA	527	C
35	BA	530	G
35	BA	531	C
35	BA	532	A
35	BA	533	G
35	BA	537	C
35	BA	556	G
35	BA	563	G
35	BA	573	G
35	BA	574	C
35	BA	575	A
35	BA	586	A
35	BA	588	U
35	BA	603	A
35	BA	604	G
35	BA	607	U

*Continued on next page...*

*Continued from previous page...*

<b>Mol</b>	<b>Chain</b>	<b>Res</b>	<b>Type</b>
35	BA	613	G
35	BA	614(B)	G
35	BA	614(C)	A
35	BA	615	G
35	BA	616	G
35	BA	622	G
35	BA	627	A
35	BA	629	G
35	BA	637	A
35	BA	645	C
35	BA	646	A
35	BA	651	G
35	BA	654(I)	C
35	BA	654(J)	A
35	BA	654(K)	C
35	BA	654(L)	G
35	BA	654(M)	C
35	BA	655	A
35	BA	656	G
35	BA	669	G
35	BA	670	A
35	BA	673	C
35	BA	686	G
35	BA	708	C
35	BA	709	U
35	BA	721	C
35	BA	722	A
35	BA	730	C
35	BA	753	C
35	BA	765	G
35	BA	776	G
35	BA	781	A
35	BA	782	A
35	BA	784	A
35	BA	785	G
35	BA	786	C
35	BA	788	A
35	BA	789	A
35	BA	790	C
35	BA	791	C
35	BA	792	G
35	BA	805	G

*Continued on next page...*

*Continued from previous page...*

<b>Mol</b>	<b>Chain</b>	<b>Res</b>	<b>Type</b>
35	BA	806	C
35	BA	812	C
35	BA	819	A
35	BA	827	U
35	BA	828	U
35	BA	829	A
35	BA	830	G
35	BA	831	G
35	BA	846	C
35	BA	848	G
35	BA	854	G
35	BA	857	C
35	BA	859	G
35	BA	866	A
35	BA	872	A
35	BA	878	A
35	BA	879	G
35	BA	885	C
35	BA	886	C
35	BA	887	A
35	BA	888	C
35	BA	889	C
35	BA	890	A
35	BA	895	U
35	BA	896	A
35	BA	897	C
35	BA	898	C
35	BA	899	A
35	BA	901	A
35	BA	907	U
35	BA	910	A
35	BA	915	C
35	BA	917	A
35	BA	926	A
35	BA	932	G
35	BA	933	A
35	BA	941	A
35	BA	945	A
35	BA	958	U
35	BA	959	A
35	BA	961	C
35	BA	962	G

*Continued on next page...*

*Continued from previous page...*

Mol	Chain	Res	Type
35	BA	973	A
35	BA	974	G
35	BA	975	C
35	BA	975(A)	G
35	BA	983	A
35	BA	989	G
35	BA	990	A
35	BA	991	C
35	BA	996	A
35	BA	1005	C
35	BA	1011	G
35	BA	1012	U
35	BA	1013	C
35	BA	1022	G
35	BA	1025	G
35	BA	1026	U
35	BA	1027	A
35	BA	1035	U
35	BA	1039	G
35	BA	1044	G
35	BA	1045	A
35	BA	1046	A
35	BA	1047	G
35	BA	1048	A
35	BA	1053	C
35	BA	1059	G
35	BA	1060	U
35	BA	1061	U
35	BA	1062	G
35	BA	1065	U
35	BA	1067	A
35	BA	1068	G
35	BA	1069	A
35	BA	1070	A
35	BA	1071	G
35	BA	1072	C
35	BA	1073	A
35	BA	1088	A
35	BA	1103	A
35	BA	1107	G
35	BA	1108	U
35	BA	1111	A

*Continued on next page...*

*Continued from previous page...*

<b>Mol</b>	<b>Chain</b>	<b>Res</b>	<b>Type</b>
35	BA	1112	G
35	BA	1117	G
35	BA	1129	A
35	BA	1130	U
35	BA	1135	C
35	BA	1136	G
35	BA	1142(A)	A
35	BA	1143	A
35	BA	1155	A
35	BA	1161	C
35	BA	1167	U
35	BA	1171	G
35	BA	1174	A
35	BA	1175	U
35	BA	1176	G
35	BA	1178	C
35	BA	1204	A
35	BA	1205	U
35	BA	1210	A
35	BA	1211	U
35	BA	1212	G
35	BA	1221	C
35	BA	1223	G
35	BA	1227	G
35	BA	1236	G
35	BA	1237	A
35	BA	1240	U
35	BA	1241	A
35	BA	1244	G
35	BA	1247	A
35	BA	1248	G
35	BA	1253	A
35	BA	1256	G
35	BA	1265	A
35	BA	1271	G
35	BA	1272	A
35	BA	1273	U
35	BA	1274	A
35	BA	1292	U
35	BA	1300	U
35	BA	1301	A
35	BA	1302	A

*Continued on next page...*

*Continued from previous page...*

<b>Mol</b>	<b>Chain</b>	<b>Res</b>	<b>Type</b>
35	BA	1314	C
35	BA	1319	G
35	BA	1321	A
35	BA	1332	G
35	BA	1349	A
35	BA	1352	U
35	BA	1359	A
35	BA	1365	A
35	BA	1367	A
35	BA	1368	G
35	BA	1378	A
35	BA	1379	A
35	BA	1380	G
35	BA	1384	A
35	BA	1385	G
35	BA	1386	C
35	BA	1396	U
35	BA	1398	C
35	BA	1406	U
35	BA	1407	C
35	BA	1416	G
35	BA	1417	C
35	BA	1419	A
35	BA	1420	U
35	BA	1421	G
35	BA	1427	A
35	BA	1428	C
35	BA	1436	G
35	BA	1445	A
35	BA	1449	A
35	BA	1450	G
35	BA	1451	C
35	BA	1455	G
35	BA	1460	A
35	BA	1467	C
35	BA	1471	A
35	BA	1475	G
35	BA	1478	G
35	BA	1482	G
35	BA	1485	G
35	BA	1490	A
35	BA	1493	C

*Continued on next page...*

*Continued from previous page...*

Mol	Chain	Res	Type
35	BA	1495	A
35	BA	1496	A
35	BA	1497	U
35	BA	1499	C
35	BA	1502	C
35	BA	1505	C
35	BA	1509	C
35	BA	1509(A)	A
35	BA	1514	U
35	BA	1517	G
35	BA	1518	U
35	BA	1520	G
35	BA	1528(A)	A
35	BA	1529	G
35	BA	1536	C
35	BA	1541	G
35	BA	1542	A
35	BA	1543	C
35	BA	1544	A
35	BA	1554	A
35	BA	1558	A
35	BA	1559	G
35	BA	1569	A
35	BA	1578	U
35	BA	1579	A
35	BA	1584	C
35	BA	1586	A
35	BA	1588	C
35	BA	1591	G
35	BA	1603	A
35	BA	1608	A
35	BA	1609	A
35	BA	1610	A
35	BA	1614	A
35	BA	1615	C
35	BA	1616	A
35	BA	1617	C
35	BA	1640	C
35	BA	1648	C
35	BA	1654	A
35	BA	1666	G
35	BA	1667	G

*Continued on next page...*



*Continued from previous page...*

<b>Mol</b>	<b>Chain</b>	<b>Res</b>	<b>Type</b>
35	BA	1674	G
35	BA	1690	A
35	BA	1694	C
35	BA	1698	A
35	BA	1699	G
35	BA	1717	G
35	BA	1718	G
35	BA	1721	G
35	BA	1722	A
35	BA	1739	U
35	BA	1740	G
35	BA	1742	G
35	BA	1744	C
35	BA	1748	G
35	BA	1756	G
35	BA	1763	G
35	BA	1764	G
35	BA	1773	A
35	BA	1780	A
35	BA	1781	C
35	BA	1787	A
35	BA	1791	A
35	BA	1799	G
35	BA	1800	C
35	BA	1801	G
35	BA	1816	G
35	BA	1820	U
35	BA	1821	A
35	BA	1829	A
35	BA	1835	G
35	BA	1838	C
35	BA	1839	G
35	BA	1845	G
35	BA	1847	A
35	BA	1848	A
35	BA	1858	G
35	BA	1865	G
35	BA	1866	C
35	BA	1878	G
35	BA	1881	C
35	BA	1882	C
35	BA	1885	A

*Continued on next page...*

*Continued from previous page...*

<b>Mol</b>	<b>Chain</b>	<b>Res</b>	<b>Type</b>
35	BA	1888	G
35	BA	1889	A
35	BA	1893	C
35	BA	1894	C
35	BA	1895	C
35	BA	1900	A
35	BA	1901	A
35	BA	1907	G
35	BA	1909	C
35	BA	1911	U
35	BA	1912	A
35	BA	1913	A
35	BA	1914	C
35	BA	1915	U
35	BA	1916	A
35	BA	1920	C
35	BA	1921	G
35	BA	1924	C
35	BA	1925	C
35	BA	1926	U
35	BA	1927	A
35	BA	1928	A
35	BA	1929	G
35	BA	1930	G
35	BA	1936	A
35	BA	1937	A
35	BA	1938	A
35	BA	1940	U
35	BA	1948	G
35	BA	1955	U
35	BA	1963	U
35	BA	1964	G
35	BA	1965	C
35	BA	1967	C
35	BA	1970	A
35	BA	1971	A
35	BA	1972	A
35	BA	1981	A
35	BA	1982	C
35	BA	1987	G
35	BA	1992	G
35	BA	1993	U

*Continued on next page...*

*Continued from previous page...*

<b>Mol</b>	<b>Chain</b>	<b>Res</b>	<b>Type</b>
35	BA	1997	G
35	BA	2023	G
35	BA	2031	A
35	BA	2032	G
35	BA	2033	A
35	BA	2034	U
35	BA	2035	G
35	BA	2036	C
35	BA	2043	C
35	BA	2055	C
35	BA	2056	G
35	BA	2060	A
35	BA	2061	G
35	BA	2062	A
35	BA	2069	G
35	BA	2077	A
35	BA	2093	G
35	BA	2100	G
35	BA	2102	U
35	BA	2103	C
35	BA	2104	G
35	BA	2105	C
35	BA	2107	C
35	BA	2109	U
35	BA	2111	C
35	BA	2112	G
35	BA	2113	U
35	BA	2116	G
35	BA	2117	A
35	BA	2118	U
35	BA	2127	G
35	BA	2129	C
35	BA	2131	G
35	BA	2132	U
35	BA	2133	G
35	BA	2145	C
35	BA	2146	C
35	BA	2147	G
35	BA	2156	G
35	BA	2159	G
35	BA	2160	G
35	BA	2172	U

*Continued on next page...*

*Continued from previous page...*

<b>Mol</b>	<b>Chain</b>	<b>Res</b>	<b>Type</b>
35	BA	2173	A
35	BA	2174	C
35	BA	2178	C
35	BA	2179	C
35	BA	2180	U
35	BA	2185	C
35	BA	2186	G
35	BA	2187	G
35	BA	2189	U
35	BA	2190	G
35	BA	2193	G
35	BA	2198	A
35	BA	2199	A
35	BA	2200	C
35	BA	2207	G
35	BA	2208	A
35	BA	2218	U
35	BA	2219	G
35	BA	2225	A
35	BA	2238	G
35	BA	2239	G
35	BA	2243	U
35	BA	2245	U
35	BA	2268	A
35	BA	2275	C
35	BA	2283	C
35	BA	2287	A
35	BA	2288	A
35	BA	2305	A
35	BA	2307	G
35	BA	2308	G
35	BA	2309	A
35	BA	2311	A
35	BA	2312	U
35	BA	2313	C
35	BA	2319	G
35	BA	2320	A
35	BA	2331	G
35	BA	2334	G
35	BA	2336	A
35	BA	2347	C
35	BA	2350	C

*Continued on next page...*

*Continued from previous page...*

<b>Mol</b>	<b>Chain</b>	<b>Res</b>	<b>Type</b>
35	BA	2354	G
35	BA	2361	A
35	BA	2379	G
35	BA	2383	G
35	BA	2385	C
35	BA	2391	G
35	BA	2392	A
35	BA	2394	C
35	BA	2395	C
35	BA	2399	G
35	BA	2401	U
35	BA	2402	C
35	BA	2423	U
35	BA	2424	C
35	BA	2425	A
35	BA	2429	G
35	BA	2430	A
35	BA	2431	U
35	BA	2439	A
35	BA	2441	C
35	BA	2448	A
35	BA	2465	C
35	BA	2469	A
35	BA	2470	G
35	BA	2472	G
35	BA	2475	C
35	BA	2476	A
35	BA	2477	C
35	BA	2478	A
35	BA	2482	G
35	BA	2483	C
35	BA	2499	C
35	BA	2502	G
35	BA	2505	G
35	BA	2518	A
35	BA	2520	C
35	BA	2524	G
35	BA	2529	G
35	BA	2543	G
35	BA	2554	U
35	BA	2561	A
35	BA	2566	A

*Continued on next page...*

*Continued from previous page...*

Mol	Chain	Res	Type
35	BA	2567	G
35	BA	2572	A
35	BA	2576	G
35	BA	2577	A
35	BA	2578	G
35	BA	2602	A
35	BA	2610	C
35	BA	2611	U
35	BA	2612	C
35	BA	2615	U
35	BA	2630	G
35	BA	2641	G
35	BA	2646	C
35	BA	2654	A
35	BA	2657	A
35	BA	2673	G
35	BA	2675	A
35	BA	2682	U
35	BA	2690	C
35	BA	2691	C
35	BA	2702	U
35	BA	2703	C
35	BA	2712	U
35	BA	2712(A)	A
35	BA	2713	A
35	BA	2714	G
35	BA	2720	U
35	BA	2726	U
35	BA	2748	A
35	BA	2750	A
35	BA	2751	G
35	BA	2752	C
35	BA	2757	A
35	BA	2758	A
35	BA	2761	G
35	BA	2762	G
35	BA	2763	G
35	BA	2765	A
35	BA	2778	A
35	BA	2779	U
35	BA	2780	G
35	BA	2781	A

*Continued on next page...*

*Continued from previous page...*

Mol	Chain	Res	Type
35	BA	2787	C
35	BA	2789	C
35	BA	2790	A
35	BA	2791	C
35	BA	2794	C
35	BA	2799	C
35	BA	2801	A
35	BA	2801(A)	A
35	BA	2802	G
35	BA	2803	C
35	BA	2808	U
35	BA	2818	G
35	BA	2820	A
35	BA	2821	A
35	BA	2823	A
35	BA	2825	C
35	BA	2830	G
35	BA	2833	G
35	BA	2834	G
35	BA	2835	A
35	BA	2849	U
35	BA	2850	A
35	BA	2858	C
35	BA	2861	G
35	BA	2872	G
35	BA	2873	A
35	BA	2879	C
35	BA	2894	G
36	BB	8	U
36	BB	13	A
36	BB	15	A
36	BB	16	G
36	BB	17	C
36	BB	21	G
36	BB	25	A
36	BB	27	C
36	BB	35	U
36	BB	40	U
36	BB	41	U
36	BB	42	C
36	BB	43	C
36	BB	45	A

*Continued on next page...*

*Continued from previous page...*

Mol	Chain	Res	Type
36	BB	53	A
36	BB	56	G
36	BB	57	A
36	BB	68	C
36	BB	73	A
36	BB	74	U
36	BB	81	G
36	BB	88	C
36	BB	91	C
36	BB	110	G

All (135) RNA pucker outliers are listed below:

Mol	Chain	Res	Type
1	AA	30	U
1	AA	49	U
1	AA	60	A
1	AA	79	G
1	AA	109	A
1	AA	115	G
1	AA	119	A
1	AA	197	A
1	AA	202	U
1	AA	243	A
1	AA	250	A
1	AA	266	G
1	AA	274	A
1	AA	344	A
1	AA	351	G
1	AA	388	G
1	AA	412	A
1	AA	428	G
1	AA	429	U
1	AA	484	G
1	AA	495	A
1	AA	508	C
1	AA	530	G
1	AA	547	A
1	AA	560	U
1	AA	575	G
1	AA	576	G
1	AA	687	A

*Continued on next page...*



*Continued from previous page...*

Mol	Chain	Res	Type
1	AA	703	G
1	AA	748	C
1	AA	792	A
1	AA	870	U
1	AA	961	U
1	AA	968	A
1	AA	980	C
1	AA	982	U
1	AA	992	U
1	AA	1049	U
1	AA	1050	G
1	AA	1053	G
1	AA	1101	A
1	AA	1124	G
1	AA	1139	G
1	AA	1157	A
1	AA	1190	G
1	AA	1200	C
1	AA	1239	A
1	AA	1283	G
1	AA	1285	A
1	AA	1286	A
1	AA	1319	A
1	AA	1320	C
1	AA	1326	C
1	AA	1347	G
1	AA	1399	C
1	AA	1452	C
1	AA	1498	U
1	AA	1504	G
22	AV	17(A)	U
22	AV	26	G
22	AV	53	G
35	BA	50	U
35	BA	71	A
35	BA	74	A
35	BA	177	G
35	BA	199	A
35	BA	214	G
35	BA	221	A
35	BA	331	A
35	BA	332	A

*Continued on next page...*

*Continued from previous page...*

<b>Mol</b>	<b>Chain</b>	<b>Res</b>	<b>Type</b>
35	BA	370	G
35	BA	387	U
35	BA	434	U
35	BA	472	A
35	BA	587	C
35	BA	603	A
35	BA	613	G
35	BA	614(C)	A
35	BA	654(K)	C
35	BA	752	A
35	BA	790	C
35	BA	829	A
35	BA	856	C
35	BA	886	C
35	BA	896	A
35	BA	945	A
35	BA	1052	C
35	BA	1060	U
35	BA	1068	G
35	BA	1069	A
35	BA	1177	A
35	BA	1210	A
35	BA	1300	U
35	BA	1301	A
35	BA	1378	A
35	BA	1396	U
35	BA	1427	A
35	BA	1517	G
35	BA	1541	G
35	BA	1558	A
35	BA	1608	A
35	BA	1616	A
35	BA	1653	G
35	BA	1666	G
35	BA	1748	G
35	BA	1756	G
35	BA	1799	G
35	BA	1819	A
35	BA	1908	C
35	BA	1924	C
35	BA	1937	A
35	BA	1938	A

*Continued on next page...*

*Continued from previous page...*

Mol	Chain	Res	Type
35	BA	1948	G
35	BA	1970	A
35	BA	1992	G
35	BA	1996	C
35	BA	2033	A
35	BA	2035	G
35	BA	2110	G
35	BA	2126	A
35	BA	2128	C
35	BA	2131	G
35	BA	2179	C
35	BA	2238	G
35	BA	2282	G
35	BA	2422	A
35	BA	2481	G
35	BA	2497	A
35	BA	2543	G
35	BA	2610	C
35	BA	2689	U
35	BA	2756	U
35	BA	2762	G
35	BA	2801	A
36	BB	56	G

## 5.4 Non-standard residues in protein, DNA, RNA chains [i](#)

There are no non-standard protein/DNA/RNA residues in this entry.

## 5.5 Carbohydrates [i](#)

There are no carbohydrates in this entry.

## 5.6 Ligand geometry [i](#)

1 ligand is modelled in this entry.

In the following table, the Counts columns list the number of bonds (or angles) for which Mogul statistics could be retrieved, the number of bonds (or angles) that are observed in the model and the number of bonds (or angles) that are defined in the chemical component dictionary. The Link column lists molecule types, if any, to which the group is linked. The Z score for a bond length (or angle) is the number of standard deviations the observed value is removed from the expected

value. A bond length (or angle) with  $|Z| > 2$  is considered an outlier worth inspection. RMSZ is the root-mean-square of all Z scores of the bond lengths (or angles).

Mol	Type	Chain	Res	Link	Bond lengths			Bond angles		
					Counts	RMSZ	$\# Z  > 2$	Counts	RMSZ	$\# Z  > 2$
58	GCP	AY	1000	-	26,34,34	2.52	6 (23%)	34,54,54	2.09	10 (29%)

In the following table, the Chirals column lists the number of chiral outliers, the number of chiral centers analysed, the number of these observed in the model and the number defined in the chemical component dictionary. Similar counts are reported in the Torsion and Rings columns. '-' means no outliers of that kind were identified.

Mol	Type	Chain	Res	Link	Chirals	Torsions	Rings
58	GCP	AY	1000	-	-	0/15/38/38	0/3/3/3

All (6) bond length outliers are listed below:

Mol	Chain	Res	Type	Atoms	Z	Observed(Å)	Ideal(Å)
58	AY	1000	GCP	PG-O2G	-2.64	1.48	1.54
58	AY	1000	GCP	PG-O1G	2.04	1.54	1.50
58	AY	1000	GCP	C4-N3	4.53	1.42	1.35
58	AY	1000	GCP	C2-N1	4.89	1.44	1.35
58	AY	1000	GCP	PB-O3A	5.74	1.64	1.58
58	AY	1000	GCP	C6-N1	7.81	1.47	1.33

All (10) bond angle outliers are listed below:

Mol	Chain	Res	Type	Atoms	Z	Observed(°)	Ideal(°)
58	AY	1000	GCP	C5-C6-N1	-6.33	114.93	123.59
58	AY	1000	GCP	N3-C2-N1	-3.96	121.42	127.44
58	AY	1000	GCP	PA-O3A-PB	-2.84	124.74	132.73
58	AY	1000	GCP	O3G-PG-O1G	-2.77	105.32	112.40
58	AY	1000	GCP	C1'-N9-C4	-2.54	123.10	126.94
58	AY	1000	GCP	O2G-PG-O1G	-2.46	106.11	112.40
58	AY	1000	GCP	C4'-O4'-C1'	2.06	111.98	109.72
58	AY	1000	GCP	C4-C5-N7	2.22	111.53	109.48
58	AY	1000	GCP	O3G-PG-O2G	2.63	115.84	108.13
58	AY	1000	GCP	C6-N1-C2	5.28	123.27	115.94

There are no chirality outliers.

There are no torsion outliers.

There are no ring outliers.

1 monomer is involved in 11 short contacts:

Mol	Chain	Res	Type	Clashes	Symm-Clashes
58	AY	1000	GCP	11	0

## 5.7 Other polymers [i](#)

There are no such residues in this entry.

## 5.8 Polymer linkage issues [i](#)

There are no chain breaks in this entry.

## 6 Fit of model and data ⓘ

### 6.1 Protein, DNA and RNA chains ⓘ

In the following table, the column labelled ‘#RSRZ> 2’ contains the number (and percentage) of RSRZ outliers, followed by percent RSRZ outliers for the chain as percentile scores relative to all X-ray entries and entries of similar resolution. The OWAB column contains the minimum, median, 95<sup>th</sup> percentile and maximum values of the occupancy-weighted average B-factor per residue. The column labelled ‘Q< 0.9’ lists the number of (and percentage) of residues with an average occupancy less than 0.9.

Mol	Chain	Analysed	<RSRZ>	#RSRZ>2	OWAB(Å <sup>2</sup> )	Q<0.9
1	AA	1504/1522 (98%)	-0.09	34 (2%) 64 48	52, 140, 199, 200	0
2	AB	235/256 (91%)	-0.41	2 (0%) 85 74	40, 110, 177, 200	0
3	AC	207/239 (86%)	-0.47	2 (0%) 84 72	37, 117, 174, 200	0
4	AD	208/209 (99%)	0.24	13 (6%) 23 14	48, 158, 200, 200	0
5	AE	151/162 (93%)	-0.16	3 (1%) 68 53	38, 112, 171, 200	0
6	AF	101/101 (100%)	-0.57	0 100 100	59, 135, 188, 200	0
7	AG	155/156 (99%)	-0.34	4 (2%) 59 43	46, 128, 189, 200	0
8	AH	138/138 (100%)	-0.08	6 (4%) 39 25	36, 114, 180, 200	0
9	AI	127/128 (99%)	-0.09	2 (1%) 74 60	32, 121, 172, 200	0
10	AJ	99/105 (94%)	0.41	10 (10%) 9 6	32, 125, 191, 200	0
11	AK	119/129 (92%)	-0.09	5 (4%) 40 26	40, 116, 179, 200	0
12	AL	125/135 (92%)	0.27	5 (4%) 42 28	45, 119, 192, 200	0
13	AM	125/126 (99%)	0.30	11 (8%) 12 8	64, 127, 200, 200	0
14	AN	60/61 (98%)	-0.26	0 100 100	28, 104, 172, 200	0
15	AO	88/89 (98%)	0.06	4 (4%) 37 24	59, 130, 188, 200	0
16	AP	84/88 (95%)	1.05	18 (21%) 1 1	79, 156, 200, 200	0
17	AQ	100/105 (95%)	0.71	13 (13%) 5 4	66, 141, 200, 200	0
18	AR	70/88 (79%)	0.01	3 (4%) 39 25	59, 124, 176, 200	0
19	AS	79/93 (84%)	0.14	3 (3%) 44 30	57, 118, 197, 200	0
20	AT	99/106 (93%)	0.56	9 (9%) 11 7	87, 153, 200, 200	0
21	AU	25/27 (92%)	0.72	4 (16%) 3 2	46, 117, 175, 185	0
22	AV	77/77 (100%)	-0.62	1 (1%) 79 65	77, 151, 189, 199	0
23	AX	9/9 (100%)	0.20	0 100 100	79, 156, 192, 199	0
24	AY	496/529 (93%)	0.45	53 (10%) 8 5	71, 170, 202, 202	0

*Continued on next page...*

Continued from previous page...

Mol	Chain	Analysed	<RSRZ>	#RSRZ>2	OWAB(Å <sup>2</sup> )	Q<0.9
25	B0	84/85 (98%)	1.14	19 (22%) 1 1	37, 118, 194, 200	0
26	B1	94/98 (95%)	0.58	8 (8%) 13 9	65, 143, 197, 200	0
27	B2	71/72 (98%)	0.14	7 (9%) 9 6	101, 153, 200, 200	0
28	B3	60/60 (100%)	0.67	5 (8%) 14 9	54, 126, 198, 200	0
29	B4	45/71 (63%)	-0.03	3 (6%) 21 12	108, 174, 200, 200	0
30	B5	59/60 (98%)	0.40	8 (13%) 4 3	62, 150, 200, 200	0
31	B6	50/54 (92%)	0.80	10 (20%) 1 1	62, 139, 186, 200	0
32	B7	49/49 (100%)	0.58	5 (10%) 9 6	78, 153, 197, 200	0
33	B8	64/65 (98%)	0.16	2 (3%) 52 36	66, 129, 179, 200	0
34	B9	37/37 (100%)	1.41	11 (29%) 1 1	71, 142, 178, 194	0
35	BA	2901/2915 (99%)	0.13	108 (3%) 45 30	51, 159, 201, 202	0
36	BB	119/122 (97%)	-0.42	0 100 100	66, 123, 172, 190	0
37	BC	228/229 (99%)	2.02	89 (39%) 0 1	87, 182, 200, 200	0
38	BD	275/276 (99%)	0.17	20 (7%) 18 11	40, 117, 175, 200	0
39	BE	205/206 (99%)	0.22	18 (8%) 12 8	51, 143, 199, 200	0
40	BF	208/210 (99%)	0.52	27 (12%) 5 4	51, 156, 200, 200	0
41	BG	181/182 (99%)	-0.06	4 (2%) 65 50	47, 134, 194, 200	0
42	BH	156/180 (86%)	0.33	14 (8%) 12 7	78, 165, 200, 200	0
43	BJ	1/173 (0%)	3.28	1 (100%) 0 0	174, 174, 174, 174	0
44	BK	0/147	-	-	-	-
45	BN	139/140 (99%)	0.03	2 (1%) 78 63	69, 131, 190, 200	0
46	BO	122/122 (100%)	0.48	15 (12%) 5 5	59, 133, 198, 200	0
47	BP	146/150 (97%)	0.86	21 (14%) 3 3	65, 147, 200, 200	0
48	BQ	141/141 (100%)	0.06	6 (4%) 39 25	20, 107, 171, 200	0
49	BR	117/118 (99%)	0.80	19 (16%) 3 2	81, 169, 200, 200	0
50	BS	99/112 (88%)	0.08	7 (7%) 19 11	49, 123, 194, 200	0
51	BT	138/146 (94%)	0.52	21 (15%) 3 2	89, 162, 200, 200	0
52	BU	117/118 (99%)	-0.02	3 (2%) 59 43	47, 121, 179, 200	0
53	BV	101/101 (100%)	0.83	16 (15%) 3 2	42, 146, 200, 200	0
54	BW	113/113 (100%)	1.32	35 (30%) 1 1	78, 165, 200, 200	0
55	BX	93/96 (96%)	1.12	23 (24%) 1 1	38, 167, 200, 200	0

Continued on next page...

*Continued from previous page...*

Mol	Chain	Analysed	<RSRZ>	#RSRZ>2	OWAB(Å <sup>2</sup> )	Q<0.9
56	BY	101/110 (91%)	1.53	32 (31%) 1 1	86, 169, 200, 200	0
57	BZ	176/206 (85%)	-0.26	1 (0%) 90 82	43, 122, 195, 200	0
All	All	10971/11642 (94%)	0.21	765 (6%) 19 11	20, 146, 200, 202	0

All (765) RSRZ outliers are listed below:

Mol	Chain	Res	Type	RSRZ
37	BC	165	ASN	14.4
37	BC	173	ALA	12.1
37	BC	216	THR	11.8
28	B3	1	MET	10.8
24	AY	349	MET	10.7
54	BW	94	ASP	10.4
37	BC	207	THR	9.9
40	BF	208	GLY	9.7
25	B0	3	HIS	9.4
35	BA	654(K)	C	9.0
8	AH	131	GLY	8.8
56	BY	32	PRO	8.7
39	BE	158	GLY	8.6
56	BY	8	LYS	8.6
13	AM	126	LYS	8.5
20	AT	9	ASN	8.5
13	AM	125	ARG	8.4
37	BC	35	ALA	8.4
35	BA	1065	U	8.3
10	AJ	100	THR	8.2
35	BA	1066	U	8.1
37	BC	36	LYS	8.0
37	BC	24	GLU	7.9
56	BY	5	MET	7.9
51	BT	117	ASP	7.9
37	BC	17	ASN	7.9
1	AA	89	C	7.8
37	BC	95	GLY	7.7
56	BY	6	HIS	7.6
47	BP	83	VAL	7.5
37	BC	1	PRO	7.5
56	BY	7	VAL	7.5
24	AY	139	THR	7.4
51	BT	2	ASN	7.4

*Continued on next page...*



*Continued from previous page...*

Mol	Chain	Res	Type	RSRZ
35	BA	2802	G	7.3
13	AM	124	PRO	7.3
37	BC	15	ASP	7.3
34	B9	1	MET	7.2
31	B6	46	HIS	7.1
47	BP	84	ASN	7.0
55	BX	79	ALA	7.0
24	AY	111	MET	6.9
37	BC	150	GLY	6.9
24	AY	108	CYS	6.9
24	AY	37	GLY	6.9
46	BO	75	SER	6.8
37	BC	219	GLY	6.8
13	AM	123	ALA	6.8
55	BX	81	VAL	6.7
56	BY	3	VAL	6.7
24	AY	109	CYS	6.7
25	B0	2	ALA	6.7
24	AY	36	PHE	6.7
56	BY	35	TYR	6.6
35	BA	1067	A	6.6
21	AU	26	LYS	6.6
35	BA	275	G	6.5
25	B0	6	GLY	6.5
37	BC	217	THR	6.5
42	BH	158	HIS	6.5
35	BA	654(H)	G	6.4
55	BX	53	LYS	6.4
49	BR	112	ALA	6.3
35	BA	34	C	6.2
37	BC	206	GLY	6.2
37	BC	200	LYS	6.2
42	BH	58	GLU	6.1
35	BA	1090	U	6.1
54	BW	93	ALA	6.0
10	AJ	3	LYS	6.0
46	BO	76	ALA	6.0
24	AY	342	ILE	5.9
35	BA	508	G	5.9
24	AY	138	LEU	5.8
37	BC	199	HIS	5.8
35	BA	2894	G	5.8

*Continued on next page...*

*Continued from previous page...*

<b>Mol</b>	<b>Chain</b>	<b>Res</b>	<b>Type</b>	<b>RSRZ</b>
38	BD	36	PRO	5.8
24	AY	362	GLY	5.7
4	AD	125	HIS	5.7
53	BV	68	LYS	5.7
24	AY	62	MET	5.7
37	BC	16	PRO	5.7
25	B0	5	LYS	5.6
35	BA	1078	U	5.6
37	BC	209	LEU	5.6
56	BY	4	LYS	5.5
40	BF	152	GLU	5.5
24	AY	66	ARG	5.5
56	BY	2	ARG	5.5
55	BX	54	VAL	5.5
35	BA	1076	C	5.4
37	BC	201	PRO	5.4
35	BA	654(E)	G	5.4
51	BT	1	MET	5.4
37	BC	148	ASN	5.4
24	AY	17	ALA	5.4
47	BP	88	LEU	5.4
37	BC	79	LYS	5.3
41	BG	49	ASP	5.3
37	BC	184	LYS	5.3
5	AE	29	GLY	5.3
37	BC	179	SER	5.3
51	BT	118	ARG	5.3
37	BC	85	GLU	5.2
35	BA	1534	U	5.2
37	BC	220	PRO	5.2
37	BC	118	ASP	5.1
35	BA	1546	C	5.1
37	BC	181	PRO	5.1
47	BP	116	GLY	5.1
40	BF	207	GLY	5.1
56	BY	59	GLY	5.1
13	AM	117	VAL	5.0
37	BC	83	ILE	5.0
37	BC	210	ARG	5.0
55	BX	56	THR	5.0
37	BC	88	GLU	5.0
54	BW	1	MET	4.9

*Continued on next page...*

*Continued from previous page...*

<b>Mol</b>	<b>Chain</b>	<b>Res</b>	<b>Type</b>	<b>RSRZ</b>
32	B7	42	LEU	4.9
24	AY	253	PRO	4.8
51	BT	115	ARG	4.8
35	BA	2895	U	4.8
39	BE	114	ALA	4.8
37	BC	198	ALA	4.8
46	BO	103	ALA	4.8
34	B9	37	GLY	4.7
37	BC	96	GLY	4.7
30	B5	60	VAL	4.7
35	BA	1575	C	4.7
35	BA	654(S)	G	4.7
35	BA	2801	A	4.7
37	BC	174	PRO	4.7
37	BC	228	SER	4.7
35	BA	33	U	4.7
40	BF	172	TRP	4.7
17	AQ	74	LEU	4.7
40	BF	78	ILE	4.6
47	BP	15	ARG	4.6
24	AY	350	ALA	4.6
16	AP	32	TYR	4.6
19	AS	82	GLY	4.6
52	BU	90	VAL	4.6
47	BP	82	GLY	4.5
1	AA	96	U	4.5
37	BC	149	ILE	4.5
16	AP	22	THR	4.5
54	BW	2	GLU	4.5
35	BA	1075	C	4.5
37	BC	215	THR	4.5
39	BE	157	ALA	4.4
54	BW	74	ALA	4.4
1	AA	82	U	4.4
20	AT	104	LEU	4.4
56	BY	52	SER	4.4
13	AM	116	THR	4.4
56	BY	29	GLU	4.4
17	AQ	33	GLY	4.4
40	BF	79	GLY	4.4
35	BA	654(V)	A	4.4
38	BD	8	PRO	4.3

*Continued on next page...*

*Continued from previous page...*

Mol	Chain	Res	Type	RSRZ
30	B5	30	LEU	4.3
35	BA	1276	A	4.3
28	B3	2	PRO	4.3
54	BW	10	VAL	4.3
50	BS	37	ALA	4.3
30	B5	58	LEU	4.3
37	BC	211	SER	4.3
37	BC	80	GLY	4.3
35	BA	654(U)	A	4.3
55	BX	34	ALA	4.3
37	BC	94	VAL	4.2
42	BH	167	GLU	4.2
1	AA	619	U	4.2
35	BA	1574	C	4.2
37	BC	130	ILE	4.2
1	AA	88	A	4.2
35	BA	1420	U	4.2
55	BX	80	ILE	4.2
24	AY	343	SER	4.2
55	BX	52	VAL	4.2
48	BQ	95	ALA	4.2
20	AT	8	ARG	4.2
35	BA	2629	A	4.2
38	BD	276	LYS	4.1
35	BA	654(D)	G	4.1
16	AP	17	TYR	4.1
35	BA	1077	A	4.1
37	BC	86	ALA	4.1
51	BT	116	ALA	4.1
51	BT	49	VAL	4.1
20	AT	42	GLN	4.1
35	BA	2789	C	4.1
10	AJ	5	ARG	4.1
37	BC	116	THR	4.1
24	AY	65	GLN	4.1
37	BC	208	PHE	4.0
54	BW	24	ILE	4.0
16	AP	37	GLY	4.0
56	BY	31	LEU	4.0
38	BD	9	TYR	4.0
27	B2	72	ALA	4.0
35	BA	1274	A	4.0

*Continued on next page...*

*Continued from previous page...*

<b>Mol</b>	<b>Chain</b>	<b>Res</b>	<b>Type</b>	<b>RSRZ</b>
13	AM	122	LYS	4.0
35	BA	1543	C	4.0
29	B4	44	THR	4.0
56	BY	79	CYS	3.9
53	BV	56	SER	3.9
10	AJ	77	PRO	3.9
35	BA	654(L)	G	3.9
37	BC	20	TYR	3.9
31	B6	54	ILE	3.9
25	B0	7	LEU	3.9
39	BE	73	GLU	3.9
37	BC	89	ALA	3.9
18	AR	19	LYS	3.9
39	BE	159	HIS	3.9
37	BC	218	MET	3.9
56	BY	30	VAL	3.9
26	B1	15	ALA	3.9
24	AY	356	VAL	3.8
56	BY	80	GLY	3.8
34	B9	15	LYS	3.8
16	AP	18	ARG	3.8
35	BA	654(T)	C	3.8
37	BC	12	GLU	3.8
10	AJ	101	VAL	3.8
1	AA	93	G	3.8
40	BF	46	ARG	3.8
34	B9	28	GLU	3.8
11	AK	11	LYS	3.7
38	BD	269	PHE	3.7
20	AT	64	ASP	3.7
54	BW	11	ARG	3.7
18	AR	23	LYS	3.7
1	AA	97	G	3.7
35	BA	1091	G	3.7
50	BS	74	ALA	3.7
47	BP	102	ARG	3.7
28	B3	12	PRO	3.7
37	BC	38	ASP	3.7
56	BY	36	ALA	3.7
51	BT	94	ALA	3.7
47	BP	118	GLY	3.6
11	AK	129	SER	3.6

*Continued on next page...*

*Continued from previous page...*

<b>Mol</b>	<b>Chain</b>	<b>Res</b>	<b>Type</b>	<b>RSRZ</b>
24	AY	19	ILE	3.6
52	BU	91	ASP	3.6
49	BR	3	HIS	3.6
37	BC	226	PRO	3.6
40	BF	147	GLY	3.6
42	BH	74	ASN	3.6
35	BA	1647	G	3.6
49	BR	6	SER	3.6
56	BY	51	VAL	3.6
53	BV	70	ILE	3.6
4	AD	135	LEU	3.6
34	B9	34	GLN	3.5
24	AY	389	GLY	3.5
51	BT	99	LEU	3.5
35	BA	676	A	3.5
37	BC	164	ARG	3.5
24	AY	367	LEU	3.5
53	BV	26	ASP	3.5
13	AM	16	ASP	3.5
54	BW	72	LYS	3.5
42	BH	59	ARG	3.5
3	AC	149	ALA	3.5
16	AP	6	LEU	3.5
27	B2	68	ARG	3.5
37	BC	121	GLY	3.5
40	BF	28	ILE	3.5
42	BH	110	SER	3.5
56	BY	33	LYS	3.5
24	AY	358	GLU	3.4
56	BY	69	ALA	3.4
1	AA	81	U	3.4
56	BY	72	VAL	3.4
47	BP	87	ASP	3.4
35	BA	1277	G	3.4
40	BF	51	THR	3.4
24	AY	77	PHE	3.4
35	BA	654(I)	C	3.4
39	BE	131	ALA	3.4
35	BA	2712(A)	A	3.4
31	B6	13	CYS	3.4
46	BO	30	ALA	3.4
51	BT	114	LEU	3.4

*Continued on next page...*

*Continued from previous page...*

<b>Mol</b>	<b>Chain</b>	<b>Res</b>	<b>Type</b>	<b>RSRZ</b>
47	BP	81	GLN	3.4
47	BP	95	VAL	3.4
1	AA	620	C	3.4
16	AP	59	TRP	3.4
37	BC	61	THR	3.4
40	BF	151	SER	3.4
1	AA	142	G	3.4
37	BC	34	THR	3.4
55	BX	78	LYS	3.4
30	B5	59	GLU	3.3
37	BC	48	GLY	3.3
54	BW	22	ASP	3.3
27	B2	71	ASN	3.3
49	BR	36	THR	3.3
15	AO	48	LYS	3.3
35	BA	271(A)	A	3.3
49	BR	35	THR	3.3
54	BW	85	VAL	3.3
35	BA	1360	A	3.3
37	BC	14	VAL	3.3
35	BA	654(C)	G	3.3
35	BA	1064	C	3.3
43	BJ	85	LEU	3.3
35	BA	2892	A	3.3
55	BX	35	THR	3.3
7	AG	80	VAL	3.3
47	BP	108	LYS	3.3
40	BF	58	ALA	3.3
38	BD	47	GLY	3.2
54	BW	103	ILE	3.2
35	BA	654(P)	C	3.2
2	AB	7	VAL	3.2
53	BV	50	PRO	3.2
25	B0	52	GLY	3.2
10	AJ	4	ILE	3.2
38	BD	275	LYS	3.2
37	BC	115	ALA	3.2
56	BY	9	LYS	3.2
55	BX	67	GLY	3.2
35	BA	1659	U	3.2
51	BT	50	ILE	3.2
56	BY	28	LYS	3.2

*Continued on next page...*

*Continued from previous page...*

<b>Mol</b>	<b>Chain</b>	<b>Res</b>	<b>Type</b>	<b>RSRZ</b>
54	BW	79	GLY	3.2
35	BA	614(A)	U	3.2
47	BP	125	VAL	3.2
40	BF	47	GLY	3.1
47	BP	85	LEU	3.1
38	BD	102	LYS	3.1
38	BD	101	GLU	3.1
1	AA	328	C	3.1
42	BH	61	HIS	3.1
56	BY	46	LYS	3.1
30	B5	53	ALA	3.1
35	BA	1094	U	3.1
24	AY	256	PHE	3.1
37	BC	146	GLY	3.1
54	BW	81	ALA	3.1
37	BC	203	GLY	3.1
51	BT	93	ARG	3.1
16	AP	7	ALA	3.1
16	AP	13	HIS	3.1
24	AY	456	GLU	3.1
1	AA	1257	U	3.1
24	AY	110	LEU	3.1
48	BQ	141	GLN	3.1
21	AU	20	LYS	3.1
55	BX	61	GLY	3.1
37	BC	166	ASP	3.1
31	B6	49	HIS	3.1
30	B5	54	GLY	3.1
37	BC	225	ASN	3.1
55	BX	28	PHE	3.1
51	BT	87	ASP	3.0
48	BQ	12	GLN	3.0
54	BW	3	ALA	3.0
26	B1	81	LYS	3.0
35	BA	2630	G	3.0
11	AK	118	GLY	3.0
16	AP	8	ARG	3.0
13	AM	84	ILE	3.0
31	B6	53	LYS	3.0
35	BA	1752	C	3.0
35	BA	1618	A	3.0
37	BC	151	GLU	3.0

*Continued on next page...*



*Continued from previous page...*

Mol	Chain	Res	Type	RSRZ
54	BW	46	PHE	3.0
1	AA	143	A	3.0
27	B2	8	LYS	3.0
1	AA	216	G	3.0
38	BD	147	LEU	3.0
42	BH	159	GLU	3.0
46	BO	38	VAL	3.0
38	BD	27	THR	3.0
24	AY	406	PRO	3.0
12	AL	120	TYR	3.0
24	AY	115	ALA	3.0
24	AY	116	ALA	3.0
4	AD	17	VAL	3.0
10	AJ	85	LEU	3.0
25	B0	73	GLY	2.9
35	BA	654(G)	C	2.9
35	BA	12	U	2.9
35	BA	1637	A	2.9
7	AG	78	ARG	2.9
37	BC	41	VAL	2.9
56	BY	38	ILE	2.9
55	BX	66	LEU	2.9
25	B0	8	GLY	2.9
25	B0	74	ARG	2.9
1	AA	306	G	2.9
8	AH	132	GLU	2.9
49	BR	26	LYS	2.9
9	AI	8	GLY	2.9
35	BA	1383	C	2.9
42	BH	26	VAL	2.9
24	AY	325	TYR	2.9
40	BF	52	LYS	2.9
13	AM	114	ARG	2.9
35	BA	2801(A)	A	2.9
53	BV	27	ALA	2.9
37	BC	50	ASP	2.9
12	AL	122	THR	2.9
4	AD	162	LEU	2.9
48	BQ	97	VAL	2.9
49	BR	29	LEU	2.9
34	B9	2	LYS	2.9
40	BF	59	TYR	2.8

*Continued on next page...*

*Continued from previous page...*

<b>Mol</b>	<b>Chain</b>	<b>Res</b>	<b>Type</b>	<b>RSRZ</b>
37	BC	97	GLU	2.8
54	BW	87	PRO	2.8
20	AT	72	LEU	2.8
39	BE	137	HIS	2.8
37	BC	2	LYS	2.8
24	AY	501	LEU	2.8
25	B0	39	ARG	2.8
35	BA	1535	A	2.8
24	AY	162	LEU	2.8
49	BR	97	VAL	2.8
37	BC	9	ALA	2.8
37	BC	152	ILE	2.8
53	BV	55	ALA	2.8
40	BF	12	LEU	2.8
26	B1	20	ARG	2.8
10	AJ	73	ASP	2.8
35	BA	654(F)	C	2.8
39	BE	160	TYR	2.8
50	BS	73	LEU	2.8
49	BR	72	ASP	2.8
32	B7	41	ARG	2.8
38	BD	35	LYS	2.8
49	BR	71	GLN	2.8
4	AD	138	TYR	2.8
49	BR	4	LEU	2.8
54	BW	21	VAL	2.8
1	AA	218	C	2.8
35	BA	115	C	2.8
25	B0	4	LYS	2.7
37	BC	134	ARG	2.7
1	AA	1447	A	2.7
28	B3	43	ILE	2.7
54	BW	47	VAL	2.7
17	AQ	75	ARG	2.7
24	AY	199	HIS	2.7
24	AY	439	GLY	2.7
56	BY	55	TYR	2.7
4	AD	133	VAL	2.7
53	BV	19	LYS	2.7
53	BV	36	PRO	2.7
40	BF	23	ASP	2.7
17	AQ	32	TYR	2.7

*Continued on next page...*

*Continued from previous page...*

<b>Mol</b>	<b>Chain</b>	<b>Res</b>	<b>Type</b>	<b>RSRZ</b>
35	BA	654(Q)	C	2.7
35	BA	1536	C	2.7
46	BO	122	LEU	2.7
54	BW	80	PRO	2.7
40	BF	137	LYS	2.7
55	BX	59	VAL	2.7
54	BW	101	SER	2.7
47	BP	106	LEU	2.7
49	BR	2	ARG	2.7
53	BV	12	TYR	2.7
50	BS	51	ALA	2.7
48	BQ	39	PRO	2.7
56	BY	82	PRO	2.7
27	B2	66	GLU	2.7
20	AT	71	THR	2.7
54	BW	86	LEU	2.7
35	BA	1654	A	2.7
26	B1	16	ASN	2.7
24	AY	171	TRP	2.6
35	BA	1072	C	2.6
8	AH	100	ILE	2.6
41	BG	127	GLY	2.6
37	BC	172	HIS	2.6
16	AP	64	ALA	2.6
24	AY	471	ALA	2.6
37	BC	55	ASP	2.6
35	BA	414	C	2.6
51	BT	100	TYR	2.6
24	AY	38	GLN	2.6
37	BC	91	ALA	2.6
39	BE	149	ARG	2.6
42	BH	111	HIS	2.6
38	BD	50	THR	2.6
46	BO	26	LYS	2.6
54	BW	23	LEU	2.6
34	B9	36	GLN	2.6
37	BC	205	LYS	2.6
52	BU	89	GLU	2.6
1	AA	388	G	2.6
51	BT	113	LYS	2.6
53	BV	25	LEU	2.6
54	BW	12	ILE	2.6

*Continued on next page...*

*Continued from previous page...*

<b>Mol</b>	<b>Chain</b>	<b>Res</b>	<b>Type</b>	<b>RSRZ</b>
16	AP	36	ILE	2.6
5	AE	91	LEU	2.5
1	AA	181	G	2.5
16	AP	14	ASN	2.5
35	BA	1761	C	2.5
55	BX	82	GLN	2.5
17	AQ	73	VAL	2.5
35	BA	1074	G	2.5
35	BA	2125	G	2.5
54	BW	66	GLU	2.5
19	AS	10	PHE	2.5
55	BX	76	ARG	2.5
20	AT	75	ASN	2.5
54	BW	65	LEU	2.5
54	BW	69	LEU	2.5
30	B5	11	THR	2.5
55	BX	39	ILE	2.5
35	BA	1026	U	2.5
4	AD	110	PHE	2.5
37	BC	187	ASP	2.5
53	BV	11	GLN	2.5
57	BZ	173	ALA	2.5
41	BG	26	GLN	2.5
47	BP	114	ILE	2.5
56	BY	74	PRO	2.5
26	B1	21	ARG	2.5
3	AC	150	LYS	2.5
31	B6	20	ASN	2.5
37	BC	57	ASN	2.5
39	BE	130	GLY	2.5
37	BC	37	PHE	2.5
17	AQ	43	LEU	2.5
41	BG	2	PRO	2.5
35	BA	2310	A	2.5
45	BN	77	GLY	2.5
37	BC	147	PHE	2.5
17	AQ	56	VAL	2.5
8	AH	99	GLU	2.5
39	BE	12	THR	2.5
34	B9	4	ARG	2.5
17	AQ	31	LEU	2.5
40	BF	148	LEU	2.5

*Continued on next page...*

*Continued from previous page...*

Mol	Chain	Res	Type	RSRZ
17	AQ	58	GLU	2.5
38	BD	45	ASN	2.5
55	BX	23	GLU	2.5
24	AY	485	PHE	2.5
54	BW	54	ALA	2.5
46	BO	39	ILE	2.4
22	AV	17	C	2.4
35	BA	2785	C	2.4
49	BR	13	HIS	2.4
35	BA	261	G	2.4
35	BA	1372	U	2.4
47	BP	110	TYR	2.4
35	BA	1641	A	2.4
21	AU	25	LYS	2.4
35	BA	1079	C	2.4
1	AA	202	U	2.4
38	BD	237	GLU	2.4
51	BT	21	GLU	2.4
20	AT	98	PRO	2.4
5	AE	9	LYS	2.4
33	B8	57	ARG	2.4
1	AA	353	A	2.4
1	AA	314	C	2.4
24	AY	76	GLN	2.4
34	B9	16	VAL	2.4
24	AY	20	SER	2.4
49	BR	107	ASP	2.4
49	BR	25	ALA	2.4
1	AA	151	A	2.4
25	B0	53	MET	2.4
33	B8	64	TYR	2.4
40	BF	181	LEU	2.4
55	BX	57	LEU	2.4
24	AY	114	ASP	2.4
37	BC	23	ASP	2.4
32	B7	46	VAL	2.4
35	BA	1068	G	2.4
46	BO	61	VAL	2.4
49	BR	111	LEU	2.4
56	BY	66	PRO	2.4
39	BE	113	PHE	2.4
7	AG	79	ARG	2.4

*Continued on next page...*

*Continued from previous page...*

Mol	Chain	Res	Type	RSRZ
37	BC	122	ALA	2.4
53	BV	69	LYS	2.4
12	AL	102	ARG	2.4
35	BA	1089	G	2.4
37	BC	18	LYS	2.4
38	BD	7	LYS	2.4
56	BY	34	LYS	2.4
35	BA	2402	C	2.4
24	AY	369	ASN	2.4
19	AS	8	GLY	2.4
49	BR	98	LEU	2.4
37	BC	19	ILE	2.4
48	BQ	40	ALA	2.4
35	BA	336	C	2.3
26	B1	42	GLN	2.3
46	BO	50	GLY	2.3
54	BW	92	ARG	2.3
25	B0	40	GLN	2.3
35	BA	407	G	2.3
8	AH	129	VAL	2.3
13	AM	118	ALA	2.3
1	AA	180	U	2.3
24	AY	363	ASP	2.3
39	BE	69	LYS	2.3
35	BA	512	G	2.3
54	BW	78	GLU	2.3
40	BF	88	VAL	2.3
50	BS	107	GLU	2.3
4	AD	124	GLY	2.3
24	AY	313	ASP	2.3
51	BT	22	PHE	2.3
35	BA	31	C	2.3
38	BD	183	ARG	2.3
24	AY	368	HIS	2.3
51	BT	91	ARG	2.3
29	B4	8	LYS	2.3
37	BC	212	VAL	2.3
46	BO	27	GLY	2.3
53	BV	81	TYR	2.3
1	AA	223	U	2.3
26	B1	34	THR	2.3
30	B5	55	ARG	2.3

*Continued on next page...*

*Continued from previous page...*

Mol	Chain	Res	Type	RSRZ
1	AA	229	U	2.3
16	AP	35	LYS	2.3
54	BW	4	LYS	2.3
39	BE	107	THR	2.3
37	BC	58	VAL	2.3
25	B0	18	ALA	2.3
35	BA	956	G	2.2
35	BA	1027	A	2.2
16	AP	39	TYR	2.2
4	AD	158	ILE	2.2
37	BC	90	GLY	2.2
46	BO	71	ARG	2.2
39	BE	112	GLY	2.2
35	BA	654(J)	A	2.2
35	BA	1211	U	2.2
35	BA	1447	G	2.2
10	AJ	99	LYS	2.2
50	BS	88	ASP	2.2
42	BH	148	ILE	2.2
25	B0	45	PHE	2.2
27	B2	65	ASN	2.2
8	AH	130	GLY	2.2
12	AL	20	LYS	2.2
16	AP	73	LEU	2.2
35	BA	10	G	2.2
37	BC	78	ALA	2.2
47	BP	115	LEU	2.2
10	AJ	69	ASN	2.2
15	AO	47	LYS	2.2
31	B6	47	THR	2.2
35	BA	2171	A	2.2
40	BF	139	PHE	2.2
42	BH	57	ASP	2.2
40	BF	126	VAL	2.2
46	BO	121	VAL	2.2
31	B6	50	ARG	2.2
37	BC	53	ARG	2.2
1	AA	389	A	2.2
24	AY	86	LEU	2.2
47	BP	130	PHE	2.2
25	B0	38	VAL	2.2
1	AA	585	G	2.2

*Continued on next page...*

*Continued from previous page...*

Mol	Chain	Res	Type	RSRZ
31	B6	21	TYR	2.2
24	AY	348	PHE	2.2
31	B6	39	TYR	2.2
11	AK	30	VAL	2.2
49	BR	52	ILE	2.2
35	BA	278	A	2.2
39	BE	122	PHE	2.2
40	BF	194	MET	2.1
27	B2	60	LEU	2.1
54	BW	107	LEU	2.1
24	AY	497	GLY	2.1
17	AQ	20	THR	2.1
54	BW	73	ALA	2.1
1	AA	203	U	2.1
35	BA	2803	C	2.1
11	AK	41	THR	2.1
35	BA	296	C	2.1
4	AD	123	HIS	2.1
38	BD	251	GLY	2.1
24	AY	18	ILE	2.1
37	BC	11	LEU	2.1
1	AA	324	G	2.1
35	BA	1448	G	2.1
4	AD	154	ASN	2.1
25	B0	28	GLY	2.1
35	BA	1391	U	2.1
38	BD	223	GLY	2.1
54	BW	98	LYS	2.1
56	BY	45	VAL	2.1
7	AG	77	SER	2.1
39	BE	27	LEU	2.1
45	BN	47	ALA	2.1
46	BO	25	LEU	2.1
34	B9	35	ARG	2.1
29	B4	7	PRO	2.1
53	BV	67	GLY	2.1
24	AY	477	ALA	2.1
32	B7	31	LEU	2.1
53	BV	3	ALA	2.1
25	B0	46	LYS	2.1
55	BX	36	LYS	2.1
35	BA	2126	A	2.1

*Continued on next page...*



*Continued from previous page...*

Mol	Chain	Res	Type	RSRZ
37	BC	158	ALA	2.1
26	B1	41	ARG	2.1
40	BF	149	ASP	2.1
47	BP	117	GLU	2.1
39	BE	123	ALA	2.1
4	AD	139	ARG	2.1
17	AQ	79	SER	2.1
18	AR	24	ALA	2.1
35	BA	1382	G	2.1
34	B9	3	VAL	2.1
51	BT	27	THR	2.1
47	BP	92	GLU	2.1
1	AA	1493	A	2.1
35	BA	515	A	2.1
37	BC	82	LYS	2.1
49	BR	90	ARG	2.1
15	AO	31	LEU	2.1
35	BA	406	G	2.1
35	BA	654(N)	G	2.1
4	AD	140	VAL	2.1
25	B0	22	GLY	2.0
12	AL	19	ARG	2.0
35	BA	1275	A	2.0
1	AA	1129	C	2.0
2	AB	132	LYS	2.0
35	BA	2141	G	2.0
51	BT	86	ILE	2.0
9	AI	123	PRO	2.0
17	AQ	39	SER	2.0
35	BA	1272	A	2.0
24	AY	314	ARG	2.0
15	AO	53	HIS	2.0
16	AP	80	PHE	2.0
40	BF	150	GLY	2.0
35	BA	2690	C	2.0
1	AA	80	G	2.0
38	BD	26	LYS	2.0
56	BY	73	ARG	2.0
55	BX	22	ALA	2.0
24	AY	168	PRO	2.0
28	B3	10	LYS	2.0
42	BH	12	PRO	2.0

*Continued on next page...*

*Continued from previous page...*

Mol	Chain	Res	Type	RSRZ
46	BO	94	ARG	2.0
24	AY	478	ASP	2.0
35	BA	1549	C	2.0
16	AP	5	ARG	2.0
35	BA	1093	G	2.0
55	BX	65	ARG	2.0
42	BH	113	VAL	2.0
54	BW	108	GLY	2.0
1	AA	228	A	2.0
35	BA	1664	A	2.0
17	AQ	45	HIS	2.0
40	BF	53	THR	2.0
51	BT	95	ARG	2.0
21	AU	2	GLY	2.0
32	B7	35	ARG	2.0
35	BA	1020	A	2.0
50	BS	35	ILE	2.0

## 6.2 Non-standard residues in protein, DNA, RNA chains [i](#)

There are no non-standard protein/DNA/RNA residues in this entry.

## 6.3 Carbohydrates [i](#)

There are no carbohydrates in this entry.

## 6.4 Ligands [i](#)

In the following table, the Atoms column lists the number of modelled atoms in the group and the number defined in the chemical component dictionary. LLDF column lists the quality of electron density of the group with respect to its neighbouring residues in protein, DNA or RNA chains. The B-factors column lists the minimum, median, 95<sup>th</sup> percentile and maximum values of B factors of atoms in the group. The column labelled 'Q< 0.9' lists the number of atoms with occupancy less than 0.9.

Mol	Type	Chain	Res	Atoms	RSCC	RSR	LLDF	B-factors( $\text{\AA}^2$ )	Q<0.9
58	GCP	AY	1000	32/32	0.82	0.23	-0.50	95,109,121,122	0

## 6.5 Other polymers [i](#)

There are no such residues in this entry.