



Full wwPDB X-ray Structure Validation Report ⓘ

Jan 31, 2016 – 10:48 PM GMT

PDB ID : 1VAO
Title : STRUCTURE OF THE OCTAMERIC FLAVOENZYME VANILLYL-ALCOHOL OXIDASE
Authors : Mattevi, A.
Deposited on : 1997-04-10
Resolution : 2.50 Å(reported)

This is a Full wwPDB X-ray Structure Validation Report for a publicly released PDB entry.
We welcome your comments at validation@mail.wwpdb.org
A user guide is available at
<http://wwpdb.org/validation/2016/XrayValidationReportHelp>
with specific help available everywhere you see the ⓘ symbol.

The following versions of software and data (see [references ⓘ](#)) were used in the production of this report:

MolProbity : 4.02b-467
Mogul : 1.7 (RC4), CSD as536be (2015)
Xtriage (Phenix) : **NOT EXECUTED**
EDS : **NOT EXECUTED**
Percentile statistics : 20151230.v01 (using entries in the PDB archive December 30th 2015)
Ideal geometry (proteins) : Engh & Huber (2001)
Ideal geometry (DNA, RNA) : Parkinson et al. (1996)
Validation Pipeline (wwPDB-VP) : trunk26865

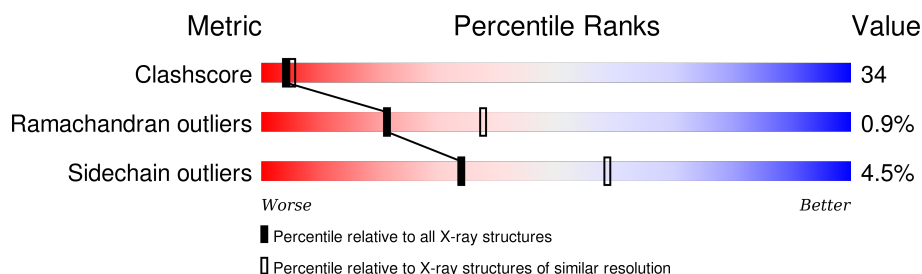
1 Overall quality at a glance

The following experimental techniques were used to determine the structure:

X-RAY DIFFRACTION

The reported resolution of this entry is 2.50 Å.

Percentile scores (ranging between 0-100) for global validation metrics of the entry are shown in the following graphic. The table shows the number of entries on which the scores are based.



Metric	Whole archive (#Entries)	Similar resolution (#Entries, resolution range(Å))
Clashscore	102246	4242 (2.50-2.50)
Ramachandran outliers	100387	4156 (2.50-2.50)
Sidechain outliers	100360	4158 (2.50-2.50)

The table below summarises the geometric issues observed across the polymeric chains and their fit to the electron density. The red, orange, yellow and green segments on the lower bar indicate the fraction of residues that contain outliers for ≥ 3 , 2, 1 and 0 types of geometric quality criteria. A grey segment represents the fraction of residues that are not modelled. The numeric value for each fraction is indicated below the corresponding segment, with a dot representing fractions $\leq 5\%$. The upper red bar (where present) indicates the fraction of residues that have poor fit to the electron density. The numeric value is given above the bar.

Note EDS was not executed.

Mol	Chain	Length	Quality of chain
1	A	560	
1	B	560	

2 Entry composition [i](#)

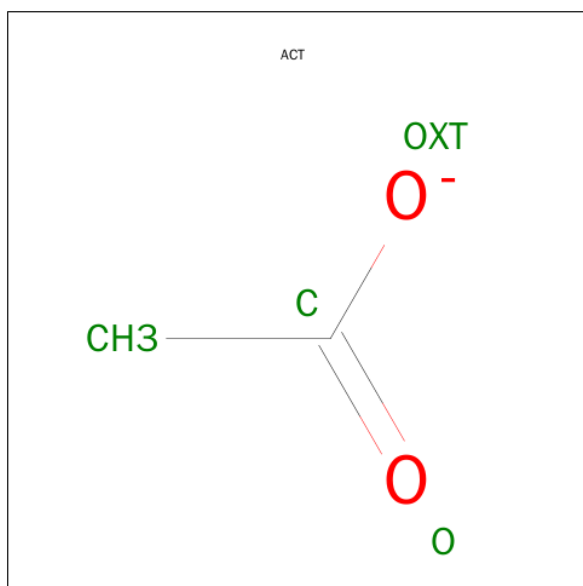
There are 5 unique types of molecules in this entry. The entry contains 9134 atoms, of which 0 are hydrogens and 0 are deuteriums.

In the tables below, the ZeroOcc column contains the number of atoms modelled with zero occupancy, the AltConf column contains the number of residues with at least one atom in alternate conformation and the Trace column contains the number of residues modelled with at most 2 atoms.

- Molecule 1 is a protein called VANILLYL-ALCOHOL OXIDASE.

Mol	Chain	Residues	Atoms					ZeroOcc	AltConf	Trace
1	A	550	Total	C	N	O	S	36	0	0
			4351	2793	744	790	24			
1	B	550	Total	C	N	O	S	36	0	0
			4351	2793	744	790	24			

- Molecule 2 is ACETATE ION (three-letter code: ACT) (formula: C₂H₃O₂).

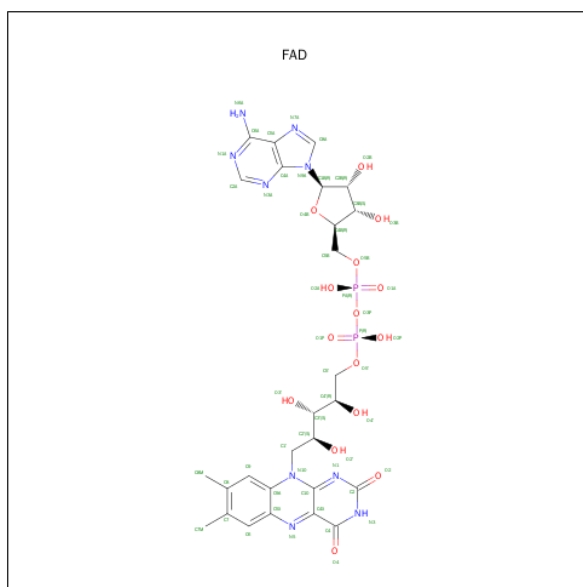


Mol	Chain	Residues	Atoms			ZeroOcc	AltConf
2	A	1	Total	C	O	0	0
			4	2	2		
2	B	1	Total	C	O	0	0
			4	2	2		

- Molecule 3 is CHLORIDE ION (three-letter code: CL) (formula: Cl).

Mol	Chain	Residues	Atoms	ZeroOcc	AltConf
3	B	1	Total Cl 1 1	0	0
3	A	1	Total Cl 1 1	0	0

- Molecule 4 is FLAVIN-ADENINE DINUCLEOTIDE (three-letter code: FAD) (formula: $C_{27}H_{33}N_9O_{15}P_2$).



Mol	Chain	Residues	Atoms	ZeroOcc	AltConf
4	A	1	Total C N O P 53 27 9 15 2	0	0
4	B	1	Total C N O P 53 27 9 15 2	0	0

- Molecule 5 is water.

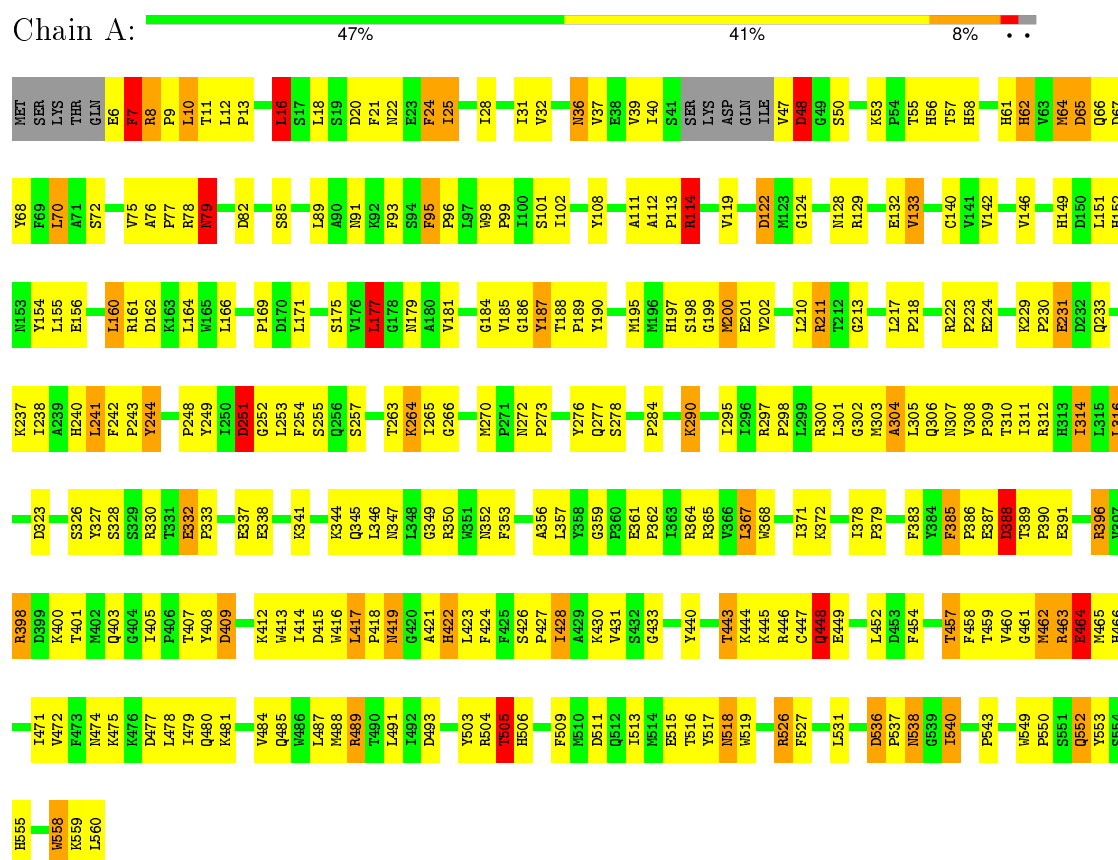
Mol	Chain	Residues	Atoms	ZeroOcc	AltConf
5	A	166	Total O 166 166	0	0
5	B	150	Total O 150 150	0	0

3 Residue-property plots

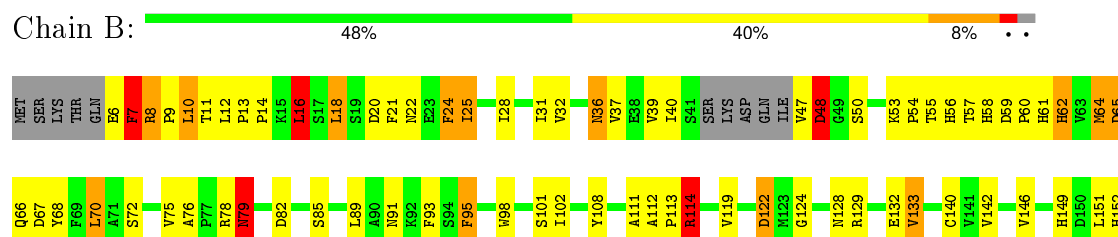
These plots are drawn for all protein, RNA and DNA chains in the entry. The first graphic for a chain summarises the proportions of errors displayed in the second graphic. The second graphic shows the sequence view annotated by issues in geometry and electron density. Residues are color-coded according to the number of geometric quality criteria for which they contain at least one outlier: green = 0, yellow = 1, orange = 2 and red = 3 or more. A red dot above a residue indicates a poor fit to the electron density ($RSRZ > 2$). Stretches of 2 or more consecutive residues without any outlier are shown as a green connector. Residues present in the sample, but not in the model, are shown in grey.

Note EDS was not executed.

• Molecule 1: VANILLYL-ALCOHOL OXIDASE



• Molecule 1: VANILLYL-ALCOHOL OXIDASE



Q480	K481	R482	K483	V484	Q485	V486	L487	V488	R489	T490	L491	T492	D493	M500	Y503	R504	R505	H506	F509	N510	D511	Q512	I513	E514	E515	T516	N517	N518	N519	H526	F527	L531	D536	P537	N538	Q539	I540	P543	N549	P550	Q551	Q552	Y553	H554	H555	N558	K559	L560				
Q404	I405	P406	T407	Y408	D409	K412	W413	I414	D415	W416	I417	P418	N419	G420	A421	H422	I423	F424	I428	A429	K430	V431	S432	G433	Y440	T443	K444	K445	R446	C447	Q448	E449	F454	T457	F458	T459	V460	G461	M462	R463	E464	M465	H466	I471	V472	N473	K474	K475	K476	D477	L478	I479
S328	S329	R330	T331	E332	P333	E337	E338	K341	K344	Q345	L346	N347	L348	G349	R350	N351	N352	F353	A356	L357	L358	G359	P360	E361	P362	L363	R364	R365	L367	K368	L371	K372	L378	P379	F383	T384	P386	R387	D388	T389	P390	R396	V397	R398	D399	K400	T401	N402				
P243	Y244	G245	F246	G247	P248	Y249	I250	D251	G252	L253	P254	S255	I261	T263	K264	I265	G266	M270	P271	N272	P273	Y276	Q277	S278	P284	K290	I295	I296	R297	P298	L299	R300	L301	G302	M303	A304	L305	Q306	N307	V308	P309	T310	I311	R312	H313	L314	I315	L316	K324	Y327		
H153	Y154	L155	E156	L160	R161	D162	K163	L164	W165	L166	P169	D170	L171	S175	V176	L177	G178	N179	A180	V181	G184	V185	G186	Y187	T188	P189	Y190	M195	H197	S198	G199	M200	E201	V202	L210	R211	R222	P223	E224	K229	P230	E231	D232	Q233	L238	K239	H240	L241	F242			

4 Data and refinement statistics

Xtriage (Phenix) and EDS were not executed - this section will therefore be incomplete.

Property	Value	Source
Space group	I 4	Depositor
Cell constants a, b, c, α , β , γ	130.24Å 130.24Å 133.51Å 90.00° 90.00° 90.00°	Depositor
Resolution (Å)	30.00 – 2.50	Depositor
% Data completeness (in resolution range)	98.9 (30.00-2.50)	Depositor
R_{merge}	(Not available)	Depositor
R_{sym}	0.88	Depositor
Refinement program	TNT V. 5-E	Depositor
R, R_{free}	0.220 , 0.290	Depositor
Estimated twinning fraction	No twinning to report.	Xtriage
Total number of atoms	9134	wwPDB-VP
Average B, all atoms (Å ²)	24.0	wwPDB-VP

5 Model quality

5.1 Standard geometry

Bond lengths and bond angles in the following residue types are not validated in this section: CL, FAD, ACT

The Z score for a bond length (or angle) is the number of standard deviations the observed value is removed from the expected value. A bond length (or angle) with $|Z| > 5$ is considered an outlier worth inspection. RMSZ is the root-mean-square of all Z scores of the bond lengths (or angles).

Mol	Chain	Bond lengths		Bond angles	
		RMSZ	$\# Z > 5$	RMSZ	$\# Z > 5$
1	A	0.76	3/4470 (0.1%)	1.68	89/6075 (1.5%)
1	B	0.76	3/4470 (0.1%)	1.68	89/6075 (1.5%)
All	All	0.76	6/8940 (0.1%)	1.68	178/12150 (1.5%)

Chiral center outliers are detected by calculating the chiral volume of a chiral center and verifying if the center is modelled as a planar moiety or with the opposite hand. A planarity outlier is detected by checking planarity of atoms in a peptide group, atoms in a mainchain group or atoms of a sidechain that are expected to be planar.

Mol	Chain	#Chirality outliers	#Planarity outliers
1	A	2	0
1	B	2	0
All	All	4	0

All (6) bond length outliers are listed below:

Mol	Chain	Res	Type	Atoms	Z	Observed(Å)	Ideal(Å)
1	A	7	PHE	CE1-CZ	7.54	1.51	1.37
1	B	7	PHE	CE1-CZ	7.50	1.51	1.37
1	A	7	PHE	CD1-CE1	7.35	1.53	1.39
1	B	7	PHE	CD1-CE1	7.35	1.53	1.39
1	A	7	PHE	CD2-CE2	6.36	1.51	1.39
1	B	7	PHE	CD2-CE2	6.34	1.51	1.39

All (178) bond angle outliers are listed below:

Mol	Chain	Res	Type	Atoms	Z	Observed(°)	Ideal(°)
1	B	526	ARG	NE-CZ-NH2	-19.95	110.33	120.30
1	A	526	ARG	NE-CZ-NH2	-19.88	110.36	120.30
1	B	526	ARG	NE-CZ-NH1	13.88	127.24	120.30

Continued on next page...

Continued from previous page...

Mol	Chain	Res	Type	Atoms	Z	Observed(°)	Ideal(°)
1	A	526	ARG	NE-CZ-NH1	13.87	127.23	120.30
1	A	489	ARG	NE-CZ-NH1	12.01	126.31	120.30
1	B	489	ARG	NE-CZ-NH1	11.88	126.24	120.30
1	A	7	PHE	CB-CG-CD1	11.24	128.67	120.80
1	B	7	PHE	CB-CG-CD1	11.23	128.66	120.80
1	B	128	ASN	CB-CA-C	-10.13	90.14	110.40
1	A	128	ASN	CB-CA-C	-10.12	90.15	110.40
1	B	526	ARG	CG-CD-NE	-9.51	91.83	111.80
1	A	526	ARG	CG-CD-NE	-9.50	91.86	111.80
1	B	200	MET	CG-SD-CE	-9.06	85.70	100.20
1	A	200	MET	CG-SD-CE	-9.05	85.71	100.20
1	B	464	GLU	N-CA-CB	-8.84	94.69	110.60
1	A	464	GLU	N-CA-CB	-8.81	94.73	110.60
1	B	7	PHE	CB-CG-CD2	-8.78	114.65	120.80
1	A	7	PHE	CB-CG-CD2	-8.77	114.66	120.80
1	A	536	ASP	C-N-CD	-8.63	101.62	120.60
1	B	536	ASP	C-N-CD	-8.62	101.63	120.60
1	B	7	PHE	N-CA-C	8.55	134.09	111.00
1	A	7	PHE	N-CA-C	8.54	134.06	111.00
1	A	489	ARG	NE-CZ-NH2	-8.43	116.09	120.30
1	B	489	ARG	NE-CZ-NH2	-8.38	116.11	120.30
1	A	202	VAL	CB-CA-C	-8.35	95.53	111.40
1	B	202	VAL	CB-CA-C	-8.35	95.54	111.40
1	B	129	ARG	N-CA-C	8.30	133.40	111.00
1	A	129	ARG	N-CA-C	8.29	133.38	111.00
1	B	505	THR	CB-CA-C	-8.18	89.52	111.60
1	A	505	THR	CB-CA-C	-8.17	89.55	111.60
1	A	388	ASP	CB-CG-OD1	-8.10	111.01	118.30
1	B	388	ASP	CB-CG-OD1	-8.07	111.04	118.30
1	A	419	ASN	N-CA-C	-8.02	89.35	111.00
1	B	419	ASN	N-CA-C	-8.00	89.40	111.00
1	B	187	TYR	N-CA-C	7.80	132.06	111.00
1	A	187	TYR	N-CA-C	7.79	132.03	111.00
1	A	396	ARG	NE-CZ-NH2	-7.59	116.50	120.30
1	B	396	ARG	NE-CZ-NH2	-7.46	116.57	120.30
1	B	122	ASP	N-CA-CB	7.11	123.39	110.60
1	A	122	ASP	N-CA-CB	7.10	123.38	110.60
1	A	160	LEU	CB-CG-CD2	-7.09	98.94	111.00
1	B	160	LEU	CB-CG-CD2	-7.09	98.94	111.00
1	B	114	ARG	CB-CG-CD	7.07	129.99	111.60
1	A	114	ARG	CB-CG-CD	7.06	129.96	111.60
1	B	446	ARG	NE-CZ-NH1	-7.02	116.79	120.30

Continued on next page...

Continued from previous page...

Mol	Chain	Res	Type	Atoms	Z	Observed(°)	Ideal(°)
1	A	25	ILE	CB-CA-C	7.02	125.64	111.60
1	A	446	ARG	NE-CZ-NH1	-7.00	116.80	120.30
1	B	25	ILE	CB-CA-C	7.00	125.59	111.60
1	B	448	GLN	CB-CA-C	6.94	124.28	110.40
1	A	448	GLN	CB-CA-C	6.92	124.24	110.40
1	A	18	LEU	CA-CB-CG	-6.91	99.40	115.30
1	B	18	LEU	CA-CB-CG	-6.90	99.44	115.30
1	A	463	ARG	N-CA-CB	-6.85	98.27	110.60
1	B	463	ARG	N-CA-CB	-6.85	98.27	110.60
1	A	518	ASN	N-CA-C	6.80	129.35	111.00
1	B	518	ASN	N-CA-C	6.79	129.34	111.00
1	A	428	ILE	CG1-CB-CG2	-6.77	96.51	111.40
1	B	428	ILE	CG1-CB-CG2	-6.76	96.52	111.40
1	A	457	THR	CB-CA-C	-6.73	93.44	111.60
1	B	457	THR	CB-CA-C	-6.73	93.44	111.60
1	A	430	LYS	CB-CG-CD	-6.57	94.51	111.60
1	B	430	LYS	CB-CG-CD	-6.57	94.53	111.60
1	B	540	ILE	CB-CA-C	-6.56	98.49	111.60
1	A	540	ILE	CB-CA-C	-6.51	98.57	111.60
1	A	177	LEU	CA-CB-CG	6.42	130.08	115.30
1	B	177	LEU	CA-CB-CG	6.42	130.05	115.30
1	A	558	TRP	N-CA-C	6.40	128.28	111.00
1	B	558	TRP	N-CA-C	6.39	128.25	111.00
1	B	241	LEU	CB-CG-CD2	6.24	121.60	111.00
1	A	241	LEU	CB-CG-CD2	6.22	121.57	111.00
1	A	304	ALA	N-CA-C	-6.14	94.42	111.00
1	B	251	ASP	CB-CG-OD1	6.13	123.82	118.30
1	A	526	ARG	CD-NE-CZ	6.13	132.18	123.60
1	B	487	LEU	CB-CG-CD2	-6.13	100.58	111.00
1	B	177	LEU	CB-CA-C	6.13	121.84	110.20
1	A	430	LYS	CD-CE-NZ	-6.12	97.61	111.70
1	B	304	ALA	N-CA-C	-6.12	94.47	111.00
1	B	430	LYS	CD-CE-NZ	-6.12	97.62	111.70
1	A	177	LEU	CB-CA-C	6.12	121.83	110.20
1	A	487	LEU	CB-CG-CD2	-6.11	100.61	111.00
1	B	526	ARG	CD-NE-CZ	6.11	132.15	123.60
1	B	36	ASN	CB-CA-C	6.08	122.57	110.40
1	A	251	ASP	CB-CG-OD1	6.08	123.77	118.30
1	A	211	ARG	CB-CG-CD	6.08	127.40	111.60
1	B	211	ARG	CB-CG-CD	6.08	127.40	111.60
1	A	36	ASN	CB-CA-C	6.07	122.53	110.40
1	B	388	ASP	CB-CG-OD2	6.02	123.72	118.30

Continued on next page...

Continued from previous page...

Mol	Chain	Res	Type	Atoms	Z	Observed(°)	Ideal(°)
1	B	62	HIS	N-CA-C	6.02	127.25	111.00
1	A	367	LEU	CA-CB-CG	-6.01	101.46	115.30
1	B	367	LEU	CA-CB-CG	-6.01	101.48	115.30
1	A	62	HIS	N-CA-C	6.00	127.20	111.00
1	A	388	ASP	CB-CG-OD2	5.98	123.68	118.30
1	B	297	ARG	N-CA-C	5.97	127.13	111.00
1	A	297	ARG	N-CA-C	5.97	127.11	111.00
1	A	8	ARG	CB-CA-C	-5.96	98.47	110.40
1	B	8	ARG	CB-CA-C	-5.93	98.53	110.40
1	A	24	PHE	N-CA-CB	-5.92	99.94	110.60
1	B	24	PHE	N-CA-CB	-5.92	99.95	110.60
1	A	171	LEU	CB-CG-CD2	-5.91	100.96	111.00
1	B	171	LEU	CB-CG-CD2	-5.90	100.98	111.00
1	B	398	ARG	NE-CZ-NH1	5.87	123.24	120.30
1	A	398	ARG	NE-CZ-NH1	5.85	123.23	120.30
1	A	462	MET	CA-CB-CG	5.83	123.21	113.30
1	A	493	ASP	CB-CG-OD1	5.80	123.52	118.30
1	B	462	MET	CA-CB-CG	5.79	123.14	113.30
1	B	290	LYS	CD-CE-NZ	5.77	124.97	111.70
1	A	290	LYS	CD-CE-NZ	5.75	124.94	111.70
1	B	493	ASP	CB-CG-OD1	5.75	123.47	118.30
1	B	48	ASP	C-N-CA	-5.74	110.25	122.30
1	A	48	ASP	C-N-CA	-5.72	110.28	122.30
1	B	164	LEU	CB-CA-C	-5.69	99.39	110.20
1	A	164	LEU	CB-CA-C	-5.65	99.46	110.20
1	A	79	ASN	N-CA-CB	-5.65	100.43	110.60
1	B	211	ARG	NE-CZ-NH2	-5.65	117.48	120.30
1	B	79	ASN	N-CA-CB	-5.64	100.44	110.60
1	B	244	TYR	N-CA-C	5.64	126.22	111.00
1	A	244	TYR	N-CA-C	5.63	126.21	111.00
1	A	211	ARG	NE-CZ-NH2	-5.57	117.51	120.30
1	B	264	LYS	CB-CA-C	-5.57	99.26	110.40
1	A	264	LYS	CB-CA-C	-5.56	99.28	110.40
1	B	312	ARG	NE-CZ-NH2	-5.56	117.52	120.30
1	B	16	LEU	CB-CG-CD1	5.54	120.42	111.00
1	A	89	LEU	CB-CG-CD2	-5.54	101.59	111.00
1	A	16	LEU	CB-CG-CD1	5.53	120.40	111.00
1	B	89	LEU	CB-CG-CD2	-5.51	101.63	111.00
1	B	133	VAL	N-CA-C	-5.50	96.14	111.00
1	A	133	VAL	N-CA-C	-5.50	96.15	111.00
1	A	415	ASP	N-CA-C	5.50	125.84	111.00
1	B	415	ASP	N-CA-C	5.49	125.82	111.00

Continued on next page...

Continued from previous page...

Mol	Chain	Res	Type	Atoms	Z	Observed(°)	Ideal(°)
1	A	312	ARG	NE-CZ-NH2	-5.48	117.56	120.30
1	A	417	LEU	CB-CG-CD2	5.45	120.27	111.00
1	B	417	LEU	CB-CG-CD2	5.45	120.26	111.00
1	A	421	ALA	N-CA-C	-5.42	96.36	111.00
1	B	10	LEU	CB-CG-CD1	-5.41	101.81	111.00
1	B	421	ALA	N-CA-C	-5.41	96.41	111.00
1	A	16	LEU	CA-CB-CG	5.40	127.71	115.30
1	B	16	LEU	CA-CB-CG	5.40	127.72	115.30
1	B	443	THR	CB-CA-C	-5.40	97.03	111.60
1	A	443	THR	CB-CA-C	-5.39	97.04	111.60
1	A	10	LEU	CB-CG-CD1	-5.39	101.84	111.00
1	A	32	VAL	N-CA-C	5.37	125.50	111.00
1	B	32	VAL	N-CA-C	5.36	125.48	111.00
1	B	560	LEU	N-CA-C	-5.32	96.65	111.00
1	A	560	LEU	N-CA-C	-5.30	96.70	111.00
1	A	396	ARG	NE-CZ-NH1	5.28	122.94	120.30
1	B	493	ASP	CB-CG-OD2	-5.25	113.58	118.30
1	B	251	ASP	CB-CG-OD2	-5.23	113.59	118.30
1	B	396	ARG	NE-CZ-NH1	5.23	122.91	120.30
1	B	316	LEU	CB-CG-CD2	-5.22	102.13	111.00
1	A	316	LEU	CB-CG-CD2	-5.21	102.13	111.00
1	A	461	GLY	N-CA-C	-5.19	100.12	113.10
1	A	493	ASP	CB-CG-OD2	-5.19	113.63	118.30
1	B	461	GLY	N-CA-C	-5.19	100.13	113.10
1	A	251	ASP	CB-CG-OD2	-5.16	113.66	118.30
1	B	114	ARG	CG-CD-NE	5.14	122.59	111.80
1	A	114	ARG	CG-CD-NE	5.13	122.57	111.80
1	A	332	GLU	N-CA-CB	5.12	119.82	110.60
1	A	290	LYS	CB-CG-CD	5.12	124.92	111.60
1	B	70	LEU	CA-CB-CG	5.12	127.08	115.30
1	B	306	GLN	N-CA-C	5.12	124.83	111.00
1	A	249	TYR	CB-CA-C	5.11	120.63	110.40
1	A	70	LEU	CA-CB-CG	5.11	127.06	115.30
1	B	290	LYS	CB-CG-CD	5.11	124.89	111.60
1	A	290	LYS	CA-CB-CG	-5.11	102.16	113.40
1	B	332	GLU	N-CA-CB	5.11	119.80	110.60
1	B	290	LYS	CA-CB-CG	-5.11	102.17	113.40
1	A	306	GLN	N-CA-C	5.10	124.77	111.00
1	B	249	TYR	CB-CA-C	5.10	120.59	110.40
1	A	385	PHE	N-CA-C	-5.09	97.26	111.00
1	B	385	PHE	N-CA-C	-5.08	97.28	111.00
1	B	211	ARG	CB-CA-C	5.07	120.54	110.40

Continued on next page...

Continued from previous page...

Mol	Chain	Res	Type	Atoms	Z	Observed(°)	Ideal(°)
1	A	171	LEU	CA-CB-CG	-5.06	103.66	115.30
1	A	231	GLU	CA-CB-CG	-5.06	102.27	113.40
1	B	231	GLU	CA-CB-CG	-5.06	102.27	113.40
1	A	211	ARG	CB-CA-C	5.05	120.50	110.40
1	B	171	LEU	CA-CB-CG	-5.05	103.68	115.30
1	B	538	ASN	CB-CA-C	-5.02	100.36	110.40
1	A	538	ASN	CB-CA-C	-5.02	100.36	110.40

All (4) chirality outliers are listed below:

Mol	Chain	Res	Type	Atom
1	A	7	PHE	CA
1	A	332	GLU	CA
1	B	7	PHE	CA
1	B	332	GLU	CA

There are no planarity outliers.

5.2 Too-close contacts

In the following table, the Non-H and H(model) columns list the number of non-hydrogen atoms and hydrogen atoms in the chain respectively. The H(added) column lists the number of hydrogen atoms added and optimized by MolProbity. The Clashes column lists the number of clashes within the asymmetric unit, whereas Symm-Clashes lists symmetry related clashes.

Mol	Chain	Non-H	H(model)	H(added)	Clashes	Symm-Clashes
1	A	4351	0	4288	307	1
1	B	4351	0	4288	286	0
2	A	4	0	3	0	0
2	B	4	0	3	0	0
3	A	1	0	0	0	0
3	B	1	0	0	0	0
4	A	53	0	29	6	0
4	B	53	0	29	5	0
5	A	166	0	0	19	0
5	B	150	0	0	11	0
All	All	9134	0	8640	580	1

The all-atom clashscore is defined as the number of clashes found per 1000 atoms (including hydrogen atoms). The all-atom clashscore for this structure is 34.

All (580) close contacts within the same asymmetric unit are listed below, sorted by their clash

magnitude.

Atom-1	Atom-2	Interatomic distance (Å)	Clash overlap (Å)
4:B:600:FAD:H51A	4:B:600:FAD:H8A	1.22	1.16
4:A:600:FAD:H8A	4:A:600:FAD:H51A	1.23	1.11
1:A:253:LEU:HD21	1:B:253:LEU:HD21	1.11	1.07
1:A:211:ARG:HG3	1:B:519:TRP:CZ3	1.99	0.98
1:B:555:HIS:HB3	1:B:559:LYS:HE3	1.46	0.97
1:A:555:HIS:HB3	1:A:559:LYS:HE3	1.46	0.97
1:A:91:ASN:HD22	1:A:538:ASN:ND2	1.62	0.97
1:B:91:ASN:HD22	1:B:538:ASN:ND2	1.62	0.96
1:B:91:ASN:ND2	1:B:538:ASN:HD22	1.66	0.94
1:A:519:TRP:CZ3	1:B:211:ARG:HG3	2.03	0.93
1:A:91:ASN:ND2	1:A:538:ASN:HD22	1.66	0.91
1:A:448:GLN:N	1:A:448:GLN:HE21	1.70	0.89
1:B:448:GLN:HE21	1:B:448:GLN:N	1.70	0.89
1:A:550:PRO:HB2	1:A:552:GLN:HE21	1.39	0.87
1:A:505:THR:HG22	1:A:506:HIS:H	1.37	0.87
1:B:550:PRO:HB2	1:B:552:GLN:HE21	1.39	0.87
1:B:505:THR:HG22	1:B:506:HIS:H	1.37	0.86
1:A:91:ASN:HD22	1:A:538:ASN:HD22	0.88	0.85
1:A:445:LYS:HE2	1:A:449:GLU:OE2	1.76	0.85
4:A:600:FAD:C8A	4:A:600:FAD:H51A	2.06	0.85
1:A:341:LYS:O	1:A:344:LYS:HG2	1.77	0.85
1:B:445:LYS:HE2	1:B:449:GLU:OE2	1.76	0.84
1:A:538:ASN:CB	1:A:540:ILE:HD11	2.08	0.84
1:A:414:ILE:HD11	4:A:600:FAD:HM71	1.56	0.84
1:B:538:ASN:CB	1:B:540:ILE:HD11	2.08	0.84
1:A:550:PRO:HG2	1:A:553:TYR:CD1	2.13	0.84
1:A:78:ARG:HD3	1:A:82:ASP:OD2	1.78	0.84
1:B:91:ASN:HD22	1:B:538:ASN:HD22	0.88	0.84
1:B:550:PRO:HG2	1:B:553:TYR:CD1	2.13	0.84
1:B:414:ILE:HD11	4:B:600:FAD:HM71	1.56	0.83
4:B:600:FAD:H51A	4:B:600:FAD:C8A	2.06	0.83
1:B:78:ARG:HD3	1:B:82:ASP:OD2	1.78	0.83
1:B:341:LYS:O	1:B:344:LYS:HG2	1.77	0.83
1:A:349:GLY:H	1:A:352:ASN:HD21	1.27	0.81
1:A:550:PRO:CB	1:A:552:GLN:HE21	1.93	0.80
1:B:349:GLY:H	1:B:352:ASN:HD21	1.27	0.80
1:B:550:PRO:CB	1:B:552:GLN:HE21	1.93	0.80
1:A:538:ASN:HB2	1:A:540:ILE:HD11	1.63	0.79
1:B:538:ASN:HB2	1:B:540:ILE:HD11	1.63	0.79
1:A:253:LEU:CD2	1:B:253:LEU:HD21	2.05	0.78
1:A:187:TYR:O	1:A:307:ASN:HB2	1.83	0.77

Continued on next page...

Continued from previous page...

Atom-1	Atom-2	Interatomic distance (Å)	Clash overlap (Å)
1:B:187:TYR:O	1:B:307:ASN:HB2	1.83	0.77
1:B:350:ARG:HD2	5:B:694:HOH:O	1.85	0.77
1:A:361:GLU:HB3	1:A:362:PRO:HD3	1.67	0.77
1:A:385:PHE:HB3	1:A:386:PRO:HD2	1.66	0.77
1:B:21:PHE:O	1:B:25:ILE:HG22	1.86	0.76
1:B:385:PHE:HB3	1:B:386:PRO:HD2	1.66	0.76
1:B:516:THR:HG21	5:B:731:HOH:O	1.84	0.76
1:B:341:LYS:O	1:B:345:GLN:HG3	1.86	0.76
1:B:304:ALA:HB2	5:B:631:HOH:O	1.86	0.76
1:B:361:GLU:HB3	1:B:362:PRO:HD3	1.67	0.76
1:A:341:LYS:O	1:A:345:GLN:HG3	1.86	0.76
1:B:482:ARG:HD2	5:B:655:HOH:O	1.86	0.76
1:A:21:PHE:O	1:A:25:ILE:HG22	1.86	0.75
1:B:419:ASN:O	1:B:474:ASN:HA	1.86	0.75
1:A:79:ASN:ND2	1:A:82:ASP:H	1.85	0.74
1:A:478:LEU:H	1:A:478:LEU:HD12	1.53	0.74
1:B:416:TRP:C	1:B:417:LEU:HD23	2.08	0.74
4:B:600:FAD:H8A	4:B:600:FAD:C5B	2.11	0.74
1:A:416:TRP:C	1:A:417:LEU:HD23	2.08	0.74
1:A:515:GLU:HB2	5:A:765:HOH:O	1.87	0.74
1:A:409:ASP:HA	1:A:412:LYS:HE3	1.69	0.74
1:A:419:ASN:O	1:A:474:ASN:HA	1.87	0.74
1:B:79:ASN:ND2	1:B:82:ASP:H	1.85	0.73
1:B:230:PRO:HA	1:B:233:GLN:HG3	1.70	0.73
1:B:409:ASP:HA	1:B:412:LYS:HE3	1.69	0.73
1:B:478:LEU:H	1:B:478:LEU:HD12	1.53	0.72
4:A:600:FAD:H8A	4:A:600:FAD:C5B	2.11	0.72
1:A:91:ASN:ND2	1:A:538:ASN:ND2	2.31	0.72
1:A:516:THR:HG21	5:A:709:HOH:O	1.88	0.72
1:B:114:ARG:NH2	5:B:638:HOH:O	2.23	0.72
1:A:253:LEU:HD21	1:B:253:LEU:CD2	2.05	0.72
1:A:230:PRO:HA	1:A:233:GLN:HG3	1.70	0.72
1:A:314:ILE:O	1:A:314:ILE:HD13	1.91	0.71
1:A:244:TYR:OH	1:B:195:MET:HG2	1.90	0.71
1:B:389:THR:HB	1:B:390:PRO:HD2	1.72	0.71
1:A:37:VAL:HG13	1:A:75:VAL:HG22	1.72	0.70
1:B:314:ILE:HD13	1:B:314:ILE:O	1.91	0.70
1:B:37:VAL:HG13	1:B:75:VAL:HG22	1.72	0.70
1:A:389:THR:HB	1:A:390:PRO:HD2	1.72	0.70
1:B:31:ILE:HD13	1:B:85:SER:HB3	1.74	0.70
1:A:31:ILE:HD13	1:A:85:SER:HB3	1.74	0.70

Continued on next page...

Continued from previous page...

Atom-1	Atom-2	Interatomic distance (Å)	Clash overlap (Å)
1:B:463:ARG:HD2	5:B:725:HOH:O	1.92	0.70
1:B:156:GLU:HB2	1:B:161:ARG:NH2	2.07	0.69
1:B:132:GLU:HG2	1:B:133:VAL:N	2.08	0.69
1:B:210:LEU:HD23	1:B:211:ARG:N	2.08	0.69
1:A:156:GLU:HB2	1:A:161:ARG:NH2	2.07	0.69
1:A:210:LEU:HD23	1:A:211:ARG:N	2.08	0.68
1:A:550:PRO:HG2	1:A:553:TYR:HD1	1.58	0.68
1:A:96:PRO:HG3	5:A:746:HOH:O	1.94	0.68
1:A:132:GLU:HG2	1:A:133:VAL:N	2.08	0.67
1:A:538:ASN:HB3	1:A:540:ILE:HD11	1.75	0.67
1:A:162:ASP:HB2	5:A:727:HOH:O	1.95	0.67
1:B:538:ASN:HB3	1:B:540:ILE:HD11	1.75	0.67
1:B:513:ILE:O	1:B:516:THR:HB	1.95	0.67
1:A:195:MET:HG2	1:B:244:TYR:OH	1.94	0.67
1:B:163:LYS:HG2	5:B:726:HOH:O	1.93	0.67
1:B:91:ASN:ND2	1:B:538:ASN:ND2	2.31	0.67
1:A:513:ILE:O	1:A:516:THR:HB	1.95	0.67
1:B:133:VAL:HG21	1:B:154:TYR:CE2	2.30	0.66
1:B:142:VAL:CG2	1:B:146:VAL:HB	2.26	0.66
1:A:423:LEU:HD21	1:A:488:MET:HG3	1.78	0.66
1:A:133:VAL:HG21	1:A:154:TYR:CE2	2.30	0.66
1:B:550:PRO:HG2	1:B:553:TYR:HD1	1.58	0.66
1:A:142:VAL:CG2	1:A:146:VAL:HB	2.25	0.66
1:B:156:GLU:HB2	1:B:161:ARG:NE	2.10	0.66
1:B:423:LEU:HD21	1:B:488:MET:HG3	1.78	0.66
1:A:505:THR:HG21	1:A:513:ILE:HD12	1.78	0.66
1:A:222:ARG:HG3	1:A:224:GLU:OE1	1.96	0.65
1:A:156:GLU:HB2	1:A:161:ARG:NE	2.11	0.65
1:B:349:GLY:N	1:B:352:ASN:HD21	1.94	0.65
1:A:330:ARG:NH1	1:A:338:GLU:OE1	2.30	0.65
1:B:330:ARG:NH1	1:B:338:GLU:OE1	2.30	0.65
1:A:50:SER:OG	1:A:53:LYS:N	2.29	0.65
1:B:505:THR:HG21	1:B:513:ILE:HD12	1.78	0.64
1:A:379:PRO:HG3	5:A:668:HOH:O	1.97	0.64
1:B:505:THR:HG22	1:B:506:HIS:N	2.11	0.64
1:B:222:ARG:HG3	1:B:224:GLU:OE1	1.97	0.64
1:A:505:THR:HG22	1:A:506:HIS:N	2.11	0.64
1:A:99:PRO:HD2	5:A:642:HOH:O	1.97	0.64
1:A:478:LEU:N	1:A:478:LEU:HD12	2.12	0.64
1:B:464:GLU:OE2	1:B:466:HIS:ND1	2.30	0.64
1:A:464:GLU:OE2	1:A:466:HIS:ND1	2.30	0.64

Continued on next page...

Continued from previous page...

Atom-1	Atom-2	Interatomic distance (Å)	Clash overlap (Å)
1:A:349:GLY:N	1:A:352:ASN:HD21	1.94	0.64
1:A:543:PRO:HB3	1:A:550:PRO:HG3	1.80	0.64
1:B:550:PRO:HB2	1:B:552:GLN:HG2	1.80	0.63
1:B:65:ASP:OD1	1:B:65:ASP:N	2.31	0.63
1:B:478:LEU:N	1:B:478:LEU:HD12	2.12	0.63
1:B:50:SER:OG	1:B:53:LYS:N	2.30	0.63
1:A:156:GLU:HB2	1:A:161:ARG:CZ	2.29	0.63
1:A:300:ARG:NH2	1:A:460:VAL:O	2.32	0.63
1:B:156:GLU:HB2	1:B:161:ARG:CZ	2.29	0.62
1:A:550:PRO:HB2	1:A:552:GLN:HG2	1.80	0.62
1:B:337:GLU:O	1:B:341:LYS:HG3	1.99	0.62
1:B:300:ARG:NH2	1:B:460:VAL:O	2.32	0.62
1:B:95:PHE:CE1	1:B:119:VAL:HG23	2.34	0.62
1:A:95:PHE:CE1	1:A:119:VAL:HG23	2.34	0.62
1:B:543:PRO:HB3	1:B:550:PRO:HG3	1.80	0.62
1:B:310:THR:HG22	1:B:459:THR:HG22	1.82	0.62
1:A:337:GLU:O	1:A:341:LYS:HG3	2.00	0.62
1:A:211:ARG:HG3	1:B:519:TRP:CE3	2.34	0.61
1:A:310:THR:HG22	1:A:459:THR:HG22	1.82	0.61
1:B:478:LEU:CD1	1:B:478:LEU:H	2.14	0.61
1:B:79:ASN:HD22	1:B:79:ASN:C	2.04	0.61
1:A:156:GLU:OE1	1:A:161:ARG:NH2	2.34	0.61
1:A:243:PRO:HD2	1:A:244:TYR:H	1.65	0.61
1:B:156:GLU:OE1	1:B:161:ARG:NH2	2.34	0.61
1:B:243:PRO:HD2	1:B:244:TYR:H	1.65	0.60
1:A:79:ASN:HD22	1:A:79:ASN:C	2.04	0.60
1:B:361:GLU:HB3	1:B:362:PRO:CD	2.31	0.60
1:A:478:LEU:H	1:A:478:LEU:CD1	2.13	0.60
1:B:505:THR:HG21	1:B:509:PHE:HB2	1.83	0.60
1:A:316:LEU:HD11	1:A:413:TRP:CD1	2.38	0.59
1:A:505:THR:HG21	1:A:509:PHE:HB2	1.83	0.59
1:B:409:ASP:HA	1:B:412:LYS:CE	2.33	0.59
1:B:13:PRO:HG3	1:B:95:PHE:CE1	2.37	0.59
1:A:238:ILE:HG12	5:A:689:HOH:O	2.02	0.59
1:A:479:ILE:N	1:A:479:ILE:HD12	2.18	0.59
1:B:316:LEU:HD11	1:B:413:TRP:CD1	2.38	0.59
1:A:361:GLU:HB3	1:A:362:PRO:CD	2.31	0.59
1:B:224:GLU:H	1:B:224:GLU:CD	2.06	0.59
1:A:58:HIS:HA	1:A:112:ALA:HB2	1.85	0.59
1:B:479:ILE:HD12	1:B:479:ILE:N	2.18	0.59
1:B:22:ASN:HA	1:B:25:ILE:HG22	1.85	0.58

Continued on next page...

Continued from previous page...

Atom-1	Atom-2	Interatomic distance (Å)	Clash overlap (Å)
1:A:24:PHE:O	1:A:28:ILE:HG13	2.02	0.58
1:A:224:GLU:H	1:A:224:GLU:CD	2.06	0.58
1:A:65:ASP:N	1:A:65:ASP:OD1	2.31	0.58
1:B:24:PHE:O	1:B:28:ILE:HG13	2.02	0.58
1:B:98:TRP:CD2	1:B:113:PRO:HA	2.38	0.58
1:A:98:TRP:CD2	1:A:113:PRO:HA	2.38	0.58
1:A:189:PRO:HA	1:A:307:ASN:HA	1.85	0.58
1:B:152:HIS:CE1	1:B:161:ARG:NH2	2.72	0.58
1:A:13:PRO:HG3	1:A:95:PHE:CE1	2.38	0.58
1:A:152:HIS:CE1	1:A:161:ARG:NH2	2.72	0.58
1:B:189:PRO:HA	1:B:307:ASN:HA	1.85	0.58
1:A:417:LEU:N	1:A:417:LEU:HD23	2.19	0.58
1:A:409:ASP:HA	1:A:412:LYS:CE	2.33	0.58
1:A:238:ILE:HD13	1:A:238:ILE:N	2.18	0.57
1:B:477:ASP:O	1:B:481:LYS:HG3	2.03	0.57
1:B:238:ILE:HD13	1:B:238:ILE:N	2.18	0.57
1:A:22:ASN:HA	1:A:25:ILE:HG22	1.86	0.57
1:A:156:GLU:HB2	1:A:161:ARG:HH21	1.68	0.57
1:A:477:ASP:O	1:A:481:LYS:HG3	2.03	0.57
5:A:724:HOH:O	1:B:519:TRP:HE3	1.86	0.57
1:B:47:VAL:HG13	1:B:66:GLN:HE22	1.70	0.57
1:B:56:HIS:HA	1:B:111:ALA:CB	2.34	0.57
1:B:149:HIS:O	1:B:152:HIS:HB3	2.05	0.57
1:B:550:PRO:HB2	1:B:552:GLN:NE2	2.16	0.57
1:A:56:HIS:HA	1:A:111:ALA:CB	2.34	0.57
1:B:58:HIS:HA	1:B:112:ALA:HB2	1.85	0.57
1:A:361:GLU:O	1:A:365:ARG:HB2	2.05	0.56
1:A:149:HIS:O	1:A:152:HIS:HB3	2.05	0.56
1:B:79:ASN:HD21	1:B:82:ASP:H	1.54	0.56
1:A:417:LEU:HB3	1:A:418:PRO:CD	2.35	0.56
1:B:40:ILE:HD11	1:B:57:THR:HG22	1.88	0.56
1:B:417:LEU:HB3	1:B:418:PRO:CD	2.35	0.56
1:B:156:GLU:HB2	1:B:161:ARG:HH21	1.68	0.56
1:A:156:GLU:HB2	1:A:161:ARG:HE	1.70	0.56
1:B:543:PRO:HB3	1:B:550:PRO:CG	2.36	0.56
1:B:361:GLU:O	1:B:365:ARG:HB2	2.05	0.56
1:A:338:GLU:HB3	5:A:670:HOH:O	2.04	0.56
1:A:543:PRO:HB3	1:A:550:PRO:CG	2.36	0.56
1:A:133:VAL:HG21	1:A:154:TYR:HE2	1.69	0.56
1:B:61:HIS:CE1	1:B:422:HIS:HD1	2.24	0.56
1:A:210:LEU:C	1:A:210:LEU:HD23	2.26	0.56

Continued on next page...

Continued from previous page...

Atom-1	Atom-2	Interatomic distance (Å)	Clash overlap (Å)
1:A:79:ASN:HD21	1:A:82:ASP:H	1.54	0.56
1:A:519:TRP:CH2	1:B:211:ARG:HG3	2.40	0.56
1:B:156:GLU:HB2	1:B:161:ARG:HE	1.70	0.56
1:B:133:VAL:HG21	1:B:154:TYR:HE2	1.69	0.55
1:B:61:HIS:ND1	1:B:422:HIS:ND1	2.51	0.55
1:A:47:VAL:HG13	1:A:66:GLN:HE22	1.70	0.55
1:B:409:ASP:OD1	1:B:409:ASP:N	2.39	0.55
1:B:388:ASP:N	1:B:388:ASP:OD1	2.37	0.55
1:A:238:ILE:O	1:A:238:ILE:HG22	2.07	0.55
1:B:210:LEU:HD23	1:B:210:LEU:C	2.26	0.55
1:A:505:THR:CG2	1:A:513:ILE:HD12	2.37	0.55
1:B:349:GLY:H	1:B:352:ASN:ND2	2.02	0.55
1:A:40:ILE:HD11	1:A:57:THR:HG22	1.88	0.55
1:B:417:LEU:N	1:B:417:LEU:HD23	2.19	0.54
1:A:409:ASP:N	1:A:409:ASP:OD1	2.39	0.54
1:A:200:MET:HB3	1:A:265:ILE:HG13	1.89	0.54
1:A:489:ARG:NH2	5:A:630:HOH:O	2.40	0.54
1:A:550:PRO:HB2	1:A:552:GLN:NE2	2.16	0.54
1:A:36:ASN:HB3	1:A:76:ALA:O	2.08	0.54
1:A:349:GLY:H	1:A:352:ASN:ND2	2.02	0.54
1:A:9:PRO:HG3	1:A:21:PHE:CZ	2.42	0.54
1:B:151:LEU:HD23	1:B:166:LEU:HD22	1.89	0.54
1:A:24:PHE:CE1	1:A:28:ILE:HD11	2.43	0.54
1:B:505:THR:CG2	1:B:513:ILE:HD12	2.37	0.54
1:A:388:ASP:N	1:A:388:ASP:OD1	2.37	0.54
1:A:300:ARG:HH21	1:A:308:VAL:HA	1.72	0.54
1:B:9:PRO:HG3	1:B:21:PHE:CZ	2.43	0.54
1:B:24:PHE:CE1	1:B:28:ILE:HD11	2.43	0.54
1:B:238:ILE:HG22	1:B:238:ILE:O	2.06	0.54
1:B:272:ASN:OD1	1:B:273:PRO:HD2	2.08	0.54
1:A:300:ARG:NH2	1:A:308:VAL:HA	2.23	0.54
1:B:537:PRO:HD2	1:B:538:ASN:H	1.73	0.53
1:B:300:ARG:HH21	1:B:308:VAL:HA	1.72	0.53
1:B:11:THR:O	1:B:72:SER:HB3	2.08	0.53
1:B:36:ASN:HB3	1:B:76:ALA:O	2.08	0.53
1:A:11:THR:O	1:A:72:SER:HB3	2.08	0.53
1:A:229:LYS:HD2	1:A:231:GLU:OE2	2.08	0.53
1:A:61:HIS:CE1	1:A:422:HIS:HD1	2.24	0.53
1:A:272:ASN:OD1	1:A:273:PRO:HD2	2.08	0.53
1:B:398:ARG:HA	1:B:401:THR:HB	1.91	0.53
1:B:229:LYS:HD2	1:B:231:GLU:OE2	2.07	0.53

Continued on next page...

Continued from previous page...

Atom-1	Atom-2	Interatomic distance (Å)	Clash overlap (Å)
1:B:284:PRO:HG2	1:B:379:PRO:O	2.09	0.53
1:B:200:MET:HB3	1:B:265:ILE:HG13	1.89	0.53
1:A:479:ILE:H	1:A:479:ILE:CD1	2.21	0.53
1:A:61:HIS:CE1	1:A:422:HIS:ND1	2.77	0.53
1:B:400:LYS:HB3	1:B:405:ILE:HB	1.90	0.53
1:B:478:LEU:HD21	5:B:664:HOH:O	2.09	0.53
1:B:422:HIS:CD2	1:B:424:PHE:CZ	2.97	0.53
1:B:479:ILE:CD1	1:B:479:ILE:H	2.21	0.53
1:A:422:HIS:CD2	1:A:424:PHE:CZ	2.97	0.53
1:A:537:PRO:HD2	1:A:538:ASN:H	1.73	0.52
1:B:300:ARG:NH2	1:B:308:VAL:HA	2.23	0.52
1:A:485:GLN:O	1:A:489:ARG:HG3	2.09	0.52
1:A:398:ARG:HA	1:A:401:THR:HB	1.91	0.52
1:A:188:THR:HG21	5:A:691:HOH:O	2.08	0.52
1:A:151:LEU:HD23	1:A:166:LEU:HD22	1.89	0.52
1:A:211:ARG:HG3	1:B:519:TRP:CH2	2.44	0.52
1:A:475:LYS:O	1:A:481:LYS:HD2	2.09	0.52
1:B:61:HIS:CE1	1:B:422:HIS:ND1	2.77	0.52
1:B:485:GLN:O	1:B:489:ARG:HG3	2.09	0.52
1:B:447:CYS:HB2	1:B:448:GLN:HE22	1.75	0.52
1:A:284:PRO:HG2	1:A:379:PRO:O	2.09	0.52
1:A:400:LYS:HB3	1:A:405:ILE:HB	1.91	0.52
1:B:133:VAL:CG2	1:B:154:TYR:CE2	2.93	0.52
1:A:61:HIS:ND1	1:A:422:HIS:ND1	2.51	0.52
1:B:515:GLU:O	1:B:518:ASN:ND2	2.43	0.52
1:B:475:LYS:O	1:B:481:LYS:HD2	2.09	0.51
1:A:515:GLU:O	1:A:518:ASN:ND2	2.43	0.51
1:A:447:CYS:HB2	1:A:448:GLN:HE22	1.75	0.51
1:A:16:LEU:HD13	1:A:20:ASP:HB2	1.93	0.51
1:B:21:PHE:CE2	1:B:25:ILE:HG21	2.45	0.51
1:A:552:GLN:CD	1:A:552:GLN:H	2.14	0.51
1:B:407:THR:HB	1:B:409:ASP:OD1	2.11	0.51
1:A:133:VAL:CG2	1:A:154:TYR:CE2	2.93	0.51
1:B:108:TYR:CZ	1:B:504:ARG:HG2	2.46	0.51
1:A:407:THR:HB	1:A:409:ASP:OD1	2.11	0.51
1:B:447:CYS:C	1:B:448:GLN:HE21	2.14	0.51
1:A:108:TYR:CZ	1:A:504:ARG:HG2	2.46	0.51
1:A:21:PHE:CE2	1:A:25:ILE:HG21	2.45	0.51
1:B:198:SER:O	1:B:240:HIS:HD2	1.94	0.51
1:A:198:SER:O	1:A:240:HIS:HD2	1.94	0.51
1:B:443:THR:HA	1:B:491:LEU:HD21	1.92	0.50

Continued on next page...

Continued from previous page...

Atom-1	Atom-2	Interatomic distance (Å)	Clash overlap (Å)
1:A:443:THR:HA	1:A:491:LEU:HD21	1.92	0.50
1:B:440:TYR:O	1:B:444:LYS:HB2	2.12	0.50
1:B:447:CYS:HB2	1:B:448:GLN:NE2	2.26	0.50
1:B:552:GLN:H	1:B:552:GLN:CD	2.14	0.50
1:B:16:LEU:HD13	1:B:20:ASP:HB2	1.93	0.50
1:A:350:ARG:HD2	5:A:729:HOH:O	2.11	0.50
1:A:555:HIS:CB	1:A:559:LYS:HE3	2.31	0.50
1:B:200:MET:CE	1:B:251:ASP:HB3	2.42	0.50
1:B:6:GLU:CB	1:B:39:VAL:HG21	2.41	0.50
1:A:6:GLU:CB	1:A:39:VAL:HG21	2.41	0.50
1:B:479:ILE:HD12	1:B:479:ILE:H	1.76	0.50
1:A:200:MET:CE	1:A:251:ASP:HB3	2.42	0.50
1:A:447:CYS:HB2	1:A:448:GLN:NE2	2.26	0.50
1:A:408:TYR:N	5:A:620:HOH:O	2.44	0.50
1:B:332:GLU:HB3	1:B:333:PRO:HD2	1.94	0.50
1:A:198:SER:HB3	1:A:240:HIS:HA	1.93	0.50
1:B:230:PRO:HA	1:B:233:GLN:CG	2.42	0.49
1:B:198:SER:HB3	1:B:240:HIS:HA	1.93	0.49
1:A:332:GLU:HB3	1:A:333:PRO:HD2	1.94	0.49
1:B:555:HIS:CB	1:B:559:LYS:HE3	2.31	0.49
1:A:185:VAL:HG12	1:A:186:GLY:N	2.27	0.49
1:A:440:TYR:O	1:A:444:LYS:HB2	2.12	0.49
1:B:132:GLU:CG	1:B:133:VAL:N	2.75	0.49
1:B:185:VAL:HG12	1:B:186:GLY:N	2.27	0.49
1:A:201:GLU:HG2	1:A:263:THR:OG1	2.13	0.49
1:A:447:CYS:C	1:A:448:GLN:HE21	2.14	0.49
1:B:526:ARG:HD3	1:B:526:ARG:HA	1.58	0.49
1:A:230:PRO:HA	1:A:233:GLN:CG	2.42	0.49
1:A:47:VAL:HG13	1:A:48:ASP:H	1.78	0.48
1:A:190:TYR:CE1	1:A:270:MET:HG3	2.48	0.48
1:A:350:ARG:HD3	1:A:350:ARG:HA	1.75	0.48
1:B:309:PRO:HG2	1:B:460:VAL:HB	1.94	0.48
1:B:457:THR:HG22	1:B:458:PHE:N	2.28	0.48
1:A:132:GLU:CG	1:A:133:VAL:N	2.75	0.48
1:A:479:ILE:N	1:A:479:ILE:CD1	2.77	0.48
1:B:47:VAL:HG13	1:B:48:ASP:H	1.78	0.48
1:A:457:THR:HG22	1:A:458:PHE:N	2.28	0.48
1:B:190:TYR:CE1	1:B:270:MET:HG3	2.48	0.48
1:A:295:ILE:O	1:A:298:PRO:HD2	2.14	0.48
1:A:368:TRP:NE1	1:A:372:LYS:HD2	2.29	0.48
1:B:7:PHE:C	1:B:8:ARG:HG3	2.32	0.48

Continued on next page...

Continued from previous page...

Atom-1	Atom-2	Interatomic distance (Å)	Clash overlap (Å)
1:A:237:LYS:HD2	1:B:500:TRP:NE1	2.29	0.48
1:A:479:ILE:H	1:A:479:ILE:HD12	1.76	0.47
1:B:67:ASP:HB2	1:B:70:LEU:HD22	1.97	0.47
1:A:390:PRO:O	1:A:396:ARG:HD2	2.14	0.47
1:B:229:LYS:HB3	1:B:231:GLU:OE2	2.14	0.47
1:A:391:GLU:N	5:A:677:HOH:O	2.26	0.47
1:B:201:GLU:HG2	1:B:263:THR:OG1	2.13	0.47
1:A:309:PRO:HG2	1:A:460:VAL:HB	1.94	0.47
1:A:463:ARG:HD2	5:B:660:HOH:O	2.14	0.47
1:B:368:TRP:NE1	1:B:372:LYS:HD2	2.29	0.47
1:B:295:ILE:O	1:B:298:PRO:HD2	2.14	0.47
1:A:538:ASN:HB2	1:A:540:ILE:CD1	2.39	0.47
1:B:55:THR:HG21	1:B:58:HIS:CE1	2.49	0.47
1:B:278:SER:HA	1:B:356:ALA:HA	1.96	0.47
1:A:67:ASP:HB2	1:A:70:LEU:HD22	1.96	0.47
1:B:433:GLY:N	5:B:622:HOH:O	2.47	0.47
1:A:527:PHE:CE2	1:A:531:LEU:HD11	2.50	0.47
1:A:423:LEU:O	1:A:471:ILE:HB	2.15	0.47
1:A:55:THR:HG21	1:A:58:HIS:CE1	2.49	0.47
1:A:200:MET:HE1	1:A:251:ASP:HB3	1.96	0.47
1:B:151:LEU:HD23	1:B:166:LEU:CD2	2.45	0.47
1:B:405:ILE:HA	1:B:406:PRO:HD2	1.56	0.47
1:A:151:LEU:HD23	1:A:166:LEU:CD2	2.44	0.47
1:B:276:TYR:CE1	1:B:356:ALA:HB1	2.49	0.47
1:A:276:TYR:CE1	1:A:356:ALA:HB1	2.49	0.47
1:A:218:PRO:HD2	5:A:685:HOH:O	2.15	0.47
1:A:300:ARG:HG3	1:A:462:MET:HA	1.97	0.47
1:B:346:LEU:O	1:B:347:ASN:HB2	2.15	0.47
1:A:316:LEU:HD11	1:A:413:TRP:NE1	2.30	0.47
1:B:390:PRO:O	1:B:396:ARG:HD2	2.14	0.47
1:B:423:LEU:O	1:B:471:ILE:HB	2.15	0.47
1:A:114:ARG:NH1	1:A:511:ASP:OD2	2.47	0.47
1:A:316:LEU:CD1	1:A:413:TRP:CD1	2.98	0.47
1:A:536:ASP:N	1:A:537:PRO:HD3	2.16	0.47
1:A:349:GLY:CA	1:A:352:ASN:HD21	2.28	0.47
1:B:350:ARG:HD3	1:B:350:ARG:HA	1.75	0.47
1:B:114:ARG:NH1	1:B:511:ASP:OD2	2.47	0.46
1:A:47:VAL:CG1	1:A:48:ASP:N	2.78	0.46
1:B:200:MET:HE1	1:B:251:ASP:HB3	1.96	0.46
1:A:257:SER:HA	5:A:683:HOH:O	2.15	0.46
1:A:359:GLY:O	1:A:364:ARG:NE	2.48	0.46

Continued on next page...

Continued from previous page...

Atom-1	Atom-2	Interatomic distance (Å)	Clash overlap (Å)
1:A:7:PHE:C	1:A:8:ARG:HG3	2.32	0.46
1:A:361:GLU:N	1:A:364:ARG:HH21	2.13	0.46
1:B:10:LEU:HD12	1:B:70:LEU:HD21	1.98	0.46
1:B:527:PHE:CE2	1:B:531:LEU:HD11	2.50	0.46
1:B:316:LEU:CD1	1:B:413:TRP:CD1	2.98	0.46
1:A:307:ASN:N	1:A:307:ASN:OD1	2.47	0.46
1:B:47:VAL:CG1	1:B:48:ASP:N	2.78	0.46
1:A:278:SER:HA	1:A:356:ALA:HA	1.96	0.46
1:A:93:PHE:CD1	1:A:93:PHE:N	2.83	0.46
1:A:79:ASN:ND2	1:A:79:ASN:C	2.69	0.46
1:B:361:GLU:N	1:B:364:ARG:HH21	2.13	0.46
1:B:277:GLN:O	1:B:357:LEU:N	2.41	0.46
1:A:412:LYS:HG3	1:A:412:LYS:H	1.37	0.46
1:B:540:ILE:N	1:B:540:ILE:HD13	2.31	0.46
1:B:79:ASN:ND2	1:B:79:ASN:C	2.69	0.46
1:B:416:TRP:HB3	1:B:472:VAL:HG21	1.98	0.46
1:A:132:GLU:O	1:A:140:CYS:HA	2.16	0.46
1:B:300:ARG:HG3	1:B:462:MET:HA	1.97	0.46
1:A:229:LYS:HB3	1:A:231:GLU:OE2	2.14	0.46
1:A:491:LEU:HD23	1:A:491:LEU:HA	1.78	0.46
1:A:346:LEU:O	1:A:347:ASN:HB2	2.15	0.46
1:B:540:ILE:HD12	1:B:540:ILE:HG23	1.63	0.46
1:B:359:GLY:O	1:B:364:ARG:NE	2.48	0.46
1:A:295:ILE:HD12	1:A:378:ILE:HD11	1.97	0.46
1:A:526:ARG:HD3	1:A:526:ARG:HA	1.58	0.46
1:B:349:GLY:CA	1:B:352:ASN:HD21	2.28	0.45
1:A:188:THR:HB	1:A:189:PRO:CD	2.46	0.45
1:A:22:ASN:HA	1:A:25:ILE:CG2	2.46	0.45
1:B:479:ILE:CD1	1:B:479:ILE:N	2.77	0.45
1:B:553:TYR:HD2	1:B:558:TRP:CD1	2.34	0.45
1:B:132:GLU:O	1:B:140:CYS:HA	2.16	0.45
1:A:309:PRO:O	1:A:460:VAL:HG23	2.16	0.45
1:B:309:PRO:O	1:B:460:VAL:HG23	2.16	0.45
1:A:383:PHE:CD1	1:A:383:PHE:N	2.85	0.45
1:B:538:ASN:HB2	1:B:540:ILE:CD1	2.40	0.45
1:B:188:THR:HB	1:B:189:PRO:CD	2.46	0.45
1:B:307:ASN:N	1:B:307:ASN:OD1	2.47	0.45
1:A:332:GLU:CB	1:A:333:PRO:HD2	2.47	0.45
1:B:197:HIS:HA	1:B:266:GLY:O	2.16	0.45
1:A:217:LEU:CD2	1:B:516:THR:HG23	2.47	0.45
1:A:416:TRP:HB3	1:A:472:VAL:HG21	1.98	0.45

Continued on next page...

Continued from previous page...

Atom-1	Atom-2	Interatomic distance (Å)	Clash overlap (Å)
1:B:316:LEU:HD11	1:B:413:TRP:NE1	2.30	0.45
1:A:156:GLU:CD	1:A:161:ARG:NH2	2.70	0.45
1:A:67:ASP:N	1:A:67:ASP:OD1	2.49	0.45
1:A:367:LEU:O	1:A:371:ILE:HG13	2.17	0.45
1:A:454:PHE:C	1:A:454:PHE:CD1	2.90	0.45
1:B:409:ASP:HA	1:B:412:LYS:NZ	2.31	0.45
1:B:423:LEU:HD21	1:B:488:MET:CG	2.44	0.45
1:A:65:ASP:O	1:A:68:TYR:HB2	2.17	0.45
1:B:295:ILE:HD12	1:B:378:ILE:HD11	1.97	0.45
1:B:93:PHE:N	1:B:93:PHE:CD1	2.83	0.45
1:B:367:LEU:HD23	1:B:367:LEU:HA	1.66	0.45
1:A:409:ASP:HA	1:A:412:LYS:NZ	2.31	0.45
1:A:197:HIS:HA	1:A:266:GLY:O	2.17	0.45
1:B:383:PHE:N	1:B:383:PHE:CD1	2.84	0.45
1:A:361:GLU:N	1:A:362:PRO:HD2	2.32	0.45
1:B:22:ASN:HA	1:B:25:ILE:CG2	2.46	0.45
1:B:361:GLU:N	1:B:362:PRO:HD2	2.32	0.45
1:A:132:GLU:HA	5:A:693:HOH:O	2.17	0.45
1:A:423:LEU:HD21	1:A:488:MET:CG	2.44	0.45
1:A:62:HIS:O	1:A:62:HIS:ND1	2.50	0.45
1:B:324:LYS:NZ	1:B:332:GLU:O	2.40	0.45
1:B:332:GLU:CB	1:B:333:PRO:HD2	2.47	0.45
1:A:447:CYS:CB	1:A:448:GLN:NE2	2.81	0.44
1:A:553:TYR:HD2	1:A:558:TRP:CD1	2.34	0.44
1:A:505:THR:CG2	1:A:506:HIS:N	2.72	0.44
1:B:108:TYR:HD1	1:B:505:THR:C	2.20	0.44
1:B:151:LEU:CD2	1:B:166:LEU:HD21	2.48	0.44
1:B:155:LEU:HD22	1:B:160:LEU:HB2	1.99	0.44
1:B:102:ILE:CG1	1:B:175:SER:HB2	2.47	0.44
1:A:426:SER:HA	1:A:427:PRO:HD2	1.63	0.44
1:A:252:GLY:C	1:A:254:PHE:N	2.71	0.44
1:B:367:LEU:O	1:B:371:ILE:HG13	2.17	0.44
1:B:65:ASP:O	1:B:68:TYR:HB2	2.17	0.44
1:A:10:LEU:HD12	1:A:70:LEU:HD21	1.98	0.44
1:A:277:GLN:O	1:A:357:LEU:N	2.41	0.44
1:B:387:GLU:OE1	1:B:387:GLU:HA	2.17	0.44
1:A:540:ILE:HD13	1:A:540:ILE:N	2.31	0.44
1:A:519:TRP:CE3	1:B:211:ARG:HG3	2.49	0.44
1:B:156:GLU:CD	1:B:161:ARG:NH2	2.70	0.44
1:B:62:HIS:ND1	1:B:62:HIS:O	2.50	0.44
1:B:179:ASN:OD1	1:B:184:GLY:HA3	2.17	0.44

Continued on next page...

Continued from previous page...

Atom-1	Atom-2	Interatomic distance (Å)	Clash overlap (Å)
1:B:454:PHE:CD1	1:B:454:PHE:C	2.90	0.44
1:A:549:TRP:CH2	1:A:558:TRP:HB3	2.53	0.44
1:A:480:GLN:O	1:A:484:VAL:HG23	2.18	0.44
1:A:443:THR:O	1:A:443:THR:HG22	2.18	0.44
1:A:367:LEU:HA	1:A:367:LEU:HD23	1.66	0.44
1:A:102:ILE:CG1	1:A:175:SER:HB2	2.47	0.44
1:A:428:ILE:HD12	1:A:428:ILE:HG23	1.60	0.44
1:B:413:TRP:CZ2	4:B:600:FAD:HM72	2.53	0.44
1:A:387:GLU:OE1	1:A:387:GLU:HA	2.17	0.44
1:A:290:LYS:HG3	1:A:433:GLY:HA3	2.00	0.44
1:B:344:LYS:HG3	1:B:345:GLN:N	2.33	0.44
1:A:151:LEU:CD2	1:A:166:LEU:HD21	2.48	0.44
1:A:179:ASN:OD1	1:A:184:GLY:HA3	2.17	0.44
1:B:480:GLN:O	1:B:484:VAL:HG23	2.18	0.44
1:A:108:TYR:HD1	1:A:505:THR:C	2.20	0.43
1:A:37:VAL:HG13	1:A:75:VAL:CG2	2.46	0.43
1:B:101:SER:O	1:B:124:GLY:HA3	2.17	0.43
1:A:413:TRP:CZ2	4:A:600:FAD:HM72	2.53	0.43
1:A:187:TYR:CD2	1:A:187:TYR:N	2.81	0.43
1:A:241:LEU:HB3	1:B:463:ARG:O	2.17	0.43
1:B:61:HIS:CE1	1:B:422:HIS:CE1	3.06	0.43
1:A:332:GLU:CB	1:A:333:PRO:CD	2.95	0.43
1:A:101:SER:O	1:A:124:GLY:HA3	2.17	0.43
1:A:540:ILE:HG23	1:A:540:ILE:HD12	1.63	0.43
1:B:447:CYS:CB	1:B:448:GLN:NE2	2.80	0.43
1:A:76:ALA:HA	1:A:77:PRO:HD2	1.69	0.43
1:B:332:GLU:CB	1:B:333:PRO:CD	2.95	0.43
1:A:452:LEU:HD23	1:A:452:LEU:HA	1.68	0.43
1:A:155:LEU:HD22	1:A:160:LEU:HB2	1.99	0.43
1:B:201:GLU:OE1	1:B:211:ARG:HD3	2.18	0.43
1:A:361:GLU:N	1:A:362:PRO:CD	2.80	0.43
1:A:431:VAL:HA	1:A:465:MET:HE2	2.01	0.43
1:A:201:GLU:OE1	1:A:211:ARG:HD3	2.18	0.43
1:A:211:ARG:HD3	1:B:519:TRP:CH2	2.53	0.43
1:B:549:TRP:CH2	1:B:558:TRP:HB3	2.53	0.43
1:B:9:PRO:HG3	1:B:21:PHE:CE2	2.54	0.43
1:A:9:PRO:HG3	1:A:21:PHE:CE2	2.54	0.43
1:B:13:PRO:HG3	1:B:95:PHE:CZ	2.53	0.43
1:A:12:LEU:HB3	1:A:13:PRO:HD2	2.01	0.43
1:A:311:ILE:HG12	1:A:353:PHE:HD1	1.84	0.43
1:A:160:LEU:HA	1:A:160:LEU:HD23	1.71	0.43

Continued on next page...

Continued from previous page...

Atom-1	Atom-2	Interatomic distance (Å)	Clash overlap (Å)
1:A:13:PRO:HG3	1:A:95:PHE:CZ	2.53	0.43
1:B:252:GLY:C	1:B:254:PHE:N	2.71	0.43
1:A:403:GLN:HG3	1:A:405:ILE:HG13	2.00	0.43
1:B:555:HIS:O	1:B:559:LYS:HG3	2.19	0.43
1:A:222:ARG:HB2	1:A:223:PRO:HD2	2.01	0.43
1:B:290:LYS:HG3	1:B:433:GLY:HA3	2.00	0.43
1:A:222:ARG:HA	1:A:223:PRO:HD3	1.76	0.42
1:A:231:GLU:H	1:A:231:GLU:HG3	0.96	0.42
1:A:344:LYS:HG3	1:A:345:GLN:N	2.33	0.42
1:A:361:GLU:HB2	1:A:364:ARG:NH2	2.34	0.42
1:B:142:VAL:O	1:B:264:LYS:HA	2.19	0.42
1:A:142:VAL:O	1:A:264:LYS:HA	2.19	0.42
1:A:61:HIS:CE1	1:A:422:HIS:CE1	3.06	0.42
1:B:14:PRO:HB2	5:B:749:HOH:O	2.19	0.42
1:A:385:PHE:CB	1:A:386:PRO:HD2	2.38	0.42
1:A:188:THR:CB	1:A:189:PRO:CD	2.98	0.42
1:B:188:THR:CB	1:B:189:PRO:CD	2.98	0.42
1:B:156:GLU:CG	1:B:161:ARG:CZ	2.98	0.42
1:B:62:HIS:O	1:B:481:LYS:HE3	2.19	0.42
1:A:304:ALA:HA	1:A:367:LEU:HD22	2.01	0.42
1:B:428:ILE:HD12	1:B:428:ILE:HG23	1.60	0.42
1:B:302:GLY:C	1:B:303:MET:HG3	2.40	0.42
1:B:361:GLU:HB2	1:B:364:ARG:NH2	2.34	0.42
1:A:478:LEU:N	1:A:478:LEU:CD1	2.79	0.42
1:B:443:THR:HG22	1:B:443:THR:O	2.18	0.42
1:B:181:VAL:O	1:B:255:SER:HB2	2.20	0.42
1:A:108:TYR:CE1	1:A:504:ARG:HG2	2.54	0.42
1:B:361:GLU:N	1:B:362:PRO:CD	2.80	0.42
1:B:12:LEU:HB3	1:B:13:PRO:HD2	2.01	0.42
1:A:177:LEU:HD22	1:A:265:ILE:HG22	2.01	0.42
1:A:181:VAL:O	1:A:255:SER:HB2	2.20	0.42
1:B:108:TYR:CE1	1:B:504:ARG:HG2	2.54	0.42
1:B:304:ALA:HA	1:B:367:LEU:HD22	2.01	0.42
1:A:242:PHE:HA	1:A:243:PRO:HD3	1.87	0.42
1:B:243:PRO:CD	1:B:244:TYR:H	2.32	0.42
1:B:222:ARG:HB2	1:B:223:PRO:HD2	2.01	0.42
1:A:62:HIS:O	1:A:481:LYS:HE3	2.19	0.42
1:B:491:LEU:HA	1:B:491:LEU:HD23	1.78	0.42
1:B:311:ILE:HG12	1:B:353:PHE:HD1	1.83	0.42
1:B:59:ASP:HA	1:B:60:PRO:HD2	1.93	0.42
1:B:403:GLN:HG3	1:B:405:ILE:HG13	2.00	0.42

Continued on next page...

Continued from previous page...

Atom-1	Atom-2	Interatomic distance (Å)	Clash overlap (Å)
1:B:160:LEU:HA	1:B:160:LEU:HD23	1.71	0.42
1:A:16:LEU:CD1	1:A:21:PHE:N	2.83	0.42
1:A:195:MET:CE	1:B:195:MET:CE	2.97	0.42
1:A:156:GLU:CG	1:A:161:ARG:CZ	2.98	0.42
1:B:177:LEU:HD22	1:B:265:ILE:HG22	2.01	0.42
1:B:16:LEU:CD1	1:B:21:PHE:N	2.83	0.41
1:B:431:VAL:HA	1:B:465:MET:HE2	2.02	0.41
1:A:555:HIS:O	1:A:559:LYS:HG3	2.19	0.41
1:B:416:TRP:O	1:B:417:LEU:HD23	2.19	0.41
1:A:12:LEU:HA	1:A:13:PRO:HD3	1.73	0.41
1:A:237:LYS:HD2	1:B:500:TRP:CD1	2.56	0.41
1:B:18:LEU:HA	1:B:18:LEU:HD12	1.48	0.41
1:A:302:GLY:C	1:A:303:MET:HG3	2.40	0.41
1:A:217:LEU:CD2	1:B:516:THR:CG2	2.98	0.41
1:A:416:TRP:O	1:A:417:LEU:HD23	2.19	0.41
1:B:151:LEU:HG	1:B:166:LEU:HD21	2.03	0.41
1:B:67:ASP:OD1	1:B:67:ASP:N	2.49	0.41
1:B:252:GLY:C	1:B:254:PHE:H	2.24	0.41
1:A:553:TYR:HD2	1:A:558:TRP:NE1	2.19	0.41
1:A:156:GLU:CB	1:A:161:ARG:NE	2.80	0.41
1:B:536:ASP:N	1:B:537:PRO:HD3	2.16	0.41
1:B:156:GLU:CB	1:B:161:ARG:NE	2.79	0.41
1:A:537:PRO:HD2	5:A:742:HOH:O	2.19	0.41
1:B:50:SER:O	1:B:54:PRO:N	2.54	0.41
1:A:64:MET:HG2	1:A:68:TYR:CD2	2.56	0.41
1:A:151:LEU:HG	1:A:166:LEU:HD21	2.03	0.41
1:A:185:VAL:CG1	1:A:186:GLY:N	2.84	0.41
1:A:517:TYR:CE1	1:B:246:PHE:CB	3.04	0.41
1:A:213:GLY:HA3	5:A:717:HOH:O	2.20	0.41
1:B:305:LEU:HA	1:B:305:LEU:HD23	1.89	0.41
1:A:323:ASP:OD1	1:A:326:SER:OG	2.29	0.41
1:B:12:LEU:HA	1:B:13:PRO:HD3	1.72	0.41
1:A:311:ILE:O	1:A:457:THR:HG23	2.21	0.41
1:B:202:VAL:HA	1:B:261:ILE:O	2.21	0.41
1:A:177:LEU:HB2	1:A:265:ILE:CG2	2.52	0.40
1:A:414:ILE:HD11	4:A:600:FAD:C7M	2.40	0.40
1:B:156:GLU:CB	1:B:161:ARG:CZ	2.99	0.40
1:A:305:LEU:HD23	1:A:305:LEU:HA	1.89	0.40
1:B:417:LEU:CD2	1:B:417:LEU:N	2.84	0.40
1:B:64:MET:HG2	1:B:68:TYR:CD2	2.56	0.40
1:B:6:GLU:CB	1:B:39:VAL:CG2	3.00	0.40

Continued on next page...

Continued from previous page...

Atom-1	Atom-2	Interatomic distance (Å)	Clash overlap (Å)
1:A:344:LYS:CG	1:A:345:GLN:N	2.85	0.40
1:A:47:VAL:HG22	1:A:66:GLN:HE22	1.87	0.40
1:A:272:ASN:HA	1:A:273:PRO:HD3	1.85	0.40
1:A:151:LEU:CD2	1:A:166:LEU:CD2	2.99	0.40
1:A:252:GLY:C	1:A:254:PHE:H	2.24	0.40
1:A:243:PRO:CD	1:A:244:TYR:H	2.32	0.40

All (1) symmetry-related close contacts are listed below. The label for Atom-2 includes the symmetry operator and encoded unit-cell translations to be applied.

Atom-1	Atom-2	Interatomic distance (Å)	Clash overlap (Å)
1:A:330:ARG:NH2	1:A:330:ARG:NH2[2_765]	2.15	0.05

5.3 Torsion angles [i](#)

5.3.1 Protein backbone [i](#)

In the following table, the Percentiles column shows the percent Ramachandran outliers of the chain as a percentile score with respect to all X-ray entries followed by that with respect to entries of similar resolution.

The Analysed column shows the number of residues for which the backbone conformation was analysed, and the total number of residues.

Mol	Chain	Analysed	Favoured	Allowed	Outliers	Percentiles	
1	A	546/560 (98%)	503 (92%)	38 (7%)	5 (1%)	21	37
1	B	546/560 (98%)	503 (92%)	38 (7%)	5 (1%)	21	37
All	All	1092/1120 (98%)	1006 (92%)	76 (7%)	10 (1%)	21	37

All (10) Ramachandran outliers are listed below:

Mol	Chain	Res	Type
1	A	48	ASP
1	B	48	ASP
1	A	199	GLY
1	A	388	ASP
1	B	199	GLY
1	B	388	ASP
1	A	327	TYR

Continued on next page...

Continued from previous page...

Mol	Chain	Res	Type
1	B	327	TYR
1	A	328	SER
1	B	328	SER

5.3.2 Protein sidechains ⓘ

In the following table, the Percentiles column shows the percent sidechain outliers of the chain as a percentile score with respect to all X-ray entries followed by that with respect to entries of similar resolution.

The Analysed column shows the number of residues for which the sidechain conformation was analysed, and the total number of residues.

Mol	Chain	Analysed	Rotameric	Outliers	Percentiles	
1	A	470/482 (98%)	449 (96%)	21 (4%)	34	59
1	B	470/482 (98%)	449 (96%)	21 (4%)	34	59
All	All	940/964 (98%)	898 (96%)	42 (4%)	34	59

All (42) residues with a non-rotameric sidechain are listed below:

Mol	Chain	Res	Type
1	A	7	PHE
1	A	16	LEU
1	A	64	MET
1	A	65	ASP
1	A	79	ASN
1	A	95	PHE
1	A	114	ARG
1	A	122	ASP
1	A	169	PRO
1	A	177	LEU
1	A	248	PRO
1	A	251	ASP
1	A	301	LEU
1	A	314	ILE
1	A	409	ASP
1	A	422	HIS
1	A	448	GLN
1	A	464	GLU
1	A	503	TYR
1	A	505	THR

Continued on next page...

Continued from previous page...

Mol	Chain	Res	Type
1	A	552	GLN
1	B	7	PHE
1	B	16	LEU
1	B	64	MET
1	B	65	ASP
1	B	79	ASN
1	B	95	PHE
1	B	114	ARG
1	B	122	ASP
1	B	169	PRO
1	B	177	LEU
1	B	248	PRO
1	B	251	ASP
1	B	301	LEU
1	B	314	ILE
1	B	409	ASP
1	B	422	HIS
1	B	448	GLN
1	B	464	GLU
1	B	503	TYR
1	B	505	THR
1	B	552	GLN

Some sidechains can be flipped to improve hydrogen bonding and reduce clashes. All (30) such sidechains are listed below:

Mol	Chain	Res	Type
1	A	56	HIS
1	A	66	GLN
1	A	79	ASN
1	A	91	ASN
1	A	128	ASN
1	A	152	HIS
1	A	197	HIS
1	A	240	HIS
1	A	352	ASN
1	A	448	GLN
1	A	485	GLN
1	A	518	ASN
1	A	520	ASN
1	A	552	GLN
1	A	555	HIS
1	B	56	HIS

Continued on next page...

Continued from previous page...

Mol	Chain	Res	Type
1	B	66	GLN
1	B	79	ASN
1	B	91	ASN
1	B	128	ASN
1	B	152	HIS
1	B	197	HIS
1	B	240	HIS
1	B	352	ASN
1	B	448	GLN
1	B	485	GLN
1	B	518	ASN
1	B	520	ASN
1	B	552	GLN
1	B	555	HIS

5.3.3 RNA [i](#)

There are no RNA molecules in this entry.

5.4 Non-standard residues in protein, DNA, RNA chains [i](#)

There are no non-standard protein/DNA/RNA residues in this entry.

5.5 Carbohydrates [i](#)

There are no carbohydrates in this entry.

5.6 Ligand geometry [i](#)

Of 6 ligands modelled in this entry, 2 are monoatomic - leaving 4 for Mogul analysis.

In the following table, the Counts columns list the number of bonds (or angles) for which Mogul statistics could be retrieved, the number of bonds (or angles) that are observed in the model and the number of bonds (or angles) that are defined in the chemical component dictionary. The Link column lists molecule types, if any, to which the group is linked. The Z score for a bond length (or angle) is the number of standard deviations the observed value is removed from the expected value. A bond length (or angle) with $|Z| > 2$ is considered an outlier worth inspection. RMSZ is the root-mean-square of all Z scores of the bond lengths (or angles).

Mol	Type	Chain	Res	Link	Bond lengths			Bond angles		
					Counts	RMSZ	# Z > 2	Counts	RMSZ	# Z > 2
4	FAD	A	600	1	48,58,58	0.97	2 (4%)	54,89,89	1.56	6 (11%)
2	ACT	A	601	-	1,3,3	3.81	1 (100%)	0,3,3	0.00	-
4	FAD	B	600	1	48,58,58	0.97	2 (4%)	54,89,89	1.55	6 (11%)
2	ACT	B	601	-	1,3,3	3.87	1 (100%)	0,3,3	0.00	-

In the following table, the Chirals column lists the number of chiral outliers, the number of chiral centers analysed, the number of these observed in the model and the number defined in the chemical component dictionary. Similar counts are reported in the Torsion and Rings columns. '-' means no outliers of that kind were identified.

Mol	Type	Chain	Res	Link	Chirals	Torsions	Rings
4	FAD	A	600	1	-	0/30/50/50	0/6/6/6
2	ACT	A	601	-	-	0/0/0/0	0/0/0/0
4	FAD	B	600	1	-	0/30/50/50	0/6/6/6
2	ACT	B	601	-	-	0/0/0/0	0/0/0/0

All (6) bond length outliers are listed below:

Mol	Chain	Res	Type	Atoms	Z	Observed(Å)	Ideal(Å)
4	A	600	FAD	O5B-C5B	-3.38	1.31	1.44
4	B	600	FAD	O5B-C5B	-3.36	1.31	1.44
4	A	600	FAD	C4-N3	3.37	1.39	1.33
4	B	600	FAD	C4-N3	3.37	1.39	1.33
2	A	601	ACT	CH3-C	3.81	1.54	1.48
2	B	601	ACT	CH3-C	3.87	1.54	1.48

All (12) bond angle outliers are listed below:

Mol	Chain	Res	Type	Atoms	Z	Observed(°)	Ideal(°)
4	A	600	FAD	C4X-C4-N3	-5.25	116.42	123.59
4	B	600	FAD	C4X-C4-N3	-5.22	116.46	123.59
4	A	600	FAD	C4X-C10-N10	-2.61	118.98	120.52
4	B	600	FAD	C4X-C10-N10	-2.58	119.00	120.52
4	B	600	FAD	O4B-C4B-C5B	-2.02	102.09	109.32
4	A	600	FAD	O4B-C4B-C5B	-2.01	102.12	109.32
4	B	600	FAD	C5X-C9A-N10	2.07	119.19	117.62
4	A	600	FAD	C5X-C9A-N10	2.11	119.22	117.62
4	B	600	FAD	O4B-C1B-N9A	2.41	113.14	108.10
4	A	600	FAD	O4B-C1B-N9A	2.43	113.19	108.10
4	B	600	FAD	C4-N3-C2	7.19	121.46	115.25
4	A	600	FAD	C4-N3-C2	7.27	121.53	115.25

There are no chirality outliers.

There are no torsion outliers.

There are no ring outliers.

2 monomers are involved in 11 short contacts:

Mol	Chain	Res	Type	Clashes	Symm-Clashes
4	A	600	FAD	6	0
4	B	600	FAD	5	0

5.7 Other polymers [i](#)

There are no such residues in this entry.

5.8 Polymer linkage issues [i](#)

There are no chain breaks in this entry.

6 Fit of model and data [i](#)

6.1 Protein, DNA and RNA chains [i](#)

EDS was not executed - this section will therefore be empty.

6.2 Non-standard residues in protein, DNA, RNA chains [i](#)

EDS was not executed - this section will therefore be empty.

6.3 Carbohydrates [i](#)

EDS was not executed - this section will therefore be empty.

6.4 Ligands [i](#)

EDS was not executed - this section will therefore be empty.

6.5 Other polymers [i](#)

EDS was not executed - this section will therefore be empty.