



Full wwPDB X-ray Structure Validation Report ⓘ

Jan 31, 2016 – 11:31 PM GMT

PDB ID : 1XCK
Title : Crystal structure of apo GroEL
Authors : Bartolucci, C.; Lamba, D.; Grazulis, S.; Manakova, E.; Heumann, H.
Deposited on : 2004-09-02
Resolution : 2.92 Å(reported)

This is a Full wwPDB X-ray Structure Validation Report for a publicly released PDB entry.
We welcome your comments at validation@mail.wwpdb.org
A user guide is available at
<http://wwpdb.org/validation/2016/XrayValidationReportHelp>
with specific help available everywhere you see the ⓘ symbol.

The following versions of software and data (see [references ⓘ](#)) were used in the production of this report:

MolProbity : 4.02b-467
Mogul : 1.7 (RC4), CSD as536be (2015)
Xtriage (Phenix) : 1.9-1692
EDS : rb-20026688
Percentile statistics : 20151230.v01 (using entries in the PDB archive December 30th 2015)
Refmac : 5.8.0135
CCP4 : 6.5.0
Ideal geometry (proteins) : Engh & Huber (2001)
Ideal geometry (DNA, RNA) : Parkinson et al. (1996)
Validation Pipeline (wwPDB-VP) : trunk26865

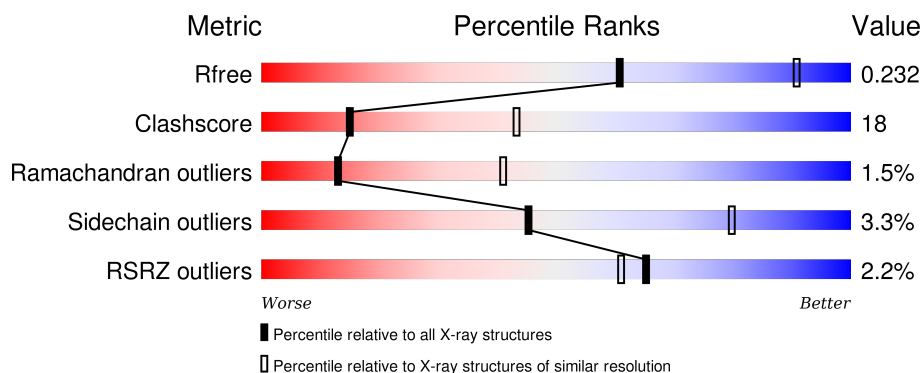
1 Overall quality at a glance

The following experimental techniques were used to determine the structure:

X-RAY DIFFRACTION

The reported resolution of this entry is 2.92 Å.

Percentile scores (ranging between 0-100) for global validation metrics of the entry are shown in the following graphic. The table shows the number of entries on which the scores are based.




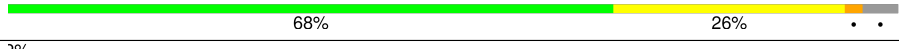
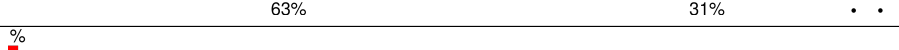
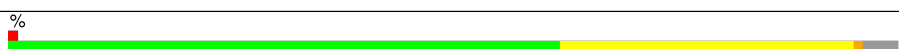




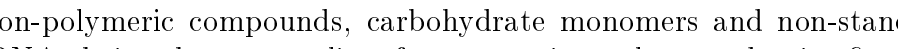
Metric	Whole archive (#Entries)	Similar resolution (#Entries, resolution range(Å))
R_{free}	91344	1643 (2.94-2.90)
Clashscore	102246	1871 (2.94-2.90)
Ramachandran outliers	100387	1824 (2.94-2.90)
Sidechain outliers	100360	1826 (2.94-2.90)
RSRZ outliers	91569	1650 (2.94-2.90)

The table below summarises the geometric issues observed across the polymeric chains and their fit to the electron density. The red, orange, yellow and green segments on the lower bar indicate the fraction of residues that contain outliers for ≥ 3 , 2, 1 and 0 types of geometric quality criteria. A grey segment represents the fraction of residues that are not modelled. The numeric value for each fraction is indicated below the corresponding segment, with a dot representing fractions $\leq 5\%$. The upper red bar (where present) indicates the fraction of residues that have poor fit to the electron density. The numeric value is given above the bar.

Mol	Chain	Length	Quality of chain
1	A	547	<div> <div>%</div> <div> <div></div> <div>66%</div> <div>27%</div> <div>• •</div> </div> </div>
1	B	547	<div> <div>3%</div> <div> <div></div> <div>64%</div> <div>29%</div> <div>• •</div> </div> </div>
1	C	547	<div> <div>2%</div> <div> <div></div> <div>63%</div> <div>30%</div> <div>• •</div> </div> </div>
1	D	547	<div> <div>%</div> <div> <div></div> <div>65%</div> <div>29%</div> <div>• •</div> </div> </div>
1	E	547	<div> <div>%</div> <div> <div></div> <div>65%</div> <div>28%</div> <div>• •</div> </div> </div>

Continued on next page...

Continued from previous page...

Mol	Chain	Length	Quality of chain
1	F	547	
1	G	547	
1	H	547	
1	I	547	
1	J	547	
1	K	547	
1	L	547	
1	M	547	
1	N	547	

The following table lists non-polymeric compounds, carbohydrate monomers and non-standard residues in protein, DNA, RNA chains that are outliers for geometric or electron-density-fit criteria:

Mol	Type	Chain	Res	Chirality	Geometry	Clashes	Electron density
2	SO4	B	1113	-	-	-	X
2	SO4	B	1136	-	-	X	-
2	SO4	C	1101	-	-	-	X
2	SO4	C	1133	-	-	-	X
2	SO4	D	1110	-	-	-	X
2	SO4	D	1128	-	-	-	X
2	SO4	G	1108	-	-	-	X
2	SO4	H	1120	-	-	-	X
2	SO4	I	1119	-	-	-	X
2	SO4	J	1111	-	-	-	X
2	SO4	J	1118	-	-	-	X
2	SO4	L	1116	-	-	-	X
2	SO4	M	1105	-	-	-	X
2	SO4	M	1126	-	-	-	X
3	K	H	3030	-	-	-	X
4	MPD	A	1511	-	-	-	X
4	MPD	B	1510	-	-	-	X
4	MPD	B	1512	-	-	-	X
4	MPD	C	1514	-	-	-	X
4	MPD	D	1508	-	-	-	X
4	MPD	E	1502	-	-	-	X
4	MPD	E	1503	-	-	-	X

Continued on next page...

Continued from previous page...

Mol	Type	Chain	Res	Chirality	Geometry	Clashes	Electron density
4	MPD	E	1504	-	-	-	X
4	MPD	E	1528	-	-	-	X
4	MPD	F	1501	-	-	-	X
4	MPD	F	1520	-	-	-	X
4	MPD	F	1522	-	-	-	X
4	MPD	G	1509	-	-	-	X
4	MPD	G	1519	-	-	-	X
4	MPD	I	1524	-	-	-	X
4	MPD	I	1530	-	-	-	X
4	MPD	J	1529	-	-	-	X
4	MPD	L	1500	-	-	-	X
4	MPD	M	1518	-	-	-	X
4	MPD	N	1515	-	-	-	X
4	MPD	N	1517	-	-	-	X
5	PEG	E	2100	-	-	-	X

2 Entry composition [i](#)

There are 6 unique types of molecules in this entry. The entry contains 55301 atoms, of which 0 are hydrogens and 0 are deuteriums.

In the tables below, the ZeroOcc column contains the number of atoms modelled with zero occupancy, the AltConf column contains the number of residues with at least one atom in alternate conformation and the Trace column contains the number of residues modelled with at most 2 atoms.

- Molecule 1 is a protein called 60 kDa chaperonin.

Mol	Chain	Residues	Atoms					ZeroOcc	AltConf	Trace
1	A	524	Total	C	N	O	S	0	0	0
			3855	2397	665	773	20			
1	B	524	Total	C	N	O	S	0	0	0
			3855	2397	665	773	20			
1	C	524	Total	C	N	O	S	0	0	0
			3855	2397	665	773	20			
1	D	524	Total	C	N	O	S	0	0	0
			3855	2397	665	773	20			
1	E	524	Total	C	N	O	S	0	0	0
			3855	2397	665	773	20			
1	F	524	Total	C	N	O	S	0	0	0
			3855	2397	665	773	20			
1	G	524	Total	C	N	O	S	0	0	0
			3855	2397	665	773	20			
1	H	524	Total	C	N	O	S	0	0	0
			3855	2397	665	773	20			
1	I	524	Total	C	N	O	S	0	0	0
			3855	2397	665	773	20			
1	J	524	Total	C	N	O	S	0	0	0
			3855	2397	665	773	20			
1	K	524	Total	C	N	O	S	0	0	0
			3855	2397	665	773	20			
1	L	524	Total	C	N	O	S	0	0	0
			3855	2397	665	773	20			
1	M	524	Total	C	N	O	S	0	0	0
			3855	2397	665	773	20			
1	N	524	Total	C	N	O	S	0	0	0
			3855	2397	665	773	20			

- Molecule 2 is SULFATE ION (three-letter code: SO4) (formula: O₄S).



Mol	Chain	Residues	Atoms			ZeroOcc	AltConf
2	C	1	Total	O	S	0	0
			5	4	1		
2	H	1	Total	O	S	0	0
			5	4	1		
2	N	1	Total	O	S	0	0
			5	4	1		
2	M	1	Total	O	S	0	0
			5	4	1		
2	M	1	Total	O	S	0	0
			5	4	1		
2	A	1	Total	O	S	0	0
			5	4	1		
2	G	1	Total	O	S	0	0
			5	4	1		
2	G	1	Total	O	S	0	0
			5	4	1		
2	D	1	Total	O	S	0	0
			5	4	1		
2	J	1	Total	O	S	0	0
			5	4	1		
2	D	1	Total	O	S	0	0
			5	4	1		
2	B	1	Total	O	S	0	0
			5	4	1		
2	B	1	Total	O	S	0	0
			5	4	1		
2	A	1	Total	O	S	0	0
			5	4	1		

Continued on next page...

Continued from previous page...

Mol	Chain	Residues	Atoms			ZeroOcc	AltConf
2	L	1	Total	O	S	0	0
			5	4	1		
2	L	1	Total	O	S	0	0
			5	4	1		
2	J	1	Total	O	S	0	0
			5	4	1		
2	I	1	Total	O	S	0	0
			5	4	1		
2	H	1	Total	O	S	0	0
			5	4	1		
2	A	1	Total	O	S	0	0
			5	4	1		
2	E	1	Total	O	S	0	0
			5	4	1		
2	C	1	Total	O	S	0	0
			5	4	1		
2	F	1	Total	O	S	0	0
			5	4	1		
2	M	1	Total	O	S	0	0
			5	4	1		
2	J	1	Total	O	S	0	0
			5	4	1		
2	D	1	Total	O	S	0	0
			5	4	1		
2	D	1	Total	O	S	0	0
			5	4	1		
2	B	1	Total	O	S	0	0
			5	4	1		
2	G	1	Total	O	S	0	0
			5	4	1		
2	C	1	Total	O	S	0	0
			5	4	1		
2	K	1	Total	O	S	0	0
			5	4	1		
2	B	1	Total	O	S	0	0
			5	4	1		
2	B	1	Total	O	S	0	0
			5	4	1		
2	C	1	Total	O	S	0	0
			5	4	1		
2	D	1	Total	O	S	0	0
			5	4	1		

Continued on next page...

Continued from previous page...

Mol	Chain	Residues	Atoms			ZeroOcc	AltConf
2	A	1	Total	O	S	0	0
			5	4	1		
2	E	1	Total	O	S	0	0
			5	4	1		
2	F	1	Total	O	S	0	0
			5	4	1		
2	H	1	Total	O	S	0	0
			5	4	1		
2	I	1	Total	O	S	0	0
			5	4	1		
2	J	1	Total	O	S	0	0
			5	4	1		
2	K	1	Total	O	S	0	0
			5	4	1		
2	N	1	Total	O	S	0	0
			5	4	1		

- Molecule 3 is POTASSIUM ION (three-letter code: K) (formula: K).

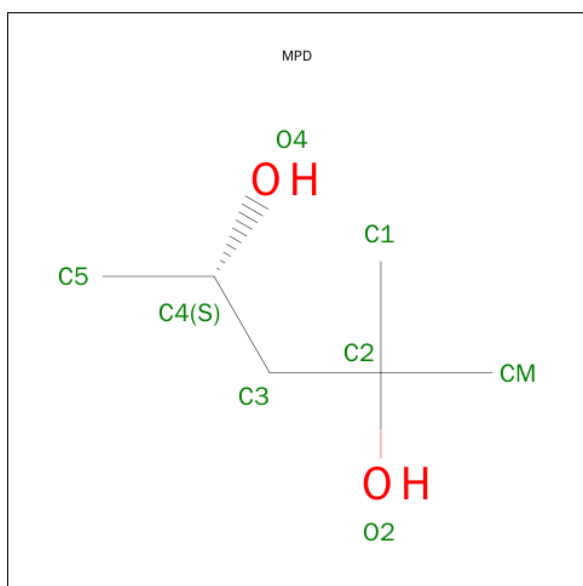
Mol	Chain	Residues	Atoms		ZeroOcc	AltConf
3	G	1	Total	K	0	0
			1	1		
3	J	1	Total	K	0	0
			1	1		
3	D	1	Total	K	0	0
			1	1		
3	K	1	Total	K	0	0
			1	1		
3	E	1	Total	K	0	0
			1	1		
3	H	1	Total	K	0	0
			1	1		
3	B	1	Total	K	0	0
			1	1		
3	I	1	Total	K	0	0
			1	1		
3	C	1	Total	K	0	0
			1	1		
3	A	1	Total	K	0	0
			1	1		
3	N	1	Total	K	0	0
			1	1		

Continued on next page...

Continued from previous page...

Mol	Chain	Residues	Atoms		ZeroOcc	AltConf
3	L	1	Total	K	0	0
			1	1		
3	F	1	Total	K	0	0
			1	1		
3	M	1	Total	K	0	0
			1	1		

- Molecule 4 is (4S)-2-METHYL-2,4-PENTANEDIOL (three-letter code: MPD) (formula: $C_6H_{14}O_2$).



Mol	Chain	Residues	Atoms			ZeroOcc	AltConf
4	L	1	Total	C	O	0	0
			8	6	2		
4	F	1	Total	C	O	0	0
			8	6	2		
4	E	1	Total	C	O	0	0
			8	6	2		
4	E	1	Total	C	O	0	0
			8	6	2		
4	E	1	Total	C	O	0	0
			8	6	2		
4	I	1	Total	C	O	0	0
			8	6	2		
4	K	1	Total	C	O	0	0
			8	6	2		
4	A	1	Total	C	O	0	0
			8	6	2		

Continued on next page...

Continued from previous page...

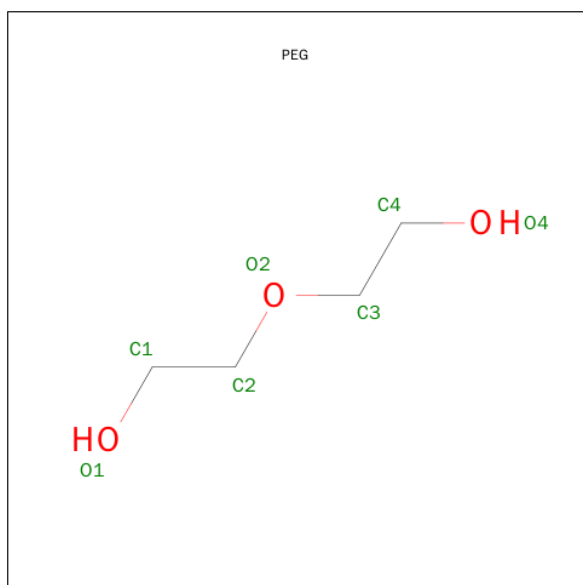
Mol	Chain	Residues	Atoms			ZeroOcc	AltConf
4	D	1	Total	C	O	0	0
			8	6	2		
4	G	1	Total	C	O	0	0
			8	6	2		
4	B	1	Total	C	O	0	0
			8	6	2		
4	A	1	Total	C	O	0	0
			8	6	2		
4	B	1	Total	C	O	0	0
			8	6	2		
4	B	1	Total	C	O	0	0
			8	6	2		
4	C	1	Total	C	O	0	0
			8	6	2		
4	N	1	Total	C	O	0	0
			8	6	2		
4	H	1	Total	C	O	0	0
			8	6	2		
4	N	1	Total	C	O	0	0
			8	6	2		
4	M	1	Total	C	O	0	0
			8	6	2		
4	G	1	Total	C	O	0	0
			8	6	2		
4	F	1	Total	C	O	0	0
			8	6	2		
4	E	1	Total	C	O	0	0
			8	6	2		
4	F	1	Total	C	O	0	0
			8	6	2		
4	B	1	Total	C	O	0	0
			8	6	2		
4	I	1	Total	C	O	0	0
			8	6	2		
4	H	1	Total	C	O	0	0
			8	6	2		
4	N	1	Total	C	O	0	0
			8	6	2		
4	K	1	Total	C	O	0	0
			8	6	2		
4	E	1	Total	C	O	0	0
			8	6	2		

Continued on next page...

Continued from previous page...

Mol	Chain	Residues	Atoms			ZeroOcc	AltConf
4	J	1	Total	C	O	0	0
			8	6	2		
4	I	1	Total	C	O	0	0
			8	6	2		

- Molecule 5 is DI(HYDROXYETHYL)ETHER (three-letter code: PEG) (formula: C₄H₁₀O₃).



Mol	Chain	Residues	Atoms			ZeroOcc	AltConf
5	E	1	Total	C	O	0	0
			7	4	3		

- Molecule 6 is water.

Mol	Chain	Residues	Atoms		ZeroOcc	AltConf
6	A	60	Total	O	0	0
			60	60		
6	B	76	Total	O	0	0
			76	76		
6	C	55	Total	O	0	0
			55	55		
6	D	79	Total	O	0	0
			79	79		
6	E	64	Total	O	0	0
			64	64		
6	F	65	Total	O	0	0
			65	65		

Continued on next page...

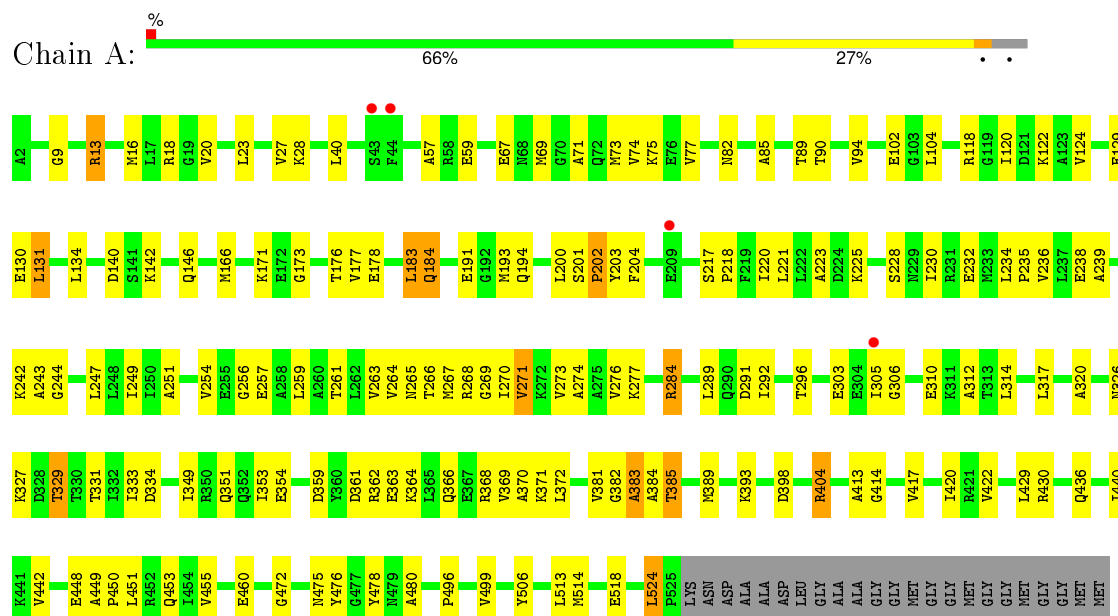
Continued from previous page...

Mol	Chain	Residues	Atoms		ZeroOcc	AltConf
6	G	84	Total 84	O 84	0	0
6	H	61	Total 61	O 61	0	0
6	I	63	Total 63	O 63	0	0
6	J	45	Total 45	O 45	0	0
6	K	52	Total 52	O 52	0	0
6	L	32	Total 32	O 32	0	0
6	M	49	Total 49	O 49	0	0
6	N	62	Total 62	O 62	0	0


3 Residue-property plots

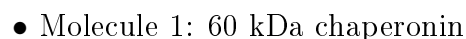
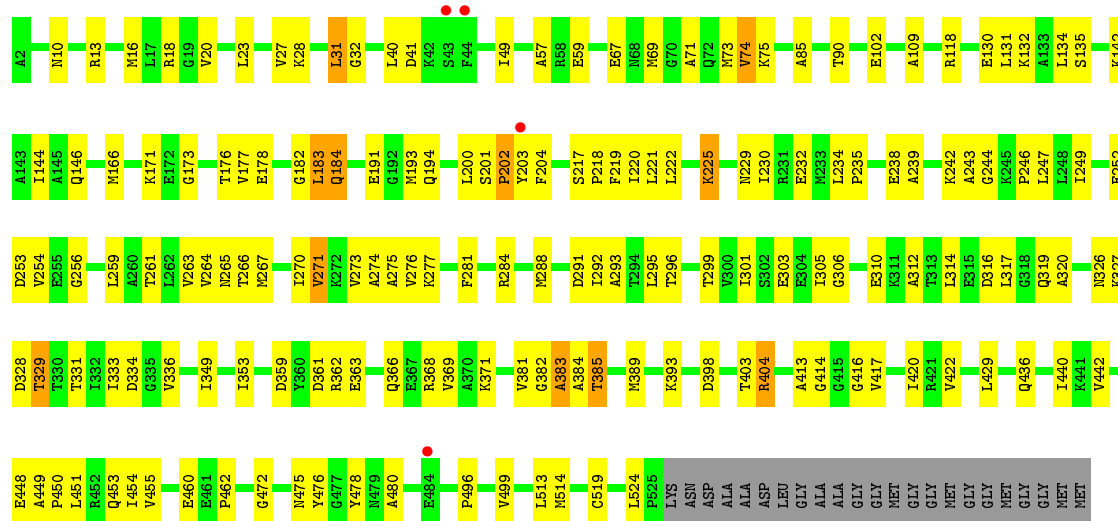
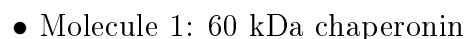
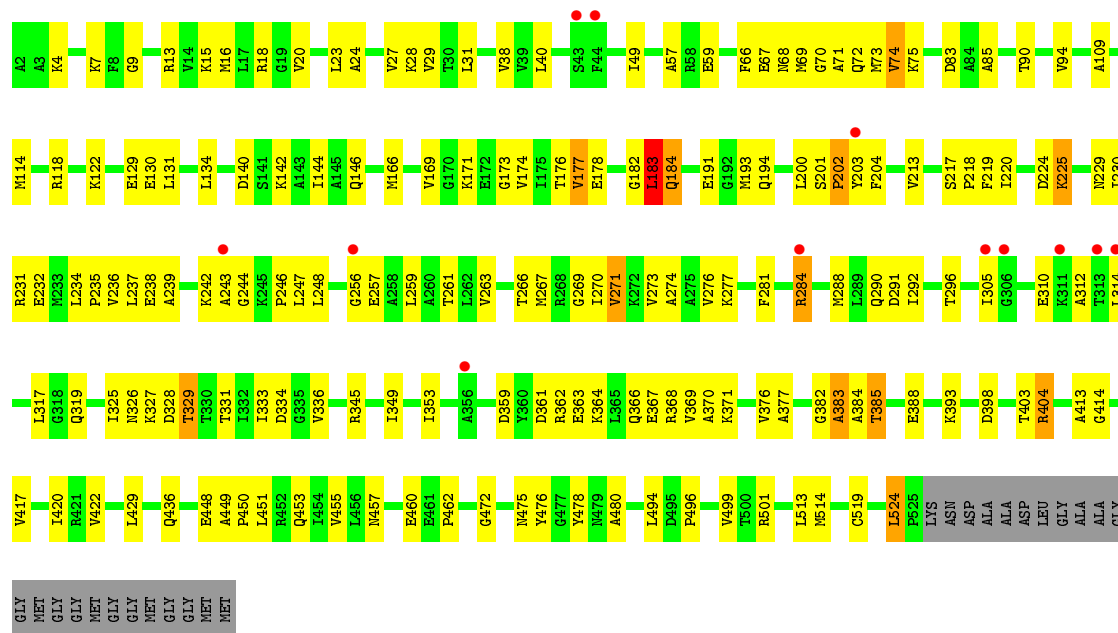
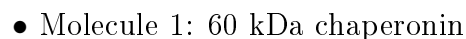
These plots are drawn for all protein, RNA and DNA chains in the entry. The first graphic for a chain summarises the proportions of errors displayed in the second graphic. The second graphic shows the sequence view annotated by issues in geometry and electron density. Residues are color-coded according to the number of geometric quality criteria for which they contain at least one outlier: green = 0, yellow = 1, orange = 2 and red = 3 or more. A red dot above a residue indicates a poor fit to the electron density ($RSRZ > 2$). Stretches of 2 or more consecutive residues without any outlier are shown as a green connector. Residues present in the sample, but not in the model, are shown in grey.

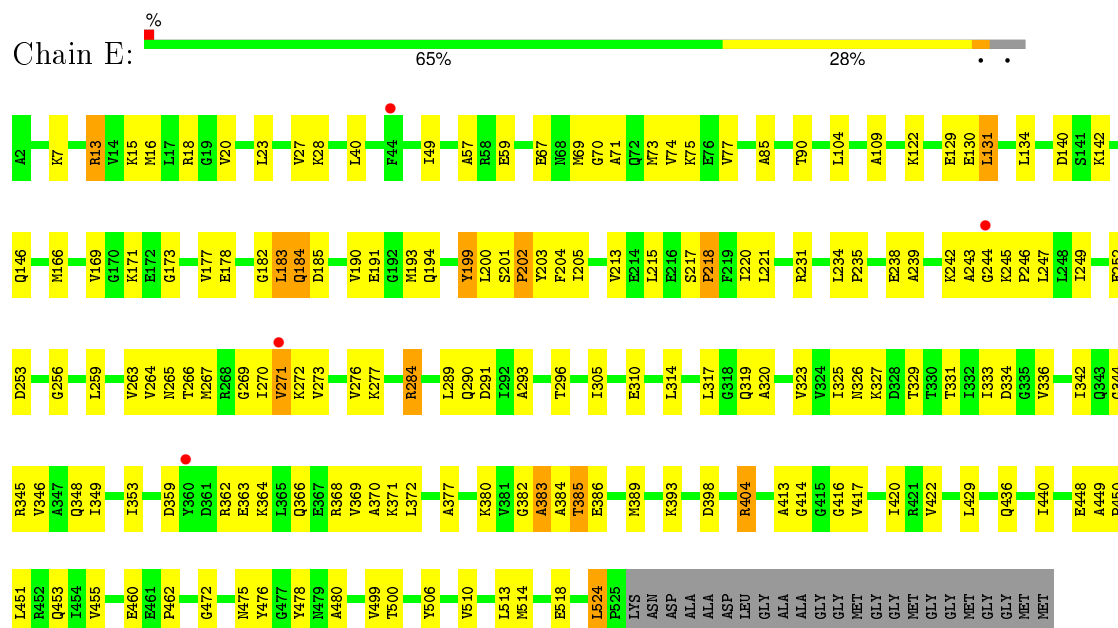
• Molecule 1: 60 kDa chaperonin



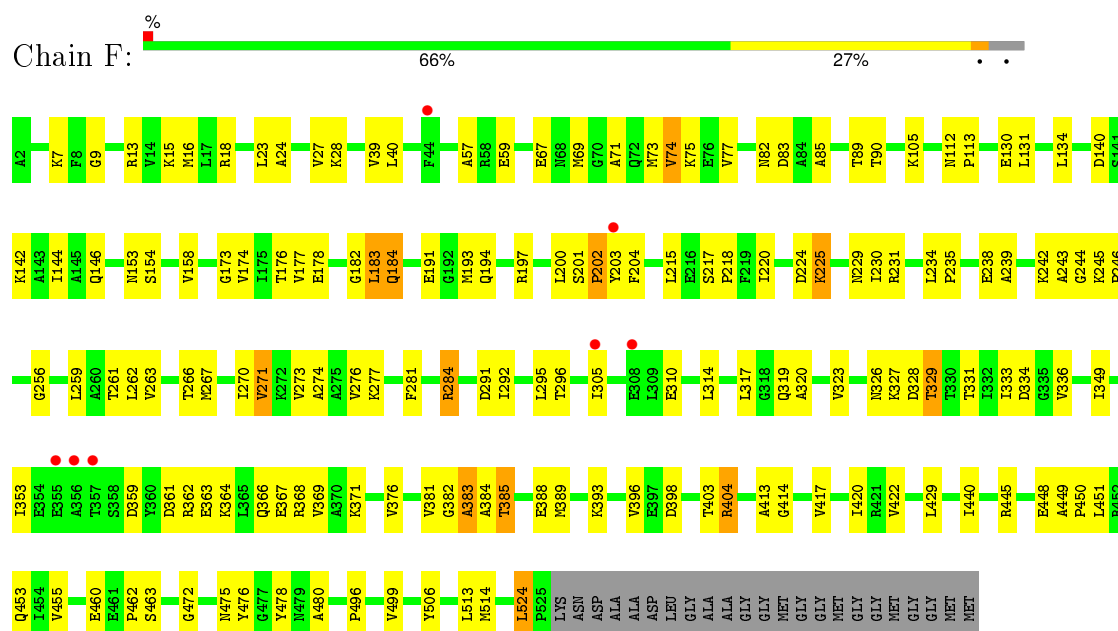
• Molecule 1: 60 kDa chaperonin





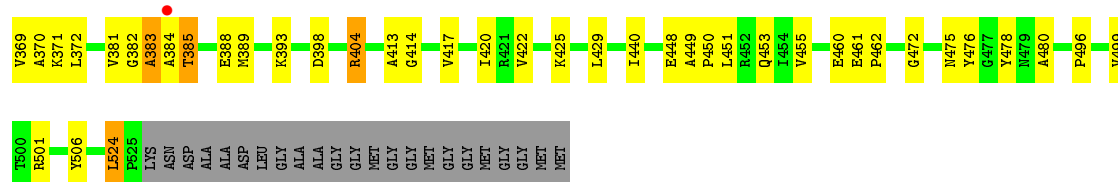


- Molecule 1: 60 kDa chaperonin

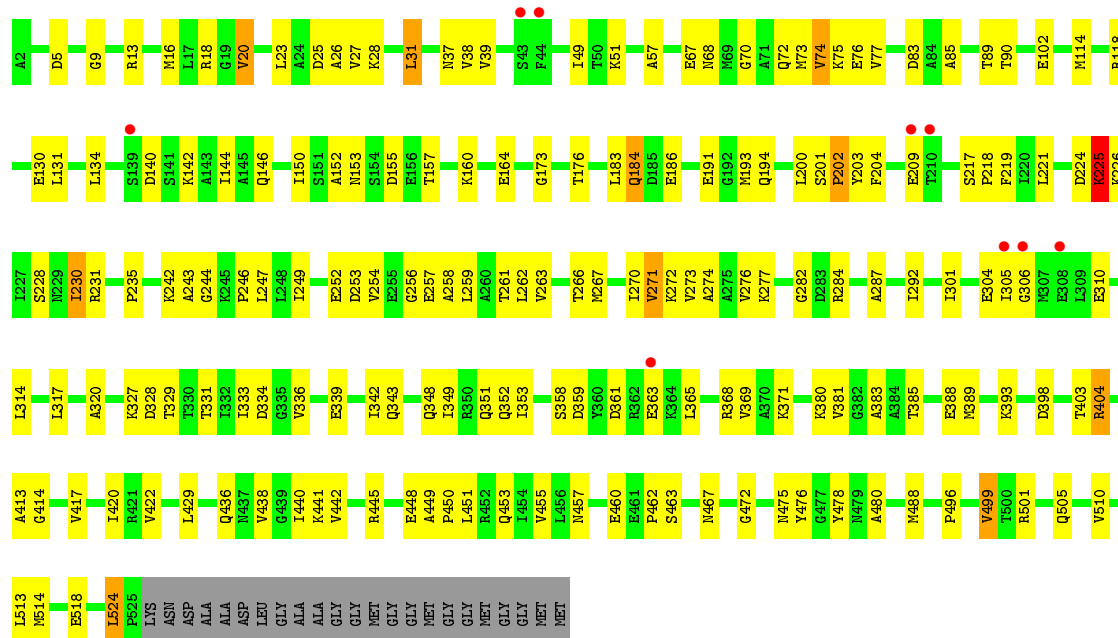


- Molecule 1: 60 kDa chaperonin

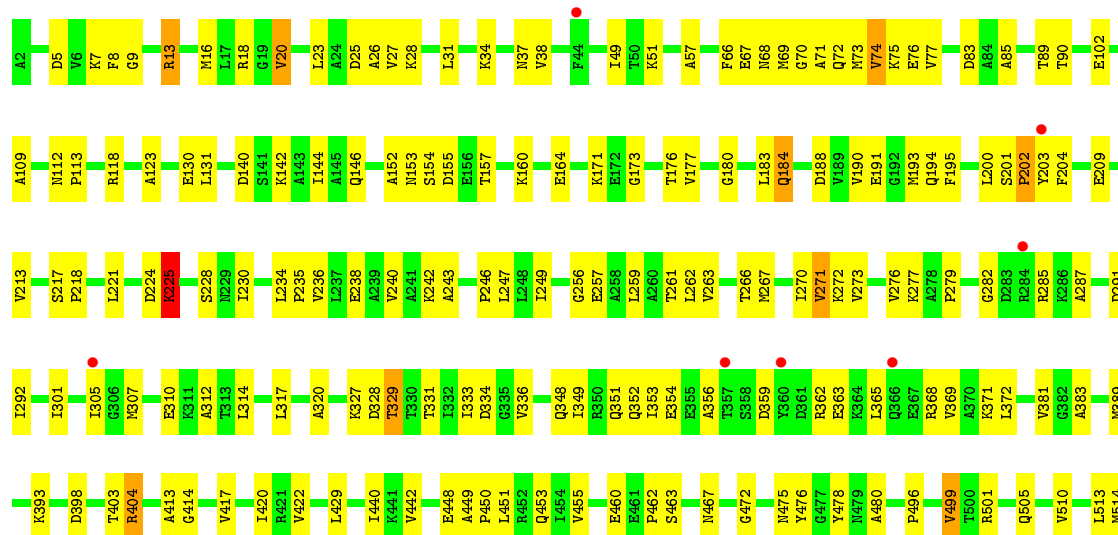





• Molecule 1: 60 kDa chaperonin

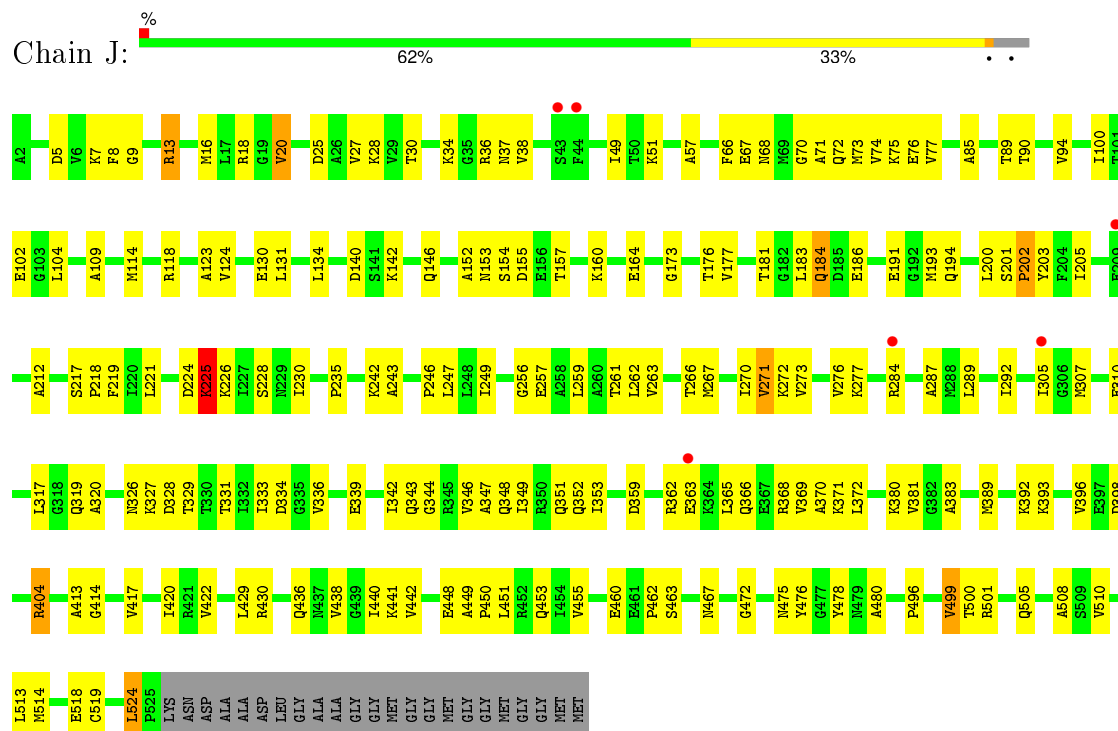


• Molecule 1: 60 kDa chaperonin

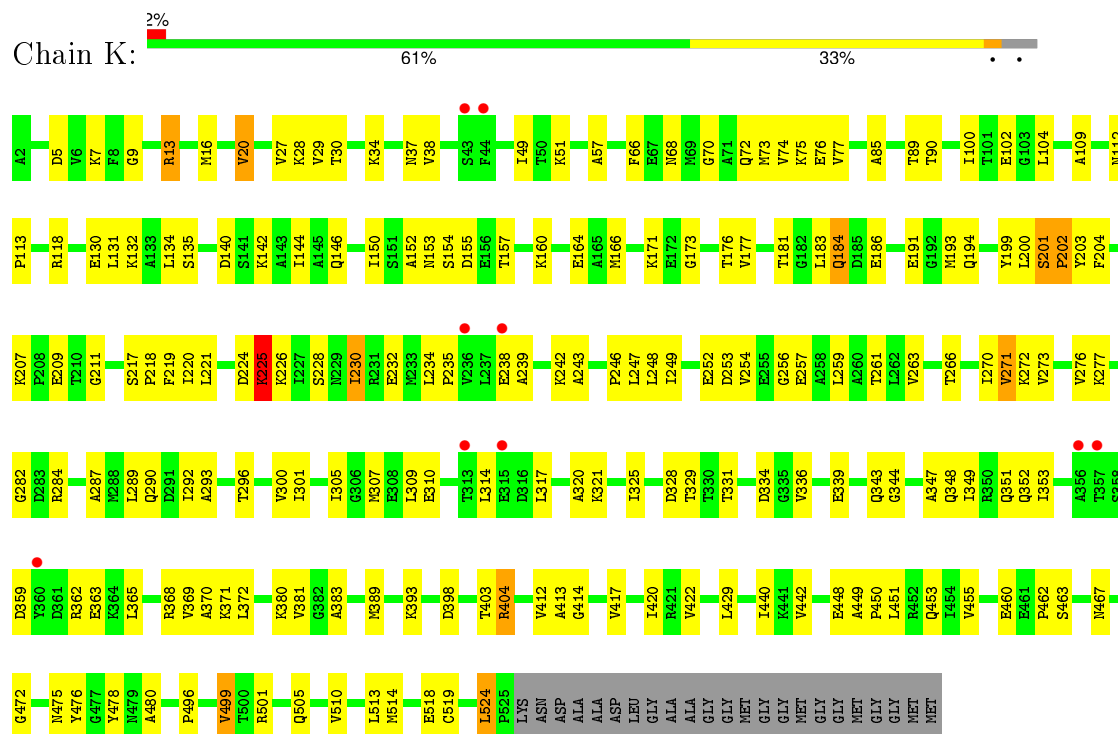




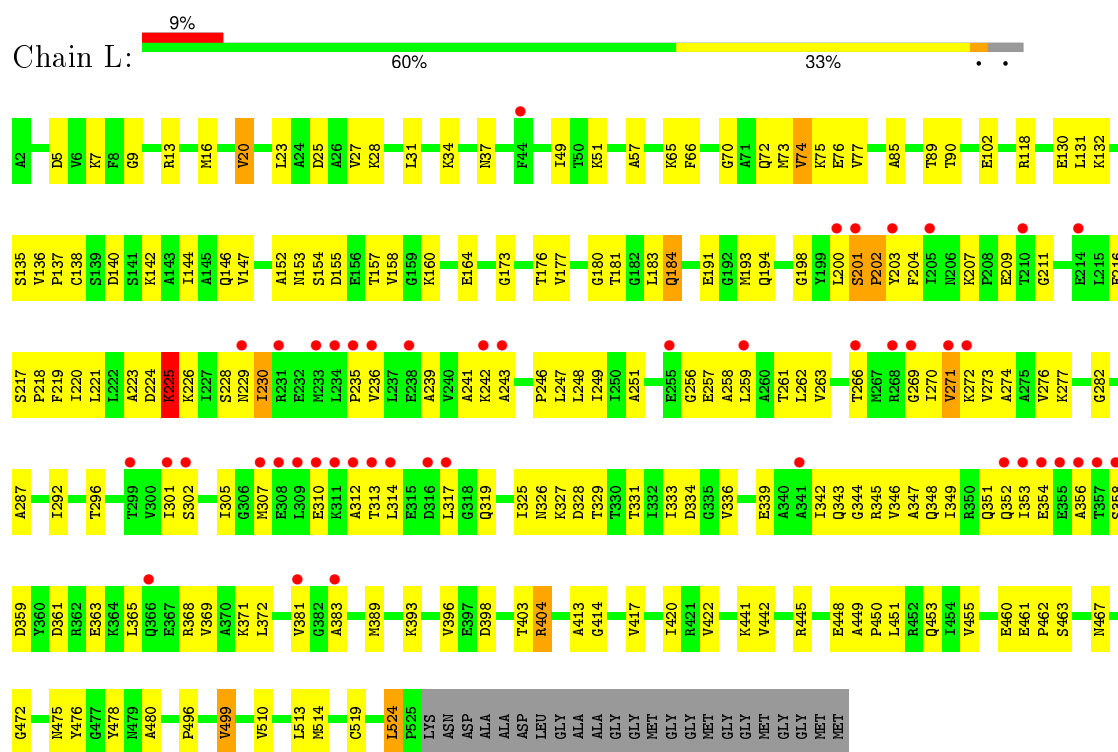
- Molecule 1: 60 kDa chaperonin



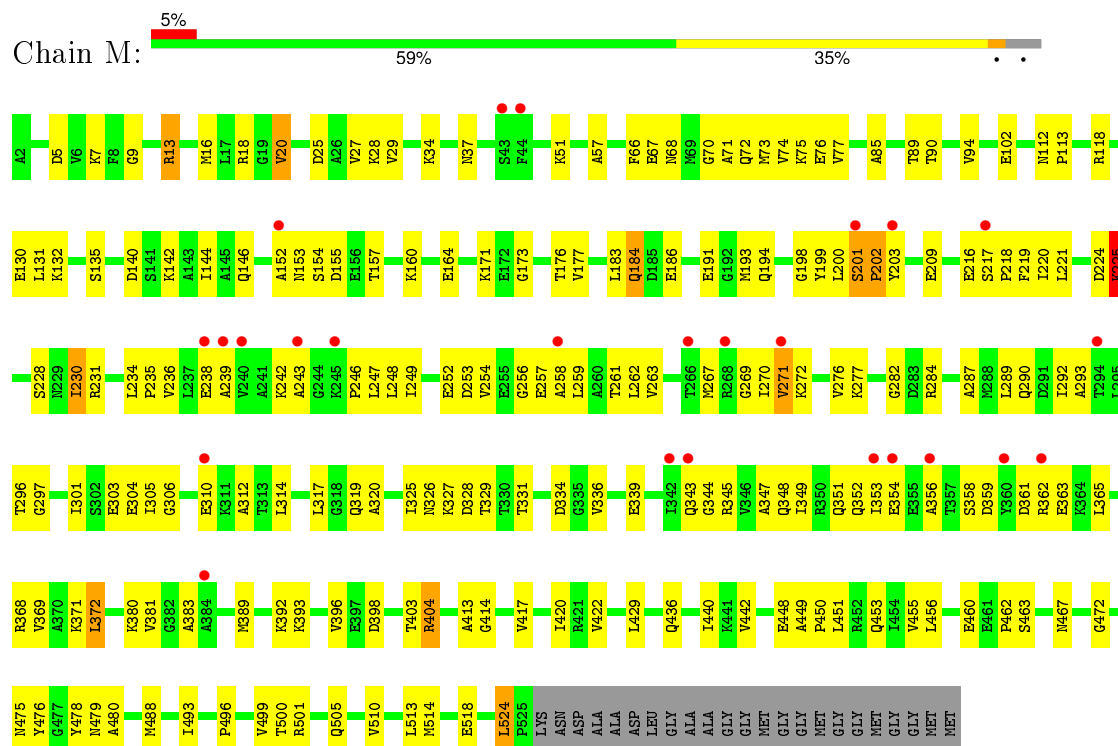
- Molecule 1: 60 kDa chaperonin



- Molecule 1: 60 kDa chaperonin

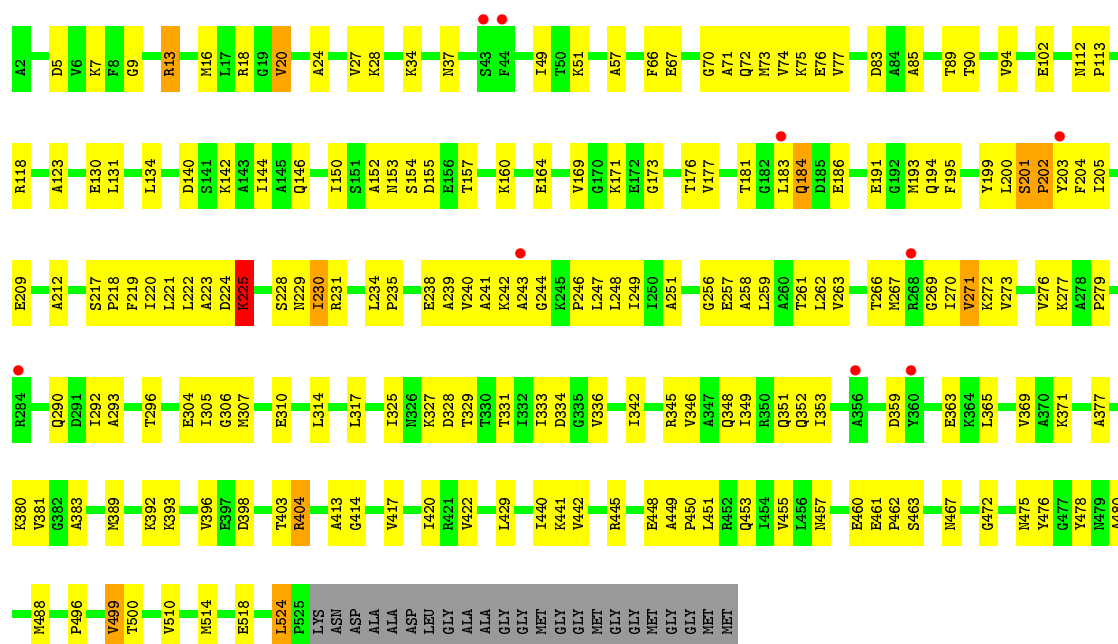


- Molecule 1: 60 kDa chaperonin



- Molecule 1: 60 kDa chaperonin





4 Data and refinement statistics

Property	Value	Source
Space group	P 21 21 21	Depositor
Cell constants a, b, c, α , β , γ	262.80 Å 283.60 Å 135.72 Å 90.00° 90.00° 90.00°	Depositor
Resolution (Å)	33.71 – 2.92 33.65 – 2.92	Depositor EDS
% Data completeness (in resolution range)	83.8 (33.71-2.92) 83.9 (33.65-2.92)	Depositor EDS
R_{merge}	(Not available)	Depositor
R_{sym}	0.04	Depositor
$\langle I/\sigma(I) \rangle$ ¹	5.43 (at 2.90 Å)	Xtriage
Refinement program	CNS 1.1	Depositor
R, R_{free}	0.203 , 0.235 0.202 , 0.232	Depositor DCC
R_{free} test set	18290 reflections (9.93%)	DCC
Wilson B-factor (Å ²)	53.1	Xtriage
Anisotropy	0.625	Xtriage
Bulk solvent k_{sol} (e/Å ³), B_{sol} (Å ²)	0.31 , 42.1	EDS
Estimated twinning fraction	No twinning to report.	Xtriage
L-test for twinning ²	$\langle L \rangle = 0.49$, $\langle L^2 \rangle = 0.32$	Xtriage
Outliers	0 of 184155 reflections	Xtriage
F_o, F_c correlation	0.93	EDS
Total number of atoms	55301	wwPDB-VP
Average B, all atoms (Å ²)	48.0	wwPDB-VP

Xtriage's analysis on translational NCS is as follows: *The largest off-origin peak in the Patterson function is 3.30% of the height of the origin peak. No significant pseudotranslation is detected.*

¹Intensities estimated from amplitudes.

²Theoretical values of $\langle |L| \rangle$, $\langle L^2 \rangle$ for acentric reflections are 0.5, 0.375 respectively for untwinned datasets, and 0.333, 0.2 for perfectly twinned datasets.

5 Model quality [i](#)

5.1 Standard geometry [i](#)

Bond lengths and bond angles in the following residue types are not validated in this section: MPD, PEG, K, SO4

The Z score for a bond length (or angle) is the number of standard deviations the observed value is removed from the expected value. A bond length (or angle) with $|Z| > 5$ is considered an outlier worth inspection. RMSZ is the root-mean-square of all Z scores of the bond lengths (or angles).

Mol	Chain	Bond lengths		Bond angles	
		RMSZ	# Z >5	RMSZ	# Z >5
1	A	0.40	0/3883	0.69	3/5243 (0.1%)
1	B	0.40	0/3883	0.64	2/5243 (0.0%)
1	C	0.39	0/3883	0.64	1/5243 (0.0%)
1	D	0.40	0/3883	0.64	3/5243 (0.1%)
1	E	0.39	0/3883	0.69	3/5243 (0.1%)
1	F	0.39	0/3883	0.64	2/5243 (0.0%)
1	G	0.40	0/3883	0.64	2/5243 (0.0%)
1	H	0.37	0/3883	0.66	3/5243 (0.1%)
1	I	0.37	0/3883	0.61	2/5243 (0.0%)
1	J	0.37	0/3883	0.61	2/5243 (0.0%)
1	K	0.37	0/3883	0.61	2/5243 (0.0%)
1	L	0.38	0/3883	0.66	3/5243 (0.1%)
1	M	0.37	0/3883	0.61	2/5243 (0.0%)
1	N	0.36	0/3883	0.60	2/5243 (0.0%)
All	All	0.38	0/54362	0.64	32/73402 (0.0%)

There are no bond length outliers.

All (32) bond angle outliers are listed below:

Mol	Chain	Res	Type	Atoms	Z	Observed(°)	Ideal(°)
1	E	13	ARG	NE-CZ-NH2	-14.67	112.97	120.30
1	H	13	ARG	NE-CZ-NH2	-14.55	113.03	120.30
1	A	13	ARG	NE-CZ-NH2	-13.99	113.31	120.30
1	E	13	ARG	NE-CZ-NH1	13.46	127.03	120.30
1	L	13	ARG	NE-CZ-NH2	-13.45	113.58	120.30
1	H	13	ARG	NE-CZ-NH1	13.21	126.91	120.30
1	L	13	ARG	NE-CZ-NH1	13.16	126.88	120.30
1	A	13	ARG	NE-CZ-NH1	12.65	126.63	120.30
1	H	13	ARG	CD-NE-CZ	6.64	132.89	123.60
1	L	13	ARG	CD-NE-CZ	6.52	132.72	123.60

Continued on next page...

Continued from previous page...

Mol	Chain	Res	Type	Atoms	Z	Observed(°)	Ideal(°)
1	J	13	ARG	NE-CZ-NH1	-6.38	117.11	120.30
1	N	13	ARG	NE-CZ-NH1	-6.35	117.12	120.30
1	C	13	ARG	NE-CZ-NH1	-6.34	117.13	120.30
1	E	13	ARG	CD-NE-CZ	6.03	132.05	123.60
1	B	13	ARG	NE-CZ-NH1	-5.97	117.31	120.30
1	K	13	ARG	NE-CZ-NH1	-5.84	117.38	120.30
1	F	13	ARG	NE-CZ-NH1	-5.82	117.39	120.30
1	A	13	ARG	CD-NE-CZ	5.64	131.50	123.60
1	I	13	ARG	NE-CZ-NH1	-5.54	117.53	120.30
1	M	13	ARG	NE-CZ-NH2	5.53	123.07	120.30
1	G	295	LEU	CA-CB-CG	5.51	127.98	115.30
1	M	13	ARG	NE-CZ-NH1	-5.50	117.55	120.30
1	N	13	ARG	NE-CZ-NH2	5.37	122.98	120.30
1	D	295	LEU	CA-CB-CG	5.35	127.61	115.30
1	J	13	ARG	NE-CZ-NH2	5.33	122.96	120.30
1	D	31	LEU	N-CA-C	5.31	125.34	111.00
1	K	13	ARG	NE-CZ-NH2	5.27	122.93	120.30
1	D	13	ARG	NE-CZ-NH1	-5.18	117.71	120.30
1	G	13	ARG	NE-CZ-NH1	-5.09	117.75	120.30
1	B	13	ARG	NE-CZ-NH2	5.04	122.82	120.30
1	I	13	ARG	NE-CZ-NH2	5.02	122.81	120.30
1	F	13	ARG	NE-CZ-NH2	5.01	122.81	120.30

There are no chirality outliers.

There are no planarity outliers.

5.2 Too-close contacts ⓘ

In the following table, the Non-H and H(model) columns list the number of non-hydrogen atoms and hydrogen atoms in the chain respectively. The H(added) column lists the number of hydrogen atoms added and optimized by MolProbity. The Clashes column lists the number of clashes within the asymmetric unit, whereas Symm-Clashes lists symmetry related clashes.

Mol	Chain	Non-H	H(model)	H(added)	Clashes	Symm-Clashes
1	A	3855	0	3976	121	0
1	B	3855	0	3976	146	0
1	C	3855	0	3976	155	0
1	D	3855	0	3976	126	0
1	E	3855	0	3976	139	0
1	F	3855	0	3976	127	0
1	G	3855	0	3976	117	0

Continued on next page...

Continued from previous page...

Mol	Chain	Non-H	H(model)	H(added)	Clashes	Symm-Clashes
1	H	3855	0	3976	150	0
1	I	3855	0	3976	152	0
1	J	3855	0	3976	146	0
1	K	3855	0	3976	154	0
1	L	3855	0	3976	163	0
1	M	3855	0	3976	175	0
1	N	3855	0	3976	175	0
2	A	20	0	0	0	0
2	B	25	0	0	2	0
2	C	20	0	0	0	0
2	D	25	0	0	0	0
2	E	10	0	0	0	0
2	F	10	0	0	1	0
2	G	15	0	0	0	0
2	H	15	0	0	0	0
2	I	10	0	0	0	0
2	J	20	0	0	0	0
2	K	10	0	0	0	0
2	L	10	0	0	0	0
2	M	15	0	0	0	0
2	N	10	0	0	1	0
3	A	1	0	0	0	0
3	B	1	0	0	0	0
3	C	1	0	0	0	0
3	D	1	0	0	0	0
3	E	1	0	0	0	0
3	F	1	0	0	0	0
3	G	1	0	0	0	0
3	H	1	0	0	0	0
3	I	1	0	0	0	0
3	J	1	0	0	0	0
3	K	1	0	0	0	0
3	L	1	0	0	0	0
3	M	1	0	0	0	0
3	N	1	0	0	0	0
4	A	16	0	28	0	0
4	B	32	0	56	2	0
4	C	8	0	14	2	0
4	D	8	0	14	0	0
4	E	40	0	70	1	0
4	F	24	0	42	1	0
4	G	16	0	28	1	0

Continued on next page...

Continued from previous page...

Mol	Chain	Non-H	H(model)	H(added)	Clashes	Symm-Clashes
4	H	16	0	28	2	0
4	I	24	0	42	0	0
4	J	8	0	14	0	0
4	K	16	0	28	2	0
4	L	8	0	14	0	0
4	M	8	0	14	3	0
4	N	24	0	42	9	0
5	E	7	0	10	0	0
6	A	60	0	0	1	0
6	B	76	0	0	3	0
6	C	55	0	0	2	0
6	D	79	0	0	5	0
6	E	64	0	0	1	0
6	F	65	0	0	1	0
6	G	84	0	0	2	0
6	H	61	0	0	2	0
6	I	63	0	0	2	0
6	J	45	0	0	5	0
6	K	52	0	0	3	0
6	L	32	0	0	1	0
6	M	49	0	0	3	0
6	N	62	0	0	1	0
All	All	55301	0	56108	1943	0

The all-atom clashscore is defined as the number of clashes found per 1000 atoms (including hydrogen atoms). The all-atom clashscore for this structure is 18.

All (1943) close contacts within the same asymmetric unit are listed below, sorted by their clash magnitude.

Atom-1	Atom-2	Interatomic distance (Å)	Clash overlap (Å)
1:B:270:ILE:HG23	1:C:231:ARG:HH12	1.20	1.03
1:B:329:THR:HG22	6:B:3165:HOH:O	1.60	1.01
1:D:242:LYS:HG2	1:E:231:ARG:NH2	1.78	0.97
1:B:326:ASN:HD22	1:B:329:THR:HB	1.31	0.94
1:K:272:LYS:NZ	1:L:229:ASN:HD21	1.65	0.94
1:E:270:ILE:HG23	1:F:231:ARG:HH12	1.33	0.93
1:M:235:PRO:HG3	1:M:310:GLU:HA	1.51	0.92
1:C:176:THR:HG21	1:C:333:ILE:HD13	1.49	0.92
1:H:235:PRO:HG3	1:H:310:GLU:HA	1.53	0.89
1:E:270:ILE:HG23	1:F:231:ARG:NH1	1.88	0.87
1:K:235:PRO:HG3	1:K:310:GLU:HA	1.56	0.87

Continued on next page...

Continued from previous page...

Atom-1	Atom-2	Interatomic distance (Å)	Clash overlap (Å)
1:J:235:PRO:HG3	1:J:310:GLU:HA	1.57	0.87
1:L:235:PRO:HG3	1:L:310:GLU:HA	1.56	0.86
1:B:331:THR:HG22	6:B:3165:HOH:O	1.77	0.84
1:I:183:LEU:O	1:I:184:GLN:HB2	1.77	0.83
1:M:290:GLN:HG3	6:M:3113:HOH:O	1.77	0.83
1:N:235:PRO:HG3	1:N:310:GLU:HA	1.60	0.82
1:K:183:LEU:O	1:K:184:GLN:HB2	1.77	0.82
1:M:85:ALA:HB1	1:M:499:VAL:HG12	1.61	0.82
1:J:183:LEU:O	1:J:184:GLN:HB2	1.80	0.82
1:G:176:THR:HG21	1:G:333:ILE:HD13	1.60	0.81
1:M:34:LYS:HE2	1:N:118:ARG:HH22	1.45	0.81
1:H:176:THR:HG21	1:H:333:ILE:HD13	1.61	0.81
1:B:239:ALA:HB1	1:B:314:LEU:HG	1.63	0.81
1:J:85:ALA:HB1	1:J:499:VAL:HG12	1.62	0.80
1:B:270:ILE:HG23	1:C:231:ARG:NH1	1.97	0.80
1:H:183:LEU:O	1:H:184:GLN:HB2	1.82	0.80
1:C:239:ALA:HB1	1:C:314:LEU:HG	1.63	0.79
1:F:235:PRO:HG3	1:F:310:GLU:HA	1.64	0.79
1:G:235:PRO:HG3	1:G:310:GLU:HA	1.62	0.78
1:M:272:LYS:NZ	1:N:229:ASN:ND2	2.30	0.78
1:M:183:LEU:O	1:M:184:GLN:HB2	1.81	0.78
1:N:183:LEU:O	1:N:184:GLN:HB2	1.82	0.78
1:G:27:VAL:HG12	1:G:90:THR:HG23	1.66	0.78
1:L:85:ALA:HB1	1:L:499:VAL:HG12	1.63	0.78
1:H:85:ALA:HB1	1:H:499:VAL:HG12	1.64	0.78
1:L:183:LEU:O	1:L:184:GLN:HB2	1.82	0.78
1:I:235:PRO:HG3	1:I:310:GLU:HA	1.64	0.78
1:I:85:ALA:HB1	1:I:499:VAL:HG12	1.63	0.78
1:A:184:GLN:H	1:A:382:GLY:HA3	1.49	0.78
1:N:85:ALA:HB1	1:N:499:VAL:HG12	1.66	0.77
1:C:235:PRO:HG3	1:C:310:GLU:HA	1.65	0.77
1:L:272:LYS:NZ	1:M:228:SER:HB3	2.00	0.77
1:K:200:LEU:HD21	1:K:277:LYS:HG3	1.65	0.77
1:J:218:PRO:HB3	1:J:246:PRO:HG2	1.67	0.77
1:E:200:LEU:HD21	1:E:277:LYS:HG3	1.67	0.76
1:L:228:SER:O	1:L:257:GLU:HB3	1.84	0.76
1:E:27:VAL:HG12	1:E:90:THR:HG23	1.66	0.76
1:K:85:ALA:HB1	1:K:499:VAL:HG12	1.66	0.76
1:J:413:ALA:HB2	1:J:475:ASN:HD22	1.51	0.76
1:D:184:GLN:H	1:D:382:GLY:HA3	1.51	0.75
1:J:200:LEU:HD21	1:J:277:LYS:HG3	1.68	0.75

Continued on next page...

Continued from previous page...

Atom-1	Atom-2	Interatomic distance (Å)	Clash overlap (Å)
1:E:184:GLN:H	1:E:382:GLY:HA3	1.50	0.75
1:F:404:ARG:HG2	1:F:404:ARG:HH11	1.50	0.75
1:N:445:ARG:HH22	4:N:1515:MPD:H12	1.51	0.75
1:M:218:PRO:HB3	1:M:246:PRO:HG2	1.68	0.74
1:N:200:LEU:HD21	1:N:277:LYS:HG3	1.67	0.74
1:B:184:GLN:H	1:B:382:GLY:HA3	1.52	0.74
1:J:183:LEU:HD13	1:J:184:GLN:HG3	1.69	0.74
1:C:404:ARG:HH11	1:C:404:ARG:HG2	1.52	0.74
1:H:183:LEU:HD13	1:H:184:GLN:HG3	1.68	0.74
1:B:272:LYS:HZ1	1:C:229:ASN:HD22	1.35	0.74
1:L:176:THR:HG21	1:L:333:ILE:HD13	1.69	0.74
1:I:183:LEU:HD13	1:I:184:GLN:HG3	1.70	0.74
1:F:176:THR:HG21	1:F:333:ILE:HD13	1.70	0.74
1:G:234:LEU:O	1:G:238:GLU:HG3	1.88	0.74
1:G:200:LEU:HD21	1:G:277:LYS:HG3	1.70	0.74
1:G:359:ASP:O	1:G:363:GLU:HG3	1.88	0.74
1:M:413:ALA:H	1:M:475:ASN:ND2	1.86	0.74
1:H:404:ARG:HG2	1:H:404:ARG:HH11	1.51	0.73
1:C:326:ASN:HD22	1:C:329:THR:HB	1.53	0.73
1:E:314:LEU:HD23	1:E:317:LEU:HD22	1.70	0.73
1:F:57:ALA:O	1:F:75:LYS:HE3	1.87	0.73
1:D:359:ASP:O	1:D:363:GLU:HG3	1.89	0.73
1:F:184:GLN:H	1:F:382:GLY:HA3	1.53	0.73
1:A:230:ILE:HD13	1:A:261:THR:HG21	1.69	0.73
1:F:27:VAL:HG12	1:F:90:THR:HG23	1.69	0.73
1:G:183:LEU:O	1:G:183:LEU:HD13	1.88	0.73
1:C:118:ARG:NH2	6:C:3133:HOH:O	2.21	0.73
1:K:272:LYS:HZ2	1:L:229:ASN:HD21	1.34	0.73
1:L:413:ALA:HB2	1:L:475:ASN:HD22	1.54	0.73
1:L:218:PRO:HB3	1:L:246:PRO:HG2	1.71	0.73
1:F:326:ASN:HD22	1:F:329:THR:HB	1.54	0.73
1:K:413:ALA:HB2	1:K:475:ASN:HD22	1.54	0.72
1:J:404:ARG:HH11	1:J:404:ARG:HG2	1.54	0.72
1:E:131:LEU:HD13	1:E:422:VAL:HG21	1.70	0.72
1:N:445:ARG:HH22	4:N:1515:MPD:C1	2.02	0.72
1:N:183:LEU:HD13	1:N:184:GLN:HG3	1.70	0.72
1:B:218:PRO:HB3	1:B:246:PRO:HG2	1.71	0.72
1:K:272:LYS:NZ	1:L:229:ASN:ND2	2.37	0.72
1:J:284:ARG:NH2	6:J:3072:HOH:O	2.23	0.72
1:C:27:VAL:HG12	1:C:90:THR:HG23	1.71	0.72
1:B:272:LYS:NZ	1:C:229:ASN:HD22	1.88	0.71

Continued on next page...

Continued from previous page...

Atom-1	Atom-2	Interatomic distance (Å)	Clash overlap (Å)
1:L:219:PHE:HB3	1:L:317:LEU:HD23	1.71	0.71
1:N:176:THR:HG21	1:N:333:ILE:HD13	1.72	0.71
1:H:413:ALA:HB2	1:H:475:ASN:HD22	1.55	0.71
1:E:235:PRO:HG3	1:E:310:GLU:HA	1.72	0.71
1:L:404:ARG:HG2	1:L:404:ARG:HH11	1.54	0.71
1:A:449:ALA:HB3	1:A:450:PRO:HD3	1.71	0.71
1:A:183:LEU:O	1:A:183:LEU:HD13	1.89	0.71
1:H:247:LEU:HD21	1:H:249:ILE:HD11	1.71	0.71
1:J:224:ASP:O	1:J:225:LYS:HB3	1.90	0.71
1:E:239:ALA:HB1	1:E:314:LEU:HG	1.72	0.71
1:F:105:LYS:HA	4:F:1522:MPD:HM2	1.73	0.71
1:C:184:GLN:H	1:C:382:GLY:HA3	1.56	0.71
1:A:200:LEU:HD21	1:A:277:LYS:HG3	1.71	0.71
1:I:359:ASP:O	1:I:363:GLU:HG2	1.89	0.71
1:M:228:SER:O	1:M:257:GLU:HB3	1.91	0.71
1:I:131:LEU:HD13	1:I:422:VAL:HG21	1.72	0.71
1:G:184:GLN:H	1:G:382:GLY:HA3	1.56	0.71
1:K:228:SER:O	1:K:257:GLU:HB3	1.91	0.71
1:J:160:LYS:O	1:J:164:GLU:HG3	1.91	0.71
1:G:57:ALA:O	1:G:75:LYS:HE3	1.91	0.71
1:N:359:ASP:O	1:N:363:GLU:HG2	1.91	0.70
1:A:235:PRO:HG3	1:A:310:GLU:HA	1.71	0.70
1:H:200:LEU:HD21	1:H:277:LYS:HG3	1.71	0.70
1:B:27:VAL:HG12	1:B:90:THR:HG23	1.72	0.70
1:J:348:GLN:O	1:J:352:GLN:HG2	1.92	0.70
1:K:420:ILE:HG13	1:K:448:GLU:HG2	1.72	0.70
1:G:420:ILE:HG13	1:G:448:GLU:HG2	1.74	0.70
1:H:449:ALA:HB3	1:H:450:PRO:HD3	1.74	0.70
1:G:291:ASP:OD2	1:G:368:ARG:HD2	1.91	0.70
1:G:239:ALA:HB1	1:G:314:LEU:HG	1.73	0.70
1:F:242:LYS:HG2	1:G:231:ARG:NH2	2.07	0.70
1:I:404:ARG:HH11	1:I:404:ARG:HG2	1.55	0.70
1:N:420:ILE:HG13	1:N:448:GLU:HG2	1.74	0.70
1:D:27:VAL:HG12	1:D:90:THR:HG23	1.73	0.70
1:D:176:THR:HG21	1:D:333:ILE:HD13	1.73	0.69
1:B:362:ARG:HG2	1:B:366:GLN:NE2	2.07	0.69
1:K:219:PHE:HB3	1:K:317:LEU:HD23	1.72	0.69
1:B:291:ASP:OD2	1:B:368:ARG:HD2	1.92	0.69
1:M:131:LEU:HD13	1:M:422:VAL:HG21	1.74	0.69
1:K:348:GLN:O	1:K:352:GLN:HG2	1.92	0.69
1:A:27:VAL:HG12	1:A:90:THR:HG23	1.74	0.69

Continued on next page...

Continued from previous page...

Atom-1	Atom-2	Interatomic distance (Å)	Clash overlap (Å)
1:N:131:LEU:HD13	1:N:422:VAL:HG21	1.75	0.69
1:A:420:ILE:HG13	1:A:448:GLU:HG2	1.72	0.69
1:N:413:ALA:HB2	1:N:475:ASN:HD22	1.56	0.69
1:N:193:MET:HG3	1:N:371:LYS:HB3	1.73	0.69
1:K:183:LEU:HD13	1:K:184:GLN:HG3	1.75	0.69
1:M:183:LEU:HD13	1:M:184:GLN:HG3	1.73	0.69
1:M:413:ALA:HB2	1:M:475:ASN:HD22	1.56	0.69
1:D:200:LEU:HD21	1:D:277:LYS:HG3	1.74	0.69
1:E:404:ARG:HG2	1:E:404:ARG:HH11	1.58	0.69
1:B:385:THR:H	1:C:281:PHE:HE1	1.38	0.69
1:I:413:ALA:H	1:I:475:ASN:ND2	1.89	0.69
1:F:404:ARG:NH1	1:F:404:ARG:HG2	2.07	0.69
1:C:183:LEU:HD13	1:C:183:LEU:O	1.93	0.69
1:F:420:ILE:HG13	1:F:448:GLU:HG2	1.74	0.69
1:D:183:LEU:O	1:D:183:LEU:HD13	1.92	0.69
1:L:27:VAL:HG12	1:L:90:THR:HG23	1.74	0.69
1:M:29:VAL:HG12	4:M:1518:MPD:H12	1.75	0.69
1:M:272:LYS:NZ	1:N:229:ASN:HD22	1.89	0.68
1:K:404:ARG:HG2	1:K:404:ARG:HH11	1.59	0.68
1:M:270:ILE:HG23	1:N:231:ARG:NH1	2.07	0.68
1:I:193:MET:HE2	1:I:292:ILE:HG12	1.75	0.68
1:C:383:ALA:O	1:C:384:ALA:HB3	1.93	0.68
1:F:384:ALA:O	1:F:385:THR:HG23	1.93	0.68
1:I:176:THR:HG21	1:I:333:ILE:HD13	1.74	0.68
1:L:287:ALA:HB1	1:L:368:ARG:NH1	2.08	0.68
1:H:420:ILE:HG13	1:H:448:GLU:HG2	1.76	0.68
1:I:218:PRO:HB3	1:I:246:PRO:HG2	1.75	0.68
1:C:242:LYS:C	1:C:244:GLY:H	1.97	0.68
1:E:57:ALA:O	1:E:75:LYS:HE3	1.93	0.68
1:B:272:LYS:NZ	1:C:229:ASN:ND2	2.41	0.68
1:N:404:ARG:HH11	1:N:404:ARG:HG2	1.59	0.68
1:H:404:ARG:HG2	1:H:404:ARG:NH1	2.08	0.68
1:L:413:ALA:H	1:L:475:ASN:ND2	1.92	0.68
1:H:413:ALA:H	1:H:475:ASN:ND2	1.91	0.68
1:I:413:ALA:HB2	1:I:475:ASN:HD22	1.59	0.68
1:J:176:THR:HG21	1:J:333:ILE:HD13	1.74	0.68
1:K:413:ALA:H	1:K:475:ASN:ND2	1.91	0.68
1:E:269:GLY:HA2	1:E:272:LYS:HZ2	1.57	0.68
1:N:83:ASP:OD2	1:N:327:LYS:HD2	1.93	0.68
1:J:202:PRO:O	1:J:203:TYR:HB2	1.93	0.68
1:I:420:ILE:HG13	1:I:448:GLU:HG2	1.76	0.68

Continued on next page...

Continued from previous page...

Atom-1	Atom-2	Interatomic distance (Å)	Clash overlap (Å)
1:J:359:ASP:O	1:J:363:GLU:HG2	1.94	0.68
1:M:200:LEU:HD21	1:M:277:LYS:HG3	1.76	0.68
1:B:420:ILE:HG13	1:B:448:GLU:HG2	1.75	0.68
1:B:359:ASP:HA	1:B:362:ARG:NH1	2.09	0.68
1:K:455:VAL:HG13	1:K:460:GLU:HB2	1.76	0.68
1:N:413:ALA:H	1:N:475:ASN:ND2	1.92	0.67
1:E:291:ASP:OD2	1:E:368:ARG:HD2	1.93	0.67
1:D:57:ALA:O	1:D:75:LYS:HE3	1.94	0.67
1:J:455:VAL:HG13	1:J:460:GLU:HB2	1.76	0.67
1:M:420:ILE:HG13	1:M:448:GLU:HG2	1.76	0.67
1:D:326:ASN:HD22	1:D:329:THR:HB	1.59	0.67
1:E:420:ILE:HG13	1:E:448:GLU:HG2	1.76	0.67
1:N:218:PRO:HB3	1:N:246:PRO:HG2	1.77	0.67
1:L:200:LEU:HD21	1:L:277:LYS:HG3	1.74	0.67
1:D:239:ALA:HB1	1:D:314:LEU:HG	1.76	0.67
1:F:202:PRO:O	1:F:203:TYR:HB2	1.93	0.67
1:J:352:GLN:HB2	1:J:365:LEU:HD13	1.77	0.67
1:M:142:LYS:O	1:M:146:GLN:HG3	1.94	0.67
1:D:235:PRO:HG3	1:D:310:GLU:HA	1.76	0.67
1:B:183:LEU:HD13	1:B:183:LEU:O	1.94	0.67
1:L:221:LEU:HD23	1:L:249:ILE:HD12	1.77	0.67
1:I:202:PRO:O	1:I:203:TYR:HB2	1.95	0.67
1:J:420:ILE:HG13	1:J:448:GLU:HG2	1.76	0.67
1:N:224:ASP:O	1:N:225:LYS:HB3	1.94	0.67
1:E:69:MET:O	1:E:73:MET:HG3	1.95	0.67
1:K:272:LYS:HZ3	1:L:229:ASN:HD21	1.42	0.67
1:B:404:ARG:HH11	1:B:404:ARG:HG2	1.58	0.67
1:C:219:PHE:O	1:C:247:LEU:HD12	1.95	0.67
1:M:272:LYS:HZ2	1:N:229:ASN:ND2	1.92	0.66
1:N:455:VAL:HG13	1:N:460:GLU:HB2	1.76	0.66
1:C:404:ARG:NH1	1:C:404:ARG:HG2	2.09	0.66
1:A:326:ASN:HD22	1:A:329:THR:HB	1.59	0.66
1:C:69:MET:O	1:C:73:MET:HG3	1.94	0.66
1:J:131:LEU:HD13	1:J:422:VAL:HG21	1.77	0.66
1:K:224:ASP:O	1:K:225:LYS:HB3	1.95	0.66
1:H:131:LEU:HD13	1:H:422:VAL:HG21	1.77	0.66
1:K:218:PRO:HB3	1:K:246:PRO:HG2	1.77	0.66
1:G:69:MET:O	1:G:73:MET:HG3	1.96	0.66
1:D:132:LYS:HE2	6:D:3055:HOH:O	1.95	0.66
1:D:234:LEU:O	1:D:238:GLU:HG3	1.96	0.66
1:H:202:PRO:O	1:H:203:TYR:HB2	1.94	0.66

Continued on next page...

Continued from previous page...

Atom-1	Atom-2	Interatomic distance (Å)	Clash overlap (Å)
1:B:202:PRO:O	1:B:204:PHE:N	2.28	0.66
1:I:5:ASP:HB2	1:I:524:LEU:HD12	1.77	0.66
1:A:247:LEU:HD21	1:A:249:ILE:HD11	1.77	0.66
1:K:359:ASP:O	1:K:363:GLU:HG2	1.96	0.66
1:M:348:GLN:O	1:M:352:GLN:HG2	1.96	0.66
1:H:348:GLN:O	1:H:352:GLN:HG2	1.95	0.66
1:F:291:ASP:OD2	1:F:368:ARG:HD2	1.96	0.66
1:H:194:GLN:O	1:H:371:LYS:HE3	1.95	0.66
1:E:142:LYS:O	1:E:146:GLN:HG3	1.95	0.66
1:L:224:ASP:O	1:L:225:LYS:HB3	1.95	0.66
1:K:284:ARG:NH2	6:K:3052:HOH:O	2.27	0.66
1:D:420:ILE:HG13	1:D:448:GLU:HG2	1.77	0.66
1:G:404:ARG:HG2	1:G:404:ARG:HH11	1.60	0.66
1:L:230:ILE:HD13	1:L:261:THR:CG2	2.25	0.66
1:N:27:VAL:HG12	1:N:90:THR:HG23	1.78	0.66
1:D:414:GLY:O	1:D:417:VAL:HG13	1.94	0.66
1:I:270:ILE:O	1:I:271:VAL:HB	1.95	0.66
1:E:183:LEU:HD13	1:E:183:LEU:O	1.95	0.66
1:D:247:LEU:HD21	1:D:249:ILE:HD11	1.77	0.66
1:C:31:LEU:HD13	1:C:90:THR:HG21	1.78	0.65
1:A:404:ARG:HH11	1:A:404:ARG:HG2	1.61	0.65
1:F:130:GLU:HB3	1:F:422:VAL:HG22	1.78	0.65
1:B:314:LEU:HD23	1:B:317:LEU:HD22	1.77	0.65
1:F:183:LEU:O	1:F:183:LEU:HD13	1.95	0.65
1:N:194:GLN:O	1:N:371:LYS:HE3	1.96	0.65
1:D:291:ASP:OD2	1:D:368:ARG:HD2	1.96	0.65
1:C:27:VAL:CG1	1:C:90:THR:HG23	2.26	0.65
1:C:420:ILE:HG13	1:C:448:GLU:HG2	1.79	0.65
1:H:455:VAL:HG13	1:H:460:GLU:HB2	1.78	0.65
1:E:218:PRO:HB3	1:E:246:PRO:HG2	1.77	0.65
1:I:200:LEU:HD21	1:I:277:LYS:HG3	1.77	0.65
1:L:455:VAL:HG13	1:L:460:GLU:HB2	1.78	0.65
1:A:142:LYS:O	1:A:146:GLN:HG3	1.97	0.65
1:N:414:GLY:O	1:N:417:VAL:HG13	1.96	0.65
1:N:142:LYS:O	1:N:146:GLN:HG3	1.97	0.65
1:F:234:LEU:O	1:F:238:GLU:HG3	1.96	0.65
1:J:27:VAL:HG12	1:J:90:THR:HG23	1.78	0.65
1:L:131:LEU:HD13	1:L:422:VAL:HG21	1.78	0.65
1:I:455:VAL:HG13	1:I:460:GLU:HB2	1.78	0.65
1:E:183:LEU:HB2	1:E:384:ALA:HB2	1.78	0.65
1:A:131:LEU:HD13	1:A:422:VAL:HG21	1.78	0.65

Continued on next page...

Continued from previous page...

Atom-1	Atom-2	Interatomic distance (Å)	Clash overlap (Å)
1:L:449:ALA:HB3	1:L:450:PRO:HD3	1.79	0.65
1:M:27:VAL:HG12	1:M:90:THR:HG23	1.79	0.65
1:E:247:LEU:HD21	1:E:249:ILE:HD11	1.77	0.65
1:E:326:ASN:HD22	1:E:329:THR:HB	1.61	0.65
1:M:455:VAL:HG13	1:M:460:GLU:HB2	1.79	0.64
1:D:142:LYS:O	1:D:146:GLN:HG3	1.97	0.64
1:M:193:MET:HG2	1:M:194:GLN:N	2.12	0.64
1:I:449:ALA:HB3	1:I:450:PRO:HD3	1.79	0.64
1:D:384:ALA:O	1:D:385:THR:HG23	1.98	0.64
1:K:414:GLY:O	1:K:417:VAL:HG13	1.97	0.64
1:G:131:LEU:HD13	1:G:422:VAL:HG21	1.80	0.64
1:I:142:LYS:O	1:I:146:GLN:HG3	1.97	0.64
1:J:413:ALA:H	1:J:475:ASN:ND2	1.94	0.64
1:L:420:ILE:HG13	1:L:448:GLU:HG2	1.78	0.64
1:L:404:ARG:HG2	1:L:404:ARG:NH1	2.11	0.64
1:B:384:ALA:O	1:B:385:THR:HG23	1.98	0.64
1:C:384:ALA:O	1:C:385:THR:HG23	1.97	0.64
1:I:414:GLY:O	1:I:417:VAL:HG13	1.96	0.64
1:G:242:LYS:C	1:G:244:GLY:H	2.01	0.64
1:L:5:ASP:HB2	1:L:524:LEU:HD12	1.80	0.64
1:K:29:VAL:HG12	4:K:1506:MPD:H12	1.79	0.64
1:E:359:ASP:HA	1:E:362:ARG:NH1	2.13	0.64
1:J:5:ASP:HB2	1:J:524:LEU:HD12	1.78	0.64
1:N:5:ASP:HB2	1:N:524:LEU:HD12	1.79	0.64
1:B:69:MET:O	1:B:73:MET:HG3	1.98	0.64
1:H:218:PRO:HB3	1:H:246:PRO:HG2	1.80	0.64
1:H:284:ARG:NH2	6:H:3055:HOH:O	2.30	0.64
1:D:242:LYS:C	1:D:244:GLY:H	2.00	0.64
1:H:414:GLY:O	1:H:417:VAL:HG13	1.97	0.64
1:C:57:ALA:O	1:C:75:LYS:HE3	1.98	0.64
1:H:160:LYS:O	1:H:164:GLU:HG3	1.98	0.64
1:B:449:ALA:HB3	1:B:450:PRO:HD3	1.79	0.64
1:J:414:GLY:O	1:J:417:VAL:HG13	1.97	0.64
1:G:449:ALA:HB3	1:G:450:PRO:HD3	1.80	0.64
1:C:131:LEU:HD13	1:C:422:VAL:HG21	1.78	0.64
1:E:234:LEU:O	1:E:238:GLU:HG3	1.97	0.64
1:M:5:ASP:HB2	1:M:524:LEU:HD12	1.79	0.64
1:A:359:ASP:O	1:A:363:GLU:HG3	1.98	0.63
1:L:348:GLN:O	1:L:352:GLN:HG2	1.98	0.63
1:E:193:MET:HG3	1:E:371:LYS:HB3	1.81	0.63
1:K:34:LYS:HE2	1:L:118:ARG:HH22	1.63	0.63

Continued on next page...

Continued from previous page...

Atom-1	Atom-2	Interatomic distance (Å)	Clash overlap (Å)
1:H:5:ASP:HB2	1:H:524:LEU:HD12	1.80	0.63
1:N:445:ARG:HH12	4:N:1515:MPD:H31	1.62	0.63
1:A:239:ALA:HB1	1:A:314:LEU:HG	1.81	0.63
1:D:173:GLY:O	1:D:404:ARG:NH2	2.31	0.63
1:B:414:GLY:O	1:B:417:VAL:HG13	1.97	0.63
1:B:142:LYS:O	1:B:146:GLN:HG3	1.99	0.63
1:A:13:ARG:NH2	1:A:518:GLU:OE2	2.30	0.63
1:K:5:ASP:HB2	1:K:524:LEU:HD12	1.78	0.63
1:L:142:LYS:O	1:L:146:GLN:HG3	1.99	0.63
1:B:234:LEU:O	1:B:238:GLU:HG3	1.99	0.63
1:J:449:ALA:HB3	1:J:450:PRO:HD3	1.81	0.63
1:A:57:ALA:O	1:A:75:LYS:HE3	1.99	0.63
1:M:414:GLY:O	1:M:417:VAL:HG13	1.99	0.63
1:D:28:LYS:HD2	1:D:453:GLN:OE1	1.99	0.63
1:L:181:THR:O	1:M:282:GLY:HA3	1.98	0.63
1:A:513:LEU:HD13	1:G:49:ILE:HD12	1.80	0.63
1:B:326:ASN:ND2	1:B:329:THR:HB	2.11	0.63
1:M:270:ILE:HA	1:N:231:ARG:NH1	2.14	0.63
1:B:404:ARG:HG2	1:B:404:ARG:NH1	2.13	0.63
1:B:57:ALA:O	1:B:75:LYS:HE3	1.99	0.63
1:N:228:SER:O	1:N:257:GLU:HB3	1.99	0.63
1:M:224:ASP:O	1:M:225:LYS:HB3	1.99	0.63
1:F:383:ALA:O	1:F:384:ALA:HB3	1.99	0.63
1:F:239:ALA:HB1	1:F:314:LEU:HG	1.79	0.63
1:H:287:ALA:HB1	1:H:368:ARG:NH1	2.14	0.63
1:E:242:LYS:C	1:E:244:GLY:H	2.03	0.63
1:J:142:LYS:O	1:J:146:GLN:HG3	1.98	0.62
1:M:230:ILE:HD13	1:M:261:THR:CG2	2.29	0.62
1:H:242:LYS:O	1:H:243:ALA:HB3	2.00	0.62
1:B:295:LEU:HA	1:B:342:ILE:HD11	1.81	0.62
1:M:269:GLY:HA3	1:N:229:ASN:CG	2.20	0.62
1:D:404:ARG:HG2	1:D:404:ARG:HH11	1.63	0.62
1:N:449:ALA:HB3	1:N:450:PRO:HD3	1.81	0.62
1:D:131:LEU:HD13	1:D:422:VAL:HG21	1.81	0.62
1:K:449:ALA:HB3	1:K:450:PRO:HD3	1.80	0.62
1:H:359:ASP:O	1:H:363:GLU:HG2	2.00	0.62
1:C:174:VAL:HG12	1:C:376:VAL:HG13	1.81	0.62
1:K:142:LYS:O	1:K:146:GLN:HG3	1.99	0.62
1:F:200:LEU:HD21	1:F:277:LYS:HG3	1.82	0.62
1:H:27:VAL:HG12	1:H:90:THR:HG23	1.82	0.62
1:J:194:GLN:O	1:J:371:LYS:HE3	1.99	0.62

Continued on next page...

Continued from previous page...

Atom-1	Atom-2	Interatomic distance (Å)	Clash overlap (Å)
1:I:27:VAL:HG12	1:I:90:THR:HG23	1.81	0.62
1:K:131:LEU:HD13	1:K:422:VAL:HG21	1.82	0.62
1:I:193:MET:CE	1:I:292:ILE:HG12	2.29	0.62
1:F:142:LYS:O	1:F:146:GLN:HG3	1.98	0.62
1:J:242:LYS:O	1:J:243:ALA:HB3	2.00	0.62
1:L:183:LEU:HD13	1:L:184:GLN:HG3	1.81	0.62
1:E:384:ALA:O	1:E:385:THR:HG23	2.00	0.62
1:N:404:ARG:HG2	1:N:404:ARG:NH1	2.14	0.62
1:A:242:LYS:C	1:A:244:GLY:H	2.01	0.62
1:I:404:ARG:HG2	1:I:404:ARG:NH1	2.13	0.62
1:N:27:VAL:CG1	1:N:90:THR:HG23	2.30	0.62
1:H:230:ILE:HD13	1:H:261:THR:CG2	2.30	0.62
1:K:404:ARG:HG2	1:K:404:ARG:NH1	2.15	0.61
1:L:230:ILE:HG21	1:L:261:THR:HG21	1.81	0.61
1:D:383:ALA:O	1:D:384:ALA:HB3	1.98	0.61
1:F:27:VAL:CG1	1:F:90:THR:HG23	2.30	0.61
1:A:404:ARG:NH1	1:A:404:ARG:HG2	2.15	0.61
1:A:69:MET:O	1:A:73:MET:HG3	2.01	0.61
1:G:414:GLY:O	1:G:417:VAL:HG13	1.99	0.61
1:F:183:LEU:HB2	1:F:384:ALA:HB2	1.82	0.61
1:B:183:LEU:HB2	1:B:384:ALA:HB2	1.82	0.61
1:A:314:LEU:HD23	1:A:317:LEU:HD22	1.83	0.61
1:C:193:MET:CE	1:C:292:ILE:HG12	2.31	0.61
1:C:142:LYS:O	1:C:146:GLN:HG3	2.00	0.61
1:M:352:GLN:HB2	1:M:365:LEU:HD13	1.82	0.61
1:J:27:VAL:CG1	1:J:90:THR:HG23	2.30	0.61
1:E:359:ASP:O	1:E:363:GLU:HG3	2.00	0.61
1:M:359:ASP:O	1:M:363:GLU:HG2	2.00	0.61
1:G:221:LEU:HD23	1:G:249:ILE:HD12	1.82	0.61
1:M:160:LYS:O	1:M:164:GLU:HG3	2.00	0.61
1:M:404:ARG:HG2	1:M:404:ARG:HH11	1.64	0.61
1:G:359:ASP:HA	1:G:362:ARG:NH1	2.16	0.61
1:C:234:LEU:O	1:C:238:GLU:HG3	1.99	0.61
1:E:13:ARG:NH2	1:E:518:GLU:OE2	2.34	0.61
1:A:27:VAL:CG1	1:A:90:THR:HG23	2.30	0.61
1:A:130:GLU:HB3	1:A:422:VAL:HG22	1.83	0.61
1:J:404:ARG:NH1	1:J:404:ARG:HG2	2.11	0.61
1:L:359:ASP:O	1:L:363:GLU:HG2	2.01	0.61
1:E:130:GLU:HB3	1:E:422:VAL:HG22	1.83	0.60
1:C:414:GLY:O	1:C:417:VAL:HG13	2.01	0.60
1:I:28:LYS:HD2	1:I:453:GLN:OE1	2.00	0.60

Continued on next page...

Continued from previous page...

Atom-1	Atom-2	Interatomic distance (Å)	Clash overlap (Å)
1:G:404:ARG:HG2	1:G:404:ARG:NH1	2.15	0.60
1:A:414:GLY:O	1:A:417:VAL:HG13	2.02	0.60
1:F:359:ASP:O	1:F:363:GLU:HG3	2.01	0.60
1:I:224:ASP:O	1:I:225:LYS:HB3	2.01	0.60
1:H:496:PRO:HB2	1:H:499:VAL:HG13	1.83	0.60
1:L:269:GLY:HA3	1:M:257:GLU:HB2	1.81	0.60
1:B:235:PRO:HG3	1:B:310:GLU:HA	1.84	0.60
1:H:263:VAL:O	1:H:267:MET:HB2	2.01	0.60
1:C:359:ASP:O	1:C:363:GLU:HG3	2.01	0.60
1:F:242:LYS:O	1:F:243:ALA:HB3	2.00	0.60
1:D:449:ALA:HB3	1:D:450:PRO:HD3	1.83	0.60
1:E:27:VAL:CG1	1:E:90:THR:HG23	2.29	0.60
1:C:291:ASP:OD2	1:C:368:ARG:HD2	2.01	0.60
1:E:449:ALA:HB3	1:E:450:PRO:HD3	1.83	0.60
1:N:348:GLN:O	1:N:352:GLN:HG2	2.01	0.60
1:H:27:VAL:CG1	1:H:90:THR:HG23	2.31	0.60
1:F:414:GLY:O	1:F:417:VAL:HG13	2.01	0.60
1:M:272:LYS:HZ2	1:N:229:ASN:HD22	1.49	0.60
1:G:384:ALA:O	1:G:385:THR:HG23	2.01	0.60
1:L:225:LYS:HD2	1:L:226:LYS:O	2.01	0.60
1:D:404:ARG:HG2	1:D:404:ARG:NH1	2.16	0.60
1:C:413:ALA:HB2	1:C:475:ASN:HD22	1.67	0.60
1:M:242:LYS:O	1:M:243:ALA:HB3	2.02	0.60
1:E:220:ILE:HD12	1:E:296:THR:HG21	1.84	0.60
1:C:449:ALA:HB3	1:C:450:PRO:HD3	1.84	0.60
1:A:173:GLY:O	1:A:404:ARG:NH2	2.34	0.59
1:E:191:GLU:O	1:E:334:ASP:HA	2.02	0.59
1:E:202:PRO:O	1:E:204:PHE:N	2.30	0.59
1:G:314:LEU:HD23	1:G:317:LEU:HD22	1.84	0.59
1:F:131:LEU:HD13	1:F:422:VAL:HG21	1.84	0.59
1:F:359:ASP:HA	1:F:362:ARG:NH1	2.17	0.59
1:F:362:ARG:HG2	1:F:366:GLN:NE2	2.17	0.59
1:G:27:VAL:CG1	1:G:90:THR:HG23	2.32	0.59
1:C:173:GLY:O	1:C:404:ARG:NH2	2.35	0.59
1:J:181:THR:O	1:K:282:GLY:HA3	2.03	0.59
1:L:414:GLY:O	1:L:417:VAL:HG13	2.01	0.59
1:B:359:ASP:O	1:B:363:GLU:HG3	2.02	0.59
1:H:224:ASP:O	1:H:225:LYS:HB3	2.02	0.59
1:L:272:LYS:HZ3	1:M:228:SER:HB3	1.67	0.59
1:I:352:GLN:HB2	1:I:365:LEU:HD13	1.84	0.59
1:C:200:LEU:HD21	1:C:277:LYS:HG3	1.84	0.59

Continued on next page...

Continued from previous page...

Atom-1	Atom-2	Interatomic distance (Å)	Clash overlap (Å)
1:E:218:PRO:HD2	1:E:320:ALA:O	2.03	0.59
1:C:202:PRO:O	1:C:203:TYR:HB2	2.02	0.59
1:L:235:PRO:CG	1:L:310:GLU:HA	2.31	0.59
1:L:272:LYS:HZ1	1:M:228:SER:HB3	1.64	0.59
1:M:28:LYS:HD2	1:M:453:GLN:OE1	2.03	0.59
1:F:455:VAL:HG13	1:F:460:GLU:HB2	1.84	0.59
1:G:455:VAL:HG13	1:G:460:GLU:HB2	1.85	0.59
1:E:221:LEU:HD23	1:E:249:ILE:HD12	1.84	0.59
1:B:319:GLN:O	1:B:336:VAL:HG23	2.02	0.59
1:J:228:SER:O	1:J:257:GLU:HB3	2.02	0.59
1:D:130:GLU:HB3	1:D:422:VAL:HG22	1.84	0.59
1:J:191:GLU:O	1:J:334:ASP:HA	2.03	0.59
1:J:472:GLY:HA3	1:J:476:TYR:CD2	2.38	0.58
1:H:142:LYS:O	1:H:146:GLN:HG3	2.03	0.58
1:K:242:LYS:O	1:K:243:ALA:HB3	2.02	0.58
1:M:272:LYS:HZ1	1:N:229:ASN:ND2	1.99	0.58
1:L:27:VAL:CG1	1:L:90:THR:HG23	2.32	0.58
1:I:193:MET:HG3	1:I:371:LYS:HB3	1.84	0.58
1:K:27:VAL:HG12	1:K:90:THR:HG23	1.84	0.58
1:H:228:SER:O	1:H:257:GLU:HB3	2.02	0.58
1:H:183:LEU:HD22	1:H:184:GLN:H	1.68	0.58
1:J:413:ALA:CB	1:J:475:ASN:HD22	2.16	0.58
1:M:270:ILE:HA	1:N:231:ARG:HH11	1.67	0.58
1:M:413:ALA:N	1:M:475:ASN:ND2	2.51	0.58
1:G:183:LEU:HB2	1:G:384:ALA:HB2	1.85	0.58
1:E:404:ARG:HG2	1:E:404:ARG:NH1	2.15	0.58
1:E:319:GLN:O	1:E:336:VAL:HG23	2.03	0.58
1:K:254:VAL:HG12	1:K:259:LEU:HB2	1.85	0.58
1:H:270:ILE:O	1:H:271:VAL:HB	2.04	0.58
1:C:455:VAL:HG13	1:C:460:GLU:HB2	1.84	0.58
1:A:451:LEU:HD23	1:A:451:LEU:C	2.24	0.58
1:A:218:PRO:HD2	1:A:320:ALA:O	2.04	0.58
1:J:34:LYS:HE2	1:K:118:ARG:HH22	1.68	0.58
1:A:455:VAL:HG13	1:A:460:GLU:HB2	1.85	0.58
1:I:38:VAL:HG13	1:J:519:CYS:HB3	1.86	0.58
1:I:336:VAL:O	1:I:336:VAL:HG12	2.02	0.58
1:L:200:LEU:HG	1:L:276:VAL:HA	1.86	0.58
1:M:193:MET:CE	1:M:292:ILE:HG12	2.34	0.58
1:G:142:LYS:O	1:G:146:GLN:HG3	2.02	0.58
1:A:291:ASP:OD2	1:A:368:ARG:HD2	2.04	0.58
1:D:230:ILE:HD13	1:D:261:THR:HG21	1.86	0.58

Continued on next page...

Continued from previous page...

Atom-1	Atom-2	Interatomic distance (Å)	Clash overlap (Å)
1:M:221:LEU:HD23	1:M:249:ILE:HD12	1.86	0.58
1:K:140:ASP:OD2	1:K:142:LYS:HB3	2.03	0.58
1:D:69:MET:O	1:D:73:MET:HG3	2.04	0.58
1:F:270:ILE:O	1:F:271:VAL:HB	2.04	0.58
1:M:449:ALA:HB3	1:M:450:PRO:HD3	1.86	0.58
1:I:242:LYS:O	1:I:243:ALA:HB3	2.01	0.58
1:J:221:LEU:HD23	1:J:249:ILE:HD12	1.85	0.58
1:A:230:ILE:HD13	1:A:261:THR:CG2	2.34	0.58
1:D:193:MET:CE	1:D:292:ILE:HG12	2.34	0.58
1:K:193:MET:CE	1:K:292:ILE:HG12	2.33	0.58
1:N:352:GLN:HB2	1:N:365:LEU:HD13	1.86	0.58
1:C:290:GLN:HB3	1:C:345:ARG:NH2	2.19	0.58
1:M:383:ALA:HB3	1:M:389:MET:HB2	1.84	0.58
1:K:218:PRO:HD2	1:K:320:ALA:O	2.04	0.57
1:C:202:PRO:O	1:C:204:PHE:N	2.33	0.57
1:E:455:VAL:HG13	1:E:460:GLU:HB2	1.84	0.57
1:M:472:GLY:HA3	1:M:476:TYR:CD2	2.39	0.57
1:N:445:ARG:NH1	4:N:1515:MPD:H31	2.19	0.57
1:E:269:GLY:HA3	1:F:229:ASN:CG	2.23	0.57
1:J:140:ASP:OD2	1:J:142:LYS:HB3	2.03	0.57
1:M:404:ARG:HG2	1:M:404:ARG:NH1	2.19	0.57
1:M:259:LEU:O	1:M:263:VAL:HG23	2.04	0.57
1:G:273:VAL:HG12	1:G:274:ALA:N	2.19	0.57
1:K:221:LEU:HD23	1:K:249:ILE:HD12	1.87	0.57
1:K:413:ALA:CB	1:K:475:ASN:HD22	2.18	0.57
1:A:349:ILE:CG2	1:A:369:VAL:HG13	2.35	0.57
1:L:496:PRO:HB2	1:L:499:VAL:HG13	1.86	0.57
1:C:413:ALA:H	1:C:475:ASN:ND2	2.02	0.57
1:L:242:LYS:O	1:L:243:ALA:HB3	2.03	0.57
1:I:160:LYS:O	1:I:164:GLU:HG3	2.04	0.57
1:F:69:MET:O	1:F:73:MET:HG3	2.05	0.57
1:H:28:LYS:HD2	1:H:453:GLN:OE1	2.04	0.57
1:D:242:LYS:HG2	1:E:231:ARG:CZ	2.33	0.57
1:B:173:GLY:O	1:B:404:ARG:NH2	2.37	0.57
1:M:193:MET:HE2	1:M:292:ILE:HG12	1.87	0.57
1:D:202:PRO:O	1:D:203:TYR:HB2	2.04	0.57
1:H:193:MET:HG3	1:H:371:LYS:HB3	1.87	0.57
1:I:348:GLN:O	1:I:352:GLN:HG2	2.05	0.57
1:K:202:PRO:O	1:K:204:PHE:N	2.37	0.57
1:H:310:GLU:N	1:H:310:GLU:OE1	2.38	0.57
1:N:413:ALA:N	1:N:475:ASN:ND2	2.53	0.57

Continued on next page...

Continued from previous page...

Atom-1	Atom-2	Interatomic distance (Å)	Clash overlap (Å)
1:C:130:GLU:HB3	1:C:422:VAL:HG22	1.85	0.57
1:J:270:ILE:O	1:J:271:VAL:HB	2.04	0.57
1:A:384:ALA:O	1:A:385:THR:HG23	2.05	0.57
1:G:359:ASP:HA	1:G:362:ARG:HH12	1.70	0.57
1:G:383:ALA:O	1:G:384:ALA:HB3	2.04	0.57
1:G:173:GLY:O	1:G:404:ARG:NH2	2.38	0.57
1:B:455:VAL:HG13	1:B:460:GLU:HB2	1.87	0.57
1:J:287:ALA:HB1	1:J:368:ARG:NH1	2.20	0.57
1:D:455:VAL:HG13	1:D:460:GLU:HB2	1.86	0.57
1:G:326:ASN:HD22	1:G:329:THR:HB	1.70	0.57
1:N:383:ALA:HB3	1:N:389:MET:HB2	1.87	0.57
1:H:305:ILE:O	1:H:305:ILE:HG22	2.04	0.57
1:A:383:ALA:O	1:A:384:ALA:HB3	2.05	0.56
1:B:413:ALA:HB2	1:B:475:ASN:HD22	1.69	0.56
1:C:359:ASP:HA	1:C:362:ARG:NH1	2.20	0.56
1:H:140:ASP:OD2	1:H:142:LYS:HB3	2.05	0.56
1:A:234:LEU:O	1:A:238:GLU:HG3	2.04	0.56
1:C:270:ILE:O	1:C:271:VAL:HB	2.04	0.56
1:J:173:GLY:O	1:J:404:ARG:NH2	2.38	0.56
1:C:183:LEU:HB2	1:C:384:ALA:HB2	1.86	0.56
1:N:140:ASP:OD2	1:N:142:LYS:HB3	2.05	0.56
1:A:413:ALA:HB2	1:A:475:ASN:HD22	1.70	0.56
1:K:28:LYS:HD2	1:K:453:GLN:OE1	2.05	0.56
1:H:266:THR:HG21	1:H:273:VAL:HB	1.87	0.56
1:J:218:PRO:CB	1:J:246:PRO:HG2	2.35	0.56
1:H:413:ALA:N	1:H:475:ASN:ND2	2.53	0.56
1:J:225:LYS:HD2	1:J:226:LYS:O	2.06	0.56
1:B:359:ASP:HA	1:B:362:ARG:HH12	1.70	0.56
1:M:202:PRO:O	1:M:203:TYR:HB2	2.04	0.56
1:N:230:ILE:HD13	1:N:261:THR:CG2	2.35	0.56
1:N:472:GLY:HA3	1:N:476:TYR:CD2	2.40	0.56
1:G:202:PRO:O	1:G:203:TYR:HB2	2.05	0.56
1:B:220:ILE:HD12	1:B:296:THR:HG21	1.87	0.56
1:L:155:ASP:OD1	1:L:157:THR:HB	2.05	0.56
1:F:449:ALA:HB3	1:F:450:PRO:HD3	1.86	0.56
1:L:72:GLN:OE1	1:L:75:LYS:HE3	2.05	0.56
1:I:27:VAL:CG1	1:I:90:THR:HG23	2.34	0.56
1:C:194:GLN:O	1:C:371:LYS:HE3	2.05	0.56
1:H:231:ARG:NH1	1:N:241:ALA:CB	2.69	0.56
1:I:171:LYS:HG2	6:I:3095:HOH:O	2.04	0.56
1:M:413:ALA:CB	1:M:475:ASN:HD22	2.19	0.56

Continued on next page...

Continued from previous page...

Atom-1	Atom-2	Interatomic distance (Å)	Clash overlap (Å)
1:I:173:GLY:O	1:I:404:ARG:NH2	2.39	0.56
1:B:200:LEU:HD21	1:B:277:LYS:HG3	1.86	0.56
1:H:191:GLU:O	1:H:334:ASP:HA	2.05	0.56
1:B:140:ASP:OD2	1:B:142:LYS:HB3	2.05	0.56
1:G:270:ILE:O	1:G:271:VAL:HB	2.05	0.56
1:K:413:ALA:N	1:K:475:ASN:ND2	2.53	0.56
1:D:27:VAL:CG1	1:D:90:THR:HG23	2.34	0.56
1:A:359:ASP:HA	1:A:362:ARG:NH1	2.20	0.56
1:L:28:LYS:HD2	1:L:453:GLN:OE1	2.06	0.56
1:E:23:LEU:HD23	1:E:74:VAL:HG22	1.87	0.56
1:M:230:ILE:HD13	1:M:261:THR:HG21	1.86	0.56
1:D:118:ARG:NH2	6:D:3039:HOH:O	2.38	0.56
1:B:130:GLU:HB3	1:B:422:VAL:HG22	1.88	0.56
1:A:194:GLN:O	1:A:371:LYS:HE3	2.06	0.56
1:B:27:VAL:CG1	1:B:90:THR:HG23	2.36	0.56
1:A:140:ASP:OD2	1:A:142:LYS:HB3	2.06	0.56
1:H:225:LYS:HD2	1:H:226:LYS:O	2.06	0.56
1:I:383:ALA:HB3	1:I:389:MET:HB2	1.86	0.56
1:B:242:LYS:C	1:B:244:GLY:H	2.08	0.56
1:K:160:LYS:O	1:K:164:GLU:HG3	2.06	0.56
1:L:413:ALA:CB	1:L:475:ASN:HD22	2.19	0.55
1:B:218:PRO:HD2	1:B:320:ALA:O	2.05	0.55
1:F:242:LYS:C	1:F:244:GLY:H	2.10	0.55
1:G:202:PRO:O	1:G:204:PHE:N	2.35	0.55
1:I:305:ILE:O	1:I:305:ILE:HG22	2.05	0.55
1:J:319:GLN:HB3	1:J:336:VAL:HG21	1.88	0.55
1:C:140:ASP:OD2	1:C:142:LYS:HB3	2.06	0.55
1:E:109:ALA:HB2	1:I:109:ALA:HB2	1.89	0.55
1:G:23:LEU:HD23	1:G:74:VAL:HG22	1.87	0.55
1:M:183:LEU:HD22	1:M:184:GLN:H	1.71	0.55
1:A:259:LEU:O	1:A:263:VAL:HG23	2.05	0.55
1:D:416:GLY:HA2	6:D:3097:HOH:O	2.06	0.55
1:J:28:LYS:HD2	1:J:453:GLN:OE1	2.06	0.55
1:A:183:LEU:HB2	1:A:384:ALA:HB2	1.87	0.55
1:I:140:ASP:OD2	1:I:142:LYS:HB3	2.06	0.55
1:B:131:LEU:HD13	1:B:422:VAL:HG21	1.87	0.55
1:J:383:ALA:HB3	1:J:389:MET:HB2	1.88	0.55
1:G:200:LEU:HG	1:G:276:VAL:HA	1.89	0.55
1:M:270:ILE:HG23	1:N:231:ARG:CZ	2.36	0.55
1:B:201:SER:O	1:B:202:PRO:O	2.24	0.55
1:K:193:MET:HG3	1:K:371:LYS:HB3	1.89	0.55

Continued on next page...

Continued from previous page...

Atom-1	Atom-2	Interatomic distance (Å)	Clash overlap (Å)
1:K:472:GLY:HA3	1:K:476:TYR:CD2	2.41	0.55
1:K:220:ILE:HD12	1:K:296:THR:HG21	1.89	0.55
1:J:155:ASP:OD1	1:J:157:THR:HB	2.07	0.55
1:K:234:LEU:O	1:K:238:GLU:HG3	2.06	0.55
1:D:242:LYS:O	1:D:244:GLY:N	2.35	0.55
1:D:183:LEU:HB2	1:D:384:ALA:HB2	1.89	0.55
1:A:220:ILE:HD12	1:A:296:THR:HG21	1.88	0.55
1:H:83:ASP:OD2	1:H:327:LYS:HD3	2.06	0.55
1:N:242:LYS:O	1:N:243:ALA:HB3	2.07	0.55
1:J:230:ILE:HD13	1:J:261:THR:CG2	2.37	0.55
1:J:263:VAL:O	1:J:267:MET:HB2	2.07	0.55
1:B:451:LEU:HD23	1:B:451:LEU:C	2.27	0.55
1:E:385:THR:H	1:F:281:PHE:HE1	1.54	0.55
1:I:413:ALA:N	1:I:475:ASN:ND2	2.54	0.55
1:M:27:VAL:CG1	1:M:90:THR:HG23	2.36	0.55
1:L:345:ARG:HA	1:L:348:GLN:HE21	1.72	0.55
1:L:352:GLN:HB2	1:L:365:LEU:HD13	1.89	0.55
1:H:259:LEU:O	1:H:263:VAL:HG23	2.07	0.55
1:H:228:SER:HB3	1:N:272:LYS:NZ	2.22	0.55
1:E:414:GLY:O	1:E:417:VAL:HG13	2.06	0.55
1:D:23:LEU:HD23	1:D:74:VAL:HG22	1.89	0.55
1:N:160:LYS:O	1:N:164:GLU:HG3	2.07	0.55
1:A:200:LEU:HG	1:A:276:VAL:HA	1.89	0.55
1:A:413:ALA:H	1:A:475:ASN:ND2	2.05	0.55
1:L:194:GLN:O	1:L:371:LYS:HE3	2.07	0.55
1:A:178:GLU:HA	1:A:393:LYS:HE2	1.89	0.55
1:L:472:GLY:HA3	1:L:476:TYR:CD2	2.41	0.55
1:B:193:MET:HG3	1:B:371:LYS:HB3	1.89	0.55
1:I:472:GLY:HA3	1:I:476:TYR:CD2	2.42	0.55
1:G:451:LEU:C	1:G:451:LEU:HD23	2.27	0.55
1:K:349:ILE:HA	1:K:352:GLN:HG3	1.88	0.54
1:K:27:VAL:CG1	1:K:90:THR:HG23	2.37	0.54
1:B:242:LYS:O	1:B:243:ALA:HB3	2.08	0.54
1:C:230:ILE:HD13	1:C:261:THR:HG21	1.89	0.54
1:L:413:ALA:N	1:L:475:ASN:ND2	2.54	0.54
1:C:362:ARG:HG2	1:C:366:GLN:NE2	2.23	0.54
1:G:263:VAL:O	1:G:267:MET:HB2	2.08	0.54
1:M:235:PRO:CG	1:M:310:GLU:HA	2.32	0.54
1:C:242:LYS:O	1:C:244:GLY:N	2.38	0.54
1:A:23:LEU:HD23	1:A:74:VAL:HG22	1.88	0.54
1:M:239:ALA:HB1	1:M:314:LEU:HG	1.89	0.54

Continued on next page...

Continued from previous page...

Atom-1	Atom-2	Interatomic distance (Å)	Clash overlap (Å)
1:J:305:ILE:O	1:J:305:ILE:HG22	2.08	0.54
1:D:259:LEU:O	1:D:263:VAL:HG23	2.06	0.54
1:D:359:ASP:HA	1:D:362:ARG:NH1	2.23	0.54
1:E:194:GLN:O	1:E:371:LYS:HE3	2.07	0.54
1:I:72:GLN:OE1	1:I:75:LYS:HE3	2.07	0.54
1:L:191:GLU:O	1:L:334:ASP:HA	2.08	0.54
1:G:140:ASP:OD2	1:G:142:LYS:HB3	2.07	0.54
1:K:221:LEU:HD11	1:K:301:ILE:HD12	1.90	0.54
1:L:77:VAL:HG21	1:L:510:VAL:HB	1.89	0.54
1:D:362:ARG:HG2	1:D:366:GLN:NE2	2.22	0.54
1:H:413:ALA:CB	1:H:475:ASN:HD22	2.19	0.54
1:N:413:ALA:CB	1:N:475:ASN:HD22	2.20	0.54
1:E:140:ASP:OD2	1:E:142:LYS:HB3	2.06	0.54
1:F:28:LYS:HD2	1:F:453:GLN:OE1	2.07	0.54
1:L:236:VAL:HG22	1:L:312:ALA:O	2.07	0.54
1:H:472:GLY:HA3	1:H:476:TYR:CD2	2.42	0.54
1:J:262:LEU:O	1:J:266:THR:HG23	2.07	0.54
1:J:413:ALA:N	1:J:475:ASN:ND2	2.56	0.54
1:D:314:LEU:HD23	1:D:317:LEU:HD22	1.89	0.54
1:A:242:LYS:O	1:A:243:ALA:HB3	2.07	0.54
1:M:219:PHE:HB3	1:M:317:LEU:HD23	1.90	0.54
1:J:193:MET:HG3	1:J:371:LYS:HB3	1.90	0.54
1:H:230:ILE:HD13	1:H:261:THR:HG21	1.89	0.54
1:H:252:GLU:O	1:H:253:ASP:HB2	2.08	0.54
1:B:383:ALA:O	1:B:384:ALA:HB3	2.08	0.54
1:G:130:GLU:HB3	1:G:422:VAL:HG22	1.89	0.54
1:I:31:LEU:HD13	1:I:90:THR:CG2	2.38	0.54
1:N:349:ILE:HA	1:N:352:GLN:HG3	1.90	0.54
1:E:451:LEU:HD23	1:E:451:LEU:C	2.28	0.54
1:E:247:LEU:CD2	1:E:249:ILE:HD11	2.38	0.54
1:H:383:ALA:HB3	1:H:389:MET:HB2	1.88	0.54
1:L:349:ILE:O	1:L:353:ILE:HG13	2.08	0.53
1:F:314:LEU:HD23	1:F:317:LEU:HD22	1.90	0.53
1:H:57:ALA:O	1:H:75:LYS:HD2	2.08	0.53
1:L:342:ILE:O	1:L:346:VAL:HG23	2.08	0.53
1:F:218:PRO:HB3	1:F:246:PRO:HG2	1.90	0.53
1:J:217:SER:N	1:J:218:PRO:CD	2.72	0.53
1:K:130:GLU:HB3	1:K:422:VAL:HG22	1.90	0.53
1:H:72:GLN:OE1	1:H:75:LYS:HE3	2.08	0.53
1:L:266:THR:HG21	1:L:273:VAL:HB	1.89	0.53
1:N:202:PRO:O	1:N:203:TYR:HB2	2.09	0.53

Continued on next page...

Continued from previous page...

Atom-1	Atom-2	Interatomic distance (Å)	Clash overlap (Å)
1:M:57:ALA:O	1:M:75:LYS:HD2	2.08	0.53
1:D:32:GLY:HA3	1:D:454:ILE:HG23	1.89	0.53
1:N:349:ILE:O	1:N:353:ILE:HG13	2.09	0.53
1:K:230:ILE:HD13	1:K:261:THR:CG2	2.38	0.53
1:K:72:GLN:OE1	1:K:75:LYS:HE3	2.08	0.53
1:M:349:ILE:HA	1:M:352:GLN:HG3	1.91	0.53
1:H:349:ILE:HA	1:H:352:GLN:HG3	1.90	0.53
1:M:194:GLN:O	1:M:371:LYS:HE3	2.08	0.53
1:J:193:MET:CE	1:J:292:ILE:HG12	2.38	0.53
1:F:140:ASP:OD2	1:F:142:LYS:HB3	2.08	0.53
1:K:201:SER:O	1:K:202:PRO:O	2.27	0.53
1:G:425:LYS:NZ	6:G:3204:HOH:O	2.38	0.53
1:M:287:ALA:HB1	1:M:368:ARG:NH1	2.23	0.53
1:D:270:ILE:O	1:D:271:VAL:HB	2.08	0.53
1:E:173:GLY:O	1:E:404:ARG:NH2	2.41	0.53
1:I:218:PRO:HD2	1:I:320:ALA:O	2.09	0.53
1:D:349:ILE:CG2	1:D:369:VAL:HG13	2.38	0.53
1:H:339:GLU:O	1:H:343:GLN:HB2	2.08	0.53
1:L:217:SER:N	1:L:218:PRO:CD	2.72	0.53
1:E:199:TYR:CZ	1:E:327:LYS:HA	2.44	0.53
1:C:284:ARG:NH1	1:C:364:LYS:HD2	2.24	0.53
1:B:178:GLU:HA	1:B:393:LYS:HE2	1.91	0.53
1:N:270:ILE:O	1:N:271:VAL:HB	2.09	0.53
1:J:218:PRO:HD2	1:J:320:ALA:O	2.09	0.53
1:E:383:ALA:O	1:E:384:ALA:HB3	2.08	0.53
1:C:31:LEU:HD13	1:C:90:THR:CG2	2.38	0.53
1:D:202:PRO:O	1:D:204:PHE:N	2.37	0.53
1:A:202:PRO:O	1:A:203:TYR:HB2	2.08	0.53
1:H:235:PRO:CG	1:H:310:GLU:HA	2.33	0.53
1:H:183:LEU:HD22	1:H:184:GLN:N	2.24	0.53
1:K:200:LEU:HG	1:K:276:VAL:HA	1.91	0.53
1:G:201:SER:O	1:G:202:PRO:O	2.26	0.53
1:C:451:LEU:HD23	1:C:451:LEU:C	2.28	0.53
1:E:413:ALA:H	1:E:475:ASN:ND2	2.07	0.53
1:N:496:PRO:HB2	1:N:499:VAL:HG13	1.91	0.53
1:L:349:ILE:HA	1:L:352:GLN:HG3	1.90	0.53
1:C:200:LEU:HG	1:C:276:VAL:HA	1.90	0.53
1:G:201:SER:C	1:G:202:PRO:O	2.46	0.53
1:L:319:GLN:HB3	1:L:336:VAL:HG21	1.91	0.53
1:M:496:PRO:HB2	1:M:499:VAL:HG13	1.91	0.52
1:D:183:LEU:O	1:D:184:GLN:HG3	2.10	0.52

Continued on next page...

Continued from previous page...

Atom-1	Atom-2	Interatomic distance (Å)	Clash overlap (Å)
1:G:71:ALA:O	1:G:75:LYS:HB2	2.10	0.52
1:L:258:ALA:O	1:L:262:LEU:HG	2.09	0.52
1:B:10:ASN:ND2	4:B:1510:MPD:H51	2.24	0.52
1:F:23:LEU:HD23	1:F:74:VAL:HG22	1.91	0.52
1:M:37:ASN:ND2	1:M:51:LYS:HG3	2.23	0.52
1:M:173:GLY:O	1:M:404:ARG:NH2	2.42	0.52
1:M:155:ASP:OD1	1:M:157:THR:HB	2.09	0.52
1:N:336:VAL:HG12	1:N:336:VAL:O	2.10	0.52
1:H:173:GLY:O	1:H:404:ARG:NH2	2.42	0.52
1:K:352:GLN:HB2	1:K:365:LEU:HD13	1.91	0.52
1:E:359:ASP:HA	1:E:362:ARG:HH12	1.73	0.52
1:I:349:ILE:HA	1:I:352:GLN:HG3	1.90	0.52
1:H:155:ASP:OD1	1:H:157:THR:HB	2.09	0.52
4:H:1516:MPD:HM1	1:I:518:GLU:HG3	1.90	0.52
1:G:191:GLU:O	1:G:334:ASP:HA	2.10	0.52
1:C:18:ARG:HG2	1:C:67:GLU:CD	2.29	0.52
1:J:114:MET:HB3	6:J:3085:HOH:O	2.09	0.52
1:A:242:LYS:O	1:A:244:GLY:N	2.41	0.52
1:G:28:LYS:HD2	1:G:453:GLN:OE1	2.10	0.52
1:J:336:VAL:HG12	1:J:336:VAL:O	2.09	0.52
1:B:305:ILE:HB	1:B:307:MET:HE3	1.91	0.52
1:L:49:ILE:HD12	1:M:513:LEU:HD13	1.90	0.52
1:D:242:LYS:O	1:D:243:ALA:HB3	2.09	0.52
1:C:71:ALA:O	1:C:75:LYS:HB2	2.09	0.52
1:B:71:ALA:O	1:B:75:LYS:HB2	2.10	0.52
1:J:72:GLN:OE1	1:J:75:LYS:HE3	2.10	0.52
1:C:109:ALA:HB2	1:K:109:ALA:HB2	1.92	0.52
1:C:273:VAL:HG12	1:C:274:ALA:N	2.25	0.52
1:C:23:LEU:HD23	1:C:74:VAL:HG22	1.92	0.52
1:K:239:ALA:HB1	1:K:314:LEU:HG	1.90	0.52
1:K:77:VAL:HG21	1:K:510:VAL:HB	1.92	0.52
1:G:242:LYS:O	1:G:243:ALA:HB3	2.09	0.52
1:E:201:SER:O	1:E:202:PRO:O	2.28	0.52
1:J:230:ILE:HD13	1:J:261:THR:HG21	1.92	0.52
1:N:130:GLU:HB3	1:N:422:VAL:HG22	1.92	0.52
1:L:230:ILE:HD13	1:L:261:THR:HG21	1.91	0.52
1:A:71:ALA:O	1:A:75:LYS:HB2	2.10	0.52
1:J:49:ILE:HD12	1:K:513:LEU:HD13	1.91	0.52
1:K:305:ILE:O	1:K:305:ILE:HG22	2.10	0.52
1:K:336:VAL:HG12	1:K:336:VAL:O	2.10	0.52
1:A:230:ILE:HG22	1:A:257:GLU:OE2	2.10	0.52

Continued on next page...

Continued from previous page...

Atom-1	Atom-2	Interatomic distance (Å)	Clash overlap (Å)
1:G:460:GLU:O	1:G:462:PRO:HD3	2.10	0.52
1:M:7:LYS:HG3	1:M:66:PHE:CZ	2.43	0.52
1:L:140:ASP:OD2	1:L:142:LYS:HB3	2.10	0.51
1:D:193:MET:HG3	1:D:371:LYS:HB3	1.92	0.51
1:D:194:GLN:O	1:D:371:LYS:HE3	2.10	0.51
1:B:85:ALA:HB1	1:B:499:VAL:HG12	1.92	0.51
1:H:513:LEU:HD13	1:N:49:ILE:HD12	1.92	0.51
1:F:174:VAL:HG12	1:F:376:VAL:HG13	1.91	0.51
1:I:230:ILE:HD13	1:I:261:THR:CG2	2.40	0.51
1:H:38:VAL:HG13	1:I:519:CYS:HB3	1.91	0.51
1:J:496:PRO:HB2	1:J:499:VAL:HG13	1.92	0.51
1:F:413:ALA:H	1:F:475:ASN:ND2	2.08	0.51
1:D:218:PRO:HD2	1:D:320:ALA:O	2.10	0.51
1:L:310:GLU:OE1	1:L:310:GLU:N	2.43	0.51
1:N:191:GLU:O	1:N:334:ASP:HA	2.10	0.51
1:N:155:ASP:OD1	1:N:157:THR:HB	2.10	0.51
1:C:319:GLN:O	1:C:336:VAL:HG23	2.11	0.51
1:J:70:GLY:HA2	1:J:73:MET:HE3	1.91	0.51
1:L:102:GLU:HB2	1:L:442:VAL:HG13	1.92	0.51
1:L:7:LYS:HG3	1:L:66:PHE:CZ	2.45	0.51
1:M:413:ALA:H	1:M:475:ASN:HD22	1.58	0.51
1:F:183:LEU:HA	1:F:383:ALA:N	2.26	0.51
1:M:270:ILE:O	1:M:271:VAL:HB	2.09	0.51
1:L:130:GLU:HB3	1:L:422:VAL:HG22	1.92	0.51
1:K:194:GLN:O	1:K:371:LYS:HE3	2.10	0.51
1:H:191:GLU:OE1	1:H:342:ILE:HD13	2.11	0.51
1:B:219:PHE:HB3	1:B:317:LEU:HD23	1.91	0.51
1:B:199:TYR:CZ	1:B:327:LYS:HA	2.46	0.51
1:E:362:ARG:HG2	1:E:366:GLN:NE2	2.26	0.51
1:I:102:GLU:HB2	1:I:442:VAL:HG13	1.92	0.51
1:A:176:THR:HG21	1:A:333:ILE:HD13	1.93	0.51
1:D:242:LYS:C	1:D:244:GLY:N	2.64	0.51
1:L:219:PHE:O	1:L:247:LEU:HD12	2.10	0.51
1:H:193:MET:HG2	1:H:194:GLN:N	2.25	0.51
1:D:201:SER:O	1:D:202:PRO:O	2.28	0.51
1:C:220:ILE:HD12	1:C:296:THR:HG21	1.92	0.51
1:F:263:VAL:O	1:F:267:MET:HB2	2.11	0.51
1:E:201:SER:C	1:E:202:PRO:O	2.49	0.51
1:G:146:GLN:NE2	4:G:1509:MPD:H4	2.26	0.51
1:K:102:GLU:HB2	1:K:442:VAL:HG13	1.91	0.51
1:C:85:ALA:HB1	1:C:499:VAL:HG12	1.92	0.51

Continued on next page...

Continued from previous page...

Atom-1	Atom-2	Interatomic distance (Å)	Clash overlap (Å)
1:F:193:MET:HG3	1:F:371:LYS:HB3	1.93	0.51
1:I:413:ALA:CB	1:I:475:ASN:HD22	2.23	0.51
1:B:191:GLU:O	1:B:334:ASP:HA	2.11	0.51
1:I:155:ASP:OD1	1:I:157:THR:HB	2.11	0.51
1:J:349:ILE:HA	1:J:352:GLN:HG3	1.93	0.51
1:M:230:ILE:HG21	1:M:261:THR:HG21	1.93	0.51
1:L:193:MET:CE	1:L:292:ILE:HG12	2.41	0.51
1:H:221:LEU:HD23	1:H:249:ILE:HD12	1.92	0.51
1:A:201:SER:O	1:A:202:PRO:O	2.29	0.51
1:J:102:GLU:HB2	1:J:442:VAL:HG13	1.93	0.51
1:E:247:LEU:HB3	1:E:273:VAL:HG22	1.92	0.50
1:J:118:ARG:NH2	6:J:3085:HOH:O	2.41	0.50
1:L:31:LEU:HD13	1:L:90:THR:CG2	2.41	0.50
1:K:230:ILE:HD13	1:K:261:THR:HG21	1.92	0.50
1:K:463:SER:O	1:K:467:ASN:HB2	2.11	0.50
1:F:305:ILE:O	1:F:305:ILE:HG22	2.11	0.50
1:C:314:LEU:HD23	1:C:317:LEU:HD22	1.92	0.50
1:I:460:GLU:O	1:I:462:PRO:HD3	2.11	0.50
1:I:191:GLU:O	1:I:334:ASP:HA	2.11	0.50
1:N:223:ALA:O	1:N:251:ALA:HA	2.12	0.50
1:B:166:MET:CE	1:B:171:LYS:HA	2.41	0.50
1:D:451:LEU:C	1:D:451:LEU:HD23	2.32	0.50
1:B:270:ILE:HA	1:C:231:ARG:NH1	2.26	0.50
1:H:247:LEU:CD2	1:H:249:ILE:HD11	2.41	0.50
1:J:259:LEU:O	1:J:263:VAL:HG23	2.12	0.50
1:N:248:LEU:HD13	1:N:325:ILE:HD11	1.94	0.50
1:B:230:ILE:HD13	1:B:261:THR:HG21	1.94	0.50
1:M:193:MET:HG3	1:M:371:LYS:HB3	1.92	0.50
1:N:230:ILE:HG21	1:N:261:THR:HG21	1.94	0.50
1:L:193:MET:HG3	1:L:371:LYS:HB3	1.94	0.50
1:D:263:VAL:O	1:D:267:MET:HB2	2.12	0.50
1:F:259:LEU:O	1:F:263:VAL:HG23	2.11	0.50
1:E:264:VAL:HG12	1:E:265:ASN:N	2.27	0.50
1:F:18:ARG:HG2	1:F:67:GLU:CD	2.32	0.50
1:J:7:LYS:HG3	1:J:66:PHE:CZ	2.47	0.50
1:K:155:ASP:OD1	1:K:157:THR:HB	2.11	0.50
1:I:218:PRO:CB	1:I:246:PRO:HG2	2.41	0.50
1:C:230:ILE:HG22	1:C:257:GLU:OE2	2.11	0.50
1:M:37:ASN:HD21	1:M:51:LYS:HE3	1.75	0.50
1:M:191:GLU:O	1:M:334:ASP:HA	2.12	0.50
1:E:270:ILE:O	1:E:271:VAL:HB	2.12	0.50

Continued on next page...

Continued from previous page...

Atom-1	Atom-2	Interatomic distance (Å)	Clash overlap (Å)
1:M:269:GLY:CA	1:N:229:ASN:CG	2.79	0.50
1:G:183:LEU:O	1:G:184:GLN:HG3	2.12	0.50
1:K:173:GLY:O	1:K:404:ARG:NH2	2.44	0.50
1:N:173:GLY:O	1:N:404:ARG:NH2	2.45	0.50
1:G:242:LYS:O	1:G:244:GLY:N	2.44	0.50
1:H:83:ASP:OD2	1:H:327:LYS:CD	2.60	0.50
1:N:201:SER:O	1:N:202:PRO:O	2.30	0.50
1:I:228:SER:O	1:I:257:GLU:HB3	2.11	0.50
1:G:461:GLU:HB3	6:G:3186:HOH:O	2.10	0.50
1:H:39:VAL:HG12	1:I:69:MET:HE2	1.92	0.50
1:N:72:GLN:OE1	1:N:75:LYS:HE3	2.10	0.50
1:A:183:LEU:O	1:A:184:GLN:HG3	2.12	0.50
1:A:201:SER:C	1:A:202:PRO:O	2.50	0.50
1:J:77:VAL:HG21	1:J:510:VAL:HB	1.93	0.50
1:L:229:ASN:HA	1:L:257:GLU:OE1	2.12	0.50
1:M:413:ALA:N	1:M:475:ASN:HD22	2.10	0.50
1:I:130:GLU:HB3	1:I:422:VAL:HG22	1.94	0.50
1:D:413:ALA:H	1:D:475:ASN:ND2	2.10	0.50
1:G:413:ALA:CB	1:G:417:VAL:HG22	2.42	0.50
1:G:23:LEU:CD2	1:G:74:VAL:HG22	2.41	0.50
1:A:202:PRO:O	1:A:204:PHE:N	2.38	0.50
1:B:104:LEU:HB3	4:B:1510:MPD:H31	1.94	0.50
1:M:153:ASN:O	1:M:154:SER:HB2	2.12	0.50
1:M:381:VAL:HG21	1:M:393:LYS:HA	1.93	0.50
1:K:310:GLU:OE1	1:K:310:GLU:N	2.44	0.49
1:B:183:LEU:HA	1:B:383:ALA:N	2.27	0.49
1:M:140:ASP:OD2	1:M:142:LYS:HB3	2.12	0.49
1:H:349:ILE:O	1:H:353:ILE:HG13	2.11	0.49
1:K:287:ALA:HB1	1:K:368:ARG:NH1	2.27	0.49
1:L:239:ALA:HB1	1:L:314:LEU:HG	1.93	0.49
1:G:346:VAL:O	1:G:350:ARG:HB2	2.12	0.49
1:I:77:VAL:HG21	1:I:510:VAL:HB	1.94	0.49
1:N:263:VAL:O	1:N:267:MET:HB2	2.12	0.49
1:L:230:ILE:HB	1:L:258:ALA:HA	1.94	0.49
1:G:413:ALA:H	1:G:475:ASN:ND2	2.08	0.49
1:C:225:LYS:NZ	1:C:232:GLU:OE2	2.46	0.49
1:N:28:LYS:HD2	1:N:453:GLN:OE1	2.13	0.49
1:L:202:PRO:O	1:L:203:TYR:HB2	2.12	0.49
1:L:202:PRO:O	1:L:204:PHE:N	2.43	0.49
1:K:247:LEU:HD21	1:K:249:ILE:HD11	1.95	0.49
1:M:72:GLN:OE1	1:M:75:LYS:HE3	2.12	0.49

Continued on next page...

Continued from previous page...

Atom-1	Atom-2	Interatomic distance (Å)	Clash overlap (Å)
1:E:49:ILE:HD12	1:F:513:LEU:HD13	1.94	0.49
1:D:178:GLU:HA	1:D:393:LYS:HE2	1.94	0.49
1:M:336:VAL:O	1:M:336:VAL:HG12	2.11	0.49
1:J:37:ASN:ND2	1:J:51:LYS:HG3	2.27	0.49
1:F:178:GLU:HA	1:F:393:LYS:HE2	1.93	0.49
1:I:26:ALA:HA	1:J:8:PHE:HE1	1.77	0.49
1:L:216:GLU:C	1:L:218:PRO:HD3	2.31	0.49
1:N:218:PRO:CB	1:N:246:PRO:HG2	2.42	0.49
1:H:352:GLN:HB2	1:H:365:LEU:HD13	1.94	0.49
1:D:40:LEU:HD13	1:D:59:GLU:HG3	1.93	0.49
1:K:383:ALA:HB3	1:K:389:MET:HB2	1.94	0.49
1:M:102:GLU:HB2	1:M:442:VAL:HG13	1.94	0.49
1:H:37:ASN:ND2	1:H:51:LYS:HG3	2.27	0.49
1:L:305:ILE:HD12	1:L:307:MET:HE2	1.93	0.49
1:D:273:VAL:HG12	1:D:274:ALA:N	2.27	0.49
1:K:496:PRO:HB2	1:K:499:VAL:HG13	1.94	0.49
1:N:200:LEU:HG	1:N:276:VAL:HA	1.94	0.49
1:L:218:PRO:CB	1:L:246:PRO:HG2	2.43	0.49
1:L:313:THR:O	1:L:317:LEU:HD13	2.13	0.49
1:D:200:LEU:HG	1:D:276:VAL:HA	1.95	0.49
1:B:413:ALA:H	1:B:475:ASN:ND2	2.11	0.49
1:C:413:ALA:CB	1:C:475:ASN:HD22	2.25	0.49
1:D:193:MET:HE1	1:D:292:ILE:HG12	1.94	0.49
1:K:270:ILE:O	1:K:271:VAL:HB	2.12	0.49
1:E:284:ARG:NH1	1:E:364:LYS:HD2	2.27	0.49
1:G:18:ARG:HG2	1:G:67:GLU:CD	2.33	0.49
1:G:178:GLU:HA	1:G:393:LYS:HE2	1.94	0.49
1:D:183:LEU:HA	1:D:383:ALA:N	2.28	0.49
1:I:217:SER:N	1:I:218:PRO:CD	2.75	0.49
1:M:221:LEU:HD11	1:M:301:ILE:HD12	1.94	0.49
1:E:178:GLU:HA	1:E:393:LYS:HE2	1.95	0.49
1:L:16:MET:O	1:L:20:VAL:HG13	2.12	0.49
1:M:77:VAL:HG21	1:M:510:VAL:HB	1.95	0.49
1:D:18:ARG:HG2	1:D:67:GLU:CD	2.33	0.49
1:E:183:LEU:HA	1:E:383:ALA:N	2.27	0.49
1:F:183:LEU:O	1:F:184:GLN:HG3	2.12	0.49
1:G:247:LEU:HD21	1:G:249:ILE:HD11	1.93	0.49
1:M:263:VAL:O	1:M:267:MET:HB2	2.12	0.49
1:M:248:LEU:HD13	1:M:325:ILE:HD11	1.94	0.49
1:N:219:PHE:HB3	1:N:317:LEU:HD23	1.95	0.49
1:I:263:VAL:O	1:I:267:MET:HB2	2.13	0.49

Continued on next page...

Continued from previous page...

Atom-1	Atom-2	Interatomic distance (Å)	Clash overlap (Å)
1:C:166:MET:CE	1:C:171:LYS:HA	2.42	0.49
1:K:248:LEU:HD13	1:K:325:ILE:HD11	1.95	0.49
1:N:460:GLU:O	1:N:462:PRO:HD3	2.13	0.49
1:N:259:LEU:O	1:N:263:VAL:HG23	2.12	0.49
1:L:160:LYS:O	1:L:164:GLU:HG3	2.12	0.49
1:H:314:LEU:HA	1:H:317:LEU:HD22	1.95	0.49
1:L:34:LYS:HE2	1:M:118:ARG:HH22	1.77	0.49
1:F:284:ARG:NH1	1:F:364:LYS:HD2	2.28	0.49
1:K:272:LYS:HZ3	1:L:229:ASN:ND2	2.04	0.49
1:L:221:LEU:HB3	1:L:249:ILE:HD13	1.94	0.49
1:C:183:LEU:O	1:C:184:GLN:HG3	2.13	0.49
1:K:68:ASN:O	1:K:72:GLN:HG2	2.13	0.49
1:L:336:VAL:HG12	1:L:336:VAL:O	2.13	0.49
1:H:77:VAL:HG21	1:H:510:VAL:HB	1.95	0.49
1:A:430:ARG:NH2	6:A:3018:HOH:O	2.45	0.49
1:L:383:ALA:HB3	1:L:389:MET:HB2	1.93	0.49
1:B:23:LEU:HD23	1:B:74:VAL:HG22	1.94	0.49
1:M:305:ILE:O	1:M:305:ILE:HG22	2.12	0.49
1:N:193:MET:CE	1:N:292:ILE:HG12	2.43	0.49
1:K:259:LEU:O	1:K:263:VAL:HG23	2.13	0.49
1:E:413:ALA:HB2	1:E:475:ASN:HD22	1.78	0.49
1:H:68:ASN:O	1:H:72:GLN:HG2	2.13	0.49
1:L:302:SER:H	1:L:307:MET:CE	2.26	0.49
1:D:496:PRO:HB2	1:D:499:VAL:HG13	1.95	0.49
1:H:102:GLU:HB2	1:H:442:VAL:HG13	1.94	0.49
1:N:102:GLU:HB2	1:N:442:VAL:HG13	1.95	0.49
1:J:310:GLU:N	1:J:310:GLU:OE1	2.43	0.48
1:F:83:ASP:OD2	1:F:327:LYS:HD3	2.12	0.48
1:D:413:ALA:CB	1:D:417:VAL:HG22	2.43	0.48
1:E:242:LYS:O	1:E:243:ALA:HB3	2.12	0.48
1:G:413:ALA:HB2	1:G:475:ASN:HD22	1.77	0.48
1:F:413:ALA:HB2	1:F:475:ASN:HD22	1.78	0.48
1:F:273:VAL:HG12	1:F:274:ALA:N	2.28	0.48
1:N:202:PRO:C	1:N:204:PHE:H	2.16	0.48
1:I:230:ILE:HD13	1:I:261:THR:HG21	1.93	0.48
1:C:49:ILE:HD12	1:D:513:LEU:HD13	1.95	0.48
1:H:463:SER:O	1:H:467:ASN:HB2	2.12	0.48
1:L:132:LYS:O	1:L:135:SER:HB3	2.13	0.48
1:A:383:ALA:HB3	1:A:389:MET:HB2	1.95	0.48
1:B:183:LEU:O	1:B:184:GLN:HG3	2.13	0.48
1:C:266:THR:CG2	1:C:273:VAL:H	2.26	0.48

Continued on next page...

Continued from previous page...

Atom-1	Atom-2	Interatomic distance (Å)	Clash overlap (Å)
1:F:266:THR:CG2	1:F:273:VAL:HB	2.43	0.48
1:J:319:GLN:HB3	1:J:336:VAL:CG2	2.43	0.48
1:H:457:ASN:OD1	4:H:1516:MPD:H13	2.13	0.48
1:L:463:SER:O	1:L:467:ASN:HB2	2.13	0.48
1:A:40:LEU:HD13	1:A:59:GLU:HG3	1.95	0.48
1:E:18:ARG:HG2	1:E:67:GLU:CD	2.32	0.48
1:E:182:GLY:O	1:E:183:LEU:C	2.52	0.48
1:L:221:LEU:HD11	1:L:301:ILE:HD12	1.96	0.48
1:J:57:ALA:O	1:J:75:LYS:HD2	2.13	0.48
1:I:70:GLY:HA2	1:I:73:MET:HE3	1.95	0.48
1:F:85:ALA:HB1	1:F:499:VAL:HG12	1.95	0.48
1:M:479:ASN:ND2	1:M:493:ILE:HD11	2.28	0.48
1:J:130:GLU:HB3	1:J:422:VAL:HG22	1.96	0.48
1:D:247:LEU:CD2	1:D:249:ILE:HD11	2.43	0.48
1:H:217:SER:N	1:H:218:PRO:CD	2.76	0.48
1:I:272:LYS:NZ	1:J:228:SER:HB3	2.29	0.48
1:A:381:VAL:HG21	1:A:393:LYS:HA	1.95	0.48
1:I:153:ASN:O	1:I:154:SER:HB2	2.14	0.48
1:I:496:PRO:HB2	1:I:499:VAL:HG13	1.94	0.48
1:E:183:LEU:O	1:E:184:GLN:HG3	2.14	0.48
1:F:173:GLY:O	1:F:404:ARG:NH2	2.46	0.48
1:N:57:ALA:O	1:N:75:LYS:HD2	2.13	0.48
1:L:305:ILE:O	1:L:305:ILE:HG22	2.12	0.48
1:D:191:GLU:O	1:D:334:ASP:HA	2.13	0.48
1:B:303:GLU:O	1:B:306:GLY:N	2.40	0.48
1:L:344:GLY:O	1:L:347:ALA:HB3	2.14	0.48
1:A:303:GLU:O	1:A:306:GLY:N	2.41	0.48
1:I:314:LEU:HA	1:I:317:LEU:HD22	1.94	0.48
1:N:222:LEU:HD11	1:N:293:ALA:HA	1.96	0.48
1:M:269:GLY:HA2	1:N:229:ASN:ND2	2.28	0.48
1:F:71:ALA:O	1:F:75:LYS:HB2	2.14	0.48
1:C:242:LYS:C	1:C:244:GLY:N	2.64	0.48
1:L:153:ASN:O	1:L:154:SER:HB2	2.13	0.48
1:C:217:SER:N	1:C:218:PRO:CD	2.77	0.48
1:L:381:VAL:HG21	1:L:393:LYS:HA	1.95	0.48
1:B:18:ARG:HG2	1:B:67:GLU:CD	2.34	0.48
1:D:16:MET:HB3	1:D:514:MET:HE1	1.96	0.48
1:J:430:ARG:HD2	6:J:3082:HOH:O	2.13	0.48
1:K:349:ILE:O	1:K:353:ILE:HG13	2.13	0.48
1:I:193:MET:HG2	1:I:194:GLN:N	2.28	0.48
1:E:269:GLY:CA	1:F:229:ASN:ND2	2.76	0.48

Continued on next page...

Continued from previous page...

Atom-1	Atom-2	Interatomic distance (Å)	Clash overlap (Å)
1:J:193:MET:HG2	1:J:194:GLN:N	2.28	0.48
1:E:202:PRO:O	1:E:203:TYR:HB2	2.12	0.48
1:G:266:THR:CG2	1:G:273:VAL:HB	2.44	0.48
1:D:23:LEU:CD2	1:D:74:VAL:HG22	2.44	0.48
1:L:144:ILE:HG23	1:L:403:THR:CG2	2.44	0.48
1:A:166:MET:CE	1:A:171:LYS:HA	2.44	0.48
1:N:221:LEU:HD23	1:N:249:ILE:HD12	1.95	0.48
1:C:178:GLU:HA	1:C:393:LYS:HE2	1.95	0.48
1:E:215:LEU:HB2	1:E:323:VAL:HG22	1.96	0.48
1:F:383:ALA:HB3	1:F:389:MET:HB2	1.95	0.48
1:N:217:SER:N	1:N:218:PRO:CD	2.76	0.48
1:H:193:MET:CE	1:H:292:ILE:HG12	2.44	0.48
1:B:305:ILE:O	1:B:305:ILE:HG22	2.12	0.48
1:H:70:GLY:HA2	1:H:73:MET:HE3	1.96	0.48
1:L:270:ILE:O	1:L:271:VAL:HB	2.14	0.48
1:L:220:ILE:HD12	1:L:296:THR:HG21	1.95	0.48
1:F:478:TYR:CE2	1:F:480:ALA:HA	2.49	0.48
1:H:336:VAL:HG12	1:H:336:VAL:O	2.13	0.48
1:I:287:ALA:HB1	1:I:368:ARG:NH1	2.28	0.48
1:H:134:LEU:HD11	1:H:475:ASN:ND2	2.28	0.48
1:K:217:SER:N	1:K:218:PRO:CD	2.76	0.48
1:I:5:ASP:HB2	1:I:524:LEU:CD1	2.44	0.48
1:M:451:LEU:HD23	1:M:455:VAL:HG23	1.96	0.48
1:G:242:LYS:C	1:G:244:GLY:N	2.67	0.48
1:F:197:ARG:HD2	1:F:277:LYS:HB2	1.96	0.48
1:D:201:SER:C	1:D:202:PRO:O	2.50	0.48
1:I:118:ARG:HG3	6:I:3052:HOH:O	2.14	0.48
1:J:478:TYR:CE2	1:J:480:ALA:HA	2.49	0.48
1:D:359:ASP:HA	1:D:362:ARG:HH12	1.78	0.48
1:D:288:MET:HG2	1:D:368:ARG:HD3	1.94	0.48
1:H:460:GLU:O	1:H:462:PRO:HD3	2.13	0.48
1:H:146:GLN:O	1:H:150:ILE:HG13	2.14	0.48
1:H:231:ARG:NH1	1:N:241:ALA:HB3	2.29	0.48
1:E:28:LYS:HD2	1:E:453:GLN:OE1	2.13	0.48
1:A:496:PRO:HB2	1:A:499:VAL:HG13	1.96	0.48
1:N:463:SER:O	1:N:467:ASN:HB2	2.14	0.48
1:M:345:ARG:HD3	6:M:3113:HOH:O	2.14	0.47
1:B:217:SER:N	1:B:218:PRO:CD	2.77	0.47
1:J:272:LYS:NZ	1:K:228:SER:HB3	2.29	0.47
1:H:200:LEU:HG	1:H:276:VAL:HA	1.96	0.47
4:K:1506:MPD:H53	6:K:3099:HOH:O	2.14	0.47

Continued on next page...

Continued from previous page...

Atom-1	Atom-2	Interatomic distance (Å)	Clash overlap (Å)
1:N:5:ASP:HB2	1:N:524:LEU:CD1	2.44	0.47
1:C:455:VAL:CG1	1:C:460:GLU:HB2	2.44	0.47
1:G:266:THR:HG21	1:G:273:VAL:HB	1.96	0.47
1:J:438:VAL:O	1:J:442:VAL:HG23	2.14	0.47
1:J:342:ILE:O	1:J:346:VAL:HG23	2.14	0.47
1:I:37:ASN:ND2	1:I:51:LYS:HG3	2.28	0.47
1:M:217:SER:N	1:M:218:PRO:CD	2.77	0.47
1:F:182:GLY:O	1:F:183:LEU:C	2.52	0.47
1:M:199:TYR:C	1:M:201:SER:H	2.18	0.47
1:D:413:ALA:HB2	1:D:475:ASN:HD22	1.79	0.47
1:H:31:LEU:HD13	1:H:90:THR:HG22	1.96	0.47
1:K:37:ASN:ND2	1:K:51:LYS:HG3	2.29	0.47
1:A:18:ARG:HG2	1:A:67:GLU:CD	2.35	0.47
1:N:7:LYS:HG3	1:N:66:PHE:CZ	2.49	0.47
1:H:228:SER:HB3	1:N:272:LYS:HZ1	1.78	0.47
1:F:266:THR:HG21	1:F:273:VAL:HB	1.95	0.47
1:G:259:LEU:O	1:G:263:VAL:HG23	2.14	0.47
1:N:222:LEU:CD1	1:N:293:ALA:HA	2.44	0.47
1:F:215:LEU:HB2	1:F:323:VAL:HG22	1.96	0.47
1:M:218:PRO:CB	1:M:246:PRO:HG2	2.41	0.47
1:H:130:GLU:HB3	1:H:422:VAL:HG22	1.96	0.47
1:E:217:SER:N	1:E:218:PRO:HD3	2.30	0.47
1:A:513:LEU:HD13	1:G:49:ILE:CD1	2.45	0.47
1:A:242:LYS:C	1:A:244:GLY:N	2.66	0.47
1:C:83:ASP:OD2	1:C:327:LYS:HD3	2.14	0.47
1:A:268:ARG:O	1:A:270:ILE:HG13	2.14	0.47
1:D:220:ILE:HD12	1:D:296:THR:HG21	1.96	0.47
1:C:305:ILE:O	1:C:305:ILE:HG22	2.12	0.47
1:B:182:GLY:O	1:B:183:LEU:C	2.53	0.47
1:B:353:ILE:HD13	1:B:366:GLN:HG3	1.97	0.47
1:C:349:ILE:O	1:C:353:ILE:HG13	2.15	0.47
1:I:272:LYS:HZ1	1:J:228:SER:HB3	1.80	0.47
1:I:7:LYS:HG3	1:I:66:PHE:CZ	2.49	0.47
1:E:369:VAL:HG23	1:E:370:ALA:N	2.29	0.47
1:A:28:LYS:HD2	1:A:453:GLN:OE1	2.15	0.47
1:B:28:LYS:HD2	1:B:453:GLN:OE1	2.15	0.47
1:M:349:ILE:O	1:M:353:ILE:HG13	2.14	0.47
1:K:202:PRO:C	1:K:204:PHE:H	2.17	0.47
1:I:57:ALA:O	1:I:75:LYS:HD2	2.15	0.47
1:J:68:ASN:O	1:J:72:GLN:HG2	2.14	0.47
1:B:230:ILE:HG22	1:B:257:GLU:OE2	2.14	0.47

Continued on next page...

Continued from previous page...

Atom-1	Atom-2	Interatomic distance (Å)	Clash overlap (Å)
1:H:39:VAL:CG1	1:I:69:MET:HE2	2.45	0.47
1:K:186:GLU:HB2	1:K:380:LYS:HB2	1.97	0.47
1:J:153:ASN:O	1:J:154:SER:HB2	2.13	0.47
1:C:259:LEU:O	1:C:263:VAL:HG23	2.14	0.47
1:N:220:ILE:HD12	1:N:296:THR:HG21	1.96	0.47
1:M:183:LEU:HD22	1:M:184:GLN:N	2.30	0.47
1:A:359:ASP:HA	1:A:362:ARG:HH12	1.79	0.47
1:F:217:SER:N	1:F:218:PRO:CD	2.77	0.47
1:J:152:ALA:O	1:J:153:ASN:HB3	2.15	0.47
1:D:472:GLY:HA3	1:D:476:TYR:CD2	2.49	0.47
1:E:40:LEU:HD13	1:E:59:GLU:HG3	1.96	0.47
1:I:247:LEU:HD21	1:I:249:ILE:HD11	1.97	0.47
1:G:305:ILE:O	1:G:305:ILE:HG22	2.15	0.47
1:F:191:GLU:O	1:F:334:ASP:HA	2.15	0.47
1:I:354:GLU:C	1:I:356:ALA:H	2.17	0.47
1:N:183:LEU:HD22	1:N:184:GLN:H	1.80	0.47
1:E:200:LEU:HG	1:E:276:VAL:HA	1.95	0.47
1:E:217:SER:N	1:E:218:PRO:CD	2.77	0.47
1:L:460:GLU:O	1:L:462:PRO:HD3	2.15	0.47
1:A:413:ALA:CB	1:A:475:ASN:HD22	2.27	0.47
1:M:247:LEU:HD21	1:M:249:ILE:HD11	1.97	0.47
1:E:263:VAL:O	1:E:267:MET:HB2	2.15	0.47
1:L:478:TYR:CE2	1:L:480:ALA:HA	2.50	0.47
1:C:383:ALA:O	1:C:384:ALA:CB	2.59	0.47
1:K:220:ILE:CD1	1:K:296:THR:HG21	2.44	0.47
1:C:472:GLY:HA3	1:C:476:TYR:CD2	2.50	0.47
1:K:429:LEU:HG	1:K:440:ILE:HD13	1.96	0.47
1:L:358:SER:HB3	1:L:361:ASP:OD1	2.15	0.47
1:B:263:VAL:O	1:B:267:MET:HB2	2.15	0.47
1:K:144:ILE:HG23	1:K:403:THR:CG2	2.44	0.47
1:E:524:LEU:HD12	1:E:524:LEU:HA	1.75	0.47
1:E:386:GLU:HB2	1:F:281:PHE:HB3	1.97	0.47
1:I:217:SER:N	1:I:218:PRO:HD3	2.30	0.47
1:G:202:PRO:C	1:G:204:PHE:H	2.16	0.47
1:E:23:LEU:CD2	1:E:74:VAL:HG22	2.45	0.47
1:K:38:VAL:HG13	1:L:519:CYS:HB3	1.95	0.47
1:N:266:THR:HG21	1:N:273:VAL:HB	1.97	0.47
1:C:28:LYS:HD2	1:C:453:GLN:OE1	2.14	0.47
1:H:385:THR:OG1	1:H:388:GLU:HG3	2.15	0.47
1:E:269:GLY:HA3	1:F:229:ASN:ND2	2.30	0.46
1:A:326:ASN:HB3	1:A:327:LYS:H	1.61	0.46

Continued on next page...

Continued from previous page...

Atom-1	Atom-2	Interatomic distance (Å)	Clash overlap (Å)
1:K:193:MET:HG2	1:K:194:GLN:N	2.29	0.46
1:K:193:MET:HE1	1:K:292:ILE:HG12	1.97	0.46
1:D:217:SER:N	1:D:218:PRO:CD	2.77	0.46
1:G:344:GLY:O	1:G:347:ALA:HB3	2.14	0.46
1:E:472:GLY:HA3	1:E:476:TYR:CD2	2.49	0.46
1:E:166:MET:CE	1:E:171:LYS:HA	2.44	0.46
1:A:183:LEU:HA	1:A:383:ALA:N	2.30	0.46
1:M:130:GLU:HB3	1:M:422:VAL:HG22	1.96	0.46
1:M:453:GLN:HE22	4:M:1518:MPD:H11	1.80	0.46
1:F:202:PRO:C	1:F:204:PHE:H	2.18	0.46
1:A:362:ARG:HG2	1:A:366:GLN:NE2	2.31	0.46
1:C:193:MET:HE1	1:C:292:ILE:HG12	1.96	0.46
1:L:319:GLN:O	1:L:336:VAL:HG23	2.16	0.46
1:N:77:VAL:HG21	1:N:510:VAL:HB	1.96	0.46
1:N:152:ALA:O	1:N:153:ASN:HB3	2.14	0.46
1:N:413:ALA:N	1:N:475:ASN:HD22	2.13	0.46
1:B:201:SER:C	1:B:202:PRO:O	2.51	0.46
1:L:349:ILE:CG2	1:L:369:VAL:HG13	2.45	0.46
1:B:496:PRO:HB2	1:B:499:VAL:HG13	1.97	0.46
1:K:16:MET:HB3	1:K:514:MET:CE	2.45	0.46
1:L:259:LEU:O	1:L:263:VAL:HG23	2.16	0.46
1:H:26:ALA:HA	1:I:8:PHE:HE1	1.79	0.46
1:H:478:TYR:CE2	1:H:480:ALA:HA	2.50	0.46
1:I:201:SER:C	1:I:202:PRO:O	2.51	0.46
1:G:455:VAL:CG1	1:G:460:GLU:HB2	2.44	0.46
1:D:478:TYR:CE2	1:D:480:ALA:HA	2.50	0.46
1:A:273:VAL:HG12	1:A:274:ALA:N	2.30	0.46
1:H:413:ALA:N	1:H:475:ASN:HD22	2.14	0.46
1:N:413:ALA:HB3	1:N:417:VAL:HG22	1.98	0.46
1:F:200:LEU:HG	1:F:276:VAL:HA	1.96	0.46
1:C:201:SER:C	1:C:202:PRO:O	2.52	0.46
1:H:266:THR:CG2	1:H:273:VAL:HB	2.45	0.46
1:B:131:LEU:HD21	1:B:500:THR:HG22	1.98	0.46
1:K:230:ILE:HG21	1:K:261:THR:HG21	1.97	0.46
1:K:16:MET:HB3	1:K:514:MET:HE1	1.98	0.46
1:K:266:THR:HG21	1:K:273:VAL:HB	1.97	0.46
1:C:248:LEU:HD13	1:C:325:ILE:HD11	1.98	0.46
1:H:152:ALA:O	1:H:153:ASN:HB3	2.16	0.46
1:N:441:LYS:O	1:N:445:ARG:HB2	2.15	0.46
1:L:173:GLY:O	1:L:404:ARG:NH2	2.48	0.46
1:M:455:VAL:CG1	1:M:460:GLU:HB2	2.44	0.46

Continued on next page...

Continued from previous page...

Atom-1	Atom-2	Interatomic distance (Å)	Clash overlap (Å)
1:L:25:ASP:OD1	1:L:28:LYS:HE2	2.15	0.46
1:I:152:ALA:O	1:I:153:ASN:HB3	2.15	0.46
1:I:314:LEU:HD23	1:I:317:LEU:HD22	1.97	0.46
1:N:305:ILE:HG22	1:N:305:ILE:O	2.16	0.46
1:I:16:MET:HB3	1:I:514:MET:CE	2.46	0.46
1:H:381:VAL:HG21	1:H:393:LYS:HA	1.97	0.46
1:D:429:LEU:HD12	6:D:3081:HOH:O	2.15	0.46
1:E:383:ALA:HB3	1:E:389:MET:HB2	1.98	0.46
1:M:349:ILE:HA	1:M:352:GLN:CG	2.45	0.46
1:I:455:VAL:CG1	1:I:460:GLU:HB2	2.46	0.46
1:C:353:ILE:HD13	1:C:366:GLN:HG3	1.97	0.46
1:A:217:SER:N	1:A:218:PRO:CD	2.78	0.46
1:L:57:ALA:O	1:L:75:LYS:HD2	2.15	0.46
1:L:193:MET:HG2	1:L:194:GLN:N	2.31	0.46
1:D:349:ILE:O	1:D:353:ILE:HG13	2.16	0.46
1:L:16:MET:HB3	1:L:514:MET:CE	2.45	0.46
1:E:169:VAL:CG1	1:E:377:ALA:HB2	2.46	0.46
1:K:381:VAL:HG21	1:K:393:LYS:HA	1.98	0.46
1:B:346:VAL:O	1:B:350:ARG:HB2	2.16	0.46
1:I:429:LEU:HG	1:I:440:ILE:HD13	1.97	0.46
1:K:13:ARG:NH1	1:K:518:GLU:OE2	2.48	0.46
1:M:183:LEU:O	1:M:184:GLN:CB	2.58	0.46
1:J:349:ILE:O	1:J:353:ILE:HG13	2.14	0.46
1:N:193:MET:HG2	1:N:194:GLN:N	2.31	0.46
1:A:247:LEU:CD2	1:A:249:ILE:HD11	2.46	0.46
1:B:134:LEU:HD12	1:B:422:VAL:HG23	1.98	0.46
1:J:186:GLU:HB2	1:J:380:LYS:HB2	1.98	0.46
1:L:183:LEU:HD22	1:L:184:GLN:H	1.81	0.46
1:K:413:ALA:N	1:K:475:ASN:HD22	2.14	0.46
1:L:247:LEU:HD21	1:L:249:ILE:HD11	1.98	0.46
1:N:134:LEU:HD11	1:N:475:ASN:ND2	2.30	0.46
1:I:200:LEU:HG	1:I:276:VAL:HA	1.98	0.46
1:E:349:ILE:O	1:E:353:ILE:HG13	2.15	0.46
1:C:202:PRO:C	1:C:204:PHE:H	2.18	0.46
1:K:57:ALA:O	1:K:75:LYS:HD2	2.15	0.46
1:I:204:PHE:O	1:I:213:VAL:HG22	2.15	0.46
1:C:191:GLU:O	1:C:334:ASP:HA	2.15	0.46
1:I:144:ILE:HG23	1:I:403:THR:CG2	2.45	0.46
1:C:16:MET:HB3	1:C:514:MET:CE	2.46	0.46
1:I:381:VAL:HG21	1:I:393:LYS:HA	1.96	0.46
1:G:77:VAL:HG12	1:G:506:TYR:HB3	1.98	0.46

Continued on next page...

Continued from previous page...

Atom-1	Atom-2	Interatomic distance (Å)	Clash overlap (Å)
1:N:131:LEU:HD21	1:N:500:THR:HG22	1.99	0.46
1:D:71:ALA:O	1:D:75:LYS:HB2	2.16	0.46
1:H:31:LEU:HD13	1:H:90:THR:CG2	2.46	0.46
1:N:349:ILE:CG2	1:N:369:VAL:HG13	2.46	0.46
1:H:257:GLU:HB2	1:N:269:GLY:HA3	1.97	0.46
1:E:413:ALA:CB	1:E:417:VAL:HG22	2.46	0.46
1:I:13:ARG:NH1	1:I:518:GLU:OE2	2.49	0.46
1:N:153:ASN:O	1:N:154:SER:HB2	2.16	0.46
1:M:16:MET:HB3	1:M:514:MET:CE	2.46	0.46
1:A:264:VAL:HG12	1:A:265:ASN:N	2.31	0.46
1:N:342:ILE:O	1:N:346:VAL:HG23	2.16	0.46
1:B:364:LYS:O	1:B:367:GLU:HB2	2.16	0.46
1:E:289:LEU:HD23	1:E:289:LEU:HA	1.77	0.46
1:B:217:SER:N	1:B:218:PRO:HD3	2.32	0.45
1:C:385:THR:OG1	1:C:388:GLU:HG3	2.16	0.45
1:K:202:PRO:O	1:K:203:TYR:HB2	2.15	0.45
1:J:25:ASP:OD1	1:J:28:LYS:HE2	2.17	0.45
1:I:18:ARG:HG3	1:I:67:GLU:CD	2.36	0.45
1:G:194:GLN:O	1:G:371:LYS:HE3	2.16	0.45
1:E:290:GLN:O	1:E:293:ALA:HB3	2.16	0.45
1:I:266:THR:HG21	1:I:273:VAL:HB	1.98	0.45
1:H:114:MET:HB3	6:H:3064:HOH:O	2.16	0.45
1:I:183:LEU:O	1:I:184:GLN:CB	2.54	0.45
1:J:217:SER:N	1:J:218:PRO:HD3	2.32	0.45
1:A:349:ILE:HG21	1:A:369:VAL:HG13	1.98	0.45
1:H:231:ARG:HH12	1:N:241:ALA:HB3	1.82	0.45
1:B:144:ILE:HG23	1:B:403:THR:CG2	2.46	0.45
1:A:305:ILE:HG22	1:A:305:ILE:O	2.16	0.45
1:F:202:PRO:O	1:F:203:TYR:CB	2.61	0.45
1:A:451:LEU:HD23	1:A:451:LEU:O	2.17	0.45
1:L:49:ILE:CD1	1:M:513:LEU:HD13	2.46	0.45
1:F:194:GLN:O	1:F:371:LYS:HE3	2.16	0.45
1:I:291:ASP:OD2	1:I:368:ARG:HD2	2.16	0.45
1:A:120:ILE:O	1:A:124:VAL:HG23	2.16	0.45
1:N:18:ARG:HH12	4:N:1526:MPD:H31	1.80	0.45
1:D:305:ILE:O	1:D:305:ILE:HG22	2.16	0.45
1:N:235:PRO:CG	1:N:310:GLU:HA	2.41	0.45
1:L:413:ALA:N	1:L:475:ASN:HD22	2.15	0.45
1:A:221:LEU:HD23	1:A:249:ILE:HD12	1.99	0.45
1:I:270:ILE:O	1:I:271:VAL:CB	2.61	0.45
1:H:39:VAL:HG12	1:I:69:MET:CE	2.47	0.45

Continued on next page...

Continued from previous page...

Atom-1	Atom-2	Interatomic distance (Å)	Clash overlap (Å)
1:I:16:MET:O	1:I:20:VAL:HG13	2.16	0.45
1:B:225:LYS:NZ	1:B:232:GLU:OE2	2.50	0.45
1:I:463:SER:O	1:I:467:ASN:HB2	2.16	0.45
1:E:77:VAL:HG21	1:E:510:VAL:HB	1.99	0.45
1:K:49:ILE:HD12	1:L:513:LEU:HD13	1.98	0.45
1:G:176:THR:HG21	1:G:333:ILE:CD1	2.38	0.45
1:D:326:ASN:HB3	1:D:327:LYS:H	1.64	0.45
1:H:254:VAL:HG12	1:H:259:LEU:HB2	1.98	0.45
1:N:349:ILE:HA	1:N:352:GLN:CG	2.46	0.45
1:M:221:LEU:HB3	1:M:249:ILE:HD13	1.98	0.45
1:F:217:SER:O	1:F:245:LYS:HD3	2.17	0.45
1:G:303:GLU:O	1:G:306:GLY:N	2.46	0.45
1:K:181:THR:O	1:L:282:GLY:HA3	2.16	0.45
1:N:478:TYR:CE2	1:N:480:ALA:HA	2.52	0.45
1:F:230:ILE:HD13	1:F:261:THR:HG21	1.98	0.45
1:K:478:TYR:CE2	1:K:480:ALA:HA	2.51	0.45
1:A:351:GLN:O	1:A:354:GLU:HG2	2.17	0.45
1:A:472:GLY:HA3	1:A:476:TYR:CD2	2.51	0.45
1:E:270:ILE:HG12	1:F:231:ARG:HH11	1.82	0.45
1:K:413:ALA:HB3	1:K:417:VAL:HG22	1.99	0.45
1:N:176:THR:HG22	1:N:177:VAL:N	2.32	0.45
1:H:413:ALA:HB1	1:H:488:MET:HG3	1.98	0.45
1:B:90:THR:O	1:B:94:VAL:HG13	2.17	0.45
1:H:349:ILE:CG2	1:H:369:VAL:HG13	2.47	0.45
1:C:23:LEU:CD2	1:C:74:VAL:HG22	2.46	0.45
1:B:24:ALA:O	1:B:28:LYS:HG2	2.17	0.45
1:I:221:LEU:HD23	1:I:249:ILE:HD12	1.97	0.45
1:B:301:ILE:HD13	1:B:312:ALA:HB2	1.98	0.45
1:N:169:VAL:CG1	1:N:377:ALA:HB2	2.47	0.45
1:N:16:MET:O	1:N:20:VAL:HG13	2.17	0.45
1:B:270:ILE:O	1:B:271:VAL:HB	2.16	0.45
1:K:183:LEU:HD22	1:K:184:GLN:H	1.81	0.45
1:D:383:ALA:HB3	1:D:389:MET:HB2	1.97	0.45
1:C:183:LEU:HA	1:C:383:ALA:N	2.31	0.45
1:N:413:ALA:HB1	1:N:488:MET:HG3	1.99	0.45
1:C:70:GLY:HA2	1:C:73:MET:HE2	1.99	0.45
1:B:202:PRO:C	1:B:204:PHE:H	2.15	0.45
1:B:295:LEU:HA	1:B:342:ILE:CD1	2.47	0.45
1:L:138:CYS:SG	1:L:147:VAL:HG21	2.57	0.45
1:B:16:MET:HB3	1:B:514:MET:CE	2.47	0.45
1:G:40:LEU:HD13	1:G:59:GLU:HG3	1.98	0.45

Continued on next page...

Continued from previous page...

Atom-1	Atom-2	Interatomic distance (Å)	Clash overlap (Å)
1:K:191:GLU:O	1:K:334:ASP:HA	2.17	0.45
1:H:413:ALA:HB3	1:H:417:VAL:HG22	1.99	0.45
1:F:201:SER:C	1:F:202:PRO:O	2.52	0.45
1:H:451:LEU:HD23	1:H:451:LEU:O	2.16	0.45
1:N:524:LEU:HD12	1:N:524:LEU:HA	1.81	0.45
1:I:25:ASP:OD1	1:I:28:LYS:HE2	2.16	0.45
1:K:201:SER:C	1:K:202:PRO:O	2.55	0.45
1:F:23:LEU:CD2	1:F:74:VAL:HG22	2.46	0.45
1:B:23:LEU:CD2	1:B:74:VAL:HG22	2.47	0.45
1:L:339:GLU:O	1:L:343:GLN:HB2	2.17	0.45
1:E:7:LYS:HE3	1:E:15:LYS:HE3	1.99	0.45
1:F:472:GLY:HA3	1:F:476:TYR:CD2	2.51	0.45
1:J:200:LEU:HG	1:J:276:VAL:HA	1.99	0.45
1:G:383:ALA:HB3	1:G:389:MET:HB2	1.99	0.45
1:N:413:ALA:CB	1:N:417:VAL:HG22	2.47	0.45
1:L:198:GLY:O	1:L:276:VAL:HG12	2.17	0.45
1:L:451:LEU:O	1:L:451:LEU:HD23	2.17	0.45
1:N:230:ILE:HB	1:N:258:ALA:HA	1.99	0.45
1:A:193:MET:CE	1:A:292:ILE:HG12	2.46	0.45
1:C:478:TYR:CE2	1:C:480:ALA:HA	2.52	0.45
1:A:429:LEU:HG	1:A:440:ILE:HD13	1.99	0.45
1:M:478:TYR:CE2	1:M:480:ALA:HA	2.52	0.45
1:B:524:LEU:HD12	1:B:524:LEU:HA	1.77	0.45
1:N:310:GLU:OE1	1:N:310:GLU:N	2.47	0.45
1:I:413:ALA:N	1:I:475:ASN:HD22	2.14	0.45
1:D:413:ALA:HB3	1:D:417:VAL:HG22	1.99	0.45
1:F:353:ILE:HD13	1:F:366:GLN:HG3	1.99	0.45
1:F:455:VAL:CG1	1:F:460:GLU:HB2	2.46	0.45
1:D:202:PRO:C	1:D:204:PHE:H	2.19	0.45
1:N:230:ILE:HD13	1:N:261:THR:HG21	1.99	0.45
1:G:270:ILE:O	1:G:271:VAL:CB	2.64	0.45
1:N:247:LEU:HD21	1:N:249:ILE:HD11	1.98	0.45
1:A:223:ALA:O	1:A:251:ALA:HA	2.17	0.45
1:J:463:SER:O	1:J:467:ASN:HB2	2.16	0.45
1:K:252:GLU:O	1:K:253:ASP:HB2	2.16	0.45
1:J:13:ARG:NH1	1:J:518:GLU:OE2	2.50	0.45
1:J:18:ARG:HG3	1:J:67:GLU:CD	2.37	0.45
1:K:152:ALA:O	1:K:153:ASN:HB3	2.17	0.45
1:F:451:LEU:HD23	1:F:451:LEU:C	2.37	0.45
1:I:176:THR:HG22	1:I:177:VAL:N	2.31	0.44
1:M:326:ASN:HB3	1:M:327:LYS:H	1.57	0.44

Continued on next page...

Continued from previous page...

Atom-1	Atom-2	Interatomic distance (Å)	Clash overlap (Å)
1:C:247:LEU:HB3	1:C:273:VAL:HG22	1.98	0.44
1:C:460:GLU:O	1:C:462:PRO:HD3	2.17	0.44
1:E:460:GLU:O	1:E:462:PRO:HD3	2.17	0.44
1:H:231:ARG:NH1	1:N:241:ALA:C	2.70	0.44
1:L:202:PRO:C	1:L:204:PHE:H	2.19	0.44
1:K:153:ASN:O	1:K:154:SER:HB2	2.17	0.44
1:L:37:ASN:ND2	1:L:51:LYS:HG3	2.32	0.44
1:J:219:PHE:HB3	1:J:317:LEU:HD23	1.97	0.44
1:K:112:ASN:HA	1:K:113:PRO:HD3	1.90	0.44
1:M:392:LYS:O	1:M:396:VAL:HG23	2.17	0.44
1:M:349:ILE:CG2	1:M:369:VAL:HG13	2.48	0.44
1:L:5:ASP:HB2	1:L:524:LEU:CD1	2.46	0.44
1:M:254:VAL:HG12	1:M:259:LEU:HB2	1.99	0.44
1:E:413:ALA:HB3	1:E:417:VAL:HG22	1.99	0.44
1:N:201:SER:C	1:N:202:PRO:O	2.55	0.44
1:B:82:ASN:HB2	1:B:89:THR:OG1	2.17	0.44
1:M:429:LEU:HG	1:M:440:ILE:HD13	1.98	0.44
1:M:252:GLU:O	1:M:253:ASP:HB2	2.17	0.44
1:A:524:LEU:HD21	1:G:63:GLU:HB2	1.99	0.44
1:N:83:ASP:OD2	1:N:327:LYS:CD	2.63	0.44
1:G:273:VAL:CG1	1:G:274:ALA:N	2.80	0.44
1:H:273:VAL:HG12	1:H:274:ALA:N	2.32	0.44
1:H:231:ARG:HH11	1:N:241:ALA:C	2.21	0.44
1:C:496:PRO:HB2	1:C:499:VAL:HG13	1.98	0.44
1:F:193:MET:CE	1:F:292:ILE:HG12	2.48	0.44
1:M:144:ILE:HG23	1:M:403:THR:CG2	2.48	0.44
1:N:144:ILE:HG23	1:N:403:THR:CG2	2.48	0.44
1:K:100:ILE:O	1:K:104:LEU:HG	2.17	0.44
1:J:451:LEU:HD23	1:J:451:LEU:O	2.17	0.44
1:M:217:SER:N	1:M:218:PRO:HD3	2.33	0.44
1:E:314:LEU:HD23	1:E:317:LEU:CD2	2.45	0.44
1:F:385:THR:OG1	1:F:388:GLU:HG3	2.18	0.44
1:K:455:VAL:CG1	1:K:460:GLU:HB2	2.45	0.44
1:G:70:GLY:HA2	1:G:73:MET:HE2	1.99	0.44
1:G:413:ALA:HB3	1:G:417:VAL:HG22	1.99	0.44
1:H:270:ILE:O	1:H:271:VAL:CB	2.66	0.44
1:A:23:LEU:CD2	1:A:74:VAL:HG22	2.46	0.44
1:J:266:THR:HG21	1:J:273:VAL:HB	1.98	0.44
1:I:230:ILE:HG21	1:I:261:THR:HG21	1.99	0.44
1:L:152:ALA:O	1:L:153:ASN:HB3	2.17	0.44
1:D:109:ALA:HB2	1:J:109:ALA:HB2	2.00	0.44

Continued on next page...

Continued from previous page...

Atom-1	Atom-2	Interatomic distance (Å)	Clash overlap (Å)
1:H:282:GLY:HA3	1:N:181:THR:O	2.17	0.44
1:J:344:GLY:O	1:J:347:ALA:HB3	2.17	0.44
1:N:37:ASN:ND2	1:N:51:LYS:HG3	2.32	0.44
1:J:38:VAL:HG13	1:K:519:CYS:HB3	2.00	0.44
1:B:290:GLN:HB3	1:B:345:ARG:NH2	2.33	0.44
1:N:445:ARG:HH22	4:N:1515:MPD:H11	1.81	0.44
1:E:310:GLU:OE1	1:E:310:GLU:N	2.51	0.44
1:I:202:PRO:O	1:I:203:TYR:CB	2.62	0.44
1:H:5:ASP:HB2	1:H:524:LEU:CD1	2.47	0.44
1:I:31:LEU:HD13	1:I:90:THR:HG22	1.99	0.44
1:F:359:ASP:HA	1:F:362:ARG:HH12	1.82	0.44
1:F:413:ALA:HB3	1:F:417:VAL:HG22	2.00	0.44
1:F:496:PRO:HB2	1:F:499:VAL:HG13	2.00	0.44
1:A:191:GLU:O	1:A:334:ASP:HA	2.17	0.44
1:M:216:GLU:C	1:M:218:PRO:HD3	2.38	0.44
1:G:183:LEU:HA	1:G:383:ALA:N	2.33	0.44
1:J:366:GLN:O	1:J:369:VAL:HG22	2.18	0.44
1:I:194:GLN:O	1:I:371:LYS:HE3	2.18	0.44
1:H:455:VAL:CG1	1:H:460:GLU:HB2	2.48	0.44
1:M:451:LEU:HD23	1:M:451:LEU:O	2.18	0.44
1:H:262:LEU:O	1:H:266:THR:HG23	2.17	0.44
1:L:25:ASP:HA	1:L:28:LYS:HE2	2.00	0.44
1:F:218:PRO:HD2	1:F:320:ALA:O	2.17	0.44
1:H:272:LYS:NZ	1:I:228:SER:HB3	2.33	0.44
1:I:112:ASN:HA	1:I:113:PRO:HD3	1.91	0.44
1:N:13:ARG:NH1	1:N:518:GLU:OE2	2.49	0.44
1:G:269:GLY:HA2	1:G:272:LYS:HZ2	1.83	0.44
1:I:236:VAL:HG22	1:I:312:ALA:O	2.18	0.44
1:L:207:LYS:O	1:L:211:GLY:N	2.50	0.44
1:B:289:LEU:HD23	1:B:289:LEU:HA	1.86	0.44
1:J:202:PRO:O	1:J:203:TYR:CB	2.61	0.44
1:B:202:PRO:O	1:B:203:TYR:HB2	2.18	0.44
1:I:242:LYS:O	1:I:243:ALA:CB	2.66	0.44
1:D:460:GLU:O	1:D:462:PRO:HD3	2.18	0.44
1:C:364:LYS:O	1:C:367:GLU:HB2	2.18	0.44
1:H:219:PHE:HB3	1:H:317:LEU:HD23	2.00	0.44
1:A:85:ALA:HB1	1:A:499:VAL:HG12	1.99	0.44
1:C:369:VAL:HG23	1:C:370:ALA:N	2.32	0.44
1:H:118:ARG:HH22	1:N:34:LYS:HE2	1.82	0.44
1:F:144:ILE:HG23	1:F:403:THR:CG2	2.48	0.44
1:M:303:GLU:HG3	6:M:3108:HOH:O	2.17	0.44

Continued on next page...

Continued from previous page...

Atom-1	Atom-2	Interatomic distance (Å)	Clash overlap (Å)
1:I:329:THR:O	1:I:329:THR:HG22	2.18	0.44
1:J:85:ALA:CB	1:J:499:VAL:HG12	2.42	0.44
1:C:114:MET:HE2	6:C:3133:HOH:O	2.18	0.44
1:I:201:SER:O	1:I:202:PRO:O	2.36	0.44
1:L:224:ASP:O	1:L:225:LYS:CB	2.65	0.44
1:I:349:ILE:O	1:I:353:ILE:HG13	2.17	0.44
1:D:16:MET:HB3	1:D:514:MET:CE	2.48	0.44
1:C:263:VAL:O	1:C:267:MET:HB2	2.18	0.44
1:L:248:LEU:HD13	1:L:325:ILE:HD11	2.00	0.44
1:B:77:VAL:HG21	1:B:510:VAL:HB	2.00	0.44
1:I:23:LEU:CD2	1:I:74:VAL:HG22	2.48	0.44
1:F:220:ILE:HD12	1:F:296:THR:HG21	2.00	0.44
1:G:472:GLY:HA3	1:G:476:TYR:CD2	2.53	0.44
1:K:501:ARG:O	1:K:505:GLN:HG3	2.17	0.44
1:E:429:LEU:HG	1:E:440:ILE:HD13	1.99	0.44
1:N:445:ARG:HG2	2:N:1146:SO4:O2	2.18	0.44
1:K:217:SER:N	1:K:218:PRO:HD3	2.32	0.44
1:H:201:SER:C	1:H:202:PRO:O	2.55	0.44
1:E:217:SER:O	1:E:245:LYS:HD3	2.18	0.44
1:L:455:VAL:CG1	1:L:460:GLU:HB2	2.48	0.44
1:N:146:GLN:O	1:N:150:ILE:HG13	2.18	0.44
1:E:191:GLU:OE2	4:E:1502:MPD:H53	2.17	0.44
1:I:305:ILE:HD12	1:I:307:MET:HE2	2.00	0.44
1:J:305:ILE:HD12	1:J:307:MET:HE2	2.00	0.44
1:J:71:ALA:O	1:J:75:LYS:HB2	2.18	0.44
1:E:77:VAL:HG12	1:E:506:TYR:HB3	2.00	0.44
1:N:70:GLY:HA2	1:N:73:MET:HE3	2.00	0.44
1:C:7:LYS:HG3	1:C:66:PHE:CZ	2.53	0.44
1:B:215:LEU:HB2	1:B:323:VAL:HG22	2.00	0.44
1:N:381:VAL:HG21	1:N:393:LYS:HA	2.00	0.44
1:G:82:ASN:HB2	1:G:89:THR:OG1	2.18	0.44
1:I:195:PHE:HB2	1:I:279:PRO:HB3	2.00	0.44
1:C:182:GLY:O	1:C:183:LEU:C	2.55	0.43
1:K:219:PHE:CB	1:K:317:LEU:HD23	2.44	0.43
1:M:456:LEU:HG	4:M:1518:MPD:HM2	2.00	0.43
1:M:201:SER:C	1:M:202:PRO:O	2.56	0.43
1:K:460:GLU:O	1:K:462:PRO:HD3	2.18	0.43
1:D:132:LYS:O	1:D:135:SER:HB3	2.18	0.43
1:A:353:ILE:HG23	1:A:362:ARG:HG3	2.00	0.43
1:D:85:ALA:HB1	1:D:499:VAL:HG12	1.99	0.43
1:M:234:LEU:O	1:M:238:GLU:HG3	2.18	0.43

Continued on next page...

Continued from previous page...

Atom-1	Atom-2	Interatomic distance (Å)	Clash overlap (Å)
1:A:77:VAL:HG12	1:A:506:TYR:HB3	2.00	0.43
1:M:339:GLU:O	1:M:343:GLN:HB2	2.18	0.43
1:H:49:ILE:HD12	1:I:513:LEU:HD13	1.99	0.43
1:C:38:VAL:HG22	1:D:519:CYS:HB3	2.00	0.43
1:A:118:ARG:HD2	1:A:436:GLN:HE22	1.83	0.43
1:M:34:LYS:HE2	1:N:118:ARG:NH2	2.25	0.43
1:H:25:ASP:HA	1:H:28:LYS:HE2	2.01	0.43
1:A:263:VAL:O	1:A:267:MET:HB2	2.18	0.43
1:C:230:ILE:HD11	1:C:237:LEU:HD11	2.00	0.43
1:N:202:PRO:O	1:N:204:PHE:N	2.43	0.43
1:E:169:VAL:HG11	1:E:377:ALA:HB2	2.00	0.43
1:N:18:ARG:NH1	4:N:1526:MPD:H31	2.33	0.43
1:E:416:GLY:HA2	6:E:3146:HOH:O	2.18	0.43
1:B:494:LEU:C	1:B:494:LEU:HD12	2.38	0.43
1:L:417:VAL:O	1:L:420:ILE:HG22	2.18	0.43
1:J:353:ILE:HD13	1:J:366:GLN:OE1	2.18	0.43
1:I:451:LEU:HD23	1:I:455:VAL:HG23	1.99	0.43
1:F:460:GLU:O	1:F:462:PRO:HD3	2.18	0.43
1:J:247:LEU:HD21	1:J:249:ILE:HD11	2.00	0.43
1:D:266:THR:CG2	1:D:273:VAL:H	2.31	0.43
1:E:16:MET:HB3	1:E:514:MET:CE	2.48	0.43
1:H:518:GLU:HG3	4:N:1517:MPD:H12	2.00	0.43
1:D:301:ILE:HD13	1:D:312:ALA:HB2	2.00	0.43
1:B:284:ARG:O	1:B:288:MET:HG3	2.18	0.43
1:G:372:LEU:HA	1:G:372:LEU:HD12	1.76	0.43
1:J:183:LEU:HD22	1:J:184:GLN:H	1.82	0.43
1:J:417:VAL:O	1:J:420:ILE:HG22	2.18	0.43
1:B:272:LYS:HZ2	1:C:229:ASN:ND2	2.16	0.43
1:C:201:SER:O	1:C:202:PRO:O	2.36	0.43
1:I:34:LYS:HE2	1:J:118:ARG:HH22	1.83	0.43
1:H:314:LEU:HD23	1:H:317:LEU:HD22	1.99	0.43
1:E:259:LEU:O	1:E:263:VAL:HG23	2.18	0.43
1:E:122:LYS:HE2	1:E:429:LEU:HD11	2.00	0.43
1:H:144:ILE:HG23	1:H:403:THR:CG2	2.48	0.43
1:E:478:TYR:CE2	1:E:480:ALA:HA	2.53	0.43
1:H:429:LEU:HG	1:H:440:ILE:HD13	2.00	0.43
1:M:463:SER:O	1:M:467:ASN:HB2	2.18	0.43
1:A:102:GLU:HB2	1:A:442:VAL:HG13	2.00	0.43
1:M:70:GLY:HA2	1:M:73:MET:HE3	2.00	0.43
1:F:24:ALA:O	1:F:28:LYS:HG2	2.18	0.43
1:D:218:PRO:HB3	1:D:246:PRO:HG2	2.00	0.43

Continued on next page...

Continued from previous page...

Atom-1	Atom-2	Interatomic distance (Å)	Clash overlap (Å)
1:I:266:THR:CG2	1:I:273:VAL:HB	2.48	0.43
1:J:451:LEU:HD23	1:J:451:LEU:C	2.39	0.43
1:C:236:VAL:CG2	1:C:312:ALA:HB3	2.48	0.43
1:G:369:VAL:HG23	1:G:370:ALA:N	2.33	0.43
1:K:372:LEU:HD12	1:K:372:LEU:HA	1.86	0.43
1:E:183:LEU:O	1:E:184:GLN:CB	2.66	0.43
1:A:90:THR:O	1:A:94:VAL:HG13	2.18	0.43
1:D:200:LEU:CD1	1:D:254:VAL:HB	2.48	0.43
1:A:369:VAL:HG23	1:A:370:ALA:N	2.33	0.43
1:E:242:LYS:C	1:E:244:GLY:N	2.70	0.43
1:M:258:ALA:O	1:M:262:LEU:HG	2.18	0.43
1:J:193:MET:HE2	1:J:292:ILE:HG12	2.00	0.43
1:B:200:LEU:CD1	1:B:254:VAL:HB	2.49	0.43
1:C:296:THR:HB	1:C:319:GLN:H	1.83	0.43
1:A:266:THR:CG2	1:A:273:VAL:HB	2.48	0.43
1:K:266:THR:CG2	1:K:273:VAL:HB	2.48	0.43
1:N:16:MET:HB3	1:N:514:MET:CE	2.49	0.43
1:J:18:ARG:HB2	6:J:3074:HOH:O	2.18	0.43
1:F:349:ILE:CG2	1:F:369:VAL:HG13	2.48	0.43
1:D:222:LEU:CD1	1:D:293:ALA:HA	2.49	0.43
1:H:16:MET:HB3	1:H:514:MET:CE	2.49	0.43
1:D:166:MET:CE	1:D:171:LYS:HA	2.48	0.43
1:J:131:LEU:HD21	1:J:500:THR:HG22	2.01	0.43
1:H:218:PRO:HD2	1:H:320:ALA:O	2.18	0.43
1:C:213:VAL:HB	1:C:325:ILE:HB	2.00	0.43
1:M:16:MET:O	1:M:20:VAL:HG13	2.19	0.43
1:D:264:VAL:HG12	1:D:265:ASN:N	2.34	0.43
1:D:319:GLN:O	1:D:336:VAL:HG23	2.18	0.43
1:C:501:ARG:HH11	1:C:501:ARG:HG2	1.84	0.43
1:B:183:LEU:O	1:B:184:GLN:CB	2.65	0.43
1:L:217:SER:N	1:L:218:PRO:HD3	2.34	0.43
1:J:201:SER:C	1:J:202:PRO:O	2.56	0.43
1:E:326:ASN:HB2	1:E:329:THR:HB	2.01	0.43
1:A:349:ILE:O	1:A:353:ILE:HG13	2.19	0.43
1:N:305:ILE:HD12	1:N:307:MET:HE2	2.01	0.43
1:I:180:GLY:HA3	1:I:381:VAL:O	2.19	0.43
1:B:77:VAL:HG12	1:B:506:TYR:HB3	2.01	0.43
1:A:16:MET:O	1:A:20:VAL:HG13	2.18	0.43
1:A:284:ARG:NH1	1:A:364:LYS:HD2	2.33	0.43
1:E:213:VAL:HB	1:E:325:ILE:HB	2.01	0.43
1:B:49:ILE:HD12	1:C:513:LEU:HD13	2.00	0.43

Continued on next page...

Continued from previous page...

Atom-1	Atom-2	Interatomic distance (Å)	Clash overlap (Å)
1:M:112:ASN:HA	1:M:113:PRO:HD3	1.90	0.43
1:D:10:ASN:HB2	6:D:3029:HOH:O	2.19	0.43
1:L:176:THR:HG22	1:L:177:VAL:N	2.33	0.43
1:G:182:GLY:O	1:G:183:LEU:C	2.57	0.43
1:I:413:ALA:CB	1:I:417:VAL:HG22	2.49	0.43
1:M:198:GLY:O	1:M:276:VAL:HG12	2.19	0.43
1:M:353:ILE:HG23	1:M:362:ARG:HG3	2.01	0.43
1:C:270:ILE:O	1:C:271:VAL:CB	2.66	0.43
1:M:68:ASN:O	1:M:72:GLN:HG2	2.18	0.43
1:I:123:ALA:HB2	1:I:440:ILE:HG23	2.01	0.43
1:F:40:LEU:HD13	1:F:59:GLU:HG3	1.99	0.43
1:B:472:GLY:HA3	1:B:476:TYR:CD2	2.54	0.43
1:J:413:ALA:HB3	1:J:417:VAL:HG22	2.00	0.43
1:K:349:ILE:HA	1:K:352:GLN:CG	2.48	0.43
1:I:413:ALA:HB3	1:I:417:VAL:HG22	1.99	0.43
1:M:201:SER:O	1:M:202:PRO:O	2.37	0.43
1:H:451:LEU:HD23	1:H:455:VAL:HG23	2.00	0.43
1:M:460:GLU:O	1:M:462:PRO:HD3	2.18	0.43
1:C:16:MET:O	1:C:20:VAL:HG13	2.18	0.43
1:N:144:ILE:HD11	1:N:171:LYS:HE2	2.00	0.43
1:M:176:THR:HG22	1:M:177:VAL:N	2.34	0.43
1:M:18:ARG:HG3	1:M:67:GLU:CD	2.38	0.43
1:B:183:LEU:HG	1:B:384:ALA:HB2	2.01	0.42
1:C:326:ASN:ND2	1:C:329:THR:HB	2.28	0.42
1:H:25:ASP:OD1	1:H:28:LYS:HE2	2.19	0.42
1:B:462:PRO:HB2	2:B:1136:SO4:O1	2.19	0.42
1:K:37:ASN:HD21	1:K:51:LYS:HE3	1.83	0.42
1:N:18:ARG:HG3	1:N:67:GLU:CD	2.39	0.42
1:J:381:VAL:HG21	1:J:393:LYS:HA	2.01	0.42
1:N:290:GLN:HB3	1:N:345:ARG:NH2	2.33	0.42
1:N:112:ASN:HA	1:N:113:PRO:HD3	1.92	0.42
1:N:195:PHE:HB2	1:N:279:PRO:HB3	2.00	0.42
1:B:386:GLU:HB2	1:C:281:PHE:HB3	2.00	0.42
1:L:345:ARG:HA	1:L:348:GLN:NE2	2.32	0.42
1:L:242:LYS:O	1:L:243:ALA:CB	2.67	0.42
1:C:364:LYS:HD3	1:C:364:LYS:HA	1.88	0.42
1:I:190:VAL:HB	1:I:334:ASP:OD1	2.19	0.42
1:A:225:LYS:NZ	1:A:232:GLU:OE2	2.52	0.42
1:L:158:VAL:HG13	1:L:396:VAL:HG22	2.01	0.42
1:F:112:ASN:HA	1:F:113:PRO:HD3	1.93	0.42
1:I:49:ILE:HD12	1:J:513:LEU:HD13	2.01	0.42

Continued on next page...

Continued from previous page...

Atom-1	Atom-2	Interatomic distance (Å)	Clash overlap (Å)
1:I:372:LEU:HA	1:I:372:LEU:HD12	1.88	0.42
1:F:383:ALA:O	1:F:384:ALA:CB	2.64	0.42
1:H:413:ALA:H	1:H:475:ASN:HD21	1.67	0.42
1:F:242:LYS:O	1:F:243:ALA:CB	2.65	0.42
1:M:230:ILE:HB	1:M:258:ALA:HA	2.00	0.42
1:C:193:MET:HE2	1:C:292:ILE:HG12	2.00	0.42
1:J:472:GLY:HA3	1:J:476:TYR:HD2	1.84	0.42
1:E:455:VAL:CG1	1:E:460:GLU:HB2	2.49	0.42
1:K:16:MET:O	1:K:20:VAL:HG13	2.18	0.42
1:A:16:MET:HB3	1:A:514:MET:CE	2.49	0.42
1:M:501:ARG:O	1:M:505:GLN:HG3	2.18	0.42
1:C:169:VAL:CG1	1:C:377:ALA:HB2	2.49	0.42
1:I:501:ARG:O	1:I:505:GLN:HG3	2.18	0.42
1:J:326:ASN:HB3	1:J:327:LYS:H	1.67	0.42
1:H:186:GLU:HB2	1:H:380:LYS:HB2	2.01	0.42
1:F:82:ASN:HB2	1:F:89:THR:OG1	2.20	0.42
1:M:499:VAL:CG2	1:M:500:THR:N	2.83	0.42
1:E:131:LEU:HD21	1:E:500:THR:HG22	2.01	0.42
1:C:273:VAL:CG1	1:C:274:ALA:N	2.82	0.42
1:K:218:PRO:CB	1:K:246:PRO:HG2	2.47	0.42
1:M:193:MET:HG2	1:M:194:GLN:H	1.84	0.42
1:L:524:LEU:HA	1:L:524:LEU:HD12	1.86	0.42
1:E:296:THR:HB	1:E:319:GLN:H	1.84	0.42
1:D:336:VAL:O	1:D:336:VAL:HG12	2.18	0.42
1:L:223:ALA:O	1:L:251:ALA:HA	2.19	0.42
1:F:16:MET:HB3	1:F:514:MET:CE	2.49	0.42
1:M:293:ALA:O	1:M:297:GLY:N	2.52	0.42
1:M:220:ILE:HD12	1:M:296:THR:HG21	2.00	0.42
1:D:252:GLU:O	1:D:253:ASP:HB2	2.20	0.42
1:K:451:LEU:O	1:K:451:LEU:HD23	2.18	0.42
1:J:413:ALA:N	1:J:475:ASN:HD22	2.18	0.42
1:D:182:GLY:O	1:D:183:LEU:C	2.58	0.42
1:F:326:ASN:HB3	1:F:327:LYS:H	1.66	0.42
1:L:31:LEU:HD13	1:L:90:THR:HG22	2.00	0.42
1:D:41:ASP:HB2	1:E:69:MET:SD	2.59	0.42
1:C:359:ASP:HA	1:C:362:ARG:HH12	1.84	0.42
1:I:353:ILE:HG23	1:I:362:ARG:HG3	2.01	0.42
1:I:262:LEU:O	1:I:266:THR:HG23	2.19	0.42
1:K:321:LYS:HD2	1:K:334:ASP:OD2	2.20	0.42
1:A:118:ARG:HD2	1:A:436:GLN:NE2	2.34	0.42
1:G:218:PRO:HB3	1:G:246:PRO:HG2	2.01	0.42

Continued on next page...

Continued from previous page...

Atom-1	Atom-2	Interatomic distance (Å)	Clash overlap (Å)
1:K:166:MET:CE	1:K:171:LYS:HA	2.49	0.42
1:M:372:LEU:HD12	1:M:372:LEU:HA	1.88	0.42
1:E:305:ILE:O	1:E:305:ILE:HG22	2.18	0.42
1:J:441:LYS:HA	1:J:441:LYS:HD3	1.88	0.42
1:K:199:TYR:C	1:K:201:SER:H	2.21	0.42
1:G:329:THR:HG22	1:G:329:THR:O	2.19	0.42
1:M:37:ASN:ND2	1:M:51:LYS:HE3	2.33	0.42
1:M:319:GLN:O	1:M:336:VAL:HG23	2.19	0.42
1:F:364:LYS:O	1:F:367:GLU:HB2	2.20	0.42
1:H:16:MET:O	1:H:20:VAL:HG13	2.19	0.42
1:N:123:ALA:HB2	1:N:440:ILE:HG23	2.02	0.42
1:B:248:LEU:HD13	1:B:325:ILE:HD11	2.01	0.42
1:K:7:LYS:HG3	1:K:66:PHE:CZ	2.54	0.42
1:H:441:LYS:O	1:H:445:ARG:HB2	2.20	0.42
1:N:451:LEU:C	1:N:451:LEU:HD23	2.40	0.42
1:G:176:THR:HG22	1:G:177:VAL:N	2.34	0.42
1:I:310:GLU:N	1:I:310:GLU:OE1	2.49	0.42
1:B:353:ILE:HG23	1:B:362:ARG:HG3	2.02	0.42
1:J:203:TYR:C	1:J:205:ILE:N	2.73	0.42
1:J:363:GLU:H	1:J:363:GLU:HG2	1.70	0.42
1:B:413:ALA:CB	1:B:475:ASN:HD22	2.31	0.42
1:G:202:PRO:C	1:G:204:PHE:N	2.73	0.42
1:E:436:GLN:O	1:E:440:ILE:HG13	2.20	0.42
1:E:252:GLU:O	1:E:253:ASP:HB2	2.19	0.42
1:A:200:LEU:CD1	1:A:254:VAL:HB	2.50	0.42
1:G:199:TYR:CD2	1:G:326:ASN:O	2.73	0.42
1:I:68:ASN:O	1:I:72:GLN:HG2	2.19	0.42
1:C:166:MET:HE2	1:C:171:LYS:HA	2.02	0.42
1:I:221:LEU:HD11	1:I:301:ILE:HD12	2.02	0.42
1:E:290:GLN:HB3	1:E:345:ARG:NH2	2.35	0.42
1:A:82:ASN:HB2	1:A:89:THR:OG1	2.19	0.42
1:J:16:MET:HB3	1:J:514:MET:CE	2.50	0.42
1:M:236:VAL:HG22	1:M:312:ALA:O	2.19	0.42
1:A:236:VAL:CG2	1:A:312:ALA:HB3	2.50	0.42
1:D:303:GLU:O	1:D:306:GLY:N	2.45	0.42
1:I:234:LEU:O	1:I:238:GLU:HG3	2.20	0.42
1:E:85:ALA:HB1	1:E:499:VAL:HG12	2.01	0.42
1:H:358:SER:HB3	1:H:361:ASP:OD1	2.20	0.42
1:N:186:GLU:HB2	1:N:380:LYS:HB2	2.02	0.42
1:C:239:ALA:O	1:C:314:LEU:HD11	2.19	0.42
1:F:183:LEU:O	1:F:184:GLN:CB	2.68	0.42

Continued on next page...

Continued from previous page...

Atom-1	Atom-2	Interatomic distance (Å)	Clash overlap (Å)
1:J:353:ILE:HG23	1:J:362:ARG:HG3	2.00	0.42
1:E:266:THR:CG2	1:E:273:VAL:HB	2.50	0.42
1:N:449:ALA:HA	6:N:3091:HOH:O	2.19	0.42
1:J:270:ILE:O	1:J:271:VAL:CB	2.66	0.42
1:D:118:ARG:HD2	1:D:436:GLN:HE22	1.84	0.42
1:K:220:ILE:HD12	1:K:296:THR:CG2	2.50	0.42
1:B:194:GLN:O	1:B:371:LYS:HE3	2.19	0.42
1:I:71:ALA:O	1:I:75:LYS:HB2	2.20	0.42
1:D:429:LEU:HG	1:D:440:ILE:HD13	2.01	0.42
1:H:118:ARG:HD2	1:H:436:GLN:NE2	2.34	0.42
1:N:234:LEU:O	1:N:238:GLU:HG3	2.19	0.42
1:B:247:LEU:HD21	1:B:249:ILE:HD11	2.01	0.42
1:M:186:GLU:HB2	1:M:380:LYS:HB2	2.01	0.42
1:F:319:GLN:O	1:F:336:VAL:HG23	2.20	0.42
1:M:132:LYS:O	1:M:135:SER:HB3	2.20	0.42
1:M:413:ALA:HB1	1:M:488:MET:HG3	2.01	0.42
1:C:385:THR:H	1:D:281:PHE:HE1	1.68	0.42
1:M:198:GLY:HA3	1:M:327:LYS:O	2.20	0.42
1:E:218:PRO:CB	1:E:246:PRO:HG2	2.46	0.42
1:L:349:ILE:HA	1:L:352:GLN:CG	2.48	0.42
1:A:413:ALA:HB3	1:A:417:VAL:HG22	2.02	0.42
1:F:413:ALA:CB	1:F:417:VAL:HG22	2.49	0.42
1:I:349:ILE:HA	1:I:352:GLN:CG	2.49	0.42
1:N:242:LYS:C	1:N:244:GLY:H	2.22	0.42
1:J:118:ARG:HD2	1:J:436:GLN:NE2	2.34	0.42
1:E:16:MET:O	1:E:20:VAL:HG13	2.20	0.42
1:B:59:GLU:O	1:C:4:LYS:HG3	2.20	0.42
1:H:304:GLU:C	1:H:306:GLY:H	2.23	0.42
1:B:102:GLU:HB2	1:B:442:VAL:HG13	2.00	0.42
1:L:441:LYS:O	1:L:445:ARG:HB2	2.20	0.42
1:G:7:LYS:HE3	1:G:15:LYS:HE3	2.01	0.42
1:B:239:ALA:O	1:B:314:LEU:HD11	2.20	0.41
1:J:455:VAL:CG1	1:J:460:GLU:HB2	2.47	0.41
1:L:451:LEU:C	1:L:451:LEU:HD23	2.40	0.41
1:K:242:LYS:O	1:K:243:ALA:CB	2.67	0.41
1:B:460:GLU:O	1:B:462:PRO:HD3	2.20	0.41
1:D:118:ARG:HD2	1:D:436:GLN:NE2	2.35	0.41
1:L:273:VAL:HG12	1:L:274:ALA:N	2.35	0.41
1:A:270:ILE:O	1:A:271:VAL:HB	2.19	0.41
1:M:13:ARG:NH1	1:M:518:GLU:OE2	2.50	0.41
1:B:436:GLN:O	1:B:440:ILE:HG13	2.19	0.41

Continued on next page...

Continued from previous page...

Atom-1	Atom-2	Interatomic distance (Å)	Clash overlap (Å)
1:C:269:GLY:O	1:D:229:ASN:OD1	2.38	0.41
1:F:463:SER:HB3	1:N:461:GLU:OE2	2.20	0.41
1:B:169:VAL:CG1	1:B:377:ALA:HB2	2.50	0.41
1:B:478:TYR:CE2	1:B:480:ALA:HA	2.55	0.41
1:G:501:ARG:HG2	1:G:501:ARG:HH11	1.84	0.41
1:M:218:PRO:HD2	1:M:320:ALA:O	2.20	0.41
1:D:254:VAL:HG21	1:D:275:ALA:HB1	2.01	0.41
1:H:202:PRO:C	1:H:204:PHE:H	2.23	0.41
1:F:217:SER:N	1:F:218:PRO:HD3	2.35	0.41
1:L:266:THR:CG2	1:L:273:VAL:HB	2.50	0.41
1:I:144:ILE:HG23	1:I:403:THR:HG21	2.02	0.41
1:I:236:VAL:O	1:I:240:VAL:HG23	2.20	0.41
1:K:451:LEU:C	1:K:451:LEU:HD23	2.40	0.41
1:C:40:LEU:HD13	1:C:59:GLU:HG3	2.01	0.41
1:I:83:ASP:OD2	1:I:327:LYS:HE2	2.19	0.41
1:K:207:LYS:O	1:K:211:GLY:N	2.53	0.41
1:C:457:ASN:OD1	4:C:1514:MPD:H13	2.20	0.41
1:A:478:TYR:CE2	1:A:480:ALA:HA	2.55	0.41
1:J:30:THR:HG22	1:J:36:ARG:O	2.19	0.41
1:N:183:LEU:O	1:N:184:GLN:CB	2.58	0.41
1:J:413:ALA:CB	1:J:417:VAL:HG22	2.50	0.41
1:C:118:ARG:HD2	1:C:436:GLN:HE22	1.85	0.41
1:E:220:ILE:CD1	1:E:296:THR:HG21	2.48	0.41
1:I:349:ILE:CG2	1:I:369:VAL:HG13	2.50	0.41
1:C:202:PRO:C	1:C:204:PHE:N	2.73	0.41
1:N:262:LEU:O	1:N:266:THR:HG23	2.19	0.41
1:A:122:LYS:HE2	1:A:429:LEU:HD11	2.02	0.41
1:G:217:SER:N	1:G:218:PRO:CD	2.84	0.41
1:B:112:ASN:HA	1:B:113:PRO:HD3	1.93	0.41
1:L:326:ASN:HB3	1:L:327:LYS:H	1.75	0.41
1:K:132:LYS:O	1:K:135:SER:HB3	2.20	0.41
1:M:304:GLU:C	1:M:306:GLY:H	2.23	0.41
1:A:289:LEU:HA	1:A:289:LEU:HD23	1.86	0.41
1:M:413:ALA:H	1:M:475:ASN:HD21	1.65	0.41
1:K:413:ALA:CB	1:K:417:VAL:HG22	2.50	0.41
1:J:369:VAL:HG23	1:J:370:ALA:N	2.35	0.41
1:J:460:GLU:O	1:J:462:PRO:HD3	2.20	0.41
1:F:130:GLU:HG3	6:F:3137:HOH:O	2.19	0.41
1:J:242:LYS:O	1:J:243:ALA:CB	2.64	0.41
1:H:438:VAL:O	1:H:442:VAL:HG23	2.19	0.41
1:C:218:PRO:HB3	1:C:246:PRO:HG2	2.02	0.41

Continued on next page...

Continued from previous page...

Atom-1	Atom-2	Interatomic distance (Å)	Clash overlap (Å)
1:K:144:ILE:HG23	1:K:403:THR:HG21	2.02	0.41
1:G:353:ILE:HD13	1:G:366:GLN:HG3	2.01	0.41
1:F:158:VAL:HG13	1:F:396:VAL:HG22	2.03	0.41
1:J:123:ALA:HB2	1:J:440:ILE:HG23	2.01	0.41
1:J:134:LEU:HD13	1:J:134:LEU:O	2.20	0.41
1:I:188:ASP:OD1	1:I:188:ASP:N	2.54	0.41
1:M:272:LYS:NZ	1:N:229:ASN:HD21	2.16	0.41
1:M:413:ALA:HB3	1:M:417:VAL:HG22	2.03	0.41
1:N:224:ASP:O	1:N:225:LYS:CB	2.65	0.41
1:C:193:MET:HG3	1:C:371:LYS:HB3	2.03	0.41
1:M:472:GLY:HA3	1:M:476:TYR:HD2	1.85	0.41
1:L:319:GLN:HB3	1:L:336:VAL:CG2	2.49	0.41
1:H:513:LEU:HD13	1:N:49:ILE:CD1	2.51	0.41
1:G:342:ILE:O	1:G:346:VAL:HG23	2.21	0.41
1:C:24:ALA:O	1:C:28:LYS:HG2	2.21	0.41
1:H:118:ARG:HD2	1:H:436:GLN:HE22	1.86	0.41
1:A:269:GLY:O	1:B:229:ASN:OD1	2.39	0.41
1:B:141:SER:HB3	6:B:3163:HOH:O	2.19	0.41
1:M:354:GLU:C	1:M:356:ALA:H	2.24	0.41
1:D:299:THR:N	1:D:316:ASP:O	2.50	0.41
1:K:70:GLY:HA2	1:K:73:MET:HE3	2.02	0.41
1:B:63:GLU:HB2	1:C:524:LEU:HD21	2.03	0.41
1:G:193:MET:CE	1:G:292:ILE:HG12	2.51	0.41
1:F:225:LYS:HB2	1:F:225:LYS:HE3	1.82	0.41
1:C:176:THR:HG22	1:C:177:VAL:N	2.35	0.41
1:B:218:PRO:CB	1:B:246:PRO:HG2	2.44	0.41
1:M:25:ASP:OD1	1:M:28:LYS:HE2	2.21	0.41
1:E:203:TYR:C	1:E:205:ILE:N	2.74	0.41
1:F:270:ILE:O	1:F:271:VAL:CB	2.68	0.41
1:B:452:ARG:HD3	2:B:1136:SO4:O2	2.20	0.41
1:B:193:MET:CE	1:B:292:ILE:HG12	2.51	0.41
1:N:205:ILE:HG23	1:N:212:ALA:O	2.20	0.41
1:C:224:ASP:O	1:C:225:LYS:HB3	2.21	0.41
1:I:259:LEU:O	1:I:263:VAL:HG23	2.20	0.41
1:B:213:VAL:HB	1:B:325:ILE:HB	2.03	0.41
1:J:429:LEU:HG	1:J:440:ILE:HD13	2.03	0.41
1:K:369:VAL:HG23	1:K:370:ALA:N	2.35	0.41
1:G:364:LYS:O	1:G:367:GLU:HB2	2.20	0.41
1:C:122:LYS:HE2	1:C:429:LEU:HD11	2.02	0.41
1:K:300:VAL:O	1:K:307:MET:HE1	2.21	0.41
1:E:342:ILE:O	1:E:346:VAL:HG23	2.21	0.41

Continued on next page...

Continued from previous page...

Atom-1	Atom-2	Interatomic distance (Å)	Clash overlap (Å)
1:G:478:TYR:CE2	1:G:480:ALA:HA	2.56	0.41
1:D:49:ILE:HD12	1:E:513:LEU:HD13	2.01	0.41
1:G:524:LEU:HA	1:G:524:LEU:HD12	1.77	0.41
1:I:183:LEU:HD22	1:I:184:GLN:H	1.85	0.41
1:K:183:LEU:HD22	1:K:184:GLN:N	2.36	0.41
1:N:183:LEU:HD22	1:N:184:GLN:N	2.35	0.41
1:B:216:GLU:C	1:B:218:PRO:HD3	2.41	0.41
1:G:420:ILE:CG1	1:G:448:GLU:HG2	2.46	0.41
1:B:404:ARG:HH11	1:B:404:ARG:CG	2.30	0.41
1:L:230:ILE:HD13	1:L:261:THR:HG22	2.01	0.41
1:A:217:SER:N	1:A:218:PRO:HD3	2.35	0.41
1:F:262:LEU:O	1:F:266:THR:HG23	2.20	0.41
1:F:271:VAL:HG12	1:F:273:VAL:HG23	2.02	0.41
1:G:24:ALA:O	1:G:28:LYS:HG2	2.21	0.41
1:B:305:ILE:HB	1:B:307:MET:CE	2.50	0.41
1:L:180:GLY:HA3	1:L:381:VAL:O	2.21	0.41
1:J:16:MET:O	1:J:20:VAL:HG13	2.21	0.41
1:I:478:TYR:CE2	1:I:480:ALA:HA	2.54	0.41
1:F:445:ARG:HG2	2:F:1141:SO4:O3	2.20	0.41
1:M:85:ALA:CB	1:M:499:VAL:HG12	2.41	0.41
1:B:385:THR:OG1	1:B:388:GLU:HG3	2.20	0.41
1:L:413:ALA:HB3	1:L:417:VAL:HG22	2.02	0.41
1:K:353:ILE:HG23	1:K:362:ARG:HG3	2.02	0.41
1:C:242:LYS:O	1:C:243:ALA:HB3	2.20	0.41
1:E:71:ALA:O	1:E:75:LYS:HB2	2.21	0.41
1:N:218:PRO:CA	1:N:246:PRO:HG2	2.50	0.41
1:K:224:ASP:O	1:K:225:LYS:CB	2.65	0.41
1:M:193:MET:CG	1:M:194:GLN:N	2.82	0.41
1:H:217:SER:N	1:H:218:PRO:HD3	2.34	0.41
1:E:13:ARG:HD3	1:E:104:LEU:HD22	2.02	0.41
1:C:353:ILE:HG23	1:C:362:ARG:HG3	2.03	0.41
1:N:352:GLN:H	1:N:352:GLN:HG2	1.68	0.41
1:M:152:ALA:O	1:M:153:ASN:HB3	2.21	0.41
1:N:314:LEU:HA	1:N:317:LEU:HD22	2.03	0.41
1:L:354:GLU:C	1:L:356:ALA:H	2.24	0.41
1:J:392:LYS:O	1:J:396:VAL:HG23	2.20	0.41
1:G:166:MET:CE	1:G:171:LYS:HA	2.51	0.41
1:B:38:VAL:HG22	1:C:519:CYS:HB3	2.03	0.41
1:C:176:THR:HG21	1:C:333:ILE:CD1	2.34	0.41
1:K:183:LEU:O	1:K:184:GLN:CB	2.55	0.41
1:L:413:ALA:CB	1:L:417:VAL:HG22	2.51	0.41

Continued on next page...

Continued from previous page...

Atom-1	Atom-2	Interatomic distance (Å)	Clash overlap (Å)
1:K:413:ALA:H	1:K:475:ASN:HD22	1.64	0.41
1:C:31:LEU:HD12	1:C:31:LEU:HA	1.83	0.41
1:H:221:LEU:HD11	1:H:301:ILE:HD12	2.03	0.41
1:M:270:ILE:O	1:M:271:VAL:CB	2.69	0.41
1:I:176:THR:CG2	1:I:177:VAL:N	2.83	0.41
1:C:266:THR:CG2	1:C:273:VAL:HB	2.50	0.41
1:B:202:PRO:C	1:B:204:PHE:N	2.73	0.41
1:E:326:ASN:ND2	1:E:329:THR:HB	2.30	0.41
1:J:5:ASP:HB2	1:J:524:LEU:CD1	2.46	0.41
1:H:242:LYS:C	1:H:244:GLY:H	2.24	0.41
1:H:230:ILE:HB	1:H:258:ALA:HA	2.03	0.41
1:C:288:MET:O	1:C:292:ILE:HG13	2.20	0.41
1:I:352:GLN:HG2	1:I:352:GLN:H	1.66	0.41
1:N:199:TYR:C	1:N:201:SER:H	2.23	0.41
1:D:349:ILE:HG21	1:D:369:VAL:HG13	2.03	0.41
1:F:381:VAL:HG21	1:F:393:LYS:HA	2.02	0.41
1:D:381:VAL:HG21	1:D:393:LYS:HA	2.03	0.41
1:K:30:THR:HB	1:K:51:LYS:O	2.21	0.41
1:N:457:ASN:HA	4:N:1517:MPD:HM3	2.03	0.41
1:F:224:ASP:O	1:F:225:LYS:HB3	2.21	0.41
1:L:461:GLU:HB2	6:L:3097:HOH:O	2.21	0.41
1:B:349:ILE:CG2	1:B:369:VAL:HG13	2.50	0.41
1:D:225:LYS:NZ	1:D:232:GLU:OE2	2.54	0.41
1:G:496:PRO:HB2	1:G:499:VAL:HG13	2.02	0.41
1:L:136:VAL:HA	1:L:137:PRO:HD3	1.94	0.41
1:A:372:LEU:HD12	1:A:372:LEU:HA	1.85	0.41
1:G:429:LEU:HG	1:G:440:ILE:HD13	2.02	0.41
1:J:339:GLU:O	1:J:343:GLN:HB2	2.20	0.41
1:M:200:LEU:HG	1:M:276:VAL:HA	2.02	0.41
1:M:199:TYR:CD2	1:M:326:ASN:O	2.74	0.41
1:D:219:PHE:HB3	1:D:317:LEU:HD23	2.03	0.41
1:K:225:LYS:HD2	1:K:226:LYS:O	2.20	0.41
1:L:451:LEU:HD23	1:L:455:VAL:HG23	2.02	0.41
1:A:193:MET:HG3	1:A:371:LYS:HB3	2.03	0.41
1:N:24:ALA:O	1:N:28:LYS:HG2	2.21	0.41
1:D:16:MET:O	1:D:20:VAL:HG13	2.21	0.41
1:N:240:VAL:HG11	1:N:247:LEU:HB2	2.03	0.41
1:I:16:MET:HB3	1:I:514:MET:HE1	2.02	0.41
1:K:176:THR:HG22	1:K:177:VAL:N	2.36	0.41
1:G:264:VAL:HG12	1:G:265:ASN:N	2.36	0.41
1:J:124:VAL:HG21	1:J:508:ALA:CB	2.51	0.41

Continued on next page...

Continued from previous page...

Atom-1	Atom-2	Interatomic distance (Å)	Clash overlap (Å)
1:E:344:GLY:O	1:E:348:GLN:HG3	2.21	0.41
1:F:384:ALA:O	1:F:385:THR:CG2	2.67	0.40
1:G:385:THR:OG1	1:G:388:GLU:HG3	2.20	0.40
1:D:221:LEU:HD23	1:D:249:ILE:HD12	2.03	0.40
1:D:247:LEU:HD21	1:D:249:ILE:CD1	2.50	0.40
1:B:413:ALA:CB	1:B:417:VAL:HG22	2.50	0.40
1:D:230:ILE:HD13	1:D:261:THR:CG2	2.50	0.40
1:N:472:GLY:HA3	1:N:476:TYR:HD2	1.86	0.40
1:B:166:MET:HE2	1:B:171:LYS:HA	2.03	0.40
1:M:118:ARG:HD2	1:M:436:GLN:NE2	2.37	0.40
1:N:392:LYS:O	1:N:396:VAL:HG23	2.21	0.40
1:K:232:GLU:HB3	1:K:309:LEU:HB2	2.03	0.40
1:K:134:LEU:HD12	1:K:412:VAL:HB	2.03	0.40
1:L:70:GLY:HA2	1:L:73:MET:HE3	2.03	0.40
1:C:90:THR:O	1:C:94:VAL:HG13	2.21	0.40
1:C:183:LEU:O	1:C:184:GLN:CB	2.68	0.40
1:J:176:THR:HG22	1:J:177:VAL:N	2.36	0.40
1:J:205:ILE:HG23	1:J:212:ALA:O	2.21	0.40
1:E:70:GLY:HA2	1:E:73:MET:HE2	2.01	0.40
1:F:39:VAL:HG12	1:G:69:MET:CE	2.52	0.40
1:B:199:TYR:C	1:B:201:SER:H	2.23	0.40
1:K:284:ARG:NH1	6:K:3077:HOH:O	2.53	0.40
1:I:451:LEU:O	1:I:451:LEU:HD23	2.20	0.40
1:E:353:ILE:HD13	1:E:366:GLN:HG3	2.04	0.40
1:B:242:LYS:C	1:B:244:GLY:N	2.75	0.40
1:C:217:SER:N	1:C:218:PRO:HD3	2.36	0.40
1:A:266:THR:HG21	1:A:273:VAL:HB	2.03	0.40
1:A:228:SER:HB3	1:G:272:LYS:HZ3	1.86	0.40
1:F:144:ILE:HG23	1:F:403:THR:HG21	2.03	0.40
1:G:85:ALA:HB1	1:G:499:VAL:HG12	2.02	0.40
1:L:241:ALA:C	1:M:231:ARG:NH1	2.74	0.40
1:L:23:LEU:CD2	1:L:74:VAL:HG22	2.51	0.40
1:M:358:SER:HB3	1:M:361:ASP:OD1	2.20	0.40
1:L:201:SER:C	1:L:202:PRO:O	2.60	0.40
1:B:16:MET:O	1:B:20:VAL:HG13	2.21	0.40
1:B:16:MET:HB3	1:B:514:MET:HE1	2.02	0.40
1:M:144:ILE:HD11	1:M:171:LYS:HE2	2.02	0.40
1:H:23:LEU:CD2	1:H:74:VAL:HG22	2.51	0.40
1:J:100:ILE:O	1:J:104:LEU:HG	2.22	0.40
1:C:68:ASN:O	1:C:72:GLN:HG2	2.21	0.40
1:D:102:GLU:HB2	1:D:442:VAL:HG13	2.04	0.40

Continued on next page...

Continued from previous page...

Atom-1	Atom-2	Interatomic distance (Å)	Clash overlap (Å)
1:H:501:ARG:O	1:H:505:GLN:HG3	2.21	0.40
1:F:7:LYS:HE3	1:F:15:LYS:HE3	2.04	0.40
1:J:501:ARG:O	1:J:505:GLN:HG3	2.21	0.40
1:F:524:LEU:HD12	1:F:524:LEU:HA	1.75	0.40
1:G:383:ALA:O	1:G:384:ALA:CB	2.69	0.40
1:E:131:LEU:CD1	1:E:422:VAL:HG21	2.46	0.40
1:H:524:LEU:HD12	1:H:524:LEU:HA	1.82	0.40
1:A:13:ARG:HD3	1:A:104:LEU:HD22	2.02	0.40
1:E:242:LYS:O	1:E:244:GLY:N	2.54	0.40
1:K:146:GLN:O	1:K:150:ILE:HG13	2.22	0.40
1:N:203:TYR:C	1:N:205:ILE:N	2.74	0.40
1:M:71:ALA:O	1:M:75:LYS:HB2	2.21	0.40
1:K:230:ILE:O	1:K:230:ILE:HG12	2.21	0.40
1:N:71:ALA:O	1:N:75:LYS:HB2	2.22	0.40
1:G:381:VAL:HG21	1:G:393:LYS:HA	2.04	0.40
1:A:364:LYS:HD3	1:A:364:LYS:HA	1.85	0.40
1:C:169:VAL:HG11	1:C:377:ALA:HB2	2.04	0.40
1:B:247:LEU:HB3	1:B:273:VAL:HG22	2.04	0.40
1:N:304:GLU:C	1:N:306:GLY:H	2.25	0.40
1:F:429:LEU:HG	1:F:440:ILE:HD13	2.03	0.40
1:F:77:VAL:HG12	1:F:506:TYR:HB3	2.03	0.40
1:M:344:GLY:O	1:M:347:ALA:HB3	2.21	0.40
1:K:339:GLU:O	1:K:343:GLN:HB2	2.22	0.40
1:D:144:ILE:HG23	1:D:403:THR:HG21	2.03	0.40
1:E:190:VAL:HG21	1:E:333:ILE:HG23	2.03	0.40
1:C:494:LEU:C	1:C:494:LEU:HD12	2.41	0.40
1:L:372:LEU:HA	1:L:372:LEU:HD12	1.92	0.40
1:M:25:ASP:HA	1:M:28:LYS:HE2	2.04	0.40
1:L:287:ALA:HB1	1:L:368:ARG:HH12	1.84	0.40
1:I:31:LEU:HD13	1:I:90:THR:HG21	2.04	0.40
1:C:451:LEU:O	1:C:451:LEU:HD23	2.22	0.40
1:N:239:ALA:HB1	1:N:314:LEU:HG	2.03	0.40
1:N:144:ILE:HG23	1:N:403:THR:HG21	2.02	0.40
1:C:7:LYS:HE3	1:C:15:LYS:HE3	2.03	0.40
1:G:218:PRO:HD2	1:G:320:ALA:O	2.22	0.40
1:N:429:LEU:HG	1:N:440:ILE:HD13	2.03	0.40
1:C:29:VAL:HG12	4:C:1514:MPD:H12	2.03	0.40
1:I:282:GLY:O	1:I:285:ARG:HB3	2.21	0.40
1:F:153:ASN:O	1:F:154:SER:HB2	2.22	0.40
1:K:290:GLN:O	1:K:293:ALA:HB3	2.22	0.40
1:E:185:ASP:HA	1:E:380:LYS:O	2.21	0.40

Continued on next page...

Continued from previous page...

Atom-1	Atom-2	Interatomic distance (Å)	Clash overlap (Å)
1:K:344:GLY:O	1:K:347:ALA:HB3	2.21	0.40
1:C:144:ILE:HG23	1:C:403:THR:CG2	2.52	0.40
1:H:18:ARG:HG3	1:H:67:GLU:CD	2.42	0.40
1:M:289:LEU:HD23	1:M:289:LEU:HA	1.85	0.40
1:L:65:LYS:HG2	1:L:65:LYS:H	1.73	0.40

There are no symmetry-related clashes.

5.3 Torsion angles [i](#)

5.3.1 Protein backbone [i](#)

In the following table, the Percentiles column shows the percent Ramachandran outliers of the chain as a percentile score with respect to all X-ray entries followed by that with respect to entries of similar resolution.

The Analysed column shows the number of residues for which the backbone conformation was analysed, and the total number of residues.

Mol	Chain	Analysed	Favoured	Allowed	Outliers	Percentiles	
1	A	522/547 (95%)	488 (94%)	26 (5%)	8 (2%)	13	41
1	B	522/547 (95%)	485 (93%)	28 (5%)	9 (2%)	11	37
1	C	522/547 (95%)	489 (94%)	24 (5%)	9 (2%)	11	37
1	D	522/547 (95%)	488 (94%)	25 (5%)	9 (2%)	11	37
1	E	522/547 (95%)	487 (93%)	28 (5%)	7 (1%)	15	45
1	F	522/547 (95%)	493 (94%)	20 (4%)	9 (2%)	11	37
1	G	522/547 (95%)	488 (94%)	26 (5%)	8 (2%)	13	41
1	H	522/547 (95%)	491 (94%)	23 (4%)	8 (2%)	13	41
1	I	522/547 (95%)	491 (94%)	25 (5%)	6 (1%)	17	50
1	J	522/547 (95%)	490 (94%)	26 (5%)	6 (1%)	17	50
1	K	522/547 (95%)	491 (94%)	23 (4%)	8 (2%)	13	41
1	L	522/547 (95%)	488 (94%)	26 (5%)	8 (2%)	13	41
1	M	522/547 (95%)	492 (94%)	22 (4%)	8 (2%)	13	41
1	N	522/547 (95%)	491 (94%)	23 (4%)	8 (2%)	13	41
All	All	7308/7658 (95%)	6852 (94%)	345 (5%)	111 (2%)	13	41

All (111) Ramachandran outliers are listed below:

Mol	Chain	Res	Type
1	A	184	GLN
1	B	183	LEU
1	B	184	GLN
1	C	183	LEU
1	C	184	GLN
1	D	183	LEU
1	D	184	GLN
1	E	183	LEU
1	E	184	GLN
1	F	183	LEU
1	F	184	GLN
1	G	183	LEU
1	G	184	GLN
1	A	183	LEU
1	A	256	GLY
1	A	385	THR
1	B	202	PRO
1	B	385	THR
1	C	256	GLY
1	C	385	THR
1	D	31	LEU
1	D	202	PRO
1	D	256	GLY
1	D	385	THR
1	E	202	PRO
1	E	385	THR
1	F	256	GLY
1	F	385	THR
1	G	256	GLY
1	G	385	THR
1	H	256	GLY
1	H	271	VAL
1	I	256	GLY
1	J	225	LYS
1	J	256	GLY
1	K	202	PRO
1	K	256	GLY
1	L	225	LYS
1	L	256	GLY
1	M	256	GLY
1	M	271	VAL
1	N	202	PRO

Continued on next page...

Continued from previous page...

Mol	Chain	Res	Type
1	N	225	LYS
1	N	256	GLY
1	A	202	PRO
1	A	271	VAL
1	B	256	GLY
1	B	383	ALA
1	C	202	PRO
1	E	271	VAL
1	E	383	ALA
1	F	225	LYS
1	F	271	VAL
1	G	202	PRO
1	G	271	VAL
1	H	184	GLN
1	H	202	PRO
1	I	184	GLN
1	I	271	VAL
1	J	184	GLN
1	J	202	PRO
1	J	271	VAL
1	K	9	GLY
1	K	184	GLN
1	K	225	LYS
1	K	271	VAL
1	L	184	GLN
1	L	202	PRO
1	L	271	VAL
1	M	202	PRO
1	M	225	LYS
1	N	184	GLN
1	B	225	LYS
1	B	271	VAL
1	C	225	LYS
1	C	271	VAL
1	C	383	ALA
1	D	271	VAL
1	D	383	ALA
1	E	256	GLY
1	F	202	PRO
1	F	383	ALA
1	G	383	ALA
1	I	9	GLY

Continued on next page...

Continued from previous page...

Mol	Chain	Res	Type
1	I	202	PRO
1	I	225	LYS
1	M	184	GLN
1	M	201	SER
1	N	271	VAL
1	A	383	ALA
1	H	31	LEU
1	H	225	LYS
1	K	230	ILE
1	M	9	GLY
1	N	230	ILE
1	D	225	LYS
1	H	9	GLY
1	J	9	GLY
1	L	9	GLY
1	N	9	GLY
1	N	201	SER
1	B	234	LEU
1	G	9	GLY
1	L	201	SER
1	A	9	GLY
1	F	9	GLY
1	H	230	ILE
1	K	201	SER
1	L	230	ILE
1	C	9	GLY
1	M	230	ILE

5.3.2 Protein sidechains ⓘ

In the following table, the Percentiles column shows the percent sidechain outliers of the chain as a percentile score with respect to all X-ray entries followed by that with respect to entries of similar resolution.

The Analysed column shows the number of residues for which the sidechain conformation was analysed, and the total number of residues.

Mol	Chain	Analysed	Rotameric	Outliers	Percentiles	
1	A	404/414 (98%)	393 (97%)	11 (3%)	52	84
1	B	404/414 (98%)	393 (97%)	11 (3%)	52	84
1	C	404/414 (98%)	391 (97%)	13 (3%)	46	81

Continued on next page...

Continued from previous page...

Mol	Chain	Analysed	Rotameric	Outliers	Percentiles	
1	D	404/414 (98%)	393 (97%)	11 (3%)	52	84
1	E	404/414 (98%)	392 (97%)	12 (3%)	48	82
1	F	404/414 (98%)	392 (97%)	12 (3%)	48	82
1	G	404/414 (98%)	391 (97%)	13 (3%)	46	81
1	H	404/414 (98%)	390 (96%)	14 (4%)	43	78
1	I	404/414 (98%)	390 (96%)	14 (4%)	43	78
1	J	404/414 (98%)	388 (96%)	16 (4%)	38	73
1	K	404/414 (98%)	389 (96%)	15 (4%)	41	76
1	L	404/414 (98%)	390 (96%)	14 (4%)	43	78
1	M	404/414 (98%)	388 (96%)	16 (4%)	38	73
1	N	404/414 (98%)	389 (96%)	15 (4%)	41	76
All	All	5656/5796 (98%)	5469 (97%)	187 (3%)	45	80

All (187) residues with a non-rotameric sidechain are listed below:

Mol	Chain	Res	Type
1	A	129	GLU
1	A	131	LEU
1	A	134	LEU
1	A	177	VAL
1	A	284	ARG
1	A	329	THR
1	A	331	THR
1	A	361	ASP
1	A	398	ASP
1	A	404	ARG
1	A	524	LEU
1	B	74	VAL
1	B	94	VAL
1	B	129	GLU
1	B	134	LEU
1	B	177	VAL
1	B	284	ARG
1	B	328	ASP
1	B	361	ASP
1	B	398	ASP
1	B	404	ARG
1	B	524	LEU

Continued on next page...

Continued from previous page...

Mol	Chain	Res	Type
1	C	74	VAL
1	C	129	GLU
1	C	134	LEU
1	C	177	VAL
1	C	183	LEU
1	C	284	ARG
1	C	328	ASP
1	C	329	THR
1	C	331	THR
1	C	361	ASP
1	C	398	ASP
1	C	404	ARG
1	C	524	LEU
1	D	74	VAL
1	D	134	LEU
1	D	177	VAL
1	D	284	ARG
1	D	328	ASP
1	D	329	THR
1	D	331	THR
1	D	361	ASP
1	D	398	ASP
1	D	404	ARG
1	D	524	LEU
1	E	129	GLU
1	E	131	LEU
1	E	134	LEU
1	E	177	VAL
1	E	199	TYR
1	E	218	PRO
1	E	284	ARG
1	E	331	THR
1	E	372	LEU
1	E	398	ASP
1	E	404	ARG
1	E	524	LEU
1	F	74	VAL
1	F	134	LEU
1	F	177	VAL
1	F	284	ARG
1	F	295	LEU
1	F	328	ASP

Continued on next page...

Continued from previous page...

Mol	Chain	Res	Type
1	F	329	THR
1	F	331	THR
1	F	361	ASP
1	F	398	ASP
1	F	404	ARG
1	F	524	LEU
1	G	74	VAL
1	G	129	GLU
1	G	134	LEU
1	G	177	VAL
1	G	183	LEU
1	G	284	ARG
1	G	328	ASP
1	G	329	THR
1	G	331	THR
1	G	361	ASP
1	G	398	ASP
1	G	404	ARG
1	G	524	LEU
1	H	20	VAL
1	H	74	VAL
1	H	76	GLU
1	H	89	THR
1	H	209	GLU
1	H	225	LYS
1	H	328	ASP
1	H	329	THR
1	H	331	THR
1	H	351	GLN
1	H	398	ASP
1	H	404	ARG
1	H	499	VAL
1	H	524	LEU
1	I	20	VAL
1	I	74	VAL
1	I	76	GLU
1	I	89	THR
1	I	209	GLU
1	I	225	LYS
1	I	328	ASP
1	I	329	THR
1	I	331	THR

Continued on next page...

Continued from previous page...

Mol	Chain	Res	Type
1	I	351	GLN
1	I	398	ASP
1	I	404	ARG
1	I	499	VAL
1	I	524	LEU
1	J	20	VAL
1	J	74	VAL
1	J	76	GLU
1	J	89	THR
1	J	94	VAL
1	J	225	LYS
1	J	289	LEU
1	J	328	ASP
1	J	329	THR
1	J	331	THR
1	J	351	GLN
1	J	372	LEU
1	J	398	ASP
1	J	404	ARG
1	J	499	VAL
1	J	524	LEU
1	K	20	VAL
1	K	74	VAL
1	K	76	GLU
1	K	89	THR
1	K	209	GLU
1	K	225	LYS
1	K	289	LEU
1	K	328	ASP
1	K	329	THR
1	K	331	THR
1	K	351	GLN
1	K	398	ASP
1	K	404	ARG
1	K	499	VAL
1	K	524	LEU
1	L	20	VAL
1	L	74	VAL
1	L	76	GLU
1	L	89	THR
1	L	209	GLU
1	L	225	LYS

Continued on next page...

Continued from previous page...

Mol	Chain	Res	Type
1	L	328	ASP
1	L	329	THR
1	L	331	THR
1	L	351	GLN
1	L	398	ASP
1	L	404	ARG
1	L	499	VAL
1	L	524	LEU
1	M	20	VAL
1	M	74	VAL
1	M	76	GLU
1	M	89	THR
1	M	94	VAL
1	M	209	GLU
1	M	225	LYS
1	M	284	ARG
1	M	328	ASP
1	M	329	THR
1	M	331	THR
1	M	351	GLN
1	M	372	LEU
1	M	398	ASP
1	M	404	ARG
1	M	524	LEU
1	N	20	VAL
1	N	74	VAL
1	N	76	GLU
1	N	89	THR
1	N	94	VAL
1	N	209	GLU
1	N	225	LYS
1	N	328	ASP
1	N	329	THR
1	N	331	THR
1	N	351	GLN
1	N	398	ASP
1	N	404	ARG
1	N	499	VAL
1	N	524	LEU

Some sidechains can be flipped to improve hydrogen bonding and reduce clashes. All (96) such sidechains are listed below:

Mol	Chain	Res	Type
1	A	37	ASN
1	A	146	GLN
1	A	265	ASN
1	A	319	GLN
1	A	326	ASN
1	A	351	GLN
1	A	366	GLN
1	A	475	ASN
1	B	10	ASN
1	B	37	ASN
1	B	146	GLN
1	B	265	ASN
1	B	326	ASN
1	B	351	GLN
1	B	366	GLN
1	B	475	ASN
1	C	37	ASN
1	C	146	GLN
1	C	229	ASN
1	C	265	ASN
1	C	326	ASN
1	C	351	GLN
1	C	366	GLN
1	C	475	ASN
1	D	37	ASN
1	D	146	GLN
1	D	265	ASN
1	D	326	ASN
1	D	351	GLN
1	D	366	GLN
1	D	475	ASN
1	E	37	ASN
1	E	146	GLN
1	E	265	ASN
1	E	319	GLN
1	E	326	ASN
1	E	366	GLN
1	E	475	ASN
1	F	10	ASN
1	F	37	ASN
1	F	146	GLN
1	F	229	ASN
1	F	265	ASN

Continued on next page...

Continued from previous page...

Mol	Chain	Res	Type
1	F	326	ASN
1	F	366	GLN
1	F	475	ASN
1	G	37	ASN
1	G	146	GLN
1	G	265	ASN
1	G	326	ASN
1	G	343	GLN
1	G	351	GLN
1	G	366	GLN
1	G	475	ASN
1	H	37	ASN
1	H	146	GLN
1	H	265	ASN
1	H	290	GLN
1	H	319	GLN
1	H	351	GLN
1	H	475	ASN
1	I	37	ASN
1	I	146	GLN
1	I	265	ASN
1	I	348	GLN
1	I	351	GLN
1	I	475	ASN
1	J	37	ASN
1	J	265	ASN
1	J	351	GLN
1	J	475	ASN
1	K	37	ASN
1	K	146	GLN
1	K	265	ASN
1	K	348	GLN
1	K	351	GLN
1	K	475	ASN
1	L	37	ASN
1	L	146	GLN
1	L	229	ASN
1	L	265	ASN
1	L	348	GLN
1	L	351	GLN
1	L	475	ASN
1	M	10	ASN

Continued on next page...

Continued from previous page...

Mol	Chain	Res	Type
1	M	37	ASN
1	M	146	GLN
1	M	265	ASN
1	M	351	GLN
1	M	475	ASN
1	N	37	ASN
1	N	229	ASN
1	N	265	ASN
1	N	326	ASN
1	N	351	GLN
1	N	475	ASN

5.3.3 RNA [i](#)

There are no RNA molecules in this entry.

5.4 Non-standard residues in protein, DNA, RNA chains [i](#)

There are no non-standard protein/DNA/RNA residues in this entry.

5.5 Carbohydrates [i](#)

There are no carbohydrates in this entry.

5.6 Ligand geometry [i](#)

Of 89 ligands modelled in this entry, 14 are monoatomic - leaving 75 for Mogul analysis.

In the following table, the Counts columns list the number of bonds (or angles) for which Mogul statistics could be retrieved, the number of bonds (or angles) that are observed in the model and the number of bonds (or angles) that are defined in the chemical component dictionary. The Link column lists molecule types, if any, to which the group is linked. The Z score for a bond length (or angle) is the number of standard deviations the observed value is removed from the expected value. A bond length (or angle) with $|Z| > 2$ is considered an outlier worth inspection. RMSZ is the root-mean-square of all Z scores of the bond lengths (or angles).

Mol	Type	Chain	Res	Link	Bond lengths			Bond angles		
					Counts	RMSZ	$\# Z > 2$	Counts	RMSZ	$\# Z > 2$
2	SO4	A	1107	-	4,4,4	0.26	0	6,6,6	0.11	0
2	SO4	A	1115	-	4,4,4	0.22	0	6,6,6	0.10	0
2	SO4	A	1121	-	4,4,4	0.26	0	6,6,6	0.13	0

Mol	Type	Chain	Res	Link	Bond lengths			Bond angles		
					Counts	RMSZ	# Z > 2	Counts	RMSZ	# Z > 2
2	SO4	A	1139	-	4,4,4	0.22	0	6,6,6	0.12	0
4	MPD	A	1507	-	6,7,7	0.36	0	7,10,10	0.54	0
4	MPD	A	1511	-	6,7,7	0.52	0	7,10,10	0.51	0
2	SO4	B	1113	-	4,4,4	0.22	0	6,6,6	0.08	0
2	SO4	B	1114	-	4,4,4	0.22	0	6,6,6	0.06	0
2	SO4	B	1130	-	4,4,4	0.24	0	6,6,6	0.12	0
2	SO4	B	1135	-	4,4,4	0.24	0	6,6,6	0.08	0
2	SO4	B	1136	-	4,4,4	0.25	0	6,6,6	0.10	0
4	MPD	B	1510	-	6,7,7	0.35	0	7,10,10	0.51	0
4	MPD	B	1512	-	6,7,7	0.43	0	7,10,10	0.45	0
4	MPD	B	1513	-	6,7,7	0.39	0	7,10,10	0.57	0
4	MPD	B	1523	-	6,7,7	0.52	0	7,10,10	0.49	0
2	SO4	C	1101	-	4,4,4	0.27	0	6,6,6	0.06	0
2	SO4	C	1124	-	4,4,4	0.25	0	6,6,6	0.09	0
2	SO4	C	1133	-	4,4,4	0.21	0	6,6,6	0.12	0
2	SO4	C	1137	-	4,4,4	0.25	0	6,6,6	0.12	0
4	MPD	C	1514	-	6,7,7	0.35	0	7,10,10	0.39	0
2	SO4	D	1110	-	4,4,4	0.27	0	6,6,6	0.08	0
2	SO4	D	1112	-	4,4,4	0.28	0	6,6,6	0.13	0
2	SO4	D	1128	-	4,4,4	0.22	0	6,6,6	0.10	0
2	SO4	D	1129	-	4,4,4	0.22	0	6,6,6	0.11	0
2	SO4	D	1138	-	4,4,4	0.25	0	6,6,6	0.07	0
4	MPD	D	1508	-	6,7,7	0.43	0	7,10,10	0.41	0
2	SO4	E	1123	-	4,4,4	0.24	0	6,6,6	0.08	0
2	SO4	E	1140	-	4,4,4	0.26	0	6,6,6	0.15	0
4	MPD	E	1502	-	6,7,7	0.45	0	7,10,10	0.50	0
4	MPD	E	1503	-	6,7,7	0.42	0	7,10,10	0.49	0
4	MPD	E	1504	-	6,7,7	0.44	0	7,10,10	0.63	0
4	MPD	E	1521	-	6,7,7	0.39	0	7,10,10	0.55	0
4	MPD	E	1528	-	6,7,7	0.50	0	7,10,10	0.51	0
5	PEG	E	2100	-	6,6,6	0.82	0	5,5,5	1.56	1 (20%)
2	SO4	F	1125	-	4,4,4	0.26	0	6,6,6	0.09	0
2	SO4	F	1141	-	4,4,4	0.27	0	6,6,6	0.08	0
4	MPD	F	1501	-	6,7,7	0.49	0	7,10,10	0.38	0
4	MPD	F	1520	-	6,7,7	0.42	0	7,10,10	0.52	0
4	MPD	F	1522	-	6,7,7	0.38	0	7,10,10	0.46	0
2	SO4	G	1108	-	4,4,4	0.23	0	6,6,6	0.12	0
2	SO4	G	1109	-	4,4,4	0.22	0	6,6,6	0.12	0
2	SO4	G	1132	-	4,4,4	0.24	0	6,6,6	0.09	0
4	MPD	G	1509	-	6,7,7	0.51	0	7,10,10	0.54	0
4	MPD	G	1519	-	6,7,7	0.36	0	7,10,10	0.45	0
2	SO4	H	1103	-	4,4,4	0.28	0	6,6,6	0.09	0
2	SO4	H	1120	-	4,4,4	0.25	0	6,6,6	0.10	0

Mol	Type	Chain	Res	Link	Bond lengths			Bond angles		
					Counts	RMSZ	# Z > 2	Counts	RMSZ	# Z > 2
2	SO4	H	1142	-	4,4,4	0.25	0	6,6,6	0.09	0
4	MPD	H	1516	-	6,7,7	0.43	0	7,10,10	0.51	0
4	MPD	H	1525	-	6,7,7	0.44	0	7,10,10	0.51	0
2	SO4	I	1119	-	4,4,4	0.24	0	6,6,6	0.08	0
2	SO4	I	1143	-	4,4,4	0.24	0	6,6,6	0.10	0
4	MPD	I	1505	-	6,7,7	0.36	0	7,10,10	0.57	0
4	MPD	I	1524	-	6,7,7	0.37	0	7,10,10	0.45	0
4	MPD	I	1530	-	6,7,7	0.49	0	7,10,10	0.58	0
2	SO4	J	1111	-	4,4,4	0.20	0	6,6,6	0.06	0
2	SO4	J	1118	-	4,4,4	0.23	0	6,6,6	0.11	0
2	SO4	J	1127	-	4,4,4	0.23	0	6,6,6	0.09	0
2	SO4	J	1144	-	4,4,4	0.25	0	6,6,6	0.09	0
4	MPD	J	1529	-	6,7,7	0.45	0	7,10,10	0.47	0
2	SO4	K	1134	-	4,4,4	0.27	0	6,6,6	0.10	0
2	SO4	K	1145	-	4,4,4	0.27	0	6,6,6	0.08	0
4	MPD	K	1506	-	6,7,7	0.53	0	7,10,10	0.39	0
4	MPD	K	1527	-	6,7,7	0.38	0	7,10,10	0.46	0
2	SO4	L	1116	-	4,4,4	0.24	0	6,6,6	0.06	0
2	SO4	L	1117	-	4,4,4	0.24	0	6,6,6	0.10	0
4	MPD	L	1500	-	6,7,7	0.54	0	7,10,10	0.57	0
2	SO4	M	1105	-	4,4,4	0.25	0	6,6,6	0.14	0
2	SO4	M	1106	-	4,4,4	0.22	0	6,6,6	0.07	0
2	SO4	M	1126	-	4,4,4	0.21	0	6,6,6	0.13	0
4	MPD	M	1518	-	6,7,7	0.53	0	7,10,10	0.41	0
2	SO4	N	1104	-	4,4,4	0.27	0	6,6,6	0.17	0
2	SO4	N	1146	-	4,4,4	0.26	0	6,6,6	0.13	0
4	MPD	N	1515	-	6,7,7	0.55	0	7,10,10	0.55	0
4	MPD	N	1517	-	6,7,7	0.50	0	7,10,10	0.53	0
4	MPD	N	1526	-	6,7,7	0.41	0	7,10,10	0.46	0

In the following table, the Chirals column lists the number of chiral outliers, the number of chiral centers analysed, the number of these observed in the model and the number defined in the chemical component dictionary. Similar counts are reported in the Torsion and Rings columns. '-' means no outliers of that kind were identified.

Mol	Type	Chain	Res	Link	Chirals	Torsions	Rings
2	SO4	A	1107	-	-	0/0/0/0	0/0/0/0
2	SO4	A	1115	-	-	0/0/0/0	0/0/0/0
2	SO4	A	1121	-	-	0/0/0/0	0/0/0/0
2	SO4	A	1139	-	-	0/0/0/0	0/0/0/0
4	MPD	A	1507	-	-	0/5/5/5	0/0/0/0
4	MPD	A	1511	-	-	0/5/5/5	0/0/0/0
2	SO4	B	1113	-	-	0/0/0/0	0/0/0/0

Continued on next page...

Continued from previous page...

Mol	Type	Chain	Res	Link	Chirals	Torsions	Rings
2	SO4	B	1114	-	-	0/0/0/0	0/0/0/0
2	SO4	B	1130	-	-	0/0/0/0	0/0/0/0
2	SO4	B	1135	-	-	0/0/0/0	0/0/0/0
2	SO4	B	1136	-	-	0/0/0/0	0/0/0/0
4	MPD	B	1510	-	-	0/5/5/5	0/0/0/0
4	MPD	B	1512	-	-	0/5/5/5	0/0/0/0
4	MPD	B	1513	-	-	0/5/5/5	0/0/0/0
4	MPD	B	1523	-	-	0/5/5/5	0/0/0/0
2	SO4	C	1101	-	-	0/0/0/0	0/0/0/0
2	SO4	C	1124	-	-	0/0/0/0	0/0/0/0
2	SO4	C	1133	-	-	0/0/0/0	0/0/0/0
2	SO4	C	1137	-	-	0/0/0/0	0/0/0/0
4	MPD	C	1514	-	-	0/5/5/5	0/0/0/0
2	SO4	D	1110	-	-	0/0/0/0	0/0/0/0
2	SO4	D	1112	-	-	0/0/0/0	0/0/0/0
2	SO4	D	1128	-	-	0/0/0/0	0/0/0/0
2	SO4	D	1129	-	-	0/0/0/0	0/0/0/0
2	SO4	D	1138	-	-	0/0/0/0	0/0/0/0
4	MPD	D	1508	-	-	0/5/5/5	0/0/0/0
2	SO4	E	1123	-	-	0/0/0/0	0/0/0/0
2	SO4	E	1140	-	-	0/0/0/0	0/0/0/0
4	MPD	E	1502	-	-	0/5/5/5	0/0/0/0
4	MPD	E	1503	-	-	0/5/5/5	0/0/0/0
4	MPD	E	1504	-	-	0/5/5/5	0/0/0/0
4	MPD	E	1521	-	-	0/5/5/5	0/0/0/0
4	MPD	E	1528	-	-	0/5/5/5	0/0/0/0
5	PEG	E	2100	-	-	0/4/4/4	0/0/0/0
2	SO4	F	1125	-	-	0/0/0/0	0/0/0/0
2	SO4	F	1141	-	-	0/0/0/0	0/0/0/0
4	MPD	F	1501	-	-	0/5/5/5	0/0/0/0
4	MPD	F	1520	-	-	0/5/5/5	0/0/0/0
4	MPD	F	1522	-	-	0/5/5/5	0/0/0/0
2	SO4	G	1108	-	-	0/0/0/0	0/0/0/0
2	SO4	G	1109	-	-	0/0/0/0	0/0/0/0
2	SO4	G	1132	-	-	0/0/0/0	0/0/0/0
4	MPD	G	1509	-	-	0/5/5/5	0/0/0/0
4	MPD	G	1519	-	-	0/5/5/5	0/0/0/0
2	SO4	H	1103	-	-	0/0/0/0	0/0/0/0
2	SO4	H	1120	-	-	0/0/0/0	0/0/0/0
2	SO4	H	1142	-	-	0/0/0/0	0/0/0/0
4	MPD	H	1516	-	-	0/5/5/5	0/0/0/0
4	MPD	H	1525	-	-	0/5/5/5	0/0/0/0

Continued on next page...

Continued from previous page...

Mol	Type	Chain	Res	Link	Chirals	Torsions	Rings
2	SO4	I	1119	-	-	0/0/0/0	0/0/0/0
2	SO4	I	1143	-	-	0/0/0/0	0/0/0/0
4	MPD	I	1505	-	-	0/5/5/5	0/0/0/0
4	MPD	I	1524	-	-	0/5/5/5	0/0/0/0
4	MPD	I	1530	-	-	0/5/5/5	0/0/0/0
2	SO4	J	1111	-	-	0/0/0/0	0/0/0/0
2	SO4	J	1118	-	-	0/0/0/0	0/0/0/0
2	SO4	J	1127	-	-	0/0/0/0	0/0/0/0
2	SO4	J	1144	-	-	0/0/0/0	0/0/0/0
4	MPD	J	1529	-	-	0/5/5/5	0/0/0/0
2	SO4	K	1134	-	-	0/0/0/0	0/0/0/0
2	SO4	K	1145	-	-	0/0/0/0	0/0/0/0
4	MPD	K	1506	-	-	0/5/5/5	0/0/0/0
4	MPD	K	1527	-	-	0/5/5/5	0/0/0/0
2	SO4	L	1116	-	-	0/0/0/0	0/0/0/0
2	SO4	L	1117	-	-	0/0/0/0	0/0/0/0
4	MPD	L	1500	-	-	0/5/5/5	0/0/0/0
2	SO4	M	1105	-	-	0/0/0/0	0/0/0/0
2	SO4	M	1106	-	-	0/0/0/0	0/0/0/0
2	SO4	M	1126	-	-	0/0/0/0	0/0/0/0
4	MPD	M	1518	-	-	0/5/5/5	0/0/0/0
2	SO4	N	1104	-	-	0/0/0/0	0/0/0/0
2	SO4	N	1146	-	-	0/0/0/0	0/0/0/0
4	MPD	N	1515	-	-	0/5/5/5	0/0/0/0
4	MPD	N	1517	-	-	0/5/5/5	0/0/0/0
4	MPD	N	1526	-	-	0/5/5/5	0/0/0/0

There are no bond length outliers.

All (1) bond angle outliers are listed below:

Mol	Chain	Res	Type	Atoms	Z	Observed(°)	Ideal(°)
5	E	2100	PEG	O2-C2-C1	2.41	121.54	110.43

There are no chirality outliers.

There are no torsion outliers.

There are no ring outliers.

14 monomers are involved in 27 short contacts:

Mol	Chain	Res	Type	Clashes	Symm-Clashes
2	B	1136	SO4	2	0

Continued on next page...

Continued from previous page...

Mol	Chain	Res	Type	Clashes	Symm-Clashes
4	B	1510	MPD	2	0
4	C	1514	MPD	2	0
4	E	1502	MPD	1	0
2	F	1141	SO4	1	0
4	F	1522	MPD	1	0
4	G	1509	MPD	1	0
4	H	1516	MPD	2	0
4	K	1506	MPD	2	0
4	M	1518	MPD	3	0
2	N	1146	SO4	1	0
4	N	1515	MPD	5	0
4	N	1517	MPD	2	0
4	N	1526	MPD	2	0

5.7 Other polymers [i](#)

There are no such residues in this entry.

5.8 Polymer linkage issues [i](#)

There are no chain breaks in this entry.

6 Fit of model and data ⓘ

6.1 Protein, DNA and RNA chains ⓘ

In the following table, the column labelled ‘#RSRZ> 2’ contains the number (and percentage) of RSRZ outliers, followed by percent RSRZ outliers for the chain as percentile scores relative to all X-ray entries and entries of similar resolution. The OWAB column contains the minimum, median, 95th percentile and maximum values of the occupancy-weighted average B-factor per residue. The column labelled ‘Q< 0.9’ lists the number of (and percentage) of residues with an average occupancy less than 0.9.

Mol	Chain	Analysed	<RSRZ>	#RSRZ>2	OWAB(Å ²)	Q<0.9
1	A	524/547 (95%)	-0.22	4 (0%) 87 86	15, 40, 73, 90	0
1	B	524/547 (95%)	-0.02	16 (3%) 52 46	15, 43, 75, 91	0
1	C	524/547 (95%)	-0.14	12 (2%) 64 59	17, 43, 75, 90	0
1	D	524/547 (95%)	-0.26	4 (0%) 87 86	15, 41, 73, 90	0
1	E	524/547 (95%)	-0.22	4 (0%) 87 86	17, 42, 74, 90	0
1	F	524/547 (95%)	-0.20	7 (1%) 79 78	16, 41, 75, 90	0
1	G	524/547 (95%)	-0.28	2 (0%) 93 92	16, 40, 73, 88	0
1	H	524/547 (95%)	-0.04	9 (1%) 73 70	20, 48, 89, 101	0
1	I	524/547 (95%)	-0.17	7 (1%) 79 78	21, 49, 89, 101	0
1	J	524/547 (95%)	-0.17	6 (1%) 82 80	19, 48, 89, 102	0
1	K	524/547 (95%)	-0.11	9 (1%) 73 70	20, 48, 89, 102	0
1	L	524/547 (95%)	0.18	47 (8%) 12 7	19, 49, 91, 103	0
1	M	524/547 (95%)	0.02	25 (4%) 34 29	20, 49, 90, 103	0
1	N	524/547 (95%)	-0.11	9 (1%) 73 70	21, 49, 89, 102	0
All	All	7336/7658 (95%)	-0.13	161 (2%) 65 61	15, 45, 84, 103	0

All (161) RSRZ outliers are listed below:

Mol	Chain	Res	Type	RSRZ
1	L	313	THR	6.4
1	L	203	TYR	5.8
1	L	312	ALA	5.2
1	M	44	PHE	5.0
1	L	266	THR	5.0
1	L	236	VAL	4.9
1	E	44	PHE	4.5
1	L	353	ILE	4.5

Continued on next page...

Continued from previous page...

Mol	Chain	Res	Type	RSRZ
1	D	44	PHE	4.5
1	M	360	TYR	4.4
1	L	355	GLU	4.4
1	H	44	PHE	4.4
1	L	301	ILE	4.3
1	C	44	PHE	4.2
1	C	313	THR	4.2
1	L	210	THR	4.1
1	L	311	LYS	4.0
1	L	309	LEU	4.0
1	F	305	ILE	4.0
1	B	44	PHE	3.9
1	L	314	LEU	3.8
1	L	201	SER	3.8
1	M	310	GLU	3.8
1	N	203	TYR	3.8
1	K	44	PHE	3.7
1	C	203	TYR	3.7
1	L	354	GLU	3.6
1	B	266	THR	3.6
1	J	44	PHE	3.6
1	N	44	PHE	3.6
1	G	44	PHE	3.6
1	B	203	TYR	3.6
1	M	201	SER	3.6
1	L	357	THR	3.5
1	K	360	TYR	3.5
1	L	233	MET	3.5
1	L	271	VAL	3.4
1	A	44	PHE	3.4
1	M	238	GLU	3.3
1	L	231	ARG	3.3
1	C	243	ALA	3.3
1	F	203	TYR	3.3
1	L	299	THR	3.2
1	M	243	ALA	3.2
1	M	266	THR	3.2
1	L	234	LEU	3.2
1	M	203	TYR	3.1
1	N	243	ALA	3.1
1	M	353	ILE	3.1
1	I	357	THR	3.1

Continued on next page...

Continued from previous page...

Mol	Chain	Res	Type	RSRZ
1	J	305	ILE	3.1
1	L	235	PRO	3.1
1	H	306	GLY	3.0
1	C	306	GLY	2.9
1	F	356	ALA	2.9
1	B	353	ILE	2.9
1	N	356	ALA	2.9
1	L	366	GLN	2.9
1	A	43	SER	2.9
1	H	305	ILE	2.9
1	B	284	ARG	2.9
1	K	236	VAL	2.8
1	F	44	PHE	2.8
1	L	268	ARG	2.8
1	N	360	TYR	2.8
1	K	238	GLU	2.8
1	B	272	LYS	2.8
1	C	311	LYS	2.8
1	L	238	GLU	2.8
1	D	203	TYR	2.8
1	C	43	SER	2.7
1	L	307	MET	2.7
1	A	305	ILE	2.6
1	I	284	ARG	2.6
1	M	217	SER	2.6
1	L	269	GLY	2.6
1	L	356	ALA	2.6
1	H	43	SER	2.6
1	E	244	GLY	2.6
1	M	342	ILE	2.6
1	C	356	ALA	2.6
1	K	356	ALA	2.6
1	I	44	PHE	2.6
1	H	308	GLU	2.6
1	B	355	GLU	2.5
1	M	294	THR	2.5
1	L	352	GLN	2.5
1	H	209	GLU	2.5
1	J	209	GLU	2.5
1	F	308	GLU	2.5
1	M	268	ARG	2.5
1	M	362	ARG	2.5

Continued on next page...

Continued from previous page...

Mol	Chain	Res	Type	RSRZ
1	I	366	GLN	2.4
1	L	255	GLU	2.4
1	E	271	VAL	2.4
1	K	315	GLU	2.4
1	B	43	SER	2.4
1	N	43	SER	2.4
1	L	44	PHE	2.4
1	L	308	GLU	2.4
1	K	43	SER	2.4
1	L	229	ASN	2.3
1	M	343	GLN	2.3
1	M	356	ALA	2.3
1	M	384	ALA	2.3
1	G	384	ALA	2.3
1	M	354	GLU	2.3
1	M	43	SER	2.3
1	N	268	ARG	2.3
1	K	357	THR	2.3
1	L	242	LYS	2.3
1	L	358	SER	2.3
1	C	256	GLY	2.3
1	L	316	ASP	2.3
1	B	347	ALA	2.3
1	B	356	ALA	2.3
1	B	349	ILE	2.3
1	L	214	GLU	2.3
1	J	284	ARG	2.3
1	M	240	VAL	2.3
1	D	43	SER	2.2
1	B	354	GLU	2.2
1	I	305	ILE	2.2
1	L	302	SER	2.2
1	M	152	ALA	2.2
1	I	360	TYR	2.2
1	H	363	GLU	2.2
1	L	200	LEU	2.2
1	N	284	ARG	2.2
1	M	258	ALA	2.2
1	D	484	GLU	2.2
1	L	381	VAL	2.2
1	J	43	SER	2.1
1	B	489	ILE	2.1

Continued on next page...

Continued from previous page...

Mol	Chain	Res	Type	RSRZ
1	H	210	THR	2.1
1	L	272	LYS	2.1
1	C	305	ILE	2.1
1	F	355	GLU	2.1
1	L	310	GLU	2.1
1	B	351	GLN	2.1
1	M	271	VAL	2.1
1	L	243	ALA	2.1
1	M	245	LYS	2.1
1	B	357	THR	2.1
1	F	357	THR	2.1
1	L	317	LEU	2.1
1	A	209	GLU	2.1
1	I	203	TYR	2.1
1	L	341	ALA	2.1
1	K	313	THR	2.0
1	L	205	ILE	2.0
1	C	284	ARG	2.0
1	L	259	LEU	2.0
1	E	360	TYR	2.0
1	B	242	LYS	2.0
1	L	383	ALA	2.0
1	M	239	ALA	2.0
1	C	314	LEU	2.0
1	H	139	SER	2.0
1	N	183	LEU	2.0
1	J	363	GLU	2.0

6.2 Non-standard residues in protein, DNA, RNA chains [i](#)

There are no non-standard protein/DNA/RNA residues in this entry.

6.3 Carbohydrates [i](#)

There are no carbohydrates in this entry.

6.4 Ligands [i](#)

In the following table, the Atoms column lists the number of modelled atoms in the group and the number defined in the chemical component dictionary. LLDF column lists the quality of electron density of the group with respect to its neighbouring residues in protein, DNA or RNA chains.

The B-factors column lists the minimum, median, 95th percentile and maximum values of B factors of atoms in the group. The column labelled 'Q< 0.9' lists the number of atoms with occupancy less than 0.9.

Mol	Type	Chain	Res	Atoms	RSCC	RSR	LLDF	B-factors(Å ²)	Q<0.9
4	MPD	F	1522	8/8	0.84	0.40	14.44	70,73,74,75	0
4	MPD	I	1530	8/8	0.88	0.30	12.16	58,59,62,62	0
4	MPD	B	1510	8/8	0.89	0.36	10.56	76,76,77,77	0
4	MPD	E	1528	8/8	0.87	0.31	10.55	63,65,69,70	0
4	MPD	N	1517	8/8	0.88	0.33	10.44	67,69,70,71	0
4	MPD	F	1520	8/8	0.86	0.31	9.00	41,47,56,57	0
4	MPD	G	1509	8/8	0.90	0.32	8.85	55,57,62,65	0
4	MPD	M	1518	8/8	0.91	0.28	8.79	64,65,65,66	0
4	MPD	B	1512	8/8	0.83	0.34	8.51	69,72,73,74	0
2	SO4	H	1120	5/5	0.91	0.38	8.25	107,108,109,109	0
2	SO4	D	1110	5/5	0.85	0.27	7.75	113,114,115,115	0
4	MPD	J	1529	8/8	0.96	0.27	7.52	55,56,57,57	0
4	MPD	F	1501	8/8	0.89	0.37	7.48	54,59,66,68	0
4	MPD	E	1504	8/8	0.90	0.31	7.25	52,53,57,59	0
4	MPD	L	1500	8/8	0.91	0.29	7.07	43,46,49,49	0
4	MPD	G	1519	8/8	0.87	0.26	7.06	57,59,60,60	0
4	MPD	C	1514	8/8	0.88	0.28	6.53	59,60,66,66	0
4	MPD	A	1511	8/8	0.93	0.25	5.78	42,43,45,45	0
2	SO4	I	1119	5/5	0.92	0.32	5.72	105,106,106,107	0
2	SO4	M	1105	5/5	0.86	0.38	5.68	124,125,125,125	0
2	SO4	L	1116	5/5	0.89	0.33	5.64	114,115,115,115	0
4	MPD	E	1503	8/8	0.95	0.36	4.73	56,56,59,59	0
2	SO4	C	1101	5/5	0.89	0.27	4.36	101,102,103,103	0
3	K	H	3030	1/1	0.74	0.28	4.08	86,86,86,86	0
2	SO4	C	1133	5/5	0.80	0.31	3.96	139,139,140,140	0
2	SO4	B	1113	5/5	0.85	0.25	3.54	112,113,114,114	0
4	MPD	D	1508	8/8	0.78	0.38	3.13	78,80,81,81	0
2	SO4	D	1128	5/5	0.88	0.33	3.07	118,118,118,119	0
2	SO4	G	1108	5/5	0.89	0.26	2.98	116,117,117,118	0
4	MPD	E	1502	8/8	0.85	0.29	2.93	73,75,79,81	0
5	PEG	E	2100	7/7	0.69	0.23	2.91	83,86,88,89	0
4	MPD	I	1524	8/8	0.75	0.29	2.80	75,80,83,83	0
2	SO4	M	1126	5/5	0.87	0.23	2.59	115,115,116,116	0
4	MPD	N	1515	8/8	0.91	0.23	2.59	67,69,70,70	0
2	SO4	J	1118	5/5	0.95	0.26	2.14	104,104,104,105	0
2	SO4	J	1111	5/5	0.88	0.21	2.04	111,112,112,112	0
4	MPD	B	1523	8/8	0.91	0.35	1.88	77,77,79,79	0
4	MPD	K	1506	8/8	0.93	0.21	1.70	46,50,50,51	0
2	SO4	K	1134	5/5	0.91	0.20	1.54	109,109,109,110	0

Continued on next page...

Continued from previous page...

Mol	Type	Chain	Res	Atoms	RSCC	RSR	LLDF	B-factors(\AA^2)	Q<0.9
2	SO4	N	1104	5/5	0.88	0.23	1.28	108,108,108,108	0
2	SO4	B	1114	5/5	0.90	0.21	1.26	130,130,131,132	0
4	MPD	H	1525	8/8	0.87	0.25	1.14	74,75,75,75	0
4	MPD	H	1516	8/8	0.94	0.16	1.04	48,49,49,49	0
2	SO4	J	1127	5/5	0.94	0.31	0.51	137,137,137,138	0
2	SO4	H	1103	5/5	0.87	0.19	0.30	116,116,117,117	0
2	SO4	F	1125	5/5	0.90	0.16	0.11	110,111,111,111	0
2	SO4	A	1107	5/5	0.90	0.22	-0.08	128,129,129,129	0
2	SO4	D	1112	5/5	0.94	0.16	-0.14	88,90,90,90	0
2	SO4	A	1121	5/5	0.94	0.18	-0.45	98,98,99,99	0
3	K	L	3070	1/1	0.89	0.13	-0.51	71,71,71,71	0
2	SO4	G	1109	5/5	0.94	0.14	-1.05	85,85,86,86	0
2	SO4	C	1137	5/5	0.87	0.34	-	139,140,140,140	0
3	K	A	3010	1/1	0.84	0.29	-	88,88,88,88	0
4	MPD	E	1521	8/8	0.79	0.30	-	80,81,84,84	0
2	SO4	M	1106	5/5	0.77	0.31	-	147,147,147,147	0
4	MPD	N	1526	8/8	0.73	0.43	-	85,86,87,87	0
3	K	I	3040	1/1	0.74	0.21	-	94,94,94,94	0
2	SO4	H	1142	5/5	0.90	0.28	-	120,120,121,121	0
3	K	G	3130	1/1	0.89	0.35	-	79,79,79,79	0
2	SO4	F	1141	5/5	0.88	0.29	-	103,104,104,104	0
2	SO4	B	1130	5/5	0.88	0.46	-	132,133,133,133	0
2	SO4	A	1139	5/5	0.84	0.31	-	124,124,125,125	0
2	SO4	E	1123	5/5	0.88	0.31	-	137,137,137,137	0
2	SO4	N	1146	5/5	0.83	0.32	-	135,135,136,136	0
3	K	K	3050	1/1	0.89	0.15	-	91,91,91,91	0
2	SO4	C	1124	5/5	0.82	0.40	-	133,133,134,134	0
2	SO4	G	1132	5/5	0.81	0.27	-	145,146,146,146	0
2	SO4	L	1117	5/5	0.75	0.42	-	146,146,147,147	0
2	SO4	K	1145	5/5	0.84	0.31	-	127,127,128,128	0
2	SO4	D	1138	5/5	0.83	0.35	-	134,134,134,135	0
2	SO4	E	1140	5/5	0.87	0.36	-	135,135,136,136	0
2	SO4	B	1136	5/5	0.87	0.48	-	130,130,130,130	0
4	MPD	B	1513	8/8	0.92	0.31	-	45,51,55,56	0
2	SO4	I	1143	5/5	0.90	0.29	-	120,121,121,121	0
4	MPD	K	1527	8/8	0.84	0.34	-	99,101,102,102	0
2	SO4	J	1144	5/5	0.89	0.27	-	129,129,130,131	0
2	SO4	D	1129	5/5	0.82	0.29	-	144,144,144,144	0
3	K	E	3110	1/1	0.92	0.18	-	80,80,80,80	0
4	MPD	A	1507	8/8	0.89	0.26	-	56,59,60,62	0
3	K	D	3020	1/1	0.88	0.13	-	65,65,65,65	0
3	K	M	3080	1/1	0.77	0.19	-	87,87,87,87	0

Continued on next page...

Continued from previous page...

Mol	Type	Chain	Res	Atoms	RSCC	RSR	LLDF	B-factors(\AA^2)	Q<0.9
2	SO4	B	1135	5/5	0.79	0.31	-	137,138,139,139	0
3	K	C	3100	1/1	0.86	0.24	-	78,78,78,78	0
2	SO4	A	1115	5/5	0.58	0.49	-	157,157,158,158	0
3	K	J	3060	1/1	0.79	0.16	-	78,78,78,78	0
3	K	F	3120	1/1	0.79	0.24	-	81,81,81,81	0
3	K	B	3140	1/1	0.81	0.18	-	70,70,70,70	0
4	MPD	I	1505	8/8	0.87	0.36	-	63,66,68,68	0
3	K	N	3090	1/1	0.93	0.14	-	67,67,67,67	0

6.5 Other polymers [i](#)

There are no such residues in this entry.