



# Full wwPDB NMR Structure Validation Report ⓘ

Apr 26, 2016 – 06:15 PM BST

PDB ID : 1YMO  
Title : Solution structure of the P2b-P3 pseudoknot from human telomerase RNA  
Authors : Theimer, C.A.; Blois, C.A.; Feigon, J.  
Deposited on : 2005-01-21

This is a Full wwPDB NMR Structure Validation Report for a publicly released PDB entry.  
We welcome your comments at [validation@mail.wwpdb.org](mailto:validation@mail.wwpdb.org)  
A user guide is available at  
<http://wwpdb.org/validation/2016/NMRValidationReportHelp>  
with specific help available everywhere you see the ⓘ symbol.

---

The following versions of software and data (see [references ⓘ](#)) were used in the production of this report:

Cyrange : Kirchner and Güntert (2011)  
NmrClust : Kelley et al. (1996)  
MolProbity : 4.02b-467  
Mogul : unknown  
Percentile statistics : 20151230.v01 (using entries in the PDB archive December 30th 2015)  
RCI : v\_1n\_11\_5\_13\_A (Berjanski et al., 2005)  
PANAV : Wang et al. (2010)  
ShiftChecker : rb-20027457  
Ideal geometry (proteins) : Engh & Huber (2001)  
Ideal geometry (DNA, RNA) : Parkinson et al. (1996)  
Validation Pipeline (wwPDB-VP) : rb-20027457

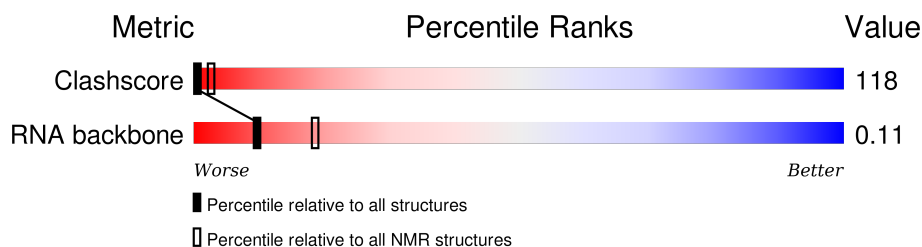
# 1 Overall quality at a glance

The following experimental techniques were used to determine the structure:

*SOLUTION NMR*

The overall completeness of chemical shifts assignment is 72%.

Percentile scores (ranging between 0-100) for global validation metrics of the entry are shown in the following graphic. The table shows the number of entries on which the scores are based.



| Metric       | Whole archive<br>(#Entries) | NMR archive<br>(#Entries) |
|--------------|-----------------------------|---------------------------|
| Clashscore   | 114402                      | 11133                     |
| RNA backbone | 3027                        | 600                       |

The table below summarises the geometric issues observed across the polymeric chains and their fit to the experimental data. The red, orange, yellow and green segments indicate the fraction of residues that contain outliers for  $\geq 3$ , 2, 1 and 0 types of geometric quality criteria. A cyan segment indicates the fraction of residues that are not part of the well-defined cores, and a grey segment represents the fraction of residues that are not modelled. The numeric value for each fraction is indicated below the corresponding segment, with a dot representing fractions  $\leq 5\%$

| Mol | Chain | Length | Quality of chain |
|-----|-------|--------|------------------|
| 1   | A     | 47     |                  |

## 2 Ensemble composition and analysis ⓘ

This entry contains 20 models. This entry does not contain protein, therefore identification of well-defined residues and clustering analysis are not possible. All residues are included in the validation scores.

### 3 Entry composition [i](#)

There is only 1 type of molecule in this entry. The entry contains 1497 atoms, of which 507 are hydrogens and 0 are deuteriums.

- Molecule 1 is a RNA chain called Telomerase RNA P2b-P3 pseudoknot.

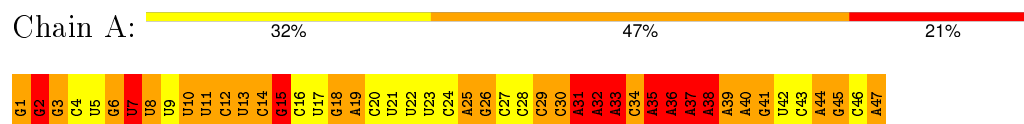
| Mol | Chain | Residues | Atoms |     |     |     |     |    | Trace |
|-----|-------|----------|-------|-----|-----|-----|-----|----|-------|
| 1   | A     | 47       | Total | C   | H   | N   | O   | P  | 0     |
|     |       |          | 1497  | 445 | 507 | 173 | 326 | 46 |       |

## 4 Residue-property plots [i](#)

### 4.1 Average score per residue in the NMR ensemble

These plots are provided for all protein, RNA and DNA chains in the entry. The first graphic is the same as shown in the summary in section 1 of this report. The second graphic shows the sequence where residues are colour-coded according to the number of geometric quality criteria for which they contain at least one outlier: green = 0, yellow = 1, orange = 2 and red = 3 or more. Stretches of 2 or more consecutive residues without any outliers are shown as green connectors. Residues which are classified as ill-defined in the NMR ensemble, are shown in cyan with an underline colour-coded according to the previous scheme. Residues which were present in the experimental sample, but not modelled in the final structure are shown in grey.

- Molecule 1: Telomerase RNA P2b-P3 pseudoknot

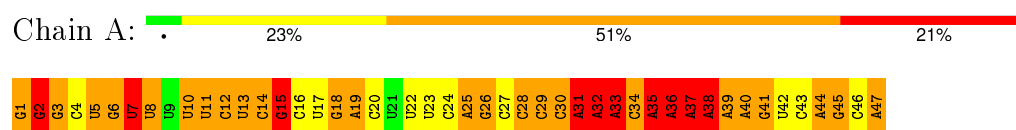


### 4.2 Scores per residue for each member of the ensemble

Colouring as in section 4.1 above.

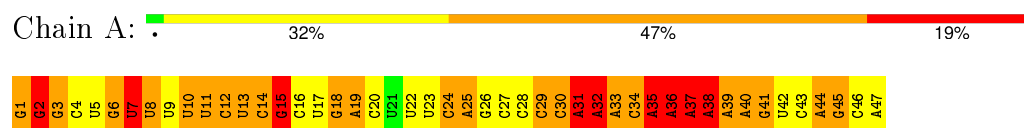
#### 4.2.1 Score per residue for model 1

- Molecule 1: Telomerase RNA P2b-P3 pseudoknot



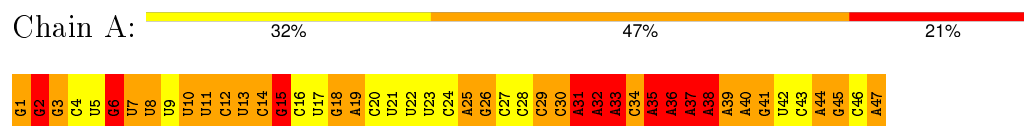
#### 4.2.2 Score per residue for model 2

- Molecule 1: Telomerase RNA P2b-P3 pseudoknot



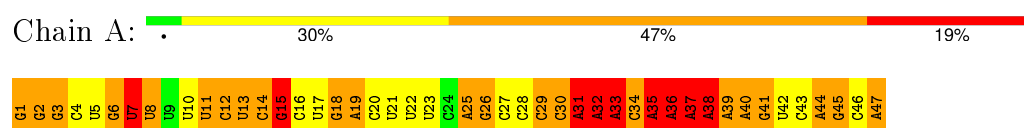
### 4.2.3 Score per residue for model 3

- Molecule 1: Telomerase RNA P2b-P3 pseudoknot



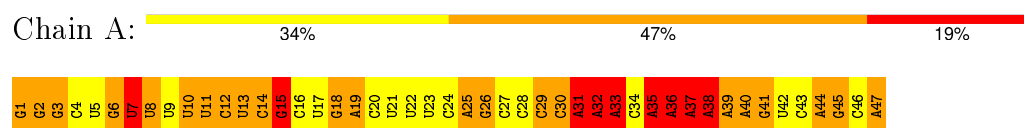
### 4.2.4 Score per residue for model 4

- Molecule 1: Telomerase RNA P2b-P3 pseudoknot



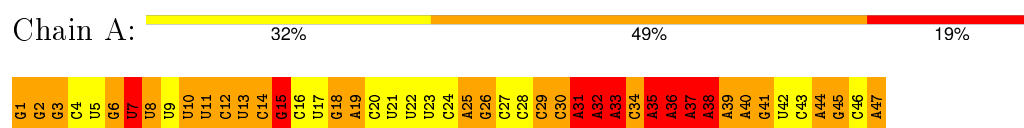
### 4.2.5 Score per residue for model 5

- Molecule 1: Telomerase RNA P2b-P3 pseudoknot



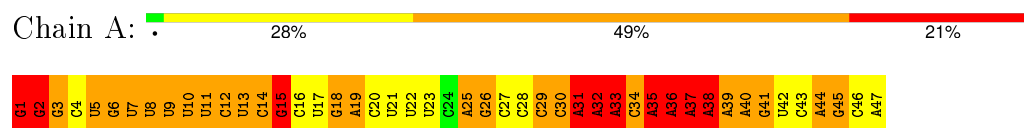
### 4.2.6 Score per residue for model 6

- Molecule 1: Telomerase RNA P2b-P3 pseudoknot



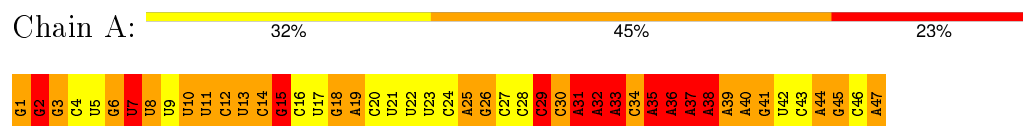
### 4.2.7 Score per residue for model 7

- Molecule 1: Telomerase RNA P2b-P3 pseudoknot



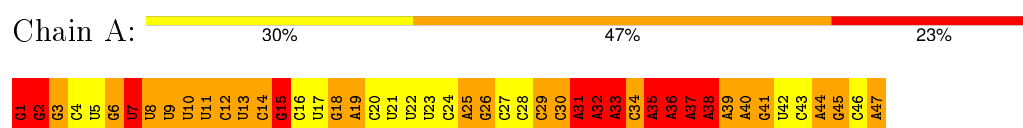
### 4.2.8 Score per residue for model 8

- Molecule 1: Telomerase RNA P2b-P3 pseudoknot



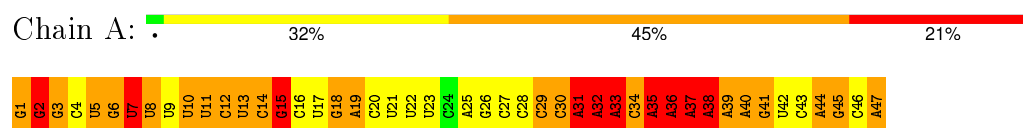
### 4.2.9 Score per residue for model 9

- Molecule 1: Telomerase RNA P2b-P3 pseudoknot



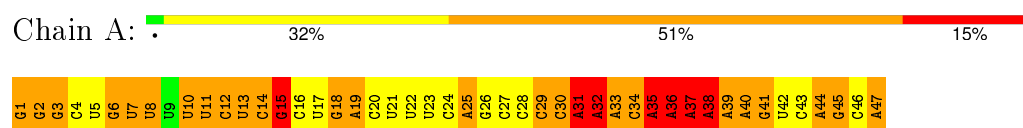
### 4.2.10 Score per residue for model 10

- Molecule 1: Telomerase RNA P2b-P3 pseudoknot



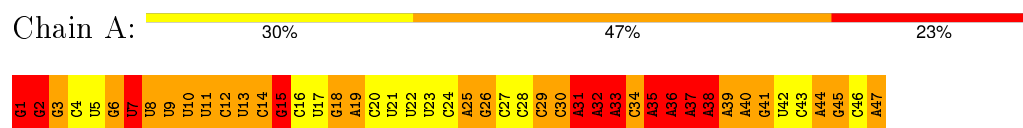
### 4.2.11 Score per residue for model 11

- Molecule 1: Telomerase RNA P2b-P3 pseudoknot



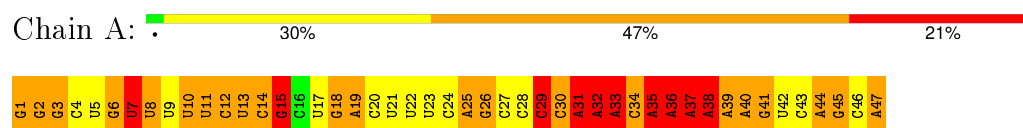
### 4.2.12 Score per residue for model 12

- Molecule 1: Telomerase RNA P2b-P3 pseudoknot



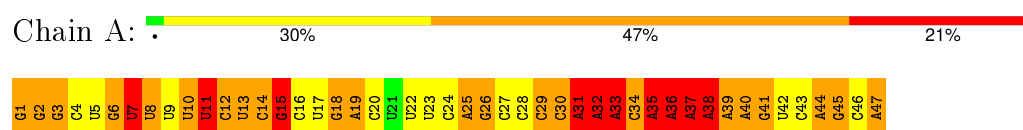
#### 4.2.13 Score per residue for model 13

- Molecule 1: Telomerase RNA P2b-P3 pseudoknot



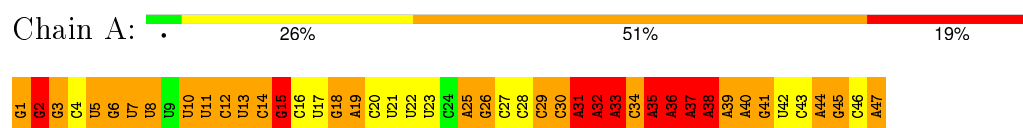
#### 4.2.14 Score per residue for model 14

- Molecule 1: Telomerase RNA P2b-P3 pseudoknot



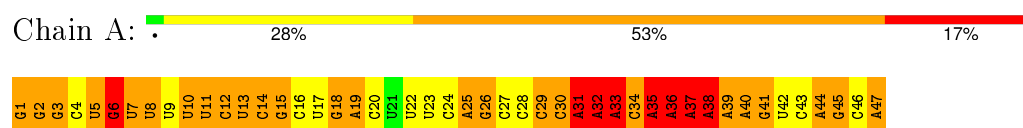
#### 4.2.15 Score per residue for model 15

- Molecule 1: Telomerase RNA P2b-P3 pseudoknot



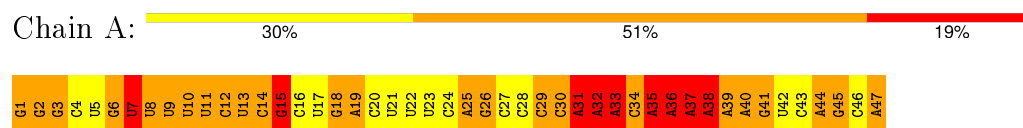
#### 4.2.16 Score per residue for model 16

- Molecule 1: Telomerase RNA P2b-P3 pseudoknot



#### 4.2.17 Score per residue for model 17

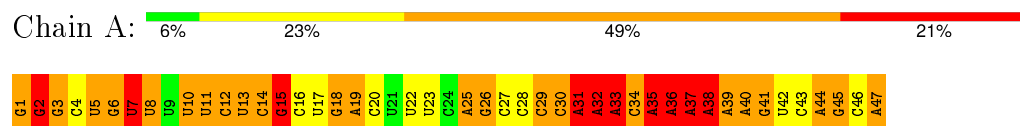
- Molecule 1: Telomerase RNA P2b-P3 pseudoknot





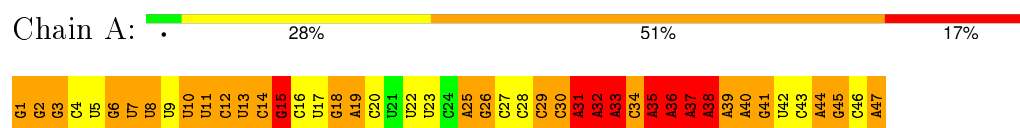
### 4.2.18 Score per residue for model 18

- Molecule 1: Telomerase RNA P2b-P3 pseudoknot



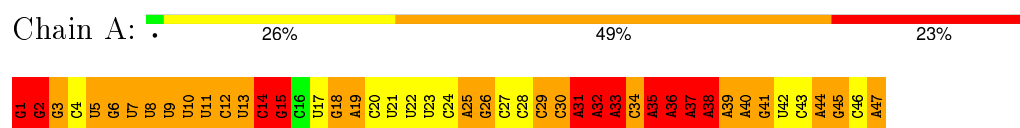
### 4.2.19 Score per residue for model 19

- Molecule 1: Telomerase RNA P2b-P3 pseudoknot



### 4.2.20 Score per residue for model 20

- Molecule 1: Telomerase RNA P2b-P3 pseudoknot



## 5 Refinement protocol and experimental data overview

The models were refined using the following method: *simulated annealing*.

Of the 200 calculated structures, 20 were deposited, based on the following criterion: *structures with the lowest energy, no restraint violations, consistent with residual dipolar couplings*.

The following table shows the software used for structure solution, optimisation and refinement.

| Software name | Classification     | Version |
|---------------|--------------------|---------|
| XPLOR-NIH     | structure solution | 1.0.6   |
| XPLOR-NIH     | refinement         | 1.0.6   |

The following table shows chemical shift validation statistics as aggregates over all chemical shift files. Detailed validation can be found in section 7 of this report.

|  |                 |
|--|-----------------|
| Chemical shift file(s)                       | BMRB entry 6477 |
| Number of chemical shift lists               | 1               |
| Total number of shifts                       | 682             |
| Number of shifts mapped to atoms             | 682             |
| Number of unparsed shifts                    | 0               |
| Number of shifts with mapping errors         | 0               |
| Number of shifts with mapping warnings       | 0               |
| Assignment completeness (well-defined parts) | 72%             |

No validations of the models with respect to experimental NMR restraints is performed at this time.

## 6 Model quality ⓘ

### 6.1 Standard geometry ⓘ

The Z score for a bond length (or angle) is the number of standard deviations the observed value is removed from the expected value. A bond length (or angle) with  $|Z| > 5$  is considered an outlier worth inspection. RMSZ is the (average) root-mean-square of all Z scores of the bond lengths (or angles).

| Mol | Chain | Bond lengths |                     | Bond angles |                      |
|-----|-------|--------------|---------------------|-------------|----------------------|
|     |       | RMSZ         | #Z>5                | RMSZ        | #Z>5                 |
| 1   | A     | 1.10±0.01    | 0±0/1105 (0.0±0.0%) | 1.97±0.01   | 52±1/1718 (3.0±0.1%) |
| All | All   | 1.10         | 0/22100 (0.0%)      | 1.97        | 1039/34360 (3.0%)    |

There are no bond-length outliers.

All unique angle outliers are listed below. They are sorted according to the Z-score of the worst occurrence in the ensemble.

| Mol | Chain | Res | Type | Atoms    | Z     | Observed(°) | Ideal(°) | Models |       |
|-----|-------|-----|------|----------|-------|-------------|----------|--------|-------|
|     |       |     |      |          |       |             |          | Worst  | Total |
| 1   | A     | 3   | G    | N7-C8-N9 | 9.49  | 117.84      | 113.10   | 4      | 20    |
| 1   | A     | 18  | G    | N7-C8-N9 | 9.33  | 117.77      | 113.10   | 18     | 20    |
| 1   | A     | 1   | G    | N7-C8-N9 | 9.24  | 117.72      | 113.10   | 14     | 20    |
| 1   | A     | 45  | G    | N7-C8-N9 | 9.22  | 117.71      | 113.10   | 11     | 20    |
| 1   | A     | 6   | G    | N7-C8-N9 | 9.20  | 117.70      | 113.10   | 9      | 20    |
| 1   | A     | 41  | G    | N7-C8-N9 | 9.19  | 117.69      | 113.10   | 19     | 20    |
| 1   | A     | 15  | G    | N7-C8-N9 | 9.11  | 117.66      | 113.10   | 16     | 20    |
| 1   | A     | 2   | G    | N7-C8-N9 | 9.08  | 117.64      | 113.10   | 6      | 20    |
| 1   | A     | 26  | G    | N7-C8-N9 | 9.07  | 117.63      | 113.10   | 2      | 20    |
| 1   | A     | 36  | A    | N7-C8-N9 | 7.91  | 117.75      | 113.80   | 20     | 20    |
| 1   | A     | 32  | A    | N7-C8-N9 | 7.67  | 117.63      | 113.80   | 10     | 20    |
| 1   | A     | 39  | A    | N7-C8-N9 | 7.66  | 117.63      | 113.80   | 5      | 20    |
| 1   | A     | 25  | A    | N7-C8-N9 | 7.66  | 117.63      | 113.80   | 5      | 20    |
| 1   | A     | 37  | A    | N7-C8-N9 | 7.64  | 117.62      | 113.80   | 7      | 20    |
| 1   | A     | 19  | A    | N7-C8-N9 | 7.64  | 117.62      | 113.80   | 8      | 20    |
| 1   | A     | 35  | A    | N7-C8-N9 | 7.64  | 117.62      | 113.80   | 13     | 20    |
| 1   | A     | 40  | A    | N7-C8-N9 | 7.62  | 117.61      | 113.80   | 13     | 20    |
| 1   | A     | 47  | A    | N7-C8-N9 | 7.59  | 117.60      | 113.80   | 9      | 20    |
| 1   | A     | 44  | A    | N7-C8-N9 | 7.59  | 117.60      | 113.80   | 14     | 20    |
| 1   | A     | 38  | A    | N7-C8-N9 | 7.59  | 117.59      | 113.80   | 6      | 20    |
| 1   | A     | 33  | A    | N7-C8-N9 | 7.52  | 117.56      | 113.80   | 8      | 20    |
| 1   | A     | 31  | A    | N7-C8-N9 | 7.43  | 117.52      | 113.80   | 16     | 20    |
| 1   | A     | 15  | G    | C8-N9-C4 | -7.05 | 103.58      | 106.40   | 16     | 20    |
| 1   | A     | 6   | G    | C8-N9-C4 | -7.05 | 103.58      | 106.40   | 9      | 20    |

*Continued on next page...*

*Continued from previous page...*

| Mol | Chain | Res | Type | Atoms       | Z     | Observed(°) | Ideal(°) | Models |       |
|-----|-------|-----|------|-------------|-------|-------------|----------|--------|-------|
|     |       |     |      |             |       |             |          | Worst  | Total |
| 1   | A     | 3   | G    | C8-N9-C4    | -7.01 | 103.60      | 106.40   | 4      | 20    |
| 1   | A     | 1   | G    | C8-N9-C4    | -6.97 | 103.61      | 106.40   | 7      | 20    |
| 1   | A     | 45  | G    | C8-N9-C4    | -6.94 | 103.62      | 106.40   | 14     | 20    |
| 1   | A     | 2   | G    | C8-N9-C4    | -6.93 | 103.63      | 106.40   | 13     | 20    |
| 1   | A     | 18  | G    | C8-N9-C4    | -6.88 | 103.65      | 106.40   | 18     | 20    |
| 1   | A     | 26  | G    | C8-N9-C4    | -6.86 | 103.66      | 106.40   | 19     | 20    |
| 1   | A     | 41  | G    | C8-N9-C4    | -6.85 | 103.66      | 106.40   | 2      | 20    |
| 1   | A     | 33  | A    | C8-N9-C4    | -6.18 | 103.33      | 105.80   | 13     | 20    |
| 1   | A     | 35  | A    | O4'-C1'-N9  | 6.11  | 113.09      | 108.20   | 13     | 1     |
| 1   | A     | 31  | A    | C8-N9-C4    | -5.93 | 103.43      | 105.80   | 5      | 20    |
| 1   | A     | 40  | A    | C8-N9-C4    | -5.84 | 103.46      | 105.80   | 10     | 20    |
| 1   | A     | 47  | A    | C8-N9-C4    | -5.83 | 103.47      | 105.80   | 8      | 20    |
| 1   | A     | 19  | A    | C8-N9-C4    | -5.83 | 103.47      | 105.80   | 8      | 20    |
| 1   | A     | 25  | A    | C8-N9-C4    | -5.82 | 103.47      | 105.80   | 13     | 20    |
| 1   | A     | 35  | A    | C8-N9-C4    | -5.82 | 103.47      | 105.80   | 13     | 20    |
| 1   | A     | 37  | A    | C8-N9-C4    | -5.77 | 103.49      | 105.80   | 16     | 20    |
| 1   | A     | 44  | A    | C8-N9-C4    | -5.74 | 103.51      | 105.80   | 2      | 20    |
| 1   | A     | 2   | G    | O4'-C1'-N9  | 5.72  | 112.78      | 108.20   | 8      | 7     |
| 1   | A     | 36  | A    | C8-N9-C4    | -5.71 | 103.52      | 105.80   | 20     | 20    |
| 1   | A     | 38  | A    | C8-N9-C4    | -5.71 | 103.52      | 105.80   | 18     | 20    |
| 1   | A     | 32  | A    | C8-N9-C4    | -5.70 | 103.52      | 105.80   | 5      | 20    |
| 1   | A     | 39  | A    | C8-N9-C4    | -5.70 | 103.52      | 105.80   | 7      | 20    |
| 1   | A     | 11  | U    | O4'-C1'-N1  | 5.38  | 112.50      | 108.20   | 14     | 1     |
| 1   | A     | 6   | G    | C5-N7-C8    | -5.35 | 101.62      | 104.30   | 19     | 20    |
| 1   | A     | 3   | G    | C5-N7-C8    | -5.34 | 101.63      | 104.30   | 1      | 19    |
| 1   | A     | 41  | G    | C5-N7-C8    | -5.30 | 101.65      | 104.30   | 19     | 19    |
| 1   | A     | 18  | G    | C5-N7-C8    | -5.29 | 101.66      | 104.30   | 18     | 20    |
| 1   | A     | 7   | U    | O4'-C1'-N1  | 5.28  | 112.42      | 108.20   | 5      | 13    |
| 1   | A     | 26  | G    | C5-N7-C8    | -5.26 | 101.67      | 104.30   | 2      | 17    |
| 1   | A     | 45  | G    | C5-N7-C8    | -5.21 | 101.70      | 104.30   | 6      | 15    |
| 1   | A     | 2   | G    | C5-N7-C8    | -5.19 | 101.70      | 104.30   | 7      | 12    |
| 1   | A     | 1   | G    | C5-N7-C8    | -5.16 | 101.72      | 104.30   | 19     | 9     |
| 1   | A     | 15  | G    | C5-N7-C8    | -5.13 | 101.73      | 104.30   | 11     | 3     |
| 1   | A     | 29  | C    | C3'-C2'-C1' | 5.06  | 105.55      | 101.50   | 8      | 2     |
| 1   | A     | 14  | C    | C3'-C2'-C1' | 5.03  | 105.52      | 101.50   | 20     | 1     |

There are no chirality outliers.

There are no planarity outliers.

## 6.2 Too-close contacts ⓘ

In the following table, the Non-H and H(model) columns list the number of non-hydrogen atoms and hydrogen atoms in each chain respectively. The H(added) column lists the number of hydrogen atoms added and optimized by MolProbity. The Clashes column lists the number of clashes averaged over the ensemble.

| Mol | Chain | Non-H | H(model) | H(added) | Clashes |
|-----|-------|-------|----------|----------|---------|
| 1   | A     | 990   | 507      | 507      | 176±16  |
| All | All   | 19800 | 10140    | 10140    | 3525    |

The all-atom clashscore is defined as the number of clashes found per 1000 atoms (including hydrogen atoms). The all-atom clashscore for this structure is 118.

All unique clashes are listed below, sorted by their clash magnitude.

| Atom-1        | Atom-2        | Clash(Å) | Distance(Å) | Models |       |
|---------------|---------------|----------|-------------|--------|-------|
|               |               |          |             | Worst  | Total |
| 1:A:12:C:H5'  | 1:A:14:C:O2   | 0.99     | 1.57        | 12     | 2     |
| 1:A:24:C:O2'  | 1:A:25:A:H5'  | 0.97     | 1.60        | 6      | 8     |
| 1:A:35:A:HO2' | 1:A:36:A:H8   | 0.97     | 0.97        | 10     | 17    |
| 1:A:10:U:O2   | 1:A:39:A:H2'  | 0.97     | 1.58        | 11     | 19    |
| 1:A:39:A:HO2' | 1:A:40:A:H8   | 0.96     | 1.03        | 17     | 7     |
| 1:A:5:U:H5'   | 1:A:33:A:OP2  | 0.95     | 1.61        | 9      | 7     |
| 1:A:6:G:H5''  | 1:A:7:U:OP1   | 0.95     | 1.61        | 12     | 18    |
| 1:A:7:U:HO2'  | 1:A:8:U:H6    | 0.94     | 1.04        | 17     | 12    |
| 1:A:31:A:O2'  | 1:A:32:A:H5'' | 0.94     | 1.63        | 5      | 1     |
| 1:A:13:U:O3'  | 1:A:14:C:H3'  | 0.94     | 1.61        | 11     | 2     |
| 1:A:12:C:H2'  | 1:A:17:U:O4   | 0.93     | 1.62        | 14     | 12    |
| 1:A:29:C:H4'  | 1:A:30:C:O2   | 0.93     | 1.64        | 19     | 2     |
| 1:A:36:A:O2'  | 1:A:37:A:H5'' | 0.93     | 1.64        | 15     | 7     |
| 1:A:43:C:HO2' | 1:A:44:A:H8   | 0.92     | 1.02        | 11     | 5     |
| 1:A:27:C:O2'  | 1:A:28:C:H5'  | 0.92     | 1.65        | 16     | 11    |
| 1:A:12:C:H4'  | 1:A:14:C:OP2  | 0.91     | 1.64        | 6      | 10    |
| 1:A:13:U:O2'  | 1:A:14:C:H2'  | 0.91     | 1.64        | 15     | 15    |
| 1:A:2:G:O2'   | 1:A:3:G:H8    | 0.91     | 1.48        | 4      | 20    |
| 1:A:11:U:H5'  | 1:A:16:C:OP2  | 0.90     | 1.65        | 14     | 2     |
| 1:A:12:C:H5'  | 1:A:14:C:OP2  | 0.90     | 1.65        | 4      | 11    |
| 1:A:13:U:H5'' | 1:A:14:C:OP1  | 0.90     | 1.66        | 2      | 3     |
| 1:A:10:U:H5'  | 1:A:11:U:OP2  | 0.89     | 1.65        | 13     | 20    |
| 1:A:8:U:H1'   | 1:A:37:A:OP2  | 0.89     | 1.68        | 7      | 6     |
| 1:A:46:C:O2'  | 1:A:47:A:H5'  | 0.88     | 1.66        | 3      | 14    |
| 1:A:5:U:H2'   | 1:A:6:G:O4'   | 0.88     | 1.67        | 10     | 18    |
| 1:A:35:A:O2'  | 1:A:36:A:H8   | 0.87     | 1.52        | 14     | 17    |
| 1:A:4:C:H1'   | 1:A:32:A:O2'  | 0.87     | 1.69        | 17     | 12    |

*Continued on next page...*

*Continued from previous page...*

| Atom-1        | Atom-2        | Clash(Å) | Distance(Å) | Models |       |
|---------------|---------------|----------|-------------|--------|-------|
|               |               |          |             | Worst  | Total |
| 1:A:12:C:H4'  | 1:A:13:U:OP2  | 0.87     | 1.70        | 19     | 7     |
| 1:A:45:G:O2'  | 1:A:46:C:H5'  | 0.86     | 1.70        | 16     | 16    |
| 1:A:12:C:OP1  | 1:A:14:C:H4'  | 0.86     | 1.69        | 10     | 4     |
| 1:A:2:G:HO2'  | 1:A:3:G:H8    | 0.86     | 0.88        | 20     | 9     |
| 1:A:14:C:N3   | 1:A:42:U:H3'  | 0.86     | 1.86        | 10     | 3     |
| 1:A:5:U:H5'   | 1:A:33:A:O5'  | 0.86     | 1.70        | 6      | 5     |
| 1:A:8:U:O2    | 1:A:37:A:H2'  | 0.84     | 1.72        | 16     | 10    |
| 1:A:14:C:H5'  | 1:A:15:G:N7   | 0.84     | 1.85        | 20     | 4     |
| 1:A:29:C:OP1  | 1:A:30:C:H4'  | 0.84     | 1.73        | 4      | 1     |
| 1:A:13:U:H5'  | 1:A:43:C:OP2  | 0.84     | 1.71        | 16     | 5     |
| 1:A:12:C:O5'  | 1:A:12:C:H6   | 0.80     | 1.57        | 12     | 8     |
| 1:A:12:C:H6   | 1:A:12:C:O5'  | 0.79     | 1.60        | 13     | 10    |
| 1:A:13:U:H4'  | 1:A:14:C:OP2  | 0.79     | 1.77        | 16     | 2     |
| 1:A:14:C:H6   | 1:A:14:C:O5'  | 0.78     | 1.61        | 15     | 7     |
| 1:A:13:U:O2'  | 1:A:14:C:P    | 0.78     | 2.41        | 10     | 4     |
| 1:A:11:U:O2'  | 1:A:14:C:H5'' | 0.78     | 1.78        | 1      | 9     |
| 1:A:30:C:H6   | 1:A:30:C:O5'  | 0.78     | 1.61        | 16     | 5     |
| 1:A:18:G:O5'  | 1:A:18:G:H8   | 0.77     | 1.62        | 8      | 9     |
| 1:A:33:A:OP1  | 1:A:33:A:H4'  | 0.77     | 1.78        | 15     | 3     |
| 1:A:7:U:O2'   | 1:A:8:U:C6    | 0.77     | 2.37        | 7      | 20    |
| 1:A:14:C:O5'  | 1:A:14:C:H6   | 0.77     | 1.62        | 4      | 5     |
| 1:A:12:C:O3'  | 1:A:13:U:H3'  | 0.77     | 1.79        | 11     | 8     |
| 1:A:12:C:H4'  | 1:A:13:U:O5'  | 0.77     | 1.79        | 10     | 10    |
| 1:A:21:U:O2'  | 1:A:22:U:H5'  | 0.76     | 1.80        | 4      | 5     |
| 1:A:14:C:C6   | 1:A:14:C:P    | 0.76     | 2.79        | 12     | 2     |
| 1:A:30:C:O5'  | 1:A:30:C:H6   | 0.76     | 1.62        | 14     | 5     |
| 1:A:29:C:H5'' | 1:A:31:A:O4'  | 0.76     | 1.80        | 10     | 7     |
| 1:A:30:C:H4'  | 1:A:31:A:O5'  | 0.75     | 1.80        | 8      | 5     |
| 1:A:11:U:H3'  | 1:A:12:C:O4'  | 0.75     | 1.81        | 14     | 2     |
| 1:A:33:A:H5'  | 1:A:34:C:OP2  | 0.75     | 1.80        | 3      | 6     |
| 1:A:15:G:H8   | 1:A:15:G:O5'  | 0.75     | 1.63        | 8      | 1     |
| 1:A:12:C:C2   | 1:A:17:U:C5   | 0.75     | 2.75        | 1      | 18    |
| 1:A:41:G:C6   | 1:A:42:U:C4   | 0.75     | 2.75        | 1      | 20    |
| 1:A:34:C:O2'  | 1:A:35:A:P    | 0.74     | 2.45        | 12     | 3     |
| 1:A:7:U:C2    | 1:A:8:U:C5    | 0.74     | 2.76        | 17     | 12    |
| 1:A:7:U:O2'   | 1:A:8:U:H6    | 0.74     | 1.65        | 19     | 20    |
| 1:A:28:C:O2'  | 1:A:29:C:H5'  | 0.74     | 1.83        | 3      | 18    |
| 1:A:35:A:O2'  | 1:A:36:A:P    | 0.74     | 2.45        | 3      | 14    |
| 1:A:30:C:O2   | 1:A:31:A:C2   | 0.74     | 2.41        | 19     | 2     |
| 1:A:31:A:C2   | 1:A:32:A:C6   | 0.73     | 2.76        | 20     | 15    |
| 1:A:18:G:H8   | 1:A:18:G:O5'  | 0.73     | 1.66        | 4      | 10    |

*Continued on next page...*

*Continued from previous page...*

| Atom-1        | Atom-2       | Clash(Å) | Distance(Å) | Models |       |
|---------------|--------------|----------|-------------|--------|-------|
|               |              |          |             | Worst  | Total |
| 1:A:13:U:H2'  | 1:A:15:G:O6  | 0.73     | 1.82        | 16     | 2     |
| 1:A:33:A:H4'  | 1:A:34:C:OP1 | 0.73     | 1.82        | 14     | 2     |
| 1:A:4:C:O2'   | 1:A:5:U:H5'  | 0.73     | 1.84        | 7      | 6     |
| 1:A:3:G:N2    | 1:A:28:C:C2  | 0.73     | 2.57        | 19     | 13    |
| 1:A:14:C:OP1  | 1:A:14:C:H6  | 0.73     | 1.65        | 14     | 4     |
| 1:A:36:A:H4'  | 1:A:37:A:OP1 | 0.73     | 1.83        | 9      | 6     |
| 1:A:12:C:O5'  | 1:A:14:C:P   | 0.73     | 2.47        | 14     | 2     |
| 1:A:12:C:N3   | 1:A:17:U:C5  | 0.72     | 2.57        | 3      | 18    |
| 1:A:1:G:C5    | 1:A:2:G:N7   | 0.72     | 2.58        | 19     | 18    |
| 1:A:2:G:N2    | 1:A:3:G:C5   | 0.72     | 2.58        | 4      | 2     |
| 1:A:12:C:O2'  | 1:A:44:A:N6  | 0.72     | 2.22        | 9      | 20    |
| 1:A:14:C:O2'  | 1:A:15:G:P   | 0.72     | 2.46        | 8      | 2     |
| 1:A:19:A:C6   | 1:A:20:C:C4  | 0.72     | 2.78        | 1      | 20    |
| 1:A:12:C:H5'  | 1:A:14:C:O4' | 0.72     | 1.85        | 16     | 1     |
| 1:A:7:U:O2'   | 1:A:8:U:P    | 0.72     | 2.47        | 18     | 13    |
| 1:A:33:A:C6   | 1:A:34:C:N4  | 0.72     | 2.58        | 9      | 15    |
| 1:A:32:A:O2'  | 1:A:33:A:P   | 0.72     | 2.48        | 12     | 1     |
| 1:A:37:A:C2   | 1:A:38:A:C4  | 0.71     | 2.78        | 1      | 12    |
| 1:A:13:U:O2'  | 1:A:14:C:H5' | 0.71     | 1.85        | 12     | 2     |
| 1:A:2:G:N2    | 1:A:3:G:C4   | 0.71     | 2.58        | 17     | 19    |
| 1:A:32:A:H4'  | 1:A:33:A:OP2 | 0.71     | 1.85        | 12     | 2     |
| 1:A:25:A:N6   | 1:A:26:G:C6  | 0.71     | 2.59        | 9      | 5     |
| 1:A:2:G:O2'   | 1:A:3:G:C8   | 0.71     | 2.42        | 20     | 14    |
| 1:A:27:C:O2'  | 1:A:28:C:H6  | 0.71     | 1.69        | 12     | 8     |
| 1:A:34:C:H4'  | 1:A:35:A:OP1 | 0.71     | 1.84        | 17     | 5     |
| 1:A:27:C:HO2' | 1:A:28:C:H6  | 0.71     | 1.29        | 1      | 2     |
| 1:A:33:A:C5   | 1:A:34:C:N4  | 0.71     | 2.59        | 12     | 8     |
| 1:A:12:C:O2'  | 1:A:13:U:P   | 0.71     | 2.48        | 14     | 2     |
| 1:A:28:C:N4   | 1:A:29:C:N4  | 0.70     | 2.39        | 17     | 16    |
| 1:A:37:A:C6   | 1:A:38:A:C5  | 0.70     | 2.78        | 16     | 7     |
| 1:A:11:U:C4   | 1:A:41:G:N7  | 0.70     | 2.59        | 14     | 3     |
| 1:A:33:A:N6   | 1:A:34:C:N4  | 0.70     | 2.39        | 8      | 3     |
| 1:A:13:U:O2'  | 1:A:14:C:OP1 | 0.70     | 2.09        | 20     | 4     |
| 1:A:12:C:C4   | 1:A:17:U:C5  | 0.70     | 2.79        | 15     | 17    |
| 1:A:32:A:H5'  | 1:A:33:A:OP2 | 0.70     | 1.86        | 13     | 1     |
| 1:A:35:A:O2'  | 1:A:36:A:C8  | 0.70     | 2.43        | 16     | 15    |
| 1:A:43:C:H2'  | 1:A:44:A:N7  | 0.70     | 2.02        | 18     | 4     |
| 1:A:35:A:H1'  | 1:A:36:A:OP1 | 0.70     | 1.86        | 20     | 11    |
| 1:A:27:C:O2'  | 1:A:28:C:C6  | 0.70     | 2.45        | 1      | 8     |
| 1:A:31:A:O2'  | 1:A:32:A:C8  | 0.70     | 2.45        | 17     | 19    |
| 1:A:7:U:C4    | 1:A:36:A:N1  | 0.70     | 2.59        | 17     | 18    |

*Continued on next page...*

*Continued from previous page...*

| Atom-1       | Atom-2       | Clash(Å) | Distance(Å) | Models |       |
|--------------|--------------|----------|-------------|--------|-------|
|              |              |          |             | Worst  | Total |
| 1:A:2:G:C2   | 1:A:3:G:C4   | 0.70     | 2.80        | 8      | 13    |
| 1:A:33:A:OP2 | 1:A:33:A:H8  | 0.69     | 1.69        | 13     | 1     |
| 1:A:33:A:O2' | 1:A:34:C:P   | 0.69     | 2.50        | 13     | 3     |
| 1:A:2:G:N3   | 1:A:3:G:C8   | 0.69     | 2.60        | 8      | 8     |
| 1:A:37:A:C6  | 1:A:38:A:C6  | 0.69     | 2.80        | 19     | 5     |
| 1:A:33:A:N1  | 1:A:34:C:N4  | 0.69     | 2.40        | 18     | 3     |
| 1:A:13:U:OP2 | 1:A:43:C:C5  | 0.69     | 2.45        | 6      | 19    |
| 1:A:1:G:C6   | 1:A:2:G:C5   | 0.69     | 2.81        | 19     | 18    |
| 1:A:6:G:O2'  | 1:A:7:U:C6   | 0.69     | 2.44        | 8      | 20    |
| 1:A:12:C:O3' | 1:A:13:U:H6  | 0.69     | 1.69        | 14     | 14    |
| 1:A:2:G:C2   | 1:A:3:G:C5   | 0.69     | 2.80        | 8      | 11    |
| 1:A:1:G:N7   | 1:A:2:G:N7   | 0.69     | 2.41        | 2      | 15    |
| 1:A:11:U:O2' | 1:A:14:C:O2' | 0.69     | 2.10        | 20     | 3     |
| 1:A:33:A:C5  | 1:A:34:C:C4  | 0.69     | 2.80        | 12     | 8     |
| 1:A:7:U:H1'  | 1:A:8:U:OP1  | 0.69     | 1.88        | 7      | 7     |
| 1:A:14:C:C5' | 1:A:15:G:N7  | 0.69     | 2.56        | 17     | 2     |
| 1:A:36:A:O2' | 1:A:37:A:C5' | 0.69     | 2.41        | 19     | 13    |
| 1:A:11:U:H4' | 1:A:12:C:OP2 | 0.68     | 1.87        | 20     | 14    |
| 1:A:2:G:N2   | 1:A:3:G:N3   | 0.68     | 2.42        | 1      | 13    |
| 1:A:13:U:P   | 1:A:43:C:C5  | 0.68     | 2.87        | 11     | 6     |
| 1:A:34:C:O2' | 1:A:35:A:O5' | 0.68     | 2.12        | 13     | 18    |
| 1:A:30:C:O2' | 1:A:31:A:P   | 0.68     | 2.51        | 4      | 4     |
| 1:A:2:G:O2'  | 1:A:3:G:P    | 0.68     | 2.51        | 4      | 20    |
| 1:A:12:C:O2  | 1:A:18:G:C6  | 0.68     | 2.47        | 19     | 18    |
| 1:A:12:C:C4' | 1:A:13:U:OP2 | 0.68     | 2.42        | 6      | 7     |
| 1:A:1:G:O5'  | 1:A:1:G:C8   | 0.67     | 2.47        | 7      | 1     |
| 1:A:11:U:O5' | 1:A:12:C:C5  | 0.67     | 2.47        | 4      | 19    |
| 1:A:36:A:O2' | 1:A:37:A:P   | 0.67     | 2.52        | 17     | 17    |
| 1:A:14:C:OP2 | 1:A:14:C:C6  | 0.67     | 2.47        | 17     | 2     |
| 1:A:43:C:O2' | 1:A:44:A:C8  | 0.67     | 2.46        | 18     | 6     |
| 1:A:12:C:O2' | 1:A:13:U:OP1 | 0.67     | 2.12        | 11     | 2     |
| 1:A:13:U:O2' | 1:A:14:C:C5' | 0.67     | 2.42        | 12     | 1     |
| 1:A:13:U:OP1 | 1:A:43:C:C5  | 0.67     | 2.48        | 14     | 4     |
| 1:A:44:A:O2' | 1:A:45:G:H5' | 0.67     | 1.90        | 4      | 3     |
| 1:A:14:C:OP1 | 1:A:14:C:C6  | 0.66     | 2.47        | 14     | 5     |
| 1:A:32:A:H4' | 1:A:32:A:OP1 | 0.66     | 1.90        | 1      | 8     |
| 1:A:27:C:O2' | 1:A:28:C:C5' | 0.66     | 2.44        | 9      | 19    |
| 1:A:11:U:N3  | 1:A:41:G:N7  | 0.66     | 2.44        | 14     | 3     |
| 1:A:37:A:C4  | 1:A:38:A:C8  | 0.66     | 2.84        | 7      | 7     |
| 1:A:12:C:OP1 | 1:A:15:G:C8  | 0.66     | 2.48        | 20     | 4     |
| 1:A:33:A:OP1 | 1:A:33:A:H3' | 0.66     | 1.91        | 13     | 1     |

*Continued on next page...*



*Continued from previous page...*

| Atom-1        | Atom-2       | Clash(Å) | Distance(Å) | Models |       |
|---------------|--------------|----------|-------------|--------|-------|
|               |              |          |             | Worst  | Total |
| 1:A:7:U:C4    | 1:A:36:A:C6  | 0.66     | 2.84        | 3      | 12    |
| 1:A:14:C:H6   | 1:A:14:C:OP1 | 0.66     | 1.74        | 9      | 2     |
| 1:A:34:C:O2'  | 1:A:35:A:C5' | 0.66     | 2.44        | 17     | 12    |
| 1:A:42:U:O2'  | 1:A:43:C:O4' | 0.66     | 2.13        | 20     | 13    |
| 1:A:11:U:C5   | 1:A:42:U:O4  | 0.65     | 2.49        | 16     | 18    |
| 1:A:7:U:C5    | 1:A:36:A:N6  | 0.65     | 2.65        | 3      | 2     |
| 1:A:7:U:O2'   | 1:A:8:U:C5   | 0.65     | 2.45        | 10     | 5     |
| 1:A:38:A:O2'  | 1:A:39:A:C5' | 0.65     | 2.45        | 1      | 12    |
| 1:A:39:A:O2'  | 1:A:40:A:C5' | 0.65     | 2.45        | 14     | 3     |
| 1:A:11:U:H4'  | 1:A:16:C:OP2 | 0.65     | 1.91        | 16     | 2     |
| 1:A:11:U:H6   | 1:A:11:U:O5' | 0.65     | 1.74        | 18     | 1     |
| 1:A:13:U:HO2' | 1:A:14:C:P   | 0.65     | 2.14        | 10     | 1     |
| 1:A:13:U:O4   | 1:A:45:G:C5  | 0.65     | 2.49        | 11     | 2     |
| 1:A:13:U:O2'  | 1:A:14:C:O2' | 0.65     | 2.14        | 14     | 1     |
| 1:A:14:C:H4'  | 1:A:15:G:OP2 | 0.65     | 1.90        | 14     | 1     |
| 1:A:29:C:O2'  | 1:A:30:C:P   | 0.65     | 2.54        | 3      | 6     |
| 1:A:31:A:C6   | 1:A:32:A:N6  | 0.65     | 2.64        | 17     | 7     |
| 1:A:36:A:HO2' | 1:A:37:A:P   | 0.65     | 2.15        | 17     | 5     |
| 1:A:12:C:C2   | 1:A:17:U:C4  | 0.64     | 2.85        | 17     | 11    |
| 1:A:13:U:O2'  | 1:A:14:C:C2' | 0.64     | 2.45        | 11     | 12    |
| 1:A:14:C:C6   | 1:A:14:C:O5' | 0.64     | 2.50        | 10     | 7     |
| 1:A:29:C:H4'  | 1:A:30:C:OP2 | 0.64     | 1.89        | 13     | 2     |
| 1:A:12:C:C6   | 1:A:12:C:O5' | 0.64     | 2.48        | 12     | 8     |
| 1:A:46:C:O2'  | 1:A:47:A:C5' | 0.64     | 2.46        | 20     | 17    |
| 1:A:33:A:OP2  | 1:A:33:A:C8  | 0.64     | 2.51        | 13     | 1     |
| 1:A:9:U:O2    | 1:A:38:A:H2' | 0.64     | 1.93        | 17     | 4     |
| 1:A:45:G:O2'  | 1:A:46:C:C5' | 0.64     | 2.45        | 16     | 10    |
| 1:A:14:C:N4   | 1:A:43:C:OP2 | 0.64     | 2.31        | 20     | 4     |
| 1:A:10:U:N3   | 1:A:11:U:O4  | 0.64     | 2.31        | 20     | 20    |
| 1:A:13:U:H5   | 1:A:45:G:N7  | 0.64     | 1.91        | 10     | 2     |
| 1:A:12:C:O2   | 1:A:43:C:N4  | 0.64     | 2.30        | 14     | 2     |
| 1:A:24:C:O2'  | 1:A:25:A:C5' | 0.64     | 2.45        | 3      | 7     |
| 1:A:11:U:C4   | 1:A:42:U:O4  | 0.64     | 2.51        | 1      | 17    |
| 1:A:1:G:O2'   | 1:A:2:G:C5'  | 0.64     | 2.46        | 6      | 1     |
| 1:A:35:A:O2'  | 1:A:36:A:C5' | 0.63     | 2.45        | 8      | 6     |
| 1:A:36:A:C2   | 1:A:37:A:N7  | 0.63     | 2.66        | 20     | 18    |
| 1:A:30:C:O5'  | 1:A:30:C:C6  | 0.63     | 2.51        | 20     | 7     |
| 1:A:36:A:O2'  | 1:A:37:A:OP1 | 0.63     | 2.16        | 16     | 5     |
| 1:A:30:C:C6   | 1:A:30:C:O5' | 0.63     | 2.52        | 15     | 5     |
| 1:A:3:G:N3    | 1:A:32:A:C2  | 0.63     | 2.67        | 16     | 4     |
| 1:A:37:A:N6   | 1:A:38:A:N6  | 0.63     | 2.46        | 19     | 2     |

*Continued on next page...*

*Continued from previous page...*

| Atom-1        | Atom-2       | Clash(Å) | Distance(Å) | Models |       |
|---------------|--------------|----------|-------------|--------|-------|
|               |              |          |             | Worst  | Total |
| 1:A:19:A:N6   | 1:A:20:C:N4  | 0.63     | 2.45        | 1      | 17    |
| 1:A:1:G:O6    | 1:A:2:G:C6   | 0.63     | 2.52        | 4      | 18    |
| 1:A:12:C:O5'  | 1:A:12:C:C6  | 0.63     | 2.50        | 10     | 7     |
| 1:A:13:U:C5'  | 1:A:14:C:OP1 | 0.63     | 2.46        | 8      | 9     |
| 1:A:12:C:C4'  | 1:A:14:C:OP2 | 0.63     | 2.47        | 5      | 9     |
| 1:A:7:U:HO2'  | 1:A:8:U:H5   | 0.63     | 1.29        | 10     | 1     |
| 1:A:1:G:C6    | 1:A:2:G:N7   | 0.63     | 2.66        | 19     | 2     |
| 1:A:13:U:OP1  | 1:A:44:A:N7  | 0.63     | 2.32        | 12     | 1     |
| 1:A:2:G:O2'   | 1:A:3:G:O5'  | 0.63     | 2.16        | 4      | 20    |
| 1:A:12:C:C2   | 1:A:18:G:O6  | 0.63     | 2.52        | 18     | 4     |
| 1:A:34:C:C4   | 1:A:35:A:C5  | 0.63     | 2.86        | 13     | 2     |
| 1:A:10:U:OP2  | 1:A:18:G:P   | 0.63     | 2.57        | 13     | 2     |
| 1:A:11:U:C2'  | 1:A:14:C:O2  | 0.63     | 2.47        | 12     | 2     |
| 1:A:29:C:O4'  | 1:A:31:A:C2  | 0.62     | 2.52        | 1      | 16    |
| 1:A:13:U:C5   | 1:A:45:G:O6  | 0.62     | 2.52        | 11     | 3     |
| 1:A:11:U:H4'  | 1:A:11:U:OP1 | 0.62     | 1.93        | 18     | 1     |
| 1:A:33:A:C2   | 1:A:34:C:C4  | 0.62     | 2.87        | 18     | 2     |
| 1:A:14:C:C6   | 1:A:14:C:OP1 | 0.62     | 2.52        | 9      | 1     |
| 1:A:15:G:N2   | 1:A:47:A:C2  | 0.62     | 2.67        | 20     | 2     |
| 1:A:35:A:O2'  | 1:A:36:A:H5' | 0.62     | 1.93        | 8      | 2     |
| 1:A:11:U:O2'  | 1:A:14:C:C5' | 0.62     | 2.47        | 8      | 3     |
| 1:A:14:C:O5'  | 1:A:14:C:C6  | 0.62     | 2.52        | 13     | 5     |
| 1:A:5:U:C2'   | 1:A:6:G:O4'  | 0.62     | 2.47        | 19     | 18    |
| 1:A:46:C:HO2' | 1:A:47:A:C5' | 0.62     | 2.08        | 14     | 5     |
| 1:A:13:U:C5   | 1:A:45:G:N7  | 0.62     | 2.66        | 10     | 2     |
| 1:A:13:U:OP2  | 1:A:43:C:C4  | 0.62     | 2.52        | 5      | 10    |
| 1:A:32:A:OP1  | 1:A:32:A:H4' | 0.62     | 1.93        | 19     | 6     |
| 1:A:13:U:O3'  | 1:A:14:C:C6  | 0.62     | 2.53        | 12     | 1     |
| 1:A:39:A:O2'  | 1:A:40:A:H8  | 0.62     | 1.77        | 8      | 16    |
| 1:A:12:C:O2   | 1:A:44:A:N6  | 0.62     | 2.32        | 18     | 5     |
| 1:A:25:A:N6   | 1:A:26:G:O6  | 0.62     | 2.33        | 15     | 17    |
| 1:A:12:C:C5'  | 1:A:14:C:OP2 | 0.62     | 2.48        | 2      | 11    |
| 1:A:12:C:O3'  | 1:A:13:U:C6  | 0.62     | 2.53        | 14     | 17    |
| 1:A:14:C:O2'  | 1:A:15:G:OP1 | 0.62     | 2.18        | 8      | 3     |
| 1:A:1:G:H8    | 1:A:1:G:O5'  | 0.62     | 1.76        | 7      | 1     |
| 1:A:11:U:P    | 1:A:17:U:OP2 | 0.62     | 2.58        | 3      | 11    |
| 1:A:19:A:C5   | 1:A:20:C:C5  | 0.62     | 2.87        | 13     | 15    |
| 1:A:40:A:O2'  | 1:A:41:G:H5' | 0.62     | 1.95        | 14     | 2     |
| 1:A:1:G:H8    | 1:A:1:G:HO5' | 0.62     | 1.29        | 7      | 1     |
| 1:A:22:U:O2'  | 1:A:23:U:O4' | 0.61     | 2.18        | 5      | 19    |
| 1:A:10:U:N3   | 1:A:11:U:C4  | 0.61     | 2.68        | 14     | 2     |

*Continued on next page...*

*Continued from previous page...*

| Atom-1        | Atom-2        | Clash(Å) | Distance(Å) | Models |       |
|---------------|---------------|----------|-------------|--------|-------|
|               |               |          |             | Worst  | Total |
| 1:A:13:U:P    | 1:A:43:C:C6   | 0.61     | 2.93        | 10     | 3     |
| 1:A:14:C:N4   | 1:A:42:U:O5'  | 0.61     | 2.33        | 12     | 1     |
| 1:A:38:A:O2'  | 1:A:39:A:O4'  | 0.61     | 2.18        | 7      | 20    |
| 1:A:40:A:N6   | 1:A:41:G:C6   | 0.61     | 2.68        | 2      | 5     |
| 1:A:9:U:C2'   | 1:A:10:U:OP1  | 0.61     | 2.48        | 17     | 2     |
| 1:A:15:G:C8   | 1:A:15:G:O5'  | 0.61     | 2.52        | 8      | 1     |
| 1:A:4:C:O4'   | 1:A:32:A:H2'  | 0.61     | 1.96        | 13     | 1     |
| 1:A:3:G:C5    | 1:A:4:C:C5    | 0.61     | 2.89        | 9      | 1     |
| 1:A:13:U:OP1  | 1:A:43:C:C6   | 0.61     | 2.53        | 2      | 5     |
| 1:A:31:A:O2'  | 1:A:32:A:C5'  | 0.61     | 2.45        | 5      | 4     |
| 1:A:3:G:C2    | 1:A:28:C:O2   | 0.61     | 2.53        | 15     | 11    |
| 1:A:12:C:OP1  | 1:A:14:C:C4'  | 0.61     | 2.48        | 11     | 1     |
| 1:A:34:C:O2'  | 1:A:35:A:C4'  | 0.61     | 2.49        | 20     | 4     |
| 1:A:3:G:N2    | 1:A:28:C:O2   | 0.61     | 2.34        | 20     | 15    |
| 1:A:11:U:OP2  | 1:A:12:C:N4   | 0.61     | 2.33        | 18     | 14    |
| 1:A:11:U:HO2' | 1:A:14:C:HO2' | 0.61     | 1.39        | 20     | 1     |
| 1:A:14:C:C4   | 1:A:43:C:OP2  | 0.61     | 2.53        | 10     | 2     |
| 1:A:41:G:C6   | 1:A:42:U:O4   | 0.61     | 2.54        | 10     | 13    |
| 1:A:36:A:O2'  | 1:A:37:A:O5'  | 0.61     | 2.18        | 9      | 14    |
| 1:A:13:U:O4   | 1:A:45:G:N7   | 0.61     | 2.34        | 14     | 5     |
| 1:A:14:C:OP2  | 1:A:14:C:C5   | 0.61     | 2.54        | 16     | 1     |
| 1:A:42:U:O2'  | 1:A:43:C:C6   | 0.61     | 2.54        | 14     | 3     |
| 1:A:11:U:O4   | 1:A:40:A:N7   | 0.61     | 2.34        | 11     | 2     |
| 1:A:33:A:H4'  | 1:A:33:A:OP1  | 0.61     | 1.94        | 6      | 1     |
| 1:A:31:A:O2'  | 1:A:32:A:O5'  | 0.61     | 2.19        | 13     | 19    |
| 1:A:34:C:O2'  | 1:A:35:A:O4'  | 0.61     | 2.18        | 12     | 6     |
| 1:A:30:C:H4'  | 1:A:31:A:O4'  | 0.60     | 1.96        | 13     | 2     |
| 1:A:7:U:O2'   | 1:A:8:U:OP1   | 0.60     | 2.19        | 17     | 2     |
| 1:A:12:C:OP1  | 1:A:15:G:OP2  | 0.60     | 2.19        | 14     | 8     |
| 1:A:7:U:O2'   | 1:A:8:U:O5'   | 0.60     | 2.18        | 18     | 9     |
| 1:A:35:A:O2'  | 1:A:36:A:O5'  | 0.60     | 2.19        | 18     | 20    |
| 1:A:39:A:O2'  | 1:A:40:A:O5'  | 0.60     | 2.20        | 6      | 20    |
| 1:A:38:A:O2'  | 1:A:39:A:O5'  | 0.60     | 2.19        | 7      | 19    |
| 1:A:5:U:O2'   | 1:A:6:G:C5'   | 0.60     | 2.49        | 5      | 10    |
| 1:A:32:A:C4'  | 1:A:33:A:OP2  | 0.60     | 2.49        | 13     | 2     |
| 1:A:4:C:C4    | 1:A:5:U:O4    | 0.60     | 2.54        | 3      | 1     |
| 1:A:14:C:OP2  | 1:A:14:C:H6   | 0.60     | 1.79        | 17     | 1     |
| 1:A:13:U:O4   | 1:A:46:C:N4   | 0.60     | 2.33        | 8      | 6     |
| 1:A:1:G:O2'   | 1:A:2:G:O5'   | 0.60     | 2.19        | 6      | 2     |
| 1:A:10:U:P    | 1:A:18:G:OP1  | 0.60     | 2.59        | 4      | 2     |
| 1:A:14:C:O2'  | 1:A:15:G:OP2  | 0.60     | 2.18        | 12     | 1     |

*Continued on next page...*

*Continued from previous page...*

| Atom-1        | Atom-2       | Clash(Å) | Distance(Å) | Models |       |
|---------------|--------------|----------|-------------|--------|-------|
|               |              |          |             | Worst  | Total |
| 1:A:25:A:C6   | 1:A:26:G:C5  | 0.60     | 2.90        | 9      | 6     |
| 1:A:27:C:O2'  | 1:A:28:C:O5' | 0.60     | 2.20        | 1      | 15    |
| 1:A:36:A:HO2' | 1:A:37:A:C5' | 0.60     | 2.09        | 9      | 2     |
| 1:A:28:C:N4   | 1:A:29:C:H41 | 0.60     | 1.94        | 10     | 13    |
| 1:A:17:U:O4   | 1:A:45:G:N1  | 0.60     | 2.34        | 12     | 12    |
| 1:A:6:G:H4'   | 1:A:7:U:OP1  | 0.60     | 1.96        | 16     | 2     |
| 1:A:37:A:O2'  | 1:A:38:A:O5' | 0.60     | 2.20        | 19     | 20    |
| 1:A:7:U:C2    | 1:A:36:A:C5  | 0.60     | 2.90        | 3      | 5     |
| 1:A:33:A:C6   | 1:A:34:C:C4  | 0.60     | 2.90        | 15     | 4     |
| 1:A:12:C:C2   | 1:A:18:G:C6  | 0.59     | 2.90        | 18     | 9     |
| 1:A:10:U:C4   | 1:A:11:U:O4  | 0.59     | 2.55        | 1      | 12    |
| 1:A:12:C:C4   | 1:A:17:U:C6  | 0.59     | 2.91        | 15     | 8     |
| 1:A:6:G:O2'   | 1:A:36:A:N6  | 0.59     | 2.35        | 10     | 18    |
| 1:A:13:U:OP2  | 1:A:43:C:H5  | 0.59     | 1.80        | 19     | 5     |
| 1:A:12:C:N3   | 1:A:17:U:C6  | 0.59     | 2.71        | 3      | 16    |
| 1:A:2:G:O2'   | 1:A:3:G:O4'  | 0.59     | 2.20        | 5      | 14    |
| 1:A:39:A:HO2' | 1:A:40:A:C5' | 0.59     | 2.10        | 14     | 2     |
| 1:A:12:C:C2'  | 1:A:45:G:O6  | 0.59     | 2.51        | 1      | 16    |
| 1:A:12:C:C5'  | 1:A:14:C:O4' | 0.59     | 2.50        | 16     | 3     |
| 1:A:30:C:HO2' | 1:A:31:A:P   | 0.59     | 2.19        | 4      | 1     |
| 1:A:37:A:O2'  | 1:A:38:A:C5' | 0.59     | 2.50        | 1      | 3     |
| 1:A:29:C:C4'  | 1:A:31:A:N3  | 0.59     | 2.65        | 18     | 13    |
| 1:A:3:G:C2    | 1:A:28:C:C2  | 0.59     | 2.90        | 5      | 6     |
| 1:A:9:U:O2'   | 1:A:10:U:OP1 | 0.59     | 2.21        | 17     | 5     |
| 1:A:34:C:C2   | 1:A:35:A:C8  | 0.59     | 2.91        | 13     | 3     |
| 1:A:8:U:OP1   | 1:A:8:U:H6   | 0.59     | 1.79        | 13     | 1     |
| 1:A:11:U:C4'  | 1:A:11:U:OP1 | 0.59     | 2.51        | 18     | 1     |
| 1:A:46:C:O2'  | 1:A:47:A:O5' | 0.59     | 2.21        | 19     | 7     |
| 1:A:25:A:C6   | 1:A:26:G:C6  | 0.59     | 2.90        | 4      | 10    |
| 1:A:31:A:O2'  | 1:A:32:A:O4' | 0.59     | 2.20        | 6      | 11    |
| 1:A:34:C:OP1  | 1:A:34:C:H4' | 0.59     | 1.97        | 2      | 3     |
| 1:A:13:U:O2'  | 1:A:14:C:OP2 | 0.59     | 2.21        | 10     | 1     |
| 1:A:5:U:O2'   | 1:A:6:G:O4'  | 0.59     | 2.17        | 3      | 6     |
| 1:A:12:C:N4   | 1:A:17:U:OP2 | 0.59     | 2.35        | 9      | 8     |
| 1:A:26:G:O2'  | 1:A:33:A:N6  | 0.59     | 2.36        | 4      | 2     |
| 1:A:20:C:C4   | 1:A:21:U:O4  | 0.59     | 2.56        | 10     | 10    |
| 1:A:5:U:O2'   | 1:A:6:G:H5'  | 0.58     | 1.98        | 5      | 8     |
| 1:A:2:G:C4    | 1:A:3:G:C8   | 0.58     | 2.91        | 8      | 3     |
| 1:A:32:A:C4'  | 1:A:32:A:OP1 | 0.58     | 2.51        | 15     | 9     |
| 1:A:11:U:P    | 1:A:12:C:N4  | 0.58     | 2.76        | 6      | 7     |
| 1:A:39:A:O2'  | 1:A:40:A:H5' | 0.58     | 1.98        | 14     | 2     |

*Continued on next page...*

*Continued from previous page...*

| Atom-1        | Atom-2       | Clash(Å) | Distance(Å) | Models |       |
|---------------|--------------|----------|-------------|--------|-------|
|               |              |          |             | Worst  | Total |
| 1:A:13:U:O3'  | 1:A:14:C:H2' | 0.58     | 1.98        | 6      | 2     |
| 1:A:33:A:C2   | 1:A:34:C:N3  | 0.58     | 2.71        | 5      | 1     |
| 1:A:4:C:O2'   | 1:A:33:A:OP2 | 0.58     | 2.21        | 9      | 5     |
| 1:A:13:U:OP1  | 1:A:43:C:H2' | 0.58     | 1.97        | 3      | 3     |
| 1:A:35:A:C1'  | 1:A:36:A:OP1 | 0.58     | 2.51        | 20     | 11    |
| 1:A:14:C:HO2' | 1:A:15:G:P   | 0.58     | 2.20        | 8      | 1     |
| 1:A:10:U:C5'  | 1:A:11:U:OP2 | 0.58     | 2.51        | 7      | 18    |
| 1:A:33:A:O2'  | 1:A:34:C:O4' | 0.58     | 2.21        | 14     | 2     |
| 1:A:33:A:N6   | 1:A:34:C:H42 | 0.58     | 1.97        | 15     | 2     |
| 1:A:39:A:O2'  | 1:A:40:A:C8  | 0.58     | 2.53        | 17     | 11    |
| 1:A:8:U:OP1   | 1:A:8:U:C6   | 0.58     | 2.57        | 13     | 1     |
| 1:A:33:A:O2'  | 1:A:34:C:O5' | 0.58     | 2.22        | 14     | 2     |
| 1:A:33:A:C2'  | 1:A:34:C:OP1 | 0.58     | 2.52        | 15     | 1     |
| 1:A:7:U:C1'   | 1:A:8:U:OP1  | 0.58     | 2.52        | 9      | 6     |
| 1:A:14:C:C6   | 1:A:14:C:OP2 | 0.58     | 2.55        | 20     | 1     |
| 1:A:14:C:C5   | 1:A:14:C:OP2 | 0.57     | 2.57        | 12     | 2     |
| 1:A:7:U:O2'   | 1:A:8:U:OP2  | 0.57     | 2.22        | 1      | 8     |
| 1:A:37:A:C2   | 1:A:38:A:N9  | 0.57     | 2.72        | 1      | 4     |
| 1:A:32:A:C5'  | 1:A:33:A:OP2 | 0.57     | 2.52        | 13     | 1     |
| 1:A:12:C:OP1  | 1:A:15:G:O5' | 0.57     | 2.22        | 6      | 11    |
| 1:A:33:A:N1   | 1:A:34:C:C4  | 0.57     | 2.72        | 7      | 2     |
| 1:A:32:A:OP1  | 1:A:32:A:C4' | 0.57     | 2.52        | 8      | 9     |
| 1:A:11:U:O4   | 1:A:41:G:N7  | 0.57     | 2.37        | 18     | 1     |
| 1:A:12:C:N3   | 1:A:18:G:O6  | 0.57     | 2.37        | 18     | 1     |
| 1:A:11:U:O2'  | 1:A:14:C:O3' | 0.57     | 2.21        | 16     | 2     |
| 1:A:27:C:HO2' | 1:A:28:C:C5' | 0.57     | 2.13        | 13     | 1     |
| 1:A:36:A:C2'  | 1:A:37:A:OP2 | 0.57     | 2.52        | 17     | 10    |
| 1:A:30:C:O2'  | 1:A:31:A:C8  | 0.57     | 2.58        | 15     | 1     |
| 1:A:4:C:O2'   | 1:A:33:A:O5' | 0.57     | 2.22        | 15     | 3     |
| 1:A:33:A:OP2  | 1:A:33:A:O4' | 0.57     | 2.22        | 13     | 1     |
| 1:A:12:C:C2'  | 1:A:17:U:O4  | 0.57     | 2.53        | 17     | 5     |
| 1:A:34:C:C2'  | 1:A:35:A:O5' | 0.57     | 2.53        | 2      | 3     |
| 1:A:13:U:O5'  | 1:A:43:C:C5  | 0.57     | 2.58        | 10     | 1     |
| 1:A:21:U:H2'  | 1:A:22:U:O4' | 0.57     | 2.00        | 4      | 10    |
| 1:A:37:A:N1   | 1:A:38:A:C6  | 0.57     | 2.72        | 19     | 1     |
| 1:A:11:U:O5'  | 1:A:12:C:C4  | 0.57     | 2.58        | 10     | 11    |
| 1:A:43:C:O2'  | 1:A:44:A:H8  | 0.57     | 1.77        | 11     | 7     |
| 1:A:10:U:C2   | 1:A:11:U:C4  | 0.57     | 2.93        | 11     | 20    |
| 1:A:36:A:N3   | 1:A:37:A:N7  | 0.57     | 2.53        | 9      | 15    |
| 1:A:13:U:C2'  | 1:A:15:G:O6  | 0.56     | 2.53        | 16     | 2     |
| 1:A:13:U:C5'  | 1:A:43:C:OP2 | 0.56     | 2.53        | 20     | 4     |

*Continued on next page...*

*Continued from previous page...*

| Atom-1        | Atom-2       | Clash(Å) | Distance(Å) | Models |       |
|---------------|--------------|----------|-------------|--------|-------|
|               |              |          |             | Worst  | Total |
| 1:A:6:G:C4'   | 1:A:7:U:OP1  | 0.56     | 2.53        | 3      | 2     |
| 1:A:30:C:O2   | 1:A:31:A:N1  | 0.56     | 2.38        | 19     | 2     |
| 1:A:10:U:C2   | 1:A:11:U:O4  | 0.56     | 2.57        | 3      | 10    |
| 1:A:11:U:C3'  | 1:A:14:C:O2  | 0.56     | 2.53        | 12     | 1     |
| 1:A:1:G:C6    | 1:A:2:G:C6   | 0.56     | 2.94        | 1      | 16    |
| 1:A:46:C:O2'  | 1:A:47:A:O4' | 0.56     | 2.23        | 20     | 3     |
| 1:A:30:C:C4'  | 1:A:31:A:O5' | 0.56     | 2.53        | 8      | 5     |
| 1:A:4:C:O2'   | 1:A:32:A:O3' | 0.56     | 2.24        | 17     | 1     |
| 1:A:31:A:O2'  | 1:A:32:A:H8  | 0.56     | 1.82        | 6      | 10    |
| 1:A:10:U:C4'  | 1:A:11:U:OP2 | 0.56     | 2.52        | 14     | 2     |
| 1:A:12:C:OP1  | 1:A:15:G:H3' | 0.56     | 2.00        | 16     | 2     |
| 1:A:35:A:HO2' | 1:A:36:A:C5' | 0.56     | 2.12        | 7      | 1     |
| 1:A:34:C:O2   | 1:A:35:A:C1' | 0.56     | 2.54        | 7      | 3     |
| 1:A:47:A:O5'  | 1:A:47:A:H8  | 0.56     | 1.84        | 19     | 1     |
| 1:A:4:C:C1'   | 1:A:32:A:O2' | 0.56     | 2.51        | 17     | 1     |
| 1:A:4:C:O2'   | 1:A:5:U:C5'  | 0.56     | 2.54        | 12     | 1     |
| 1:A:37:A:C2   | 1:A:38:A:C5  | 0.56     | 2.93        | 19     | 1     |
| 1:A:13:U:O4   | 1:A:46:C:C5  | 0.56     | 2.59        | 12     | 1     |
| 1:A:46:C:H6   | 1:A:46:C:O5' | 0.55     | 1.84        | 14     | 2     |
| 1:A:12:C:O2'  | 1:A:45:G:O6  | 0.55     | 2.23        | 5      | 13    |
| 1:A:13:U:C4'  | 1:A:14:C:OP1 | 0.55     | 2.54        | 15     | 7     |
| 1:A:34:C:OP1  | 1:A:34:C:C4' | 0.55     | 2.54        | 11     | 2     |
| 1:A:13:U:H5'  | 1:A:43:C:O5' | 0.55     | 2.01        | 10     | 1     |
| 1:A:6:G:C5'   | 1:A:7:U:OP1  | 0.55     | 2.55        | 3      | 2     |
| 1:A:30:C:C4'  | 1:A:31:A:OP2 | 0.55     | 2.53        | 9      | 1     |
| 1:A:10:U:P    | 1:A:18:G:P   | 0.55     | 3.04        | 4      | 2     |
| 1:A:37:A:O2'  | 1:A:38:A:H8  | 0.55     | 1.85        | 15     | 5     |
| 1:A:29:C:C4'  | 1:A:30:C:O2  | 0.55     | 2.47        | 19     | 2     |
| 1:A:9:U:O2'   | 1:A:10:U:P   | 0.55     | 2.64        | 17     | 2     |
| 1:A:11:U:H5'  | 1:A:12:C:C6  | 0.55     | 2.36        | 18     | 1     |
| 1:A:12:C:OP1  | 1:A:15:G:P   | 0.55     | 2.64        | 15     | 7     |
| 1:A:12:C:O5'  | 1:A:14:C:O5' | 0.55     | 2.24        | 11     | 2     |
| 1:A:29:C:O2'  | 1:A:30:C:OP2 | 0.55     | 2.25        | 6      | 2     |
| 1:A:11:U:C5'  | 1:A:12:C:C5  | 0.55     | 2.90        | 1      | 17    |
| 1:A:12:C:OP2  | 1:A:12:C:C5  | 0.55     | 2.60        | 20     | 6     |
| 1:A:34:C:N3   | 1:A:35:A:C4  | 0.54     | 2.76        | 13     | 2     |
| 1:A:10:U:P    | 1:A:18:G:OP2 | 0.54     | 2.66        | 1      | 3     |
| 1:A:12:C:O2   | 1:A:18:G:O6  | 0.54     | 2.25        | 6      | 3     |
| 1:A:30:C:H5'  | 1:A:31:A:O4' | 0.54     | 2.01        | 1      | 2     |
| 1:A:31:A:N1   | 1:A:32:A:N6  | 0.54     | 2.56        | 18     | 6     |
| 1:A:13:U:C4   | 1:A:46:C:N4  | 0.54     | 2.76        | 4      | 13    |

*Continued on next page...*

*Continued from previous page...*

| Atom-1        | Atom-2       | Clash(Å) | Distance(Å) | Models |       |
|---------------|--------------|----------|-------------|--------|-------|
|               |              |          |             | Worst  | Total |
| 1:A:12:C:H5'' | 1:A:14:C:O4' | 0.54     | 2.01        | 10     | 2     |
| 1:A:13:U:OP2  | 1:A:43:C:C6  | 0.54     | 2.60        | 10     | 5     |
| 1:A:37:A:N1   | 1:A:38:A:C5  | 0.54     | 2.76        | 16     | 3     |
| 1:A:11:U:O4   | 1:A:41:G:O6  | 0.54     | 2.26        | 16     | 20    |
| 1:A:35:A:H4'  | 1:A:36:A:OP1 | 0.54     | 2.02        | 16     | 1     |
| 1:A:11:U:C4'  | 1:A:12:C:OP2 | 0.54     | 2.56        | 20     | 2     |
| 1:A:4:C:O2'   | 1:A:33:A:OP1 | 0.54     | 2.21        | 12     | 1     |
| 1:A:3:G:C6    | 1:A:4:C:C4   | 0.53     | 2.96        | 9      | 1     |
| 1:A:34:C:HO2' | 1:A:35:A:C4' | 0.53     | 2.14        | 1      | 2     |
| 1:A:27:C:O2'  | 1:A:28:C:P   | 0.53     | 2.66        | 1      | 4     |
| 1:A:12:C:OP1  | 1:A:14:C:O5' | 0.53     | 2.25        | 14     | 1     |
| 1:A:40:A:C6   | 1:A:41:G:C6  | 0.53     | 2.97        | 17     | 4     |
| 1:A:12:C:N3   | 1:A:18:G:C6  | 0.53     | 2.77        | 18     | 1     |
| 1:A:24:C:H6   | 1:A:24:C:O5' | 0.53     | 1.86        | 3      | 2     |
| 1:A:41:G:C5   | 1:A:42:U:C4  | 0.53     | 2.96        | 16     | 15    |
| 1:A:41:G:C5   | 1:A:42:U:C5  | 0.53     | 2.97        | 1      | 11    |
| 1:A:34:C:C2   | 1:A:35:A:N9  | 0.53     | 2.76        | 17     | 3     |
| 1:A:11:U:O3'  | 1:A:15:G:OP2 | 0.53     | 2.26        | 19     | 11    |
| 1:A:11:U:C6   | 1:A:11:U:C5' | 0.53     | 2.91        | 18     | 9     |
| 1:A:12:C:OP1  | 1:A:14:C:O3' | 0.53     | 2.27        | 7      | 1     |
| 1:A:33:A:O2'  | 1:A:34:C:OP1 | 0.53     | 2.27        | 15     | 2     |
| 1:A:13:U:HO2' | 1:A:14:C:H2' | 0.53     | 1.62        | 4      | 1     |
| 1:A:12:C:OP2  | 1:A:16:C:OP2 | 0.53     | 2.27        | 14     | 18    |
| 1:A:10:U:O4'  | 1:A:10:U:OP1 | 0.53     | 2.27        | 17     | 2     |
| 1:A:13:U:O3'  | 1:A:14:C:O4' | 0.53     | 2.27        | 17     | 2     |
| 1:A:37:A:C5   | 1:A:38:A:N7  | 0.52     | 2.77        | 16     | 3     |
| 1:A:12:C:O2   | 1:A:18:G:C5  | 0.52     | 2.62        | 17     | 7     |
| 1:A:29:C:O3'  | 1:A:30:C:C2  | 0.52     | 2.63        | 15     | 2     |
| 1:A:26:G:N2   | 1:A:33:A:N7  | 0.52     | 2.56        | 18     | 1     |
| 1:A:13:U:H5'' | 1:A:14:C:OP2 | 0.52     | 2.04        | 7      | 2     |
| 1:A:13:U:O5'  | 1:A:43:C:C6  | 0.52     | 2.62        | 10     | 1     |
| 1:A:4:C:O3'   | 1:A:33:A:OP2 | 0.52     | 2.28        | 18     | 5     |
| 1:A:10:U:OP2  | 1:A:18:G:OP2 | 0.52     | 2.27        | 4      | 10    |
| 1:A:18:G:O5'  | 1:A:18:G:C8  | 0.52     | 2.53        | 8      | 8     |
| 1:A:8:U:C1'   | 1:A:37:A:OP2 | 0.52     | 2.56        | 1      | 2     |
| 1:A:5:U:C5'   | 1:A:33:A:O5' | 0.52     | 2.52        | 6      | 1     |
| 1:A:13:U:H5'' | 1:A:43:C:OP2 | 0.52     | 2.04        | 20     | 1     |
| 1:A:45:G:C5   | 1:A:46:C:C5  | 0.52     | 2.98        | 10     | 1     |
| 1:A:29:C:OP1  | 1:A:30:C:C4' | 0.52     | 2.55        | 4      | 1     |
| 1:A:37:A:N3   | 1:A:38:A:C8  | 0.52     | 2.77        | 1      | 5     |
| 1:A:12:C:C5   | 1:A:12:C:OP2 | 0.52     | 2.63        | 10     | 7     |

*Continued on next page...*

*Continued from previous page...*

| Atom-1        | Atom-2       | Clash(Å) | Distance(Å) | Models |       |
|---------------|--------------|----------|-------------|--------|-------|
|               |              |          |             | Worst  | Total |
| 1:A:25:A:H8   | 1:A:25:A:O5' | 0.52     | 1.88        | 16     | 3     |
| 1:A:13:U:O4'  | 1:A:13:U:OP1 | 0.52     | 2.28        | 10     | 1     |
| 1:A:11:U:O2   | 1:A:40:A:OP2 | 0.52     | 2.27        | 1      | 15    |
| 1:A:10:U:H4'  | 1:A:11:U:OP2 | 0.52     | 2.04        | 14     | 2     |
| 1:A:34:C:O2   | 1:A:35:A:O4' | 0.52     | 2.28        | 7      | 2     |
| 1:A:8:U:O2'   | 1:A:9:U:OP1  | 0.52     | 2.20        | 7      | 1     |
| 1:A:29:C:C5'  | 1:A:31:A:O4' | 0.52     | 2.56        | 10     | 1     |
| 1:A:1:G:O6    | 1:A:2:G:O6   | 0.51     | 2.28        | 20     | 11    |
| 1:A:23:U:O2'  | 1:A:24:C:H5' | 0.51     | 2.04        | 8      | 4     |
| 1:A:10:U:OP1  | 1:A:18:G:P   | 0.51     | 2.68        | 4      | 1     |
| 1:A:11:U:OP2  | 1:A:17:U:OP2 | 0.51     | 2.27        | 11     | 9     |
| 1:A:30:C:O2'  | 1:A:31:A:O4' | 0.51     | 2.28        | 15     | 2     |
| 1:A:30:C:O4'  | 1:A:31:A:N7  | 0.51     | 2.44        | 17     | 4     |
| 1:A:2:G:N3    | 1:A:3:G:N7   | 0.51     | 2.58        | 4      | 1     |
| 1:A:34:C:C4'  | 1:A:35:A:OP1 | 0.51     | 2.58        | 13     | 2     |
| 1:A:31:A:O4'  | 1:A:31:A:OP1 | 0.51     | 2.29        | 15     | 1     |
| 1:A:25:A:C5   | 1:A:26:G:N7  | 0.51     | 2.78        | 1      | 12    |
| 1:A:11:U:OP1  | 1:A:17:U:OP2 | 0.51     | 2.28        | 12     | 10    |
| 1:A:33:A:OP1  | 1:A:33:A:C3' | 0.51     | 2.59        | 13     | 1     |
| 1:A:14:C:H3'  | 1:A:14:C:P   | 0.51     | 2.46        | 11     | 1     |
| 1:A:29:C:O4'  | 1:A:31:A:N3  | 0.51     | 2.43        | 10     | 2     |
| 1:A:8:U:O4'   | 1:A:8:U:OP1  | 0.51     | 2.29        | 17     | 2     |
| 1:A:1:G:O2'   | 1:A:2:G:O4'  | 0.51     | 2.29        | 18     | 1     |
| 1:A:4:C:HO2'  | 1:A:33:A:P   | 0.51     | 2.29        | 18     | 1     |
| 1:A:13:U:OP2  | 1:A:14:C:OP2 | 0.51     | 2.29        | 7      | 2     |
| 1:A:7:U:N3    | 1:A:36:A:N1  | 0.51     | 2.59        | 16     | 3     |
| 1:A:12:C:H2'  | 1:A:45:G:O6  | 0.51     | 2.06        | 8      | 3     |
| 1:A:11:U:H5'  | 1:A:12:C:C5  | 0.51     | 2.41        | 18     | 15    |
| 1:A:37:A:HO2' | 1:A:38:A:P   | 0.50     | 2.29        | 16     | 2     |
| 1:A:5:U:C5'   | 1:A:33:A:OP2 | 0.50     | 2.59        | 2      | 4     |
| 1:A:12:C:OP2  | 1:A:15:G:H3' | 0.50     | 2.06        | 6      | 1     |
| 1:A:10:U:C5'  | 1:A:18:G:OP2 | 0.50     | 2.59        | 17     | 3     |
| 1:A:37:A:O2'  | 1:A:38:A:C8  | 0.50     | 2.64        | 20     | 4     |
| 1:A:45:G:C2'  | 1:A:46:C:O5' | 0.50     | 2.59        | 16     | 1     |
| 1:A:30:C:C1'  | 1:A:31:A:O5' | 0.50     | 2.59        | 4      | 1     |
| 1:A:33:A:O4'  | 1:A:33:A:OP2 | 0.50     | 2.29        | 12     | 1     |
| 1:A:4:C:HO2'  | 1:A:5:U:H5'  | 0.50     | 1.67        | 10     | 2     |
| 1:A:17:U:O4   | 1:A:45:G:C6  | 0.49     | 2.65        | 19     | 6     |
| 1:A:7:U:O2    | 1:A:8:U:C5   | 0.49     | 2.65        | 10     | 6     |
| 1:A:41:G:O6   | 1:A:42:U:O4  | 0.49     | 2.29        | 12     | 7     |
| 1:A:1:G:C5    | 1:A:2:G:C8   | 0.49     | 2.99        | 19     | 4     |

*Continued on next page...*



*Continued from previous page...*

| Atom-1        | Atom-2       | Clash(Å) | Distance(Å) | Models |       |
|---------------|--------------|----------|-------------|--------|-------|
|               |              |          |             | Worst  | Total |
| 1:A:37:A:C6   | 1:A:38:A:N6  | 0.49     | 2.81        | 19     | 1     |
| 1:A:33:A:C5'  | 1:A:34:C:OP2 | 0.49     | 2.59        | 3      | 1     |
| 1:A:43:C:C2'  | 1:A:44:A:C8  | 0.49     | 2.94        | 18     | 2     |
| 1:A:29:C:H4'  | 1:A:31:A:N3  | 0.49     | 2.23        | 18     | 6     |
| 1:A:35:A:C4'  | 1:A:36:A:OP1 | 0.49     | 2.60        | 16     | 2     |
| 1:A:47:A:H8   | 1:A:47:A:O5' | 0.49     | 1.91        | 20     | 2     |
| 1:A:34:C:N4   | 1:A:35:A:C6  | 0.49     | 2.80        | 13     | 2     |
| 1:A:1:G:C5    | 1:A:2:G:C5   | 0.49     | 3.00        | 4      | 11    |
| 1:A:12:C:P    | 1:A:14:C:O5' | 0.49     | 2.71        | 14     | 1     |
| 1:A:37:A:O2'  | 1:A:38:A:O4' | 0.49     | 2.31        | 18     | 3     |
| 1:A:29:C:OP1  | 1:A:31:A:H5' | 0.49     | 2.08        | 10     | 1     |
| 1:A:10:U:O2   | 1:A:11:U:N3  | 0.49     | 2.45        | 10     | 2     |
| 1:A:7:U:O2    | 1:A:8:U:C6   | 0.49     | 2.66        | 17     | 2     |
| 1:A:13:U:C4   | 1:A:45:G:N7  | 0.49     | 2.81        | 17     | 1     |
| 1:A:28:C:C4   | 1:A:29:C:N4  | 0.49     | 2.81        | 9      | 7     |
| 1:A:31:A:N1   | 1:A:32:A:C6  | 0.49     | 2.81        | 18     | 2     |
| 1:A:36:A:C4'  | 1:A:37:A:OP1 | 0.49     | 2.59        | 10     | 2     |
| 1:A:37:A:N6   | 1:A:38:A:C6  | 0.48     | 2.81        | 16     | 1     |
| 1:A:10:U:OP1  | 1:A:18:G:OP1 | 0.48     | 2.30        | 4      | 1     |
| 1:A:7:U:C2    | 1:A:36:A:C6  | 0.48     | 3.01        | 16     | 2     |
| 1:A:12:C:HO2' | 1:A:13:U:P   | 0.48     | 2.31        | 11     | 1     |
| 1:A:16:C:H6   | 1:A:16:C:O5' | 0.48     | 1.92        | 11     | 1     |
| 1:A:7:U:N3    | 1:A:36:A:C6  | 0.48     | 2.81        | 3      | 2     |
| 1:A:10:U:C4'  | 1:A:10:U:OP1 | 0.48     | 2.61        | 7      | 2     |
| 1:A:1:G:HO5'  | 1:A:1:G:H8   | 0.48     | 1.50        | 12     | 1     |
| 1:A:45:G:C6   | 1:A:46:C:C5  | 0.48     | 3.01        | 10     | 1     |
| 1:A:34:C:O2'  | 1:A:35:A:OP1 | 0.48     | 2.31        | 12     | 1     |
| 1:A:34:C:HO2' | 1:A:35:A:P   | 0.48     | 2.27        | 20     | 2     |
| 1:A:6:G:C2'   | 1:A:7:U:C6   | 0.48     | 2.97        | 10     | 13    |
| 1:A:30:C:C5'  | 1:A:30:C:C6  | 0.48     | 2.96        | 19     | 1     |
| 1:A:33:A:C4'  | 1:A:34:C:OP1 | 0.48     | 2.57        | 14     | 1     |
| 1:A:34:C:O2'  | 1:A:35:A:H5' | 0.48     | 2.08        | 2      | 1     |
| 1:A:11:U:H2'  | 1:A:14:C:O2  | 0.48     | 2.09        | 17     | 1     |
| 1:A:14:C:N3   | 1:A:43:C:H5  | 0.48     | 2.06        | 17     | 1     |
| 1:A:29:C:C4'  | 1:A:31:A:C2  | 0.48     | 2.96        | 14     | 8     |
| 1:A:4:C:O2'   | 1:A:33:A:P   | 0.48     | 2.72        | 6      | 2     |
| 1:A:14:C:N4   | 1:A:42:U:H3' | 0.48     | 2.24        | 17     | 1     |
| 1:A:3:G:N3    | 1:A:32:A:N3  | 0.48     | 2.62        | 16     | 1     |
| 1:A:30:C:C6   | 1:A:30:C:C5' | 0.48     | 2.97        | 15     | 1     |
| 1:A:11:U:OP1  | 1:A:12:C:C5  | 0.48     | 2.66        | 18     | 1     |
| 1:A:32:A:O2'  | 1:A:33:A:OP2 | 0.48     | 2.32        | 12     | 1     |

*Continued on next page...*

*Continued from previous page...*

| Atom-1        | Atom-2        | Clash(Å) | Distance(Å) | Models |       |
|---------------|---------------|----------|-------------|--------|-------|
|               |               |          |             | Worst  | Total |
| 1:A:31:A:OP1  | 1:A:31:A:O4'  | 0.47     | 2.31        | 19     | 1     |
| 1:A:7:U:C2    | 1:A:8:U:C4    | 0.47     | 3.03        | 16     | 3     |
| 1:A:34:C:N3   | 1:A:35:A:C5   | 0.47     | 2.82        | 13     | 1     |
| 1:A:27:C:O2'  | 1:A:28:C:O4'  | 0.47     | 2.31        | 18     | 2     |
| 1:A:30:C:H4'  | 1:A:31:A:OP2  | 0.47     | 2.10        | 9      | 1     |
| 1:A:27:C:H6   | 1:A:27:C:O5'  | 0.47     | 1.91        | 8      | 1     |
| 1:A:30:C:C1'  | 1:A:31:A:OP2  | 0.47     | 2.62        | 8      | 2     |
| 1:A:2:G:C2    | 1:A:3:G:N7    | 0.47     | 2.83        | 4      | 2     |
| 1:A:11:U:H6   | 1:A:11:U:C5'  | 0.47     | 2.22        | 18     | 1     |
| 1:A:13:U:O5'  | 1:A:14:C:OP1  | 0.47     | 2.33        | 18     | 1     |
| 1:A:10:U:C5'  | 1:A:12:C:N4   | 0.47     | 2.78        | 11     | 2     |
| 1:A:30:C:O4'  | 1:A:31:A:OP1  | 0.47     | 2.33        | 19     | 2     |
| 1:A:12:C:H5'' | 1:A:13:U:O3'  | 0.47     | 2.10        | 8      | 3     |
| 1:A:30:C:C2'  | 1:A:31:A:O5'  | 0.47     | 2.63        | 4      | 1     |
| 1:A:23:U:H2'  | 1:A:24:C:O4'  | 0.46     | 2.10        | 14     | 1     |
| 1:A:10:U:C2   | 1:A:11:U:N3   | 0.46     | 2.84        | 1      | 9     |
| 1:A:35:A:O2'  | 1:A:36:A:OP1  | 0.46     | 2.33        | 9      | 4     |
| 1:A:43:C:H2'  | 1:A:44:A:C8   | 0.46     | 2.46        | 14     | 4     |
| 1:A:11:U:C6   | 1:A:11:U:H5'' | 0.46     | 2.45        | 10     | 6     |
| 1:A:39:A:HO2' | 1:A:40:A:P    | 0.46     | 2.33        | 7      | 6     |
| 1:A:45:G:O2'  | 1:A:46:C:O5'  | 0.46     | 2.34        | 2      | 3     |
| 1:A:35:A:O2'  | 1:A:36:A:H5'' | 0.46     | 2.10        | 20     | 1     |
| 1:A:8:U:H6    | 1:A:8:U:OP1   | 0.46     | 1.94        | 17     | 1     |
| 1:A:10:U:OP2  | 1:A:18:G:OP1  | 0.46     | 2.33        | 13     | 2     |
| 1:A:22:U:H2'  | 1:A:23:U:C6   | 0.46     | 2.46        | 12     | 18    |
| 1:A:36:A:H2'  | 1:A:37:A:OP2  | 0.46     | 2.10        | 4      | 3     |
| 1:A:12:C:O2'  | 1:A:45:G:C6   | 0.46     | 2.67        | 4      | 1     |
| 1:A:34:C:C4'  | 1:A:34:C:OP1  | 0.45     | 2.64        | 19     | 1     |
| 1:A:30:C:C5'  | 1:A:31:A:O4'  | 0.45     | 2.64        | 10     | 1     |
| 1:A:11:U:H5'' | 1:A:11:U:C6   | 0.45     | 2.46        | 16     | 11    |
| 1:A:42:U:H2'  | 1:A:43:C:C6   | 0.45     | 2.46        | 18     | 13    |
| 1:A:29:C:H5'' | 1:A:31:A:OP1  | 0.45     | 2.11        | 15     | 2     |
| 1:A:35:A:C2'  | 1:A:36:A:OP1  | 0.45     | 2.65        | 3      | 7     |
| 1:A:13:U:H4'  | 1:A:14:C:OP1  | 0.45     | 2.12        | 15     | 4     |
| 1:A:12:C:C5'  | 1:A:14:C:P    | 0.45     | 3.04        | 5      | 3     |
| 1:A:12:C:C4'  | 1:A:13:U:H3'  | 0.45     | 2.41        | 14     | 2     |
| 1:A:19:A:C6   | 1:A:20:C:N4   | 0.45     | 2.84        | 14     | 3     |
| 1:A:10:U:O2   | 1:A:40:A:OP2  | 0.45     | 2.35        | 17     | 1     |
| 1:A:4:C:O2'   | 1:A:5:U:O5'   | 0.45     | 2.35        | 12     | 1     |
| 1:A:42:U:O2'  | 1:A:43:C:H6   | 0.45     | 1.92        | 14     | 1     |
| 1:A:45:G:C6   | 1:A:46:C:N4   | 0.45     | 2.84        | 4      | 1     |

*Continued on next page...*

*Continued from previous page...*

| Atom-1        | Atom-2       | Clash(Å) | Distance(Å) | Models |       |
|---------------|--------------|----------|-------------|--------|-------|
|               |              |          |             | Worst  | Total |
| 1:A:13:U:O2'  | 1:A:14:C:C4' | 0.45     | 2.63        | 12     | 1     |
| 1:A:46:C:H2'  | 1:A:47:A:C8  | 0.45     | 2.46        | 10     | 5     |
| 1:A:7:U:C5    | 1:A:36:A:C6  | 0.45     | 3.05        | 3      | 1     |
| 1:A:5:U:O2'   | 1:A:6:G:C4'  | 0.45     | 2.65        | 5      | 3     |
| 1:A:13:U:O4   | 1:A:46:C:H5  | 0.45     | 1.93        | 17     | 1     |
| 1:A:14:C:P    | 1:A:14:C:H3' | 0.45     | 2.52        | 7      | 1     |
| 1:A:10:U:H2'  | 1:A:11:U:C2  | 0.45     | 2.47        | 10     | 2     |
| 1:A:11:U:C5'  | 1:A:16:C:OP2 | 0.45     | 2.54        | 14     | 1     |
| 1:A:1:G:H2'   | 1:A:2:G:O4'  | 0.45     | 2.12        | 4      | 1     |
| 1:A:21:U:O2'  | 1:A:22:U:C5' | 0.45     | 2.61        | 4      | 1     |
| 1:A:13:U:HO2' | 1:A:14:C:C2' | 0.44     | 2.25        | 14     | 1     |
| 1:A:37:A:C4   | 1:A:38:A:N7  | 0.44     | 2.86        | 16     | 2     |
| 1:A:5:U:HO2'  | 1:A:6:G:C4'  | 0.44     | 2.24        | 5      | 1     |
| 1:A:34:C:OP1  | 1:A:34:C:O4' | 0.44     | 2.36        | 15     | 1     |
| 1:A:4:C:N4    | 1:A:5:U:O4   | 0.44     | 2.51        | 3      | 1     |
| 1:A:2:G:N2    | 1:A:3:G:C2   | 0.44     | 2.86        | 11     | 2     |
| 1:A:30:C:O2'  | 1:A:31:A:O5' | 0.44     | 2.35        | 4      | 1     |
| 1:A:11:U:C6   | 1:A:11:U:O5' | 0.44     | 2.64        | 18     | 1     |
| 1:A:30:C:O4'  | 1:A:31:A:C8  | 0.44     | 2.71        | 2      | 1     |
| 1:A:28:C:HO2' | 1:A:29:C:H5' | 0.43     | 1.73        | 1      | 1     |
| 1:A:13:U:C2   | 1:A:15:G:O6  | 0.43     | 2.71        | 14     | 1     |
| 1:A:14:C:H41  | 1:A:43:C:P   | 0.43     | 2.34        | 17     | 1     |
| 1:A:27:C:HO2' | 1:A:28:C:H5' | 0.43     | 1.72        | 4      | 2     |
| 1:A:7:U:N3    | 1:A:36:A:C2  | 0.43     | 2.87        | 2      | 16    |
| 1:A:33:A:C3'  | 1:A:33:A:P   | 0.43     | 3.06        | 13     | 1     |
| 1:A:19:A:C5   | 1:A:20:C:C4  | 0.43     | 3.07        | 2      | 4     |
| 1:A:11:U:O5'  | 1:A:12:C:N4  | 0.43     | 2.51        | 10     | 2     |
| 1:A:37:A:N1   | 1:A:38:A:C4  | 0.43     | 2.87        | 16     | 2     |
| 1:A:37:A:HO2' | 1:A:38:A:H8  | 0.43     | 1.55        | 13     | 1     |
| 1:A:14:C:C4'  | 1:A:15:G:OP2 | 0.43     | 2.66        | 14     | 1     |
| 1:A:11:U:C4   | 1:A:41:G:O6  | 0.43     | 2.70        | 11     | 2     |
| 1:A:16:C:O5'  | 1:A:16:C:H6  | 0.43     | 1.96        | 14     | 1     |
| 1:A:17:U:H2'  | 1:A:18:G:C8  | 0.43     | 2.49        | 6      | 3     |
| 1:A:14:C:C5'  | 1:A:15:G:C8  | 0.43     | 3.01        | 20     | 2     |
| 1:A:12:C:OP2  | 1:A:12:C:H5  | 0.43     | 1.97        | 10     | 2     |
| 1:A:7:U:C2'   | 1:A:8:U:OP1  | 0.43     | 2.67        | 17     | 4     |
| 1:A:11:U:C5'  | 1:A:11:U:C6  | 0.42     | 3.02        | 10     | 4     |
| 1:A:3:G:H2'   | 1:A:4:C:C6   | 0.42     | 2.49        | 17     | 3     |
| 1:A:29:C:HO2' | 1:A:30:C:P   | 0.42     | 2.36        | 12     | 2     |
| 1:A:11:U:O3'  | 1:A:14:C:O3' | 0.42     | 2.38        | 10     | 1     |
| 1:A:30:C:OP2  | 1:A:31:A:C6  | 0.42     | 2.72        | 13     | 1     |

*Continued on next page...*

*Continued from previous page...*

| Atom-1        | Atom-2       | Clash(Å) | Distance(Å) | Models |       |
|---------------|--------------|----------|-------------|--------|-------|
|               |              |          |             | Worst  | Total |
| 1:A:39:A:O2'  | 1:A:40:A:P   | 0.42     | 2.78        | 5      | 1     |
| 1:A:30:C:C4'  | 1:A:31:A:C8  | 0.42     | 3.02        | 20     | 1     |
| 1:A:29:C:C2'  | 1:A:30:C:OP2 | 0.42     | 2.67        | 6      | 1     |
| 1:A:14:C:OP1  | 1:A:15:G:N7  | 0.42     | 2.51        | 10     | 1     |
| 1:A:24:C:H2'  | 1:A:25:A:C8  | 0.42     | 2.49        | 14     | 1     |
| 1:A:7:U:C6    | 1:A:36:A:N6  | 0.42     | 2.87        | 16     | 2     |
| 1:A:30:C:O2'  | 1:A:31:A:OP1 | 0.42     | 2.36        | 15     | 1     |
| 1:A:11:U:O2'  | 1:A:14:C:H1' | 0.42     | 2.15        | 17     | 1     |
| 1:A:12:C:H5'  | 1:A:14:C:P   | 0.42     | 2.55        | 5      | 2     |
| 1:A:4:C:O5'   | 1:A:4:C:H6   | 0.42     | 1.97        | 10     | 1     |
| 1:A:12:C:P    | 1:A:15:G:OP2 | 0.42     | 2.78        | 13     | 4     |
| 1:A:24:C:HO2' | 1:A:25:A:C5' | 0.42     | 2.26        | 13     | 1     |
| 1:A:12:C:C3'  | 1:A:13:U:H3' | 0.42     | 2.45        | 11     | 1     |
| 1:A:11:U:O4   | 1:A:42:U:O4  | 0.42     | 2.38        | 2      | 1     |
| 1:A:33:A:C4   | 1:A:34:C:C4  | 0.42     | 3.08        | 3      | 1     |
| 1:A:13:U:P    | 1:A:13:U:H3' | 0.42     | 2.55        | 2      | 1     |
| 1:A:15:G:N1   | 1:A:47:A:N6  | 0.42     | 2.68        | 8      | 1     |
| 1:A:30:C:H5'' | 1:A:31:A:C4  | 0.41     | 2.50        | 13     | 2     |
| 1:A:17:U:O4   | 1:A:44:A:N1  | 0.41     | 2.52        | 18     | 1     |
| 1:A:37:A:C2   | 1:A:38:A:C8  | 0.41     | 3.08        | 1      | 1     |
| 1:A:13:U:O3'  | 1:A:14:C:C3' | 0.41     | 2.61        | 7      | 1     |
| 1:A:30:C:C2   | 1:A:31:A:C6  | 0.41     | 3.09        | 19     | 2     |
| 1:A:18:G:C8   | 1:A:18:G:O5' | 0.41     | 2.69        | 18     | 2     |
| 1:A:17:U:O4   | 1:A:44:A:C6  | 0.41     | 2.74        | 18     | 1     |
| 1:A:8:U:C6    | 1:A:8:U:OP1  | 0.41     | 2.73        | 17     | 1     |
| 1:A:33:A:N6   | 1:A:34:C:H41 | 0.41     | 2.12        | 7      | 1     |
| 1:A:40:A:C5   | 1:A:41:G:C5  | 0.41     | 3.09        | 3      | 2     |
| 1:A:30:C:H1'  | 1:A:31:A:C4  | 0.41     | 2.51        | 15     | 2     |
| 1:A:10:U:H5'  | 1:A:12:C:N4  | 0.41     | 2.30        | 11     | 1     |
| 1:A:45:G:H2'  | 1:A:46:C:O5' | 0.41     | 2.16        | 16     | 1     |
| 1:A:13:U:H3'  | 1:A:13:U:P   | 0.41     | 2.56        | 19     | 1     |
| 1:A:17:U:C4   | 1:A:44:A:N6  | 0.40     | 2.88        | 13     | 1     |
| 1:A:12:C:O5'  | 1:A:14:C:OP2 | 0.40     | 2.38        | 14     | 1     |
| 1:A:14:C:N3   | 1:A:43:C:C5  | 0.40     | 2.89        | 17     | 1     |
| 1:A:10:U:O4   | 1:A:20:C:N4  | 0.40     | 2.54        | 17     | 1     |
| 1:A:33:A:P    | 1:A:33:A:H3' | 0.40     | 2.56        | 13     | 1     |
| 1:A:27:C:C2'  | 1:A:28:C:O5' | 0.40     | 2.69        | 2      | 1     |
| 1:A:1:G:C4    | 1:A:2:G:C8   | 0.40     | 3.10        | 8      | 1     |
| 1:A:12:C:H4'  | 1:A:14:C:P   | 0.40     | 2.57        | 8      | 1     |
| 1:A:13:U:H5   | 1:A:45:G:O6  | 0.40     | 1.99        | 12     | 1     |
| 1:A:33:A:H8   | 1:A:33:A:OP2 | 0.40     | 2.00        | 12     | 1     |

*Continued on next page...*

*Continued from previous page...*

| Atom-1       | Atom-2       | Clash(Å) | Distance(Å) | Models |       |
|--------------|--------------|----------|-------------|--------|-------|
|              |              |          |             | Worst  | Total |
| 1:A:31:A:C2  | 1:A:32:A:C5  | 0.40     | 3.10        | 18     | 1     |
| 1:A:29:C:C4' | 1:A:30:C:OP2 | 0.40     | 2.69        | 9      | 1     |
| 1:A:13:U:O5' | 1:A:13:U:H6  | 0.40     | 2.00        | 8      | 1     |

## 6.3 Torsion angles [i](#)

### 6.3.1 Protein backbone [i](#)

There are no protein molecules in this entry.

### 6.3.2 Protein sidechains [i](#)

There are no protein molecules in this entry.

### 6.3.3 RNA [i](#)

| Mol | Chain | Analysed      | Backbone Outliers | Pucker Outliers | Suiteness |
|-----|-------|---------------|-------------------|-----------------|-----------|
| 1   | A     | 47/47 (100%)  | 19±1 (40±3%)      | 11±2 (22±4%)    | 0.11±0.02 |
| All | All   | 924/940 (98%) | 378 (41%)         | 210 (23%)       | 0.11      |

The overall RNA backbone suiteness is 0.11.

All unique RNA backbone outliers are listed below:

| Mol | Chain | Res | Type | Models (Total) |
|-----|-------|-----|------|----------------|
| 1   | A     | 8   | U    | 20             |
| 1   | A     | 11  | U    | 20             |
| 1   | A     | 31  | A    | 20             |
| 1   | A     | 30  | C    | 20             |
| 1   | A     | 14  | C    | 20             |
| 1   | A     | 38  | A    | 20             |
| 1   | A     | 29  | C    | 20             |
| 1   | A     | 37  | A    | 20             |
| 1   | A     | 32  | A    | 20             |
| 1   | A     | 7   | U    | 20             |
| 1   | A     | 12  | C    | 20             |
| 1   | A     | 13  | U    | 20             |
| 1   | A     | 10  | U    | 19             |
| 1   | A     | 34  | C    | 19             |

*Continued on next page...*

*Continued from previous page...*

| Mol | Chain | Res | Type | Models (Total) |
|-----|-------|-----|------|----------------|
| 1   | A     | 36  | A    | 19             |
| 1   | A     | 15  | G    | 19             |
| 1   | A     | 35  | A    | 19             |
| 1   | A     | 33  | A    | 17             |
| 1   | A     | 2   | G    | 11             |
| 1   | A     | 5   | U    | 7              |
| 1   | A     | 9   | U    | 4              |
| 1   | A     | 24  | C    | 3              |
| 1   | A     | 28  | C    | 1              |

All unique RNA pucker outliers are listed below:

| Mol | Chain | Res | Type | Models (Total) |
|-----|-------|-----|------|----------------|
| 1   | A     | 12  | C    | 20             |
| 1   | A     | 30  | C    | 20             |
| 1   | A     | 7   | U    | 20             |
| 1   | A     | 29  | C    | 20             |
| 1   | A     | 31  | A    | 20             |
| 1   | A     | 35  | A    | 19             |
| 1   | A     | 11  | U    | 19             |
| 1   | A     | 36  | A    | 15             |
| 1   | A     | 9   | U    | 13             |
| 1   | A     | 33  | A    | 10             |
| 1   | A     | 10  | U    | 10             |
| 1   | A     | 14  | C    | 5              |
| 1   | A     | 13  | U    | 5              |
| 1   | A     | 34  | C    | 5              |
| 1   | A     | 1   | G    | 4              |
| 1   | A     | 6   | G    | 2              |
| 1   | A     | 32  | A    | 2              |
| 1   | A     | 15  | G    | 1              |

## 6.4 Non-standard residues in protein, DNA, RNA chains [i](#)

There are no non-standard protein/DNA/RNA residues in this entry.

## 6.5 Carbohydrates [i](#)

There are no carbohydrates in this entry.

## 6.6 Ligand geometry

There are no ligands in this entry.

## 6.7 Other polymers

There are no such molecules in this entry.

## 6.8 Polymer linkage issues

There are no chain breaks in this entry.

## 7 Chemical shift validation

The completeness of assignment taking into account all chemical shift lists is 72% for the well-defined parts and 72% for the entire structure.

### 7.1 Chemical shift list 1

File name: BMRB entry 6477

Chemical shift list name: *assigned\_chem\_shift\_list\_1*

#### 7.1.1 Bookkeeping

The following table shows the results of parsing the chemical shift list and reports the number of nuclei with statistically unusual chemical shifts.

|   |     |
|---|-----|
| Total number of shifts                  | 682 |
| Number of shifts mapped to atoms        | 682 |
| Number of unparsed shifts               | 0   |
| Number of shifts with mapping errors    | 0   |
| Number of shifts with mapping warnings  | 0   |
| Number of shift outliers (ShiftChecker) | 2   |

#### 7.1.2 Chemical shift referencing

No chemical shift referencing corrections were calculated (not enough data).

#### 7.1.3 Completeness of resonance assignments

The following table shows the completeness of the chemical shift assignments for the well-defined regions of the structure. The overall completeness is 72%, i.e. 647 atoms were assigned a chemical shift out of a possible 896. 0 out of 0 assigned methyl groups (LEU and VAL) were assigned stereospecifically.

|           | Total         | <sup>1</sup> H | <sup>13</sup> C | <sup>15</sup> N |
|-----------|---------------|----------------|-----------------|-----------------|
| Backbone  | 0/0 (—%)      | 0/0 (—%)       | 0/0 (—%)        | 0/0 (—%)        |
| Sidechain | 0/0 (—%)      | 0/0 (—%)       | 0/0 (—%)        | 0/0 (—%)        |
| Aromatic  | 0/0 (—%)      | 0/0 (—%)       | 0/0 (—%)        | 0/0 (—%)        |
| Overall   | 647/896 (72%) | 324/502 (65%)  | 262/320 (82%)   | 61/74 (82%)     |

The following table shows the completeness of the chemical shift assignments for the full structure. The overall completeness is 72%, i.e. 647 atoms were assigned a chemical shift out of a possible 896. 0 out of 0 assigned methyl groups (LEU and VAL) were assigned stereospecifically.



|           | <b>Total</b>  | <b><sup>1</sup>H</b> | <b><sup>13</sup>C</b> | <b><sup>15</sup>N</b> |
|-----------|---------------|----------------------|-----------------------|-----------------------|
| Backbone  | 0/0 (—%)      | 0/0 (—%)             | 0/0 (—%)              | 0/0 (—%)              |
| Sidechain | 0/0 (—%)      | 0/0 (—%)             | 0/0 (—%)              | 0/0 (—%)              |
| Aromatic  | 0/0 (—%)      | 0/0 (—%)             | 0/0 (—%)              | 0/0 (—%)              |
| Overall   | 647/896 (72%) | 324/502 (65%)        | 262/320 (82%)         | 61/74 (82%)           |

#### 7.1.4 Statistically unusual chemical shifts [i](#)

The following table lists the statistically unusual chemical shifts. These are statistical measures, and large deviations from the mean do not necessarily imply incorrect assignments. Molecules containing paramagnetic centres or hemes are expected to give rise to anomalous chemical shifts.

| Mol | Chain | Res | Type | Atom | Shift, <i>ppm</i> | Expected range, <i>ppm</i> | Z-score |
|-----|-------|-----|------|------|-------------------|----------------------------|---------|
| 1   | A     | 44  | A    | C8   | 92.81             | 148.09 – 130.69            | -26.8   |
| 1   | A     | 4   | C    | H1'  | 3.73              | 6.40 – 4.70                | -10.7   |

#### 7.1.5 Random Coil Index (RCI) plots [i](#)

No *random coil index* (RCI) plot could be generated from the current chemical shift list (assigned\_chem\_shift\_list\_1). RCI is only applicable to proteins.