



# Full wwPDB X-ray Structure Validation Report ⓘ

Feb 15, 2017 – 08:34 am GMT

PDB ID : 2A6E  
Title : Crystal structure of the T. Thermophilus RNA polymerase holoenzyme  
Authors : Artsimovitch, I.; Vassilyeva, M.N.; Svetlov, D.; Svetlov, V.; Perederina, A.;  
Igarashi, N.; Matsugaki, N.; Wakatsuki, S.; Tahirov, T.H.; Vassilyev, D.G.;  
RIKEN Structural Genomics/Proteomics Initiative (RSGI)  
Deposited on : 2005-07-02  
Resolution : 2.80 Å(reported)

This is a Full wwPDB X-ray Structure Validation Report for a publicly released PDB entry.

We welcome your comments at [validation@mail.wwpdb.org](mailto:validation@mail.wwpdb.org)

A user guide is available at

<http://wwpdb.org/validation/2016/XrayValidationReportHelp>

with specific help available everywhere you see the ⓘ symbol.

---

The following versions of software and data (see [references ⓘ](#)) were used in the production of this report:

MolProbity	:	4.02b-467
Xtriage (Phenix)	:	1.9-1692
EDS	:	trunk28620
Percentile statistics	:	20161228.v01 (using entries in the PDB archive December 28th 2016)
Refmac	:	5.8.0135
CCP4	:	6.5.0
Ideal geometry (proteins)	:	Engh & Huber (2001)
Ideal geometry (DNA, RNA)	:	Parkinson et al. (1996)
Validation Pipeline (wwPDB-VP)	:	recalc28949

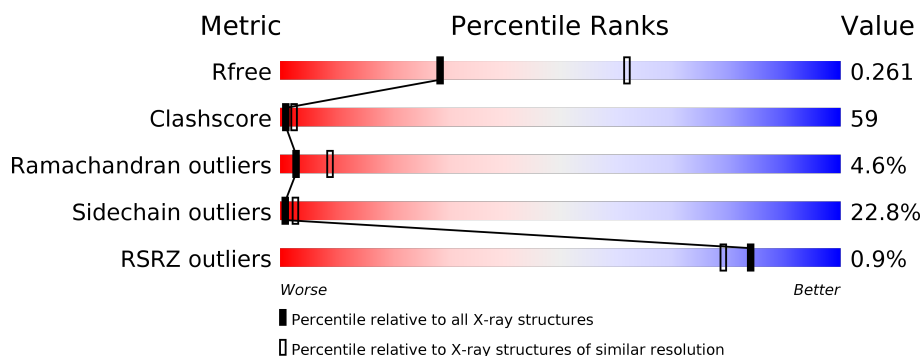
# 1 Overall quality at a glance

The following experimental techniques were used to determine the structure:

*X-RAY DIFFRACTION*

The reported resolution of this entry is 2.80 Å.

Percentile scores (ranging between 0-100) for global validation metrics of the entry are shown in the following graphic. The table shows the number of entries on which the scores are based.



Metric	Whole archive (#Entries)	Similar resolution (#Entries, resolution range(Å))
$R_{free}$	100719	2583 (2.80-2.80)
Clashscore	112137	3033 (2.80-2.80)
Ramachandran outliers	110173	2983 (2.80-2.80)
Sidechain outliers	110143	2985 (2.80-2.80)
RSRZ outliers	101464	2610 (2.80-2.80)

The table below summarises the geometric issues observed across the polymeric chains and their fit to the electron density. The red, orange, yellow and green segments on the lower bar indicate the fraction of residues that contain outliers for  $\geq 3$ , 2, 1 and 0 types of geometric quality criteria. A grey segment represents the fraction of residues that are not modelled. The numeric value for each fraction is indicated below the corresponding segment, with a dot representing fractions  $\leq 5\%$ . The upper red bar (where present) indicates the fraction of residues that have poor fit to the electron density. The numeric value is given above the bar.

Mol	Chain	Length	Quality of chain
1	A	315	<div> <div></div> <div>17% 40% 16% 27%</div> </div>
1	B	315	<div> <div>3%</div> <div>17% 45% 11% 27%</div> </div>
1	K	315	<div> <div></div> <div>14% 47% 11% 27%</div> </div>
1	L	315	<div> <div>%</div> <div>18% 44% 10% 27%</div> </div>
2	C	1119	<div> <div>%</div> <div>22% 60% 17% .</div> </div>
2	M	1119	<div> <div>%</div> <div>25% 57% 17% .</div> </div>

*Continued on next page...*

Continued from previous page...

Mol	Chain	Length	Quality of chain
3	D	1524	<div><div>%</div><div><div></div><div></div><div></div><div></div></div><div>23%51%17%•9%</div></div>
3	N	1524	<div><div>%</div><div><div></div><div></div><div></div><div></div></div><div>24%51%15%•9%</div></div>
4	E	99	<div><div></div><div><div></div><div></div><div></div><div></div></div><div>22%52%20%••</div></div>
4	O	99	<div><div>%</div><div><div></div><div></div><div></div><div></div></div><div>28%48%19%•</div></div>
5	F	423	<div><div>%</div><div><div></div><div></div><div></div><div></div></div><div>19%47%14%•18%</div></div>
5	P	423	<div><div>%</div><div><div></div><div></div><div></div><div></div></div><div>22%49%10%18%</div></div>

## 2 Entry composition

There are 8 unique types of molecules in this entry. The entry contains 58679 atoms, of which 0 are hydrogens and 0 are deuteriums.

In the tables below, the ZeroOcc column contains the number of atoms modelled with zero occupancy, the AltConf column contains the number of residues with at least one atom in alternate conformation and the Trace column contains the number of residues modelled with at most 2 atoms.

- Molecule 1 is a protein called DNA-directed RNA polymerase alpha chain.

Mol	Chain	Residues	Atoms					ZeroOcc	AltConf	Trace
1	A	229	Total	C	N	O	S	0	0	0
			1806	1153	313	337	3			
1	B	229	Total	C	N	O	S	0	0	0
			1806	1153	313	337	3			
1	K	229	Total	C	N	O	S	0	0	0
			1806	1153	313	337	3			
1	L	229	Total	C	N	O	S	0	0	0
			1806	1153	313	337	3			

- Molecule 2 is a protein called DNA-directed RNA polymerase beta chain.

Mol	Chain	Residues	Atoms					ZeroOcc	AltConf	Trace
2	C	1119	Total	C	N	O	S	0	0	0
			8829	5581	1577	1647	24			
2	M	1119	Total	C	N	O	S	0	0	0
			8829	5581	1577	1647	24			

- Molecule 3 is a protein called DNA-directed RNA polymerase beta' chain.

Mol	Chain	Residues	Atoms					ZeroOcc	AltConf	Trace
3	D	1392	Total	C	N	O	S	0	0	0
			10797	6819	1925	2020	33			
3	N	1392	Total	C	N	O	S	0	0	0
			10797	6819	1925	2020	33			

- Molecule 4 is a protein called RNA polymerase omega chain.

Mol	Chain	Residues	Atoms					ZeroOcc	AltConf	Trace
4	E	95	Total	C	N	O	S	0	0	0
			769	488	133	144	4			
4	O	95	Total	C	N	O	S	0	0	0
			769	488	133	144	4			

- Molecule 5 is a protein called RNA polymerase sigma factor rpoD.

Mol	Chain	Residues	Atoms					ZeroOcc	AltConf	Trace
5	F	345	Total	C	N	O	S	0	0	0
			2771	1744	504	519	4			
5	P	345	Total	C	N	O	S	0	0	0
			2771	1744	504	519	4			

- Molecule 6 is ZINC ION (three-letter code: ZN) (formula: Zn).

Mol	Chain	Residues	Atoms		ZeroOcc	AltConf
6	D	2	Total	Zn	0	0
			2	2		
6	N	2	Total	Zn	0	0
			2	2		

- Molecule 7 is MAGNESIUM ION (three-letter code: MG) (formula: Mg).

Mol	Chain	Residues	Atoms		ZeroOcc	AltConf
7	D	1	Total	Mg	0	0
			1	1		
7	N	1	Total	Mg	0	0
			1	1		

- Molecule 8 is water.

Mol	Chain	Residues	Atoms		ZeroOcc	AltConf
8	A	191	Total	O	0	0
			191	191		
8	B	181	Total	O	0	0
			181	181		
8	C	767	Total	O	0	0
			767	767		
8	D	1100	Total	O	0	0
			1100	1100		
8	E	93	Total	O	0	0
			93	93		
8	F	333	Total	O	0	0
			333	333		
8	K	151	Total	O	0	0
			151	151		
8	L	179	Total	O	0	0
			179	179		
8	M	739	Total	O	0	0
			739	739		

*Continued on next page...*

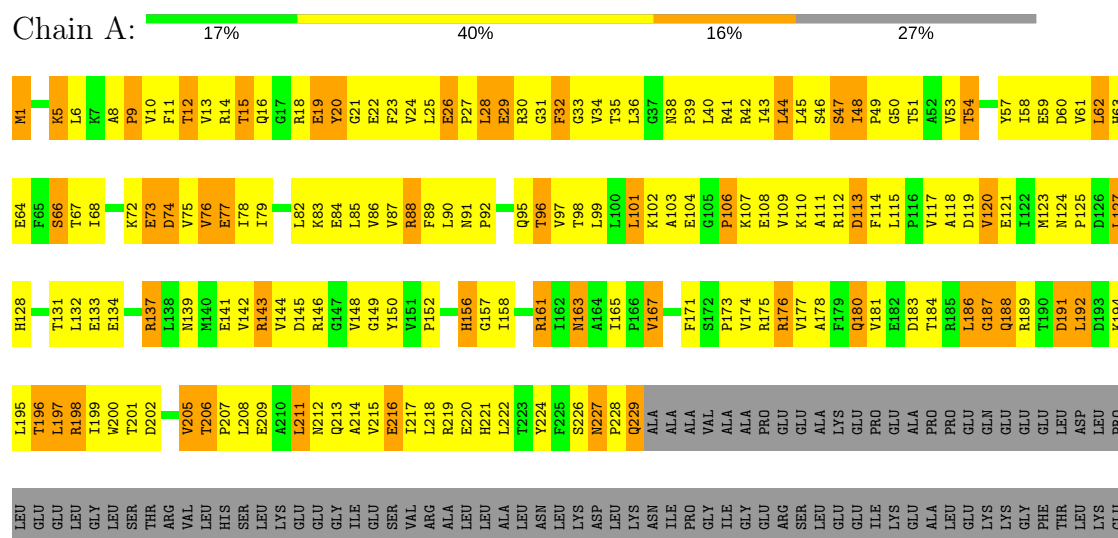
*Continued from previous page...*

Mol	Chain	Residues	Atoms		ZeroOcc	AltConf
8	N	1038	Total 1038	O 1038	0	0
8	O	78	Total 78	O 78	0	0
8	P	267	Total 267	O 267	0	0

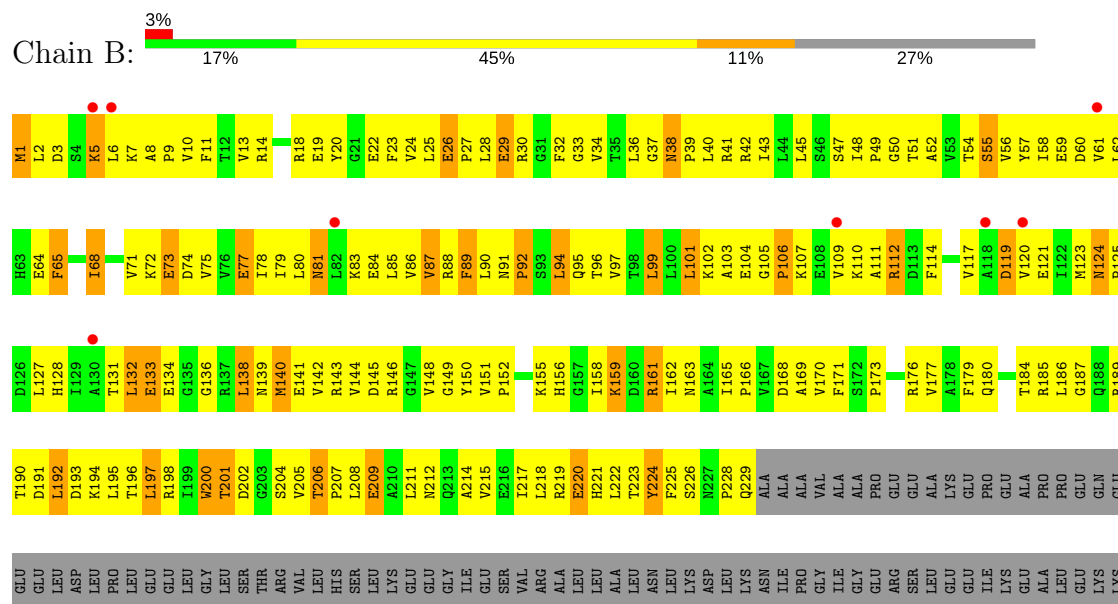
### 3 Residue-property plots

These plots are drawn for all protein, RNA and DNA chains in the entry. The first graphic for a chain summarises the proportions of the various outlier classes displayed in the second graphic. The second graphic shows the sequence view annotated by issues in geometry and electron density. Residues are color-coded according to the number of geometric quality criteria for which they contain at least one outlier: green = 0, yellow = 1, orange = 2 and red = 3 or more. A red dot above a residue indicates a poor fit to the electron density ( $RSRZ > 2$ ). Stretches of 2 or more consecutive residues without any outlier are shown as a green connector. Residues present in the sample, but not in the model, are shown in grey.

#### • Molecule 1: DNA-directed RNA polymerase alpha chain

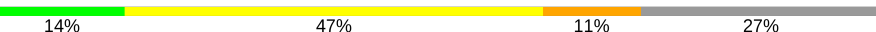


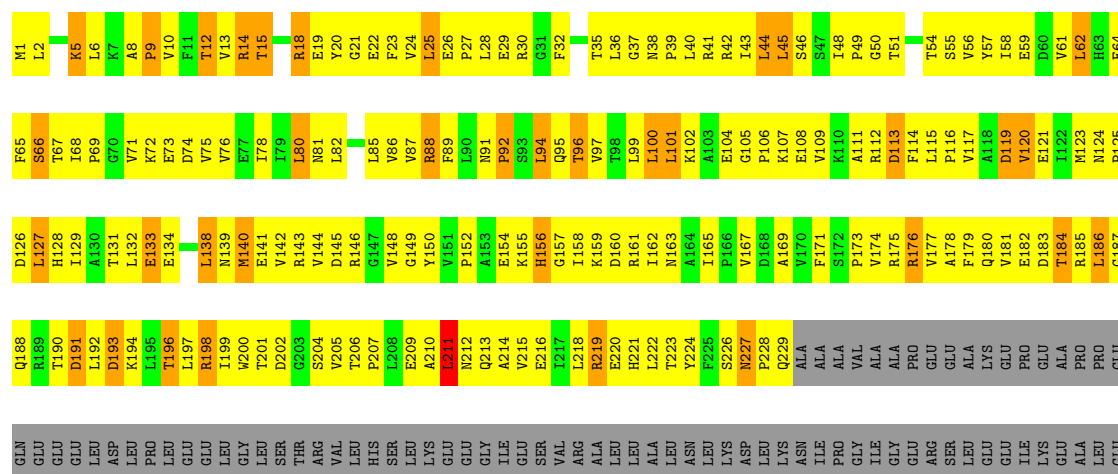
#### • Molecule 1: DNA-directed RNA polymerase alpha chain



GLY  
PHE  
THR  
LEU  
LYS  
GLU


• Molecule 1: DNA-directed RNA polymerase alpha chain

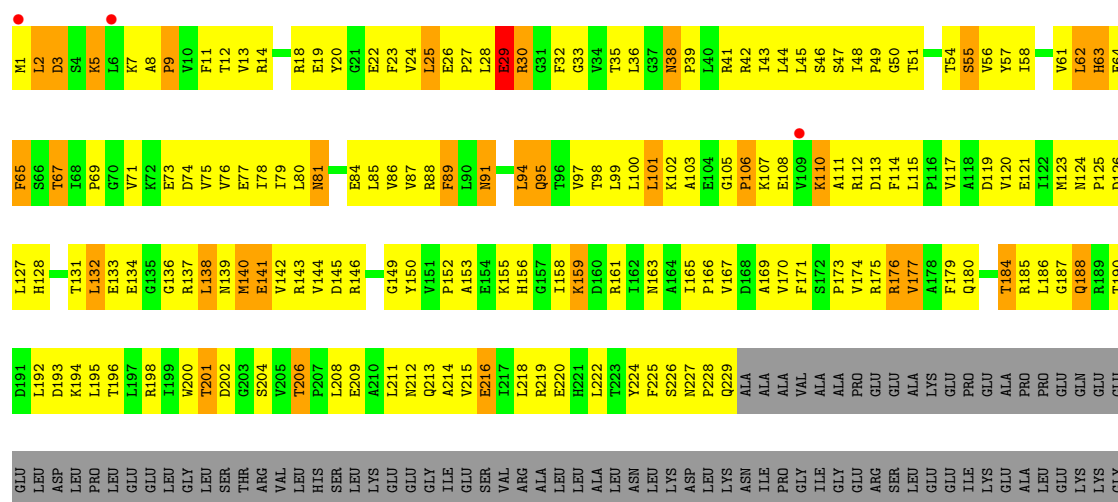
Chain K: 



LYS  
LYS  
GLY  
PHE  
THR  
LEU  
LYS  
GLU

• Molecule 1: DNA-directed RNA polymerase alpha chain

Chain L: 



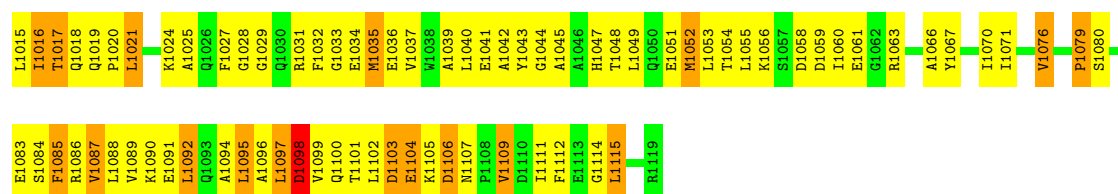
PHE  
THR  
LEU  
LYS  
GLU

• Molecule 2: DNA-directed RNA polymerase beta chain

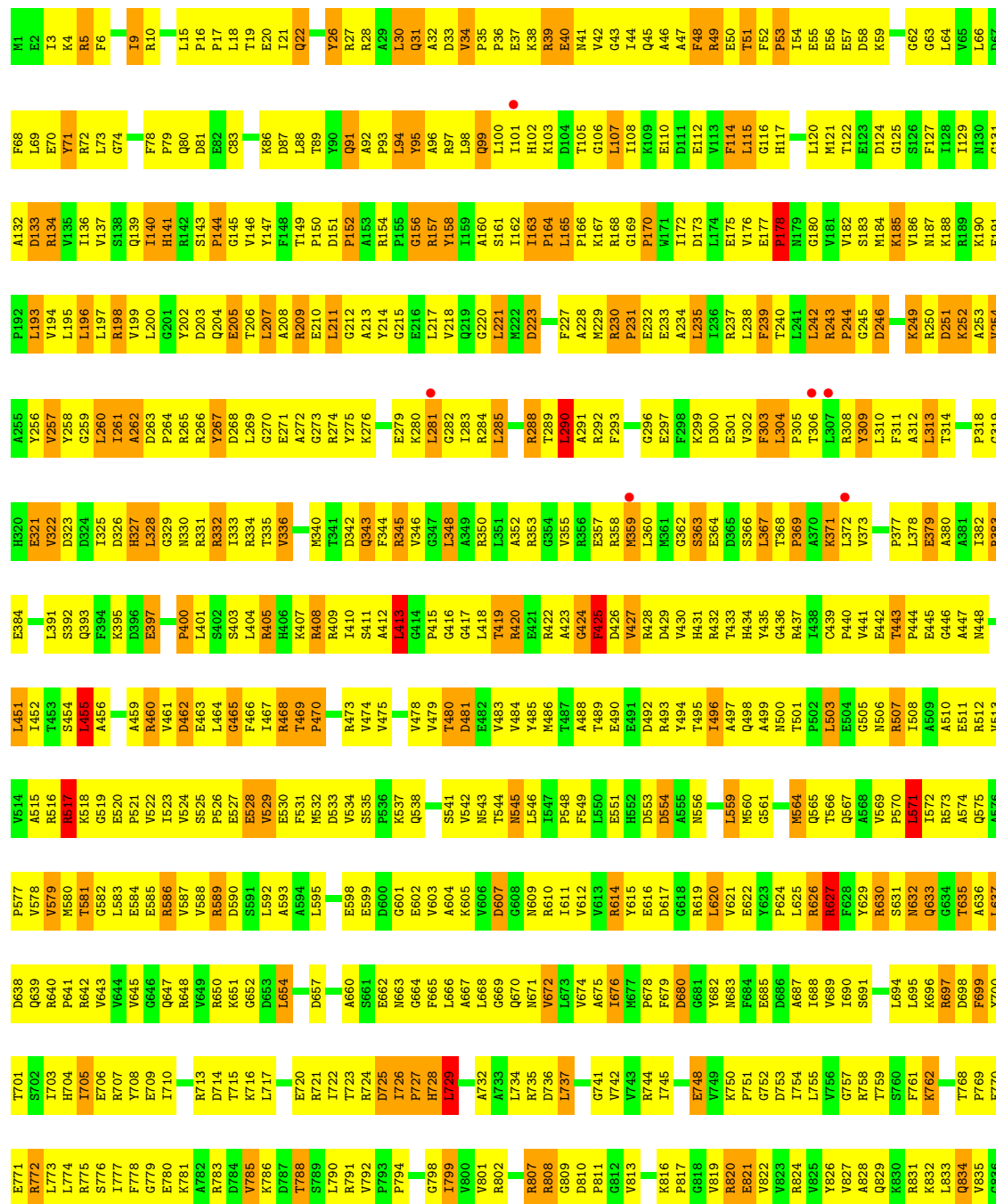
Chain C: 







• Molecule 2: DNA-directed RNA polymerase beta chain





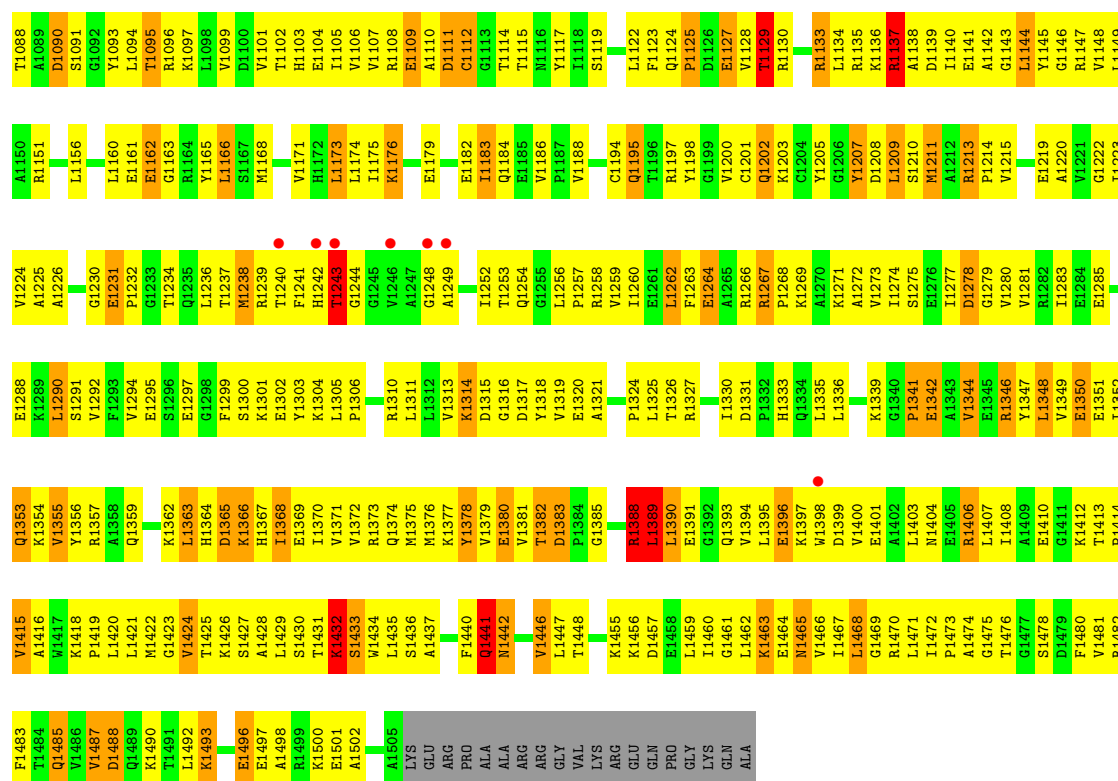
Q1033	L1094	L1156	A1220	E1351	T1413	G1477	N703	Q831	N768	W703	Q641
Q1034	L1095	L1157	A1221	I1352	P1414	S1478	R704	R832	L769	R704	C642
I1035	R1096	Y1158	G1222	Q1353	P1415	F1479	A705	E833	L770	A705	C643
I1036	R1097	Y1159	G1223	S1291	A1416	F1480	P706	E834	S771	P706	L644
Q1037	L1098	V1292	V1224	V1293	V1417	V1481	T707	S835	P772	T707	P645
L1038	L1099	E1161		F1293	K1418	R1482	L708	R836	A773	L708	K646
Q1039	D1100	E1162	G1230	V1294	P1419	F1483	T709	G837	S774	T709	R647
G1040	V1101	G1163	E1231	E1295	L1420	T1484	R710	R838	G775	R710	H648
L1041	T1102	R1164	P1232		L1421	Q1485	L711	L839	G776	L711	A649
G1043	H1103	Y1165	G1233	F1299	M1422	Q1486	G712	R840	P777	G712	L650
L1044	E1104	L1166	T1234	S1300	G1423	V1487	I713	Y841	L778	I713	E651
S1167	T1105	M1168	Q1235	K1301	V1424	D1488	Q714	R842	A779	Q714	L652
M1106	Y1106	M1169	L1236	E1302	T1425		F715	F843	K780	F715	F653
Q1046	V1107	D1169	T1237	Y1303	K1426		F716	A844			K654
K1047	R1108	P1170	M1238	K1304	S1427		Q717	D847	R783	Q717	P655
P1048	E1109	I1171	T1240	R1239	S1428		P718	E848	D784	P718	F656
S1049	L1110	F1241	F1242	P1306	T1431		W719	E849	L785	W719	L657
E1051	C1112	L1174	H1242	R1310	A1438		L720	E850	L786	L720	L658
T1052	G1113	L1175	T1243	L1311	S1439		L721	E851	L787	L721	K659
F1053	T1114	K1176	G1244	L1312	Q1442		E722	L851	G788	E722	K660
V1055	N1115	A1177	G1245	V1313	W1434		Q723	A852	L789	Q723	H661
P1056	N1116	A1178		K1314	T1433		S725	V853	Y790	S725	E662
V1057	Y1117	E1182	G1248	K1315	T1434		I726	I857	Y791	I726	P663
P1058	T1118	L1183	A1249	D1316	A1438		Q727	V858	L792	Q727	L666
S1059	S1119	Q1184	A1250	G1317	F1440		L728	D859	Q794	L728	A667
S1060	P1120	E1185	D1251	D1318	Q1441		H729	L860	V795	H729	P669
F1061	L1121	L1186	T1252	V1319	N1442		P730	Q861	R796	P730	N669
L1122	F1062	P1187	T1253	E1320	T1443		L731	D862	K797	L731	V670
E1123	E1063	R1189	Q1254	T1382	H1445		E734	V863	K798	E734	K671
T999	T1000	S1190	L1255	D1383	V1446		A735	R864	K799	A735	A672
T1001	L1001	P1191	P1256	Q1322	L1447		F736	V865	R800	F736	A673
Y936	Y937	T1128	R1258	Q1323	T1448		N737	R867	G803	N737	R675
G938	G939	L1129	V1259	L1325			A738	Y868	L804	A738	A676
T940	T941	S1131	E1261	T1326	I1452		D739	M869	E805	D739	L677
F941	F942	L1132	L1262	G1328	G1453		D741	E874	F806	D741	E678
S942	S943	R1133	F1263	A1329	K1455		Q744	T875	A807	Q744	R680
T943	T944	L1134	E1264	I1330	K1456		M745	S876	P808	M745	D682
L1136	C1137	R1135	A1265	D1331	D1457		E810	P877	E810	E810	D683
R1137	S945	Q1201	R1266	P1332	E1458		A812	G878	E811	A812	L683
G946	G947	Q1202	K1267	H1333	L1459		A813	R879	A812	A813	K684
E1013	E1014	K1203	P1268	Q1334	T1460		S752	I880	L813	S752	D685
A1077	A1078	C1204	K1269	L1335	G1461		S753	V885	A814	S753	E686
K1079	K1079	Y1205	A1270	L1336	L1462		F754	R884	E817	F754	V687
A1082	D1083	Y1207	K1271	E1337	K1463		A755	E888	R818	A755	D689
D1083	T1084	S1210	A1272	G1338	E1464		Q756	V889	E819	Q756	A690
V1022	V1023	M1211	V1273	G1340	V1466		E758	V890	E820	E758	L691
V955	V956	Y1145	I1274	P1341	L1467		A759	V891	V821	A759	E692
A1024	A1025	G1146	T1277	E1342	P1468		R693	E891	E822	R693	E693
Q1025	Q1026	R1147	D1278	A1343	G1469		I761	D892	A823	I761	V694
T1087	T1088	R1213	G1279	V1344	K1470		K695	E893	N824	K695	L695
S948	S949	P1214	V1280	L1407	L1471		Q762	R894	A825	Q762	H696
E959	E960	V1215	V1281	R1346	I1472		L764	V895	A826	L764	K697
A1089	D1090	S1216	R1282	Y1347	P1473		A698	A896	P827	A698	K698
D1090	D1091	G1218	E1283	L1348	A1474		S765	R897	K828	S765	V699
G1092	G1093	E1219	E1285	E1350	T1476		A830	E898	V829	A830	L702

• Molecule 3: DNA-directed RNA polymerase beta' chain



MET	P52	G51	F50	T49	R48	E47	D46	F45	L44	G43	D42	R41	E40	P39	K38	L37	T36	R35	Y34	N33	L32	T31	E30	P29	K28	E27	V26	E25	G24	Y23	Z22	S20	I19	T18	K17	E16	P15	S14	A13	L12	A11	T10	R9	T8	K7	P6	V5	E4	F4	K3	R2	K1
-----	-----	-----	-----	-----	-----	-----	-----	-----	-----	-----	-----	-----	-----	-----	-----	-----	-----	-----	-----	-----	-----	-----	-----	-----	-----	-----	-----	-----	-----	-----	-----	-----	-----	-----	-----	-----	-----	-----	-----	-----	-----	-----	----	----	----	----	----	----	----	----	----	----

M1023	I951	R884	V821	A755	A690	S629	I567	G506	R445	E382	GLN	GLY	G182	E122	G61
S1026	D952	I885	A822	Q756	L691	V630	R568	N507	V446	E382	GLN	GLY	E183	L123	K62
G1027	D953	R886	L823	Q757	E692	I631	N569	R508	V447	E385	ARG	VAL	V185	E124	Y63
A1028	A954	A887	N824	A759	E693	V632	E570	P509	E448	V385	ALA	VAL	V186	Q125	X64
R1029	V955	R888	A825	R760	V694	V633	K571	E510	S449	H388	ALA	GLU	K187	V126	R65
G1030	I956	A889	P826	I761	I695	G634	R572	N511	Y450	H389	GLN	LEU	G188	D66	D66
M1031	P957	V890	L827	Q762	H696	P635	M573	N512	D451	P390	VAL	LYS	E128	Y128	R67
P1032	E958	R828	K828	R763	G697	Q636	L574	E513	D452	A391	GLU	GLU	L191	F129	F68
E959	E959	R829	W829	L764	G698	L637	Q575	L514	D453	A392	ALA	LEU	A192	S130	E69
K960	K960	R830	A830	S765	E699	K638	Q576	E515	D454	I393	GLU	GLU	P193	K131	K71
Q1034	K961	R831	C831	A766	V700	L639	A577	A516	A454	I394	GLU	GLU	Y132	Y132	G70
I1035	Q962	R832	R832	H767	L701	H640	W578	N517	R455	L394	GLY	GLY	G194	I133	K71
R1036	Q963	R833	E833	Q641	L702	Q641	D579	E518	M456	V396	ALA	GLY	V195	C73	C73
Q1037	L864	E834	T834	L770	W703	C642	A580	V519	E459	K397	GLU	PHE	V196	E74	E74
E965	E965	R835	W835	S774	R704	G643	L581	L520	I461	A398	THR	LEU	R198	D136	R75
C1038	D968	R836	S836	S775	A705	L644	L582	P521	I462	R399	VAL	VAL	P137	D137	R75
G1040	R969	I900	C837	G775	P706	P645	D583	D523	Q462	V400	THR	LEU	R199	K138	C76
L1041	K970	Q901	R838	E776	L707	K646	N584	D524	Q463	Y401	THR	ARG	D200	G139	G77
R1042	K971	L902	L839	P777	L708	R647	G585	L524	L464	P402	THR	ARG	G201	G139	E79
M1045	L971	Q906	K840	L778	W709	R649	R586	R525	L465	F483	LEU	GLU	V202	I141	V80
Q1046	Q973	E907	W841	A779	R710	A649	R587	P526	K466	E404	PHE	ASP	A203	L142	T81
K1047	I974	K908	W842	K780	L711	L650	G588	N527	L468	D406	GLU	GLU	Y204	M143	X82
E975	E975	R909	A844	S782	G712	E651	P590	Q529	L469	V407	THR	VAL	F206	G144	S83
S1049	Q976	S910	K845	S783	A715	K654	V591	N530	L470	E408	THR	ALA	R207	V145	T84
G1050	E979	L911	P846	D784	F716	P655	T592	D531	E471	E411	GLU	THR	P208	P146	Y85
E1051	E979	K912	D847	I785	Q717	P656	N593	G532	A472	T411	PRO	THR	R209	V147	R86
F1053	L983	D913	E848	I786	P718	L657	P594	G533	L473	Q412	LYS	PHE	D155	E148	R87
T984	T984	G914	A849	L787	W720	L658	G595	R534	E474	D413	ASP	LEU	R150	K149	Y88
V1055	T984	L915	L850	G788	L720	K659	S596	F535	K475	R414	THR	PRO	Y211	Q151	R89
P1056	E987	Q917	L851	L789	W721	K660	D597	A536	E476	V415	VAL	VAL	E213	L152	N90
R1058	R988	F918	A852	T792	E722	M661	R598	T537	L477	A416	ARG	GLY	E214	L153	I93
S1060	Y989	F919	W853	Q793	G723	E662	P599	S538	E478	P417	GLN	MET	Y215	L154	I94
F1061	I992	R921	T857	Q794	Q724	K663	R601	D539	E479	Q418	PRO	THR	K217	D155	E94
R1062	L993	R921	W858	W795	I726	G665	S602	L421	M481	V420	MET	LEU	R220	E157	L96
E1063	Q994	L922	R859	R796	Q727	L666	L603	L543	K482	L421	ASN	VAL	A221	Y158	P98
L1065	L995	K926	Q861	K797	L728	A667	T604	Y544	H483	A422	VAL	VAL	G222	R159	A99
T1066	T997	T927	D862	K799	W730	N669	P606	R546	P484	D423	VAL	HIS	E160	E160	A100
V1067	E998	A928	W863	K800	F732	V670	L607	L547	S485	C425	VAL	GLY	G222	L161	H101
L1068	T999	L930	T865	G801	W732	K671	S608	L548	A487	C425	PRO	GLU	V231	Y163	I102
E1069	T1000	L931	W866	G803	C733	A672	G609	N549	R488	V427	GLY	ILE	F104	F104	F103
Y1070	E1001	D932	R867	L804	A735	R674	K610	R550	R489	K428	ALA	GLU	P238	G164	V105
F1071	V1003	A933	W868	E805	F736	R675	Q611	N551	A490	S429	ARG	LYS	G239	Q166	K106
I1072	T1004	K934	K871	F806	N737	M676	R612	N552	K491	D430	VAL	GLY	I241	E167	D107
S1073	Q1005	Y936	R872	A807	A738	L677	F614	L554	A492	V431	GLU	GLN	L242	T168	V108
W1074	A1006	Y937	L873	T808	D739	E678	R615	K555	R493	Y432	ALA	PRO	A243	Y169	P109
H1075	V1007	Y937	E874	P809	W739	R679	Q616	K556	R495	C433	ALA	ALA	E244	L171	S110
G1076	F1008	T940	T875	E810	D743	Q680	M617	K557	L496	V435	ARG	ALA	L245	P172	K111
A1077	K1009	T944	W745	A812	M745	R681	K621	L558	E497	V435	ARG	ALA	P246	P173	I112
K1078	N1010	T944	S877	L813	P877	L683	R622	A559	V498	V437	ALA	LYS	E247	P173	G113
G1079	G945	S945	R878	A814	W749	K684	V623	Q560	V499	D438	GLY	GLY	G174	V175	L115
K1080	N1018	G946	R879	A814	T749	D885	D624	G561	R500	D438	LEU	LEU	P248	D176	L116
P1019	P1019	I947	T880	E817	L751	E886	Y625	A562	A501	V440	ARG	ARG	F251	A177	D117
L1020	T948	L881	L881	R818	S752	W687	S626	P563	F502	R441	MET	ARG	GLU	L178	L118
Y1021	E982	L949	F882	S753	S753	W688	G627	E564	L503	N442	PRO	MET	ALA	V179	S119
R1087	V1022	G950	A883	E820	F754	D689	R628	I566	S505	V444	ARG	ARG	GLU	D181	A120



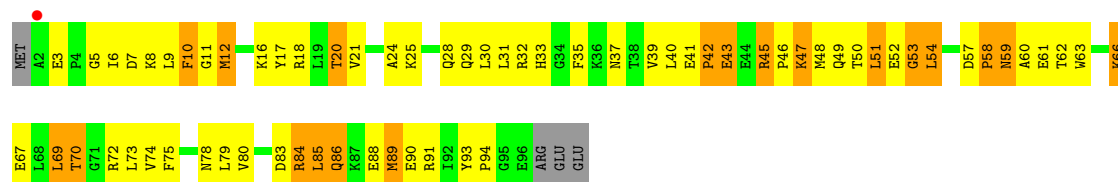
### • Molecule 4: RNA polymerase omega chain

Chain E: 22% 52% 20%



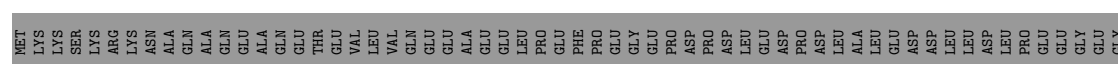
### • Molecule 4: RNA polymerase omega chain

Chain O: 28% 48% 19%



### • Molecule 5: RNA polymerase sigma factor rpoD

Chain F: 19% 47% 14% 18%





## 4 Data and refinement statistics

Property	Value	Source
Space group	P 32	Depositor
Cell constants a, b, c, $\alpha$ , $\beta$ , $\gamma$	239.50Å 239.50Å 253.10Å 90.00° 90.00° 120.00°	Depositor
Resolution (Å)	25.00 – 2.80 24.96 – 2.80	Depositor EDS
% Data completeness (in resolution range)	(Not available) (25.00-2.80) 92.0 (24.96-2.80)	Depositor EDS
$R_{merge}$	0.07	Depositor
$R_{sym}$	(Not available)	Depositor
$\langle I/\sigma(I) \rangle$ <sup>1</sup>	2.16 (at 2.80Å)	Xtriage
Refinement program	CNS 1.1	Depositor
R, $R_{free}$	0.231 , 0.268 0.227 , 0.261	Depositor DCC
$R_{free}$ test set	21166 reflections (6.13%)	DCC
Wilson B-factor (Å <sup>2</sup> )	58.9	Xtriage
Anisotropy	0.079	Xtriage
Bulk solvent $k_{sol}$ (e/Å <sup>3</sup> ), $B_{sol}$ (Å <sup>2</sup> )	0.28 , 79.9	EDS
L-test for twinning <sup>2</sup>	$\langle  L  \rangle = 0.42$ , $\langle L^2 \rangle = 0.24$	Xtriage
Estimated twinning fraction	0.499 for -h,-k,l 0.068 for h,-h-k,-l 0.068 for -k,-h,-l	Xtriage
$F_o, F_c$ correlation	0.92	EDS
Total number of atoms	58679	wwPDB-VP
Average B, all atoms (Å <sup>2</sup> )	73.0	wwPDB-VP

Xtriage's analysis on translational NCS is as follows: *The largest off-origin peak in the Patterson function is 1.92% of the height of the origin peak. No significant pseudotranslation is detected.*

<sup>1</sup>Intensities estimated from amplitudes.

<sup>2</sup>Theoretical values of  $\langle |L| \rangle$ ,  $\langle L^2 \rangle$  for acentric reflections are 0.5, 0.333 respectively for untwinned datasets, and 0.375, 0.2 for perfectly twinned datasets.



## 5 Model quality [i](#)

### 5.1 Standard geometry [i](#)

Bond lengths and bond angles in the following residue types are not validated in this section: ZN, MG

The Z score for a bond length (or angle) is the number of standard deviations the observed value is removed from the expected value. A bond length (or angle) with  $|Z| > 5$  is considered an outlier worth inspection. RMSZ is the root-mean-square of all Z scores of the bond lengths (or angles).

Mol	Chain	Bond lengths		Bond angles	
		RMSZ	$\# Z  > 5$	RMSZ	$\# Z  > 5$
1	A	0.80	1/1838 (0.1%)	0.88	1/2498 (0.0%)
1	B	0.75	0/1838	0.82	2/2498 (0.1%)
1	K	0.75	0/1838	0.86	2/2498 (0.1%)
1	L	0.72	0/1838	0.78	1/2498 (0.0%)
2	C	0.84	0/8997	0.90	8/12164 (0.1%)
2	M	0.82	0/8997	0.89	7/12164 (0.1%)
3	D	0.84	0/10975	0.94	20/14836 (0.1%)
3	N	0.83	0/10975	0.93	18/14836 (0.1%)
4	E	0.84	0/783	0.97	0/1054
4	O	0.88	0/783	1.00	1/1054 (0.1%)
5	F	0.75	0/2812	0.82	3/3781 (0.1%)
5	P	0.75	0/2812	0.80	1/3781 (0.0%)
All	All	0.82	1/54486 (0.0%)	0.90	64/73662 (0.1%)

Chiral center outliers are detected by calculating the chiral volume of a chiral center and verifying if the center is modelled as a planar moiety or with the opposite hand. A planarity outlier is detected by checking planarity of atoms in a peptide group, atoms in a mainchain group or atoms of a sidechain that are expected to be planar.

Mol	Chain	#Chirality outliers	#Planarity outliers
3	N	0	1

All (1) bond length outliers are listed below:

Mol	Chain	Res	Type	Atoms	Z	Observed(Å)	Ideal(Å)
1	A	48	ILE	C-N	5.57	1.44	1.34

All (64) bond angle outliers are listed below:

Mol	Chain	Res	Type	Atoms	Z	Observed(°)	Ideal(°)
3	D	199	LEU	CA-CB-CG	-8.69	95.30	115.30
1	B	138	LEU	CA-CB-CG	8.01	133.72	115.30
3	N	1389	LEU	CA-CB-CG	7.77	133.18	115.30
5	P	136	LEU	CA-CB-CG	7.49	132.51	115.30
3	N	76	CYS	CA-CB-SG	6.73	126.11	114.00
3	D	80	VAL	C-N-CA	6.66	138.36	121.70
3	N	199	LEU	CA-CB-CG	-6.61	100.09	115.30
1	K	211	LEU	CA-CB-CG	6.60	130.48	115.30
2	M	207	LEU	CA-CB-CG	6.53	130.32	115.30
3	D	73	CYS	CA-CB-SG	6.43	125.57	114.00
3	D	813	LEU	CA-CB-CG	6.40	130.02	115.30
3	D	708	LEU	CA-CB-CG	-6.38	100.62	115.30
1	A	192	LEU	CA-CB-CG	6.14	129.43	115.30
3	N	80	VAL	C-N-CA	6.05	136.82	121.70
2	C	98	LEU	CA-CB-CG	6.02	129.15	115.30
5	F	136	LEU	CA-CB-CG	5.96	129.01	115.30
5	F	354	LEU	CA-CB-CG	5.96	129.00	115.30
3	D	238	PRO	N-CA-CB	5.94	110.43	103.30
1	K	45	LEU	CA-CB-CG	-5.94	101.65	115.30
3	D	1209	LEU	N-CA-C	-5.90	95.06	111.00
3	N	380	GLU	N-CA-C	-5.90	95.07	111.00
3	D	1395	LEU	CA-CB-CG	5.89	128.84	115.30
3	N	1209	LEU	N-CA-C	-5.88	95.13	111.00
2	M	571	LEU	CA-CB-CG	5.86	128.78	115.30
3	N	705	ALA	C-N-CD	5.82	140.62	128.40
2	M	165	LEU	C-N-CD	-5.82	107.80	120.60
4	O	54	LEU	CA-CB-CG	5.74	128.51	115.30
3	N	238	PRO	N-CA-CB	5.74	110.19	103.30
3	D	208	PRO	CA-N-CD	-5.65	103.59	111.50
3	N	972	LEU	CA-CB-CG	5.59	128.16	115.30
2	C	243	ARG	C-N-CD	-5.53	108.43	120.60
2	C	858	MET	CA-CB-CG	5.53	122.70	113.30
3	D	380	GLU	N-CA-C	-5.51	96.11	111.00
2	C	1098	ASP	CB-CG-OD1	5.51	123.26	118.30
3	N	171	LEU	CA-CB-CG	5.51	127.97	115.30
2	C	882	LEU	CA-CB-CG	-5.50	102.65	115.30
3	D	1389	LEU	CA-CB-CG	5.46	127.87	115.30
3	D	839	LEU	CA-CB-CG	5.46	127.85	115.30
3	N	73	CYS	CA-CB-SG	5.46	123.82	114.00
3	D	248	PRO	N-CA-CB	5.45	109.84	103.30
3	N	1290	LEU	CA-CB-CG	5.45	127.84	115.30
3	D	80	VAL	CA-C-N	-5.45	105.22	117.20
2	C	620	LEU	CA-CB-CG	5.43	127.80	115.30

Continued on next page...

*Continued from previous page...*

Mol	Chain	Res	Type	Atoms	Z	Observed(°)	Ideal(°)
3	D	60	CYS	CA-CB-SG	5.39	123.71	114.00
1	B	132	LEU	CA-CB-CG	5.39	127.70	115.30
3	N	209	ARG	N-CA-C	5.36	125.48	111.00
3	N	554	LEU	CA-CB-CG	5.35	127.61	115.30
3	N	637	LEU	CA-CB-CG	5.34	127.58	115.30
3	N	248	PRO	N-CA-CB	5.30	109.66	103.30
3	N	208	PRO	CA-N-CD	-5.24	104.17	111.50
3	D	209	ARG	N-CA-C	5.21	125.06	111.00
2	M	729	LEU	N-CA-C	5.17	124.97	111.00
2	M	243	ARG	C-N-CD	-5.17	109.22	120.60
2	M	726	ILE	CG1-CB-CG2	-5.10	100.18	111.40
3	D	226	PRO	N-CA-CB	5.09	109.41	103.30
1	L	132	LEU	CA-CB-CG	5.09	127.00	115.30
2	C	58	ASP	C-N-CA	5.08	134.40	121.70
3	D	153	LEU	CA-CB-CG	5.07	126.95	115.30
3	N	434	ARG	NE-CZ-NH1	5.06	122.83	120.30
3	D	21	TRP	CA-CB-CG	5.05	123.29	113.70
5	F	361	LEU	CA-CB-CG	5.04	126.90	115.30
2	C	729	LEU	N-CA-C	5.03	124.58	111.00
3	D	423	ASP	N-CA-C	5.02	124.55	111.00
2	M	861	LEU	CA-CB-CG	5.01	126.82	115.30

There are no chirality outliers.

All (1) planarity outliers are listed below:

Mol	Chain	Res	Type	Group
3	N	132	TYR	Sidechain

## 5.2 Too-close contacts

In the following table, the Non-H and H(model) columns list the number of non-hydrogen atoms and hydrogen atoms in the chain respectively. The H(added) column lists the number of hydrogen atoms added and optimized by MolProbity. The Clashes column lists the number of clashes within the asymmetric unit, whereas Symm-Clashes lists symmetry related clashes.

Mol	Chain	Non-H	H(model)	H(added)	Clashes	Symm-Clashes
1	A	1806	0	1861	216	0
1	B	1806	0	1861	199	0
1	K	1806	0	1861	208	0
1	L	1806	0	1861	206	0
2	C	8829	0	8933	1184	0

*Continued on next page...*

*Continued from previous page...*

Mol	Chain	Non-H	H(model)	H(added)	Clashes	Symm-Clashes
2	M	8829	0	8933	1106	0
3	D	10797	0	10873	1450	0
3	N	10797	0	10873	1345	0
4	E	769	0	775	97	0
4	O	769	0	775	108	0
5	F	2771	0	2844	336	0
5	P	2771	0	2844	342	0
6	D	2	0	0	0	0
6	N	2	0	0	0	0
7	D	1	0	0	0	0
7	N	1	0	0	0	0
8	A	191	0	0	37	0
8	B	181	0	0	34	0
8	C	767	0	0	174	0
8	D	1100	0	0	234	0
8	E	93	0	0	14	0
8	F	333	0	0	58	0
8	K	151	0	0	30	0
8	L	179	0	0	49	0
8	M	739	0	0	195	0
8	N	1038	0	0	225	0
8	O	78	0	0	24	0
8	P	267	0	0	61	0
All	All	58679	0	54294	6401	0

The all-atom clashscore is defined as the number of clashes found per 1000 atoms (including hydrogen atoms). The all-atom clashscore for this structure is 59.

All (6401) close contacts within the same asymmetric unit are listed below, sorted by their clash magnitude.

Atom-1	Atom-2	Interatomic distance (Å)	Clash overlap (Å)
2:M:1054:THR:HG21	2:M:1079:PRO:HB3	1.28	1.11
1:A:95:GLN:HA	1:A:146:ARG:HH12	1.12	1.08
2:C:135:VAL:HG11	2:C:407:LYS:HA	1.36	1.04
1:A:42:ARG:HH12	2:C:857:ASP:HB3	1.14	1.04
3:N:1036:ARG:HH21	3:N:1042:ARG:HA	1.20	1.04
3:N:1481:VAL:HG13	4:O:18:ARG:HE	1.16	1.02
3:D:197:SER:HB3	3:D:203:ALA:HB3	1.42	1.02
3:N:197:SER:HB3	3:N:203:ALA:HB3	1.41	1.02
2:M:169:GLY:HA2	2:M:263:ASP:HB3	1.42	1.01
2:C:358:ARG:HH22	2:C:374:ASN:HB3	1.26	1.00

*Continued on next page...*

*Continued from previous page...*

Atom-1	Atom-2	Interatomic distance (Å)	Clash overlap (Å)
2:C:979:THR:HG23	2:C:981:GLU:H	1.26	1.00
2:C:328:LEU:HD13	2:C:433:THR:HB	1.41	0.99
3:N:1101:VAL:HG21	3:N:1424:VAL:HG22	1.40	0.99
3:D:1045:MET:HG2	3:D:1073:SER:HA	1.41	0.99
2:C:110:GLU:HG2	2:C:369:PRO:HB3	1.41	0.98
2:M:409:ARG:HA	2:M:454:SER:HA	1.44	0.98
3:N:1144:LEU:HD12	3:N:1171:VAL:HG13	1.44	0.98
3:N:52:PRO:HB2	3:N:80:VAL:HG13	1.45	0.98
2:M:157:ARG:HD2	2:M:314:THR:HG22	1.46	0.98
2:C:1114:GLY:H	2:C:1115:LEU:HD12	1.27	0.97
2:C:281:LEU:HD11	2:C:306:THR:HA	1.47	0.97
2:C:47:ALA:HB1	2:C:345:ARG:HB3	1.47	0.97
3:D:141:ILE:HG12	3:D:449:SER:HA	1.46	0.97
2:C:1008:ARG:HH21	2:C:1028:GLY:HA2	1.30	0.96
2:M:129:ILE:HD13	2:M:134:ARG:HB2	1.46	0.96
5:P:347:GLN:HA	5:P:350:LEU:HD22	1.47	0.96
3:D:422:ALA:HB3	3:D:427:VAL:HG22	1.45	0.96
2:M:110:GLU:HG2	2:M:369:PRO:HG3	1.46	0.96
1:K:89:PHE:HB2	1:K:94:LEU:HD13	1.48	0.96
2:C:630:ARG:HH21	2:C:705:ILE:HG22	1.27	0.95
3:N:1432:LYS:HD2	3:N:1433:SER:H	1.29	0.95
2:M:405:ARG:HG2	2:M:409:ARG:HH21	1.29	0.95
2:C:719:PRO:HB3	2:C:820:ARG:HE	1.29	0.95
2:C:773:LEU:HB2	5:F:373:LYS:HB3	1.47	0.95
2:C:332:ARG:HB3	2:C:332:ARG:HH11	1.32	0.95
5:P:88:ILE:HD13	5:P:193:ARG:HB2	1.45	0.95
5:P:164:LYS:HA	5:P:171:LYS:HE2	1.49	0.94
2:C:1090:LYS:HZ2	3:D:90:MET:HG3	1.31	0.93
3:N:55:ASP:HA	3:N:82:LYS:HG3	1.48	0.93
2:C:150:PRO:HA	2:C:158:TYR:HB3	1.50	0.93
1:A:95:GLN:HG2	1:A:146:ARG:HH22	1.33	0.93
2:C:1054:THR:HG21	2:C:1079:PRO:HB3	1.46	0.93
2:C:517:ARG:HH11	2:C:522:VAL:HG11	1.33	0.93
2:M:16:PRO:HB3	2:M:460:ARG:HH22	1.33	0.93
3:N:422:ALA:HB3	3:N:427:VAL:HG22	1.50	0.93
2:M:564:MET:HG3	2:M:997:LEU:HD21	1.50	0.93
4:E:67:GLU:HB2	4:E:73:LEU:HD11	1.51	0.93
3:D:493:ARG:HH21	3:D:1388:ARG:HB3	1.30	0.93
2:C:479:VAL:HG21	2:C:503:LEU:HD11	1.51	0.92
3:D:1101:VAL:HG21	3:D:1424:VAL:HG22	1.52	0.92
3:N:500:ARG:HH12	3:N:1388:ARG:HH11	1.13	0.92

*Continued on next page...*

*Continued from previous page...*

Atom-1	Atom-2	Interatomic distance (Å)	Clash overlap (Å)
3:D:698:LYS:HA	3:D:756:GLN:HE22	1.32	0.92
3:D:18:ILE:HG23	3:D:518:PRO:HG3	1.51	0.92
1:A:14:ARG:HH21	1:A:22:GLU:HB3	1.32	0.92
3:D:654:LYS:HB3	3:D:655:PRO:HD3	1.52	0.92
1:K:19:GLU:HB3	1:K:175:ARG:HH22	1.34	0.92
1:B:179:PHE:HB3	1:B:197:LEU:HD12	1.51	0.91
4:O:47:LYS:HA	8:O:4983:HOH:O	1.68	0.91
3:D:1066:THR:HG23	3:D:1069:GLU:H	1.34	0.91
3:D:630:VAL:HA	3:D:744:GLN:HG2	1.51	0.91
3:D:400:VAL:HG21	3:D:441:ARG:HH11	1.35	0.91
5:P:394:ARG:HA	5:P:397:ILE:HD12	1.51	0.91
3:D:908:LYS:HB3	3:D:1027:GLY:HA3	1.51	0.91
3:N:422:ALA:HB1	5:P:178:ARG:HH12	1.34	0.91
1:K:227:ASN:HD22	1:K:227:ASN:H	1.15	0.91
5:P:266:GLU:HA	5:P:269:ASN:HD22	1.35	0.91
1:B:152:PRO:HD2	1:B:155:LYS:HD3	1.51	0.91
2:C:282:GLY:HA2	2:C:308:ARG:HH22	1.32	0.90
3:D:143:ASN:HD21	3:D:145:VAL:HG12	1.35	0.90
2:M:92:ALA:HB2	2:M:120:LEU:HD11	1.53	0.90
2:C:724:ARG:HG3	2:C:741:GLY:H	1.36	0.90
3:D:118:LEU:HB3	3:D:123:LEU:HD22	1.54	0.90
5:F:268:ILE:HA	5:F:271:LEU:HD12	1.53	0.90
2:M:1111:ILE:HD12	2:M:1112:PHE:H	1.36	0.90
3:N:133:ILE:HG21	3:N:454:ALA:HB1	1.53	0.90
2:C:274:ARG:HD2	2:C:285:LEU:HB3	1.53	0.90
3:D:12:LEU:HD13	3:D:511:TRP:HB2	1.53	0.90
2:C:860:HIS:HB2	8:C:1175:HOH:O	1.72	0.89
5:F:392:VAL:HG11	5:F:396:ARG:HD2	1.55	0.89
3:N:9:ARG:HH12	3:N:506:GLY:HA2	1.37	0.89
3:N:131:LYS:HG3	3:N:568:ARG:HG2	1.53	0.89
3:N:928:ALA:HA	3:N:931:LEU:HD12	1.55	0.89
2:C:905:ILE:H	2:C:905:ILE:HD12	1.37	0.89
3:D:493:ARG:NH2	3:D:1388:ARG:HB3	1.87	0.89
3:N:787:LEU:HD11	3:N:947:ILE:HG12	1.53	0.89
2:M:150:PRO:HA	2:M:158:TYR:HB3	1.54	0.89
3:N:1290:LEU:HD23	3:N:1291:SER:H	1.37	0.89
3:D:119:SER:HB2	3:D:123:LEU:H	1.38	0.88
2:M:1054:THR:HG22	2:M:1059:ASP:HB2	1.55	0.88
2:M:176:VAL:HG12	2:M:182:VAL:HG13	1.53	0.88
2:M:979:THR:HG23	2:M:981:GLU:H	1.38	0.88
2:C:478:VAL:HG13	2:C:506:ASN:HB3	1.54	0.88

*Continued on next page...*

*Continued from previous page...*

Atom-1	Atom-2	Interatomic distance (Å)	Clash overlap (Å)
3:N:633:VAL:HG22	3:N:635:PRO:HD3	1.54	0.88
1:K:186:LEU:HB2	1:K:192:LEU:HD11	1.56	0.88
2:M:861:LEU:HD23	2:M:862:PRO:HD2	1.56	0.88
3:N:699:VAL:H	3:N:756:GLN:NE2	1.72	0.88
1:L:126:ASP:HA	8:L:4849:HOH:O	1.72	0.88
3:N:565:ILE:H	3:N:565:ILE:HD12	1.39	0.88
3:N:141:ILE:HG12	3:N:449:SER:HA	1.54	0.88
3:D:191:LEU:HD12	3:D:211:VAL:HG21	1.54	0.87
3:N:1476:THR:HG23	4:O:21:VAL:HG22	1.56	0.87
5:F:350:LEU:HD12	5:F:422:LEU:HD12	1.56	0.87
5:F:76:SER:O	5:F:80:PRO:HD2	1.73	0.87
1:B:24:VAL:HG13	1:B:196:THR:HG22	1.55	0.87
3:D:136:ASP:HB3	3:D:137:PRO:HD3	1.57	0.87
3:D:145:VAL:HG22	3:D:146:PRO:HD2	1.54	0.87
2:C:1095:LEU:HD11	3:D:607:LEU:HD11	1.54	0.87
2:M:704:HIS:HB2	2:M:831:ARG:HE	1.40	0.87
2:M:689:VAL:HB	2:M:870:ILE:HG13	1.56	0.87
2:M:904:PRO:HD2	2:M:908:GLY:HA2	1.57	0.86
2:C:689:VAL:HB	2:C:870:ILE:HG13	1.58	0.86
3:D:1087:ARG:HG2	3:D:1234:THR:HA	1.54	0.86
3:N:536:ALA:HA	5:P:315:VAL:H	1.40	0.86
3:N:535:PHE:HB3	5:P:314:PRO:HB3	1.55	0.86
3:D:643:GLY:HA3	3:D:727:GLN:HB2	1.57	0.86
2:C:1090:LYS:HE2	2:C:1112:PHE:HE1	1.39	0.86
2:M:614:ARG:HD2	2:M:620:LEU:HD12	1.54	0.86
1:B:87:VAL:HG21	1:B:144:VAL:HG11	1.58	0.86
1:B:41:ARG:HG3	1:B:177:VAL:HG21	1.57	0.85
2:C:376:ARG:HH22	5:F:285:GLU:HB3	1.40	0.85
3:D:148:GLU:HB3	3:D:151:GLN:HB2	1.58	0.85
3:N:1314:LYS:HZ3	3:N:1317:ASP:H	1.22	0.85
3:N:838:ARG:HA	8:N:9349:HOH:O	1.76	0.85
2:C:145:GLY:H	2:C:163:ILE:HG23	1.41	0.85
3:N:817:GLU:HG3	3:N:839:LEU:HD13	1.57	0.85
1:A:54:THR:HG23	1:A:158:ILE:HG13	1.59	0.85
3:D:1330:ILE:HA	8:D:9063:HOH:O	1.75	0.85
5:F:273:ARG:HA	5:F:276:ARG:HD2	1.59	0.85
3:D:1096:ARG:HH11	3:D:1096:ARG:HB2	1.39	0.85
3:D:667:ALA:HB2	3:D:676:MET:HE2	1.58	0.85
2:M:772:ARG:HD2	5:P:373:LYS:HD2	1.59	0.85
2:C:701:THR:HG23	2:C:832:LYS:HG3	1.59	0.85
2:M:139:GLN:HE21	2:M:334:ARG:HH11	1.22	0.85

*Continued on next page...*



*Continued from previous page...*

Atom-1	Atom-2	Interatomic distance (Å)	Clash overlap (Å)
2:C:597:ALA:HB2	2:C:655:LEU:HD21	1.55	0.85
8:C:1350:HOH:O	3:D:532:GLY:HA2	1.76	0.85
3:D:800:LYS:HE3	3:D:830:ALA:HB3	1.58	0.85
1:L:87:VAL:HG21	1:L:144:VAL:HG11	1.60	0.84
1:L:57:TYR:HB3	1:L:141:GLU:HG3	1.57	0.84
1:A:145:ASP:HB3	8:A:330:HOH:O	1.76	0.84
3:D:615:ARG:HH21	3:D:619:LEU:HD12	1.40	0.84
3:N:971:LEU:HA	3:N:974:ILE:HD12	1.59	0.84
3:N:1481:VAL:HG11	4:O:18:ARG:HA	1.58	0.84
1:B:103:ALA:HB1	1:B:107:LYS:HE3	1.57	0.84
2:M:512:ARG:HB3	2:M:523:ILE:HD11	1.59	0.84
2:C:768:THR:HB	2:C:771:GLU:HB3	1.60	0.84
2:M:274:ARG:HD2	2:M:285:LEU:HD22	1.58	0.84
1:A:206:THR:HG22	1:A:209:GLU:H	1.43	0.84
2:M:115:LEU:HD22	2:M:373:VAL:HG11	1.57	0.84
5:P:132:ARG:HH21	5:P:184:ARG:HH12	1.25	0.84
1:A:95:GLN:HA	1:A:146:ARG:NH1	1.92	0.84
3:D:1438:ALA:O	3:D:1443:THR:HG22	1.77	0.84
1:L:180:GLN:HB2	1:L:198:ARG:HH22	1.43	0.84
3:N:186:VAL:HG21	3:N:213:VAL:HB	1.59	0.84
2:C:129:ILE:HD13	2:C:134:ARG:HB2	1.60	0.83
2:C:579:VAL:HB	2:C:890:LEU:HD22	1.61	0.83
2:C:724:ARG:HH12	2:C:734:LEU:HD23	1.42	0.83
3:D:397:LYS:HE2	3:D:399:ARG:HE	1.44	0.83
5:P:358:LEU:HD13	5:P:370:LYS:HG3	1.59	0.83
2:C:126:SER:HB3	2:C:407:LYS:HE3	1.60	0.83
1:K:24:VAL:HG22	1:K:196:THR:HB	1.58	0.83
2:M:260:LEU:HG	2:M:261:ILE:HG13	1.60	0.83
2:M:710:ILE:HB	2:M:790:LEU:HD12	1.58	0.83
1:B:86:VAL:HG12	1:B:124:ASN:HD22	1.44	0.83
2:C:500:ASN:HD21	3:D:1067:VAL:HG23	1.42	0.83
3:D:1057:VAL:HG13	3:D:1069:GLU:HB3	1.60	0.83
3:D:520:LEU:HD12	3:D:521:PRO:HD2	1.60	0.83
1:K:78:ILE:HA	1:K:81:ASN:ND2	1.93	0.83
3:D:928:ALA:HA	3:D:931:LEU:HD12	1.59	0.83
1:A:87:VAL:HG21	1:A:144:VAL:HG11	1.61	0.83
1:K:89:PHE:HZ	1:K:146:ARG:HB2	1.43	0.83
3:N:212:ARG:HD3	3:N:445:ARG:HH12	1.43	0.83
3:D:658:LEU:HA	3:D:661:MET:HE3	1.60	0.83
3:D:1481:VAL:HG11	4:E:18:ARG:HA	1.61	0.83
5:F:394:ARG:HA	5:F:397:ILE:HD12	1.59	0.83

*Continued on next page...*



*Continued from previous page...*

Atom-1	Atom-2	Interatomic distance (Å)	Clash overlap (Å)
2:M:380:ALA:HA	2:M:383:ARG:HD2	1.61	0.83
3:N:704:ARG:HD2	3:N:705:ALA:H	1.43	0.83
2:C:578:VAL:HG11	2:C:991:GLN:HB3	1.60	0.82
1:K:87:VAL:HG21	1:K:144:VAL:HG11	1.61	0.82
2:C:1097:LEU:HD22	2:C:1097:LEU:H	1.44	0.82
3:D:1095:THR:O	3:D:1099:VAL:HG23	1.78	0.82
3:N:139:GLY:HA3	3:N:452:ILE:HD12	1.62	0.82
5:F:85:LEU:HA	5:F:88:ILE:HD12	1.59	0.82
1:L:56:VAL:HG13	1:L:142:VAL:HG12	1.62	0.82
2:M:534:VAL:H	2:M:538:GLN:HE22	1.27	0.82
3:N:422:ALA:H	3:N:427:VAL:HG11	1.44	0.82
5:P:166:LEU:HB3	5:P:170:HIS:HB2	1.61	0.82
2:C:232:GLU:HA	2:C:235:LEU:HD12	1.58	0.82
2:M:1009:SER:HB2	3:N:651:GLU:O	1.80	0.82
3:N:907:GLU:HA	8:N:9094:HOH:O	1.78	0.82
1:A:186:LEU:HB2	1:A:192:LEU:HD11	1.60	0.82
2:C:25:SER:HB2	2:C:335:THR:HB	1.62	0.82
3:D:187:LYS:HE2	3:D:213:VAL:HG12	1.62	0.82
2:M:1051:GLU:HG2	2:M:1056:LYS:HE3	1.61	0.82
5:F:125:ASP:HA	5:F:128:ARG:NH1	1.95	0.82
5:P:406:ARG:HA	5:P:409:LYS:HG2	1.60	0.82
2:C:176:VAL:HG12	2:C:182:VAL:HG13	1.62	0.81
1:L:65:PHE:HD1	3:N:813:LEU:HD22	1.45	0.81
2:M:905:ILE:HD12	2:M:905:ILE:H	1.43	0.81
3:D:785:ILE:HD12	3:D:785:ILE:H	1.44	0.81
1:A:8:ALA:HB1	1:B:224:TYR:HE1	1.44	0.81
2:C:802:ARG:HG2	2:C:826:TYR:HB2	1.62	0.81
3:N:628:ARG:HD3	3:N:744:GLN:HE22	1.45	0.81
2:C:675:ALA:HB2	2:C:867:VAL:HG11	1.61	0.81
3:N:420:VAL:HA	5:P:164:LYS:HD3	1.61	0.81
3:D:1209:LEU:HD13	3:D:1211:MET:HE1	1.60	0.81
3:N:187:LYS:HE2	3:N:213:VAL:HG12	1.62	0.81
2:C:710:ILE:HB	2:C:790:LEU:HD13	1.61	0.81
3:D:1310:ARG:HD3	3:D:1310:ARG:H	1.46	0.81
2:C:313:LEU:HA	2:C:321:GLU:HG3	1.63	0.81
1:A:42:ARG:NH1	2:C:857:ASP:HB3	1.94	0.81
3:D:1262:LEU:HD23	3:D:1352:ILE:HG13	1.61	0.81
3:D:179:VAL:HG13	3:D:389:GLU:HG3	1.62	0.81
2:M:1096:ALA:O	3:N:13:ALA:HB2	1.80	0.81
2:C:873:PRO:HG2	3:D:947:ILE:HD12	1.62	0.81
2:M:328:LEU:HD22	2:M:433:THR:HG22	1.63	0.81

*Continued on next page...*

*Continued from previous page...*

Atom-1	Atom-2	Interatomic distance (Å)	Clash overlap (Å)
3:N:1045:MET:HG2	3:N:1073:SER:HA	1.62	0.81
3:N:658:LEU:HA	3:N:661:MET:HE3	1.63	0.81
3:N:906:GLN:HB3	3:N:911:LEU:HD11	1.61	0.81
4:O:12:MET:HB3	8:O:3864:HOH:O	1.81	0.80
2:C:367:LEU:HD22	2:C:371:LYS:HG2	1.63	0.80
3:D:611:GLN:HA	3:D:615:ARG:HD2	1.62	0.80
3:N:475:LYS:HA	3:N:478:LEU:HD12	1.64	0.80
3:N:865:THR:HG23	3:N:874:GLU:HG3	1.63	0.80
3:D:87:ARG:HA	8:D:9040:HOH:O	1.81	0.80
1:L:32:PHE:HB2	8:L:4886:HOH:O	1.81	0.80
5:P:120:THR:HG22	5:P:122:LEU:HD13	1.63	0.80
3:N:500:ARG:NH1	3:N:1388:ARG:HH11	1.79	0.80
2:C:281:LEU:HD12	2:C:309:TYR:HB2	1.63	0.80
3:N:850:LEU:H	3:N:850:LEU:HD12	1.46	0.80
2:M:537:LYS:HA	2:M:545:ASN:HD21	1.46	0.80
1:A:102:LYS:HG3	1:A:139:ASN:HB2	1.61	0.80
2:C:461:VAL:HG13	2:C:465:GLY:HA2	1.62	0.80
2:M:578:VAL:HG23	2:M:579:VAL:HG12	1.63	0.80
2:M:857:ASP:HB2	2:M:978:ARG:HG2	1.64	0.80
2:M:983:ILE:HG21	2:M:987:ILE:HD11	1.61	0.80
5:P:163:LEU:HD13	5:P:174:LEU:HD21	1.63	0.80
2:C:611:ILE:HD11	2:C:625:LEU:HD11	1.62	0.80
3:N:1352:ILE:O	3:N:1355:VAL:HG23	1.81	0.80
3:N:1393:GLN:HB2	3:N:1398:TRP:HE1	1.46	0.80
2:M:507:ARG:HB2	2:M:507:ARG:HH11	1.45	0.79
3:N:152:LEU:HD23	3:N:152:LEU:H	1.44	0.79
3:D:1350:GLU:HG3	3:D:1354:LYS:HE3	1.65	0.79
3:D:656:PHE:HB3	3:D:694:VAL:HG11	1.64	0.79
2:C:347:GLY:HA2	2:C:350:ARG:HD2	1.64	0.79
2:C:719:PRO:HB3	2:C:820:ARG:NE	1.96	0.79
3:D:1277:ILE:HD12	3:D:1301:LYS:HB2	1.65	0.79
2:M:146:VAL:HG22	2:M:162:ILE:HA	1.65	0.79
3:D:546:ARG:O	3:D:550:ARG:HG2	1.81	0.79
2:C:772:ARG:HG2	5:F:378:GLY:HA2	1.64	0.79
3:D:562:ALA:HB1	3:D:567:ILE:HD11	1.65	0.79
2:M:36:PRO:HG2	2:M:70:GLU:HB3	1.64	0.79
3:N:18:ILE:HG23	3:N:518:PRO:HG3	1.62	0.79
5:F:156:VAL:HA	5:F:159:ILE:HD12	1.63	0.79
2:M:182:VAL:HG12	2:M:193:LEU:HD13	1.65	0.79
2:M:244:PRO:HD2	2:M:245:GLY:H	1.48	0.79
3:N:1057:VAL:HG13	3:N:1069:GLU:HB3	1.64	0.79

*Continued on next page...*

*Continued from previous page...*

Atom-1	Atom-2	Interatomic distance (Å)	Clash overlap (Å)
3:N:470:LEU:H	3:N:470:LEU:HD23	1.46	0.79
3:N:53:ILE:HG23	3:N:54:LYS:H	1.48	0.79
1:L:219:ARG:HB3	1:L:219:ARG:HH11	1.48	0.79
1:A:24:VAL:HG13	1:A:196:THR:HG22	1.64	0.78
2:M:68:PHE:HE1	2:M:96:ALA:HB1	1.48	0.78
3:N:615:ARG:HB2	3:N:615:ARG:HH11	1.46	0.78
2:C:1090:LYS:NZ	3:D:90:MET:HG3	1.97	0.78
3:D:1383:ASP:HB2	3:D:1416:ALA:HB3	1.64	0.78
2:M:242:LEU:HB3	8:M:1549:HOH:O	1.83	0.78
3:N:806:PHE:CE1	3:N:813:LEU:HB3	2.18	0.78
1:B:13:VAL:HG23	8:B:493:HOH:O	1.82	0.78
3:D:1087:ARG:HA	3:D:1090:ASP:HB2	1.63	0.78
2:M:670:GLN:O	2:M:672:VAL:HG12	1.83	0.78
2:M:752:GLY:H	2:M:792:VAL:HB	1.45	0.78
2:C:1009:SER:HA	8:D:9195:HOH:O	1.82	0.78
2:M:397:GLU:H	2:M:633:GLN:NE2	1.81	0.78
2:C:71:TYR:HB2	8:C:1125:HOH:O	1.82	0.78
3:D:806:PHE:CE1	3:D:813:LEU:HB3	2.18	0.78
2:M:413:LEU:H	2:M:413:LEU:HD12	1.48	0.78
1:A:83:LYS:HE2	1:A:167:VAL:HG12	1.64	0.78
2:C:1111:ILE:HG13	2:C:1112:PHE:H	1.49	0.78
2:C:413:LEU:HD12	2:C:413:LEU:H	1.46	0.78
3:N:119:SER:HB2	3:N:123:LEU:HB2	1.66	0.78
3:D:152:LEU:HD23	3:D:152:LEU:H	1.48	0.78
3:D:422:ALA:H	3:D:427:VAL:HG11	1.48	0.78
3:D:86:ARG:O	3:D:522:PRO:HD2	1.83	0.78
5:F:130:VAL:HG21	5:F:159:ILE:HG21	1.64	0.78
2:M:710:ILE:HD12	2:M:790:LEU:HB2	1.64	0.78
2:M:966:LEU:HD11	2:M:986:PRO:HG2	1.66	0.78
1:A:63:HIS:HB3	2:C:746:GLY:HA2	1.66	0.78
2:C:876:VAL:HA	8:C:1494:HOH:O	1.84	0.78
3:N:1095:THR:O	3:N:1099:VAL:HG23	1.83	0.78
3:N:1112:CYS:HB2	3:N:1195:GLN:OE1	1.84	0.78
5:P:291:ILE:HG21	5:P:304:VAL:HG11	1.65	0.78
3:D:127:LEU:HD11	3:D:461:ILE:HD11	1.65	0.78
4:O:51:LEU:HG	4:O:53:GLY:H	1.49	0.78
1:A:175:ARG:HH11	1:A:202:ASP:HA	1.49	0.77
1:K:25:LEU:HD23	1:K:28:LEU:HD11	1.64	0.77
3:D:1272:ALA:HA	3:D:1326:THR:HB	1.66	0.77
3:N:631:ILE:HG21	3:N:745:MET:HG3	1.66	0.77
2:C:773:LEU:HB2	5:F:373:LYS:CB	2.15	0.77

*Continued on next page...*

*Continued from previous page...*

Atom-1	Atom-2	Interatomic distance (Å)	Clash overlap (Å)
5:F:205:ARG:HD2	5:F:251:ILE:HD13	1.66	0.77
2:M:1021:LEU:HD21	5:P:332:PHE:HA	1.66	0.77
2:C:137:VAL:HG23	2:C:391:LEU:HG	1.66	0.77
2:C:468:ARG:HG2	8:C:1431:HOH:O	1.82	0.77
5:P:260:ILE:HG23	5:P:264:MET:HB2	1.65	0.77
2:C:30:LEU:HB3	2:C:44:ILE:HD12	1.67	0.77
2:C:678:PRO:O	3:D:943:THR:HA	1.84	0.77
3:D:1166:LEU:HD12	3:D:1171:VAL:HG22	1.67	0.77
2:M:250:ARG:HG2	2:M:253:ALA:HB3	1.67	0.77
5:P:321:ILE:HD11	5:P:329:TYR:HB2	1.66	0.77
1:A:150:TYR:HE2	1:A:152:PRO:HG3	1.49	0.77
3:D:877:PRO:HA	8:D:9153:HOH:O	1.84	0.77
3:D:901:GLN:HB2	8:D:9514:HOH:O	1.84	0.77
3:N:119:SER:H	3:N:123:LEU:HD22	1.50	0.77
2:C:462:ASP:HB3	2:C:468:ARG:HD2	1.66	0.77
3:D:1312:LEU:HB2	8:D:9354:HOH:O	1.84	0.77
3:D:1468:LEU:HD13	3:D:1470:ARG:HD3	1.67	0.77
5:F:117:SER:HA	8:F:433:HOH:O	1.84	0.77
2:C:312:ALA:HB1	2:C:318:PRO:HG2	1.65	0.77
2:C:693:GLU:HA	2:C:696:LYS:HG3	1.65	0.77
2:C:846:LYS:HD3	3:D:741:ASP:HB2	1.67	0.77
5:F:412:GLU:HG3	5:F:418:LEU:HD22	1.67	0.77
3:D:131:LYS:HG2	3:D:568:ARG:HG2	1.66	0.76
3:D:1381:VAL:HB	3:D:1389:LEU:O	1.84	0.76
1:K:18:ARG:HD3	1:K:123:MET:HE3	1.67	0.76
3:D:41:ARG:HD3	3:D:42:ASP:H	1.47	0.76
3:D:876:SER:HA	8:D:9288:HOH:O	1.86	0.76
5:F:163:LEU:HB3	5:F:174:LEU:HG	1.67	0.76
2:M:1054:THR:HG21	2:M:1079:PRO:CB	2.11	0.76
2:M:263:ASP:HB2	2:M:264:PRO:HD3	1.67	0.76
3:N:107:ASP:HB2	8:N:9202:HOH:O	1.85	0.76
3:N:699:VAL:H	3:N:756:GLN:HE22	1.33	0.76
2:C:609:ASN:ND2	2:C:627:ARG:HH21	1.82	0.76
3:D:1223:ILE:HD12	3:D:1223:ILE:H	1.49	0.76
3:D:1209:LEU:HD21	4:E:16:LYS:NZ	1.99	0.76
2:M:816:LYS:HE2	2:M:819:VAL:HG21	1.66	0.76
3:N:1381:VAL:HB	3:N:1389:LEU:O	1.84	0.76
3:N:610:LYS:HG2	3:N:611:GLN:HE21	1.50	0.76
2:C:108:ILE:HB	2:C:368:THR:OG1	1.84	0.76
3:D:9:ARG:HE	3:D:11:ALA:HB2	1.51	0.76
2:M:709:GLU:HG3	2:M:824:ARG:HG3	1.67	0.76

*Continued on next page...*

*Continued from previous page...*

Atom-1	Atom-2	Interatomic distance (Å)	Clash overlap (Å)
3:N:890:VAL:HG11	3:N:922:LEU:HD13	1.65	0.76
1:A:109:VAL:HG23	8:A:356:HOH:O	1.85	0.76
2:C:1067:TYR:HA	2:C:1070:ILE:HD12	1.67	0.76
3:D:633:VAL:HG22	3:D:635:PRO:HD3	1.67	0.76
3:N:12:LEU:HD23	3:N:13:ALA:H	1.50	0.76
2:C:630:ARG:NH2	2:C:705:ILE:HG22	2.01	0.76
3:D:698:LYS:HA	3:D:756:GLN:NE2	2.01	0.76
2:M:943:VAL:HG23	2:M:985:GLY:H	1.51	0.76
3:N:639:LEU:HD12	3:N:639:LEU:H	1.51	0.76
2:C:41:ASN:HD22	2:C:41:ASN:H	1.30	0.76
2:C:944:LEU:HD21	2:C:963:LEU:HD22	1.67	0.76
3:D:1236:LEU:HD12	3:D:1256:LEU:HD12	1.67	0.76
2:M:199:VAL:HG13	2:M:235:LEU:HG	1.66	0.76
2:M:736:ASP:O	2:M:744:ARG:HG2	1.86	0.75
3:N:1040:GLY:O	3:N:1060:SER:HB3	1.86	0.75
3:N:1111:ASP:HB2	3:N:1203:LYS:HG3	1.67	0.75
2:C:534:VAL:H	2:C:538:GLN:HE22	1.34	0.75
2:M:154:ARG:HH21	2:M:156:GLY:HA3	1.50	0.75
2:M:186:VAL:HG23	2:M:187:ASN:H	1.51	0.75
3:N:1066:THR:HG23	3:N:1068:LEU:H	1.51	0.75
3:N:145:VAL:HG22	3:N:146:PRO:HD2	1.69	0.75
2:C:457:ALA:HB3	2:C:538:GLN:HA	1.67	0.75
3:D:842:VAL:HG23	8:D:9407:HOH:O	1.86	0.75
3:D:73:CYS:HB3	3:D:76:CYS:O	1.85	0.75
5:F:125:ASP:HA	5:F:128:ARG:HH12	1.51	0.75
2:M:22:GLN:NE2	2:M:336:VAL:HG21	2.01	0.75
2:M:490:GLU:HB3	8:M:1436:HOH:O	1.86	0.75
2:M:683:ASN:HA	2:M:687:ALA:HB3	1.68	0.75
5:P:358:LEU:HD11	5:P:370:LYS:HZ2	1.51	0.75
1:A:28:LEU:HD13	1:A:32:PHE:HB3	1.69	0.75
3:D:1412:LYS:O	3:D:1414:PRO:HD3	1.86	0.75
3:D:55:ASP:HA	3:D:82:LYS:HG3	1.69	0.75
2:C:987:ILE:HG23	3:D:948:THR:HG21	1.69	0.75
2:M:626:ARG:NH1	2:M:637:LEU:HD12	2.01	0.75
1:K:54:THR:HG22	1:K:158:ILE:HG13	1.68	0.75
1:L:206:THR:HG22	1:L:209:GLU:H	1.52	0.75
3:N:1223:ILE:H	3:N:1223:ILE:HD12	1.51	0.75
3:N:44:LEU:HB3	3:N:525:ARG:HH21	1.50	0.75
1:A:191:ASP:HB3	8:A:483:HOH:O	1.86	0.75
2:M:378:LEU:HG	2:M:382:ILE:HD11	1.69	0.75
2:M:447:ALA:HA	3:N:1085:ALA:HB1	1.67	0.75

*Continued on next page...*

*Continued from previous page...*

Atom-1	Atom-2	Interatomic distance (Å)	Clash overlap (Å)
3:N:558:LEU:HD13	5:P:145:PRO:HB3	1.67	0.75
3:N:58:CYS:HA	3:N:78:VAL:HG11	1.68	0.75
3:N:948:THR:HG22	3:N:949:ILE:H	1.51	0.75
5:P:76:SER:O	5:P:80:PRO:HD2	1.87	0.75
3:D:1109:GLU:HG2	3:D:1201:CYS:HA	1.67	0.75
3:N:1066:THR:HG22	3:N:1069:GLU:HG3	1.69	0.75
2:C:36:PRO:HG2	2:C:70:GLU:HB3	1.69	0.75
2:C:557:ARG:NH2	2:C:879:ARG:HD3	2.00	0.75
3:D:65:ARG:HG3	3:D:66:GLN:H	1.52	0.75
3:D:971:LEU:HA	3:D:974:ILE:HD12	1.69	0.75
1:A:8:ALA:HB1	1:B:224:TYR:CE1	2.22	0.74
3:D:493:ARG:NH1	3:D:1390:LEU:HB2	2.03	0.74
2:M:479:VAL:HG21	2:M:503:LEU:HD11	1.69	0.74
3:N:1393:GLN:HB2	3:N:1398:TRP:NE1	2.01	0.74
5:F:123:ASP:HB2	5:F:126:LEU:HD13	1.67	0.74
1:L:45:LEU:HD21	1:L:177:VAL:HG22	1.66	0.74
5:P:404:ALA:HB3	8:P:4587:HOH:O	1.87	0.74
1:A:189:ARG:HB3	8:A:366:HOH:O	1.86	0.74
1:B:85:LEU:HD12	1:B:124:ASN:HB3	1.68	0.74
3:D:194:GLY:H	3:D:206:ARG:HA	1.51	0.74
2:M:864:GLY:HA2	8:M:1164:HOH:O	1.87	0.74
3:N:470:LEU:HD12	3:N:503:LEU:HG	1.68	0.74
2:M:598:GLU:O	2:M:651:LYS:HG3	1.87	0.74
3:N:1271:LYS:HG2	3:N:1272:ALA:H	1.51	0.74
3:N:875:THR:HG21	3:N:902:LEU:HD13	1.67	0.74
3:D:1147:ARG:HB2	3:D:1166:LEU:HD21	1.69	0.74
3:D:1291:SER:HB2	3:D:1293:PHE:HE1	1.52	0.74
3:N:171:LEU:HB2	3:N:390:PRO:HA	1.68	0.74
3:D:1046:GLN:HG2	3:D:1052:THR:HG22	1.68	0.74
1:L:27:PRO:HB3	1:L:192:LEU:HD22	1.68	0.74
2:M:282:GLY:HA2	2:M:308:ARG:HH21	1.51	0.74
2:M:675:ALA:HA	2:M:989:VAL:HG12	1.70	0.74
3:N:135:LEU:HD13	3:N:147:VAL:HG23	1.68	0.74
2:C:603:VAL:HG21	2:C:643:VAL:HG11	1.67	0.74
2:M:197:LEU:HA	2:M:200:LEU:HD12	1.68	0.74
2:M:313:LEU:HD23	2:M:314:THR:HG23	1.68	0.74
2:C:115:LEU:HD13	2:C:351:LEU:HD21	1.70	0.74
3:D:1109:GLU:OE1	3:D:1201:CYS:HB2	1.88	0.74
5:F:247:ILE:HG22	5:F:251:ILE:HD11	1.69	0.74
5:F:88:ILE:HD13	5:F:193:ARG:HB2	1.67	0.74
2:M:282:GLY:HA2	2:M:308:ARG:NH2	2.01	0.74

*Continued on next page...*



*Continued from previous page...*

Atom-1	Atom-2	Interatomic distance (Å)	Clash overlap (Å)
2:M:605:LYS:HD3	2:M:610:ARG:CZ	2.18	0.74
2:M:671:ASN:HD21	2:M:993:PHE:HD2	1.32	0.74
3:N:486:ARG:HE	3:N:489:ARG:HD3	1.50	0.74
2:C:521:PRO:HB2	3:D:1055:VAL:HB	1.68	0.74
2:M:312:ALA:HB1	2:M:318:PRO:HG2	1.68	0.74
2:M:486:MET:HB3	8:M:1436:HOH:O	1.88	0.74
3:N:1259:VAL:HG22	3:N:1355:VAL:HG21	1.68	0.74
2:C:83:CYS:HA	2:C:88:LEU:HB3	1.70	0.74
3:D:715:ALA:HB3	3:D:764:LEU:HA	1.70	0.74
3:N:14:SER:H	3:N:17:LYS:HZ2	1.36	0.74
2:C:683:ASN:HA	2:C:687:ALA:HB3	1.69	0.73
2:C:124:ASP:HB3	2:C:592:LEU:HD12	1.69	0.73
3:D:1112:CYS:HB2	3:D:1195:GLN:OE1	1.88	0.73
1:L:133:GLU:HG3	1:L:134:GLU:HG2	1.70	0.73
2:M:436:GLY:HA2	2:M:538:GLN:O	1.88	0.73
2:C:269:LEU:HD23	2:C:285:LEU:HD21	1.69	0.73
3:D:795:VAL:HG11	3:D:863:VAL:HG13	1.70	0.73
2:M:89:THR:O	2:M:91:GLN:HG3	1.88	0.73
2:C:676:ILE:HG23	3:D:948:THR:HB	1.68	0.73
3:D:1289:LYS:HE3	3:D:1307:LYS:HE2	1.69	0.73
5:F:411:HIS:HA	5:F:414:ARG:HG3	1.70	0.73
2:M:362:GLY:HA3	2:M:367:LEU:HD23	1.68	0.73
3:N:661:MET:HG2	3:N:666:ILE:HD12	1.71	0.73
1:B:45:LEU:HA	8:B:343:HOH:O	1.88	0.73
1:B:58:ILE:HD13	1:B:140:MET:HB3	1.70	0.73
2:C:818:GLY:HA3	8:C:1350:HOH:O	1.88	0.73
3:D:459:GLU:HB3	8:D:9187:HOH:O	1.89	0.73
3:D:530:VAL:HB	3:D:534:ARG:HB2	1.70	0.73
1:L:63:HIS:HB2	8:L:3671:HOH:O	1.88	0.73
2:M:18:LEU:HD23	2:M:404:LEU:HD21	1.70	0.73
2:M:92:ALA:HB1	8:M:1276:HOH:O	1.89	0.73
2:M:1085:PHE:CD2	3:N:1468:LEU:HA	2.23	0.73
3:N:644:LEU:HD12	3:N:645:PRO:HD2	1.68	0.73
8:M:1349:HOH:O	3:N:651:GLU:HG3	1.88	0.73
5:P:358:LEU:HD21	5:P:370:LYS:HE3	1.70	0.73
1:B:206:THR:HG22	1:B:209:GLU:HB2	1.68	0.73
1:B:56:VAL:HG13	1:B:142:VAL:HG12	1.71	0.73
2:C:182:VAL:HG21	8:C:1366:HOH:O	1.89	0.73
5:P:247:ILE:HG22	5:P:251:ILE:HD11	1.70	0.73
1:B:131:THR:HG22	8:B:423:HOH:O	1.89	0.73
2:C:943:VAL:HG23	2:C:985:GLY:H	1.53	0.73

*Continued on next page...*

*Continued from previous page...*

Atom-1	Atom-2	Interatomic distance (Å)	Clash overlap (Å)
3:D:1045:MET:CG	3:D:1073:SER:HA	2.17	0.73
3:D:637:LEU:HD21	3:D:642:CYS:HA	1.70	0.73
2:M:589:ARG:HB2	2:M:589:ARG:HH11	1.51	0.73
3:N:214:GLU:HB2	3:N:390:PRO:HD2	1.71	0.73
5:P:403:LYS:NZ	5:P:403:LYS:HA	2.03	0.73
1:A:98:THR:HG21	8:A:348:HOH:O	1.89	0.73
3:D:101:HIS:HD1	3:D:103:TRP:HB2	1.53	0.73
3:D:478:LEU:HD22	3:D:1388:ARG:CZ	2.18	0.73
3:D:186:VAL:HG21	3:D:213:VAL:HB	1.71	0.73
3:N:643:GLY:HA3	3:N:727:GLN:HB2	1.69	0.73
2:M:292:ARG:HB2	2:M:299:LYS:HE2	1.70	0.73
2:M:371:LYS:HA	8:M:1338:HOH:O	1.87	0.73
3:N:1194:CYS:HB3	3:N:1373:ARG:NH2	2.03	0.73
3:N:194:GLY:H	3:N:206:ARG:HA	1.53	0.73
2:C:366:SER:HA	8:C:1205:HOH:O	1.87	0.73
2:C:433:THR:HG21	2:C:488:ALA:HB1	1.70	0.73
2:C:874:LEU:HD21	3:D:787:LEU:HD22	1.71	0.73
2:M:1080:SER:HB2	8:M:1849:HOH:O	1.87	0.73
3:N:1481:VAL:HG13	4:O:18:ARG:NE	2.00	0.73
2:M:328:LEU:HD23	2:M:437:ARG:HD3	1.71	0.72
3:D:462:GLN:HA	3:D:513:ILE:HD13	1.71	0.72
1:K:150:TYR:HE2	1:K:152:PRO:HG3	1.51	0.72
3:N:1264:GLU:OE2	3:N:1424:VAL:HG12	1.88	0.72
1:A:14:ARG:NH2	1:A:22:GLU:HB3	2.03	0.72
2:C:704:HIS:HB2	2:C:831:ARG:HE	1.53	0.72
3:D:1209:LEU:HD22	3:D:1211:MET:HB3	1.71	0.72
2:C:1091:GLU:OE1	3:D:613:ARG:HG2	1.88	0.72
3:D:628:ARG:HD3	3:D:744:GLN:NE2	2.04	0.72
2:C:166:PRO:HA	8:C:1305:HOH:O	1.88	0.72
3:D:171:LEU:HB2	3:D:390:PRO:HA	1.70	0.72
2:M:54:ILE:HG21	8:M:1182:HOH:O	1.89	0.72
3:N:1210:SER:HA	8:N:9113:HOH:O	1.87	0.72
3:N:1429:LEU:HG	3:N:1441:GLN:HG3	1.70	0.72
2:C:54:ILE:HA	8:C:1491:HOH:O	1.89	0.72
3:N:669:ASN:HB3	8:N:9139:HOH:O	1.89	0.72
8:N:9109:HOH:O	5:P:319:THR:HA	1.88	0.72
2:M:573:ARG:HG3	2:M:698:ASP:O	1.90	0.72
3:N:656:PHE:CE2	3:N:698:LYS:HE3	2.23	0.72
3:N:715:ALA:HB3	3:N:764:LEU:HA	1.71	0.72
1:B:36:LEU:O	1:B:39:PRO:HD2	1.89	0.72
3:D:1267:ARG:HH22	3:D:1333:HIS:HD2	1.38	0.72

*Continued on next page...*



*Continued from previous page...*

Atom-1	Atom-2	Interatomic distance (Å)	Clash overlap (Å)
3:D:1462:LEU:HD22	3:D:1472:ILE:HG23	1.70	0.72
1:K:133:GLU:HG2	1:K:134:GLU:N	2.05	0.72
3:N:1209:LEU:HD23	3:N:1210:SER:H	1.54	0.72
5:P:151:LEU:HB3	8:P:3247:HOH:O	1.89	0.72
5:F:93:LEU:HD22	5:F:98:GLU:HB3	1.69	0.72
1:K:89:PHE:CZ	1:K:146:ARG:HB2	2.25	0.72
3:N:207:PHE:HB3	3:N:208:PRO:HD2	1.70	0.72
2:C:473:ARG:HE	2:C:531:PHE:HE1	1.35	0.72
3:D:153:LEU:HD12	3:D:154:THR:N	2.05	0.72
3:D:699:VAL:HG21	3:D:760:ARG:HB3	1.72	0.72
1:L:23:PHE:HA	8:L:3037:HOH:O	1.90	0.72
2:M:1092:LEU:HD13	2:M:1099:VAL:HG21	1.72	0.72
3:N:1160:LEU:HD11	3:N:1174:LEU:HD21	1.70	0.72
2:C:244:PRO:HD2	2:C:245:GLY:H	1.53	0.72
2:C:64:LEU:HB2	2:C:359:MET:SD	2.30	0.72
3:D:1209:LEU:HD21	4:E:16:LYS:HZ2	1.54	0.72
3:D:671:LYS:HG3	5:F:422:LEU:HA	1.72	0.72
5:F:93:LEU:HG	5:F:190:ALA:CB	2.20	0.72
1:K:55:SER:OG	1:K:158:ILE:HB	1.90	0.72
4:O:51:LEU:HD12	4:O:52:GLU:H	1.55	0.72
5:P:132:ARG:NH2	5:P:184:ARG:HH12	1.86	0.72
2:C:29:ALA:HB2	2:C:337:GLY:CA	2.20	0.71
2:C:897:LEU:HB3	2:C:899:GLN:HE21	1.55	0.71
3:D:907:GLU:O	3:D:911:LEU:HD22	1.89	0.71
2:C:833:LEU:HD11	2:C:849:VAL:HG21	1.71	0.71
3:D:520:LEU:HD23	3:D:540:LEU:HD22	1.71	0.71
3:D:996:TRP:HA	3:D:999:THR:HG22	1.72	0.71
5:F:128:ARG:HG2	8:F:754:HOH:O	1.88	0.71
2:M:83:CYS:HA	2:M:88:LEU:HB3	1.73	0.71
3:N:1412:LYS:O	3:N:1414:PRO:HD3	1.89	0.71
5:P:404:ALA:HA	8:P:4644:HOH:O	1.90	0.71
1:A:14:ARG:NH2	1:A:24:VAL:HG23	2.05	0.71
2:C:157:ARG:HD2	2:C:314:THR:HG22	1.73	0.71
3:D:796:ARG:NH1	3:D:861:GLN:HB2	2.06	0.71
4:E:45:ARG:HA	8:E:180:HOH:O	1.88	0.71
3:N:171:LEU:HD22	3:N:390:PRO:HG3	1.72	0.71
3:D:153:LEU:CD1	3:D:157:GLU:HB2	2.20	0.71
3:D:374:GLU:HA	8:D:9065:HOH:O	1.90	0.71
3:D:737:ASN:HA	8:D:9006:HOH:O	1.89	0.71
2:M:31:GLN:HB3	2:M:71:TYR:OH	1.91	0.71
3:N:192:ALA:O	3:N:195:VAL:HG23	1.90	0.71

*Continued on next page...*

*Continued from previous page...*

Atom-1	Atom-2	Interatomic distance (Å)	Clash overlap (Å)
3:N:117:ASP:HB2	3:N:495:ARG:NH2	2.05	0.71
3:N:637:LEU:HD21	3:N:642:CYS:HA	1.71	0.71
3:N:1415:VAL:HG23	8:N:9265:HOH:O	1.89	0.71
3:N:808:THR:HB	3:N:809:PRO:HD3	1.72	0.71
1:A:175:ARG:NH1	1:A:202:ASP:HA	2.06	0.71
2:C:52:PHE:HA	8:C:1788:HOH:O	1.91	0.71
3:D:1087:ARG:CG	3:D:1234:THR:HA	2.21	0.71
3:D:513:ILE:HA	8:D:9491:HOH:O	1.91	0.71
3:N:215:TYR:O	3:N:389:GLU:HB3	1.89	0.71
2:M:1115:LEU:HD23	3:N:85:VAL:HG13	1.73	0.71
3:D:1046:GLN:HA	3:D:1052:THR:HA	1.72	0.71
3:D:1273:VAL:HG22	3:D:1326:THR:OG1	1.90	0.71
2:M:786:LYS:HA	8:M:1174:HOH:O	1.88	0.71
3:N:984:THR:HG22	3:N:987:GLU:HG3	1.72	0.71
5:P:361:LEU:HG	5:P:408:LEU:HD21	1.71	0.71
3:D:1251:ASP:O	3:D:1270:ALA:HB3	1.91	0.71
3:N:1109:GLU:HG2	3:N:1201:CYS:HA	1.73	0.71
3:N:139:GLY:O	3:N:147:VAL:HB	1.91	0.71
1:A:222:LEU:HD12	1:B:215:VAL:HB	1.71	0.71
2:C:113:VAL:HG13	8:C:1336:HOH:O	1.91	0.71
2:C:672:VAL:HG23	2:C:868:ASP:HB2	1.71	0.71
3:D:172:PRO:HD2	3:D:389:GLU:O	1.91	0.71
3:D:661:MET:HA	3:D:666:ILE:HD12	1.72	0.71
4:O:54:LEU:HG	4:O:58:PRO:HG2	1.73	0.71
5:P:160:ASP:HA	5:P:163:LEU:HD12	1.73	0.71
1:A:18:ARG:HH12	1:A:88:ARG:HH21	1.37	0.71
2:C:343:GLN:HG2	2:C:385:PHE:HB2	1.72	0.71
1:K:224:TYR:HB3	1:L:9:PRO:HB2	1.72	0.71
2:M:1051:GLU:HG3	2:M:1055:LEU:HD12	1.71	0.71
3:N:1173:LEU:HD23	3:N:1174:LEU:HD23	1.72	0.71
2:C:460:ARG:HH11	2:C:460:ARG:HB3	1.55	0.70
3:D:601:ARG:HD2	5:F:328:PHE:HE1	1.54	0.70
2:M:603:VAL:HG21	2:M:643:VAL:HG11	1.73	0.70
3:N:1488:ASP:HA	8:O:4394:HOH:O	1.91	0.70
3:N:26:VAL:HG11	3:N:44:LEU:HD23	1.73	0.70
2:C:264:PRO:HB3	2:C:289:THR:HG21	1.71	0.70
2:M:139:GLN:HG3	2:M:140:ILE:H	1.56	0.70
2:M:157:ARG:HE	2:M:158:TYR:H	1.36	0.70
2:M:535:SER:O	2:M:538:GLN:HG2	1.91	0.70
3:N:483:HIS:HB2	3:N:484:PRO:HD3	1.73	0.70
5:F:291:ILE:HG21	5:F:304:VAL:HG11	1.73	0.70

*Continued on next page...*

*Continued from previous page...*

Atom-1	Atom-2	Interatomic distance (Å)	Clash overlap (Å)
2:M:755:LEU:HB2	2:M:790:LEU:HD22	1.73	0.70
2:C:1067:TYR:O	2:C:1071:ILE:HG12	1.92	0.70
2:C:710:ILE:HD11	2:C:758:ARG:HH21	1.56	0.70
3:D:1077:ALA:HB2	8:D:2073:HOH:O	1.91	0.70
3:D:131:LYS:HD2	5:F:83:GLN:NE2	2.06	0.70
3:D:929:ARG:HB2	8:D:9499:HOH:O	1.90	0.70
5:F:260:ILE:HG23	5:F:264:MET:HB2	1.74	0.70
2:C:511:GLU:O	2:C:526:PRO:HD3	1.91	0.70
5:F:77:THR:O	5:F:81:VAL:HG23	1.91	0.70
2:M:884:GLN:HG3	2:M:885:ILE:HD13	1.72	0.70
2:C:108:ILE:HG21	8:C:1205:HOH:O	1.92	0.70
2:C:127:PHE:HA	8:C:1442:HOH:O	1.90	0.70
2:C:284:ARG:HG2	2:C:285:LEU:H	1.57	0.70
3:D:570:GLU:HB2	5:F:214:GLN:NE2	2.07	0.70
4:O:41:GLU:O	4:O:45:ARG:HG2	1.91	0.70
1:A:141:GLU:HG3	8:A:346:HOH:O	1.92	0.70
1:L:143:ARG:NH1	1:L:158:ILE:HD12	2.07	0.70
3:N:1220:ALA:HB1	3:N:1223:ILE:HD13	1.73	0.70
3:N:52:PRO:HG3	3:N:78:VAL:HG22	1.72	0.70
2:C:101:ILE:HG23	2:C:107:LEU:HD22	1.73	0.70
2:C:256:TYR:CE1	2:C:293:PHE:HB2	2.26	0.70
2:C:512:ARG:HB3	2:C:523:ILE:HD11	1.73	0.70
5:F:396:ARG:HG2	8:F:468:HOH:O	1.92	0.70
2:C:299:LYS:HB2	8:C:1374:HOH:O	1.90	0.70
3:D:1166:LEU:HD23	3:D:1166:LEU:H	1.56	0.70
3:D:1395:LEU:HB3	8:D:9369:HOH:O	1.91	0.70
1:L:97:VAL:HG11	1:L:120:VAL:HG21	1.74	0.70
1:L:58:ILE:HB	1:L:61:VAL:HB	1.73	0.70
2:M:1115:LEU:HD11	8:M:1678:HOH:O	1.90	0.70
2:M:218:VAL:HA	2:M:221:LEU:HD23	1.74	0.70
3:N:796:ARG:HD3	3:N:861:GLN:HB2	1.73	0.70
3:N:965:GLU:HG3	3:N:969:ARG:HH21	1.56	0.70
1:B:97:VAL:HG11	1:B:120:VAL:HG21	1.74	0.70
5:F:372:ARG:HB2	8:F:635:HOH:O	1.91	0.70
2:M:1098:ASP:HB2	3:N:21:TRP:HZ2	1.57	0.70
1:B:156:HIS:ND1	1:B:158:ILE:HG12	2.06	0.69
2:C:318:PRO:HB3	8:C:1564:HOH:O	1.90	0.69
2:C:455:LEU:HD12	2:C:459:ALA:HB3	1.72	0.69
2:C:49:ARG:HH11	2:C:49:ARG:HB2	1.57	0.69
2:C:517:ARG:NH1	2:C:522:VAL:HG11	2.05	0.69
2:C:958:THR:HG23	2:C:961:GLU:H	1.56	0.69

*Continued on next page...*

*Continued from previous page...*

Atom-1	Atom-2	Interatomic distance (Å)	Clash overlap (Å)
3:D:132:TYR:HA	8:D:9333:HOH:O	1.91	0.69
1:L:209:GLU:HB3	8:L:4878:HOH:O	1.92	0.69
2:M:343:GLN:HG3	8:M:1267:HOH:O	1.92	0.69
2:C:358:ARG:NH2	2:C:374:ASN:HB3	2.06	0.69
3:D:1352:ILE:HG21	3:D:1368:ILE:HG21	1.74	0.69
5:F:234:LYS:HD3	5:F:236:SER:HB3	1.72	0.69
2:C:1044:GLY:HA3	4:E:17:TYR:HE1	1.57	0.69
3:D:210:ARG:HH11	3:D:210:ARG:HB3	1.57	0.69
3:D:704:ARG:HD3	3:D:738:ALA:HB2	1.73	0.69
4:E:51:LEU:HD12	4:E:52:GLU:H	1.57	0.69
2:C:92:ALA:HB1	8:C:1294:HOH:O	1.92	0.69
3:D:793:THR:HB	3:D:879:ARG:HD3	1.74	0.69
1:L:161:ARG:HA	8:L:3450:HOH:O	1.92	0.69
2:M:511:GLU:O	2:M:526:PRO:HD3	1.92	0.69
3:N:15:PRO:HA	3:N:18:ILE:HG12	1.74	0.69
3:N:834:THR:HB	3:N:838:ARG:HB3	1.74	0.69
1:B:94:LEU:HD21	1:B:119:ASP:HB2	1.75	0.69
2:C:1056:LYS:HD3	3:D:623:VAL:HG13	1.73	0.69
2:C:405:ARG:NH2	2:C:566:THR:HG21	2.08	0.69
3:D:611:GLN:HG3	5:F:326:ASP:HB2	1.75	0.69
1:K:9:PRO:HB2	1:L:224:TYR:HB3	1.73	0.69
2:M:478:VAL:HA	2:M:506:ASN:O	1.92	0.69
3:N:468:LEU:HB3	8:N:9407:HOH:O	1.92	0.69
3:D:1462:LEU:HB3	3:D:1472:ILE:HD12	1.75	0.69
3:D:215:TYR:O	3:D:389:GLU:HB2	1.93	0.69
4:E:48:MET:HB2	4:E:54:LEU:HD12	1.73	0.69
5:F:120:THR:HB	8:F:433:HOH:O	1.91	0.69
5:F:335:ASP:OD2	5:F:338:LEU:HB2	1.92	0.69
3:N:119:SER:HB2	3:N:123:LEU:H	1.57	0.69
3:N:1389:LEU:HD12	3:N:1390:LEU:H	1.57	0.69
2:C:197:LEU:HA	2:C:200:LEU:HD12	1.75	0.69
2:C:670:GLN:O	2:C:672:VAL:HG12	1.93	0.69
3:D:811:GLU:HA	8:D:9196:HOH:O	1.93	0.69
3:D:929:ARG:HD3	8:D:9607:HOH:O	1.93	0.69
1:K:62:LEU:HD12	8:K:3844:HOH:O	1.91	0.69
2:M:516:ARG:HD2	2:M:521:PRO:HA	1.73	0.69
3:N:1033:GLN:HE21	3:N:1036:ARG:HD3	1.58	0.69
1:A:177:VAL:O	2:C:864:GLY:HA3	1.92	0.69
3:D:663:GLU:HA	8:D:9541:HOH:O	1.93	0.69
3:D:756:GLN:O	3:D:760:ARG:HG2	1.91	0.69
2:C:193:LEU:HD21	8:C:1760:HOH:O	1.93	0.69

*Continued on next page...*

*Continued from previous page...*

Atom-1	Atom-2	Interatomic distance (Å)	Clash overlap (Å)
2:C:971:LYS:HA	2:C:988:VAL:HA	1.74	0.69
3:D:996:TRP:CD2	3:D:1056:PRO:HG2	2.28	0.69
3:N:211:VAL:HG22	3:N:393:ILE:HG23	1.75	0.69
2:C:1067:TYR:CG	5:F:341:PRO:HB3	2.28	0.69
2:C:720:GLU:HG2	2:C:760:SER:HB3	1.75	0.69
2:C:958:THR:HG22	8:C:1364:HOH:O	1.92	0.69
3:D:964:LEU:HD13	3:D:1058:ARG:NH1	2.08	0.69
3:D:178:LEU:HG	3:D:200:ASP:H	1.58	0.69
2:M:1000:MET:SD	2:M:1001:VAL:HG22	2.32	0.69
2:M:136:ILE:HG21	2:M:336:VAL:HG13	1.75	0.69
1:B:57:TYR:HB3	1:B:141:GLU:CG	2.23	0.69
3:D:393:ILE:HD12	3:D:393:ILE:H	1.58	0.69
3:D:537:THR:C	5:F:317:LEU:HB2	2.12	0.69
3:D:62:LYS:HE2	3:D:75:ARG:HH12	1.58	0.69
3:N:761:ILE:HG21	8:O:3197:HOH:O	1.93	0.69
3:N:906:GLN:HB3	3:N:911:LEU:CD1	2.22	0.69
5:P:100:VAL:CG1	5:P:104:ARG:HH21	2.06	0.69
1:A:226:SER:O	1:A:228:PRO:HD3	1.93	0.68
1:A:218:LEU:HD23	1:B:222:LEU:HD21	1.74	0.68
1:K:100:LEU:HB2	1:K:115:LEU:HD11	1.75	0.68
2:M:526:PRO:HG2	8:M:1259:HOH:O	1.92	0.68
3:N:1205:TYR:CD2	3:N:1215:VAL:HG21	2.28	0.68
3:N:430:ASP:HB3	8:N:9241:HOH:O	1.93	0.68
3:N:542:ASP:O	3:N:546:ARG:HG2	1.94	0.68
2:C:1060:ILE:HD12	2:C:1063:ARG:NH1	2.08	0.68
2:C:282:GLY:HA2	2:C:308:ARG:NH2	2.07	0.68
2:C:437:ARG:HA	2:C:467:ILE:HG21	1.73	0.68
2:C:567:GLN:HA	8:C:1666:HOH:O	1.93	0.68
2:C:609:ASN:HD21	2:C:627:ARG:HH21	1.40	0.68
5:F:108:GLU:HG3	5:F:176:ILE:HG21	1.74	0.68
2:M:311:PHE:HB3	8:M:1560:HOH:O	1.93	0.68
2:M:704:HIS:CB	2:M:831:ARG:HE	2.05	0.68
2:M:672:VAL:HG23	2:M:868:ASP:HB2	1.74	0.68
2:C:1066:ALA:O	2:C:1070:ILE:HG13	1.93	0.68
2:C:479:VAL:CG2	2:C:503:LEU:HD11	2.21	0.68
3:D:808:THR:HB	3:D:809:PRO:HD3	1.73	0.68
3:D:1495:ILE:HG12	4:E:80:VAL:HG11	1.76	0.68
2:C:777:ILE:HG23	5:F:405:LEU:HD11	1.74	0.68
1:L:85:LEU:HD12	1:L:124:ASN:HB3	1.75	0.68
3:N:1205:TYR:HD2	3:N:1215:VAL:HG21	1.59	0.68
5:P:376:ILE:HG23	8:P:3758:HOH:O	1.93	0.68

*Continued on next page...*

*Continued from previous page...*

Atom-1	Atom-2	Interatomic distance (Å)	Clash overlap (Å)
2:C:244:PRO:HG2	2:C:246:ASP:OD2	1.93	0.68
3:D:478:LEU:HD21	3:D:500:ARG:NH2	2.08	0.68
3:D:572:ARG:HH12	5:F:79:ASP:CG	1.97	0.68
3:D:87:ARG:HB3	3:D:523:ASP:HB2	1.76	0.68
1:K:92:PRO:HD3	8:K:3642:HOH:O	1.92	0.68
1:L:156:HIS:ND1	1:L:158:ILE:HG12	2.08	0.68
1:L:58:ILE:HG23	8:L:4138:HOH:O	1.93	0.68
2:M:726:ILE:HG22	8:M:1255:HOH:O	1.92	0.68
3:N:760:ARG:HH21	4:O:3:GLU:CD	1.97	0.68
5:P:100:VAL:HG12	5:P:104:ARG:HH21	1.58	0.68
5:P:248:ASN:HA	5:P:251:ILE:HD12	1.76	0.68
1:B:132:LEU:HG	1:B:136:GLY:HA3	1.75	0.68
2:C:151:ASP:HB2	2:C:157:ARG:O	1.94	0.68
3:D:161:LEU:HD13	3:D:452:ILE:HD12	1.75	0.68
5:F:144:ILE:HB	5:F:145:PRO:HD3	1.76	0.68
2:M:368:THR:HB	2:M:369:PRO:HD3	1.74	0.68
2:M:675:ALA:HB2	2:M:867:VAL:HG11	1.75	0.68
2:M:983:ILE:HA	8:M:1335:HOH:O	1.92	0.68
5:P:403:LYS:NZ	5:P:406:ARG:HD2	2.08	0.68
1:A:206:THR:HG22	1:A:209:GLU:HG3	1.76	0.68
1:B:151:VAL:HG13	1:B:155:LYS:HE2	1.76	0.68
2:C:610:ARG:HB2	8:C:1501:HOH:O	1.93	0.68
2:C:1096:ALA:O	3:D:13:ALA:HB2	1.93	0.68
3:D:477:LEU:HD22	3:D:492:ALA:HB1	1.76	0.68
4:E:30:LEU:O	4:E:35:PHE:HA	1.94	0.68
1:A:198:ARG:HB2	1:A:200:TRP:CH2	2.29	0.68
1:A:9:PRO:HD2	1:B:224:TYR:CZ	2.28	0.68
2:C:1060:ILE:HD12	2:C:1063:ARG:HH12	1.58	0.68
2:C:428:ARG:HG2	2:C:449:ILE:O	1.94	0.68
3:D:1406:ARG:NH2	3:D:1407:LEU:HG	2.09	0.68
1:L:208:LEU:HD23	8:L:3127:HOH:O	1.94	0.68
2:M:300:ASP:HB2	8:M:1252:HOH:O	1.93	0.68
3:N:108:VAL:HG23	3:N:109:PRO:HD3	1.76	0.68
1:A:74:ASP:OD1	1:A:77:GLU:HB2	1.93	0.68
3:D:539:ASP:OD2	5:F:318:GLU:HB2	1.93	0.68
3:N:1273:VAL:HG22	3:N:1326:THR:OG1	1.93	0.68
2:C:64:LEU:HD13	2:C:359:MET:HG3	1.74	0.68
2:C:1109:VAL:HG23	3:D:3:LYS:HG2	1.75	0.68
5:F:119:ILE:HD13	5:F:170:HIS:ND1	2.09	0.68
2:C:516:ARG:HD3	2:C:521:PRO:HA	1.75	0.68
3:D:133:ILE:HG21	3:D:454:ALA:HB1	1.75	0.68

*Continued on next page...*



*Continued from previous page...*

Atom-1	Atom-2	Interatomic distance (Å)	Clash overlap (Å)
3:D:46:ASP:HB3	3:D:49:ILE:HG13	1.75	0.68
1:L:184:THR:HG23	1:L:192:LEU:HB3	1.76	0.68
3:N:1058:ARG:HH11	3:N:1058:ARG:HG3	1.59	0.68
3:N:535:PHE:O	5:P:315:VAL:N	2.26	0.68
2:C:605:LYS:HD3	2:C:610:ARG:NH1	2.09	0.67
3:D:1459:LEU:HD22	3:D:1465:ASN:ND2	2.09	0.67
3:D:401:TYR:HB2	8:D:9802:HOH:O	1.93	0.67
3:D:422:ALA:HB3	3:D:427:VAL:CG2	2.21	0.67
1:L:112:ARG:HD2	8:L:4849:HOH:O	1.93	0.67
1:L:100:LEU:HB2	1:L:115:LEU:HD21	1.77	0.67
3:N:86:ARG:O	3:N:522:PRO:HD2	1.93	0.67
3:N:543:LEU:HD22	3:N:580:ALA:HB1	1.74	0.67
3:N:961:LYS:HG2	8:N:9231:HOH:O	1.93	0.67
2:C:186:VAL:HG23	2:C:187:ASN:H	1.58	0.67
2:C:36:PRO:HB3	8:C:1554:HOH:O	1.94	0.67
2:C:478:VAL:HA	2:C:506:ASN:O	1.94	0.67
3:D:1082:ALA:O	3:D:1086:LEU:HD13	1.94	0.67
3:D:1235:GLN:C	3:D:1359:GLN:HE22	1.98	0.67
3:D:1318:TYR:HB3	8:D:9569:HOH:O	1.94	0.67
2:M:144:PRO:HA	2:M:163:ILE:HG12	1.76	0.67
2:M:952:LEU:HD12	2:M:969:GLN:NE2	2.09	0.67
3:N:1046:GLN:HA	3:N:1052:THR:HA	1.76	0.67
5:P:87:GLU:O	5:P:91:VAL:HG23	1.94	0.67
2:C:227:PHE:HD2	2:C:230:ARG:HH21	1.42	0.67
2:C:598:GLU:O	2:C:651:LYS:HG3	1.94	0.67
3:D:547:LEU:HD11	3:D:578:VAL:HG22	1.74	0.67
4:E:60:ALA:O	4:E:63:TRP:HB2	1.94	0.67
4:E:86:GLN:HB2	8:E:158:HOH:O	1.94	0.67
1:K:43:ILE:HD11	1:L:35:THR:HG21	1.76	0.67
2:M:165:LEU:O	2:M:265:ARG:HB2	1.93	0.67
3:N:75:ARG:HB3	8:N:9208:HOH:O	1.94	0.67
5:P:234:LYS:HG3	8:P:4168:HOH:O	1.94	0.67
1:A:24:VAL:HG22	1:A:196:THR:HB	1.75	0.67
3:D:1336:LEU:HA	3:D:1344:VAL:HG22	1.75	0.67
3:D:175:VAL:HG12	3:D:176:ASP:OD1	1.94	0.67
3:D:707:THR:HA	8:D:9216:HOH:O	1.93	0.67
5:F:351:SER:O	5:F:355:GLU:HB2	1.93	0.67
2:M:260:LEU:HB2	2:M:291:ALA:HB1	1.77	0.67
3:N:400:VAL:HG12	3:N:401:TYR:HD1	1.59	0.67
1:B:38:ASN:OD1	2:C:979:THR:HA	1.95	0.67
3:D:1095:THR:HG23	3:D:1230:GLY:HA3	1.75	0.67

*Continued on next page...*

*Continued from previous page...*

Atom-1	Atom-2	Interatomic distance (Å)	Clash overlap (Å)
3:D:523:ASP:N	8:D:9040:HOH:O	2.27	0.67
3:D:93:ILE:HD11	3:D:548:ILE:HD13	1.76	0.67
3:D:834:THR:HG22	3:D:838:ARG:HD2	1.76	0.67
2:M:205:GLU:O	2:M:209:ARG:HD2	1.94	0.67
2:M:546:LEU:HA	2:M:581:THR:HG21	1.76	0.67
2:M:736:ASP:HA	2:M:744:ARG:HD3	1.75	0.67
3:N:1420:LEU:HD12	3:N:1421:LEU:N	2.09	0.67
3:N:153:LEU:HD11	3:N:158:TYR:N	2.08	0.67
2:C:100:LEU:HB2	8:C:1196:HOH:O	1.93	0.67
2:M:1040:LEU:HG	2:M:1045:ALA:HB3	1.77	0.67
3:N:1127:GLU:HG3	3:N:1133:ARG:HH12	1.60	0.67
3:N:105:VAL:HG21	3:N:128:TYR:HE2	1.60	0.67
3:N:1383:ASP:HB2	3:N:1416:ALA:HB3	1.77	0.67
3:N:730:PRO:HA	3:N:733:CYS:SG	2.35	0.67
3:D:1087:ARG:HB3	3:D:1234:THR:HG23	1.75	0.67
3:D:1389:LEU:HD13	8:D:9579:HOH:O	1.94	0.67
1:L:65:PHE:HB2	8:L:3211:HOH:O	1.94	0.67
2:M:630:ARG:HH21	2:M:707:ARG:N	1.93	0.67
3:N:1397:LYS:HG2	8:N:9561:HOH:O	1.93	0.67
3:N:1485:GLN:HE21	4:O:80:VAL:H	1.43	0.67
1:A:20:TYR:HD2	1:A:21:GLY:N	1.93	0.67
2:C:777:ILE:HG22	2:C:778:PHE:HD1	1.59	0.67
3:D:793:THR:HG22	3:D:879:ARG:HA	1.77	0.67
1:K:99:LEU:HB3	1:K:114:PHE:HD2	1.57	0.67
3:N:654:LYS:HD3	3:N:674:ARG:HH22	1.59	0.67
5:F:112:ALA:HA	5:F:173:TYR:HD2	1.59	0.67
1:K:99:LEU:HB3	1:K:114:PHE:CD2	2.30	0.67
1:L:62:LEU:HD13	1:L:63:HIS:ND1	2.10	0.67
3:N:124:GLU:HB2	8:N:9808:HOH:O	1.94	0.67
3:N:1314:LYS:HD3	3:N:1314:LYS:H	1.60	0.67
4:O:60:ALA:O	4:O:63:TRP:HB2	1.95	0.67
1:A:222:LEU:HD21	1:B:218:LEU:HD23	1.76	0.66
3:D:1144:LEU:HB3	3:D:1166:LEU:HD11	1.77	0.66
3:D:1271:LYS:HG2	3:D:1272:ALA:H	1.60	0.66
3:D:156:GLU:HB3	8:D:9191:HOH:O	1.95	0.66
3:D:210:ARG:CZ	3:D:398:ALA:HB3	2.25	0.66
3:D:821:VAL:HG21	8:D:9498:HOH:O	1.96	0.66
5:F:282:LEU:HD11	5:F:286:PRO:HG3	1.76	0.66
2:M:140:ILE:HA	2:M:332:ARG:O	1.94	0.66
2:M:911:GLU:O	2:M:915:LYS:HG2	1.94	0.66
2:C:328:LEU:HB2	2:C:433:THR:HG21	1.77	0.66

*Continued on next page...*



*Continued from previous page...*

Atom-1	Atom-2	Interatomic distance (Å)	Clash overlap (Å)
2:C:498:GLN:NE2	3:D:1068:LEU:HD12	2.10	0.66
1:K:227:ASN:N	1:K:227:ASN:HD22	1.91	0.66
2:M:1085:PHE:O	2:M:1089:VAL:HG23	1.95	0.66
2:M:367:LEU:HB3	2:M:371:LYS:HG2	1.78	0.66
3:N:120:ALA:HB1	8:N:9749:HOH:O	1.94	0.66
3:N:423:ASP:OD1	5:P:174:LEU:HD13	1.95	0.66
3:N:807:ALA:HB2	3:N:833:GLU:OE1	1.94	0.66
5:P:148:LYS:HG2	8:P:3932:HOH:O	1.95	0.66
5:P:208:SER:HB3	8:P:3885:HOH:O	1.95	0.66
1:A:161:ARG:HB2	1:A:161:ARG:NH1	2.10	0.66
1:B:52:ALA:HB1	8:B:430:HOH:O	1.94	0.66
2:C:290:LEU:HA	8:C:1381:HOH:O	1.96	0.66
2:M:660:ALA:HB1	2:M:667:ALA:O	1.96	0.66
2:M:52:PHE:CE1	2:M:66:LEU:HG	2.31	0.66
3:N:1342:GLU:CD	3:N:1342:GLU:H	1.99	0.66
3:N:1376:MET:SD	3:N:1421:LEU:HD12	2.36	0.66
2:C:750:LYS:HB3	8:C:1606:HOH:O	1.93	0.66
2:C:930:LYS:HA	8:C:1252:HOH:O	1.96	0.66
3:D:1169:ASP:HB3	8:D:9030:HOH:O	1.95	0.66
1:L:131:THR:HA	8:L:2956:HOH:O	1.95	0.66
3:N:1080:GLY:HA3	8:N:9701:HOH:O	1.95	0.66
3:N:1434:TRP:CZ3	3:N:1457:ASP:HB2	2.29	0.66
3:N:209:ARG:NH2	3:N:397:LYS:HG3	2.11	0.66
3:N:863:VAL:HG23	8:N:9129:HOH:O	1.94	0.66
2:C:480:THR:HG22	2:C:482:GLU:H	1.61	0.66
3:D:1349:VAL:HG11	8:D:9752:HOH:O	1.94	0.66
3:D:1468:LEU:HD22	3:D:1470:ARG:HB2	1.77	0.66
3:D:528:VAL:O	3:D:535:PHE:HA	1.95	0.66
4:E:26:ARG:O	4:E:29:GLN:HG3	1.95	0.66
1:L:95:GLN:H	1:L:95:GLN:HE21	1.43	0.66
3:N:191:LEU:HD12	3:N:211:VAL:HG21	1.77	0.66
3:N:209:ARG:HH22	3:N:397:LYS:HG3	1.60	0.66
1:A:198:ARG:NH2	2:C:932:GLU:HG2	2.11	0.66
2:C:155:PRO:HB2	8:C:1225:HOH:O	1.95	0.66
3:D:1413:THR:HG21	8:D:9279:HOH:O	1.94	0.66
3:D:783:ARG:HE	3:D:1029:ARG:NE	1.91	0.66
3:D:89:ARG:O	3:D:521:PRO:HG3	1.96	0.66
1:L:74:ASP:HA	8:L:3261:HOH:O	1.94	0.66
2:M:513:VAL:HB	8:M:1319:HOH:O	1.95	0.66
3:N:1004:THR:HG21	8:N:9281:HOH:O	1.93	0.66
3:N:1459:LEU:HA	3:N:1464:GLU:OE1	1.95	0.66

*Continued on next page...*

*Continued from previous page...*

Atom-1	Atom-2	Interatomic distance (Å)	Clash overlap (Å)
5:P:325:LYS:HE2	8:P:2932:HOH:O	1.94	0.66
5:P:371:LEU:HD22	5:P:375:LEU:HD22	1.77	0.66
2:C:95:TYR:CD2	2:C:114:PHE:HB3	2.30	0.66
2:C:41:ASN:H	2:C:41:ASN:ND2	1.92	0.66
2:C:455:LEU:H	2:C:455:LEU:HD23	1.60	0.66
2:C:504:GLU:OE2	2:C:509:ALA:HB2	1.94	0.66
2:M:516:ARG:HE	3:N:1068:LEU:HD13	1.61	0.66
1:A:161:ARG:HB2	1:A:161:ARG:HH11	1.59	0.66
1:A:20:TYR:HD2	1:A:21:GLY:H	1.44	0.66
1:A:219:ARG:CZ	1:B:219:ARG:HG2	2.26	0.66
2:C:722:ILE:HG23	2:C:805:ARG:HH21	1.60	0.66
3:D:652:LEU:HA	8:D:9195:HOH:O	1.95	0.66
3:N:1105:ILE:HD11	3:N:1374:GLN:NE2	2.10	0.66
3:D:148:GLU:HG2	3:D:151:GLN:NE2	2.11	0.66
3:D:964:LEU:HD13	3:D:1058:ARG:HH11	1.61	0.66
5:F:171:LYS:HE3	5:F:175:HIS:NE2	2.11	0.66
1:K:86:VAL:HG23	8:K:3038:HOH:O	1.95	0.66
2:M:197:LEU:HD13	2:M:207:LEU:HD11	1.78	0.66
2:C:325:ILE:HG22	8:C:1411:HOH:O	1.96	0.66
2:C:42:VAL:HG12	2:C:43:GLY:H	1.61	0.66
2:C:328:LEU:HD22	2:C:433:THR:HG22	1.77	0.66
2:C:710:ILE:HD11	2:C:758:ARG:NH2	2.11	0.66
3:D:424:GLY:HA2	3:D:436:GLU:HA	1.78	0.66
3:D:562:ALA:HB1	3:D:567:ILE:CD1	2.25	0.66
5:F:160:ASP:HA	5:F:163:LEU:HD12	1.78	0.66
1:L:19:GLU:HG3	1:L:201:THR:O	1.96	0.66
2:M:151:ASP:HB2	2:M:157:ARG:O	1.96	0.66
3:N:1094:LEU:HD23	3:N:1230:GLY:HA2	1.78	0.66
3:N:1281:VAL:HG21	3:N:1313:VAL:HG21	1.77	0.66
3:N:642:CYS:SG	3:N:716:PHE:HB2	2.36	0.66
1:B:99:LEU:HD12	1:B:114:PHE:HB3	1.77	0.65
3:D:1087:ARG:HD2	3:D:1256:LEU:HD22	1.78	0.65
1:L:152:PRO:HD2	1:L:155:LYS:HD2	1.76	0.65
2:M:1040:LEU:HD21	2:M:1048:THR:HG22	1.78	0.65
2:M:137:VAL:HG23	2:M:391:LEU:HG	1.78	0.65
3:N:656:PHE:HE2	3:N:698:LYS:HE3	1.59	0.65
3:N:877:PRO:O	3:N:880:ILE:HG22	1.95	0.65
5:P:323:ASP:HB3	8:P:3957:HOH:O	1.94	0.65
2:C:197:LEU:HD12	2:C:207:LEU:HD11	1.78	0.65
3:D:955:VAL:HB	3:D:1011:PHE:HE1	1.61	0.65
3:D:908:LYS:CB	3:D:1027:GLY:HA3	2.24	0.65

*Continued on next page...*

*Continued from previous page...*

Atom-1	Atom-2	Interatomic distance (Å)	Clash overlap (Å)
3:D:850:LEU:HD12	3:D:850:LEU:H	1.60	0.65
5:F:248:ASN:HA	5:F:251:ILE:HD12	1.78	0.65
2:M:211:LEU:HD12	2:M:308:ARG:HG3	1.76	0.65
3:N:1272:ALA:HA	3:N:1326:THR:HB	1.76	0.65
3:N:141:ILE:HD11	8:N:9550:HOH:O	1.95	0.65
3:N:35:ARG:HG3	3:N:36:THR:N	2.10	0.65
3:N:656:PHE:HB3	3:N:694:VAL:HG11	1.77	0.65
3:N:844:ALA:O	3:N:867:ARG:HB3	1.95	0.65
1:B:38:ASN:HB3	1:B:39:PRO:HD3	1.78	0.65
3:D:396:VAL:HA	8:D:9468:HOH:O	1.96	0.65
5:F:113:ILE:HA	5:F:116:LEU:HD12	1.78	0.65
1:L:106:PRO:HD3	8:L:3583:HOH:O	1.97	0.65
2:M:3:ILE:HG23	8:M:1340:HOH:O	1.94	0.65
2:M:773:LEU:O	2:M:777:ILE:HG13	1.95	0.65
2:M:859:PRO:O	2:M:867:VAL:HG22	1.96	0.65
2:M:73:LEU:HB3	2:M:94:LEU:HB2	1.79	0.65
3:N:161:LEU:HD22	3:N:452:ILE:HG21	1.78	0.65
2:C:265:ARG:HG2	2:C:267:TYR:H	1.61	0.65
3:D:1455:LYS:HD3	3:D:1456:LYS:N	2.11	0.65
3:D:1492:LEU:HA	8:D:2041:HOH:O	1.96	0.65
3:N:1087:ARG:HA	3:N:1090:ASP:HB2	1.79	0.65
3:N:1294:VAL:HB	8:N:9539:HOH:O	1.95	0.65
3:N:576:GLU:HB2	8:N:9391:HOH:O	1.95	0.65
5:P:104:ARG:HB3	8:P:3870:HOH:O	1.97	0.65
5:P:175:HIS:O	5:P:179:GLU:HG3	1.97	0.65
5:P:352:GLU:O	5:P:356:LYS:HG3	1.96	0.65
5:P:85:LEU:HA	5:P:88:ILE:HD12	1.79	0.65
2:C:185:LYS:HG2	2:C:190:LYS:HG2	1.79	0.65
2:C:838:LYS:HG3	2:C:997:LEU:HB2	1.78	0.65
3:D:1120:VAL:HB	3:D:1144:LEU:HD21	1.77	0.65
3:D:434:ARG:HB2	3:D:447:VAL:HG13	1.77	0.65
3:D:704:ARG:NE	3:D:705:ALA:H	1.94	0.65
1:K:54:THR:HG21	8:K:3561:HOH:O	1.96	0.65
2:M:274:ARG:HB2	2:M:285:LEU:HD13	1.77	0.65
3:N:520:LEU:HD12	3:N:521:PRO:HD2	1.78	0.65
3:N:655:PRO:HA	3:N:658:LEU:HD12	1.78	0.65
1:B:90:LEU:HD23	8:B:356:HOH:O	1.97	0.65
2:C:186:VAL:HG23	8:C:1357:HOH:O	1.95	0.65
2:C:926:PHE:O	2:C:930:LYS:HG3	1.96	0.65
3:D:111:LYS:HE2	3:D:1452:ILE:HG12	1.78	0.65
3:D:1160:LEU:HD11	3:D:1174:LEU:HD21	1.78	0.65

*Continued on next page...*

*Continued from previous page...*

Atom-1	Atom-2	Interatomic distance (Å)	Clash overlap (Å)
5:F:166:LEU:O	5:F:171:LYS:HB2	1.96	0.65
2:M:45:GLN:HA	8:M:1223:HOH:O	1.95	0.65
8:N:9970:HOH:O	5:P:135:ILE:HD11	1.97	0.65
5:P:163:LEU:HB3	5:P:174:LEU:HG	1.78	0.65
2:C:678:PRO:HB2	3:D:942:SER:OG	1.97	0.65
2:C:798:GLY:H	2:C:827:VAL:CG1	2.09	0.65
3:D:1154:GLU:HG3	3:D:1159:ARG:HG3	1.78	0.65
3:D:427:VAL:CG2	3:D:435:VAL:HB	2.26	0.65
1:K:117:VAL:HB	1:K:120:VAL:HG12	1.78	0.65
2:M:816:LYS:HB2	2:M:819:VAL:HG21	1.79	0.65
3:N:119:SER:H	3:N:123:LEU:HB2	1.61	0.65
3:N:14:SER:H	3:N:17:LYS:NZ	1.94	0.65
1:A:27:PRO:HD2	8:A:350:HOH:O	1.97	0.65
3:D:570:GLU:HB2	5:F:214:GLN:HE21	1.62	0.65
3:D:537:THR:HA	5:F:317:LEU:HD12	1.77	0.65
3:N:187:LYS:HA	8:N:9174:HOH:O	1.97	0.65
3:N:434:ARG:HB2	3:N:447:VAL:HG22	1.78	0.65
5:P:154:LYS:O	5:P:158:GLU:HG3	1.97	0.65
1:B:47:SER:O	1:B:49:PRO:N	2.29	0.65
2:C:29:ALA:HB2	2:C:337:GLY:HA3	1.78	0.65
2:C:405:ARG:HH12	2:C:563:ASN:ND2	1.94	0.65
2:C:580:MET:HB3	2:C:584:GLU:CD	2.16	0.65
3:D:1036:ARG:HH21	3:D:1042:ARG:HA	1.61	0.65
3:D:1264:GLU:OE1	3:D:1424:VAL:HG12	1.97	0.65
3:D:398:ALA:HB2	3:D:445:ARG:HE	1.61	0.65
3:D:817:GLU:HG3	3:D:840:LYS:NZ	2.12	0.65
4:E:59:ASN:HB3	4:E:62:THR:OG1	1.97	0.65
2:M:416:GLY:HA3	8:M:1698:HOH:O	1.96	0.65
2:M:690:ILE:HG23	2:M:852:ILE:HA	1.78	0.65
3:N:783:ARG:HH21	3:N:1029:ARG:CG	2.09	0.65
3:N:654:LYS:HB3	3:N:655:PRO:HD3	1.79	0.65
2:M:918:LEU:HD23	2:M:968:LEU:HA	1.78	0.65
5:P:260:ILE:HD11	5:P:310:ILE:HG22	1.79	0.65
5:P:275:ALA:HA	5:P:278:LEU:HD12	1.79	0.65
3:D:116:LEU:HB3	3:D:118:LEU:HD21	1.79	0.64
3:D:26:VAL:HG11	3:D:44:LEU:HD23	1.79	0.64
3:D:483:HIS:HB2	3:D:484:PRO:HD3	1.79	0.64
2:M:304:LEU:HD21	8:M:1371:HOH:O	1.96	0.64
2:M:157:ARG:HD2	2:M:314:THR:CG2	2.23	0.64
3:N:147:VAL:HG21	8:N:9806:HOH:O	1.96	0.64
3:N:708:LEU:HA	8:N:9285:HOH:O	1.96	0.64

*Continued on next page...*

*Continued from previous page...*

Atom-1	Atom-2	Interatomic distance (Å)	Clash overlap (Å)
1:B:184:THR:HB	1:B:194:LYS:NZ	2.12	0.64
1:B:73:GLU:HB3	1:B:77:GLU:CG	2.27	0.64
2:C:1090:LYS:HE2	2:C:1112:PHE:CE1	2.27	0.64
2:C:771:GLU:O	2:C:775:ARG:HG2	1.98	0.64
3:D:550:ARG:NH1	3:D:573:MET:HB3	2.11	0.64
2:M:1018:GLN:HG3	2:M:1060:ILE:HD11	1.79	0.64
3:N:487:ALA:HB3	8:N:9323:HOH:O	1.97	0.64
3:N:890:VAL:HG13	3:N:926:LYS:HD3	1.79	0.64
1:B:58:ILE:HB	1:B:61:VAL:HB	1.77	0.64
2:C:12:VAL:HG13	2:C:13:ILE:HG23	1.78	0.64
3:D:1243:THR:HB	3:D:1253:THR:HG22	1.78	0.64
3:D:1274:ILE:HD11	3:D:1334:GLN:HB3	1.79	0.64
3:D:699:VAL:HG12	3:D:717:GLN:HA	1.79	0.64
4:E:33:HIS:CD2	4:E:89:MET:HG2	2.33	0.64
2:M:1037:VAL:HG13	2:M:1049:LEU:HD11	1.79	0.64
2:M:35:PRO:HD2	2:M:38:LYS:HG2	1.77	0.64
2:M:498:GLN:O	2:M:501:THR:HG23	1.97	0.64
2:M:669:GLY:O	2:M:670:GLN:HG3	1.97	0.64
3:N:1310:ARG:O	3:N:1327:ARG:HG3	1.97	0.64
3:N:911:LEU:O	3:N:915:VAL:HG23	1.98	0.64
4:O:25:LYS:HA	4:O:28:GLN:NE2	2.12	0.64
2:C:342:ASP:O	2:C:346:VAL:HG23	1.96	0.64
2:C:660:ALA:HB1	2:C:667:ALA:O	1.98	0.64
3:D:1075:HIS:HB3	8:D:9589:HOH:O	1.98	0.64
2:C:685:GLU:HG3	3:D:783:ARG:HD2	1.78	0.64
3:D:85:VAL:HG21	8:D:9019:HOH:O	1.96	0.64
2:M:1082:PRO:HG2	3:N:1469:GLY:HA3	1.78	0.64
2:M:1084:SER:O	2:M:1087:VAL:HG12	1.97	0.64
1:A:101:LEU:HG	1:A:114:PHE:HA	1.79	0.64
2:C:881:ASN:HD22	2:C:881:ASN:H	1.42	0.64
3:D:135:LEU:HD13	3:D:147:VAL:HG23	1.77	0.64
3:D:810:GLU:O	3:D:813:LEU:HG	1.98	0.64
2:M:678:PRO:HD2	8:N:9142:HOH:O	1.96	0.64
2:M:565:GLN:OE1	2:M:842:ARG:HG2	1.98	0.64
3:D:1306:PRO:HB3	3:D:1307:LYS:HE3	1.79	0.64
3:D:448:GLU:HG3	8:D:9492:HOH:O	1.98	0.64
2:M:627:ARG:HA	8:M:1225:HOH:O	1.96	0.64
2:M:636:ALA:HB2	2:M:703:ILE:HG22	1.80	0.64
3:N:448:GLU:HG2	8:N:9338:HOH:O	1.98	0.64
3:N:560:GLN:NE2	5:P:221:ILE:HB	2.13	0.64
1:A:18:ARG:HH12	1:A:88:ARG:NH2	1.96	0.64

*Continued on next page...*

*Continued from previous page...*

Atom-1	Atom-2	Interatomic distance (Å)	Clash overlap (Å)
1:A:30:ARG:NH1	1:A:191:ASP:HB2	2.13	0.64
1:B:156:HIS:CE1	1:B:166:PRO:HB3	2.33	0.64
1:B:37:GLY:HA2	1:B:40:LEU:HD12	1.79	0.64
3:D:1129:THR:O	3:D:1130:ARG:HD2	1.98	0.64
3:D:1501:GLU:HA	8:D:9088:HOH:O	1.95	0.64
3:D:544:TYR:O	3:D:548:ILE:HG12	1.97	0.64
3:D:996:TRP:CE3	3:D:999:THR:HG21	2.32	0.64
1:K:35:THR:HG21	1:L:43:ILE:HD11	1.79	0.64
3:N:1137:ARG:HA	3:N:1140:ILE:HD12	1.79	0.64
3:N:400:VAL:HG21	3:N:441:ARG:HH11	1.61	0.64
3:N:443:VAL:HG11	3:N:445:ARG:HE	1.63	0.64
3:N:615:ARG:NH1	3:N:615:ARG:HB2	2.13	0.64
3:N:698:LYS:HA	8:N:9643:HOH:O	1.98	0.64
1:A:30:ARG:HH11	1:A:191:ASP:HB2	1.62	0.64
2:C:172:ILE:H	2:C:172:ILE:HD12	1.62	0.64
2:C:56:GLU:HG3	2:C:64:LEU:HD23	1.80	0.64
2:C:675:ALA:HA	2:C:989:VAL:HG12	1.80	0.64
3:D:1261:GLU:OE1	3:D:1268:PRO:HA	1.97	0.64
3:D:1384:PRO:HD3	8:D:9043:HOH:O	1.98	0.64
3:D:1466:VAL:HG23	3:D:1472:ILE:HD11	1.79	0.64
3:D:139:GLY:H	3:D:147:VAL:HG21	1.62	0.64
3:D:208:PRO:HB2	3:D:395:VAL:HG22	1.80	0.64
3:D:836:VAL:HG12	8:D:9602:HOH:O	1.96	0.64
5:F:273:ARG:HB3	8:F:555:HOH:O	1.97	0.64
2:M:95:TYR:CD2	2:M:114:PHE:HB3	2.32	0.64
2:M:16:PRO:HG2	2:M:460:ARG:HH12	1.61	0.64
2:M:612:VAL:HG22	2:M:622:GLU:HA	1.80	0.64
2:M:93:PRO:HA	8:M:1237:HOH:O	1.97	0.64
3:N:907:GLU:O	3:N:911:LEU:HD13	1.98	0.64
1:B:103:ALA:O	1:B:138:LEU:HD23	1.98	0.64
2:C:838:LYS:HD2	2:C:846:LYS:NZ	2.13	0.64
3:D:804:LEU:HB2	3:D:830:ALA:O	1.98	0.64
1:K:100:LEU:HG	8:K:3093:HOH:O	1.97	0.64
1:K:36:LEU:O	1:K:39:PRO:HD2	1.98	0.64
2:M:1114:GLY:H	2:M:1115:LEU:HD12	1.62	0.64
2:M:367:LEU:O	2:M:372:LEU:HD13	1.97	0.64
3:N:1031:ASN:HB3	3:N:1034:GLN:CD	2.19	0.64
3:N:396:VAL:HG21	3:N:447:VAL:HB	1.80	0.64
3:N:422:ALA:HB3	3:N:427:VAL:CG2	2.26	0.64
3:N:899:LEU:HD12	3:N:900:ILE:HG23	1.79	0.64
3:N:917:GLN:HA	8:N:9246:HOH:O	1.98	0.64

*Continued on next page...*



*Continued from previous page...*

Atom-1	Atom-2	Interatomic distance (Å)	Clash overlap (Å)
5:P:317:LEU:HD23	5:P:330:GLY:HA3	1.79	0.64
5:P:403:LYS:HZ1	5:P:406:ARG:HD2	1.61	0.64
1:B:59:GLU:HG2	1:B:139:ASN:O	1.98	0.64
2:C:886:LEU:HD23	3:D:951:ILE:HG13	1.79	0.64
2:C:904:PRO:HD2	2:C:908:GLY:HA2	1.80	0.64
3:D:1215:VAL:HG23	8:D:9465:HOH:O	1.97	0.64
3:D:136:ASP:CB	3:D:137:PRO:HD3	2.27	0.64
3:D:1459:LEU:HB2	3:D:1470:ARG:HH12	1.63	0.64
3:D:501:ALA:HB1	3:D:1453:ALA:HA	1.80	0.64
3:D:590:PRO:HA	8:D:2066:HOH:O	1.98	0.64
5:F:225:GLU:HB3	8:F:496:HOH:O	1.96	0.64
2:M:1000:MET:O	2:M:1003:ASP:HB3	1.97	0.64
2:M:188:LYS:HD3	8:M:1768:HOH:O	1.96	0.64
2:M:860:HIS:CE1	2:M:975:TYR:HB2	2.33	0.64
3:N:1018:ASN:O	3:N:1022:VAL:HG23	1.98	0.64
3:N:1243:THR:OG1	3:N:1253:THR:HB	1.98	0.64
3:N:1279:GLY:O	3:N:1318:TYR:HA	1.98	0.64
3:N:188:GLY:HA3	8:N:9237:HOH:O	1.97	0.64
3:N:422:ALA:H	3:N:427:VAL:CG1	2.11	0.64
3:N:6:ARG:NH1	3:N:6:ARG:HB3	2.13	0.64
3:N:87:ARG:CB	3:N:523:ASP:HB2	2.27	0.64
3:N:693:GLU:HG3	4:O:48:MET:SD	2.38	0.64
5:P:95:THR:HB	5:P:96:LEU:HD23	1.78	0.64
1:A:27:PRO:HG2	1:A:186:LEU:HD22	1.80	0.63
1:B:123:MET:C	1:B:125:PRO:HD3	2.19	0.63
2:M:1013:TYR:HE1	2:M:1020:PRO:HG3	1.62	0.63
4:O:30:LEU:O	4:O:35:PHE:HA	1.97	0.63
5:P:416:ARG:NH1	5:P:419:ARG:HB2	2.13	0.63
1:A:58:ILE:HG21	1:A:68:ILE:HD11	1.79	0.63
2:C:704:HIS:CB	2:C:831:ARG:HE	2.10	0.63
2:C:716:LYS:HE2	8:F:558:HOH:O	1.98	0.63
3:D:97:THR:HG21	3:D:571:LYS:HD3	1.80	0.63
3:D:804:LEU:HD23	3:D:804:LEU:H	1.63	0.63
2:M:1115:LEU:HD12	2:M:1115:LEU:N	2.14	0.63
2:M:290:LEU:HB3	2:M:302:VAL:CG1	2.28	0.63
2:M:34:VAL:HB	2:M:38:LYS:HG3	1.80	0.63
3:N:1147:ARG:HB3	3:N:1188:VAL:HG21	1.79	0.63
3:N:1422:MET:HE2	3:N:1427:SER:HA	1.81	0.63
3:N:65:ARG:HG3	3:N:66:GLN:H	1.61	0.63
5:P:351:SER:O	5:P:355:GLU:HB2	1.97	0.63
1:B:206:THR:HG22	1:B:209:GLU:H	1.63	0.63

*Continued on next page...*

*Continued from previous page...*

Atom-1	Atom-2	Interatomic distance (Å)	Clash overlap (Å)
1:B:27:PRO:O	1:B:28:LEU:HD23	1.99	0.63
2:C:470:PRO:HB3	2:C:485:TYR:CZ	2.33	0.63
2:C:663:ASN:HB2	8:C:1359:HOH:O	1.97	0.63
2:C:859:PRO:O	2:C:867:VAL:HG22	1.97	0.63
3:D:510:GLU:O	3:D:513:ILE:HD12	1.99	0.63
3:D:1481:VAL:HG13	4:E:18:ARG:HE	1.62	0.63
1:L:108:GLU:HG2	8:L:2956:HOH:O	1.98	0.63
2:M:431:HIS:CD2	2:M:433:THR:H	2.16	0.63
2:M:461:VAL:HG13	2:M:465:GLY:HA2	1.81	0.63
3:N:424:GLY:HA2	3:N:436:GLU:HA	1.80	0.63
4:O:16:LYS:HD3	4:O:17:TYR:HE2	1.62	0.63
1:A:128:HIS:HB2	8:A:408:HOH:O	1.96	0.63
1:A:97:VAL:HG23	8:A:316:HOH:O	1.99	0.63
3:D:1399:ASP:O	3:D:1403:LEU:HB2	1.99	0.63
3:D:178:LEU:HD21	8:D:9071:HOH:O	1.97	0.63
3:D:64:LYS:HD3	5:F:376:ILE:O	1.99	0.63
5:F:321:ILE:HD11	5:F:329:TYR:HB2	1.78	0.63
1:L:89:PHE:HB2	1:L:94:LEU:HD13	1.79	0.63
2:M:1050:GLN:HG2	2:M:1079:PRO:HG2	1.80	0.63
2:M:571:LEU:HD21	2:M:700:TYR:HD2	1.62	0.63
3:N:11:ALA:HB1	3:N:507:ASN:OD1	1.98	0.63
3:N:496:LEU:HD23	3:N:1388:ARG:HG2	1.80	0.63
3:D:1311:LEU:HA	8:D:9045:HOH:O	1.99	0.63
3:D:1350:GLU:O	3:D:1354:LYS:HG2	1.98	0.63
3:D:177:ALA:HB1	3:D:199:LEU:HD22	1.79	0.63
1:K:157:GLY:HA3	8:K:5051:HOH:O	1.99	0.63
1:K:197:LEU:H	1:K:197:LEU:HD23	1.62	0.63
2:M:1101:THR:HB	3:N:5:VAL:CG1	2.29	0.63
2:M:432:ARG:HD2	2:M:519:GLY:HA3	1.80	0.63
2:M:833:LEU:HD11	2:M:849:VAL:HG21	1.79	0.63
3:N:1123:PHE:HE2	3:N:1184:GLN:HA	1.62	0.63
3:N:178:LEU:HD21	8:N:9082:HOH:O	1.97	0.63
3:N:240:GLU:HA	8:N:9487:HOH:O	1.97	0.63
3:N:25:GLU:HB2	8:N:9156:HOH:O	1.98	0.63
1:A:36:LEU:O	1:A:39:PRO:HD2	1.98	0.63
1:B:80:LEU:HD21	8:D:9557:HOH:O	1.99	0.63
2:C:579:VAL:HB	2:C:890:LEU:CD2	2.28	0.63
3:D:1047:LYS:HD2	3:D:1051:GLU:OE1	1.99	0.63
3:D:9:ARG:HA	3:D:1434:TRP:HH2	1.63	0.63
2:M:157:ARG:NE	2:M:158:TYR:H	1.95	0.63
2:M:841:ASN:HD22	2:M:841:ASN:C	2.02	0.63

*Continued on next page...*



*Continued from previous page...*

Atom-1	Atom-2	Interatomic distance (Å)	Clash overlap (Å)
2:M:899:GLN:HA	8:M:1664:HOH:O	1.97	0.63
3:N:116:LEU:O	3:N:118:LEU:HG	1.98	0.63
3:N:699:VAL:HG12	3:N:717:GLN:HG3	1.80	0.63
3:N:417:PRO:HA	5:P:168:LYS:NZ	2.13	0.63
2:C:220:GLY:HA3	8:C:1329:HOH:O	1.98	0.63
2:C:777:ILE:HG22	2:C:778:PHE:CD1	2.34	0.63
1:L:13:VAL:HA	8:L:3037:HOH:O	1.98	0.63
2:M:958:THR:OG1	2:M:961:GLU:HG2	1.98	0.63
2:M:983:ILE:CG2	2:M:987:ILE:HD11	2.29	0.63
1:A:35:THR:HG21	1:B:43:ILE:HD11	1.81	0.63
3:D:1096:ARG:CB	3:D:1096:ARG:HH11	2.11	0.63
3:D:139:GLY:O	3:D:147:VAL:HB	1.99	0.63
3:D:208:PRO:HB2	3:D:395:VAL:HG13	1.79	0.63
3:D:616:GLN:OE1	3:D:619:LEU:HB3	1.98	0.63
5:F:317:LEU:O	5:F:329:TYR:HB3	1.99	0.63
2:M:1081:VAL:HG11	2:M:1111:ILE:HG22	1.81	0.63
2:M:397:GLU:H	2:M:633:GLN:HE22	1.47	0.63
3:N:1310:ARG:HD2	3:N:1327:ARG:NH2	2.12	0.63
4:O:93:TYR:HB2	8:O:3948:HOH:O	1.99	0.63
1:B:170:VAL:HG22	8:B:430:HOH:O	1.97	0.63
2:C:1004:LYS:HE3	2:C:1027:PHE:HE1	1.62	0.63
2:C:113:VAL:HG22	8:C:1632:HOH:O	1.97	0.63
2:C:462:ASP:HA	8:C:1164:HOH:O	1.97	0.63
3:D:165:LYS:HB3	3:D:395:VAL:HG11	1.81	0.63
2:M:329:GLY:HA3	2:M:489:THR:HG23	1.81	0.63
2:M:601:GLY:HA2	2:M:616:GLU:HG2	1.79	0.63
3:N:197:SER:HB2	3:N:205:TYR:CZ	2.34	0.63
4:O:5:GLY:O	4:O:9:LEU:HG	1.99	0.63
5:P:278:LEU:HD22	5:P:290:GLU:HB3	1.79	0.63
1:A:184:THR:HG23	1:A:192:LEU:HD12	1.79	0.62
5:F:283:GLY:HA3	8:F:696:HOH:O	1.98	0.62
2:M:31:GLN:HA	8:M:1127:HOH:O	1.98	0.62
2:M:71:TYR:HD2	2:M:71:TYR:H	1.47	0.62
3:N:536:ALA:HA	5:P:315:VAL:O	1.99	0.62
3:N:810:GLU:O	3:N:813:LEU:HG	1.98	0.62
3:N:975:GLU:O	3:N:979:GLU:HG3	1.99	0.62
5:P:112:ALA:HA	5:P:173:TYR:HD2	1.64	0.62
1:A:14:ARG:HH22	1:A:24:VAL:HG23	1.63	0.62
1:A:91:ASN:HB2	8:A:426:HOH:O	1.98	0.62
2:C:162:ILE:O	2:C:164:PRO:HD3	1.99	0.62
2:C:910:LYS:HB2	2:C:913:GLU:OE1	1.99	0.62

*Continued on next page...*

*Continued from previous page...*

Atom-1	Atom-2	Interatomic distance (Å)	Clash overlap (Å)
3:D:1406:ARG:HA	8:D:2023:HOH:O	1.98	0.62
3:D:817:GLU:O	3:D:821:VAL:HG23	1.99	0.62
2:M:379:GLU:O	2:M:383:ARG:HB3	1.99	0.62
3:N:1026:SER:HA	8:N:9094:HOH:O	1.99	0.62
3:N:610:LYS:HG2	3:N:611:GLN:NE2	2.14	0.62
3:N:928:ALA:CA	3:N:931:LEU:HD12	2.29	0.62
3:D:1209:LEU:HD23	3:D:1210:SER:N	2.13	0.62
3:D:156:GLU:CD	3:D:156:GLU:H	2.00	0.62
1:L:78:ILE:HA	8:L:2800:HOH:O	1.99	0.62
2:M:846:LYS:HE3	8:M:1413:HOH:O	1.99	0.62
1:K:42:ARG:HH12	2:M:857:ASP:HB3	1.65	0.62
2:M:890:LEU:HA	2:M:914:ILE:HD13	1.81	0.62
3:N:102:ILE:HD11	8:N:9432:HOH:O	1.99	0.62
3:N:423:ASP:HB2	5:P:178:ARG:HD2	1.80	0.62
1:B:212:ASN:O	1:B:215:VAL:HG22	2.00	0.62
2:C:150:PRO:CA	2:C:158:TYR:HB3	2.28	0.62
2:C:650:ARG:HG3	2:C:653:ASP:HB2	1.80	0.62
2:C:937:ASP:HB2	2:C:940:GLU:HG3	1.80	0.62
3:D:142:LEU:HA	8:D:9173:HOH:O	1.97	0.62
5:F:196:VAL:HG22	5:F:213:ILE:HD13	1.81	0.62
1:L:30:ARG:HH11	1:L:30:ARG:HB2	1.64	0.62
2:M:809:GLY:HA2	8:M:1515:HOH:O	1.98	0.62
3:N:1123:PHE:CE2	3:N:1184:GLN:HA	2.34	0.62
3:N:1277:ILE:HD12	3:N:1301:LYS:HB2	1.81	0.62
1:A:41:ARG:O	1:A:45:LEU:HD12	1.98	0.62
3:D:119:SER:HB2	3:D:123:LEU:N	2.11	0.62
3:D:1337:GLU:HA	8:D:2052:HOH:O	1.98	0.62
3:D:1372:VAL:HA	3:D:1375:MET:SD	2.39	0.62
5:F:196:VAL:HG13	5:F:213:ILE:HD11	1.81	0.62
2:M:584:GLU:CD	2:M:584:GLU:H	2.02	0.62
2:M:971:LYS:HA	2:M:988:VAL:HA	1.80	0.62
3:N:1166:LEU:HD23	3:N:1166:LEU:H	1.63	0.62
3:N:1435:LEU:HD23	3:N:1464:GLU:HB2	1.80	0.62
3:N:728:LEU:HA	8:N:9469:HOH:O	1.99	0.62
2:C:254:VAL:HG13	2:C:258:TYR:HE1	1.64	0.62
2:C:338:GLU:HA	2:C:341:THR:HG22	1.81	0.62
2:C:328:LEU:HD11	2:C:434:HIS:HD2	1.64	0.62
2:C:640:ARG:NH1	2:C:642:ARG:HH22	1.96	0.62
3:D:9:ARG:HA	3:D:1434:TRP:CH2	2.35	0.62
1:K:91:ASN:O	1:K:94:LEU:HD12	1.98	0.62
1:L:57:TYR:HE1	1:L:163:ASN:HB2	1.64	0.62

*Continued on next page...*

*Continued from previous page...*

Atom-1	Atom-2	Interatomic distance (Å)	Clash overlap (Å)
1:L:185:ARG:HG3	1:L:190:THR:HG22	1.80	0.62
2:M:48:PHE:HD2	8:M:1223:HOH:O	1.82	0.62
2:M:676:ILE:HG23	2:M:676:ILE:O	1.98	0.62
3:N:1122:LEU:HD11	3:N:1186:VAL:HG23	1.81	0.62
3:N:62:LYS:HE2	3:N:75:ARG:NH1	2.15	0.62
3:N:783:ARG:HH21	3:N:1029:ARG:HG2	1.64	0.62
1:A:42:ARG:NH1	2:C:978:ARG:HA	2.14	0.62
2:C:162:ILE:HB	2:C:172:ILE:HD13	1.82	0.62
2:C:72:ARG:NH1	2:C:72:ARG:HB2	2.15	0.62
3:D:1214:PRO:HB2	8:D:2011:HOH:O	1.98	0.62
3:D:207:PHE:HB3	3:D:208:PRO:HD2	1.81	0.62
3:N:41:ARG:HD3	3:N:42:ASP:H	1.65	0.62
3:N:478:LEU:HD21	3:N:500:ARG:HH21	1.65	0.62
3:N:488:ARG:HB3	3:N:488:ARG:NH1	2.15	0.62
5:P:396:ARG:HB2	8:P:2872:HOH:O	2.00	0.62
2:C:3:ILE:HG22	8:C:1178:HOH:O	1.99	0.62
2:C:516:ARG:CZ	3:D:1068:LEU:HD22	2.30	0.62
2:C:704:HIS:CD2	2:C:831:ARG:HH21	2.18	0.62
3:D:1279:GLY:O	3:D:1318:TYR:HA	1.99	0.62
3:D:537:THR:O	5:F:317:LEU:HB2	1.99	0.62
3:D:723:GLY:HA3	8:D:9008:HOH:O	1.99	0.62
1:K:94:LEU:HD21	1:K:119:ASP:HB3	1.81	0.62
2:M:777:ILE:HG22	8:M:1241:HOH:O	2.00	0.62
3:N:421:LEU:HD12	3:N:435:VAL:HG11	1.80	0.62
3:N:704:ARG:HG3	3:N:736:PHE:HB3	1.82	0.62
3:N:95:LEU:CD2	3:N:574:LEU:HD11	2.30	0.62
2:C:706:GLU:HB3	2:C:708:TYR:CE1	2.34	0.62
3:D:28:LYS:HD3	3:D:41:ARG:CZ	2.29	0.62
3:D:570:GLU:OE2	5:F:214:GLN:HG3	1.98	0.62
4:E:26:ARG:HA	4:E:29:GLN:OE1	2.00	0.62
1:L:212:ASN:O	1:L:215:VAL:HG22	2.00	0.62
2:M:254:VAL:HG11	8:M:1850:HOH:O	1.99	0.62
3:N:1129:THR:HG23	3:N:1130:ARG:H	1.65	0.62
3:N:178:LEU:HB2	8:N:9874:HOH:O	1.99	0.62
3:N:441:ARG:O	3:N:443:VAL:HG23	1.99	0.62
3:D:1280:VAL:HG23	3:D:1295:GLU:O	2.00	0.62
3:D:1389:LEU:HD12	3:D:1390:LEU:N	2.15	0.62
3:D:161:LEU:HD22	3:D:452:ILE:HG21	1.81	0.62
3:D:625:TYR:O	3:D:749:VAL:HG23	1.98	0.62
3:D:696:HIS:CD2	4:E:59:ASN:HB2	2.35	0.62
3:D:844:ALA:O	3:D:867:ARG:HB3	1.98	0.62

*Continued on next page...*

*Continued from previous page...*

Atom-1	Atom-2	Interatomic distance (Å)	Clash overlap (Å)
5:F:361:LEU:CD2	5:F:362:SER:H	2.13	0.62
1:K:20:TYR:HD2	1:K:21:GLY:H	1.47	0.62
2:M:232:GLU:HA	2:M:235:LEU:HD12	1.82	0.62
2:M:495:THR:HB	2:M:530:GLU:HG3	1.82	0.62
2:M:768:THR:HB	2:M:771:GLU:HB3	1.82	0.62
3:N:136:ASP:CB	3:N:137:PRO:HD3	2.30	0.62
3:N:705:ALA:HB3	3:N:706:PRO:HD3	1.81	0.62
5:P:277:GLN:O	5:P:280:GLN:HB3	1.99	0.62
5:P:361:LEU:HD23	5:P:362:SER:H	1.65	0.62
1:B:184:THR:HB	1:B:194:LYS:HZ3	1.63	0.61
2:C:71:TYR:H	2:C:71:TYR:HD2	1.48	0.61
2:C:816:LYS:HB2	2:C:819:VAL:HG21	1.81	0.61
3:D:605:ASP:HB3	8:D:2071:HOH:O	2.00	0.61
2:C:686:ASP:H	3:D:740:PHE:HD1	1.48	0.61
2:M:197:LEU:HB3	2:M:202:TYR:HB2	1.82	0.61
2:M:775:ARG:HD3	8:M:1274:HOH:O	1.99	0.61
2:M:910:LYS:HB3	2:M:912:PRO:HD2	1.81	0.61
2:M:976:ASP:CB	2:M:979:THR:HG22	2.29	0.61
3:N:12:LEU:HD11	3:N:512:MET:HG2	1.81	0.61
3:N:529:GLN:HG2	3:N:535:PHE:HE2	1.65	0.61
3:N:561:GLY:HA3	5:P:184:ARG:NH2	2.14	0.61
5:P:142:ARG:HD2	8:P:2896:HOH:O	1.99	0.61
5:P:347:GLN:HA	5:P:350:LEU:CD2	2.27	0.61
8:M:1274:HOH:O	5:P:421:PHE:HE2	1.83	0.61
1:B:206:THR:CG2	1:B:209:GLU:H	2.13	0.61
2:C:243:ARG:HB3	8:C:1850:HOH:O	1.99	0.61
2:C:89:THR:HG21	2:C:383:ARG:HH21	1.65	0.61
3:D:1169:ASP:HB2	8:D:9180:HOH:O	1.99	0.61
3:D:117:ASP:HA	8:D:9025:HOH:O	2.00	0.61
3:D:1197:ARG:HG3	3:D:1198:TYR:H	1.64	0.61
3:D:85:VAL:O	3:D:89:ARG:HD3	1.99	0.61
1:K:41:ARG:HH11	1:K:177:VAL:HB	1.64	0.61
2:M:101:ILE:HG23	2:M:107:LEU:HD22	1.82	0.61
2:M:261:ILE:HD13	8:M:1497:HOH:O	2.00	0.61
2:M:16:PRO:CG	2:M:460:ARG:HH12	2.13	0.61
8:M:1241:HOH:O	5:P:409:LYS:HB2	1.99	0.61
3:D:153:LEU:HD11	3:D:158:TYR:N	2.15	0.61
3:D:127:LEU:HD21	3:D:461:ILE:HD11	1.82	0.61
2:M:158:TYR:HD1	2:M:313:LEU:HD21	1.65	0.61
2:M:839:LEU:HD21	2:M:849:VAL:HG23	1.81	0.61
3:N:543:LEU:HA	3:N:546:ARG:HG3	1.82	0.61

*Continued on next page...*

*Continued from previous page...*

Atom-1	Atom-2	Interatomic distance (Å)	Clash overlap (Å)
1:L:80:LEU:HD23	3:N:867:ARG:HH12	1.65	0.61
1:B:97:VAL:HG13	8:B:346:HOH:O	2.00	0.61
2:C:1018:GLN:HE21	2:C:1063:ARG:HH22	1.48	0.61
2:C:409:ARG:HA	2:C:454:SER:HA	1.80	0.61
2:C:49:ARG:NH1	2:C:49:ARG:HB2	2.14	0.61
2:C:78:PHE:HB2	2:C:88:LEU:HD21	1.81	0.61
2:C:94:LEU:HD21	8:C:1125:HOH:O	1.99	0.61
3:D:15:PRO:HA	3:D:18:ILE:HG12	1.82	0.61
3:D:675:ARG:HH21	5:F:421:PHE:N	1.97	0.61
2:M:244:PRO:HB2	8:M:1637:HOH:O	2.00	0.61
2:M:492:ASP:HB3	2:M:518:LYS:HD2	1.81	0.61
2:M:545:ASN:O	2:M:581:THR:HG21	2.00	0.61
2:M:549:PHE:CD2	2:M:886:LEU:HB3	2.35	0.61
2:M:625:LEU:HB3	2:M:639:GLN:HB2	1.82	0.61
3:N:1000:THR:O	3:N:1003:VAL:HG22	2.00	0.61
3:N:400:VAL:HG21	3:N:441:ARG:NH1	2.15	0.61
5:P:262:VAL:HG12	5:P:266:GLU:OE1	2.00	0.61
1:A:123:MET:O	1:A:125:PRO:HD3	2.01	0.61
2:C:208:ALA:O	2:C:218:VAL:HG21	2.01	0.61
2:C:651:LYS:HA	8:C:1288:HOH:O	2.01	0.61
3:D:1021:TYR:CE1	3:D:1025:GLN:HG3	2.35	0.61
3:D:1236:LEU:HD23	3:D:1359:GLN:NE2	2.16	0.61
3:D:1302:GLU:HB3	8:D:2003:HOH:O	1.99	0.61
3:D:4:GLU:HA	8:D:9462:HOH:O	2.01	0.61
3:D:778:LEU:O	3:D:778:LEU:HD23	2.00	0.61
3:D:998:GLU:HA	8:D:9447:HOH:O	1.99	0.61
2:M:332:ARG:HG2	2:M:332:ARG:NH1	2.15	0.61
2:M:350:ARG:HD3	2:M:353:ARG:NH2	2.16	0.61
2:M:605:LYS:HD3	2:M:610:ARG:NH1	2.15	0.61
3:N:427:VAL:CG2	3:N:435:VAL:HB	2.30	0.61
3:N:9:ARG:HG3	3:N:1455:LYS:O	2.01	0.61
5:P:400:ILE:HA	8:P:3326:HOH:O	1.99	0.61
1:A:86:VAL:HG21	1:A:202:ASP:O	2.00	0.61
1:A:54:THR:CG2	1:A:158:ILE:HG13	2.30	0.61
2:C:532:MET:HG3	2:C:533:ASP:N	2.16	0.61
3:D:1147:ARG:O	3:D:1165:TYR:HA	2.01	0.61
3:D:7:LYS:HD3	3:D:1456:LYS:HZ2	1.66	0.61
3:D:965:GLU:O	3:D:968:ASP:HB2	2.00	0.61
5:F:361:LEU:HD22	5:F:362:SER:H	1.65	0.61
2:M:1007:ALA:HB2	3:N:648:MET:HG3	1.83	0.61
3:N:130:SER:HB3	3:N:132:TYR:CE1	2.35	0.61

*Continued on next page...*

*Continued from previous page...*

Atom-1	Atom-2	Interatomic distance (Å)	Clash overlap (Å)
5:P:144:ILE:HB	5:P:145:PRO:HD3	1.81	0.61
3:D:1487:VAL:HG11	3:D:1492:LEU:HD23	1.81	0.61
3:D:705:ALA:HB3	3:D:706:PRO:HD3	1.83	0.61
1:L:100:LEU:O	1:L:115:LEU:HG	2.01	0.61
2:M:110:GLU:CG	2:M:369:PRO:HG3	2.28	0.61
3:N:100:ALA:HA	8:N:9084:HOH:O	1.99	0.61
3:N:116:LEU:HB3	3:N:118:LEU:HD21	1.82	0.61
3:N:208:PRO:HB2	3:N:395:VAL:HG13	1.82	0.61
3:N:99:ALA:HA	3:N:575:GLN:HE22	1.65	0.61
5:P:337:HIS:H	5:P:337:HIS:CD2	2.19	0.61
2:C:140:ILE:HD11	2:C:412:ALA:HA	1.82	0.61
3:D:1033:GLN:HE22	3:D:1036:ARG:NH1	1.97	0.61
3:D:652:LEU:HB3	3:D:653:PHE:HD1	1.65	0.61
4:E:25:LYS:O	4:E:29:GLN:HG2	2.01	0.61
5:F:220:LEU:HB2	5:F:243:ILE:HD11	1.83	0.61
3:D:598:ARG:HH22	5:F:318:GLU:C	2.04	0.61
1:L:188:GLN:HG3	8:N:9878:HOH:O	2.01	0.61
2:M:251:ASP:HB3	2:M:252:LYS:HD2	1.81	0.61
3:N:123:LEU:HD11	3:N:152:LEU:HD21	1.82	0.61
3:N:172:PRO:HD2	3:N:389:GLU:O	2.01	0.61
5:P:156:VAL:HA	5:P:159:ILE:HD12	1.81	0.61
2:C:64:LEU:HD22	2:C:359:MET:HG3	1.81	0.61
2:C:431:HIS:H	2:C:434:HIS:CE1	2.18	0.61
2:C:56:GLU:CG	2:C:64:LEU:HD23	2.31	0.61
2:C:575:GLN:N	2:C:667:ALA:HB1	2.15	0.61
2:C:976:ASP:CB	2:C:979:THR:HG22	2.31	0.61
3:D:133:ILE:HG22	3:D:455:ARG:N	2.15	0.61
3:D:1394:VAL:HB	3:D:1397:LYS:HD2	1.83	0.61
2:M:63:GLY:HA3	2:M:103:LYS:HE2	1.82	0.61
2:M:807:ARG:HB2	2:M:807:ARG:CZ	2.30	0.61
3:N:1147:ARG:O	3:N:1165:TYR:HA	2.00	0.61
3:N:164:GLY:HA2	8:N:9338:HOH:O	2.00	0.61
3:N:817:GLU:O	3:N:821:VAL:HG23	2.00	0.61
3:N:984:THR:HG22	3:N:987:GLU:H	1.65	0.61
2:C:605:LYS:HG3	2:C:612:VAL:HB	1.81	0.61
2:C:861:LEU:HG	2:C:862:PRO:HD2	1.83	0.61
1:K:216:GLU:O	1:K:220:GLU:HG3	2.00	0.61
1:L:84:GLU:HB2	8:N:9025:HOH:O	2.01	0.61
3:N:1324:PRO:HA	8:N:9087:HOH:O	2.00	0.61
3:N:842:VAL:HG23	8:N:9576:HOH:O	2.01	0.61
1:A:150:TYR:CE1	2:C:696:LYS:HA	2.36	0.60

*Continued on next page...*

*Continued from previous page...*

Atom-1	Atom-2	Interatomic distance (Å)	Clash overlap (Å)
2:C:1018:GLN:HG3	2:C:1060:ILE:HD13	1.82	0.60
2:C:1044:GLY:HA3	4:E:17:TYR:CE1	2.36	0.60
2:C:537:LYS:HD2	2:C:537:LYS:H	1.65	0.60
3:D:1299:PHE:HB2	8:D:9130:HOH:O	2.01	0.60
3:N:1493:LYS:HA	3:N:1493:LYS:NZ	2.16	0.60
3:N:661:MET:CE	3:N:677:LEU:HD11	2.31	0.60
1:A:11:PHE:CD1	1:B:225:PHE:HA	2.36	0.60
2:C:682:TYR:HE2	8:D:9907:HOH:O	1.85	0.60
2:C:724:ARG:CD	2:C:740:GLU:HA	2.31	0.60
2:C:724:ARG:HD2	2:C:740:GLU:HA	1.81	0.60
2:C:833:LEU:HD12	2:C:834:GLN:N	2.17	0.60
2:C:837:ASP:OD1	2:C:996:LYS:HE3	2.01	0.60
3:D:1107:VAL:HG12	3:D:1217:ILE:HA	1.82	0.60
3:D:190:GLU:HB3	8:D:9257:HOH:O	2.01	0.60
1:K:102:LYS:HE2	1:K:139:ASN:ND2	2.15	0.60
1:L:86:VAL:HG12	1:L:124:ASN:HD22	1.66	0.60
2:M:567:GLN:HB2	2:M:997:LEU:HD23	1.83	0.60
3:N:119:SER:N	3:N:123:LEU:HB2	2.16	0.60
3:N:1468:LEU:HD13	3:N:1470:ARG:HB2	1.83	0.60
3:N:130:SER:O	3:N:568:ARG:NH2	2.34	0.60
4:O:70:THR:HG21	4:O:72:ARG:NH2	2.16	0.60
5:P:403:LYS:HA	5:P:403:LYS:HZ2	1.65	0.60
1:A:5:LYS:O	1:A:8:ALA:HB2	2.01	0.60
1:B:5:LYS:O	1:B:8:ALA:HB2	2.02	0.60
2:C:91:GLN:HG2	2:C:119:PRO:HG3	1.83	0.60
3:D:119:SER:HB2	3:D:123:LEU:HB2	1.81	0.60
3:D:1320:GLU:HB2	3:D:1323:GLN:HE21	1.65	0.60
3:D:1393:GLN:HB2	3:D:1398:TRP:CZ2	2.36	0.60
3:D:658:LEU:HD11	3:D:674:ARG:NH1	2.16	0.60
3:D:966:GLU:HA	3:D:969:ARG:HD2	1.83	0.60
4:E:48:MET:N	4:E:54:LEU:HB2	2.15	0.60
1:K:58:ILE:HB	1:K:61:VAL:HB	1.83	0.60
1:K:5:LYS:O	1:K:8:ALA:HB2	2.01	0.60
1:L:2:LEU:HD12	1:L:3:ASP:H	1.66	0.60
2:M:39:ARG:NE	2:M:39:ARG:HA	2.16	0.60
2:M:52:PHE:CD2	2:M:68:PHE:HB2	2.37	0.60
3:N:1314:LYS:HD3	3:N:1314:LYS:N	2.17	0.60
3:N:35:ARG:HG3	3:N:36:THR:H	1.66	0.60
3:N:767:HIS:CD2	4:O:6:ILE:HG12	2.35	0.60
1:B:132:LEU:HD21	1:B:136:GLY:O	2.01	0.60
1:B:158:ILE:HD13	8:B:396:HOH:O	2.01	0.60

*Continued on next page...*



*Continued from previous page...*

Atom-1	Atom-2	Interatomic distance (Å)	Clash overlap (Å)
2:C:327:HIS:CE1	2:C:489:THR:HA	2.35	0.60
3:D:1307:LYS:CD	3:D:1307:LYS:H	2.14	0.60
3:D:162:ARG:HB2	3:D:162:ARG:CZ	2.31	0.60
3:D:561:GLY:HA3	5:F:184:ARG:HH12	1.65	0.60
3:D:608:SER:HB3	3:D:1443:THR:OG1	2.01	0.60
5:F:112:ALA:O	5:F:116:LEU:HG	2.01	0.60
2:M:395:LYS:HE3	2:M:403:SER:OG	2.01	0.60
2:M:515:ALA:O	2:M:516:ARG:HD3	2.01	0.60
2:M:564:MET:HG2	2:M:840:ALA:HB3	1.83	0.60
3:N:1146:GLY:HA3	3:N:1207:TYR:HB2	1.83	0.60
3:N:9:ARG:NH1	3:N:506:GLY:HA2	2.14	0.60
3:N:566:ILE:HD11	5:P:192:LEU:HD21	1.84	0.60
3:N:658:LEU:HD11	3:N:674:ARG:NH1	2.16	0.60
3:N:831:GLY:HA3	8:N:9080:HOH:O	2.01	0.60
3:N:950:GLY:H	3:N:953:ASP:HB2	1.66	0.60
4:O:31:LEU:HD23	4:O:35:PHE:CE1	2.36	0.60
5:P:82:ARG:HG2	5:P:86:HIS:CD2	2.36	0.60
2:C:162:ILE:HD12	2:C:172:ILE:HB	1.83	0.60
2:C:193:LEU:HB2	8:C:1179:HOH:O	2.01	0.60
2:C:625:LEU:HD22	2:C:639:GLN:HB2	1.84	0.60
3:D:1267:ARG:HH22	3:D:1333:HIS:CD2	2.17	0.60
3:D:1406:ARG:HH21	3:D:1407:LEU:HG	1.67	0.60
3:D:3:LYS:HE2	8:D:9538:HOH:O	2.01	0.60
5:F:278:LEU:HB3	5:F:286:PRO:HG2	1.83	0.60
5:F:287:THR:HG23	5:F:289:GLU:HB2	1.83	0.60
5:F:363:GLU:HA	5:F:367:MET:CE	2.31	0.60
1:K:227:ASN:ND2	1:K:227:ASN:H	1.94	0.60
1:L:36:LEU:O	1:L:39:PRO:HD2	2.02	0.60
2:M:902:ILE:HG13	8:M:1340:HOH:O	2.00	0.60
3:N:1124:GLN:N	3:N:1133:ARG:O	2.34	0.60
1:A:43:ILE:HG13	8:A:322:HOH:O	2.01	0.60
2:C:433:THR:HG21	2:C:488:ALA:CB	2.32	0.60
3:D:1341:PRO:HA	3:D:1344:VAL:HG23	1.83	0.60
3:D:58:CYS:HA	3:D:78:VAL:HG11	1.84	0.60
4:E:45:ARG:O	4:E:47:LYS:HE3	2.02	0.60
3:D:566:ILE:HG23	5:F:214:GLN:OE1	2.02	0.60
2:M:154:ARG:NH2	2:M:156:GLY:HA3	2.15	0.60
2:M:31:GLN:HB2	8:M:1418:HOH:O	2.00	0.60
2:M:775:ARG:HA	8:M:1274:HOH:O	2.01	0.60
2:M:914:ILE:HD11	2:M:918:LEU:HD13	1.84	0.60
3:N:1301:LYS:HB3	8:N:9539:HOH:O	2.01	0.60

*Continued on next page...*



*Continued from previous page...*

Atom-1	Atom-2	Interatomic distance (Å)	Clash overlap (Å)
2:C:1034:GLU:HA	2:C:1037:VAL:HG23	1.84	0.60
2:C:146:VAL:HG22	2:C:162:ILE:HA	1.84	0.60
3:D:1428:ALA:O	3:D:1431:THR:HG23	2.02	0.60
3:D:65:ARG:HG2	8:D:9136:HOH:O	2.00	0.60
8:D:2041:HOH:O	4:E:80:VAL:HG21	2.00	0.60
1:L:57:TYR:CE1	1:L:163:ASN:HB2	2.37	0.60
3:N:699:VAL:HG21	3:N:760:ARG:HB3	1.83	0.60
1:B:29:GLU:HG3	8:B:446:HOH:O	2.00	0.60
2:C:1115:LEU:H	2:C:1115:LEU:HD12	1.67	0.60
2:C:542:VAL:HG23	2:C:543:ASN:H	1.65	0.60
2:C:698:ASP:HA	8:C:1248:HOH:O	2.00	0.60
3:D:402:PRO:HG2	3:D:444:VAL:HG11	1.83	0.60
3:D:491:LYS:HD3	3:D:492:ALA:N	2.17	0.60
3:D:891:GLU:HG3	8:D:2090:HOH:O	2.01	0.60
1:L:123:MET:C	1:L:125:PRO:HD3	2.22	0.60
2:M:455:LEU:HD12	2:M:456:ALA:O	2.01	0.60
3:N:1271:LYS:HG2	3:N:1272:ALA:N	2.16	0.60
3:N:584:ASN:ND2	3:N:590:PRO:HD2	2.15	0.60
3:N:865:THR:CG2	3:N:874:GLU:HG3	2.32	0.60
5:P:416:ARG:CZ	5:P:419:ARG:HB2	2.31	0.60
2:C:1014:SER:OG	5:F:331:ASP:HA	2.01	0.60
2:C:19:THR:O	2:C:23:VAL:HG23	2.02	0.60
2:C:241:LEU:HB2	8:C:1346:HOH:O	2.02	0.60
2:C:493:ARG:HD2	8:C:1692:HOH:O	2.02	0.60
2:C:569:VAL:HG12	2:C:996:LYS:O	2.01	0.60
2:C:583:LEU:O	2:C:587:VAL:HG23	2.02	0.60
3:D:1144:LEU:HA	3:D:1147:ARG:HG3	1.84	0.60
3:D:1262:LEU:HD23	3:D:1352:ILE:CG1	2.32	0.60
3:D:660:LYS:HA	3:D:660:LYS:HE3	1.84	0.60
1:L:98:THR:HB	8:L:4416:HOH:O	2.02	0.60
2:M:1080:SER:HA	8:M:1763:HOH:O	2.02	0.60
2:M:367:LEU:HD11	8:M:1686:HOH:O	2.01	0.60
2:M:64:LEU:HA	8:M:1327:HOH:O	2.00	0.60
2:M:774:LEU:HA	2:M:777:ILE:HD12	1.83	0.60
3:N:1262:LEU:HD21	3:N:1351:GLU:HG3	1.83	0.60
3:N:1389:LEU:HD12	3:N:1390:LEU:N	2.16	0.60
3:N:127:LEU:HD21	3:N:461:ILE:HD11	1.83	0.60
3:N:630:VAL:HA	3:N:744:GLN:HG2	1.82	0.60
5:P:226:LYS:HB2	5:P:238:TYR:OH	2.02	0.60
1:A:198:ARG:HH21	2:C:932:GLU:HG2	1.66	0.60
2:C:408:ARG:NH1	2:C:455:LEU:HG	2.17	0.60

*Continued on next page...*

*Continued from previous page...*

Atom-1	Atom-2	Interatomic distance (Å)	Clash overlap (Å)
3:D:1310:ARG:NE	3:D:1327:ARG:HB3	2.17	0.60
3:D:1459:LEU:HD13	3:D:1470:ARG:NH1	2.16	0.60
3:D:560:GLN:HG3	5:F:221:ILE:HG21	1.81	0.60
3:D:796:ARG:HH11	3:D:861:GLN:HB2	1.67	0.60
5:F:356:LYS:O	5:F:360:LYS:HG2	2.02	0.60
5:F:85:LEU:HD12	8:F:574:HOH:O	2.01	0.60
1:L:219:ARG:HB3	1:L:219:ARG:NH1	2.14	0.60
2:M:208:ALA:O	2:M:218:VAL:HG21	2.02	0.60
5:P:261:PRO:O	5:P:265:VAL:HG23	2.02	0.60
5:P:359:SER:HA	8:P:4306:HOH:O	2.02	0.60
2:C:211:LEU:HD11	2:C:308:ARG:HA	1.83	0.59
2:C:516:ARG:HH11	2:C:521:PRO:HB3	1.66	0.59
2:C:585:GLU:O	2:C:588:VAL:HG22	2.01	0.59
2:C:68:PHE:HE1	2:C:96:ALA:HB1	1.67	0.59
3:D:1243:THR:OG1	3:D:1253:THR:HB	2.02	0.59
3:D:1412:LYS:HG2	3:D:1414:PRO:HG3	1.84	0.59
3:D:1463:LYS:O	3:D:1467:ILE:HD12	2.01	0.59
3:D:540:LEU:HA	3:D:543:LEU:HD12	1.84	0.59
3:D:584:ASN:ND2	3:D:590:PRO:HD2	2.17	0.59
3:D:820:GLU:HB2	3:D:836:VAL:HG11	1.84	0.59
5:F:126:LEU:O	5:F:130:VAL:HG23	2.02	0.59
5:F:278:LEU:CB	5:F:286:PRO:HG2	2.32	0.59
2:M:1054:THR:CG2	2:M:1079:PRO:HB3	2.18	0.59
2:M:1097:LEU:HD22	2:M:1097:LEU:H	1.67	0.59
2:M:769:PRO:HB2	8:N:9172:HOH:O	2.02	0.59
2:M:1043:TYR:HE1	3:N:710:ARG:O	1.85	0.59
2:C:398:THR:OG1	2:C:633:GLN:HG3	2.02	0.59
3:D:601:ARG:NH2	3:D:612:GLY:HA2	2.17	0.59
3:D:734:GLU:HB3	8:D:9079:HOH:O	2.03	0.59
2:M:89:THR:HA	2:M:129:ILE:O	2.03	0.59
2:M:367:LEU:HD23	2:M:371:LYS:HZ2	1.66	0.59
2:M:41:ASN:O	2:M:46:ALA:HB2	2.02	0.59
2:M:626:ARG:H	2:M:639:GLN:NE2	2.00	0.59
3:N:1462:LEU:HD22	3:N:1472:ILE:HG23	1.84	0.59
3:N:471:GLU:O	3:N:475:LYS:HD2	2.02	0.59
5:P:404:ALA:O	5:P:408:LEU:HD23	2.02	0.59
2:C:116:GLY:HA3	2:C:378:LEU:HD23	1.84	0.59
2:C:181:VAL:HB	8:C:1316:HOH:O	2.02	0.59
2:C:317:VAL:HG12	8:C:1247:HOH:O	2.02	0.59
2:C:530:GLU:HA	8:C:1268:HOH:O	2.03	0.59
2:C:755:LEU:HD21	2:C:792:VAL:HG22	1.82	0.59

*Continued on next page...*

*Continued from previous page...*

Atom-1	Atom-2	Interatomic distance (Å)	Clash overlap (Å)
3:D:1213:ARG:HB2	3:D:1214:PRO:CD	2.32	0.59
3:D:168:THR:HA	8:D:9120:HOH:O	2.02	0.59
3:D:775:GLY:HA3	3:D:1145:TYR:HE1	1.67	0.59
1:K:156:HIS:HD2	1:K:157:GLY:H	1.49	0.59
2:M:1002:GLU:HG2	8:P:3095:HOH:O	2.02	0.59
2:M:455:LEU:CD1	2:M:459:ALA:HB3	2.32	0.59
3:N:397:LYS:HD3	8:N:9216:HOH:O	2.01	0.59
1:L:175:ARG:O	3:N:851:LEU:HD21	2.03	0.59
2:C:263:ASP:HB2	2:C:264:PRO:HD3	1.84	0.59
2:C:602:GLU:HA	2:C:647:GLN:O	2.03	0.59
3:D:1385:GLY:HA2	8:D:9279:HOH:O	2.01	0.59
2:C:1052:MET:HG3	3:D:623:VAL:CG2	2.32	0.59
1:L:180:GLN:HG2	8:N:9258:HOH:O	2.02	0.59
2:M:1095:LEU:HD23	3:N:582:LEU:HD22	1.84	0.59
2:M:342:ASP:O	2:M:346:VAL:HG23	2.02	0.59
2:M:69:LEU:HB2	2:M:97:ARG:HB2	1.84	0.59
2:M:904:PRO:HA	8:M:1161:HOH:O	2.01	0.59
3:N:1147:ARG:HB3	3:N:1188:VAL:CG2	2.32	0.59
3:N:572:ARG:HH22	5:P:83:GLN:HG3	1.68	0.59
3:N:847:ASP:HA	3:N:850:LEU:HD13	1.84	0.59
3:N:907:GLU:HG2	3:N:908:LYS:N	2.18	0.59
2:C:22:GLN:O	2:C:121:MET:HE1	2.02	0.59
2:C:25:SER:CB	2:C:335:THR:HB	2.32	0.59
2:C:895:TYR:HD1	2:C:991:GLN:HE21	1.51	0.59
3:D:1061:PHE:HA	8:D:9283:HOH:O	2.01	0.59
3:D:1157:GLY:HA2	8:D:9700:HOH:O	2.02	0.59
3:D:1272:ALA:CA	3:D:1326:THR:HB	2.31	0.59
1:K:141:GLU:HA	8:K:3093:HOH:O	2.00	0.59
1:L:180:GLN:HA	8:N:9258:HOH:O	2.02	0.59
3:N:1267:ARG:HH11	3:N:1267:ARG:HB2	1.67	0.59
3:N:152:LEU:HD23	3:N:152:LEU:N	2.15	0.59
3:N:462:GLN:HG3	3:N:513:ILE:HD13	1.83	0.59
3:N:661:MET:HE2	3:N:677:LEU:HD11	1.84	0.59
3:N:983:LEU:HA	3:N:987:GLU:OE2	2.02	0.59
2:C:709:GLU:CD	2:C:824:ARG:HH12	2.05	0.59
2:C:720:GLU:HA	2:C:759:THR:O	2.03	0.59
3:D:1354:LYS:HD2	8:D:9706:HOH:O	2.03	0.59
3:D:491:LYS:HB2	8:D:9725:HOH:O	2.02	0.59
3:D:764:LEU:HB3	8:D:9083:HOH:O	2.02	0.59
3:D:860:LEU:HA	3:D:877:PRO:HB2	1.83	0.59
2:C:983:ILE:HG23	3:D:944:THR:O	2.02	0.59

*Continued on next page...*

*Continued from previous page...*

Atom-1	Atom-2	Interatomic distance (Å)	Clash overlap (Å)
1:K:10:VAL:HG12	1:K:12:THR:HG22	1.85	0.59
1:K:14:ARG:HG3	1:K:22:GLU:HB2	1.85	0.59
1:L:5:LYS:O	1:L:8:ALA:HB2	2.02	0.59
2:M:1014:SER:HB3	2:M:1017:THR:O	2.02	0.59
2:M:212:GLY:HA3	2:M:218:VAL:HG23	1.83	0.59
2:M:332:ARG:HG2	2:M:332:ARG:HH11	1.67	0.59
2:M:603:VAL:HG21	2:M:643:VAL:CG1	2.33	0.59
2:M:798:GLY:H	2:M:827:VAL:CG1	2.15	0.59
3:N:705:ALA:HB2	8:N:9482:HOH:O	2.02	0.59
3:N:843:PHE:HE1	3:N:864:VAL:HG11	1.67	0.59
2:C:135:VAL:O	2:C:392:SER:HA	2.03	0.59
2:C:51:THR:HB	2:C:348:LEU:HD23	1.85	0.59
3:D:1304:LYS:HA	8:D:9240:HOH:O	2.02	0.59
3:D:126:VAL:HG12	3:D:132:TYR:HB2	1.85	0.59
1:K:222:LEU:HD11	1:L:218:LEU:HD23	1.85	0.59
2:M:938:LYS:HB3	2:M:939:ARG:HH21	1.67	0.59
3:N:149:LYS:HD3	8:N:9307:HOH:O	2.02	0.59
5:P:166:LEU:O	5:P:171:LYS:HB2	2.02	0.59
1:A:133:GLU:HG2	1:A:134:GLU:N	2.16	0.59
2:C:290:LEU:HB3	2:C:302:VAL:CG1	2.33	0.59
2:C:905:ILE:H	2:C:905:ILE:CD1	2.07	0.59
3:D:1050:GLY:HA2	8:D:9344:HOH:O	2.02	0.59
1:L:117:VAL:HG13	8:L:3779:HOH:O	2.02	0.59
8:K:3080:HOH:O	1:L:36:LEU:HD12	2.02	0.59
1:L:64:GLU:HG3	8:L:3767:HOH:O	2.01	0.59
1:L:80:LEU:HD23	3:N:867:ARG:NH1	2.18	0.59
2:M:173:ASP:O	2:M:184:MET:HA	2.03	0.59
2:M:274:ARG:NH2	2:M:284:ARG:HG2	2.17	0.59
3:N:133:ILE:HG21	3:N:454:ALA:CB	2.31	0.59
3:N:169:TYR:HD1	3:N:169:TYR:H	1.49	0.59
3:N:588:GLY:HA2	8:N:9699:HOH:O	2.03	0.59
3:N:679:ARG:HB2	3:N:682:ASP:OD1	2.02	0.59
2:M:685:GLU:HG2	3:N:739:ASP:HB2	1.85	0.59
3:N:920:LEU:HB2	8:N:9246:HOH:O	2.01	0.59
2:M:1015:LEU:HB2	5:P:334:PRO:O	2.02	0.59
2:C:328:LEU:HB2	2:C:488:ALA:HB2	1.84	0.59
2:C:470:PRO:HB2	2:C:534:VAL:HG21	1.83	0.59
2:C:682:TYR:HB3	2:C:689:VAL:HG22	1.85	0.59
2:C:70:GLU:HA	8:C:1554:HOH:O	2.03	0.59
3:D:128:TYR:CE1	3:D:461:ILE:HG13	2.37	0.59
3:D:1320:GLU:H	3:D:1323:GLN:NE2	2.01	0.59

*Continued on next page...*

*Continued from previous page...*

Atom-1	Atom-2	Interatomic distance (Å)	Clash overlap (Å)
3:D:380:GLU:O	3:D:382:GLU:N	2.35	0.59
3:D:477:LEU:HD11	3:D:495:ARG:HD3	1.84	0.59
3:D:817:GLU:HG3	3:D:840:LYS:HZ2	1.68	0.59
4:E:31:LEU:HD12	4:E:32:ARG:HD3	1.84	0.59
5:F:102:LEU:O	5:F:106:VAL:HG23	2.03	0.59
2:C:778:PHE:CZ	5:F:409:LYS:HB2	2.38	0.59
3:N:1036:ARG:HH21	3:N:1042:ARG:CA	2.07	0.59
3:N:1091:SER:HA	8:N:9056:HOH:O	2.02	0.59
3:N:984:THR:HB	3:N:987:GLU:OE1	2.01	0.59
5:P:245:GLN:HB3	8:P:4764:HOH:O	2.02	0.59
1:B:101:LEU:HG	1:B:114:PHE:HA	1.84	0.59
1:B:73:GLU:HB3	1:B:77:GLU:HG3	1.85	0.59
2:C:1115:LEU:HD23	3:D:85:VAL:HG13	1.85	0.59
2:C:313:LEU:HD13	2:C:321:GLU:O	2.02	0.59
2:C:798:GLY:HA3	2:C:828:ALA:O	2.03	0.59
3:D:500:ARG:HH11	3:D:500:ARG:HG3	1.68	0.59
4:E:88:GLU:OE1	4:E:91:ARG:HD2	2.03	0.59
5:F:416:ARG:HB3	8:F:511:HOH:O	2.02	0.59
5:F:420:ASP:O	5:F:422:LEU:HD23	2.03	0.59
2:M:691:SER:HB2	2:M:858:MET:SD	2.42	0.59
2:M:714:ASP:HB2	8:M:1654:HOH:O	2.03	0.59
3:N:434:ARG:HB2	3:N:447:VAL:CG2	2.33	0.59
3:N:125:GLN:HE22	3:N:587:ARG:HH21	1.51	0.59
2:C:549:PHE:CE2	2:C:886:LEU:HB3	2.38	0.58
3:D:130:SER:HB3	3:D:132:TYR:CE1	2.38	0.58
3:D:424:GLY:HA2	3:D:435:VAL:O	2.02	0.58
1:L:62:LEU:H	1:L:62:LEU:HD12	1.67	0.58
2:M:1090:LYS:HE3	3:N:88:TYR:O	2.03	0.58
3:N:629:SER:O	3:N:744:GLN:HG2	2.03	0.58
3:N:984:THR:H	3:N:987:GLU:CD	2.07	0.58
5:P:85:LEU:HD22	5:P:193:ARG:HD3	1.84	0.58
1:A:216:GLU:HG2	8:A:475:HOH:O	2.02	0.58
2:C:49:ARG:HG3	2:C:266:ARG:HH22	1.68	0.58
5:F:403:LYS:HA	5:F:403:LYS:NZ	2.18	0.58
1:K:126:ASP:HB3	8:K:4974:HOH:O	2.03	0.58
2:M:604:ALA:HB3	2:M:612:VAL:O	2.03	0.58
3:N:1104:GLU:O	3:N:1106:VAL:HG23	2.04	0.58
2:C:113:VAL:HG11	2:C:373:VAL:HB	1.84	0.58
2:C:578:VAL:HG13	2:C:671:ASN:HB3	1.86	0.58
3:D:1412:LYS:HG3	8:D:9515:HOH:O	2.03	0.58
3:D:150:ARG:HH11	3:D:150:ARG:HG3	1.68	0.58

*Continued on next page...*

*Continued from previous page...*

Atom-1	Atom-2	Interatomic distance (Å)	Clash overlap (Å)
3:D:420:VAL:HG23	8:D:9627:HOH:O	2.02	0.58
3:D:637:LEU:HD11	3:D:641:GLN:HB2	1.84	0.58
5:F:168:LYS:HG3	8:F:516:HOH:O	2.03	0.58
5:F:366:ALA:HB3	5:F:367:MET:HE2	1.83	0.58
1:L:132:LEU:HG	1:L:136:GLY:HA3	1.84	0.58
2:M:203:ASP:OD1	2:M:205:GLU:HG3	2.02	0.58
2:M:580:MET:HB3	2:M:584:GLU:CD	2.23	0.58
2:M:54:ILE:HG22	2:M:66:LEU:HB3	1.84	0.58
3:N:1124:GLN:HG2	3:N:1133:ARG:HG2	1.85	0.58
1:B:102:LYS:HE2	1:B:104:GLU:OE1	2.02	0.58
3:D:907:GLU:HG2	3:D:1027:GLY:N	2.17	0.58
3:D:1146:GLY:HA3	3:D:1207:TYR:HB2	1.85	0.58
3:D:1209:LEU:HD23	3:D:1211:MET:H	1.68	0.58
4:E:26:ARG:HD2	4:E:29:GLN:OE1	2.02	0.58
2:M:162:ILE:O	2:M:164:PRO:HD3	2.02	0.58
2:M:357:GLU:O	2:M:360:LEU:HG	2.04	0.58
2:M:579:VAL:HG11	2:M:887:GLU:HG3	1.84	0.58
2:M:575:GLN:H	2:M:667:ALA:HB1	1.68	0.58
2:M:722:ILE:HG13	2:M:757:GLY:O	2.02	0.58
2:M:862:PRO:HG3	2:M:975:TYR:HE1	1.67	0.58
3:N:1304:LYS:HA	8:N:2011:HOH:O	2.03	0.58
3:N:947:ILE:HD12	3:N:947:ILE:O	2.03	0.58
5:P:152:ASP:HA	8:P:2840:HOH:O	2.03	0.58
5:P:152:ASP:HB2	5:P:153:PRO:HD3	1.84	0.58
5:P:163:LEU:HB3	5:P:174:LEU:CG	2.33	0.58
5:P:393:THR:HG22	5:P:394:ARG:H	1.66	0.58
2:C:139:GLN:HE22	2:C:415:PRO:CD	2.17	0.58
2:C:139:GLN:HA	2:C:411:SER:O	2.03	0.58
2:C:487:THR:HA	8:C:1431:HOH:O	2.02	0.58
3:D:810:GLU:HA	3:D:813:LEU:HD23	1.83	0.58
5:F:129:GLU:HB3	5:F:142:ARG:HH21	1.67	0.58
5:F:166:LEU:HB3	5:F:170:HIS:HB2	1.85	0.58
3:N:52:PRO:CG	3:N:78:VAL:HG13	2.32	0.58
5:P:358:LEU:HD11	5:P:370:LYS:NZ	2.19	0.58
1:B:57:TYR:HE1	1:B:163:ASN:HB2	1.68	0.58
2:C:1032:PHE:CE1	2:C:1052:MET:HG2	2.37	0.58
2:C:1054:THR:HG22	2:C:1059:ASP:HB2	1.86	0.58
2:C:166:PRO:HD3	2:C:265:ARG:HE	1.68	0.58
2:C:115:LEU:HD22	2:C:373:VAL:HG11	1.86	0.58
2:C:437:ARG:O	2:C:467:ILE:HD13	2.04	0.58
2:C:690:ILE:HD13	2:C:833:LEU:HD21	1.84	0.58

*Continued on next page...*



*Continued from previous page...*

Atom-1	Atom-2	Interatomic distance (Å)	Clash overlap (Å)
2:C:881:ASN:HD22	2:C:881:ASN:N	1.99	0.58
3:D:1104:GLU:HA	3:D:1461:GLY:HA2	1.86	0.58
3:D:28:LYS:HB2	8:D:9050:HOH:O	2.03	0.58
3:D:523:ASP:O	3:D:526:PRO:HG3	2.04	0.58
3:D:704:ARG:HE	3:D:705:ALA:H	1.50	0.58
3:D:877:PRO:O	3:D:880:ILE:HG22	2.03	0.58
5:F:278:LEU:O	5:F:282:LEU:HG	2.03	0.58
5:F:282:LEU:HD12	5:F:284:ARG:O	2.03	0.58
5:F:79:ASP:HB3	5:F:80:PRO:CD	2.33	0.58
3:N:1122:LEU:O	3:N:1134:LEU:HD23	2.04	0.58
3:N:1478:SER:O	3:N:1482:ARG:HG3	2.04	0.58
3:N:134:VAL:HG12	3:N:152:LEU:HB3	1.86	0.58
3:N:208:PRO:HB2	3:N:395:VAL:HG22	1.84	0.58
4:O:47:LYS:HE2	4:O:47:LYS:N	2.19	0.58
1:B:41:ARG:HG3	1:B:177:VAL:CG2	2.33	0.58
2:C:110:GLU:HB2	2:C:368:THR:HB	1.86	0.58
3:D:41:ARG:HD2	8:D:9050:HOH:O	2.03	0.58
2:M:210:GLU:HA	8:M:1749:HOH:O	2.03	0.58
3:N:756:GLN:O	3:N:760:ARG:HG2	2.04	0.58
4:O:70:THR:HG21	4:O:72:ARG:CZ	2.34	0.58
1:B:10:VAL:HA	8:B:381:HOH:O	2.02	0.58
1:B:80:LEU:HD11	8:D:9557:HOH:O	2.04	0.58
2:C:44:ILE:HB	8:C:1185:HOH:O	2.04	0.58
2:C:897:LEU:HG	2:C:920:GLN:NE2	2.19	0.58
3:D:1129:THR:HG23	3:D:1130:ARG:H	1.68	0.58
3:D:865:THR:HG23	3:D:874:GLU:HG2	1.84	0.58
2:M:460:ARG:HD2	2:M:485:TYR:CE2	2.38	0.58
3:N:131:LYS:HA	3:N:456:MET:HG3	1.86	0.58
5:P:392:VAL:HG12	8:P:2872:HOH:O	2.04	0.58
1:A:91:ASN:OD1	1:A:92:PRO:HD2	2.04	0.58
2:C:159:ILE:HG22	8:C:1786:HOH:O	2.03	0.58
2:C:758:ARG:HB3	2:C:788:THR:O	2.04	0.58
2:C:946:ARG:HB2	8:C:1715:HOH:O	2.03	0.58
3:D:1277:ILE:CD1	3:D:1301:LYS:HB2	2.33	0.58
3:D:207:PHE:CB	3:D:208:PRO:HD2	2.33	0.58
5:F:291:ILE:O	5:F:295:MET:HB2	2.03	0.58
5:F:82:ARG:HG2	5:F:86:HIS:CD2	2.39	0.58
1:L:23:PHE:HD1	8:L:3037:HOH:O	1.86	0.58
2:M:342:ASP:O	2:M:345:ARG:HG3	2.04	0.58
2:M:807:ARG:HB2	2:M:807:ARG:NH1	2.18	0.58
3:N:104:PHE:CD2	3:N:1448:THR:HG23	2.39	0.58

*Continued on next page...*

*Continued from previous page...*

Atom-1	Atom-2	Interatomic distance (Å)	Clash overlap (Å)
3:N:998:GLU:HG3	8:N:9582:HOH:O	2.04	0.58
5:P:93:LEU:HD12	5:P:191:ASN:HD21	1.68	0.58
5:P:232:ARG:HB3	8:P:3790:HOH:O	2.03	0.58
1:A:36:LEU:O	1:A:40:LEU:HG	2.03	0.58
1:A:57:TYR:CE2	1:A:59:GLU:HA	2.39	0.58
2:C:1040:LEU:HD21	2:C:1048:THR:HG22	1.84	0.58
2:C:1085:PHE:O	2:C:1089:VAL:HG23	2.04	0.58
2:C:276:LYS:O	2:C:280:LYS:HB2	2.04	0.58
2:C:678:PRO:HG3	3:D:947:ILE:HD11	1.84	0.58
2:C:695:LEU:HD22	2:C:832:LYS:HG2	1.86	0.58
3:D:1341:PRO:O	3:D:1344:VAL:HG23	2.04	0.58
3:D:1491:THR:O	3:D:1495:ILE:HD13	2.04	0.58
3:D:178:LEU:HD21	3:D:199:LEU:H	1.69	0.58
3:D:28:LYS:HG2	8:D:9642:HOH:O	2.04	0.58
3:D:470:LEU:HD11	3:D:509:PRO:HG3	1.86	0.58
3:D:619:LEU:HB2	8:D:9069:HOH:O	2.04	0.58
5:F:218:GLN:HE21	5:F:221:ILE:HD12	1.67	0.58
5:F:220:LEU:O	5:F:224:VAL:HG23	2.03	0.58
1:K:152:PRO:HD2	1:K:155:LYS:HG3	1.85	0.58
1:K:39:PRO:O	1:K:43:ILE:HG12	2.04	0.58
2:M:1111:ILE:CD1	2:M:1112:PHE:H	2.14	0.58
2:M:166:PRO:HD3	2:M:265:ARG:HG3	1.85	0.58
2:M:276:LYS:O	2:M:280:LYS:HB2	2.02	0.58
3:N:1356:TYR:CD2	3:N:1363:LEU:HD23	2.39	0.58
3:N:184:GLU:HA	8:N:9224:HOH:O	2.04	0.58
5:P:154:LYS:HB3	8:P:3247:HOH:O	2.03	0.58
5:P:220:LEU:O	5:P:224:VAL:HG23	2.04	0.58
1:A:103:ALA:HB2	8:A:343:HOH:O	2.03	0.57
1:A:211:LEU:O	1:A:215:VAL:HG13	2.04	0.57
2:C:29:ALA:HB2	2:C:337:GLY:HA2	1.86	0.57
2:C:66:LEU:HD22	2:C:372:LEU:HD23	1.86	0.57
2:C:433:THR:HA	8:C:1154:HOH:O	2.02	0.57
2:C:847:GLY:HA3	8:C:1126:HOH:O	2.04	0.57
3:D:1047:LYS:HA	3:D:1053:PHE:CE1	2.38	0.57
3:D:1164:ARG:HG3	3:D:1164:ARG:HH11	1.68	0.57
3:D:1205:TYR:HE1	3:D:1221:VAL:HG13	1.67	0.57
3:D:675:ARG:O	3:D:678:GLU:HG2	2.04	0.57
3:D:920:LEU:HD21	8:D:9121:HOH:O	2.03	0.57
3:D:957:PRO:HB3	3:D:959:GLU:OE1	2.04	0.57
5:F:93:LEU:HG	5:F:190:ALA:HB1	1.86	0.57
2:M:611:ILE:HD11	2:M:641:PRO:HG3	1.86	0.57

*Continued on next page...*



*Continued from previous page...*

Atom-1	Atom-2	Interatomic distance (Å)	Clash overlap (Å)
3:N:119:SER:OG	3:N:123:LEU:HD13	2.03	0.57
3:N:810:GLU:HA	3:N:813:LEU:HD23	1.84	0.57
5:P:187:LEU:HD23	5:P:191:ASN:ND2	2.18	0.57
1:A:191:ASP:O	1:A:192:LEU:HD23	2.04	0.57
1:B:150:TYR:CD2	3:D:857:ILE:HG13	2.38	0.57
2:C:200:LEU:HB2	8:C:1211:HOH:O	2.04	0.57
2:C:383:ARG:HB2	2:C:383:ARG:NH1	2.19	0.57
2:C:752:GLY:H	2:C:792:VAL:HB	1.70	0.57
1:A:178:ALA:CB	2:C:864:GLY:H	2.18	0.57
3:D:1472:ILE:HG22	3:D:1474:ALA:H	1.68	0.57
1:L:38:ASN:HB3	1:L:39:PRO:HD3	1.86	0.57
2:M:503:LEU:HB3	8:M:1190:HOH:O	2.04	0.57
2:M:678:PRO:HG2	3:N:947:ILE:HD11	1.85	0.57
2:M:759:THR:HB	2:M:785:VAL:HG21	1.87	0.57
1:L:65:PHE:CD1	3:N:813:LEU:HD22	2.33	0.57
5:P:362:SER:O	5:P:367:MET:HE2	2.04	0.57
2:C:320:HIS:HB2	8:C:1663:HOH:O	2.04	0.57
3:D:1232:PRO:HA	3:D:1235:GLN:OE1	2.04	0.57
3:D:153:LEU:HD12	3:D:154:THR:H	1.69	0.57
5:F:113:ILE:HG23	5:F:127:ILE:CG2	2.34	0.57
5:F:152:ASP:HB2	5:F:153:PRO:HD3	1.85	0.57
2:M:328:LEU:H	2:M:433:THR:HG21	1.69	0.57
3:N:957:PRO:CG	3:N:1007:VAL:HA	2.35	0.57
2:M:1101:THR:HB	3:N:5:VAL:HG13	1.87	0.57
5:P:81:VAL:HG12	5:P:85:LEU:HG	1.86	0.57
1:A:46:SER:HB3	2:C:856:GLU:HG3	1.86	0.57
2:C:1051:GLU:HG2	2:C:1056:LYS:HD2	1.86	0.57
2:C:110:GLU:HG2	2:C:369:PRO:CB	2.26	0.57
2:C:57:GLU:OE1	2:C:63:GLY:HA2	2.05	0.57
3:D:1285:GLU:H	3:D:1285:GLU:CD	2.08	0.57
3:D:1209:LEU:HD11	4:E:16:LYS:HD3	1.87	0.57
1:L:143:ARG:HH12	1:L:158:ILE:HD12	1.68	0.57
2:M:27:ARG:HD2	8:M:1403:HOH:O	2.04	0.57
2:M:874:LEU:CD1	3:N:783:ARG:HB2	2.35	0.57
3:N:1127:GLU:HG3	3:N:1133:ARG:NH1	2.18	0.57
3:N:1379:VAL:HG11	3:N:1395:LEU:HD23	1.85	0.57
3:N:1433:SER:HB2	3:N:1457:ASP:OD1	2.04	0.57
3:N:823:LEU:HD11	8:N:9446:HOH:O	2.03	0.57
5:P:93:LEU:HG	5:P:190:ALA:CB	2.34	0.57
1:B:89:PHE:HB3	1:B:94:LEU:HD13	1.86	0.57
2:C:157:ARG:HA	8:C:1144:HOH:O	2.04	0.57

*Continued on next page...*

*Continued from previous page...*

Atom-1	Atom-2	Interatomic distance (Å)	Clash overlap (Å)
2:C:177:GLU:HB3	8:C:1316:HOH:O	2.02	0.57
2:C:954:THR:OG1	2:C:957:LYS:HG3	2.03	0.57
3:D:955:VAL:HG21	3:D:1015:TYR:CE2	2.39	0.57
3:D:105:VAL:HG13	3:D:124:GLU:OE1	2.05	0.57
3:D:159:ARG:HB2	3:D:159:ARG:HH11	1.69	0.57
2:C:750:LYS:HB2	3:D:681:ARG:NH2	2.19	0.57
5:F:120:THR:HA	8:F:562:HOH:O	2.04	0.57
1:K:162:ILE:HG13	1:K:163:ASN:OD1	2.04	0.57
2:M:318:PRO:HD3	8:M:1200:HOH:O	2.05	0.57
3:N:1143:GLY:HA2	3:N:1365:ASP:OD1	2.05	0.57
3:N:399:ARG:HG2	8:N:9313:HOH:O	2.04	0.57
2:C:1092:LEU:HD13	2:C:1099:VAL:HG21	1.86	0.57
2:C:157:ARG:CZ	2:C:314:THR:HA	2.34	0.57
2:C:575:GLN:H	2:C:667:ALA:HB1	1.68	0.57
2:C:626:ARG:H	2:C:639:GLN:HE21	1.51	0.57
2:C:769:PRO:O	2:C:772:ARG:HB3	2.05	0.57
2:C:885:ILE:HG23	3:D:949:ILE:O	2.05	0.57
3:D:159:ARG:HB2	3:D:159:ARG:NH1	2.20	0.57
3:D:42:ASP:O	3:D:46:ASP:HB2	2.04	0.57
3:D:478:LEU:HD23	3:D:496:LEU:HD21	1.86	0.57
3:D:840:LYS:HD2	8:D:9835:HOH:O	2.05	0.57
2:M:473:ARG:HD2	2:M:475:VAL:HG22	1.85	0.57
2:M:534:VAL:N	2:M:538:GLN:HE22	2.01	0.57
3:N:421:LEU:HD11	3:N:437:VAL:HG22	1.86	0.57
3:N:524:LEU:HD23	8:N:9282:HOH:O	2.04	0.57
3:N:899:LEU:HB3	3:N:921:ARG:NH1	2.19	0.57
4:O:54:LEU:O	4:O:54:LEU:HD23	2.04	0.57
5:P:385:GLU:O	5:P:397:ILE:HD13	2.04	0.57
1:A:127:LEU:HD12	1:A:128:HIS:N	2.18	0.57
1:B:112:ARG:NH1	1:B:112:ARG:HB3	2.20	0.57
2:C:724:ARG:NE	2:C:737:LEU:O	2.38	0.57
3:D:1389:LEU:HD12	3:D:1390:LEU:H	1.68	0.57
3:D:1377:LYS:HE2	3:D:1394:VAL:HG22	1.87	0.57
3:D:30:GLU:HA	8:D:9510:HOH:O	2.05	0.57
3:D:56:TYR:CE2	3:D:66:GLN:HA	2.39	0.57
3:D:601:ARG:HD2	5:F:328:PHE:CE1	2.38	0.57
8:D:2049:HOH:O	5:F:168:LYS:HE3	2.03	0.57
1:L:143:ARG:HH11	1:L:158:ILE:CG2	2.17	0.57
2:M:10:ARG:HA	2:M:10:ARG:CZ	2.34	0.57
2:M:182:VAL:CG1	2:M:193:LEU:HD13	2.33	0.57
2:M:139:GLN:NE2	2:M:418:LEU:HD22	2.19	0.57

*Continued on next page...*

*Continued from previous page...*

Atom-1	Atom-2	Interatomic distance (Å)	Clash overlap (Å)
2:M:78:PHE:HB2	2:M:88:LEU:HD21	1.86	0.57
2:M:516:ARG:NE	3:N:1068:LEU:HD22	2.20	0.57
3:N:1128:VAL:HB	8:N:9347:HOH:O	2.05	0.57
3:N:477:LEU:HD21	3:N:495:ARG:HD3	1.86	0.57
3:N:843:PHE:CE1	3:N:864:VAL:HG11	2.39	0.57
1:A:101:LEU:HD21	1:A:113:ASP:HB3	1.85	0.57
2:C:300:ASP:HB2	8:C:1289:HOH:O	2.04	0.57
3:D:1220:ALA:HB1	3:D:1223:ILE:HD13	1.87	0.57
3:D:1266:ARG:O	3:D:1268:PRO:HD3	2.04	0.57
3:D:235:ALA:HB3	8:D:2026:HOH:O	2.04	0.57
3:D:397:LYS:HG3	8:D:9912:HOH:O	2.05	0.57
3:D:637:LEU:CD1	3:D:641:GLN:HB2	2.33	0.57
4:E:54:LEU:O	4:E:54:LEU:HD23	2.05	0.57
5:F:385:GLU:O	5:F:397:ILE:HD13	2.05	0.57
2:M:1006:HIS:O	3:N:648:MET:HE2	2.04	0.57
2:M:145:GLY:O	2:M:163:ILE:HG23	2.04	0.57
2:M:150:PRO:CA	2:M:158:TYR:HB3	2.31	0.57
2:M:252:LYS:NZ	2:M:296:GLY:HA3	2.20	0.57
2:M:820:ARG:HD3	2:M:821:GLU:HB3	1.86	0.57
3:N:1231:GLU:OE1	3:N:1232:PRO:HG3	2.04	0.57
3:N:380:GLU:O	3:N:382:GLU:N	2.37	0.57
2:M:1106:ASP:OD1	3:N:7:LYS:HD2	2.05	0.57
4:O:17:TYR:CD2	4:O:17:TYR:N	2.72	0.57
5:P:207:LEU:HB3	5:P:212:LEU:HG	1.87	0.57
1:A:137:ARG:H	1:A:137:ARG:HD2	1.68	0.57
1:B:196:THR:HG23	8:B:382:HOH:O	2.05	0.57
2:C:41:ASN:O	2:C:46:ALA:HB2	2.05	0.57
3:D:1491:THR:HG23	8:D:9315:HOH:O	2.03	0.57
3:D:519:VAL:HA	3:D:544:TYR:OH	2.05	0.57
2:C:882:LEU:HD22	3:D:951:ILE:HD13	1.85	0.57
5:F:260:ILE:HD11	5:F:310:ILE:HG22	1.86	0.57
1:K:68:ILE:HD13	1:K:138:LEU:HD11	1.86	0.57
1:K:198:ARG:HB2	1:K:200:TRP:CZ3	2.40	0.57
3:N:119:SER:N	3:N:123:LEU:HD22	2.18	0.57
3:N:1379:VAL:HA	3:N:1420:LEU:HB3	1.85	0.57
3:N:191:LEU:HB3	3:N:195:VAL:HG21	1.86	0.57
2:C:945:ARG:NH1	2:C:945:ARG:HB3	2.20	0.57
2:C:498:GLN:OE1	3:D:1067:VAL:HB	2.05	0.57
3:D:1364:HIS:CE1	3:D:1366:LYS:HG3	2.39	0.57
3:D:210:ARG:NH1	3:D:210:ARG:HB3	2.20	0.57
3:D:427:VAL:HB	3:D:435:VAL:HB	1.87	0.57

*Continued on next page...*

*Continued from previous page...*

Atom-1	Atom-2	Interatomic distance (Å)	Clash overlap (Å)
4:E:43:GLU:HG2	4:E:44:GLU:H	1.69	0.57
5:F:139:ALA:HB2	8:F:644:HOH:O	2.04	0.57
1:K:198:ARG:HB2	1:K:200:TRP:CH2	2.40	0.57
1:L:27:PRO:O	1:L:28:LEU:HD23	2.03	0.57
2:M:680:ASP:HB2	2:M:682:TYR:CD2	2.40	0.57
3:N:1406:ARG:HD2	3:N:1412:LYS:HD2	1.86	0.57
3:N:53:ILE:HG23	3:N:54:LYS:N	2.19	0.57
3:N:679:ARG:HD2	8:N:9182:HOH:O	2.03	0.57
3:N:899:LEU:HB3	3:N:921:ARG:HH12	1.70	0.57
3:N:988:ARG:HD2	3:N:989:TYR:N	2.20	0.57
1:B:228:PRO:O	1:B:229:GLN:HG3	2.05	0.56
2:C:352:ALA:HA	2:C:355:VAL:HG12	1.87	0.56
2:C:604:ALA:HB3	2:C:612:VAL:O	2.04	0.56
2:C:674:VAL:HG23	2:C:869:VAL:O	2.05	0.56
3:D:1147:ARG:HB3	3:D:1188:VAL:CG2	2.35	0.56
3:D:525:ARG:HB2	3:D:541:ASN:HD21	1.69	0.56
2:C:1042:ALA:CB	3:D:710:ARG:HB3	2.35	0.56
2:M:206:THR:HA	8:M:1787:HOH:O	2.05	0.56
2:M:26:TYR:HD2	2:M:121:MET:HB2	1.70	0.56
3:N:799:LYS:H	3:N:826:PRO:HG2	1.70	0.56
4:O:31:LEU:HD21	4:O:60:ALA:HB2	1.86	0.56
2:C:630:ARG:NH1	2:C:630:ARG:HG2	2.20	0.56
2:C:728:HIS:HB3	2:C:729:LEU:HD12	1.87	0.56
3:D:1198:TYR:OH	3:D:1432:LYS:HG2	2.05	0.56
3:D:133:ILE:HG23	3:D:456:MET:SD	2.46	0.56
3:D:952:ASP:HA	3:D:1062:ARG:HH21	1.70	0.56
1:L:14:ARG:HG2	8:L:3275:HOH:O	2.04	0.56
2:M:1040:LEU:HG	2:M:1045:ALA:CB	2.35	0.56
2:M:569:VAL:HG12	2:M:996:LYS:O	2.05	0.56
2:M:674:VAL:HG23	2:M:869:VAL:O	2.05	0.56
3:N:197:SER:CB	3:N:203:ALA:HB3	2.27	0.56
3:N:486:ARG:HB3	8:N:9366:HOH:O	2.05	0.56
5:P:350:LEU:HG	5:P:354:LEU:HD12	1.87	0.56
1:A:150:TYR:HE1	2:C:696:LYS:HA	1.71	0.56
3:D:1200:VAL:HG22	3:D:1373:ARG:NH1	2.20	0.56
3:D:44:LEU:HB3	3:D:525:ARG:NH2	2.21	0.56
3:D:996:TRP:HE3	3:D:999:THR:HG21	1.68	0.56
1:K:123:MET:O	1:K:125:PRO:HD3	2.05	0.56
2:M:460:ARG:HB3	2:M:460:ARG:NH1	2.20	0.56
4:O:48:MET:HG2	4:O:49:GLN:H	1.70	0.56
1:B:57:TYR:HB3	1:B:141:GLU:HG2	1.86	0.56

*Continued on next page...*

*Continued from previous page...*

Atom-1	Atom-2	Interatomic distance (Å)	Clash overlap (Å)
2:C:231:PRO:HB3	8:C:1721:HOH:O	2.04	0.56
2:C:672:VAL:CG2	2:C:868:ASP:HB2	2.34	0.56
2:C:874:LEU:HD23	3:D:1023:MET:SD	2.45	0.56
2:C:97:ARG:HD2	8:C:1601:HOH:O	2.06	0.56
3:D:1324:PRO:HG3	3:D:1330:ILE:HD11	1.86	0.56
3:D:1379:VAL:HG12	3:D:1419:PRO:HA	1.87	0.56
3:D:386:HIS:HA	8:D:9065:HOH:O	2.04	0.56
3:N:835:SER:HA	8:N:9080:HOH:O	2.05	0.56
3:N:860:LEU:HD22	3:N:878:GLY:HA2	1.86	0.56
5:P:134:LYS:HG3	5:P:178:ARG:NH2	2.20	0.56
5:P:131:VAL:HG12	5:P:181:GLU:HG3	1.86	0.56
5:P:88:ILE:CD1	5:P:193:ARG:HB2	2.30	0.56
5:P:361:LEU:HD22	5:P:366:ALA:HB2	1.87	0.56
1:A:40:LEU:O	1:A:44:LEU:HD12	2.05	0.56
3:D:214:GLU:HB2	3:D:390:PRO:HD2	1.88	0.56
3:D:703:ASN:ND2	3:D:704:ARG:H	2.03	0.56
3:D:93:ILE:CD1	3:D:548:ILE:HD13	2.36	0.56
4:E:54:LEU:HG	4:E:58:PRO:HG2	1.88	0.56
1:K:102:LYS:HE2	1:K:139:ASN:CG	2.26	0.56
2:M:139:GLN:HE22	2:M:415:PRO:HG2	1.69	0.56
2:M:139:GLN:O	2:M:333:ILE:HA	2.05	0.56
2:M:580:MET:SD	2:M:584:GLU:HG3	2.46	0.56
3:N:1341:PRO:O	3:N:1344:VAL:HG23	2.04	0.56
3:N:42:ASP:O	3:N:46:ASP:HB2	2.06	0.56
3:N:633:VAL:HG22	3:N:635:PRO:CD	2.30	0.56
2:M:1042:ALA:HB3	3:N:710:ARG:HB3	1.87	0.56
3:N:953:ASP:HA	8:N:9114:HOH:O	2.05	0.56
1:A:62:LEU:HD12	8:A:375:HOH:O	2.04	0.56
2:C:736:ASP:HA	2:C:744:ARG:NH1	2.21	0.56
2:C:987:ILE:HG23	3:D:948:THR:CG2	2.36	0.56
3:D:1307:LYS:HD3	3:D:1307:LYS:H	1.71	0.56
3:D:422:ALA:H	3:D:427:VAL:CG1	2.18	0.56
3:D:639:LEU:HD22	3:D:766:ALA:HA	1.87	0.56
3:D:916:TYR:HE2	3:D:920:LEU:HD13	1.69	0.56
5:F:120:THR:HG22	5:F:122:LEU:HD13	1.87	0.56
1:K:20:TYR:CD2	1:K:21:GLY:N	2.74	0.56
2:M:479:VAL:CG2	2:M:503:LEU:HD11	2.35	0.56
3:N:1036:ARG:NH2	3:N:1042:ARG:HA	2.05	0.56
3:N:1038:LEU:O	3:N:1060:SER:HB2	2.05	0.56
3:N:1066:THR:HG22	3:N:1069:GLU:CG	2.33	0.56
3:N:1136:LYS:O	3:N:1139:ASP:HB2	2.06	0.56

*Continued on next page...*

*Continued from previous page...*

Atom-1	Atom-2	Interatomic distance (Å)	Clash overlap (Å)
3:N:459:GLU:HG3	3:N:460:ALA:N	2.20	0.56
3:N:695:ILE:HG21	3:N:720:LEU:HD11	1.88	0.56
3:N:628:ARG:HD3	3:N:744:GLN:NE2	2.17	0.56
4:O:21:VAL:O	4:O:25:LYS:HG3	2.06	0.56
5:P:358:LEU:CD2	5:P:370:LYS:HE3	2.34	0.56
2:C:129:ILE:HG12	2:C:386:PHE:O	2.05	0.56
2:C:173:ASP:O	2:C:184:MET:HA	2.06	0.56
2:C:979:THR:HG23	2:C:981:GLU:N	2.09	0.56
3:D:1003:VAL:O	3:D:1006:ALA:HB3	2.06	0.56
3:D:1376:MET:HE2	3:D:1421:LEU:HB2	1.86	0.56
5:F:226:LYS:HD2	5:F:242:TRP:CZ2	2.40	0.56
1:K:150:TYR:HE1	2:M:696:LYS:HA	1.70	0.56
1:K:44:LEU:O	1:K:174:VAL:HG21	2.06	0.56
1:K:8:ALA:HB1	1:L:224:TYR:CE1	2.41	0.56
2:M:208:ALA:HB1	2:M:218:VAL:HG13	1.87	0.56
2:M:26:TYR:O	2:M:30:LEU:HD12	2.06	0.56
2:M:630:ARG:HD3	2:M:705:ILE:HG13	1.87	0.56
2:M:798:GLY:H	2:M:827:VAL:HG11	1.70	0.56
2:M:948:GLU:HB3	8:M:1188:HOH:O	2.04	0.56
2:M:577:PRO:HG3	2:M:993:PHE:CE2	2.40	0.56
3:N:953:ASP:OD1	3:N:1019:PRO:HG2	2.06	0.56
3:N:1031:ASN:HB3	3:N:1034:GLN:NE2	2.21	0.56
3:N:116:LEU:HD23	3:N:468:LEU:HD11	1.87	0.56
2:M:1046:ALA:HB1	3:N:1471:LEU:HD11	1.87	0.56
3:N:706:PRO:HA	8:N:9170:HOH:O	2.06	0.56
3:N:84:ILE:HG12	8:N:9092:HOH:O	2.06	0.56
3:N:87:ARG:HD2	3:N:88:TYR:HE2	1.71	0.56
3:N:989:TYR:CZ	3:N:993:LEU:HD11	2.40	0.56
5:P:407:LYS:HB2	8:P:4644:HOH:O	2.05	0.56
3:D:1087:ARG:O	3:D:1091:SER:HB2	2.06	0.56
3:D:1478:SER:O	3:D:1482:ARG:HG3	2.06	0.56
3:D:423:ASP:HB2	5:F:178:ARG:HD2	1.87	0.56
3:D:475:LYS:HA	3:D:478:LEU:HG	1.87	0.56
3:D:829:VAL:HG21	8:D:9103:HOH:O	2.05	0.56
4:E:91:ARG:HB3	8:E:105:HOH:O	2.05	0.56
2:M:269:LEU:HG	2:M:288:ARG:N	2.19	0.56
2:M:63:GLY:CA	2:M:103:LYS:HE2	2.36	0.56
2:M:602:GLU:HA	2:M:647:GLN:O	2.06	0.56
3:N:1490:LYS:HB3	8:O:4026:HOH:O	2.05	0.56
3:N:423:ASP:OD2	5:P:174:LEU:HD22	2.05	0.56
3:N:434:ARG:HB2	3:N:447:VAL:HG13	1.88	0.56

*Continued on next page...*



*Continued from previous page...*

Atom-1	Atom-2	Interatomic distance (Å)	Clash overlap (Å)
2:C:176:VAL:C	2:C:178:PRO:HD3	2.25	0.56
2:C:189:ARG:HB3	8:C:1497:HOH:O	2.06	0.56
2:C:633:GLN:NE2	2:C:633:GLN:H	2.04	0.56
2:C:724:ARG:HG3	2:C:741:GLY:N	2.14	0.56
2:C:918:LEU:HB3	2:C:968:LEU:HD23	1.88	0.56
3:D:1217:ILE:HD13	3:D:1480:PHE:CE2	2.41	0.56
3:D:214:GLU:CD	3:D:390:PRO:HB2	2.26	0.56
3:D:607:LEU:HB3	3:D:614:PHE:HE2	1.70	0.56
2:M:1015:LEU:HA	5:P:335:ASP:HB3	1.88	0.56
2:M:21:ILE:HD12	2:M:21:ILE:H	1.70	0.56
2:M:49:ARG:HH11	2:M:49:ARG:HB2	1.71	0.56
3:N:1404:ASN:ND2	3:N:1408:ILE:HD12	2.21	0.56
3:N:552:ASN:HA	3:N:555:LYS:HD2	1.87	0.56
3:N:928:ALA:O	3:N:931:LEU:HB2	2.06	0.56
4:O:33:HIS:HB2	4:O:37:ASN:ND2	2.20	0.56
4:O:73:LEU:HD23	8:O:4394:HOH:O	2.06	0.56
1:B:2:LEU:HD12	1:B:3:ASP:N	2.21	0.56
1:B:86:VAL:HG12	1:B:124:ASN:ND2	2.19	0.56
2:C:1042:ALA:HB3	3:D:710:ARG:HB3	1.88	0.56
2:C:289:THR:HG22	2:C:290:LEU:HD22	1.86	0.56
2:C:352:ALA:O	2:C:356:ARG:HG3	2.05	0.56
2:C:987:ILE:HD11	3:D:946:GLY:HA3	1.86	0.56
3:D:153:LEU:HD13	3:D:157:GLU:HB2	1.87	0.56
5:F:166:LEU:HD13	5:F:170:HIS:HB2	1.88	0.56
1:L:41:ARG:CZ	1:L:177:VAL:HG23	2.36	0.56
3:N:1087:ARG:NE	3:N:1238:MET:HB2	2.21	0.56
3:N:1478:SER:OG	3:N:1480:PHE:HB3	2.05	0.56
3:N:493:ARG:O	3:N:497:GLU:HG3	2.06	0.56
3:N:560:GLN:HE21	5:P:218:GLN:NE2	2.04	0.56
5:P:135:ILE:O	5:P:135:ILE:HD13	2.06	0.56
5:P:144:ILE:HA	8:P:4865:HOH:O	2.05	0.56
5:P:401:GLU:O	5:P:405:LEU:HB2	2.05	0.56
5:P:82:ARG:HG2	5:P:86:HIS:NE2	2.21	0.56
2:C:212:GLY:HA3	2:C:218:VAL:HG23	1.88	0.56
2:C:281:LEU:CD1	2:C:306:THR:HA	2.28	0.56
2:C:39:ARG:HE	2:C:39:ARG:HA	1.71	0.56
2:C:445:GLU:HB2	8:C:1296:HOH:O	2.06	0.56
2:C:724:ARG:CG	2:C:740:GLU:HA	2.36	0.56
3:D:654:LYS:HB3	3:D:655:PRO:CD	2.32	0.56
3:D:969:ARG:O	3:D:972:LEU:HB3	2.06	0.56
5:F:328:PHE:HB3	8:F:674:HOH:O	2.05	0.56

*Continued on next page...*

*Continued from previous page...*

Atom-1	Atom-2	Interatomic distance (Å)	Clash overlap (Å)
5:F:417:LYS:HG3	8:F:684:HOH:O	2.06	0.56
1:L:143:ARG:HH11	1:L:158:ILE:HG23	1.70	0.56
2:M:1067:TYR:CE1	2:M:1071:ILE:HD11	2.40	0.56
2:M:404:LEU:O	2:M:407:LYS:HB2	2.06	0.56
2:M:493:ARG:HD2	8:M:1824:HOH:O	2.06	0.56
3:N:1310:ARG:HG3	3:N:1327:ARG:HB2	1.86	0.56
3:N:28:LYS:HB2	3:N:41:ARG:HD2	1.87	0.56
3:N:82:LYS:HE2	8:N:9124:HOH:O	2.05	0.56
3:N:875:THR:HG23	3:N:879:ARG:HE	1.71	0.56
5:P:153:PRO:HG2	5:P:154:LYS:H	1.71	0.56
1:A:178:ALA:HB2	2:C:864:GLY:H	1.69	0.55
2:C:290:LEU:HB3	2:C:302:VAL:HG11	1.88	0.55
2:C:313:LEU:CA	2:C:321:GLU:HG3	2.33	0.55
3:D:434:ARG:HB2	3:D:447:VAL:CG1	2.35	0.55
3:D:116:LEU:HD23	3:D:468:LEU:HD11	1.88	0.55
3:D:728:LEU:HD22	3:D:745:MET:SD	2.46	0.55
4:E:54:LEU:HG	4:E:58:PRO:CG	2.36	0.55
1:K:101:LEU:HD21	1:K:113:ASP:HB3	1.87	0.55
1:K:224:TYR:CD2	1:L:9:PRO:HG2	2.41	0.55
2:M:773:LEU:HG	2:M:777:ILE:HD11	1.88	0.55
2:M:5:ARG:HB3	2:M:902:ILE:HB	1.88	0.55
3:N:1047:LYS:HB3	3:N:1048:PRO:CD	2.36	0.55
3:N:1262:LEU:HD11	3:N:1351:GLU:HG2	1.88	0.55
3:N:245:LEU:HA	8:N:9639:HOH:O	2.06	0.55
3:N:530:VAL:HG23	3:N:534:ARG:O	2.06	0.55
3:N:894:LYS:HG3	8:N:9120:HOH:O	2.06	0.55
5:P:201:LYS:HG2	8:P:3872:HOH:O	2.04	0.55
5:P:264:MET:O	5:P:268:ILE:HG13	2.06	0.55
1:B:150:TYR:CE2	3:D:857:ILE:HG13	2.40	0.55
2:C:902:ILE:O	2:C:904:PRO:HD3	2.06	0.55
2:C:956:GLY:HA2	8:C:1408:HOH:O	2.05	0.55
3:D:1290:LEU:HD22	3:D:1291:SER:H	1.71	0.55
3:D:29:PRO:HG3	3:D:549:ASN:HD21	1.71	0.55
2:C:1029:GLY:O	3:D:622:ARG:HD3	2.07	0.55
5:F:132:ARG:O	5:F:136:LEU:HG	2.06	0.55
2:M:410:ILE:HD11	2:M:455:LEU:HB3	1.88	0.55
2:M:575:GLN:OE1	2:M:670:GLN:HB3	2.06	0.55
2:M:5:ARG:HG3	8:M:1295:HOH:O	2.05	0.55
3:N:1102:THR:HG22	3:N:1222:GLY:HA2	1.87	0.55
3:N:183:GLU:HA	3:N:186:VAL:HG12	1.87	0.55
3:N:80:VAL:HG12	3:N:81:THR:N	2.21	0.55

*Continued on next page...*



*Continued from previous page...*

Atom-1	Atom-2	Interatomic distance (Å)	Clash overlap (Å)
3:D:112:ILE:HG13	3:D:124:GLU:OE2	2.06	0.55
3:D:604:THR:HA	3:D:607:LEU:HD12	1.88	0.55
3:D:890:VAL:HA	8:D:9150:HOH:O	2.06	0.55
3:D:980:MET:HG3	8:D:9110:HOH:O	2.06	0.55
1:K:37:GLY:HA3	1:K:179:PHE:CD1	2.41	0.55
1:L:18:ARG:HG3	8:L:3742:HOH:O	2.06	0.55
2:M:549:PHE:CE2	2:M:886:LEU:HB3	2.41	0.55
2:M:97:ARG:HG3	8:M:1631:HOH:O	2.06	0.55
3:N:1020:LEU:HA	3:N:1023:MET:HE2	1.89	0.55
3:N:1042:ARG:O	3:N:1057:VAL:HB	2.05	0.55
3:N:1428:ALA:O	3:N:1431:THR:HG23	2.05	0.55
3:N:488:ARG:HH22	3:N:491:LYS:NZ	2.04	0.55
3:N:659:LYS:HE3	3:N:663:GLU:CD	2.27	0.55
3:N:834:THR:HG22	3:N:838:ARG:HD2	1.86	0.55
5:P:351:SER:HA	8:P:3059:HOH:O	2.06	0.55
5:P:355:GLU:HA	8:P:2808:HOH:O	2.06	0.55
1:B:184:THR:O	1:B:192:LEU:HB2	2.07	0.55
1:A:222:LEU:HD12	1:B:215:VAL:CB	2.37	0.55
2:C:1033:GLY:HA3	8:C:1885:HOH:O	2.07	0.55
2:C:197:LEU:HB3	2:C:202:TYR:HB2	1.88	0.55
2:C:802:ARG:HD2	8:C:1186:HOH:O	2.06	0.55
3:D:211:VAL:HG11	8:D:9373:HOH:O	2.06	0.55
3:D:584:ASN:OD1	3:D:590:PRO:HD2	2.06	0.55
5:F:398:ARG:HG2	5:F:402:ASN:HD22	1.72	0.55
1:K:104:GLU:HG2	1:K:105:GLY:N	2.21	0.55
1:K:38:ASN:HB3	1:K:39:PRO:HD3	1.87	0.55
1:L:206:THR:CG2	1:L:209:GLU:H	2.18	0.55
2:M:140:ILE:HD11	2:M:412:ALA:HA	1.88	0.55
2:M:583:LEU:O	2:M:587:VAL:HG23	2.06	0.55
2:M:979:THR:HG23	2:M:981:GLU:HB2	1.88	0.55
3:N:1109:GLU:OE1	3:N:1201:CYS:HB2	2.06	0.55
3:N:1462:LEU:HD22	3:N:1472:ILE:CG2	2.36	0.55
3:N:414:ARG:HG2	8:N:9890:HOH:O	2.06	0.55
5:P:218:GLN:NE2	5:P:221:ILE:HD12	2.21	0.55
5:P:264:MET:O	5:P:267:THR:HB	2.07	0.55
5:P:327:SER:HG	5:P:332:PHE:HZ	1.54	0.55
5:P:403:LYS:HD3	8:P:4835:HOH:O	2.07	0.55
1:B:148:VAL:HA	8:B:322:HOH:O	2.05	0.55
1:A:219:ARG:NH2	1:B:223:THR:HG23	2.22	0.55
1:B:27:PRO:HD2	8:B:363:HOH:O	2.06	0.55
2:C:113:VAL:HG21	2:C:373:VAL:HG21	1.89	0.55

*Continued on next page...*

*Continued from previous page...*

Atom-1	Atom-2	Interatomic distance (Å)	Clash overlap (Å)
2:C:666:LEU:CD2	2:C:668:LEU:HD11	2.36	0.55
3:D:1109:GLU:CD	3:D:1202:GLN:H	2.09	0.55
3:D:183:GLU:HA	3:D:186:VAL:HG12	1.88	0.55
3:D:210:ARG:HG3	3:D:398:ALA:H	1.72	0.55
3:D:29:PRO:HG3	3:D:549:ASN:ND2	2.21	0.55
3:D:592:THR:N	3:D:600:LEU:HD21	2.22	0.55
4:E:4:PRO:HB3	8:E:138:HOH:O	2.07	0.55
1:K:150:TYR:CE2	1:K:152:PRO:HG3	2.38	0.55
2:M:114:PHE:H	2:M:114:PHE:HD1	1.52	0.55
2:M:207:LEU:HD22	2:M:221:LEU:HD13	1.86	0.55
2:M:140:ILE:CG2	2:M:333:ILE:HG13	2.35	0.55
2:M:585:GLU:HG2	2:M:665:PHE:HD2	1.70	0.55
2:M:697:ARG:HG3	2:M:699:PHE:CD1	2.41	0.55
3:N:1200:VAL:HG22	3:N:1373:ARG:NH1	2.22	0.55
1:A:180:GLN:HB3	8:A:328:HOH:O	2.06	0.55
2:C:203:ASP:HB3	8:C:1639:HOH:O	2.05	0.55
2:C:478:VAL:HG11	8:C:1719:HOH:O	2.06	0.55
2:C:51:THR:HG22	8:C:1597:HOH:O	2.06	0.55
2:C:534:VAL:H	2:C:538:GLN:NE2	2.02	0.55
2:C:64:LEU:HD11	8:C:1196:HOH:O	2.05	0.55
2:C:595:LEU:O	2:C:655:LEU:HG	2.07	0.55
2:C:716:LYS:HG2	8:C:1417:HOH:O	2.06	0.55
2:C:918:LEU:HD23	2:C:967:PHE:O	2.07	0.55
2:C:976:ASP:HB2	2:C:979:THR:HG22	1.89	0.55
3:D:108:VAL:HB	3:D:109:PRO:HD3	1.88	0.55
3:D:1278:ASP:HA	3:D:1319:VAL:O	2.05	0.55
4:E:37:ASN:HD22	4:E:89:MET:HE3	1.72	0.55
5:F:370:LYS:HZ3	5:F:371:LEU:HG	1.71	0.55
1:K:9:PRO:HD2	1:L:224:TYR:CE1	2.41	0.55
2:M:397:GLU:HG3	2:M:633:GLN:NE2	2.22	0.55
2:M:517:ARG:HB2	8:M:1758:HOH:O	2.07	0.55
2:M:601:GLY:O	2:M:648:ARG:HA	2.06	0.55
2:M:770:GLU:HA	8:M:1825:HOH:O	2.06	0.55
3:N:1047:LYS:HE2	8:N:9823:HOH:O	2.06	0.55
3:N:1278:ASP:HB2	3:N:1318:TYR:OH	2.07	0.55
3:N:1290:LEU:HD11	3:N:1311:LEU:HD22	1.89	0.55
3:N:1357:ARG:HD3	8:N:9210:HOH:O	2.06	0.55
1:A:219:ARG:NH1	1:B:223:THR:HG23	2.22	0.55
1:B:110:LYS:HZ3	1:B:112:ARG:HD2	1.70	0.55
2:C:732:ALA:HB2	8:C:1371:HOH:O	2.07	0.55
3:D:134:VAL:HG12	3:D:152:LEU:HB3	1.89	0.55

*Continued on next page...*

*Continued from previous page...*

Atom-1	Atom-2	Interatomic distance (Å)	Clash overlap (Å)
3:D:1397:LYS:O	3:D:1400:VAL:HB	2.07	0.55
3:D:551:ASN:O	3:D:555:LYS:HG3	2.06	0.55
3:D:695:ILE:HG21	3:D:720:LEU:HD11	1.88	0.55
3:D:704:ARG:HG2	3:D:736:PHE:HB3	1.89	0.55
3:D:842:VAL:HG12	8:D:9557:HOH:O	2.07	0.55
3:D:899:LEU:HD12	3:D:900:ILE:HG23	1.89	0.55
2:M:196:LEU:HB2	8:M:1510:HOH:O	2.05	0.55
2:M:520:GLU:HB2	8:M:1758:HOH:O	2.07	0.55
2:M:585:GLU:HG2	2:M:665:PHE:CD2	2.42	0.55
2:M:878:SER:HB3	3:N:1029:ARG:HD3	1.89	0.55
3:N:1097:LYS:HA	8:N:9081:HOH:O	2.05	0.55
3:N:402:PRO:HG2	3:N:444:VAL:HG11	1.87	0.55
4:O:33:HIS:HB3	8:O:3948:HOH:O	2.06	0.55
4:O:43:GLU:H	4:O:43:GLU:CD	2.10	0.55
5:P:218:GLN:HA	5:P:221:ILE:CD1	2.37	0.55
2:C:160:ALA:O	2:C:173:ASP:HA	2.07	0.55
2:C:195:LEU:HD23	2:C:238:LEU:HG	1.89	0.55
2:C:251:ASP:HB3	2:C:252:LYS:HD2	1.89	0.55
3:D:809:PRO:HB2	3:D:812:ALA:HB2	1.88	0.55
5:F:222:ARG:HA	8:F:496:HOH:O	2.07	0.55
5:F:82:ARG:HA	8:F:574:HOH:O	2.06	0.55
2:M:643:VAL:HG13	2:M:647:GLN:CD	2.27	0.55
2:M:722:ILE:HG21	2:M:821:GLU:OE2	2.07	0.55
3:N:1220:ALA:O	3:N:1224:VAL:HG23	2.07	0.55
3:N:178:LEU:HG	3:N:200:ASP:H	1.71	0.55
3:N:131:LYS:CG	3:N:568:ARG:HG2	2.31	0.55
3:N:838:ARG:HH11	3:N:874:GLU:HG2	1.71	0.55
4:O:69:LEU:HB3	8:O:3383:HOH:O	2.05	0.55
1:A:218:LEU:O	1:A:222:LEU:HD23	2.06	0.55
2:C:436:GLY:HA3	2:C:469:THR:OG1	2.06	0.55
3:D:10:ILE:HG13	3:D:1434:TRP:CZ2	2.42	0.55
3:D:631:ILE:HG21	3:D:745:MET:HG3	1.89	0.55
3:D:722:GLU:HB3	8:D:9352:HOH:O	2.07	0.55
3:D:764:LEU:HD12	3:D:765:SER:N	2.22	0.55
4:E:47:LYS:HA	4:E:54:LEU:HB3	1.88	0.55
2:M:132:ALA:HB1	2:M:632:ASN:HD21	1.71	0.55
2:M:209:ARG:O	2:M:213:ALA:HB2	2.07	0.55
2:M:244:PRO:HD3	8:M:1549:HOH:O	2.06	0.55
2:M:51:THR:OG1	2:M:348:LEU:HD23	2.07	0.55
2:M:902:ILE:O	2:M:904:PRO:HD3	2.07	0.55
3:N:154:THR:HA	8:N:9161:HOH:O	2.07	0.55

*Continued on next page...*

*Continued from previous page...*

Atom-1	Atom-2	Interatomic distance (Å)	Clash overlap (Å)
3:N:181:ASP:OD2	3:N:199:LEU:HB2	2.07	0.55
3:N:795:VAL:HG11	3:N:863:VAL:HG13	1.88	0.55
1:B:60:ASP:HB2	8:B:383:HOH:O	2.07	0.55
2:C:139:GLN:HB3	2:C:334:ARG:HD2	1.89	0.55
2:C:290:LEU:HD12	8:C:1289:HOH:O	2.06	0.55
2:C:355:VAL:CG2	2:C:372:LEU:HG	2.37	0.55
2:C:52:PHE:O	2:C:54:ILE:HG13	2.05	0.55
3:D:460:ALA:O	3:D:464:LEU:HG	2.07	0.55
3:D:644:LEU:HD12	3:D:645:PRO:HD2	1.89	0.55
5:F:369:LEU:HD11	5:F:401:GLU:HB2	1.88	0.55
1:L:180:GLN:CB	1:L:198:ARG:HH22	2.16	0.55
2:M:1115:LEU:HB3	3:N:85:VAL:HG13	1.88	0.55
2:M:49:ARG:HB3	2:M:266:ARG:HH12	1.71	0.55
3:N:1278:ASP:HA	3:N:1319:VAL:O	2.07	0.55
3:N:1346:ARG:CZ	3:N:1346:ARG:HA	2.37	0.55
3:N:421:LEU:HD12	3:N:435:VAL:CG1	2.37	0.55
3:N:573:MET:SD	5:P:210:LEU:HD13	2.47	0.55
3:N:933:ALA:O	3:N:937:TYR:HD1	1.90	0.55
5:P:268:ILE:HA	5:P:271:LEU:HD12	1.89	0.55
1:A:176:ARG:O	1:A:200:TRP:HE3	1.90	0.54
2:C:1115:LEU:HD12	2:C:1115:LEU:N	2.22	0.54
3:D:1066:THR:HG22	3:D:1069:GLU:HB2	1.88	0.54
3:D:1376:MET:CE	3:D:1421:LEU:HB2	2.36	0.54
3:D:192:ALA:O	3:D:195:VAL:HG23	2.07	0.54
3:D:49:ILE:HB	3:D:50:PHE:CD1	2.41	0.54
3:D:565:ILE:HD11	5:F:189:GLU:OE1	2.07	0.54
3:D:790:TYR:CD2	3:D:1026:SER:HB3	2.42	0.54
8:C:1147:HOH:O	3:D:943:THR:HG21	2.07	0.54
4:E:33:HIS:HB2	4:E:37:ASN:ND2	2.22	0.54
3:D:553:ARG:HD3	5:F:214:GLN:HB3	1.89	0.54
1:L:102:LYS:HG3	1:L:139:ASN:HB2	1.89	0.54
2:M:496:ILE:HD12	2:M:496:ILE:H	1.72	0.54
3:N:1369:GLU:O	3:N:1372:VAL:HG12	2.07	0.54
5:P:323:ASP:HB2	8:P:2932:HOH:O	2.07	0.54
2:C:1014:SER:HB3	2:C:1017:THR:O	2.07	0.54
3:D:126:VAL:O	3:D:132:TYR:HD1	1.91	0.54
3:D:213:VAL:HG22	3:D:214:GLU:H	1.71	0.54
3:D:36:THR:C	3:D:38:LYS:H	2.11	0.54
3:D:842:VAL:HG12	8:D:9009:HOH:O	2.07	0.54
4:E:40:LEU:HD22	8:E:184:HOH:O	2.05	0.54
5:F:218:GLN:NE2	5:F:221:ILE:HD12	2.22	0.54

*Continued on next page...*

*Continued from previous page...*

Atom-1	Atom-2	Interatomic distance (Å)	Clash overlap (Å)
1:K:101:LEU:HG	1:K:114:PHE:HA	1.88	0.54
1:K:58:ILE:HG21	1:K:68:ILE:HD11	1.87	0.54
1:K:91:ASN:H	1:K:94:LEU:HD12	1.73	0.54
2:M:1015:LEU:HB3	2:M:1016:ILE:HD13	1.90	0.54
2:M:1049:LEU:HG	2:M:1053:LEU:HD12	1.88	0.54
2:M:160:ALA:O	2:M:173:ASP:HA	2.08	0.54
2:M:254:VAL:O	2:M:257:VAL:HG23	2.08	0.54
2:M:431:HIS:H	2:M:434:HIS:CE1	2.25	0.54
2:M:54:ILE:HG23	2:M:54:ILE:O	2.07	0.54
3:N:637:LEU:HD11	3:N:642:CYS:N	2.22	0.54
3:N:73:CYS:HB3	3:N:76:CYS:O	2.07	0.54
3:N:863:VAL:HG21	8:N:9257:HOH:O	2.06	0.54
3:N:970:LYS:HB2	3:N:970:LYS:NZ	2.22	0.54
5:P:162:LYS:HA	8:P:1319:HOH:O	2.06	0.54
3:N:419:ASP:OD2	5:P:171:LYS:HE3	2.08	0.54
1:A:53:VAL:HG21	1:A:82:LEU:HD22	1.88	0.54
1:B:159:LYS:N	1:B:159:LYS:HD3	2.23	0.54
1:B:78:ILE:HA	8:B:366:HOH:O	2.05	0.54
2:C:196:LEU:HD11	2:C:303:PHE:CE1	2.43	0.54
2:C:486:MET:SD	2:C:491:GLU:HA	2.48	0.54
3:D:1406:ARG:HE	3:D:1406:ARG:C	2.11	0.54
3:D:1404:ASN:ND2	3:D:1408:ILE:HD12	2.22	0.54
3:D:462:GLN:HG2	8:D:9662:HOH:O	2.07	0.54
3:D:794:GLN:HG2	3:D:905:PRO:HB3	1.90	0.54
3:D:787:LEU:HD21	3:D:947:ILE:HD13	1.88	0.54
3:D:974:ILE:HG22	8:D:9303:HOH:O	2.06	0.54
1:L:108:GLU:HB3	8:L:3562:HOH:O	2.07	0.54
2:M:1082:PRO:HA	8:M:1607:HOH:O	2.06	0.54
2:M:688:ILE:HD11	2:M:847:GLY:HA3	1.89	0.54
2:M:9:ILE:HG12	2:M:907:ASP:OD2	2.07	0.54
3:N:28:LYS:HG3	3:N:29:PRO:HD2	1.90	0.54
3:N:36:THR:C	3:N:38:LYS:H	2.10	0.54
3:N:614:PHE:O	3:N:617:ASN:HB2	2.07	0.54
3:N:56:TYR:HE2	3:N:69:GLU:HB3	1.72	0.54
3:N:68:PHE:O	3:N:71:LYS:HG2	2.08	0.54
3:N:809:PRO:HB2	3:N:812:ALA:HB2	1.89	0.54
3:N:838:ARG:NH1	3:N:874:GLU:HG2	2.22	0.54
5:P:161:GLN:HA	5:P:164:LYS:NZ	2.22	0.54
2:C:196:LEU:HD21	2:C:303:PHE:CD1	2.41	0.54
2:C:724:ARG:HB2	2:C:740:GLU:HG3	1.89	0.54
3:D:957:PRO:HG2	3:D:1007:VAL:HG12	1.90	0.54

*Continued on next page...*

*Continued from previous page...*

Atom-1	Atom-2	Interatomic distance (Å)	Clash overlap (Å)
3:D:1068:LEU:HD23	3:D:1072:ILE:HG12	1.89	0.54
3:D:529:GLN:OE1	3:D:533:GLY:HA2	2.08	0.54
3:D:584:ASN:HB2	3:D:602:SER:HB3	1.90	0.54
3:D:615:ARG:HD3	3:D:616:GLN:N	2.22	0.54
5:F:108:GLU:HG3	5:F:176:ILE:CG2	2.38	0.54
5:F:369:LEU:HD23	8:F:443:HOH:O	2.07	0.54
1:K:133:GLU:HG2	1:K:134:GLU:H	1.71	0.54
1:K:209:GLU:C	1:K:213:GLN:HE21	2.10	0.54
2:M:1034:GLU:HA	2:M:1037:VAL:HG23	1.89	0.54
2:M:710:ILE:CD1	2:M:790:LEU:HB2	2.37	0.54
2:M:838:LYS:HB3	2:M:848:VAL:HG22	1.88	0.54
3:N:1110:ALA:HB2	8:N:9805:HOH:O	2.07	0.54
3:N:1380:GLU:HG3	3:N:1381:VAL:N	2.23	0.54
3:N:629:SER:C	3:N:744:GLN:HG2	2.28	0.54
3:N:804:LEU:HB2	3:N:830:ALA:O	2.06	0.54
1:A:47:SER:HG	1:B:32:PHE:HZ	1.56	0.54
2:C:1012:PRO:HD2	2:C:1021:LEU:O	2.07	0.54
2:C:146:VAL:HG22	2:C:162:ILE:HG23	1.90	0.54
2:C:732:ALA:HA	2:C:735:ARG:CZ	2.37	0.54
2:C:89:THR:HA	2:C:129:ILE:O	2.08	0.54
2:C:945:ARG:HD3	2:C:949:LYS:NZ	2.23	0.54
3:D:116:LEU:CD2	3:D:468:LEU:HD11	2.38	0.54
3:D:1333:HIS:CE1	3:D:1421:LEU:HD23	2.43	0.54
3:D:1367:HIS:O	3:D:1371:VAL:HG23	2.07	0.54
3:D:628:ARG:HD3	3:D:744:GLN:HE21	1.71	0.54
3:D:795:VAL:HG23	3:D:879:ARG:HH12	1.73	0.54
3:D:868:TYR:CG	3:D:869:MET:N	2.75	0.54
3:D:754:PHE:HZ	4:E:21:VAL:HG13	1.72	0.54
3:D:553:ARG:HH22	5:F:211:ASP:CG	2.11	0.54
1:L:186:LEU:O	1:L:186:LEU:HD23	2.07	0.54
1:L:81:ASN:O	1:L:84:GLU:HB3	2.07	0.54
2:M:227:PHE:HA	2:M:230:ARG:HE	1.71	0.54
3:N:1290:LEU:HD23	3:N:1291:SER:N	2.17	0.54
3:N:167:GLU:HG3	8:N:9466:HOH:O	2.06	0.54
3:N:601:ARG:NH2	3:N:606:ILE:HA	2.23	0.54
2:C:749:VAL:HG11	2:C:755:LEU:HD23	1.88	0.54
2:C:820:ARG:HG2	8:C:1605:HOH:O	2.08	0.54
3:D:1232:PRO:HB3	3:D:1361:VAL:HG21	1.90	0.54
3:D:1468:LEU:HD22	3:D:1470:ARG:CB	2.38	0.54
5:F:245:GLN:HA	8:F:572:HOH:O	2.06	0.54
1:K:20:TYR:HD2	1:K:21:GLY:N	2.05	0.54

*Continued on next page...*



*Continued from previous page...*

Atom-1	Atom-2	Interatomic distance (Å)	Clash overlap (Å)
2:M:185:LYS:HB3	2:M:188:LYS:O	2.07	0.54
2:M:358:ARG:HB3	2:M:371:LYS:O	2.08	0.54
2:M:408:ARG:NH1	2:M:542:VAL:HG23	2.23	0.54
2:M:424:GLY:O	2:M:427:VAL:HG23	2.08	0.54
2:M:455:LEU:HD12	2:M:459:ALA:HB3	1.89	0.54
2:M:607:ASP:HB3	2:M:609:ASN:H	1.72	0.54
3:N:1104:GLU:HA	3:N:1461:GLY:HA2	1.89	0.54
3:N:702:LEU:HD13	3:N:716:PHE:CD1	2.43	0.54
5:P:167:PRO:HB2	5:P:169:GLU:OE2	2.08	0.54
1:A:90:LEU:HD12	1:A:119:ASP:O	2.07	0.54
2:C:194:VAL:HG23	8:C:1179:HOH:O	2.06	0.54
2:C:242:LEU:HD23	8:C:1853:HOH:O	2.08	0.54
2:C:333:ILE:CD1	2:C:467:ILE:HG13	2.37	0.54
2:C:341:THR:CG2	2:C:345:ARG:HH21	2.20	0.54
2:C:631:SER:HB3	2:C:637:LEU:HD21	1.89	0.54
3:D:1047:LYS:HG2	3:D:1053:PHE:CE2	2.42	0.54
2:C:555:ALA:HA	3:D:1070:TYR:OH	2.06	0.54
3:D:1314:LYS:HB2	8:D:9676:HOH:O	2.06	0.54
3:D:1465:ASN:HD21	3:D:1470:ARG:HD3	1.73	0.54
3:D:154:THR:HG22	3:D:157:GLU:CD	2.28	0.54
3:D:948:THR:O	3:D:949:ILE:HD13	2.08	0.54
2:C:886:LEU:CD2	3:D:951:ILE:HG13	2.38	0.54
1:K:30:ARG:HD3	8:K:3174:HOH:O	2.07	0.54
1:K:43:ILE:HD12	1:L:32:PHE:CZ	2.43	0.54
2:M:202:TYR:HA	8:M:1314:HOH:O	2.07	0.54
2:M:204:GLN:HG3	8:M:1527:HOH:O	2.08	0.54
2:M:210:GLU:HB3	8:M:1386:HOH:O	2.07	0.54
2:M:672:VAL:CG2	2:M:868:ASP:HB2	2.37	0.54
3:N:1277:ILE:HA	8:N:9618:HOH:O	2.07	0.54
3:N:211:VAL:HG13	3:N:393:ILE:HA	1.90	0.54
3:N:523:ASP:O	3:N:526:PRO:HG3	2.08	0.54
3:N:828:LYS:HB3	8:N:9129:HOH:O	2.08	0.54
3:N:860:LEU:HA	3:N:877:PRO:HB2	1.89	0.54
1:A:212:ASN:O	1:A:215:VAL:HG22	2.07	0.54
2:C:535:SER:H	2:C:538:GLN:NE2	2.06	0.54
2:C:580:MET:HB3	2:C:584:GLU:OE2	2.08	0.54
2:C:83:CYS:HA	2:C:88:LEU:HD23	1.90	0.54
2:C:73:LEU:HB3	2:C:94:LEU:HB2	1.90	0.54
3:D:1205:TYR:CD2	3:D:1215:VAL:HG21	2.42	0.54
3:D:135:LEU:CD1	3:D:147:VAL:HG23	2.38	0.54
3:D:530:VAL:HG12	3:D:531:ASP:H	1.72	0.54

*Continued on next page...*

*Continued from previous page...*

Atom-1	Atom-2	Interatomic distance (Å)	Clash overlap (Å)
3:D:929:ARG:HH11	3:D:929:ARG:HG3	1.73	0.54
8:C:1147:HOH:O	3:D:940:THR:HA	2.07	0.54
4:E:9:LEU:HD22	4:E:19:LEU:HD11	1.90	0.54
1:K:218:LEU:O	1:K:222:LEU:HD23	2.07	0.54
1:L:67:THR:HA	8:L:3261:HOH:O	2.07	0.54
2:M:1013:TYR:HD1	2:M:1020:PRO:HA	1.73	0.54
2:M:103:LYS:HD2	8:M:1331:HOH:O	2.06	0.54
2:M:1090:LYS:HE2	2:M:1112:PHE:CE1	2.43	0.54
2:M:328:LEU:CD2	2:M:437:ARG:HD3	2.37	0.54
2:M:42:VAL:HG12	2:M:43:GLY:H	1.72	0.54
2:M:630:ARG:HH21	2:M:707:ARG:H	1.54	0.54
2:M:397:GLU:OE2	2:M:632:ASN:HB2	2.08	0.54
3:N:1280:VAL:O	3:N:1294:VAL:HA	2.08	0.54
3:N:478:LEU:HD21	3:N:500:ARG:NH2	2.22	0.54
3:N:584:ASN:CG	3:N:590:PRO:HD2	2.28	0.54
2:M:1109:VAL:HG11	3:N:5:VAL:HG22	1.90	0.54
3:N:834:THR:CG2	3:N:838:ARG:HD2	2.38	0.54
2:C:214:TYR:HB3	8:C:1697:HOH:O	2.08	0.54
2:C:691:SER:HB3	2:C:868:ASP:O	2.07	0.54
2:C:715:THR:HG22	2:C:717:LEU:HG	1.89	0.54
2:C:722:ILE:HG22	8:C:1846:HOH:O	2.06	0.54
2:C:3:ILE:HD13	2:C:900:ARG:O	2.07	0.54
3:D:1102:THR:HG22	3:D:1222:GLY:HA2	1.90	0.54
3:D:1114:THR:O	3:D:1114:THR:HG23	2.08	0.54
3:D:1382:THR:HG21	3:D:1418:LYS:NZ	2.23	0.54
3:D:379:ALA:HB3	8:D:9652:HOH:O	2.08	0.54
3:D:503:LEU:HA	3:D:508:ARG:HH22	1.73	0.54
5:F:99:GLU:HB2	8:F:540:HOH:O	2.08	0.54
2:M:37:GLU:HG2	8:M:1585:HOH:O	2.08	0.54
3:N:1156:LEU:CD1	3:N:1176:LYS:HD2	2.38	0.54
3:N:1382:THR:HG22	8:N:9076:HOH:O	2.08	0.54
3:N:1425:THR:HG23	3:N:1426:LYS:N	2.23	0.54
3:N:217:LYS:HA	8:N:9812:HOH:O	2.08	0.54
3:N:852:ALA:O	3:N:857:ILE:HG12	2.08	0.54
3:N:864:VAL:HA	8:N:9349:HOH:O	2.07	0.54
3:N:892:ASP:HB3	3:N:895:VAL:CG2	2.38	0.54
1:A:128:HIS:CE1	1:A:131:THR:HG23	2.43	0.54
1:B:65:PHE:CD1	3:D:813:LEU:HD22	2.43	0.54
3:D:1271:LYS:HG2	8:D:9063:HOH:O	2.07	0.54
3:D:391:ALA:HB3	8:D:9451:HOH:O	2.08	0.54
3:D:28:LYS:HB2	3:D:41:ARG:HD2	1.89	0.54

*Continued on next page...*



*Continued from previous page...*

Atom-1	Atom-2	Interatomic distance (Å)	Clash overlap (Å)
3:D:860:LEU:HD23	3:D:877:PRO:HB2	1.91	0.54
2:C:1090:LYS:HE3	3:D:88:TYR:O	2.08	0.54
3:D:992:ILE:O	3:D:995:LEU:HB3	2.08	0.54
4:E:63:TRP:O	4:E:67:GLU:HG3	2.08	0.54
3:D:767:HIS:CD2	4:E:6:ILE:HG12	2.43	0.54
1:K:159:LYS:HE2	8:K:3739:HOH:O	2.07	0.54
1:K:19:GLU:HB3	1:K:175:ARG:NH2	2.15	0.54
2:M:1012:PRO:HD2	2:M:1021:LEU:O	2.08	0.54
2:M:1067:TYR:O	2:M:1071:ILE:HG12	2.08	0.54
2:M:158:TYR:CD1	2:M:313:LEU:HD21	2.42	0.54
2:M:176:VAL:C	2:M:178:PRO:HD3	2.28	0.54
2:M:290:LEU:HB3	2:M:302:VAL:HG11	1.89	0.54
2:M:578:VAL:HG13	2:M:671:ASN:OD1	2.08	0.54
3:N:1066:THR:CG2	3:N:1069:GLU:HG3	2.36	0.54
3:N:1220:ALA:HB1	3:N:1223:ILE:CD1	2.37	0.54
3:N:1321:ALA:HB3	3:N:1339:LYS:HE2	1.90	0.54
3:N:1472:ILE:HG22	3:N:1474:ALA:H	1.72	0.54
3:N:424:GLY:HA2	3:N:435:VAL:O	2.08	0.54
4:O:48:MET:HB2	4:O:54:LEU:HB2	1.90	0.54
2:M:1015:LEU:HD13	5:P:335:ASP:HA	1.89	0.54
5:P:376:ILE:HG22	5:P:377:ASP:OD1	2.08	0.54
5:P:74:LYS:HE3	8:P:2868:HOH:O	2.07	0.54
1:A:18:ARG:O	1:A:207:PRO:HD3	2.08	0.53
1:B:214:ALA:HA	1:B:217:ILE:HD12	1.89	0.53
2:C:487:THR:HG23	8:C:1431:HOH:O	2.08	0.53
2:C:405:ARG:HD3	2:C:543:ASN:OD1	2.08	0.53
2:C:798:GLY:H	2:C:827:VAL:HG11	1.70	0.53
3:D:1236:LEU:HA	3:D:1359:GLN:OE1	2.08	0.53
3:D:1463:LYS:HG2	8:D:9761:HOH:O	2.08	0.53
3:D:154:THR:CG2	3:D:156:GLU:HG2	2.37	0.53
2:C:848:VAL:HG23	3:D:740:PHE:O	2.08	0.53
1:L:86:VAL:HG12	1:L:124:ASN:ND2	2.22	0.53
1:L:24:VAL:HG12	1:L:26:GLU:OE2	2.08	0.53
1:L:29:GLU:C	8:L:4886:HOH:O	2.46	0.53
2:M:431:HIS:HD2	2:M:433:THR:H	1.56	0.53
2:M:473:ARG:HA	2:M:531:PHE:HD1	1.73	0.53
2:M:499:ALA:HA	8:M:1410:HOH:O	2.08	0.53
2:M:549:PHE:CZ	2:M:886:LEU:HD12	2.43	0.53
2:M:697:ARG:HB2	8:M:1159:HOH:O	2.07	0.53
2:M:876:VAL:O	2:M:879:ARG:O	2.26	0.53
3:N:1420:LEU:HD12	3:N:1421:LEU:H	1.70	0.53

*Continued on next page...*

*Continued from previous page...*

Atom-1	Atom-2	Interatomic distance (Å)	Clash overlap (Å)
3:N:165:LYS:HE2	3:N:165:LYS:HA	1.89	0.53
3:N:396:VAL:HG13	3:N:447:VAL:HA	1.90	0.53
1:A:108:GLU:HB3	8:A:384:HOH:O	2.07	0.53
1:B:146:ARG:HG3	1:B:146:ARG:O	2.08	0.53
2:C:1060:ILE:CG2	2:C:1061:GLU:N	2.71	0.53
2:C:1100:GLN:HG3	2:C:1101:THR:O	2.08	0.53
2:C:138:SER:HB2	2:C:410:ILE:HG13	1.90	0.53
2:C:193:LEU:HD11	8:C:1760:HOH:O	2.08	0.53
2:C:216:GLU:HA	8:C:1237:HOH:O	2.07	0.53
2:C:586:ARG:HG2	8:C:1243:HOH:O	2.08	0.53
2:C:812:GLY:HA3	8:C:1432:HOH:O	2.07	0.53
2:C:554:ASP:HB2	2:C:880:MET:HB2	1.89	0.53
3:D:1095:THR:N	8:D:9051:HOH:O	2.41	0.53
3:D:1264:GLU:OE2	3:D:1425:THR:HG22	2.08	0.53
3:D:400:VAL:HG21	3:D:441:ARG:NH1	2.14	0.53
3:D:674:ARG:HD2	8:F:469:HOH:O	2.09	0.53
3:D:650:LEU:HD22	3:D:688:TRP:CZ3	2.43	0.53
3:D:704:ARG:HH11	3:D:738:ALA:HB2	1.73	0.53
3:D:903:ASP:HB2	8:D:9514:HOH:O	2.07	0.53
4:E:28:GLN:O	4:E:31:LEU:HG	2.07	0.53
1:K:2:LEU:HB2	8:K:5032:HOH:O	2.08	0.53
1:L:153:ALA:HA	1:L:156:HIS:NE2	2.23	0.53
1:L:185:ARG:HA	8:L:4811:HOH:O	2.08	0.53
2:M:572:ILE:O	2:M:573:ARG:HG2	2.08	0.53
3:N:127:LEU:HD12	3:N:128:TYR:N	2.23	0.53
3:N:1273:VAL:O	3:N:1325:LEU:HB2	2.08	0.53
3:N:690:ALA:O	3:N:694:VAL:HG23	2.08	0.53
5:P:201:LYS:HD2	8:P:3919:HOH:O	2.08	0.53
1:B:109:VAL:HG21	1:B:138:LEU:HD21	1.89	0.53
2:C:145:GLY:N	2:C:163:ILE:HG23	2.18	0.53
2:C:195:LEU:HD12	2:C:234:ALA:HB1	1.89	0.53
2:C:332:ARG:HD3	2:C:465:GLY:HA3	1.91	0.53
2:C:839:LEU:HD21	2:C:849:VAL:HG22	1.89	0.53
2:C:69:LEU:HB2	2:C:97:ARG:HB2	1.91	0.53
3:D:847:ASP:O	3:D:851:LEU:HG	2.09	0.53
2:M:1013:TYR:CE1	2:M:1020:PRO:HG3	2.43	0.53
2:M:571:LEU:HG	2:M:700:TYR:HA	1.91	0.53
3:N:105:VAL:HG21	3:N:128:TYR:CE2	2.43	0.53
3:N:1502:ALA:HA	8:N:9322:HOH:O	2.09	0.53
3:N:18:ILE:HG23	3:N:518:PRO:CG	2.37	0.53
3:N:514:LEU:HD23	8:N:9079:HOH:O	2.08	0.53

*Continued on next page...*

*Continued from previous page...*

Atom-1	Atom-2	Interatomic distance (Å)	Clash overlap (Å)
3:N:534:ARG:HH11	3:N:534:ARG:HG3	1.74	0.53
3:N:656:PHE:HB3	3:N:694:VAL:CG1	2.38	0.53
4:O:66:LYS:HE3	8:O:3745:HOH:O	2.08	0.53
5:P:138:SER:O	5:P:141:VAL:HG12	2.08	0.53
1:A:59:GLU:HG3	1:A:139:ASN:CG	2.29	0.53
2:C:102:HIS:HB2	2:C:106:GLY:O	2.09	0.53
2:C:52:PHE:CG	2:C:68:PHE:HB2	2.44	0.53
2:C:944:LEU:HD21	2:C:963:LEU:CD2	2.37	0.53
3:D:1041:LEU:HD12	3:D:1058:ARG:HA	1.90	0.53
3:D:430:ASP:CG	3:D:431:VAL:H	2.12	0.53
3:D:584:ASN:CG	3:D:590:PRO:HD2	2.28	0.53
5:F:306:GLU:O	5:F:310:ILE:HG13	2.08	0.53
5:F:365:GLU:CD	5:F:397:ILE:HA	2.29	0.53
5:F:79:ASP:HB3	5:F:80:PRO:HD3	1.90	0.53
1:K:222:LEU:HD12	1:L:215:VAL:HB	1.91	0.53
2:M:1054:THR:HG22	2:M:1059:ASP:CB	2.34	0.53
2:M:198:ARG:HB3	8:M:1370:HOH:O	2.09	0.53
2:M:380:ALA:HA	2:M:383:ARG:CD	2.35	0.53
3:N:951:ILE:HG23	3:N:1062:ARG:HE	1.74	0.53
3:N:1498:ALA:HB3	8:N:9099:HOH:O	2.09	0.53
3:N:165:LYS:HB3	3:N:395:VAL:HG11	1.89	0.53
4:O:86:GLN:O	4:O:90:GLU:HG3	2.07	0.53
1:B:226:SER:O	1:B:228:PRO:HD3	2.07	0.53
2:C:1009:SER:HB2	3:D:651:GLU:OE1	2.08	0.53
2:C:1063:ARG:O	2:C:1066:ALA:HB3	2.09	0.53
2:C:601:GLY:O	2:C:648:ARG:HA	2.09	0.53
3:D:1000:THR:O	3:D:1003:VAL:HG22	2.07	0.53
3:D:1295:GLU:HB3	3:D:1300:SER:OG	2.09	0.53
3:D:652:LEU:HB3	3:D:653:PHE:CD1	2.44	0.53
3:D:786:ILE:HD13	3:D:908:LYS:HB3	1.89	0.53
4:E:61:GLU:O	4:E:65:MET:HG3	2.08	0.53
5:F:305:GLU:O	5:F:309:LYS:HG3	2.08	0.53
5:F:402:ASN:O	5:F:406:ARG:HG3	2.08	0.53
1:L:115:LEU:O	1:L:115:LEU:HD12	2.08	0.53
1:L:42:ARG:HB3	8:L:3652:HOH:O	2.08	0.53
2:M:565:GLN:HG2	2:M:995:MET:HE1	1.88	0.53
8:M:1680:HOH:O	3:N:1088:THR:HG21	2.09	0.53
3:N:1423:GLY:HA3	8:N:9011:HOH:O	2.08	0.53
3:N:196:VAL:HG13	3:N:202:VAL:CG1	2.38	0.53
5:P:393:THR:O	5:P:397:ILE:HG13	2.09	0.53
1:A:66:SER:O	1:A:75:VAL:HG23	2.08	0.53

*Continued on next page...*

*Continued from previous page...*

Atom-1	Atom-2	Interatomic distance (Å)	Clash overlap (Å)
2:C:384:GLU:HG3	2:C:388:ARG:HE	1.74	0.53
3:D:1192:LEU:HD22	3:D:1345:GLU:OE2	2.08	0.53
3:D:1351:GLU:OE1	3:D:1354:LYS:HG3	2.07	0.53
3:D:168:THR:OG1	3:D:393:ILE:HB	2.09	0.53
3:D:63:TYR:HB3	3:D:68:PHE:CE1	2.44	0.53
2:M:411:SER:HA	2:M:452:ILE:HA	1.90	0.53
2:M:139:GLN:HE22	2:M:415:PRO:CG	2.21	0.53
3:N:1197:ARG:HG3	3:N:1198:TYR:H	1.73	0.53
3:N:554:LEU:HD12	3:N:558:LEU:HD11	1.89	0.53
3:N:738:ALA:HB3	8:N:9159:HOH:O	2.08	0.53
4:O:51:LEU:HD12	4:O:52:GLU:N	2.24	0.53
5:P:270:LYS:HA	5:P:273:ARG:HD2	1.89	0.53
1:A:117:VAL:HG12	8:A:360:HOH:O	2.07	0.53
1:A:150:TYR:CE2	1:A:152:PRO:HG3	2.37	0.53
2:C:1003:ASP:O	2:C:1005:MET:N	2.41	0.53
2:C:1025:ALA:HA	8:C:1228:HOH:O	2.07	0.53
2:C:141:HIS:HB3	2:C:418:LEU:HB3	1.90	0.53
2:C:577:PRO:HB2	2:C:580:MET:HG3	1.91	0.53
2:C:673:LEU:CD2	2:C:867:VAL:HA	2.38	0.53
1:A:31:GLY:HA2	2:C:939:ARG:HH22	1.73	0.53
2:C:945:ARG:HH11	2:C:945:ARG:HB3	1.74	0.53
3:D:1242:HIS:CE1	3:D:1266:ARG:HD3	2.43	0.53
3:D:1349:VAL:HG21	8:D:9752:HOH:O	2.07	0.53
3:D:420:VAL:HA	5:F:164:LYS:HE3	1.91	0.53
3:D:531:ASP:C	3:D:533:GLY:H	2.11	0.53
3:D:714:GLN:OE1	3:D:765:SER:HB2	2.08	0.53
1:L:110:LYS:HZ3	1:L:110:LYS:HB2	1.73	0.53
2:M:139:GLN:HG2	2:M:418:LEU:HD22	1.90	0.53
2:M:271:GLU:OE1	2:M:275:TYR:HB2	2.09	0.53
2:M:630:ARG:HA	2:M:705:ILE:HD11	1.89	0.53
2:M:752:GLY:N	2:M:792:VAL:HB	2.21	0.53
3:N:104:PHE:CE2	3:N:1448:THR:HG23	2.44	0.53
3:N:1253:THR:OG1	3:N:1258:ARG:HD3	2.07	0.53
3:N:197:SER:HA	8:N:9553:HOH:O	2.09	0.53
3:N:137:PRO:HD2	3:N:453:ASP:CB	2.39	0.53
5:P:155:THR:HA	5:P:158:GLU:OE2	2.09	0.53
5:P:163:LEU:HB3	5:P:174:LEU:CD1	2.39	0.53
5:P:209:PHE:O	5:P:213:ILE:HG13	2.08	0.53
1:B:27:PRO:HG2	1:B:186:LEU:HD12	1.90	0.53
2:C:1058:ASP:OD2	2:C:1083:GLU:HB2	2.09	0.53
2:C:274:ARG:HG2	8:C:1235:HOH:O	2.08	0.53

*Continued on next page...*

*Continued from previous page...*

Atom-1	Atom-2	Interatomic distance (Å)	Clash overlap (Å)
2:C:444:PRO:HD2	2:C:452:ILE:HG13	1.91	0.53
2:C:496:ILE:HD12	2:C:496:ILE:H	1.74	0.53
2:C:964:LYS:HD2	8:C:1456:HOH:O	2.09	0.53
3:D:1097:LYS:O	3:D:1101:VAL:HG23	2.09	0.53
3:D:191:LEU:HB3	3:D:195:VAL:HG21	1.91	0.53
3:D:477:LEU:HD13	3:D:492:ALA:O	2.08	0.53
2:C:874:LEU:HD13	3:D:783:ARG:HB2	1.90	0.53
1:K:182:GLU:O	1:K:194:LYS:HB3	2.09	0.53
2:M:129:ILE:HD13	2:M:134:ARG:CB	2.29	0.53
2:M:489:THR:HG21	8:M:1667:HOH:O	2.07	0.53
2:M:564:MET:HE1	8:M:1413:HOH:O	2.09	0.53
2:M:571:LEU:HD12	2:M:701:THR:O	2.08	0.53
2:M:758:ARG:NH1	2:M:788:THR:HB	2.24	0.53
2:M:905:ILE:HG22	2:M:906:PHE:CD1	2.44	0.53
2:M:500:ASN:HD21	3:N:1067:VAL:CG2	2.22	0.53
3:N:1101:VAL:HG22	3:N:1428:ALA:HB2	1.90	0.53
3:N:1459:LEU:HD13	3:N:1465:ASN:ND2	2.24	0.53
3:N:480:GLU:O	3:N:484:PRO:HD2	2.09	0.53
5:P:205:ARG:HH11	5:P:251:ILE:HG21	1.74	0.53
5:P:253:ASP:HA	5:P:259:ARG:NH1	2.24	0.53
5:P:269:ASN:O	5:P:273:ARG:HG3	2.09	0.53
1:B:143:ARG:HD2	1:B:158:ILE:HG21	1.91	0.53
2:C:329:GLY:HA3	2:C:489:THR:HG23	1.91	0.53
2:C:358:ARG:HB3	2:C:371:LYS:O	2.09	0.53
2:C:115:LEU:HA	2:C:375:SER:HB3	1.90	0.53
2:C:380:ALA:O	2:C:384:GLU:HB2	2.09	0.53
2:C:578:VAL:HG11	2:C:991:GLN:CB	2.35	0.53
3:D:119:SER:CB	3:D:123:LEU:HB2	2.39	0.53
3:D:1281:VAL:HG23	3:D:1317:ASP:O	2.09	0.53
3:D:1381:VAL:HG23	3:D:1391:GLU:O	2.09	0.53
2:C:1043:TYR:HE1	3:D:710:ARG:O	1.91	0.53
3:D:86:ARG:HH11	3:D:86:ARG:HG2	1.72	0.53
3:D:880:ILE:O	3:D:883:ALA:HB3	2.09	0.53
3:D:957:PRO:CG	3:D:1007:VAL:HA	2.39	0.53
5:F:203:THR:HG22	8:F:514:HOH:O	2.07	0.53
5:F:398:ARG:HG2	5:F:402:ASN:ND2	2.24	0.53
1:L:101:LEU:HG	1:L:114:PHE:HA	1.90	0.53
1:L:94:LEU:HD11	1:L:119:ASP:HB3	1.89	0.53
2:M:167:LYS:HD3	2:M:168:ARG:HD2	1.90	0.53
2:M:217:LEU:HD12	2:M:311:PHE:CD2	2.44	0.53
2:M:326:ASP:HB2	2:M:431:HIS:ND1	2.24	0.53

*Continued on next page...*

*Continued from previous page...*

Atom-1	Atom-2	Interatomic distance (Å)	Clash overlap (Å)
2:M:639:GLN:HG3	8:M:1290:HOH:O	2.09	0.53
3:N:1087:ARG:HG2	3:N:1087:ARG:HH11	1.73	0.53
3:N:1432:LYS:HD2	3:N:1433:SER:N	2.12	0.53
3:N:774:SER:C	3:N:776:GLU:H	2.13	0.53
4:O:8:LYS:HG3	8:O:3467:HOH:O	2.09	0.53
5:P:337:HIS:H	5:P:337:HIS:HD2	1.56	0.53
5:P:420:ASP:HB2	8:P:2629:HOH:O	2.08	0.53
1:A:176:ARG:HG3	1:A:200:TRP:HB2	1.91	0.53
1:A:221:HIS:HA	1:A:224:TYR:CD2	2.44	0.53
2:C:1054:THR:HG22	2:C:1059:ASP:OD2	2.09	0.53
2:C:431:HIS:CD2	2:C:433:THR:H	2.27	0.53
2:C:525:SER:OG	2:C:528:GLU:HG3	2.08	0.53
2:C:690:ILE:HD12	2:C:849:VAL:HG13	1.91	0.53
3:D:122:GLU:O	3:D:126:VAL:HG23	2.09	0.53
3:D:478:LEU:HD22	3:D:1388:ARG:NH1	2.23	0.53
3:D:774:SER:C	3:D:776:GLU:H	2.12	0.53
3:D:890:VAL:HG13	3:D:926:LYS:HE2	1.91	0.53
4:E:26:ARG:HE	4:E:30:LEU:HD13	1.73	0.53
4:E:33:HIS:HB2	4:E:37:ASN:HD21	1.73	0.53
2:M:16:PRO:HA	8:M:1782:HOH:O	2.08	0.53
2:M:296:GLY:HA2	8:M:1743:HOH:O	2.09	0.53
2:M:520:GLU:O	2:M:522:VAL:HG23	2.08	0.53
3:N:1278:ASP:OD1	3:N:1321:ALA:HB2	2.08	0.53
3:N:462:GLN:CG	3:N:513:ILE:HD13	2.38	0.53
3:N:699:VAL:CG1	3:N:717:GLN:HE21	2.20	0.53
5:P:191:ASN:HA	8:P:2854:HOH:O	2.09	0.53
1:A:123:MET:C	1:A:125:PRO:HD3	2.29	0.52
1:A:197:LEU:HD23	1:A:197:LEU:N	2.25	0.52
2:C:1054:THR:CG2	2:C:1079:PRO:HB3	2.30	0.52
2:C:140:ILE:CD1	2:C:412:ALA:HA	2.38	0.52
2:C:985:GLY:O	2:C:987:ILE:HD12	2.09	0.52
3:D:1230:GLY:CA	8:D:9051:HOH:O	2.57	0.52
3:D:669:ASN:HD21	5:F:417:LYS:HA	1.74	0.52
3:D:684:LYS:HD3	3:D:686:GLU:OE1	2.09	0.52
3:D:720:LEU:HD12	3:D:720:LEU:H	1.75	0.52
3:D:52:PRO:HG3	3:D:78:VAL:HG13	1.91	0.52
4:E:95:GLY:HA3	8:E:104:HOH:O	2.08	0.52
5:F:388:ALA:HB1	8:F:443:HOH:O	2.08	0.52
1:L:9:PRO:HB3	1:L:25:LEU:HG	1.91	0.52
1:L:74:ASP:O	1:L:78:ILE:HG13	2.09	0.52
2:M:172:ILE:HD12	2:M:172:ILE:H	1.74	0.52

*Continued on next page...*



*Continued from previous page...*

Atom-1	Atom-2	Interatomic distance (Å)	Clash overlap (Å)
2:M:380:ALA:O	2:M:384:GLU:HB2	2.09	0.52
2:M:510:ALA:HB1	8:M:1203:HOH:O	2.09	0.52
2:M:627:ARG:O	2:M:638:ASP:HB3	2.09	0.52
2:M:720:GLU:HA	2:M:759:THR:O	2.08	0.52
2:M:710:ILE:HD11	2:M:758:ARG:HH21	1.73	0.52
3:N:1106:VAL:HG22	8:N:9413:HOH:O	2.10	0.52
8:M:1245:HOH:O	3:N:603:LEU:HD11	2.09	0.52
3:N:799:LYS:O	3:N:799:LYS:HD3	2.09	0.52
3:N:950:GLY:O	3:N:953:ASP:N	2.38	0.52
4:O:45:ARG:HB2	4:O:46:PRO:CD	2.39	0.52
1:A:53:VAL:HG12	1:A:167:VAL:HG21	1.91	0.52
2:C:1039:ALA:O	2:C:1043:TYR:HD1	1.92	0.52
2:C:1049:LEU:O	2:C:1053:LEU:HG	2.08	0.52
2:C:1056:LYS:HB3	3:D:624:ASP:H	1.74	0.52
2:C:19:THR:HG21	2:C:124:ASP:O	2.09	0.52
2:C:260:LEU:HB2	2:C:291:ALA:HB1	1.90	0.52
2:C:292:ARG:HD2	2:C:299:LYS:HE2	1.91	0.52
2:C:685:GLU:H	3:D:740:PHE:HE1	1.57	0.52
3:D:911:LEU:O	3:D:915:VAL:HG23	2.09	0.52
3:D:955:VAL:HG21	3:D:1015:TYR:HE2	1.74	0.52
1:L:184:THR:O	1:L:192:LEU:HB2	2.08	0.52
2:M:102:HIS:HB2	2:M:106:GLY:O	2.09	0.52
2:M:170:PRO:HG2	2:M:258:TYR:CD2	2.44	0.52
3:N:1087:ARG:HE	3:N:1238:MET:HB2	1.74	0.52
3:N:507:ASN:HA	8:N:9017:HOH:O	2.08	0.52
3:N:702:LEU:HD13	3:N:716:PHE:HD1	1.74	0.52
1:A:10:VAL:HG12	1:A:12:THR:HG22	1.91	0.52
1:A:20:TYR:CD2	1:A:21:GLY:N	2.76	0.52
1:A:58:ILE:HB	1:A:61:VAL:HB	1.91	0.52
1:B:22:GLU:HG2	1:B:198:ARG:HG2	1.91	0.52
2:C:1111:ILE:HG13	2:C:1112:PHE:N	2.19	0.52
2:C:559:LEU:HD23	2:C:560:MET:HG3	1.90	0.52
2:C:671:ASN:ND2	2:C:671:ASN:H	2.06	0.52
2:C:732:ALA:O	2:C:735:ARG:HG3	2.10	0.52
2:C:861:LEU:HD23	2:C:862:PRO:N	2.24	0.52
3:D:956:ILE:HG12	3:D:1039:CYS:O	2.08	0.52
3:D:131:LYS:CG	3:D:568:ARG:HG2	2.36	0.52
3:D:564:GLU:HA	3:D:567:ILE:HD12	1.91	0.52
3:D:607:LEU:HB3	3:D:614:PHE:CE2	2.44	0.52
3:D:895:VAL:O	3:D:899:LEU:HG	2.10	0.52
3:D:98:PRO:HG3	3:D:515:GLU:HB3	1.90	0.52

*Continued on next page...*



*Continued from previous page...*

Atom-1	Atom-2	Interatomic distance (Å)	Clash overlap (Å)
5:F:191:ASN:HB3	5:F:220:LEU:HD11	1.91	0.52
5:F:263:HIS:HB2	8:F:604:HOH:O	2.08	0.52
5:F:340:SER:OG	5:F:342:VAL:HG23	2.09	0.52
2:M:19:THR:HG21	2:M:125:GLY:HA3	1.92	0.52
2:M:352:ALA:HA	2:M:355:VAL:HG12	1.90	0.52
2:M:411:SER:HB2	2:M:452:ILE:HG23	1.91	0.52
2:M:629:TYR:HB2	2:M:637:LEU:HG	1.92	0.52
2:M:798:GLY:HA3	2:M:828:ALA:O	2.09	0.52
3:N:1033:GLN:HB3	8:N:9763:HOH:O	2.09	0.52
3:N:1366:LYS:O	3:N:1370:ILE:HG12	2.10	0.52
3:N:1103:HIS:CD2	3:N:1463:LYS:H	2.28	0.52
3:N:697:GLY:HA3	8:O:2665:HOH:O	2.08	0.52
5:P:278:LEU:CB	5:P:286:PRO:HG2	2.39	0.52
1:A:23:PHE:HE1	1:A:208:LEU:HD13	1.73	0.52
2:C:1092:LEU:HA	2:C:1095:LEU:HD12	1.90	0.52
2:C:468:ARG:HD3	2:C:485:TYR:HB3	1.90	0.52
2:C:625:LEU:HD13	2:C:639:GLN:O	2.10	0.52
3:D:116:LEU:O	3:D:118:LEU:HG	2.08	0.52
3:D:1448:THR:O	3:D:1452:ILE:HD13	2.09	0.52
2:C:1095:LEU:CD1	3:D:607:LEU:HD11	2.32	0.52
3:D:799:LYS:H	3:D:826:PRO:HG2	1.74	0.52
3:D:858:VAL:HG11	3:D:864:VAL:HG21	1.92	0.52
3:D:884:ARG:HG2	8:D:9790:HOH:O	2.10	0.52
3:D:996:TRP:O	3:D:999:THR:HG22	2.08	0.52
8:D:9510:HOH:O	5:F:259:ARG:HB2	2.07	0.52
3:D:537:THR:CA	5:F:317:LEU:HD12	2.39	0.52
2:C:777:ILE:HG23	5:F:405:LEU:CD1	2.39	0.52
5:F:401:GLU:O	5:F:405:LEU:HB2	2.10	0.52
1:K:219:ARG:HH11	1:K:219:ARG:HG3	1.74	0.52
1:K:91:ASN:HA	8:K:3642:HOH:O	2.09	0.52
1:L:123:MET:O	1:L:125:PRO:HD3	2.10	0.52
1:L:156:HIS:CE1	1:L:166:PRO:HB3	2.44	0.52
2:M:165:LEU:HB2	8:M:1197:HOH:O	2.09	0.52
2:M:378:LEU:HG	2:M:382:ILE:CD1	2.40	0.52
2:M:56:GLU:CG	2:M:64:LEU:HD23	2.39	0.52
2:M:15:LEU:HD11	2:M:583:LEU:HD11	1.90	0.52
2:M:842:ARG:HB2	8:M:1165:HOH:O	2.07	0.52
2:M:694:LEU:HD11	2:M:868:ASP:HB3	1.91	0.52
3:N:420:VAL:HG23	8:N:9890:HOH:O	2.07	0.52
3:N:631:ILE:HD13	3:N:745:MET:HG3	1.91	0.52
5:P:185:GLN:O	5:P:189:GLU:HG3	2.09	0.52

*Continued on next page...*

*Continued from previous page...*

Atom-1	Atom-2	Interatomic distance (Å)	Clash overlap (Å)
2:M:772:ARG:CD	5:P:373:LYS:HD2	2.37	0.52
1:B:5:LYS:HA	1:B:5:LYS:HE3	1.90	0.52
2:C:1005:MET:CE	3:D:648:MET:HB2	2.39	0.52
2:C:630:ARG:HH22	2:C:707:ARG:HB2	1.73	0.52
2:C:778:PHE:HB2	8:C:1741:HOH:O	2.09	0.52
2:C:673:LEU:HD22	2:C:867:VAL:HA	1.90	0.52
3:D:399:ARG:HB2	3:D:444:VAL:HG13	1.92	0.52
3:D:584:ASN:HB3	8:D:9062:HOH:O	2.08	0.52
3:D:659:LYS:C	3:D:659:LYS:HD3	2.29	0.52
2:C:1104:GLU:HA	3:D:6:ARG:HH12	1.75	0.52
3:D:643:GLY:CA	3:D:727:GLN:HB2	2.35	0.52
5:F:234:LYS:CD	5:F:236:SER:HB3	2.37	0.52
1:K:94:LEU:HD11	1:K:119:ASP:OD1	2.09	0.52
1:K:97:VAL:HG23	8:K:3015:HOH:O	2.07	0.52
2:M:162:ILE:HB	2:M:172:ILE:HB	1.90	0.52
2:M:428:ARG:HE	2:M:451:LEU:HD21	1.75	0.52
3:N:1381:VAL:HG23	3:N:1391:GLU:O	2.10	0.52
3:N:712:GLY:HA2	8:N:9111:HOH:O	2.09	0.52
3:N:853:VAL:HG13	3:N:858:VAL:O	2.10	0.52
5:P:93:LEU:HG	5:P:190:ALA:HB1	1.90	0.52
2:C:1024:LYS:HB2	8:C:1173:HOH:O	2.08	0.52
2:C:1047:HIS:CD2	3:D:1471:LEU:HD11	2.45	0.52
2:C:1109:VAL:HG22	8:D:9538:HOH:O	2.10	0.52
2:C:332:ARG:HA	2:C:465:GLY:O	2.10	0.52
2:C:567:GLN:HB2	2:C:997:LEU:HD22	1.91	0.52
2:C:627:ARG:HG3	2:C:628:PHE:H	1.75	0.52
2:C:777:ILE:HG12	5:F:405:LEU:HD11	1.91	0.52
2:C:899:GLN:HG3	2:C:901:TYR:CZ	2.45	0.52
2:C:911:GLU:HG2	2:C:915:LYS:HZ2	1.74	0.52
3:D:996:TRP:HB2	3:D:1044:LEU:HD11	1.92	0.52
3:D:1147:ARG:HB3	3:D:1188:VAL:HG21	1.90	0.52
2:M:269:LEU:HD23	2:M:285:LEU:HD21	1.90	0.52
2:M:139:GLN:HE22	2:M:415:PRO:HD2	1.73	0.52
2:M:52:PHE:CG	2:M:68:PHE:HB2	2.45	0.52
3:N:1047:LYS:HG2	3:N:1053:PHE:CE1	2.45	0.52
3:N:87:ARG:HG3	3:N:88:TYR:CD2	2.44	0.52
1:A:205:VAL:HG23	1:A:206:THR:N	2.23	0.52
2:C:118:ILE:HG22	2:C:382:ILE:HD13	1.92	0.52
2:C:200:LEU:HD13	2:C:300:ASP:CG	2.30	0.52
2:C:480:THR:HG22	2:C:481:ASP:N	2.24	0.52
2:C:510:ALA:HB3	2:C:513:VAL:HG23	1.91	0.52

*Continued on next page...*

*Continued from previous page...*

Atom-1	Atom-2	Interatomic distance (Å)	Clash overlap (Å)
2:C:730:SER:O	2:C:734:LEU:HD13	2.10	0.52
2:C:862:PRO:HG3	2:C:975:TYR:HE1	1.73	0.52
3:D:1033:GLN:HE21	3:D:1033:GLN:HA	1.74	0.52
3:D:38:LYS:HD3	8:D:9533:HOH:O	2.09	0.52
3:D:679:ARG:HD3	3:D:682:ASP:OD2	2.10	0.52
1:K:18:ARG:O	1:K:207:PRO:HD3	2.08	0.52
1:K:68:ILE:HA	8:K:4050:HOH:O	2.09	0.52
2:M:645:VAL:HG22	8:M:1487:HOH:O	2.09	0.52
3:N:1330:ILE:N	3:N:1330:ILE:HD12	2.25	0.52
3:N:180:LYS:O	3:N:184:GLU:HG3	2.09	0.52
3:N:490:ALA:HB2	8:N:9895:HOH:O	2.10	0.52
4:O:74:VAL:HG12	4:O:79:LEU:HD21	1.90	0.52
5:P:102:LEU:HD22	5:P:183:ALA:O	2.09	0.52
5:P:365:GLU:OE1	5:P:400:ILE:HD12	2.09	0.52
5:P:367:MET:HA	5:P:370:LYS:NZ	2.24	0.52
2:C:208:ALA:HA	2:C:218:VAL:HG22	1.92	0.52
2:C:22:GLN:NE2	2:C:336:VAL:HG21	2.24	0.52
2:C:32:ALA:HB2	2:C:73:LEU:HD21	1.91	0.52
2:C:532:MET:HE3	8:C:1857:HOH:O	2.10	0.52
2:C:402:SER:OG	2:C:566:THR:HG22	2.10	0.52
2:C:884:GLN:HG3	2:C:885:ILE:N	2.22	0.52
2:C:551:GLU:OE1	2:C:906:PHE:HA	2.09	0.52
2:C:897:LEU:HG	2:C:920:GLN:HE21	1.75	0.52
3:D:148:GLU:CB	3:D:151:GLN:HB2	2.34	0.52
3:D:819:GLY:HA3	8:D:9099:HOH:O	2.08	0.52
5:F:247:ILE:O	5:F:251:ILE:HG13	2.10	0.52
1:K:80:LEU:HB3	8:K:3096:HOH:O	2.10	0.52
1:L:226:SER:O	1:L:228:PRO:HD3	2.09	0.52
2:M:1101:THR:O	2:M:1102:LEU:HD23	2.10	0.52
2:M:412:ALA:CB	2:M:451:LEU:HB3	2.40	0.52
2:M:473:ARG:HA	2:M:531:PHE:CD1	2.45	0.52
2:M:97:ARG:HD2	8:M:1366:HOH:O	2.10	0.52
3:N:1041:LEU:HD12	3:N:1057:VAL:O	2.08	0.52
3:N:1047:LYS:HA	3:N:1053:PHE:CE1	2.44	0.52
3:N:951:ILE:HG23	3:N:1062:ARG:HH21	1.75	0.52
3:N:1109:GLU:HG2	3:N:1202:GLN:H	1.75	0.52
3:N:1102:THR:HG22	3:N:1222:GLY:CA	2.40	0.52
3:N:1240:THR:O	3:N:1257:PRO:HB3	2.10	0.52
3:N:1344:VAL:HG12	3:N:1348:LEU:CD2	2.40	0.52
3:N:500:ARG:HH12	3:N:1388:ARG:HD2	1.75	0.52
3:N:434:ARG:HB2	3:N:447:VAL:CG1	2.40	0.52

*Continued on next page...*

*Continued from previous page...*

Atom-1	Atom-2	Interatomic distance (Å)	Clash overlap (Å)
5:P:167:PRO:HG2	8:P:3728:HOH:O	2.10	0.52
1:B:204:SER:HB2	8:B:371:HOH:O	2.09	0.52
2:C:1060:ILE:HG23	2:C:1061:GLU:N	2.24	0.52
2:C:114:PHE:HB2	8:C:1287:HOH:O	2.10	0.52
2:C:232:GLU:O	2:C:235:LEU:HB2	2.09	0.52
2:C:305:PRO:HG3	2:C:308:ARG:HH21	1.75	0.52
2:C:333:ILE:HD12	2:C:333:ILE:N	2.25	0.52
2:C:139:GLN:OE1	2:C:415:PRO:HD2	2.09	0.52
2:C:612:VAL:HG22	2:C:622:GLU:HA	1.91	0.52
2:C:724:ARG:HG3	2:C:740:GLU:HA	1.91	0.52
2:C:722:ILE:HD12	2:C:805:ARG:HH21	1.74	0.52
2:C:841:ASN:HD21	2:C:845:ASN:H	1.58	0.52
3:D:1318:TYR:HD1	3:D:1319:VAL:H	1.56	0.52
3:D:136:ASP:HB3	3:D:137:PRO:CD	2.35	0.52
3:D:191:LEU:HD13	3:D:195:VAL:HG11	1.91	0.52
3:D:211:VAL:HG13	3:D:393:ILE:HA	1.91	0.52
3:D:879:ARG:HH21	3:D:903:ASP:C	2.14	0.52
3:D:918:ALA:O	3:D:922:LEU:HG	2.10	0.52
3:D:972:LEU:HD23	3:D:973:GLN:N	2.24	0.52
5:F:274:THR:O	5:F:278:LEU:HG	2.10	0.52
1:K:123:MET:C	1:K:125:PRO:HD3	2.31	0.52
1:K:219:ARG:NH1	1:K:219:ARG:HG3	2.25	0.52
1:K:226:SER:O	1:K:228:PRO:HD3	2.10	0.52
2:M:1034:GLU:HB2	8:M:1373:HOH:O	2.09	0.52
2:M:244:PRO:CD	2:M:245:GLY:H	2.17	0.52
2:M:322:VAL:HA	8:M:1189:HOH:O	2.09	0.52
2:M:442:GLU:HG2	2:M:454:SER:OG	2.10	0.52
2:M:571:LEU:HD23	2:M:670:GLN:NE2	2.25	0.52
1:K:46:SER:HB3	2:M:856:GLU:CD	2.30	0.52
3:N:963:TYR:CD2	3:N:1002:LYS:HB3	2.45	0.52
3:N:1112:CYS:HA	3:N:1195:GLN:HE22	1.74	0.52
5:P:363:GLU:HA	5:P:367:MET:HG2	1.92	0.52
1:B:151:VAL:HB	1:B:169:ALA:HB3	1.92	0.52
2:C:1084:SER:O	2:C:1087:VAL:HG12	2.10	0.52
2:C:399:ASN:N	2:C:399:ASN:HD22	2.08	0.52
2:C:41:ASN:N	2:C:41:ASN:HD22	1.97	0.52
2:C:470:PRO:HD3	2:C:485:TYR:CE2	2.45	0.52
2:C:625:LEU:CD1	2:C:641:PRO:HG3	2.40	0.52
2:C:597:ALA:CB	2:C:655:LEU:HD21	2.35	0.52
2:C:724:ARG:HH11	2:C:724:ARG:HB3	1.73	0.52
3:D:445:ARG:HG2	3:D:445:ARG:HH11	1.75	0.52

*Continued on next page...*

*Continued from previous page...*

Atom-1	Atom-2	Interatomic distance (Å)	Clash overlap (Å)
3:D:58:CYS:SG	3:D:59:ALA:N	2.83	0.52
4:E:19:LEU:O	4:E:23:VAL:HG23	2.10	0.52
5:F:408:LEU:HA	5:F:411:HIS:CE1	2.44	0.52
1:K:143:ARG:HG3	1:K:144:VAL:N	2.25	0.52
1:L:46:SER:HB2	8:L:3700:HOH:O	2.09	0.52
1:L:85:LEU:HD13	1:L:127:LEU:HD23	1.92	0.52
2:M:451:LEU:HD12	2:M:451:LEU:H	1.75	0.52
3:N:1194:CYS:HB3	3:N:1373:ARG:CZ	2.40	0.52
3:N:1194:CYS:HB3	3:N:1373:ARG:HH22	1.74	0.52
3:N:126:VAL:O	3:N:132:TYR:HD1	1.92	0.52
3:N:15:PRO:HG3	8:N:9079:HOH:O	2.10	0.52
3:N:411:THR:HB	8:N:9297:HOH:O	2.10	0.52
3:N:750:PRO:HB2	3:N:756:GLN:OE1	2.09	0.52
3:N:81:THR:HG22	8:N:9092:HOH:O	2.10	0.52
3:N:97:THR:HG21	3:N:571:LYS:HD3	1.92	0.52
5:P:253:ASP:HA	5:P:259:ARG:HH12	1.75	0.52
5:P:323:ASP:O	5:P:325:LYS:N	2.43	0.52
5:P:321:ILE:HB	5:P:327:SER:OG	2.10	0.52
2:C:554:ASP:HA	3:D:1061:PHE:CZ	2.45	0.51
3:D:1076:GLY:O	3:D:1079:LYS:HG2	2.10	0.51
3:D:1277:ILE:HG21	8:D:9249:HOH:O	2.10	0.51
3:D:1403:LEU:HG	8:D:9163:HOH:O	2.10	0.51
3:D:1333:HIS:ND1	3:D:1421:LEU:HD23	2.26	0.51
3:D:213:VAL:HG21	8:D:9600:HOH:O	2.09	0.51
3:D:529:GLN:HG2	3:D:535:PHE:CE1	2.45	0.51
3:D:543:LEU:HD21	3:D:600:LEU:HD12	1.92	0.51
3:D:542:ASP:O	3:D:546:ARG:HG2	2.10	0.51
3:D:819:GLY:O	3:D:822:ALA:HB3	2.10	0.51
3:D:777:PRO:HG2	3:D:915:VAL:HB	1.92	0.51
3:D:573:MET:CE	5:F:210:LEU:HB3	2.39	0.51
5:F:87:GLU:O	5:F:91:VAL:HG23	2.10	0.51
1:K:62:LEU:H	1:K:62:LEU:HD12	1.75	0.51
2:M:200:LEU:HD13	2:M:300:ASP:CG	2.30	0.51
2:M:290:LEU:HD13	8:M:1252:HOH:O	2.10	0.51
2:M:52:PHE:HB3	2:M:53:PRO:HD3	1.92	0.51
2:M:626:ARG:HB2	8:M:1290:HOH:O	2.11	0.51
3:N:1210:SER:HB2	8:O:3546:HOH:O	2.10	0.51
3:N:119:SER:HB2	3:N:123:LEU:N	2.24	0.51
3:N:30:GLU:HG3	3:N:41:ARG:HG2	1.91	0.51
1:A:117:VAL:HB	1:A:120:VAL:HG12	1.91	0.51
1:B:83:LYS:HE2	1:B:168:ASP:HB2	1.91	0.51

*Continued on next page...*

*Continued from previous page...*

Atom-1	Atom-2	Interatomic distance (Å)	Clash overlap (Å)
2:C:1097:LEU:HD21	3:D:103:TRP:CZ3	2.45	0.51
2:C:269:LEU:HG	2:C:288:ARG:N	2.24	0.51
3:D:1045:MET:HG2	3:D:1073:SER:CA	2.27	0.51
3:D:1242:HIS:HE1	3:D:1266:ARG:HB3	1.75	0.51
1:K:58:ILE:HG21	1:K:68:ILE:CD1	2.40	0.51
1:L:170:VAL:HG23	8:L:3287:HOH:O	2.10	0.51
2:M:103:LYS:HB2	8:M:1613:HOH:O	2.10	0.51
2:M:309:TYR:HA	2:M:312:ALA:HB3	1.92	0.51
2:M:405:ARG:HE	2:M:543:ASN:ND2	2.08	0.51
2:M:958:THR:HA	8:M:1596:HOH:O	2.09	0.51
3:N:1033:GLN:HE21	3:N:1036:ARG:HH11	1.57	0.51
3:N:1133:ARG:HB2	8:N:9380:HOH:O	2.09	0.51
3:N:171:LEU:HD13	3:N:389:GLU:C	2.30	0.51
3:N:610:LYS:HG2	3:N:611:GLN:HG2	1.92	0.51
3:N:637:LEU:HD21	8:N:9469:HOH:O	2.10	0.51
2:M:1071:ILE:O	3:N:659:LYS:HB2	2.10	0.51
3:N:87:ARG:HB3	3:N:523:ASP:HB2	1.91	0.51
3:N:963:TYR:CE2	3:N:1002:LYS:HB3	2.45	0.51
5:P:303:ARG:O	5:P:307:THR:HG23	2.10	0.51
1:A:106:PRO:HG3	1:A:133:GLU:O	2.11	0.51
2:C:1015:LEU:HA	8:C:1202:HOH:O	2.09	0.51
2:C:198:ARG:HD2	8:C:1571:HOH:O	2.09	0.51
2:C:208:ALA:HB1	2:C:218:VAL:HG13	1.92	0.51
2:C:264:PRO:HB2	8:C:1418:HOH:O	2.10	0.51
2:C:265:ARG:HG2	2:C:267:TYR:CG	2.45	0.51
2:C:329:GLY:N	2:C:488:ALA:HB3	2.24	0.51
2:C:920:GLN:HG3	8:C:1216:HOH:O	2.11	0.51
3:D:1008:PHE:HZ	3:D:1032:PRO:HA	1.73	0.51
2:C:1098:ASP:HB2	3:D:21:TRP:HZ2	1.75	0.51
5:F:153:PRO:HG2	5:F:154:LYS:H	1.75	0.51
2:M:244:PRO:HG2	2:M:246:ASP:OD2	2.09	0.51
2:M:137:VAL:O	2:M:391:LEU:HD21	2.10	0.51
3:N:996:TRP:CE2	3:N:1056:PRO:HG3	2.45	0.51
3:N:1123:PHE:HA	3:N:1135:ARG:H	1.75	0.51
3:N:1310:ARG:HB2	3:N:1327:ARG:HE	1.75	0.51
3:N:1396:GLU:O	3:N:1400:VAL:HG23	2.10	0.51
3:N:168:THR:HG21	8:N:9101:HOH:O	2.10	0.51
3:N:213:VAL:HG22	3:N:214:GLU:H	1.75	0.51
4:O:88:GLU:HA	4:O:91:ARG:HD2	1.93	0.51
5:P:119:ILE:HD13	5:P:170:HIS:CG	2.44	0.51
5:P:299:TRP:CZ3	5:P:303:ARG:HG2	2.45	0.51

*Continued on next page...*

*Continued from previous page...*

Atom-1	Atom-2	Interatomic distance (Å)	Clash overlap (Å)
1:B:124:ASN:OD1	1:B:127:LEU:HB2	2.11	0.51
1:B:42:ARG:HH11	1:B:42:ARG:HG2	1.75	0.51
2:C:1004:LYS:O	2:C:1006:HIS:ND1	2.42	0.51
2:C:199:VAL:HG13	2:C:235:LEU:HG	1.92	0.51
2:C:574:ALA:HB1	2:C:667:ALA:HB3	1.92	0.51
2:C:72:ARG:HB2	2:C:72:ARG:HH11	1.75	0.51
2:C:701:THR:CG2	2:C:832:LYS:HG3	2.37	0.51
2:C:876:VAL:HB	2:C:877:PRO:HD3	1.92	0.51
3:D:1135:ARG:HB2	3:D:1140:ILE:HD11	1.92	0.51
3:D:1138:ALA:O	3:D:1141:GLU:HB2	2.10	0.51
3:D:1254:GLN:OE1	3:D:1254:GLN:HA	2.09	0.51
3:D:1382:THR:HG22	8:D:9873:HOH:O	2.09	0.51
3:D:181:ASP:O	3:D:185:VAL:HG23	2.11	0.51
3:D:507:ASN:HA	8:D:9186:HOH:O	2.11	0.51
3:D:889:ALA:O	3:D:929:ARG:HD2	2.11	0.51
4:E:81:PRO:HG3	8:E:183:HOH:O	2.09	0.51
1:K:115:LEU:HD13	8:K:3936:HOH:O	2.09	0.51
1:K:127:LEU:HD12	1:K:128:HIS:N	2.23	0.51
1:K:181:VAL:O	2:M:938:LYS:HD3	2.10	0.51
1:K:184:THR:O	1:K:192:LEU:HD12	2.10	0.51
1:K:72:LYS:HD2	1:K:73:GLU:OE2	2.09	0.51
2:M:191:PHE:CE2	2:M:195:LEU:HB3	2.46	0.51
2:M:22:GLN:HE22	2:M:336:VAL:HG21	1.74	0.51
2:M:254:VAL:HG13	2:M:258:TYR:HE1	1.76	0.51
2:M:274:ARG:HD2	2:M:285:LEU:HB3	1.91	0.51
2:M:4:LYS:HD3	8:M:1624:HOH:O	2.10	0.51
2:M:546:LEU:CA	2:M:581:THR:HG21	2.41	0.51
2:M:741:GLY:HA3	8:M:1430:HOH:O	2.09	0.51
3:N:127:LEU:HD11	3:N:461:ILE:HD11	1.92	0.51
3:N:1311:LEU:H	3:N:1311:LEU:HD23	1.74	0.51
3:N:491:LYS:HD3	3:N:492:ALA:N	2.25	0.51
3:N:550:ARG:HH12	3:N:577:ALA:HB2	1.76	0.51
2:M:1076:VAL:CG2	3:N:752:SER:HB3	2.40	0.51
1:A:132:LEU:HD13	8:A:356:HOH:O	2.09	0.51
2:C:183:SER:HB2	2:C:190:LYS:HD3	1.91	0.51
2:C:410:ILE:HD12	2:C:410:ILE:N	2.26	0.51
3:D:1088:THR:HA	8:D:9405:HOH:O	2.10	0.51
3:D:1393:GLN:HB2	3:D:1398:TRP:HZ2	1.75	0.51
3:D:1478:SER:OG	3:D:1481:VAL:HG23	2.11	0.51
3:D:178:LEU:HD12	3:D:200:ASP:HB2	1.93	0.51
3:D:483:HIS:ND1	3:D:483:HIS:N	2.58	0.51

*Continued on next page...*



*Continued from previous page...*

Atom-1	Atom-2	Interatomic distance (Å)	Clash overlap (Å)
2:C:1104:GLU:HA	3:D:6:ARG:NH1	2.26	0.51
3:D:764:LEU:HD12	3:D:765:SER:H	1.75	0.51
1:L:57:TYR:CE1	1:L:161:ARG:HB3	2.46	0.51
2:M:37:GLU:HA	8:M:1458:HOH:O	2.11	0.51
2:M:420:ARG:HG2	2:M:422:ARG:HG2	1.91	0.51
3:N:957:PRO:HG2	3:N:1007:VAL:HA	1.92	0.51
3:N:1390:LEU:HD13	8:N:9614:HOH:O	2.11	0.51
3:N:498:VAL:HG12	8:N:9641:HOH:O	2.10	0.51
3:N:729:HIS:HE1	3:N:731:LEU:HG	1.75	0.51
4:O:24:ALA:O	4:O:28:GLN:HG3	2.10	0.51
4:O:47:LYS:HA	4:O:54:LEU:HB3	1.93	0.51
5:P:113:ILE:O	5:P:116:LEU:HB2	2.11	0.51
5:P:214:GLN:HA	5:P:214:GLN:OE1	2.10	0.51
5:P:412:GLU:OE1	5:P:418:LEU:HD13	2.10	0.51
1:B:105:GLY:O	1:B:132:LEU:HD23	2.09	0.51
1:B:217:ILE:O	1:B:221:HIS:ND1	2.44	0.51
1:B:91:ASN:O	1:B:94:LEU:HD12	2.11	0.51
2:C:209:ARG:O	2:C:213:ALA:HB2	2.11	0.51
2:C:958:THR:CG2	2:C:961:GLU:HB2	2.40	0.51
3:D:1320:GLU:HB2	3:D:1323:GLN:NE2	2.25	0.51
3:D:486:ARG:HA	3:D:489:ARG:HG2	1.91	0.51
3:D:543:LEU:O	3:D:546:ARG:HB2	2.11	0.51
2:C:1071:ILE:HD13	3:D:655:PRO:HB3	1.92	0.51
4:E:48:MET:CB	4:E:54:LEU:HB2	2.41	0.51
5:F:213:ILE:HG22	5:F:217:ASN:ND2	2.26	0.51
3:D:669:ASN:HB3	5:F:349:LEU:HD11	1.92	0.51
5:F:371:LEU:HD22	5:F:375:LEU:HD22	1.91	0.51
5:F:393:THR:HG22	5:F:394:ARG:H	1.76	0.51
1:L:173:PRO:HA	1:L:202:ASP:OD2	2.10	0.51
1:L:216:GLU:HG3	1:L:219:ARG:HH12	1.76	0.51
2:M:154:ARG:HH21	2:M:157:ARG:H	1.58	0.51
2:M:319:GLY:HA2	8:M:1247:HOH:O	2.11	0.51
2:M:36:PRO:HD3	8:M:1244:HOH:O	2.09	0.51
3:N:1065:LEU:CD1	3:N:1069:GLU:HB2	2.41	0.51
3:N:513:ILE:HA	8:N:9084:HOH:O	2.10	0.51
3:N:720:LEU:H	3:N:720:LEU:HD12	1.75	0.51
4:O:48:MET:HG2	4:O:49:GLN:N	2.24	0.51
4:O:86:GLN:HG2	8:O:2986:HOH:O	2.09	0.51
5:P:153:PRO:HG3	8:P:3659:HOH:O	2.10	0.51
2:C:1018:GLN:NE2	2:C:1063:ARG:HH22	2.08	0.51
2:C:15:LEU:HD12	2:C:15:LEU:H	1.76	0.51

*Continued on next page...*

*Continued from previous page...*

Atom-1	Atom-2	Interatomic distance (Å)	Clash overlap (Å)
2:C:218:VAL:HA	2:C:221:LEU:HD23	1.93	0.51
2:C:693:GLU:HG3	8:C:1199:HOH:O	2.11	0.51
2:C:6:PHE:CE2	2:C:913:GLU:HB3	2.46	0.51
2:C:701:THR:HG23	2:C:832:LYS:HA	1.92	0.51
3:D:1231:GLU:HB3	3:D:1232:PRO:HD3	1.93	0.51
3:D:1420:LEU:HD12	3:D:1421:LEU:N	2.26	0.51
3:D:550:ARG:HH11	3:D:573:MET:HB3	1.76	0.51
3:D:671:LYS:O	3:D:671:LYS:HD3	2.11	0.51
3:D:702:LEU:HG	3:D:745:MET:HE2	1.92	0.51
1:K:13:VAL:HG12	1:K:15:THR:HG22	1.93	0.51
1:L:101:LEU:HB2	1:L:114:PHE:CD2	2.46	0.51
2:M:147:TYR:HB3	2:M:323:ASP:OD2	2.11	0.51
2:M:252:LYS:HZ2	2:M:296:GLY:HA3	1.74	0.51
2:M:584:GLU:O	2:M:588:VAL:HG13	2.11	0.51
2:M:944:LEU:O	2:M:948:GLU:HG2	2.10	0.51
3:N:1176:LYS:HA	3:N:1179:GLU:CD	2.30	0.51
3:N:1183:ILE:HG22	8:N:2022:HOH:O	2.10	0.51
3:N:1363:LEU:HD12	3:N:1364:HIS:O	2.11	0.51
3:N:550:ARG:HG3	3:N:550:ARG:NH1	2.26	0.51
3:N:6:ARG:CZ	3:N:6:ARG:HB3	2.41	0.51
4:O:17:TYR:HD2	4:O:17:TYR:N	2.08	0.51
5:P:291:ILE:HG23	5:P:304:VAL:HG21	1.91	0.51
1:B:101:LEU:HB2	1:B:114:PHE:CD2	2.45	0.51
2:C:157:ARG:NH2	2:C:314:THR:HA	2.24	0.51
2:C:42:VAL:HG12	2:C:43:GLY:N	2.26	0.51
3:D:1139:ASP:O	3:D:1142:ALA:HB3	2.11	0.51
3:D:1223:ILE:HD12	3:D:1223:ILE:N	2.23	0.51
3:D:1389:LEU:HD12	3:D:1390:LEU:HG	1.93	0.51
3:D:775:GLY:HA3	3:D:1145:TYR:CE1	2.46	0.51
3:D:81:THR:O	3:D:82:LYS:O	2.28	0.51
3:D:84:ILE:O	3:D:87:ARG:HG3	2.11	0.51
3:D:561:GLY:HA3	5:F:184:ARG:HH22	1.76	0.51
3:D:563:PRO:HG3	5:F:188:ILE:HG21	1.93	0.51
5:F:264:MET:O	5:F:267:THR:HB	2.10	0.51
5:F:316:SER:HB2	5:F:319:THR:OG1	2.11	0.51
3:N:1156:LEU:HD11	3:N:1176:LYS:HD2	1.92	0.51
3:N:1372:VAL:O	3:N:1375:MET:HB2	2.10	0.51
3:N:191:LEU:HD22	3:N:195:VAL:HG21	1.92	0.51
3:N:524:LEU:C	3:N:526:PRO:HD3	2.31	0.51
3:N:550:ARG:NH1	3:N:577:ALA:HB2	2.26	0.51
3:N:554:LEU:O	3:N:558:LEU:HG	2.11	0.51

*Continued on next page...*

*Continued from previous page...*

Atom-1	Atom-2	Interatomic distance (Å)	Clash overlap (Å)
4:O:54:LEU:HG	4:O:58:PRO:CG	2.40	0.51
5:P:203:THR:HG22	5:P:204:GLY:N	2.26	0.51
1:B:220:GLU:HG2	8:B:449:HOH:O	2.10	0.51
2:C:113:VAL:N	8:C:1822:HOH:O	2.41	0.51
2:C:64:LEU:HD22	2:C:359:MET:CG	2.41	0.51
2:C:34:VAL:CG1	2:C:38:LYS:HG3	2.41	0.51
2:C:897:LEU:HD23	2:C:899:GLN:NE2	2.26	0.51
3:D:524:LEU:C	3:D:526:PRO:HD3	2.31	0.51
3:D:705:ALA:CB	3:D:706:PRO:HD3	2.41	0.51
3:D:790:TYR:CD1	3:D:1022:VAL:HG13	2.46	0.51
5:F:170:HIS:H	5:F:170:HIS:CD2	2.28	0.51
5:F:259:ARG:N	8:F:509:HOH:O	2.43	0.51
1:K:149:GLY:O	1:K:171:PHE:HB2	2.11	0.51
2:M:256:TYR:CE1	2:M:293:PHE:HB2	2.46	0.51
2:M:321:GLU:HG2	8:M:1221:HOH:O	2.10	0.51
2:M:571:LEU:HD12	2:M:701:THR:C	2.31	0.51
2:M:885:ILE:HD12	8:N:9188:HOH:O	2.11	0.51
3:N:1059:SER:HA	8:N:9131:HOH:O	2.11	0.51
3:N:1487:VAL:HG11	3:N:1492:LEU:HD23	1.92	0.51
3:N:1500:LYS:HD3	8:N:9564:HOH:O	2.11	0.51
5:P:256:ARG:NH2	5:P:258:ILE:HB	2.26	0.51
1:A:14:ARG:CZ	1:A:24:VAL:HG23	2.41	0.51
1:A:83:LYS:HE2	1:A:167:VAL:CG1	2.40	0.51
1:B:19:GLU:HG3	1:B:201:THR:O	2.10	0.51
2:C:21:ILE:HD12	2:C:21:ILE:H	1.74	0.51
2:C:362:GLY:HA3	2:C:367:LEU:HD22	1.92	0.51
2:C:394:PHE:H	2:C:394:PHE:HD2	1.59	0.51
2:C:577:PRO:HG3	2:C:993:PHE:CE2	2.46	0.51
3:D:1295:GLU:HB3	3:D:1300:SER:CB	2.41	0.51
3:D:152:LEU:HD23	3:D:152:LEU:N	2.23	0.51
5:F:268:ILE:HG22	8:F:510:HOH:O	2.11	0.51
5:F:336:GLU:HG2	8:F:426:HOH:O	2.11	0.51
2:M:303:PHE:HD1	8:M:1252:HOH:O	1.93	0.51
2:M:626:ARG:HB2	2:M:639:GLN:HE21	1.74	0.51
2:M:704:HIS:O	2:M:705:ILE:HG23	2.11	0.51
3:N:1144:LEU:HA	3:N:1147:ARG:HG3	1.91	0.51
3:N:1288:GLU:HA	8:N:9629:HOH:O	2.11	0.51
3:N:170:PRO:HA	8:N:9445:HOH:O	2.11	0.51
3:N:178:LEU:HA	3:N:181:ASP:OD2	2.11	0.51
3:N:195:VAL:HG22	8:N:9187:HOH:O	2.11	0.51
3:N:58:CYS:SG	3:N:59:ALA:N	2.84	0.51

*Continued on next page...*

*Continued from previous page...*

Atom-1	Atom-2	Interatomic distance (Å)	Clash overlap (Å)
4:O:47:LYS:N	4:O:54:LEU:HD13	2.26	0.51
4:O:83:ASP:O	4:O:86:GLN:HG3	2.11	0.51
5:P:208:SER:HB2	5:P:211:ASP:CG	2.31	0.51
5:P:287:THR:C	5:P:289:GLU:H	2.15	0.51
2:C:358:ARG:HH22	2:C:374:ASN:CB	2.11	0.50
2:C:724:ARG:NH1	2:C:734:LEU:HD23	2.20	0.50
2:C:549:PHE:CD2	2:C:886:LEU:HB3	2.47	0.50
3:D:1271:LYS:HG2	3:D:1272:ALA:N	2.25	0.50
3:D:805:GLU:OE1	3:D:809:PRO:HD2	2.11	0.50
5:F:407:LYS:HD3	8:F:437:HOH:O	2.10	0.50
1:K:227:ASN:ND2	8:K:3074:HOH:O	2.43	0.50
1:K:32:PHE:HB2	8:K:3631:HOH:O	2.11	0.50
1:K:91:ASN:H	1:K:94:LEU:CD1	2.24	0.50
1:L:176:ARG:HB2	8:N:9402:HOH:O	2.12	0.50
1:L:23:PHE:O	1:L:196:THR:HA	2.12	0.50
1:K:9:PRO:HD2	1:L:224:TYR:CZ	2.46	0.50
2:M:1107:ASN:HA	8:M:1421:HOH:O	2.11	0.50
2:M:72:ARG:HH21	2:M:112:GLU:HG3	1.76	0.50
3:N:1003:VAL:O	3:N:1006:ALA:HB3	2.10	0.50
3:N:1436:SER:HB3	8:N:9153:HOH:O	2.11	0.50
3:N:564:GLU:HA	3:N:567:ILE:HD12	1.93	0.50
3:N:576:GLU:HA	3:N:579:ASP:OD2	2.11	0.50
3:N:647:ARG:HG2	8:N:9316:HOH:O	2.11	0.50
1:A:96:THR:HB	8:A:441:HOH:O	2.09	0.50
2:C:128:ILE:HG22	8:C:1224:HOH:O	2.10	0.50
2:C:175:GLU:HB3	2:C:183:SER:OG	2.11	0.50
2:C:838:LYS:HD2	2:C:846:LYS:HZ1	1.76	0.50
3:D:1164:ARG:HG3	3:D:1164:ARG:NH1	2.25	0.50
3:D:1314:LYS:HB3	8:D:9482:HOH:O	2.10	0.50
3:D:1493:LYS:O	3:D:1497:GLU:HG2	2.10	0.50
3:D:420:VAL:HA	5:F:164:LYS:CE	2.41	0.50
3:D:642:CYS:SG	3:D:716:PHE:HB2	2.51	0.50
3:D:653:PHE:CD1	3:D:653:PHE:N	2.80	0.50
2:M:208:ALA:HA	2:M:218:VAL:HG22	1.92	0.50
2:M:208:ALA:HA	2:M:221:LEU:HD21	1.93	0.50
2:M:290:LEU:HD22	2:M:302:VAL:HG11	1.92	0.50
2:M:575:GLN:HA	2:M:662:GLU:OE2	2.11	0.50
1:K:46:SER:HB3	2:M:856:GLU:HG2	1.93	0.50
3:N:999:THR:O	3:N:1002:LYS:HB2	2.11	0.50
3:N:1119:SER:HA	3:N:1186:VAL:O	2.10	0.50
3:N:27:GLU:N	8:N:9386:HOH:O	2.44	0.50

*Continued on next page...*

*Continued from previous page...*

Atom-1	Atom-2	Interatomic distance (Å)	Clash overlap (Å)
3:N:399:ARG:HH21	3:N:432:TYR:HE2	1.59	0.50
3:N:422:ALA:O	3:N:427:VAL:HG21	2.11	0.50
5:P:278:LEU:HB3	5:P:286:PRO:HG2	1.94	0.50
1:A:115:LEU:O	1:A:115:LEU:HD12	2.12	0.50
1:B:173:PRO:HB2	1:B:205:VAL:HG22	1.92	0.50
2:C:1097:LEU:CD2	2:C:1097:LEU:H	2.19	0.50
2:C:157:ARG:HD3	2:C:158:TYR:H	1.76	0.50
2:C:288:ARG:HH11	2:C:288:ARG:HB2	1.76	0.50
2:C:256:TYR:HE1	2:C:293:PHE:HB2	1.73	0.50
2:C:405:ARG:HH12	2:C:563:ASN:HD21	1.57	0.50
2:C:497:ALA:HA	2:C:515:ALA:HA	1.93	0.50
2:C:625:LEU:HB3	2:C:639:GLN:HG3	1.93	0.50
2:C:679:PHE:C	3:D:943:THR:HG22	2.31	0.50
2:C:712:ALA:HB1	2:C:820:ARG:HH11	1.76	0.50
2:C:969:GLN:HA	8:D:9594:HOH:O	2.11	0.50
3:D:1152:GLU:CD	3:D:1159:ARG:HH12	2.15	0.50
3:D:1271:LYS:HE3	3:D:1334:GLN:HE22	1.75	0.50
3:D:195:VAL:HG13	8:D:9005:HOH:O	2.11	0.50
3:D:428:LYS:HB3	3:D:450:TYR:CE1	2.46	0.50
3:D:480:GLU:O	3:D:484:PRO:HD2	2.11	0.50
3:D:633:VAL:HG22	3:D:635:PRO:CD	2.40	0.50
1:K:54:THR:HG23	1:K:156:HIS:CE1	2.46	0.50
2:M:350:ARG:HD3	2:M:353:ARG:HH22	1.76	0.50
3:N:183:GLU:HA	3:N:186:VAL:CG1	2.42	0.50
4:O:84:ARG:CZ	4:O:84:ARG:HB2	2.42	0.50
1:A:97:VAL:HG12	1:A:99:LEU:HD12	1.93	0.50
1:B:84:GLU:HB3	1:B:127:LEU:HD21	1.92	0.50
2:C:1088:LEU:HB2	8:D:9002:HOH:O	2.10	0.50
2:C:175:GLU:HA	8:C:1786:HOH:O	2.11	0.50
2:C:404:LEU:O	2:C:407:LYS:HB2	2.11	0.50
2:C:66:LEU:HB2	8:C:1196:HOH:O	2.11	0.50
3:D:1047:LYS:HB2	3:D:1051:GLU:OE2	2.10	0.50
3:D:1117:TYR:HE2	3:D:1151:ARG:HH21	1.59	0.50
3:D:111:LYS:CE	3:D:1452:ILE:HG12	2.40	0.50
3:D:1200:VAL:HG22	3:D:1373:ARG:HH12	1.76	0.50
3:D:960:LYS:HZ2	3:D:1041:LEU:HB3	1.77	0.50
4:E:17:TYR:O	4:E:21:VAL:HG23	2.11	0.50
5:F:142:ARG:HB3	5:F:142:ARG:HH11	1.77	0.50
1:K:86:VAL:HG12	1:K:124:ASN:HD22	1.76	0.50
1:L:33:GLY:O	1:L:195:LEU:HD22	2.11	0.50
2:M:1067:TYR:HA	2:M:1070:ILE:HD12	1.93	0.50

*Continued on next page...*

*Continued from previous page...*

Atom-1	Atom-2	Interatomic distance (Å)	Clash overlap (Å)
2:M:333:ILE:O	2:M:465:GLY:HA3	2.11	0.50
2:M:706:GLU:HB3	2:M:708:TYR:CE1	2.47	0.50
3:N:1097:LYS:HD2	8:N:9081:HOH:O	2.10	0.50
3:N:1258:ARG:HG3	3:N:1262:LEU:HD22	1.92	0.50
3:N:1422:MET:HE2	8:N:9147:HOH:O	2.11	0.50
3:N:554:LEU:HD21	3:N:571:LYS:HG3	1.93	0.50
3:N:639:LEU:HD12	3:N:639:LEU:N	2.25	0.50
5:P:164:LYS:HD2	8:P:4625:HOH:O	2.10	0.50
5:P:132:ARG:HE	5:P:184:ARG:NH1	2.07	0.50
1:A:44:LEU:O	1:A:174:VAL:HG21	2.12	0.50
2:C:254:VAL:HG13	2:C:258:TYR:CE1	2.44	0.50
2:C:572:ILE:CG2	2:C:703:ILE:HD13	2.41	0.50
2:C:722:ILE:HD13	2:C:722:ILE:O	2.12	0.50
2:C:876:VAL:O	2:C:879:ARG:O	2.29	0.50
2:C:432:ARG:HD3	3:D:1048:PRO:HG2	1.92	0.50
3:D:1119:SER:HA	3:D:1186:VAL:O	2.11	0.50
3:D:1429:LEU:HG	3:D:1441:GLN:OE1	2.11	0.50
3:D:526:PRO:O	3:D:537:THR:HA	2.12	0.50
3:D:762:GLN:NE2	4:E:20:THR:HG21	2.27	0.50
3:D:904:VAL:HG22	8:D:9514:HOH:O	2.09	0.50
5:F:149:GLU:OE1	5:F:149:GLU:HA	2.11	0.50
1:K:173:PRO:HB3	1:K:204:SER:HB3	1.93	0.50
1:L:132:LEU:HD21	1:L:136:GLY:O	2.12	0.50
2:M:1016:ILE:HD13	2:M:1016:ILE:N	2.27	0.50
2:M:199:VAL:HG13	2:M:235:LEU:CG	2.39	0.50
2:M:680:ASP:HB2	2:M:682:TYR:CE2	2.46	0.50
2:M:755:LEU:HB2	2:M:790:LEU:CD2	2.40	0.50
2:M:707:ARG:HG3	2:M:826:TYR:CE2	2.46	0.50
3:N:1090:ASP:O	3:N:1093:TYR:HB3	2.12	0.50
3:N:1263:PHE:CD2	3:N:1371:VAL:HG11	2.47	0.50
3:N:175:VAL:HG11	8:N:9190:HOH:O	2.11	0.50
3:N:699:VAL:N	3:N:756:GLN:NE2	2.53	0.50
5:P:102:LEU:O	5:P:106:VAL:HG23	2.12	0.50
5:P:113:ILE:HG23	5:P:127:ILE:CG2	2.41	0.50
8:N:9535:HOH:O	5:P:140:ARG:HB2	2.10	0.50
1:A:213:GLN:O	1:A:217:ILE:HG13	2.11	0.50
1:B:11:PHE:CD1	1:B:25:LEU:HD13	2.47	0.50
1:B:158:ILE:HA	8:B:396:HOH:O	2.11	0.50
2:C:72:ARG:HD3	8:C:1601:HOH:O	2.12	0.50
3:D:1205:TYR:HE1	3:D:1221:VAL:CG1	2.23	0.50
3:D:1105:ILE:HD11	3:D:1374:GLN:NE2	2.26	0.50

*Continued on next page...*

*Continued from previous page...*

Atom-1	Atom-2	Interatomic distance (Å)	Clash overlap (Å)
3:D:1396:GLU:O	3:D:1400:VAL:HG23	2.12	0.50
3:D:178:LEU:CD2	3:D:199:LEU:H	2.24	0.50
3:D:470:LEU:HD12	3:D:508:ARG:HH21	1.77	0.50
3:D:902:LEU:HD12	3:D:902:LEU:H	1.76	0.50
1:K:173:PRO:HB2	1:K:205:VAL:HG22	1.93	0.50
1:K:56:VAL:HG21	1:K:82:LEU:HD12	1.93	0.50
1:L:81:ASN:HB2	8:L:2800:HOH:O	2.12	0.50
2:M:139:GLN:O	2:M:334:ARG:N	2.43	0.50
2:M:165:LEU:HD12	2:M:166:PRO:C	2.32	0.50
2:M:191:PHE:CD2	2:M:238:LEU:HD21	2.47	0.50
2:M:377:PRO:HA	8:M:1544:HOH:O	2.11	0.50
2:M:589:ARG:HD2	8:M:1552:HOH:O	2.12	0.50
2:M:852:ILE:N	2:M:852:ILE:HD12	2.27	0.50
2:M:853:LEU:HD23	2:M:858:MET:HB3	1.94	0.50
3:N:951:ILE:CG2	3:N:1062:ARG:HH21	2.24	0.50
3:N:1335:LEU:HD23	3:N:1344:VAL:HG22	1.94	0.50
3:N:21:TRP:HZ3	3:N:518:PRO:HG2	1.77	0.50
5:P:287:THR:N	5:P:290:GLU:OE1	2.44	0.50
5:P:412:GLU:HG3	5:P:418:LEU:HD22	1.92	0.50
1:A:13:VAL:HG12	1:A:15:THR:HG22	1.94	0.50
1:A:156:HIS:CD2	1:A:157:GLY:H	2.29	0.50
1:A:206:THR:CG2	1:A:209:GLU:HG3	2.39	0.50
1:A:26:GLU:HG2	1:A:27:PRO:HA	1.94	0.50
2:C:103:LYS:HG3	8:C:1421:HOH:O	2.12	0.50
2:C:1101:THR:HB	3:D:5:VAL:HG13	1.92	0.50
2:C:18:LEU:HB2	2:C:590:ASP:HB3	1.93	0.50
2:C:195:LEU:CD2	2:C:238:LEU:HG	2.42	0.50
2:C:136:ILE:HG21	2:C:336:VAL:HG13	1.93	0.50
2:C:437:ARG:HA	2:C:467:ILE:CG2	2.40	0.50
2:C:534:VAL:HB	2:C:538:GLN:NE2	2.27	0.50
2:C:572:ILE:HG21	2:C:703:ILE:HD13	1.92	0.50
3:D:1009:LYS:O	3:D:1012:GLU:HG2	2.11	0.50
3:D:1147:ARG:O	3:D:1166:LEU:HD23	2.11	0.50
3:D:7:LYS:HD3	3:D:1456:LYS:NZ	2.26	0.50
3:D:396:VAL:HG13	3:D:446:VAL:O	2.12	0.50
3:D:399:ARG:NH2	3:D:432:TYR:HE2	2.09	0.50
3:D:661:MET:CE	3:D:673:ALA:HB1	2.40	0.50
5:F:289:GLU:O	5:F:293:GLU:HG3	2.11	0.50
8:C:1739:HOH:O	5:F:370:LYS:HG2	2.12	0.50
1:K:42:ARG:HG2	1:K:42:ARG:HH11	1.76	0.50
2:M:1027:PHE:HA	8:M:1757:HOH:O	2.11	0.50

*Continued on next page...*



*Continued from previous page...*

Atom-1	Atom-2	Interatomic distance (Å)	Clash overlap (Å)
2:M:214:TYR:HB2	8:M:1457:HOH:O	2.12	0.50
2:M:428:ARG:HG2	2:M:451:LEU:HG	1.93	0.50
2:M:704:HIS:CG	2:M:831:ARG:HH21	2.30	0.50
2:M:837:ASP:O	2:M:848:VAL:HG13	2.12	0.50
2:M:889:HIS:CD2	2:M:970:GLY:HA3	2.46	0.50
3:N:186:VAL:HG13	3:N:187:LYS:N	2.27	0.50
3:N:207:PHE:CB	3:N:208:PRO:HD2	2.35	0.50
3:N:30:GLU:HB3	3:N:40:GLU:HB3	1.93	0.50
3:N:574:LEU:O	3:N:578:VAL:HG23	2.11	0.50
5:P:108:GLU:OE1	5:P:108:GLU:HA	2.12	0.50
2:C:197:LEU:HD22	2:C:202:TYR:HD2	1.76	0.50
2:C:404:LEU:HD22	2:C:591:SER:HB3	1.93	0.50
2:C:627:ARG:O	2:C:638:ASP:HB3	2.12	0.50
3:D:1192:LEU:HG	3:D:1369:GLU:HG2	1.92	0.50
3:D:404:GLU:HB3	3:D:414:ARG:HD3	1.94	0.50
3:D:690:ALA:O	3:D:694:VAL:HG23	2.12	0.50
3:D:834:THR:HB	3:D:838:ARG:HB3	1.92	0.50
3:D:916:TYR:CE2	3:D:920:LEU:HD13	2.46	0.50
8:D:9410:HOH:O	5:F:147:LEU:HD11	2.11	0.50
5:F:404:ALA:O	5:F:408:LEU:HD23	2.12	0.50
2:M:228:ALA:HB2	8:M:1214:HOH:O	2.11	0.50
2:M:955:PRO:HA	8:M:1188:HOH:O	2.11	0.50
3:N:1114:THR:CG2	3:N:1195:GLN:HB3	2.41	0.50
3:N:148:GLU:HB3	3:N:151:GLN:HB3	1.93	0.50
3:N:421:LEU:HD11	3:N:437:VAL:CG2	2.42	0.50
3:N:462:GLN:HA	3:N:513:ILE:HD13	1.94	0.50
3:N:898:GLU:HB3	3:N:921:ARG:HH22	1.76	0.50
1:A:42:ARG:NH2	1:B:34:VAL:HB	2.27	0.50
2:C:1045:ALA:HB1	2:C:1048:THR:HB	1.94	0.50
2:C:157:ARG:CD	2:C:314:THR:HG22	2.40	0.50
2:C:464:LEU:O	2:C:466:PHE:N	2.45	0.50
2:C:437:ARG:CZ	2:C:469:THR:HG22	2.42	0.50
3:D:1230:GLY:HA3	8:D:9051:HOH:O	2.11	0.50
3:D:15:PRO:HA	3:D:18:ILE:CG1	2.41	0.50
3:D:42:ASP:O	3:D:43:GLY:O	2.29	0.50
3:D:462:GLN:HA	3:D:513:ILE:CD1	2.41	0.50
3:D:658:LEU:HD11	3:D:674:ARG:HH11	1.77	0.50
3:D:864:VAL:HG12	3:D:865:THR:H	1.77	0.50
3:D:965:GLU:HA	3:D:968:ASP:HB2	1.94	0.50
5:F:255:ALA:HB3	8:F:561:HOH:O	2.11	0.50
2:M:136:ILE:CG2	2:M:336:VAL:HG13	2.42	0.50

*Continued on next page...*

*Continued from previous page...*

Atom-1	Atom-2	Interatomic distance (Å)	Clash overlap (Å)
2:M:751:PRO:HA	2:M:792:VAL:CG1	2.42	0.50
3:N:16:GLU:HB2	8:N:9939:HOH:O	2.11	0.50
3:N:428:LYS:HB3	3:N:450:TYR:CE1	2.46	0.50
3:N:9:ARG:HH22	3:N:507:ASN:HD21	1.60	0.50
3:N:813:LEU:HD12	3:N:817:GLU:OE1	2.12	0.50
3:N:846:PRO:HD3	8:N:9226:HOH:O	2.10	0.50
5:P:419:ARG:HG3	5:P:420:ASP:N	2.26	0.50
1:B:145:ASP:O	1:B:171:PHE:HE1	1.94	0.49
2:C:137:VAL:HG22	2:C:391:LEU:O	2.12	0.49
2:C:218:VAL:HG22	2:C:221:LEU:HD23	1.93	0.49
2:C:437:ARG:HB3	2:C:467:ILE:HB	1.93	0.49
2:C:630:ARG:HH11	2:C:630:ARG:HG2	1.76	0.49
3:D:1003:VAL:O	3:D:1007:VAL:HG13	2.12	0.49
3:D:1102:THR:HG22	3:D:1222:GLY:CA	2.41	0.49
3:D:400:VAL:HG12	3:D:401:TYR:HD1	1.75	0.49
2:C:1044:GLY:CA	4:E:17:TYR:HE1	2.25	0.49
4:E:66:LYS:HB2	4:E:66:LYS:NZ	2.26	0.49
1:K:49:PRO:HB3	1:K:148:VAL:HG22	1.94	0.49
1:K:64:GLU:HB2	8:K:3487:HOH:O	2.10	0.49
2:M:723:THR:HG21	2:M:783:ARG:HH22	1.77	0.49
2:M:86:LYS:CG	2:M:813:VAL:HG12	2.41	0.49
3:N:1397:LYS:O	3:N:1400:VAL:HB	2.12	0.49
3:N:1481:VAL:HA	4:O:18:ARG:HH21	1.77	0.49
3:N:183:GLU:O	3:N:186:VAL:HG12	2.12	0.49
3:N:427:VAL:HG21	3:N:435:VAL:HB	1.93	0.49
3:N:543:LEU:O	3:N:546:ARG:HB2	2.11	0.49
3:N:733:CYS:HA	8:N:9159:HOH:O	2.12	0.49
3:N:836:VAL:HA	3:N:839:LEU:HB2	1.94	0.49
1:A:219:ARG:CZ	1:B:223:THR:HG23	2.42	0.49
2:C:1004:LYS:HE3	2:C:1027:PHE:CE1	2.45	0.49
2:C:217:LEU:HA	8:C:1241:HOH:O	2.10	0.49
2:C:551:GLU:HB3	2:C:906:PHE:HD2	1.77	0.49
2:C:761:PHE:CD1	2:C:761:PHE:N	2.80	0.49
3:D:1197:ARG:HG3	8:D:9036:HOH:O	2.10	0.49
3:D:1310:ARG:HG2	3:D:1327:ARG:HB3	1.94	0.49
3:D:1363:LEU:HD12	3:D:1364:HIS:O	2.12	0.49
3:D:191:LEU:HD22	3:D:195:VAL:HG21	1.94	0.49
3:D:549:ASN:HB3	8:F:611:HOH:O	2.12	0.49
3:D:630:VAL:HG23	3:D:744:GLN:OE1	2.12	0.49
4:E:86:GLN:O	4:E:90:GLU:HG3	2.12	0.49
5:F:167:PRO:HD2	5:F:170:HIS:CD2	2.47	0.49

*Continued on next page...*

*Continued from previous page...*

Atom-1	Atom-2	Interatomic distance (Å)	Clash overlap (Å)
1:K:211:LEU:O	1:K:215:VAL:HG22	2.12	0.49
1:K:66:SER:O	1:K:75:VAL:HG23	2.12	0.49
2:M:157:ARG:HA	2:M:157:ARG:NE	2.27	0.49
2:M:259:GLY:HA3	8:M:1296:HOH:O	2.11	0.49
2:M:49:ARG:NH1	2:M:49:ARG:HB2	2.27	0.49
2:M:508:ILE:HG21	8:M:1319:HOH:O	2.12	0.49
2:M:745:ILE:HD11	8:M:1269:HOH:O	2.11	0.49
2:M:826:TYR:N	2:M:826:TYR:CD1	2.80	0.49
3:N:1496:GLU:O	3:N:1500:LYS:HG3	2.12	0.49
3:N:583:ASP:HA	3:N:602:SER:HB2	1.93	0.49
3:N:60:CYS:SG	3:N:62:LYS:HG2	2.52	0.49
4:O:39:VAL:HB	4:O:72:ARG:HD2	1.94	0.49
5:P:142:ARG:HH11	5:P:142:ARG:HB3	1.76	0.49
1:A:61:VAL:HG12	8:A:482:HOH:O	2.12	0.49
2:C:141:HIS:ND1	2:C:418:LEU:HG	2.27	0.49
2:C:710:ILE:CB	2:C:790:LEU:HD13	2.39	0.49
3:D:1205:TYR:HD2	8:D:9465:HOH:O	1.95	0.49
3:D:1213:ARG:HB2	3:D:1214:PRO:HD3	1.92	0.49
3:D:197:SER:CB	3:D:203:ALA:HB3	2.28	0.49
3:D:525:ARG:HB2	3:D:541:ASN:ND2	2.26	0.49
3:D:850:LEU:O	3:D:853:VAL:HB	2.12	0.49
1:L:62:LEU:HD12	8:L:2996:HOH:O	2.12	0.49
2:M:170:PRO:HG2	2:M:258:TYR:HD2	1.76	0.49
2:M:708:TYR:N	2:M:708:TYR:CD1	2.79	0.49
3:N:1168:MET:HE2	3:N:1168:MET:O	2.11	0.49
3:N:1225:ALA:HA	3:N:1367:HIS:ND1	2.27	0.49
3:N:1263:PHE:CE2	3:N:1371:VAL:HG11	2.48	0.49
3:N:1281:VAL:HG21	3:N:1313:VAL:CG2	2.43	0.49
3:N:9:ARG:HG3	3:N:1455:LYS:C	2.33	0.49
3:N:379:ALA:HB2	8:N:9176:HOH:O	2.12	0.49
3:N:462:GLN:HB3	8:N:9127:HOH:O	2.12	0.49
3:N:474:GLU:O	3:N:478:LEU:HG	2.12	0.49
3:N:645:PRO:HG3	3:N:725:SER:O	2.13	0.49
3:N:844:ALA:HA	3:N:867:ARG:NH1	2.27	0.49
1:B:27:PRO:HB3	1:B:192:LEU:HD22	1.93	0.49
2:C:146:VAL:HG13	2:C:161:SER:O	2.12	0.49
2:C:443:THR:HG23	2:C:449:ILE:HD12	1.92	0.49
2:C:503:LEU:HD13	2:C:507:ARG:O	2.12	0.49
2:C:15:LEU:HD13	2:C:586:ARG:HG3	1.94	0.49
3:D:1105:ILE:HA	8:D:9253:HOH:O	2.12	0.49
3:D:1283:ILE:N	3:D:1315:ASP:OD1	2.45	0.49

*Continued on next page...*

*Continued from previous page...*

Atom-1	Atom-2	Interatomic distance (Å)	Clash overlap (Å)
3:D:111:LYS:HE2	3:D:1452:ILE:HG21	1.95	0.49
3:D:395:VAL:HG12	8:D:2022:HOH:O	2.11	0.49
3:D:809:PRO:O	3:D:812:ALA:HB3	2.12	0.49
3:D:87:ARG:CB	3:D:523:ASP:HB2	2.41	0.49
3:D:85:VAL:HG12	3:D:89:ARG:NE	2.28	0.49
4:E:55:PHE:HB3	8:E:116:HOH:O	2.12	0.49
2:C:777:ILE:HA	5:F:405:LEU:HD21	1.93	0.49
1:K:57:TYR:CE2	1:K:161:ARG:HD2	2.47	0.49
1:K:68:ILE:HG21	1:K:138:LEU:CD1	2.42	0.49
1:L:101:LEU:HD11	1:L:113:ASP:HB2	1.95	0.49
1:L:57:TYR:CE2	1:L:161:ARG:HG2	2.47	0.49
2:M:490:GLU:HG2	2:M:494:TYR:CE1	2.47	0.49
2:M:92:ALA:HB2	2:M:120:LEU:CD1	2.34	0.49
3:N:203:ALA:HA	8:N:9962:HOH:O	2.13	0.49
2:M:1118:LYS:HG2	3:N:23:TYR:HE1	1.78	0.49
3:N:781:PRO:HB3	3:N:785:ILE:CG2	2.42	0.49
3:N:7:LYS:HD3	3:N:1456:LYS:NZ	2.28	0.49
3:N:868:TYR:HE2	3:N:880:ILE:HD11	1.78	0.49
5:P:107:GLU:HG3	8:P:4460:HOH:O	2.11	0.49
5:P:218:GLN:HE21	5:P:221:ILE:HD12	1.78	0.49
5:P:247:ILE:O	5:P:251:ILE:HG13	2.13	0.49
5:P:363:GLU:HA	5:P:367:MET:CE	2.42	0.49
5:P:358:LEU:CD1	5:P:370:LYS:HG3	2.38	0.49
1:B:101:LEU:HD12	1:B:114:PHE:CE1	2.47	0.49
2:C:147:TYR:HE2	2:C:280:LYS:HZ3	1.59	0.49
2:C:327:HIS:HD2	2:C:433:THR:OG1	1.96	0.49
2:C:461:VAL:HG22	8:C:1321:HOH:O	2.12	0.49
2:C:551:GLU:HG3	2:C:552:HIS:CD2	2.48	0.49
2:C:577:PRO:HA	2:C:671:ASN:OD1	2.13	0.49
2:C:710:ILE:HB	2:C:790:LEU:HD22	1.94	0.49
3:D:1107:VAL:CG1	3:D:1217:ILE:HA	2.43	0.49
3:D:1240:THR:O	3:D:1257:PRO:HB3	2.11	0.49
3:D:473:LEU:HD21	3:D:495:ARG:CZ	2.42	0.49
3:D:44:LEU:HB3	3:D:525:ARG:HH21	1.77	0.49
3:D:543:LEU:HA	3:D:546:ARG:HG3	1.93	0.49
4:E:26:ARG:HE	4:E:30:LEU:CD1	2.25	0.49
5:F:203:THR:HB	8:F:436:HOH:O	2.11	0.49
5:F:287:THR:C	5:F:289:GLU:H	2.15	0.49
5:F:299:TRP:CE3	5:F:303:ARG:HD3	2.47	0.49
1:K:65:PHE:CE1	2:M:799:ILE:HD11	2.46	0.49
2:M:937:ASP:HB2	2:M:940:GLU:H	1.77	0.49

*Continued on next page...*

*Continued from previous page...*

Atom-1	Atom-2	Interatomic distance (Å)	Clash overlap (Å)
3:N:1197:ARG:HD2	3:N:1198:TYR:CE1	2.48	0.49
3:N:119:SER:HB2	3:N:123:LEU:CB	2.38	0.49
3:N:720:LEU:HD12	8:N:9443:HOH:O	2.12	0.49
3:N:970:LYS:HE3	8:N:9931:HOH:O	2.13	0.49
3:N:570:GLU:OE2	5:P:214:GLN:HG3	2.12	0.49
5:P:260:ILE:CG2	5:P:264:MET:HB2	2.41	0.49
5:P:291:ILE:HB	8:P:4032:HOH:O	2.13	0.49
5:P:323:ASP:C	5:P:325:LYS:H	2.15	0.49
1:A:187:GLY:HA3	8:A:335:HOH:O	2.11	0.49
2:C:328:LEU:HB2	2:C:433:THR:CG2	2.42	0.49
2:C:422:ARG:HG2	8:C:1141:HOH:O	2.12	0.49
2:C:332:ARG:NE	2:C:464:LEU:HD11	2.28	0.49
2:C:479:VAL:HG22	2:C:508:ILE:HD13	1.95	0.49
2:C:609:ASN:ND2	2:C:627:ARG:NH2	2.58	0.49
8:A:501:HOH:O	2:C:644:VAL:HG13	2.13	0.49
2:C:726:ILE:O	2:C:726:ILE:HG22	2.11	0.49
2:C:896:PHE:O	2:C:924:VAL:HG11	2.12	0.49
3:D:1141:GLU:HG2	3:D:1168:MET:CE	2.43	0.49
3:D:1289:LYS:HE3	3:D:1307:LYS:CE	2.41	0.49
3:D:785:ILE:HG22	3:D:789:LEU:HD12	1.94	0.49
3:D:862:ASP:O	3:D:877:PRO:HD3	2.12	0.49
3:D:96:ALA:CB	3:D:554:LEU:HD12	2.42	0.49
5:F:277:GLN:O	5:F:280:GLN:HB3	2.12	0.49
5:F:419:ARG:O	5:F:421:PHE:N	2.46	0.49
1:L:102:LYS:HG3	1:L:139:ASN:CB	2.42	0.49
1:L:196:THR:HB	8:L:4937:HOH:O	2.11	0.49
1:L:84:GLU:HG3	1:L:127:LEU:HD22	1.94	0.49
2:M:1060:ILE:HG22	2:M:1061:GLU:N	2.28	0.49
2:M:139:GLN:HE22	2:M:415:PRO:CD	2.25	0.49
2:M:420:ARG:HD2	2:M:420:ARG:H	1.76	0.49
2:M:802:ARG:HD2	8:M:1213:HOH:O	2.12	0.49
2:M:882:LEU:HD12	3:N:1061:PHE:HB3	1.95	0.49
2:M:861:LEU:HD21	2:M:925:TYR:CE2	2.48	0.49
2:M:965:GLU:HA	2:M:968:LEU:HD12	1.94	0.49
3:N:1139:ASP:O	3:N:1142:ALA:HB3	2.13	0.49
3:N:121:THR:C	8:N:9808:HOH:O	2.51	0.49
3:N:133:ILE:HG23	3:N:455:ARG:N	2.28	0.49
3:N:135:LEU:CD1	3:N:147:VAL:HG23	2.41	0.49
3:N:169:TYR:N	3:N:170:PRO:CD	2.76	0.49
3:N:28:LYS:CB	3:N:41:ARG:HD2	2.43	0.49
3:N:567:ILE:C	3:N:571:LYS:HZ2	2.16	0.49

*Continued on next page...*

*Continued from previous page...*

Atom-1	Atom-2	Interatomic distance (Å)	Clash overlap (Å)
3:N:728:LEU:HD12	8:N:9339:HOH:O	2.12	0.49
3:N:890:VAL:CG1	3:N:926:LYS:HD3	2.42	0.49
3:N:906:GLN:HA	3:N:906:GLN:OE1	2.11	0.49
1:A:72:LYS:HB3	1:A:73:GLU:OE2	2.13	0.49
2:C:274:ARG:HG3	2:C:274:ARG:O	2.13	0.49
2:C:366:SER:O	2:C:367:LEU:HD23	2.12	0.49
2:C:433:THR:O	2:C:433:THR:HG22	2.13	0.49
2:C:589:ARG:HG2	8:C:1213:HOH:O	2.12	0.49
3:D:916:TYR:HH	3:D:1145:TYR:HH	1.60	0.49
3:D:124:GLU:HG2	3:D:128:TYR:CZ	2.47	0.49
3:D:1403:LEU:O	3:D:1407:LEU:HB2	2.11	0.49
3:D:156:GLU:N	3:D:156:GLU:CD	2.66	0.49
3:D:131:LYS:HB3	3:D:456:MET:CE	2.43	0.49
4:E:51:LEU:CD1	4:E:52:GLU:H	2.26	0.49
1:L:20:TYR:HE2	1:L:198:ARG:HB3	1.78	0.49
2:M:332:ARG:NE	2:M:464:LEU:HG	2.28	0.49
2:M:333:ILE:HD13	2:M:467:ILE:HG13	1.93	0.49
2:M:580:MET:HB3	2:M:584:GLU:OE2	2.13	0.49
2:M:768:THR:O	2:M:772:ARG:HB3	2.12	0.49
3:N:957:PRO:HG2	3:N:1007:VAL:HG12	1.94	0.49
3:N:27:GLU:O	3:N:28:LYS:HD2	2.13	0.49
3:N:574:LEU:O	3:N:577:ALA:HB3	2.11	0.49
3:N:602:SER:O	3:N:606:ILE:HG12	2.13	0.49
3:N:1476:THR:CG2	4:O:21:VAL:HG22	2.36	0.49
4:O:54:LEU:HB3	8:O:4983:HOH:O	2.12	0.49
5:P:142:ARG:NH1	5:P:142:ARG:HB3	2.26	0.49
5:P:184:ARG:O	5:P:188:ILE:HG13	2.12	0.49
1:B:65:PHE:HD1	3:D:813:LEU:HD22	1.76	0.49
2:C:84:ARG:HH21	2:C:128:ILE:HD11	1.78	0.49
2:C:172:ILE:HD12	2:C:172:ILE:N	2.27	0.49
2:C:412:ALA:CB	2:C:451:LEU:HB3	2.42	0.49
2:C:717:LEU:HB3	8:C:1140:HOH:O	2.13	0.49
2:C:751:PRO:HA	2:C:792:VAL:CG1	2.42	0.49
3:D:1157:GLY:HA3	8:D:9057:HOH:O	2.11	0.49
3:D:1206:GLY:HA3	3:D:1366:LYS:NZ	2.27	0.49
3:D:229:ALA:HA	8:D:2026:HOH:O	2.12	0.49
3:D:436:GLU:HB2	3:D:445:ARG:HB3	1.93	0.49
3:D:493:ARG:HD2	8:D:9698:HOH:O	2.13	0.49
3:D:696:HIS:HD2	4:E:59:ASN:HB2	1.74	0.49
3:D:790:TYR:CG	3:D:1026:SER:HB3	2.48	0.49
3:D:939:PHE:O	3:D:943:THR:HG23	2.13	0.49

*Continued on next page...*



*Continued from previous page...*

Atom-1	Atom-2	Interatomic distance (Å)	Clash overlap (Å)
5:F:404:ALA:HA	8:F:429:HOH:O	2.12	0.49
2:M:345:ARG:HH11	2:M:345:ARG:HB3	1.77	0.49
2:M:492:ASP:HB3	2:M:518:LYS:CD	2.42	0.49
2:M:62:GLY:O	2:M:103:LYS:HG3	2.13	0.49
2:M:571:LEU:HD23	2:M:670:GLN:HE21	1.77	0.49
2:M:770:GLU:HB2	8:N:9595:HOH:O	2.12	0.49
3:N:1007:VAL:HG23	3:N:1008:PHE:N	2.28	0.49
3:N:1314:LYS:HE2	3:N:1317:ASP:OD2	2.12	0.49
3:N:1442:ASN:HA	8:N:9244:HOH:O	2.11	0.49
3:N:687:VAL:O	3:N:690:ALA:HB3	2.12	0.49
5:P:128:ARG:O	5:P:132:ARG:HG2	2.13	0.49
5:P:181:GLU:O	5:P:184:ARG:HB3	2.13	0.49
1:A:95:GLN:HG2	1:A:146:ARG:NH2	2.14	0.49
1:B:57:TYR:CE1	1:B:163:ASN:HB2	2.46	0.49
2:C:100:LEU:HD12	2:C:101:ILE:O	2.12	0.49
2:C:397:GLU:HA	2:C:403:SER:HB3	1.94	0.49
2:C:637:LEU:HD13	8:C:1532:HOH:O	2.12	0.49
2:C:536:PRO:HB3	2:C:906:PHE:HD1	1.77	0.49
3:D:1148:VAL:HG11	3:D:1203:LYS:HD2	1.95	0.49
3:D:1290:LEU:CD2	3:D:1291:SER:H	2.25	0.49
3:D:1431:THR:HB	8:D:9481:HOH:O	2.13	0.49
3:D:440:VAL:HG22	8:D:9349:HOH:O	2.13	0.49
5:F:395:GLU:O	5:F:399:GLN:HB2	2.13	0.49
2:M:139:GLN:HG3	2:M:140:ILE:N	2.26	0.49
2:M:326:ASP:HB2	2:M:431:HIS:CE1	2.48	0.49
2:M:525:SER:H	2:M:528:GLU:HG3	1.77	0.49
2:M:758:ARG:HB3	2:M:788:THR:O	2.13	0.49
2:M:841:ASN:ND2	2:M:844:GLY:H	2.11	0.49
3:N:1147:ARG:O	3:N:1166:LEU:HD23	2.13	0.49
3:N:674:ARG:HG2	3:N:674:ARG:HH11	1.76	0.49
3:N:704:ARG:HG3	3:N:736:PHE:CB	2.43	0.49
3:N:68:PHE:HA	3:N:71:LYS:HZ1	1.78	0.49
1:A:62:LEU:HB3	1:A:163:ASN:HD21	1.78	0.49
2:C:207:LEU:HD22	2:C:221:LEU:HD22	1.95	0.49
2:C:603:VAL:HG12	8:C:1221:HOH:O	2.13	0.49
3:D:1101:VAL:HG22	3:D:1428:ALA:HB2	1.95	0.49
3:D:959:GLU:CD	3:D:959:GLU:H	2.16	0.49
4:E:84:ARG:NH1	4:E:84:ARG:HB2	2.26	0.49
5:F:142:ARG:HG3	8:F:482:HOH:O	2.12	0.49
5:F:362:SER:C	5:F:364:ARG:H	2.15	0.49
1:K:96:THR:HG21	8:K:3321:HOH:O	2.12	0.49

*Continued on next page...*



*Continued from previous page...*

Atom-1	Atom-2	Interatomic distance (Å)	Clash overlap (Å)
2:M:285:LEU:O	2:M:285:LEU:HD23	2.13	0.49
2:M:497:ALA:HA	2:M:515:ALA:HA	1.94	0.49
2:M:614:ARG:CD	2:M:620:LEU:HD12	2.36	0.49
2:M:722:ILE:O	2:M:722:ILE:HG23	2.13	0.49
3:N:466:LYS:HB2	8:N:9423:HOH:O	2.12	0.49
3:N:558:LEU:HD13	5:P:145:PRO:CB	2.40	0.49
3:N:99:ALA:HA	3:N:575:GLN:NE2	2.28	0.49
3:N:948:THR:O	3:N:949:ILE:HD13	2.13	0.49
4:O:48:MET:N	4:O:54:LEU:HB2	2.28	0.49
4:O:54:LEU:HD23	4:O:58:PRO:HD2	1.94	0.49
5:P:176:ILE:HD12	8:P:3516:HOH:O	2.13	0.49
1:B:89:PHE:CD1	1:B:120:VAL:HG13	2.48	0.48
2:C:137:VAL:O	2:C:391:LEU:HD21	2.13	0.48
2:C:166:PRO:HD2	8:C:1392:HOH:O	2.13	0.48
2:C:286:SER:HB3	8:C:1755:HOH:O	2.12	0.48
2:C:292:ARG:HB2	2:C:299:LYS:HE2	1.95	0.48
2:C:352:ALA:HA	2:C:355:VAL:CG1	2.42	0.48
3:D:1109:GLU:HG2	3:D:1201:CYS:CA	2.39	0.48
3:D:32:ILE:HG12	3:D:38:LYS:O	2.13	0.48
1:K:100:LEU:HD11	8:K:4816:HOH:O	2.13	0.48
1:L:32:PHE:O	1:L:36:LEU:HD23	2.12	0.48
2:M:998:TYR:CZ	2:M:1000:MET:HA	2.48	0.48
2:M:200:LEU:HD13	2:M:300:ASP:OD2	2.13	0.48
2:M:510:ALA:HA	8:M:1122:HOH:O	2.13	0.48
2:M:537:LYS:CA	2:M:545:ASN:HD21	2.22	0.48
2:M:589:ARG:CB	2:M:589:ARG:HH11	2.23	0.48
2:M:721:ARG:O	2:M:758:ARG:HA	2.13	0.48
2:M:778:PHE:HD2	8:M:1700:HOH:O	1.95	0.48
2:M:810:ASP:HB3	2:M:813:VAL:HG22	1.95	0.48
3:N:1108:ARG:HH21	3:N:1198:TYR:C	2.16	0.48
3:N:433:GLY:HA3	3:N:450:TYR:HD1	1.78	0.48
3:N:550:ARG:CZ	3:N:573:MET:HB3	2.43	0.48
3:N:890:VAL:HG12	8:N:9462:HOH:O	2.12	0.48
1:A:198:ARG:C	1:A:199:ILE:HD12	2.34	0.48
1:B:18:ARG:O	1:B:207:PRO:HD3	2.13	0.48
2:C:1013:TYR:CE1	2:C:1020:PRO:HG3	2.48	0.48
2:C:470:PRO:HB3	2:C:485:TYR:CE1	2.48	0.48
2:C:498:GLN:O	2:C:501:THR:HG23	2.12	0.48
2:C:583:LEU:HG	2:C:583:LEU:O	2.13	0.48
3:D:1310:ARG:NH1	3:D:1327:ARG:HD3	2.28	0.48
3:D:1330:ILE:HB	3:D:1347:TYR:CZ	2.48	0.48

*Continued on next page...*

*Continued from previous page...*

Atom-1	Atom-2	Interatomic distance (Å)	Clash overlap (Å)
3:D:679:ARG:HB2	3:D:682:ASP:OD2	2.13	0.48
3:D:843:PHE:CD1	3:D:849:ALA:HA	2.48	0.48
3:D:971:LEU:O	3:D:975:GLU:HG3	2.12	0.48
2:M:283:ILE:HG23	8:M:1216:HOH:O	2.13	0.48
2:M:605:LYS:HB3	8:M:1452:HOH:O	2.11	0.48
2:M:637:LEU:N	2:M:637:LEU:HD23	2.28	0.48
3:N:1046:GLN:OE1	3:N:1046:GLN:N	2.46	0.48
2:M:516:ARG:CZ	3:N:1068:LEU:HD22	2.43	0.48
3:N:119:SER:H	3:N:123:LEU:CD2	2.23	0.48
3:N:12:LEU:HD22	3:N:511:TRP:CB	2.44	0.48
3:N:785:ILE:HG12	3:N:935:LYS:HA	1.96	0.48
4:O:48:MET:CB	4:O:54:LEU:HB2	2.43	0.48
5:P:193:ARG:HG2	8:P:3920:HOH:O	2.13	0.48
5:P:208:SER:HB2	5:P:211:ASP:OD1	2.13	0.48
1:B:103:ALA:HB1	1:B:107:LYS:CE	2.37	0.48
2:C:1008:ARG:NH2	2:C:1028:GLY:HA2	2.13	0.48
2:C:1034:GLU:HA	2:C:1037:VAL:CG2	2.42	0.48
2:C:367:LEU:CD2	2:C:371:LYS:HG2	2.41	0.48
2:C:742:VAL:HG12	2:C:743:VAL:N	2.28	0.48
2:C:759:THR:HB	2:C:785:VAL:HG21	1.95	0.48
2:C:802:ARG:HB3	8:C:1186:HOH:O	2.11	0.48
2:C:552:HIS:CD2	2:C:886:LEU:HD12	2.47	0.48
3:D:104:PHE:CD2	3:D:1448:THR:HG23	2.48	0.48
3:D:63:TYR:HE2	8:D:9643:HOH:O	1.96	0.48
3:D:768:ASN:N	3:D:768:ASN:ND2	2.61	0.48
3:D:829:VAL:HA	8:D:2081:HOH:O	2.13	0.48
4:E:85:LEU:HD23	4:E:86:GLN:N	2.28	0.48
5:F:142:ARG:HA	8:F:755:HOH:O	2.13	0.48
5:F:231:ARG:HB3	5:F:233:PHE:CZ	2.49	0.48
1:K:109:VAL:HG23	1:K:132:LEU:HD13	1.95	0.48
1:K:140:MET:HG3	1:K:142:VAL:HG12	1.94	0.48
1:L:143:ARG:NH1	1:L:158:ILE:HG23	2.28	0.48
2:M:1063:ARG:O	2:M:1066:ALA:HB3	2.12	0.48
2:M:407:LYS:HD2	8:M:1363:HOH:O	2.12	0.48
2:M:707:ARG:HD2	2:M:824:ARG:HG2	1.93	0.48
2:M:790:LEU:C	2:M:790:LEU:HD23	2.34	0.48
2:M:882:LEU:HD11	3:N:1038:LEU:HD23	1.94	0.48
3:N:126:VAL:HG12	3:N:132:TYR:HB2	1.95	0.48
3:N:1493:LYS:O	3:N:1497:GLU:HG2	2.13	0.48
3:N:15:PRO:HA	3:N:18:ILE:CG1	2.42	0.48
3:N:179:VAL:HG23	8:N:9425:HOH:O	2.13	0.48

*Continued on next page...*

*Continued from previous page...*

Atom-1	Atom-2	Interatomic distance (Å)	Clash overlap (Å)
3:N:668:PRO:HD2	3:N:672:ALA:CB	2.43	0.48
3:N:756:GLN:HG2	8:N:9643:HOH:O	2.12	0.48
3:N:844:ALA:HB1	8:N:9025:HOH:O	2.11	0.48
3:N:860:LEU:HB2	3:N:861:GLN:NE2	2.28	0.48
1:A:118:ALA:HB3	8:A:444:HOH:O	2.14	0.48
2:C:379:GLU:O	2:C:383:ARG:HB3	2.12	0.48
2:C:872:ASN:HB3	8:C:1870:HOH:O	2.13	0.48
2:C:839:LEU:HD12	2:C:994:ILE:HG21	1.95	0.48
2:C:500:ASN:ND2	3:D:1067:VAL:HG23	2.20	0.48
3:D:1291:SER:HB2	3:D:1293:PHE:CE1	2.42	0.48
3:D:139:GLY:N	3:D:147:VAL:HG21	2.27	0.48
3:D:586:ARG:NH1	3:D:1444:THR:HG21	2.28	0.48
3:D:396:VAL:HG21	3:D:447:VAL:HB	1.96	0.48
3:D:608:SER:O	3:D:612:GLY:HA3	2.14	0.48
5:F:134:LYS:HB3	5:F:178:ARG:NH1	2.28	0.48
5:F:226:LYS:HE3	8:F:741:HOH:O	2.12	0.48
5:F:310:ILE:HB	8:F:438:HOH:O	2.12	0.48
1:L:13:VAL:HG22	8:L:3037:HOH:O	2.13	0.48
1:L:2:LEU:HD12	1:L:3:ASP:N	2.27	0.48
2:M:1060:ILE:HG12	2:M:1063:ARG:HH21	1.78	0.48
2:M:141:HIS:HB3	2:M:418:LEU:HD23	1.94	0.48
2:M:195:LEU:CD2	2:M:238:LEU:HG	2.43	0.48
2:M:281:LEU:CD1	2:M:306:THR:HA	2.44	0.48
2:M:748:GLU:HA	2:M:799:ILE:HG22	1.95	0.48
2:M:939:ARG:HD3	2:M:982:PRO:HD3	1.95	0.48
3:N:1004:THR:O	3:N:1007:VAL:HG22	2.13	0.48
3:N:1045:MET:HG2	3:N:1073:SER:CA	2.39	0.48
3:N:1176:LYS:HA	3:N:1179:GLU:OE2	2.14	0.48
3:N:566:ILE:HB	8:N:9165:HOH:O	2.13	0.48
4:O:35:PHE:HB3	8:O:3746:HOH:O	2.14	0.48
2:C:892:LEU:HD21	2:C:967:PHE:CE1	2.49	0.48
3:D:65:ARG:HG3	3:D:66:GLN:N	2.25	0.48
3:D:768:ASN:H	3:D:768:ASN:HD22	1.61	0.48
5:F:138:SER:HB2	5:F:140:ARG:HG2	1.96	0.48
5:F:194:LEU:HB2	8:F:523:HOH:O	2.12	0.48
5:F:278:LEU:HB3	5:F:286:PRO:CG	2.43	0.48
8:D:9332:HOH:O	5:F:80:PRO:HA	2.13	0.48
1:K:18:ARG:NH1	1:K:123:MET:HE1	2.28	0.48
1:L:103:ALA:HB1	1:L:107:LYS:CE	2.43	0.48
1:L:173:PRO:HB3	1:L:204:SER:HB3	1.94	0.48
2:M:264:PRO:HB2	2:M:289:THR:OG1	2.13	0.48

*Continued on next page...*

*Continued from previous page...*

Atom-1	Atom-2	Interatomic distance (Å)	Clash overlap (Å)
2:M:474:VAL:HG23	2:M:478:VAL:O	2.13	0.48
2:M:607:ASP:HB2	2:M:610:ARG:HG3	1.95	0.48
3:N:565:ILE:CD1	3:N:565:ILE:H	2.10	0.48
5:P:223:ALA:HB2	5:P:242:TRP:HB2	1.95	0.48
1:B:110:LYS:HZ3	1:B:110:LYS:HB2	1.78	0.48
1:B:162:ILE:HG22	8:B:463:HOH:O	2.12	0.48
2:C:115:LEU:HD22	2:C:373:VAL:CG1	2.43	0.48
2:C:127:PHE:O	2:C:133:ASP:HA	2.13	0.48
2:C:41:ASN:HB3	8:C:1231:HOH:O	2.13	0.48
2:C:669:GLY:C	2:C:670:GLN:HG3	2.33	0.48
2:C:630:ARG:HH22	2:C:707:ARG:N	2.11	0.48
2:C:708:TYR:N	2:C:708:TYR:CD1	2.81	0.48
3:D:1009:LYS:HA	3:D:1012:GLU:CD	2.34	0.48
3:D:101:HIS:ND1	3:D:103:TRP:HB2	2.26	0.48
3:D:1209:LEU:HD21	4:E:16:LYS:HZ3	1.76	0.48
3:D:1264:GLU:HB3	3:D:1266:ARG:NE	2.29	0.48
3:D:576:GLU:C	3:D:576:GLU:CD	2.72	0.48
3:D:827:ILE:O	3:D:837:GLY:HA3	2.14	0.48
4:E:87:LYS:O	4:E:91:ARG:HG3	2.14	0.48
1:K:215:VAL:HG11	1:L:225:PHE:CD1	2.48	0.48
2:M:19:THR:HG21	2:M:124:ASP:O	2.14	0.48
2:M:239:PHE:HE2	8:M:1222:HOH:O	1.97	0.48
2:M:301:GLU:O	2:M:305:PRO:HG2	2.13	0.48
2:M:688:ILE:N	2:M:688:ILE:HD12	2.29	0.48
2:M:759:THR:HB	2:M:785:VAL:CG2	2.43	0.48
2:M:833:LEU:HD12	2:M:834:GLN:N	2.29	0.48
2:M:879:ARG:NH1	3:N:1029:ARG:NH2	2.62	0.48
3:N:42:ASP:O	3:N:43:GLY:O	2.31	0.48
3:N:973:GLN:HG2	8:N:9252:HOH:O	2.13	0.48
4:O:45:ARG:O	4:O:47:LYS:HD3	2.13	0.48
5:P:350:LEU:HG	5:P:354:LEU:CD1	2.43	0.48
1:A:58:ILE:HG21	1:A:68:ILE:CD1	2.43	0.48
2:C:44:ILE:HG23	2:C:344:PHE:CE1	2.48	0.48
2:C:471:TYR:HA	2:C:534:VAL:HG23	1.96	0.48
2:C:603:VAL:H	2:C:647:GLN:H	1.61	0.48
2:C:810:ASP:HA	2:C:811:PRO:HD3	1.76	0.48
2:C:91:GLN:HE22	2:C:383:ARG:NH2	2.11	0.48
3:D:1129:THR:HA	8:D:9218:HOH:O	2.14	0.48
3:D:1130:ARG:HG3	8:D:2021:HOH:O	2.13	0.48
3:D:389:GLU:O	3:D:389:GLU:HG2	2.13	0.48
3:D:428:LYS:HB3	3:D:450:TYR:HE1	1.77	0.48

*Continued on next page...*

*Continued from previous page...*

Atom-1	Atom-2	Interatomic distance (Å)	Clash overlap (Å)
3:D:666:ILE:H	3:D:666:ILE:HG13	1.33	0.48
3:D:704:ARG:NH1	3:D:738:ALA:HA	2.28	0.48
3:D:813:LEU:O	3:D:839:LEU:HD11	2.13	0.48
3:D:860:LEU:O	3:D:877:PRO:HD2	2.13	0.48
3:D:899:LEU:HD21	3:D:922:LEU:HD21	1.96	0.48
4:E:17:TYR:N	4:E:17:TYR:CD2	2.82	0.48
4:E:43:GLU:HG2	4:E:44:GLU:N	2.28	0.48
1:K:178:ALA:HB3	1:K:198:ARG:HD3	1.94	0.48
1:K:209:GLU:O	1:K:213:GLN:HG3	2.13	0.48
2:M:1045:ALA:HB1	2:M:1048:THR:HB	1.96	0.48
2:M:57:GLU:HG3	2:M:58:ASP:OD2	2.13	0.48
2:M:599:GLU:OE1	2:M:651:LYS:HD2	2.14	0.48
2:M:80:GLN:O	2:M:83:CYS:HB2	2.13	0.48
3:N:1243:THR:HB	3:N:1253:THR:HG22	1.95	0.48
3:N:880:ILE:O	3:N:883:ALA:HB3	2.14	0.48
3:N:907:GLU:CD	3:N:909:ASN:HD22	2.17	0.48
1:A:110:LYS:HB2	8:A:442:HOH:O	2.14	0.48
1:A:86:VAL:HG12	1:A:124:ASN:HB2	1.96	0.48
1:A:161:ARG:NH2	8:A:348:HOH:O	2.46	0.48
1:A:85:LEU:HD12	1:A:86:VAL:N	2.29	0.48
1:A:9:PRO:HD2	1:B:224:TYR:CE1	2.49	0.48
2:C:289:THR:HB	8:C:1418:HOH:O	2.12	0.48
2:C:302:VAL:C	2:C:305:PRO:HD2	2.34	0.48
2:C:309:TYR:HA	2:C:312:ALA:HB3	1.95	0.48
2:C:773:LEU:HG	2:C:777:ILE:HD11	1.96	0.48
2:C:937:ASP:HB3	2:C:939:ARG:HG2	1.96	0.48
3:D:1164:ARG:HH21	3:D:1170:ASP:CG	2.16	0.48
3:D:1114:THR:CG2	3:D:1195:GLN:HB3	2.43	0.48
3:D:18:ILE:HG23	3:D:518:PRO:CG	2.33	0.48
3:D:494:LYS:HD3	8:D:9340:HOH:O	2.14	0.48
3:D:550:ARG:HA	8:D:9108:HOH:O	2.14	0.48
3:D:598:ARG:CZ	5:F:320:PRO:HD3	2.44	0.48
3:D:633:VAL:HB	3:D:740:PHE:CZ	2.48	0.48
4:E:54:LEU:HA	4:E:58:PRO:HG2	1.96	0.48
4:E:6:ILE:HA	4:E:9:LEU:HD12	1.95	0.48
5:F:171:LYS:HG3	5:F:175:HIS:CD2	2.49	0.48
3:D:32:ILE:O	5:F:258:ILE:HG23	2.14	0.48
2:M:852:ILE:HD12	2:M:852:ILE:H	1.79	0.48
2:M:863:ASP:O	2:M:865:THR:N	2.46	0.48
2:M:925:TYR:C	2:M:925:TYR:CD1	2.87	0.48
2:M:975:TYR:HA	2:M:982:PRO:HA	1.95	0.48

*Continued on next page...*

*Continued from previous page...*

Atom-1	Atom-2	Interatomic distance (Å)	Clash overlap (Å)
3:N:1117:TYR:CD2	3:N:1117:TYR:N	2.82	0.48
3:N:1173:LEU:CD2	3:N:1174:LEU:HD23	2.43	0.48
3:N:1310:ARG:HD2	3:N:1327:ARG:HH21	1.76	0.48
3:N:208:PRO:CB	3:N:395:VAL:HG13	2.44	0.48
3:N:470:LEU:HD21	3:N:508:ARG:HH21	1.77	0.48
3:N:93:ILE:HD13	3:N:548:ILE:HD11	1.95	0.48
3:N:631:ILE:O	3:N:632:VAL:HG23	2.13	0.48
3:N:676:MET:HE2	3:N:684:LYS:HD2	1.96	0.48
3:N:799:LYS:HE2	3:N:824:ASN:O	2.13	0.48
5:P:125:ASP:OD2	5:P:126:LEU:HD13	2.14	0.48
5:P:169:GLU:H	5:P:169:GLU:CD	2.17	0.48
1:A:137:ARG:N	1:A:137:ARG:HD2	2.29	0.48
2:C:536:PRO:HG2	8:C:1330:HOH:O	2.14	0.48
2:C:715:THR:CG2	2:C:717:LEU:HG	2.44	0.48
2:C:721:ARG:O	2:C:758:ARG:HA	2.14	0.48
2:C:694:LEU:HD11	2:C:868:ASP:HB3	1.96	0.48
2:C:669:GLY:HA3	2:C:995:MET:HA	1.96	0.48
3:D:1137:ARG:O	3:D:1141:GLU:HG3	2.13	0.48
3:D:1339:LYS:HB3	3:D:1343:ALA:CB	2.44	0.48
3:D:183:GLU:O	3:D:186:VAL:HG12	2.14	0.48
3:D:161:LEU:CD1	3:D:452:ILE:HD12	2.44	0.48
3:D:645:PRO:HG3	3:D:725:SER:O	2.12	0.48
5:F:323:ASP:O	5:F:325:LYS:N	2.46	0.48
1:K:50:GLY:HA3	1:K:173:PRO:HG3	1.95	0.48
1:L:218:LEU:O	1:L:222:LEU:HG	2.14	0.48
2:M:1104:GLU:HG2	8:M:1597:HOH:O	2.13	0.48
2:M:208:ALA:HB1	2:M:218:VAL:CG1	2.43	0.48
2:M:305:PRO:HA	2:M:308:ARG:HB2	1.96	0.48
2:M:310:LEU:O	2:M:314:THR:HG23	2.14	0.48
2:M:31:GLN:HG2	2:M:34:VAL:HG23	1.96	0.48
2:M:586:ARG:HD2	2:M:590:ASP:OD2	2.14	0.48
2:M:952:LEU:HB3	2:M:969:GLN:HE22	1.78	0.48
3:N:1020:LEU:HA	3:N:1023:MET:CE	2.44	0.48
3:N:1149:LEU:HD12	3:N:1161:GLU:O	2.13	0.48
3:N:1272:ALA:CA	3:N:1326:THR:HB	2.41	0.48
3:N:393:ILE:H	3:N:393:ILE:HD12	1.79	0.48
3:N:661:MET:CE	3:N:673:ALA:HB1	2.43	0.48
3:N:754:PHE:CG	4:O:24:ALA:HB1	2.49	0.48
3:N:788:GLY:O	3:N:792:ILE:HG22	2.13	0.48
3:N:804:LEU:HB3	8:N:9574:HOH:O	2.13	0.48
3:N:879:ARG:NE	3:N:902:LEU:O	2.47	0.48

*Continued on next page...*



*Continued from previous page...*

Atom-1	Atom-2	Interatomic distance (Å)	Clash overlap (Å)
4:O:47:LYS:HE2	4:O:47:LYS:H	1.78	0.48
8:N:9310:HOH:O	4:O:89:MET:HA	2.14	0.48
5:P:267:THR:HG21	8:P:3894:HOH:O	2.14	0.48
2:M:114:PHE:CZ	5:P:283:GLY:HA3	2.49	0.48
5:P:291:ILE:O	5:P:295:MET:HB2	2.13	0.48
2:C:378:LEU:HG	2:C:382:ILE:CD1	2.44	0.48
2:C:395:LYS:HE2	2:C:403:SER:HB2	1.94	0.48
2:C:704:HIS:O	2:C:705:ILE:HG13	2.14	0.48
3:D:1107:VAL:HG21	3:D:1215:VAL:HG11	1.94	0.48
3:D:1262:LEU:HD21	3:D:1351:GLU:HG3	1.96	0.48
3:D:1250:ALA:O	3:D:1269:LYS:HE2	2.14	0.48
3:D:1280:VAL:O	3:D:1294:VAL:HA	2.14	0.48
3:D:137:PRO:HD2	3:D:453:ASP:CB	2.44	0.48
3:D:516:ALA:O	3:D:518:PRO:HD3	2.14	0.48
4:E:13:VAL:HG12	4:E:75:PHE:CE1	2.49	0.48
4:E:64:ALA:HA	4:E:67:GLU:CD	2.34	0.48
5:F:323:ASP:C	5:F:325:LYS:H	2.17	0.48
2:M:207:LEU:O	2:M:211:LEU:HB3	2.13	0.48
2:M:415:PRO:HB2	2:M:418:LEU:HD13	1.96	0.48
2:M:835:VAL:HG13	3:N:725:SER:OG	2.14	0.48
3:N:1003:VAL:O	3:N:1007:VAL:HG13	2.14	0.48
3:N:1242:HIS:NE2	3:N:1266:ARG:HD3	2.29	0.48
3:N:1333:HIS:O	3:N:1336:LEU:HB3	2.14	0.48
3:N:1475:GLY:O	3:N:1478:SER:HB3	2.14	0.48
3:N:759:ALA:HA	3:N:763:MET:HE2	1.96	0.48
3:N:761:ILE:HD13	8:O:3197:HOH:O	2.13	0.48
3:N:787:LEU:O	3:N:787:LEU:HD12	2.14	0.48
5:P:396:ARG:HH11	5:P:399:GLN:HE21	1.62	0.48
5:P:396:ARG:NH1	5:P:399:GLN:HE21	2.12	0.48
1:A:184:THR:HG23	1:A:192:LEU:CD1	2.44	0.47
1:A:9:PRO:HB3	1:A:25:LEU:CG	2.44	0.47
1:B:102:LYS:HG3	1:B:139:ASN:HB2	1.96	0.47
2:C:1090:LYS:HG2	2:C:1112:PHE:CZ	2.48	0.47
2:C:335:THR:CG2	2:C:461:VAL:HG11	2.44	0.47
2:C:694:LEU:O	2:C:699:PHE:HB2	2.14	0.47
2:C:776:SER:HA	2:C:780:GLU:HB3	1.96	0.47
2:C:926:PHE:CD2	2:C:930:LYS:HE2	2.49	0.47
2:C:958:THR:HG23	2:C:961:GLU:HB2	1.96	0.47
3:D:1128:VAL:O	3:D:1129:THR:C	2.52	0.47
3:D:209:ARG:NH2	3:D:397:LYS:HG3	2.29	0.47
3:D:924:MET:O	3:D:927:THR:HB	2.14	0.47

*Continued on next page...*



*Continued from previous page...*

Atom-1	Atom-2	Interatomic distance (Å)	Clash overlap (Å)
5:F:115:LYS:HE2	5:F:115:LYS:HA	1.96	0.47
5:F:200:LYS:HE2	8:F:705:HOH:O	2.14	0.47
5:F:295:MET:HB3	5:F:299:TRP:CD1	2.48	0.47
1:L:143:ARG:HG3	8:L:3482:HOH:O	2.13	0.47
1:L:190:THR:HA	8:L:4811:HOH:O	2.14	0.47
2:M:178:PRO:HA	8:M:1432:HOH:O	2.11	0.47
2:M:367:LEU:HD23	2:M:371:LYS:NZ	2.29	0.47
2:M:611:ILE:N	2:M:611:ILE:HD12	2.29	0.47
2:M:575:GLN:N	2:M:667:ALA:HB1	2.29	0.47
2:M:728:HIS:HB3	2:M:729:LEU:HD12	1.96	0.47
2:M:735:ARG:HG2	2:M:735:ARG:HH11	1.79	0.47
2:M:810:ASP:HB3	8:M:1642:HOH:O	2.13	0.47
2:M:808:ARG:HH21	2:M:820:ARG:HG2	1.78	0.47
2:M:857:ASP:HB2	2:M:978:ARG:CG	2.42	0.47
3:N:1197:ARG:HB3	3:N:1396:GLU:OE1	2.13	0.47
3:N:443:VAL:CG1	3:N:445:ARG:HE	2.26	0.47
3:N:658:LEU:O	3:N:661:MET:HB2	2.14	0.47
5:P:370:LYS:HB3	5:P:370:LYS:NZ	2.29	0.47
5:P:80:PRO:HA	5:P:83:GLN:HB2	1.96	0.47
1:A:54:THR:HG22	1:A:143:ARG:HG2	1.95	0.47
1:B:159:LYS:HE2	8:B:396:HOH:O	2.12	0.47
1:B:11:PHE:HD1	1:B:25:LEU:HD13	1.79	0.47
2:C:103:LYS:HB2	8:C:1576:HOH:O	2.13	0.47
2:C:260:LEU:HA	2:C:291:ALA:CB	2.43	0.47
2:C:625:LEU:HD11	2:C:641:PRO:HG3	1.96	0.47
3:D:1342:GLU:H	3:D:1342:GLU:CD	2.18	0.47
3:D:1432:LYS:CG	3:D:1433:SER:H	2.27	0.47
3:D:42:ASP:HA	3:D:46:ASP:OD1	2.14	0.47
3:D:43:GLY:N	8:D:9050:HOH:O	2.47	0.47
3:D:585:GLY:N	8:D:9822:HOH:O	2.47	0.47
3:D:699:VAL:HG12	3:D:717:GLN:CA	2.43	0.47
3:D:829:VAL:HG11	8:D:9103:HOH:O	2.12	0.47
3:D:787:LEU:HD21	3:D:947:ILE:CD1	2.44	0.47
5:F:306:GLU:HG2	8:F:517:HOH:O	2.14	0.47
2:M:19:THR:HG22	2:M:22:GLN:HB2	1.94	0.47
2:M:776:SER:HB3	8:M:1776:HOH:O	2.12	0.47
2:M:916:GLU:HG3	2:M:917:LEU:N	2.29	0.47
3:N:185:VAL:CG1	3:N:191:LEU:HD21	2.43	0.47
3:N:169:TYR:HA	3:N:392:SER:HA	1.96	0.47
3:N:427:VAL:HB	3:N:435:VAL:CG2	2.45	0.47
3:N:471:GLU:OE2	3:N:503:LEU:HD21	2.13	0.47

*Continued on next page...*

*Continued from previous page...*

Atom-1	Atom-2	Interatomic distance (Å)	Clash overlap (Å)
3:N:583:ASP:OD2	3:N:586:ARG:HD2	2.14	0.47
3:N:761:ILE:HG23	4:O:6:ILE:HD11	1.95	0.47
3:N:792:ILE:O	3:N:878:GLY:HA3	2.14	0.47
2:M:984:GLU:HG3	3:N:944:THR:O	2.14	0.47
1:A:59:GLU:HG3	1:A:139:ASN:ND2	2.30	0.47
2:C:584:GLU:H	2:C:584:GLU:CD	2.16	0.47
2:C:80:GLN:O	2:C:83:CYS:HB2	2.14	0.47
2:C:553:ASP:HA	2:C:881:ASN:HA	1.97	0.47
2:C:959:PRO:O	2:C:963:LEU:HD23	2.14	0.47
3:D:1155:VAL:HG11	3:D:1183:ILE:HD11	1.95	0.47
3:D:1318:TYR:HD1	3:D:1319:VAL:N	2.12	0.47
3:D:1366:LYS:O	3:D:1369:GLU:HB2	2.14	0.47
3:D:169:TYR:N	3:D:170:PRO:CD	2.77	0.47
3:D:477:LEU:HD22	3:D:492:ALA:CB	2.43	0.47
4:E:37:ASN:HD22	4:E:89:MET:CE	2.27	0.47
5:F:138:SER:O	5:F:141:VAL:HG12	2.14	0.47
5:F:198:ILE:HA	8:F:618:HOH:O	2.14	0.47
5:F:216:GLY:O	5:F:243:ILE:HG12	2.14	0.47
5:F:80:PRO:HA	5:F:83:GLN:HB2	1.96	0.47
1:L:13:VAL:HG11	1:L:208:LEU:HD11	1.96	0.47
1:L:32:PHE:N	8:L:4886:HOH:O	2.47	0.47
2:M:534:VAL:H	2:M:538:GLN:NE2	2.03	0.47
2:M:603:VAL:H	2:M:647:GLN:H	1.63	0.47
2:M:687:ALA:C	2:M:688:ILE:HD12	2.35	0.47
3:N:957:PRO:CD	3:N:1007:VAL:HG12	2.44	0.47
1:A:157:GLY:HA3	8:A:320:HOH:O	2.14	0.47
1:B:211:LEU:O	1:B:215:VAL:HG13	2.14	0.47
2:C:157:ARG:HD3	2:C:158:TYR:N	2.29	0.47
2:C:557:ARG:CZ	2:C:879:ARG:HD3	2.44	0.47
3:D:119:SER:H	3:D:123:LEU:HD13	1.79	0.47
3:D:1207:TYR:N	8:D:9465:HOH:O	2.46	0.47
3:D:1250:ALA:HB3	8:D:9181:HOH:O	2.14	0.47
3:D:1317:ASP:N	8:D:9664:HOH:O	2.47	0.47
3:D:214:GLU:OE2	3:D:390:PRO:HB2	2.15	0.47
3:D:573:MET:HE3	5:F:210:LEU:HB3	1.95	0.47
3:D:639:LEU:HD12	3:D:640:HIS:H	1.80	0.47
3:D:711:LEU:CD1	3:D:778:LEU:HD13	2.44	0.47
5:F:223:ALA:HB2	5:F:242:TRP:HB2	1.96	0.47
5:F:267:THR:O	5:F:271:LEU:HG	2.14	0.47
5:F:282:LEU:HB2	5:F:284:ARG:H	1.79	0.47
5:F:303:ARG:HG3	8:F:507:HOH:O	2.14	0.47

*Continued on next page...*

*Continued from previous page...*

Atom-1	Atom-2	Interatomic distance (Å)	Clash overlap (Å)
5:F:368:VAL:HG12	8:F:443:HOH:O	2.14	0.47
1:K:150:TYR:CE1	2:M:696:LYS:HA	2.48	0.47
1:K:95:GLN:HG3	8:K:3203:HOH:O	2.14	0.47
2:M:172:ILE:HD12	2:M:172:ILE:N	2.30	0.47
2:M:198:ARG:NH1	2:M:231:PRO:HG3	2.30	0.47
2:M:405:ARG:HG2	2:M:409:ARG:NH2	2.11	0.47
2:M:460:ARG:HD2	2:M:485:TYR:CD2	2.49	0.47
2:M:716:LYS:HB2	8:M:1298:HOH:O	2.13	0.47
3:N:1475:GLY:HA2	4:O:17:TYR:CD1	2.49	0.47
3:N:147:VAL:HG11	8:N:9806:HOH:O	2.13	0.47
3:N:1485:GLN:HE21	4:O:80:VAL:N	2.09	0.47
3:N:827:ILE:HG23	3:N:837:GLY:CA	2.45	0.47
4:O:54:LEU:HA	4:O:58:PRO:HG2	1.95	0.47
5:P:128:ARG:HB2	5:P:128:ARG:NH1	2.30	0.47
5:P:336:GLU:HG2	5:P:337:HIS:HD2	1.80	0.47
5:P:409:LYS:HG3	5:P:410:TYR:N	2.29	0.47
2:C:1055:LEU:HG	2:C:1079:PRO:HG3	1.97	0.47
2:C:232:GLU:HG3	2:C:235:LEU:CD1	2.44	0.47
2:C:384:GLU:CD	2:C:388:ARG:HH21	2.18	0.47
2:C:473:ARG:HD2	2:C:475:VAL:HG23	1.95	0.47
2:C:510:ALA:HB2	8:C:1220:HOH:O	2.14	0.47
2:C:526:PRO:HB2	8:C:1311:HOH:O	2.13	0.47
2:C:398:THR:HG22	2:C:568:ALA:O	2.13	0.47
2:C:773:LEU:O	2:C:777:ILE:HG13	2.14	0.47
2:C:567:GLN:CB	2:C:997:LEU:HD22	2.45	0.47
3:D:104:PHE:CE2	3:D:1448:THR:HG23	2.50	0.47
3:D:1153:VAL:O	3:D:1160:LEU:HG	2.14	0.47
3:D:1250:ALA:HB2	8:D:9571:HOH:O	2.13	0.47
3:D:186:VAL:HG13	3:D:187:LYS:N	2.28	0.47
3:D:432:TYR:HB3	3:D:448:GLU:HA	1.96	0.47
3:D:465:LEU:CD1	3:D:513:ILE:HD11	2.44	0.47
3:D:912:LYS:O	3:D:915:VAL:HG23	2.15	0.47
3:D:420:VAL:HA	5:F:164:LYS:NZ	2.29	0.47
5:F:209:PHE:CE2	5:F:213:ILE:HD11	2.49	0.47
5:F:411:HIS:HB2	8:F:598:HOH:O	2.13	0.47
2:M:1059:ASP:O	2:M:1063:ARG:HG2	2.13	0.47
2:M:1090:LYS:HG2	2:M:1112:PHE:CZ	2.49	0.47
2:M:197:LEU:CD1	2:M:207:LEU:HD11	2.44	0.47
2:M:260:LEU:HA	2:M:291:ALA:CB	2.45	0.47
2:M:625:LEU:O	2:M:627:ARG:N	2.47	0.47
2:M:645:VAL:HG13	8:M:1487:HOH:O	2.14	0.47

*Continued on next page...*

*Continued from previous page...*

Atom-1	Atom-2	Interatomic distance (Å)	Clash overlap (Å)
2:M:862:PRO:HA	2:M:975:TYR:CE1	2.49	0.47
3:N:1138:ALA:HA	3:N:1141:GLU:HG3	1.96	0.47
3:N:1310:ARG:HB2	8:N:9400:HOH:O	2.14	0.47
3:N:132:TYR:HA	8:N:9161:HOH:O	2.14	0.47
3:N:493:ARG:NH1	3:N:1390:LEU:H	2.12	0.47
3:N:417:PRO:HA	5:P:168:LYS:HZ2	1.77	0.47
3:N:459:GLU:HG2	8:N:9337:HOH:O	2.14	0.47
3:N:561:GLY:HA2	8:N:9133:HOH:O	2.14	0.47
3:N:568:ARG:HA	3:N:571:LYS:NZ	2.29	0.47
3:N:864:VAL:HG12	3:N:865:THR:H	1.79	0.47
3:N:871:LYS:HB3	3:N:873:LEU:HD11	1.97	0.47
3:N:886:VAL:HG13	3:N:930:LEU:HD11	1.96	0.47
4:O:84:ARG:HG3	4:O:84:ARG:O	2.15	0.47
5:P:112:ALA:HA	5:P:173:TYR:CD2	2.48	0.47
5:P:302:LYS:HA	8:P:3021:HOH:O	2.14	0.47
5:P:392:VAL:HG21	8:P:3999:HOH:O	2.14	0.47
1:A:149:GLY:O	1:A:171:PHE:HB2	2.14	0.47
1:B:68:ILE:HD12	1:B:71:VAL:HG21	1.95	0.47
2:C:139:GLN:HG2	2:C:140:ILE:H	1.79	0.47
3:D:1071:PHE:HB3	8:D:9526:HOH:O	2.14	0.47
3:D:416:ALA:H	3:D:417:PRO:CD	2.26	0.47
3:D:640:HIS:HE1	4:E:3:GLU:HG2	1.79	0.47
3:D:852:ALA:O	3:D:857:ILE:HG12	2.14	0.47
5:F:117:SER:OG	5:F:124:PRO:HG3	2.15	0.47
5:F:371:LEU:O	5:F:375:LEU:HB3	2.15	0.47
3:D:675:ARG:HH21	5:F:421:PHE:H	1.61	0.47
1:K:228:PRO:HG3	8:K:4456:HOH:O	2.13	0.47
1:K:69:PRO:O	1:K:71:VAL:HG23	2.13	0.47
2:M:1030:GLN:HB3	3:N:626:SER:HB2	1.97	0.47
2:M:32:ALA:HA	8:M:1342:HOH:O	2.15	0.47
2:M:820:ARG:HB2	8:M:1654:HOH:O	2.14	0.47
2:M:839:LEU:HD21	2:M:849:VAL:CG2	2.44	0.47
2:M:916:GLU:O	2:M:919:ALA:HB3	2.15	0.47
3:N:1054:GLU:HB2	8:N:9488:HOH:O	2.15	0.47
3:N:1184:GLN:HG2	8:N:9892:HOH:O	2.15	0.47
3:N:1123:PHE:CE2	3:N:1184:GLN:HG3	2.50	0.47
3:N:1320:GLU:HG2	3:N:1339:LYS:HE3	1.96	0.47
3:N:396:VAL:CG2	3:N:447:VAL:HB	2.45	0.47
3:N:572:ARG:NH1	5:P:80:PRO:HD3	2.29	0.47
3:N:607:LEU:HA	3:N:613:ARG:HB3	1.96	0.47
3:N:80:VAL:HG12	3:N:81:THR:H	1.79	0.47

*Continued on next page...*

*Continued from previous page...*

Atom-1	Atom-2	Interatomic distance (Å)	Clash overlap (Å)
3:N:829:VAL:HA	8:N:9426:HOH:O	2.15	0.47
3:N:902:LEU:O	3:N:902:LEU:HD12	2.15	0.47
2:M:987:ILE:HG23	3:N:948:THR:HG21	1.96	0.47
3:N:1485:GLN:NE2	4:O:80:VAL:H	2.12	0.47
5:P:396:ARG:HA	5:P:399:GLN:HB2	1.95	0.47
1:A:39:PRO:HG3	1:B:39:PRO:HG3	1.97	0.47
2:C:52:PHE:O	2:C:54:ILE:N	2.47	0.47
2:C:878:SER:HB2	8:C:1420:HOH:O	2.14	0.47
3:D:1009:LYS:HE2	3:D:1013:GLU:OE1	2.14	0.47
3:D:1314:LYS:HZ1	3:D:1317:ASP:HB2	1.80	0.47
3:D:1393:GLN:CB	3:D:1398:TRP:HE1	2.28	0.47
3:D:488:ARG:NH1	3:D:488:ARG:HB3	2.29	0.47
3:D:502:PHE:CE2	3:D:1452:ILE:HG23	2.50	0.47
3:D:729:HIS:HE1	3:D:731:LEU:HG	1.79	0.47
3:D:780:LYS:HE2	8:D:9604:HOH:O	2.13	0.47
3:D:848:GLU:HB2	8:D:9179:HOH:O	2.13	0.47
3:D:890:VAL:HG11	3:D:922:LEU:HD13	1.96	0.47
1:K:9:PRO:HB3	1:K:25:LEU:HG	1.96	0.47
2:M:1090:LYS:HZ1	3:N:90:MET:CG	2.27	0.47
2:M:207:LEU:HD22	2:M:221:LEU:HD22	1.97	0.47
2:M:470:PRO:HB2	2:M:534:VAL:HG21	1.96	0.47
2:M:724:ARG:HE	2:M:734:LEU:HG	1.78	0.47
2:M:770:GLU:HG2	8:N:9172:HOH:O	2.15	0.47
2:M:578:VAL:HG11	2:M:991:GLN:HB3	1.96	0.47
3:N:1068:LEU:C	3:N:1070:TYR:N	2.67	0.47
3:N:153:LEU:CD1	3:N:157:GLU:HB2	2.45	0.47
3:N:442:ASN:HB3	8:N:9376:HOH:O	2.14	0.47
3:N:598:ARG:NE	8:N:9109:HOH:O	2.47	0.47
3:N:960:LYS:HB3	8:N:9231:HOH:O	2.13	0.47
5:P:155:THR:O	5:P:159:ILE:HG13	2.14	0.47
2:C:1067:TYR:CE2	5:F:345:ALA:HB2	2.50	0.47
2:C:301:GLU:O	2:C:305:PRO:HG2	2.15	0.47
2:C:193:LEU:HD23	2:C:307:LEU:CD1	2.45	0.47
2:C:372:LEU:HD21	8:C:1196:HOH:O	2.14	0.47
2:C:403:SER:O	2:C:407:LYS:HD2	2.14	0.47
2:C:739:GLU:HB2	8:C:1284:HOH:O	2.14	0.47
2:C:798:GLY:HA2	8:C:1158:HOH:O	2.15	0.47
3:D:1047:LYS:HB3	3:D:1048:PRO:CD	2.45	0.47
3:D:519:VAL:HG13	3:D:544:TYR:CZ	2.50	0.47
3:D:543:LEU:CD2	3:D:600:LEU:HD12	2.45	0.47
3:D:601:ARG:CD	3:D:606:ILE:HD13	2.44	0.47

*Continued on next page...*

*Continued from previous page...*

Atom-1	Atom-2	Interatomic distance (Å)	Clash overlap (Å)
3:D:647:ARG:HG2	8:D:9811:HOH:O	2.14	0.47
3:D:83:SER:O	3:D:86:ARG:HB3	2.14	0.47
3:D:96:ALA:HB1	3:D:554:LEU:HD12	1.97	0.47
4:E:69:LEU:HD11	8:E:181:HOH:O	2.15	0.47
5:F:273:ARG:HG2	8:F:571:HOH:O	2.15	0.47
2:M:1038:TRP:HA	2:M:1041:GLU:HB2	1.96	0.47
2:M:1076:VAL:HG22	3:N:752:SER:HB3	1.96	0.47
2:M:112:GLU:HB2	8:M:1448:HOH:O	2.15	0.47
2:M:470:PRO:HB2	2:M:483:VAL:HG11	1.97	0.47
2:M:52:PHE:O	2:M:54:ILE:N	2.48	0.47
2:M:762:LYS:HB2	2:M:762:LYS:NZ	2.30	0.47
2:M:824:ARG:HB3	2:M:826:TYR:CE1	2.50	0.47
3:N:1166:LEU:HD23	3:N:1166:LEU:N	2.29	0.47
3:N:1281:VAL:HG23	3:N:1317:ASP:O	2.15	0.47
3:N:1379:VAL:CG1	3:N:1395:LEU:HD23	2.45	0.47
3:N:1462:LEU:HD22	3:N:1473:PRO:HD2	1.95	0.47
3:N:470:LEU:HD21	3:N:508:ARG:NH2	2.30	0.47
3:N:47:GLU:OE1	3:N:52:PRO:HA	2.15	0.47
3:N:666:ILE:HG23	3:N:686:GLU:OE2	2.15	0.47
2:M:1115:LEU:CD2	3:N:85:VAL:HG13	2.43	0.47
3:N:89:ARG:O	3:N:521:PRO:HG3	2.14	0.47
5:P:159:ILE:O	5:P:163:LEU:HG	2.14	0.47
1:B:57:TYR:HB3	1:B:141:GLU:HG3	1.95	0.47
2:C:1054:THR:HG22	2:C:1059:ASP:CB	2.45	0.47
2:C:285:LEU:HD12	2:C:288:ARG:O	2.15	0.47
2:C:946:ARG:NH2	3:D:859:ASP:HA	2.30	0.47
3:D:1033:GLN:HE22	3:D:1036:ARG:HH11	1.63	0.47
3:D:1066:THR:HG23	3:D:1069:GLU:N	2.16	0.47
3:D:115:LEU:HD23	3:D:116:LEU:N	2.30	0.47
3:D:1312:LEU:N	8:D:9045:HOH:O	2.42	0.47
3:D:1354:LYS:HD3	8:D:9078:HOH:O	2.15	0.47
3:D:414:ARG:HG2	8:D:9627:HOH:O	2.13	0.47
3:D:421:LEU:HD11	3:D:437:VAL:HG22	1.95	0.47
3:D:528:VAL:HG12	8:D:9096:HOH:O	2.15	0.47
3:D:591:VAL:HG12	3:D:592:THR:O	2.15	0.47
3:D:645:PRO:HB3	3:D:723:GLY:O	2.14	0.47
3:D:996:TRP:HA	3:D:999:THR:CG2	2.43	0.47
5:F:316:SER:HB3	5:F:318:GLU:O	2.15	0.47
1:L:50:GLY:O	1:L:146:ARG:HA	2.15	0.47
1:L:149:GLY:O	1:L:171:PHE:HB2	2.14	0.47
1:L:212:ASN:N	1:L:212:ASN:HD22	2.11	0.47

*Continued on next page...*



*Continued from previous page...*

Atom-1	Atom-2	Interatomic distance (Å)	Clash overlap (Å)
1:L:61:VAL:HA	8:L:2996:HOH:O	2.15	0.47
2:M:206:THR:HG21	8:M:1314:HOH:O	2.15	0.47
2:M:290:LEU:HB3	2:M:302:VAL:HG12	1.97	0.47
2:M:332:ARG:HB2	2:M:466:PHE:HE1	1.78	0.47
2:M:409:ARG:HA	2:M:454:SER:CA	2.32	0.47
2:M:53:PRO:HD3	8:M:1173:HOH:O	2.14	0.47
2:M:572:ILE:CG2	2:M:703:ILE:HD13	2.45	0.47
2:M:624:PRO:O	2:M:625:LEU:HD23	2.15	0.47
2:M:723:THR:HG23	2:M:725:ASP:HB2	1.97	0.47
3:N:1123:PHE:HB3	3:N:1133:ARG:O	2.15	0.47
3:N:1465:ASN:ND2	3:N:1470:ARG:HD3	2.30	0.47
3:N:486:ARG:HH21	3:N:489:ARG:CD	2.28	0.47
3:N:536:ALA:HA	5:P:315:VAL:N	2.19	0.47
3:N:587:ARG:HD3	8:N:9432:HOH:O	2.14	0.47
4:O:10:PHE:HE2	4:O:16:LYS:HG3	1.80	0.47
5:P:110:MET:HA	5:P:113:ILE:HD12	1.97	0.47
5:P:195:VAL:HG11	5:P:217:ASN:OD1	2.15	0.47
2:C:207:LEU:HD22	2:C:221:LEU:CD2	2.45	0.47
2:C:244:PRO:CD	2:C:245:GLY:H	2.20	0.47
3:D:1148:VAL:HG13	3:D:1163:GLY:O	2.15	0.47
3:D:129:PHE:CE2	3:D:587:ARG:HD3	2.50	0.47
3:D:1341:PRO:HD2	3:D:1342:GLU:OE2	2.14	0.47
3:D:1382:THR:HG21	3:D:1418:LYS:HE3	1.95	0.47
3:D:171:LEU:HD22	3:D:390:PRO:HG3	1.97	0.47
3:D:169:TYR:HA	3:D:392:SER:HA	1.97	0.47
3:D:434:ARG:HB2	3:D:447:VAL:HG22	1.97	0.47
3:D:476:GLU:HG2	8:D:9254:HOH:O	2.14	0.47
3:D:645:PRO:HA	3:D:721:VAL:O	2.14	0.47
3:D:843:PHE:HA	3:D:848:GLU:OE1	2.14	0.47
4:E:13:VAL:HG21	4:E:19:LEU:HB2	1.96	0.47
1:K:86:VAL:HG12	1:K:124:ASN:ND2	2.29	0.47
2:M:1105:LYS:HB2	2:M:1107:ASN:HD22	1.80	0.47
2:M:671:ASN:ND2	2:M:993:PHE:CD2	2.81	0.47
2:M:551:GLU:HA	2:M:906:PHE:CE2	2.49	0.47
3:N:1267:ARG:HH11	3:N:1267:ARG:CB	2.27	0.47
3:N:181:ASP:O	3:N:185:VAL:HG23	2.14	0.47
3:N:188:GLY:HA2	3:N:210:ARG:NH1	2.30	0.47
3:N:204:LEU:HG	8:N:9317:HOH:O	2.14	0.47
3:N:209:ARG:HB2	3:N:395:VAL:O	2.15	0.47
3:N:463:GLN:O	3:N:467:GLU:HG3	2.15	0.47
3:N:882:PHE:CE1	3:N:906:GLN:HG3	2.49	0.47

*Continued on next page...*



*Continued from previous page...*

Atom-1	Atom-2	Interatomic distance (Å)	Clash overlap (Å)
8:M:1335:HOH:O	3:N:944:THR:HA	2.14	0.47
3:N:950:GLY:H	3:N:953:ASP:CB	2.27	0.47
4:O:54:LEU:CD2	4:O:63:TRP:HE1	2.27	0.47
5:P:109:GLY:O	5:P:113:ILE:HG13	2.14	0.47
5:P:335:ASP:CG	5:P:338:LEU:HD12	2.35	0.47
5:P:421:PHE:C	5:P:423:ASP:H	2.17	0.47
1:B:180:GLN:HB3	8:D:9039:HOH:O	2.15	0.47
1:B:20:TYR:OH	1:B:198:ARG:HD3	2.14	0.47
2:C:269:LEU:HD22	8:C:1709:HOH:O	2.14	0.47
2:C:302:VAL:O	2:C:306:THR:HG23	2.15	0.47
2:C:625:LEU:O	2:C:627:ARG:N	2.48	0.47
2:C:645:VAL:HA	8:C:1221:HOH:O	2.15	0.47
2:C:722:ILE:CG2	2:C:805:ARG:HH21	2.27	0.47
2:C:690:ILE:CD1	2:C:833:LEU:HD21	2.45	0.47
3:D:1183:ILE:N	3:D:1183:ILE:HD12	2.29	0.47
3:D:1336:LEU:HA	3:D:1344:VAL:CG2	2.45	0.47
3:D:422:ALA:O	3:D:427:VAL:HG21	2.15	0.47
3:D:474:GLU:O	3:D:478:LEU:HG	2.15	0.47
3:D:80:VAL:HG12	8:D:9019:HOH:O	2.14	0.47
3:D:928:ALA:O	3:D:931:LEU:HB2	2.14	0.47
5:F:261:PRO:O	5:F:265:VAL:HG23	2.15	0.47
5:F:388:ALA:HA	8:F:635:HOH:O	2.15	0.47
1:L:54:THR:HG22	1:L:158:ILE:HG13	1.97	0.47
2:M:215:GLY:HA3	8:M:1560:HOH:O	2.15	0.47
2:M:44:ILE:HD13	2:M:344:PHE:CE1	2.50	0.47
2:M:405:ARG:HD3	2:M:543:ASN:HB2	1.97	0.47
2:M:412:ALA:HB3	2:M:451:LEU:HB3	1.97	0.47
2:M:462:ASP:HB3	2:M:468:ARG:HD2	1.97	0.47
2:M:605:LYS:HA	8:M:1487:HOH:O	2.15	0.47
2:M:926:PHE:O	2:M:930:LYS:HG3	2.15	0.47
3:N:1023:MET:O	3:N:1028:ALA:HB3	2.15	0.47
3:N:1462:LEU:CD2	3:N:1473:PRO:HD2	2.45	0.47
3:N:397:LYS:HE2	3:N:399:ARG:HE	1.80	0.47
3:N:90:MET:SD	3:N:521:PRO:HD3	2.54	0.47
3:N:566:ILE:HG12	5:P:217:ASN:HD22	1.80	0.47
3:N:678:GLU:HG3	3:N:679:ARG:HG3	1.97	0.47
3:N:916:TYR:O	3:N:919:PHE:HB3	2.15	0.47
4:O:74:VAL:CG1	4:O:79:LEU:HD21	2.45	0.47
2:C:1100:GLN:O	2:C:1102:LEU:HD12	2.15	0.46
2:C:195:LEU:CD1	2:C:234:ALA:HB1	2.46	0.46
2:C:281:LEU:HB2	2:C:309:TYR:CG	2.50	0.46

*Continued on next page...*

*Continued from previous page...*

Atom-1	Atom-2	Interatomic distance (Å)	Clash overlap (Å)
2:C:285:LEU:HD23	2:C:285:LEU:O	2.15	0.46
2:C:687:ALA:C	2:C:688:ILE:HD12	2.35	0.46
2:C:805:ARG:HG3	2:C:823:VAL:HG22	1.97	0.46
2:C:941:VAL:O	2:C:944:LEU:HB2	2.14	0.46
3:D:1124:GLN:HA	3:D:1125:PRO:HD3	1.76	0.46
3:D:1459:LEU:HD22	3:D:1465:ASN:HD22	1.79	0.46
3:D:797:LYS:HD2	3:D:797:LYS:N	2.30	0.46
5:F:282:LEU:N	5:F:282:LEU:HD23	2.30	0.46
5:F:363:GLU:HA	5:F:367:MET:SD	2.55	0.46
1:K:115:LEU:HB3	8:K:4097:HOH:O	2.14	0.46
1:K:68:ILE:CD1	1:K:138:LEU:HD11	2.45	0.46
1:K:88:ARG:HD2	1:K:123:MET:HE1	1.97	0.46
2:M:345:ARG:CB	2:M:345:ARG:HH11	2.27	0.46
2:M:422:ARG:HG3	8:M:1745:HOH:O	2.13	0.46
2:M:464:LEU:O	2:M:466:PHE:N	2.48	0.46
2:M:918:LEU:HD23	2:M:968:LEU:CA	2.43	0.46
3:N:1275:SER:HB3	3:N:1325:LEU:CD1	2.45	0.46
3:N:196:VAL:HG13	3:N:202:VAL:HG11	1.97	0.46
3:N:44:LEU:HG	8:N:9867:HOH:O	2.16	0.46
3:N:645:PRO:HA	3:N:721:VAL:O	2.15	0.46
3:N:827:ILE:O	3:N:837:GLY:HA3	2.15	0.46
1:A:101:LEU:HG	1:A:113:ASP:O	2.15	0.46
1:A:50:GLY:O	1:A:146:ARG:HA	2.15	0.46
2:C:521:PRO:HB2	3:D:1055:VAL:CB	2.43	0.46
2:C:534:VAL:N	2:C:538:GLN:NE2	2.63	0.46
1:A:67:THR:HG21	2:C:609:ASN:HD21	1.80	0.46
2:C:798:GLY:C	2:C:799:ILE:HD13	2.36	0.46
2:C:9:ILE:HD12	2:C:9:ILE:O	2.15	0.46
3:D:495:ARG:O	3:D:495:ARG:HG2	2.16	0.46
3:D:962:GLN:N	3:D:962:GLN:OE1	2.47	0.46
5:F:282:LEU:H	5:F:282:LEU:HD23	1.79	0.46
5:F:416:ARG:NH1	5:F:419:ARG:HB2	2.30	0.46
1:K:117:VAL:HB	1:K:120:VAL:CG1	2.42	0.46
1:K:78:ILE:O	1:K:82:LEU:HG	2.15	0.46
2:M:1101:THR:HB	3:N:5:VAL:HG11	1.98	0.46
2:M:1118:LYS:HD3	3:N:20:SER:O	2.14	0.46
2:M:195:LEU:HD12	2:M:234:ALA:HB1	1.97	0.46
2:M:325:ILE:HG23	8:M:1502:HOH:O	2.16	0.46
2:M:44:ILE:HG22	8:M:1223:HOH:O	2.14	0.46
2:M:621:VAL:HG22	8:M:1199:HOH:O	2.16	0.46
2:M:817:PRO:C	2:M:819:VAL:H	2.18	0.46

*Continued on next page...*

*Continued from previous page...*

Atom-1	Atom-2	Interatomic distance (Å)	Clash overlap (Å)
3:N:1056:PRO:HD2	8:N:9483:HOH:O	2.14	0.46
3:N:1243:THR:HG22	3:N:1244:GLY:H	1.79	0.46
3:N:400:VAL:HA	3:N:442:ASN:O	2.15	0.46
3:N:484:PRO:O	3:N:489:ARG:HD2	2.14	0.46
3:N:551:ASN:O	3:N:555:LYS:HG3	2.15	0.46
3:N:759:ALA:HA	3:N:763:MET:HB3	1.96	0.46
4:O:40:LEU:CD2	4:O:67:GLU:HA	2.46	0.46
5:P:365:GLU:CD	5:P:397:ILE:HA	2.35	0.46
1:A:19:GLU:O	1:A:200:TRP:HA	2.16	0.46
1:B:26:GLU:HG2	1:B:27:PRO:HA	1.97	0.46
2:C:208:ALA:HB1	2:C:218:VAL:CG1	2.45	0.46
2:C:780:GLU:CD	2:C:781:LYS:H	2.18	0.46
2:C:863:ASP:O	2:C:865:THR:N	2.48	0.46
2:C:987:ILE:HG22	2:C:988:VAL:O	2.15	0.46
3:D:783:ARG:HH21	3:D:1029:ARG:CZ	2.28	0.46
3:D:1085:ALA:HA	8:D:9707:HOH:O	2.14	0.46
3:D:907:GLU:OE1	3:D:908:LYS:HG2	2.14	0.46
5:F:141:VAL:O	5:F:145:PRO:HD2	2.16	0.46
5:F:218:GLN:HA	5:F:221:ILE:HD12	1.96	0.46
1:K:115:LEU:HD12	1:K:115:LEU:O	2.15	0.46
2:M:1050:GLN:CG	2:M:1079:PRO:HG2	2.44	0.46
2:M:1111:ILE:HD11	8:M:1318:HOH:O	2.14	0.46
2:M:428:ARG:HE	2:M:451:LEU:HD11	1.80	0.46
2:M:93:PRO:HG3	2:M:117:HIS:HE1	1.80	0.46
3:N:93:ILE:CD1	3:N:548:ILE:HD11	2.46	0.46
3:N:828:LYS:HD2	8:N:9129:HOH:O	2.15	0.46
4:O:59:ASN:HD22	4:O:59:ASN:HA	1.59	0.46
1:A:218:LEU:HB2	8:A:322:HOH:O	2.14	0.46
1:B:92:PRO:HA	1:B:146:ARG:NH2	2.31	0.46
1:B:19:GLU:O	1:B:200:TRP:HA	2.15	0.46
1:B:73:GLU:HB2	1:B:78:ILE:HD11	1.96	0.46
1:B:86:VAL:HG22	8:B:371:HOH:O	2.15	0.46
2:C:265:ARG:HG2	2:C:267:TYR:N	2.30	0.46
2:C:441:VAL:HG12	2:C:559:LEU:HA	1.96	0.46
2:C:442:GLU:HG2	2:C:454:SER:HB2	1.98	0.46
2:C:835:VAL:HG11	8:D:9008:HOH:O	2.16	0.46
3:D:1093:TYR:HA	8:D:9017:HOH:O	2.16	0.46
3:D:110:SER:HB3	8:D:9091:HOH:O	2.15	0.46
3:D:1380:GLU:HB3	3:D:1418:LYS:HB2	1.98	0.46
3:D:396:VAL:HG13	3:D:447:VAL:HA	1.98	0.46
3:D:574:LEU:O	3:D:578:VAL:HG23	2.16	0.46

*Continued on next page...*

*Continued from previous page...*

Atom-1	Atom-2	Interatomic distance (Å)	Clash overlap (Å)
3:D:68:PHE:O	3:D:71:LYS:HG2	2.15	0.46
3:D:704:ARG:HD2	3:D:704:ARG:HA	1.76	0.46
4:E:41:GLU:O	4:E:45:ARG:HG2	2.15	0.46
5:F:276:ARG:HA	8:F:735:HOH:O	2.14	0.46
5:F:256:ARG:NH2	5:F:310:ILE:O	2.48	0.46
1:K:210:ALA:HA	1:K:213:GLN:NE2	2.31	0.46
2:M:101:ILE:HG22	2:M:102:HIS:N	2.30	0.46
2:M:191:PHE:CE2	2:M:238:LEU:HD21	2.51	0.46
2:M:710:ILE:HB	2:M:790:LEU:CD1	2.38	0.46
2:M:801:VAL:HG23	8:M:1213:HOH:O	2.15	0.46
3:N:957:PRO:HA	3:N:1010:ASN:ND2	2.30	0.46
3:N:1109:GLU:CD	3:N:1202:GLN:H	2.18	0.46
3:N:1114:THR:O	3:N:1114:THR:HG23	2.15	0.46
3:N:1156:LEU:HD12	8:N:9485:HOH:O	2.16	0.46
3:N:416:ALA:H	3:N:417:PRO:CD	2.28	0.46
2:C:218:VAL:HG22	2:C:221:LEU:CD2	2.46	0.46
2:C:310:LEU:O	2:C:314:THR:HG23	2.15	0.46
2:C:490:GLU:HG2	2:C:494:TYR:OH	2.15	0.46
2:C:647:GLN:HA	8:C:1176:HOH:O	2.16	0.46
2:C:979:THR:CG2	2:C:981:GLU:HB2	2.45	0.46
3:D:190:GLU:HG3	3:D:210:ARG:CD	2.46	0.46
3:D:208:PRO:CB	3:D:395:VAL:HG13	2.43	0.46
3:D:501:ALA:HA	3:D:504:ASP:HB2	1.97	0.46
3:D:84:ILE:HA	3:D:87:ARG:HG2	1.97	0.46
3:D:952:ASP:HA	3:D:1062:ARG:NH2	2.30	0.46
4:E:18:ARG:HD3	8:E:126:HOH:O	2.15	0.46
5:F:336:GLU:HB2	8:F:726:HOH:O	2.15	0.46
1:L:69:PRO:O	1:L:71:VAL:HG23	2.16	0.46
2:M:143:SER:HB3	2:M:332:ARG:HB2	1.97	0.46
2:M:52:PHE:HE1	2:M:66:LEU:HG	1.75	0.46
2:M:810:ASP:HA	2:M:811:PRO:HD3	1.79	0.46
2:M:842:ARG:HD3	8:M:1636:HOH:O	2.16	0.46
2:M:875:GLY:O	2:M:879:ARG:HD3	2.15	0.46
2:M:976:ASP:HB3	2:M:979:THR:HG22	1.96	0.46
3:N:1434:TRP:HZ3	3:N:1457:ASP:H	1.62	0.46
3:N:28:LYS:HD3	3:N:41:ARG:NH1	2.30	0.46
3:N:404:GLU:OE1	3:N:414:ARG:HD3	2.16	0.46
3:N:891:GLU:HG2	8:N:9646:HOH:O	2.15	0.46
3:N:926:LYS:HE2	8:N:9736:HOH:O	2.16	0.46
4:O:29:GLN:HB2	4:O:33:HIS:CD2	2.51	0.46
5:P:104:ARG:HG2	8:P:3629:HOH:O	2.15	0.46

*Continued on next page...*

*Continued from previous page...*

Atom-1	Atom-2	Interatomic distance (Å)	Clash overlap (Å)
5:P:215:GLU:HA	5:P:215:GLU:OE1	2.15	0.46
3:N:560:GLN:HE21	5:P:218:GLN:HE22	1.63	0.46
2:C:113:VAL:HG11	2:C:373:VAL:CB	2.46	0.46
2:C:73:LEU:HD22	2:C:94:LEU:HD22	1.97	0.46
3:D:1114:THR:HG22	3:D:1195:GLN:HB3	1.97	0.46
3:D:1272:ALA:HB2	8:D:9364:HOH:O	2.16	0.46
3:D:1382:THR:HG22	8:D:9579:HOH:O	2.16	0.46
3:D:1476:THR:CG2	4:E:21:VAL:HG22	2.46	0.46
1:K:23:PHE:O	1:K:196:THR:HA	2.15	0.46
2:M:478:VAL:HG13	2:M:506:ASN:HB3	1.97	0.46
2:M:688:ILE:CD1	2:M:847:GLY:HA3	2.45	0.46
3:N:1342:GLU:HG2	8:N:9105:HOH:O	2.15	0.46
3:N:1353:GLN:HG2	3:N:1368:ILE:HD12	1.98	0.46
3:N:508:ARG:HB3	3:N:510:GLU:OE2	2.16	0.46
3:N:516:ALA:O	3:N:518:PRO:HD3	2.16	0.46
3:N:550:ARG:HH11	3:N:550:ARG:HG3	1.79	0.46
3:N:608:SER:O	3:N:612:GLY:HA3	2.16	0.46
2:M:1091:GLU:OE2	3:N:613:ARG:HD2	2.15	0.46
3:N:646:LYS:HA	3:N:720:LEU:HD23	1.97	0.46
3:N:809:PRO:O	3:N:812:ALA:HB3	2.16	0.46
3:N:820:GLU:HA	3:N:825:ALA:O	2.16	0.46
2:M:1090:LYS:HZ1	3:N:90:MET:HG2	1.79	0.46
2:C:1005:MET:HE1	3:D:648:MET:HB2	1.96	0.46
2:C:1054:THR:HG22	2:C:1059:ASP:CG	2.36	0.46
2:C:144:PRO:HA	2:C:163:ILE:HG12	1.98	0.46
2:C:328:LEU:CD2	2:C:437:ARG:HD3	2.46	0.46
3:D:1042:ARG:O	3:D:1057:VAL:HB	2.15	0.46
3:D:1274:ILE:HB	3:D:1322:GLY:HA2	1.98	0.46
3:D:829:VAL:H	3:D:835:SER:HB2	1.81	0.46
4:E:69:LEU:HD21	8:E:181:HOH:O	2.15	0.46
2:C:376:ARG:NH2	5:F:285:GLU:HB3	2.21	0.46
5:F:375:LEU:HG	5:F:376:ILE:HG13	1.97	0.46
1:K:175:ARG:HH21	1:K:201:THR:H	1.62	0.46
1:K:27:PRO:HG2	1:K:186:LEU:HD22	1.98	0.46
1:L:138:LEU:O	1:L:138:LEU:HD23	2.16	0.46
1:L:26:GLU:HB2	1:L:27:PRO:HA	1.98	0.46
2:M:1033:GLY:O	2:M:1036:GLU:HB2	2.15	0.46
2:M:1040:LEU:HD23	2:M:1049:LEU:HA	1.98	0.46
2:M:127:PHE:O	2:M:133:ASP:HA	2.16	0.46
2:M:218:VAL:HG22	2:M:221:LEU:CD2	2.45	0.46
2:M:253:ALA:HB3	8:M:1251:HOH:O	2.15	0.46

*Continued on next page...*

*Continued from previous page...*

Atom-1	Atom-2	Interatomic distance (Å)	Clash overlap (Å)
3:N:1378:TYR:CD1	3:N:1378:TYR:N	2.84	0.46
3:N:136:ASP:HB3	3:N:137:PRO:HD3	1.98	0.46
3:N:470:LEU:HD12	3:N:503:LEU:CG	2.43	0.46
3:N:530:VAL:HB	3:N:531:ASP:H	1.56	0.46
3:N:586:ARG:HA	8:N:2001:HOH:O	2.15	0.46
3:N:671:LYS:N	8:N:9139:HOH:O	2.48	0.46
3:N:819:GLY:O	3:N:822:ALA:HB3	2.16	0.46
3:N:81:THR:O	3:N:82:LYS:C	2.54	0.46
5:P:292:ALA:HB1	5:P:299:TRP:O	2.16	0.46
5:P:319:THR:HB	5:P:321:ILE:HD11	1.96	0.46
1:A:181:VAL:O	2:C:937:ASP:HA	2.16	0.46
1:B:81:ASN:HB2	8:B:366:HOH:O	2.16	0.46
2:C:194:VAL:HG21	2:C:221:LEU:HA	1.98	0.46
2:C:129:ILE:CG1	2:C:386:PHE:HB3	2.46	0.46
2:C:744:ARG:HG3	2:C:747:ALA:HB2	1.97	0.46
3:D:116:LEU:HB3	3:D:118:LEU:CD2	2.46	0.46
3:D:126:VAL:O	3:D:132:TYR:CD1	2.68	0.46
3:D:1293:PHE:CE2	3:D:1302:GLU:HB2	2.51	0.46
3:D:1432:LYS:HD2	3:D:1433:SER:N	2.29	0.46
3:D:684:LYS:HD3	3:D:686:GLU:CD	2.35	0.46
2:C:1039:ALA:HB2	3:D:707:THR:HG21	1.98	0.46
5:F:273:ARG:O	5:F:276:ARG:HB2	2.16	0.46
2:M:157:ARG:HH11	2:M:157:ARG:HG2	1.80	0.46
2:M:146:VAL:HG13	2:M:161:SER:O	2.16	0.46
2:M:145:GLY:C	2:M:163:ILE:HG23	2.36	0.46
3:N:957:PRO:HG3	3:N:1007:VAL:HA	1.97	0.46
3:N:1115:THR:HB	8:N:9719:HOH:O	2.15	0.46
3:N:1137:ARG:O	3:N:1140:ILE:N	2.49	0.46
3:N:1209:LEU:HD22	3:N:1211:MET:SD	2.55	0.46
3:N:1269:LYS:HE3	8:N:9213:HOH:O	2.16	0.46
3:N:1441:GLN:NE2	3:N:1442:ASN:H	2.14	0.46
3:N:159:ARG:HB2	3:N:159:ARG:CZ	2.46	0.46
3:N:521:PRO:O	3:N:525:ARG:HG2	2.14	0.46
3:N:805:GLU:HB2	8:N:9612:HOH:O	2.16	0.46
3:N:813:LEU:HA	3:N:839:LEU:HD11	1.97	0.46
3:N:850:LEU:O	3:N:853:VAL:HB	2.15	0.46
4:O:11:GLY:HA3	8:O:3878:HOH:O	2.15	0.46
5:P:274:THR:O	5:P:278:LEU:HG	2.15	0.46
2:C:1076:VAL:HG23	3:D:752:SER:HA	1.98	0.46
2:C:47:ALA:CB	2:C:345:ARG:HB3	2.33	0.46
2:C:495:THR:HG21	2:C:524:VAL:HG21	1.97	0.46

*Continued on next page...*



*Continued from previous page...*

Atom-1	Atom-2	Interatomic distance (Å)	Clash overlap (Å)
2:C:643:VAL:HG13	2:C:647:GLN:CD	2.36	0.46
2:C:702:SER:OG	2:C:996:LYS:NZ	2.49	0.46
2:C:873:PRO:O	2:C:876:VAL:HG23	2.16	0.46
2:C:975:TYR:HA	2:C:982:PRO:HA	1.98	0.46
3:D:1337:GLU:HB3	8:D:9228:HOH:O	2.16	0.46
3:D:569:ASN:HD21	5:F:210:LEU:HD22	1.80	0.46
3:D:97:THR:CG2	3:D:571:LYS:HD3	2.46	0.46
3:D:592:THR:HA	8:D:9540:HOH:O	2.16	0.46
2:C:1109:VAL:HG11	3:D:5:VAL:HG13	1.98	0.46
3:D:863:VAL:HA	8:D:2082:HOH:O	2.16	0.46
2:M:408:ARG:CZ	2:M:542:VAL:HG23	2.46	0.46
2:M:423:ALA:HB1	8:M:1764:HOH:O	2.16	0.46
2:M:473:ARG:HG2	2:M:473:ARG:HH11	1.80	0.46
2:M:602:GLU:HG2	2:M:603:VAL:N	2.31	0.46
2:M:685:GLU:CG	3:N:739:ASP:HB2	2.46	0.46
2:M:861:LEU:HD23	2:M:862:PRO:CD	2.37	0.46
3:N:1109:GLU:HG2	3:N:1201:CYS:CA	2.43	0.46
3:N:1114:THR:HA	8:N:9054:HOH:O	2.14	0.46
3:N:1342:GLU:CD	3:N:1342:GLU:N	2.67	0.46
3:N:600:LEU:HD12	3:N:600:LEU:H	1.81	0.46
3:N:860:LEU:HD22	3:N:878:GLY:CA	2.46	0.46
5:P:163:LEU:HB3	5:P:174:LEU:HD11	1.96	0.46
5:P:302:LYS:HG3	5:P:303:ARG:N	2.31	0.46
1:A:219:ARG:HH12	1:B:223:THR:HG23	1.81	0.46
1:B:85:LEU:CD1	1:B:124:ASN:HB3	2.42	0.46
1:A:219:ARG:HH22	1:B:223:THR:HG23	1.80	0.46
1:B:74:ASP:O	1:B:78:ILE:HG13	2.16	0.46
2:C:1103:ASP:N	2:C:1107:ASN:O	2.49	0.46
2:C:216:GLU:OE1	2:C:217:LEU:HG	2.15	0.46
2:C:352:ALA:O	2:C:355:VAL:HG12	2.16	0.46
2:C:473:ARG:NE	2:C:531:PHE:HE1	2.09	0.46
2:C:546:LEU:HD21	2:C:587:VAL:HG21	1.97	0.46
2:C:751:PRO:HB2	3:D:680:GLN:HG3	1.98	0.46
2:C:904:PRO:HB2	2:C:907:ASP:OD2	2.16	0.46
3:D:1135:ARG:NH2	8:D:9592:HOH:O	2.49	0.46
3:D:1164:ARG:HA	8:D:9221:HOH:O	2.15	0.46
3:D:1122:LEU:HD23	3:D:1178:ALA:HB2	1.97	0.46
3:D:1327:ARG:HG2	8:D:9891:HOH:O	2.16	0.46
3:D:1481:VAL:HG11	4:E:18:ARG:CA	2.40	0.46
3:D:186:VAL:HG11	3:D:213:VAL:HB	1.98	0.46
3:D:210:ARG:NE	3:D:398:ALA:HB3	2.31	0.46

*Continued on next page...*



*Continued from previous page...*

Atom-1	Atom-2	Interatomic distance (Å)	Clash overlap (Å)
3:D:400:VAL:HG23	8:D:9178:HOH:O	2.15	0.46
3:D:421:LEU:HD23	3:D:421:LEU:O	2.15	0.46
3:D:543:LEU:HD21	3:D:600:LEU:HB2	1.97	0.46
1:L:43:ILE:HD13	8:L:3139:HOH:O	2.16	0.46
2:M:1100:GLN:HG3	2:M:1101:THR:O	2.16	0.46
2:M:121:MET:HE3	2:M:127:PHE:CE2	2.51	0.46
2:M:260:LEU:HA	2:M:291:ALA:HB2	1.98	0.46
2:M:420:ARG:CD	2:M:420:ARG:H	2.29	0.46
2:M:455:LEU:HD13	2:M:459:ALA:HB3	1.97	0.46
3:N:1341:PRO:O	3:N:1344:VAL:N	2.48	0.46
3:N:500:ARG:HD2	8:N:9705:HOH:O	2.15	0.46
3:N:529:GLN:HG2	3:N:535:PHE:CE2	2.48	0.46
3:N:52:PRO:CB	3:N:80:VAL:HG13	2.31	0.46
3:N:844:ALA:HB3	3:N:848:GLU:OE2	2.16	0.46
3:N:976:GLN:HA	3:N:979:GLU:OE1	2.15	0.46
5:P:342:VAL:HG23	5:P:343:ASP:OD1	2.15	0.46
5:P:361:LEU:HD21	5:P:404:ALA:HB1	1.98	0.46
1:B:149:GLY:O	1:B:171:PHE:HB2	2.16	0.45
2:C:101:ILE:HG22	2:C:102:HIS:N	2.31	0.45
2:C:338:GLU:O	2:C:341:THR:HG22	2.16	0.45
2:C:694:LEU:HD21	2:C:868:ASP:HB3	1.98	0.45
2:C:979:THR:HG23	2:C:981:GLU:HB2	1.98	0.45
3:D:1104:GLU:O	3:D:1106:VAL:HG23	2.16	0.45
3:D:1397:LYS:HB3	8:D:9838:HOH:O	2.15	0.45
3:D:183:GLU:HA	3:D:186:VAL:CG1	2.46	0.45
3:D:441:ARG:O	3:D:443:VAL:N	2.49	0.45
3:D:585:GLY:HA3	8:D:9104:HOH:O	2.16	0.45
3:D:838:ARG:HD3	3:D:874:GLU:HB3	1.97	0.45
3:D:875:THR:HG22	3:D:879:ARG:HB2	1.98	0.45
5:F:117:SER:N	5:F:127:ILE:HD12	2.31	0.45
5:F:202:TYR:OH	5:F:244:ARG:HD2	2.16	0.45
5:F:340:SER:O	5:F:342:VAL:N	2.49	0.45
1:K:224:TYR:HB3	1:L:9:PRO:CB	2.42	0.45
2:M:1050:GLN:NE2	8:M:1526:HOH:O	2.48	0.45
2:M:1059:ASP:CG	2:M:1062:GLY:HA3	2.37	0.45
2:M:114:PHE:HE1	8:P:4072:HOH:O	1.99	0.45
2:M:157:ARG:HG2	2:M:157:ARG:NH1	2.32	0.45
2:M:169:GLY:HA2	2:M:263:ASP:CB	2.30	0.45
2:M:194:VAL:HA	2:M:197:LEU:HD12	1.97	0.45
2:M:232:GLU:O	2:M:235:LEU:HB2	2.16	0.45
2:M:473:ARG:HG2	2:M:473:ARG:NH1	2.32	0.45

*Continued on next page...*

*Continued from previous page...*

Atom-1	Atom-2	Interatomic distance (Å)	Clash overlap (Å)
2:M:704:HIS:CD2	2:M:705:ILE:H	2.33	0.45
3:N:411:THR:HG23	3:N:429:SER:OG	2.16	0.45
3:N:527:MET:CE	3:N:537:THR:HB	2.45	0.45
3:N:567:ILE:HG13	3:N:567:ILE:H	1.51	0.45
3:N:130:SER:C	3:N:568:ARG:HH21	2.20	0.45
3:N:729:HIS:HB3	3:N:732:VAL:HG22	1.98	0.45
4:O:5:GLY:HA3	4:O:8:LYS:HD2	1.98	0.45
2:M:770:GLU:OE1	5:P:354:LEU:HD13	2.17	0.45
5:P:89:GLY:HA2	8:P:4492:HOH:O	2.15	0.45
1:A:9:PRO:HB3	1:A:25:LEU:HG	1.98	0.45
2:C:1016:ILE:CD1	3:D:526:PRO:HG2	2.46	0.45
2:C:142:ARG:NH1	2:C:325:ILE:HG12	2.30	0.45
2:C:203:ASP:OD1	2:C:206:THR:HG22	2.16	0.45
2:C:502:PRO:HB2	2:C:509:ALA:HB3	1.98	0.45
2:C:598:GLU:HG3	8:C:1515:HOH:O	2.15	0.45
2:C:794:PRO:HD3	8:C:1635:HOH:O	2.15	0.45
3:D:1211:MET:SD	3:D:1213:ARG:HD2	2.57	0.45
3:D:1377:LYS:O	3:D:1395:LEU:N	2.47	0.45
3:D:1494:ALA:HB3	8:D:9315:HOH:O	2.16	0.45
3:D:455:ARG:HH11	3:D:455:ARG:HG2	1.81	0.45
3:D:806:PHE:CZ	3:D:813:LEU:HB3	2.51	0.45
3:D:890:VAL:HG13	3:D:926:LYS:HD3	1.98	0.45
5:F:196:VAL:HG13	5:F:213:ILE:CD1	2.45	0.45
5:F:302:LYS:HG3	5:F:303:ARG:N	2.31	0.45
5:F:373:LYS:HD3	5:F:378:GLY:C	2.36	0.45
1:L:188:GLN:HA	8:N:9218:HOH:O	2.17	0.45
2:M:1078:GLU:HA	2:M:1078:GLU:OE1	2.17	0.45
2:M:56:GLU:HG2	2:M:64:LEU:HD23	1.97	0.45
2:M:778:PHE:HA	8:M:1278:HOH:O	2.16	0.45
2:M:998:TYR:OH	2:M:1000:MET:HA	2.16	0.45
2:M:435:TYR:HA	3:N:1071:PHE:HE2	1.81	0.45
3:N:1151:ARG:HA	3:N:1162:GLU:HG3	1.99	0.45
3:N:814:ALA:HA	8:N:9843:HOH:O	2.15	0.45
1:A:20:TYR:HB3	8:A:358:HOH:O	2.16	0.45
1:A:26:GLU:HG2	1:A:27:PRO:CA	2.46	0.45
1:B:50:GLY:O	1:B:146:ARG:HA	2.16	0.45
2:C:1015:LEU:HD12	8:C:1202:HOH:O	2.17	0.45
2:C:1105:LYS:O	2:C:1107:ASN:N	2.49	0.45
2:C:144:PRO:O	2:C:276:LYS:HD3	2.16	0.45
2:C:148:PHE:HD2	2:C:160:ALA:HA	1.80	0.45
2:C:207:LEU:O	2:C:211:LEU:HB3	2.16	0.45

*Continued on next page...*

*Continued from previous page...*

Atom-1	Atom-2	Interatomic distance (Å)	Clash overlap (Å)
2:C:218:VAL:HB	8:C:1237:HOH:O	2.17	0.45
2:C:254:VAL:HA	2:C:257:VAL:HG23	1.96	0.45
2:C:289:THR:HG22	2:C:290:LEU:H	1.81	0.45
2:C:471:TYR:CE2	2:C:496:ILE:HG21	2.51	0.45
2:C:479:VAL:HG23	2:C:506:ASN:C	2.37	0.45
2:C:456:ALA:HB1	2:C:538:GLN:O	2.16	0.45
2:C:643:VAL:HG13	2:C:647:GLN:OE1	2.17	0.45
2:C:683:ASN:N	2:C:683:ASN:OD1	2.49	0.45
2:C:837:ASP:O	2:C:849:VAL:HG23	2.16	0.45
2:C:881:ASN:N	2:C:881:ASN:ND2	2.64	0.45
2:C:897:LEU:CD1	2:C:921:ALA:HA	2.46	0.45
3:D:1331:ASP:OD1	3:D:1334:GLN:HG3	2.16	0.45
3:D:1333:HIS:O	3:D:1336:LEU:HB3	2.15	0.45
3:D:170:PRO:HG3	8:D:9430:HOH:O	2.16	0.45
3:D:400:VAL:HA	3:D:442:ASN:O	2.17	0.45
3:D:770:LEU:HB2	3:D:1210:SER:O	2.17	0.45
3:D:757:ALA:CB	4:E:24:ALA:HB2	2.46	0.45
5:F:253:ASP:O	5:F:259:ARG:HD2	2.17	0.45
1:K:2:LEU:O	1:K:6:LEU:HB3	2.16	0.45
1:L:62:LEU:HD22	1:L:63:HIS:CE1	2.52	0.45
2:M:17:PRO:O	2:M:20:GLU:HB3	2.16	0.45
2:M:254:VAL:HA	2:M:257:VAL:HG23	1.98	0.45
2:M:69:LEU:HD21	2:M:99:GLN:NE2	2.31	0.45
2:M:737:LEU:HD21	2:M:741:GLY:O	2.16	0.45
2:M:838:LYS:HG2	8:M:1507:HOH:O	2.16	0.45
3:N:1112:CYS:HB3	3:N:1201:CYS:SG	2.56	0.45
3:N:1290:LEU:CD2	3:N:1291:SER:H	2.20	0.45
3:N:177:ALA:HB1	3:N:199:LEU:HD22	1.97	0.45
3:N:416:ALA:HB3	3:N:417:PRO:HD3	1.98	0.45
3:N:396:VAL:HG13	3:N:446:VAL:O	2.16	0.45
3:N:480:GLU:OE2	3:N:484:PRO:HG2	2.17	0.45
3:N:486:ARG:HA	3:N:489:ARG:HD3	1.96	0.45
2:M:1009:SER:OG	3:N:655:PRO:HD3	2.15	0.45
3:N:820:GLU:HG2	3:N:825:ALA:O	2.17	0.45
3:N:875:THR:HG23	3:N:879:ARG:NE	2.32	0.45
3:N:950:GLY:O	3:N:951:ILE:C	2.54	0.45
5:P:148:LYS:HB2	8:P:4930:HOH:O	2.16	0.45
5:P:308:LEU:O	5:P:312:GLN:HG3	2.15	0.45
5:P:336:GLU:HA	8:P:2842:HOH:O	2.16	0.45
1:A:26:GLU:HG3	1:A:184:THR:HG21	1.99	0.45
1:A:33:GLY:HA2	1:A:195:LEU:HD22	1.98	0.45

*Continued on next page...*

*Continued from previous page...*

Atom-1	Atom-2	Interatomic distance (Å)	Clash overlap (Å)
1:B:143:ARG:HB2	8:B:337:HOH:O	2.16	0.45
1:B:14:ARG:HA	8:B:324:HOH:O	2.14	0.45
1:B:64:GLU:HG3	1:B:79:ILE:HD13	1.97	0.45
2:C:1096:ALA:HB2	3:D:101:HIS:CD2	2.51	0.45
2:C:16:PRO:O	2:C:18:LEU:HD12	2.16	0.45
2:C:19:THR:HG22	2:C:19:THR:O	2.16	0.45
2:C:399:ASN:ND2	2:C:402:SER:HB2	2.31	0.45
2:C:535:SER:H	2:C:538:GLN:HE21	1.64	0.45
2:C:603:VAL:HG22	2:C:613:VAL:HG12	1.99	0.45
2:C:668:LEU:HD12	2:C:668:LEU:N	2.32	0.45
2:C:826:TYR:HB3	8:C:1718:HOH:O	2.15	0.45
2:C:911:GLU:O	2:C:915:LYS:HG2	2.17	0.45
3:D:1094:LEU:O	3:D:1098:LEU:HD13	2.17	0.45
3:D:1339:LYS:HE3	8:D:2030:HOH:O	2.14	0.45
3:D:1192:LEU:HD21	3:D:1372:VAL:CG1	2.46	0.45
3:D:1264:GLU:CD	3:D:1425:THR:H	2.20	0.45
3:D:1440:PHE:HD1	3:D:1441:GLN:H	1.64	0.45
3:D:473:LEU:HD21	3:D:495:ARG:NE	2.30	0.45
3:D:581:LEU:CD1	3:D:603:LEU:HD12	2.46	0.45
3:D:704:ARG:NH1	3:D:737:ASN:O	2.50	0.45
3:D:792:ILE:O	3:D:878:GLY:HA3	2.16	0.45
3:D:827:ILE:HG23	3:D:837:GLY:HA2	1.99	0.45
3:D:900:ILE:CD1	3:D:902:LEU:HG	2.47	0.45
4:E:61:GLU:OE2	4:E:62:THR:N	2.50	0.45
5:F:358:LEU:HD12	5:F:367:MET:HE1	1.98	0.45
1:K:54:THR:CG2	1:K:158:ILE:HG13	2.40	0.45
1:L:110:LYS:HE3	8:L:3562:HOH:O	2.15	0.45
2:M:217:LEU:HD12	2:M:311:PHE:HD2	1.81	0.45
2:M:437:ARG:CZ	2:M:488:ALA:HA	2.47	0.45
3:N:1075:HIS:HB3	8:N:9012:HOH:O	2.16	0.45
3:N:1171:VAL:HG12	3:N:1171:VAL:O	2.17	0.45
3:N:119:SER:CB	3:N:123:LEU:HB2	2.39	0.45
2:M:874:LEU:HD12	3:N:783:ARG:HB2	1.97	0.45
3:N:950:GLY:C	3:N:953:ASP:H	2.20	0.45
3:N:992:ILE:O	3:N:995:LEU:HB3	2.15	0.45
4:O:78:ASN:HB2	8:O:4376:HOH:O	2.16	0.45
5:P:403:LYS:HA	5:P:403:LYS:HZ3	1.81	0.45
1:A:18:ARG:NH1	1:A:88:ARG:HE	2.14	0.45
1:B:194:LYS:HZ2	1:B:194:LYS:HB2	1.82	0.45
2:C:352:ALA:C	2:C:355:VAL:HG12	2.37	0.45
2:C:460:ARG:HG2	8:C:1486:HOH:O	2.16	0.45

*Continued on next page...*

*Continued from previous page...*

Atom-1	Atom-2	Interatomic distance (Å)	Clash overlap (Å)
2:C:657:ASP:HB3	8:C:1152:HOH:O	2.17	0.45
2:C:670:GLN:HE22	2:C:699:PHE:C	2.20	0.45
2:C:94:LEU:HD12	2:C:95:TYR:N	2.32	0.45
2:C:957:LYS:HE2	2:C:965:GLU:OE2	2.16	0.45
3:D:1035:ILE:HA	3:D:1038:LEU:HD12	1.97	0.45
3:D:1281:VAL:HG21	3:D:1313:VAL:HG21	1.99	0.45
3:D:1337:GLU:HG3	8:D:2052:HOH:O	2.16	0.45
3:D:502:PHE:CE2	3:D:1452:ILE:HG13	2.52	0.45
3:D:1455:LYS:C	3:D:1455:LYS:HD3	2.36	0.45
3:D:145:VAL:HG21	8:D:9724:HOH:O	2.16	0.45
3:D:178:LEU:CG	3:D:200:ASP:H	2.26	0.45
3:D:41:ARG:CD	3:D:42:ASP:H	2.23	0.45
3:D:584:ASN:HD21	3:D:590:PRO:HD2	1.80	0.45
3:D:583:ASP:HA	3:D:602:SER:OG	2.16	0.45
3:D:6:ARG:HH11	3:D:6:ARG:CB	2.30	0.45
3:D:717:GLN:HB2	3:D:717:GLN:HE21	1.51	0.45
3:D:850:LEU:HB2	8:D:9338:HOH:O	2.16	0.45
3:D:890:VAL:HG21	3:D:922:LEU:CD1	2.47	0.45
3:D:972:LEU:O	3:D:976:GLN:HG3	2.17	0.45
5:F:105:LYS:NZ	5:F:179:GLU:HB3	2.31	0.45
5:F:197:SER:HA	8:F:484:HOH:O	2.14	0.45
1:L:101:LEU:HD12	1:L:114:PHE:CD1	2.52	0.45
1:L:123:MET:HG2	8:L:3100:HOH:O	2.15	0.45
1:L:206:THR:HG22	1:L:209:GLU:HG3	1.99	0.45
2:M:157:ARG:CD	2:M:158:TYR:H	2.28	0.45
2:M:244:PRO:HD2	2:M:245:GLY:N	2.25	0.45
2:M:669:GLY:HA3	2:M:995:MET:HA	1.98	0.45
3:N:123:LEU:HA	8:N:9192:HOH:O	2.16	0.45
3:N:1433:SER:HB2	3:N:1457:ASP:CG	2.37	0.45
3:N:1465:ASN:HD22	3:N:1465:ASN:HA	1.53	0.45
3:N:569:ASN:HA	3:N:572:ARG:HD2	1.98	0.45
3:N:800:LYS:HD3	3:N:804:LEU:HD22	1.98	0.45
2:M:987:ILE:HG23	3:N:948:THR:CG2	2.47	0.45
1:B:156:HIS:CE1	1:B:158:ILE:H	2.35	0.45
2:C:549:PHE:HE2	2:C:887:GLU:N	2.15	0.45
2:C:622:GLU:OE1	2:C:624:PRO:HG3	2.17	0.45
8:A:413:HOH:O	2:C:642:ARG:HA	2.17	0.45
2:C:817:PRO:C	2:C:819:VAL:H	2.20	0.45
2:C:941:VAL:HA	2:C:944:LEU:HD12	1.98	0.45
2:C:948:GLU:HG3	2:C:949:LYS:N	2.31	0.45
2:C:521:PRO:CB	3:D:1055:VAL:HB	2.42	0.45

*Continued on next page...*

*Continued from previous page...*

Atom-1	Atom-2	Interatomic distance (Å)	Clash overlap (Å)
3:D:1233:GLY:O	3:D:1256:LEU:HD13	2.16	0.45
3:D:1291:SER:HB3	8:D:9240:HOH:O	2.15	0.45
3:D:36:THR:O	3:D:38:LYS:N	2.50	0.45
3:D:396:VAL:CG2	3:D:447:VAL:HB	2.46	0.45
3:D:859:ASP:N	3:D:859:ASP:OD2	2.48	0.45
3:D:86:ARG:NH1	3:D:86:ARG:HG2	2.31	0.45
3:D:87:ARG:HB3	3:D:523:ASP:CB	2.45	0.45
1:K:57:TYR:CZ	1:K:161:ARG:HD2	2.52	0.45
1:K:183:ASP:HB2	8:K:4658:HOH:O	2.16	0.45
1:K:176:ARG:HG3	1:K:200:TRP:CE3	2.52	0.45
1:L:81:ASN:ND2	1:L:127:LEU:HD11	2.30	0.45
2:M:207:LEU:HD22	2:M:221:LEU:CD1	2.46	0.45
2:M:571:LEU:HD12	2:M:701:THR:N	2.32	0.45
2:M:863:ASP:OD1	2:M:865:THR:HG22	2.16	0.45
3:N:1128:VAL:O	3:N:1129:THR:C	2.55	0.45
3:N:1213:ARG:HB2	3:N:1214:PRO:CD	2.46	0.45
3:N:115:LEU:CD1	3:N:499:VAL:HG22	2.47	0.45
3:N:728:LEU:HD22	3:N:745:MET:CE	2.47	0.45
5:P:102:LEU:HD13	5:P:187:LEU:HG	1.97	0.45
5:P:272:SER:O	5:P:276:ARG:HG2	2.16	0.45
1:A:103:ALA:HB1	1:A:107:LYS:NZ	2.32	0.45
1:B:24:VAL:HG13	1:B:196:THR:CG2	2.37	0.45
2:C:794:PRO:HD2	8:C:1228:HOH:O	2.16	0.45
3:D:1155:VAL:CG1	3:D:1183:ILE:HD11	2.47	0.45
3:D:1504:GLU:HB3	8:D:9773:HOH:O	2.15	0.45
3:D:27:GLU:HG3	3:D:28:LYS:HD2	1.98	0.45
3:D:396:VAL:HG22	8:D:9882:HOH:O	2.17	0.45
3:D:503:LEU:HG	3:D:508:ARG:NH2	2.32	0.45
3:D:957:PRO:HG2	3:D:1007:VAL:HA	1.98	0.45
4:E:41:GLU:HG3	8:E:170:HOH:O	2.15	0.45
5:F:217:ASN:O	5:F:221:ILE:HG13	2.17	0.45
2:M:144:PRO:HB3	8:M:1235:HOH:O	2.16	0.45
2:M:290:LEU:HD12	8:M:1503:HOH:O	2.17	0.45
2:M:73:LEU:HD12	2:M:73:LEU:O	2.17	0.45
2:M:86:LYS:HG2	2:M:813:VAL:HG12	1.99	0.45
2:M:943:VAL:HG11	2:M:973:VAL:HG22	1.99	0.45
3:N:1127:GLU:HB2	8:N:9303:HOH:O	2.17	0.45
3:N:1129:THR:O	3:N:1130:ARG:HD2	2.17	0.45
3:N:1175:ILE:HG22	3:N:1179:GLU:OE1	2.16	0.45
3:N:1262:LEU:HD11	3:N:1351:GLU:CG	2.46	0.45
3:N:13:ALA:HA	3:N:17:LYS:NZ	2.32	0.45

*Continued on next page...*

*Continued from previous page...*

Atom-1	Atom-2	Interatomic distance (Å)	Clash overlap (Å)
3:N:399:ARG:HB3	3:N:402:PRO:HG3	1.98	0.45
3:N:491:LYS:HG3	8:N:9735:HOH:O	2.17	0.45
3:N:866:VAL:HG12	3:N:867:ARG:N	2.32	0.45
3:N:892:ASP:HB3	3:N:895:VAL:HG23	1.99	0.45
5:P:153:PRO:O	5:P:157:GLU:HG2	2.16	0.45
1:A:184:THR:HB	1:A:194:LYS:HD2	1.98	0.45
1:A:20:TYR:CE2	1:A:22:GLU:HG3	2.51	0.45
1:A:227:ASN:H	1:A:227:ASN:ND2	2.14	0.45
1:B:20:TYR:HB3	8:B:319:HOH:O	2.15	0.45
2:C:265:ARG:HD2	8:C:1452:HOH:O	2.17	0.45
2:C:304:LEU:HG	2:C:305:PRO:N	2.31	0.45
2:C:39:ARG:HA	2:C:39:ARG:NE	2.30	0.45
2:C:874:LEU:HB3	3:D:1029:ARG:HD2	1.98	0.45
3:D:1314:LYS:NZ	3:D:1317:ASP:HB2	2.31	0.45
3:D:1342:GLU:O	3:D:1346:ARG:HB2	2.17	0.45
3:D:164:GLY:HA2	8:D:9127:HOH:O	2.16	0.45
3:D:462:GLN:NE2	3:D:513:ILE:HB	2.32	0.45
2:C:1056:LYS:HE2	3:D:625:TYR:HB2	1.98	0.45
2:C:1043:TYR:CE1	3:D:710:ARG:O	2.70	0.45
3:D:957:PRO:HG3	3:D:1007:VAL:HA	1.99	0.45
3:D:985:ASP:O	3:D:988:ARG:HD2	2.16	0.45
1:K:40:LEU:O	1:K:44:LEU:HD12	2.17	0.45
1:K:74:ASP:O	1:K:78:ILE:HG13	2.17	0.45
1:L:128:HIS:CE1	1:L:131:THR:HG23	2.52	0.45
1:L:194:LYS:HG2	8:L:4937:HOH:O	2.17	0.45
2:M:503:LEU:HD12	2:M:505:GLY:O	2.17	0.45
2:M:762:LYS:HD3	2:M:771:GLU:OE2	2.16	0.45
2:M:922:PHE:HD2	2:M:964:LYS:HD3	1.82	0.45
3:N:1136:LYS:HE3	3:N:1139:ASP:OD2	2.16	0.45
3:N:1200:VAL:HG22	3:N:1373:ARG:HH12	1.81	0.45
3:N:119:SER:CB	3:N:123:LEU:HD13	2.46	0.45
3:N:1238:MET:HG2	3:N:1256:LEU:HD23	1.98	0.45
3:N:141:ILE:HD13	3:N:450:TYR:HB2	1.98	0.45
3:N:703:ASN:ND2	3:N:704:ARG:H	2.15	0.45
4:O:9:LEU:CD2	4:O:69:LEU:HG	2.47	0.45
1:A:102:LYS:HE2	1:A:139:ASN:CG	2.37	0.45
1:A:48:ILE:HG22	1:A:173:PRO:CD	2.47	0.45
1:B:28:LEU:HB2	1:B:193:ASP:HB2	1.99	0.45
2:C:1006:HIS:N	2:C:1006:HIS:HD1	2.14	0.45
2:C:1033:GLY:O	2:C:1037:VAL:HG23	2.17	0.45
2:C:112:GLU:HA	8:C:1822:HOH:O	2.17	0.45

*Continued on next page...*



*Continued from previous page...*

Atom-1	Atom-2	Interatomic distance (Å)	Clash overlap (Å)
2:C:203:ASP:OD1	2:C:205:GLU:HG3	2.16	0.45
2:C:217:LEU:HD23	8:C:1241:HOH:O	2.17	0.45
2:C:333:ILE:O	2:C:465:GLY:HA3	2.17	0.45
2:C:433:THR:CG2	2:C:488:ALA:HB1	2.42	0.45
2:C:405:ARG:CZ	2:C:566:THR:HG21	2.47	0.45
2:C:5:ARG:HG2	2:C:5:ARG:HH11	1.82	0.45
2:C:98:LEU:HD11	8:C:1822:HOH:O	2.17	0.45
3:D:1086:LEU:HD22	8:D:9242:HOH:O	2.16	0.45
3:D:198:ARG:HG3	8:D:9736:HOH:O	2.16	0.45
3:D:22:SER:OG	3:D:91:GLY:HA2	2.17	0.45
3:D:639:LEU:N	3:D:729:HIS:CD2	2.84	0.45
3:D:704:ARG:HB2	3:D:736:PHE:CD2	2.52	0.45
3:D:848:GLU:HA	3:D:851:LEU:CD1	2.46	0.45
5:F:364:ARG:O	5:F:368:VAL:HG23	2.17	0.45
1:K:161:ARG:HB2	1:K:161:ARG:NH1	2.32	0.45
2:M:164:PRO:HA	8:M:1235:HOH:O	2.17	0.45
2:M:210:GLU:HG3	8:M:1787:HOH:O	2.17	0.45
2:M:620:LEU:N	2:M:620:LEU:HD13	2.32	0.45
3:N:1320:GLU:HG3	8:N:9381:HOH:O	2.16	0.45
3:N:9:ARG:HA	3:N:1455:LYS:O	2.16	0.45
3:N:1459:LEU:HD13	3:N:1465:ASN:HD21	1.81	0.45
3:N:399:ARG:HB2	3:N:444:VAL:HG13	1.99	0.45
3:N:456:MET:HG2	3:N:456:MET:O	2.16	0.45
3:N:52:PRO:HD2	3:N:79:GLU:O	2.16	0.45
3:N:640:HIS:NE2	3:N:717:GLN:OE1	2.48	0.45
3:N:645:PRO:HB3	3:N:723:GLY:O	2.17	0.45
3:N:704:ARG:CZ	3:N:737:ASN:O	2.65	0.45
3:N:872:ARG:NH2	8:N:9086:HOH:O	2.50	0.45
1:B:23:PHE:O	1:B:196:THR:HA	2.17	0.45
2:C:1083:GLU:OE1	2:C:1083:GLU:HA	2.17	0.45
2:C:374:ASN:ND2	2:C:377:PRO:HD3	2.32	0.45
2:C:115:LEU:HD12	2:C:378:LEU:HD22	1.99	0.45
2:C:535:SER:O	2:C:538:GLN:HG2	2.16	0.45
2:C:718:GLY:HA3	2:C:761:PHE:CZ	2.52	0.45
2:C:774:LEU:HA	2:C:777:ILE:HD12	1.99	0.45
2:C:579:VAL:HG11	2:C:887:GLU:HG3	1.99	0.45
2:C:911:GLU:HB3	2:C:912:PRO:HD3	1.99	0.45
2:C:952:LEU:HB3	2:C:966:LEU:CD1	2.47	0.45
3:D:1495:ILE:HG12	4:E:80:VAL:CG1	2.46	0.45
3:D:495:ARG:O	3:D:499:VAL:HG23	2.17	0.45
3:D:90:MET:HE3	3:D:519:VAL:O	2.17	0.45

*Continued on next page...*

*Continued from previous page...*

Atom-1	Atom-2	Interatomic distance (Å)	Clash overlap (Å)
3:D:768:ASN:N	3:D:768:ASN:HD22	2.13	0.45
8:D:9004:HOH:O	5:F:132:ARG:NH1	2.49	0.45
5:F:209:PHE:HE2	5:F:213:ILE:HD11	1.81	0.45
2:C:729:LEU:HD21	5:F:421:PHE:HD1	1.82	0.45
1:L:22:GLU:OE2	1:L:198:ARG:HG2	2.17	0.45
2:M:139:GLN:NE2	2:M:418:LEU:HD13	2.32	0.45
2:M:366:SER:HB2	8:M:1234:HOH:O	2.17	0.45
2:M:437:ARG:HG2	2:M:467:ILE:HG22	1.98	0.45
2:M:498:GLN:O	2:M:532:MET:SD	2.75	0.45
2:M:15:LEU:CD2	2:M:583:LEU:HD21	2.47	0.45
2:M:679:PHE:HD2	2:M:682:TYR:HD2	1.65	0.45
3:N:1087:ARG:NH1	3:N:1234:THR:O	2.50	0.45
3:N:130:SER:HB3	3:N:132:TYR:HE1	1.80	0.45
3:N:1372:VAL:HA	3:N:1375:MET:CE	2.47	0.45
3:N:1455:LYS:HE3	8:N:9604:HOH:O	2.17	0.45
3:N:402:PRO:HG2	3:N:444:VAL:CG1	2.47	0.45
3:N:634:GLY:O	3:N:637:LEU:HB3	2.17	0.45
3:N:778:LEU:HD12	3:N:778:LEU:HA	1.78	0.45
3:N:806:PHE:CG	3:N:806:PHE:O	2.70	0.45
4:O:7:ASP:HB2	8:O:3467:HOH:O	2.16	0.45
4:O:85:LEU:HD23	4:O:86:GLN:N	2.32	0.45
5:P:132:ARG:HD3	5:P:181:GLU:CD	2.37	0.45
5:P:131:VAL:HG13	5:P:178:ARG:HG2	1.98	0.45
5:P:366:ALA:HB3	5:P:367:MET:HE2	1.98	0.45
1:B:106:PRO:HB2	8:B:403:HOH:O	2.17	0.44
2:C:260:LEU:HA	2:C:291:ALA:HB2	1.98	0.44
2:C:405:ARG:HD2	2:C:442:GLU:OE1	2.17	0.44
2:C:499:ALA:HB1	8:C:1368:HOH:O	2.18	0.44
2:C:603:VAL:HG21	2:C:643:VAL:CG1	2.41	0.44
2:C:693:GLU:OE2	2:C:855:VAL:HG21	2.16	0.44
2:C:737:LEU:HD12	2:C:754:ILE:HB	1.98	0.44
2:C:884:GLN:HG3	2:C:885:ILE:HD13	1.98	0.44
3:D:1258:ARG:HH21	3:D:1351:GLU:HG2	1.82	0.44
3:D:1320:GLU:CB	3:D:1323:GLN:HE21	2.30	0.44
3:D:1192:LEU:HD21	3:D:1372:VAL:HG13	1.99	0.44
3:D:10:ILE:HD13	3:D:1447:LEU:HG	1.99	0.44
3:D:630:VAL:O	3:D:726:ILE:HG13	2.16	0.44
3:D:756:GLN:NE2	3:D:760:ARG:HD2	2.32	0.44
3:D:795:VAL:CG1	3:D:863:VAL:HG13	2.44	0.44
1:K:19:GLU:O	1:K:200:TRP:HA	2.16	0.44
1:L:76:VAL:HA	1:L:79:ILE:HG12	1.98	0.44

*Continued on next page...*

*Continued from previous page...*

Atom-1	Atom-2	Interatomic distance (Å)	Clash overlap (Å)
2:M:1013:TYR:CD1	2:M:1020:PRO:HA	2.52	0.44
2:M:1037:VAL:HG12	2:M:1041:GLU:OE1	2.17	0.44
2:M:1040:LEU:HD23	2:M:1049:LEU:CA	2.47	0.44
2:M:1066:ALA:O	2:M:1070:ILE:HG13	2.16	0.44
2:M:333:ILE:N	2:M:333:ILE:HD12	2.32	0.44
2:M:332:ARG:HG3	2:M:333:ILE:N	2.33	0.44
2:M:139:GLN:HB3	2:M:334:ARG:HD3	1.99	0.44
2:M:34:VAL:CB	2:M:38:LYS:HG3	2.47	0.44
2:M:134:ARG:HD3	2:M:393:GLN:O	2.17	0.44
2:M:429:ASP:HB3	8:M:1324:HOH:O	2.17	0.44
2:M:559:LEU:HD23	2:M:560:MET:N	2.33	0.44
3:N:1197:ARG:HD2	3:N:1198:TYR:CD1	2.52	0.44
3:N:1249:ALA:HB2	8:N:9831:HOH:O	2.16	0.44
3:N:1280:VAL:HG12	3:N:1281:VAL:N	2.32	0.44
3:N:1403:LEU:O	3:N:1407:LEU:HB2	2.16	0.44
3:N:400:VAL:C	3:N:402:PRO:HD3	2.38	0.44
2:M:1043:TYR:CE1	3:N:710:ARG:HB2	2.52	0.44
3:N:799:LYS:N	3:N:826:PRO:HG2	2.31	0.44
5:P:144:ILE:HG23	8:P:4865:HOH:O	2.17	0.44
5:P:141:VAL:O	5:P:145:PRO:HD2	2.15	0.44
5:P:217:ASN:O	5:P:221:ILE:HG13	2.18	0.44
1:B:173:PRO:HA	1:B:202:ASP:OD2	2.17	0.44
2:C:162:ILE:HB	2:C:172:ILE:CD1	2.47	0.44
2:C:304:LEU:HD23	2:C:305:PRO:HD3	1.99	0.44
2:C:515:ALA:C	2:C:516:ARG:HG2	2.38	0.44
2:C:71:TYR:HD2	8:C:1554:HOH:O	1.99	0.44
3:D:112:ILE:O	3:D:112:ILE:HD12	2.18	0.44
3:D:1155:VAL:CG1	3:D:1177:ALA:HB1	2.47	0.44
3:D:1211:MET:CG	3:D:1213:ARG:HG2	2.47	0.44
3:D:1211:MET:HG2	3:D:1213:ARG:HG2	1.99	0.44
3:D:574:LEU:O	3:D:577:ALA:HB3	2.16	0.44
3:D:637:LEU:HD12	3:D:641:GLN:OE1	2.18	0.44
3:D:806:PHE:O	3:D:807:ALA:C	2.55	0.44
5:F:302:LYS:O	5:F:306:GLU:HB2	2.17	0.44
2:M:139:GLN:CG	2:M:140:ILE:N	2.80	0.44
2:M:329:GLY:N	2:M:488:ALA:HB3	2.33	0.44
2:M:873:PRO:HB3	3:N:949:ILE:HG12	1.98	0.44
3:N:1000:THR:HG23	3:N:1001:GLU:N	2.32	0.44
3:N:951:ILE:HG23	3:N:1062:ARG:NH2	2.32	0.44
3:N:423:ASP:HB3	5:P:175:HIS:HA	1.99	0.44
3:N:500:ARG:HH12	3:N:1388:ARG:NH1	1.95	0.44

*Continued on next page...*

*Continued from previous page...*

Atom-1	Atom-2	Interatomic distance (Å)	Clash overlap (Å)
3:N:63:TYR:HB3	3:N:68:PHE:CE1	2.53	0.44
3:N:891:GLU:HA	3:N:891:GLU:OE1	2.17	0.44
5:P:369:LEU:O	5:P:373:LYS:HB2	2.17	0.44
2:C:1067:TYR:HE2	5:F:345:ALA:HB2	1.82	0.44
2:C:305:PRO:HG2	8:C:1135:HOH:O	2.16	0.44
2:C:338:GLU:CA	2:C:341:THR:HG22	2.46	0.44
2:C:436:GLY:O	2:C:459:ALA:HB2	2.18	0.44
2:C:630:ARG:NH2	2:C:706:GLU:C	2.71	0.44
2:C:79:PRO:HG2	2:C:82:GLU:HB2	2.00	0.44
2:C:841:ASN:ND2	2:C:844:GLY:H	2.15	0.44
2:C:842:ARG:HH21	2:C:887:GLU:CD	2.21	0.44
3:D:1328:GLY:HA2	8:D:9891:HOH:O	2.16	0.44
3:D:1369:GLU:O	3:D:1372:VAL:HG12	2.17	0.44
3:D:209:ARG:HB2	3:D:395:VAL:O	2.17	0.44
3:D:658:LEU:O	3:D:661:MET:HB2	2.17	0.44
3:D:62:LYS:HB2	3:D:73:CYS:SG	2.57	0.44
3:D:978:TYR:HE1	3:D:985:ASP:HA	1.82	0.44
5:F:93:LEU:HD11	5:F:187:LEU:HG	2.00	0.44
5:F:335:ASP:CG	5:F:338:LEU:HB2	2.37	0.44
1:L:55:SER:OG	1:L:158:ILE:HB	2.18	0.44
2:M:469:THR:HG23	2:M:470:PRO:HD2	1.99	0.44
2:M:713:ARG:HG3	2:M:713:ARG:HH11	1.82	0.44
2:M:561:GLY:HA3	2:M:842:ARG:O	2.18	0.44
3:N:1031:ASN:OD1	3:N:1033:GLN:N	2.50	0.44
3:N:1393:GLN:CB	3:N:1398:TRP:HE1	2.25	0.44
3:N:1498:ALA:HA	3:N:1501:GLU:OE2	2.18	0.44
3:N:436:GLU:HB2	3:N:445:ARG:HB2	1.98	0.44
3:N:465:LEU:HD22	3:N:509:PRO:O	2.17	0.44
3:N:893:GLU:O	3:N:896:ALA:HB3	2.17	0.44
3:N:899:LEU:CD1	3:N:900:ILE:HG23	2.45	0.44
4:O:16:LYS:HD3	4:O:17:TYR:CE2	2.46	0.44
5:P:256:ARG:HD2	8:P:3047:HOH:O	2.17	0.44
5:P:317:LEU:O	5:P:329:TYR:HB3	2.16	0.44
1:A:112:ARG:HD3	8:A:442:HOH:O	2.16	0.44
1:A:195:LEU:HD11	1:A:197:LEU:HD22	1.98	0.44
2:C:1002:GLU:HB2	3:D:628:ARG:HH12	1.82	0.44
2:C:1060:ILE:CG2	2:C:1061:GLU:H	2.29	0.44
2:C:884:GLN:CG	2:C:885:ILE:N	2.80	0.44
3:D:1109:GLU:HG2	3:D:1202:GLN:H	1.83	0.44
3:D:1350:GLU:HG3	3:D:1354:LYS:CE	2.43	0.44
3:D:477:LEU:HD23	8:D:9254:HOH:O	2.16	0.44

*Continued on next page...*

*Continued from previous page...*

Atom-1	Atom-2	Interatomic distance (Å)	Clash overlap (Å)
3:D:581:LEU:HD12	3:D:603:LEU:HD12	2.00	0.44
3:D:970:LYS:HD2	3:D:995:LEU:HD13	1.99	0.44
2:M:1114:GLY:N	2:M:1115:LEU:HD12	2.31	0.44
2:M:534:VAL:N	2:M:538:GLN:NE2	2.63	0.44
2:M:816:LYS:HB2	2:M:819:VAL:CG2	2.47	0.44
2:M:832:LYS:O	2:M:833:LEU:C	2.55	0.44
2:M:975:TYR:HE2	8:M:1126:HOH:O	2.01	0.44
2:M:674:VAL:O	2:M:989:VAL:HA	2.17	0.44
3:N:472:ALA:HB3	8:N:9566:HOH:O	2.17	0.44
3:N:486:ARG:CZ	8:N:9895:HOH:O	2.65	0.44
3:N:584:ASN:H	3:N:602:SER:CB	2.30	0.44
3:N:650:LEU:HD12	3:N:691:LEU:HD22	2.00	0.44
3:N:699:VAL:HG12	3:N:717:GLN:HA	1.98	0.44
5:P:123:ASP:HB2	5:P:126:LEU:HD22	1.98	0.44
5:P:276:ARG:HB2	8:P:3917:HOH:O	2.16	0.44
1:A:184:THR:O	1:A:192:LEU:HD12	2.17	0.44
1:B:71:VAL:HG22	1:B:132:LEU:HD12	1.99	0.44
1:B:14:ARG:HH21	1:B:24:VAL:HG21	1.82	0.44
2:C:1033:GLY:O	2:C:1036:GLU:HB2	2.18	0.44
2:C:129:ILE:HG13	2:C:386:PHE:HB3	1.99	0.44
2:C:212:GLY:C	2:C:215:GLY:H	2.21	0.44
2:C:447:ALA:O	2:C:449:ILE:HG22	2.18	0.44
2:C:917:LEU:HD23	2:C:917:LEU:HA	1.89	0.44
3:D:1278:ASP:HB2	3:D:1318:TYR:HE1	1.82	0.44
3:D:1394:VAL:HG21	3:D:1397:LYS:NZ	2.32	0.44
3:D:1462:LEU:N	3:D:1462:LEU:HD23	2.32	0.44
3:D:548:ILE:HG12	3:D:548:ILE:H	1.47	0.44
3:D:554:LEU:O	3:D:558:LEU:HG	2.16	0.44
3:D:583:ASP:OD2	3:D:586:ARG:HD2	2.18	0.44
3:D:661:MET:HE3	3:D:673:ALA:HB1	2.00	0.44
2:C:1035:MET:HG2	3:D:707:THR:O	2.17	0.44
3:D:879:ARG:HG3	3:D:879:ARG:NH1	2.33	0.44
3:D:925:GLU:HG2	4:E:7:ASP:OD1	2.18	0.44
4:E:40:LEU:HD13	8:E:180:HOH:O	2.18	0.44
1:K:156:HIS:HD2	1:K:157:GLY:N	2.15	0.44
1:K:64:GLU:OE2	1:K:76:VAL:HG13	2.18	0.44
2:M:1068:GLU:OE1	5:P:345:ALA:HA	2.17	0.44
2:M:239:PHE:HD1	8:M:1629:HOH:O	2.00	0.44
2:M:979:THR:CG2	2:M:981:GLU:HB2	2.46	0.44
3:N:128:TYR:HB3	3:N:129:PHE:CD1	2.53	0.44
3:N:1399:ASP:O	3:N:1403:LEU:HD12	2.18	0.44

*Continued on next page...*

*Continued from previous page...*

Atom-1	Atom-2	Interatomic distance (Å)	Clash overlap (Å)
3:N:1441:GLN:CD	3:N:1442:ASN:HB2	2.38	0.44
3:N:206:ARG:HH11	3:N:206:ARG:HG2	1.82	0.44
3:N:591:VAL:CG1	3:N:597:ASP:HA	2.48	0.44
5:P:128:ARG:CZ	5:P:128:ARG:HB2	2.48	0.44
5:P:287:THR:O	5:P:289:GLU:N	2.50	0.44
5:P:395:GLU:O	5:P:399:GLN:HB2	2.18	0.44
5:P:416:ARG:HD2	5:P:419:ARG:HB3	1.99	0.44
1:A:107:LYS:HG3	8:A:494:HOH:O	2.17	0.44
1:A:27:PRO:HG3	1:A:186:LEU:HD13	2.00	0.44
1:B:54:THR:HG22	1:B:158:ILE:HG13	1.99	0.44
1:B:73:GLU:HB2	1:B:78:ILE:CG1	2.48	0.44
2:C:383:ARG:HB2	2:C:383:ARG:CZ	2.46	0.44
2:C:470:PRO:HB2	2:C:483:VAL:HG11	1.99	0.44
2:C:666:LEU:HD21	2:C:668:LEU:HD11	1.99	0.44
2:C:690:ILE:HD12	2:C:849:VAL:CG1	2.47	0.44
2:C:789:SER:O	2:C:791:ARG:HG2	2.17	0.44
2:C:78:PHE:CB	2:C:88:LEU:HD21	2.48	0.44
3:D:1447:LEU:O	3:D:1448:THR:C	2.56	0.44
4:E:49:GLN:HA	4:E:51:LEU:O	2.18	0.44
5:F:136:LEU:HD12	5:F:137:GLY:N	2.32	0.44
5:F:81:VAL:O	5:F:85:LEU:HG	2.17	0.44
1:K:58:ILE:HD13	1:K:140:MET:CB	2.47	0.44
1:L:107:LYS:HB2	8:L:4739:HOH:O	2.16	0.44
2:M:1061:GLU:HB3	8:M:1529:HOH:O	2.17	0.44
2:M:428:ARG:O	3:N:1078:ARG:NH1	2.50	0.44
3:N:1416:ALA:HA	8:N:9145:HOH:O	2.16	0.44
3:N:631:ILE:HG12	3:N:743:ASP:O	2.18	0.44
3:N:759:ALA:O	3:N:763:MET:HB3	2.17	0.44
3:N:955:VAL:HA	8:N:9249:HOH:O	2.17	0.44
3:N:968:ASP:O	3:N:971:LEU:HB3	2.17	0.44
1:A:156:HIS:CD2	1:A:157:GLY:N	2.86	0.44
1:A:49:PRO:O	1:A:173:PRO:HG3	2.18	0.44
1:A:191:ASP:O	1:A:191:ASP:CG	2.55	0.44
2:C:141:HIS:NE2	2:C:332:ARG:NH1	2.65	0.44
2:C:281:LEU:HD11	2:C:306:THR:CA	2.34	0.44
2:C:41:ASN:HB2	8:C:1831:HOH:O	2.17	0.44
2:C:953:VAL:HG22	2:C:966:LEU:HD13	2.00	0.44
3:D:9:ARG:HH21	3:D:11:ALA:CB	2.31	0.44
3:D:1236:LEU:HA	3:D:1359:GLN:CD	2.38	0.44
3:D:1371:VAL:HG12	3:D:1375:MET:HE3	1.99	0.44
3:D:369:ALA:HB3	8:D:9717:HOH:O	2.16	0.44

*Continued on next page...*

*Continued from previous page...*

Atom-1	Atom-2	Interatomic distance (Å)	Clash overlap (Å)
3:D:400:VAL:CG1	3:D:441:ARG:HD3	2.48	0.44
3:D:90:MET:CE	3:D:518:PRO:HB3	2.47	0.44
3:D:57:GLU:HG2	3:D:58:CYS:N	2.33	0.44
3:D:999:THR:O	3:D:1002:LYS:HB2	2.17	0.44
1:L:13:VAL:HG13	1:L:23:PHE:CD1	2.53	0.44
2:M:129:ILE:N	2:M:129:ILE:HD12	2.31	0.44
2:M:164:PRO:HD2	2:M:170:PRO:O	2.18	0.44
2:M:211:LEU:CD1	2:M:308:ARG:HG3	2.44	0.44
2:M:445:GLU:HA	2:M:445:GLU:OE2	2.17	0.44
2:M:95:TYR:N	2:M:95:TYR:CD1	2.86	0.44
3:N:1470:ARG:HG2	3:N:1471:LEU:N	2.32	0.44
3:N:18:ILE:HG21	3:N:516:ALA:HB1	1.99	0.44
3:N:464:LEU:HD11	8:N:9491:HOH:O	2.18	0.44
3:N:563:PRO:HA	5:P:185:GLN:OE1	2.18	0.44
3:N:82:LYS:HB2	3:N:82:LYS:HE3	1.85	0.44
3:N:884:ARG:NH1	8:N:9403:HOH:O	2.49	0.44
3:N:950:GLY:C	3:N:952:ASP:N	2.64	0.44
4:O:45:ARG:HB2	4:O:46:PRO:HD2	1.99	0.44
3:N:566:ILE:HG23	5:P:214:GLN:HE22	1.82	0.44
5:P:290:GLU:CD	5:P:290:GLU:H	2.20	0.44
1:A:73:GLU:N	1:A:73:GLU:OE2	2.51	0.44
1:B:1:MET:O	1:B:6:LEU:HD13	2.18	0.44
2:C:1086:ARG:HG2	2:C:1112:PHE:CE2	2.52	0.44
2:C:1101:THR:HB	3:D:5:VAL:CG1	2.48	0.44
2:C:176:VAL:HG13	8:C:1607:HOH:O	2.17	0.44
2:C:185:LYS:HB3	2:C:188:LYS:O	2.17	0.44
2:C:27:ARG:HG2	2:C:27:ARG:HH11	1.82	0.44
2:C:51:THR:CB	2:C:348:LEU:HD23	2.48	0.44
2:C:470:PRO:HG2	2:C:538:GLN:OE1	2.18	0.44
2:C:597:ALA:HB2	2:C:655:LEU:CD2	2.37	0.44
2:C:820:ARG:HB3	8:C:1508:HOH:O	2.18	0.44
2:C:93:PRO:HG3	2:C:117:HIS:HE1	1.82	0.44
3:D:1106:VAL:O	3:D:1108:ARG:HG2	2.18	0.44
3:D:1207:TYR:C	8:D:9465:HOH:O	2.56	0.44
3:D:1369:GLU:HA	3:D:1372:VAL:HG12	1.99	0.44
3:D:1472:ILE:HA	3:D:1473:PRO:HD3	1.86	0.44
3:D:168:THR:O	3:D:393:ILE:N	2.49	0.44
3:D:196:VAL:HG13	3:D:202:VAL:CG1	2.48	0.44
3:D:472:ALA:HB3	8:D:9440:HOH:O	2.17	0.44
3:D:653:PHE:HD1	3:D:653:PHE:N	2.16	0.44
3:D:6:ARG:HH11	3:D:6:ARG:HB3	1.83	0.44

*Continued on next page...*



*Continued from previous page...*

Atom-1	Atom-2	Interatomic distance (Å)	Clash overlap (Å)
1:K:175:ARG:HH21	1:K:201:THR:N	2.16	0.44
1:K:50:GLY:O	1:K:146:ARG:HA	2.18	0.44
2:M:1032:PHE:CE2	2:M:1052:MET:HG2	2.52	0.44
2:M:146:VAL:HG11	2:M:306:THR:HG22	2.00	0.44
2:M:218:VAL:O	2:M:221:LEU:HG	2.18	0.44
2:M:250:ARG:HG2	8:M:1251:HOH:O	2.18	0.44
2:M:364:GLU:HG2	8:M:1471:HOH:O	2.17	0.44
2:M:397:GLU:N	2:M:633:GLN:CD	2.71	0.44
2:M:619:ARG:C	2:M:620:LEU:HD13	2.37	0.44
2:M:625:LEU:HD13	2:M:639:GLN:O	2.18	0.44
2:M:752:GLY:O	3:N:679:ARG:HG2	2.18	0.44
2:M:80:GLN:HE22	2:M:122:THR:HG23	1.83	0.44
2:M:695:LEU:HD22	2:M:832:LYS:HB3	2.00	0.44
3:N:1123:PHE:HA	3:N:1135:ARG:N	2.32	0.44
3:N:119:SER:CB	3:N:123:LEU:H	2.27	0.44
3:N:12:LEU:HD23	3:N:13:ALA:N	2.26	0.44
3:N:459:GLU:HA	8:N:9127:HOH:O	2.17	0.44
3:N:85:VAL:HG12	3:N:89:ARG:NE	2.33	0.44
3:N:907:GLU:HG2	3:N:908:LYS:H	1.81	0.44
4:O:10:PHE:CE2	4:O:16:LYS:HG3	2.53	0.44
4:O:33:HIS:HB2	4:O:37:ASN:HD21	1.80	0.44
5:P:133:ALA:HB2	5:P:142:ARG:CZ	2.48	0.44
1:A:107:LYS:HB3	8:A:463:HOH:O	2.18	0.44
1:B:57:TYR:CE1	1:B:161:ARG:HB3	2.53	0.44
1:B:170:VAL:HG23	1:B:170:VAL:O	2.17	0.44
2:C:1049:LEU:HG	2:C:1053:LEU:HD11	1.99	0.44
2:C:108:ILE:HG12	8:C:1205:HOH:O	2.18	0.44
2:C:208:ALA:HA	2:C:221:LEU:HD21	1.99	0.44
2:C:577:PRO:HG3	2:C:993:PHE:CD2	2.53	0.44
2:C:601:GLY:HA3	2:C:615:TYR:HA	1.99	0.44
2:C:31:GLN:HB3	2:C:71:TYR:OH	2.16	0.44
2:C:722:ILE:HG23	2:C:805:ARG:NH2	2.30	0.44
2:C:778:PHE:HB3	8:C:1664:HOH:O	2.18	0.44
2:C:902:ILE:HD13	8:C:1742:HOH:O	2.18	0.44
2:C:916:GLU:O	2:C:919:ALA:HB3	2.18	0.44
2:C:971:LYS:HB3	2:C:987:ILE:C	2.38	0.44
3:D:783:ARG:NH2	3:D:1029:ARG:CZ	2.81	0.44
3:D:1122:LEU:HD11	3:D:1186:VAL:HG23	1.99	0.44
3:D:1379:VAL:HA	3:D:1420:LEU:HB3	1.99	0.44
3:D:135:LEU:HA	3:D:453:ASP:O	2.18	0.44
3:D:780:LYS:NZ	8:D:9079:HOH:O	2.48	0.44

*Continued on next page...*

*Continued from previous page...*

Atom-1	Atom-2	Interatomic distance (Å)	Clash overlap (Å)
3:D:799:LYS:N	3:D:826:PRO:HG2	2.32	0.44
3:D:910:SER:O	3:D:913:ASP:HB2	2.18	0.44
3:D:955:VAL:HB	3:D:1011:PHE:CE1	2.46	0.44
5:F:287:THR:O	5:F:289:GLU:N	2.51	0.44
5:F:295:MET:HB3	5:F:299:TRP:CG	2.52	0.44
3:D:611:GLN:CG	5:F:326:ASP:HB2	2.46	0.44
5:F:361:LEU:HD13	5:F:366:ALA:HB2	1.99	0.44
1:K:69:PRO:HA	2:M:607:ASP:OD2	2.17	0.44
2:M:1049:LEU:O	2:M:1053:LEU:HD12	2.17	0.44
2:M:1105:LYS:O	2:M:1107:ASN:N	2.50	0.44
2:M:577:PRO:HD3	8:M:1226:HOH:O	2.17	0.44
2:M:943:VAL:HG11	2:M:973:VAL:CG2	2.48	0.44
3:N:119:SER:H	3:N:123:LEU:CB	2.28	0.44
3:N:1109:GLU:CG	3:N:1202:GLN:H	2.31	0.44
3:N:1231:GLU:HB3	3:N:1232:PRO:HD3	2.00	0.44
3:N:1302:GLU:OE2	3:N:1304:LYS:HG3	2.17	0.44
3:N:664:LYS:HE3	3:N:693:GLU:OE1	2.18	0.44
2:M:1042:ALA:HB1	3:N:710:ARG:CD	2.48	0.44
4:O:50:THR:HB	8:O:4472:HOH:O	2.18	0.44
5:P:376:ILE:HB	8:P:4564:HOH:O	2.18	0.44
1:A:150:TYR:HD1	2:C:696:LYS:HD3	1.83	0.43
1:A:218:LEU:HD23	1:B:222:LEU:CD2	2.44	0.43
2:C:162:ILE:HD12	2:C:172:ILE:CB	2.46	0.43
2:C:305:PRO:HB3	2:C:308:ARG:NH2	2.33	0.43
2:C:435:TYR:C	2:C:437:ARG:H	2.21	0.43
2:C:786:LYS:HA	8:C:1481:HOH:O	2.17	0.43
2:C:861:LEU:HD23	2:C:863:ASP:H	1.83	0.43
2:C:873:PRO:HG2	3:D:947:ILE:CD1	2.43	0.43
2:C:927:GLY:HA2	2:C:930:LYS:HE3	1.99	0.43
2:C:961:GLU:HG3	8:C:1364:HOH:O	2.18	0.43
3:D:1098:LEU:N	3:D:1098:LEU:HD12	2.33	0.43
3:D:1223:ILE:CD1	3:D:1223:ILE:H	2.25	0.43
3:D:1135:ARG:NH1	3:D:1357:ARG:HH12	2.16	0.43
3:D:34:TYR:OH	5:F:261:PRO:HD2	2.18	0.43
3:D:639:LEU:HD22	3:D:766:ALA:CB	2.48	0.43
4:E:14:ASP:N	4:E:14:ASP:OD1	2.46	0.43
5:F:132:ARG:HD3	5:F:181:GLU:CD	2.39	0.43
1:K:58:ILE:HD13	1:K:140:MET:HB2	2.00	0.43
1:L:176:ARG:HG3	1:L:200:TRP:CE3	2.52	0.43
1:L:75:VAL:O	1:L:79:ILE:HG23	2.17	0.43
2:M:176:VAL:O	2:M:178:PRO:HD3	2.17	0.43

*Continued on next page...*

*Continued from previous page...*

Atom-1	Atom-2	Interatomic distance (Å)	Clash overlap (Å)
2:M:47:ALA:HB3	2:M:344:PHE:CE1	2.53	0.43
2:M:566:THR:HG22	2:M:566:THR:O	2.18	0.43
2:M:761:PHE:HB3	8:M:1358:HOH:O	2.17	0.43
1:K:42:ARG:NH1	2:M:857:ASP:HB3	2.30	0.43
2:M:91:GLN:CD	2:M:117:HIS:HB3	2.37	0.43
3:N:1350:GLU:O	3:N:1354:LYS:HG2	2.18	0.43
3:N:136:ASP:HB2	3:N:137:PRO:HD3	1.98	0.43
3:N:177:ALA:HB1	3:N:199:LEU:HB3	2.00	0.43
2:M:1087:VAL:HG23	3:N:524:LEU:CD2	2.48	0.43
3:N:637:LEU:HD12	3:N:641:GLN:OE1	2.18	0.43
3:N:783:ARG:HE	3:N:1029:ARG:HG3	1.83	0.43
5:P:101:GLU:O	5:P:105:LYS:HG3	2.18	0.43
5:P:133:ALA:O	5:P:137:GLY:O	2.36	0.43
5:P:320:PRO:C	5:P:321:ILE:HD13	2.38	0.43
1:A:51:THR:HA	1:A:145:ASP:O	2.18	0.43
1:A:99:LEU:HB3	1:A:114:PHE:CD2	2.53	0.43
1:A:219:ARG:NE	1:B:219:ARG:HG2	2.33	0.43
2:C:65:VAL:HB	2:C:101:ILE:HB	2.00	0.43
2:C:338:GLU:HA	2:C:341:THR:CG2	2.46	0.43
2:C:677:MET:HE1	2:C:983:ILE:HD13	1.99	0.43
2:C:754:ILE:HD13	2:C:791:ARG:CD	2.48	0.43
3:D:1198:TYR:HE1	8:D:9137:HOH:O	2.00	0.43
3:D:178:LEU:CD1	3:D:200:ASP:H	2.32	0.43
3:D:131:LYS:HA	3:D:456:MET:HG3	2.00	0.43
3:D:530:VAL:HG12	3:D:531:ASP:N	2.32	0.43
3:D:631:ILE:O	3:D:632:VAL:HG23	2.18	0.43
3:D:814:ALA:HB3	8:D:9196:HOH:O	2.17	0.43
3:D:817:GLU:O	3:D:840:LYS:NZ	2.51	0.43
3:D:890:VAL:HG13	3:D:926:LYS:CE	2.48	0.43
5:F:155:THR:O	5:F:159:ILE:HG13	2.17	0.43
5:F:416:ARG:HD2	5:F:419:ARG:HB3	1.98	0.43
1:K:169:ALA:HB1	1:K:171:PHE:CE1	2.53	0.43
1:L:94:LEU:HD21	1:L:119:ASP:HB2	2.01	0.43
2:M:357:GLU:HB2	8:M:1297:HOH:O	2.17	0.43
2:M:462:ASP:CG	2:M:463:GLU:H	2.21	0.43
2:M:484:VAL:HG21	8:M:1124:HOH:O	2.18	0.43
2:M:50:GLU:OE2	2:M:345:ARG:NH1	2.52	0.43
2:M:603:VAL:HG23	2:M:647:GLN:O	2.17	0.43
2:M:916:GLU:HA	8:M:1178:HOH:O	2.16	0.43
3:N:1004:THR:OG1	3:N:1036:ARG:HG3	2.18	0.43
3:N:1314:LYS:HZ3	3:N:1317:ASP:N	2.03	0.43

*Continued on next page...*

*Continued from previous page...*

Atom-1	Atom-2	Interatomic distance (Å)	Clash overlap (Å)
3:N:1353:GLN:O	3:N:1357:ARG:HD2	2.18	0.43
3:N:163:TYR:O	3:N:447:VAL:HG21	2.18	0.43
3:N:530:VAL:HA	8:N:9503:HOH:O	2.17	0.43
3:N:560:GLN:NE2	5:P:218:GLN:NE2	2.65	0.43
3:N:644:LEU:HD12	3:N:645:PRO:CD	2.42	0.43
3:N:754:PHE:HZ	4:O:21:VAL:HG13	1.83	0.43
3:N:996:TRP:HA	3:N:996:TRP:CE3	2.53	0.43
4:O:46:PRO:CB	4:O:54:LEU:HD22	2.48	0.43
5:P:130:VAL:HG21	5:P:159:ILE:HG21	2.01	0.43
8:N:9109:HOH:O	5:P:319:THR:HG23	2.17	0.43
1:A:107:LYS:CG	8:A:494:HOH:O	2.66	0.43
1:B:189:ARG:H	1:B:189:ARG:HG2	1.61	0.43
2:C:108:ILE:H	2:C:108:ILE:HG13	1.55	0.43
2:C:54:ILE:HG12	8:C:1597:HOH:O	2.19	0.43
2:C:688:ILE:N	2:C:688:ILE:HD12	2.33	0.43
2:C:746:GLY:C	2:C:799:ILE:HG22	2.38	0.43
2:C:876:VAL:HG21	3:D:949:ILE:HG13	2.00	0.43
3:D:1141:GLU:HG2	3:D:1168:MET:HE1	1.99	0.43
3:D:185:VAL:CG1	3:D:191:LEU:HD21	2.48	0.43
3:D:34:TYR:CE1	3:D:35:ARG:HG3	2.53	0.43
3:D:179:VAL:HG22	3:D:389:GLU:CD	2.38	0.43
3:D:521:PRO:O	3:D:525:ARG:HD3	2.19	0.43
4:E:57:ASP:H	4:E:58:PRO:HD3	1.83	0.43
5:F:323:ASP:HB3	5:F:325:LYS:HG3	2.00	0.43
5:F:408:LEU:HD13	5:F:411:HIS:HE1	1.83	0.43
1:K:1:MET:O	1:K:6:LEU:HB2	2.18	0.43
2:M:1002:GLU:HG3	2:M:1002:GLU:H	1.42	0.43
2:M:1075:ASP:HB2	4:O:31:LEU:HD12	1.99	0.43
2:M:378:LEU:N	8:M:1288:HOH:O	2.51	0.43
2:M:435:TYR:C	2:M:437:ARG:H	2.20	0.43
2:M:333:ILE:CD1	2:M:467:ILE:HG13	2.48	0.43
2:M:523:ILE:O	2:M:523:ILE:HG23	2.18	0.43
2:M:710:ILE:HD11	2:M:758:ARG:HE	1.83	0.43
2:M:999:HIS:HE1	8:M:1359:HOH:O	2.00	0.43
3:N:1051:GLU:HG3	3:N:1051:GLU:H	1.50	0.43
3:N:1197:ARG:HB3	3:N:1396:GLU:HG3	2.00	0.43
2:M:1052:MET:HG3	3:N:623:VAL:CG2	2.48	0.43
3:N:660:LYS:HD2	3:N:663:GLU:OE2	2.18	0.43
5:P:134:LYS:HE3	5:P:160:ASP:OD2	2.18	0.43
2:M:1018:GLN:NE2	5:P:338:LEU:HD13	2.33	0.43
1:A:49:PRO:HB3	1:A:148:VAL:HG22	2.00	0.43

*Continued on next page...*

*Continued from previous page...*

Atom-1	Atom-2	Interatomic distance (Å)	Clash overlap (Å)
1:A:75:VAL:HA	1:A:78:ILE:HD12	1.99	0.43
1:B:101:LEU:HD12	1:B:114:PHE:CD1	2.54	0.43
2:C:127:PHE:CE1	2:C:386:PHE:HE2	2.36	0.43
2:C:289:THR:O	2:C:291:ALA:N	2.52	0.43
2:C:396:ASP:HA	2:C:633:GLN:OE1	2.18	0.43
2:C:401:LEU:HD13	2:C:587:VAL:HG11	1.99	0.43
3:D:119:SER:H	3:D:123:LEU:CB	2.31	0.43
3:D:1382:THR:HG21	3:D:1418:LYS:CE	2.48	0.43
3:D:1472:ILE:HG22	3:D:1474:ALA:O	2.19	0.43
3:D:369:ALA:HA	8:D:9461:HOH:O	2.19	0.43
3:D:772:PRO:HG3	3:D:1210:SER:OG	2.19	0.43
3:D:805:GLU:O	3:D:805:GLU:OE1	2.37	0.43
5:F:179:GLU:HG3	8:F:503:HOH:O	2.18	0.43
5:F:320:PRO:C	5:F:321:ILE:HD13	2.38	0.43
5:F:365:GLU:OE1	5:F:400:ILE:HD12	2.17	0.43
1:K:156:HIS:CD2	1:K:157:GLY:N	2.86	0.43
1:K:175:ARG:HE	1:K:175:ARG:HB2	1.64	0.43
1:K:198:ARG:HG3	1:K:198:ARG:H	1.65	0.43
1:L:101:LEU:HD21	1:L:113:ASP:HB3	1.99	0.43
2:M:1091:GLU:HA	3:N:520:LEU:HD13	2.00	0.43
2:M:196:LEU:O	2:M:199:VAL:HB	2.18	0.43
2:M:571:LEU:C	2:M:573:ARG:H	2.21	0.43
2:M:15:LEU:HD21	2:M:583:LEU:HD21	2.00	0.43
2:M:572:ILE:HG23	2:M:703:ILE:HD13	1.99	0.43
3:N:1059:SER:OG	3:N:1065:LEU:HA	2.17	0.43
3:N:1485:GLN:O	4:O:75:PHE:HA	2.19	0.43
3:N:568:ARG:O	3:N:569:ASN:C	2.57	0.43
3:N:789:LEU:O	3:N:792:ILE:HG23	2.18	0.43
3:N:89:ARG:NH2	8:N:9103:HOH:O	2.51	0.43
1:B:89:PHE:CD1	1:B:120:VAL:HG22	2.54	0.43
1:B:165:ILE:HA	1:B:166:PRO:HD3	1.87	0.43
1:A:215:VAL:HG11	1:B:225:PHE:CD1	2.53	0.43
2:C:1091:GLU:HG2	3:D:606:ILE:HG21	2.00	0.43
2:C:236:ILE:O	2:C:239:PHE:HB2	2.17	0.43
2:C:417:GLY:C	2:C:418:LEU:HD12	2.39	0.43
2:C:640:ARG:CB	2:C:640:ARG:HH11	2.32	0.43
3:D:1029:ARG:NH2	8:D:9488:HOH:O	2.52	0.43
3:D:1087:ARG:HG2	3:D:1087:ARG:HH11	1.83	0.43
3:D:1271:LYS:HE3	3:D:1334:GLN:NE2	2.33	0.43
3:D:133:ILE:HD11	8:D:9474:HOH:O	2.18	0.43
3:D:525:ARG:HA	3:D:538:SER:CB	2.49	0.43

*Continued on next page...*

*Continued from previous page...*

Atom-1	Atom-2	Interatomic distance (Å)	Clash overlap (Å)
3:D:853:VAL:HA	3:D:858:VAL:O	2.18	0.43
1:K:229:GLN:HB2	1:K:229:GLN:HE21	1.64	0.43
2:M:1019:GLN:OE1	3:N:621:LYS:HA	2.18	0.43
2:M:1051:GLU:CG	2:M:1056:LYS:HE3	2.40	0.43
2:M:1018:GLN:NE2	2:M:1063:ARG:NH2	2.66	0.43
2:M:186:VAL:HG23	2:M:187:ASN:N	2.26	0.43
2:M:203:ASP:OD1	2:M:206:THR:HG22	2.18	0.43
2:M:220:GLY:HA3	8:M:1170:HOH:O	2.18	0.43
2:M:302:VAL:C	2:M:305:PRO:HD2	2.39	0.43
2:M:553:ASP:HA	2:M:881:ASN:HA	1.99	0.43
3:N:1264:GLU:CD	3:N:1425:THR:HB	2.39	0.43
3:N:431:VAL:HG22	8:N:9550:HOH:O	2.18	0.43
3:N:47:GLU:HG2	8:N:9894:HOH:O	2.17	0.43
3:N:514:LEU:HA	8:N:9079:HOH:O	2.18	0.43
3:N:584:ASN:HB2	3:N:602:SER:OG	2.19	0.43
3:N:102:ILE:CG2	3:N:586:ARG:HD3	2.49	0.43
3:N:749:VAL:HA	3:N:750:PRO:HD3	1.90	0.43
4:O:54:LEU:N	8:O:4983:HOH:O	2.52	0.43
5:P:366:ALA:HB3	5:P:367:MET:CE	2.49	0.43
1:A:23:PHE:O	1:A:196:THR:HA	2.18	0.43
1:A:1:MET:O	1:A:6:LEU:HB2	2.18	0.43
1:A:85:LEU:HA	1:A:124:ASN:HD22	1.82	0.43
1:B:49:PRO:HA	8:B:322:HOH:O	2.19	0.43
2:C:1016:ILE:HD12	3:D:526:PRO:HG2	2.00	0.43
2:C:1042:ALA:HB1	8:D:9123:HOH:O	2.18	0.43
2:C:200:LEU:HD13	2:C:300:ASP:OD2	2.18	0.43
2:C:854:PRO:HD2	2:C:857:ASP:OD2	2.18	0.43
3:D:1102:THR:HG22	3:D:1102:THR:O	2.19	0.43
3:D:1434:TRP:CZ3	3:D:1457:ASP:HB2	2.53	0.43
3:D:57:GLU:HG2	3:D:58:CYS:O	2.19	0.43
3:D:606:ILE:O	3:D:613:ARG:HB2	2.18	0.43
3:D:819:GLY:HA2	8:D:9660:HOH:O	2.18	0.43
8:B:441:HOH:O	3:D:821:VAL:HG13	2.18	0.43
3:D:820:GLU:HG3	3:D:836:VAL:CG1	2.49	0.43
3:D:838:ARG:HG2	3:D:865:THR:OG1	2.18	0.43
5:F:313:GLU:HG2	5:F:313:GLU:H	1.42	0.43
1:K:193:ASP:HB2	8:K:3631:HOH:O	2.19	0.43
1:L:142:VAL:HG23	1:L:142:VAL:O	2.19	0.43
1:L:19:GLU:O	1:L:200:TRP:HA	2.18	0.43
2:M:274:ARG:CD	2:M:285:LEU:HB3	2.49	0.43
2:M:654:LEU:HD13	2:M:664:GLY:N	2.33	0.43

*Continued on next page...*



*Continued from previous page...*

Atom-1	Atom-2	Interatomic distance (Å)	Clash overlap (Å)
2:M:841:ASN:ND2	2:M:841:ASN:C	2.70	0.43
3:N:1237:THR:HB	3:N:1239:ARG:HH21	1.84	0.43
3:N:1425:THR:CG2	3:N:1426:LYS:N	2.82	0.43
3:N:210:ARG:HD3	8:N:9691:HOH:O	2.18	0.43
3:N:32:ILE:O	5:P:258:ILE:HG23	2.19	0.43
3:N:596:SER:OG	3:N:598:ARG:HB3	2.18	0.43
3:N:669:ASN:O	3:N:672:ALA:HB3	2.18	0.43
3:N:694:VAL:HG13	8:N:9146:HOH:O	2.18	0.43
3:N:910:SER:O	3:N:913:ASP:HB2	2.18	0.43
5:P:367:MET:HA	5:P:370:LYS:HZ3	1.84	0.43
5:P:77:THR:O	5:P:81:VAL:HG23	2.17	0.43
1:A:24:VAL:HG22	1:A:196:THR:CB	2.46	0.43
2:C:23:VAL:HA	2:C:121:MET:SD	2.59	0.43
2:C:43:GLY:HA2	2:C:341:THR:OG1	2.19	0.43
2:C:630:ARG:HH22	2:C:707:ARG:CB	2.32	0.43
2:C:588:VAL:HG21	2:C:664:GLY:O	2.17	0.43
2:C:816:LYS:O	2:C:819:VAL:HB	2.19	0.43
2:C:915:LYS:O	2:C:968:LEU:HD22	2.19	0.43
2:C:938:LYS:HD3	2:C:939:ARG:NH2	2.33	0.43
3:D:106:LYS:HA	3:D:106:LYS:HD3	1.83	0.43
3:D:1106:VAL:HG21	3:D:1474:ALA:HB2	2.00	0.43
3:D:641:GLN:O	3:D:716:PHE:HD2	2.01	0.43
3:D:677:LEU:HD21	3:D:687:VAL:HG21	2.01	0.43
3:D:699:VAL:CG2	3:D:760:ARG:HB3	2.45	0.43
3:D:965:GLU:HB2	8:D:2028:HOH:O	2.17	0.43
1:K:9:PRO:HB3	1:K:25:LEU:CG	2.48	0.43
1:L:137:ARG:CZ	1:L:137:ARG:HB3	2.49	0.43
2:M:1049:LEU:O	2:M:1049:LEU:HG	2.16	0.43
2:M:267:TYR:O	2:M:288:ARG:HD3	2.17	0.43
2:M:139:GLN:NE2	2:M:334:ARG:HH11	2.02	0.43
2:M:56:GLU:HB2	2:M:359:MET:SD	2.59	0.43
2:M:936:VAL:HG22	8:M:1450:HOH:O	2.18	0.43
3:N:1124:GLN:HA	3:N:1125:PRO:HD3	1.70	0.43
3:N:117:ASP:HB2	3:N:495:ARG:HH21	1.78	0.43
3:N:131:LYS:HE2	3:N:568:ARG:HB3	2.01	0.43
3:N:112:ILE:HD13	3:N:461:ILE:HG21	2.00	0.43
3:N:469:ASP:HB3	8:N:9566:HOH:O	2.18	0.43
3:N:629:SER:OG	3:N:630:VAL:N	2.50	0.43
3:N:684:LYS:HD3	3:N:686:GLU:CD	2.39	0.43
3:N:698:LYS:HA	3:N:756:GLN:HE21	1.84	0.43
3:N:798:GLU:HB2	3:N:828:LYS:HZ3	1.84	0.43

*Continued on next page...*



*Continued from previous page...*

Atom-1	Atom-2	Interatomic distance (Å)	Clash overlap (Å)
4:O:9:LEU:HD21	4:O:69:LEU:HG	2.01	0.43
5:P:104:ARG:HD3	8:P:5106:HOH:O	2.18	0.43
5:P:223:ALA:HB2	5:P:242:TRP:CB	2.49	0.43
5:P:343:ASP:O	5:P:346:THR:HB	2.18	0.43
1:A:26:GLU:CB	1:A:194:LYS:HG3	2.49	0.43
1:A:86:VAL:CG1	1:A:124:ASN:HB2	2.49	0.43
1:B:143:ARG:CD	1:B:158:ILE:HG21	2.48	0.43
1:B:185:ARG:HG3	1:B:190:THR:HG22	2.01	0.43
1:B:191:ASP:O	1:B:192:LEU:HG	2.19	0.43
1:B:26:GLU:HG2	1:B:27:PRO:CA	2.49	0.43
2:C:974:LEU:HD11	2:C:989:VAL:HG11	2.01	0.43
2:C:98:LEU:N	2:C:98:LEU:HD12	2.33	0.43
3:D:210:ARG:HG3	3:D:398:ALA:N	2.32	0.43
3:D:32:ILE:HG22	5:F:258:ILE:HD12	2.00	0.43
3:D:445:ARG:HG2	3:D:445:ARG:NH1	2.33	0.43
3:D:478:LEU:HD21	3:D:500:ARG:HH22	1.77	0.43
3:D:805:GLU:HA	8:D:9801:HOH:O	2.18	0.43
3:D:907:GLU:OE1	3:D:908:LYS:N	2.52	0.43
1:K:101:LEU:HG	1:K:113:ASP:O	2.18	0.43
1:K:228:PRO:HA	1:L:11:PHE:O	2.19	0.43
2:M:1050:GLN:NE2	2:M:1079:PRO:HB2	2.33	0.43
2:M:1103:ASP:N	2:M:1107:ASN:O	2.52	0.43
2:M:289:THR:O	2:M:291:ALA:N	2.51	0.43
2:M:309:TYR:CE2	2:M:321:GLU:HB3	2.54	0.43
2:M:31:GLN:OE1	2:M:38:LYS:HB2	2.18	0.43
2:M:139:GLN:NE2	2:M:415:PRO:HG2	2.34	0.43
2:M:510:ALA:HB3	2:M:513:VAL:CG2	2.49	0.43
2:M:52:PHE:HB3	8:M:1173:HOH:O	2.18	0.43
2:M:773:LEU:HA	8:M:1485:HOH:O	2.19	0.43
1:K:152:PRO:HB3	2:M:832:LYS:NZ	2.34	0.43
2:M:89:THR:O	2:M:89:THR:HG23	2.19	0.43
2:M:984:GLU:O	3:N:946:GLY:HA3	2.18	0.43
3:N:1009:LYS:HG3	8:N:9857:HOH:O	2.18	0.43
3:N:1124:GLN:HG3	8:N:9303:HOH:O	2.19	0.43
3:N:1274:ILE:HA	8:N:9087:HOH:O	2.19	0.43
3:N:704:ARG:CD	3:N:705:ALA:H	2.24	0.43
3:N:806:PHE:O	3:N:807:ALA:C	2.56	0.43
3:N:829:VAL:H	3:N:835:SER:HB2	1.83	0.43
4:O:41:GLU:HG3	4:O:45:ARG:NH1	2.34	0.43
4:O:67:GLU:OE1	4:O:73:LEU:HD11	2.18	0.43
3:N:1485:GLN:NE2	4:O:79:LEU:H	2.17	0.43

*Continued on next page...*

*Continued from previous page...*

Atom-1	Atom-2	Interatomic distance (Å)	Clash overlap (Å)
5:P:337:HIS:CD2	5:P:337:HIS:N	2.86	0.43
5:P:340:SER:O	5:P:342:VAL:N	2.51	0.43
5:P:363:GLU:HA	5:P:367:MET:HE2	1.99	0.43
1:B:138:LEU:HB2	8:B:373:HOH:O	2.18	0.43
2:C:1059:ASP:OD2	2:C:1080:SER:N	2.48	0.43
2:C:10:ARG:HD3	2:C:10:ARG:HA	1.68	0.43
2:C:334:ARG:HB2	2:C:339:LEU:HD11	2.00	0.43
2:C:29:ALA:CB	2:C:337:GLY:HA2	2.49	0.43
2:C:480:THR:HG22	2:C:482:GLU:N	2.31	0.43
2:C:640:ARG:HA	2:C:641:PRO:HD3	1.90	0.43
2:C:680:ASP:HA	8:C:1147:HOH:O	2.18	0.43
2:C:745:ILE:HG13	8:C:1168:HOH:O	2.18	0.43
2:C:77:PRO:HD2	2:C:91:GLN:O	2.19	0.43
3:D:1144:LEU:O	3:D:1166:LEU:HG	2.18	0.43
3:D:1209:LEU:HD13	3:D:1211:MET:CE	2.41	0.43
3:D:1087:ARG:NH1	3:D:1234:THR:O	2.52	0.43
3:D:1303:TYR:CD1	3:D:1325:LEU:HD23	2.54	0.43
3:D:55:ASP:HB3	3:D:56:TYR:H	1.65	0.43
5:F:157:GLU:HG3	8:F:479:HOH:O	2.18	0.43
2:C:1010:THR:HG21	5:F:341:PRO:HB2	2.01	0.43
1:L:12:THR:OG1	1:L:24:VAL:HB	2.19	0.43
2:M:794:PRO:HB2	2:M:1027:PHE:CZ	2.54	0.43
2:M:443:THR:HA	2:M:444:PRO:HD3	1.80	0.43
2:M:570:PRO:HA	8:M:1348:HOH:O	2.18	0.43
2:M:582:GLY:N	2:M:584:GLU:OE2	2.48	0.43
2:M:6:PHE:CD1	2:M:909:ALA:HB2	2.53	0.43
3:N:1300:SER:HB3	8:N:9965:HOH:O	2.18	0.43
3:N:1413:THR:HG21	8:N:9344:HOH:O	2.18	0.43
3:N:185:VAL:HG12	3:N:191:LEU:HD21	2.01	0.43
3:N:397:LYS:HE3	8:N:9313:HOH:O	2.18	0.43
3:N:441:ARG:O	3:N:443:VAL:N	2.52	0.43
3:N:522:PRO:HA	3:N:525:ARG:NH1	2.34	0.43
3:N:760:ARG:HB2	4:O:3:GLU:OE2	2.19	0.43
2:M:1115:LEU:CG	3:N:85:VAL:HG13	2.49	0.43
3:N:87:ARG:HD2	3:N:88:TYR:CE2	2.50	0.43
3:N:898:GLU:HB3	3:N:921:ARG:NH2	2.34	0.43
3:N:781:PRO:HG2	3:N:911:LEU:HD23	2.01	0.43
3:N:950:GLY:H	3:N:953:ASP:CG	2.22	0.43
1:B:7:LYS:HD3	8:B:328:HOH:O	2.19	0.43
2:C:102:HIS:HD2	2:C:365:ASP:OD2	2.02	0.43
2:C:443:THR:HA	2:C:444:PRO:HD3	1.81	0.43

*Continued on next page...*

*Continued from previous page...*

Atom-1	Atom-2	Interatomic distance (Å)	Clash overlap (Å)
2:C:52:PHE:HB3	8:C:1475:HOH:O	2.18	0.43
2:C:744:ARG:HA	8:C:1168:HOH:O	2.18	0.43
2:C:975:TYR:N	2:C:975:TYR:CD1	2.86	0.43
3:D:154:THR:HG22	3:D:157:GLU:OE2	2.19	0.43
3:D:421:LEU:HD12	3:D:435:VAL:CG1	2.49	0.43
3:D:427:VAL:CB	3:D:435:VAL:HB	2.49	0.43
3:D:464:LEU:O	3:D:468:LEU:HG	2.19	0.43
3:D:508:ARG:HG2	3:D:508:ARG:HH11	1.84	0.43
3:D:566:ILE:HD13	5:F:217:ASN:HB3	2.01	0.43
3:D:633:VAL:C	3:D:635:PRO:HD3	2.39	0.43
3:D:708:LEU:HD23	3:D:708:LEU:HA	1.82	0.43
5:F:225:GLU:HG3	5:F:226:LYS:HG3	2.01	0.43
1:K:112:ARG:HH22	1:K:126:ASP:HB2	1.83	0.43
1:K:212:ASN:O	1:K:215:VAL:HG23	2.19	0.43
1:K:48:ILE:HG22	1:K:173:PRO:HD2	2.00	0.43
1:L:62:LEU:HD22	1:L:63:HIS:HE1	1.83	0.43
2:M:415:PRO:C	2:M:417:GLY:H	2.23	0.43
2:M:430:VAL:HG13	3:N:1075:HIS:ND1	2.34	0.43
2:M:495:THR:H	2:M:530:GLU:CD	2.22	0.43
2:M:666:LEU:HD12	2:M:667:ALA:H	1.84	0.43
3:N:1377:LYS:HB3	3:N:1378:TYR:CE1	2.53	0.43
3:N:493:ARG:NH1	3:N:1390:LEU:N	2.67	0.43
3:N:1476:THR:OG1	4:O:20:THR:HG21	2.19	0.43
3:N:828:LYS:N	3:N:828:LYS:HD3	2.33	0.43
2:M:1115:LEU:CB	3:N:85:VAL:HG13	2.49	0.43
5:P:278:LEU:HB3	5:P:286:PRO:CG	2.48	0.43
5:P:88:ILE:O	5:P:92:PRO:HG3	2.19	0.43
1:A:229:GLN:HB2	1:A:229:GLN:HE21	1.58	0.42
1:A:9:PRO:HB3	1:A:25:LEU:HD21	2.01	0.42
1:B:111:ALA:HB3	1:B:124:ASN:O	2.19	0.42
1:B:33:GLY:O	1:B:195:LEU:HD22	2.19	0.42
2:C:103:LYS:HE2	8:C:1421:HOH:O	2.19	0.42
2:C:1083:GLU:O	2:C:1087:VAL:HB	2.19	0.42
2:C:185:LYS:HE3	8:C:1838:HOH:O	2.19	0.42
2:C:524:VAL:HG22	2:C:528:GLU:CD	2.39	0.42
2:C:892:LEU:HD12	2:C:892:LEU:O	2.19	0.42
3:D:1107:VAL:O	3:D:1218:GLY:N	2.49	0.42
3:D:28:LYS:O	3:D:43:GLY:HA2	2.19	0.42
3:D:500:ARG:HD2	8:D:9527:HOH:O	2.18	0.42
3:D:568:ARG:O	3:D:569:ASN:C	2.57	0.42
3:D:638:LYS:C	3:D:729:HIS:HD2	2.23	0.42

*Continued on next page...*

*Continued from previous page...*

Atom-1	Atom-2	Interatomic distance (Å)	Clash overlap (Å)
8:C:1550:HOH:O	3:D:88:TYR:HB2	2.17	0.42
4:E:67:GLU:HG3	4:E:67:GLU:H	1.73	0.42
5:F:132:ARG:HG3	8:F:754:HOH:O	2.19	0.42
1:L:23:PHE:CE1	1:L:208:LEU:HD13	2.54	0.42
2:M:1016:ILE:HD13	2:M:1016:ILE:H	1.83	0.42
2:M:157:ARG:HD3	2:M:158:TYR:N	2.34	0.42
2:M:244:PRO:CD	2:M:245:GLY:N	2.82	0.42
2:M:34:VAL:CG1	2:M:38:LYS:HG3	2.49	0.42
2:M:631:SER:HG	2:M:635:THR:H	1.65	0.42
2:M:650:ARG:HB2	8:M:1333:HOH:O	2.17	0.42
2:M:68:PHE:HZ	2:M:71:TYR:HB3	1.84	0.42
3:N:1136:LYS:HG3	3:N:1139:ASP:HB2	2.01	0.42
3:N:125:GLN:NE2	8:N:9189:HOH:O	2.50	0.42
3:N:104:PHE:HE2	3:N:1448:THR:HA	1.84	0.42
3:N:1435:LEU:HB2	3:N:1457:ASP:OD2	2.19	0.42
3:N:552:ASN:O	3:N:556:LYS:HD3	2.19	0.42
3:N:794:GLN:NE2	3:N:795:VAL:O	2.52	0.42
1:A:101:LEU:HB2	1:A:114:PHE:CD2	2.54	0.42
1:A:224:TYR:CD2	1:B:9:PRO:HG2	2.54	0.42
2:C:1054:THR:C	2:C:1059:ASP:HB2	2.40	0.42
2:C:219:GLN:HA	2:C:222:MET:SD	2.58	0.42
2:C:321:GLU:HG2	2:C:321:GLU:H	1.57	0.42
2:C:498:GLN:CD	3:D:1068:LEU:HB2	2.39	0.42
2:C:676:ILE:O	2:C:676:ILE:HG23	2.18	0.42
2:C:834:GLN:HB3	8:C:1816:HOH:O	2.19	0.42
2:C:897:LEU:HD11	2:C:920:GLN:HG2	2.01	0.42
3:D:1057:VAL:HA	3:D:1069:GLU:HG2	2.00	0.42
3:D:1156:LEU:HG	3:D:1177:ALA:HB2	2.00	0.42
3:D:413:ASP:OD1	3:D:421:LEU:HD22	2.18	0.42
3:D:690:ALA:O	3:D:693:GLU:HB3	2.19	0.42
3:D:828:LYS:HD2	3:D:862:ASP:OD2	2.19	0.42
5:F:309:LYS:O	5:F:312:GLN:HG3	2.19	0.42
5:F:343:ASP:O	5:F:346:THR:HB	2.18	0.42
5:F:393:THR:O	5:F:397:ILE:HG13	2.19	0.42
5:F:84:TYR:CD2	5:F:192:LEU:HD13	2.54	0.42
1:L:23:PHE:CE1	1:L:208:LEU:HD22	2.55	0.42
2:M:1033:GLY:O	2:M:1037:VAL:HG23	2.19	0.42
2:M:400:PRO:HB3	8:M:1744:HOH:O	2.18	0.42
2:M:595:LEU:HD22	2:M:625:LEU:CD2	2.49	0.42
2:M:822:VAL:HG21	2:M:824:ARG:HH21	1.84	0.42
3:N:1241:PHE:HD1	3:N:1241:PHE:H	1.67	0.42

*Continued on next page...*

*Continued from previous page...*

Atom-1	Atom-2	Interatomic distance (Å)	Clash overlap (Å)
3:N:134:VAL:HG21	8:N:9491:HOH:O	2.19	0.42
3:N:737:ASN:N	8:N:9095:HOH:O	2.52	0.42
5:P:372:ARG:HA	8:P:3689:HOH:O	2.18	0.42
2:C:1034:GLU:CA	2:C:1037:VAL:HG23	2.49	0.42
2:C:91:GLN:HA	2:C:119:PRO:HA	2.02	0.42
2:C:238:LEU:HD23	2:C:241:LEU:HB3	2.01	0.42
2:C:254:VAL:O	2:C:257:VAL:HG23	2.18	0.42
2:C:430:VAL:O	2:C:430:VAL:HG13	2.19	0.42
2:C:460:ARG:HH11	2:C:460:ARG:CB	2.26	0.42
2:C:571:LEU:HD21	2:C:700:TYR:HD2	1.84	0.42
2:C:607:ASP:HB3	2:C:610:ARG:H	1.84	0.42
2:C:708:TYR:H	2:C:708:TYR:HD1	1.67	0.42
3:D:31:THR:HB	3:D:32:ILE:H	1.56	0.42
3:D:475:LYS:O	3:D:479:GLU:HG2	2.20	0.42
3:D:561:GLY:HA3	5:F:184:ARG:NH1	2.33	0.42
3:D:759:ALA:O	3:D:763:MET:HB3	2.19	0.42
3:D:917:GLN:NE2	3:D:917:GLN:HA	2.34	0.42
3:D:957:PRO:CD	3:D:1007:VAL:HG12	2.49	0.42
3:D:994:GLN:O	3:D:998:GLU:HG3	2.20	0.42
4:E:70:THR:HG22	4:E:71:GLY:N	2.34	0.42
5:F:348:SER:OG	5:F:349:LEU:N	2.52	0.42
5:F:368:VAL:HG13	5:F:388:ALA:O	2.20	0.42
1:L:51:THR:HA	1:L:145:ASP:O	2.19	0.42
1:L:165:ILE:HG13	1:L:165:ILE:O	2.19	0.42
1:L:179:PHE:HB2	1:L:195:LEU:HD11	2.00	0.42
2:M:184:MET:HB2	2:M:193:LEU:HD12	2.01	0.42
2:M:362:GLY:HA3	2:M:367:LEU:CD2	2.42	0.42
2:M:440:PRO:HG2	2:M:441:VAL:HG23	2.00	0.42
2:M:473:ARG:NH2	8:M:1124:HOH:O	2.52	0.42
2:M:732:ALA:O	2:M:735:ARG:HG3	2.19	0.42
2:M:959:PRO:O	2:M:963:LEU:HD23	2.19	0.42
3:N:1047:LYS:HB3	3:N:1048:PRO:HD2	2.01	0.42
3:N:1106:VAL:O	3:N:1108:ARG:HG2	2.20	0.42
3:N:1123:PHE:CD1	3:N:1134:LEU:HA	2.54	0.42
3:N:1145:TYR:CE2	3:N:1168:MET:HB2	2.54	0.42
3:N:1262:LEU:CD2	3:N:1351:GLU:HG3	2.50	0.42
3:N:1447:LEU:O	3:N:1448:THR:C	2.57	0.42
3:N:168:THR:O	3:N:393:ILE:N	2.52	0.42
3:N:675:ARG:O	3:N:678:GLU:HG2	2.19	0.42
3:N:681:ARG:HH11	3:N:681:ARG:HB3	1.84	0.42
3:N:78:VAL:HG12	3:N:78:VAL:O	2.19	0.42

*Continued on next page...*

*Continued from previous page...*

Atom-1	Atom-2	Interatomic distance (Å)	Clash overlap (Å)
3:N:850:LEU:H	3:N:850:LEU:CD1	2.23	0.42
5:P:419:ARG:O	5:P:421:PHE:N	2.52	0.42
2:C:1094:ALA:HB1	3:D:603:LEU:CD1	2.49	0.42
2:C:437:ARG:HG2	2:C:467:ILE:O	2.20	0.42
2:C:712:ALA:HB1	2:C:820:ARG:NH1	2.33	0.42
2:C:707:ARG:HG3	2:C:826:TYR:CE1	2.54	0.42
2:C:704:HIS:CG	2:C:831:ARG:HH21	2.37	0.42
3:D:1020:LEU:HD21	3:D:1038:LEU:HD13	2.01	0.42
3:D:1199:GLY:N	8:D:9253:HOH:O	2.51	0.42
3:D:1220:ALA:O	3:D:1224:VAL:HG23	2.19	0.42
3:D:1425:THR:CG2	3:D:1426:LYS:N	2.82	0.42
3:D:145:VAL:HG11	8:D:9724:HOH:O	2.18	0.42
3:D:163:TYR:O	3:D:447:VAL:HG21	2.19	0.42
3:D:507:ASN:HD22	3:D:507:ASN:HA	1.65	0.42
3:D:525:ARG:N	3:D:526:PRO:HD3	2.35	0.42
3:D:530:VAL:CG1	3:D:531:ASP:H	2.32	0.42
3:D:556:LYS:HD2	8:D:9348:HOH:O	2.19	0.42
3:D:655:PRO:HA	3:D:658:LEU:HD12	2.01	0.42
8:B:441:HOH:O	3:D:821:VAL:HG22	2.19	0.42
3:D:864:VAL:HG23	8:D:9288:HOH:O	2.18	0.42
2:C:1086:ARG:HD3	3:D:88:TYR:HH	1.83	0.42
5:F:262:VAL:O	5:F:266:GLU:HG3	2.17	0.42
1:L:161:ARG:HG3	8:L:3450:HOH:O	2.18	0.42
2:M:239:PHE:HE1	8:M:1543:HOH:O	2.02	0.42
2:M:549:PHE:CE2	2:M:886:LEU:HD12	2.55	0.42
2:M:652:GLY:HA2	8:M:1180:HOH:O	2.19	0.42
2:M:750:LYS:HG3	2:M:751:PRO:HD2	2.01	0.42
3:N:1007:VAL:CG2	3:N:1008:PHE:N	2.82	0.42
3:N:1112:CYS:CA	3:N:1195:GLN:HE22	2.31	0.42
3:N:1365:ASP:OD2	3:N:1365:ASP:N	2.53	0.42
3:N:1493:LYS:HZ3	3:N:1493:LYS:HA	1.83	0.42
3:N:759:ALA:HA	3:N:763:MET:CE	2.49	0.42
3:N:770:LEU:HD13	3:N:776:GLU:C	2.40	0.42
5:P:113:ILE:HG23	5:P:127:ILE:HG22	2.01	0.42
3:N:536:ALA:CA	5:P:315:VAL:O	2.68	0.42
3:D:1037:GLN:OE1	3:D:1042:ARG:NE	2.52	0.42
3:D:1120:VAL:HA	3:D:1121:PRO:HD3	1.83	0.42
3:D:112:ILE:HD13	3:D:461:ILE:HG21	2.01	0.42
3:D:1209:LEU:HD23	3:D:1210:SER:H	1.83	0.42
3:D:1432:LYS:HG3	3:D:1433:SER:H	1.83	0.42
3:D:421:LEU:HD12	3:D:435:VAL:HG11	2.01	0.42

*Continued on next page...*

*Continued from previous page...*

Atom-1	Atom-2	Interatomic distance (Å)	Clash overlap (Å)
3:D:47:GLU:HG2	3:D:47:GLU:H	1.71	0.42
3:D:129:PHE:CD2	3:D:587:ARG:CZ	3.03	0.42
3:D:669:ASN:O	3:D:672:ALA:HB3	2.19	0.42
3:D:817:GLU:HB2	3:D:839:LEU:CD1	2.50	0.42
3:D:850:LEU:HD22	3:D:884:ARG:NH2	2.33	0.42
5:F:372:ARG:HD3	8:F:635:HOH:O	2.20	0.42
1:L:24:VAL:HG22	1:L:196:THR:OG1	2.20	0.42
2:M:1086:ARG:CB	2:M:1112:PHE:HE2	2.32	0.42
2:M:131:GLY:N	8:M:1593:HOH:O	2.53	0.42
2:M:507:ARG:HH11	2:M:507:ARG:CB	2.25	0.42
2:M:572:ILE:HD11	2:M:701:THR:CG2	2.49	0.42
2:M:577:PRO:HA	2:M:993:PHE:HD2	1.83	0.42
2:M:754:ILE:HD13	2:M:791:ARG:HD3	2.01	0.42
2:M:923:GLU:HA	2:M:923:GLU:OE1	2.19	0.42
3:N:1142:ALA:HB1	3:N:1365:ASP:OD2	2.19	0.42
3:N:115:LEU:HD13	3:N:499:VAL:HG22	2.01	0.42
3:N:553:ARG:HD2	3:N:570:GLU:OE2	2.19	0.42
3:N:661:MET:HE1	3:N:677:LEU:HD11	2.02	0.42
3:N:700:VAL:HG22	3:N:718:PRO:HG3	2.01	0.42
3:N:639:LEU:N	3:N:729:HIS:CD2	2.87	0.42
3:N:52:PRO:HG2	3:N:78:VAL:HG13	2.00	0.42
3:N:888:GLU:HA	3:N:891:GLU:OE1	2.19	0.42
3:N:1485:GLN:NE2	4:O:79:LEU:N	2.68	0.42
1:B:133:GLU:HG3	1:B:134:GLU:HG2	2.02	0.42
1:B:13:VAL:HG12	1:B:14:ARG:N	2.34	0.42
2:C:235:LEU:HD11	8:C:1777:HOH:O	2.20	0.42
2:C:135:VAL:N	2:C:393:GLN:O	2.50	0.42
2:C:421:GLU:HG3	8:C:1723:HOH:O	2.18	0.42
2:C:710:ILE:HD12	2:C:790:LEU:HB2	2.01	0.42
2:C:751:PRO:HA	2:C:792:VAL:HG12	2.01	0.42
3:D:1086:LEU:HB2	8:D:9637:HOH:O	2.20	0.42
3:D:1106:VAL:HG12	3:D:1107:VAL:N	2.34	0.42
3:D:1109:GLU:CG	3:D:1202:GLN:H	2.33	0.42
3:D:1259:VAL:O	3:D:1263:PHE:HD1	2.02	0.42
3:D:178:LEU:HD11	8:D:9071:HOH:O	2.19	0.42
3:D:183:GLU:HG3	8:D:9600:HOH:O	2.19	0.42
3:D:171:LEU:HD11	3:D:388:HIS:CB	2.50	0.42
3:D:478:LEU:HD22	3:D:1388:ARG:NH2	2.35	0.42
3:D:502:PHE:CE1	3:D:509:PRO:HB3	2.54	0.42
3:D:49:ILE:HB	3:D:50:PHE:CE1	2.55	0.42
3:D:678:GLU:HG3	3:D:679:ARG:HG3	2.01	0.42

*Continued on next page...*



*Continued from previous page...*

Atom-1	Atom-2	Interatomic distance (Å)	Clash overlap (Å)
3:D:650:LEU:HD22	3:D:688:TRP:CH2	2.54	0.42
3:D:817:GLU:HG3	3:D:840:LYS:HZ1	1.85	0.42
2:C:1115:LEU:HB3	3:D:85:VAL:HG12	2.00	0.42
5:F:113:ILE:HG23	5:F:127:ILE:HG22	2.00	0.42
1:L:134:GLU:HA	8:L:3583:HOH:O	2.20	0.42
2:M:101:ILE:HG22	2:M:102:HIS:H	1.84	0.42
2:M:1067:TYR:CE2	5:P:342:VAL:HA	2.55	0.42
2:M:183:SER:HB2	2:M:190:LYS:HG2	2.00	0.42
2:M:240:THR:HG23	8:M:1647:HOH:O	2.19	0.42
2:M:345:ARG:HA	2:M:348:LEU:HB2	2.02	0.42
2:M:363:SER:HB3	8:M:1471:HOH:O	2.20	0.42
2:M:44:ILE:O	2:M:48:PHE:HB2	2.18	0.42
2:M:511:GLU:HG2	2:M:511:GLU:H	1.63	0.42
2:M:554:ASP:OD2	2:M:556:ASN:HB3	2.19	0.42
2:M:914:ILE:CD1	2:M:918:LEU:HD13	2.48	0.42
3:N:1110:ALA:O	3:N:1111:ASP:C	2.58	0.42
3:N:1209:LEU:CD2	3:N:1210:SER:H	2.29	0.42
3:N:65:ARG:HD2	3:N:65:ARG:HA	1.85	0.42
3:N:661:MET:HE1	3:N:673:ALA:HB1	2.00	0.42
3:N:860:LEU:HD23	3:N:877:PRO:HB2	2.00	0.42
1:L:176:ARG:HH12	3:N:884:ARG:HD3	1.84	0.42
5:P:338:LEU:HG	8:P:2822:HOH:O	2.19	0.42
1:A:216:GLU:O	1:A:220:GLU:HG3	2.20	0.42
1:B:18:ARG:HH12	1:B:123:MET:HE1	1.85	0.42
1:B:51:THR:HA	1:B:145:ASP:O	2.20	0.42
2:C:28:ARG:HG3	2:C:40:GLU:OE1	2.19	0.42
2:C:347:GLY:HA2	2:C:350:ARG:CD	2.43	0.42
2:C:388:ARG:HA	8:C:1349:HOH:O	2.19	0.42
2:C:437:ARG:NH1	2:C:488:ALA:HA	2.35	0.42
2:C:662:GLU:HB3	8:C:1359:HOH:O	2.19	0.42
2:C:7:GLY:HA3	2:C:907:ASP:O	2.20	0.42
2:C:95:TYR:CD1	2:C:95:TYR:N	2.88	0.42
3:D:1007:VAL:O	3:D:1010:ASN:HB3	2.20	0.42
3:D:10:ILE:HG13	3:D:1434:TRP:CE2	2.55	0.42
3:D:1123:PHE:CE2	3:D:1184:GLN:HA	2.55	0.42
3:D:1205:TYR:CE1	3:D:1221:VAL:CG1	3.02	0.42
3:D:39:PRO:HB2	8:D:9084:HOH:O	2.19	0.42
3:D:501:ALA:HB1	3:D:1453:ALA:CA	2.47	0.42
3:D:937:TYR:HE1	8:D:9501:HOH:O	2.02	0.42
1:K:41:ARG:HH11	1:K:41:ARG:HG3	1.83	0.42
1:K:46:SER:HB3	2:M:856:GLU:CG	2.49	0.42

*Continued on next page...*

*Continued from previous page...*

Atom-1	Atom-2	Interatomic distance (Å)	Clash overlap (Å)
1:L:159:LYS:NZ	8:L:3366:HOH:O	2.53	0.42
1:L:86:VAL:O	1:L:86:VAL:HG13	2.20	0.42
2:M:239:PHE:CZ	2:M:254:VAL:HB	2.55	0.42
2:M:367:LEU:HA	2:M:371:LYS:HB2	2.01	0.42
2:M:515:ALA:C	2:M:516:ARG:HD3	2.40	0.42
2:M:520:GLU:HA	2:M:521:PRO:HD3	1.90	0.42
2:M:751:PRO:HA	2:M:792:VAL:HB	2.02	0.42
3:N:1127:GLU:HB3	3:N:1128:VAL:H	1.68	0.42
3:N:135:LEU:HA	3:N:453:ASP:O	2.19	0.42
3:N:171:LEU:HB2	3:N:390:PRO:CA	2.46	0.42
3:N:610:LYS:CG	3:N:611:GLN:HE21	2.26	0.42
3:N:796:ARG:HG2	3:N:861:GLN:O	2.20	0.42
3:N:838:ARG:HD3	3:N:874:GLU:CG	2.50	0.42
3:N:865:THR:N	8:N:9349:HOH:O	2.52	0.42
3:N:948:THR:O	3:N:1019:PRO:CB	2.68	0.42
8:N:9099:HOH:O	4:O:84:ARG:HG2	2.20	0.42
1:A:209:GLU:HA	8:A:418:HOH:O	2.19	0.42
2:C:1015:LEU:HD13	5:F:334:PRO:O	2.20	0.42
2:C:30:LEU:O	2:C:30:LEU:HD12	2.20	0.42
2:C:724:ARG:HH22	2:C:734:LEU:HB3	1.85	0.42
3:D:1047:LYS:HA	3:D:1053:PHE:CZ	2.55	0.42
3:D:1132:LEU:HA	3:D:1132:LEU:HD12	1.80	0.42
3:D:1281:VAL:HG21	3:D:1313:VAL:CG2	2.50	0.42
3:D:1483:PHE:CD1	3:D:1483:PHE:N	2.88	0.42
3:D:591:VAL:CG1	3:D:597:ASP:HA	2.50	0.42
3:D:805:GLU:OE2	3:D:809:PRO:HG2	2.20	0.42
3:D:848:GLU:HA	3:D:851:LEU:HD12	2.02	0.42
3:D:971:LEU:CD1	3:D:992:ILE:HG23	2.50	0.42
5:F:213:ILE:HG22	5:F:217:ASN:HD21	1.84	0.42
5:F:401:GLU:HA	8:F:489:HOH:O	2.19	0.42
5:F:412:GLU:CD	5:F:418:LEU:HD13	2.40	0.42
1:K:111:ALA:HB3	1:K:124:ASN:O	2.20	0.42
1:K:191:ASP:O	1:K:192:LEU:HD23	2.20	0.42
1:K:176:ARG:O	1:K:200:TRP:HE3	2.02	0.42
1:L:111:ALA:HB3	1:L:124:ASN:O	2.20	0.42
1:L:123:MET:HA	8:L:3100:HOH:O	2.20	0.42
1:L:140:MET:HG2	1:L:142:VAL:HG13	2.01	0.42
2:M:1021:LEU:HD22	5:P:331:ASP:O	2.20	0.42
2:M:1060:ILE:HA	2:M:1063:ARG:HE	1.85	0.42
2:M:1060:ILE:CG1	2:M:1063:ARG:HH21	2.33	0.42
2:M:183:SER:C	2:M:193:LEU:HD11	2.39	0.42

*Continued on next page...*

*Continued from previous page...*

Atom-1	Atom-2	Interatomic distance (Å)	Clash overlap (Å)
2:M:212:GLY:C	2:M:215:GLY:H	2.23	0.42
2:M:249:LYS:HB2	2:M:249:LYS:NZ	2.35	0.42
2:M:257:VAL:HA	8:M:1429:HOH:O	2.20	0.42
2:M:439:CYS:HB3	2:M:442:GLU:HB2	2.00	0.42
2:M:54:ILE:HA	8:M:1389:HOH:O	2.19	0.42
2:M:694:LEU:O	2:M:699:PHE:HB2	2.20	0.42
2:M:910:LYS:HD2	2:M:910:LYS:N	2.35	0.42
3:N:1394:VAL:CG1	3:N:1397:LYS:HG3	2.50	0.42
3:N:408:GLU:HG2	8:N:9502:HOH:O	2.19	0.42
3:N:161:LEU:CD2	3:N:452:ILE:HG21	2.48	0.42
3:N:12:LEU:HD22	3:N:511:TRP:HB3	2.02	0.42
3:N:642:CYS:HA	8:N:9469:HOH:O	2.19	0.42
3:N:71:LYS:HE3	8:N:9783:HOH:O	2.19	0.42
3:N:83:SER:N	8:N:9092:HOH:O	2.53	0.42
2:C:1090:LYS:HA	2:C:1090:LYS:HD3	1.87	0.42
2:C:147:TYR:HE2	2:C:280:LYS:NZ	2.18	0.42
2:C:452:ILE:HG13	2:C:452:ILE:O	2.19	0.42
2:C:708:TYR:HE2	2:C:793:PRO:HD2	1.84	0.42
3:D:1152:GLU:CD	3:D:1159:ARG:NH1	2.73	0.42
3:D:1184:GLN:NE2	8:D:9269:HOH:O	2.52	0.42
3:D:1382:THR:HA	8:D:9579:HOH:O	2.20	0.42
3:D:15:PRO:CB	3:D:19:ARG:HH12	2.32	0.42
2:C:1031:ARG:HD3	3:D:619:LEU:HD23	2.02	0.42
3:D:978:TYR:CE1	3:D:985:ASP:HA	2.55	0.42
4:E:26:ARG:HG2	4:E:67:GLU:OE1	2.20	0.42
5:F:166:LEU:HD22	5:F:170:HIS:HB2	2.01	0.42
5:F:181:GLU:O	5:F:184:ARG:HB3	2.19	0.42
5:F:370:LYS:C	5:F:370:LYS:HD2	2.39	0.42
5:F:82:ARG:HG2	5:F:86:HIS:NE2	2.34	0.42
1:K:160:ASP:HB2	8:K:3421:HOH:O	2.20	0.42
1:K:198:ARG:C	1:K:199:ILE:HD12	2.41	0.42
1:L:108:GLU:HA	8:L:2956:HOH:O	2.20	0.42
2:M:1086:ARG:HB3	2:M:1112:PHE:HE2	1.84	0.42
2:M:503:LEU:HD12	8:M:1190:HOH:O	2.19	0.42
2:M:469:THR:HG23	2:M:538:GLN:OE1	2.20	0.42
2:M:565:GLN:HA	2:M:995:MET:HE3	2.01	0.42
2:M:922:PHE:CD2	2:M:964:LYS:HD3	2.54	0.42
3:N:1465:ASN:HD21	3:N:1470:ARG:HD3	1.85	0.42
3:N:65:ARG:HG3	3:N:66:GLN:HG2	2.00	0.42
3:N:82:LYS:HG2	5:P:337:HIS:HB3	2.01	0.42
3:N:83:SER:O	3:N:86:ARG:N	2.53	0.42

*Continued on next page...*

*Continued from previous page...*

Atom-1	Atom-2	Interatomic distance (Å)	Clash overlap (Å)
3:N:1485:GLN:HE21	4:O:79:LEU:N	2.17	0.42
5:P:197:SER:O	5:P:200:LYS:HB3	2.20	0.42
5:P:273:ARG:O	5:P:276:ARG:HB2	2.20	0.42
5:P:328:PHE:HA	5:P:328:PHE:HD2	1.68	0.42
1:A:121:GLU:HG2	1:A:123:MET:SD	2.60	0.42
2:C:302:VAL:O	2:C:305:PRO:HD2	2.20	0.42
2:C:346:VAL:O	2:C:350:ARG:HG3	2.20	0.42
3:D:1086:LEU:HB3	3:D:1090:ASP:OD1	2.20	0.42
3:D:120:ALA:HB1	8:D:9091:HOH:O	2.18	0.42
3:D:1241:PHE:HB3	8:D:9758:HOH:O	2.19	0.42
3:D:154:THR:HG21	3:D:156:GLU:HG2	2.01	0.42
3:D:18:ILE:HD12	3:D:518:PRO:CG	2.49	0.42
3:D:613:ARG:O	3:D:617:ASN:HB2	2.20	0.42
3:D:828:LYS:N	3:D:828:LYS:HD3	2.35	0.42
3:D:860:LEU:HA	3:D:860:LEU:HD23	1.93	0.42
3:D:892:ASP:HB3	3:D:895:VAL:HB	2.01	0.42
4:E:42:PRO:HB2	4:E:43:GLU:OE2	2.20	0.42
5:F:291:ILE:HG23	5:F:304:VAL:HG21	2.01	0.42
3:D:671:LYS:CG	5:F:422:LEU:HA	2.46	0.42
5:F:96:LEU:HD12	5:F:97:GLU:OE2	2.20	0.42
1:K:26:GLU:N	1:K:26:GLU:OE2	2.53	0.42
2:M:1041:GLU:HG2	3:N:1462:LEU:HD13	2.01	0.42
2:M:397:GLU:H	2:M:633:GLN:CD	2.23	0.42
2:M:513:VAL:HG23	8:M:1203:HOH:O	2.19	0.42
2:M:18:LEU:HB2	2:M:590:ASP:HB3	2.01	0.42
2:M:865:THR:HA	2:M:866:PRO:HD3	1.78	0.42
2:M:993:PHE:CE1	2:M:995:MET:HG2	2.54	0.42
3:N:142:LEU:HD11	8:N:9478:HOH:O	2.19	0.42
3:N:144:GLY:HA3	8:N:9078:HOH:O	2.19	0.42
3:N:221:ALA:HB1	8:N:9440:HOH:O	2.20	0.42
3:N:482:LYS:HA	3:N:489:ARG:HH21	1.85	0.42
3:N:633:VAL:C	3:N:635:PRO:HD3	2.40	0.42
3:N:654:LYS:HD3	3:N:674:ARG:NH2	2.32	0.42
3:N:704:ARG:HD2	3:N:705:ALA:N	2.22	0.42
5:P:133:ALA:HA	5:P:142:ARG:NH2	2.35	0.42
5:P:247:ILE:HG22	5:P:251:ILE:CD1	2.45	0.42
2:M:1067:TYR:HE2	5:P:342:VAL:HA	1.85	0.42
1:A:38:ASN:HB3	1:A:39:PRO:HD3	2.01	0.41
1:B:26:GLU:HG3	1:B:194:LYS:NZ	2.35	0.41
1:B:211:LEU:O	1:B:214:ALA:HB3	2.20	0.41
2:C:110:GLU:OE2	2:C:369:PRO:HG3	2.20	0.41

*Continued on next page...*

*Continued from previous page...*

Atom-1	Atom-2	Interatomic distance (Å)	Clash overlap (Å)
2:C:142:ARG:NH2	2:C:325:ILE:HD13	2.35	0.41
2:C:216:GLU:HG2	8:C:1241:HOH:O	2.20	0.41
2:C:504:GLU:HG2	2:C:507:ARG:O	2.20	0.41
2:C:543:ASN:ND2	2:C:562:SER:O	2.50	0.41
2:C:901:TYR:CE2	2:C:917:LEU:HD13	2.55	0.41
3:D:955:VAL:O	3:D:1039:CYS:HB3	2.20	0.41
3:D:3:LYS:H	3:D:3:LYS:CD	2.33	0.41
3:D:470:LEU:HD12	3:D:508:ARG:NH2	2.34	0.41
3:D:628:ARG:HD3	8:D:9382:HOH:O	2.20	0.41
1:K:211:LEU:O	1:K:214:ALA:HB3	2.19	0.41
2:M:318:PRO:HD2	2:M:321:GLU:OE1	2.19	0.41
2:M:881:ASN:H	2:M:881:ASN:HD22	1.68	0.41
3:N:109:PRO:HG2	8:N:9287:HOH:O	2.20	0.41
3:N:123:LEU:HD21	8:N:9865:HOH:O	2.20	0.41
3:N:500:ARG:NH1	3:N:1388:ARG:HD2	2.35	0.41
3:N:438:ASP:OD1	3:N:440:VAL:HG23	2.20	0.41
3:N:488:ARG:CZ	3:N:488:ARG:HB3	2.50	0.41
3:N:62:LYS:HE2	3:N:75:ARG:HH11	1.84	0.41
3:N:630:VAL:HG12	3:N:631:ILE:N	2.35	0.41
3:N:972:LEU:HD12	8:N:9750:HOH:O	2.19	0.41
5:P:132:ARG:CZ	5:P:184:ARG:HH12	2.32	0.41
5:P:278:LEU:HB2	5:P:286:PRO:HG2	2.01	0.41
5:P:336:GLU:HG2	5:P:337:HIS:CD2	2.55	0.41
1:A:150:TYR:HB3	8:A:460:HOH:O	2.21	0.41
1:B:20:TYR:HD1	8:B:319:HOH:O	2.03	0.41
2:C:108:ILE:HB	2:C:368:THR:HG1	1.84	0.41
2:C:115:LEU:CD2	2:C:373:VAL:HG11	2.50	0.41
2:C:412:ALA:HB2	2:C:451:LEU:HB3	2.02	0.41
2:C:862:PRO:HA	2:C:975:TYR:CE1	2.55	0.41
3:D:1263:PHE:HD2	3:D:1375:MET:HE2	1.84	0.41
3:D:1299:PHE:N	3:D:1299:PHE:CD2	2.88	0.41
3:D:447:VAL:HG23	3:D:448:GLU:N	2.35	0.41
3:D:50:PHE:CD2	3:D:522:PRO:HG3	2.56	0.41
3:D:637:LEU:HD11	3:D:642:CYS:N	2.35	0.41
3:D:729:HIS:CE1	3:D:731:LEU:HG	2.56	0.41
3:D:820:GLU:HA	3:D:825:ALA:O	2.20	0.41
2:C:1115:LEU:HB3	3:D:85:VAL:CG1	2.49	0.41
3:D:961:LYS:HG2	3:D:962:GLN:N	2.35	0.41
5:F:282:LEU:CD1	5:F:286:PRO:HG3	2.47	0.41
1:K:158:ILE:HD11	8:K:4141:HOH:O	2.20	0.41
1:K:173:PRO:HA	1:K:202:ASP:OD1	2.21	0.41

*Continued on next page...*

*Continued from previous page...*

Atom-1	Atom-2	Interatomic distance (Å)	Clash overlap (Å)
2:M:172:ILE:HG22	2:M:173:ASP:N	2.35	0.41
2:M:239:PHE:HZ	8:M:1251:HOH:O	2.01	0.41
2:M:352:ALA:HA	2:M:355:VAL:CG1	2.50	0.41
2:M:595:LEU:HD13	2:M:639:GLN:OE1	2.20	0.41
2:M:737:LEU:HD22	2:M:742:VAL:O	2.20	0.41
2:M:964:LYS:O	2:M:968:LEU:HG	2.20	0.41
3:N:1058:ARG:NH1	3:N:1058:ARG:HG3	2.30	0.41
3:N:1283:ILE:N	3:N:1315:ASP:OD1	2.53	0.41
3:N:1304:LYS:HB3	8:N:9093:HOH:O	2.20	0.41
3:N:223:LEU:N	3:N:365:ASP:O	2.51	0.41
3:N:603:LEU:HA	3:N:606:ILE:HG12	2.02	0.41
3:N:68:PHE:HA	3:N:71:LYS:NZ	2.34	0.41
3:N:827:ILE:HG23	3:N:837:GLY:HA3	2.02	0.41
3:N:853:VAL:HG22	3:N:858:VAL:HG23	2.01	0.41
3:N:868:TYR:HB2	3:N:873:LEU:HD13	2.01	0.41
2:M:984:GLU:OE1	3:N:945:SER:HA	2.20	0.41
4:O:94:PRO:HB3	8:O:4372:HOH:O	2.20	0.41
5:P:371:LEU:O	5:P:375:LEU:HB3	2.21	0.41
1:A:227:ASN:HB2	8:A:473:HOH:O	2.18	0.41
1:A:63:HIS:HA	8:A:326:HOH:O	2.19	0.41
2:C:1005:MET:O	2:C:1005:MET:HG3	2.20	0.41
2:C:378:LEU:HG	2:C:382:ILE:HD12	2.03	0.41
2:C:437:ARG:NH2	2:C:469:THR:HG22	2.36	0.41
2:C:620:LEU:N	2:C:620:LEU:HD13	2.36	0.41
2:C:569:VAL:HG23	2:C:635:THR:HG22	2.02	0.41
2:C:643:VAL:HG12	2:C:644:VAL:O	2.21	0.41
2:C:837:ASP:O	2:C:848:VAL:HG13	2.19	0.41
2:C:565:GLN:OE1	2:C:842:ARG:HG2	2.21	0.41
3:D:1487:VAL:CG1	3:D:1488:ASP:N	2.84	0.41
3:D:156:GLU:HG3	8:D:9239:HOH:O	2.18	0.41
3:D:211:VAL:HG22	3:D:393:ILE:HG23	2.02	0.41
3:D:521:PRO:C	3:D:525:ARG:HH11	2.24	0.41
3:D:890:VAL:HG13	3:D:926:LYS:CD	2.50	0.41
5:F:153:PRO:CG	5:F:154:LYS:H	2.33	0.41
5:F:370:LYS:O	5:F:370:LYS:HD2	2.19	0.41
5:F:370:LYS:NZ	5:F:371:LEU:HG	2.35	0.41
1:K:64:GLU:OE2	1:K:76:VAL:HA	2.20	0.41
1:L:81:ASN:ND2	1:L:128:HIS:O	2.53	0.41
2:M:132:ALA:HB1	2:M:632:ASN:ND2	2.36	0.41
2:M:19:THR:HG22	2:M:19:THR:O	2.20	0.41
2:M:371:LYS:HB2	8:M:1183:HOH:O	2.19	0.41

*Continued on next page...*

*Continued from previous page...*

Atom-1	Atom-2	Interatomic distance (Å)	Clash overlap (Å)
2:M:642:ARG:HG3	2:M:657:ASP:OD2	2.19	0.41
2:M:768:THR:HB	2:M:771:GLU:CB	2.49	0.41
2:M:861:LEU:HD21	2:M:925:TYR:HE2	1.85	0.41
2:M:874:LEU:O	3:N:1029:ARG:HD2	2.20	0.41
3:N:1076:GLY:O	3:N:1079:LYS:HG3	2.20	0.41
3:N:1482:ARG:HB2	3:N:1483:PHE:CD1	2.56	0.41
3:N:30:GLU:N	8:N:9867:HOH:O	2.52	0.41
3:N:421:LEU:O	3:N:421:LEU:HD23	2.20	0.41
2:M:1056:LYS:O	3:N:624:ASP:HB2	2.21	0.41
3:N:783:ARG:HH21	3:N:1029:ARG:HG3	1.82	0.41
3:N:974:ILE:HG13	3:N:974:ILE:H	1.75	0.41
4:O:54:LEU:HA	4:O:58:PRO:CG	2.51	0.41
5:P:156:VAL:HG23	5:P:157:GLU:N	2.36	0.41
5:P:370:LYS:HD2	5:P:370:LYS:C	2.40	0.41
1:A:26:GLU:HB2	1:A:194:LYS:HA	2.02	0.41
2:C:198:ARG:CZ	2:C:228:ALA:O	2.68	0.41
2:C:224:GLU:OE1	2:C:226:VAL:HG12	2.20	0.41
2:C:267:TYR:N	2:C:267:TYR:CD2	2.88	0.41
2:C:425:PHE:O	2:C:429:ASP:OD2	2.39	0.41
2:C:451:LEU:H	2:C:451:LEU:HD12	1.86	0.41
2:C:52:PHE:CD2	2:C:68:PHE:HB2	2.55	0.41
2:C:571:LEU:C	2:C:573:ARG:H	2.22	0.41
2:C:658:GLY:N	2:C:661:SER:OG	2.54	0.41
2:C:679:PHE:CZ	2:C:859:PRO:HD3	2.55	0.41
2:C:69:LEU:HD12	2:C:97:ARG:HB3	2.02	0.41
2:C:713:ARG:HG2	8:C:1811:HOH:O	2.20	0.41
2:C:909:ALA:HB1	2:C:914:ILE:CD1	2.50	0.41
2:C:925:TYR:C	2:C:925:TYR:CD1	2.94	0.41
2:C:9:ILE:HD11	2:C:537:LYS:NZ	2.35	0.41
3:D:1171:VAL:O	3:D:1175:ILE:HG13	2.21	0.41
3:D:1206:GLY:HA3	3:D:1366:LYS:HZ3	1.84	0.41
3:D:150:ARG:HG3	3:D:150:ARG:NH1	2.33	0.41
3:D:191:LEU:HD11	8:D:9536:HOH:O	2.19	0.41
3:D:404:GLU:HB3	3:D:414:ARG:CD	2.51	0.41
3:D:434:ARG:HB2	3:D:447:VAL:CG2	2.51	0.41
3:D:521:PRO:HA	3:D:522:PRO:HD3	1.84	0.41
4:E:29:GLN:CB	4:E:33:HIS:NE2	2.83	0.41
5:F:324:GLU:HA	8:F:663:HOH:O	2.19	0.41
1:K:150:TYR:CD1	2:M:696:LYS:HG2	2.55	0.41
2:M:1024:LYS:HG3	8:M:1569:HOH:O	2.21	0.41
2:M:620:LEU:HG	8:M:1346:HOH:O	2.20	0.41

*Continued on next page...*



*Continued from previous page...*

Atom-1	Atom-2	Interatomic distance (Å)	Clash overlap (Å)
2:M:821:GLU:HG2	2:M:822:VAL:N	2.35	0.41
2:M:832:LYS:HD2	8:M:1460:HOH:O	2.21	0.41
3:N:1314:LYS:NZ	3:N:1317:ASP:HB2	2.35	0.41
3:N:10:ILE:HG13	3:N:1434:TRP:CE2	2.55	0.41
3:N:404:GLU:HB3	3:N:414:ARG:CZ	2.50	0.41
3:N:592:THR:HA	8:N:9104:HOH:O	2.20	0.41
3:N:659:LYS:O	3:N:663:GLU:HG3	2.21	0.41
2:M:1044:GLY:N	3:N:762:GLN:OE1	2.52	0.41
3:N:770:LEU:HD12	3:N:775:GLY:O	2.21	0.41
3:N:875:THR:HG22	3:N:879:ARG:HB2	2.03	0.41
5:P:256:ARG:NE	5:P:260:ILE:HD12	2.35	0.41
5:P:392:VAL:HG12	5:P:396:ARG:HB2	2.02	0.41
1:A:29:GLU:HB3	1:A:30:ARG:H	1.70	0.41
1:B:27:PRO:HG2	1:B:186:LEU:CD1	2.50	0.41
2:C:1004:LYS:O	2:C:1005:MET:C	2.59	0.41
2:C:163:ILE:HG13	2:C:171:TRP:CH2	2.55	0.41
2:C:299:LYS:HD2	8:C:1273:HOH:O	2.20	0.41
2:C:335:THR:HG23	2:C:461:VAL:HG11	2.03	0.41
2:C:525:SER:O	2:C:529:VAL:HG23	2.19	0.41
2:C:557:ARG:CZ	2:C:879:ARG:HG2	2.50	0.41
2:C:693:GLU:OE1	2:C:693:GLU:HA	2.21	0.41
2:C:697:ARG:O	2:C:699:PHE:N	2.53	0.41
3:D:786:ILE:HG22	3:D:1026:SER:HB2	2.02	0.41
3:D:1063:GLU:HG3	8:D:9502:HOH:O	2.20	0.41
3:D:1211:MET:HG2	3:D:1213:ARG:H	1.85	0.41
3:D:1364:HIS:ND1	3:D:1365:ASP:N	2.67	0.41
3:D:13:ALA:O	3:D:511:TRP:HB3	2.21	0.41
3:D:1423:GLY:HA2	8:D:9248:HOH:O	2.19	0.41
3:D:187:LYS:HA	3:D:187:LYS:HD3	1.78	0.41
3:D:566:ILE:CG1	5:F:192:LEU:HD11	2.50	0.41
3:D:688:TRP:HA	3:D:688:TRP:CE3	2.55	0.41
3:D:817:GLU:HB2	3:D:839:LEU:HD13	2.01	0.41
4:E:46:PRO:HD3	8:E:180:HOH:O	2.20	0.41
4:E:93:TYR:HA	4:E:94:PRO:HD3	1.77	0.41
5:F:135:ILE:O	5:F:135:ILE:HD13	2.21	0.41
5:F:244:ARG:NH1	5:F:244:ARG:HG3	2.35	0.41
2:M:1090:LYS:HG2	2:M:1112:PHE:HZ	1.86	0.41
2:M:205:GLU:OE1	2:M:206:THR:N	2.53	0.41
2:M:327:HIS:O	2:M:330:ASN:HB2	2.20	0.41
2:M:601:GLY:HA3	2:M:615:TYR:HA	2.01	0.41
3:N:786:ILE:HD12	3:N:1028:ALA:N	2.35	0.41

*Continued on next page...*

*Continued from previous page...*

Atom-1	Atom-2	Interatomic distance (Å)	Clash overlap (Å)
3:N:1175:ILE:O	3:N:1179:GLU:HG3	2.21	0.41
3:N:151:GLN:HB2	3:N:151:GLN:HE21	1.77	0.41
3:N:169:TYR:HA	3:N:392:SER:CB	2.50	0.41
3:N:171:LEU:HD11	3:N:388:HIS:CB	2.50	0.41
3:N:42:ASP:O	3:N:49:ILE:HD12	2.21	0.41
3:N:502:PHE:CE1	3:N:509:PRO:HB3	2.56	0.41
3:N:50:PHE:CB	3:N:522:PRO:HG2	2.50	0.41
3:N:519:VAL:HG13	3:N:544:TYR:CE1	2.55	0.41
3:N:565:ILE:HD12	3:N:565:ILE:N	2.20	0.41
3:N:637:LEU:HD11	3:N:642:CYS:CA	2.51	0.41
3:N:702:LEU:HD23	3:N:745:MET:CE	2.51	0.41
8:M:1645:HOH:O	3:N:940:THR:HG23	2.21	0.41
5:P:262:VAL:O	5:P:265:VAL:HB	2.21	0.41
1:A:178:ALA:HB3	1:A:198:ARG:HD3	2.03	0.41
1:A:211:LEU:O	1:A:214:ALA:HB3	2.21	0.41
1:B:29:GLU:HB3	1:B:30:ARG:H	1.75	0.41
1:B:42:ARG:NH1	1:B:42:ARG:HG2	2.35	0.41
2:C:162:ILE:CB	2:C:172:ILE:HD13	2.49	0.41
2:C:207:LEU:HD13	2:C:221:LEU:HD13	2.03	0.41
2:C:332:ARG:CB	2:C:332:ARG:HH11	2.15	0.41
2:C:365:ASP:O	2:C:367:LEU:N	2.54	0.41
2:C:710:ILE:HG12	2:C:758:ARG:HE	1.86	0.41
2:C:865:THR:HA	2:C:866:PRO:HD3	1.87	0.41
3:D:957:PRO:CG	3:D:1007:VAL:HG12	2.50	0.41
3:D:1208:ASP:OD1	3:D:1209:LEU:O	2.39	0.41
3:D:1274:ILE:CD1	3:D:1334:GLN:HB3	2.50	0.41
3:D:1262:LEU:HD23	3:D:1352:ILE:HA	2.02	0.41
3:D:397:LYS:HE2	3:D:399:ARG:NE	2.23	0.41
5:F:133:ALA:O	5:F:137:GLY:O	2.38	0.41
5:F:142:ARG:NH1	5:F:150:THR:HG21	2.36	0.41
1:K:109:VAL:O	1:K:129:ILE:HG12	2.21	0.41
1:K:97:VAL:HG12	1:K:99:LEU:HD12	2.01	0.41
1:L:100:LEU:HD12	1:L:115:LEU:HD11	2.03	0.41
1:L:95:GLN:N	1:L:95:GLN:HE21	2.12	0.41
2:M:1034:GLU:HA	2:M:1037:VAL:CG2	2.50	0.41
2:M:1054:THR:HB	2:M:1055:LEU:H	1.57	0.41
2:M:139:GLN:HE21	2:M:334:ARG:NH1	2.03	0.41
2:M:305:PRO:HG3	2:M:308:ARG:CZ	2.51	0.41
2:M:383:ARG:NH2	8:M:1405:HOH:O	2.54	0.41
2:M:473:ARG:HE	2:M:531:PHE:HE1	1.67	0.41
2:M:549:PHE:HE2	2:M:887:GLU:N	2.18	0.41

*Continued on next page...*

*Continued from previous page...*

Atom-1	Atom-2	Interatomic distance (Å)	Clash overlap (Å)
1:K:65:PHE:HE1	2:M:799:ILE:HD11	1.85	0.41
3:N:1485:GLN:HG2	3:N:1485:GLN:H	1.69	0.41
3:N:539:ASP:OD2	3:N:598:ARG:NH2	2.52	0.41
3:N:131:LYS:HZ3	3:N:568:ARG:HB2	1.86	0.41
4:O:31:LEU:HD23	4:O:35:PHE:CD1	2.55	0.41
5:P:394:ARG:HA	5:P:397:ILE:CD1	2.37	0.41
1:B:9:PRO:HB3	1:B:25:LEU:HG	2.03	0.41
2:C:123:GLU:HA	8:C:1818:HOH:O	2.21	0.41
2:C:30:LEU:HB3	2:C:44:ILE:CD1	2.44	0.41
2:C:460:ARG:HD2	2:C:485:TYR:CD2	2.56	0.41
2:C:676:ILE:CG2	2:C:988:VAL:HG22	2.50	0.41
2:C:952:LEU:HB3	2:C:966:LEU:HD11	2.02	0.41
3:D:1136:LYS:HE3	3:D:1139:ASP:OD2	2.21	0.41
3:D:1353:GLN:HB3	3:D:1357:ARG:NE	2.36	0.41
3:D:8:VAL:O	3:D:1434:TRP:HH2	2.04	0.41
3:D:1467:ILE:HD12	3:D:1467:ILE:H	1.86	0.41
3:D:587:ARG:HG2	8:D:9367:HOH:O	2.21	0.41
3:D:639:LEU:HD22	3:D:766:ALA:CA	2.50	0.41
3:D:806:PHE:O	3:D:806:PHE:CG	2.74	0.41
3:D:842:VAL:C	8:D:9557:HOH:O	2.59	0.41
3:D:86:ARG:HG3	3:D:86:ARG:O	2.20	0.41
3:D:893:GLU:O	3:D:896:ALA:HB3	2.21	0.41
5:F:113:ILE:O	5:F:116:LEU:HB2	2.21	0.41
5:F:329:TYR:HE1	8:F:541:HOH:O	2.02	0.41
5:F:421:PHE:C	5:F:423:ASP:N	2.72	0.41
1:K:85:LEU:HB2	1:K:127:LEU:HD21	2.01	0.41
1:K:197:LEU:HD23	1:K:197:LEU:N	2.33	0.41
1:L:105:GLY:HA2	8:L:3583:HOH:O	2.19	0.41
1:L:101:LEU:HD12	1:L:114:PHE:CE1	2.55	0.41
1:L:2:LEU:HD13	1:L:3:ASP:OD1	2.21	0.41
1:L:51:THR:HG22	1:L:89:PHE:CZ	2.56	0.41
2:M:612:VAL:HG22	2:M:622:GLU:HG3	2.03	0.41
2:M:671:ASN:N	2:M:671:ASN:ND2	2.69	0.41
2:M:86:LYS:HG3	2:M:813:VAL:HG12	2.03	0.41
2:M:983:ILE:O	2:M:984:GLU:C	2.59	0.41
2:M:425:PHE:HZ	3:N:1079:LYS:HB2	1.86	0.41
3:N:1310:ARG:H	3:N:1310:ARG:HG2	1.61	0.41
3:N:500:ARG:HH22	3:N:1388:ARG:HD3	1.85	0.41
3:N:1422:MET:CE	3:N:1426:LYS:HG3	2.50	0.41
3:N:783:ARG:CZ	3:N:783:ARG:HB3	2.50	0.41
5:P:142:ARG:H	5:P:142:ARG:HG2	1.63	0.41

*Continued on next page...*

*Continued from previous page...*

Atom-1	Atom-2	Interatomic distance (Å)	Clash overlap (Å)
5:P:303:ARG:NH2	8:P:3667:HOH:O	2.52	0.41
1:B:72:LYS:HB3	1:B:131:THR:OG1	2.21	0.41
2:C:25:SER:OG	2:C:337:GLY:N	2.50	0.41
2:C:34:VAL:HA	2:C:35:PRO:HD3	1.96	0.41
2:C:416:GLY:HA3	8:C:1572:HOH:O	2.21	0.41
2:C:547:ILE:HA	2:C:548:PRO:HD3	1.97	0.41
2:C:592:LEU:HA	2:C:592:LEU:HD23	1.91	0.41
2:C:860:HIS:N	8:C:1448:HOH:O	2.42	0.41
3:D:143:ASN:ND2	3:D:145:VAL:HG12	2.18	0.41
3:D:1472:ILE:HG22	3:D:1474:ALA:N	2.35	0.41
2:C:1109:VAL:CG2	3:D:3:LYS:HG2	2.49	0.41
3:D:729:HIS:ND1	3:D:730:PRO:N	2.68	0.41
3:D:761:ILE:HD13	4:E:20:THR:HA	2.02	0.41
3:D:794:GLN:HB3	3:D:794:GLN:HE21	1.50	0.41
3:D:907:GLU:N	3:D:910:SER:OG	2.53	0.41
2:C:873:PRO:HG2	3:D:947:ILE:O	2.20	0.41
3:D:965:GLU:HA	3:D:968:ASP:OD2	2.21	0.41
5:F:151:LEU:HB2	5:F:155:THR:OG1	2.21	0.41
5:F:192:LEU:O	5:F:192:LEU:HD23	2.21	0.41
5:F:292:ALA:HB1	5:F:299:TRP:O	2.21	0.41
5:F:95:THR:HG22	5:F:96:LEU:HD23	2.03	0.41
1:L:51:THR:HG23	8:L:4444:HOH:O	2.20	0.41
2:M:1013:TYR:HB2	5:P:335:ASP:OD2	2.21	0.41
2:M:253:ALA:O	2:M:256:TYR:HB2	2.21	0.41
2:M:137:VAL:HG22	2:M:391:LEU:O	2.20	0.41
2:M:575:GLN:HA	2:M:662:GLU:CD	2.41	0.41
2:M:87:ASP:HA	8:M:1593:HOH:O	2.20	0.41
2:M:899:GLN:HG3	2:M:901:TYR:OH	2.21	0.41
2:M:910:LYS:NZ	8:M:1254:HOH:O	2.51	0.41
2:M:964:LYS:HD3	8:M:1484:HOH:O	2.20	0.41
3:N:1465:ASN:OD1	3:N:1473:PRO:HG3	2.20	0.41
3:N:206:ARG:O	3:N:206:ARG:HD3	2.19	0.41
3:N:36:THR:O	3:N:38:LYS:N	2.51	0.41
3:N:704:ARG:HD3	3:N:738:ALA:HB2	2.03	0.41
3:N:820:GLU:HB2	3:N:836:VAL:HG11	2.01	0.41
3:N:826:PRO:HD2	3:N:829:VAL:HG13	2.03	0.41
3:N:960:LYS:O	3:N:964:LEU:HD12	2.20	0.41
4:O:5:GLY:HA2	8:O:3467:HOH:O	2.20	0.41
5:P:140:ARG:O	5:P:144:ILE:HG13	2.20	0.41
5:P:372:ARG:HA	8:P:4564:HOH:O	2.20	0.41
5:P:421:PHE:C	5:P:423:ASP:N	2.73	0.41

*Continued on next page...*

*Continued from previous page...*

Atom-1	Atom-2	Interatomic distance (Å)	Clash overlap (Å)
1:A:79:ILE:O	1:A:83:LYS:HG3	2.20	0.41
2:C:166:PRO:HD3	2:C:265:ARG:NE	2.33	0.41
2:C:479:VAL:HG22	2:C:508:ILE:CD1	2.50	0.41
2:C:895:TYR:HD1	2:C:991:GLN:NE2	2.16	0.41
2:C:919:ALA:HA	8:C:1456:HOH:O	2.19	0.41
3:D:1023:MET:O	3:D:1028:ALA:HB3	2.21	0.41
3:D:783:ARG:NE	3:D:1029:ARG:NE	2.64	0.41
3:D:996:TRP:CE2	3:D:1056:PRO:HG2	2.56	0.41
3:D:1110:ALA:O	3:D:1111:ASP:C	2.60	0.41
3:D:1300:SER:HB3	8:D:9222:HOH:O	2.20	0.41
3:D:1352:ILE:HG21	3:D:1368:ILE:CG2	2.48	0.41
3:D:1101:VAL:HG12	3:D:1374:GLN:HB3	2.03	0.41
3:D:1462:LEU:HD22	3:D:1473:PRO:HD2	2.03	0.41
3:D:127:LEU:CD1	3:D:461:ILE:HD11	2.42	0.41
3:D:461:ILE:O	3:D:465:LEU:HB2	2.19	0.41
3:D:463:GLN:O	3:D:467:GLU:HG3	2.21	0.41
3:D:470:LEU:HD22	3:D:499:VAL:HG13	2.01	0.41
3:D:667:ALA:HB2	3:D:676:MET:CE	2.38	0.41
8:B:347:HOH:O	3:D:688:TRP:HB3	2.19	0.41
3:D:710:ARG:NE	8:D:9123:HOH:O	2.54	0.41
3:D:827:ILE:HB	3:D:828:LYS:HD3	2.01	0.41
3:D:762:GLN:HE21	4:E:20:THR:CB	2.33	0.41
5:F:74:LYS:HD3	5:F:74:LYS:HA	1.93	0.41
5:F:96:LEU:HB2	5:F:97:GLU:OE2	2.21	0.41
1:K:14:ARG:CG	1:K:22:GLU:HB2	2.49	0.41
1:L:71:VAL:HG22	1:L:132:LEU:CD1	2.51	0.41
2:M:1087:VAL:HG23	3:N:524:LEU:HD21	2.03	0.41
2:M:1097:LEU:HD22	2:M:1097:LEU:N	2.35	0.41
2:M:446:GLY:O	2:M:447:ALA:C	2.58	0.41
2:M:556:ASN:O	2:M:559:LEU:HB3	2.21	0.41
2:M:807:ARG:HB3	8:M:1400:HOH:O	2.21	0.41
2:M:833:LEU:CD1	2:M:837:ASP:HB2	2.51	0.41
3:N:1107:VAL:HA	3:N:1200:VAL:O	2.21	0.41
3:N:1292:VAL:O	3:N:1303:TYR:HB2	2.21	0.41
3:N:1380:GLU:HB3	3:N:1418:LYS:HB2	2.02	0.41
3:N:1437:ALA:O	3:N:1446:VAL:HG21	2.20	0.41
3:N:33:ASN:O	3:N:36:THR:O	2.39	0.41
3:N:443:VAL:HG12	3:N:445:ARG:HD2	2.02	0.41
2:M:769:PRO:HB2	3:N:65:ARG:NH1	2.36	0.41
3:N:881:LEU:O	3:N:881:LEU:HD12	2.21	0.41
3:N:948:THR:HG22	3:N:949:ILE:N	2.27	0.41

*Continued on next page...*

*Continued from previous page...*

Atom-1	Atom-2	Interatomic distance (Å)	Clash overlap (Å)
4:O:35:PHE:HZ	4:O:60:ALA:HA	1.86	0.41
2:C:1101:THR:OG1	2:C:1109:VAL:HG12	2.21	0.41
2:C:325:ILE:HA	8:C:1441:HOH:O	2.21	0.41
2:C:366:SER:O	2:C:371:LYS:HE3	2.20	0.41
2:C:881:ASN:ND2	8:C:1494:HOH:O	2.41	0.41
3:D:999:THR:O	3:D:1003:VAL:HG13	2.21	0.41
3:D:1353:GLN:OE1	3:D:1368:ILE:HD11	2.21	0.41
3:D:1365:ASP:O	3:D:1368:ILE:HG13	2.21	0.41
3:D:411:THR:HG23	8:D:9458:HOH:O	2.20	0.41
3:D:114:THR:HG21	3:D:498:VAL:HG11	2.01	0.41
3:D:569:ASN:O	3:D:573:MET:SD	2.78	0.41
3:D:631:ILE:HG21	3:D:745:MET:CG	2.51	0.41
3:D:65:ARG:CG	3:D:66:GLN:H	2.24	0.41
4:E:70:THR:HG21	4:E:72:ARG:NH2	2.36	0.41
5:F:109:GLY:O	5:F:113:ILE:HG13	2.21	0.41
5:F:352:GLU:O	5:F:356:LYS:HG3	2.21	0.41
5:F:84:TYR:O	5:F:88:ILE:HG13	2.20	0.41
1:K:100:LEU:HD12	8:K:3405:HOH:O	2.20	0.41
1:K:101:LEU:HG	1:K:113:ASP:C	2.40	0.41
1:K:132:LEU:HD12	1:K:132:LEU:N	2.36	0.41
2:M:1083:GLU:O	2:M:1087:VAL:HB	2.19	0.41
2:M:1109:VAL:CG1	3:N:5:VAL:HG22	2.51	0.41
2:M:116:GLY:N	8:M:1773:HOH:O	2.54	0.41
2:M:134:ARG:HE	2:M:393:GLN:C	2.23	0.41
2:M:144:PRO:HB2	2:M:267:TYR:HE1	1.86	0.41
2:M:340:MET:SD	2:M:344:PHE:HB2	2.61	0.41
2:M:353:ARG:HB2	2:M:353:ARG:HE	1.66	0.41
2:M:593:ALA:HB2	8:M:1744:HOH:O	2.20	0.41
2:M:682:TYR:HB3	2:M:689:VAL:HG22	2.02	0.41
2:M:772:ARG:HG3	2:M:773:LEU:N	2.36	0.41
2:M:975:TYR:N	2:M:975:TYR:CD1	2.88	0.41
3:N:1068:LEU:O	3:N:1069:GLU:C	2.59	0.41
3:N:110:SER:OG	3:N:113:GLY:N	2.51	0.41
3:N:112:ILE:O	3:N:116:LEU:HB2	2.21	0.41
3:N:1148:VAL:HG13	3:N:1163:GLY:O	2.20	0.41
3:N:1168:MET:HE3	3:N:1171:VAL:HB	2.02	0.41
3:N:1223:ILE:O	3:N:1224:VAL:C	2.60	0.41
3:N:1330:ILE:HD13	3:N:1347:TYR:OH	2.21	0.41
3:N:774:SER:HB3	3:N:1362:LYS:O	2.21	0.41
3:N:172:PRO:HA	3:N:173:PRO:HD3	1.67	0.41
3:N:212:ARG:HD3	3:N:445:ARG:NH1	2.24	0.41

*Continued on next page...*

*Continued from previous page...*

Atom-1	Atom-2	Interatomic distance (Å)	Clash overlap (Å)
2:M:1118:LYS:HA	3:N:23:TYR:OH	2.21	0.41
3:N:243:ALA:HB3	8:N:9487:HOH:O	2.20	0.41
3:N:701:LEU:C	3:N:702:LEU:HD12	2.41	0.41
3:N:705:ALA:CB	3:N:706:PRO:HD3	2.50	0.41
3:N:891:GLU:N	8:N:9462:HOH:O	2.54	0.41
5:P:261:PRO:HA	8:P:3364:HOH:O	2.20	0.41
5:P:338:LEU:HA	5:P:339:PRO:HD3	1.89	0.41
5:P:367:MET:SD	5:P:367:MET:N	2.94	0.41
1:A:64:GLU:OE2	1:A:76:VAL:HG13	2.21	0.41
1:B:73:GLU:HB3	1:B:77:GLU:HG2	1.98	0.41
2:C:101:ILE:HG23	2:C:107:LEU:CD2	2.45	0.41
2:C:1037:VAL:O	2:C:1041:GLU:HG3	2.20	0.41
2:C:1092:LEU:HD22	2:C:1099:VAL:CG2	2.51	0.41
2:C:137:VAL:O	2:C:391:LEU:HD11	2.21	0.41
2:C:139:GLN:HE22	2:C:415:PRO:HD3	1.86	0.41
2:C:308:ARG:HH11	2:C:308:ARG:HG2	1.85	0.41
2:C:313:LEU:HB2	2:C:321:GLU:HG3	2.03	0.41
2:C:41:ASN:N	2:C:41:ASN:ND2	2.57	0.41
2:C:328:LEU:H	2:C:433:THR:HG21	1.86	0.41
2:C:474:VAL:HG23	2:C:478:VAL:O	2.21	0.41
2:C:759:THR:HB	2:C:785:VAL:CG2	2.50	0.41
3:D:1133:ARG:HG2	3:D:1134:LEU:N	2.35	0.41
3:D:1155:VAL:HG11	3:D:1177:ALA:CB	2.51	0.41
3:D:1208:ASP:HB3	8:D:2063:HOH:O	2.21	0.41
3:D:120:ALA:HA	8:D:9188:HOH:O	2.20	0.41
3:D:1272:ALA:CB	3:D:1326:THR:HB	2.51	0.41
3:D:1342:GLU:HA	3:D:1346:ARG:NH2	2.36	0.41
3:D:135:LEU:HD11	3:D:139:GLY:HA3	2.02	0.41
3:D:1480:PHE:HD1	3:D:1480:PHE:O	2.02	0.41
3:D:393:ILE:HD12	3:D:393:ILE:N	2.32	0.41
3:D:804:LEU:N	8:D:9497:HOH:O	2.53	0.41
2:C:885:ILE:HD12	3:D:949:ILE:HB	2.02	0.41
5:F:160:ASP:O	5:F:163:LEU:HB2	2.22	0.41
5:F:192:LEU:O	5:F:196:VAL:HG23	2.21	0.41
5:F:287:THR:HG22	5:F:290:GLU:OE1	2.20	0.41
1:K:100:LEU:O	1:K:115:LEU:HG	2.21	0.41
1:K:150:TYR:HA	1:K:169:ALA:O	2.21	0.41
1:L:150:TYR:HA	1:L:169:ALA:O	2.21	0.41
2:M:261:ILE:HG22	2:M:262:ALA:N	2.36	0.41
2:M:304:LEU:HG	2:M:305:PRO:N	2.36	0.41
2:M:525:SER:O	2:M:529:VAL:HG23	2.21	0.41

*Continued on next page...*



*Continued from previous page...*

Atom-1	Atom-2	Interatomic distance (Å)	Clash overlap (Å)
2:M:401:LEU:HD21	2:M:565:GLN:HE21	1.86	0.41
2:M:592:LEU:HA	2:M:592:LEU:HD23	1.85	0.41
2:M:755:LEU:HD11	2:M:792:VAL:HG22	2.03	0.41
2:M:430:VAL:CG1	3:N:1075:HIS:HA	2.51	0.41
3:N:1173:LEU:HA	8:N:9311:HOH:O	2.21	0.41
3:N:1301:LYS:HD2	3:N:1301:LYS:HA	1.89	0.41
3:N:501:ALA:HA	3:N:504:ASP:HB2	2.03	0.41
3:N:787:LEU:HD21	3:N:947:ILE:CD1	2.51	0.41
4:O:49:GLN:HA	4:O:51:LEU:O	2.21	0.41
1:A:95:GLN:CG	1:A:146:ARG:HH22	2.19	0.40
1:B:106:PRO:HG3	1:B:133:GLU:O	2.22	0.40
1:B:55:SER:OG	1:B:158:ILE:HB	2.21	0.40
2:C:1018:GLN:HE21	2:C:1060:ILE:CD1	2.34	0.40
2:C:124:ASP:OD1	2:C:126:SER:N	2.48	0.40
2:C:13:ILE:HG13	2:C:458:TYR:HE2	1.86	0.40
2:C:722:ILE:HD12	2:C:805:ARG:NH2	2.36	0.40
2:C:897:LEU:HD21	2:C:920:GLN:HB3	2.02	0.40
3:D:1047:LYS:HE3	3:D:1051:GLU:HB2	2.03	0.40
3:D:1068:LEU:O	3:D:1068:LEU:HD23	2.21	0.40
3:D:1066:THR:CG2	3:D:1069:GLU:H	2.18	0.40
3:D:1243:THR:HG22	3:D:1244:GLY:H	1.87	0.40
3:D:1330:ILE:HD12	3:D:1347:TYR:HE1	1.86	0.40
3:D:613:ARG:HA	3:D:613:ARG:HD2	1.83	0.40
3:D:900:ILE:O	3:D:900:ILE:HD12	2.21	0.40
3:D:936:TYR:HD1	8:D:9501:HOH:O	2.03	0.40
3:D:988:ARG:O	3:D:992:ILE:HG13	2.20	0.40
5:F:115:LYS:HG3	5:F:173:TYR:CE2	2.56	0.40
5:F:272:SER:O	5:F:276:ARG:HG3	2.21	0.40
5:F:339:PRO:HB3	5:F:343:ASP:HB2	2.02	0.40
1:L:152:PRO:HD2	1:L:155:LYS:CD	2.47	0.40
1:L:145:ASP:O	1:L:171:PHE:HE1	2.05	0.40
1:L:48:ILE:HA	1:L:49:PRO:HD3	1.85	0.40
2:M:1043:TYR:HA	3:N:710:ARG:NH1	2.35	0.40
2:M:1115:LEU:N	2:M:1115:LEU:CD1	2.78	0.40
2:M:133:ASP:OD2	2:M:133:ASP:N	2.54	0.40
2:M:299:LYS:HG3	8:M:1137:HOH:O	2.21	0.40
2:M:415:PRO:HB2	2:M:418:LEU:CD1	2.52	0.40
2:M:419:THR:HA	2:M:420:ARG:NH1	2.35	0.40
2:M:510:ALA:CB	8:M:1203:HOH:O	2.67	0.40
2:M:575:GLN:HG2	2:M:662:GLU:OE2	2.21	0.40
2:M:753:ASP:O	2:M:792:VAL:HG23	2.20	0.40

*Continued on next page...*

*Continued from previous page...*

Atom-1	Atom-2	Interatomic distance (Å)	Clash overlap (Å)
2:M:920:GLN:HG3	8:M:1705:HOH:O	2.21	0.40
3:N:1209:LEU:C	3:N:1211:MET:N	2.75	0.40
3:N:122:GLU:OE1	3:N:126:VAL:HG23	2.21	0.40
3:N:1426:LYS:NZ	3:N:1430:SER:OG	2.54	0.40
3:N:558:LEU:HB2	8:N:9625:HOH:O	2.21	0.40
3:N:650:LEU:CD1	3:N:691:LEU:HD22	2.51	0.40
3:N:866:VAL:CG1	3:N:867:ARG:N	2.84	0.40
1:A:63:HIS:HB3	2:C:746:GLY:CA	2.44	0.40
2:C:367:LEU:CA	2:C:371:LYS:HB2	2.52	0.40
2:C:536:PRO:HD2	2:C:537:LYS:HD2	2.03	0.40
2:C:668:LEU:O	2:C:993:PHE:CZ	2.74	0.40
2:C:707:ARG:O	2:C:707:ARG:HG2	2.20	0.40
2:C:854:PRO:C	2:C:856:GLU:N	2.74	0.40
2:C:987:ILE:N	2:C:987:ILE:HD12	2.36	0.40
2:C:971:LYS:HB3	2:C:988:VAL:N	2.36	0.40
3:D:1047:LYS:HE3	3:D:1051:GLU:O	2.22	0.40
3:D:10:ILE:CD1	3:D:1434:TRP:NE1	2.84	0.40
3:D:118:LEU:CB	3:D:123:LEU:HD22	2.38	0.40
3:D:592:THR:H	3:D:600:LEU:HD21	1.86	0.40
3:D:613:ARG:HG3	8:D:9002:HOH:O	2.21	0.40
2:C:1020:PRO:O	3:D:622:ARG:HD2	2.20	0.40
3:D:637:LEU:HD21	3:D:642:CYS:CA	2.47	0.40
5:F:124:PRO:O	5:F:128:ARG:HB2	2.21	0.40
5:F:278:LEU:HB2	5:F:286:PRO:HG2	2.02	0.40
1:K:51:THR:HA	1:K:145:ASP:O	2.20	0.40
1:K:59:GLU:HG3	1:K:139:ASN:O	2.21	0.40
1:L:101:LEU:HG	1:L:113:ASP:O	2.21	0.40
1:L:180:GLN:HB2	1:L:198:ARG:NH2	2.22	0.40
1:L:211:LEU:O	1:L:214:ALA:HB3	2.21	0.40
1:L:91:ASN:O	1:L:94:LEU:HD12	2.20	0.40
2:M:1031:ARG:HD3	8:M:1668:HOH:O	2.21	0.40
2:M:1049:LEU:HG	2:M:1053:LEU:CD1	2.51	0.40
2:M:250:ARG:HG2	2:M:253:ALA:CB	2.46	0.40
2:M:455:LEU:O	2:M:541:SER:HB2	2.21	0.40
2:M:602:GLU:HG2	2:M:603:VAL:H	1.86	0.40
2:M:904:PRO:HG3	8:M:1508:HOH:O	2.21	0.40
3:N:1236:LEU:HD11	3:N:1356:TYR:CE1	2.57	0.40
3:N:1280:VAL:HG13	3:N:1316:GLY:O	2.21	0.40
3:N:138:LYS:HB2	3:N:138:LYS:HE3	1.87	0.40
3:N:156:GLU:O	3:N:159:ARG:HB3	2.21	0.40
3:N:432:TYR:HA	3:N:448:GLU:O	2.22	0.40

*Continued on next page...*

*Continued from previous page...*

Atom-1	Atom-2	Interatomic distance (Å)	Clash overlap (Å)
3:N:488:ARG:HH22	3:N:491:LYS:HZ1	1.70	0.40
3:N:13:ALA:O	3:N:511:TRP:HB3	2.21	0.40
3:N:948:THR:HB	8:N:9352:HOH:O	2.20	0.40
2:M:988:VAL:HG11	3:N:949:ILE:O	2.21	0.40
3:N:1480:PHE:O	4:O:18:ARG:NH2	2.55	0.40
5:P:220:LEU:HB2	5:P:243:ILE:HD11	2.03	0.40
8:M:1148:HOH:O	5:P:276:ARG:HD3	2.19	0.40
5:P:361:LEU:HD13	5:P:366:ALA:HB1	2.03	0.40
1:B:218:LEU:O	1:B:222:LEU:HG	2.21	0.40
1:B:39:PRO:O	1:B:43:ILE:HG12	2.21	0.40
2:C:1001:VAL:HG23	8:C:1823:HOH:O	2.21	0.40
2:C:440:PRO:HG2	2:C:441:VAL:HG23	2.02	0.40
2:C:75:GLU:HA	2:C:76:PRO:HD3	1.89	0.40
3:D:105:VAL:HG21	3:D:128:TYR:HE2	1.86	0.40
3:D:1167:SER:N	3:D:1170:ASP:OD2	2.48	0.40
3:D:1123:PHE:CZ	3:D:1178:ALA:HB1	2.57	0.40
3:D:1293:PHE:HD2	8:D:9222:HOH:O	2.03	0.40
3:D:1314:LYS:HZ1	3:D:1317:ASP:CB	2.34	0.40
3:D:1320:GLU:HG2	3:D:1339:LYS:NZ	2.36	0.40
3:D:1497:GLU:OE1	3:D:1500:LYS:HD2	2.21	0.40
3:D:150:ARG:O	3:D:150:ARG:HG2	2.20	0.40
3:D:27:GLU:O	3:D:28:LYS:HD2	2.21	0.40
3:D:646:LYS:HD3	8:D:2059:HOH:O	2.22	0.40
3:D:884:ARG:O	3:D:888:GLU:N	2.53	0.40
3:D:455:ARG:HH22	5:F:140:ARG:HD3	1.86	0.40
5:F:312:GLN:NE2	8:F:455:HOH:O	2.48	0.40
1:K:127:LEU:HD12	1:K:127:LEU:C	2.42	0.40
1:K:67:THR:OG1	2:M:627:ARG:NH2	2.53	0.40
1:L:100:LEU:HB2	1:L:115:LEU:CD2	2.49	0.40
2:M:167:LYS:HD2	2:M:168:ARG:NH1	2.35	0.40
2:M:207:LEU:HD22	2:M:221:LEU:CD2	2.51	0.40
2:M:621:VAL:HG13	8:M:1199:HOH:O	2.20	0.40
3:N:951:ILE:HD12	3:N:1062:ARG:NE	2.37	0.40
3:N:1209:LEU:HD23	3:N:1210:SER:N	2.28	0.40
3:N:1266:ARG:NH2	8:N:9590:HOH:O	2.54	0.40
3:N:396:VAL:CG1	3:N:447:VAL:HA	2.52	0.40
3:N:461:ILE:O	3:N:465:LEU:HB2	2.22	0.40
3:N:608:SER:O	3:N:615:ARG:NH1	2.54	0.40
3:N:85:VAL:HG12	3:N:89:ARG:CZ	2.51	0.40
3:N:861:GLN:H	3:N:861:GLN:CD	2.25	0.40
3:N:868:TYR:HB3	8:N:9527:HOH:O	2.20	0.40

*Continued on next page...*

*Continued from previous page...*

Atom-1	Atom-2	Interatomic distance (Å)	Clash overlap (Å)
3:N:875:THR:CG2	3:N:879:ARG:HE	2.33	0.40
4:O:59:ASN:HB3	4:O:62:THR:OG1	2.22	0.40
5:P:109:GLY:O	5:P:112:ALA:HB3	2.21	0.40
5:P:249:ARG:NH2	8:P:2663:HOH:O	2.52	0.40
5:P:273:ARG:HG3	8:P:2904:HOH:O	2.20	0.40
5:P:76:SER:O	5:P:80:PRO:CD	2.66	0.40
1:B:123:MET:O	1:B:125:PRO:HD3	2.21	0.40
1:B:180:GLN:HG3	1:B:196:THR:OG1	2.21	0.40
1:B:54:THR:CG2	1:B:158:ILE:HG13	2.50	0.40
2:C:150:PRO:HB2	8:C:1325:HOH:O	2.21	0.40
2:C:199:VAL:HG13	2:C:235:LEU:CD2	2.51	0.40
2:C:251:ASP:C	2:C:252:LYS:HD2	2.42	0.40
2:C:329:GLY:HA3	8:C:1467:HOH:O	2.21	0.40
2:C:367:LEU:HA	2:C:371:LYS:HB2	2.02	0.40
2:C:432:ARG:NE	2:C:519:GLY:HA3	2.37	0.40
2:C:730:SER:N	8:C:1699:HOH:O	2.54	0.40
2:C:871:LEU:HA	2:C:871:LEU:HD23	1.79	0.40
3:D:191:LEU:HB2	3:D:211:VAL:CG2	2.51	0.40
3:D:216:VAL:HG11	8:D:9324:HOH:O	2.22	0.40
3:D:500:ARG:HA	3:D:500:ARG:HD3	1.86	0.40
3:D:53:ILE:O	3:D:53:ILE:HG12	2.22	0.40
3:D:639:LEU:CD1	3:D:640:HIS:H	2.35	0.40
3:D:755:ALA:HA	3:D:758:GLU:OE2	2.21	0.40
4:E:57:ASP:N	4:E:58:PRO:HD3	2.37	0.40
5:F:225:GLU:OE1	5:F:226:LYS:HG2	2.21	0.40
5:F:325:LYS:HB2	8:F:519:HOH:O	2.22	0.40
5:F:359:SER:C	5:F:361:LEU:H	2.23	0.40
1:L:44:LEU:O	1:L:174:VAL:HG21	2.20	0.40
2:M:331:ARG:HG3	8:M:1502:HOH:O	2.22	0.40
2:M:496:ILE:HD12	2:M:496:ILE:N	2.36	0.40
2:M:478:VAL:HG13	2:M:506:ASN:ND2	2.36	0.40
2:M:507:ARG:NH1	8:M:1728:HOH:O	2.53	0.40
2:M:614:ARG:HG2	8:M:1443:HOH:O	2.20	0.40
2:M:666:LEU:HD12	2:M:667:ALA:N	2.35	0.40
2:M:724:ARG:O	2:M:734:LEU:HD11	2.22	0.40
2:M:908:GLY:C	2:M:910:LYS:HZ3	2.24	0.40
3:N:951:ILE:HD12	3:N:1062:ARG:HE	1.85	0.40
3:N:1103:HIS:CG	3:N:1104:GLU:N	2.90	0.40
3:N:1112:CYS:HB2	3:N:1195:GLN:CD	2.40	0.40
3:N:1114:THR:HG22	3:N:1195:GLN:HB3	2.02	0.40
3:N:159:ARG:NH1	3:N:159:ARG:HB2	2.36	0.40

*Continued on next page...*

*Continued from previous page...*

Atom-1	Atom-2	Interatomic distance (Å)	Clash overlap (Å)
3:N:474:GLU:OE1	3:N:500:ARG:NE	2.54	0.40
3:N:583:ASP:HB2	3:N:604:THR:OG1	2.21	0.40
3:N:774:SER:C	3:N:776:GLU:N	2.75	0.40
3:N:970:LYS:O	3:N:974:ILE:HG13	2.21	0.40
3:N:99:ALA:HB1	3:N:575:GLN:CD	2.42	0.40
5:P:401:GLU:O	5:P:405:LEU:HD13	2.21	0.40
1:A:111:ALA:HB3	1:A:124:ASN:O	2.21	0.40
1:B:117:VAL:HG11	8:B:346:HOH:O	2.21	0.40
1:B:150:TYR:HA	1:B:169:ALA:O	2.21	0.40
1:B:61:VAL:HG11	1:B:75:VAL:HG21	2.03	0.40
2:C:585:GLU:HG2	2:C:665:PHE:HD2	1.87	0.40
2:C:693:GLU:OE1	2:C:696:LYS:HG3	2.22	0.40
2:C:966:LEU:HD12	2:C:966:LEU:HA	1.96	0.40
3:D:1161:GLU:HG2	3:D:1161:GLU:H	1.67	0.40
3:D:1320:GLU:HG3	8:D:9376:HOH:O	2.20	0.40
3:D:135:LEU:HD21	3:D:138:LYS:C	2.42	0.40
3:D:417:PRO:HB2	8:D:9616:HOH:O	2.21	0.40
3:D:570:GLU:OE2	3:D:573:MET:HE2	2.22	0.40
3:D:101:HIS:CE1	3:D:582:LEU:HD22	2.57	0.40
3:D:602:SER:O	3:D:606:ILE:HG12	2.22	0.40
5:F:421:PHE:C	5:F:423:ASP:H	2.25	0.40
1:K:57:TYR:CD2	1:K:161:ARG:NH1	2.90	0.40
1:K:26:GLU:HB2	1:K:27:PRO:HA	2.04	0.40
1:K:64:GLU:OE2	1:K:76:VAL:HG22	2.22	0.40
2:M:1008:ARG:NH2	2:M:1020:PRO:HB3	2.37	0.40
2:M:211:LEU:HD21	2:M:311:PHE:HE1	1.87	0.40
2:M:28:ARG:HG3	2:M:40:GLU:OE1	2.22	0.40
2:M:480:THR:HG22	2:M:481:ASP:H	1.86	0.40
2:M:513:VAL:HG12	8:M:1272:HOH:O	2.21	0.40
3:N:1102:THR:O	3:N:1102:THR:HG22	2.21	0.40
3:N:1422:MET:HE1	3:N:1426:LYS:HG3	2.02	0.40
3:N:14:SER:O	3:N:17:LYS:N	2.54	0.40
3:N:789:LEU:HA	3:N:789:LEU:HD23	1.84	0.40
3:N:960:LYS:HG2	3:N:964:LEU:HD12	2.04	0.40
5:P:315:VAL:HA	8:P:4638:HOH:O	2.21	0.40
5:P:348:SER:N	8:P:4815:HOH:O	2.53	0.40

There are no symmetry-related clashes.

## 5.3 Torsion angles

### 5.3.1 Protein backbone

In the following table, the Percentiles column shows the percent Ramachandran outliers of the chain as a percentile score with respect to all X-ray entries followed by that with respect to entries of similar resolution.

The Analysed column shows the number of residues for which the backbone conformation was analysed, and the total number of residues.

Mol	Chain	Analysed	Favoured	Allowed	Outliers	Percentiles	
1	A	227/315 (72%)	202 (89%)	21 (9%)	4 (2%)	10	32
1	B	227/315 (72%)	202 (89%)	21 (9%)	4 (2%)	10	32
1	K	227/315 (72%)	200 (88%)	23 (10%)	4 (2%)	10	32
1	L	227/315 (72%)	204 (90%)	19 (8%)	4 (2%)	10	32
2	C	1117/1119 (100%)	917 (82%)	150 (13%)	50 (4%)	3	9
2	M	1117/1119 (100%)	907 (81%)	159 (14%)	51 (5%)	3	9
3	D	1388/1524 (91%)	1123 (81%)	191 (14%)	74 (5%)	2	7
3	N	1388/1524 (91%)	1110 (80%)	195 (14%)	83 (6%)	2	5
4	E	93/99 (94%)	74 (80%)	16 (17%)	3 (3%)	5	16
4	O	93/99 (94%)	75 (81%)	15 (16%)	3 (3%)	5	16
5	F	341/423 (81%)	283 (83%)	42 (12%)	16 (5%)	3	8
5	P	341/423 (81%)	285 (84%)	40 (12%)	16 (5%)	3	8
All	All	6786/7590 (89%)	5582 (82%)	892 (13%)	312 (5%)	3	9

All (312) Ramachandran outliers are listed below:

Mol	Chain	Res	Type
1	A	29	GLU
1	B	29	GLU
1	B	48	ILE
2	C	152	PRO
2	C	178	PRO
2	C	231	PRO
2	C	244	PRO
2	C	261	ILE
2	C	262	ALA
2	C	288	ARG
2	C	369	PRO
2	C	425	PHE

*Continued on next page...*

*Continued from previous page...*

Mol	Chain	Res	Type
2	C	462	ASP
2	C	465	GLY
2	C	548	PRO
2	C	680	ASP
2	C	864	GLY
2	C	908	GLY
2	C	1004	LYS
2	C	1106	ASP
3	D	40	GLU
3	D	43	GLY
3	D	55	ASP
3	D	82	LYS
3	D	137	PRO
3	D	208	PRO
3	D	209	ARG
3	D	238	PRO
3	D	246	PRO
3	D	370	ALA
3	D	373	PRO
3	D	385	VAL
3	D	440	VAL
3	D	451	ASP
3	D	504	ASP
3	D	832	ARG
3	D	844	ALA
3	D	1028	ALA
3	D	1129	THR
3	D	1208	ASP
3	D	1213	ARG
3	D	1243	THR
3	D	1441	GLN
4	E	42	PRO
4	E	58	PRO
5	F	147	LEU
5	F	153	PRO
5	F	324	GLU
5	F	326	ASP
5	F	341	PRO
5	F	390	PHE
1	K	29	GLU
1	L	29	GLU
2	M	152	PRO

*Continued on next page...*



*Continued from previous page...*

Mol	Chain	Res	Type
2	M	178	PRO
2	M	231	PRO
2	M	244	PRO
2	M	261	ILE
2	M	262	ALA
2	M	288	ARG
2	M	369	PRO
2	M	425	PHE
2	M	462	ASP
2	M	465	GLY
2	M	548	PRO
2	M	680	ASP
2	M	864	GLY
2	M	908	GLY
2	M	1106	ASP
3	N	31	THR
3	N	40	GLU
3	N	43	GLY
3	N	55	ASP
3	N	82	LYS
3	N	137	PRO
3	N	208	PRO
3	N	209	ARG
3	N	217	LYS
3	N	238	PRO
3	N	246	PRO
3	N	370	ALA
3	N	373	PRO
3	N	385	VAL
3	N	440	VAL
3	N	504	ASP
3	N	832	ARG
3	N	844	ALA
3	N	1028	ALA
3	N	1125	PRO
3	N	1129	THR
3	N	1208	ASP
3	N	1213	ARG
3	N	1243	THR
3	N	1441	GLN
4	O	42	PRO
4	O	58	PRO

*Continued on next page...*

*Continued from previous page...*

Mol	Chain	Res	Type
5	P	147	LEU
5	P	153	PRO
5	P	324	GLU
5	P	326	ASP
5	P	390	PHE
1	A	187	GLY
1	B	187	GLY
2	C	59	LYS
2	C	156	GLY
2	C	170	PRO
2	C	290	LEU
2	C	363	SER
2	C	517	ARG
2	C	626	ARG
2	C	627	ARG
3	D	31	THR
3	D	96	ALA
3	D	120	ALA
3	D	231	VAL
3	D	381	ALA
3	D	415	VAL
3	D	417	PRO
3	D	594	PRO
3	D	609	GLY
3	D	766	ALA
3	D	783	ARG
3	D	803	GLY
3	D	822	ALA
3	D	1389	LEU
4	E	53	GLY
5	F	393	THR
5	F	420	ASP
1	K	187	GLY
1	L	187	GLY
2	M	59	LYS
2	M	156	GLY
2	M	170	PRO
2	M	290	LEU
2	M	363	SER
2	M	517	ARG
2	M	626	ARG
2	M	781	LYS

*Continued on next page...*

*Continued from previous page...*

Mol	Chain	Res	Type
3	N	96	ALA
3	N	231	VAL
3	N	381	ALA
3	N	415	VAL
3	N	417	PRO
3	N	451	ASP
3	N	594	PRO
3	N	609	GLY
3	N	803	GLY
3	N	822	ALA
3	N	1342	GLU
4	O	53	GLY
5	P	288	TYR
5	P	341	PRO
1	A	106	PRO
1	B	106	PRO
2	C	18	LEU
2	C	40	GLU
2	C	164	PRO
2	C	419	THR
2	C	727	PRO
2	C	781	LYS
3	D	37	LEU
3	D	98	PRO
3	D	161	LEU
3	D	165	LYS
3	D	170	PRO
3	D	424	GLY
3	D	1388	ARG
5	F	97	GLU
5	F	286	PRO
5	F	288	TYR
1	K	106	PRO
2	M	40	GLU
2	M	164	PRO
2	M	419	THR
2	M	455	LEU
2	M	627	ARG
2	M	727	PRO
2	M	1004	LYS
3	N	37	LEU
3	N	98	PRO

*Continued on next page...*

*Continued from previous page...*

Mol	Chain	Res	Type
3	N	120	ALA
3	N	161	LEU
3	N	165	LYS
3	N	170	PRO
3	N	424	GLY
3	N	533	GLY
3	N	705	ALA
3	N	766	ALA
3	N	783	ARG
3	N	1341	PRO
3	N	1349	VAL
3	N	1385	GLY
3	N	1389	LEU
5	P	97	GLU
5	P	232	ARG
5	P	286	PRO
5	P	393	THR
1	A	188	GLN
2	C	74	GLY
2	C	144	PRO
2	C	180	GLY
2	C	400	PRO
2	C	529	VAL
2	C	905	ILE
3	D	220	ARG
3	D	416	ALA
3	D	522	PRO
3	D	696	HIS
3	D	705	ALA
3	D	808	THR
3	D	1020	LEU
3	D	1137	ARG
3	D	1366	LYS
3	D	1385	GLY
3	D	1446	VAL
5	F	232	ARG
1	K	188	GLN
1	L	106	PRO
2	M	74	GLY
2	M	180	GLY
2	M	413	LEU
2	M	529	VAL

*Continued on next page...*

*Continued from previous page...*

Mol	Chain	Res	Type
3	N	24	GLY
3	N	110	SER
3	N	220	ARG
3	N	416	ALA
3	N	526	PRO
3	N	530	VAL
3	N	808	THR
3	N	1019	PRO
3	N	1366	LYS
3	N	1388	ARG
5	P	420	ASP
2	C	251	ASP
2	C	272	ALA
2	C	420	ARG
2	C	422	ARG
2	C	1097	LEU
3	D	521	PRO
3	D	526	PRO
3	D	530	VAL
3	D	615	ARG
3	D	924	MET
3	D	1019	PRO
3	D	1390	LEU
5	F	184	ARG
5	F	360	LYS
1	L	188	GLN
2	M	223	ASP
2	M	272	ALA
2	M	574	ALA
2	M	705	ILE
2	M	905	ILE
2	M	1097	LEU
3	N	34	TYR
3	N	407	VAL
3	N	522	PRO
3	N	1137	ARG
3	N	1390	LEU
3	N	1432	LYS
3	N	1446	VAL
2	C	779	GLY
2	C	784	ASP
3	D	24	GLY

*Continued on next page...*

*Continued from previous page...*

Mol	Chain	Res	Type
3	D	136	ASP
3	D	368	VAL
3	D	1248	GLY
3	D	1306	PRO
5	F	297	PRO
2	M	144	PRO
2	M	251	ASP
2	M	779	GLY
3	N	615	ARG
3	N	833	GLU
3	N	1226	ALA
3	N	1268	PRO
5	P	360	LYS
2	C	53	PRO
2	C	270	GLY
2	C	336	VAL
3	D	407	VAL
2	M	53	PRO
2	M	270	GLY
3	N	670	VAL
3	N	1248	GLY
3	N	1306	PRO
5	P	297	PRO
2	C	79	PRO
3	D	425	GLY
3	D	1064	GLY
3	D	1349	VAL
5	F	167	PRO
3	N	1064	GLY
5	P	167	PRO
2	C	273	GLY
3	D	670	VAL
3	D	1050	GLY
3	D	1379	VAL
2	M	424	GLY
2	M	1079	PRO
3	N	173	PRO
3	N	425	GLY
5	P	314	PRO
2	M	79	PRO
2	M	273	GLY
2	M	336	VAL

*Continued on next page...*

*Continued from previous page...*

Mol	Chain	Res	Type
3	N	136	ASP
3	N	368	VAL
3	N	521	PRO
3	N	1050	GLY
3	N	509	PRO
2	C	166	PRO

### 5.3.2 Protein sidechains ⓘ

In the following table, the Percentiles column shows the percent sidechain outliers of the chain as a percentile score with respect to all X-ray entries followed by that with respect to entries of similar resolution.

The Analysed column shows the number of residues for which the sidechain conformation was analysed, and the total number of residues.

Mol	Chain	Analysed	Rotameric	Outliers	Percentiles	
1	A	202/273 (74%)	147 (73%)	55 (27%)	0	1
1	B	202/273 (74%)	163 (81%)	39 (19%)	1	5
1	K	202/273 (74%)	152 (75%)	50 (25%)	1	2
1	L	202/273 (74%)	158 (78%)	44 (22%)	1	3
2	C	941/941 (100%)	734 (78%)	207 (22%)	1	3
2	M	941/941 (100%)	730 (78%)	211 (22%)	1	3
3	D	1123/1279 (88%)	846 (75%)	277 (25%)	1	2
3	N	1123/1279 (88%)	866 (77%)	257 (23%)	1	3
4	E	83/87 (95%)	58 (70%)	25 (30%)	0	1
4	O	83/87 (95%)	64 (77%)	19 (23%)	1	3
5	F	295/370 (80%)	228 (77%)	67 (23%)	1	3
5	P	295/370 (80%)	249 (84%)	46 (16%)	3	9
All	All	5692/6446 (88%)	4395 (77%)	1297 (23%)	1	3

All (1297) residues with a non-rotameric sidechain are listed below:

Mol	Chain	Res	Type
1	A	1	MET
1	A	5	LYS
1	A	9	PRO
1	A	12	THR

*Continued on next page...*



*Continued from previous page...*

Mol	Chain	Res	Type
1	A	15	THR
1	A	16	GLN
1	A	19	GLU
1	A	20	TYR
1	A	26	GLU
1	A	28	LEU
1	A	32	PHE
1	A	34	VAL
1	A	44	LEU
1	A	47	SER
1	A	54	THR
1	A	60	ASP
1	A	62	LEU
1	A	66	SER
1	A	73	GLU
1	A	74	ASP
1	A	76	VAL
1	A	77	GLU
1	A	84	GLU
1	A	88	ARG
1	A	89	PHE
1	A	96	THR
1	A	101	LEU
1	A	104	GLU
1	A	113	ASP
1	A	120	VAL
1	A	127	LEU
1	A	137	ARG
1	A	142	VAL
1	A	143	ARG
1	A	156	HIS
1	A	161	ARG
1	A	163	ASN
1	A	165	ILE
1	A	167	VAL
1	A	176	ARG
1	A	180	GLN
1	A	183	ASP
1	A	186	LEU
1	A	188	GLN
1	A	191	ASP
1	A	196	THR

*Continued on next page...*

*Continued from previous page...*

Mol	Chain	Res	Type
1	A	197	LEU
1	A	198	ARG
1	A	201	THR
1	A	205	VAL
1	A	206	THR
1	A	211	LEU
1	A	216	GLU
1	A	227	ASN
1	A	229	GLN
1	B	1	MET
1	B	5	LYS
1	B	26	GLU
1	B	38	ASN
1	B	55	SER
1	B	62	LEU
1	B	65	PHE
1	B	68	ILE
1	B	73	GLU
1	B	77	GLU
1	B	81	ASN
1	B	87	VAL
1	B	88	ARG
1	B	89	PHE
1	B	92	PRO
1	B	94	LEU
1	B	95	GLN
1	B	96	THR
1	B	99	LEU
1	B	101	LEU
1	B	112	ARG
1	B	119	ASP
1	B	121	GLU
1	B	124	ASN
1	B	128	HIS
1	B	133	GLU
1	B	140	MET
1	B	159	LYS
1	B	161	ARG
1	B	176	ARG
1	B	192	LEU
1	B	197	LEU
1	B	200	TRP

*Continued on next page...*

*Continued from previous page...*

Mol	Chain	Res	Type
1	B	201	THR
1	B	206	THR
1	B	208	LEU
1	B	209	GLU
1	B	220	GLU
1	B	224	TYR
2	C	5	ARG
2	C	10	ARG
2	C	12	VAL
2	C	15	LEU
2	C	20	GLU
2	C	22	GLN
2	C	26	TYR
2	C	30	LEU
2	C	31	GLN
2	C	34	VAL
2	C	41	ASN
2	C	48	PHE
2	C	49	ARG
2	C	51	THR
2	C	52	PHE
2	C	71	TYR
2	C	72	ARG
2	C	73	LEU
2	C	81	ASP
2	C	89	THR
2	C	95	TYR
2	C	98	LEU
2	C	100	LEU
2	C	104	ASP
2	C	108	ILE
2	C	110	GLU
2	C	111	ASP
2	C	114	PHE
2	C	115	LEU
2	C	140	ILE
2	C	141	HIS
2	C	149	THR
2	C	152	PRO
2	C	157	ARG
2	C	158	TYR
2	C	168	ARG

*Continued on next page...*

*Continued from previous page...*

Mol	Chain	Res	Type
2	C	170	PRO
2	C	177	GLU
2	C	178	PRO
2	C	193	LEU
2	C	198	ARG
2	C	205	GLU
2	C	209	ARG
2	C	216	GLU
2	C	221	LEU
2	C	222	MET
2	C	224	GLU
2	C	229	MET
2	C	237	ARG
2	C	238	LEU
2	C	239	PHE
2	C	243	ARG
2	C	250	ARG
2	C	252	LYS
2	C	257	VAL
2	C	266	ARG
2	C	267	TYR
2	C	275	TYR
2	C	279	GLU
2	C	281	LEU
2	C	285	LEU
2	C	286	SER
2	C	288	ARG
2	C	290	LEU
2	C	303	PHE
2	C	304	LEU
2	C	309	TYR
2	C	321	GLU
2	C	332	ARG
2	C	334	ARG
2	C	340	MET
2	C	342	ASP
2	C	343	GLN
2	C	357	GLU
2	C	359	MET
2	C	360	LEU
2	C	365	ASP
2	C	368	THR

*Continued on next page...*

*Continued from previous page...*

Mol	Chain	Res	Type
2	C	384	GLU
2	C	388	ARG
2	C	392	SER
2	C	393	GLN
2	C	394	PHE
2	C	399	ASN
2	C	400	PRO
2	C	408	ARG
2	C	409	ARG
2	C	413	LEU
2	C	420	ARG
2	C	425	PHE
2	C	432	ARG
2	C	451	LEU
2	C	453	THR
2	C	460	ARG
2	C	474	VAL
2	C	479	VAL
2	C	481	ASP
2	C	487	THR
2	C	492	ASP
2	C	496	ILE
2	C	500	ASN
2	C	503	LEU
2	C	504	GLU
2	C	508	ILE
2	C	513	VAL
2	C	523	ILE
2	C	524	VAL
2	C	527	GLU
2	C	532	MET
2	C	533	ASP
2	C	542	VAL
2	C	543	ASN
2	C	548	PRO
2	C	559	LEU
2	C	563	ASN
2	C	564	MET
2	C	566	THR
2	C	575	GLN
2	C	584	GLU
2	C	589	ARG

*Continued on next page...*

*Continued from previous page...*

Mol	Chain	Res	Type
2	C	605	LYS
2	C	620	LEU
2	C	622	GLU
2	C	633	GLN
2	C	639	GLN
2	C	640	ARG
2	C	645	VAL
2	C	653	ASP
2	C	657	ASP
2	C	663	ASN
2	C	668	LEU
2	C	671	ASN
2	C	672	VAL
2	C	679	PHE
2	C	691	SER
2	C	693	GLU
2	C	697	ARG
2	C	699	PHE
2	C	701	THR
2	C	707	ARG
2	C	722	ILE
2	C	724	ARG
2	C	727	PRO
2	C	729	LEU
2	C	737	LEU
2	C	740	GLU
2	C	749	VAL
2	C	785	VAL
2	C	791	ARG
2	C	799	ILE
2	C	803	THR
2	C	804	VAL
2	C	808	ARG
2	C	814	GLU
2	C	821	GLU
2	C	839	LEU
2	C	841	ASN
2	C	853	LEU
2	C	858	MET
2	C	862	PRO
2	C	863	ASP
2	C	868	ASP

*Continued on next page...*

*Continued from previous page...*

Mol	Chain	Res	Type
2	C	870	ILE
2	C	878	SER
2	C	881	ASN
2	C	882	LEU
2	C	886	LEU
2	C	900	ARG
2	C	901	TYR
2	C	904	PRO
2	C	907	ASP
2	C	923	GLU
2	C	925	TYR
2	C	934	PHE
2	C	948	GLU
2	C	950	LEU
2	C	953	VAL
2	C	959	PRO
2	C	969	GLN
2	C	971	LYS
2	C	975	TYR
2	C	978	ARG
2	C	981	GLU
2	C	982	PRO
2	C	984	GLU
2	C	988	VAL
2	C	995	MET
2	C	1006	HIS
2	C	1008	ARG
2	C	1016	ILE
2	C	1017	THR
2	C	1019	GLN
2	C	1021	LEU
2	C	1035	MET
2	C	1052	MET
2	C	1076	VAL
2	C	1079	PRO
2	C	1085	PHE
2	C	1087	VAL
2	C	1092	LEU
2	C	1095	LEU
2	C	1098	ASP
2	C	1103	ASP
2	C	1104	GLU

*Continued on next page...*



*Continued from previous page...*

Mol	Chain	Res	Type
2	C	1106	ASP
2	C	1109	VAL
2	C	1115	LEU
3	D	3	LYS
3	D	6	ARG
3	D	12	LEU
3	D	17	LYS
3	D	25	GLU
3	D	27	GLU
3	D	29	PRO
3	D	30	GLU
3	D	32	ILE
3	D	41	ARG
3	D	42	ASP
3	D	47	GLU
3	D	48	ARG
3	D	56	TYR
3	D	58	CYS
3	D	62	LYS
3	D	71	LYS
3	D	74	GLU
3	D	76	CYS
3	D	80	VAL
3	D	82	LYS
3	D	85	VAL
3	D	86	ARG
3	D	87	ARG
3	D	89	ARG
3	D	90	MET
3	D	97	THR
3	D	101	HIS
3	D	103	TRP
3	D	107	ASP
3	D	112	ILE
3	D	115	LEU
3	D	117	ASP
3	D	118	LEU
3	D	121	THR
3	D	133	ILE
3	D	136	ASP
3	D	145	VAL
3	D	148	GLU

*Continued on next page...*

*Continued from previous page...*

Mol	Chain	Res	Type
3	D	153	LEU
3	D	155	ASP
3	D	156	GLU
3	D	162	ARG
3	D	170	PRO
3	D	171	LEU
3	D	176	ASP
3	D	185	VAL
3	D	199	LEU
3	D	200	ASP
3	D	204	LEU
3	D	205	TYR
3	D	206	ARG
3	D	208	PRO
3	D	209	ARG
3	D	210	ARG
3	D	389	GLU
3	D	394	LEU
3	D	395	VAL
3	D	411	THR
3	D	413	ASP
3	D	421	LEU
3	D	432	TYR
3	D	444	VAL
3	D	445	ARG
3	D	451	ASP
3	D	455	ARG
3	D	456	MET
3	D	465	LEU
3	D	466	LYS
3	D	469	ASP
3	D	479	GLU
3	D	481	MET
3	D	483	HIS
3	D	489	ARG
3	D	493	ARG
3	D	497	GLU
3	D	503	LEU
3	D	513	ILE
3	D	521	PRO
3	D	525	ARG
3	D	528	VAL

*Continued on next page...*

*Continued from previous page...*

Mol	Chain	Res	Type
3	D	529	GLN
3	D	535	PHE
3	D	540	LEU
3	D	542	ASP
3	D	548	ILE
3	D	549	ASN
3	D	565	ILE
3	D	573	MET
3	D	590	PRO
3	D	594	PRO
3	D	597	ASP
3	D	598	ARG
3	D	607	LEU
3	D	613	ARG
3	D	615	ARG
3	D	616	GLN
3	D	617	ASN
3	D	624	ASP
3	D	636	GLN
3	D	639	LEU
3	D	641	GLN
3	D	651	GLU
3	D	652	LEU
3	D	653	PHE
3	D	655	PRO
3	D	660	LYS
3	D	666	ILE
3	D	675	ARG
3	D	676	MET
3	D	681	ARG
3	D	685	ASP
3	D	687	VAL
3	D	688	TRP
3	D	692	GLU
3	D	695	ILE
3	D	702	LEU
3	D	703	ASN
3	D	704	ARG
3	D	710	ARG
3	D	713	ILE
3	D	717	GLN
3	D	719	VAL

*Continued on next page...*

*Continued from previous page...*

Mol	Chain	Res	Type
3	D	724	GLN
3	D	725	SER
3	D	736	PHE
3	D	739	ASP
3	D	749	VAL
3	D	754	PHE
3	D	762	GLN
3	D	763	MET
3	D	765	SER
3	D	768	ASN
3	D	778	LEU
3	D	783	ARG
3	D	794	GLN
3	D	796	ARG
3	D	797	LYS
3	D	800	LYS
3	D	805	GLU
3	D	810	GLU
3	D	824	ASN
3	D	828	LYS
3	D	829	VAL
3	D	832	ARG
3	D	833	GLU
3	D	838	ARG
3	D	839	LEU
3	D	847	ASP
3	D	858	VAL
3	D	859	ASP
3	D	862	ASP
3	D	863	VAL
3	D	865	THR
3	D	867	ARG
3	D	879	ARG
3	D	880	ILE
3	D	888	GLU
3	D	897	TRP
3	D	898	GLU
3	D	902	LEU
3	D	907	GLU
3	D	910	SER
3	D	911	LEU
3	D	914	LEU

*Continued on next page...*

*Continued from previous page...*

Mol	Chain	Res	Type
3	D	915	VAL
3	D	916	TYR
3	D	922	LEU
3	D	944	THR
3	D	952	ASP
3	D	959	GLU
3	D	961	LYS
3	D	969	ARG
3	D	972	LEU
3	D	985	ASP
3	D	987	GLU
3	D	988	ARG
3	D	997	THR
3	D	1000	THR
3	D	1001	GLU
3	D	1032	PRO
3	D	1033	GLN
3	D	1038	LEU
3	D	1039	CYS
3	D	1042	ARG
3	D	1049	SER
3	D	1051	GLU
3	D	1058	ARG
3	D	1060	SER
3	D	1062	ARG
3	D	1068	LEU
3	D	1083	ASP
3	D	1087	ARG
3	D	1093	TYR
3	D	1095	THR
3	D	1096	ARG
3	D	1104	GLU
3	D	1109	GLU
3	D	1112	CYS
3	D	1116	ASN
3	D	1124	GLN
3	D	1129	THR
3	D	1144	LEU
3	D	1160	LEU
3	D	1161	GLU
3	D	1164	ARG
3	D	1166	LEU

*Continued on next page...*

*Continued from previous page...*

Mol	Chain	Res	Type
3	D	1176	LYS
3	D	1182	GLU
3	D	1183	ILE
3	D	1190	SER
3	D	1195	GLN
3	D	1207	TYR
3	D	1210	SER
3	D	1211	MET
3	D	1213	ARG
3	D	1238	MET
3	D	1243	THR
3	D	1251	ASP
3	D	1258	ARG
3	D	1260	ILE
3	D	1262	LEU
3	D	1267	ARG
3	D	1269	LYS
3	D	1280	VAL
3	D	1290	LEU
3	D	1295	GLU
3	D	1299	PHE
3	D	1302	GLU
3	D	1305	LEU
3	D	1306	PRO
3	D	1307	LYS
3	D	1310	ARG
3	D	1314	LYS
3	D	1317	ASP
3	D	1318	TYR
3	D	1320	GLU
3	D	1331	ASP
3	D	1332	PRO
3	D	1337	GLU
3	D	1339	LYS
3	D	1344	VAL
3	D	1346	ARG
3	D	1348	LEU
3	D	1359	GLN
3	D	1363	LEU
3	D	1368	ILE
3	D	1382	THR
3	D	1401	GLU

*Continued on next page...*

*Continued from previous page...*

Mol	Chain	Res	Type
3	D	1403	LEU
3	D	1406	ARG
3	D	1407	LEU
3	D	1410	GLU
3	D	1415	VAL
3	D	1419	PRO
3	D	1420	LEU
3	D	1421	LEU
3	D	1424	VAL
3	D	1425	THR
3	D	1432	LYS
3	D	1433	SER
3	D	1440	PHE
3	D	1444	THR
3	D	1447	LEU
3	D	1462	LEU
3	D	1463	LYS
3	D	1464	GLU
3	D	1465	ASN
3	D	1466	VAL
3	D	1470	ARG
3	D	1480	PHE
3	D	1481	VAL
3	D	1483	PHE
3	D	1485	GLN
3	D	1488	ASP
3	D	1496	GLU
3	D	1501	GLU
4	E	7	ASP
4	E	10	PHE
4	E	12	MET
4	E	14	ASP
4	E	15	SER
4	E	20	THR
4	E	28	GLN
4	E	29	GLN
4	E	30	LEU
4	E	31	LEU
4	E	32	ARG
4	E	33	HIS
4	E	40	LEU
4	E	42	PRO

*Continued on next page...*



*Continued from previous page...*

Mol	Chain	Res	Type
4	E	45	ARG
4	E	51	LEU
4	E	57	ASP
4	E	58	PRO
4	E	59	ASN
4	E	61	GLU
4	E	66	LYS
4	E	67	GLU
4	E	81	PRO
4	E	84	ARG
4	E	89	MET
5	F	80	PRO
5	F	83	GLN
5	F	84	TYR
5	F	91	VAL
5	F	96	LEU
5	F	101	GLU
5	F	117	SER
5	F	120	THR
5	F	124	PRO
5	F	125	ASP
5	F	135	ILE
5	F	136	LEU
5	F	142	ARG
5	F	149	GLU
5	F	170	HIS
5	F	174	LEU
5	F	181	GLU
5	F	185	GLN
5	F	186	HIS
5	F	192	LEU
5	F	194	LEU
5	F	208	SER
5	F	209	PHE
5	F	218	GLN
5	F	220	LEU
5	F	225	GLU
5	F	228	GLU
5	F	233	PHE
5	F	236	SER
5	F	240	THR
5	F	245	GLN

*Continued on next page...*

*Continued from previous page...*

Mol	Chain	Res	Type
5	F	269	ASN
5	F	273	ARG
5	F	281	GLU
5	F	282	LEU
5	F	285	GLU
5	F	288	TYR
5	F	289	GLU
5	F	295	MET
5	F	302	LYS
5	F	313	GLU
5	F	317	LEU
5	F	328	PHE
5	F	329	TYR
5	F	331	ASP
5	F	335	ASP
5	F	336	GLU
5	F	340	SER
5	F	341	PRO
5	F	342	VAL
5	F	347	GLN
5	F	349	LEU
5	F	350	LEU
5	F	353	GLU
5	F	355	GLU
5	F	361	LEU
5	F	365	GLU
5	F	370	LYS
5	F	393	THR
5	F	398	ARG
5	F	399	GLN
5	F	403	LYS
5	F	410	TYR
5	F	412	GLU
5	F	414	ARG
5	F	419	ARG
5	F	420	ASP
1	K	5	LYS
1	K	9	PRO
1	K	12	THR
1	K	14	ARG
1	K	15	THR
1	K	18	ARG

*Continued on next page...*

*Continued from previous page...*

Mol	Chain	Res	Type
1	K	25	LEU
1	K	44	LEU
1	K	45	LEU
1	K	62	LEU
1	K	66	SER
1	K	80	LEU
1	K	88	ARG
1	K	92	PRO
1	K	94	LEU
1	K	96	THR
1	K	100	LEU
1	K	101	LEU
1	K	107	LYS
1	K	108	GLU
1	K	113	ASP
1	K	116	PRO
1	K	119	ASP
1	K	120	VAL
1	K	121	GLU
1	K	127	LEU
1	K	131	THR
1	K	133	GLU
1	K	138	LEU
1	K	140	MET
1	K	154	GLU
1	K	156	HIS
1	K	165	ILE
1	K	167	VAL
1	K	176	ARG
1	K	180	GLN
1	K	184	THR
1	K	185	ARG
1	K	186	LEU
1	K	190	THR
1	K	191	ASP
1	K	193	ASP
1	K	196	THR
1	K	198	ARG
1	K	206	THR
1	K	211	LEU
1	K	219	ARG
1	K	221	HIS

*Continued on next page...*

*Continued from previous page...*

Mol	Chain	Res	Type
1	K	223	THR
1	K	227	ASN
1	L	1	MET
1	L	2	LEU
1	L	3	ASP
1	L	5	LYS
1	L	7	LYS
1	L	9	PRO
1	L	25	LEU
1	L	29	GLU
1	L	30	ARG
1	L	38	ASN
1	L	47	SER
1	L	55	SER
1	L	62	LEU
1	L	63	HIS
1	L	65	PHE
1	L	67	THR
1	L	73	GLU
1	L	77	GLU
1	L	81	ASN
1	L	88	ARG
1	L	89	PHE
1	L	91	ASN
1	L	94	LEU
1	L	95	GLN
1	L	99	LEU
1	L	101	LEU
1	L	110	LYS
1	L	121	GLU
1	L	138	LEU
1	L	140	MET
1	L	141	GLU
1	L	159	LYS
1	L	167	VAL
1	L	176	ARG
1	L	177	VAL
1	L	184	THR
1	L	193	ASP
1	L	201	THR
1	L	206	THR
1	L	213	GLN

*Continued on next page...*

*Continued from previous page...*

Mol	Chain	Res	Type
1	L	216	GLU
1	L	220	GLU
1	L	227	ASN
1	L	229	GLN
2	M	5	ARG
2	M	9	ILE
2	M	22	GLN
2	M	26	TYR
2	M	30	LEU
2	M	31	GLN
2	M	33	ASP
2	M	34	VAL
2	M	39	ARG
2	M	48	PHE
2	M	49	ARG
2	M	51	THR
2	M	55	GLU
2	M	71	TYR
2	M	81	ASP
2	M	91	GLN
2	M	94	LEU
2	M	95	TYR
2	M	98	LEU
2	M	99	GLN
2	M	100	LEU
2	M	105	THR
2	M	107	LEU
2	M	108	ILE
2	M	114	PHE
2	M	115	LEU
2	M	133	ASP
2	M	134	ARG
2	M	140	ILE
2	M	141	HIS
2	M	149	THR
2	M	152	PRO
2	M	157	ARG
2	M	158	TYR
2	M	163	ILE
2	M	175	GLU
2	M	177	GLU
2	M	178	PRO

*Continued on next page...*

*Continued from previous page...*

Mol	Chain	Res	Type
2	M	185	LYS
2	M	193	LEU
2	M	196	LEU
2	M	198	ARG
2	M	205	GLU
2	M	209	ARG
2	M	211	LEU
2	M	221	LEU
2	M	223	ASP
2	M	229	MET
2	M	230	ARG
2	M	233	GLU
2	M	235	LEU
2	M	237	ARG
2	M	239	PHE
2	M	242	LEU
2	M	243	ARG
2	M	246	ASP
2	M	249	LYS
2	M	252	LYS
2	M	254	VAL
2	M	257	VAL
2	M	260	LEU
2	M	267	TYR
2	M	268	ASP
2	M	279	GLU
2	M	281	LEU
2	M	285	LEU
2	M	290	LEU
2	M	297	GLU
2	M	303	PHE
2	M	304	LEU
2	M	309	TYR
2	M	313	LEU
2	M	321	GLU
2	M	322	VAL
2	M	327	HIS
2	M	328	LEU
2	M	332	ARG
2	M	335	THR
2	M	343	GLN
2	M	345	ARG

*Continued on next page...*

*Continued from previous page...*

Mol	Chain	Res	Type
2	M	348	LEU
2	M	359	MET
2	M	367	LEU
2	M	371	LYS
2	M	379	GLU
2	M	383	ARG
2	M	392	SER
2	M	397	GLU
2	M	400	PRO
2	M	405	ARG
2	M	408	ARG
2	M	413	LEU
2	M	420	ARG
2	M	425	PHE
2	M	426	ASP
2	M	427	VAL
2	M	443	THR
2	M	448	ASN
2	M	451	LEU
2	M	455	LEU
2	M	460	ARG
2	M	468	ARG
2	M	469	THR
2	M	470	PRO
2	M	480	THR
2	M	481	ASP
2	M	496	ILE
2	M	503	LEU
2	M	507	ARG
2	M	517	ARG
2	M	524	VAL
2	M	527	GLU
2	M	528	GLU
2	M	533	ASP
2	M	544	THR
2	M	545	ASN
2	M	554	ASP
2	M	559	LEU
2	M	564	MET
2	M	571	LEU
2	M	579	VAL
2	M	581	THR

*Continued on next page...*



*Continued from previous page...*

Mol	Chain	Res	Type
2	M	586	ARG
2	M	589	ARG
2	M	607	ASP
2	M	614	ARG
2	M	617	ASP
2	M	620	LEU
2	M	627	ARG
2	M	630	ARG
2	M	632	ASN
2	M	633	GLN
2	M	635	THR
2	M	637	LEU
2	M	640	ARG
2	M	654	LEU
2	M	663	ASN
2	M	668	LEU
2	M	672	VAL
2	M	676	ILE
2	M	697	ARG
2	M	699	PHE
2	M	715	THR
2	M	717	LEU
2	M	725	ASP
2	M	727	PRO
2	M	728	HIS
2	M	729	LEU
2	M	737	LEU
2	M	748	GLU
2	M	762	LYS
2	M	772	ARG
2	M	780	GLU
2	M	785	VAL
2	M	788	THR
2	M	799	ILE
2	M	807	ARG
2	M	808	ARG
2	M	820	ARG
2	M	821	GLU
2	M	829	GLN
2	M	834	GLN
2	M	839	LEU
2	M	841	ASN

*Continued on next page...*

*Continued from previous page...*

Mol	Chain	Res	Type
2	M	861	LEU
2	M	862	PRO
2	M	870	ILE
2	M	881	ASN
2	M	886	LEU
2	M	900	ARG
2	M	907	ASP
2	M	910	LYS
2	M	914	ILE
2	M	916	GLU
2	M	917	LEU
2	M	918	LEU
2	M	923	GLU
2	M	925	TYR
2	M	938	LYS
2	M	939	ARG
2	M	950	LEU
2	M	975	TYR
2	M	981	GLU
2	M	984	GLU
2	M	988	VAL
2	M	991	GLN
2	M	999	HIS
2	M	1000	MET
2	M	1002	GLU
2	M	1003	ASP
2	M	1008	ARG
2	M	1016	ILE
2	M	1017	THR
2	M	1035	MET
2	M	1041	GLU
2	M	1053	LEU
2	M	1054	THR
2	M	1058	ASP
2	M	1074	GLU
2	M	1076	VAL
2	M	1079	PRO
2	M	1081	VAL
2	M	1087	VAL
2	M	1088	LEU
2	M	1091	GLU
2	M	1092	LEU

*Continued on next page...*

*Continued from previous page...*

Mol	Chain	Res	Type
2	M	1097	LEU
2	M	1098	ASP
2	M	1099	VAL
2	M	1100	GLN
2	M	1111	ILE
3	N	2	LYS
3	N	3	LYS
3	N	6	ARG
3	N	12	LEU
3	N	15	PRO
3	N	34	TYR
3	N	36	THR
3	N	41	ARG
3	N	52	PRO
3	N	55	ASP
3	N	56	TYR
3	N	71	LYS
3	N	76	CYS
3	N	80	VAL
3	N	82	LYS
3	N	85	VAL
3	N	86	ARG
3	N	87	ARG
3	N	101	HIS
3	N	102	ILE
3	N	107	ASP
3	N	108	VAL
3	N	111	LYS
3	N	112	ILE
3	N	117	ASP
3	N	118	LEU
3	N	123	LEU
3	N	128	TYR
3	N	145	VAL
3	N	147	VAL
3	N	152	LEU
3	N	153	LEU
3	N	162	ARG
3	N	165	LYS
3	N	169	TYR
3	N	170	PRO
3	N	171	LEU

*Continued on next page...*

*Continued from previous page...*

Mol	Chain	Res	Type
3	N	172	PRO
3	N	185	VAL
3	N	199	LEU
3	N	200	ASP
3	N	205	TYR
3	N	206	ARG
3	N	208	PRO
3	N	389	GLU
3	N	394	LEU
3	N	395	VAL
3	N	405	ASP
3	N	411	THR
3	N	413	ASP
3	N	414	ARG
3	N	419	ASP
3	N	421	LEU
3	N	427	VAL
3	N	430	ASP
3	N	432	TYR
3	N	442	ASN
3	N	445	ARG
3	N	448	GLU
3	N	449	SER
3	N	455	ARG
3	N	456	MET
3	N	459	GLU
3	N	463	GLN
3	N	465	LEU
3	N	470	LEU
3	N	473	LEU
3	N	475	LYS
3	N	488	ARG
3	N	493	ARG
3	N	502	PHE
3	N	503	LEU
3	N	513	ILE
3	N	521	PRO
3	N	528	VAL
3	N	530	VAL
3	N	534	ARG
3	N	535	PHE
3	N	549	ASN

*Continued on next page...*

*Continued from previous page...*

Mol	Chain	Res	Type
3	N	554	LEU
3	N	560	GLN
3	N	567	ILE
3	N	569	ASN
3	N	581	LEU
3	N	590	PRO
3	N	592	THR
3	N	594	PRO
3	N	596	SER
3	N	597	ASP
3	N	601	ARG
3	N	602	SER
3	N	613	ARG
3	N	624	ASP
3	N	628	ARG
3	N	629	SER
3	N	635	PRO
3	N	636	GLN
3	N	639	LEU
3	N	641	GLN
3	N	651	GLU
3	N	666	ILE
3	N	676	MET
3	N	681	ARG
3	N	682	ASP
3	N	688	TRP
3	N	692	GLU
3	N	695	ILE
3	N	703	ASN
3	N	704	ARG
3	N	709	HIS
3	N	710	ARG
3	N	717	GLN
3	N	719	VAL
3	N	721	VAL
3	N	725	SER
3	N	732	VAL
3	N	734	GLU
3	N	736	PHE
3	N	739	ASP
3	N	744	GLN
3	N	754	PHE

*Continued on next page...*

*Continued from previous page...*

Mol	Chain	Res	Type
3	N	770	LEU
3	N	780	LYS
3	N	781	PRO
3	N	783	ARG
3	N	786	ILE
3	N	787	LEU
3	N	792	ILE
3	N	794	GLN
3	N	796	ARG
3	N	797	LYS
3	N	799	LYS
3	N	800	LYS
3	N	804	LEU
3	N	805	GLU
3	N	823	LEU
3	N	828	LYS
3	N	829	VAL
3	N	832	ARG
3	N	839	LEU
3	N	841	TYR
3	N	846	PRO
3	N	847	ASP
3	N	850	LEU
3	N	858	VAL
3	N	863	VAL
3	N	865	THR
3	N	867	ARG
3	N	876	SER
3	N	880	ILE
3	N	888	GLU
3	N	892	ASP
3	N	899	LEU
3	N	901	GLN
3	N	914	LEU
3	N	917	GLN
3	N	951	ILE
3	N	952	ASP
3	N	959	GLU
3	N	972	LEU
3	N	975	GLU
3	N	984	THR
3	N	994	GLN

*Continued on next page...*

*Continued from previous page...*

Mol	Chain	Res	Type
3	N	1005	GLN
3	N	1029	ARG
3	N	1031	ASN
3	N	1042	ARG
3	N	1045	MET
3	N	1051	GLU
3	N	1052	THR
3	N	1058	ARG
3	N	1059	SER
3	N	1062	ARG
3	N	1065	LEU
3	N	1066	THR
3	N	1068	LEU
3	N	1070	TYR
3	N	1071	PHE
3	N	1079	LYS
3	N	1087	ARG
3	N	1090	ASP
3	N	1095	THR
3	N	1096	ARG
3	N	1109	GLU
3	N	1111	ASP
3	N	1112	CYS
3	N	1127	GLU
3	N	1129	THR
3	N	1133	ARG
3	N	1137	ARG
3	N	1144	LEU
3	N	1162	GLU
3	N	1166	LEU
3	N	1173	LEU
3	N	1176	LYS
3	N	1182	GLU
3	N	1183	ILE
3	N	1195	GLN
3	N	1202	GLN
3	N	1207	TYR
3	N	1211	MET
3	N	1219	GLU
3	N	1231	GLU
3	N	1238	MET
3	N	1243	THR

*Continued on next page...*



*Continued from previous page...*

Mol	Chain	Res	Type
3	N	1252	ILE
3	N	1254	GLN
3	N	1260	ILE
3	N	1262	LEU
3	N	1264	GLU
3	N	1267	ARG
3	N	1278	ASP
3	N	1285	GLU
3	N	1295	GLU
3	N	1297	GLU
3	N	1299	PHE
3	N	1305	LEU
3	N	1314	LYS
3	N	1331	ASP
3	N	1344	VAL
3	N	1346	ARG
3	N	1348	LEU
3	N	1350	GLU
3	N	1353	GLN
3	N	1355	VAL
3	N	1359	GLN
3	N	1363	LEU
3	N	1365	ASP
3	N	1368	ILE
3	N	1378	TYR
3	N	1380	GLU
3	N	1382	THR
3	N	1383	ASP
3	N	1388	ARG
3	N	1396	GLU
3	N	1401	GLU
3	N	1406	ARG
3	N	1410	GLU
3	N	1415	VAL
3	N	1419	PRO
3	N	1424	VAL
3	N	1432	LYS
3	N	1433	SER
3	N	1440	PHE
3	N	1441	GLN
3	N	1442	ASN
3	N	1460	ILE

*Continued on next page...*

*Continued from previous page...*

Mol	Chain	Res	Type
3	N	1463	LYS
3	N	1465	ASN
3	N	1466	VAL
3	N	1467	ILE
3	N	1468	LEU
3	N	1485	GLN
3	N	1487	VAL
3	N	1488	ASP
3	N	1493	LYS
3	N	1496	GLU
4	O	10	PHE
4	O	12	MET
4	O	20	THR
4	O	32	ARG
4	O	42	PRO
4	O	43	GLU
4	O	45	ARG
4	O	47	LYS
4	O	51	LEU
4	O	57	ASP
4	O	59	ASN
4	O	61	GLU
4	O	66	LYS
4	O	69	LEU
4	O	70	THR
4	O	84	ARG
4	O	85	LEU
4	O	86	GLN
4	O	89	MET
5	P	83	GLN
5	P	84	TYR
5	P	85	LEU
5	P	91	VAL
5	P	96	LEU
5	P	101	GLU
5	P	108	GLU
5	P	125	ASP
5	P	126	LEU
5	P	135	ILE
5	P	136	LEU
5	P	138	SER
5	P	142	ARG

*Continued on next page...*

*Continued from previous page...*

Mol	Chain	Res	Type
5	P	144	ILE
5	P	149	GLU
5	P	150	THR
5	P	168	LYS
5	P	174	LEU
5	P	176	ILE
5	P	186	HIS
5	P	214	GLN
5	P	218	GLN
5	P	220	LEU
5	P	221	ILE
5	P	241	TRP
5	P	280	GLN
5	P	295	MET
5	P	302	LYS
5	P	318	GLU
5	P	328	PHE
5	P	337	HIS
5	P	338	LEU
5	P	341	PRO
5	P	347	GLN
5	P	350	LEU
5	P	353	GLU
5	P	365	GLU
5	P	370	LYS
5	P	393	THR
5	P	394	ARG
5	P	396	ARG
5	P	399	GLN
5	P	403	LYS
5	P	410	TYR
5	P	419	ARG
5	P	420	ASP

Some sidechains can be flipped to improve hydrogen bonding and reduce clashes. All (179) such sidechains are listed below:

Mol	Chain	Res	Type
1	A	16	GLN
1	A	38	ASN
1	A	139	ASN
1	A	156	HIS
1	A	163	ASN

*Continued on next page...*

*Continued from previous page...*

Mol	Chain	Res	Type
1	A	180	GLN
1	A	188	GLN
1	A	227	ASN
1	A	229	GLN
1	B	95	GLN
1	B	124	ASN
1	B	128	HIS
1	B	163	ASN
2	C	22	GLN
2	C	41	ASN
2	C	102	HIS
2	C	117	HIS
2	C	130	ASN
2	C	139	GLN
2	C	327	HIS
2	C	343	GLN
2	C	374	ASN
2	C	393	GLN
2	C	399	ASN
2	C	431	HIS
2	C	434	HIS
2	C	448	ASN
2	C	538	GLN
2	C	545	ASN
2	C	563	ASN
2	C	565	GLN
2	C	609	ASN
2	C	633	GLN
2	C	639	GLN
2	C	663	ASN
2	C	834	GLN
2	C	841	ASN
2	C	881	ASN
2	C	889	HIS
2	C	899	GLN
2	C	920	GLN
2	C	991	GLN
2	C	1018	GLN
2	C	1019	GLN
2	C	1047	HIS
2	C	1107	ASN
3	D	66	GLN

*Continued on next page...*

*Continued from previous page...*

Mol	Chain	Res	Type
3	D	143	ASN
3	D	151	GLN
3	D	507	ASN
3	D	549	ASN
3	D	560	GLN
3	D	575	GLN
3	D	640	HIS
3	D	669	ASN
3	D	703	ASN
3	D	709	HIS
3	D	717	GLN
3	D	748	HIS
3	D	756	GLN
3	D	768	ASN
3	D	794	GLN
3	D	855	HIS
3	D	906	GLN
3	D	917	GLN
3	D	1033	GLN
3	D	1075	HIS
3	D	1116	ASN
3	D	1124	GLN
3	D	1202	GLN
3	D	1242	HIS
3	D	1323	GLN
3	D	1333	HIS
3	D	1353	GLN
3	D	1359	GLN
3	D	1374	GLN
3	D	1404	ASN
3	D	1465	ASN
4	E	28	GLN
4	E	37	ASN
4	E	86	GLN
5	F	161	GLN
5	F	218	GLN
5	F	337	HIS
5	F	399	GLN
5	F	402	ASN
1	K	16	GLN
1	K	63	HIS
1	K	81	ASN

*Continued on next page...*

*Continued from previous page...*

Mol	Chain	Res	Type
1	K	124	ASN
1	K	156	HIS
1	K	213	GLN
1	K	227	ASN
1	K	229	GLN
1	L	16	GLN
1	L	38	ASN
1	L	81	ASN
1	L	91	ASN
1	L	95	GLN
1	L	124	ASN
1	L	212	ASN
2	M	22	GLN
2	M	99	GLN
2	M	117	HIS
2	M	139	GLN
2	M	187	ASN
2	M	204	GLN
2	M	343	GLN
2	M	390	GLN
2	M	393	GLN
2	M	431	HIS
2	M	498	GLN
2	M	538	GLN
2	M	543	ASN
2	M	545	ASN
2	M	563	ASN
2	M	565	GLN
2	M	609	ASN
2	M	639	GLN
2	M	663	ASN
2	M	671	ASN
2	M	704	HIS
2	M	834	GLN
2	M	841	ASN
2	M	843	HIS
2	M	860	HIS
2	M	872	ASN
2	M	881	ASN
2	M	889	HIS
2	M	920	GLN
2	M	969	GLN

*Continued on next page...*

*Continued from previous page...*

Mol	Chain	Res	Type
2	M	991	GLN
2	M	999	HIS
2	M	1018	GLN
2	M	1050	GLN
2	M	1100	GLN
2	M	1107	ASN
3	N	125	GLN
3	N	151	GLN
3	N	166	GLN
3	N	463	GLN
3	N	507	ASN
3	N	552	ASN
3	N	560	GLN
3	N	569	ASN
3	N	703	ASN
3	N	724	GLN
3	N	756	GLN
3	N	768	ASN
3	N	794	GLN
3	N	909	ASN
3	N	917	GLN
3	N	976	GLN
3	N	994	GLN
3	N	1005	GLN
3	N	1010	ASN
3	N	1014	ASN
3	N	1033	GLN
3	N	1103	HIS
3	N	1172	HIS
3	N	1202	GLN
3	N	1333	HIS
3	N	1334	GLN
3	N	1353	GLN
3	N	1359	GLN
3	N	1374	GLN
3	N	1404	ASN
3	N	1441	GLN
3	N	1465	ASN
3	N	1485	GLN
4	O	28	GLN
4	O	29	GLN
4	O	59	ASN

*Continued on next page...*



*Continued from previous page...*

Mol	Chain	Res	Type
5	P	191	ASN
5	P	217	ASN
5	P	218	GLN
5	P	269	ASN
5	P	337	HIS
5	P	399	GLN

### 5.3.3 RNA [i](#)

There are no RNA molecules in this entry.

### 5.4 Non-standard residues in protein, DNA, RNA chains [i](#)

There are no non-standard protein/DNA/RNA residues in this entry.

### 5.5 Carbohydrates [i](#)

There are no carbohydrates in this entry.

### 5.6 Ligand geometry [i](#)

Of 6 ligands modelled in this entry, 6 are monoatomic - leaving 0 for Mogul analysis.

There are no bond length outliers.

There are no bond angle outliers.

There are no chirality outliers.

There are no torsion outliers.

There are no ring outliers.

No monomer is involved in short contacts.

### 5.7 Other polymers [i](#)

There are no such residues in this entry.

### 5.8 Polymer linkage issues [i](#)

There are no chain breaks in this entry.

## 6 Fit of model and data ⓘ

### 6.1 Protein, DNA and RNA chains ⓘ

In the following table, the column labelled ‘#RSRZ> 2’ contains the number (and percentage) of RSRZ outliers, followed by percent RSRZ outliers for the chain as percentile scores relative to all X-ray entries and entries of similar resolution. The OWAB column contains the minimum, median, 95<sup>th</sup> percentile and maximum values of the occupancy-weighted average B-factor per residue. The column labelled ‘Q< 0.9’ lists the number of (and percentage) of residues with an average occupancy less than 0.9.

Mol	Chain	Analysed	<RSRZ>	#RSRZ>2	OWAB(Å <sup>2</sup> )	Q<0.9
1	A	229/315 (72%)	-0.38	0 100 100	38, 65, 92, 117	0
1	B	229/315 (72%)	-0.27	8 (3%) 44 33	53, 95, 115, 121	0
1	K	229/315 (72%)	-0.37	0 100 100	41, 66, 93, 122	0
1	L	229/315 (72%)	-0.39	3 (1%) 77 71	52, 94, 114, 127	0
2	C	1119/1119 (100%)	-0.35	8 (0%) 87 83	23, 81, 110, 119	0
2	M	1119/1119 (100%)	-0.39	6 (0%) 90 88	27, 79, 109, 122	0
3	D	1392/1524 (91%)	-0.33	12 (0%) 84 79	17, 68, 113, 130	0
3	N	1392/1524 (91%)	-0.35	16 (1%) 80 74	27, 69, 110, 138	0
4	E	95/99 (95%)	-0.35	0 100 100	47, 85, 115, 133	0
4	O	95/99 (95%)	-0.49	1 (1%) 80 74	40, 76, 97, 111	0
5	F	345/423 (81%)	-0.40	3 (0%) 84 79	46, 84, 112, 131	0
5	P	345/423 (81%)	-0.39	5 (1%) 75 69	54, 87, 112, 125	0
All	All	6818/7590 (89%)	-0.36	62 (0%) 84 79	17, 77, 111, 138	0

All (62) RSRZ outliers are listed below:

Mol	Chain	Res	Type	RSRZ
1	B	130	ALA	5.1
3	D	1240	THR	4.7
3	N	1243	THR	4.7
3	D	1243	THR	4.5
5	F	145	PRO	4.4
3	N	1248	GLY	4.4
2	C	307	LEU	4.4
1	L	6	LEU	4.0
3	D	1244	GLY	3.8
3	N	1242	HIS	3.5
2	C	92	ALA	3.4

*Continued on next page...*

*Continued from previous page...*

Mol	Chain	Res	Type	RSRZ
3	N	1249	ALA	3.4
5	P	365	GLU	3.3
5	F	144	ILE	3.2
3	N	802	ALA	3.2
1	L	109	VAL	3.0
4	O	2	ALA	2.9
1	B	5	LYS	2.9
1	B	109	VAL	2.9
2	C	372	LEU	2.9
2	M	372	LEU	2.9
2	C	152	PRO	2.9
3	N	533	GLY	2.7
1	L	1	MET	2.7
5	P	369	LEU	2.7
3	D	128	TYR	2.7
1	B	6	LEU	2.6
1	B	118	ALA	2.6
3	N	1240	THR	2.6
3	N	1246	VAL	2.6
2	M	281	LEU	2.6
2	M	307	LEU	2.6
2	M	306	THR	2.5
5	P	378	GLY	2.5
2	M	101	ILE	2.5
2	C	311	PHE	2.5
3	D	439	LEU	2.5
3	N	179	VAL	2.4
3	N	1398	TRP	2.4
5	P	357	ALA	2.4
5	P	145	PRO	2.4
2	C	819	VAL	2.3
3	N	394	LEU	2.3
3	N	205	TYR	2.3
3	N	165	LYS	2.3
1	B	82	LEU	2.2
1	B	120	VAL	2.2
2	C	281	LEU	2.2
3	N	381	ALA	2.2
3	N	242	LEU	2.2
2	M	359	MET	2.2
3	D	238	PRO	2.2
3	D	446	VAL	2.1

*Continued on next page...*

*Continued from previous page...*

Mol	Chain	Res	Type	RSRZ
3	D	127	LEU	2.1
5	F	93	LEU	2.1
2	C	153	ALA	2.1
3	D	1245	GLY	2.1
3	D	505	SER	2.1
1	B	61	VAL	2.1
3	D	177	ALA	2.0
3	N	425	GLY	2.0
3	D	1305	LEU	2.0

## 6.2 Non-standard residues in protein, DNA, RNA chains [i](#)

There are no non-standard protein/DNA/RNA residues in this entry.

## 6.3 Carbohydrates [i](#)

There are no carbohydrates in this entry.

## 6.4 Ligands [i](#)

In the following table, the Atoms column lists the number of modelled atoms in the group and the number defined in the chemical component dictionary. LLDF column lists the quality of electron density of the group with respect to its neighbouring residues in protein, DNA or RNA chains. The B-factors column lists the minimum, median, 95<sup>th</sup> percentile and maximum values of B factors of atoms in the group. The column labelled 'Q < 0.9' lists the number of atoms with occupancy less than 0.9.

Mol	Type	Chain	Res	Atoms	RSCC	RSR	LLDF	B-factors(Å <sup>2</sup> )	Q<0.9
6	ZN	D	7112	1/1	0.99	0.14	0.51	75,75,75,75	0
6	ZN	N	7059	1/1	0.99	0.11	-0.82	100,100,100,100	0
7	MG	N	9002	1/1	0.94	0.13	-0.85	64,64,64,64	0
6	ZN	N	7113	1/1	0.98	0.10	-1.20	87,87,87,87	0
6	ZN	D	7058	1/1	0.98	0.07	-1.71	109,109,109,109	0
7	MG	D	9001	1/1	0.97	0.15	-	67,67,67,67	0

## 6.5 Other polymers [i](#)

There are no such residues in this entry.