



Full wwPDB X-ray Structure Validation Report ⓘ

Feb 14, 2017 – 01:55 pm GMT

PDB ID : 3A8Q
Title : Low-resolution crystal structure of the Tiam2 PHCCEX domain
Authors : Terawaki, S.; Kitano, K.; Mori, T.; Zhai, Y.; Higuchi, Y.; Itoh, N.; Watanabe, T.; Kaibuchi, K.; Hakoshima, T.
Deposited on : 2009-10-07
Resolution : 3.20 Å(reported)

This is a Full wwPDB X-ray Structure Validation Report for a publicly released PDB entry.

We welcome your comments at validation@mail.wwpdb.org

A user guide is available at

<http://wwpdb.org/validation/2016/XrayValidationReportHelp>

with specific help available everywhere you see the ⓘ symbol.

The following versions of software and data (see [references ⓘ](#)) were used in the production of this report:

MolProbity	:	4.02b-467
Xtriage (Phenix)	:	1.9-1692
EDS	:	trunk28620
Percentile statistics	:	20161228.v01 (using entries in the PDB archive December 28th 2016)
Refmac	:	5.8.0135
CCP4	:	6.5.0
Ideal geometry (proteins)	:	Engh & Huber (2001)
Ideal geometry (DNA, RNA)	:	Parkinson et al. (1996)
Validation Pipeline (wwPDB-VP)	:	recalc28949

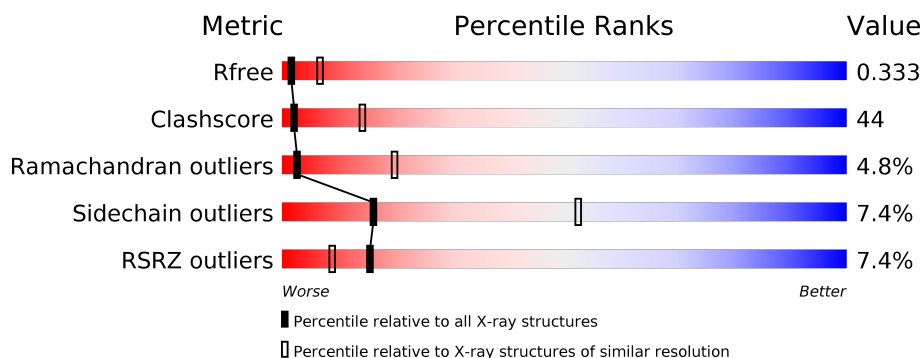
1 Overall quality at a glance

The following experimental techniques were used to determine the structure:

X-RAY DIFFRACTION

The reported resolution of this entry is 3.20 Å.

Percentile scores (ranging between 0-100) for global validation metrics of the entry are shown in the following graphic. The table shows the number of entries on which the scores are based.



Metric	Whole archive (#Entries)	Similar resolution (#Entries, resolution range(Å))
R_{free}	100719	1015 (3.22-3.18)
Clashscore	112137	1009 (3.20-3.20)
Ramachandran outliers	110173	1118 (3.22-3.18)
Sidechain outliers	110143	1117 (3.22-3.18)
RSRZ outliers	101464	1020 (3.22-3.18)

The table below summarises the geometric issues observed across the polymeric chains and their fit to the electron density. The red, orange, yellow and green segments on the lower bar indicate the fraction of residues that contain outliers for ≥ 3 , 2, 1 and 0 types of geometric quality criteria. A grey segment represents the fraction of residues that are not modelled. The numeric value for each fraction is indicated below the corresponding segment, with a dot representing fractions $\leq 5\%$. The upper red bar (where present) indicates the fraction of residues that have poor fit to the electron density. The numeric value is given above the bar.

Mol	Chain	Length	Quality of chain
1	A	263	<div> <div>9%</div> <div> <div>41%</div> <div>38%</div> <div>7%</div> <div>12%</div> </div> </div>
1	B	263	<div> <div>6%</div> <div> <div>40%</div> <div>41%</div> <div>7%</div> <div>12%</div> </div> </div>
1	C	263	<div> <div>8%</div> <div> <div>40%</div> <div>40%</div> <div>8%</div> <div>12%</div> </div> </div>
1	D	263	<div> <div>3%</div> <div> <div>40%</div> <div>40%</div> <div>7%</div> <div>12%</div> </div> </div>

2 Entry composition

There is only 1 type of molecule in this entry. The entry contains 7412 atoms, of which 0 are hydrogens and 0 are deuteriums.

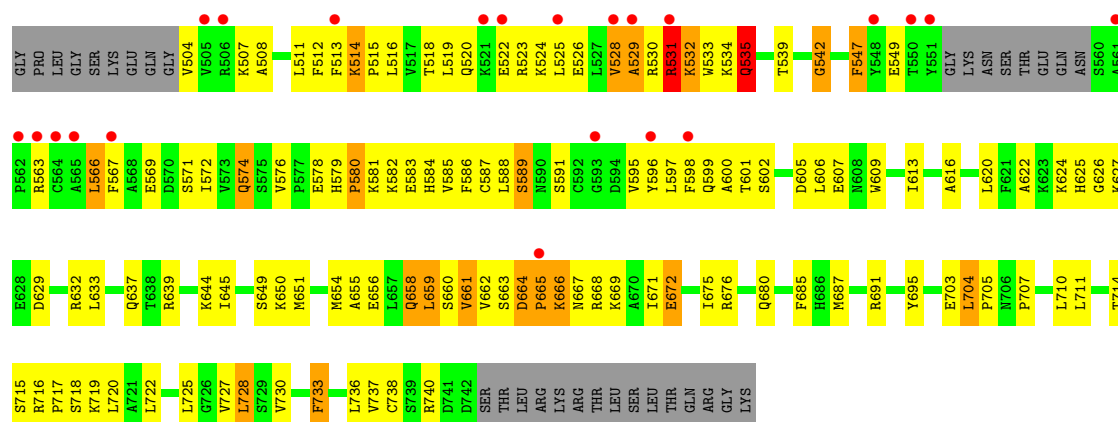
In the tables below, the ZeroOcc column contains the number of atoms modelled with zero occupancy, the AltConf column contains the number of residues with at least one atom in alternate conformation and the Trace column contains the number of residues modelled with at most 2 atoms.

- Molecule 1 is a protein called T-lymphoma invasion and metastasis-inducing protein 2.

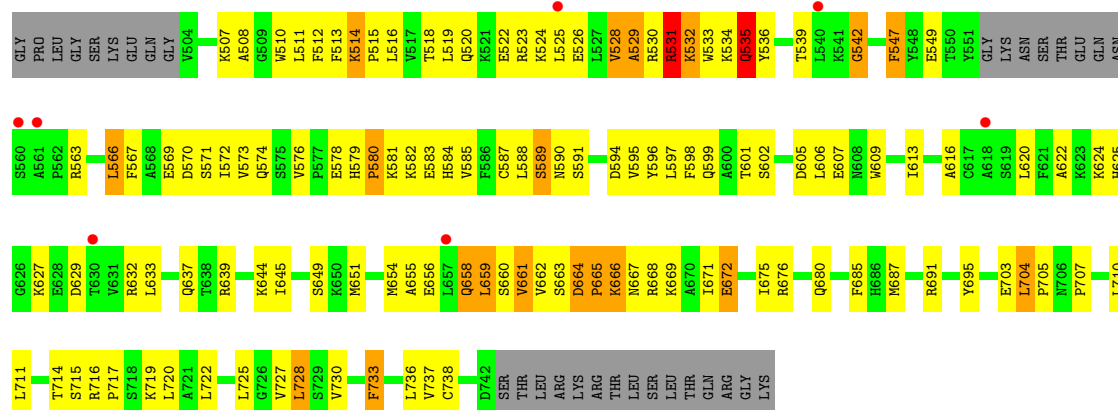
Mol	Chain	Residues	Atoms					ZeroOcc	AltConf	Trace
1	A	231	Total	C	N	O	S	0	0	0
			1853	1182	330	329	12			
1	B	231	Total	C	N	O	S	0	0	0
			1853	1182	330	329	12			
1	C	231	Total	C	N	O	S	0	0	0
			1853	1182	330	329	12			
1	D	231	Total	C	N	O	S	0	0	0
			1853	1182	330	329	12			

There are 20 discrepancies between the modelled and reference sequences:

Chain	Residue	Modelled	Actual	Comment	Reference
A	495	GLY	-	EXPRESSION TAG	UNP Q6ZPF3
A	496	PRO	-	EXPRESSION TAG	UNP Q6ZPF3
A	497	LEU	-	EXPRESSION TAG	UNP Q6ZPF3
A	498	GLY	-	EXPRESSION TAG	UNP Q6ZPF3
A	499	SER	-	EXPRESSION TAG	UNP Q6ZPF3
B	495	GLY	-	EXPRESSION TAG	UNP Q6ZPF3
B	496	PRO	-	EXPRESSION TAG	UNP Q6ZPF3
B	497	LEU	-	EXPRESSION TAG	UNP Q6ZPF3
B	498	GLY	-	EXPRESSION TAG	UNP Q6ZPF3
B	499	SER	-	EXPRESSION TAG	UNP Q6ZPF3
C	495	GLY	-	EXPRESSION TAG	UNP Q6ZPF3
C	496	PRO	-	EXPRESSION TAG	UNP Q6ZPF3
C	497	LEU	-	EXPRESSION TAG	UNP Q6ZPF3
C	498	GLY	-	EXPRESSION TAG	UNP Q6ZPF3
C	499	SER	-	EXPRESSION TAG	UNP Q6ZPF3
D	495	GLY	-	EXPRESSION TAG	UNP Q6ZPF3
D	496	PRO	-	EXPRESSION TAG	UNP Q6ZPF3
D	497	LEU	-	EXPRESSION TAG	UNP Q6ZPF3
D	498	GLY	-	EXPRESSION TAG	UNP Q6ZPF3
D	499	SER	-	EXPRESSION TAG	UNP Q6ZPF3



● Molecule 1: T-lymphoma invasion and metastasis-inducing protein 2



4 Data and refinement statistics

Property	Value	Source
Space group	P 43 21 2	Depositor
Cell constants a, b, c, α , β , γ	105.56Å 105.56Å 287.58Å 90.00° 90.00° 90.00°	Depositor
Resolution (Å)	45.56 – 3.20 45.56 – 3.19	Depositor EDS
% Data completeness (in resolution range)	91.9 (45.56-3.20) 91.6 (45.56-3.19)	Depositor EDS
R_{merge}	(Not available)	Depositor
R_{sym}	(Not available)	Depositor
$\langle I/\sigma(I) \rangle$ ¹	3.51 (at 3.19Å)	Xtriage
Refinement program	CNS 1.2	Depositor
R, R_{free}	0.283 , 0.332 0.286 , 0.333	Depositor DCC
R_{free} test set	2518 reflections (9.88%)	DCC
Wilson B-factor (Å ²)	109.9	Xtriage
Anisotropy	0.565	Xtriage
Bulk solvent k_{sol} (e/Å ³), B_{sol} (Å ²)	0.31 , 99.8	EDS
L-test for twinning ²	$\langle L \rangle = 0.49$, $\langle L^2 \rangle = 0.32$	Xtriage
Estimated twinning fraction	No twinning to report.	Xtriage
F_o, F_c correlation	0.92	EDS
Total number of atoms	7412	wwPDB-VP
Average B, all atoms (Å ²)	144.0	wwPDB-VP

Xtriage's analysis on translational NCS is as follows: *The largest off-origin peak in the Patterson function is 14.83% of the height of the origin peak. No significant pseudotranslation is detected.*

¹Intensities estimated from amplitudes.

²Theoretical values of $\langle |L| \rangle$, $\langle L^2 \rangle$ for acentric reflections are 0.5, 0.333 respectively for untwinned datasets, and 0.375, 0.2 for perfectly twinned datasets.

5 Model quality [i](#)

5.1 Standard geometry [i](#)

The Z score for a bond length (or angle) is the number of standard deviations the observed value is removed from the expected value. A bond length (or angle) with $|Z| > 5$ is considered an outlier worth inspection. RMSZ is the root-mean-square of all Z scores of the bond lengths (or angles).

Mol	Chain	Bond lengths		Bond angles	
		RMSZ	$\# Z > 5$	RMSZ	$\# Z > 5$
1	A	0.43	0/1890	0.60	0/2544
1	B	0.38	0/1890	0.58	0/2544
1	C	0.41	0/1890	0.59	0/2544
1	D	0.43	0/1890	0.60	0/2544
All	All	0.41	0/7560	0.59	0/10176

There are no bond length outliers.

There are no bond angle outliers.

There are no chirality outliers.

There are no planarity outliers.

5.2 Too-close contacts [i](#)

In the following table, the Non-H and H(model) columns list the number of non-hydrogen atoms and hydrogen atoms in the chain respectively. The H(added) column lists the number of hydrogen atoms added and optimized by MolProbity. The Clashes column lists the number of clashes within the asymmetric unit, whereas Symm-Clashes lists symmetry related clashes.

Mol	Chain	Non-H	H(model)	H(added)	Clashes	Symm-Clashes
1	A	1853	0	1901	167	0
1	B	1853	0	1901	160	0
1	C	1853	0	1901	176	0
1	D	1853	0	1901	164	0
All	All	7412	0	7604	656	0

The all-atom clashscore is defined as the number of clashes found per 1000 atoms (including hydrogen atoms). The all-atom clashscore for this structure is 44.

All (656) close contacts within the same asymmetric unit are listed below, sorted by their clash magnitude.

Atom-1	Atom-2	Interatomic distance (Å)	Clash overlap (Å)
1:B:716:ARG:HH12	1:B:720:LEU:HD11	1.13	1.11
1:A:716:ARG:HH12	1:A:720:LEU:HD11	1.13	1.07
1:C:716:ARG:HH12	1:C:720:LEU:HD11	1.15	1.06
1:D:716:ARG:HH12	1:D:720:LEU:HD11	1.18	1.03
1:A:666:LYS:HZ2	1:A:666:LYS:HB3	1.26	1.01
1:D:520:GLN:HG3	1:D:526:GLU:HG3	1.45	0.98
1:B:520:GLN:HG3	1:B:526:GLU:HG3	1.46	0.98
1:C:520:GLN:HG3	1:C:526:GLU:HG3	1.47	0.96
1:A:520:GLN:HG3	1:A:526:GLU:HG3	1.46	0.95
1:C:654:MET:HA	1:C:654:MET:HE2	1.51	0.93
1:B:588:LEU:HD23	1:B:589:SER:N	1.85	0.92
1:D:579:HIS:HE1	1:D:581:LYS:HG2	1.34	0.91
1:B:579:HIS:HE1	1:B:581:LYS:HG2	1.34	0.91
1:C:579:HIS:HE1	1:C:581:LYS:HG2	1.36	0.90
1:D:520:GLN:HG3	1:D:526:GLU:CG	2.02	0.90
1:C:520:GLN:HG3	1:C:526:GLU:CG	2.02	0.89
1:A:520:GLN:HG3	1:A:526:GLU:CG	2.02	0.88
1:A:518:THR:HG22	1:A:528:VAL:HG22	1.55	0.88
1:B:520:GLN:HG3	1:B:526:GLU:CG	2.03	0.88
1:C:518:THR:HG22	1:C:528:VAL:HG22	1.56	0.86
1:A:579:HIS:HE1	1:A:581:LYS:HG2	1.40	0.86
1:C:722:LEU:HD21	1:C:736:LEU:HB2	1.58	0.85
1:D:518:THR:HG22	1:D:528:VAL:HG22	1.58	0.85
1:C:588:LEU:HD23	1:C:589:SER:N	1.91	0.84
1:D:588:LEU:HD23	1:D:589:SER:N	1.91	0.84
1:A:651:MET:SD	1:C:654:MET:CE	2.65	0.84
1:A:588:LEU:HD23	1:A:589:SER:N	1.93	0.84
1:B:518:THR:HG22	1:B:528:VAL:HG22	1.60	0.83
1:A:722:LEU:HD21	1:A:736:LEU:HB2	1.60	0.83
1:A:666:LYS:NZ	1:A:666:LYS:HB3	1.93	0.83
1:B:716:ARG:NH1	1:B:720:LEU:HD11	1.95	0.82
1:B:549:GLU:HB2	1:B:563:ARG:HH11	1.45	0.81
1:D:579:HIS:CE1	1:D:581:LYS:HG2	2.15	0.81
1:D:549:GLU:HB2	1:D:563:ARG:HH11	1.46	0.80
1:B:579:HIS:CE1	1:B:581:LYS:HG2	2.16	0.79
1:C:579:HIS:CE1	1:C:581:LYS:HG2	2.16	0.79
1:D:666:LYS:HB3	1:D:666:LYS:NZ	1.97	0.79
1:A:549:GLU:HB2	1:A:563:ARG:HH11	1.47	0.79
1:C:549:GLU:HB2	1:C:563:ARG:HH11	1.47	0.78
1:A:716:ARG:NH1	1:A:720:LEU:HD11	1.95	0.78
1:A:579:HIS:CE1	1:A:581:LYS:HG2	2.19	0.78
1:B:722:LEU:HD21	1:B:736:LEU:HB2	1.64	0.78

Continued on next page...

Continued from previous page...

Atom-1	Atom-2	Interatomic distance (Å)	Clash overlap (Å)
1:C:666:LYS:NZ	1:C:666:LYS:HB3	1.98	0.78
1:D:722:LEU:HD21	1:D:736:LEU:HB2	1.63	0.78
1:B:666:LYS:HB3	1:B:666:LYS:NZ	1.98	0.77
1:A:669:LYS:NZ	1:A:669:LYS:HB3	2.00	0.77
1:B:659:LEU:HD11	1:B:672:GLU:HG3	1.66	0.76
1:D:513:PHE:CE2	1:D:515:PRO:HD3	2.21	0.76
1:D:659:LEU:HD11	1:D:672:GLU:HG3	1.68	0.76
1:B:513:PHE:CE2	1:B:515:PRO:HD3	2.21	0.75
1:C:659:LEU:HD11	1:C:672:GLU:HG3	1.67	0.75
1:B:704:LEU:HD13	1:B:705:PRO:HD2	1.68	0.75
1:A:722:LEU:HD11	1:A:733:PHE:HA	1.70	0.74
1:B:669:LYS:NZ	1:B:669:LYS:HB3	2.01	0.74
1:C:666:LYS:HZ3	1:C:667:ASN:H	1.35	0.74
1:C:669:LYS:HB3	1:C:669:LYS:NZ	2.03	0.74
1:C:513:PHE:CE2	1:C:515:PRO:HD3	2.23	0.74
1:C:716:ARG:NH1	1:C:720:LEU:HD11	1.97	0.74
1:D:666:LYS:HZ2	1:D:667:ASN:H	1.36	0.74
1:A:659:LEU:HD11	1:A:672:GLU:HG3	1.70	0.74
1:D:722:LEU:HD11	1:D:733:PHE:HA	1.71	0.73
1:A:513:PHE:CE2	1:A:515:PRO:HD3	2.24	0.73
1:C:664:ASP:HB2	1:C:666:LYS:NZ	2.03	0.73
1:C:722:LEU:HD11	1:C:733:PHE:HA	1.69	0.73
1:A:664:ASP:HB2	1:A:666:LYS:NZ	2.04	0.73
1:D:584:HIS:CE1	1:D:602:SER:HA	2.24	0.73
1:D:629:ASP:OD2	1:D:632:ARG:HB2	1.89	0.72
1:C:584:HIS:CE1	1:C:602:SER:HA	2.24	0.72
1:D:533:TRP:HE1	1:D:581:LYS:HE3	1.55	0.72
1:B:722:LEU:HD11	1:B:733:PHE:HA	1.72	0.72
1:C:533:TRP:HE1	1:C:581:LYS:HE3	1.55	0.72
1:D:716:ARG:NH1	1:D:720:LEU:HD11	2.00	0.72
1:B:584:HIS:CE1	1:B:602:SER:HA	2.25	0.72
1:B:666:LYS:HZ3	1:B:667:ASN:H	1.38	0.72
1:B:664:ASP:HB2	1:B:666:LYS:NZ	2.04	0.72
1:D:669:LYS:HB3	1:D:669:LYS:NZ	2.03	0.72
1:B:629:ASP:OD2	1:B:632:ARG:HB2	1.90	0.71
1:D:704:LEU:HD13	1:D:705:PRO:HD2	1.72	0.71
1:A:651:MET:SD	1:C:654:MET:HE1	2.30	0.71
1:C:606:LEU:HD23	1:C:607:GLU:N	2.05	0.71
1:A:584:HIS:CE1	1:A:602:SER:HA	2.26	0.71
1:B:659:LEU:HD12	1:B:671:ILE:HB	1.73	0.71
1:A:533:TRP:HE1	1:A:581:LYS:HE3	1.55	0.70

Continued on next page...

Continued from previous page...

Atom-1	Atom-2	Interatomic distance (Å)	Clash overlap (Å)
1:A:622:ALA:HA	1:A:633:LEU:CD2	2.20	0.70
1:C:704:LEU:HD13	1:C:705:PRO:HD2	1.74	0.70
1:D:622:ALA:HA	1:D:633:LEU:HD23	1.73	0.70
1:B:533:TRP:HE1	1:B:581:LYS:HE3	1.55	0.70
1:B:622:ALA:HA	1:B:633:LEU:HD23	1.72	0.70
1:B:736:LEU:O	1:B:736:LEU:HD12	1.91	0.70
1:C:659:LEU:HD23	1:C:659:LEU:C	2.11	0.70
1:D:645:ILE:O	1:D:649:SER:HB2	1.92	0.70
1:D:659:LEU:HD23	1:D:659:LEU:C	2.12	0.70
1:A:629:ASP:OD2	1:A:632:ARG:HB2	1.92	0.70
1:D:664:ASP:HB2	1:D:666:LYS:NZ	2.06	0.69
1:A:606:LEU:HD23	1:A:607:GLU:N	2.05	0.69
1:A:622:ALA:HA	1:A:633:LEU:HD23	1.73	0.69
1:A:704:LEU:HD13	1:A:705:PRO:HD2	1.74	0.69
1:D:622:ALA:HA	1:D:633:LEU:CD2	2.21	0.69
1:A:727:VAL:HG22	1:A:728:LEU:N	2.06	0.69
1:B:622:ALA:HA	1:B:633:LEU:CD2	2.22	0.69
1:B:666:LYS:HZ2	1:B:666:LYS:HB3	1.57	0.69
1:C:622:ALA:HA	1:C:633:LEU:CD2	2.23	0.68
1:D:659:LEU:HD12	1:D:671:ILE:HB	1.75	0.68
1:A:736:LEU:HD12	1:A:736:LEU:O	1.93	0.67
1:C:629:ASP:OD2	1:C:632:ARG:HB2	1.95	0.67
1:B:645:ILE:O	1:B:649:SER:HB2	1.95	0.67
1:C:664:ASP:O	1:C:666:LYS:N	2.27	0.67
1:C:622:ALA:HA	1:C:633:LEU:HD23	1.77	0.67
1:A:645:ILE:O	1:A:649:SER:HB2	1.94	0.67
1:D:566:LEU:HD21	1:D:596:TYR:CE2	2.30	0.66
1:A:659:LEU:HD23	1:A:659:LEU:C	2.15	0.66
1:A:659:LEU:HD12	1:A:671:ILE:HB	1.77	0.66
1:D:736:LEU:O	1:D:736:LEU:HD12	1.96	0.66
1:B:591:SER:HA	1:B:738:CYS:SG	2.35	0.66
1:A:658:GLN:OE1	1:A:659:LEU:N	2.28	0.66
1:B:659:LEU:C	1:B:659:LEU:HD23	2.15	0.65
1:B:727:VAL:HG22	1:B:728:LEU:N	2.11	0.65
1:D:513:PHE:CD1	1:D:547:PHE:HE1	2.15	0.65
1:B:716:ARG:HH11	1:B:716:ARG:HG2	1.62	0.65
1:C:727:VAL:HG22	1:C:728:LEU:N	2.11	0.65
1:A:566:LEU:HD21	1:A:596:TYR:CE2	2.32	0.64
1:C:716:ARG:HH11	1:C:716:ARG:HG2	1.62	0.64
1:C:659:LEU:HD12	1:C:671:ILE:HB	1.78	0.64
1:A:727:VAL:HG22	1:A:728:LEU:H	1.61	0.64

Continued on next page...

Continued from previous page...

Atom-1	Atom-2	Interatomic distance (Å)	Clash overlap (Å)
1:D:659:LEU:HB2	1:D:671:ILE:HG21	1.78	0.64
1:D:669:LYS:HB3	1:D:669:LYS:HZ2	1.61	0.64
1:C:519:LEU:HD11	1:C:523:ARG:HA	1.80	0.64
1:A:582:LYS:HD3	1:A:599:GLN:HE22	1.62	0.64
1:A:664:ASP:O	1:A:666:LYS:N	2.30	0.64
1:A:534:LYS:HG3	1:A:534:LYS:O	1.97	0.63
1:A:669:LYS:HZ2	1:A:669:LYS:HB3	1.63	0.63
1:B:513:PHE:CD1	1:B:547:PHE:HE1	2.16	0.63
1:C:513:PHE:CD1	1:C:547:PHE:HE1	2.16	0.63
1:D:727:VAL:HG22	1:D:728:LEU:N	2.13	0.63
1:D:666:LYS:HB3	1:D:666:LYS:HZ1	1.60	0.63
1:A:513:PHE:CD1	1:A:547:PHE:HE1	2.16	0.63
1:B:651:MET:O	1:B:654:MET:HB2	1.98	0.63
1:D:549:GLU:CB	1:D:563:ARG:HH11	2.11	0.63
1:B:549:GLU:CB	1:B:563:ARG:HH11	2.11	0.63
1:B:669:LYS:HZ3	1:B:669:LYS:HB3	1.63	0.63
1:C:719:LYS:NZ	1:D:583:GLU:HG3	2.14	0.63
1:B:606:LEU:HD23	1:B:607:GLU:N	2.14	0.63
1:D:606:LEU:HD23	1:D:607:GLU:N	2.13	0.62
1:A:519:LEU:HD11	1:A:523:ARG:HA	1.81	0.62
1:C:534:LYS:O	1:C:534:LYS:HG3	1.98	0.62
1:C:582:LYS:HD3	1:C:599:GLN:HE22	1.64	0.62
1:D:664:ASP:O	1:D:666:LYS:N	2.32	0.62
1:D:714:THR:HG1	1:D:733:PHE:HE2	1.46	0.62
1:A:620:LEU:HD12	1:A:620:LEU:O	1.98	0.62
1:A:716:ARG:HG2	1:A:716:ARG:HH11	1.64	0.62
1:C:645:ILE:O	1:C:649:SER:HB2	1.99	0.62
1:D:662:VAL:O	1:D:662:VAL:HG13	1.98	0.62
1:A:549:GLU:CB	1:A:563:ARG:HH11	2.12	0.62
1:D:519:LEU:HD11	1:D:523:ARG:HA	1.82	0.62
1:D:733:PHE:O	1:D:737:VAL:HG23	2.00	0.62
1:B:659:LEU:HB2	1:B:671:ILE:HG21	1.81	0.62
1:C:513:PHE:O	1:C:514:LYS:HB2	1.98	0.62
1:A:513:PHE:O	1:A:514:LYS:HB2	1.99	0.62
1:B:566:LEU:HD21	1:B:596:TYR:CE2	2.35	0.62
1:C:581:LYS:HG3	1:C:582:LYS:H	1.65	0.62
1:D:513:PHE:O	1:D:514:LYS:HB2	1.99	0.62
1:A:662:VAL:HG13	1:A:662:VAL:O	2.00	0.61
1:B:582:LYS:HD3	1:B:599:GLN:HE22	1.63	0.61
1:C:736:LEU:HD12	1:C:736:LEU:O	1.99	0.61
1:A:658:GLN:O	1:A:661:VAL:HB	2.01	0.61

Continued on next page...

Continued from previous page...

Atom-1	Atom-2	Interatomic distance (Å)	Clash overlap (Å)
1:C:566:LEU:HD21	1:C:596:TYR:CE2	2.35	0.61
1:C:716:ARG:NH1	1:C:716:ARG:HG2	2.16	0.61
1:C:733:PHE:O	1:C:737:VAL:HG23	2.00	0.61
1:C:549:GLU:CB	1:C:563:ARG:HH11	2.13	0.61
1:D:534:LYS:HG3	1:D:534:LYS:O	2.00	0.61
1:B:664:ASP:O	1:B:666:LYS:N	2.33	0.61
1:B:716:ARG:NH1	1:B:716:ARG:HG2	2.16	0.61
1:D:716:ARG:HG2	1:D:716:ARG:HH11	1.65	0.61
1:D:581:LYS:HG3	1:D:582:LYS:H	1.66	0.61
1:C:662:VAL:HG13	1:C:662:VAL:O	2.01	0.60
1:A:666:LYS:HD2	1:A:667:ASN:N	2.16	0.60
1:B:666:LYS:HD2	1:B:667:ASN:N	2.17	0.60
1:C:666:LYS:HD2	1:C:667:ASN:N	2.16	0.60
1:B:535:GLN:HE22	1:C:626:GLY:HA3	1.66	0.60
1:C:651:MET:O	1:C:654:MET:HB2	2.02	0.60
1:D:582:LYS:HD3	1:D:599:GLN:HE22	1.66	0.60
1:C:644:LYS:HB3	1:C:685:PHE:CE2	2.37	0.60
1:B:519:LEU:HD11	1:B:523:ARG:HA	1.83	0.60
1:B:637:GLN:NE2	1:B:637:GLN:HA	2.17	0.60
1:C:637:GLN:HA	1:C:637:GLN:NE2	2.17	0.60
1:C:529:ALA:O	1:C:531:ARG:N	2.36	0.59
1:C:522:GLU:O	1:C:524:LYS:HG3	2.03	0.59
1:D:522:GLU:O	1:D:524:LYS:HG3	2.02	0.59
1:A:637:GLN:NE2	1:A:637:GLN:HA	2.18	0.59
1:B:581:LYS:HG3	1:B:582:LYS:H	1.67	0.59
1:B:513:PHE:O	1:B:514:LYS:HB2	2.02	0.59
1:B:532:LYS:N	1:B:532:LYS:HD2	2.18	0.59
1:C:606:LEU:C	1:C:606:LEU:HD23	2.23	0.59
1:D:620:LEU:O	1:D:620:LEU:HD12	2.02	0.59
1:D:716:ARG:NH1	1:D:716:ARG:HG2	2.18	0.59
1:B:662:VAL:HG13	1:B:662:VAL:O	2.03	0.58
1:D:666:LYS:HD2	1:D:667:ASN:N	2.17	0.58
1:C:664:ASP:HB2	1:C:666:LYS:HZ2	1.65	0.58
1:D:651:MET:O	1:D:654:MET:HB2	2.04	0.58
1:A:644:LYS:HB3	1:A:685:PHE:CE2	2.38	0.58
1:C:664:ASP:C	1:C:666:LYS:H	2.07	0.58
1:D:532:LYS:HD2	1:D:532:LYS:N	2.18	0.58
1:A:518:THR:HG22	1:A:528:VAL:CG2	2.31	0.58
1:D:529:ALA:O	1:D:531:ARG:N	2.37	0.58
1:C:659:LEU:HB2	1:C:671:ILE:HG21	1.86	0.58
1:D:644:LYS:HE2	1:D:685:PHE:CZ	2.39	0.58

Continued on next page...

Continued from previous page...

Atom-1	Atom-2	Interatomic distance (Å)	Clash overlap (Å)
1:A:581:LYS:HG3	1:A:582:LYS:H	1.68	0.58
1:B:522:GLU:O	1:B:524:LYS:HG3	2.04	0.58
1:B:733:PHE:O	1:B:737:VAL:HG23	2.04	0.58
1:A:644:LYS:HE2	1:A:685:PHE:CZ	2.39	0.58
1:A:651:MET:O	1:A:654:MET:HB2	2.03	0.57
1:A:733:PHE:O	1:A:737:VAL:HG23	2.04	0.57
1:B:620:LEU:O	1:B:620:LEU:HD12	2.04	0.57
1:A:529:ALA:O	1:A:531:ARG:N	2.37	0.57
1:B:522:GLU:CG	1:B:524:LYS:HE3	2.34	0.57
1:B:664:ASP:HB2	1:B:666:LYS:HZ2	1.69	0.57
1:C:625:HIS:O	1:C:627:LYS:HG2	2.03	0.57
1:B:625:HIS:O	1:B:627:LYS:HG2	2.04	0.57
1:C:522:GLU:CG	1:C:524:LYS:HE3	2.34	0.57
1:D:727:VAL:HG22	1:D:728:LEU:H	1.70	0.57
1:B:529:ALA:O	1:B:531:ARG:N	2.37	0.57
1:D:644:LYS:HB3	1:D:685:PHE:CE2	2.40	0.57
1:A:625:HIS:O	1:A:627:LYS:HG2	2.05	0.57
1:A:659:LEU:HB2	1:A:671:ILE:HG21	1.86	0.57
1:B:532:LYS:H	1:B:532:LYS:HD2	1.70	0.57
1:C:644:LYS:HE2	1:C:685:PHE:CZ	2.39	0.57
1:D:710:LEU:HD23	1:D:730:VAL:HG13	1.86	0.57
1:C:727:VAL:HG22	1:C:728:LEU:H	1.69	0.57
1:B:714:THR:HG1	1:B:733:PHE:HE2	1.49	0.56
1:C:518:THR:HG22	1:C:528:VAL:CG2	2.31	0.56
1:D:637:GLN:NE2	1:D:637:GLN:HA	2.20	0.56
1:D:532:LYS:H	1:D:532:LYS:HD2	1.71	0.56
1:A:532:LYS:N	1:A:532:LYS:HD2	2.20	0.56
1:A:727:VAL:CG2	1:A:728:LEU:H	2.19	0.56
1:A:522:GLU:O	1:A:524:LYS:HG3	2.06	0.56
1:A:716:ARG:HG2	1:A:716:ARG:NH1	2.18	0.56
1:C:525:LEU:HB3	1:C:725:LEU:HD11	1.87	0.56
1:D:606:LEU:HD23	1:D:606:LEU:C	2.26	0.56
1:D:625:HIS:O	1:D:627:LYS:HG2	2.05	0.56
1:A:710:LEU:HD23	1:A:730:VAL:HG13	1.87	0.55
1:B:664:ASP:C	1:B:666:LYS:H	2.10	0.55
1:C:532:LYS:HD2	1:C:532:LYS:N	2.21	0.55
1:D:664:ASP:HB2	1:D:666:LYS:HZ1	1.71	0.55
1:A:666:LYS:HZ3	1:A:667:ASN:H	1.54	0.55
1:B:582:LYS:HD3	1:B:599:GLN:NE2	2.21	0.55
1:D:522:GLU:CG	1:D:524:LYS:HE3	2.35	0.55
1:A:591:SER:HA	1:A:738:CYS:SG	2.46	0.55

Continued on next page...

Continued from previous page...

Atom-1	Atom-2	Interatomic distance (Å)	Clash overlap (Å)
1:B:644:LYS:HE2	1:B:685:PHE:CZ	2.41	0.55
1:B:727:VAL:HG22	1:B:728:LEU:H	1.69	0.55
1:D:658:GLN:OE1	1:D:659:LEU:N	2.39	0.55
1:B:534:LYS:O	1:B:534:LYS:HG3	2.07	0.55
1:C:572:ILE:CG1	1:C:691:ARG:HD3	2.37	0.55
1:A:525:LEU:HB3	1:A:725:LEU:HD11	1.88	0.55
1:A:664:ASP:C	1:A:666:LYS:H	2.09	0.55
1:A:662:VAL:O	1:A:668:ARG:HD3	2.07	0.55
1:B:606:LEU:C	1:B:606:LEU:HD23	2.27	0.55
1:A:714:THR:HG1	1:A:733:PHE:HE2	1.55	0.55
1:D:664:ASP:C	1:D:666:LYS:H	2.11	0.55
1:C:637:GLN:HA	1:C:637:GLN:HE21	1.72	0.54
1:C:658:GLN:O	1:C:661:VAL:HB	2.07	0.54
1:B:512:PHE:O	1:B:598:PHE:HA	2.08	0.54
1:D:525:LEU:HB3	1:D:725:LEU:HD11	1.88	0.54
1:D:687:MET:CE	1:D:710:LEU:HD21	2.37	0.54
1:C:620:LEU:HD12	1:C:620:LEU:O	2.06	0.54
1:A:687:MET:CE	1:A:710:LEU:HD21	2.37	0.54
1:C:710:LEU:HD23	1:C:730:VAL:HG13	1.90	0.54
1:C:525:LEU:CB	1:C:725:LEU:HD11	2.38	0.54
1:A:606:LEU:HD23	1:A:606:LEU:C	2.27	0.54
1:D:518:THR:HG22	1:D:528:VAL:CG2	2.34	0.54
1:D:591:SER:HA	1:D:738:CYS:SG	2.47	0.54
1:B:637:GLN:HE21	1:B:637:GLN:HA	1.73	0.54
1:C:511:LEU:HD11	1:C:609:TRP:CE2	2.43	0.54
1:C:591:SER:HA	1:C:738:CYS:SG	2.48	0.54
1:B:687:MET:CE	1:B:710:LEU:HD21	2.38	0.53
1:D:508:ALA:HB1	1:D:539:THR:HG22	1.90	0.53
1:A:727:VAL:CG2	1:A:728:LEU:N	2.71	0.53
1:A:508:ALA:HB1	1:A:539:THR:HG22	1.90	0.53
1:B:658:GLN:OE1	1:B:659:LEU:N	2.41	0.53
1:C:714:THR:HG1	1:C:733:PHE:HE2	1.53	0.53
1:D:512:PHE:O	1:D:598:PHE:HA	2.09	0.53
1:C:601:THR:HG23	1:C:605:ASP:OD2	2.08	0.53
1:A:581:LYS:CG	1:A:582:LYS:H	2.21	0.53
1:C:532:LYS:H	1:C:532:LYS:HD2	1.74	0.53
1:A:647:MET:HE3	1:C:650:LYS:HD3	1.91	0.53
1:A:718:SER:OG	1:A:740:ARG:NH2	2.42	0.53
1:B:644:LYS:HB3	1:B:685:PHE:CE2	2.44	0.53
1:C:582:LYS:HD3	1:C:599:GLN:NE2	2.23	0.53
1:B:525:LEU:HB3	1:B:725:LEU:HD11	1.90	0.52

Continued on next page...

Continued from previous page...

Atom-1	Atom-2	Interatomic distance (Å)	Clash overlap (Å)
1:C:666:LYS:HZ2	1:C:666:LYS:HB3	1.73	0.52
1:C:581:LYS:CG	1:C:582:LYS:H	2.22	0.52
1:D:581:LYS:CG	1:D:582:LYS:H	2.21	0.52
1:B:710:LEU:HD23	1:B:730:VAL:HG13	1.92	0.52
1:A:522:GLU:CG	1:A:524:LYS:HE3	2.38	0.52
1:A:582:LYS:HD3	1:A:599:GLN:NE2	2.23	0.52
1:A:651:MET:SD	1:C:654:MET:HE3	2.47	0.52
1:B:518:THR:HG22	1:B:528:VAL:CG2	2.36	0.52
1:D:571:SER:HB3	1:D:588:LEU:HD21	1.92	0.52
1:A:637:GLN:HE21	1:A:637:GLN:HA	1.72	0.52
1:B:581:LYS:CG	1:B:582:LYS:H	2.22	0.52
1:C:719:LYS:HZ1	1:D:583:GLU:HG3	1.74	0.52
1:B:508:ALA:HB1	1:B:539:THR:HG22	1.92	0.52
1:C:658:GLN:OE1	1:C:659:LEU:N	2.42	0.52
1:A:512:PHE:CZ	1:A:535:GLN:HG3	2.45	0.51
1:A:532:LYS:HD2	1:A:532:LYS:H	1.73	0.51
1:A:576:VAL:HB	1:A:585:VAL:HB	1.92	0.51
1:A:511:LEU:HD11	1:A:609:TRP:CE2	2.45	0.51
1:A:659:LEU:HA	1:A:662:VAL:HG12	1.92	0.51
1:A:659:LEU:CD1	1:A:672:GLU:HG3	2.40	0.51
1:B:588:LEU:HD23	1:B:588:LEU:C	2.31	0.51
1:C:659:LEU:CD1	1:C:672:GLU:HG3	2.36	0.51
1:B:662:VAL:O	1:B:668:ARG:HD3	2.10	0.51
1:B:714:THR:OG1	1:B:733:PHE:HE2	1.93	0.51
1:D:531:ARG:H	1:D:531:ARG:CD	2.24	0.51
1:B:514:LYS:CG	1:B:531:ARG:HH21	2.23	0.51
1:B:658:GLN:O	1:B:661:VAL:HB	2.10	0.51
1:C:662:VAL:O	1:C:668:ARG:HD3	2.10	0.51
1:D:513:PHE:HE2	1:D:515:PRO:HD3	1.71	0.51
1:D:601:THR:HG23	1:D:605:ASP:OD2	2.11	0.51
1:B:511:LEU:HD11	1:B:609:TRP:CE2	2.46	0.51
1:B:659:LEU:CD1	1:B:672:GLU:HG3	2.38	0.51
1:D:662:VAL:O	1:D:668:ARG:HD3	2.11	0.51
1:A:663:SER:HA	1:A:668:ARG:HE	1.76	0.51
1:B:601:THR:HG23	1:B:605:ASP:OD2	2.10	0.51
1:D:525:LEU:CB	1:D:725:LEU:HD11	2.40	0.51
1:A:525:LEU:CB	1:A:725:LEU:HD11	2.41	0.50
1:C:512:PHE:CZ	1:C:535:GLN:HG3	2.47	0.50
1:D:659:LEU:CD1	1:D:672:GLU:HG3	2.40	0.50
1:A:514:LYS:CG	1:A:531:ARG:HH21	2.24	0.50
1:C:669:LYS:HB3	1:C:669:LYS:HZ2	1.73	0.50

Continued on next page...

Continued from previous page...

Atom-1	Atom-2	Interatomic distance (Å)	Clash overlap (Å)
1:D:513:PHE:CD2	1:D:515:PRO:HD3	2.46	0.50
1:A:512:PHE:O	1:A:598:PHE:HA	2.11	0.50
1:B:707:PRO:CB	1:B:730:VAL:HG21	2.41	0.50
1:C:507:LYS:HG3	1:C:508:ALA:N	2.27	0.50
1:C:508:ALA:HB1	1:C:539:THR:HG22	1.93	0.50
1:D:637:GLN:HE21	1:D:637:GLN:HA	1.76	0.50
1:D:656:GLU:C	1:D:658:GLN:H	2.16	0.50
1:C:512:PHE:O	1:C:598:PHE:HA	2.11	0.50
1:C:666:LYS:HZ3	1:C:666:LYS:HB3	1.75	0.50
1:A:572:ILE:CG1	1:A:691:ARG:HD3	2.42	0.49
1:B:512:PHE:CZ	1:B:535:GLN:HG3	2.46	0.49
1:B:550:THR:OG1	1:C:624:LYS:HD3	2.12	0.49
1:C:663:SER:HA	1:C:668:ARG:HE	1.77	0.49
1:D:663:SER:HA	1:D:668:ARG:HE	1.77	0.49
1:D:727:VAL:CG2	1:D:728:LEU:H	2.25	0.49
1:A:513:PHE:CD2	1:A:515:PRO:HD3	2.47	0.49
1:B:507:LYS:HG3	1:B:508:ALA:N	2.26	0.49
1:C:576:VAL:HB	1:C:585:VAL:HB	1.94	0.49
1:A:579:HIS:CD2	1:A:585:VAL:HG21	2.47	0.49
1:A:512:PHE:CE1	1:A:535:GLN:HG3	2.48	0.49
1:C:571:SER:HB3	1:C:588:LEU:HD21	1.94	0.49
1:D:658:GLN:O	1:D:661:VAL:HB	2.12	0.49
1:B:665:PRO:HA	1:B:668:ARG:HB2	1.95	0.49
1:C:512:PHE:CE1	1:C:535:GLN:HG3	2.48	0.49
1:C:669:LYS:HB3	1:C:669:LYS:HZ3	1.76	0.49
1:B:727:VAL:CG2	1:B:728:LEU:H	2.26	0.49
1:C:513:PHE:CD2	1:C:515:PRO:HD3	2.48	0.49
1:A:651:MET:SD	1:C:654:MET:SD	3.10	0.49
1:C:664:ASP:CB	1:C:666:LYS:HZ2	2.24	0.49
1:D:707:PRO:CB	1:D:730:VAL:HG21	2.43	0.49
1:B:513:PHE:CD2	1:B:515:PRO:HD3	2.47	0.49
1:B:576:VAL:HB	1:B:585:VAL:HB	1.94	0.49
1:C:547:PHE:N	1:C:547:PHE:HD2	2.10	0.49
1:C:727:VAL:CG2	1:C:728:LEU:N	2.75	0.49
1:D:582:LYS:HD3	1:D:599:GLN:NE2	2.26	0.49
1:B:645:ILE:CG1	1:B:685:PHE:HB3	2.43	0.49
1:C:727:VAL:CG2	1:C:728:LEU:H	2.26	0.49
1:B:633:LEU:O	1:B:637:GLN:HG2	2.13	0.49
1:C:664:ASP:C	1:C:666:LYS:N	2.66	0.49
1:D:715:SER:HB2	1:D:717:PRO:HD2	1.95	0.49
1:C:531:ARG:CD	1:C:531:ARG:H	2.24	0.49

Continued on next page...

Continued from previous page...

Atom-1	Atom-2	Interatomic distance (Å)	Clash overlap (Å)
1:B:650:LYS:O	1:B:654:MET:HG2	2.13	0.48
1:C:687:MET:CE	1:C:710:LEU:HD21	2.42	0.48
1:A:645:ILE:CG1	1:A:685:PHE:HB3	2.42	0.48
1:C:707:PRO:CB	1:C:730:VAL:HG21	2.43	0.48
1:D:511:LEU:HD11	1:D:609:TRP:CE2	2.47	0.48
1:D:659:LEU:HA	1:D:662:VAL:HG12	1.95	0.48
1:A:654:MET:CE	1:A:654:MET:HA	2.43	0.48
1:B:513:PHE:HE2	1:B:515:PRO:HD3	1.73	0.48
1:A:581:LYS:HG3	1:A:582:LYS:HG3	1.95	0.48
1:B:514:LYS:HE2	1:B:531:ARG:NH2	2.29	0.48
1:B:663:SER:HA	1:B:668:ARG:HE	1.78	0.48
1:A:531:ARG:H	1:A:531:ARG:CD	2.26	0.48
1:B:531:ARG:CD	1:B:531:ARG:H	2.26	0.48
1:B:547:PHE:N	1:B:547:PHE:CD2	2.82	0.48
1:B:549:GLU:CB	1:B:563:ARG:NH1	2.77	0.48
1:C:514:LYS:CG	1:C:531:ARG:HH21	2.27	0.48
1:C:714:THR:OG1	1:C:733:PHE:HE2	1.95	0.48
1:A:601:THR:HG23	1:A:605:ASP:OD2	2.13	0.48
1:A:664:ASP:C	1:A:666:LYS:N	2.66	0.48
1:A:707:PRO:CB	1:A:730:VAL:HG21	2.44	0.48
1:B:512:PHE:HB2	1:B:599:GLN:HB3	1.95	0.48
1:B:525:LEU:CB	1:B:725:LEU:HD11	2.43	0.48
1:C:716:ARG:N	1:C:717:PRO:CD	2.76	0.48
1:D:569:GLU:OE2	1:D:624:LYS:HD2	2.13	0.48
1:D:665:PRO:HA	1:D:668:ARG:HB2	1.95	0.48
1:B:727:VAL:CG2	1:B:728:LEU:N	2.75	0.48
1:A:514:LYS:HE2	1:A:531:ARG:NH2	2.28	0.48
1:B:716:ARG:N	1:B:717:PRO:CD	2.77	0.48
1:A:512:PHE:HB2	1:A:599:GLN:HB3	1.96	0.47
1:B:571:SER:HB3	1:B:588:LEU:HD21	1.96	0.47
1:D:512:PHE:CZ	1:D:535:GLN:HG3	2.49	0.47
1:A:516:LEU:HD12	1:A:516:LEU:O	2.15	0.47
1:B:547:PHE:N	1:B:547:PHE:HD2	2.12	0.47
1:B:542:GLY:O	1:B:616:ALA:HB1	2.14	0.47
1:B:659:LEU:HA	1:B:662:VAL:HG12	1.96	0.47
1:B:512:PHE:CE1	1:B:535:GLN:HG3	2.49	0.47
1:B:715:SER:HB2	1:B:717:PRO:HD2	1.97	0.47
1:C:533:TRP:HE1	1:C:581:LYS:CE	2.25	0.47
1:C:659:LEU:HD23	1:C:660:SER:N	2.30	0.47
1:C:664:ASP:OD2	1:C:664:ASP:N	2.47	0.47
1:D:533:TRP:HE1	1:D:581:LYS:CE	2.26	0.47

Continued on next page...

Continued from previous page...

Atom-1	Atom-2	Interatomic distance (Å)	Clash overlap (Å)
1:A:533:TRP:HE1	1:A:581:LYS:CE	2.24	0.47
1:B:572:ILE:HG12	1:B:691:ARG:HD3	1.96	0.47
1:D:507:LYS:HG3	1:D:508:ALA:N	2.29	0.47
1:A:587:CYS:SG	1:A:595:VAL:HG13	2.54	0.47
1:B:664:ASP:C	1:B:666:LYS:N	2.68	0.47
1:D:716:ARG:N	1:D:717:PRO:CD	2.78	0.47
1:A:507:LYS:HG3	1:A:508:ALA:N	2.30	0.47
1:D:645:ILE:CG1	1:D:685:PHE:HB3	2.43	0.47
1:A:547:PHE:HD2	1:A:547:PHE:N	2.13	0.47
1:A:547:PHE:CD2	1:A:547:PHE:N	2.83	0.47
1:A:659:LEU:HD23	1:A:660:SER:N	2.29	0.47
1:D:549:GLU:CB	1:D:563:ARG:NH1	2.76	0.47
1:D:639:ARG:NH1	1:D:639:ARG:HB2	2.30	0.47
1:A:658:GLN:C	1:A:658:GLN:OE1	2.53	0.47
1:B:533:TRP:HE1	1:B:581:LYS:CE	2.27	0.47
1:C:547:PHE:CD2	1:C:547:PHE:N	2.80	0.47
1:D:512:PHE:CE1	1:D:535:GLN:HG3	2.50	0.47
1:B:707:PRO:HB2	1:B:730:VAL:HG21	1.97	0.46
1:C:715:SER:HB2	1:C:717:PRO:HD2	1.97	0.46
1:C:513:PHE:HE2	1:C:515:PRO:HD3	1.75	0.46
1:D:514:LYS:HE2	1:D:531:ARG:NH2	2.30	0.46
1:D:664:ASP:C	1:D:666:LYS:N	2.68	0.46
1:A:714:THR:OG1	1:A:733:PHE:HE2	1.97	0.46
1:C:645:ILE:CG1	1:C:685:PHE:HB3	2.44	0.46
1:C:718:SER:OG	1:C:740:ARG:NH2	2.47	0.46
1:D:727:VAL:CG2	1:D:728:LEU:N	2.76	0.46
1:C:650:LYS:O	1:C:654:MET:HG2	2.14	0.46
1:D:576:VAL:O	1:D:576:VAL:HG12	2.15	0.46
1:B:569:GLU:OE2	1:B:624:LYS:HD2	2.15	0.46
1:C:572:ILE:HD11	1:C:691:ARG:HB2	1.97	0.46
1:C:520:GLN:HG3	1:C:526:GLU:CB	2.45	0.46
1:D:514:LYS:CG	1:D:531:ARG:HH21	2.28	0.46
1:A:609:TRP:O	1:A:613:ILE:HG13	2.15	0.46
1:C:665:PRO:HA	1:C:668:ARG:HB2	1.98	0.46
1:D:691:ARG:HD2	1:D:695:TYR:OH	2.16	0.46
1:D:707:PRO:HB2	1:D:730:VAL:HG21	1.97	0.46
1:B:664:ASP:OD2	1:B:664:ASP:N	2.49	0.46
1:A:572:ILE:HD11	1:A:691:ARG:HB2	1.98	0.46
1:A:586:PHE:HB3	1:A:606:LEU:CD1	2.46	0.46
1:A:715:SER:HB2	1:A:717:PRO:HD2	1.98	0.46
1:C:512:PHE:HB2	1:C:599:GLN:HB3	1.97	0.46

Continued on next page...

Continued from previous page...

Atom-1	Atom-2	Interatomic distance (Å)	Clash overlap (Å)
1:D:547:PHE:N	1:D:547:PHE:HD2	2.13	0.46
1:D:547:PHE:N	1:D:547:PHE:CD2	2.83	0.46
1:D:576:VAL:HB	1:D:585:VAL:HB	1.97	0.46
1:D:714:THR:OG1	1:D:733:PHE:HE2	1.98	0.46
1:A:664:ASP:N	1:A:664:ASP:OD2	2.49	0.45
1:B:535:GLN:NE2	1:C:626:GLY:HA3	2.31	0.45
1:C:659:LEU:HA	1:C:662:VAL:HG12	1.97	0.45
1:C:637:GLN:CA	1:C:637:GLN:HE21	2.28	0.45
1:C:514:LYS:NZ	1:C:581:LYS:NZ	2.64	0.45
1:A:665:PRO:HA	1:A:668:ARG:HB2	1.98	0.45
1:C:579:HIS:CD2	1:C:585:VAL:HG21	2.51	0.45
1:A:520:GLN:HG3	1:A:526:GLU:CB	2.45	0.45
1:A:549:GLU:CB	1:A:563:ARG:NH1	2.78	0.45
1:A:711:LEU:HD13	1:A:728:LEU:HD12	1.96	0.45
1:B:637:GLN:NE2	1:B:637:GLN:CA	2.78	0.45
1:B:656:GLU:C	1:B:658:GLN:H	2.19	0.45
1:B:716:ARG:HB3	1:B:717:PRO:HD3	1.98	0.45
1:D:513:PHE:CD1	1:D:547:PHE:CE1	3.01	0.45
1:C:586:PHE:HB3	1:C:606:LEU:CD1	2.46	0.45
1:C:722:LEU:HG	1:C:736:LEU:CD2	2.47	0.45
1:A:513:PHE:CD1	1:A:547:PHE:CE1	3.01	0.45
1:A:676:ARG:NH2	1:A:680:GLN:HG3	2.32	0.45
1:B:654:MET:CE	1:B:654:MET:HA	2.46	0.45
1:D:572:ILE:CG1	1:D:691:ARG:HD3	2.46	0.45
1:B:588:LEU:HD12	1:B:613:ILE:HD13	1.99	0.45
1:B:572:ILE:CG1	1:B:691:ARG:HD3	2.46	0.45
1:C:516:LEU:O	1:C:516:LEU:HD12	2.17	0.45
1:C:639:ARG:HB2	1:C:639:ARG:NH1	2.32	0.45
1:D:659:LEU:CD2	1:D:659:LEU:C	2.82	0.45
1:B:514:LYS:HG2	1:B:531:ARG:NH2	2.31	0.45
1:C:656:GLU:C	1:C:658:GLN:H	2.20	0.45
1:C:572:ILE:HG12	1:C:691:ARG:HD3	1.98	0.45
1:A:572:ILE:HG12	1:A:691:ARG:HD3	1.99	0.44
1:B:513:PHE:CD1	1:B:547:PHE:CE1	3.01	0.44
1:D:588:LEU:C	1:D:588:LEU:HD23	2.38	0.44
1:A:514:LYS:HG2	1:A:531:ARG:NH2	2.33	0.44
1:B:639:ARG:HB2	1:B:639:ARG:NH1	2.31	0.44
1:C:513:PHE:CD1	1:C:547:PHE:CE1	3.02	0.44
1:C:549:GLU:CB	1:C:563:ARG:NH1	2.78	0.44
1:C:711:LEU:HD13	1:C:728:LEU:HD12	1.99	0.44
1:A:637:GLN:CA	1:A:637:GLN:NE2	2.79	0.44

Continued on next page...

Continued from previous page...

Atom-1	Atom-2	Interatomic distance (Å)	Clash overlap (Å)
1:C:633:LEU:O	1:C:637:GLN:HG2	2.17	0.44
1:B:516:LEU:O	1:B:516:LEU:HD12	2.17	0.44
1:C:569:GLU:OE2	1:C:624:LYS:HD2	2.18	0.44
1:D:520:GLN:HG3	1:D:526:GLU:CB	2.47	0.44
1:D:659:LEU:HD23	1:D:660:SER:N	2.32	0.44
1:D:707:PRO:HB2	1:D:730:VAL:CG2	2.47	0.44
1:C:707:PRO:HB2	1:C:730:VAL:HG21	1.99	0.44
1:D:633:LEU:O	1:D:637:GLN:HG2	2.17	0.44
1:A:639:ARG:NH1	1:A:639:ARG:HB2	2.32	0.44
1:A:669:LYS:HZ3	1:A:669:LYS:HB3	1.82	0.44
1:D:512:PHE:HB2	1:D:599:GLN:HB3	1.99	0.44
1:B:664:ASP:CB	1:B:666:LYS:HZ2	2.30	0.44
1:C:654:MET:HA	1:C:654:MET:CE	2.37	0.44
1:A:664:ASP:HB2	1:A:666:LYS:HZ1	1.78	0.44
1:D:581:LYS:HG3	1:D:582:LYS:HG3	1.99	0.44
1:A:569:GLU:OE2	1:A:624:LYS:HD2	2.18	0.44
1:A:633:LEU:O	1:A:637:GLN:HG2	2.17	0.44
1:A:716:ARG:N	1:A:717:PRO:CD	2.81	0.44
1:B:707:PRO:HB2	1:B:730:VAL:CG2	2.48	0.44
1:B:659:LEU:HD23	1:B:660:SER:N	2.33	0.43
1:C:513:PHE:O	1:C:514:LYS:CB	2.66	0.43
1:D:516:LEU:O	1:D:516:LEU:HD12	2.17	0.43
1:A:576:VAL:HG12	1:A:576:VAL:O	2.19	0.43
1:A:645:ILE:HG12	1:A:685:PHE:HB3	2.00	0.43
1:B:722:LEU:HG	1:B:736:LEU:CD2	2.48	0.43
1:C:609:TRP:O	1:C:613:ILE:HG13	2.18	0.43
1:D:572:ILE:HG12	1:D:691:ARG:HD3	2.01	0.43
1:A:579:HIS:CG	1:A:585:VAL:HG21	2.53	0.43
1:A:687:MET:HE2	1:A:710:LEU:HD11	2.01	0.43
1:B:597:LEU:C	1:B:598:PHE:CD2	2.91	0.43
1:C:520:GLN:CG	1:C:526:GLU:HB2	2.48	0.43
1:D:664:ASP:CB	1:D:666:LYS:HZ1	2.31	0.43
1:A:716:ARG:HB3	1:A:717:PRO:HD3	2.00	0.43
1:B:587:CYS:SG	1:B:595:VAL:HG13	2.58	0.43
1:C:531:ARG:CD	1:C:531:ARG:N	2.82	0.43
1:D:522:GLU:HB3	1:D:524:LYS:HE3	2.01	0.43
1:A:659:LEU:CD2	1:A:659:LEU:C	2.83	0.43
1:A:542:GLY:O	1:A:616:ALA:HB1	2.19	0.43
1:B:711:LEU:HD13	1:B:728:LEU:HD12	2.00	0.43
1:D:676:ARG:NH2	1:D:680:GLN:HG3	2.34	0.43
1:D:711:LEU:HD13	1:D:728:LEU:HD12	1.99	0.43

Continued on next page...

Continued from previous page...

Atom-1	Atom-2	Interatomic distance (Å)	Clash overlap (Å)
1:A:520:GLN:CG	1:A:526:GLU:HB2	2.48	0.43
1:A:588:LEU:HD23	1:A:588:LEU:C	2.37	0.43
1:B:534:LYS:HB2	1:B:534:LYS:HE3	1.79	0.43
1:A:588:LEU:HD12	1:A:613:ILE:HD13	2.01	0.43
1:B:520:GLN:HG3	1:B:526:GLU:CB	2.47	0.43
1:B:510:TRP:CE3	1:B:535:GLN:NE2	2.87	0.43
1:C:574:GLN:HE21	1:C:574:GLN:HB3	1.71	0.43
1:C:576:VAL:HG12	1:C:576:VAL:O	2.19	0.43
1:C:597:LEU:C	1:C:598:PHE:CD2	2.92	0.43
1:D:587:CYS:SG	1:D:595:VAL:HG13	2.58	0.43
1:A:707:PRO:HB2	1:A:730:VAL:CG2	2.49	0.42
1:D:654:MET:HA	1:D:654:MET:CE	2.48	0.42
1:C:707:PRO:HB2	1:C:730:VAL:CG2	2.49	0.42
1:D:637:GLN:CA	1:D:637:GLN:HE21	2.32	0.42
1:A:508:ALA:CB	1:A:539:THR:HG22	2.49	0.42
1:A:514:LYS:CE	1:A:531:ARG:NH2	2.83	0.42
1:A:658:GLN:OE1	1:A:659:LEU:CA	2.67	0.42
1:D:514:LYS:NZ	1:D:581:LYS:NZ	2.68	0.42
1:D:531:ARG:N	1:D:531:ARG:CD	2.82	0.42
1:A:656:GLU:C	1:A:658:GLN:H	2.22	0.42
1:D:597:LEU:C	1:D:598:PHE:CD2	2.93	0.42
1:C:528:VAL:HG12	1:C:529:ALA:N	2.34	0.42
1:C:581:LYS:HG3	1:C:582:LYS:HG3	2.01	0.42
1:D:573:VAL:HG22	1:D:588:LEU:HG	2.02	0.42
1:D:664:ASP:N	1:D:664:ASP:OD2	2.51	0.42
1:A:676:ARG:HA	1:A:676:ARG:HD2	1.90	0.42
1:A:722:LEU:HG	1:A:736:LEU:CD2	2.48	0.42
1:B:601:THR:OG1	1:B:602:SER:N	2.53	0.42
1:C:659:LEU:HD11	1:C:672:GLU:CG	2.43	0.42
1:C:716:ARG:HB3	1:C:717:PRO:HD3	2.01	0.42
1:D:534:LYS:HE2	1:D:536:TYR:CE2	2.54	0.42
1:B:579:HIS:CD2	1:B:585:VAL:HG21	2.55	0.42
1:D:513:PHE:O	1:D:514:LYS:CB	2.67	0.42
1:A:534:LYS:HE2	1:A:536:TYR:CE2	2.54	0.42
1:A:571:SER:HB3	1:A:588:LEU:HD21	2.02	0.42
1:C:514:LYS:HG2	1:C:531:ARG:NH2	2.35	0.42
1:D:609:TRP:O	1:D:613:ILE:HG13	2.20	0.42
1:C:518:THR:CG2	1:C:528:VAL:HG22	2.39	0.42
1:C:703:GLU:HG2	1:C:704:LEU:N	2.35	0.42
1:D:520:GLN:CG	1:D:526:GLU:HB2	2.50	0.42
1:D:703:GLU:HG2	1:D:704:LEU:N	2.35	0.42

Continued on next page...

Continued from previous page...

Atom-1	Atom-2	Interatomic distance (Å)	Clash overlap (Å)
1:A:528:VAL:HG12	1:A:529:ALA:N	2.34	0.42
1:C:514:LYS:HE2	1:C:531:ARG:NH2	2.34	0.42
1:C:668:ARG:HG3	1:C:668:ARG:HH11	1.85	0.42
1:A:637:GLN:HE21	1:A:637:GLN:CA	2.28	0.41
1:B:514:LYS:CE	1:B:531:ARG:NH2	2.83	0.41
1:B:593:GLY:HA2	1:B:735:ALA:HA	2.01	0.41
1:D:579:HIS:CD2	1:D:585:VAL:HG21	2.55	0.41
1:D:655:ALA:HB3	1:D:675:ILE:CD1	2.50	0.41
1:A:529:ALA:O	1:A:531:ARG:HG3	2.20	0.41
1:B:522:GLU:HB3	1:B:524:LYS:HE3	2.02	0.41
1:B:581:LYS:HG3	1:B:582:LYS:HG3	2.01	0.41
1:B:655:ALA:HB3	1:B:675:ILE:CD1	2.50	0.41
1:C:529:ALA:O	1:C:531:ARG:HG3	2.20	0.41
1:C:511:LEU:HD23	1:C:600:ALA:HA	2.02	0.41
1:C:687:MET:HE2	1:C:710:LEU:HD11	2.01	0.41
1:D:722:LEU:HG	1:D:736:LEU:CD2	2.50	0.41
1:D:580:PRO:HG2	1:D:581:LYS:H	1.85	0.41
1:A:601:THR:OG1	1:A:602:SER:N	2.53	0.41
1:A:691:ARG:HD2	1:A:695:TYR:OH	2.21	0.41
1:A:687:MET:HE3	1:A:733:PHE:CD1	2.56	0.41
1:B:718:SER:OG	1:B:740:ARG:NH2	2.51	0.41
1:C:522:GLU:HB3	1:C:524:LYS:HE3	2.03	0.41
1:D:510:TRP:CE3	1:D:535:GLN:NE2	2.89	0.41
1:B:655:ALA:HB3	1:B:675:ILE:HD11	2.03	0.41
1:C:504:VAL:O	1:C:542:GLY:N	2.42	0.41
1:C:655:ALA:HB3	1:C:675:ILE:CD1	2.51	0.41
1:D:569:GLU:HG2	1:D:570:ASP:OD2	2.20	0.41
1:D:542:GLY:O	1:D:616:ALA:HB1	2.19	0.41
1:A:664:ASP:HB2	1:A:666:LYS:HZ2	1.83	0.41
1:B:533:TRP:NE1	1:B:581:LYS:HE3	2.31	0.41
1:C:542:GLY:O	1:C:616:ALA:HB1	2.20	0.41
1:C:580:PRO:HG2	1:C:581:LYS:H	1.85	0.41
1:D:508:ALA:CB	1:D:539:THR:HG22	2.49	0.41
1:B:520:GLN:CG	1:B:526:GLU:HB2	2.50	0.41
1:B:590:ASN:OD1	1:B:594:ASP:HB2	2.21	0.41
1:D:588:LEU:HD12	1:D:613:ILE:HD13	2.03	0.41
1:A:508:ALA:HA	1:A:538:VAL:O	2.19	0.41
1:A:514:LYS:NZ	1:A:581:LYS:NZ	2.68	0.41
1:A:513:PHE:HE2	1:A:515:PRO:HD3	1.77	0.41
1:A:660:SER:C	1:A:661:VAL:HG23	2.41	0.41
1:B:529:ALA:O	1:B:531:ARG:HG3	2.21	0.41

Continued on next page...

Continued from previous page...

Atom-1	Atom-2	Interatomic distance (Å)	Clash overlap (Å)
1:B:573:VAL:HG22	1:B:588:LEU:HG	2.02	0.41
1:B:576:VAL:O	1:B:576:VAL:HG12	2.21	0.41
1:B:514:LYS:NZ	1:B:581:LYS:NZ	2.69	0.41
1:B:531:ARG:CD	1:B:531:ARG:N	2.84	0.41
1:B:645:ILE:HG12	1:B:685:PHE:HB3	2.03	0.41
1:D:533:TRP:NE1	1:D:581:LYS:HE3	2.30	0.41
1:B:511:LEU:HD23	1:B:600:ALA:HA	2.03	0.41
1:C:691:ARG:HD2	1:C:695:TYR:OH	2.21	0.41
1:D:534:LYS:HB2	1:D:534:LYS:HE3	1.80	0.41
1:D:566:LEU:HD12	1:D:567:PHE:N	2.35	0.41
1:D:587:CYS:HB2	1:D:597:LEU:HD23	2.02	0.41
1:B:528:VAL:HG12	1:B:529:ALA:N	2.35	0.40
1:B:508:ALA:CB	1:B:539:THR:HG22	2.51	0.40
1:C:587:CYS:SG	1:C:595:VAL:HG13	2.62	0.40
1:C:588:LEU:HD12	1:C:613:ILE:HD13	2.02	0.40
1:C:601:THR:OG1	1:C:602:SER:N	2.53	0.40
1:C:584:HIS:ND1	1:C:602:SER:HA	2.36	0.40
1:C:676:ARG:NH2	1:C:680:GLN:HG3	2.36	0.40
1:D:601:THR:OG1	1:D:602:SER:N	2.54	0.40
1:B:561:ALA:HA	1:B:562:PRO:HD3	1.91	0.40
1:D:513:PHE:CD2	1:D:514:LYS:N	2.89	0.40
1:D:590:ASN:OD1	1:D:594:ASP:HB2	2.22	0.40
1:D:656:GLU:C	1:D:658:GLN:N	2.74	0.40
1:D:656:GLU:O	1:D:658:GLN:N	2.39	0.40
1:C:583:GLU:HG3	1:D:719:LYS:NZ	2.36	0.40
1:A:531:ARG:N	1:A:531:ARG:CD	2.84	0.40
1:A:650:LYS:O	1:A:654:MET:HG2	2.19	0.40
1:A:655:ALA:HB3	1:A:675:ILE:CD1	2.52	0.40
1:A:707:PRO:HB2	1:A:730:VAL:HG21	2.01	0.40
1:B:682:LEU:HD23	1:B:682:LEU:HA	1.90	0.40
1:C:566:LEU:HD12	1:C:567:PHE:N	2.36	0.40
1:C:514:LYS:NZ	1:C:581:LYS:HZ3	2.18	0.40
1:C:588:LEU:C	1:C:588:LEU:HD23	2.38	0.40
1:D:529:ALA:O	1:D:531:ARG:HG3	2.22	0.40
1:D:645:ILE:HG12	1:D:685:PHE:HB3	2.03	0.40
1:A:522:GLU:HB3	1:A:524:LYS:HE3	2.02	0.40
1:B:715:SER:HG	1:B:718:SER:HB2	1.86	0.40
1:C:519:LEU:HD13	1:C:525:LEU:HD23	2.03	0.40
1:D:519:LEU:HD13	1:D:525:LEU:HD23	2.03	0.40
1:D:535:GLN:O	1:D:536:TYR:CG	2.75	0.40

There are no symmetry-related clashes.

5.3 Torsion angles ⓘ

5.3.1 Protein backbone ⓘ

In the following table, the Percentiles column shows the percent Ramachandran outliers of the chain as a percentile score with respect to all X-ray entries followed by that with respect to entries of similar resolution.

The Analysed column shows the number of residues for which the backbone conformation was analysed, and the total number of residues.

Mol	Chain	Analysed	Favoured	Allowed	Outliers	Percentiles	
1	A	227/263 (86%)	183 (81%)	32 (14%)	12 (5%)	2	17
1	B	227/263 (86%)	185 (82%)	32 (14%)	10 (4%)	3	22
1	C	227/263 (86%)	184 (81%)	32 (14%)	11 (5%)	2	20
1	D	227/263 (86%)	185 (82%)	31 (14%)	11 (5%)	2	20
All	All	908/1052 (86%)	737 (81%)	127 (14%)	44 (5%)	2	20

All (44) Ramachandran outliers are listed below:

Mol	Chain	Res	Type
1	A	528	VAL
1	A	530	ARG
1	B	528	VAL
1	B	530	ARG
1	C	528	VAL
1	C	530	ARG
1	D	528	VAL
1	D	530	ARG
1	A	514	LYS
1	A	529	ALA
1	A	535	GLN
1	A	661	VAL
1	B	514	LYS
1	B	529	ALA
1	B	661	VAL
1	C	514	LYS
1	C	529	ALA
1	C	535	GLN
1	C	661	VAL
1	D	514	LYS
1	D	529	ALA
1	D	535	GLN

Continued on next page...

Continued from previous page...

Mol	Chain	Res	Type
1	D	661	VAL
1	A	531	ARG
1	A	665	PRO
1	A	672	GLU
1	B	531	ARG
1	B	535	GLN
1	B	665	PRO
1	C	531	ARG
1	C	665	PRO
1	C	672	GLU
1	D	531	ARG
1	D	665	PRO
1	D	672	GLU
1	B	672	GLU
1	A	580	PRO
1	B	580	PRO
1	D	580	PRO
1	A	581	LYS
1	C	580	PRO
1	D	542	GLY
1	C	542	GLY
1	A	542	GLY

5.3.2 Protein sidechains ⓘ

In the following table, the Percentiles column shows the percent sidechain outliers of the chain as a percentile score with respect to all X-ray entries followed by that with respect to entries of similar resolution.

The Analysed column shows the number of residues for which the sidechain conformation was analysed, and the total number of residues.

Mol	Chain	Analysed	Rotameric	Outliers	Percentiles	
1	A	205/233 (88%)	190 (93%)	15 (7%)	16	53
1	B	205/233 (88%)	189 (92%)	16 (8%)	15	50
1	C	205/233 (88%)	190 (93%)	15 (7%)	16	53
1	D	205/233 (88%)	190 (93%)	15 (7%)	16	53
All	All	820/932 (88%)	759 (93%)	61 (7%)	16	52

All (61) residues with a non-rotameric sidechain are listed below:

Mol	Chain	Res	Type
1	A	531	ARG
1	A	532	LYS
1	A	535	GLN
1	A	547	PHE
1	A	566	LEU
1	A	574	GLN
1	A	578	GLU
1	A	589	SER
1	A	658	GLN
1	A	659	LEU
1	A	664	ASP
1	A	666	LYS
1	A	704	LEU
1	A	728	LEU
1	A	733	PHE
1	B	531	ARG
1	B	532	LYS
1	B	535	GLN
1	B	547	PHE
1	B	566	LEU
1	B	574	GLN
1	B	578	GLU
1	B	589	SER
1	B	598	PHE
1	B	658	GLN
1	B	659	LEU
1	B	664	ASP
1	B	666	LYS
1	B	704	LEU
1	B	728	LEU
1	B	733	PHE
1	C	531	ARG
1	C	532	LYS
1	C	535	GLN
1	C	547	PHE
1	C	566	LEU
1	C	574	GLN
1	C	578	GLU
1	C	589	SER
1	C	658	GLN
1	C	659	LEU
1	C	664	ASP
1	C	666	LYS

Continued on next page...

Continued from previous page...

Mol	Chain	Res	Type
1	C	704	LEU
1	C	728	LEU
1	C	733	PHE
1	D	531	ARG
1	D	532	LYS
1	D	535	GLN
1	D	547	PHE
1	D	566	LEU
1	D	574	GLN
1	D	578	GLU
1	D	589	SER
1	D	658	GLN
1	D	659	LEU
1	D	664	ASP
1	D	666	LYS
1	D	704	LEU
1	D	728	LEU
1	D	733	PHE

Some sidechains can be flipped to improve hydrogen bonding and reduce clashes. All (41) such sidechains are listed below:

Mol	Chain	Res	Type
1	A	535	GLN
1	A	574	GLN
1	A	599	GLN
1	A	608	ASN
1	A	637	GLN
1	A	673	ASN
1	A	674	GLN
1	A	680	GLN
1	A	681	ASN
1	B	535	GLN
1	B	574	GLN
1	B	599	GLN
1	B	608	ASN
1	B	637	GLN
1	B	673	ASN
1	B	674	GLN
1	B	680	GLN
1	B	681	ASN
1	B	686	HIS
1	C	535	GLN

Continued on next page...

Continued from previous page...

Mol	Chain	Res	Type
1	C	574	GLN
1	C	579	HIS
1	C	599	GLN
1	C	608	ASN
1	C	637	GLN
1	C	673	ASN
1	C	674	GLN
1	C	680	GLN
1	C	681	ASN
1	C	686	HIS
1	D	535	GLN
1	D	574	GLN
1	D	579	HIS
1	D	599	GLN
1	D	608	ASN
1	D	637	GLN
1	D	673	ASN
1	D	674	GLN
1	D	680	GLN
1	D	681	ASN
1	D	686	HIS

5.3.3 RNA [i](#)

There are no RNA molecules in this entry.

5.4 Non-standard residues in protein, DNA, RNA chains [i](#)

There are no non-standard protein/DNA/RNA residues in this entry.

5.5 Carbohydrates [i](#)

There are no carbohydrates in this entry.

5.6 Ligand geometry [i](#)

There are no ligands in this entry.

5.7 Other polymers [i](#)

There are no such residues in this entry.

5.8 Polymer linkage issues [i](#)

There are no chain breaks in this entry.

6 Fit of model and data ⓘ

6.1 Protein, DNA and RNA chains ⓘ

In the following table, the column labelled ‘#RSRZ > 2’ contains the number (and percentage) of RSRZ outliers, followed by percent RSRZ outliers for the chain as percentile scores relative to all X-ray entries and entries of similar resolution. The OWAB column contains the minimum, median, 95th percentile and maximum values of the occupancy-weighted average B-factor per residue. The column labelled ‘Q < 0.9’ lists the number of (and percentage) of residues with an average occupancy less than 0.9.

Mol	Chain	Analysed	<RSRZ>	#RSRZ>2	OWAB(Å ²)	Q<0.9
1	A	231/263 (87%)	0.58	23 (9%) 8 5	87, 141, 197, 200	0
1	B	231/263 (87%)	0.45	16 (6%) 18 10	93, 151, 194, 200	0
1	C	231/263 (87%)	0.56	22 (9%) 9 5	87, 139, 191, 200	0
1	D	231/263 (87%)	0.36	7 (3%) 51 35	91, 130, 185, 200	0
All	All	924/1052 (87%)	0.49	68 (7%) 15 9	87, 141, 192, 200	0

All (68) RSRZ outliers are listed below:

Mol	Chain	Res	Type	RSRZ
1	C	551	TYR	9.3
1	A	513	PHE	7.8
1	A	657	LEU	6.6
1	A	550	THR	5.8
1	A	551	TYR	5.1
1	C	565	ALA	4.5
1	B	668	ARG	4.5
1	C	550	THR	4.4
1	B	506	ARG	4.2
1	B	669	LYS	4.2
1	B	662	VAL	4.2
1	B	663	SER	4.2
1	A	548	TYR	4.1
1	A	725	LEU	3.7
1	C	525	LEU	3.5
1	A	506	ARG	3.5
1	A	505	VAL	3.4
1	B	659	LEU	3.4
1	A	515	PRO	3.3
1	B	543	CYS	3.3
1	B	655	ALA	3.2

Continued on next page...

Continued from previous page...

Mol	Chain	Res	Type	RSRZ
1	C	593	GLY	3.2
1	A	660	SER	3.2
1	C	531	ARG	3.2
1	C	563	ARG	3.1
1	B	728	LEU	3.1
1	B	536	TYR	3.1
1	A	549	GLU	3.0
1	D	630	THR	3.0
1	C	506	ARG	3.0
1	A	531	ARG	3.0
1	D	525	LEU	2.9
1	C	596	TYR	2.9
1	A	742	ASP	2.9
1	C	529	ALA	2.8
1	D	561	ALA	2.8
1	A	521	LYS	2.8
1	C	665	PRO	2.7
1	D	560	SER	2.7
1	C	567	PHE	2.7
1	C	561	ALA	2.6
1	A	537	TRP	2.6
1	A	563	ARG	2.6
1	C	528	VAL	2.6
1	B	658	GLN	2.6
1	A	520	GLN	2.5
1	C	562	PRO	2.5
1	C	513	PHE	2.5
1	C	522	GLU	2.5
1	A	665	PRO	2.4
1	D	618	ALA	2.4
1	C	598	PHE	2.3
1	B	661	VAL	2.3
1	D	657	LEU	2.3
1	C	505	VAL	2.3
1	D	540	LEU	2.2
1	C	521	LYS	2.2
1	C	564	CYS	2.2
1	A	729	SER	2.2
1	A	663	SER	2.2
1	A	588	LEU	2.2
1	A	598	PHE	2.1
1	B	566	LEU	2.1

Continued on next page...

Continued from previous page...

Mol	Chain	Res	Type	RSRZ
1	C	548	TYR	2.1
1	B	540	LEU	2.1
1	B	505	VAL	2.0
1	A	728	LEU	2.0
1	B	533	TRP	2.0

6.2 Non-standard residues in protein, DNA, RNA chains [i](#)

There are no non-standard protein/DNA/RNA residues in this entry.

6.3 Carbohydrates [i](#)

There are no carbohydrates in this entry.

6.4 Ligands [i](#)

There are no ligands in this entry.

6.5 Other polymers [i](#)

There are no such residues in this entry.