



Full wwPDB NMR Structure Validation Report ⓘ

Feb 12, 2017 – 08:59 pm GMT

PDB ID : 2A9X
Title : TAR RNA recognition by a cyclic peptidomimetic of Tat protein
Authors : Leeper, T.C.; Athanassiou, Z.; Dias, R.L.; Robinson, J.A.; Varani, G.
Deposited on : 2005-07-12

This is a Full wwPDB NMR Structure Validation Report for a publicly released PDB entry.

We welcome your comments at validation@mail.wwpdb.org
A user guide is available at
<http://wwpdb.org/validation/2016/NMRValidationReportHelp>
with specific help available everywhere you see the ⓘ symbol.

The following versions of software and data (see [references ⓘ](#)) were used in the production of this report:

Cyrange : Kirchner and Güntert (2011)
NmrClust : Kelley et al. (1996)
MolProbity : 4.02b-467
Percentile statistics : 20161228.v01 (using entries in the PDB archive December 28th 2016)
RCI : v_1n_11_5_13_A (Berjanski et al., 2005)
PANAV : Wang et al. (2010)
ShiftChecker : trunk28760
Ideal geometry (proteins) : Engh & Huber (2001)
Ideal geometry (DNA, RNA) : Parkinson et al. (1996)
Validation Pipeline (wwPDB-VP) : recalc28949

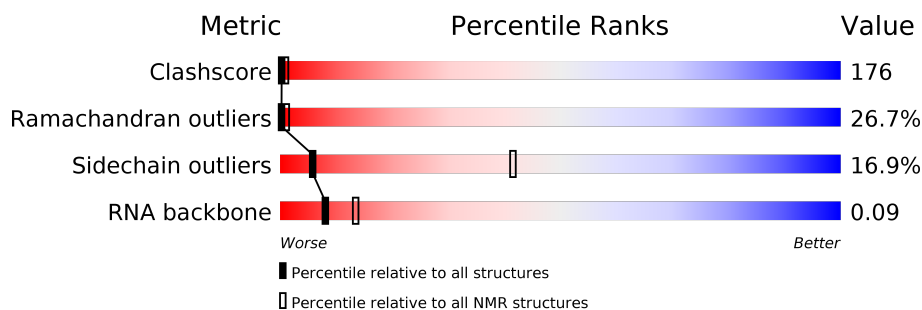
1 Overall quality at a glance

The following experimental techniques were used to determine the structure:

SOLUTION NMR

The overall completeness of chemical shifts assignment was not calculated.

Percentile scores (ranging between 0-100) for global validation metrics of the entry are shown in the following graphic. The table shows the number of entries on which the scores are based.



Metric	Whole archive (#Entries)	NMR archive (#Entries)
Clashscore	125131	11601
Ramachandran outliers	121729	10391
Sidechain outliers	121581	10367
RNA backbone	3398	623

The table below summarises the geometric issues observed across the polymeric chains and their fit to the experimental data. The red, orange, yellow and green segments indicate the fraction of residues that contain outliers for ≥ 3 , 2, 1 and 0 types of geometric quality criteria. A cyan segment indicates the fraction of residues that are not part of the well-defined cores, and a grey segment represents the fraction of residues that are not modelled. The numeric value for each fraction is indicated below the corresponding segment, with a dot representing fractions $\leq 5\%$

Mol	Chain	Length	Quality of chain
1	2	28	
2	1	14	

2 Ensemble composition and analysis

This entry contains 10 models. Model 8 is the overall representative, medoid model (most similar to other models). The authors have identified model 1 as representative, based on the following criterion: *lowest energy*.

The following residues are included in the computation of the global validation metrics.

Well-defined (core) protein residues			
Well-defined core	Residue range (total)	Backbone RMSD (Å)	Medoid model
1	1:1-1:14 (14)	0.36	8

Ill-defined regions of proteins are excluded from the global statistics.

Ligands and non-protein polymers are included in the analysis.

NmrClust was unable to cluster the ensemble.

Error message: NMCparsrange - Unexpected character.

3 Entry composition

There are 2 unique types of molecules in this entry. The entry contains 1106 atoms, of which 391 are hydrogens and 0 are deuteriums.

- Molecule 1 is a RNA chain called BIV TAR RNA.

Mol	Chain	Residues	Atoms						Trace
1	2	28	Total	C	H	N	O	P	0
			840	264	247	101	200	28	

- Molecule 2 is a protein called BIV-2 cyclic peptide.

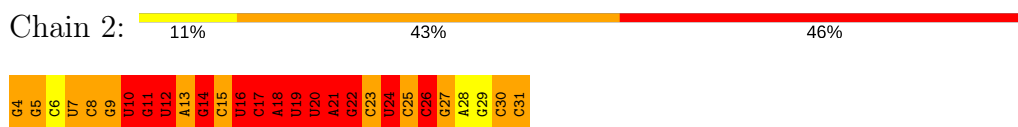
Mol	Chain	Residues	Atoms					Trace
2	1	14	Total	C	H	N	O	0
			266	74	144	33	15	

4 Residue-property plots [i](#)

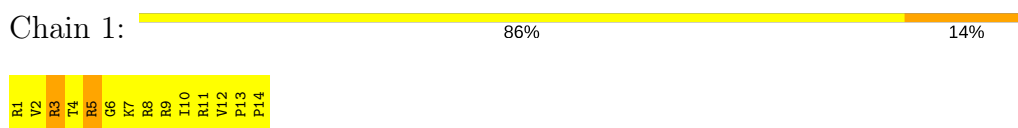
4.1 Average score per residue in the NMR ensemble

These plots are provided for all protein, RNA and DNA chains in the entry. The first graphic is the same as shown in the summary in section 1 of this report. The second graphic shows the sequence where residues are colour-coded according to the number of geometric quality criteria for which they contain at least one outlier: green = 0, yellow = 1, orange = 2 and red = 3 or more. Stretches of 2 or more consecutive residues without any outliers are shown as green connectors. Residues which are classified as ill-defined in the NMR ensemble, are shown in cyan with an underline colour-coded according to the previous scheme. Residues which were present in the experimental sample, but not modelled in the final structure are shown in grey.

- Molecule 1: BIV TAR RNA



- Molecule 2: BIV-2 cyclic peptide

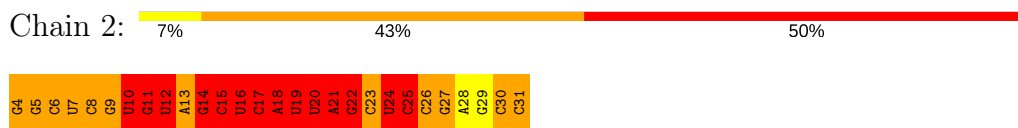


4.2 Scores per residue for each member of the ensemble

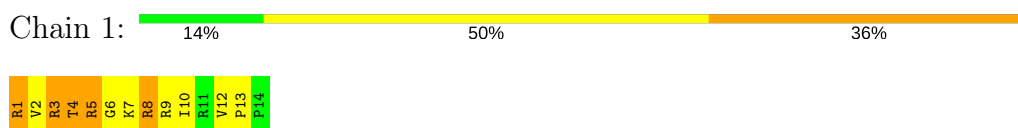
Colouring as in section 4.1 above.

4.2.1 Score per residue for model 1

- Molecule 1: BIV TAR RNA




- Molecule 2: BIV-2 cyclic peptide



4.2.2 Score per residue for model 2


- Molecule 1: BIV TAR RNA

Chain 2:  7% 46% 43%



- Molecule 2: BIV-2 cyclic peptide


Chain 1:  64% 36%



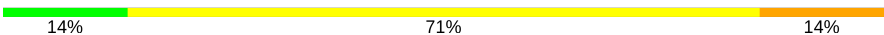
4.2.3 Score per residue for model 3


- Molecule 1: BIV TAR RNA

Chain 2:  11% 43% 46%



- Molecule 2: BIV-2 cyclic peptide

Chain 1:  14% 71% 14%



4.2.4 Score per residue for model 4

- Molecule 1: BIV TAR RNA

Chain 2:  14% 36% 50%



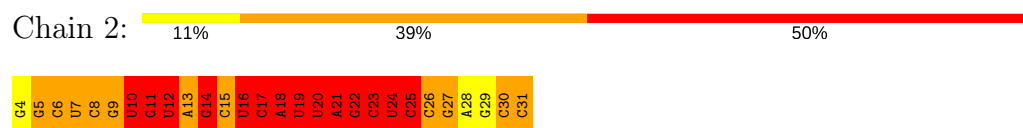
- Molecule 2: BIV-2 cyclic peptide

Chain 1:  29% 50% 21%



4.2.5 Score per residue for model 5

- Molecule 1: BIV TAR RNA

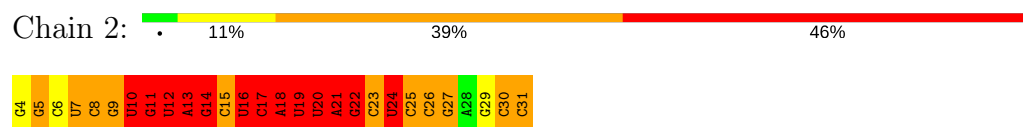


- Molecule 2: BIV-2 cyclic peptide

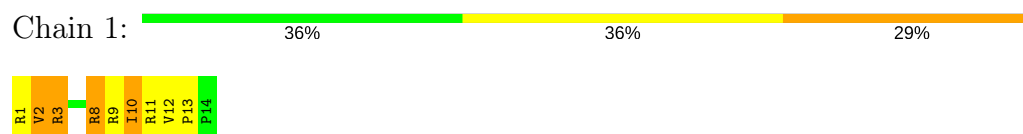


4.2.6 Score per residue for model 6

- Molecule 1: BIV TAR RNA

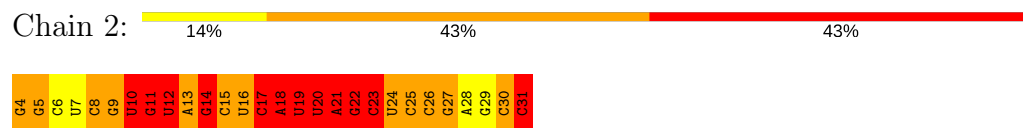


- Molecule 2: BIV-2 cyclic peptide

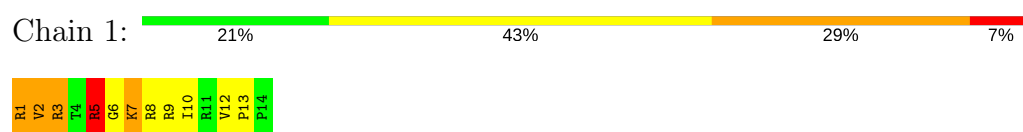


4.2.7 Score per residue for model 7

- Molecule 1: BIV TAR RNA



- Molecule 2: BIV-2 cyclic peptide




4.2.8 Score per residue for model 8 (medoid)

- Molecule 1: BIV TAR RNA

Chain 2:  14% 36% 50%



- Molecule 2: BIV-2 cyclic peptide

Chain 1:  21% 43% 36%



4.2.9 Score per residue for model 9

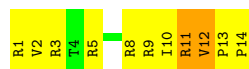
- Molecule 1: BIV TAR RNA

Chain 2:  7% 29% 64%



- Molecule 2: BIV-2 cyclic peptide


Chain 1:  21% 64% 14%



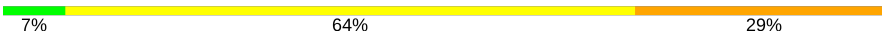
4.2.10 Score per residue for model 10

- Molecule 1: BIV TAR RNA

Chain 2:  7% 32% 61%



- Molecule 2: BIV-2 cyclic peptide

Chain 1:  7% 64% 29%



5 Refinement protocol and experimental data overview

The models were refined using the following method: *Torsion Angle Molecular Dynamics*.

Of the 100 calculated structures, 10 were deposited, based on the following criterion: *structures with the least restraint violations*.

The following table shows the software used for structure solution, optimisation and refinement.

Software name	Classification	Version
X-PLOR	structure solution	2.9
X-PLOR	refinement	2.9

No chemical shift data was provided. No validations of the models with respect to experimental NMR restraints is performed at this time.

6 Model quality (i)

6.1 Standard geometry (i)

The Z score for a bond length (or angle) is the number of standard deviations the observed value is removed from the expected value. A bond length (or angle) with $|Z| > 5$ is considered an outlier worth inspection. RMSZ is the (average) root-mean-square of all Z scores of the bond lengths (or angles).

Mol	Chain	Bond lengths		Bond angles	
		RMSZ	#Z>5	RMSZ	#Z>5
1	2	1.10±0.02	1±0/660 (0.1±0.1%)	1.74±0.01	19±2/1024 (1.8±0.2%)
2	1	1.09±0.01	0±0/123 (0.0±0.0%)	0.95±0.01	0±0/162 (0.0±0.0%)
All	All	1.10	8/7830 (0.1%)	1.65	187/11860 (1.6%)

Chiral center outliers are detected by calculating the chiral volume of a chiral center and verifying if the center is modelled as a planar moiety or with the opposite hand. A planarity outlier is detected by checking planarity of atoms in a peptide group, atoms in a mainchain group or atoms of a sidechain that are expected to be planar.

Mol	Chain	Chirality	Planarity
2	1	1.0±0.0	0.0±0.0
All	All	10	0

All unique bond outliers are listed below. They are sorted according to the Z-score of the worst occurrence in the ensemble.

Mol	Chain	Res	Type	Atoms	Z	Observed(Å)	Ideal(Å)	Models	
								Worst	Total
1	2	26	C	C4'-C3'	6.11	1.59	1.53	2	6
1	2	17	C	C4'-C3'	5.98	1.59	1.53	5	1
1	2	22	G	C4'-C3'	5.84	1.59	1.53	1	1

All unique angle outliers are listed below. They are sorted according to the Z-score of the worst occurrence in the ensemble.

Mol	Chain	Res	Type	Atoms	Z	Observed(°)	Ideal(°)	Models	
								Worst	Total
1	2	18	A	C5'-C4'-C3'	-6.84	105.05	116.00	5	5
1	2	21	A	C5'-C4'-C3'	-6.68	105.32	116.00	6	10
1	2	11	G	C5'-C4'-C3'	-6.54	105.53	116.00	5	10
1	2	16	U	C5'-C4'-C3'	-6.39	105.78	116.00	9	10
1	2	13	A	C5'-C4'-C3'	-6.12	106.20	116.00	6	5
1	2	10	U	C5'-C4'-C3'	-5.85	106.64	116.00	4	7

Continued on next page...

Continued from previous page...

Mol	Chain	Res	Type	Atoms	Z	Observed(°)	Ideal(°)	Models	
								Worst	Total
1	2	22	G	C5'-C4'-C3'	-5.76	106.78	116.00	6	8
1	2	19	U	C5'-C4'-C3'	-5.66	106.95	116.00	1	8
1	2	9	G	C5'-C4'-C3'	-5.61	107.02	116.00	10	2
1	2	4	G	C5'-C4'-C3'	-5.56	107.11	116.00	7	8
1	2	19	U	C3'-C2'-C1'	5.54	105.94	101.50	8	10
1	2	24	U	C5'-C4'-C3'	-5.54	107.14	116.00	9	7
1	2	18	A	C3'-C2'-C1'	5.48	105.88	101.50	2	10
1	2	31	C	C3'-C2'-C1'	5.46	105.87	101.50	2	10
1	2	20	U	C5'-C4'-C3'	-5.38	107.39	116.00	1	10
1	2	15	C	C5'-C4'-C3'	-5.37	107.41	116.00	10	3
1	2	14	G	C3'-C2'-C1'	5.36	105.79	101.50	4	10
1	2	17	C	C5'-C4'-C3'	-5.35	107.45	116.00	3	4
1	2	12	U	C5'-C4'-C3'	-5.32	107.49	116.00	9	10
1	2	25	C	C5'-C4'-C3'	-5.23	107.63	116.00	1	3
1	2	17	C	C3'-C2'-C1'	5.22	105.68	101.50	3	10
1	2	10	U	C3'-C2'-C1'	5.20	105.66	101.50	9	10
1	2	23	C	C5'-C4'-C3'	-5.16	107.74	116.00	7	3
1	2	6	C	C5'-C4'-C3'	-5.11	107.82	116.00	5	4
1	2	22	G	C3'-C2'-C1'	5.11	105.58	101.50	10	9
1	2	5	G	C3'-C2'-C1'	5.01	105.51	101.50	4	1

All unique chiral outliers are listed below.

Mol	Chain	Res	Type	Atoms	Models (Total)
2	1	13	PRO	CA	10

There are no planarity outliers.

6.2 Too-close contacts [i](#)

In the following table, the Non-H and H(model) columns list the number of non-hydrogen atoms and hydrogen atoms in each chain respectively. The H(added) column lists the number of hydrogen atoms added and optimized by MolProbity. The Clashes column lists the number of clashes averaged over the ensemble.

Mol	Chain	Non-H	H(model)	H(added)	Clashes
1	2	593	247	302	192±21
2	1	122	144	144	38±10
All	All	7150	3910	4460	2049

The all-atom clashscore is defined as the number of clashes found per 1000 atoms (including hydrogen atoms). The all-atom clashscore for this structure is 176.

All unique clashes are listed below, sorted by their clash magnitude.

Atom-1	Atom-2	Clash(Å)	Distance(Å)	Models	
				Worst	Total
1:2:16:U:O2	1:2:17:C:C5	1.19	1.96	1	5
1:2:16:U:O2	1:2:17:C:H5	1.15	1.21	1	5
1:2:21:A:C8	2:1:8:ARG:NH1	1.05	2.25	6	2
1:2:20:U:O2	1:2:20:U:H2'	1.04	1.39	2	3
1:2:11:G:O2'	1:2:13:A:H5''	1.01	1.56	4	9
1:2:20:U:C6	2:1:8:ARG:CZ	1.00	2.43	6	1
1:2:18:A:H4'	1:2:19:U:H5'	1.00	1.31	3	4
1:2:11:G:OP2	1:2:11:G:H3'	0.98	1.57	4	3
1:2:20:U:H2'	1:2:20:U:O2	0.98	1.50	4	7
1:2:9:G:H2'	1:2:10:U:H5''	0.97	1.31	2	5
1:2:11:G:O2'	1:2:13:A:H5'	0.97	1.59	7	2
1:2:21:A:O2'	1:2:22:G:H8	0.95	1.44	10	7
1:2:10:U:O2	1:2:11:G:H2'	0.94	1.62	5	5
1:2:19:U:P	1:2:19:U:H3'	0.93	2.04	5	1
1:2:18:A:H4'	1:2:19:U:H5''	0.93	1.40	6	3
1:2:11:G:HO2'	1:2:13:A:H8	0.92	1.00	1	1
1:2:4:G:O2'	1:2:5:G:H8	0.92	1.48	10	10
1:2:9:G:C6	2:1:1:ARG:NH2	0.91	2.38	2	5
1:2:8:C:O2'	1:2:9:G:H5'	0.91	1.66	2	9
1:2:19:U:H4'	1:2:20:U:OP1	0.91	1.65	5	2
1:2:17:C:O2'	1:2:18:A:C8	0.90	2.23	1	9
1:2:21:A:H5'	2:1:9:ARG:O	0.89	1.67	4	3
1:2:21:A:C4	2:1:8:ARG:NH2	0.89	2.39	5	2
1:2:16:U:H1'	1:2:17:C:N4	0.88	1.84	5	5
1:2:22:G:HO2'	1:2:23:C:H6	0.88	0.94	5	4
1:2:17:C:H5''	1:2:17:C:O2	0.87	1.66	3	2
1:2:13:A:H2'	1:2:14:G:O4'	0.87	1.69	1	10
1:2:22:G:O2'	1:2:23:C:H5''	0.87	1.69	2	1
2:1:9:ARG:O	2:1:10:ILE:HD13	0.86	1.69	5	2
1:2:20:U:C1'	1:2:21:A:H5''	0.86	2.00	10	10
1:2:20:U:O2	1:2:20:U:C2'	0.86	2.24	2	4
1:2:16:U:H1'	1:2:17:C:C4	0.85	2.06	2	5
1:2:18:A:N3	2:1:8:ARG:NE	0.85	2.23	6	1
2:1:3:ARG:NH1	2:1:12:VAL:HG21	0.85	1.85	1	1
1:2:15:C:H2'	1:2:16:U:H5''	0.84	1.49	9	3
1:2:11:G:N7	2:1:3:ARG:NH1	0.84	2.24	4	3
1:2:26:C:O2'	1:2:27:G:H5'	0.84	1.72	1	10
2:1:1:ARG:HH22	2:1:3:ARG:N	0.84	1.69	8	2

Continued on next page...

Continued from previous page...

Atom-1	Atom-2	Clash(Å)	Distance(Å)	Models	
				Worst	Total
1:2:18:A:C2	2:1:8:ARG:NE	0.84	2.46	5	10
1:2:11:G:H2'	1:2:13:A:H5''	0.84	1.44	6	1
1:2:18:A:N1	2:1:8:ARG:NE	0.84	2.25	5	9
1:2:11:G:N7	2:1:3:ARG:NH2	0.83	2.27	2	2
1:2:18:A:H8	1:2:18:A:OP2	0.82	1.57	5	1
1:2:17:C:O2'	1:2:18:A:H5'	0.82	1.74	3	4
1:2:22:G:O2'	1:2:23:C:H6	0.81	1.58	2	6
1:2:10:U:OP1	1:2:10:U:H4'	0.81	1.75	2	1
1:2:8:C:N4	2:1:1:ARG:CZ	0.81	2.44	10	3
1:2:9:G:C3'	1:2:10:U:H5''	0.80	2.06	1	5
1:2:24:U:H2'	1:2:25:C:O4'	0.80	1.75	8	10
1:2:22:G:H2'	1:2:23:C:C6	0.80	2.12	10	1
2:1:3:ARG:NH2	2:1:12:VAL:HG12	0.80	1.90	10	1
1:2:10:U:C4	2:1:3:ARG:NH1	0.80	2.50	4	1
1:2:17:C:H1'	1:2:19:U:O4	0.80	1.76	2	5
1:2:18:A:N1	1:2:21:A:C6	0.80	2.49	10	7
1:2:16:U:O2'	1:2:17:C:O5'	0.80	2.00	5	9
1:2:10:U:H4'	1:2:11:G:C5'	0.79	2.07	2	5
1:2:9:G:C5	2:1:1:ARG:NH2	0.79	2.51	9	4
1:2:21:A:HO2'	1:2:22:G:H8	0.79	0.81	7	3
1:2:4:G:H2'	1:2:4:G:OP3	0.79	1.76	4	1
1:2:26:C:H2'	1:2:27:G:C8	0.79	2.13	4	10
1:2:20:U:C2'	1:2:20:U:O2	0.79	2.30	1	6
1:2:10:U:H4'	1:2:11:G:OP1	0.79	1.74	9	5
1:2:21:A:O2'	1:2:22:G:C8	0.79	2.28	10	10
1:2:12:U:H4'	1:2:13:A:OP2	0.78	1.78	8	4
1:2:16:U:H2'	1:2:17:C:C6	0.78	2.13	9	4
1:2:16:U:O2	1:2:17:C:N4	0.78	2.16	2	5
1:2:18:A:C2	1:2:21:A:C6	0.78	2.71	6	4
1:2:16:U:C2'	1:2:17:C:C5	0.78	2.67	5	5
1:2:19:U:C5	2:1:8:ARG:NH2	0.78	2.52	5	1
1:2:20:U:C4'	1:2:21:A:H5''	0.77	2.10	8	10
1:2:18:A:C2	2:1:8:ARG:CZ	0.77	2.68	5	1
1:2:8:C:C5	2:1:1:ARG:NH1	0.77	2.53	6	2
1:2:11:G:H4'	1:2:12:U:OP1	0.77	1.77	9	1
2:1:1:ARG:NH1	2:1:3:ARG:HH12	0.77	1.78	3	1
1:2:27:G:H1	2:1:1:ARG:NH2	0.77	1.78	2	2
1:2:11:G:H4'	1:2:12:U:OP2	0.77	1.78	8	2
1:2:10:U:H4'	1:2:11:G:H5'	0.76	1.57	1	1
1:2:21:A:C8	2:1:8:ARG:CZ	0.76	2.68	6	1
1:2:18:A:H3'	1:2:18:A:OP2	0.76	1.80	1	1

Continued on next page...

Continued from previous page...

Atom-1	Atom-2	Clash(Å)	Distance(Å)	Models	
				Worst	Total
1:2:20:U:O4'	1:2:21:A:H5''	0.76	1.81	8	10
1:2:11:G:P	1:2:11:G:H3'	0.76	2.20	4	3
1:2:8:C:C4	2:1:1:ARG:NH2	0.76	2.54	3	3
2:1:2:VAL:HG23	2:1:2:VAL:O	0.75	1.80	4	1
1:2:19:U:H3'	1:2:19:U:OP2	0.75	1.82	3	2
1:2:20:U:H4'	1:2:21:A:OP1	0.75	1.80	5	10
1:2:18:A:O4'	1:2:19:U:C6	0.75	2.39	6	7
1:2:8:C:C4	2:1:1:ARG:CZ	0.74	2.70	2	7
1:2:26:C:O2'	1:2:27:G:C5'	0.74	2.35	7	10
1:2:22:G:O2'	1:2:23:C:P	0.74	2.44	1	5
1:2:18:A:H2	1:2:20:U:C5	0.74	2.00	5	1
2:1:4:THR:O	2:1:4:THR:OG1	0.74	2.04	2	1
1:2:27:G:N1	2:1:1:ARG:NH2	0.74	2.35	10	2
1:2:9:G:N3	1:2:27:G:N2	0.74	2.34	8	10
1:2:11:G:C2'	1:2:13:A:H5''	0.74	2.12	6	3
1:2:9:G:O6	2:1:1:ARG:NH2	0.74	2.20	3	5
1:2:4:G:C2	1:2:5:G:C5	0.74	2.75	1	10
1:2:9:G:C2'	1:2:10:U:H5''	0.74	2.13	8	6
1:2:4:G:HO2'	1:2:5:G:H8	0.73	0.73	5	10
1:2:15:C:C4	1:2:16:U:C4	0.73	2.77	6	9
1:2:14:G:O2'	1:2:15:C:P	0.73	2.47	2	3
1:2:5:G:O2'	1:2:6:C:C5'	0.73	2.36	5	10
1:2:18:A:H4'	1:2:19:U:C5'	0.73	2.13	6	6
1:2:18:A:N3	1:2:19:U:H5	0.73	1.82	6	2
1:2:10:U:C4	2:1:3:ARG:NH2	0.73	2.56	9	2
2:1:1:ARG:HH12	2:1:12:VAL:HG11	0.72	1.43	3	1
1:2:14:G:C4	1:2:15:C:C5	0.72	2.77	6	3
1:2:4:G:C4	1:2:5:G:N7	0.72	2.57	7	10
1:2:8:C:N3	2:1:1:ARG:NH2	0.72	2.37	9	2
1:2:16:U:O2'	1:2:17:C:P	0.72	2.48	8	7
1:2:9:G:C4	1:2:27:G:N2	0.72	2.58	3	10
1:2:16:U:O2	1:2:17:C:C4	0.72	2.42	5	5
1:2:10:U:C2	1:2:11:G:C8	0.71	2.78	7	5
1:2:4:G:OP1	1:2:4:G:H2'	0.71	1.85	7	2
1:2:15:C:C2'	1:2:16:U:H5''	0.71	2.15	10	2
1:2:10:U:O2	1:2:13:A:C8	0.71	2.43	8	8
1:2:18:A:C4'	1:2:19:U:H5''	0.71	2.15	6	4
1:2:18:A:C2	1:2:21:A:C4	0.71	2.78	2	6
1:2:16:U:O2'	1:2:17:C:C6	0.71	2.44	5	5
1:2:11:G:O2'	1:2:13:A:C5'	0.71	2.38	3	10
1:2:18:A:N3	1:2:19:U:C6	0.71	2.59	10	8

Continued on next page...

Continued from previous page...

Atom-1	Atom-2	Clash(Å)	Distance(Å)	Models	
				Worst	Total
1:2:19:U:C4	1:2:21:A:C2	0.71	2.79	6	1
1:2:19:U:O2'	1:2:20:U:H5'	0.71	1.85	8	2
1:2:17:C:H4'	1:2:18:A:OP1	0.71	1.84	6	3
1:2:20:U:C6	2:1:8:ARG:NH2	0.71	2.59	6	1
1:2:12:U:O2	1:2:12:U:H2'	0.70	1.84	7	1
1:2:9:G:C6	2:1:3:ARG:NH1	0.70	2.59	3	1
1:2:9:G:C2	1:2:27:G:N2	0.70	2.60	8	9
1:2:17:C:C6	1:2:18:A:N7	0.70	2.60	9	5
1:2:20:U:C6	2:1:8:ARG:NH1	0.70	2.59	5	2
1:2:25:C:C4	1:2:26:C:C5	0.70	2.79	2	1
1:2:11:G:C5	2:1:3:ARG:NH1	0.70	2.59	4	1
1:2:20:U:C4	2:1:8:ARG:NE	0.70	2.60	9	1
1:2:16:U:O2'	1:2:17:C:O4'	0.70	2.09	9	3
1:2:18:A:C2	1:2:21:A:C2	0.70	2.80	9	3
1:2:17:C:N4	1:2:22:G:N2	0.70	2.40	8	5
1:2:9:G:C2	1:2:27:G:C2	0.70	2.79	5	8
1:2:4:G:H3'	1:2:4:G:P	0.70	2.26	6	3
1:2:18:A:N3	1:2:20:U:H5	0.69	1.84	4	7
1:2:21:A:N3	2:1:8:ARG:NH2	0.69	2.40	5	1
1:2:23:C:C4'	1:2:23:C:OP1	0.69	2.39	10	1
1:2:10:U:H4'	1:2:11:G:O5'	0.69	1.86	10	4
1:2:30:C:C4	1:2:31:C:N4	0.69	2.60	8	10
1:2:18:A:C2	1:2:20:U:C5	0.69	2.80	4	8
1:2:21:A:C2	1:2:22:G:C5	0.69	2.81	7	4
1:2:21:A:C4	1:2:22:G:N7	0.69	2.60	9	3
1:2:18:A:C2	2:1:8:ARG:CD	0.69	2.75	6	9
1:2:18:A:H1'	1:2:19:U:OP2	0.69	1.87	5	2
1:2:22:G:H1'	1:2:23:C:OP1	0.69	1.86	2	2
1:2:10:U:C2	2:1:5:ARG:NH2	0.69	2.61	2	1
1:2:16:U:H4'	1:2:17:C:OP1	0.68	1.88	7	3
2:1:3:ARG:CZ	2:1:12:VAL:HG21	0.68	2.17	1	1
1:2:15:C:N4	1:2:16:U:C4	0.68	2.61	9	2
1:2:11:G:O6	2:1:3:ARG:NH2	0.68	2.27	5	3
1:2:18:A:OP2	1:2:18:A:C8	0.68	2.45	5	1
1:2:10:U:O4'	1:2:11:G:H5'	0.68	1.88	2	3
1:2:10:U:C2	1:2:13:A:N7	0.68	2.61	8	10
1:2:16:U:O2'	1:2:17:C:C5	0.68	2.46	5	5
1:2:5:G:O2'	1:2:6:C:H5'	0.68	1.87	2	10
1:2:10:U:H1'	1:2:11:G:OP2	0.68	1.88	2	3
2:1:8:ARG:HH11	2:1:8:ARG:CG	0.67	2.00	6	1
1:2:18:A:H2	1:2:21:A:C6	0.67	2.07	6	1

Continued on next page...

Continued from previous page...

Atom-1	Atom-2	Clash(Å)	Distance(Å)	Models	
				Worst	Total
2:1:1:ARG:HH22	2:1:3:ARG:CA	0.67	2.02	8	3
1:2:18:A:N3	1:2:20:U:C5	0.67	2.62	7	7
1:2:9:G:O6	2:1:3:ARG:NH1	0.67	2.27	3	2
1:2:21:A:C8	2:1:9:ARG:O	0.67	2.47	6	5
1:2:17:C:C5	1:2:18:A:N6	0.67	2.63	6	4
2:1:3:ARG:CD	2:1:3:ARG:H	0.67	2.03	6	1
1:2:10:U:C5	2:1:3:ARG:NH2	0.67	2.63	2	2
1:2:16:U:C2	1:2:17:C:H5	0.67	2.05	1	5
1:2:9:G:C2	1:2:11:G:C8	0.67	2.83	9	2
1:2:8:C:C5	2:1:1:ARG:CZ	0.67	2.78	6	2
1:2:4:G:O2'	1:2:5:G:O5'	0.66	2.13	8	10
1:2:9:G:O2'	1:2:11:G:H5''	0.66	1.89	4	3
1:2:26:C:O2'	1:2:27:G:O4'	0.66	2.12	10	10
1:2:20:U:C5	2:1:8:ARG:NE	0.66	2.64	1	4
1:2:8:C:C4	2:1:1:ARG:NE	0.66	2.62	10	2
1:2:10:U:C5	2:1:3:ARG:NH1	0.66	2.63	4	1
1:2:10:U:H4'	1:2:10:U:OP1	0.66	1.88	4	1
1:2:21:A:N7	2:1:8:ARG:NH1	0.66	2.42	6	1
2:1:3:ARG:O	2:1:4:THR:C	0.66	2.34	1	3
1:2:22:G:C4	1:2:23:C:C5	0.66	2.84	4	3
1:2:17:C:O2'	1:2:18:A:O5'	0.66	2.14	1	6
1:2:9:G:C8	2:1:3:ARG:NH1	0.66	2.64	7	1
1:2:14:G:C8	2:1:5:ARG:NH2	0.66	2.63	5	1
1:2:19:U:H3'	1:2:20:U:C6	0.66	2.24	10	1
1:2:4:G:OP3	1:2:4:G:H3'	0.66	1.91	8	1
1:2:17:C:C6	1:2:18:A:C5	0.66	2.84	6	2
1:2:9:G:H3'	1:2:10:U:H5''	0.66	1.67	6	2
1:2:23:C:N4	1:2:24:U:O4	0.65	2.29	3	10
2:1:3:ARG:NH1	2:1:12:VAL:HG12	0.65	2.06	6	1
1:2:17:C:C5	1:2:18:A:C6	0.65	2.84	6	1
1:2:10:U:C2	2:1:3:ARG:NH1	0.65	2.64	4	1
2:1:1:ARG:NH1	2:1:12:VAL:HG11	0.65	2.06	3	1
1:2:21:A:C4	2:1:8:ARG:CZ	0.65	2.79	5	1
1:2:18:A:N3	1:2:19:U:C5	0.65	2.64	9	8
1:2:17:C:C4'	1:2:18:A:OP1	0.65	2.44	6	6
1:2:30:C:N4	1:2:31:C:N4	0.65	2.44	10	10
1:2:16:U:C6	1:2:17:C:C5	0.65	2.85	6	1
1:2:16:U:O2	1:2:21:A:N1	0.65	2.29	8	5
1:2:10:U:C4'	1:2:11:G:C5'	0.65	2.74	2	5
1:2:21:A:C6	1:2:22:G:C6	0.65	2.85	9	2
1:2:11:G:OP2	1:2:11:G:C3'	0.65	2.40	4	1

Continued on next page...

Continued from previous page...

Atom-1	Atom-2	Clash(Å)	Distance(Å)	Models	
				Worst	Total
1:2:18:A:C2	1:2:20:U:H5	0.65	2.10	10	8
1:2:18:A:C2	1:2:21:A:C5	0.65	2.84	3	7
1:2:17:C:C2'	1:2:18:A:C8	0.65	2.79	1	8
1:2:18:A:N1	1:2:21:A:C5	0.65	2.64	8	3
1:2:18:A:C4	1:2:19:U:C5	0.65	2.85	10	10
1:2:9:G:C2	1:2:11:G:N7	0.65	2.64	10	3
2:1:9:ARG:CG	2:1:10:ILE:N	0.65	2.60	6	1
1:2:18:A:N1	1:2:21:A:N1	0.65	2.44	2	2
1:2:22:G:H2'	1:2:23:C:H6	0.65	1.47	10	1
1:2:9:G:C5	2:1:3:ARG:NH1	0.65	2.65	3	1
1:2:14:G:N3	1:2:15:C:C6	0.65	2.64	9	3
1:2:10:U:N3	2:1:3:ARG:NH1	0.65	2.45	4	1
1:2:18:A:N6	2:1:8:ARG:NH2	0.65	2.45	9	1
1:2:8:C:N4	2:1:1:ARG:NH2	0.65	2.45	3	2
1:2:21:A:N9	2:1:8:ARG:NH2	0.64	2.45	6	1
1:2:21:A:C5	2:1:8:ARG:CZ	0.64	2.80	5	1
1:2:18:A:H5''	1:2:19:U:OP1	0.64	1.92	1	3
1:2:10:U:C4'	1:2:11:G:H5'	0.64	2.23	1	3
1:2:4:G:OP1	1:2:4:G:H3'	0.64	1.92	9	1
2:1:9:ARG:CG	2:1:10:ILE:H	0.64	2.05	6	1
1:2:16:U:H5''	1:2:16:U:H6	0.64	1.51	8	3
1:2:4:G:O2'	1:2:5:G:C8	0.64	2.36	8	2
1:2:20:U:C4'	1:2:21:A:C5'	0.64	2.76	6	10
2:1:3:ARG:NH1	2:1:12:VAL:CG2	0.64	2.60	1	1
1:2:20:U:H4'	1:2:21:A:H4'	0.64	1.69	5	3
1:2:9:G:N7	2:1:3:ARG:NH1	0.64	2.46	3	1
1:2:19:U:H3'	1:2:20:U:C2	0.64	2.28	10	1
1:2:21:A:O2'	1:2:22:G:O5'	0.64	2.16	10	7
2:1:3:ARG:HH12	2:1:12:VAL:HG21	0.64	1.52	1	1
1:2:4:G:OP2	1:2:4:G:H3'	0.64	1.93	1	2
1:2:20:U:O2'	2:1:9:ARG:CG	0.63	2.46	2	2
1:2:16:U:H2'	1:2:17:C:C1'	0.63	2.23	3	1
2:1:3:ARG:O	2:1:5:ARG:N	0.63	2.31	3	4
1:2:26:C:C2'	1:2:27:G:C8	0.63	2.81	5	10
1:2:14:G:H2'	1:2:15:C:C6	0.63	2.29	2	4
1:2:20:U:H6	2:1:8:ARG:NH2	0.63	1.91	6	1
1:2:18:A:C6	2:1:8:ARG:NH2	0.63	2.66	9	1
2:1:1:ARG:NH2	2:1:3:ARG:N	0.63	2.46	8	1
1:2:18:A:H2	1:2:21:A:C4	0.63	2.11	1	3
1:2:10:U:C2	1:2:11:G:N7	0.63	2.66	6	2
1:2:15:C:N3	1:2:16:U:C4	0.63	2.67	7	2

Continued on next page...

Continued from previous page...

Atom-1	Atom-2	Clash(Å)	Distance(Å)	Models	
				Worst	Total
1:2:9:G:O6	2:1:1:ARG:CZ	0.63	2.46	10	3
1:2:19:U:H3'	1:2:19:U:P	0.62	2.34	3	1
1:2:15:C:N4	1:2:16:U:O4	0.62	2.32	9	4
1:2:18:A:C4	1:2:19:U:H5	0.62	2.12	6	9
1:2:22:G:C1'	1:2:23:C:OP1	0.62	2.47	2	2
2:1:1:ARG:CZ	2:1:3:ARG:HH12	0.62	2.06	3	1
1:2:11:G:N2	1:2:13:A:C4	0.62	2.68	9	3
1:2:17:C:O2'	1:2:18:A:N9	0.62	2.30	1	1
1:2:26:C:O2'	1:2:27:G:OP1	0.62	2.17	9	10
1:2:22:G:C2	1:2:23:C:C2	0.62	2.87	2	3
1:2:11:G:N7	2:1:3:ARG:CZ	0.62	2.63	2	2
2:1:1:ARG:NH1	2:1:12:VAL:CG1	0.62	2.63	7	2
1:2:18:A:O4'	1:2:19:U:H5''	0.61	1.94	8	1
1:2:23:C:C4	1:2:24:U:O4	0.61	2.53	9	5
1:2:21:A:O2'	1:2:22:G:P	0.61	2.59	7	2
2:1:1:ARG:NH2	2:1:3:ARG:CB	0.61	2.64	8	1
1:2:21:A:C2	1:2:22:G:C6	0.61	2.88	6	1
1:2:17:C:C5	1:2:21:A:H2	0.61	2.14	2	4
1:2:16:U:H3'	1:2:17:C:C4	0.61	2.31	7	1
2:1:2:VAL:O	2:1:4:THR:N	0.61	2.33	4	1
1:2:29:G:H2'	1:2:30:C:C6	0.61	2.31	10	10
1:2:21:A:C2	1:2:22:G:C4	0.61	2.89	9	3
1:2:10:U:C6	2:1:3:ARG:CZ	0.61	2.83	9	2
2:1:1:ARG:O	2:1:1:ARG:CG	0.61	2.49	9	2
1:2:18:A:N1	2:1:8:ARG:CD	0.61	2.63	5	1
2:1:4:THR:O	2:1:6:GLY:N	0.61	2.34	10	2
1:2:11:G:C8	2:1:3:ARG:NH2	0.61	2.68	7	1
1:2:10:U:H1'	1:2:11:G:C8	0.61	2.30	6	2
1:2:19:U:C5	1:2:21:A:C2	0.61	2.89	6	1
1:2:10:U:C4'	1:2:11:G:O5'	0.61	2.48	3	2
1:2:17:C:C2	1:2:17:C:O5'	0.61	2.53	9	1
1:2:19:U:H1'	1:2:21:A:O4'	0.61	1.95	5	1
2:1:1:ARG:HH22	2:1:3:ARG:CB	0.60	2.09	8	1
1:2:22:G:O2'	1:2:23:C:O5'	0.60	2.19	4	7
1:2:10:U:O4'	1:2:11:G:H8	0.60	1.79	1	2
1:2:20:U:O3'	2:1:9:ARG:NE	0.60	2.34	6	1
1:2:10:U:C5	2:1:3:ARG:CZ	0.60	2.84	4	2
1:2:8:C:H2'	1:2:9:G:C8	0.60	2.31	8	6
2:1:5:ARG:O	2:1:7:LYS:N	0.60	2.33	2	3
1:2:25:C:N3	1:2:26:C:C5	0.60	2.69	2	1
1:2:19:U:H3'	1:2:20:U:C5	0.60	2.31	10	1

Continued on next page...

Continued from previous page...

Atom-1	Atom-2	Clash(Å)	Distance(Å)	Models	
				Worst	Total
1:2:11:G:N7	2:1:3:ARG:CD	0.60	2.64	4	1
1:2:4:G:C6	1:2:5:G:O6	0.60	2.54	2	10
1:2:13:A:H4'	1:2:13:A:OP2	0.60	1.95	1	1
1:2:21:A:N7	2:1:8:ARG:HB3	0.60	2.10	5	2
1:2:20:U:C5	2:1:8:ARG:CD	0.60	2.84	1	3
1:2:26:C:H2'	1:2:26:C:O2	0.60	1.96	5	5
1:2:16:U:C2	1:2:17:C:C5	0.60	2.86	1	5
1:2:26:C:O2	1:2:26:C:H2'	0.59	1.96	1	5
1:2:11:G:O3'	1:2:12:U:H4'	0.59	1.96	7	1
1:2:12:U:H3'	1:2:12:U:OP1	0.59	1.97	8	1
1:2:16:U:H3	1:2:21:A:N6	0.59	1.94	5	5
1:2:19:U:H5''	1:2:20:U:C4	0.59	2.33	10	1
1:2:7:U:H2'	1:2:8:C:C6	0.59	2.32	10	8
1:2:4:G:H3'	1:2:4:G:OP1	0.59	1.97	10	2
1:2:24:U:C2'	1:2:25:C:O4'	0.59	2.50	9	10
1:2:17:C:O2	1:2:17:C:C5'	0.59	2.51	6	2
2:1:1:ARG:CZ	2:1:3:ARG:NH1	0.59	2.65	3	1
1:2:16:U:C1'	1:2:17:C:C5	0.59	2.85	2	5
1:2:26:C:H4'	1:2:27:G:OP1	0.59	1.96	7	10
1:2:18:A:O4'	1:2:19:U:C5	0.59	2.56	6	6
1:2:17:C:H6	1:2:19:U:O4	0.59	1.81	6	1
1:2:10:U:O2'	1:2:11:G:OP2	0.59	2.18	4	3
1:2:4:G:H2'	1:2:4:G:OP2	0.59	1.98	8	1
1:2:4:G:N1	1:2:5:G:C6	0.59	2.71	2	10
1:2:18:A:N3	1:2:19:U:H6	0.59	1.96	2	4
1:2:18:A:C1'	1:2:19:U:OP2	0.59	2.51	3	2
2:1:4:THR:CG2	2:1:9:ARG:HE	0.59	2.10	3	1
1:2:10:U:O2	1:2:13:A:N7	0.59	2.36	1	8
1:2:21:A:N1	1:2:22:G:C6	0.59	2.71	6	4
2:1:12:VAL:HG13	2:1:12:VAL:O	0.58	1.98	10	1
1:2:16:U:C2'	1:2:17:C:C6	0.58	2.86	9	1
1:2:20:U:O2'	2:1:9:ARG:CB	0.58	2.52	6	9
1:2:5:G:O2'	1:2:6:C:O5'	0.58	2.21	5	10
1:2:18:A:O2'	1:2:19:U:OP2	0.58	2.18	5	3
1:2:18:A:H2	1:2:21:A:C5	0.58	2.15	9	3
1:2:16:U:H6	1:2:16:U:H5''	0.58	1.59	1	3
2:1:8:ARG:HG2	2:1:8:ARG:NH1	0.58	2.13	6	1
1:2:10:U:O2	1:2:11:G:C8	0.58	2.57	3	3
2:1:3:ARG:HH22	2:1:12:VAL:HG12	0.58	1.57	10	1
1:2:20:U:O4'	1:2:21:A:C4'	0.58	2.51	5	6
2:1:3:ARG:NH1	2:1:12:VAL:CG1	0.58	2.67	6	1

Continued on next page...

Continued from previous page...

Atom-1	Atom-2	Clash(Å)	Distance(Å)	Models	
				Worst	Total
1:2:11:G:N3	1:2:13:A:C8	0.58	2.72	5	3
1:2:23:C:OP1	1:2:23:C:H4'	0.58	1.97	10	1
1:2:26:C:O2'	1:2:27:G:P	0.58	2.62	9	10
1:2:17:C:O5'	1:2:17:C:C2	0.58	2.57	10	2
1:2:11:G:C4	1:2:13:A:C8	0.58	2.92	5	2
1:2:10:U:O2'	2:1:5:ARG:NE	0.58	2.35	4	1
1:2:13:A:C6	1:2:14:G:C5	0.57	2.91	1	6
1:2:24:U:H2'	1:2:25:C:C1'	0.57	2.29	10	6
1:2:18:A:N1	1:2:21:A:C2	0.57	2.72	2	1
2:1:10:ILE:O	2:1:11:ARG:NE	0.57	2.35	9	1
1:2:22:G:O2'	1:2:23:C:C5'	0.57	2.50	2	3
1:2:21:A:C4	1:2:22:G:C8	0.57	2.91	9	2
1:2:16:U:H3	1:2:21:A:H61	0.57	1.39	5	5
1:2:16:U:H2'	1:2:17:C:N1	0.57	2.13	7	2
1:2:17:C:H2'	1:2:18:A:C8	0.57	2.35	6	6
1:2:22:G:O2'	1:2:23:C:C6	0.57	2.57	8	3
1:2:12:U:C2'	1:2:12:U:O2	0.57	2.52	7	1
1:2:9:G:O2'	1:2:11:G:C5'	0.57	2.52	6	3
1:2:15:C:O2'	1:2:16:U:OP1	0.57	2.19	8	1
2:1:2:VAL:HG13	2:1:2:VAL:O	0.57	1.99	6	1
1:2:24:U:C4'	1:2:24:U:OP1	0.57	2.53	3	2
1:2:17:C:O2'	1:2:18:A:C5'	0.57	2.53	10	6
1:2:14:G:OP1	1:2:14:G:H4'	0.57	1.99	2	2
1:2:18:A:H4'	1:2:19:U:O5'	0.57	1.99	1	1
1:2:10:U:OP1	1:2:10:U:C4'	0.57	2.52	2	2
1:2:4:G:O2'	1:2:5:G:P	0.57	2.63	2	10
1:2:10:U:C1'	1:2:11:G:C8	0.57	2.87	6	3
1:2:17:C:N3	1:2:17:C:OP2	0.57	2.38	6	1
1:2:9:G:N7	2:1:1:ARG:NE	0.57	2.53	3	1
1:2:26:C:C3'	1:2:27:G:C8	0.56	2.88	1	10
1:2:4:G:C2	1:2:5:G:C6	0.56	2.93	4	8
1:2:16:U:C1'	1:2:17:C:C4	0.56	2.87	5	4
1:2:10:U:C2'	2:1:5:ARG:HE	0.56	2.13	4	2
1:2:16:U:C2	1:2:21:A:N1	0.56	2.73	8	5
1:2:6:C:O2'	1:2:7:U:O5'	0.56	2.22	10	10
2:1:6:GLY:O	2:1:7:LYS:CB	0.56	2.53	7	1
1:2:21:A:N7	2:1:8:ARG:CB	0.56	2.68	5	1
1:2:10:U:C1'	1:2:11:G:OP2	0.56	2.53	4	3
2:1:1:ARG:NH2	2:1:3:ARG:CA	0.56	2.67	8	1
1:2:20:U:C4'	1:2:21:A:OP1	0.56	2.54	5	8
1:2:17:C:C6	1:2:19:U:O4	0.56	2.58	1	5

Continued on next page...

Continued from previous page...

Atom-1	Atom-2	Clash(Å)	Distance(Å)	Models	
				Worst	Total
1:2:4:G:OP3	1:2:4:G:C8	0.56	2.59	2	1
1:2:13:A:C2'	1:2:14:G:O4'	0.56	2.54	3	9
1:2:26:C:OP1	1:2:26:C:C4'	0.56	2.53	2	1
1:2:18:A:C4'	1:2:19:U:O5'	0.56	2.53	10	1
1:2:10:U:C4'	1:2:11:G:OP1	0.56	2.53	8	3
1:2:16:U:C4'	1:2:17:C:OP1	0.56	2.53	7	4
1:2:30:C:H2'	1:2:31:C:C6	0.56	2.36	6	8
1:2:24:U:O4'	1:2:24:U:OP1	0.56	2.24	3	1
1:2:17:C:O2'	1:2:18:A:P	0.56	2.63	7	3
1:2:9:G:N7	2:1:1:ARG:NH2	0.56	2.41	7	2
1:2:20:U:H1'	1:2:21:A:H5''	0.56	1.77	10	5
1:2:21:A:C1'	1:2:22:G:OP1	0.56	2.53	4	1
1:2:20:U:H1'	2:1:8:ARG:NH1	0.55	2.16	6	1
1:2:20:U:C4'	1:2:21:A:C4'	0.55	2.84	5	3
1:2:20:U:C4'	1:2:21:A:H4'	0.55	2.31	5	1
1:2:22:G:O2'	1:2:23:C:OP1	0.55	2.24	10	2
1:2:12:U:O2	1:2:12:U:O4'	0.55	2.24	10	1
1:2:16:U:H2'	1:2:17:C:C5	0.55	2.36	9	6
1:2:16:U:H1'	1:2:17:C:C5	0.55	2.36	2	3
1:2:18:A:O2'	1:2:19:U:P	0.55	2.64	3	2
1:2:20:U:O4'	1:2:21:A:C5'	0.55	2.55	5	10
1:2:20:U:C3'	1:2:21:A:H5''	0.55	2.32	10	8
1:2:12:U:O4'	1:2:12:U:O2	0.55	2.25	5	3
2:1:2:VAL:CG2	2:1:2:VAL:O	0.55	2.52	4	1
1:2:17:C:N1	1:2:19:U:O4	0.55	2.39	1	3
1:2:17:C:C5'	1:2:17:C:O2	0.55	2.52	7	3
1:2:22:G:O2'	1:2:23:C:O4'	0.55	2.24	6	2
1:2:14:G:N3	1:2:15:C:C5	0.55	2.75	6	3
1:2:17:C:OP2	1:2:17:C:C2	0.55	2.60	3	1
1:2:20:U:H4'	1:2:21:A:C4'	0.55	2.31	5	3
1:2:5:G:HO2'	1:2:6:C:C5'	0.55	2.15	5	2
2:1:4:THR:HG22	2:1:9:ARG:HE	0.55	1.61	3	1
1:2:20:U:O2'	2:1:9:ARG:HB3	0.55	2.01	5	6
1:2:9:G:H2'	1:2:10:U:C5'	0.54	2.20	2	1
1:2:20:U:H4'	1:2:21:A:C5'	0.54	2.32	6	6
1:2:14:G:H2'	1:2:15:C:H6	0.54	1.61	9	3
2:1:1:ARG:NH2	2:1:3:ARG:CG	0.54	2.70	8	1
1:2:17:C:OP2	1:2:17:C:N3	0.54	2.40	10	1
1:2:19:U:O2'	1:2:20:U:P	0.54	2.64	7	1
1:2:21:A:C2	2:1:8:ARG:NH2	0.54	2.76	5	1
1:2:19:U:H3'	1:2:20:U:C4	0.54	2.38	10	1

Continued on next page...

Continued from previous page...

Atom-1	Atom-2	Clash(Å)	Distance(Å)	Models	
				Worst	Total
2:1:1:ARG:NH1	2:1:3:ARG:NH1	0.54	2.54	3	2
2:1:4:THR:HG22	2:1:9:ARG:NE	0.54	2.18	3	1
1:2:9:G:N7	2:1:1:ARG:CZ	0.54	2.71	3	1
1:2:9:G:OP2	2:1:1:ARG:NH2	0.54	2.40	1	2
1:2:19:U:O2'	1:2:20:U:O5'	0.54	2.26	5	2
1:2:6:C:O2'	1:2:7:U:C5'	0.54	2.56	7	3
1:2:19:U:C3'	1:2:20:U:C2	0.54	2.90	10	1
1:2:20:U:H1'	2:1:8:ARG:HH12	0.53	1.62	6	1
2:1:3:ARG:CZ	2:1:12:VAL:HG12	0.53	2.33	10	1
1:2:10:U:O4'	1:2:11:G:C8	0.53	2.61	1	2
1:2:16:U:C2	1:2:22:G:N2	0.53	2.77	7	1
1:2:17:C:O2	1:2:17:C:O5'	0.53	2.26	9	3
1:2:15:C:C3'	1:2:16:U:H5''	0.53	2.33	10	1
1:2:8:C:C6	2:1:1:ARG:HD3	0.53	2.39	4	1
1:2:16:U:O2	1:2:22:G:N2	0.53	2.41	7	2
1:2:9:G:C6	2:1:1:ARG:CZ	0.53	2.91	2	1
1:2:10:U:C6	2:1:3:ARG:NH1	0.53	2.77	4	2
1:2:11:G:C2'	1:2:13:A:C5'	0.53	2.87	6	2
2:1:1:ARG:HH22	2:1:2:VAL:C	0.53	2.06	1	1
1:2:17:C:O2	1:2:17:C:C2'	0.53	2.56	9	2
1:2:17:C:C3'	1:2:17:C:O2	0.53	2.57	9	1
1:2:14:G:O2'	1:2:15:C:C5'	0.53	2.57	2	3
1:2:17:C:C1'	1:2:19:U:O4	0.53	2.57	1	3
1:2:12:U:H4'	1:2:13:A:O5'	0.53	2.04	4	1
1:2:21:A:H8	2:1:9:ARG:O	0.52	1.87	7	1
1:2:11:G:O2'	1:2:12:U:P	0.52	2.67	6	2
1:2:17:C:C2	1:2:17:C:OP2	0.52	2.62	6	1
1:2:19:U:O2'	1:2:21:A:O4'	0.52	2.27	9	3
1:2:23:C:C4	1:2:24:U:C5	0.52	2.96	3	2
1:2:18:A:C4'	1:2:19:U:H5'	0.52	2.21	3	1
1:2:15:C:N3	1:2:16:U:N3	0.52	2.57	2	1
1:2:21:A:C8	2:1:8:ARG:NH2	0.52	2.77	6	1
1:2:21:A:N7	2:1:10:ILE:CD1	0.52	2.73	9	4
1:2:6:C:N4	1:2:7:U:O4	0.52	2.43	2	5
1:2:10:U:C1'	1:2:11:G:O5'	0.52	2.58	3	2
2:1:1:ARG:CZ	2:1:3:ARG:HH11	0.52	2.18	8	1
1:2:15:C:C2'	1:2:16:U:OP1	0.52	2.57	8	1
2:1:3:ARG:HH12	2:1:11:ARG:C	0.52	2.07	6	1
2:1:3:ARG:NH1	2:1:10:ILE:HG23	0.52	2.20	6	1
1:2:20:U:C4	2:1:8:ARG:CG	0.52	2.92	1	1
1:2:4:G:C3'	1:2:4:G:P	0.52	2.97	5	1

Continued on next page...

Continued from previous page...

Atom-1	Atom-2	Clash(Å)	Distance(Å)	Models	
				Worst	Total
1:2:8:C:OP2	2:1:14:PRO:O	0.52	2.27	10	4
2:1:1:ARG:CG	2:1:2:VAL:H	0.52	2.18	6	1
2:1:1:ARG:O	2:1:12:VAL:N	0.52	2.31	4	1
1:2:18:A:C2	1:2:20:U:C6	0.52	2.98	8	2
1:2:18:A:N1	2:1:8:ARG:CZ	0.52	2.72	9	1
1:2:14:G:O2'	1:2:15:C:OP1	0.52	2.28	2	3
1:2:4:G:H8	1:2:4:G:OP3	0.52	1.88	2	1
1:2:19:U:O2'	1:2:21:A:C1'	0.51	2.58	6	1
2:1:8:ARG:HH11	2:1:8:ARG:CB	0.51	2.19	6	1
1:2:18:A:C1'	1:2:19:U:O5'	0.51	2.58	10	1
1:2:16:U:O2'	1:2:17:C:OP1	0.51	2.29	8	3
1:2:10:U:C6	2:1:3:ARG:NH2	0.51	2.78	2	3
1:2:10:U:H2'	2:1:5:ARG:CD	0.51	2.36	4	2
2:1:1:ARG:CG	2:1:2:VAL:N	0.51	2.73	6	1
2:1:9:ARG:HG3	2:1:10:ILE:H	0.51	1.66	6	1
1:2:4:G:H2'	1:2:4:G:OP1	0.51	2.05	6	1
1:2:10:U:O4	1:2:14:G:O6	0.51	2.29	2	3
1:2:20:U:O4'	1:2:21:A:O4'	0.51	2.28	4	3
1:2:13:A:H8	1:2:13:A:H5'	0.51	1.66	10	2
1:2:18:A:C5'	1:2:19:U:OP1	0.51	2.58	6	3
2:1:3:ARG:NH2	2:1:12:VAL:HG21	0.51	2.19	5	2
1:2:10:U:C4	2:1:3:ARG:CZ	0.51	2.94	4	1
1:2:17:C:H41	1:2:22:G:N2	0.51	2.03	1	1
1:2:18:A:C6	2:1:8:ARG:CZ	0.51	2.94	9	1
1:2:20:U:O4	2:1:8:ARG:NE	0.51	2.42	9	1
1:2:17:C:OP2	1:2:17:C:O2	0.51	2.28	3	1
1:2:17:C:C5	1:2:21:A:C2	0.51	2.98	2	3
1:2:12:U:C4'	1:2:13:A:OP2	0.51	2.59	7	1
1:2:20:U:OP2	1:2:20:U:C2	0.51	2.64	3	1
1:2:28:A:H2'	1:2:29:G:C8	0.51	2.41	10	7
2:1:4:THR:O	2:1:5:ARG:C	0.51	2.48	1	5
2:1:12:VAL:HG22	2:1:12:VAL:O	0.51	2.05	2	1
1:2:27:G:O2'	1:2:28:A:C5'	0.50	2.59	3	1
1:2:6:C:C2'	1:2:7:U:O5'	0.50	2.60	8	8
1:2:16:U:C5	1:2:17:C:C5	0.50	2.99	6	1
1:2:4:G:P	1:2:4:G:C3'	0.50	2.98	6	1
1:2:26:C:OP1	1:2:26:C:O4'	0.50	2.29	2	2
2:1:1:ARG:NH2	2:1:12:VAL:HG11	0.50	2.20	4	1
1:2:30:C:C4	1:2:31:C:C4	0.50	2.99	8	2
1:2:23:C:O2'	1:2:24:U:OP1	0.50	2.24	3	1
1:2:4:G:N3	1:2:5:G:C8	0.50	2.80	6	6

Continued on next page...

Continued from previous page...

Atom-1	Atom-2	Clash(Å)	Distance(Å)	Models	
				Worst	Total
2:1:4:THR:O	2:1:5:ARG:O	0.50	2.29	4	1
2:1:1:ARG:CG	2:1:12:VAL:HG23	0.50	2.37	9	1
1:2:27:G:O2'	1:2:28:A:O4'	0.50	2.29	1	7
1:2:11:G:C8	2:1:3:ARG:NH1	0.50	2.80	9	1
1:2:9:G:O2'	1:2:11:G:H5'	0.50	2.06	6	1
2:1:4:THR:C	2:1:6:GLY:N	0.50	2.65	10	1
2:1:1:ARG:HH11	2:1:12:VAL:HB	0.50	1.66	3	1
1:2:16:U:O2	1:2:21:A:C2	0.50	2.65	9	3
1:2:17:C:O2	1:2:17:C:C3'	0.50	2.60	7	3
1:2:4:G:C4	1:2:5:G:C8	0.50	3.00	7	2
2:1:3:ARG:NH1	2:1:11:ARG:C	0.50	2.66	6	1
1:2:21:A:O2'	1:2:22:G:O4'	0.50	2.30	10	3
1:2:14:G:H4'	1:2:14:G:OP1	0.49	2.07	8	2
1:2:18:A:HO2'	1:2:19:U:P	0.49	2.30	10	2
1:2:14:G:C2	1:2:15:C:C5	0.49	3.00	9	2
1:2:11:G:O2'	1:2:13:A:C4'	0.49	2.60	10	1
2:1:3:ARG:C	2:1:5:ARG:H	0.49	2.09	10	1
1:2:17:C:O2	1:2:17:C:O4'	0.49	2.29	8	2
1:2:27:G:O2'	1:2:28:A:H5'	0.49	2.07	3	1
1:2:23:C:C4	1:2:24:U:C4	0.49	3.00	8	9
1:2:21:A:N7	2:1:9:ARG:O	0.49	2.44	6	1
1:2:10:U:OP1	1:2:11:G:OP1	0.49	2.31	5	4
1:2:22:G:C2'	1:2:23:C:OP1	0.49	2.61	2	1
1:2:21:A:P	2:1:11:ARG:HH21	0.49	2.30	8	1
1:2:7:U:O2'	1:2:8:C:O5'	0.49	2.30	4	3
1:2:21:A:C2'	1:2:22:G:C8	0.49	2.95	1	3
1:2:21:A:C2'	1:2:22:G:H8	0.49	2.20	9	1
1:2:11:G:HO2'	1:2:12:U:P	0.49	2.30	6	1
1:2:19:U:H2'	2:1:8:ARG:NH2	0.49	2.22	6	1
1:2:6:C:C4	1:2:7:U:O4	0.49	2.66	9	2
1:2:16:U:O4'	1:2:16:U:OP1	0.49	2.31	8	1
1:2:23:C:H2'	1:2:24:U:C6	0.49	2.43	8	3
1:2:20:U:C5	2:1:8:ARG:HD3	0.49	2.42	4	2
1:2:21:A:C1'	2:1:8:ARG:HH22	0.49	2.19	6	1
1:2:10:U:P	1:2:11:G:OP1	0.49	2.71	1	1
1:2:13:A:N6	1:2:14:G:C6	0.49	2.80	1	1
2:1:3:ARG:NH2	2:1:12:VAL:CG1	0.49	2.72	10	1
1:2:10:U:H1'	1:2:11:G:H8	0.49	1.65	3	1
1:2:16:U:C4'	1:2:16:U:OP1	0.49	2.61	8	1
1:2:18:A:H4'	1:2:19:U:OP1	0.49	2.08	8	2
1:2:9:G:H2'	2:1:3:ARG:HH12	0.49	1.67	7	1

Continued on next page...

Continued from previous page...

Atom-1	Atom-2	Clash(Å)	Distance(Å)	Models	
				Worst	Total
1:2:4:G:N3	1:2:5:G:N7	0.49	2.61	4	6
1:2:18:A:OP1	1:2:19:U:O4	0.49	2.31	10	1
1:2:15:C:H2'	1:2:16:U:C5'	0.49	2.33	9	1
1:2:19:U:O2'	1:2:20:U:C5'	0.49	2.58	8	2
1:2:18:A:C4'	1:2:19:U:OP1	0.49	2.61	7	4
1:2:19:U:O2	1:2:19:U:O4'	0.48	2.31	9	2
1:2:10:U:N3	2:1:3:ARG:NH2	0.48	2.60	9	1
1:2:4:G:OP1	1:2:4:G:C8	0.48	2.67	6	2
1:2:6:C:C4	1:2:7:U:C5	0.48	3.01	2	3
1:2:15:C:C4	1:2:16:U:N3	0.48	2.80	2	1
1:2:9:G:HO2'	1:2:10:U:P	0.48	2.32	2	1
1:2:10:U:C2'	1:2:11:G:OP2	0.48	2.61	4	2
1:2:16:U:C2'	1:2:17:C:C1'	0.48	2.90	3	1
1:2:20:U:O2'	2:1:9:ARG:HB2	0.48	2.09	6	3
2:1:3:ARG:HH12	2:1:12:VAL:CG2	0.48	2.17	1	1
1:2:10:U:N1	1:2:11:G:C8	0.48	2.81	7	1
1:2:16:U:O2	1:2:22:G:C2	0.48	2.65	7	3
1:2:13:A:C6	1:2:14:G:C6	0.48	3.02	8	2
1:2:18:A:N1	2:1:8:ARG:HD3	0.48	2.22	5	1
1:2:11:G:O6	2:1:3:ARG:CZ	0.48	2.61	5	1
2:1:3:ARG:C	2:1:5:ARG:N	0.48	2.67	10	1
1:2:8:C:N4	2:1:1:ARG:NH1	0.48	2.61	9	1
1:2:17:C:H3'	1:2:17:C:P	0.48	2.48	1	1
1:2:13:A:C2	1:2:24:U:O2	0.48	2.67	3	3
1:2:14:G:O2'	1:2:15:C:O5'	0.48	2.32	9	3
1:2:10:U:O2	1:2:11:G:C2'	0.48	2.53	1	2
1:2:17:C:H2'	1:2:17:C:OP2	0.48	2.09	1	2
1:2:26:C:HO2'	1:2:27:G:H5'	0.48	1.66	7	4
1:2:20:U:O2'	2:1:7:LYS:O	0.48	2.27	2	1
1:2:8:C:O2'	1:2:9:G:C5'	0.48	2.57	10	5
1:2:7:U:OP2	2:1:14:PRO:CB	0.48	2.62	3	1
1:2:16:U:O2'	1:2:17:C:C4	0.47	2.66	1	3
1:2:18:A:C2'	1:2:19:U:OP2	0.47	2.62	5	2
1:2:10:U:C1'	1:2:11:G:H5'	0.47	2.39	2	1
2:1:2:VAL:HG21	2:1:9:ARG:NH1	0.47	2.23	4	1
1:2:16:U:O2'	1:2:17:C:N1	0.47	2.46	9	1
1:2:10:U:C1'	1:2:11:G:H8	0.47	2.21	7	1
1:2:21:A:N7	2:1:8:ARG:CZ	0.47	2.77	6	1
1:2:21:A:C6	1:2:22:G:O6	0.47	2.67	6	3
1:2:19:U:H3'	1:2:20:U:N1	0.47	2.23	10	1
2:1:12:VAL:O	2:1:12:VAL:HG13	0.47	2.09	6	1

Continued on next page...

Continued from previous page...

Atom-1	Atom-2	Clash(Å)	Distance(Å)	Models	
				Worst	Total
1:2:6:C:H2'	1:2:7:U:C6	0.47	2.44	9	2
1:2:19:U:H1'	1:2:22:G:OP1	0.47	2.10	4	1
1:2:21:A:N7	2:1:8:ARG:HD2	0.47	2.25	7	2
1:2:4:G:C2	1:2:5:G:C4	0.47	3.03	7	2
1:2:4:G:C6	1:2:5:G:C6	0.47	3.02	7	3
1:2:4:G:OP1	1:2:4:G:H8	0.47	1.92	6	2
2:1:1:ARG:NH1	2:1:1:ARG:HB2	0.47	2.24	6	1
2:1:5:ARG:C	2:1:7:LYS:N	0.47	2.68	1	1
1:2:19:U:C6	2:1:8:ARG:NH2	0.47	2.83	5	1
1:2:19:U:OP2	1:2:19:U:C3'	0.47	2.60	3	1
1:2:16:U:C2'	1:2:17:C:O4'	0.47	2.62	3	1
2:1:1:ARG:HD3	2:1:12:VAL:HG13	0.47	1.87	10	1
1:2:16:U:N3	1:2:21:A:N6	0.47	2.61	4	1
1:2:9:G:N3	1:2:11:G:C8	0.47	2.83	10	1
1:2:18:A:H3'	1:2:18:A:P	0.46	2.50	1	1
1:2:18:A:C2	1:2:21:A:N1	0.46	2.83	9	1
1:2:20:U:C5	2:1:8:ARG:CZ	0.46	2.97	6	1
1:2:14:G:C2'	1:2:15:C:H6	0.46	2.23	6	3
2:1:1:ARG:HH22	2:1:3:ARG:HA	0.46	1.70	5	2
1:2:13:A:C8	1:2:13:A:H5'	0.46	2.45	10	1
2:1:10:ILE:N	2:1:10:ILE:HD13	0.46	2.23	7	2
1:2:21:A:N3	1:2:22:G:C8	0.46	2.83	9	3
1:2:19:U:O3'	1:2:20:U:C2	0.46	2.68	10	1
1:2:11:G:C2'	1:2:13:A:OP2	0.46	2.64	3	1
1:2:11:G:O2'	1:2:13:A:O4'	0.46	2.33	10	2
1:2:10:U:C2'	2:1:5:ARG:NE	0.46	2.79	4	1
2:1:3:ARG:NH1	2:1:12:VAL:CB	0.46	2.79	6	1
1:2:17:C:C2'	1:2:17:C:O2	0.46	2.64	6	1
1:2:10:U:H1'	1:2:11:G:H2'	0.46	1.88	1	1
1:2:19:U:C1'	1:2:22:G:OP1	0.46	2.64	4	1
1:2:17:C:HO2'	1:2:18:A:C1'	0.46	2.20	1	1
1:2:22:G:HO2'	1:2:23:C:P	0.46	2.26	1	1
1:2:11:G:C4	1:2:13:A:N7	0.46	2.84	5	1
1:2:16:U:C2'	1:2:17:C:OP2	0.46	2.64	4	2
1:2:26:C:C4'	1:2:27:G:OP1	0.46	2.63	7	10
1:2:19:U:O2'	1:2:20:U:OP1	0.46	2.34	7	1
1:2:13:A:O5'	1:2:14:G:OP2	0.46	2.34	3	1
1:2:21:A:O2'	1:2:22:G:C5'	0.46	2.64	1	1
1:2:16:U:O3'	1:2:17:C:O4'	0.46	2.34	3	1
1:2:19:U:O2'	1:2:20:U:O4'	0.46	2.33	2	3
2:1:3:ARG:HH12	2:1:12:VAL:CB	0.46	2.24	1	1

Continued on next page...

Continued from previous page...

Atom-1	Atom-2	Clash(Å)	Distance(Å)	Models	
				Worst	Total
1:2:21:A:N7	2:1:8:ARG:CD	0.46	2.79	2	1
1:2:22:G:N7	2:1:10:ILE:HD11	0.45	2.26	6	1
1:2:17:C:HO2'	1:2:18:A:P	0.45	2.35	6	1
1:2:19:U:C2'	1:2:21:A:H1'	0.45	2.41	6	1
1:2:16:U:O4	2:1:5:ARG:NH1	0.45	2.49	9	1
2:1:1:ARG:O	2:1:1:ARG:NH1	0.45	2.49	8	1
1:2:18:A:C2	1:2:21:A:N6	0.45	2.84	6	1
1:2:9:G:C3'	1:2:10:U:C5'	0.45	2.93	6	2
1:2:6:C:C4	1:2:7:U:C4	0.45	3.05	2	3
1:2:17:C:O2'	1:2:18:A:C1'	0.45	2.64	1	1
1:2:10:U:OP1	1:2:11:G:O5'	0.45	2.34	2	1
2:1:2:VAL:CG1	2:1:9:ARG:HE	0.45	2.24	7	1
1:2:25:C:O2'	1:2:26:C:OP1	0.45	2.32	2	1
1:2:10:U:O4'	2:1:3:ARG:NH1	0.45	2.49	9	2
2:1:12:VAL:HG12	2:1:12:VAL:O	0.45	2.12	8	1
1:2:16:U:C3'	1:2:17:C:C2	0.45	3.00	7	1
1:2:30:C:N3	1:2:31:C:C4	0.45	2.84	6	1
1:2:27:G:H1	2:1:1:ARG:HH21	0.45	1.51	10	1
1:2:10:U:C2	2:1:3:ARG:NH2	0.45	2.83	9	1
1:2:15:C:C2'	1:2:16:U:C5'	0.45	2.94	9	1
1:2:11:G:C4'	1:2:12:U:OP1	0.45	2.65	6	1
1:2:11:G:O2'	1:2:13:A:O5'	0.45	2.35	6	1
1:2:17:C:O2'	1:2:18:A:O4'	0.45	2.34	1	1
1:2:10:U:H2'	2:1:5:ARG:HD3	0.45	1.88	7	1
1:2:8:C:OP2	2:1:1:ARG:CG	0.45	2.64	4	1
1:2:20:U:C1'	1:2:21:A:C5'	0.45	2.87	10	2
1:2:19:U:H6	2:1:8:ARG:HH21	0.45	1.53	6	1
1:2:19:U:H2'	1:2:21:A:C1'	0.45	2.41	6	1
1:2:7:U:OP2	2:1:14:PRO:CG	0.45	2.65	3	1
1:2:17:C:O2'	1:2:19:U:O4	0.45	2.34	5	1
1:2:11:G:N7	2:1:3:ARG:HD3	0.45	2.27	4	1
1:2:21:A:N7	2:1:10:ILE:HD11	0.45	2.27	9	1
1:2:4:G:H1	1:2:31:C:H42	0.45	1.55	4	1
2:1:1:ARG:CD	2:1:12:VAL:O	0.45	2.65	9	1
1:2:10:U:O2'	1:2:13:A:OP2	0.44	2.33	8	1
1:2:11:G:O2'	1:2:13:A:H8	0.44	1.94	5	1
2:1:3:ARG:CZ	2:1:12:VAL:CG1	0.44	2.95	6	1
2:1:5:ARG:O	2:1:8:ARG:N	0.44	2.49	3	1
1:2:10:U:H2'	2:1:5:ARG:NE	0.44	2.27	3	2
1:2:17:C:N4	1:2:22:G:C2	0.44	2.85	8	1
1:2:26:C:O2	1:2:26:C:C2'	0.44	2.62	5	2

Continued on next page...

Continued from previous page...

Atom-1	Atom-2	Clash(Å)	Distance(Å)	Models	
				Worst	Total
1:2:23:C:N3	1:2:24:U:C4	0.44	2.85	9	2
1:2:17:C:C5	1:2:18:A:C5	0.44	3.06	6	1
1:2:21:A:C5	2:1:10:ILE:HD11	0.44	2.48	10	1
2:1:1:ARG:HH12	2:1:12:VAL:CG1	0.44	2.24	7	1
1:2:9:G:C2	1:2:11:G:C5	0.44	3.04	10	1
2:1:2:VAL:HG13	2:1:11:ARG:CZ	0.44	2.43	9	1
1:2:15:C:H2'	1:2:16:U:C6	0.44	2.47	4	1
1:2:22:G:C4'	1:2:23:C:OP1	0.44	2.65	4	1
2:1:1:ARG:O	2:1:1:ARG:HG2	0.44	2.11	9	1
1:2:14:G:C2	1:2:15:C:C6	0.44	3.05	9	1
1:2:7:U:HO2'	1:2:8:C:C5'	0.44	2.25	3	1
1:2:17:C:O4'	1:2:19:U:O4	0.43	2.35	9	1
1:2:18:A:N6	1:2:21:A:N1	0.43	2.66	8	1
1:2:26:C:O4'	1:2:26:C:OP1	0.43	2.36	8	2
1:2:17:C:O4'	1:2:17:C:O2	0.43	2.34	2	1
1:2:8:C:O2'	1:2:9:G:O4'	0.43	2.30	10	1
1:2:6:C:HO2'	1:2:7:U:C5'	0.43	2.25	1	1
1:2:17:C:O4'	1:2:18:A:OP1	0.43	2.37	2	2
1:2:21:A:H1'	1:2:22:G:OP1	0.43	2.14	4	1
1:2:16:U:H3'	1:2:17:C:N3	0.43	2.28	7	1
1:2:4:G:OP1	1:2:4:G:C2'	0.43	2.62	7	1
1:2:25:C:C2'	1:2:26:C:OP1	0.43	2.67	2	1
1:2:17:C:H6	1:2:18:A:C5	0.43	2.30	9	1
2:1:3:ARG:NH1	2:1:12:VAL:HB	0.43	2.29	6	1
2:1:1:ARG:CB	2:1:3:ARG:HH12	0.43	2.27	10	1
1:2:16:U:O3'	1:2:17:C:C2	0.43	2.71	7	1
1:2:21:A:N7	2:1:8:ARG:HD3	0.43	2.29	9	2
1:2:15:C:H2'	1:2:16:U:O4'	0.43	2.12	5	1
2:1:1:ARG:CG	2:1:12:VAL:O	0.43	2.66	5	2
1:2:8:C:OP2	2:1:14:PRO:C	0.43	2.57	5	2
1:2:21:A:N9	2:1:8:ARG:NH1	0.43	2.67	5	1
1:2:20:U:C4	2:1:8:ARG:NH1	0.43	2.87	4	1
2:1:1:ARG:HB2	2:1:1:ARG:HH11	0.43	1.74	6	1
1:2:13:A:C5	1:2:14:G:C8	0.43	3.07	1	1
1:2:19:U:HO2'	1:2:20:U:H6	0.43	1.57	5	1
2:1:1:ARG:CB	2:1:1:ARG:CZ	0.43	2.97	4	1
1:2:20:U:H1'	1:2:21:A:C5'	0.42	2.44	10	1
1:2:21:A:C4'	1:2:22:G:OP1	0.42	2.66	4	1
1:2:4:G:C2'	1:2:4:G:OP1	0.42	2.66	6	1
1:2:12:U:P	1:2:13:A:OP2	0.42	2.77	9	1
1:2:19:U:C3'	1:2:20:U:N1	0.42	2.82	10	1

Continued on next page...

Continued from previous page...

Atom-1	Atom-2	Clash(Å)	Distance(Å)	Models	
				Worst	Total
1:2:11:G:O5'	1:2:12:U:O5'	0.42	2.38	8	1
2:1:4:THR:OG1	2:1:9:ARG:CZ	0.42	2.68	4	1
1:2:14:G:C2'	1:2:15:C:C6	0.42	3.02	6	1
1:2:19:U:O2'	1:2:21:A:H1'	0.42	2.13	6	1
1:2:12:U:C1'	1:2:13:A:OP2	0.42	2.67	4	1
1:2:17:C:P	1:2:17:C:H3'	0.42	2.55	4	1
1:2:28:A:N6	1:2:29:G:O6	0.42	2.52	9	1
1:2:27:G:H2'	1:2:28:A:C8	0.42	2.50	8	2
1:2:16:U:C5	1:2:17:C:H5	0.42	2.31	6	1
1:2:9:G:O3'	1:2:11:G:OP1	0.42	2.38	6	1
1:2:13:A:C5	1:2:14:G:N7	0.42	2.87	1	1
1:2:18:A:C4'	1:2:19:U:C5'	0.42	2.88	1	1
1:2:15:C:C4	1:2:16:U:O4	0.42	2.73	7	1
1:2:7:U:H2'	1:2:8:C:H6	0.42	1.73	10	2
2:1:5:ARG:O	2:1:6:GLY:C	0.42	2.55	3	2
1:2:17:C:C6	1:2:18:A:N6	0.42	2.88	9	1
2:1:4:THR:CB	2:1:9:ARG:HE	0.42	2.28	3	1
1:2:10:U:H1'	1:2:11:G:O5'	0.42	2.15	3	2
2:1:3:ARG:HG2	2:1:3:ARG:NH1	0.42	2.28	2	1
1:2:19:U:C3'	1:2:20:U:C6	0.42	2.99	10	1
1:2:9:G:N7	2:1:3:ARG:CD	0.42	2.83	9	1
1:2:19:U:H3'	1:2:20:U:N3	0.42	2.30	10	1
1:2:13:A:H2'	1:2:14:G:C1'	0.41	2.44	6	2
1:2:19:U:C2'	1:2:21:A:C1'	0.41	2.98	6	1
1:2:11:G:P	1:2:11:G:C3'	0.41	3.03	4	1
1:2:26:C:C4'	1:2:26:C:OP1	0.41	2.68	3	1
1:2:20:U:C1'	2:1:8:ARG:NH1	0.41	2.83	6	1
1:2:10:U:H5'	2:1:3:ARG:HG3	0.41	1.91	1	1
2:1:1:ARG:NH1	2:1:12:VAL:HG12	0.41	2.27	7	1
1:2:21:A:C5	2:1:8:ARG:CD	0.41	3.03	2	1
1:2:20:U:C4	2:1:8:ARG:CZ	0.41	3.03	4	1
1:2:16:U:O2'	1:2:17:C:C1'	0.41	2.68	9	1
1:2:19:U:C6	1:2:21:A:N3	0.41	2.88	9	1
1:2:21:A:C5	1:2:22:G:N7	0.41	2.88	9	1
1:2:28:A:C6	1:2:29:G:C6	0.41	3.09	9	1
1:2:15:C:O2'	1:2:16:U:O5'	0.41	2.36	3	1
2:1:1:ARG:HH12	2:1:3:ARG:N	0.41	2.13	5	1
2:1:7:LYS:O	2:1:8:ARG:O	0.41	2.38	10	1
1:2:11:G:OP1	1:2:12:U:OP2	0.41	2.39	10	1
2:1:1:ARG:N	2:1:12:VAL:O	0.41	2.53	4	1
1:2:17:C:H6	1:2:18:A:C6	0.41	2.34	9	1

Continued on next page...

Continued from previous page...

Atom-1	Atom-2	Clash(Å)	Distance(Å)	Models	
				Worst	Total
1:2:21:A:N7	2:1:10:ILE:HD12	0.41	2.31	6	1
1:2:11:G:C2	1:2:13:A:C5	0.41	3.08	9	1
1:2:4:G:OP1	1:2:4:G:C3'	0.41	2.68	9	1
1:2:20:U:C5	2:1:8:ARG:CG	0.41	3.04	1	1
1:2:17:C:N4	1:2:22:G:H21	0.41	2.12	1	1
1:2:12:U:OP1	1:2:12:U:C3'	0.41	2.69	7	1
1:2:13:A:OP1	1:2:14:G:OP2	0.41	2.38	7	1
1:2:20:U:C2	2:1:8:ARG:HG2	0.41	2.51	6	1
1:2:21:A:H2'	1:2:22:G:C8	0.41	2.51	1	1
1:2:22:G:C4	1:2:23:C:C6	0.41	3.08	2	1
1:2:11:G:C3'	1:2:13:A:H5''	0.41	2.45	10	1
1:2:23:C:O4'	1:2:23:C:OP1	0.41	2.38	10	1
1:2:26:C:C2'	1:2:26:C:O2	0.41	2.66	7	1
1:2:18:A:C2	1:2:21:A:N3	0.41	2.88	1	1
2:1:4:THR:O	2:1:4:THR:HG23	0.40	2.16	5	1
1:2:18:A:OP1	1:2:19:U:C4	0.40	2.74	10	1
1:2:9:G:N7	2:1:3:ARG:HD3	0.40	2.31	9	2
1:2:8:C:P	2:1:14:PRO:O	0.40	2.79	9	1
1:2:11:G:O3'	1:2:13:A:OP2	0.40	2.39	9	1
2:1:3:ARG:HH12	2:1:12:VAL:HG11	0.40	1.76	1	1
1:2:19:U:O2'	1:2:20:U:C6	0.40	2.74	5	1
1:2:18:A:H1'	1:2:19:U:H2'	0.40	1.92	2	1
2:1:9:ARG:HG2	2:1:10:ILE:N	0.40	2.29	6	1
1:2:15:C:N3	1:2:16:U:C2	0.40	2.90	2	1
1:2:25:C:C2	1:2:26:C:C6	0.40	3.09	2	1
1:2:13:A:H2	1:2:24:U:O2	0.40	1.98	3	1
1:2:19:U:C2'	1:2:21:A:O4'	0.40	2.69	6	1
1:2:8:C:OP1	2:1:14:PRO:O	0.40	2.40	5	1
1:2:17:C:C6	1:2:18:A:C6	0.40	3.10	9	1
1:2:19:U:O2'	1:2:21:A:C4'	0.40	2.69	9	1
1:2:17:C:H42	1:2:22:G:N2	0.40	2.14	8	2
1:2:16:U:C5'	1:2:16:U:H6	0.40	2.30	10	1

6.3 Torsion angles ⓘ

6.3.1 Protein backbone ⓘ

In the following table, the Percentiles column shows the percent Ramachandran outliers of the chain as a percentile score with respect to all PDB entries followed by that with respect to all NMR entries. The Analysed column shows the number of residues for which the backbone conformation was analysed and the total number of residues.

Mol	Chain	Analysed	Favoured	Allowed	Outliers	Percentiles	
2	1	12/14 (86%)	6±1 (47±9%)	3±2 (27±13%)	3±1 (27±12%)	0	1
All	All	120/140 (86%)	56 (47%)	32 (27%)	32 (27%)	0	1

All 8 unique Ramachandran outliers are listed below. They are sorted by the frequency of occurrence in the ensemble.

Mol	Chain	Res	Type	Models (Total)
2	1	13	PRO	10
2	1	5	ARG	6
2	1	6	GLY	5
2	1	4	THR	5
2	1	2	VAL	3
2	1	8	ARG	1
2	1	3	ARG	1
2	1	9	ARG	1

6.3.2 Protein sidechains ⓘ

In the following table, the Percentiles column shows the percent sidechain outliers of the chain as a percentile score with respect to all PDB entries followed by that with respect to all NMR entries. The Analysed column shows the number of residues for which the sidechain conformation was analysed and the total number of residues.

Mol	Chain	Analysed	Rotameric	Outliers	Percentiles	
2	1	13/13 (100%)	11±2 (83±12%)	2±2 (17±12%)	6	41
All	All	130/130 (100%)	108 (83%)	22 (17%)	6	41

All 10 unique residues with a non-rotameric sidechain are listed below. They are sorted by the frequency of occurrence in the ensemble.

Mol	Chain	Res	Type	Models (Total)
2	1	3	ARG	5
2	1	1	ARG	3
2	1	2	VAL	3
2	1	8	ARG	2
2	1	10	ILE	2
2	1	11	ARG	2
2	1	12	VAL	2
2	1	5	ARG	1
2	1	7	LYS	1
2	1	4	THR	1

6.3.3 RNA ⓘ

Mol	Chain	Analysed	Backbone Outliers	Pucker Outliers	Suiteness
1	2	27/28 (96%)	23±1 (85±3%)	0±0 (0±0%)	0.09±0.03
All	All	270/280 (96%)	229 (85%)	0 (0%)	0.09

The overall RNA backbone suiteness is 0.09.

All unique RNA backbone outliers are listed below:

Mol	Chain	Res	Type	Models (Total)
1	2	14	G	10
1	2	20	U	10
1	2	9	G	10
1	2	27	G	10
1	2	12	U	10
1	2	26	C	10
1	2	15	C	10
1	2	13	A	10
1	2	17	C	10
1	2	25	C	10
1	2	23	C	10
1	2	22	G	10
1	2	19	U	10
1	2	11	G	10
1	2	24	U	10
1	2	30	C	10
1	2	18	A	10
1	2	8	C	10
1	2	21	A	10
1	2	5	G	10
1	2	10	U	9
1	2	16	U	9
1	2	7	U	7
1	2	31	C	4

There are no RNA pucker outliers to report.

6.4 Non-standard residues in protein, DNA, RNA chains ⓘ

There are no non-standard protein/DNA/RNA residues in this entry.

6.5 Carbohydrates [i](#)

There are no carbohydrates in this entry.

6.6 Ligand geometry [i](#)

There are no ligands in this entry.

6.7 Other polymers [i](#)

There are no such molecules in this entry.

6.8 Polymer linkage issues [i](#)

There are no chain breaks in this entry.

7 Chemical shift validation

No chemical shift data were provided