



# wwPDB X-ray Structure Validation Summary Report ⓘ

Feb 12, 2017 – 08:23 pm GMT

PDB ID : 3AI6  
Title : Triple-helical structure of (D-Pro-D-Pro-Gly)<sub>9</sub> at 1.1 Å resolution  
Authors : Okuyama, K.; Miyama, K.; Kawaguchi, T.; Nishino, N.  
Deposited on : 2010-05-10  
Resolution : 1.10 Å(reported)

This is a wwPDB X-ray Structure Validation Summary Report for a publicly released PDB entry.

We welcome your comments at [validation@mail.wwpdb.org](mailto:validation@mail.wwpdb.org)

A user guide is available at

<http://wwpdb.org/validation/2016/XrayValidationReportHelp>

with specific help available everywhere you see the ⓘ symbol.

---

The following versions of software and data (see [references ⓘ](#)) were used in the production of this report:

MolProbity : 4.02b-467  
Mogul : 1.7.2 (RC1), CSD as538be (2017)  
Xtriage (Phenix) : 1.9-1692  
EDS : trunk28620  
Percentile statistics : 20161228.v01 (using entries in the PDB archive December 28th 2016)  
Refmac : 5.8.0135  
CCP4 : 6.5.0  
Ideal geometry (proteins) : Engh & Huber (2001)  
Ideal geometry (DNA, RNA) : Parkinson et al. (1996)  
Validation Pipeline (wwPDB-VP) : recalc28949

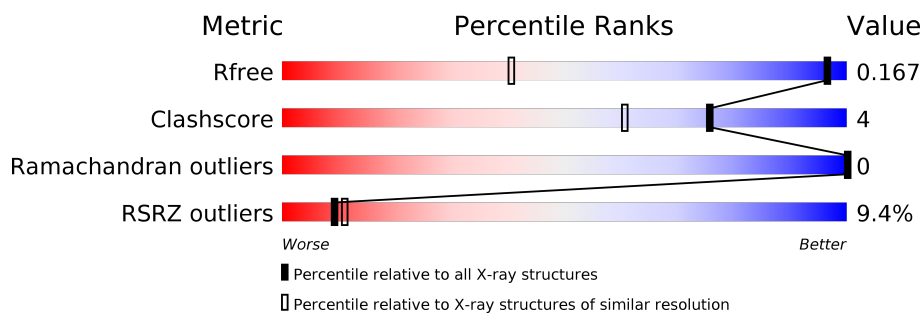
# 1 Overall quality at a glance

The following experimental techniques were used to determine the structure:

*X-RAY DIFFRACTION*

The reported resolution of this entry is 1.10 Å.

Percentile scores (ranging between 0-100) for global validation metrics of the entry are shown in the following graphic. The table shows the number of entries on which the scores are based.



Metric	Whole archive (#Entries)	Similar resolution (#Entries, resolution range(Å))
$R_{free}$	100719	1192 (1.14-1.06)
Clashscore	112137	1244 (1.14-1.06)
Ramachandran outliers	110173	1198 (1.14-1.06)
RSRZ outliers	101464	1197 (1.14-1.06)

The table below summarises the geometric issues observed across the polymeric chains and their fit to the electron density. The red, orange, yellow and green segments on the lower bar indicate the fraction of residues that contain outliers for  $\geq 3$ , 2, 1 and 0 types of geometric quality criteria. A grey segment represents the fraction of residues that are not modelled. The numeric value for each fraction is indicated below the corresponding segment, with a dot representing fractions  $\leq 5\%$ . The upper red bar (where present) indicates the fraction of residues that have poor fit to the electron density. The numeric value is given above the bar.

Mol	Chain	Length	Quality of chain
1	A	27	<div> <div>11%</div> <div> <div></div> <div>89%</div> <div>11%</div> </div> </div>
1	B	27	<div> <div></div> <div> <div></div> <div>89%</div> <div>11%</div> </div> </div>
1	C	27	<div> <div>4%</div> <div> <div></div> <div>100%</div> </div> </div>
1	D	27	<div> <div>4%</div> <div> <div></div> <div>96%</div> <div>.</div> </div> </div>
1	E	27	<div> <div></div> <div> <div></div> <div>89%</div> <div>.</div> <div>7%</div> </div> </div>
1	F	27	<div> <div></div> <div> <div></div> <div>96%</div> <div>.</div> </div> </div>

## 2 Entry composition

There are 2 unique types of molecules in this entry. The entry contains 1535 atoms, of which 0 are hydrogens and 0 are deuteriums.

In the tables below, the ZeroOcc column contains the number of atoms modelled with zero occupancy, the AltConf column contains the number of residues with at least one atom in alternate conformation and the Trace column contains the number of residues modelled with at most 2 atoms.

- Molecule 1 is a protein called collagen-like peptide.

Mol	Chain	Residues	Atoms				ZeroOcc	AltConf	Trace
1	A	27	Total	C	N	O	0	0	0
			162	108	27	27			
1	B	27	Total	C	N	O	0	27	0
			324	216	54	54			
1	C	27	Total	C	N	O	0	0	0
			162	108	27	27			
1	D	27	Total	C	N	O	0	0	0
			162	108	27	27			
1	E	25	Total	C	N	O	0	0	0
			151	101	25	25			
1	F	27	Total	C	N	O	0	27	0
			324	216	54	54			

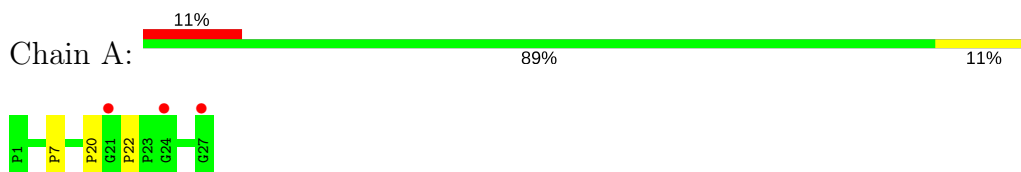
- Molecule 2 is water.

Mol	Chain	Residues	Atoms		ZeroOcc	AltConf
2	A	43	Total	O	0	0
			43	43		
2	B	51	Total	O	0	0
			51	51		
2	C	45	Total	O	0	0
			45	45		
2	D	36	Total	O	0	0
			36	36		
2	E	36	Total	O	0	0
			36	36		
2	F	39	Total	O	0	0
			39	39		

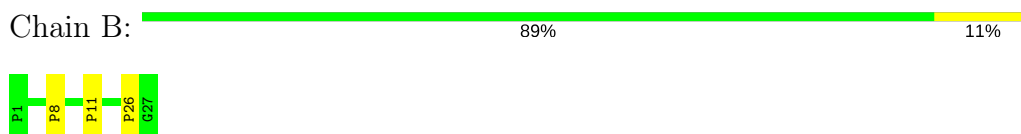
### 3 Residue-property plots [i](#)

These plots are drawn for all protein, RNA and DNA chains in the entry. The first graphic for a chain summarises the proportions of the various outlier classes displayed in the second graphic. The second graphic shows the sequence view annotated by issues in geometry and electron density. Residues are color-coded according to the number of geometric quality criteria for which they contain at least one outlier: green = 0, yellow = 1, orange = 2 and red = 3 or more. A red dot above a residue indicates a poor fit to the electron density ( $RSRZ > 2$ ). Stretches of 2 or more consecutive residues without any outlier are shown as a green connector. Residues present in the sample, but not in the model, are shown in grey.

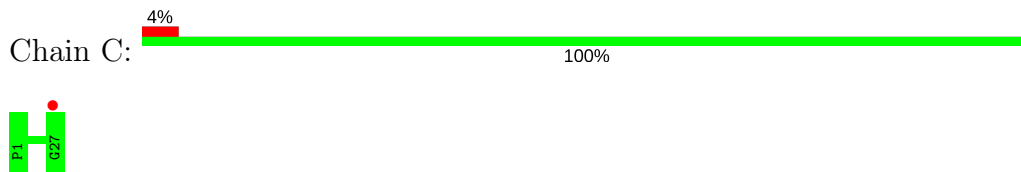
- Molecule 1: collagen-like peptide



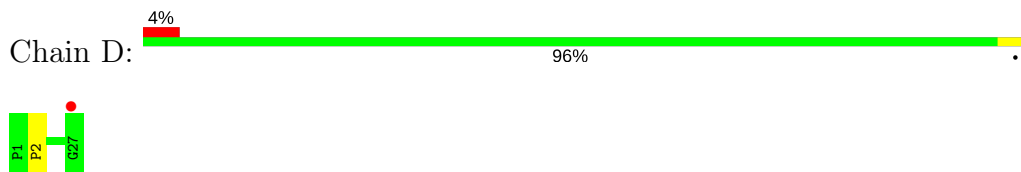
- Molecule 1: collagen-like peptide



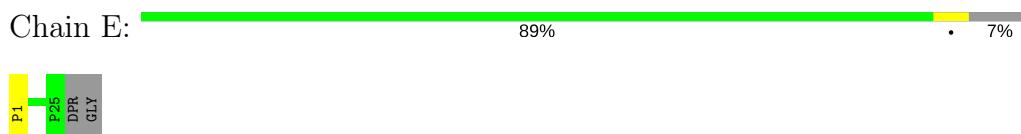
- Molecule 1: collagen-like peptide



- Molecule 1: collagen-like peptide



- Molecule 1: collagen-like peptide



- Molecule 1: collagen-like peptide





## 4 Data and refinement statistics

Property	Value	Source
Space group	P 1 21 1	Depositor
Cell constants a, b, c, $\alpha$ , $\beta$ , $\gamma$	26.36Å 25.92Å 80.16Å 90.00° 90.03° 90.00°	Depositor
Resolution (Å)	10.00 – 1.10 25.05 – 1.04	Depositor EDS
% Data completeness (in resolution range)	92.0 (10.00-1.10) 86.2 (25.05-1.04)	Depositor EDS
$R_{merge}$	0.05	Depositor
$R_{sym}$	(Not available)	Depositor
$\langle I/\sigma(I) \rangle$ <sup>1</sup>	2.28 (at 1.04Å)	Xtriage
Refinement program	SHELXL-97	Depositor
R, $R_{free}$	0.153 , 0.183 0.150 , 0.167	Depositor DCC
$R_{free}$ test set	1971 reflections (5.23%)	DCC
Wilson B-factor (Å <sup>2</sup> )	10.3	Xtriage
Anisotropy	0.289	Xtriage
Bulk solvent $k_{sol}$ (e/Å <sup>3</sup> ), $B_{sol}$ (Å <sup>2</sup> )	0.29 , 61.9	EDS
L-test for twinning <sup>2</sup>	$\langle  L  \rangle = 0.47$ , $\langle L^2 \rangle = 0.30$	Xtriage
Estimated twinning fraction	0.048 for k,h,-l 0.048 for -k,-h,-l 0.439 for h,-k,-l	Xtriage
Reported twinning fraction	0.484 for H, -K, -L	Depositor
Outliers	10 of 50289 reflections (0.020%)	Xtriage
$F_o, F_c$ correlation	0.98	EDS
Total number of atoms	1535	wwPDB-VP
Average B, all atoms (Å <sup>2</sup> )	18.0	wwPDB-VP

Xtriage's analysis on translational NCS is as follows: *The analyses of the Patterson function reveals a significant off-origin peak that is 84.80 % of the origin peak, indicating pseudo translational symmetry. The chance of finding a peak of this or larger height randomly in a structure without pseudo translational symmetry is equal to 1.5072e-07. The detected translational NCS is most likely also responsible for the elevated intensity ratio.*

<sup>1</sup>Intensities estimated from amplitudes.

<sup>2</sup>Theoretical values of  $\langle |L| \rangle$ ,  $\langle L^2 \rangle$  for acentric reflections are 0.5, 0.333 respectively for untwinned datasets, and 0.375, 0.2 for perfectly twinned datasets.

## 5 Model quality [i](#)

### 5.1 Standard geometry [i](#)

Bond lengths and bond angles in the following residue types are not validated in this section: DPR

The Z score for a bond length (or angle) is the number of standard deviations the observed value is removed from the expected value. A bond length (or angle) with  $|Z| > 5$  is considered an outlier worth inspection. RMSZ is the root-mean-square of all Z scores of the bond lengths (or angles).

Mol	Chain	Bond lengths		Bond angles	
		RMSZ	$\# Z  > 5$	RMSZ	$\# Z  > 5$
1	A	0.96	0/27	1.07	0/18
1	B	0.98	0/54	0.99	0/36
1	C	0.91	0/27	1.11	0/18
1	D	0.93	0/27	1.18	0/18
1	E	1.04	0/24	1.31	0/16
1	F	0.82	0/54	1.19	0/36
All	All	0.93	0/213	1.13	0/142

There are no bond length outliers.

There are no bond angle outliers.

There are no chirality outliers.

There are no planarity outliers.

### 5.2 Too-close contacts [i](#)

In the following table, the Non-H and H(model) columns list the number of non-hydrogen atoms and hydrogen atoms in the chain respectively. The H(added) column lists the number of hydrogen atoms added and optimized by MolProbity. The Clashes column lists the number of clashes within the asymmetric unit, whereas Symm-Clashes lists symmetry related clashes.

Mol	Chain	Non-H	H(model)	H(added)	Clashes	Symm-Clashes
1	A	162	0	154	3	0
1	B	324	0	308	3	0
1	C	162	0	154	0	0
1	D	162	0	154	2	0
1	E	151	0	144	2	0
1	F	324	0	308	1	0
2	A	43	0	0	3	0

*Continued on next page...*

*Continued from previous page...*

Mol	Chain	Non-H	H(model)	H(added)	Clashes	Symm-Clashes
2	B	51	0	0	3	0
2	C	45	0	0	0	0
2	D	36	0	0	0	0
2	E	36	0	0	0	0
2	F	39	0	0	1	0
All	All	1535	0	1222	9	0

The all-atom clashscore is defined as the number of clashes found per 1000 atoms (including hydrogen atoms). The all-atom clashscore for this structure is 4.

The worst 5 of 9 close contacts within the same asymmetric unit are listed below, sorted by their clash magnitude.

Atom-1	Atom-2	Interatomic distance (Å)	Clash overlap (Å)
1:A:7:DPR:HG3	2:A:284:HOH:O	1.96	0.66
1:D:2:DPR:HG3	1:E:1:DPR:HG2	1.84	0.59
1:F:25[B]:DPR:HB2	2:F:343:HOH:O	2.07	0.55
1:A:22:DPR:HB3	2:A:296:HOH:O	2.10	0.51
1:B:26[B]:DPR:HG2	2:B:147:HOH:O	2.17	0.45

There are no symmetry-related clashes.

## 5.3 Torsion angles [i](#)

### 5.3.1 Protein backbone [i](#)

In the following table, the Percentiles column shows the percent Ramachandran outliers of the chain as a percentile score with respect to all X-ray entries followed by that with respect to entries of similar resolution.

The Analysed column shows the number of residues for which the backbone conformation was analysed, and the total number of residues.

Mol	Chain	Analysed	Favoured	Allowed	Outliers	Percentiles	
1	A	8/27 (30%)	8 (100%)	0	0	100	100
1	B	16/27 (59%)	16 (100%)	0	0	100	100
1	C	8/27 (30%)	8 (100%)	0	0	100	100
1	D	8/27 (30%)	8 (100%)	0	0	100	100
1	E	8/27 (30%)	8 (100%)	0	0	100	100

*Continued on next page...*



*Continued from previous page...*

Mol	Chain	Analysed	Favoured	Allowed	Outliers	Percentiles	
1	F	16/27 (59%)	16 (100%)	0	0	100	100
All	All	64/162 (40%)	64 (100%)	0	0	100	100

There are no Ramachandran outliers to report.

### 5.3.2 Protein sidechains ⓘ

There are no protein residues with a non-rotameric sidechain to report in this entry.

### 5.3.3 RNA ⓘ

There are no RNA molecules in this entry.

## 5.4 Non-standard residues in protein, DNA, RNA chains ⓘ

143 non-standard protein/DNA/RNA residues are modelled in this entry.

In the following table, the Counts columns list the number of bonds (or angles) for which Mogul statistics could be retrieved, the number of bonds (or angles) that are observed in the model and the number of bonds (or angles) that are defined in the chemical component dictionary. The Link column lists molecule types, if any, to which the group is linked. The Z score for a bond length (or angle) is the number of standard deviations the observed value is removed from the expected value. A bond length (or angle) with  $|Z| > 2$  is considered an outlier worth inspection. RMSZ is the root-mean-square of all Z scores of the bond lengths (or angles).

Mol	Type	Chain	Res	Link	Bond lengths			Bond angles		
					Counts	RMSZ	$\# Z  > 2$	Counts	RMSZ	$\# Z  > 2$
1	DPR	A	1	1	6,7,8	0.68	0	7,8,10	1.72	1 (14%)
1	DPR	A	10	1	6,7,8	0.86	0	7,8,10	1.43	1 (14%)
1	DPR	A	11	1	6,7,8	1.43	1 (16%)	7,8,10	1.61	1 (14%)
1	DPR	A	13	1	6,7,8	1.38	1 (16%)	7,8,10	1.26	1 (14%)
1	DPR	A	14	1	6,7,8	1.12	1 (16%)	7,8,10	1.86	2 (28%)
1	DPR	A	16	1	6,7,8	1.03	1 (16%)	7,8,10	1.54	2 (28%)
1	DPR	A	17	1	6,7,8	1.07	1 (16%)	7,8,10	0.65	0
1	DPR	A	19	1	6,7,8	1.04	1 (16%)	7,8,10	1.59	3 (42%)
1	DPR	A	2	1	6,7,8	0.93	0	7,8,10	1.12	1 (14%)
1	DPR	A	20	1	6,7,8	0.86	0	7,8,10	1.34	1 (14%)
1	DPR	A	22	1	6,7,8	1.08	1 (16%)	7,8,10	1.32	1 (14%)

Mol	Type	Chain	Res	Link	Bond lengths			Bond angles		
					Counts	RMSZ	# Z  > 2	Counts	RMSZ	# Z  > 2
1	DPR	A	23	1	6,7,8	1.45	1 (16%)	7,8,10	1.54	2 (28%)
1	DPR	A	25	1	6,7,8	1.18	1 (16%)	7,8,10	1.79	2 (28%)
1	DPR	A	26	1	6,7,8	0.99	1 (16%)	7,8,10	1.73	2 (28%)
1	DPR	A	4	1	6,7,8	1.38	1 (16%)	7,8,10	1.43	1 (14%)
1	DPR	A	5	1	6,7,8	0.81	0	7,8,10	1.70	2 (28%)
1	DPR	A	7	1	6,7,8	0.96	1 (16%)	7,8,10	0.96	0
1	DPR	A	8	1	6,7,8	0.64	0	7,8,10	1.26	2 (28%)
1	DPR	B	1[A]	1	6,7,8	0.80	0	7,8,10	1.21	1 (14%)
1	DPR	B	1[B]	1	6,7,8	0.59	0	7,8,10	1.28	2 (28%)
1	DPR	B	10[A]	1	6,7,8	0.91	0	7,8,10	2.21	3 (42%)
1	DPR	B	10[B]	1	6,7,8	1.15	0	7,8,10	1.57	1 (14%)
1	DPR	B	11[A]	1	6,7,8	0.73	0	7,8,10	1.30	2 (28%)
1	DPR	B	11[B]	1	6,7,8	0.74	0	7,8,10	0.94	0
1	DPR	B	13[A]	1	6,7,8	1.15	0	7,8,10	1.57	1 (14%)
1	DPR	B	13[B]	1	6,7,8	0.80	0	7,8,10	1.11	0
1	DPR	B	14[A]	1	6,7,8	0.74	0	7,8,10	0.94	0
1	DPR	B	14[B]	1	6,7,8	0.67	0	7,8,10	0.71	0
1	DPR	B	16[A]	1	6,7,8	0.80	0	7,8,10	1.11	0
1	DPR	B	16[B]	1	6,7,8	0.94	1 (16%)	7,8,10	1.75	1 (14%)
1	DPR	B	17[A]	1	6,7,8	0.67	0	7,8,10	0.71	0
1	DPR	B	17[B]	1	6,7,8	1.06	0	7,8,10	1.68	3 (42%)
1	DPR	B	19[A]	1	6,7,8	0.94	1 (16%)	7,8,10	1.75	1 (14%)
1	DPR	B	19[B]	1	6,7,8	0.76	0	7,8,10	0.98	0
1	DPR	B	2[A]	1	6,7,8	0.97	1 (16%)	7,8,10	1.18	1 (14%)
1	DPR	B	2[B]	1	6,7,8	0.91	1 (16%)	7,8,10	1.30	1 (14%)
1	DPR	B	20[A]	1	6,7,8	1.06	0	7,8,10	1.68	3 (42%)
1	DPR	B	20[B]	1	6,7,8	0.95	0	7,8,10	2.02	3 (42%)
1	DPR	B	22[A]	1	6,7,8	0.76	0	7,8,10	0.98	0
1	DPR	B	22[B]	1	6,7,8	0.96	0	7,8,10	1.63	2 (28%)
1	DPR	B	23[A]	1	6,7,8	0.95	0	7,8,10	2.02	3 (42%)
1	DPR	B	23[B]	1	6,7,8	1.01	1 (16%)	7,8,10	1.86	1 (14%)
1	DPR	B	25[A]	1	6,7,8	0.96	0	7,8,10	1.63	2 (28%)
1	DPR	B	25[B]	1	6,7,8	1.01	1 (16%)	7,8,10	0.91	0
1	DPR	B	26[A]	1	6,7,8	1.01	1 (16%)	7,8,10	1.86	1 (14%)
1	DPR	B	26[B]	1	6,7,8	0.93	0	7,8,10	1.53	1 (14%)
1	DPR	B	4[A]	1	6,7,8	0.59	0	7,8,10	1.28	2 (28%)

Mol	Type	Chain	Res	Link	Bond lengths			Bond angles		
					Counts	RMSZ	# Z  > 2	Counts	RMSZ	# Z  > 2
1	DPR	B	4[B]	1	6,7,8	0.78	0	7,8,10	1.64	3 (42%)
1	DPR	B	5[A]	1	6,7,8	0.91	1 (16%)	7,8,10	1.30	1 (14%)
1	DPR	B	5[B]	1	6,7,8	1.10	1 (16%)	7,8,10	0.84	0
1	DPR	B	7[A]	1	6,7,8	0.78	0	7,8,10	1.64	3 (42%)
1	DPR	B	7[B]	1	6,7,8	0.91	0	7,8,10	2.21	3 (42%)
1	DPR	B	8[A]	1	6,7,8	1.10	1 (16%)	7,8,10	0.84	0
1	DPR	B	8[B]	1	6,7,8	0.73	0	7,8,10	1.30	2 (28%)
1	DPR	C	1	1	6,7,8	0.76	0	7,8,10	1.39	2 (28%)
1	DPR	C	10	1	6,7,8	1.01	0	7,8,10	1.43	0
1	DPR	C	11	1	6,7,8	0.74	0	7,8,10	0.84	0
1	DPR	C	13	1	6,7,8	0.53	0	7,8,10	1.57	2 (28%)
1	DPR	C	14	1	6,7,8	0.52	0	7,8,10	0.91	0
1	DPR	C	16	1	6,7,8	0.49	0	7,8,10	1.12	0
1	DPR	C	17	1	6,7,8	1.04	1 (16%)	7,8,10	1.36	1 (14%)
1	DPR	C	19	1	6,7,8	1.11	1 (16%)	7,8,10	1.26	0
1	DPR	C	2	1	6,7,8	0.88	1 (16%)	7,8,10	1.84	1 (14%)
1	DPR	C	20	1	6,7,8	1.11	1 (16%)	7,8,10	1.69	2 (28%)
1	DPR	C	22	1	6,7,8	0.63	0	7,8,10	1.16	1 (14%)
1	DPR	C	23	1	6,7,8	0.93	1 (16%)	7,8,10	1.21	0
1	DPR	C	25	1	6,7,8	0.63	0	7,8,10	2.00	1 (14%)
1	DPR	C	26	1	6,7,8	1.06	1 (16%)	7,8,10	1.86	2 (28%)
1	DPR	C	4	1	6,7,8	0.97	0	7,8,10	1.80	2 (28%)
1	DPR	C	5	1	6,7,8	1.67	1 (16%)	7,8,10	1.75	2 (28%)
1	DPR	C	7	1	6,7,8	0.94	1 (16%)	7,8,10	1.63	2 (28%)
1	DPR	C	8	1	6,7,8	0.91	0	7,8,10	1.99	3 (42%)
1	DPR	D	1	1	6,7,8	0.66	0	7,8,10	1.31	0
1	DPR	D	10	1	6,7,8	1.22	1 (16%)	7,8,10	1.71	2 (28%)
1	DPR	D	11	1	6,7,8	1.35	1 (16%)	7,8,10	1.89	1 (14%)
1	DPR	D	13	1	6,7,8	1.04	0	7,8,10	1.71	3 (42%)
1	DPR	D	14	1	6,7,8	0.92	0	7,8,10	0.83	0
1	DPR	D	16	1	6,7,8	1.07	1 (16%)	7,8,10	1.53	2 (28%)
1	DPR	D	17	1	6,7,8	1.14	1 (16%)	7,8,10	1.07	0
1	DPR	D	19	1	6,7,8	0.74	0	7,8,10	1.45	1 (14%)
1	DPR	D	2	1	6,7,8	0.83	0	7,8,10	1.07	0
1	DPR	D	20	1	6,7,8	1.30	1 (16%)	7,8,10	2.15	2 (28%)
1	DPR	D	22	1	6,7,8	0.97	0	7,8,10	1.39	2 (28%)

Mol	Type	Chain	Res	Link	Bond lengths			Bond angles		
					Counts	RMSZ	# Z  > 2	Counts	RMSZ	# Z  > 2
1	DPR	D	23	1	6,7,8	1.09	1 (16%)	7,8,10	0.81	0
1	DPR	D	25	1	6,7,8	0.69	0	7,8,10	1.73	2 (28%)
1	DPR	D	26	1	6,7,8	1.08	1 (16%)	7,8,10	2.14	2 (28%)
1	DPR	D	4	1	6,7,8	0.94	1 (16%)	7,8,10	1.74	2 (28%)
1	DPR	D	5	1	6,7,8	0.86	0	7,8,10	1.18	1 (14%)
1	DPR	D	7	1	6,7,8	1.07	1 (16%)	7,8,10	1.37	1 (14%)
1	DPR	D	8	1	6,7,8	0.56	0	7,8,10	0.99	0
1	DPR	E	1	1	6,7,8	0.96	0	7,8,10	1.61	2 (28%)
1	DPR	E	10	1	6,7,8	1.32	1 (16%)	7,8,10	1.36	0
1	DPR	E	11	1	6,7,8	1.20	1 (16%)	7,8,10	1.46	2 (28%)
1	DPR	E	13	1	6,7,8	1.34	1 (16%)	7,8,10	1.41	1 (14%)
1	DPR	E	14	1	6,7,8	1.14	1 (16%)	7,8,10	1.13	0
1	DPR	E	16	1	6,7,8	1.15	1 (16%)	7,8,10	1.11	0
1	DPR	E	17	1	6,7,8	0.95	0	7,8,10	1.41	2 (28%)
1	DPR	E	19	1	6,7,8	1.18	1 (16%)	7,8,10	2.27	3 (42%)
1	DPR	E	2	1	6,7,8	0.98	1 (16%)	7,8,10	1.47	2 (28%)
1	DPR	E	20	1	6,7,8	1.04	1 (16%)	7,8,10	1.50	1 (14%)
1	DPR	E	22	1	6,7,8	0.78	0	7,8,10	1.26	0
1	DPR	E	23	1	6,7,8	0.84	0	7,8,10	1.47	1 (14%)
1	DPR	E	25	1	6,7,8	1.10	1 (16%)	7,8,10	2.13	2 (28%)
1	DPR	E	4	1	6,7,8	0.81	0	7,8,10	1.59	3 (42%)
1	DPR	E	5	1	6,7,8	1.08	1 (16%)	7,8,10	1.22	0
1	DPR	E	7	1	6,7,8	0.97	0	7,8,10	1.78	2 (28%)
1	DPR	E	8	1	6,7,8	0.79	0	7,8,10	0.89	0
1	DPR	F	1[A]	1	6,7,8	0.79	0	7,8,10	1.41	2 (28%)
1	DPR	F	1[B]	1	6,7,8	1.19	1 (16%)	7,8,10	2.13	3 (42%)
1	DPR	F	10[A]	1	6,7,8	1.03	1 (16%)	7,8,10	1.66	2 (28%)
1	DPR	F	10[B]	1	6,7,8	1.26	1 (16%)	7,8,10	1.79	3 (42%)
1	DPR	F	11[A]	1	6,7,8	1.06	1 (16%)	7,8,10	1.33	1 (14%)
1	DPR	F	11[B]	1	6,7,8	1.01	0	7,8,10	1.01	0
1	DPR	F	13[A]	1	6,7,8	1.26	1 (16%)	7,8,10	1.79	3 (42%)
1	DPR	F	13[B]	1	6,7,8	1.06	0	7,8,10	1.97	1 (14%)
1	DPR	F	14[A]	1	6,7,8	1.01	0	7,8,10	1.01	0
1	DPR	F	14[B]	1	6,7,8	1.35	1 (16%)	7,8,10	1.03	0
1	DPR	F	16[A]	1	6,7,8	1.06	0	7,8,10	1.97	1 (14%)
1	DPR	F	16[B]	1	6,7,8	0.89	0	7,8,10	1.28	0

Mol	Type	Chain	Res	Link	Bond lengths			Bond angles		
					Counts	RMSZ	# Z  > 2	Counts	RMSZ	# Z  > 2
1	DPR	F	17[A]	1	6,7,8	1.35	1 (16%)	7,8,10	1.03	0
1	DPR	F	17[B]	1	6,7,8	0.91	0	7,8,10	1.30	2 (28%)
1	DPR	F	19[A]	1	6,7,8	0.89	0	7,8,10	1.28	0
1	DPR	F	19[B]	1	6,7,8	0.93	0	7,8,10	1.59	2 (28%)
1	DPR	F	2[A]	1	6,7,8	1.07	1 (16%)	7,8,10	1.37	1 (14%)
1	DPR	F	2[B]	1	6,7,8	0.91	0	7,8,10	1.87	3 (42%)
1	DPR	F	20[A]	1	6,7,8	0.91	0	7,8,10	1.30	2 (28%)
1	DPR	F	20[B]	1	6,7,8	0.72	0	7,8,10	1.50	2 (28%)
1	DPR	F	22[A]	1	6,7,8	0.93	0	7,8,10	1.59	2 (28%)
1	DPR	F	22[B]	1	6,7,8	0.68	0	7,8,10	1.15	1 (14%)
1	DPR	F	23[A]	1	6,7,8	0.72	0	7,8,10	1.50	2 (28%)
1	DPR	F	23[B]	1	6,7,8	1.11	1 (16%)	7,8,10	2.09	2 (28%)
1	DPR	F	25[A]	1	6,7,8	0.68	0	7,8,10	1.15	1 (14%)
1	DPR	F	25[B]	1	6,7,8	1.03	1 (16%)	7,8,10	1.47	2 (28%)
1	DPR	F	26[A]	1	6,7,8	1.11	1 (16%)	7,8,10	2.09	2 (28%)
1	DPR	F	26[B]	1	6,7,8	0.94	1 (16%)	7,8,10	1.76	1 (14%)
1	DPR	F	4[A]	1	6,7,8	1.19	1 (16%)	7,8,10	2.13	3 (42%)
1	DPR	F	4[B]	1	6,7,8	0.66	0	7,8,10	1.93	3 (42%)
1	DPR	F	5[A]	1	6,7,8	0.91	0	7,8,10	1.87	3 (42%)
1	DPR	F	5[B]	1	6,7,8	0.90	0	7,8,10	1.39	2 (28%)
1	DPR	F	7[A]	1	6,7,8	0.66	0	7,8,10	1.93	3 (42%)
1	DPR	F	7[B]	1	6,7,8	1.03	1 (16%)	7,8,10	1.66	2 (28%)
1	DPR	F	8[A]	1	6,7,8	0.90	0	7,8,10	1.39	2 (28%)
1	DPR	F	8[B]	1	6,7,8	1.06	1 (16%)	7,8,10	1.33	1 (14%)

In the following table, the Chirals column lists the number of chiral outliers, the number of chiral centers analysed, the number of these observed in the model and the number defined in the chemical component dictionary. Similar counts are reported in the Torsion and Rings columns. '-' means no outliers of that kind were identified.

Mol	Type	Chain	Res	Link	Chirals	Torsions	Rings
1	DPR	A	1	1	-	0/0/9/11	0/1/1/1
1	DPR	A	10	1	-	0/0/9/11	0/1/1/1
1	DPR	A	11	1	-	0/0/9/11	0/1/1/1
1	DPR	A	13	1	-	0/0/9/11	0/1/1/1
1	DPR	A	14	1	-	0/0/9/11	0/1/1/1
1	DPR	A	16	1	-	0/0/9/11	0/1/1/1

*Continued on next page...*

*Continued from previous page...*

Mol	Type	Chain	Res	Link	Chirals	Torsions	Rings
1	DPR	A	17	1	-	0/0/9/11	0/1/1/1
1	DPR	A	19	1	-	0/0/9/11	0/1/1/1
1	DPR	A	2	1	-	0/0/9/11	0/1/1/1
1	DPR	A	20	1	-	0/0/9/11	0/1/1/1
1	DPR	A	22	1	-	0/0/9/11	0/1/1/1
1	DPR	A	23	1	-	0/0/9/11	0/1/1/1
1	DPR	A	25	1	-	0/0/9/11	0/1/1/1
1	DPR	A	26	1	-	0/0/9/11	0/1/1/1
1	DPR	A	4	1	-	0/0/9/11	0/1/1/1
1	DPR	A	5	1	-	0/0/9/11	0/1/1/1
1	DPR	A	7	1	-	0/0/9/11	0/1/1/1
1	DPR	A	8	1	-	0/0/9/11	0/1/1/1
1	DPR	B	1[A]	1	-	0/0/9/11	0/1/1/1
1	DPR	B	1[B]	1	-	0/0/9/11	0/1/1/1
1	DPR	B	10[A]	1	-	0/0/9/11	0/1/1/1
1	DPR	B	10[B]	1	-	0/0/9/11	0/1/1/1
1	DPR	B	11[A]	1	-	0/0/9/11	0/1/1/1
1	DPR	B	11[B]	1	-	0/0/9/11	0/1/1/1
1	DPR	B	13[A]	1	-	0/0/9/11	0/1/1/1
1	DPR	B	13[B]	1	-	0/0/9/11	0/1/1/1
1	DPR	B	14[A]	1	-	0/0/9/11	0/1/1/1
1	DPR	B	14[B]	1	-	0/0/9/11	0/1/1/1
1	DPR	B	16[A]	1	-	0/0/9/11	0/1/1/1
1	DPR	B	16[B]	1	-	0/0/9/11	0/1/1/1
1	DPR	B	17[A]	1	-	0/0/9/11	0/1/1/1
1	DPR	B	17[B]	1	-	0/0/9/11	0/1/1/1
1	DPR	B	19[A]	1	-	0/0/9/11	0/1/1/1
1	DPR	B	19[B]	1	-	0/0/9/11	0/1/1/1
1	DPR	B	2[A]	1	-	0/0/9/11	0/1/1/1
1	DPR	B	2[B]	1	-	0/0/9/11	0/1/1/1
1	DPR	B	20[A]	1	-	0/0/9/11	0/1/1/1
1	DPR	B	20[B]	1	-	0/0/9/11	0/1/1/1
1	DPR	B	22[A]	1	-	0/0/9/11	0/1/1/1
1	DPR	B	22[B]	1	-	0/0/9/11	0/1/1/1
1	DPR	B	23[A]	1	-	0/0/9/11	0/1/1/1
1	DPR	B	23[B]	1	-	0/0/9/11	0/1/1/1
1	DPR	B	25[A]	1	-	0/0/9/11	0/1/1/1
1	DPR	B	25[B]	1	-	0/0/9/11	0/1/1/1
1	DPR	B	26[A]	1	-	0/0/9/11	0/1/1/1
1	DPR	B	26[B]	1	-	0/0/9/11	0/1/1/1
1	DPR	B	4[A]	1	-	0/0/9/11	0/1/1/1
1	DPR	B	4[B]	1	-	0/0/9/11	0/1/1/1

*Continued on next page...*

*Continued from previous page...*

Mol	Type	Chain	Res	Link	Chirals	Torsions	Rings
1	DPR	B	5[A]	1	-	0/0/9/11	0/1/1/1
1	DPR	B	5[B]	1	-	0/0/9/11	0/1/1/1
1	DPR	B	7[A]	1	-	0/0/9/11	0/1/1/1
1	DPR	B	7[B]	1	-	0/0/9/11	0/1/1/1
1	DPR	B	8[A]	1	-	0/0/9/11	0/1/1/1
1	DPR	B	8[B]	1	-	0/0/9/11	0/1/1/1
1	DPR	C	1	1	-	0/0/9/11	0/1/1/1
1	DPR	C	10	1	-	0/0/9/11	0/1/1/1
1	DPR	C	11	1	-	0/0/9/11	0/1/1/1
1	DPR	C	13	1	-	0/0/9/11	0/1/1/1
1	DPR	C	14	1	-	0/0/9/11	0/1/1/1
1	DPR	C	16	1	-	0/0/9/11	0/1/1/1
1	DPR	C	17	1	-	0/0/9/11	0/1/1/1
1	DPR	C	19	1	-	0/0/9/11	0/1/1/1
1	DPR	C	2	1	-	0/0/9/11	0/1/1/1
1	DPR	C	20	1	-	0/0/9/11	0/1/1/1
1	DPR	C	22	1	-	0/0/9/11	0/1/1/1
1	DPR	C	23	1	-	0/0/9/11	0/1/1/1
1	DPR	C	25	1	-	0/0/9/11	0/1/1/1
1	DPR	C	26	1	-	0/0/9/11	0/1/1/1
1	DPR	C	4	1	-	0/0/9/11	0/1/1/1
1	DPR	C	5	1	-	0/0/9/11	0/1/1/1
1	DPR	C	7	1	-	0/0/9/11	0/1/1/1
1	DPR	C	8	1	-	0/0/9/11	0/1/1/1
1	DPR	D	1	1	-	0/0/9/11	0/1/1/1
1	DPR	D	10	1	-	0/0/9/11	0/1/1/1
1	DPR	D	11	1	-	0/0/9/11	0/1/1/1
1	DPR	D	13	1	-	0/0/9/11	0/1/1/1
1	DPR	D	14	1	-	0/0/9/11	0/1/1/1
1	DPR	D	16	1	-	0/0/9/11	0/1/1/1
1	DPR	D	17	1	-	0/0/9/11	0/1/1/1
1	DPR	D	19	1	-	0/0/9/11	0/1/1/1
1	DPR	D	2	1	-	0/0/9/11	0/1/1/1
1	DPR	D	20	1	-	0/0/9/11	0/1/1/1
1	DPR	D	22	1	-	0/0/9/11	0/1/1/1
1	DPR	D	23	1	-	0/0/9/11	0/1/1/1
1	DPR	D	25	1	-	0/0/9/11	0/1/1/1
1	DPR	D	26	1	-	0/0/9/11	0/1/1/1
1	DPR	D	4	1	-	0/0/9/11	0/1/1/1
1	DPR	D	5	1	-	0/0/9/11	0/1/1/1
1	DPR	D	7	1	-	0/0/9/11	0/1/1/1
1	DPR	D	8	1	-	0/0/9/11	0/1/1/1

*Continued on next page...*

*Continued from previous page...*

Mol	Type	Chain	Res	Link	Chirals	Torsions	Rings
1	DPR	E	1	1	-	0/0/9/11	0/1/1/1
1	DPR	E	10	1	-	0/0/9/11	0/1/1/1
1	DPR	E	11	1	-	0/0/9/11	0/1/1/1
1	DPR	E	13	1	-	0/0/9/11	0/1/1/1
1	DPR	E	14	1	-	0/0/9/11	0/1/1/1
1	DPR	E	16	1	-	0/0/9/11	0/1/1/1
1	DPR	E	17	1	-	0/0/9/11	0/1/1/1
1	DPR	E	19	1	-	0/0/9/11	0/1/1/1
1	DPR	E	2	1	-	0/0/9/11	0/1/1/1
1	DPR	E	20	1	-	0/0/9/11	0/1/1/1
1	DPR	E	22	1	-	0/0/9/11	0/1/1/1
1	DPR	E	23	1	-	0/0/9/11	0/1/1/1
1	DPR	E	25	1	-	0/0/9/11	0/1/1/1
1	DPR	E	4	1	-	0/0/9/11	0/1/1/1
1	DPR	E	5	1	-	0/0/9/11	0/1/1/1
1	DPR	E	7	1	-	0/0/9/11	0/1/1/1
1	DPR	E	8	1	-	0/0/9/11	0/1/1/1
1	DPR	F	1[A]	1	-	0/0/9/11	0/1/1/1
1	DPR	F	1[B]	1	-	0/0/9/11	0/1/1/1
1	DPR	F	10[A]	1	-	0/0/9/11	0/1/1/1
1	DPR	F	10[B]	1	-	0/0/9/11	0/1/1/1
1	DPR	F	11[A]	1	-	0/0/9/11	0/1/1/1
1	DPR	F	11[B]	1	-	0/0/9/11	0/1/1/1
1	DPR	F	13[A]	1	-	0/0/9/11	0/1/1/1
1	DPR	F	13[B]	1	-	0/0/9/11	0/1/1/1
1	DPR	F	14[A]	1	-	0/0/9/11	0/1/1/1
1	DPR	F	14[B]	1	-	0/0/9/11	0/1/1/1
1	DPR	F	16[A]	1	-	0/0/9/11	0/1/1/1
1	DPR	F	16[B]	1	-	0/0/9/11	0/1/1/1
1	DPR	F	17[A]	1	-	0/0/9/11	0/1/1/1
1	DPR	F	17[B]	1	-	0/0/9/11	0/1/1/1
1	DPR	F	19[A]	1	-	0/0/9/11	0/1/1/1
1	DPR	F	19[B]	1	-	0/0/9/11	0/1/1/1
1	DPR	F	2[A]	1	-	0/0/9/11	0/1/1/1
1	DPR	F	2[B]	1	-	0/0/9/11	0/1/1/1
1	DPR	F	20[A]	1	-	0/0/9/11	0/1/1/1
1	DPR	F	20[B]	1	-	0/0/9/11	0/1/1/1
1	DPR	F	22[A]	1	-	0/0/9/11	0/1/1/1
1	DPR	F	22[B]	1	-	0/0/9/11	0/1/1/1
1	DPR	F	23[A]	1	-	0/0/9/11	0/1/1/1
1	DPR	F	23[B]	1	-	0/0/9/11	0/1/1/1
1	DPR	F	25[A]	1	-	0/0/9/11	0/1/1/1

*Continued on next page...*



*Continued from previous page...*

Mol	Type	Chain	Res	Link	Chirals	Torsions	Rings
1	DPR	F	25[B]	1	-	0/0/9/11	0/1/1/1
1	DPR	F	26[A]	1	-	0/0/9/11	0/1/1/1
1	DPR	F	26[B]	1	-	0/0/9/11	0/1/1/1
1	DPR	F	4[A]	1	-	0/0/9/11	0/1/1/1
1	DPR	F	4[B]	1	-	0/0/9/11	0/1/1/1
1	DPR	F	5[A]	1	-	0/0/9/11	0/1/1/1
1	DPR	F	5[B]	1	-	0/0/9/11	0/1/1/1
1	DPR	F	7[A]	1	-	0/0/9/11	0/1/1/1
1	DPR	F	7[B]	1	-	0/0/9/11	0/1/1/1
1	DPR	F	8[A]	1	-	0/0/9/11	0/1/1/1
1	DPR	F	8[B]	1	-	0/0/9/11	0/1/1/1

The worst 5 of 64 bond length outliers are listed below:

Mol	Chain	Res	Type	Atoms	Z	Observed(Å)	Ideal(Å)
1	F	26[B]	DPR	CA-C	2.00	1.52	1.50
1	B	2[A]	DPR	CA-C	2.01	1.52	1.50
1	C	2	DPR	CA-C	2.01	1.52	1.50
1	D	4	DPR	CA-C	2.03	1.52	1.50
1	A	17	DPR	CA-C	2.05	1.52	1.50

The worst 5 of 195 bond angle outliers are listed below:

Mol	Chain	Res	Type	Atoms	Z	Observed(°)	Ideal(°)
1	D	26	DPR	CB-CA-C	-4.94	105.90	112.70
1	D	20	DPR	CB-CA-C	-4.63	106.33	112.70
1	E	25	DPR	CB-CA-C	-4.60	106.38	112.70
1	B	7[B]	DPR	CB-CA-C	-4.56	106.43	112.70
1	B	10[A]	DPR	CB-CA-C	-4.56	106.43	112.70

There are no chirality outliers.

There are no torsion outliers.

There are no ring outliers.

9 monomers are involved in 9 short contacts:

Mol	Chain	Res	Type	Clashes	Symm-Clashes
1	A	20	DPR	1	0
1	A	22	DPR	1	0
1	A	7	DPR	1	0
1	B	11[A]	DPR	1	0
1	B	26[B]	DPR	1	0

*Continued on next page...*

*Continued from previous page...*

Mol	Chain	Res	Type	Clashes	Symm-Clashes
1	B	8[B]	DPR	1	0
1	D	2	DPR	2	0
1	E	1	DPR	2	0
1	F	25[B]	DPR	1	0

## 5.5 Carbohydrates [i](#)

There are no carbohydrates in this entry.

## 5.6 Ligand geometry [i](#)

There are no ligands in this entry.

## 5.7 Other polymers [i](#)

There are no such residues in this entry.

## 5.8 Polymer linkage issues [i](#)

There are no chain breaks in this entry.

## 6 Fit of model and data ⓘ

### 6.1 Protein, DNA and RNA chains ⓘ

In the following table, the column labelled ‘#RSRZ> 2’ contains the number (and percentage) of RSRZ outliers, followed by percent RSRZ outliers for the chain as percentile scores relative to all X-ray entries and entries of similar resolution. The OWAB column contains the minimum, median, 95<sup>th</sup> percentile and maximum values of the occupancy-weighted average B-factor per residue. The column labelled ‘Q< 0.9’ lists the number of (and percentage) of residues with an average occupancy less than 0.9.

Mol	Chain	Analysed	<RSRZ>	#RSRZ>2	OWAB(Å <sup>2</sup> )	Q<0.9
1	A	9/27 (33%)	0.52	3 (33%) 0 2	9, 10, 19, 37	1 (11%)
1	B	9/27 (33%)	-0.15	0 100 100	9, 11, 25, 30	0
1	C	9/27 (33%)	0.03	1 (11%) 6 8	9, 11, 21, 22	1 (11%)
1	D	9/27 (33%)	0.29	1 (11%) 6 8	8, 10, 27, 29	1 (11%)
1	E	8/27 (29%)	-0.15	0 100 100	8, 10, 17, 39	0
1	F	9/27 (33%)	0.50	0 100 100	10, 11, 25, 25	0
All	All	53/162 (32%)	0.18	5 (9%) 9 11	8, 11, 29, 39	3 (5%)

All (5) RSRZ outliers are listed below:

Mol	Chain	Res	Type	RSRZ
1	C	27	GLY	2.8
1	A	27	GLY	2.6
1	A	24	GLY	2.5
1	D	27	GLY	2.4
1	A	21	GLY	2.0

### 6.2 Non-standard residues in protein, DNA, RNA chains ⓘ

In the following table, the Atoms column lists the number of modelled atoms in the group and the number defined in the chemical component dictionary. LLDF column lists the quality of electron density of the group with respect to its neighbouring residues in protein, DNA or RNA chains. The B-factors column lists the minimum, median, 95<sup>th</sup> percentile and maximum values of B factors of atoms in the group. The column labelled ‘Q< 0.9’ lists the number of atoms with occupancy less than 0.9.

Mol	Type	Chain	Res	Atoms	RSCC	RSR	LLDF	B-factors(Å <sup>2</sup> )	Q<0.9
1	DPR	E	7	7/8	0.99	0.05	-	9,12,15,15	0
1	DPR	B	2[B]	7/8	0.96	0.09	-	11,13,17,17	7

*Continued on next page...*

*Continued from previous page...*

Mol	Type	Chain	Res	Atoms	RSCC	RSR	LLDF	B-factors(Å <sup>2</sup> )	Q<0.9
1	DPR	B	14[A]	7/8	0.98	0.06	-	8,9,15,15	7
1	DPR	D	5	7/8	0.98	0.07	-	10,13,19,22	0
1	DPR	E	1	7/8	0.91	0.22	-	14,20,23,26	7
1	DPR	B	22[A]	7/8	0.95	0.07	-	14,15,17,17	7
1	DPR	B	16[B]	7/8	0.99	0.05	-	10,11,14,15	7
1	DPR	F	22[A]	7/8	0.95	0.08	-	12,14,18,21	7
1	DPR	D	17	7/8	0.98	0.05	-	9,10,13,13	0
1	DPR	D	19	7/8	0.99	0.05	-	10,11,12,13	0
1	DPR	D	20	7/8	0.95	0.08	-	12,13,15,17	0
1	DPR	A	14	7/8	0.98	0.05	-	9,10,13,18	0
1	DPR	C	16	7/8	0.99	0.04	-	9,10,15,17	0
1	DPR	E	22	7/8	0.92	0.10	-	21,23,25,27	0
1	DPR	F	19[A]	7/8	0.97	0.07	-	10,11,16,16	7
1	DPR	B	10[B]	7/8	0.99	0.06	-	9,9,14,14	7
1	DPR	F	1[A]	7/8	0.94	0.10	-	14,17,18,21	7
1	DPR	F	19[B]	7/8	0.97	0.07	-	12,14,18,21	7
1	DPR	A	4	7/8	0.98	0.07	-	12,16,19,21	0
1	DPR	F	4[A]	7/8	0.97	0.07	-	13,16,20,21	7
1	DPR	C	8	7/8	0.99	0.05	-	9,10,14,16	0
1	DPR	E	10	7/8	0.99	0.05	-	8,10,14,16	0
1	DPR	F	23[A]	7/8	0.94	0.11	-	15,16,22,23	7
1	DPR	A	17	7/8	0.98	0.05	-	9,11,13,13	0
1	DPR	F	17[B]	7/8	0.97	0.06	-	9,12,15,17	7
1	DPR	A	16	7/8	0.99	0.04	-	9,11,11,12	0
1	DPR	B	4[B]	7/8	0.97	0.06	-	10,11,15,15	7
1	DPR	B	14[B]	7/8	0.98	0.06	-	9,10,13,13	7
1	DPR	E	16	7/8	0.99	0.05	-	8,10,12,13	0
1	DPR	B	19[A]	7/8	0.97	0.06	-	10,11,14,15	7
1	DPR	B	22[B]	7/8	0.95	0.07	-	27,28,31,33	7
1	DPR	F	11[A]	7/8	0.98	0.06	-	8,10,12,13	7
1	DPR	B	1[A]	7/8	0.95	0.10	-	15,17,26,27	7
1	DPR	F	26[B]	7/8	0.92	0.12	-	18,23,25,26	7
1	DPR	B	2[A]	7/8	0.96	0.09	-	11,15,19,19	7
1	DPR	F	26[A]	7/8	0.92	0.12	-	28,30,40,42	7
1	DPR	B	13[B]	7/8	0.99	0.06	-	8,9,10,11	7
1	DPR	B	1[B]	7/8	0.95	0.10	-	12,15,17,19	7
1	DPR	C	20	7/8	0.95	0.09	-	12,13,18,19	0
1	DPR	D	14	7/8	0.99	0.05	-	9,10,13,13	0
1	DPR	F	8[B]	7/8	0.98	0.06	-	8,10,12,13	7
1	DPR	C	2	7/8	0.95	0.07	-	15,20,21,23	0
1	DPR	F	14[A]	7/8	0.98	0.06	-	9,10,11,14	7
1	DPR	A	22	7/8	0.88	0.13	-	22,23,30,31	0

*Continued on next page...*

*Continued from previous page...*

Mol	Type	Chain	Res	Atoms	RSCC	RSR	LLDF	B-factors(Å <sup>2</sup> )	Q<0.9
1	DPR	F	16[B]	7/8	0.98	0.05	-	10,11,16,16	7
1	DPR	B	11[A]	7/8	0.98	0.05	-	10,11,16,17	7
1	DPR	B	7[B]	7/8	0.98	0.06	-	9,10,14,16	7
1	DPR	A	20	7/8	0.97	0.10	-	13,14,18,21	0
1	DPR	E	23	7/8	0.93	0.09	-	23,26,29,34	0
1	DPR	B	7[A]	7/8	0.98	0.06	-	10,11,15,15	7
1	DPR	B	11[B]	7/8	0.98	0.05	-	8,9,15,15	7
1	DPR	A	25	7/8	0.93	0.09	-	24,34,36,40	0
1	DPR	F	20[B]	7/8	0.96	0.09	-	15,16,22,23	7
1	DPR	F	25[A]	7/8	0.89	0.12	-	25,27,34,35	7
1	DPR	C	26	7/8	0.94	0.10	-	31,32,38,45	0
1	DPR	D	13	7/8	0.99	0.05	-	8,9,13,17	0
1	DPR	F	25[B]	7/8	0.89	0.12	-	23,23,30,31	7
1	DPR	F	13[B]	7/8	0.99	0.05	-	8,11,13,13	7
1	DPR	F	11[B]	7/8	0.98	0.06	-	9,10,11,14	7
1	DPR	F	13[A]	7/8	0.99	0.05	-	8,9,10,10	7
1	DPR	C	5	7/8	0.98	0.06	-	11,14,18,21	0
1	DPR	E	19	7/8	0.98	0.05	-	11,12,16,17	0
1	DPR	A	11	7/8	0.99	0.04	-	7,10,11,14	0
1	DPR	F	2[B]	7/8	0.95	0.09	-	12,13,17,21	7
1	DPR	C	14	7/8	0.99	0.04	-	7,9,13,18	0
1	DPR	B	8[A]	7/8	0.98	0.07	-	8,10,14,17	7
1	DPR	B	8[B]	7/8	0.98	0.07	-	10,11,16,17	7
1	DPR	F	2[A]	7/8	0.95	0.09	-	14,16,19,21	7
1	DPR	A	13	7/8	0.99	0.04	-	9,9,11,13	0
1	DPR	B	20[B]	7/8	0.96	0.07	-	17,19,26,27	7
1	DPR	A	1	7/8	0.95	0.22	-	12,14,16,18	7
1	DPR	B	23[B]	7/8	0.91	0.13	-	27,27,36,40	7
1	DPR	A	19	7/8	0.98	0.05	-	12,13,17,17	0
1	DPR	C	19	7/8	0.97	0.06	-	11,13,15,17	0
1	DPR	C	23	7/8	0.94	0.08	-	15,18,23,23	0
1	DPR	F	10[A]	7/8	0.98	0.06	-	9,12,13,15	7
1	DPR	E	5	7/8	0.97	0.07	-	12,12,15,16	0
1	DPR	D	26	7/8	0.74	0.14	-	40,43,46,52	0
1	DPR	F	10[B]	7/8	0.98	0.06	-	8,9,10,10	7
1	DPR	B	25[B]	7/8	0.84	0.14	-	20,27,33,33	7
1	DPR	C	11	7/8	0.99	0.04	-	8,10,11,12	0
1	DPR	E	14	7/8	0.98	0.05	-	9,11,13,16	0
1	DPR	D	7	7/8	0.99	0.05	-	9,11,14,16	0
1	DPR	C	7	7/8	0.98	0.05	-	10,11,13,15	0
1	DPR	A	26	7/8	0.91	0.08	-	31,33,41,42	0
1	DPR	C	17	7/8	0.99	0.05	-	11,12,15,16	0

*Continued on next page...*

*Continued from previous page...*

Mol	Type	Chain	Res	Atoms	RSCC	RSR	LLDF	B-factors(Å <sup>2</sup> )	Q<0.9
1	DPR	A	2	7/8	0.94	0.13	-	19,21,23,24	0
1	DPR	F	22[B]	7/8	0.95	0.08	-	25,27,34,35	7
1	DPR	B	5[A]	7/8	0.98	0.07	-	11,13,17,17	7
1	DPR	B	16[A]	7/8	0.99	0.05	-	8,9,10,11	7
1	DPR	A	7	7/8	0.99	0.04	-	8,10,11,13	0
1	DPR	B	10[A]	7/8	0.99	0.06	-	9,10,14,16	7
1	DPR	B	26[B]	7/8	0.79	0.17	-	11,14,18,19	7
1	DPR	B	26[A]	7/8	0.79	0.17	-	27,27,36,40	7
1	DPR	D	8	7/8	0.98	0.07	-	11,11,14,17	0
1	DPR	F	1[B]	7/8	0.94	0.10	-	13,16,20,21	7
1	DPR	E	8	7/8	0.98	0.06	-	11,11,17,18	0
1	DPR	D	4	7/8	0.99	0.04	-	12,17,19,21	0
1	DPR	E	2	7/8	0.95	0.09	-	14,16,21,22	0
1	DPR	B	17[B]	7/8	0.98	0.05	-	10,12,15,18	7
1	DPR	F	17[A]	7/8	0.97	0.06	-	10,11,16,20	7
1	DPR	F	23[B]	7/8	0.94	0.11	-	28,30,40,42	7
1	DPR	D	22	7/8	0.97	0.09	-	14,17,20,23	0
1	DPR	B	4[A]	7/8	0.97	0.06	-	12,15,17,19	7
1	DPR	F	4[B]	7/8	0.97	0.07	-	10,11,15,20	7
1	DPR	D	16	7/8	0.98	0.06	-	8,11,14,14	0
1	DPR	A	10	7/8	0.99	0.05	-	8,9,12,13	0
1	DPR	B	19[B]	7/8	0.97	0.06	-	14,15,17,17	7
1	DPR	D	23	7/8	0.98	0.06	-	22,25,26,27	0
1	DPR	A	5	7/8	0.98	0.05	-	11,12,18,18	0
1	DPR	C	25	7/8	0.93	0.07	-	27,29,31,32	0
1	DPR	E	13	7/8	0.99	0.04	-	7,9,13,13	0
1	DPR	C	4	7/8	0.98	0.04	-	13,16,18,19	0
1	DPR	B	13[A]	7/8	0.99	0.06	-	9,9,14,14	7
1	DPR	A	8	7/8	0.98	0.06	-	8,9,13,16	0
1	DPR	E	11	7/8	0.98	0.05	-	8,10,13,19	0
1	DPR	D	11	7/8	0.99	0.05	-	8,9,12,13	0
1	DPR	E	25	7/8	0.67	0.17	-	47,50,54,57	0
1	DPR	F	14[B]	7/8	0.98	0.06	-	10,11,16,20	7
1	DPR	A	23	7/8	0.93	0.15	-	26,29,34,41	0
1	DPR	D	10	7/8	0.99	0.06	-	8,9,11,11	0
1	DPR	D	2	7/8	0.94	0.12	-	18,22,30,32	0
1	DPR	E	20	7/8	0.96	0.10	-	13,14,16,16	0
1	DPR	C	1	7/8	0.95	0.19	-	13,16,17,17	7
1	DPR	F	16[A]	7/8	0.98	0.05	-	8,11,13,13	7
1	DPR	F	7[B]	7/8	0.98	0.06	-	9,12,13,15	7
1	DPR	F	7[A]	7/8	0.98	0.06	-	10,11,15,20	7
1	DPR	C	10	7/8	0.98	0.06	-	8,10,11,11	0

*Continued on next page...*

*Continued from previous page...*

Mol	Type	Chain	Res	Atoms	RSCC	RSR	LLDF	B-factors( $\text{\AA}^2$ )	Q<0.9
1	DPR	D	1	7/8	0.93	0.19	-	15,22,24,26	7
1	DPR	F	20[A]	7/8	0.96	0.09	-	9,12,15,17	7
1	DPR	B	20[A]	7/8	0.96	0.07	-	10,12,15,18	7
1	DPR	F	5[A]	7/8	0.97	0.08	-	12,13,17,21	7
1	DPR	C	22	7/8	0.96	0.10	-	14,15,18,21	0
1	DPR	F	5[B]	7/8	0.97	0.08	-	10,12,13,13	7
1	DPR	E	4	7/8	0.98	0.05	-	11,12,14,14	0
1	DPR	D	25	7/8	0.89	0.12	-	30,35,37,38	0
1	DPR	B	23[A]	7/8	0.91	0.13	-	17,19,26,27	7
1	DPR	B	5[B]	7/8	0.98	0.07	-	8,10,14,17	7
1	DPR	F	8[A]	7/8	0.98	0.06	-	10,12,13,13	7
1	DPR	C	13	7/8	0.99	0.06	-	8,10,12,12	0
1	DPR	E	17	7/8	0.98	0.06	-	9,10,14,14	0
1	DPR	B	25[A]	7/8	0.84	0.14	-	27,28,31,33	7
1	DPR	B	17[A]	7/8	0.98	0.05	-	9,10,13,13	7

### 6.3 Carbohydrates [i](#)

There are no carbohydrates in this entry.

### 6.4 Ligands [i](#)

There are no ligands in this entry.

### 6.5 Other polymers [i](#)

There are no such residues in this entry.