



# Full wwPDB X-ray Structure Validation Report ⓘ

Oct 2, 2017 – 05:29 PM EDT

PDB ID : 3ANZ  
Title : Crystal Structure of alpha-hemolysin  
Authors : Yamashita, K.; Kawauchi, H.; Tanaka, Y.; Yao, M.; Tanaka, I.  
Deposited on : unknown  
Resolution : 2.30 Å(reported)

This is a Full wwPDB X-ray Structure Validation Report for a publicly released PDB entry.

We welcome your comments at [validation@mail.wwpdb.org](mailto:validation@mail.wwpdb.org)

A user guide is available at

<http://wwpdb.org/validation/2016/XrayValidationReportHelp>

with specific help available everywhere you see the ⓘ symbol.

---

The following versions of software and data (see [references ⓘ](#)) were used in the production of this report:

MolProbity : 4.02b-467  
Mogul : 1.7.2 (RC1), CSD as538be (2017)  
Xtriage (Phenix) : 1.9-1692  
EDS : rb-20030345  
Percentile statistics : 20161228.v01 (using entries in the PDB archive December 28th 2016)  
Refmac : 5.8.0135  
CCP4 : 6.5.0  
Ideal geometry (proteins) : Engh & Huber (2001)  
Ideal geometry (DNA, RNA) : Parkinson et al. (1996)  
Validation Pipeline (wwPDB-VP) : rb-20030345



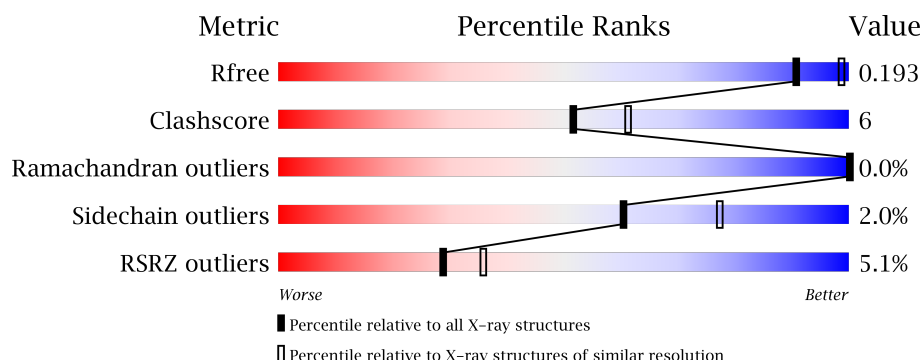
# 1 Overall quality at a glance

The following experimental techniques were used to determine the structure:

*X-RAY DIFFRACTION*

The reported resolution of this entry is 2.30 Å.

Percentile scores (ranging between 0-100) for global validation metrics of the entry are shown in the following graphic. The table shows the number of entries on which the scores are based.



Metric	Whole archive (#Entries)	Similar resolution (#Entries, resolution range(Å))
$R_{free}$	100719	4130 (2.30-2.30)
Clashscore	112137	4751 (2.30-2.30)
Ramachandran outliers	110173	4705 (2.30-2.30)
Sidechain outliers	110143	4704 (2.30-2.30)
RSRZ outliers	101464	4156 (2.30-2.30)

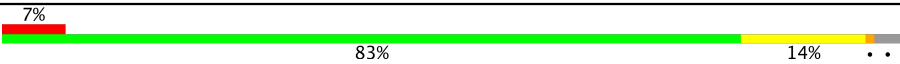

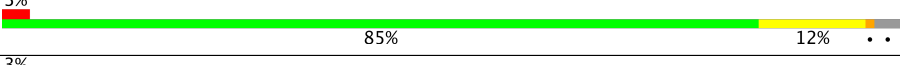
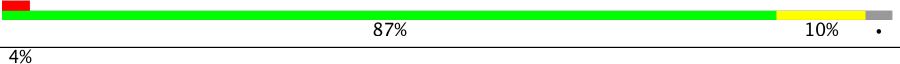
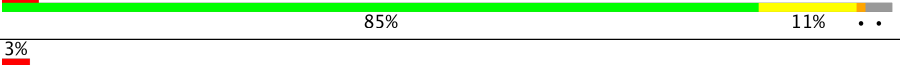

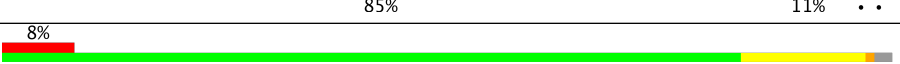
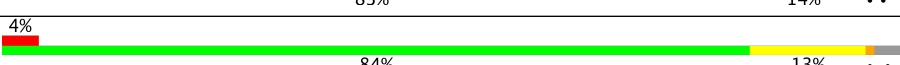
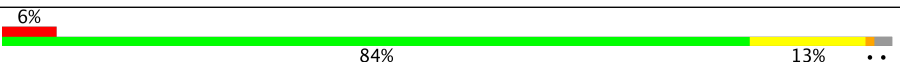

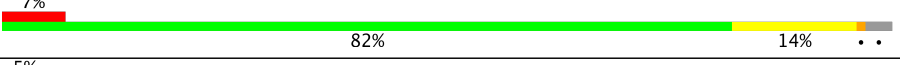




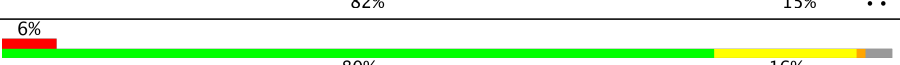
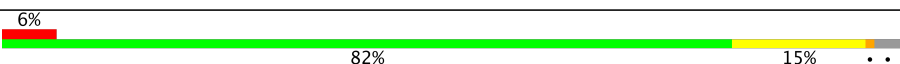
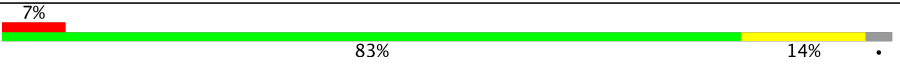

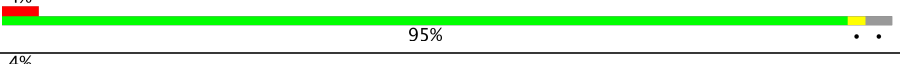
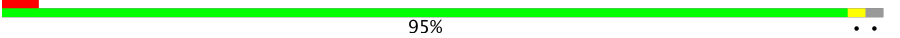

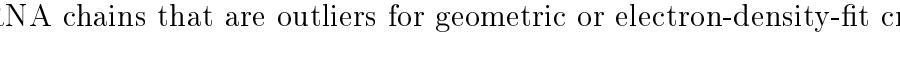
The table below summarises the geometric issues observed across the polymeric chains and their fit to the electron density. The red, orange, yellow and green segments on the lower bar indicate the fraction of residues that contain outliers for  $\geq 3$ , 2, 1 and 0 types of geometric quality criteria. A grey segment represents the fraction of residues that are not modelled. The numeric value for each fraction is indicated below the corresponding segment, with a dot representing fractions  $\leq 5\%$ . The upper red bar (where present) indicates the fraction of residues that have poor fit to the electron density. The numeric value is given above the bar.

Mol	Chain	Length	Quality of chain
1	A	302	<div> <div>3%</div> <div>84%</div> <div>13%</div> <div>..</div> </div>
1	B	302	<div> <div>4%</div> <div>81%</div> <div>16%</div> <div>..</div> </div>
1	C	302	<div> <div>5%</div> <div>81%</div> <div>16%</div> <div>.</div> </div>
1	D	302	<div> <div>5%</div> <div>83%</div> <div>13%</div> <div>..</div> </div>
1	E	302	<div> <div>9%</div> <div>82%</div> <div>14%</div> <div>..</div> </div>

*Continued on next page...*



Continued from previous page...

Mol	Chain	Length	Quality of chain
1	F	302	
1	G	302	
1	H	302	
1	I	302	
1	J	302	
1	K	302	
1	L	302	
1	M	302	
1	N	302	
1	O	302	
1	P	302	
1	Q	302	
1	R	302	
1	S	302	
1	T	302	
1	U	302	
1	V	302	
1	W	302	
1	X	302	
1	Y	302	
1	Z	302	
1	a	302	
1	b	302	

The following table lists non-polymeric compounds, carbohydrate monomers and non-standard residues in protein, DNA, RNA chains that are outliers for geometric or electron-density-fit criteria:



Mol	Type	Chain	Res	Chirality	Geometry	Clashes	Electron density
2	MPD	A	302	-	-	X	X
2	MPD	B	302	-	-	X	X
2	MPD	B	303	-	-	X	X
2	MPD	E	302	-	-	X	-
2	MPD	E	303	-	-	-	X
2	MPD	F	303	-	-	X	X
2	MPD	G	302	-	-	-	X
2	MPD	H	302	-	-	-	X
2	MPD	H	303	-	-	-	X
2	MPD	I	302	-	-	-	X
2	MPD	I	303	-	-	-	X
2	MPD	J	302	-	-	-	X
2	MPD	J	303	-	-	-	X
2	MPD	K	302	-	-	-	X
2	MPD	K	303	-	-	X	-
2	MPD	L	303	-	-	-	X
2	MPD	M	303	-	-	-	X
2	MPD	N	302	-	-	X	-
2	MPD	O	302	-	-	-	X
2	MPD	O	303	-	-	-	X
2	MPD	P	303	-	-	-	X
2	MPD	Q	302	-	-	X	X
2	MPD	Q	303	-	-	-	X
2	MPD	R	303	-	-	X	-
2	MPD	S	302	-	-	-	X
2	MPD	S	303	-	-	-	X
2	MPD	T	302	-	-	-	X
2	MPD	T	303	-	-	-	X
2	MPD	U	302	-	-	-	X
2	MPD	U	303	-	-	-	X
2	MPD	V	303	-	-	X	X
2	MPD	X	302	-	-	-	X
2	MPD	X	303	-	-	-	X
2	MPD	X	304	-	-	-	X
2	MPD	Y	302	-	-	-	X
2	MPD	Y	303	-	-	-	X
2	MPD	Z	302	-	-	-	X
2	MPD	a	302	-	-	-	X
2	MPD	a	303	-	-	-	X
2	MPD	b	302	-	-	-	X
2	MPD	b	303	-	-	-	X
3	ACY	A	305	-	-	-	X
3	ACY	D	304	-	-	-	X

Continued on next page...



*Continued from previous page...*

Mol	Type	Chain	Res	Chirality	Geometry	Clashes	Electron density
3	ACY	E	304	-	-	-	X
3	ACY	H	305	-	-	-	X
3	ACY	J	304	-	-	-	X
3	ACY	K	304	-	-	-	X
3	ACY	L	304	-	-	-	X
3	ACY	M	304	-	-	-	X
3	ACY	O	304	-	-	-	X
3	ACY	O	305	-	-	-	X
3	ACY	Q	304	-	-	-	X
3	ACY	S	304	-	-	-	X
3	ACY	S	305	-	-	-	X
3	ACY	T	304	-	-	-	X
3	ACY	V	304	-	-	-	X
3	ACY	X	305	-	-	-	X
3	ACY	Y	304	-	-	-	X
3	ACY	Z	303	-	-	-	X
3	ACY	a	304	-	-	-	X
3	ACY	b	304	-	-	-	X



## 2 Entry composition

There are 4 unique types of molecules in this entry. The entry contains 68607 atoms, of which 0 are hydrogens and 0 are deuteriums.

In the tables below, the ZeroOcc column contains the number of atoms modelled with zero occupancy, the AltConf column contains the number of residues with at least one atom in alternate conformation and the Trace column contains the number of residues modelled with at most 2 atoms.

- Molecule 1 is a protein called Alpha-hemolysin.

Mol	Chain	Residues	Atoms					ZeroOcc	AltConf	Trace
1	A	295	Total	C	N	O	S	0	0	0
			2362	1484	403	468	7			
1	B	295	Total	C	N	O	S	0	0	0
			2362	1484	403	468	7			
1	C	294	Total	C	N	O	S	0	0	0
			2353	1479	402	465	7			
1	D	295	Total	C	N	O	S	0	0	0
			2362	1484	403	468	7			
1	E	295	Total	C	N	O	S	0	0	0
			2362	1484	403	468	7			
1	F	294	Total	C	N	O	S	0	0	0
			2353	1479	402	465	7			
1	G	294	Total	C	N	O	S	0	0	0
			2353	1479	402	465	7			
1	H	294	Total	C	N	O	S	0	0	0
			2353	1479	402	465	7			
1	I	294	Total	C	N	O	S	0	0	0
			2353	1479	402	465	7			
1	J	294	Total	C	N	O	S	0	0	0
			2353	1479	402	465	7			
1	K	295	Total	C	N	O	S	0	0	0
			2362	1484	403	468	7			
1	L	294	Total	C	N	O	S	0	0	0
			2353	1479	402	465	7			
1	M	295	Total	C	N	O	S	0	0	0
			2362	1484	403	468	7			
1	N	294	Total	C	N	O	S	0	0	0
			2353	1479	402	465	7			
1	O	295	Total	C	N	O	S	0	0	0
			2362	1484	403	468	7			
1	P	294	Total	C	N	O	S	0	0	0
			2353	1479	402	465	7			

*Continued on next page...*



*Continued from previous page...*

Mol	Chain	Residues	Atoms					ZeroOcc	AltConf	Trace
1	Q	294	Total	C	N	O	S	0	0	0
			2353	1479	402	465	7			
1	R	294	Total	C	N	O	S	0	0	0
			2353	1479	402	465	7			
1	S	295	Total	C	N	O	S	0	0	0
			2362	1484	403	468	7			
1	T	294	Total	C	N	O	S	0	0	0
			2353	1479	402	465	7			
1	U	295	Total	C	N	O	S	0	0	0
			2362	1484	403	468	7			
1	V	295	Total	C	N	O	S	0	0	0
			2362	1484	403	468	7			
1	W	294	Total	C	N	O	S	0	0	0
			2353	1479	402	465	7			
1	X	294	Total	C	N	O	S	0	0	0
			2353	1479	402	465	7			
1	Y	294	Total	C	N	O	S	0	0	0
			2353	1479	402	465	7			
1	Z	294	Total	C	N	O	S	0	0	0
			2353	1479	402	465	7			
1	a	294	Total	C	N	O	S	0	0	0
			2353	1479	402	465	7			
1	b	295	Total	C	N	O	S	0	0	0
			2362	1484	403	468	7			

There are 252 discrepancies between the modelled and reference sequences:

Chain	Residue	Modelled	Actual	Comment	Reference
A	0	MET	-	EXPRESSION TAG	UNP Q99UU6
A	294	LEU	-	EXPRESSION TAG	UNP Q99UU6
A	295	GLU	-	EXPRESSION TAG	UNP Q99UU6
A	296	HIS	-	EXPRESSION TAG	UNP Q99UU6
A	297	HIS	-	EXPRESSION TAG	UNP Q99UU6
A	298	HIS	-	EXPRESSION TAG	UNP Q99UU6
A	299	HIS	-	EXPRESSION TAG	UNP Q99UU6
A	300	HIS	-	EXPRESSION TAG	UNP Q99UU6
A	301	HIS	-	EXPRESSION TAG	UNP Q99UU6
B	0	MET	-	EXPRESSION TAG	UNP Q99UU6
B	294	LEU	-	EXPRESSION TAG	UNP Q99UU6
B	295	GLU	-	EXPRESSION TAG	UNP Q99UU6
B	296	HIS	-	EXPRESSION TAG	UNP Q99UU6
B	297	HIS	-	EXPRESSION TAG	UNP Q99UU6
B	298	HIS	-	EXPRESSION TAG	UNP Q99UU6

*Continued on next page...*



*Continued from previous page...*

Chain	Residue	Modelled	Actual	Comment	Reference
B	299	HIS	-	EXPRESSION TAG	UNP Q99UU6
B	300	HIS	-	EXPRESSION TAG	UNP Q99UU6
B	301	HIS	-	EXPRESSION TAG	UNP Q99UU6
C	0	MET	-	EXPRESSION TAG	UNP Q99UU6
C	294	LEU	-	EXPRESSION TAG	UNP Q99UU6
C	295	GLU	-	EXPRESSION TAG	UNP Q99UU6
C	296	HIS	-	EXPRESSION TAG	UNP Q99UU6
C	297	HIS	-	EXPRESSION TAG	UNP Q99UU6
C	298	HIS	-	EXPRESSION TAG	UNP Q99UU6
C	299	HIS	-	EXPRESSION TAG	UNP Q99UU6
C	300	HIS	-	EXPRESSION TAG	UNP Q99UU6
C	301	HIS	-	EXPRESSION TAG	UNP Q99UU6
D	0	MET	-	EXPRESSION TAG	UNP Q99UU6
D	294	LEU	-	EXPRESSION TAG	UNP Q99UU6
D	295	GLU	-	EXPRESSION TAG	UNP Q99UU6
D	296	HIS	-	EXPRESSION TAG	UNP Q99UU6
D	297	HIS	-	EXPRESSION TAG	UNP Q99UU6
D	298	HIS	-	EXPRESSION TAG	UNP Q99UU6
D	299	HIS	-	EXPRESSION TAG	UNP Q99UU6
D	300	HIS	-	EXPRESSION TAG	UNP Q99UU6
D	301	HIS	-	EXPRESSION TAG	UNP Q99UU6
E	0	MET	-	EXPRESSION TAG	UNP Q99UU6
E	294	LEU	-	EXPRESSION TAG	UNP Q99UU6
E	295	GLU	-	EXPRESSION TAG	UNP Q99UU6
E	296	HIS	-	EXPRESSION TAG	UNP Q99UU6
E	297	HIS	-	EXPRESSION TAG	UNP Q99UU6
E	298	HIS	-	EXPRESSION TAG	UNP Q99UU6
E	299	HIS	-	EXPRESSION TAG	UNP Q99UU6
E	300	HIS	-	EXPRESSION TAG	UNP Q99UU6
E	301	HIS	-	EXPRESSION TAG	UNP Q99UU6
F	0	MET	-	EXPRESSION TAG	UNP Q99UU6
F	294	LEU	-	EXPRESSION TAG	UNP Q99UU6
F	295	GLU	-	EXPRESSION TAG	UNP Q99UU6
F	296	HIS	-	EXPRESSION TAG	UNP Q99UU6
F	297	HIS	-	EXPRESSION TAG	UNP Q99UU6
F	298	HIS	-	EXPRESSION TAG	UNP Q99UU6
F	299	HIS	-	EXPRESSION TAG	UNP Q99UU6
F	300	HIS	-	EXPRESSION TAG	UNP Q99UU6
F	301	HIS	-	EXPRESSION TAG	UNP Q99UU6
G	0	MET	-	EXPRESSION TAG	UNP Q99UU6
G	294	LEU	-	EXPRESSION TAG	UNP Q99UU6
G	295	GLU	-	EXPRESSION TAG	UNP Q99UU6

*Continued on next page...*



*Continued from previous page...*

Chain	Residue	Modelled	Actual	Comment	Reference
G	296	HIS	-	EXPRESSION TAG	UNP Q99UU6
G	297	HIS	-	EXPRESSION TAG	UNP Q99UU6
G	298	HIS	-	EXPRESSION TAG	UNP Q99UU6
G	299	HIS	-	EXPRESSION TAG	UNP Q99UU6
G	300	HIS	-	EXPRESSION TAG	UNP Q99UU6
G	301	HIS	-	EXPRESSION TAG	UNP Q99UU6
H	0	MET	-	EXPRESSION TAG	UNP Q99UU6
H	294	LEU	-	EXPRESSION TAG	UNP Q99UU6
H	295	GLU	-	EXPRESSION TAG	UNP Q99UU6
H	296	HIS	-	EXPRESSION TAG	UNP Q99UU6
H	297	HIS	-	EXPRESSION TAG	UNP Q99UU6
H	298	HIS	-	EXPRESSION TAG	UNP Q99UU6
H	299	HIS	-	EXPRESSION TAG	UNP Q99UU6
H	300	HIS	-	EXPRESSION TAG	UNP Q99UU6
H	301	HIS	-	EXPRESSION TAG	UNP Q99UU6
I	0	MET	-	EXPRESSION TAG	UNP Q99UU6
I	294	LEU	-	EXPRESSION TAG	UNP Q99UU6
I	295	GLU	-	EXPRESSION TAG	UNP Q99UU6
I	296	HIS	-	EXPRESSION TAG	UNP Q99UU6
I	297	HIS	-	EXPRESSION TAG	UNP Q99UU6
I	298	HIS	-	EXPRESSION TAG	UNP Q99UU6
I	299	HIS	-	EXPRESSION TAG	UNP Q99UU6
I	300	HIS	-	EXPRESSION TAG	UNP Q99UU6
I	301	HIS	-	EXPRESSION TAG	UNP Q99UU6
J	0	MET	-	EXPRESSION TAG	UNP Q99UU6
J	294	LEU	-	EXPRESSION TAG	UNP Q99UU6
J	295	GLU	-	EXPRESSION TAG	UNP Q99UU6
J	296	HIS	-	EXPRESSION TAG	UNP Q99UU6
J	297	HIS	-	EXPRESSION TAG	UNP Q99UU6
J	298	HIS	-	EXPRESSION TAG	UNP Q99UU6
J	299	HIS	-	EXPRESSION TAG	UNP Q99UU6
J	300	HIS	-	EXPRESSION TAG	UNP Q99UU6
J	301	HIS	-	EXPRESSION TAG	UNP Q99UU6
K	0	MET	-	EXPRESSION TAG	UNP Q99UU6
K	294	LEU	-	EXPRESSION TAG	UNP Q99UU6
K	295	GLU	-	EXPRESSION TAG	UNP Q99UU6
K	296	HIS	-	EXPRESSION TAG	UNP Q99UU6
K	297	HIS	-	EXPRESSION TAG	UNP Q99UU6
K	298	HIS	-	EXPRESSION TAG	UNP Q99UU6
K	299	HIS	-	EXPRESSION TAG	UNP Q99UU6
K	300	HIS	-	EXPRESSION TAG	UNP Q99UU6
K	301	HIS	-	EXPRESSION TAG	UNP Q99UU6

*Continued on next page...*



*Continued from previous page...*

Chain	Residue	Modelled	Actual	Comment	Reference
L	0	MET	-	EXPRESSION TAG	UNP Q99UU6
L	294	LEU	-	EXPRESSION TAG	UNP Q99UU6
L	295	GLU	-	EXPRESSION TAG	UNP Q99UU6
L	296	HIS	-	EXPRESSION TAG	UNP Q99UU6
L	297	HIS	-	EXPRESSION TAG	UNP Q99UU6
L	298	HIS	-	EXPRESSION TAG	UNP Q99UU6
L	299	HIS	-	EXPRESSION TAG	UNP Q99UU6
L	300	HIS	-	EXPRESSION TAG	UNP Q99UU6
L	301	HIS	-	EXPRESSION TAG	UNP Q99UU6
M	0	MET	-	EXPRESSION TAG	UNP Q99UU6
M	294	LEU	-	EXPRESSION TAG	UNP Q99UU6
M	295	GLU	-	EXPRESSION TAG	UNP Q99UU6
M	296	HIS	-	EXPRESSION TAG	UNP Q99UU6
M	297	HIS	-	EXPRESSION TAG	UNP Q99UU6
M	298	HIS	-	EXPRESSION TAG	UNP Q99UU6
M	299	HIS	-	EXPRESSION TAG	UNP Q99UU6
M	300	HIS	-	EXPRESSION TAG	UNP Q99UU6
M	301	HIS	-	EXPRESSION TAG	UNP Q99UU6
N	0	MET	-	EXPRESSION TAG	UNP Q99UU6
N	294	LEU	-	EXPRESSION TAG	UNP Q99UU6
N	295	GLU	-	EXPRESSION TAG	UNP Q99UU6
N	296	HIS	-	EXPRESSION TAG	UNP Q99UU6
N	297	HIS	-	EXPRESSION TAG	UNP Q99UU6
N	298	HIS	-	EXPRESSION TAG	UNP Q99UU6
N	299	HIS	-	EXPRESSION TAG	UNP Q99UU6
N	300	HIS	-	EXPRESSION TAG	UNP Q99UU6
N	301	HIS	-	EXPRESSION TAG	UNP Q99UU6
O	0	MET	-	EXPRESSION TAG	UNP Q99UU6
O	294	LEU	-	EXPRESSION TAG	UNP Q99UU6
O	295	GLU	-	EXPRESSION TAG	UNP Q99UU6
O	296	HIS	-	EXPRESSION TAG	UNP Q99UU6
O	297	HIS	-	EXPRESSION TAG	UNP Q99UU6
O	298	HIS	-	EXPRESSION TAG	UNP Q99UU6
O	299	HIS	-	EXPRESSION TAG	UNP Q99UU6
O	300	HIS	-	EXPRESSION TAG	UNP Q99UU6
O	301	HIS	-	EXPRESSION TAG	UNP Q99UU6
P	0	MET	-	EXPRESSION TAG	UNP Q99UU6
P	294	LEU	-	EXPRESSION TAG	UNP Q99UU6
P	295	GLU	-	EXPRESSION TAG	UNP Q99UU6
P	296	HIS	-	EXPRESSION TAG	UNP Q99UU6
P	297	HIS	-	EXPRESSION TAG	UNP Q99UU6
P	298	HIS	-	EXPRESSION TAG	UNP Q99UU6

*Continued on next page...*



*Continued from previous page...*

Chain	Residue	Modelled	Actual	Comment	Reference
P	299	HIS	-	EXPRESSION TAG	UNP Q99UU6
P	300	HIS	-	EXPRESSION TAG	UNP Q99UU6
P	301	HIS	-	EXPRESSION TAG	UNP Q99UU6
Q	0	MET	-	EXPRESSION TAG	UNP Q99UU6
Q	294	LEU	-	EXPRESSION TAG	UNP Q99UU6
Q	295	GLU	-	EXPRESSION TAG	UNP Q99UU6
Q	296	HIS	-	EXPRESSION TAG	UNP Q99UU6
Q	297	HIS	-	EXPRESSION TAG	UNP Q99UU6
Q	298	HIS	-	EXPRESSION TAG	UNP Q99UU6
Q	299	HIS	-	EXPRESSION TAG	UNP Q99UU6
Q	300	HIS	-	EXPRESSION TAG	UNP Q99UU6
Q	301	HIS	-	EXPRESSION TAG	UNP Q99UU6
R	0	MET	-	EXPRESSION TAG	UNP Q99UU6
R	294	LEU	-	EXPRESSION TAG	UNP Q99UU6
R	295	GLU	-	EXPRESSION TAG	UNP Q99UU6
R	296	HIS	-	EXPRESSION TAG	UNP Q99UU6
R	297	HIS	-	EXPRESSION TAG	UNP Q99UU6
R	298	HIS	-	EXPRESSION TAG	UNP Q99UU6
R	299	HIS	-	EXPRESSION TAG	UNP Q99UU6
R	300	HIS	-	EXPRESSION TAG	UNP Q99UU6
R	301	HIS	-	EXPRESSION TAG	UNP Q99UU6
S	0	MET	-	EXPRESSION TAG	UNP Q99UU6
S	294	LEU	-	EXPRESSION TAG	UNP Q99UU6
S	295	GLU	-	EXPRESSION TAG	UNP Q99UU6
S	296	HIS	-	EXPRESSION TAG	UNP Q99UU6
S	297	HIS	-	EXPRESSION TAG	UNP Q99UU6
S	298	HIS	-	EXPRESSION TAG	UNP Q99UU6
S	299	HIS	-	EXPRESSION TAG	UNP Q99UU6
S	300	HIS	-	EXPRESSION TAG	UNP Q99UU6
S	301	HIS	-	EXPRESSION TAG	UNP Q99UU6
T	0	MET	-	EXPRESSION TAG	UNP Q99UU6
T	294	LEU	-	EXPRESSION TAG	UNP Q99UU6
T	295	GLU	-	EXPRESSION TAG	UNP Q99UU6
T	296	HIS	-	EXPRESSION TAG	UNP Q99UU6
T	297	HIS	-	EXPRESSION TAG	UNP Q99UU6
T	298	HIS	-	EXPRESSION TAG	UNP Q99UU6
T	299	HIS	-	EXPRESSION TAG	UNP Q99UU6
T	300	HIS	-	EXPRESSION TAG	UNP Q99UU6
T	301	HIS	-	EXPRESSION TAG	UNP Q99UU6
U	0	MET	-	EXPRESSION TAG	UNP Q99UU6
U	294	LEU	-	EXPRESSION TAG	UNP Q99UU6
U	295	GLU	-	EXPRESSION TAG	UNP Q99UU6

*Continued on next page...*



*Continued from previous page...*

Chain	Residue	Modelled	Actual	Comment	Reference
U	296	HIS	-	EXPRESSION TAG	UNP Q99UU6
U	297	HIS	-	EXPRESSION TAG	UNP Q99UU6
U	298	HIS	-	EXPRESSION TAG	UNP Q99UU6
U	299	HIS	-	EXPRESSION TAG	UNP Q99UU6
U	300	HIS	-	EXPRESSION TAG	UNP Q99UU6
U	301	HIS	-	EXPRESSION TAG	UNP Q99UU6
V	0	MET	-	EXPRESSION TAG	UNP Q99UU6
V	294	LEU	-	EXPRESSION TAG	UNP Q99UU6
V	295	GLU	-	EXPRESSION TAG	UNP Q99UU6
V	296	HIS	-	EXPRESSION TAG	UNP Q99UU6
V	297	HIS	-	EXPRESSION TAG	UNP Q99UU6
V	298	HIS	-	EXPRESSION TAG	UNP Q99UU6
V	299	HIS	-	EXPRESSION TAG	UNP Q99UU6
V	300	HIS	-	EXPRESSION TAG	UNP Q99UU6
V	301	HIS	-	EXPRESSION TAG	UNP Q99UU6
W	0	MET	-	EXPRESSION TAG	UNP Q99UU6
W	294	LEU	-	EXPRESSION TAG	UNP Q99UU6
W	295	GLU	-	EXPRESSION TAG	UNP Q99UU6
W	296	HIS	-	EXPRESSION TAG	UNP Q99UU6
W	297	HIS	-	EXPRESSION TAG	UNP Q99UU6
W	298	HIS	-	EXPRESSION TAG	UNP Q99UU6
W	299	HIS	-	EXPRESSION TAG	UNP Q99UU6
W	300	HIS	-	EXPRESSION TAG	UNP Q99UU6
W	301	HIS	-	EXPRESSION TAG	UNP Q99UU6
X	0	MET	-	EXPRESSION TAG	UNP Q99UU6
X	294	LEU	-	EXPRESSION TAG	UNP Q99UU6
X	295	GLU	-	EXPRESSION TAG	UNP Q99UU6
X	296	HIS	-	EXPRESSION TAG	UNP Q99UU6
X	297	HIS	-	EXPRESSION TAG	UNP Q99UU6
X	298	HIS	-	EXPRESSION TAG	UNP Q99UU6
X	299	HIS	-	EXPRESSION TAG	UNP Q99UU6
X	300	HIS	-	EXPRESSION TAG	UNP Q99UU6
X	301	HIS	-	EXPRESSION TAG	UNP Q99UU6
Y	0	MET	-	EXPRESSION TAG	UNP Q99UU6
Y	294	LEU	-	EXPRESSION TAG	UNP Q99UU6
Y	295	GLU	-	EXPRESSION TAG	UNP Q99UU6
Y	296	HIS	-	EXPRESSION TAG	UNP Q99UU6
Y	297	HIS	-	EXPRESSION TAG	UNP Q99UU6
Y	298	HIS	-	EXPRESSION TAG	UNP Q99UU6
Y	299	HIS	-	EXPRESSION TAG	UNP Q99UU6
Y	300	HIS	-	EXPRESSION TAG	UNP Q99UU6
Y	301	HIS	-	EXPRESSION TAG	UNP Q99UU6

*Continued on next page...*

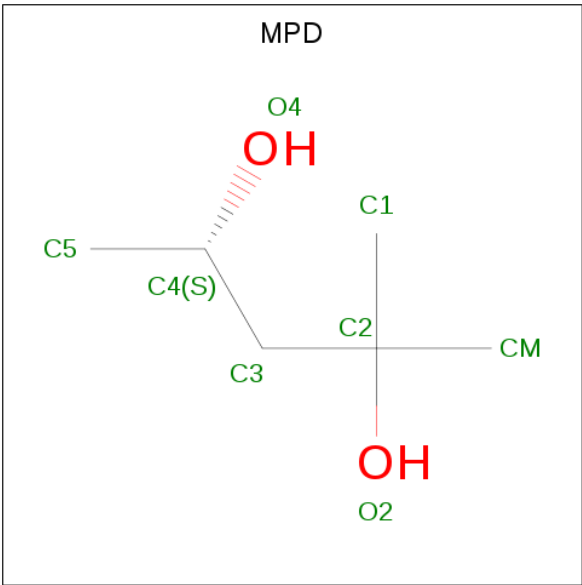


*Continued from previous page...*

Chain	Residue	Modelled	Actual	Comment	Reference
Z	0	MET	-	EXPRESSION TAG	UNP Q99UU6
Z	294	LEU	-	EXPRESSION TAG	UNP Q99UU6
Z	295	GLU	-	EXPRESSION TAG	UNP Q99UU6
Z	296	HIS	-	EXPRESSION TAG	UNP Q99UU6
Z	297	HIS	-	EXPRESSION TAG	UNP Q99UU6
Z	298	HIS	-	EXPRESSION TAG	UNP Q99UU6
Z	299	HIS	-	EXPRESSION TAG	UNP Q99UU6
Z	300	HIS	-	EXPRESSION TAG	UNP Q99UU6
Z	301	HIS	-	EXPRESSION TAG	UNP Q99UU6
a	0	MET	-	EXPRESSION TAG	UNP Q99UU6
a	294	LEU	-	EXPRESSION TAG	UNP Q99UU6
a	295	GLU	-	EXPRESSION TAG	UNP Q99UU6
a	296	HIS	-	EXPRESSION TAG	UNP Q99UU6
a	297	HIS	-	EXPRESSION TAG	UNP Q99UU6
a	298	HIS	-	EXPRESSION TAG	UNP Q99UU6
a	299	HIS	-	EXPRESSION TAG	UNP Q99UU6
a	300	HIS	-	EXPRESSION TAG	UNP Q99UU6
a	301	HIS	-	EXPRESSION TAG	UNP Q99UU6
b	0	MET	-	EXPRESSION TAG	UNP Q99UU6
b	294	LEU	-	EXPRESSION TAG	UNP Q99UU6
b	295	GLU	-	EXPRESSION TAG	UNP Q99UU6
b	296	HIS	-	EXPRESSION TAG	UNP Q99UU6
b	297	HIS	-	EXPRESSION TAG	UNP Q99UU6
b	298	HIS	-	EXPRESSION TAG	UNP Q99UU6
b	299	HIS	-	EXPRESSION TAG	UNP Q99UU6
b	300	HIS	-	EXPRESSION TAG	UNP Q99UU6
b	301	HIS	-	EXPRESSION TAG	UNP Q99UU6

- Molecule 2 is (4S)-2-METHYL-2,4-PENTANEDIOL (three-letter code: MPD) (formula: C<sub>6</sub>H<sub>14</sub>O<sub>2</sub>).





Mol	Chain	Residues	Atoms			ZeroOcc	AltConf
2	A	1	Total	C	O	0	0
			8	6	2		
2	A	1	Total	C	O	0	0
			8	6	2		
2	B	1	Total	C	O	0	0
			8	6	2		
2	B	1	Total	C	O	0	0
			8	6	2		
2	C	1	Total	C	O	0	0
			8	6	2		
2	C	1	Total	C	O	0	0
			8	6	2		
2	D	1	Total	C	O	0	0
			8	6	2		
2	D	1	Total	C	O	0	0
			8	6	2		
2	E	1	Total	C	O	0	0
			8	6	2		
2	E	1	Total	C	O	0	0
			8	6	2		
2	F	1	Total	C	O	0	0
			8	6	2		
2	F	1	Total	C	O	0	0
			8	6	2		
2	G	1	Total	C	O	0	0
			8	6	2		
2	G	1	Total	C	O	0	0
			8	6	2		

Continued on next page...



*Continued from previous page...*

Mol	Chain	Residues	Atoms			ZeroOcc	AltConf
2	H	1	Total	C	O	0	0
			8	6	2		
2	H	1	Total	C	O	0	0
			8	6	2		
2	I	1	Total	C	O	0	0
			8	6	2		
2	I	1	Total	C	O	0	0
			8	6	2		
2	J	1	Total	C	O	0	0
			8	6	2		
2	J	1	Total	C	O	0	0
			8	6	2		
2	K	1	Total	C	O	0	0
			8	6	2		
2	K	1	Total	C	O	0	0
			8	6	2		
2	L	1	Total	C	O	0	0
			8	6	2		
2	L	1	Total	C	O	0	0
			8	6	2		
2	M	1	Total	C	O	0	0
			8	6	2		
2	M	1	Total	C	O	0	0
			8	6	2		
2	N	1	Total	C	O	0	0
			8	6	2		
2	N	1	Total	C	O	0	0
			8	6	2		
2	O	1	Total	C	O	0	0
			8	6	2		
2	O	1	Total	C	O	0	0
			8	6	2		
2	P	1	Total	C	O	0	0
			8	6	2		
2	P	1	Total	C	O	0	0
			8	6	2		
2	Q	1	Total	C	O	0	0
			8	6	2		
2	Q	1	Total	C	O	0	0
			8	6	2		
2	R	1	Total	C	O	0	0
			8	6	2		

*Continued on next page...*

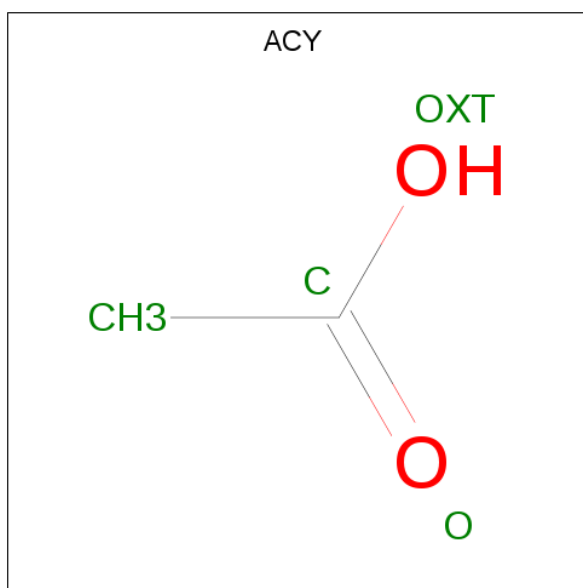


*Continued from previous page...*

Mol	Chain	Residues	Atoms			ZeroOcc	AltConf
2	R	1	Total	C	O	0	0
			8	6	2		
2	S	1	Total	C	O	0	0
			8	6	2		
2	S	1	Total	C	O	0	0
			8	6	2		
2	T	1	Total	C	O	0	0
			8	6	2		
2	T	1	Total	C	O	0	0
			8	6	2		
2	U	1	Total	C	O	0	0
			8	6	2		
2	U	1	Total	C	O	0	0
			8	6	2		
2	V	1	Total	C	O	0	0
			8	6	2		
2	V	1	Total	C	O	0	0
			8	6	2		
2	W	1	Total	C	O	0	0
			8	6	2		
2	W	1	Total	C	O	0	0
			8	6	2		
2	X	1	Total	C	O	0	0
			8	6	2		
2	X	1	Total	C	O	0	0
			8	6	2		
2	X	1	Total	C	O	0	0
			8	6	2		
2	Y	1	Total	C	O	0	0
			8	6	2		
2	Y	1	Total	C	O	0	0
			8	6	2		
2	Z	1	Total	C	O	0	0
			8	6	2		
2	a	1	Total	C	O	0	0
			8	6	2		
2	a	1	Total	C	O	0	0
			8	6	2		
2	b	1	Total	C	O	0	0
			8	6	2		
2	b	1	Total	C	O	0	0
			8	6	2		



- Molecule 3 is ACETIC ACID (three-letter code: ACY) (formula: C<sub>2</sub>H<sub>4</sub>O<sub>2</sub>).



Mol	Chain	Residues	Atoms			ZeroOcc	AltConf
3	A	1	Total	C	O	0	0
			4	2	2		
3	A	1	Total	C	O	0	0
			4	2	2		
3	C	1	Total	C	O	0	0
			4	2	2		
3	D	1	Total	C	O	0	0
			4	2	2		
3	D	1	Total	C	O	0	0
			4	2	2		
3	E	1	Total	C	O	0	0
			4	2	2		
3	F	1	Total	C	O	0	0
			4	2	2		
3	H	1	Total	C	O	0	0
			4	2	2		
3	H	1	Total	C	O	0	0
			4	2	2		
3	J	1	Total	C	O	0	0
			4	2	2		
3	K	1	Total	C	O	0	0
			4	2	2		
3	K	1	Total	C	O	0	0
			4	2	2		
3	L	1	Total	C	O	0	0
			4	2	2		

*Continued on next page...*



*Continued from previous page...*

Mol	Chain	Residues	Atoms	ZeroOcc	AltConf
3	M	1	Total C O 4 2 2	0	0
3	O	1	Total C O 4 2 2	0	0
3	O	1	Total C O 4 2 2	0	0
3	P	1	Total C O 4 2 2	0	0
3	Q	1	Total C O 4 2 2	0	0
3	S	1	Total C O 4 2 2	0	0
3	S	1	Total C O 4 2 2	0	0
3	T	1	Total C O 4 2 2	0	0
3	V	1	Total C O 4 2 2	0	0
3	W	1	Total C O 4 2 2	0	0
3	X	1	Total C O 4 2 2	0	0
3	Y	1	Total C O 4 2 2	0	0
3	Z	1	Total C O 4 2 2	0	0
3	a	1	Total C O 4 2 2	0	0
3	b	1	Total C O 4 2 2	0	0

- Molecule 4 is water.

Mol	Chain	Residues	Atoms	ZeroOcc	AltConf
4	A	94	Total O 94 94	0	0
4	B	79	Total O 79 79	0	0
4	C	73	Total O 73 73	0	0
4	D	66	Total O 66 66	0	0

*Continued on next page...*



*Continued from previous page...*

Mol	Chain	Residues	Atoms	ZeroOcc	AltConf
4	E	54	Total O 54 54	0	0
4	F	46	Total O 46 46	0	0
4	G	70	Total O 70 70	0	0
4	H	89	Total O 89 89	0	0
4	I	87	Total O 87 87	0	0
4	J	86	Total O 86 86	0	0
4	K	97	Total O 97 97	0	0
4	L	71	Total O 71 71	0	0
4	M	61	Total O 61 61	0	0
4	N	73	Total O 73 73	0	0
4	O	91	Total O 91 91	0	0
4	P	73	Total O 73 73	0	0
4	Q	61	Total O 61 61	0	0
4	R	73	Total O 73 73	0	0
4	S	69	Total O 69 69	0	0
4	T	82	Total O 82 82	0	0
4	U	85	Total O 85 85	0	0
4	V	82	Total O 82 82	0	0
4	W	50	Total O 50 50	0	0
4	X	46	Total O 46 46	0	0
4	Y	53	Total O 53 53	0	0

*Continued on next page...*



*Continued from previous page...*

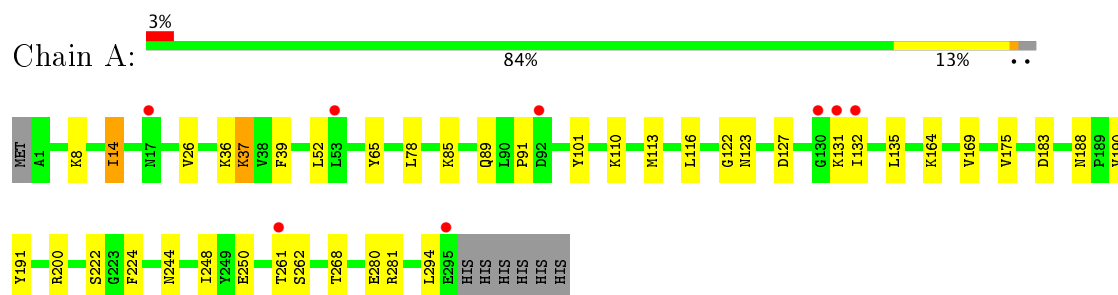
Mol	Chain	Residues	Atoms		ZeroOcc	AltConf
4	Z	82	Total 82	O 82	0	0
4	a	99	Total 99	O 99	0	0
4	b	72	Total 72	O 72	0	0



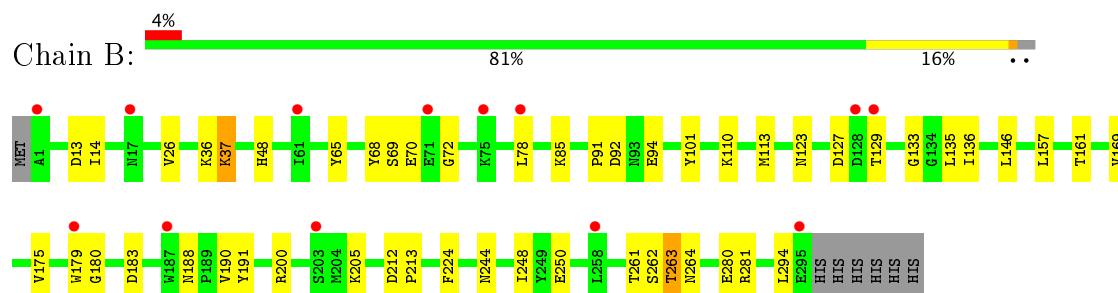
### 3 Residue-property plots [i](#)

These plots are drawn for all protein, RNA and DNA chains in the entry. The first graphic for a chain summarises the proportions of the various outlier classes displayed in the second graphic. The second graphic shows the sequence view annotated by issues in geometry and electron density. Residues are color-coded according to the number of geometric quality criteria for which they contain at least one outlier: green = 0, yellow = 1, orange = 2 and red = 3 or more. A red dot above a residue indicates a poor fit to the electron density ( $RSRZ > 2$ ). Stretches of 2 or more consecutive residues without any outlier are shown as a green connector. Residues present in the sample, but not in the model, are shown in grey.

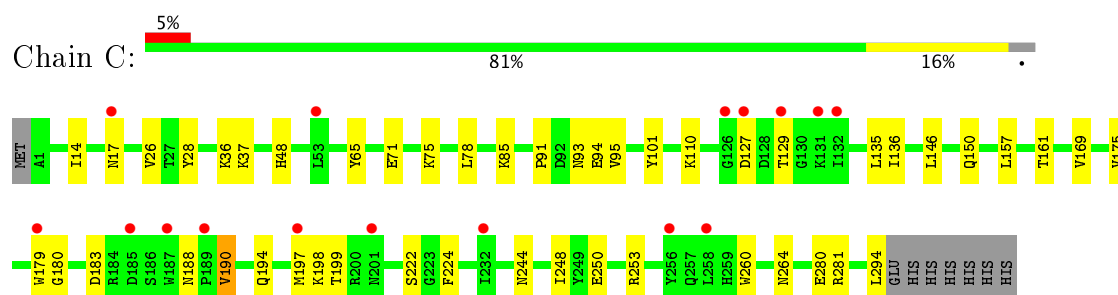
- Molecule 1: Alpha-hemolysin



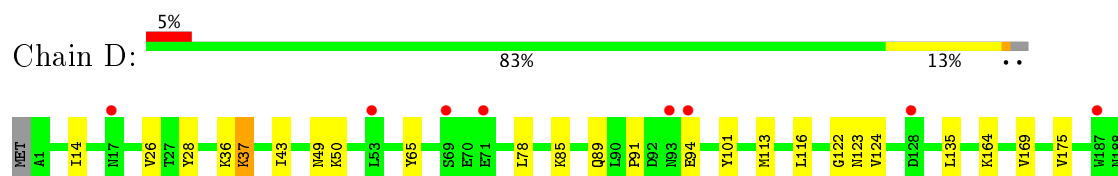
- Molecule 1: Alpha-hemolysin



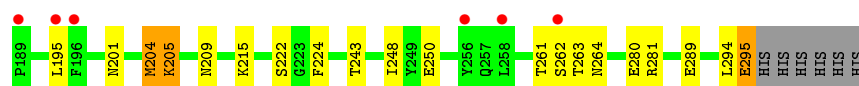
- Molecule 1: Alpha-hemolysin



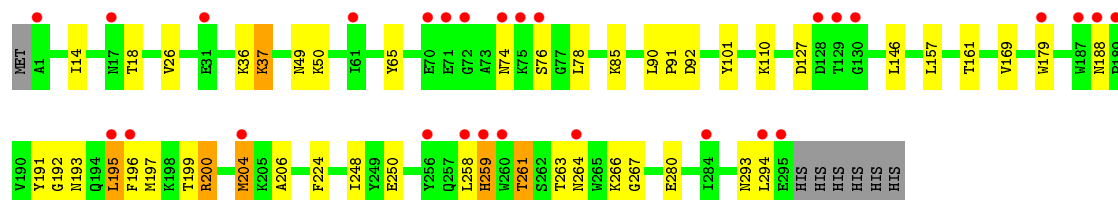
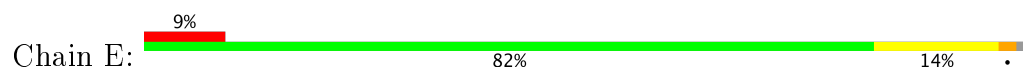
- Molecule 1: Alpha-hemolysin



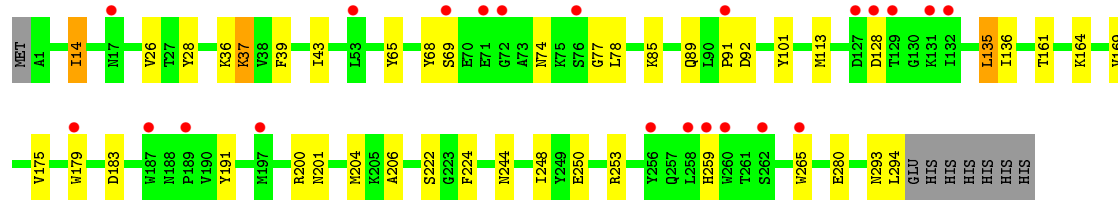
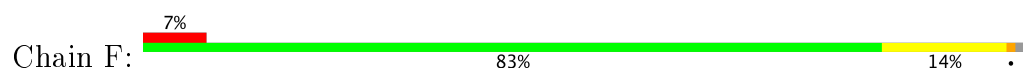




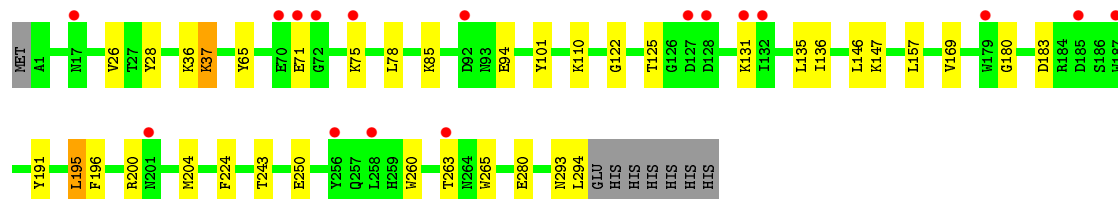
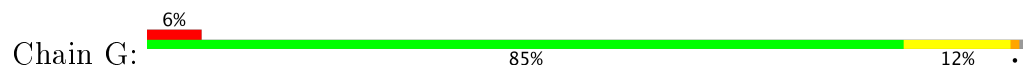
• Molecule 1: Alpha-hemolysin



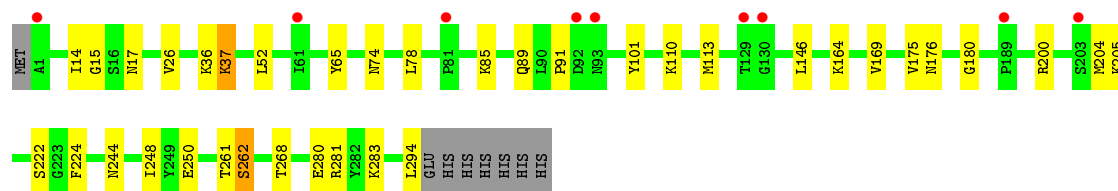
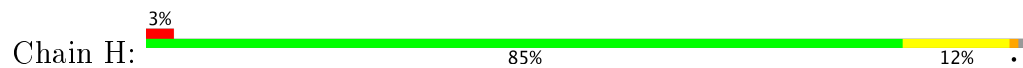
• Molecule 1: Alpha-hemolysin



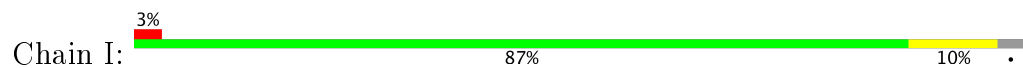
• Molecule 1: Alpha-hemolysin



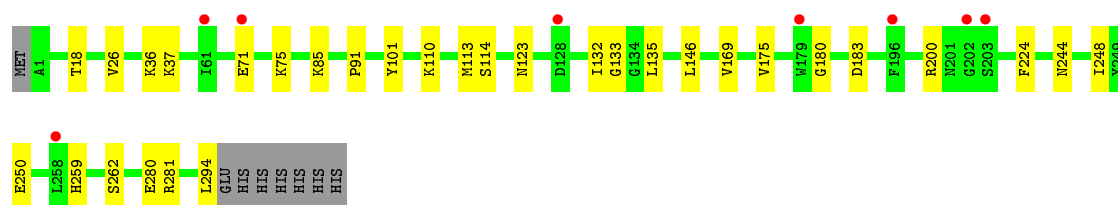
• Molecule 1: Alpha-hemolysin



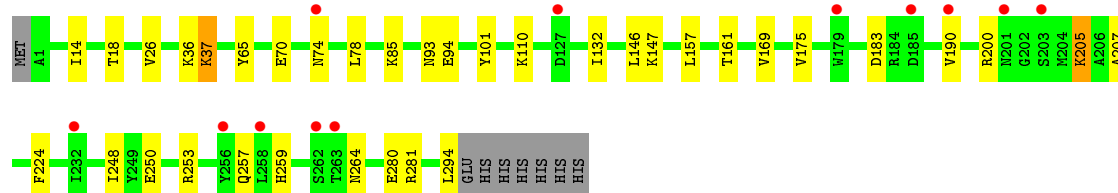
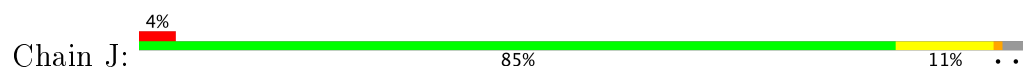
• Molecule 1: Alpha-hemolysin



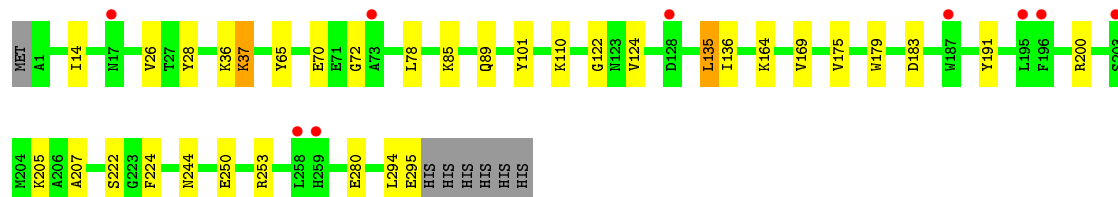
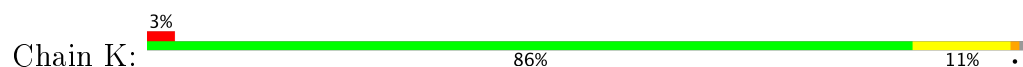




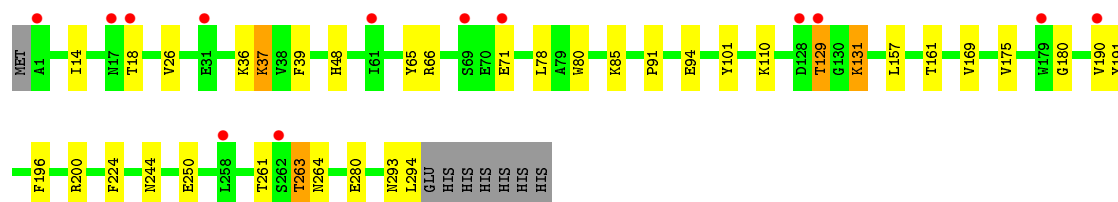
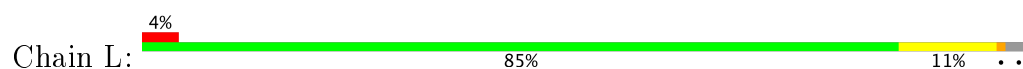
- Molecule 1: Alpha-hemolysin



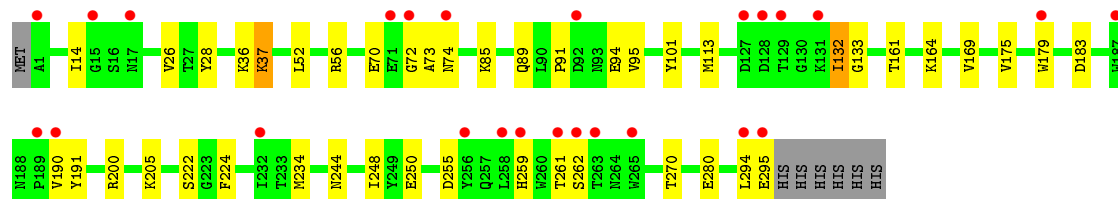
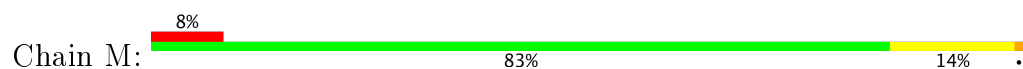
- Molecule 1: Alpha-hemolysin



- Molecule 1: Alpha-hemolysin

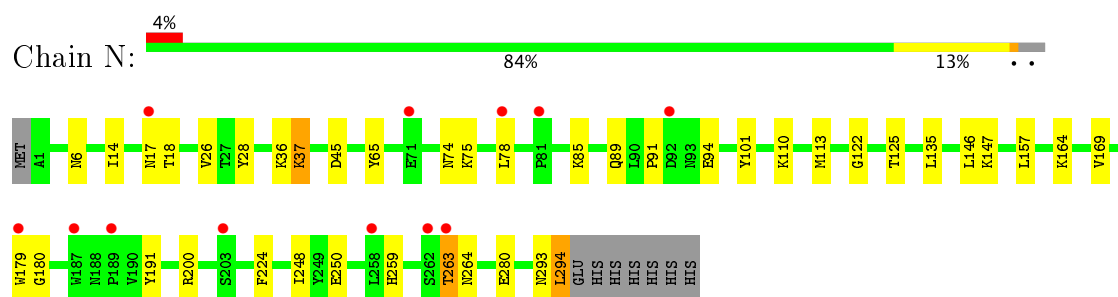


- Molecule 1: Alpha-hemolysin

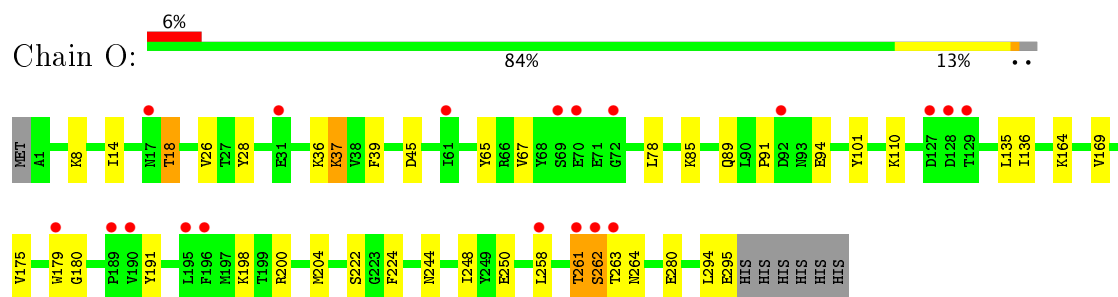


- Molecule 1: Alpha-hemolysin

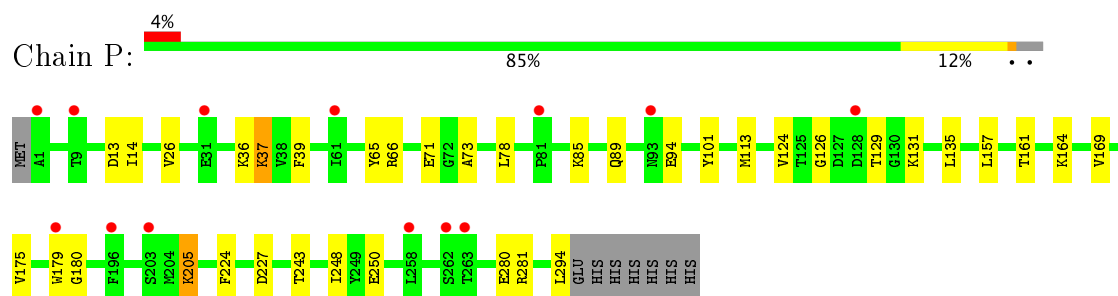




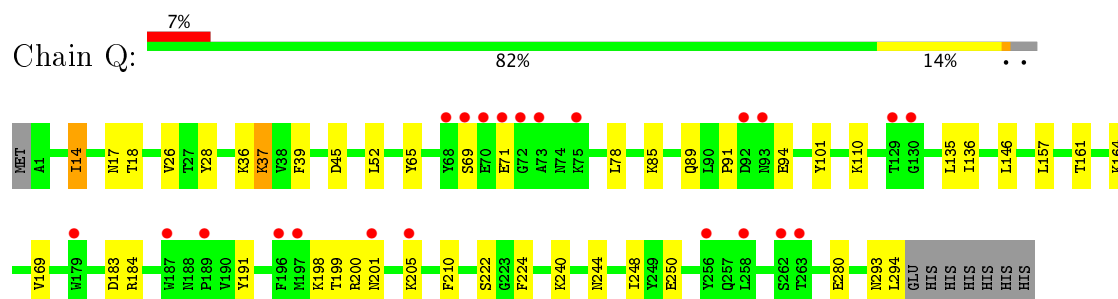
• Molecule 1: Alpha-hemolysin



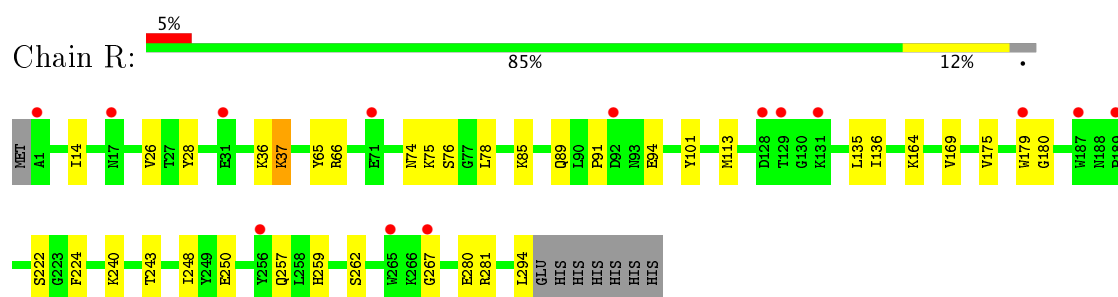
• Molecule 1: Alpha-hemolysin



• Molecule 1: Alpha-hemolysin

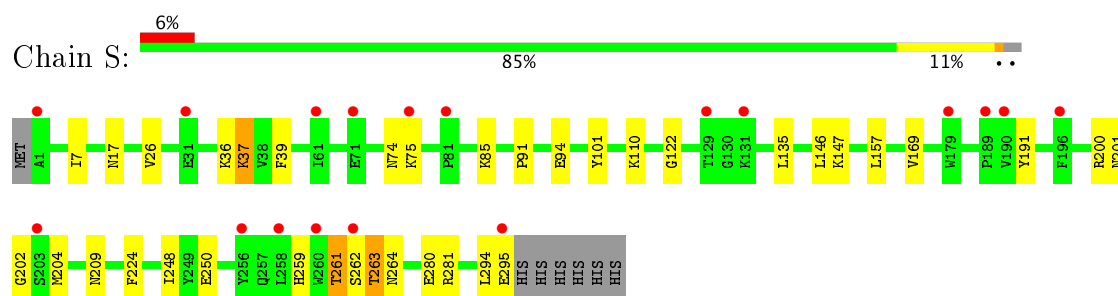


• Molecule 1: Alpha-hemolysin

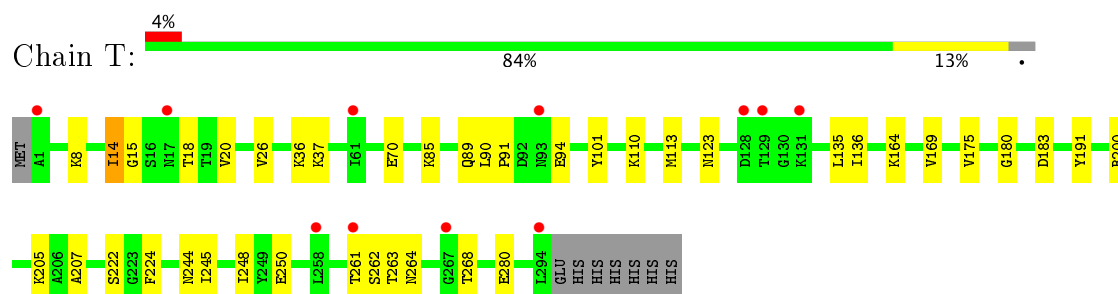




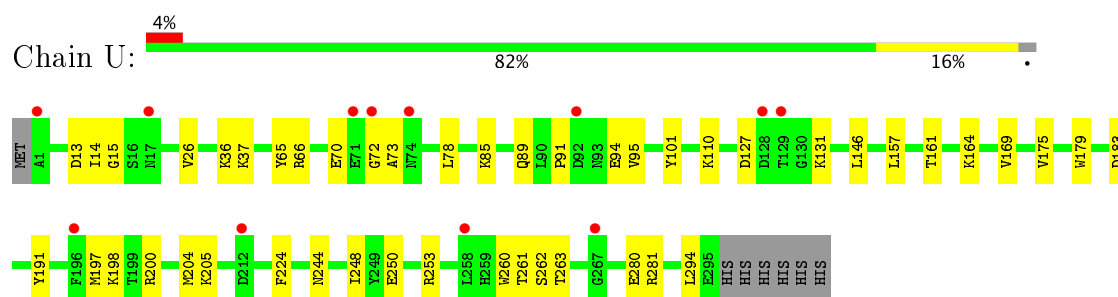
- Molecule 1: Alpha-hemolysin



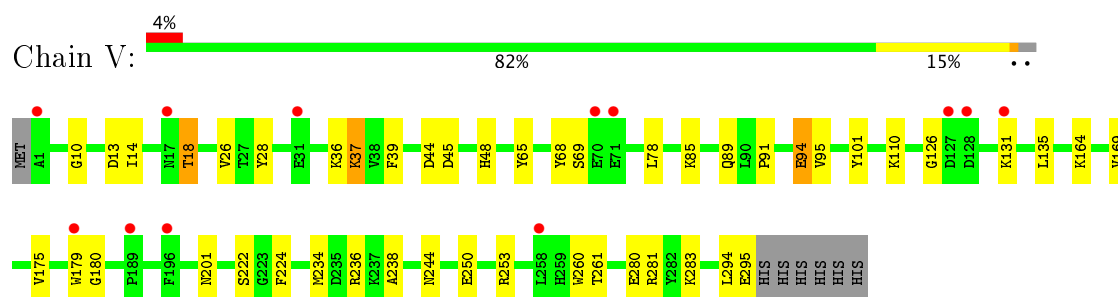
- Molecule 1: Alpha-hemolysin



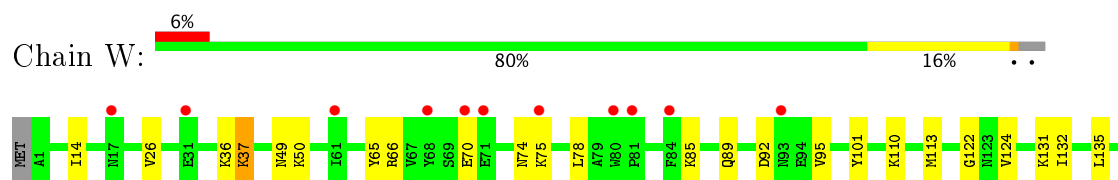
- Molecule 1: Alpha-hemolysin



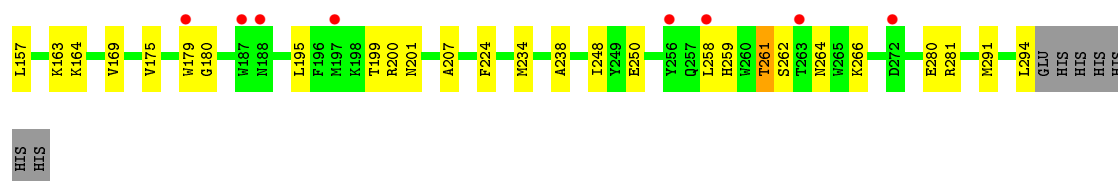
- Molecule 1: Alpha-hemolysin



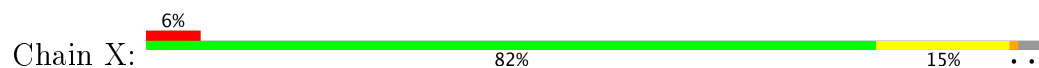
- Molecule 1: Alpha-hemolysin



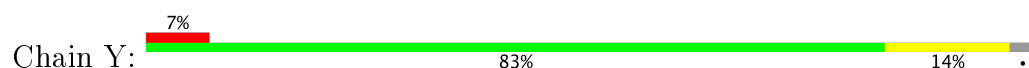




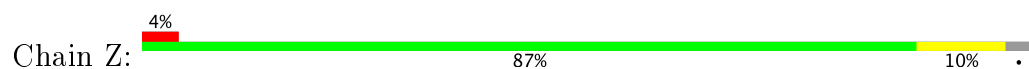
- Molecule 1: Alpha-hemolysin



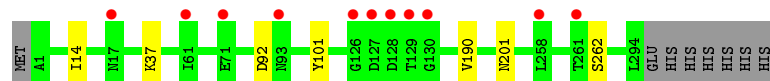
- Molecule 1: Alpha-hemolysin



- Molecule 1: Alpha-hemolysin



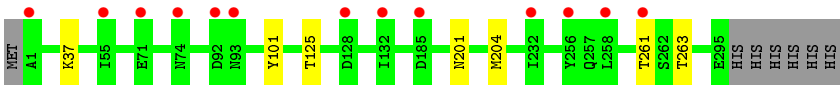
- Molecule 1: Alpha-hemolysin



- Molecule 1: Alpha-hemolysin









## 4 Data and refinement statistics

Property	Value	Source
Space group	P 1 21 1	Depositor
Cell constants a, b, c, $\alpha$ , $\beta$ , $\gamma$	102.82Å 293.88Å 170.54Å 90.00° 92.42° 90.00°	Depositor
Resolution (Å)	19.98 – 2.30 19.98 – 2.30	Depositor EDS
% Data completeness (in resolution range)	97.8 (19.98-2.30) 98.0 (19.98-2.30)	Depositor EDS
$R_{merge}$	0.09	Depositor
$R_{sym}$	(Not available)	Depositor
$\langle I/\sigma(I) \rangle$ <sup>1</sup>	4.77 (at 2.30Å)	Xtriage
Refinement program	PHENIX 1.6.4 _486	Depositor
R, $R_{free}$	0.193 , 0.226 0.192 , 0.193	Depositor DCC
$R_{free}$ test set	31003 reflections (7.15%)	DCC
Wilson B-factor (Å <sup>2</sup> )	36.5	Xtriage
Anisotropy	0.672	Xtriage
Bulk solvent $k_{sol}$ (e/Å <sup>3</sup> ), $B_{sol}$ (Å <sup>2</sup> )	0.34 , 53.2	EDS
L-test for twinning <sup>2</sup>	$\langle  L  \rangle = 0.52$ , $\langle L^2 \rangle = 0.36$	Xtriage
Estimated twinning fraction	0.010 for h,-k,-l	Xtriage
$F_o, F_c$ correlation	0.96	EDS
Total number of atoms	68607	wwPDB-VP
Average B, all atoms (Å <sup>2</sup> )	52.0	wwPDB-VP

Xtriage's analysis on translational NCS is as follows: *The analyses of the Patterson function reveals a significant off-origin peak that is 61.01 % of the origin peak, indicating pseudo translational symmetry. The chance of finding a peak of this or larger height randomly in a structure without pseudo translational symmetry is equal to 1.3976e-05. The detected translational NCS is most likely also responsible for the elevated intensity ratio.*

<sup>1</sup> Intensities estimated from amplitudes.

<sup>2</sup> Theoretical values of  $\langle |L| \rangle$ ,  $\langle L^2 \rangle$  for acentric reflections are 0.5, 0.333 respectively for untwinned datasets, and 0.375, 0.2 for perfectly twinned datasets.



## 5 Model quality

### 5.1 Standard geometry

Bond lengths and bond angles in the following residue types are not validated in this section: ACY, MPD

The Z score for a bond length (or angle) is the number of standard deviations the observed value is removed from the expected value. A bond length (or angle) with  $|Z| > 5$  is considered an outlier worth inspection. RMSZ is the root-mean-square of all Z scores of the bond lengths (or angles).

Mol	Chain	Bond lengths		Bond angles	
		RMSZ	# Z  >5	RMSZ	# Z  >5
1	A	0.33	0/2414	0.50	1/3267 (0.0%)
1	B	0.32	0/2414	0.47	0/3267
1	C	0.32	0/2405	0.48	0/3255
1	D	0.32	0/2414	0.47	0/3267
1	E	0.32	0/2414	0.47	0/3267
1	F	0.31	0/2405	0.47	0/3255
1	G	0.32	0/2405	0.48	0/3255
1	H	0.33	0/2405	0.50	1/3255 (0.0%)
1	I	0.32	0/2405	0.48	0/3255
1	J	0.33	0/2405	0.47	0/3255
1	K	0.34	0/2414	0.48	0/3267
1	L	0.34	0/2405	0.48	0/3255
1	M	0.32	0/2414	0.47	0/3267
1	N	0.32	0/2405	0.47	0/3255
1	O	0.33	0/2414	0.47	0/3267
1	P	0.32	0/2405	0.48	0/3255
1	Q	0.32	0/2405	0.46	0/3255
1	R	0.33	0/2405	0.48	0/3255
1	S	0.32	0/2414	0.47	0/3267
1	T	0.33	0/2405	0.48	0/3255
1	U	0.32	0/2414	0.47	0/3267
1	V	0.32	0/2414	0.48	0/3267
1	W	0.32	0/2405	0.46	0/3255
1	X	0.31	0/2405	0.46	0/3255
1	Y	0.31	0/2405	0.47	0/3255
1	Z	0.32	0/2405	0.47	0/3255
1	a	0.33	0/2405	0.48	0/3255
1	b	0.33	0/2414	0.48	0/3267
All	All	0.32	0/67439	0.48	2/91272 (0.0%)

There are no bond length outliers.



All (2) bond angle outliers are listed below:

Mol	Chain	Res	Type	Atoms	Z	Observed( $^{\circ}$ )	Ideal( $^{\circ}$ )
1	H	261	THR	N-CA-C	-5.25	96.82	111.00
1	A	261	THR	N-CA-C	-5.19	96.98	111.00

There are no chirality outliers.

There are no planarity outliers.

## 5.2 Too-close contacts

In the following table, the Non-H and H(model) columns list the number of non-hydrogen atoms and hydrogen atoms in the chain respectively. The H(added) column lists the number of hydrogen atoms added and optimized by MolProbity. The Clashes column lists the number of clashes within the asymmetric unit, whereas Symm-Clashes lists symmetry related clashes.

Mol	Chain	Non-H	H(model)	H(added)	Clashes	Symm-Clashes
1	A	2362	0	2289	45	0
1	B	2362	0	2289	58	0
1	C	2353	0	2283	33	0
1	D	2362	0	2289	31	0
1	E	2362	0	2289	36	0
1	F	2353	0	2283	38	0
1	G	2353	0	2283	29	0
1	H	2353	0	2283	28	0
1	I	2353	0	2283	25	0
1	J	2353	0	2283	23	0
1	K	2362	0	2289	29	0
1	L	2353	0	2283	27	0
1	M	2362	0	2289	31	0
1	N	2353	0	2283	39	0
1	O	2362	0	2289	33	0
1	P	2353	0	2283	28	0
1	Q	2353	0	2283	35	0
1	R	2353	0	2283	29	0
1	S	2362	0	2289	28	0
1	T	2353	0	2283	35	0
1	U	2362	0	2289	36	0
1	V	2362	0	2289	40	0
1	W	2353	0	2283	40	0
1	X	2353	0	2283	39	0
1	Y	2353	0	2283	30	0
1	Z	2353	0	2283	26	0

*Continued on next page...*



*Continued from previous page...*

Mol	Chain	Non-H	H(model)	H(added)	Clashes	Symm-Clashes
1	a	2353	0	2283	0	0
1	b	2362	0	2289	0	0
2	A	16	0	28	12	0
2	B	16	0	28	14	0
2	C	16	0	28	6	0
2	D	16	0	28	2	0
2	E	16	0	28	8	0
2	F	16	0	28	10	0
2	G	16	0	28	7	0
2	H	16	0	28	5	0
2	I	16	0	28	7	0
2	J	16	0	28	5	0
2	K	16	0	28	11	0
2	L	16	0	28	5	0
2	M	16	0	28	4	0
2	N	16	0	28	11	0
2	O	16	0	28	10	0
2	P	16	0	28	4	0
2	Q	16	0	28	9	0
2	R	16	0	28	6	0
2	S	16	0	28	4	0
2	T	16	0	28	4	0
2	U	16	0	28	5	0
2	V	16	0	28	8	0
2	W	16	0	28	9	0
2	X	24	0	42	6	0
2	Y	16	0	28	6	0
2	Z	8	0	14	1	0
2	a	16	0	28	0	0
2	b	16	0	28	0	0
3	A	8	0	6	0	0
3	C	4	0	3	0	0
3	D	8	0	6	0	0
3	E	4	0	3	0	0
3	F	4	0	3	0	0
3	H	8	0	6	0	0
3	J	4	0	3	0	0
3	K	8	0	6	0	0
3	L	4	0	3	0	0
3	M	4	0	3	0	0
3	O	8	0	6	0	0
3	P	4	0	3	0	0

*Continued on next page...*



*Continued from previous page...*

Mol	Chain	Non-H	H(model)	H(added)	Clashes	Symm-Clashes
3	Q	4	0	3	0	0
3	S	8	0	6	0	0
3	T	4	0	3	0	0
3	V	4	0	3	0	0
3	W	4	0	3	0	0
3	X	4	0	3	0	0
3	Y	4	0	3	0	0
3	Z	4	0	3	0	0
3	a	4	0	3	0	0
3	b	4	0	3	0	0
4	A	94	0	0	1	0
4	B	79	0	0	1	0
4	C	73	0	0	6	0
4	D	66	0	0	1	0
4	E	54	0	0	1	0
4	F	46	0	0	3	0
4	G	70	0	0	1	0
4	H	89	0	0	1	0
4	I	87	0	0	1	0
4	J	86	0	0	3	0
4	K	97	0	0	4	0
4	L	71	0	0	0	0
4	M	61	0	0	2	0
4	N	73	0	0	3	0
4	O	91	0	0	0	0
4	P	73	0	0	1	0
4	Q	61	0	0	2	0
4	R	73	0	0	0	0
4	S	69	0	0	0	0
4	T	82	0	0	3	0
4	U	85	0	0	3	0
4	V	82	0	0	7	0
4	W	50	0	0	1	0
4	X	46	0	0	1	0
4	Y	53	0	0	1	0
4	Z	82	0	0	2	0
4	a	99	0	0	0	0
4	b	72	0	0	0	0
All	All	68607	0	64858	839	0

The all-atom clashscore is defined as the number of clashes found per 1000 atoms (including hydrogen atoms). The all-atom clashscore for this structure is 6.



All (839) close contacts within the same asymmetric unit are listed below, sorted by their clash magnitude.

Atom-1	Atom-2	Interatomic distance (Å)	Clash overlap (Å)
2:B:303:MPD:H53	2:B:303:MPD:H11	1.27	1.09
1:R:180:GLY:O	2:R:303:MPD:H11	1.52	1.06
1:E:199:THR:HA	2:E:302:MPD:H51	1.38	1.04
1:I:180:GLY:O	2:I:303:MPD:H12	1.60	1.01
2:S:303:MPD:H53	2:S:303:MPD:H12	1.44	0.98
2:Y:303:MPD:H12	2:Y:303:MPD:H53	1.49	0.93
2:H:303:MPD:H52	2:H:303:MPD:H13	1.51	0.91
2:A:302:MPD:HM3	2:A:302:MPD:H52	1.58	0.86
1:F:179:TRP:CE3	2:F:303:MPD:C5	2.61	0.83
1:P:180:GLY:O	2:P:303:MPD:H13	1.79	0.82
1:O:91:PRO:HG2	1:O:94:GLU:CG	2.08	0.82
1:F:179:TRP:HA	2:F:303:MPD:H53	1.61	0.81
1:U:91:PRO:HB2	1:U:94:GLU:HG2	1.61	0.81
1:M:179:TRP:CE3	2:M:303:MPD:H51	2.16	0.80
1:C:281:ARG:HG2	1:C:294:LEU:HD12	1.61	0.80
1:W:200:ARG:HG3	2:W:302:MPD:H52	1.62	0.80
1:D:91:PRO:HG2	1:D:94:GLU:HB2	1.63	0.79
2:A:303:MPD:H53	2:A:303:MPD:H12	1.65	0.79
2:G:303:MPD:H53	2:G:303:MPD:H12	1.63	0.79
1:B:127:ASP:HB2	1:V:131:LYS:HE2	160.90	0.76
1:F:179:TRP:CD2	2:F:303:MPD:C5	2.69	0.76
1:T:91:PRO:HB2	1:T:94:GLU:HG2	1.67	0.75
1:E:199:THR:CA	2:E:302:MPD:H51	2.14	0.75
1:G:180:GLY:O	2:G:303:MPD:H13	1.86	0.75
1:O:91:PRO:HG2	1:O:94:GLU:HG2	1.68	0.75
2:I:302:MPD:H11	2:I:302:MPD:O4	1.86	0.75
2:A:302:MPD:CM	2:A:302:MPD:H52	2.17	0.74
1:B:179:TRP:CE3	2:B:303:MPD:H51	2.23	0.74
1:B:91:PRO:HB2	1:B:94:GLU:HG2	1.99	0.74
1:F:179:TRP:CE3	2:F:303:MPD:H52	2.22	0.74
2:B:303:MPD:H12	2:B:303:MPD:H52	3.92	0.74
1:Q:199:THR:CA	2:Q:302:MPD:H51	2.18	0.74
1:Z:91:PRO:HG2	1:Z:94:GLU:CG	2.18	0.74
1:O:179:TRP:HA	2:O:303:MPD:H53	1.71	0.72
2:W:303:MPD:H53	2:W:303:MPD:H12	1.71	0.72
1:K:179:TRP:HA	2:K:303:MPD:H52	1.70	0.72
1:E:179:TRP:CG	2:E:302:MPD:HM3	2.24	0.72
1:F:179:TRP:CE3	2:F:303:MPD:H51	2.24	0.72
2:A:302:MPD:H11	2:A:302:MPD:O4	4.42	0.71
2:G:302:MPD:O4	2:G:302:MPD:H11	1.89	0.71

*Continued on next page...*



*Continued from previous page...*

Atom-1	Atom-2	Interatomic distance (Å)	Clash overlap (Å)
1:V:179:TRP:HA	2:V:303:MPD:H53	1.70	0.71
1:T:91:PRO:HG2	1:T:94:GLU:HG3	1.73	0.71
4:C:1969:HOH:O	1:D:215:LYS:HE2	1.89	0.71
2:L:303:MPD:H53	2:L:303:MPD:H12	1.73	0.70
1:O:91:PRO:HG2	1:O:94:GLU:HG3	1.73	0.70
1:U:91:PRO:HG2	1:U:94:GLU:HG3	1.74	0.70
1:A:268:THR:HG21	1:H:262:SER:HB2	91.95	0.69
1:F:179:TRP:CD2	2:F:303:MPD:H51	2.27	0.69
2:R:303:MPD:H12	2:R:303:MPD:H52	1.74	0.69
1:N:180:GLY:O	2:N:303:MPD:H13	1.92	0.69
1:K:200:ARG:CZ	2:K:302:MPD:C1	2.71	0.69
2:O:302:MPD:O4	2:O:302:MPD:H11	1.91	0.68
1:B:262:SER:HB3	1:K:124:VAL:HG11	60.27	0.68
2:K:303:MPD:H11	2:K:303:MPD:H52	1.75	0.68
2:B:303:MPD:C5	2:B:303:MPD:H11	2.13	0.68
2:N:303:MPD:H53	2:N:303:MPD:H12	1.76	0.68
1:C:179:TRP:CE3	2:C:303:MPD:H51	2.29	0.67
1:V:281:ARG:HG2	1:V:294:LEU:HD12	1.76	0.67
1:J:281:ARG:HG2	1:J:294:LEU:HD12	1.77	0.67
2:J:302:MPD:O4	2:J:302:MPD:HM1	1.95	0.67
2:K:303:MPD:C5	2:K:303:MPD:H11	2.23	0.67
2:M:303:MPD:H12	2:M:303:MPD:H53	1.76	0.67
1:S:91:PRO:HB2	1:S:94:GLU:HG2	1.77	0.66
1:X:116:LEU:HB2	2:X:304:MPD:HM1	1.76	0.66
1:B:200:ARG:HE	2:B:302:MPD:C1	2.55	0.66
2:B:302:MPD:O4	2:B:302:MPD:H11	1.95	0.66
1:J:200:ARG:HD2	2:J:302:MPD:H32	1.77	0.66
1:E:65:TYR:CE1	1:E:78:LEU:HD21	2.31	0.65
1:Y:180:GLY:O	2:Y:303:MPD:H13	1.97	0.65
1:W:179:TRP:CE3	2:W:303:MPD:H51	2.32	0.65
2:A:303:MPD:H11	1:Y:116:LEU:HB2	127.71	0.65
1:E:204:MET:N	4:E:1879:HOH:O	2.28	0.65
1:S:75:LYS:HE3	1:S:259:HIS:HB2	1.78	0.65
1:W:261:THR:HG22	1:W:264:ASN:O	1.96	0.64
1:B:91:PRO:HG2	1:B:94:GLU:HG3	1.78	0.64
1:S:281:ARG:HG2	1:S:294:LEU:HD12	1.80	0.64
1:B:281:ARG:HG2	1:B:294:LEU:HD12	1.79	0.64
1:S:191:TYR:CE1	1:S:200:ARG:HB3	2.32	0.64
1:Q:14:ILE:HD11	1:Q:52:LEU:HD22	1.78	0.64
1:B:261:THR:HG22	1:B:264:ASN:H	5.21	0.63
1:E:74:ASN:O	1:E:259:HIS:HA	1.97	0.63

*Continued on next page...*



*Continued from previous page...*

Atom-1	Atom-2	Interatomic distance (Å)	Clash overlap (Å)
1:T:180:GLY:O	2:T:303:MPD:H12	1.98	0.63
1:G:200:ARG:HE	2:G:302:MPD:C1	2.11	0.63
1:Z:91:PRO:HG2	1:Z:94:GLU:HG3	1.80	0.63
1:W:261:THR:HG23	1:W:262:SER:N	2.13	0.63
2:B:303:MPD:C1	2:B:303:MPD:H53	2.15	0.63
1:I:262:SER:HB3	1:W:124:VAL:HG11	1.79	0.63
1:B:180:GLY:O	2:B:303:MPD:H13	3.50	0.63
1:D:94:GLU:HG2	1:D:243:THR:HG23	1.80	0.63
1:O:179:TRP:CE3	2:O:303:MPD:H51	2.34	0.63
1:G:200:ARG:HE	2:G:302:MPD:H13	1.63	0.62
1:N:293:ASN:O	1:N:294:LEU:HB2	1.99	0.62
1:Q:14:ILE:CD1	1:Q:52:LEU:HD22	2.30	0.62
1:S:200:ARG:HE	2:S:302:MPD:H13	1.64	0.62
2:E:303:MPD:H12	2:E:303:MPD:H52	1.82	0.62
1:Z:94:GLU:HB2	4:Z:738:HOH:O	1.99	0.62
1:F:65:TYR:CE2	1:F:78:LEU:HD21	2.34	0.62
2:P:302:MPD:H13	2:P:302:MPD:O4	1.98	0.62
1:Q:199:THR:HA	2:Q:302:MPD:H51	1.82	0.62
1:Q:18:THR:HG21	1:Q:45:ASP:HA	1.82	0.62
2:V:302:MPD:HM3	2:V:302:MPD:O4	1.97	0.62
2:T:302:MPD:HM1	2:T:302:MPD:O4	1.99	0.62
1:D:261:THR:HG22	1:D:263:THR:H	1.65	0.61
2:Q:303:MPD:H52	2:Q:303:MPD:H12	1.82	0.61
1:J:183:ASP:HB2	4:J:309:HOH:O	2.01	0.61
1:A:268:THR:HG21	1:T:262:SER:HB2	1.83	0.61
1:C:150:GLN:HG2	4:C:508:HOH:O	1.99	0.61
1:K:200:ARG:NH2	2:K:302:MPD:H11	2.16	0.60
1:H:14:ILE:HG22	1:N:6:ASN:O	2.01	0.60
1:O:110:LYS:HD2	1:P:175:VAL:HG23	1.84	0.60
1:G:195:LEU:HD13	1:G:196:PHE:CE2	2.36	0.60
2:C:302:MPD:O4	2:C:302:MPD:H11	2.02	0.60
1:N:191:TYR:CZ	1:N:200:ARG:HD3	2.37	0.60
1:D:281:ARG:HG2	1:D:294:LEU:HD12	1.84	0.60
1:P:14:ILE:HD11	1:Q:39:PHE:HE1	1.66	0.60
1:X:281:ARG:HG2	1:X:294:LEU:HD12	1.83	0.60
1:A:262:SER:HB2	1:H:268:THR:HG21	105.86	0.59
1:Q:200:ARG:HE	2:Q:302:MPD:CM	2.14	0.59
2:O:302:MPD:O4	2:O:302:MPD:HM3	2.02	0.59
1:X:65:TYR:CE2	1:X:78:LEU:HD21	2.37	0.59
1:L:261:THR:HG22	1:L:264:ASN:O	2.02	0.59
2:K:303:MPD:HM2	2:K:303:MPD:H53	1.85	0.59

*Continued on next page...*



*Continued from previous page...*

Atom-1	Atom-2	Interatomic distance (Å)	Clash overlap (Å)
1:C:179:TRP:HA	2:C:303:MPD:H53	1.84	0.59
1:I:200:ARG:CZ	2:I:302:MPD:C1	2.81	0.59
1:T:205:LYS:HG2	4:T:1509:HOH:O	2.03	0.59
1:L:261:THR:HG23	1:L:263:THR:H	1.67	0.58
1:N:18:THR:HG22	4:N:1336:HOH:O	2.03	0.58
1:O:200:ARG:CZ	2:O:302:MPD:C1	2.81	0.58
1:V:85:LYS:HB2	1:V:250:GLU:HB3	1.85	0.58
1:A:14:ILE:CD1	1:A:52:LEU:HD22	2.32	0.58
1:B:85:LYS:HB2	1:B:250:GLU:HB3	1.85	0.58
1:E:192:GLY:N	1:E:266:LYS:HG3	2.17	0.58
1:M:85:LYS:HB2	1:M:250:GLU:HB3	1.86	0.58
1:F:293:ASN:O	1:F:294:LEU:HB2	2.02	0.58
1:F:200:ARG:HE	2:F:302:MPD:C1	2.15	0.58
1:S:91:PRO:HG2	1:S:94:GLU:HG3	1.85	0.58
1:W:281:ARG:HG2	1:W:294:LEU:HD12	1.84	0.58
1:J:205:LYS:HD2	1:J:205:LYS:N	2.17	0.58
1:D:65:TYR:CE1	1:D:78:LEU:HD21	2.39	0.58
1:G:71:GLU:HB2	1:G:75:LYS:HB2	1.86	0.58
1:Y:191:TYR:CE1	1:Y:200:ARG:HB3	2.38	0.58
1:O:200:ARG:CZ	2:O:302:MPD:H13	2.33	0.58
1:A:262:SER:HB2	1:T:268:THR:HG21	1.84	0.58
1:X:70:GLU:HG3	1:X:70:GLU:O	2.04	0.58
1:I:91:PRO:HD3	1:I:244:ASN:O	2.04	0.57
1:Q:198:LYS:C	2:Q:302:MPD:H53	2.25	0.57
1:B:129:THR:HG23	1:V:131:LYS:HE3	163.94	0.57
1:F:91:PRO:HD3	1:F:244:ASN:O	2.05	0.57
1:L:65:TYR:CE2	1:L:78:LEU:HD21	2.40	0.57
2:P:303:MPD:H52	2:P:303:MPD:O2	2.03	0.57
1:Q:200:ARG:HE	2:Q:302:MPD:HM1	1.68	0.57
1:Q:199:THR:C	2:Q:302:MPD:H51	2.24	0.57
1:I:183:ASP:HB2	4:I:1915:HOH:O	2.04	0.57
1:Y:94:GLU:OE1	1:Y:243:THR:HG23	2.04	0.57
2:C:303:MPD:H52	2:C:303:MPD:O2	2.05	0.57
2:D:302:MPD:C5	2:D:302:MPD:HM1	2.35	0.57
1:R:85:LYS:HB2	1:R:250:GLU:HB3	1.87	0.57
1:T:180:GLY:O	2:T:303:MPD:C1	2.53	0.57
1:W:258:LEU:HD12	1:W:258:LEU:O	2.05	0.57
1:C:14:ILE:HD11	1:C:48:HIS:CE1	2.40	0.57
1:T:183:ASP:HB2	4:T:1635:HOH:O	2.03	0.57
1:N:91:PRO:HB2	1:N:94:GLU:HG2	1.86	0.57
1:B:262:SER:HB3	1:P:124:VAL:HG11	1.85	0.57

*Continued on next page...*



*Continued from previous page...*

Atom-1	Atom-2	Interatomic distance (Å)	Clash overlap (Å)
1:R:91:PRO:HG2	1:R:94:GLU:HB2	1.87	0.57
1:B:261:THR:HG22	1:B:264:ASN:O	4.50	0.57
1:K:244:ASN:HB2	4:K:1399:HOH:O	2.05	0.57
1:B:91:PRO:CG	1:B:94:GLU:HG3	2.35	0.56
2:O:303:MPD:C5	2:O:303:MPD:H12	2.35	0.56
1:P:71:GLU:O	1:P:71:GLU:HG2	2.05	0.56
1:U:85:LYS:HB2	1:U:250:GLU:HB3	1.87	0.56
1:Y:85:LYS:HB2	1:Y:250:GLU:HB3	1.87	0.56
1:I:85:LYS:HB2	1:I:250:GLU:HB3	1.87	0.56
1:A:14:ILE:HD13	1:A:52:LEU:HD22	1.87	0.56
1:F:85:LYS:HB2	1:F:250:GLU:HB3	1.88	0.56
1:B:65:TYR:CE2	1:B:78:LEU:HD21	3.70	0.56
1:G:191:TYR:CE2	1:G:200:ARG:HB3	2.41	0.56
1:V:179:TRP:CE3	2:V:303:MPD:H51	2.41	0.56
1:D:169:VAL:HG21	1:D:224:PHE:CZ	2.41	0.56
1:B:169:VAL:HG21	1:B:224:PHE:CZ	2.43	0.56
1:O:169:VAL:HG21	1:O:224:PHE:CZ	2.41	0.56
1:U:65:TYR:CE1	1:U:78:LEU:HD21	2.41	0.56
1:V:169:VAL:HG21	1:V:224:PHE:CZ	2.41	0.56
1:L:85:LYS:HB2	1:L:250:GLU:HB3	1.88	0.56
1:Y:94:GLU:CD	1:Y:243:THR:HG23	2.25	0.56
1:F:169:VAL:HG21	1:F:224:PHE:CZ	2.41	0.56
1:G:85:LYS:HB2	1:G:250:GLU:HB3	1.88	0.56
1:X:14:ILE:HD11	1:Y:39:PHE:HE1	1.70	0.56
1:X:85:LYS:HB2	1:X:250:GLU:HB3	1.88	0.56
1:L:180:GLY:O	2:L:303:MPD:H12	2.06	0.56
1:Q:191:TYR:CZ	1:Q:200:ARG:HD2	2.40	0.55
1:H:85:LYS:HB2	1:H:250:GLU:HB3	1.87	0.55
1:N:169:VAL:HG21	1:N:224:PHE:CZ	2.41	0.55
1:E:200:ARG:CZ	2:E:302:MPD:C1	2.84	0.55
1:F:74:ASN:O	1:F:259:HIS:HA	2.06	0.55
1:N:200:ARG:HG3	2:N:302:MPD:HM3	1.88	0.55
1:N:200:ARG:CG	2:N:302:MPD:HM3	2.37	0.55
1:Q:85:LYS:HB2	1:Q:250:GLU:HB3	1.89	0.55
1:A:294:LEU:C	1:A:294:LEU:HD12	5.14	0.55
1:D:294:LEU:O	1:D:295:GLU:HB2	2.07	0.55
1:O:180:GLY:O	2:O:303:MPD:H13	2.07	0.55
1:I:281:ARG:HG2	1:I:294:LEU:HD12	1.87	0.55
1:N:85:LYS:HB2	1:N:250:GLU:HB3	1.88	0.55
1:R:14:ILE:HD11	1:S:39:PHE:HE1	1.71	0.55
2:Y:303:MPD:H12	2:Y:303:MPD:C5	2.28	0.55

*Continued on next page...*



*Continued from previous page...*

Atom-1	Atom-2	Interatomic distance (Å)	Clash overlap (Å)
1:F:191:TYR:CZ	1:F:200:ARG:HD3	2.41	0.55
1:H:169:VAL:HG21	1:H:224:PHE:CZ	2.42	0.55
1:G:260:TRP:HB2	1:G:265:TRP:CZ3	2.42	0.55
1:N:91:PRO:HG2	1:N:94:GLU:HG3	1.89	0.55
1:S:85:LYS:HB2	1:S:250:GLU:HB3	1.88	0.55
1:W:65:TYR:CE1	1:W:78:LEU:HD21	2.42	0.55
1:O:85:LYS:HB2	1:O:250:GLU:HB3	1.89	0.54
1:I:180:GLY:O	2:I:303:MPD:C1	2.45	0.54
1:M:183:ASP:HB2	4:M:869:HOH:O	2.07	0.54
1:N:179:TRP:CE3	2:N:303:MPD:H51	2.42	0.54
1:W:261:THR:HG22	1:W:264:ASN:H	1.72	0.54
1:W:14:ILE:HD11	1:X:39:PHE:HE1	1.72	0.54
1:I:169:VAL:HG21	1:I:224:PHE:CZ	2.41	0.54
1:P:85:LYS:HB2	1:P:250:GLU:HB3	1.90	0.54
1:Y:65:TYR:CE1	1:Y:78:LEU:HD21	2.42	0.54
1:A:175:VAL:HG23	1:Z:110:LYS:HD2	129.24	0.54
1:B:200:ARG:HE	2:B:302:MPD:H13	1.73	0.54
1:T:85:LYS:HB2	1:T:250:GLU:HB3	1.89	0.54
1:P:169:VAL:HG21	1:P:224:PHE:CZ	2.42	0.54
1:R:169:VAL:HG21	1:R:224:PHE:CZ	2.43	0.54
1:A:85:LYS:HB2	1:A:250:GLU:HB3	1.92	0.54
1:U:91:PRO:CG	1:U:94:GLU:HG3	2.36	0.54
1:A:169:VAL:HG21	1:A:224:PHE:CZ	2.43	0.54
1:Q:169:VAL:HG21	1:Q:224:PHE:CZ	2.43	0.54
1:U:253:ARG:NH2	4:U:702:HOH:O	2.34	0.54
1:W:85:LYS:HB2	1:W:250:GLU:HB3	1.90	0.54
1:C:180:GLY:O	2:C:303:MPD:H13	2.08	0.54
1:J:190:VAL:HG12	1:J:264:ASN:ND2	2.23	0.54
1:L:190:VAL:HG13	1:L:191:TYR:CD2	2.42	0.54
1:V:253:ARG:CZ	4:V:731:HOH:O	2.55	0.54
1:Y:169:VAL:HG21	1:Y:224:PHE:CZ	2.43	0.54
1:D:204:MET:HE3	1:D:209:ASN:HB2	1.89	0.54
1:E:261:THR:HG22	1:E:264:ASN:O	2.08	0.54
1:G:169:VAL:HG21	1:G:224:PHE:CZ	2.42	0.54
1:E:293:ASN:OD1	1:E:294:LEU:N	2.42	0.53
2:T:303:MPD:H52	2:T:303:MPD:O2	2.08	0.53
1:F:200:ARG:HE	2:F:302:MPD:H13	1.72	0.53
1:W:199:THR:HA	2:W:302:MPD:H53	1.90	0.53
1:E:85:LYS:HB2	1:E:250:GLU:HB3	1.91	0.53
1:M:74:ASN:O	1:M:259:HIS:HA	2.08	0.53
1:F:135:LEU:C	1:F:135:LEU:HD12	2.28	0.53

*Continued on next page...*



*Continued from previous page...*

Atom-1	Atom-2	Interatomic distance (Å)	Clash overlap (Å)
2:U:302:MPD:O4	2:U:302:MPD:HM3	2.08	0.53
1:A:268:THR:CG2	1:H:262:SER:HB2	92.83	0.53
1:X:169:VAL:HG21	1:X:224:PHE:CZ	2.44	0.53
2:Y:302:MPD:H11	2:Y:302:MPD:O4	2.08	0.53
1:Z:85:LYS:HB2	1:Z:250:GLU:HB3	1.90	0.53
1:G:293:ASN:O	1:G:294:LEU:HB2	2.09	0.53
2:Y:302:MPD:HM3	2:Y:302:MPD:O4	2.07	0.53
1:C:110:LYS:HD2	1:D:175:VAL:HG23	1.90	0.53
1:E:76:SER:HB2	1:E:206:ALA:HB3	1.90	0.53
1:K:169:VAL:HG21	1:K:224:PHE:CZ	2.44	0.53
1:M:179:TRP:HA	2:M:303:MPD:H53	1.90	0.53
2:U:303:MPD:H12	2:U:303:MPD:C5	2.39	0.53
1:Z:169:VAL:HG21	1:Z:224:PHE:CZ	2.43	0.53
1:C:169:VAL:HG21	1:C:224:PHE:CZ	2.43	0.53
1:L:169:VAL:HG21	1:L:224:PHE:CZ	2.44	0.53
2:N:303:MPD:O2	2:N:303:MPD:H52	2.09	0.53
1:P:94:GLU:OE1	1:P:243:THR:HG23	2.09	0.53
2:F:302:MPD:HM3	2:F:302:MPD:O4	2.09	0.53
1:I:75:LYS:HD3	1:I:259:HIS:HB3	1.91	0.53
1:M:91:PRO:HD3	1:M:244:ASN:O	2.09	0.53
1:M:169:VAL:HG21	1:M:224:PHE:CZ	2.45	0.53
1:B:91:PRO:HB2	1:B:94:GLU:CG	2.39	0.52
1:N:293:ASN:OD1	1:N:294:LEU:HD23	2.09	0.52
1:W:169:VAL:HG21	1:W:224:PHE:CZ	2.44	0.52
1:F:135:LEU:HD12	1:F:136:ILE:N	2.24	0.52
1:T:70:GLU:OE2	1:T:205:LYS:HE3	2.09	0.52
1:B:70:GLU:OE2	1:B:205:LYS:HE3	4.54	0.52
1:B:180:GLY:O	2:B:303:MPD:H12	2.10	0.52
1:C:85:LYS:HB2	1:C:250:GLU:HB3	1.90	0.52
1:J:85:LYS:HB2	1:J:250:GLU:HB3	1.91	0.52
1:L:129:THR:HG22	1:L:131:LYS:H	1.74	0.52
1:S:200:ARG:NE	2:S:302:MPD:H13	2.24	0.52
1:E:14:ILE:HD11	1:F:39:PHE:HE1	1.74	0.52
1:G:65:TYR:CE1	1:G:78:LEU:HD21	2.44	0.52
1:U:169:VAL:HG21	1:U:224:PHE:CZ	2.45	0.52
2:J:303:MPD:C1	2:J:303:MPD:H52	2.39	0.52
1:O:191:TYR:CZ	1:O:200:ARG:HD3	2.44	0.52
1:R:281:ARG:HG2	1:R:294:LEU:HD12	1.90	0.52
1:U:179:TRP:HA	2:U:303:MPD:H53	1.91	0.52
1:S:169:VAL:HG21	1:S:224:PHE:CZ	2.44	0.52
2:J:302:MPD:CM	2:J:302:MPD:O4	2.58	0.52

*Continued on next page...*



*Continued from previous page...*

Atom-1	Atom-2	Interatomic distance (Å)	Clash overlap (Å)
1:B:14:ILE:HD11	1:B:48:HIS:CE1	2.44	0.52
1:B:68:TYR:CE2	1:B:69:SER:HB2	2.44	0.52
1:E:169:VAL:HG21	1:E:224:PHE:CZ	2.44	0.52
1:A:127:ASP:HA	1:B:133:GLY:HA2	1.92	0.52
1:A:200:ARG:NH2	2:A:302:MPD:H11	4.98	0.52
1:D:85:LYS:HB2	1:D:250:GLU:HB3	1.91	0.52
1:Q:293:ASN:O	1:Q:294:LEU:HB2	2.09	0.52
1:X:198:LYS:HG2	1:X:199:THR:HG23	1.92	0.52
1:E:188:ASN:HB3	1:E:191:TYR:O	2.10	0.52
1:N:125:THR:HG23	4:N:1671:HOH:O	2.10	0.52
2:W:303:MPD:C5	2:W:303:MPD:H12	2.39	0.51
1:X:68:TYR:CG	1:X:69:SER:N	2.77	0.51
1:B:26:VAL:HG22	1:B:37:LYS:HG2	1.92	0.51
1:H:200:ARG:NH2	2:H:302:MPD:C1	2.73	0.51
1:N:200:ARG:HE	2:N:302:MPD:CM	2.24	0.51
1:A:91:PRO:HD3	1:A:244:ASN:O	2.09	0.51
1:U:91:PRO:HB2	1:U:94:GLU:CG	2.38	0.51
1:V:294:LEU:O	1:V:295:GLU:CB	2.59	0.51
1:D:261:THR:HB	1:D:264:ASN:O	2.10	0.51
1:O:198:LYS:O	2:O:302:MPD:H52	2.10	0.51
1:T:169:VAL:HG21	1:T:224:PHE:CZ	2.44	0.51
1:D:135:LEU:C	1:D:135:LEU:HD23	2.31	0.51
1:T:135:LEU:HD23	1:T:136:ILE:N	2.26	0.51
1:Z:91:PRO:CG	1:Z:94:GLU:HG3	2.41	0.51
1:B:261:THR:HG23	1:B:263:THR:H	4.80	0.51
1:C:188:ASN:OD1	1:C:190:VAL:HG13	2.11	0.51
1:P:179:TRP:CE3	2:P:303:MPD:H51	2.46	0.51
1:M:261:THR:HG22	1:M:262:SER:N	2.26	0.51
1:Q:91:PRO:HD3	1:Q:244:ASN:O	2.11	0.51
1:R:257:GLN:O	1:R:267:GLY:HA2	2.11	0.51
2:U:303:MPD:H12	2:U:303:MPD:H53	1.93	0.51
1:R:94:GLU:OE2	1:R:240:LYS:HE3	2.10	0.50
1:X:200:ARG:HG3	2:X:302:MPD:H13	1.92	0.50
1:A:116:LEU:HB3	2:V:303:MPD:HM1	132.86	0.50
1:B:190:VAL:HG23	1:B:191:TYR:CD1	2.45	0.50
1:D:124:VAL:HG11	1:U:262:SER:HB3	1.93	0.50
1:K:135:LEU:HD13	1:K:136:ILE:N	2.26	0.50
2:L:302:MPD:H52	2:L:302:MPD:O2	2.11	0.50
1:N:191:TYR:CE1	1:N:200:ARG:HB3	2.47	0.50
1:U:73:ALA:HB2	1:U:205:LYS:HE3	1.94	0.50
1:V:180:GLY:O	2:V:303:MPD:H12	2.12	0.50

*Continued on next page...*



*Continued from previous page...*

Atom-1	Atom-2	Interatomic distance (Å)	Clash overlap (Å)
1:G:94:GLU:CD	1:G:243:THR:HG23	2.32	0.50
1:S:263:THR:HG23	1:S:264:ASN:OD1	2.12	0.50
1:V:94:GLU:HG3	4:V:1657:HOH:O	2.11	0.50
1:B:161:THR:HG22	1:V:28:TYR:CZ	146.91	0.50
1:F:113:MET:HA	1:G:146:LEU:O	2.12	0.50
1:Y:293:ASN:O	1:Y:294:LEU:HB2	2.12	0.50
1:Q:198:LYS:HE3	1:Q:210:PHE:O	2.12	0.50
1:W:95:VAL:HG11	1:W:238:ALA:HB1	1.94	0.50
1:V:44:ASP:HB3	4:V:2007:HOH:O	2.11	0.50
1:K:110:LYS:HD2	1:L:175:VAL:HG23	1.92	0.50
1:U:281:ARG:HG2	1:U:294:LEU:HD12	1.92	0.50
1:W:74:ASN:O	1:W:259:HIS:HA	2.12	0.50
1:Y:71:GLU:HB3	1:Y:75:LYS:HB2	1.94	0.50
1:R:113:MET:HA	1:S:146:LEU:O	2.12	0.50
1:S:26:VAL:HG22	1:S:37:LYS:HG2	1.93	0.50
1:B:135:LEU:HD23	1:B:136:ILE:N	2.48	0.49
1:G:36:LYS:NZ	1:G:280:GLU:HG2	2.27	0.49
1:J:253:ARG:NH2	4:J:1212:HOH:O	2.44	0.49
1:P:73:ALA:HB1	1:P:205:LYS:HG3	1.94	0.49
1:V:253:ARG:HD3	4:V:731:HOH:O	2.11	0.49
1:B:157:LEU:O	1:V:222:SER:HB3	138.07	0.49
1:E:293:ASN:O	1:E:294:LEU:HB2	2.12	0.49
1:H:281:ARG:HG2	1:H:294:LEU:HD12	1.94	0.49
1:J:169:VAL:HG21	1:J:224:PHE:CZ	2.46	0.49
1:J:132:ILE:HG21	1:R:262:SER:HB3	1.94	0.49
1:I:114:SER:CB	2:K:303:MPD:HM2	2.42	0.49
1:O:8:LYS:HD2	1:P:13:ASP:HB2	1.93	0.49
1:V:135:LEU:HD23	1:V:135:LEU:C	2.32	0.49
1:A:135:LEU:HD13	1:A:135:LEU:C	2.32	0.49
1:F:68:TYR:CE2	1:F:69:SER:HB3	2.47	0.49
1:L:200:ARG:NH2	2:L:302:MPD:C3	2.75	0.49
1:B:191:TYR:CZ	1:B:200:ARG:HD3	2.51	0.49
1:K:85:LYS:HB2	1:K:250:GLU:HB3	1.94	0.49
1:N:191:TYR:CE1	1:N:200:ARG:HD3	2.47	0.49
1:N:91:PRO:HG2	1:N:94:GLU:CG	2.42	0.49
1:E:26:VAL:HG22	1:E:37:LYS:HG2	1.94	0.49
1:I:114:SER:HB3	2:K:303:MPD:HM2	1.93	0.49
1:J:110:LYS:HD2	1:K:175:VAL:HG23	1.94	0.49
1:M:113:MET:HA	1:N:146:LEU:O	2.12	0.49
1:Q:110:LYS:HD2	1:R:175:VAL:HG23	1.94	0.49
1:U:191:TYR:CZ	1:U:200:ARG:HD3	2.47	0.49

*Continued on next page...*



*Continued from previous page...*

Atom-1	Atom-2	Interatomic distance (Å)	Clash overlap (Å)
1:A:8:LYS:HD2	1:B:13:ASP:HB2	2.08	0.49
1:I:36:LYS:NZ	1:I:280:GLU:HG2	2.28	0.49
1:P:65:TYR:CE2	1:P:78:LEU:HD21	2.47	0.49
1:T:36:LYS:NZ	1:T:280:GLU:HG2	2.28	0.49
1:B:191:TYR:CE2	1:B:200:ARG:HB3	2.92	0.49
1:F:37:LYS:NZ	4:F:794:HOH:O	2.41	0.49
1:H:110:LYS:HD2	1:I:175:VAL:HG23	1.95	0.49
1:J:65:TYR:CE1	1:J:78:LEU:HD21	2.48	0.49
1:N:125:THR:CG2	4:N:1671:HOH:O	2.60	0.49
1:A:268:THR:CG2	1:T:262:SER:HB2	2.43	0.49
1:B:110:LYS:HD2	1:V:175:VAL:HG23	137.56	0.49
1:X:68:TYR:CE1	1:X:69:SER:HB2	2.48	0.49
1:C:260:TRP:CZ3	1:C:264:ASN:HA	2.48	0.49
1:R:94:GLU:OE2	1:R:243:THR:HA	2.13	0.49
1:V:26:VAL:HG22	1:V:37:LYS:HG2	1.94	0.49
1:B:65:TYR:CE1	1:B:78:LEU:HD21	2.48	0.49
1:E:110:LYS:HD2	1:F:175:VAL:HG23	1.94	0.49
1:K:253:ARG:NH2	4:K:1974:HOH:O	2.45	0.49
1:N:135:LEU:C	1:N:135:LEU:HD23	2.33	0.49
1:R:135:LEU:HD23	1:R:136:ILE:N	2.28	0.49
1:T:205:LYS:HE2	1:T:207:ALA:HB3	1.94	0.49
1:C:71:GLU:OE1	1:C:75:LYS:HE3	2.13	0.48
1:L:261:THR:HG22	1:L:264:ASN:H	1.78	0.48
1:L:200:ARG:NH2	2:L:302:MPD:H32	2.28	0.48
1:X:110:LYS:HD2	1:Y:175:VAL:HG23	1.95	0.48
1:A:175:VAL:HG23	1:G:110:LYS:HD2	1.95	0.48
1:B:183:ASP:HB2	4:B:1231:HOH:O	2.13	0.48
1:L:91:PRO:HD3	1:L:244:ASN:O	2.13	0.48
1:O:26:VAL:HG22	1:O:37:LYS:HG2	1.94	0.48
1:P:135:LEU:C	1:P:135:LEU:HD23	2.34	0.48
1:V:110:LYS:HD2	1:W:175:VAL:HG23	1.95	0.48
1:A:222:SER:HB3	1:G:157:LEU:O	2.14	0.48
1:E:188:ASN:O	1:E:191:TYR:O	2.31	0.48
1:F:36:LYS:NZ	1:F:280:GLU:HG2	2.29	0.48
1:P:281:ARG:HG2	1:P:294:LEU:HD12	1.95	0.48
1:Q:69:SER:OG	1:Q:71:GLU:HG2	2.13	0.48
1:K:183:ASP:HB2	4:K:309:HOH:O	2.13	0.48
2:N:302:MPD:H13	2:N:302:MPD:H52	1.96	0.48
1:U:36:LYS:NZ	1:U:280:GLU:HG2	2.29	0.48
1:C:36:LYS:NZ	1:C:280:GLU:HG2	2.28	0.48
1:O:175:VAL:HG23	1:U:110:LYS:HD2	1.95	0.48

*Continued on next page...*



*Continued from previous page...*

Atom-1	Atom-2	Interatomic distance (Å)	Clash overlap (Å)
2:O:303:MPD:H53	2:O:303:MPD:H12	1.95	0.48
1:R:26:VAL:HG22	1:R:37:LYS:HG2	1.95	0.48
1:W:75:LYS:HE3	1:W:259:HIS:HB2	1.96	0.48
1:X:283:LYS:HB2	1:X:294:LEU:HD21	1.96	0.48
1:C:194:GLN:HG2	1:C:197:MET:HE2	1.96	0.48
1:L:110:LYS:HD2	1:M:175:VAL:HG23	1.94	0.48
1:T:26:VAL:HG22	1:T:37:LYS:HG2	1.94	0.48
1:T:91:PRO:HB2	1:T:94:GLU:CG	2.41	0.48
1:U:37:LYS:NZ	4:U:1357:HOH:O	2.45	0.48
1:V:236:ARG:O	4:V:374:HOH:O	2.20	0.48
1:Y:26:VAL:HG22	1:Y:37:LYS:HG2	1.94	0.48
2:A:303:MPD:H11	1:Y:116:LEU:CB	127.29	0.48
1:A:113:MET:HA	1:B:146:LEU:O	2.21	0.48
1:C:183:ASP:HB2	4:C:1668:HOH:O	2.13	0.48
1:D:36:LYS:NZ	1:D:280:GLU:HG2	2.29	0.48
1:P:113:MET:HA	1:Q:146:LEU:O	2.13	0.48
1:S:191:TYR:HE1	1:S:200:ARG:HB3	1.77	0.48
1:W:26:VAL:HG22	1:W:37:LYS:HG2	1.95	0.48
1:X:16:SER:O	1:X:18:THR:HG23	2.13	0.48
1:A:36:LYS:NZ	1:A:280:GLU:HG2	2.29	0.48
1:B:36:LYS:NZ	1:B:280:GLU:HG2	2.30	0.48
1:H:222:SER:HB3	1:N:157:LEU:O	2.14	0.48
1:A:262:SER:HB2	1:H:268:THR:CG2	105.13	0.48
1:W:36:LYS:NZ	1:W:280:GLU:HG2	2.29	0.48
1:A:26:VAL:HG22	1:A:37:LYS:HG2	1.96	0.47
1:B:262:SER:CB	1:K:124:VAL:HG11	60.65	0.47
1:V:68:TYR:O	1:V:69:SER:HB3	2.14	0.47
1:H:175:VAL:HG23	1:N:110:LYS:HD2	1.95	0.47
1:K:26:VAL:HG22	1:K:37:LYS:HG2	1.95	0.47
1:M:26:VAL:HG22	1:M:37:LYS:HG2	1.95	0.47
1:N:26:VAL:HG22	1:N:37:LYS:HG2	1.96	0.47
1:N:36:LYS:NZ	1:N:280:GLU:HG2	2.29	0.47
1:P:26:VAL:HG22	1:P:37:LYS:HG2	1.95	0.47
1:C:95:VAL:HG12	4:C:712:HOH:O	2.14	0.47
1:D:26:VAL:HG22	1:D:37:LYS:HG2	1.95	0.47
1:J:93:ASN:OD1	1:J:94:GLU:HG3	2.14	0.47
1:O:294:LEU:O	1:O:295:GLU:CB	2.61	0.47
1:Q:36:LYS:NZ	1:Q:280:GLU:HG2	2.30	0.47
1:U:260:TRP:NE1	1:U:262:SER:HA	2.29	0.47
1:Z:260:TRP:HB2	1:Z:265:TRP:CZ3	2.50	0.47
1:Z:91:PRO:CG	1:Z:94:GLU:CG	2.91	0.47

*Continued on next page...*



*Continued from previous page...*

Atom-1	Atom-2	Interatomic distance (Å)	Clash overlap (Å)
1:E:192:GLY:HA3	1:E:267:GLY:O	2.15	0.47
1:E:90:LEU:HB3	1:E:91:PRO:HD2	1.96	0.47
1:L:14:ILE:HD11	1:L:48:HIS:CE1	2.50	0.47
1:M:200:ARG:HE	2:M:302:MPD:HM2	1.79	0.47
1:O:65:TYR:CE2	1:O:78:LEU:HD21	2.49	0.47
1:Z:26:VAL:HG22	1:Z:37:LYS:HG2	1.95	0.47
1:B:91:PRO:HB2	1:B:94:GLU:HG3	1.97	0.47
1:E:261:THR:HG22	1:E:264:ASN:H	1.79	0.47
1:F:26:VAL:HG22	1:F:37:LYS:HG2	1.96	0.47
1:G:26:VAL:HG22	1:G:37:LYS:HG2	1.96	0.47
1:G:94:GLU:OE2	1:G:243:THR:HG23	2.14	0.47
1:M:56:ARG:NH2	4:M:315:HOH:O	2.47	0.47
1:W:113:MET:HA	1:X:146:LEU:O	2.15	0.47
1:Z:36:LYS:NZ	1:Z:280:GLU:HG2	2.30	0.47
1:H:17:ASN:N	4:H:1998:HOH:O	2.45	0.47
1:L:26:VAL:HG22	1:L:37:LYS:HG2	1.97	0.47
1:V:18:THR:HG21	1:V:45:ASP:HA	1.96	0.47
1:W:14:ILE:HD11	1:X:39:PHE:CE1	2.50	0.47
1:A:200:ARG:CZ	2:A:302:MPD:C1	4.68	0.47
1:C:129:THR:O	1:C:129:THR:HG22	2.14	0.47
2:D:302:MPD:H53	2:D:302:MPD:HM1	1.96	0.47
1:D:116:LEU:HB2	2:F:303:MPD:HM3	1.96	0.47
1:N:75:LYS:HD2	1:N:259:HIS:CB	2.45	0.47
1:O:39:PHE:HE1	1:U:14:ILE:HD11	1.80	0.47
1:Q:135:LEU:HD23	1:Q:136:ILE:N	2.30	0.47
1:S:110:LYS:HD2	1:T:175:VAL:HG23	1.97	0.47
1:T:90:LEU:HD12	1:T:245:ILE:HG13	1.95	0.47
1:X:161:THR:HG22	1:Y:28:TYR:CZ	2.50	0.47
1:I:132:ILE:HG22	1:I:133:GLY:N	2.30	0.47
1:R:36:LYS:NZ	1:R:280:GLU:HG2	2.29	0.47
1:X:191:TYR:CZ	1:X:200:ARG:HD3	2.50	0.47
1:X:36:LYS:NZ	1:X:280:GLU:HG2	2.30	0.47
1:E:197:MET:O	2:E:302:MPD:H52	2.15	0.47
1:O:14:ILE:HD11	1:P:39:PHE:HE1	1.80	0.47
1:U:191:TYR:CE1	1:U:200:ARG:HD3	2.50	0.47
1:A:116:LEU:CB	2:V:303:MPD:HM1	132.04	0.47
1:E:36:LYS:NZ	1:E:280:GLU:HG2	2.30	0.46
1:P:227:ASP:OD1	4:P:2010:HOH:O	2.21	0.46
1:V:179:TRP:HA	2:V:303:MPD:C5	2.41	0.46
1:W:258:LEU:HA	1:W:266:LYS:O	2.15	0.46
1:A:110:LYS:HD2	1:B:175:VAL:HG23	1.98	0.46

*Continued on next page...*



*Continued from previous page...*

Atom-1	Atom-2	Interatomic distance (Å)	Clash overlap (Å)
1:B:188:ASN:OD1	1:B:190:VAL:HG22	2.14	0.46
1:D:294:LEU:O	1:D:295:GLU:CB	2.63	0.46
1:H:14:ILE:HG12	1:H:15:GLY:N	2.31	0.46
1:U:26:VAL:HG22	1:U:37:LYS:HG2	1.97	0.46
1:V:126:GLY:HA2	1:V:131:LYS:O	2.16	0.46
1:X:200:ARG:CZ	2:X:302:MPD:H11	2.45	0.46
1:C:26:VAL:HG22	1:C:37:LYS:HG2	1.95	0.46
1:M:72:GLY:C	1:M:205:LYS:HZ1	2.18	0.46
1:U:197:MET:HE1	1:U:200:ARG:HG2	1.96	0.46
1:C:157:LEU:O	1:D:222:SER:HB3	2.15	0.46
1:I:26:VAL:HG22	1:I:37:LYS:HG2	1.97	0.46
1:J:36:LYS:HD2	4:J:527:HOH:O	2.16	0.46
1:M:36:LYS:NZ	1:M:280:GLU:HG2	2.31	0.46
1:N:263:THR:HG23	1:N:264:ASN:OD1	2.16	0.46
1:P:36:LYS:NZ	1:P:280:GLU:HG2	2.31	0.46
1:Q:183:ASP:HB2	4:Q:1535:HOH:O	2.13	0.46
1:Q:26:VAL:HG22	1:Q:37:LYS:HG2	1.96	0.46
1:L:36:LYS:NZ	1:L:280:GLU:HG2	2.31	0.46
1:B:14:ILE:HD11	1:V:39:PHE:HE1	178.46	0.46
1:E:192:GLY:H	1:E:266:LYS:HG3	1.80	0.46
2:Q:302:MPD:H4	2:Q:302:MPD:HM1	1.69	0.46
2:R:303:MPD:C5	2:R:303:MPD:H12	2.41	0.46
1:R:179:TRP:CE3	2:R:303:MPD:H51	2.51	0.46
1:V:253:ARG:NE	4:V:731:HOH:O	2.48	0.46
1:A:183:ASP:HB2	4:A:313:HOH:O	2.15	0.46
1:A:188:ASN:OD1	1:A:190:VAL:HG13	5.21	0.46
1:H:36:LYS:NZ	1:H:280:GLU:HG2	2.30	0.46
1:K:36:LYS:NZ	1:K:280:GLU:HG2	2.31	0.46
1:X:277:ARG:NE	4:X:728:HOH:O	2.45	0.46
1:A:122:GLY:HA2	1:A:135:LEU:O	2.16	0.46
2:A:302:MPD:C5	2:A:302:MPD:HM3	2.37	0.46
1:Q:161:THR:HG22	1:R:28:TYR:CZ	2.51	0.46
1:X:74:ASN:O	1:X:259:HIS:HA	2.15	0.46
1:H:14:ILE:HD13	1:H:52:LEU:HD22	1.97	0.46
1:H:26:VAL:HG22	1:H:37:LYS:HG2	1.98	0.46
1:J:26:VAL:HG22	1:J:37:LYS:HG2	1.96	0.46
1:J:36:LYS:NZ	1:J:280:GLU:HG2	2.31	0.46
1:V:253:ARG:CD	4:V:731:HOH:O	2.64	0.46
1:W:49:ASN:OD1	1:W:50:LYS:HG2	2.16	0.46
1:D:49:ASN:OD1	1:D:50:LYS:HG2	2.15	0.46
1:P:161:THR:HG22	1:Q:28:TYR:CZ	2.51	0.46

*Continued on next page...*



*Continued from previous page...*

Atom-1	Atom-2	Interatomic distance (Å)	Clash overlap (Å)
2:S:303:MPD:C5	2:S:303:MPD:H12	2.27	0.46
1:Z:65:TYR:CE2	1:Z:78:LEU:HD21	2.51	0.46
1:Q:157:LEU:O	1:R:222:SER:HB3	2.16	0.45
2:W:303:MPD:H52	2:W:303:MPD:O2	2.16	0.45
1:H:65:TYR:CE1	1:H:78:LEU:HD21	2.52	0.45
2:N:302:MPD:C1	2:N:302:MPD:H52	2.46	0.45
1:W:122:GLY:HA2	1:W:135:LEU:O	2.15	0.45
1:Y:179:TRP:CZ3	1:Y:200:ARG:NH1	2.84	0.45
2:A:302:MPD:HM3	2:A:302:MPD:O4	4.21	0.45
1:E:248:ILE:HD12	1:E:248:ILE:N	2.32	0.45
1:S:74:ASN:C	1:S:75:LYS:HD2	2.37	0.45
1:Y:36:LYS:NZ	1:Y:280:GLU:HG2	2.31	0.45
1:B:113:MET:HA	1:C:146:LEU:O	2.16	0.45
1:C:65:TYR:CE1	1:C:78:LEU:HD21	2.51	0.45
1:D:113:MET:HA	1:E:146:LEU:O	2.16	0.45
1:H:176:ASN:ND2	2:H:302:MPD:HM1	2.32	0.45
1:P:157:LEU:O	1:Q:222:SER:HB3	2.16	0.45
1:S:157:LEU:O	1:T:222:SER:HB3	2.16	0.45
1:V:10:GLY:HA2	1:V:13:ASP:OD2	2.16	0.45
1:B:91:PRO:HD3	1:B:244:ASN:O	2.20	0.45
1:H:91:PRO:HD3	1:H:244:ASN:O	2.16	0.45
1:K:205:LYS:HG2	1:K:207:ALA:H	1.81	0.45
1:N:200:ARG:HE	2:N:302:MPD:HM3	1.81	0.45
1:S:261:THR:O	1:S:262:SER:C	2.54	0.45
1:X:26:VAL:HG22	1:X:37:LYS:HG2	1.97	0.45
1:J:70:GLU:HG3	1:J:207:ALA:HB2	1.99	0.45
1:M:73:ALA:HA	1:M:205:LYS:CE	2.46	0.45
1:W:74:ASN:O	1:W:75:LYS:HD2	2.16	0.45
1:Y:110:LYS:HD2	1:Z:175:VAL:HG23	1.99	0.45
1:Z:67:VAL:HG23	1:Z:67:VAL:O	2.16	0.45
1:A:39:PHE:HE1	1:Z:14:ILE:HD11	155.90	0.45
1:A:65:TYR:CE2	1:A:78:LEU:HD21	2.52	0.45
2:J:303:MPD:H52	2:J:303:MPD:H12	1.98	0.45
1:P:66:ARG:C	1:P:78:LEU:HD12	2.37	0.45
2:Z:302:MPD:H52	2:Z:302:MPD:H13	1.99	0.45
1:J:161:THR:HG22	1:K:28:TYR:CZ	2.51	0.45
1:L:293:ASN:O	1:L:294:LEU:HB2	2.16	0.45
1:S:7:ILE:HA	1:T:14:ILE:O	2.17	0.45
1:T:261:THR:HG22	1:T:263:THR:H	1.81	0.45
1:D:14:ILE:CD1	1:D:43:ILE:HG21	2.47	0.45
1:M:70:GLU:OE2	1:M:205:LYS:HE2	2.17	0.45

*Continued on next page...*



*Continued from previous page...*

Atom-1	Atom-2	Interatomic distance (Å)	Clash overlap (Å)
1:N:18:THR:HG21	1:N:45:ASP:HA	1.98	0.45
1:O:294:LEU:O	1:O:295:GLU:HB2	2.17	0.45
1:V:36:LYS:NZ	1:V:280:GLU:HG2	2.32	0.45
1:V:283:LYS:HB2	1:V:294:LEU:HD21	1.99	0.45
1:X:14:ILE:HD11	1:Y:39:PHE:CE1	2.49	0.45
1:A:89:GLN:HG3	1:A:164:LYS:HG2	1.99	0.45
1:K:200:ARG:NH2	2:K:302:MPD:C1	2.80	0.45
2:N:303:MPD:C5	2:N:303:MPD:H12	2.44	0.45
1:S:36:LYS:NZ	1:S:280:GLU:HG2	2.32	0.45
1:Y:113:MET:HA	1:Z:146:LEU:O	2.17	0.45
1:B:127:ASP:HB2	1:V:131:LYS:CE	160.58	0.44
1:I:36:LYS:HZ1	1:I:280:GLU:HG2	1.82	0.44
1:L:71:GLU:HG3	1:L:71:GLU:O	2.16	0.44
1:Z:277:ARG:NE	4:Z:1846:HOH:O	2.50	0.44
1:E:261:THR:HG23	1:E:263:THR:H	1.83	0.44
1:M:261:THR:HG22	1:M:262:SER:H	1.80	0.44
1:O:18:THR:HG21	1:O:45:ASP:HA	1.98	0.44
1:C:95:VAL:HG22	4:C:1924:HOH:O	2.17	0.44
1:K:294:LEU:O	1:K:295:GLU:CB	2.65	0.44
1:X:261:THR:O	1:X:262:SER:C	2.55	0.44
1:R:135:LEU:C	1:R:135:LEU:HD23	2.38	0.44
1:O:28:TYR:CZ	1:U:161:THR:HG22	2.52	0.44
1:V:18:THR:HG21	1:V:44:ASP:O	2.18	0.44
1:A:281:ARG:HG2	1:A:294:LEU:HD12	2.00	0.44
1:B:191:TYR:CE2	1:B:200:ARG:HD3	2.86	0.44
1:B:157:LEU:O	1:C:222:SER:HB3	2.18	0.44
1:W:89:GLN:HG3	1:W:164:LYS:HG2	1.99	0.44
2:G:302:MPD:O4	2:G:302:MPD:HM3	2.17	0.44
1:R:74:ASN:O	1:R:259:HIS:HA	2.17	0.44
1:T:191:TYR:CZ	1:T:200:ARG:HD3	2.52	0.44
1:Y:205:LYS:HG3	1:Y:207:ALA:H	1.83	0.44
1:G:191:TYR:CZ	1:G:200:ARG:HD3	2.53	0.44
1:Q:200:ARG:NE	2:Q:302:MPD:HM1	2.33	0.44
1:R:91:PRO:CG	1:R:94:GLU:HG3	2.48	0.44
1:U:261:THR:O	1:U:263:THR:N	2.51	0.44
1:F:293:ASN:O	1:F:294:LEU:CB	2.65	0.44
1:J:74:ASN:O	1:J:259:HIS:HA	2.17	0.44
1:W:74:ASN:C	1:W:75:LYS:HD2	2.37	0.44
1:S:261:THR:HG22	1:S:264:ASN:H	1.83	0.44
1:W:70:GLU:HB3	1:W:207:ALA:HB2	2.00	0.44
2:A:303:MPD:H13	2:A:303:MPD:H52	3.84	0.43

*Continued on next page...*



*Continued from previous page...*

Atom-1	Atom-2	Interatomic distance (Å)	Clash overlap (Å)
1:A:135:LEU:HD23	1:G:125:THR:CG2	2.47	0.43
1:G:135:LEU:HD23	1:G:135:LEU:C	2.38	0.43
1:K:14:ILE:HD11	1:L:39:PHE:HE1	1.83	0.43
1:N:65:TYR:CE1	1:N:78:LEU:HD21	2.53	0.43
1:O:222:SER:HB3	1:U:157:LEU:O	2.18	0.43
1:X:135:LEU:C	1:X:135:LEU:HD23	2.38	0.43
1:X:70:GLU:O	1:X:71:GLU:C	2.55	0.43
1:A:262:SER:HB2	1:T:268:THR:CG2	2.47	0.43
1:B:68:TYR:CD2	1:B:69:SER:HB2	2.53	0.43
1:C:93:ASN:ND2	1:C:94:GLU:HG3	2.33	0.43
1:R:75:LYS:HG2	1:R:76:SER:N	2.33	0.43
1:V:37:LYS:HD2	1:V:37:LYS:C	2.38	0.43
1:X:18:THR:HG21	1:X:45:ASP:HA	2.00	0.43
1:A:131:LYS:HE2	1:A:131:LYS:HB3	4.61	0.43
1:D:289:GLU:O	4:D:311:HOH:O	2.21	0.43
1:F:14:ILE:CD1	1:F:43:ILE:HG21	2.48	0.43
1:O:135:LEU:C	1:O:135:LEU:HD23	2.39	0.43
1:T:20:VAL:O	4:T:611:HOH:O	2.21	0.43
1:Y:200:ARG:HE	2:Y:302:MPD:H11	1.82	0.43
1:C:135:LEU:HD23	1:C:136:ILE:N	2.33	0.43
1:F:253:ARG:NH2	4:F:741:HOH:O	2.44	0.43
2:I:303:MPD:HM1	2:I:303:MPD:H4	1.90	0.43
1:K:191:TYR:CZ	1:K:200:ARG:HD3	2.53	0.43
1:N:248:ILE:HD12	1:N:248:ILE:N	2.33	0.43
1:R:91:PRO:HG2	1:R:94:GLU:HG3	2.00	0.43
1:V:95:VAL:HG11	1:V:238:ALA:HB1	2.00	0.43
2:V:303:MPD:O2	2:V:303:MPD:H52	2.19	0.43
1:Z:135:LEU:HD23	1:Z:135:LEU:C	2.38	0.43
1:X:116:LEU:HB2	2:X:304:MPD:CM	2.45	0.43
1:Y:89:GLN:HG3	1:Y:164:LYS:HG2	1.99	0.43
1:B:200:ARG:HE	2:B:302:MPD:H11	2.77	0.43
1:E:49:ASN:OD1	1:E:50:LYS:HG2	2.18	0.43
1:G:122:GLY:HA2	1:G:135:LEU:O	2.17	0.43
1:H:283:LYS:HB2	1:H:294:LEU:HD21	2.01	0.43
1:S:122:GLY:HA2	1:S:135:LEU:O	2.19	0.43
1:R:113:MET:SD	1:S:147:LYS:HE2	2.58	0.43
1:U:248:ILE:HD12	1:U:248:ILE:N	2.34	0.43
1:E:200:ARG:NH1	2:E:302:MPD:H12	2.34	0.43
1:T:261:THR:HB	1:T:264:ASN:O	2.18	0.43
1:D:261:THR:CG2	1:D:262:SER:N	2.82	0.43
1:N:75:LYS:HD2	1:N:259:HIS:HB3	2.00	0.43

*Continued on next page...*



*Continued from previous page...*

Atom-1	Atom-2	Interatomic distance (Å)	Clash overlap (Å)
1:Q:248:ILE:N	1:Q:248:ILE:HD12	2.34	0.43
1:U:197:MET:CE	1:U:200:ARG:HG2	2.49	0.43
1:Y:135:LEU:HD23	1:Y:136:ILE:N	2.33	0.43
1:A:14:ILE:HD11	1:A:52:LEU:HD22	2.04	0.43
1:A:248:ILE:N	1:A:248:ILE:HD12	2.33	0.43
1:B:36:LYS:HZ1	1:B:280:GLU:HG2	1.84	0.43
1:C:198:LYS:HG2	1:C:199:THR:HG23	2.01	0.43
1:E:161:THR:HG22	1:F:28:TYR:CZ	2.54	0.43
1:F:248:ILE:N	1:F:248:ILE:HD12	2.34	0.43
1:H:146:LEU:O	1:N:113:MET:HA	2.19	0.43
1:H:248:ILE:HD12	1:H:248:ILE:N	2.33	0.43
1:R:180:GLY:O	2:R:303:MPD:C1	2.44	0.43
1:R:65:TYR:CE1	1:R:78:LEU:HD21	2.53	0.43
1:T:110:LYS:HD2	1:U:175:VAL:HG23	2.01	0.43
1:W:131:LYS:O	1:W:132:ILE:HD12	2.19	0.43
1:X:199:THR:HA	2:X:302:MPD:C4	2.48	0.43
1:C:253:ARG:NH2	4:C:1548:HOH:O	2.51	0.43
2:I:302:MPD:HM3	2:I:302:MPD:O4	2.19	0.43
1:K:244:ASN:ND2	4:K:1399:HOH:O	2.51	0.43
1:K:70:GLU:HG2	1:K:72:GLY:O	2.19	0.43
1:U:183:ASP:HB2	4:U:1063:HOH:O	2.18	0.43
1:U:91:PRO:HD3	1:U:244:ASN:O	2.18	0.43
1:W:180:GLY:O	2:W:303:MPD:H13	2.19	0.43
1:D:89:GLN:HG3	1:D:164:LYS:HG2	2.01	0.42
1:U:89:GLN:HG3	1:U:164:LYS:HG2	2.01	0.42
1:W:110:LYS:HD2	1:X:175:VAL:HG23	2.01	0.42
1:B:212:ASP:OD1	1:B:213:PRO:HD2	2.20	0.42
1:G:183:ASP:HB2	4:G:1948:HOH:O	2.19	0.42
1:P:37:LYS:C	1:P:37:LYS:HD2	2.40	0.42
1:U:14:ILE:HG22	1:U:15:GLY:N	2.34	0.42
1:H:204:MET:HG2	1:H:205:LYS:O	2.19	0.42
1:L:91:PRO:HB2	1:L:94:GLU:HG3	2.00	0.42
1:Z:89:GLN:HG3	1:Z:164:LYS:HG2	2.02	0.42
1:E:179:TRP:CB	2:E:302:MPD:HM3	2.49	0.42
1:I:200:ARG:NH2	2:I:302:MPD:H11	2.33	0.42
1:K:179:TRP:CD1	2:K:302:MPD:HM3	2.54	0.42
1:K:89:GLN:HG3	1:K:164:LYS:HG2	2.02	0.42
1:M:255:ASP:HB3	1:M:270:THR:HB	2.00	0.42
1:M:14:ILE:HD12	1:M:52:LEU:HD22	2.01	0.42
1:R:248:ILE:N	1:R:248:ILE:HD12	2.35	0.42
2:B:302:MPD:O4	2:B:302:MPD:C1	2.62	0.42

*Continued on next page...*



*Continued from previous page...*

Atom-1	Atom-2	Interatomic distance (Å)	Clash overlap (Å)
1:L:37:LYS:HD2	1:L:37:LYS:C	2.39	0.42
1:M:89:GLN:HG3	1:M:164:LYS:HG2	2.01	0.42
1:T:91:PRO:HD3	1:T:244:ASN:O	2.20	0.42
1:T:248:ILE:HD12	1:T:248:ILE:N	2.35	0.42
1:W:200:ARG:NH2	2:W:302:MPD:C1	2.82	0.42
1:W:95:VAL:HG13	1:W:234:MET:SD	2.59	0.42
1:Z:36:LYS:HZ1	1:Z:280:GLU:HG2	1.84	0.42
1:Z:293:ASN:O	1:Z:294:LEU:HB2	2.19	0.42
1:C:161:THR:HG22	1:D:28:TYR:CZ	2.54	0.42
1:D:122:GLY:HA2	1:D:135:LEU:O	2.20	0.42
1:F:113:MET:SD	1:G:147:LYS:HE2	2.60	0.42
1:O:135:LEU:HD23	1:O:136:ILE:N	2.35	0.42
1:P:14:ILE:HD11	1:Q:39:PHE:CE1	2.50	0.42
1:X:248:ILE:HD12	1:X:248:ILE:N	2.35	0.42
1:Y:131:LYS:C	1:Y:132:ILE:HD12	2.40	0.42
1:Y:248:ILE:N	1:Y:248:ILE:HD12	2.35	0.42
2:C:303:MPD:H12	2:C:303:MPD:H53	2.00	0.42
1:P:89:GLN:HG3	1:P:164:LYS:HG2	2.01	0.42
1:W:248:ILE:N	1:W:248:ILE:HD12	2.34	0.42
1:A:191:TYR:CZ	1:A:200:ARG:HD3	2.54	0.42
1:B:161:THR:HG22	1:C:28:TYR:CZ	2.55	0.42
2:H:302:MPD:O4	2:H:302:MPD:H13	2.19	0.42
1:M:95:VAL:HG23	1:M:234:MET:SD	2.60	0.42
1:N:74:ASN:O	1:N:259:HIS:HA	2.19	0.42
1:P:71:GLU:O	1:P:71:GLU:CG	2.67	0.42
1:Y:70:GLU:HG3	1:Y:70:GLU:O	2.19	0.42
1:Y:75:LYS:HG2	1:Y:259:HIS:HB2	2.00	0.42
1:B:70:GLU:HG2	1:B:72:GLY:O	4.47	0.42
1:M:132:ILE:HD12	1:M:133:GLY:N	2.35	0.42
1:W:157:LEU:O	1:X:222:SER:HB3	2.19	0.42
1:W:37:LYS:HD2	1:W:37:LYS:C	2.40	0.42
1:X:157:LEU:O	1:Y:222:SER:HB3	2.20	0.42
1:Z:248:ILE:N	1:Z:248:ILE:HD12	2.35	0.42
1:A:200:ARG:CZ	2:A:302:MPD:H11	5.07	0.42
1:D:37:LYS:C	1:D:37:LYS:HD2	2.40	0.42
1:H:14:ILE:CD1	1:H:52:LEU:HD22	2.49	0.42
1:W:291:MET:O	4:W:1028:HOH:O	2.21	0.42
1:B:248:ILE:N	1:B:248:ILE:HD12	2.34	0.41
1:B:37:LYS:HD2	1:B:37:LYS:C	2.41	0.41
1:O:36:LYS:NZ	1:O:280:GLU:HG2	2.35	0.41
1:P:126:GLY:HA2	1:P:131:LYS:O	2.20	0.41

*Continued on next page...*



*Continued from previous page...*

Atom-1	Atom-2	Interatomic distance (Å)	Clash overlap (Å)
1:A:135:LEU:HD23	1:G:125:THR:HG22	2.02	0.41
1:K:37:LYS:HD2	1:K:37:LYS:C	2.41	0.41
1:Q:205:LYS:HB2	1:Q:205:LYS:HE3	1.87	0.41
1:A:123:ASN:C	1:A:123:ASN:OD1	2.59	0.41
1:E:193:ASN:N	1:E:267:GLY:O	2.53	0.41
1:F:161:THR:HG22	1:G:28:TYR:CZ	2.56	0.41
1:K:122:GLY:HA2	1:K:135:LEU:O	2.19	0.41
1:M:72:GLY:C	1:M:205:LYS:NZ	2.74	0.41
1:N:89:GLN:HG3	1:N:164:LYS:HG2	2.02	0.41
1:O:91:PRO:HD3	1:O:244:ASN:O	2.20	0.41
1:P:248:ILE:N	1:P:248:ILE:HD12	2.35	0.41
1:V:260:TRP:CD1	1:V:261:THR:O	2.73	0.41
1:Z:49:ASN:OD1	1:Z:50:LYS:HG2	2.21	0.41
1:I:110:LYS:HD2	1:J:175:VAL:HG23	2.01	0.41
1:Q:65:TYR:CE2	1:Q:78:LEU:HD21	2.54	0.41
1:T:113:MET:HA	1:U:146:LEU:O	2.19	0.41
1:W:66:ARG:C	1:W:78:LEU:HD12	2.41	0.41
1:D:205:LYS:H	1:D:205:LYS:HG3	1.64	0.41
1:F:37:LYS:C	1:F:37:LYS:HD2	2.41	0.41
1:L:66:ARG:C	1:L:78:LEU:HD12	2.40	0.41
1:M:161:THR:HG22	1:N:28:TYR:CZ	2.56	0.41
1:Q:94:GLU:OE2	1:Q:240:LYS:HE3	2.21	0.41
1:C:248:ILE:HD12	1:C:248:ILE:N	2.35	0.41
1:I:248:ILE:HD12	1:I:248:ILE:N	2.34	0.41
1:L:261:THR:CG2	1:L:264:ASN:H	2.34	0.41
1:M:248:ILE:N	1:M:248:ILE:HD12	2.36	0.41
1:U:200:ARG:CZ	2:U:302:MPD:H13	2.51	0.41
1:Z:37:LYS:HD2	1:Z:37:LYS:C	2.41	0.41
1:C:91:PRO:HD3	1:C:244:ASN:O	2.20	0.41
1:D:123:ASN:OD1	1:D:123:ASN:C	2.59	0.41
1:H:180:GLY:O	2:H:303:MPD:O2	2.38	0.41
1:I:113:MET:HA	1:J:146:LEU:O	2.21	0.41
1:N:293:ASN:O	1:N:294:LEU:CB	2.68	0.41
1:Q:184:ARG:HG3	4:Q:1535:HOH:O	2.20	0.41
1:O:39:PHE:CE1	1:U:14:ILE:HD11	2.55	0.41
1:V:65:TYR:CE2	1:V:78:LEU:HD21	2.56	0.41
1:X:135:LEU:HD23	1:X:136:ILE:N	2.35	0.41
1:N:122:GLY:HA2	1:N:135:LEU:O	2.20	0.41
1:M:113:MET:SD	1:N:147:LYS:HE2	2.61	0.41
1:Q:89:GLN:HG3	1:Q:164:LYS:HG2	2.03	0.41
1:T:135:LEU:HD23	1:T:135:LEU:C	2.40	0.41

*Continued on next page...*



*Continued from previous page...*

Atom-1	Atom-2	Interatomic distance (Å)	Clash overlap (Å)
1:T:14:ILE:HA	1:T:15:GLY:HA2	1.85	0.41
1:T:89:GLN:HG3	1:T:164:LYS:HG2	2.01	0.41
1:V:89:GLN:HG3	1:V:164:LYS:HG2	2.02	0.41
1:D:248:ILE:HD12	1:D:248:ILE:N	2.34	0.41
2:G:303:MPD:C5	2:G:303:MPD:H12	2.43	0.41
1:H:113:MET:HA	1:I:146:LEU:O	2.21	0.41
1:J:248:ILE:N	1:J:248:ILE:HD12	2.36	0.41
1:M:190:VAL:HG13	1:M:191:TYR:CD1	2.56	0.41
1:S:202:GLY:HA3	1:S:204:MET:HE2	2.03	0.41
1:V:14:ILE:HD11	1:V:48:HIS:CE1	2.54	0.41
1:Z:91:PRO:HG2	1:Z:94:GLU:HG2	1.97	0.41
1:F:206:ALA:HA	1:F:265:TRP:CH2	2.56	0.41
1:O:248:ILE:N	1:O:248:ILE:HD12	2.36	0.41
1:O:261:THR:HG22	1:O:263:THR:H	1.86	0.41
1:S:37:LYS:HD2	1:S:37:LYS:C	2.41	0.41
1:W:92:ASP:O	1:W:163:LYS:NZ	2.50	0.41
1:C:127:ASP:OD2	1:C:129:THR:HB	2.20	0.41
1:F:89:GLN:HG3	1:F:164:LYS:HG2	2.03	0.41
1:H:89:GLN:HG3	1:H:164:LYS:HG2	2.03	0.41
1:I:113:MET:SD	1:J:147:LYS:HE2	2.61	0.41
1:L:157:LEU:O	1:M:222:SER:HB3	2.21	0.41
1:R:180:GLY:H	2:R:303:MPD:H53	1.86	0.41
1:S:191:TYR:CZ	1:S:200:ARG:HD3	2.56	0.41
1:T:8:LYS:HD2	1:U:13:ASP:CB	2.51	0.41
1:X:199:THR:HA	2:X:302:MPD:H4	2.02	0.41
1:X:37:LYS:C	1:X:37:LYS:HD2	2.41	0.41
1:X:89:GLN:HG3	1:X:164:LYS:HG2	2.03	0.41
1:Y:183:ASP:HB2	4:Y:858:HOH:O	2.21	0.41
1:B:123:ASN:C	1:B:123:ASN:OD1	2.60	0.40
2:B:302:MPD:O4	2:B:302:MPD:HM3	2.20	0.40
1:B:110:LYS:HD2	1:C:175:VAL:HG23	2.02	0.40
1:E:195:LEU:HD13	1:E:196:PHE:CE1	2.56	0.40
1:E:204:MET:HE2	1:E:204:MET:H	1.86	0.40
1:F:183:ASP:HB2	4:F:625:HOH:O	2.22	0.40
1:E:157:LEU:O	1:F:222:SER:HB3	2.21	0.40
1:F:68:TYR:CE1	1:F:77:GLY:HA3	2.56	0.40
1:O:89:GLN:HG3	1:O:164:LYS:HG2	2.02	0.40
1:T:123:ASN:C	1:T:123:ASN:OD1	2.60	0.40
1:A:135:LEU:HD23	1:A:135:LEU:C	4.38	0.40
1:B:263:THR:HG23	1:B:264:ASN:OD1	2.70	0.40
1:I:123:ASN:C	1:I:123:ASN:OD1	2.60	0.40

*Continued on next page...*



Continued from previous page...

Atom-1	Atom-2	Interatomic distance (Å)	Clash overlap (Å)
1:I:135:LEU:HD23	1:I:135:LEU:C	2.42	0.40
2:K:302:MPD:H4	2:K:302:MPD:H11	1.83	0.40
1:K:65:TYR:CE1	1:K:78:LEU:HD21	2.57	0.40
1:S:248:ILE:N	1:S:248:ILE:HD12	2.36	0.40
1:V:95:VAL:HG13	1:V:234:MET:SD	2.61	0.40
1:A:222:SER:HB3	1:Z:157:LEU:O	137.60	0.40
1:G:294:LEU:HD23	1:G:294:LEU:HA	1.96	0.40
1:L:161:THR:HG22	1:M:28:TYR:CZ	2.56	0.40
1:L:80:TRP:CE2	1:L:196:PHE:HE2	2.40	0.40
1:M:294:LEU:O	1:M:295:GLU:HG2	2.21	0.40
1:R:89:GLN:HG3	1:R:164:LYS:HG2	2.02	0.40
1:G:135:LEU:HD23	1:G:136:ILE:N	2.36	0.40
1:O:261:THR:O	1:O:262:SER:C	2.60	0.40
1:V:91:PRO:HD3	1:V:244:ASN:O	2.21	0.40
1:W:200:ARG:H	2:W:302:MPD:H52	1.86	0.40
2:B:303:MPD:H12	2:B:303:MPD:C5	3.62	0.40
1:F:128:ASP:OD1	1:G:131:LYS:HA	2.21	0.40
1:J:157:LEU:O	1:K:222:SER:HB3	2.21	0.40
1:S:204:MET:HE1	1:S:209:ASN:OD1	2.22	0.40
1:U:70:GLU:HG2	1:U:72:GLY:O	2.22	0.40

There are no symmetry-related clashes.

## 5.3 Torsion angles [i](#)

### 5.3.1 Protein backbone [i](#)

In the following table, the Percentiles column shows the percent Ramachandran outliers of the chain as a percentile score with respect to all X-ray entries followed by that with respect to entries of similar resolution.

The Analysed column shows the number of residues for which the backbone conformation was analysed, and the total number of residues.

Mol	Chain	Analysed	Favoured	Allowed	Outliers	Percentiles	
1	A	293/302 (97%)	280 (96%)	13 (4%)	0	100	100
1	B	293/302 (97%)	278 (95%)	15 (5%)	0	100	100
1	C	292/302 (97%)	282 (97%)	10 (3%)	0	100	100
1	D	293/302 (97%)	282 (96%)	11 (4%)	0	100	100

Continued on next page...



*Continued from previous page...*

Mol	Chain	Analysed	Favoured	Allowed	Outliers	Percentiles	
1	E	293/302 (97%)	275 (94%)	18 (6%)	0	100	100
1	F	292/302 (97%)	280 (96%)	12 (4%)	0	100	100
1	G	292/302 (97%)	279 (96%)	13 (4%)	0	100	100
1	H	292/302 (97%)	278 (95%)	13 (4%)	1 (0%)	44	55
1	I	292/302 (97%)	280 (96%)	12 (4%)	0	100	100
1	J	292/302 (97%)	278 (95%)	14 (5%)	0	100	100
1	K	293/302 (97%)	284 (97%)	9 (3%)	0	100	100
1	L	292/302 (97%)	277 (95%)	15 (5%)	0	100	100
1	M	293/302 (97%)	282 (96%)	11 (4%)	0	100	100
1	N	292/302 (97%)	281 (96%)	11 (4%)	0	100	100
1	O	293/302 (97%)	278 (95%)	14 (5%)	1 (0%)	44	55
1	P	292/302 (97%)	281 (96%)	11 (4%)	0	100	100
1	Q	292/302 (97%)	282 (97%)	10 (3%)	0	100	100
1	R	292/302 (97%)	279 (96%)	13 (4%)	0	100	100
1	S	293/302 (97%)	280 (96%)	13 (4%)	0	100	100
1	T	292/302 (97%)	276 (94%)	16 (6%)	0	100	100
1	U	293/302 (97%)	283 (97%)	10 (3%)	0	100	100
1	V	293/302 (97%)	282 (96%)	11 (4%)	0	100	100
1	W	292/302 (97%)	279 (96%)	13 (4%)	0	100	100
1	X	292/302 (97%)	281 (96%)	11 (4%)	0	100	100
1	Y	292/302 (97%)	277 (95%)	15 (5%)	0	100	100
1	Z	292/302 (97%)	280 (96%)	12 (4%)	0	100	100
1	a	292/302 (97%)	279 (96%)	12 (4%)	1 (0%)	44	55
1	b	293/302 (97%)	282 (96%)	11 (4%)	0	100	100
All	All	8187/8456 (97%)	7835 (96%)	349 (4%)	3 (0%)	100	100

All (3) Ramachandran outliers are listed below:

Mol	Chain	Res	Type
1	O	262	SER
1	a	262	SER
1	H	262	SER



### 5.3.2 Protein sidechains ⓘ

In the following table, the Percentiles column shows the percent sidechain outliers of the chain as a percentile score with respect to all X-ray entries followed by that with respect to entries of similar resolution.

The Analysed column shows the number of residues for which the sidechain conformation was analysed, and the total number of residues.

Mol	Chain	Analysed	Rotameric	Outliers	Percentiles	
1	A	261/268 (97%)	257 (98%)	4 (2%)	70	83
1	B	261/268 (97%)	257 (98%)	4 (2%)	70	83
1	C	260/268 (97%)	257 (99%)	3 (1%)	75	87
1	D	261/268 (97%)	254 (97%)	7 (3%)	50	67
1	E	261/268 (97%)	250 (96%)	11 (4%)	34	47
1	F	260/268 (97%)	253 (97%)	7 (3%)	50	67
1	G	260/268 (97%)	255 (98%)	5 (2%)	62	78
1	H	260/268 (97%)	257 (99%)	3 (1%)	75	87
1	I	260/268 (97%)	257 (99%)	3 (1%)	75	87
1	J	260/268 (97%)	254 (98%)	6 (2%)	56	73
1	K	261/268 (97%)	258 (99%)	3 (1%)	78	89
1	L	260/268 (97%)	254 (98%)	6 (2%)	56	73
1	M	261/268 (97%)	257 (98%)	4 (2%)	70	83
1	N	260/268 (97%)	254 (98%)	6 (2%)	56	73
1	O	261/268 (97%)	253 (97%)	8 (3%)	45	61
1	P	260/268 (97%)	256 (98%)	4 (2%)	70	83
1	Q	260/268 (97%)	255 (98%)	5 (2%)	62	78
1	R	260/268 (97%)	257 (99%)	3 (1%)	75	87
1	S	261/268 (97%)	254 (97%)	7 (3%)	50	67
1	T	260/268 (97%)	257 (99%)	3 (1%)	75	87
1	U	261/268 (97%)	254 (97%)	7 (3%)	50	67
1	V	261/268 (97%)	256 (98%)	5 (2%)	62	78
1	W	260/268 (97%)	255 (98%)	5 (2%)	62	78
1	X	260/268 (97%)	255 (98%)	5 (2%)	62	78
1	Y	260/268 (97%)	255 (98%)	5 (2%)	62	78
1	Z	260/268 (97%)	257 (99%)	3 (1%)	75	87

*Continued on next page...*



*Continued from previous page...*

Mol	Chain	Analysed	Rotameric	Outliers	Percentiles	
1	a	260/268 (97%)	254 (98%)	6 (2%)	56	73
1	b	261/268 (97%)	254 (97%)	7 (3%)	50	67
All	All	7291/7504 (97%)	7146 (98%)	145 (2%)	60	77

All (145) residues with a non-rotameric sidechain are listed below:

Mol	Chain	Res	Type
1	A	14	ILE
1	A	37	LYS
1	A	101	TYR
1	A	132	ILE
1	B	37	LYS
1	B	92	ASP
1	B	101	TYR
1	B	263	THR
1	C	17	ASN
1	C	101	TYR
1	C	190	VAL
1	D	37	LYS
1	D	101	TYR
1	D	195	LEU
1	D	201	ASN
1	D	204	MET
1	D	205	LYS
1	D	295	GLU
1	E	18	THR
1	E	37	LYS
1	E	92	ASP
1	E	101	TYR
1	E	127	ASP
1	E	195	LEU
1	E	200	ARG
1	E	204	MET
1	E	258	LEU
1	E	259	HIS
1	E	261	THR
1	F	14	ILE
1	F	37	LYS
1	F	92	ASP
1	F	101	TYR
1	F	135	LEU

*Continued on next page...*



*Continued from previous page...*

Mol	Chain	Res	Type
1	F	201	ASN
1	F	204	MET
1	G	37	LYS
1	G	101	TYR
1	G	195	LEU
1	G	204	MET
1	G	263	THR
1	H	37	LYS
1	H	74	ASN
1	H	101	TYR
1	I	18	THR
1	I	71	GLU
1	I	101	TYR
1	J	14	ILE
1	J	18	THR
1	J	37	LYS
1	J	101	TYR
1	J	205	LYS
1	J	257	GLN
1	K	37	LYS
1	K	101	TYR
1	K	135	LEU
1	L	18	THR
1	L	37	LYS
1	L	101	TYR
1	L	129	THR
1	L	131	LYS
1	L	263	THR
1	M	37	LYS
1	M	94	GLU
1	M	101	TYR
1	M	132	ILE
1	N	14	ILE
1	N	17	ASN
1	N	37	LYS
1	N	101	TYR
1	N	263	THR
1	N	294	LEU
1	O	18	THR
1	O	37	LYS
1	O	67	VAL
1	O	101	TYR

*Continued on next page...*



*Continued from previous page...*

Mol	Chain	Res	Type
1	O	204	MET
1	O	258	LEU
1	O	261	THR
1	O	264	ASN
1	P	37	LYS
1	P	101	TYR
1	P	129	THR
1	P	205	LYS
1	Q	14	ILE
1	Q	17	ASN
1	Q	37	LYS
1	Q	101	TYR
1	Q	201	ASN
1	R	37	LYS
1	R	66	ARG
1	R	101	TYR
1	S	17	ASN
1	S	37	LYS
1	S	101	TYR
1	S	201	ASN
1	S	261	THR
1	S	263	THR
1	S	295	GLU
1	T	14	ILE
1	T	18	THR
1	T	101	TYR
1	U	66	ARG
1	U	95	VAL
1	U	101	TYR
1	U	127	ASP
1	U	131	LYS
1	U	198	LYS
1	U	204	MET
1	V	18	THR
1	V	37	LYS
1	V	94	GLU
1	V	101	TYR
1	V	201	ASN
1	W	37	LYS
1	W	101	TYR
1	W	195	LEU
1	W	201	ASN

*Continued on next page...*



*Continued from previous page...*

Mol	Chain	Res	Type
1	W	261	THR
1	X	37	LYS
1	X	70	GLU
1	X	92	ASP
1	X	101	TYR
1	X	204	MET
1	Y	37	LYS
1	Y	101	TYR
1	Y	128	ASP
1	Y	201	ASN
1	Y	204	MET
1	Z	37	LYS
1	Z	101	TYR
1	Z	201	ASN
1	a	14	ILE
1	a	37	LYS
1	a	92	ASP
1	a	101	TYR
1	a	190	VAL
1	a	201	ASN
1	b	37	LYS
1	b	101	TYR
1	b	125	THR
1	b	201	ASN
1	b	204	MET
1	b	261	THR
1	b	263	THR

Some sidechains can be flipped to improve hydrogen bonding and reduce clashes. All (4) such sidechains are listed below:

Mol	Chain	Res	Type
1	A	177	GLN
1	C	177	GLN
1	J	97	GLN
1	O	264	ASN

### 5.3.3 RNA ⓘ

There are no RNA molecules in this entry.



## 5.4 Non-standard residues in protein, DNA, RNA chains [i](#)

There are no non-standard protein/DNA/RNA residues in this entry.

## 5.5 Carbohydrates [i](#)

There are no carbohydrates in this entry.

## 5.6 Ligand geometry [i](#)

84 ligands are modelled in this entry.

In the following table, the Counts columns list the number of bonds (or angles) for which Mogul statistics could be retrieved, the number of bonds (or angles) that are observed in the model and the number of bonds (or angles) that are defined in the Chemical Component Dictionary. The Link column lists molecule types, if any, to which the group is linked. The Z score for a bond length (or angle) is the number of standard deviations the observed value is removed from the expected value. A bond length (or angle) with  $|Z| > 2$  is considered an outlier worth inspection. RMSZ is the root-mean-square of all Z scores of the bond lengths (or angles).

Mol	Type	Chain	Res	Link	Bond lengths			Bond angles		
					Counts	RMSZ	$\# Z  > 2$	Counts	RMSZ	$\# Z  > 2$
2	MPD	A	302	-	7,7,7	0.24	0	9,10,10	0.80	0
2	MPD	A	303	-	7,7,7	0.31	0	9,10,10	0.56	0
3	ACY	A	304	-	1,3,3	1.65	0	0,3,3	0.00	-
3	ACY	A	305	-	1,3,3	1.63	0	0,3,3	0.00	-
2	MPD	B	302	-	7,7,7	0.24	0	9,10,10	0.35	0
2	MPD	B	303	-	7,7,7	0.29	0	9,10,10	0.46	0
2	MPD	C	302	-	7,7,7	0.25	0	9,10,10	0.35	0
2	MPD	C	303	-	7,7,7	0.30	0	9,10,10	0.45	0
3	ACY	C	304	-	1,3,3	1.52	0	0,3,3	0.00	-
2	MPD	D	302	-	7,7,7	0.32	0	9,10,10	0.64	0
2	MPD	D	303	-	7,7,7	0.27	0	9,10,10	0.21	0
3	ACY	D	304	-	1,3,3	1.47	0	0,3,3	0.00	-
3	ACY	D	305	-	1,3,3	1.53	0	0,3,3	0.00	-
2	MPD	E	302	-	7,7,7	0.28	0	9,10,10	0.26	0
2	MPD	E	303	-	7,7,7	0.32	0	9,10,10	0.50	0
3	ACY	E	304	-	1,3,3	1.44	0	0,3,3	0.00	-
2	MPD	F	302	-	7,7,7	0.26	0	9,10,10	0.32	0
2	MPD	F	303	-	7,7,7	0.19	0	9,10,10	0.46	0
3	ACY	F	304	-	1,3,3	1.57	0	0,3,3	0.00	-
2	MPD	G	302	-	7,7,7	0.27	0	9,10,10	0.25	0
2	MPD	G	303	-	7,7,7	0.32	0	9,10,10	0.46	0
2	MPD	H	302	-	7,7,7	0.25	0	9,10,10	0.45	0



Mol	Type	Chain	Res	Link	Bond lengths			Bond angles		
					Counts	RMSZ	# Z  > 2	Counts	RMSZ	# Z  > 2
2	MPD	H	303	-	7,7,7	0.23	0	9,10,10	0.39	0
3	ACY	H	304	-	1,3,3	1.60	0	0,3,3	0.00	-
3	ACY	H	305	-	1,3,3	1.59	0	0,3,3	0.00	-
2	MPD	I	302	-	7,7,7	0.26	0	9,10,10	0.28	0
2	MPD	I	303	-	7,7,7	0.27	0	9,10,10	0.41	0
2	MPD	J	302	-	7,7,7	0.36	0	9,10,10	0.67	0
2	MPD	J	303	-	7,7,7	0.27	0	9,10,10	0.61	0
3	ACY	J	304	-	1,3,3	1.46	0	0,3,3	0.00	-
2	MPD	K	302	-	7,7,7	0.24	0	9,10,10	0.35	0
2	MPD	K	303	-	7,7,7	0.29	0	9,10,10	0.59	0
3	ACY	K	304	-	1,3,3	1.44	0	0,3,3	0.00	-
3	ACY	K	305	-	1,3,3	1.15	0	0,3,3	0.00	-
2	MPD	L	302	-	7,7,7	0.27	0	9,10,10	0.46	0
2	MPD	L	303	-	7,7,7	0.26	0	9,10,10	0.54	0
3	ACY	L	304	-	1,3,3	1.31	0	0,3,3	0.00	-
2	MPD	M	302	-	7,7,7	0.24	0	9,10,10	0.26	0
2	MPD	M	303	-	7,7,7	0.32	0	9,10,10	0.49	0
3	ACY	M	304	-	1,3,3	1.53	0	0,3,3	0.00	-
2	MPD	N	302	-	7,7,7	0.24	0	9,10,10	0.40	0
2	MPD	N	303	-	7,7,7	0.32	0	9,10,10	0.52	0
2	MPD	O	302	-	7,7,7	0.22	0	9,10,10	0.26	0
2	MPD	O	303	-	7,7,7	0.31	0	9,10,10	0.49	0
3	ACY	O	304	-	1,3,3	1.26	0	0,3,3	0.00	-
3	ACY	O	305	-	1,3,3	1.52	0	0,3,3	0.00	-
2	MPD	P	302	-	7,7,7	0.22	0	9,10,10	0.21	0
2	MPD	P	303	-	7,7,7	0.27	0	9,10,10	0.44	0
3	ACY	P	304	-	1,3,3	1.53	0	0,3,3	0.00	-
2	MPD	Q	302	-	7,7,7	0.22	0	9,10,10	0.56	0
2	MPD	Q	303	-	7,7,7	0.29	0	9,10,10	0.35	0
3	ACY	Q	304	-	1,3,3	1.28	0	0,3,3	0.00	-
2	MPD	R	302	-	7,7,7	0.26	0	9,10,10	0.58	0
2	MPD	R	303	-	7,7,7	0.26	0	9,10,10	0.45	0
2	MPD	S	302	-	7,7,7	0.29	0	9,10,10	0.52	0
2	MPD	S	303	-	7,7,7	0.31	0	9,10,10	0.40	0
3	ACY	S	304	-	1,3,3	1.31	0	0,3,3	0.00	-
3	ACY	S	305	-	1,3,3	1.46	0	0,3,3	0.00	-
2	MPD	T	302	-	7,7,7	0.29	0	9,10,10	0.23	0
2	MPD	T	303	-	7,7,7	0.28	0	9,10,10	0.78	0
3	ACY	T	304	-	1,3,3	1.59	0	0,3,3	0.00	-
2	MPD	U	302	-	7,7,7	0.28	0	9,10,10	0.30	0
2	MPD	U	303	-	7,7,7	0.33	0	9,10,10	0.43	0
2	MPD	V	302	-	7,7,7	0.24	0	9,10,10	0.33	0
2	MPD	V	303	-	7,7,7	0.28	0	9,10,10	0.62	0



Mol	Type	Chain	Res	Link	Bond lengths			Bond angles		
					Counts	RMSZ	# Z  > 2	Counts	RMSZ	# Z  > 2
3	ACY	V	304	-	1,3,3	1.57	0	0,3,3	0.00	-
2	MPD	W	302	-	7,7,7	0.27	0	9,10,10	0.35	0
2	MPD	W	303	-	7,7,7	0.29	0	9,10,10	0.44	0
3	ACY	W	304	-	1,3,3	1.68	0	0,3,3	0.00	-
2	MPD	X	302	-	7,7,7	0.26	0	9,10,10	0.48	0
2	MPD	X	303	-	7,7,7	0.27	0	9,10,10	0.26	0
2	MPD	X	304	-	7,7,7	0.29	0	9,10,10	0.47	0
3	ACY	X	305	-	1,3,3	1.43	0	0,3,3	0.00	-
2	MPD	Y	302	-	7,7,7	0.25	0	9,10,10	0.43	0
2	MPD	Y	303	-	7,7,7	0.32	0	9,10,10	0.55	0
3	ACY	Y	304	-	1,3,3	1.21	0	0,3,3	0.00	-
2	MPD	Z	302	-	7,7,7	0.26	0	9,10,10	0.39	0
3	ACY	Z	303	-	1,3,3	1.62	0	0,3,3	0.00	-
2	MPD	a	302	-	7,7,7	0.25	0	9,10,10	0.35	0
2	MPD	a	303	-	7,7,7	0.25	0	9,10,10	0.60	0
3	ACY	a	304	-	1,3,3	1.62	0	0,3,3	0.00	-
2	MPD	b	302	-	7,7,7	0.26	0	9,10,10	0.42	0
2	MPD	b	303	-	7,7,7	0.30	0	9,10,10	0.40	0
3	ACY	b	304	-	1,3,3	1.39	0	0,3,3	0.00	-

In the following table, the Chirals column lists the number of chiral outliers, the number of chiral centers analysed, the number of these observed in the model and the number defined in the Chemical Component Dictionary. Similar counts are reported in the Torsion and Rings columns. '-' means no outliers of that kind were identified.

Mol	Type	Chain	Res	Link	Chirals	Torsions	Rings
2	MPD	A	302	-	-	0/5/5/5	0/0/0/0
2	MPD	A	303	-	-	0/5/5/5	0/0/0/0
3	ACY	A	304	-	-	0/0/0/0	0/0/0/0
3	ACY	A	305	-	-	0/0/0/0	0/0/0/0
2	MPD	B	302	-	-	0/5/5/5	0/0/0/0
2	MPD	B	303	-	-	0/5/5/5	0/0/0/0
2	MPD	C	302	-	-	0/5/5/5	0/0/0/0
2	MPD	C	303	-	-	0/5/5/5	0/0/0/0
3	ACY	C	304	-	-	0/0/0/0	0/0/0/0
2	MPD	D	302	-	-	0/5/5/5	0/0/0/0
2	MPD	D	303	-	-	0/5/5/5	0/0/0/0
3	ACY	D	304	-	-	0/0/0/0	0/0/0/0
3	ACY	D	305	-	-	0/0/0/0	0/0/0/0
2	MPD	E	302	-	-	0/5/5/5	0/0/0/0
2	MPD	E	303	-	-	0/5/5/5	0/0/0/0
3	ACY	E	304	-	-	0/0/0/0	0/0/0/0
2	MPD	F	302	-	-	0/5/5/5	0/0/0/0

*Continued on next page...*



*Continued from previous page...*

Mol	Type	Chain	Res	Link	Chirals	Torsions	Rings
2	MPD	F	303	-	-	0/5/5/5	0/0/0/0
3	ACY	F	304	-	-	0/0/0/0	0/0/0/0
2	MPD	G	302	-	-	0/5/5/5	0/0/0/0
2	MPD	G	303	-	-	0/5/5/5	0/0/0/0
2	MPD	H	302	-	-	0/5/5/5	0/0/0/0
2	MPD	H	303	-	-	0/5/5/5	0/0/0/0
3	ACY	H	304	-	-	0/0/0/0	0/0/0/0
3	ACY	H	305	-	-	0/0/0/0	0/0/0/0
2	MPD	I	302	-	-	0/5/5/5	0/0/0/0
2	MPD	I	303	-	-	0/5/5/5	0/0/0/0
2	MPD	J	302	-	-	0/5/5/5	0/0/0/0
2	MPD	J	303	-	-	0/5/5/5	0/0/0/0
3	ACY	J	304	-	-	0/0/0/0	0/0/0/0
2	MPD	K	302	-	-	0/5/5/5	0/0/0/0
2	MPD	K	303	-	-	0/5/5/5	0/0/0/0
3	ACY	K	304	-	-	0/0/0/0	0/0/0/0
3	ACY	K	305	-	-	0/0/0/0	0/0/0/0
2	MPD	L	302	-	-	0/5/5/5	0/0/0/0
2	MPD	L	303	-	-	0/5/5/5	0/0/0/0
3	ACY	L	304	-	-	0/0/0/0	0/0/0/0
2	MPD	M	302	-	-	0/5/5/5	0/0/0/0
2	MPD	M	303	-	-	0/5/5/5	0/0/0/0
3	ACY	M	304	-	-	0/0/0/0	0/0/0/0
2	MPD	N	302	-	-	0/5/5/5	0/0/0/0
2	MPD	N	303	-	-	0/5/5/5	0/0/0/0
2	MPD	O	302	-	-	0/5/5/5	0/0/0/0
2	MPD	O	303	-	-	0/5/5/5	0/0/0/0
3	ACY	O	304	-	-	0/0/0/0	0/0/0/0
3	ACY	O	305	-	-	0/0/0/0	0/0/0/0
2	MPD	P	302	-	-	0/5/5/5	0/0/0/0
2	MPD	P	303	-	-	0/5/5/5	0/0/0/0
3	ACY	P	304	-	-	0/0/0/0	0/0/0/0
2	MPD	Q	302	-	-	0/5/5/5	0/0/0/0
2	MPD	Q	303	-	-	0/5/5/5	0/0/0/0
3	ACY	Q	304	-	-	0/0/0/0	0/0/0/0
2	MPD	R	302	-	-	0/5/5/5	0/0/0/0
2	MPD	R	303	-	-	0/5/5/5	0/0/0/0
2	MPD	S	302	-	-	0/5/5/5	0/0/0/0
2	MPD	S	303	-	-	0/5/5/5	0/0/0/0
3	ACY	S	304	-	-	0/0/0/0	0/0/0/0
3	ACY	S	305	-	-	0/0/0/0	0/0/0/0
2	MPD	T	302	-	-	0/5/5/5	0/0/0/0

*Continued on next page...*



*Continued from previous page...*

Mol	Type	Chain	Res	Link	Chirals	Torsions	Rings
2	MPD	T	303	-	-	0/5/5/5	0/0/0/0
3	ACY	T	304	-	-	0/0/0/0	0/0/0/0
2	MPD	U	302	-	-	0/5/5/5	0/0/0/0
2	MPD	U	303	-	-	0/5/5/5	0/0/0/0
2	MPD	V	302	-	-	0/5/5/5	0/0/0/0
2	MPD	V	303	-	-	0/5/5/5	0/0/0/0
3	ACY	V	304	-	-	0/0/0/0	0/0/0/0
2	MPD	W	302	-	-	0/5/5/5	0/0/0/0
2	MPD	W	303	-	-	0/5/5/5	0/0/0/0
3	ACY	W	304	-	-	0/0/0/0	0/0/0/0
2	MPD	X	302	-	-	0/5/5/5	0/0/0/0
2	MPD	X	303	-	-	0/5/5/5	0/0/0/0
2	MPD	X	304	-	-	0/5/5/5	0/0/0/0
3	ACY	X	305	-	-	0/0/0/0	0/0/0/0
2	MPD	Y	302	-	-	0/5/5/5	0/0/0/0
2	MPD	Y	303	-	-	0/5/5/5	0/0/0/0
3	ACY	Y	304	-	-	0/0/0/0	0/0/0/0
2	MPD	Z	302	-	-	0/5/5/5	0/0/0/0
3	ACY	Z	303	-	-	0/0/0/0	0/0/0/0
2	MPD	a	302	-	-	0/5/5/5	0/0/0/0
2	MPD	a	303	-	-	0/5/5/5	0/0/0/0
3	ACY	a	304	-	-	0/0/0/0	0/0/0/0
2	MPD	b	302	-	-	0/5/5/5	0/0/0/0
2	MPD	b	303	-	-	0/5/5/5	0/0/0/0
3	ACY	b	304	-	-	0/0/0/0	0/0/0/0

There are no bond length outliers.

There are no bond angle outliers.

There are no chirality outliers.

There are no torsion outliers.

There are no ring outliers.

49 monomers are involved in 179 short contacts:

Mol	Chain	Res	Type	Clashes	Symm-Clashes
2	A	302	MPD	8	0
2	A	303	MPD	4	0
2	B	302	MPD	6	0
2	B	303	MPD	8	0
2	C	302	MPD	1	0
2	C	303	MPD	5	0

*Continued on next page...*



*Continued from previous page...*

Mol	Chain	Res	Type	Clashes	Symm-Clashes
2	D	302	MPD	2	0
2	E	302	MPD	7	0
2	E	303	MPD	1	0
2	F	302	MPD	3	0
2	F	303	MPD	7	0
2	G	302	MPD	4	0
2	G	303	MPD	3	0
2	H	302	MPD	3	0
2	H	303	MPD	2	0
2	I	302	MPD	4	0
2	I	303	MPD	3	0
2	J	302	MPD	3	0
2	J	303	MPD	2	0
2	K	302	MPD	5	0
2	K	303	MPD	6	0
2	L	302	MPD	3	0
2	L	303	MPD	2	0
2	M	302	MPD	1	0
2	M	303	MPD	3	0
2	N	302	MPD	6	0
2	N	303	MPD	5	0
2	O	302	MPD	5	0
2	O	303	MPD	5	0
2	P	302	MPD	1	0
2	P	303	MPD	3	0
2	Q	302	MPD	8	0
2	Q	303	MPD	1	0
2	R	303	MPD	6	0
2	S	302	MPD	2	0
2	S	303	MPD	2	0
2	T	302	MPD	1	0
2	T	303	MPD	3	0
2	U	302	MPD	2	0
2	U	303	MPD	3	0
2	V	302	MPD	1	0
2	V	303	MPD	7	0
2	W	302	MPD	4	0
2	W	303	MPD	5	0
2	X	302	MPD	4	0
2	X	304	MPD	2	0
2	Y	302	MPD	3	0
2	Y	303	MPD	3	0

*Continued on next page...*



*Continued from previous page...*

Mol	Chain	Res	Type	Clashes	Symm-Clashes
2	Z	302	MPD	1	0

## 5.7 Other polymers [i](#)

There are no such residues in this entry.

## 5.8 Polymer linkage issues [i](#)

There are no chain breaks in this entry.



## 6 Fit of model and data ⓘ

### 6.1 Protein, DNA and RNA chains ⓘ

In the following table, the column labelled ‘#RSRZ> 2’ contains the number (and percentage) of RSRZ outliers, followed by percent RSRZ outliers for the chain as percentile scores relative to all X-ray entries and entries of similar resolution. The OWAB column contains the minimum, median, 95<sup>th</sup> percentile and maximum values of the occupancy-weighted average B-factor per residue. The column labelled ‘Q< 0.9’ lists the number of (and percentage) of residues with an average occupancy less than 0.9.

Mol	Chain	Analysed	<RSRZ>	#RSRZ>2	OWAB(Å <sup>2</sup> )	Q<0.9
1	A	295/302 (97%)	-0.01	8 (2%) 55 62	27, 45, 75, 108	0
1	B	295/302 (97%)	0.12	13 (4%) 35 42	27, 48, 82, 119	0
1	C	294/302 (97%)	0.16	16 (5%) 26 33	31, 50, 82, 108	0
1	D	295/302 (97%)	0.13	14 (4%) 32 39	33, 53, 83, 118	0
1	E	295/302 (97%)	0.38	28 (9%) 9 12	33, 54, 109, 151	0
1	F	294/302 (97%)	0.29	22 (7%) 15 20	30, 52, 95, 147	0
1	G	294/302 (97%)	0.07	17 (5%) 24 30	27, 50, 89, 127	0
1	H	294/302 (97%)	-0.01	9 (3%) 49 56	29, 46, 71, 100	0
1	I	294/302 (97%)	0.11	8 (2%) 55 62	27, 47, 75, 106	0
1	J	294/302 (97%)	0.07	12 (4%) 38 45	24, 46, 80, 122	0
1	K	295/302 (97%)	0.03	9 (3%) 49 56	27, 45, 76, 111	0
1	L	294/302 (97%)	0.10	13 (4%) 35 42	30, 47, 75, 131	0
1	M	295/302 (97%)	0.28	25 (8%) 11 16	29, 52, 92, 149	0
1	N	294/302 (97%)	0.11	12 (4%) 38 45	28, 51, 87, 117	0
1	O	295/302 (97%)	0.09	19 (6%) 20 26	30, 48, 78, 117	0
1	P	294/302 (97%)	0.11	13 (4%) 35 42	29, 48, 75, 131	0
1	Q	294/302 (97%)	0.21	22 (7%) 15 20	30, 51, 95, 140	0
1	R	294/302 (97%)	0.17	14 (4%) 31 38	32, 49, 77, 99	0
1	S	295/302 (97%)	0.21	18 (6%) 22 28	30, 52, 92, 118	0
1	T	294/302 (97%)	0.06	11 (3%) 42 49	30, 47, 76, 106	0
1	U	295/302 (97%)	0.14	12 (4%) 38 45	28, 49, 85, 128	0
1	V	295/302 (97%)	0.05	12 (4%) 38 45	29, 50, 81, 123	0
1	W	294/302 (97%)	0.21	19 (6%) 20 26	33, 53, 94, 155	0
1	X	294/302 (97%)	0.18	17 (5%) 24 30	33, 53, 96, 127	0

*Continued on next page...*



*Continued from previous page...*

Mol	Chain	Analysed	<RSRZ>	#RSRZ>2	OWAB(Å <sup>2</sup> )	Q<0.9
1	Y	294/302 (97%)	0.22	21 (7%) 17 22	29, 52, 102, 136	0
1	Z	294/302 (97%)	0.16	11 (3%) 42 49	28, 51, 87, 124	0
1	a	294/302 (97%)	0.01	11 (3%) 42 49	28, 45, 74, 123	0
1	b	295/302 (97%)	0.08	13 (4%) 35 42	28, 48, 84, 151	0
All	All	8243/8456 (97%)	0.13	419 (5%) 29 36	24, 49, 86, 155	0

All (419) RSRZ outliers are listed below:

Mol	Chain	Res	Type	RSRZ
1	M	71	GLU	7.8
1	M	295	GLU	7.8
1	E	295	GLU	6.6
1	X	258	LEU	6.5
1	E	258	LEU	5.7
1	Q	262	SER	5.7
1	E	74	ASN	5.7
1	M	258	LEU	5.3
1	Y	258	LEU	5.3
1	A	132	ILE	5.2
1	Z	258	LEU	5.0
1	O	17	ASN	5.0
1	F	17	ASN	5.0
1	M	263	THR	4.9
1	V	17	ASN	4.8
1	F	71	GLU	4.7
1	A	295	GLU	4.5
1	M	179	TRP	4.5
1	R	92	ASP	4.5
1	Q	258	LEU	4.3
1	F	187	TRP	4.3
1	M	17	ASN	4.2
1	a	127	ASP	4.2
1	W	75	LYS	4.2
1	C	127	ASP	4.2
1	D	258	LEU	4.1
1	P	258	LEU	4.1
1	E	71	GLU	4.1
1	R	179	TRP	4.1
1	E	259	HIS	4.1
1	L	17	ASN	4.0
1	U	71	GLU	4.0

*Continued on next page...*



*Continued from previous page...*

<b>Mol</b>	<b>Chain</b>	<b>Res</b>	<b>Type</b>	<b>RSRZ</b>
1	N	263	THR	4.0
1	Z	262	SER	4.0
1	R	1	ALA	4.0
1	O	262	SER	4.0
1	F	76	SER	4.0
1	R	189	PRO	4.0
1	S	295	GLU	4.0
1	C	126	GLY	3.9
1	Y	189	PRO	3.9
1	N	258	LEU	3.9
1	Q	72	GLY	3.8
1	R	128	ASP	3.8
1	N	262	SER	3.8
1	W	263	THR	3.8
1	F	260	TRP	3.7
1	P	262	SER	3.7
1	X	256	TYR	3.7
1	T	258	LEU	3.6
1	K	73	ALA	3.5
1	P	128	ASP	3.5
1	D	71	GLU	3.5
1	b	71	GLU	3.5
1	O	258	LEU	3.5
1	M	92	ASP	3.5
1	M	262	SER	3.5
1	U	72	GLY	3.5
1	O	72	GLY	3.5
1	D	189	PRO	3.5
1	a	128	ASP	3.5
1	E	70	GLU	3.5
1	N	92	ASP	3.5
1	M	265	TRP	3.4
1	L	128	ASP	3.4
1	C	131	LYS	3.4
1	O	263	THR	3.4
1	F	258	LEU	3.4
1	P	1	ALA	3.4
1	A	131	LYS	3.4
1	K	203	SER	3.3
1	M	189	PRO	3.3
1	P	93	ASN	3.3
1	U	128	ASP	3.3

*Continued on next page...*



*Continued from previous page...*

Mol	Chain	Res	Type	RSRZ
1	G	132	ILE	3.3
1	L	71	GLU	3.3
1	X	187	TRP	3.3
1	Y	187	TRP	3.3
1	Z	260	TRP	3.3
1	H	1	ALA	3.3
1	Y	256	TYR	3.3
1	I	203	SER	3.3
1	S	196	PHE	3.3
1	T	61	ILE	3.3
1	B	295	GLU	3.3
1	M	72	GLY	3.3
1	W	31	GLU	3.3
1	Z	256	TYR	3.3
1	D	93	ASN	3.2
1	S	31	GLU	3.2
1	S	258	LEU	3.2
1	J	262	SER	3.2
1	X	69	SER	3.2
1	K	258	LEU	3.2
1	a	17	ASN	3.2
1	a	129	THR	3.2
1	G	71	GLU	3.2
1	I	258	LEU	3.2
1	Q	256	TYR	3.2
1	U	1	ALA	3.2
1	W	258	LEU	3.2
1	W	70	GLU	3.1
1	a	258	LEU	3.1
1	F	262	SER	3.1
1	U	196	PHE	3.1
1	Q	179	TRP	3.1
1	E	179	TRP	3.1
1	N	179	TRP	3.1
1	G	17	ASN	3.1
1	T	128	ASP	3.1
1	F	131	LYS	3.1
1	M	187	TRP	3.1
1	b	128	ASP	3.0
1	S	203	SER	3.0
1	X	71	GLU	3.0
1	P	81	PRO	3.0

*Continued on next page...*



*Continued from previous page...*

Mol	Chain	Res	Type	RSRZ
1	C	232	ILE	3.0
1	E	75	LYS	3.0
1	L	1	ALA	3.0
1	B	129	THR	3.0
1	B	258	LEU	3.0
1	E	17	ASN	3.0
1	A	130	GLY	3.0
1	M	129	THR	3.0
1	J	258	LEU	3.0
1	N	203	SER	3.0
1	P	31	GLU	3.0
1	S	260	TRP	3.0
1	S	131	LYS	3.0
1	P	203	SER	2.9
1	O	92	ASP	2.9
1	R	187	TRP	2.9
1	S	81	PRO	2.9
1	F	259	HIS	2.9
1	M	259	HIS	2.9
1	E	204	MET	2.9
1	V	258	LEU	2.9
1	H	92	ASP	2.9
1	V	1	ALA	2.9
1	Y	267	GLY	2.9
1	S	1	ALA	2.9
1	L	69	SER	2.9
1	L	262	SER	2.9
1	Y	260	TRP	2.9
1	S	256	TYR	2.9
1	F	132	ILE	2.9
1	V	196	PHE	2.9
1	O	190	VAL	2.9
1	G	258	LEU	2.9
1	Q	187	TRP	2.9
1	G	256	TYR	2.9
1	T	129	THR	2.9
1	A	17	ASN	2.9
1	U	74	ASN	2.9
1	B	71	GLU	2.9
1	W	179	TRP	2.9
1	W	68	TYR	2.9
1	F	128	ASP	2.8

*Continued on next page...*



*Continued from previous page...*

Mol	Chain	Res	Type	RSRZ
1	L	258	LEU	2.8
1	U	258	LEU	2.8
1	T	1	ALA	2.8
1	Y	71	GLU	2.8
1	Z	208	GLU	2.8
1	E	195	LEU	2.8
1	W	81	PRO	2.8
1	J	74	ASN	2.8
1	Q	130	GLY	2.8
1	O	128	ASP	2.8
1	W	61	ILE	2.8
1	Y	179	TRP	2.8
1	N	189	PRO	2.8
1	T	17	ASN	2.8
1	C	256	TYR	2.8
1	C	187	TRP	2.8
1	J	201	ASN	2.8
1	O	196	PHE	2.7
1	Y	128	ASP	2.7
1	F	265	TRP	2.7
1	Q	205	LYS	2.7
1	a	261	THR	2.7
1	U	92	ASP	2.7
1	H	130	GLY	2.7
1	J	256	TYR	2.7
1	S	189	PRO	2.7
1	Q	75	LYS	2.7
1	C	185	ASP	2.7
1	I	61	ILE	2.7
1	B	203	SER	2.7
1	E	256	TYR	2.7
1	S	190	VAL	2.7
1	J	263	THR	2.7
1	a	126	GLY	2.7
1	G	131	LYS	2.7
1	a	71	GLU	2.7
1	b	258	LEU	2.7
1	F	72	GLY	2.7
1	H	203	SER	2.6
1	L	179	TRP	2.6
1	Q	69	SER	2.6
1	E	61	ILE	2.6

*Continued on next page...*



*Continued from previous page...*

Mol	Chain	Res	Type	RSRZ
1	M	131	LYS	2.6
1	Q	71	GLU	2.6
1	Q	73	ALA	2.6
1	C	258	LEU	2.6
1	E	260	TRP	2.6
1	N	17	ASN	2.6
1	R	129	THR	2.6
1	S	129	THR	2.6
1	R	71	GLU	2.6
1	G	127	ASP	2.6
1	C	17	ASN	2.6
1	Q	196	PHE	2.6
1	O	31	GLU	2.6
1	G	75	LYS	2.6
1	F	127	ASP	2.6
1	Q	93	ASN	2.6
1	L	190	VAL	2.6
1	R	256	TYR	2.6
1	R	267	GLY	2.6
1	b	92	ASP	2.6
1	E	187	TRP	2.6
1	X	205	LYS	2.6
1	E	72	GLY	2.6
1	G	201	ASN	2.6
1	V	131	LYS	2.6
1	W	80	TRP	2.5
1	B	187	TRP	2.5
1	C	53	LEU	2.5
1	D	128	ASP	2.5
1	D	196	PHE	2.5
1	X	266	LYS	2.5
1	E	264	ASN	2.5
1	W	256	TYR	2.5
1	R	31	GLU	2.5
1	V	71	GLU	2.5
1	D	195	LEU	2.5
1	E	294	LEU	2.5
1	G	179	TRP	2.5
1	Y	73	ALA	2.5
1	H	61	ILE	2.5
1	K	195	LEU	2.5
1	W	71	GLU	2.5

*Continued on next page...*



*Continued from previous page...*

Mol	Chain	Res	Type	RSRZ
1	W	197	MET	2.5
1	D	187	TRP	2.5
1	I	179	TRP	2.5
1	H	129	THR	2.5
1	O	189	PRO	2.5
1	D	17	ASN	2.5
1	H	93	ASN	2.5
1	F	189	PRO	2.4
1	O	261	THR	2.4
1	P	9	THR	2.4
1	a	93	ASN	2.4
1	T	93	ASN	2.4
1	X	93	ASN	2.4
1	B	1	ALA	2.4
1	J	190	VAL	2.4
1	O	129	THR	2.4
1	D	94	GLU	2.4
1	M	127	ASP	2.4
1	O	127	ASP	2.4
1	B	179	TRP	2.4
1	F	179	TRP	2.4
1	V	179	TRP	2.4
1	X	260	TRP	2.4
1	M	232	ILE	2.4
1	W	17	ASN	2.4
1	b	74	ASN	2.4
1	M	1	ALA	2.4
1	K	196	PHE	2.4
1	P	196	PHE	2.4
1	T	261	THR	2.4
1	Q	201	ASN	2.4
1	X	70	GLU	2.4
1	Q	189	PRO	2.4
1	P	263	THR	2.4
1	U	129	THR	2.4
1	O	70	GLU	2.4
1	J	179	TRP	2.4
1	b	185	ASP	2.4
1	A	53	LEU	2.4
1	S	71	GLU	2.4
1	J	203	SER	2.4
1	Q	92	ASP	2.3

*Continued on next page...*



*Continued from previous page...*

Mol	Chain	Res	Type	RSRZ
1	F	256	TYR	2.3
1	V	31	GLU	2.3
1	A	261	THR	2.3
1	C	129	THR	2.3
1	F	129	THR	2.3
1	V	127	ASP	2.3
1	Z	72	GLY	2.3
1	Q	70	GLU	2.3
1	Y	259	HIS	2.3
1	Y	30	LYS	2.3
1	F	197	MET	2.3
1	Q	197	MET	2.3
1	Y	74	ASN	2.3
1	b	93	ASN	2.3
1	V	128	ASP	2.3
1	I	71	GLU	2.3
1	N	71	GLU	2.3
1	T	131	LYS	2.3
1	B	61	ILE	2.3
1	M	256	TYR	2.3
1	O	195	LEU	2.3
1	Z	1	ALA	2.3
1	J	127	ASP	2.3
1	Y	2	ASP	2.3
1	M	190	VAL	2.3
1	G	72	GLY	2.3
1	K	259	HIS	2.3
1	E	284	ILE	2.3
1	E	31	GLU	2.3
1	F	69	SER	2.3
1	Z	16	SER	2.3
1	C	189	PRO	2.3
1	M	74	ASN	2.3
1	Y	208	GLU	2.3
1	G	128	ASP	2.3
1	V	189	PRO	2.3
1	S	75	LYS	2.3
1	X	78	LEU	2.3
1	K	187	TRP	2.3
1	P	179	TRP	2.3
1	Z	17	ASN	2.3
1	a	130	GLY	2.2

*Continued on next page...*



*Continued from previous page...*

Mol	Chain	Res	Type	RSRZ
1	K	128	ASP	2.2
1	J	232	ILE	2.2
1	L	61	ILE	2.2
1	P	61	ILE	2.2
1	Y	75	LYS	2.2
1	B	128	ASP	2.2
1	K	17	ASN	2.2
1	M	128	ASP	2.2
1	X	189	PRO	2.2
1	b	1	ALA	2.2
1	E	128	ASP	2.2
1	X	197	MET	2.2
1	Y	70	GLU	2.2
1	F	91	PRO	2.2
1	Y	205	LYS	2.2
1	I	196	PHE	2.2
1	G	92	ASP	2.2
1	W	272	ASP	2.2
1	C	132	ILE	2.2
1	E	188	ASN	2.2
1	Z	261	THR	2.2
1	Y	266	LYS	2.2
1	D	69	SER	2.2
1	D	262	SER	2.2
1	S	262	SER	2.2
1	X	262	SER	2.2
1	Z	196	PHE	2.2
1	R	17	ASN	2.2
1	R	131	LYS	2.2
1	M	294	LEU	2.2
1	E	189	PRO	2.2
1	D	256	TYR	2.2
1	E	76	SER	2.2
1	L	31	GLU	2.2
1	b	256	TYR	2.2
1	Y	72	GLY	2.2
1	G	187	TRP	2.2
1	T	267	GLY	2.2
1	U	267	GLY	2.2
1	E	1	ALA	2.1
1	L	18	THR	2.1
1	Q	263	THR	2.1

*Continued on next page...*



*Continued from previous page...*

<b>Mol</b>	<b>Chain</b>	<b>Res</b>	<b>Type</b>	<b>RSRZ</b>
1	O	69	SER	2.1
1	I	202	GLY	2.1
1	V	70	GLU	2.1
1	I	128	ASP	2.1
1	N	78	LEU	2.1
1	X	259	HIS	2.1
1	Q	129	THR	2.1
1	F	53	LEU	2.1
1	G	70	GLU	2.1
1	H	81	PRO	2.1
1	O	61	ILE	2.1
1	b	132	ILE	2.1
1	B	75	LYS	2.1
1	O	179	TRP	2.1
1	R	265	TRP	2.1
1	S	179	TRP	2.1
1	Y	127	ASP	2.1
1	b	261	THR	2.1
1	E	196	PHE	2.1
1	b	55	ILE	2.1
1	D	53	LEU	2.1
1	T	294	LEU	2.1
1	C	179	TRP	2.1
1	E	129	THR	2.1
1	X	277	ARG	2.1
1	A	92	ASP	2.1
1	U	212	ASP	2.1
1	M	261	THR	2.1
1	E	130	GLY	2.1
1	N	187	TRP	2.1
1	a	61	ILE	2.0
1	B	17	ASN	2.0
1	W	93	ASN	2.0
1	L	129	THR	2.0
1	X	261	THR	2.0
1	M	15	GLY	2.0
1	H	189	PRO	2.0
1	N	81	PRO	2.0
1	G	185	ASP	2.0
1	W	84	PHE	2.0
1	W	187	TRP	2.0
1	b	232	ILE	2.0

*Continued on next page...*



*Continued from previous page...*

Mol	Chain	Res	Type	RSRZ
1	C	201	ASN	2.0
1	W	188	ASN	2.0
1	C	197	MET	2.0
1	J	185	ASP	2.0
1	Q	68	TYR	2.0
1	U	17	ASN	2.0
1	B	78	LEU	2.0
1	S	61	ILE	2.0
1	G	263	THR	2.0

## 6.2 Non-standard residues in protein, DNA, RNA chains [i](#)

There are no non-standard protein/DNA/RNA residues in this entry.

## 6.3 Carbohydrates [i](#)

There are no carbohydrates in this entry.

## 6.4 Ligands [i](#)

In the following table, the Atoms column lists the number of modelled atoms in the group and the number defined in the chemical component dictionary. LLDF column lists the quality of electron density of the group with respect to its neighbouring residues in protein, DNA or RNA chains. The B-factors column lists the minimum, median, 95<sup>th</sup> percentile and maximum values of B factors of atoms in the group. The column labelled 'Q< 0.9' lists the number of atoms with occupancy less than 0.9.

Mol	Type	Chain	Res	Atoms	RSCC	RSR	LLDF	B-factors(Å <sup>2</sup> )	Q<0.9
3	ACY	X	305	4/4	0.89	0.41	15.26	58,74,85,90	0
3	ACY	D	304	4/4	0.82	0.33	14.54	58,71,73,80	0
3	ACY	E	304	4/4	0.89	0.42	12.96	56,70,75,77	0
3	ACY	S	304	4/4	0.74	0.45	11.94	51,79,87,101	0
3	ACY	O	305	4/4	0.74	0.30	10.97	65,78,84,87	0
2	MPD	X	304	8/8	0.71	0.44	10.09	68,86,88,93	0
3	ACY	M	304	4/4	0.92	0.20	7.50	53,58,79,84	0
2	MPD	Z	302	8/8	0.62	0.40	7.49	56,82,97,102	0
3	ACY	V	304	4/4	0.75	0.33	7.43	60,72,75,91	0
3	ACY	Q	304	4/4	0.92	0.28	6.94	60,64,80,87	0
2	MPD	B	303	8/8	0.81	0.42	6.87	78,85,100,101	0
3	ACY	Y	304	4/4	0.96	0.30	6.71	64,75,79,82	0

*Continued on next page...*



*Continued from previous page...*

Mol	Type	Chain	Res	Atoms	RSCC	RSR	LLDF	B-factors( $\text{\AA}^2$ )	Q<0.9
2	MPD	X	303	8/8	0.80	0.29	6.39	60,74,85,90	0
3	ACY	L	304	4/4	0.87	0.27	6.36	62,70,82,90	0
3	ACY	S	305	4/4	0.83	0.24	6.26	70,73,79,80	0
2	MPD	U	303	8/8	0.77	0.29	5.57	52,76,87,93	0
3	ACY	A	305	4/4	0.68	0.34	5.48	52,72,90,99	0
3	ACY	O	304	4/4	0.87	0.24	5.42	59,68,77,86	0
3	ACY	K	304	4/4	0.94	0.21	5.35	52,67,72,73	0
2	MPD	Q	303	8/8	0.69	0.43	5.32	60,78,87,88	0
3	ACY	H	305	4/4	0.74	0.27	5.24	65,73,81,83	0
2	MPD	F	303	8/8	0.69	0.38	5.13	68,77,84,91	0
2	MPD	U	302	8/8	0.68	0.39	4.87	66,82,90,90	0
2	MPD	a	303	8/8	0.86	0.24	4.35	55,80,89,93	0
3	ACY	T	304	4/4	0.84	0.21	4.34	57,65,76,81	0
2	MPD	T	302	8/8	0.90	0.29	4.25	64,68,76,78	0
2	MPD	O	303	8/8	0.87	0.28	4.22	58,75,89,93	0
2	MPD	b	303	8/8	0.89	0.26	4.21	64,82,86,87	0
2	MPD	J	303	8/8	0.64	0.32	4.12	59,79,92,96	0
2	MPD	V	303	8/8	0.84	0.28	3.90	65,82,90,91	0
2	MPD	A	302	8/8	0.89	0.24	3.80	58,69,77,81	0
2	MPD	E	303	8/8	0.66	0.36	3.71	61,80,89,100	0
2	MPD	Y	303	8/8	0.83	0.31	3.57	64,82,87,93	0
2	MPD	H	302	8/8	0.92	0.24	3.50	58,64,75,78	0
2	MPD	I	302	8/8	0.88	0.30	3.41	64,68,73,82	0
2	MPD	G	302	8/8	0.85	0.32	3.32	66,72,80,81	0
2	MPD	Q	302	8/8	0.79	0.38	3.24	69,76,88,103	0
2	MPD	a	302	8/8	0.91	0.23	3.07	60,74,83,89	0
2	MPD	B	302	8/8	0.87	0.30	3.06	65,71,79,82	0
2	MPD	O	302	8/8	0.85	0.31	3.05	68,74,80,82	0
2	MPD	Y	302	8/8	0.89	0.29	2.88	58,76,88,90	0
2	MPD	L	303	8/8	0.81	0.27	2.86	67,72,98,100	0
2	MPD	S	303	8/8	0.86	0.25	2.82	64,74,81,94	0
2	MPD	I	303	8/8	0.83	0.25	2.80	61,80,92,99	0
2	MPD	M	303	8/8	0.76	0.36	2.74	69,75,81,97	0
3	ACY	Z	303	4/4	0.87	0.18	2.73	56,71,71,75	0
3	ACY	a	304	4/4	0.78	0.26	2.71	67,68,82,87	0
2	MPD	b	302	8/8	0.91	0.26	2.64	71,74,83,88	0
2	MPD	J	302	8/8	0.77	0.27	2.62	63,72,87,93	0
2	MPD	S	302	8/8	0.86	0.34	2.62	68,80,81,85	0
2	MPD	K	302	8/8	0.87	0.25	2.61	66,73,83,90	0
2	MPD	X	302	8/8	0.80	0.28	2.40	70,85,88,89	0
2	MPD	H	303	8/8	0.82	0.20	2.39	62,70,86,88	0

*Continued on next page...*



*Continued from previous page...*

Mol	Type	Chain	Res	Atoms	RSCC	RSR	LLDF	B-factors( $\text{\AA}^2$ )	Q<0.9
3	ACY	J	304	4/4	0.79	0.18	2.27	61,65,78,90	0
2	MPD	T	303	8/8	0.91	0.22	2.26	56,72,85,89	0
2	MPD	P	303	8/8	0.77	0.21	2.16	59,79,86,88	0
3	ACY	b	304	4/4	0.91	0.17	2.02	66,69,91,92	0
2	MPD	N	302	8/8	0.89	0.28	1.97	64,77,82,92	0
3	ACY	C	304	4/4	0.90	0.19	1.92	63,66,74,78	0
2	MPD	F	302	8/8	0.88	0.31	1.90	71,79,91,103	0
2	MPD	R	302	8/8	0.77	0.28	1.87	60,73,83,86	0
3	ACY	F	304	4/4	0.94	0.17	1.77	69,76,84,85	0
2	MPD	A	303	8/8	0.88	0.18	1.71	59,72,85,90	0
2	MPD	C	302	8/8	0.92	0.24	1.69	67,73,79,82	0
2	MPD	R	303	8/8	0.85	0.25	1.58	64,77,82,87	0
2	MPD	D	303	8/8	0.85	0.19	1.48	51,71,79,80	0
2	MPD	G	303	8/8	0.84	0.20	1.37	59,75,86,97	0
2	MPD	K	303	8/8	0.87	0.18	1.14	63,78,80,88	0
2	MPD	M	302	8/8	0.89	0.27	1.14	64,73,79,82	0
2	MPD	W	303	8/8	0.86	0.18	1.10	60,80,89,91	0
2	MPD	C	303	8/8	0.83	0.18	1.08	65,76,87,88	0
2	MPD	P	302	8/8	0.90	0.20	1.08	54,76,79,80	0
2	MPD	N	303	8/8	0.86	0.18	0.98	66,79,90,95	0
3	ACY	K	305	4/4	0.94	0.12	0.98	45,68,72,82	0
3	ACY	D	305	4/4	0.93	0.12	0.79	70,71,78,78	0
2	MPD	V	302	8/8	0.93	0.20	0.77	49,61,75,80	0
3	ACY	P	304	4/4	0.93	0.16	0.60	63,63,82,97	0
2	MPD	D	302	8/8	0.90	0.18	0.59	65,73,83,85	0
2	MPD	W	302	8/8	0.79	0.22	0.58	68,75,83,84	0
2	MPD	L	302	8/8	0.90	0.17	0.55	59,65,80,89	0
2	MPD	E	302	8/8	0.86	0.16	-0.44	72,81,85,87	0
3	ACY	A	304	4/4	0.92	0.09	-0.70	54,61,73,74	0
3	ACY	H	304	4/4	0.95	0.08	-0.90	53,60,76,79	0
3	ACY	W	304	4/4	0.75	0.18	-	49,65,70,83	0

## 6.5 Other polymers [i](#)

There are no such residues in this entry.