



Full wwPDB X-ray Structure Validation Report ⓘ

Feb 12, 2017 – 07:16 pm GMT

PDB ID : 1BDN
Title : CRYSTAL LATTICE PACKING IS IMPORTANT IN DETERMINING THE
BEND OF A DNA DODECAMER CONTAINING AN ADENINE TRACT
Authors : DiGabriele, A.D.; Sanderson, M.R.; Steitz, T.A.
Deposited on : 1989-07-25
Resolution : 2.60 Å(reported)

This is a Full wwPDB X-ray Structure Validation Report for a publicly released PDB entry.

We welcome your comments at validation@mail.wwpdb.org

A user guide is available at

<http://wwpdb.org/validation/2016/XrayValidationReportHelp>

with specific help available everywhere you see the ⓘ symbol.

The following versions of software and data (see [references ⓘ](#)) were used in the production of this report:

MolProbity : 4.02b-467
Xtriage (Phenix) : **NOT EXECUTED**
EDS : **NOT EXECUTED**
Percentile statistics : 20161228.v01 (using entries in the PDB archive December 28th 2016)
Ideal geometry (proteins) : Engh & Huber (2001)
Ideal geometry (DNA, RNA) : Parkinson et al. (1996)
Validation Pipeline (wwPDB-VP) : recalc28949

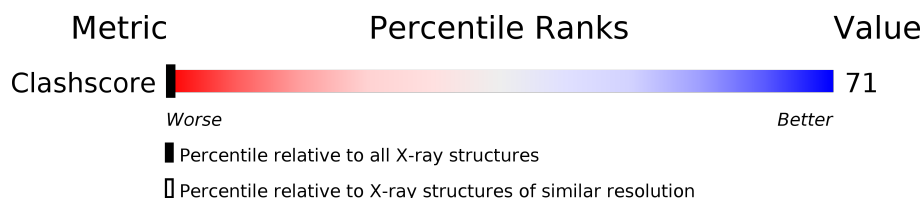
1 Overall quality at a glance

The following experimental techniques were used to determine the structure:

X-RAY DIFFRACTION

The reported resolution of this entry is 2.60 Å.


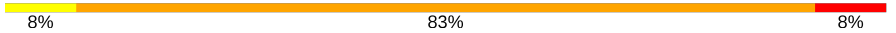

Percentile scores (ranging between 0-100) for global validation metrics of the entry are shown in the following graphic. The table shows the number of entries on which the scores are based.



Metric	Whole archive (#Entries)	Similar resolution (#Entries, resolution range(Å))
Clashscore	112137	2895 (2.60-2.60)

The table below summarises the geometric issues observed across the polymeric chains and their fit to the electron density. The red, orange, yellow and green segments on the lower bar indicate the fraction of residues that contain outliers for ≥ 3 , 2, 1 and 0 types of geometric quality criteria. A grey segment represents the fraction of residues that are not modelled. The numeric value for each fraction is indicated below the corresponding segment, with a dot representing fractions $\leq 5\%$. The upper red bar (where present) indicates the fraction of residues that have poor fit to the electron density. The numeric value is given above the bar.

Note EDS was not executed.

Mol	Chain	Length	Quality of chain
1	A	12	 8% 92%
1	C	12	 8% 83% 8%
2	B	12	 33% 67%
2	D	12	 8% 92%

2 Entry composition [i](#)

There are 4 unique types of molecules in this entry. The entry contains 995 atoms, of which 0 are hydrogens and 0 are deuteriums.

In the tables below, the ZeroOcc column contains the number of atoms modelled with zero occupancy, the AltConf column contains the number of residues with at least one atom in alternate conformation and the Trace column contains the number of residues modelled with at most 2 atoms.

- Molecule 1 is a DNA chain called DNA (5'-D(*CP*GP*CP*AP*AP*AP*AP*AP*TP*GP*CP*G)-3').

Mol	Chain	Residues	Atoms					ZeroOcc	AltConf	Trace
1	A	12	Total	C	N	O	P	0	0	0
			245	117	51	66	11			
1	C	12	Total	C	N	O	P	0	0	0
			245	117	51	66	11			

- Molecule 2 is a DNA chain called DNA (5'-D(*CP*GP*CP*AP*TP*TP*TP*TP*TP*GP*CP*G)-3').

Mol	Chain	Residues	Atoms					ZeroOcc	AltConf	Trace
2	B	12	Total	C	N	O	P	0	0	0
			241	117	39	74	11			
2	D	12	Total	C	N	O	P	0	0	0
			241	117	39	74	11			

- Molecule 3 is MAGNESIUM ION (three-letter code: MG) (formula: Mg).

Mol	Chain	Residues	Atoms		ZeroOcc	AltConf
3	A	1	Total	Mg	0	0
			1	1		
3	D	1	Total	Mg	0	0
			1	1		

- Molecule 4 is water.

Mol	Chain	Residues	Atoms		ZeroOcc	AltConf
4	A	7	Total	O	0	0
			7	7		
4	B	3	Total	O	0	0
			3	3		
4	C	3	Total	O	0	0
			3	3		

Continued on next page...

Continued from previous page...

Mol	Chain	Residues	Atoms		ZeroOcc	AltConf
4	D	8	Total	O	0	0
			8	8		


3 Residue-property plots [i](#)

These plots are drawn for all protein, RNA and DNA chains in the entry. The first graphic for a chain summarises the proportions of the various outlier classes displayed in the second graphic. The second graphic shows the sequence view annotated by issues in geometry and electron density. Residues are color-coded according to the number of geometric quality criteria for which they contain at least one outlier: green = 0, yellow = 1, orange = 2 and red = 3 or more. A red dot above a residue indicates a poor fit to the electron density ($RSRZ > 2$). Stretches of 2 or more consecutive residues without any outlier are shown as a green connector. Residues present in the sample, but not in the model, are shown in grey.

Note EDS was not executed.

- Molecule 1: DNA (5'-D(*CP*GP*CP*AP*AP*AP*AP*AP*TP*GP*CP*G)-3')

Chain A: 



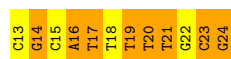
- Molecule 1: DNA (5'-D(*CP*GP*CP*AP*AP*AP*AP*AP*TP*GP*CP*G)-3')

Chain C: 




- Molecule 2: DNA (5'-D(*CP*GP*CP*AP*TP*TP*TP*TP*TP*GP*CP*G)-3')

Chain B: 



- Molecule 2: DNA (5'-D(*CP*GP*CP*AP*TP*TP*TP*TP*TP*GP*CP*G)-3')

Chain D: 



4 Data and refinement statistics

Xtriage (Phenix) and EDS were not executed - this section is therefore incomplete.

Property	Value	Source
Space group	P 21 21 21	Depositor
Cell constants a, b, c, α , β , γ	24.54Å 40.32Å 65.86Å 90.00° 90.00° 90.00°	Depositor
Resolution (Å)	8.00 – 2.60	Depositor
% Data completeness (in resolution range)	(Not available) (8.00-2.60)	Depositor
R_{merge}	(Not available)	Depositor
R_{sym}	(Not available)	Depositor
Refinement program	CORELS	Depositor
R, R_{free}	0.201 , (Not available)	Depositor
Estimated twinning fraction	No twinning to report.	Xtriage
Total number of atoms	995	wwPDB-VP
Average B, all atoms (Å ²)	18.0	wwPDB-VP

5 Model quality ⓘ

5.1 Standard geometry ⓘ

Bond lengths and bond angles in the following residue types are not validated in this section: MG

The Z score for a bond length (or angle) is the number of standard deviations the observed value is removed from the expected value. A bond length (or angle) with $|Z| > 5$ is considered an outlier worth inspection. RMSZ is the root-mean-square of all Z scores of the bond lengths (or angles).

Mol	Chain	Bond lengths		Bond angles	
		RMSZ	$\# Z > 5$	RMSZ	$\# Z > 5$
1	A	4.22	33/276 (12.0%)	5.59	115/424 (27.1%)
1	C	3.02	27/276 (9.8%)	5.11	116/424 (27.4%)
2	B	3.89	29/268 (10.8%)	5.52	112/412 (27.2%)
2	D	3.38	31/268 (11.6%)	5.71	127/412 (30.8%)
All	All	3.66	120/1088 (11.0%)	5.48	470/1672 (28.1%)

Chiral center outliers are detected by calculating the chiral volume of a chiral center and verifying if the center is modelled as a planar moiety or with the opposite hand. A planarity outlier is detected by checking planarity of atoms in a peptide group, atoms in a mainchain group or atoms of a sidechain that are expected to be planar.

Mol	Chain	#Chirality outliers	#Planarity outliers
1	C	0	1
2	B	0	1
All	All	0	2

All (120) bond length outliers are listed below:

Mol	Chain	Res	Type	Atoms	Z	Observed(Å)	Ideal(Å)
1	A	10	DG	P-O5'	26.40	1.86	1.59
2	B	19	DT	P-O5'	23.50	1.83	1.59
1	A	4	DA	P-O5'	23.38	1.83	1.59
1	A	2	DG	P-O5'	21.41	1.81	1.59
1	A	12	DG	P-O5'	20.35	1.80	1.59
2	B	16	DA	P-O5'	19.02	1.78	1.59
2	D	40	DA	P-O5'	17.75	1.77	1.59
2	B	23	DC	P-O5'	17.03	1.76	1.59
1	A	3	DC	P-O5'	-16.63	1.43	1.59
2	D	41	DT	P-O5'	15.52	1.75	1.59
2	B	14	DG	P-O5'	15.29	1.75	1.59
2	D	46	DG	P-O5'	13.99	1.73	1.59

Continued on next page...

Continued from previous page...

Mol	Chain	Res	Type	Atoms	Z	Observed(Å)	Ideal(Å)
1	A	9	DT	P-OP2	12.44	1.70	1.49
2	B	21	DT	P-O5'	12.00	1.71	1.59
2	B	17	DT	P-OP2	11.48	1.68	1.49
1	C	29	DA	O3'-P	11.27	1.74	1.61
1	A	2	DG	N7-C5	11.06	1.45	1.39
2	B	24	DG	C6-N1	-10.86	1.31	1.39
1	C	32	DA	P-OP2	10.15	1.66	1.49
2	D	45	DT	P-OP2	9.83	1.65	1.49
1	C	35	DC	P-O5'	9.61	1.69	1.59
2	B	16	DA	P-OP2	-9.50	1.32	1.49
2	B	22	DG	C6-N1	-9.38	1.32	1.39
2	D	44	DT	N3-C4	-9.20	1.31	1.38
1	A	11	DC	P-O5'	9.11	1.68	1.59
1	A	8	DA	P-O5'	9.07	1.68	1.59
1	A	8	DA	N1-C2	8.79	1.42	1.34
1	C	26	DG	P-O5'	8.76	1.68	1.59
2	B	18	DT	P-O5'	-8.61	1.51	1.59
1	C	30	DA	C8-N7	8.57	1.37	1.31
2	D	44	DT	C5-C7	8.45	1.55	1.50
1	A	6	DA	P-OP1	8.32	1.63	1.49
1	A	1	DC	C4-C5	-8.16	1.36	1.43
2	B	22	DG	P-OP2	8.09	1.62	1.49
2	B	19	DT	C4-O4	8.07	1.30	1.23
1	A	1	DC	N1-C6	-8.01	1.32	1.37
2	B	15	DC	N1-C6	-7.77	1.32	1.37
1	A	12	DG	C6-N1	-7.74	1.34	1.39
1	C	29	DA	P-OP2	7.59	1.61	1.49
2	D	38	DG	C6-N1	-7.59	1.34	1.39
2	D	44	DT	P-O5'	7.54	1.67	1.59
1	C	34	DG	C6-N1	-7.53	1.34	1.39
2	D	42	DT	P-O5'	7.34	1.67	1.59
2	B	14	DG	N7-C5	7.31	1.43	1.39
1	C	36	DG	C6-N1	-7.29	1.34	1.39
2	B	16	DA	N7-C5	-7.27	1.34	1.39
2	D	41	DT	C4-O4	7.26	1.29	1.23
1	A	12	DG	P-OP1	7.07	1.60	1.49
2	D	40	DA	P-OP2	-7.07	1.36	1.49
2	D	46	DG	N1-C2	-7.05	1.32	1.37
1	C	27	DC	N3-C4	7.03	1.38	1.33
2	B	13	DC	N3-C4	6.96	1.38	1.33
1	A	2	DG	C6-N1	-6.93	1.34	1.39
1	C	32	DA	C5-C6	-6.78	1.34	1.41

Continued on next page...

Continued from previous page...

Mol	Chain	Res	Type	Atoms	Z	Observed(Å)	Ideal(Å)
1	C	35	DC	P-OP2	-6.73	1.37	1.49
1	A	12	DG	P-OP2	-6.72	1.37	1.49
2	B	19	DT	N1-C6	-6.68	1.33	1.38
2	B	22	DG	C5-C4	-6.63	1.33	1.38
2	D	45	DT	P-O5'	6.60	1.66	1.59
1	C	31	DA	P-O5'	6.55	1.66	1.59
1	C	25	DC	N3-C4	6.48	1.38	1.33
1	C	31	DA	O5'-C5'	6.46	1.58	1.42
2	B	21	DT	C4-C5	-6.46	1.39	1.45
1	A	10	DG	N1-C2	-6.43	1.32	1.37
2	B	21	DT	P-OP2	-6.41	1.38	1.49
2	D	40	DA	C5'-C4'	-6.38	1.44	1.51
2	D	45	DT	C4-O4	6.36	1.28	1.23
1	C	34	DG	C5-C4	-6.35	1.33	1.38
1	C	31	DA	C6-N1	6.35	1.40	1.35
1	A	7	DA	N3-C4	6.34	1.38	1.34
1	A	6	DA	P-O5'	6.30	1.66	1.59
2	D	38	DG	N7-C5	6.27	1.43	1.39
2	D	42	DT	C4-O4	6.25	1.28	1.23
1	C	27	DC	C4-C5	-6.16	1.38	1.43
1	A	8	DA	N7-C5	6.15	1.43	1.39
1	A	7	DA	N9-C8	-6.15	1.32	1.37
2	B	21	DT	C4-O4	6.09	1.28	1.23
1	A	7	DA	N1-C2	6.08	1.39	1.34
1	A	6	DA	C6-N1	6.04	1.39	1.35
2	B	15	DC	C4-C5	-6.01	1.38	1.43
2	D	42	DT	P-OP1	5.99	1.59	1.49
2	D	46	DG	O4'-C1'	5.96	1.49	1.42
2	B	24	DG	P-OP2	5.96	1.59	1.49
2	D	43	DT	P-OP1	-5.85	1.39	1.49
1	C	28	DA	O3'-P	-5.80	1.54	1.61
2	B	20	DT	P-O5'	5.79	1.65	1.59
1	C	32	DA	N7-C5	5.78	1.42	1.39
1	C	28	DA	P-OP2	-5.78	1.39	1.49
2	D	43	DT	N1-C6	-5.78	1.34	1.38
2	D	47	DC	N3-C4	5.76	1.38	1.33
1	C	25	DC	O5'-C5'	5.75	1.56	1.42
2	B	13	DC	C2-O2	-5.75	1.19	1.24
2	B	18	DT	C4-O4	5.74	1.28	1.23
1	C	33	DT	C4-C5	-5.63	1.39	1.45
2	D	40	DA	N3-C4	5.59	1.38	1.34
1	A	4	DA	N7-C5	5.50	1.42	1.39

Continued on next page...

Continued from previous page...

Mol	Chain	Res	Type	Atoms	Z	Observed(Å)	Ideal(Å)
2	D	42	DT	P-OP2	-5.50	1.39	1.49
2	D	37	DC	N1-C6	-5.49	1.33	1.37
2	D	39	DC	P-O5'	-5.48	1.54	1.59
2	D	46	DG	P-OP1	-5.48	1.39	1.49
1	A	10	DG	P-OP1	-5.43	1.39	1.49
2	D	43	DT	P-O5'	5.43	1.65	1.59
1	C	33	DT	P-OP2	5.42	1.58	1.49
1	A	11	DC	P-OP1	5.42	1.58	1.49
1	C	26	DG	P-OP2	-5.41	1.39	1.49
1	A	5	DA	C6-N1	5.37	1.39	1.35
1	A	6	DA	N3-C4	-5.35	1.31	1.34
2	D	47	DC	C5'-C4'	5.35	1.57	1.51
2	D	43	DT	C5-C7	5.30	1.53	1.50
1	A	2	DG	O3'-P	5.29	1.67	1.61
1	C	36	DG	C5'-C4'	-5.27	1.45	1.51
1	C	33	DT	P-O5'	5.27	1.65	1.59
2	D	38	DG	N3-C4	-5.26	1.31	1.35
1	A	5	DA	C8-N7	5.25	1.35	1.31
1	A	10	DG	C6-O6	5.25	1.28	1.24
1	C	34	DG	N7-C5	5.23	1.42	1.39
2	B	19	DT	P-OP1	-5.22	1.40	1.49
2	B	17	DT	C4-O4	5.20	1.27	1.23
2	B	14	DG	P-OP2	-5.13	1.40	1.49
1	A	8	DA	C2-N3	5.03	1.38	1.33

All (470) bond angle outliers are listed below:

Mol	Chain	Res	Type	Atoms	Z	Observed(°)	Ideal(°)
1	A	10	DG	O5'-P-OP2	-28.62	76.35	110.70
2	D	46	DG	OP1-P-OP2	23.41	154.71	119.60
1	A	2	DG	OP1-P-OP2	23.36	154.64	119.60
1	C	28	DA	O5'-P-OP2	23.19	138.52	110.70
1	A	2	DG	O5'-P-OP2	-23.15	82.92	110.70
2	D	48	DG	O5'-P-OP2	-22.95	83.16	110.70
1	A	9	DT	OP1-P-OP2	-21.52	87.31	119.60
1	A	1	DC	O4'-C1'-N1	21.18	122.82	108.00
1	A	9	DT	O5'-P-OP1	20.39	135.16	110.70
2	B	20	DT	N3-C2-O2	-20.25	110.15	122.30
2	D	42	DT	C2-N3-C4	-19.30	115.62	127.20
2	B	18	DT	N3-C2-O2	-19.24	110.76	122.30
2	D	45	DT	OP1-P-OP2	-19.20	90.80	119.60
2	B	19	DT	OP1-P-OP2	18.20	146.89	119.60

Continued on next page...

Continued from previous page...

Mol	Chain	Res	Type	Atoms	Z	Observed(°)	Ideal(°)
2	B	20	DT	C2-N3-C4	-18.10	116.34	127.20
2	D	38	DG	O5'-P-OP2	-17.80	89.34	110.70
1	A	4	DA	OP1-P-OP2	17.62	146.03	119.60
2	D	48	DG	OP1-P-OP2	17.33	145.60	119.60
2	B	18	DT	O5'-P-OP2	17.33	131.50	110.70
1	A	8	DA	N1-C2-N3	-17.14	120.73	129.30
2	D	41	DT	C2-N3-C4	-17.12	116.93	127.20
2	D	42	DT	N1-C2-N3	17.06	124.83	114.60
1	A	12	DG	O5'-P-OP2	-17.00	90.30	110.70
2	B	14	DG	OP1-P-OP2	16.69	144.64	119.60
2	B	21	DT	C2-N3-C4	-16.64	117.21	127.20
2	D	37	DC	O4'-C1'-N1	16.63	119.64	108.00
2	B	20	DT	N3-C4-C5	16.46	125.07	115.20
2	D	43	DT	N3-C2-O2	-16.38	112.47	122.30
1	C	26	DG	OP1-P-OP2	16.07	143.71	119.60
1	A	6	DA	O5'-P-OP1	-16.05	91.25	105.70
1	C	34	DG	O4'-C1'-N9	15.99	119.19	108.00
1	A	6	DA	OP1-P-OP2	15.98	143.57	119.60
1	C	26	DG	O5'-P-OP1	-15.85	91.43	105.70
1	C	30	DA	O5'-P-OP2	15.76	129.61	110.70
2	B	20	DT	N3-C4-O4	-15.70	110.48	119.90
2	D	42	DT	O5'-P-OP1	-15.68	91.59	105.70
2	D	43	DT	O5'-P-OP2	-15.38	91.85	105.70
2	D	41	DT	C5-C4-O4	-15.28	114.20	124.90
2	D	43	DT	C2-N3-C4	-15.27	118.04	127.20
2	B	19	DT	C6-C5-C7	-15.24	113.75	122.90
1	C	33	DT	C2-N3-C4	-15.00	118.20	127.20
2	D	41	DT	N3-C4-C5	14.68	124.01	115.20
1	C	29	DA	OP1-P-OP2	-14.52	97.82	119.60
2	D	44	DT	N3-C2-O2	-14.51	113.59	122.30
2	B	16	DA	O5'-P-OP1	-14.12	93.00	105.70
1	C	33	DT	C4-C5-C7	14.00	127.40	119.00
2	B	16	DA	O5'-P-OP2	13.88	127.35	110.70
2	B	23	DC	O4'-C1'-N1	13.84	117.69	108.00
1	C	32	DA	O5'-P-OP1	13.83	127.29	110.70
1	A	10	DG	OP1-P-OP2	13.81	140.31	119.60
1	A	10	DG	P-O5'-C5'	-13.76	98.88	120.90
1	C	25	DC	O4'-C1'-N1	13.72	117.60	108.00
1	C	33	DT	N3-C4-C5	13.63	123.38	115.20
1	A	5	DA	O4'-C1'-N9	13.47	117.43	108.00
2	D	42	DT	C5-C4-O4	-13.47	115.47	124.90
2	D	48	DG	C5-C6-O6	-13.41	120.55	128.60

Continued on next page...

Continued from previous page...

Mol	Chain	Res	Type	Atoms	Z	Observed(°)	Ideal(°)
1	A	3	DC	O5'-P-OP1	13.38	126.75	110.70
1	C	29	DA	O5'-P-OP1	13.29	126.65	110.70
2	B	21	DT	OP1-P-OP2	13.27	139.50	119.60
1	C	33	DT	O5'-P-OP2	-13.24	93.78	105.70
1	C	28	DA	P-O3'-C3'	13.13	135.46	119.70
2	D	42	DT	O4'-C1'-N1	13.07	117.15	108.00
2	B	22	DG	O5'-P-OP1	12.94	126.23	110.70
2	B	20	DT	O5'-P-OP2	-12.76	94.22	105.70
2	B	21	DT	O5'-P-OP2	-12.72	94.25	105.70
2	D	38	DG	OP1-P-OP2	12.72	138.68	119.60
1	A	8	DA	OP1-P-OP2	12.71	138.66	119.60
1	C	31	DA	N1-C6-N6	-12.70	110.98	118.60
2	B	19	DT	N3-C2-O2	-12.54	114.78	122.30
2	B	21	DT	N3-C4-C5	12.47	122.68	115.20
2	B	17	DT	N1-C2-N3	12.45	122.07	114.60
2	B	14	DG	O5'-P-OP1	-12.43	94.52	105.70
2	D	45	DT	C2-N3-C4	-12.32	119.81	127.20
2	B	17	DT	C2-N3-C4	-12.31	119.82	127.20
1	A	12	DG	OP1-P-OP2	12.28	138.03	119.60
2	D	44	DT	C2-N3-C4	-12.25	119.85	127.20
2	B	19	DT	O5'-P-OP2	-12.23	94.69	105.70
2	D	46	DG	O5'-P-OP1	-12.15	94.76	105.70
2	B	19	DT	C2-N3-C4	-12.15	119.91	127.20
1	A	4	DA	C5-C6-N1	-12.06	111.67	117.70
1	A	10	DG	N1-C6-O6	12.04	127.12	119.90
1	C	35	DC	N1-C2-O2	11.98	126.09	118.90
2	D	38	DG	C5-C6-O6	-11.98	121.41	128.60
1	A	12	DG	N7-C8-N9	11.95	119.08	113.10
2	D	38	DG	O5'-P-OP1	-11.95	94.95	105.70
1	A	12	DG	C5-N7-C8	-11.94	98.33	104.30
1	C	33	DT	N3-C4-O4	-11.93	112.75	119.90
2	D	43	DT	N1-C2-N3	11.85	121.71	114.60
1	A	8	DA	C2-N3-C4	11.84	116.52	110.60
1	C	33	DT	C6-C5-C7	-11.76	115.84	122.90
1	C	27	DC	O4'-C4'-C3'	-11.75	98.95	106.00
1	C	32	DA	O5'-P-OP2	-11.74	95.14	105.70
2	B	19	DT	P-O5'-C5'	-11.62	102.31	120.90
2	B	13	DC	O4'-C1'-N1	11.48	116.04	108.00
1	A	10	DG	C5-C6-O6	-11.31	121.81	128.60
1	C	31	DA	C5-C6-N6	11.31	132.75	123.70
1	A	5	DA	C2-N3-C4	-11.30	104.95	110.60
1	C	34	DG	C5-C6-O6	-11.22	121.86	128.60

Continued on next page...

Continued from previous page...

Mol	Chain	Res	Type	Atoms	Z	Observed(°)	Ideal(°)
2	B	18	DT	C2-N3-C4	-11.22	120.47	127.20
2	B	15	DC	C5-C6-N1	11.21	126.60	121.00
2	B	17	DT	OP1-P-OP2	-11.18	102.84	119.60
1	C	34	DG	N1-C6-O6	11.16	126.60	119.90
2	D	38	DG	O4'-C1'-N9	11.02	115.71	108.00
2	D	44	DT	N3-C4-O4	-11.00	113.30	119.90
1	C	30	DA	C5-N7-C8	-10.97	98.41	103.90
1	A	10	DG	O5'-P-OP1	10.90	123.78	110.70
2	B	18	DT	N1-C2-N3	10.89	121.13	114.60
1	C	34	DG	OP1-P-OP2	-10.83	103.36	119.60
1	A	3	DC	N1-C2-O2	10.78	125.37	118.90
1	C	29	DA	O4'-C4'-C3'	-10.72	99.57	106.00
1	A	9	DT	C2-N3-C4	-10.69	120.78	127.20
2	D	39	DC	O3'-P-O5'	-10.69	83.69	104.00
1	C	27	DC	O4'-C1'-N1	10.63	115.44	108.00
2	D	44	DT	N3-C4-C5	10.63	121.58	115.20
2	B	16	DA	OP1-P-OP2	10.53	135.39	119.60
1	A	5	DA	N1-C2-N3	10.42	134.51	129.30
2	B	24	DG	O4'-C1'-N9	10.42	115.29	108.00
2	B	19	DT	O4'-C1'-N1	10.40	115.28	108.00
2	D	46	DG	O5'-P-OP2	-10.39	96.35	105.70
1	C	35	DC	O4'-C1'-N1	10.32	115.23	108.00
1	C	25	DC	C5-C4-N4	10.30	127.41	120.20
1	C	29	DA	C5-N7-C8	-10.26	98.77	103.90
2	B	16	DA	C8-N9-C4	-10.20	101.72	105.80
2	D	40	DA	O4'-C1'-N9	10.17	115.12	108.00
2	D	46	DG	C8-N9-C1'	10.13	140.17	127.00
1	C	34	DG	C4-C5-N7	10.03	114.81	110.80
1	C	28	DA	O4'-C1'-N9	10.01	115.01	108.00
2	B	17	DT	O4'-C1'-N1	10.01	115.01	108.00
2	B	17	DT	O4'-C1'-C2'	-10.00	97.90	105.90
2	D	46	DG	C4-N9-C1'	-9.97	113.53	126.50
1	A	2	DG	C5-C6-N1	9.90	116.45	111.50
1	C	36	DG	O4'-C1'-N9	9.88	114.91	108.00
1	C	29	DA	C1'-O4'-C4'	9.84	119.94	110.10
2	B	17	DT	C6-C5-C7	-9.80	117.02	122.90
2	B	19	DT	N1-C2-N3	9.75	120.45	114.60
1	C	32	DA	OP1-P-OP2	-9.72	105.02	119.60
2	B	22	DG	OP1-P-OP2	-9.72	105.02	119.60
2	B	23	DC	OP1-P-OP2	9.70	134.15	119.60
2	D	43	DT	O4'-C4'-C3'	-9.68	100.19	106.00
2	D	42	DT	N1-C2-O2	-9.66	115.37	123.10

Continued on next page...

Continued from previous page...

Mol	Chain	Res	Type	Atoms	Z	Observed(°)	Ideal(°)
2	D	41	DT	C4-C5-C7	9.65	124.79	119.00
2	B	19	DT	C4-C5-C7	9.64	124.78	119.00
1	C	25	DC	N3-C4-N4	-9.63	111.26	118.00
2	D	44	DT	O5'-P-OP1	9.50	122.09	110.70
1	A	9	DT	O4'-C4'-C3'	-9.49	100.31	106.00
1	A	7	DA	O5'-P-OP2	-9.49	97.16	105.70
1	A	5	DA	O4'-C4'-C3'	-9.46	100.32	106.00
1	C	27	DC	C5-C6-N1	9.46	125.73	121.00
2	B	21	DT	C4-C5-C7	9.43	124.66	119.00
1	C	29	DA	O4'-C1'-C2'	-9.40	98.38	105.90
1	A	1	DC	N1-C2-O2	9.37	124.52	118.90
1	A	3	DC	O4'-C1'-C2'	-9.36	98.41	105.90
1	C	31	DA	O5'-P-OP2	-9.36	97.28	105.70
1	A	9	DT	O3'-P-O5'	-9.29	86.35	104.00
2	B	17	DT	C6-N1-C2	-9.22	116.69	121.30
1	C	27	DC	C1'-O4'-C4'	9.18	119.28	110.10
2	D	42	DT	N3-C4-O4	9.18	125.41	119.90
1	A	6	DA	O4'-C4'-C3'	-9.15	100.51	106.00
1	A	12	DG	N3-C2-N2	9.15	126.30	119.90
2	B	20	DT	N1-C2-O2	9.15	130.42	123.10
2	B	18	DT	O4'-C1'-N1	9.12	114.38	108.00
1	A	10	DG	N3-C2-N2	-9.09	113.54	119.90
2	B	21	DT	N1-C2-N3	9.06	120.04	114.60
1	A	8	DA	N1-C6-N6	-9.05	113.17	118.60
2	B	22	DG	C5-C6-O6	-9.05	123.17	128.60
1	A	4	DA	C6-N1-C2	9.01	124.01	118.60
2	B	24	DG	C5-C6-O6	-9.00	123.20	128.60
2	D	44	DT	P-O3'-C3'	9.00	130.50	119.70
2	D	37	DC	N3-C4-C5	-8.96	118.32	121.90
2	B	19	DT	O4'-C1'-C2'	-8.95	98.74	105.90
1	C	34	DG	O4'-C4'-C3'	-8.87	100.68	106.00
2	B	22	DG	O4'-C1'-N9	8.86	114.20	108.00
2	D	44	DT	OP1-P-O3'	8.86	124.68	105.20
1	C	31	DA	O4'-C4'-C3'	-8.76	100.74	106.00
1	C	28	DA	N1-C6-N6	8.75	123.85	118.60
1	A	4	DA	C2-N3-C4	-8.68	106.26	110.60
2	B	22	DG	C4-C5-N7	8.64	114.26	110.80
2	D	42	DT	C5-C6-N1	-8.61	118.54	123.70
2	D	42	DT	OP1-P-OP2	8.59	132.49	119.60
2	D	43	DT	O4'-C1'-C2'	-8.59	99.03	105.90
1	A	7	DA	C5-N7-C8	-8.55	99.63	103.90
2	B	21	DT	C6-C5-C7	-8.54	117.78	122.90

Continued on next page...

Continued from previous page...

Mol	Chain	Res	Type	Atoms	Z	Observed(°)	Ideal(°)
1	A	12	DG	N1-C2-N2	-8.52	108.54	116.20
2	B	15	DC	O3'-P-O5'	-8.50	87.85	104.00
2	D	45	DT	N1-C2-N3	8.46	119.68	114.60
1	A	3	DC	O3'-P-O5'	-8.46	87.93	104.00
2	B	16	DA	O4'-C4'-C3'	-8.39	100.97	106.00
2	B	14	DG	N1-C6-O6	-8.35	114.89	119.90
1	C	27	DC	O4'-C1'-C2'	-8.33	99.23	105.90
1	A	8	DA	O5'-P-OP2	-8.33	98.21	105.70
2	D	42	DT	C4-C5-C6	8.32	122.99	118.00
2	B	24	DG	N9-C1'-C2'	-8.31	96.80	112.60
1	A	9	DT	O4'-C1'-N1	8.29	113.80	108.00
2	B	22	DG	O5'-P-OP2	-8.28	98.25	105.70
2	D	41	DT	O4'-C1'-N1	8.26	113.78	108.00
1	C	35	DC	N3-C4-N4	-8.25	112.23	118.00
1	A	1	DC	O4'-C4'-C3'	-8.24	101.06	106.00
2	D	39	DC	O4'-C4'-C3'	-8.21	101.08	106.00
2	D	40	DA	C6-N1-C2	8.19	123.52	118.60
2	D	47	DC	C5-C4-N4	8.18	125.92	120.20
1	A	9	DT	O5'-P-OP2	-8.16	98.36	105.70
1	A	4	DA	O5'-P-OP1	-8.16	98.36	105.70
1	A	10	DG	O4'-C1'-N9	8.15	113.70	108.00
1	A	8	DA	P-O3'-C3'	8.14	129.47	119.70
2	D	40	DA	N1-C6-N6	8.09	123.45	118.60
2	B	19	DT	P-O3'-C3'	8.08	129.39	119.70
2	D	45	DT	O4'-C1'-N1	8.07	113.65	108.00
1	A	11	DC	O4'-C4'-C3'	-8.04	101.18	106.00
1	C	31	DA	C5-N7-C8	-8.01	99.89	103.90
1	A	12	DG	C4-C5-N7	7.98	113.99	110.80
2	D	38	DG	C5-C6-N1	7.98	115.49	111.50
1	A	9	DT	N1-C2-N3	7.95	119.37	114.60
1	A	2	DG	C5-N7-C8	-7.94	100.33	104.30
2	D	41	DT	C6-C5-C7	-7.93	118.14	122.90
2	D	48	DG	N1-C6-O6	7.92	124.65	119.90
2	B	16	DA	O4'-C1'-N9	7.91	113.54	108.00
1	C	35	DC	N3-C2-O2	-7.90	116.37	121.90
1	A	4	DA	N1-C6-N6	7.87	123.32	118.60
2	B	20	DT	O4'-C1'-C2'	-7.87	99.60	105.90
2	B	15	DC	O4'-C4'-C3'	-7.84	101.30	106.00
2	D	40	DA	P-O5'-C5'	-7.83	108.38	120.90
2	B	16	DA	P-O3'-C3'	7.81	129.07	119.70
2	D	43	DT	C5-C4-O4	-7.80	119.44	124.90
2	D	48	DG	O4'-C1'-N9	7.80	113.46	108.00

Continued on next page...

Continued from previous page...

Mol	Chain	Res	Type	Atoms	Z	Observed(°)	Ideal(°)
2	D	42	DT	O5'-P-OP2	7.79	120.05	110.70
1	C	31	DA	OP1-P-OP2	7.77	131.25	119.60
1	A	6	DA	C5-C6-N1	-7.76	113.82	117.70
1	C	28	DA	OP1-P-OP2	-7.72	108.02	119.60
2	B	23	DC	P-O5'-C5'	-7.70	108.59	120.90
2	D	45	DT	C5-C6-N1	-7.69	119.08	123.70
2	B	21	DT	C5-C4-O4	-7.67	119.53	124.90
1	C	34	DG	N9-C4-C5	-7.66	102.34	105.40
1	A	12	DG	C5-C6-O6	-7.65	124.01	128.60
1	C	34	DG	N3-C2-N2	7.63	125.24	119.90
2	D	43	DT	N3-C4-C5	7.59	119.76	115.20
1	A	8	DA	P-O5'-C5'	-7.57	108.78	120.90
2	D	40	DA	C5'-C4'-O4'	7.54	123.62	109.30
2	D	37	DC	N3-C2-O2	-7.51	116.64	121.90
1	A	7	DA	N7-C8-N9	7.50	117.55	113.80
2	B	16	DA	N1-C6-N6	7.50	123.10	118.60
2	B	17	DT	N3-C2-O2	-7.50	117.80	122.30
2	D	44	DT	N1-C2-N3	7.49	119.09	114.60
1	A	5	DA	P-O3'-C3'	7.47	128.67	119.70
2	B	18	DT	O3'-P-O5'	-7.47	89.80	104.00
1	A	1	DC	N3-C2-O2	-7.46	116.68	121.90
2	D	46	DG	P-O3'-C3'	7.45	128.64	119.70
1	A	11	DC	N3-C2-O2	-7.44	116.69	121.90
1	A	4	DA	P-O5'-C5'	-7.42	109.02	120.90
2	B	17	DT	C4-C5-C7	7.42	123.45	119.00
2	B	17	DT	O5'-P-OP1	7.41	119.59	110.70
2	B	19	DT	C1'-O4'-C4'	7.37	117.47	110.10
2	D	46	DG	O4'-C1'-N9	7.35	113.14	108.00
1	C	29	DA	C4-C5-N7	7.35	114.37	110.70
2	B	20	DT	N1-C2-N3	7.34	119.01	114.60
2	D	43	DT	C6-N1-C2	-7.33	117.63	121.30
2	D	44	DT	C5-C6-N1	-7.33	119.30	123.70
2	D	40	DA	OP1-P-OP2	7.32	130.58	119.60
1	A	8	DA	OP1-P-O3'	7.29	121.23	105.20
2	B	16	DA	N7-C8-N9	7.29	117.44	113.80
1	C	29	DA	O5'-P-OP2	-7.28	99.15	105.70
1	C	34	DG	O5'-P-OP1	7.27	119.42	110.70
2	D	44	DT	C4-C5-C7	-7.18	114.69	119.00
2	B	22	DG	O3'-P-O5'	-7.17	90.37	104.00
1	C	29	DA	O3'-P-O5'	-7.17	90.38	104.00
1	C	36	DG	N9-C1'-C2'	-7.17	98.99	112.60
2	B	15	DC	O4'-C1'-N1	7.12	112.99	108.00

Continued on next page...

Continued from previous page...

Mol	Chain	Res	Type	Atoms	Z	Observed(°)	Ideal(°)
1	A	6	DA	C2-N3-C4	-7.12	107.04	110.60
2	D	48	DG	C5-N7-C8	-7.11	100.74	104.30
2	B	17	DT	C1'-O4'-C4'	7.09	117.19	110.10
2	B	18	DT	O4'-C1'-C2'	-7.08	100.23	105.90
1	A	11	DC	OP1-P-OP2	7.05	130.17	119.60
2	D	41	DT	O4'-C1'-C2'	-7.05	100.26	105.90
2	D	39	DC	N3-C2-O2	7.03	126.82	121.90
2	B	16	DA	O4'-C1'-C2'	-7.01	100.29	105.90
1	C	36	DG	C5'-C4'-O4'	7.00	122.60	109.30
2	B	22	DG	N1-C6-O6	6.96	124.08	119.90
1	A	2	DG	C6-N1-C2	-6.95	120.93	125.10
2	D	40	DA	C5-C6-N1	-6.95	114.22	117.70
2	B	24	DG	N3-C4-C5	-6.94	125.13	128.60
2	D	48	DG	N7-C8-N9	6.93	116.56	113.10
2	B	13	DC	O3'-P-O5'	-6.89	90.91	104.00
2	D	40	DA	OP2-P-O3'	6.88	120.34	105.20
2	B	24	DG	C4'-C3'-C2'	-6.87	96.92	103.10
2	B	15	DC	O4'-C1'-C2'	-6.84	100.43	105.90
2	B	23	DC	N1-C2-O2	6.84	123.00	118.90
2	B	22	DG	C5-N7-C8	-6.79	100.90	104.30
1	C	28	DA	C5-N7-C8	-6.79	100.51	103.90
1	A	9	DT	C1'-O4'-C4'	6.70	116.80	110.10
1	C	30	DA	N7-C8-N9	6.68	117.14	113.80
2	B	19	DT	O4'-C4'-C3'	-6.65	101.84	104.50
1	C	32	DA	N1-C2-N3	-6.64	125.98	129.30
2	D	45	DT	N1-C2-O2	-6.64	117.79	123.10
2	D	37	DC	C6-N1-C1'	6.62	128.75	120.80
2	D	41	DT	P-O5'-C5'	-6.62	110.31	120.90
1	C	36	DG	N3-C2-N2	6.61	124.53	119.90
2	B	18	DT	C4-C5-C7	-6.61	115.03	119.00
2	D	43	DT	O4'-C1'-N1	6.61	112.62	108.00
2	D	48	DG	C6-N1-C2	-6.60	121.14	125.10
1	A	1	DC	O3'-P-O5'	-6.59	91.48	104.00
1	C	28	DA	OP1-P-O3'	6.58	119.68	105.20
2	D	47	DC	O4'-C1'-N1	6.56	112.59	108.00
1	A	11	DC	N1-C2-O2	6.55	122.83	118.90
2	B	18	DT	C5-C6-N1	-6.55	119.77	123.70
1	A	3	DC	N3-C4-C5	-6.54	119.28	121.90
1	C	35	DC	OP1-P-OP2	6.54	129.42	119.60
2	D	42	DT	N3-C4-C5	6.50	119.10	115.20
2	B	24	DG	C5-C6-N1	6.49	114.74	111.50
1	A	9	DT	N3-C4-C5	6.48	119.09	115.20

Continued on next page...

Continued from previous page...

Mol	Chain	Res	Type	Atoms	Z	Observed(°)	Ideal(°)
1	C	34	DG	C5-N7-C8	-6.48	101.06	104.30
1	C	30	DA	C4-C5-N7	6.43	113.92	110.70
1	C	36	DG	C5-C6-N1	6.43	114.71	111.50
1	C	29	DA	N7-C8-N9	6.42	117.01	113.80
2	D	42	DT	OP1-P-O3'	6.41	119.31	105.20
1	C	30	DA	C8-N9-C1'	6.41	139.24	127.70
2	B	20	DT	O3'-P-O5'	-6.40	91.84	104.00
2	D	43	DT	O3'-P-O5'	-6.39	91.85	104.00
1	C	36	DG	C5-N7-C8	-6.38	101.11	104.30
2	B	23	DC	C5-C6-N1	6.36	124.18	121.00
2	D	40	DA	C5-N7-C8	-6.35	100.72	103.90
1	A	3	DC	N3-C2-O2	-6.33	117.47	121.90
2	D	48	DG	O5'-P-OP1	6.32	118.29	110.70
2	D	44	DT	C6-C5-C7	6.28	126.67	122.90
2	D	45	DT	N3-C4-C5	6.28	118.97	115.20
1	A	2	DG	P-O5'-C5'	-6.27	110.87	120.90
2	B	18	DT	N1-C2-O2	6.26	128.11	123.10
1	C	29	DA	O4'-C1'-N9	6.26	112.38	108.00
2	B	20	DT	C5'-C4'-O4'	6.25	121.18	109.30
1	C	29	DA	OP1-P-O3'	-6.23	91.49	105.20
2	B	18	DT	O4'-C4'-C3'	-6.23	102.01	104.50
2	D	44	DT	P-O5'-C5'	-6.21	110.96	120.90
1	A	6	DA	O4'-C1'-N9	6.19	112.33	108.00
2	D	42	DT	C6-C5-C7	-6.18	119.19	122.90
1	A	1	DC	N3-C4-N4	-6.18	113.68	118.00
2	D	46	DG	P-O5'-C5'	-6.17	111.03	120.90
1	C	27	DC	C6-N1-C2	-6.15	117.84	120.30
2	D	37	DC	O4'-C4'-C3'	-6.15	102.04	104.50
1	A	1	DC	C5-C4-N4	6.15	124.50	120.20
1	C	28	DA	C8-N9-C4	-6.15	103.34	105.80
2	D	48	DG	N3-C4-N9	6.14	129.68	126.00
2	D	47	DC	N3-C4-N4	-6.12	113.72	118.00
2	D	44	DT	OP1-P-OP2	6.12	128.78	119.60
2	D	39	DC	C6-N1-C2	6.12	122.75	120.30
1	A	6	DA	C4-C5-C6	6.08	120.04	117.00
2	B	18	DT	C4-C5-C6	6.08	121.65	118.00
1	A	6	DA	C1'-O4'-C4'	6.07	116.17	110.10
1	C	30	DA	N3-C4-C5	6.06	131.04	126.80
1	C	30	DA	C2-N3-C4	-6.06	107.57	110.60
2	D	46	DG	C5-C6-O6	-6.05	124.97	128.60
2	B	21	DT	O4'-C1'-C2'	-6.02	101.09	105.90
1	C	29	DA	C6-C5-N7	-6.02	128.09	132.30

Continued on next page...

Continued from previous page...

Mol	Chain	Res	Type	Atoms	Z	Observed(°)	Ideal(°)
1	A	10	DG	C2-N3-C4	-6.01	108.89	111.90
1	A	11	DC	O4'-C1'-C2'	-6.01	101.09	105.90
2	D	48	DG	N1-C2-N2	-6.01	110.79	116.20
1	A	3	DC	C2-N3-C4	5.99	122.90	119.90
1	A	8	DA	C8-N9-C4	5.98	108.19	105.80
1	C	31	DA	N7-C8-N9	5.98	116.79	113.80
1	C	30	DA	N3-C4-N9	-5.98	122.62	127.40
2	B	24	DG	O4'-C1'-C2'	-5.97	101.12	105.90
2	D	44	DT	O4'-C1'-N1	5.97	112.18	108.00
1	C	34	DG	P-O3'-C3'	-5.94	112.57	119.70
2	B	15	DC	C4-C5-C6	-5.93	114.43	117.40
2	B	20	DT	C1'-O4'-C4'	5.93	116.03	110.10
2	D	45	DT	C6-C5-C7	-5.93	119.34	122.90
1	C	32	DA	N1-C6-N6	-5.93	115.04	118.60
1	A	11	DC	O3'-P-O5'	-5.92	92.74	104.00
2	D	40	DA	O5'-P-OP1	5.92	117.80	110.70
2	D	38	DG	C5-N7-C8	-5.91	101.35	104.30
1	C	31	DA	O5'-P-OP1	-5.90	100.39	105.70
1	A	5	DA	C6-N1-C2	-5.88	115.07	118.60
2	B	20	DT	O5'-P-OP1	-5.88	100.41	105.70
1	A	7	DA	O3'-P-O5'	-5.87	92.84	104.00
1	C	26	DG	N9-C4-C5	5.86	107.74	105.40
2	B	21	DT	N1-C2-O2	-5.81	118.45	123.10
2	B	21	DT	N3-C4-O4	-5.81	116.41	119.90
2	D	48	DG	N3-C4-C5	-5.81	125.69	128.60
1	C	32	DA	OP1-P-O3'	5.81	117.98	105.20
1	C	26	DG	C4-C5-N7	-5.80	108.48	110.80
2	B	24	DG	C2-N3-C4	5.79	114.80	111.90
2	D	40	DA	N1-C2-N3	-5.79	126.40	129.30
1	C	28	DA	C4-C5-N7	5.79	113.60	110.70
2	D	43	DT	C1'-O4'-C4'	-5.79	104.31	110.10
1	C	32	DA	C8-N9-C1'	5.78	138.10	127.70
1	C	26	DG	N3-C2-N2	-5.77	115.86	119.90
1	A	5	DA	O4'-C1'-C2'	-5.77	101.29	105.90
1	C	26	DG	C6-N1-C2	-5.75	121.65	125.10
1	A	10	DG	O3'-P-O5'	-5.73	93.11	104.00
1	C	29	DA	N1-C2-N3	-5.73	126.44	129.30
1	C	35	DC	O5'-P-OP2	5.72	117.57	110.70
1	C	26	DG	O3'-P-O5'	-5.71	93.14	104.00
1	A	6	DA	N1-C2-N3	5.71	132.16	129.30
2	D	41	DT	N1-C2-N3	5.70	118.02	114.60
1	C	27	DC	C4-C5-C6	-5.66	114.57	117.40

Continued on next page...

Continued from previous page...

Mol	Chain	Res	Type	Atoms	Z	Observed(°)	Ideal(°)
1	A	12	DG	C8-N9-C4	-5.64	104.14	106.40
2	D	47	DC	O4'-C1'-C2'	-5.64	101.39	105.90
1	A	9	DT	P-O3'-C3'	-5.62	112.95	119.70
1	C	32	DA	O4'-C1'-C2'	-5.62	101.40	105.90
1	A	6	DA	O4'-C1'-C2'	-5.61	101.41	105.90
1	A	9	DT	C5-C4-O4	-5.61	120.97	124.90
2	B	13	DC	C2-N3-C4	-5.60	117.10	119.90
2	D	43	DT	P-O5'-C5'	-5.58	111.97	120.90
2	D	37	DC	N3-C4-N4	5.58	121.91	118.00
1	A	6	DA	C5-C6-N6	5.57	128.16	123.70
1	A	5	DA	C1'-O4'-C4'	5.56	115.66	110.10
2	B	19	DT	C4-C5-C6	5.56	121.33	118.00
1	C	28	DA	C5-C6-N6	-5.55	119.26	123.70
1	C	33	DT	N1-C1'-C2'	5.55	123.14	112.60
1	A	2	DG	C4-C5-N7	5.54	113.02	110.80
1	C	28	DA	N7-C8-N9	5.54	116.57	113.80
1	A	2	DG	O4'-C1'-N9	5.52	111.86	108.00
1	C	32	DA	C5-N7-C8	-5.51	101.15	103.90
2	D	46	DG	N1-C2-N3	5.50	127.20	123.90
2	D	37	DC	C2-N1-C1'	-5.49	112.77	118.80
2	D	42	DT	O4'-C1'-C2'	-5.48	101.52	105.90
2	D	48	DG	C5-C6-N1	5.47	114.24	111.50
1	C	35	DC	C5-C4-N4	5.47	124.03	120.20
2	D	41	DT	N1-C2-O2	-5.47	118.72	123.10
2	B	16	DA	C1'-O4'-C4'	5.46	115.56	110.10
1	A	9	DT	O4'-C1'-C2'	-5.43	101.55	105.90
1	C	33	DT	O4'-C1'-N1	-5.43	104.20	108.00
2	D	42	DT	C6-N1-C2	-5.41	118.60	121.30
1	A	5	DA	O5'-P-OP1	5.39	117.17	110.70
1	C	30	DA	C4-N9-C1'	-5.39	116.61	126.30
1	A	11	DC	C1'-O4'-C4'	5.38	115.48	110.10
2	D	47	DC	O4'-C4'-C3'	-5.38	102.35	104.50
1	A	12	DG	P-O5'-C5'	-5.37	112.32	120.90
1	A	1	DC	O4'-C1'-C2'	-5.36	101.61	105.90
1	C	32	DA	N3-C4-C5	5.36	130.55	126.80
2	B	22	DG	O4'-C4'-C3'	-5.34	102.36	104.50
1	C	32	DA	P-O5'-C5'	-5.34	112.36	120.90
1	C	26	DG	C5-C6-N1	5.34	114.17	111.50
1	A	6	DA	N3-C4-N9	-5.33	123.13	127.40
1	C	33	DT	N1-C2-N3	5.33	117.80	114.60
2	D	40	DA	N7-C8-N9	5.33	116.47	113.80
1	C	36	DG	C4-N9-C1'	5.32	133.42	126.50

Continued on next page...

Continued from previous page...

Mol	Chain	Res	Type	Atoms	Z	Observed(°)	Ideal(°)
2	D	38	DG	N1-C6-O6	5.30	123.08	119.90
1	C	32	DA	N7-C8-N9	5.29	116.45	113.80
1	A	11	DC	O5'-P-OP2	5.29	117.05	110.70
1	C	27	DC	C2-N3-C4	-5.26	117.27	119.90
1	C	35	DC	C5-C6-N1	5.25	123.62	121.00
1	A	3	DC	P-O5'-C5'	5.24	129.28	120.90
1	A	4	DA	O4'-C4'-C3'	-5.23	102.41	104.50
1	A	9	DT	N1-C2-O2	-5.22	118.92	123.10
1	A	5	DA	C6-C5-N7	-5.21	128.65	132.30
2	B	24	DG	N1-C2-N3	-5.20	120.78	123.90
2	D	45	DT	C5-C4-O4	-5.19	121.26	124.90
1	C	32	DA	C5-C6-N6	5.19	127.85	123.70
1	A	3	DC	C1'-O4'-C4'	5.18	115.28	110.10
1	A	8	DA	N7-C8-N9	-5.18	111.21	113.80
1	C	34	DG	N3-C4-C5	5.17	131.18	128.60
1	C	32	DA	C4-N9-C1'	-5.16	117.00	126.30
2	B	17	DT	O3'-P-O5'	-5.16	94.19	104.00
2	D	37	DC	C4-C5-C6	5.16	119.98	117.40
1	A	2	DG	OP1-P-O3'	-5.16	93.86	105.20
1	C	34	DG	C3'-C2'-C1'	-5.14	96.33	102.50
2	D	39	DC	P-O5'-C5'	5.14	129.12	120.90
2	D	48	DG	N1-C2-N3	5.13	126.98	123.90
2	B	22	DG	N3-C2-N2	5.12	123.48	119.90
2	D	44	DT	N1-C2-O2	5.11	127.19	123.10
2	D	40	DA	C5'-C4'-C3'	-5.11	104.90	114.10
2	B	18	DT	OP1-P-OP2	-5.10	111.95	119.60
1	A	10	DG	N7-C8-N9	5.08	115.64	113.10
1	A	6	DA	OP1-P-O3'	5.08	116.38	105.20
1	A	4	DA	C4-C5-C6	5.07	119.53	117.00
1	C	25	DC	C5'-C4'-C3'	5.05	123.19	114.10
2	D	41	DT	O4'-C4'-C3'	-5.05	102.48	104.50
1	C	27	DC	O3'-P-O5'	-5.05	94.41	104.00
1	C	25	DC	O3'-P-O5'	-5.03	94.45	104.00
2	B	18	DT	C1'-O4'-C4'	5.02	115.12	110.10
1	C	26	DG	O5'-P-OP2	5.01	116.72	110.70
2	B	15	DC	O5'-P-OP1	5.00	116.70	110.70

There are no chirality outliers.

All (2) planarity outliers are listed below:

Mol	Chain	Res	Type	Group
2	B	24	DG	Sidechain

Continued on next page...

Continued from previous page...

Mol	Chain	Res	Type	Group
1	C	30	DA	Sidechain

5.2 Too-close contacts ⓘ

In the following table, the Non-H and H(model) columns list the number of non-hydrogen atoms and hydrogen atoms in the chain respectively. The H(added) column lists the number of hydrogen atoms added and optimized by MolProbity. The Clashes column lists the number of clashes within the asymmetric unit, whereas Symm-Clashes lists symmetry related clashes.

Mol	Chain	Non-H	H(model)	H(added)	Clashes	Symm-Clashes
1	A	245	0	117	58	0
1	C	245	0	119	60	1
2	B	241	0	118	28	0
2	D	241	0	121	35	0
3	A	1	0	0	0	0
3	D	1	0	0	0	0
4	A	7	0	0	0	1
4	B	3	0	0	0	0
4	C	3	0	0	0	0
4	D	8	0	0	2	0
All	All	995	0	475	97	1

The all-atom clashscore is defined as the number of clashes found per 1000 atoms (including hydrogen atoms). The all-atom clashscore for this structure is 71.

All (97) close contacts within the same asymmetric unit are listed below, sorted by their clash magnitude.

Atom-1	Atom-2	Interatomic distance (Å)	Clash overlap (Å)
1:A:5:DA:N7	2:D:41:DT:C7	1.84	1.40
1:A:6:DA:N6	1:C:31:DA:H61	1.15	1.39
1:A:6:DA:H61	1:C:31:DA:N6	1.22	1.34
1:A:5:DA:N7	2:D:41:DT:O4	1.58	1.26
1:A:3:DC:H2'	2:D:39:DC:C6	1.28	1.16
1:A:8:DA:N6	1:C:29:DA:H61	1.42	1.15
1:A:2:DG:O6	1:C:35:DC:N4	1.80	1.13
1:A:1:DC:N4	1:C:36:DG:O6	1.80	1.13
1:A:2:DG:O5'	2:D:38:DG:H2'	1.35	1.10
1:A:10:DG:O5'	2:D:46:DG:H2'	1.49	1.10
1:A:8:DA:H61	1:C:29:DA:N6	1.50	1.09
2:B:14:DG:H1'	1:C:27:DC:H5'	1.34	1.08

Continued on next page...

Continued from previous page...

Atom-1	Atom-2	Interatomic distance (Å)	Clash overlap (Å)
1:A:3:DC:C2'	2:D:39:DC:C6	1.82	1.05
1:A:2:DG:N1	1:C:35:DC:N3	2.06	1.04
2:B:19:DT:H71	1:C:30:DA:H2''	1.38	1.03
2:B:23:DC:H6	1:C:35:DC:OP2	1.43	1.02
2:B:20:DT:O4	1:C:32:DA:N6	1.66	1.00
1:A:7:DA:N6	1:C:30:DA:N6	1.61	0.97
1:A:10:DG:N1	1:C:27:DC:N3	2.10	0.96
1:A:2:DG:O5'	2:D:38:DG:C2'	2.05	0.96
1:A:6:DA:N6	1:C:31:DA:N6	1.89	0.92
1:C:27:DC:N4	2:D:46:DG:O6	2.01	0.91
1:A:3:DC:H2'	2:D:39:DC:H6	1.15	0.91
1:A:1:DC:N3	1:C:36:DG:N1	2.20	0.89
1:A:10:DG:O5'	2:D:46:DG:C2'	2.13	0.83
2:B:23:DC:C6	1:C:35:DC:OP2	2.31	0.82
1:A:8:DA:H61	1:C:29:DA:H61	0.84	0.82
1:A:5:DA:N6	2:D:41:DT:O4	1.68	0.80
2:B:21:DT:H5'	1:C:32:DA:H1'	1.63	0.80
1:A:7:DA:C2	1:C:31:DA:C2	2.70	0.80
2:B:14:DG:C1'	1:C:27:DC:H5'	2.11	0.79
1:A:10:DG:N2	1:C:27:DC:O2	2.16	0.79
1:A:5:DA:H2'	2:D:41:DT:O5'	1.83	0.78
2:B:19:DT:C7	1:C:30:DA:H2''	2.18	0.74
1:A:4:DA:O5'	2:D:40:DA:H2'	1.92	0.69
1:A:11:DC:N4	1:C:26:DG:H1	1.90	0.69
2:B:21:DT:OP1	1:C:33:DT:OP1	0.69	0.69
2:B:14:DG:O3'	1:C:27:DC:C5'	2.41	0.68
2:B:16:DA:O5'	1:C:28:DA:C2'	2.40	0.68
2:B:14:DG:H1'	1:C:27:DC:C5'	2.21	0.66
1:A:2:DG:N2	1:C:35:DC:O2	2.29	0.65
1:A:12:DG:OP2	2:D:48:DG:OP2	1.55	0.65
1:A:1:DC:O2	1:C:36:DG:N2	2.30	0.64
2:B:14:DG:C2'	1:C:27:DC:C5'	2.71	0.63
1:A:10:DG:C2	1:C:27:DC:N3	2.66	0.63
2:B:20:DT:H2'	1:C:32:DA:O5'	1.98	0.63
2:B:17:DT:H2'	1:C:29:DA:O5'	1.99	0.63
1:C:29:DA:H1'	1:C:30:DA:H5'	1.81	0.62
2:B:19:DT:H71	1:C:30:DA:C2'	2.23	0.61
2:B:23:DC:C5	1:C:34:DG:H2''	2.36	0.61
1:A:6:DA:H8	2:D:42:DT:C6	1.32	0.61
1:A:5:DA:H8	2:D:41:DT:H71	1.60	0.61
1:A:6:DA:C8	2:D:42:DT:C6	0.75	0.61

Continued on next page...

Continued from previous page...

Atom-1	Atom-2	Interatomic distance (Å)	Clash overlap (Å)
1:A:10:DG:O6	1:C:27:DC:N4	2.21	0.60
1:A:5:DA:C2'	2:D:41:DT:O5'	2.48	0.59
1:A:1:DC:C4	1:C:36:DG:O6	2.54	0.59
2:B:16:DA:O5'	1:C:28:DA:H2'	2.03	0.58
1:A:8:DA:C8	2:D:43:DT:H2''	2.39	0.58
1:A:4:DA:H1'	1:A:5:DA:H5'	1.85	0.58
2:D:45:DT:H2''	2:D:46:DG:H5'	1.86	0.58
1:A:10:DG:H2''	2:D:47:DC:C5	2.39	0.57
1:A:8:DA:N6	1:C:29:DA:N6	2.23	0.56
1:A:1:DC:N3	1:C:36:DG:C6	2.73	0.56
1:A:10:DG:N2	1:C:27:DC:C2	2.66	0.55
1:A:11:DC:N3	1:C:26:DG:N2	2.52	0.55
2:B:14:DG:C1'	1:C:27:DC:C5'	2.82	0.55
2:B:20:DT:H1'	2:B:21:DT:H5'	1.77	0.54
1:A:5:DA:H8	2:D:41:DT:C7	1.75	0.53
1:C:33:DT:H1'	1:C:34:DG:H5'	1.89	0.53
2:B:21:DT:H3	2:D:40:DA:N6	2.06	0.53
1:A:6:DA:H8	2:D:42:DT:H6	0.87	0.52
1:A:4:DA:O5'	2:D:40:DA:C2'	2.59	0.51
2:D:38:DG:H2''	2:D:39:DC:OP2	2.11	0.50
1:A:10:DG:H2''	2:D:47:DC:C6	2.46	0.50
1:A:5:DA:N7	2:D:41:DT:H73	2.10	0.50
1:C:33:DT:H2''	1:C:34:DG:OP2	2.13	0.49
2:D:45:DT:C2'	2:D:46:DG:H5'	2.42	0.48
2:B:21:DT:H2'	1:C:33:DT:H6	1.48	0.47
2:B:21:DT:H5'	1:C:32:DA:C1'	2.39	0.47
1:C:30:DA:H2''	1:C:31:DA:C8	2.49	0.47
2:D:47:DC:OP1	4:D:63:HOH:O	2.20	0.47
1:A:1:DC:N3	1:C:36:DG:O6	2.48	0.47
2:B:21:DT:C2	2:D:40:DA:N1	2.83	0.46
1:A:10:DG:H1	1:C:27:DC:N4	2.12	0.45
1:A:6:DA:C2	1:C:32:DA:C2	3.05	0.45
1:A:10:DG:N1	1:C:27:DC:N4	2.65	0.44
1:A:3:DC:H2''	1:A:4:DA:C8	2.53	0.44
2:B:19:DT:C7	1:C:30:DA:C2'	2.92	0.44
1:A:10:DG:N1	1:C:27:DC:C4	2.77	0.43
1:A:6:DA:C8	2:D:41:DT:H2''	2.53	0.43
1:A:1:DC:H2'	2:D:37:DC:H6	1.18	0.41
1:C:29:DA:C1'	1:C:30:DA:H5'	2.47	0.41
2:B:14:DG:O3'	1:C:27:DC:H5''	2.11	0.41
2:B:21:DT:N3	2:D:40:DA:N6	2.69	0.41

Continued on next page...

Continued from previous page...

Atom-1	Atom-2	Interatomic distance (Å)	Clash overlap (Å)
2:B:20:DT:H3'	1:C:32:DA:H5''	1.55	0.40
2:D:46:DG:C4'	4:D:70:HOH:O	2.69	0.40
1:A:10:DG:C6	1:C:27:DC:N4	2.68	0.40

All (1) symmetry-related close contacts are listed below. The label for Atom-2 includes the symmetry operator and encoded unit-cell translations to be applied.

Atom-1	Atom-2	Interatomic distance (Å)	Clash overlap (Å)
1:C:35:DC:O4'	4:A:71:HOH:O[2_665]	2.08	0.12

5.3 Torsion angles [i](#)

5.3.1 Protein backbone [i](#)

There are no protein molecules in this entry.

5.3.2 Protein sidechains [i](#)

There are no protein molecules in this entry.

5.3.3 RNA [i](#)

There are no RNA molecules in this entry.

5.4 Non-standard residues in protein, DNA, RNA chains [i](#)

There are no non-standard protein/DNA/RNA residues in this entry.

5.5 Carbohydrates [i](#)

There are no carbohydrates in this entry.

5.6 Ligand geometry [i](#)

Of 2 ligands modelled in this entry, 2 are monoatomic - leaving 0 for Mogul analysis.

There are no bond length outliers.

There are no bond angle outliers.

There are no chirality outliers.

There are no torsion outliers.

There are no ring outliers.

No monomer is involved in short contacts.

5.7 Other polymers

There are no such residues in this entry.

5.8 Polymer linkage issues

There are no chain breaks in this entry.

6 Fit of model and data

6.1 Protein, DNA and RNA chains

EDS was not executed - this section is therefore empty.

6.2 Non-standard residues in protein, DNA, RNA chains

EDS was not executed - this section is therefore empty.

6.3 Carbohydrates

EDS was not executed - this section is therefore empty.

6.4 Ligands

EDS was not executed - this section is therefore empty.

6.5 Other polymers

EDS was not executed - this section is therefore empty.