



Full wwPDB/EMDataBank EM Map/Model Validation Report ⓘ

Mar 2, 2017 – 10:59 am GMT

PDB ID : 1C2X
Title : 5S RRNA STRUCTURE FITTED TO A CRYO-ELECTRON MICRO-
SCOPIE MAP AT 7.5 ANGSTROMS RESOLUTION
Authors : Brimacombe, R.; Mueller, F.
Deposited on : 1999-07-28
Resolution : 7.50 Å(reported)

This is a Full wwPDB/EMDataBank EM Map/Model Validation Report
for a publicly released PDB/EMDB entry.

We welcome your comments at validation@mail.wwpdb.org
A user guide is available at
<http://wwpdb.org/validation/2016/EMValidationReportHelp>
with specific help available everywhere you see the ⓘ symbol.

MolProbity : 4.02b-467
Percentile statistics : 20161228.v01 (using entries in the PDB archive December 28th 2016)
Ideal geometry (proteins) : Engh & Huber (2001)
Ideal geometry (DNA, RNA) : Parkinson et. al. (1996)
Validation Pipeline (wwPDB-VP) : recalc29047

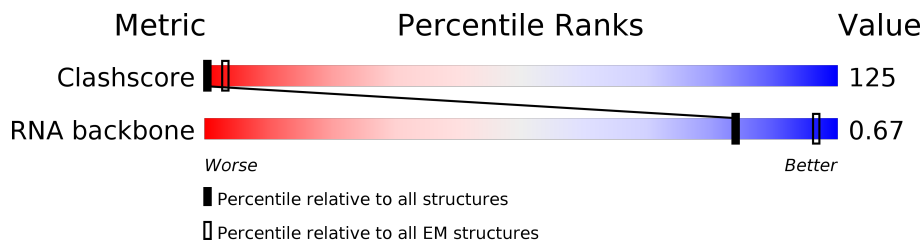
1 Overall quality at a glance

The following experimental techniques were used to determine the structure:

ELECTRON MICROSCOPY

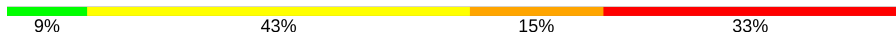
The reported resolution of this entry is 7.50 Å.

Percentile scores (ranging between 0-100) for global validation metrics of the entry are shown in the following graphic. The table shows the number of entries on which the scores are based.



Metric	Whole archive (#Entries)	EM structures (#Entries)
Clashscore	125131	1336
RNA backbone	3398	335

The table below summarises the geometric issues observed across the polymeric chains. The red, orange, yellow and green segments on the bar indicate the fraction of residues that contain outliers for ≥ 3 , 2, 1 and 0 types of geometric quality criteria. A grey segment represents the fraction of residues that are not modelled. The numeric value for each fraction is indicated below the corresponding segment, with a dot representing fractions $\leq 5\%$

Mol	Chain	Length	Quality of chain
1	C	120	

2 Entry composition [i](#)

There is only 1 type of molecule in this entry. The entry contains 2576 atoms, of which 6 are hydrogens and 0 are deuteriums.

In the tables below, the AltConf column contains the number of residues with at least one atom in alternate conformation and the Trace column contains the number of residues modelled with at most 2 atoms.

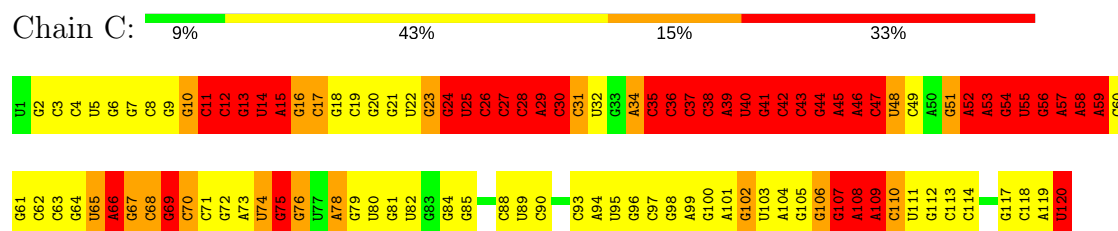
- Molecule 1 is a RNA chain called 5S RIBOSOMAL RNA.

Mol	Chain	Residues	Atoms						AltConf	Trace
1	C	120	Total	C	H	N	O	P	0	0
			2576	1144	6	468	838	120		

3 Residue-property plots

These plots are drawn for all protein, RNA and DNA chains in the entry. The first graphic for a chain summarises the proportions of the various outlier classes displayed in the second graphic. The second graphic shows the sequence view annotated by issues in geometry. Residues are color-coded according to the number of geometric quality criteria for which they contain at least one outlier: green = 0, yellow = 1, orange = 2 and red = 3 or more. Stretches of 2 or more consecutive residues without any outlier are shown as a green connector. Residues present in the sample, but not in the model, are shown in grey.

- Molecule 1: 5S RIBOSOMAL RNA



4 Experimental information

Property	Value	Source
Reconstruction method	SINGLE PARTICLE	Depositor
Imposed symmetry	POINT, Not provided	Depositor
Number of particles used	Not provided	Depositor
Resolution determination method	Not provided	Depositor
CTF correction method	Not provided	Depositor
Microscope	Not provided	Depositor
Voltage (kV)	Not provided	Depositor
Electron dose ($e^-/\text{\AA}^2$)	Not provided	Depositor
Minimum defocus (nm)	Not provided	Depositor
Maximum defocus (nm)	Not provided	Depositor
Magnification	Not provided	Depositor
Image detector	Not provided	Depositor

5 Model quality

5.1 Standard geometry

The Z score for a bond length (or angle) is the number of standard deviations the observed value is removed from the expected value. A bond length (or angle) with $|Z| > 5$ is considered an outlier worth inspection. RMSZ is the root-mean-square of all Z scores of the bond lengths (or angles).

Mol	Chain	Bond lengths		Bond angles	
		RMSZ	$\# Z > 2$	RMSZ	$\# Z > 2$
1	C	4.71	208/2873 (7.2%)	2.59	153/4478 (3.4%)

Chiral center outliers are detected by calculating the chiral volume of a chiral center and verifying if the center is modelled as a planar moiety or with the opposite hand. A planarity outlier is detected by checking planarity of atoms in a peptide group, atoms in a mainchain group or atoms of a sidechain that are expected to be planar.

Mol	Chain	#Chirality outliers	#Planarity outliers
1	C	12	3

All (208) bond length outliers are listed below:

Mol	Chain	Res	Type	Atoms	Z	Observed(Å)	Ideal(Å)
1	C	75	G	O3'-P	37.73	2.06	1.61
1	C	75	G	C3'-O3'	33.41	1.89	1.42
1	C	75	G	C5'-C4'	29.32	1.86	1.51
1	C	57	A	P-O5'	28.89	1.88	1.59
1	C	52	A	P-O5'	27.90	1.87	1.59
1	C	43	C	P-O5'	27.19	1.86	1.59
1	C	47	C	O3'-P	26.88	1.93	1.61
1	C	58	A	P-O5'	26.62	1.86	1.59
1	C	36	C	P-O5'	25.64	1.85	1.59
1	C	24	G	P-O5'	25.61	1.85	1.59
1	C	75	G	P-O5'	25.30	1.85	1.59
1	C	44	G	P-O5'	25.24	1.84	1.59
1	C	11	C	P-O5'	24.88	1.84	1.59
1	C	28	C	P-O5'	24.69	1.84	1.59
1	C	29	A	P-O5'	24.59	1.84	1.59
1	C	75	G	C1'-N9	24.47	1.85	1.48
1	C	54	G	P-O5'	24.27	1.84	1.59
1	C	53	A	P-O5'	24.23	1.83	1.59
1	C	69	G	O3'-P	24.01	1.90	1.61
1	C	37	C	P-O5'	23.98	1.83	1.59

Continued on next page...

Continued from previous page...

Mol	Chain	Res	Type	Atoms	Z	Observed(Å)	Ideal(Å)
1	C	59	A	O3'-P	23.91	1.89	1.61
1	C	25	U	P-O5'	23.79	1.83	1.59
1	C	12	C	P-O5'	23.59	1.83	1.59
1	C	39	A	P-O5'	23.50	1.83	1.59
1	C	38	C	P-O5'	23.47	1.83	1.59
1	C	15	A	P-O5'	23.41	1.83	1.59
1	C	56	G	O3'-P	23.38	1.89	1.61
1	C	107	G	P-O5'	23.22	1.82	1.59
1	C	26	C	P-O5'	23.04	1.82	1.59
1	C	66	A	P-O5'	22.95	1.82	1.59
1	C	42	C	O3'-P	22.94	1.88	1.61
1	C	27	C	P-O5'	22.91	1.82	1.59
1	C	41	G	P-O5'	22.84	1.82	1.59
1	C	108	A	P-O5'	22.80	1.82	1.59
1	C	55	U	P-O5'	22.70	1.82	1.59
1	C	51	G	O3'-P	22.62	1.88	1.61
1	C	14	U	P-O5'	22.60	1.82	1.59
1	C	30	C	P-O5'	22.56	1.82	1.59
1	C	109	A	O3'-P	22.55	1.88	1.61
1	C	46	A	P-O5'	22.51	1.82	1.59
1	C	40	U	P-O5'	22.49	1.82	1.59
1	C	109	A	P-O5'	22.39	1.82	1.59
1	C	42	C	P-O5'	22.39	1.82	1.59
1	C	120	U	P-O5'	22.32	1.82	1.59
1	C	74	U	O3'-P	22.28	1.87	1.61
1	C	13	G	P-O5'	22.26	1.82	1.59
1	C	56	G	P-O5'	22.14	1.81	1.59
1	C	35	C	P-O5'	21.94	1.81	1.59
1	C	45	A	P-O5'	21.94	1.81	1.59
1	C	66	A	O3'-P	21.88	1.87	1.61
1	C	47	C	P-O5'	21.85	1.81	1.59
1	C	69	G	P-O5'	21.75	1.81	1.59
1	C	57	A	O3'-P	21.48	1.86	1.61
1	C	23	G	O3'-P	21.41	1.86	1.61
1	C	17	C	O3'-P	21.26	1.86	1.61
1	C	59	A	P-O5'	21.25	1.80	1.59
1	C	43	C	O3'-P	21.09	1.86	1.61
1	C	35	C	O3'-P	21.05	1.86	1.61
1	C	68	C	O3'-P	20.80	1.86	1.61
1	C	28	C	O3'-P	20.76	1.86	1.61
1	C	14	U	O3'-P	20.74	1.86	1.61
1	C	27	C	O3'-P	20.50	1.85	1.61

Continued on next page...

Continued from previous page...

Mol	Chain	Res	Type	Atoms	Z	Observed(Å)	Ideal(Å)
1	C	34	A	O3'-P	20.38	1.85	1.61
1	C	65	U	O3'-P	19.53	1.84	1.61
1	C	37	C	O3'-P	19.51	1.84	1.61
1	C	106	G	O3'-P	19.34	1.84	1.61
1	C	52	A	O3'-P	19.31	1.84	1.61
1	C	53	A	O3'-P	19.24	1.84	1.61
1	C	108	A	O3'-P	19.14	1.84	1.61
1	C	36	C	O3'-P	18.95	1.83	1.61
1	C	25	U	O3'-P	18.84	1.83	1.61
1	C	30	C	O3'-P	18.78	1.83	1.61
1	C	38	C	O3'-P	18.75	1.83	1.61
1	C	10	G	O3'-P	18.73	1.83	1.61
1	C	26	C	O3'-P	18.69	1.83	1.61
1	C	12	C	O3'-P	18.68	1.83	1.61
1	C	39	A	O3'-P	18.58	1.83	1.61
1	C	24	G	O3'-P	18.54	1.83	1.61
1	C	41	G	O3'-P	18.46	1.83	1.61
1	C	54	G	O3'-P	18.42	1.83	1.61
1	C	13	G	O3'-P	18.32	1.83	1.61
1	C	107	G	O3'-P	18.24	1.83	1.61
1	C	40	U	O3'-P	18.21	1.83	1.61
1	C	46	A	O3'-P	18.19	1.82	1.61
1	C	11	C	O3'-P	18.16	1.82	1.61
1	C	45	A	O3'-P	18.06	1.82	1.61
1	C	55	U	O3'-P	17.93	1.82	1.61
1	C	47	C	C3'-O3'	17.88	1.67	1.42
1	C	44	G	O3'-P	17.73	1.82	1.61
1	C	29	A	O3'-P	17.61	1.82	1.61
1	C	58	A	O3'-P	17.49	1.82	1.61
1	C	57	A	C1'-N9	16.93	1.74	1.48
1	C	24	G	C1'-N9	16.90	1.74	1.48
1	C	30	C	C1'-N1	16.83	1.74	1.48
1	C	44	G	C1'-N9	16.77	1.73	1.48
1	C	26	C	C1'-N1	16.47	1.73	1.48
1	C	109	A	C3'-O3'	16.45	1.65	1.42
1	C	107	G	C1'-N9	16.32	1.73	1.48
1	C	30	C	C3'-O3'	16.31	1.65	1.42
1	C	54	G	C1'-N9	16.08	1.72	1.48
1	C	57	A	C5'-C4'	15.91	1.70	1.51
1	C	41	G	C1'-N9	15.80	1.72	1.48
1	C	13	G	C1'-N9	15.78	1.72	1.48
1	C	28	C	C1'-N1	15.52	1.72	1.48

Continued on next page...

Continued from previous page...

Mol	Chain	Res	Type	Atoms	Z	Observed(Å)	Ideal(Å)
1	C	35	C	C1'-N1	15.34	1.71	1.48
1	C	11	C	C1'-N1	15.21	1.71	1.48
1	C	56	G	C1'-N9	15.14	1.71	1.48
1	C	27	C	C1'-N1	14.97	1.71	1.48
1	C	52	A	C1'-N9	14.90	1.71	1.48
1	C	43	C	C1'-N1	14.88	1.71	1.48
1	C	37	C	C1'-N1	14.83	1.71	1.48
1	C	15	A	O3'-P	14.79	1.78	1.61
1	C	66	A	C3'-O3'	14.79	1.62	1.42
1	C	66	A	C1'-N9	14.56	1.70	1.48
1	C	12	C	C1'-N1	14.49	1.70	1.48
1	C	109	A	C1'-N9	14.49	1.70	1.48
1	C	40	U	C1'-N1	14.44	1.70	1.48
1	C	42	C	C1'-N1	14.38	1.70	1.48
1	C	47	C	C1'-N1	14.36	1.70	1.48
1	C	55	U	C1'-N1	14.24	1.70	1.48
1	C	69	G	C1'-N9	14.16	1.70	1.48
1	C	120	U	C1'-N1	14.11	1.70	1.48
1	C	11	C	C5'-C4'	14.07	1.68	1.51
1	C	58	A	C1'-N9	13.91	1.69	1.48
1	C	58	A	C5'-C4'	13.90	1.68	1.51
1	C	36	C	C1'-N1	13.80	1.69	1.48
1	C	14	U	C1'-N1	13.79	1.69	1.48
1	C	46	A	C1'-N9	13.72	1.69	1.48
1	C	45	A	C1'-N9	13.69	1.69	1.48
1	C	53	A	C1'-N9	13.63	1.69	1.48
1	C	25	U	C5'-C4'	13.56	1.67	1.51
1	C	38	C	C1'-N1	13.45	1.69	1.48
1	C	39	A	C1'-N9	13.37	1.68	1.48
1	C	15	A	C1'-N9	13.30	1.68	1.48
1	C	15	A	C3'-O3'	13.28	1.60	1.42
1	C	109	A	C5'-C4'	12.90	1.66	1.51
1	C	43	C	C5'-C4'	12.75	1.66	1.51
1	C	29	A	C5'-C4'	12.62	1.66	1.51
1	C	36	C	C5'-C4'	12.52	1.66	1.51
1	C	29	A	C1'-N9	12.48	1.67	1.48
1	C	56	G	C3'-O3'	12.45	1.59	1.42
1	C	15	A	C5'-C4'	12.07	1.65	1.51
1	C	47	C	C5'-C4'	12.01	1.65	1.51
1	C	59	A	C1'-N9	11.93	1.66	1.48
1	C	53	A	C5'-C4'	11.79	1.65	1.51
1	C	25	U	C1'-N1	11.70	1.66	1.48

Continued on next page...

Continued from previous page...

Mol	Chain	Res	Type	Atoms	Z	Observed(Å)	Ideal(Å)
1	C	59	A	C3'-O3'	11.66	1.58	1.42
1	C	26	C	C3'-O3'	11.15	1.57	1.42
1	C	30	C	C5'-C4'	11.13	1.64	1.51
1	C	24	G	C5'-C4'	11.11	1.64	1.51
1	C	57	A	C3'-O3'	11.11	1.57	1.42
1	C	42	C	C3'-O3'	11.09	1.57	1.42
1	C	38	C	C5'-C4'	11.06	1.64	1.51
1	C	27	C	C3'-O3'	10.92	1.57	1.42
1	C	35	C	C3'-O3'	10.79	1.57	1.42
1	C	37	C	C5'-C4'	10.62	1.64	1.51
1	C	54	G	C5'-C4'	10.58	1.64	1.51
1	C	69	G	C3'-O3'	10.55	1.56	1.42
1	C	11	C	C3'-O3'	10.55	1.56	1.42
1	C	53	A	C3'-O3'	10.42	1.56	1.42
1	C	44	G	C5'-C4'	10.30	1.63	1.51
1	C	38	C	C3'-O3'	10.08	1.56	1.42
1	C	28	C	C5'-C4'	9.95	1.63	1.51
1	C	14	U	C5'-C4'	9.93	1.63	1.51
1	C	29	A	C3'-O3'	9.75	1.55	1.42
1	C	108	A	C5'-C4'	9.72	1.63	1.51
1	C	14	U	C3'-O3'	9.68	1.55	1.42
1	C	46	A	C5'-C4'	9.65	1.62	1.51
1	C	43	C	C3'-O3'	9.44	1.55	1.42
1	C	55	U	C5'-C4'	9.43	1.62	1.51
1	C	27	C	C5'-C4'	9.30	1.62	1.51
1	C	52	A	C5'-C4'	9.22	1.62	1.51
1	C	41	G	C5'-C4'	9.19	1.62	1.51
1	C	45	A	C5'-C4'	9.12	1.62	1.51
1	C	40	U	C5'-C4'	9.03	1.62	1.51
1	C	12	C	C5'-C4'	9.03	1.62	1.51
1	C	56	G	C5'-C4'	9.00	1.62	1.51
1	C	108	A	C3'-O3'	8.99	1.54	1.42
1	C	42	C	C5'-C4'	8.95	1.62	1.51
1	C	25	U	C3'-O3'	8.92	1.54	1.42
1	C	36	C	C3'-O3'	8.87	1.54	1.42
1	C	120	U	C5'-C4'	8.83	1.61	1.51
1	C	66	A	C5'-C4'	8.83	1.61	1.51
1	C	40	U	C3'-O3'	8.82	1.54	1.42
1	C	13	G	C5'-C4'	8.80	1.61	1.51
1	C	35	C	C5'-C4'	8.72	1.61	1.51
1	C	107	G	C5'-C4'	8.66	1.61	1.51
1	C	28	C	C3'-O3'	8.64	1.54	1.42

Continued on next page...

Continued from previous page...

Mol	Chain	Res	Type	Atoms	Z	Observed(Å)	Ideal(Å)
1	C	45	A	C3'-O3'	8.56	1.54	1.42
1	C	12	C	C3'-O3'	8.48	1.54	1.42
1	C	39	A	C5'-C4'	8.46	1.61	1.51
1	C	39	A	C3'-O3'	8.45	1.53	1.42
1	C	37	C	C3'-O3'	8.32	1.53	1.42
1	C	46	A	C3'-O3'	8.06	1.53	1.42
1	C	54	G	C3'-O3'	8.05	1.53	1.42
1	C	107	G	C3'-O3'	8.04	1.53	1.42
1	C	13	G	C3'-O3'	7.97	1.53	1.42
1	C	108	A	C1'-N9	7.93	1.60	1.48
1	C	44	G	C3'-O3'	7.76	1.53	1.42
1	C	24	G	C3'-O3'	7.53	1.52	1.42
1	C	58	A	C3'-O3'	7.28	1.52	1.42
1	C	41	G	C3'-O3'	7.10	1.52	1.42
1	C	52	A	C3'-O3'	7.07	1.52	1.42
1	C	55	U	C3'-O3'	7.04	1.52	1.42
1	C	120	U	C3'-O3'	6.55	1.51	1.42
1	C	59	A	C5'-C4'	5.88	1.58	1.51
1	C	69	G	C5'-C4'	5.82	1.58	1.51
1	C	26	C	C5'-C4'	5.70	1.58	1.51

All (153) bond angle outliers are listed below:

Mol	Chain	Res	Type	Atoms	Z	Observed(°)	Ideal(°)
1	C	75	G	C5'-C4'-O4'	39.12	156.05	109.10
1	C	43	C	P-O5'-C5'	35.96	178.43	120.90
1	C	46	A	P-O5'-C5'	34.16	175.56	120.90
1	C	40	U	P-O5'-C5'	32.52	172.93	120.90
1	C	44	G	P-O5'-C5'	31.89	171.92	120.90
1	C	25	U	P-O5'-C5'	31.38	171.10	120.90
1	C	38	C	P-O5'-C5'	30.76	170.12	120.90
1	C	47	C	P-O5'-C5'	28.63	166.72	120.90
1	C	28	C	P-O5'-C5'	26.02	162.53	120.90
1	C	47	C	C5'-C4'-O4'	22.67	136.30	109.10
1	C	17	C	P-O3'-C3'	-21.13	94.35	119.70
1	C	27	C	P-O5'-C5'	20.73	154.06	120.90
1	C	53	A	P-O5'-C5'	20.02	152.94	120.90
1	C	10	G	P-O3'-C3'	19.67	143.30	119.70
1	C	39	A	P-O5'-C5'	19.14	151.52	120.90
1	C	26	C	P-O5'-C5'	18.78	150.94	120.90
1	C	57	A	P-O3'-C3'	17.48	140.68	119.70
1	C	75	G	C5'-C4'-C3'	-17.47	88.04	116.00

Continued on next page...

Continued from previous page...

Mol	Chain	Res	Type	Atoms	Z	Observed(°)	Ideal(°)
1	C	59	A	C5'-C4'-C3'	17.11	143.37	116.00
1	C	75	G	C4'-C3'-O3'	16.90	146.80	113.00
1	C	75	G	P-O3'-C3'	16.57	139.58	119.70
1	C	58	A	P-O5'-C5'	16.46	147.23	120.90
1	C	75	G	P-O5'-C5'	15.95	146.41	120.90
1	C	15	A	C5'-C4'-O4'	15.76	128.01	109.10
1	C	15	A	P-O5'-C5'	15.51	145.72	120.90
1	C	54	G	P-O5'-C5'	15.26	145.31	120.90
1	C	47	C	OP2-P-O3'	-14.89	72.44	105.20
1	C	12	C	P-O5'-C5'	14.89	144.72	120.90
1	C	24	G	C5'-C4'-O4'	14.59	126.60	109.10
1	C	17	C	OP2-P-O3'	14.39	136.87	105.20
1	C	44	G	C5'-C4'-O4'	14.16	126.09	109.10
1	C	106	G	P-O3'-C3'	14.09	136.60	119.70
1	C	55	U	P-O5'-C5'	13.82	143.02	120.90
1	C	37	C	P-O5'-C5'	13.81	142.99	120.90
1	C	39	A	C5'-C4'-O4'	13.53	125.34	109.10
1	C	36	C	P-O5'-C5'	13.49	142.49	120.90
1	C	47	C	OP1-P-O3'	13.43	134.75	105.20
1	C	107	G	C5'-C4'-O4'	13.34	125.11	109.10
1	C	40	U	C5'-C4'-O4'	13.03	124.74	109.10
1	C	13	G	P-O5'-C5'	13.00	141.71	120.90
1	C	14	U	P-O5'-C5'	12.52	140.94	120.90
1	C	30	C	P-O3'-C3'	11.84	133.91	119.70
1	C	28	C	C5'-C4'-O4'	11.31	122.67	109.10
1	C	11	C	P-O5'-C5'	11.30	138.98	120.90
1	C	29	A	P-O5'-C5'	11.30	138.98	120.90
1	C	12	C	C5'-C4'-C3'	11.02	133.64	116.00
1	C	12	C	C5'-C4'-O4'	10.87	122.14	109.10
1	C	66	A	OP2-P-O3'	10.70	128.73	105.20
1	C	47	C	C4'-C3'-O3'	-10.69	86.95	109.40
1	C	26	C	C5'-C4'-O4'	10.69	121.92	109.10
1	C	109	A	P-O3'-C3'	10.59	132.41	119.70
1	C	52	A	C5'-C4'-O4'	10.58	121.79	109.10
1	C	45	A	C5'-C4'-O4'	10.39	121.57	109.10
1	C	13	G	C5'-C4'-O4'	10.39	121.57	109.10
1	C	43	C	C5'-C4'-O4'	10.04	121.15	109.10
1	C	55	U	O3'-P-O5'	-9.73	85.51	104.00
1	C	56	G	C5'-C4'-C3'	9.71	131.54	116.00
1	C	109	A	C5'-C4'-O4'	-9.70	97.47	109.10
1	C	57	A	C5'-C4'-O4'	9.69	120.72	109.10
1	C	56	G	C4'-C3'-O3'	9.68	132.36	113.00

Continued on next page...

Continued from previous page...

Mol	Chain	Res	Type	Atoms	Z	Observed(°)	Ideal(°)
1	C	13	G	C5'-C4'-C3'	9.63	131.40	116.00
1	C	40	U	C5'-C4'-C3'	9.49	131.19	116.00
1	C	29	A	O3'-P-O5'	-9.35	86.23	104.00
1	C	28	C	C5'-C4'-C3'	9.14	130.62	116.00
1	C	39	A	C5'-C4'-C3'	9.03	130.45	116.00
1	C	17	C	O3'-P-O5'	-8.98	86.93	104.00
1	C	109	A	O3'-P-O5'	-8.89	87.11	104.00
1	C	30	C	O3'-P-O5'	-8.68	87.51	104.00
1	C	41	G	C5'-C4'-O4'	8.58	119.39	109.10
1	C	69	G	C5'-C4'-O4'	8.57	119.38	109.10
1	C	35	C	P-O5'-C5'	8.52	134.53	120.90
1	C	107	G	C5'-C4'-C3'	8.50	129.61	116.00
1	C	30	C	C4'-C3'-O3'	-8.50	91.56	109.40
1	C	44	G	O3'-P-O5'	-8.47	87.91	104.00
1	C	12	C	O3'-P-O5'	-8.43	87.98	104.00
1	C	46	A	C5'-C4'-O4'	8.26	119.01	109.10
1	C	42	C	C5'-C4'-O4'	8.14	118.87	109.10
1	C	30	C	OP1-P-O3'	8.01	122.82	105.20
1	C	44	G	C5'-C4'-C3'	7.96	128.74	116.00
1	C	41	G	O3'-P-O5'	-7.96	88.89	104.00
1	C	52	A	C2'-C3'-O3'	7.92	126.92	109.50
1	C	30	C	P-O5'-C5'	-7.91	108.25	120.90
1	C	55	U	C5'-C4'-O4'	7.90	118.58	109.10
1	C	27	C	C5'-C4'-C3'	7.85	128.56	116.00
1	C	58	A	O5'-C5'-C4'	7.81	126.54	111.70
1	C	120	U	C5'-C4'-O4'	7.78	118.43	109.10
1	C	47	C	C2'-C3'-O3'	7.68	126.40	109.50
1	C	29	A	P-O3'-C3'	7.66	128.89	119.70
1	C	11	C	C5'-C4'-C3'	7.64	128.23	116.00
1	C	15	A	C4'-C3'-O3'	-7.58	93.48	109.40
1	C	40	U	O3'-P-O5'	-7.50	89.74	104.00
1	C	66	A	C5'-C4'-C3'	7.43	127.89	116.00
1	C	59	A	C4'-C3'-O3'	7.43	127.86	113.00
1	C	108	A	O3'-P-O5'	-7.40	89.94	104.00
1	C	25	U	P-O3'-C3'	-7.37	110.85	119.70
1	C	59	A	C2'-C3'-O3'	7.36	125.68	109.50
1	C	14	U	P-O3'-C3'	-7.25	111.00	119.70
1	C	45	A	O3'-P-O5'	-7.23	90.26	104.00
1	C	30	C	C5'-C4'-O4'	7.21	117.75	109.10
1	C	54	G	C5'-C4'-O4'	7.13	117.66	109.10
1	C	46	A	O3'-P-O5'	-7.10	90.52	104.00
1	C	56	G	O3'-P-O5'	7.03	117.35	104.00

Continued on next page...

Continued from previous page...

Mol	Chain	Res	Type	Atoms	Z	Observed(°)	Ideal(°)
1	C	68	C	O3'-P-O5'	-7.01	90.68	104.00
1	C	24	G	C5'-C4'-C3'	6.85	126.96	116.00
1	C	41	G	P-O5'-C5'	6.84	131.84	120.90
1	C	39	A	O3'-P-O5'	-6.74	91.19	104.00
1	C	74	U	O3'-P-O5'	-6.74	91.20	104.00
1	C	43	C	O5'-C5'-C4'	6.63	124.29	111.70
1	C	47	C	P-O3'-C3'	-6.56	111.83	119.70
1	C	15	A	O3'-P-O5'	-6.56	91.54	104.00
1	C	11	C	O3'-P-O5'	-6.51	91.63	104.00
1	C	13	G	O3'-P-O5'	-6.47	91.70	104.00
1	C	107	G	P-O5'-C5'	6.45	131.21	120.90
1	C	57	A	O5'-C5'-C4'	6.43	123.92	111.70
1	C	58	A	C4'-C3'-O3'	6.40	125.80	113.00
1	C	41	G	P-O3'-C3'	-6.38	112.05	119.70
1	C	52	A	P-O5'-C5'	-6.32	110.79	120.90
1	C	35	C	C5'-C4'-O4'	6.30	116.66	109.10
1	C	108	A	C5'-C4'-C3'	6.28	126.05	116.00
1	C	45	A	C5'-C4'-C3'	6.27	126.03	116.00
1	C	54	G	O3'-P-O5'	-6.17	92.27	104.00
1	C	69	G	P-O3'-C3'	6.13	127.06	119.70
1	C	58	A	O3'-P-O5'	-6.07	92.47	104.00
1	C	15	A	P-O3'-C3'	6.03	126.93	119.70
1	C	56	G	P-O5'-C5'	6.02	130.53	120.90
1	C	56	G	P-O3'-C3'	-6.00	112.51	119.70
1	C	38	C	C5'-C4'-O4'	5.97	116.26	109.10
1	C	10	G	O3'-P-O5'	-5.91	92.77	104.00
1	C	26	C	OP1-P-O3'	5.89	118.15	105.20
1	C	65	U	O3'-P-O5'	-5.87	92.84	104.00
1	C	14	U	C5'-C4'-C3'	5.85	125.36	116.00
1	C	24	G	C2'-C3'-O3'	5.81	122.99	113.70
1	C	69	G	OP2-P-O3'	5.78	117.92	105.20
1	C	15	A	O5'-C5'-C4'	5.75	122.62	111.70
1	C	34	A	O3'-P-O5'	-5.75	93.08	104.00
1	C	29	A	C5'-C4'-O4'	-5.74	102.21	109.10
1	C	29	A	C4'-C3'-O3'	5.67	124.34	113.00
1	C	66	A	O3'-P-O5'	-5.63	93.31	104.00
1	C	74	U	P-O3'-C3'	-5.53	113.06	119.70
1	C	56	G	C2'-C3'-O3'	5.51	122.52	113.70
1	C	41	G	C2'-C3'-O3'	5.50	122.49	113.70
1	C	24	G	O3'-P-O5'	-5.44	93.67	104.00
1	C	26	C	O3'-P-O5'	-5.42	93.70	104.00
1	C	37	C	C5'-C4'-C3'	5.39	124.63	116.00

Continued on next page...

Continued from previous page...

Mol	Chain	Res	Type	Atoms	Z	Observed(°)	Ideal(°)
1	C	17	C	OP1-P-O3'	-5.38	93.37	105.20
1	C	11	C	O5'-P-OP1	5.28	117.03	110.70
1	C	26	C	C5'-C4'-C3'	5.28	124.44	116.00
1	C	10	G	OP1-P-O3'	5.26	116.77	105.20
1	C	55	U	C2'-C3'-O3'	5.20	122.02	113.70
1	C	13	G	C4'-C3'-O3'	5.20	123.39	113.00
1	C	14	U	C4'-C3'-O3'	5.11	123.23	113.00
1	C	37	C	O3'-P-O5'	-5.09	94.33	104.00
1	C	58	A	OP2-P-O3'	5.03	116.27	105.20

All (12) chirality outliers are listed below:

Mol	Chain	Res	Type	Atom
1	C	11	C	C4'
1	C	12	C	C4'
1	C	15	A	C4'
1	C	24	G	C4'
1	C	39	A	C4'
1	C	40	U	C4'
1	C	44	G	C4'
1	C	47	C	C4'
1	C	56	G	C3'
1	C	57	A	C4'
1	C	59	A	C4'
1	C	107	G	C4'

All (3) planarity outliers are listed below:

Mol	Chain	Res	Type	Group
1	C	15	A	Sidechain
1	C	59	A	Sidechain
1	C	75	G	Sidechain

5.2 Too-close contacts

In the following table, the Non-H and H(model) columns list the number of non-hydrogen atoms and hydrogen atoms in the chain respectively. The H(added) column lists the number of hydrogen atoms added and optimized by MolProbity. The Clashes column lists the number of clashes within the asymmetric unit, whereas Symm-Clashes lists symmetry related clashes.

Mol	Chain	Non-H	H(model)	H(added)	Clashes	Symm-Clashes
1	C	2570	6	1302	483	0
All	All	2570	6	1302	483	0

The all-atom clashscore is defined as the number of clashes found per 1000 atoms (including hydrogen atoms). The all-atom clashscore for this structure is 125.

All (483) close contacts within the same asymmetric unit are listed below, sorted by their clash magnitude.

Atom-1	Atom-2	Interatomic distance (Å)	Clash overlap (Å)
1:C:15:A:N9	1:C:15:A:C1'	1.68	1.56
1:C:69:G:N9	1:C:69:G:C1'	1.70	1.55
1:C:38:C:C1'	1:C:38:C:N1	1.68	1.55
1:C:58:A:C1'	1:C:58:A:N9	1.69	1.55
1:C:36:C:C1'	1:C:36:C:N1	1.69	1.55
1:C:53:A:N9	1:C:53:A:C1'	1.69	1.55
1:C:47:C:N1	1:C:47:C:C1'	1.70	1.54
1:C:75:G:C4'	1:C:75:G:C5'	1.86	1.54
1:C:120:U:N1	1:C:120:U:C1'	1.69	1.53
1:C:14:U:C1'	1:C:14:U:N1	1.69	1.53
1:C:29:A:C1'	1:C:29:A:N9	1.67	1.53
1:C:109:A:C2'	1:C:110:C:H5'	1.36	1.52
1:C:11:C:C1'	1:C:11:C:N1	1.71	1.52
1:C:35:C:N1	1:C:35:C:C1'	1.71	1.52
1:C:43:C:C1'	1:C:43:C:N1	1.71	1.52
1:C:109:A:N9	1:C:109:A:C1'	1.70	1.52
1:C:46:A:N9	1:C:46:A:C1'	1.69	1.51
1:C:55:U:C1'	1:C:55:U:N1	1.70	1.51
1:C:28:C:C1'	1:C:28:C:N1	1.72	1.51
1:C:56:G:C1'	1:C:56:G:N9	1.71	1.51
1:C:39:A:C1'	1:C:39:A:N9	1.68	1.51
1:C:42:C:C1'	1:C:42:C:N1	1.70	1.50
1:C:52:A:N9	1:C:52:A:C1'	1.71	1.50
1:C:24:G:N9	1:C:24:G:C1'	1.74	1.50
1:C:12:C:C1'	1:C:12:C:N1	1.70	1.50
1:C:54:G:N9	1:C:54:G:C1'	1.72	1.50
1:C:27:C:C1'	1:C:27:C:N1	1.71	1.50
1:C:57:A:N9	1:C:57:A:C1'	1.74	1.49
1:C:107:G:C1'	1:C:107:G:N9	1.73	1.49
1:C:13:G:C1'	1:C:13:G:N9	1.72	1.49
1:C:40:U:N1	1:C:40:U:C1'	1.70	1.49
1:C:26:C:N1	1:C:26:C:C1'	1.73	1.49
1:C:66:A:N9	1:C:66:A:C1'	1.70	1.49

Continued on next page...

Continued from previous page...

Atom-1	Atom-2	Interatomic distance (Å)	Clash overlap (Å)
1:C:45:A:C1'	1:C:45:A:N9	1.69	1.49
1:C:37:C:N1	1:C:37:C:C1'	1.71	1.48
1:C:41:G:C1'	1:C:41:G:N9	1.72	1.48
1:C:75:G:N1	1:C:76:G:C1'	1.73	1.47
1:C:30:C:C1'	1:C:30:C:N1	1.74	1.46
1:C:44:G:C1'	1:C:44:G:N9	1.73	1.45
1:C:75:G:C6	1:C:76:G:H1'	1.51	1.45
1:C:30:C:C3'	1:C:30:C:O3'	1.65	1.43
1:C:109:A:O3'	1:C:109:A:C3'	1.65	1.41
1:C:47:C:H5'	1:C:48:U:C6	1.52	1.41
1:C:47:C:O3'	1:C:47:C:C3'	1.67	1.40
1:C:75:G:C1'	1:C:75:G:N9	1.85	1.38
1:C:25:U:N3	1:C:31:C:H1'	1.39	1.35
1:C:47:C:H4'	1:C:48:U:C5	1.60	1.35
1:C:68:C:H5''	1:C:69:G:C5'	1.55	1.35
1:C:25:U:H3	1:C:31:C:C1'	1.37	1.34
1:C:109:A:H2'	1:C:110:C:C5'	1.60	1.31
1:C:75:G:N2	1:C:76:G:H4'	1.46	1.28
1:C:109:A:H2'	1:C:110:C:C4'	1.62	1.28
1:C:47:C:C5'	1:C:48:U:C5	2.15	1.27
1:C:47:C:H5'	1:C:48:U:C5	1.70	1.26
1:C:75:G:N1	1:C:76:G:H1'	0.91	1.22
1:C:75:G:C2	1:C:76:G:C1'	2.22	1.22
1:C:75:G:C3'	1:C:75:G:O3'	1.88	1.21
1:C:68:C:C5'	1:C:69:G:H5''	1.72	1.20
1:C:75:G:N2	1:C:76:G:C4'	2.05	1.18
1:C:20:G:C5'	1:C:28:C:H1'	1.75	1.16
1:C:21:G:H5''	1:C:27:C:H1'	1.22	1.16
1:C:109:A:C2'	1:C:110:C:C5'	2.19	1.16
1:C:21:G:C5'	1:C:27:C:H1'	1.74	1.15
1:C:109:A:C3'	1:C:110:C:H5'	1.76	1.14
1:C:75:G:O3'	1:C:76:G:P	2.06	1.13
1:C:47:C:C5'	1:C:48:U:C6	2.31	1.13
1:C:75:G:C2	1:C:76:G:H1'	1.82	1.11
1:C:69:G:H4'	1:C:70:C:O4'	1.48	1.11
1:C:20:G:H5''	1:C:28:C:H1'	1.26	1.11
1:C:47:C:C5'	1:C:48:U:H5	1.57	1.10
1:C:20:G:H5''	1:C:28:C:C1'	1.80	1.10
1:C:47:C:C4'	1:C:48:U:C5	2.33	1.09
1:C:75:G:C2	1:C:76:G:O4'	2.06	1.09
1:C:21:G:C4'	1:C:27:C:H1'	1.82	1.08

Continued on next page...

Continued from previous page...

Atom-1	Atom-2	Interatomic distance (Å)	Clash overlap (Å)
1:C:20:G:H5''	1:C:28:C:C2'	1.83	1.08
1:C:63:C:OP1	1:C:109:A:H5'	1.53	1.06
1:C:109:A:H2'	1:C:110:C:H5'	1.19	1.05
1:C:62:C:OP1	1:C:110:C:H5	1.37	1.05
1:C:75:G:C3'	1:C:75:G:C5'	2.36	1.03
1:C:12:C:H2'	1:C:13:G:C8	1.96	1.01
1:C:69:G:O2'	1:C:70:C:C6	2.14	1.00
1:C:21:G:H5''	1:C:27:C:C1'	1.91	1.00
1:C:20:G:H5''	1:C:28:C:O2'	1.62	0.99
1:C:51:G:C6	1:C:57:A:H1'	1.97	0.98
1:C:12:C:C4	1:C:15:A:H5'	2.00	0.97
1:C:119:A:OP2	1:C:120:U:H5	1.47	0.96
1:C:75:G:H1	1:C:76:G:C2'	1.79	0.96
1:C:30:C:C6	1:C:58:A:N3	2.34	0.95
1:C:68:C:H5''	1:C:69:G:H5''	0.96	0.95
1:C:13:G:P	1:C:14:U:H5''	2.07	0.94
1:C:20:G:H5'	1:C:28:C:O2	1.65	0.93
1:C:47:C:H5'	1:C:48:U:H6	1.14	0.93
1:C:20:G:OP1	1:C:29:A:H5'	1.69	0.93
1:C:21:G:H5''	1:C:27:C:O2'	1.68	0.92
1:C:30:C:H6	1:C:58:A:C2	1.88	0.92
1:C:12:C:H2'	1:C:13:G:H8	1.35	0.91
1:C:22:U:OP1	1:C:26:C:H4'	1.71	0.91
1:C:21:G:H4'	1:C:27:C:H1'	1.52	0.89
1:C:47:C:O3'	1:C:47:C:C4'	2.20	0.89
1:C:21:G:C5'	1:C:27:C:O2'	2.20	0.88
1:C:51:G:O6	1:C:57:A:C8	2.26	0.88
1:C:9:G:H1	1:C:111:U:H3	1.22	0.88
1:C:30:C:C6	1:C:58:A:C2	2.61	0.88
1:C:75:G:H3'	1:C:75:G:C5'	2.02	0.88
1:C:22:U:H3	1:C:61:G:H1	1.22	0.87
1:C:21:G:H4'	1:C:27:C:C2	2.10	0.86
1:C:34:A:H5''	1:C:35:C:OP1	1.74	0.86
1:C:62:C:OP1	1:C:110:C:C5	2.26	0.86
1:C:53:A:H8	1:C:53:A:OP1	1.56	0.86
1:C:47:C:H4'	1:C:48:U:H5	0.99	0.86
1:C:24:G:N2	1:C:25:U:C2	2.43	0.86
1:C:47:C:O3'	1:C:47:C:H5''	1.76	0.86
1:C:18:G:H1	1:C:65:U:H3	1.22	0.86
1:C:29:A:H3'	1:C:30:C:H4'	1.58	0.86
1:C:15:A:OP1	1:C:16:G:H4'	1.77	0.85

Continued on next page...

Continued from previous page...

Atom-1	Atom-2	Interatomic distance (Å)	Clash overlap (Å)
1:C:47:C:O3'	1:C:47:C:C5'	2.25	0.84
1:C:24:G:N2	1:C:25:U:O2	2.10	0.84
1:C:65:U:O3'	1:C:67:G:OP1	1.95	0.84
1:C:68:C:H5''	1:C:69:G:H5'	1.56	0.84
1:C:69:G:HO2'	1:C:70:C:H6	1.25	0.84
1:C:12:C:C5	1:C:15:A:H5'	2.11	0.84
1:C:36:C:H6	1:C:36:C:OP1	1.61	0.84
1:C:21:G:H4'	1:C:27:C:C1'	2.06	0.83
1:C:75:G:N1	1:C:76:G:C2'	2.38	0.83
1:C:13:G:O5'	1:C:14:U:H5''	1.78	0.83
1:C:65:U:O3'	1:C:66:A:H4'	1.77	0.83
1:C:42:C:O2	1:C:44:G:C8	2.31	0.83
1:C:14:U:C1'	1:C:14:U:C2	2.62	0.83
1:C:20:G:OP1	1:C:29:A:C5'	2.27	0.83
1:C:25:U:C6	1:C:25:U:OP2	2.31	0.82
1:C:12:C:H3'	1:C:14:U:O3'	1.79	0.82
1:C:120:U:C1'	1:C:120:U:C2	2.62	0.82
1:C:30:C:C4'	1:C:30:C:O3'	2.28	0.82
1:C:40:U:C2	1:C:40:U:C1'	2.63	0.81
1:C:55:U:C1'	1:C:55:U:C2	2.62	0.81
1:C:11:C:C5'	1:C:12:C:H1'	2.10	0.81
1:C:22:U:H5''	1:C:26:C:O2'	1.79	0.81
1:C:75:G:C6	1:C:76:G:C1'	2.45	0.81
1:C:75:G:H21	1:C:76:G:H4'	1.41	0.81
1:C:75:G:H1	1:C:76:G:HO2'	0.84	0.81
1:C:24:G:N7	1:C:56:G:H5''	1.95	0.81
1:C:65:U:H2'	1:C:66:A:O2'	1.79	0.81
1:C:47:C:C4'	1:C:48:U:C6	2.62	0.80
1:C:51:G:O6	1:C:57:A:H8	1.65	0.80
1:C:38:C:C1'	1:C:38:C:C2	2.64	0.80
1:C:15:A:OP1	1:C:16:G:C4'	2.30	0.80
1:C:12:C:C1'	1:C:12:C:C2	2.65	0.79
1:C:45:A:H4'	1:C:46:A:C8	2.17	0.79
1:C:69:G:C4'	1:C:70:C:O4'	2.29	0.79
1:C:65:U:H5''	1:C:66:A:OP2	1.82	0.79
1:C:24:G:N7	1:C:56:G:C5'	2.46	0.79
1:C:13:G:H5''	1:C:14:U:OP2	1.82	0.79
1:C:25:U:OP2	1:C:25:U:H6	1.65	0.79
1:C:47:C:C2	1:C:47:C:C1'	2.65	0.79
1:C:38:C:C1'	1:C:38:C:C6	2.65	0.78
1:C:10:G:H2'	1:C:12:C:N3	1.98	0.78

Continued on next page...

Continued from previous page...

Atom-1	Atom-2	Interatomic distance (Å)	Clash overlap (Å)
1:C:42:C:C1'	1:C:42:C:C2	2.65	0.78
1:C:109:A:O2'	1:C:110:C:H5'	1.83	0.78
1:C:36:C:C1'	1:C:36:C:C6	2.66	0.78
1:C:42:C:C1'	1:C:42:C:C6	2.67	0.78
1:C:55:U:H2'	1:C:55:U:O2	1.84	0.78
1:C:43:C:C2	1:C:43:C:C1'	2.65	0.78
1:C:11:C:C1'	1:C:11:C:C2	2.66	0.78
1:C:14:U:C1'	1:C:14:U:C6	2.67	0.77
1:C:55:U:C6	1:C:55:U:C1'	2.67	0.77
1:C:69:G:O2'	1:C:70:C:H6	1.63	0.77
1:C:36:C:C1'	1:C:36:C:C2	2.64	0.77
1:C:37:C:C6	1:C:37:C:C1'	2.67	0.77
1:C:12:C:C1'	1:C:12:C:C6	2.67	0.77
1:C:37:C:C1'	1:C:37:C:C2	2.66	0.77
1:C:35:C:C1'	1:C:35:C:C2	2.66	0.77
1:C:43:C:C1'	1:C:43:C:C6	2.67	0.77
1:C:120:U:C6	1:C:120:U:C1'	2.67	0.76
1:C:31:C:OP2	1:C:58:A:C8	2.37	0.76
1:C:27:C:C1'	1:C:27:C:C6	2.68	0.76
1:C:38:C:H2'	1:C:40:U:C4	2.20	0.76
1:C:27:C:C1'	1:C:27:C:C2	2.66	0.76
1:C:12:C:C5	1:C:15:A:C5'	2.68	0.76
1:C:26:C:C2	1:C:26:C:C1'	2.68	0.76
1:C:109:A:H2'	1:C:110:C:O4'	1.84	0.76
1:C:47:C:C1'	1:C:47:C:C6	2.67	0.76
1:C:21:G:C5'	1:C:27:C:C1'	2.56	0.75
1:C:68:C:H4'	1:C:69:G:OP2	1.85	0.75
1:C:28:C:C2	1:C:28:C:C1'	2.66	0.75
1:C:30:C:C1'	1:C:30:C:C2	2.68	0.75
1:C:69:G:O2'	1:C:70:C:C5	2.33	0.75
1:C:40:U:C1'	1:C:40:U:C6	2.68	0.74
1:C:119:A:OP2	1:C:120:U:C5	2.37	0.74
1:C:42:C:HO2'	1:C:43:C:H6	1.34	0.74
1:C:15:A:C3'	1:C:16:G:H5''	2.18	0.74
1:C:35:C:C6	1:C:35:C:C1'	2.68	0.74
1:C:28:C:C1'	1:C:28:C:C6	2.69	0.73
1:C:30:C:C6	1:C:30:C:C1'	2.70	0.73
1:C:25:U:H3	1:C:31:C:H1'	0.59	0.73
1:C:25:U:O2	1:C:31:C:O2'	2.04	0.73
1:C:51:G:C5	1:C:57:A:H1'	2.24	0.73
1:C:74:U:H3	1:C:75:G:H8	1.37	0.73

Continued on next page...

Continued from previous page...

Atom-1	Atom-2	Interatomic distance (Å)	Clash overlap (Å)
1:C:47:C:O4'	1:C:48:U:C5	2.42	0.72
1:C:26:C:C6	1:C:26:C:C1'	2.70	0.72
1:C:25:U:C2	1:C:31:C:H1'	2.22	0.72
1:C:109:A:C3'	1:C:110:C:C5'	2.60	0.72
1:C:21:G:H4'	1:C:27:C:O2	1.90	0.72
1:C:21:G:H5''	1:C:27:C:C2'	2.19	0.72
1:C:12:C:H5''	1:C:14:U:O2'	1.90	0.71
1:C:11:C:C1'	1:C:11:C:C6	2.68	0.71
1:C:36:C:OP1	1:C:36:C:C6	2.42	0.71
1:C:53:A:C8	1:C:53:A:OP1	2.42	0.71
1:C:42:C:H1'	1:C:43:C:O4'	1.91	0.71
1:C:63:C:OP1	1:C:109:A:C5'	2.36	0.71
1:C:62:C:H5''	1:C:110:C:OP2	1.91	0.71
1:C:6:G:OP1	1:C:23:G:N2	2.20	0.70
1:C:11:C:H5''	1:C:12:C:H1'	1.71	0.70
1:C:109:A:H2'	1:C:110:C:H4'	1.69	0.70
1:C:24:G:H21	1:C:25:U:H1'	1.57	0.70
1:C:29:A:C3'	1:C:30:C:H4'	2.22	0.69
1:C:53:A:C4	1:C:53:A:C1'	2.73	0.69
1:C:20:G:C5'	1:C:28:C:O2'	2.39	0.69
1:C:42:C:O2'	1:C:43:C:O5'	2.11	0.69
1:C:66:A:O2'	1:C:67:G:C8	2.44	0.68
1:C:39:A:C1'	1:C:39:A:C4	2.73	0.68
1:C:15:A:C1'	1:C:15:A:C4	2.73	0.68
1:C:51:G:H2'	1:C:57:A:OP2	1.94	0.68
1:C:29:A:H8	1:C:29:A:OP2	1.76	0.67
1:C:47:C:O5'	1:C:48:U:H5	1.78	0.67
1:C:47:C:H5''	1:C:48:U:P	2.34	0.67
1:C:29:A:C1'	1:C:29:A:C8	2.75	0.67
1:C:45:A:C1'	1:C:45:A:C4	2.73	0.67
1:C:47:C:O2'	1:C:48:U:OP2	2.13	0.67
1:C:29:A:C1'	1:C:29:A:C4	2.71	0.67
1:C:69:G:H1'	1:C:70:C:C5	2.29	0.67
1:C:75:G:H22	1:C:76:G:H4'	1.50	0.67
1:C:90:C:H6	1:C:90:C:O5'	1.78	0.67
1:C:21:G:H5'	1:C:27:C:O2'	1.93	0.66
1:C:52:A:C1'	1:C:52:A:C4	2.75	0.66
1:C:46:A:C4	1:C:46:A:C1'	2.73	0.66
1:C:54:G:C4	1:C:54:G:C1'	2.76	0.66
1:C:69:G:H1'	1:C:70:C:C6	2.30	0.66
1:C:51:G:C6	1:C:57:A:C1'	2.75	0.66

Continued on next page...

Continued from previous page...

Atom-1	Atom-2	Interatomic distance (Å)	Clash overlap (Å)
1:C:47:C:C5'	1:C:48:U:H6	1.90	0.66
1:C:68:C:OP1	1:C:69:G:O4'	2.14	0.65
1:C:24:G:H21	1:C:25:U:C1'	2.09	0.65
1:C:51:G:C6	1:C:57:A:C8	2.84	0.65
1:C:58:A:C4	1:C:58:A:C1'	2.73	0.65
1:C:12:C:O3'	1:C:14:U:H5''	1.97	0.64
1:C:43:C:H1'	1:C:44:G:H8	1.61	0.64
1:C:94:A:C2	1:C:95:U:C2	2.85	0.64
1:C:69:G:C4	1:C:69:G:C1'	2.73	0.64
1:C:24:G:H1	1:C:51:G:H21	1.45	0.64
1:C:75:G:C2	1:C:76:G:C4'	2.69	0.64
1:C:109:A:C1'	1:C:109:A:C4	2.74	0.64
1:C:44:G:C4	1:C:44:G:C1'	2.77	0.64
1:C:107:G:C4	1:C:107:G:C1'	2.77	0.64
1:C:13:G:C4	1:C:13:G:C1'	2.76	0.64
1:C:23:G:OP2	1:C:26:C:OP1	2.15	0.64
1:C:25:U:N3	1:C:31:C:C1'	2.23	0.64
1:C:65:U:C3'	1:C:66:A:H4'	2.27	0.63
1:C:66:A:C4	1:C:66:A:C1'	2.74	0.63
1:C:68:C:C4'	1:C:69:G:H5''	2.27	0.63
1:C:63:C:P	1:C:109:A:H5'	2.39	0.63
1:C:12:C:C2	1:C:13:G:N7	2.66	0.63
1:C:16:G:O6	1:C:66:A:C6	2.52	0.63
1:C:20:G:C5'	1:C:28:C:C1'	2.55	0.62
1:C:74:U:N3	1:C:75:G:C8	2.67	0.62
1:C:75:G:H22	1:C:76:G:C4'	2.05	0.62
1:C:21:G:H4'	1:C:27:C:N1	2.14	0.62
1:C:46:A:C8	1:C:46:A:C1'	2.76	0.61
1:C:109:A:C8	1:C:109:A:C1'	2.77	0.61
1:C:51:G:C6	1:C:57:A:H8	2.17	0.61
1:C:69:G:C1'	1:C:70:C:C6	2.84	0.61
1:C:43:C:H4'	1:C:44:G:H5'	1.83	0.61
1:C:25:U:H4'	1:C:26:C:OP1	2.00	0.61
1:C:39:A:O2'	1:C:40:U:C5'	2.48	0.61
1:C:21:G:C5'	1:C:27:C:C2'	2.78	0.61
1:C:22:U:C5'	1:C:26:C:O2'	2.47	0.61
1:C:58:A:C8	1:C:58:A:C1'	2.77	0.60
1:C:66:A:C8	1:C:66:A:C1'	2.78	0.60
1:C:11:C:H5'	1:C:12:C:C1'	2.31	0.60
1:C:12:C:H41	1:C:15:A:C1'	2.14	0.60
1:C:52:A:C1'	1:C:52:A:C8	2.78	0.60

Continued on next page...

Continued from previous page...

Atom-1	Atom-2	Interatomic distance (Å)	Clash overlap (Å)
1:C:69:G:C8	1:C:69:G:C1'	2.78	0.59
1:C:56:G:C1'	1:C:56:G:C4	2.75	0.59
1:C:24:G:C4	1:C:24:G:C1'	2.77	0.59
1:C:75:G:N2	1:C:76:G:O2'	2.35	0.59
1:C:20:G:C5'	1:C:28:C:O2	2.47	0.59
1:C:42:C:O2	1:C:44:G:H8	1.85	0.59
1:C:45:A:C8	1:C:45:A:C1'	2.76	0.59
1:C:47:C:C3'	1:C:48:U:OP2	2.50	0.59
1:C:74:U:N3	1:C:75:G:H8	2.01	0.59
1:C:39:A:C1'	1:C:39:A:C8	2.76	0.59
1:C:11:C:C5'	1:C:12:C:C1'	2.81	0.58
1:C:68:C:C5'	1:C:69:G:C5'	2.48	0.58
1:C:41:G:C1'	1:C:41:G:C4	2.76	0.58
1:C:20:G:H5'	1:C:28:C:H1'	1.78	0.58
1:C:58:A:H5'	1:C:59:A:OP2	2.02	0.58
1:C:69:G:P	1:C:70:C:H4'	2.44	0.58
1:C:103:U:H2'	1:C:104:A:O4'	2.03	0.57
1:C:11:C:H5'	1:C:12:C:O4'	2.04	0.57
1:C:30:C:H5''	1:C:58:A:C5	2.38	0.57
1:C:107:G:H2'	1:C:108:A:C5'	2.35	0.57
1:C:12:C:C2'	1:C:13:G:H8	2.12	0.57
1:C:24:G:O2'	1:C:25:U:C5'	2.53	0.57
1:C:53:A:C8	1:C:53:A:C1'	2.76	0.57
1:C:75:G:C5'	1:C:75:G:H4'	2.21	0.56
1:C:42:C:O2'	1:C:43:C:H6	1.87	0.56
1:C:43:C:O2'	1:C:44:G:O5'	2.23	0.56
1:C:45:A:H5'	1:C:46:A:O4'	2.06	0.56
1:C:75:G:C3'	1:C:75:G:H5''	2.34	0.56
1:C:10:G:H3'	1:C:12:C:C4	2.41	0.56
1:C:69:G:O5'	1:C:70:C:H5'	2.06	0.56
1:C:25:U:C4'	1:C:26:C:OP1	2.54	0.56
1:C:20:G:C4'	1:C:28:C:H1'	2.34	0.56
1:C:24:G:N2	1:C:25:U:H1'	2.20	0.55
1:C:57:A:C8	1:C:57:A:C1'	2.81	0.55
1:C:17:C:OP1	1:C:59:A:N1	2.40	0.55
1:C:15:A:C8	1:C:15:A:C1'	2.75	0.55
1:C:65:U:H3'	1:C:66:A:H4'	1.89	0.55
1:C:43:C:H1'	1:C:44:G:C8	2.41	0.55
1:C:94:A:H2'	1:C:95:U:C6	2.41	0.55
1:C:57:A:C4	1:C:57:A:C1'	2.77	0.54
1:C:24:G:O2'	1:C:25:U:C4'	2.55	0.54

Continued on next page...

Continued from previous page...

Atom-1	Atom-2	Interatomic distance (Å)	Clash overlap (Å)
1:C:39:A:O2'	1:C:40:U:H5''	2.08	0.54
1:C:68:C:O3'	1:C:70:C:H4'	2.06	0.54
1:C:73:A:C5	1:C:104:A:C2	2.95	0.54
1:C:13:G:C8	1:C:13:G:C1'	2.80	0.54
1:C:66:A:HO2'	1:C:67:G:H8	1.45	0.54
1:C:47:C:O2'	1:C:48:U:P	2.66	0.53
1:C:43:C:H4'	1:C:44:G:C5'	2.38	0.53
1:C:24:G:H2'	1:C:25:U:O4'	2.08	0.53
1:C:56:G:C8	1:C:56:G:C1'	2.79	0.53
1:C:93:C:H2'	1:C:94:A:O4'	2.09	0.52
1:C:102:G:C5	1:C:103:U:C5	2.97	0.52
1:C:65:U:H3'	1:C:66:A:C4'	2.39	0.52
1:C:75:G:C4	1:C:75:G:C1'	2.85	0.52
1:C:44:G:C8	1:C:44:G:C1'	2.82	0.52
1:C:75:G:HO3'	1:C:76:G:P	2.26	0.52
1:C:41:G:C1'	1:C:41:G:C8	2.81	0.52
1:C:47:C:O2'	1:C:48:U:O5'	2.25	0.52
1:C:30:C:C2'	1:C:31:C:H5'	2.40	0.51
1:C:12:C:O3'	1:C:14:U:H4'	2.10	0.51
1:C:47:C:C3'	1:C:48:U:P	2.98	0.51
1:C:47:C:C2'	1:C:48:U:OP2	2.58	0.51
1:C:54:G:C8	1:C:54:G:C1'	2.80	0.51
1:C:66:A:C2	1:C:67:G:O6	2.64	0.51
1:C:30:C:C5	1:C:58:A:C2	2.98	0.51
1:C:22:U:OP1	1:C:26:C:C4'	2.51	0.51
1:C:38:C:H2'	1:C:40:U:O4	2.11	0.51
1:C:96:G:C5	1:C:97:C:C4	2.98	0.51
1:C:101:A:H2'	1:C:102:G:O4'	2.10	0.51
1:C:119:A:C6	1:C:120:U:H1'	2.45	0.51
1:C:42:C:O2'	1:C:43:C:C5'	2.59	0.51
1:C:55:U:C2'	1:C:55:U:O2	2.55	0.51
1:C:42:C:O2'	1:C:43:C:O4'	2.29	0.50
1:C:107:G:C1'	1:C:107:G:C8	2.81	0.50
1:C:30:C:H5''	1:C:58:A:C6	2.47	0.50
1:C:75:G:C2	1:C:76:G:C2'	2.91	0.50
1:C:97:C:C4	1:C:98:G:C5	2.99	0.50
1:C:10:G:C3'	1:C:12:C:C4	2.94	0.50
1:C:75:G:C2	1:C:76:G:O2'	2.65	0.50
1:C:104:A:H2'	1:C:105:G:O4'	2.12	0.50
1:C:66:A:O2'	1:C:67:G:H8	1.86	0.49
1:C:30:C:C3'	1:C:31:C:H5'	2.42	0.49

Continued on next page...

Continued from previous page...

Atom-1	Atom-2	Interatomic distance (Å)	Clash overlap (Å)
1:C:25:U:C5'	1:C:26:C:OP1	2.60	0.49
1:C:69:G:O2'	1:C:70:C:P	2.71	0.49
1:C:71:C:H2'	1:C:72:G:O4'	2.11	0.49
1:C:24:G:N3	1:C:25:U:H1'	2.27	0.49
1:C:109:A:C8	1:C:110:C:O4'	2.66	0.49
1:C:75:G:N1	1:C:76:G:O2'	2.15	0.49
1:C:75:G:N2	1:C:76:G:C1'	2.69	0.49
1:C:119:A:C5	1:C:120:U:H1'	2.48	0.48
1:C:21:G:H2'	1:C:22:U:C6	2.48	0.48
1:C:102:G:C6	1:C:103:U:C4	3.00	0.48
1:C:4:C:H2'	1:C:5:U:C6	2.49	0.48
1:C:47:C:C6	1:C:49:C:N4	2.82	0.48
1:C:51:G:N7	1:C:57:A:C8	2.81	0.48
1:C:64:G:H2'	1:C:65:U:C6	2.49	0.48
1:C:66:A:C2'	1:C:67:G:C8	2.97	0.48
1:C:75:G:N2	1:C:76:G:C2'	2.77	0.48
1:C:39:A:H5'	1:C:40:U:C6	2.48	0.48
1:C:7:G:H2'	1:C:8:C:C6	2.49	0.48
1:C:110:C:H2'	1:C:111:U:C6	2.49	0.48
1:C:2:G:H2'	1:C:3:C:C6	2.49	0.48
1:C:16:G:H2'	1:C:17:C:C6	2.49	0.47
1:C:18:G:H2'	1:C:19:C:C6	2.49	0.47
1:C:31:C:H2'	1:C:32:U:C6	2.49	0.47
1:C:61:G:H2'	1:C:62:C:C6	2.49	0.47
1:C:35:C:H5''	1:C:36:C:OP2	2.14	0.47
1:C:15:A:H3'	1:C:16:G:H5''	1.97	0.47
1:C:3:C:H2'	1:C:4:C:C6	2.49	0.47
1:C:65:U:H5''	1:C:66:A:P	2.53	0.47
1:C:7:G:H2'	1:C:8:C:H6	1.80	0.47
1:C:81:G:H2'	1:C:82:U:C6	2.50	0.47
1:C:113:C:H2'	1:C:114:C:C6	2.49	0.47
1:C:117:G:H2'	1:C:118:C:C6	2.50	0.47
1:C:24:G:C8	1:C:24:G:C1'	2.82	0.47
1:C:4:C:H2'	1:C:5:U:H6	1.80	0.47
1:C:113:C:H2'	1:C:114:C:H6	1.80	0.47
1:C:67:G:H2'	1:C:68:C:C6	2.49	0.47
1:C:110:C:H2'	1:C:111:U:H6	1.79	0.47
1:C:30:C:H3'	1:C:58:A:C4	2.50	0.47
1:C:62:C:H2'	1:C:63:C:C6	2.49	0.47
1:C:48:U:H2'	1:C:49:C:C6	2.49	0.47
1:C:48:U:H2'	1:C:49:C:H6	1.80	0.47

Continued on next page...

Continued from previous page...

Atom-1	Atom-2	Interatomic distance (Å)	Clash overlap (Å)
1:C:3:C:H2'	1:C:4:C:H6	1.80	0.47
1:C:64:G:H2'	1:C:65:U:H6	1.80	0.47
1:C:73:A:C5	1:C:74:U:C6	3.02	0.47
1:C:31:C:H2'	1:C:32:U:H6	1.79	0.47
1:C:62:C:H2'	1:C:63:C:H6	1.80	0.47
1:C:67:G:H2'	1:C:68:C:H6	1.80	0.47
1:C:11:C:OP2	1:C:12:C:C6	2.68	0.46
1:C:112:G:H2'	1:C:113:C:H6	1.80	0.46
1:C:117:G:H2'	1:C:118:C:H6	1.80	0.46
1:C:16:G:H2'	1:C:17:C:H6	1.80	0.46
1:C:30:C:C5	1:C:58:A:N3	2.81	0.46
1:C:81:G:N2	1:C:96:G:H1'	2.30	0.46
1:C:21:G:H2'	1:C:22:U:H6	1.79	0.46
1:C:20:G:H4'	1:C:28:C:H1'	1.97	0.46
1:C:112:G:H2'	1:C:113:C:C6	2.50	0.46
1:C:55:U:C2'	1:C:55:U:C2	2.99	0.46
1:C:2:G:H2'	1:C:3:C:H6	1.80	0.46
1:C:75:G:H22	1:C:76:G:C2'	2.27	0.46
1:C:79:G:H2'	1:C:80:U:C6	2.51	0.46
1:C:23:G:O6	1:C:25:U:OP1	2.34	0.46
1:C:12:C:C2'	1:C:13:G:C8	2.85	0.46
1:C:18:G:H2'	1:C:19:C:H6	1.80	0.46
1:C:75:G:N3	1:C:75:G:H2'	2.31	0.46
1:C:23:G:C6	1:C:25:U:OP1	2.69	0.46
1:C:61:G:H2'	1:C:62:C:H6	1.80	0.46
1:C:12:C:H41	1:C:15:A:H1'	1.81	0.45
1:C:107:G:H2'	1:C:108:A:H5''	1.97	0.45
1:C:96:G:C2	1:C:97:C:C2	3.04	0.45
1:C:78:A:C2	1:C:99:A:C5	3.04	0.45
1:C:119:A:C8	1:C:120:U:C6	3.05	0.45
1:C:42:C:HO2'	1:C:43:C:C4'	2.28	0.45
1:C:24:G:C2'	1:C:25:U:O4'	2.64	0.45
1:C:109:A:C2'	1:C:110:C:O4'	2.61	0.45
1:C:22:U:OP1	1:C:26:C:O3'	2.35	0.45
1:C:58:A:C5'	1:C:59:A:OP2	2.64	0.44
1:C:93:C:C2	1:C:94:A:C8	3.05	0.44
1:C:51:G:C5	1:C:57:A:C8	3.05	0.44
1:C:64:G:OP1	1:C:108:A:O4'	2.35	0.44
1:C:66:A:H2'	1:C:67:G:C8	2.53	0.44
1:C:47:C:C1'	1:C:49:C:H5	2.30	0.44
1:C:28:C:H2'	1:C:29:A:O5'	2.17	0.43

Continued on next page...

Continued from previous page...

Atom-1	Atom-2	Interatomic distance (Å)	Clash overlap (Å)
1:C:22:U:OP2	1:C:26:C:OP2	2.35	0.43
1:C:24:G:N7	1:C:56:G:C4'	2.81	0.43
1:C:47:C:O4'	1:C:48:U:C6	2.71	0.43
1:C:24:G:O2'	1:C:25:U:O4'	2.36	0.43
1:C:30:C:C6	1:C:58:A:H2	2.28	0.43
1:C:14:U:O2	1:C:14:U:H2'	2.18	0.43
1:C:27:C:O2'	1:C:28:C:OP2	2.31	0.43
1:C:19:C:O3'	1:C:28:C:O2	2.36	0.43
1:C:69:G:H4'	1:C:70:C:C4'	2.44	0.43
1:C:45:A:H5''	1:C:46:A:OP1	2.18	0.43
1:C:12:C:C4	1:C:15:A:C5'	2.86	0.43
1:C:96:G:C6	1:C:97:C:C4	3.07	0.42
1:C:30:C:H6	1:C:58:A:N3	1.88	0.42
1:C:119:A:N7	1:C:120:U:C6	2.87	0.42
1:C:12:C:N4	1:C:15:A:O4'	2.48	0.42
1:C:43:C:H4'	1:C:44:G:O5'	2.20	0.42
1:C:80:U:O5'	1:C:80:U:H6	2.02	0.42
1:C:21:G:C3'	1:C:27:C:H1'	2.46	0.42
1:C:42:C:O2'	1:C:43:C:C4'	2.67	0.42
1:C:47:C:HO2'	1:C:48:U:P	2.40	0.42
1:C:73:A:C5	1:C:74:U:C5	3.08	0.42
1:C:75:G:C2'	1:C:75:G:O3'	2.63	0.42
1:C:12:C:O3'	1:C:14:U:C5'	2.67	0.41
1:C:24:G:C2	1:C:25:U:H1'	2.55	0.41
1:C:14:U:H2'	1:C:15:A:OP2	2.21	0.41
1:C:102:G:C4	1:C:103:U:C5	3.08	0.41
1:C:38:C:H2'	1:C:40:U:N3	2.35	0.41
1:C:10:G:H2'	1:C:12:C:C4	2.56	0.41
1:C:105:G:O2'	1:C:106:G:H5'	2.21	0.41
1:C:27:C:C2'	1:C:28:C:OP2	2.69	0.41
1:C:62:C:C5'	1:C:110:C:OP2	2.66	0.40
1:C:12:C:N4	1:C:15:A:C1'	2.84	0.40
1:C:17:C:C2'	1:C:18:G:H5'	2.52	0.40
1:C:29:A:N7	1:C:32:U:OP1	2.54	0.40
1:C:101:A:O5'	1:C:101:A:H8	2.04	0.40
1:C:16:G:O6	1:C:66:A:N6	2.55	0.40
1:C:66:A:C2'	1:C:67:G:N7	2.84	0.40
1:C:84:G:H2'	1:C:85:G:O4'	2.21	0.40
1:C:10:G:C2'	1:C:12:C:N3	2.76	0.40
1:C:39:A:H5'	1:C:40:U:C5	2.56	0.40

There are no symmetry-related clashes.

5.3 Torsion angles [i](#)

5.3.1 Protein backbone [i](#)

There are no protein molecules in this entry.

5.3.2 Protein sidechains [i](#)

There are no protein molecules in this entry.

5.3.3 RNA [i](#)

Mol	Chain	Analysed	Backbone Outliers	Pucker Outliers
1	C	119/120 (99%)	53 (44%)	0

All (53) RNA backbone outliers are listed below:

Mol	Chain	Res	Type
1	C	11	C
1	C	12	C
1	C	13	G
1	C	14	U
1	C	15	A
1	C	16	G
1	C	24	G
1	C	25	U
1	C	26	C
1	C	27	C
1	C	28	C
1	C	29	A
1	C	30	C
1	C	31	C
1	C	35	C
1	C	36	C
1	C	37	C
1	C	38	C
1	C	39	A
1	C	40	U
1	C	41	G
1	C	42	C
1	C	43	C
1	C	44	G
1	C	45	A

Continued on next page...

Continued from previous page...

Mol	Chain	Res	Type
1	C	46	A
1	C	47	C
1	C	48	U
1	C	52	A
1	C	53	A
1	C	54	G
1	C	55	U
1	C	56	G
1	C	57	A
1	C	58	A
1	C	59	A
1	C	60	C
1	C	66	A
1	C	67	G
1	C	69	G
1	C	70	C
1	C	75	G
1	C	76	G
1	C	78	A
1	C	88	C
1	C	89	U
1	C	100	G
1	C	102	G
1	C	107	G
1	C	108	A
1	C	109	A
1	C	110	C
1	C	120	U

There are no RNA pucker outliers to report.

5.4 Non-standard residues in protein, DNA, RNA chains [i](#)

There are no non-standard protein/DNA/RNA residues in this entry.

5.5 Carbohydrates [i](#)

There are no carbohydrates in this entry.

5.6 Ligand geometry

There are no ligands in this entry.

5.7 Other polymers

There are no such residues in this entry.

5.8 Polymer linkage issues

There are no chain breaks in this entry.