



Full wwPDB/EMDatabank EM Map/Model Validation Report ⓘ

Mar 2, 2017 – 11:20 am GMT

PDB ID : 3C91
EMDB ID: : EMD-1733
Title : Thermoplasma acidophilum 20S proteasome with an open gate
Authors : Rabl, J.; Smith, D.M.; Yu, Y.; Chang, S.C.; Goldberg, A.L.; Cheng, Y.
Deposited on : 2008-02-14
Resolution : 6.80 Å(reported)
Based on PDB ID : 1PMA 3C91

This is a Full wwPDB/EMDatabank EM Map/Model Validation Report
for a publicly released PDB/EMDB entry.

We welcome your comments at validation@mail.wwpdb.org

A user guide is available at

<http://wwpdb.org/validation/2016/EMValidationReportHelp>
with specific help available everywhere you see the ⓘ symbol.

MolProbity : 4.02b-467
Percentile statistics : 20161228.v01 (using entries in the PDB archive December 28th 2016)
Ideal geometry (proteins) : Engh & Huber (2001)
Ideal geometry (DNA, RNA) : Parkinson et. al. (1996)
Validation Pipeline (wwPDB-VP) : recalc29047

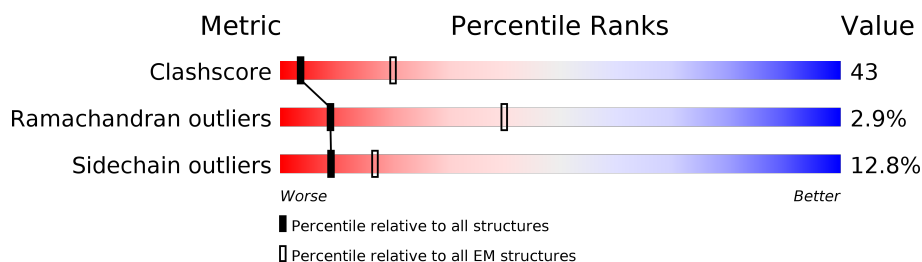
1 Overall quality at a glance

The following experimental techniques were used to determine the structure:

ELECTRON MICROSCOPY

The reported resolution of this entry is 6.80 Å.

Percentile scores (ranging between 0-100) for global validation metrics of the entry are shown in the following graphic. The table shows the number of entries on which the scores are based.




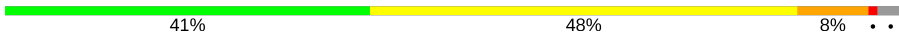
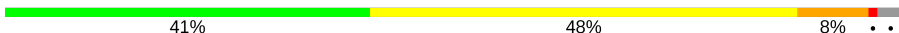
















Metric	Whole archive (#Entries)	EM structures (#Entries)
Clashscore	125131	1336
Ramachandran outliers	121729	1120
Sidechain outliers	121581	1026

The table below summarises the geometric issues observed across the polymeric chains. The red, orange, yellow and green segments on the bar indicate the fraction of residues that contain outliers for ≥ 3 , 2, 1 and 0 types of geometric quality criteria. A grey segment represents the fraction of residues that are not modelled. The numeric value for each fraction is indicated below the corresponding segment, with a dot representing fractions $\leq 5\%$

Mol	Chain	Length	Quality of chain
1	A	233	42% 47% 7% . .
1	B	233	45% 45% 7% . .
1	C	233	43% 45% 8% . .
1	D	233	42% 47% 8% . .
1	E	233	42% 47% 8% . .
1	F	233	42% 47% 7% . .
1	G	233	41% 49% 7% . .
1	O	233	43% 46% 7% . .
1	P	233	45% 44% 7% . .

Continued on next page...

Continued from previous page...

Mol	Chain	Length	Quality of chain
1	Q	233	
1	R	233	
1	S	233	
1	T	233	
1	U	233	
2	1	203	
2	2	203	
2	H	203	
2	I	203	
2	J	203	
2	K	203	
2	L	203	
2	M	203	
2	N	203	
2	V	203	
2	W	203	
2	X	203	
2	Y	203	
2	Z	203	

2 Entry composition

There are 2 unique types of molecules in this entry. The entry contains 46578 atoms, of which 0 are hydrogens and 0 are deuteriums.

In the tables below, the AltConf column contains the number of residues with at least one atom in alternate conformation and the Trace column contains the number of residues modelled with at most 2 atoms.

- Molecule 1 is a protein called Proteasome subunit alpha.

Mol	Chain	Residues	Atoms					AltConf	Trace
1	A	227	Total	C	N	O	S	0	0
			1769	1123	299	344	3		
1	B	227	Total	C	N	O	S	0	0
			1769	1123	299	344	3		
1	C	227	Total	C	N	O	S	0	0
			1769	1123	299	344	3		
1	D	227	Total	C	N	O	S	0	0
			1769	1123	299	344	3		
1	E	227	Total	C	N	O	S	0	0
			1769	1123	299	344	3		
1	F	227	Total	C	N	O	S	0	0
			1769	1123	299	344	3		
1	G	227	Total	C	N	O	S	0	0
			1769	1123	299	344	3		
1	O	227	Total	C	N	O	S	0	0
			1769	1123	299	344	3		
1	P	227	Total	C	N	O	S	0	0
			1769	1123	299	344	3		
1	Q	227	Total	C	N	O	S	0	0
			1769	1123	299	344	3		
1	R	227	Total	C	N	O	S	0	0
			1769	1123	299	344	3		
1	S	227	Total	C	N	O	S	0	0
			1769	1123	299	344	3		
1	T	227	Total	C	N	O	S	0	0
			1769	1123	299	344	3		
1	U	227	Total	C	N	O	S	0	0
			1769	1123	299	344	3		

- Molecule 2 is a protein called Proteasome subunit beta.

Mol	Chain	Residues	Atoms					AltConf	Trace
2	H	203	Total	C	N	O	S	0	0
			1558	985	264	298	11		

Continued on next page...

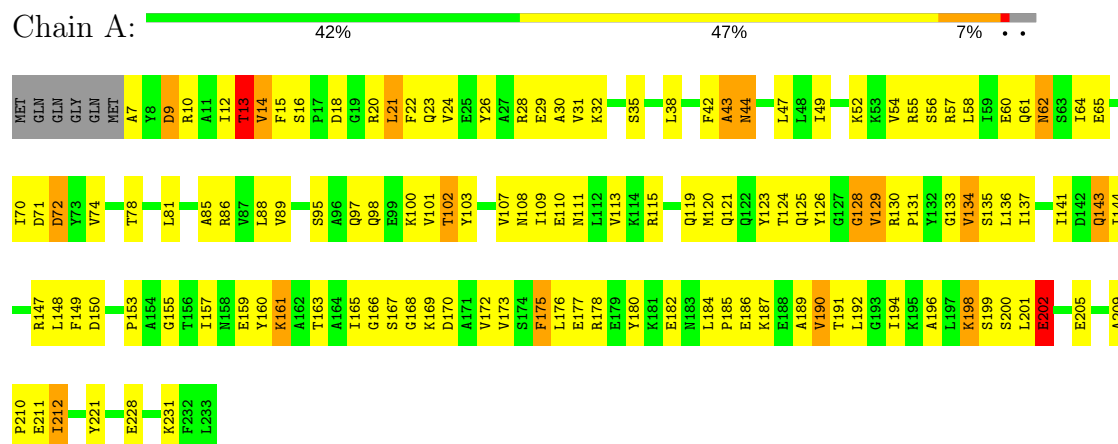
Continued from previous page...

Mol	Chain	Residues	Atoms					AltConf	Trace
2	I	203	Total	C	N	O	S	0	0
			1558	985	264	298	11		
2	J	203	Total	C	N	O	S	0	0
			1558	985	264	298	11		
2	K	203	Total	C	N	O	S	0	0
			1558	985	264	298	11		
2	L	203	Total	C	N	O	S	0	0
			1558	985	264	298	11		
2	M	203	Total	C	N	O	S	0	0
			1558	985	264	298	11		
2	N	203	Total	C	N	O	S	0	0
			1558	985	264	298	11		
2	V	203	Total	C	N	O	S	0	0
			1558	985	264	298	11		
2	W	203	Total	C	N	O	S	0	0
			1558	985	264	298	11		
2	X	203	Total	C	N	O	S	0	0
			1558	985	264	298	11		
2	Y	203	Total	C	N	O	S	0	0
			1558	985	264	298	11		
2	Z	203	Total	C	N	O	S	0	0
			1558	985	264	298	11		
2	1	203	Total	C	N	O	S	0	0
			1558	985	264	298	11		
2	2	203	Total	C	N	O	S	0	0
			1558	985	264	298	11		

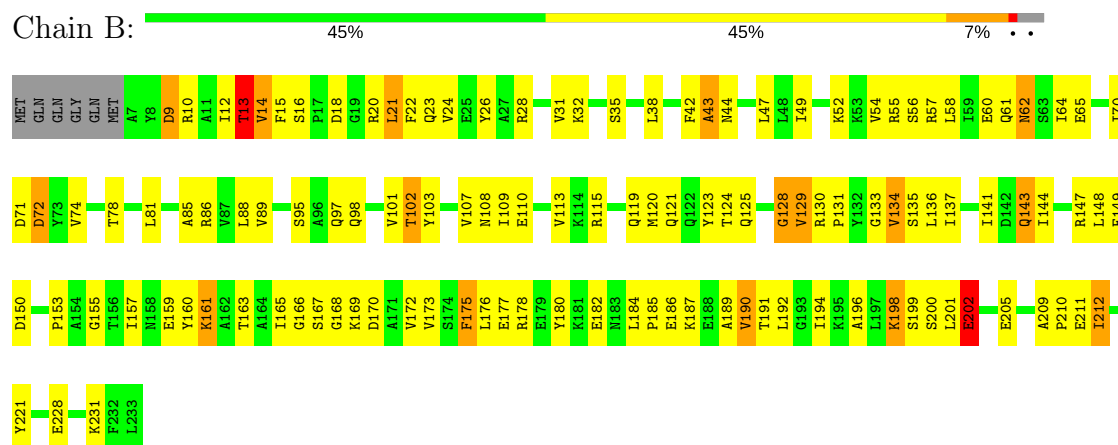
3 Residue-property plots

These plots are drawn for all protein, RNA and DNA chains in the entry. The first graphic for a chain summarises the proportions of the various outlier classes displayed in the second graphic. The second graphic shows the sequence view annotated by issues in geometry. Residues are color-coded according to the number of geometric quality criteria for which they contain at least one outlier: green = 0, yellow = 1, orange = 2 and red = 3 or more. Stretches of 2 or more consecutive residues without any outlier are shown as a green connector. Residues present in the sample, but not in the model, are shown in grey.


• Molecule 1: Proteasome subunit alpha

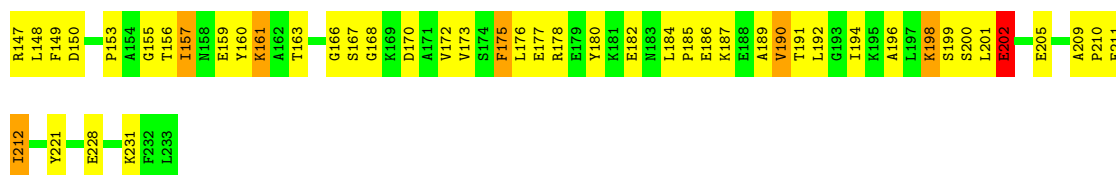


• Molecule 1: Proteasome subunit alpha

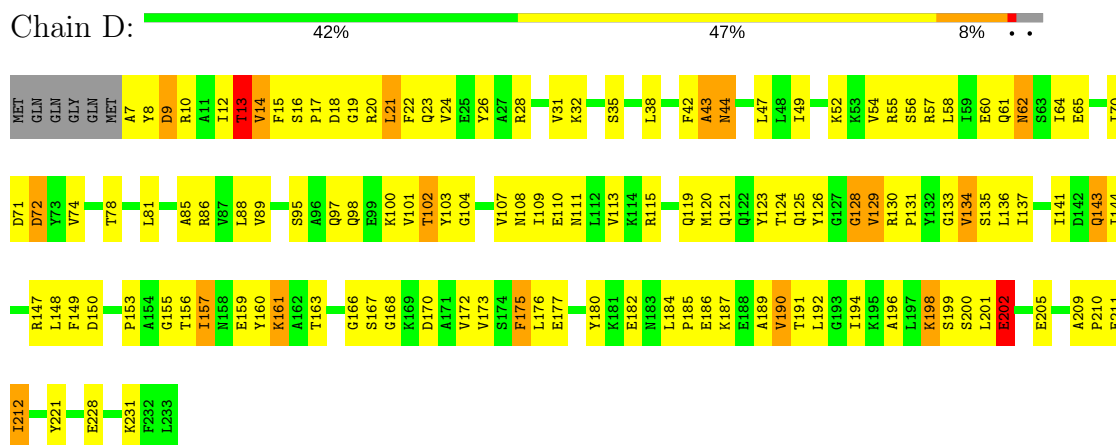


• Molecule 1: Proteasome subunit alpha

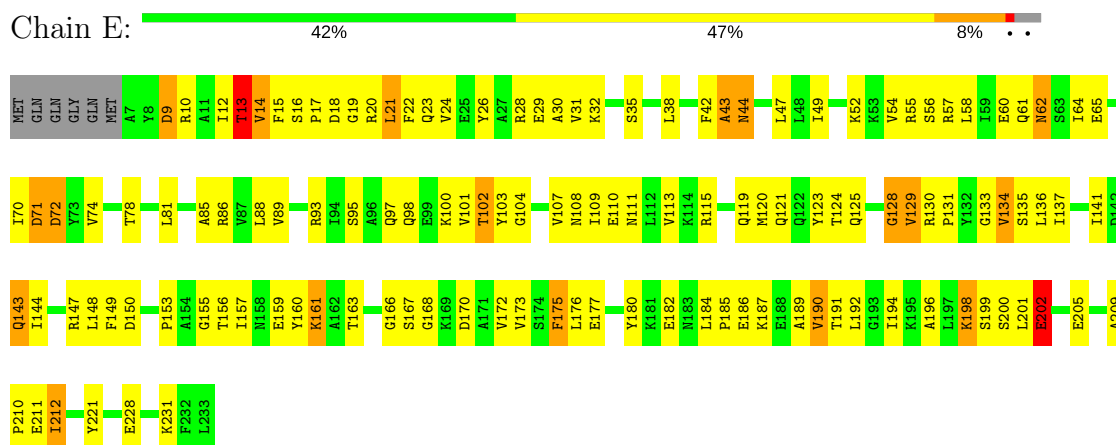




• Molecule 1: Proteasome subunit alpha



• Molecule 1: Proteasome subunit alpha




• Molecule 1: Proteasome subunit alpha






• Molecule 1: Proteasome subunit alpha

Chain G: 41% 49% 7% ..



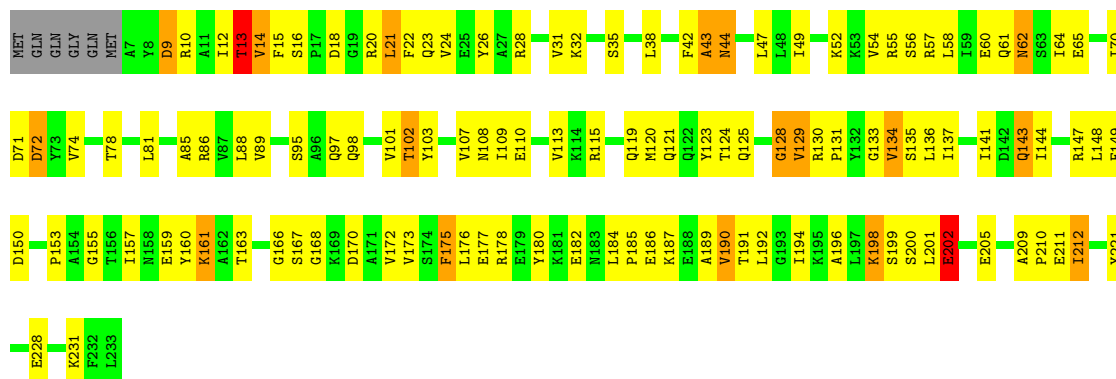
• Molecule 1: Proteasome subunit alpha

Chain O: 43% 46% 7% ..

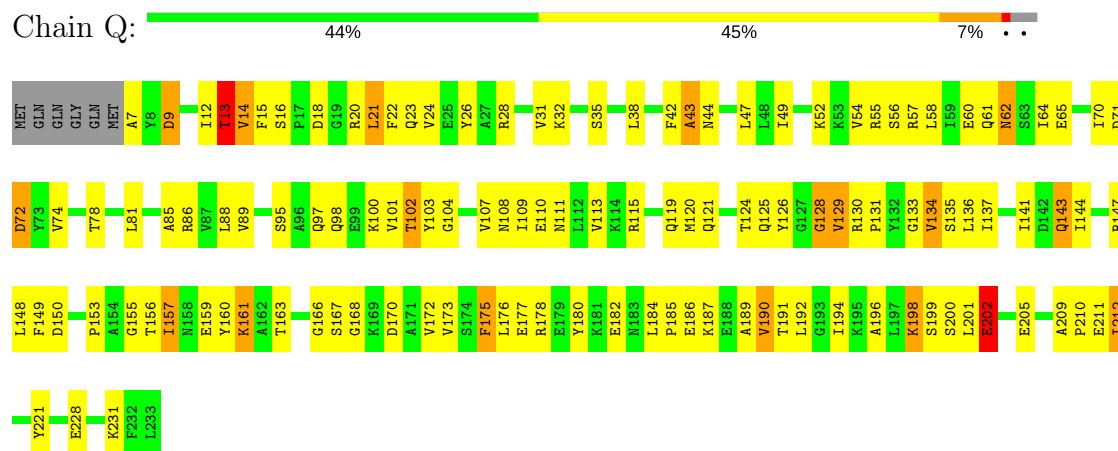


• Molecule 1: Proteasome subunit alpha

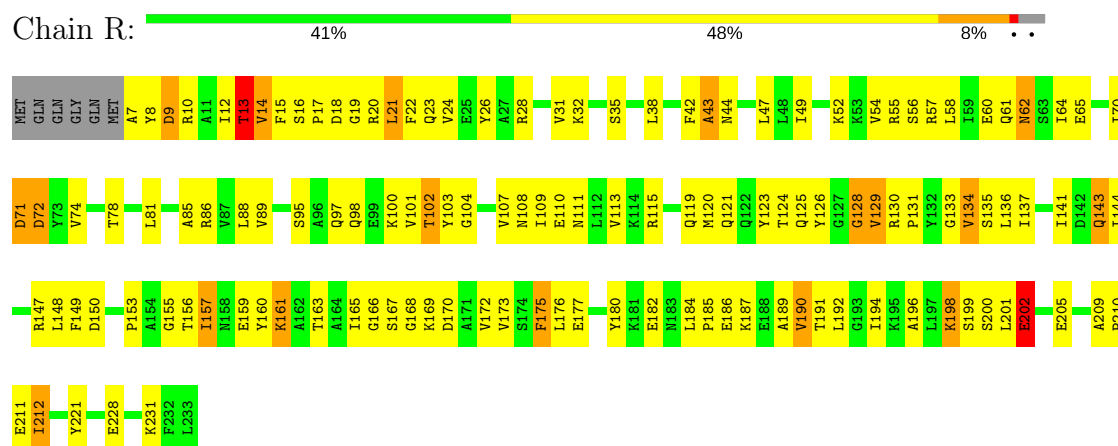
Chain P: 45% 44% 7% ..



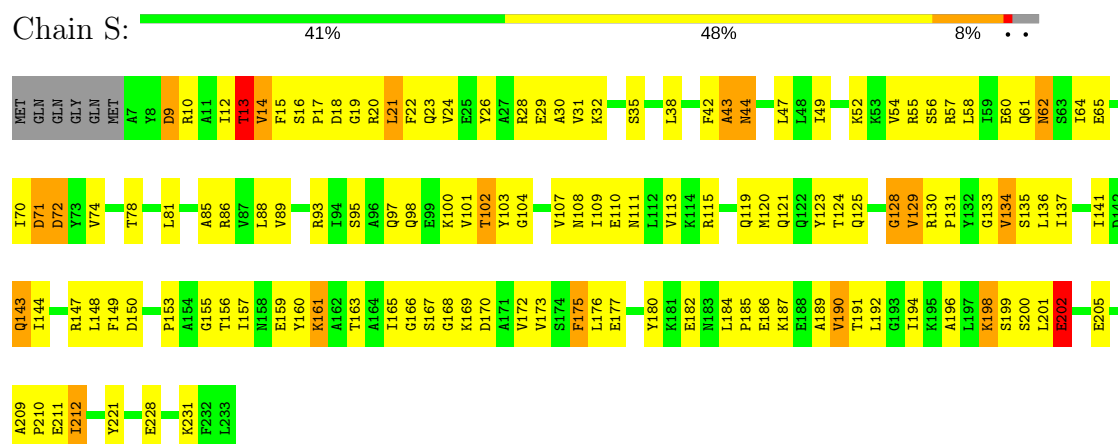
• Molecule 1: Proteasome subunit alpha



• Molecule 1: Proteasome subunit alpha

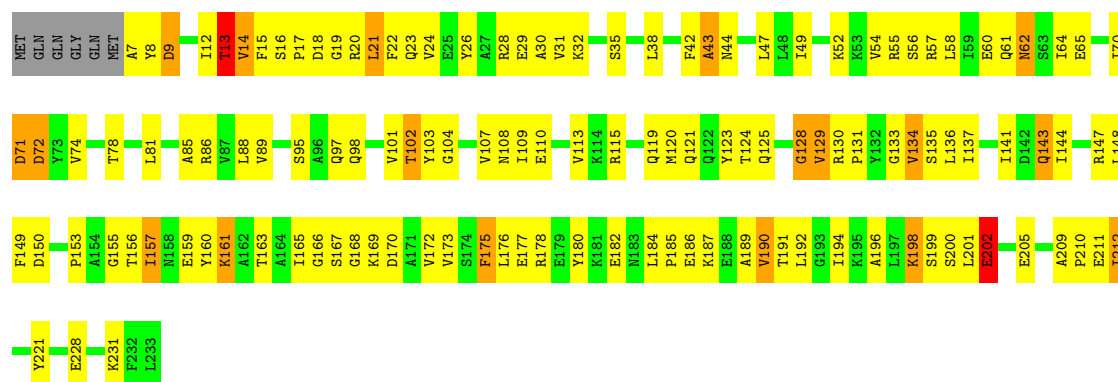


• Molecule 1: Proteasome subunit alpha



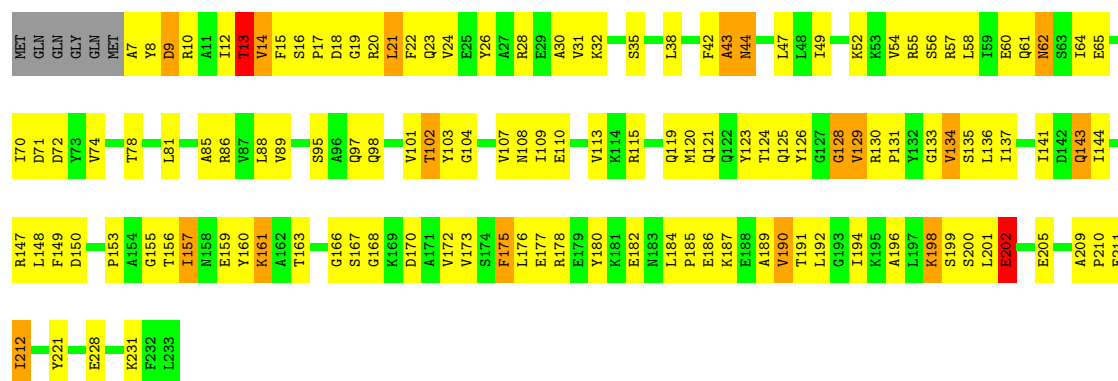
• Molecule 1: Proteasome subunit alpha





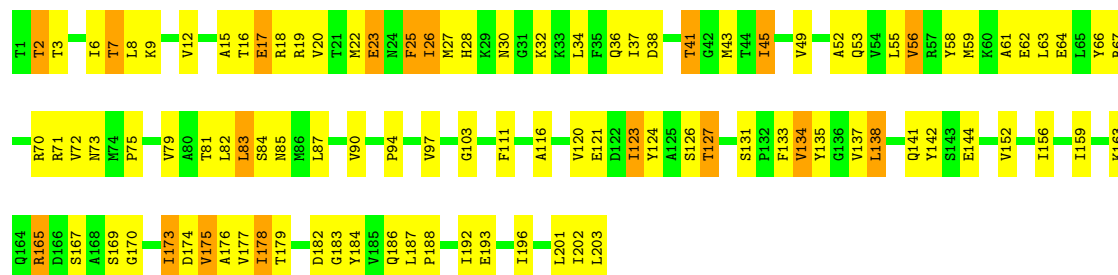
• Molecule 1: Proteasome subunit alpha

Chain U: 42% 47% 7% . .



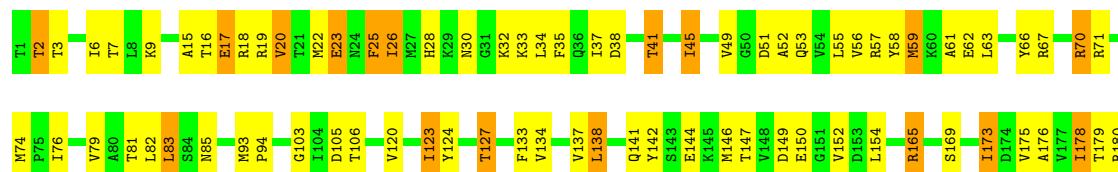
• Molecule 2: Proteasome subunit beta

Chain H: 50% 41% 9%



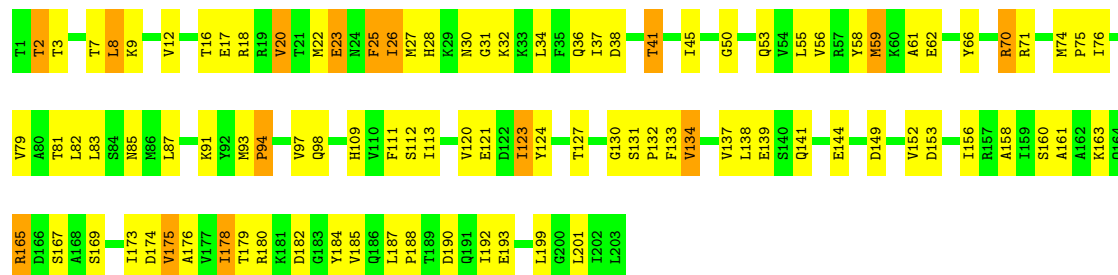
• Molecule 2: Proteasome subunit beta

Chain I: 58% 33% 8%

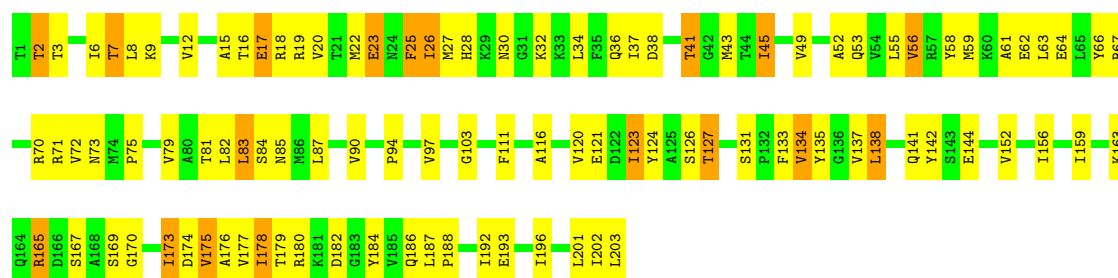




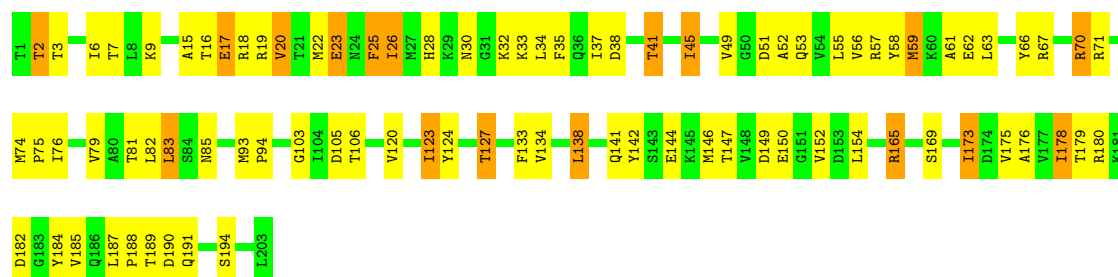
• Molecule 2: Proteasome subunit beta



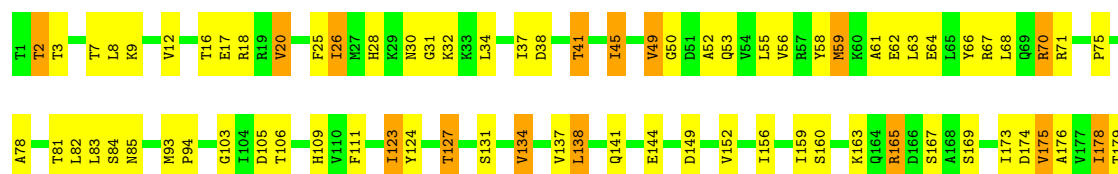
• Molecule 2: Proteasome subunit beta




• Molecule 2: Proteasome subunit beta

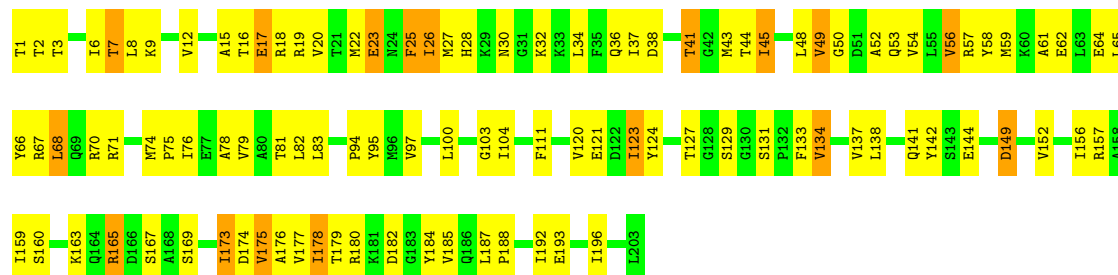


• Molecule 2: Proteasome subunit beta

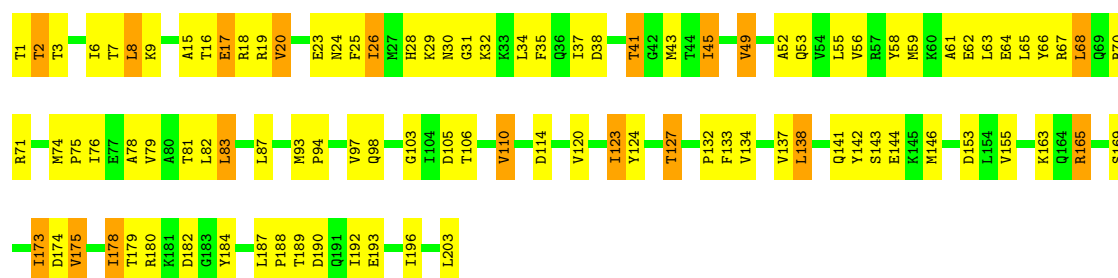




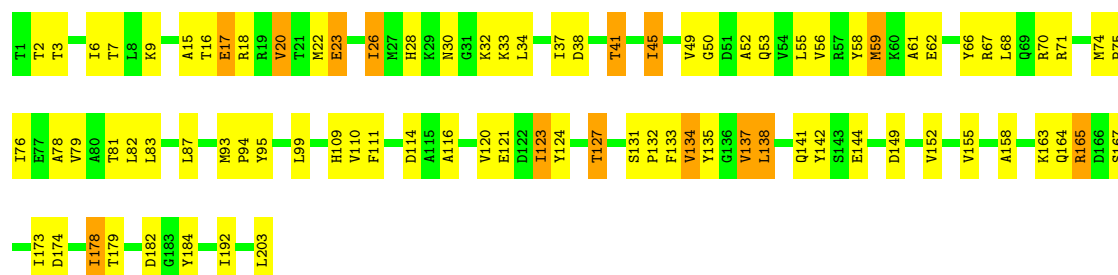
• Molecule 2: Proteasome subunit beta



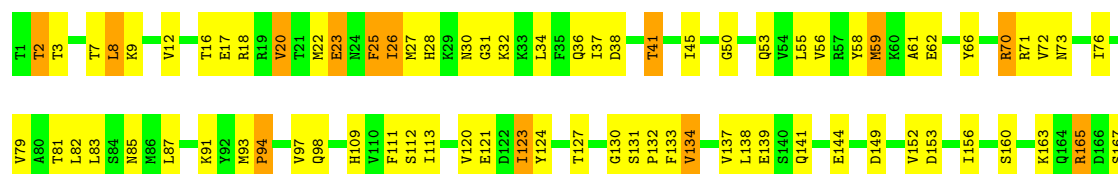
• Molecule 2: Proteasome subunit beta



• Molecule 2: Proteasome subunit beta



• Molecule 2: Proteasome subunit beta



A168	S169	I173	D174	V175	A176	V177	I178	T179	R180	K181	D182	G183	Y184	V185	Q186	L187	P188	I192	L199	G200	L201	L202	L203
------	------	------	------	------	------	------	------	------	------	------	------	------	------	------	------	------	------	------	------	------	------	------	------

4 Experimental information

Property	Value	Source
Reconstruction method	Not provided	Depositor
Imposed symmetry	POINT, Not provided	Depositor
Number of images used	Not provided	Depositor
Resolution determination method	Not provided	Depositor
CTF correction method	PHASE AND AMPLITUDE	Depositor
Microscope	FEI TECNAI TF20	Depositor
Voltage (kV)	200	Depositor
Electron dose ($e^-/\text{\AA}^2$)	20.00	Depositor
Minimum defocus (nm)	-1500.00	Depositor
Maximum defocus (nm)	-3500.00	Depositor
Magnification	51159	Depositor
Image detector	KODAK SO163 FILM	Depositor

5 Model quality

5.1 Standard geometry

The Z score for a bond length (or angle) is the number of standard deviations the observed value is removed from the expected value. A bond length (or angle) with $|Z| > 5$ is considered an outlier worth inspection. RMSZ is the root-mean-square of all Z scores of the bond lengths (or angles).

Mol	Chain	Bond lengths		Bond angles	
		RMSZ	# Z >2	RMSZ	# Z >2
1	A	0.55	0/1793	0.80	3/2416 (0.1%)
1	B	0.55	0/1793	0.80	3/2416 (0.1%)
1	C	0.55	0/1793	0.80	3/2416 (0.1%)
1	D	0.56	0/1793	0.80	3/2416 (0.1%)
1	E	0.55	0/1793	0.80	3/2416 (0.1%)
1	F	0.55	0/1793	0.80	3/2416 (0.1%)
1	G	0.55	0/1793	0.80	3/2416 (0.1%)
1	O	0.55	0/1793	0.80	3/2416 (0.1%)
1	P	0.55	0/1793	0.80	3/2416 (0.1%)
1	Q	0.56	0/1793	0.80	3/2416 (0.1%)
1	R	0.56	0/1793	0.80	3/2416 (0.1%)
1	S	0.55	0/1793	0.80	3/2416 (0.1%)
1	T	0.55	0/1793	0.80	3/2416 (0.1%)
1	U	0.56	0/1793	0.80	3/2416 (0.1%)
2	1	0.55	0/1577	0.75	1/2129 (0.0%)
2	2	0.54	0/1577	0.75	0/2129
2	H	0.57	0/1577	0.76	0/2129
2	I	0.57	0/1577	0.76	0/2129
2	J	0.54	0/1577	0.75	0/2129
2	K	0.55	0/1577	0.77	2/2129 (0.1%)
2	L	0.57	0/1577	0.77	0/2129
2	M	0.55	0/1577	0.75	1/2129 (0.0%)
2	N	0.54	0/1577	0.75	0/2129
2	V	0.57	0/1577	0.76	0/2129
2	W	0.57	0/1577	0.76	0/2129
2	X	0.54	0/1577	0.75	0/2129
2	Y	0.55	0/1577	0.77	2/2129 (0.1%)
2	Z	0.57	0/1577	0.77	0/2129
All	All	0.56	0/47180	0.78	48/63630 (0.1%)

There are no bond length outliers.

All (48) bond angle outliers are listed below:

Mol	Chain	Res	Type	Atoms	Z	Observed(°)	Ideal(°)
1	E	13	THR	C-N-CA	-11.65	92.58	121.70
1	S	13	THR	C-N-CA	-11.65	92.58	121.70
1	B	13	THR	C-N-CA	-11.63	92.62	121.70
1	P	13	THR	C-N-CA	-11.63	92.62	121.70
1	A	13	THR	C-N-CA	-11.63	92.63	121.70
1	R	13	THR	C-N-CA	-11.63	92.63	121.70
1	G	13	THR	C-N-CA	-11.62	92.65	121.70
1	U	13	THR	C-N-CA	-11.62	92.65	121.70
1	D	13	THR	C-N-CA	-11.62	92.66	121.70
1	C	13	THR	C-N-CA	-11.62	92.66	121.70
1	O	13	THR	C-N-CA	-11.61	92.66	121.70
1	T	13	THR	C-N-CA	-11.61	92.67	121.70
1	Q	13	THR	C-N-CA	-11.61	92.68	121.70
1	F	13	THR	C-N-CA	-11.61	92.69	121.70
1	Q	9	ASP	CB-CG-OD2	7.93	125.44	118.30
1	C	9	ASP	CB-CG-OD2	7.93	125.44	118.30
1	P	9	ASP	CB-CG-OD2	7.90	125.41	118.30
1	O	9	ASP	CB-CG-OD2	7.89	125.40	118.30
1	S	9	ASP	CB-CG-OD2	7.89	125.40	118.30
1	A	9	ASP	CB-CG-OD2	7.88	125.40	118.30
1	F	9	ASP	CB-CG-OD2	7.87	125.38	118.30
1	B	9	ASP	CB-CG-OD2	7.86	125.37	118.30
1	T	9	ASP	CB-CG-OD2	7.86	125.37	118.30
1	E	9	ASP	CB-CG-OD2	7.84	125.36	118.30
1	G	9	ASP	CB-CG-OD2	7.83	125.35	118.30
1	D	9	ASP	CB-CG-OD2	7.83	125.34	118.30
1	U	9	ASP	CB-CG-OD2	7.81	125.33	118.30
1	R	9	ASP	CB-CG-OD2	7.76	125.29	118.30
2	K	95	TYR	N-CA-C	-5.88	95.13	111.00
2	Y	95	TYR	N-CA-C	-5.87	95.14	111.00
1	R	128	GLY	N-CA-C	5.14	125.94	113.10
1	D	128	GLY	N-CA-C	5.12	125.91	113.10
1	B	128	GLY	N-CA-C	5.12	125.91	113.10
1	P	128	GLY	N-CA-C	5.12	125.91	113.10
1	Q	128	GLY	N-CA-C	5.12	125.91	113.10
1	C	128	GLY	N-CA-C	5.12	125.90	113.10
1	O	128	GLY	N-CA-C	5.12	125.89	113.10
1	A	128	GLY	N-CA-C	5.11	125.88	113.10
1	E	128	GLY	N-CA-C	5.11	125.87	113.10
1	G	128	GLY	N-CA-C	5.11	125.86	113.10
1	F	128	GLY	N-CA-C	5.10	125.85	113.10
1	S	128	GLY	N-CA-C	5.10	125.84	113.10
1	T	128	GLY	N-CA-C	5.10	125.84	113.10

Continued on next page...

Continued from previous page...

Mol	Chain	Res	Type	Atoms	Z	Observed(°)	Ideal(°)
1	U	128	GLY	N-CA-C	5.09	125.83	113.10
2	1	95	TYR	N-CA-C	-5.06	97.35	111.00
2	M	95	TYR	N-CA-C	-5.04	97.39	111.00
2	K	8	LEU	CA-CB-CG	5.03	126.87	115.30
2	Y	8	LEU	CA-CB-CG	5.02	126.85	115.30

There are no chirality outliers.

There are no planarity outliers.

5.2 Too-close contacts [i](#)

In the following table, the Non-H and H(model) columns list the number of non-hydrogen atoms and hydrogen atoms in the chain respectively. The H(added) column lists the number of hydrogen atoms added and optimized by MolProbity. The Clashes column lists the number of clashes within the asymmetric unit, whereas Symm-Clashes lists symmetry related clashes.

Mol	Chain	Non-H	H(model)	H(added)	Clashes	Symm-Clashes
1	A	1769	0	1799	278	0
1	B	1769	0	1799	263	0
1	C	1769	0	1798	285	0
1	D	1769	0	1799	299	0
1	E	1769	0	1798	308	0
1	F	1769	0	1797	302	0
1	G	1769	0	1799	333	0
1	O	1769	0	1799	281	0
1	P	1769	0	1799	266	0
1	Q	1769	0	1798	280	0
1	R	1769	0	1799	299	0
1	S	1769	0	1798	308	0
1	T	1769	0	1797	306	0
1	U	1769	0	1799	333	0
2	1	1558	0	1609	130	0
2	2	1558	0	1609	123	0
2	H	1558	0	1609	144	0
2	I	1558	0	1609	96	0
2	J	1558	0	1609	109	0
2	K	1558	0	1609	124	0
2	L	1558	0	1609	134	0
2	M	1558	0	1609	131	0
2	N	1558	0	1609	123	0
2	V	1558	0	1609	145	0

Continued on next page...

Continued from previous page...

Mol	Chain	Non-H	H(model)	H(added)	Clashes	Symm-Clashes
2	W	1558	0	1609	101	0
2	X	1558	0	1609	98	0
2	Y	1558	0	1609	127	0
2	Z	1558	0	1609	130	0
All	All	46578	0	47704	4081	0

The all-atom clashscore is defined as the number of clashes found per 1000 atoms (including hydrogen atoms). The all-atom clashscore for this structure is 43.

All (4081) close contacts within the same asymmetric unit are listed below, sorted by their clash magnitude.

Atom-1	Atom-2	Interatomic distance (Å)	Clash overlap (Å)
1:C:177:GLU:HA	1:D:58:LEU:CG	1.26	1.65
1:T:12:ILE:CD1	1:T:23:GLN:CG	1.74	1.64
1:O:177:GLU:HA	1:P:58:LEU:CD1	1.21	1.64
1:S:12:ILE:CD1	1:S:23:GLN:CG	1.74	1.64
1:R:12:ILE:CD1	1:R:23:GLN:CG	1.74	1.63
1:Q:177:GLU:HB2	1:R:58:LEU:CD2	1.19	1.62
1:A:177:GLU:HA	1:B:58:LEU:CD1	1.21	1.62
1:A:12:ILE:CD1	1:A:23:GLN:CG	1.74	1.62
1:G:12:ILE:CD1	1:G:23:GLN:CG	1.74	1.62
1:D:12:ILE:CG1	1:D:23:GLN:CB	1.78	1.61
1:Q:177:GLU:CB	1:R:58:LEU:CD2	1.76	1.61
1:F:12:ILE:CD1	1:F:23:GLN:CG	1.74	1.61
1:B:12:ILE:CD1	1:B:23:GLN:CG	1.74	1.60
1:C:177:GLU:CB	1:D:58:LEU:CD2	1.76	1.60
1:Q:12:ILE:CD1	1:Q:23:GLN:CG	1.74	1.60
1:Q:177:GLU:HA	1:R:58:LEU:CD1	1.18	1.60
1:E:12:ILE:CG1	1:E:23:GLN:CB	1.78	1.59
1:D:12:ILE:CD1	1:D:23:GLN:CG	1.74	1.59
1:O:12:ILE:CG1	1:O:23:GLN:CB	1.78	1.59
1:G:108:ASN:CB	2:H:70:ARG:HG2	1.28	1.58
1:C:12:ILE:CG1	1:C:23:GLN:CB	1.78	1.57
1:U:12:ILE:CD1	1:U:23:GLN:CG	1.74	1.57
1:R:12:ILE:CD1	1:R:23:GLN:CA	1.83	1.57
1:C:177:GLU:HA	1:D:58:LEU:CD1	1.18	1.57
1:G:12:ILE:CD1	1:G:23:GLN:CA	1.83	1.57
1:U:12:ILE:CG1	1:U:23:GLN:CB	1.78	1.56
1:F:12:ILE:CB	1:F:23:GLN:HG3	1.11	1.56
1:Q:177:GLU:HA	1:R:58:LEU:CG	1.26	1.56
1:Q:12:ILE:CG1	1:Q:23:GLN:CB	1.78	1.56

Continued on next page...

Continued from previous page...

Atom-1	Atom-2	Interatomic distance (Å)	Clash overlap (Å)
1:E:12:ILE:CB	1:E:23:GLN:HG3	1.11	1.56
1:Q:177:GLU:CA	1:R:58:LEU:HD11	1.32	1.56
1:C:12:ILE:CD1	1:C:23:GLN:CG	1.74	1.56
1:P:12:ILE:CB	1:P:23:GLN:HG3	1.11	1.56
1:U:12:ILE:CD1	1:U:23:GLN:CA	1.83	1.56
1:P:12:ILE:CD1	1:P:23:GLN:CG	1.74	1.56
1:P:12:ILE:CG1	1:P:23:GLN:CB	1.78	1.56
1:C:177:GLU:CA	1:D:58:LEU:HD21	1.30	1.56
1:G:12:ILE:CG1	1:G:23:GLN:CB	1.78	1.56
1:G:12:ILE:CB	1:G:23:GLN:HG3	1.11	1.56
1:T:12:ILE:CB	1:T:23:GLN:HG3	1.11	1.56
1:B:12:ILE:CD1	1:B:23:GLN:CA	1.83	1.56
1:C:177:GLU:HB2	1:D:58:LEU:CD2	1.19	1.56
1:Q:12:ILE:CB	1:Q:23:GLN:HG3	1.11	1.56
1:E:12:ILE:CD1	1:E:23:GLN:CG	1.74	1.55
1:O:12:ILE:CD1	1:O:23:GLN:CG	1.74	1.55
1:C:12:ILE:CD1	1:C:23:GLN:CA	1.83	1.55
1:U:108:ASN:CB	2:V:70:ARG:HG2	1.28	1.55
1:T:12:ILE:CD1	1:T:23:GLN:CA	1.83	1.55
1:F:12:ILE:CG1	1:F:23:GLN:CB	1.78	1.55
1:C:12:ILE:CB	1:C:23:GLN:HG3	1.11	1.54
1:R:12:ILE:CG1	1:R:23:GLN:CB	1.78	1.54
1:R:12:ILE:CB	1:R:23:GLN:HG3	1.11	1.54
1:S:12:ILE:CD1	1:S:23:GLN:CA	1.83	1.54
1:T:12:ILE:CG1	1:T:23:GLN:CB	1.78	1.54
1:U:12:ILE:CB	1:U:23:GLN:HG3	1.11	1.54
1:A:12:ILE:CD1	1:A:23:GLN:CA	1.83	1.54
1:C:177:GLU:CA	1:D:58:LEU:HD11	1.32	1.54
1:B:177:GLU:CA	1:C:58:LEU:HD11	1.30	1.54
1:B:12:ILE:CB	1:B:23:GLN:HG3	1.11	1.54
1:P:177:GLU:CA	1:Q:58:LEU:HD11	1.30	1.54
1:D:12:ILE:HD12	1:D:23:GLN:CA	1.38	1.53
1:O:12:ILE:CB	1:O:23:GLN:HG3	1.11	1.53
1:A:12:ILE:CB	1:A:23:GLN:HG3	1.11	1.53
1:D:12:ILE:CB	1:D:23:GLN:HG3	1.11	1.53
1:O:12:ILE:HD12	1:O:23:GLN:CA	1.38	1.53
1:A:12:ILE:CG1	1:A:23:GLN:CB	1.78	1.52
1:S:12:ILE:CG1	1:S:23:GLN:CB	1.78	1.52
1:Q:177:GLU:CA	1:R:58:LEU:HD21	1.30	1.52
1:B:12:ILE:CG1	1:B:23:GLN:CB	1.78	1.52
1:P:177:GLU:HA	1:Q:58:LEU:CD1	1.06	1.52

Continued on next page...

Continued from previous page...

Atom-1	Atom-2	Interatomic distance (Å)	Clash overlap (Å)
1:F:12:ILE:HD12	1:F:23:GLN:CA	1.38	1.52
1:S:12:ILE:CB	1:S:23:GLN:HG3	1.11	1.52
1:B:12:ILE:HD12	1:B:23:GLN:CA	1.38	1.51
1:C:12:ILE:CB	1:C:23:GLN:CG	1.88	1.51
1:F:177:GLU:HA	1:G:58:LEU:CD1	1.04	1.51
1:O:12:ILE:CD1	1:O:23:GLN:CA	1.83	1.51
1:U:12:ILE:CB	1:U:23:GLN:CG	1.89	1.51
1:R:12:ILE:CB	1:R:23:GLN:CG	1.89	1.51
1:Q:12:ILE:HD12	1:Q:23:GLN:CA	1.38	1.51
1:B:177:GLU:HA	1:C:58:LEU:CD1	1.06	1.51
1:T:177:GLU:HA	1:U:58:LEU:CD1	1.04	1.50
1:G:12:ILE:CB	1:G:23:GLN:CG	1.89	1.50
1:D:12:ILE:CB	1:D:23:GLN:CG	1.88	1.50
1:E:12:ILE:CD1	1:E:23:GLN:CA	1.83	1.50
1:T:12:ILE:HD12	1:T:23:GLN:CA	1.38	1.50
1:T:12:ILE:CB	1:T:23:GLN:CG	1.89	1.50
1:B:12:ILE:CB	1:B:23:GLN:CG	1.89	1.50
1:P:12:ILE:CD1	1:P:23:GLN:CA	1.83	1.49
1:E:12:ILE:CB	1:E:23:GLN:CG	1.89	1.49
1:P:12:ILE:CB	1:P:23:GLN:CG	1.89	1.49
1:P:12:ILE:HD12	1:P:23:GLN:CA	1.38	1.49
1:B:108:ASN:CB	2:J:70:ARG:HG2	1.38	1.49
1:P:108:ASN:CB	2:X:70:ARG:HG2	1.38	1.48
1:D:12:ILE:CD1	1:D:23:GLN:CA	1.83	1.47
1:R:12:ILE:HD12	1:R:23:GLN:CA	1.38	1.47
1:G:12:ILE:HD12	1:G:23:GLN:CA	1.38	1.47
1:E:12:ILE:HD12	1:E:23:GLN:CA	1.38	1.47
1:O:12:ILE:CB	1:O:23:GLN:CG	1.88	1.47
1:S:12:ILE:CB	1:S:23:GLN:CG	1.89	1.47
1:Q:12:ILE:CD1	1:Q:23:GLN:CA	1.83	1.46
1:A:12:ILE:CB	1:A:23:GLN:CG	1.88	1.46
1:F:12:ILE:CD1	1:F:23:GLN:CA	1.83	1.46
1:F:12:ILE:CB	1:F:23:GLN:CG	1.89	1.46
1:Q:12:ILE:CB	1:Q:23:GLN:CG	1.88	1.45
1:T:177:GLU:N	1:U:58:LEU:HD21	1.26	1.45
1:C:12:ILE:HD12	1:C:23:GLN:CA	1.38	1.45
1:Q:177:GLU:CA	1:R:58:LEU:CD1	1.89	1.45
1:Q:108:ASN:CB	2:Y:70:ARG:HG2	1.46	1.44
1:Q:177:GLU:CA	1:R:58:LEU:CD2	1.88	1.44
1:F:177:GLU:N	1:G:58:LEU:HD21	1.26	1.44
1:U:12:ILE:HD12	1:U:23:GLN:CA	1.38	1.44

Continued on next page...

Continued from previous page...

Atom-1	Atom-2	Interatomic distance (Å)	Clash overlap (Å)
1:F:177:GLU:CA	1:G:58:LEU:HD11	1.46	1.43
1:A:57:ARG:HH21	1:G:178:ARG:CA	1.30	1.43
1:P:12:ILE:HB	1:P:23:GLN:CG	1.47	1.42
1:U:12:ILE:HB	1:U:23:GLN:CG	1.47	1.42
1:T:177:GLU:CA	1:U:58:LEU:HD11	1.46	1.42
1:C:12:ILE:HB	1:C:23:GLN:CG	1.47	1.42
1:C:108:ASN:CB	2:K:70:ARG:HG2	1.46	1.41
1:E:12:ILE:HB	1:E:23:GLN:CG	1.47	1.41
1:R:12:ILE:HB	1:R:23:GLN:CG	1.47	1.40
1:A:12:ILE:HB	1:A:23:GLN:CG	1.47	1.40
1:G:12:ILE:HB	1:G:23:GLN:CG	1.47	1.40
1:O:57:ARG:HH21	1:U:178:ARG:CA	1.30	1.40
1:S:12:ILE:HB	1:S:23:GLN:CG	1.47	1.40
1:T:12:ILE:HB	1:T:23:GLN:CG	1.47	1.39
1:F:177:GLU:CA	1:G:58:LEU:CD1	1.99	1.39
1:S:12:ILE:HD12	1:S:23:GLN:CA	1.38	1.39
1:T:177:GLU:CA	1:U:58:LEU:CD1	1.98	1.39
1:A:12:ILE:HD12	1:A:23:GLN:CA	1.38	1.38
1:B:12:ILE:HB	1:B:23:GLN:CG	1.47	1.38
1:Q:177:GLU:N	1:R:58:LEU:HD21	1.35	1.38
1:C:177:GLU:N	1:D:58:LEU:HD21	1.35	1.38
1:A:57:ARG:NH2	1:G:178:ARG:CA	1.87	1.38
1:C:177:GLU:CA	1:D:58:LEU:CD2	1.88	1.37
1:A:57:ARG:NE	1:G:177:GLU:O	1.58	1.37
1:F:108:ASN:CB	2:N:70:ARG:HG2	1.55	1.36
1:C:155:GLY:O	1:D:86:ARG:NH2	1.59	1.35
1:A:60:GLU:OE2	1:G:161:LYS:HB2	1.21	1.35
1:C:178:ARG:HA	1:D:57:ARG:NH2	1.42	1.35
1:O:57:ARG:NE	1:U:177:GLU:O	1.58	1.35
1:Q:12:ILE:HB	1:Q:23:GLN:CG	1.47	1.34
1:O:57:ARG:NH2	1:U:178:ARG:CA	1.87	1.34
1:Q:155:GLY:O	1:R:86:ARG:NH2	1.59	1.34
1:O:12:ILE:HB	1:O:23:GLN:CG	1.47	1.34
1:A:177:GLU:CA	1:B:58:LEU:HD11	1.58	1.33
1:O:60:GLU:OE2	1:U:161:LYS:HD2	1.28	1.33
1:T:108:ASN:CB	2:2:70:ARG:HG2	1.55	1.33
1:C:108:ASN:CG	2:K:70:ARG:HG2	1.50	1.32
1:Q:177:GLU:C	1:R:58:LEU:HD11	1.46	1.32
1:O:177:GLU:CA	1:P:58:LEU:HD11	1.58	1.32
1:C:177:GLU:C	1:D:58:LEU:HD11	1.46	1.32
1:F:12:ILE:HB	1:F:23:GLN:CG	1.47	1.32

Continued on next page...

Continued from previous page...

Atom-1	Atom-2	Interatomic distance (Å)	Clash overlap (Å)
1:F:101:VAL:CG2	2:M:58:TYR:CD1	2.14	1.30
1:D:101:VAL:CG2	2:K:58:TYR:HD1	1.45	1.30
1:Q:178:ARG:HA	1:R:57:ARG:NH2	1.42	1.30
1:A:60:GLU:OE2	1:G:161:LYS:HD2	1.28	1.30
1:A:108:ASN:CB	2:I:70:ARG:HG2	1.62	1.29
1:D:12:ILE:HB	1:D:23:GLN:CG	1.47	1.29
1:S:161:LYS:CB	1:T:60:GLU:OE2	1.80	1.29
1:T:101:VAL:CG2	2:1:58:TYR:CD1	2.14	1.29
1:O:57:ARG:NH2	1:U:178:ARG:C	1.85	1.29
1:D:101:VAL:CG2	2:K:58:TYR:CD1	2.14	1.29
1:E:161:LYS:CB	1:F:60:GLU:OE2	1.80	1.29
1:U:108:ASN:CG	2:V:70:ARG:HG2	1.52	1.29
1:R:101:VAL:CG2	2:Y:58:TYR:CD1	2.14	1.29
1:Q:108:ASN:CG	2:Y:70:ARG:HG2	1.50	1.29
1:O:107:VAL:HG11	2:W:66:TYR:OH	1.33	1.29
1:G:108:ASN:CB	2:H:70:ARG:CG	2.09	1.28
1:U:108:ASN:CB	2:V:70:ARG:CG	2.09	1.28
1:C:101:VAL:HG21	2:J:58:TYR:CD1	1.68	1.28
1:R:101:VAL:CG2	2:Y:58:TYR:HD1	1.45	1.28
1:A:57:ARG:NH2	1:G:178:ARG:C	1.85	1.27
1:S:101:VAL:CG2	2:Z:58:TYR:CD1	2.17	1.27
1:A:57:ARG:CZ	1:G:177:GLU:O	1.82	1.27
1:O:108:ASN:CB	2:W:70:ARG:HG2	1.62	1.27
1:O:177:GLU:O	1:P:57:ARG:NH2	1.66	1.27
1:E:101:VAL:CG2	2:L:58:TYR:CD1	2.17	1.27
1:P:107:VAL:HG11	2:X:66:TYR:OH	1.32	1.27
1:G:108:ASN:HB3	2:H:70:ARG:CG	1.65	1.26
1:G:108:ASN:CG	2:H:70:ARG:HG2	1.52	1.26
1:B:9:ASP:HB2	1:B:26:TYR:OH	1.09	1.26
1:Q:101:VAL:HG21	2:X:58:TYR:CD1	1.68	1.26
1:O:86:ARG:NH2	1:U:155:GLY:O	1.68	1.26
1:O:60:GLU:OE2	1:U:161:LYS:HB2	1.21	1.26
1:D:155:GLY:O	1:E:86:ARG:NH2	1.69	1.26
1:U:9:ASP:HB2	1:U:26:TYR:OH	1.09	1.26
1:A:12:ILE:HD13	1:A:23:GLN:CG	1.47	1.25
1:C:9:ASP:HB2	1:C:26:TYR:OH	1.09	1.25
1:B:107:VAL:HG11	2:J:66:TYR:OH	1.32	1.25
1:T:9:ASP:HB2	1:T:26:TYR:OH	1.09	1.25
1:T:101:VAL:HG21	2:1:58:TYR:CD1	1.72	1.25
1:D:177:GLU:OE1	1:E:57:ARG:N	1.68	1.25
1:A:177:GLU:O	1:B:57:ARG:NH2	1.66	1.25

Continued on next page...

Continued from previous page...

Atom-1	Atom-2	Interatomic distance (Å)	Clash overlap (Å)
1:C:12:ILE:HD13	1:C:23:GLN:CG	1.47	1.25
1:D:9:ASP:HB2	1:D:26:TYR:OH	1.09	1.25
1:O:57:ARG:CZ	1:U:177:GLU:O	1.82	1.25
1:S:9:ASP:HB2	1:S:26:TYR:OH	1.09	1.25
1:T:102:THR:O	2:2:85:ASN:OD1	1.53	1.25
1:Q:101:VAL:CG2	2:X:58:TYR:CD1	2.19	1.24
1:A:107:VAL:HG11	2:I:66:TYR:OH	1.33	1.24
1:P:161:LYS:HB2	1:Q:60:GLU:OE2	1.36	1.24
1:T:21:LEU:HD11	1:U:130:ARG:CD	1.68	1.24
1:A:9:ASP:HB2	1:A:26:TYR:OH	1.09	1.24
1:A:102:THR:O	2:I:85:ASN:OD1	1.54	1.24
1:U:12:ILE:HD13	1:U:23:GLN:CG	1.47	1.24
1:F:102:THR:O	2:N:85:ASN:OD1	1.52	1.24
1:O:9:ASP:HB2	1:O:26:TYR:OH	1.09	1.24
1:S:12:ILE:HD13	1:S:23:GLN:CG	1.48	1.24
1:C:101:VAL:CG2	2:J:58:TYR:CD1	2.19	1.23
1:P:177:GLU:OE2	1:Q:56:SER:OG	1.56	1.23
1:R:177:GLU:OE1	1:S:57:ARG:N	1.68	1.23
1:Q:9:ASP:HB2	1:Q:26:TYR:OH	1.09	1.23
1:A:57:ARG:HH21	1:G:178:ARG:N	1.36	1.23
1:E:173:VAL:O	1:F:58:LEU:HD21	1.38	1.23
1:P:9:ASP:HB2	1:P:26:TYR:OH	1.09	1.23
1:P:101:VAL:HG21	2:W:58:TYR:CD1	1.72	1.23
1:B:101:VAL:HG21	2:I:58:TYR:CD1	1.72	1.23
1:F:12:ILE:HD13	1:F:23:GLN:CG	1.47	1.23
1:A:86:ARG:NH2	1:G:155:GLY:O	1.68	1.23
1:D:161:LYS:CB	1:E:60:GLU:OE2	1.86	1.23
1:E:9:ASP:HB2	1:E:26:TYR:OH	1.09	1.23
1:Q:177:GLU:CB	1:R:58:LEU:HD21	1.50	1.23
1:R:155:GLY:O	1:S:86:ARG:NH2	1.69	1.23
1:U:107:VAL:HG11	2:V:66:TYR:OH	1.38	1.23
1:R:12:ILE:HD13	1:R:23:GLN:CG	1.47	1.23
1:O:102:THR:O	2:W:85:ASN:OD1	1.54	1.22
1:C:177:GLU:CA	1:D:58:LEU:CD1	1.89	1.22
1:F:101:VAL:HG21	2:M:58:TYR:CD1	1.72	1.22
1:F:21:LEU:HD11	1:G:130:ARG:CD	1.68	1.22
1:F:9:ASP:HB2	1:F:26:TYR:OH	1.09	1.22
1:Q:12:ILE:HD13	1:Q:23:GLN:CG	1.48	1.22
1:R:9:ASP:HB2	1:R:26:TYR:OH	1.09	1.22
1:G:9:ASP:HB2	1:G:26:TYR:OH	1.09	1.22
1:Q:177:GLU:CB	1:R:58:LEU:HD22	1.47	1.22

Continued on next page...

Continued from previous page...

Atom-1	Atom-2	Interatomic distance (Å)	Clash overlap (Å)
1:A:57:ARG:N	1:G:177:GLU:OE1	1.73	1.22
1:D:161:LYS:HB2	1:E:60:GLU:OE2	1.05	1.22
1:O:57:ARG:HH21	1:U:178:ARG:N	1.36	1.22
1:C:177:GLU:CB	1:D:58:LEU:HD22	1.47	1.21
1:R:161:LYS:CB	1:S:60:GLU:OE2	1.86	1.21
1:C:108:ASN:ND2	2:K:70:ARG:HG2	1.54	1.21
1:O:12:ILE:CG1	1:O:23:GLN:CG	2.11	1.21
1:T:12:ILE:HD13	1:T:23:GLN:CG	1.47	1.21
1:F:177:GLU:OE1	1:G:58:LEU:HD13	1.41	1.21
1:S:108:ASN:ND2	2:1:70:ARG:HG2	1.55	1.21
1:B:161:LYS:HB2	1:C:60:GLU:OE2	1.36	1.20
1:C:177:GLU:CB	1:D:58:LEU:HD21	1.50	1.20
1:T:177:GLU:OE1	1:U:58:LEU:HD13	1.41	1.20
1:U:108:ASN:HB3	2:V:70:ARG:CG	1.65	1.20
1:G:102:THR:O	2:H:85:ASN:OD1	1.59	1.20
1:R:101:VAL:HG21	2:Y:58:TYR:CD1	1.73	1.20
1:E:12:ILE:HD13	1:E:23:GLN:CG	1.47	1.20
1:Q:108:ASN:ND2	2:Y:70:ARG:HG2	1.54	1.20
1:E:108:ASN:ND2	2:M:70:ARG:HG2	1.55	1.20
1:G:107:VAL:HG11	2:H:66:TYR:OH	1.38	1.20
1:P:12:ILE:CG1	1:P:23:GLN:HG3	1.72	1.20
1:D:177:GLU:N	1:E:58:LEU:HD21	1.49	1.20
1:Q:12:ILE:CG1	1:Q:23:GLN:HG3	1.72	1.19
1:R:177:GLU:CD	1:S:57:ARG:H	1.45	1.19
1:F:12:ILE:CG1	1:F:23:GLN:CG	2.10	1.19
1:F:12:ILE:CG1	1:F:23:GLN:HG3	1.72	1.19
1:O:12:ILE:CG1	1:O:23:GLN:HG3	1.72	1.19
1:S:173:VAL:O	1:T:58:LEU:HD21	1.38	1.19
1:D:101:VAL:HG21	2:K:58:TYR:CD1	1.73	1.19
1:P:12:ILE:HD13	1:P:23:GLN:CG	1.48	1.19
1:R:12:ILE:CG1	1:R:23:GLN:HG3	1.72	1.19
1:A:177:GLU:N	1:B:58:LEU:HD21	1.58	1.19
1:F:177:GLU:HA	1:G:58:LEU:CG	1.72	1.19
1:E:101:VAL:HG21	2:L:58:TYR:CD1	1.79	1.18
1:S:12:ILE:CG1	1:S:23:GLN:HG3	1.72	1.18
1:A:58:LEU:HD21	1:G:177:GLU:N	1.35	1.18
1:C:108:ASN:CB	2:K:70:ARG:CG	2.20	1.18
1:Q:108:ASN:CB	2:Y:70:ARG:CG	2.20	1.18
1:Q:12:ILE:CG1	1:Q:23:GLN:CG	2.11	1.18
1:G:12:ILE:CG1	1:G:23:GLN:HG3	1.72	1.18
1:T:177:GLU:HA	1:U:58:LEU:CG	1.72	1.18

Continued on next page...

Continued from previous page...

Atom-1	Atom-2	Interatomic distance (Å)	Clash overlap (Å)
1:O:57:ARG:N	1:U:177:GLU:OE1	1.73	1.18
1:S:173:VAL:O	1:T:58:LEU:CD2	1.92	1.18
1:A:12:ILE:CG1	1:A:23:GLN:HG3	1.72	1.18
1:R:161:LYS:HB2	1:S:60:GLU:OE2	1.05	1.18
1:D:177:GLU:CD	1:E:57:ARG:H	1.45	1.18
1:C:12:ILE:CG1	1:C:23:GLN:HG3	1.72	1.17
1:A:177:GLU:CA	1:B:58:LEU:CD1	2.18	1.17
1:T:12:ILE:CG1	1:T:23:GLN:CG	2.11	1.17
1:T:155:GLY:O	1:U:86:ARG:NH2	1.76	1.17
1:B:177:GLU:OE2	1:C:56:SER:OG	1.56	1.17
1:U:12:ILE:CG1	1:U:23:GLN:HG3	1.72	1.17
1:E:173:VAL:O	1:F:58:LEU:CD2	1.92	1.17
1:O:58:LEU:HD21	1:U:177:GLU:N	1.35	1.17
1:S:101:VAL:HG21	2:Z:58:TYR:CD1	1.79	1.17
1:F:155:GLY:O	1:G:86:ARG:NH2	1.76	1.17
1:U:102:THR:O	2:V:85:ASN:OD1	1.59	1.16
1:C:108:ASN:HB3	2:K:70:ARG:HD3	1.26	1.16
1:A:12:ILE:CG1	1:A:23:GLN:CG	2.11	1.16
1:O:177:GLU:CA	1:P:58:LEU:CD1	2.18	1.16
1:A:60:GLU:OE2	1:G:161:LYS:CB	1.92	1.16
1:A:21:LEU:HD11	1:B:130:ARG:HD2	1.27	1.16
1:O:177:GLU:N	1:P:58:LEU:HD21	1.58	1.16
1:O:60:GLU:OE2	1:U:161:LYS:CB	1.92	1.16
1:F:177:GLU:CA	1:G:58:LEU:CD2	2.24	1.16
1:D:12:ILE:HD13	1:D:23:GLN:CG	1.47	1.15
1:S:12:ILE:CG1	1:S:23:GLN:CG	2.10	1.15
1:B:12:ILE:CG1	1:B:23:GLN:HG3	1.72	1.15
1:T:177:GLU:CA	1:U:58:LEU:CD2	2.24	1.15
1:B:178:ARG:CA	1:C:57:ARG:NH2	2.11	1.14
1:D:124:THR:HG22	1:E:130:ARG:HH21	1.05	1.14
1:B:177:GLU:CA	1:C:58:LEU:CD1	2.01	1.14
1:P:12:ILE:CG1	1:P:23:GLN:HB2	1.59	1.14
1:U:108:ASN:HB3	2:V:70:ARG:HG2	1.17	1.14
1:P:101:VAL:CG2	2:W:58:TYR:CD1	2.31	1.14
1:A:177:GLU:O	1:B:57:ARG:CZ	1.95	1.14
1:G:101:VAL:HG21	2:N:58:TYR:CD1	1.83	1.14
1:T:12:ILE:CG1	1:T:23:GLN:HG3	1.72	1.14
1:P:178:ARG:CA	1:Q:57:ARG:NH2	2.11	1.13
1:T:161:LYS:HD2	1:U:60:GLU:OE2	1.45	1.13
1:O:12:ILE:HD13	1:O:23:GLN:CG	1.47	1.13
1:O:177:GLU:O	1:P:57:ARG:CZ	1.95	1.13

Continued on next page...

Continued from previous page...

Atom-1	Atom-2	Interatomic distance (Å)	Clash overlap (Å)
1:B:12:ILE:HD13	1:B:23:GLN:CG	1.47	1.13
1:Q:101:VAL:CG2	2:X:58:TYR:CE1	2.31	1.13
1:S:177:GLU:OE1	1:T:57:ARG:HB2	1.48	1.13
1:T:177:GLU:CA	1:U:58:LEU:HD21	1.78	1.13
1:F:161:LYS:HD2	1:G:60:GLU:OE2	1.45	1.13
1:E:177:GLU:OE1	1:F:57:ARG:CB	1.97	1.13
1:E:177:GLU:CD	1:F:57:ARG:H	1.52	1.13
1:G:12:ILE:HD13	1:G:23:GLN:CG	1.47	1.13
1:P:108:ASN:HB3	2:X:70:ARG:HG2	1.24	1.13
1:A:57:ARG:HH22	1:G:178:ARG:C	1.48	1.13
1:E:177:GLU:OE1	1:F:57:ARG:HB2	1.48	1.13
1:U:107:VAL:CG1	2:V:66:TYR:OH	1.96	1.13
1:E:155:GLY:O	1:F:86:ARG:NH2	1.82	1.13
1:P:108:ASN:HB3	2:X:70:ARG:CG	1.79	1.13
1:B:101:VAL:CG2	2:I:58:TYR:CD1	2.31	1.13
1:R:177:GLU:N	1:S:58:LEU:HD21	1.49	1.13
1:G:107:VAL:CG1	2:H:66:TYR:OH	1.96	1.12
1:Q:21:LEU:HD11	1:R:130:ARG:HD2	1.14	1.12
1:T:101:VAL:CG2	2:I:58:TYR:CE1	2.32	1.12
1:P:108:ASN:CB	2:X:70:ARG:CG	2.27	1.12
1:T:108:ASN:CB	2:2:70:ARG:CG	2.28	1.12
1:C:101:VAL:CG2	2:J:58:TYR:CE1	2.31	1.12
1:D:12:ILE:CG1	1:D:23:GLN:HB2	1.59	1.12
1:F:101:VAL:CG2	2:M:58:TYR:CE1	2.32	1.12
1:F:177:GLU:HB2	1:G:58:LEU:HD22	1.21	1.12
1:S:155:GLY:O	1:T:86:ARG:NH2	1.82	1.12
1:Q:108:ASN:HB3	2:Y:70:ARG:HD3	1.26	1.12
1:S:108:ASN:CG	2:I:70:ARG:HG2	1.70	1.12
1:Q:177:GLU:OE1	1:R:58:LEU:N	1.83	1.12
1:R:124:THR:HG22	1:S:130:ARG:HH21	1.05	1.12
1:U:101:VAL:HG21	2:2:58:TYR:CD1	1.83	1.12
1:B:108:ASN:HB3	2:J:70:ARG:CG	1.79	1.12
1:P:177:GLU:CA	1:Q:58:LEU:CD1	2.01	1.12
1:S:177:GLU:OE1	1:T:57:ARG:CB	1.97	1.12
1:D:108:ASN:ND2	2:L:70:ARG:HG2	1.65	1.11
1:U:108:ASN:HB3	2:V:70:ARG:CD	1.80	1.11
1:E:12:ILE:CG1	1:E:23:GLN:HB2	1.59	1.11
1:E:12:ILE:CG1	1:E:23:GLN:HG3	1.72	1.11
1:F:177:GLU:CA	1:G:58:LEU:HD21	1.78	1.11
1:S:97:GLN:OE1	2:Z:61:ALA:HB1	1.50	1.11
1:C:161:LYS:HB2	1:D:60:GLU:OE2	1.51	1.11

Continued on next page...

Continued from previous page...

Atom-1	Atom-2	Interatomic distance (Å)	Clash overlap (Å)
1:B:108:ASN:CB	2:J:70:ARG:CG	2.27	1.11
1:A:177:GLU:C	1:B:57:ARG:HH21	1.54	1.11
1:B:108:ASN:HB3	2:J:70:ARG:HG2	1.24	1.11
1:D:12:ILE:CG1	1:D:23:GLN:HG3	1.72	1.11
1:A:177:GLU:OE1	1:B:58:LEU:HD13	1.50	1.10
1:R:161:LYS:HD2	1:S:60:GLU:OE2	1.51	1.10
1:S:177:GLU:CD	1:T:57:ARG:H	1.52	1.10
1:C:177:GLU:OE1	1:D:58:LEU:N	1.83	1.10
1:E:97:GLN:OE1	2:L:61:ALA:HB1	1.51	1.10
1:C:108:ASN:HB3	2:K:70:ARG:CD	1.81	1.10
1:G:108:ASN:HB3	2:H:70:ARG:CD	1.80	1.10
1:Q:161:LYS:HB2	1:R:60:GLU:OE2	1.51	1.10
1:R:103:TYR:C	2:Z:81:THR:HG21	1.70	1.10
1:R:108:ASN:ND2	2:Z:70:ARG:HG2	1.65	1.10
1:D:161:LYS:HD2	1:E:60:GLU:OE2	1.51	1.10
1:C:12:ILE:CG1	1:C:23:GLN:CG	2.11	1.10
1:E:108:ASN:CG	2:M:70:ARG:HG2	1.70	1.10
1:D:103:TYR:C	2:L:81:THR:HG21	1.70	1.10
1:F:108:ASN:CB	2:N:70:ARG:CG	2.28	1.10
1:F:108:ASN:ND2	2:N:70:ARG:HG2	1.66	1.10
1:S:108:ASN:CB	2:1:70:ARG:HG2	1.82	1.10
1:E:108:ASN:CB	2:M:70:ARG:HG2	1.82	1.09
1:O:130:ARG:HD2	1:U:21:LEU:HD11	1.11	1.09
1:O:101:VAL:HG21	2:V:58:TYR:CD1	1.88	1.09
1:S:101:VAL:CG2	2:Z:58:TYR:HD1	1.61	1.09
1:O:177:GLU:C	1:P:57:ARG:HH21	1.54	1.09
1:O:177:GLU:OE1	1:P:58:LEU:HD13	1.50	1.09
1:E:103:TYR:C	2:M:81:THR:HG21	1.72	1.09
1:G:108:ASN:HB3	2:H:70:ARG:HG2	1.17	1.09
1:C:21:LEU:HD11	1:D:130:ARG:HD2	1.14	1.09
1:U:12:ILE:CG1	1:U:23:GLN:CG	2.10	1.09
1:Q:108:ASN:HB3	2:Y:70:ARG:CD	1.81	1.09
1:D:177:GLU:H	1:E:58:LEU:HD21	0.95	1.09
1:S:12:ILE:CG1	1:S:23:GLN:HB2	1.59	1.09
1:T:178:ARG:CA	1:U:57:ARG:HH21	1.66	1.09
1:A:101:VAL:HG21	2:H:58:TYR:CD1	1.88	1.08
1:D:173:VAL:O	1:E:58:LEU:CD2	2.01	1.08
1:O:21:LEU:HD11	1:P:130:ARG:HD2	1.27	1.08
1:S:103:TYR:C	2:1:81:THR:HG21	1.72	1.08
1:R:173:VAL:O	1:S:58:LEU:CD2	2.01	1.08
1:T:108:ASN:ND2	2:2:70:ARG:HG2	1.66	1.08

Continued on next page...

Continued from previous page...

Atom-1	Atom-2	Interatomic distance (Å)	Clash overlap (Å)
1:E:161:LYS:HB2	1:F:60:GLU:OE2	0.90	1.08
1:G:12:ILE:CG1	1:G:23:GLN:HB2	1.59	1.08
1:O:57:ARG:NH2	1:U:178:ARG:HA	1.67	1.08
1:B:177:GLU:HA	1:C:58:LEU:HD13	1.35	1.08
1:S:161:LYS:HB2	1:T:60:GLU:OE2	0.90	1.08
1:A:130:ARG:HD2	1:G:21:LEU:HD11	1.11	1.08
1:S:177:GLU:H	1:T:58:LEU:HD21	1.19	1.08
1:A:12:ILE:CG1	1:A:23:GLN:HB2	1.59	1.08
1:R:177:GLU:H	1:S:58:LEU:HD21	0.95	1.08
1:R:12:ILE:CG1	1:R:23:GLN:HB2	1.59	1.08
1:O:57:ARG:HH22	1:U:178:ARG:C	1.48	1.08
1:A:57:ARG:NH2	1:G:178:ARG:HA	1.67	1.08
1:F:161:LYS:HB2	1:G:60:GLU:OE2	1.55	1.07
1:F:178:ARG:CA	1:G:57:ARG:HH21	1.66	1.07
1:F:108:ASN:CG	2:N:70:ARG:HG2	1.75	1.07
1:P:101:VAL:CG2	2:W:58:TYR:HD1	1.65	1.07
1:Q:12:ILE:CG1	1:Q:23:GLN:HB2	1.59	1.07
1:F:177:GLU:O	1:G:57:ARG:NH2	1.88	1.07
1:T:177:GLU:HB2	1:U:58:LEU:HD22	1.21	1.07
1:T:161:LYS:HB2	1:U:60:GLU:OE2	1.54	1.07
1:U:12:ILE:CG1	1:U:23:GLN:HB2	1.59	1.07
1:O:107:VAL:CG1	2:W:66:TYR:OH	2.03	1.07
1:T:177:GLU:HA	1:U:58:LEU:HD13	1.30	1.07
1:G:12:ILE:CG1	1:G:23:GLN:CG	2.10	1.07
1:P:12:ILE:CG1	1:P:23:GLN:CG	2.11	1.07
1:U:108:ASN:HD22	2:V:70:ARG:CB	1.67	1.07
1:C:177:GLU:O	1:D:58:LEU:HD11	1.54	1.06
1:O:161:LYS:HD2	1:P:60:GLU:OE2	1.54	1.06
1:F:177:GLU:HA	1:G:58:LEU:HD13	1.30	1.06
1:C:101:VAL:HG21	2:J:58:TYR:CE1	1.91	1.06
1:R:21:LEU:HD11	1:S:130:ARG:HD2	1.09	1.06
1:Q:177:GLU:O	1:R:58:LEU:HD11	1.54	1.06
1:T:13:THR:CB	1:T:14:VAL:HG23	1.77	1.06
1:O:60:GLU:OE2	1:U:161:LYS:CD	2.03	1.06
1:C:12:ILE:CG1	1:C:23:GLN:HB2	1.59	1.06
1:D:13:THR:HB	1:D:14:VAL:HG23	1.36	1.06
1:T:177:GLU:O	1:U:57:ARG:NH2	1.88	1.06
1:A:177:GLU:O	1:B:57:ARG:NE	1.89	1.06
1:O:58:LEU:CD2	1:U:177:GLU:N	2.16	1.06
2:V:38:ASP:HB3	2:V:41:THR:HG23	1.38	1.06
1:A:107:VAL:CG1	2:I:66:TYR:OH	2.03	1.06

Continued on next page...

Continued from previous page...

Atom-1	Atom-2	Interatomic distance (Å)	Clash overlap (Å)
1:T:177:GLU:N	1:U:58:LEU:CD2	2.19	1.06
1:G:108:ASN:HD22	2:H:70:ARG:CB	1.67	1.05
1:O:130:ARG:HH21	1:U:124:THR:HG22	0.90	1.05
1:O:13:THR:CB	1:O:14:VAL:HG23	1.77	1.05
1:T:108:ASN:CG	2:2:70:ARG:HG2	1.75	1.05
1:B:101:VAL:CG2	2:I:58:TYR:HD1	1.64	1.05
1:Q:13:THR:CB	1:Q:14:VAL:HG23	1.77	1.05
1:U:101:VAL:CG2	2:2:58:TYR:CD1	2.40	1.05
1:U:103:TYR:CE1	2:V:82:LEU:HD13	1.92	1.05
1:A:60:GLU:OE2	1:G:161:LYS:CD	2.03	1.05
1:F:12:ILE:CG1	1:F:23:GLN:HB2	1.59	1.05
1:E:13:THR:HB	1:E:14:VAL:HG23	1.36	1.05
1:B:13:THR:CB	1:B:14:VAL:HG23	1.77	1.05
1:A:58:LEU:CD2	1:G:177:GLU:N	2.16	1.05
1:R:108:ASN:CG	2:Z:70:ARG:HG2	1.77	1.05
1:D:21:LEU:HD11	1:E:130:ARG:HD2	1.09	1.04
1:A:130:ARG:HH21	1:G:124:THR:HG22	0.90	1.04
1:E:177:GLU:H	1:F:58:LEU:HD21	1.18	1.04
1:Q:101:VAL:HG21	2:X:58:TYR:CE1	1.91	1.04
1:G:101:VAL:CG2	2:N:58:TYR:CD1	2.40	1.04
1:R:12:ILE:CG1	1:R:23:GLN:CG	2.11	1.04
1:F:13:THR:HB	1:F:14:VAL:HG23	1.36	1.04
1:G:103:TYR:CE1	2:H:82:LEU:HD13	1.92	1.04
1:E:101:VAL:CG2	2:L:58:TYR:HD1	1.60	1.04
1:O:177:GLU:HA	1:P:58:LEU:HD13	1.36	1.04
1:A:161:LYS:HD2	1:B:60:GLU:OE2	1.54	1.04
2:H:38:ASP:HB3	2:H:41:THR:HG23	1.38	1.04
1:R:13:THR:HB	1:R:14:VAL:HG23	1.36	1.04
1:U:12:ILE:CA	1:U:23:GLN:CG	2.36	1.04
1:E:177:GLU:CD	1:F:58:LEU:HD13	1.77	1.03
1:P:12:ILE:CA	1:P:23:GLN:CG	2.36	1.03
1:Q:9:ASP:CB	1:Q:26:TYR:OH	2.06	1.03
1:T:12:ILE:CA	1:T:23:GLN:CG	2.36	1.03
1:T:12:ILE:CG1	1:T:23:GLN:HB2	1.59	1.03
1:C:12:ILE:CA	1:C:23:GLN:CG	2.36	1.03
1:E:12:ILE:CA	1:E:23:GLN:CG	2.36	1.03
1:D:177:GLU:HB2	1:E:58:LEU:HD22	1.40	1.03
1:F:177:GLU:N	1:G:58:LEU:CD2	2.19	1.03
1:F:12:ILE:CA	1:F:23:GLN:CG	2.36	1.03
1:O:177:GLU:O	1:P:57:ARG:NE	1.89	1.03
1:O:124:THR:HG22	1:P:130:ARG:HH21	1.24	1.03

Continued on next page...

Continued from previous page...

Atom-1	Atom-2	Interatomic distance (Å)	Clash overlap (Å)
1:Q:12:ILE:CA	1:Q:23:GLN:CG	2.36	1.03
1:B:12:ILE:CG1	1:B:23:GLN:HB2	1.59	1.03
1:P:9:ASP:CB	1:P:26:TYR:OH	2.06	1.03
1:A:58:LEU:HD22	1:G:177:GLU:HB2	1.40	1.03
1:D:12:ILE:CA	1:D:23:GLN:CG	2.36	1.03
1:F:13:THR:CB	1:F:14:VAL:HG23	1.76	1.03
1:F:9:ASP:CB	1:F:26:TYR:OH	2.06	1.03
1:O:12:ILE:CA	1:O:23:GLN:CG	2.36	1.03
1:T:108:ASN:HB2	2:2:70:ARG:HG2	1.38	1.03
1:G:13:THR:HB	1:G:14:VAL:HG23	1.36	1.03
1:G:9:ASP:CB	1:G:26:TYR:OH	2.06	1.03
1:S:21:LEU:HD11	1:T:130:ARG:HD2	1.40	1.03
1:S:177:GLU:CD	1:T:58:LEU:HD13	1.77	1.03
1:G:12:ILE:CA	1:G:23:GLN:CG	2.36	1.03
1:A:57:ARG:NH2	1:G:177:GLU:O	1.92	1.03
1:D:108:ASN:CG	2:L:70:ARG:HG2	1.76	1.03
1:C:178:ARG:CA	1:D:57:ARG:NH2	2.22	1.03
1:O:57:ARG:HH21	1:U:177:GLU:C	1.62	1.03
1:S:177:GLU:OE1	1:T:57:ARG:CA	2.07	1.03
1:C:21:LEU:HD11	1:D:130:ARG:CD	1.89	1.03
1:E:9:ASP:CB	1:E:26:TYR:OH	2.06	1.03
1:A:108:ASN:HB3	2:I:70:ARG:HG2	1.38	1.03
1:O:13:THR:HB	1:O:14:VAL:HG23	1.36	1.03
1:R:9:ASP:CB	1:R:26:TYR:OH	2.06	1.03
1:A:130:ARG:HH21	1:G:124:THR:CG2	1.72	1.02
1:A:13:THR:HB	1:A:14:VAL:HG23	1.36	1.02
1:C:9:ASP:CB	1:C:26:TYR:OH	2.06	1.02
1:D:13:THR:CB	1:D:14:VAL:HG23	1.76	1.02
1:E:177:GLU:OE1	1:F:57:ARG:CA	2.07	1.02
1:P:102:THR:O	2:X:85:ASN:OD1	1.77	1.02
1:P:13:THR:HB	1:P:14:VAL:HG23	1.36	1.02
1:U:9:ASP:CB	1:U:26:TYR:OH	2.06	1.02
1:A:57:ARG:HH21	1:G:177:GLU:C	1.62	1.02
1:D:108:ASN:CB	2:L:70:ARG:HG2	1.89	1.02
1:A:57:ARG:NH2	1:G:178:ARG:O	1.88	1.02
1:Q:13:THR:HB	1:Q:14:VAL:HG23	1.36	1.02
1:U:13:THR:HB	1:U:14:VAL:HG23	1.36	1.02
1:B:12:ILE:CA	1:B:23:GLN:CG	2.36	1.02
1:C:13:THR:HB	1:C:14:VAL:HG23	1.36	1.02
1:Q:108:ASN:ND2	2:Y:70:ARG:CG	2.22	1.02
1:Q:12:ILE:CA	1:Q:23:GLN:HG2	1.89	1.02

Continued on next page...

Continued from previous page...

Atom-1	Atom-2	Interatomic distance (Å)	Clash overlap (Å)
1:Q:21:LEU:HD11	1:R:130:ARG:CD	1.89	1.02
1:S:9:ASP:CB	1:S:26:TYR:OH	2.06	1.02
1:Q:108:ASN:HB3	2:Y:70:ARG:CG	1.89	1.02
1:F:12:ILE:CA	1:F:23:GLN:HG2	1.89	1.02
1:C:108:ASN:ND2	2:K:70:ARG:CG	2.22	1.02
1:R:108:ASN:CB	2:Z:70:ARG:HG2	1.89	1.02
1:R:12:ILE:CA	1:R:23:GLN:CG	2.36	1.02
1:A:12:ILE:CA	1:A:23:GLN:CG	2.36	1.02
1:B:9:ASP:CB	1:B:26:TYR:OH	2.06	1.02
1:P:12:ILE:CA	1:P:23:GLN:HG2	1.89	1.02
1:A:9:ASP:CB	1:A:26:TYR:OH	2.06	1.02
1:G:12:ILE:CA	1:G:23:GLN:HG2	1.89	1.02
1:S:13:THR:HB	1:S:14:VAL:HG23	1.36	1.02
1:O:58:LEU:HD22	1:U:177:GLU:HB2	1.40	1.02
1:O:9:ASP:CB	1:O:26:TYR:OH	2.06	1.02
1:S:12:ILE:CA	1:S:23:GLN:CG	2.36	1.02
1:R:177:GLU:OE1	1:S:57:ARG:CA	2.08	1.02
1:T:9:ASP:CB	1:T:26:TYR:OH	2.06	1.02
1:U:12:ILE:CA	1:U:23:GLN:HG2	1.89	1.02
1:C:12:ILE:CA	1:C:23:GLN:HG2	1.89	1.02
1:E:12:ILE:CA	1:E:23:GLN:HG2	1.89	1.01
1:G:108:ASN:HB3	2:H:70:ARG:HD3	1.41	1.01
1:P:177:GLU:HA	1:Q:58:LEU:HD13	1.35	1.01
1:R:12:ILE:CA	1:R:23:GLN:HG2	1.89	1.01
1:T:13:THR:HB	1:T:14:VAL:HG23	1.36	1.01
1:A:177:GLU:HA	1:B:58:LEU:HD13	1.36	1.01
1:D:9:ASP:CB	1:D:26:TYR:OH	2.06	1.01
1:O:108:ASN:HB3	2:W:70:ARG:HG2	1.38	1.01
1:B:108:ASN:HB2	2:J:70:ARG:HG2	1.39	1.01
1:E:177:GLU:HB2	1:F:58:LEU:HD22	1.42	1.01
1:S:108:ASN:HB3	2:1:70:ARG:HD3	1.38	1.01
1:B:13:THR:HB	1:B:14:VAL:HG23	1.36	1.01
1:O:130:ARG:NH2	1:U:124:THR:HG22	1.75	1.01
1:B:107:VAL:CG1	2:J:66:TYR:OH	2.07	1.01
1:P:107:VAL:CG1	2:X:66:TYR:OH	2.08	1.01
1:A:12:ILE:CA	1:A:23:GLN:HG2	1.89	1.01
1:O:12:ILE:CA	1:O:23:GLN:HG2	1.89	1.01
1:T:12:ILE:CA	1:T:23:GLN:HG2	1.89	1.01
1:P:108:ASN:HB2	2:X:70:ARG:HG2	1.39	1.01
1:E:21:LEU:HD11	1:F:130:ARG:HD2	1.40	1.01
1:O:130:ARG:HH21	1:U:124:THR:CG2	1.72	1.00

Continued on next page...

Continued from previous page...

Atom-1	Atom-2	Interatomic distance (Å)	Clash overlap (Å)
1:Q:178:ARG:CA	1:R:57:ARG:NH2	2.22	1.00
1:S:12:ILE:CA	1:S:23:GLN:HG2	1.89	1.00
1:O:57:ARG:H	1:U:177:GLU:CD	1.64	1.00
1:P:107:VAL:HG11	2:X:66:TYR:HH	1.24	1.00
1:O:57:ARG:NH2	1:U:177:GLU:O	1.92	1.00
1:B:102:THR:O	2:J:85:ASN:OD1	1.77	1.00
1:B:177:GLU:OE1	1:C:58:LEU:HD13	1.62	1.00
1:A:130:ARG:NH2	1:G:124:THR:HG22	1.75	1.00
1:P:177:GLU:OE1	1:Q:58:LEU:HD13	1.62	1.00
1:C:108:ASN:HD22	2:K:70:ARG:CB	1.75	1.00
1:E:108:ASN:HB3	2:M:70:ARG:HD3	1.38	1.00
1:R:177:GLU:HB2	1:S:58:LEU:HD22	1.40	1.00
1:Q:178:ARG:CA	1:R:57:ARG:HH21	1.74	1.00
1:A:101:VAL:CG2	2:H:58:TYR:CD1	2.45	1.00
1:T:21:LEU:CD1	1:U:130:ARG:HD2	1.91	1.00
1:C:178:ARG:HA	1:D:57:ARG:HH21	0.95	1.00
2:M:38:ASP:HB3	2:M:41:THR:HG23	1.44	1.00
1:Q:177:GLU:O	1:R:57:ARG:NH2	1.94	1.00
1:B:12:ILE:CA	1:B:23:GLN:HG2	1.89	1.00
1:D:12:ILE:CA	1:D:23:GLN:HG2	1.89	1.00
1:G:101:VAL:HG21	2:N:58:TYR:CE1	1.97	1.00
1:T:101:VAL:HG22	2:I:58:TYR:CE1	1.97	1.00
1:C:101:VAL:CG2	2:J:58:TYR:HD1	1.65	1.00
1:C:177:GLU:O	1:D:57:ARG:NH2	1.94	0.99
1:O:57:ARG:NH2	1:U:178:ARG:O	1.88	0.99
1:S:177:GLU:HB2	1:T:58:LEU:HD22	1.42	0.99
1:Q:108:ASN:HD22	2:Y:70:ARG:CB	1.74	0.99
1:A:57:ARG:H	1:G:177:GLU:CD	1.64	0.99
1:D:177:GLU:OE1	1:E:57:ARG:CA	2.08	0.99
1:Q:124:THR:HG22	1:R:130:ARG:HH21	1.24	0.99
1:U:108:ASN:HB3	2:V:70:ARG:HD3	1.41	0.99
1:F:101:VAL:CG2	2:M:58:TYR:HD1	1.62	0.99
1:Q:177:GLU:CA	1:R:58:LEU:CG	2.08	0.99
1:O:101:VAL:CG2	2:V:58:TYR:CD1	2.45	0.99
1:C:178:ARG:CA	1:D:57:ARG:HH21	1.74	0.99
1:F:108:ASN:HB2	2:N:70:ARG:HG2	1.38	0.99
1:C:124:THR:HG22	1:D:130:ARG:HH21	1.24	0.99
1:A:124:THR:HG22	1:B:130:ARG:HH21	1.24	0.99
1:F:21:LEU:CD1	1:G:130:ARG:HD2	1.91	0.99
2:X:45:ILE:HG12	2:X:52:ALA:HB1	1.44	0.99
1:S:13:THR:CB	1:S:14:VAL:HG23	1.76	0.98

Continued on next page...

Continued from previous page...

Atom-1	Atom-2	Interatomic distance (Å)	Clash overlap (Å)
1:B:12:ILE:CG1	1:B:23:GLN:CG	2.11	0.98
2:K:38:ASP:HB3	2:K:41:THR:HG23	1.45	0.98
2:1:38:ASP:HB3	2:1:41:THR:HG23	1.44	0.98
1:U:101:VAL:HG21	2:2:58:TYR:CE1	1.97	0.98
1:C:177:GLU:H	1:D:58:LEU:HD21	1.22	0.98
1:S:177:GLU:OE1	1:T:57:ARG:N	1.97	0.98
1:F:101:VAL:HG22	2:M:58:TYR:CE1	1.97	0.98
1:C:108:ASN:CB	2:K:70:ARG:CD	2.42	0.98
1:G:13:THR:CB	1:G:14:VAL:HG23	1.77	0.97
1:A:13:THR:CB	1:A:14:VAL:HG23	1.77	0.97
1:S:12:ILE:CG1	1:S:23:GLN:HB3	1.67	0.97
1:O:12:ILE:CG1	1:O:23:GLN:HB2	1.59	0.97
1:E:13:THR:CB	1:E:14:VAL:HG23	1.77	0.97
1:Q:108:ASN:CB	2:Y:70:ARG:CD	2.42	0.97
1:R:13:THR:CB	1:R:14:VAL:HG23	1.76	0.97
1:P:108:ASN:CG	2:X:70:ARG:HG2	1.85	0.97
1:T:12:ILE:CG1	1:T:23:GLN:HB3	1.67	0.97
1:A:12:ILE:CG1	1:A:23:GLN:HB3	1.67	0.97
1:E:177:GLU:OE1	1:F:57:ARG:N	1.97	0.97
1:E:177:GLU:HB2	1:F:58:LEU:CD2	1.95	0.97
1:G:101:VAL:CG2	2:N:58:TYR:CE1	2.48	0.97
2:M:45:ILE:HG12	2:M:52:ALA:HB1	1.46	0.97
1:U:101:VAL:CG2	2:2:58:TYR:CE1	2.48	0.97
1:D:21:LEU:HD11	1:E:130:ARG:CD	1.95	0.97
2:1:45:ILE:HG12	2:1:52:ALA:HB1	1.46	0.97
1:T:101:VAL:HG23	2:1:58:TYR:HD1	1.26	0.97
1:B:12:ILE:CG1	1:B:23:GLN:HB3	1.67	0.96
2:J:45:ILE:HG12	2:J:52:ALA:HB1	1.44	0.96
1:O:161:LYS:HB2	1:P:60:GLU:OE2	1.65	0.96
1:P:177:GLU:N	1:Q:58:LEU:HD21	1.80	0.96
1:F:101:VAL:HG23	2:M:58:TYR:HD1	1.26	0.96
1:A:101:VAL:CG2	2:H:58:TYR:HD1	1.78	0.96
1:P:13:THR:CB	1:P:14:VAL:HG23	1.76	0.96
1:C:12:ILE:CG1	1:C:23:GLN:HB3	1.67	0.96
1:F:103:TYR:CE1	2:N:82:LEU:HD13	2.01	0.96
1:Q:101:VAL:CG2	2:X:58:TYR:HD1	1.65	0.96
1:R:21:LEU:HD11	1:S:130:ARG:CD	1.95	0.96
1:F:178:ARG:CA	1:G:57:ARG:NH2	2.29	0.96
1:T:178:ARG:CA	1:U:57:ARG:NH2	2.29	0.96
1:U:13:THR:CB	1:U:14:VAL:HG23	1.77	0.96
2:Y:38:ASP:HB3	2:Y:41:THR:HG23	1.45	0.96

Continued on next page...

Continued from previous page...

Atom-1	Atom-2	Interatomic distance (Å)	Clash overlap (Å)
1:U:12:ILE:CG1	1:U:23:GLN:HB3	1.67	0.95
1:B:177:GLU:N	1:C:58:LEU:HD21	1.80	0.95
1:B:108:ASN:CG	2:J:70:ARG:HG2	1.85	0.95
2:J:38:ASP:HB3	2:J:41:THR:HG23	1.46	0.95
1:F:108:ASN:HB3	2:N:70:ARG:HD3	1.49	0.95
1:T:103:TYR:CE1	2:2:82:LEU:HD13	2.01	0.95
1:O:101:VAL:CG2	2:V:58:TYR:HD1	1.78	0.95
1:T:21:LEU:HD11	1:U:130:ARG:HD2	0.96	0.95
2:W:38:ASP:HB3	2:W:41:THR:HG23	1.49	0.95
1:A:161:LYS:HB2	1:B:60:GLU:OE2	1.65	0.94
1:D:12:ILE:CG1	1:D:23:GLN:CG	2.10	0.94
2:X:38:ASP:HB3	2:X:41:THR:HG23	1.46	0.94
2:2:38:ASP:HB3	2:2:41:THR:HG23	1.47	0.94
1:C:13:THR:CB	1:C:14:VAL:HG23	1.77	0.94
1:C:108:ASN:HB3	2:K:70:ARG:CG	1.89	0.94
1:Q:178:ARG:HA	1:R:57:ARG:HH21	0.95	0.94
1:T:177:GLU:O	1:U:57:ARG:CZ	2.15	0.94
1:F:15:PHE:HB2	1:G:23:GLN:HE22	1.32	0.94
1:D:103:TYR:O	2:L:81:THR:HG21	1.68	0.94
1:F:21:LEU:HD11	1:G:130:ARG:HD2	0.96	0.94
2:N:38:ASP:HB3	2:N:41:THR:HG23	1.47	0.94
1:P:161:LYS:CB	1:Q:60:GLU:OE2	2.16	0.94
1:T:101:VAL:CG2	2:1:58:TYR:HD1	1.62	0.94
1:C:177:GLU:HA	1:D:58:LEU:HG	1.50	0.94
1:D:12:ILE:CG1	1:D:23:GLN:HB3	1.67	0.94
1:D:21:LEU:CD1	1:E:130:ARG:HD2	1.97	0.94
1:F:125:GLN:O	1:G:129:VAL:HG23	1.68	0.94
1:R:12:ILE:CG1	1:R:23:GLN:HB3	1.67	0.94
1:D:177:GLU:CD	1:E:57:ARG:N	2.14	0.94
1:R:103:TYR:O	2:Z:81:THR:HG21	1.68	0.94
1:O:155:GLY:O	1:P:86:ARG:NH2	2.00	0.94
1:R:21:LEU:CD1	1:S:130:ARG:HD2	1.97	0.94
1:F:177:GLU:CB	1:G:58:LEU:HD22	1.97	0.94
2:I:38:ASP:HB3	2:I:41:THR:HG23	1.49	0.94
1:O:107:VAL:HG11	2:W:66:TYR:HH	1.24	0.94
1:Q:177:GLU:H	1:R:58:LEU:HD21	1.22	0.94
1:R:173:VAL:O	1:S:58:LEU:HD21	1.67	0.94
1:T:108:ASN:HD22	2:2:70:ARG:HG2	1.32	0.94
1:T:177:GLU:CB	1:U:58:LEU:HD22	1.97	0.94
1:D:173:VAL:O	1:E:58:LEU:HD21	1.67	0.93
1:T:108:ASN:HB3	2:2:70:ARG:CG	1.97	0.93

Continued on next page...

Continued from previous page...

Atom-1	Atom-2	Interatomic distance (Å)	Clash overlap (Å)
1:U:107:VAL:HG11	2:V:66:TYR:HH	1.31	0.93
1:B:161:LYS:CB	1:C:60:GLU:OE2	2.16	0.93
1:C:108:ASN:CB	2:K:70:ARG:HD3	1.99	0.93
1:T:125:GLN:O	1:U:129:VAL:HG23	1.68	0.93
1:F:177:GLU:H	1:G:58:LEU:HD21	1.13	0.93
1:S:177:GLU:HB2	1:T:58:LEU:CD2	1.94	0.93
1:U:108:ASN:ND2	2:V:70:ARG:HG2	1.83	0.93
1:A:155:GLY:O	1:B:86:ARG:NH2	2.00	0.93
1:T:177:GLU:H	1:U:58:LEU:HD21	1.13	0.93
1:G:108:ASN:ND2	2:H:70:ARG:HG2	1.83	0.93
1:O:12:ILE:CG1	1:O:23:GLN:HB3	1.67	0.93
1:R:108:ASN:HB3	2:Z:70:ARG:HD3	1.50	0.93
1:F:101:VAL:HG21	2:M:58:TYR:CE1	2.00	0.93
1:F:124:THR:HG22	1:G:130:ARG:HH21	1.34	0.93
1:E:177:GLU:N	1:F:58:LEU:HD21	1.82	0.93
1:Q:177:GLU:HA	1:R:58:LEU:HG	1.50	0.93
1:T:177:GLU:HB2	1:U:58:LEU:CD2	1.99	0.93
1:T:108:ASN:HB3	2:2:70:ARG:HD3	1.49	0.93
1:C:177:GLU:HA	1:D:58:LEU:CD2	1.77	0.93
1:F:177:GLU:O	1:G:57:ARG:CZ	2.15	0.93
1:G:12:ILE:CG1	1:G:23:GLN:HB3	1.67	0.93
1:S:124:THR:HG22	1:T:130:ARG:HH21	1.33	0.93
1:E:177:GLU:CD	1:F:57:ARG:N	2.21	0.92
1:S:177:GLU:CD	1:T:57:ARG:N	2.21	0.92
1:F:101:VAL:HG22	2:M:58:TYR:HE1	1.32	0.92
1:P:178:ARG:HA	1:Q:57:ARG:NH2	1.84	0.92
1:A:130:ARG:CD	1:G:21:LEU:HD11	2.00	0.92
1:Q:108:ASN:CB	2:Y:70:ARG:HD3	1.99	0.92
1:Q:101:VAL:HG22	2:X:58:TYR:HE1	1.34	0.92
1:T:15:PHE:HB2	1:U:23:GLN:HE22	1.32	0.92
1:T:177:GLU:C	1:U:58:LEU:HD11	1.90	0.92
1:O:108:ASN:HB3	2:W:70:ARG:CG	1.99	0.92
1:B:177:GLU:OE2	1:C:56:SER:CB	2.18	0.92
1:O:58:LEU:HD21	1:U:177:GLU:H	0.95	0.92
1:D:108:ASN:HB3	2:L:70:ARG:HD3	1.50	0.92
1:R:177:GLU:CD	1:S:57:ARG:N	2.14	0.92
1:B:161:LYS:HD2	1:C:60:GLU:OE2	1.69	0.91
1:E:101:VAL:HG23	2:L:58:TYR:HD1	1.35	0.91
1:Q:101:VAL:HG22	2:X:58:TYR:CE1	2.04	0.91
1:T:101:VAL:HG22	2:1:58:TYR:HE1	1.32	0.91
1:F:177:GLU:HB2	1:G:58:LEU:CD2	1.99	0.91

Continued on next page...

Continued from previous page...

Atom-1	Atom-2	Interatomic distance (Å)	Clash overlap (Å)
1:T:178:ARG:HA	1:U:57:ARG:HH21	1.32	0.91
1:S:177:GLU:N	1:T:58:LEU:HD21	1.82	0.91
1:T:107:VAL:HG11	2:2:66:TYR:OH	1.71	0.91
1:Q:107:VAL:HG11	2:Y:66:TYR:OH	1.69	0.91
1:D:177:GLU:N	1:E:58:LEU:CD2	2.25	0.91
1:F:178:ARG:O	1:G:57:ARG:NH2	2.03	0.91
1:A:107:VAL:HG11	2:I:66:TYR:HH	1.26	0.91
1:F:108:ASN:HB3	2:N:70:ARG:CG	1.97	0.91
1:F:107:VAL:HG11	2:N:66:TYR:OH	1.71	0.91
1:T:108:ASN:ND2	2:2:70:ARG:CG	2.33	0.91
1:F:12:ILE:CG1	1:F:23:GLN:HB3	1.67	0.91
1:P:161:LYS:HD2	1:Q:60:GLU:OE2	1.69	0.91
1:S:101:VAL:HG23	2:Z:58:TYR:HD1	1.35	0.91
1:U:12:ILE:HD13	1:U:23:GLN:CD	1.91	0.91
1:C:12:ILE:HD13	1:C:23:GLN:CD	1.91	0.91
1:A:108:ASN:HB3	2:I:70:ARG:CG	1.99	0.91
1:O:58:LEU:CD2	1:U:173:VAL:O	2.19	0.91
1:T:178:ARG:HA	1:U:57:ARG:NH2	1.85	0.91
1:E:124:THR:HG22	1:F:130:ARG:HH21	1.34	0.91
1:E:12:ILE:HD13	1:E:23:GLN:CD	1.91	0.91
1:A:58:LEU:CD2	1:G:173:VAL:O	2.19	0.91
1:Q:9:ASP:HB2	1:Q:26:TYR:HH	1.32	0.91
1:A:12:ILE:HD13	1:A:23:GLN:CD	1.91	0.90
1:A:57:ARG:NH2	1:G:177:GLU:C	2.25	0.90
1:F:177:GLU:C	1:G:58:LEU:HD11	1.90	0.90
1:T:124:THR:HG22	1:U:130:ARG:HH21	1.34	0.90
1:A:10:ARG:HH11	1:G:7:ALA:HB1	1.36	0.90
1:A:130:ARG:HD2	1:G:21:LEU:CD1	2.00	0.90
1:F:178:ARG:HA	1:G:57:ARG:NH2	1.85	0.90
1:Q:101:VAL:HG23	2:X:58:TYR:HD1	1.35	0.90
1:S:12:ILE:HD13	1:S:23:GLN:CD	1.91	0.90
1:O:12:ILE:HD13	1:O:23:GLN:CD	1.91	0.90
1:O:177:GLU:HB2	1:P:58:LEU:HD22	1.52	0.90
1:P:177:GLU:OE2	1:Q:56:SER:CB	2.18	0.90
1:T:178:ARG:O	1:U:57:ARG:NH2	2.03	0.90
1:O:10:ARG:HH11	1:U:7:ALA:HB1	1.36	0.90
1:C:108:ASN:HD22	2:K:70:ARG:CG	1.82	0.90
1:E:101:VAL:CG2	2:L:58:TYR:CE1	2.54	0.90
1:E:12:ILE:CG1	1:E:23:GLN:HB3	1.67	0.90
1:F:108:ASN:HD22	2:N:70:ARG:HG2	1.32	0.90
1:T:12:ILE:HD13	1:T:23:GLN:CD	1.91	0.90

Continued on next page...

Continued from previous page...

Atom-1	Atom-2	Interatomic distance (Å)	Clash overlap (Å)
1:F:12:ILE:HD13	1:F:23:GLN:CD	1.91	0.90
1:R:177:GLU:N	1:S:58:LEU:CD2	2.25	0.90
1:D:12:ILE:HD13	1:D:23:GLN:CD	1.91	0.90
1:O:130:ARG:CD	1:U:21:LEU:HD11	2.00	0.90
1:B:12:ILE:HD13	1:B:23:GLN:CD	1.91	0.90
1:E:108:ASN:ND2	2:M:70:ARG:CG	2.35	0.90
1:O:108:ASN:CB	2:W:70:ARG:CG	2.50	0.90
1:P:12:ILE:HD13	1:P:23:GLN:CD	1.91	0.90
1:S:101:VAL:CG2	2:Z:58:TYR:CE1	2.54	0.90
1:S:177:GLU:OE2	1:T:57:ARG:N	2.05	0.90
1:A:178:ARG:CA	1:B:57:ARG:HH21	1.85	0.90
1:Q:12:ILE:HD13	1:Q:23:GLN:CD	1.91	0.90
1:F:108:ASN:ND2	2:N:70:ARG:CG	2.33	0.90
1:F:178:ARG:HA	1:G:57:ARG:HH21	1.32	0.90
1:U:108:ASN:HB2	2:V:70:ARG:HG2	1.53	0.90
1:A:177:GLU:HB2	1:B:58:LEU:HD22	1.52	0.89
1:R:12:ILE:HD13	1:R:23:GLN:CD	1.91	0.89
1:O:57:ARG:NH2	1:U:177:GLU:C	2.25	0.89
1:S:108:ASN:ND2	2:1:70:ARG:CG	2.35	0.89
1:C:107:VAL:HG11	2:K:66:TYR:OH	1.69	0.89
1:P:21:LEU:HD11	1:Q:130:ARG:HD2	1.54	0.89
1:Q:12:ILE:CG1	1:Q:23:GLN:HB3	1.67	0.89
1:Q:108:ASN:HB2	2:Y:70:ARG:HG2	1.52	0.89
1:S:101:VAL:HG22	2:Z:58:TYR:CE1	2.07	0.89
1:P:12:ILE:CG1	1:P:23:GLN:HB3	1.67	0.89
1:Q:177:GLU:N	1:R:58:LEU:CD2	2.23	0.89
1:T:12:ILE:HA	1:T:23:GLN:HG2	1.55	0.89
1:D:161:LYS:CD	1:E:60:GLU:OE2	2.21	0.89
1:G:12:ILE:HD13	1:G:23:GLN:CD	1.91	0.89
1:C:101:VAL:HG22	2:J:58:TYR:CE1	2.04	0.89
1:C:101:VAL:HG23	2:J:58:TYR:HD1	1.35	0.89
1:T:108:ASN:HB3	2:2:70:ARG:CD	2.03	0.89
1:B:178:ARG:HA	1:C:57:ARG:NH2	1.84	0.89
1:S:12:ILE:HA	1:S:23:GLN:HG2	1.55	0.89
1:R:161:LYS:CD	1:S:60:GLU:OE2	2.21	0.89
1:T:101:VAL:HG21	2:1:58:TYR:CE1	2.00	0.89
1:S:108:ASN:HB3	2:1:70:ARG:CD	2.02	0.89
1:A:12:ILE:HA	1:A:23:GLN:HG2	1.55	0.89
1:D:101:VAL:HG22	2:K:58:TYR:CD1	2.06	0.89
1:Q:108:ASN:HD22	2:Y:70:ARG:CG	1.82	0.89
1:A:108:ASN:CB	2:I:70:ARG:CG	2.50	0.89

Continued on next page...

Continued from previous page...

Atom-1	Atom-2	Interatomic distance (Å)	Clash overlap (Å)
1:B:12:ILE:HA	1:B:23:GLN:HG2	1.55	0.89
1:E:108:ASN:HD22	2:M:70:ARG:HG2	1.35	0.89
1:O:130:ARG:HD2	1:U:21:LEU:CD1	2.00	0.89
1:E:177:GLU:OE2	1:F:57:ARG:N	2.05	0.89
1:R:12:ILE:HA	1:R:23:GLN:HG2	1.55	0.88
1:C:101:VAL:HG22	2:J:58:TYR:HE1	1.34	0.88
1:O:178:ARG:CA	1:P:57:ARG:HH21	1.85	0.88
1:R:177:GLU:OE1	1:S:57:ARG:CB	2.21	0.88
2:1:37:ILE:HD11	2:1:59:MET:HB3	1.56	0.88
1:E:108:ASN:HB3	2:M:70:ARG:CD	2.02	0.88
1:U:12:ILE:HA	1:U:23:GLN:HG2	1.55	0.88
1:C:108:ASN:HB2	2:K:70:ARG:HG2	1.52	0.88
1:P:155:GLY:O	1:Q:86:ARG:NH2	2.06	0.88
1:R:161:LYS:HB2	1:S:60:GLU:CD	1.94	0.88
1:F:103:TYR:C	2:N:81:THR:HG21	1.94	0.88
1:G:12:ILE:HA	1:G:23:GLN:HG2	1.55	0.88
1:D:177:GLU:OE1	1:E:57:ARG:CB	2.21	0.88
1:F:12:ILE:HA	1:F:23:GLN:HG2	1.55	0.88
1:G:101:VAL:CG2	2:N:58:TYR:HD1	1.83	0.88
1:T:177:GLU:CB	1:U:58:LEU:CD2	2.52	0.88
1:E:12:ILE:HA	1:E:23:GLN:HG2	1.55	0.88
1:G:108:ASN:HD22	2:H:70:ARG:HB3	1.38	0.88
1:E:101:VAL:HG22	2:L:58:TYR:CE1	2.07	0.88
1:C:12:ILE:HA	1:C:23:GLN:HG2	1.55	0.88
1:G:108:ASN:CB	2:H:70:ARG:CD	2.47	0.88
1:P:177:GLU:H	1:Q:58:LEU:HD21	1.38	0.88
1:B:21:LEU:HD11	1:C:130:ARG:HD2	1.54	0.87
1:D:177:GLU:OE1	1:E:58:LEU:N	2.07	0.87
1:U:108:ASN:HD22	2:V:70:ARG:HB3	1.38	0.87
1:D:12:ILE:HD13	1:D:23:GLN:NE2	1.89	0.87
1:A:58:LEU:HD21	1:G:177:GLU:H	0.95	0.87
1:U:101:VAL:CG2	2:2:58:TYR:HD1	1.83	0.87
1:R:177:GLU:H	1:S:58:LEU:CD2	1.84	0.87
1:P:177:GLU:CD	1:Q:58:LEU:HD13	1.94	0.87
1:S:103:TYR:C	2:1:81:THR:CG2	2.41	0.87
1:P:9:ASP:HB2	1:P:26:TYR:HH	1.37	0.87
1:S:108:ASN:HD22	2:1:70:ARG:HG2	1.35	0.87
1:B:101:VAL:CG2	2:I:58:TYR:CE1	2.57	0.87
1:D:177:GLU:H	1:E:58:LEU:CD2	1.84	0.87
1:O:108:ASN:CG	2:W:70:ARG:HG2	1.94	0.87
1:C:12:ILE:HD13	1:C:23:GLN:NE2	1.89	0.87

Continued on next page...

Continued from previous page...

Atom-1	Atom-2	Interatomic distance (Å)	Clash overlap (Å)
1:D:124:THR:HG22	1:E:130:ARG:NH2	1.89	0.87
1:E:103:TYR:C	2:M:81:THR:CG2	2.41	0.87
1:G:12:ILE:HD13	1:G:23:GLN:NE2	1.89	0.87
1:P:101:VAL:CG2	2:W:58:TYR:CE1	2.57	0.87
1:A:108:ASN:CG	2:I:70:ARG:HG2	1.94	0.87
1:D:161:LYS:HB2	1:E:60:GLU:CD	1.94	0.87
1:D:12:ILE:HA	1:D:23:GLN:HG2	1.55	0.87
1:B:101:VAL:HG21	2:I:58:TYR:CE1	2.10	0.87
1:O:12:ILE:HA	1:O:23:GLN:HG2	1.55	0.87
1:Q:12:ILE:HD13	1:Q:23:GLN:NE2	1.89	0.87
1:R:177:GLU:OE1	1:S:58:LEU:N	2.06	0.87
1:A:97:GLN:OE1	2:H:61:ALA:HB1	1.75	0.87
1:F:178:ARG:C	1:G:57:ARG:NH2	2.28	0.87
1:S:103:TYR:HE1	2:1:82:LEU:HD22	1.39	0.87
1:T:103:TYR:C	2:2:81:THR:HG21	1.94	0.86
1:F:12:ILE:HD13	1:F:23:GLN:NE2	1.89	0.86
1:G:108:ASN:HB2	2:H:70:ARG:HG2	1.53	0.86
1:P:12:ILE:HA	1:P:23:GLN:HG2	1.55	0.86
1:Q:12:ILE:HA	1:Q:23:GLN:HG2	1.55	0.86
1:P:101:VAL:HG21	2:W:58:TYR:CE1	2.10	0.86
1:T:108:ASN:HD22	2:2:70:ARG:CG	1.87	0.86
1:E:12:ILE:CG1	1:E:23:GLN:CG	2.10	0.86
1:O:12:ILE:HD13	1:O:23:GLN:NE2	1.89	0.86
1:B:177:GLU:CD	1:C:58:LEU:HD13	1.94	0.86
1:F:108:ASN:HB3	2:N:70:ARG:CD	2.03	0.86
1:R:12:ILE:HD13	1:R:23:GLN:NE2	1.89	0.86
1:A:12:ILE:HD13	1:A:23:GLN:NE2	1.89	0.86
1:B:177:GLU:HB2	1:C:58:LEU:HD22	1.57	0.86
1:D:9:ASP:HB2	1:D:26:TYR:HH	1.40	0.86
1:U:12:ILE:HD13	1:U:23:GLN:NE2	1.89	0.86
1:G:107:VAL:HG11	2:H:66:TYR:HH	1.36	0.86
1:S:12:ILE:HD13	1:S:23:GLN:NE2	1.89	0.86
1:T:177:GLU:O	1:U:57:ARG:NE	2.08	0.86
1:A:9:ASP:HB2	1:A:26:TYR:HH	1.38	0.86
1:B:155:GLY:O	1:C:86:ARG:NH2	2.06	0.86
1:E:12:ILE:HD13	1:E:23:GLN:NE2	1.89	0.86
1:R:9:ASP:HB2	1:R:26:TYR:HH	1.38	0.86
1:T:178:ARG:C	1:U:57:ARG:NH2	2.28	0.86
1:B:12:ILE:HD13	1:B:23:GLN:NE2	1.89	0.86
1:R:124:THR:HG22	1:S:130:ARG:NH2	1.89	0.86
1:T:12:ILE:HD13	1:T:23:GLN:NE2	1.89	0.86

Continued on next page...

Continued from previous page...

Atom-1	Atom-2	Interatomic distance (Å)	Clash overlap (Å)
1:A:21:LEU:HD11	1:B:130:ARG:CD	2.05	0.86
1:O:21:LEU:HD11	1:P:130:ARG:CD	2.05	0.85
1:U:108:ASN:CB	2:V:70:ARG:CD	2.47	0.85
1:B:9:ASP:HB2	1:B:26:TYR:HH	1.39	0.85
1:O:60:GLU:CD	1:U:161:LYS:HB2	1.97	0.85
1:P:12:ILE:HD13	1:P:23:GLN:NE2	1.89	0.85
1:S:177:GLU:OE1	1:T:58:LEU:N	2.09	0.85
1:C:177:GLU:CA	1:D:58:LEU:CG	2.08	0.85
1:R:101:VAL:HG22	2:Y:58:TYR:CD1	2.06	0.85
1:F:108:ASN:HD22	2:N:70:ARG:CG	1.87	0.85
1:E:177:GLU:OE1	1:F:58:LEU:N	2.09	0.85
2:M:37:ILE:HD11	2:M:59:MET:HB3	1.56	0.85
1:G:9:ASP:HB2	1:G:26:TYR:HH	1.35	0.85
2:L:38:ASP:HB3	2:L:41:THR:HG23	1.59	0.85
1:T:161:LYS:CD	1:U:60:GLU:OE2	2.25	0.85
1:F:177:GLU:HA	1:G:58:LEU:HD11	0.86	0.85
1:R:124:THR:CG2	1:S:130:ARG:HH21	1.89	0.85
1:E:97:GLN:OE1	2:L:61:ALA:CB	2.25	0.85
1:T:177:GLU:HA	1:U:58:LEU:HD11	0.86	0.85
1:U:9:ASP:HB2	1:U:26:TYR:HH	1.37	0.85
1:B:177:GLU:H	1:C:58:LEU:HD21	1.38	0.85
1:D:7:ALA:HB1	1:E:10:ARG:HH11	1.40	0.85
1:F:21:LEU:CD1	1:G:130:ARG:CD	2.52	0.85
1:R:7:ALA:HB1	1:S:10:ARG:HH11	1.40	0.85
1:E:103:TYR:HE1	2:M:82:LEU:HD22	1.40	0.85
1:F:177:GLU:CB	1:G:58:LEU:CD2	2.52	0.85
1:F:177:GLU:O	1:G:57:ARG:NE	2.08	0.84
1:T:9:ASP:HB2	1:T:26:TYR:HH	1.38	0.84
1:A:177:GLU:HA	1:B:58:LEU:CG	2.07	0.84
1:C:9:ASP:HB2	1:C:26:TYR:HH	1.38	0.84
1:P:177:GLU:HB2	1:Q:58:LEU:HD22	1.57	0.84
1:S:9:ASP:HB2	1:S:26:TYR:HH	1.39	0.84
1:A:60:GLU:CD	1:G:161:LYS:HB2	1.97	0.84
2:Z:38:ASP:HB3	2:Z:41:THR:HG23	1.59	0.84
1:E:9:ASP:HB2	1:E:26:TYR:HH	1.38	0.84
1:G:108:ASN:ND2	2:H:70:ARG:CB	2.41	0.84
1:O:97:GLN:OE1	2:V:61:ALA:HB1	1.75	0.84
1:A:177:GLU:H	1:B:58:LEU:HD21	1.38	0.84
1:C:177:GLU:N	1:D:58:LEU:CD2	2.23	0.84
1:O:178:ARG:CA	1:P:57:ARG:NH2	2.41	0.84
1:S:97:GLN:OE1	2:Z:61:ALA:CB	2.25	0.84

Continued on next page...

Continued from previous page...

Atom-1	Atom-2	Interatomic distance (Å)	Clash overlap (Å)
1:G:108:ASN:ND2	2:H:70:ARG:CG	2.41	0.83
1:F:15:PHE:CZ	1:G:130:ARG:NH1	2.46	0.83
1:F:177:GLU:C	1:G:57:ARG:HH21	1.80	0.83
1:C:108:ASN:HD22	2:K:70:ARG:HG2	1.38	0.83
1:E:108:ASN:CB	2:M:70:ARG:CG	2.56	0.83
1:S:108:ASN:CB	2:1:70:ARG:CG	2.56	0.83
1:U:108:ASN:ND2	2:V:70:ARG:CG	2.41	0.83
1:U:103:TYR:C	2:V:81:THR:HG21	1.99	0.83
2:2:53:GLN:O	2:2:56:VAL:HG12	1.78	0.83
1:G:103:TYR:C	2:H:81:THR:HG21	1.98	0.83
1:O:129:VAL:HG23	1:U:125:GLN:O	1.79	0.83
1:T:177:GLU:C	1:U:57:ARG:HH21	1.80	0.83
1:F:161:LYS:CD	1:G:60:GLU:OE2	2.25	0.83
1:C:125:GLN:O	1:D:129:VAL:HG23	1.78	0.83
1:G:107:VAL:CG2	2:H:66:TYR:OH	2.27	0.83
2:N:53:GLN:O	2:N:56:VAL:HG12	1.78	0.83
1:P:124:THR:HG22	1:Q:130:ARG:HH21	1.43	0.83
1:F:97:GLN:OE1	2:M:61:ALA:HB1	1.78	0.83
1:O:60:GLU:HG2	1:U:161:LYS:N	1.93	0.83
1:O:178:ARG:N	1:P:57:ARG:HH21	1.76	0.83
1:T:21:LEU:CD1	1:U:130:ARG:CD	2.52	0.83
1:O:9:ASP:HB2	1:O:26:TYR:HH	1.40	0.83
1:A:178:ARG:CA	1:B:57:ARG:NH2	2.41	0.83
1:A:60:GLU:HG2	1:G:161:LYS:N	1.93	0.83
1:D:124:THR:CG2	1:E:130:ARG:HH21	1.89	0.83
1:O:177:GLU:CA	1:P:58:LEU:HD21	2.09	0.83
2:W:123:ILE:HG12	2:W:124:TYR:HD1	1.44	0.83
1:D:101:VAL:HG23	2:K:58:TYR:HD1	1.43	0.82
1:T:97:GLN:OE1	2:1:61:ALA:HB1	1.78	0.82
1:F:9:ASP:HB2	1:F:26:TYR:HH	1.39	0.82
1:A:129:VAL:HG23	1:G:125:GLN:O	1.79	0.82
1:O:177:GLU:H	1:P:58:LEU:HD21	1.38	0.82
1:A:58:LEU:CD2	1:G:177:GLU:H	1.83	0.82
1:Q:125:GLN:O	1:R:129:VAL:HG23	1.78	0.82
1:T:177:GLU:HA	1:U:58:LEU:CD2	1.98	0.82
1:A:177:GLU:CA	1:B:58:LEU:HD21	2.09	0.82
1:C:107:VAL:HG21	2:K:66:TYR:OH	1.80	0.82
1:O:177:GLU:HA	1:P:58:LEU:CG	2.07	0.82
1:Q:108:ASN:CG	2:Y:70:ARG:CG	2.42	0.82
1:U:108:ASN:ND2	2:V:70:ARG:CB	2.41	0.82
1:D:101:VAL:HG22	2:K:58:TYR:CE1	2.15	0.82

Continued on next page...

Continued from previous page...

Atom-1	Atom-2	Interatomic distance (Å)	Clash overlap (Å)
1:F:177:GLU:OE1	1:G:58:LEU:CD1	2.27	0.82
1:T:15:PHE:CZ	1:U:130:ARG:NH1	2.46	0.82
1:A:178:ARG:N	1:B:57:ARG:HH21	1.76	0.81
1:T:177:GLU:CD	1:U:58:LEU:HD13	2.00	0.81
1:B:124:THR:HG22	1:C:130:ARG:HH21	1.43	0.81
1:C:97:GLN:OE1	2:J:61:ALA:HB1	1.80	0.81
2:1:20:VAL:HG13	2:1:28:HIS:HB2	1.62	0.81
1:D:108:ASN:ND2	2:L:70:ARG:CG	2.43	0.81
2:J:37:ILE:HD11	2:J:59:MET:HB3	1.61	0.81
1:R:101:VAL:HG23	2:Y:58:TYR:HD1	1.43	0.81
1:B:107:VAL:HG11	2:J:66:TYR:HH	1.43	0.81
1:P:178:ARG:C	1:Q:57:ARG:NH2	2.33	0.81
1:O:58:LEU:CD2	1:U:177:GLU:H	1.83	0.81
1:Q:103:TYR:C	2:Y:81:THR:HG21	2.00	0.81
1:R:101:VAL:HG22	2:Y:58:TYR:CE1	2.15	0.81
1:B:108:ASN:HB3	2:J:70:ARG:CD	2.11	0.81
2:I:123:ILE:HG12	2:I:124:TYR:HD1	1.44	0.81
1:O:177:GLU:CA	1:P:58:LEU:CD2	2.59	0.81
1:U:107:VAL:CG2	2:V:66:TYR:OH	2.27	0.81
1:A:52:LYS:NZ	1:A:62:ASN:HA	1.96	0.81
1:E:103:TYR:O	2:M:81:THR:HG21	1.80	0.81
1:T:7:ALA:HB1	1:U:10:ARG:HH11	1.46	0.81
1:B:178:ARG:C	1:C:57:ARG:NH2	2.33	0.81
1:F:177:GLU:CD	1:G:58:LEU:HD13	2.00	0.81
1:S:177:GLU:OE1	1:T:58:LEU:HD13	1.80	0.81
2:M:20:VAL:HG13	2:M:28:HIS:HB2	1.62	0.81
1:S:52:LYS:NZ	1:S:62:ASN:HA	1.96	0.81
1:U:52:LYS:NZ	1:U:62:ASN:HA	1.96	0.81
2:X:37:ILE:HD11	2:X:59:MET:HB3	1.61	0.81
1:C:103:TYR:C	2:K:81:THR:HG21	2.00	0.80
1:C:52:LYS:NZ	1:C:62:ASN:HA	1.96	0.80
1:Q:107:VAL:HG21	2:Y:66:TYR:OH	1.80	0.80
1:F:177:GLU:HA	1:G:58:LEU:CD2	1.98	0.80
1:S:103:TYR:O	2:1:81:THR:HG21	1.80	0.80
1:U:107:VAL:HG21	2:V:66:TYR:OH	1.82	0.80
1:G:52:LYS:NZ	1:G:62:ASN:HA	1.96	0.80
1:O:177:GLU:HA	1:P:58:LEU:HD11	0.80	0.80
1:O:57:ARG:CA	1:U:177:GLU:OE1	2.30	0.80
1:Q:97:GLN:OE1	2:X:61:ALA:HB1	1.80	0.80
1:A:177:GLU:HA	1:B:58:LEU:HD11	0.80	0.80
1:D:52:LYS:NZ	1:D:62:ASN:HA	1.96	0.80

Continued on next page...

Continued from previous page...

Atom-1	Atom-2	Interatomic distance (Å)	Clash overlap (Å)
1:R:108:ASN:ND2	2:Z:70:ARG:CG	2.43	0.80
1:O:10:ARG:NH1	1:U:7:ALA:HB1	1.96	0.80
1:Q:108:ASN:HD22	2:Y:70:ARG:HG2	1.38	0.80
1:B:52:LYS:NZ	1:B:62:ASN:HA	1.96	0.80
1:D:125:GLN:O	1:E:129:VAL:HG23	1.81	0.80
1:D:12:ILE:HD12	1:D:23:GLN:CG	1.76	0.80
1:O:12:ILE:HD12	1:O:23:GLN:CG	1.76	0.80
1:E:161:LYS:HB2	1:F:60:GLU:CD	2.00	0.80
1:E:177:GLU:OE1	1:F:58:LEU:HD13	1.80	0.80
1:O:52:LYS:NZ	1:O:62:ASN:HA	1.96	0.80
1:R:177:GLU:HB2	1:S:58:LEU:CD2	2.12	0.80
1:T:52:LYS:NZ	1:T:62:ASN:HA	1.96	0.80
1:G:107:VAL:HG21	2:H:66:TYR:OH	1.82	0.80
1:R:52:LYS:NZ	1:R:62:ASN:HA	1.96	0.80
1:E:52:LYS:NZ	1:E:62:ASN:HA	1.96	0.79
1:P:108:ASN:HB3	2:X:70:ARG:CD	2.11	0.79
1:F:108:ASN:CB	2:N:70:ARG:CD	2.59	0.79
1:Q:177:GLU:O	1:R:58:LEU:CD1	2.29	0.79
1:Q:52:LYS:NZ	1:Q:62:ASN:HA	1.96	0.79
1:S:161:LYS:HB2	1:T:60:GLU:CD	2.00	0.79
1:C:177:GLU:O	1:D:58:LEU:CD1	2.29	0.79
1:P:52:LYS:NZ	1:P:62:ASN:HA	1.96	0.79
2:Y:123:ILE:HG12	2:Y:124:TYR:HD1	1.48	0.79
1:A:57:ARG:CA	1:G:177:GLU:OE1	2.30	0.79
1:A:177:GLU:CA	1:B:58:LEU:CD2	2.59	0.79
1:D:177:GLU:HB2	1:E:58:LEU:CD2	2.12	0.79
1:B:12:ILE:CD1	1:B:23:GLN:C	2.52	0.79
1:F:52:LYS:NZ	1:F:62:ASN:HA	1.96	0.79
1:F:7:ALA:HB1	1:G:10:ARG:HH11	1.46	0.79
1:T:12:ILE:CD1	1:T:23:GLN:C	2.52	0.79
1:A:10:ARG:NH1	1:G:7:ALA:HB1	1.96	0.78
1:O:12:ILE:HD12	1:O:23:GLN:N	1.98	0.78
1:P:12:ILE:HD12	1:P:23:GLN:N	1.98	0.78
1:T:177:GLU:OE1	1:U:58:LEU:CD1	2.27	0.78
2:K:123:ILE:HG12	2:K:124:TYR:HD1	1.48	0.78
1:S:12:ILE:HD12	1:S:23:GLN:CG	1.75	0.78
1:R:125:GLN:O	1:S:129:VAL:HG23	1.81	0.78
1:Q:107:VAL:CG1	2:Y:66:TYR:OH	2.31	0.78
1:S:108:ASN:HD22	2:1:70:ARG:CG	1.95	0.78
1:T:108:ASN:CB	2:2:70:ARG:CD	2.59	0.78
1:D:12:ILE:HD12	1:D:23:GLN:N	1.98	0.78

Continued on next page...

Continued from previous page...

Atom-1	Atom-2	Interatomic distance (Å)	Clash overlap (Å)
1:O:186:GLU:O	1:O:190:VAL:HG12	1.84	0.78
1:R:7:ALA:HB1	1:S:10:ARG:NH1	1.99	0.78
1:U:12:ILE:HD12	1:U:23:GLN:N	1.98	0.78
1:C:12:ILE:HD12	1:C:23:GLN:N	1.99	0.78
1:C:124:THR:CG2	1:D:130:ARG:HH21	1.97	0.78
1:D:186:GLU:O	1:D:190:VAL:HG12	1.84	0.78
1:E:12:ILE:HD12	1:E:23:GLN:N	1.98	0.78
1:S:12:ILE:CD1	1:S:23:GLN:C	2.52	0.78
1:D:97:GLN:OE1	2:K:61:ALA:HB1	1.84	0.78
1:G:108:ASN:ND2	2:H:70:ARG:CA	2.47	0.78
1:Q:12:ILE:HD12	1:Q:23:GLN:N	1.98	0.78
2:V:123:ILE:HG12	2:V:124:TYR:HD1	1.49	0.78
1:A:12:ILE:CD1	1:A:23:GLN:C	2.52	0.78
1:C:107:VAL:CG1	2:K:66:TYR:OH	2.31	0.78
1:P:12:ILE:CD1	1:P:23:GLN:C	2.52	0.78
1:P:178:ARG:C	1:Q:57:ARG:HH22	1.87	0.78
1:R:12:ILE:CD1	1:R:23:GLN:C	2.52	0.78
1:T:186:GLU:O	1:T:190:VAL:HG12	1.84	0.78
2:W:53:GLN:O	2:W:56:VAL:HG12	1.83	0.78
1:E:12:ILE:CD1	1:E:23:GLN:C	2.52	0.78
1:F:186:GLU:O	1:F:190:VAL:HG12	1.84	0.78
1:G:108:ASN:HB2	2:H:70:ARG:CG	2.09	0.78
1:G:12:ILE:CD1	1:G:23:GLN:C	2.52	0.78
1:B:186:GLU:O	1:B:190:VAL:HG12	1.84	0.78
1:D:12:ILE:HD11	1:D:23:GLN:HB3	0.80	0.78
1:Q:186:GLU:O	1:Q:190:VAL:HG12	1.84	0.78
1:F:12:ILE:HD12	1:F:23:GLN:N	1.98	0.77
1:Q:161:LYS:HD2	1:R:60:GLU:OE2	1.84	0.77
1:A:12:ILE:HD12	1:A:23:GLN:N	1.98	0.77
1:C:12:ILE:CD1	1:C:23:GLN:C	2.52	0.77
1:D:7:ALA:HB1	1:E:10:ARG:NH1	1.99	0.77
1:O:12:ILE:CD1	1:O:23:GLN:C	2.52	0.77
1:O:12:ILE:HD11	1:O:23:GLN:HB3	0.80	0.77
1:R:108:ASN:HB3	2:Z:70:ARG:CD	2.14	0.77
1:R:97:GLN:OE1	2:Y:61:ALA:HB1	1.84	0.77
1:B:12:ILE:HD12	1:B:23:GLN:N	1.98	0.77
1:P:177:GLU:OE1	1:Q:57:ARG:N	2.17	0.77
1:U:186:GLU:O	1:U:190:VAL:HG12	1.84	0.77
1:A:12:ILE:HD12	1:A:23:GLN:CG	1.76	0.77
2:H:43:MET:HE1	2:H:56:VAL:HG23	1.65	0.77
1:S:12:ILE:HD12	1:S:23:GLN:N	1.98	0.77

Continued on next page...

Continued from previous page...

Atom-1	Atom-2	Interatomic distance (Å)	Clash overlap (Å)
1:T:12:ILE:HD12	1:T:23:GLN:N	1.98	0.77
1:E:186:GLU:O	1:E:190:VAL:HG12	1.84	0.77
1:G:186:GLU:O	1:G:190:VAL:HG12	1.84	0.77
1:U:12:ILE:CD1	1:U:23:GLN:C	2.52	0.77
1:D:108:ASN:HB3	2:L:70:ARG:CD	2.14	0.77
1:P:12:ILE:HD11	1:P:23:GLN:HB3	0.80	0.77
1:C:186:GLU:O	1:C:190:VAL:HG12	1.84	0.77
1:G:108:ASN:CG	2:H:70:ARG:CG	2.44	0.77
2:N:32:LYS:HE2	2:N:34:LEU:O	1.85	0.77
1:T:13:THR:CB	1:T:14:VAL:CG2	2.62	0.77
1:U:12:ILE:HD11	1:U:23:GLN:HB3	0.80	0.77
1:R:108:ASN:HD22	2:Z:70:ARG:HG2	1.49	0.77
1:E:12:ILE:HD11	1:E:23:GLN:HB3	0.80	0.77
1:F:12:ILE:CD1	1:F:23:GLN:C	2.52	0.77
1:T:107:VAL:CG1	2:2:66:TYR:OH	2.32	0.77
1:A:186:GLU:O	1:A:190:VAL:HG12	1.84	0.77
1:C:161:LYS:HD2	1:D:60:GLU:OE2	1.84	0.77
1:C:12:ILE:HD11	1:C:23:GLN:CB	1.31	0.77
1:C:12:ILE:HD11	1:C:23:GLN:HB3	0.80	0.77
1:D:12:ILE:CD1	1:D:23:GLN:C	2.52	0.77
2:N:167:SER:HB2	2:Y:167:SER:HB2	1.65	0.77
1:B:178:ARG:C	1:C:57:ARG:HH22	1.87	0.77
2:H:123:ILE:HG12	2:H:124:TYR:HD1	1.49	0.77
2:I:53:GLN:O	2:I:56:VAL:HG12	1.83	0.77
1:R:12:ILE:HD12	1:R:23:GLN:CG	1.76	0.77
2:X:123:ILE:H	2:X:123:ILE:HD13	1.49	0.77
1:B:177:GLU:OE1	1:C:57:ARG:N	2.17	0.76
1:E:108:ASN:HD22	2:M:70:ARG:CG	1.96	0.76
1:Q:12:ILE:CD1	1:Q:23:GLN:C	2.52	0.76
1:A:101:VAL:CG2	2:H:58:TYR:CE1	2.68	0.76
1:D:13:THR:CB	1:D:14:VAL:CG2	2.62	0.76
1:O:101:VAL:CG2	2:V:58:TYR:CE1	2.68	0.76
1:U:12:ILE:HD11	1:U:23:GLN:CB	1.31	0.76
1:Q:103:TYR:O	2:Y:81:THR:HG21	1.86	0.76
1:B:12:ILE:HD11	1:B:23:GLN:CB	1.31	0.76
1:F:12:ILE:HD11	1:F:23:GLN:CB	1.31	0.76
1:G:12:ILE:HD11	1:G:23:GLN:CB	1.31	0.76
1:O:12:ILE:HG13	1:O:23:GLN:HB2	1.67	0.76
1:R:161:LYS:N	1:S:60:GLU:HG2	2.01	0.76
1:T:12:ILE:HD12	1:T:23:GLN:CG	1.76	0.76
1:O:101:VAL:HG21	2:V:58:TYR:CE1	2.20	0.76

Continued on next page...

Continued from previous page...

Atom-1	Atom-2	Interatomic distance (Å)	Clash overlap (Å)
2:2:32:LYS:HE2	2:2:34:LEU:O	1.85	0.76
1:F:108:ASN:CB	2:N:70:ARG:HD3	2.15	0.76
1:G:12:ILE:HG13	1:G:23:GLN:HB2	1.67	0.76
1:G:103:TYR:C	2:H:81:THR:CG2	2.54	0.76
1:P:186:GLU:O	1:P:190:VAL:HG12	1.84	0.76
1:Q:124:THR:CG2	1:R:130:ARG:HH21	1.97	0.76
1:R:186:GLU:O	1:R:190:VAL:HG12	1.84	0.76
1:S:186:GLU:O	1:S:190:VAL:HG12	1.84	0.76
1:S:107:VAL:HG11	2:1:66:TYR:OH	1.86	0.76
2:K:167:SER:HB2	2:2:167:SER:HB2	1.68	0.76
1:R:103:TYR:C	2:Z:81:THR:CG2	2.51	0.76
1:U:108:ASN:ND2	2:V:70:ARG:CA	2.47	0.76
1:Q:12:ILE:HD11	1:Q:23:GLN:HB3	0.80	0.76
1:R:12:ILE:HD12	1:R:23:GLN:N	1.98	0.76
1:O:13:THR:CB	1:O:14:VAL:CG2	2.62	0.76
1:U:103:TYR:C	2:V:81:THR:CG2	2.54	0.76
1:R:12:ILE:HG13	1:R:23:GLN:HB2	1.67	0.76
1:B:101:VAL:HG21	2:I:58:TYR:HD1	1.24	0.76
2:J:123:ILE:H	2:J:123:ILE:HD13	1.49	0.76
1:E:101:VAL:HG22	2:L:58:TYR:CD1	2.19	0.76
1:P:177:GLU:OE1	1:Q:57:ARG:HB2	1.86	0.76
1:P:173:VAL:O	1:Q:58:LEU:HD21	1.86	0.76
1:A:101:VAL:HG21	2:H:58:TYR:CE1	2.21	0.76
1:D:13:THR:HB	1:D:14:VAL:CG2	2.16	0.76
1:F:12:ILE:HD11	1:F:23:GLN:HB3	0.80	0.76
1:C:103:TYR:O	2:K:81:THR:HG21	1.86	0.76
1:F:107:VAL:CG1	2:N:66:TYR:OH	2.32	0.76
1:G:12:ILE:HD12	1:G:23:GLN:N	1.98	0.75
1:E:107:VAL:HG11	2:M:66:TYR:OH	1.86	0.75
1:P:159:GLU:O	1:Q:60:GLU:HB2	1.87	0.75
1:S:21:LEU:HD11	1:T:130:ARG:CD	2.16	0.75
1:R:13:THR:CB	1:R:14:VAL:CG2	2.62	0.75
1:T:12:ILE:HD11	1:T:23:GLN:HB3	0.80	0.75
1:P:97:GLN:OE1	2:W:61:ALA:HB1	1.86	0.75
1:Q:12:ILE:HD11	1:Q:23:GLN:CB	1.31	0.75
1:B:177:GLU:OE1	1:C:57:ARG:HB2	1.86	0.75
1:D:108:ASN:HD22	2:L:70:ARG:HG2	1.49	0.75
1:D:161:LYS:N	1:E:60:GLU:HG2	2.01	0.75
1:G:13:THR:CB	1:G:14:VAL:CG2	2.62	0.75
1:O:13:THR:HB	1:O:14:VAL:CG2	2.16	0.75
1:R:12:ILE:HD11	1:R:23:GLN:HB3	0.80	0.75

Continued on next page...

Continued from previous page...

Atom-1	Atom-2	Interatomic distance (Å)	Clash overlap (Å)
1:S:12:ILE:HD11	1:S:23:GLN:HB3	0.80	0.75
1:B:12:ILE:HG13	1:B:23:GLN:HB2	1.66	0.75
1:B:12:ILE:HD11	1:B:23:GLN:HB3	0.80	0.75
1:D:12:ILE:HG13	1:D:23:GLN:HB2	1.66	0.75
1:P:12:ILE:HD11	1:P:23:GLN:CB	1.31	0.75
1:R:12:ILE:HD11	1:R:23:GLN:CB	1.31	0.75
1:B:173:VAL:O	1:C:58:LEU:HD21	1.86	0.75
1:E:12:ILE:HD11	1:E:23:GLN:CB	1.31	0.75
1:A:58:LEU:HD13	1:G:177:GLU:OE1	1.86	0.75
1:A:57:ARG:NH2	1:G:178:ARG:N	2.20	0.75
1:U:108:ASN:CB	2:V:70:ARG:HD3	2.16	0.75
1:Q:103:TYR:O	2:Y:81:THR:CG2	2.35	0.75
2:Z:53:GLN:O	2:Z:56:VAL:HG12	1.87	0.75
1:A:13:THR:HB	1:A:14:VAL:CG2	2.16	0.75
1:B:12:ILE:HD11	1:B:23:GLN:C	2.07	0.75
1:C:12:ILE:HD11	1:C:23:GLN:C	2.07	0.75
1:C:52:LYS:HZ3	1:C:62:ASN:HA	1.51	0.75
1:E:103:TYR:O	2:M:81:THR:CG2	2.35	0.75
1:A:86:ARG:CZ	1:G:155:GLY:O	2.35	0.75
1:D:12:ILE:HD13	1:D:23:GLN:HE21	1.51	0.74
1:G:12:ILE:HD12	1:G:23:GLN:CG	1.76	0.74
1:Q:13:THR:CB	1:Q:14:VAL:CG2	2.62	0.74
1:R:177:GLU:OE1	1:S:57:ARG:HB2	1.86	0.74
1:S:13:THR:HB	1:S:14:VAL:CG2	2.16	0.74
1:U:12:ILE:HD11	1:U:23:GLN:C	2.07	0.74
1:C:108:ASN:CG	2:K:70:ARG:CG	2.42	0.74
1:E:104:GLY:N	2:M:81:THR:HG21	2.02	0.74
1:C:103:TYR:O	2:K:81:THR:CG2	2.35	0.74
1:Q:161:LYS:CB	1:R:60:GLU:OE2	2.34	0.74
1:T:108:ASN:HD22	2:2:70:ARG:CB	2.00	0.74
1:T:12:ILE:HD11	1:T:23:GLN:C	2.07	0.74
1:A:60:GLU:OE2	1:G:161:LYS:CG	2.35	0.74
1:D:103:TYR:C	2:L:81:THR:CG2	2.51	0.74
1:T:12:ILE:HG13	1:T:23:GLN:HB2	1.66	0.74
1:T:178:ARG:N	1:U:57:ARG:HH21	1.84	0.74
1:A:12:ILE:HD11	1:A:23:GLN:HB3	0.80	0.74
1:B:12:ILE:HD12	1:B:23:GLN:CG	1.75	0.74
1:B:97:GLN:OE1	2:I:61:ALA:HB1	1.86	0.74
1:F:13:THR:HB	1:F:14:VAL:CG2	2.16	0.74
1:G:12:ILE:HD11	1:G:23:GLN:HB3	0.80	0.74
2:2:62:GLU:HG2	2:2:82:LEU:HD21	1.70	0.74

Continued on next page...

Continued from previous page...

Atom-1	Atom-2	Interatomic distance (Å)	Clash overlap (Å)
1:T:108:ASN:CB	2:2:70:ARG:HD3	2.15	0.74
1:B:177:GLU:CD	1:C:57:ARG:H	1.90	0.74
1:B:177:GLU:HB2	1:C:58:LEU:CD2	2.17	0.74
1:C:161:LYS:CB	1:D:60:GLU:OE2	2.34	0.74
1:E:21:LEU:HD11	1:F:130:ARG:CD	2.16	0.74
1:F:13:THR:CB	1:F:14:VAL:CG2	2.62	0.74
1:Q:12:ILE:HD12	1:Q:23:GLN:CG	1.75	0.74
1:P:177:GLU:CD	1:Q:57:ARG:H	1.90	0.74
1:T:12:ILE:HD11	1:T:23:GLN:CB	1.31	0.74
2:2:123:ILE:HD13	2:2:123:ILE:H	1.52	0.74
1:U:97:GLN:OE1	2:2:61:ALA:HB1	1.88	0.74
1:F:103:TYR:C	2:N:81:THR:CG2	2.56	0.74
1:P:12:ILE:HG13	1:P:23:GLN:HB2	1.66	0.74
1:D:177:GLU:OE1	1:E:57:ARG:HB2	1.86	0.74
1:A:58:LEU:N	1:G:177:GLU:OE1	2.21	0.74
1:F:178:ARG:N	1:G:57:ARG:HH21	1.84	0.74
1:B:108:ASN:ND2	2:J:70:ARG:HG2	2.03	0.74
1:B:177:GLU:OE1	1:C:57:ARG:CB	2.36	0.74
1:F:108:ASN:HD22	2:N:70:ARG:CB	2.00	0.74
1:G:108:ASN:CB	2:H:70:ARG:HD3	2.16	0.74
2:M:123:ILE:HG12	2:M:124:TYR:HD1	1.53	0.74
1:O:86:ARG:CZ	1:U:155:GLY:O	2.34	0.74
1:O:58:LEU:HD13	1:U:177:GLU:OE1	1.86	0.74
1:S:108:ASN:CB	2:1:70:ARG:CD	2.66	0.74
1:B:52:LYS:HZ3	1:B:62:ASN:HA	1.52	0.74
1:O:108:ASN:HB2	2:W:70:ARG:HG2	1.66	0.74
1:E:12:ILE:HD11	1:E:23:GLN:C	2.07	0.74
1:F:177:GLU:OE1	1:G:57:ARG:N	2.21	0.74
1:C:103:TYR:C	2:K:81:THR:CG2	2.56	0.74
1:E:108:ASN:CB	2:M:70:ARG:HD3	2.18	0.74
1:A:108:ASN:ND2	2:I:70:ARG:HG2	2.02	0.73
1:O:60:GLU:OE2	1:U:161:LYS:CG	2.35	0.73
1:P:12:ILE:HD11	1:P:23:GLN:C	2.07	0.73
1:P:177:GLU:HB2	1:Q:58:LEU:CD2	2.17	0.73
1:T:12:ILE:HD13	1:T:23:GLN:HE21	1.51	0.73
1:S:103:TYR:O	2:1:81:THR:CG2	2.35	0.73
1:S:104:GLY:N	2:1:81:THR:HG21	2.02	0.73
1:A:12:ILE:HD11	1:A:23:GLN:C	2.07	0.73
1:E:12:ILE:HD13	1:E:23:GLN:HE21	1.51	0.73
1:E:78:THR:HG21	1:E:85:ALA:HB1	1.71	0.73
2:L:53:GLN:O	2:L:56:VAL:HG12	1.87	0.73

Continued on next page...

Continued from previous page...

Atom-1	Atom-2	Interatomic distance (Å)	Clash overlap (Å)
1:P:78:THR:HG21	1:P:85:ALA:HB1	1.70	0.73
1:Q:12:ILE:HD11	1:Q:23:GLN:C	2.07	0.73
1:S:108:ASN:HB3	2:1:70:ARG:CG	2.18	0.73
1:A:13:THR:CB	1:A:14:VAL:CG2	2.62	0.73
1:B:159:GLU:O	1:C:60:GLU:HB2	1.87	0.73
1:F:78:THR:HG21	1:F:85:ALA:HB1	1.70	0.73
1:Q:78:THR:HG21	1:Q:85:ALA:HB1	1.70	0.73
1:T:52:LYS:HZ3	1:T:62:ASN:HA	1.53	0.73
1:O:58:LEU:N	1:U:177:GLU:OE1	2.21	0.73
1:C:13:THR:HB	1:C:14:VAL:CG2	2.16	0.73
1:E:108:ASN:CB	2:M:70:ARG:CD	2.66	0.73
1:G:97:GLN:OE1	2:N:61:ALA:HB1	1.88	0.73
1:S:12:ILE:HD11	1:S:23:GLN:C	2.07	0.73
1:S:13:THR:CB	1:S:14:VAL:CG2	2.62	0.73
1:T:103:TYR:C	2:2:81:THR:CG2	2.56	0.73
1:A:177:GLU:CD	1:B:58:LEU:HD13	2.08	0.73
1:D:78:THR:HG21	1:D:85:ALA:HB1	1.70	0.73
1:F:161:LYS:CB	1:G:60:GLU:OE2	2.36	0.73
1:Q:13:THR:HB	1:Q:14:VAL:CG2	2.16	0.73
1:U:108:ASN:HD22	2:V:70:ARG:CA	2.00	0.73
1:U:13:THR:HB	1:U:14:VAL:CG2	2.16	0.73
1:O:108:ASN:ND2	2:W:70:ARG:HG2	2.02	0.73
1:G:108:ASN:HD22	2:H:70:ARG:CA	2.00	0.73
1:P:177:GLU:OE1	1:Q:57:ARG:CB	2.36	0.73
1:R:155:GLY:O	1:S:86:ARG:CZ	2.36	0.73
2:Z:2:THR:HG22	2:Z:169:SER:OG	1.89	0.73
1:E:13:THR:CB	1:E:14:VAL:CG2	2.62	0.73
1:O:12:ILE:HD13	1:O:23:GLN:HE21	1.51	0.73
1:O:78:THR:HG21	1:O:85:ALA:HB1	1.70	0.73
1:S:52:LYS:HZ1	1:S:62:ASN:HA	1.51	0.73
1:Q:103:TYR:C	2:Y:81:THR:CG2	2.56	0.73
1:S:108:ASN:HD22	2:1:70:ARG:CB	2.02	0.73
1:C:12:ILE:HD13	1:C:23:GLN:HE21	1.51	0.73
1:E:155:GLY:O	1:F:86:ARG:CZ	2.36	0.73
1:G:78:THR:HG21	1:G:85:ALA:HB1	1.70	0.73
2:L:2:THR:HG22	2:L:169:SER:OG	1.89	0.73
1:P:13:THR:CB	1:P:14:VAL:CG2	2.62	0.73
1:Q:108:ASN:HB2	2:Y:70:ARG:CG	2.12	0.73
1:R:177:GLU:OE2	1:S:57:ARG:N	2.22	0.73
1:S:155:GLY:O	1:T:86:ARG:CZ	2.36	0.73
1:T:177:GLU:OE1	1:U:57:ARG:N	2.21	0.73

Continued on next page...

Continued from previous page...

Atom-1	Atom-2	Interatomic distance (Å)	Clash overlap (Å)
1:Q:107:VAL:CG2	2:Y:66:TYR:OH	2.37	0.73
1:G:12:ILE:HD13	1:G:23:GLN:HE21	1.51	0.73
1:C:72:ASP:OD1	2:J:67:ARG:NH2	2.22	0.73
1:P:108:ASN:ND2	2:X:70:ARG:HG2	2.03	0.73
1:R:12:ILE:HD13	1:R:23:GLN:HE21	1.51	0.73
1:R:78:THR:HG21	1:R:85:ALA:HB1	1.70	0.73
1:S:12:ILE:HD13	1:S:23:GLN:HE21	1.51	0.73
1:F:12:ILE:HD11	1:F:23:GLN:C	2.07	0.73
1:A:58:LEU:HD21	1:G:173:VAL:O	1.89	0.73
1:E:108:ASN:HB3	2:M:70:ARG:CG	2.18	0.73
1:P:12:ILE:HD13	1:P:23:GLN:HE21	1.51	0.73
1:O:58:LEU:CD2	1:U:177:GLU:HB2	2.19	0.73
2:W:103:GLY:HA2	2:W:178:ILE:HD11	1.71	0.73
2:Z:20:VAL:HG13	2:Z:28:HIS:HB2	1.71	0.73
1:C:108:ASN:HD22	2:K:70:ARG:HB3	1.54	0.72
1:C:13:THR:CB	1:C:14:VAL:CG2	2.62	0.72
1:D:101:VAL:CG2	2:K:58:TYR:CE1	2.68	0.72
1:D:111:ASN:CB	2:L:70:ARG:NH1	2.52	0.72
1:G:12:ILE:HD11	1:G:23:GLN:C	2.07	0.72
1:O:168:GLY:O	1:O:172:VAL:HG12	1.89	0.72
1:R:177:GLU:CD	1:S:58:LEU:HD13	2.10	0.72
1:S:161:LYS:HD2	1:T:60:GLU:OE2	1.88	0.72
2:V:32:LYS:HE2	2:V:34:LEU:O	1.89	0.72
2:1:18:ARG:HE	2:1:30:ASN:HD22	1.37	0.72
1:T:108:ASN:HB2	2:2:70:ARG:CG	2.11	0.72
1:D:168:GLY:O	1:D:172:VAL:HG12	1.89	0.72
1:E:108:ASN:HD22	2:M:70:ARG:CB	2.02	0.72
1:E:12:ILE:HG13	1:E:23:GLN:HB2	1.66	0.72
1:F:12:ILE:HD13	1:F:23:GLN:HE21	1.51	0.72
1:F:168:GLY:O	1:F:172:VAL:HG12	1.89	0.72
1:O:177:GLU:CD	1:P:58:LEU:HD13	2.08	0.72
1:Q:168:GLY:O	1:Q:172:VAL:HG12	1.89	0.72
1:R:12:ILE:HD11	1:R:23:GLN:C	2.07	0.72
2:V:53:GLN:O	2:V:56:VAL:HG12	1.89	0.72
1:Q:72:ASP:OD1	2:X:67:ARG:NH2	2.22	0.72
1:S:103:TYR:O	2:1:81:THR:CB	2.38	0.72
1:D:108:ASN:CB	2:L:70:ARG:CG	2.66	0.72
1:D:177:GLU:OE2	1:E:57:ARG:N	2.22	0.72
1:D:155:GLY:C	1:E:86:ARG:HH22	1.90	0.72
1:O:12:ILE:HD11	1:O:23:GLN:C	2.07	0.72
1:P:101:VAL:HG21	2:W:58:TYR:HD1	1.24	0.72

Continued on next page...

Continued from previous page...

Atom-1	Atom-2	Interatomic distance (Å)	Clash overlap (Å)
1:C:78:THR:HG21	1:C:85:ALA:HB1	1.70	0.72
1:D:155:GLY:O	1:E:86:ARG:CZ	2.36	0.72
2:L:20:VAL:HG13	2:L:28:HIS:HB2	1.71	0.72
2:N:62:GLU:HG2	2:N:82:LEU:HD21	1.69	0.72
1:Q:101:VAL:HG23	2:X:58:TYR:CD1	2.15	0.72
1:Q:108:ASN:HD22	2:Y:70:ARG:HB3	1.54	0.72
1:Q:12:ILE:HD13	1:Q:23:GLN:HE21	1.51	0.72
2:W:38:ASP:HB3	2:W:41:THR:CG2	2.18	0.72
1:Q:104:GLY:HA3	2:Y:81:THR:HG21	1.70	0.72
1:E:168:GLY:O	1:E:172:VAL:HG12	1.89	0.72
1:F:12:ILE:HD12	1:F:23:GLN:CG	1.75	0.72
2:M:18:ARG:HE	2:M:30:ASN:HD22	1.37	0.72
1:S:168:GLY:O	1:S:172:VAL:HG12	1.89	0.72
1:Q:108:ASN:ND2	2:Y:70:ARG:CB	2.50	0.72
2:1:123:ILE:HG12	2:1:124:TYR:HD1	1.53	0.72
1:T:72:ASP:OD1	2:1:67:ARG:NH2	2.22	0.72
1:A:168:GLY:O	1:A:172:VAL:HG12	1.89	0.72
1:C:104:GLY:HA3	2:K:81:THR:HG21	1.70	0.72
2:H:53:GLN:O	2:H:56:VAL:HG12	1.89	0.72
1:F:107:VAL:HG11	2:N:66:TYR:HH	1.54	0.72
1:P:168:GLY:O	1:P:172:VAL:HG12	1.89	0.72
1:R:111:ASN:ND2	2:Z:70:ARG:CZ	2.53	0.72
1:S:108:ASN:CB	2:1:70:ARG:HD3	2.18	0.72
1:A:12:ILE:HD13	1:A:23:GLN:HE21	1.51	0.72
1:T:168:GLY:O	1:T:172:VAL:HG12	1.89	0.72
1:U:13:THR:CB	1:U:14:VAL:CG2	2.62	0.72
1:U:12:ILE:HD13	1:U:23:GLN:HE21	1.52	0.72
1:R:111:ASN:CB	2:Z:70:ARG:NH1	2.52	0.72
1:A:12:ILE:HD11	1:A:23:GLN:CB	1.31	0.72
1:D:16:SER:O	1:E:26:TYR:HB3	1.90	0.72
1:E:19:GLY:CA	1:F:30:ALA:HB2	2.20	0.72
1:G:104:GLY:HA3	2:H:81:THR:HG21	1.71	0.72
2:I:38:ASP:HB3	2:I:41:THR:CG2	2.19	0.72
2:N:123:ILE:HD13	2:N:123:ILE:H	1.52	0.72
1:O:12:ILE:HD11	1:O:23:GLN:CB	1.31	0.72
1:U:78:THR:HG21	1:U:85:ALA:HB1	1.71	0.72
1:R:108:ASN:CB	2:Z:70:ARG:CG	2.66	0.72
1:B:168:GLY:O	1:B:172:VAL:HG12	1.89	0.72
1:B:12:ILE:HD13	1:B:23:GLN:HE21	1.51	0.72
1:G:168:GLY:O	1:G:172:VAL:HG12	1.89	0.72
1:T:78:THR:HG21	1:T:85:ALA:HB1	1.70	0.72

Continued on next page...

Continued from previous page...

Atom-1	Atom-2	Interatomic distance (Å)	Clash overlap (Å)
1:C:168:GLY:O	1:C:172:VAL:HG12	1.89	0.72
1:E:103:TYR:O	2:M:81:THR:CB	2.38	0.72
1:E:161:LYS:HD2	1:F:60:GLU:OE2	1.88	0.72
1:S:12:ILE:HG13	1:S:23:GLN:HB2	1.66	0.72
1:U:12:ILE:HD12	1:U:23:GLN:CG	1.75	0.72
1:A:52:LYS:HZ1	1:A:62:ASN:HA	1.52	0.71
1:C:107:VAL:CG2	2:K:66:TYR:OH	2.37	0.71
1:D:12:ILE:HD11	1:D:23:GLN:CB	1.31	0.71
1:U:168:GLY:O	1:U:172:VAL:HG12	1.89	0.71
1:T:161:LYS:CB	1:U:60:GLU:OE2	2.36	0.71
1:A:178:ARG:C	1:B:57:ARG:NH2	2.43	0.71
1:A:78:THR:HG21	1:A:85:ALA:HB1	1.70	0.71
1:D:111:ASN:ND2	2:L:70:ARG:CZ	2.53	0.71
1:E:177:GLU:OE1	1:F:57:ARG:C	2.28	0.71
1:S:78:THR:HG21	1:S:85:ALA:HB1	1.70	0.71
1:D:103:TYR:O	2:L:81:THR:CG2	2.39	0.71
1:D:12:ILE:HD11	1:D:23:GLN:C	2.07	0.71
1:F:108:ASN:HB2	2:N:70:ARG:CG	2.11	0.71
1:O:178:ARG:C	1:P:57:ARG:NH2	2.43	0.71
1:P:101:VAL:HG23	2:W:58:TYR:HD1	1.55	0.71
1:A:12:ILE:HG13	1:A:23:GLN:HB2	1.67	0.71
1:B:78:THR:HG21	1:B:85:ALA:HB1	1.70	0.71
1:R:101:VAL:CG2	2:Y:58:TYR:CE1	2.68	0.71
1:R:111:ASN:CG	2:Z:70:ARG:NH1	2.43	0.71
1:B:13:THR:CB	1:B:14:VAL:CG2	2.62	0.71
1:D:111:ASN:CG	2:L:70:ARG:NH1	2.43	0.71
2:I:103:GLY:HA2	2:I:178:ILE:HD11	1.71	0.71
1:F:72:ASP:OD1	2:M:67:ARG:NH2	2.22	0.71
1:S:103:TYR:CE1	2:1:82:LEU:HD13	2.26	0.71
1:D:177:GLU:OE1	1:E:58:LEU:HD13	1.91	0.71
1:D:17:PRO:O	1:E:29:GLU:HG3	1.90	0.71
2:L:7:THR:HB	2:L:123:ILE:O	1.90	0.71
1:R:168:GLY:O	1:R:172:VAL:HG12	1.89	0.71
1:R:17:PRO:O	1:S:29:GLU:HG3	1.90	0.71
1:G:101:VAL:CG2	2:N:58:TYR:HE1	2.02	0.71
1:S:177:GLU:OE1	1:T:57:ARG:C	2.28	0.71
1:U:108:ASN:HB2	2:V:70:ARG:CG	2.09	0.71
2:H:59:MET:HE2	2:H:79:VAL:HG23	1.72	0.71
1:U:107:VAL:HG11	2:V:66:TYR:CZ	2.26	0.71
2:Z:7:THR:HB	2:Z:123:ILE:O	1.90	0.71
1:C:12:ILE:HD12	1:C:23:GLN:CG	1.75	0.71

Continued on next page...

Continued from previous page...

Atom-1	Atom-2	Interatomic distance (Å)	Clash overlap (Å)
1:U:108:ASN:CG	2:V:70:ARG:CG	2.44	0.71
1:U:101:VAL:CG2	2:2:58:TYR:HE1	2.02	0.71
1:S:19:GLY:CA	1:T:30:ALA:HB2	2.20	0.71
1:B:13:THR:HB	1:B:14:VAL:CG2	2.16	0.70
1:A:178:ARG:HA	1:B:57:ARG:NH2	2.06	0.70
2:H:32:LYS:HE2	2:H:34:LEU:O	1.89	0.70
1:O:86:ARG:NH1	1:U:157:ILE:HG22	2.06	0.70
1:S:12:ILE:HD11	1:S:23:GLN:CB	1.31	0.70
1:O:58:LEU:HD21	1:U:173:VAL:O	1.89	0.70
1:U:104:GLY:HA3	2:V:81:THR:HG21	1.71	0.70
1:Q:108:ASN:HB2	2:Y:70:ARG:CD	2.20	0.70
1:A:86:ARG:NH1	1:G:157:ILE:HG22	2.06	0.70
1:G:107:VAL:HG11	2:H:66:TYR:CZ	2.26	0.70
1:R:155:GLY:C	1:S:86:ARG:HH22	1.90	0.70
1:U:104:GLY:CA	2:V:81:THR:HG21	2.21	0.70
1:E:103:TYR:CE1	2:M:82:LEU:HD22	2.26	0.70
1:E:13:THR:HB	1:E:14:VAL:CG2	2.16	0.70
1:E:103:TYR:CE1	2:M:82:LEU:HD13	2.26	0.70
2:N:38:ASP:HB3	2:N:41:THR:CG2	2.21	0.70
2:X:53:GLN:O	2:X:56:VAL:HG12	1.91	0.70
1:D:177:GLU:CD	1:E:58:LEU:HD13	2.10	0.70
1:D:52:LYS:HZ3	1:D:62:ASN:HA	1.52	0.70
1:R:16:SER:O	1:S:26:TYR:HB3	1.90	0.70
1:R:177:GLU:OE1	1:S:58:LEU:HD13	1.91	0.70
1:A:108:ASN:HB2	2:I:70:ARG:HG2	1.66	0.70
1:T:13:THR:HB	1:T:14:VAL:CG2	2.16	0.70
1:G:13:THR:HB	1:G:14:VAL:CG2	2.16	0.70
1:C:108:ASN:ND2	2:K:70:ARG:CB	2.50	0.70
2:V:59:MET:HE2	2:V:79:VAL:HG23	1.72	0.70
1:F:178:ARG:C	1:G:57:ARG:HH22	1.92	0.70
1:Q:12:ILE:HG13	1:Q:23:GLN:HB2	1.67	0.70
1:R:103:TYR:O	2:Z:81:THR:CG2	2.39	0.70
1:S:101:VAL:HG22	2:Z:58:TYR:CD1	2.19	0.70
1:T:72:ASP:OD2	2:1:67:ARG:NH2	2.23	0.70
1:A:58:LEU:CD2	1:G:177:GLU:HB2	2.19	0.70
1:O:57:ARG:HH21	1:U:178:ARG:HA	1.32	0.70
1:U:12:ILE:HG13	1:U:23:GLN:HB2	1.67	0.70
1:C:108:ASN:HB2	2:K:70:ARG:CG	2.12	0.70
2:I:62:GLU:HG2	2:I:82:LEU:HD21	1.74	0.70
1:P:108:ASN:HB3	2:X:70:ARG:HD3	1.72	0.70
1:R:13:THR:HB	1:R:14:VAL:CG2	2.16	0.70

Continued on next page...

Continued from previous page...

Atom-1	Atom-2	Interatomic distance (Å)	Clash overlap (Å)
1:U:103:TYR:CZ	2:V:82:LEU:HD13	2.27	0.70
1:B:101:VAL:HG22	2:I:58:TYR:CE1	2.27	0.69
2:V:38:ASP:HB3	2:V:41:THR:CG2	2.20	0.69
2:W:62:GLU:HG2	2:W:82:LEU:HD21	1.74	0.69
1:B:108:ASN:HB3	2:J:70:ARG:HD3	1.72	0.69
1:B:173:VAL:O	1:C:58:LEU:CD2	2.39	0.69
2:H:45:ILE:HG12	2:H:52:ALA:HB1	1.74	0.69
1:P:173:VAL:O	1:Q:58:LEU:CD2	2.39	0.69
2:Y:12:VAL:HG13	2:Y:178:ILE:HG23	1.74	0.69
1:G:103:TYR:CZ	2:H:82:LEU:HD13	2.27	0.69
2:W:103:GLY:HA2	2:W:178:ILE:CD1	2.22	0.69
1:C:12:ILE:HG13	1:C:23:GLN:HB2	1.67	0.69
1:G:104:GLY:CA	2:H:81:THR:HG21	2.21	0.69
2:N:37:ILE:HD11	2:N:59:MET:HB3	1.73	0.69
1:P:13:THR:HB	1:P:14:VAL:CG2	2.16	0.69
1:D:184:LEU:HD23	1:D:189:ALA:HA	1.75	0.69
1:Q:156:THR:HA	1:R:86:ARG:HH12	1.58	0.69
1:G:101:VAL:HG22	2:N:58:TYR:CE1	2.27	0.69
2:J:45:ILE:CG1	2:J:52:ALA:HB1	2.22	0.69
2:K:7:THR:HB	2:K:123:ILE:O	1.93	0.69
1:R:108:ASN:HD22	2:Z:70:ARG:CB	2.05	0.69
1:T:103:TYR:O	2:2:81:THR:HG21	1.93	0.69
2:M:141:GLN:NE2	2:1:141:GLN:NE2	2.41	0.69
1:P:52:LYS:HZ1	1:P:62:ASN:HA	1.55	0.69
1:Q:161:LYS:CD	1:R:60:GLU:OE2	2.41	0.69
1:S:107:VAL:CG1	2:1:66:TYR:OH	2.41	0.69
2:V:43:MET:HE1	2:V:56:VAL:HG23	1.75	0.69
1:A:57:ARG:N	1:G:177:GLU:CD	2.33	0.69
1:O:184:LEU:HD23	1:O:189:ALA:HA	1.75	0.69
1:O:178:ARG:HA	1:P:57:ARG:NH2	2.06	0.69
1:C:156:THR:HA	1:D:86:ARG:HH12	1.58	0.69
1:E:101:VAL:HG21	2:L:58:TYR:CE1	2.26	0.69
1:D:161:LYS:CG	1:E:60:GLU:OE2	2.41	0.69
1:G:104:GLY:N	2:H:81:THR:HG21	2.08	0.69
2:I:103:GLY:HA2	2:I:178:ILE:CD1	2.22	0.69
2:J:53:GLN:O	2:J:56:VAL:HG12	1.91	0.69
2:K:12:VAL:HG13	2:K:178:ILE:HG23	1.74	0.69
1:F:72:ASP:OD2	2:M:67:ARG:NH2	2.23	0.69
1:O:178:ARG:O	1:P:57:ARG:NH2	2.26	0.69
1:B:177:GLU:CD	1:C:56:SER:OG	2.31	0.69
1:C:184:LEU:HD23	1:C:189:ALA:HA	1.75	0.69

Continued on next page...

Continued from previous page...

Atom-1	Atom-2	Interatomic distance (Å)	Clash overlap (Å)
1:E:184:LEU:HD23	1:E:189:ALA:HA	1.75	0.69
1:F:12:ILE:HG13	1:F:23:GLN:HB2	1.66	0.69
1:P:12:ILE:HD12	1:P:23:GLN:CG	1.75	0.69
1:S:103:TYR:O	2:1:81:THR:HB	1.93	0.69
1:R:17:PRO:HA	1:S:26:TYR:CD1	2.28	0.69
1:P:101:VAL:HG22	2:W:58:TYR:CE1	2.27	0.69
1:R:161:LYS:CG	1:S:60:GLU:OE2	2.41	0.68
1:U:184:LEU:HD23	1:U:189:ALA:HA	1.75	0.68
2:V:45:ILE:HG12	2:V:52:ALA:HB1	1.74	0.68
1:A:129:VAL:HG23	1:G:126:TYR:HA	1.74	0.68
1:G:101:VAL:HG22	2:N:58:TYR:HE1	1.57	0.68
1:B:101:VAL:HG23	2:I:58:TYR:HD1	1.55	0.68
1:P:184:LEU:HD23	1:P:189:ALA:HA	1.75	0.68
1:S:155:GLY:C	1:T:86:ARG:HH22	1.96	0.68
2:1:3:THR:OG1	2:1:127:THR:HG22	1.93	0.68
2:L:193:GLU:HA	2:L:196:ILE:HD12	1.74	0.68
1:F:103:TYR:HE1	2:N:82:LEU:HD22	1.58	0.68
1:D:19:GLY:CA	1:E:30:ALA:HB2	2.24	0.68
1:E:52:LYS:HZ1	1:E:62:ASN:HA	1.57	0.68
1:S:177:GLU:OE1	1:T:58:LEU:CD1	2.41	0.68
2:X:149:ASP:O	2:X:152:VAL:HG12	1.94	0.68
2:1:53:GLN:O	2:1:56:VAL:HG12	1.93	0.68
2:2:37:ILE:HD11	2:2:59:MET:HB3	1.73	0.68
1:D:108:ASN:HD22	2:L:70:ARG:CB	2.05	0.68
1:E:15:PHE:CZ	1:F:130:ARG:NH1	2.62	0.68
1:S:101:VAL:HG21	2:Z:58:TYR:CE1	2.26	0.68
1:S:161:LYS:N	1:T:60:GLU:HG2	2.08	0.68
2:Y:7:THR:HB	2:Y:123:ILE:O	1.93	0.68
1:A:178:ARG:O	1:B:57:ARG:NH2	2.26	0.68
1:F:177:GLU:OE1	1:G:58:LEU:N	2.26	0.68
2:J:149:ASP:O	2:J:152:VAL:HG12	1.94	0.68
1:S:101:VAL:HG22	2:Z:58:TYR:HE1	1.59	0.68
1:U:104:GLY:N	2:V:81:THR:HG21	2.08	0.68
1:E:177:GLU:OE1	1:F:58:LEU:CD1	2.41	0.68
1:F:103:TYR:O	2:N:81:THR:HG21	1.93	0.68
1:O:125:GLN:O	1:P:129:VAL:HG23	1.94	0.68
1:O:177:GLU:OE1	1:P:57:ARG:N	2.27	0.68
1:Q:125:GLN:O	1:R:129:VAL:HA	1.94	0.68
1:O:57:ARG:N	1:U:177:GLU:CD	2.33	0.68
1:E:161:LYS:N	1:F:60:GLU:HG2	2.08	0.68
1:E:155:GLY:C	1:F:86:ARG:HH22	1.96	0.68

Continued on next page...

Continued from previous page...

Atom-1	Atom-2	Interatomic distance (Å)	Clash overlap (Å)
1:O:7:ALA:HB1	1:P:10:ARG:HH11	1.59	0.68
1:S:15:PHE:CZ	1:T:130:ARG:NH1	2.62	0.68
2:X:18:ARG:HE	2:X:30:ASN:HD22	1.41	0.68
2:Z:193:GLU:HA	2:Z:196:ILE:HD12	1.74	0.68
1:E:103:TYR:O	2:M:81:THR:HB	1.93	0.68
1:D:17:PRO:HA	1:E:26:TYR:CD1	2.28	0.68
1:U:101:VAL:HG22	2:2:58:TYR:HE1	1.57	0.68
1:A:86:ARG:HH22	1:G:155:GLY:C	1.92	0.68
1:T:184:LEU:HD23	1:T:189:ALA:HA	1.75	0.68
1:A:184:LEU:HD23	1:A:189:ALA:HA	1.75	0.67
1:A:7:ALA:HB1	1:B:10:ARG:HH11	1.59	0.67
1:C:125:GLN:O	1:D:129:VAL:HA	1.94	0.67
1:D:103:TYR:CE1	2:L:82:LEU:HD13	2.29	0.67
1:E:12:ILE:HD12	1:E:23:GLN:CG	1.75	0.67
1:F:184:LEU:HD23	1:F:189:ALA:HA	1.75	0.67
1:O:129:VAL:HG23	1:U:126:TYR:HA	1.74	0.67
1:Q:184:LEU:HD23	1:Q:189:ALA:HA	1.75	0.67
1:P:177:GLU:N	1:Q:58:LEU:HD11	2.06	0.67
1:C:161:LYS:CD	1:D:60:GLU:OE2	2.41	0.67
2:M:3:THR:OG1	2:M:127:THR:HG22	1.93	0.67
1:S:184:LEU:HD23	1:S:189:ALA:HA	1.75	0.67
1:T:177:GLU:OE1	1:U:58:LEU:N	2.27	0.67
1:A:125:GLN:O	1:B:129:VAL:HG23	1.94	0.67
1:G:184:LEU:HD23	1:G:189:ALA:HA	1.75	0.67
2:H:59:MET:SD	2:H:83:LEU:HD13	2.35	0.67
1:G:108:ASN:ND2	2:H:70:ARG:HA	2.10	0.67
1:G:103:TYR:O	2:H:81:THR:HB	1.94	0.67
1:E:107:VAL:CG1	2:M:66:TYR:OH	2.41	0.67
1:P:177:GLU:OE1	1:Q:58:LEU:CD1	2.40	0.67
1:B:184:LEU:HD23	1:B:189:ALA:HA	1.75	0.67
1:D:8:TYR:OH	1:E:9:ASP:OD2	2.12	0.67
1:G:101:VAL:HG23	2:N:58:TYR:HD1	1.59	0.67
1:S:103:TYR:CE1	2:1:82:LEU:HD22	2.26	0.67
2:M:53:GLN:O	2:M:56:VAL:HG12	1.93	0.67
1:O:177:GLU:HB2	1:P:58:LEU:CD2	2.23	0.67
1:R:184:LEU:HD23	1:R:189:ALA:HA	1.75	0.67
1:R:19:GLY:CA	1:S:30:ALA:HB2	2.24	0.67
1:A:177:GLU:OE1	1:B:57:ARG:N	2.27	0.67
1:C:177:GLU:CB	1:D:58:LEU:CG	2.58	0.67
2:X:45:ILE:CG1	2:X:52:ALA:HB1	2.22	0.67
1:U:101:VAL:HG22	2:2:58:TYR:CE1	2.27	0.67

Continued on next page...

Continued from previous page...

Atom-1	Atom-2	Interatomic distance (Å)	Clash overlap (Å)
2:I:133:PHE:CZ	2:I:165:ARG:HB3	2.30	0.67
2:2:38:ASP:HB3	2:2:41:THR:CG2	2.21	0.66
1:B:177:GLU:N	1:C:58:LEU:HD11	2.06	0.66
1:E:159:GLU:O	1:F:60:GLU:HB2	1.95	0.66
1:D:108:ASN:HB3	2:L:70:ARG:CG	2.25	0.66
1:R:108:ASN:HB3	2:Z:70:ARG:CG	2.25	0.66
1:R:103:TYR:CE1	2:Z:82:LEU:HD13	2.29	0.66
2:M:123:ILE:HD13	2:M:123:ILE:H	1.60	0.66
1:T:103:TYR:HE1	2:2:82:LEU:HD22	1.58	0.66
1:U:103:TYR:O	2:V:81:THR:HB	1.94	0.66
1:A:177:GLU:HB2	1:B:58:LEU:CD2	2.23	0.66
1:F:16:SER:O	1:G:26:TYR:HB3	1.95	0.66
2:H:38:ASP:HB3	2:H:41:THR:CG2	2.20	0.66
1:O:52:LYS:HZ1	1:O:62:ASN:HA	1.60	0.66
1:R:8:TYR:OH	1:S:9:ASP:OD2	2.12	0.66
1:T:61:GLN:O	1:T:64:ILE:HG22	1.96	0.66
1:T:16:SER:O	1:U:26:TYR:HB3	1.95	0.66
2:I:7:THR:HB	2:I:123:ILE:O	1.96	0.66
2:L:59:MET:SD	2:L:83:LEU:HD13	2.36	0.66
1:O:61:GLN:O	1:O:64:ILE:HG22	1.95	0.66
1:R:111:ASN:ND2	2:Z:70:ARG:NH2	2.43	0.66
1:S:159:GLU:O	1:T:60:GLU:HB2	1.96	0.66
2:W:7:THR:HB	2:W:123:ILE:O	1.96	0.66
2:W:133:PHE:CZ	2:W:165:ARG:HB3	2.30	0.66
1:C:21:LEU:CD1	1:D:130:ARG:CD	2.72	0.66
1:A:108:ASN:HB3	2:I:70:ARG:CD	2.24	0.66
1:P:177:GLU:CD	1:Q:56:SER:OG	2.31	0.66
2:V:59:MET:SD	2:V:83:LEU:HD13	2.35	0.66
1:C:198:LYS:O	1:C:202:GLU:HB2	1.96	0.66
1:C:61:GLN:O	1:C:64:ILE:HG22	1.95	0.66
1:O:108:ASN:HB3	2:W:70:ARG:CD	2.24	0.66
1:U:198:LYS:O	1:U:202:GLU:HB2	1.96	0.66
1:D:61:GLN:O	1:D:64:ILE:HG22	1.96	0.66
2:J:18:ARG:HE	2:J:30:ASN:HD22	1.41	0.66
1:P:21:LEU:HD11	1:Q:130:ARG:CD	2.26	0.66
1:R:108:ASN:HD22	2:Z:70:ARG:CG	2.06	0.66
1:U:108:ASN:ND2	2:V:70:ARG:HA	2.10	0.66
2:X:2:THR:HG22	2:X:169:SER:OG	1.96	0.66
2:X:75:PRO:O	2:X:78:ALA:HB3	1.96	0.66
1:B:61:GLN:O	1:B:64:ILE:HG22	1.95	0.66
1:C:15:PHE:HB2	1:D:23:GLN:HE22	1.59	0.66

Continued on next page...

Continued from previous page...

Atom-1	Atom-2	Interatomic distance (Å)	Clash overlap (Å)
1:O:57:ARG:CB	1:U:177:GLU:OE1	2.44	0.66
1:U:61:GLN:O	1:U:64:ILE:HG22	1.95	0.66
2:M:164:GLN:NE2	2:Z:29:LYS:NZ	2.44	0.66
2:Z:59:MET:SD	2:Z:83:LEU:HD13	2.36	0.66
1:A:177:GLU:OE1	1:B:58:LEU:CD1	2.38	0.66
1:A:61:GLN:O	1:A:64:ILE:HG22	1.95	0.66
1:B:177:GLU:OE1	1:C:58:LEU:CD1	2.40	0.66
1:O:198:LYS:O	1:O:202:GLU:HB2	1.96	0.66
1:Q:61:GLN:O	1:Q:64:ILE:HG22	1.95	0.66
1:Q:177:GLU:O	1:R:57:ARG:CZ	2.43	0.66
1:A:198:LYS:O	1:A:202:GLU:HB2	1.96	0.66
1:E:61:GLN:O	1:E:64:ILE:HG22	1.95	0.66
1:G:198:LYS:O	1:G:202:GLU:HB2	1.96	0.66
2:J:2:THR:HG22	2:J:169:SER:OG	1.96	0.66
1:R:198:LYS:O	1:R:202:GLU:HB2	1.96	0.66
1:R:61:GLN:O	1:R:64:ILE:HG22	1.96	0.66
1:U:52:LYS:HZ1	1:U:62:ASN:HA	1.61	0.66
2:1:123:ILE:HD13	2:1:123:ILE:H	1.60	0.65
1:C:108:ASN:HB2	2:K:70:ARG:CD	2.20	0.65
1:Q:15:PHE:HB2	1:R:23:GLN:HE22	1.59	0.65
1:S:61:GLN:O	1:S:64:ILE:HG22	1.95	0.65
1:R:52:LYS:HZ3	1:R:62:ASN:HA	1.59	0.65
1:B:198:LYS:O	1:B:202:GLU:HB2	1.96	0.65
1:C:177:GLU:O	1:D:57:ARG:CZ	2.43	0.65
1:A:57:ARG:CZ	1:G:178:ARG:HA	2.26	0.65
2:L:123:ILE:HG12	2:L:124:TYR:HD1	1.61	0.65
2:M:124:TYR:CD2	2:M:138:LEU:HD23	2.31	0.65
1:O:57:ARG:CZ	1:U:178:ARG:HA	2.27	0.65
1:S:198:LYS:O	1:S:202:GLU:HB2	1.96	0.65
2:Y:28:HIS:CD2	2:Z:120:VAL:HG11	2.31	0.65
1:D:198:LYS:O	1:D:202:GLU:HB2	1.96	0.65
1:A:23:GLN:HE22	1:G:15:PHE:HB2	1.62	0.65
2:L:29:LYS:NZ	2:1:164:GLN:NE2	2.45	0.65
2:M:164:GLN:NE2	2:Z:29:LYS:HZ1	1.93	0.65
1:G:61:GLN:O	1:G:64:ILE:HG22	1.95	0.65
1:Q:177:GLU:CG	1:R:58:LEU:HD22	2.25	0.65
2:W:45:ILE:HG12	2:W:52:ALA:HB1	1.79	0.65
1:O:108:ASN:HB3	2:W:70:ARG:HD3	1.79	0.65
1:P:61:GLN:O	1:P:64:ILE:HG22	1.96	0.65
2:Z:123:ILE:HG12	2:Z:124:TYR:HD1	1.62	0.65
1:A:177:GLU:N	1:B:58:LEU:CD2	2.49	0.65

Continued on next page...

Continued from previous page...

Atom-1	Atom-2	Interatomic distance (Å)	Clash overlap (Å)
1:D:111:ASN:ND2	2:L:70:ARG:NH2	2.43	0.65
1:E:198:LYS:O	1:E:202:GLU:HB2	1.96	0.65
1:F:124:THR:CG2	1:G:130:ARG:HH21	2.08	0.65
2:K:28:HIS:CD2	2:L:120:VAL:HG11	2.31	0.65
1:Q:198:LYS:O	1:Q:202:GLU:HB2	1.96	0.65
1:T:198:LYS:O	1:T:202:GLU:HB2	1.96	0.65
1:T:107:VAL:HG21	2:2:66:TYR:OH	1.97	0.65
1:C:107:VAL:HG11	2:K:66:TYR:HH	1.62	0.65
1:O:101:VAL:HG21	2:V:58:TYR:HD1	1.40	0.65
1:O:26:TYR:HB3	1:U:16:SER:O	1.97	0.65
1:T:103:TYR:O	2:2:81:THR:CG2	2.45	0.65
1:T:124:THR:CG2	1:U:130:ARG:HH21	2.08	0.65
2:W:123:ILE:H	2:W:123:ILE:HD13	1.62	0.65
1:A:57:ARG:CB	1:G:177:GLU:OE1	2.44	0.65
1:F:61:GLN:O	1:F:64:ILE:HG22	1.95	0.65
1:O:23:GLN:HE22	1:U:15:PHE:HB2	1.62	0.65
1:B:108:ASN:HD22	2:J:70:ARG:CB	2.10	0.65
1:F:17:PRO:HA	1:G:26:TYR:CD1	2.32	0.65
2:I:124:TYR:CD2	2:I:138:LEU:HD23	2.32	0.65
1:F:103:TYR:O	2:N:81:THR:CG2	2.45	0.65
1:Q:21:LEU:CD1	1:R:130:ARG:CD	2.72	0.65
2:W:20:VAL:HG13	2:W:28:HIS:HB2	1.79	0.65
1:F:198:LYS:O	1:F:202:GLU:HB2	1.96	0.64
1:P:198:LYS:O	1:P:202:GLU:HB2	1.96	0.64
1:F:52:LYS:HZ3	1:F:62:ASN:HA	1.61	0.64
2:I:20:VAL:HG13	2:I:28:HIS:HB2	1.79	0.64
1:R:108:ASN:HB3	2:Z:70:ARG:HG2	1.74	0.64
2:K:59:MET:HE2	2:K:79:VAL:HG23	1.79	0.64
1:T:15:PHE:CE2	1:U:131:PRO:O	2.51	0.64
2:1:124:TYR:CD2	2:1:138:LEU:HD23	2.31	0.64
2:1:49:VAL:HG23	2:1:50:GLY:H	1.63	0.64
1:F:15:PHE:CE2	1:G:131:PRO:O	2.51	0.64
1:G:52:LYS:HZ3	1:G:62:ASN:HA	1.60	0.64
2:N:123:ILE:HG12	2:N:124:TYR:HD2	1.61	0.64
2:Y:123:ILE:HG12	2:Y:124:TYR:CD1	2.31	0.64
2:J:75:PRO:O	2:J:78:ALA:HB3	1.96	0.64
2:L:124:TYR:CD2	2:L:138:LEU:HD23	2.33	0.64
1:U:101:VAL:HG23	2:2:58:TYR:HD1	1.59	0.64
2:W:124:TYR:CD2	2:W:138:LEU:HD23	2.32	0.64
1:B:21:LEU:HD11	1:C:130:ARG:CD	2.26	0.64
1:D:156:THR:HA	1:E:86:ARG:HH12	1.62	0.64

Continued on next page...

Continued from previous page...

Atom-1	Atom-2	Interatomic distance (Å)	Clash overlap (Å)
2:I:45:ILE:HG12	2:I:52:ALA:HB1	1.79	0.64
1:O:177:GLU:OE1	1:P:58:LEU:CD1	2.38	0.64
2:V:124:TYR:CD2	2:V:138:LEU:HD23	2.33	0.64
2:1:45:ILE:CG1	2:1:52:ALA:HB1	2.26	0.64
2:M:123:ILE:HG12	2:M:124:TYR:CD1	2.33	0.64
2:2:123:ILE:HG12	2:2:124:TYR:HD2	1.61	0.64
1:A:108:ASN:HB3	2:I:70:ARG:HD3	1.79	0.64
1:A:26:TYR:HB3	1:G:16:SER:O	1.97	0.64
2:L:18:ARG:HB2	2:L:31:GLY:O	1.98	0.64
2:V:55:LEU:HD21	2:V:87:LEU:HD11	1.80	0.64
1:R:100:LYS:NZ	2:Y:64:GLU:OE1	2.28	0.64
2:1:123:ILE:HG12	2:1:124:TYR:CD1	2.33	0.64
2:K:3:THR:HB	2:K:16:THR:HG22	1.80	0.64
1:S:19:GLY:HA3	1:T:30:ALA:HB2	1.80	0.64
2:I:123:ILE:HD13	2:I:123:ILE:H	1.62	0.64
1:T:17:PRO:HA	1:U:26:TYR:CD1	2.32	0.64
1:S:72:ASP:OD1	2:Z:67:ARG:NH2	2.31	0.64
1:E:72:ASP:OD1	2:L:67:ARG:NH2	2.31	0.63
1:O:86:ARG:HH22	1:U:155:GLY:C	1.92	0.63
1:Q:177:GLU:HB2	1:R:58:LEU:HD22	0.63	0.63
1:R:156:THR:HA	1:S:86:ARG:HH12	1.62	0.63
1:P:15:PHE:CZ	1:Q:130:ARG:NH1	2.66	0.63
2:V:123:ILE:HD13	2:V:123:ILE:H	1.62	0.63
1:O:97:GLN:OE1	2:V:61:ALA:CB	2.46	0.63
2:M:141:GLN:NE2	2:1:141:GLN:HE21	1.96	0.63
1:A:23:GLN:HE22	1:G:15:PHE:H	1.46	0.63
2:I:123:ILE:HG12	2:I:124:TYR:CD1	2.32	0.63
1:P:108:ASN:HD22	2:X:70:ARG:CB	2.10	0.63
1:Q:52:LYS:HZ1	1:Q:62:ASN:HA	1.61	0.63
1:O:23:GLN:HE22	1:U:15:PHE:H	1.46	0.63
2:Z:37:ILE:HD11	2:Z:59:MET:HB3	1.79	0.63
1:E:19:GLY:HA3	1:F:30:ALA:HB2	1.80	0.63
2:J:103:GLY:HA2	2:J:178:ILE:HD13	1.81	0.63
2:K:193:GLU:HA	2:K:196:ILE:HD12	1.81	0.63
2:M:49:VAL:HG23	2:M:50:GLY:H	1.62	0.63
2:M:45:ILE:CG1	2:M:52:ALA:HB1	2.26	0.63
2:Y:193:GLU:HA	2:Y:196:ILE:HD12	1.81	0.63
2:Z:124:TYR:CD2	2:Z:138:LEU:HD23	2.33	0.63
2:Z:18:ARG:HB2	2:Z:31:GLY:O	1.98	0.63
1:B:15:PHE:CZ	1:C:130:ARG:NH1	2.66	0.63
1:G:103:TYR:O	2:H:81:THR:CG2	2.47	0.63

Continued on next page...

Continued from previous page...

Atom-1	Atom-2	Interatomic distance (Å)	Clash overlap (Å)
2:N:179:THR:HG23	2:N:182:ASP:H	1.63	0.63
2:X:103:GLY:HA2	2:X:178:ILE:HD13	1.81	0.63
2:H:167:SER:HB2	2:X:167:SER:HB2	1.79	0.63
1:F:107:VAL:HG21	2:N:66:TYR:OH	1.97	0.63
1:D:100:LYS:NZ	2:K:64:GLU:OE1	2.28	0.63
1:C:104:GLY:CA	2:K:81:THR:HG21	2.28	0.63
1:C:177:GLU:HB2	1:D:58:LEU:HD22	0.63	0.63
1:C:177:GLU:CD	1:D:58:LEU:H	2.01	0.63
2:H:124:TYR:CD2	2:H:138:LEU:HD23	2.33	0.63
1:B:177:GLU:OE2	1:C:56:SER:CA	2.47	0.63
1:C:177:GLU:CG	1:D:58:LEU:HD22	2.25	0.63
1:F:108:ASN:CG	2:N:70:ARG:CG	2.56	0.63
2:H:123:ILE:H	2:H:123:ILE:HD13	1.62	0.63
2:N:133:PHE:CZ	2:N:165:ARG:HB3	2.34	0.63
1:U:103:TYR:O	2:V:81:THR:CG2	2.47	0.63
2:2:133:PHE:CZ	2:2:165:ARG:HB3	2.34	0.62
1:G:103:TYR:HE1	2:H:82:LEU:HD22	1.64	0.62
1:A:26:TYR:CD1	1:G:17:PRO:HA	2.34	0.62
2:J:103:GLY:HA2	2:J:178:ILE:CD1	2.29	0.62
1:O:161:LYS:CB	1:P:60:GLU:OE2	2.45	0.62
1:R:173:VAL:O	1:S:58:LEU:HD22	1.99	0.62
1:U:103:TYR:HE1	2:V:82:LEU:HD22	1.64	0.62
1:B:177:GLU:CA	1:C:58:LEU:HD13	2.08	0.62
1:D:103:TYR:HE1	2:L:82:LEU:HD22	1.64	0.62
2:L:37:ILE:HD11	2:L:59:MET:HB3	1.79	0.62
1:O:177:GLU:HA	1:P:58:LEU:CD2	2.28	0.62
1:T:178:ARG:C	1:U:57:ARG:HH22	1.92	0.62
1:D:177:GLU:OE1	1:E:57:ARG:C	2.37	0.62
1:E:101:VAL:HG22	2:L:58:TYR:HE1	1.59	0.62
1:Q:104:GLY:CA	2:Y:81:THR:HG21	2.28	0.62
1:R:177:GLU:OE1	1:S:57:ARG:C	2.37	0.62
2:Z:15:ALA:HB2	2:Z:175:VAL:HB	1.82	0.62
1:E:177:GLU:CB	1:F:58:LEU:CD2	2.70	0.62
2:K:123:ILE:HD13	2:K:123:ILE:H	1.63	0.62
1:T:14:VAL:H	1:U:130:ARG:HB2	1.64	0.62
1:C:121:GLN:O	1:C:124:THR:HB	2.00	0.62
1:A:129:VAL:CG2	1:G:125:GLN:O	2.48	0.62
1:T:17:PRO:HA	1:U:26:TYR:CG	2.35	0.62
1:C:97:GLN:OE1	2:J:61:ALA:CB	2.48	0.62
1:E:107:VAL:HG21	2:M:66:TYR:OH	1.99	0.62
1:F:17:PRO:HA	1:G:26:TYR:CG	2.34	0.62

Continued on next page...

Continued from previous page...

Atom-1	Atom-2	Interatomic distance (Å)	Clash overlap (Å)
2:I:76:ILE:O	2:I:79:VAL:HG12	2.00	0.62
1:D:108:ASN:HD22	2:L:70:ARG:CG	2.06	0.62
1:O:26:TYR:CD1	1:U:17:PRO:HA	2.34	0.62
1:Q:121:GLN:O	1:Q:124:THR:HB	2.00	0.62
1:U:121:GLN:O	1:U:124:THR:HB	2.00	0.62
2:M:141:GLN:HE21	2:1:141:GLN:NE2	1.97	0.62
2:Y:3:THR:HB	2:Y:16:THR:HG22	1.80	0.62
2:H:2:THR:HG22	2:H:169:SER:OG	2.00	0.62
2:H:55:LEU:HD21	2:H:87:LEU:HD11	1.80	0.62
2:J:167:SER:HB2	2:V:167:SER:HB2	1.82	0.62
1:Q:52:LYS:HZ3	1:Q:62:ASN:HA	1.63	0.62
1:T:121:GLN:O	1:T:124:THR:HB	2.00	0.62
2:V:43:MET:CE	2:V:56:VAL:HG23	2.29	0.62
2:X:103:GLY:HA2	2:X:178:ILE:CD1	2.29	0.62
2:1:149:ASP:O	2:1:152:VAL:HG12	1.99	0.62
1:B:121:GLN:O	1:B:124:THR:HB	2.00	0.62
1:F:121:GLN:O	1:F:124:THR:HB	2.00	0.62
1:P:177:GLU:OE2	1:Q:56:SER:CA	2.47	0.62
1:P:177:GLU:CB	1:Q:58:LEU:CD1	2.77	0.62
2:2:179:THR:HG23	2:2:182:ASP:H	1.63	0.62
2:H:123:ILE:HG12	2:H:124:TYR:CD1	2.33	0.62
1:P:121:GLN:O	1:P:124:THR:HB	2.00	0.62
1:R:121:GLN:O	1:R:124:THR:HB	2.00	0.62
1:Q:97:GLN:OE1	2:X:61:ALA:CB	2.48	0.62
1:F:52:LYS:HZ1	1:F:62:ASN:HA	1.63	0.61
2:M:149:ASP:O	2:M:152:VAL:HG12	1.99	0.61
1:U:52:LYS:HZ3	1:U:62:ASN:HA	1.63	0.61
1:D:61:GLN:OE1	1:D:62:ASN:HB3	2.00	0.61
1:G:12:ILE:HA	1:G:23:GLN:CG	2.21	0.61
1:S:121:GLN:O	1:S:124:THR:HB	2.00	0.61
1:G:121:GLN:O	1:G:124:THR:HB	2.00	0.61
2:K:38:ASP:HB3	2:K:41:THR:CG2	2.26	0.61
1:P:88:LEU:HD21	1:P:120:MET:SD	2.41	0.61
1:S:107:VAL:HG21	2:1:66:TYR:OH	1.99	0.61
1:O:58:LEU:HD13	1:U:177:GLU:CD	2.21	0.61
2:V:2:THR:HG22	2:V:169:SER:OG	2.00	0.61
2:W:76:ILE:O	2:W:79:VAL:HG12	1.99	0.61
1:A:88:LEU:HD21	1:A:120:MET:SD	2.41	0.61
1:E:121:GLN:O	1:E:124:THR:HB	2.00	0.61
1:F:14:VAL:H	1:G:130:ARG:HB2	1.64	0.61
1:O:49:ILE:HD12	1:O:211:GLU:O	2.01	0.61

Continued on next page...

Continued from previous page...

Atom-1	Atom-2	Interatomic distance (Å)	Clash overlap (Å)
1:P:49:ILE:HD12	1:P:211:GLU:O	2.01	0.61
1:P:177:GLU:CB	1:Q:58:LEU:HD13	2.30	0.61
1:Q:15:PHE:CZ	1:R:130:ARG:NH1	2.68	0.61
1:B:88:LEU:HD21	1:B:120:MET:SD	2.41	0.61
1:C:49:ILE:HD12	1:C:211:GLU:O	2.01	0.61
2:N:76:ILE:O	2:N:79:VAL:HG12	2.00	0.61
1:O:88:LEU:HD21	1:O:120:MET:SD	2.41	0.61
1:Q:49:ILE:HD12	1:Q:211:GLU:O	2.01	0.61
1:Q:88:LEU:HD21	1:Q:120:MET:SD	2.41	0.61
1:Q:177:GLU:CD	1:R:58:LEU:H	2.01	0.61
2:Y:123:ILE:H	2:Y:123:ILE:HD13	1.63	0.61
1:A:121:GLN:O	1:A:124:THR:HB	2.00	0.61
1:C:88:LEU:HD21	1:C:120:MET:SD	2.41	0.61
1:D:121:GLN:O	1:D:124:THR:HB	2.00	0.61
1:C:15:PHE:CZ	1:D:130:ARG:NH1	2.68	0.61
1:E:88:LEU:HD21	1:E:120:MET:SD	2.41	0.61
1:G:108:ASN:ND2	2:H:70:ARG:O	2.33	0.61
2:K:123:ILE:HG12	2:K:124:TYR:CD1	2.31	0.61
1:O:177:GLU:C	1:P:57:ARG:NH2	2.30	0.61
1:D:49:ILE:HD12	1:D:211:GLU:O	2.01	0.61
1:F:72:ASP:CG	2:M:67:ARG:NH2	2.54	0.61
1:F:88:LEU:HD21	1:F:120:MET:SD	2.41	0.61
1:A:97:GLN:OE1	2:H:61:ALA:CB	2.46	0.61
1:O:121:GLN:O	1:O:124:THR:HB	2.00	0.61
1:S:49:ILE:HD12	1:S:211:GLU:O	2.01	0.61
1:T:61:GLN:OE1	1:T:62:ASN:HB3	2.00	0.61
1:T:72:ASP:CG	2:1:67:ARG:NH2	2.54	0.61
1:U:88:LEU:HD21	1:U:120:MET:SD	2.41	0.61
2:W:123:ILE:HG12	2:W:124:TYR:CD1	2.32	0.61
1:A:49:ILE:HD12	1:A:211:GLU:O	2.01	0.61
1:B:61:GLN:OE1	1:B:62:ASN:HB3	2.00	0.61
1:D:88:LEU:HD21	1:D:120:MET:SD	2.41	0.61
1:E:49:ILE:HD12	1:E:211:GLU:O	2.01	0.61
1:F:61:GLN:OE1	1:F:62:ASN:HB3	2.00	0.61
1:O:61:GLN:OE1	1:O:62:ASN:HB3	2.00	0.61
1:S:88:LEU:HD21	1:S:120:MET:SD	2.41	0.61
1:T:88:LEU:HD21	1:T:120:MET:SD	2.41	0.61
1:U:49:ILE:HD12	1:U:211:GLU:O	2.01	0.61
1:E:61:GLN:OE1	1:E:62:ASN:HB3	2.00	0.61
1:G:61:GLN:OE1	1:G:62:ASN:HB3	2.00	0.61
2:L:15:ALA:HB2	2:L:175:VAL:HB	1.82	0.61

Continued on next page...

Continued from previous page...

Atom-1	Atom-2	Interatomic distance (Å)	Clash overlap (Å)
2:N:3:THR:HB	2:N:16:THR:HG22	1.83	0.61
1:Q:12:ILE:HA	1:Q:23:GLN:CG	2.21	0.61
1:R:103:TYR:HE1	2:Z:82:LEU:HD22	1.64	0.61
1:U:108:ASN:ND2	2:V:70:ARG:O	2.33	0.61
1:O:129:VAL:CG2	1:U:125:GLN:O	2.48	0.61
2:W:37:ILE:HD11	2:W:59:MET:HB3	1.82	0.61
2:I:37:ILE:HD11	2:I:59:MET:HB3	1.83	0.60
1:P:61:GLN:OE1	1:P:62:ASN:HB3	2.00	0.60
1:Q:61:GLN:OE1	1:Q:62:ASN:HB3	2.00	0.60
1:U:61:GLN:OE1	1:U:62:ASN:HB3	2.00	0.60
2:L:3:THR:HB	2:L:16:THR:HG22	1.83	0.60
1:R:49:ILE:HD12	1:R:211:GLU:O	2.01	0.60
1:S:125:GLN:O	1:T:129:VAL:HG23	2.02	0.60
1:C:178:ARG:HA	1:D:57:ARG:HH22	1.59	0.60
1:F:49:ILE:HD12	1:F:211:GLU:O	2.01	0.60
1:R:61:GLN:OE1	1:R:62:ASN:HB3	2.00	0.60
2:Z:32:LYS:HE2	2:Z:34:LEU:O	2.01	0.60
1:D:107:VAL:HG11	2:L:66:TYR:OH	2.01	0.60
1:E:125:GLN:O	1:F:129:VAL:HG23	2.02	0.60
2:L:133:PHE:HE1	2:2:132:PRO:HA	1.65	0.60
1:O:15:PHE:HB2	1:P:23:GLN:HE22	1.66	0.60
1:R:12:ILE:HA	1:R:23:GLN:CG	2.21	0.60
2:2:76:ILE:O	2:2:79:VAL:HG12	2.00	0.60
1:B:177:GLU:CB	1:C:58:LEU:CD1	2.77	0.60
1:C:61:GLN:OE1	1:C:62:ASN:HB3	2.00	0.60
1:G:49:ILE:HD12	1:G:211:GLU:O	2.01	0.60
1:F:108:ASN:HB2	2:N:70:ARG:CD	2.31	0.60
1:R:28:ARG:O	1:R:31:VAL:HG22	2.02	0.60
1:R:88:LEU:HD21	1:R:120:MET:SD	2.41	0.60
1:A:61:GLN:OE1	1:A:62:ASN:HB3	2.00	0.60
1:B:161:LYS:N	1:C:60:GLU:HG2	2.16	0.60
1:G:28:ARG:O	1:G:31:VAL:HG22	2.02	0.60
1:G:52:LYS:HZ1	1:G:62:ASN:HA	1.65	0.60
1:G:103:TYR:O	2:H:81:THR:HG21	2.02	0.60
2:K:124:TYR:CD2	2:K:138:LEU:HD23	2.37	0.60
1:F:71:ASP:HA	2:M:68:LEU:HD21	1.82	0.60
1:O:52:LYS:HZ3	1:O:62:ASN:HA	1.65	0.60
1:R:107:VAL:HG11	2:Z:66:TYR:OH	2.01	0.60
2:1:133:PHE:CZ	2:1:165:ARG:HB3	2.37	0.60
1:T:107:VAL:HG11	2:2:66:TYR:HH	1.66	0.60
1:B:177:GLU:CB	1:C:58:LEU:HD13	2.30	0.60

Continued on next page...

Continued from previous page...

Atom-1	Atom-2	Interatomic distance (Å)	Clash overlap (Å)
1:S:28:ARG:O	1:S:31:VAL:HG22	2.02	0.60
1:T:104:GLY:N	2:2:81:THR:HG21	2.17	0.60
1:T:71:ASP:HA	2:1:68:LEU:HD21	1.83	0.60
1:G:88:LEU:HD21	1:G:120:MET:SD	2.41	0.60
1:E:108:ASN:HB3	2:M:70:ARG:HG2	1.76	0.60
1:R:52:LYS:HZ1	1:R:62:ASN:HA	1.66	0.60
1:S:107:VAL:CG2	2:1:66:TYR:OH	2.50	0.60
1:T:15:PHE:HB2	1:U:23:GLN:NE2	2.11	0.60
2:Y:159:ILE:O	2:Y:163:LYS:HG3	2.02	0.60
2:2:3:THR:HB	2:2:16:THR:HG22	1.83	0.60
1:F:8:TYR:CE2	1:G:10:ARG:HD3	2.37	0.60
2:H:43:MET:CE	2:H:56:VAL:HG23	2.30	0.60
1:O:177:GLU:C	1:P:58:LEU:HD11	2.22	0.60
1:S:61:GLN:OE1	1:S:62:ASN:HB3	2.00	0.60
1:U:107:VAL:CB	2:V:66:TYR:OH	2.49	0.60
1:B:49:ILE:HD12	1:B:211:GLU:O	2.01	0.60
1:D:97:GLN:OE1	2:K:61:ALA:CB	2.50	0.60
1:P:161:LYS:N	1:Q:60:GLU:HG2	2.16	0.60
1:T:42:PHE:HD1	1:T:43:ALA:N	2.00	0.60
1:U:12:ILE:HB	1:U:23:GLN:HG3	0.60	0.60
1:D:28:ARG:O	1:D:31:VAL:HG22	2.02	0.59
1:A:58:LEU:HD13	1:G:177:GLU:CD	2.21	0.59
1:Q:177:GLU:CB	1:R:58:LEU:CG	2.59	0.59
1:Q:28:ARG:O	1:Q:31:VAL:HG22	2.02	0.59
1:A:15:PHE:HB2	1:B:23:GLN:HE22	1.66	0.59
1:A:28:ARG:O	1:A:31:VAL:HG22	2.02	0.59
1:A:42:PHE:HD1	1:A:43:ALA:N	2.00	0.59
1:O:28:ARG:O	1:O:31:VAL:HG22	2.02	0.59
1:T:49:ILE:HD12	1:T:211:GLU:O	2.01	0.59
2:V:123:ILE:HG12	2:V:124:TYR:CD1	2.33	0.59
2:X:38:ASP:HB2	2:X:63:LEU:HD23	1.84	0.59
2:Z:3:THR:HB	2:Z:16:THR:HG22	1.83	0.59
1:T:103:TYR:CZ	2:2:82:LEU:HD13	2.37	0.59
1:B:12:ILE:HB	1:B:23:GLN:HG3	0.60	0.59
1:C:12:ILE:HB	1:C:23:GLN:HG3	0.59	0.59
1:F:28:ARG:O	1:F:31:VAL:HG22	2.02	0.59
1:F:42:PHE:HD1	1:F:43:ALA:N	2.00	0.59
1:G:107:VAL:CB	2:H:66:TYR:OH	2.49	0.59
2:K:32:LYS:HE2	2:K:34:LEU:O	2.02	0.59
2:M:133:PHE:CZ	2:M:165:ARG:HB3	2.37	0.59
1:P:12:ILE:HB	1:P:23:GLN:HG3	0.60	0.59

Continued on next page...

Continued from previous page...

Atom-1	Atom-2	Interatomic distance (Å)	Clash overlap (Å)
2:V:37:ILE:HD11	2:V:59:MET:HB3	1.82	0.59
1:D:15:PHE:HB2	1:E:23:GLN:HE22	1.67	0.59
1:D:19:GLY:HA3	1:E:30:ALA:HB2	1.84	0.59
1:G:42:PHE:HD1	1:G:43:ALA:N	2.00	0.59
1:F:107:VAL:CG2	2:N:66:TYR:OH	2.51	0.59
1:O:12:ILE:HB	1:O:23:GLN:HG3	0.59	0.59
1:Q:12:ILE:HB	1:Q:23:GLN:HG3	0.59	0.59
1:R:42:PHE:HD1	1:R:43:ALA:N	2.00	0.59
1:S:42:PHE:HD1	1:S:43:ALA:N	2.00	0.59
1:T:12:ILE:HB	1:T:23:GLN:HG3	0.60	0.59
1:T:28:ARG:O	1:T:31:VAL:HG22	2.02	0.59
2:W:149:ASP:O	2:W:152:VAL:HG12	2.03	0.59
2:Y:18:ARG:HE	2:Y:30:ASN:HD22	1.51	0.59
1:A:49:ILE:HD11	1:A:210:PRO:HB3	1.85	0.59
1:A:178:ARG:HA	1:B:57:ARG:HH21	1.62	0.59
1:D:108:ASN:HD22	2:L:70:ARG:HB3	1.68	0.59
1:F:177:GLU:CA	1:G:58:LEU:HD13	2.02	0.59
2:K:152:VAL:O	2:K:156:ILE:HG13	2.03	0.59
1:S:12:ILE:HB	1:S:23:GLN:HG3	0.60	0.59
1:U:42:PHE:HD1	1:U:43:ALA:N	2.00	0.59
1:A:12:ILE:HB	1:A:23:GLN:HG3	0.59	0.59
1:B:49:ILE:HD11	1:B:210:PRO:HB3	1.85	0.59
1:D:173:VAL:O	1:E:58:LEU:HD22	1.99	0.59
1:D:12:ILE:HB	1:D:23:GLN:HG3	0.59	0.59
1:F:104:GLY:N	2:N:81:THR:HG21	2.17	0.59
1:F:12:ILE:HA	1:F:23:GLN:CG	2.21	0.59
1:G:12:ILE:HB	1:G:23:GLN:HG3	0.60	0.59
1:G:49:ILE:HD11	1:G:210:PRO:HB3	1.85	0.59
1:P:108:ASN:ND2	2:X:70:ARG:CG	2.66	0.59
1:O:15:PHE:CZ	1:P:130:ARG:NH1	2.71	0.59
1:R:15:PHE:HB2	1:S:23:GLN:HE22	1.67	0.59
1:T:8:TYR:CE2	1:U:10:ARG:HD3	2.37	0.59
2:1:38:ASP:HB3	2:1:41:THR:CG2	2.28	0.59
1:B:42:PHE:HD1	1:B:43:ALA:N	2.00	0.59
1:A:177:GLU:C	1:B:57:ARG:NH2	2.30	0.59
2:L:32:LYS:HE2	2:L:34:LEU:O	2.01	0.59
1:E:111:ASN:CB	2:M:70:ARG:NH1	2.66	0.59
1:Q:42:PHE:HD1	1:Q:43:ALA:N	2.00	0.59
1:R:97:GLN:OE1	2:Y:61:ALA:CB	2.50	0.59
1:A:15:PHE:CZ	1:B:130:ARG:NH1	2.71	0.59
1:A:161:LYS:CB	1:B:60:GLU:OE2	2.45	0.59

Continued on next page...

Continued from previous page...

Atom-1	Atom-2	Interatomic distance (Å)	Clash overlap (Å)
1:E:107:VAL:CG2	2:M:66:TYR:OH	2.50	0.59
1:E:42:PHE:HD1	1:E:43:ALA:N	2.00	0.59
1:D:108:ASN:HB3	2:L:70:ARG:HG2	1.74	0.59
1:R:49:ILE:HD11	1:R:210:PRO:HB3	1.85	0.59
1:R:19:GLY:HA3	1:S:30:ALA:HB2	1.84	0.59
1:S:49:ILE:HD11	1:S:210:PRO:HB3	1.85	0.59
1:C:42:PHE:HD1	1:C:43:ALA:N	2.00	0.59
1:E:28:ARG:O	1:E:31:VAL:HG22	2.02	0.59
1:F:49:ILE:HD11	1:F:210:PRO:HB3	1.85	0.59
1:E:177:GLU:CD	1:F:58:LEU:H	2.06	0.59
2:H:37:ILE:HD11	2:H:59:MET:HB3	1.82	0.59
1:P:28:ARG:O	1:P:31:VAL:HG22	2.02	0.59
1:T:107:VAL:CG2	2:2:66:TYR:OH	2.51	0.59
1:A:101:VAL:HG21	2:H:58:TYR:HD1	1.40	0.59
1:C:28:ARG:O	1:C:31:VAL:HG22	2.02	0.59
1:C:35:SER:O	1:C:166:GLY:HA3	2.03	0.59
2:L:38:ASP:HB3	2:L:41:THR:CG2	2.31	0.59
1:Q:49:ILE:HD11	1:Q:210:PRO:HB3	1.85	0.59
1:R:12:ILE:HB	1:R:23:GLN:HG3	0.59	0.59
1:B:28:ARG:O	1:B:31:VAL:HG22	2.02	0.58
1:D:42:PHE:HD1	1:D:43:ALA:N	2.00	0.58
1:E:12:ILE:HD13	1:E:23:GLN:CA	1.93	0.58
1:F:12:ILE:HB	1:F:23:GLN:HG3	0.59	0.58
2:J:7:THR:HB	2:J:123:ILE:O	2.03	0.58
1:R:108:ASN:CB	2:Z:70:ARG:CD	2.80	0.58
1:S:177:GLU:CD	1:T:58:LEU:H	2.06	0.58
1:T:35:SER:O	1:T:166:GLY:HA3	2.03	0.58
2:Y:124:TYR:CD2	2:Y:138:LEU:HD23	2.37	0.58
2:J:38:ASP:HB2	2:J:63:LEU:HD23	1.84	0.58
2:N:132:PRO:HA	2:Z:133:PHE:HE1	1.67	0.58
1:O:42:PHE:HD1	1:O:43:ALA:N	2.00	0.58
1:T:49:ILE:HD11	1:T:210:PRO:HB3	1.85	0.58
2:Z:123:ILE:HD13	2:Z:123:ILE:H	1.67	0.58
2:2:178:ILE:HB	2:2:184:TYR:HA	1.84	0.58
1:T:108:ASN:HB2	2:2:70:ARG:CD	2.31	0.58
1:B:35:SER:O	1:B:166:GLY:HA3	2.03	0.58
1:A:177:GLU:C	1:B:58:LEU:HD11	2.22	0.58
1:D:35:SER:O	1:D:166:GLY:HA3	2.03	0.58
1:E:12:ILE:HB	1:E:23:GLN:HG3	0.60	0.58
1:U:28:ARG:O	1:U:31:VAL:HG22	2.02	0.58
2:Z:38:ASP:HB3	2:Z:41:THR:CG2	2.31	0.58

Continued on next page...

Continued from previous page...

Atom-1	Atom-2	Interatomic distance (Å)	Clash overlap (Å)
1:A:101:VAL:HG22	2:H:58:TYR:CE1	2.38	0.58
2:K:159:ILE:O	2:K:163:LYS:HG3	2.02	0.58
2:L:123:ILE:H	2:L:123:ILE:HD13	1.67	0.58
1:P:42:PHE:HD1	1:P:43:ALA:N	2.00	0.58
1:R:108:ASN:HD22	2:Z:70:ARG:HB3	1.68	0.58
1:S:35:SER:O	1:S:166:GLY:HA3	2.03	0.58
1:U:35:SER:O	1:U:166:GLY:HA3	2.03	0.58
2:X:199:LEU:HB3	2:X:201:LEU:HD13	1.85	0.58
2:X:7:THR:HB	2:X:123:ILE:O	2.03	0.58
2:Y:152:VAL:O	2:Y:156:ILE:HG13	2.03	0.58
1:S:111:ASN:CB	2:1:70:ARG:NH1	2.66	0.58
1:C:49:ILE:HD11	1:C:210:PRO:HB3	1.85	0.58
1:E:49:ILE:HD11	1:E:210:PRO:HB3	1.85	0.58
1:F:103:TYR:CZ	2:N:82:LEU:HD13	2.37	0.58
1:F:135:SER:OG	1:F:153:PRO:HD3	2.04	0.58
1:B:101:VAL:HG22	2:I:58:TYR:HE1	1.67	0.58
2:L:28:HIS:CD2	2:M:120:VAL:HG11	2.39	0.58
1:R:35:SER:O	1:R:166:GLY:HA3	2.03	0.58
1:U:49:ILE:HD11	1:U:210:PRO:HB3	1.85	0.58
2:Y:20:VAL:HG22	2:Y:28:HIS:HB2	1.86	0.58
1:A:35:SER:O	1:A:166:GLY:HA3	2.03	0.58
1:E:135:SER:OG	1:E:153:PRO:HD3	2.04	0.58
1:P:135:SER:OG	1:P:153:PRO:HD3	2.04	0.58
1:S:160:TYR:C	1:T:60:GLU:HG3	2.24	0.58
1:U:144:ILE:HD11	2:V:70:ARG:O	2.03	0.58
2:Y:59:MET:HE3	2:Y:82:LEU:HD23	1.83	0.58
1:C:178:ARG:C	1:D:57:ARG:HH22	2.07	0.58
1:D:97:GLN:HG3	2:K:65:LEU:HB2	1.85	0.58
1:E:15:PHE:CZ	1:F:133:GLY:HA3	2.39	0.58
1:P:49:ILE:HD11	1:P:210:PRO:HB3	1.84	0.58
2:V:152:VAL:O	2:V:156:ILE:HG13	2.04	0.58
1:U:103:TYR:O	2:V:81:THR:HG21	2.02	0.58
2:Y:32:LYS:HE2	2:Y:34:LEU:O	2.02	0.58
1:A:177:GLU:HA	1:B:58:LEU:CD2	2.28	0.58
1:F:35:SER:O	1:F:166:GLY:HA3	2.03	0.58
2:H:8:LEU:HD12	2:H:8:LEU:O	2.03	0.58
1:O:135:SER:OG	1:O:153:PRO:HD3	2.04	0.58
1:Q:135:SER:OG	1:Q:153:PRO:HD3	2.04	0.58
1:C:72:ASP:OD2	2:J:67:ARG:NH2	2.36	0.58
1:D:135:SER:OG	1:D:153:PRO:HD3	2.04	0.58
1:E:35:SER:O	1:E:166:GLY:HA3	2.03	0.58

Continued on next page...

Continued from previous page...

Atom-1	Atom-2	Interatomic distance (Å)	Clash overlap (Å)
1:G:135:SER:OG	1:G:153:PRO:HD3	2.04	0.58
1:G:35:SER:O	1:G:166:GLY:HA3	2.03	0.58
2:I:149:ASP:O	2:I:152:VAL:HG12	2.03	0.58
2:Y:38:ASP:HB3	2:Y:41:THR:CG2	2.26	0.58
1:B:108:ASN:ND2	2:J:70:ARG:CG	2.66	0.58
1:D:19:GLY:O	1:E:30:ALA:HB2	2.04	0.58
1:G:144:ILE:HD11	2:H:70:ARG:O	2.03	0.58
2:K:18:ARG:HE	2:K:30:ASN:HD22	1.51	0.58
1:O:49:ILE:HD11	1:O:210:PRO:HB3	1.85	0.58
2:X:123:ILE:HG12	2:X:124:TYR:HD1	1.69	0.58
1:O:86:ARG:HH12	1:U:156:THR:HA	1.69	0.57
1:Q:72:ASP:OD2	2:X:67:ARG:NH2	2.36	0.57
1:B:177:GLU:HA	1:C:58:LEU:CG	2.19	0.57
2:J:3:THR:OG1	2:J:127:THR:HG22	2.05	0.57
2:M:28:HIS:CD2	2:N:120:VAL:HG11	2.39	0.57
2:N:178:ILE:HB	2:N:184:TYR:HA	1.84	0.57
1:O:101:VAL:HG22	2:V:58:TYR:CE1	2.38	0.57
1:O:35:SER:O	1:O:166:GLY:HA3	2.03	0.57
1:R:15:PHE:H	1:S:23:GLN:HE22	1.51	0.57
1:S:15:PHE:CZ	1:T:133:GLY:HA3	2.39	0.57
2:X:160:SER:O	2:X:163:LYS:HB2	2.04	0.57
2:1:28:HIS:CD2	2:2:120:VAL:HG11	2.39	0.57
1:D:15:PHE:H	1:E:23:GLN:HE22	1.51	0.57
2:I:51:ASP:O	2:I:55:LEU:HB2	2.04	0.57
1:P:12:ILE:HD13	1:P:23:GLN:CA	1.93	0.57
1:P:12:ILE:HA	1:P:23:GLN:CG	2.21	0.57
1:Q:35:SER:O	1:Q:166:GLY:HA3	2.03	0.57
1:R:135:SER:OG	1:R:153:PRO:HD3	2.04	0.57
1:C:135:SER:OG	1:C:153:PRO:HD3	2.04	0.57
1:A:86:ARG:HH12	1:G:156:THR:HA	1.69	0.57
2:M:75:PRO:O	2:M:78:ALA:HB3	2.05	0.57
1:O:12:ILE:CD1	1:O:23:GLN:HB2	1.06	0.57
1:Q:178:ARG:C	1:R:57:ARG:HH22	2.07	0.57
2:X:3:THR:OG1	2:X:127:THR:HG22	2.05	0.57
2:Z:28:HIS:CD2	2:1:120:VAL:HG11	2.39	0.57
1:T:103:TYR:O	2:2:81:THR:HB	2.05	0.57
1:E:160:TYR:C	1:F:60:GLU:HG3	2.24	0.57
1:G:108:ASN:HD22	2:H:70:ARG:CG	2.08	0.57
2:K:20:VAL:HG22	2:K:28:HIS:HB2	1.86	0.57
2:N:124:TYR:CD1	2:N:138:LEU:HD23	2.40	0.57
1:R:97:GLN:HG3	2:Y:65:LEU:HB2	1.85	0.57

Continued on next page...

Continued from previous page...

Atom-1	Atom-2	Interatomic distance (Å)	Clash overlap (Å)
1:T:155:GLY:C	1:U:86:ARG:HH22	2.00	0.57
2:V:8:LEU:O	2:V:8:LEU:HD12	2.03	0.57
2:Y:131:SER:O	2:Y:134:VAL:HG13	2.04	0.57
1:C:125:GLN:C	1:D:129:VAL:HG23	2.25	0.57
1:D:12:ILE:HA	1:D:23:GLN:CG	2.21	0.57
1:E:12:ILE:HA	1:E:23:GLN:CG	2.21	0.57
2:K:131:SER:O	2:K:134:VAL:HG13	2.04	0.57
1:D:108:ASN:CB	2:L:70:ARG:CD	2.80	0.57
1:R:19:GLY:O	1:S:30:ALA:HB2	2.04	0.57
1:T:15:PHE:HE2	1:U:131:PRO:O	1.87	0.57
1:T:177:GLU:CA	1:U:58:LEU:HD13	2.02	0.57
1:B:12:ILE:CD1	1:B:23:GLN:HB2	1.05	0.57
1:E:52:LYS:HZ3	1:E:62:ASN:HA	1.68	0.57
1:F:155:GLY:C	1:G:86:ARG:HH22	2.00	0.57
2:H:152:VAL:O	2:H:156:ILE:HG13	2.04	0.57
1:P:35:SER:O	1:P:166:GLY:HA3	2.03	0.57
1:T:12:ILE:CD1	1:T:23:GLN:HB2	1.06	0.57
1:U:135:SER:OG	1:U:153:PRO:HD3	2.04	0.57
2:W:51:ASP:O	2:W:55:LEU:HB2	2.05	0.57
1:D:49:ILE:HD11	1:D:210:PRO:HB3	1.85	0.57
1:F:143:GLN:HE21	1:F:143:GLN:HA	1.70	0.57
1:F:15:PHE:HE2	1:G:131:PRO:O	1.87	0.57
2:M:178:ILE:HB	2:M:184:TYR:HA	1.87	0.57
1:P:143:GLN:HA	1:P:143:GLN:HE21	1.70	0.57
1:P:177:GLU:CA	1:Q:58:LEU:CD2	2.83	0.57
2:Y:59:MET:HE2	2:Y:79:VAL:HG23	1.85	0.57
1:E:143:GLN:HA	1:E:143:GLN:HE21	1.70	0.57
2:H:37:ILE:HD11	2:H:59:MET:CG	2.35	0.57
1:Q:12:ILE:HD13	1:Q:23:GLN:CA	1.93	0.57
1:S:12:ILE:CD1	1:S:23:GLN:HB2	1.06	0.57
1:R:21:LEU:CD1	1:S:130:ARG:CD	2.71	0.57
2:1:178:ILE:HB	2:1:184:TYR:HA	1.87	0.57
2:2:152:VAL:O	2:2:156:ILE:HG13	2.05	0.57
1:F:103:TYR:O	2:N:81:THR:HB	2.05	0.57
2:L:43:MET:CE	2:L:56:VAL:HG23	2.35	0.57
2:V:62:GLU:HG2	2:V:82:LEU:HD21	1.87	0.57
1:A:12:ILE:CD1	1:A:23:GLN:HB2	1.05	0.56
1:A:9:ASP:OD2	1:G:8:TYR:OH	2.23	0.56
1:B:135:SER:OG	1:B:153:PRO:HD3	2.04	0.56
1:C:125:GLN:O	1:D:129:VAL:CG2	2.51	0.56
2:K:45:ILE:HG12	2:K:52:ALA:HB1	1.87	0.56

Continued on next page...

Continued from previous page...

Atom-1	Atom-2	Interatomic distance (Å)	Clash overlap (Å)
1:P:107:VAL:HG11	2:X:66:TYR:CZ	2.35	0.56
1:Q:143:GLN:HA	1:Q:143:GLN:HE21	1.70	0.56
1:T:101:VAL:HG23	2:1:58:TYR:CD1	2.09	0.56
1:T:143:GLN:HA	1:T:143:GLN:HE21	1.70	0.56
1:O:101:VAL:HG23	2:V:58:TYR:HD1	1.66	0.56
2:2:124:TYR:CD1	2:2:138:LEU:HD23	2.40	0.56
1:A:177:GLU:CB	1:B:58:LEU:CD2	2.83	0.56
1:E:12:ILE:CD1	1:E:23:GLN:HB2	1.05	0.56
1:G:103:TYR:CD1	2:H:82:LEU:HD13	2.40	0.56
1:C:103:TYR:CE1	2:K:82:LEU:HD13	2.40	0.56
2:L:179:THR:HG23	2:L:182:ASP:H	1.70	0.56
2:M:76:ILE:HG21	2:M:109:HIS:HB2	1.88	0.56
1:R:143:GLN:HE21	1:R:143:GLN:HA	1.70	0.56
1:S:143:GLN:HA	1:S:143:GLN:HE21	1.70	0.56
1:A:143:GLN:HA	1:A:143:GLN:HE21	1.70	0.56
1:B:143:GLN:HA	1:B:143:GLN:HE21	1.70	0.56
1:A:177:GLU:CB	1:B:58:LEU:HD22	2.32	0.56
1:G:143:GLN:HA	1:G:143:GLN:HE21	1.70	0.56
2:M:38:ASP:HB3	2:M:41:THR:CG2	2.28	0.56
2:N:152:VAL:O	2:N:156:ILE:HG13	2.05	0.56
1:O:124:THR:CG2	1:P:130:ARG:HH21	2.09	0.56
1:Q:103:TYR:CE1	2:Y:82:LEU:HD13	2.41	0.56
1:A:135:SER:OG	1:A:153:PRO:HD3	2.04	0.56
1:A:178:ARG:C	1:B:57:ARG:HH22	2.08	0.56
2:H:174:ASP:HA	2:H:192:ILE:HD13	1.88	0.56
2:J:160:SER:O	2:J:163:LYS:HB2	2.04	0.56
1:O:12:ILE:HD12	1:O:23:GLN:HB2	0.74	0.56
1:S:12:ILE:HD13	1:S:23:GLN:CA	1.93	0.56
1:C:12:ILE:CD1	1:C:23:GLN:HB2	1.06	0.56
2:J:199:LEU:HB3	2:J:201:LEU:HD13	1.85	0.56
1:C:101:VAL:HG23	2:J:58:TYR:CD1	2.15	0.56
1:E:100:LYS:NZ	2:L:64:GLU:OE1	2.38	0.56
1:P:101:VAL:HG22	2:W:58:TYR:HE1	1.68	0.56
1:Q:100:LYS:NZ	2:X:64:GLU:OE1	2.38	0.56
1:U:108:ASN:HD22	2:V:70:ARG:CG	2.08	0.56
2:V:37:ILE:HD11	2:V:59:MET:CG	2.35	0.56
2:Z:43:MET:HE1	2:Z:56:VAL:HG23	1.88	0.56
1:D:43:ALA:HB2	1:D:185:PRO:HA	1.88	0.56
1:G:97:GLN:OE1	2:N:61:ALA:CB	2.53	0.56
1:Q:104:GLY:N	2:Y:81:THR:HG21	2.21	0.56
2:V:174:ASP:HA	2:V:192:ILE:HD13	1.88	0.56

Continued on next page...

Continued from previous page...

Atom-1	Atom-2	Interatomic distance (Å)	Clash overlap (Å)
1:U:103:TYR:CD1	2:V:82:LEU:HD13	2.40	0.56
1:C:178:ARG:CA	1:D:57:ARG:HH22	2.15	0.56
1:O:143:GLN:HA	1:O:143:GLN:HE21	1.70	0.56
1:O:177:GLU:CB	1:P:58:LEU:CD2	2.83	0.56
1:P:12:ILE:CD1	1:P:23:GLN:HB2	1.05	0.56
1:R:12:ILE:CD1	1:R:23:GLN:HB2	1.05	0.56
1:S:177:GLU:CB	1:T:58:LEU:CD2	2.70	0.56
2:Z:179:THR:HG23	2:Z:182:ASP:H	1.70	0.56
2:N:174:ASP:HA	2:N:192:ILE:HD13	1.87	0.56
1:U:103:TYR:O	2:V:81:THR:CB	2.54	0.56
1:A:12:ILE:HD13	1:A:23:GLN:CA	1.93	0.56
1:D:177:GLU:CB	1:E:58:LEU:CD2	2.75	0.56
2:M:32:LYS:HE2	2:M:34:LEU:O	2.06	0.56
1:O:9:ASP:OD2	1:U:8:TYR:OH	2.23	0.56
1:P:177:GLU:CA	1:Q:58:LEU:HD21	2.35	0.56
1:T:135:SER:OG	1:T:153:PRO:HD3	2.04	0.56
1:U:12:ILE:CD1	1:U:23:GLN:HB2	1.05	0.56
2:1:75:PRO:O	2:1:78:ALA:HB3	2.04	0.56
1:B:177:GLU:CA	1:C:58:LEU:CD2	2.83	0.56
1:C:104:GLY:N	2:K:81:THR:HG21	2.21	0.56
1:S:135:SER:OG	1:S:153:PRO:HD3	2.04	0.56
1:T:97:GLN:OE1	2:1:61:ALA:CB	2.53	0.56
2:V:120:VAL:HG11	2:2:28:HIS:CD2	2.41	0.56
1:D:14:VAL:H	1:E:130:ARG:HB2	1.70	0.56
1:S:43:ALA:HB2	1:S:185:PRO:HA	1.88	0.56
1:G:103:TYR:O	2:H:81:THR:CB	2.54	0.55
2:N:26:ILE:HD13	2:N:26:ILE:C	2.27	0.55
2:N:66:TYR:CZ	2:N:70:ARG:HD2	2.41	0.55
1:O:43:ALA:HB2	1:O:185:PRO:HA	1.88	0.55
1:P:52:LYS:HZ3	1:P:62:ASN:HA	1.70	0.55
1:Q:125:GLN:O	1:R:129:VAL:CG2	2.51	0.55
1:Q:178:ARG:CA	1:R:57:ARG:HH22	2.15	0.55
1:R:14:VAL:H	1:S:130:ARG:HB2	1.70	0.55
1:R:14:VAL:HG13	1:S:23:GLN:OE1	2.06	0.55
2:Z:43:MET:CE	2:Z:56:VAL:HG23	2.35	0.55
2:2:174:ASP:HA	2:2:192:ILE:HD13	1.87	0.55
1:A:43:ALA:HB2	1:A:185:PRO:HA	1.88	0.55
1:B:12:ILE:HD12	1:B:23:GLN:HB2	0.74	0.55
1:E:72:ASP:OD2	2:L:67:ARG:NH2	2.39	0.55
1:F:104:GLY:HA3	2:N:81:THR:HG21	1.89	0.55
1:G:12:ILE:CD1	1:G:23:GLN:HB2	1.05	0.55

Continued on next page...

Continued from previous page...

Atom-1	Atom-2	Interatomic distance (Å)	Clash overlap (Å)
1:G:70:ILE:HD12	1:G:74:VAL:HG22	1.88	0.55
2:H:62:GLU:HG2	2:H:82:LEU:HD21	1.87	0.55
2:J:123:ILE:HG12	2:J:124:TYR:HD1	1.69	0.55
1:Q:12:ILE:CD1	1:Q:23:GLN:HB2	1.06	0.55
1:R:43:ALA:HB2	1:R:185:PRO:HA	1.88	0.55
1:T:156:THR:HA	1:U:86:ARG:HH12	1.71	0.55
1:O:60:GLU:CG	1:U:161:LYS:N	2.68	0.55
2:V:6:ILE:HD11	2:V:142:TYR:CD1	2.42	0.55
1:A:161:LYS:CD	1:B:60:GLU:OE2	2.41	0.55
1:C:43:ALA:HB2	1:C:185:PRO:HA	1.88	0.55
1:B:177:GLU:CA	1:C:58:LEU:HD21	2.35	0.55
1:D:14:VAL:HG13	1:E:23:GLN:OE1	2.06	0.55
1:F:12:ILE:CD1	1:F:23:GLN:HB2	1.05	0.55
1:T:43:ALA:HB2	1:T:185:PRO:HA	1.88	0.55
2:1:76:ILE:HG21	2:1:109:HIS:HB2	1.88	0.55
1:A:70:ILE:HD12	1:A:74:VAL:HG22	1.88	0.55
1:C:143:GLN:HA	1:C:143:GLN:HE21	1.70	0.55
1:E:43:ALA:HB2	1:E:185:PRO:HA	1.88	0.55
1:F:12:ILE:HD12	1:F:23:GLN:HB2	0.74	0.55
1:F:15:PHE:HB2	1:G:23:GLN:NE2	2.11	0.55
1:F:70:ILE:HD12	1:F:74:VAL:HG22	1.88	0.55
1:G:108:ASN:HB2	2:H:70:ARG:CD	2.31	0.55
1:F:156:THR:HA	1:G:86:ARG:HH12	1.71	0.55
2:M:167:SER:OG	2:Z:24:ASN:HA	2.07	0.55
2:H:120:VAL:HG11	2:N:28:HIS:CD2	2.41	0.55
1:P:43:ALA:HB2	1:P:185:PRO:HA	1.88	0.55
1:R:70:ILE:HD12	1:R:74:VAL:HG22	1.88	0.55
1:R:15:PHE:CZ	1:S:130:ARG:NH1	2.74	0.55
1:S:111:ASN:CG	2:1:70:ARG:NH1	2.60	0.55
2:2:66:TYR:CZ	2:2:70:ARG:HD2	2.41	0.55
1:B:70:ILE:HD12	1:B:74:VAL:HG22	1.88	0.55
1:D:12:ILE:CD1	1:D:23:GLN:HB2	1.05	0.55
1:D:72:ASP:OD2	2:K:67:ARG:NH2	2.40	0.55
1:E:198:LYS:HG2	1:E:202:GLU:HG2	1.88	0.55
1:E:160:TYR:C	1:F:60:GLU:CG	2.75	0.55
1:A:123:TYR:OH	1:G:126:TYR:OH	2.24	0.55
1:P:177:GLU:OE1	1:Q:57:ARG:CA	2.54	0.55
1:U:143:GLN:HE21	1:U:143:GLN:HA	1.70	0.55
1:U:97:GLN:OE1	2:2:61:ALA:CB	2.53	0.55
1:B:95:SER:OG	1:B:115:ARG:HD3	2.07	0.55
1:F:43:ALA:HB2	1:F:185:PRO:HA	1.88	0.55

Continued on next page...

Continued from previous page...

Atom-1	Atom-2	Interatomic distance (Å)	Clash overlap (Å)
1:E:173:VAL:HG22	1:F:58:LEU:HD23	1.89	0.55
1:O:178:ARG:C	1:P:57:ARG:HH22	2.08	0.55
1:S:95:SER:OG	1:S:115:ARG:HD3	2.07	0.55
1:S:160:TYR:C	1:T:60:GLU:CG	2.75	0.55
1:A:95:SER:OG	1:A:115:ARG:HD3	2.07	0.55
1:D:198:LYS:HG2	1:D:202:GLU:HG2	1.88	0.55
1:D:95:SER:OG	1:D:115:ARG:HD3	2.07	0.55
1:E:111:ASN:CG	2:M:70:ARG:NH1	2.60	0.55
1:E:95:SER:OG	1:E:115:ARG:HD3	2.07	0.55
1:D:15:PHE:CZ	1:E:130:ARG:NH1	2.74	0.55
2:H:179:THR:HG23	2:H:182:ASP:H	1.72	0.55
1:C:103:TYR:CD1	2:K:82:LEU:HB2	2.42	0.55
1:P:95:SER:OG	1:P:115:ARG:HD3	2.07	0.55
1:Q:125:GLN:C	1:R:129:VAL:HG23	2.25	0.55
2:Y:45:ILE:HG12	2:Y:52:ALA:HB1	1.87	0.55
1:B:43:ALA:HB2	1:B:185:PRO:HA	1.88	0.55
1:C:12:ILE:HD12	1:C:23:GLN:HB2	0.74	0.55
1:B:177:GLU:OE1	1:C:57:ARG:CA	2.54	0.55
1:D:143:GLN:HE21	1:D:143:GLN:HA	1.70	0.55
1:G:43:ALA:HB2	1:G:185:PRO:HA	1.88	0.55
2:I:17:GLU:O	2:I:33:LYS:HD2	2.07	0.55
1:O:95:SER:OG	1:O:115:ARG:HD3	2.07	0.55
1:R:95:SER:OG	1:R:115:ARG:HD3	2.07	0.55
1:R:12:ILE:HD12	1:R:23:GLN:HB2	0.74	0.55
1:S:70:ILE:HD12	1:S:74:VAL:HG22	1.88	0.55
1:U:43:ALA:HB2	1:U:185:PRO:HA	1.88	0.55
1:U:70:ILE:HD12	1:U:74:VAL:HG22	1.88	0.55
1:C:124:THR:HG22	1:D:130:ARG:NH2	2.08	0.55
1:E:70:ILE:HD12	1:E:74:VAL:HG22	1.88	0.55
1:F:198:LYS:HG2	1:F:202:GLU:HG2	1.88	0.55
1:Q:103:TYR:O	2:Y:81:THR:HB	2.07	0.55
1:Q:95:SER:OG	1:Q:115:ARG:HD3	2.07	0.55
1:Q:43:ALA:HB2	1:Q:185:PRO:HA	1.88	0.55
1:Q:72:ASP:CG	2:X:67:ARG:NH2	2.61	0.55
1:T:70:ILE:HD12	1:T:74:VAL:HG22	1.88	0.55
1:R:111:ASN:HB2	2:Z:70:ARG:NH1	2.21	0.55
1:T:104:GLY:HA3	2:2:81:THR:HG21	1.89	0.55
1:A:12:ILE:HD12	1:A:23:GLN:HB2	0.74	0.55
1:B:108:ASN:HB2	2:J:70:ARG:CG	2.19	0.55
1:C:95:SER:OG	1:C:115:ARG:HD3	2.07	0.55
1:D:12:ILE:HD12	1:D:23:GLN:HB2	0.74	0.55

Continued on next page...

Continued from previous page...

Atom-1	Atom-2	Interatomic distance (Å)	Clash overlap (Å)
1:D:70:ILE:HD12	1:D:74:VAL:HG22	1.88	0.55
1:P:12:ILE:HD12	1:P:23:GLN:HB2	0.74	0.55
1:P:198:LYS:HG2	1:P:202:GLU:HG2	1.88	0.55
1:Q:177:GLU:CB	1:R:58:LEU:CD1	2.51	0.55
1:R:49:ILE:HD13	1:R:212:ILE:HB	1.89	0.55
1:T:12:ILE:HD12	1:T:23:GLN:HB2	0.74	0.55
1:U:12:ILE:HD12	1:U:23:GLN:HB2	0.74	0.55
2:2:26:ILE:C	2:2:26:ILE:HD13	2.27	0.54
1:C:70:ILE:HD12	1:C:74:VAL:HG22	1.88	0.54
1:D:49:ILE:HD13	1:D:212:ILE:HB	1.89	0.54
1:O:70:ILE:HD12	1:O:74:VAL:HG22	1.88	0.54
1:S:12:ILE:HD12	1:S:23:GLN:HB2	0.74	0.54
1:T:95:SER:OG	1:T:115:ARG:HD3	2.07	0.54
1:U:12:ILE:HD13	1:U:23:GLN:CA	1.93	0.54
2:V:179:THR:HG23	2:V:182:ASP:H	1.71	0.54
1:C:12:ILE:HA	1:C:23:GLN:CG	2.21	0.54
1:F:95:SER:OG	1:F:115:ARG:HD3	2.07	0.54
1:F:49:ILE:HD13	1:F:212:ILE:HB	1.89	0.54
1:G:49:ILE:HD13	1:G:212:ILE:HB	1.89	0.54
1:O:12:ILE:HA	1:O:23:GLN:CG	2.21	0.54
1:O:49:ILE:HD13	1:O:212:ILE:HB	1.89	0.54
1:Q:70:ILE:HD12	1:Q:74:VAL:HG22	1.88	0.54
1:S:173:VAL:HG22	1:T:58:LEU:HD23	1.89	0.54
1:S:155:GLY:O	1:T:86:ARG:NH1	2.41	0.54
1:U:108:ASN:HB2	2:V:70:ARG:CD	2.31	0.54
1:U:95:SER:OG	1:U:115:ARG:HD3	2.07	0.54
1:B:52:LYS:HZ1	1:B:62:ASN:HA	1.73	0.54
1:D:21:LEU:CD1	1:E:130:ARG:CD	2.71	0.54
1:G:12:ILE:HD13	1:G:23:GLN:CA	1.93	0.54
2:H:6:ILE:HD11	2:H:142:TYR:CD1	2.42	0.54
1:Q:108:ASN:ND2	2:Y:70:ARG:CA	2.71	0.54
1:Q:49:ILE:HD13	1:Q:212:ILE:HB	1.89	0.54
1:S:49:ILE:HD13	1:S:212:ILE:HB	1.89	0.54
1:T:52:LYS:HZ1	1:T:62:ASN:HA	1.73	0.54
2:W:17:GLU:O	2:W:33:LYS:HD2	2.07	0.54
1:A:49:ILE:HD13	1:A:212:ILE:HB	1.89	0.54
1:B:161:LYS:CD	1:C:60:GLU:OE2	2.51	0.54
1:E:49:ILE:HD13	1:E:212:ILE:HB	1.89	0.54
1:G:198:LYS:HG2	1:G:202:GLU:HG2	1.88	0.54
1:F:177:GLU:O	1:G:58:LEU:HD11	2.07	0.54
1:G:95:SER:OG	1:G:115:ARG:HD3	2.07	0.54

Continued on next page...

Continued from previous page...

Atom-1	Atom-2	Interatomic distance (Å)	Clash overlap (Å)
1:P:49:ILE:HD13	1:P:212:ILE:HB	1.89	0.54
1:P:70:ILE:HD12	1:P:74:VAL:HG22	1.88	0.54
1:Q:198:LYS:HG2	1:Q:202:GLU:HG2	1.88	0.54
1:A:198:LYS:HG2	1:A:202:GLU:HG2	1.88	0.54
1:B:108:ASN:ND2	2:J:70:ARG:O	2.41	0.54
1:D:52:LYS:HZ1	1:D:62:ASN:HA	1.73	0.54
1:R:177:GLU:CD	1:S:58:LEU:H	2.11	0.54
1:Q:103:TYR:CD1	2:Y:82:LEU:HB2	2.42	0.54
2:1:32:LYS:HE2	2:1:34:LEU:O	2.06	0.54
1:B:107:VAL:HG11	2:J:66:TYR:CZ	2.35	0.54
1:B:198:LYS:HG2	1:B:202:GLU:HG2	1.88	0.54
1:C:103:TYR:O	2:K:81:THR:HB	2.07	0.54
1:F:12:ILE:HD13	1:F:23:GLN:CA	1.92	0.54
1:E:156:THR:HA	1:F:86:ARG:HH12	1.72	0.54
2:I:3:THR:HB	2:I:16:THR:HG22	1.90	0.54
1:C:72:ASP:CG	2:J:67:ARG:NH2	2.61	0.54
2:K:62:GLU:HG2	2:K:82:LEU:HD21	1.90	0.54
2:M:37:ILE:HD11	2:M:59:MET:CB	2.35	0.54
1:O:198:LYS:HG2	1:O:202:GLU:HG2	1.88	0.54
2:M:164:GLN:HE21	2:Z:29:LYS:HZ1	1.54	0.54
2:L:29:LYS:HZ3	2:1:164:GLN:NE2	2.05	0.54
2:H:159:ILE:O	2:H:163:LYS:HG3	2.08	0.54
1:C:100:LYS:NZ	2:J:64:GLU:OE1	2.38	0.54
2:K:141:GLN:NE2	2:V:141:GLN:NE2	2.55	0.54
2:K:37:ILE:HD11	2:K:59:MET:HB3	1.90	0.54
2:L:43:MET:HE2	2:L:56:VAL:HG23	1.89	0.54
1:R:198:LYS:HG2	1:R:202:GLU:HG2	1.88	0.54
1:S:198:LYS:HG2	1:S:202:GLU:HG2	1.88	0.54
1:S:72:ASP:OD2	2:Z:67:ARG:NH2	2.39	0.54
1:T:198:LYS:HG2	1:T:202:GLU:HG2	1.88	0.54
1:S:161:LYS:CD	1:T:60:GLU:OE2	2.56	0.54
2:W:3:THR:HB	2:W:16:THR:HG22	1.90	0.54
2:N:165:ARG:C	2:Y:26:ILE:HG22	2.28	0.54
2:Y:37:ILE:HD11	2:Y:59:MET:HB3	1.90	0.54
1:C:198:LYS:HG2	1:C:202:GLU:HG2	1.88	0.54
1:D:19:GLY:HA3	1:E:30:ALA:N	2.23	0.54
2:I:63:LEU:HD11	2:I:74:MET:SD	2.48	0.54
2:L:45:ILE:HG12	2:L:52:ALA:HB1	1.90	0.54
1:S:156:THR:HA	1:T:86:ARG:HH12	1.72	0.54
2:V:26:ILE:HD13	2:V:26:ILE:C	2.28	0.54
1:C:108:ASN:ND2	2:K:70:ARG:CA	2.71	0.54

Continued on next page...

Continued from previous page...

Atom-1	Atom-2	Interatomic distance (Å)	Clash overlap (Å)
2:K:141:GLN:HE21	2:V:141:GLN:NE2	2.06	0.54
1:S:161:LYS:N	1:T:60:GLU:CG	2.71	0.54
1:U:42:PHE:HB2	1:U:184:LEU:O	2.08	0.54
2:W:63:LEU:HD11	2:W:74:MET:SD	2.48	0.54
2:Z:35:PHE:CE2	2:Z:45:ILE:HD12	2.43	0.54
2:1:37:ILE:HD11	2:1:59:MET:CB	2.35	0.54
1:S:108:ASN:HB3	2:1:70:ARG:HG2	1.76	0.54
1:A:52:LYS:HZ3	1:A:62:ASN:HA	1.73	0.54
1:C:42:PHE:HB2	1:C:184:LEU:O	2.09	0.54
2:H:26:ILE:HD13	2:H:26:ILE:C	2.28	0.54
2:J:32:LYS:HE2	2:J:34:LEU:O	2.08	0.54
2:L:141:GLN:NE2	2:2:141:GLN:NE2	2.56	0.54
1:Q:126:TYR:HA	1:R:129:VAL:HG23	1.90	0.54
2:Y:36:GLN:HB2	2:Y:184:TYR:CE1	2.43	0.54
1:C:144:ILE:HD12	1:C:147:ARG:NH1	2.24	0.53
2:H:3:THR:HB	2:H:16:THR:HG22	1.90	0.53
2:J:131:SER:O	2:J:134:VAL:HG13	2.08	0.53
1:E:107:VAL:HG11	2:M:66:TYR:HH	1.73	0.53
1:O:129:VAL:HA	1:U:125:GLN:O	2.08	0.53
1:O:42:PHE:HB2	1:O:184:LEU:O	2.08	0.53
1:R:161:LYS:N	1:S:60:GLU:CG	2.71	0.53
1:T:177:GLU:CA	1:U:58:LEU:CG	2.53	0.53
1:U:12:ILE:HA	1:U:23:GLN:CG	2.21	0.53
2:V:159:ILE:O	2:V:163:LYS:HG3	2.08	0.53
2:2:199:LEU:HB3	2:2:201:LEU:HD13	1.90	0.53
1:A:129:VAL:HA	1:G:125:GLN:O	2.08	0.53
1:B:107:VAL:HG21	2:J:66:TYR:OH	2.08	0.53
1:B:49:ILE:HD13	1:B:212:ILE:HB	1.89	0.53
1:B:160:TYR:C	1:C:60:GLU:HG2	2.29	0.53
1:E:144:ILE:HD12	1:E:147:ARG:NH1	2.23	0.53
1:D:177:GLU:CD	1:E:58:LEU:H	2.11	0.53
1:E:161:LYS:N	1:F:60:GLU:CG	2.71	0.53
1:G:42:PHE:HB2	1:G:184:LEU:O	2.08	0.53
2:M:55:LEU:HD23	2:M:99:LEU:HD11	1.91	0.53
1:O:23:GLN:OE1	1:U:14:VAL:HG13	2.09	0.53
1:P:144:ILE:HD12	1:P:147:ARG:NH1	2.24	0.53
1:R:42:PHE:HB2	1:R:184:LEU:O	2.08	0.53
1:U:144:ILE:HD12	1:U:147:ARG:NH1	2.24	0.53
1:O:57:ARG:NH2	1:U:178:ARG:N	2.20	0.53
1:T:177:GLU:C	1:U:57:ARG:NH2	2.50	0.53
1:T:177:GLU:O	1:U:58:LEU:HD11	2.07	0.53

Continued on next page...

Continued from previous page...

Atom-1	Atom-2	Interatomic distance (Å)	Clash overlap (Å)
1:B:144:ILE:HD12	1:B:147:ARG:NH1	2.24	0.53
1:B:12:ILE:HA	1:B:23:GLN:CG	2.21	0.53
1:B:42:PHE:HB2	1:B:184:LEU:O	2.08	0.53
1:C:177:GLU:CB	1:D:58:LEU:CD1	2.51	0.53
1:E:161:LYS:CD	1:F:60:GLU:OE2	2.56	0.53
1:A:101:VAL:HG23	2:H:58:TYR:HD1	1.65	0.53
2:K:36:GLN:HB2	2:K:184:TYR:CE1	2.43	0.53
1:O:86:ARG:NH1	1:U:155:GLY:O	2.41	0.53
1:R:12:ILE:HD13	1:R:23:GLN:CA	1.92	0.53
1:R:72:ASP:OD2	2:Y:67:ARG:NH2	2.40	0.53
1:U:198:LYS:HG2	1:U:202:GLU:HG2	1.88	0.53
1:U:49:ILE:HD13	1:U:212:ILE:HB	1.90	0.53
2:Y:25:PHE:CD1	2:Y:25:PHE:C	2.80	0.53
2:M:135:TYR:HB3	2:1:165:ARG:HG2	1.90	0.53
1:A:42:PHE:HB2	1:A:184:LEU:O	2.08	0.53
1:C:12:ILE:HD13	1:C:23:GLN:CA	1.93	0.53
1:C:143:GLN:OE1	2:K:75:PRO:HG2	2.09	0.53
1:C:49:ILE:HD13	1:C:212:ILE:HB	1.89	0.53
1:D:42:PHE:HB2	1:D:184:LEU:O	2.08	0.53
1:E:12:ILE:HD12	1:E:23:GLN:HB2	0.74	0.53
2:J:3:THR:HB	2:J:16:THR:HG22	1.90	0.53
2:N:149:ASP:O	2:N:152:VAL:HG12	2.08	0.53
1:Q:42:PHE:HB2	1:Q:184:LEU:O	2.08	0.53
1:S:42:PHE:HB2	1:S:184:LEU:O	2.09	0.53
2:1:55:LEU:HD23	2:1:99:LEU:HD11	1.91	0.53
1:E:104:GLY:CA	2:M:81:THR:HG21	2.39	0.53
2:H:133:PHE:CZ	2:H:165:ARG:HB3	2.43	0.53
1:D:111:ASN:CG	2:L:70:ARG:CZ	2.76	0.53
1:P:108:ASN:ND2	2:X:70:ARG:O	2.41	0.53
1:P:160:TYR:C	1:Q:60:GLU:HG2	2.29	0.53
1:P:42:PHE:HB2	1:P:184:LEU:O	2.08	0.53
1:O:161:LYS:CD	1:P:60:GLU:OE2	2.41	0.53
1:O:58:LEU:CD2	1:U:177:GLU:CB	2.76	0.53
2:Z:103:GLY:HA2	2:Z:178:ILE:CD1	2.39	0.53
1:B:178:ARG:O	1:C:57:ARG:NH2	2.40	0.53
1:D:12:ILE:HD13	1:D:23:GLN:CA	1.93	0.53
1:E:155:GLY:O	1:F:86:ARG:NH1	2.41	0.53
1:Q:144:ILE:HD12	1:Q:147:ARG:NH1	2.24	0.53
1:R:144:ILE:HD12	1:R:147:ARG:NH1	2.24	0.53
1:R:19:GLY:HA3	1:S:30:ALA:N	2.23	0.53
1:Q:157:ILE:HG22	1:R:86:ARG:CZ	2.39	0.53

Continued on next page...

Continued from previous page...

Atom-1	Atom-2	Interatomic distance (Å)	Clash overlap (Å)
1:T:19:GLY:HA3	1:U:30:ALA:HB2	1.90	0.53
2:X:3:THR:HB	2:X:16:THR:HG22	1.90	0.53
2:2:149:ASP:O	2:2:152:VAL:HG12	2.08	0.53
1:T:104:GLY:CA	2:2:81:THR:HG21	2.39	0.53
1:C:52:LYS:HZ1	1:C:62:ASN:HA	1.74	0.53
1:C:126:TYR:HA	1:D:129:VAL:HG23	1.90	0.53
1:F:144:ILE:HD12	1:F:147:ARG:NH1	2.24	0.53
2:L:35:PHE:CE2	2:L:45:ILE:HD12	2.43	0.53
1:T:42:PHE:HB2	1:T:184:LEU:O	2.09	0.53
2:Z:45:ILE:HG12	2:Z:52:ALA:HB1	1.90	0.53
1:S:104:GLY:CA	2:1:81:THR:HG21	2.39	0.53
2:2:123:ILE:HG12	2:2:124:TYR:CD2	2.44	0.53
2:J:26:ILE:HD13	2:J:26:ILE:C	2.30	0.53
2:L:103:GLY:HA2	2:L:178:ILE:CD1	2.39	0.53
1:Q:124:THR:HG22	1:R:130:ARG:NH2	2.08	0.53
1:S:124:THR:HG22	1:T:130:ARG:NH2	2.15	0.53
2:V:133:PHE:CZ	2:V:165:ARG:HB3	2.43	0.53
2:1:6:ILE:HD11	2:1:142:TYR:CD1	2.44	0.53
1:B:108:ASN:CB	2:J:70:ARG:CD	2.79	0.53
1:G:144:ILE:HD12	1:G:147:ARG:NH1	2.24	0.53
2:K:26:ILE:HD13	2:K:26:ILE:C	2.29	0.53
2:K:26:ILE:HG22	2:2:165:ARG:C	2.30	0.53
1:T:144:ILE:HD12	1:T:147:ARG:NH1	2.24	0.53
1:T:49:ILE:HD13	1:T:212:ILE:HB	1.89	0.53
1:U:103:TYR:CE1	2:V:82:LEU:HD22	2.44	0.53
2:X:32:LYS:HE2	2:X:34:LEU:O	2.08	0.53
2:Y:15:ALA:HB2	2:Y:175:VAL:HB	1.91	0.53
2:Z:26:ILE:HD13	2:Z:26:ILE:O	2.09	0.53
1:S:100:LYS:NZ	2:Z:64:GLU:OE1	2.38	0.53
1:B:12:ILE:O	1:B:12:ILE:HG13	2.09	0.53
1:D:144:ILE:HD12	1:D:147:ARG:NH1	2.24	0.53
1:F:42:PHE:HB2	1:F:184:LEU:O	2.09	0.53
1:A:102:THR:C	2:I:85:ASN:OD1	2.42	0.53
1:O:57:ARG:HB2	1:U:177:GLU:OE1	2.09	0.53
2:V:3:THR:HB	2:V:16:THR:HG22	1.90	0.53
1:E:42:PHE:HB2	1:E:184:LEU:O	2.09	0.52
1:G:107:VAL:HG21	2:H:66:TYR:HH	1.74	0.52
1:D:108:ASN:CB	2:L:70:ARG:HD3	2.30	0.52
1:O:108:ASN:ND2	2:W:70:ARG:O	2.42	0.52
1:P:107:VAL:HG21	2:X:66:TYR:OH	2.08	0.52
1:P:108:ASN:HB2	2:X:70:ARG:CG	2.19	0.52

Continued on next page...

Continued from previous page...

Atom-1	Atom-2	Interatomic distance (Å)	Clash overlap (Å)
1:O:178:ARG:HA	1:P:57:ARG:HH21	1.62	0.52
1:S:144:ILE:HD12	1:S:147:ARG:NH1	2.23	0.52
2:2:131:SER:O	2:2:134:VAL:HG13	2.09	0.52
1:B:177:GLU:N	1:C:58:LEU:CD2	2.66	0.52
1:A:57:ARG:HB2	1:G:177:GLU:OE1	2.09	0.52
2:K:103:GLY:HA2	2:K:178:ILE:HD13	1.91	0.52
2:K:173:ILE:C	2:K:173:ILE:HD13	2.30	0.52
2:M:131:SER:O	2:M:134:VAL:HG13	2.10	0.52
2:N:131:SER:O	2:N:134:VAL:HG13	2.09	0.52
2:N:199:LEU:HB3	2:N:201:LEU:HD13	1.90	0.52
1:O:12:ILE:HG13	1:O:12:ILE:O	2.09	0.52
1:O:144:ILE:HD12	1:O:147:ARG:NH1	2.23	0.52
2:X:131:SER:O	2:X:134:VAL:HG13	2.08	0.52
2:X:28:HIS:CD2	2:Y:120:VAL:HG11	2.44	0.52
1:S:107:VAL:HG21	2:1:66:TYR:HH	1.73	0.52
1:A:124:THR:CG2	1:B:130:ARG:HH21	2.09	0.52
1:C:157:ILE:HG22	1:D:86:ARG:CZ	2.39	0.52
1:C:42:PHE:CD1	1:C:43:ALA:N	2.78	0.52
1:D:12:ILE:O	1:D:12:ILE:HG13	2.09	0.52
2:J:124:TYR:CD2	2:J:138:LEU:HD23	2.45	0.52
2:K:15:ALA:HB2	2:K:175:VAL:HB	1.91	0.52
2:L:26:ILE:HD13	2:L:26:ILE:O	2.09	0.52
1:P:178:ARG:O	1:Q:57:ARG:NH2	2.40	0.52
1:S:12:ILE:O	1:S:12:ILE:HG13	2.09	0.52
1:S:12:ILE:HA	1:S:23:GLN:CG	2.21	0.52
1:T:12:ILE:O	1:T:12:ILE:HG13	2.09	0.52
1:U:42:PHE:CD1	1:U:43:ALA:N	2.78	0.52
2:V:45:ILE:CG1	2:V:52:ALA:HB1	2.39	0.52
1:A:86:ARG:NH1	1:G:155:GLY:O	2.41	0.52
2:H:141:GLN:NE2	2:Y:141:GLN:NE2	2.58	0.52
1:A:108:ASN:ND2	2:I:70:ARG:O	2.42	0.52
2:K:59:MET:HE3	2:K:82:LEU:HD23	1.91	0.52
1:D:108:ASN:ND2	2:L:70:ARG:CB	2.72	0.52
1:F:97:GLN:OE1	2:M:61:ALA:CB	2.53	0.52
1:O:42:PHE:CD1	1:O:43:ALA:N	2.78	0.52
1:Q:107:VAL:HG21	2:Y:66:TYR:HH	1.74	0.52
2:X:26:ILE:C	2:X:26:ILE:HD13	2.30	0.52
2:Y:26:ILE:HD13	2:Y:26:ILE:C	2.29	0.52
1:Q:143:GLN:OE1	2:Y:75:PRO:HG2	2.09	0.52
1:F:125:GLN:O	1:G:129:VAL:CG2	2.51	0.52
1:G:102:THR:C	2:H:85:ASN:OD1	2.43	0.52

Continued on next page...

Continued from previous page...

Atom-1	Atom-2	Interatomic distance (Å)	Clash overlap (Å)
2:J:28:HIS:CD2	2:K:120:VAL:HG11	2.44	0.52
1:D:111:ASN:HB2	2:L:70:ARG:NH1	2.21	0.52
1:Q:177:GLU:C	1:R:57:ARG:HH21	2.13	0.52
1:U:160:TYR:CD2	1:U:163:THR:HB	2.45	0.52
2:X:124:TYR:CD2	2:X:138:LEU:HD23	2.44	0.52
2:1:20:VAL:CG1	2:1:28:HIS:HB2	2.36	0.52
1:A:12:ILE:HG13	1:A:12:ILE:O	2.09	0.52
1:A:144:ILE:HD12	1:A:147:ARG:NH1	2.24	0.52
1:C:160:TYR:CD2	1:C:163:THR:HB	2.45	0.52
1:D:160:TYR:CD2	1:D:163:THR:HB	2.45	0.52
1:D:21:LEU:O	1:D:24:VAL:HG12	2.10	0.52
2:I:45:ILE:CG1	2:I:52:ALA:HB1	2.39	0.52
2:J:37:ILE:HD11	2:J:59:MET:CB	2.38	0.52
2:M:6:ILE:HD11	2:M:142:TYR:CD1	2.44	0.52
1:O:21:LEU:O	1:O:24:VAL:HG12	2.10	0.52
1:S:19:GLY:HA3	1:T:30:ALA:CA	2.39	0.52
1:T:160:TYR:CD2	1:T:163:THR:HB	2.45	0.52
1:S:173:VAL:HG22	1:T:58:LEU:CD2	2.40	0.52
2:X:189:THR:HG23	2:X:190:ASP:N	2.25	0.52
2:Y:173:ILE:C	2:Y:173:ILE:HD13	2.30	0.52
1:R:111:ASN:CG	2:Z:70:ARG:CZ	2.77	0.52
1:R:108:ASN:CB	2:Z:70:ARG:HD3	2.30	0.52
2:2:18:ARG:HE	2:2:30:ASN:HD22	1.57	0.52
1:A:130:ARG:CD	1:G:21:LEU:CD1	2.75	0.52
1:C:177:GLU:C	1:D:57:ARG:HH21	2.13	0.52
2:H:45:ILE:CG1	2:H:52:ALA:HB1	2.39	0.52
2:L:24:ASN:HA	2:1:167:SER:OG	2.09	0.52
2:L:62:GLU:HG2	2:L:82:LEU:HD21	1.91	0.52
1:O:108:ASN:HD22	2:W:70:ARG:CB	2.22	0.52
1:O:160:TYR:CD2	1:O:163:THR:HB	2.45	0.52
1:R:21:LEU:O	1:R:24:VAL:HG12	2.10	0.52
1:S:52:LYS:HZ3	1:S:62:ASN:HA	1.74	0.52
1:C:70:ILE:HB	1:C:74:VAL:HG13	1.92	0.52
1:F:104:GLY:CA	2:N:81:THR:HG21	2.39	0.52
1:A:23:GLN:OE1	1:G:14:VAL:HG13	2.09	0.52
1:G:21:LEU:O	1:G:24:VAL:HG12	2.10	0.52
2:H:141:GLN:NE2	2:Y:141:GLN:HE21	2.08	0.52
1:Q:103:TYR:O	2:Y:81:THR:CB	2.58	0.52
1:Q:160:TYR:CD2	1:Q:163:THR:HB	2.45	0.52
1:T:12:ILE:HA	1:T:23:GLN:CG	2.21	0.52
2:W:45:ILE:CG1	2:W:52:ALA:HB1	2.39	0.52

Continued on next page...

Continued from previous page...

Atom-1	Atom-2	Interatomic distance (Å)	Clash overlap (Å)
1:E:70:ILE:HB	1:E:74:VAL:HG13	1.92	0.52
1:F:103:TYR:O	2:N:81:THR:CB	2.58	0.52
1:E:21:LEU:CD1	1:F:130:ARG:HD2	2.27	0.52
1:F:21:LEU:O	1:F:24:VAL:HG12	2.10	0.52
1:F:42:PHE:CD1	1:F:43:ALA:N	2.78	0.52
1:F:70:ILE:HB	1:F:74:VAL:HG13	1.92	0.52
1:A:60:GLU:CG	1:G:160:TYR:C	2.78	0.52
1:P:12:ILE:O	1:P:12:ILE:HG13	2.09	0.52
1:Q:70:ILE:HB	1:Q:74:VAL:HG13	1.92	0.52
1:R:70:ILE:HB	1:R:74:VAL:HG13	1.92	0.52
1:U:12:ILE:HG13	1:U:12:ILE:O	2.09	0.52
1:U:70:ILE:HB	1:U:74:VAL:HG13	1.92	0.52
2:Y:103:GLY:HA2	2:Y:178:ILE:HD13	1.91	0.52
2:Y:62:GLU:HG2	2:Y:82:LEU:HD21	1.90	0.52
2:Z:55:LEU:HD21	2:Z:87:LEU:HD11	1.92	0.52
2:2:2:THR:HG22	2:2:169:SER:OG	2.10	0.52
1:T:103:TYR:O	2:2:81:THR:CB	2.58	0.52
1:A:85:ALA:O	1:A:89:VAL:HG23	2.10	0.52
1:B:42:PHE:CD1	1:B:43:ALA:N	2.78	0.52
1:C:161:LYS:HB2	1:D:60:GLU:CD	2.29	0.52
1:D:42:PHE:CD1	1:D:43:ALA:N	2.78	0.52
1:E:12:ILE:O	1:E:12:ILE:HG13	2.09	0.52
1:E:160:TYR:CD2	1:E:163:THR:HB	2.45	0.52
1:E:42:PHE:CD1	1:E:43:ALA:N	2.78	0.52
1:G:85:ALA:O	1:G:89:VAL:HG23	2.10	0.52
1:B:72:ASP:OD1	2:I:67:ARG:NH2	2.43	0.52
1:O:70:ILE:HB	1:O:74:VAL:HG13	1.92	0.52
1:O:85:ALA:O	1:O:89:VAL:HG23	2.10	0.52
1:P:70:ILE:HB	1:P:74:VAL:HG13	1.92	0.52
1:Q:21:LEU:O	1:Q:24:VAL:HG12	2.10	0.52
1:R:85:ALA:O	1:R:89:VAL:HG23	2.10	0.52
1:S:85:ALA:O	1:S:89:VAL:HG23	2.10	0.52
2:Z:62:GLU:HG2	2:Z:82:LEU:HD21	1.91	0.52
1:R:108:ASN:ND2	2:Z:70:ARG:CB	2.72	0.52
1:C:12:ILE:O	1:C:12:ILE:HG13	2.09	0.51
1:D:85:ALA:O	1:D:89:VAL:HG23	2.10	0.51
1:F:160:TYR:CD2	1:F:163:THR:HB	2.45	0.51
1:A:60:GLU:CG	1:G:161:LYS:N	2.68	0.51
1:P:160:TYR:CD2	1:P:163:THR:HB	2.45	0.51
1:P:177:GLU:CB	1:Q:58:LEU:CD2	2.88	0.51
1:R:42:PHE:CD1	1:R:43:ALA:N	2.78	0.51

Continued on next page...

Continued from previous page...

Atom-1	Atom-2	Interatomic distance (Å)	Clash overlap (Å)
2:V:176:ALA:HA	2:V:186:GLN:HA	1.92	0.51
1:P:72:ASP:OD1	2:W:67:ARG:NH2	2.44	0.51
1:B:160:TYR:CD2	1:B:163:THR:HB	2.45	0.51
1:B:85:ALA:O	1:B:89:VAL:HG23	2.10	0.51
1:D:70:ILE:HB	1:D:74:VAL:HG13	1.92	0.51
2:J:189:THR:HG23	2:J:190:ASP:N	2.25	0.51
2:K:174:ASP:HA	2:K:192:ILE:HD13	1.92	0.51
2:M:165:ARG:HG2	2:1:135:TYR:HB3	1.91	0.51
1:P:108:ASN:CB	2:X:70:ARG:CD	2.79	0.51
1:Q:12:ILE:O	1:Q:12:ILE:HG13	2.09	0.51
1:Q:42:PHE:CD1	1:Q:43:ALA:N	2.78	0.51
1:T:42:PHE:CD1	1:T:43:ALA:N	2.78	0.51
1:S:161:LYS:CA	1:T:60:GLU:OE2	2.56	0.51
2:Y:174:ASP:HA	2:Y:192:ILE:HD13	1.92	0.51
2:N:165:ARG:HA	2:Y:26:ILE:HG23	1.92	0.51
2:N:141:GLN:NE2	2:Z:141:GLN:NE2	2.58	0.51
2:1:124:TYR:HD2	2:1:138:LEU:HD23	1.76	0.51
2:L:29:LYS:NZ	2:1:164:GLN:HE21	2.08	0.51
1:B:21:LEU:O	1:B:24:VAL:HG12	2.10	0.51
1:C:103:TYR:O	2:K:81:THR:CB	2.58	0.51
1:E:173:VAL:HG22	1:F:58:LEU:CD2	2.40	0.51
1:G:70:ILE:HB	1:G:74:VAL:HG13	1.92	0.51
2:K:25:PHE:C	2:K:25:PHE:CD1	2.80	0.51
1:Q:191:THR:O	1:Q:194:ILE:HG22	2.11	0.51
1:T:70:ILE:HB	1:T:74:VAL:HG13	1.92	0.51
1:O:60:GLU:CG	1:U:160:TYR:C	2.78	0.51
2:W:18:ARG:HE	2:W:30:ASN:HD22	1.57	0.51
1:B:70:ILE:HB	1:B:74:VAL:HG13	1.92	0.51
1:E:19:GLY:HA3	1:F:30:ALA:CA	2.39	0.51
1:G:160:TYR:CD2	1:G:163:THR:HB	2.45	0.51
1:G:42:PHE:CD1	1:G:43:ALA:N	2.78	0.51
2:I:179:THR:HG23	2:I:182:ASP:H	1.75	0.51
2:N:2:THR:HG22	2:N:169:SER:OG	2.10	0.51
1:P:21:LEU:O	1:P:24:VAL:HG12	2.10	0.51
1:R:125:GLN:O	1:S:129:VAL:CG2	2.56	0.51
1:R:12:ILE:HG13	1:R:12:ILE:O	2.09	0.51
1:T:85:ALA:O	1:T:89:VAL:HG23	2.10	0.51
1:A:103:TYR:O	2:I:81:THR:HB	2.11	0.51
1:A:21:LEU:O	1:A:24:VAL:HG12	2.10	0.51
1:A:42:PHE:CD1	1:A:43:ALA:N	2.78	0.51
1:B:180:TYR:HA	1:B:192:LEU:HD21	1.93	0.51

Continued on next page...

Continued from previous page...

Atom-1	Atom-2	Interatomic distance (Å)	Clash overlap (Å)
1:E:85:ALA:O	1:E:89:VAL:HG23	2.10	0.51
1:F:191:THR:O	1:F:194:ILE:HG22	2.11	0.51
1:F:19:GLY:HA3	1:G:30:ALA:HB2	1.91	0.51
1:P:42:PHE:CD1	1:P:43:ALA:N	2.78	0.51
1:R:160:TYR:CD2	1:R:163:THR:HB	2.45	0.51
1:S:42:PHE:CD1	1:S:43:ALA:N	2.78	0.51
2:Z:124:TYR:HD2	2:Z:138:LEU:HD23	1.76	0.51
2:V:116:ALA:O	2:2:50:GLY:HA3	2.11	0.51
1:A:108:ASN:HD22	2:I:70:ARG:CB	2.22	0.51
1:A:7:ALA:HB1	1:B:10:ARG:NH1	2.25	0.51
1:B:103:TYR:C	2:J:81:THR:HG21	2.31	0.51
1:C:180:TYR:HA	1:C:192:LEU:HD21	1.93	0.51
1:C:21:LEU:O	1:C:24:VAL:HG12	2.10	0.51
1:E:191:THR:O	1:E:194:ILE:HG22	2.11	0.51
1:G:191:THR:O	1:G:194:ILE:HG22	2.11	0.51
2:L:141:GLN:NE2	2:2:141:GLN:HE21	2.09	0.51
1:O:191:THR:O	1:O:194:ILE:HG22	2.11	0.51
1:O:180:TYR:HA	1:O:192:LEU:HD21	1.93	0.51
1:Q:107:VAL:HG11	2:Y:66:TYR:HH	1.75	0.51
1:Q:85:ALA:O	1:Q:89:VAL:HG23	2.10	0.51
1:R:191:THR:O	1:R:194:ILE:HG22	2.11	0.51
1:S:191:THR:O	1:S:194:ILE:HG22	2.11	0.51
2:V:173:ILE:C	2:V:173:ILE:HD13	2.31	0.51
2:M:164:GLN:HE21	2:Z:29:LYS:NZ	2.07	0.51
2:2:36:GLN:HB2	2:2:184:TYR:CE1	2.46	0.51
1:A:101:VAL:HG22	2:H:58:TYR:HE1	1.76	0.51
1:A:70:ILE:HB	1:A:74:VAL:HG13	1.92	0.51
1:B:191:THR:O	1:B:194:ILE:HG22	2.11	0.51
1:D:149:PHE:CE1	1:D:159:GLU:HB2	2.46	0.51
2:I:18:ARG:HE	2:I:30:ASN:HD22	1.57	0.51
2:K:53:GLN:O	2:K:56:VAL:HG12	2.10	0.51
2:L:55:LEU:HD21	2:L:87:LEU:HD11	1.92	0.51
1:P:103:TYR:C	2:X:81:THR:HG21	2.31	0.51
1:P:191:THR:O	1:P:194:ILE:HG22	2.11	0.51
1:R:19:GLY:HA3	1:S:30:ALA:CA	2.41	0.51
1:S:180:TYR:HA	1:S:192:LEU:HD21	1.93	0.51
1:S:70:ILE:HB	1:S:74:VAL:HG13	1.92	0.51
1:S:21:LEU:CD1	1:T:130:ARG:HD2	2.27	0.51
1:T:191:THR:O	1:T:194:ILE:HG22	2.11	0.51
1:U:180:TYR:HA	1:U:192:LEU:HD21	1.93	0.51
2:1:131:SER:O	2:1:134:VAL:HG13	2.10	0.51

Continued on next page...

Continued from previous page...

Atom-1	Atom-2	Interatomic distance (Å)	Clash overlap (Å)
1:A:191:THR:O	1:A:194:ILE:HG22	2.11	0.51
1:C:177:GLU:H	1:D:58:LEU:CD2	2.06	0.51
1:F:12:ILE:HG13	1:F:12:ILE:O	2.09	0.51
1:F:7:ALA:HB1	1:G:10:ARG:NH1	2.22	0.51
2:N:36:GLN:HB2	2:N:184:TYR:CE1	2.46	0.51
2:H:116:ALA:O	2:N:50:GLY:HA3	2.11	0.51
1:O:7:ALA:HB1	1:P:10:ARG:NH1	2.25	0.51
1:O:177:GLU:CA	1:P:58:LEU:HD13	2.17	0.51
1:P:161:LYS:CD	1:Q:60:GLU:OE2	2.51	0.51
1:R:180:TYR:HA	1:R:192:LEU:HD21	1.93	0.51
1:S:160:TYR:CD2	1:S:163:THR:HB	2.45	0.51
1:T:180:TYR:HA	1:T:192:LEU:HD21	1.93	0.51
2:W:59:MET:CE	2:W:82:LEU:HD23	2.41	0.51
1:C:175:PHE:C	1:C:175:PHE:CD1	2.84	0.51
1:D:15:PHE:HZ	1:E:133:GLY:N	2.09	0.51
1:D:180:TYR:HA	1:D:192:LEU:HD21	1.93	0.51
1:E:21:LEU:O	1:E:24:VAL:HG12	2.10	0.51
1:F:180:TYR:HA	1:F:192:LEU:HD21	1.93	0.51
1:E:160:TYR:HA	1:F:60:GLU:CG	2.41	0.51
1:F:85:ALA:O	1:F:89:VAL:HG23	2.11	0.51
2:I:59:MET:CE	2:I:82:LEU:HD23	2.41	0.51
1:D:107:VAL:CG1	2:L:66:TYR:OH	2.59	0.51
2:M:62:GLU:HG2	2:M:82:LEU:HD21	1.93	0.51
2:N:123:ILE:HG12	2:N:124:TYR:CD2	2.44	0.51
1:O:149:PHE:CE1	1:O:159:GLU:HB2	2.46	0.51
1:S:21:LEU:O	1:S:24:VAL:HG12	2.10	0.51
1:T:175:PHE:C	1:T:175:PHE:CD1	2.85	0.51
1:S:160:TYR:HA	1:T:60:GLU:CG	2.41	0.51
1:R:107:VAL:CG1	2:Z:66:TYR:OH	2.59	0.51
2:2:20:VAL:HG13	2:2:28:HIS:HB2	1.93	0.51
1:B:175:PHE:CD1	1:B:175:PHE:C	2.85	0.51
1:C:85:ALA:O	1:C:89:VAL:HG23	2.10	0.51
1:E:180:TYR:HA	1:E:192:LEU:HD21	1.93	0.51
2:H:173:ILE:HD13	2:H:173:ILE:C	2.31	0.51
1:P:180:TYR:HA	1:P:192:LEU:HD21	1.93	0.51
1:P:85:ALA:O	1:P:89:VAL:HG23	2.11	0.51
1:T:21:LEU:O	1:T:24:VAL:HG12	2.10	0.51
1:U:21:LEU:O	1:U:24:VAL:HG12	2.10	0.51
2:W:15:ALA:HB2	2:W:175:VAL:HB	1.93	0.51
2:Y:53:GLN:O	2:Y:56:VAL:HG12	2.10	0.51
1:A:108:ASN:ND2	2:I:70:ARG:CG	2.73	0.50

Continued on next page...

Continued from previous page...

Atom-1	Atom-2	Interatomic distance (Å)	Clash overlap (Å)
1:A:12:ILE:HA	1:A:23:GLN:CG	2.21	0.50
1:A:160:TYR:CD2	1:A:163:THR:HB	2.45	0.50
1:D:161:LYS:N	1:E:60:GLU:CG	2.71	0.50
1:G:12:ILE:O	1:G:12:ILE:HG13	2.09	0.50
2:H:176:ALA:HA	2:H:186:GLN:HA	1.92	0.50
2:J:160:SER:HA	2:J:163:LYS:HD3	1.93	0.50
2:L:173:ILE:HD13	2:L:173:ILE:C	2.32	0.50
2:L:29:LYS:HZ1	2:1:164:GLN:NE2	2.10	0.50
1:U:85:ALA:O	1:U:89:VAL:HG23	2.11	0.50
1:A:180:TYR:HA	1:A:192:LEU:HD21	1.93	0.50
1:B:160:TYR:C	1:C:60:GLU:CG	2.80	0.50
1:E:175:PHE:C	1:E:175:PHE:HD1	2.15	0.50
1:G:149:PHE:CE1	1:G:159:GLU:HB2	2.46	0.50
1:G:175:PHE:C	1:G:175:PHE:HD1	2.15	0.50
1:G:180:TYR:HA	1:G:192:LEU:HD21	1.93	0.50
2:N:20:VAL:HG13	2:N:28:HIS:HB2	1.93	0.50
2:N:25:PHE:C	2:N:25:PHE:CD1	2.84	0.50
1:P:175:PHE:CD1	1:P:175:PHE:C	2.85	0.50
1:Q:149:PHE:CE1	1:Q:159:GLU:HB2	2.46	0.50
1:Q:175:PHE:C	1:Q:175:PHE:CD1	2.84	0.50
1:S:108:ASN:HD22	2:1:70:ARG:HB3	1.75	0.50
2:W:3:THR:OG1	2:W:127:THR:HG22	2.12	0.50
2:W:179:THR:HG23	2:W:182:ASP:H	1.75	0.50
2:1:62:GLU:HG2	2:1:82:LEU:HD21	1.93	0.50
1:A:149:PHE:CE1	1:A:159:GLU:HB2	2.46	0.50
1:A:177:GLU:CD	1:B:57:ARG:H	2.14	0.50
1:C:191:THR:O	1:C:194:ILE:HG22	2.11	0.50
2:M:49:VAL:HG23	2:M:50:GLY:N	2.25	0.50
1:E:103:TYR:CD1	2:M:82:LEU:HB2	2.46	0.50
1:P:175:PHE:C	1:P:175:PHE:HD1	2.15	0.50
1:Q:161:LYS:HB2	1:R:60:GLU:CD	2.29	0.50
1:Q:175:PHE:HD1	1:Q:175:PHE:C	2.15	0.50
1:P:160:TYR:C	1:Q:60:GLU:CG	2.80	0.50
1:Q:157:ILE:HG22	1:R:86:ARG:NH1	2.26	0.50
1:U:175:PHE:CD1	1:U:175:PHE:C	2.85	0.50
1:U:191:THR:O	1:U:194:ILE:HG22	2.11	0.50
2:V:124:TYR:HD2	2:V:138:LEU:HD23	1.76	0.50
2:2:112:SER:O	2:2:113:ILE:HD13	2.12	0.50
1:D:175:PHE:CD1	1:D:175:PHE:C	2.84	0.50
1:D:191:THR:O	1:D:194:ILE:HG22	2.11	0.50
1:E:149:PHE:CE1	1:E:159:GLU:HB2	2.46	0.50

Continued on next page...

Continued from previous page...

Atom-1	Atom-2	Interatomic distance (Å)	Clash overlap (Å)
1:F:149:PHE:CE1	1:F:159:GLU:HB2	2.46	0.50
1:E:177:GLU:N	1:F:58:LEU:CD2	2.58	0.50
1:G:103:TYR:CE1	2:H:82:LEU:HD22	2.44	0.50
1:R:149:PHE:CE1	1:R:159:GLU:HB2	2.46	0.50
2:1:49:VAL:HG23	2:1:50:GLY:N	2.25	0.50
2:2:25:PHE:C	2:2:25:PHE:CD1	2.84	0.50
1:D:15:PHE:CE2	1:E:131:PRO:O	2.65	0.50
1:F:175:PHE:HD1	1:F:175:PHE:C	2.15	0.50
2:H:124:TYR:HD2	2:H:138:LEU:HD23	1.76	0.50
2:J:174:ASP:HA	2:J:192:ILE:HD13	1.94	0.50
1:O:12:ILE:HD13	1:O:23:GLN:CA	1.93	0.50
1:O:175:PHE:C	1:O:175:PHE:CD1	2.85	0.50
1:P:149:PHE:CE1	1:P:159:GLU:HB2	2.46	0.50
1:Q:180:TYR:HA	1:Q:192:LEU:HD21	1.93	0.50
1:R:175:PHE:CD1	1:R:175:PHE:C	2.84	0.50
1:C:157:ILE:HG22	1:D:86:ARG:NH1	2.26	0.50
1:E:93:ARG:HB3	2:L:65:LEU:HD11	1.94	0.50
1:F:15:PHE:HZ	1:G:130:ARG:NH1	2.07	0.50
1:F:173:VAL:O	1:G:58:LEU:CD2	2.60	0.50
2:M:20:VAL:CG1	2:M:28:HIS:HB2	2.36	0.50
1:R:15:PHE:HZ	1:S:133:GLY:N	2.10	0.50
1:R:175:PHE:C	1:R:175:PHE:HD1	2.15	0.50
1:S:103:TYR:CD1	2:1:82:LEU:HB2	2.46	0.50
1:S:175:PHE:CD1	1:S:175:PHE:C	2.85	0.50
2:X:160:SER:HA	2:X:163:LYS:HD3	1.94	0.50
2:Z:133:PHE:CZ	2:Z:165:ARG:HB3	2.47	0.50
1:S:71:ASP:HA	2:Z:68:LEU:HD21	1.94	0.50
2:M:133:PHE:CE1	2:1:132:PRO:HA	2.47	0.50
1:D:19:GLY:HA3	1:E:30:ALA:CA	2.41	0.50
1:E:175:PHE:C	1:E:175:PHE:CD1	2.84	0.50
1:E:15:PHE:CZ	1:F:133:GLY:CA	2.95	0.50
1:F:175:PHE:CD1	1:F:175:PHE:C	2.85	0.50
2:I:15:ALA:HB2	2:I:175:VAL:HB	1.93	0.50
2:M:132:PRO:HA	2:1:133:PHE:CE1	2.47	0.50
1:R:126:TYR:HA	1:S:129:VAL:HG23	1.94	0.50
1:R:15:PHE:CE2	1:S:131:PRO:O	2.65	0.50
1:S:149:PHE:CE1	1:S:159:GLU:HB2	2.46	0.50
1:U:103:TYR:CE1	2:V:82:LEU:CD1	2.83	0.50
1:T:173:VAL:O	1:U:58:LEU:CD2	2.60	0.50
1:U:102:THR:C	2:V:85:ASN:OD1	2.43	0.50
2:X:123:ILE:H	2:X:123:ILE:CD1	2.23	0.50

Continued on next page...

Continued from previous page...

Atom-1	Atom-2	Interatomic distance (Å)	Clash overlap (Å)
1:A:175:PHE:C	1:A:175:PHE:CD1	2.85	0.50
1:B:177:GLU:CB	1:C:58:LEU:CD2	2.88	0.50
1:G:175:PHE:C	1:G:175:PHE:CD1	2.85	0.50
2:N:123:ILE:CD1	2:N:123:ILE:H	2.24	0.50
1:O:177:GLU:CB	1:P:58:LEU:HD22	2.32	0.50
1:O:100:LYS:NZ	2:V:64:GLU:OE1	2.43	0.50
2:W:66:TYR:CZ	2:W:70:ARG:HD2	2.46	0.50
2:Z:173:ILE:C	2:Z:173:ILE:HD13	2.32	0.50
1:A:21:LEU:CD1	1:B:130:ARG:HD2	2.20	0.50
2:M:26:ILE:HD13	2:M:26:ILE:O	2.11	0.50
1:O:103:TYR:O	2:W:81:THR:HB	2.11	0.50
2:1:26:ILE:HD13	2:1:26:ILE:O	2.11	0.49
1:B:149:PHE:CE1	1:B:159:GLU:HB2	2.46	0.49
1:C:175:PHE:HD1	1:C:175:PHE:C	2.15	0.49
1:D:125:GLN:O	1:E:129:VAL:CG2	2.56	0.49
2:I:66:TYR:CZ	2:I:70:ARG:HD2	2.46	0.49
1:E:107:VAL:HG21	2:M:66:TYR:HH	1.76	0.49
2:N:18:ARG:HE	2:N:30:ASN:HD22	1.57	0.49
1:R:137:ILE:HG22	1:R:150:ASP:HB2	1.94	0.49
1:S:137:ILE:HG22	1:S:150:ASP:HB2	1.94	0.49
1:A:137:ILE:HG22	1:A:150:ASP:HB2	1.95	0.49
1:A:177:GLU:CA	1:B:58:LEU:HD13	2.17	0.49
1:C:110:GLU:O	1:C:113:VAL:HG12	2.13	0.49
1:G:137:ILE:HG22	1:G:150:ASP:HB2	1.94	0.49
1:A:23:GLN:NE2	1:G:15:PHE:H	2.10	0.49
1:A:108:ASN:HD22	2:I:70:ARG:HG2	1.77	0.49
2:L:133:PHE:CZ	2:L:165:ARG:HB3	2.47	0.49
1:O:170:ASP:O	1:O:173:VAL:HG12	2.13	0.49
1:P:137:ILE:HG22	1:P:150:ASP:HB2	1.95	0.49
1:U:149:PHE:CE1	1:U:159:GLU:HB2	2.46	0.49
1:U:175:PHE:C	1:U:175:PHE:HD1	2.15	0.49
2:V:178:ILE:HB	2:V:184:TYR:HA	1.93	0.49
2:L:132:PRO:HA	2:2:133:PHE:CE1	2.47	0.49
1:D:126:TYR:HA	1:E:129:VAL:HG23	1.94	0.49
2:I:3:THR:OG1	2:I:127:THR:HG22	2.12	0.49
1:O:137:ILE:HG22	1:O:150:ASP:HB2	1.94	0.49
1:Q:137:ILE:HG22	1:Q:150:ASP:CB	2.43	0.49
1:Q:170:ASP:O	1:Q:173:VAL:HG12	2.13	0.49
1:S:15:PHE:CZ	1:T:133:GLY:CA	2.95	0.49
1:S:93:ARG:HB3	2:Z:65:LEU:HD11	1.94	0.49
1:U:110:GLU:O	1:U:113:VAL:HG12	2.13	0.49

Continued on next page...

Continued from previous page...

Atom-1	Atom-2	Interatomic distance (Å)	Clash overlap (Å)
1:A:110:GLU:O	1:A:113:VAL:HG12	2.13	0.49
1:A:175:PHE:C	1:A:175:PHE:HD1	2.15	0.49
1:B:137:ILE:HG22	1:B:150:ASP:HB2	1.94	0.49
1:C:149:PHE:CE1	1:C:159:GLU:HB2	2.46	0.49
1:D:170:ASP:O	1:D:173:VAL:HG12	2.13	0.49
1:E:137:ILE:HG22	1:E:150:ASP:HB2	1.95	0.49
1:G:137:ILE:HG22	1:G:150:ASP:CB	2.43	0.49
1:O:101:VAL:HG22	2:V:58:TYR:HE1	1.76	0.49
1:O:175:PHE:C	1:O:175:PHE:HD1	2.15	0.49
1:Q:137:ILE:HG22	1:Q:150:ASP:HB2	1.94	0.49
1:S:110:GLU:O	1:S:113:VAL:HG12	2.13	0.49
2:X:174:ASP:HA	2:X:192:ILE:HD13	1.94	0.49
1:B:62:ASN:O	1:B:65:GLU:HG2	2.13	0.49
1:C:137:ILE:HG22	1:C:150:ASP:HB2	1.94	0.49
1:D:137:ILE:HG22	1:D:150:ASP:CB	2.43	0.49
1:D:62:ASN:O	1:D:65:GLU:HG2	2.12	0.49
1:F:137:ILE:HG22	1:F:150:ASP:HB2	1.94	0.49
1:F:170:ASP:O	1:F:173:VAL:HG12	2.13	0.49
2:K:179:THR:HG23	2:K:182:ASP:H	1.77	0.49
1:P:108:ASN:CG	2:X:70:ARG:CG	2.72	0.49
1:P:155:GLY:O	1:Q:86:ARG:CZ	2.61	0.49
1:R:110:GLU:O	1:R:113:VAL:HG12	2.13	0.49
1:R:137:ILE:HG22	1:R:150:ASP:CB	2.43	0.49
1:T:149:PHE:CE1	1:T:159:GLU:HB2	2.46	0.49
2:Z:189:THR:HG23	2:Z:190:ASP:N	2.28	0.49
1:B:228:GLU:O	1:B:231:LYS:HB3	2.13	0.49
1:C:228:GLU:O	1:C:231:LYS:HB3	2.13	0.49
1:C:62:ASN:O	1:C:65:GLU:HG2	2.12	0.49
1:G:110:GLU:O	1:G:113:VAL:HG12	2.13	0.49
1:G:228:GLU:O	1:G:231:LYS:HB3	2.13	0.49
1:O:110:GLU:O	1:O:113:VAL:HG12	2.13	0.49
1:R:170:ASP:O	1:R:173:VAL:HG12	2.13	0.49
1:R:228:GLU:O	1:R:231:LYS:HB3	2.13	0.49
1:S:175:PHE:HD1	1:S:175:PHE:C	2.15	0.49
1:T:137:ILE:HG22	1:T:150:ASP:HB2	1.95	0.49
1:T:175:PHE:C	1:T:175:PHE:HD1	2.15	0.49
1:U:137:ILE:HG22	1:U:150:ASP:HB2	1.95	0.49
1:A:228:GLU:O	1:A:231:LYS:HB3	2.13	0.49
1:A:62:ASN:O	1:A:65:GLU:HG2	2.13	0.49
1:D:137:ILE:HG22	1:D:150:ASP:HB2	1.94	0.49
1:D:175:PHE:HD1	1:D:175:PHE:C	2.15	0.49

Continued on next page...

Continued from previous page...

Atom-1	Atom-2	Interatomic distance (Å)	Clash overlap (Å)
1:E:110:GLU:O	1:E:113:VAL:HG12	2.13	0.49
1:P:177:GLU:HA	1:Q:58:LEU:CG	2.19	0.49
1:S:228:GLU:O	1:S:231:LYS:HB3	2.13	0.49
1:U:228:GLU:O	1:U:231:LYS:HB3	2.13	0.49
1:U:62:ASN:O	1:U:65:GLU:HG2	2.13	0.49
2:X:62:GLU:HG2	2:X:82:LEU:HD21	1.94	0.49
2:K:26:ILE:HG23	2:2:165:ARG:HA	1.94	0.49
1:A:137:ILE:HG22	1:A:150:ASP:CB	2.43	0.49
1:C:170:ASP:O	1:C:173:VAL:HG12	2.13	0.49
1:D:228:GLU:O	1:D:231:LYS:HB3	2.13	0.49
1:E:228:GLU:O	1:E:231:LYS:HB3	2.13	0.49
1:F:137:ILE:HG22	1:F:150:ASP:CB	2.43	0.49
1:O:228:GLU:O	1:O:231:LYS:HB3	2.13	0.49
1:P:228:GLU:O	1:P:231:LYS:HB3	2.13	0.49
1:T:228:GLU:O	1:T:231:LYS:HB3	2.13	0.49
1:U:170:ASP:O	1:U:173:VAL:HG12	2.13	0.49
2:Y:59:MET:CE	2:Y:82:LEU:HD23	2.43	0.49
1:B:110:GLU:O	1:B:113:VAL:HG12	2.13	0.49
1:B:155:GLY:O	1:C:86:ARG:CZ	2.61	0.49
1:F:228:GLU:O	1:F:231:LYS:HB3	2.13	0.49
1:G:170:ASP:O	1:G:173:VAL:HG12	2.13	0.49
2:H:178:ILE:HB	2:H:184:TYR:HA	1.93	0.49
2:H:26:ILE:HG23	2:X:165:ARG:HA	1.94	0.49
1:O:62:ASN:O	1:O:65:GLU:HG2	2.12	0.49
1:P:101:VAL:CG2	2:W:58:TYR:HE1	2.21	0.49
1:Q:12:ILE:HD12	1:Q:23:GLN:HB2	0.74	0.49
1:Q:62:ASN:O	1:Q:65:GLU:HG2	2.13	0.49
1:R:62:ASN:O	1:R:65:GLU:HG2	2.13	0.49
1:T:62:ASN:O	1:T:65:GLU:HG2	2.13	0.49
1:T:7:ALA:HB1	1:U:10:ARG:NH1	2.22	0.49
2:W:124:TYR:HD2	2:W:138:LEU:HD23	1.78	0.49
1:B:170:ASP:O	1:B:173:VAL:HG12	2.13	0.49
1:D:110:GLU:O	1:D:113:VAL:HG12	2.13	0.49
1:C:177:GLU:C	1:D:57:ARG:NH2	2.65	0.49
1:E:15:PHE:HE2	1:F:131:PRO:O	1.96	0.49
1:G:62:ASN:O	1:G:65:GLU:HG2	2.13	0.49
1:S:62:ASN:O	1:S:65:GLU:HG2	2.13	0.49
1:T:170:ASP:O	1:T:173:VAL:HG12	2.13	0.49
1:C:137:ILE:HG22	1:C:150:ASP:CB	2.43	0.48
1:F:62:ASN:O	1:F:65:GLU:HG2	2.13	0.48
2:J:18:ARG:HB2	2:J:31:GLY:O	2.13	0.48

Continued on next page...

Continued from previous page...

Atom-1	Atom-2	Interatomic distance (Å)	Clash overlap (Å)
2:M:76:ILE:O	2:M:79:VAL:HG12	2.13	0.48
2:N:112:SER:O	2:N:113:ILE:HD13	2.12	0.48
1:O:137:ILE:HG22	1:O:150:ASP:CB	2.43	0.48
1:Q:110:GLU:O	1:Q:113:VAL:HG12	2.13	0.48
1:S:137:ILE:HG22	1:S:150:ASP:CB	2.43	0.48
1:T:110:GLU:O	1:T:113:VAL:HG12	2.13	0.48
2:N:141:GLN:HE21	2:Z:141:GLN:NE2	2.11	0.48
2:1:76:ILE:O	2:1:79:VAL:HG12	2.13	0.48
1:B:177:GLU:CA	1:C:58:LEU:CG	2.88	0.48
1:E:137:ILE:HG22	1:E:150:ASP:CB	2.43	0.48
1:E:62:ASN:O	1:E:65:GLU:HG2	2.13	0.48
1:E:17:PRO:O	1:F:29:GLU:HG3	2.13	0.48
1:B:107:VAL:CG2	2:J:66:TYR:OH	2.62	0.48
1:E:71:ASP:HA	2:L:68:LEU:HD21	1.94	0.48
1:Q:228:GLU:O	1:Q:231:LYS:HB3	2.13	0.48
1:T:177:GLU:CD	1:U:57:ARG:H	2.16	0.48
2:Y:175:VAL:CG2	2:Y:176:ALA:N	2.75	0.48
1:B:175:PHE:HD1	1:B:175:PHE:C	2.15	0.48
1:E:170:ASP:O	1:E:173:VAL:HG12	2.13	0.48
1:F:177:GLU:CD	1:G:57:ARG:H	2.16	0.48
1:P:110:GLU:O	1:P:113:VAL:HG12	2.13	0.48
1:S:14:VAL:H	1:T:130:ARG:HB2	1.78	0.48
1:S:17:PRO:O	1:T:29:GLU:HG3	2.13	0.48
2:Y:179:THR:HG23	2:Y:182:ASP:H	1.77	0.48
1:S:72:ASP:CG	2:Z:67:ARG:NH2	2.67	0.48
1:A:170:ASP:O	1:A:173:VAL:HG12	2.13	0.48
1:A:30:ALA:HB2	1:G:19:GLY:O	2.13	0.48
1:D:148:LEU:O	1:D:159:GLU:HG3	2.14	0.48
2:H:12:VAL:HG13	2:H:178:ILE:HG23	1.96	0.48
2:I:189:THR:HG23	2:I:190:ASP:N	2.28	0.48
1:O:177:GLU:CD	1:P:57:ARG:H	2.14	0.48
1:S:170:ASP:O	1:S:173:VAL:HG12	2.13	0.48
1:T:108:ASN:CG	2:2:70:ARG:CG	2.56	0.48
2:V:36:GLN:HB2	2:V:184:TYR:CE1	2.48	0.48
2:2:123:ILE:HD13	2:2:123:ILE:N	2.26	0.48
1:E:14:VAL:H	1:F:130:ARG:HB2	1.79	0.48
2:H:36:GLN:HB2	2:H:184:TYR:CE1	2.48	0.48
2:K:175:VAL:CG2	2:K:176:ALA:N	2.75	0.48
1:P:107:VAL:CG2	2:X:66:TYR:OH	2.62	0.48
1:P:137:ILE:HG22	1:P:150:ASP:CB	2.43	0.48
1:U:137:ILE:HG22	1:U:150:ASP:CB	2.43	0.48

Continued on next page...

Continued from previous page...

Atom-1	Atom-2	Interatomic distance (Å)	Clash overlap (Å)
1:F:110:GLU:O	1:F:113:VAL:HG12	2.13	0.48
2:H:17:GLU:HB2	2:H:170:GLY:O	2.14	0.48
2:L:189:THR:HG23	2:L:190:ASP:N	2.28	0.48
2:L:18:ARG:HE	2:L:30:ASN:HD22	1.61	0.48
1:E:72:ASP:CG	2:L:67:ARG:NH2	2.67	0.48
2:N:139:GLU:OE1	2:Z:165:ARG:NE	2.46	0.48
1:O:148:LEU:O	1:O:159:GLU:HG3	2.14	0.48
1:O:30:ALA:HB2	1:U:19:GLY:O	2.13	0.48
1:P:170:ASP:O	1:P:173:VAL:HG12	2.13	0.48
1:P:97:GLN:OE1	2:W:61:ALA:CB	2.60	0.48
1:O:129:VAL:HG23	1:U:125:GLN:C	2.33	0.48
1:A:148:LEU:O	1:A:159:GLU:HG3	2.14	0.48
1:B:137:ILE:HG22	1:B:150:ASP:CB	2.43	0.48
1:E:108:ASN:HD22	2:M:70:ARG:HB3	1.75	0.48
1:G:101:VAL:HG21	2:N:58:TYR:HD1	1.47	0.48
1:G:148:LEU:O	1:G:159:GLU:HG3	2.14	0.48
2:K:59:MET:CE	2:K:82:LEU:HD23	2.43	0.48
2:M:26:ILE:C	2:M:26:ILE:HD13	2.34	0.48
1:P:177:GLU:HA	1:Q:58:LEU:HD11	0.48	0.48
1:S:148:LEU:O	1:S:159:GLU:HG3	2.14	0.48
1:P:103:TYR:HE1	2:X:82:LEU:HD22	1.79	0.48
1:B:177:GLU:HA	1:C:58:LEU:HD11	0.48	0.48
2:H:59:MET:HE2	2:H:79:VAL:CG2	2.42	0.48
1:P:62:ASN:O	1:P:65:GLU:HG2	2.13	0.48
1:R:148:LEU:O	1:R:159:GLU:HG3	2.14	0.48
1:R:157:ILE:HG22	1:S:86:ARG:NH1	2.29	0.48
1:T:137:ILE:HG22	1:T:150:ASP:CB	2.43	0.48
2:V:103:GLY:HA2	2:V:178:ILE:CD1	2.44	0.48
2:Z:174:ASP:HA	2:Z:192:ILE:HD13	1.96	0.48
1:A:21:LEU:CD1	1:B:130:ARG:CD	2.87	0.48
1:F:101:VAL:HG23	2:M:58:TYR:CD1	2.09	0.48
2:J:45:ILE:HD11	2:J:52:ALA:O	2.14	0.48
2:K:1:THR:H3	2:K:129:SER:HB3	1.79	0.48
1:T:134:VAL:O	1:T:153:PRO:HG3	2.14	0.48
2:J:165:ARG:HA	2:V:26:ILE:HG23	1.96	0.48
2:X:109:HIS:HB3	2:X:111:PHE:HE1	1.79	0.48
1:P:108:ASN:HD22	2:X:70:ARG:CA	2.27	0.48
2:1:179:THR:HG23	2:1:182:ASP:H	1.79	0.48
1:B:134:VAL:O	1:B:153:PRO:HG3	2.14	0.48
1:D:155:GLY:O	1:E:86:ARG:NH1	2.46	0.48
2:I:32:LYS:HE2	2:I:34:LEU:O	2.14	0.48

Continued on next page...

Continued from previous page...

Atom-1	Atom-2	Interatomic distance (Å)	Clash overlap (Å)
2:K:44:THR:OG1	2:K:100:LEU:HB3	2.14	0.48
1:Q:148:LEU:O	1:Q:159:GLU:HG3	2.14	0.48
1:U:134:VAL:O	1:U:153:PRO:HG3	2.14	0.48
2:W:22:MET:O	2:W:23:GLU:HB2	2.14	0.48
2:Z:178:ILE:O	2:Z:178:ILE:HG12	2.14	0.48
2:1:26:ILE:HD13	2:1:26:ILE:C	2.34	0.47
1:S:108:ASN:ND2	2:1:70:ARG:CB	2.72	0.47
2:1:74:MET:HG2	2:1:78:ALA:HB3	1.96	0.47
1:A:134:VAL:O	1:A:153:PRO:HG3	2.14	0.47
1:B:103:TYR:HE1	2:J:82:LEU:HD22	1.79	0.47
1:D:160:TYR:C	1:E:60:GLU:CG	2.82	0.47
1:C:173:VAL:O	1:D:58:LEU:CD2	2.62	0.47
1:E:161:LYS:CA	1:F:60:GLU:OE2	2.56	0.47
2:J:141:GLN:NE2	2:W:141:GLN:HE21	2.11	0.47
2:J:152:VAL:O	2:J:156:ILE:HG13	2.14	0.47
1:O:60:GLU:HG2	1:U:160:TYR:C	2.34	0.47
1:P:108:ASN:HD22	2:X:70:ARG:CG	2.26	0.47
1:Q:134:VAL:O	1:Q:153:PRO:HG3	2.14	0.47
1:R:101:VAL:HA	2:Y:57:ARG:HB3	1.96	0.47
1:R:155:GLY:O	1:S:86:ARG:NH1	2.46	0.47
1:S:177:GLU:N	1:T:58:LEU:CD2	2.58	0.47
1:R:160:TYR:C	1:S:60:GLU:CG	2.82	0.47
1:T:107:VAL:HG21	2:2:66:TYR:HH	1.79	0.47
1:C:134:VAL:O	1:C:153:PRO:HG3	2.14	0.47
1:F:134:VAL:O	1:F:153:PRO:HG3	2.14	0.47
1:F:148:LEU:O	1:F:159:GLU:HG3	2.14	0.47
1:A:58:LEU:HD22	1:G:173:VAL:O	2.11	0.47
1:O:108:ASN:ND2	2:W:70:ARG:CG	2.73	0.47
1:S:134:VAL:O	1:S:153:PRO:HG3	2.14	0.47
2:V:126:SER:HB3	2:V:135:TYR:CE2	2.49	0.47
2:V:66:TYR:CZ	2:V:70:ARG:HD2	2.49	0.47
2:W:189:THR:HG23	2:W:190:ASP:N	2.28	0.47
2:W:26:ILE:C	2:W:26:ILE:HD13	2.35	0.47
2:W:32:LYS:HE2	2:W:34:LEU:O	2.14	0.47
2:X:45:ILE:HD11	2:X:52:ALA:O	2.14	0.47
2:Y:44:THR:OG1	2:Y:100:LEU:HB3	2.14	0.47
1:R:101:VAL:HG23	2:Y:58:TYR:N	2.29	0.47
2:2:76:ILE:HG21	2:2:109:HIS:HB2	1.96	0.47
1:B:148:LEU:O	1:B:159:GLU:HG3	2.14	0.47
1:D:15:PHE:CZ	1:E:133:GLY:CA	2.97	0.47
2:J:159:ILE:O	2:J:163:LYS:HG3	2.14	0.47

Continued on next page...

Continued from previous page...

Atom-1	Atom-2	Interatomic distance (Å)	Clash overlap (Å)
2:J:62:GLU:HG2	2:J:82:LEU:HD21	1.94	0.47
2:K:103:GLY:HA2	2:K:178:ILE:CD1	2.44	0.47
1:P:177:GLU:CA	1:Q:58:LEU:HD13	2.08	0.47
1:Q:178:ARG:C	1:R:57:ARG:NH2	2.67	0.47
1:O:23:GLN:NE2	1:U:15:PHE:H	2.10	0.47
2:Y:124:TYR:HD2	2:Y:138:LEU:HD23	1.80	0.47
2:Y:43:MET:HE2	2:Y:56:VAL:HG23	1.96	0.47
1:A:129:VAL:HG23	1:G:125:GLN:C	2.33	0.47
1:D:160:TYR:C	1:E:60:GLU:HG3	2.35	0.47
1:B:108:ASN:ND2	2:J:70:ARG:CA	2.77	0.47
2:K:133:PHE:CZ	2:K:165:ARG:HB3	2.48	0.47
2:M:7:THR:HB	2:M:123:ILE:O	2.14	0.47
2:M:74:MET:HG2	2:M:78:ALA:HB3	1.95	0.47
1:R:111:ASN:CG	2:Z:70:ARG:HH12	2.17	0.47
1:S:15:PHE:HE2	1:T:131:PRO:O	1.96	0.47
1:T:148:LEU:O	1:T:159:GLU:HG3	2.14	0.47
2:V:55:LEU:HA	2:V:55:LEU:HD12	1.50	0.47
1:A:60:GLU:HG2	1:G:160:TYR:C	2.33	0.47
1:D:157:ILE:HG22	1:E:86:ARG:NH1	2.29	0.47
2:H:103:GLY:HA2	2:H:178:ILE:CD1	2.44	0.47
2:H:6:ILE:HD11	2:H:142:TYR:HD1	1.79	0.47
2:I:124:TYR:HD2	2:I:138:LEU:HD23	1.78	0.47
2:I:22:MET:O	2:I:23:GLU:HB2	2.14	0.47
2:I:26:ILE:C	2:I:26:ILE:HD13	2.35	0.47
2:N:133:PHE:CE1	2:Z:132:PRO:HA	2.50	0.47
1:O:60:GLU:HG3	1:U:160:TYR:C	2.35	0.47
2:V:12:VAL:HG13	2:V:178:ILE:HG23	1.96	0.47
2:X:159:ILE:O	2:X:163:LYS:HG3	2.14	0.47
1:A:57:ARG:N	1:G:177:GLU:OE2	2.48	0.47
1:B:12:ILE:HD11	1:B:24:VAL:N	2.30	0.47
1:B:108:ASN:HD22	2:J:70:ARG:CA	2.27	0.47
1:O:134:VAL:O	1:O:153:PRO:HG3	2.14	0.47
1:P:44:ASN:HD22	1:P:44:ASN:HA	1.56	0.47
1:S:19:GLY:HA3	1:T:30:ALA:CB	2.44	0.47
1:U:148:LEU:O	1:U:159:GLU:HG3	2.14	0.47
2:Y:133:PHE:CZ	2:Y:165:ARG:HB3	2.49	0.47
2:Y:50:GLY:O	2:Y:54:VAL:HG12	2.14	0.47
2:2:59:MET:HE2	2:2:79:VAL:HG23	1.96	0.47
1:C:12:ILE:HD11	1:C:24:VAL:N	2.30	0.47
1:A:60:GLU:HG3	1:G:160:TYR:C	2.35	0.47
2:H:66:TYR:CZ	2:H:70:ARG:HD2	2.49	0.47

Continued on next page...

Continued from previous page...

Atom-1	Atom-2	Interatomic distance (Å)	Clash overlap (Å)
2:I:141:GLN:HE21	2:X:141:GLN:NE2	2.12	0.47
2:J:109:HIS:HB3	2:J:111:PHE:HE1	1.79	0.47
1:P:148:LEU:O	1:P:159:GLU:HG3	2.14	0.47
1:T:175:PHE:CD2	1:T:196:ALA:HA	2.50	0.47
1:S:160:TYR:HA	1:T:60:GLU:HG2	1.96	0.47
2:V:17:GLU:HB2	2:V:170:GLY:O	2.14	0.47
1:A:12:ILE:HD11	1:A:24:VAL:N	2.30	0.47
1:A:175:PHE:CD2	1:A:196:ALA:HA	2.50	0.47
1:B:175:PHE:CD2	1:B:196:ALA:HA	2.50	0.47
1:C:175:PHE:CD2	1:C:196:ALA:HA	2.50	0.47
1:D:134:VAL:O	1:D:153:PRO:HG3	2.14	0.47
1:E:44:ASN:HA	1:E:44:ASN:HD22	1.56	0.47
1:F:108:ASN:ND2	2:N:70:ARG:CA	2.78	0.47
2:H:126:SER:HB3	2:H:135:TYR:CE2	2.49	0.47
2:H:20:VAL:HG22	2:H:28:HIS:HB2	1.97	0.47
2:L:178:ILE:O	2:L:178:ILE:HG12	2.14	0.47
1:E:93:ARG:HB3	2:L:65:LEU:CD1	2.45	0.47
1:P:175:PHE:CD2	1:P:196:ALA:HA	2.50	0.47
1:R:12:ILE:HD11	1:R:24:VAL:N	2.30	0.47
1:S:175:PHE:CD2	1:S:196:ALA:HA	2.50	0.47
1:T:125:GLN:O	1:U:129:VAL:CG2	2.51	0.47
1:U:175:PHE:CD2	1:U:196:ALA:HA	2.50	0.47
2:W:189:THR:HG23	2:W:190:ASP:H	1.79	0.47
2:X:175:VAL:CG2	2:X:176:ALA:N	2.78	0.47
2:X:18:ARG:HB2	2:X:31:GLY:O	2.13	0.47
2:X:37:ILE:HD11	2:X:59:MET:CB	2.37	0.47
2:Y:103:GLY:HA2	2:Y:178:ILE:CD1	2.44	0.47
2:Y:74:MET:HG2	2:Y:78:ALA:HB3	1.97	0.47
2:Z:18:ARG:HE	2:Z:30:ASN:HD22	1.61	0.47
1:G:12:ILE:HD11	1:G:24:VAL:N	2.30	0.47
2:L:174:ASP:HA	2:L:192:ILE:HD13	1.96	0.47
2:N:76:ILE:HG21	2:N:109:HIS:HB2	1.96	0.47
2:N:18:ARG:HB2	2:N:31:GLY:O	2.15	0.47
2:N:91:LYS:O	2:N:94:PRO:HD3	2.15	0.47
1:P:134:VAL:O	1:P:153:PRO:HG3	2.14	0.47
1:Q:177:GLU:C	1:R:57:ARG:NH2	2.65	0.47
1:T:12:ILE:HD11	1:T:24:VAL:N	2.30	0.47
1:P:108:ASN:ND2	2:X:70:ARG:CA	2.77	0.47
2:2:55:LEU:HD21	2:2:87:LEU:HD11	1.97	0.47
2:2:93:MET:N	2:2:94:PRO:CD	2.77	0.47
1:C:148:LEU:O	1:C:159:GLU:HG3	2.14	0.47

Continued on next page...

Continued from previous page...

Atom-1	Atom-2	Interatomic distance (Å)	Clash overlap (Å)
1:E:148:LEU:O	1:E:159:GLU:HG3	2.14	0.47
1:E:175:PHE:CD2	1:E:196:ALA:HA	2.50	0.47
1:E:160:TYR:HA	1:F:60:GLU:HG2	1.96	0.47
2:K:141:GLN:NE2	2:V:141:GLN:HE21	2.13	0.47
2:L:124:TYR:HD2	2:L:138:LEU:HD23	1.76	0.47
2:M:179:THR:HG23	2:M:182:ASP:H	1.79	0.47
2:N:175:VAL:CG2	2:N:176:ALA:N	2.78	0.47
1:R:175:PHE:CD2	1:R:196:ALA:HA	2.50	0.47
1:S:12:ILE:HD11	1:S:24:VAL:N	2.30	0.47
1:U:12:ILE:HD11	1:U:24:VAL:N	2.30	0.47
1:U:98:GLN:O	1:U:102:THR:HG23	2.15	0.47
2:V:37:ILE:HD11	2:V:59:MET:CB	2.45	0.47
2:W:175:VAL:CG2	2:W:176:ALA:N	2.78	0.47
2:1:7:THR:HB	2:1:123:ILE:O	2.14	0.47
1:D:15:PHE:CZ	1:E:133:GLY:HA3	2.50	0.47
1:D:12:ILE:HD11	1:D:24:VAL:N	2.30	0.47
1:E:103:TYR:CZ	2:M:82:LEU:HD13	2.49	0.47
1:F:12:ILE:HD11	1:F:24:VAL:N	2.30	0.47
1:A:130:ARG:NH2	1:G:124:THR:CG2	2.54	0.47
2:I:189:THR:HG23	2:I:190:ASP:H	1.79	0.47
2:I:35:PHE:CE2	2:I:45:ILE:HD12	2.50	0.47
2:K:43:MET:CE	2:K:56:VAL:HG23	2.45	0.47
1:S:98:GLN:O	1:S:102:THR:HG23	2.15	0.47
1:R:15:PHE:CZ	1:S:133:GLY:CA	2.97	0.47
1:T:108:ASN:ND2	2:2:70:ARG:CA	2.78	0.47
1:S:93:ARG:HB3	2:Z:65:LEU:CD1	2.45	0.47
2:1:22:MET:O	2:1:23:GLU:HB2	2.15	0.46
1:E:98:GLN:O	1:E:102:THR:HG23	2.16	0.46
1:E:19:GLY:HA3	1:F:30:ALA:CB	2.44	0.46
1:F:21:LEU:CD1	1:G:130:ARG:HD3	2.43	0.46
1:G:175:PHE:CD2	1:G:196:ALA:HA	2.50	0.46
2:H:193:GLU:HA	2:H:196:ILE:HD12	1.98	0.46
2:M:22:MET:O	2:M:23:GLU:HB2	2.15	0.46
2:N:123:ILE:N	2:N:123:ILE:HD13	2.26	0.46
2:N:55:LEU:HD21	2:N:87:LEU:HD11	1.97	0.46
1:O:103:TYR:CE1	2:W:82:LEU:HD13	2.50	0.46
1:O:12:ILE:HD11	1:O:24:VAL:N	2.30	0.46
1:O:57:ARG:N	1:U:177:GLU:OE2	2.48	0.46
1:R:7:ALA:CB	1:S:10:ARG:NH1	2.76	0.46
2:X:20:VAL:HG13	2:X:28:HIS:HB2	1.97	0.46
2:X:81:THR:O	2:X:84:SER:HB3	2.15	0.46

Continued on next page...

Continued from previous page...

Atom-1	Atom-2	Interatomic distance (Å)	Clash overlap (Å)
2:Y:43:MET:CE	2:Y:56:VAL:HG23	2.45	0.46
1:A:98:GLN:O	1:A:102:THR:HG23	2.16	0.46
1:D:175:PHE:CD2	1:D:196:ALA:HA	2.50	0.46
1:D:98:GLN:O	1:D:102:THR:HG23	2.16	0.46
1:E:12:ILE:HD11	1:E:24:VAL:N	2.30	0.46
2:H:37:ILE:HD11	2:H:59:MET:CB	2.45	0.46
1:A:100:LYS:NZ	2:H:64:GLU:OE1	2.43	0.46
2:J:138:LEU:HD12	2:J:138:LEU:HA	1.68	0.46
2:K:27:MET:HG2	2:K:27:MET:O	2.16	0.46
2:K:50:GLY:O	2:K:54:VAL:HG12	2.14	0.46
1:D:101:VAL:HA	2:K:57:ARG:HB3	1.96	0.46
2:M:124:TYR:HD2	2:M:138:LEU:HD23	1.76	0.46
1:P:98:GLN:O	1:P:102:THR:HG23	2.16	0.46
1:Q:173:VAL:O	1:R:58:LEU:CD2	2.62	0.46
1:R:15:PHE:CZ	1:S:133:GLY:HA3	2.50	0.46
1:S:15:PHE:CE2	1:T:131:PRO:O	2.68	0.46
2:V:177:VAL:HG12	2:V:187:LEU:CD1	2.46	0.46
2:2:175:VAL:CG2	2:2:176:ALA:N	2.78	0.46
2:2:18:ARG:HB2	2:2:31:GLY:O	2.15	0.46
1:C:98:GLN:O	1:C:102:THR:HG23	2.16	0.46
1:E:134:VAL:O	1:E:153:PRO:HG3	2.14	0.46
1:E:15:PHE:CE2	1:F:131:PRO:O	2.68	0.46
2:H:177:VAL:HG12	2:H:187:LEU:CD1	2.46	0.46
2:I:175:VAL:CG2	2:I:176:ALA:N	2.78	0.46
1:D:101:VAL:HG23	2:K:58:TYR:N	2.29	0.46
2:K:74:MET:HG2	2:K:78:ALA:HB3	1.97	0.46
2:M:110:VAL:O	2:M:110:VAL:HG13	2.16	0.46
2:N:93:MET:N	2:N:94:PRO:CD	2.77	0.46
1:O:175:PHE:CD2	1:O:196:ALA:HA	2.50	0.46
1:R:160:TYR:C	1:S:60:GLU:HG3	2.35	0.46
2:W:35:PHE:CE2	2:W:45:ILE:HD12	2.50	0.46
2:2:91:LYS:O	2:2:94:PRO:HD3	2.15	0.46
2:J:175:VAL:CG2	2:J:176:ALA:N	2.78	0.46
2:J:179:THR:HG23	2:J:182:ASP:H	1.80	0.46
2:K:48:LEU:HD12	2:K:49:VAL:N	2.31	0.46
2:N:109:HIS:HB3	2:N:111:PHE:HE1	1.81	0.46
1:P:12:ILE:HD11	1:P:24:VAL:N	2.30	0.46
1:Q:175:PHE:CD2	1:Q:196:ALA:HA	2.50	0.46
1:R:134:VAL:O	1:R:153:PRO:HG3	2.14	0.46
2:X:138:LEU:HD12	2:X:138:LEU:HA	1.68	0.46
1:R:104:GLY:N	2:Z:81:THR:HG21	2.28	0.46

Continued on next page...

Continued from previous page...

Atom-1	Atom-2	Interatomic distance (Å)	Clash overlap (Å)
1:S:103:TYR:CZ	2:1:82:LEU:HD13	2.49	0.46
2:2:109:HIS:HB3	2:2:111:PHE:HE1	1.81	0.46
1:G:134:VAL:O	1:G:153:PRO:HG3	2.14	0.46
2:I:20:VAL:CG1	2:I:28:HIS:HB2	2.44	0.46
2:K:43:MET:HE1	2:K:56:VAL:HG23	1.97	0.46
2:L:132:PRO:HA	2:2:133:PHE:HE1	1.81	0.46
2:N:37:ILE:HD11	2:N:59:MET:CG	2.46	0.46
1:O:130:ARG:HB2	1:U:14:VAL:H	1.81	0.46
1:P:103:TYR:CE1	2:X:82:LEU:HD22	2.51	0.46
1:Q:12:ILE:HD11	1:Q:24:VAL:N	2.30	0.46
1:O:102:THR:C	2:W:85:ASN:OD1	2.42	0.46
2:X:152:VAL:O	2:X:156:ILE:HG13	2.14	0.46
2:Y:1:THR:H3	2:Y:129:SER:HB3	1.81	0.46
1:S:104:GLY:HA3	2:1:81:THR:HG21	1.97	0.46
2:2:37:ILE:HD11	2:2:59:MET:CG	2.46	0.46
2:I:138:LEU:HD12	2:I:154:LEU:HD11	1.98	0.46
1:B:108:ASN:HD22	2:J:70:ARG:HG2	1.79	0.46
1:E:108:ASN:HB2	2:M:70:ARG:HG2	1.90	0.46
2:V:193:GLU:HA	2:V:196:ILE:HD12	1.97	0.46
2:V:7:THR:HB	2:V:123:ILE:O	2.16	0.46
1:Q:108:ASN:ND2	2:Y:70:ARG:HA	2.31	0.46
2:L:165:ARG:NE	2:2:139:GLU:OE1	2.49	0.46
1:F:175:PHE:CD2	1:F:196:ALA:HA	2.50	0.46
1:G:103:TYR:CE1	2:H:82:LEU:CD1	2.83	0.46
2:L:103:GLY:HA2	2:L:178:ILE:HD11	1.98	0.46
1:O:177:GLU:N	1:P:58:LEU:CD2	2.49	0.46
1:O:98:GLN:O	1:O:102:THR:HG23	2.16	0.46
1:T:177:GLU:CG	1:U:58:LEU:HD13	2.46	0.46
2:V:72:VAL:HG22	2:V:73:ASN:N	2.31	0.46
2:W:20:VAL:CG1	2:W:28:HIS:HB2	2.44	0.46
2:X:179:THR:HG23	2:X:182:ASP:H	1.80	0.46
2:1:174:ASP:HA	2:1:192:ILE:HD13	1.98	0.46
1:D:19:GLY:C	1:E:30:ALA:HB2	2.36	0.46
1:G:12:ILE:HD12	1:G:23:GLN:HB2	0.74	0.46
1:G:98:GLN:O	1:G:102:THR:HG23	2.15	0.46
2:N:27:MET:HG2	2:N:27:MET:O	2.15	0.46
1:Q:12:ILE:HD13	1:Q:23:GLN:CB	1.03	0.46
1:R:98:GLN:O	1:R:102:THR:HG23	2.16	0.46
1:T:108:ASN:ND2	2:2:70:ARG:HA	2.31	0.46
1:T:177:GLU:H	1:U:58:LEU:CD2	2.03	0.46
1:O:130:ARG:CD	1:U:21:LEU:CD1	2.75	0.46

Continued on next page...

Continued from previous page...

Atom-1	Atom-2	Interatomic distance (Å)	Clash overlap (Å)
2:2:27:MET:HG2	2:2:27:MET:O	2.15	0.46
1:D:44:ASN:HA	1:D:44:ASN:HD22	1.56	0.46
2:K:160:SER:HA	2:K:163:LYS:HD3	1.98	0.46
2:K:17:GLU:HA	2:K:173:ILE:HA	1.98	0.46
1:O:44:ASN:HD22	1:O:44:ASN:HA	1.56	0.46
1:S:44:ASN:HD22	1:S:44:ASN:HA	1.56	0.46
2:X:189:THR:HG23	2:X:190:ASP:H	1.81	0.46
1:F:177:GLU:H	1:G:58:LEU:CD2	2.03	0.46
1:A:29:GLU:HG3	1:G:17:PRO:O	2.16	0.46
1:F:177:GLU:C	1:G:57:ARG:NH2	2.50	0.46
1:O:21:LEU:CD1	1:P:130:ARG:HD2	2.20	0.46
1:Q:98:GLN:O	1:Q:102:THR:HG23	2.16	0.46
1:T:177:GLU:CB	1:U:58:LEU:HD13	2.45	0.46
2:V:20:VAL:HG22	2:V:28:HIS:HB2	1.96	0.46
1:R:107:VAL:HG21	2:Z:66:TYR:OH	2.15	0.46
2:I:105:ASP:OD1	2:I:106:THR:N	2.49	0.45
2:N:97:VAL:HG22	2:N:98:GLN:H	1.81	0.45
2:2:97:VAL:HG22	2:2:98:GLN:N	2.32	0.45
1:A:103:TYR:CE1	2:I:82:LEU:HD13	2.50	0.45
1:D:107:VAL:HG11	2:L:66:TYR:HH	1.81	0.45
1:D:107:VAL:HG21	2:L:66:TYR:OH	2.15	0.45
1:F:98:GLN:O	1:F:102:THR:HG23	2.16	0.45
2:H:111:PHE:CE2	2:H:121:GLU:HB2	2.51	0.45
2:J:81:THR:O	2:J:84:SER:HB3	2.15	0.45
2:K:111:PHE:CE2	2:K:121:GLU:HB2	2.51	0.45
2:M:15:ALA:HB3	2:M:155:VAL:HG11	1.98	0.45
2:M:6:ILE:O	2:M:6:ILE:HG23	2.16	0.45
2:Y:17:GLU:HA	2:Y:173:ILE:HA	1.98	0.45
2:Y:27:MET:HG2	2:Y:27:MET:O	2.16	0.45
2:2:123:ILE:CD1	2:2:123:ILE:H	2.24	0.45
1:B:108:ASN:HD22	2:J:70:ARG:CG	2.26	0.45
1:C:49:ILE:HD11	1:C:210:PRO:CB	2.47	0.45
1:F:177:GLU:CG	1:G:58:LEU:HD13	2.46	0.45
2:J:105:ASP:OD1	2:J:106:THR:N	2.50	0.45
2:L:19:ARG:HE	2:L:26:ILE:HG13	1.81	0.45
2:M:174:ASP:HA	2:M:192:ILE:HD13	1.98	0.45
2:N:124:TYR:HD1	2:N:138:LEU:HD23	1.81	0.45
1:O:21:LEU:CD1	1:P:130:ARG:CD	2.87	0.45
1:T:98:GLN:O	1:T:102:THR:HG23	2.16	0.45
1:U:49:ILE:HD11	1:U:210:PRO:CB	2.47	0.45
2:Y:48:LEU:HD12	2:Y:49:VAL:N	2.31	0.45

Continued on next page...

Continued from previous page...

Atom-1	Atom-2	Interatomic distance (Å)	Clash overlap (Å)
2:1:110:VAL:O	2:1:110:VAL:HG13	2.16	0.45
2:2:37:ILE:HD11	2:2:59:MET:CB	2.43	0.45
1:C:108:ASN:ND2	2:K:70:ARG:HA	2.31	0.45
1:E:104:GLY:HA3	2:M:81:THR:HG21	1.97	0.45
2:L:19:ARG:NE	2:L:26:ILE:HG13	2.32	0.45
2:L:75:PRO:O	2:L:78:ALA:HB3	2.16	0.45
1:T:52:LYS:HE3	1:T:64:ILE:HG23	1.99	0.45
2:V:111:PHE:CE2	2:V:121:GLU:HB2	2.51	0.45
2:X:105:ASP:OD1	2:X:106:THR:N	2.50	0.45
2:Y:149:ASP:O	2:Y:152:VAL:HG12	2.17	0.45
2:2:180:ARG:HD2	2:2:180:ARG:HA	1.80	0.45
1:B:103:TYR:CE1	2:J:82:LEU:HD22	2.51	0.45
1:B:98:GLN:O	1:B:102:THR:HG23	2.16	0.45
1:D:12:ILE:N	1:D:23:GLN:HG2	2.31	0.45
2:H:141:GLN:HE21	2:Y:141:GLN:NE2	2.15	0.45
2:H:22:MET:O	2:H:23:GLU:HB2	2.17	0.45
2:I:173:ILE:HD13	2:I:173:ILE:C	2.37	0.45
2:J:20:VAL:HG13	2:J:28:HIS:HB2	1.97	0.45
2:M:55:LEU:HD12	2:M:55:LEU:HA	1.76	0.45
2:N:8:LEU:HD12	2:N:8:LEU:O	2.17	0.45
1:O:12:ILE:N	1:O:23:GLN:HG2	2.31	0.45
1:Q:18:ASP:OD2	1:Q:20:ARG:HD3	2.17	0.45
1:S:12:ILE:CD1	1:S:23:GLN:CB	0.48	0.45
2:W:173:ILE:C	2:W:173:ILE:HD13	2.37	0.45
2:Y:75:PRO:O	2:Y:78:ALA:HB3	2.16	0.45
2:H:72:VAL:HG22	2:H:73:ASN:N	2.31	0.45
2:H:7:THR:HB	2:H:123:ILE:O	2.16	0.45
2:K:75:PRO:O	2:K:78:ALA:HB3	2.16	0.45
2:L:110:VAL:HG13	2:L:110:VAL:O	2.16	0.45
2:L:6:ILE:HD11	2:L:142:TYR:CD1	2.52	0.45
1:D:103:TYR:HA	2:L:81:THR:HG22	1.99	0.45
1:F:108:ASN:ND2	2:N:70:ARG:HA	2.31	0.45
1:T:18:ASP:OD2	1:T:20:ARG:HD3	2.17	0.45
2:W:105:ASP:OD1	2:W:106:THR:N	2.49	0.45
2:Z:110:VAL:O	2:Z:110:VAL:HG13	2.16	0.45
2:Z:187:LEU:HA	2:Z:188:PRO:HD3	1.77	0.45
2:Z:19:ARG:HE	2:Z:26:ILE:HG13	1.82	0.45
2:2:97:VAL:HG22	2:2:98:GLN:H	1.81	0.45
1:B:18:ASP:OD2	1:B:20:ARG:HD3	2.17	0.45
1:D:78:THR:CG2	1:D:85:ALA:HB1	2.45	0.45
1:E:124:THR:HG22	1:F:130:ARG:NH2	2.15	0.45

Continued on next page...

Continued from previous page...

Atom-1	Atom-2	Interatomic distance (Å)	Clash overlap (Å)
1:E:18:ASP:OD2	1:E:20:ARG:HD3	2.17	0.45
1:F:18:ASP:OD2	1:F:20:ARG:HD3	2.17	0.45
2:N:180:ARG:HA	2:N:180:ARG:HD2	1.80	0.45
2:N:97:VAL:HG22	2:N:98:GLN:N	2.32	0.45
1:Q:12:ILE:CD1	1:Q:23:GLN:CB	0.48	0.45
1:Q:78:THR:CG2	1:Q:85:ALA:HB1	2.45	0.45
1:R:177:GLU:CB	1:S:58:LEU:CD2	2.75	0.45
1:O:29:GLU:HG3	1:U:17:PRO:O	2.16	0.45
2:W:2:THR:HG22	2:W:169:SER:OG	2.17	0.45
1:R:103:TYR:HA	2:Z:81:THR:HG22	1.99	0.45
2:1:6:ILE:O	2:1:6:ILE:HG23	2.16	0.45
1:B:24:VAL:O	1:B:28:ARG:HG3	2.17	0.45
1:C:12:ILE:HD13	1:C:23:GLN:HB3	0.88	0.45
1:B:177:GLU:CG	1:C:58:LEU:HD13	2.46	0.45
1:D:49:ILE:HD11	1:D:210:PRO:CB	2.47	0.45
1:G:143:GLN:OE1	2:H:75:PRO:HG3	2.17	0.45
1:F:177:GLU:CB	1:G:58:LEU:HD13	2.45	0.45
2:K:149:ASP:O	2:K:152:VAL:HG12	2.17	0.45
2:K:55:LEU:HA	2:K:55:LEU:HD12	1.79	0.45
2:M:180:ARG:HD2	2:M:180:ARG:HA	1.77	0.45
1:P:12:ILE:HD12	1:P:23:GLN:CB	0.59	0.45
1:R:19:GLY:HA3	1:S:30:ALA:CB	2.47	0.45
1:S:52:LYS:HE3	1:S:64:ILE:HG23	1.99	0.45
2:W:146:MET:HA	2:W:150:GLU:OE1	2.17	0.45
2:1:15:ALA:HB3	2:1:155:VAL:HG11	1.98	0.45
1:S:111:ASN:ND2	2:1:70:ARG:CZ	2.80	0.45
1:B:97:GLN:OE1	2:I:61:ALA:CB	2.60	0.45
1:C:18:ASP:OD2	1:C:20:ARG:HD3	2.17	0.45
1:E:24:VAL:O	1:E:28:ARG:HG3	2.17	0.45
1:E:78:THR:CG2	1:E:85:ALA:HB1	2.45	0.45
1:F:12:ILE:CD1	1:F:23:GLN:CB	0.48	0.45
2:L:141:GLN:HE21	2:2:141:GLN:NE2	2.14	0.45
1:P:177:GLU:CA	1:Q:58:LEU:CG	2.88	0.45
1:S:18:ASP:OD2	1:S:20:ARG:HD3	2.17	0.45
2:X:49:VAL:HG23	2:X:50:GLY:H	1.82	0.45
1:A:52:LYS:HE3	1:A:64:ILE:HG23	1.99	0.45
1:C:78:THR:CG2	1:C:85:ALA:HB1	2.45	0.45
2:I:2:THR:HG22	2:I:169:SER:OG	2.17	0.45
2:L:17:GLU:HA	2:L:173:ILE:HA	1.99	0.45
2:N:37:ILE:HD11	2:N:59:MET:CB	2.43	0.45
1:P:18:ASP:OD2	1:P:20:ARG:HD3	2.17	0.45

Continued on next page...

Continued from previous page...

Atom-1	Atom-2	Interatomic distance (Å)	Clash overlap (Å)
1:P:24:VAL:O	1:P:28:ARG:HG3	2.17	0.45
1:Q:143:GLN:OE1	2:Y:75:PRO:CG	2.65	0.45
1:R:177:GLU:OE1	1:S:58:LEU:CD1	2.63	0.45
1:R:19:GLY:C	1:S:30:ALA:HB2	2.36	0.45
1:S:107:VAL:HG11	2:1:66:TYR:HH	1.81	0.45
1:T:24:VAL:O	1:T:28:ARG:HG3	2.17	0.45
1:U:18:ASP:OD2	1:U:20:ARG:HD3	2.17	0.45
1:U:24:VAL:O	1:U:28:ARG:HG3	2.16	0.45
2:V:6:ILE:HD11	2:V:142:TYR:HD1	1.79	0.45
2:V:22:MET:O	2:V:23:GLU:HB2	2.17	0.45
2:V:27:MET:O	2:V:27:MET:HG2	2.17	0.45
1:O:108:ASN:HD22	2:W:70:ARG:HG2	1.77	0.45
2:Y:160:SER:HA	2:Y:163:LYS:HD3	1.98	0.45
2:Z:75:PRO:O	2:Z:78:ALA:HB3	2.16	0.45
1:T:108:ASN:ND2	2:2:70:ARG:CB	2.75	0.44
1:A:44:ASN:HA	1:A:44:ASN:HD22	1.56	0.44
1:B:52:LYS:HE3	1:B:64:ILE:HG23	1.99	0.44
1:A:159:GLU:O	1:B:60:GLU:HB2	2.17	0.44
1:C:178:ARG:C	1:D:57:ARG:NH2	2.67	0.44
2:J:123:ILE:HG12	2:J:124:TYR:CD1	2.51	0.44
2:J:189:THR:HG23	2:J:190:ASP:H	1.81	0.44
1:U:143:GLN:OE1	2:V:75:PRO:HG3	2.17	0.44
2:Y:111:PHE:CE2	2:Y:121:GLU:HB2	2.51	0.44
2:Z:19:ARG:NE	2:Z:26:ILE:HG13	2.32	0.44
2:Z:8:LEU:HD12	2:Z:8:LEU:O	2.17	0.44
2:2:8:LEU:O	2:2:8:LEU:HD12	2.17	0.44
1:A:18:ASP:OD2	1:A:20:ARG:HD3	2.17	0.44
1:D:177:GLU:OE1	1:E:58:LEU:CD1	2.63	0.44
2:L:8:LEU:O	2:L:8:LEU:HD12	2.17	0.44
2:N:7:THR:HB	2:N:123:ILE:O	2.18	0.44
1:P:78:THR:CG2	1:P:85:ALA:HB1	2.45	0.44
1:P:177:GLU:CG	1:Q:58:LEU:HD13	2.46	0.44
1:T:21:LEU:CD1	1:U:130:ARG:HD3	2.43	0.44
2:V:15:ALA:HB2	2:V:175:VAL:HB	1.99	0.44
2:Y:187:LEU:HA	2:Y:188:PRO:HD3	1.76	0.44
1:A:130:ARG:HB2	1:G:14:VAL:H	1.81	0.44
1:A:24:VAL:O	1:A:28:ARG:HG3	2.17	0.44
1:C:12:ILE:N	1:C:23:GLN:HG2	2.31	0.44
1:C:24:VAL:O	1:C:28:ARG:HG3	2.17	0.44
1:B:177:GLU:OE1	1:C:58:LEU:N	2.50	0.44
1:D:12:ILE:HD13	1:D:23:GLN:HB3	0.88	0.44

Continued on next page...

Continued from previous page...

Atom-1	Atom-2	Interatomic distance (Å)	Clash overlap (Å)
1:E:52:LYS:HE3	1:E:64:ILE:HG23	1.99	0.44
2:I:59:MET:HE1	2:I:82:LEU:HD23	1.99	0.44
2:L:93:MET:N	2:L:94:PRO:CD	2.81	0.44
1:E:111:ASN:ND2	2:M:70:ARG:CZ	2.80	0.44
1:O:78:THR:CG2	1:O:85:ALA:HB1	2.45	0.44
2:2:130:GLY:O	2:2:134:VAL:HG12	2.17	0.44
1:E:173:VAL:CG2	1:F:58:LEU:HD23	2.47	0.44
1:G:18:ASP:OD2	1:G:20:ARG:HD3	2.17	0.44
1:G:49:ILE:HD11	1:G:210:PRO:CB	2.47	0.44
2:H:27:MET:HG2	2:H:27:MET:O	2.17	0.44
2:K:124:TYR:HD2	2:K:138:LEU:HD23	1.80	0.44
1:O:24:VAL:O	1:O:28:ARG:HG3	2.17	0.44
1:Q:177:GLU:H	1:R:58:LEU:CD2	2.06	0.44
1:R:18:ASP:OD2	1:R:20:ARG:HD3	2.17	0.44
2:W:138:LEU:HD12	2:W:154:LEU:HD11	1.98	0.44
2:W:25:PHE:CD1	2:W:25:PHE:C	2.91	0.44
2:Y:76:ILE:O	2:Y:79:VAL:HG12	2.18	0.44
2:Z:103:GLY:HA2	2:Z:178:ILE:HD11	1.98	0.44
1:F:12:ILE:HD13	1:F:23:GLN:CB	1.02	0.44
1:G:103:TYR:CD1	2:H:82:LEU:HB2	2.53	0.44
2:N:59:MET:HE2	2:N:79:VAL:HG23	1.99	0.44
1:O:49:ILE:HD11	1:O:210:PRO:CB	2.47	0.44
1:R:52:LYS:HE3	1:R:64:ILE:HG23	1.99	0.44
1:S:49:ILE:HD11	1:S:210:PRO:CB	2.47	0.44
1:U:103:TYR:CD1	2:V:82:LEU:HB2	2.53	0.44
1:U:12:ILE:HD13	1:U:23:GLN:HB3	0.88	0.44
1:B:12:ILE:CD1	1:B:23:GLN:CB	0.48	0.44
1:D:19:GLY:HA3	1:E:30:ALA:CB	2.47	0.44
1:D:24:VAL:O	1:D:28:ARG:HG3	2.17	0.44
1:D:52:LYS:HE3	1:D:64:ILE:HG23	1.99	0.44
1:E:173:VAL:O	1:F:58:LEU:HD23	2.06	0.44
1:F:24:VAL:O	1:F:28:ARG:HG3	2.17	0.44
2:H:187:LEU:HA	2:H:188:PRO:HD3	1.77	0.44
2:I:25:PHE:C	2:I:25:PHE:CD1	2.91	0.44
2:I:6:ILE:HD11	2:I:142:TYR:CD1	2.52	0.44
2:J:123:ILE:CD1	2:J:123:ILE:H	2.23	0.44
2:L:74:MET:HG2	2:L:78:ALA:HB3	2.00	0.44
1:E:111:ASN:HB2	2:M:70:ARG:NH1	2.33	0.44
2:N:130:GLY:O	2:N:134:VAL:HG12	2.17	0.44
1:O:58:LEU:HD22	1:U:177:GLU:CB	2.20	0.44
1:Q:24:VAL:O	1:Q:28:ARG:HG3	2.17	0.44

Continued on next page...

Continued from previous page...

Atom-1	Atom-2	Interatomic distance (Å)	Clash overlap (Å)
1:Q:49:ILE:HD11	1:Q:210:PRO:CB	2.47	0.44
1:P:177:GLU:OE1	1:Q:58:LEU:N	2.50	0.44
1:S:24:VAL:O	1:S:28:ARG:HG3	2.17	0.44
1:U:12:ILE:N	1:U:23:GLN:HG2	2.31	0.44
1:U:52:LYS:HE3	1:U:64:ILE:HG23	1.99	0.44
1:U:78:THR:CG2	1:U:85:ALA:HB1	2.45	0.44
2:Z:17:GLU:HA	2:Z:173:ILE:HA	1.99	0.44
1:C:103:TYR:C	2:K:81:THR:HG22	2.37	0.44
1:B:125:GLN:O	1:C:129:VAL:HG23	2.18	0.44
1:C:143:GLN:OE1	2:K:75:PRO:CG	2.65	0.44
1:C:52:LYS:HE3	1:C:64:ILE:HG23	1.99	0.44
1:D:18:ASP:OD2	1:D:20:ARG:HD3	2.17	0.44
1:C:178:ARG:N	1:D:57:ARG:HH21	2.15	0.44
1:F:49:ILE:HD11	1:F:210:PRO:CB	2.47	0.44
1:P:52:LYS:HE3	1:P:64:ILE:HG23	1.99	0.44
2:W:6:ILE:HD11	2:W:142:TYR:CD1	2.53	0.44
2:Z:74:MET:HG2	2:Z:78:ALA:HB3	2.00	0.44
1:D:111:ASN:CG	2:L:70:ARG:HH12	2.17	0.44
1:D:17:PRO:HA	1:E:26:TYR:CG	2.53	0.44
1:E:15:PHE:HZ	1:F:133:GLY:N	2.15	0.44
1:S:15:PHE:HZ	1:T:133:GLY:N	2.15	0.44
2:V:59:MET:HE2	2:V:79:VAL:CG2	2.43	0.44
2:V:90:VAL:O	2:V:90:VAL:HG22	2.18	0.44
2:Z:76:ILE:HA	2:Z:79:VAL:HG12	2.00	0.44
2:2:124:TYR:HD1	2:2:138:LEU:HD23	1.81	0.44
2:2:160:SER:HA	2:2:163:LYS:HD3	2.00	0.44
1:T:108:ASN:HD22	2:2:70:ARG:CA	2.30	0.44
1:A:49:ILE:HD11	1:A:210:PRO:CB	2.47	0.44
1:C:108:ASN:HD22	2:K:70:ARG:CA	2.24	0.44
1:F:108:ASN:HD22	2:N:70:ARG:CA	2.31	0.44
2:H:15:ALA:HB2	2:H:175:VAL:HB	1.99	0.44
2:K:76:ILE:O	2:K:79:VAL:HG12	2.18	0.44
1:O:109:ILE:CG2	1:O:147:ARG:HD3	2.48	0.44
1:R:49:ILE:HD11	1:R:210:PRO:CB	2.47	0.44
2:Y:34:LEU:HD21	2:Y:176:ALA:HB3	2.00	0.44
1:S:108:ASN:HB2	2:1:70:ARG:CD	2.48	0.43
1:D:72:ASP:OD1	2:K:67:ARG:NH2	2.52	0.43
1:E:109:ILE:CG2	1:E:147:ARG:HD3	2.48	0.43
1:E:32:LYS:O	1:E:167:SER:HA	2.18	0.43
1:F:187:LYS:O	1:F:190:VAL:HG13	2.18	0.43
1:G:52:LYS:HE3	1:G:64:ILE:HG23	1.99	0.43

Continued on next page...

Continued from previous page...

Atom-1	Atom-2	Interatomic distance (Å)	Clash overlap (Å)
2:M:93:MET:N	2:M:94:PRO:CD	2.81	0.43
2:N:83:LEU:HA	2:N:83:LEU:HD12	1.85	0.43
1:P:109:ILE:CG2	1:P:147:ARG:HD3	2.48	0.43
1:P:49:ILE:HD11	1:P:210:PRO:CB	2.47	0.43
1:Q:109:ILE:CG2	1:Q:147:ARG:HD3	2.48	0.43
1:Q:111:ASN:CB	2:Y:70:ARG:NH1	2.80	0.43
1:T:12:ILE:CD1	1:T:23:GLN:CB	0.48	0.43
2:W:187:LEU:HA	2:W:188:PRO:HD3	1.83	0.43
2:2:111:PHE:CE2	2:2:121:GLU:HB2	2.53	0.43
1:B:108:ASN:ND2	2:J:70:ARG:HA	2.34	0.43
1:B:130:ARG:NH1	1:B:131:PRO:O	2.51	0.43
1:C:109:ILE:CG2	1:C:147:ARG:HD3	2.48	0.43
1:E:49:ILE:HD11	1:E:210:PRO:CB	2.47	0.43
1:F:16:SER:HB3	1:F:22:PHE:CE2	2.53	0.43
1:G:143:GLN:OE1	2:H:75:PRO:CG	2.66	0.43
1:G:187:LYS:O	1:G:190:VAL:HG13	2.18	0.43
1:G:24:VAL:O	1:G:28:ARG:HG3	2.17	0.43
2:I:146:MET:HA	2:I:150:GLU:OE1	2.17	0.43
2:L:178:ILE:HB	2:L:184:TYR:HA	2.00	0.43
2:L:76:ILE:HA	2:L:79:VAL:HG12	2.00	0.43
1:O:130:ARG:NH1	1:O:131:PRO:O	2.52	0.43
1:O:18:ASP:OD2	1:O:20:ARG:HD3	2.17	0.43
1:O:52:LYS:HE3	1:O:64:ILE:HG23	1.99	0.43
1:O:159:GLU:O	1:P:60:GLU:HB2	2.17	0.43
1:Q:32:LYS:O	1:Q:167:SER:HA	2.18	0.43
1:Q:16:SER:HB3	1:Q:22:PHE:CE2	2.53	0.43
1:Q:187:LYS:O	1:Q:190:VAL:HG13	2.19	0.43
1:Q:52:LYS:HE3	1:Q:64:ILE:HG23	1.99	0.43
1:R:72:ASP:OD1	2:Y:67:ARG:NH2	2.51	0.43
1:T:130:ARG:NH1	1:T:131:PRO:O	2.52	0.43
1:T:32:LYS:O	1:T:167:SER:HA	2.18	0.43
1:T:16:SER:HB3	1:T:22:PHE:CE2	2.53	0.43
1:T:49:ILE:HD11	1:T:210:PRO:CB	2.47	0.43
1:S:173:VAL:CG2	1:T:58:LEU:HD23	2.47	0.43
1:U:130:ARG:NH1	1:U:131:PRO:O	2.51	0.43
1:U:109:ILE:CG2	1:U:147:ARG:HD3	2.48	0.43
2:N:165:ARG:HA	2:Y:26:ILE:CG2	2.48	0.43
1:A:130:ARG:NH1	1:A:131:PRO:O	2.51	0.43
1:D:130:ARG:NH1	1:D:131:PRO:O	2.51	0.43
1:D:109:ILE:CG2	1:D:147:ARG:HD3	2.48	0.43
1:D:32:LYS:O	1:D:167:SER:HA	2.18	0.43

Continued on next page...

Continued from previous page...

Atom-1	Atom-2	Interatomic distance (Å)	Clash overlap (Å)
1:E:130:ARG:NH1	1:E:131:PRO:O	2.52	0.43
1:F:109:ILE:CG2	1:F:147:ARG:HD3	2.48	0.43
1:F:32:LYS:O	1:F:167:SER:HA	2.18	0.43
1:F:52:LYS:HE3	1:F:64:ILE:HG23	1.99	0.43
2:J:49:VAL:HG23	2:J:50:GLY:H	1.82	0.43
2:M:133:PHE:HE1	2:1:132:PRO:HA	1.81	0.43
2:N:138:LEU:HA	2:N:138:LEU:HD12	1.71	0.43
1:P:32:LYS:O	1:P:167:SER:HA	2.18	0.43
1:R:17:PRO:HA	1:S:26:TYR:CG	2.53	0.43
1:R:187:LYS:O	1:R:190:VAL:HG13	2.19	0.43
1:S:130:ARG:NH1	1:S:131:PRO:O	2.52	0.43
1:U:16:SER:HB3	1:U:22:PHE:CE2	2.53	0.43
2:V:17:GLU:HA	2:V:173:ILE:HA	2.01	0.43
2:V:25:PHE:C	2:V:25:PHE:CD1	2.90	0.43
1:S:111:ASN:HB2	2:1:70:ARG:NH1	2.33	0.43
1:B:12:ILE:N	1:B:23:GLN:HG2	2.31	0.43
1:C:107:VAL:HG21	2:K:66:TYR:HH	1.80	0.43
1:C:16:SER:HB3	1:C:22:PHE:CE2	2.53	0.43
1:D:81:LEU:HD23	1:D:133:GLY:HA3	2.00	0.43
1:E:187:LYS:O	1:E:190:VAL:HG13	2.18	0.43
1:G:12:ILE:HD13	1:G:23:GLN:CB	1.02	0.43
1:F:19:GLY:CA	1:G:30:ALA:HB2	2.49	0.43
2:H:90:VAL:HG22	2:H:90:VAL:O	2.18	0.43
2:L:189:THR:HG23	2:L:190:ASP:H	1.83	0.43
1:O:10:ARG:NH1	1:U:7:ALA:CB	2.77	0.43
1:R:130:ARG:NH1	1:R:131:PRO:O	2.52	0.43
2:V:19:ARG:HE	2:V:26:ILE:HG13	1.84	0.43
1:U:143:GLN:OE1	2:V:75:PRO:CG	2.66	0.43
2:N:141:GLN:NE2	2:Z:141:GLN:HE21	2.15	0.43
2:Z:6:ILE:HD11	2:Z:142:TYR:CD1	2.52	0.43
1:C:130:ARG:NH1	1:C:131:PRO:O	2.52	0.43
1:D:16:SER:HB3	1:D:22:PHE:CE2	2.53	0.43
1:G:130:ARG:NH1	1:G:131:PRO:O	2.51	0.43
2:H:17:GLU:HA	2:H:173:ILE:HA	2.01	0.43
2:M:66:TYR:CZ	2:M:70:ARG:HD2	2.54	0.43
1:P:16:SER:HB3	1:P:22:PHE:CE2	2.53	0.43
1:P:177:GLU:N	1:Q:58:LEU:CD2	2.66	0.43
1:P:187:LYS:O	1:P:190:VAL:HG13	2.19	0.43
1:Q:108:ASN:HD22	2:Y:70:ARG:CA	2.24	0.43
1:O:58:LEU:HD22	1:U:173:VAL:O	2.11	0.43
1:T:19:GLY:CA	1:U:30:ALA:HB2	2.49	0.43

Continued on next page...

Continued from previous page...

Atom-1	Atom-2	Interatomic distance (Å)	Clash overlap (Å)
2:1:66:TYR:CZ	2:1:70:ARG:HD2	2.53	0.43
2:1:93:MET:N	2:1:94:PRO:CD	2.81	0.43
1:B:109:ILE:CG2	1:B:147:ARG:HD3	2.48	0.43
1:B:32:LYS:O	1:B:167:SER:HA	2.18	0.43
1:C:111:ASN:CB	2:K:70:ARG:NH1	2.80	0.43
1:E:108:ASN:ND2	2:M:70:ARG:CB	2.72	0.43
1:F:130:ARG:NH1	1:F:131:PRO:O	2.52	0.43
1:F:177:GLU:O	1:G:58:LEU:CD1	2.67	0.43
2:H:19:ARG:HE	2:H:26:ILE:HG13	1.84	0.43
2:L:3:THR:OG1	2:L:127:THR:HG22	2.19	0.43
1:R:24:VAL:O	1:R:28:ARG:HG3	2.17	0.43
1:S:32:LYS:O	1:S:167:SER:HA	2.18	0.43
1:T:52:LYS:HB3	1:T:209:ALA:O	2.19	0.43
2:Y:6:ILE:HD11	2:Y:142:TYR:CD1	2.53	0.43
2:Z:105:ASP:OD1	2:Z:106:THR:N	2.52	0.43
2:Z:189:THR:HG23	2:Z:190:ASP:H	1.84	0.43
1:D:187:LYS:O	1:D:190:VAL:HG13	2.19	0.43
1:E:16:SER:HB3	1:E:22:PHE:CE2	2.53	0.43
1:G:16:SER:HB3	1:G:22:PHE:CE2	2.53	0.43
2:H:103:GLY:HA2	2:H:178:ILE:HD13	2.01	0.43
1:O:32:LYS:O	1:O:167:SER:HA	2.18	0.43
1:P:130:ARG:NH1	1:P:131:PRO:O	2.51	0.43
1:Q:12:ILE:HD12	1:Q:23:GLN:CB	0.59	0.43
1:Q:81:LEU:HD23	1:Q:133:GLY:HA3	2.00	0.43
1:S:187:LYS:O	1:S:190:VAL:HG13	2.19	0.43
2:V:103:GLY:HA2	2:V:178:ILE:HD13	2.01	0.43
2:V:83:LEU:HD12	2:V:83:LEU:HA	1.69	0.43
2:Z:55:LEU:HD12	2:Z:55:LEU:HA	1.67	0.43
1:A:32:LYS:O	1:A:167:SER:HA	2.18	0.43
1:A:16:SER:HB3	1:A:22:PHE:CE2	2.53	0.43
1:B:16:SER:HB3	1:B:22:PHE:CE2	2.53	0.43
1:D:103:TYR:O	2:L:81:THR:CB	2.66	0.43
1:E:52:LYS:HB3	1:E:209:ALA:O	2.19	0.43
1:G:12:ILE:N	1:G:23:GLN:HG2	2.31	0.43
2:H:131:SER:O	2:H:134:VAL:HG13	2.19	0.43
2:I:45:ILE:CD1	2:I:52:ALA:HB1	2.49	0.43
2:L:180:ARG:HD2	2:L:180:ARG:HA	1.72	0.43
2:L:187:LEU:HA	2:L:188:PRO:HD3	1.77	0.43
2:M:109:HIS:HB3	2:M:111:PHE:HE1	1.84	0.43
2:M:132:PRO:HA	2:1:133:PHE:HE1	1.81	0.43
2:N:160:SER:HA	2:N:163:LYS:HD3	2.00	0.43

Continued on next page...

Continued from previous page...

Atom-1	Atom-2	Interatomic distance (Å)	Clash overlap (Å)
1:T:15:PHE:HZ	1:U:130:ARG:NH1	2.07	0.43
2:Y:157:ARG:O	2:Y:160:SER:HB2	2.19	0.43
2:Z:15:ALA:HB3	2:Z:155:VAL:HG11	2.00	0.43
2:Z:178:ILE:HB	2:Z:184:TYR:HA	2.01	0.43
2:2:7:THR:HB	2:2:123:ILE:O	2.18	0.43
1:A:12:ILE:N	1:A:23:GLN:HG2	2.31	0.43
1:B:52:LYS:HB3	1:B:209:ALA:O	2.19	0.43
1:B:49:ILE:HD11	1:B:210:PRO:CB	2.47	0.43
1:B:61:GLN:CD	1:B:62:ASN:H	2.22	0.43
1:C:12:ILE:CD1	1:C:23:GLN:CB	0.48	0.43
1:F:52:LYS:HB3	1:F:209:ALA:O	2.19	0.43
1:A:60:GLU:CG	1:G:161:LYS:HB2	2.48	0.43
2:H:202:ILE:HG12	2:H:203:LEU:N	2.34	0.43
2:K:34:LEU:HD21	2:K:176:ALA:HB3	2.00	0.43
2:M:87:LEU:HD23	2:M:114:ASP:O	2.19	0.43
1:P:108:ASN:ND2	2:X:70:ARG:HA	2.34	0.43
1:Q:130:ARG:NH1	1:Q:131:PRO:O	2.52	0.43
1:Q:52:LYS:HB3	1:Q:209:ALA:O	2.19	0.43
1:R:103:TYR:O	2:Z:81:THR:CB	2.66	0.43
1:Q:7:ALA:HB1	1:R:10:ARG:HH11	1.84	0.43
1:R:109:ILE:CG2	1:R:147:ARG:HD3	2.48	0.43
1:R:15:PHE:H	1:S:23:GLN:NE2	2.17	0.43
1:R:16:SER:HB3	1:R:22:PHE:CE2	2.53	0.43
1:S:81:LEU:HD23	1:S:133:GLY:HA3	2.00	0.43
1:T:109:ILE:CG2	1:T:147:ARG:HD3	2.48	0.43
1:U:12:ILE:CD1	1:U:23:GLN:CB	0.48	0.43
2:V:3:THR:OG1	2:V:127:THR:HG22	2.19	0.43
2:V:28:HIS:CD2	2:W:120:VAL:HG11	2.54	0.43
2:V:18:ARG:HE	2:V:30:ASN:HD22	1.67	0.43
2:V:59:MET:HE3	2:V:82:LEU:HD23	2.01	0.43
2:W:59:MET:HE1	2:W:82:LEU:HD23	2.00	0.43
2:Y:180:ARG:HA	2:Y:180:ARG:HD2	1.78	0.43
1:A:109:ILE:CG2	1:A:147:ARG:HD3	2.48	0.43
1:A:81:LEU:HD23	1:A:133:GLY:HA3	2.00	0.43
1:A:187:LYS:O	1:A:190:VAL:HG13	2.19	0.43
1:C:81:LEU:HD23	1:C:133:GLY:HA3	2.00	0.43
1:A:107:VAL:HG13	2:I:66:TYR:OH	2.09	0.43
2:L:25:PHE:CD1	2:L:25:PHE:C	2.91	0.43
2:L:55:LEU:HD12	2:L:55:LEU:HA	1.68	0.43
1:O:187:LYS:O	1:O:190:VAL:HG13	2.18	0.43
1:P:61:GLN:CD	1:P:62:ASN:H	2.22	0.43

Continued on next page...

Continued from previous page...

Atom-1	Atom-2	Interatomic distance (Å)	Clash overlap (Å)
1:P:125:GLN:O	1:Q:129:VAL:HG23	2.18	0.43
1:S:16:SER:HB3	1:S:22:PHE:CE2	2.53	0.43
1:T:187:LYS:O	1:T:190:VAL:HG13	2.19	0.43
1:T:61:GLN:CD	1:T:62:ASN:H	2.23	0.43
1:U:61:GLN:CD	1:U:62:ASN:H	2.22	0.43
2:Z:15:ALA:HB3	2:Z:155:VAL:CG1	2.49	0.43
1:B:187:LYS:O	1:B:190:VAL:HG13	2.19	0.42
1:C:32:LYS:O	1:C:167:SER:HA	2.18	0.42
1:D:15:PHE:CZ	1:E:133:GLY:N	2.87	0.42
1:G:107:VAL:HG13	2:H:66:TYR:OH	2.08	0.42
1:S:12:ILE:N	1:S:23:GLN:HG2	2.31	0.42
2:W:180:ARG:HD2	2:W:180:ARG:HA	1.81	0.42
2:1:74:MET:HA	2:1:75:PRO:HD3	1.87	0.42
1:C:54:VAL:HG22	1:C:55:ARG:N	2.35	0.42
1:D:61:GLN:CD	1:D:62:ASN:H	2.23	0.42
1:E:61:GLN:CD	1:E:62:ASN:H	2.23	0.42
1:F:155:GLY:O	1:G:86:ARG:CZ	2.58	0.42
1:G:81:LEU:HD23	1:G:133:GLY:HA3	2.00	0.42
1:G:109:ILE:CG2	1:G:147:ARG:HD3	2.48	0.42
2:H:28:HIS:CD2	2:I:120:VAL:HG11	2.54	0.42
2:K:6:ILE:HD11	2:K:142:TYR:CD1	2.53	0.42
1:D:104:GLY:N	2:L:81:THR:HG21	2.28	0.42
1:F:103:TYR:CE1	2:N:82:LEU:HD22	2.46	0.42
1:O:81:LEU:HD23	1:O:133:GLY:HA3	2.00	0.42
1:P:52:LYS:HB3	1:P:209:ALA:O	2.19	0.42
1:O:173:VAL:O	1:P:58:LEU:CD2	2.67	0.42
1:R:81:LEU:HD23	1:R:133:GLY:HA3	2.00	0.42
1:R:12:ILE:HD13	1:R:23:GLN:CB	1.02	0.42
1:R:12:ILE:N	1:R:23:GLN:HG2	2.31	0.42
1:T:81:LEU:HD23	1:T:133:GLY:HA3	2.00	0.42
1:U:81:LEU:HD23	1:U:133:GLY:HA3	2.00	0.42
1:U:32:LYS:O	1:U:167:SER:HA	2.18	0.42
1:U:54:VAL:HG22	1:U:55:ARG:N	2.35	0.42
1:B:108:ASN:CG	2:J:70:ARG:CG	2.72	0.42
1:B:54:VAL:HG22	1:B:55:ARG:N	2.35	0.42
1:C:187:LYS:O	1:C:190:VAL:HG13	2.19	0.42
1:D:52:LYS:HB3	1:D:209:ALA:O	2.19	0.42
1:E:81:LEU:HD23	1:E:133:GLY:HA3	2.00	0.42
1:G:32:LYS:O	1:G:167:SER:HA	2.18	0.42
2:H:55:LEU:HD12	2:H:55:LEU:HA	1.50	0.42
2:L:15:ALA:HB3	2:L:155:VAL:HG11	2.00	0.42

Continued on next page...

Continued from previous page...

Atom-1	Atom-2	Interatomic distance (Å)	Clash overlap (Å)
2:L:29:LYS:HZ1	2:1:164:GLN:HE21	1.67	0.42
2:M:114:ASP:OD1	2:M:116:ALA:HB3	2.20	0.42
2:N:111:PHE:CE2	2:N:121:GLU:HB2	2.53	0.42
1:O:16:SER:HB3	1:O:22:PHE:CE2	2.53	0.42
1:Q:61:GLN:CD	1:Q:62:ASN:H	2.22	0.42
1:T:12:ILE:N	1:T:23:GLN:HG2	2.31	0.42
1:O:60:GLU:CG	1:U:161:LYS:HB2	2.48	0.42
1:U:187:LYS:O	1:U:190:VAL:HG13	2.18	0.42
1:A:111:ASN:CG	2:I:70:ARG:NH1	2.73	0.42
1:C:61:GLN:CD	1:C:62:ASN:H	2.22	0.42
1:F:81:LEU:HD23	1:F:133:GLY:HA3	2.00	0.42
1:G:61:GLN:CD	1:G:62:ASN:H	2.22	0.42
2:I:123:ILE:H	2:I:123:ILE:CD1	2.31	0.42
2:K:157:ARG:O	2:K:160:SER:HB2	2.19	0.42
2:L:15:ALA:HB3	2:L:155:VAL:CG1	2.49	0.42
2:M:184:TYR:C	2:M:184:TYR:CD1	2.93	0.42
1:E:102:THR:O	2:M:81:THR:HG22	2.19	0.42
2:N:22:MET:O	2:N:23:GLU:HB2	2.20	0.42
1:O:61:GLN:CD	1:O:62:ASN:H	2.22	0.42
1:Q:54:VAL:HG22	1:Q:55:ARG:N	2.35	0.42
1:P:177:GLU:C	1:Q:58:LEU:HD11	2.24	0.42
1:R:32:LYS:O	1:R:167:SER:HA	2.18	0.42
1:R:61:GLN:CD	1:R:62:ASN:H	2.23	0.42
1:S:109:ILE:CG2	1:S:147:ARG:HD3	2.48	0.42
1:S:52:LYS:HB3	1:S:209:ALA:O	2.19	0.42
1:T:12:ILE:HD13	1:T:23:GLN:CA	1.93	0.42
1:T:54:VAL:HG22	1:T:55:ARG:N	2.35	0.42
2:V:131:SER:O	2:V:134:VAL:HG13	2.19	0.42
2:V:202:ILE:HG12	2:V:203:LEU:N	2.34	0.42
2:Z:93:MET:N	2:Z:94:PRO:CD	2.81	0.42
2:1:109:HIS:HB3	2:1:111:PHE:HE1	1.84	0.42
2:1:138:LEU:HA	2:1:138:LEU:HD12	1.86	0.42
1:C:58:LEU:N	1:C:58:LEU:CD1	2.82	0.42
1:D:12:ILE:CD1	1:D:23:GLN:CB	0.48	0.42
1:G:107:VAL:HG11	2:H:66:TYR:CE2	2.55	0.42
2:H:179:THR:O	2:H:183:GLY:N	2.50	0.42
2:H:25:PHE:C	2:H:25:PHE:CD1	2.90	0.42
2:H:83:LEU:HA	2:H:83:LEU:HD12	1.69	0.42
2:J:34:LEU:HD21	2:J:176:ALA:CB	2.50	0.42
1:C:101:VAL:CG2	2:J:58:TYR:HE1	1.92	0.42
2:W:93:MET:N	2:W:94:PRO:CD	2.82	0.42

Continued on next page...

Continued from previous page...

Atom-1	Atom-2	Interatomic distance (Å)	Clash overlap (Å)
2:Z:25:PHE:C	2:Z:25:PHE:CD1	2.91	0.42
2:2:187:LEU:HA	2:2:188:PRO:HD3	1.81	0.42
1:A:52:LYS:HB3	1:A:209:ALA:O	2.19	0.42
1:B:123:TYR:CD1	1:B:123:TYR:N	2.88	0.42
1:B:56:SER:OG	1:B:58:LEU:HB2	2.20	0.42
1:G:52:LYS:HB3	1:G:209:ALA:O	2.19	0.42
2:H:3:THR:OG1	2:H:127:THR:HG22	2.19	0.42
2:J:199:LEU:CB	2:J:201:LEU:HD13	2.50	0.42
2:J:55:LEU:HD12	2:J:55:LEU:HA	1.85	0.42
2:L:105:ASP:OD1	2:L:106:THR:N	2.52	0.42
1:R:159:GLU:O	1:S:60:GLU:HB2	2.19	0.42
1:R:54:VAL:HG22	1:R:55:ARG:N	2.34	0.42
1:T:155:GLY:O	1:U:86:ARG:CZ	2.58	0.42
1:U:107:VAL:HG21	2:V:66:TYR:HH	1.78	0.42
2:X:109:HIS:HB3	2:X:111:PHE:CE1	2.54	0.42
2:H:165:ARG:C	2:X:26:ILE:HG22	2.39	0.42
2:Z:3:THR:OG1	2:Z:127:THR:HG22	2.19	0.42
1:C:52:LYS:HB3	1:C:209:ALA:O	2.19	0.42
1:C:7:ALA:HB1	1:D:10:ARG:HH11	1.84	0.42
1:F:12:ILE:N	1:F:23:GLN:HG2	2.31	0.42
1:G:54:VAL:HG22	1:G:55:ARG:N	2.34	0.42
2:J:187:LEU:HA	2:J:188:PRO:HD3	1.79	0.42
1:O:111:ASN:CG	2:W:70:ARG:NH1	2.73	0.42
1:O:52:LYS:HB3	1:O:209:ALA:O	2.19	0.42
1:P:81:LEU:HD23	1:P:133:GLY:HA3	2.00	0.42
1:R:52:LYS:HB3	1:R:209:ALA:O	2.19	0.42
1:T:56:SER:OG	1:T:58:LEU:HB2	2.20	0.42
1:U:58:LEU:N	1:U:58:LEU:CD1	2.83	0.42
2:W:191:GLN:O	2:W:194:SER:HB3	2.20	0.42
2:X:187:LEU:HA	2:X:188:PRO:HD3	1.79	0.42
2:Z:143:SER:O	2:Z:146:MET:HG3	2.20	0.42
2:Z:190:ASP:HA	2:Z:193:GLU:HG2	2.02	0.42
1:T:103:TYR:CE1	2:2:82:LEU:HD22	2.46	0.42
1:A:72:ASP:OD1	2:H:67:ARG:NH2	2.53	0.42
1:B:81:LEU:HD23	1:B:133:GLY:HA3	2.00	0.42
1:C:123:TYR:N	1:C:123:TYR:CD1	2.88	0.42
1:E:54:VAL:HG22	1:E:55:ARG:N	2.35	0.42
1:F:54:VAL:HG22	1:F:55:ARG:N	2.35	0.42
1:F:56:SER:OG	1:F:58:LEU:HB2	2.20	0.42
1:F:61:GLN:CD	1:F:62:ASN:H	2.23	0.42
2:L:2:THR:HG23	2:L:17:GLU:HG3	2.02	0.42

Continued on next page...

Continued from previous page...

Atom-1	Atom-2	Interatomic distance (Å)	Clash overlap (Å)
1:O:108:ASN:CB	2:W:70:ARG:CD	2.93	0.42
1:P:103:TYR:O	2:X:81:THR:HB	2.19	0.42
1:P:72:ASP:OD2	2:W:67:ARG:NH2	2.52	0.42
1:T:123:TYR:N	1:T:123:TYR:CD1	2.88	0.42
1:U:52:LYS:HB3	1:U:209:ALA:O	2.19	0.42
2:2:22:MET:O	2:2:23:GLU:HB2	2.20	0.42
1:A:173:VAL:O	1:B:58:LEU:CD2	2.67	0.42
1:D:56:SER:OG	1:D:58:LEU:HB2	2.20	0.42
1:G:56:SER:OG	1:G:58:LEU:HB2	2.20	0.42
2:I:180:ARG:HA	2:I:180:ARG:HD2	1.81	0.42
2:I:191:GLN:O	2:I:194:SER:HB3	2.20	0.42
1:A:108:ASN:HD22	2:I:70:ARG:CG	2.33	0.42
1:O:123:TYR:N	1:O:123:TYR:CD1	2.88	0.42
1:O:155:GLY:O	1:P:86:ARG:CZ	2.66	0.42
1:R:101:VAL:HG22	2:Y:58:TYR:HE1	1.76	0.42
1:R:56:SER:OG	1:R:58:LEU:HB2	2.20	0.42
1:S:102:THR:O	2:1:81:THR:HG22	2.19	0.42
1:A:58:LEU:N	1:A:58:LEU:CD1	2.82	0.42
1:E:123:TYR:N	1:E:123:TYR:CD1	2.88	0.42
1:E:58:LEU:CD1	1:E:58:LEU:N	2.82	0.42
2:J:74:MET:HA	2:J:75:PRO:HD3	1.88	0.42
1:O:58:LEU:CD1	1:O:58:LEU:N	2.82	0.42
1:U:123:TYR:N	1:U:123:TYR:CD1	2.88	0.42
2:Z:163:LYS:CE	2:Z:203:LEU:HD23	2.50	0.42
1:A:14:VAL:H	1:B:130:ARG:HB2	1.85	0.41
1:B:58:LEU:CD1	1:B:58:LEU:N	2.83	0.41
1:D:15:PHE:HE2	1:E:131:PRO:O	2.03	0.41
2:M:17:GLU:O	2:M:33:LYS:HD2	2.20	0.41
1:O:54:VAL:HG22	1:O:55:ARG:N	2.34	0.41
1:T:198:LYS:CG	1:T:202:GLU:HG2	2.50	0.41
1:T:58:LEU:N	1:T:58:LEU:CD1	2.82	0.41
2:W:45:ILE:CD1	2:W:52:ALA:HB1	2.49	0.41
2:X:123:ILE:HG12	2:X:124:TYR:CD1	2.51	0.41
2:X:34:LEU:HD21	2:X:176:ALA:CB	2.50	0.41
2:Z:180:ARG:HD2	2:Z:180:ARG:HA	1.71	0.41
2:1:87:LEU:HD23	2:1:114:ASP:O	2.19	0.41
1:B:198:LYS:CG	1:B:202:GLU:HG2	2.50	0.41
1:D:54:VAL:HG22	1:D:55:ARG:N	2.34	0.41
1:G:58:LEU:N	1:G:58:LEU:CD1	2.82	0.41
2:I:147:THR:OG1	2:I:150:GLU:HG3	2.21	0.41
1:D:107:VAL:CG2	2:L:66:TYR:OH	2.68	0.41

Continued on next page...

Continued from previous page...

Atom-1	Atom-2	Interatomic distance (Å)	Clash overlap (Å)
2:M:111:PHE:CE2	2:M:121:GLU:HB2	2.55	0.41
1:O:108:ASN:HD22	2:W:70:ARG:CG	2.33	0.41
1:O:72:ASP:OD1	2:V:67:ARG:NH2	2.53	0.41
1:P:54:VAL:HG22	1:P:55:ARG:N	2.35	0.41
1:S:160:TYR:C	1:T:60:GLU:HG2	2.39	0.41
1:O:102:THR:O	2:W:81:THR:HG22	2.20	0.41
1:A:126:TYR:HA	1:B:129:VAL:HG23	2.03	0.41
1:B:12:ILE:HD13	1:B:23:GLN:CA	1.92	0.41
1:E:160:TYR:C	1:F:60:GLU:HG2	2.39	0.41
1:E:56:SER:OG	1:E:58:LEU:HB2	2.20	0.41
1:D:159:GLU:O	1:E:60:GLU:HB2	2.19	0.41
1:G:107:VAL:CG1	2:H:66:TYR:CZ	2.94	0.41
1:F:21:LEU:HD21	1:G:130:ARG:CZ	2.50	0.41
1:A:57:ARG:CZ	1:G:178:ARG:O	2.63	0.41
1:G:198:LYS:O	1:G:199:SER:C	2.59	0.41
2:J:190:ASP:HA	2:J:193:GLU:HG2	2.02	0.41
2:M:163:LYS:CE	2:M:203:LEU:HD23	2.50	0.41
1:P:123:TYR:CD1	1:P:123:TYR:N	2.88	0.41
1:U:44:ASN:HD22	1:U:44:ASN:HA	1.56	0.41
1:U:56:SER:OG	1:U:58:LEU:HB2	2.20	0.41
2:W:123:ILE:CD1	2:W:123:ILE:H	2.31	0.41
2:1:114:ASP:OD1	2:1:116:ALA:HB3	2.20	0.41
1:E:15:PHE:CZ	1:F:133:GLY:N	2.88	0.41
2:I:175:VAL:HG22	2:I:176:ALA:N	2.35	0.41
2:I:19:ARG:NE	2:I:26:ILE:HG13	2.36	0.41
2:I:93:MET:N	2:I:94:PRO:CD	2.82	0.41
2:L:143:SER:O	2:L:146:MET:HG3	2.20	0.41
2:L:163:LYS:CE	2:L:203:LEU:HD23	2.50	0.41
2:M:3:THR:HB	2:M:16:THR:HG22	2.03	0.41
1:R:15:PHE:CZ	1:S:133:GLY:N	2.87	0.41
1:S:61:GLN:CD	1:S:62:ASN:H	2.23	0.41
1:T:21:LEU:HD21	1:U:130:ARG:CZ	2.50	0.41
2:J:26:ILE:HG22	2:V:165:ARG:C	2.40	0.41
2:V:180:ARG:HD2	2:V:180:ARG:HA	1.79	0.41
2:Y:59:MET:CE	2:Y:79:VAL:HG23	2.49	0.41
1:R:107:VAL:CG2	2:Z:66:TYR:OH	2.68	0.41
2:1:137:VAL:HG21	2:1:158:ALA:HA	2.01	0.41
2:1:163:LYS:CE	2:1:203:LEU:HD23	2.50	0.41
2:1:184:TYR:C	2:1:184:TYR:CD1	2.93	0.41
2:K:26:ILE:CG2	2:2:165:ARG:HA	2.50	0.41
1:A:198:LYS:O	1:A:199:SER:C	2.59	0.41

Continued on next page...

Continued from previous page...

Atom-1	Atom-2	Interatomic distance (Å)	Clash overlap (Å)
1:A:61:GLN:CD	1:A:62:ASN:H	2.22	0.41
1:C:56:SER:OG	1:C:58:LEU:HB2	2.20	0.41
1:D:123:TYR:N	1:D:123:TYR:CD1	2.88	0.41
1:E:12:ILE:N	1:E:23:GLN:HG2	2.31	0.41
1:A:102:THR:O	2:I:81:THR:HG22	2.20	0.41
2:M:187:LEU:HA	2:M:188:PRO:HD3	1.82	0.41
2:N:158:ALA:O	2:N:161:ALA:HB3	2.21	0.41
2:N:59:MET:SD	2:N:83:LEU:HD13	2.60	0.41
1:Q:56:SER:OG	1:Q:58:LEU:HB2	2.20	0.41
1:R:12:ILE:CD1	1:R:23:GLN:CB	0.48	0.41
1:S:54:VAL:HG22	1:S:55:ARG:N	2.35	0.41
1:S:58:LEU:N	1:S:58:LEU:CD1	2.82	0.41
2:1:111:PHE:CE2	2:1:121:GLU:HB2	2.55	0.41
2:1:17:GLU:O	2:1:33:LYS:HD2	2.20	0.41
1:A:198:LYS:CG	1:A:202:GLU:HG2	2.50	0.41
1:A:54:VAL:HG22	1:A:55:ARG:N	2.35	0.41
1:D:198:LYS:O	1:D:199:SER:C	2.59	0.41
1:G:123:TYR:CD1	1:G:123:TYR:N	2.88	0.41
2:L:66:TYR:CZ	2:L:70:ARG:HD2	2.56	0.41
1:O:56:SER:OG	1:O:58:LEU:HB2	2.20	0.41
1:Q:12:ILE:N	1:Q:23:GLN:HG2	2.31	0.41
1:Q:58:LEU:CD1	1:Q:58:LEU:N	2.82	0.41
1:R:101:VAL:HG21	2:Y:58:TYR:CE1	2.41	0.41
1:S:15:PHE:CZ	1:T:133:GLY:N	2.88	0.41
1:U:107:VAL:HG11	2:V:66:TYR:CE2	2.55	0.41
2:V:187:LEU:HA	2:V:188:PRO:HD3	1.77	0.41
2:W:175:VAL:HG22	2:W:176:ALA:N	2.35	0.41
2:M:165:ARG:NH2	2:1:135:TYR:HE1	2.18	0.41
2:1:3:THR:HB	2:1:16:THR:HG22	2.03	0.41
2:2:177:VAL:HG13	2:2:185:VAL:HG13	2.03	0.41
1:B:103:TYR:O	2:J:81:THR:HB	2.19	0.41
1:G:78:THR:CG2	1:G:85:ALA:HB1	2.45	0.41
2:H:18:ARG:HE	2:H:30:ASN:HD22	1.67	0.41
2:K:22:MET:O	2:K:23:GLU:HB2	2.21	0.41
2:K:49:VAL:HG23	2:K:50:GLY:H	1.86	0.41
2:L:20:VAL:CG1	2:L:28:HIS:HB2	2.44	0.41
2:L:43:MET:HE1	2:L:56:VAL:HA	2.02	0.41
2:L:97:VAL:HG22	2:L:98:GLN:N	2.36	0.41
1:P:58:LEU:N	1:P:58:LEU:CD1	2.83	0.41
1:P:56:SER:OG	1:P:58:LEU:HB2	2.20	0.41
1:Q:198:LYS:O	1:Q:199:SER:C	2.59	0.41

Continued on next page...

Continued from previous page...

Atom-1	Atom-2	Interatomic distance (Å)	Clash overlap (Å)
1:R:198:LYS:O	1:R:199:SER:C	2.59	0.41
1:S:198:LYS:O	1:S:199:SER:C	2.59	0.41
1:A:165:ILE:HD12	1:A:169:LYS:HD2	2.03	0.41
1:A:56:SER:OG	1:A:58:LEU:HB2	2.20	0.41
1:D:160:TYR:C	1:E:60:GLU:HG2	2.41	0.41
1:F:198:LYS:O	1:F:199:SER:C	2.59	0.41
1:F:125:GLN:C	1:G:129:VAL:HG23	2.38	0.41
2:I:56:VAL:CG1	2:I:57:ARG:N	2.84	0.41
2:J:203:LEU:HD12	2:J:203:LEU:HA	1.86	0.41
2:N:187:LEU:HA	2:N:188:PRO:HD3	1.81	0.41
1:R:58:LEU:CD1	1:R:58:LEU:N	2.82	0.41
1:S:198:LYS:CG	1:S:202:GLU:HG2	2.50	0.41
2:W:56:VAL:CG1	2:W:57:ARG:N	2.84	0.41
2:N:133:PHE:HE1	2:Z:132:PRO:HA	1.83	0.41
2:Z:20:VAL:CG1	2:Z:28:HIS:HB2	2.44	0.41
2:Z:97:VAL:HG22	2:Z:98:GLN:N	2.36	0.41
2:J:190:ASP:O	2:J:193:GLU:HG2	2.21	0.41
2:L:138:LEU:HD12	2:L:138:LEU:HA	1.90	0.41
2:M:137:VAL:HG21	2:M:158:ALA:HA	2.01	0.41
1:R:123:TYR:CD1	1:R:123:TYR:N	2.88	0.41
1:S:165:ILE:HD12	1:S:169:LYS:HD2	2.03	0.41
1:S:56:SER:OG	1:S:58:LEU:HB2	2.20	0.41
1:T:12:ILE:CD1	1:T:23:GLN:HB3	0.55	0.41
2:Y:19:ARG:NH1	2:Y:169:SER:O	2.54	0.41
2:2:72:VAL:HG22	2:2:73:ASN:N	2.36	0.41
2:M:135:TYR:HE1	2:1:165:ARG:NH2	2.19	0.41
2:N:74:MET:HA	2:N:75:PRO:HD3	1.95	0.41
1:O:126:TYR:HA	1:P:129:VAL:HG23	2.03	0.41
1:T:165:ILE:HD12	1:T:169:LYS:HD2	2.03	0.41
1:U:108:ASN:ND2	2:V:70:ARG:C	2.75	0.41
1:U:198:LYS:O	1:U:199:SER:C	2.59	0.41
2:J:141:GLN:HE21	2:W:141:GLN:HE21	1.69	0.41
2:W:19:ARG:NE	2:W:26:ILE:HG13	2.36	0.41
2:Z:66:TYR:CZ	2:Z:70:ARG:HD2	2.56	0.41
2:M:165:ARG:CZ	2:1:135:TYR:CD1	3.04	0.41
1:U:101:VAL:HG23	2:2:58:TYR:CD1	2.39	0.41
1:A:12:ILE:CD1	1:A:23:GLN:CB	0.48	0.41
1:B:165:ILE:HD12	1:B:169:LYS:HD2	2.03	0.41
1:C:198:LYS:O	1:C:199:SER:C	2.59	0.41
1:D:198:LYS:CG	1:D:202:GLU:HG2	2.50	0.41
1:F:58:LEU:CD1	1:F:58:LEU:N	2.82	0.41

Continued on next page...

Continued from previous page...

Atom-1	Atom-2	Interatomic distance (Å)	Clash overlap (Å)
2:H:81:THR:O	2:H:84:SER:HB3	2.21	0.41
2:J:109:HIS:HB3	2:J:111:PHE:CE1	2.55	0.41
2:J:26:ILE:HG23	2:V:165:ARG:HA	2.03	0.41
2:K:59:MET:CE	2:K:79:VAL:HG23	2.49	0.41
1:O:14:VAL:H	1:P:130:ARG:HB2	1.85	0.41
1:P:198:LYS:CG	1:P:202:GLU:HG2	2.50	0.41
1:R:19:GLY:O	1:S:30:ALA:CB	2.69	0.41
1:R:71:ASP:HA	2:Y:68:LEU:HD21	2.03	0.41
1:T:177:GLU:O	1:U:58:LEU:CD1	2.67	0.41
2:V:59:MET:CE	2:V:82:LEU:HD23	2.51	0.41
2:Y:34:LEU:HD21	2:Y:176:ALA:CB	2.51	0.41
1:B:198:LYS:O	1:B:199:SER:C	2.59	0.40
1:F:123:TYR:CD1	1:F:123:TYR:N	2.88	0.40
1:A:86:ARG:CZ	1:G:157:ILE:HG22	2.51	0.40
1:F:177:GLU:CA	1:G:58:LEU:CG	2.53	0.40
2:H:59:MET:CE	2:H:82:LEU:HD23	2.51	0.40
2:I:178:ILE:HB	2:I:184:TYR:HA	2.03	0.40
2:J:103:GLY:HA2	2:J:178:ILE:HD11	2.02	0.40
2:K:34:LEU:HD21	2:K:176:ALA:CB	2.51	0.40
2:L:146:MET:HE3	2:L:150:GLU:HB3	2.03	0.40
2:M:76:ILE:HA	2:M:79:VAL:HG12	2.04	0.40
1:P:177:GLU:CD	1:Q:57:ARG:N	2.66	0.40
1:R:165:ILE:HD12	1:R:169:LYS:HD2	2.03	0.40
1:R:78:THR:CG2	1:R:85:ALA:HB1	2.45	0.40
1:T:198:LYS:O	1:T:199:SER:C	2.59	0.40
2:W:178:ILE:HB	2:W:184:TYR:HA	2.03	0.40
2:X:93:MET:N	2:X:94:PRO:CD	2.85	0.40
2:Y:22:MET:O	2:Y:23:GLU:HB2	2.21	0.40
2:Z:2:THR:HG23	2:Z:17:GLU:HG3	2.02	0.40
2:Z:87:LEU:HD23	2:Z:114:ASP:O	2.20	0.40
2:2:59:MET:SD	2:2:83:LEU:HD13	2.60	0.40
1:B:72:ASP:OD2	2:I:67:ARG:NH2	2.52	0.40
1:E:198:LYS:O	1:E:199:SER:C	2.59	0.40
1:E:198:LYS:CG	1:E:202:GLU:HG2	2.50	0.40
1:F:124:THR:HG22	1:G:130:ARG:NH2	2.17	0.40
1:G:165:ILE:HD12	1:G:169:LYS:HD2	2.03	0.40
2:H:66:TYR:C	2:H:66:TYR:CD1	2.94	0.40
2:L:190:ASP:HA	2:L:193:GLU:HG2	2.02	0.40
2:M:135:TYR:CD1	2:1:165:ARG:CZ	3.04	0.40
1:P:12:ILE:CD1	1:P:23:GLN:CB	0.48	0.40
1:R:15:PHE:HE2	1:S:131:PRO:O	2.03	0.40

Continued on next page...

Continued from previous page...

Atom-1	Atom-2	Interatomic distance (Å)	Clash overlap (Å)
1:S:161:LYS:CG	1:T:60:GLU:OE2	2.60	0.40
2:W:26:ILE:HD13	2:W:26:ILE:O	2.22	0.40
1:B:102:THR:O	2:J:81:THR:HG22	2.22	0.40
1:C:44:ASN:HA	1:C:44:ASN:HD22	1.56	0.40
1:G:111:ASN:CB	2:H:70:ARG:NH1	2.84	0.40
2:I:59:MET:SD	2:I:83:LEU:HD13	2.61	0.40
2:N:190:ASP:HA	2:N:193:GLU:HG2	2.04	0.40
1:O:198:LYS:O	1:O:199:SER:C	2.59	0.40
1:S:123:TYR:N	1:S:123:TYR:CD1	2.88	0.40
1:T:12:ILE:HD13	1:T:23:GLN:HB3	0.88	0.40
1:U:12:ILE:CD1	1:U:23:GLN:HB3	0.55	0.40
2:V:81:THR:O	2:V:84:SER:HB3	2.21	0.40
2:W:147:THR:OG1	2:W:150:GLU:HG3	2.21	0.40
2:W:59:MET:SD	2:W:83:LEU:HD13	2.61	0.40
2:X:190:ASP:HA	2:X:193:GLU:HG2	2.02	0.40
1:D:15:PHE:H	1:E:23:GLN:NE2	2.17	0.40
1:E:12:ILE:CD1	1:E:23:GLN:CB	0.48	0.40
1:G:130:ARG:HA	1:G:131:PRO:HD3	1.96	0.40
2:L:87:LEU:HD23	2:L:114:ASP:O	2.20	0.40
1:O:198:LYS:CG	1:O:202:GLU:HG2	2.50	0.40
1:P:198:LYS:O	1:P:199:SER:C	2.59	0.40
2:V:202:ILE:CG1	2:V:203:LEU:N	2.85	0.40
2:V:66:TYR:C	2:V:66:TYR:CD1	2.94	0.40
2:2:76:ILE:O	2:2:79:VAL:CG1	2.69	0.40
1:B:177:GLU:C	1:C:58:LEU:HD11	2.24	0.40
1:E:161:LYS:CG	1:F:60:GLU:OE2	2.60	0.40
2:I:26:ILE:HD13	2:I:26:ILE:O	2.22	0.40
1:O:16:SER:O	1:P:26:TYR:HB3	2.21	0.40
1:T:157:ILE:HG22	1:U:86:ARG:NH1	2.37	0.40
1:O:86:ARG:CZ	1:U:157:ILE:HG22	2.51	0.40
1:T:15:PHE:CB	1:U:23:GLN:HE22	2.18	0.40
2:J:141:GLN:HE21	2:W:141:GLN:NE2	2.19	0.40
2:W:74:MET:HA	2:W:75:PRO:HD3	1.94	0.40
2:Z:43:MET:HE1	2:Z:56:VAL:HA	2.02	0.40

There are no symmetry-related clashes.

5.3 Torsion angles

5.3.1 Protein backbone

In the following table, the Percentiles column shows the percent Ramachandran outliers of the chain as a percentile score with respect to all PDB entries followed by that with respect to all EM entries.

The Analysed column shows the number of residues for which the backbone conformation was analysed, and the total number of residues.

Mol	Chain	Analysed	Favoured	Allowed	Outliers	Percentiles	
1	A	225/233 (97%)	189 (84%)	26 (12%)	10 (4%)	3	29
1	B	225/233 (97%)	189 (84%)	26 (12%)	10 (4%)	3	29
1	C	225/233 (97%)	188 (84%)	27 (12%)	10 (4%)	3	29
1	D	225/233 (97%)	189 (84%)	26 (12%)	10 (4%)	3	29
1	E	225/233 (97%)	189 (84%)	26 (12%)	10 (4%)	3	29
1	F	225/233 (97%)	188 (84%)	27 (12%)	10 (4%)	3	29
1	G	225/233 (97%)	189 (84%)	26 (12%)	10 (4%)	3	29
1	O	225/233 (97%)	189 (84%)	26 (12%)	10 (4%)	3	29
1	P	225/233 (97%)	189 (84%)	26 (12%)	10 (4%)	3	29
1	Q	225/233 (97%)	188 (84%)	27 (12%)	10 (4%)	3	29
1	R	225/233 (97%)	189 (84%)	26 (12%)	10 (4%)	3	29
1	S	225/233 (97%)	189 (84%)	26 (12%)	10 (4%)	3	29
1	T	225/233 (97%)	188 (84%)	27 (12%)	10 (4%)	3	29
1	U	225/233 (97%)	189 (84%)	26 (12%)	10 (4%)	3	29
2	1	201/203 (99%)	176 (88%)	23 (11%)	2 (1%)	18	61
2	2	201/203 (99%)	184 (92%)	15 (8%)	2 (1%)	18	61
2	H	201/203 (99%)	184 (92%)	15 (8%)	2 (1%)	18	61
2	I	201/203 (99%)	183 (91%)	16 (8%)	2 (1%)	18	61
2	J	201/203 (99%)	180 (90%)	20 (10%)	1 (0%)	32	74
2	K	201/203 (99%)	184 (92%)	15 (8%)	2 (1%)	18	61
2	L	201/203 (99%)	181 (90%)	16 (8%)	4 (2%)	9	46
2	M	201/203 (99%)	176 (88%)	23 (11%)	2 (1%)	18	61
2	N	201/203 (99%)	184 (92%)	15 (8%)	2 (1%)	18	61
2	V	201/203 (99%)	185 (92%)	14 (7%)	2 (1%)	18	61
2	W	201/203 (99%)	183 (91%)	16 (8%)	2 (1%)	18	61

Continued on next page...

Continued from previous page...

Mol	Chain	Analysed	Favoured	Allowed	Outliers	Percentiles	
2	X	201/203 (99%)	180 (90%)	20 (10%)	1 (0%)	32	74
2	Y	201/203 (99%)	184 (92%)	15 (8%)	2 (1%)	18	61
2	Z	201/203 (99%)	181 (90%)	16 (8%)	4 (2%)	9	46
All	All	5964/6104 (98%)	5187 (87%)	607 (10%)	170 (3%)	9	38

All (170) Ramachandran outliers are listed below:

Mol	Chain	Res	Type
1	A	14	VAL
1	A	128	GLY
1	A	182	GLU
1	A	200	SER
1	B	14	VAL
1	B	128	GLY
1	B	182	GLU
1	B	200	SER
1	C	14	VAL
1	C	128	GLY
1	C	182	GLU
1	C	200	SER
1	D	14	VAL
1	D	128	GLY
1	D	182	GLU
1	D	200	SER
1	E	14	VAL
1	E	128	GLY
1	E	182	GLU
1	E	200	SER
1	F	14	VAL
1	F	128	GLY
1	F	182	GLU
1	F	200	SER
1	G	14	VAL
1	G	128	GLY
1	G	182	GLU
1	G	200	SER
2	I	9	LYS
2	L	9	LYS
2	M	9	LYS
1	O	14	VAL
1	O	128	GLY

Continued on next page...

Continued from previous page...

Mol	Chain	Res	Type
1	O	182	GLU
1	O	200	SER
1	P	14	VAL
1	P	128	GLY
1	P	182	GLU
1	P	200	SER
1	Q	14	VAL
1	Q	128	GLY
1	Q	182	GLU
1	Q	200	SER
1	R	14	VAL
1	R	128	GLY
1	R	182	GLU
1	R	200	SER
1	S	14	VAL
1	S	128	GLY
1	S	182	GLU
1	S	200	SER
1	T	14	VAL
1	T	128	GLY
1	T	182	GLU
1	T	200	SER
1	U	14	VAL
1	U	128	GLY
1	U	182	GLU
1	U	200	SER
2	W	9	LYS
2	Z	9	LYS
2	1	9	LYS
1	A	43	ALA
1	A	72	ASP
1	A	205	GLU
1	B	43	ALA
1	B	72	ASP
1	B	205	GLU
1	C	43	ALA
1	C	72	ASP
1	C	205	GLU
1	D	43	ALA
1	D	72	ASP
1	D	205	GLU
1	E	43	ALA

Continued on next page...

Continued from previous page...

Mol	Chain	Res	Type
1	E	72	ASP
1	E	205	GLU
1	F	43	ALA
1	F	72	ASP
1	F	205	GLU
1	G	43	ALA
1	G	72	ASP
1	G	205	GLU
2	H	9	LYS
2	J	9	LYS
2	K	9	LYS
2	N	9	LYS
1	O	43	ALA
1	O	72	ASP
1	O	205	GLU
1	P	43	ALA
1	P	72	ASP
1	P	205	GLU
1	Q	43	ALA
1	Q	72	ASP
1	Q	205	GLU
1	R	43	ALA
1	R	72	ASP
1	R	205	GLU
1	S	43	ALA
1	S	72	ASP
1	S	205	GLU
1	T	43	ALA
1	T	72	ASP
1	T	205	GLU
1	U	43	ALA
1	U	72	ASP
1	U	205	GLU
2	V	9	LYS
2	X	9	LYS
2	Y	9	LYS
2	2	9	LYS
2	H	23	GLU
2	K	23	GLU
2	V	23	GLU
2	Y	23	GLU
2	M	23	GLU

Continued on next page...

Continued from previous page...

Mol	Chain	Res	Type
2	1	23	GLU
1	A	198	LYS
1	A	202	GLU
1	B	198	LYS
1	B	202	GLU
1	C	198	LYS
1	C	202	GLU
1	D	198	LYS
1	D	202	GLU
1	E	198	LYS
1	E	202	GLU
1	F	198	LYS
1	F	202	GLU
1	G	198	LYS
1	G	202	GLU
2	L	23	GLU
2	N	23	GLU
1	O	198	LYS
1	O	202	GLU
1	P	198	LYS
1	P	202	GLU
1	Q	198	LYS
1	Q	202	GLU
1	R	198	LYS
1	R	202	GLU
1	S	198	LYS
1	S	202	GLU
1	T	198	LYS
1	T	202	GLU
1	U	198	LYS
1	U	202	GLU
2	Z	23	GLU
2	2	23	GLU
2	I	23	GLU
2	L	49	VAL
2	W	23	GLU
2	Z	49	VAL
2	L	110	VAL
2	Z	110	VAL
1	A	129	VAL
1	B	129	VAL
1	C	129	VAL

Continued on next page...

Continued from previous page...

Mol	Chain	Res	Type
1	D	129	VAL
1	E	129	VAL
1	F	129	VAL
1	G	129	VAL
1	O	129	VAL
1	P	129	VAL
1	Q	129	VAL
1	R	129	VAL
1	S	129	VAL
1	T	129	VAL
1	U	129	VAL

5.3.2 Protein sidechains ⓘ

In the following table, the Percentiles column shows the percent sidechain outliers of the chain as a percentile score with respect to all PDB entries followed by that with respect to all EM entries.

The Analysed column shows the number of residues for which the sidechain conformation was analysed, and the total number of residues.

Mol	Chain	Analysed	Rotameric	Outliers	Percentiles	
1	A	188/193 (97%)	166 (88%)	22 (12%)	6	27
1	B	188/193 (97%)	166 (88%)	22 (12%)	6	27
1	C	188/193 (97%)	166 (88%)	22 (12%)	6	27
1	D	188/193 (97%)	166 (88%)	22 (12%)	6	27
1	E	188/193 (97%)	166 (88%)	22 (12%)	6	27
1	F	188/193 (97%)	166 (88%)	22 (12%)	6	27
1	G	188/193 (97%)	166 (88%)	22 (12%)	6	27
1	O	188/193 (97%)	166 (88%)	22 (12%)	6	27
1	P	188/193 (97%)	166 (88%)	22 (12%)	6	27
1	Q	188/193 (97%)	166 (88%)	22 (12%)	6	27
1	R	188/193 (97%)	166 (88%)	22 (12%)	6	27
1	S	188/193 (97%)	166 (88%)	22 (12%)	6	27
1	T	188/193 (97%)	166 (88%)	22 (12%)	6	27
1	U	188/193 (97%)	166 (88%)	22 (12%)	6	27
2	1	170/170 (100%)	152 (89%)	18 (11%)	8	31

Continued on next page...

Continued from previous page...

Mol	Chain	Analysed	Rotameric	Outliers	Percentiles	
2	2	170/170 (100%)	146 (86%)	24 (14%)	4	22
2	H	170/170 (100%)	145 (85%)	25 (15%)	3	21
2	I	170/170 (100%)	148 (87%)	22 (13%)	5	25
2	J	170/170 (100%)	143 (84%)	27 (16%)	3	18
2	K	170/170 (100%)	143 (84%)	27 (16%)	3	18
2	L	170/170 (100%)	146 (86%)	24 (14%)	4	22
2	M	170/170 (100%)	152 (89%)	18 (11%)	8	31
2	N	170/170 (100%)	146 (86%)	24 (14%)	4	22
2	V	170/170 (100%)	145 (85%)	25 (15%)	3	21
2	W	170/170 (100%)	149 (88%)	21 (12%)	5	26
2	X	170/170 (100%)	143 (84%)	27 (16%)	3	18
2	Y	170/170 (100%)	143 (84%)	27 (16%)	3	18
2	Z	170/170 (100%)	146 (86%)	24 (14%)	4	22
All	All	5012/5082 (99%)	4371 (87%)	641 (13%)	9	25

All (641) residues with a non-rotameric sidechain are listed below:

Mol	Chain	Res	Type
1	A	13	THR
1	A	21	LEU
1	A	38	LEU
1	A	44	ASN
1	A	47	LEU
1	A	62	ASN
1	A	71	ASP
1	A	102	THR
1	A	119	GLN
1	A	134	VAL
1	A	136	LEU
1	A	141	ILE
1	A	143	GLN
1	A	157	ILE
1	A	161	LYS
1	A	175	PHE
1	A	176	LEU
1	A	190	VAL
1	A	201	LEU

Continued on next page...

Continued from previous page...

Mol	Chain	Res	Type
1	A	202	GLU
1	A	212	ILE
1	A	221	TYR
1	B	13	THR
1	B	21	LEU
1	B	38	LEU
1	B	44	ASN
1	B	47	LEU
1	B	62	ASN
1	B	71	ASP
1	B	102	THR
1	B	119	GLN
1	B	134	VAL
1	B	136	LEU
1	B	141	ILE
1	B	143	GLN
1	B	157	ILE
1	B	161	LYS
1	B	175	PHE
1	B	176	LEU
1	B	190	VAL
1	B	201	LEU
1	B	202	GLU
1	B	212	ILE
1	B	221	TYR
1	C	13	THR
1	C	21	LEU
1	C	38	LEU
1	C	44	ASN
1	C	47	LEU
1	C	62	ASN
1	C	71	ASP
1	C	102	THR
1	C	119	GLN
1	C	134	VAL
1	C	136	LEU
1	C	141	ILE
1	C	143	GLN
1	C	157	ILE
1	C	161	LYS
1	C	175	PHE
1	C	176	LEU

Continued on next page...

Continued from previous page...

Mol	Chain	Res	Type
1	C	190	VAL
1	C	201	LEU
1	C	202	GLU
1	C	212	ILE
1	C	221	TYR
1	D	13	THR
1	D	21	LEU
1	D	38	LEU
1	D	44	ASN
1	D	47	LEU
1	D	62	ASN
1	D	71	ASP
1	D	102	THR
1	D	119	GLN
1	D	134	VAL
1	D	136	LEU
1	D	141	ILE
1	D	143	GLN
1	D	157	ILE
1	D	161	LYS
1	D	175	PHE
1	D	176	LEU
1	D	190	VAL
1	D	201	LEU
1	D	202	GLU
1	D	212	ILE
1	D	221	TYR
1	E	13	THR
1	E	21	LEU
1	E	38	LEU
1	E	44	ASN
1	E	47	LEU
1	E	62	ASN
1	E	71	ASP
1	E	102	THR
1	E	119	GLN
1	E	134	VAL
1	E	136	LEU
1	E	141	ILE
1	E	143	GLN
1	E	157	ILE
1	E	161	LYS

Continued on next page...

Continued from previous page...

Mol	Chain	Res	Type
1	E	175	PHE
1	E	176	LEU
1	E	190	VAL
1	E	201	LEU
1	E	202	GLU
1	E	212	ILE
1	E	221	TYR
1	F	13	THR
1	F	21	LEU
1	F	38	LEU
1	F	44	ASN
1	F	47	LEU
1	F	62	ASN
1	F	71	ASP
1	F	102	THR
1	F	119	GLN
1	F	134	VAL
1	F	136	LEU
1	F	141	ILE
1	F	143	GLN
1	F	157	ILE
1	F	161	LYS
1	F	175	PHE
1	F	176	LEU
1	F	190	VAL
1	F	201	LEU
1	F	202	GLU
1	F	212	ILE
1	F	221	TYR
1	G	13	THR
1	G	21	LEU
1	G	38	LEU
1	G	44	ASN
1	G	47	LEU
1	G	62	ASN
1	G	71	ASP
1	G	102	THR
1	G	119	GLN
1	G	134	VAL
1	G	136	LEU
1	G	141	ILE
1	G	143	GLN

Continued on next page...

Continued from previous page...

Mol	Chain	Res	Type
1	G	157	ILE
1	G	161	LYS
1	G	175	PHE
1	G	176	LEU
1	G	190	VAL
1	G	201	LEU
1	G	202	GLU
1	G	212	ILE
1	G	221	TYR
2	H	2	THR
2	H	7	THR
2	H	17	GLU
2	H	25	PHE
2	H	26	ILE
2	H	41	THR
2	H	45	ILE
2	H	49	VAL
2	H	56	VAL
2	H	63	LEU
2	H	71	ARG
2	H	83	LEU
2	H	94	PRO
2	H	97	VAL
2	H	123	ILE
2	H	127	THR
2	H	134	VAL
2	H	137	VAL
2	H	138	LEU
2	H	144	GLU
2	H	165	ARG
2	H	173	ILE
2	H	175	VAL
2	H	178	ILE
2	H	201	LEU
2	I	2	THR
2	I	17	GLU
2	I	20	VAL
2	I	25	PHE
2	I	26	ILE
2	I	41	THR
2	I	45	ILE
2	I	49	VAL

Continued on next page...

Continued from previous page...

Mol	Chain	Res	Type
2	I	59	MET
2	I	70	ARG
2	I	71	ARG
2	I	83	LEU
2	I	123	ILE
2	I	127	THR
2	I	134	VAL
2	I	137	VAL
2	I	138	LEU
2	I	144	GLU
2	I	165	ARG
2	I	173	ILE
2	I	178	ILE
2	I	185	VAL
2	J	2	THR
2	J	8	LEU
2	J	12	VAL
2	J	17	GLU
2	J	20	VAL
2	J	25	PHE
2	J	26	ILE
2	J	41	THR
2	J	45	ILE
2	J	49	VAL
2	J	55	LEU
2	J	59	MET
2	J	68	LEU
2	J	70	ARG
2	J	71	ARG
2	J	83	LEU
2	J	123	ILE
2	J	127	THR
2	J	134	VAL
2	J	137	VAL
2	J	138	LEU
2	J	144	GLU
2	J	165	ARG
2	J	173	ILE
2	J	175	VAL
2	J	178	ILE
2	J	185	VAL
2	K	2	THR

Continued on next page...

Continued from previous page...

Mol	Chain	Res	Type
2	K	7	THR
2	K	17	GLU
2	K	25	PHE
2	K	26	ILE
2	K	41	THR
2	K	45	ILE
2	K	49	VAL
2	K	56	VAL
2	K	68	LEU
2	K	71	ARG
2	K	83	LEU
2	K	94	PRO
2	K	97	VAL
2	K	104	ILE
2	K	123	ILE
2	K	127	THR
2	K	134	VAL
2	K	137	VAL
2	K	144	GLU
2	K	149	ASP
2	K	165	ARG
2	K	173	ILE
2	K	175	VAL
2	K	177	VAL
2	K	178	ILE
2	K	185	VAL
2	L	1	THR
2	L	2	THR
2	L	8	LEU
2	L	17	GLU
2	L	20	VAL
2	L	26	ILE
2	L	41	THR
2	L	45	ILE
2	L	49	VAL
2	L	63	LEU
2	L	68	LEU
2	L	71	ARG
2	L	83	LEU
2	L	123	ILE
2	L	127	THR
2	L	134	VAL

Continued on next page...

Continued from previous page...

Mol	Chain	Res	Type
2	L	137	VAL
2	L	138	LEU
2	L	144	GLU
2	L	153	ASP
2	L	165	ARG
2	L	173	ILE
2	L	175	VAL
2	L	178	ILE
2	M	2	THR
2	M	17	GLU
2	M	20	VAL
2	M	26	ILE
2	M	41	THR
2	M	45	ILE
2	M	59	MET
2	M	71	ARG
2	M	83	LEU
2	M	123	ILE
2	M	127	THR
2	M	134	VAL
2	M	137	VAL
2	M	138	LEU
2	M	144	GLU
2	M	165	ARG
2	M	173	ILE
2	M	178	ILE
2	N	2	THR
2	N	8	LEU
2	N	12	VAL
2	N	17	GLU
2	N	20	VAL
2	N	25	PHE
2	N	26	ILE
2	N	41	THR
2	N	45	ILE
2	N	59	MET
2	N	70	ARG
2	N	71	ARG
2	N	94	PRO
2	N	123	ILE
2	N	127	THR
2	N	134	VAL

Continued on next page...

Continued from previous page...

Mol	Chain	Res	Type
2	N	137	VAL
2	N	144	GLU
2	N	153	ASP
2	N	165	ARG
2	N	173	ILE
2	N	175	VAL
2	N	178	ILE
2	N	185	VAL
1	O	13	THR
1	O	21	LEU
1	O	38	LEU
1	O	44	ASN
1	O	47	LEU
1	O	62	ASN
1	O	71	ASP
1	O	102	THR
1	O	119	GLN
1	O	134	VAL
1	O	136	LEU
1	O	141	ILE
1	O	143	GLN
1	O	157	ILE
1	O	161	LYS
1	O	175	PHE
1	O	176	LEU
1	O	190	VAL
1	O	201	LEU
1	O	202	GLU
1	O	212	ILE
1	O	221	TYR
1	P	13	THR
1	P	21	LEU
1	P	38	LEU
1	P	44	ASN
1	P	47	LEU
1	P	62	ASN
1	P	71	ASP
1	P	102	THR
1	P	119	GLN
1	P	134	VAL
1	P	136	LEU
1	P	141	ILE

Continued on next page...

Continued from previous page...

Mol	Chain	Res	Type
1	P	143	GLN
1	P	157	ILE
1	P	161	LYS
1	P	175	PHE
1	P	176	LEU
1	P	190	VAL
1	P	201	LEU
1	P	202	GLU
1	P	212	ILE
1	P	221	TYR
1	Q	13	THR
1	Q	21	LEU
1	Q	38	LEU
1	Q	44	ASN
1	Q	47	LEU
1	Q	62	ASN
1	Q	71	ASP
1	Q	102	THR
1	Q	119	GLN
1	Q	134	VAL
1	Q	136	LEU
1	Q	141	ILE
1	Q	143	GLN
1	Q	157	ILE
1	Q	161	LYS
1	Q	175	PHE
1	Q	176	LEU
1	Q	190	VAL
1	Q	201	LEU
1	Q	202	GLU
1	Q	212	ILE
1	Q	221	TYR
1	R	13	THR
1	R	21	LEU
1	R	38	LEU
1	R	44	ASN
1	R	47	LEU
1	R	62	ASN
1	R	71	ASP
1	R	102	THR
1	R	119	GLN
1	R	134	VAL

Continued on next page...

Continued from previous page...

Mol	Chain	Res	Type
1	R	136	LEU
1	R	141	ILE
1	R	143	GLN
1	R	157	ILE
1	R	161	LYS
1	R	175	PHE
1	R	176	LEU
1	R	190	VAL
1	R	201	LEU
1	R	202	GLU
1	R	212	ILE
1	R	221	TYR
1	S	13	THR
1	S	21	LEU
1	S	38	LEU
1	S	44	ASN
1	S	47	LEU
1	S	62	ASN
1	S	71	ASP
1	S	102	THR
1	S	119	GLN
1	S	134	VAL
1	S	136	LEU
1	S	141	ILE
1	S	143	GLN
1	S	157	ILE
1	S	161	LYS
1	S	175	PHE
1	S	176	LEU
1	S	190	VAL
1	S	201	LEU
1	S	202	GLU
1	S	212	ILE
1	S	221	TYR
1	T	13	THR
1	T	21	LEU
1	T	38	LEU
1	T	44	ASN
1	T	47	LEU
1	T	62	ASN
1	T	71	ASP
1	T	102	THR

Continued on next page...

Continued from previous page...

Mol	Chain	Res	Type
1	T	119	GLN
1	T	134	VAL
1	T	136	LEU
1	T	141	ILE
1	T	143	GLN
1	T	157	ILE
1	T	161	LYS
1	T	175	PHE
1	T	176	LEU
1	T	190	VAL
1	T	201	LEU
1	T	202	GLU
1	T	212	ILE
1	T	221	TYR
1	U	13	THR
1	U	21	LEU
1	U	38	LEU
1	U	44	ASN
1	U	47	LEU
1	U	62	ASN
1	U	71	ASP
1	U	102	THR
1	U	119	GLN
1	U	134	VAL
1	U	136	LEU
1	U	141	ILE
1	U	143	GLN
1	U	157	ILE
1	U	161	LYS
1	U	175	PHE
1	U	176	LEU
1	U	190	VAL
1	U	201	LEU
1	U	202	GLU
1	U	212	ILE
1	U	221	TYR
2	V	2	THR
2	V	7	THR
2	V	17	GLU
2	V	25	PHE
2	V	26	ILE
2	V	41	THR

Continued on next page...

Continued from previous page...

Mol	Chain	Res	Type
2	V	45	ILE
2	V	49	VAL
2	V	56	VAL
2	V	63	LEU
2	V	71	ARG
2	V	83	LEU
2	V	94	PRO
2	V	97	VAL
2	V	123	ILE
2	V	127	THR
2	V	134	VAL
2	V	137	VAL
2	V	138	LEU
2	V	144	GLU
2	V	165	ARG
2	V	173	ILE
2	V	175	VAL
2	V	178	ILE
2	V	201	LEU
2	W	2	THR
2	W	17	GLU
2	W	20	VAL
2	W	25	PHE
2	W	26	ILE
2	W	41	THR
2	W	45	ILE
2	W	49	VAL
2	W	59	MET
2	W	70	ARG
2	W	71	ARG
2	W	83	LEU
2	W	123	ILE
2	W	127	THR
2	W	134	VAL
2	W	138	LEU
2	W	144	GLU
2	W	165	ARG
2	W	173	ILE
2	W	178	ILE
2	W	185	VAL
2	X	2	THR
2	X	8	LEU

Continued on next page...

Continued from previous page...

Mol	Chain	Res	Type
2	X	12	VAL
2	X	17	GLU
2	X	20	VAL
2	X	25	PHE
2	X	26	ILE
2	X	41	THR
2	X	45	ILE
2	X	49	VAL
2	X	55	LEU
2	X	59	MET
2	X	68	LEU
2	X	70	ARG
2	X	71	ARG
2	X	83	LEU
2	X	123	ILE
2	X	127	THR
2	X	134	VAL
2	X	137	VAL
2	X	138	LEU
2	X	144	GLU
2	X	165	ARG
2	X	173	ILE
2	X	175	VAL
2	X	178	ILE
2	X	185	VAL
2	Y	2	THR
2	Y	7	THR
2	Y	17	GLU
2	Y	25	PHE
2	Y	26	ILE
2	Y	41	THR
2	Y	45	ILE
2	Y	49	VAL
2	Y	56	VAL
2	Y	68	LEU
2	Y	71	ARG
2	Y	83	LEU
2	Y	94	PRO
2	Y	97	VAL
2	Y	104	ILE
2	Y	123	ILE
2	Y	127	THR

Continued on next page...

Continued from previous page...

Mol	Chain	Res	Type
2	Y	134	VAL
2	Y	137	VAL
2	Y	144	GLU
2	Y	149	ASP
2	Y	165	ARG
2	Y	173	ILE
2	Y	175	VAL
2	Y	177	VAL
2	Y	178	ILE
2	Y	185	VAL
2	Z	1	THR
2	Z	2	THR
2	Z	8	LEU
2	Z	17	GLU
2	Z	20	VAL
2	Z	26	ILE
2	Z	41	THR
2	Z	45	ILE
2	Z	49	VAL
2	Z	63	LEU
2	Z	68	LEU
2	Z	71	ARG
2	Z	83	LEU
2	Z	123	ILE
2	Z	127	THR
2	Z	134	VAL
2	Z	137	VAL
2	Z	138	LEU
2	Z	144	GLU
2	Z	153	ASP
2	Z	165	ARG
2	Z	173	ILE
2	Z	175	VAL
2	Z	178	ILE
2	1	2	THR
2	1	17	GLU
2	1	20	VAL
2	1	26	ILE
2	1	41	THR
2	1	45	ILE
2	1	59	MET
2	1	71	ARG

Continued on next page...

Continued from previous page...

Mol	Chain	Res	Type
2	1	83	LEU
2	1	123	ILE
2	1	127	THR
2	1	134	VAL
2	1	137	VAL
2	1	138	LEU
2	1	144	GLU
2	1	165	ARG
2	1	173	ILE
2	1	178	ILE
2	2	2	THR
2	2	8	LEU
2	2	12	VAL
2	2	17	GLU
2	2	20	VAL
2	2	25	PHE
2	2	26	ILE
2	2	41	THR
2	2	45	ILE
2	2	59	MET
2	2	70	ARG
2	2	71	ARG
2	2	94	PRO
2	2	123	ILE
2	2	127	THR
2	2	134	VAL
2	2	137	VAL
2	2	144	GLU
2	2	153	ASP
2	2	165	ARG
2	2	173	ILE
2	2	175	VAL
2	2	178	ILE
2	2	185	VAL

Some sidechains can be flipped to improve hydrogen bonding and reduce clashes. All (134) such sidechains are listed below:

Mol	Chain	Res	Type
1	A	23	GLN
1	A	44	ASN
1	A	98	GLN
1	A	111	ASN

Continued on next page...

Continued from previous page...

Mol	Chain	Res	Type
1	A	121	GLN
1	A	125	GLN
1	A	143	GLN
1	B	23	GLN
1	B	44	ASN
1	B	98	GLN
1	B	111	ASN
1	B	121	GLN
1	B	125	GLN
1	B	143	GLN
1	C	23	GLN
1	C	44	ASN
1	C	98	GLN
1	C	111	ASN
1	C	121	GLN
1	C	125	GLN
1	D	23	GLN
1	D	44	ASN
1	D	98	GLN
1	D	111	ASN
1	D	121	GLN
1	D	125	GLN
1	E	23	GLN
1	E	44	ASN
1	E	98	GLN
1	E	111	ASN
1	E	121	GLN
1	E	125	GLN
1	F	23	GLN
1	F	44	ASN
1	F	98	GLN
1	F	111	ASN
1	F	121	GLN
1	F	125	GLN
1	G	23	GLN
1	G	44	ASN
1	G	98	GLN
2	H	30	ASN
2	H	36	GLN
2	H	85	ASN
2	H	164	GLN
2	I	30	ASN

Continued on next page...

Continued from previous page...

Mol	Chain	Res	Type
2	I	36	GLN
2	I	73	ASN
2	I	164	GLN
2	J	30	ASN
2	J	36	GLN
2	J	141	GLN
2	J	164	GLN
2	K	30	ASN
2	K	85	ASN
2	K	141	GLN
2	K	164	GLN
2	L	30	ASN
2	L	85	ASN
2	L	141	GLN
2	L	164	GLN
2	M	30	ASN
2	M	85	ASN
2	M	141	GLN
2	M	164	GLN
2	N	30	ASN
2	N	85	ASN
2	N	164	GLN
1	O	23	GLN
1	O	44	ASN
1	O	98	GLN
1	O	111	ASN
1	O	143	GLN
1	P	23	GLN
1	P	44	ASN
1	P	98	GLN
1	P	111	ASN
1	P	121	GLN
1	P	125	GLN
1	P	143	GLN
1	Q	23	GLN
1	Q	44	ASN
1	Q	98	GLN
1	Q	111	ASN
1	Q	121	GLN
1	Q	125	GLN
1	R	23	GLN
1	R	44	ASN

Continued on next page...

Continued from previous page...

Mol	Chain	Res	Type
1	R	98	GLN
1	R	111	ASN
1	R	121	GLN
1	R	125	GLN
1	S	23	GLN
1	S	44	ASN
1	S	98	GLN
1	S	111	ASN
1	S	121	GLN
1	S	125	GLN
1	T	23	GLN
1	T	44	ASN
1	T	98	GLN
1	T	111	ASN
1	T	121	GLN
1	T	125	GLN
1	U	23	GLN
1	U	44	ASN
1	U	98	GLN
2	V	30	ASN
2	V	36	GLN
2	V	85	ASN
2	V	164	GLN
2	W	30	ASN
2	W	36	GLN
2	W	73	ASN
2	W	85	ASN
2	W	164	GLN
2	X	30	ASN
2	X	36	GLN
2	X	141	GLN
2	X	164	GLN
2	Y	30	ASN
2	Y	85	ASN
2	Y	141	GLN
2	Y	164	GLN
2	Z	30	ASN
2	Z	85	ASN
2	Z	141	GLN
2	Z	164	GLN
2	1	30	ASN
2	1	85	ASN

Continued on next page...

Continued from previous page...

Mol	Chain	Res	Type
2	1	164	GLN
2	2	30	ASN
2	2	85	ASN
2	2	164	GLN

5.3.3 RNA [i](#)

There are no RNA molecules in this entry.

5.4 Non-standard residues in protein, DNA, RNA chains [i](#)

There are no non-standard protein/DNA/RNA residues in this entry.

5.5 Carbohydrates [i](#)

There are no carbohydrates in this entry.

5.6 Ligand geometry [i](#)

There are no ligands in this entry.

5.7 Other polymers [i](#)

There are no such residues in this entry.

5.8 Polymer linkage issues [i](#)

There are no chain breaks in this entry.