



Full wwPDB X-ray Structure Validation Report ⓘ

Feb 15, 2017 – 06:05 am GMT

PDB ID : 3CF0
Title : Structure of D2 subdomain of P97/VCP in complex with ADP
Authors : Davies, J.M.; Brunger, A.T.; Weis, W.I.
Deposited on : 2008-03-01
Resolution : 3.00 Å(reported)

This is a Full wwPDB X-ray Structure Validation Report for a publicly released PDB entry.

We welcome your comments at validation@mail.wwpdb.org

A user guide is available at

<http://wwpdb.org/validation/2016/XrayValidationReportHelp>

with specific help available everywhere you see the ⓘ symbol.

The following versions of software and data (see [references ⓘ](#)) were used in the production of this report:

MolProbity : 4.02b-467
Mogul : 1.7.2 (RC1), CSD as538be (2017)
Xtriage (Phenix) : 1.9-1692
EDS : trunk28620
Percentile statistics : 20161228.v01 (using entries in the PDB archive December 28th 2016)
Refmac : 5.8.0135
CCP4 : 6.5.0
Ideal geometry (proteins) : Engh & Huber (2001)
Ideal geometry (DNA, RNA) : Parkinson et al. (1996)
Validation Pipeline (wwPDB-VP) : recalc28949

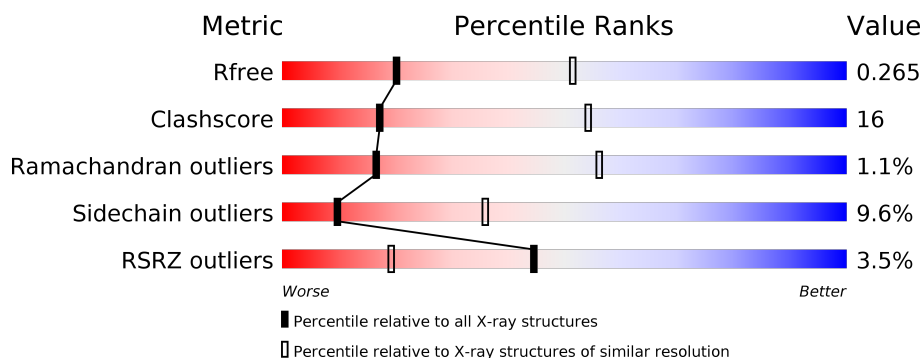
1 Overall quality at a glance

The following experimental techniques were used to determine the structure:

X-RAY DIFFRACTION

The reported resolution of this entry is 3.00 Å.

Percentile scores (ranging between 0-100) for global validation metrics of the entry are shown in the following graphic. The table shows the number of entries on which the scores are based.



Metric	Whole archive (#Entries)	Similar resolution (#Entries, resolution range(Å))
R_{free}	100719	1692 (3.00-3.00)
Clashscore	112137	2037 (3.00-3.00)
Ramachandran outliers	110173	1973 (3.00-3.00)
Sidechain outliers	110143	1976 (3.00-3.00)
RSRZ outliers	101464	1716 (3.00-3.00)

The table below summarises the geometric issues observed across the polymeric chains and their fit to the electron density. The red, orange, yellow and green segments on the lower bar indicate the fraction of residues that contain outliers for ≥ 3 , 2, 1 and 0 types of geometric quality criteria. A grey segment represents the fraction of residues that are not modelled. The numeric value for each fraction is indicated below the corresponding segment, with a dot representing fractions $\leq 5\%$. The upper red bar (where present) indicates the fraction of residues that have poor fit to the electron density. The numeric value is given above the bar.

Mol	Chain	Length	Quality of chain
1	A	301	<div> <div>3%</div> <div> <div></div> <div>61%</div> <div>27%</div> <div>5%</div> <div>7%</div> </div> </div>
1	B	301	<div> <div>3%</div> <div> <div></div> <div>56%</div> <div>31%</div> <div>6%</div> <div>7%</div> </div> </div>
1	C	301	<div> <div>3%</div> <div> <div></div> <div>62%</div> <div>26%</div> <div>5%</div> <div>7%</div> </div> </div>
1	D	301	<div> <div>3%</div> <div> <div></div> <div>61%</div> <div>28%</div> <div>•</div> <div>7%</div> </div> </div>
1	E	301	<div> <div>3%</div> <div> <div></div> <div>60%</div> <div>28%</div> <div>5%</div> <div>7%</div> </div> </div>
1	F	301	<div> <div>3%</div> <div> <div></div> <div>61%</div> <div>27%</div> <div>5%</div> <div>7%</div> </div> </div>

Continued on next page...

Continued from previous page...

Mol	Chain	Length	Quality of chain
1	G	301	
1	H	301	
1	I	301	
1	J	301	
1	K	301	
1	L	301	
1	M	301	
1	N	301	

2 Entry composition

There are 2 unique types of molecules in this entry. The entry contains 31164 atoms, of which 0 are hydrogens and 0 are deuteriums.

In the tables below, the ZeroOcc column contains the number of atoms modelled with zero occupancy, the AltConf column contains the number of residues with at least one atom in alternate conformation and the Trace column contains the number of residues modelled with at most 2 atoms.

- Molecule 1 is a protein called Transitional endoplasmic reticulum ATPase.

Mol	Chain	Residues	Atoms					ZeroOcc	AltConf	Trace
1	A	281	Total	C	N	O	S	0	0	0
			2199	1391	382	414	12			
1	B	281	Total	C	N	O	S	0	0	0
			2199	1391	382	414	12			
1	C	281	Total	C	N	O	S	0	0	0
			2199	1391	382	414	12			
1	D	281	Total	C	N	O	S	0	0	0
			2199	1391	382	414	12			
1	E	281	Total	C	N	O	S	0	0	0
			2199	1391	382	414	12			
1	F	281	Total	C	N	O	S	0	0	0
			2199	1391	382	414	12			
1	G	281	Total	C	N	O	S	0	0	0
			2199	1391	382	414	12			
1	H	281	Total	C	N	O	S	0	0	0
			2199	1391	382	414	12			
1	I	281	Total	C	N	O	S	0	0	0
			2199	1391	382	414	12			
1	J	281	Total	C	N	O	S	0	0	0
			2199	1391	382	414	12			
1	K	281	Total	C	N	O	S	0	0	0
			2199	1391	382	414	12			
1	L	281	Total	C	N	O	S	0	0	0
			2199	1391	382	414	12			
1	M	281	Total	C	N	O	S	0	0	0
			2199	1391	382	414	12			
1	N	281	Total	C	N	O	S	0	0	0
			2199	1391	382	414	12			

- Molecule 2 is ADENOSINE-5'-DIPHOSPHATE (three-letter code: ADP) (formula: $C_{10}H_{15}N_5O_{10}P_2$).

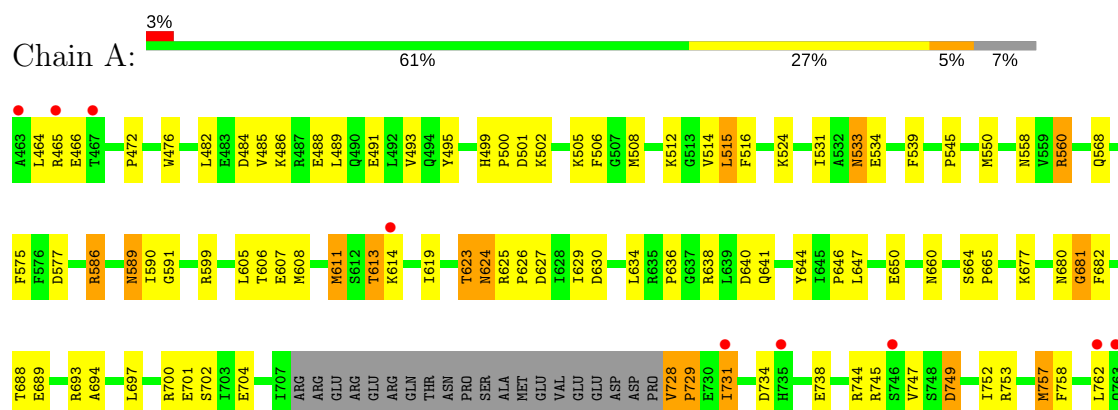


Mol	Chain	Residues	Atoms					ZeroOcc	AltConf
2	A	1	Total	C	N	O	P	0	0
			27	10	5	10	2		
2	B	1	Total	C	N	O	P	0	0
			27	10	5	10	2		
2	C	1	Total	C	N	O	P	0	0
			27	10	5	10	2		
2	D	1	Total	C	N	O	P	0	0
			27	10	5	10	2		
2	E	1	Total	C	N	O	P	0	0
			27	10	5	10	2		
2	F	1	Total	C	N	O	P	0	0
			27	10	5	10	2		
2	G	1	Total	C	N	O	P	0	0
			27	10	5	10	2		
2	H	1	Total	C	N	O	P	0	0
			27	10	5	10	2		
2	I	1	Total	C	N	O	P	0	0
			27	10	5	10	2		
2	J	1	Total	C	N	O	P	0	0
			27	10	5	10	2		
2	K	1	Total	C	N	O	P	0	0
			27	10	5	10	2		
2	L	1	Total	C	N	O	P	0	0
			27	10	5	10	2		
2	M	1	Total	C	N	O	P	0	0
			27	10	5	10	2		
2	N	1	Total	C	N	O	P	0	0
			27	10	5	10	2		

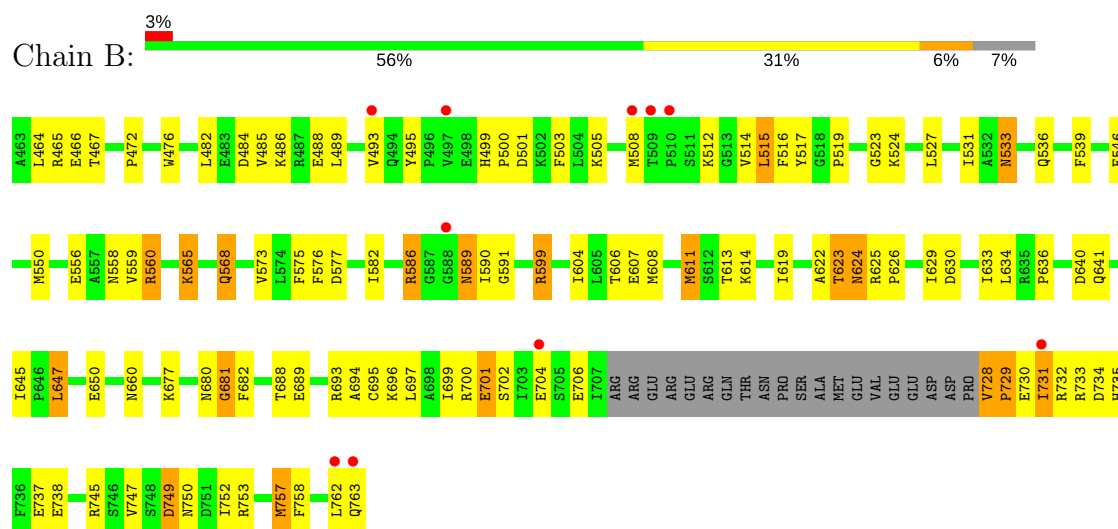
3 Residue-property plots [i](#)

These plots are drawn for all protein, RNA and DNA chains in the entry. The first graphic for a chain summarises the proportions of the various outlier classes displayed in the second graphic. The second graphic shows the sequence view annotated by issues in geometry and electron density. Residues are color-coded according to the number of geometric quality criteria for which they contain at least one outlier: green = 0, yellow = 1, orange = 2 and red = 3 or more. A red dot above a residue indicates a poor fit to the electron density ($RSRZ > 2$). Stretches of 2 or more consecutive residues without any outlier are shown as a green connector. Residues present in the sample, but not in the model, are shown in grey.

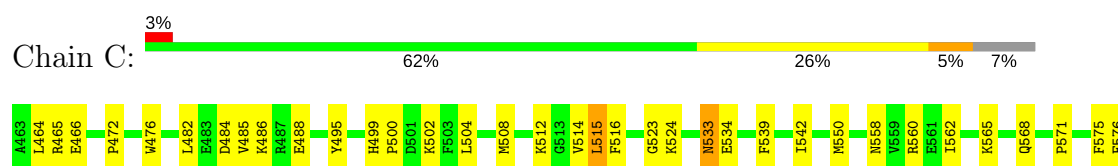
• Molecule 1: Transitional endoplasmic reticulum ATPase

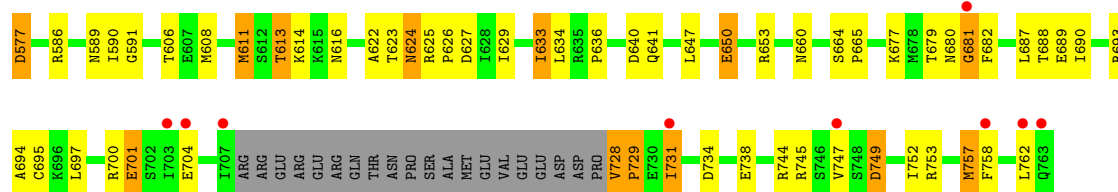


• Molecule 1: Transitional endoplasmic reticulum ATPase

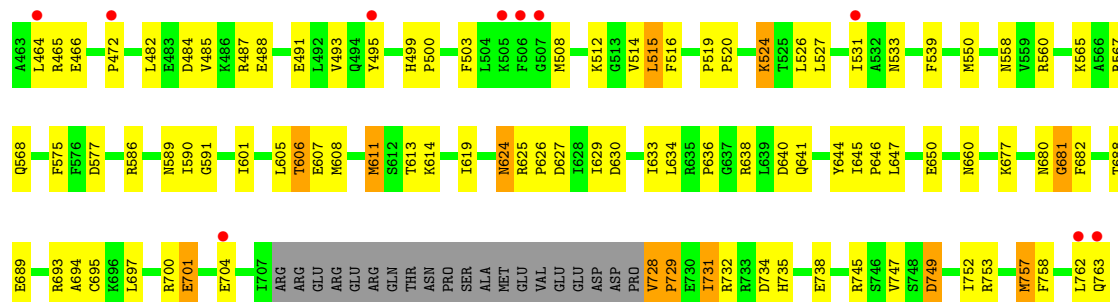


• Molecule 1: Transitional endoplasmic reticulum ATPase

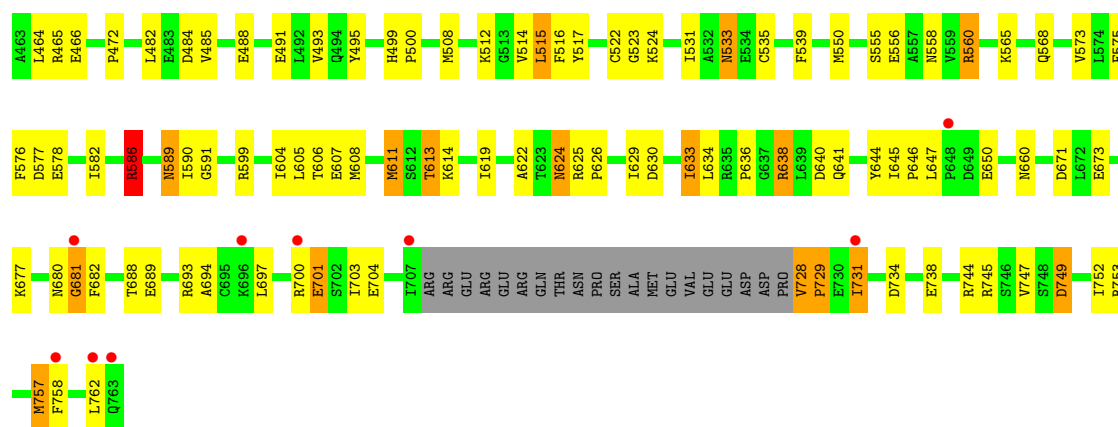




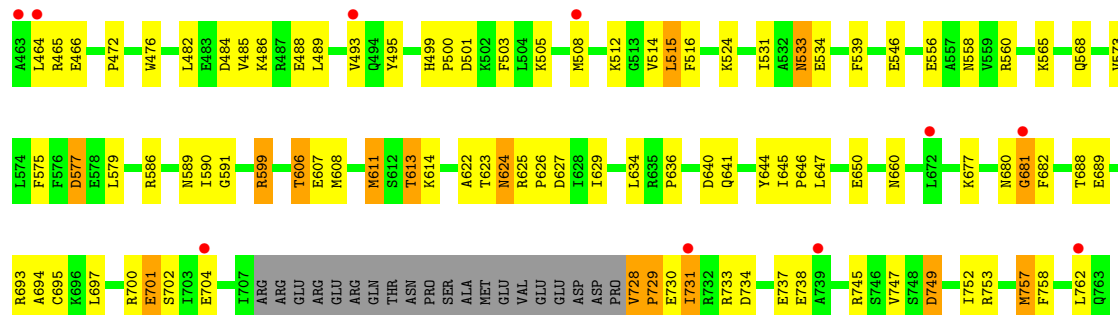
• Molecule 1: Transitional endoplasmic reticulum ATPase



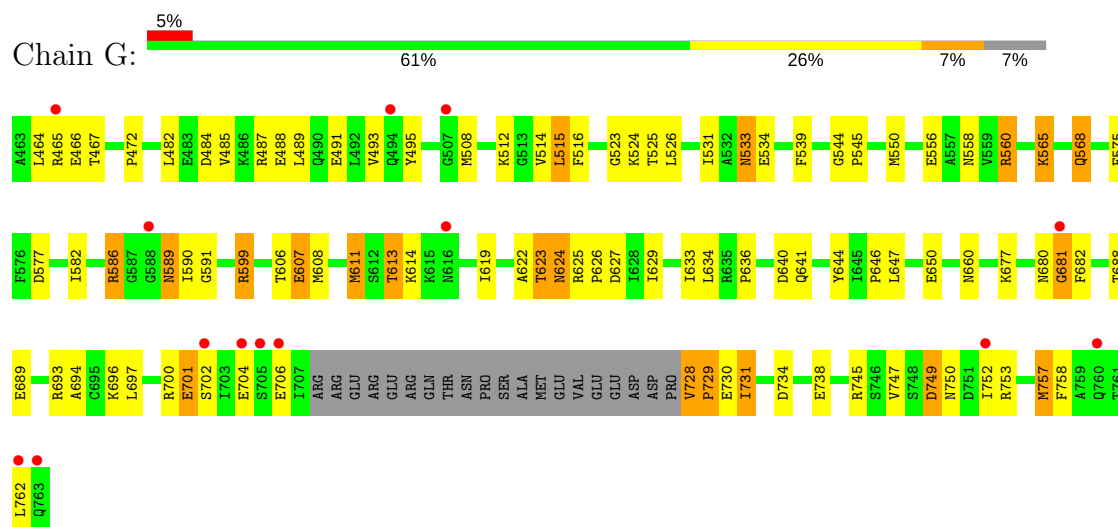
• Molecule 1: Transitional endoplasmic reticulum ATPase



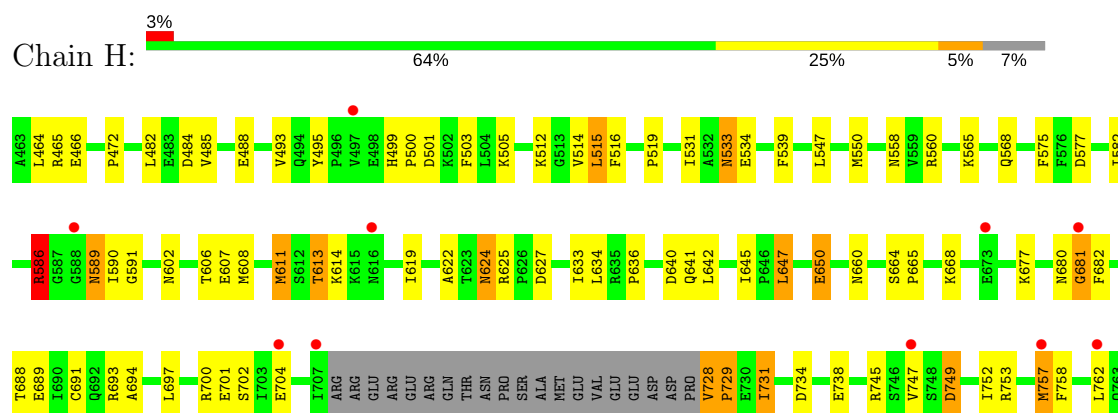
• Molecule 1: Transitional endoplasmic reticulum ATPase



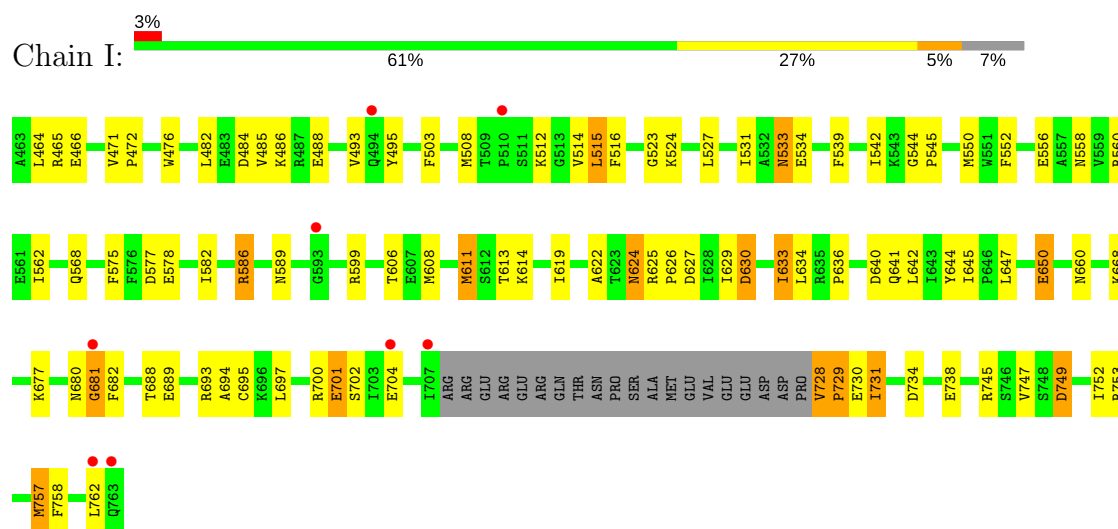
- Molecule 1: Transitional endoplasmic reticulum ATPase



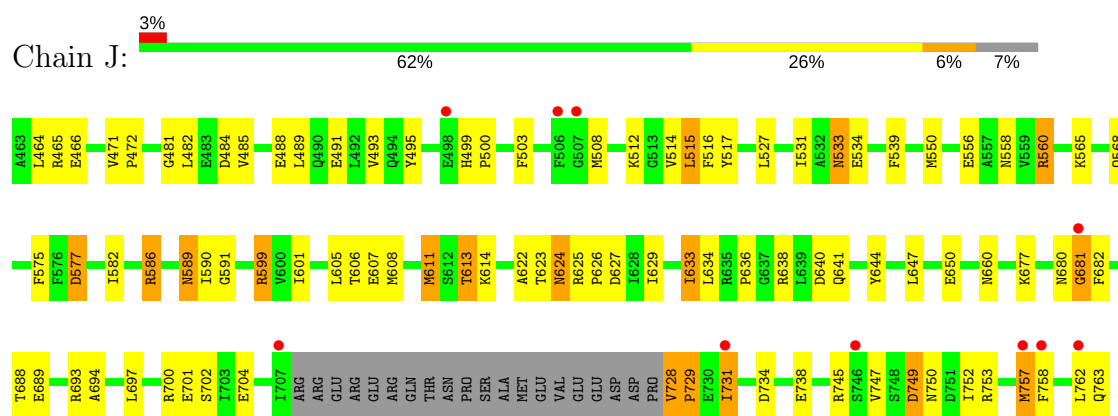
- Molecule 1: Transitional endoplasmic reticulum ATPase



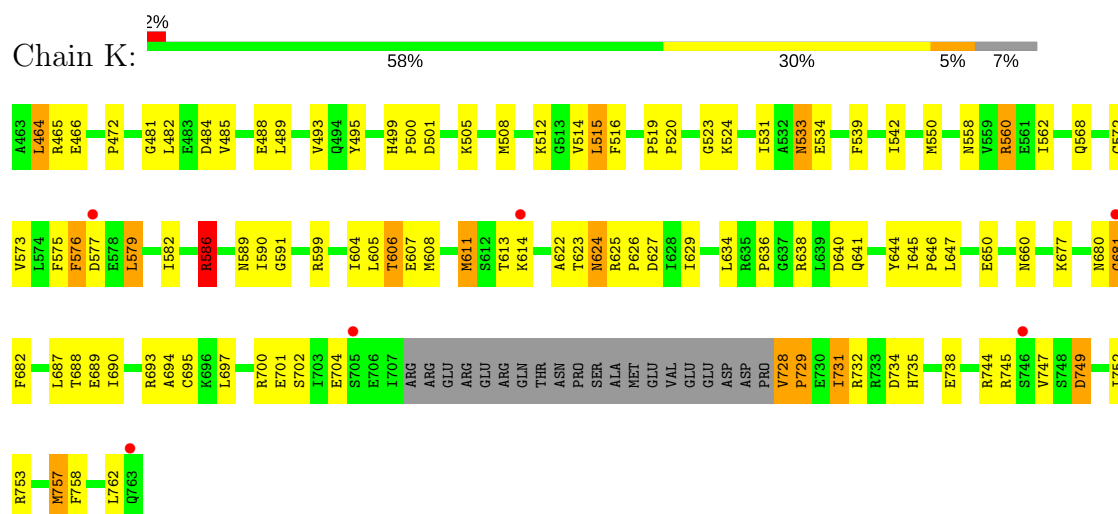
- Molecule 1: Transitional endoplasmic reticulum ATPase



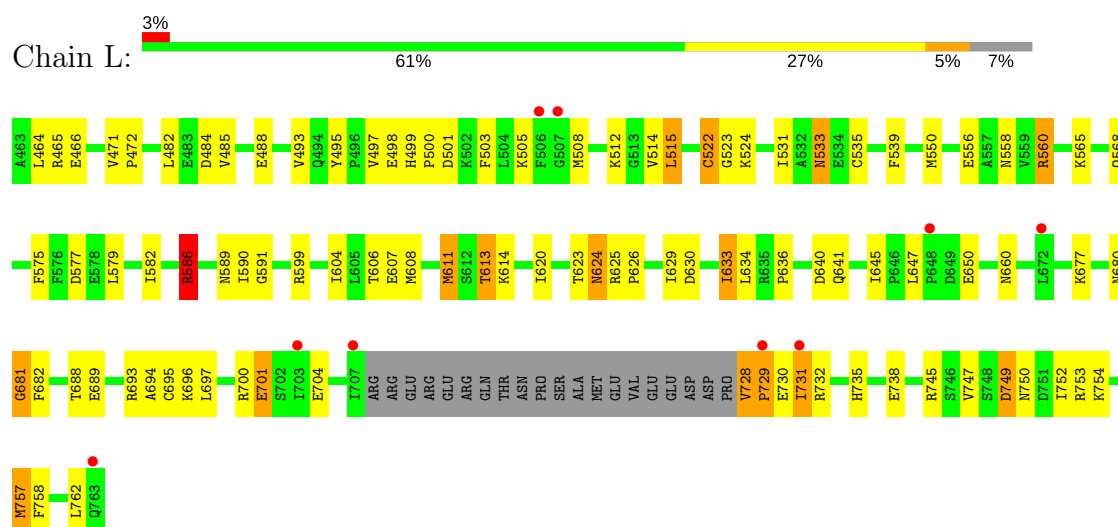
- Molecule 1: Transitional endoplasmic reticulum ATPase



• Molecule 1: Transitional endoplasmic reticulum ATPase

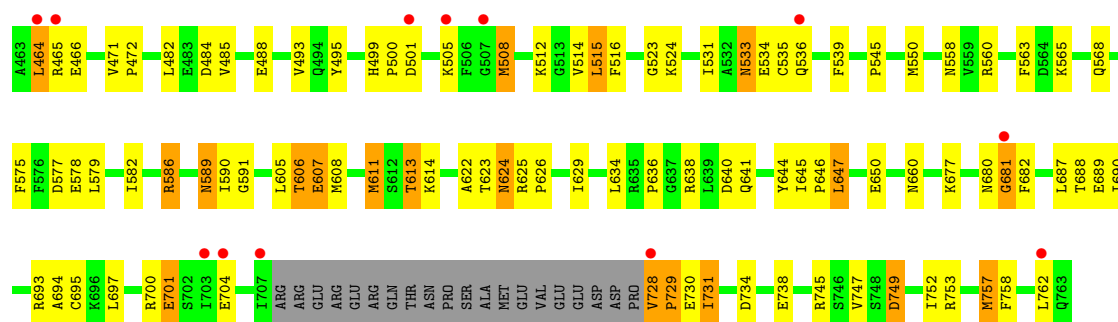


• Molecule 1: Transitional endoplasmic reticulum ATPase




• Molecule 1: Transitional endoplasmic reticulum ATPase





- Molecule 1: Transitional endoplasmic reticulum ATPase



4 Data and refinement statistics

Property	Value	Source
Space group	C 1 2 1	Depositor
Cell constants a, b, c, α , β , γ	173.32Å 167.22Å 209.47Å 90.00° 112.29° 90.00°	Depositor
Resolution (Å)	30.00 – 3.00 115.74 – 3.00	Depositor EDS
% Data completeness (in resolution range)	98.1 (30.00-3.00) 96.4 (115.74-3.00)	Depositor EDS
R_{merge}	(Not available)	Depositor
R_{sym}	(Not available)	Depositor
$\langle I/\sigma(I) \rangle$ ¹	1.59 (at 3.01Å)	Xtriage
Refinement program	REFMAC 5.2.0005	Depositor
R, R_{free}	0.243 , 0.262 0.238 , 0.265	Depositor DCC
R_{free} test set	9759 reflections (10.09%)	DCC
Wilson B-factor (Å ²)	84.5	Xtriage
Anisotropy	0.074	Xtriage
Bulk solvent k_{sol} (e/Å ³), B_{sol} (Å ²)	0.34 , 97.3	EDS
L-test for twinning ²	$\langle L \rangle = 0.50$, $\langle L^2 \rangle = 0.34$	Xtriage
Estimated twinning fraction	0.000 for k,h,-1/2*h-1/2*k-l 0.000 for -k,-h,-1/2*h+1/2*k-l 0.000 for h,-k,-h-l	Xtriage
F_o, F_c correlation	0.92	EDS
Total number of atoms	31164	wwPDB-VP
Average B, all atoms (Å ²)	89.0	wwPDB-VP

Xtriage's analysis on translational NCS is as follows: *The largest off-origin peak in the Patterson function is 3.17% of the height of the origin peak. No significant pseudotranslation is detected.*

¹Intensities estimated from amplitudes.

²Theoretical values of $\langle |L| \rangle$, $\langle L^2 \rangle$ for acentric reflections are 0.5, 0.333 respectively for untwinned datasets, and 0.375, 0.2 for perfectly twinned datasets.

5 Model quality

5.1 Standard geometry

Bond lengths and bond angles in the following residue types are not validated in this section: ADP

The Z score for a bond length (or angle) is the number of standard deviations the observed value is removed from the expected value. A bond length (or angle) with $|Z| > 5$ is considered an outlier worth inspection. RMSZ is the root-mean-square of all Z scores of the bond lengths (or angles).

Mol	Chain	Bond lengths		Bond angles	
		RMSZ	$\# Z > 5$	RMSZ	$\# Z > 5$
1	A	0.79	0/2236	0.82	2/3015 (0.1%)
1	B	0.91	1/2236 (0.0%)	0.87	1/3015 (0.0%)
1	C	0.92	3/2236 (0.1%)	0.87	2/3015 (0.1%)
1	D	0.81	1/2236 (0.0%)	0.80	0/3015
1	E	0.99	3/2236 (0.1%)	0.90	3/3015 (0.1%)
1	F	0.85	1/2236 (0.0%)	0.83	1/3015 (0.0%)
1	G	0.92	0/2236	0.89	1/3015 (0.0%)
1	H	0.84	1/2236 (0.0%)	0.84	1/3015 (0.0%)
1	I	0.97	3/2236 (0.1%)	0.91	2/3015 (0.1%)
1	J	0.86	0/2236	0.85	2/3015 (0.1%)
1	K	0.85	3/2236 (0.1%)	0.82	2/3015 (0.1%)
1	L	0.95	3/2236 (0.1%)	0.86	2/3015 (0.1%)
1	M	0.92	3/2236 (0.1%)	0.88	3/3015 (0.1%)
1	N	0.86	1/2236 (0.0%)	0.84	2/3015 (0.1%)
All	All	0.89	23/31304 (0.1%)	0.86	24/42210 (0.1%)

All (23) bond length outliers are listed below:

Mol	Chain	Res	Type	Atoms	Z	Observed(Å)	Ideal(Å)
1	M	535	CYS	CB-SG	-7.59	1.69	1.82
1	F	695	CYS	CB-SG	-7.18	1.70	1.82
1	I	695	CYS	CB-SG	-6.88	1.70	1.82
1	D	695	CYS	CB-SG	-6.84	1.70	1.82
1	K	695	CYS	CB-SG	-6.70	1.70	1.82
1	E	578	GLU	CG-CD	6.57	1.61	1.51
1	M	578	GLU	CG-CD	6.48	1.61	1.51
1	E	535	CYS	CB-SG	-6.42	1.71	1.82
1	B	695	CYS	CB-SG	-6.39	1.71	1.82
1	N	695	CYS	CB-SG	-6.37	1.71	1.82
1	L	522	CYS	CB-SG	-5.93	1.72	1.81
1	M	695	CYS	CB-SG	-5.54	1.72	1.81

Continued on next page...

Continued from previous page...

Mol	Chain	Res	Type	Atoms	Z	Observed(Å)	Ideal(Å)
1	C	695	CYS	CB-SG	-5.45	1.73	1.81
1	C	576	PHE	CE1-CZ	5.40	1.47	1.37
1	H	691	CYS	CB-SG	-5.32	1.73	1.81
1	L	695	CYS	CB-SG	-5.31	1.73	1.81
1	C	650	GLU	CB-CG	5.28	1.62	1.52
1	I	650	GLU	CB-CG	5.25	1.62	1.52
1	K	572	CYS	CB-SG	-5.24	1.73	1.81
1	I	578	GLU	CG-CD	5.23	1.59	1.51
1	L	535	CYS	CB-SG	-5.22	1.73	1.81
1	K	576	PHE	CB-CG	-5.21	1.42	1.51
1	E	522	CYS	CB-SG	5.16	1.91	1.82

All (24) bond angle outliers are listed below:

Mol	Chain	Res	Type	Atoms	Z	Observed(°)	Ideal(°)
1	I	633	ILE	CG1-CB-CG2	-7.28	95.39	111.40
1	H	586	ARG	NE-CZ-NH2	-6.18	117.21	120.30
1	C	577	ASP	CB-CG-OD2	-6.14	112.77	118.30
1	B	630	ASP	CB-CG-OD1	6.14	123.83	118.30
1	C	633	ILE	CG1-CB-CG2	-6.09	98.00	111.40
1	A	586	ARG	NE-CZ-NH2	-6.08	117.26	120.30
1	L	633	ILE	CG1-CB-CG2	-6.08	98.03	111.40
1	E	633	ILE	CG1-CB-CG2	-5.97	98.26	111.40
1	J	633	ILE	CG1-CB-CG2	-5.94	98.33	111.40
1	G	633	ILE	CG1-CB-CG2	-5.89	98.43	111.40
1	M	647	LEU	CA-CB-CG	-5.80	101.96	115.30
1	E	586	ARG	NE-CZ-NH2	-5.76	117.42	120.30
1	F	577	ASP	CB-CG-OD2	-5.49	113.36	118.30
1	M	647	LEU	CB-CG-CD1	-5.46	101.73	111.00
1	L	586	ARG	NE-CZ-NH1	5.30	122.95	120.30
1	N	522	CYS	CA-CB-SG	-5.30	104.47	114.00
1	M	464	LEU	CB-CG-CD2	5.28	119.97	111.00
1	N	580	ASP	CB-CG-OD2	-5.25	113.57	118.30
1	I	630	ASP	CB-CG-OD1	5.21	122.99	118.30
1	K	464	LEU	CB-CG-CD2	5.21	119.85	111.00
1	K	586	ARG	NE-CZ-NH1	5.15	122.88	120.30
1	A	630	ASP	CB-CG-OD1	5.09	122.88	118.30
1	E	638	ARG	NE-CZ-NH1	5.05	122.83	120.30
1	J	577	ASP	CB-CG-OD2	-5.04	113.76	118.30

There are no chirality outliers.

There are no planarity outliers.

5.2 Too-close contacts ⓘ

In the following table, the Non-H and H(model) columns list the number of non-hydrogen atoms and hydrogen atoms in the chain respectively. The H(added) column lists the number of hydrogen atoms added and optimized by MolProbity. The Clashes column lists the number of clashes within the asymmetric unit, whereas Symm-Clashes lists symmetry related clashes.

Mol	Chain	Non-H	H(model)	H(added)	Clashes	Symm-Clashes
1	A	2199	0	2220	72	1
1	B	2199	0	2220	77	1
1	C	2199	0	2220	63	0
1	D	2199	0	2220	70	0
1	E	2199	0	2220	75	2
1	F	2199	0	2220	67	1
1	G	2199	0	2220	82	0
1	H	2199	0	2220	67	2
1	I	2199	0	2220	66	1
1	J	2199	0	2220	75	0
1	K	2199	0	2220	79	0
1	L	2199	0	2220	67	0
1	M	2199	0	2220	72	2
1	N	2199	0	2220	68	1
2	A	27	0	12	1	0
2	B	27	0	12	2	0
2	C	27	0	12	2	0
2	D	27	0	12	1	0
2	E	27	0	12	2	0
2	F	27	0	12	1	0
2	G	27	0	12	3	0
2	H	27	0	12	1	0
2	I	27	0	12	2	0
2	J	27	0	12	1	0
2	K	27	0	12	2	0
2	L	27	0	12	3	0
2	M	27	0	12	2	0
2	N	27	0	12	2	0
All	All	31164	0	31248	968	6

The all-atom clashscore is defined as the number of clashes found per 1000 atoms (including hydrogen atoms). The all-atom clashscore for this structure is 16.

All (968) close contacts within the same asymmetric unit are listed below, sorted by their clash magnitude.

Atom-1	Atom-2	Interatomic distance (Å)	Clash overlap (Å)
1:G:568:GLN:O	1:J:466:GLU:CD	1.93	1.07
1:E:680:ASN:C	1:E:682:PHE:H	1.61	1.02
1:G:568:GLN:O	1:J:466:GLU:CG	2.11	0.97
1:F:680:ASN:C	1:F:682:PHE:H	1.65	0.94
1:H:680:ASN:C	1:H:682:PHE:H	1.71	0.94
1:J:680:ASN:C	1:J:682:PHE:H	1.69	0.94
1:G:680:ASN:C	1:G:682:PHE:H	1.70	0.93
1:D:680:ASN:C	1:D:682:PHE:H	1.69	0.93
1:B:680:ASN:C	1:B:682:PHE:H	1.70	0.93
1:M:680:ASN:C	1:M:682:PHE:H	1.69	0.93
1:G:568:GLN:HG2	1:J:466:GLU:CG	1.99	0.92
1:A:680:ASN:C	1:A:682:PHE:H	1.71	0.92
1:I:680:ASN:C	1:I:682:PHE:H	1.68	0.92
1:C:680:ASN:C	1:C:682:PHE:H	1.71	0.91
1:E:680:ASN:O	1:E:682:PHE:N	2.04	0.91
1:A:744:ARG:HD3	1:N:763:GLN:C	1.91	0.89
1:K:680:ASN:C	1:K:682:PHE:H	1.71	0.88
1:N:680:ASN:C	1:N:682:PHE:H	1.73	0.88
1:L:680:ASN:C	1:L:682:PHE:H	1.72	0.87
1:M:728:VAL:N	1:M:729:PRO:HD3	1.91	0.85
1:E:749:ASP:HA	1:E:752:ILE:HD12	1.59	0.84
1:C:728:VAL:N	1:C:729:PRO:HD3	1.92	0.84
1:B:728:VAL:N	1:B:729:PRO:HD3	1.92	0.84
1:H:464:LEU:HD22	1:H:558:ASN:HB3	1.60	0.84
1:H:728:VAL:N	1:H:729:PRO:HD3	1.93	0.83
1:A:728:VAL:N	1:A:729:PRO:HD3	1.94	0.83
1:G:728:VAL:N	1:G:729:PRO:HD3	1.94	0.83
1:L:728:VAL:N	1:L:729:PRO:HD3	1.93	0.83
1:F:728:VAL:N	1:F:729:PRO:HD3	1.95	0.82
1:I:728:VAL:N	1:I:729:PRO:HD3	1.93	0.82
1:C:636:PRO:HA	1:C:640:ASP:OD2	1.79	0.82
1:D:464:LEU:HD22	1:D:558:ASN:HB3	1.62	0.82
1:K:728:VAL:N	1:K:729:PRO:HD3	1.95	0.82
1:E:728:VAL:N	1:E:729:PRO:HD3	1.94	0.82
1:D:487:ARG:HD2	1:E:700:ARG:HH21	1.45	0.81
1:F:680:ASN:O	1:F:682:PHE:N	2.13	0.81
1:J:728:VAL:N	1:J:729:PRO:HD3	1.96	0.81
1:G:636:PRO:HA	1:G:640:ASP:OD2	1.82	0.80
1:C:749:ASP:HA	1:C:752:ILE:HD12	1.63	0.80
1:I:680:ASN:O	1:I:682:PHE:N	2.14	0.80
1:N:728:VAL:N	1:N:729:PRO:HD3	1.96	0.80
1:H:749:ASP:HA	1:H:752:ILE:HD12	1.62	0.80

Continued on next page...

Continued from previous page...

Atom-1	Atom-2	Interatomic distance (Å)	Clash overlap (Å)
1:B:680:ASN:O	1:B:682:PHE:N	2.15	0.80
1:G:568:GLN:O	1:J:466:GLU:HG2	1.81	0.80
1:A:636:PRO:HA	1:A:640:ASP:OD2	1.80	0.79
1:K:464:LEU:HD22	1:K:558:ASN:HB3	1.65	0.79
1:D:728:VAL:N	1:D:729:PRO:HD3	1.97	0.78
1:G:568:GLN:HG2	1:J:466:GLU:HG3	1.66	0.78
1:D:749:ASP:HA	1:D:752:ILE:HD12	1.65	0.78
1:F:636:PRO:HA	1:F:640:ASP:OD2	1.83	0.78
1:F:680:ASN:C	1:F:682:PHE:N	2.37	0.77
1:M:636:PRO:HA	1:M:640:ASP:OD2	1.83	0.77
1:E:464:LEU:HD22	1:E:558:ASN:HB3	1.65	0.76
1:E:680:ASN:C	1:E:682:PHE:N	2.34	0.76
1:M:464:LEU:HD22	1:M:558:ASN:HB3	1.65	0.76
1:J:636:PRO:HA	1:J:640:ASP:OD2	1.84	0.76
1:G:680:ASN:O	1:G:682:PHE:N	2.19	0.76
1:K:749:ASP:HA	1:K:752:ILE:HD12	1.68	0.75
1:L:749:ASP:HA	1:L:752:ILE:HD12	1.68	0.75
1:D:487:ARG:NE	1:E:700:ARG:NH2	2.34	0.75
1:D:487:ARG:CD	1:E:700:ARG:HH21	2.00	0.75
1:H:636:PRO:HA	1:H:640:ASP:OD2	1.87	0.75
1:N:749:ASP:HA	1:N:752:ILE:HD12	1.68	0.75
1:C:680:ASN:O	1:C:682:PHE:N	2.19	0.75
1:K:680:ASN:O	1:K:682:PHE:N	2.20	0.75
1:M:680:ASN:O	1:M:682:PHE:N	2.20	0.75
1:B:680:ASN:C	1:B:682:PHE:N	2.41	0.74
1:K:636:PRO:HA	1:K:640:ASP:OD2	1.86	0.74
1:F:749:ASP:HA	1:F:752:ILE:HD12	1.70	0.74
1:L:636:PRO:HA	1:L:640:ASP:OD2	1.87	0.74
1:D:680:ASN:C	1:D:682:PHE:N	2.41	0.74
1:E:636:PRO:HA	1:E:640:ASP:OD2	1.86	0.74
1:I:680:ASN:C	1:I:682:PHE:N	2.40	0.74
1:N:636:PRO:HA	1:N:640:ASP:OD2	1.88	0.73
1:K:680:ASN:C	1:K:682:PHE:N	2.40	0.73
1:N:464:LEU:HD22	1:N:558:ASN:HB3	1.71	0.73
1:M:749:ASP:HA	1:M:752:ILE:HD12	1.68	0.73
1:H:680:ASN:O	1:H:682:PHE:N	2.21	0.73
1:M:681:GLY:HA3	1:M:745:ARG:HH21	1.54	0.73
1:I:636:PRO:HA	1:I:640:ASP:OD2	1.89	0.72
1:F:514:VAL:HG22	1:F:641:GLN:HB2	1.71	0.72
1:A:680:ASN:C	1:A:682:PHE:N	2.42	0.72
1:D:680:ASN:O	1:D:682:PHE:N	2.23	0.72

Continued on next page...

Continued from previous page...

Atom-1	Atom-2	Interatomic distance (Å)	Clash overlap (Å)
1:J:680:ASN:O	1:J:682:PHE:N	2.23	0.72
1:G:680:ASN:C	1:G:682:PHE:N	2.43	0.72
1:G:568:GLN:HG2	1:J:466:GLU:HG2	1.71	0.71
1:J:680:ASN:C	1:J:682:PHE:N	2.42	0.71
1:L:680:ASN:C	1:L:682:PHE:N	2.43	0.71
1:C:680:ASN:C	1:C:682:PHE:N	2.42	0.71
1:K:681:GLY:HA3	1:K:745:ARG:HH21	1.55	0.71
1:L:680:ASN:O	1:L:682:PHE:N	2.23	0.71
1:N:680:ASN:C	1:N:682:PHE:N	2.44	0.71
1:E:681:GLY:HA3	1:E:745:ARG:HH21	1.55	0.71
1:G:749:ASP:HA	1:G:752:ILE:HD12	1.71	0.71
1:J:464:LEU:HD22	1:J:558:ASN:HB3	1.72	0.71
1:A:464:LEU:HD22	1:A:558:ASN:HB3	1.71	0.71
1:A:680:ASN:O	1:A:682:PHE:N	2.23	0.71
1:B:749:ASP:HA	1:B:752:ILE:HD12	1.71	0.71
1:D:487:ARG:HD2	1:E:700:ARG:NH2	2.06	0.71
1:A:681:GLY:HA3	1:A:745:ARG:HH21	1.54	0.70
1:M:697:LEU:O	1:M:701:GLU:HB2	1.91	0.70
1:D:636:PRO:HA	1:D:640:ASP:OD2	1.91	0.70
1:D:681:GLY:HA3	1:D:745:ARG:HH21	1.56	0.70
1:D:487:ARG:HE	1:E:700:ARG:NH2	1.88	0.70
1:G:681:GLY:HA3	1:G:745:ARG:HH21	1.56	0.70
1:A:749:ASP:HA	1:A:752:ILE:HD12	1.72	0.70
1:F:464:LEU:HD22	1:F:558:ASN:HB3	1.73	0.70
1:L:681:GLY:HA3	1:L:745:ARG:HH21	1.57	0.69
1:B:636:PRO:HA	1:B:640:ASP:OD2	1.93	0.69
1:D:697:LEU:O	1:D:701:GLU:HB2	1.93	0.69
1:L:464:LEU:HD22	1:L:558:ASN:HB3	1.75	0.69
1:I:464:LEU:HD22	1:I:558:ASN:HB3	1.75	0.69
1:H:681:GLY:HA3	1:H:745:ARG:HH21	1.57	0.68
1:G:697:LEU:O	1:G:701:GLU:HB2	1.93	0.68
1:B:763:GLN:C	1:C:744:ARG:HD3	2.14	0.68
1:C:697:LEU:O	1:C:701:GLU:HB2	1.94	0.68
1:I:749:ASP:HA	1:I:752:ILE:HD12	1.76	0.68
1:N:680:ASN:O	1:N:682:PHE:N	2.27	0.67
1:J:749:ASP:HA	1:J:752:ILE:HD12	1.76	0.67
1:N:514:VAL:HG22	1:N:641:GLN:HB2	1.75	0.67
1:D:514:VAL:HG22	1:D:641:GLN:HB2	1.76	0.67
1:H:680:ASN:C	1:H:682:PHE:N	2.43	0.67
1:F:681:GLY:HA3	1:F:745:ARG:HH21	1.59	0.66
1:C:758:PHE:HB3	1:C:762:LEU:HD12	1.76	0.66

Continued on next page...

Continued from previous page...

Atom-1	Atom-2	Interatomic distance (Å)	Clash overlap (Å)
1:G:493:VAL:CG2	1:G:531:ILE:HD11	2.26	0.66
1:H:514:VAL:HG22	1:H:641:GLN:HB2	1.77	0.66
1:B:650:GLU:HB3	1:B:677:LYS:NZ	2.10	0.66
1:J:697:LEU:O	1:J:701:GLU:HB2	1.96	0.66
1:A:694:ALA:HB1	1:A:731:ILE:HD11	1.76	0.66
1:A:697:LEU:O	1:A:701:GLU:HB2	1.95	0.65
1:C:464:LEU:HD22	1:C:558:ASN:HB3	1.77	0.65
1:K:575:PHE:CE2	1:K:577:ASP:HB2	2.32	0.65
1:M:680:ASN:C	1:M:682:PHE:N	2.42	0.65
1:G:464:LEU:HD22	1:G:558:ASN:HB3	1.77	0.65
1:H:493:VAL:CG2	1:H:531:ILE:HD11	2.27	0.65
1:H:694:ALA:HB1	1:H:731:ILE:HD11	1.79	0.65
1:B:681:GLY:HA3	1:B:745:ARG:HH21	1.62	0.65
1:K:753:ARG:O	1:K:757:MET:HG2	1.98	0.64
1:C:681:GLY:HA3	1:C:745:ARG:HH21	1.62	0.64
1:M:472:PRO:HG3	1:M:539:PHE:HB2	1.79	0.64
1:I:650:GLU:HB3	1:I:677:LYS:NZ	2.12	0.64
1:D:487:ARG:CD	1:E:700:ARG:NH2	2.59	0.64
1:M:728:VAL:N	1:M:729:PRO:CD	2.61	0.64
1:M:514:VAL:HG22	1:M:641:GLN:HB2	1.80	0.63
1:L:697:LEU:O	1:L:701:GLU:HB2	1.98	0.63
1:A:758:PHE:HB3	1:A:762:LEU:HD12	1.81	0.63
1:E:493:VAL:CG2	1:E:531:ILE:HD11	2.28	0.63
1:C:472:PRO:HG3	1:C:539:PHE:HB2	1.81	0.63
1:J:763:GLN:C	1:K:744:ARG:HD3	2.19	0.63
1:E:575:PHE:CE2	1:E:577:ASP:HB2	2.33	0.62
1:B:464:LEU:HD22	1:B:558:ASN:HB3	1.79	0.62
1:I:493:VAL:CG2	1:I:531:ILE:HD11	2.29	0.62
1:M:694:ALA:HB1	1:M:731:ILE:HD11	1.80	0.62
1:L:493:VAL:CG2	1:L:531:ILE:HD11	2.30	0.62
1:N:697:LEU:O	1:N:701:GLU:HB2	1.99	0.62
1:L:728:VAL:N	1:L:729:PRO:CD	2.62	0.62
1:K:697:LEU:O	1:K:701:GLU:HB2	1.99	0.62
1:L:650:GLU:HB3	1:L:677:LYS:NZ	2.15	0.62
1:M:650:GLU:HB3	1:M:677:LYS:NZ	2.15	0.62
1:C:650:GLU:HB3	1:C:677:LYS:NZ	2.15	0.62
1:D:487:ARG:NE	1:E:700:ARG:HH21	1.95	0.62
1:C:728:VAL:N	1:C:729:PRO:CD	2.62	0.62
1:E:688:THR:OG1	2:E:900:ADP:H1'	2.00	0.62
1:B:728:VAL:N	1:B:729:PRO:CD	2.61	0.62
1:A:728:VAL:N	1:A:729:PRO:CD	2.63	0.62

Continued on next page...

Continued from previous page...

Atom-1	Atom-2	Interatomic distance (Å)	Clash overlap (Å)
1:I:514:VAL:HG22	1:I:641:GLN:HB2	1.81	0.61
1:K:688:THR:OG1	2:K:900:ADP:H1'	2.00	0.61
1:E:697:LEU:O	1:E:701:GLU:HB2	2.01	0.61
1:J:681:GLY:HA3	1:J:745:ARG:HH21	1.63	0.61
1:E:514:VAL:HG22	1:E:641:GLN:HB2	1.83	0.61
1:F:650:GLU:HB3	1:F:677:LYS:NZ	2.16	0.61
1:H:728:VAL:N	1:H:729:PRO:CD	2.63	0.61
1:M:606:THR:C	1:M:608:MET:H	2.04	0.61
1:B:688:THR:OG1	2:B:900:ADP:H1'	2.01	0.61
1:M:758:PHE:HB3	1:M:762:LEU:HD12	1.83	0.61
1:A:650:GLU:HB3	1:A:677:LYS:NZ	2.16	0.61
1:C:512:LYS:NZ	1:C:611:MET:O	2.34	0.61
1:L:514:VAL:HG22	1:L:641:GLN:HB2	1.82	0.61
1:M:606:THR:O	1:M:608:MET:N	2.33	0.61
1:B:758:PHE:HB3	1:B:762:LEU:HD12	1.82	0.60
1:N:575:PHE:CE2	1:N:577:ASP:HB2	2.36	0.60
1:B:624:ASN:HD22	1:B:625:ARG:HG2	1.65	0.60
1:C:694:ALA:HB1	1:C:731:ILE:HD11	1.83	0.60
1:H:697:LEU:O	1:H:701:GLU:HB2	2.01	0.60
1:L:694:ALA:HB1	1:L:731:ILE:HD11	1.82	0.60
1:C:514:VAL:HG22	1:C:641:GLN:HB2	1.83	0.60
1:F:728:VAL:N	1:F:729:PRO:CD	2.65	0.60
1:A:688:THR:OG1	2:A:900:ADP:H1'	2.02	0.60
1:J:514:VAL:HG22	1:J:641:GLN:HB2	1.84	0.60
1:A:515:LEU:HD12	1:A:634:LEU:HD21	1.84	0.60
1:G:728:VAL:N	1:G:729:PRO:CD	2.65	0.60
1:G:624:ASN:HD22	1:G:625:ARG:HG2	1.67	0.60
1:K:728:VAL:N	1:K:729:PRO:CD	2.64	0.60
1:K:650:GLU:HB3	1:K:677:LYS:NZ	2.16	0.60
1:J:465:ARG:HG2	1:J:466:GLU:N	2.17	0.60
1:A:508:MET:SD	1:B:696:LYS:HG3	2.42	0.59
1:E:728:VAL:N	1:E:729:PRO:CD	2.64	0.59
1:F:606:THR:C	1:F:608:MET:H	2.05	0.59
1:H:515:LEU:HD12	1:H:634:LEU:HD21	1.83	0.59
1:G:514:VAL:HG22	1:G:641:GLN:HB2	1.84	0.59
1:D:464:LEU:HD22	1:D:558:ASN:CB	2.31	0.59
1:G:523:GLY:HA2	2:G:900:ADP:O1A	2.02	0.59
1:G:758:PHE:HB3	1:G:762:LEU:HD12	1.85	0.59
1:H:533:ASN:C	1:H:533:ASN:ND2	2.55	0.59
1:I:533:ASN:C	1:I:533:ASN:ND2	2.56	0.59
1:H:758:PHE:HB3	1:H:762:LEU:HD12	1.84	0.59

Continued on next page...

Continued from previous page...

Atom-1	Atom-2	Interatomic distance (Å)	Clash overlap (Å)
1:A:689:GLU:O	1:A:693:ARG:HG3	2.03	0.59
1:I:697:LEU:O	1:I:701:GLU:HB2	2.01	0.59
1:M:493:VAL:CG2	1:M:531:ILE:HD11	2.33	0.59
1:E:689:GLU:O	1:E:693:ARG:HG3	2.03	0.59
1:J:758:PHE:HB3	1:J:762:LEU:HD12	1.84	0.59
1:E:694:ALA:HB1	1:E:731:ILE:HD11	1.85	0.58
1:F:645:ILE:N	1:F:645:ILE:HD12	2.18	0.58
1:K:694:ALA:HB1	1:K:731:ILE:HD11	1.85	0.58
1:N:650:GLU:HB3	1:N:677:LYS:NZ	2.17	0.58
1:E:758:PHE:HB3	1:E:762:LEU:HD12	1.86	0.58
1:H:624:ASN:HD22	1:H:625:ARG:HG2	1.68	0.58
1:L:556:GLU:OE2	1:L:599:ARG:NH1	2.36	0.58
1:A:575:PHE:CE2	1:A:577:ASP:HB2	2.39	0.58
1:G:575:PHE:CE2	1:G:577:ASP:HB2	2.38	0.58
1:K:465:ARG:HG2	1:K:466:GLU:N	2.19	0.58
1:N:681:GLY:HA3	1:N:745:ARG:HH21	1.67	0.58
1:D:763:GLN:C	1:E:744:ARG:HD3	2.24	0.58
1:E:650:GLU:HB3	1:E:677:LYS:NZ	2.19	0.58
1:G:568:GLN:O	1:J:466:GLU:OE1	2.21	0.58
1:J:624:ASN:C	1:J:624:ASN:HD22	2.07	0.58
1:N:728:VAL:N	1:N:729:PRO:CD	2.65	0.58
1:N:758:PHE:HB3	1:N:762:LEU:HD12	1.85	0.58
1:A:514:VAL:HG22	1:A:641:GLN:HB2	1.86	0.58
1:D:694:ALA:HB1	1:D:731:ILE:HD11	1.84	0.58
1:E:472:PRO:HG3	1:E:539:PHE:HB2	1.86	0.58
1:I:728:VAL:N	1:I:729:PRO:CD	2.63	0.58
1:I:758:PHE:HB3	1:I:762:LEU:HD12	1.86	0.58
1:J:689:GLU:O	1:J:693:ARG:HG3	2.03	0.58
1:I:516:PHE:O	1:I:622:ALA:HA	2.03	0.58
1:L:582:ILE:O	1:L:586:ARG:HG2	2.03	0.57
1:D:758:PHE:HB3	1:D:762:LEU:HD12	1.86	0.57
1:H:689:GLU:O	1:H:693:ARG:HG3	2.04	0.57
1:I:681:GLY:HA3	1:I:745:ARG:HH21	1.68	0.57
1:K:514:VAL:HG22	1:K:641:GLN:HB2	1.85	0.57
1:I:582:ILE:O	1:I:586:ARG:HG2	2.04	0.57
1:K:689:GLU:O	1:K:693:ARG:HG3	2.04	0.57
1:L:523:GLY:HA2	2:L:900:ADP:O1A	2.04	0.57
1:C:660:ASN:ND2	1:C:688:THR:HA	2.20	0.57
1:D:624:ASN:HD22	1:D:625:ARG:HG2	1.69	0.57
1:D:728:VAL:N	1:D:729:PRO:CD	2.67	0.57
1:G:650:GLU:HB3	1:G:677:LYS:NZ	2.20	0.57

Continued on next page...

Continued from previous page...

Atom-1	Atom-2	Interatomic distance (Å)	Clash overlap (Å)
1:J:515:LEU:HD12	1:J:634:LEU:HD21	1.86	0.57
1:B:493:VAL:CG2	1:B:531:ILE:HD11	2.35	0.57
1:B:514:VAL:HG22	1:B:641:GLN:HB2	1.85	0.57
1:E:515:LEU:HD12	1:E:634:LEU:HD21	1.86	0.57
1:J:650:GLU:HB3	1:J:677:LYS:NZ	2.20	0.57
1:M:688:THR:OG1	2:M:900:ADP:H1'	2.05	0.57
1:E:582:ILE:O	1:E:586:ARG:HG2	2.04	0.57
1:G:694:ALA:HB1	1:G:731:ILE:HD11	1.86	0.57
1:F:694:ALA:HB1	1:F:731:ILE:HD11	1.85	0.57
1:I:694:ALA:HB1	1:I:731:ILE:HD11	1.86	0.57
1:K:758:PHE:HB3	1:K:762:LEU:HD12	1.85	0.57
1:L:575:PHE:CE2	1:L:577:ASP:HB2	2.39	0.57
1:A:660:ASN:ND2	1:A:688:THR:HA	2.19	0.57
1:B:694:ALA:HB1	1:B:731:ILE:HD11	1.86	0.57
1:D:625:ARG:NH1	1:D:625:ARG:HB3	2.20	0.57
1:J:472:PRO:HG3	1:J:539:PHE:HB2	1.86	0.57
1:J:728:VAL:N	1:J:729:PRO:CD	2.65	0.57
1:L:515:LEU:HD12	1:L:634:LEU:HD21	1.85	0.57
1:L:753:ARG:O	1:L:757:MET:HG2	2.05	0.57
1:F:688:THR:OG1	2:F:900:ADP:H1'	2.04	0.57
1:F:465:ARG:HG2	1:F:466:GLU:N	2.20	0.56
1:B:753:ARG:O	1:B:757:MET:HG2	2.05	0.56
1:G:512:LYS:NZ	1:G:611:MET:O	2.38	0.56
1:C:624:ASN:HD22	1:C:625:ARG:HG2	1.70	0.56
1:I:482:LEU:HB3	1:I:485:VAL:HG22	1.87	0.56
1:C:465:ARG:HG2	1:C:466:GLU:N	2.21	0.56
1:G:472:PRO:HG3	1:G:539:PHE:HB2	1.87	0.56
1:I:575:PHE:CE2	1:I:577:ASP:HB2	2.39	0.56
1:L:758:PHE:HB3	1:L:762:LEU:HD12	1.86	0.56
1:F:758:PHE:HB3	1:F:762:LEU:HD12	1.86	0.56
1:G:689:GLU:O	1:G:693:ARG:HG3	2.05	0.56
1:G:568:GLN:C	1:J:466:GLU:HG2	2.24	0.56
1:A:472:PRO:HG3	1:A:539:PHE:HB2	1.87	0.56
1:C:575:PHE:CE2	1:C:577:ASP:HB2	2.40	0.56
1:D:689:GLU:O	1:D:693:ARG:HG3	2.05	0.55
1:M:464:LEU:HD22	1:M:558:ASN:CB	2.35	0.55
1:K:472:PRO:HG3	1:K:539:PHE:HB2	1.89	0.55
1:N:630:ASP:O	1:N:633:ILE:HD12	2.06	0.55
1:F:482:LEU:HB3	1:F:485:VAL:HG22	1.87	0.55
1:G:582:ILE:O	1:G:586:ARG:HG2	2.06	0.55
1:J:660:ASN:ND2	1:J:688:THR:HA	2.22	0.55

Continued on next page...

Continued from previous page...

Atom-1	Atom-2	Interatomic distance (Å)	Clash overlap (Å)
1:A:700:ARG:O	1:A:704:GLU:HB2	2.07	0.55
1:E:700:ARG:O	1:E:704:GLU:HB2	2.07	0.55
1:L:630:ASP:O	1:L:633:ILE:HD12	2.07	0.55
1:A:465:ARG:HG2	1:A:466:GLU:N	2.21	0.55
1:F:533:ASN:HD22	1:F:534:GLU:N	2.05	0.55
1:L:700:ARG:O	1:L:704:GLU:HB2	2.07	0.55
1:E:465:ARG:HG2	1:E:466:GLU:N	2.22	0.55
1:N:688:THR:OG1	2:N:900:ADP:H1'	2.07	0.55
1:F:515:LEU:HD12	1:F:634:LEU:HD21	1.88	0.54
1:H:650:GLU:HB3	1:H:677:LYS:NZ	2.23	0.54
1:I:472:PRO:HB2	1:I:533:ASN:HB2	1.89	0.54
1:B:575:PHE:CE2	1:B:577:ASP:HB2	2.43	0.54
1:D:700:ARG:O	1:D:704:GLU:HB2	2.07	0.54
1:F:472:PRO:HG3	1:F:539:PHE:HB2	1.89	0.54
1:F:624:ASN:HD22	1:F:625:ARG:HG2	1.71	0.54
1:M:613:THR:HG23	1:M:614:LYS:HG3	1.88	0.54
1:A:624:ASN:HD22	1:A:625:ARG:HG2	1.73	0.54
1:K:516:PHE:HB3	1:K:524:LYS:HG2	1.90	0.54
1:H:688:THR:OG1	2:H:900:ADP:H1'	2.08	0.54
1:I:533:ASN:HD22	1:I:534:GLU:N	2.05	0.54
1:N:694:ALA:HB1	1:N:731:ILE:HD11	1.89	0.54
1:E:624:ASN:HD22	1:E:625:ARG:HG2	1.72	0.54
1:E:660:ASN:ND2	1:E:688:THR:HA	2.23	0.54
1:F:606:THR:O	1:F:608:MET:N	2.41	0.54
1:J:625:ARG:NH1	1:J:625:ARG:HB3	2.23	0.54
1:C:689:GLU:O	1:C:693:ARG:HG3	2.07	0.54
1:N:472:PRO:HB2	1:N:533:ASN:HB2	1.89	0.54
1:I:689:GLU:O	1:I:693:ARG:HG3	2.07	0.54
1:J:624:ASN:HD22	1:J:625:ARG:HG2	1.73	0.54
1:M:575:PHE:CE2	1:M:577:ASP:HB2	2.43	0.54
1:D:465:ARG:HG2	1:D:466:GLU:N	2.23	0.54
1:D:575:PHE:CE2	1:D:577:ASP:HB2	2.43	0.54
1:N:753:ARG:O	1:N:757:MET:HG2	2.08	0.54
1:D:633:ILE:O	1:D:633:ILE:HG22	2.08	0.54
1:J:515:LEU:HD21	1:J:623:THR:HG22	1.89	0.54
1:N:606:THR:C	1:N:608:MET:H	2.12	0.54
1:C:700:ARG:O	1:C:704:GLU:HB2	2.07	0.54
1:F:533:ASN:ND2	1:F:533:ASN:C	2.60	0.54
1:F:689:GLU:O	1:F:693:ARG:HG3	2.08	0.53
1:M:689:GLU:O	1:M:693:ARG:HG3	2.09	0.53
1:E:645:ILE:N	1:E:645:ILE:HD12	2.23	0.53

Continued on next page...

Continued from previous page...

Atom-1	Atom-2	Interatomic distance (Å)	Clash overlap (Å)
1:G:516:PHE:HB3	1:G:524:LYS:HG2	1.90	0.53
1:K:576:PHE:CE2	1:K:604:ILE:HD13	2.44	0.53
1:E:495:TYR:N	1:E:495:TYR:CD2	2.75	0.53
1:M:515:LEU:HD21	1:M:623:THR:HG22	1.91	0.53
1:N:689:GLU:O	1:N:693:ARG:HG3	2.09	0.53
1:A:613:THR:HG23	1:A:614:LYS:HG3	1.91	0.53
1:K:533:ASN:ND2	1:K:533:ASN:C	2.61	0.53
1:D:464:LEU:HD13	1:D:550:MET:HG3	1.89	0.53
1:M:606:THR:C	1:M:608:MET:N	2.61	0.53
1:H:660:ASN:ND2	1:H:688:THR:HA	2.24	0.53
1:G:688:THR:OG1	2:G:900:ADP:H1'	2.09	0.53
1:H:575:PHE:CE2	1:H:577:ASP:HB2	2.44	0.53
1:I:465:ARG:HG2	1:I:466:GLU:N	2.23	0.53
1:M:625:ARG:NH1	1:M:625:ARG:HB3	2.24	0.53
1:N:465:ARG:HG2	1:N:466:GLU:N	2.24	0.53
1:D:472:PRO:HG3	1:D:539:PHE:HB2	1.90	0.53
1:F:660:ASN:ND2	1:F:688:THR:HA	2.24	0.53
1:F:753:ARG:O	1:F:757:MET:HG2	2.09	0.53
1:M:605:LEU:HD22	1:M:638:ARG:HD3	1.91	0.53
1:M:660:ASN:ND2	1:M:688:THR:HA	2.24	0.53
1:C:508:MET:SD	1:G:696:LYS:HG3	2.49	0.53
1:C:464:LEU:HD22	1:C:558:ASN:CB	2.39	0.53
1:J:694:ALA:HB1	1:J:731:ILE:HD11	1.91	0.53
1:C:482:LEU:HB3	1:C:485:VAL:HG22	1.91	0.52
1:D:567:ARG:HH21	1:D:611:MET:CG	2.22	0.52
1:H:606:THR:C	1:H:608:MET:H	2.13	0.52
1:J:560:ARG:HH11	1:J:560:ARG:HG3	1.73	0.52
1:J:512:LYS:NZ	1:J:611:MET:O	2.42	0.52
1:H:464:LEU:HD13	1:H:550:MET:HG3	1.90	0.52
1:H:753:ARG:O	1:H:757:MET:HG2	2.09	0.52
1:K:464:LEU:HD22	1:K:558:ASN:CB	2.37	0.52
1:G:753:ARG:O	1:G:757:MET:HG2	2.10	0.52
1:L:624:ASN:HD22	1:L:625:ARG:HG2	1.73	0.52
1:M:533:ASN:C	1:M:533:ASN:ND2	2.63	0.52
1:J:560:ARG:NH1	1:J:560:ARG:HG3	2.24	0.52
1:K:700:ARG:O	1:K:704:GLU:HB2	2.09	0.52
1:B:689:GLU:O	1:B:693:ARG:HG3	2.10	0.52
1:E:560:ARG:HG3	1:E:560:ARG:HH11	1.74	0.52
1:J:533:ASN:HD22	1:J:534:GLU:N	2.07	0.52
1:K:533:ASN:HD22	1:K:534:GLU:N	2.07	0.52
1:L:472:PRO:HG3	1:L:539:PHE:HB2	1.91	0.52

Continued on next page...

Continued from previous page...

Atom-1	Atom-2	Interatomic distance (Å)	Clash overlap (Å)
1:L:660:ASN:ND2	1:L:688:THR:HA	2.24	0.52
1:B:516:PHE:HB3	1:B:524:LYS:HG2	1.90	0.52
1:D:650:GLU:HB3	1:D:677:LYS:NZ	2.24	0.52
1:F:697:LEU:O	1:F:701:GLU:HB2	2.09	0.52
1:G:465:ARG:HG2	1:G:466:GLU:N	2.23	0.52
1:H:700:ARG:O	1:H:704:GLU:HB2	2.10	0.52
1:I:700:ARG:O	1:I:704:GLU:HB2	2.10	0.52
1:D:516:PHE:HB3	1:D:524:LYS:HG2	1.91	0.52
1:K:660:ASN:ND2	1:K:688:THR:HA	2.25	0.52
1:A:605:LEU:HD22	1:A:638:ARG:HD3	1.91	0.52
1:G:590:ILE:HG13	1:G:591:GLY:H	1.75	0.52
1:M:465:ARG:HG2	1:M:466:GLU:N	2.25	0.52
1:J:613:THR:HG23	1:J:614:LYS:HG3	1.92	0.51
1:L:689:GLU:O	1:L:693:ARG:HG3	2.10	0.51
1:E:613:THR:HG23	1:E:614:LYS:HG3	1.92	0.51
1:L:688:THR:OG1	2:L:900:ADP:H1'	2.09	0.51
1:A:472:PRO:HB2	1:A:533:ASN:HB2	1.92	0.51
1:C:502:LYS:HE2	1:G:706:GLU:OE2	2.10	0.51
1:M:512:LYS:NZ	1:M:611:MET:O	2.43	0.51
1:I:660:ASN:ND2	1:I:688:THR:HA	2.25	0.51
1:J:688:THR:OG1	2:J:900:ADP:H1'	2.09	0.51
1:K:606:THR:C	1:K:608:MET:H	2.14	0.51
1:B:472:PRO:HB2	1:B:533:ASN:HB2	1.93	0.51
1:H:625:ARG:NH1	1:H:627:ASP:OD1	2.44	0.51
1:M:624:ASN:HD22	1:M:625:ARG:HG2	1.75	0.51
1:D:515:LEU:HD12	1:D:634:LEU:HD21	1.91	0.51
1:G:515:LEU:HD12	1:G:634:LEU:HD21	1.92	0.51
1:H:533:ASN:HD22	1:H:534:GLU:N	2.08	0.51
1:J:533:ASN:C	1:J:533:ASN:ND2	2.64	0.51
1:M:700:ARG:O	1:M:704:GLU:HB2	2.11	0.51
1:L:681:GLY:HA3	1:L:745:ARG:NH2	2.25	0.51
1:M:495:TYR:N	1:M:495:TYR:CD2	2.78	0.51
1:N:660:ASN:ND2	1:N:688:THR:HA	2.26	0.51
1:A:533:ASN:HD22	1:A:534:GLU:N	2.09	0.51
1:E:499:HIS:N	1:E:500:PRO:HD3	2.25	0.51
1:F:472:PRO:HB2	1:F:533:ASN:HB2	1.92	0.51
1:K:464:LEU:HD13	1:K:550:MET:HG3	1.92	0.51
1:F:606:THR:C	1:F:608:MET:N	2.64	0.51
1:I:472:PRO:HG3	1:I:539:PHE:HB2	1.92	0.51
1:B:464:LEU:HD13	1:B:550:MET:HG3	1.93	0.50
1:B:516:PHE:O	1:B:622:ALA:HA	2.11	0.50

Continued on next page...

Continued from previous page...

Atom-1	Atom-2	Interatomic distance (Å)	Clash overlap (Å)
1:J:700:ARG:O	1:J:704:GLU:HB2	2.11	0.50
1:E:533:ASN:C	1:E:533:ASN:ND2	2.65	0.50
1:C:495:TYR:CD2	1:C:495:TYR:N	2.78	0.50
1:E:495:TYR:HD2	1:E:495:TYR:N	2.08	0.50
1:H:465:ARG:HG2	1:H:466:GLU:N	2.27	0.50
1:B:633:ILE:O	1:B:633:ILE:HG22	2.11	0.50
1:C:495:TYR:HD2	1:C:495:TYR:N	2.10	0.50
1:G:560:ARG:NH1	1:G:560:ARG:HG3	2.26	0.50
1:L:512:LYS:NZ	1:L:611:MET:O	2.44	0.50
1:M:515:LEU:HD12	1:M:634:LEU:HD21	1.92	0.50
1:N:515:LEU:HD12	1:N:634:LEU:HD21	1.94	0.50
1:A:495:TYR:N	1:A:495:TYR:CD2	2.79	0.50
1:I:495:TYR:CD2	1:I:495:TYR:N	2.80	0.50
1:K:482:LEU:HB3	1:K:485:VAL:HG22	1.92	0.50
1:M:495:TYR:N	1:M:495:TYR:HD2	2.10	0.50
1:C:681:GLY:HA3	1:C:745:ARG:HE	1.77	0.50
1:C:753:ARG:O	1:C:757:MET:HG2	2.11	0.50
1:D:493:VAL:CG2	1:D:531:ILE:HD11	2.42	0.50
1:D:660:ASN:ND2	1:D:688:THR:HA	2.26	0.50
1:E:464:LEU:HD13	1:E:550:MET:HG3	1.93	0.50
1:G:482:LEU:HB3	1:G:485:VAL:HG22	1.93	0.50
1:C:533:ASN:C	1:C:533:ASN:ND2	2.65	0.50
1:C:688:THR:OG1	2:C:900:ADP:H1'	2.12	0.50
1:D:688:THR:OG1	2:D:900:ADP:H1'	2.11	0.50
1:E:516:PHE:HB3	1:E:524:LYS:HG2	1.94	0.50
1:H:464:LEU:HD22	1:H:558:ASN:CB	2.36	0.50
1:H:590:ILE:HG13	1:H:591:GLY:H	1.77	0.50
1:G:533:ASN:HD22	1:G:534:GLU:N	2.10	0.49
1:J:493:VAL:CG2	1:J:531:ILE:HD11	2.41	0.49
1:L:645:ILE:N	1:L:645:ILE:HD12	2.27	0.49
1:A:482:LEU:HB3	1:A:485:VAL:HG22	1.93	0.49
1:K:512:LYS:NZ	1:K:611:MET:O	2.44	0.49
1:A:606:THR:C	1:A:608:MET:H	2.15	0.49
1:B:697:LEU:O	1:B:701:GLU:HB2	2.12	0.49
1:E:560:ARG:HG3	1:E:560:ARG:NH1	2.26	0.49
1:H:495:TYR:N	1:H:495:TYR:CD2	2.79	0.49
1:J:582:ILE:O	1:J:586:ARG:HG2	2.11	0.49
1:L:681:GLY:HA3	1:L:745:ARG:HE	1.77	0.49
1:N:512:LYS:NZ	1:N:611:MET:O	2.43	0.49
1:E:550:MET:HG2	1:E:555:SER:O	2.12	0.49
1:E:512:LYS:NZ	1:E:611:MET:O	2.44	0.49

Continued on next page...

Continued from previous page...

Atom-1	Atom-2	Interatomic distance (Å)	Clash overlap (Å)
1:H:547:LEU:HA	1:H:550:MET:HE3	1.95	0.49
1:J:590:ILE:HG13	1:J:591:GLY:H	1.77	0.49
1:L:495:TYR:N	1:L:495:TYR:CD2	2.80	0.49
1:A:512:LYS:NZ	1:A:611:MET:O	2.43	0.49
1:I:523:GLY:HA2	2:I:900:ADP:O1A	2.13	0.49
1:L:465:ARG:HG2	1:L:466:GLU:N	2.27	0.49
1:A:533:ASN:C	1:A:533:ASN:ND2	2.65	0.49
1:G:700:ARG:O	1:G:704:GLU:HB2	2.12	0.49
1:H:495:TYR:N	1:H:495:TYR:HD2	2.10	0.49
1:L:464:LEU:HD13	1:L:550:MET:HG3	1.94	0.49
1:H:512:LYS:NZ	1:H:611:MET:O	2.45	0.49
1:M:624:ASN:C	1:M:624:ASN:HD22	2.15	0.49
1:G:472:PRO:HB2	1:G:533:ASN:HB2	1.94	0.49
1:K:613:THR:HG23	1:K:614:LYS:HG3	1.93	0.49
1:M:508:MET:HG3	1:M:508:MET:O	2.10	0.49
1:B:524:LYS:HD2	1:B:622:ALA:HB1	1.95	0.49
1:D:499:HIS:CD2	1:E:703:ILE:HD13	2.48	0.49
1:K:605:LEU:HD22	1:K:638:ARG:HD3	1.95	0.49
1:N:472:PRO:HG3	1:N:539:PHE:HB2	1.94	0.49
1:B:700:ARG:O	1:B:704:GLU:HB2	2.13	0.49
1:D:606:THR:C	1:D:608:MET:H	2.17	0.49
1:E:464:LEU:HD22	1:E:558:ASN:CB	2.38	0.49
1:F:493:VAL:CG2	1:F:531:ILE:HD11	2.43	0.49
1:I:544:GLY:N	1:I:545:PRO:CD	2.75	0.49
1:K:493:VAL:CG2	1:K:531:ILE:HD11	2.42	0.49
1:K:495:TYR:N	1:K:495:TYR:CD2	2.81	0.49
1:D:608:MET:HG3	1:D:619:ILE:CD1	2.43	0.48
1:G:533:ASN:ND2	1:G:533:ASN:C	2.66	0.48
1:G:606:THR:O	1:G:608:MET:N	2.46	0.48
1:I:624:ASN:HD22	1:I:625:ARG:HG2	1.77	0.48
1:J:508:MET:O	1:J:508:MET:HG3	2.13	0.48
1:N:700:ARG:O	1:N:704:GLU:HB2	2.13	0.48
1:I:512:LYS:NZ	1:I:611:MET:O	2.45	0.48
1:N:626:PRO:HA	1:N:629:ILE:HG12	1.94	0.48
1:A:626:PRO:HA	1:A:629:ILE:HG12	1.95	0.48
1:A:545:PRO:HA	1:N:602:ASN:OD1	2.13	0.48
1:C:533:ASN:HD22	1:C:534:GLU:N	2.10	0.48
1:N:493:VAL:CG2	1:N:531:ILE:HD11	2.43	0.48
1:H:472:PRO:HG3	1:H:539:PHE:HB2	1.94	0.48
1:J:516:PHE:O	1:J:622:ALA:HA	2.13	0.48
1:A:625:ARG:NH1	1:A:627:ASP:OD1	2.47	0.48

Continued on next page...

Continued from previous page...

Atom-1	Atom-2	Interatomic distance (Å)	Clash overlap (Å)
1:F:556:GLU:OE2	1:F:599:ARG:NH1	2.46	0.48
1:A:495:TYR:N	1:A:495:TYR:HD2	2.12	0.48
1:B:556:GLU:OE2	1:B:599:ARG:NH1	2.47	0.48
1:C:606:THR:C	1:C:608:MET:H	2.16	0.48
1:C:660:ASN:HD22	1:C:688:THR:HA	1.79	0.48
1:H:472:PRO:HB2	1:H:533:ASN:HB2	1.95	0.48
1:H:606:THR:O	1:H:608:MET:N	2.46	0.48
1:H:660:ASN:HD22	1:H:688:THR:HA	1.79	0.48
1:K:644:TYR:CE2	1:K:646:PRO:HB3	2.49	0.48
1:N:589:ASN:OD1	1:N:589:ASN:N	2.37	0.48
1:A:608:MET:HG3	1:A:619:ILE:CD1	2.43	0.48
1:B:660:ASN:ND2	1:B:688:THR:HA	2.28	0.48
1:C:758:PHE:HB3	1:C:762:LEU:CD1	2.42	0.48
1:F:575:PHE:CE2	1:F:577:ASP:HB2	2.48	0.48
1:F:730:GLU:CD	1:F:730:GLU:N	2.67	0.48
1:G:495:TYR:CD2	1:G:495:TYR:N	2.81	0.48
1:L:508:MET:O	1:L:508:MET:HG3	2.12	0.48
1:B:495:TYR:N	1:B:495:TYR:CD2	2.82	0.48
1:B:523:GLY:HA2	2:B:900:ADP:O1A	2.14	0.48
1:C:515:LEU:HD21	1:C:623:THR:HG22	1.94	0.48
1:F:606:THR:HG22	1:I:465:ARG:HD2	1.96	0.48
1:J:482:LEU:HB3	1:J:485:VAL:HG22	1.96	0.48
1:L:606:THR:C	1:L:608:MET:H	2.18	0.48
1:A:624:ASN:HD22	1:A:624:ASN:C	2.16	0.48
1:B:590:ILE:HG13	1:B:591:GLY:H	1.78	0.48
1:C:523:GLY:HA2	2:C:900:ADP:O1A	2.13	0.48
1:D:482:LEU:HB3	1:D:485:VAL:HG22	1.96	0.48
1:K:499:HIS:N	1:K:500:PRO:HD3	2.28	0.48
1:M:626:PRO:HA	1:M:629:ILE:HG12	1.95	0.48
1:H:493:VAL:HG21	1:H:531:ILE:CG1	2.44	0.47
1:H:512:LYS:HE2	1:H:512:LYS:HB3	1.76	0.47
1:E:590:ILE:HG13	1:E:591:GLY:H	1.79	0.47
1:I:493:VAL:HG21	1:I:531:ILE:CG1	2.44	0.47
1:I:524:LYS:HD2	1:I:622:ALA:HB1	1.97	0.47
1:M:495:TYR:CD1	1:N:703:ILE:HD12	2.49	0.47
1:M:681:GLY:HA3	1:M:745:ARG:NH2	2.26	0.47
1:E:516:PHE:O	1:E:622:ALA:HA	2.14	0.47
1:G:560:ARG:HG3	1:G:560:ARG:HH11	1.77	0.47
1:G:660:ASN:ND2	1:G:688:THR:HA	2.29	0.47
1:H:482:LEU:HB3	1:H:485:VAL:HG22	1.95	0.47
1:K:560:ARG:NH1	1:K:560:ARG:HG3	2.30	0.47

Continued on next page...

Continued from previous page...

Atom-1	Atom-2	Interatomic distance (Å)	Clash overlap (Å)
1:B:533:ASN:ND2	1:B:533:ASN:C	2.67	0.47
1:B:560:ARG:NH1	1:B:560:ARG:HG3	2.29	0.47
1:D:495:TYR:CD2	1:D:495:TYR:N	2.83	0.47
1:E:493:VAL:HG21	1:E:531:ILE:CG1	2.45	0.47
1:J:556:GLU:OE2	1:J:599:ARG:NH1	2.47	0.47
1:J:660:ASN:HD22	1:J:688:THR:HA	1.78	0.47
1:M:499:HIS:N	1:M:500:PRO:HD3	2.30	0.47
1:F:613:THR:HG23	1:F:614:LYS:HG3	1.96	0.47
1:G:606:THR:C	1:G:608:MET:H	2.17	0.47
1:G:625:ARG:NH1	1:G:627:ASP:OD1	2.47	0.47
1:A:753:ARG:O	1:A:757:MET:HG2	2.14	0.47
1:B:560:ARG:HH11	1:B:560:ARG:HG3	1.79	0.47
1:E:472:PRO:HB2	1:E:533:ASN:HB2	1.96	0.47
1:E:605:LEU:HD22	1:E:638:ARG:HD3	1.97	0.47
1:H:624:ASN:C	1:H:624:ASN:HD22	2.17	0.47
1:K:624:ASN:HD22	1:K:625:ARG:HG2	1.78	0.47
1:B:606:THR:C	1:B:608:MET:H	2.17	0.47
1:E:625:ARG:NH1	1:E:625:ARG:HB3	2.30	0.47
1:K:576:PHE:CZ	1:K:604:ILE:HD13	2.49	0.47
1:L:560:ARG:HG3	1:L:560:ARG:NH1	2.30	0.47
1:L:515:LEU:HD21	1:L:623:THR:HG22	1.95	0.47
1:N:482:LEU:HB3	1:N:485:VAL:HG22	1.97	0.47
1:H:582:ILE:O	1:H:586:ARG:HG2	2.14	0.47
1:N:730:GLU:CD	1:N:730:GLU:N	2.68	0.47
1:A:650:GLU:HB3	1:A:677:LYS:HZ3	1.79	0.47
1:B:582:ILE:O	1:B:586:ARG:HG2	2.15	0.47
1:G:493:VAL:HG21	1:G:531:ILE:HD11	1.96	0.47
1:H:681:GLY:HA3	1:H:745:ARG:NH2	2.28	0.47
1:J:575:PHE:CE2	1:J:577:ASP:HB2	2.50	0.47
1:J:681:GLY:HA3	1:J:745:ARG:HE	1.79	0.47
1:K:732:ARG:O	1:K:735:HIS:HB2	2.14	0.47
1:M:645:ILE:N	1:M:645:ILE:HD12	2.30	0.47
1:B:495:TYR:HB3	1:B:503:PHE:HE2	1.80	0.47
1:G:556:GLU:OE2	1:G:599:ARG:NH1	2.48	0.47
1:J:464:LEU:HD13	1:J:550:MET:HG3	1.96	0.47
1:B:515:LEU:HD12	1:B:634:LEU:HD21	1.96	0.46
1:B:650:GLU:HB3	1:B:677:LYS:HZ1	1.79	0.46
1:F:590:ILE:HG13	1:F:591:GLY:H	1.79	0.46
1:F:512:LYS:NZ	1:F:611:MET:O	2.45	0.46
1:F:650:GLU:HB3	1:F:677:LYS:HZ1	1.79	0.46
1:G:613:THR:HG23	1:G:614:LYS:HG3	1.96	0.46

Continued on next page...

Continued from previous page...

Atom-1	Atom-2	Interatomic distance (Å)	Clash overlap (Å)
1:A:508:MET:O	1:A:508:MET:HG3	2.15	0.46
1:A:516:PHE:HB3	1:A:524:LYS:HG2	1.97	0.46
1:D:499:HIS:N	1:D:500:PRO:HD3	2.30	0.46
1:I:495:TYR:HD2	1:I:495:TYR:N	2.13	0.46
1:I:640:ASP:HB2	1:I:641:GLN:HE21	1.80	0.46
1:L:495:TYR:HD2	1:L:495:TYR:N	2.14	0.46
1:B:465:ARG:HG2	1:B:466:GLU:N	2.31	0.46
1:B:512:LYS:NZ	1:B:611:MET:O	2.47	0.46
1:E:644:TYR:CE2	1:E:646:PRO:HB3	2.50	0.46
1:L:499:HIS:N	1:L:500:PRO:HD3	2.30	0.46
1:L:613:THR:HG23	1:L:614:LYS:HG3	1.98	0.46
1:N:523:GLY:HA2	2:N:900:ADP:O1A	2.15	0.46
1:A:590:ILE:HG13	1:A:591:GLY:H	1.80	0.46
1:B:467:THR:HB	1:B:565:LYS:HD2	1.97	0.46
1:D:590:ILE:HG13	1:D:591:GLY:H	1.81	0.46
1:D:613:THR:HG23	1:D:614:LYS:HG3	1.97	0.46
1:E:630:ASP:O	1:E:633:ILE:HD12	2.15	0.46
1:J:606:THR:C	1:J:608:MET:H	2.17	0.46
1:K:501:ASP:HB2	1:K:505:LYS:HE3	1.98	0.46
1:K:624:ASN:HD22	1:K:624:ASN:C	2.17	0.46
1:L:624:ASN:C	1:L:624:ASN:HD22	2.19	0.46
1:N:606:THR:C	1:N:608:MET:N	2.68	0.46
1:B:493:VAL:HG21	1:B:531:ILE:CG1	2.46	0.46
1:C:660:ASN:HD21	1:C:688:THR:CB	2.29	0.46
1:I:688:THR:OG1	2:I:900:ADP:HI'	2.15	0.46
1:L:730:GLU:N	1:L:730:GLU:CD	2.69	0.46
1:B:472:PRO:HG3	1:B:539:PHE:HB2	1.97	0.46
1:E:482:LEU:HB3	1:E:485:VAL:HG22	1.98	0.46
1:K:625:ARG:NH1	1:K:625:ARG:HB3	2.31	0.46
1:C:613:THR:HG23	1:C:614:LYS:HG3	1.97	0.46
1:C:524:LYS:HD2	1:C:622:ALA:HB1	1.98	0.46
1:E:644:TYR:C	1:E:645:ILE:HD12	2.36	0.46
1:B:495:TYR:HD2	1:B:495:TYR:N	2.14	0.46
1:D:508:MET:O	1:D:508:MET:HG3	2.16	0.46
1:E:575:PHE:CZ	1:E:577:ASP:HB2	2.50	0.46
1:F:533:ASN:ND2	1:F:534:GLU:N	2.64	0.46
1:G:608:MET:HG3	1:G:619:ILE:CD1	2.46	0.46
1:G:624:ASN:C	1:G:624:ASN:HD22	2.19	0.46
1:K:508:MET:O	1:K:508:MET:HG3	2.16	0.46
1:B:501:ASP:HB2	1:B:505:LYS:HE3	1.98	0.46
1:C:476:TRP:CE3	1:C:486:LYS:HG2	2.51	0.46

Continued on next page...

Continued from previous page...

Atom-1	Atom-2	Interatomic distance (Å)	Clash overlap (Å)
1:E:508:MET:HG3	1:E:508:MET:O	2.15	0.46
1:K:625:ARG:NH1	1:K:627:ASP:OD1	2.48	0.46
1:N:495:TYR:N	1:N:495:TYR:CD2	2.83	0.46
1:N:647:LEU:HD21	1:N:747:VAL:HG21	1.97	0.46
1:C:515:LEU:HD12	1:C:634:LEU:HD21	1.97	0.46
1:C:625:ARG:NH1	1:C:627:ASP:OD1	2.49	0.46
1:H:645:ILE:N	1:H:645:ILE:HD12	2.31	0.46
1:N:582:ILE:O	1:N:586:ARG:HG2	2.16	0.46
1:F:524:LYS:HD2	1:F:622:ALA:HB1	1.98	0.45
1:G:495:TYR:HD2	1:G:495:TYR:N	2.14	0.45
1:J:499:HIS:N	1:J:500:PRO:HD3	2.31	0.45
1:N:464:LEU:HD13	1:N:550:MET:HG3	1.98	0.45
1:A:660:ASN:HD22	1:A:688:THR:HA	1.81	0.45
1:G:464:LEU:HD13	1:G:550:MET:HG3	1.97	0.45
1:I:645:ILE:HD12	1:I:645:ILE:N	2.30	0.45
1:B:681:GLY:HA3	1:B:745:ARG:HE	1.81	0.45
1:D:495:TYR:HD2	1:D:495:TYR:N	2.15	0.45
1:I:753:ARG:O	1:I:757:MET:HG2	2.17	0.45
1:K:495:TYR:N	1:K:495:TYR:HD2	2.14	0.45
1:K:626:PRO:HA	1:K:629:ILE:HG12	1.97	0.45
1:A:499:HIS:N	1:A:500:PRO:HD3	2.31	0.45
1:B:613:THR:HG23	1:B:614:LYS:HG3	1.99	0.45
1:D:567:ARG:HH21	1:D:611:MET:HG3	1.81	0.45
1:I:508:MET:HG3	1:I:508:MET:O	2.17	0.45
1:I:626:PRO:HA	1:I:629:ILE:HG12	1.98	0.45
1:J:605:LEU:HD22	1:J:638:ARG:HD3	1.98	0.45
1:K:542:ILE:HD11	1:K:562:ILE:HG23	1.97	0.45
1:M:493:VAL:HG21	1:M:531:ILE:CG1	2.46	0.45
1:M:644:TYR:CE2	1:M:646:PRO:HB3	2.51	0.45
1:N:732:ARG:O	1:N:735:HIS:HB2	2.16	0.45
1:B:476:TRP:CE3	1:B:486:LYS:HG2	2.52	0.45
1:B:681:GLY:HA3	1:B:745:ARG:NH2	2.31	0.45
1:C:464:LEU:HD13	1:C:550:MET:HG3	1.98	0.45
1:D:753:ARG:O	1:D:757:MET:HG2	2.17	0.45
1:F:660:ASN:HD22	1:F:688:THR:HA	1.82	0.45
1:G:493:VAL:HG21	1:G:531:ILE:CG1	2.46	0.45
1:I:650:GLU:HB3	1:I:677:LYS:HZ1	1.80	0.45
1:M:589:ASN:OD1	1:M:625:ARG:NH2	2.50	0.45
1:D:644:TYR:CE2	1:D:646:PRO:HB3	2.51	0.45
1:F:508:MET:HG3	1:F:508:MET:O	2.15	0.45
1:G:681:GLY:HA3	1:G:745:ARG:NH2	2.28	0.45

Continued on next page...

Continued from previous page...

Atom-1	Atom-2	Interatomic distance (Å)	Clash overlap (Å)
1:G:730:GLU:N	1:G:730:GLU:CD	2.70	0.45
1:J:626:PRO:HA	1:J:629:ILE:HG12	1.99	0.45
1:J:625:ARG:NH1	1:J:627:ASP:OD1	2.49	0.45
1:M:533:ASN:HD22	1:M:534:GLU:N	2.14	0.45
1:C:633:ILE:O	1:C:633:ILE:HG22	2.16	0.45
1:G:467:THR:HB	1:G:565:LYS:HD2	1.98	0.45
1:K:515:LEU:HD12	1:K:634:LEU:HD21	1.98	0.45
1:K:660:ASN:HD22	1:K:688:THR:HA	1.82	0.45
1:E:681:GLY:HA3	1:E:745:ARG:NH2	2.27	0.45
1:H:501:ASP:HB2	1:H:505:LYS:HE3	1.99	0.45
1:I:464:LEU:HD13	1:I:550:MET:HG3	1.99	0.45
1:K:650:GLU:HB3	1:K:677:LYS:HZ1	1.82	0.45
1:N:575:PHE:CZ	1:N:577:ASP:HB2	2.51	0.45
1:G:625:ARG:HH12	1:G:627:ASP:CG	2.21	0.45
1:K:582:ILE:O	1:K:586:ARG:HG2	2.17	0.45
1:N:464:LEU:HD22	1:N:558:ASN:CB	2.43	0.45
1:N:681:GLY:HA3	1:N:745:ARG:HE	1.81	0.45
1:A:464:LEU:HD22	1:A:558:ASN:CB	2.44	0.45
1:G:525:THR:O	1:G:526:LEU:C	2.56	0.45
1:I:730:GLU:N	1:I:730:GLU:CD	2.70	0.45
1:L:590:ILE:HG13	1:L:591:GLY:H	1.81	0.45
1:M:516:PHE:O	1:M:622:ALA:HA	2.16	0.45
1:B:482:LEU:HB3	1:B:485:VAL:HG22	1.99	0.44
1:B:645:ILE:HD12	1:B:645:ILE:N	2.33	0.44
1:A:502:LYS:HE2	1:B:706:GLU:OE2	2.17	0.44
1:C:512:LYS:HB3	1:C:512:LYS:HE2	1.79	0.44
1:K:687:LEU:HA	1:K:690:ILE:HD12	1.99	0.44
1:M:501:ASP:O	1:M:505:LYS:HG3	2.17	0.44
1:N:606:THR:O	1:N:608:MET:N	2.50	0.44
1:N:624:ASN:HD22	1:N:625:ARG:HG2	1.82	0.44
1:D:681:GLY:HA3	1:D:745:ARG:NH2	2.28	0.44
1:M:582:ILE:O	1:M:586:ARG:HG2	2.18	0.44
1:G:512:LYS:HE2	1:G:512:LYS:HB3	1.86	0.44
1:H:634:LEU:HD22	1:H:642:LEU:HD21	2.00	0.44
1:I:606:THR:C	1:I:608:MET:H	2.19	0.44
1:J:495:TYR:N	1:J:495:TYR:CD2	2.86	0.44
1:K:465:ARG:HG2	1:K:466:GLU:H	1.82	0.44
1:L:626:PRO:HA	1:L:629:ILE:HG12	1.99	0.44
1:A:501:ASP:O	1:A:505:LYS:HG3	2.18	0.44
1:A:606:THR:C	1:A:608:MET:N	2.71	0.44
1:B:527:LEU:O	1:B:531:ILE:HG22	2.17	0.44

Continued on next page...

Continued from previous page...

Atom-1	Atom-2	Interatomic distance (Å)	Clash overlap (Å)
1:B:626:PRO:HA	1:B:629:ILE:HG12	1.98	0.44
1:C:571:PRO:HA	1:C:616:ASN:HB3	1.99	0.44
1:H:499:HIS:N	1:H:500:PRO:HD3	2.32	0.44
1:I:482:LEU:HB3	1:I:485:VAL:CG2	2.47	0.44
1:K:606:THR:C	1:K:608:MET:N	2.71	0.44
1:M:590:ILE:HG13	1:M:591:GLY:H	1.82	0.44
1:H:606:THR:C	1:H:608:MET:N	2.68	0.44
1:M:464:LEU:HD13	1:M:550:MET:HG3	1.99	0.44
1:M:660:ASN:HD22	1:M:688:THR:HA	1.82	0.44
1:N:499:HIS:N	1:N:500:PRO:HD3	2.33	0.44
1:N:533:ASN:ND2	1:N:533:ASN:C	2.71	0.44
1:F:476:TRP:CE3	1:F:486:LYS:HG2	2.53	0.44
1:F:644:TYR:CE2	1:F:646:PRO:HB3	2.53	0.44
1:G:516:PHE:O	1:G:622:ALA:HA	2.18	0.44
1:L:560:ARG:HG3	1:L:560:ARG:HH11	1.82	0.44
1:M:650:GLU:HB3	1:M:677:LYS:HZ1	1.82	0.44
1:A:681:GLY:HA3	1:A:745:ARG:NH2	2.28	0.44
1:E:523:GLY:HA2	2:E:900:ADP:O1A	2.16	0.44
1:H:613:THR:HG23	1:H:614:LYS:HG3	1.99	0.44
1:I:625:ARG:NH1	1:I:627:ASP:OD1	2.51	0.44
1:J:753:ARG:O	1:J:757:MET:HG2	2.18	0.44
1:M:512:LYS:HE2	1:M:512:LYS:HB3	1.79	0.44
1:D:630:ASP:O	1:D:633:ILE:HD12	2.18	0.44
1:F:515:LEU:HD21	1:F:623:THR:HG22	1.99	0.44
1:G:508:MET:O	1:G:508:MET:HG3	2.17	0.44
1:H:501:ASP:O	1:H:505:LYS:HG3	2.18	0.44
1:J:660:ASN:HD21	1:J:688:THR:CB	2.29	0.44
1:K:472:PRO:HB2	1:K:533:ASN:HB2	1.99	0.44
1:M:681:GLY:HA3	1:M:745:ARG:HE	1.83	0.44
1:A:644:TYR:CE2	1:A:646:PRO:HB3	2.53	0.44
1:B:519:PRO:HG3	1:B:647:LEU:HD12	2.00	0.44
1:K:560:ARG:HH11	1:K:560:ARG:HG3	1.83	0.44
1:N:495:TYR:HD2	1:N:495:TYR:N	2.15	0.44
1:N:644:TYR:CE2	1:N:646:PRO:HB3	2.53	0.44
1:B:606:THR:C	1:B:608:MET:N	2.72	0.43
1:H:519:PRO:HG3	1:H:647:LEU:HD12	2.00	0.43
1:K:542:ILE:HD11	1:K:562:ILE:CG2	2.47	0.43
1:K:645:ILE:N	1:K:645:ILE:HD12	2.32	0.43
1:N:613:THR:HG23	1:N:614:LYS:HG3	2.00	0.43
1:A:493:VAL:CG2	1:A:531:ILE:HD11	2.49	0.43
1:E:512:LYS:HE2	1:E:512:LYS:HB3	1.69	0.43

Continued on next page...

Continued from previous page...

Atom-1	Atom-2	Interatomic distance (Å)	Clash overlap (Å)
1:E:608:MET:HG3	1:E:619:ILE:CD1	2.48	0.43
1:E:624:ASN:HD22	1:E:624:ASN:C	2.22	0.43
1:F:626:PRO:HA	1:F:629:ILE:HG12	1.99	0.43
1:L:522:CYS:HB3	1:L:645:ILE:HG22	1.99	0.43
1:B:589:ASN:N	1:B:589:ASN:OD1	2.35	0.43
1:E:465:ARG:HG2	1:E:466:GLU:H	1.82	0.43
1:J:465:ARG:HG2	1:J:466:GLU:H	1.79	0.43
1:M:625:ARG:HB3	1:M:625:ARG:HH11	1.82	0.43
1:N:559:VAL:HA	1:N:562:ILE:HD12	2.01	0.43
1:C:606:THR:C	1:C:608:MET:N	2.70	0.43
1:C:664:SER:HA	1:C:665:PRO:HD3	1.87	0.43
1:F:495:TYR:CD2	1:F:495:TYR:N	2.85	0.43
1:G:487:ARG:HE	1:H:700:ARG:NH2	2.16	0.43
1:G:544:GLY:N	1:G:545:PRO:CD	2.81	0.43
1:G:523:GLY:CA	2:G:900:ADP:O1A	2.66	0.43
1:I:660:ASN:HD21	1:I:688:THR:CB	2.32	0.43
1:A:501:ASP:HB2	1:A:505:LYS:HE3	1.99	0.43
1:F:700:ARG:O	1:F:704:GLU:HB2	2.18	0.43
1:K:515:LEU:HD21	1:K:623:THR:HG22	1.99	0.43
1:L:523:GLY:CA	2:L:900:ADP:O1A	2.66	0.43
1:L:482:LEU:HB3	1:L:485:VAL:HG22	2.00	0.43
1:L:604:ILE:O	1:L:608:MET:HB2	2.19	0.43
1:M:753:ARG:O	1:M:757:MET:HG2	2.18	0.43
1:A:476:TRP:CE3	1:A:486:LYS:HG2	2.54	0.43
1:B:508:MET:HG3	1:B:508:MET:O	2.17	0.43
1:C:653:ARG:HD2	1:C:679:THR:OG1	2.19	0.43
1:H:589:ASN:OD1	1:H:625:ARG:NH2	2.52	0.43
1:I:608:MET:HG3	1:I:619:ILE:CD1	2.48	0.43
1:N:579:LEU:HD23	1:N:579:LEU:HA	1.80	0.43
1:B:489:LEU:HA	1:B:489:LEU:HD23	1.83	0.43
1:B:730:GLU:N	1:B:730:GLU:CD	2.72	0.43
1:C:516:PHE:HB3	1:C:524:LYS:HG2	2.01	0.43
1:D:512:LYS:NZ	1:D:611:MET:O	2.48	0.43
1:D:625:ARG:NH1	1:D:627:ASP:OD1	2.51	0.43
1:G:640:ASP:HB2	1:G:641:GLN:HE21	1.84	0.43
1:K:519:PRO:HA	1:K:520:PRO:HD3	1.81	0.43
1:M:523:GLY:HA2	2:M:900:ADP:O1A	2.18	0.43
1:D:526:LEU:N	1:D:526:LEU:HD23	2.34	0.43
1:E:589:ASN:OD1	1:E:625:ARG:NH2	2.52	0.43
1:L:464:LEU:HD22	1:L:558:ASN:CB	2.45	0.43
1:A:625:ARG:NH1	1:A:625:ARG:HB3	2.33	0.42

Continued on next page...

Continued from previous page...

Atom-1	Atom-2	Interatomic distance (Å)	Clash overlap (Å)
1:B:527:LEU:HA	1:B:527:LEU:HD23	1.91	0.42
1:C:590:ILE:HG13	1:C:591:GLY:H	1.84	0.42
1:F:599:ARG:NH2	1:I:552:PHE:HB3	2.34	0.42
1:G:589:ASN:OD1	1:G:625:ARG:NH2	2.52	0.42
1:J:527:LEU:HD23	1:J:527:LEU:HA	1.92	0.42
1:N:556:GLU:OE2	1:N:599:ARG:NH1	2.52	0.42
1:A:560:ARG:HG3	1:A:560:ARG:NH1	2.34	0.42
1:A:607:GLU:O	1:A:611:MET:HB2	2.19	0.42
1:A:757:MET:HG2	1:A:757:MET:H	1.71	0.42
1:A:758:PHE:HB3	1:A:762:LEU:CD1	2.47	0.42
1:B:733:ARG:O	1:B:737:GLU:HG3	2.20	0.42
1:E:650:GLU:CD	1:E:650:GLU:H	2.22	0.42
1:F:516:PHE:HB3	1:F:524:LYS:HG2	2.02	0.42
1:I:476:TRP:CE3	1:I:486:LYS:HG2	2.54	0.42
1:L:533:ASN:ND2	1:L:533:ASN:C	2.71	0.42
1:D:624:ASN:C	1:D:624:ASN:HD22	2.23	0.42
1:D:625:ARG:HB3	1:D:625:ARG:HH11	1.83	0.42
1:D:645:ILE:N	1:D:645:ILE:HD12	2.33	0.42
1:F:489:LEU:HA	1:F:489:LEU:HD23	1.86	0.42
1:F:495:TYR:HD2	1:F:495:TYR:N	2.17	0.42
1:F:516:PHE:O	1:F:622:ALA:HA	2.18	0.42
1:I:644:TYR:C	1:I:645:ILE:HD12	2.39	0.42
1:L:606:THR:C	1:L:608:MET:N	2.73	0.42
1:L:650:GLU:HB3	1:L:677:LYS:HZ1	1.83	0.42
1:M:482:LEU:HB3	1:M:485:VAL:HG22	2.01	0.42
1:A:575:PHE:CZ	1:A:577:ASP:HB2	2.54	0.42
1:C:687:LEU:HA	1:C:690:ILE:HD12	2.00	0.42
1:E:493:VAL:HG21	1:E:531:ILE:HD11	2.00	0.42
1:L:471:VAL:HA	1:L:472:PRO:HD3	1.84	0.42
1:L:732:ARG:O	1:L:735:HIS:HB2	2.18	0.42
1:B:499:HIS:N	1:B:500:PRO:HD3	2.34	0.42
1:C:626:PRO:HA	1:C:629:ILE:HG12	2.02	0.42
1:D:519:PRO:HA	1:D:520:PRO:HD3	1.86	0.42
1:G:606:THR:C	1:G:608:MET:N	2.71	0.42
1:J:589:ASN:OD1	1:J:625:ARG:NH2	2.52	0.42
1:K:482:LEU:HB3	1:K:485:VAL:CG2	2.50	0.42
1:K:516:PHE:O	1:K:622:ALA:HA	2.20	0.42
1:A:464:LEU:HD13	1:A:550:MET:HG3	2.02	0.42
1:A:482:LEU:HB3	1:A:485:VAL:CG2	2.50	0.42
1:D:512:LYS:HB3	1:D:512:LYS:HE2	1.77	0.42
1:I:515:LEU:HD12	1:I:634:LEU:HD21	2.00	0.42

Continued on next page...

Continued from previous page...

Atom-1	Atom-2	Interatomic distance (Å)	Clash overlap (Å)
1:J:601:ILE:HG21	1:J:633:ILE:HD11	2.02	0.42
1:J:650:GLU:CD	1:J:650:GLU:H	2.23	0.42
1:K:575:PHE:CZ	1:K:577:ASP:HB2	2.54	0.42
1:K:625:ARG:HH12	1:K:627:ASP:CG	2.21	0.42
1:M:536:GLN:OE1	1:M:536:GLN:HA	2.20	0.42
1:D:626:PRO:HA	1:D:629:ILE:HG12	2.01	0.42
1:F:625:ARG:NH1	1:F:627:ASP:OD1	2.52	0.42
1:I:642:LEU:HD22	1:I:642:LEU:N	2.35	0.42
1:M:471:VAL:HA	1:M:472:PRO:HD3	1.86	0.42
1:N:670:VAL:HG22	1:N:733:ARG:HA	2.01	0.42
1:A:515:LEU:HD21	1:A:623:THR:HG22	2.01	0.42
1:B:464:LEU:HD11	1:B:546:GLU:HG3	2.01	0.42
1:F:681:GLY:HA3	1:F:745:ARG:NH2	2.31	0.42
1:H:495:TYR:HB3	1:H:503:PHE:HE2	1.83	0.42
1:I:556:GLU:OE2	1:I:599:ARG:NH1	2.52	0.42
1:K:501:ASP:O	1:K:505:LYS:HG3	2.19	0.42
1:M:758:PHE:HB3	1:M:762:LEU:CD1	2.49	0.42
1:N:590:ILE:HG13	1:N:591:GLY:H	1.83	0.42
1:D:606:THR:C	1:D:608:MET:N	2.72	0.42
1:G:575:PHE:CZ	1:G:577:ASP:HB2	2.54	0.42
1:G:644:TYR:CE2	1:G:646:PRO:HB3	2.55	0.42
1:I:542:ILE:HD11	1:I:562:ILE:CG2	2.50	0.42
1:J:517:TYR:CZ	1:J:644:TYR:HB2	2.55	0.42
1:K:523:GLY:HA2	2:K:900:ADP:O1A	2.20	0.42
1:C:472:PRO:HB2	1:C:533:ASN:HB2	2.02	0.42
1:C:681:GLY:HA3	1:C:745:ARG:NH2	2.31	0.42
1:D:495:TYR:HB3	1:D:503:PHE:HE2	1.85	0.42
1:D:732:ARG:O	1:D:735:HIS:HB2	2.20	0.42
1:H:681:GLY:HA3	1:H:745:ARG:HE	1.85	0.42
1:K:749:ASP:OD1	1:K:749:ASP:N	2.53	0.42
1:L:501:ASP:HB2	1:L:505:LYS:HE3	2.02	0.42
1:L:493:VAL:HG21	1:L:531:ILE:CG1	2.50	0.42
1:H:602:ASN:OD1	1:M:545:PRO:HA	2.20	0.42
1:H:664:SER:HA	1:H:665:PRO:HD3	1.89	0.41
1:K:681:GLY:HA3	1:K:745:ARG:NH2	2.29	0.41
1:M:493:VAL:HG21	1:M:531:ILE:HD11	2.02	0.41
1:B:556:GLU:O	1:B:559:VAL:HG23	2.19	0.41
1:H:625:ARG:HH12	1:H:627:ASP:CG	2.24	0.41
1:J:464:LEU:HD22	1:J:558:ASN:CB	2.45	0.41
1:L:472:PRO:HB2	1:L:533:ASN:HB2	2.02	0.41
1:L:607:GLU:O	1:L:611:MET:HB2	2.20	0.41

Continued on next page...

Continued from previous page...

Atom-1	Atom-2	Interatomic distance (Å)	Clash overlap (Å)
1:M:482:LEU:HB3	1:M:485:VAL:CG2	2.50	0.41
1:M:563:PHE:CD2	1:M:607:GLU:HB3	2.55	0.41
1:M:730:GLU:N	1:M:730:GLU:CD	2.73	0.41
1:N:495:TYR:N	1:N:496:PRO:HD2	2.35	0.41
1:N:516:PHE:O	1:N:622:ALA:HA	2.21	0.41
1:B:608:MET:HG3	1:B:619:ILE:CD1	2.50	0.41
1:C:499:HIS:N	1:C:500:PRO:HD3	2.36	0.41
1:C:624:ASN:HD22	1:C:624:ASN:C	2.24	0.41
1:H:519:PRO:HG3	1:H:647:LEU:CD1	2.50	0.41
1:I:630:ASP:O	1:I:633:ILE:HD12	2.20	0.41
1:M:516:PHE:HB3	1:M:524:LYS:HG2	2.02	0.41
1:F:624:ASN:C	1:F:624:ASN:HD22	2.23	0.41
1:F:733:ARG:O	1:F:737:GLU:HG3	2.20	0.41
1:F:757:MET:H	1:F:757:MET:HG2	1.71	0.41
1:H:493:VAL:HG21	1:H:531:ILE:HD11	1.98	0.41
1:E:491:GLU:HG2	1:E:495:TYR:CE1	2.56	0.41
1:E:589:ASN:OD1	1:E:589:ASN:N	2.36	0.41
1:F:499:HIS:N	1:F:500:PRO:HD3	2.35	0.41
1:G:626:PRO:HA	1:G:629:ILE:HG12	2.02	0.41
1:I:471:VAL:HA	1:I:472:PRO:HD3	1.88	0.41
1:I:495:TYR:HB3	1:I:503:PHE:HE2	1.86	0.41
1:L:495:TYR:HB3	1:L:503:PHE:HE2	1.85	0.41
1:N:660:ASN:HD22	1:N:688:THR:HA	1.85	0.41
1:A:589:ASN:OD1	1:A:625:ARG:NH2	2.53	0.41
1:F:482:LEU:HB3	1:F:485:VAL:CG2	2.50	0.41
1:F:645:ILE:N	1:F:645:ILE:CD1	2.83	0.41
1:H:633:ILE:O	1:H:633:ILE:HG22	2.20	0.41
1:D:605:LEU:HD22	1:D:638:ARG:HD3	2.03	0.41
1:G:650:GLU:HB3	1:G:677:LYS:HZ1	1.85	0.41
1:H:533:ASN:ND2	1:H:534:GLU:N	2.68	0.41
1:I:660:ASN:HD22	1:I:688:THR:HA	1.84	0.41
1:N:544:GLY:N	1:N:545:PRO:CD	2.84	0.41
1:N:706:GLU:HG3	1:N:706:GLU:H	1.71	0.41
1:B:732:ARG:O	1:B:735:HIS:HB2	2.20	0.41
1:D:491:GLU:HG2	1:D:495:TYR:CE1	2.56	0.41
1:E:517:TYR:CZ	1:E:644:TYR:HB2	2.56	0.41
1:E:753:ARG:O	1:E:757:MET:HG2	2.21	0.41
1:F:644:TYR:C	1:F:645:ILE:HD12	2.41	0.41
1:G:491:GLU:HG2	1:G:495:TYR:CE1	2.55	0.41
1:H:660:ASN:HD21	1:H:688:THR:CB	2.34	0.41
1:I:527:LEU:HD23	1:I:527:LEU:HA	1.87	0.41

Continued on next page...

Continued from previous page...

Atom-1	Atom-2	Interatomic distance (Å)	Clash overlap (Å)
1:K:512:LYS:HB3	1:K:512:LYS:HE2	1.74	0.41
1:E:626:PRO:HA	1:E:629:ILE:HG12	2.03	0.41
1:M:687:LEU:HA	1:M:690:ILE:HD12	2.02	0.41
1:A:491:GLU:HG2	1:A:495:TYR:CE1	2.56	0.41
1:B:512:LYS:HE2	1:B:512:LYS:HB3	1.77	0.41
1:C:508:MET:O	1:C:508:MET:HG3	2.21	0.41
1:D:575:PHE:CZ	1:D:577:ASP:HB2	2.56	0.41
1:F:495:TYR:HB3	1:F:503:PHE:HE2	1.86	0.41
1:G:465:ARG:HG2	1:G:466:GLU:H	1.85	0.41
1:H:516:PHE:O	1:H:622:ALA:HA	2.21	0.41
1:J:471:VAL:HA	1:J:472:PRO:HD3	1.88	0.41
1:J:472:PRO:HB2	1:J:533:ASN:HB2	2.01	0.41
1:L:497:VAL:HG13	1:L:498:GLU:HG3	2.03	0.41
1:N:560:ARG:NH1	1:N:560:ARG:HG3	2.36	0.41
1:N:624:ASN:HD22	1:N:624:ASN:C	2.24	0.41
1:F:464:LEU:HD11	1:F:546:GLU:HG3	2.02	0.41
1:G:758:PHE:HB3	1:G:762:LEU:CD1	2.51	0.41
1:I:613:THR:HG23	1:I:614:LYS:HG3	2.03	0.41
1:I:731:ILE:HD13	1:I:731:ILE:C	2.42	0.41
1:N:625:ARG:NH1	1:N:625:ARG:HB3	2.36	0.41
1:E:576:PHE:CE2	1:E:604:ILE:HD13	2.56	0.40
1:F:493:VAL:HG21	1:F:531:ILE:CG1	2.51	0.40
1:G:607:GLU:O	1:G:611:MET:HB2	2.21	0.40
1:H:608:MET:HG3	1:H:619:ILE:CD1	2.52	0.40
1:J:491:GLU:HG2	1:J:495:TYR:CE1	2.55	0.40
1:J:660:ASN:ND2	1:J:688:THR:OG1	2.50	0.40
1:N:471:VAL:HA	1:N:472:PRO:HD3	1.86	0.40
1:B:536:GLN:OE1	1:B:536:GLN:HA	2.21	0.40
1:D:601:ILE:HG21	1:D:633:ILE:HD11	2.03	0.40
1:K:481:GLY:O	1:K:482:LEU:HB2	2.21	0.40
1:K:493:VAL:HG21	1:K:531:ILE:CG1	2.51	0.40
1:L:754:LYS:HA	1:L:757:MET:HG3	2.03	0.40
1:N:512:LYS:HE2	1:N:512:LYS:HB3	1.78	0.40
1:N:650:GLU:CD	1:N:650:GLU:H	2.24	0.40
1:B:501:ASP:O	1:B:505:LYS:HG3	2.22	0.40
1:C:542:ILE:HG12	1:C:562:ILE:HD13	2.02	0.40
1:D:527:LEU:HA	1:D:527:LEU:HD23	1.96	0.40
1:I:606:THR:C	1:I:608:MET:N	2.75	0.40
1:J:481:GLY:O	1:J:482:LEU:HB2	2.21	0.40
1:J:495:TYR:HB3	1:J:503:PHE:HE2	1.86	0.40
1:L:575:PHE:HA	1:L:620:ILE:O	2.22	0.40

Continued on next page...

Continued from previous page...

Atom-1	Atom-2	Interatomic distance (Å)	Clash overlap (Å)
1:K:508:MET:SD	1:L:696:LYS:HG3	2.61	0.40
1:A:512:LYS:HB3	1:A:512:LYS:HE2	1.70	0.40
1:A:560:ARG:HG3	1:A:560:ARG:HH11	1.85	0.40
1:A:664:SER:HA	1:A:665:PRO:HD3	1.92	0.40
1:C:500:PRO:O	1:C:504:LEU:HD13	2.22	0.40
1:E:556:GLU:OE2	1:E:599:ARG:NH1	2.55	0.40
1:F:501:ASP:HB2	1:F:505:LYS:HE3	2.02	0.40
1:G:515:LEU:HD21	1:G:623:THR:HG22	2.03	0.40
1:J:493:VAL:HG21	1:J:531:ILE:CG1	2.51	0.40
1:J:495:TYR:HD2	1:J:495:TYR:N	2.19	0.40
1:K:489:LEU:HD23	1:K:489:LEU:HA	1.91	0.40
1:K:579:LEU:HD23	1:K:579:LEU:HA	1.80	0.40
1:K:660:ASN:HD21	1:K:688:THR:CB	2.35	0.40
1:L:501:ASP:O	1:L:505:LYS:HG3	2.22	0.40
1:M:501:ASP:HB2	1:M:505:LYS:HE3	2.04	0.40
1:M:660:ASN:HD21	1:M:688:THR:CB	2.34	0.40
1:A:489:LEU:HD23	1:A:489:LEU:HA	1.91	0.40
1:B:517:TYR:HA	1:B:623:THR:O	2.22	0.40
1:B:576:PHE:CZ	1:B:604:ILE:HD13	2.56	0.40
1:A:506:PHE:CD2	1:B:699:ILE:HG12	2.56	0.40
1:G:489:LEU:HA	1:G:489:LEU:HD23	1.94	0.40
1:I:512:LYS:HE2	1:I:512:LYS:HB3	1.85	0.40
1:J:489:LEU:HD23	1:J:489:LEU:HA	1.93	0.40
1:K:590:ILE:HG13	1:K:591:GLY:H	1.86	0.40

All (6) symmetry-related close contacts are listed below. The label for Atom-2 includes the symmetry operator and encoded unit-cell translations to be applied.

Atom-1	Atom-2	Interatomic distance (Å)	Clash overlap (Å)
1:I:668:LYS:NZ	1:N:673:GLU:OE1[4_455]	1.57	0.63
1:A:614:LYS:CE	1:M:536:GLN:O[4_455]	1.88	0.32
1:E:673:GLU:OE1	1:H:668:LYS:NZ[4_454]	1.90	0.30
1:E:671:ASP:OD1	1:H:668:LYS:NZ[4_454]	2.10	0.10
1:B:568:GLN:OE1	1:M:505:LYS:NZ[4_455]	2.10	0.10
1:F:749:ASP:OD1	1:F:749:ASP:OD1[2_454]	2.16	0.04

5.3 Torsion angles ⓘ

5.3.1 Protein backbone ⓘ

In the following table, the Percentiles column shows the percent Ramachandran outliers of the chain as a percentile score with respect to all X-ray entries followed by that with respect to entries of similar resolution.

The Analysed column shows the number of residues for which the backbone conformation was analysed, and the total number of residues.

Mol	Chain	Analysed	Favoured	Allowed	Outliers	Percentiles	
1	A	277/301 (92%)	255 (92%)	20 (7%)	2 (1%)	25	67
1	B	277/301 (92%)	254 (92%)	20 (7%)	3 (1%)	17	56
1	C	277/301 (92%)	252 (91%)	23 (8%)	2 (1%)	25	67
1	D	277/301 (92%)	252 (91%)	22 (8%)	3 (1%)	17	56
1	E	277/301 (92%)	254 (92%)	20 (7%)	3 (1%)	17	56
1	F	277/301 (92%)	250 (90%)	23 (8%)	4 (1%)	13	49
1	G	277/301 (92%)	252 (91%)	22 (8%)	3 (1%)	17	56
1	H	277/301 (92%)	251 (91%)	22 (8%)	4 (1%)	13	49
1	I	277/301 (92%)	253 (91%)	22 (8%)	2 (1%)	25	67
1	J	277/301 (92%)	253 (91%)	21 (8%)	3 (1%)	17	56
1	K	277/301 (92%)	253 (91%)	20 (7%)	4 (1%)	13	49
1	L	277/301 (92%)	254 (92%)	20 (7%)	3 (1%)	17	56
1	M	277/301 (92%)	250 (90%)	23 (8%)	4 (1%)	13	49
1	N	277/301 (92%)	247 (89%)	27 (10%)	3 (1%)	17	56
All	All	3878/4214 (92%)	3530 (91%)	305 (8%)	43 (1%)	17	56

All (43) Ramachandran outliers are listed below:

Mol	Chain	Res	Type
1	A	681	GLY
1	B	681	GLY
1	C	681	GLY
1	D	681	GLY
1	E	607	GLU
1	E	681	GLY
1	F	607	GLU
1	F	681	GLY
1	G	681	GLY

Continued on next page...

Continued from previous page...

Mol	Chain	Res	Type
1	H	681	GLY
1	I	681	GLY
1	J	681	GLY
1	K	681	GLY
1	L	579	LEU
1	L	681	GLY
1	M	681	GLY
1	N	681	GLY
1	D	607	GLU
1	F	579	LEU
1	G	607	GLU
1	H	607	GLU
1	M	607	GLU
1	B	607	GLU
1	H	650	GLU
1	K	607	GLU
1	M	579	LEU
1	J	607	GLU
1	K	579	LEU
1	A	729	PRO
1	C	729	PRO
1	D	729	PRO
1	E	729	PRO
1	F	729	PRO
1	G	729	PRO
1	H	729	PRO
1	I	729	PRO
1	J	729	PRO
1	M	729	PRO
1	N	607	GLU
1	K	729	PRO
1	N	729	PRO
1	B	729	PRO
1	L	729	PRO

5.3.2 Protein sidechains [i](#)

In the following table, the Percentiles column shows the percent sidechain outliers of the chain as a percentile score with respect to all X-ray entries followed by that with respect to entries of similar resolution.

The Analysed column shows the number of residues for which the sidechain conformation was analysed, and the total number of residues.

Mol	Chain	Analysed	Rotameric	Outliers	Percentiles	
1	A	236/255 (92%)	214 (91%)	22 (9%)	10	38
1	B	236/255 (92%)	211 (89%)	25 (11%)	8	30
1	C	236/255 (92%)	215 (91%)	21 (9%)	11	40
1	D	236/255 (92%)	214 (91%)	22 (9%)	10	38
1	E	236/255 (92%)	213 (90%)	23 (10%)	9	35
1	F	236/255 (92%)	211 (89%)	25 (11%)	8	30
1	G	236/255 (92%)	211 (89%)	25 (11%)	8	30
1	H	236/255 (92%)	215 (91%)	21 (9%)	11	40
1	I	236/255 (92%)	216 (92%)	20 (8%)	12	43
1	J	236/255 (92%)	213 (90%)	23 (10%)	9	35
1	K	236/255 (92%)	214 (91%)	22 (9%)	10	38
1	L	236/255 (92%)	214 (91%)	22 (9%)	10	38
1	M	236/255 (92%)	213 (90%)	23 (10%)	9	35
1	N	236/255 (92%)	212 (90%)	24 (10%)	8	32
All	All	3304/3570 (92%)	2986 (90%)	318 (10%)	10	36

All (318) residues with a non-rotameric sidechain are listed below:

Mol	Chain	Res	Type
1	A	484	ASP
1	A	488	GLU
1	A	515	LEU
1	A	533	ASN
1	A	560	ARG
1	A	568	GLN
1	A	586	ARG
1	A	589	ASN
1	A	599	ARG
1	A	611	MET
1	A	613	THR
1	A	623	THR
1	A	624	ASN
1	A	647	LEU
1	A	702	SER
1	A	728	VAL
1	A	731	ILE
1	A	734	ASP
1	A	738	GLU

Continued on next page...

Continued from previous page...

Mol	Chain	Res	Type
1	A	747	VAL
1	A	749	ASP
1	A	757	MET
1	B	484	ASP
1	B	488	GLU
1	B	515	LEU
1	B	533	ASN
1	B	560	ARG
1	B	565	LYS
1	B	568	GLN
1	B	573	VAL
1	B	586	ARG
1	B	589	ASN
1	B	599	ARG
1	B	611	MET
1	B	623	THR
1	B	624	ASN
1	B	647	LEU
1	B	701	GLU
1	B	702	SER
1	B	728	VAL
1	B	731	ILE
1	B	734	ASP
1	B	738	GLU
1	B	747	VAL
1	B	749	ASP
1	B	750	ASN
1	B	757	MET
1	C	484	ASP
1	C	488	GLU
1	C	515	LEU
1	C	533	ASN
1	C	560	ARG
1	C	565	LYS
1	C	568	GLN
1	C	586	ARG
1	C	589	ASN
1	C	611	MET
1	C	613	THR
1	C	624	ASN
1	C	647	LEU
1	C	701	GLU

Continued on next page...

Continued from previous page...

Mol	Chain	Res	Type
1	C	728	VAL
1	C	731	ILE
1	C	734	ASP
1	C	738	GLU
1	C	747	VAL
1	C	749	ASP
1	C	757	MET
1	D	484	ASP
1	D	488	GLU
1	D	515	LEU
1	D	524	LYS
1	D	533	ASN
1	D	560	ARG
1	D	565	LYS
1	D	568	GLN
1	D	586	ARG
1	D	589	ASN
1	D	606	THR
1	D	611	MET
1	D	624	ASN
1	D	647	LEU
1	D	701	GLU
1	D	728	VAL
1	D	731	ILE
1	D	734	ASP
1	D	738	GLU
1	D	747	VAL
1	D	749	ASP
1	D	757	MET
1	E	484	ASP
1	E	488	GLU
1	E	515	LEU
1	E	533	ASN
1	E	560	ARG
1	E	565	LYS
1	E	568	GLN
1	E	573	VAL
1	E	586	ARG
1	E	589	ASN
1	E	606	THR
1	E	611	MET
1	E	613	THR

Continued on next page...

Continued from previous page...

Mol	Chain	Res	Type
1	E	624	ASN
1	E	647	LEU
1	E	701	GLU
1	E	728	VAL
1	E	731	ILE
1	E	734	ASP
1	E	738	GLU
1	E	747	VAL
1	E	749	ASP
1	E	757	MET
1	F	484	ASP
1	F	488	GLU
1	F	515	LEU
1	F	533	ASN
1	F	560	ARG
1	F	565	LYS
1	F	568	GLN
1	F	573	VAL
1	F	586	ARG
1	F	589	ASN
1	F	599	ARG
1	F	606	THR
1	F	611	MET
1	F	613	THR
1	F	624	ASN
1	F	647	LEU
1	F	701	GLU
1	F	702	SER
1	F	728	VAL
1	F	731	ILE
1	F	734	ASP
1	F	738	GLU
1	F	747	VAL
1	F	749	ASP
1	F	757	MET
1	G	484	ASP
1	G	488	GLU
1	G	515	LEU
1	G	533	ASN
1	G	560	ARG
1	G	565	LYS
1	G	568	GLN

Continued on next page...

Continued from previous page...

Mol	Chain	Res	Type
1	G	586	ARG
1	G	589	ASN
1	G	599	ARG
1	G	611	MET
1	G	613	THR
1	G	623	THR
1	G	624	ASN
1	G	647	LEU
1	G	701	GLU
1	G	702	SER
1	G	728	VAL
1	G	731	ILE
1	G	734	ASP
1	G	738	GLU
1	G	747	VAL
1	G	749	ASP
1	G	750	ASN
1	G	757	MET
1	H	484	ASP
1	H	488	GLU
1	H	515	LEU
1	H	533	ASN
1	H	560	ARG
1	H	565	LYS
1	H	568	GLN
1	H	586	ARG
1	H	589	ASN
1	H	611	MET
1	H	613	THR
1	H	624	ASN
1	H	647	LEU
1	H	702	SER
1	H	728	VAL
1	H	731	ILE
1	H	734	ASP
1	H	738	GLU
1	H	747	VAL
1	H	749	ASP
1	H	757	MET
1	I	484	ASP
1	I	488	GLU
1	I	515	LEU

Continued on next page...

Continued from previous page...

Mol	Chain	Res	Type
1	I	533	ASN
1	I	560	ARG
1	I	568	GLN
1	I	586	ARG
1	I	589	ASN
1	I	611	MET
1	I	624	ASN
1	I	647	LEU
1	I	701	GLU
1	I	702	SER
1	I	728	VAL
1	I	731	ILE
1	I	734	ASP
1	I	738	GLU
1	I	747	VAL
1	I	749	ASP
1	I	757	MET
1	J	484	ASP
1	J	488	GLU
1	J	515	LEU
1	J	533	ASN
1	J	560	ARG
1	J	565	LYS
1	J	568	GLN
1	J	586	ARG
1	J	589	ASN
1	J	599	ARG
1	J	611	MET
1	J	613	THR
1	J	624	ASN
1	J	647	LEU
1	J	702	SER
1	J	728	VAL
1	J	731	ILE
1	J	734	ASP
1	J	738	GLU
1	J	747	VAL
1	J	749	ASP
1	J	750	ASN
1	J	757	MET
1	K	484	ASP
1	K	488	GLU

Continued on next page...

Continued from previous page...

Mol	Chain	Res	Type
1	K	515	LEU
1	K	533	ASN
1	K	560	ARG
1	K	568	GLN
1	K	573	VAL
1	K	586	ARG
1	K	589	ASN
1	K	599	ARG
1	K	606	THR
1	K	611	MET
1	K	624	ASN
1	K	647	LEU
1	K	702	SER
1	K	728	VAL
1	K	731	ILE
1	K	734	ASP
1	K	738	GLU
1	K	747	VAL
1	K	749	ASP
1	K	757	MET
1	L	484	ASP
1	L	488	GLU
1	L	515	LEU
1	L	524	LYS
1	L	533	ASN
1	L	560	ARG
1	L	565	LYS
1	L	568	GLN
1	L	586	ARG
1	L	589	ASN
1	L	611	MET
1	L	613	THR
1	L	624	ASN
1	L	647	LEU
1	L	701	GLU
1	L	728	VAL
1	L	731	ILE
1	L	738	GLU
1	L	747	VAL
1	L	749	ASP
1	L	750	ASN
1	L	757	MET

Continued on next page...

Continued from previous page...

Mol	Chain	Res	Type
1	M	484	ASP
1	M	488	GLU
1	M	508	MET
1	M	515	LEU
1	M	533	ASN
1	M	560	ARG
1	M	565	LYS
1	M	568	GLN
1	M	586	ARG
1	M	589	ASN
1	M	606	THR
1	M	611	MET
1	M	613	THR
1	M	624	ASN
1	M	647	LEU
1	M	701	GLU
1	M	728	VAL
1	M	731	ILE
1	M	734	ASP
1	M	738	GLU
1	M	747	VAL
1	M	749	ASP
1	M	757	MET
1	N	484	ASP
1	N	488	GLU
1	N	515	LEU
1	N	533	ASN
1	N	560	ARG
1	N	565	LYS
1	N	568	GLN
1	N	573	VAL
1	N	586	ARG
1	N	589	ASN
1	N	606	THR
1	N	611	MET
1	N	613	THR
1	N	624	ASN
1	N	647	LEU
1	N	701	GLU
1	N	702	SER
1	N	728	VAL
1	N	731	ILE

Continued on next page...

Continued from previous page...

Mol	Chain	Res	Type
1	N	734	ASP
1	N	738	GLU
1	N	747	VAL
1	N	749	ASP
1	N	757	MET

Some sidechains can be flipped to improve hydrogen bonding and reduce clashes. All (85) such sidechains are listed below:

Mol	Chain	Res	Type
1	A	490	GLN
1	A	533	ASN
1	A	624	ASN
1	A	641	GLN
1	A	660	ASN
1	A	763	GLN
1	B	490	GLN
1	B	533	ASN
1	B	624	ASN
1	B	641	GLN
1	B	660	ASN
1	B	763	GLN
1	C	490	GLN
1	C	533	ASN
1	C	624	ASN
1	C	641	GLN
1	C	660	ASN
1	C	763	GLN
1	D	490	GLN
1	D	499	HIS
1	D	533	ASN
1	D	624	ASN
1	D	641	GLN
1	D	660	ASN
1	D	763	GLN
1	E	490	GLN
1	E	533	ASN
1	E	624	ASN
1	E	641	GLN
1	E	660	ASN
1	E	763	GLN
1	F	490	GLN
1	F	533	ASN

Continued on next page...

Continued from previous page...

Mol	Chain	Res	Type
1	F	624	ASN
1	F	641	GLN
1	F	660	ASN
1	F	763	GLN
1	G	490	GLN
1	G	533	ASN
1	G	624	ASN
1	G	641	GLN
1	G	660	ASN
1	G	763	GLN
1	H	490	GLN
1	H	533	ASN
1	H	624	ASN
1	H	641	GLN
1	H	660	ASN
1	H	763	GLN
1	I	490	GLN
1	I	533	ASN
1	I	624	ASN
1	I	641	GLN
1	I	660	ASN
1	I	763	GLN
1	J	490	GLN
1	J	533	ASN
1	J	624	ASN
1	J	641	GLN
1	J	660	ASN
1	J	763	GLN
1	K	490	GLN
1	K	533	ASN
1	K	624	ASN
1	K	641	GLN
1	K	660	ASN
1	K	763	GLN
1	L	490	GLN
1	L	533	ASN
1	L	624	ASN
1	L	641	GLN
1	L	660	ASN
1	L	763	GLN
1	M	490	GLN
1	M	533	ASN

Continued on next page...

Continued from previous page...

Mol	Chain	Res	Type
1	M	624	ASN
1	M	641	GLN
1	M	660	ASN
1	M	763	GLN
1	N	490	GLN
1	N	533	ASN
1	N	624	ASN
1	N	641	GLN
1	N	660	ASN
1	N	763	GLN

5.3.3 RNA ⓘ

There are no RNA molecules in this entry.

5.4 Non-standard residues in protein, DNA, RNA chains ⓘ

There are no non-standard protein/DNA/RNA residues in this entry.

5.5 Carbohydrates ⓘ

There are no carbohydrates in this entry.

5.6 Ligand geometry ⓘ

14 ligands are modelled in this entry.

In the following table, the Counts columns list the number of bonds (or angles) for which Mogul statistics could be retrieved, the number of bonds (or angles) that are observed in the model and the number of bonds (or angles) that are defined in the chemical component dictionary. The Link column lists molecule types, if any, to which the group is linked. The Z score for a bond length (or angle) is the number of standard deviations the observed value is removed from the expected value. A bond length (or angle) with $|Z| > 2$ is considered an outlier worth inspection. RMSZ is the root-mean-square of all Z scores of the bond lengths (or angles).

Mol	Type	Chain	Res	Link	Bond lengths			Bond angles		
					Counts	RMSZ	# $ Z > 2$	Counts	RMSZ	# $ Z > 2$
2	ADP	A	900	-	25,29,29	1.28	2 (8%)	24,45,45	2.26	6 (25%)
2	ADP	B	900	-	25,29,29	1.39	1 (4%)	24,45,45	2.02	5 (20%)
2	ADP	C	900	-	25,29,29	1.49	4 (16%)	24,45,45	2.57	8 (33%)

Mol	Type	Chain	Res	Link	Bond lengths			Bond angles		
					Counts	RMSZ	# Z > 2	Counts	RMSZ	# Z > 2
2	ADP	D	900	-	25,29,29	1.29	1 (4%)	24,45,45	2.82	5 (20%)
2	ADP	E	900	-	25,29,29	1.38	1 (4%)	24,45,45	2.33	3 (12%)
2	ADP	F	900	-	25,29,29	1.29	2 (8%)	24,45,45	2.56	6 (25%)
2	ADP	G	900	-	25,29,29	1.44	1 (4%)	24,45,45	2.19	3 (12%)
2	ADP	H	900	-	25,29,29	1.13	2 (8%)	24,45,45	2.37	3 (12%)
2	ADP	I	900	-	25,29,29	1.55	3 (12%)	24,45,45	2.44	6 (25%)
2	ADP	J	900	-	25,29,29	1.45	4 (16%)	24,45,45	2.44	3 (12%)
2	ADP	K	900	-	25,29,29	1.29	2 (8%)	24,45,45	1.99	3 (12%)
2	ADP	L	900	-	25,29,29	1.34	1 (4%)	24,45,45	2.11	3 (12%)
2	ADP	M	900	-	25,29,29	1.43	4 (16%)	24,45,45	2.35	3 (12%)
2	ADP	N	900	-	25,29,29	1.41	3 (12%)	24,45,45	2.36	6 (25%)

In the following table, the Chirals column lists the number of chiral outliers, the number of chiral centers analysed, the number of these observed in the model and the number defined in the chemical component dictionary. Similar counts are reported in the Torsion and Rings columns. '-' means no outliers of that kind were identified.

Mol	Type	Chain	Res	Link	Chirals	Torsions	Rings
2	ADP	A	900	-	-	0/12/32/32	0/3/3/3
2	ADP	B	900	-	-	0/12/32/32	0/3/3/3
2	ADP	C	900	-	-	0/12/32/32	0/3/3/3
2	ADP	D	900	-	-	0/12/32/32	0/3/3/3
2	ADP	E	900	-	-	0/12/32/32	0/3/3/3
2	ADP	F	900	-	-	0/12/32/32	0/3/3/3
2	ADP	G	900	-	-	0/12/32/32	0/3/3/3
2	ADP	H	900	-	-	0/12/32/32	0/3/3/3
2	ADP	I	900	-	-	0/12/32/32	0/3/3/3
2	ADP	J	900	-	-	0/12/32/32	0/3/3/3
2	ADP	K	900	-	-	0/12/32/32	0/3/3/3
2	ADP	L	900	-	-	0/12/32/32	0/3/3/3
2	ADP	M	900	-	-	0/12/32/32	0/3/3/3
2	ADP	N	900	-	-	0/12/32/32	0/3/3/3

All (31) bond length outliers are listed below:

Mol	Chain	Res	Type	Atoms	Z	Observed(Å)	Ideal(Å)
2	G	900	ADP	C8-N7	-6.07	1.23	1.34
2	E	900	ADP	C8-N7	-5.59	1.24	1.34
2	I	900	ADP	C8-N7	-5.58	1.24	1.34
2	L	900	ADP	C8-N7	-5.51	1.24	1.34

Continued on next page...

Continued from previous page...

Mol	Chain	Res	Type	Atoms	Z	Observed(Å)	Ideal(Å)
2	B	900	ADP	C8-N7	-5.40	1.24	1.34
2	N	900	ADP	C8-N7	-5.34	1.24	1.34
2	C	900	ADP	C8-N7	-5.31	1.24	1.34
2	M	900	ADP	C8-N7	-5.27	1.24	1.34
2	J	900	ADP	C8-N7	-5.22	1.24	1.34
2	D	900	ADP	C8-N7	-5.18	1.25	1.34
2	F	900	ADP	C8-N7	-5.03	1.25	1.34
2	K	900	ADP	C8-N7	-4.96	1.25	1.34
2	A	900	ADP	C8-N7	-4.77	1.25	1.34
2	H	900	ADP	C8-N7	-4.15	1.26	1.34
2	I	900	ADP	C2'-C1'	-3.28	1.48	1.53
2	C	900	ADP	C2'-C1'	-2.63	1.49	1.53
2	F	900	ADP	C2'-C1'	-2.30	1.50	1.53
2	N	900	ADP	PB-O3A	-2.25	1.56	1.60
2	H	900	ADP	C2'-C1'	-2.04	1.50	1.53
2	J	900	ADP	C2-N3	2.12	1.35	1.32
2	J	900	ADP	C5-C4	2.14	1.45	1.40
2	M	900	ADP	O4'-C1'	2.15	1.44	1.41
2	M	900	ADP	C2-N3	2.24	1.35	1.32
2	C	900	ADP	O4'-C1'	2.25	1.44	1.41
2	N	900	ADP	C5-C4	2.26	1.45	1.40
2	M	900	ADP	C5-C4	2.34	1.45	1.40
2	K	900	ADP	C5-C4	2.39	1.45	1.40
2	C	900	ADP	C5-C4	2.44	1.46	1.40
2	A	900	ADP	C5-C4	2.59	1.46	1.40
2	I	900	ADP	C5-C4	2.79	1.46	1.40
2	J	900	ADP	O4'-C1'	3.09	1.45	1.41

All (63) bond angle outliers are listed below:

Mol	Chain	Res	Type	Atoms	Z	Observed(°)	Ideal(°)
2	D	900	ADP	N3-C2-N1	-10.02	120.13	128.86
2	F	900	ADP	N3-C2-N1	-8.63	121.34	128.86
2	E	900	ADP	N3-C2-N1	-8.29	121.64	128.86
2	C	900	ADP	N3-C2-N1	-8.00	121.89	128.86
2	N	900	ADP	N3-C2-N1	-7.95	121.94	128.86
2	H	900	ADP	N3-C2-N1	-7.92	121.96	128.86
2	J	900	ADP	N3-C2-N1	-7.78	122.09	128.86
2	M	900	ADP	N3-C2-N1	-7.60	122.24	128.86
2	A	900	ADP	N3-C2-N1	-7.29	122.51	128.86
2	G	900	ADP	N3-C2-N1	-7.22	122.57	128.86
2	I	900	ADP	N3-C2-N1	-7.08	122.69	128.86

Continued on next page...

Continued from previous page...

Mol	Chain	Res	Type	Atoms	Z	Observed(°)	Ideal(°)
2	L	900	ADP	N3-C2-N1	-7.00	122.76	128.86
2	K	900	ADP	N3-C2-N1	-6.30	123.37	128.86
2	B	900	ADP	N3-C2-N1	-5.63	123.96	128.86
2	I	900	ADP	O2'-C2'-C1'	-2.76	102.99	111.61
2	F	900	ADP	O2'-C2'-C1'	-2.70	103.17	111.61
2	B	900	ADP	O3'-C3'-C4'	-2.51	103.76	111.09
2	C	900	ADP	O2'-C2'-C1'	-2.49	103.84	111.61
2	N	900	ADP	O3'-C3'-C4'	-2.42	104.01	111.09
2	A	900	ADP	O2'-C2'-C1'	-2.24	104.61	111.61
2	B	900	ADP	O2'-C2'-C1'	-2.24	104.62	111.61
2	A	900	ADP	O3'-C3'-C4'	-2.16	104.78	111.09
2	C	900	ADP	C2'-C3'-C4'	2.03	106.58	102.62
2	C	900	ADP	C4-C5-N7	2.04	111.38	109.41
2	L	900	ADP	C4-C5-N7	2.13	111.47	109.41
2	F	900	ADP	C2-N1-C6	2.13	122.50	118.77
2	B	900	ADP	O3B-PB-O1B	2.15	118.93	110.50
2	E	900	ADP	O3B-PB-O2B	2.20	116.48	107.61
2	F	900	ADP	O3B-PB-O2B	2.20	116.50	107.61
2	C	900	ADP	C2-N1-C6	2.24	122.68	118.77
2	N	900	ADP	C2-N1-C6	2.25	122.70	118.77
2	N	900	ADP	C4-C5-N7	2.27	111.60	109.41
2	K	900	ADP	O3B-PB-O2B	2.28	116.80	107.61
2	A	900	ADP	C2-N1-C6	2.28	122.77	118.77
2	M	900	ADP	O3B-PB-O2B	2.41	117.33	107.61
2	A	900	ADP	O3B-PB-O2B	2.45	117.51	107.61
2	C	900	ADP	O3B-PB-O2B	2.53	117.82	107.61
2	D	900	ADP	O3B-PB-O2B	2.68	118.41	107.61
2	G	900	ADP	O3B-PB-O2B	2.70	118.50	107.61
2	F	900	ADP	C4-C5-N7	2.70	112.02	109.41
2	C	900	ADP	C4'-O4'-C1'	2.71	112.66	109.77
2	I	900	ADP	C2-N1-C6	2.73	123.56	118.77
2	N	900	ADP	O3B-PB-O2B	2.81	118.96	107.61
2	D	900	ADP	C4-C5-N7	2.96	112.27	109.41
2	J	900	ADP	O3B-PB-O2B	3.02	119.80	107.61
2	D	900	ADP	C2-N1-C6	3.03	124.06	118.77
2	I	900	ADP	C4-C5-N7	3.30	112.60	109.41
2	I	900	ADP	O3B-PB-O2B	3.40	121.32	107.61
2	H	900	ADP	O3B-PB-O2B	3.77	122.84	107.61
2	N	900	ADP	C1'-N9-C4	5.80	136.66	126.64
2	B	900	ADP	C1'-N9-C4	5.85	136.74	126.64
2	K	900	ADP	C1'-N9-C4	5.86	136.76	126.64
2	L	900	ADP	C1'-N9-C4	6.09	137.16	126.64

Continued on next page...

Continued from previous page...

Mol	Chain	Res	Type	Atoms	Z	Observed(°)	Ideal(°)
2	A	900	ADP	C1'-N9-C4	6.23	137.40	126.64
2	I	900	ADP	C1'-N9-C4	6.28	137.48	126.64
2	E	900	ADP	C1'-N9-C4	6.41	137.72	126.64
2	H	900	ADP	C1'-N9-C4	6.49	137.84	126.64
2	G	900	ADP	C1'-N9-C4	6.58	138.01	126.64
2	C	900	ADP	C1'-N9-C4	6.70	138.21	126.64
2	M	900	ADP	C1'-N9-C4	7.12	138.94	126.64
2	F	900	ADP	C1'-N9-C4	7.18	139.05	126.64
2	D	900	ADP	C1'-N9-C4	7.28	139.21	126.64
2	J	900	ADP	C1'-N9-C4	7.53	139.64	126.64

There are no chirality outliers.

There are no torsion outliers.

There are no ring outliers.

14 monomers are involved in 25 short contacts:

Mol	Chain	Res	Type	Clashes	Symm-Clashes
2	A	900	ADP	1	0
2	B	900	ADP	2	0
2	C	900	ADP	2	0
2	D	900	ADP	1	0
2	E	900	ADP	2	0
2	F	900	ADP	1	0
2	G	900	ADP	3	0
2	H	900	ADP	1	0
2	I	900	ADP	2	0
2	J	900	ADP	1	0
2	K	900	ADP	2	0
2	L	900	ADP	3	0
2	M	900	ADP	2	0
2	N	900	ADP	2	0

5.7 Other polymers [i](#)

There are no such residues in this entry.

5.8 Polymer linkage issues [i](#)

There are no chain breaks in this entry.

6 Fit of model and data

6.1 Protein, DNA and RNA chains

In the following table, the column labelled ‘#RSRZ> 2’ contains the number (and percentage) of RSRZ outliers, followed by percent RSRZ outliers for the chain as percentile scores relative to all X-ray entries and entries of similar resolution. The OWAB column contains the minimum, median, 95th percentile and maximum values of the occupancy-weighted average B-factor per residue. The column labelled ‘Q< 0.9’ lists the number of (and percentage) of residues with an average occupancy less than 0.9.

Mol	Chain	Analysed	<RSRZ>	#RSRZ>2			OWAB(Å ²)	Q<0.9
1	A	281/301 (93%)	0.43	9 (3%)	48	21	42, 85, 134, 163	0
1	B	281/301 (93%)	0.40	10 (3%)	43	18	42, 85, 134, 163	0
1	C	281/301 (93%)	0.38	9 (3%)	48	21	42, 85, 134, 163	0
1	D	281/301 (93%)	0.48	10 (3%)	43	18	42, 85, 134, 163	0
1	E	281/301 (93%)	0.32	9 (3%)	48	21	42, 85, 134, 163	0
1	F	281/301 (93%)	0.41	10 (3%)	43	18	42, 85, 134, 163	0
1	G	281/301 (93%)	0.38	14 (4%)	30	12	42, 85, 134, 163	0
1	H	281/301 (93%)	0.46	10 (3%)	43	18	42, 85, 134, 163	0
1	I	281/301 (93%)	0.33	8 (2%)	53	25	42, 85, 134, 163	0
1	J	281/301 (93%)	0.42	10 (3%)	43	18	42, 85, 134, 163	0
1	K	281/301 (93%)	0.39	6 (2%)	64	34	42, 85, 134, 163	0
1	L	281/301 (93%)	0.35	9 (3%)	48	21	42, 85, 134, 163	0
1	M	281/301 (93%)	0.43	12 (4%)	36	15	42, 85, 134, 163	0
1	N	281/301 (93%)	0.52	12 (4%)	36	15	42, 85, 134, 163	0
All	All	3934/4214 (93%)	0.41	138 (3%)	44	19	42, 85, 135, 163	0

All (138) RSRZ outliers are listed below:

Mol	Chain	Res	Type	RSRZ
1	M	681	GLY	5.3
1	I	762	LEU	5.0
1	N	763	GLN	4.6
1	J	681	GLY	4.4
1	L	507	GLY	4.3
1	A	762	LEU	4.3
1	C	707	ILE	4.2
1	D	762	LEU	4.1

Continued on next page...

Continued from previous page...

Mol	Chain	Res	Type	RSRZ
1	F	508	MET	4.1
1	A	763	GLN	4.0
1	K	681	GLY	3.9
1	K	614	LYS	3.9
1	H	681	GLY	3.8
1	J	506	PHE	3.8
1	B	731	ILE	3.8
1	G	763	GLN	3.8
1	N	510	PRO	3.7
1	H	588	GLY	3.6
1	A	731	ILE	3.6
1	H	497	VAL	3.5
1	L	506	PHE	3.5
1	D	495	TYR	3.4
1	G	704	GLU	3.4
1	J	762	LEU	3.4
1	M	707	ILE	3.4
1	F	762	LEU	3.4
1	L	707	ILE	3.4
1	B	508	MET	3.4
1	I	704	GLU	3.4
1	E	731	ILE	3.3
1	G	705	SER	3.3
1	F	681	GLY	3.2
1	D	464	LEU	3.2
1	N	701	GLU	3.2
1	J	507	GLY	3.2
1	H	616	ASN	3.2
1	H	707	ILE	3.1
1	I	681	GLY	3.1
1	G	760	GLN	3.1
1	G	762	LEU	3.1
1	F	464	LEU	3.1
1	M	536	GLN	3.0
1	N	464	LEU	3.0
1	M	501	ASP	3.0
1	D	506	PHE	3.0
1	J	746	SER	3.0
1	M	464	LEU	3.0
1	B	509	THR	3.0
1	N	762	LEU	3.0
1	G	681	GLY	2.9

Continued on next page...

Continued from previous page...

Mol	Chain	Res	Type	RSRZ
1	C	762	LEU	2.9
1	E	707	ILE	2.9
1	F	672	LEU	2.9
1	G	465	ARG	2.9
1	H	762	LEU	2.9
1	D	704	GLU	2.8
1	B	493	VAL	2.8
1	M	704	GLU	2.8
1	L	729	PRO	2.8
1	A	746	SER	2.8
1	J	731	ILE	2.7
1	N	506	PHE	2.7
1	A	614	LYS	2.7
1	B	497	VAL	2.7
1	J	757	MET	2.6
1	C	758	PHE	2.6
1	E	681	GLY	2.6
1	B	510	PRO	2.6
1	G	494	GLN	2.6
1	N	704	GLU	2.6
1	I	707	ILE	2.6
1	A	463	ALA	2.5
1	F	739	ALA	2.5
1	G	702	SER	2.5
1	F	731	ILE	2.5
1	D	763	GLN	2.5
1	L	648	PRO	2.5
1	C	703	ILE	2.5
1	G	616	ASN	2.5
1	G	706	GLU	2.5
1	I	593	GLY	2.5
1	C	681	GLY	2.4
1	M	703	ILE	2.4
1	K	763	GLN	2.4
1	N	493	VAL	2.4
1	D	505	LYS	2.3
1	H	704	GLU	2.3
1	G	507	GLY	2.3
1	L	703	ILE	2.3
1	E	700	ARG	2.3
1	I	510	PRO	2.3
1	L	672	LEU	2.3

Continued on next page...

Continued from previous page...

Mol	Chain	Res	Type	RSRZ
1	N	672	LEU	2.3
1	K	746	SER	2.3
1	E	696	LYS	2.2
1	M	505	LYS	2.2
1	M	762	LEU	2.2
1	C	731	ILE	2.2
1	B	588	GLY	2.2
1	K	577	ASP	2.2
1	C	704	GLU	2.2
1	M	507	GLY	2.2
1	F	463	ALA	2.2
1	E	648	PRO	2.2
1	A	735	HIS	2.2
1	I	494	GLN	2.2
1	A	467	THR	2.2
1	D	507	GLY	2.2
1	K	705	SER	2.1
1	M	728	VAL	2.1
1	N	758	PHE	2.1
1	B	704	GLU	2.1
1	C	763	GLN	2.1
1	H	747	VAL	2.1
1	J	707	ILE	2.1
1	E	758	PHE	2.1
1	I	763	GLN	2.1
1	A	465	ARG	2.1
1	F	493	VAL	2.1
1	G	588	GLY	2.1
1	L	763	GLN	2.1
1	D	472	PRO	2.1
1	G	752	ILE	2.1
1	D	531	ILE	2.1
1	F	704	GLU	2.1
1	E	763	GLN	2.0
1	J	498	GLU	2.0
1	L	731	ILE	2.0
1	N	681	GLY	2.0
1	J	758	PHE	2.0
1	N	753	ARG	2.0
1	B	763	GLN	2.0
1	C	747	VAL	2.0
1	H	673	GLU	2.0

Continued on next page...

Continued from previous page...

Mol	Chain	Res	Type	RSRZ
1	B	762	LEU	2.0
1	E	762	LEU	2.0
1	H	757	MET	2.0
1	M	465	ARG	2.0

6.2 Non-standard residues in protein, DNA, RNA chains [i](#)

There are no non-standard protein/DNA/RNA residues in this entry.

6.3 Carbohydrates [i](#)

There are no carbohydrates in this entry.

6.4 Ligands [i](#)

In the following table, the Atoms column lists the number of modelled atoms in the group and the number defined in the chemical component dictionary. LLDF column lists the quality of electron density of the group with respect to its neighbouring residues in protein, DNA or RNA chains. The B-factors column lists the minimum, median, 95th percentile and maximum values of B factors of atoms in the group. The column labelled 'Q< 0.9' lists the number of atoms with occupancy less than 0.9.

Mol	Type	Chain	Res	Atoms	RSCC	RSR	LLDF	B-factors(Å ²)	Q<0.9
2	ADP	K	900	27/27	0.93	0.20	-0.37	64,66,69,72	0
2	ADP	G	900	27/27	0.94	0.21	-0.43	64,66,69,72	0
2	ADP	H	900	27/27	0.93	0.20	-0.67	64,66,69,72	0
2	ADP	M	900	27/27	0.94	0.20	-0.69	64,66,69,72	0
2	ADP	J	900	27/27	0.95	0.19	-0.79	64,66,69,72	0
2	ADP	E	900	27/27	0.94	0.20	-0.88	64,66,69,72	0
2	ADP	F	900	27/27	0.95	0.21	-0.90	64,66,69,72	0
2	ADP	I	900	27/27	0.97	0.18	-0.94	64,66,69,72	0
2	ADP	A	900	27/27	0.95	0.17	-1.03	64,66,69,72	0
2	ADP	N	900	27/27	0.95	0.17	-1.25	64,66,69,72	0
2	ADP	C	900	27/27	0.93	0.20	-1.32	64,66,69,72	0
2	ADP	L	900	27/27	0.96	0.17	-1.35	64,66,69,72	0
2	ADP	D	900	27/27	0.95	0.16	-1.42	64,66,69,72	0
2	ADP	B	900	27/27	0.96	0.18	-1.50	64,66,69,72	0

6.5 Other polymers [i](#)

There are no such residues in this entry.