



Full wwPDB/EMDatabank EM Map/Model Validation Report ⓘ

Jul 24, 2017 – 01:42 PM EDT

PDB ID : 4CI0
EMDB ID: : EMD-2513
Title : Electron cryo-microscopy of F420-reducing NiFe hydrogenase Frh
Authors : Allegretti, M.; Mills, D.J.; McMullan, G.; Kuehlbrandt, W.; Vonck, J.
Deposited on : unknown
Resolution : 3.36 Å(reported)
Based on PDB ID : 3ZFS

This is a Full wwPDB/EMDatabank EM Map/Model Validation Report
for a publicly released PDB/EMDB entry.

We welcome your comments at validation@mail.wwpdb.org

A user guide is available at

<http://wwpdb.org/validation/2016/EMValidationReportHelp>
with specific help available everywhere you see the ⓘ symbol.

MolProbity : 4.02b-467
Mogul : 1.7.2 (RC1), CSD as538be (2017)
Percentile statistics : 20161228.v01 (using entries in the PDB archive December 28th 2016)
Ideal geometry (proteins) : Engh & Huber (2001)
Ideal geometry (DNA, RNA) : Parkinson et. al. (1996)
Validation Pipeline (wwPDB-VP) : rb-20029824

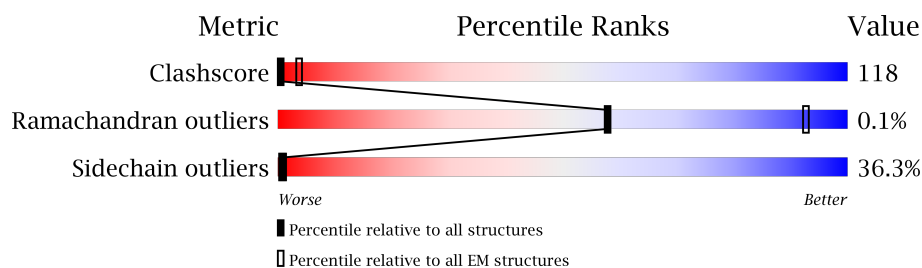
1 Overall quality at a glance

The following experimental techniques were used to determine the structure:

ELECTRON MICROSCOPY

The reported resolution of this entry is 3.36 Å.

Percentile scores (ranging between 0-100) for global validation metrics of the entry are shown in the following graphic. The table shows the number of entries on which the scores are based.



Metric	Whole archive (#Entries)	EM structures (#Entries)
Clashscore	125131	1336
Ramachandran outliers	121729	1120
Sidechain outliers	121581	1026

The table below summarises the geometric issues observed across the polymeric chains. The red, orange, yellow and green segments on the bar indicate the fraction of residues that contain outliers for ≥ 3 , 2, 1 and 0 types of geometric quality criteria. A grey segment represents the fraction of residues that are not modelled. The numeric value for each fraction is indicated below the corresponding segment, with a dot representing fractions $\leq 5\%$.

Mol	Chain	Length	Quality of chain
1	A	386	
2	B	275	
3	C	281	

The following table lists non-polymeric compounds, carbohydrate monomers and non-standard residues in protein, DNA, RNA chains that are outliers for geometric or electron-density-fit criteria:

Mol	Type	Chain	Res	Chirality	Geometry	Clashes	Electron density
7	SF4	B	1274	-	-	X	-
7	SF4	B	1275	-	-	X	-
7	SF4	B	1276	-	-	X	-
7	SF4	C	1282	-	-	X	-

2 Entry composition

There are 9 unique types of molecules in this entry. The entry contains 6956 atoms, of which 0 are hydrogens and 0 are deuteriums.

In the tables below, the AltConf column contains the number of residues with at least one atom in alternate conformation and the Trace column contains the number of residues modelled with at most 2 atoms.

- Molecule 1 is a protein called F420-REDUCING HYDROGENASE, SUBUNIT ALPHA.

Mol	Chain	Residues	Atoms					AltConf	Trace
1	A	385	Total	C	N	O	S	0	0
			2985	1875	532	561	17		

- Molecule 2 is a protein called F420-REDUCING HYDROGENASE, SUBUNIT GAMMA.

Mol	Chain	Residues	Atoms					AltConf	Trace
2	B	228	Total	C	N	O	S	0	0
			1737	1085	290	338	24		

- Molecule 3 is a protein called F420-REDUCING HYDROGENASE, SUBUNIT BETA.

Mol	Chain	Residues	Atoms					AltConf	Trace
3	C	280	Total	C	N	O	S	0	0
			2145	1376	347	407	15		

- Molecule 4 is FE (III) ION (three-letter code: FE) (formula: Fe).

Mol	Chain	Residues	Atoms		AltConf
4	A	1	Total	Fe	0
			1	1	

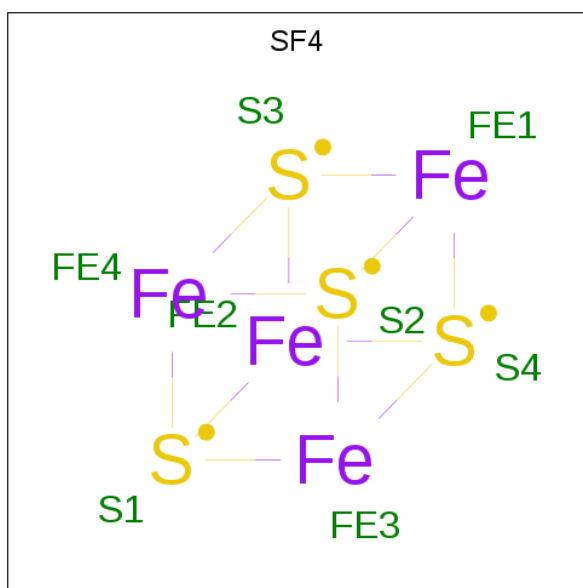
- Molecule 5 is NICKEL (II) ION (three-letter code: NI) (formula: Ni).

Mol	Chain	Residues	Atoms		AltConf
5	A	1	Total	Ni	0
			1	1	

- Molecule 6 is FE (II) ION (three-letter code: FE2) (formula: Fe).

Mol	Chain	Residues	Atoms		AltConf
6	A	1	Total	Fe	0
			1	1	

- Molecule 7 is IRON/SULFUR CLUSTER (three-letter code: SF4) (formula: Fe_4S_4).



Mol	Chain	Residues	Atoms			AltConf
7	B	1	Total	Fe	S	0
			24	12	12	
7	B	1	Total	Fe	S	0
			24	12	12	
7	B	1	Total	Fe	S	0
			24	12	12	
7	C	1	Total	Fe	S	0
			8	4	4	

- Molecule 8 is ZINC ION (three-letter code: ZN) (formula: Zn).

Mol	Chain	Residues	Atoms		AltConf
8	B	1	Total	Zn	0
			1	1	

- Molecule 9 is FLAVIN-ADENINE DINUCLEOTIDE (three-letter code: FAD) (formula: $\text{C}_{27}\text{H}_{33}\text{N}_9\text{O}_{15}\text{P}_2$).

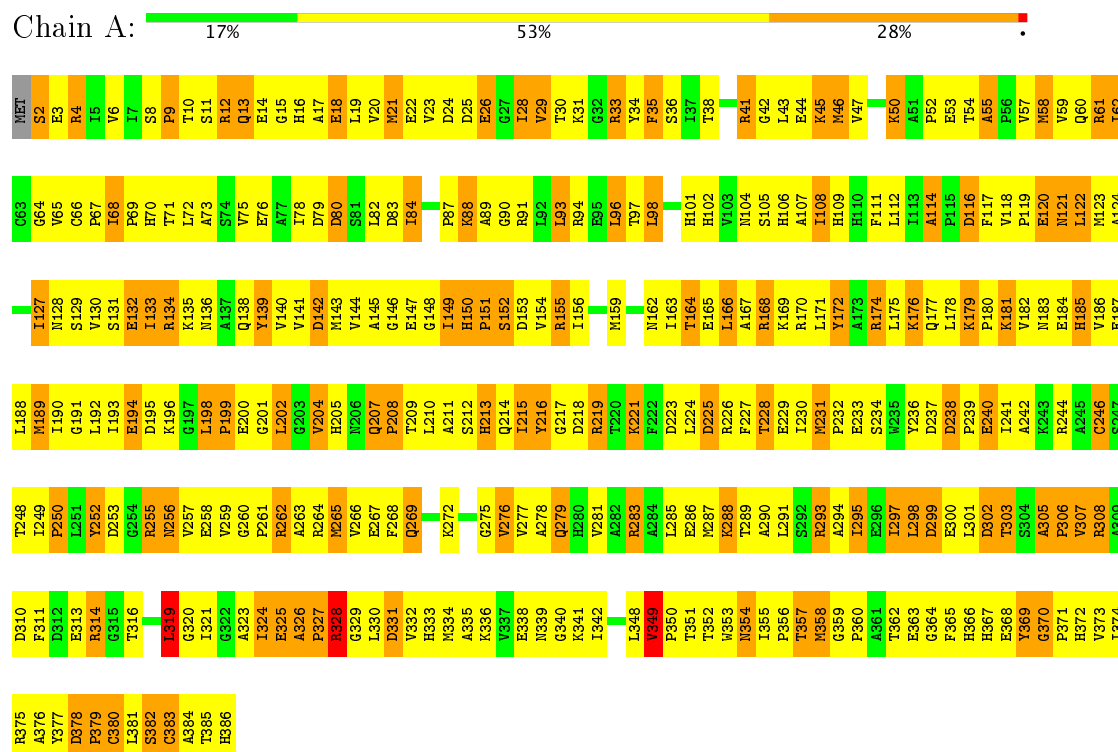


Mol	Chain	Residues	Atoms					AltConf
9	C	1	Total	C	N	O	P	0
			53	27	9	15	2	

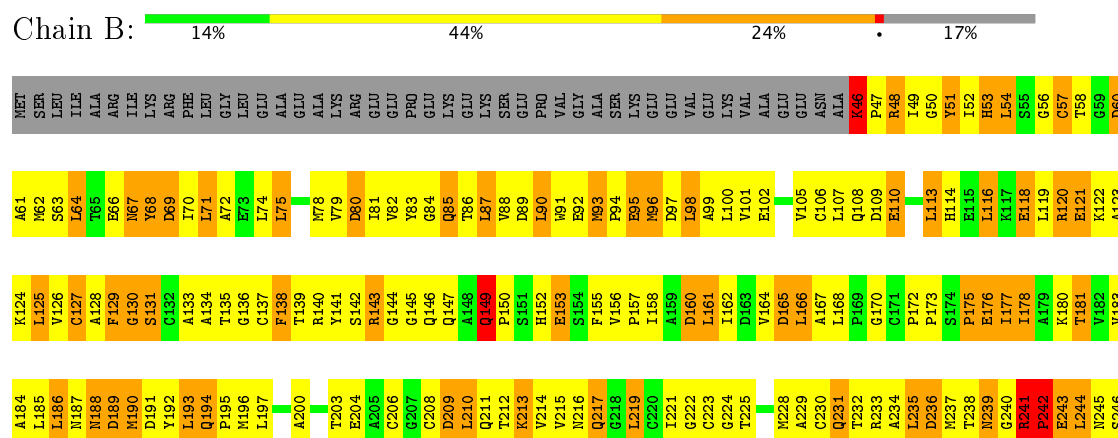
3 Residue-property plots

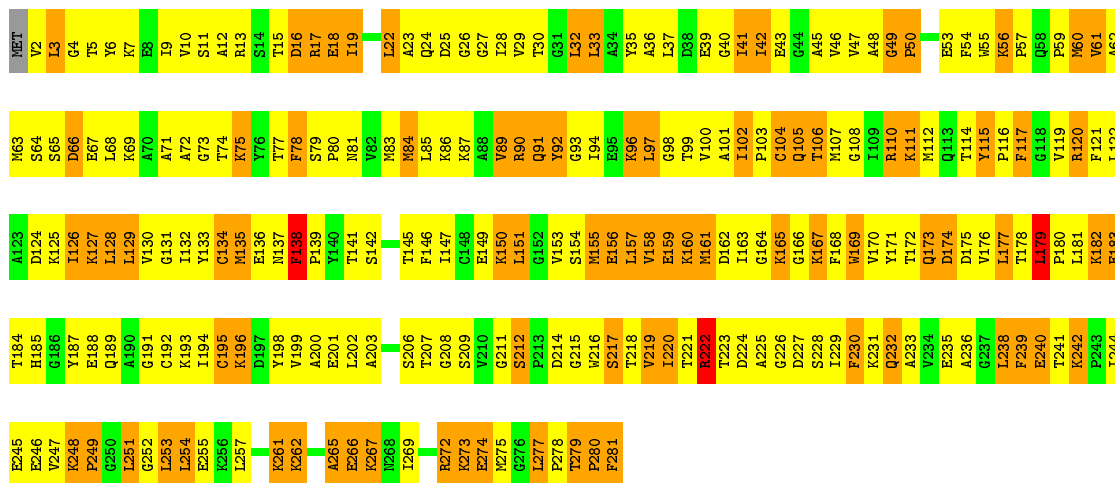
These plots are drawn for all protein, RNA and DNA chains in the entry. The first graphic for a chain summarises the proportions of the various outlier classes displayed in the second graphic. The second graphic shows the sequence view annotated by issues in geometry. Residues are color-coded according to the number of geometric quality criteria for which they contain at least one outlier: green = 0, yellow = 1, orange = 2 and red = 3 or more. Stretches of 2 or more consecutive residues without any outlier are shown as a green connector. Residues present in the sample, but not in the model, are shown in grey.

• Molecule 1: F420-REDUCING HYDROGENASE, SUBUNIT ALPHA



• Molecule 2: F420-REDUCING HYDROGENASE, SUBUNIT GAMMA





4 Experimental information

Property	Value	Source
Reconstruction method	SINGLE PARTICLE	Depositor
Imposed symmetry	POINT, T	Depositor
Number of particles used	26000	Depositor
Resolution determination method	Not provided	Depositor
CTF correction method	EACH IMAGE	Depositor
Microscope	FEI POLARA 300	Depositor
Voltage (kV)	300	Depositor
Electron dose ($e^-/\text{\AA}^2$)	22	Depositor
Minimum defocus (nm)	800	Depositor
Maximum defocus (nm)	2500	Depositor
Magnification	106000	Depositor
Image detector	FEI FALCON II (4k x 4k)	Depositor

5 Model quality ⓘ

5.1 Standard geometry ⓘ

Bond lengths and bond angles in the following residue types are not validated in this section: NI, ZN, SF4, FE2, FE, FAD

The Z score for a bond length (or angle) is the number of standard deviations the observed value is removed from the expected value. A bond length (or angle) with $|Z| > 5$ is considered an outlier worth inspection. RMSZ is the root-mean-square of all Z scores of the bond lengths (or angles).

Mol	Chain	Bond lengths		Bond angles	
		RMSZ	$\# Z > 2$	RMSZ	$\# Z > 2$
1	A	0.69	9/3048 (0.3%)	0.82	19/4133 (0.5%)
2	B	0.67	2/1768 (0.1%)	0.83	6/2400 (0.2%)
3	C	0.70	3/2184 (0.1%)	0.82	8/2946 (0.3%)
All	All	0.69	14/7000 (0.2%)	0.82	33/9479 (0.3%)

Chiral center outliers are detected by calculating the chiral volume of a chiral center and verifying if the center is modelled as a planar moiety or with the opposite hand. A planarity outlier is detected by checking planarity of atoms in a peptide group, atoms in a mainchain group or atoms of a sidechain that are expected to be planar.

Mol	Chain	#Chirality outliers	#Planarity outliers
1	A	0	2
2	B	0	1
3	C	0	3
All	All	0	6

All (14) bond length outliers are listed below:

Mol	Chain	Res	Type	Atoms	Z	Observed(Å)	Ideal(Å)
3	C	249	PRO	N-CD	5.54	1.55	1.47
1	A	9	PRO	N-CD	5.44	1.55	1.47
1	A	360	PRO	N-CD	5.42	1.55	1.47
3	C	280	PRO	N-CD	5.27	1.55	1.47
1	A	379	PRO	N-CD	5.26	1.55	1.47
2	B	242	PRO	N-CD	5.21	1.55	1.47
3	C	278	PRO	N-CD	5.18	1.55	1.47
1	A	239	PRO	N-CD	5.13	1.55	1.47
1	A	232	PRO	N-CD	5.10	1.54	1.47
1	A	306	PRO	N-CD	5.09	1.54	1.47
2	B	175	PRO	N-CD	5.07	1.54	1.47
1	A	208	PRO	N-CD	5.02	1.54	1.47

Continued on next page...

Continued from previous page...

Mol	Chain	Res	Type	Atoms	Z	Observed(Å)	Ideal(Å)
1	A	199	PRO	N-CD	5.01	1.54	1.47
1	A	151	PRO	N-CD	5.00	1.54	1.47

All (33) bond angle outliers are listed below:

Mol	Chain	Res	Type	Atoms	Z	Observed(°)	Ideal(°)
1	A	327	PRO	CA-N-CD	-8.71	99.31	111.50
1	A	55	ALA	C-N-CD	6.01	141.01	128.40
3	C	115	TYR	C-N-CD	5.98	140.96	128.40
2	B	194	GLN	C-N-CD	5.98	140.96	128.40
3	C	102	ILE	C-N-CD	5.95	140.90	128.40
1	A	355	ILE	C-N-CD	5.95	140.89	128.40
1	A	370	GLY	C-N-CD	5.92	140.82	128.40
1	A	179	LYS	C-N-CD	5.88	140.75	128.40
1	A	349	VAL	C-N-CD	5.86	140.70	128.40
1	A	114	ALA	C-N-CD	5.84	140.68	128.40
1	A	68	ILE	C-N-CD	5.84	140.67	128.40
3	C	279	THR	C-N-CD	5.83	140.65	128.40
3	C	138	PHE	C-N-CD	5.83	140.63	128.40
1	A	198	LEU	C-N-CD	5.80	140.59	128.40
3	C	212	SER	C-N-CD	5.79	140.56	128.40
1	A	305	ALA	C-N-CD	5.79	140.55	128.40
1	A	238	ASP	C-N-CD	5.74	140.45	128.40
1	A	207	GLN	C-N-CD	5.72	140.42	128.40
3	C	179	LEU	C-N-CD	5.72	140.42	128.40
2	B	149	GLN	C-N-CD	5.72	140.40	128.40
2	B	46	LYS	C-N-CD	5.71	140.39	128.40
1	A	150	HIS	C-N-CD	5.70	140.38	128.40
2	B	259	CYS	C-N-CD	5.68	140.34	128.40
1	A	378	ASP	C-N-CD	5.67	140.30	128.40
2	B	241	ARG	C-N-CD	5.64	140.24	128.40
1	A	319	LEU	CA-CB-CG	5.58	128.15	115.30
1	A	326	ALA	C-N-CD	-5.54	108.41	120.60
2	B	130	GLY	N-CA-C	-5.38	99.66	113.10
3	C	49	GLY	C-N-CD	5.38	139.69	128.40
1	A	359	GLY	C-N-CD	5.36	139.66	128.40
3	C	50	PRO	CA-N-CD	-5.29	104.09	111.50
1	A	253	ASP	CB-CG-OD2	5.26	123.03	118.30
1	A	331	ASP	CB-CG-OD2	5.21	122.99	118.30

There are no chirality outliers.

All (6) planarity outliers are listed below:

Mol	Chain	Res	Type	Group
1	A	134	ARG	Sidechain
1	A	328	ARG	Sidechain
2	B	248	ARG	Sidechain
3	C	222	ARG	Sidechain
3	C	265	ALA	Peptide
3	C	272	ARG	Sidechain

5.2 Too-close contacts ⓘ

In the following table, the Non-H and H(model) columns list the number of non-hydrogen atoms and hydrogen atoms in the chain respectively. The H(added) column lists the number of hydrogen atoms added and optimized by MolProbity. The Clashes column lists the number of clashes within the asymmetric unit, whereas Symm-Clashes lists symmetry related clashes.

Mol	Chain	Non-H	H(model)	H(added)	Clashes	Symm-Clashes
1	A	2985	0	2970	712	0
2	B	1737	0	1699	468	0
3	C	2145	0	2192	576	0
4	A	1	0	0	0	0
5	A	1	0	0	0	0
6	A	1	0	0	0	0
7	B	24	0	0	7	0
7	C	8	0	0	5	0
8	B	1	0	0	0	0
9	C	53	0	31	13	0
All	All	6956	0	6892	1636	0

The all-atom clashscore is defined as the number of clashes found per 1000 atoms (including hydrogen atoms). The all-atom clashscore for this structure is 118.

All (1636) close contacts within the same asymmetric unit are listed below, sorted by their clash magnitude.

Atom-1	Atom-2	Interatomic distance (Å)	Clash overlap (Å)
3:C:164:GLY:HA3	3:C:169:TRP:CZ3	1.46	1.48
2:B:101:VAL:HG21	2:B:158:ILE:CD1	1.54	1.35
1:A:18:GLU:HG2	1:A:35:PHE:CZ	1.61	1.35
2:B:195:PRO:HG3	3:C:115:TYR:CE2	1.62	1.34
2:B:219:LEU:CD1	3:C:272:ARG:HH21	1.40	1.33
3:C:78:PHE:HE2	3:C:189:GLN:NE2	1.23	1.33
2:B:219:LEU:CD1	3:C:272:ARG:NH2	1.92	1.32
3:C:36:ALA:CB	3:C:42:ILE:HD11	1.58	1.32

Continued on next page...

Continued from previous page...

Atom-1	Atom-2	Interatomic distance (Å)	Clash overlap (Å)
3:C:139:PRO:HD2	3:C:142:SER:CB	1.60	1.30
3:C:28:ILE:HG13	3:C:239:PHE:CE2	1.66	1.29
2:B:127:CYS:HB2	2:B:166:LEU:CD1	1.63	1.29
1:A:73:ALA:HB2	1:A:324:ILE:CD1	1.62	1.28
1:A:84:ILE:HD12	1:A:311:PHE:CB	1.63	1.26
2:B:267:GLU:O	2:B:270:LYS:HG3	1.34	1.25
3:C:203:ALA:O	3:C:222:ARG:HG3	1.16	1.25
3:C:114:THR:HG23	3:C:115:TYR:CD1	1.73	1.24
2:B:219:LEU:HD13	3:C:272:ARG:NH2	1.48	1.23
1:A:28:ILE:HG23	1:A:364:GLY:O	1.39	1.20
2:B:237:MET:HE2	3:C:80:PRO:CG	1.72	1.20
2:B:101:VAL:CG2	2:B:158:ILE:HD13	1.70	1.20
2:B:225:THR:HG22	7:B:1276:SF4:S1	1.80	1.19
3:C:242:LYS:CE	3:C:247:VAL:HG11	1.71	1.19
1:A:84:ILE:CG2	1:A:311:PHE:HB3	1.73	1.18
3:C:26:GLY:HA3	3:C:217:SER:HB3	1.22	1.17
1:A:199:PRO:CD	1:A:369:TYR:CE2	2.28	1.16
2:B:170:GLY:HA2	2:B:254:ILE:HD11	1.17	1.15
3:C:164:GLY:HA3	3:C:169:TRP:CE3	1.81	1.15
2:B:232:THR:HG21	2:B:248:ARG:O	1.47	1.15
1:A:199:PRO:HD3	1:A:369:TYR:CE2	1.81	1.15
1:A:71:THR:HG21	1:A:154:VAL:CG1	1.77	1.14
3:C:139:PRO:HD2	3:C:142:SER:HB3	1.17	1.13
1:A:68:ILE:HD13	1:A:101:HIS:HD2	1.12	1.12
2:B:128:ALA:HB2	2:B:158:ILE:HD11	1.26	1.12
3:C:78:PHE:CE2	3:C:189:GLN:NE2	2.16	1.12
1:A:118:VAL:CG1	1:A:192:LEU:HD13	1.79	1.12
3:C:168:PHE:HB3	3:C:179:LEU:CD1	1.79	1.12
3:C:103:PRO:HG2	7:C:1282:SF4:S3	1.90	1.11
3:C:228:SER:O	3:C:232:GLN:HG2	1.48	1.11
1:A:71:THR:HG21	1:A:154:VAL:HG11	1.31	1.10
1:A:147:GLU:OE2	3:C:120:ARG:HD3	1.50	1.10
3:C:9:ILE:HD13	3:C:220:ILE:HB	1.27	1.10
3:C:151:LEU:HD23	3:C:170:VAL:HG21	1.31	1.09
1:A:62:ILE:CG2	1:A:70:HIS:CD2	2.35	1.09
2:B:106:CYS:O	2:B:113:LEU:HD21	1.52	1.09
3:C:206:SER:OG	3:C:222:ARG:HD3	1.52	1.09
2:B:93:MET:HG3	2:B:122:LYS:HG3	1.32	1.08
2:B:260:PRO:HG3	3:C:108:GLY:HA2	1.29	1.08
3:C:242:LYS:HE3	3:C:247:VAL:HG11	1.16	1.08
1:A:96:LEU:HD11	1:A:144:VAL:HG11	1.20	1.08

Continued on next page...

Continued from previous page...

Atom-1	Atom-2	Interatomic distance (Å)	Clash overlap (Å)
1:A:68:ILE:HD13	1:A:101:HIS:CD2	1.88	1.08
3:C:85:LEU:HD21	3:C:99:THR:HG21	1.36	1.08
3:C:167:LYS:HD3	3:C:178:THR:CB	1.84	1.08
3:C:96:LYS:CG	3:C:127:LYS:HE3	1.83	1.08
3:C:153:VAL:HG22	3:C:157:LEU:HD23	1.33	1.07
3:C:28:ILE:CG2	3:C:207:THR:HG21	1.84	1.07
3:C:36:ALA:HB3	3:C:42:ILE:HD11	1.11	1.07
2:B:237:MET:CE	3:C:80:PRO:CG	2.32	1.07
1:A:84:ILE:HD12	1:A:311:PHE:CG	1.88	1.07
1:A:84:ILE:CD1	1:A:311:PHE:HB2	1.83	1.07
3:C:78:PHE:HE1	3:C:139:PRO:HA	1.18	1.07
3:C:28:ILE:HG22	3:C:207:THR:HG21	1.34	1.06
2:B:127:CYS:HB2	2:B:166:LEU:HD11	1.35	1.06
1:A:149:ILE:HD11	2:B:172:PRO:HG3	1.38	1.05
1:A:84:ILE:HD12	1:A:311:PHE:HB2	1.33	1.05
1:A:231:MET:HE3	1:A:248:THR:HG22	1.34	1.05
2:B:170:GLY:CA	2:B:254:ILE:HD11	1.87	1.05
3:C:133:TYR:OH	3:C:220:ILE:CG2	2.05	1.05
3:C:275:MET:HE2	3:C:277:LEU:HD21	1.05	1.05
1:A:327:PRO:HD2	1:A:328:ARG:H	1.20	1.04
2:B:125:LEU:HD21	2:B:165:ASP:CB	1.86	1.04
1:A:71:THR:CG2	1:A:154:VAL:HG11	1.86	1.04
2:B:74:LEU:HD23	2:B:74:LEU:O	1.58	1.03
1:A:73:ALA:HB2	1:A:324:ILE:HD11	1.10	1.03
1:A:96:LEU:CD1	1:A:144:VAL:HG11	1.87	1.03
2:B:225:THR:CG2	2:B:260:PRO:HD3	1.88	1.03
3:C:24:GLN:NE2	3:C:74:THR:HB	1.73	1.03
1:A:18:GLU:HG2	1:A:35:PHE:CE1	1.93	1.03
3:C:28:ILE:HD13	3:C:219:VAL:HG11	1.39	1.03
1:A:207:GLN:HG3	1:A:256:ASN:O	1.56	1.03
3:C:96:LYS:HG2	3:C:127:LYS:HE3	1.40	1.03
3:C:203:ALA:O	3:C:222:ARG:CG	2.06	1.03
3:C:195:CYS:SG	3:C:261:LYS:NZ	2.30	1.03
2:B:49:ILE:CD1	2:B:98:LEU:HD22	1.88	1.03
1:A:190:ILE:HD11	1:A:285:LEU:HD21	1.39	1.03
3:C:242:LYS:HE3	3:C:247:VAL:CG1	1.89	1.03
1:A:84:ILE:HG23	1:A:311:PHE:HB3	1.06	1.02
3:C:164:GLY:CA	3:C:169:TRP:CZ3	2.41	1.02
3:C:28:ILE:HG13	3:C:239:PHE:HE2	0.88	1.02
1:A:214:GLN:OE1	1:A:214:GLN:N	1.92	1.02
1:A:14:GLU:OE1	1:A:65:VAL:HG21	1.59	1.02

Continued on next page...

Continued from previous page...

Atom-1	Atom-2	Interatomic distance (Å)	Clash overlap (Å)
3:C:142:SER:OG	3:C:187:TYR:HB3	1.58	1.02
3:C:279:THR:HG22	3:C:280:PRO:O	1.60	1.02
2:B:168:LEU:HD12	2:B:168:LEU:O	1.58	1.02
2:B:237:MET:HE2	3:C:80:PRO:HG2	1.38	1.02
2:B:225:THR:HG21	2:B:260:PRO:HD3	1.07	1.01
1:A:172:TYR:HE1	1:A:176:LYS:HG3	1.23	1.01
1:A:313:GLU:OE1	1:A:313:GLU:N	1.93	1.01
2:B:219:LEU:HD11	3:C:272:ARG:NH2	1.75	1.01
1:A:231:MET:CE	1:A:248:THR:CG2	2.39	1.01
2:B:49:ILE:HD13	2:B:98:LEU:CD2	1.91	1.01
3:C:28:ILE:CG1	3:C:239:PHE:HE2	1.74	1.01
3:C:139:PRO:HD2	3:C:142:SER:HB2	1.42	1.00
3:C:114:THR:CG2	3:C:115:TYR:HD1	1.73	1.00
3:C:164:GLY:CA	3:C:169:TRP:HZ3	1.75	1.00
1:A:202:LEU:HA	1:A:365:PHE:CE2	1.97	1.00
3:C:89:VAL:HG21	3:C:125:LYS:HD3	1.41	1.00
3:C:153:VAL:CG2	3:C:157:LEU:HD23	1.91	0.99
2:B:128:ALA:CB	2:B:158:ILE:HD11	1.91	0.99
3:C:9:ILE:CD1	3:C:220:ILE:HB	1.91	0.99
2:B:125:LEU:HD21	2:B:165:ASP:HB2	1.40	0.98
2:B:49:ILE:HD13	2:B:98:LEU:HD22	1.01	0.98
3:C:37:LEU:HD23	3:C:42:ILE:HD13	1.42	0.98
2:B:219:LEU:HD11	3:C:272:ARG:HH21	1.27	0.98
1:A:210:LEU:CD2	1:A:330:LEU:HD22	1.93	0.98
3:C:36:ALA:CB	3:C:42:ILE:CD1	2.41	0.98
3:C:16:ASP:HB2	3:C:19:ILE:HG12	1.44	0.98
3:C:24:GLN:HE21	3:C:74:THR:HB	1.24	0.98
3:C:111:LYS:O	3:C:114:THR:HG22	1.62	0.98
3:C:96:LYS:CB	3:C:127:LYS:HE3	1.94	0.97
1:A:97:THR:OG1	1:A:144:VAL:HG21	1.64	0.97
3:C:7:LYS:HD3	3:C:227:ASP:OD2	1.64	0.97
3:C:28:ILE:CD1	3:C:219:VAL:HG11	1.94	0.97
1:A:70:HIS:HE1	1:A:349:VAL:CG1	1.76	0.97
1:A:201:GLY:O	1:A:365:PHE:HZ	1.46	0.97
3:C:133:TYR:CD2	3:C:208:GLY:HA3	1.98	0.97
1:A:84:ILE:HG23	1:A:311:PHE:CB	1.94	0.97
3:C:96:LYS:HB3	3:C:127:LYS:CE	1.94	0.97
1:A:238:ASP:HB2	1:A:241:ILE:HG22	1.42	0.97
2:B:144:GLY:H	2:B:153:GLU:HB2	1.27	0.97
2:B:74:LEU:HD23	2:B:74:LEU:C	1.85	0.97
1:A:118:VAL:HG12	1:A:192:LEU:HD13	1.44	0.96

Continued on next page...

Continued from previous page...

Atom-1	Atom-2	Interatomic distance (Å)	Clash overlap (Å)
3:C:25:ASP:OD2	3:C:209:SER:HA	1.64	0.96
3:C:30:THR:OG1	3:C:72:ALA:HB2	1.65	0.96
3:C:36:ALA:HB3	3:C:42:ILE:CD1	1.95	0.96
3:C:96:LYS:HB3	3:C:127:LYS:HE3	1.46	0.96
2:B:237:MET:HE2	3:C:80:PRO:CB	1.96	0.96
1:A:210:LEU:HB3	1:A:259:VAL:HG12	1.47	0.96
1:A:323:ALA:HB2	1:A:332:VAL:HG12	1.44	0.96
2:B:195:PRO:CG	3:C:115:TYR:HE2	1.78	0.96
1:A:41:ARG:HH11	1:A:41:ARG:HG3	1.25	0.96
2:B:125:LEU:CD2	2:B:165:ASP:HB2	1.95	0.95
3:C:167:LYS:HD3	3:C:178:THR:OG1	1.65	0.95
1:A:18:GLU:CG	1:A:35:PHE:CZ	2.47	0.95
1:A:231:MET:HE3	1:A:248:THR:CG2	1.94	0.95
3:C:169:TRP:CD1	3:C:178:THR:HG22	2.01	0.95
3:C:275:MET:HE2	3:C:277:LEU:CD2	1.97	0.95
1:A:246:CYS:SG	1:A:385:THR:CG2	2.55	0.95
3:C:102:ILE:HG23	3:C:103:PRO:HD2	1.49	0.95
2:B:98:LEU:HD13	2:B:185:LEU:HD23	1.49	0.94
2:B:195:PRO:HG3	3:C:115:TYR:HE2	1.00	0.94
1:A:319:LEU:CB	1:A:336:LYS:HG2	1.96	0.94
3:C:151:LEU:CD2	3:C:170:VAL:HG21	1.97	0.94
3:C:139:PRO:CD	3:C:142:SER:HB3	1.98	0.93
3:C:168:PHE:HB3	3:C:179:LEU:HD11	1.50	0.93
1:A:107:ALA:HB2	1:A:133:ILE:HD11	1.48	0.93
1:A:286:GLU:O	1:A:289:THR:HG22	1.68	0.93
1:A:159:MET:HB2	1:A:307:VAL:HG11	1.49	0.92
3:C:114:THR:HG23	3:C:115:TYR:HD1	0.80	0.92
2:B:219:LEU:HD13	3:C:272:ARG:HH22	1.22	0.92
1:A:8:SER:OG	1:A:18:GLU:HB2	1.69	0.92
1:A:199:PRO:HD3	1:A:369:TYR:CZ	2.04	0.92
2:B:121:GLU:OE1	2:B:121:GLU:N	2.03	0.92
1:A:238:ASP:HB2	1:A:241:ILE:CG2	1.99	0.92
3:C:153:VAL:HG22	3:C:157:LEU:CD2	1.99	0.92
1:A:143:MET:CE	1:A:171:LEU:HG	2.01	0.91
1:A:73:ALA:CB	1:A:324:ILE:CD1	2.48	0.91
1:A:46:MET:CE	2:B:142:SER:CA	2.49	0.91
1:A:147:GLU:O	1:A:151:PRO:HA	1.70	0.91
2:B:120:ARG:NH1	2:B:126:VAL:HG12	1.83	0.91
2:B:143:ARG:HG2	2:B:143:ARG:HH11	1.35	0.91
2:B:139:THR:CG2	2:B:155:PHE:HB2	2.01	0.91
1:A:62:ILE:CG1	1:A:386:HIS:HB3	2.01	0.91

Continued on next page...

Continued from previous page...

Atom-1	Atom-2	Interatomic distance (Å)	Clash overlap (Å)
1:A:120:GLU:OE1	1:A:120:GLU:N	2.03	0.90
1:A:46:MET:CE	2:B:142:SER:HA	2.01	0.90
3:C:167:LYS:HD3	3:C:178:THR:HB	1.52	0.90
1:A:26:GLU:OE1	1:A:26:GLU:N	2.04	0.90
1:A:244:ARG:HH11	1:A:244:ARG:HG2	1.34	0.90
2:B:90:LEU:HD22	2:B:90:LEU:H	1.32	0.90
1:A:84:ILE:CD1	1:A:311:PHE:CB	2.44	0.90
1:A:71:THR:CG2	1:A:154:VAL:CG1	2.47	0.90
3:C:24:GLN:HE21	3:C:74:THR:CB	1.84	0.90
1:A:264:ARG:HD3	1:A:325:GLU:HG2	1.54	0.90
3:C:253:LEU:HD13	3:C:254:LEU:N	1.87	0.90
2:B:237:MET:HG3	3:C:83:MET:HE3	1.53	0.90
2:B:237:MET:CE	3:C:80:PRO:HG2	1.95	0.90
1:A:172:TYR:HE1	1:A:176:LYS:CG	1.85	0.89
1:A:210:LEU:HD21	1:A:330:LEU:HD22	1.54	0.89
1:A:62:ILE:HG23	1:A:70:HIS:CD2	2.08	0.89
3:C:275:MET:CE	3:C:277:LEU:HD21	1.99	0.89
1:A:349:VAL:HG21	1:A:383:CYS:O	1.73	0.88
3:C:28:ILE:HD13	3:C:219:VAL:CG1	2.03	0.88
3:C:154:SER:H	3:C:157:LEU:CD2	1.86	0.88
3:C:78:PHE:CE1	3:C:139:PRO:HA	2.08	0.88
2:B:267:GLU:O	2:B:270:LYS:CG	2.21	0.88
2:B:85:GLN:NE2	2:B:85:GLN:HA	1.86	0.88
1:A:10:THR:HB	1:A:13:GLN:NE2	1.88	0.88
3:C:23:ALA:HB1	3:C:27:GLY:HA2	1.53	0.88
1:A:175:LEU:HD12	1:A:298:LEU:HD23	1.53	0.88
1:A:70:HIS:HE1	1:A:349:VAL:HG13	1.36	0.88
1:A:43:LEU:CD2	2:B:138:PHE:CE2	2.57	0.88
1:A:201:GLY:O	1:A:365:PHE:CZ	2.26	0.88
1:A:71:THR:O	1:A:75:VAL:HG23	1.74	0.88
2:B:135:THR:HG23	2:B:203:THR:O	1.74	0.88
1:A:189:MET:O	1:A:193:ILE:HD12	1.73	0.87
1:A:323:ALA:CB	1:A:332:VAL:HG12	2.03	0.87
2:B:144:GLY:N	2:B:153:GLU:HB2	1.87	0.87
1:A:19:LEU:HD13	1:A:374:ILE:HD11	1.54	0.87
1:A:36:SER:HB2	1:A:381:LEU:HD12	1.56	0.87
1:A:159:MET:HB2	1:A:307:VAL:CG1	2.04	0.87
1:A:3:GLU:O	1:A:23:VAL:HG22	1.73	0.87
2:B:109:ASP:O	2:B:113:LEU:HD23	1.75	0.87
3:C:132:ILE:CG2	9:C:1283:FAD:H1'2	2.03	0.87
1:A:308:ARG:HH11	1:A:308:ARG:HG3	1.39	0.87

Continued on next page...

Continued from previous page...

Atom-1	Atom-2	Interatomic distance (Å)	Clash overlap (Å)
1:A:227:PHE:CZ	1:A:348:LEU:HD11	2.10	0.87
3:C:151:LEU:HD23	3:C:170:VAL:CG2	2.05	0.87
3:C:78:PHE:HE2	3:C:189:GLN:CD	1.79	0.87
2:B:160:ASP:OD1	2:B:161:LEU:HD23	1.75	0.87
1:A:185:HIS:O	1:A:188:LEU:HG	1.75	0.86
2:B:235:LEU:HD13	7:B:1275:SF4:S2	2.14	0.86
3:C:26:GLY:HA3	3:C:217:SER:CB	2.05	0.86
1:A:132:GLU:HG3	1:A:181:LYS:HZ1	1.41	0.86
1:A:102:HIS:HE1	1:A:325:GLU:O	1.58	0.86
1:A:319:LEU:HB3	1:A:336:LYS:CG	2.05	0.86
1:A:123:MET:O	1:A:127:ILE:HG22	1.76	0.86
1:A:46:MET:HE2	2:B:142:SER:HA	1.57	0.86
2:B:232:THR:CG2	2:B:248:ARG:O	2.24	0.86
1:A:265:MET:CE	1:A:269:GLN:OE1	2.23	0.85
2:B:58:THR:HG22	2:B:58:THR:O	1.75	0.85
3:C:129:LEU:HD12	3:C:130:VAL:N	1.92	0.85
1:A:109:HIS:CD2	1:A:378:ASP:CG	2.49	0.85
2:B:101:VAL:O	2:B:101:VAL:HG23	1.74	0.85
3:C:55:TRP:HZ2	3:C:159:GLU:O	1.58	0.85
3:C:78:PHE:HE2	3:C:189:GLN:HE22	1.20	0.85
1:A:260:GLY:H	1:A:263:ALA:HB3	1.40	0.85
2:B:265:PRO:HG2	2:B:268:GLN:OE1	1.77	0.85
3:C:80:PRO:O	3:C:83:MET:HG2	1.77	0.85
2:B:260:PRO:CG	3:C:108:GLY:HA2	2.06	0.85
1:A:52:PRO:CD	1:A:340:GLY:O	2.25	0.84
1:A:119:PRO:HB2	1:A:121:ASN:ND2	1.91	0.84
3:C:226:GLY:O	3:C:229:ILE:HG22	1.75	0.84
3:C:91:GLN:HE21	3:C:91:GLN:N	1.76	0.84
1:A:52:PRO:HD3	1:A:340:GLY:O	1.76	0.84
3:C:158:VAL:CG2	3:C:158:VAL:O	2.24	0.84
1:A:96:LEU:HB2	1:A:297:ILE:HD11	1.59	0.84
2:B:48:ARG:HH11	2:B:48:ARG:HB2	1.42	0.84
2:B:237:MET:HG3	3:C:83:MET:CE	2.06	0.84
1:A:10:THR:HB	1:A:13:GLN:HE21	1.43	0.84
1:A:34:TYR:CE2	1:A:358:MET:CE	2.60	0.84
1:A:70:HIS:CE1	1:A:349:VAL:CG1	2.61	0.84
2:B:49:ILE:HG23	2:B:98:LEU:HD21	1.60	0.84
1:A:326:ALA:HB1	1:A:327:PRO:HD3	1.60	0.84
1:A:65:VAL:C	1:A:67:PRO:CD	2.46	0.84
1:A:88:LYS:HB2	1:A:88:LYS:NZ	1.91	0.84
3:C:96:LYS:CG	3:C:127:LYS:CE	2.56	0.84

Continued on next page...

Continued from previous page...

Atom-1	Atom-2	Interatomic distance (Å)	Clash overlap (Å)
1:A:62:ILE:HD13	1:A:62:ILE:O	1.79	0.83
2:B:186:LEU:HD22	2:B:186:LEU:O	1.79	0.83
3:C:24:GLN:OE1	3:C:160:LYS:HE3	1.78	0.83
3:C:32:LEU:HD12	3:C:32:LEU:O	1.79	0.83
1:A:43:LEU:CD1	1:A:62:ILE:HB	2.07	0.83
2:B:266:GLU:O	2:B:269:ILE:HG22	1.76	0.83
3:C:26:GLY:CA	3:C:217:SER:HB3	2.06	0.83
3:C:43:GLU:HB3	3:C:94:ILE:HG23	1.59	0.83
1:A:96:LEU:HB2	1:A:297:ILE:CD1	2.08	0.83
1:A:43:LEU:CD2	2:B:138:PHE:HE2	1.91	0.83
1:A:43:LEU:HD11	1:A:62:ILE:HA	1.61	0.83
2:B:120:ARG:CZ	2:B:126:VAL:HG12	2.08	0.83
3:C:254:LEU:HD12	3:C:254:LEU:O	1.77	0.83
3:C:251:LEU:HD13	3:C:252:GLY:N	1.93	0.83
1:A:231:MET:CE	1:A:248:THR:HG22	2.06	0.82
2:B:225:THR:CG2	7:B:1276:SF4:S1	2.65	0.82
2:B:139:THR:HG21	2:B:155:PHE:CB	2.09	0.82
1:A:175:LEU:CD1	1:A:298:LEU:HD23	2.08	0.82
2:B:116:LEU:HD12	2:B:162:ILE:HD13	1.61	0.82
1:A:36:SER:CB	1:A:381:LEU:HD12	2.09	0.82
1:A:190:ILE:HD11	1:A:285:LEU:CD2	2.09	0.82
2:B:93:MET:HE3	2:B:118:GLU:HG2	1.61	0.82
2:B:106:CYS:O	2:B:113:LEU:CD2	2.28	0.82
1:A:265:MET:CE	1:A:269:GLN:HG3	2.08	0.82
2:B:127:CYS:CB	2:B:166:LEU:CD1	2.53	0.82
2:B:48:ARG:HH11	2:B:48:ARG:CB	1.93	0.82
1:A:249:ILE:CG2	1:A:356:PRO:HG3	2.10	0.82
3:C:78:PHE:CE2	3:C:189:GLN:CD	2.52	0.81
1:A:327:PRO:HD2	1:A:328:ARG:N	1.93	0.81
2:B:127:CYS:HB2	2:B:166:LEU:HD13	1.60	0.81
1:A:380:CYS:SG	1:A:383:CYS:HB2	2.19	0.81
2:B:119:LEU:O	2:B:119:LEU:HD13	1.80	0.81
3:C:28:ILE:CG2	3:C:207:THR:CG2	2.58	0.81
1:A:175:LEU:CD1	1:A:298:LEU:CD2	2.59	0.81
2:B:58:THR:HA	2:B:102:GLU:OE1	1.80	0.81
1:A:328:ARG:HH12	1:A:380:CYS:HB3	1.45	0.81
3:C:132:ILE:HG22	9:C:1283:FAD:H1'2	1.61	0.81
1:A:208:PRO:O	1:A:257:VAL:HG23	1.80	0.81
1:A:57:VAL:CG2	2:B:248:ARG:NH1	2.43	0.81
1:A:62:ILE:HG21	1:A:70:HIS:CD2	2.16	0.81
3:C:17:ARG:HB3	3:C:17:ARG:CZ	2.10	0.81

Continued on next page...

Continued from previous page...

Atom-1	Atom-2	Interatomic distance (Å)	Clash overlap (Å)
3:C:39:GLU:HB3	3:C:41:ILE:HD11	1.60	0.81
1:A:62:ILE:CG2	1:A:70:HIS:HD2	1.93	0.81
3:C:175:ASP:OD1	3:C:176:VAL:N	2.14	0.81
3:C:277:LEU:H	3:C:277:LEU:HD23	1.45	0.81
1:A:118:VAL:CG1	1:A:192:LEU:CD1	2.56	0.80
1:A:118:VAL:HG12	1:A:192:LEU:CD1	2.10	0.80
1:A:147:GLU:OE2	3:C:120:ARG:CD	2.29	0.80
2:B:168:LEU:HB2	3:C:117:PHE:HE1	1.45	0.80
3:C:122:LEU:O	3:C:122:LEU:HD12	1.81	0.80
3:C:179:LEU:H	3:C:179:LEU:HD12	1.45	0.80
1:A:213:HIS:HB3	1:A:216:TYR:O	1.81	0.80
1:A:43:LEU:CD1	1:A:62:ILE:CB	2.60	0.80
2:B:93:MET:CG	2:B:122:LYS:HG3	2.10	0.80
1:A:109:HIS:NE2	1:A:378:ASP:HB2	1.96	0.80
1:A:293:ARG:CD	1:A:297:ILE:CG2	2.59	0.80
1:A:319:LEU:CA	1:A:336:LYS:HG2	2.11	0.80
2:B:244:LEU:O	2:B:244:LEU:HD13	1.81	0.80
3:C:15:THR:N	3:C:238:LEU:O	2.14	0.80
1:A:319:LEU:CB	1:A:336:LYS:CG	2.59	0.80
1:A:246:CYS:SG	1:A:385:THR:HG21	2.21	0.80
3:C:168:PHE:HB3	3:C:179:LEU:HD12	1.64	0.80
2:B:177:ILE:HB	3:C:116:PRO:HG2	1.64	0.80
1:A:164:THR:OG1	3:C:92:TYR:HA	1.81	0.80
2:B:260:PRO:HG3	3:C:108:GLY:CA	2.10	0.80
1:A:199:PRO:CD	1:A:369:TYR:CZ	2.64	0.79
3:C:119:VAL:HG12	3:C:122:LEU:HB3	1.62	0.79
1:A:143:MET:HE3	1:A:171:LEU:HG	1.63	0.79
2:B:225:THR:HG21	2:B:260:PRO:CD	2.03	0.79
3:C:142:SER:O	3:C:145:THR:HG22	1.82	0.79
2:B:108:GLN:OE1	2:B:108:GLN:N	2.15	0.79
3:C:171:TYR:HD1	3:C:176:VAL:HG12	1.47	0.79
1:A:102:HIS:CE1	1:A:325:GLU:O	2.35	0.79
3:C:253:LEU:O	3:C:253:LEU:HD22	1.83	0.79
1:A:231:MET:SD	2:B:147:GLN:NE2	2.56	0.79
1:A:140:VAL:HG22	1:A:171:LEU:HD22	1.63	0.79
2:B:71:LEU:HD22	2:B:71:LEU:O	1.82	0.79
1:A:199:PRO:HD2	1:A:369:TYR:CE2	2.17	0.79
2:B:224:GLY:N	7:B:1276:SF4:S3	2.55	0.79
2:B:74:LEU:CD2	2:B:74:LEU:C	2.51	0.79
1:A:213:HIS:CB	1:A:216:TYR:O	2.31	0.79
1:A:262:ARG:O	1:A:262:ARG:HD2	1.83	0.79

Continued on next page...

Continued from previous page...

Atom-1	Atom-2	Interatomic distance (Å)	Clash overlap (Å)
1:A:210:LEU:HD23	1:A:330:LEU:HD22	1.63	0.79
1:A:9:PRO:HG2	2:B:85:GLN:CG	2.14	0.78
3:C:248:LYS:HG3	3:C:249:PRO:HA	1.65	0.78
1:A:291:LEU:O	1:A:291:LEU:HD23	1.83	0.78
1:A:257:VAL:HG11	1:A:353:TRP:CE3	2.19	0.78
3:C:182:LYS:HA	3:C:185:HIS:CE1	2.19	0.78
1:A:96:LEU:O	1:A:96:LEU:HD22	1.81	0.78
1:A:60:GLN:HE21	1:A:61:ARG:NH1	1.80	0.78
1:A:43:LEU:HD13	1:A:62:ILE:HB	1.65	0.78
2:B:192:TYR:O	2:B:195:PRO:HD2	1.84	0.78
3:C:206:SER:HG	3:C:222:ARG:HD3	1.46	0.78
3:C:221:THR:HG21	3:C:227:ASP:CB	2.14	0.78
1:A:319:LEU:HB3	1:A:336:LYS:HG2	1.63	0.78
2:B:49:ILE:HG23	2:B:98:LEU:CD2	2.14	0.78
2:B:57:CYS:N	7:B:1274:SF4:S3	2.57	0.78
2:B:98:LEU:CD1	2:B:185:LEU:HD23	2.15	0.77
2:B:210:LEU:HD12	2:B:211:GLN:N	1.98	0.77
1:A:265:MET:HE3	1:A:269:GLN:HG3	1.64	0.77
1:A:60:GLN:HE21	1:A:61:ARG:HH12	1.33	0.77
1:A:66:CYS:N	1:A:67:PRO:CD	2.47	0.77
1:A:88:LYS:NZ	1:A:88:LYS:CB	2.46	0.77
1:A:132:GLU:HG3	1:A:181:LYS:NZ	1.98	0.77
1:A:261:PRO:HB3	1:A:286:GLU:HG3	1.66	0.77
2:B:261:ARG:O	3:C:280:PRO:HB3	1.84	0.77
1:A:208:PRO:HD3	1:A:255:ARG:NH1	1.99	0.77
1:A:257:VAL:CG1	1:A:353:TRP:HE3	1.97	0.77
3:C:89:VAL:CG2	3:C:125:LYS:HD3	2.12	0.77
1:A:175:LEU:HD12	1:A:298:LEU:CD2	2.13	0.77
3:C:221:THR:HG21	3:C:227:ASP:HB2	1.65	0.77
3:C:216:TRP:CH2	3:C:240:GLU:CG	2.68	0.77
2:B:101:VAL:O	2:B:101:VAL:CG2	2.32	0.77
1:A:128:ASN:OD1	2:B:72:ALA:CB	2.33	0.77
3:C:151:LEU:CD2	3:C:170:VAL:CG2	2.61	0.77
3:C:96:LYS:CB	3:C:127:LYS:CE	2.60	0.77
1:A:97:THR:OG1	1:A:144:VAL:CG2	2.32	0.77
2:B:166:LEU:H	2:B:166:LEU:HD12	1.49	0.77
3:C:206:SER:OG	3:C:222:ARG:CD	2.33	0.77
3:C:272:ARG:NH1	3:C:277:LEU:HD12	1.99	0.77
3:C:90:ARG:HB3	3:C:91:GLN:NE2	2.00	0.77
1:A:119:PRO:HB2	1:A:121:ASN:HD21	1.45	0.77
1:A:231:MET:CE	1:A:248:THR:HG21	2.15	0.77

Continued on next page...

Continued from previous page...

Atom-1	Atom-2	Interatomic distance (Å)	Clash overlap (Å)
1:A:9:PRO:CG	2:B:85:GLN:HG2	2.15	0.77
2:B:116:LEU:CD1	2:B:162:ILE:HD13	2.15	0.77
3:C:164:GLY:CA	3:C:169:TRP:CE3	2.63	0.77
1:A:114:ALA:O	1:A:118:VAL:HG22	1.85	0.76
1:A:65:VAL:C	1:A:67:PRO:HD2	2.04	0.76
3:C:167:LYS:CD	3:C:178:THR:HB	2.14	0.76
1:A:62:ILE:HG12	1:A:386:HIS:HB3	1.67	0.76
3:C:139:PRO:CD	3:C:142:SER:CB	2.54	0.76
1:A:46:MET:HE2	2:B:142:SER:CA	2.13	0.76
2:B:85:GLN:HE21	2:B:85:GLN:HA	1.49	0.76
3:C:164:GLY:HA3	3:C:169:TRP:HZ3	0.95	0.76
1:A:227:PHE:CE2	1:A:348:LEU:HD11	2.21	0.76
3:C:169:TRP:CD1	3:C:178:THR:CG2	2.69	0.76
3:C:55:TRP:NE1	3:C:158:VAL:HG22	1.99	0.76
1:A:43:LEU:HD21	2:B:138:PHE:CZ	2.20	0.76
1:A:80:ASP:OD1	1:A:320:GLY:HA3	1.86	0.76
2:B:191:ASP:OD1	2:B:192:TYR:N	2.18	0.76
3:C:216:TRP:HH2	3:C:240:GLU:CG	1.98	0.76
3:C:35:TYR:CZ	3:C:39:GLU:CG	2.69	0.76
1:A:172:TYR:CE1	1:A:176:LYS:CG	2.69	0.76
1:A:249:ILE:HG22	1:A:356:PRO:HG3	1.66	0.76
1:A:262:ARG:HD2	1:A:262:ARG:C	2.05	0.76
2:B:237:MET:HE3	2:B:240:GLY:O	1.86	0.76
1:A:73:ALA:CB	1:A:324:ILE:HD11	2.04	0.76
1:A:188:LEU:HD12	1:A:189:MET:N	2.01	0.75
1:A:230:ILE:HD12	1:A:234:SER:OG	1.86	0.75
3:C:16:ASP:HB2	3:C:19:ILE:CG1	2.16	0.75
1:A:149:ILE:HD11	2:B:172:PRO:CG	2.15	0.75
1:A:238:ASP:CB	1:A:241:ILE:HG22	2.17	0.75
1:A:127:ILE:HD12	2:B:72:ALA:HA	1.67	0.75
1:A:321:ILE:HD12	1:A:321:ILE:N	2.02	0.75
1:A:167:ALA:HB2	3:C:93:GLY:H	1.50	0.75
3:C:102:ILE:HG22	3:C:104:CYS:H	1.50	0.75
1:A:210:LEU:HB3	1:A:259:VAL:CG1	2.17	0.74
1:A:143:MET:HE1	1:A:171:LEU:HG	1.69	0.74
2:B:237:MET:CE	3:C:80:PRO:HG3	2.16	0.74
3:C:78:PHE:HE1	3:C:139:PRO:CA	1.97	0.74
3:C:87:LYS:HB2	3:C:87:LYS:HZ3	1.53	0.74
1:A:118:VAL:HG13	1:A:192:LEU:HD13	1.65	0.74
1:A:221:LYS:NZ	1:A:221:LYS:HB3	2.02	0.74
1:A:34:TYR:CE2	1:A:358:MET:HE2	2.21	0.74

Continued on next page...

Continued from previous page...

Atom-1	Atom-2	Interatomic distance (Å)	Clash overlap (Å)
1:A:275:GLY:H	1:A:278:ALA:HB3	1.53	0.74
1:A:295:ILE:HD12	1:A:295:ILE:O	1.88	0.74
1:A:90:GLY:HA2	1:A:307:VAL:HG12	1.69	0.74
1:A:210:LEU:CD2	1:A:330:LEU:CD2	2.65	0.74
3:C:133:TYR:OH	3:C:220:ILE:HG23	1.87	0.74
3:C:168:PHE:O	3:C:178:THR:HA	1.88	0.74
3:C:28:ILE:HG21	3:C:207:THR:CG2	2.18	0.74
3:C:28:ILE:CG1	3:C:239:PHE:CE2	2.56	0.74
2:B:144:GLY:HA3	2:B:153:GLU:CB	2.16	0.73
2:B:90:LEU:HD22	2:B:90:LEU:N	2.03	0.73
3:C:55:TRP:NE1	3:C:158:VAL:CG2	2.51	0.73
1:A:286:GLU:O	1:A:289:THR:CG2	2.37	0.73
2:B:58:THR:HA	2:B:102:GLU:CD	2.08	0.73
2:B:98:LEU:O	2:B:98:LEU:HD23	1.88	0.73
2:B:143:ARG:HG2	2:B:143:ARG:NH1	1.99	0.73
3:C:132:ILE:CG2	9:C:1283:FAD:C1'	2.66	0.73
3:C:62:ALA:HB1	3:C:67:GLU:HB3	1.69	0.73
1:A:90:GLY:HA2	1:A:307:VAL:CG1	2.19	0.73
1:A:210:LEU:HD21	1:A:330:LEU:CD2	2.17	0.73
2:B:125:LEU:HD21	2:B:165:ASP:HB3	1.66	0.73
2:B:238:THR:OG1	2:B:243:GLU:OE1	2.06	0.73
3:C:55:TRP:CZ2	3:C:159:GLU:O	2.41	0.73
3:C:87:LYS:HB2	3:C:87:LYS:NZ	2.02	0.73
1:A:72:LEU:HD12	1:A:98:LEU:HG	1.71	0.73
3:C:12:ALA:HB2	3:C:241:THR:HG22	1.70	0.73
3:C:23:ALA:CB	3:C:27:GLY:HA2	2.18	0.73
1:A:9:PRO:HG2	2:B:85:GLN:HG2	1.70	0.73
3:C:19:ILE:N	3:C:19:ILE:HD13	2.02	0.73
2:B:101:VAL:CG2	2:B:158:ILE:CD1	2.45	0.72
3:C:36:ALA:HB1	3:C:42:ILE:CD1	2.19	0.72
2:B:101:VAL:HG21	2:B:158:ILE:HD13	0.78	0.72
3:C:167:LYS:CA	3:C:181:LEU:CD2	2.67	0.72
1:A:121:ASN:HD22	1:A:121:ASN:H	1.36	0.72
1:A:223:ASP:HB2	1:A:226:ARG:HB2	1.71	0.72
3:C:23:ALA:HB1	3:C:27:GLY:CA	2.20	0.72
2:B:139:THR:HG22	2:B:155:PHE:HB2	1.71	0.72
3:C:42:ILE:CG2	3:C:98:GLY:N	2.53	0.72
1:A:3:GLU:HG2	1:A:23:VAL:HG23	1.70	0.72
2:B:144:GLY:CA	2:B:153:GLU:HB2	2.18	0.72
1:A:177:GLN:O	1:A:180:PRO:HD2	1.90	0.72
1:A:249:ILE:HG23	1:A:356:PRO:HD3	1.70	0.72

Continued on next page...

Continued from previous page...

Atom-1	Atom-2	Interatomic distance (Å)	Clash overlap (Å)
1:A:143:MET:HE3	1:A:171:LEU:CG	2.19	0.72
1:A:8:SER:O	2:B:91:TRP:CD1	2.42	0.72
3:C:154:SER:H	3:C:157:LEU:HD22	1.54	0.72
1:A:166:LEU:HD13	3:C:43:GLU:OE2	1.89	0.72
2:B:120:ARG:CZ	2:B:126:VAL:CG1	2.67	0.72
2:B:170:GLY:HA2	2:B:254:ILE:CD1	2.09	0.72
1:A:265:MET:HE1	1:A:269:GLN:OE1	1.89	0.71
1:A:186:VAL:HG21	1:A:288:LYS:HE3	1.70	0.71
1:A:349:VAL:HG11	1:A:383:CYS:SG	2.29	0.71
2:B:166:LEU:N	2:B:166:LEU:HD12	2.04	0.71
3:C:228:SER:O	3:C:232:GLN:CG	2.32	0.71
3:C:30:THR:HG1	3:C:72:ALA:HB2	1.55	0.71
1:A:146:GLY:CA	1:A:153:ASP:OD2	2.38	0.71
1:A:14:GLU:OE1	1:A:65:VAL:CG2	2.37	0.71
3:C:280:PRO:HG2	3:C:281:PHE:CD1	2.25	0.71
1:A:152:SER:O	1:A:155:ARG:NH1	2.22	0.71
1:A:264:ARG:CD	1:A:325:GLU:HG2	2.21	0.71
1:A:34:TYR:CD2	1:A:358:MET:HE2	2.25	0.71
1:A:65:VAL:C	1:A:67:PRO:HD3	2.09	0.71
3:C:96:LYS:HG2	3:C:127:LYS:CE	2.20	0.71
3:C:194:ILE:HB	3:C:269:ILE:HD11	1.73	0.71
1:A:96:LEU:HB2	1:A:297:ILE:CG1	2.21	0.71
2:B:261:ARG:NH2	3:C:191:GLY:O	2.23	0.71
3:C:154:SER:N	3:C:157:LEU:HD22	2.06	0.71
1:A:104:ASN:OD1	1:A:134:ARG:NH1	2.23	0.71
3:C:154:SER:HB3	3:C:157:LEU:HD22	1.73	0.71
3:C:41:ILE:HD13	3:C:41:ILE:N	2.03	0.70
1:A:117:PHE:HE2	1:A:193:ILE:HG12	1.56	0.70
3:C:11:SER:HA	3:C:218:THR:HA	1.71	0.70
3:C:165:LYS:N	3:C:165:LYS:HD2	2.04	0.70
3:C:236:ALA:CB	3:C:238:LEU:HD22	2.22	0.70
1:A:18:GLU:O	1:A:35:PHE:CE1	2.44	0.70
1:A:293:ARG:HD3	1:A:297:ILE:HG23	1.73	0.70
3:C:25:ASP:OD2	3:C:209:SER:CA	2.39	0.70
3:C:150:LYS:HE2	3:C:183:GLU:OE2	1.92	0.70
2:B:239:ASN:ND2	2:B:239:ASN:O	2.25	0.70
2:B:194:GLN:HA	2:B:194:GLN:NE2	2.05	0.70
3:C:167:LYS:HG2	3:C:178:THR:HB	1.74	0.70
3:C:176:VAL:C	3:C:177:LEU:HD12	2.12	0.70
3:C:46:VAL:HG22	3:C:99:THR:HB	1.74	0.70
3:C:167:LYS:CA	3:C:181:LEU:HD21	2.21	0.70

Continued on next page...

Continued from previous page...

Atom-1	Atom-2	Interatomic distance (Å)	Clash overlap (Å)
2:B:139:THR:CG2	2:B:155:PHE:CB	2.68	0.70
2:B:86:THR:HG22	2:B:87:LEU:CD1	2.22	0.70
1:A:43:LEU:CD1	1:A:62:ILE:HG12	2.21	0.70
2:B:49:ILE:HG13	2:B:79:VAL:HG11	1.73	0.70
3:C:35:TYR:CE2	3:C:39:GLU:HG3	2.27	0.70
2:B:101:VAL:HG22	2:B:128:ALA:HA	1.73	0.69
3:C:111:LYS:O	3:C:115:TYR:N	2.23	0.69
3:C:216:TRP:HH2	3:C:240:GLU:HG3	1.55	0.69
3:C:36:ALA:CA	3:C:42:ILE:HD11	2.21	0.69
1:A:4:ARG:HA	1:A:21:MET:O	1.92	0.69
1:A:84:ILE:HD13	1:A:311:PHE:HB2	1.70	0.69
3:C:36:ALA:C	3:C:42:ILE:HD11	2.13	0.69
3:C:47:VAL:HG21	3:C:71:ALA:CB	2.22	0.69
3:C:158:VAL:O	3:C:158:VAL:HG23	1.92	0.69
3:C:30:THR:OG1	3:C:72:ALA:CB	2.40	0.69
1:A:116:ASP:N	1:A:116:ASP:OD1	2.26	0.69
1:A:88:LYS:HZ2	1:A:88:LYS:HB2	1.57	0.69
1:A:8:SER:HG	1:A:18:GLU:HB2	1.56	0.69
1:A:308:ARG:HG3	1:A:308:ARG:NH1	2.02	0.69
1:A:43:LEU:HD21	2:B:138:PHE:HZ	1.58	0.69
2:B:128:ALA:O	2:B:167:ALA:HA	1.93	0.69
3:C:102:ILE:CG2	3:C:103:PRO:HD2	2.21	0.69
3:C:177:LEU:HD12	3:C:177:LEU:N	2.05	0.69
3:C:168:PHE:CB	3:C:179:LEU:CD1	2.67	0.69
3:C:218:THR:O	3:C:218:THR:HG23	1.93	0.69
3:C:251:LEU:HD13	3:C:252:GLY:H	1.57	0.69
1:A:68:ILE:CD1	1:A:101:HIS:HD2	1.98	0.69
1:A:246:CYS:SG	1:A:385:THR:HG22	2.31	0.69
1:A:319:LEU:HB3	1:A:336:LYS:CD	2.22	0.69
1:A:79:ASP:OD1	1:A:80:ASP:N	2.26	0.69
2:B:129:PHE:CD2	2:B:178:ILE:HD11	2.27	0.69
1:A:44:GLU:H	2:B:146:GLN:NE2	1.90	0.69
1:A:214:GLN:O	1:A:215:ILE:HD12	1.93	0.69
1:A:221:LYS:HZ3	1:A:221:LYS:HB3	1.58	0.69
1:A:65:VAL:O	1:A:101:HIS:CE1	2.46	0.69
1:A:117:PHE:CE2	1:A:193:ILE:HG12	2.28	0.69
1:A:326:ALA:HB3	1:A:350:PRO:HG2	1.74	0.69
1:A:165:GLU:OE1	1:A:168:ARG:NH1	2.25	0.68
1:A:295:ILE:HD12	1:A:295:ILE:C	2.14	0.68
2:B:209:ASP:O	2:B:213:LYS:HB2	1.92	0.68
2:B:98:LEU:CD1	2:B:185:LEU:CD2	2.71	0.68

Continued on next page...

Continued from previous page...

Atom-1	Atom-2	Interatomic distance (Å)	Clash overlap (Å)
3:C:244:ILE:HG13	3:C:251:LEU:HB3	1.74	0.68
1:A:289:THR:HG23	1:A:290:ALA:N	2.09	0.68
1:A:327:PRO:CD	1:A:328:ARG:H	2.03	0.68
3:C:157:LEU:HD13	3:C:157:LEU:N	2.09	0.68
2:B:192:TYR:HD1	2:B:193:LEU:HD22	1.58	0.68
3:C:9:ILE:HD11	3:C:220:ILE:HD13	1.75	0.68
1:A:255:ARG:HG2	1:A:255:ARG:NH1	2.08	0.68
1:A:202:LEU:HA	1:A:365:PHE:CZ	2.28	0.68
3:C:133:TYR:CE2	3:C:208:GLY:HA3	2.27	0.68
3:C:39:GLU:CB	3:C:41:ILE:HD11	2.24	0.68
2:B:210:LEU:O	2:B:214:VAL:HG12	1.93	0.68
3:C:220:ILE:HG12	3:C:222:ARG:NH1	2.09	0.68
3:C:45:ALA:HA	3:C:98:GLY:O	1.94	0.68
1:A:172:TYR:CE1	1:A:176:LYS:HG3	2.16	0.68
1:A:46:MET:HE2	2:B:142:SER:N	2.09	0.68
3:C:221:THR:HG21	3:C:227:ASP:CA	2.24	0.68
1:A:43:LEU:CD1	1:A:62:ILE:CG1	2.71	0.68
1:A:66:CYS:O	1:A:69:PRO:HG2	1.94	0.68
2:B:193:LEU:HD23	2:B:193:LEU:N	2.07	0.68
3:C:266:GLU:HG3	3:C:267:LYS:N	2.07	0.68
1:A:297:ILE:HD12	1:A:297:ILE:C	2.15	0.68
1:A:349:VAL:HG12	1:A:350:PRO:HD3	1.75	0.68
2:B:232:THR:HG22	2:B:248:ARG:HG2	1.74	0.68
2:B:260:PRO:CG	3:C:108:GLY:CA	2.71	0.68
3:C:111:LYS:HA	3:C:114:THR:HG22	1.75	0.68
3:C:4:GLY:HA3	3:C:201:GLU:HG3	1.75	0.67
3:C:7:LYS:NZ	3:C:224:ASP:CG	2.47	0.67
3:C:9:ILE:HD11	3:C:220:ILE:CD1	2.24	0.67
1:A:70:HIS:CE1	1:A:349:VAL:HG13	2.23	0.67
1:A:96:LEU:HD13	1:A:96:LEU:C	2.15	0.67
2:B:125:LEU:CD2	2:B:165:ASP:CB	2.63	0.67
2:B:52:ILE:N	2:B:100:LEU:O	2.26	0.67
1:A:107:ALA:CB	1:A:133:ILE:HD11	2.22	0.67
1:A:328:ARG:NH1	1:A:380:CYS:HB3	2.10	0.67
2:B:235:LEU:CD1	7:B:1275:SF4:S2	2.82	0.67
2:B:192:TYR:HD1	2:B:193:LEU:CD2	2.08	0.67
1:A:119:PRO:HG2	1:A:122:LEU:HB2	1.76	0.67
1:A:82:LEU:O	1:A:83:ASP:HB2	1.94	0.67
3:C:253:LEU:HD13	3:C:253:LEU:C	2.15	0.67
3:C:6:TYR:HB3	3:C:220:ILE:HD11	1.76	0.67
3:C:233:ALA:O	3:C:236:ALA:HB3	1.94	0.67

Continued on next page...

Continued from previous page...

Atom-1	Atom-2	Interatomic distance (Å)	Clash overlap (Å)
3:C:254:LEU:C	3:C:254:LEU:HD12	2.15	0.67
3:C:62:ALA:HB2	3:C:67:GLU:HG2	1.76	0.67
1:A:246:CYS:HG	1:A:385:THR:CG2	2.05	0.67
2:B:186:LEU:C	2:B:186:LEU:HD13	2.15	0.67
3:C:47:VAL:CG2	3:C:71:ALA:CB	2.73	0.67
1:A:155:ARG:HD3	2:B:248:ARG:HH22	1.60	0.67
3:C:64:SER:OG	3:C:67:GLU:HB2	1.95	0.67
2:B:125:LEU:HD23	2:B:126:VAL:N	2.10	0.66
2:B:83:TYR:H	2:B:90:LEU:HD21	1.59	0.66
2:B:221:ILE:HG21	7:C:1282:SF4:S4	2.35	0.66
3:C:90:ARG:HB3	3:C:91:GLN:HE22	1.60	0.66
1:A:28:ILE:CG2	1:A:364:GLY:O	2.32	0.66
1:A:121:ASN:N	1:A:121:ASN:HD22	1.94	0.66
1:A:133:ILE:HD12	1:A:133:ILE:C	2.14	0.66
1:A:319:LEU:HA	1:A:336:LYS:HG2	1.78	0.66
2:B:51:TYR:HA	2:B:100:LEU:O	1.95	0.66
3:C:133:TYR:CD1	3:C:199:VAL:HA	2.30	0.66
3:C:45:ALA:CB	3:C:98:GLY:O	2.43	0.66
1:A:291:LEU:HD23	1:A:291:LEU:C	2.16	0.66
1:A:127:ILE:CD1	2:B:72:ALA:HA	2.26	0.66
1:A:145:ALA:C	1:A:153:ASP:HB2	2.15	0.66
1:A:349:VAL:CG2	1:A:383:CYS:O	2.43	0.66
2:B:131:SER:OG	2:B:252:CYS:O	2.14	0.66
1:A:275:GLY:N	1:A:278:ALA:HB3	2.10	0.66
2:B:237:MET:HB2	3:C:83:MET:HE1	1.78	0.66
2:B:264:TRP:CH2	3:C:107:MET:O	2.48	0.66
1:A:166:LEU:CD1	3:C:43:GLU:OE2	2.44	0.66
2:B:244:LEU:HD22	2:B:244:LEU:C	2.15	0.66
2:B:83:TYR:HA	2:B:90:LEU:CD2	2.26	0.66
3:C:147:ILE:HD12	3:C:155:MET:SD	2.36	0.66
1:A:276:VAL:HG21	1:A:373:VAL:HA	1.78	0.66
2:B:119:LEU:C	2:B:119:LEU:HD13	2.15	0.66
3:C:167:LYS:C	3:C:181:LEU:HD21	2.16	0.66
1:A:131:SER:HB3	2:B:68:TYR:HB3	1.79	0.65
1:A:41:ARG:HG3	1:A:41:ARG:NH1	2.04	0.65
1:A:43:LEU:HD11	1:A:62:ILE:CA	2.27	0.65
3:C:133:TYR:CE1	3:C:199:VAL:HG23	2.31	0.65
3:C:133:TYR:OH	3:C:220:ILE:HG21	1.96	0.65
3:C:36:ALA:O	3:C:40:GLY:N	2.28	0.65
3:C:3:LEU:HD13	3:C:3:LEU:N	2.11	0.65
1:A:240:GLU:O	1:A:244:ARG:HG3	1.96	0.65

Continued on next page...

Continued from previous page...

Atom-1	Atom-2	Interatomic distance (Å)	Clash overlap (Å)
1:A:46:MET:CE	2:B:142:SER:CB	2.74	0.65
2:B:83:TYR:O	2:B:83:TYR:CD2	2.48	0.65
3:C:167:LYS:N	3:C:181:LEU:CD2	2.60	0.65
1:A:127:ILE:C	1:A:127:ILE:HD13	2.15	0.65
1:A:255:ARG:HG2	1:A:255:ARG:HH11	1.61	0.65
1:A:265:MET:HE2	1:A:269:GLN:CG	2.27	0.65
1:A:73:ALA:CA	1:A:324:ILE:HD12	2.26	0.65
1:A:9:PRO:HG2	2:B:85:GLN:HG3	1.78	0.65
2:B:264:TRP:CZ2	2:B:268:GLN:NE2	2.65	0.65
1:A:183:ASN:O	1:A:186:VAL:HG22	1.96	0.65
1:A:199:PRO:HD3	1:A:369:TYR:HE2	1.52	0.65
1:A:249:ILE:CG2	1:A:356:PRO:CG	2.74	0.65
2:B:52:ILE:O	2:B:101:VAL:HA	1.96	0.65
3:C:23:ALA:CB	3:C:27:GLY:CA	2.75	0.65
1:A:178:LEU:HD12	1:A:178:LEU:O	1.96	0.65
1:A:201:GLY:C	1:A:365:PHE:CZ	2.69	0.65
3:C:85:LEU:CD2	3:C:99:THR:HG21	2.22	0.65
3:C:42:ILE:HG22	3:C:98:GLY:N	2.12	0.65
1:A:265:MET:CE	1:A:269:GLN:CG	2.75	0.65
2:B:271:LYS:HG3	2:B:272:GLU:N	2.12	0.65
3:C:77:THR:HG22	3:C:78:PHE:N	2.12	0.65
3:C:92:TYR:O	3:C:94:ILE:HG13	1.97	0.65
1:A:202:LEU:HD22	1:A:373:VAL:HG22	1.78	0.65
3:C:171:TYR:CD1	3:C:176:VAL:HG12	2.31	0.65
1:A:14:GLU:OE2	1:A:65:VAL:HG23	1.96	0.65
1:A:43:LEU:CD2	2:B:138:PHE:CZ	2.80	0.65
2:B:241:ARG:HG3	2:B:241:ARG:HH11	1.61	0.65
1:A:155:ARG:HD3	2:B:248:ARG:NH2	2.12	0.65
2:B:89:ASP:OD1	2:B:89:ASP:N	2.27	0.65
1:A:191:GLY:HA2	1:A:194:GLU:OE1	1.96	0.64
1:A:96:LEU:HB2	1:A:297:ILE:HG12	1.77	0.64
1:A:162:ASN:HB2	1:A:307:VAL:CG2	2.27	0.64
3:C:17:ARG:HB3	3:C:17:ARG:NH1	2.13	0.64
3:C:4:GLY:O	3:C:6:TYR:HD1	1.78	0.64
1:A:369:TYR:O	1:A:372:HIS:HB2	1.96	0.64
2:B:144:GLY:HA3	2:B:153:GLU:HB2	1.77	0.64
3:C:167:LYS:CG	3:C:178:THR:HB	2.27	0.64
3:C:28:ILE:HG13	3:C:239:PHE:CD2	2.30	0.64
1:A:162:ASN:HB2	1:A:307:VAL:HG22	1.78	0.64
1:A:98:LEU:HD12	1:A:216:TYR:HD1	1.62	0.64
1:A:227:PHE:CZ	1:A:348:LEU:CD1	2.80	0.64

Continued on next page...

Continued from previous page...

Atom-1	Atom-2	Interatomic distance (Å)	Clash overlap (Å)
1:A:207:GLN:CD	1:A:256:ASN:ND2	2.50	0.64
3:C:154:SER:HB3	3:C:157:LEU:CD2	2.28	0.64
1:A:293:ARG:HD2	1:A:297:ILE:CG2	2.27	0.64
1:A:354:ASN:HD22	1:A:354:ASN:N	1.95	0.64
2:B:127:CYS:CB	2:B:166:LEU:HD13	2.23	0.64
3:C:158:VAL:HG22	3:C:158:VAL:O	1.97	0.64
1:A:265:MET:HE2	1:A:269:GLN:HG3	1.79	0.64
3:C:179:LEU:N	3:C:179:LEU:HD12	2.13	0.64
1:A:293:ARG:O	1:A:297:ILE:HG23	1.97	0.64
1:A:262:ARG:HH11	1:A:262:ARG:CG	2.10	0.64
1:A:366:HIS:O	1:A:369:TYR:HB2	1.97	0.64
1:A:70:HIS:CE1	1:A:349:VAL:HG11	2.31	0.64
3:C:111:LYS:O	3:C:114:THR:CG2	2.42	0.64
1:A:190:ILE:CD1	1:A:285:LEU:HD21	2.22	0.64
1:A:46:MET:HE3	2:B:142:SER:HA	1.79	0.64
3:C:167:LYS:N	3:C:181:LEU:HD21	2.11	0.64
3:C:36:ALA:C	3:C:42:ILE:CD1	2.66	0.64
1:A:19:LEU:HD22	1:A:374:ILE:HD12	1.79	0.64
1:A:41:ARG:HH11	1:A:41:ARG:CG	2.08	0.64
2:B:168:LEU:C	2:B:168:LEU:HD12	2.18	0.64
1:A:231:MET:HE1	1:A:248:THR:CG2	2.25	0.64
2:B:49:ILE:CD1	2:B:98:LEU:CD2	2.63	0.64
1:A:168:ARG:HG2	1:A:168:ARG:HH11	1.63	0.63
2:B:93:MET:HG3	2:B:122:LYS:CG	2.19	0.63
1:A:62:ILE:HG23	1:A:70:HIS:HD2	1.58	0.63
3:C:221:THR:CG2	3:C:227:ASP:HB2	2.28	0.63
2:B:241:ARG:HH11	2:B:241:ARG:CG	2.12	0.63
1:A:214:GLN:C	1:A:215:ILE:HD12	2.19	0.63
1:A:329:GLY:O	1:A:350:PRO:HG3	1.99	0.63
1:A:34:TYR:CE2	1:A:358:MET:HE1	2.34	0.63
1:A:57:VAL:HG21	2:B:248:ARG:NH1	2.12	0.63
1:A:43:LEU:HD11	1:A:62:ILE:CB	2.29	0.63
2:B:266:GLU:OE1	2:B:266:GLU:HA	1.98	0.63
3:C:53:GLU:OE1	3:C:53:GLU:HA	1.97	0.63
1:A:244:ARG:HH11	1:A:244:ARG:CG	2.10	0.63
1:A:65:VAL:O	1:A:67:PRO:HD2	1.98	0.62
2:B:203:THR:HG22	2:B:204:GLU:N	2.14	0.62
2:B:58:THR:CG2	2:B:58:THR:O	2.45	0.62
3:C:236:ALA:HB1	3:C:238:LEU:HD22	1.81	0.62
3:C:246:GLU:OE2	3:C:247:VAL:HG12	1.99	0.62
1:A:46:MET:HE3	2:B:142:SER:CB	2.29	0.62

Continued on next page...

Continued from previous page...

Atom-1	Atom-2	Interatomic distance (Å)	Clash overlap (Å)
2:B:89:ASP:O	2:B:91:TRP:HZ3	1.80	0.62
3:C:111:LYS:C	3:C:114:THR:HG22	2.18	0.62
3:C:129:LEU:C	3:C:129:LEU:HD12	2.20	0.62
2:B:139:THR:HG21	2:B:155:PHE:HB3	1.81	0.62
2:B:235:LEU:HD12	2:B:244:LEU:HB2	1.80	0.62
3:C:55:TRP:NE1	3:C:158:VAL:O	2.26	0.62
3:C:42:ILE:HG21	3:C:98:GLY:HA3	1.80	0.62
3:C:167:LYS:HA	3:C:181:LEU:CD2	2.28	0.62
3:C:17:ARG:HH11	3:C:17:ARG:HG3	1.64	0.62
1:A:219:ARG:CZ	1:A:219:ARG:HB3	2.29	0.62
1:A:89:ALA:HB2	1:A:305:ALA:HB3	1.81	0.62
1:A:326:ALA:HB1	1:A:327:PRO:CD	2.27	0.62
1:A:258:GLU:HG3	1:A:377:TYR:CE2	2.33	0.62
3:C:135:MET:HG2	3:C:198:TYR:HE1	1.65	0.62
1:A:330:LEU:HG	1:A:331:ASP:N	2.14	0.62
1:A:257:VAL:HG11	1:A:353:TRP:HE3	1.55	0.62
1:A:46:MET:CE	2:B:142:SER:N	2.61	0.62
1:A:349:VAL:HG12	1:A:350:PRO:CD	2.30	0.62
3:C:180:PRO:O	3:C:183:GLU:HB3	1.99	0.62
1:A:127:ILE:HD11	2:B:71:LEU:HD13	1.81	0.62
1:A:149:ILE:H	1:A:149:ILE:HD13	1.64	0.62
1:A:18:GLU:CG	1:A:35:PHE:HZ	2.08	0.62
1:A:8:SER:O	2:B:91:TRP:HD1	1.83	0.62
2:B:232:THR:O	2:B:233:ARG:HB2	1.99	0.62
2:B:90:LEU:HD23	2:B:90:LEU:O	1.99	0.62
3:C:212:SER:OG	3:C:218:THR:HB	1.99	0.62
1:A:184:GLU:OE2	1:A:188:LEU:HD23	1.99	0.61
2:B:53:HIS:HB2	2:B:102:GLU:CB	2.29	0.61
2:B:248:ARG:O	2:B:248:ARG:HG2	2.00	0.61
2:B:93:MET:HB2	2:B:96:MET:CE	2.30	0.61
1:A:262:ARG:HH11	1:A:262:ARG:HG3	1.65	0.61
2:B:206:CYS:HB3	2:B:208:CYS:H	1.63	0.61
3:C:7:LYS:HZ1	3:C:224:ASP:CG	2.03	0.61
1:A:128:ASN:OD1	2:B:72:ALA:HB3	2.00	0.61
1:A:276:VAL:HG22	1:A:376:ALA:CB	2.31	0.61
2:B:180:LYS:O	2:B:183:VAL:HG12	2.00	0.61
2:B:268:GLN:HG2	2:B:269:ILE:N	2.15	0.61
1:A:65:VAL:O	1:A:101:HIS:HE1	1.83	0.61
1:A:84:ILE:HG21	1:A:311:PHE:HB3	1.78	0.61
1:A:14:GLU:CD	1:A:65:VAL:HG21	2.21	0.61
2:B:210:LEU:HD12	2:B:210:LEU:C	2.18	0.61

Continued on next page...

Continued from previous page...

Atom-1	Atom-2	Interatomic distance (Å)	Clash overlap (Å)
3:C:168:PHE:CB	3:C:179:LEU:HD11	2.29	0.61
1:A:293:ARG:HD3	1:A:297:ILE:CG2	2.29	0.61
1:A:43:LEU:HD11	1:A:62:ILE:HG12	1.82	0.61
3:C:147:ILE:HD13	3:C:158:VAL:HG11	1.82	0.61
3:C:42:ILE:HG21	3:C:98:GLY:N	2.16	0.61
1:A:174:ARG:HH11	1:A:174:ARG:HG2	1.66	0.61
1:A:263:ALA:O	1:A:267:GLU:HG2	2.01	0.61
1:A:310:ASP:OD1	1:A:311:PHE:N	2.34	0.61
1:A:43:LEU:HD12	1:A:62:ILE:CG1	2.31	0.61
1:A:79:ASP:O	1:A:83:ASP:N	2.34	0.61
3:C:248:LYS:HG3	3:C:249:PRO:CA	2.31	0.61
1:A:178:LEU:HD11	1:A:182:VAL:HG23	1.82	0.61
2:B:66:GLU:HB2	2:B:175:PRO:HB3	1.82	0.61
2:B:209:ASP:O	2:B:213:LYS:N	2.21	0.61
1:A:139:TYR:CD2	1:A:174:ARG:HD2	2.35	0.61
1:A:215:ILE:HG22	1:A:216:TYR:N	2.13	0.61
2:B:98:LEU:HD13	2:B:185:LEU:CD2	2.25	0.61
3:C:132:ILE:HG22	9:C:1283:FAD:C1'	2.30	0.61
1:A:62:ILE:C	1:A:62:ILE:HD13	2.20	0.60
1:A:71:THR:HG21	1:A:154:VAL:HG13	1.80	0.60
2:B:186:LEU:HD13	2:B:187:ASN:N	2.17	0.60
2:B:237:MET:HB2	3:C:83:MET:CE	2.31	0.60
1:A:143:MET:CE	1:A:171:LEU:CG	2.76	0.60
1:A:29:VAL:HG13	1:A:363:GLU:HA	1.82	0.60
3:C:17:ARG:HH11	3:C:17:ARG:CG	2.14	0.60
1:A:255:ARG:CG	1:A:255:ARG:HH11	2.14	0.60
1:A:33:ARG:HH11	1:A:33:ARG:CG	2.14	0.60
1:A:41:ARG:NH2	1:A:62:ILE:O	2.33	0.60
3:C:28:ILE:HG21	3:C:207:THR:HG23	1.83	0.60
1:A:233:GLU:HA	1:A:242:ALA:HB1	1.82	0.60
1:A:256:ASN:HD22	1:A:256:ASN:N	1.99	0.60
3:C:106:THR:HG23	3:C:202:LEU:HB2	1.82	0.60
1:A:19:LEU:HD13	1:A:374:ILE:CD1	2.30	0.60
1:A:14:GLU:CG	2:B:58:THR:HG21	2.32	0.60
3:C:221:THR:HG21	3:C:227:ASP:HA	1.83	0.60
2:B:237:MET:HE3	3:C:80:PRO:HG2	1.83	0.60
2:B:74:LEU:HA	2:B:78:MET:HB2	1.83	0.60
3:C:211:GLY:HA2	3:C:249:PRO:HG2	1.83	0.60
3:C:226:GLY:O	3:C:229:ILE:CG2	2.46	0.60
1:A:313:GLU:CD	1:A:313:GLU:H	1.96	0.60
2:B:83:TYR:HE1	2:B:91:TRP:O	1.84	0.60

Continued on next page...

Continued from previous page...

Atom-1	Atom-2	Interatomic distance (Å)	Clash overlap (Å)
3:C:128:LEU:HG	3:C:128:LEU:O	2.02	0.60
1:A:240:GLU:HG3	1:A:241:ILE:N	2.15	0.60
3:C:7:LYS:HE3	3:C:224:ASP:HB2	1.82	0.60
3:C:162:ASP:OD1	3:C:163:ILE:N	2.35	0.60
3:C:216:TRP:CH2	3:C:240:GLU:HG2	2.36	0.60
1:A:174:ARG:HH11	1:A:174:ARG:CG	2.15	0.60
1:A:219:ARG:HH11	1:A:219:ARG:HG3	1.67	0.60
1:A:291:LEU:O	1:A:294:ALA:HB3	2.02	0.60
2:B:136:GLY:O	2:B:139:THR:HB	2.02	0.60
2:B:70:ILE:HG23	2:B:78:MET:CE	2.32	0.60
3:C:146:PHE:HA	3:C:150:LYS:HG2	1.83	0.60
3:C:163:ILE:CG2	3:C:181:LEU:HD11	2.32	0.60
1:A:199:PRO:CG	1:A:369:TYR:CE2	2.84	0.59
2:B:237:MET:CG	3:C:83:MET:CE	2.78	0.59
1:A:219:ARG:CG	1:A:219:ARG:HH11	2.14	0.59
3:C:92:TYR:H	3:C:92:TYR:HD1	1.45	0.59
3:C:9:ILE:HD13	3:C:220:ILE:CB	2.17	0.59
1:A:201:GLY:O	1:A:204:VAL:HG22	2.02	0.59
2:B:192:TYR:CD1	2:B:193:LEU:CD2	2.85	0.59
2:B:46:LYS:HG3	2:B:47:PRO:N	2.17	0.59
1:A:71:THR:HG22	1:A:154:VAL:HG11	1.78	0.59
1:A:262:ARG:NH1	1:A:262:ARG:HG3	2.17	0.59
1:A:327:PRO:CD	1:A:328:ARG:N	2.62	0.59
1:A:46:MET:HE3	2:B:142:SER:CA	2.32	0.59
3:C:55:TRP:HE1	3:C:158:VAL:HG22	1.67	0.59
1:A:55:ALA:O	1:A:59:VAL:HG23	2.03	0.59
3:C:273:LYS:HE3	3:C:279:THR:HB	1.84	0.59
2:B:70:ILE:HG22	2:B:74:LEU:HB2	1.84	0.59
2:B:71:LEU:HD22	2:B:71:LEU:C	2.22	0.59
2:B:125:LEU:HD23	2:B:165:ASP:HB2	1.80	0.59
3:C:169:TRP:NE1	3:C:178:THR:HG21	2.17	0.59
3:C:281:PHE:N	3:C:281:PHE:HD1	2.00	0.59
3:C:32:LEU:HD12	3:C:32:LEU:C	2.23	0.59
3:C:66:ASP:OD1	3:C:66:ASP:N	2.24	0.59
1:A:118:VAL:HG23	1:A:123:MET:HG3	1.84	0.59
3:C:101:ALA:HB3	3:C:129:LEU:HD11	1.85	0.59
3:C:111:LYS:CA	3:C:114:THR:HG22	2.32	0.59
1:A:201:GLY:C	1:A:365:PHE:HZ	2.06	0.58
1:A:145:ALA:O	1:A:153:ASP:HB2	2.02	0.58
2:B:106:CYS:HB2	2:B:155:PHE:CE2	2.38	0.58
3:C:220:ILE:HG12	3:C:222:ARG:HH11	1.66	0.58

Continued on next page...

Continued from previous page...

Atom-1	Atom-2	Interatomic distance (Å)	Clash overlap (Å)
1:A:119:PRO:CB	1:A:121:ASN:HD21	2.13	0.58
2:B:128:ALA:HB1	2:B:133:ALA:HB1	1.86	0.58
1:A:147:GLU:OE2	3:C:120:ARG:HG3	2.03	0.58
1:A:14:GLU:OE2	1:A:65:VAL:CG2	2.51	0.58
1:A:43:LEU:HD12	1:A:62:ILE:HG12	1.85	0.58
1:A:73:ALA:HB2	1:A:324:ILE:HD12	1.78	0.58
2:B:88:VAL:HG12	2:B:89:ASP:N	2.19	0.58
3:C:147:ILE:HD12	3:C:155:MET:CE	2.33	0.58
3:C:158:VAL:HG21	3:C:161:MET:CE	2.33	0.58
3:C:41:ILE:HD13	3:C:41:ILE:H	1.67	0.58
3:C:42:ILE:HG21	3:C:98:GLY:CA	2.34	0.58
1:A:43:LEU:HD22	2:B:138:PHE:HE2	1.66	0.58
2:B:195:PRO:CG	3:C:115:TYR:CE2	2.56	0.58
3:C:253:LEU:C	3:C:253:LEU:HD22	2.24	0.58
1:A:262:ARG:O	1:A:266:VAL:HG23	2.04	0.58
3:C:35:TYR:CZ	3:C:39:GLU:HG2	2.37	0.58
1:A:70:HIS:NE2	1:A:383:CYS:SG	2.76	0.58
3:C:35:TYR:CE2	3:C:39:GLU:CG	2.87	0.58
1:A:4:ARG:HB2	1:A:21:MET:O	2.04	0.58
1:A:96:LEU:HD13	1:A:97:THR:N	2.19	0.58
2:B:168:LEU:CD1	2:B:168:LEU:O	2.43	0.58
3:C:92:TYR:CD1	3:C:92:TYR:N	2.72	0.58
1:A:329:GLY:O	1:A:350:PRO:CG	2.51	0.58
1:A:12:ARG:HB3	1:A:375:ARG:HD2	1.84	0.58
2:B:237:MET:HE2	3:C:80:PRO:HB3	1.81	0.58
2:B:83:TYR:N	2:B:90:LEU:HD21	2.19	0.58
3:C:102:ILE:H	3:C:105:GLN:HG3	1.68	0.58
1:A:319:LEU:HB3	1:A:336:LYS:HD3	1.85	0.58
1:A:210:LEU:HD23	1:A:330:LEU:CD2	2.32	0.58
3:C:106:THR:CG2	3:C:202:LEU:HB2	2.33	0.58
1:A:139:TYR:CE2	1:A:174:ARG:NE	2.72	0.57
1:A:189:MET:O	1:A:193:ILE:CD1	2.50	0.57
1:A:36:SER:HB3	1:A:381:LEU:HD12	1.85	0.57
1:A:231:MET:HE1	1:A:248:THR:HG21	1.86	0.57
2:B:230:CYS:SG	2:B:233:ARG:N	2.77	0.57
1:A:14:GLU:HG3	2:B:58:THR:HG21	1.86	0.57
1:A:62:ILE:HG12	1:A:386:HIS:CB	2.34	0.57
2:B:53:HIS:HB2	2:B:102:GLU:HB3	1.85	0.57
1:A:188:LEU:O	1:A:192:LEU:HG	2.03	0.57
1:A:199:PRO:HD2	1:A:369:TYR:CZ	2.38	0.57
1:A:33:ARG:HG2	1:A:33:ARG:NH1	2.19	0.57

Continued on next page...

Continued from previous page...

Atom-1	Atom-2	Interatomic distance (Å)	Clash overlap (Å)
1:A:109:HIS:CD2	1:A:378:ASP:HB2	2.39	0.57
3:C:18:GLU:N	3:C:18:GLU:OE1	2.37	0.57
3:C:53:GLU:HB3	3:C:56:LYS:HB2	1.87	0.57
1:A:207:GLN:CD	1:A:256:ASN:HD21	2.07	0.57
3:C:244:ILE:HG23	3:C:245:GLU:N	2.19	0.57
1:A:229:GLU:OE2	1:A:248:THR:OG1	2.22	0.57
1:A:84:ILE:HG21	1:A:311:PHE:HD2	1.68	0.57
3:C:29:VAL:HG21	3:C:132:ILE:CD1	2.34	0.57
3:C:36:ALA:HB1	3:C:42:ILE:CG1	2.35	0.57
1:A:96:LEU:HD11	1:A:144:VAL:CG1	2.13	0.57
3:C:114:THR:CG2	3:C:115:TYR:CD1	2.63	0.57
1:A:208:PRO:CD	1:A:255:ARG:NH1	2.68	0.57
1:A:109:HIS:CG	1:A:378:ASP:OD2	2.58	0.57
1:A:43:LEU:HD22	2:B:138:PHE:CE2	2.38	0.57
2:B:239:ASN:N	2:B:239:ASN:HD22	2.00	0.57
3:C:135:MET:HG2	3:C:198:TYR:CE1	2.40	0.57
1:A:293:ARG:CD	1:A:297:ILE:HG22	2.35	0.57
1:A:62:ILE:HG13	1:A:386:HIS:HB3	1.85	0.57
2:B:91:TRP:HE3	2:B:91:TRP:N	2.03	0.57
1:A:212:SER:O	1:A:268:PHE:CZ	2.58	0.57
1:A:231:MET:HE1	1:A:248:THR:HB	1.87	0.57
3:C:121:PHE:O	3:C:125:LYS:HD2	2.04	0.57
3:C:163:ILE:HG21	3:C:181:LEU:HD11	1.85	0.57
3:C:35:TYR:CZ	3:C:39:GLU:HG3	2.39	0.57
3:C:236:ALA:HB3	3:C:238:LEU:HD22	1.86	0.56
1:A:68:ILE:CD1	1:A:101:HIS:CD2	2.78	0.56
1:A:156:ILE:HG22	1:A:311:PHE:CE2	2.40	0.56
1:A:57:VAL:CG2	2:B:248:ARG:HH11	2.16	0.56
2:B:91:TRP:CE3	2:B:91:TRP:N	2.73	0.56
3:C:103:PRO:CG	7:C:1282:SF4:S3	2.81	0.56
3:C:132:ILE:HG21	9:C:1283:FAD:H1'1	1.87	0.56
3:C:36:ALA:CB	3:C:42:ILE:CG1	2.83	0.56
1:A:35:PHE:N	1:A:35:PHE:CD1	2.73	0.56
1:A:76:GLU:O	1:A:79:ASP:OD1	2.23	0.56
2:B:51:TYR:HB2	2:B:100:LEU:HB2	1.85	0.56
3:C:227:ASP:OD1	3:C:231:LYS:HE3	2.04	0.56
1:A:265:MET:CE	1:A:269:GLN:CD	2.73	0.56
3:C:133:TYR:OH	3:C:220:ILE:HG22	2.03	0.56
3:C:281:PHE:N	3:C:281:PHE:CD1	2.73	0.56
1:A:199:PRO:HD3	1:A:369:TYR:OH	2.06	0.56
2:B:131:SER:HB3	2:B:137:CYS:HB2	1.87	0.56

Continued on next page...

Continued from previous page...

Atom-1	Atom-2	Interatomic distance (Å)	Clash overlap (Å)
2:B:83:TYR:HA	2:B:90:LEU:HD21	1.86	0.56
3:C:47:VAL:HG23	3:C:47:VAL:O	2.05	0.56
3:C:133:TYR:HE1	3:C:199:VAL:HG23	1.68	0.56
3:C:28:ILE:HD11	3:C:230:PHE:CE1	2.40	0.56
3:C:90:ARG:C	3:C:91:GLN:HE21	2.08	0.56
3:C:91:GLN:HE21	3:C:91:GLN:CA	2.17	0.56
2:B:187:ASN:C	2:B:188:ASN:HD22	2.09	0.56
3:C:187:TYR:CD1	3:C:187:TYR:N	2.73	0.56
1:A:109:HIS:CD2	1:A:378:ASP:CB	2.89	0.56
1:A:215:ILE:O	1:A:325:GLU:HB2	2.06	0.56
1:A:381:LEU:HD22	1:A:381:LEU:N	2.21	0.56
1:A:82:LEU:HB3	1:A:84:ILE:HD11	1.88	0.56
3:C:239:PHE:CD1	3:C:239:PHE:N	2.73	0.56
1:A:89:ALA:HB2	1:A:302:ASP:OD2	2.04	0.56
3:C:62:ALA:CB	3:C:67:GLU:HG2	2.35	0.56
1:A:351:THR:CG2	1:A:384:ALA:HB2	2.36	0.56
1:A:66:CYS:HB2	1:A:69:PRO:HG3	1.87	0.56
2:B:264:TRP:HH2	3:C:107:MET:O	1.89	0.56
3:C:138:PHE:N	3:C:138:PHE:CD1	2.74	0.56
1:A:256:ASN:N	1:A:256:ASN:ND2	2.53	0.56
2:B:196:MET:HG3	3:C:117:PHE:HZ	1.71	0.56
3:C:37:LEU:HD23	3:C:42:ILE:CD1	2.28	0.56
3:C:36:ALA:HB1	3:C:42:ILE:HG13	1.87	0.56
3:C:46:VAL:HG12	3:C:61:VAL:HB	1.88	0.56
1:A:71:THR:CG2	1:A:154:VAL:HG13	2.33	0.55
1:A:34:TYR:CD2	1:A:358:MET:CE	2.86	0.55
2:B:192:TYR:CD1	2:B:193:LEU:HD22	2.40	0.55
2:B:214:VAL:HG23	2:B:219:LEU:CB	2.36	0.55
1:A:246:CYS:HG	1:A:385:THR:HG22	1.66	0.55
2:B:101:VAL:HG23	2:B:133:ALA:CB	2.36	0.55
2:B:86:THR:HG22	2:B:87:LEU:HD13	1.89	0.55
1:A:143:MET:HE3	1:A:171:LEU:CD2	2.37	0.55
1:A:62:ILE:CD1	1:A:383:CYS:HA	2.36	0.55
2:B:66:GLU:O	2:B:68:TYR:CD1	2.59	0.55
2:B:101:VAL:HG23	2:B:133:ALA:HB2	1.87	0.55
2:B:127:CYS:SG	2:B:166:LEU:HD13	2.47	0.55
1:A:68:ILE:HB	1:A:101:HIS:CD2	2.41	0.55
2:B:137:CYS:SG	2:B:138:PHE:N	2.80	0.55
1:A:138:GLN:O	1:A:141:VAL:HG12	2.07	0.55
1:A:249:ILE:HG23	1:A:356:PRO:CD	2.37	0.55
1:A:75:VAL:CG1	1:A:156:ILE:HA	2.37	0.55

Continued on next page...

Continued from previous page...

Atom-1	Atom-2	Interatomic distance (Å)	Clash overlap (Å)
1:A:300:GLU:HG3	1:A:300:GLU:O	2.06	0.55
3:C:216:TRP:CH2	3:C:240:GLU:HG3	2.36	0.55
1:A:12:ARG:NH2	1:A:116:ASP:OD1	2.39	0.55
1:A:209:THR:HB	1:A:263:ALA:HB1	1.88	0.55
1:A:18:GLU:CD	1:A:35:PHE:HZ	2.11	0.55
3:C:265:ALA:O	3:C:269:ILE:HG12	2.07	0.55
1:A:236:TYR:HB3	1:A:241:ILE:HG23	1.89	0.54
2:B:269:ILE:HG23	2:B:270:LYS:N	2.22	0.54
2:B:93:MET:HE3	2:B:118:GLU:CG	2.36	0.54
3:C:84:MET:CE	3:C:87:LYS:HD2	2.37	0.54
2:B:135:THR:HG22	2:B:135:THR:O	2.06	0.54
2:B:186:LEU:HD22	2:B:186:LEU:C	2.27	0.54
3:C:153:VAL:HG23	3:C:157:LEU:HD23	1.82	0.54
3:C:81:ASN:ND2	3:C:100:VAL:O	2.40	0.54
1:A:366:HIS:CD2	1:A:368:GLU:HG2	2.42	0.54
2:B:67:ASN:O	2:B:71:LEU:HB2	2.07	0.54
3:C:57:PRO:HB3	3:C:75:LYS:HG3	1.89	0.54
3:C:96:LYS:HA	3:C:125:LYS:O	2.08	0.54
3:C:247:VAL:O	3:C:247:VAL:HG23	2.07	0.54
2:B:237:MET:CG	3:C:83:MET:HE3	2.33	0.54
3:C:166:GLY:C	3:C:181:LEU:HD23	2.28	0.54
3:C:7:LYS:HE3	3:C:224:ASP:CB	2.37	0.54
3:C:45:ALA:CA	3:C:98:GLY:O	2.55	0.54
1:A:329:GLY:CA	1:A:350:PRO:HB3	2.38	0.54
3:C:10:VAL:HG11	3:C:241:THR:HB	1.89	0.54
3:C:9:ILE:HG22	3:C:244:ILE:HB	1.89	0.54
1:A:132:GLU:CG	1:A:181:LYS:HZ1	2.18	0.54
1:A:87:PRO:HG3	1:A:306:PRO:O	2.07	0.54
1:A:84:ILE:HG21	1:A:311:PHE:CD2	2.43	0.54
1:A:66:CYS:N	1:A:67:PRO:HD3	2.19	0.54
1:A:108:ILE:HG12	1:A:134:ARG:NH2	2.23	0.54
1:A:367:HIS:O	1:A:371:PRO:HD3	2.07	0.54
3:C:165:LYS:H	3:C:165:LYS:HD2	1.71	0.54
2:B:241:ARG:HH21	3:C:189:GLN:HE21	1.56	0.54
3:C:2:VAL:HG23	3:C:3:LEU:O	2.07	0.54
1:A:105:SER:O	1:A:108:ILE:HG22	2.07	0.54
2:B:173:PRO:HB2	2:B:178:ILE:HD12	1.90	0.54
3:C:101:ALA:O	3:C:131:GLY:HA2	2.07	0.54
3:C:42:ILE:H	3:C:42:ILE:HD12	1.73	0.54
1:A:381:LEU:O	1:A:384:ALA:N	2.41	0.54
2:B:120:ARG:HD3	2:B:126:VAL:HG11	1.90	0.54

Continued on next page...

Continued from previous page...

Atom-1	Atom-2	Interatomic distance (Å)	Clash overlap (Å)
3:C:45:ALA:HB1	3:C:98:GLY:O	2.08	0.54
2:B:192:TYR:HB3	2:B:193:LEU:HD23	1.90	0.53
2:B:244:LEU:HD22	2:B:245:ASN:N	2.24	0.53
3:C:4:GLY:O	3:C:222:ARG:NH2	2.40	0.53
1:A:106:HIS:HB2	1:A:287:MET:HE2	1.88	0.53
1:A:219:ARG:NH1	1:A:321:ILE:O	2.42	0.53
1:A:257:VAL:CG1	1:A:353:TRP:CE3	2.81	0.53
2:B:63:SER:OG	2:B:172:PRO:CG	2.56	0.53
2:B:51:TYR:OH	2:B:61:ALA:HB2	2.08	0.53
1:A:172:TYR:CE1	1:A:176:LYS:HG2	2.44	0.53
1:A:231:MET:CE	1:A:248:THR:CB	2.86	0.53
2:B:69:ASP:OD1	2:B:69:ASP:N	2.37	0.53
3:C:110:ARG:HG3	3:C:202:LEU:HB3	1.90	0.53
1:A:219:ARG:CZ	1:A:219:ARG:CB	2.86	0.53
2:B:221:ILE:HD12	2:B:222:GLY:N	2.24	0.53
1:A:139:TYR:O	1:A:143:MET:HB2	2.09	0.53
1:A:73:ALA:HA	1:A:324:ILE:HD12	1.89	0.53
2:B:70:ILE:HG23	2:B:78:MET:HE1	1.90	0.53
3:C:102:ILE:CG2	3:C:103:PRO:CD	2.85	0.53
3:C:103:PRO:HD2	3:C:134:CYS:HB3	1.91	0.53
1:A:249:ILE:HG21	1:A:356:PRO:HB3	1.90	0.53
1:A:293:ARG:NE	1:A:297:ILE:HG22	2.24	0.53
1:A:76:GLU:OE1	1:A:324:ILE:CG2	2.57	0.53
1:A:26:GLU:HB2	1:A:28:ILE:HD13	1.90	0.53
2:B:213:LYS:HB3	2:B:256:TYR:CE1	2.44	0.53
2:B:64:LEU:O	2:B:67:ASN:OD1	2.27	0.53
2:B:93:MET:HB2	2:B:96:MET:HE1	1.91	0.53
3:C:142:SER:OG	3:C:187:TYR:CB	2.45	0.53
3:C:7:LYS:CD	3:C:227:ASP:OD2	2.48	0.53
1:A:146:GLY:N	1:A:153:ASP:OD2	2.42	0.53
1:A:14:GLU:CD	1:A:65:VAL:CG2	2.77	0.53
1:A:9:PRO:HB3	1:A:16:HIS:HB3	1.91	0.53
1:A:52:PRO:HD2	1:A:340:GLY:O	2.06	0.53
2:B:134:ALA:HB2	2:B:167:ALA:HB1	1.90	0.53
1:A:54:THR:OG1	2:B:247:ASP:O	2.25	0.53
2:B:57:CYS:O	2:B:58:THR:HB	2.09	0.53
3:C:119:VAL:CG1	3:C:122:LEU:HB3	2.37	0.53
3:C:55:TRP:CD1	3:C:158:VAL:HG22	2.43	0.53
2:B:83:TYR:HA	2:B:90:LEU:HD23	1.91	0.53
1:A:147:GLU:OE2	3:C:120:ARG:CG	2.56	0.53
3:C:28:ILE:HD11	3:C:230:PHE:CZ	2.43	0.53

Continued on next page...

Continued from previous page...

Atom-1	Atom-2	Interatomic distance (Å)	Clash overlap (Å)
3:C:242:LYS:HE2	3:C:247:VAL:HG11	1.83	0.53
3:C:169:TRP:NE1	3:C:178:THR:CG2	2.72	0.52
1:A:127:ILE:HD12	2:B:72:ALA:CA	2.37	0.52
1:A:172:TYR:CZ	1:A:295:ILE:HD13	2.44	0.52
2:B:101:VAL:O	2:B:133:ALA:HB2	2.08	0.52
1:A:72:LEU:CD1	1:A:98:LEU:HG	2.38	0.52
2:B:54:LEU:HD21	2:B:116:LEU:HD22	1.91	0.52
1:A:231:MET:CE	1:A:248:THR:HB	2.39	0.52
1:A:59:VAL:O	1:A:62:ILE:HG22	2.10	0.52
1:A:88:LYS:HZ3	1:A:88:LYS:HB2	1.70	0.52
2:B:214:VAL:HG23	2:B:219:LEU:HB2	1.91	0.52
3:C:29:VAL:O	3:C:33:LEU:HB2	2.10	0.52
1:A:174:ARG:CG	1:A:174:ARG:NH1	2.73	0.52
2:B:93:MET:CE	2:B:118:GLU:HB3	2.40	0.52
3:C:103:PRO:HD3	3:C:132:ILE:O	2.09	0.52
3:C:55:TRP:HZ2	3:C:159:GLU:C	2.13	0.52
1:A:143:MET:CE	1:A:171:LEU:CD2	2.86	0.52
1:A:24:ASP:OD1	1:A:30:THR:HG22	2.10	0.52
1:A:264:ARG:NH1	1:A:286:GLU:CD	2.62	0.52
2:B:265:PRO:O	2:B:268:GLN:OE1	2.27	0.52
2:B:270:LYS:C	2:B:270:LYS:HD3	2.30	0.52
3:C:181:LEU:N	3:C:181:LEU:CD2	2.73	0.52
1:A:329:GLY:C	1:A:350:PRO:HB3	2.30	0.52
1:A:381:LEU:N	1:A:381:LEU:CD2	2.73	0.52
2:B:193:LEU:CD2	2:B:193:LEU:N	2.73	0.52
2:B:70:ILE:N	2:B:70:ILE:HD13	2.24	0.52
3:C:192:CYS:HG	7:C:1282:SF4:FE3	1.27	0.52
3:C:227:ASP:CG	3:C:231:LYS:HE3	2.30	0.52
3:C:53:GLU:HB3	3:C:56:LYS:CB	2.40	0.52
2:B:113:LEU:CD2	2:B:113:LEU:N	2.73	0.52
2:B:235:LEU:HD12	2:B:244:LEU:CB	2.39	0.52
3:C:220:ILE:CD1	3:C:222:ARG:NH1	2.73	0.52
1:A:12:ARG:HG2	1:A:112:LEU:O	2.10	0.52
2:B:270:LYS:CD	2:B:271:LYS:N	2.73	0.52
3:C:37:LEU:N	3:C:42:ILE:CD1	2.73	0.52
3:C:7:LYS:NZ	3:C:224:ASP:OD1	2.41	0.52
1:A:156:ILE:O	1:A:311:PHE:HE2	1.93	0.52
1:A:219:ARG:NH1	1:A:219:ARG:CB	2.73	0.52
1:A:11:SER:OG	1:A:375:ARG:NH1	2.43	0.52
2:B:90:LEU:N	2:B:90:LEU:CD2	2.73	0.52
2:B:83:TYR:CG	2:B:93:MET:HB3	2.45	0.52

Continued on next page...

Continued from previous page...

Atom-1	Atom-2	Interatomic distance (Å)	Clash overlap (Å)
3:C:132:ILE:HG23	9:C:1283:FAD:O4'	2.09	0.52
3:C:57:PRO:HG2	3:C:79:SER:HB2	1.91	0.52
2:B:67:ASN:ND2	2:B:175:PRO:O	2.43	0.51
2:B:223:CYS:O	3:C:105:GLN:NE2	2.43	0.51
9:C:1283:FAD:N1	9:C:1283:FAD:H2'	2.25	0.51
3:C:179:LEU:O	3:C:179:LEU:HD13	2.09	0.51
3:C:181:LEU:N	3:C:181:LEU:HD22	2.25	0.51
1:A:244:ARG:HG2	1:A:244:ARG:NH1	2.12	0.51
1:A:262:ARG:HH11	1:A:262:ARG:HB3	1.76	0.51
1:A:261:PRO:O	1:A:265:MET:HG3	2.09	0.51
1:A:25:ASP:N	1:A:26:GLU:OE1	2.43	0.51
1:A:319:LEU:HB2	1:A:336:LYS:CG	2.41	0.51
1:A:336:LYS:CB	1:A:336:LYS:NZ	2.73	0.51
3:C:157:LEU:CD1	3:C:157:LEU:N	2.73	0.51
1:A:140:VAL:HG21	1:A:175:LEU:HD21	1.92	0.51
1:A:246:CYS:SG	1:A:385:THR:CB	2.99	0.51
2:B:241:ARG:HH21	3:C:189:GLN:NE2	2.08	0.51
3:C:177:LEU:CD1	3:C:177:LEU:N	2.73	0.51
3:C:17:ARG:NH1	3:C:17:ARG:CG	2.73	0.51
3:C:240:GLU:HG3	3:C:240:GLU:O	2.08	0.51
3:C:25:ASP:OD2	3:C:209:SER:CB	2.58	0.51
1:A:33:ARG:CG	1:A:33:ARG:NH1	2.73	0.51
2:B:186:LEU:CD1	2:B:187:ASN:ND2	2.73	0.51
3:C:132:ILE:HG21	9:C:1283:FAD:C1'	2.40	0.51
3:C:19:ILE:O	3:C:23:ALA:CB	2.58	0.51
3:C:3:LEU:CD1	3:C:3:LEU:N	2.73	0.51
1:A:277:VAL:O	1:A:281:VAL:HG23	2.10	0.51
2:B:113:LEU:N	2:B:113:LEU:HD22	2.25	0.51
2:B:195:PRO:HG3	3:C:115:TYR:CZ	2.36	0.51
1:A:138:GLN:HE21	2:B:66:GLU:CD	2.14	0.51
3:C:160:LYS:CG	3:C:171:TYR:HD2	2.23	0.51
3:C:208:GLY:O	3:C:218:THR:HG22	2.11	0.51
1:A:121:ASN:ND2	1:A:122:LEU:H	2.09	0.51
1:A:3:GLU:O	1:A:23:VAL:CG2	2.55	0.51
1:A:117:PHE:CE2	1:A:193:ILE:HG23	2.46	0.51
1:A:88:LYS:HZ3	1:A:88:LYS:CB	2.24	0.51
2:B:66:GLU:O	2:B:68:TYR:CE1	2.63	0.51
3:C:150:LYS:HE2	3:C:183:GLU:CD	2.31	0.51
1:A:16:HIS:H	1:A:38:THR:CG2	2.24	0.51
2:B:98:LEU:C	2:B:98:LEU:HD23	2.30	0.51
3:C:154:SER:CB	3:C:157:LEU:HD22	2.39	0.51

Continued on next page...

Continued from previous page...

Atom-1	Atom-2	Interatomic distance (Å)	Clash overlap (Å)
1:A:184:GLU:OE1	1:A:185:HIS:N	2.43	0.51
1:A:90:GLY:HA2	1:A:307:VAL:HG13	1.93	0.51
1:A:87:PRO:CG	1:A:306:PRO:O	2.59	0.51
2:B:97:ASP:HA	2:B:124:LYS:HE2	1.92	0.50
3:C:120:ARG:O	3:C:121:PHE:HB2	2.10	0.50
3:C:160:LYS:HG2	3:C:171:TYR:HD2	1.76	0.50
1:A:227:PHE:HZ	1:A:348:LEU:HD21	1.76	0.50
2:B:139:THR:HG21	2:B:155:PHE:HB2	1.72	0.50
2:B:195:PRO:HG2	2:B:196:MET:SD	2.51	0.50
2:B:242:PRO:HG2	2:B:242:PRO:O	2.11	0.50
1:A:57:VAL:HG22	2:B:248:ARG:NH1	2.24	0.50
1:A:186:VAL:HG21	1:A:288:LYS:CE	2.39	0.50
2:B:236:ASP:O	2:B:243:GLU:O	2.29	0.50
2:B:98:LEU:HD12	2:B:185:LEU:HD21	1.93	0.50
3:C:218:THR:CG2	3:C:218:THR:O	2.58	0.50
3:C:223:THR:HG22	3:C:224:ASP:N	2.26	0.50
3:C:273:LYS:HA	3:C:273:LYS:HE2	1.93	0.50
2:B:93:MET:HB2	2:B:96:MET:HE2	1.93	0.50
3:C:33:LEU:CD2	3:C:100:VAL:HG23	2.41	0.50
1:A:227:PHE:CD1	1:A:228:THR:N	2.80	0.50
2:B:156:VAL:HB	2:B:160:ASP:OD2	2.11	0.50
2:B:203:THR:HG22	2:B:204:GLU:H	1.76	0.50
9:C:1283:FAD:C2'	9:C:1283:FAD:N1	2.73	0.50
3:C:167:LYS:N	3:C:181:LEU:HD23	2.26	0.50
3:C:231:LYS:O	3:C:235:GLU:HG3	2.10	0.50
1:A:249:ILE:CG2	1:A:356:PRO:HB3	2.42	0.50
1:A:98:LEU:HD12	1:A:216:TYR:CD1	2.46	0.50
2:B:229:ALA:HB1	2:B:254:ILE:HG22	1.93	0.50
2:B:84:GLY:O	2:B:88:VAL:N	2.45	0.50
3:C:209:SER:N	9:C:1283:FAD:O2	2.45	0.50
1:A:3:GLU:HG2	1:A:23:VAL:CG2	2.39	0.50
1:A:64:GLY:C	1:A:67:PRO:HD3	2.31	0.50
2:B:241:ARG:NH1	2:B:241:ARG:CG	2.73	0.50
2:B:49:ILE:HG13	2:B:79:VAL:CG1	2.41	0.50
3:C:199:VAL:HG22	3:C:200:ALA:N	2.27	0.50
3:C:6:TYR:HB3	3:C:220:ILE:CD1	2.41	0.50
3:C:220:ILE:HD11	3:C:222:ARG:NH1	2.26	0.50
3:C:220:ILE:CG1	3:C:222:ARG:NH1	2.74	0.50
3:C:242:LYS:NZ	3:C:247:VAL:HG11	2.26	0.50
1:A:311:PHE:CD1	1:A:311:PHE:C	2.85	0.50
1:A:358:MET:HE3	1:A:379:PRO:HG3	1.94	0.50

Continued on next page...

Continued from previous page...

Atom-1	Atom-2	Interatomic distance (Å)	Clash overlap (Å)
2:B:234:ALA:HB2	2:B:248:ARG:O	2.12	0.50
3:C:145:THR:HG23	3:C:146:PHE:N	2.26	0.50
3:C:7:LYS:HE3	3:C:224:ASP:CA	2.41	0.50
1:A:231:MET:HE1	1:A:248:THR:CB	2.41	0.49
1:A:24:ASP:HB2	1:A:26:GLU:OE1	2.11	0.49
1:A:18:GLU:OE2	1:A:35:PHE:HZ	1.94	0.49
3:C:165:LYS:N	3:C:165:LYS:CD	2.73	0.49
2:B:192:TYR:CD1	2:B:192:TYR:C	2.86	0.49
3:C:202:LEU:HD22	3:C:202:LEU:N	2.27	0.49
3:C:223:THR:CG2	3:C:224:ASP:N	2.75	0.49
1:A:258:GLU:HG3	1:A:377:TYR:HE2	1.75	0.49
1:A:28:ILE:N	1:A:28:ILE:CD1	2.75	0.49
1:A:4:ARG:CA	1:A:21:MET:O	2.59	0.49
1:A:66:CYS:C	1:A:69:PRO:HD2	2.31	0.49
2:B:98:LEU:HA	2:B:125:LEU:O	2.12	0.49
3:C:196:LYS:HD2	3:C:265:ALA:HB3	1.94	0.49
1:A:155:ARG:NH1	2:B:248:ARG:NH2	2.60	0.49
2:B:83:TYR:CG	2:B:83:TYR:O	2.65	0.49
3:C:280:PRO:C	3:C:281:PHE:CD1	2.85	0.49
1:A:139:TYR:HD2	1:A:174:ARG:HD2	1.75	0.49
1:A:58:MET:HE3	2:B:141:TYR:CE2	2.46	0.49
3:C:47:VAL:CG2	3:C:71:ALA:HB1	2.42	0.49
1:A:128:ASN:OD1	2:B:72:ALA:HB2	2.12	0.49
1:A:141:VAL:HG13	1:A:142:ASP:N	2.26	0.49
1:A:338:GLU:O	1:A:339:ASN:HB2	2.12	0.49
3:C:150:LYS:N	3:C:150:LYS:CD	2.75	0.49
1:A:218:ASP:HB2	1:A:221:LYS:HG3	1.95	0.49
1:A:47:VAL:O	1:A:50:LYS:HB2	2.13	0.49
1:A:78:ILE:HD13	1:A:335:ALA:HB3	1.94	0.49
2:B:110:GLU:HA	2:B:110:GLU:OE1	2.13	0.49
2:B:129:PHE:CD1	2:B:129:PHE:C	2.85	0.49
3:C:17:ARG:CB	3:C:17:ARG:NH1	2.75	0.49
1:A:259:VAL:HG23	1:A:259:VAL:O	2.13	0.49
1:A:136:ASN:O	1:A:139:TYR:HB2	2.12	0.49
1:A:210:LEU:CD1	1:A:252:TYR:CE2	2.96	0.49
1:A:6:VAL:HG23	1:A:6:VAL:O	2.12	0.49
2:B:217:GLN:N	2:B:217:GLN:NE2	2.60	0.49
3:C:96:LYS:HB3	3:C:127:LYS:CD	2.41	0.49
1:A:212:SER:O	1:A:268:PHE:HZ	1.95	0.49
1:A:172:TYR:HE2	1:A:299:ASP:HB2	1.78	0.49
2:B:88:VAL:CG1	2:B:89:ASP:N	2.76	0.49

Continued on next page...

Continued from previous page...

Atom-1	Atom-2	Interatomic distance (Å)	Clash overlap (Å)
1:A:172:TYR:C	1:A:172:TYR:CD1	2.86	0.48
1:A:20:VAL:HG23	1:A:35:PHE:HE1	1.77	0.48
1:A:381:LEU:O	1:A:382:SER:C	2.51	0.48
2:B:206:CYS:HB3	2:B:208:CYS:SG	2.52	0.48
3:C:133:TYR:HD1	3:C:199:VAL:HA	1.76	0.48
3:C:15:THR:OG1	3:C:238:LEU:O	2.28	0.48
3:C:55:TRP:HE1	3:C:158:VAL:CG2	2.25	0.48
1:A:148:GLY:HA2	1:A:149:ILE:C	2.34	0.48
1:A:22:GLU:O	1:A:30:THR:HG23	2.14	0.48
1:A:260:GLY:O	1:A:264:ARG:N	2.39	0.48
1:A:22:GLU:OE1	1:A:31:LYS:HB2	2.13	0.48
1:A:73:ALA:CB	1:A:324:ILE:HD12	2.34	0.48
1:A:41:ARG:NH1	1:A:41:ARG:CG	2.72	0.48
2:B:53:HIS:HB2	2:B:102:GLU:HB2	1.95	0.48
2:B:168:LEU:HB2	3:C:117:PHE:CE1	2.37	0.48
2:B:210:LEU:HD23	2:B:255:CYS:HB2	1.95	0.48
2:B:213:LYS:HG2	2:B:256:TYR:CZ	2.48	0.48
2:B:228:MET:HG3	3:C:86:LYS:HB2	1.94	0.48
2:B:90:LEU:H	2:B:90:LEU:CD2	2.14	0.48
1:A:142:ASP:HA	1:A:146:GLY:O	2.13	0.48
1:A:178:LEU:CD1	1:A:182:VAL:HG23	2.43	0.48
1:A:249:ILE:HG23	1:A:356:PRO:CG	2.43	0.48
2:B:106:CYS:HB2	2:B:155:PHE:CD2	2.48	0.48
3:C:35:TYR:OH	3:C:39:GLU:CD	2.52	0.48
2:B:125:LEU:CD2	2:B:126:VAL:N	2.77	0.48
2:B:89:ASP:O	2:B:91:TRP:CZ3	2.64	0.48
3:C:164:GLY:CA	3:C:169:TRP:HE3	2.24	0.48
1:A:75:VAL:HG21	1:A:154:VAL:HG22	1.96	0.48
1:A:43:LEU:HD11	1:A:62:ILE:CG1	2.41	0.48
1:A:143:MET:HG3	3:C:90:ARG:O	2.14	0.48
1:A:96:LEU:CB	1:A:297:ILE:HD11	2.36	0.48
1:A:257:VAL:C	1:A:357:THR:HG21	2.34	0.48
1:A:44:GLU:N	2:B:146:GLN:HE21	2.12	0.48
1:A:43:LEU:HD23	2:B:138:PHE:HE2	1.71	0.48
3:C:25:ASP:HB3	3:C:26:GLY:H	1.18	0.48
3:C:280:PRO:C	3:C:281:PHE:HD1	2.17	0.48
3:C:86:LYS:O	3:C:90:ARG:HB2	2.14	0.48
1:A:75:VAL:HG13	1:A:156:ILE:HA	1.95	0.48
2:B:223:CYS:HB2	3:C:105:GLN:HA	1.96	0.48
2:B:176:GLU:O	2:B:180:LYS:HG2	2.14	0.48
2:B:214:VAL:HG13	2:B:215:VAL:N	2.29	0.48

Continued on next page...

Continued from previous page...

Atom-1	Atom-2	Interatomic distance (Å)	Clash overlap (Å)
2:B:46:LYS:HG3	2:B:47:PRO:CD	2.43	0.48
3:C:151:LEU:HD21	3:C:170:VAL:HG23	1.96	0.48
3:C:224:ASP:O	3:C:224:ASP:OD1	2.32	0.48
3:C:73:GLY:O	9:C:1283:FAD:H51A	2.14	0.48
1:A:244:ARG:CG	1:A:244:ARG:NH1	2.73	0.48
3:C:35:TYR:OH	3:C:39:GLU:OE2	2.30	0.48
1:A:275:GLY:N	1:A:278:ALA:CB	2.76	0.47
1:A:289:THR:CG2	1:A:290:ALA:N	2.75	0.47
1:A:57:VAL:HG21	2:B:248:ARG:HH11	1.77	0.47
2:B:164:VAL:O	2:B:164:VAL:HG23	2.14	0.47
3:C:214:ASP:OD1	3:C:215:GLY:N	2.47	0.47
1:A:109:HIS:CD2	1:A:378:ASP:OD2	2.67	0.47
2:B:186:LEU:HD13	2:B:187:ASN:ND2	2.28	0.47
3:C:122:LEU:C	3:C:122:LEU:HD12	2.31	0.47
1:A:238:ASP:CA	1:A:241:ILE:HG22	2.44	0.47
1:A:28:ILE:HG23	1:A:364:GLY:C	2.26	0.47
1:A:246:CYS:HG	1:A:385:THR:HG21	1.73	0.47
1:A:43:LEU:HD23	2:B:138:PHE:CE2	2.45	0.47
3:C:9:ILE:CD1	3:C:220:ILE:CD1	2.90	0.47
2:B:213:LYS:HG2	2:B:256:TYR:CE1	2.50	0.47
3:C:280:PRO:HG2	3:C:281:PHE:CE1	2.49	0.47
1:A:143:MET:HE3	1:A:171:LEU:HD21	1.96	0.47
1:A:246:CYS:SG	1:A:385:THR:HB	2.55	0.47
1:A:293:ARG:O	1:A:293:ARG:HD3	2.14	0.47
1:A:328:ARG:NH1	1:A:328:ARG:HG3	2.28	0.47
1:A:60:GLN:NE2	1:A:61:ARG:HH12	2.09	0.47
1:A:11:SER:CB	2:B:89:ASP:HB3	2.44	0.47
1:A:293:ARG:O	1:A:294:ALA:C	2.52	0.47
2:B:116:LEU:CD1	2:B:162:ILE:CD1	2.90	0.47
2:B:60:ASP:OD2	2:B:130:GLY:HA3	2.15	0.47
1:A:127:ILE:HD12	2:B:72:ALA:CB	2.44	0.47
1:A:221:LYS:NZ	1:A:221:LYS:CB	2.73	0.47
1:A:319:LEU:O	1:A:319:LEU:HD12	2.14	0.47
3:C:280:PRO:O	3:C:281:PHE:HB2	2.13	0.47
3:C:280:PRO:CG	3:C:281:PHE:CD1	2.96	0.47
1:A:129:SER:O	1:A:133:ILE:HG23	2.14	0.47
1:A:147:GLU:O	1:A:151:PRO:CA	2.53	0.47
3:C:112:MET:SD	3:C:119:VAL:HG21	2.54	0.47
3:C:244:ILE:CG1	3:C:251:LEU:HB3	2.43	0.47
1:A:186:VAL:HG23	1:A:187:GLU:N	2.30	0.47
1:A:106:HIS:CB	1:A:287:MET:CE	2.93	0.47

Continued on next page...

Continued from previous page...

Atom-1	Atom-2	Interatomic distance (Å)	Clash overlap (Å)
1:A:336:LYS:HB3	1:A:336:LYS:NZ	2.29	0.47
1:A:367:HIS:O	1:A:370:GLY:N	2.45	0.47
1:A:231:MET:HE2	2:B:147:GLN:HE21	1.79	0.47
2:B:221:ILE:C	2:B:221:ILE:HD12	2.35	0.47
2:B:271:LYS:HZ3	2:B:272:GLU:HG3	1.79	0.47
2:B:86:THR:CG2	2:B:87:LEU:HD13	2.44	0.47
3:C:60:MET:CE	3:C:67:GLU:HG2	2.45	0.47
1:A:145:ALA:O	1:A:151:PRO:HB2	2.15	0.47
1:A:18:GLU:O	1:A:35:PHE:CD1	2.68	0.47
2:B:239:ASN:HA	2:B:240:GLY:HA2	1.70	0.47
1:A:223:ASP:HB3	1:A:226:ARG:H	1.80	0.47
1:A:224:LEU:HD11	1:A:321:ILE:HG12	1.97	0.47
2:B:66:GLU:O	2:B:68:TYR:CG	2.68	0.47
3:C:173:GLN:O	3:C:174:ASP:CB	2.63	0.47
1:A:172:TYR:HD1	1:A:172:TYR:C	2.19	0.46
2:B:129:PHE:CE2	2:B:178:ILE:HD11	2.49	0.46
2:B:81:ILE:O	2:B:81:ILE:HG23	2.14	0.46
3:C:47:VAL:HG23	3:C:71:ALA:CB	2.45	0.46
2:B:224:GLY:HA3	3:C:80:PRO:HB3	1.96	0.46
1:A:10:THR:CB	1:A:13:GLN:HE21	2.20	0.46
1:A:138:GLN:HA	1:A:141:VAL:HG12	1.97	0.46
1:A:162:ASN:OD1	1:A:162:ASN:C	2.53	0.46
1:A:55:ALA:HB2	1:A:342:ILE:HD11	1.97	0.46
2:B:209:ASP:OD1	2:B:210:LEU:N	2.48	0.46
3:C:182:LYS:HZ3	3:C:185:HIS:HE1	1.63	0.46
3:C:37:LEU:N	3:C:42:ILE:HD11	2.30	0.46
1:A:15:GLY:HA3	1:A:381:LEU:HB2	1.97	0.46
1:A:41:ARG:N	1:A:386:HIS:OXT	2.48	0.46
3:C:19:ILE:HD13	3:C:19:ILE:H	1.77	0.46
3:C:227:ASP:O	3:C:231:LYS:HG3	2.15	0.46
1:A:319:LEU:C	1:A:319:LEU:HD12	2.36	0.46
1:A:18:GLU:CD	1:A:35:PHE:CZ	2.86	0.46
2:B:83:TYR:HB2	2:B:94:PRO:HD2	1.97	0.46
3:C:248:LYS:HA	3:C:249:PRO:C	2.35	0.46
3:C:198:TYR:HA	3:C:261:LYS:HE3	1.98	0.46
3:C:262:LYS:HB2	3:C:262:LYS:HE3	1.70	0.46
1:A:285:LEU:O	1:A:288:LYS:HB3	2.14	0.46
1:A:33:ARG:HH11	1:A:33:ARG:HG2	1.77	0.46
1:A:34:TYR:CD1	1:A:374:ILE:HD13	2.50	0.46
2:B:189:ASP:C	2:B:190:MET:SD	2.94	0.46
2:B:164:VAL:HG23	2:B:200:ALA:HB1	1.97	0.46

Continued on next page...

Continued from previous page...

Atom-1	Atom-2	Interatomic distance (Å)	Clash overlap (Å)
3:C:110:ARG:HG3	3:C:202:LEU:HD12	1.97	0.46
3:C:269:ILE:O	3:C:273:LYS:HB2	2.16	0.46
1:A:265:MET:HE3	1:A:269:GLN:CG	2.42	0.46
1:A:314:ARG:HB2	1:A:314:ARG:HE	1.60	0.46
1:A:106:HIS:HB3	1:A:287:MET:HE3	1.96	0.46
1:A:283:ARG:HH11	1:A:283:ARG:CG	2.29	0.46
1:A:199:PRO:HG3	1:A:369:TYR:CE2	2.49	0.46
1:A:54:THR:HG23	2:B:247:ASP:O	2.15	0.46
1:A:93:LEU:HD13	1:A:93:LEU:HA	1.84	0.46
3:C:164:GLY:N	3:C:169:TRP:HE3	2.13	0.46
3:C:19:ILE:N	3:C:19:ILE:CD1	2.69	0.46
3:C:13:ARG:O	3:C:239:PHE:HA	2.16	0.46
3:C:60:MET:CE	3:C:67:GLU:CG	2.94	0.46
1:A:67:PRO:HG2	1:A:68:ILE:HD12	1.97	0.46
2:B:143:ARG:CG	2:B:143:ARG:HH11	2.13	0.46
2:B:210:LEU:O	2:B:214:VAL:CG1	2.62	0.46
3:C:65:SER:O	3:C:69:LYS:HD2	2.16	0.46
3:C:7:LYS:HE3	3:C:224:ASP:HA	1.98	0.46
1:A:262:ARG:CB	1:A:262:ARG:HH11	2.29	0.46
2:B:252:CYS:SG	2:B:254:ILE:HG12	2.55	0.46
2:B:75:LEU:O	2:B:79:VAL:O	2.34	0.46
3:C:225:ALA:O	3:C:228:SER:OG	2.25	0.46
1:A:231:MET:HE3	1:A:248:THR:CB	2.46	0.46
1:A:289:THR:HG23	1:A:290:ALA:H	1.80	0.46
2:B:221:ILE:CG2	2:B:261:ARG:NH2	2.79	0.46
3:C:46:VAL:HG23	3:C:46:VAL:O	2.16	0.46
3:C:77:THR:CG2	3:C:78:PHE:N	2.79	0.46
1:A:119:PRO:CG	1:A:121:ASN:HD21	2.29	0.45
1:A:215:ILE:CD1	1:A:215:ILE:N	2.80	0.45
1:A:209:THR:HB	1:A:263:ALA:CB	2.46	0.45
3:C:105:GLN:HG2	3:C:105:GLN:H	1.58	0.45
3:C:251:LEU:HD13	3:C:251:LEU:C	2.34	0.45
1:A:121:ASN:N	1:A:121:ASN:ND2	2.60	0.45
1:A:124:ALA:O	1:A:127:ILE:HG23	2.16	0.45
1:A:140:VAL:O	1:A:144:VAL:HG13	2.16	0.45
1:A:213:HIS:O	1:A:264:ARG:HD3	2.17	0.45
1:A:62:ILE:CD1	1:A:386:HIS:HB3	2.46	0.45
2:B:183:VAL:HG13	2:B:184:ALA:N	2.32	0.45
2:B:214:VAL:HG23	2:B:219:LEU:HB3	1.98	0.45
2:B:260:PRO:HG2	3:C:108:GLY:CA	2.45	0.45
3:C:251:LEU:C	3:C:251:LEU:HD22	2.36	0.45

Continued on next page...

Continued from previous page...

Atom-1	Atom-2	Interatomic distance (Å)	Clash overlap (Å)
2:B:237:MET:CB	3:C:83:MET:CE	2.94	0.45
1:A:106:HIS:HB3	1:A:287:MET:CE	2.46	0.45
9:C:1283:FAD:H1'1	9:C:1283:FAD:H9	1.79	0.45
3:C:62:ALA:HB1	3:C:67:GLU:CB	2.45	0.45
3:C:60:MET:HE3	3:C:67:GLU:CG	2.47	0.45
1:A:182:VAL:O	1:A:186:VAL:HG13	2.16	0.45
1:A:302:ASP:N	1:A:302:ASP:OD1	2.49	0.45
1:A:319:LEU:C	1:A:319:LEU:CD1	2.85	0.45
2:B:53:HIS:C	2:B:53:HIS:CD2	2.88	0.45
3:C:4:GLY:C	3:C:222:ARG:NH2	2.69	0.45
1:A:144:VAL:HG23	1:A:145:ALA:N	2.30	0.45
1:A:146:GLY:HA3	1:A:153:ASP:OD2	2.13	0.45
1:A:321:ILE:CD1	1:A:321:ILE:N	2.73	0.45
1:A:362:THR:HG21	1:A:374:ILE:HG13	1.98	0.45
2:B:114:HIS:C	2:B:114:HIS:CD2	2.88	0.45
2:B:237:MET:CE	3:C:80:PRO:CB	2.80	0.45
1:A:42:GLY:HA2	2:B:146:GLN:NE2	2.32	0.45
2:B:53:HIS:CD2	2:B:56:GLY:H	2.35	0.45
3:C:163:ILE:HG12	3:C:168:PHE:CE2	2.52	0.45
3:C:29:VAL:CG1	3:C:100:VAL:HG21	2.47	0.45
2:B:125:LEU:C	2:B:125:LEU:CD2	2.85	0.45
2:B:145:GLY:N	2:B:150:PRO:O	2.49	0.45
2:B:248:ARG:CG	2:B:248:ARG:O	2.65	0.45
2:B:63:SER:HA	2:B:66:GLU:HG2	1.98	0.45
3:C:251:LEU:N	3:C:251:LEU:CD1	2.79	0.45
1:A:47:VAL:HG12	1:A:342:ILE:HD13	1.99	0.45
1:A:62:ILE:C	1:A:62:ILE:CD1	2.86	0.45
1:A:62:ILE:HD11	1:A:383:CYS:HA	1.98	0.45
2:B:51:TYR:CA	2:B:100:LEU:O	2.64	0.45
2:B:93:MET:HE3	2:B:118:GLU:HB3	1.99	0.45
2:B:221:ILE:CD1	2:B:223:CYS:H	2.30	0.45
2:B:53:HIS:O	2:B:53:HIS:CD2	2.70	0.45
3:C:154:SER:CA	3:C:157:LEU:HD22	2.46	0.45
3:C:131:GLY:HA3	3:C:200:ALA:CB	2.47	0.45
2:B:237:MET:HE3	3:C:80:PRO:CG	2.36	0.45
1:A:47:VAL:CG1	1:A:342:ILE:HD13	2.47	0.45
1:A:68:ILE:O	1:A:72:LEU:HG	2.16	0.45
2:B:190:MET:SD	2:B:190:MET:N	2.90	0.45
2:B:217:GLN:HE21	2:B:217:GLN:N	2.15	0.45
9:C:1283:FAD:O4'	9:C:1283:FAD:H1'2	2.16	0.45
3:C:199:VAL:CG2	3:C:200:ALA:N	2.79	0.45

Continued on next page...

Continued from previous page...

Atom-1	Atom-2	Interatomic distance (Å)	Clash overlap (Å)
3:C:25:ASP:HB3	3:C:217:SER:HB2	1.99	0.45
3:C:277:LEU:HD23	3:C:277:LEU:N	2.24	0.45
1:A:205:HIS:CD2	1:A:377:TYR:OH	2.69	0.45
1:A:219:ARG:CG	1:A:219:ARG:NH1	2.73	0.45
1:A:109:HIS:HB2	1:A:378:ASP:OD2	2.17	0.45
2:B:105:VAL:CG2	2:B:116:LEU:HD23	2.47	0.45
1:A:167:ALA:CB	3:C:93:GLY:H	2.26	0.45
1:A:210:LEU:CB	1:A:259:VAL:HG12	2.33	0.44
2:B:221:ILE:CD1	2:B:221:ILE:C	2.85	0.44
2:B:232:THR:O	2:B:233:ARG:CB	2.64	0.44
2:B:98:LEU:CD1	2:B:185:LEU:HD21	2.47	0.44
2:B:221:ILE:CG2	7:C:1282:SF4:S4	3.05	0.44
3:C:257:LEU:HA	3:C:257:LEU:HD12	1.75	0.44
3:C:36:ALA:HB3	3:C:42:ILE:CG1	2.47	0.44
2:B:107:LEU:HB2	2:B:108:GLN:OE1	2.17	0.44
2:B:129:PHE:CD1	2:B:129:PHE:O	2.70	0.44
1:A:279:GLN:HE21	1:A:279:GLN:HB3	1.54	0.44
1:A:66:CYS:O	1:A:69:PRO:CG	2.65	0.44
2:B:263:TRP:CE3	2:B:263:TRP:O	2.70	0.44
2:B:83:TYR:CA	2:B:90:LEU:HD21	2.47	0.44
3:C:222:ARG:HG2	3:C:222:ARG:H	1.55	0.44
3:C:232:GLN:H	3:C:232:GLN:HG2	1.54	0.44
3:C:19:ILE:O	3:C:23:ALA:HB3	2.16	0.44
3:C:6:TYR:N	3:C:6:TYR:CD1	2.86	0.44
1:A:225:ASP:N	1:A:225:ASP:OD1	2.36	0.44
1:A:265:MET:HE2	1:A:269:GLN:CD	2.36	0.44
2:B:185:LEU:HD12	2:B:185:LEU:HA	1.85	0.44
2:B:221:ILE:HG23	2:B:261:ARG:NH2	2.33	0.44
3:C:111:LYS:HA	3:C:114:THR:CG2	2.46	0.44
3:C:163:ILE:HG12	3:C:168:PHE:CD2	2.53	0.44
1:A:4:ARG:CB	1:A:21:MET:O	2.66	0.44
3:C:119:VAL:HG11	3:C:122:LEU:HD23	1.99	0.44
3:C:236:ALA:CB	3:C:238:LEU:CD2	2.94	0.44
3:C:41:ILE:CD1	3:C:41:ILE:H	2.27	0.44
3:C:37:LEU:CD1	3:C:63:MET:O	2.66	0.44
1:A:78:ILE:HD13	1:A:335:ALA:CB	2.47	0.44
1:A:46:MET:HE1	2:B:142:SER:HB3	2.00	0.44
2:B:269:ILE:CG2	2:B:270:LYS:N	2.81	0.44
3:C:54:PHE:CE2	3:C:156:GLU:CD	2.91	0.44
1:A:82:LEU:HD21	1:A:313:GLU:HA	2.00	0.44
2:B:194:GLN:CA	2:B:194:GLN:NE2	2.73	0.44

Continued on next page...

Continued from previous page...

Atom-1	Atom-2	Interatomic distance (Å)	Clash overlap (Å)
2:B:210:LEU:CD1	2:B:210:LEU:C	2.85	0.44
2:B:51:TYR:CD1	2:B:51:TYR:O	2.70	0.44
3:C:126:ILE:H	3:C:126:ILE:HG12	1.61	0.44
3:C:19:ILE:CD1	3:C:19:ILE:H	2.30	0.44
3:C:26:GLY:CA	3:C:217:SER:CB	2.82	0.44
3:C:29:VAL:CG1	3:C:100:VAL:CG2	2.95	0.44
1:A:261:PRO:HG2	1:A:283:ARG:NH1	2.33	0.44
2:B:264:TRP:CH2	2:B:268:GLN:NE2	2.86	0.44
2:B:79:VAL:CG1	2:B:80:ASP:N	2.81	0.44
3:C:102:ILE:HG22	3:C:103:PRO:N	2.33	0.44
3:C:274:GLU:OE1	3:C:275:MET:N	2.50	0.44
3:C:78:PHE:N	3:C:78:PHE:CD1	2.75	0.44
1:A:96:LEU:HD12	1:A:144:VAL:HG11	1.89	0.43
1:A:34:TYR:HE2	1:A:358:MET:HE1	1.81	0.43
1:A:57:VAL:HG21	2:B:248:ARG:HG3	1.99	0.43
2:B:144:GLY:HA3	2:B:153:GLU:CA	2.47	0.43
3:C:139:PRO:CD	3:C:142:SER:HB2	2.31	0.43
3:C:239:PHE:N	3:C:239:PHE:HD1	2.14	0.43
1:A:256:ASN:ND2	1:A:256:ASN:H	2.14	0.43
3:C:138:PHE:HE2	3:C:184:THR:CG2	2.31	0.43
3:C:236:ALA:HB1	3:C:238:LEU:CD2	2.48	0.43
3:C:253:LEU:HD13	3:C:254:LEU:CA	2.47	0.43
1:A:14:GLU:CD	2:B:58:THR:HG21	2.38	0.43
1:A:82:LEU:HB3	1:A:84:ILE:CD1	2.48	0.43
1:A:84:ILE:CG2	1:A:311:PHE:CB	2.66	0.43
1:A:45:LYS:HB2	2:B:146:GLN:HB2	2.00	0.43
3:C:242:LYS:CE	3:C:247:VAL:CG1	2.61	0.43
3:C:49:GLY:O	3:C:60:MET:SD	2.76	0.43
1:A:2:SER:HB2	1:A:3:GLU:H	1.63	0.43
2:B:244:LEU:C	2:B:244:LEU:HD13	2.37	0.43
3:C:133:TYR:HD2	3:C:208:GLY:HA3	1.70	0.43
3:C:48:ALA:HA	3:C:59:PRO:HA	2.00	0.43
1:A:212:SER:C	1:A:268:PHE:CZ	2.92	0.43
1:A:141:VAL:CG1	1:A:142:ASP:N	2.82	0.43
1:A:168:ARG:NH1	1:A:168:ARG:HG2	2.30	0.43
1:A:73:ALA:CA	1:A:324:ILE:CD1	2.92	0.43
2:B:114:HIS:O	2:B:114:HIS:CD2	2.70	0.43
3:C:179:LEU:HD22	3:C:183:GLU:HG2	2.00	0.43
3:C:244:ILE:CG2	3:C:245:GLU:N	2.82	0.43
3:C:78:PHE:H	3:C:78:PHE:HD1	1.60	0.43
2:B:239:ASN:N	2:B:239:ASN:ND2	2.67	0.43

Continued on next page...

Continued from previous page...

Atom-1	Atom-2	Interatomic distance (Å)	Clash overlap (Å)
3:C:196:LYS:HD2	3:C:265:ALA:CB	2.49	0.43
1:A:214:GLN:C	1:A:215:ILE:CD1	2.85	0.43
1:A:293:ARG:C	1:A:293:ARG:HD3	2.38	0.43
1:A:36:SER:HB3	1:A:381:LEU:CD1	2.49	0.43
2:B:125:LEU:HD23	2:B:126:VAL:H	1.84	0.43
2:B:48:ARG:NH1	2:B:48:ARG:CB	2.73	0.43
3:C:96:LYS:HB3	3:C:127:LYS:HE2	1.95	0.43
1:A:139:TYR:CE2	1:A:174:ARG:CD	3.02	0.43
2:B:266:GLU:O	2:B:269:ILE:CG2	2.60	0.43
3:C:176:VAL:O	3:C:176:VAL:HG23	2.18	0.43
1:A:12:ARG:CG	1:A:112:LEU:O	2.67	0.43
1:A:162:ASN:OD1	1:A:163:ILE:N	2.52	0.43
1:A:172:TYR:HD1	1:A:172:TYR:O	2.02	0.43
2:B:128:ALA:HB1	2:B:158:ILE:HD11	1.93	0.43
2:B:180:LYS:O	2:B:183:VAL:CG1	2.65	0.43
3:C:18:GLU:O	3:C:22:LEU:HG	2.19	0.43
1:A:213:HIS:HB2	1:A:217:GLY:HA2	2.01	0.42
1:A:207:GLN:CG	1:A:256:ASN:ND2	2.82	0.42
2:B:156:VAL:CG2	2:B:160:ASP:OD2	2.68	0.42
2:B:116:LEU:HD11	2:B:162:ILE:HD13	1.97	0.42
3:C:189:GLN:HG3	3:C:192:CYS:SG	2.59	0.42
3:C:46:VAL:HG22	3:C:99:THR:CB	2.46	0.42
2:B:62:MET:O	2:B:66:GLU:HG2	2.19	0.42
3:C:42:ILE:CG2	3:C:98:GLY:H	2.28	0.42
3:C:65:SER:OG	3:C:69:LYS:NZ	2.50	0.42
1:A:8:SER:HA	1:A:9:PRO:HA	1.81	0.42
2:B:60:ASP:CG	2:B:102:GLU:HG3	2.39	0.42
2:B:50:GLY:O	2:B:99:ALA:HA	2.19	0.42
3:C:153:VAL:HG22	3:C:157:LEU:HB2	2.02	0.42
3:C:226:GLY:C	3:C:229:ILE:HG22	2.37	0.42
3:C:29:VAL:HG21	3:C:132:ILE:HD11	2.01	0.42
3:C:7:LYS:CE	3:C:224:ASP:HA	2.49	0.42
3:C:85:LEU:HD22	3:C:97:LEU:HD11	2.02	0.42
1:A:132:GLU:CG	1:A:181:LYS:NZ	2.76	0.42
1:A:33:ARG:HD3	1:A:33:ARG:HA	1.69	0.42
2:B:149:GLN:HG3	2:B:152:HIS:NE2	2.34	0.42
1:A:57:VAL:HG11	2:B:232:THR:HG23	2.00	0.42
3:C:175:ASP:OD1	3:C:177:LEU:HD12	2.19	0.42
3:C:187:TYR:H	3:C:187:TYR:HD1	1.66	0.42
3:C:33:LEU:HA	3:C:33:LEU:HD12	1.78	0.42
1:A:154:VAL:O	1:A:155:ARG:HG2	2.20	0.42

Continued on next page...

Continued from previous page...

Atom-1	Atom-2	Interatomic distance (Å)	Clash overlap (Å)
1:A:165:GLU:OE1	1:A:169:LYS:NZ	2.52	0.42
1:A:165:GLU:CD	1:A:168:ARG:NH1	2.73	0.42
1:A:293:ARG:CZ	1:A:297:ILE:HG22	2.50	0.42
1:A:59:VAL:CG1	1:A:333:HIS:HE1	2.32	0.42
1:A:96:LEU:C	1:A:96:LEU:HD22	2.40	0.42
2:B:95:GLU:HA	2:B:122:LYS:O	2.19	0.42
1:A:44:GLU:N	2:B:146:GLN:NE2	2.62	0.42
2:B:176:GLU:O	2:B:180:LYS:CG	2.67	0.42
2:B:89:ASP:C	2:B:91:TRP:CZ3	2.92	0.42
1:A:202:LEU:HD22	1:A:373:VAL:CG2	2.47	0.42
1:A:223:ASP:HB2	1:A:226:ARG:CB	2.46	0.42
1:A:250:PRO:HB3	1:A:348:LEU:HD22	2.02	0.42
1:A:338:GLU:O	1:A:339:ASN:CB	2.66	0.42
2:B:113:LEU:CD2	2:B:113:LEU:H	2.32	0.42
2:B:56:GLY:CA	7:B:1274:SF4:S3	3.07	0.42
2:B:241:ARG:HA	2:B:241:ARG:HD3	1.72	0.42
2:B:79:VAL:HG12	2:B:80:ASP:N	2.34	0.42
2:B:120:ARG:NE	2:B:126:VAL:HG11	2.34	0.42
2:B:187:ASN:C	2:B:188:ASN:ND2	2.73	0.42
2:B:232:THR:CG2	2:B:248:ARG:HG2	2.44	0.42
3:C:39:GLU:HB3	3:C:41:ILE:CD1	2.41	0.42
1:A:111:PHE:CD2	1:A:112:LEU:HD23	2.55	0.42
2:B:124:LYS:HE2	2:B:124:LYS:HB3	1.73	0.42
2:B:244:LEU:CD2	2:B:244:LEU:C	2.85	0.42
2:B:261:ARG:O	3:C:280:PRO:CB	2.63	0.42
2:B:87:LEU:C	2:B:88:VAL:HG23	2.40	0.42
2:B:74:LEU:HD22	2:B:75:LEU:HD12	2.02	0.42
3:C:91:GLN:NE2	3:C:91:GLN:CA	2.82	0.42
1:A:185:HIS:HA	1:A:188:LEU:CD2	2.50	0.41
1:A:366:HIS:HD2	1:A:368:GLU:H	1.68	0.41
1:A:154:VAL:C	1:A:155:ARG:HG2	2.41	0.41
1:A:249:ILE:CG2	1:A:356:PRO:CB	2.98	0.41
2:B:119:LEU:C	2:B:119:LEU:CD1	2.86	0.41
2:B:170:GLY:N	2:B:254:ILE:HD11	2.31	0.41
3:C:280:PRO:HB2	3:C:281:PHE:HD1	1.85	0.41
1:A:167:ALA:HB2	3:C:93:GLY:N	2.28	0.41
1:A:54:THR:HG23	1:A:58:MET:HE1	2.01	0.41
1:A:84:ILE:HD12	1:A:311:PHE:CD2	2.49	0.41
2:B:114:HIS:O	2:B:114:HIS:HD2	2.04	0.41
2:B:93:MET:HE1	2:B:118:GLU:HB3	2.01	0.41
2:B:99:ALA:HB2	2:B:123:ALA:HB2	2.02	0.41

Continued on next page...

Continued from previous page...

Atom-1	Atom-2	Interatomic distance (Å)	Clash overlap (Å)
3:C:4:GLY:C	3:C:222:ARG:HH22	2.23	0.41
3:C:245:GLU:HG2	3:C:246:GLU:N	2.35	0.41
3:C:60:MET:HE2	3:C:67:GLU:HG2	2.02	0.41
2:B:237:MET:CE	3:C:80:PRO:HB3	2.48	0.41
1:A:89:ALA:CB	1:A:305:ALA:HB3	2.49	0.41
1:A:14:GLU:O	1:A:381:LEU:HD23	2.20	0.41
2:B:70:ILE:O	2:B:74:LEU:HB2	2.19	0.41
2:B:175:PRO:HG3	3:C:121:PHE:CE1	2.56	0.41
3:C:229:ILE:HG23	3:C:230:PHE:N	2.34	0.41
1:A:162:ASN:HB2	1:A:307:VAL:HG21	2.02	0.41
1:A:59:VAL:HG11	1:A:333:HIS:CE1	2.55	0.41
2:B:157:PRO:HG2	2:B:203:THR:HG23	2.01	0.41
2:B:208:CYS:O	2:B:211:GLN:HB3	2.20	0.41
2:B:82:VAL:HG21	2:B:94:PRO:HG2	2.02	0.41
2:B:231:GLN:H	2:B:231:GLN:HG2	1.55	0.41
2:B:66:GLU:O	2:B:68:TYR:N	2.54	0.41
3:C:120:ARG:C	3:C:122:LEU:H	2.22	0.41
1:A:264:ARG:NH1	1:A:286:GLU:OE2	2.53	0.41
2:B:181:THR:CG2	2:B:196:MET:HE2	2.50	0.41
2:B:270:LYS:CD	2:B:270:LYS:C	2.88	0.41
3:C:181:LEU:O	3:C:184:THR:N	2.54	0.41
1:A:302:ASP:O	1:A:303:THR:OG1	2.39	0.41
1:A:91:ARG:HG3	1:A:91:ARG:HH11	1.86	0.41
2:B:127:CYS:HB2	2:B:166:LEU:HD12	1.84	0.41
1:A:246:CYS:O	1:A:246:CYS:SG	2.79	0.41
1:A:62:ILE:CG1	1:A:386:HIS:CB	2.87	0.41
2:B:66:GLU:O	2:B:68:TYR:CZ	2.74	0.41
3:C:219:VAL:HG22	3:C:219:VAL:O	2.20	0.41
1:A:250:PRO:HG2	1:A:353:TRP:HA	2.03	0.41
3:C:97:LEU:O	3:C:126:ILE:HA	2.21	0.41
1:A:324:ILE:N	1:A:324:ILE:HD13	2.36	0.41
1:A:65:VAL:N	1:A:67:PRO:HD3	2.36	0.41
2:B:221:ILE:CD1	2:B:223:CYS:HB3	2.51	0.41
3:C:49:GLY:HA2	3:C:50:PRO:HA	1.90	0.41
3:C:57:PRO:CG	3:C:79:SER:HB2	2.51	0.41
1:A:17:ALA:HB3	1:A:34:TYR:OH	2.20	0.40
1:A:202:LEU:HD23	1:A:365:PHE:CD2	2.56	0.40
1:A:349:VAL:CG1	1:A:383:CYS:SG	3.05	0.40
1:A:61:ARG:HA	1:A:150:HIS:HE1	1.85	0.40
2:B:250:ILE:O	2:B:251:LYS:HB2	2.20	0.40
2:B:46:LYS:N	2:B:47:PRO:HD2	2.36	0.40

Continued on next page...

Continued from previous page...

Atom-1	Atom-2	Interatomic distance (Å)	Clash overlap (Å)
2:B:63:SER:OG	2:B:172:PRO:HB2	2.21	0.40
3:C:248:LYS:CG	3:C:249:PRO:HA	2.44	0.40
3:C:24:GLN:NE2	3:C:74:THR:CB	2.54	0.40
3:C:78:PHE:CE2	3:C:189:GLN:OE1	2.73	0.40
1:A:117:PHE:CE2	1:A:193:ILE:CG1	3.03	0.40
1:A:250:PRO:CG	1:A:353:TRP:HA	2.51	0.40
2:B:265:PRO:O	2:B:265:PRO:HG2	2.20	0.40
3:C:85:LEU:HD13	3:C:126:ILE:HD12	2.03	0.40
3:C:165:LYS:HD3	3:C:165:LYS:O	2.21	0.40
3:C:47:VAL:HG21	3:C:71:ALA:HB3	2.02	0.40
1:A:144:VAL:CG2	1:A:145:ALA:N	2.85	0.40
1:A:211:ALA:HB2	1:A:264:ARG:HA	2.04	0.40
2:B:120:ARG:CD	2:B:126:VAL:HG11	2.50	0.40
3:C:129:LEU:HD12	3:C:130:VAL:H	1.80	0.40
3:C:240:GLU:CG	3:C:240:GLU:O	2.69	0.40
3:C:9:ILE:HD11	3:C:220:ILE:HD12	2.02	0.40
1:A:205:HIS:CD2	1:A:377:TYR:HH	2.40	0.40
1:A:283:ARG:NH1	1:A:283:ARG:CG	2.84	0.40
1:A:293:ARG:HD2	1:A:297:ILE:HG21	1.99	0.40
1:A:29:VAL:CG2	1:A:30:THR:N	2.85	0.40
2:B:165:ASP:O	2:B:197:LEU:HD23	2.22	0.40
2:B:46:LYS:HG3	2:B:47:PRO:HD3	2.03	0.40
2:B:64:LEU:HA	2:B:64:LEU:HD23	1.83	0.40
3:C:160:LYS:HG2	3:C:171:TYR:CD2	2.56	0.40
3:C:55:TRP:NE1	3:C:158:VAL:HG23	2.35	0.40
1:A:61:ARG:HA	1:A:150:HIS:CE1	2.57	0.40
1:A:199:PRO:HD2	1:A:202:LEU:HD12	2.03	0.40
2:B:56:GLY:C	2:B:58:THR:N	2.74	0.40
1:A:150:HIS:NE2	2:B:57:CYS:SG	2.92	0.40

There are no symmetry-related clashes.

5.3 Torsion angles ⓘ

5.3.1 Protein backbone ⓘ

In the following table, the Percentiles column shows the percent Ramachandran outliers of the chain as a percentile score with respect to all PDB entries followed by that with respect to all EM entries.

The Analysed column shows the number of residues for which the backbone conformation was analysed, and the total number of residues.

Mol	Chain	Analysed	Favoured	Allowed	Outliers	Percentiles	
1	A	383/386 (99%)	369 (96%)	13 (3%)	1 (0%)	44	79
2	B	226/275 (82%)	216 (96%)	10 (4%)	0	100	100
3	C	278/281 (99%)	271 (98%)	7 (2%)	0	100	100
All	All	887/942 (94%)	856 (96%)	30 (3%)	1 (0%)	58	87

All (1) Ramachandran outliers are listed below:

Mol	Chain	Res	Type
1	A	250	PRO

5.3.2 Protein sidechains ⓘ

In the following table, the Percentiles column shows the percent sidechain outliers of the chain as a percentile score with respect to all PDB entries followed by that with respect to all EM entries.

The Analysed column shows the number of residues for which the sidechain conformation was analysed, and the total number of residues.

Mol	Chain	Analysed	Rotameric	Outliers	Percentiles	
1	A	321/322 (100%)	213 (66%)	108 (34%)	0	1
2	B	194/232 (84%)	122 (63%)	72 (37%)	0	0
3	C	229/230 (100%)	139 (61%)	90 (39%)	0	0
All	All	744/784 (95%)	474 (64%)	270 (36%)	1	1

All (270) residues with a non-rotameric sidechain are listed below:

Mol	Chain	Res	Type
1	A	2	SER
1	A	4	ARG
1	A	12	ARG
1	A	13	GLN
1	A	18	GLU
1	A	21	MET
1	A	26	GLU
1	A	28	ILE
1	A	29	VAL
1	A	33	ARG
1	A	35	PHE
1	A	41	ARG

Continued on next page...

Continued from previous page...

Mol	Chain	Res	Type
1	A	45	LYS
1	A	46	MET
1	A	50	LYS
1	A	53	GLU
1	A	58	MET
1	A	61	ARG
1	A	62	ILE
1	A	80	ASP
1	A	84	ILE
1	A	88	LYS
1	A	93	LEU
1	A	94	ARG
1	A	96	LEU
1	A	98	LEU
1	A	108	ILE
1	A	116	ASP
1	A	120	GLU
1	A	121	ASN
1	A	122	LEU
1	A	127	ILE
1	A	130	VAL
1	A	132	GLU
1	A	133	ILE
1	A	135	LYS
1	A	139	TYR
1	A	142	ASP
1	A	149	ILE
1	A	152	SER
1	A	155	ARG
1	A	164	THR
1	A	166	LEU
1	A	168	ARG
1	A	170	ARG
1	A	172	TYR
1	A	174	ARG
1	A	176	LYS
1	A	179	LYS
1	A	181	LYS
1	A	185	HIS
1	A	189	MET
1	A	194	GLU
1	A	195	ASP

Continued on next page...

Continued from previous page...

Mol	Chain	Res	Type
1	A	196	LYS
1	A	198	LEU
1	A	200	GLU
1	A	202	LEU
1	A	204	VAL
1	A	213	HIS
1	A	215	ILE
1	A	216	TYR
1	A	219	ARG
1	A	221	LYS
1	A	225	ASP
1	A	228	THR
1	A	231	MET
1	A	237	ASP
1	A	240	GLU
1	A	246	CYS
1	A	252	TYR
1	A	255	ARG
1	A	256	ASN
1	A	262	ARG
1	A	265	MET
1	A	269	GLN
1	A	272	LYS
1	A	276	VAL
1	A	279	GLN
1	A	283	ARG
1	A	288	LYS
1	A	293	ARG
1	A	295	ILE
1	A	297	ILE
1	A	298	LEU
1	A	299	ASP
1	A	301	LEU
1	A	302	ASP
1	A	303	THR
1	A	307	VAL
1	A	308	ARG
1	A	314	ARG
1	A	316	THR
1	A	319	LEU
1	A	324	ILE
1	A	325	GLU

Continued on next page...

Continued from previous page...

Mol	Chain	Res	Type
1	A	328	ARG
1	A	334	MET
1	A	341	LYS
1	A	349	VAL
1	A	352	THR
1	A	354	ASN
1	A	357	THR
1	A	358	MET
1	A	369	TYR
1	A	380	CYS
1	A	382	SER
1	A	383	CYS
2	B	46	LYS
2	B	48	ARG
2	B	51	TYR
2	B	53	HIS
2	B	54	LEU
2	B	57	CYS
2	B	60	ASP
2	B	64	LEU
2	B	67	ASN
2	B	68	TYR
2	B	69	ASP
2	B	71	LEU
2	B	75	LEU
2	B	80	ASP
2	B	85	GLN
2	B	87	LEU
2	B	90	LEU
2	B	92	GLU
2	B	93	MET
2	B	95	GLU
2	B	96	MET
2	B	98	LEU
2	B	110	GLU
2	B	113	LEU
2	B	116	LEU
2	B	118	GLU
2	B	120	ARG
2	B	121	GLU
2	B	125	LEU
2	B	127	CYS

Continued on next page...

Continued from previous page...

Mol	Chain	Res	Type
2	B	129	PHE
2	B	131	SER
2	B	138	PHE
2	B	140	ARG
2	B	143	ARG
2	B	149	GLN
2	B	153	GLU
2	B	160	ASP
2	B	161	LEU
2	B	165	ASP
2	B	166	LEU
2	B	176	GLU
2	B	177	ILE
2	B	178	ILE
2	B	181	THR
2	B	186	LEU
2	B	188	ASN
2	B	189	ASP
2	B	190	MET
2	B	193	LEU
2	B	209	ASP
2	B	210	LEU
2	B	212	THR
2	B	213	LYS
2	B	216	ASN
2	B	217	GLN
2	B	219	LEU
2	B	231	GLN
2	B	235	LEU
2	B	236	ASP
2	B	239	ASN
2	B	241	ARG
2	B	242	PRO
2	B	243	GLU
2	B	244	LEU
2	B	246	SER
2	B	251	LYS
2	B	259	CYS
2	B	266	GLU
2	B	270	LYS
2	B	271	LYS
2	B	273	LEU

Continued on next page...

Continued from previous page...

Mol	Chain	Res	Type
3	C	3	LEU
3	C	5	THR
3	C	16	ASP
3	C	17	ARG
3	C	18	GLU
3	C	19	ILE
3	C	22	LEU
3	C	32	LEU
3	C	33	LEU
3	C	41	ILE
3	C	42	ILE
3	C	56	LYS
3	C	60	MET
3	C	61	VAL
3	C	66	ASP
3	C	68	LEU
3	C	75	LYS
3	C	78	PHE
3	C	84	MET
3	C	89	VAL
3	C	90	ARG
3	C	91	GLN
3	C	92	TYR
3	C	96	LYS
3	C	97	LEU
3	C	104	CYS
3	C	105	GLN
3	C	106	THR
3	C	110	ARG
3	C	111	LYS
3	C	117	PHE
3	C	120	ARG
3	C	124	ASP
3	C	126	ILE
3	C	127	LYS
3	C	128	LEU
3	C	129	LEU
3	C	134	CYS
3	C	135	MET
3	C	136	GLU
3	C	137	ASN
3	C	138	PHE

Continued on next page...

Continued from previous page...

Mol	Chain	Res	Type
3	C	141	THR
3	C	149	GLU
3	C	150	LYS
3	C	151	LEU
3	C	155	MET
3	C	156	GLU
3	C	157	LEU
3	C	158	VAL
3	C	159	GLU
3	C	160	LYS
3	C	161	MET
3	C	165	LYS
3	C	167	LYS
3	C	169	TRP
3	C	172	THR
3	C	173	GLN
3	C	174	ASP
3	C	177	LEU
3	C	179	LEU
3	C	182	LYS
3	C	183	GLU
3	C	188	GLU
3	C	193	LYS
3	C	195	CYS
3	C	196	LYS
3	C	217	SER
3	C	219	VAL
3	C	220	ILE
3	C	222	ARG
3	C	230	PHE
3	C	232	GLN
3	C	238	LEU
3	C	239	PHE
3	C	240	GLU
3	C	242	LYS
3	C	248	LYS
3	C	251	LEU
3	C	253	LEU
3	C	254	LEU
3	C	255	GLU
3	C	261	LYS
3	C	262	LYS

Continued on next page...

Continued from previous page...

Mol	Chain	Res	Type
3	C	266	GLU
3	C	267	LYS
3	C	273	LYS
3	C	274	GLU
3	C	277	LEU
3	C	281	PHE

Some sidechains can be flipped to improve hydrogen bonding and reduce clashes. All (31) such sidechains are listed below:

Mol	Chain	Res	Type
1	A	60	GLN
1	A	70	HIS
1	A	101	HIS
1	A	102	HIS
1	A	121	ASN
1	A	256	ASN
1	A	279	GLN
1	A	280	HIS
1	A	354	ASN
1	A	366	HIS
2	B	53	HIS
2	B	67	ASN
2	B	85	GLN
2	B	114	HIS
2	B	146	GLN
2	B	147	GLN
2	B	149	GLN
2	B	187	ASN
2	B	188	ASN
2	B	194	GLN
2	B	216	ASN
2	B	217	GLN
2	B	231	GLN
2	B	239	ASN
3	C	20	GLN
3	C	24	GLN
3	C	91	GLN
3	C	105	GLN
3	C	185	HIS
3	C	189	GLN
3	C	268	ASN

5.3.3 RNA ⓘ

There are no RNA molecules in this entry.

5.4 Non-standard residues in protein, DNA, RNA chains ⓘ

There are no non-standard protein/DNA/RNA residues in this entry.

5.5 Carbohydrates ⓘ

There are no carbohydrates in this entry.

5.6 Ligand geometry ⓘ

Of 9 ligands modelled in this entry, 4 are monoatomic - leaving 5 for Mogul analysis.

In the following table, the Counts columns list the number of bonds (or angles) for which Mogul statistics could be retrieved, the number of bonds (or angles) that are observed in the model and the number of bonds (or angles) that are defined in the chemical component dictionary. The Link column lists molecule types, if any, to which the group is linked. The Z score for a bond length (or angle) is the number of standard deviations the observed value is removed from the expected value. A bond length (or angle) with $|Z| > 2$ is considered an outlier worth inspection. RMSZ is the root-mean-square of all Z scores of the bond lengths (or angles).

Mol	Type	Chain	Res	Link	Bond lengths			Bond angles		
					Counts	RMSZ	$\# Z > 2$	Counts	RMSZ	$\# Z > 2$
7	SF4	B	1274	2	0,12,12	0.00	-	0,24,24	0.00	-
7	SF4	B	1275	2	0,12,12	0.00	-	0,24,24	0.00	-
7	SF4	B	1276	2	0,12,12	0.00	-	0,24,24	0.00	-
7	SF4	C	1282	3	0,12,12	0.00	-	0,24,24	0.00	-
9	FAD	C	1283	-	51,58,58	1.27	9 (17%)	54,89,89	2.01	9 (16%)

In the following table, the Chirals column lists the number of chiral outliers, the number of chiral centers analysed, the number of these observed in the model and the number defined in the chemical component dictionary. Similar counts are reported in the Torsion and Rings columns. '-' means no outliers of that kind were identified.

Mol	Type	Chain	Res	Link	Chirals	Torsions	Rings
7	SF4	B	1274	2	-	0/0/48/48	0/6/5/5
7	SF4	B	1275	2	-	0/0/48/48	0/6/5/5
7	SF4	B	1276	2	-	0/0/48/48	0/6/5/5
7	SF4	C	1282	3	-	0/0/48/48	0/6/5/5
9	FAD	C	1283	-	-	0/28/50/50	0/6/6/6

All (9) bond length outliers are listed below:

Mol	Chain	Res	Type	Atoms	Z	Observed(Å)	Ideal(Å)
9	C	1283	FAD	C1'-N10	-2.66	1.45	1.48
9	C	1283	FAD	C2B-C1B	-2.35	1.49	1.53
9	C	1283	FAD	C6-C5X	-2.26	1.38	1.41
9	C	1283	FAD	C2-N3	-2.14	1.33	1.38
9	C	1283	FAD	C8-C7	2.28	1.46	1.41
9	C	1283	FAD	C5A-C4A	2.29	1.45	1.40
9	C	1283	FAD	C9A-C5X	2.73	1.48	1.42
9	C	1283	FAD	C4X-C10	2.89	1.46	1.41
9	C	1283	FAD	C4-C4X	3.05	1.47	1.41

All (9) bond angle outliers are listed below:

Mol	Chain	Res	Type	Atoms	Z	Observed(°)	Ideal(°)
9	C	1283	FAD	N3A-C2A-N1A	-5.93	123.69	128.86
9	C	1283	FAD	C4-C4X-C10	-4.71	116.15	119.96
9	C	1283	FAD	C4A-C5A-N7A	-3.27	106.25	109.41
9	C	1283	FAD	C4X-C4-N3	-3.09	119.08	123.48
9	C	1283	FAD	C5X-C9A-N10	2.73	119.69	117.66
9	C	1283	FAD	C4-C4X-N5	3.18	122.17	118.68
9	C	1283	FAD	C4X-N5-C5X	3.38	120.33	116.76
9	C	1283	FAD	C1'-N10-C9A	3.99	122.00	118.35
9	C	1283	FAD	C4-N3-C2	7.40	121.64	115.16

There are no chirality outliers.

There are no torsion outliers.

There are no ring outliers.

5 monomers are involved in 25 short contacts:

Mol	Chain	Res	Type	Clashes	Symm-Clashes
7	B	1274	SF4	2	0
7	B	1275	SF4	2	0
7	B	1276	SF4	3	0
7	C	1282	SF4	5	0
9	C	1283	FAD	13	0

5.7 Other polymers

There are no such residues in this entry.

5.8 Polymer linkage issues ⓘ

There are no chain breaks in this entry.