



wwPDB X-ray Structure Validation Summary Report ⓘ

Nov 14, 2017 – 10:48 PM EST

PDB ID : 5CZP
Title : 70S termination complex containing E. coli RF2
Authors : Hoffer, E.D.; Dunham, C.M.
Deposited on : unknown
Resolution : 3.30 Å(reported)

This is a wwPDB X-ray Structure Validation Summary Report for a publicly released PDB entry.

We welcome your comments at validation@mail.wwpdb.org

A user guide is available at

<http://wwpdb.org/validation/2016/XrayValidationReportHelp>

with specific help available everywhere you see the ⓘ symbol.

The following versions of software and data (see [references ⓘ](#)) were used in the production of this report:

MolProbity : 4.02b-467
Mogul : 1.7.2 (RC1), CSD as538be (2017)
Xtriage (Phenix) : 1.9-1692
EDS : rb-20030345
Percentile statistics : 20161228.v01 (using entries in the PDB archive December 28th 2016)
Refmac : 5.8.0135
CCP4 : 6.5.0
Ideal geometry (proteins) : Engh & Huber (2001)
Ideal geometry (DNA, RNA) : Parkinson et al. (1996)
Validation Pipeline (wwPDB-VP) : rb-20030345

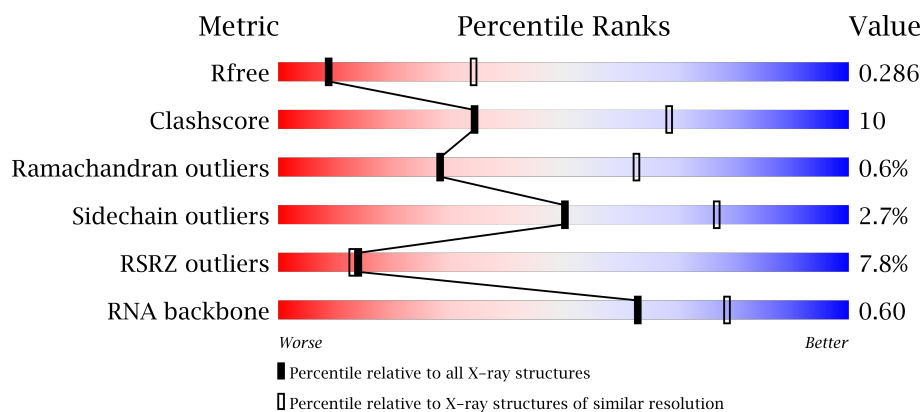
1 Overall quality at a glance

The following experimental techniques were used to determine the structure:

X-RAY DIFFRACTION

The reported resolution of this entry is 3.30 Å.

Percentile scores (ranging between 0-100) for global validation metrics of the entry are shown in the following graphic. The table shows the number of entries on which the scores are based.



Metric	Whole archive (#Entries)	Similar resolution (#Entries, resolution range(Å))
R_{free}	100719	1034 (3.36-3.24)
Clashscore	112137	1100 (3.36-3.24)
Ramachandran outliers	110173	1081 (3.36-3.24)
Sidechain outliers	110143	1080 (3.36-3.24)
RSRZ outliers	101464	1039 (3.36-3.24)
RNA backbone	2435	1111 (3.80-2.80)

The table below summarises the geometric issues observed across the polymeric chains and their fit to the electron density. The red, orange, yellow and green segments on the lower bar indicate the fraction of residues that contain outliers for ≥ 3 , 2, 1 and 0 types of geometric quality criteria. A grey segment represents the fraction of residues that are not modelled. The numeric value for each fraction is indicated below the corresponding segment, with a dot representing fractions $\leq 5\%$. The upper red bar (where present) indicates the fraction of residues that have poor fit to the electron density. The numeric value is given above the bar.

Mol	Chain	Length	Quality of chain
1	RA	2915	<div> <div>4%</div> <div>61% 31% 5% .</div> </div>
1	YA	2915	<div> <div>4%</div> <div>62% 31% 5% .</div> </div>
2	RB	122	<div> <div>2%</div> <div>78% 19% . .</div> </div>
2	YB	122	<div> <div>2%</div> <div>66% 30% . .</div> </div>

Continued on next page...

Continued from previous page...

Mol	Chain	Length	Quality of chain
3	RD	276	
3	YD	276	
4	RE	206	
4	YE	206	
5	RF	210	
5	YF	210	
6	RG	182	
6	YG	182	
7	RH	180	
7	YH	180	
8	RI	148	
8	YI	148	
9	RN	140	
9	YN	140	
10	RO	122	
10	YO	122	
11	RP	150	
11	YP	150	
12	RQ	141	
12	YQ	141	
13	RR	118	
13	YR	118	
14	RS	112	
14	YS	112	
15	RT	146	

Continued on next page...

Continued from previous page...

Mol	Chain	Length	Quality of chain
15	YT	146	
16	RU	118	
16	YU	118	
17	RV	101	
17	YV	101	
18	RW	113	
18	YW	113	
19	RX	96	
19	YX	96	
20	RY	110	
20	YY	110	
21	RZ	206	
21	YZ	206	
22	R0	85	
22	Y0	85	
23	R1	98	
23	Y1	98	
24	R2	72	
24	Y2	72	
25	R3	60	
25	Y3	60	
26	R4	71	
26	Y4	71	
27	R5	60	
27	Y5	60	

Continued on next page...

Continued from previous page...

Mol	Chain	Length	Quality of chain
28	R6	54	
28	Y6	54	
29	R7	49	
29	Y7	49	
30	R8	65	
30	Y8	65	
31	R9	37	
31	Y9	37	
32	QA	1521	
32	XA	1521	
33	QB	256	
33	XB	256	
34	QC	239	
34	XC	239	
35	QD	209	
35	XD	209	
36	QE	162	
36	XE	162	
37	QF	101	
37	XF	101	
38	QG	156	
38	XG	156	
39	QH	138	
39	XH	138	
40	QI	128	

Continued on next page...

Continued from previous page...

Mol	Chain	Length	Quality of chain
40	XI	128	
41	QJ	105	
41	XJ	105	
42	QK	129	
42	XK	129	
43	QL	132	
43	XL	132	
44	QM	126	
44	XM	126	
45	QN	61	
45	XN	61	
46	QO	89	
46	XO	89	
47	QP	88	
47	XP	88	
48	QQ	105	
48	XQ	105	
49	QR	88	
49	XR	88	
50	QS	93	
50	XS	93	
51	QT	106	
51	XT	106	
52	QU	27	
52	XU	27	

Continued on next page...

Continued from previous page...

Mol	Chain	Length	Quality of chain
53	QV	77	
53	XV	77	
54	QY	380	
54	XY	380	
55	QX	25	
55	XX	25	

The following table lists non-polymeric compounds, carbohydrate monomers and non-standard residues in protein, DNA, RNA chains that are outliers for geometric or electron-density-fit criteria:

Mol	Type	Chain	Res	Chirality	Geometry	Clashes	Electron density
56	MG	QA	1606	-	-	-	X
56	MG	QA	1610	-	-	-	X
56	MG	QA	1614	-	-	-	X
56	MG	QA	1616	-	-	-	X
56	MG	QA	1618	-	-	-	X
56	MG	QA	1619	-	-	-	X
56	MG	QA	1622	-	-	-	X
56	MG	QA	1623	-	-	-	X
56	MG	QA	1625	-	-	-	X
56	MG	QA	1626	-	-	-	X
56	MG	QA	1634	-	-	-	X
56	MG	QA	1638	-	-	-	X
56	MG	QA	1647	-	-	-	X
56	MG	QA	1654	-	-	-	X
56	MG	QA	1658	-	-	-	X
56	MG	QA	1671	-	-	-	X
56	MG	QA	1672	-	-	-	X
56	MG	QA	1680	-	-	-	X
56	MG	QA	1682	-	-	-	X
56	MG	QA	1691	-	-	-	X
56	MG	QA	1704	-	-	-	X
56	MG	QA	1706	-	-	-	X
56	MG	QA	1708	-	-	-	X
56	MG	QA	1711	-	-	-	X
56	MG	QA	1715	-	-	-	X
56	MG	QA	1724	-	-	-	X
56	MG	QA	1731	-	-	-	X

Continued on next page...

Continued from previous page...

Mol	Type	Chain	Res	Chirality	Geometry	Clashes	Electron density
56	MG	QA	1737	-	-	-	X
56	MG	QA	1759	-	-	-	X
56	MG	QA	1771	-	-	-	X
56	MG	QA	1773	-	-	-	X
56	MG	QA	1780	-	-	-	X
56	MG	QA	1802	-	-	-	X
56	MG	QA	1814	-	-	-	X
56	MG	QA	1823	-	-	-	X
56	MG	QA	1828	-	-	-	X
56	MG	QA	1829	-	-	-	X
56	MG	QA	1832	-	-	-	X
56	MG	QA	1835	-	-	-	X
56	MG	QA	1843	-	-	-	X
56	MG	QA	1849	-	-	-	X
56	MG	QA	1854	-	-	-	X
56	MG	QA	1857	-	-	-	X
56	MG	QA	1860	-	-	-	X
56	MG	QA	1872	-	-	-	X
56	MG	QA	1877	-	-	-	X
56	MG	QD	303	-	-	-	X
56	MG	QD	305	-	-	-	X
56	MG	QF	201	-	-	-	X
56	MG	QN	102	-	-	-	X
56	MG	QN	103	-	-	-	X
56	MG	QR	101	-	-	-	X
56	MG	QT	201	-	-	-	X
56	MG	QY	401	-	-	-	X
56	MG	R0	103	-	-	-	X
56	MG	R1	102	-	-	-	X
56	MG	R1	104	-	-	-	X
56	MG	R3	102	-	-	-	X
56	MG	R5	101	-	-	-	X
56	MG	R8	101	-	-	-	X
56	MG	RA	3006	-	-	-	X
56	MG	RA	3014	-	-	-	X
56	MG	RA	3020	-	-	-	X
56	MG	RA	3021	-	-	-	X
56	MG	RA	3022	-	-	-	X
56	MG	RA	3023	-	-	-	X
56	MG	RA	3027	-	-	-	X
56	MG	RA	3029	-	-	-	X
56	MG	RA	3030	-	-	-	X

Continued on next page...

Continued from previous page...

Mol	Type	Chain	Res	Chirality	Geometry	Clashes	Electron density
56	MG	RA	3032	-	-	-	X
56	MG	RA	3040	-	-	-	X
56	MG	RA	3041	-	-	-	X
56	MG	RA	3043	-	-	-	X
56	MG	RA	3045	-	-	-	X
56	MG	RA	3050	-	-	-	X
56	MG	RA	3064	-	-	-	X
56	MG	RA	3070	-	-	-	X
56	MG	RA	3073	-	-	-	X
56	MG	RA	3077	-	-	-	X
56	MG	RA	3082	-	-	-	X
56	MG	RA	3088	-	-	-	X
56	MG	RA	3092	-	-	-	X
56	MG	RA	3094	-	-	-	X
56	MG	RA	3098	-	-	-	X
56	MG	RA	3101	-	-	-	X
56	MG	RA	3102	-	-	-	X
56	MG	RA	3109	-	-	-	X
56	MG	RA	3113	-	-	-	X
56	MG	RA	3116	-	-	-	X
56	MG	RA	3117	-	-	-	X
56	MG	RA	3118	-	-	-	X
56	MG	RA	3119	-	-	-	X
56	MG	RA	3121	-	-	-	X
56	MG	RA	3122	-	-	-	X
56	MG	RA	3125	-	-	-	X
56	MG	RA	3128	-	-	-	X
56	MG	RA	3132	-	-	-	X
56	MG	RA	3136	-	-	-	X
56	MG	RA	3141	-	-	-	X
56	MG	RA	3142	-	-	-	X
56	MG	RA	3146	-	-	-	X
56	MG	RA	3148	-	-	-	X
56	MG	RA	3163	-	-	-	X
56	MG	RA	3165	-	-	-	X
56	MG	RA	3168	-	-	-	X
56	MG	RA	3170	-	-	-	X
56	MG	RA	3177	-	-	-	X
56	MG	RA	3178	-	-	-	X
56	MG	RA	3179	-	-	-	X
56	MG	RA	3185	-	-	-	X
56	MG	RA	3186	-	-	-	X

Continued on next page...

Continued from previous page...

Mol	Type	Chain	Res	Chirality	Geometry	Clashes	Electron density
56	MG	RA	3187	-	-	-	X
56	MG	RA	3197	-	-	-	X
56	MG	RA	3205	-	-	-	X
56	MG	RA	3208	-	-	-	X
56	MG	RA	3211	-	-	-	X
56	MG	RA	3217	-	-	-	X
56	MG	RA	3221	-	-	-	X
56	MG	RA	3226	-	-	-	X
56	MG	RA	3230	-	-	-	X
56	MG	RA	3231	-	-	-	X
56	MG	RA	3232	-	-	-	X
56	MG	RA	3234	-	-	-	X
56	MG	RA	3235	-	-	-	X
56	MG	RA	3241	-	-	-	X
56	MG	RA	3248	-	-	-	X
56	MG	RA	3251	-	-	-	X
56	MG	RA	3252	-	-	-	X
56	MG	RA	3265	-	-	-	X
56	MG	RA	3271	-	-	-	X
56	MG	RA	3275	-	-	-	X
56	MG	RA	3279	-	-	-	X
56	MG	RA	3290	-	-	-	X
56	MG	RA	3299	-	-	-	X
56	MG	RA	3300	-	-	-	X
56	MG	RA	3302	-	-	-	X
56	MG	RA	3307	-	-	-	X
56	MG	RA	3315	-	-	-	X
56	MG	RA	3321	-	-	-	X
56	MG	RA	3323	-	-	-	X
56	MG	RA	3328	-	-	-	X
56	MG	RA	3330	-	-	-	X
56	MG	RA	3332	-	-	-	X
56	MG	RA	3333	-	-	-	X
56	MG	RA	3335	-	-	-	X
56	MG	RA	3342	-	-	-	X
56	MG	RA	3348	-	-	-	X
56	MG	RA	3349	-	-	-	X
56	MG	RA	3352	-	-	-	X
56	MG	RA	3356	-	-	-	X
56	MG	RA	3359	-	-	-	X
56	MG	RA	3361	-	-	-	X
56	MG	RA	3364	-	-	-	X

Continued on next page...

Continued from previous page...

Mol	Type	Chain	Res	Chirality	Geometry	Clashes	Electron density
56	MG	RA	3366	-	-	-	X
56	MG	RA	3377	-	-	-	X
56	MG	RA	3379	-	-	-	X
56	MG	RA	3381	-	-	-	X
56	MG	RA	3382	-	-	-	X
56	MG	RA	3384	-	-	-	X
56	MG	RA	3385	-	-	-	X
56	MG	RA	3386	-	-	-	X
56	MG	RA	3387	-	-	-	X
56	MG	RA	3390	-	-	-	X
56	MG	RA	3391	-	-	-	X
56	MG	RA	3392	-	-	-	X
56	MG	RA	3394	-	-	-	X
56	MG	RA	3399	-	-	-	X
56	MG	RA	3401	-	-	-	X
56	MG	RA	3402	-	-	-	X
56	MG	RA	3404	-	-	-	X
56	MG	RA	3408	-	-	-	X
56	MG	RA	3409	-	-	-	X
56	MG	RA	3412	-	-	-	X
56	MG	RA	3419	-	-	-	X
56	MG	RA	3421	-	-	-	X
56	MG	RA	3424	-	-	-	X
56	MG	RA	3431	-	-	-	X
56	MG	RA	3436	-	-	-	X
56	MG	RA	3444	-	-	-	X
56	MG	RA	3452	-	-	-	X
56	MG	RA	3458	-	-	-	X
56	MG	RA	3462	-	-	-	X
56	MG	RA	3465	-	-	-	X
56	MG	RA	3466	-	-	-	X
56	MG	RA	3468	-	-	-	X
56	MG	RA	3470	-	-	-	X
56	MG	RA	3471	-	-	-	X
56	MG	RA	3472	-	-	-	X
56	MG	RA	3473	-	-	-	X
56	MG	RA	3476	-	-	-	X
56	MG	RA	3477	-	-	-	X
56	MG	RA	3479	-	-	-	X
56	MG	RA	3483	-	-	-	X
56	MG	RA	3484	-	-	-	X
56	MG	RA	3486	-	-	-	X

Continued on next page...

Continued from previous page...

Mol	Type	Chain	Res	Chirality	Geometry	Clashes	Electron density
56	MG	RA	3491	-	-	-	X
56	MG	RA	3496	-	-	-	X
56	MG	RA	3497	-	-	-	X
56	MG	RA	3501	-	-	-	X
56	MG	RA	3502	-	-	-	X
56	MG	RA	3505	-	-	-	X
56	MG	RA	3512	-	-	-	X
56	MG	RA	3514	-	-	-	X
56	MG	RA	3518	-	-	-	X
56	MG	RA	3521	-	-	-	X
56	MG	RA	3524	-	-	-	X
56	MG	RA	3526	-	-	-	X
56	MG	RA	3533	-	-	-	X
56	MG	RA	3535	-	-	-	X
56	MG	RA	3536	-	-	-	X
56	MG	RA	3537	-	-	-	X
56	MG	RA	3538	-	-	-	X
56	MG	RA	3539	-	-	-	X
56	MG	RA	3551	-	-	-	X
56	MG	RA	3566	-	-	-	X
56	MG	RA	3568	-	-	-	X
56	MG	RA	3572	-	-	-	X
56	MG	RA	3574	-	-	-	X
56	MG	RA	3588	-	-	-	X
56	MG	RA	3598	-	-	-	X
56	MG	RA	3601	-	-	-	X
56	MG	RA	3603	-	-	-	X
56	MG	RA	3607	-	-	-	X
56	MG	RA	3609	-	-	-	X
56	MG	RA	3611	-	-	-	X
56	MG	RA	3614	-	-	-	X
56	MG	RA	3616	-	-	-	X
56	MG	RA	3618	-	-	-	X
56	MG	RA	3623	-	-	-	X
56	MG	RA	3624	-	-	-	X
56	MG	RA	3630	-	-	-	X
56	MG	RA	3631	-	-	-	X
56	MG	RA	3634	-	-	-	X
56	MG	RA	3635	-	-	-	X
56	MG	RA	3638	-	-	-	X
56	MG	RA	3644	-	-	-	X
56	MG	RA	3656	-	-	-	X

Continued on next page...

Continued from previous page...

Mol	Type	Chain	Res	Chirality	Geometry	Clashes	Electron density
56	MG	RA	3659	-	-	-	X
56	MG	RA	3677	-	-	-	X
56	MG	RA	3679	-	-	-	X
56	MG	RA	3684	-	-	-	X
56	MG	RA	3696	-	-	-	X
56	MG	RA	3697	-	-	-	X
56	MG	RA	3707	-	-	-	X
56	MG	RA	3708	-	-	-	X
56	MG	RA	3709	-	-	-	X
56	MG	RA	3712	-	-	-	X
56	MG	RA	3713	-	-	-	X
56	MG	RA	3715	-	-	-	X
56	MG	RA	3717	-	-	-	X
56	MG	RA	3722	-	-	-	X
56	MG	RA	3724	-	-	-	X
56	MG	RA	3727	-	-	-	X
56	MG	RA	3733	-	-	-	X
56	MG	RA	3738	-	-	-	X
56	MG	RA	3742	-	-	-	X
56	MG	RA	3744	-	-	-	X
56	MG	RA	3746	-	-	-	X
56	MG	RA	3751	-	-	-	X
56	MG	RA	3754	-	-	-	X
56	MG	RA	3767	-	-	-	X
56	MG	RA	3770	-	-	-	X
56	MG	RA	3771	-	-	-	X
56	MG	RA	3773	-	-	-	X
56	MG	RA	3774	-	-	-	X
56	MG	RA	3786	-	-	-	X
56	MG	RA	3795	-	-	-	X
56	MG	RA	3803	-	-	-	X
56	MG	RA	3805	-	-	-	X
56	MG	RA	3807	-	-	-	X
56	MG	RA	3809	-	-	-	X
56	MG	RA	3812	-	-	-	X
56	MG	RA	3814	-	-	-	X
56	MG	RA	3821	-	-	-	X
56	MG	RA	3823	-	-	-	X
56	MG	RA	3827	-	-	-	X
56	MG	RA	3829	-	-	-	X
56	MG	RA	3839	-	-	-	X
56	MG	RA	3850	-	-	-	X

Continued on next page...

Continued from previous page...

Mol	Type	Chain	Res	Chirality	Geometry	Clashes	Electron density
56	MG	RA	3854	-	-	-	X
56	MG	RA	3856	-	-	-	X
56	MG	RA	3858	-	-	-	X
56	MG	RA	3862	-	-	-	X
56	MG	RA	3871	-	-	-	X
56	MG	RA	3874	-	-	-	X
56	MG	RA	3875	-	-	-	X
56	MG	RA	3882	-	-	-	X
56	MG	RA	3889	-	-	-	X
56	MG	RA	3892	-	-	-	X
56	MG	RA	3893	-	-	-	X
56	MG	RA	3900	-	-	-	X
56	MG	RA	3902	-	-	-	X
56	MG	RA	3903	-	-	-	X
56	MG	RA	3906	-	-	-	X
56	MG	RA	3911	-	-	-	X
56	MG	RA	3917	-	-	-	X
56	MG	RA	3924	-	-	-	X
56	MG	RA	3928	-	-	-	X
56	MG	RA	3938	-	-	-	X
56	MG	RA	3939	-	-	-	X
56	MG	RA	3941	-	-	-	X
56	MG	RA	3948	-	-	-	X
56	MG	RA	3952	-	-	-	X
56	MG	RA	3953	-	-	-	X
56	MG	RA	3959	-	-	-	X
56	MG	RA	3967	-	-	-	X
56	MG	RA	3969	-	-	-	X
56	MG	RA	3971	-	-	-	X
56	MG	RA	3981	-	-	-	X
56	MG	RA	3986	-	-	-	X
56	MG	RA	3990	-	-	-	X
56	MG	RA	4002	-	-	-	X
56	MG	RA	4003	-	-	-	X
56	MG	RA	4006	-	-	-	X
56	MG	RA	4008	-	-	-	X
56	MG	RA	4009	-	-	-	X
56	MG	RA	4012	-	-	-	X
56	MG	RA	4017	-	-	-	X
56	MG	RA	4018	-	-	-	X
56	MG	RA	4021	-	-	-	X
56	MG	RA	4023	-	-	-	X

Continued on next page...

Continued from previous page...

Mol	Type	Chain	Res	Chirality	Geometry	Clashes	Electron density
56	MG	RA	4024	-	-	-	X
56	MG	RA	4025	-	-	-	X
56	MG	RA	4026	-	-	-	X
56	MG	RA	4027	-	-	-	X
56	MG	RA	4028	-	-	-	X
56	MG	RA	4030	-	-	-	X
56	MG	RA	4032	-	-	-	X
56	MG	RA	4033	-	-	-	X
56	MG	RA	4034	-	-	-	X
56	MG	RA	4035	-	-	-	X
56	MG	RA	4036	-	-	-	X
56	MG	RA	4037	-	-	-	X
56	MG	RA	4040	-	-	-	X
56	MG	RA	4041	-	-	-	X
56	MG	RA	4042	-	-	-	X
56	MG	RA	4043	-	-	-	X
56	MG	RA	4044	-	-	-	X
56	MG	RA	4045	-	-	-	X
56	MG	RA	4046	-	-	-	X
56	MG	RA	4047	-	-	-	X
56	MG	RA	4048	-	-	-	X
56	MG	RA	4049	-	-	-	X
56	MG	RA	4050	-	-	-	X
56	MG	RA	4051	-	-	-	X
56	MG	RA	4052	-	-	-	X
56	MG	RA	4056	-	-	-	X
56	MG	RA	4057	-	-	-	X
56	MG	RA	4058	-	-	-	X
56	MG	RA	4059	-	-	-	X
56	MG	RA	4060	-	-	-	X
56	MG	RA	4061	-	-	-	X
56	MG	RA	4062	-	-	-	X
56	MG	RA	4063	-	-	-	X
56	MG	RA	4064	-	-	-	X
56	MG	RA	4065	-	-	-	X
56	MG	RA	4066	-	-	-	X
56	MG	RA	4067	-	-	-	X
56	MG	RA	4068	-	-	-	X
56	MG	RB	201	-	-	-	X
56	MG	RB	209	-	-	-	X
56	MG	RB	225	-	-	-	X
56	MG	RD	302	-	-	-	X

Continued on next page...

Continued from previous page...

Mol	Type	Chain	Res	Chirality	Geometry	Clashes	Electron density
56	MG	RD	303	-	-	-	X
56	MG	RD	305	-	-	-	X
56	MG	RD	306	-	-	-	X
56	MG	RD	308	-	-	-	X
56	MG	RD	309	-	-	-	X
56	MG	RD	312	-	-	-	X
56	MG	RD	313	-	-	-	X
56	MG	RE	302	-	-	-	X
56	MG	RE	306	-	-	-	X
56	MG	RE	307	-	-	-	X
56	MG	RF	301	-	-	-	X
56	MG	RF	303	-	-	-	X
56	MG	RF	304	-	-	-	X
56	MG	RF	305	-	-	-	X
56	MG	RF	306	-	-	-	X
56	MG	RF	308	-	-	-	X
56	MG	RF	309	-	-	-	X
56	MG	RF	311	-	-	-	X
56	MG	RN	201	-	-	-	X
56	MG	RP	201	-	-	-	X
56	MG	RQ	201	-	-	-	X
56	MG	RQ	204	-	-	-	X
56	MG	RR	201	-	-	-	X
56	MG	RR	202	-	-	-	X
56	MG	RU	203	-	-	-	X
56	MG	RV	202	-	-	-	X
56	MG	RV	203	-	-	-	X
56	MG	RX	101	-	-	-	X
56	MG	XA	1609	-	-	-	X
56	MG	XA	1611	-	-	-	X
56	MG	XA	1612	-	-	-	X
56	MG	XA	1616	-	-	-	X
56	MG	XA	1618	-	-	-	X
56	MG	XA	1623	-	-	-	X
56	MG	XA	1627	-	-	-	X
56	MG	XA	1628	-	-	-	X
56	MG	XA	1629	-	-	-	X
56	MG	XA	1631	-	-	-	X
56	MG	XA	1632	-	-	-	X
56	MG	XA	1633	-	-	-	X
56	MG	XA	1637	-	-	-	X
56	MG	XA	1645	-	-	-	X

Continued on next page...

Continued from previous page...

Mol	Type	Chain	Res	Chirality	Geometry	Clashes	Electron density
56	MG	XA	1658	-	-	-	X
56	MG	XA	1666	-	-	-	X
56	MG	XA	1673	-	-	-	X
56	MG	XA	1683	-	-	-	X
56	MG	XA	1688	-	-	-	X
56	MG	XA	1690	-	-	-	X
56	MG	XA	1696	-	-	-	X
56	MG	XA	1700	-	-	-	X
56	MG	XA	1707	-	-	-	X
56	MG	XA	1720	-	-	-	X
56	MG	XA	1723	-	-	-	X
56	MG	XA	1725	-	-	-	X
56	MG	XA	1727	-	-	-	X
56	MG	XA	1728	-	-	-	X
56	MG	XA	1731	-	-	-	X
56	MG	XA	1737	-	-	-	X
56	MG	XA	1738	-	-	-	X
56	MG	XA	1741	-	-	-	X
56	MG	XA	1744	-	-	-	X
56	MG	XA	1747	-	-	-	X
56	MG	XA	1758	-	-	-	X
56	MG	XA	1759	-	-	-	X
56	MG	XA	1760	-	-	-	X
56	MG	XA	1763	-	-	-	X
56	MG	XA	1770	-	-	-	X
56	MG	XA	1772	-	-	-	X
56	MG	XA	1774	-	-	-	X
56	MG	XA	1776	-	-	-	X
56	MG	XA	1777	-	-	-	X
56	MG	XA	1780	-	-	-	X
56	MG	XA	1781	-	-	-	X
56	MG	XA	1786	-	-	-	X
56	MG	XA	1792	-	-	-	X
56	MG	XA	1793	-	-	-	X
56	MG	XF	202	-	-	-	X
56	MG	XT	201	-	-	-	X
56	MG	Y0	101	-	-	-	X
56	MG	Y6	102	-	-	-	X
56	MG	Y8	101	-	-	-	X
56	MG	YA	3007	-	-	-	X
56	MG	YA	3008	-	-	-	X
56	MG	YA	3011	-	-	-	X

Continued on next page...

Continued from previous page...

Mol	Type	Chain	Res	Chirality	Geometry	Clashes	Electron density
56	MG	YA	3013	-	-	-	X
56	MG	YA	3019	-	-	-	X
56	MG	YA	3020	-	-	-	X
56	MG	YA	3027	-	-	-	X
56	MG	YA	3028	-	-	-	X
56	MG	YA	3030	-	-	-	X
56	MG	YA	3033	-	-	-	X
56	MG	YA	3036	-	-	-	X
56	MG	YA	3049	-	-	-	X
56	MG	YA	3053	-	-	-	X
56	MG	YA	3058	-	-	-	X
56	MG	YA	3071	-	-	-	X
56	MG	YA	3074	-	-	-	X
56	MG	YA	3077	-	-	-	X
56	MG	YA	3088	-	-	-	X
56	MG	YA	3089	-	-	-	X
56	MG	YA	3091	-	-	-	X
56	MG	YA	3092	-	-	-	X
56	MG	YA	3094	-	-	-	X
56	MG	YA	3102	-	-	-	X
56	MG	YA	3104	-	-	-	X
56	MG	YA	3107	-	-	-	X
56	MG	YA	3110	-	-	-	X
56	MG	YA	3112	-	-	-	X
56	MG	YA	3122	-	-	-	X
56	MG	YA	3129	-	-	-	X
56	MG	YA	3131	-	-	-	X
56	MG	YA	3133	-	-	-	X
56	MG	YA	3134	-	-	-	X
56	MG	YA	3146	-	-	-	X
56	MG	YA	3148	-	-	-	X
56	MG	YA	3150	-	-	-	X
56	MG	YA	3152	-	-	-	X
56	MG	YA	3153	-	-	-	X
56	MG	YA	3156	-	-	-	X
56	MG	YA	3166	-	-	-	X
56	MG	YA	3170	-	-	-	X
56	MG	YA	3174	-	-	-	X
56	MG	YA	3183	-	-	-	X
56	MG	YA	3192	-	-	-	X
56	MG	YA	3199	-	-	-	X
56	MG	YA	3201	-	-	-	X

Continued on next page...

Continued from previous page...

Mol	Type	Chain	Res	Chirality	Geometry	Clashes	Electron density
56	MG	YA	3209	-	-	-	X
56	MG	YA	3210	-	-	-	X
56	MG	YA	3216	-	-	-	X
56	MG	YA	3217	-	-	-	X
56	MG	YA	3237	-	-	-	X
56	MG	YA	3240	-	-	-	X
56	MG	YA	3247	-	-	-	X
56	MG	YA	3249	-	-	-	X
56	MG	YA	3268	-	-	-	X
56	MG	YA	3269	-	-	-	X
56	MG	YA	3270	-	-	-	X
56	MG	YA	3272	-	-	-	X
56	MG	YA	3284	-	-	-	X
56	MG	YA	3285	-	-	-	X
56	MG	YA	3291	-	-	-	X
56	MG	YA	3295	-	-	-	X
56	MG	YA	3297	-	-	-	X
56	MG	YA	3299	-	-	-	X
56	MG	YA	3303	-	-	-	X
56	MG	YA	3311	-	-	-	X
56	MG	YA	3314	-	-	-	X
56	MG	YA	3316	-	-	-	X
56	MG	YA	3317	-	-	-	X
56	MG	YA	3318	-	-	-	X
56	MG	YA	3320	-	-	-	X
56	MG	YA	3321	-	-	-	X
56	MG	YA	3323	-	-	-	X
56	MG	YA	3324	-	-	-	X
56	MG	YA	3325	-	-	-	X
56	MG	YA	3326	-	-	-	X
56	MG	YA	3328	-	-	-	X
56	MG	YA	3332	-	-	-	X
56	MG	YA	3335	-	-	-	X
56	MG	YA	3336	-	-	-	X
56	MG	YA	3339	-	-	-	X
56	MG	YA	3343	-	-	-	X
56	MG	YA	3345	-	-	-	X
56	MG	YA	3350	-	-	-	X
56	MG	YA	3351	-	-	-	X
56	MG	YA	3355	-	-	-	X
56	MG	YA	3360	-	-	-	X
56	MG	YA	3361	-	-	-	X

Continued on next page...

Continued from previous page...

Mol	Type	Chain	Res	Chirality	Geometry	Clashes	Electron density
56	MG	YA	3368	-	-	-	X
56	MG	YA	3374	-	-	-	X
56	MG	YA	3377	-	-	-	X
56	MG	YA	3378	-	-	-	X
56	MG	YA	3382	-	-	-	X
56	MG	YA	3384	-	-	-	X
56	MG	YA	3386	-	-	-	X
56	MG	YA	3387	-	-	-	X
56	MG	YA	3388	-	-	-	X
56	MG	YA	3391	-	-	-	X
56	MG	YA	3392	-	-	-	X
56	MG	YA	3397	-	-	-	X
56	MG	YA	3398	-	-	-	X
56	MG	YA	3401	-	-	-	X
56	MG	YA	3404	-	-	-	X
56	MG	YA	3409	-	-	-	X
56	MG	YA	3413	-	-	-	X
56	MG	YA	3415	-	-	-	X
56	MG	YA	3419	-	-	-	X
56	MG	YA	3420	-	-	-	X
56	MG	YA	3421	-	-	-	X
56	MG	YA	3429	-	-	-	X
56	MG	YA	3439	-	-	-	X
56	MG	YA	3440	-	-	-	X
56	MG	YA	3446	-	-	-	X
56	MG	YA	3447	-	-	-	X
56	MG	YA	3449	-	-	-	X
56	MG	YA	3456	-	-	-	X
56	MG	YA	3468	-	-	-	X
56	MG	YA	3474	-	-	-	X
56	MG	YA	3475	-	-	-	X
56	MG	YA	3476	-	-	-	X
56	MG	YA	3485	-	-	-	X
56	MG	YA	3488	-	-	-	X
56	MG	YA	3495	-	-	-	X
56	MG	YA	3499	-	-	-	X
56	MG	YA	3503	-	-	-	X
56	MG	YA	3509	-	-	-	X
56	MG	YA	3511	-	-	-	X
56	MG	YA	3514	-	-	-	X
56	MG	YA	3516	-	-	-	X
56	MG	YA	3517	-	-	-	X

Continued on next page...

Continued from previous page...

Mol	Type	Chain	Res	Chirality	Geometry	Clashes	Electron density
56	MG	YA	3518	-	-	-	X
56	MG	YA	3532	-	-	-	X
56	MG	YA	3538	-	-	-	X
56	MG	YA	3540	-	-	-	X
56	MG	YA	3550	-	-	-	X
56	MG	YA	3552	-	-	-	X
56	MG	YA	3554	-	-	-	X
56	MG	YA	3560	-	-	-	X
56	MG	YA	3570	-	-	-	X
56	MG	YA	3577	-	-	-	X
56	MG	YA	3578	-	-	-	X
56	MG	YA	3579	-	-	-	X
56	MG	YA	3580	-	-	-	X
56	MG	YA	3582	-	-	-	X
56	MG	YA	3587	-	-	-	X
56	MG	YA	3588	-	-	-	X
56	MG	YA	3600	-	-	-	X
56	MG	YA	3601	-	-	-	X
56	MG	YA	3606	-	-	-	X
56	MG	YA	3607	-	-	-	X
56	MG	YA	3610	-	-	-	X
56	MG	YA	3611	-	-	-	X
56	MG	YA	3612	-	-	-	X
56	MG	YA	3613	-	-	-	X
56	MG	YA	3614	-	-	-	X
56	MG	YA	3616	-	-	-	X
56	MG	YA	3621	-	-	-	X
56	MG	YA	3623	-	-	-	X
56	MG	YA	3630	-	-	-	X
56	MG	YA	3632	-	-	-	X
56	MG	YA	3633	-	-	-	X
56	MG	YA	3647	-	-	-	X
56	MG	YA	3648	-	-	-	X
56	MG	YA	3650	-	-	-	X
56	MG	YA	3656	-	-	-	X
56	MG	YA	3658	-	-	-	X
56	MG	YA	3660	-	-	-	X
56	MG	YA	3664	-	-	-	X
56	MG	YA	3665	-	-	-	X
56	MG	YA	3668	-	-	-	X
56	MG	YA	3679	-	-	-	X
56	MG	YA	3681	-	-	-	X

Continued on next page...

Continued from previous page...

Mol	Type	Chain	Res	Chirality	Geometry	Clashes	Electron density
56	MG	YA	3684	-	-	-	X
56	MG	YA	3685	-	-	-	X
56	MG	YA	3689	-	-	-	X
56	MG	YA	3691	-	-	-	X
56	MG	YA	3694	-	-	-	X
56	MG	YA	3699	-	-	-	X
56	MG	YA	3701	-	-	-	X
56	MG	YA	3702	-	-	-	X
56	MG	YA	3704	-	-	-	X
56	MG	YA	3705	-	-	-	X
56	MG	YA	3709	-	-	-	X
56	MG	YA	3710	-	-	-	X
56	MG	YA	3714	-	-	-	X
56	MG	YA	3715	-	-	-	X
56	MG	YA	3724	-	-	-	X
56	MG	YA	3727	-	-	-	X
56	MG	YA	3729	-	-	-	X
56	MG	YA	3733	-	-	-	X
56	MG	YA	3737	-	-	-	X
56	MG	YA	3740	-	-	-	X
56	MG	YA	3744	-	-	-	X
56	MG	YA	3745	-	-	-	X
56	MG	YA	3746	-	-	-	X
56	MG	YA	3747	-	-	-	X
56	MG	YA	3748	-	-	-	X
56	MG	YA	3749	-	-	-	X
56	MG	YA	3750	-	-	-	X
56	MG	YA	3751	-	-	-	X
56	MG	YA	3752	-	-	-	X
56	MG	YA	3753	-	-	-	X
56	MG	YA	3754	-	-	-	X
56	MG	YA	3755	-	-	-	X
56	MG	YA	3756	-	-	-	X
56	MG	YB	214	-	-	-	X
56	MG	YB	217	-	-	-	X
56	MG	YD	303	-	-	-	X
56	MG	YD	304	-	-	-	X
56	MG	YD	305	-	-	-	X
56	MG	YD	306	-	-	-	X
56	MG	YD	308	-	-	-	X
56	MG	YD	309	-	-	-	X
56	MG	YE	301	-	-	-	X

Continued on next page...

Continued from previous page...

Mol	Type	Chain	Res	Chirality	Geometry	Clashes	Electron density
56	MG	YE	302	-	-	-	X
56	MG	YE	303	-	-	-	X
56	MG	YE	305	-	-	-	X
56	MG	YF	301	-	-	-	X
56	MG	YF	303	-	-	-	X
56	MG	YQ	201	-	-	-	X
56	MG	YT	202	-	-	-	X
56	MG	YW	201	-	-	-	X
56	MG	YX	101	-	-	-	X
57	ZN	R4	101	-	-	-	X
57	ZN	Y4	101	-	-	-	X

2 Entry composition [i](#)

There are 58 unique types of molecules in this entry. The entry contains 296497 atoms, of which 0 are hydrogens and 0 are deuteriums.

In the tables below, the ZeroOcc column contains the number of atoms modelled with zero occupancy, the AltConf column contains the number of residues with at least one atom in alternate conformation and the Trace column contains the number of residues modelled with at most 2 atoms.

- Molecule 1 is a RNA chain called 23S rRNA.

Mol	Chain	Residues	Atoms					ZeroOcc	AltConf	Trace
1	YA	2867	Total	C	N	O	P	0	0	0
			61758	27491	11552	19850	2865			
1	RA	2867	Total	C	N	O	P	0	0	0
			61758	27491	11552	19850	2865			

- Molecule 2 is a RNA chain called 5S rRNA.

Mol	Chain	Residues	Atoms					ZeroOcc	AltConf	Trace
2	YB	120	Total	C	N	O	P	0	0	0
			2573	1146	476	832	119			
2	RB	120	Total	C	N	O	P	0	0	0
			2572	1145	476	832	119			

- Molecule 3 is a protein called 50S ribosomal protein L2.

Mol	Chain	Residues	Atoms					ZeroOcc	AltConf	Trace
3	YD	275	Total	C	N	O	S	0	0	0
			2136	1349	423	361	3			
3	RD	275	Total	C	N	O	S	0	0	0
			2131	1346	422	360	3			

- Molecule 4 is a protein called 50S ribosomal protein L3.

Mol	Chain	Residues	Atoms					ZeroOcc	AltConf	Trace
4	YE	204	Total	C	N	O	S	0	0	0
			1559	985	298	270	6			
4	RE	204	Total	C	N	O	S	0	0	0
			1559	985	298	270	6			

- Molecule 5 is a protein called 50S ribosomal protein L4.

Mol	Chain	Residues	Atoms					ZeroOcc	AltConf	Trace
5	YF	203	Total	C	N	O	S	0	0	1
			1580	1007	297	274	2			
5	RF	203	Total	C	N	O	S	0	0	1
			1584	1009	298	275	2			

- Molecule 6 is a protein called 50S ribosomal protein L5.

Mol	Chain	Residues	Atoms					ZeroOcc	AltConf	Trace
6	YG	181	Total	C	N	O	S	0	0	0
			1424	912	259	249	4			
6	RG	181	Total	C	N	O	S	0	0	0
			1426	916	253	253	4			

- Molecule 7 is a protein called 50S ribosomal protein L6.

Mol	Chain	Residues	Atoms					ZeroOcc	AltConf	Trace
7	YH	173	Total	C	N	O	S	0	0	0
			1324	842	247	234	1			
7	RH	174	Total	C	N	O	S	0	0	0
			1330	845	248	236	1			

- Molecule 8 is a protein called 50S ribosomal protein L9.

Mol	Chain	Residues	Atoms					ZeroOcc	AltConf	Trace
8	YI	146	Total	C	N	O	S	0	0	0
			1076	687	186	202	1			
8	RI	147	Total	C	N	O	S	0	0	0
			1094	699	191	203	1			

- Molecule 9 is a protein called 50S ribosomal protein L13.

Mol	Chain	Residues	Atoms					ZeroOcc	AltConf	Trace
9	YN	140	Total	C	N	O	S	0	0	0
			1117	719	207	187	4			
9	RN	140	Total	C	N	O	S	0	0	0
			1121	722	208	187	4			

- Molecule 10 is a protein called 50S ribosomal protein L14.

Mol	Chain	Residues	Atoms					ZeroOcc	AltConf	Trace
10	YO	122	Total	C	N	O	S	0	0	0
			933	588	171	170	4			

Continued on next page...

Continued from previous page...

Mol	Chain	Residues	Atoms					ZeroOcc	AltConf	Trace
10	RO	122	Total	C	N	O	S	0	0	0
			933	588	171	170	4			

- Molecule 11 is a protein called 50S ribosomal protein L15.

Mol	Chain	Residues	Atoms					ZeroOcc	AltConf	Trace
11	YP	149	Total	C	N	O	S	0	0	0
			1135	706	230	196	3			
11	RP	149	Total	C	N	O	S	0	0	0
			1135	706	230	196	3			

- Molecule 12 is a protein called 50S ribosomal protein L16.

Mol	Chain	Residues	Atoms					ZeroOcc	AltConf	Trace
12	YQ	141	Total	C	N	O	S	0	0	0
			1122	715	212	188	7			
12	RQ	141	Total	C	N	O	S	0	0	0
			1122	715	212	188	7			

- Molecule 13 is a protein called 50S ribosomal protein L17.

Mol	Chain	Residues	Atoms					ZeroOcc	AltConf	Trace
13	YR	118	Total	C	N	O	S	0	0	0
			968	604	203	160	1			
13	RR	118	Total	C	N	O	S	0	0	0
			968	604	203	160	1			

- Molecule 14 is a protein called 50S ribosomal protein L18.

Mol	Chain	Residues	Atoms				ZeroOcc	AltConf	Trace
14	YS	110	Total	C	N	O	0	0	0
			870	549	173	148			
14	RS	110	Total	C	N	O	0	0	0
			877	553	175	149			

- Molecule 15 is a protein called 50S ribosomal protein L19.

Mol	Chain	Residues	Atoms				ZeroOcc	AltConf	Trace
15	YT	131	Total	C	N	O	0	0	0
			1083	675	224	183			
15	RT	131	Total	C	N	O	0	0	0
			1091	680	225	185			

- Molecule 16 is a protein called 50S ribosomal protein L20.

Mol	Chain	Residues	Atoms					ZeroOcc	AltConf	Trace
16	YU	116	Total	C	N	O	S	0	0	0
			959	608	201	149	1			
16	RU	116	Total	C	N	O	S	0	0	0
			959	608	201	149	1			

- Molecule 17 is a protein called 50S ribosomal protein L21.

Mol	Chain	Residues	Atoms					ZeroOcc	AltConf	Trace
17	YV	101	Total	C	N	O	S	0	0	0
			771	495	140	135	1			
17	RV	101	Total	C	N	O	S	0	0	0
			775	498	141	135	1			

- Molecule 18 is a protein called 50S ribosomal protein L22.

Mol	Chain	Residues	Atoms					ZeroOcc	AltConf	Trace
18	YW	112	Total	C	N	O	S	0	0	0
			886	557	174	153	2			
18	RW	112	Total	C	N	O	S	0	0	0
			886	557	174	153	2			

- Molecule 19 is a protein called 50S ribosomal protein L23.

Mol	Chain	Residues	Atoms					ZeroOcc	AltConf	Trace
19	YX	95	Total	C	N	O	S	0	0	0
			750	488	135	126	1			
19	RX	95	Total	C	N	O	S	0	0	0
			750	488	135	126	1			

- Molecule 20 is a protein called 50S ribosomal protein L24.

Mol	Chain	Residues	Atoms					ZeroOcc	AltConf	Trace
20	YY	107	Total	C	N	O	S	0	0	0
			810	519	153	132	6			
20	RY	107	Total	C	N	O	S	0	0	0
			810	520	153	131	6			

- Molecule 21 is a protein called 50S ribosomal protein L25.

Mol	Chain	Residues	Atoms					ZeroOcc	AltConf	Trace
21	YZ	201	Total	C	N	O	S	0	0	0
			1557	995	274	286	2			
21	RZ	203	Total	C	N	O	S	0	0	0
			1587	1011	282	292	2			

- Molecule 22 is a protein called 50S ribosomal protein L27.

Mol	Chain	Residues	Atoms					ZeroOcc	AltConf	Trace
22	Y0	77	Total	C	N	O	S	0	0	0
			608	375	129	103	1			
22	R0	77	Total	C	N	O	S	0	0	0
			608	375	129	103	1			

- Molecule 23 is a protein called 50S ribosomal protein L28.

Mol	Chain	Residues	Atoms					ZeroOcc	AltConf	Trace
23	Y1	97	Total	C	N	O	S	0	0	0
			759	478	149	131	1			
23	R1	97	Total	C	N	O	S	0	0	0
			754	475	148	130	1			

- Molecule 24 is a protein called 50S ribosomal protein L29.

Mol	Chain	Residues	Atoms					ZeroOcc	AltConf	Trace
24	Y2	70	Total	C	N	O	S	0	0	0
			592	368	119	103	2			
24	R2	70	Total	C	N	O	S	0	0	0
			588	365	118	103	2			

- Molecule 25 is a protein called 50S ribosomal protein L30.

Mol	Chain	Residues	Atoms				ZeroOcc	AltConf	Trace
25	Y3	59	Total	C	N	O	0	0	0
			464	296	90	78			
25	R3	59	Total	C	N	O	0	0	0
			469	298	90	81			

- Molecule 26 is a protein called 50S ribosomal protein L31.

Mol	Chain	Residues	Atoms					ZeroOcc	AltConf	Trace
26	Y4	69	Total	C	N	O	S	0	0	0
			536	342	98	91	5			

Continued on next page...

Continued from previous page...

Mol	Chain	Residues	Atoms					ZeroOcc	AltConf	Trace
26	R4	69	Total	C	N	O	S	0	0	0
			546	346	96	99	5			

- Molecule 27 is a protein called 50S ribosomal protein L32.

Mol	Chain	Residues	Atoms					ZeroOcc	AltConf	Trace
27	Y5	59	Total	C	N	O	S	0	0	0
			455	285	89	76	5			
27	R5	59	Total	C	N	O	S	0	0	0
			459	288	90	76	5			

- Molecule 28 is a protein called 50S ribosomal protein L33.

Mol	Chain	Residues	Atoms					ZeroOcc	AltConf	Trace
28	Y6	53	Total	C	N	O	S	0	0	0
			449	279	91	75	4			
28	R6	53	Total	C	N	O	S	0	0	0
			453	281	91	77	4			

- Molecule 29 is a protein called 50S ribosomal protein L34.

Mol	Chain	Residues	Atoms					ZeroOcc	AltConf	Trace
29	Y7	48	Total	C	N	O	S	0	0	0
			418	257	104	55	2			
29	R7	48	Total	C	N	O	S	0	0	0
			418	257	104	55	2			

- Molecule 30 is a protein called 50S ribosomal protein L35.

Mol	Chain	Residues	Atoms					ZeroOcc	AltConf	Trace
30	Y8	64	Total	C	N	O	S	0	0	0
			517	331	102	82	2			
30	R8	64	Total	C	N	O	S	0	0	0
			517	331	102	82	2			

- Molecule 31 is a protein called 50S ribosomal protein L36.

Mol	Chain	Residues	Atoms					ZeroOcc	AltConf	Trace
31	Y9	37	Total	C	N	O	S	0	0	0
			307	188	68	47	4			
31	R9	37	Total	C	N	O	S	0	0	0
			307	188	68	47	4			

- Molecule 32 is a RNA chain called 16S rRNA.

Mol	Chain	Residues	Atoms					ZeroOcc	AltConf	Trace
32	XA	1504	Total	C	N	O	P	0	0	0
			32331	14396	5990	10441	1504			
32	QA	1500	Total	C	N	O	P	0	0	0
			32246	14358	5975	10413	1500			

- Molecule 33 is a protein called 30S ribosomal protein S2.

Mol	Chain	Residues	Atoms					ZeroOcc	AltConf	Trace
33	XB	231	Total	C	N	O	S	0	0	0
			1825	1167	326	327	5			
33	QB	231	Total	C	N	O	S	0	0	0
			1842	1175	330	332	5			

- Molecule 34 is a protein called 30S ribosomal protein S3.

Mol	Chain	Residues	Atoms					ZeroOcc	AltConf	Trace
34	XC	206	Total	C	N	O	S	0	0	0
			1542	968	300	273	1			
34	QC	206	Total	C	N	O	S	0	0	0
			1558	979	305	273	1			

- Molecule 35 is a protein called 30S ribosomal protein S4.

Mol	Chain	Residues	Atoms					ZeroOcc	AltConf	Trace
35	XD	208	Total	C	N	O	S	0	0	0
			1668	1047	330	284	7			
35	QD	208	Total	C	N	O	S	0	0	0
			1665	1043	329	286	7			

- Molecule 36 is a protein called 30S ribosomal protein S5.

Mol	Chain	Residues	Atoms					ZeroOcc	AltConf	Trace
36	XE	148	Total	C	N	O	S	0	0	0
			1133	716	214	199	4			
36	QE	148	Total	C	N	O	S	0	0	0
			1133	716	214	199	4			

- Molecule 37 is a protein called 30S ribosomal protein S6.

Mol	Chain	Residues	Atoms					ZeroOcc	AltConf	Trace
37	XF	100	Total	C	N	O	S	0	0	0
			816	516	146	151	3			
37	QF	100	Total	C	N	O	S	0	0	0
			814	516	144	151	3			

- Molecule 38 is a protein called 30S ribosomal protein S7.

Mol	Chain	Residues	Atoms					ZeroOcc	AltConf	Trace
38	XG	155	Total	C	N	O	S	0	0	0
			1229	766	241	216	6			
38	QG	155	Total	C	N	O	S	0	0	0
			1235	769	244	216	6			

- Molecule 39 is a protein called 30S ribosomal protein S8.

Mol	Chain	Residues	Atoms					ZeroOcc	AltConf	Trace
39	XH	137	Total	C	N	O	S	0	0	0
			1088	689	206	191	2			
39	QH	137	Total	C	N	O	S	0	0	0
			1098	694	210	192	2			

- Molecule 40 is a protein called 30S ribosomal protein S9.

Mol	Chain	Residues	Atoms					ZeroOcc	AltConf	Trace
40	XI	126	Total	C	N	O		0	0	0
			966	613	186	167				
40	QI	127	Total	C	N	O		0	0	0
			986	625	193	168				

- Molecule 41 is a protein called 30S ribosomal protein S10.

Mol	Chain	Residues	Atoms					ZeroOcc	AltConf	Trace
41	XJ	96	Total	C	N	O		0	0	0
			710	442	137	131				
41	QJ	97	Total	C	N	O		0	0	0
			719	446	142	131				

- Molecule 42 is a protein called 30S ribosomal protein S11.

Mol	Chain	Residues	Atoms					ZeroOcc	AltConf	Trace
42	XK	114	Total	C	N	O	S	0	0	0
			833	519	156	155	3			

Continued on next page...

Continued from previous page...

Mol	Chain	Residues	Atoms					ZeroOcc	AltConf	Trace
42	QK	114	Total	C	N	O	S	0	0	0
			834	520	156	155	3			

- Molecule 43 is a protein called 30S ribosomal protein S12.

Mol	Chain	Residues	Atoms					ZeroOcc	AltConf	Trace
43	XL	122	Total	C	N	O	S	0	0	0
			932	586	185	159	2			
43	QL	122	Total	C	N	O	S	0	0	0
			932	586	185	159	2			

- Molecule 44 is a protein called 30S ribosomal protein S13.

Mol	Chain	Residues	Atoms					ZeroOcc	AltConf	Trace
44	XM	114	Total	C	N	O	S	0	0	0
			895	550	186	157	2			
44	QM	116	Total	C	N	O	S	0	0	0
			914	564	189	159	2			

- Molecule 45 is a protein called 30S ribosomal protein S14 type Z.

Mol	Chain	Residues	Atoms					ZeroOcc	AltConf	Trace
45	XN	60	Total	C	N	O	S	0	0	0
			492	312	104	72	4			
45	QN	60	Total	C	N	O	S	0	0	0
			492	312	104	72	4			

- Molecule 46 is a protein called 30S ribosomal protein S15.

Mol	Chain	Residues	Atoms					ZeroOcc	AltConf	Trace
46	XO	88	Total	C	N	O	S	0	0	0
			728	456	144	126	2			
46	QO	88	Total	C	N	O	S	0	0	0
			728	456	144	126	2			

- Molecule 47 is a protein called 30S ribosomal protein S16.

Mol	Chain	Residues	Atoms					ZeroOcc	AltConf	Trace
47	XP	82	Total	C	N	O	S	0	0	0
			677	430	133	113	1			
47	QP	82	Total	C	N	O	S	0	0	0
			681	433	134	113	1			

- Molecule 48 is a protein called 30S ribosomal protein S17.

Mol	Chain	Residues	Atoms					ZeroOcc	AltConf	Trace
48	XQ	99	Total	C	N	O	S	0	0	0
			823	528	151	142	2			
48	QQ	99	Total	C	N	O	S	0	0	0
			823	528	151	142	2			

- Molecule 49 is a protein called 30S ribosomal protein S18.

Mol	Chain	Residues	Atoms					ZeroOcc	AltConf	Trace
49	XR	68	Total	C	N	O		0	0	0
			555	355	108	92				
49	QR	68	Total	C	N	O		0	0	0
			555	355	108	92				

- Molecule 50 is a protein called 30S ribosomal protein S19.

Mol	Chain	Residues	Atoms					ZeroOcc	AltConf	Trace
50	XS	83	Total	C	N	O	S	0	0	0
			645	410	118	115	2			
50	QS	83	Total	C	N	O	S	0	0	0
			648	415	120	111	2			

- Molecule 51 is a protein called 30S ribosomal protein S20.

Mol	Chain	Residues	Atoms					ZeroOcc	AltConf	Trace
51	XT	98	Total	C	N	O	S	0	0	0
			733	451	154	126	2			
51	QT	96	Total	C	N	O	S	0	0	0
			732	449	157	124	2			

- Molecule 52 is a protein called 30S ribosomal protein Thx.

Mol	Chain	Residues	Atoms				ZeroOcc	AltConf	Trace
52	XU	23	Total	C	N	O	0	0	0
			199	122	48	29			
52	QU	23	Total	C	N	O	0	0	0
			199	122	48	29			

- Molecule 53 is a RNA chain called P-site tRNA fMet.

Mol	Chain	Residues	Atoms					ZeroOcc	AltConf	Trace
53	QV	77	Total	C	N	O	P	0	0	0
			1644	732	297	538	77			
53	XV	77	Total	C	N	O	P	0	0	0
			1644	732	297	538	77			

- Molecule 54 is a protein called Peptide chain release factor 2.

Mol	Chain	Residues	Atoms					ZeroOcc	AltConf	Trace
54	QY	357	Total	C	N	O	S	0	0	0
			2833	1742	498	583	10			
54	XY	357	Total	C	N	O	S	0	0	0
			2833	1742	498	583	10			

There are 32 discrepancies between the modelled and reference sequences:

Chain	Residue	Modelled	Actual	Comment	Reference
QY	-14	MET	-	initiating methionine	UNP P07012
QY	-13	GLY	-	expression tag	UNP P07012
QY	-12	SER	-	expression tag	UNP P07012
QY	-11	SER	-	expression tag	UNP P07012
QY	-10	HIS	-	expression tag	UNP P07012
QY	-9	HIS	-	expression tag	UNP P07012
QY	-8	HIS	-	expression tag	UNP P07012
QY	-7	HIS	-	expression tag	UNP P07012
QY	-6	HIS	-	expression tag	UNP P07012
QY	-5	HIS	-	expression tag	UNP P07012
QY	-4	SER	-	expression tag	UNP P07012
QY	-3	GLU	-	expression tag	UNP P07012
QY	-2	ASP	-	expression tag	UNP P07012
QY	-1	PRO	-	expression tag	UNP P07012
QY	0	ALA	-	expression tag	UNP P07012
QY	298	VAL	LEU	conflict	UNP P07012
XY	-14	MET	-	initiating methionine	UNP P07012
XY	-13	GLY	-	expression tag	UNP P07012
XY	-12	SER	-	expression tag	UNP P07012
XY	-11	SER	-	expression tag	UNP P07012
XY	-10	HIS	-	expression tag	UNP P07012
XY	-9	HIS	-	expression tag	UNP P07012
XY	-8	HIS	-	expression tag	UNP P07012
XY	-7	HIS	-	expression tag	UNP P07012
XY	-6	HIS	-	expression tag	UNP P07012
XY	-5	HIS	-	expression tag	UNP P07012
XY	-4	SER	-	expression tag	UNP P07012

Continued on next page...

Continued from previous page...

Chain	Residue	Modelled	Actual	Comment	Reference
XY	-3	GLU	-	expression tag	UNP P07012
XY	-2	ASP	-	expression tag	UNP P07012
XY	-1	PRO	-	expression tag	UNP P07012
XY	0	ALA	-	expression tag	UNP P07012
XY	298	VAL	LEU	conflict	UNP P07012

- Molecule 55 is a RNA chain called mRNA.

Mol	Chain	Residues	Atoms					ZeroOcc	AltConf	Trace
55	XX	6	Total	C	N	O	P	0	0	0
			129	58	24	41	6			
55	QX	6	Total	C	N	O	P	0	0	0
			129	58	24	41	6			

- Molecule 56 is MAGNESIUM ION (three-letter code: MG) (formula: Mg).

Mol	Chain	Residues	Atoms		ZeroOcc	AltConf
56	QA	280	Total	Mg	0	0
			280	280		
56	YV	1	Total	Mg	0	0
			1	1		
56	RP	2	Total	Mg	0	0
			2	2		
56	R7	2	Total	Mg	0	0
			2	2		
56	YA	756	Total	Mg	0	0
			756	756		
56	Y5	1	Total	Mg	0	0
			1	1		
56	YR	1	Total	Mg	0	0
			1	1		
56	RT	3	Total	Mg	0	0
			3	3		
56	QD	4	Total	Mg	0	0
			4	4		
56	RN	3	Total	Mg	0	0
			3	3		
56	XE	2	Total	Mg	0	0
			2	2		
56	RG	4	Total	Mg	0	0
			4	4		
56	Y1	2	Total	Mg	0	0
			2	2		

Continued on next page...

Continued from previous page...

Mol	Chain	Residues	Atoms	ZeroOcc	AltConf
56	YD	9	Total Mg 9 9	0	0
56	QV	4	Total Mg 4 4	0	0
56	RX	1	Total Mg 1 1	0	0
56	Y8	2	Total Mg 2 2	0	0
56	YO	2	Total Mg 2 2	0	0
56	XA	193	Total Mg 193 193	0	0
56	QI	1	Total Mg 1 1	0	0
56	RQ	4	Total Mg 4 4	0	0
56	R0	4	Total Mg 4 4	0	0
56	XT	1	Total Mg 1 1	0	0
56	QR	1	Total Mg 1 1	0	0
56	QL	2	Total Mg 2 2	0	0
56	RU	3	Total Mg 3 3	0	0
56	QG	3	Total Mg 3 3	0	0
56	RO	1	Total Mg 1 1	0	0
56	XJ	1	Total Mg 1 1	0	0
56	QO	1	Total Mg 1 1	0	0
56	Y0	1	Total Mg 1 1	0	0
56	YG	3	Total Mg 3 3	0	0
56	XY	1	Total Mg 1 1	0	0
56	YQ	2	Total Mg 2 2	0	0

Continued on next page...

Continued from previous page...

Mol	Chain	Residues	Atoms		ZeroOcc	AltConf
56	YN	1	Total 1	Mg 1	0	0
56	XF	3	Total 3	Mg 3	0	0
56	YX	1	Total 1	Mg 1	0	0
56	RR	4	Total 4	Mg 4	0	0
56	RD	14	Total 14	Mg 14	0	0
56	R1	4	Total 4	Mg 4	0	0
56	Y7	1	Total 1	Mg 1	0	0
56	YT	3	Total 3	Mg 3	0	0
56	RV	4	Total 4	Mg 4	0	0
56	QF	1	Total 1	Mg 1	0	0
56	RH	2	Total 2	Mg 2	0	0
56	XK	1	Total 1	Mg 1	0	0
56	QH	2	Total 2	Mg 2	0	0
56	QQ	2	Total 2	Mg 2	0	0
56	RA	1069	Total 1069	Mg 1069	0	0
56	R4	1	Total 1	Mg 1	0	0
56	YF	3	Total 3	Mg 3	0	0
56	YP	1	Total 1	Mg 1	0	0
56	RZ	1	Total 1	Mg 1	0	0
56	QB	1	Total 1	Mg 1	0	0
56	QM	1	Total 1	Mg 1	0	0

Continued on next page...

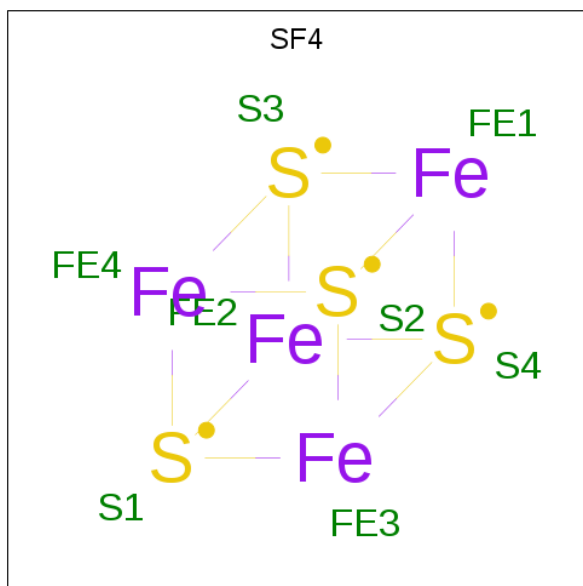
Continued from previous page...

Mol	Chain	Residues	Atoms		ZeroOcc	AltConf
56	R9	2	Total	Mg	0	0
			2	2		
56	RE	7	Total	Mg	0	0
			7	7		
56	XL	1	Total	Mg	0	0
			1	1		
56	YB	19	Total	Mg	0	0
			19	19		
56	QT	1	Total	Mg	0	0
			1	1		
56	QN	2	Total	Mg	0	0
			2	2		
56	Y6	1	Total	Mg	0	0
			1	1		
56	YW	2	Total	Mg	0	0
			2	2		
56	RW	2	Total	Mg	0	0
			2	2		
56	QY	2	Total	Mg	0	0
			2	2		
56	XH	1	Total	Mg	0	0
			1	1		
56	XV	3	Total	Mg	0	0
			3	3		
56	RB	28	Total	Mg	0	0
			28	28		
56	YI	1	Total	Mg	0	0
			1	1		
56	QE	2	Total	Mg	0	0
			2	2		
56	R5	4	Total	Mg	0	0
			4	4		
56	R8	1	Total	Mg	0	0
			1	1		
56	RF	11	Total	Mg	0	0
			11	11		
56	R3	2	Total	Mg	0	0
			2	2		
56	YE	7	Total	Mg	0	0
			7	7		

- Molecule 57 is ZINC ION (three-letter code: ZN) (formula: Zn).


Mol	Chain	Residues	Atoms	ZeroOcc	AltConf
57	Y9	1	Total Zn 1 1	0	0
57	QN	1	Total Zn 1 1	0	0
57	Y6	1	Total Zn 1 1	0	0
57	XN	1	Total Zn 1 1	0	0
57	R9	1	Total Zn 1 1	0	0
57	Y4	1	Total Zn 1 1	0	0
57	R6	1	Total Zn 1 1	0	0
57	Y5	1	Total Zn 1 1	0	0
57	R5	1	Total Zn 1 1	0	0
57	YY	1	Total Zn 1 1	0	0
57	R4	1	Total Zn 1 1	0	0
57	RY	1	Total Zn 1 1	0	0

- Molecule 58 is IRON/SULFUR CLUSTER (three-letter code: SF4) (formula: Fe₄S₄).



Mol	Chain	Residues	Atoms			ZeroOcc	AltConf
58	XD	1	Total 8	Fe 4	S 4	0	0
58	QD	1	Total 8	Fe 4	S 4	0	0

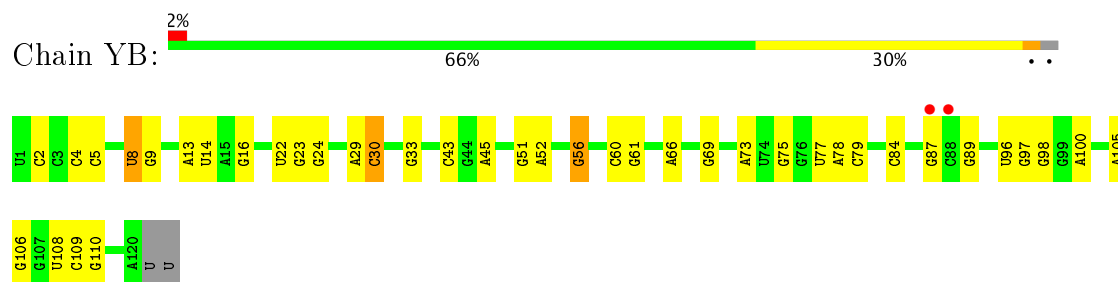
A2602	C2356	A2269	G2105	C1866	G1756	A1614	C1509A	C1398	G1164	G1063
A2603	C2359	G2270	G2106	A1876	U1757	G1622	A1509B	G1405	U1165	C1064
U2604	A2360	G2271	C2107	A1876	A1758	G1622	A1509B	U1404	U1166	U1065
U2611	A2361	C2275	U2109	G1878	A1759	G1629	G1515	U1514	U1167	U1066
C2612	C2364	G2279	G2111	A1883	A1762	U1639	U1518	U1518	A1067	G1068
U2615	G2365	C2283	G2112	A1885	G1763	C1640	G1519	C1407	A1068	A1069
C2616	C2373	A2286	A2114	C1886	G1764	U1639	U1519	C1408	A1070	A1071
C2617	C2374	A2287	G2115	C1886	A1773	C1640	G1525	C1409	G1071	G1072
A2629	G2375	A2287	G2116	G1899	C1774	G1645	G1526	A1411	A1073	A1074
G2630	A2378	G2288	G2117	A1900	A1780	G1646	G1529	G1412	G1075	G1076
C2635	G2379	U2290	U2118	G1906	A1786	G1647	C1650	G1413	A1077	G1077
G2640	C2383	U2291	G2120	A1913	A1789	C1648	C1651	G1414	G1078	G1078
G2641	G2384	G2292	G2121	A1914	C1790	G1649	C1652	G1415	C1079	C1080
G2642	C2385	C2293	U2122	U1915	A1791	G1650	G1533	U1420	U1081	U1082
C2646	G2389	G2303	G2123	A1918	G1792	G1656	A1536	G1421	U1083	A1084
U2647	U2390	A2304	G2124	A1919	C1793	C1657	G1539	A1427	U1085	A1085
U2648	G2391	G2305	A2126	A1920	U1794	A1665	U1540	C1428	A1086	A1086
U2649	G2397	A2305	G2127	G1921	C1796	G1666	G1541	C1430	G1087	A1088
U2650	C2398	G2308	C2128	G1921	U1797	G1667	A1542	U1431	G1089	G1089
C2651	U2406	C2308	G2129	G1929	U1798	A1668	C1543	C1432	U1090	G1091
A2654	G2410	C2312	U2130	G1930	G1799	A1669	C1546	G1441	G1092	G1093
G2659	G2414	C2313	G2131	A1936	C1800	G1674	C1557	G1442	U1094	U1094
G2663	G2420	G2314	U2132	A1937	A1802	G1683	U1558	U1341	U1096	U1097
C2680	G2421	G2315	A2133	A1938	A1803	C1684	G1559	A1352	A1098	A1099
G2683	G2422	C2316	G2134	U1939	G1804	C1685	G1560	A1353	G1100	U1101
U2687	G2423	C2317	C2135	U1946	U1805	C1686	A1566	A1354	A1102	A1103
U2688	G2424	G2318	C2136	C1947	A1812	U1688	A1569	G1355	G1109	G1110
U2689	G2425	G2319	G2137	G1948	A1815	U1688	A1578	G1356	G1111	G1112
C2691	A2426	A2321	G2141	U1951	G1816	U1693	A1579	A1357	G1113	G1114
C2692	A2427	A2322	G2142	G1950	C1823	U1696	A1580	A1358	G1125	G1125
A2693	A2428	G2323	C2143	A1952	G1828	A1700	C1584	A1359	A1129	A1129
C2694	A2429	G2324	U2144	U1955	C1829	A1701	A1586	G1364	U1130	U1130
C2695	A2430	G2325	C2145	C1962	C1830	A1709	A1587	A1365	G1135	G1135
C2696	A2431	G2326	C2146	U1963	U1833	C1710	C1588	A1366	G1136	G1136
C2697	A2432	G2327	G2147	C1967	U1834	C1711	C1589	U1372	U1271	U1271
U2698	A2433	G2328	G2148	G1968	U1835	C1712	G1593	G1379	A1272	A1272
C2699	A2434	G2329	G2149	A1970	G1842	U1720	G1594	A1380	A1273	A1273
U2702	A2435	G2330	G2150	A1971	C1843	G1721	G1595	A1384	A1274	U1141
C2703	A2436	G2331	G2151	A1972	U1844	A1722	A1596	A1265	A1275	U1142A
G2709	A2437	G2332	U2152	U1991	A1847	U1739	C1604	G1478	G1266	A1142B
C2710	A2438	G2333	G2153	U1992	A1848	G1740	C1604	G1479	A1266	
A2711	A2439	G2334	U2154	U1993	A1853	A1741	C1607	C1493	G1267	
U2712A	A2440	G2335	G2155	G1997	A1854	G1747B	A1608	U1497	A1268	
A2712B	A2441	G2336	G2156	C1999	A1859	G1750	A1610	A1507	A1269	
	A2442	G2337	G2157	C1999				A1508		
	A2443	G2338	G2158							
	A2444	G2339	G2159							
	A2445	G2340	G2160							
	A2446	G2341	G2161							
	A2447	G2342	G2162							
	A2448	G2343	G2163							
	A2449	G2344	G2164							
	A2450	G2345	G2165							
	A2451	G2346	G2166							
	A2452	G2347	G2167							
	A2453	G2348	G2168							
	A2454	G2349	G2169							
	A2455	G2350	G2170							
	A2456	G2351	G2171							
	A2457	G2352	G2172							
	A2458	G2353	G2173							
	A2459	G2354	G2174							
	A2460	G2355	G2175							
	A2461	G2356	G2176							
	A2462	G2357	G2177							
	A2463	G2358	G2178							
	A2464	G2359	G2179							
	A2465	G2360	G2180							
	A2466	G2361	G2181							
	A2467	G2362	G2182							
	A2468	G2363	G2183							
	A2469	G2364	G2184							
	A2470	G2365	G2185							
	A2471	G2366	G2186							
	A2472	G2367	G2187							
	A2473	G2368	G2188							
	A2474	G2369	G2189							
	A2475	G2370	G2190							
	A2476	G2371	G2191							
	A2477	G2372	G2192							
	A2478	G2373	G2193							
	A2479	G2374	G2194							
	A2480	G2375	G2195							
	A2481	G2376	G2196							
	A2482	G2377	G2197							
	A2483	G2378	G2198							
	A2484	G2379	G2199							
	A2485	G2380	G2200							
	A2486	G2381	G2201							
	A2487	G2382	G2202							
	A2488	G2383	G2203							
	A2489	G2384	G2204							
	A2490	G2385	G2205							
	A2491	G2386	G2206							
	A2492	G2387	G2207							
	A2493	G2388	G2208							
	A2494	G2389	G2209							
	A2495	G2390	G2210							
	A2496	G2391	G2211							
	A2497	G2392	G2212							
	A2498	G2393	G2213							
	A2499	G2394	G2214							
	A2500	G2395	G2215							
	A2501	G2396	G2216							
	A2502	G2397	G2217							
	A2503	G2398	G2218							
	A2504	G2399	G2219							
	A2505	G2400	G2220							
	A2506	G2401	G2221							
	A2507	G2402	G2222							
	A2508	G2403	G2223							
	A2509	G2404	G2224							
	A2510	G2405	G2225							
	A2511	G2406	G2226							
	A2512	G2407	G2227							
	A2513	G2408	G2228							
	A2514	G2409	G2229							
	A2515	G2410	G2230							
	A2516	G2411	G2231							
	A2517	G2412	G2232							
	A2518	G2413	G2233							
	A2519	G2414	G2234							
	A2520	G2415	G2235							
	A2521	G2416	G2236							
	A2522	G2417	G2237							
	A2523	G2418	G2238							
	A2524	G2419	G2239							
	A2525	G2420	G2240							
	A2526	G2421	G2241							
	A2527	G2422	G2242							
	A2528	G2423	G2243							
	A2529	G2424	G2244							
	A2530	G2425	G2245							
	A2531	G2426	G2246							
	A2532	G2427	G2247							
	A2533	G2428	G2248							
	A2534	G2429	G2249							
	A2535	G2430	G2250							
	A2536	G2431	G2251							
	A2537	G2432	G2252							
	A2538	G2433	G2253							
	A2539	G2434	G2254							
	A2540	G2435	G2255							
	A2541	G2436	G2256							
	A2542	G2437	G2257							
	A2543	G2438	G2258							
	A2544	G2439	G2259							
	A2545	G2440	G2260							
	A2546	G2441	G2261							
	A2547	G2442	G2262							
	A2548	G2443	G2263							
	A2549	G2444	G2264							
	A2550	G2445	G2265							
	A2551	G2446	G2266							
	A2552	G2447	G2267							
	A2553	G2448	G2268							
	A2554	G2449	G2269							
	A2555	G2450	G2270							
	A2556	G2451	G2271							
	A2557	G2452	G2272							
	A2558	G2453	G2273							
	A2559	G2454	G2274							
	A2560	G2455	G2275							



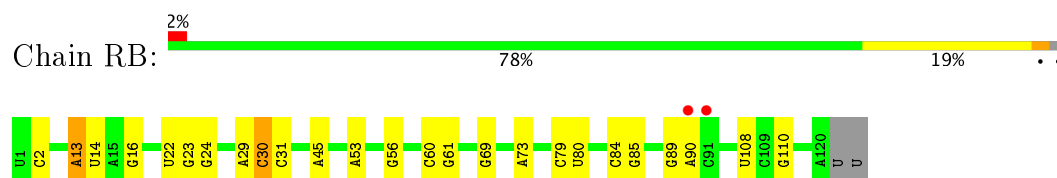
G2802	G2803	G2804	G2805	G2807	G2808	G2812	G2813	G2816	G2817	G2818	G2819	A2820	A2821	G2822	A2823	G2833	G2836	G2837	G2838	G2839	G2846	G2847	G2848	G2849	A2850	G2853	G2854	G2855	G2867	A2868	G2872	G2880	A2883	G2886	A2892	G2893	G2894	G2895	G2896	G2897	U	G	A	C	C	C	C																																																																																																																																																																																																																																																																																																																																																																																																																																																																																																																																																																																																																																																																																																																																																																																																																																																																																																																																																																																																						
C2704	A2705	G2709	G2710	A2711	U2712A	A2712B	A2713	G2714	G2719	U2726	G2727	G2732	A2733	A2734	G2735	G2736	A2740	A2741	C2742	G2747	A2748	A2749	A2750	A2753	U2754	C2755	A2758	A2764	A2765	C2769	A2778	G2779	G2780	A2781	C2785	C2789	A	C	G2792	G2793	G2794	G	U	C	A	A2801B																																																																																																																																																																																																																																																																																																																																																																																																																																																																																																																																																																																																																																																																																																																																																																																																																																																																																																																																																																																																							
G2489	G2490	U2491	C2496	G2502	A2503	U2504	G2505	U2506	C2507	G2513	U2514	G2515	G2516	G2517	A2518	U2519	G2520	G2525	G2529	G2532	G2537	G2538	A2543	G2544	G2547	G2548	G2549	U2554	U2555	A2566	G2567	C2568	A2572	C2573	G2578	G2583	A2584	G2585	U2586	G2587	G2588	G2589	C2591	A2593	G2594	G2595	U2596	G2597	U2598	G2599	C2600	G2601	C2602	U2603	U2604	U2611	G2612	U2615	G2616	G2617	G2626	G2627	G2628	A2629	G2630	G2631	G2641	G2642	G2643	G2644	G2645	U2646	U2647	G2648	G2649	U2650	G2651	A2654	A2657	G2663	G2674	G2677	G2678	G2679	C2680	G2683	U2684	U2689	C2691	C2692	A2693	G2694	G2695	U2696	G2697	U2698	C2699	C2703																																																																																																																																																																																																																																																																																																																																																																																																																																																																																																																																																																																																																																																																																																																																																																																																																																																																																																																																																			
G2375	A2376	A2377	G2383	G2384	C2385	G2389	U2390	G2394	U2398	G2399	G2406	U2407	G2410	G2420	A2421	A2422	A2425	G2429	A2430	A2435	A2439	G2440	C2441	C2442	G2443	G2444	G2445	G2446	G2447	A2448	U2449	G2452	A2453	G2454	G2455	A2456	C2461	U2462	C2463	C2474	G2475	A2476	G2477	A2478	G2486																																																																																																																																																																																																																																																																																																																																																																																																																																																																																																																																																																																																																																																																																																																																																																																																																																																																																																																																																																																																								
U2262	A2266	A2267	A2268	A2269	C2275	G2276	U2277	A2278	G2279	G2282	C2283	G2284	G2285	A2286	A2287	G2290	U2291	C2292	G2300	C2301	G2304	A2305	G2308	A2311	U2312	G2317	G2318	G2319	A2320	G2321	A2322	G2325	A2328	G2329	G2330	G2334	G2335	A2336	G2343	U2344	G2345	U2346	U2347	U2348	U2349	U2350	U2351	U2352	U2353	U2354	U2355	U2356	U2357	U2358	U2359	U2360	U2361	U2362	U2363	U2364	U2365	U2366	U2367	U2368	U2369	U2370	U2371	U2372	U2373	U2374	U2375	U2376	U2377	U2378	U2379	U2380	U2381	U2382	U2383	U2384	U2385	U2386	U2387	U2388	U2389	U2390	U2391	U2392	U2393	U2394	U2395	U2396	U2397	U2398	U2399	U2400	U2401	U2402	U2403	U2404	U2405	U2406	U2407	U2408	U2409	U2410	U2411	U2412	U2413	U2414	U2415	U2416	U2417	U2418	U2419	U2420	U2421	U2422	U2423	U2424	U2425	U2426	U2427	U2428	U2429	U2430	U2431	U2432	U2433	U2434	U2435	U2436	U2437	U2438	U2439	U2440	U2441	U2442	U2443	U2444	U2445	U2446	U2447	U2448	U2449	U2450	U2451	U2452	U2453	U2454	U2455	U2456	U2457	U2458	U2459	U2460	U2461	U2462	U2463	U2464	U2465	U2466	U2467	U2468	U2469	U2470	U2471	U2472	U2473	U2474	U2475	U2476	U2477	U2478	U2479	U2480	U2481	U2482	U2483	U2484	U2485	U2486	U2487	U2488	U2489	U2490	U2491	U2492	U2493	U2494	U2495	U2496	U2497	U2498	U2499	U2500	U2501	U2502	U2503	U2504	U2505	U2506	U2507	U2508	U2509	U2510	U2511	U2512	U2513	U2514	U2515	U2516	U2517	U2518	U2519	U2520	U2521	U2522	U2523	U2524	U2525	U2526	U2527	U2528	U2529	U2530	U2531	U2532	U2533	U2534	U2535	U2536	U2537	U2538	U2539	U2540	U2541	U2542	U2543	U2544	U2545	U2546	U2547	U2548	U2549	U2550	U2551	U2552	U2553	U2554	U2555	U2556	U2557	U2558	U2559	U2560	U2561	U2562	U2563	U2564	U2565	U2566	U2567	U2568	U2569	U2570	U2571	U2572	U2573	U2574	U2575	U2576	U2577	U2578	U2579	U2580	U2581	U2582	U2583	U2584	U2585	U2586	U2587	U2588	U2589	U2590	U2591	U2592	U2593	U2594	U2595	U2596	U2597	U2598	U2599	U2600	U2601	U2602	U2603	U2604	U2605	U2606	U2607	U2608	U2609	U2610	U2611	U2612	U2613	U2614	U2615	U2616	U2617	U2618	U2619	U2620	U2621	U2622	U2623	U2624	U2625	U2626	U2627	U2628	U2629	U2630	U2631	U2632	U2633	U2634	U2635	U2636	U2637	U2638	U2639	U2640	U2641	U2642	U2643	U2644	U2645	U2646	U2647	U2648	U2649	U2650	U2651	U2652	U2653	U2654	U2655	U2656	U2657	U2658	U2659	U2660	U2661	U2662	U2663	U2664	U2665	U2666	U2667	U2668	U2669	U2670	U2671	U2672	U2673	U2674	U2675	U2676	U2677	U2678	U2679	U2680	U2681	U2682	U2683	U2684	U2685	U2686	U2687	U2688	U2689	U2690	U2691	U2692	U2693	U2694	U2695	U2696	U2697	U2698	U2699	U2700	U2701	U2702	U2703	U2704	U2705	U2706	U2707	U2708	U2709	U2710	U2711	U2712	U2713	U2714	U2715	U2716	U2717	U2718	U2719	U2720	U2721	U2722	U2723	U2724	U2725	U2726	U2727	U2728	U2729	U2730	U2731	U2732	U2733	U2734	U2735	U2736	U2737	U2738	U2739	U2740	U2741	U2742	U2743	U2744	U2745	U2746	U2747	U2748	U2749	U2750	U2751	U2752	U2753	U2754	U2755	U2756	U2757	U2758	U2759	U2760	U2761	U2762	U2763	U2764	U2765	U2766	U2767	U2768	U2769	U2770	U2771	U2772	U2773	U2774	U2775	U2776	U2777	U2778	U2779	U2780	U2781	U2782	U2783	U2784	U2785	U2786	U2787	U2788	U2789	U2790	U2791	U2792	U2793	U2794	U2795	U2796	U2797	U2798	U2799	U2800	U2801	U2802	U2803	U2804	U2805	U2806	U2807	U2808	U2809	U2810	U2811	U2812	U2813	U2814	U2815	U2816	U2817	U2818	U2819	U2820	U2821	U2822	U2823	U2824	U2825	U2826	U2827	U2828	U2829	U2830	U2831	U2832	U2833	U2834	U2835	U2836	U2837	U2838	U2839	U2840	U2841	U2842	U2843	U2844	U2845	U2846	U2847	U2848	U2849	U2850	U2851	U2852	U2853	U2854	U2855	U2856	U2857	U2858	U2859	U2860	U2861	U2862	U2863	U2864	U2865	U2866	U2867	U2868	U2869	U2870	U2871	U2872	U2873	U2874	U2875	U2876	U2877	U2878	U2879	U2880	U2881	U2882	U2883	U2884	U2885	U2886	U2887	U2888	U2889	U2890	U2891	U2892	U2893	U2894	U2895	U2896	U2897	U2898	U2899	U2900	U2901	U2902	U2903	U2904	U2905	U2906	U2907	U2908	U2909	U2910	U2911	U2912	U2913	U2914	U2915	U2916	U2917	U2918	U2919	U2920	U2921	U2922	U2923	U2924	U2925	U2926	U2927	U2928	U2929	U2930	U2931	U2932	U2933	U2934	U2935	U2936	U2937	U2938	U2939	U2940	U2941	U2942	U2943	U2944	U2945	U2946	U2947	U2948	U2949	U2950	U2951	U2952	U2953	U2954	U2955	U2956	U2957	U2958	U2959	U2960	U2961	U2962	U2963	U2964	U2965	U2966	U2967	U2968	U2969	U2970	U2971	U2972	U2973	U2974	U2975	U2976	U2977	U2978	U2979	U2980	U2981	U2982	U2983	U2984	U2985	U2986	U2987	U2988	U2989	U2990	U2991	U2992	U2993	U2994	U2995	U2996	U2997	U2998	U2999	U3000	U3001	U3002	U3003	U3004	U3005	U3006	U3007	U3008	U3009	U3010	U3011	U3012	U3013	U3014	U3015	U3016	U3017	U3018	U3019	U3020	U3021	U3022	U3023	U3024	U3025	U3026	U3027	U3028	U3029	U3030	U3031	U3032	U3033	U3034	U3035	U3036	U3037	U3038	U3039	U3040	U3041	U3042	U3043	U3044	U3045	U3046	U3047	U3048	U3049	U3050	U3051	U3052	U3053	U3054	U3055	U3056	U3057	U3058	U3059	U3060	U3061	U3062	U3063	U3064	U3065	U3066	U3067	U3068	U3069	U3070	U3071	U3072	U3073	U3074	U3075	U3076	U3077	U3078	U3079	U3080	U3081	U3082	U3083	U3084	U3085	U3086	U3087	U3088	U3089	U3090	U3091	U3092	U3093	U3094	U3095	U3096	U3097	U3098	U3099	U3100	U3101	U3102	U3103	U3104	U3105	U3106	U3107	U3108	U3109	U3110	U3111	U3112	U3113	U3114	U3115	U3116	U3117	U3118	U3119	U3120	U3121	U3122	U3123	U3124	U3125	U3126	U3127	U3128	U3129	U3130	U3131	U3132	U3133	U3134	U3135	U3136	U3137	U3138	U3139	U3140	U3141	U3142	U3143	U3144	U3145	U3146	U3147	U3148	U3149	U3150	U3151	U3152	U3153	U3154	U3155	U3156	U3157	U3158	U3159	U3160	U3161	U3162	U3163	U3164	U3165	U3166	U3167	U3168	U3169	U3170	U3171	U3172	U3173	U3174	U3175	U3176	U3177	U3178	U3179	U3180	U3181	U3182	U3183	U3184	U3185	U3186	U3187	U3188	U3189	U3190	U3191	U3192	U3193	U3194	U3195	U3196	U3197	U3198	U3199	U3200	U3201	U3202	U3203	U3204	U3205	U3206	U3207	U3208	U3209	U3210	U3211	U3212	U3213	U3214	U3215	U3216	U3217	U3218	U3219	U3220	U3221	U3222	U3223	U3224	U3225	U3226	U3227	U3228	U3229	U3230	U3231	U3232	U3233	U3234	U3235	U3236	U3237	U3238	U3239	U3240	U3241	U3242	U3243	U3244	U3245	U3246	U3247	U3248	U3249	U3250	U3251	U3252	U3253	U3254	U3255	U3256	U3257	U3258	U3259	U3260	U3261	U3262	U3263	U3264	U3265	U3266	U3267	U3268	U3269	U3270	U3271	U3272	U3273	U3274	U3275	U3276	U3277	U3278	U3279	U3280	U3281	U3282	U3283	U3284	U3285	U3286	U3287	U3288	U3289	U3290	U3291	U3292	U3293	U3294	U3295	U3296	U3297	U3298	U3299	U3300	U3301	U3302	U3303	U3304	U3305	U3306	U3307	U3308	U3309	U3310	U3311	U3312	U3313	U3314	U3315	U3316	

C D C

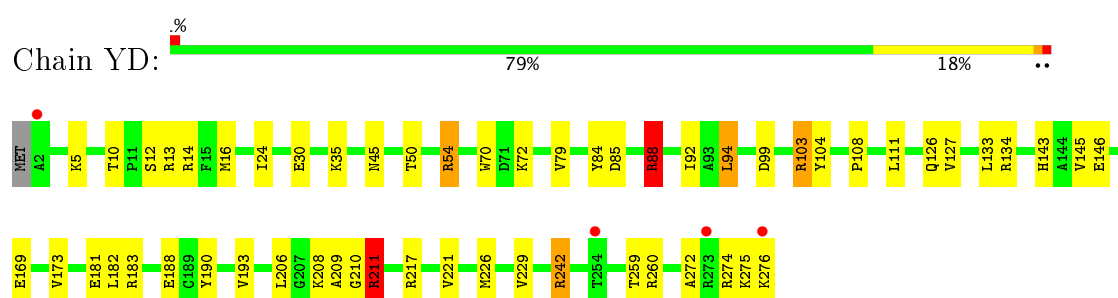
- Molecule 2: 5S rRNA



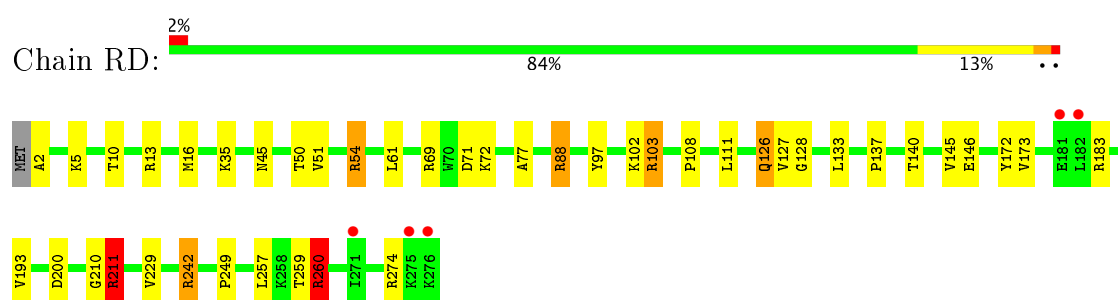
- Molecule 2: 5S rRNA



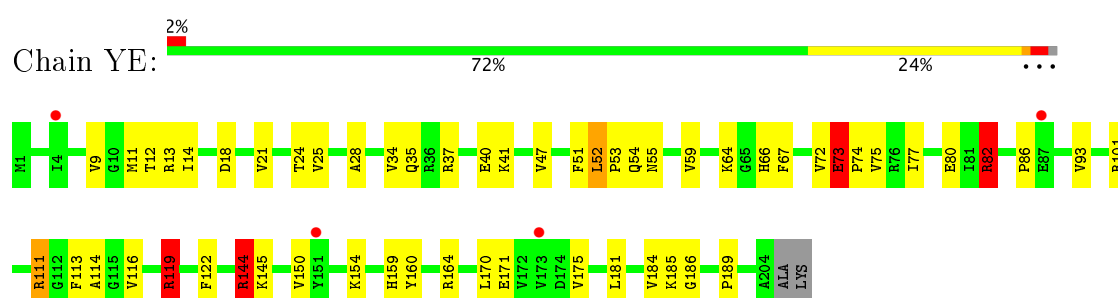
- Molecule 3: 50S ribosomal protein L2



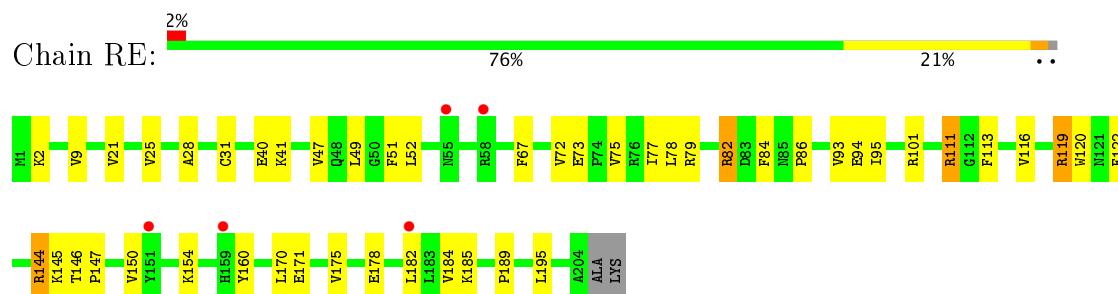
- Molecule 3: 50S ribosomal protein L2



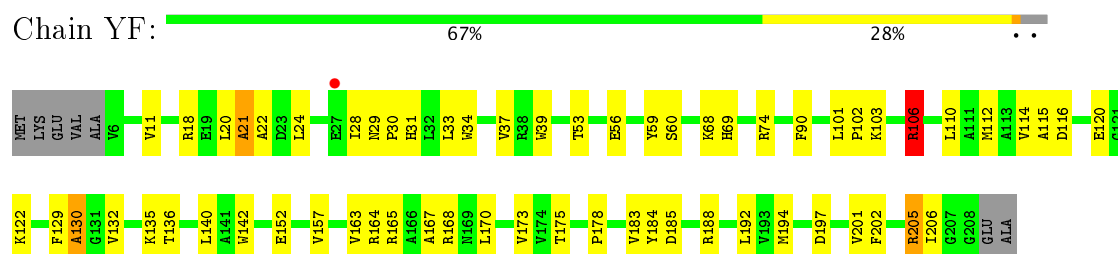
- Molecule 4: 50S ribosomal protein L3



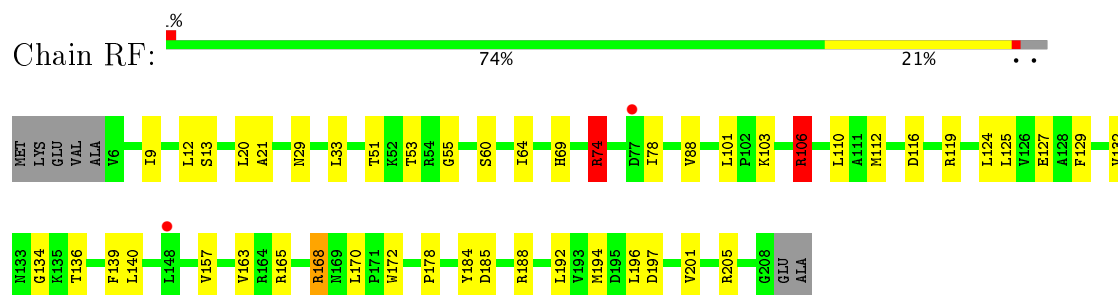
- Molecule 4: 50S ribosomal protein L3



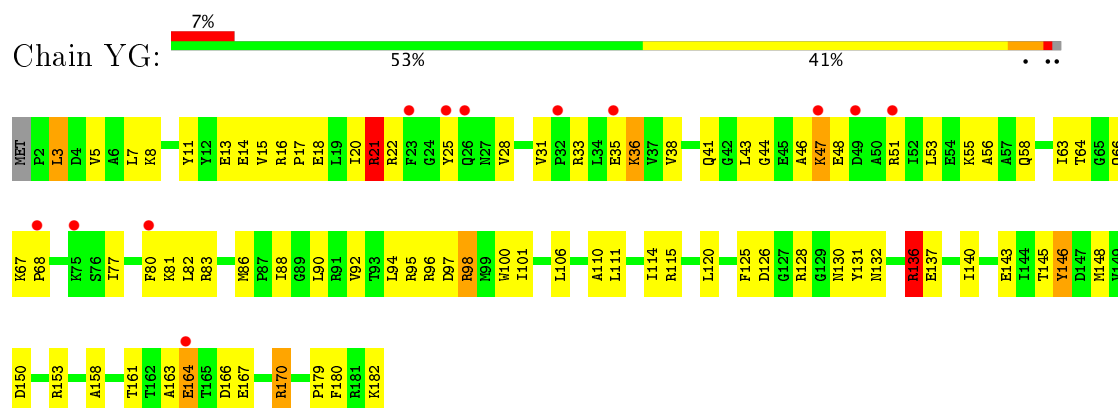
- Molecule 5: 50S ribosomal protein L4



- Molecule 5: 50S ribosomal protein L4

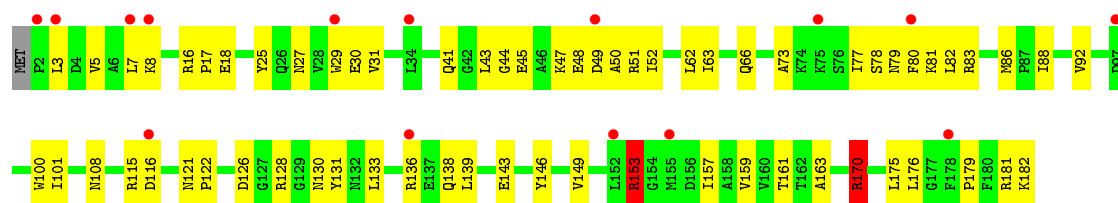


- Molecule 6: 50S ribosomal protein L5

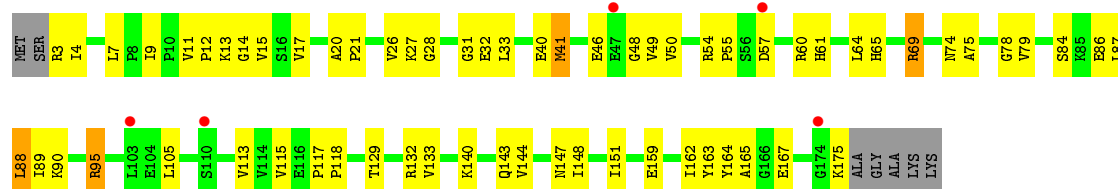


- Molecule 6: 50S ribosomal protein L5

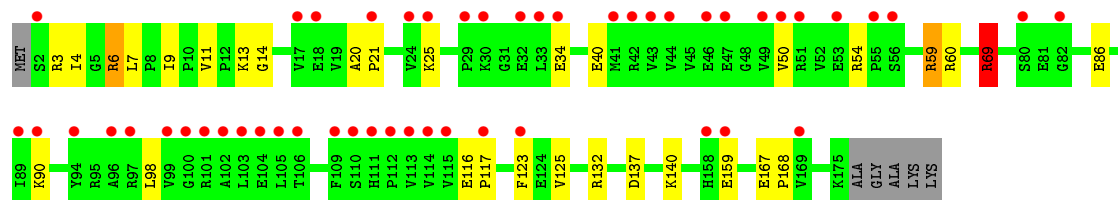
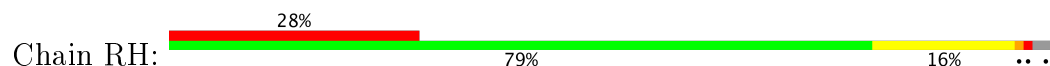




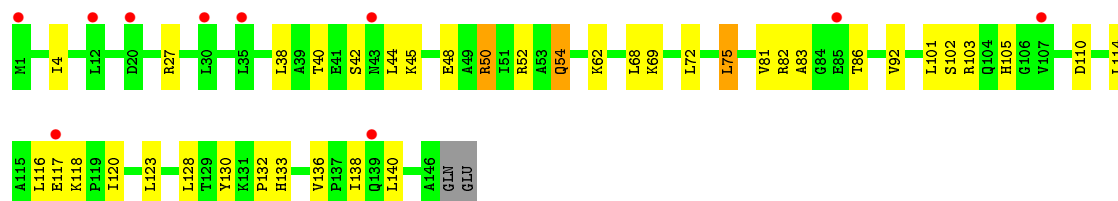
• Molecule 7: 50S ribosomal protein L6



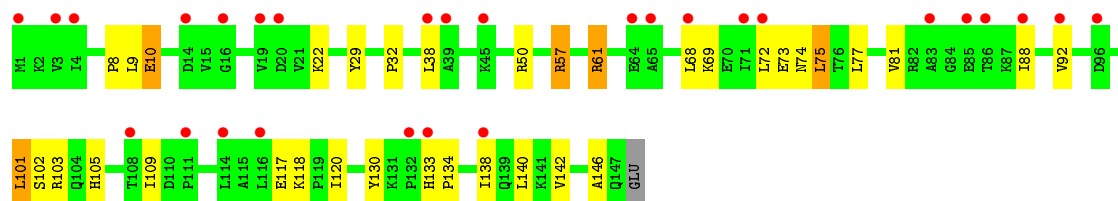
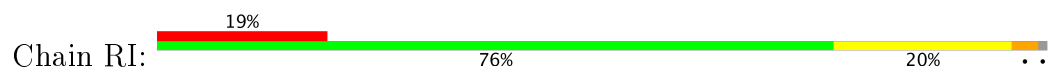
• Molecule 7: 50S ribosomal protein L6



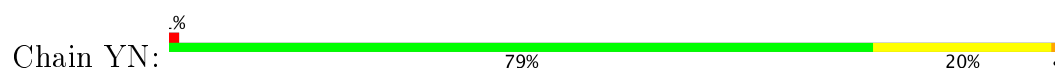
• Molecule 8: 50S ribosomal protein L9



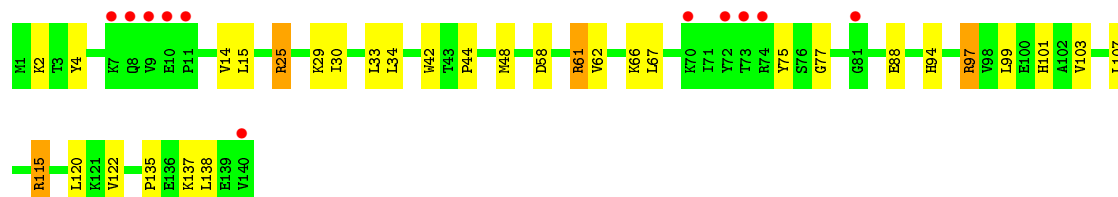
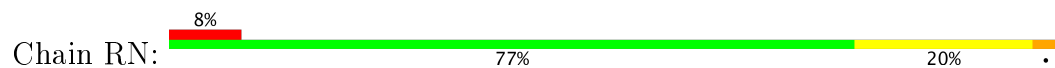
• Molecule 8: 50S ribosomal protein L9



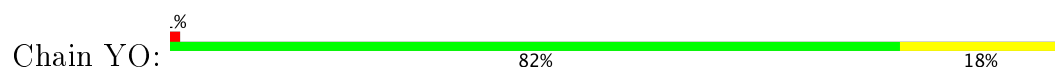
• Molecule 9: 50S ribosomal protein L13



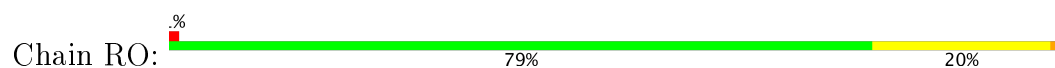
- Molecule 9: 50S ribosomal protein L13



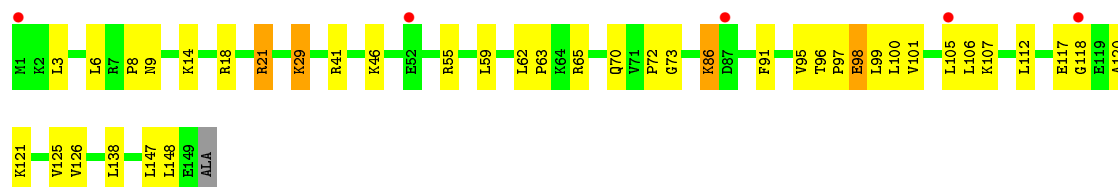
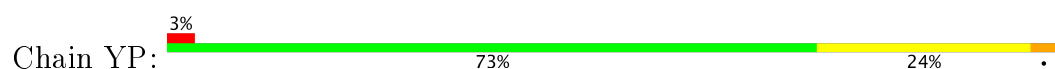
- Molecule 10: 50S ribosomal protein L14



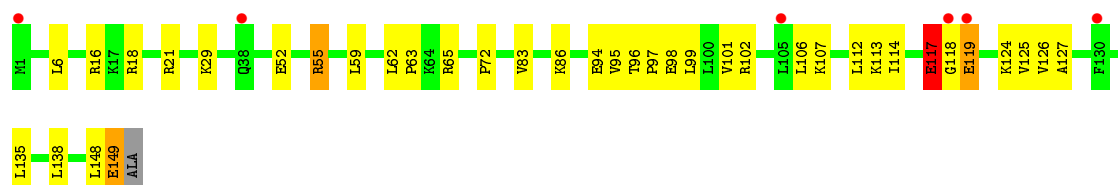
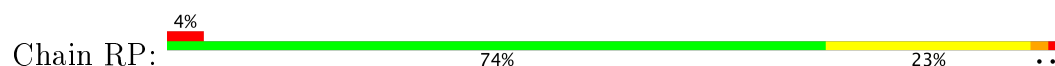
- Molecule 10: 50S ribosomal protein L14




- Molecule 11: 50S ribosomal protein L15

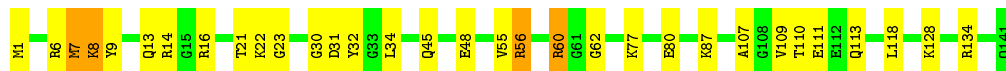


- Molecule 11: 50S ribosomal protein L15




- Molecule 12: 50S ribosomal protein L16

Chain YQ:  77% 20% .




- Molecule 12: 50S ribosomal protein L16

Chain RQ:  78% 19% .




- Molecule 13: 50S ribosomal protein L17

Chain YR:  71% 28% .



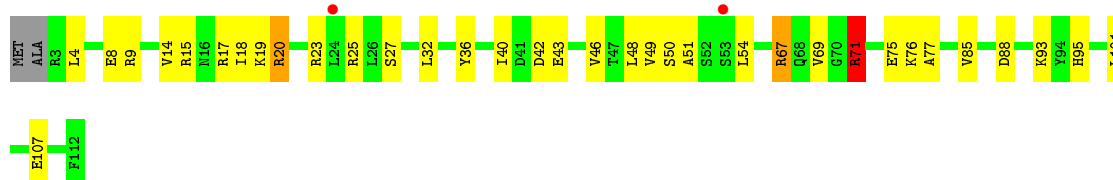
- Molecule 13: 50S ribosomal protein L17

Chain RR:  83% 15% .




- Molecule 14: 50S ribosomal protein L18

Chain YS:  67% 29% . . .



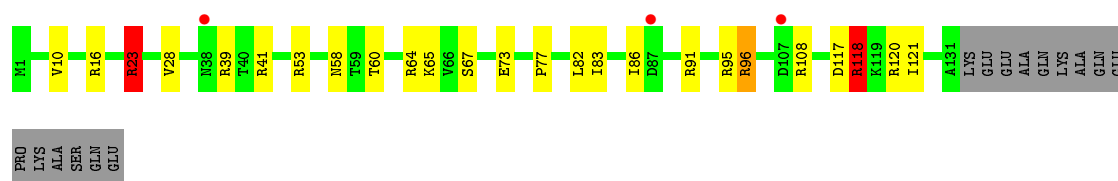
- Molecule 14: 50S ribosomal protein L18

Chain RS:  78% 17% . .

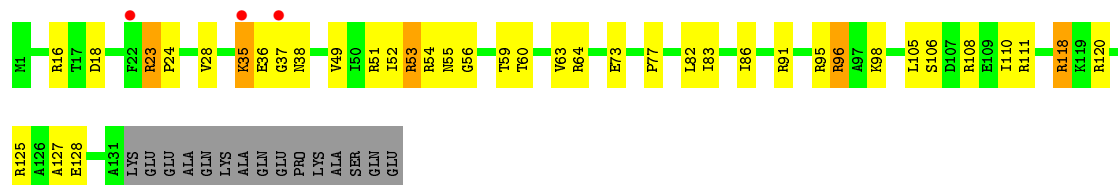


- Molecule 15: 50S ribosomal protein L19

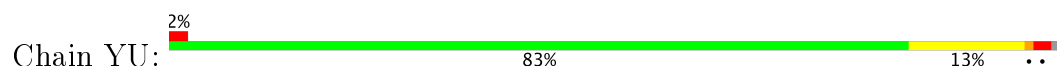
Chain YT:  73% 15% 10% . .



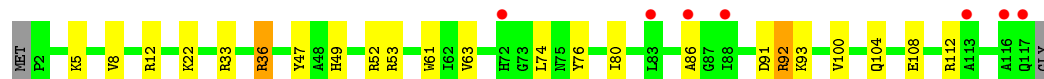
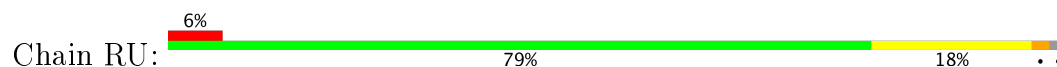
- Molecule 15: 50S ribosomal protein L19



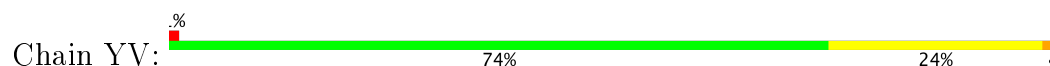
- Molecule 16: 50S ribosomal protein L20



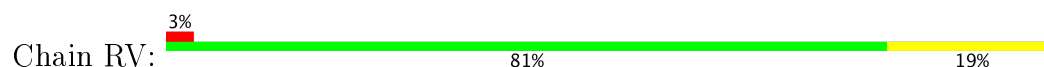
- Molecule 16: 50S ribosomal protein L20



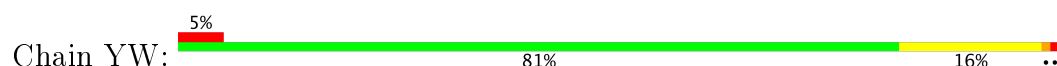
- Molecule 17: 50S ribosomal protein L21



- Molecule 17: 50S ribosomal protein L21

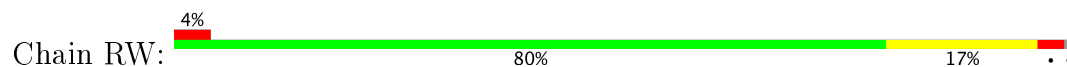


- Molecule 18: 50S ribosomal protein L22

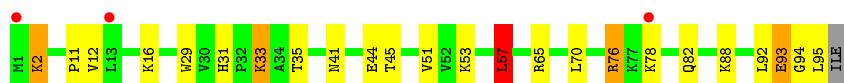
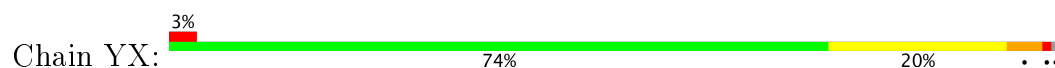




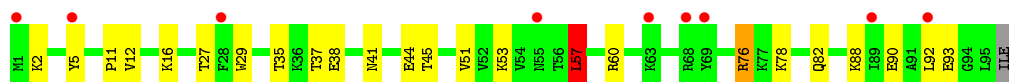
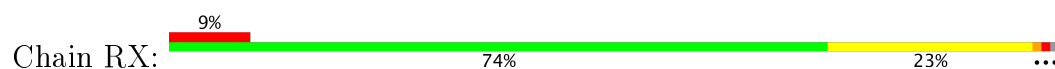
- Molecule 18: 50S ribosomal protein L22



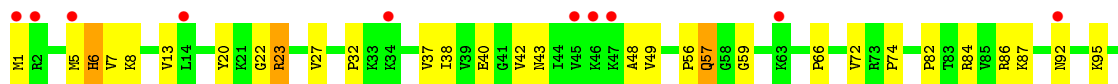
- Molecule 19: 50S ribosomal protein L23



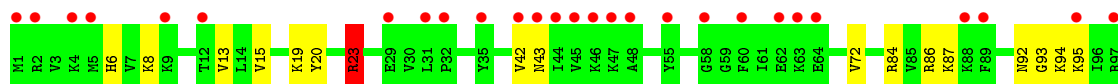
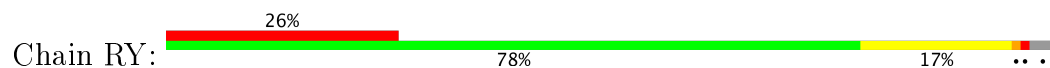
- Molecule 19: 50S ribosomal protein L23



- Molecule 20: 50S ribosomal protein L24

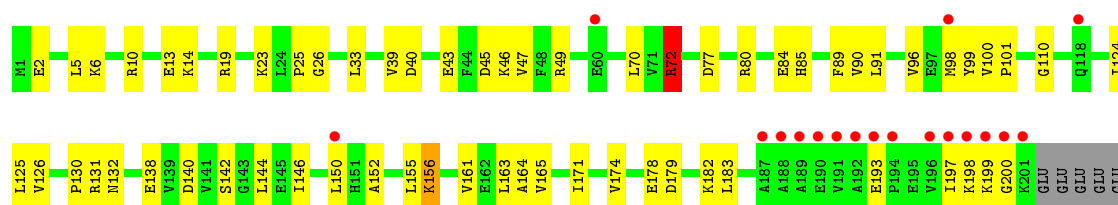


- Molecule 20: 50S ribosomal protein L24

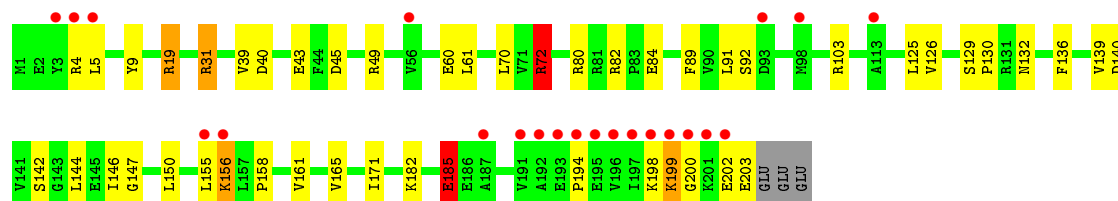
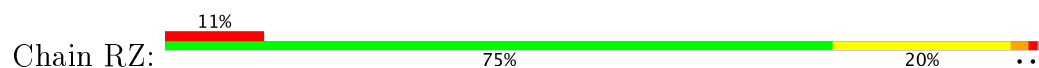


- Molecule 21: 50S ribosomal protein L25

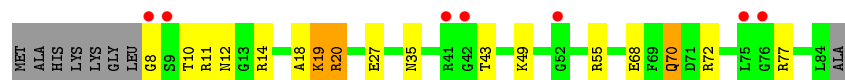
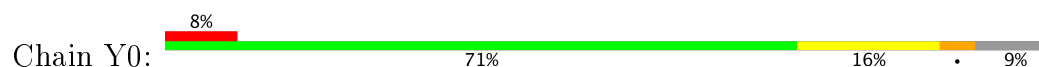




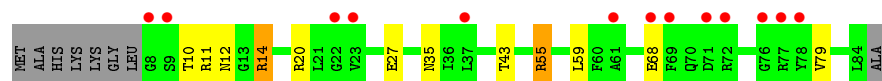
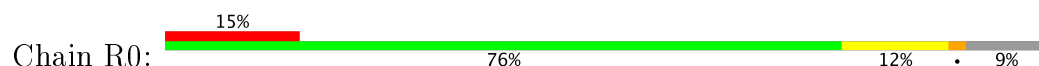
- Molecule 21: 50S ribosomal protein L25



- Molecule 22: 50S ribosomal protein L27



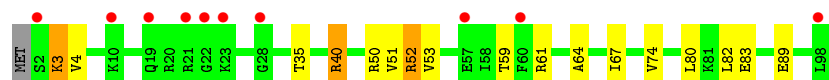
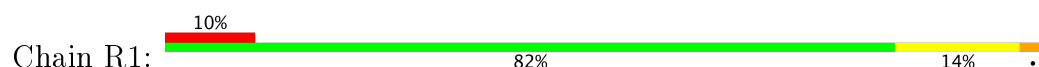
- Molecule 22: 50S ribosomal protein L27



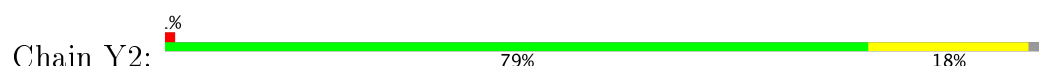
- Molecule 23: 50S ribosomal protein L28



- Molecule 23: 50S ribosomal protein L28

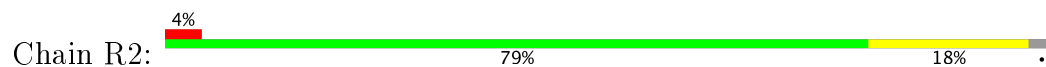


- Molecule 24: 50S ribosomal protein L29

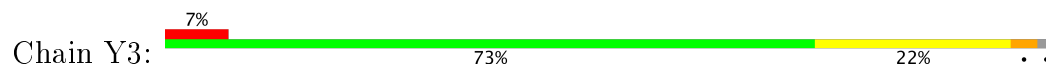




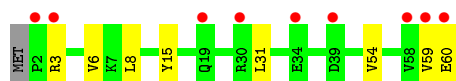
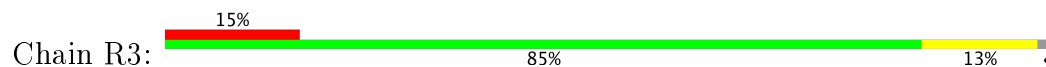
- Molecule 24: 50S ribosomal protein L29



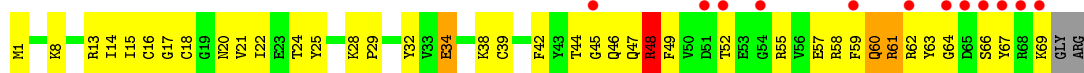
- Molecule 25: 50S ribosomal protein L30



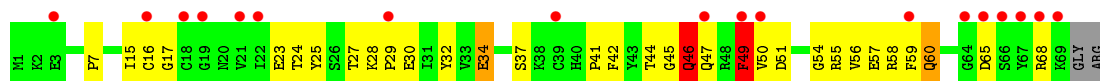
- Molecule 25: 50S ribosomal protein L30



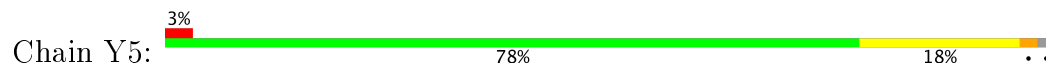
- Molecule 26: 50S ribosomal protein L31



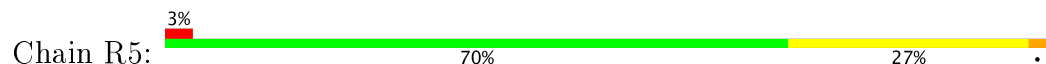
- Molecule 26: 50S ribosomal protein L31



- Molecule 27: 50S ribosomal protein L32

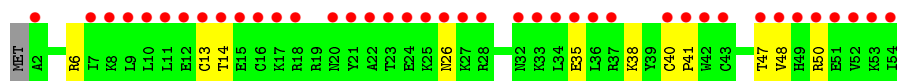
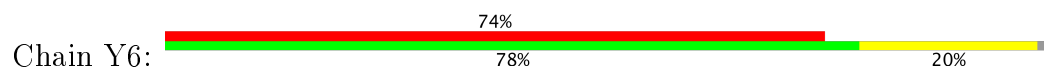


- Molecule 27: 50S ribosomal protein L32

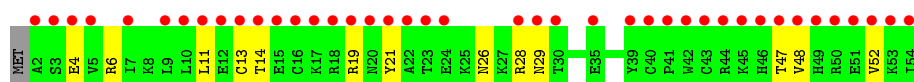
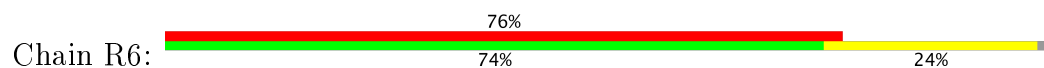




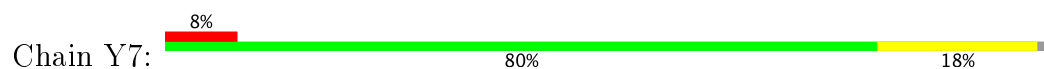
- Molecule 28: 50S ribosomal protein L33



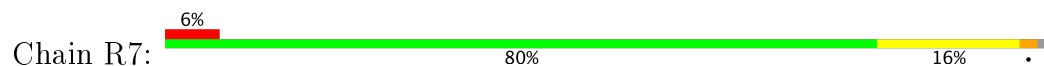
- Molecule 28: 50S ribosomal protein L33



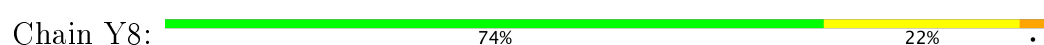
- Molecule 29: 50S ribosomal protein L34




- Molecule 29: 50S ribosomal protein L34



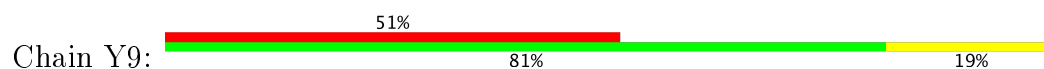
- Molecule 30: 50S ribosomal protein L35

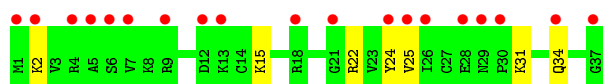


- Molecule 30: 50S ribosomal protein L35

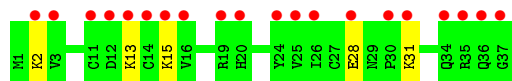
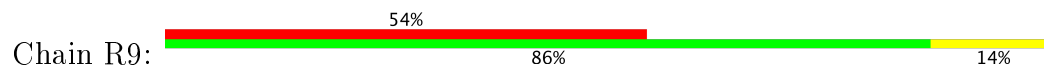


- Molecule 31: 50S ribosomal protein L36

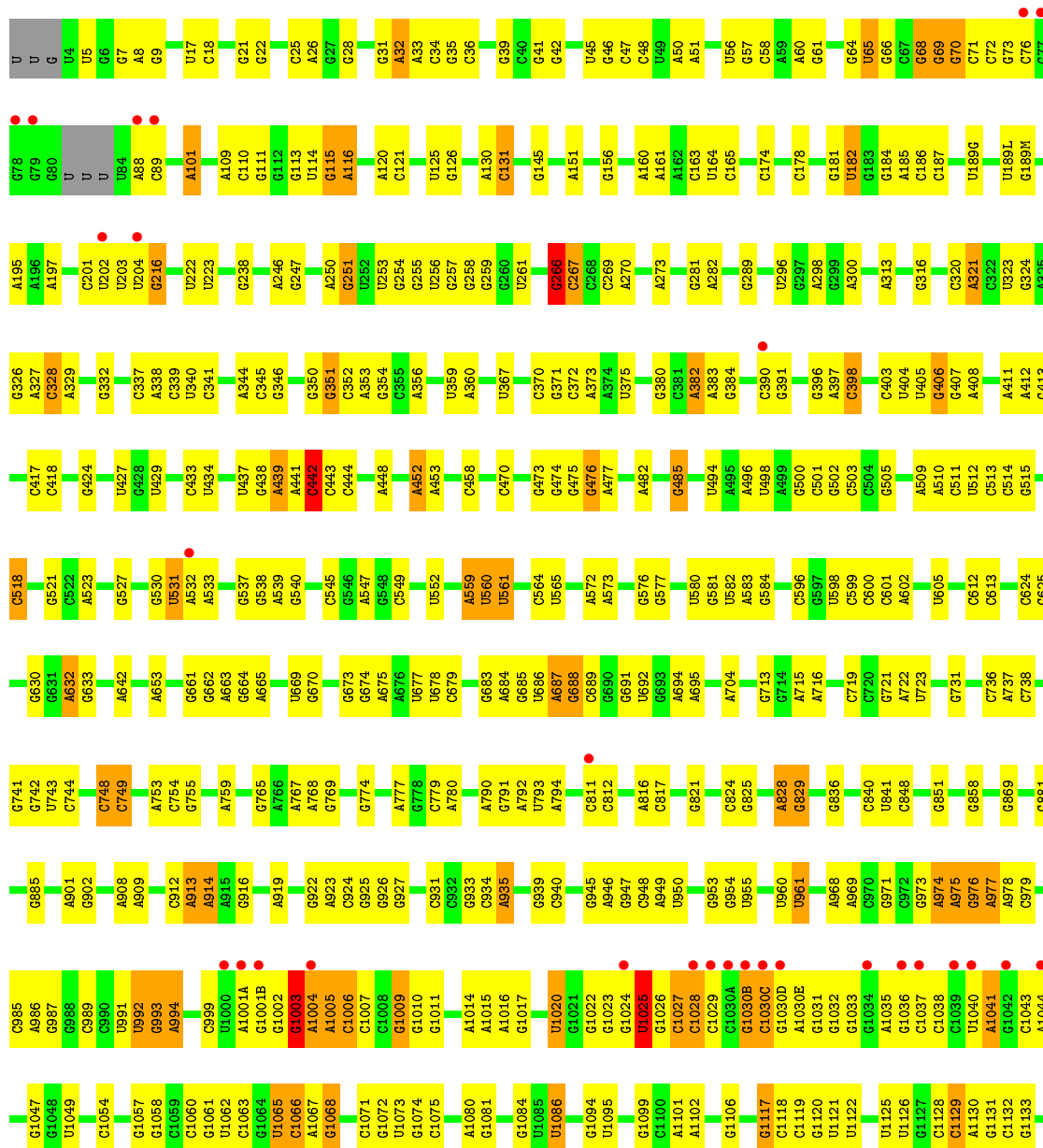


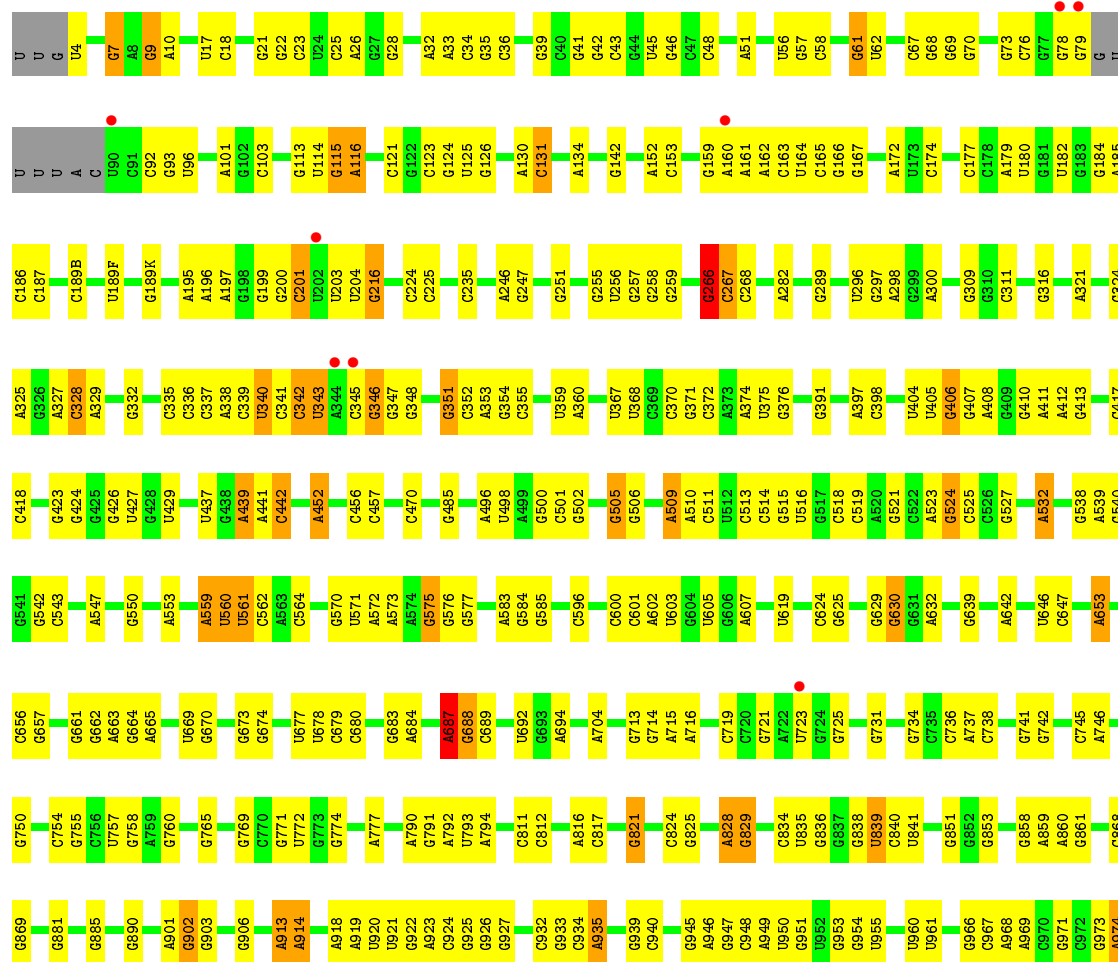


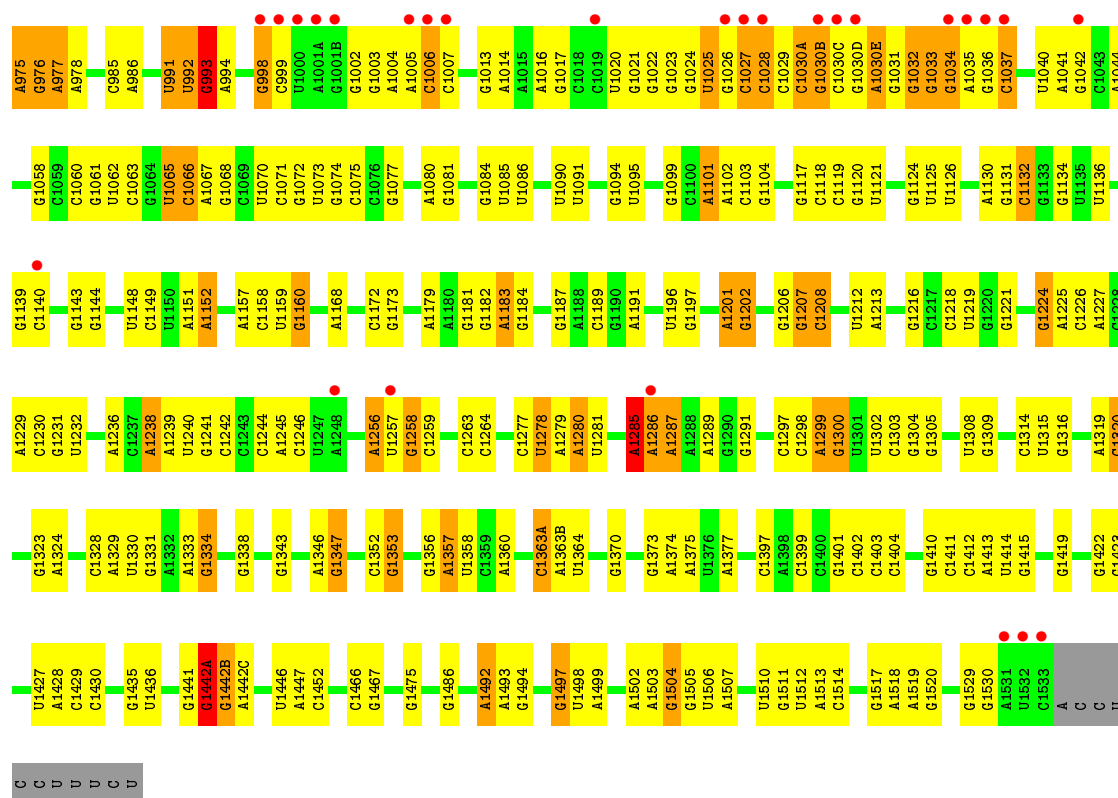
- Molecule 31: 50S ribosomal protein L36



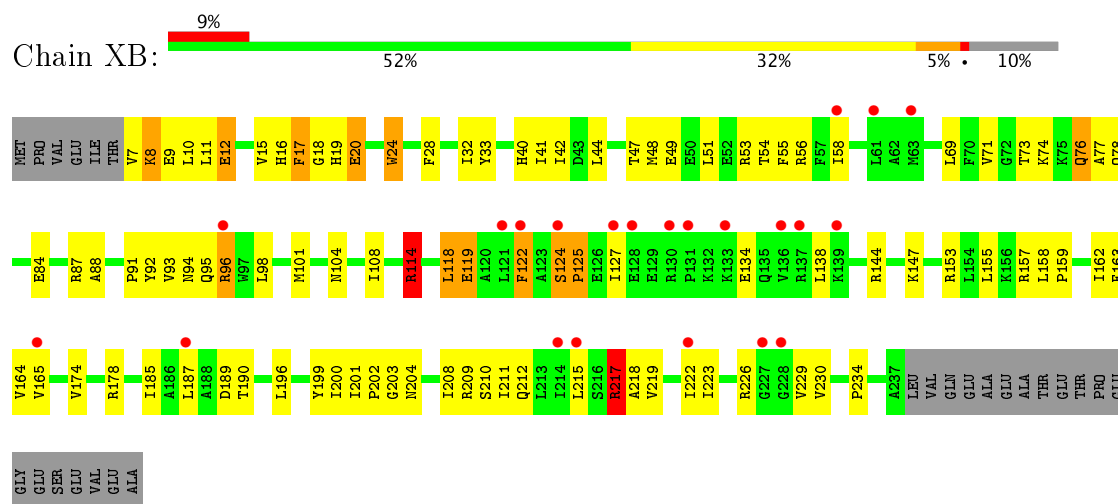
- Molecule 32: 16S rRNA



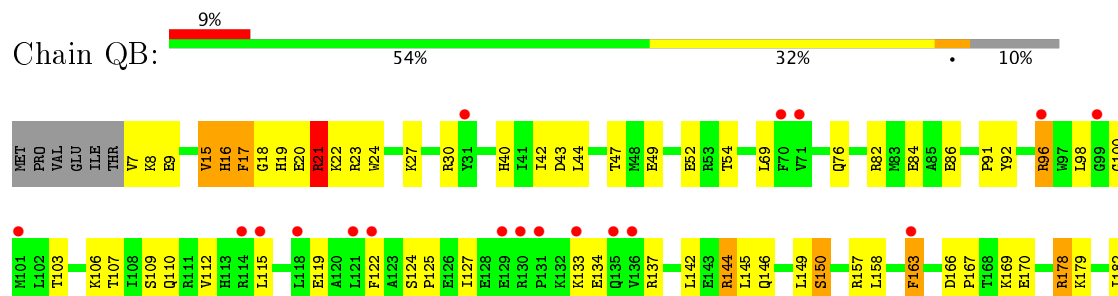





• Molecule 33: 30S ribosomal protein S2

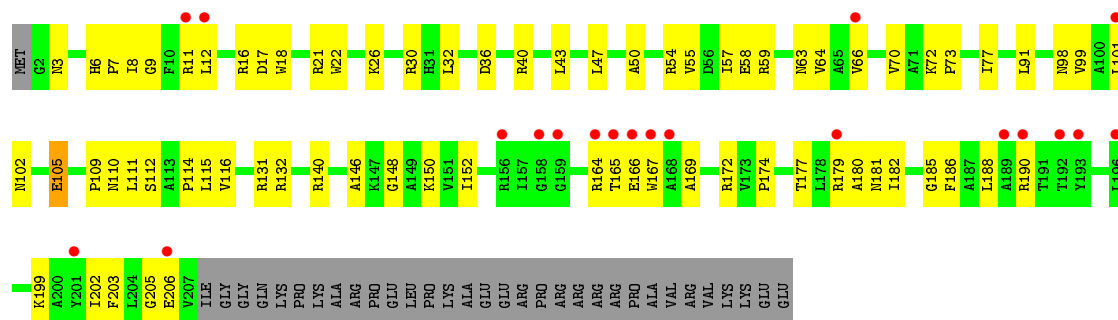


• Molecule 33: 30S ribosomal protein S2

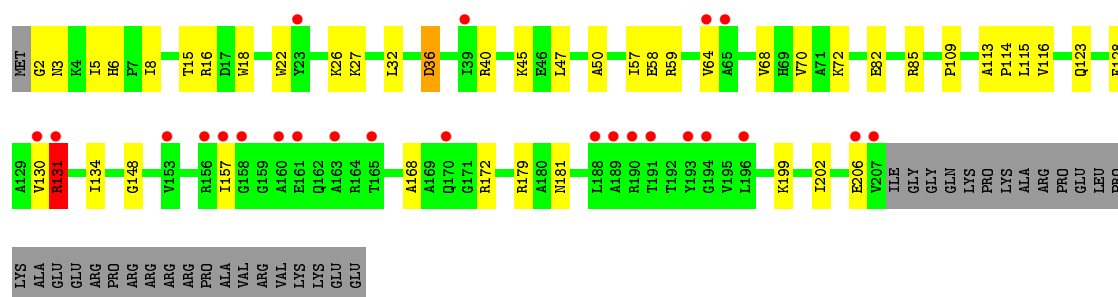




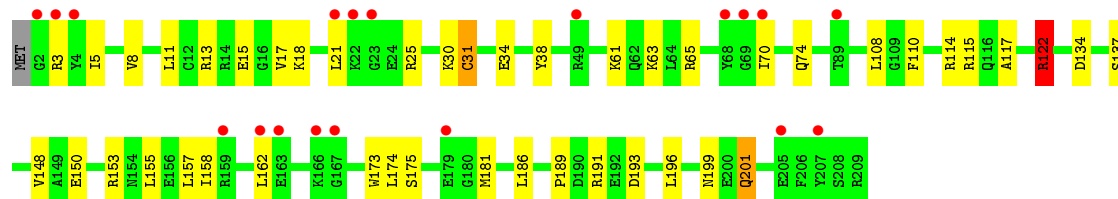
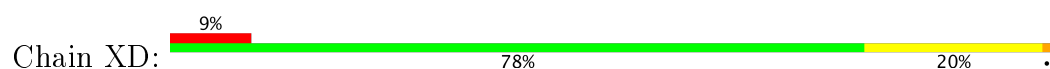
• Molecule 34: 30S ribosomal protein S3



• Molecule 34: 30S ribosomal protein S3

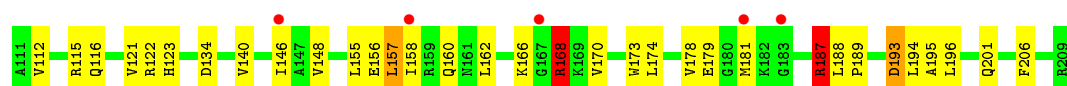


• Molecule 35: 30S ribosomal protein S4

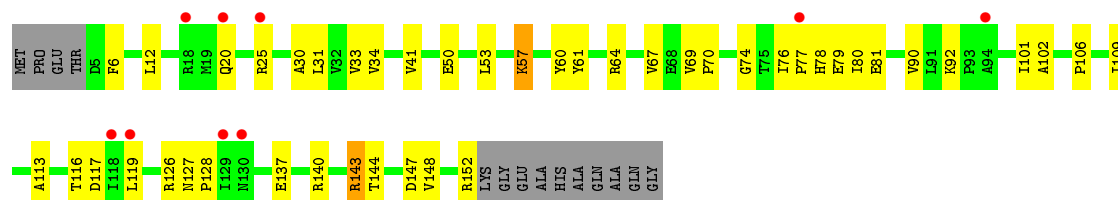


• Molecule 35: 30S ribosomal protein S4

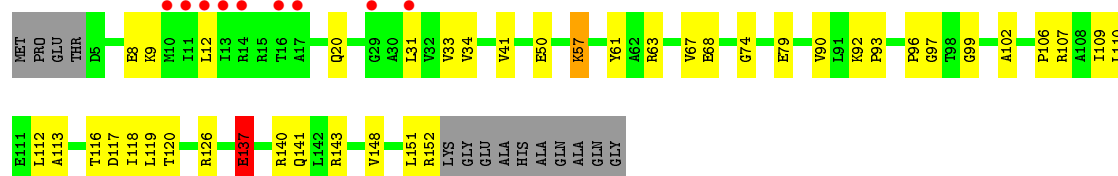




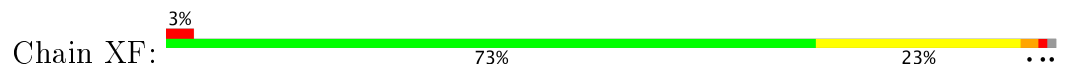
- Molecule 36: 30S ribosomal protein S5



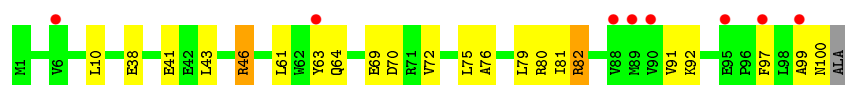
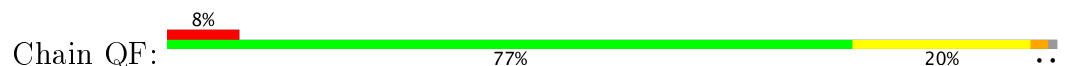
- Molecule 36: 30S ribosomal protein S5



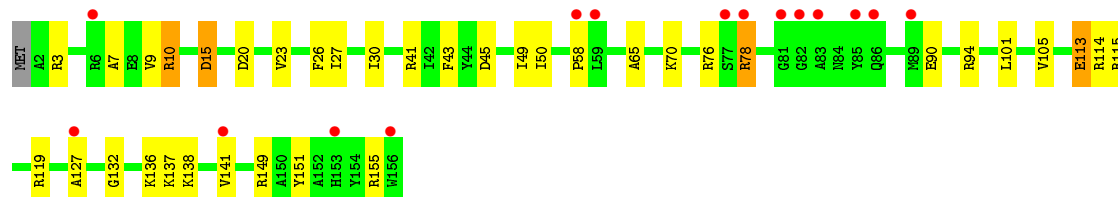
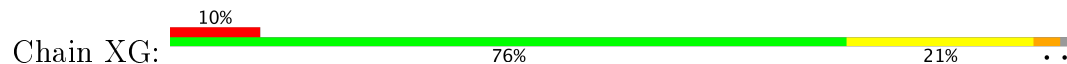
- Molecule 37: 30S ribosomal protein S6



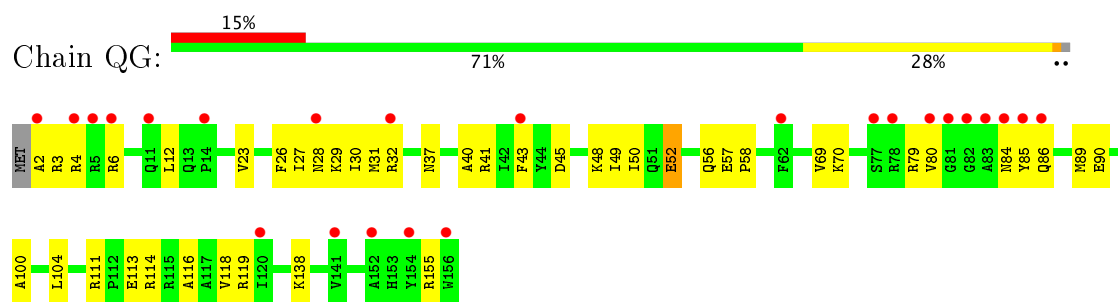
- Molecule 37: 30S ribosomal protein S6



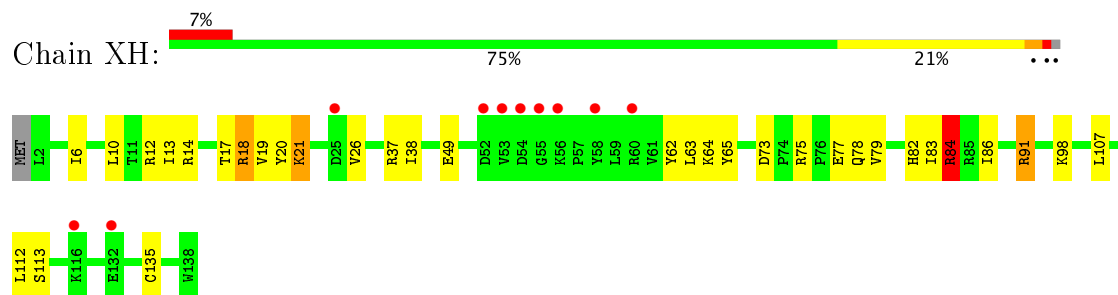
- Molecule 38: 30S ribosomal protein S7



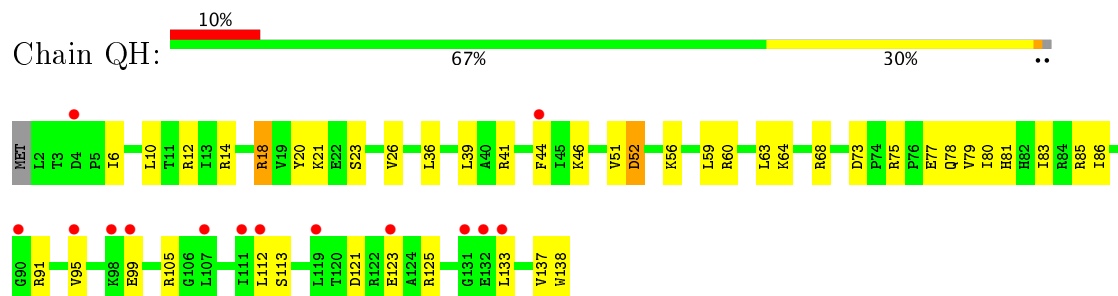
- Molecule 38: 30S ribosomal protein S7



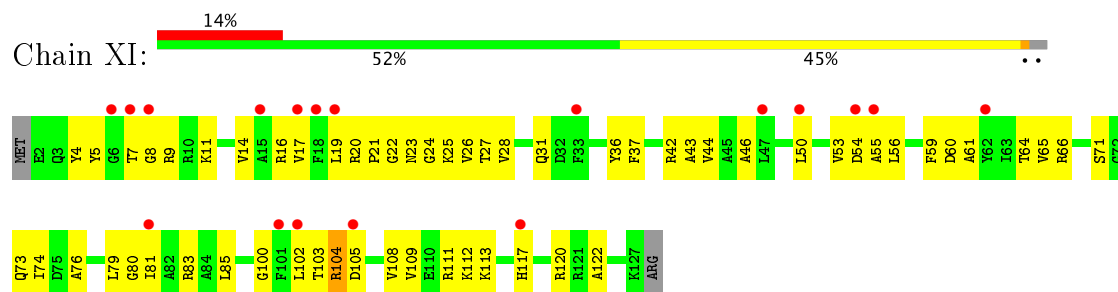
• Molecule 39: 30S ribosomal protein S8



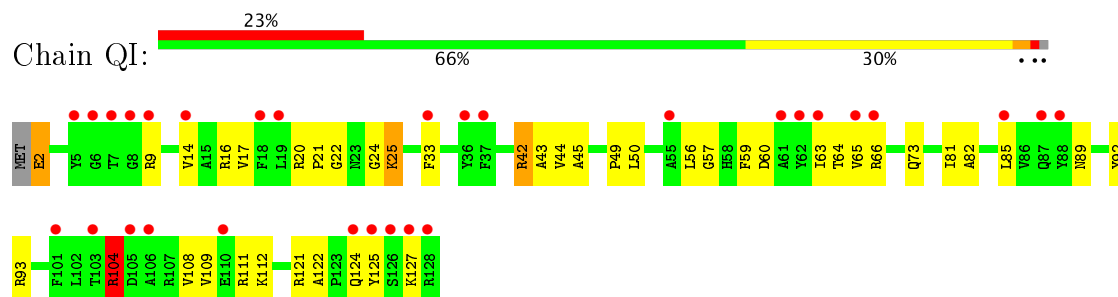
• Molecule 39: 30S ribosomal protein S8



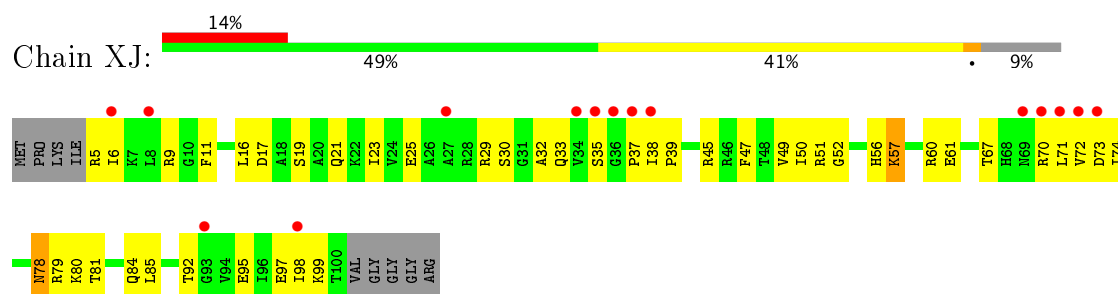
• Molecule 40: 30S ribosomal protein S9



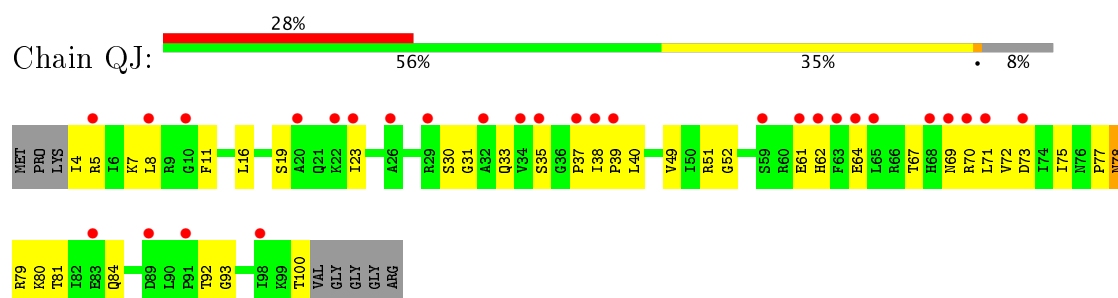
• Molecule 40: 30S ribosomal protein S9



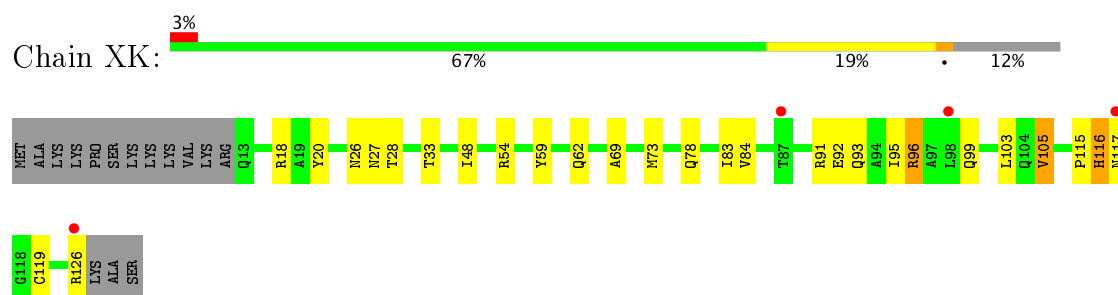
- Molecule 41: 30S ribosomal protein S10



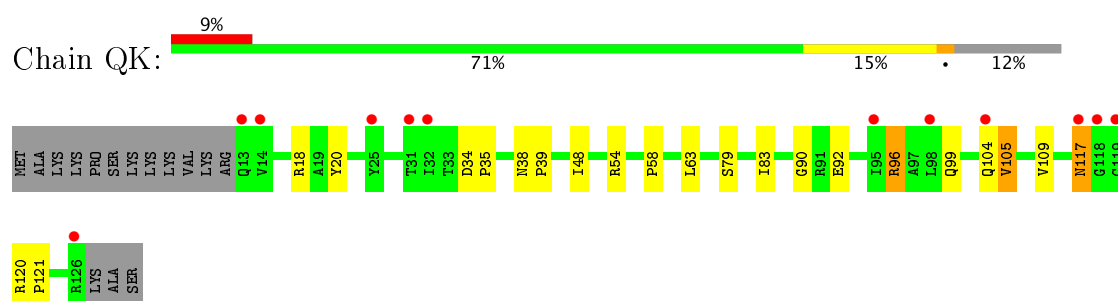
- Molecule 41: 30S ribosomal protein S10



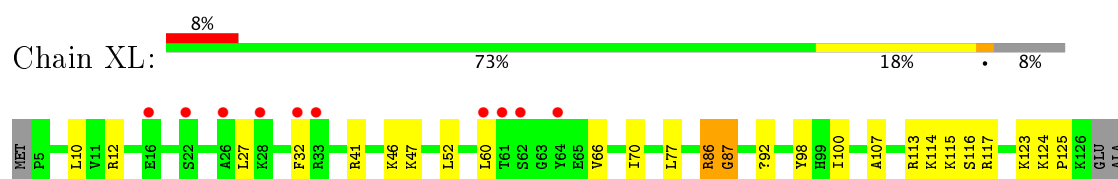
- Molecule 42: 30S ribosomal protein S11



- Molecule 42: 30S ribosomal protein S11




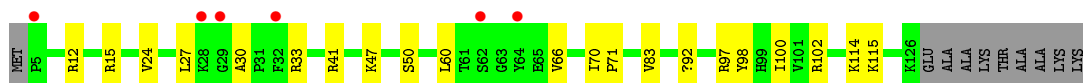
- Molecule 43: 30S ribosomal protein S12



ALA
LYS
THR
ALA
LYS
LYS

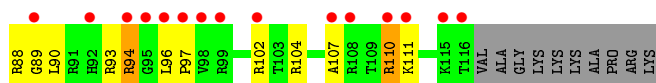
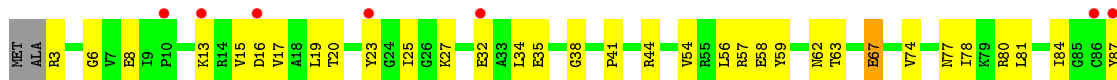
- Molecule 43: 30S ribosomal protein S12

Chain QL: 



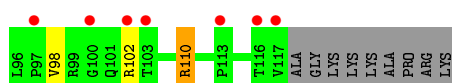
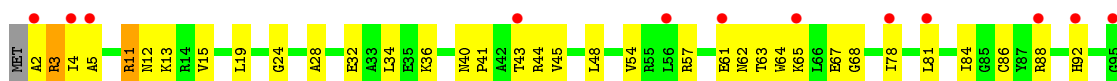
- Molecule 44: 30S ribosomal protein S13

Chain XM: 



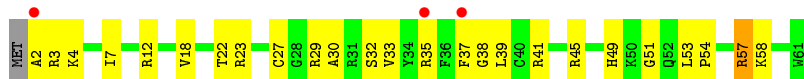
- Molecule 44: 30S ribosomal protein S13

Chain QM: 



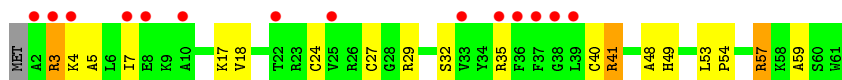
- Molecule 45: 30S ribosomal protein S14 type Z

Chain XN: 




- Molecule 45: 30S ribosomal protein S14 type Z

Chain QN: 

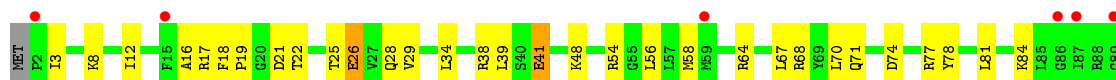


- Molecule 46: 30S ribosomal protein S15

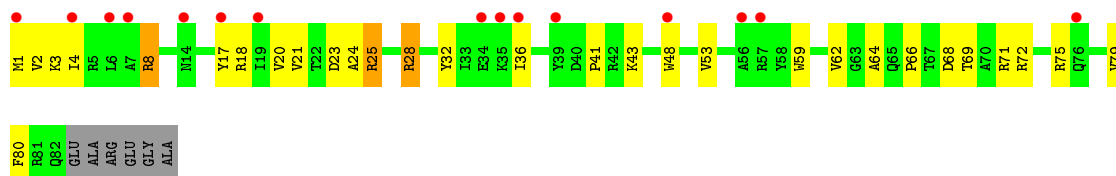
Chain XO: 



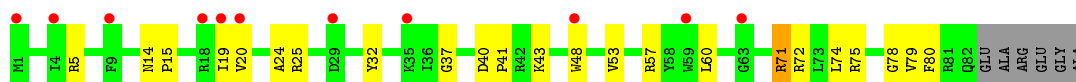
- Molecule 46: 30S ribosomal protein S15



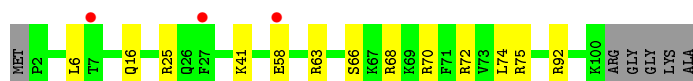
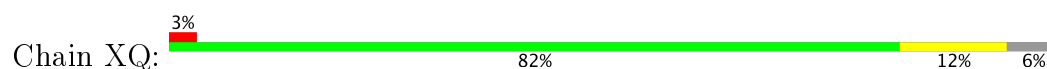
- Molecule 47: 30S ribosomal protein S16



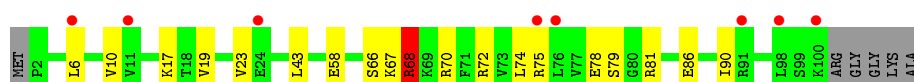
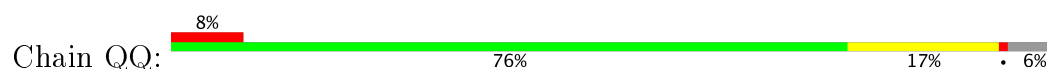
- Molecule 47: 30S ribosomal protein S16



- Molecule 48: 30S ribosomal protein S17



- Molecule 48: 30S ribosomal protein S17




- Molecule 49: 30S ribosomal protein S18

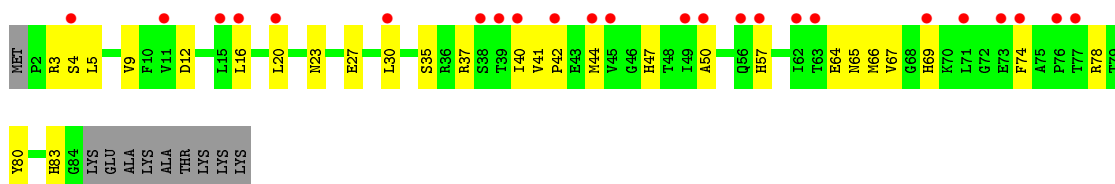




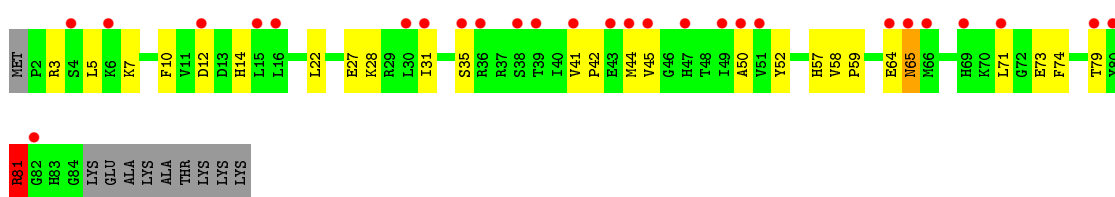
- Molecule 49: 30S ribosomal protein S18



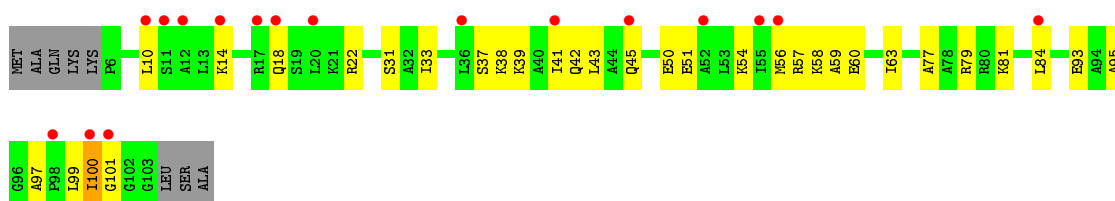
- Molecule 50: 30S ribosomal protein S19



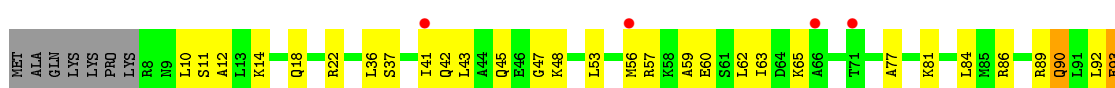
- Molecule 50: 30S ribosomal protein S19

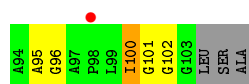


- Molecule 51: 30S ribosomal protein S20

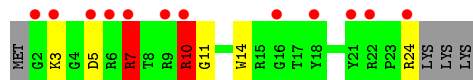


- Molecule 51: 30S ribosomal protein S20

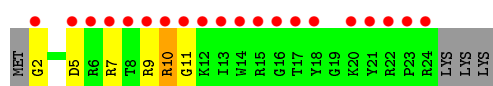
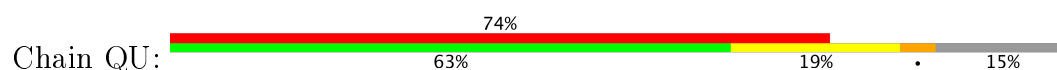




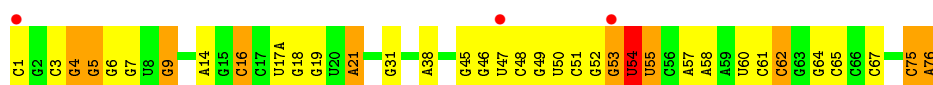
- Molecule 52: 30S ribosomal protein Thx



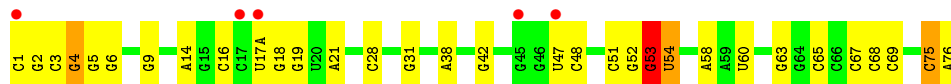
- Molecule 52: 30S ribosomal protein Thx



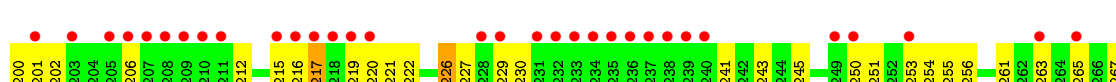
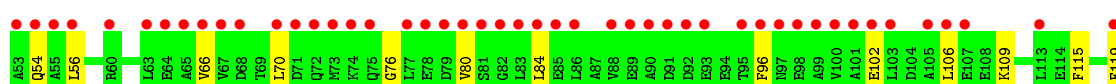
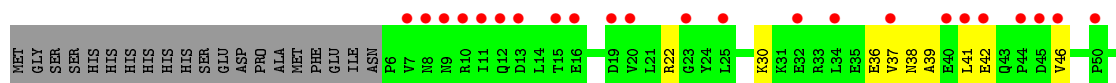
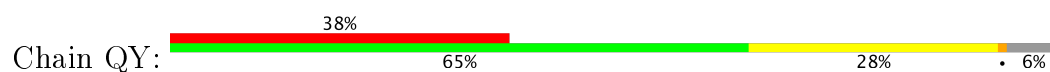
- Molecule 53: P-site tRNA fMet

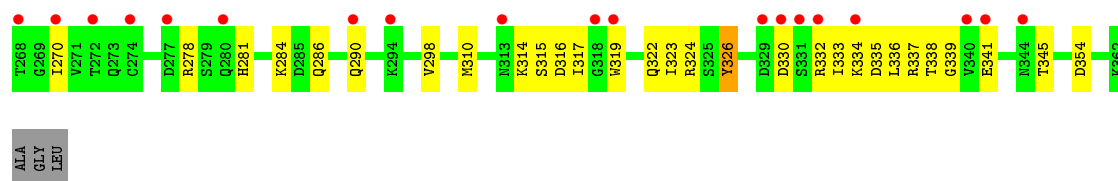


- Molecule 53: P-site tRNA fMet

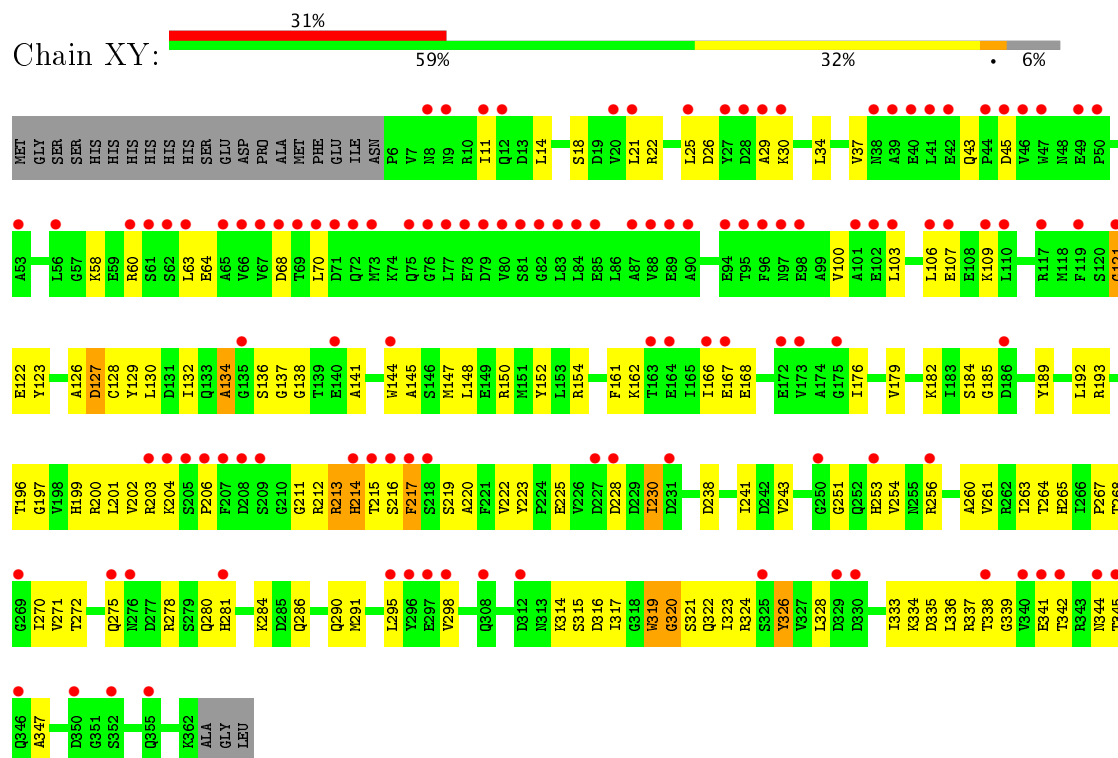


- Molecule 54: Peptide chain release factor 2





• Molecule 54: Peptide chain release factor 2



• Molecule 55: mRNA



• Molecule 55: mRNA



4 Data and refinement statistics

Property	Value	Source
Space group	P 21 21 21	Depositor
Cell constants a, b, c, α , β , γ	210.89Å 450.12Å 620.82Å 90.00° 90.00° 90.00°	Depositor
Resolution (Å)	49.92 – 3.30 49.92 – 3.30	Depositor EDS
% Data completeness (in resolution range)	98.9 (49.92-3.30) 98.9 (49.92-3.30)	Depositor EDS
R_{merge}	0.27	Depositor
R_{sym}	(Not available)	Depositor
$\langle I/\sigma(I) \rangle$ ¹	1.23 (at 3.33Å)	Xtriage
Refinement program	PHENIX 1.10.1_2155	Depositor
R, R_{free}	0.267 , 0.286 0.266 , 0.286	Depositor DCC
R_{free} test set	40126 reflections (4.63%)	DCC
Wilson B-factor (Å ²)	99.5	Xtriage
Anisotropy	0.175	Xtriage
Bulk solvent k_{sol} (e/Å ³), B_{sol} (Å ²)	0.28 , 39.0	EDS
L-test for twinning ²	$\langle L \rangle = 0.42$, $\langle L^2 \rangle = 0.24$	Xtriage
Estimated twinning fraction	No twinning to report.	Xtriage
F_o, F_c correlation	0.90	EDS
Total number of atoms	296497	wwPDB-VP
Average B, all atoms (Å ²)	87.0	wwPDB-VP

Xtriage's analysis on translational NCS is as follows: *The largest off-origin peak in the Patterson function is 1.60% of the height of the origin peak. No significant pseudotranslation is detected.*

¹Intensities estimated from amplitudes.

²Theoretical values of $\langle |L| \rangle$, $\langle L^2 \rangle$ for acentric reflections are 0.5, 0.333 respectively for untwinned datasets, and 0.375, 0.2 for perfectly twinned datasets.

5 Model quality ⓘ

5.1 Standard geometry ⓘ

Bond lengths and bond angles in the following residue types are not validated in this section: 5MU, ZN, MEQ, OMG, MA6, SF4, 0TD, MG, 2MA, 2MU, 2MG, 5MC, UR3, 4OC, M2G, 7MG, PSU

The Z score for a bond length (or angle) is the number of standard deviations the observed value is removed from the expected value. A bond length (or angle) with $|Z| > 5$ is considered an outlier worth inspection. RMSZ is the root-mean-square of all Z scores of the bond lengths (or angles).

Mol	Chain	Bond lengths		Bond angles	
		RMSZ	# Z >5	RMSZ	# Z >5
1	RA	0.25	0/68901	0.81	30/107544 (0.0%)
1	YA	0.27	0/68901	0.81	39/107544 (0.0%)
2	RB	0.22	0/2876	0.78	0/4486
2	YB	0.23	0/2878	0.79	0/4490
3	RD	0.71	8/2181 (0.4%)	0.69	1/2940 (0.0%)
3	YD	0.75	13/2186 (0.6%)	0.66	0/2944
4	RE	1.10	19/1592 (1.2%)	0.65	0/2149
4	YE	1.36	19/1592 (1.2%)	0.69	3/2149 (0.1%)
5	RF	0.59	2/1619 (0.1%)	0.68	2/2193 (0.1%)
5	YF	0.50	2/1615 (0.1%)	0.62	0/2188
6	RG	0.69	9/1451 (0.6%)	0.59	0/1961
6	YG	0.71	9/1449 (0.6%)	0.56	0/1957
7	RH	0.77	8/1356 (0.6%)	0.56	0/1834
7	YH	0.62	6/1350 (0.4%)	0.59	1/1826 (0.1%)
8	RI	0.84	7/1109 (0.6%)	0.60	0/1512
8	YI	0.55	3/1091 (0.3%)	0.63	2/1490 (0.1%)
9	RN	0.76	6/1148 (0.5%)	0.67	1/1547 (0.1%)
9	YN	0.81	7/1144 (0.6%)	0.57	0/1543
10	RO	0.63	4/943 (0.4%)	0.67	1/1269 (0.1%)
10	YO	0.61	4/943 (0.4%)	0.62	1/1269 (0.1%)
11	RP	0.89	8/1152 (0.7%)	0.71	0/1533
11	YP	0.64	6/1152 (0.5%)	0.61	1/1533 (0.1%)
12	RQ	0.91	12/1143 (1.0%)	0.67	0/1527
12	YQ	0.81	9/1143 (0.8%)	0.60	0/1527
13	RR	0.97	8/982 (0.8%)	0.72	2/1312 (0.2%)
13	YR	0.81	7/982 (0.7%)	0.66	0/1312
14	RS	0.74	4/887 (0.5%)	0.61	0/1180
14	YS	0.87	9/880 (1.0%)	0.63	0/1172
15	RT	0.87	12/1105 (1.1%)	0.66	0/1477
15	YT	0.83	10/1097 (0.9%)	0.63	0/1468
16	RU	0.87	7/977 (0.7%)	0.67	0/1301

Mol	Chain	Bond lengths		Bond angles	
		RMSZ	# Z >5	RMSZ	# Z >5
16	YU	0.98	11/977 (1.1%)	0.66	2/1301 (0.2%)
17	RV	0.71	2/786 (0.3%)	0.62	0/1053
17	YV	0.63	0/782	0.63	0/1049
18	RW	0.89	9/897 (1.0%)	0.67	2/1205 (0.2%)
18	YW	0.71	6/897 (0.7%)	0.60	0/1205
19	RX	0.76	4/764 (0.5%)	0.65	1/1025 (0.1%)
19	YX	0.70	3/764 (0.4%)	0.65	1/1025 (0.1%)
20	RY	0.78	4/823 (0.5%)	0.66	0/1099
20	YY	0.49	0/823	0.59	0/1100
21	RZ	0.70	9/1620 (0.6%)	0.58	1/2200 (0.0%)
21	YZ	1.52	14/1590 (0.9%)	0.59	0/2162
22	R0	0.69	2/616 (0.3%)	0.68	1/821 (0.1%)
22	Y0	0.53	2/616 (0.3%)	0.55	0/821
23	R1	0.76	3/761 (0.4%)	0.61	0/1013
23	Y1	0.81	5/766 (0.7%)	0.62	0/1018
24	R2	0.40	0/590	0.55	0/781
24	Y2	0.44	0/594	0.51	0/785
25	R3	0.49	0/474	0.62	0/635
25	Y3	0.66	3/469 (0.6%)	0.62	0/630
26	R4	0.98	5/559 (0.9%)	0.74	0/754
26	Y4	1.29	10/549 (1.8%)	0.71	0/741
27	R5	0.65	2/473 (0.4%)	0.69	0/639
27	Y5	0.77	4/469 (0.9%)	0.58	0/635
28	R6	0.80	1/460 (0.2%)	0.59	0/613
28	Y6	0.56	0/456	0.54	0/608
29	R7	0.67	0/426	0.77	2/561 (0.4%)
29	Y7	0.69	2/426 (0.5%)	0.67	0/561
30	R8	0.83	4/525 (0.8%)	0.65	1/691 (0.1%)
30	Y8	0.82	4/525 (0.8%)	0.64	0/691
31	R9	0.44	0/310	0.58	0/407
31	Y9	0.37	0/310	0.54	0/407
32	QA	0.23	0/35795	0.79	14/55864 (0.0%)
32	XA	0.24	0/35890	0.80	20/56012 (0.0%)
33	QB	0.76	15/1876 (0.8%)	0.63	2/2533 (0.1%)
33	XB	1.13	25/1860 (1.3%)	0.62	0/2518
34	QC	0.51	3/1582 (0.2%)	0.54	0/2137
34	XC	0.60	4/1566 (0.3%)	0.55	0/2119
35	QD	0.63	7/1695 (0.4%)	0.58	0/2274
35	XD	0.58	8/1698 (0.5%)	0.53	0/2277
36	QE	0.62	3/1149 (0.3%)	0.58	0/1548
36	XE	0.77	6/1149 (0.5%)	0.56	0/1548
37	QF	0.63	4/827 (0.5%)	0.58	0/1120
37	XF	0.91	10/829 (1.2%)	0.57	0/1123

Mol	Chain	Bond lengths		Bond angles	
		RMSZ	# Z >5	RMSZ	# Z >5
38	QG	0.75	6/1254 (0.5%)	0.50	0/1683
38	XG	1.05	17/1248 (1.4%)	0.57	0/1676
39	QH	0.69	5/1118 (0.4%)	0.55	0/1506
39	XH	0.60	3/1108 (0.3%)	0.57	1/1494 (0.1%)
40	QI	0.82	8/1005 (0.8%)	0.58	0/1351
40	XI	0.49	0/985	0.58	1/1329 (0.1%)
41	QJ	0.52	2/732 (0.3%)	0.58	0/993
41	XJ	0.39	0/723	0.56	0/984
42	QK	0.76	6/849 (0.7%)	0.58	1/1150 (0.1%)
42	XK	0.65	4/848 (0.5%)	0.59	0/1149
43	QL	0.63	2/937 (0.2%)	0.57	1/1260 (0.1%)
43	XL	0.44	0/937	0.62	1/1260 (0.1%)
44	QM	0.69	5/924 (0.5%)	0.59	0/1242
44	XM	0.67	4/905 (0.4%)	0.60	0/1217
45	QN	0.76	4/501 (0.8%)	0.49	0/664
45	XN	1.04	9/501 (1.8%)	0.59	0/664
46	QO	0.81	7/739 (0.9%)	0.56	0/985
46	XO	0.78	7/739 (0.9%)	0.56	0/985
47	QP	0.57	2/697 (0.3%)	0.62	0/939
47	XP	0.94	7/693 (1.0%)	0.59	0/935
48	QQ	0.61	4/836 (0.5%)	0.56	0/1117
48	XQ	0.77	8/836 (1.0%)	0.58	1/1117 (0.1%)
49	QR	0.78	4/560 (0.7%)	0.64	0/746
49	XR	0.56	2/560 (0.4%)	0.57	0/746
50	QS	0.66	4/663 (0.6%)	0.59	0/895
50	XS	0.45	0/660	0.56	0/893
51	QT	0.61	2/734 (0.3%)	0.58	0/969
51	XT	0.53	2/736 (0.3%)	0.51	0/976
52	QU	1.23	7/203 (3.4%)	0.50	0/266
52	XU	1.42	8/203 (3.9%)	0.59	0/266
53	QV	0.36	1/1836 (0.1%)	0.86	9/2859 (0.3%)
53	XV	0.35	1/1836 (0.1%)	0.79	2/2859 (0.1%)
54	QY	0.38	0/2862	0.60	0/3854
54	XY	0.38	1/2862 (0.0%)	0.59	0/3854
55	QX	0.22	0/144	0.72	0/222
55	XX	0.19	0/144	0.70	0/222
All	All	0.47	554/317956 (0.2%)	0.75	148/474813 (0.0%)

Chiral center outliers are detected by calculating the chiral volume of a chiral center and verifying if the center is modelled as a planar moiety or with the opposite hand. A planarity outlier is detected by checking planarity of atoms in a peptide group, atoms in a mainchain group or atoms of a sidechain that are expected to be planar.

Mol	Chain	#Chirality outliers	#Planarity outliers
14	RS	0	1
19	RX	0	1
19	YX	0	1
33	QB	0	1
43	XL	0	1
54	XY	0	1
All	All	0	6

The worst 5 of 554 bond length outliers are listed below:

Mol	Chain	Res	Type	Atoms	Z	Observed(Å)	Ideal(Å)
21	YZ	72	ARG	NE-CZ	-30.04	0.94	1.33
21	YZ	72	ARG	CZ-NH1	-26.71	0.98	1.33
21	YZ	72	ARG	CZ-NH2	-26.64	0.98	1.33
21	YZ	72	ARG	CD-NE	-22.76	1.07	1.46
4	YE	144	ARG	NE-CZ	-22.31	1.04	1.33

The worst 5 of 148 bond angle outliers are listed below:

Mol	Chain	Res	Type	Atoms	Z	Observed(°)	Ideal(°)
1	YA	1064	C	N1-C2-O2	9.58	124.65	118.90
1	RA	1064	C	N1-C2-O2	8.93	124.26	118.90
19	YX	57	LEU	CA-CB-CG	7.78	133.19	115.30
21	RZ	31	ARG	NE-CZ-NH1	-7.56	116.52	120.30
32	QA	639	G	N3-C4-N9	-7.37	121.58	126.00

There are no chirality outliers.

5 of 6 planarity outliers are listed below:

Mol	Chain	Res	Type	Group
33	QB	231	GLU	Peptide
14	RS	58	LEU	Peptide
19	RX	93	GLU	Peptide
43	XL	86	ARG	Peptide
19	YX	93	GLU	Peptide

5.2 Too-close contacts

In the following table, the Non-H and H(model) columns list the number of non-hydrogen atoms and hydrogen atoms in the chain respectively. The H(added) column lists the number of hydrogen atoms added and optimized by MolProbity. The Clashes column lists the number of clashes within the asymmetric unit, whereas Symm-Clashes lists symmetry related clashes.

Mol	Chain	Non-H	H(model)	H(added)	Clashes	Symm-Clashes
1	RA	61758	0	31146	667	0
1	YA	61758	0	31149	669	1
2	RB	2572	0	1305	12	0
2	YB	2573	0	1306	22	0
3	RD	2131	0	2207	48	0
3	YD	2136	0	2218	49	0
4	RE	1559	0	1618	36	0
4	YE	1559	0	1618	58	0
5	RF	1584	0	1625	43	0
5	YF	1580	0	1619	67	0
6	RG	1426	0	1445	61	0
6	YG	1424	0	1441	99	0
7	RH	1330	0	1407	26	0
7	YH	1324	0	1402	56	6
8	RI	1094	0	1127	33	0
8	YI	1076	0	1094	47	0
9	RN	1121	0	1195	27	0
9	YN	1117	0	1184	27	0
10	RO	933	0	996	25	0
10	YO	933	0	996	18	0
11	RP	1135	0	1212	39	0
11	YP	1135	0	1212	42	0
12	RQ	1122	0	1179	26	0
12	YQ	1122	0	1179	27	0
13	RR	968	0	1033	15	0
13	YR	968	0	1033	34	0
14	RS	877	0	938	15	0
14	YS	870	0	923	21	0
15	RT	1091	0	1151	38	0
15	YT	1083	0	1136	32	0
16	RU	959	0	1019	16	0
16	YU	959	0	1019	11	0
17	RV	775	0	841	22	0
17	YV	771	0	830	17	5
18	RW	886	0	940	18	1
18	YW	886	0	940	23	0
19	RX	750	0	814	26	0
19	YX	750	0	814	16	0
20	RY	810	0	892	16	0
20	YY	810	0	887	22	7
21	RZ	1587	0	1598	44	0
21	YZ	1557	0	1564	52	0
22	R0	608	0	622	8	0

Continued on next page...

Continued from previous page...

Mol	Chain	Non-H	H(model)	H(added)	Clashes	Symm-Clashes
22	Y0	608	0	622	16	0
23	R1	754	0	823	12	0
23	Y1	759	0	837	24	0
24	R2	588	0	643	16	1
24	Y2	592	0	654	7	0
25	R3	469	0	518	8	0
25	Y3	464	0	514	16	0
26	R4	546	0	522	55	0
26	Y4	536	0	514	58	0
27	R5	459	0	476	18	0
27	Y5	455	0	465	10	5
28	R6	453	0	473	9	0
28	Y6	449	0	469	6	0
29	R7	418	0	467	13	0
29	Y7	418	0	467	5	0
30	R8	517	0	582	24	0
30	Y8	517	0	582	20	0
31	R9	307	0	335	6	0
31	Y9	307	0	335	5	0
32	QA	32246	0	16293	408	0
32	XA	32331	0	16339	421	0
33	QB	1842	0	1862	86	0
33	XB	1825	0	1828	88	0
34	QC	1558	0	1557	44	0
34	XC	1542	0	1517	56	0
35	QD	1665	0	1687	71	0
35	XD	1668	0	1703	38	0
36	QE	1133	0	1191	47	0
36	XE	1133	0	1191	31	0
37	QF	814	0	808	18	0
37	XF	816	0	808	24	0
38	QG	1235	0	1249	37	0
38	XG	1229	0	1238	25	0
39	QH	1098	0	1143	42	0
39	XH	1088	0	1126	22	0
40	QI	986	0	990	44	0
40	XI	966	0	953	46	0
41	QJ	719	0	672	33	0
41	XJ	710	0	661	41	0
42	QK	834	0	838	16	0
42	XK	833	0	836	24	0
43	QL	932	0	981	17	0

Continued on next page...

Continued from previous page...

Mol	Chain	Non-H	H(model)	H(added)	Clashes	Symm-Clashes
43	XL	932	0	981	22	0
44	QM	914	0	954	53	0
44	XM	895	0	920	50	0
45	QN	492	0	529	20	0
45	XN	492	0	529	23	0
46	QO	728	0	760	27	0
46	XO	728	0	760	6	0
47	QP	681	0	697	20	0
47	XP	677	0	686	28	0
48	QQ	823	0	891	15	0
48	XQ	823	0	891	10	0
49	QR	555	0	618	16	0
49	XR	555	0	618	26	0
50	QS	648	0	658	29	0
50	XS	645	0	635	43	0
51	QT	732	0	809	34	0
51	XT	733	0	795	31	0
52	QU	199	0	208	3	0
52	XU	199	0	208	5	0
53	QV	1644	0	836	30	0
53	XV	1644	0	836	22	0
54	QY	2833	0	2729	96	0
54	XY	2833	0	2728	124	0
55	QX	129	0	64	1	0
55	XX	129	0	65	1	0
56	QA	280	0	0	0	0
56	QB	1	0	0	0	0
56	QD	4	0	0	0	0
56	QE	2	0	0	0	0
56	QF	1	0	0	0	0
56	QG	3	0	0	0	0
56	QH	2	0	0	0	0
56	QI	1	0	0	0	0
56	QL	2	0	0	0	0
56	QM	1	0	0	0	0
56	QN	2	0	0	0	0
56	QO	1	0	0	0	0
56	QQ	2	0	0	0	0
56	QR	1	0	0	0	0
56	QT	1	0	0	0	0
56	QV	4	0	0	0	0
56	QY	2	0	0	0	0

Continued on next page...

Continued from previous page...

Mol	Chain	Non-H	H(model)	H(added)	Clashes	Symm-Clashes
56	R0	4	0	0	0	0
56	R1	4	0	0	0	0
56	R3	2	0	0	0	0
56	R4	1	0	0	0	0
56	R5	4	0	0	0	0
56	R7	2	0	0	0	0
56	R8	1	0	0	0	0
56	R9	2	0	0	0	0
56	RA	1069	0	0	0	0
56	RB	28	0	0	0	0
56	RD	14	0	0	0	0
56	RE	7	0	0	0	0
56	RF	11	0	0	0	0
56	RG	4	0	0	0	0
56	RH	2	0	0	0	0
56	RN	3	0	0	0	0
56	RO	1	0	0	0	0
56	RP	2	0	0	0	0
56	RQ	4	0	0	0	0
56	RR	4	0	0	0	0
56	RT	3	0	0	0	0
56	RU	3	0	0	0	0
56	RV	4	0	0	0	0
56	RW	2	0	0	0	0
56	RX	1	0	0	0	0
56	RZ	1	0	0	0	0
56	XA	193	0	0	0	0
56	XE	2	0	0	0	0
56	XF	3	0	0	0	0
56	XH	1	0	0	0	0
56	XJ	1	0	0	0	0
56	XK	1	0	0	0	0
56	XL	1	0	0	0	0
56	XT	1	0	0	0	0
56	XV	3	0	0	0	0
56	XY	1	0	0	0	0
56	Y0	1	0	0	0	0
56	Y1	2	0	0	0	0
56	Y5	1	0	0	0	0
56	Y6	1	0	0	0	0
56	Y7	1	0	0	0	0
56	Y8	2	0	0	0	0

Continued on next page...

Continued from previous page...

Mol	Chain	Non-H	H(model)	H(added)	Clashes	Symm-Clashes
56	YA	756	0	0	0	0
56	YB	19	0	0	0	0
56	YD	9	0	0	0	0
56	YE	7	0	0	0	0
56	YF	3	0	0	0	0
56	YG	3	0	0	0	0
56	YI	1	0	0	0	0
56	YN	1	0	0	0	0
56	YO	2	0	0	0	0
56	YP	1	0	0	0	0
56	YQ	2	0	0	0	0
56	YR	1	0	0	0	0
56	YT	3	0	0	0	0
56	YV	1	0	0	0	0
56	YW	2	0	0	0	0
56	YX	1	0	0	0	0
57	QN	1	0	0	0	0
57	R4	1	0	0	0	0
57	R5	1	0	0	0	0
57	R6	1	0	0	0	0
57	R9	1	0	0	0	0
57	RY	1	0	0	0	0
57	XN	1	0	0	0	0
57	Y4	1	0	0	0	0
57	Y5	1	0	0	0	0
57	Y6	1	0	0	0	0
57	Y9	1	0	0	0	0
57	YY	1	0	0	0	0
58	QD	8	0	0	0	0
58	XD	8	0	0	0	0
All	All	296497	0	200048	4678	13

The all-atom clashscore is defined as the number of clashes found per 1000 atoms (including hydrogen atoms). The all-atom clashscore for this structure is 10.

The worst 5 of 4678 close contacts within the same asymmetric unit are listed below, sorted by their clash magnitude.

Atom-1	Atom-2	Interatomic distance (Å)	Clash overlap (Å)
33:XB:114:ARG:NH1	33:XB:118:LEU:HG	1.41	1.36
42:QK:48:ILE:HD12	42:QK:63:LEU:CB	1.60	1.29
7:YH:7:LEU:O	7:YH:69:ARG:NH1	1.63	1.29

Continued on next page...

Continued from previous page...

Atom-1	Atom-2	Interatomic distance (Å)	Clash overlap (Å)
42:QK:48:ILE:CD1	42:QK:63:LEU:HB2	1.66	1.25
26:Y4:59:PHE:CE1	50:XS:64:GLU:HB2	1.73	1.23

The worst 5 of 13 symmetry-related close contacts are listed below. The label for Atom-2 includes the symmetry operator and encoded unit-cell translations to be applied.

Atom-1	Atom-2	Interatomic distance (Å)	Clash overlap (Å)
7:YH:46:GLU:OE1	20:YY:22:GLY:C[4_445]	0.78	1.42
7:YH:46:GLU:OE1	20:YY:22:GLY:O[4_445]	1.12	1.08
7:YH:46:GLU:OE1	20:YY:23:ARG:N[4_445]	1.56	0.64
17:YV:49:THR:O	27:Y5:60:VAL:O[4_445]	1.77	0.43
17:YV:53:GLU:OE2	27:Y5:59:GLU:CA[4_445]	1.88	0.32

5.3 Torsion angles [i](#)

5.3.1 Protein backbone [i](#)

In the following table, the Percentiles column shows the percent Ramachandran outliers of the chain as a percentile score with respect to all X-ray entries followed by that with respect to entries of similar resolution.

The Analysed column shows the number of residues for which the backbone conformation was analysed, and the total number of residues.

Mol	Chain	Analysed	Favoured	Allowed	Outliers	Percentiles	
3	RD	273/276 (99%)	262 (96%)	11 (4%)	0	100	100
3	YD	273/276 (99%)	260 (95%)	13 (5%)	0	100	100
4	RE	202/206 (98%)	195 (96%)	6 (3%)	1 (0%)	32	66
4	YE	202/206 (98%)	196 (97%)	6 (3%)	0	100	100
5	RF	201/210 (96%)	197 (98%)	4 (2%)	0	100	100
5	YF	201/210 (96%)	196 (98%)	3 (2%)	2 (1%)	18	53
6	RG	179/182 (98%)	167 (93%)	11 (6%)	1 (1%)	28	63
6	YG	179/182 (98%)	170 (95%)	8 (4%)	1 (1%)	28	63
7	RH	172/180 (96%)	167 (97%)	5 (3%)	0	100	100
7	YH	171/180 (95%)	165 (96%)	6 (4%)	0	100	100
8	RI	145/148 (98%)	133 (92%)	11 (8%)	1 (1%)	25	60

Continued on next page...

Continued from previous page...

Mol	Chain	Analysed	Favoured	Allowed	Outliers	Percentiles	
8	YI	144/148 (97%)	135 (94%)	9 (6%)	0	100	100
9	RN	138/140 (99%)	136 (99%)	2 (1%)	0	100	100
9	YN	138/140 (99%)	136 (99%)	2 (1%)	0	100	100
10	RO	120/122 (98%)	114 (95%)	6 (5%)	0	100	100
10	YO	120/122 (98%)	115 (96%)	5 (4%)	0	100	100
11	RP	147/150 (98%)	141 (96%)	6 (4%)	0	100	100
11	YP	147/150 (98%)	141 (96%)	5 (3%)	1 (1%)	25	60
12	RQ	139/141 (99%)	134 (96%)	5 (4%)	0	100	100
12	YQ	139/141 (99%)	134 (96%)	5 (4%)	0	100	100
13	RR	116/118 (98%)	113 (97%)	3 (3%)	0	100	100
13	YR	116/118 (98%)	113 (97%)	3 (3%)	0	100	100
14	RS	108/112 (96%)	104 (96%)	3 (3%)	1 (1%)	20	55
14	YS	108/112 (96%)	105 (97%)	3 (3%)	0	100	100
15	RT	129/146 (88%)	124 (96%)	5 (4%)	0	100	100
15	YT	129/146 (88%)	125 (97%)	4 (3%)	0	100	100
16	RU	114/118 (97%)	114 (100%)	0	0	100	100
16	YU	114/118 (97%)	114 (100%)	0	0	100	100
17	RV	99/101 (98%)	97 (98%)	2 (2%)	0	100	100
17	YV	99/101 (98%)	96 (97%)	3 (3%)	0	100	100
18	RW	110/113 (97%)	109 (99%)	1 (1%)	0	100	100
18	YW	110/113 (97%)	110 (100%)	0	0	100	100
19	RX	93/96 (97%)	92 (99%)	1 (1%)	0	100	100
19	YX	93/96 (97%)	91 (98%)	2 (2%)	0	100	100
20	RY	105/110 (96%)	99 (94%)	6 (6%)	0	100	100
20	YY	105/110 (96%)	101 (96%)	4 (4%)	0	100	100
21	RZ	201/206 (98%)	196 (98%)	5 (2%)	0	100	100
21	YZ	199/206 (97%)	194 (98%)	5 (2%)	0	100	100
22	R0	75/85 (88%)	73 (97%)	2 (3%)	0	100	100
22	Y0	75/85 (88%)	73 (97%)	2 (3%)	0	100	100
23	R1	95/98 (97%)	94 (99%)	0	1 (1%)	17	52
23	Y1	95/98 (97%)	93 (98%)	1 (1%)	1 (1%)	17	52

Continued on next page...

Continued from previous page...

Mol	Chain	Analysed	Favoured	Allowed	Outliers	Percentiles	
24	R2	68/72 (94%)	67 (98%)	1 (2%)	0	100	100
24	Y2	68/72 (94%)	67 (98%)	1 (2%)	0	100	100
25	R3	57/60 (95%)	55 (96%)	2 (4%)	0	100	100
25	Y3	57/60 (95%)	55 (96%)	2 (4%)	0	100	100
26	R4	67/71 (94%)	55 (82%)	6 (9%)	6 (9%)	1	6
26	Y4	67/71 (94%)	53 (79%)	11 (16%)	3 (4%)	3	20
27	R5	57/60 (95%)	55 (96%)	2 (4%)	0	100	100
27	Y5	57/60 (95%)	56 (98%)	1 (2%)	0	100	100
28	R6	51/54 (94%)	49 (96%)	2 (4%)	0	100	100
28	Y6	51/54 (94%)	49 (96%)	2 (4%)	0	100	100
29	R7	46/49 (94%)	46 (100%)	0	0	100	100
29	Y7	46/49 (94%)	46 (100%)	0	0	100	100
30	R8	62/65 (95%)	61 (98%)	1 (2%)	0	100	100
30	Y8	62/65 (95%)	61 (98%)	1 (2%)	0	100	100
31	R9	35/37 (95%)	35 (100%)	0	0	100	100
31	Y9	35/37 (95%)	35 (100%)	0	0	100	100
33	QB	229/256 (90%)	202 (88%)	20 (9%)	7 (3%)	5	30
33	XB	229/256 (90%)	205 (90%)	19 (8%)	5 (2%)	8	37
34	QC	204/239 (85%)	190 (93%)	14 (7%)	0	100	100
34	XC	204/239 (85%)	187 (92%)	17 (8%)	0	100	100
35	QD	206/209 (99%)	197 (96%)	9 (4%)	0	100	100
35	XD	206/209 (99%)	199 (97%)	7 (3%)	0	100	100
36	QE	146/162 (90%)	144 (99%)	2 (1%)	0	100	100
36	XE	146/162 (90%)	145 (99%)	1 (1%)	0	100	100
37	QF	98/101 (97%)	96 (98%)	2 (2%)	0	100	100
37	XF	98/101 (97%)	96 (98%)	2 (2%)	0	100	100
38	QG	153/156 (98%)	148 (97%)	5 (3%)	0	100	100
38	XG	153/156 (98%)	148 (97%)	4 (3%)	1 (1%)	25	60
39	QH	135/138 (98%)	133 (98%)	2 (2%)	0	100	100
39	XH	135/138 (98%)	131 (97%)	4 (3%)	0	100	100
40	QI	125/128 (98%)	115 (92%)	9 (7%)	1 (1%)	22	57

Continued on next page...

Continued from previous page...

Mol	Chain	Analysed	Favoured	Allowed	Outliers	Percentiles	
40	XI	124/128 (97%)	113 (91%)	8 (6%)	3 (2%)	7	35
41	QJ	95/105 (90%)	83 (87%)	8 (8%)	4 (4%)	3	22
41	XJ	94/105 (90%)	85 (90%)	7 (7%)	2 (2%)	8	38
42	QK	112/129 (87%)	103 (92%)	7 (6%)	2 (2%)	10	42
42	XK	112/129 (87%)	106 (95%)	5 (4%)	1 (1%)	20	55
43	QL	119/132 (90%)	117 (98%)	2 (2%)	0	100	100
43	XL	119/132 (90%)	116 (98%)	3 (2%)	0	100	100
44	QM	114/126 (90%)	105 (92%)	7 (6%)	2 (2%)	10	42
44	XM	112/126 (89%)	105 (94%)	6 (5%)	1 (1%)	20	55
45	QN	58/61 (95%)	56 (97%)	2 (3%)	0	100	100
45	XN	58/61 (95%)	56 (97%)	2 (3%)	0	100	100
46	QO	86/89 (97%)	82 (95%)	4 (5%)	0	100	100
46	XO	86/89 (97%)	82 (95%)	4 (5%)	0	100	100
47	QP	80/88 (91%)	77 (96%)	3 (4%)	0	100	100
47	XP	80/88 (91%)	76 (95%)	4 (5%)	0	100	100
48	QQ	97/105 (92%)	94 (97%)	2 (2%)	1 (1%)	18	53
48	XQ	97/105 (92%)	95 (98%)	2 (2%)	0	100	100
49	QR	66/88 (75%)	65 (98%)	1 (2%)	0	100	100
49	XR	66/88 (75%)	65 (98%)	1 (2%)	0	100	100
50	QS	81/93 (87%)	78 (96%)	3 (4%)	0	100	100
50	XS	81/93 (87%)	79 (98%)	2 (2%)	0	100	100
51	QT	94/106 (89%)	86 (92%)	6 (6%)	2 (2%)	8	38
51	XT	96/106 (91%)	88 (92%)	6 (6%)	2 (2%)	8	38
52	QU	21/27 (78%)	19 (90%)	2 (10%)	0	100	100
52	XU	21/27 (78%)	19 (90%)	1 (5%)	1 (5%)	2	18
54	QY	354/380 (93%)	309 (87%)	37 (10%)	8 (2%)	7	36
54	XY	354/380 (93%)	309 (87%)	36 (10%)	9 (2%)	6	34
All	All	12148/12888 (94%)	11573 (95%)	504 (4%)	71 (1%)	28	63

5 of 71 Ramachandran outliers are listed below:

Mol	Chain	Res	Type
23	Y1	3	LYS

Continued on next page...

Continued from previous page...

Mol	Chain	Res	Type
33	XB	17	PHE
33	XB	20	GLU
33	XB	124	SER
40	XI	44	VAL

5.3.2 Protein sidechains ⓘ

In the following table, the Percentiles column shows the percent sidechain outliers of the chain as a percentile score with respect to all X-ray entries followed by that with respect to entries of similar resolution.

The Analysed column shows the number of residues for which the sidechain conformation was analysed, and the total number of residues.

Mol	Chain	Analysed	Rotameric	Outliers	Percentiles	
3	RD	214/218 (98%)	209 (98%)	5 (2%)	56	79
3	YD	215/218 (99%)	209 (97%)	6 (3%)	49	76
4	RE	164/166 (99%)	163 (99%)	1 (1%)	89	93
4	YE	164/166 (99%)	159 (97%)	5 (3%)	46	75
5	RF	160/166 (96%)	152 (95%)	8 (5%)	28	64
5	YF	159/166 (96%)	154 (97%)	5 (3%)	45	75
6	RG	144/156 (92%)	139 (96%)	5 (4%)	41	72
6	YG	142/156 (91%)	133 (94%)	9 (6%)	21	56
7	RH	144/148 (97%)	142 (99%)	2 (1%)	71	85
7	YH	143/148 (97%)	140 (98%)	3 (2%)	59	81
8	RI	111/124 (90%)	105 (95%)	6 (5%)	26	62
8	YI	108/124 (87%)	108 (100%)	0	100	100
9	RN	119/119 (100%)	115 (97%)	4 (3%)	42	73
9	YN	118/119 (99%)	115 (98%)	3 (2%)	53	78
10	RO	100/100 (100%)	100 (100%)	0	100	100
10	YO	100/100 (100%)	100 (100%)	0	100	100
11	RP	115/116 (99%)	112 (97%)	3 (3%)	51	77
11	YP	115/116 (99%)	113 (98%)	2 (2%)	66	83
12	RQ	111/111 (100%)	107 (96%)	4 (4%)	40	72
12	YQ	111/111 (100%)	106 (96%)	5 (4%)	32	67

Continued on next page...

Continued from previous page...

Mol	Chain	Analysed	Rotameric	Outliers	Percentiles	
13	RR	101/101 (100%)	99 (98%)	2 (2%)	60	81
13	YR	101/101 (100%)	101 (100%)	0	100	100
14	RS	87/88 (99%)	84 (97%)	3 (3%)	42	73
14	YS	85/88 (97%)	82 (96%)	3 (4%)	41	72
15	RT	115/127 (91%)	110 (96%)	5 (4%)	33	68
15	YT	113/127 (89%)	110 (97%)	3 (3%)	50	77
16	RU	93/94 (99%)	90 (97%)	3 (3%)	44	74
16	YU	93/94 (99%)	89 (96%)	4 (4%)	33	68
17	RV	81/82 (99%)	80 (99%)	1 (1%)	75	87
17	YV	80/82 (98%)	78 (98%)	2 (2%)	53	78
18	RW	90/92 (98%)	86 (96%)	4 (4%)	33	67
18	YW	90/92 (98%)	88 (98%)	2 (2%)	57	80
19	RX	77/78 (99%)	76 (99%)	1 (1%)	73	86
19	YX	77/78 (99%)	74 (96%)	3 (4%)	37	70
20	RY	86/91 (94%)	83 (96%)	3 (4%)	41	72
20	YY	86/91 (94%)	82 (95%)	4 (5%)	30	66
21	RZ	169/179 (94%)	165 (98%)	4 (2%)	54	79
21	YZ	165/179 (92%)	159 (96%)	6 (4%)	40	72
22	R0	61/67 (91%)	59 (97%)	2 (3%)	43	74
22	Y0	61/67 (91%)	56 (92%)	5 (8%)	13	44
23	R1	79/83 (95%)	77 (98%)	2 (2%)	53	78
23	Y1	81/83 (98%)	79 (98%)	2 (2%)	53	78
24	R2	65/67 (97%)	63 (97%)	2 (3%)	45	75
24	Y2	66/67 (98%)	64 (97%)	2 (3%)	46	75
25	R3	51/52 (98%)	51 (100%)	0	100	100
25	Y3	50/52 (96%)	47 (94%)	3 (6%)	22	58
26	R4	58/63 (92%)	55 (95%)	3 (5%)	27	63
26	Y4	54/63 (86%)	47 (87%)	7 (13%)	5	22
27	R5	51/52 (98%)	50 (98%)	1 (2%)	60	81
27	Y5	50/52 (96%)	49 (98%)	1 (2%)	60	81
28	R6	51/52 (98%)	50 (98%)	1 (2%)	60	81

Continued on next page...

Continued from previous page...

Mol	Chain	Analysed	Rotameric	Outliers	Percentiles	
28	Y6	50/52 (96%)	50 (100%)	0	100	100
29	R7	41/42 (98%)	41 (100%)	0	100	100
29	Y7	41/42 (98%)	41 (100%)	0	100	100
30	R8	54/55 (98%)	52 (96%)	2 (4%)	39	71
30	Y8	54/55 (98%)	52 (96%)	2 (4%)	39	71
31	R9	34/34 (100%)	34 (100%)	0	100	100
31	Y9	34/34 (100%)	34 (100%)	0	100	100
33	QB	191/220 (87%)	182 (95%)	9 (5%)	30	66
33	XB	187/220 (85%)	176 (94%)	11 (6%)	23	58
34	QC	144/188 (77%)	141 (98%)	3 (2%)	59	81
34	XC	140/188 (74%)	135 (96%)	5 (4%)	40	72
35	QD	171/181 (94%)	166 (97%)	5 (3%)	48	75
35	XD	172/181 (95%)	168 (98%)	4 (2%)	56	79
36	QE	114/123 (93%)	112 (98%)	2 (2%)	64	83
36	XE	114/123 (93%)	113 (99%)	1 (1%)	82	90
37	QF	85/90 (94%)	83 (98%)	2 (2%)	54	79
37	XF	85/90 (94%)	83 (98%)	2 (2%)	54	79
38	QG	120/127 (94%)	117 (98%)	3 (2%)	53	78
38	XG	119/127 (94%)	116 (98%)	3 (2%)	53	78
39	QH	116/119 (98%)	114 (98%)	2 (2%)	66	83
39	XH	114/119 (96%)	109 (96%)	5 (4%)	33	67
40	QI	91/99 (92%)	85 (93%)	6 (7%)	19	54
40	XI	88/99 (89%)	86 (98%)	2 (2%)	56	79
41	QJ	68/92 (74%)	67 (98%)	1 (2%)	70	85
41	XJ	68/92 (74%)	67 (98%)	1 (2%)	70	85
42	QK	83/99 (84%)	82 (99%)	1 (1%)	75	87
42	XK	83/99 (84%)	81 (98%)	2 (2%)	54	79
43	QL	96/108 (89%)	95 (99%)	1 (1%)	80	88
43	XL	96/108 (89%)	95 (99%)	1 (1%)	80	88
44	QM	90/101 (89%)	86 (96%)	4 (4%)	33	67
44	XM	87/101 (86%)	85 (98%)	2 (2%)	56	79

Continued on next page...

Continued from previous page...

Mol	Chain	Analysed	Rotameric	Outliers	Percentiles	
45	QN	49/50 (98%)	46 (94%)	3 (6%)	22	57
45	XN	49/50 (98%)	48 (98%)	1 (2%)	60	81
46	QO	78/80 (98%)	76 (97%)	2 (3%)	51	77
46	XO	78/80 (98%)	75 (96%)	3 (4%)	38	70
47	QP	69/74 (93%)	69 (100%)	0	100	100
47	XP	68/74 (92%)	66 (97%)	2 (3%)	48	75
48	QQ	94/97 (97%)	93 (99%)	1 (1%)	78	88
48	XQ	94/97 (97%)	94 (100%)	0	100	100
49	QR	59/77 (77%)	58 (98%)	1 (2%)	66	83
49	XR	59/77 (77%)	58 (98%)	1 (2%)	66	83
50	QS	68/80 (85%)	65 (96%)	3 (4%)	33	67
50	XS	67/80 (84%)	67 (100%)	0	100	100
51	QT	71/82 (87%)	70 (99%)	1 (1%)	71	85
51	XT	70/82 (85%)	70 (100%)	0	100	100
52	QU	18/22 (82%)	17 (94%)	1 (6%)	25	60
52	XU	18/22 (82%)	16 (89%)	2 (11%)	7	29
54	QY	303/323 (94%)	301 (99%)	2 (1%)	87	92
54	XY	303/323 (94%)	301 (99%)	2 (1%)	87	92
All	All	9969/10710 (93%)	9702 (97%)	267 (3%)	50	77

5 of 267 residues with a non-rotameric sidechain are listed below:

Mol	Chain	Res	Type
41	XJ	57	LYS
35	QD	168	ARG
21	RZ	72	ARG
44	XM	94	ARG
33	QB	21	ARG

Some sidechains can be flipped to improve hydrogen bonding and reduce clashes. 5 of 14 such sidechains are listed below:

Mol	Chain	Res	Type
50	QS	57	HIS
50	QS	65	ASN
54	XY	54	GLN

Continued on next page...

Continued from previous page...

Mol	Chain	Res	Type
38	QG	56	GLN
54	QY	308	GLN

5.3.3 RNA ⓘ

Mol	Chain	Analysed	Backbone Outliers	Pucker Outliers
1	RA	2855/2915 (97%)	427 (14%)	21 (0%)
1	YA	2855/2915 (97%)	430 (15%)	24 (0%)
2	RB	119/122 (97%)	10 (8%)	0
2	YB	119/122 (97%)	12 (10%)	0
32	QA	1494/1521 (98%)	220 (14%)	14 (0%)
32	XA	1498/1521 (98%)	232 (15%)	18 (1%)
53	QV	76/77 (98%)	19 (25%)	1 (1%)
53	XV	76/77 (98%)	18 (23%)	1 (1%)
55	QX	5/25 (20%)	1 (20%)	0
55	XX	5/25 (20%)	1 (20%)	0
All	All	9102/9320 (97%)	1370 (15%)	79 (0%)

5 of 1370 RNA backbone outliers are listed below:

Mol	Chain	Res	Type
1	YA	10	G
1	YA	11	G
1	YA	12	U
1	YA	15	G
1	YA	34	C

5 of 79 RNA pucker outliers are listed below:

Mol	Chain	Res	Type
32	XA	991	U
32	QA	509	A
1	RA	2171	A
32	XA	992	U
32	XA	1256	A

5.4 Non-standard residues in protein, DNA, RNA chains ⓘ

50 non-standard protein/DNA/RNA residues are modelled in this entry.

In the following table, the Counts columns list the number of bonds (or angles) for which Mogul

statistics could be retrieved, the number of bonds (or angles) that are observed in the model and the number of bonds (or angles) that are defined in the Chemical Component Dictionary. The Link column lists molecule types, if any, to which the group is linked. The Z score for a bond length (or angle) is the number of standard deviations the observed value is removed from the expected value. A bond length (or angle) with $|Z| > 2$ is considered an outlier worth inspection. RMSZ is the root-mean-square of all Z scores of the bond lengths (or angles).

Mol	Type	Chain	Res	Link	Bond lengths			Bond angles		
					Counts	RMSZ	# $ Z > 2$	Counts	RMSZ	# $ Z > 2$
32	2MG	QA	1207	32	19,26,27	1.30	2 (10%)	20,38,41	2.35	7 (35%)
32	5MC	QA	1400	32	15,22,23	1.41	1 (6%)	17,32,35	1.06	2 (11%)
32	4OC	QA	1402	32	16,23,24	0.66	0	19,32,35	1.07	1 (5%)
32	5MC	QA	1404	32	15,22,23	1.43	1 (6%)	17,32,35	1.11	2 (11%)
32	5MC	QA	1407	32	15,22,23	1.42	1 (6%)	17,32,35	1.12	2 (11%)
32	UR3	QA	1498	32	14,22,23	0.80	0	16,32,35	0.61	0
32	MA6	QA	1518	32	16,26,27	1.01	1 (6%)	18,38,41	2.36	6 (33%)
32	MA6	QA	1519	32	16,26,27	1.05	1 (6%)	18,38,41	2.26	6 (33%)
32	PSU	QA	516	32,56	16,21,22	1.34	2 (12%)	20,30,33	3.43	6 (30%)
32	7MG	QA	527	32,56	20,26,27	1.66	2 (10%)	22,39,42	2.81	5 (22%)
32	M2G	QA	966	32	20,27,28	1.42	3 (15%)	21,40,43	2.18	5 (23%)
32	5MC	QA	967	32	15,22,23	1.44	1 (6%)	17,32,35	0.97	2 (11%)
43	0TD	QL	92	43	5,9,10	4.66	4 (80%)	3,11,13	4.40	3 (100%)
54	MEQ	QY	252	54	9,9,10	0.97	0	7,10,12	1.24	1 (14%)
1	PSU	RA	1911	1	16,21,22	1.38	1 (6%)	20,30,33	3.51	7 (35%)
1	5MU	RA	1915	1,56	14,22,23	0.72	0	16,32,35	2.44	2 (12%)
1	PSU	RA	1917	1	16,21,22	1.36	1 (6%)	20,30,33	3.59	6 (30%)
1	4OC	RA	1920	1	15,22,24	0.67	0	19,31,35	0.80	1 (5%)
1	5MU	RA	1939	1	14,22,23	0.70	0	16,32,35	2.26	3 (18%)
1	5MC	RA	1942	1	15,22,23	1.39	1 (6%)	17,32,35	1.06	2 (11%)
1	5MC	RA	1962	1,56	15,22,23	1.40	1 (6%)	17,32,35	1.11	2 (11%)
1	OMG	RA	2251	1,56,53	18,26,27	1.26	2 (11%)	22,38,41	2.06	6 (27%)
1	2MA	RA	2503	1,56	18,25,26	1.61	3 (16%)	17,37,40	1.87	2 (11%)
1	2MU	RA	2552	1,56	14,22,24	0.92	0	18,31,36	1.97	1 (5%)
1	PSU	RA	2605	1	16,21,22	1.49	1 (6%)	20,30,33	3.55	6 (30%)
32	2MG	XA	1207	32	19,26,27	1.30	2 (10%)	20,38,41	2.31	8 (40%)
32	5MC	XA	1400	32	15,22,23	1.42	1 (6%)	17,32,35	0.99	2 (11%)
32	4OC	XA	1402	32	16,23,24	0.68	0	19,32,35	1.16	1 (5%)
32	5MC	XA	1404	32	15,22,23	1.39	1 (6%)	17,32,35	1.13	2 (11%)
32	5MC	XA	1407	32	15,22,23	1.37	1 (6%)	17,32,35	1.13	1 (5%)

Mol	Type	Chain	Res	Link	Bond lengths			Bond angles		
					Counts	RMSZ	# Z > 2	Counts	RMSZ	# Z > 2
32	UR3	XA	1498	32,56	14,22,23	0.83	1 (7%)	16,32,35	0.65	0
32	MA6	XA	1518	32	16,26,27	0.99	1 (6%)	18,38,41	2.37	7 (38%)
32	MA6	XA	1519	32	16,26,27	1.01	1 (6%)	18,38,41	2.43	7 (38%)
32	PSU	XA	516	32	16,21,22	1.29	2 (12%)	20,30,33	3.46	6 (30%)
32	7MG	XA	527	32,56	20,26,27	1.63	2 (10%)	22,39,42	2.78	6 (27%)
32	M2G	XA	966	32	20,27,28	1.45	3 (15%)	21,40,43	2.22	5 (23%)
32	5MC	XA	967	32	15,22,23	1.46	1 (6%)	17,32,35	0.99	2 (11%)
43	0TD	XL	92	43	5,9,10	3.10	2 (40%)	3,11,13	2.71	1 (33%)
54	MEQ	XY	252	54	9,9,10	1.17	1 (11%)	7,10,12	1.82	1 (14%)
1	PSU	YA	1911	1	16,21,22	1.37	1 (6%)	20,30,33	3.53	7 (35%)
1	5MU	YA	1915	1	14,22,23	0.63	0	16,32,35	2.52	2 (12%)
1	PSU	YA	1917	1	16,21,22	1.34	1 (6%)	20,30,33	3.57	6 (30%)
1	4OC	YA	1920	1	15,22,24	0.75	0	19,31,35	0.86	1 (5%)
1	5MU	YA	1939	1,56	14,22,23	0.72	1 (7%)	16,32,35	2.27	3 (18%)
1	5MC	YA	1942	1	15,22,23	1.36	1 (6%)	17,32,35	1.09	1 (5%)
1	5MC	YA	1962	1,56	15,22,23	1.38	1 (6%)	17,32,35	1.08	2 (11%)
1	OMG	YA	2251	1,56,53	18,26,27	1.28	2 (11%)	22,38,41	2.03	6 (27%)
1	2MA	YA	2503	1,56	18,25,26	1.61	3 (16%)	17,37,40	1.93	2 (11%)
1	2MU	YA	2552	1,56	14,22,24	0.93	0	18,31,36	1.96	1 (5%)
1	PSU	YA	2605	1	16,21,22	1.46	2 (12%)	20,30,33	3.60	6 (30%)

In the following table, the Chirals column lists the number of chiral outliers, the number of chiral centers analysed, the number of these observed in the model and the number defined in the Chemical Component Dictionary. Similar counts are reported in the Torsion and Rings columns. '-' means no outliers of that kind were identified.

Mol	Type	Chain	Res	Link	Chirals	Torsions	Rings
32	2MG	QA	1207	32	-	0/5/27/28	0/3/3/3
32	5MC	QA	1400	32	-	0/3/25/26	0/2/2/2
32	4OC	QA	1402	32	-	0/7/29/30	0/2/2/2
32	5MC	QA	1404	32	-	0/3/25/26	0/2/2/2
32	5MC	QA	1407	32	-	0/3/25/26	0/2/2/2
32	UR3	QA	1498	32	-	0/3/25/26	0/2/2/2
32	MA6	QA	1518	32	-	0/7/29/30	0/3/3/3
32	MA6	QA	1519	32	-	0/7/29/30	0/3/3/3
32	PSU	QA	516	32,56	-	0/7/25/26	0/2/2/2
32	7MG	QA	527	32,56	-	0/7/37/38	0/3/3/3
32	M2G	QA	966	32	-	0/7/29/30	0/3/3/3

Continued on next page...

Continued from previous page...

Mol	Type	Chain	Res	Link	Chirals	Torsions	Rings
32	5MC	QA	967	32	-	0/3/25/26	0/2/2/2
43	0TD	QL	92	43	-	0/2/12/14	0/0/0/0
54	MEQ	QY	252	54	-	0/7/9/11	0/0/0/0
1	PSU	RA	1911	1	-	0/7/25/26	0/2/2/2
1	5MU	RA	1915	1,56	-	0/3/25/26	0/2/2/2
1	PSU	RA	1917	1	-	0/7/25/26	0/2/2/2
1	4OC	RA	1920	1	-	0/5/27/30	0/2/2/2
1	5MU	RA	1939	1	-	0/3/25/26	0/2/2/2
1	5MC	RA	1942	1	-	0/3/25/26	0/2/2/2
1	5MC	RA	1962	1,56	-	0/3/25/26	0/2/2/2
1	OMG	RA	2251	1,56,53	-	0/5/27/28	0/3/3/3
1	2MA	RA	2503	1,56	-	0/3/25/26	0/3/3/3
1	2MU	RA	2552	1,56	-	0/5/27/28	0/2/2/2
1	PSU	RA	2605	1	-	0/7/25/26	0/2/2/2
32	2MG	XA	1207	32	-	0/5/27/28	0/3/3/3
32	5MC	XA	1400	32	-	0/3/25/26	0/2/2/2
32	4OC	XA	1402	32	-	0/7/29/30	0/2/2/2
32	5MC	XA	1404	32	-	0/3/25/26	0/2/2/2
32	5MC	XA	1407	32	-	0/3/25/26	0/2/2/2
32	UR3	XA	1498	32,56	-	0/3/25/26	0/2/2/2
32	MA6	XA	1518	32	-	0/7/29/30	0/3/3/3
32	MA6	XA	1519	32	-	0/7/29/30	0/3/3/3
32	PSU	XA	516	32	-	0/7/25/26	0/2/2/2
32	7MG	XA	527	32,56	-	0/7/37/38	0/3/3/3
32	M2G	XA	966	32	-	0/7/29/30	0/3/3/3
32	5MC	XA	967	32	-	0/3/25/26	0/2/2/2
43	0TD	XL	92	43	-	0/2/12/14	0/0/0/0
54	MEQ	XY	252	54	-	0/7/9/11	0/0/0/0
1	PSU	YA	1911	1	-	0/7/25/26	0/2/2/2
1	5MU	YA	1915	1	-	0/3/25/26	0/2/2/2
1	PSU	YA	1917	1	-	0/7/25/26	0/2/2/2
1	4OC	YA	1920	1	-	0/5/27/30	0/2/2/2
1	5MU	YA	1939	1,56	-	0/3/25/26	0/2/2/2
1	5MC	YA	1942	1	-	0/3/25/26	0/2/2/2
1	5MC	YA	1962	1,56	-	0/3/25/26	0/2/2/2
1	OMG	YA	2251	1,56,53	-	0/5/27/28	0/3/3/3
1	2MA	YA	2503	1,56	-	0/3/25/26	0/3/3/3
1	2MU	YA	2552	1,56	-	0/5/27/28	0/2/2/2
1	PSU	YA	2605	1	-	0/7/25/26	0/2/2/2

The worst 5 of 60 bond length outliers are listed below:

Mol	Chain	Res	Type	Atoms	Z	Observed(Å)	Ideal(Å)
43	QL	92	0TD	CB-SB	-7.70	1.64	1.84
43	XL	92	0TD	CB-SB	-5.88	1.69	1.84
1	RA	2605	PSU	C5-C1'	-4.57	1.48	1.52
1	YA	2605	PSU	C5-C1'	-4.39	1.48	1.52
1	RA	1911	PSU	C5-C1'	-4.07	1.48	1.52

The worst 5 of 172 bond angle outliers are listed below:

Mol	Chain	Res	Type	Atoms	Z	Observed(°)	Ideal(°)
1	YA	2605	PSU	N1-C2-N3	-9.50	121.56	128.40
1	RA	1917	PSU	N1-C2-N3	-9.41	121.63	128.40
32	XA	516	PSU	N1-C2-N3	-9.37	121.66	128.40
1	YA	1917	PSU	N1-C2-N3	-9.36	121.67	128.40
1	YA	1911	PSU	N1-C2-N3	-9.28	121.72	128.40

There are no chirality outliers.

There are no torsion outliers.

There are no ring outliers.

22 monomers are involved in 23 short contacts:

Mol	Chain	Res	Type	Clashes	Symm-Clashes
32	QA	1207	2MG	2	0
32	QA	1402	4OC	1	0
32	QA	1498	UR3	1	0
32	QA	1518	MA6	1	0
32	QA	1519	MA6	1	0
32	QA	516	PSU	1	0
32	QA	966	M2G	1	0
32	QA	967	5MC	1	0
43	QL	92	0TD	1	0
1	RA	1939	5MU	1	0
1	RA	1942	5MC	1	0
1	RA	1962	5MC	1	0
1	RA	2503	2MA	1	0
32	XA	1207	2MG	1	0
32	XA	1402	4OC	1	0
32	XA	1518	MA6	1	0
43	XL	92	0TD	1	0
1	YA	1920	4OC	2	0
1	YA	1939	5MU	1	0
1	YA	1962	5MC	1	0
1	YA	2251	OMG	1	0

Continued on next page...

Continued from previous page...

Mol	Chain	Res	Type	Clashes	Symm-Clashes
1	YA	2503	2MA	2	0

5.5 Carbohydrates [i](#)

There are no carbohydrates in this entry.

5.6 Ligand geometry [i](#)

Of 2534 ligands modelled in this entry, 2532 are monoatomic - leaving 2 for Mogul analysis.

In the following table, the Counts columns list the number of bonds (or angles) for which Mogul statistics could be retrieved, the number of bonds (or angles) that are observed in the model and the number of bonds (or angles) that are defined in the Chemical Component Dictionary. The Link column lists molecule types, if any, to which the group is linked. The Z score for a bond length (or angle) is the number of standard deviations the observed value is removed from the expected value. A bond length (or angle) with $|Z| > 2$ is considered an outlier worth inspection. RMSZ is the root-mean-square of all Z scores of the bond lengths (or angles).

Mol	Type	Chain	Res	Link	Bond lengths			Bond angles		
					Counts	RMSZ	$\# Z > 2$	Counts	RMSZ	$\# Z > 2$
58	SF4	QD	302	35	0,12,12	0.00	-	0,24,24	0.00	-
58	SF4	XD	301	35	0,12,12	0.00	-	0,24,24	0.00	-

In the following table, the Chirals column lists the number of chiral outliers, the number of chiral centers analysed, the number of these observed in the model and the number defined in the Chemical Component Dictionary. Similar counts are reported in the Torsion and Rings columns. '-' means no outliers of that kind were identified.

Mol	Type	Chain	Res	Link	Chirals	Torsions	Rings
58	SF4	QD	302	35	-	0/0/48/48	0/6/5/5
58	SF4	XD	301	35	-	0/0/48/48	0/6/5/5

There are no bond length outliers.

There are no bond angle outliers.

There are no chirality outliers.

There are no torsion outliers.

There are no ring outliers.

No monomer is involved in short contacts.

5.7 Other polymers [i](#)

There are no such residues in this entry.

5.8 Polymer linkage issues [i](#)

There are no chain breaks in this entry.

6 Fit of model and data [i](#)

6.1 Protein, DNA and RNA chains [i](#)

In the following table, the column labelled ‘#RSRZ> 2’ contains the number (and percentage) of RSRZ outliers, followed by percent RSRZ outliers for the chain as percentile scores relative to all X-ray entries and entries of similar resolution. The OWAB column contains the minimum, median, 95th percentile and maximum values of the occupancy-weighted average B-factor per residue. The column labelled ‘Q< 0.9’ lists the number of (and percentage) of residues with an average occupancy less than 0.9.

Mol	Chain	Analysed	<RSRZ>	#RSRZ>2	OWAB(Å ²)	Q<0.9
1	RA	2856/2915 (97%)	0.33	130 (4%) 33 31	76, 86, 96, 102	0
1	YA	2856/2915 (97%)	0.44	117 (4%) 38 35	71, 83, 96, 100	0
2	RB	120/122 (98%)	-0.10	2 (1%) 70 67	84, 90, 93, 96	0
2	YB	120/122 (98%)	-0.17	2 (1%) 70 67	80, 87, 91, 94	0
3	RD	275/276 (99%)	0.47	5 (1%) 69 66	77, 85, 89, 96	0
3	YD	275/276 (99%)	0.50	4 (1%) 74 70	76, 83, 89, 90	0
4	RE	204/206 (99%)	0.50	5 (2%) 58 54	78, 86, 91, 93	0
4	YE	204/206 (99%)	0.54	4 (1%) 65 63	77, 86, 90, 94	0
5	RF	203/210 (96%)	0.32	2 (0%) 82 81	81, 87, 92, 95	0
5	YF	203/210 (96%)	0.34	1 (0%) 90 90	76, 85, 91, 94	0
6	RG	181/182 (99%)	0.48	15 (8%) 12 11	87, 91, 94, 97	0
6	YG	181/182 (99%)	0.32	12 (6%) 19 18	85, 89, 93, 95	0
7	RH	174/180 (96%)	1.30	50 (28%) 1 1	86, 92, 95, 97	0
7	YH	173/180 (96%)	0.32	5 (2%) 52 50	82, 88, 92, 95	0
8	RI	147/148 (99%)	0.91	28 (19%) 1 1	85, 91, 94, 97	0
8	YI	146/148 (98%)	0.53	10 (6%) 18 18	84, 90, 94, 96	0
9	RN	140/140 (100%)	0.63	11 (7%) 13 12	83, 88, 92, 96	0
9	YN	140/140 (100%)	0.53	1 (0%) 87 87	80, 86, 91, 94	0
10	RO	122/122 (100%)	0.45	1 (0%) 86 85	79, 85, 90, 91	0
10	YO	122/122 (100%)	0.42	1 (0%) 86 85	78, 85, 89, 92	0
11	RP	149/150 (99%)	0.77	6 (4%) 39 36	78, 88, 92, 95	0
11	YP	149/150 (99%)	0.62	5 (3%) 46 42	77, 85, 90, 94	0
12	RQ	141/141 (100%)	0.26	2 (1%) 75 73	82, 87, 91, 93	0
12	YQ	141/141 (100%)	0.36	0 100 100	77, 85, 89, 91	0

Continued on next page...

Continued from previous page...

Mol	Chain	Analysed	<RSRZ>	#RSRZ>2	OWAB(Å ²)	Q<0.9
13	RR	118/118 (100%)	0.47	2 (1%) 70 67	81, 86, 89, 91	0
13	YR	118/118 (100%)	0.52	3 (2%) 58 54	80, 85, 89, 92	0
14	RS	110/112 (98%)	0.56	9 (8%) 12 12	84, 89, 93, 95	0
14	YS	110/112 (98%)	0.46	2 (1%) 69 66	82, 88, 91, 94	0
15	RT	131/146 (89%)	0.29	3 (2%) 61 58	82, 87, 91, 95	0
15	YT	131/146 (89%)	0.34	3 (2%) 61 58	82, 86, 92, 95	0
16	RU	116/118 (98%)	0.44	7 (6%) 23 21	82, 87, 92, 93	0
16	YU	116/118 (98%)	0.45	2 (1%) 70 67	78, 84, 90, 91	0
17	RV	101/101 (100%)	0.21	3 (2%) 51 49	81, 89, 92, 95	0
17	YV	101/101 (100%)	0.50	1 (0%) 82 81	80, 86, 91, 93	0
18	RW	112/113 (99%)	0.61	4 (3%) 43 40	80, 85, 90, 95	0
18	YW	112/113 (99%)	0.59	6 (5%) 26 25	78, 84, 90, 95	0
19	RX	95/96 (98%)	0.70	9 (9%) 9 8	83, 87, 90, 93	0
19	YX	95/96 (98%)	0.44	3 (3%) 48 46	79, 84, 89, 94	0
20	RY	107/110 (97%)	1.49	29 (27%) 1 1	85, 90, 93, 100	0
20	YY	107/110 (97%)	0.73	11 (10%) 7 6	82, 88, 92, 98	0
21	RZ	203/206 (98%)	0.92	22 (10%) 6 5	87, 90, 94, 99	0
21	YZ	201/206 (97%)	0.50	18 (8%) 10 10	83, 89, 94, 96	0
22	R0	77/85 (90%)	1.16	13 (16%) 2 1	83, 87, 90, 95	0
22	Y0	77/85 (90%)	0.72	7 (9%) 10 10	80, 85, 90, 95	0
23	R1	97/98 (98%)	0.78	10 (10%) 7 6	82, 86, 92, 94	0
23	Y1	97/98 (98%)	0.81	6 (6%) 21 21	78, 85, 91, 94	0
24	R2	70/72 (97%)	0.38	3 (4%) 36 34	83, 89, 92, 94	0
24	Y2	70/72 (97%)	0.40	1 (1%) 75 73	79, 86, 90, 97	0
25	R3	59/60 (98%)	1.13	9 (15%) 2 2	82, 88, 93, 98	0
25	Y3	59/60 (98%)	0.87	4 (6%) 18 18	79, 85, 91, 95	0
26	R4	69/71 (97%)	1.27	18 (26%) 1 1	89, 93, 96, 97	0
26	Y4	69/71 (97%)	0.70	12 (17%) 2 1	87, 92, 96, 97	0
27	R5	59/60 (98%)	0.41	2 (3%) 46 42	78, 86, 92, 95	0
27	Y5	59/60 (98%)	0.38	2 (3%) 46 42	78, 85, 92, 97	0
28	R6	53/54 (98%)	3.35	41 (77%) 0 0	89, 93, 96, 100	0

Continued on next page...

Continued from previous page...

Mol	Chain	Analysed	<RSRZ>	#RSRZ>2	OWAB(Å ²)	Q<0.9
28	Y6	53/54 (98%)	3.02	40 (75%) 0 0	88, 92, 95, 97	0
29	R7	48/49 (97%)	0.74	3 (6%) 21 20	79, 84, 91, 93	0
29	Y7	48/49 (97%)	1.05	4 (8%) 12 11	76, 81, 88, 93	0
30	R8	64/65 (98%)	0.78	2 (3%) 49 48	81, 86, 90, 91	0
30	Y8	64/65 (98%)	0.64	0 100 100	76, 83, 89, 90	0
31	R9	37/37 (100%)	2.40	20 (54%) 0 0	88, 90, 94, 97	0
31	Y9	37/37 (100%)	2.14	19 (51%) 0 0	84, 89, 91, 91	0
32	QA	1488/1521 (97%)	0.10	35 (2%) 59 56	83, 90, 96, 103	0
32	XA	1492/1521 (98%)	0.10	37 (2%) 58 54	78, 90, 96, 101	0
33	QB	231/256 (90%)	0.62	24 (10%) 7 6	88, 92, 95, 97	0
33	XB	231/256 (90%)	0.46	22 (9%) 9 8	87, 91, 95, 98	0
34	QC	206/239 (86%)	0.58	24 (11%) 5 4	88, 91, 94, 96	0
34	XC	206/239 (86%)	0.58	20 (9%) 8 8	87, 90, 93, 96	0
35	QD	208/209 (99%)	0.34	9 (4%) 36 34	85, 89, 93, 97	0
35	XD	208/209 (99%)	0.52	19 (9%) 10 10	85, 90, 94, 97	0
36	QE	148/162 (91%)	0.38	9 (6%) 22 21	85, 90, 93, 95	0
36	XE	148/162 (91%)	0.52	9 (6%) 22 21	85, 88, 92, 94	0
37	QF	100/101 (99%)	0.32	8 (8%) 13 12	87, 90, 93, 95	0
37	XF	100/101 (99%)	0.16	3 (3%) 51 49	83, 89, 93, 95	0
38	QG	155/156 (99%)	0.90	24 (15%) 2 2	88, 91, 94, 96	0
38	XG	155/156 (99%)	0.66	15 (9%) 8 8	87, 91, 95, 96	0
39	QH	137/138 (99%)	0.63	14 (10%) 7 6	86, 89, 92, 94	0
39	XH	137/138 (99%)	0.62	10 (7%) 16 15	82, 89, 92, 94	0
40	QI	127/128 (99%)	1.33	30 (23%) 1 1	86, 92, 95, 96	0
40	XI	126/128 (98%)	0.89	18 (14%) 3 3	85, 92, 95, 98	0
41	QJ	97/105 (92%)	1.33	29 (29%) 1 1	86, 92, 95, 97	0
41	XJ	96/105 (91%)	0.96	15 (15%) 2 2	87, 91, 94, 96	0
42	QK	114/129 (88%)	0.75	12 (10%) 7 6	86, 90, 93, 94	0
42	XK	114/129 (88%)	0.51	4 (3%) 44 41	82, 88, 92, 95	0
43	QL	121/132 (91%)	0.51	6 (4%) 30 27	81, 87, 90, 92	0
43	XL	121/132 (91%)	0.66	10 (8%) 12 11	83, 87, 91, 93	0

Continued on next page...

Continued from previous page...

Mol	Chain	Analysed	<RSRZ>	#RSRZ>2	OWAB(Å ²)	Q<0.9
44	QM	116/126 (92%)	0.76	19 (16%) 2 2	88, 92, 95, 97	0
44	XM	114/126 (90%)	0.97	22 (19%) 1 1	87, 91, 94, 95	0
45	QN	60/61 (98%)	1.46	14 (23%) 1 1	87, 91, 94, 95	0
45	XN	60/61 (98%)	0.51	3 (5%) 30 27	88, 90, 93, 95	0
46	QO	88/89 (98%)	0.50	6 (6%) 18 18	86, 89, 93, 94	0
46	XO	88/89 (98%)	0.59	6 (6%) 18 18	84, 89, 92, 94	0
47	QP	82/88 (93%)	1.02	11 (13%) 4 3	84, 89, 91, 93	0
47	XP	82/88 (93%)	0.96	15 (18%) 1 1	86, 90, 92, 95	0
48	QQ	99/105 (94%)	0.70	8 (8%) 13 12	85, 89, 93, 95	0
48	XQ	99/105 (94%)	0.44	3 (3%) 51 49	85, 88, 91, 93	0
49	QR	68/88 (77%)	1.23	14 (20%) 1 1	87, 90, 94, 96	0
49	XR	68/88 (77%)	0.67	3 (4%) 35 33	83, 89, 92, 93	0
50	QS	83/93 (89%)	1.55	27 (32%) 0 1	88, 92, 95, 97	0
50	XS	83/93 (89%)	1.50	24 (28%) 1 1	89, 92, 94, 96	0
51	QT	96/106 (90%)	0.65	5 (5%) 28 26	84, 89, 91, 93	0
51	XT	98/106 (92%)	1.18	17 (17%) 2 1	86, 90, 93, 94	0
52	QU	23/27 (85%)	3.02	20 (86%) 0 0	88, 92, 94, 95	0
52	XU	23/27 (85%)	2.17	12 (52%) 0 0	89, 91, 93, 93	0
53	QV	77/77 (100%)	0.22	3 (3%) 40 37	85, 91, 96, 98	0
53	XV	77/77 (100%)	0.41	5 (6%) 20 19	83, 90, 96, 100	0
54	QY	356/380 (93%)	1.86	144 (40%) 0 0	86, 92, 96, 99	0
54	XY	356/380 (93%)	1.63	119 (33%) 0 1	84, 91, 96, 99	0
55	QX	6/25 (24%)	0.64	0 100 100	87, 90, 91, 92	0
55	XX	6/25 (24%)	0.63	0 100 100	85, 88, 91, 91	0
All	All	21446/22208 (96%)	0.54	1678 (7%) 14 13	71, 88, 95, 103	0

The worst 5 of 1678 RSRZ outliers are listed below:

Mol	Chain	Res	Type	RSRZ
28	R6	20	ASN	11.6
21	YZ	192	ALA	10.7
20	YY	1	MET	9.1
31	R9	37	GLY	8.8
25	R3	60	GLU	8.8

6.2 Non-standard residues in protein, DNA, RNA chains [i](#)

In the following table, the Atoms column lists the number of modelled atoms in the group and the number defined in the chemical component dictionary. LLDF column lists the quality of electron density of the group with respect to its neighbouring residues in protein, DNA or RNA chains. The B-factors column lists the minimum, median, 95th percentile and maximum values of B factors of atoms in the group. The column labelled 'Q< 0.9' lists the number of atoms with occupancy less than 0.9.

Mol	Type	Chain	Res	Atoms	RSCC	RSR	LLDF	B-factors(\AA^2)	Q<0.9
32	UR3	XA	1498	21/22	0.96	0.22	-	74,83,87,88	0
1	5MC	RA	1942	21/22	0.94	0.23	-	81,85,88,90	0
1	5MC	YA	1942	21/22	0.93	0.23	-	76,81,87,88	0
43	0TD	XL	92	10/11	0.95	0.26	-	85,89,93,95	0
32	2MG	QA	1207	24/25	0.92	0.19	-	89,91,96,97	0
1	5MU	YA	1915	21/22	0.86	0.21	-	85,89,92,95	0
32	5MC	XA	1407	21/22	0.94	0.22	-	81,84,89,91	0
1	PSU	RA	1917	20/21	0.92	0.16	-	84,87,91,91	0
32	MA6	QA	1519	24/25	0.94	0.28	-	82,85,85,87	0
1	2MU	RA	2552	21/23	0.95	0.27	-	75,82,84,87	0
1	4OC	YA	1920	21/23	0.94	0.23	-	81,83,85,87	0
32	5MC	XA	1400	21/22	0.95	0.21	-	78,85,86,88	0
54	MEQ	XY	252	10/11	0.94	0.33	-	86,87,91,91	0
32	PSU	XA	516	20/21	0.91	0.16	-	89,90,93,94	0
32	M2G	XA	966	25/26	0.92	0.19	-	83,87,94,94	0
1	PSU	YA	1911	20/21	0.95	0.18	-	79,85,88,90	0
1	5MU	YA	1939	21/22	0.95	0.27	-	72,77,82,84	0
1	2MA	RA	2503	23/24	0.95	0.25	-	75,81,83,84	0
32	5MC	XA	1404	21/22	0.96	0.18	-	79,84,85,87	0
1	2MU	YA	2552	21/23	0.93	0.29	-	74,78,86,87	0
1	4OC	RA	1920	21/23	0.93	0.20	-	83,85,89,92	0
43	0TD	QL	92	10/11	0.94	0.20	-	87,90,94,95	0
32	MA6	QA	1518	24/25	0.93	0.27	-	82,86,88,89	0
32	5MC	QA	967	21/22	0.94	0.20	-	83,87,90,93	0
54	MEQ	QY	252	10/11	0.93	0.32	-	85,87,90,90	0
32	4OC	XA	1402	22/23	0.90	0.28	-	83,85,87,89	0
32	PSU	QA	516	20/21	0.90	0.15	-	87,89,91,91	0
1	5MC	YA	1962	21/22	0.96	0.19	-	73,81,85,85	0
32	4OC	QA	1402	22/23	0.89	0.24	-	84,87,89,90	0
1	PSU	RA	1911	20/21	0.95	0.14	-	82,85,88,89	0
32	5MC	QA	1404	21/22	0.94	0.20	-	83,86,88,88	0
32	2MG	XA	1207	24/25	0.90	0.22	-	88,90,95,97	0
32	MA6	XA	1518	24/25	0.96	0.29	-	70,82,82,83	0
1	2MA	YA	2503	23/24	0.94	0.29	-	72,78,79,81	0
1	PSU	YA	2605	20/21	0.94	0.28	-	69,77,81,83	0

Continued on next page...

Continued from previous page...

Mol	Type	Chain	Res	Atoms	RSCC	RSR	LLDF	B-factors(\AA^2)	Q<0.9
32	7MG	XA	527	24/25	0.93	0.24	-	83,86,87,88	0
32	M2G	QA	966	25/26	0.93	0.18	-	85,87,91,93	0
32	MA6	XA	1519	24/25	0.96	0.27	-	76,83,84,86	0
1	5MU	RA	1939	21/22	0.95	0.23	-	76,82,84,85	0
1	PSU	RA	2605	20/21	0.93	0.25	-	72,79,84,84	0
1	PSU	YA	1917	20/21	0.93	0.18	-	81,86,88,89	0
32	5MC	QA	1400	21/22	0.94	0.24	-	85,89,90,90	0
32	UR3	QA	1498	21/22	0.90	0.27	-	80,84,87,92	0
32	5MC	QA	1407	21/22	0.96	0.16	-	80,83,85,86	0
1	5MC	RA	1962	21/22	0.94	0.18	-	76,84,87,87	0
32	5MC	XA	967	21/22	0.93	0.25	-	87,88,89,89	0
1	5MU	RA	1915	21/22	0.89	0.13	-	84,89,93,97	0
32	7MG	QA	527	24/25	0.93	0.21	-	85,87,87,88	0
1	OMG	YA	2251	24/25	0.97	0.28	-	72,78,83,84	0
1	OMG	RA	2251	24/25	0.95	0.27	-	80,83,85,85	0

6.3 Carbohydrates [i](#)

There are no carbohydrates in this entry.

6.4 Ligands [i](#)

In the following table, the Atoms column lists the number of modelled atoms in the group and the number defined in the chemical component dictionary. LLDF column lists the quality of electron density of the group with respect to its neighbouring residues in protein, DNA or RNA chains. The B-factors column lists the minimum, median, 95th percentile and maximum values of B factors of atoms in the group. The column labelled 'Q< 0.9' lists the number of atoms with occupancy less than 0.9.

Mol	Type	Chain	Res	Atoms	RSCC	RSR	LLDF	B-factors(\AA^2)	Q<0.9
56	MG	YA	3324	1/1	0.92	1.09	154.64	62,62,62,62	0
56	MG	XA	1781	1/1	0.84	1.36	87.52	79,79,79,79	0
56	MG	YA	3360	1/1	0.94	1.11	82.31	62,62,62,62	0
56	MG	YA	3343	1/1	0.94	0.83	71.35	62,62,62,62	0
56	MG	YA	3247	1/1	0.40	0.74	65.95	80,80,80,80	0
56	MG	RA	3444	1/1	0.90	1.29	64.47	62,62,62,62	0
56	MG	RA	3122	1/1	0.43	1.93	64.04	102,102,102,102	0
56	MG	RA	3854	1/1	0.61	1.73	63.73	87,87,87,87	0
56	MG	YA	3102	1/1	0.55	1.80	60.80	101,101,101,101	0
56	MG	YA	3295	1/1	0.80	1.09	59.63	62,62,62,62	0
56	MG	YA	3131	1/1	0.60	1.26	58.98	105,105,105,105	0

Continued on next page...

Continued from previous page...

Mol	Type	Chain	Res	Atoms	RSCC	RSR	LLDF	B-factors(\AA^2)	Q<0.9
56	MG	RA	3697	1/1	0.72	2.04	58.95	101,101,101,101	0
56	MG	YA	3582	1/1	0.74	1.24	57.95	74,74,74,74	0
56	MG	QA	1704	1/1	0.24	0.78	57.72	89,89,89,89	0
56	MG	YA	3058	1/1	0.40	1.08	55.29	93,93,93,93	0
56	MG	QA	1771	1/1	-0.14	1.08	55.04	93,93,93,93	0
56	MG	XA	1780	1/1	0.51	1.11	52.98	74,74,74,74	0
56	MG	YA	3710	1/1	0.25	1.19	50.96	80,80,80,80	0
56	MG	RA	3588	1/1	0.79	1.02	50.37	76,76,76,76	0
56	MG	YA	3374	1/1	0.76	0.98	49.44	75,75,75,75	0
56	MG	RA	3394	1/1	0.97	0.91	47.40	62,62,62,62	0
56	MG	XA	1623	1/1	-0.04	0.50	47.17	83,83,83,83	0
56	MG	RA	3754	1/1	0.88	0.82	46.82	62,62,62,62	0
56	MG	RA	3029	1/1	0.69	1.46	46.68	104,104,104,104	0
56	MG	YA	3320	1/1	0.26	1.08	44.91	87,87,87,87	0
56	MG	RA	3205	1/1	0.23	1.13	44.88	87,87,87,87	0
56	MG	RA	3631	1/1	0.32	1.07	43.28	94,94,94,94	0
56	MG	YA	3745	1/1	0.82	0.96	42.51	104,104,104,104	0
56	MG	RA	3773	1/1	0.97	0.76	42.15	70,70,70,70	0
56	MG	RA	3829	1/1	-0.04	1.51	42.13	96,96,96,96	0
56	MG	RA	3221	1/1	0.83	1.14	41.66	92,92,92,92	0
56	MG	RA	3141	1/1	0.65	1.21	41.13	92,92,92,92	0
56	MG	YA	3166	1/1	0.72	0.96	40.74	109,109,109,109	0
56	MG	YA	3705	1/1	0.38	1.20	40.41	78,78,78,78	0
56	MG	YA	3419	1/1	0.87	0.74	39.71	77,77,77,77	0
56	MG	RA	3882	1/1	0.77	1.20	39.12	87,87,87,87	0
56	MG	RA	3751	1/1	0.49	1.29	38.87	83,83,83,83	0
56	MG	YA	3401	1/1	0.94	0.69	38.86	62,62,62,62	0
56	MG	YA	3409	1/1	0.42	1.29	38.17	95,95,95,95	0
56	MG	RA	3537	1/1	-0.03	1.01	37.60	84,84,84,84	0
56	MG	YA	3647	1/1	0.74	1.16	37.47	62,62,62,62	0
56	MG	RA	3116	1/1	0.63	1.16	37.42	104,104,104,104	0
56	MG	RA	3094	1/1	0.86	1.24	35.97	85,85,85,85	0
56	MG	YD	303	1/1	0.78	1.07	35.16	84,84,84,84	0
56	MG	RA	3850	1/1	0.44	0.56	35.15	72,72,72,72	0
56	MG	RA	3572	1/1	0.36	0.56	35.03	81,81,81,81	0
56	MG	QA	1780	1/1	0.33	1.33	34.95	80,80,80,80	0
56	MG	YA	3316	1/1	0.83	0.62	34.86	62,62,62,62	0
56	MG	RA	3738	1/1	0.40	0.61	34.81	93,93,93,93	0
56	MG	YA	3630	1/1	0.89	0.86	34.59	66,66,66,66	0
56	MG	RA	3436	1/1	0.80	1.11	34.43	63,63,63,63	0
56	MG	RA	3088	1/1	0.82	1.03	34.14	98,98,98,98	0

Continued on next page...

Continued from previous page...

Mol	Type	Chain	Res	Atoms	RSCC	RSR	LLDF	B-factors(\AA^2)	Q<0.9
56	MG	RA	3486	1/1	0.47	0.78	33.57	83,83,83,83	0
56	MG	RA	3118	1/1	0.80	0.72	33.04	96,96,96,96	0
56	MG	XA	1611	1/1	0.75	0.65	32.98	81,81,81,81	0
56	MG	YA	3314	1/1	0.66	0.60	31.85	69,69,69,69	0
56	MG	YA	3518	1/1	0.13	0.88	31.84	70,70,70,70	0
56	MG	YA	3694	1/1	0.23	0.89	31.80	82,82,82,82	0
56	MG	RA	3101	1/1	0.69	0.82	31.60	95,95,95,95	0
56	MG	QA	1625	1/1	0.71	0.53	31.18	88,88,88,88	0
56	MG	RA	3142	1/1	0.39	0.49	31.13	85,85,85,85	0
56	MG	YA	3633	1/1	0.23	1.20	30.47	95,95,95,95	0
56	MG	QA	1614	1/1	0.78	0.80	30.42	85,85,85,85	0
56	MG	RA	3408	1/1	0.96	0.76	30.36	62,62,62,62	0
56	MG	RA	3208	1/1	0.59	0.68	30.23	89,89,89,89	0
56	MG	YA	3509	1/1	-0.35	0.79	30.11	97,97,97,97	0
56	MG	XA	1627	1/1	0.74	0.97	30.10	80,80,80,80	0
56	MG	YA	3747	1/1	0.74	1.25	29.96	98,98,98,98	0
56	MG	RA	3889	1/1	0.88	0.66	29.90	62,62,62,62	0
56	MG	YA	3350	1/1	0.79	0.58	29.33	76,76,76,76	0
56	MG	RA	3677	1/1	-0.04	1.12	28.86	86,86,86,86	0
56	MG	YA	3476	1/1	0.93	0.93	28.80	62,62,62,62	0
56	MG	RA	3634	1/1	0.60	0.61	28.68	79,79,79,79	0
56	MG	YA	3648	1/1	0.84	0.63	28.66	62,62,62,62	0
56	MG	RA	3903	1/1	0.95	0.47	28.50	79,79,79,79	0
56	MG	RA	3470	1/1	0.95	0.80	28.47	62,62,62,62	0
56	MG	QA	1849	1/1	0.51	1.44	28.34	76,76,76,76	0
56	MG	RA	3302	1/1	0.91	0.77	28.10	91,91,91,91	0
56	MG	RA	3163	1/1	0.85	1.46	27.99	88,88,88,88	0
56	MG	RA	3603	1/1	0.17	1.55	27.87	90,90,90,90	0
56	MG	RA	3132	1/1	0.71	0.39	27.65	95,95,95,95	0
56	MG	RA	3364	1/1	0.70	0.95	27.27	74,74,74,74	0
56	MG	YA	3391	1/1	0.93	0.79	26.90	62,62,62,62	0
56	MG	RA	3027	1/1	0.15	0.84	26.83	112,112,112,112	0
56	MG	RA	3924	1/1	0.47	0.66	26.76	89,89,89,89	0
56	MG	XA	1645	1/1	0.97	0.64	26.66	82,82,82,82	0
56	MG	RA	3252	1/1	0.95	0.68	26.56	89,89,89,89	0
56	MG	YA	3611	1/1	0.95	1.04	26.52	62,62,62,62	0
56	MG	QA	1814	1/1	0.72	0.89	25.95	89,89,89,89	0
56	MG	RA	3392	1/1	0.87	0.80	25.93	62,62,62,62	0
56	MG	RA	3290	1/1	0.69	1.46	25.71	99,99,99,99	0
56	MG	RA	3412	1/1	0.90	0.46	25.59	62,62,62,62	0
56	MG	RA	3839	1/1	0.94	0.86	25.57	62,62,62,62	0

Continued on next page...

Continued from previous page...

Mol	Type	Chain	Res	Atoms	RSCC	RSR	LLDF	B-factors(Å ²)	Q<0.9
56	MG	RA	3419	1/1	0.92	0.78	25.48	62,62,62,62	0
56	MG	RA	3941	1/1	0.23	0.78	25.44	87,87,87,87	0
56	MG	RB	201	1/1	0.78	0.76	25.27	104,104,104,104	0
56	MG	YA	3650	1/1	0.67	0.90	25.08	76,76,76,76	0
56	MG	RA	3917	1/1	0.54	0.49	24.90	92,92,92,92	0
56	MG	YA	3552	1/1	0.78	0.68	24.88	65,65,65,65	0
56	MG	RA	3022	1/1	0.72	0.85	24.82	98,98,98,98	0
56	MG	RA	3616	1/1	0.89	0.86	24.52	62,62,62,62	0
56	MG	RD	313	1/1	0.75	0.86	24.48	84,84,84,84	0
56	MG	YA	3088	1/1	0.84	0.97	24.43	90,90,90,90	0
56	MG	YA	3570	1/1	0.92	0.77	24.42	62,62,62,62	0
56	MG	YF	303	1/1	0.80	0.97	24.33	108,108,108,108	0
56	MG	YA	3323	1/1	0.75	0.64	24.30	62,62,62,62	0
56	MG	YA	3681	1/1	0.89	0.62	24.28	62,62,62,62	0
56	MG	RA	3384	1/1	0.91	0.62	24.21	67,67,67,67	0
56	MG	YA	3030	1/1	0.26	0.59	24.21	88,88,88,88	0
56	MG	QA	1854	1/1	0.23	0.97	24.13	94,94,94,94	0
56	MG	YA	3355	1/1	0.92	0.97	23.99	62,62,62,62	0
56	MG	YA	3387	1/1	0.78	0.71	23.99	62,62,62,62	0
56	MG	RA	3165	1/1	0.79	1.06	23.90	103,103,103,103	0
56	MG	RP	201	1/1	0.48	1.10	23.88	86,86,86,86	0
56	MG	YA	3378	1/1	0.89	0.65	23.47	62,62,62,62	0
56	MG	RA	4044	1/1	0.75	1.12	23.40	106,106,106,106	0
56	MG	RA	3483	1/1	0.84	0.66	23.28	62,62,62,62	0
56	MG	QA	1724	1/1	0.47	1.89	23.12	85,85,85,85	0
56	MG	RA	3805	1/1	0.71	0.61	23.10	97,97,97,97	0
56	MG	RA	3521	1/1	0.68	0.47	23.10	69,69,69,69	0
56	MG	RA	4012	1/1	0.72	2.56	23.06	103,103,103,103	0
56	MG	RA	3512	1/1	-0.35	0.93	22.61	94,94,94,94	0
56	MG	RA	3696	1/1	0.58	0.92	22.54	82,82,82,82	0
56	MG	RA	3893	1/1	0.81	0.59	22.49	76,76,76,76	0
56	MG	RA	3113	1/1	0.47	1.02	22.48	90,90,90,90	0
56	MG	XA	1612	1/1	0.64	0.51	22.47	84,84,84,84	0
56	MG	YA	3724	1/1	0.41	0.53	22.47	71,71,71,71	0
56	MG	RA	3497	1/1	0.93	0.70	22.39	62,62,62,62	0
56	MG	RA	3611	1/1	0.49	0.50	22.39	95,95,95,95	0
56	MG	RA	3226	1/1	0.83	0.81	22.34	113,113,113,113	0
56	MG	RA	4062	1/1	0.57	1.38	22.16	98,98,98,98	0
56	MG	RA	3624	1/1	0.81	0.81	22.16	75,75,75,75	0
56	MG	YA	3183	1/1	0.53	0.66	21.97	88,88,88,88	0
56	MG	YA	3514	1/1	0.91	0.62	21.80	62,62,62,62	0

Continued on next page...

Continued from previous page...

Mol	Type	Chain	Res	Atoms	RSCC	RSR	LLDF	B-factors(\AA^2)	Q<0.9
56	MG	RA	3708	1/1	0.72	0.98	21.60	77,77,77,77	0
56	MG	YA	3027	1/1	0.23	0.92	21.22	83,83,83,83	0
56	MG	RA	3742	1/1	0.59	0.35	21.18	88,88,88,88	0
56	MG	YA	3623	1/1	0.82	0.55	21.11	65,65,65,65	0
56	MG	RA	3366	1/1	0.76	0.41	21.03	71,71,71,71	0
56	MG	RA	3186	1/1	0.86	0.93	21.02	98,98,98,98	0
56	MG	RA	3077	1/1	0.62	0.53	20.65	80,80,80,80	0
56	MG	RA	3713	1/1	0.74	1.84	20.61	89,89,89,89	0
56	MG	YA	3456	1/1	0.47	0.77	20.39	84,84,84,84	0
56	MG	RD	303	1/1	0.72	1.20	20.39	88,88,88,88	0
56	MG	YA	3170	1/1	0.06	0.52	20.37	92,92,92,92	0
56	MG	Y0	101	1/1	-0.08	1.09	20.33	78,78,78,78	0
56	MG	RA	3484	1/1	0.93	0.84	20.23	62,62,62,62	0
56	MG	RA	4060	1/1	0.84	1.10	20.11	109,109,109,109	0
56	MG	YA	3715	1/1	0.78	0.42	19.97	83,83,83,83	0
56	MG	RA	3618	1/1	0.15	0.82	19.79	88,88,88,88	0
56	MG	RA	3786	1/1	0.85	0.69	19.72	89,89,89,89	0
56	MG	YA	3270	1/1	0.42	0.90	19.69	79,79,79,79	0
56	MG	YA	3328	1/1	0.87	0.59	19.69	62,62,62,62	0
56	MG	XA	1658	1/1	0.42	0.67	19.61	86,86,86,86	0
56	MG	RA	3767	1/1	0.47	0.91	19.52	63,63,63,63	0
56	MG	RA	3707	1/1	0.67	0.46	19.39	73,73,73,73	0
56	MG	RA	4049	1/1	0.93	0.94	19.38	99,99,99,99	0
56	MG	RA	3185	1/1	0.87	0.73	19.25	85,85,85,85	0
56	MG	QA	1711	1/1	0.86	0.50	19.24	78,78,78,78	0
56	MG	RA	3458	1/1	0.27	0.90	19.24	84,84,84,84	0
56	MG	RA	3536	1/1	0.38	0.66	19.23	86,86,86,86	0
56	MG	RA	3332	1/1	0.48	0.52	19.17	93,93,93,93	0
56	MG	YA	3033	1/1	0.03	0.52	19.11	99,99,99,99	0
56	MG	YA	3361	1/1	0.45	0.63	18.90	88,88,88,88	0
56	MG	YA	3269	1/1	0.46	0.54	18.84	75,75,75,75	0
56	MG	YA	3475	1/1	0.72	0.56	18.76	65,65,65,65	0
56	MG	RA	3858	1/1	0.96	0.54	18.73	70,70,70,70	0
56	MG	RA	3526	1/1	0.07	0.84	18.67	89,89,89,89	0
56	MG	RA	3117	1/1	0.76	0.66	18.64	96,96,96,96	0
56	MG	XA	1738	1/1	0.85	0.61	18.60	64,64,64,64	0
56	MG	RA	3468	1/1	0.91	0.46	18.46	63,63,63,63	0
56	MG	RA	3348	1/1	0.95	0.59	18.38	74,74,74,74	0
56	MG	YA	3614	1/1	0.94	0.53	18.35	68,68,68,68	0
56	MG	YA	3291	1/1	0.25	0.84	18.29	88,88,88,88	0
56	MG	RA	3524	1/1	0.42	0.69	18.22	85,85,85,85	0

Continued on next page...

Continued from previous page...

Mol	Type	Chain	Res	Atoms	RSCC	RSR	LLDF	B-factors(\AA^2)	Q<0.9
56	MG	YW	201	1/1	0.59	0.94	18.19	98,98,98,98	0
56	MG	YA	3091	1/1	0.76	0.47	18.15	76,76,76,76	0
56	MG	RA	3939	1/1	0.42	2.08	18.14	95,95,95,95	0
56	MG	RE	302	1/1	0.45	0.95	18.08	97,97,97,97	0
56	MG	YA	3192	1/1	0.42	0.44	18.05	74,74,74,74	0
56	MG	RA	3952	1/1	0.18	0.52	18.03	96,96,96,96	0
56	MG	YA	3612	1/1	0.95	0.59	18.01	64,64,64,64	0
56	MG	RA	3241	1/1	0.79	0.62	18.00	91,91,91,91	0
56	MG	RA	3948	1/1	0.72	0.58	17.98	64,64,64,64	0
56	MG	RA	3187	1/1	0.49	0.57	17.95	90,90,90,90	0
56	MG	RA	3568	1/1	0.27	0.54	17.91	89,89,89,89	0
56	MG	RA	3197	1/1	0.23	0.56	17.89	100,100,100,100	0
56	MG	RA	3574	1/1	0.84	1.32	17.83	90,90,90,90	0
56	MG	RR	201	1/1	0.36	0.77	17.76	98,98,98,98	0
56	MG	YA	3249	1/1	0.45	0.69	17.72	94,94,94,94	0
56	MG	XA	1720	1/1	0.46	0.65	17.71	96,96,96,96	0
56	MG	QA	1860	1/1	0.13	0.83	17.69	92,92,92,92	0
56	MG	RA	4030	1/1	0.85	1.21	17.55	103,103,103,103	0
56	MG	RA	3496	1/1	0.95	0.70	17.33	63,63,63,63	0
56	MG	RF	303	1/1	0.39	1.36	17.30	98,98,98,98	0
56	MG	XA	1725	1/1	0.75	0.50	17.04	85,85,85,85	0
56	MG	XA	1774	1/1	0.94	0.65	17.03	80,80,80,80	0
56	MG	RA	3121	1/1	0.66	0.95	17.02	100,100,100,100	0
56	MG	YA	3709	1/1	0.69	0.43	16.99	71,71,71,71	0
56	MG	RA	3386	1/1	0.85	0.71	16.97	76,76,76,76	0
56	MG	RA	3082	1/1	0.84	0.95	16.97	100,100,100,100	0
56	MG	RA	3109	1/1	0.41	0.72	16.88	97,97,97,97	0
56	MG	RA	3045	1/1	0.72	0.89	16.77	86,86,86,86	0
56	MG	RA	3125	1/1	0.94	0.52	16.75	93,93,93,93	0
56	MG	XA	1673	1/1	0.59	0.46	16.64	89,89,89,89	0
56	MG	RA	3659	1/1	0.84	0.76	16.52	95,95,95,95	0
56	MG	YA	3107	1/1	0.81	0.43	16.39	74,74,74,74	0
56	MG	YA	3134	1/1	0.72	0.62	16.29	73,73,73,73	0
56	MG	XA	1786	1/1	0.54	0.71	16.27	89,89,89,89	0
56	MG	R5	101	1/1	0.77	1.50	16.13	105,105,105,105	0
56	MG	RA	3856	1/1	0.81	0.54	16.13	77,77,77,77	0
56	MG	YA	3112	1/1	0.02	0.72	16.09	85,85,85,85	0
56	MG	RA	3098	1/1	0.62	0.54	16.03	68,68,68,68	0
56	MG	YA	3272	1/1	0.90	0.76	15.98	77,77,77,77	0
56	MG	YD	305	1/1	0.58	0.70	15.95	92,92,92,92	0
56	MG	RA	4052	1/1	0.83	1.03	15.92	90,90,90,90	0

Continued on next page...

Continued from previous page...

Mol	Type	Chain	Res	Atoms	RSCC	RSR	LLDF	B-factors(Å ²)	Q<0.9
56	MG	YA	3753	1/1	0.82	1.13	15.76	81,81,81,81	0
56	MG	RA	4034	1/1	0.81	0.97	15.70	88,88,88,88	0
56	MG	RA	3566	1/1	0.68	0.56	15.67	67,67,67,67	0
56	MG	RA	4065	1/1	0.17	1.02	15.63	91,91,91,91	0
56	MG	RA	3476	1/1	0.88	0.72	15.61	78,78,78,78	0
56	MG	YA	3468	1/1	0.86	0.59	15.54	62,62,62,62	0
56	MG	RA	3409	1/1	0.81	0.45	15.52	65,65,65,65	0
56	MG	RA	3265	1/1	0.81	0.77	15.50	94,94,94,94	0
56	MG	YA	3074	1/1	0.64	0.65	15.50	68,68,68,68	0
56	MG	RA	3356	1/1	0.97	0.82	15.46	78,78,78,78	0
56	MG	YA	3325	1/1	0.96	0.51	15.45	62,62,62,62	0
56	MG	QA	1715	1/1	0.90	0.52	15.43	71,71,71,71	0
56	MG	QA	1654	1/1	0.59	0.43	15.41	77,77,77,77	0
56	MG	YA	3656	1/1	0.95	0.43	15.40	78,78,78,78	0
56	MG	YA	3660	1/1	0.67	0.61	15.31	69,69,69,69	0
56	MG	RA	4051	1/1	0.92	0.72	15.29	105,105,105,105	0
56	MG	RA	4043	1/1	0.64	1.09	15.28	92,92,92,92	0
56	MG	YA	3129	1/1	0.71	0.47	15.26	77,77,77,77	0
56	MG	YA	3668	1/1	0.93	0.74	15.25	62,62,62,62	0
56	MG	XA	1747	1/1	0.94	0.67	15.25	63,63,63,63	0
56	MG	RA	3712	1/1	0.66	0.78	15.15	83,83,83,83	0
56	MG	RA	3385	1/1	0.97	1.01	15.13	62,62,62,62	0
56	MG	YA	3750	1/1	0.88	0.98	15.09	92,92,92,92	0
56	MG	YA	3388	1/1	0.90	0.54	15.05	62,62,62,62	0
56	MG	YA	3440	1/1	0.92	0.55	15.03	64,64,64,64	0
56	MG	RA	3814	1/1	0.93	0.49	14.98	73,73,73,73	0
56	MG	RD	302	1/1	0.82	0.82	14.96	71,71,71,71	0
56	MG	RF	306	1/1	0.67	1.38	14.91	106,106,106,106	0
56	MG	RA	3401	1/1	0.73	0.70	14.86	62,62,62,62	0
56	MG	RA	4026	1/1	0.89	0.69	14.82	105,105,105,105	0
56	MG	RA	4024	1/1	0.56	1.50	14.78	98,98,98,98	0
56	MG	YA	3447	1/1	0.26	0.56	14.74	80,80,80,80	0
56	MG	RA	4064	1/1	0.81	1.09	14.73	84,84,84,84	0
56	MG	YA	3122	1/1	0.79	0.55	14.70	82,82,82,82	0
56	MG	RA	3466	1/1	0.85	0.70	14.70	62,62,62,62	0
56	MG	YA	3733	1/1	0.91	0.82	14.67	89,89,89,89	0
56	MG	QA	1857	1/1	0.81	0.34	14.63	83,83,83,83	0
56	MG	RV	203	1/1	0.70	0.76	14.54	83,83,83,83	0
56	MG	RA	3502	1/1	0.92	1.11	14.50	64,64,64,64	0
56	MG	RA	3462	1/1	0.61	0.75	14.47	86,86,86,86	0
56	MG	RA	3279	1/1	0.59	0.71	14.42	98,98,98,98	0

Continued on next page...

Continued from previous page...

Mol	Type	Chain	Res	Atoms	RSCC	RSR	LLDF	B-factors(\AA^2)	Q<0.9
56	MG	XA	1633	1/1	0.59	0.80	14.30	66,66,66,66	0
56	MG	XA	1744	1/1	0.84	0.91	14.27	63,63,63,63	0
56	MG	RA	4063	1/1	0.75	1.57	14.22	100,100,100,100	0
56	MG	RA	4028	1/1	0.55	1.02	14.19	108,108,108,108	0
56	MG	YA	3421	1/1	0.26	0.54	14.18	82,82,82,82	0
56	MG	RA	4048	1/1	0.70	1.12	14.17	103,103,103,103	0
56	MG	RA	3119	1/1	0.92	1.27	14.16	94,94,94,94	0
56	MG	RA	3827	1/1	0.32	0.69	14.13	81,81,81,81	0
56	MG	YA	3077	1/1	0.84	0.80	14.09	107,107,107,107	0
56	MG	YA	3495	1/1	0.61	0.69	14.04	77,77,77,77	0
56	MG	RA	3551	1/1	0.46	0.46	13.96	79,79,79,79	0
56	MG	YA	3485	1/1	0.91	0.56	13.96	62,62,62,62	0
56	MG	YA	3377	1/1	0.94	0.52	13.90	62,62,62,62	0
56	MG	YA	3299	1/1	0.36	0.49	13.88	64,64,64,64	0
56	MG	RA	3404	1/1	0.92	0.48	13.83	71,71,71,71	0
56	MG	RA	3251	1/1	0.17	0.88	13.81	82,82,82,82	0
56	MG	RA	4058	1/1	0.09	0.92	13.81	96,96,96,96	0
56	MG	XA	1760	1/1	0.88	0.49	13.78	67,67,67,67	0
56	MG	RA	3727	1/1	0.35	0.55	13.74	78,78,78,78	0
56	MG	YA	3744	1/1	0.90	0.85	13.72	98,98,98,98	0
56	MG	RA	3990	1/1	0.65	0.73	13.68	68,68,68,68	0
56	MG	YA	3540	1/1	0.83	0.59	13.61	82,82,82,82	0
56	MG	YA	3511	1/1	0.85	0.56	13.60	62,62,62,62	0
56	MG	RA	3871	1/1	0.93	0.66	13.56	62,62,62,62	0
56	MG	QA	1623	1/1	0.79	0.33	13.45	86,86,86,86	0
56	MG	QA	1731	1/1	0.87	0.62	13.42	76,76,76,76	0
56	MG	RA	3379	1/1	0.75	0.52	13.40	62,62,62,62	0
56	MG	RA	3021	1/1	0.81	0.95	13.33	103,103,103,103	0
56	MG	RA	3465	1/1	0.73	0.46	13.32	69,69,69,69	0
56	MG	YA	3632	1/1	0.82	0.56	13.29	67,67,67,67	0
56	MG	RA	3323	1/1	0.63	0.44	13.22	69,69,69,69	0
56	MG	RA	3020	1/1	0.87	0.72	13.21	95,95,95,95	0
56	MG	RA	3911	1/1	0.93	0.44	13.15	71,71,71,71	0
56	MG	RA	3359	1/1	0.65	0.58	13.13	89,89,89,89	0
56	MG	RA	4041	1/1	0.87	0.76	13.12	109,109,109,109	0
56	MG	YA	3752	1/1	0.34	1.10	13.06	100,100,100,100	0
56	MG	RF	305	1/1	0.80	0.93	13.01	101,101,101,101	0
56	MG	RA	3902	1/1	0.90	0.58	13.01	62,62,62,62	0
56	MG	YA	3020	1/1	0.85	0.59	12.91	96,96,96,96	0
56	MG	YA	3398	1/1	0.93	0.84	12.76	63,63,63,63	0
56	MG	RA	3823	1/1	0.72	0.56	12.73	73,73,73,73	0

Continued on next page...

Continued from previous page...

Mol	Type	Chain	Res	Atoms	RSCC	RSR	LLDF	B-factors(\AA^2)	Q<0.9
56	MG	RA	3424	1/1	0.98	0.54	12.70	62,62,62,62	0
56	MG	XA	1777	1/1	0.91	0.45	12.70	74,74,74,74	0
56	MG	YA	3499	1/1	0.78	0.42	12.69	65,65,65,65	0
56	MG	RA	3179	1/1	0.07	0.99	12.68	105,105,105,105	0
56	MG	YD	309	1/1	0.52	0.69	12.65	62,62,62,62	0
56	MG	RA	3387	1/1	0.96	0.48	12.64	75,75,75,75	0
56	MG	YA	3209	1/1	0.53	0.84	12.63	85,85,85,85	0
56	MG	YA	3413	1/1	0.66	0.80	12.63	85,85,85,85	0
56	MG	YA	3699	1/1	0.71	0.50	12.62	77,77,77,77	0
56	MG	RA	3146	1/1	0.57	0.37	12.58	68,68,68,68	0
56	MG	R0	103	1/1	0.45	0.82	12.52	70,70,70,70	0
56	MG	YA	3351	1/1	0.69	0.55	12.49	68,68,68,68	0
56	MG	YA	3156	1/1	0.73	0.47	12.39	103,103,103,103	0
56	MG	RA	3967	1/1	0.77	0.48	12.39	97,97,97,97	0
56	MG	QA	1828	1/1	0.45	0.55	12.39	86,86,86,86	0
56	MG	YA	3318	1/1	0.95	0.48	12.34	62,62,62,62	0
56	MG	RA	4003	1/1	0.36	0.81	12.34	92,92,92,92	0
56	MG	QA	1872	1/1	0.67	0.85	12.26	70,70,70,70	0
56	MG	RA	3452	1/1	0.93	0.60	12.24	62,62,62,62	0
56	MG	YA	3664	1/1	0.98	0.65	12.03	72,72,72,72	0
56	MG	RA	3684	1/1	0.17	0.52	11.98	93,93,93,93	0
56	MG	XA	1690	1/1	0.29	0.79	11.92	94,94,94,94	0
56	MG	XA	1696	1/1	0.75	0.90	11.90	67,67,67,67	0
56	MG	RA	3006	1/1	0.95	0.35	11.79	73,73,73,73	0
56	MG	RA	3771	1/1	0.99	0.61	11.70	72,72,72,72	0
56	MG	YA	3532	1/1	0.90	0.47	11.65	84,84,84,84	0
56	MG	RA	3679	1/1	0.77	0.40	11.62	72,72,72,72	0
56	MG	YA	3684	1/1	0.85	0.52	11.59	63,63,63,63	0
56	MG	YA	3691	1/1	0.69	0.49	11.52	82,82,82,82	0
56	MG	RA	3744	1/1	0.82	0.58	11.51	73,73,73,73	0
56	MG	YA	3321	1/1	0.88	0.51	11.42	62,62,62,62	0
56	MG	YA	3152	1/1	0.10	1.07	11.39	83,83,83,83	0
56	MG	RA	3539	1/1	0.87	0.45	11.38	98,98,98,98	0
56	MG	YA	3749	1/1	0.65	0.99	11.34	90,90,90,90	0
56	MG	YA	3240	1/1	0.62	0.47	11.29	93,93,93,93	0
56	MG	RA	4045	1/1	0.93	0.72	11.24	101,101,101,101	0
56	MG	YA	3336	1/1	0.69	0.75	11.24	62,62,62,62	0
56	MG	RA	3231	1/1	0.87	0.82	11.17	89,89,89,89	0
56	MG	YA	3679	1/1	0.89	0.58	11.17	65,65,65,65	0
56	MG	YA	3600	1/1	0.80	0.68	11.17	65,65,65,65	0
56	MG	XA	1683	1/1	0.42	0.56	11.08	76,76,76,76	0

Continued on next page...

Continued from previous page...

Mol	Type	Chain	Res	Atoms	RSCC	RSR	LLDF	B-factors(\AA^2)	Q<0.9
56	MG	RA	3638	1/1	0.87	0.88	11.08	85,85,85,85	0
56	MG	RA	3535	1/1	0.41	0.57	11.07	97,97,97,97	0
56	MG	RA	3607	1/1	0.92	0.92	11.05	91,91,91,91	0
56	MG	YD	308	1/1	0.94	0.61	11.04	97,97,97,97	0
56	MG	QA	1682	1/1	0.09	0.53	10.99	87,87,87,87	0
56	MG	RA	3248	1/1	0.65	0.58	10.95	89,89,89,89	0
56	MG	RA	3900	1/1	0.39	0.59	10.92	92,92,92,92	0
56	MG	XA	1629	1/1	0.69	0.42	10.92	68,68,68,68	0
56	MG	RV	202	1/1	0.38	0.47	10.82	86,86,86,86	0
56	MG	YA	3216	1/1	0.50	0.47	10.71	80,80,80,80	0
56	MG	RA	4035	1/1	0.77	1.19	10.71	90,90,90,90	0
56	MG	RA	4059	1/1	0.91	0.84	10.67	98,98,98,98	0
56	MG	YA	3658	1/1	0.59	0.70	10.65	87,87,87,87	0
56	MG	YA	3577	1/1	0.94	0.65	10.65	62,62,62,62	0
56	MG	RA	3501	1/1	0.88	0.84	10.63	63,63,63,63	0
56	MG	RA	3377	1/1	0.80	0.32	10.63	69,69,69,69	0
56	MG	YA	3013	1/1	0.50	0.55	10.62	72,72,72,72	0
56	MG	RA	3623	1/1	0.93	0.70	10.62	65,65,65,65	0
56	MG	QA	1680	1/1	0.37	0.52	10.61	84,84,84,84	0
56	MG	YA	3579	1/1	0.91	0.69	10.60	62,62,62,62	0
56	MG	YA	3665	1/1	0.96	0.49	10.52	63,63,63,63	0
56	MG	RA	4066	1/1	0.80	0.77	10.48	86,86,86,86	0
56	MG	RA	3232	1/1	0.90	0.82	10.48	100,100,100,100	0
56	MG	YA	3011	1/1	0.76	0.42	10.41	70,70,70,70	0
56	MG	RA	3421	1/1	0.90	0.52	10.25	62,62,62,62	0
56	MG	RA	4057	1/1	0.14	1.28	10.24	97,97,97,97	0
56	MG	RA	4017	1/1	0.80	0.97	10.13	92,92,92,92	0
56	MG	RA	3361	1/1	0.79	0.48	10.12	82,82,82,82	0
56	MG	YA	3701	1/1	0.83	0.62	10.11	62,62,62,62	0
56	MG	YA	3740	1/1	0.84	0.86	10.10	96,96,96,96	0
56	MG	RA	3812	1/1	0.57	0.38	10.02	76,76,76,76	0
56	MG	RA	3391	1/1	0.98	0.42	10.02	74,74,74,74	0
56	MG	RA	3275	1/1	0.64	0.56	10.01	110,110,110,110	0
56	MG	YA	3397	1/1	0.27	0.65	9.99	75,75,75,75	0
56	MG	RA	3330	1/1	0.83	0.41	9.97	68,68,68,68	0
56	MG	YA	3110	1/1	0.80	0.45	9.93	62,62,62,62	0
56	MG	RA	3170	1/1	0.71	0.38	9.90	86,86,86,86	0
56	MG	QA	1626	1/1	0.80	0.33	9.88	87,87,87,87	0
56	MG	YA	3415	1/1	0.86	0.79	9.80	68,68,68,68	0
56	MG	RA	4023	1/1	0.92	0.66	9.76	101,101,101,101	0
56	MG	YA	3368	1/1	0.89	0.63	9.73	62,62,62,62	0

Continued on next page...

Continued from previous page...

Mol	Type	Chain	Res	Atoms	RSCC	RSR	LLDF	B-factors(\AA^2)	Q<0.9
56	MG	YA	3049	1/1	0.67	0.49	9.71	85,85,85,85	0
56	MG	RA	3953	1/1	0.92	0.33	9.71	81,81,81,81	0
56	MG	YA	3335	1/1	0.88	0.67	9.66	62,62,62,62	0
56	MG	RA	3307	1/1	0.76	1.83	9.65	99,99,99,99	0
56	MG	RF	301	1/1	-0.24	0.83	9.61	99,99,99,99	0
56	MG	RA	4036	1/1	0.90	1.05	9.61	99,99,99,99	0
56	MG	RA	3382	1/1	0.89	0.52	9.59	76,76,76,76	0
56	MG	YA	3268	1/1	0.91	0.62	9.57	83,83,83,83	0
56	MG	RN	201	1/1	0.45	1.15	9.57	91,91,91,91	0
56	MG	RA	4037	1/1	0.73	0.69	9.54	95,95,95,95	0
56	MG	XA	1707	1/1	0.79	0.27	9.40	80,80,80,80	0
56	MG	QA	1843	1/1	0.82	0.50	9.34	68,68,68,68	0
56	MG	RA	3538	1/1	0.49	0.89	9.33	95,95,95,95	0
56	MG	QA	1835	1/1	0.53	0.52	9.33	72,72,72,72	0
56	MG	RA	3390	1/1	0.93	0.42	9.24	65,65,65,65	0
56	MG	XA	1616	1/1	0.56	0.43	9.21	81,81,81,81	0
56	MG	YA	3449	1/1	0.87	0.46	9.19	66,66,66,66	0
56	MG	YA	3446	1/1	0.42	0.64	9.17	89,89,89,89	0
56	MG	RA	3630	1/1	0.49	0.58	9.16	68,68,68,68	0
56	MG	RA	3148	1/1	0.47	0.47	9.09	81,81,81,81	0
56	MG	QN	103	1/1	0.75	1.01	9.05	81,81,81,81	0
56	MG	YA	3751	1/1	0.76	0.71	8.98	102,102,102,102	0
56	MG	RA	3168	1/1	0.80	0.51	8.91	91,91,91,91	0
56	MG	RD	305	1/1	0.83	0.84	8.90	102,102,102,102	0
56	MG	YA	3737	1/1	0.96	0.61	8.88	63,63,63,63	0
56	MG	YT	202	1/1	0.47	0.90	8.87	80,80,80,80	0
56	MG	RA	4032	1/1	0.67	0.87	8.86	89,89,89,89	0
56	MG	RA	3795	1/1	0.80	0.60	8.84	75,75,75,75	0
56	MG	RA	3533	1/1	0.68	0.35	8.83	89,89,89,89	0
56	MG	QA	1877	1/1	0.30	0.70	8.83	92,92,92,92	0
56	MG	YA	3326	1/1	0.95	0.46	8.78	65,65,65,65	0
56	MG	RA	3471	1/1	0.96	0.64	8.78	74,74,74,74	0
56	MG	RA	3040	1/1	0.36	0.71	8.78	97,97,97,97	0
56	MG	RA	3892	1/1	0.65	0.49	8.77	78,78,78,78	0
56	MG	RA	3321	1/1	0.97	0.50	8.77	63,63,63,63	0
56	MG	YD	304	1/1	0.97	0.55	8.76	104,104,104,104	0
56	MG	RA	3518	1/1	0.56	0.57	8.75	96,96,96,96	0
56	MG	RA	3342	1/1	0.66	0.45	8.73	79,79,79,79	0
56	MG	XA	1700	1/1	0.97	0.55	8.68	65,65,65,65	0
56	MG	YA	3488	1/1	0.76	0.46	8.67	77,77,77,77	0
56	MG	RA	3023	1/1	0.79	0.36	8.60	78,78,78,78	0

Continued on next page...

Continued from previous page...

Mol	Type	Chain	Res	Atoms	RSCC	RSR	LLDF	B-factors(\AA^2)	Q<0.9
56	MG	YA	3754	1/1	0.88	0.42	8.51	84,84,84,84	0
56	MG	XA	1776	1/1	0.91	0.32	8.37	80,80,80,80	0
56	MG	YA	3538	1/1	0.92	0.44	8.32	64,64,64,64	0
56	MG	YA	3284	1/1	0.77	0.51	8.32	63,63,63,63	0
56	MG	YA	3606	1/1	0.96	0.50	8.25	62,62,62,62	0
56	MG	RA	3070	1/1	0.84	0.76	8.19	85,85,85,85	0
56	MG	RA	3300	1/1	0.55	0.65	8.15	100,100,100,100	0
56	MG	RA	3715	1/1	0.96	0.46	8.05	65,65,65,65	0
56	MG	RD	309	1/1	0.79	0.64	8.03	100,100,100,100	0
56	MG	R1	102	1/1	0.31	0.92	8.02	83,83,83,83	0
56	MG	RF	309	1/1	-0.42	0.84	8.01	103,103,103,103	0
56	MG	RA	3479	1/1	0.84	0.39	7.99	80,80,80,80	0
56	MG	RA	3073	1/1	0.92	0.67	7.99	96,96,96,96	0
56	MG	RA	3807	1/1	0.59	0.60	7.97	91,91,91,91	0
56	MG	YA	3621	1/1	0.97	0.53	7.86	62,62,62,62	0
56	MG	YA	3146	1/1	0.59	0.50	7.86	83,83,83,83	0
56	MG	XA	1759	1/1	0.89	0.45	7.86	68,68,68,68	0
56	MG	YE	302	1/1	0.73	0.69	7.85	95,95,95,95	0
56	MG	RA	4025	1/1	0.68	0.82	7.82	97,97,97,97	0
56	MG	YA	3748	1/1	0.92	0.64	7.81	93,93,93,93	0
56	MG	RA	3477	1/1	0.81	0.50	7.79	63,63,63,63	0
56	MG	YB	217	1/1	0.84	0.33	7.78	84,84,84,84	0
56	MG	RF	311	1/1	0.17	0.69	7.68	94,94,94,94	0
56	MG	QA	1708	1/1	0.82	0.44	7.64	69,69,69,69	0
56	MG	YA	3153	1/1	0.72	0.51	7.64	68,68,68,68	0
56	MG	RA	3050	1/1	0.41	0.77	7.58	89,89,89,89	0
56	MG	YA	3610	1/1	0.81	0.55	7.57	64,64,64,64	0
56	MG	RF	308	1/1	0.45	0.79	7.56	92,92,92,92	0
56	MG	YA	3392	1/1	0.94	0.65	7.48	62,62,62,62	0
56	MG	RA	4061	1/1	0.46	0.65	7.47	105,105,105,105	0
56	MG	YA	3580	1/1	0.70	0.51	7.44	70,70,70,70	0
56	MG	YA	3237	1/1	0.84	0.90	7.42	95,95,95,95	0
56	MG	RA	3862	1/1	0.56	0.38	7.42	75,75,75,75	0
56	MG	YA	3217	1/1	0.84	0.34	7.38	98,98,98,98	0
56	MG	RA	3178	1/1	0.81	0.44	7.33	107,107,107,107	0
56	MG	YA	3028	1/1	0.75	0.41	7.27	85,85,85,85	0
56	MG	YA	3613	1/1	0.83	0.40	7.19	75,75,75,75	0
56	MG	YA	3439	1/1	0.60	0.90	7.13	88,88,88,88	0
56	MG	RA	3821	1/1	0.96	0.34	7.05	76,76,76,76	0
56	MG	XA	1763	1/1	0.80	0.41	7.05	70,70,70,70	0
56	MG	RA	3724	1/1	0.86	0.25	6.98	82,82,82,82	0

Continued on next page...

Continued from previous page...

Mol	Type	Chain	Res	Atoms	RSCC	RSR	LLDF	B-factors(\AA^2)	Q<0.9
56	MG	RA	3874	1/1	0.92	0.51	6.96	63,63,63,63	0
56	MG	YA	3702	1/1	0.95	0.44	6.95	66,66,66,66	0
56	MG	QF	201	1/1	0.90	0.45	6.93	75,75,75,75	0
56	MG	YA	3384	1/1	0.87	0.60	6.92	64,64,64,64	0
56	MG	QA	1773	1/1	0.71	0.27	6.91	78,78,78,78	0
56	MG	RA	3491	1/1	0.78	0.28	6.87	85,85,85,85	0
56	MG	RA	3230	1/1	0.85	0.58	6.86	106,106,106,106	0
56	MG	RA	3349	1/1	0.73	0.38	6.80	68,68,68,68	0
56	MG	RA	3335	1/1	0.78	0.33	6.78	75,75,75,75	0
56	MG	RA	3969	1/1	0.57	0.52	6.75	97,97,97,97	0
56	MG	QA	1737	1/1	0.61	0.47	6.71	88,88,88,88	0
56	MG	RE	307	1/1	0.47	0.59	6.65	86,86,86,86	0
56	MG	RA	3136	1/1	0.97	0.47	6.59	94,94,94,94	0
56	MG	RA	3299	1/1	0.66	0.45	6.58	68,68,68,68	0
56	MG	RA	3809	1/1	0.55	0.54	6.57	89,89,89,89	0
56	MG	YA	3382	1/1	0.97	0.63	6.53	62,62,62,62	0
56	MG	YA	3104	1/1	0.72	0.28	6.50	69,69,69,69	0
56	MG	YA	3404	1/1	0.93	0.60	6.48	62,62,62,62	0
56	MG	RA	3928	1/1	0.86	0.43	6.47	90,90,90,90	0
56	MG	YA	3210	1/1	0.85	0.39	6.43	70,70,70,70	0
56	MG	YA	3311	1/1	0.22	0.86	6.41	73,73,73,73	0
56	MG	YA	3588	1/1	0.90	0.42	6.40	64,64,64,64	0
56	MG	RA	3609	1/1	0.15	1.11	6.38	90,90,90,90	0
56	MG	RA	3472	1/1	0.96	0.48	6.29	78,78,78,78	0
56	MG	YA	3550	1/1	0.86	0.39	6.22	80,80,80,80	0
56	MG	XA	1737	1/1	0.92	0.29	6.22	78,78,78,78	0
56	MG	RA	3717	1/1	0.65	0.40	6.20	65,65,65,65	0
56	MG	RA	4033	1/1	0.88	0.68	6.18	96,96,96,96	0
56	MG	RA	3128	1/1	0.89	0.41	6.15	85,85,85,85	0
56	MG	YA	3386	1/1	0.75	0.40	6.09	82,82,82,82	0
56	MG	RA	3875	1/1	0.87	0.65	6.06	62,62,62,62	0
56	MG	YA	3516	1/1	0.74	1.26	6.05	85,85,85,85	0
56	MG	YA	3345	1/1	0.95	0.35	5.97	62,62,62,62	0
56	MG	YA	3587	1/1	0.82	0.39	5.88	68,68,68,68	0
56	MG	RA	3635	1/1	0.63	0.41	5.84	96,96,96,96	0
56	MG	QA	1832	1/1	0.17	0.40	5.83	84,84,84,84	0
56	MG	RA	3938	1/1	0.65	0.39	5.80	78,78,78,78	0
56	MG	XA	1770	1/1	0.88	0.51	5.79	87,87,87,87	0
56	MG	YA	3201	1/1	0.36	0.29	5.76	90,90,90,90	0
56	MG	RA	4047	1/1	0.39	0.70	5.74	97,97,97,97	0
56	MG	RA	3644	1/1	0.51	0.56	5.73	91,91,91,91	0

Continued on next page...

Continued from previous page...

Mol	Type	Chain	Res	Atoms	RSCC	RSR	LLDF	B-factors(\AA^2)	Q<0.9
56	MG	RA	3315	1/1	0.91	0.32	5.71	82,82,82,82	0
56	MG	YA	3019	1/1	0.58	0.57	5.68	102,102,102,102	0
56	MG	YA	3317	1/1	0.77	0.69	5.66	69,69,69,69	0
56	MG	YA	3285	1/1	0.93	0.33	5.63	76,76,76,76	0
56	MG	RA	3803	1/1	0.73	1.18	5.63	101,101,101,101	0
56	MG	RA	3746	1/1	0.89	0.47	5.59	62,62,62,62	0
56	MG	QA	1706	1/1	0.70	0.34	5.58	76,76,76,76	0
56	MG	QA	1829	1/1	0.86	0.32	5.51	81,81,81,81	0
56	MG	RA	3399	1/1	0.91	0.53	5.51	62,62,62,62	0
56	MG	YA	3474	1/1	0.26	0.44	5.50	78,78,78,78	0
56	MG	RD	308	1/1	0.09	0.60	5.50	83,83,83,83	0
56	MG	R3	102	1/1	0.01	0.87	5.45	102,102,102,102	0
56	MG	XA	1741	1/1	0.87	0.34	5.43	78,78,78,78	0
56	MG	YA	3503	1/1	0.63	0.28	5.41	67,67,67,67	0
56	MG	YA	3092	1/1	0.56	0.42	5.39	85,85,85,85	0
56	MG	RA	3770	1/1	0.95	0.44	5.33	66,66,66,66	0
56	MG	YA	3714	1/1	0.13	0.63	5.30	85,85,85,85	0
56	MG	RA	4002	1/1	0.92	0.42	5.24	74,74,74,74	0
56	MG	RA	3177	1/1	0.50	0.53	5.24	83,83,83,83	0
56	MG	RA	3381	1/1	0.83	0.41	5.23	64,64,64,64	0
56	MG	XA	1637	1/1	0.54	0.19	5.21	86,86,86,86	0
56	MG	QA	1638	1/1	0.94	0.25	5.15	75,75,75,75	0
56	MG	QA	1622	1/1	0.79	0.48	5.15	89,89,89,89	0
56	MG	RA	4027	1/1	0.88	0.59	5.14	88,88,88,88	0
56	MG	YA	3303	1/1	0.90	0.36	5.13	62,62,62,62	0
56	MG	YD	306	1/1	0.93	0.50	5.12	81,81,81,81	0
56	MG	YA	3036	1/1	0.87	0.33	5.10	76,76,76,76	0
56	MG	RA	4021	1/1	0.77	0.63	5.07	78,78,78,78	0
56	MG	YF	301	1/1	-0.11	0.45	5.05	94,94,94,94	0
56	MG	R8	101	1/1	0.21	0.87	5.04	90,90,90,90	0
56	MG	YA	3560	1/1	0.88	0.26	5.03	64,64,64,64	0
56	MG	XA	1631	1/1	0.64	0.47	5.00	88,88,88,88	0
56	MG	XT	201	1/1	0.50	0.66	4.94	93,93,93,93	0
56	MG	RU	203	1/1	0.89	0.39	4.89	81,81,81,81	0
56	MG	RA	3774	1/1	0.98	0.32	4.89	64,64,64,64	0
56	MG	RA	3959	1/1	-0.25	0.92	4.85	97,97,97,97	0
56	MG	RA	4056	1/1	0.94	0.79	4.81	112,112,112,112	0
56	MG	R1	104	1/1	0.47	0.68	4.77	88,88,88,88	0
56	MG	RA	3234	1/1	0.70	0.51	4.75	101,101,101,101	0
56	MG	RA	3431	1/1	0.84	0.48	4.74	63,63,63,63	0
56	MG	QA	1634	1/1	0.88	0.28	4.73	68,68,68,68	0

Continued on next page...

Continued from previous page...

Mol	Type	Chain	Res	Atoms	RSCC	RSR	LLDF	B-factors(\AA^2)	Q<0.9
56	MG	QA	1671	1/1	0.97	0.37	4.73	85,85,85,85	0
56	MG	RA	3733	1/1	0.91	0.27	4.67	79,79,79,79	0
56	MG	XA	1728	1/1	-0.32	0.41	4.66	84,84,84,84	0
56	MG	YA	3007	1/1	0.69	0.35	4.66	69,69,69,69	0
56	MG	YA	3339	1/1	0.93	0.36	4.62	62,62,62,62	0
56	MG	QA	1759	1/1	0.45	0.75	4.62	77,77,77,77	0
56	MG	RA	3514	1/1	0.76	0.34	4.57	63,63,63,63	0
56	MG	RA	4042	1/1	0.55	0.55	4.54	81,81,81,81	0
56	MG	RA	3102	1/1	0.80	0.83	4.51	88,88,88,88	0
56	MG	RA	3217	1/1	0.92	0.53	4.51	97,97,97,97	0
56	MG	RA	4046	1/1	0.68	0.53	4.46	91,91,91,91	0
56	MG	QA	1616	1/1	0.89	0.30	4.45	101,101,101,101	0
56	MG	RA	3614	1/1	0.80	0.37	4.44	68,68,68,68	0
56	MG	RA	3709	1/1	0.30	0.57	4.43	91,91,91,91	0
56	MG	XF	202	1/1	0.62	0.63	4.42	96,96,96,96	0
56	MG	RA	3352	1/1	-0.12	0.79	4.42	97,97,97,97	0
56	MG	YA	3517	1/1	0.90	0.51	4.42	97,97,97,97	0
56	MG	YA	3607	1/1	0.97	0.34	4.37	65,65,65,65	0
56	MG	YA	3729	1/1	0.93	0.50	4.30	69,69,69,69	0
56	MG	YA	3071	1/1	0.99	0.44	4.22	90,90,90,90	0
56	MG	XA	1628	1/1	0.78	0.27	4.20	79,79,79,79	0
56	MG	QA	1802	1/1	0.91	0.24	4.19	82,82,82,82	0
56	MG	QA	1647	1/1	0.31	0.25	4.17	101,101,101,101	0
56	MG	RA	3333	1/1	0.91	0.46	4.15	64,64,64,64	0
56	MG	RA	3235	1/1	0.57	0.55	4.15	93,93,93,93	0
56	MG	QY	401	1/1	0.31	0.68	4.13	90,90,90,90	0
56	MG	RB	209	1/1	0.38	0.29	4.13	76,76,76,76	0
56	MG	XA	1772	1/1	0.91	0.33	4.12	76,76,76,76	0
56	MG	RA	4050	1/1	0.68	0.38	4.11	98,98,98,98	0
56	MG	YA	3148	1/1	0.81	0.34	4.09	63,63,63,63	0
56	MG	RA	4009	1/1	0.70	0.54	4.01	84,84,84,84	0
56	MG	XA	1792	1/1	0.53	0.59	4.00	95,95,95,95	0
56	MG	QD	303	1/1	0.54	0.55	3.99	94,94,94,94	0
56	MG	YX	101	1/1	0.80	0.41	3.97	69,69,69,69	0
56	MG	RA	3598	1/1	0.94	0.37	3.95	69,69,69,69	0
56	MG	YE	305	1/1	0.51	0.40	3.91	82,82,82,82	0
56	MG	XA	1609	1/1	0.78	0.26	3.87	87,87,87,87	0
56	MG	RA	3473	1/1	0.73	0.25	3.84	80,80,80,80	0
56	MG	Y8	101	1/1	0.77	0.79	3.84	72,72,72,72	0
56	MG	RR	202	1/1	-0.01	0.60	3.81	87,87,87,87	0
56	MG	QA	1619	1/1	0.91	0.37	3.77	95,95,95,95	0

Continued on next page...

Continued from previous page...

Mol	Type	Chain	Res	Atoms	RSCC	RSR	LLDF	B-factors(\AA^2)	Q<0.9
56	MG	RA	4040	1/1	0.88	0.57	3.76	99,99,99,99	0
56	MG	YA	3133	1/1	0.92	1.09	3.70	87,87,87,87	0
56	MG	RA	3971	1/1	0.94	0.47	3.69	63,63,63,63	0
56	MG	QA	1658	1/1	0.79	0.30	3.66	88,88,88,88	0
56	MG	RA	3656	1/1	0.96	0.36	3.65	74,74,74,74	0
56	MG	RA	3328	1/1	0.69	0.29	3.64	73,73,73,73	0
56	MG	YA	3755	1/1	0.96	0.36	3.64	74,74,74,74	0
56	MG	YA	3199	1/1	0.93	0.34	3.63	71,71,71,71	0
56	MG	RA	4008	1/1	0.59	0.48	3.63	92,92,92,92	0
56	MG	XA	1688	1/1	0.84	0.43	3.62	97,97,97,97	0
56	MG	YA	3746	1/1	0.90	0.42	3.60	85,85,85,85	0
56	MG	YA	3578	1/1	0.87	0.62	3.60	101,101,101,101	0
56	MG	XA	1793	1/1	0.54	0.59	3.60	94,94,94,94	0
56	MG	RA	3092	1/1	0.86	0.39	3.55	91,91,91,91	0
56	MG	RE	306	1/1	0.42	0.41	3.53	63,63,63,63	0
56	MG	RA	3041	1/1	0.80	0.20	3.51	70,70,70,70	0
56	MG	YA	3601	1/1	0.98	0.36	3.51	62,62,62,62	0
56	MG	QN	102	1/1	0.00	0.88	3.38	90,90,90,90	0
56	MG	XA	1731	1/1	0.70	0.24	3.37	82,82,82,82	0
56	MG	QA	1672	1/1	0.72	0.55	3.32	85,85,85,85	0
56	MG	RB	225	1/1	0.60	0.34	3.32	80,80,80,80	0
56	MG	XA	1758	1/1	0.91	0.42	3.31	68,68,68,68	0
56	MG	YA	3616	1/1	0.84	0.34	3.31	65,65,65,65	0
56	MG	XA	1666	1/1	0.87	0.31	3.30	92,92,92,92	0
56	MG	YA	3332	1/1	0.59	0.28	3.27	62,62,62,62	0
56	MG	RD	306	1/1	0.81	0.52	3.20	84,84,84,84	0
56	MG	QA	1618	1/1	0.88	0.21	3.20	101,101,101,101	0
56	MG	YA	3704	1/1	0.81	0.36	3.14	66,66,66,66	0
56	MG	RA	3271	1/1	0.86	0.38	3.13	97,97,97,97	0
56	MG	YA	3297	1/1	0.26	0.35	3.13	70,70,70,70	0
56	MG	YE	301	1/1	0.53	0.50	3.11	66,66,66,66	0
56	MG	RA	3043	1/1	0.70	0.23	3.09	67,67,67,67	0
56	MG	RA	3064	1/1	0.86	0.27	3.09	81,81,81,81	0
56	MG	QT	201	1/1	0.77	0.54	3.09	77,77,77,77	0
56	MG	RF	304	1/1	0.88	0.40	3.09	74,74,74,74	0
56	MG	YA	3554	1/1	0.79	0.32	3.03	79,79,79,79	0
56	MG	RA	3030	1/1	0.89	0.74	3.03	94,94,94,94	0
56	MG	YE	303	1/1	0.26	0.44	2.99	93,93,93,93	0
56	MG	RA	3014	1/1	0.95	0.31	2.96	68,68,68,68	0
56	MG	QA	1823	1/1	0.53	0.66	2.95	94,94,94,94	0
56	MG	RA	3402	1/1	0.61	0.33	2.93	80,80,80,80	0

Continued on next page...

Continued from previous page...

Mol	Type	Chain	Res	Atoms	RSCC	RSR	LLDF	B-factors(Å ²)	Q<0.9
56	MG	RA	3986	1/1	0.82	0.56	2.93	79,79,79,79	0
56	MG	YA	3429	1/1	0.81	0.41	2.89	73,73,73,73	0
56	MG	YQ	201	1/1	0.53	0.34	2.88	69,69,69,69	0
56	MG	YA	3756	1/1	0.39	0.72	2.84	96,96,96,96	0
56	MG	YA	3174	1/1	0.80	0.21	2.84	78,78,78,78	0
56	MG	YA	3008	1/1	0.69	0.65	2.81	66,66,66,66	0
56	MG	YA	3689	1/1	0.78	0.32	2.80	78,78,78,78	0
56	MG	QA	1610	1/1	0.83	0.27	2.80	93,93,93,93	0
56	MG	QD	305	1/1	0.55	0.32	2.76	99,99,99,99	0
56	MG	RD	312	1/1	0.55	0.51	2.72	90,90,90,90	0
56	MG	RX	101	1/1	0.82	0.41	2.60	78,78,78,78	0
56	MG	RA	3601	1/1	0.65	0.49	2.60	83,83,83,83	0
56	MG	RQ	201	1/1	0.47	0.39	2.57	87,87,87,87	0
56	MG	YA	3089	1/1	0.83	0.29	2.56	80,80,80,80	0
56	MG	YB	214	1/1	0.82	0.25	2.52	78,78,78,78	0
56	MG	XA	1618	1/1	0.86	0.30	2.51	81,81,81,81	0
56	MG	RA	3032	1/1	0.51	0.29	2.50	92,92,92,92	0
56	MG	XA	1723	1/1	0.48	0.28	2.46	91,91,91,91	0
56	MG	RA	4068	1/1	0.58	0.58	2.36	91,91,91,91	0
56	MG	RQ	204	1/1	0.72	0.65	2.29	89,89,89,89	0
56	MG	RA	4018	1/1	0.92	0.38	2.28	106,106,106,106	0
56	MG	XA	1727	1/1	0.86	0.23	2.23	79,79,79,79	0
56	MG	QA	1606	1/1	0.68	0.20	2.23	88,88,88,88	0
57	ZN	Y4	101	1/1	0.56	0.40	2.20	176,176,176,176	0
56	MG	YA	3053	1/1	0.82	0.23	2.19	62,62,62,62	0
56	MG	YA	3420	1/1	0.89	0.30	2.18	68,68,68,68	0
56	MG	RA	4006	1/1	0.86	0.30	2.15	74,74,74,74	0
56	MG	RA	3906	1/1	0.93	0.42	2.15	62,62,62,62	0
56	MG	YA	3094	1/1	0.21	0.25	2.14	77,77,77,77	0
56	MG	RA	3505	1/1	0.79	0.31	2.13	68,68,68,68	0
56	MG	YA	3727	1/1	0.94	0.36	2.12	62,62,62,62	0
56	MG	RA	3211	1/1	0.89	0.29	2.10	78,78,78,78	0
56	MG	XA	1632	1/1	0.97	0.58	2.09	84,84,84,84	0
56	MG	YA	3685	1/1	0.49	0.60	2.07	87,87,87,87	0
56	MG	RA	3981	1/1	0.96	0.23	2.01	78,78,78,78	0
57	ZN	R4	101	1/1	0.65	0.51	1.95	177,177,177,177	0
56	MG	QA	1621	1/1	0.64	0.28	1.93	85,85,85,85	0
56	MG	YA	3060	1/1	0.79	0.34	1.92	68,68,68,68	0
56	MG	YA	3407	1/1	0.91	0.33	1.90	62,62,62,62	0
56	MG	YA	3039	1/1	0.87	0.19	1.87	67,67,67,67	0
56	MG	QA	1635	1/1	0.41	0.19	1.86	77,77,77,77	0

Continued on next page...

Continued from previous page...

Mol	Type	Chain	Res	Atoms	RSCC	RSR	LLDF	B-factors(Å ²)	Q<0.9
56	MG	RA	4001	1/1	0.73	0.34	1.85	62,62,62,62	0
56	MG	RA	4067	1/1	0.98	0.41	1.83	72,72,72,72	0
56	MG	RA	3625	1/1	0.83	0.30	1.83	73,73,73,73	0
56	MG	XF	201	1/1	0.54	0.29	1.81	68,68,68,68	0
56	MG	YA	3252	1/1	0.67	0.24	1.72	96,96,96,96	0
56	MG	RA	3571	1/1	0.83	0.17	1.69	74,74,74,74	0
56	MG	YA	3669	1/1	0.89	0.37	1.65	65,65,65,65	0
56	MG	QB	301	1/1	0.60	0.35	1.65	81,81,81,81	0
56	MG	QA	1645	1/1	0.80	0.25	1.62	76,76,76,76	0
56	MG	QA	1656	1/1	0.74	0.25	1.59	78,78,78,78	0
56	MG	YA	3012	1/1	0.82	0.26	1.59	70,70,70,70	0
56	MG	YA	3221	1/1	0.87	0.17	1.58	80,80,80,80	0
56	MG	YA	3281	1/1	0.58	0.33	1.57	62,62,62,62	0
56	MG	RA	4029	1/1	0.66	0.36	1.56	62,62,62,62	0
56	MG	YA	3139	1/1	0.85	0.30	1.53	63,63,63,63	0
56	MG	XA	1697	1/1	0.08	0.21	1.48	87,87,87,87	0
56	MG	YA	3150	1/1	0.86	0.40	1.43	79,79,79,79	0
56	MG	RA	3157	1/1	0.80	0.24	1.37	84,84,84,84	0
56	MG	QA	1717	1/1	0.92	0.17	1.36	92,92,92,92	0
56	MG	RB	206	1/1	0.76	0.15	1.31	80,80,80,80	0
56	MG	XL	201	1/1	0.70	0.40	1.31	82,82,82,82	0
56	MG	RA	3396	1/1	0.77	0.25	1.29	67,67,67,67	0
56	MG	RA	3722	1/1	0.80	0.42	1.25	83,83,83,83	0
56	MG	RA	3867	1/1	0.88	0.15	1.24	81,81,81,81	0
56	MG	QQ	202	1/1	0.84	0.24	1.17	92,92,92,92	0
56	MG	QA	1620	1/1	0.90	0.20	1.11	69,69,69,69	0
56	MG	RA	3532	1/1	0.78	0.27	1.07	63,63,63,63	0
56	MG	RB	205	1/1	0.70	0.21	1.01	92,92,92,92	0
56	MG	RA	4004	1/1	0.87	0.34	0.97	64,64,64,64	0
56	MG	QA	1691	1/1	0.76	0.41	0.94	96,96,96,96	0
56	MG	RA	3084	1/1	0.91	0.26	0.89	76,76,76,76	0
56	MG	YA	3111	1/1	0.92	0.26	0.86	88,88,88,88	0
56	MG	RB	219	1/1	0.93	0.21	0.84	73,73,73,73	0
56	MG	QR	101	1/1	0.60	0.41	0.82	93,93,93,93	0
56	MG	YA	3730	1/1	0.92	0.28	0.80	80,80,80,80	0
56	MG	XA	1753	1/1	0.94	0.25	0.78	81,81,81,81	0
56	MG	RG	201	1/1	0.81	0.33	0.73	89,89,89,89	0
56	MG	QA	1655	1/1	0.82	0.31	0.71	93,93,93,93	0
56	MG	RE	303	1/1	0.45	0.39	0.71	102,102,102,102	0
56	MG	QA	1742	1/1	0.83	0.18	0.69	92,92,92,92	0
56	MG	YA	3725	1/1	0.85	0.35	0.69	62,62,62,62	0
56	MG	RA	3131	1/1	0.38	0.14	0.68	88,88,88,88	0

Continued on next page...

Continued from previous page...

Mol	Type	Chain	Res	Atoms	RSCC	RSR	LLDF	B-factors(\AA^2)	Q<0.9
56	MG	YA	3337	1/1	0.92	0.26	0.67	76,76,76,76	0
56	MG	RA	3075	1/1	0.78	0.24	0.67	76,76,76,76	0
56	MG	RA	3585	1/1	0.57	0.21	0.59	77,77,77,77	0
56	MG	RA	3530	1/1	0.93	0.30	0.59	62,62,62,62	0
56	MG	RA	3508	1/1	0.93	0.19	0.56	89,89,89,89	0
56	MG	RA	3305	1/1	0.71	0.29	0.55	73,73,73,73	0
56	MG	YA	3565	1/1	0.91	0.39	0.54	64,64,64,64	0
56	MG	QA	1665	1/1	0.86	0.29	0.50	95,95,95,95	0
56	MG	YA	3448	1/1	0.72	0.17	0.47	80,80,80,80	0
56	MG	YA	3535	1/1	0.92	0.28	0.47	69,69,69,69	0
56	MG	RA	3784	1/1	0.95	0.24	0.46	88,88,88,88	0
56	MG	XA	1764	1/1	0.90	0.23	0.41	73,73,73,73	0
56	MG	Y6	102	1/1	0.56	0.48	0.40	102,102,102,102	0
56	MG	YG	202	1/1	0.86	0.20	0.31	92,92,92,92	0
56	MG	QA	1781	1/1	0.88	0.28	0.26	95,95,95,95	0
56	MG	RA	3312	1/1	0.39	0.34	0.20	96,96,96,96	0
56	MG	RA	3852	1/1	0.74	0.20	0.19	90,90,90,90	0
56	MG	Y1	101	1/1	0.73	0.31	0.12	62,62,62,62	0
56	MG	XA	1659	1/1	0.73	0.21	0.06	88,88,88,88	0
56	MG	QA	1770	1/1	0.85	0.15	0.04	91,91,91,91	0
56	MG	RA	3326	1/1	0.94	0.29	0.03	63,63,63,63	0
56	MG	YA	3085	1/1	0.82	0.18	-0.01	85,85,85,85	0
56	MG	RA	4039	1/1	0.91	0.23	-0.02	92,92,92,92	0
56	MG	RB	215	1/1	0.54	0.18	-0.03	81,81,81,81	0
57	ZN	RY	201	1/1	0.84	0.24	-0.04	158,158,158,158	0
56	MG	RA	3654	1/1	0.91	0.19	-0.05	71,71,71,71	0
56	MG	RA	3025	1/1	0.72	0.21	-0.07	69,69,69,69	0
56	MG	RA	3455	1/1	0.85	0.22	-0.09	81,81,81,81	0
56	MG	XA	1654	1/1	0.81	0.28	-0.11	87,87,87,87	0
57	ZN	YY	201	1/1	0.56	0.23	-0.13	167,167,167,167	0
56	MG	QA	1874	1/1	0.67	0.23	-0.15	93,93,93,93	0
56	MG	RA	3901	1/1	0.91	0.24	-0.18	71,71,71,71	0
56	MG	YE	304	1/1	0.77	0.29	-0.22	71,71,71,71	0
56	MG	RA	3008	1/1	0.17	0.22	-0.23	83,83,83,83	0
56	MG	YA	3151	1/1	0.92	0.23	-0.24	87,87,87,87	0
56	MG	YA	3283	1/1	0.62	0.14	-0.31	74,74,74,74	0
56	MG	YA	3115	1/1	0.72	0.17	-0.51	77,77,77,77	0
56	MG	RD	307	1/1	0.81	0.26	-0.54	72,72,72,72	0
56	MG	RA	4038	1/1	0.63	0.23	-0.57	75,75,75,75	0
56	MG	QV	101	1/1	0.69	0.17	-0.62	86,86,86,86	0
58	SF4	QD	302	8/8	0.99	0.17	-0.64	71,79,94,101	0
56	MG	RA	3702	1/1	0.94	0.20	-0.64	83,83,83,83	0

Continued on next page...

Continued from previous page...

Mol	Type	Chain	Res	Atoms	RSCC	RSR	LLDF	B-factors(\AA^2)	Q<0.9
56	MG	RA	3357	1/1	0.95	0.21	-0.84	62,62,62,62	0
56	MG	YA	3453	1/1	0.87	0.17	-0.85	79,79,79,79	0
56	MG	RA	3062	1/1	0.68	0.13	-0.88	84,84,84,84	0
56	MG	YF	302	1/1	0.62	0.24	-0.95	75,75,75,75	0
58	SF4	XD	301	8/8	0.98	0.15	-0.97	65,79,98,112	0
56	MG	XA	1636	1/1	0.74	0.22	-0.98	68,68,68,68	0
56	MG	XK	201	1/1	0.75	0.18	-1.05	87,87,87,87	0
56	MG	RA	3868	1/1	0.82	0.14	-1.06	83,83,83,83	0
57	ZN	XN	101	1/1	0.98	0.13	-1.09	91,91,91,91	0
56	MG	XA	1644	1/1	0.88	0.13	-1.12	94,94,94,94	0
56	MG	QA	1631	1/1	0.87	0.17	-1.13	73,73,73,73	0
56	MG	RG	204	1/1	0.24	0.18	-1.17	84,84,84,84	0
56	MG	YG	203	1/1	0.65	0.15	-1.17	91,91,91,91	0
56	MG	RA	3671	1/1	0.86	0.12	-1.23	79,79,79,79	0
56	MG	YA	3021	1/1	0.86	0.20	-1.32	66,66,66,66	0
57	ZN	Y6	101	1/1	0.82	0.37	-1.34	156,156,156,156	0
57	ZN	R6	101	1/1	0.80	0.32	-1.43	159,159,159,159	0
56	MG	QA	1845	1/1	0.60	0.12	-1.44	79,79,79,79	0
57	ZN	QN	101	1/1	0.96	0.12	-1.48	110,110,110,110	0
56	MG	RA	3965	1/1	0.81	0.18	-1.50	73,73,73,73	0
56	MG	YA	3430	1/1	0.94	0.27	-1.58	80,80,80,80	0
57	ZN	R9	102	1/1	0.94	0.10	-1.59	125,125,125,125	0
57	ZN	R5	103	1/1	0.88	0.04	-1.59	135,135,135,135	0
57	ZN	Y9	101	1/1	0.94	0.06	-1.67	116,116,116,116	0
57	ZN	Y5	102	1/1	0.89	0.06	-1.73	144,144,144,144	0
56	MG	QA	1871	1/1	0.58	0.12	-1.82	77,77,77,77	0
56	MG	RA	3966	1/1	0.88	0.20	-1.98	71,71,71,71	0
56	MG	XA	1621	1/1	0.70	0.13	-2.09	83,83,83,83	0
56	MG	YA	3184	1/1	0.91	0.15	-2.24	78,78,78,78	0
56	MG	XV	101	1/1	0.79	0.11	-2.60	87,87,87,87	0
56	MG	QA	1650	1/1	0.96	0.08	-3.90	93,93,93,93	0
56	MG	YA	3187	1/1	0.95	0.07	-5.88	89,89,89,89	0
56	MG	RA	3562	1/1	0.61	0.69	-	82,82,82,82	0
56	MG	YA	3241	1/1	0.89	0.65	-	91,91,91,91	0
56	MG	RA	3678	1/1	0.82	0.87	-	78,78,78,78	0
56	MG	YA	3670	1/1	0.64	0.55	-	85,85,85,85	0
56	MG	RA	3848	1/1	0.02	1.03	-	91,91,91,91	0
56	MG	QA	1840	1/1	0.25	0.60	-	88,88,88,88	0
56	MG	XA	1625	1/1	0.54	0.77	-	90,90,90,90	0
56	MG	RA	4005	1/1	0.83	0.21	-	80,80,80,80	0
56	MG	RA	3681	1/1	0.71	0.88	-	72,72,72,72	0
56	MG	RA	3266	1/1	0.80	0.13	-	106,106,106,106	0

Continued on next page...

Continued from previous page...

Mol	Type	Chain	Res	Atoms	RSCC	RSR	LLDF	B-factors(\AA^2)	Q<0.9
56	MG	YA	3273	1/1	0.82	0.36	-	84,84,84,84	0
56	MG	RB	208	1/1	0.30	0.34	-	95,95,95,95	0
56	MG	YA	3399	1/1	0.46	0.80	-	76,76,76,76	0
56	MG	RA	3346	1/1	0.85	0.62	-	83,83,83,83	0
56	MG	RD	304	1/1	0.48	0.52	-	75,75,75,75	0
56	MG	XA	1716	1/1	0.63	0.56	-	79,79,79,79	0
56	MG	YA	3417	1/1	0.83	0.68	-	69,69,69,69	0
56	MG	XA	1619	1/1	0.46	0.82	-	76,76,76,76	0
56	MG	YB	207	1/1	0.94	0.35	-	97,97,97,97	0
56	MG	YA	3334	1/1	0.80	0.57	-	66,66,66,66	0
56	MG	QA	1782	1/1	0.55	0.28	-	98,98,98,98	0
56	MG	RA	3292	1/1	0.79	0.66	-	93,93,93,93	0
56	MG	RA	4020	1/1	0.71	0.45	-	91,91,91,91	0
56	MG	YA	3348	1/1	0.77	0.59	-	88,88,88,88	0
56	MG	XA	1694	1/1	0.76	0.37	-	77,77,77,77	0
56	MG	QA	1727	1/1	0.65	0.47	-	86,86,86,86	0
56	MG	RA	3222	1/1	0.76	0.64	-	88,88,88,88	0
56	MG	RA	3842	1/1	0.87	0.68	-	75,75,75,75	0
56	MG	RA	3220	1/1	0.95	0.29	-	82,82,82,82	0
56	MG	QA	1769	1/1	-0.54	1.08	-	99,99,99,99	0
56	MG	RA	3055	1/1	0.89	0.94	-	112,112,112,112	0
56	MG	YA	3016	1/1	0.47	0.63	-	89,89,89,89	0
56	MG	QA	1661	1/1	0.58	0.90	-	85,85,85,85	0
56	MG	RA	3374	1/1	0.54	0.75	-	72,72,72,72	0
56	MG	RA	3553	1/1	0.70	0.23	-	100,100,100,100	0
56	MG	YA	3687	1/1	0.62	0.72	-	62,62,62,62	0
56	MG	YA	3403	1/1	0.20	0.35	-	81,81,81,81	0
56	MG	RA	3993	1/1	0.48	0.83	-	85,85,85,85	0
56	MG	RA	3622	1/1	0.78	0.43	-	87,87,87,87	0
56	MG	XA	1657	1/1	0.25	0.97	-	91,91,91,91	0
56	MG	RA	3420	1/1	0.93	0.64	-	62,62,62,62	0
56	MG	XA	1742	1/1	0.56	0.42	-	78,78,78,78	0
56	MG	QA	1690	1/1	0.43	0.32	-	68,68,68,68	0
56	MG	YA	3465	1/1	0.44	0.58	-	85,85,85,85	0
56	MG	QA	1818	1/1	-0.00	0.58	-	93,93,93,93	0
56	MG	YA	3657	1/1	0.81	0.67	-	81,81,81,81	0
56	MG	RA	3887	1/1	0.52	0.57	-	91,91,91,91	0
56	MG	RA	3324	1/1	0.85	0.65	-	62,62,62,62	0
56	MG	RA	3564	1/1	0.33	0.76	-	91,91,91,91	0
56	MG	YA	3287	1/1	0.93	0.52	-	78,78,78,78	0
56	MG	RA	3797	1/1	0.01	0.44	-	109,109,109,109	0
56	MG	QA	1644	1/1	0.82	0.39	-	95,95,95,95	0

Continued on next page...

Continued from previous page...

Mol	Type	Chain	Res	Atoms	RSCC	RSR	LLDF	B-factors(\AA^2)	Q<0.9
56	MG	YA	3219	1/1	0.36	0.60	-	95,95,95,95	0
56	MG	YA	3472	1/1	0.59	0.66	-	82,82,82,82	0
56	MG	RA	3528	1/1	0.37	1.11	-	81,81,81,81	0
56	MG	YA	3742	1/1	0.85	0.27	-	85,85,85,85	0
56	MG	RA	3437	1/1	0.35	1.16	-	77,77,77,77	0
56	MG	RA	3570	1/1	0.79	0.57	-	71,71,71,71	0
56	MG	YA	3507	1/1	0.20	0.79	-	80,80,80,80	0
56	MG	YA	3274	1/1	0.93	0.85	-	62,62,62,62	0
56	MG	RA	3256	1/1	0.84	0.88	-	96,96,96,96	0
56	MG	RA	3227	1/1	0.20	1.13	-	103,103,103,103	0
56	MG	RA	3072	1/1	0.86	1.18	-	110,110,110,110	0
56	MG	RD	301	1/1	0.81	1.08	-	93,93,93,93	0
56	MG	YA	3347	1/1	0.86	0.23	-	79,79,79,79	0
56	MG	RA	3670	1/1	-0.72	1.68	-	103,103,103,103	0
56	MG	QA	1746	1/1	0.68	0.42	-	80,80,80,80	0
56	MG	RA	3400	1/1	0.07	0.79	-	101,101,101,101	0
56	MG	QA	1851	1/1	0.79	0.67	-	78,78,78,78	0
56	MG	YA	3090	1/1	0.26	0.32	-	100,100,100,100	0
56	MG	YA	3005	1/1	0.73	0.42	-	85,85,85,85	0
56	MG	RA	3563	1/1	0.45	0.37	-	87,87,87,87	0
56	MG	QA	1744	1/1	0.93	0.38	-	77,77,77,77	0
56	MG	YA	3246	1/1	0.76	0.57	-	81,81,81,81	0
56	MG	YA	3052	1/1	0.94	0.10	-	80,80,80,80	0
56	MG	YA	3576	1/1	0.85	0.76	-	74,74,74,74	0
56	MG	YA	3383	1/1	0.94	0.61	-	63,63,63,63	0
56	MG	RA	3130	1/1	0.84	0.17	-	85,85,85,85	0
56	MG	QA	1743	1/1	0.86	0.27	-	71,71,71,71	0
56	MG	RW	201	1/1	0.45	0.54	-	83,83,83,83	0
56	MG	YV	201	1/1	0.47	0.54	-	84,84,84,84	0
56	MG	YA	3307	1/1	0.68	0.71	-	71,71,71,71	0
56	MG	RA	3443	1/1	0.94	0.99	-	62,62,62,62	0
56	MG	RA	3613	1/1	0.56	1.04	-	75,75,75,75	0
56	MG	YA	3605	1/1	0.84	0.33	-	84,84,84,84	0
56	MG	YA	3549	1/1	0.15	0.71	-	90,90,90,90	0
56	MG	RA	3645	1/1	0.70	0.74	-	85,85,85,85	0
56	MG	YA	3534	1/1	0.53	0.34	-	85,85,85,85	0
56	MG	QA	1880	1/1	0.64	0.39	-	102,102,102,102	0
56	MG	QA	1681	1/1	0.26	1.12	-	92,92,92,92	0
56	MG	RA	3144	1/1	0.77	0.69	-	86,86,86,86	0
56	MG	YA	3666	1/1	0.77	0.45	-	63,63,63,63	0
56	MG	YA	3003	1/1	0.93	0.68	-	70,70,70,70	0
56	MG	RA	3378	1/1	0.82	0.54	-	66,66,66,66	0

Continued on next page...

Continued from previous page...

Mol	Type	Chain	Res	Atoms	RSCC	RSR	LLDF	B-factors(\AA^2)	Q<0.9
56	MG	YA	3536	1/1	0.93	0.47	-	63,63,63,63	0
56	MG	RA	3581	1/1	0.63	0.69	-	97,97,97,97	0
56	MG	RA	3034	1/1	0.87	0.69	-	97,97,97,97	0
56	MG	YA	3176	1/1	0.82	0.34	-	78,78,78,78	0
56	MG	RA	3704	1/1	0.70	0.56	-	82,82,82,82	0
56	MG	QA	1786	1/1	0.55	0.58	-	80,80,80,80	0
56	MG	YD	302	1/1	0.80	0.84	-	81,81,81,81	0
56	MG	RA	3257	1/1	0.78	0.52	-	100,100,100,100	0
56	MG	RA	3510	1/1	0.91	0.98	-	71,71,71,71	0
56	MG	YA	3707	1/1	0.74	0.56	-	82,82,82,82	0
56	MG	XY	401	1/1	-0.02	1.97	-	97,97,97,97	0
56	MG	R0	101	1/1	0.84	0.74	-	77,77,77,77	0
56	MG	QA	1808	1/1	0.24	0.39	-	74,74,74,74	0
56	MG	XH	201	1/1	-0.10	0.60	-	99,99,99,99	0
56	MG	RA	3273	1/1	0.41	1.22	-	99,99,99,99	0
56	MG	XA	1669	1/1	0.18	0.62	-	106,106,106,106	0
56	MG	QA	1637	1/1	0.29	0.82	-	85,85,85,85	0
56	MG	RA	3869	1/1	0.40	0.93	-	88,88,88,88	0
56	MG	XA	1736	1/1	0.88	0.87	-	70,70,70,70	0
56	MG	YA	3341	1/1	0.40	0.37	-	91,91,91,91	0
56	MG	RA	3788	1/1	0.64	0.55	-	90,90,90,90	0
56	MG	RA	3647	1/1	0.64	1.10	-	102,102,102,102	0
56	MG	YA	3477	1/1	0.60	0.59	-	77,77,77,77	0
56	MG	RA	3904	1/1	0.22	0.66	-	80,80,80,80	0
56	MG	RA	3925	1/1	0.20	0.33	-	95,95,95,95	0
56	MG	RA	3600	1/1	0.11	0.94	-	94,94,94,94	0
56	MG	YA	3690	1/1	0.74	0.47	-	78,78,78,78	0
56	MG	RA	3016	1/1	0.60	0.86	-	109,109,109,109	0
56	MG	QA	1739	1/1	0.61	0.56	-	80,80,80,80	0
56	MG	QA	1765	1/1	0.40	0.93	-	80,80,80,80	0
56	MG	RA	3370	1/1	0.76	0.75	-	78,78,78,78	0
56	MG	YA	3081	1/1	0.84	0.41	-	81,81,81,81	0
56	MG	RA	3547	1/1	-0.09	0.61	-	99,99,99,99	0
56	MG	RA	3988	1/1	0.58	0.72	-	86,86,86,86	0
56	MG	XA	1749	1/1	0.09	1.00	-	98,98,98,98	0
56	MG	QA	1785	1/1	0.94	0.15	-	95,95,95,95	0
56	MG	QA	1766	1/1	0.89	0.10	-	96,96,96,96	0
56	MG	YA	3159	1/1	0.85	0.14	-	76,76,76,76	0
56	MG	RA	3692	1/1	0.82	0.59	-	84,84,84,84	0
56	MG	RA	3042	1/1	-0.06	0.75	-	92,92,92,92	0
56	MG	RA	3710	1/1	0.75	0.41	-	98,98,98,98	0
56	MG	YA	3034	1/1	0.86	0.28	-	74,74,74,74	0

Continued on next page...

Continued from previous page...

Mol	Type	Chain	Res	Atoms	RSCC	RSR	LLDF	B-factors(\AA^2)	Q<0.9
56	MG	YA	3051	1/1	0.70	0.42	-	82,82,82,82	0
56	MG	YA	3394	1/1	0.23	0.93	-	75,75,75,75	0
56	MG	QA	1627	1/1	0.84	0.10	-	79,79,79,79	0
56	MG	YA	3508	1/1	0.52	0.39	-	83,83,83,83	0
56	MG	RA	3732	1/1	0.69	0.79	-	85,85,85,85	0
56	MG	YA	3424	1/1	0.89	0.46	-	70,70,70,70	0
56	MG	RU	202	1/1	0.29	0.68	-	94,94,94,94	0
56	MG	QA	1679	1/1	0.46	0.80	-	87,87,87,87	0
56	MG	RA	3426	1/1	0.39	0.32	-	79,79,79,79	0
56	MG	XA	1718	1/1	0.88	0.59	-	78,78,78,78	0
56	MG	QA	1718	1/1	0.85	0.33	-	94,94,94,94	0
56	MG	RA	3940	1/1	0.56	0.79	-	90,90,90,90	0
56	MG	RA	3071	1/1	0.88	0.80	-	86,86,86,86	0
56	MG	RA	3363	1/1	0.87	0.15	-	91,91,91,91	0
56	MG	RA	3036	1/1	0.02	0.85	-	94,94,94,94	0
56	MG	XE	201	1/1	-0.13	1.00	-	93,93,93,93	0
56	MG	QA	1667	1/1	0.91	0.20	-	92,92,92,92	0
56	MG	YA	3617	1/1	0.83	0.51	-	74,74,74,74	0
56	MG	RA	3687	1/1	0.44	0.36	-	86,86,86,86	0
56	MG	RB	226	1/1	0.50	0.40	-	98,98,98,98	0
56	MG	QA	1693	1/1	0.86	0.60	-	87,87,87,87	0
56	MG	RA	3096	1/1	0.82	0.29	-	83,83,83,83	0
56	MG	YA	3188	1/1	0.31	0.28	-	92,92,92,92	0
56	MG	QA	1747	1/1	0.58	1.23	-	81,81,81,81	0
56	MG	YA	3677	1/1	0.89	1.45	-	79,79,79,79	0
56	MG	YA	3189	1/1	0.81	0.32	-	83,83,83,83	0
56	MG	YA	3057	1/1	0.40	0.69	-	90,90,90,90	0
56	MG	RA	3664	1/1	0.85	0.36	-	91,91,91,91	0
56	MG	RE	304	1/1	0.93	0.76	-	62,62,62,62	0
56	MG	RA	3888	1/1	0.52	0.74	-	89,89,89,89	0
56	MG	RA	3475	1/1	0.85	0.30	-	82,82,82,82	0
56	MG	QA	1695	1/1	0.83	0.46	-	93,93,93,93	0
56	MG	YA	3584	1/1	0.85	0.44	-	77,77,77,77	0
56	MG	RN	203	1/1	0.75	0.95	-	90,90,90,90	0
56	MG	YA	3228	1/1	0.40	1.01	-	73,73,73,73	0
56	MG	RA	3637	1/1	0.52	0.73	-	85,85,85,85	0
56	MG	QA	1864	1/1	0.72	0.40	-	97,97,97,97	0
56	MG	XA	1713	1/1	0.62	0.34	-	74,74,74,74	0
56	MG	YA	3490	1/1	0.95	0.24	-	67,67,67,67	0
56	MG	YA	3097	1/1	0.69	0.39	-	96,96,96,96	0
56	MG	YA	3544	1/1	0.58	0.47	-	63,63,63,63	0
56	MG	XA	1762	1/1	0.85	0.29	-	70,70,70,70	0

Continued on next page...

Continued from previous page...

Mol	Type	Chain	Res	Atoms	RSCC	RSR	LLDF	B-factors(\AA^2)	Q<0.9
56	MG	QA	1809	1/1	0.57	0.47	-	86,86,86,86	0
56	MG	RA	3044	1/1	0.68	0.39	-	82,82,82,82	0
56	MG	YA	3244	1/1	0.16	1.19	-	97,97,97,97	0
56	MG	Y8	102	1/1	0.79	0.61	-	68,68,68,68	0
56	MG	XA	1655	1/1	0.61	0.49	-	82,82,82,82	0
56	MG	YA	3059	1/1	-0.06	1.01	-	86,86,86,86	0
56	MG	YA	3095	1/1	0.77	0.54	-	64,64,64,64	0
56	MG	RA	3123	1/1	0.36	0.37	-	80,80,80,80	0
56	MG	QA	1719	1/1	0.54	1.13	-	73,73,73,73	0
56	MG	RA	3316	1/1	0.06	0.81	-	93,93,93,93	0
56	MG	RA	3049	1/1	0.85	0.17	-	80,80,80,80	0
56	MG	RA	3639	1/1	0.65	0.57	-	82,82,82,82	0
56	MG	YA	3158	1/1	0.82	0.43	-	84,84,84,84	0
56	MG	RA	3819	1/1	0.09	0.92	-	90,90,90,90	0
56	MG	RA	3555	1/1	0.61	0.52	-	80,80,80,80	0
56	MG	YA	3227	1/1	0.27	1.11	-	87,87,87,87	0
56	MG	RA	3005	1/1	0.66	0.74	-	91,91,91,91	0
56	MG	RA	3779	1/1	0.94	1.32	-	71,71,71,71	0
56	MG	RA	3108	1/1	0.71	0.85	-	89,89,89,89	0
56	MG	RA	3430	1/1	0.67	0.31	-	93,93,93,93	0
56	MG	RA	3028	1/1	0.87	0.15	-	84,84,84,84	0
56	MG	RA	3810	1/1	0.66	0.78	-	79,79,79,79	0
56	MG	QA	1831	1/1	0.23	0.82	-	99,99,99,99	0
56	MG	XA	1660	1/1	0.90	0.23	-	91,91,91,91	0
56	MG	YA	3655	1/1	0.82	0.53	-	62,62,62,62	0
56	MG	RA	4015	1/1	0.80	0.71	-	93,93,93,93	0
56	MG	RA	3202	1/1	0.77	0.40	-	87,87,87,87	0
56	MG	RR	204	1/1	0.54	0.51	-	75,75,75,75	0
56	MG	RA	3682	1/1	0.30	0.44	-	104,104,104,104	0
56	MG	RA	3749	1/1	0.72	0.21	-	70,70,70,70	0
56	MG	RA	3689	1/1	0.51	0.22	-	85,85,85,85	0
56	MG	RA	3329	1/1	0.86	0.29	-	94,94,94,94	0
56	MG	RA	3626	1/1	0.66	0.50	-	72,72,72,72	0
56	MG	YA	3628	1/1	0.47	0.34	-	87,87,87,87	0
56	MG	RA	3705	1/1	0.40	0.59	-	89,89,89,89	0
56	MG	YA	3581	1/1	0.34	0.58	-	80,80,80,80	0
56	MG	YA	3126	1/1	0.88	0.19	-	65,65,65,65	0
56	MG	RA	3282	1/1	0.79	0.98	-	102,102,102,102	0
56	MG	RA	4013	1/1	0.71	0.40	-	77,77,77,77	0
56	MG	RA	3228	1/1	0.42	0.56	-	104,104,104,104	0
56	MG	YA	3137	1/1	0.54	0.59	-	81,81,81,81	0
56	MG	RA	3576	1/1	0.61	0.51	-	92,92,92,92	0

Continued on next page...

Continued from previous page...

Mol	Type	Chain	Res	Atoms	RSCC	RSR	LLDF	B-factors(\AA^2)	Q<0.9
56	MG	YA	3515	1/1	0.62	1.06	-	69,69,69,69	0
56	MG	RA	3103	1/1	0.55	0.48	-	101,101,101,101	0
56	MG	QA	1677	1/1	0.56	0.49	-	89,89,89,89	0
56	MG	YA	3526	1/1	0.83	0.68	-	65,65,65,65	0
56	MG	QA	1858	1/1	0.20	0.82	-	86,86,86,86	0
56	MG	RA	3229	1/1	0.52	0.82	-	104,104,104,104	0
56	MG	YA	3162	1/1	0.77	0.50	-	96,96,96,96	0
56	MG	YA	3292	1/1	0.49	0.50	-	74,74,74,74	0
56	MG	RA	4031	1/1	0.37	0.50	-	108,108,108,108	0
56	MG	RA	3520	1/1	0.53	0.53	-	91,91,91,91	0
56	MG	RA	3556	1/1	0.69	1.66	-	83,83,83,83	0
56	MG	YA	3555	1/1	0.83	0.39	-	64,64,64,64	0
56	MG	YA	3172	1/1	0.78	0.28	-	101,101,101,101	0
56	MG	QA	1673	1/1	0.59	0.71	-	75,75,75,75	0
56	MG	YA	3063	1/1	0.73	0.65	-	92,92,92,92	0
56	MG	YA	3369	1/1	0.85	0.32	-	72,72,72,72	0
56	MG	YA	3218	1/1	0.24	0.55	-	82,82,82,82	0
56	MG	QA	1774	1/1	0.58	1.10	-	84,84,84,84	0
56	MG	YA	3569	1/1	0.58	0.98	-	67,67,67,67	0
56	MG	RA	3019	1/1	0.85	0.40	-	108,108,108,108	0
56	MG	YB	212	1/1	0.75	0.54	-	79,79,79,79	0
56	MG	RA	3093	1/1	0.93	0.17	-	97,97,97,97	0
56	MG	RA	3276	1/1	0.69	0.77	-	95,95,95,95	0
56	MG	RA	3507	1/1	0.92	0.33	-	75,75,75,75	0
56	MG	RA	3832	1/1	0.91	0.33	-	84,84,84,84	0
56	MG	RA	3517	1/1	0.85	0.94	-	62,62,62,62	0
56	MG	RA	3053	1/1	0.47	0.54	-	98,98,98,98	0
56	MG	RA	3494	1/1	0.73	0.47	-	81,81,81,81	0
56	MG	RA	3095	1/1	0.87	0.49	-	92,92,92,92	0
56	MG	YA	3673	1/1	0.81	1.15	-	66,66,66,66	0
56	MG	RA	3685	1/1	0.60	0.57	-	80,80,80,80	0
56	MG	RA	3107	1/1	0.91	0.96	-	90,90,90,90	0
56	MG	YA	3042	1/1	0.81	0.24	-	76,76,76,76	0
56	MG	YA	3194	1/1	0.67	0.53	-	89,89,89,89	0
56	MG	RA	3886	1/1	0.03	0.56	-	97,97,97,97	0
56	MG	QA	1684	1/1	0.75	1.17	-	97,97,97,97	0
56	MG	YA	3105	1/1	0.57	0.60	-	81,81,81,81	0
56	MG	YA	3319	1/1	0.95	0.62	-	62,62,62,62	0
56	MG	QL	201	1/1	0.55	0.19	-	87,87,87,87	0
56	MG	RA	3905	1/1	0.98	0.63	-	63,63,63,63	0
56	MG	RA	3294	1/1	0.73	0.49	-	108,108,108,108	0
56	MG	QA	1812	1/1	0.77	0.37	-	69,69,69,69	0

Continued on next page...

Continued from previous page...

Mol	Type	Chain	Res	Atoms	RSCC	RSR	LLDF	B-factors(\AA^2)	Q<0.9
56	MG	RA	3200	1/1	0.73	0.39	-	85,85,85,85	0
56	MG	RA	3792	1/1	0.87	0.48	-	87,87,87,87	0
56	MG	XA	1714	1/1	0.63	0.42	-	76,76,76,76	0
56	MG	RA	3929	1/1	0.81	0.44	-	85,85,85,85	0
56	MG	R5	104	1/1	0.39	1.34	-	97,97,97,97	0
56	MG	Y5	101	1/1	0.59	0.57	-	91,91,91,91	0
56	MG	XA	1746	1/1	0.87	0.62	-	62,62,62,62	0
56	MG	RA	3515	1/1	0.76	0.38	-	90,90,90,90	0
56	MG	QA	1839	1/1	0.75	0.57	-	79,79,79,79	0
56	MG	RA	3403	1/1	0.82	1.01	-	87,87,87,87	0
56	MG	YA	3233	1/1	0.13	0.44	-	96,96,96,96	0
56	MG	YA	3055	1/1	0.27	0.37	-	88,88,88,88	0
56	MG	RA	3750	1/1	0.72	0.61	-	83,83,83,83	0
56	MG	YA	3594	1/1	0.77	0.70	-	70,70,70,70	0
56	MG	YA	3010	1/1	0.82	0.43	-	84,84,84,84	0
56	MG	RA	3270	1/1	0.97	0.57	-	95,95,95,95	0
56	MG	QA	1712	1/1	0.71	0.48	-	75,75,75,75	0
56	MG	RA	3936	1/1	0.67	0.36	-	82,82,82,82	0
56	MG	RA	3158	1/1	0.89	0.18	-	81,81,81,81	0
56	MG	QA	1767	1/1	0.83	0.38	-	88,88,88,88	0
56	MG	QA	1762	1/1	0.61	0.69	-	80,80,80,80	0
56	MG	YA	3130	1/1	0.64	0.86	-	90,90,90,90	0
56	MG	YA	3548	1/1	0.40	0.86	-	66,66,66,66	0
56	MG	RA	3765	1/1	0.83	0.28	-	91,91,91,91	0
56	MG	YA	3375	1/1	0.85	0.33	-	80,80,80,80	0
56	MG	RA	3156	1/1	0.32	0.59	-	105,105,105,105	0
56	MG	YA	3464	1/1	0.40	1.57	-	79,79,79,79	0
56	MG	RA	3322	1/1	0.40	0.79	-	93,93,93,93	0
56	MG	QA	1796	1/1	0.78	0.54	-	90,90,90,90	0
56	MG	RA	3407	1/1	0.63	0.60	-	95,95,95,95	0
56	MG	RA	3935	1/1	0.60	0.60	-	90,90,90,90	0
56	MG	RA	3806	1/1	0.30	0.73	-	90,90,90,90	0
56	MG	YA	3659	1/1	0.76	1.06	-	65,65,65,65	0
56	MG	RA	3802	1/1	0.64	0.48	-	85,85,85,85	0
56	MG	YA	3243	1/1	0.76	1.34	-	90,90,90,90	0
56	MG	RA	3881	1/1	0.86	0.29	-	80,80,80,80	0
56	MG	QA	1806	1/1	0.62	0.55	-	79,79,79,79	0
56	MG	YA	3711	1/1	0.84	0.30	-	83,83,83,83	0
56	MG	YA	3367	1/1	0.13	0.27	-	76,76,76,76	0
56	MG	XA	1705	1/1	0.71	0.27	-	84,84,84,84	0
56	MG	RA	3759	1/1	0.90	0.23	-	73,73,73,73	0
56	MG	YA	3720	1/1	0.55	0.44	-	75,75,75,75	0

Continued on next page...

Continued from previous page...

Mol	Type	Chain	Res	Atoms	RSCC	RSR	LLDF	B-factors(\AA^2)	Q<0.9
56	MG	RA	3930	1/1	0.93	0.28	-	73,73,73,73	0
56	MG	YA	3619	1/1	0.64	0.59	-	65,65,65,65	0
56	MG	RA	3785	1/1	0.89	0.22	-	83,83,83,83	0
56	MG	RA	3180	1/1	0.58	1.07	-	80,80,80,80	0
56	MG	XA	1734	1/1	0.79	0.36	-	89,89,89,89	0
56	MG	YA	3222	1/1	0.00	0.74	-	88,88,88,88	0
56	MG	RA	3239	1/1	0.73	0.64	-	106,106,106,106	0
56	MG	RA	3367	1/1	0.46	0.54	-	80,80,80,80	0
56	MG	YA	3047	1/1	0.70	0.41	-	86,86,86,86	0
56	MG	YA	3680	1/1	0.90	0.79	-	62,62,62,62	0
56	MG	RA	3578	1/1	-0.01	0.89	-	90,90,90,90	0
56	MG	RA	3554	1/1	0.78	0.56	-	74,74,74,74	0
56	MG	YA	3022	1/1	0.64	1.80	-	91,91,91,91	0
56	MG	YA	3376	1/1	0.67	0.41	-	84,84,84,84	0
56	MG	RA	3464	1/1	0.70	0.40	-	90,90,90,90	0
56	MG	YA	3245	1/1	0.53	0.41	-	88,88,88,88	0
56	MG	XA	1677	1/1	0.90	0.33	-	63,63,63,63	0
56	MG	RA	3337	1/1	0.48	0.69	-	92,92,92,92	0
56	MG	YA	3353	1/1	0.79	0.54	-	68,68,68,68	0
56	MG	QA	1837	1/1	0.48	0.75	-	87,87,87,87	0
56	MG	QA	1738	1/1	0.05	0.78	-	101,101,101,101	0
56	MG	RD	314	1/1	0.39	0.81	-	80,80,80,80	0
56	MG	RW	202	1/1	0.62	0.47	-	99,99,99,99	0
56	MG	RA	3769	1/1	0.47	0.51	-	85,85,85,85	0
56	MG	RA	3662	1/1	0.41	0.55	-	94,94,94,94	0
56	MG	RA	3513	1/1	0.04	1.32	-	87,87,87,87	0
56	MG	QA	1696	1/1	0.34	0.82	-	71,71,71,71	0
56	MG	RA	3368	1/1	-0.01	0.68	-	90,90,90,90	0
56	MG	RA	3063	1/1	0.91	0.31	-	83,83,83,83	0
56	MG	XA	1719	1/1	0.77	0.45	-	78,78,78,78	0
56	MG	QA	1817	1/1	0.63	0.47	-	85,85,85,85	0
56	MG	RA	3523	1/1	0.73	0.43	-	94,94,94,94	0
56	MG	YA	3688	1/1	0.68	0.41	-	72,72,72,72	0
56	MG	RA	3245	1/1	0.73	0.11	-	86,86,86,86	0
56	MG	YA	3545	1/1	0.87	0.56	-	82,82,82,82	0
56	MG	RA	3155	1/1	0.67	0.55	-	95,95,95,95	0
56	MG	QA	1810	1/1	0.81	0.68	-	81,81,81,81	0
56	MG	YA	3333	1/1	0.53	0.45	-	85,85,85,85	0
56	MG	RA	3914	1/1	0.91	0.56	-	70,70,70,70	0
56	MG	RA	3860	1/1	0.72	1.50	-	85,85,85,85	0
56	MG	RA	3970	1/1	0.66	0.56	-	96,96,96,96	0
56	MG	RA	3393	1/1	0.94	0.35	-	64,64,64,64	0

Continued on next page...

Continued from previous page...

Mol	Type	Chain	Res	Atoms	RSCC	RSR	LLDF	B-factors(\AA^2)	Q<0.9
56	MG	YA	3106	1/1	0.60	0.44	-	92,92,92,92	0
56	MG	YA	3214	1/1	0.88	0.41	-	76,76,76,76	0
56	MG	RA	3395	1/1	0.95	0.60	-	62,62,62,62	0
56	MG	XA	1769	1/1	0.97	0.57	-	77,77,77,77	0
56	MG	QA	1733	1/1	-0.47	0.76	-	94,94,94,94	0
56	MG	RA	3190	1/1	0.91	0.31	-	69,69,69,69	0
56	MG	RA	3188	1/1	0.79	0.56	-	104,104,104,104	0
56	MG	QA	1652	1/1	0.64	0.27	-	83,83,83,83	0
56	MG	YA	3500	1/1	0.80	1.03	-	84,84,84,84	0
56	MG	YA	3254	1/1	0.88	0.40	-	87,87,87,87	0
56	MG	XA	1791	1/1	0.90	0.11	-	74,74,74,74	0
56	MG	YA	3231	1/1	0.40	0.85	-	93,93,93,93	0
56	MG	QA	1607	1/1	0.88	0.28	-	91,91,91,91	0
56	MG	XA	1703	1/1	0.69	0.47	-	82,82,82,82	0
56	MG	XA	1678	1/1	0.86	0.30	-	72,72,72,72	0
56	MG	YA	3414	1/1	0.33	0.71	-	92,92,92,92	0
56	MG	YA	3177	1/1	0.11	0.61	-	95,95,95,95	0
56	MG	RA	3438	1/1	0.15	0.83	-	91,91,91,91	0
56	MG	QA	1613	1/1	0.92	0.15	-	98,98,98,98	0
56	MG	YB	205	1/1	-0.13	0.92	-	93,93,93,93	0
56	MG	YA	3667	1/1	0.91	0.67	-	65,65,65,65	0
56	MG	QA	1772	1/1	0.72	0.37	-	96,96,96,96	0
56	MG	RA	3435	1/1	0.13	0.69	-	75,75,75,75	0
56	MG	QA	1642	1/1	0.25	1.32	-	101,101,101,101	0
56	MG	QA	1683	1/1	0.77	0.28	-	95,95,95,95	0
56	MG	QA	1842	1/1	0.34	0.78	-	95,95,95,95	0
56	MG	XA	1785	1/1	0.83	0.89	-	82,82,82,82	0
56	MG	YA	3497	1/1	0.32	0.58	-	95,95,95,95	0
56	MG	XA	1684	1/1	0.72	1.05	-	70,70,70,70	0
56	MG	RA	3589	1/1	0.79	0.35	-	94,94,94,94	0
56	MG	RA	3548	1/1	-0.37	0.94	-	109,109,109,109	0
56	MG	QA	1867	1/1	0.34	0.74	-	96,96,96,96	0
56	MG	RA	3350	1/1	0.69	0.26	-	74,74,74,74	0
56	MG	RA	3962	1/1	0.25	1.20	-	95,95,95,95	0
56	MG	YB	210	1/1	0.66	0.82	-	88,88,88,88	0
56	MG	YA	3437	1/1	0.75	0.50	-	62,62,62,62	0
56	MG	RA	3463	1/1	0.84	0.55	-	69,69,69,69	0
56	MG	QA	1869	1/1	0.01	1.39	-	105,105,105,105	0
56	MG	XA	1676	1/1	0.43	0.83	-	98,98,98,98	0
56	MG	YA	3340	1/1	0.93	0.56	-	62,62,62,62	0
56	MG	YA	3686	1/1	0.83	0.46	-	77,77,77,77	0
56	MG	RA	3285	1/1	0.84	0.69	-	108,108,108,108	0

Continued on next page...

Continued from previous page...

Mol	Type	Chain	Res	Atoms	RSCC	RSR	LLDF	B-factors(\AA^2)	Q<0.9
56	MG	YB	218	1/1	0.43	0.31	-	85,85,85,85	0
56	MG	RA	3311	1/1	0.71	0.51	-	83,83,83,83	0
56	MG	YA	3410	1/1	0.94	0.59	-	68,68,68,68	0
56	MG	XA	1626	1/1	0.76	0.66	-	78,78,78,78	0
56	MG	RA	3176	1/1	0.36	1.02	-	102,102,102,102	0
56	MG	RA	3423	1/1	0.54	0.59	-	92,92,92,92	0
56	MG	RB	227	1/1	-0.20	0.37	-	88,88,88,88	0
56	MG	RA	3956	1/1	0.94	0.29	-	80,80,80,80	0
56	MG	YA	3213	1/1	0.94	0.52	-	63,63,63,63	0
56	MG	RA	3345	1/1	0.89	0.66	-	62,62,62,62	0
56	MG	YA	3678	1/1	0.76	0.51	-	62,62,62,62	0
56	MG	RA	3124	1/1	0.59	0.47	-	73,73,73,73	0
56	MG	YA	3298	1/1	0.80	0.24	-	82,82,82,82	0
56	MG	XA	1687	1/1	0.52	0.34	-	90,90,90,90	0
56	MG	QA	1676	1/1	0.54	0.88	-	97,97,97,97	0
56	MG	YA	3096	1/1	0.49	0.19	-	87,87,87,87	0
56	MG	RA	3972	1/1	0.95	0.74	-	62,62,62,62	0
56	MG	RA	3261	1/1	0.77	1.23	-	87,87,87,87	0
56	MG	YA	3381	1/1	0.48	0.67	-	70,70,70,70	0
56	MG	RA	3811	1/1	0.78	0.88	-	85,85,85,85	0
56	MG	RA	3024	1/1	0.71	0.68	-	105,105,105,105	0
56	MG	RA	3909	1/1	0.82	0.67	-	62,62,62,62	0
56	MG	RA	3263	1/1	0.82	0.64	-	93,93,93,93	0
56	MG	RA	3193	1/1	0.39	0.69	-	103,103,103,103	0
56	MG	YA	3248	1/1	0.57	0.54	-	88,88,88,88	0
56	MG	YA	3732	1/1	0.83	0.26	-	86,86,86,86	0
56	MG	YA	3257	1/1	0.71	0.49	-	89,89,89,89	0
56	MG	YD	301	1/1	0.63	0.43	-	66,66,66,66	0
56	MG	RA	3371	1/1	-0.32	1.55	-	97,97,97,97	0
56	MG	QA	1611	1/1	0.24	1.17	-	80,80,80,80	0
56	MG	RA	3897	1/1	0.71	0.60	-	72,72,72,72	0
56	MG	RA	3058	1/1	0.34	0.77	-	89,89,89,89	0
56	MG	RA	3688	1/1	0.64	0.71	-	79,79,79,79	0
56	MG	YA	3198	1/1	0.41	0.35	-	88,88,88,88	0
56	MG	YA	3741	1/1	0.59	0.60	-	96,96,96,96	0
56	MG	YA	3114	1/1	0.61	0.76	-	90,90,90,90	0
56	MG	QO	101	1/1	0.82	0.29	-	86,86,86,86	0
56	MG	RA	3327	1/1	0.72	0.56	-	69,69,69,69	0
56	MG	RA	3233	1/1	0.92	0.80	-	96,96,96,96	0
56	MG	YA	3024	1/1	0.70	0.24	-	91,91,91,91	0
56	MG	YB	213	1/1	0.76	0.53	-	81,81,81,81	0
56	MG	RA	3652	1/1	0.83	0.16	-	81,81,81,81	0

Continued on next page...

Continued from previous page...

Mol	Type	Chain	Res	Atoms	RSCC	RSR	LLDF	B-factors(\AA^2)	Q<0.9
56	MG	YA	3602	1/1	0.82	1.45	-	75,75,75,75	0
56	MG	RA	3847	1/1	0.66	0.62	-	103,103,103,103	0
56	MG	YA	3529	1/1	0.48	0.61	-	72,72,72,72	0
56	MG	XA	1656	1/1	0.48	0.55	-	85,85,85,85	0
56	MG	YA	3483	1/1	0.74	0.62	-	88,88,88,88	0
56	MG	QA	1850	1/1	0.88	0.37	-	78,78,78,78	0
56	MG	YA	3547	1/1	0.41	0.65	-	88,88,88,88	0
56	MG	YA	3286	1/1	0.81	0.28	-	80,80,80,80	0
56	MG	QV	103	1/1	0.72	0.48	-	86,86,86,86	0
56	MG	YA	3731	1/1	0.80	1.43	-	78,78,78,78	0
56	MG	RA	3798	1/1	0.22	0.74	-	93,93,93,93	0
56	MG	YA	3645	1/1	0.78	0.39	-	88,88,88,88	0
56	MG	RA	3199	1/1	0.66	0.64	-	81,81,81,81	0
56	MG	XA	1693	1/1	0.74	0.54	-	95,95,95,95	0
56	MG	RA	3216	1/1	0.74	0.74	-	104,104,104,104	0
56	MG	RA	3954	1/1	0.79	0.26	-	82,82,82,82	0
56	MG	RA	3636	1/1	0.39	0.19	-	94,94,94,94	0
56	MG	RA	3737	1/1	-0.24	1.18	-	84,84,84,84	0
56	MG	YA	3041	1/1	0.07	0.89	-	96,96,96,96	0
56	MG	RA	3090	1/1	0.28	0.71	-	84,84,84,84	0
56	MG	QA	1685	1/1	0.38	0.30	-	89,89,89,89	0
56	MG	RA	3663	1/1	0.43	1.20	-	103,103,103,103	0
56	MG	RA	3800	1/1	0.61	0.40	-	93,93,93,93	0
56	MG	QA	1863	1/1	0.84	0.50	-	81,81,81,81	0
56	MG	YA	3400	1/1	0.88	0.40	-	75,75,75,75	0
56	MG	RH	202	1/1	0.71	0.22	-	95,95,95,95	0
56	MG	YA	3603	1/1	0.16	1.23	-	82,82,82,82	0
56	MG	RA	3111	1/1	0.27	0.43	-	100,100,100,100	0
56	MG	RA	3782	1/1	0.63	0.90	-	99,99,99,99	0
56	MG	QA	1692	1/1	0.83	0.57	-	98,98,98,98	0
56	MG	RA	3859	1/1	0.51	1.25	-	89,89,89,89	0
56	MG	YA	3206	1/1	0.67	0.56	-	73,73,73,73	0
56	MG	RA	3133	1/1	0.75	0.57	-	85,85,85,85	0
56	MG	YA	3165	1/1	0.85	0.46	-	100,100,100,100	0
56	MG	QA	1628	1/1	0.47	0.38	-	77,77,77,77	0
56	MG	QA	1749	1/1	0.58	0.50	-	83,83,83,83	0
56	MG	YA	3179	1/1	0.51	0.59	-	102,102,102,102	0
56	MG	YA	3366	1/1	0.83	0.12	-	95,95,95,95	0
56	MG	RA	3052	1/1	0.70	0.44	-	95,95,95,95	0
56	MG	RA	3853	1/1	0.83	0.56	-	90,90,90,90	0
56	MG	QA	1674	1/1	0.53	0.35	-	94,94,94,94	0
56	MG	RA	3540	1/1	0.65	0.53	-	68,68,68,68	0

Continued on next page...

Continued from previous page...

Mol	Type	Chain	Res	Atoms	RSCC	RSR	LLDF	B-factors(\AA^2)	Q<0.9
56	MG	RA	3619	1/1	0.90	0.43	-	67,67,67,67	0
56	MG	RV	204	1/1	0.49	0.34	-	79,79,79,79	0
56	MG	QG	201	1/1	0.08	0.87	-	101,101,101,101	0
56	MG	RA	3908	1/1	0.76	0.74	-	92,92,92,92	0
56	MG	YA	3642	1/1	0.55	0.74	-	69,69,69,69	0
56	MG	YA	3533	1/1	0.86	0.45	-	76,76,76,76	0
56	MG	YA	3652	1/1	0.89	0.49	-	79,79,79,79	0
56	MG	RA	3319	1/1	0.90	0.80	-	69,69,69,69	0
56	MG	QA	1853	1/1	0.21	0.76	-	89,89,89,89	0
56	MG	YA	3498	1/1	0.64	0.22	-	89,89,89,89	0
56	MG	QH	201	1/1	0.13	0.51	-	87,87,87,87	0
56	MG	YA	3644	1/1	0.70	0.50	-	75,75,75,75	0
56	MG	QA	1669	1/1	0.61	0.78	-	81,81,81,81	0
56	MG	YA	3140	1/1	0.84	0.36	-	79,79,79,79	0
56	MG	RB	212	1/1	0.59	0.67	-	85,85,85,85	0
56	MG	RA	4022	1/1	0.83	0.47	-	77,77,77,77	0
56	MG	RA	3059	1/1	0.85	0.16	-	84,84,84,84	0
56	MG	QA	1640	1/1	0.20	0.71	-	99,99,99,99	0
56	MG	RA	3120	1/1	0.47	0.54	-	83,83,83,83	0
56	MG	RA	3831	1/1	0.86	0.23	-	90,90,90,90	0
56	MG	RA	3668	1/1	0.80	0.48	-	80,80,80,80	0
56	MG	RA	3985	1/1	0.89	0.53	-	70,70,70,70	0
56	MG	RA	3910	1/1	0.67	0.50	-	83,83,83,83	0
56	MG	RA	3196	1/1	0.00	0.51	-	114,114,114,114	0
56	MG	YA	3181	1/1	0.62	0.54	-	93,93,93,93	0
56	MG	R0	102	1/1	0.31	0.57	-	88,88,88,88	0
56	MG	YA	3624	1/1	0.60	0.45	-	92,92,92,92	0
56	MG	YA	3363	1/1	0.86	0.60	-	75,75,75,75	0
56	MG	RA	3799	1/1	0.75	1.02	-	82,82,82,82	0
56	MG	YA	3304	1/1	0.73	0.34	-	82,82,82,82	0
56	MG	QA	1688	1/1	0.77	1.07	-	81,81,81,81	0
56	MG	RA	3851	1/1	0.96	0.39	-	73,73,73,73	0
56	MG	YA	3726	1/1	0.95	0.74	-	85,85,85,85	0
56	MG	YA	3017	1/1	0.18	0.63	-	91,91,91,91	0
56	MG	YA	3344	1/1	0.22	0.20	-	90,90,90,90	0
56	MG	YA	3455	1/1	0.56	0.45	-	86,86,86,86	0
56	MG	RA	3641	1/1	0.77	0.33	-	79,79,79,79	0
56	MG	RA	3978	1/1	0.50	0.85	-	75,75,75,75	0
56	MG	YA	3408	1/1	0.25	0.81	-	90,90,90,90	0
56	MG	XA	1773	1/1	0.76	0.90	-	79,79,79,79	0
56	MG	YB	202	1/1	0.92	0.14	-	72,72,72,72	0
56	MG	YP	201	1/1	0.62	0.29	-	89,89,89,89	0

Continued on next page...

Continued from previous page...

Mol	Type	Chain	Res	Atoms	RSCC	RSR	LLDF	B-factors(\AA^2)	Q<0.9
56	MG	RA	3793	1/1	0.84	0.57	-	71,71,71,71	0
56	MG	YA	3433	1/1	-0.37	0.75	-	97,97,97,97	0
56	MG	RA	3529	1/1	0.52	0.54	-	90,90,90,90	0
56	MG	QD	301	1/1	0.33	1.26	-	94,94,94,94	0
56	MG	YA	3637	1/1	0.65	0.55	-	85,85,85,85	0
56	MG	QA	1848	1/1	0.51	0.81	-	81,81,81,81	0
56	MG	QA	1723	1/1	0.66	0.68	-	86,86,86,86	0
56	MG	RA	3703	1/1	0.30	0.49	-	95,95,95,95	0
56	MG	RA	3926	1/1	0.64	0.46	-	78,78,78,78	0
56	MG	YA	3635	1/1	0.48	0.85	-	83,83,83,83	0
56	MG	YA	3674	1/1	0.89	0.70	-	77,77,77,77	0
56	MG	RA	3219	1/1	0.37	1.35	-	88,88,88,88	0
56	MG	RE	305	1/1	0.42	0.55	-	92,92,92,92	0
56	MG	RA	3983	1/1	0.80	0.39	-	91,91,91,91	0
56	MG	RA	3418	1/1	0.96	0.17	-	64,64,64,64	0
56	MG	YD	307	1/1	0.73	0.52	-	79,79,79,79	0
56	MG	RA	3745	1/1	0.74	0.61	-	73,73,73,73	0
56	MG	YA	3359	1/1	0.92	1.02	-	62,62,62,62	0
56	MG	RA	3686	1/1	0.34	0.74	-	97,97,97,97	0
56	MG	YA	3649	1/1	0.51	0.82	-	79,79,79,79	0
56	MG	YA	3075	1/1	0.29	1.78	-	89,89,89,89	0
56	MG	RB	207	1/1	0.72	0.23	-	93,93,93,93	0
56	MG	RA	3873	1/1	0.57	0.40	-	77,77,77,77	0
56	MG	RA	3621	1/1	0.66	0.54	-	95,95,95,95	0
56	MG	YA	3467	1/1	0.71	0.79	-	76,76,76,76	0
56	MG	YA	3352	1/1	0.29	0.13	-	88,88,88,88	0
56	MG	RA	3747	1/1	0.38	1.50	-	93,93,93,93	0
56	MG	RA	3522	1/1	0.33	0.35	-	84,84,84,84	0
56	MG	YA	3250	1/1	0.29	0.37	-	103,103,103,103	0
56	MG	RA	3927	1/1	0.10	0.96	-	91,91,91,91	0
56	MG	QA	1787	1/1	0.59	0.40	-	89,89,89,89	0
56	MG	YA	3643	1/1	0.82	0.30	-	79,79,79,79	0
56	MG	YA	3441	1/1	0.60	0.58	-	80,80,80,80	0
56	MG	RA	3415	1/1	0.81	0.42	-	62,62,62,62	0
56	MG	QA	1736	1/1	-0.11	1.42	-	82,82,82,82	0
56	MG	RA	3289	1/1	0.81	0.40	-	99,99,99,99	0
56	MG	RA	3919	1/1	0.62	0.85	-	83,83,83,83	0
56	MG	RA	3127	1/1	0.93	0.50	-	81,81,81,81	0
56	MG	RA	3726	1/1	0.82	0.50	-	74,74,74,74	0
56	MG	YA	3512	1/1	0.90	0.26	-	74,74,74,74	0
56	MG	RA	3447	1/1	0.51	0.62	-	78,78,78,78	0
56	MG	QA	1697	1/1	0.17	0.69	-	88,88,88,88	0

Continued on next page...

Continued from previous page...

Mol	Type	Chain	Res	Atoms	RSCC	RSR	LLDF	B-factors(\AA^2)	Q<0.9
56	MG	RA	3844	1/1	0.46	0.47	-	100,100,100,100	0
56	MG	RA	3674	1/1	0.84	0.84	-	70,70,70,70	0
56	MG	QA	1833	1/1	0.55	0.38	-	106,106,106,106	0
56	MG	YA	3253	1/1	0.86	0.62	-	87,87,87,87	0
56	MG	RA	3336	1/1	0.62	0.46	-	86,86,86,86	0
56	MG	RA	3898	1/1	0.70	0.44	-	85,85,85,85	0
56	MG	RB	204	1/1	0.34	0.25	-	85,85,85,85	0
56	MG	RA	3360	1/1	0.92	0.54	-	68,68,68,68	0
56	MG	XA	1701	1/1	0.36	0.45	-	74,74,74,74	0
56	MG	RA	3591	1/1	0.88	0.70	-	92,92,92,92	0
56	MG	RA	4007	1/1	0.71	0.44	-	76,76,76,76	0
56	MG	XA	1765	1/1	0.63	1.09	-	77,77,77,77	0
56	MG	QA	1740	1/1	0.78	0.65	-	69,69,69,69	0
56	MG	RA	3086	1/1	0.61	1.22	-	111,111,111,111	0
56	MG	RB	203	1/1	-0.22	0.93	-	102,102,102,102	0
56	MG	RN	202	1/1	-0.27	2.06	-	102,102,102,102	0
56	MG	YA	3373	1/1	0.72	0.19	-	71,71,71,71	0
56	MG	RA	3632	1/1	0.65	0.90	-	88,88,88,88	0
56	MG	YA	3305	1/1	0.63	0.25	-	69,69,69,69	0
56	MG	YA	3531	1/1	0.25	1.31	-	80,80,80,80	0
56	MG	YA	3267	1/1	-0.52	1.71	-	102,102,102,102	0
56	MG	YA	3207	1/1	0.95	0.29	-	87,87,87,87	0
56	MG	QA	1748	1/1	-0.14	1.50	-	98,98,98,98	0
56	MG	RA	3999	1/1	0.18	0.43	-	98,98,98,98	0
56	MG	RA	3660	1/1	0.67	0.82	-	77,77,77,77	0
56	MG	RA	3247	1/1	0.18	0.86	-	89,89,89,89	0
56	MG	YA	3157	1/1	0.38	0.79	-	66,66,66,66	0
56	MG	RA	3429	1/1	0.79	0.25	-	98,98,98,98	0
56	MG	R1	101	1/1	0.42	0.65	-	89,89,89,89	0
56	MG	RA	3140	1/1	0.85	1.04	-	97,97,97,97	0
56	MG	RA	3828	1/1	0.13	0.49	-	84,84,84,84	0
56	MG	RA	3015	1/1	0.82	0.53	-	84,84,84,84	0
56	MG	YT	201	1/1	0.78	0.74	-	85,85,85,85	0
56	MG	RA	3171	1/1	-0.40	0.93	-	92,92,92,92	0
56	MG	QA	1838	1/1	0.24	0.51	-	87,87,87,87	0
56	MG	RA	3209	1/1	0.72	0.38	-	88,88,88,88	0
56	MG	RA	3787	1/1	0.16	0.79	-	88,88,88,88	0
56	MG	XA	1650	1/1	0.62	0.30	-	87,87,87,87	0
56	MG	RA	3398	1/1	0.23	0.73	-	80,80,80,80	0
56	MG	YE	307	1/1	0.90	0.35	-	85,85,85,85	0
56	MG	YA	3438	1/1	0.73	0.55	-	80,80,80,80	0
56	MG	YA	3713	1/1	0.50	0.63	-	83,83,83,83	0

Continued on next page...

Continued from previous page...

Mol	Type	Chain	Res	Atoms	RSCC	RSR	LLDF	B-factors(\AA^2)	Q<0.9
56	MG	RA	3763	1/1	0.65	0.27	-	77,77,77,77	0
56	MG	RA	3943	1/1	0.35	0.63	-	91,91,91,91	0
56	MG	RA	3287	1/1	0.91	0.60	-	102,102,102,102	0
56	MG	RA	3720	1/1	0.84	0.44	-	73,73,73,73	0
56	MG	RA	3734	1/1	0.43	0.59	-	85,85,85,85	0
56	MG	QA	1868	1/1	0.52	1.40	-	82,82,82,82	0
56	MG	YA	3023	1/1	0.92	0.17	-	80,80,80,80	0
56	MG	RA	3461	1/1	0.78	1.48	-	84,84,84,84	0
56	MG	RA	3478	1/1	0.77	0.68	-	78,78,78,78	0
56	MG	RA	4069	1/1	-0.29	1.52	-	86,86,86,86	0
56	MG	RA	3355	1/1	0.97	0.07	-	88,88,88,88	0
56	MG	QA	1797	1/1	0.82	0.51	-	75,75,75,75	0
56	MG	YA	3136	1/1	0.94	0.33	-	65,65,65,65	0
56	MG	RA	3268	1/1	0.96	0.32	-	79,79,79,79	0
56	MG	YA	3454	1/1	0.79	0.36	-	94,94,94,94	0
56	MG	YA	3117	1/1	0.79	0.45	-	87,87,87,87	0
56	MG	RA	3573	1/1	0.71	0.53	-	88,88,88,88	0
56	MG	XA	1708	1/1	0.85	0.82	-	75,75,75,75	0
56	MG	YA	3638	1/1	0.62	0.85	-	64,64,64,64	0
56	MG	YA	3255	1/1	0.65	0.46	-	81,81,81,81	0
56	MG	YA	3682	1/1	0.90	0.41	-	62,62,62,62	0
56	MG	YA	3501	1/1	0.55	1.03	-	74,74,74,74	0
56	MG	RA	3582	1/1	0.39	0.77	-	87,87,87,87	0
56	MG	QA	1710	1/1	0.70	0.64	-	74,74,74,74	0
56	MG	YA	3196	1/1	0.54	0.70	-	91,91,91,91	0
56	MG	QA	1699	1/1	0.84	0.20	-	89,89,89,89	0
56	MG	RA	3946	1/1	0.90	0.86	-	67,67,67,67	0
56	MG	QA	1859	1/1	0.37	0.81	-	85,85,85,85	0
56	MG	YA	3661	1/1	0.91	0.62	-	73,73,73,73	0
56	MG	XA	1751	1/1	0.87	0.23	-	87,87,87,87	0
56	MG	XA	1754	1/1	-0.15	1.24	-	88,88,88,88	0
56	MG	YA	3494	1/1	0.94	0.41	-	64,64,64,64	0
56	MG	XF	203	1/1	0.21	2.52	-	103,103,103,103	0
56	MG	YA	3543	1/1	0.80	0.34	-	80,80,80,80	0
56	MG	RA	3262	1/1	0.76	0.18	-	83,83,83,83	0
56	MG	YA	3651	1/1	0.70	0.64	-	78,78,78,78	0
56	MG	YA	3167	1/1	0.10	1.03	-	87,87,87,87	0
56	MG	RA	3039	1/1	-0.09	1.09	-	97,97,97,97	0
56	MG	QA	1745	1/1	-0.04	0.89	-	82,82,82,82	0
56	MG	RA	3481	1/1	0.73	0.67	-	71,71,71,71	0
56	MG	RA	3516	1/1	0.94	0.49	-	84,84,84,84	0
56	MG	XA	1771	1/1	0.80	0.95	-	72,72,72,72	0

Continued on next page...

Continued from previous page...

Mol	Type	Chain	Res	Atoms	RSCC	RSR	LLDF	B-factors(\AA^2)	Q<0.9
56	MG	QA	1789	1/1	0.77	0.37	-	85,85,85,85	0
56	MG	RA	3752	1/1	0.71	0.58	-	85,85,85,85	0
56	MG	RA	3249	1/1	0.81	0.46	-	99,99,99,99	0
56	MG	RA	4010	1/1	0.31	1.61	-	79,79,79,79	0
56	MG	RA	3388	1/1	0.73	0.75	-	96,96,96,96	0
56	MG	RA	3552	1/1	0.47	0.73	-	93,93,93,93	0
56	MG	YA	3459	1/1	0.85	0.29	-	63,63,63,63	0
56	MG	RA	3657	1/1	0.83	1.07	-	70,70,70,70	0
56	MG	YA	3211	1/1	0.04	1.03	-	98,98,98,98	0
56	MG	RA	3825	1/1	0.23	0.83	-	85,85,85,85	0
56	MG	RA	3320	1/1	0.92	0.57	-	62,62,62,62	0
56	MG	RA	3149	1/1	0.62	0.59	-	73,73,73,73	0
56	MG	QA	1820	1/1	0.67	0.41	-	76,76,76,76	0
56	MG	QA	1663	1/1	0.87	0.23	-	90,90,90,90	0
56	MG	YA	3418	1/1	0.72	0.69	-	90,90,90,90	0
56	MG	RA	3698	1/1	0.69	0.53	-	87,87,87,87	0
56	MG	RA	3383	1/1	0.90	0.35	-	63,63,63,63	0
56	MG	RQ	203	1/1	0.29	0.84	-	96,96,96,96	0
56	MG	XA	1674	1/1	-0.17	1.36	-	94,94,94,94	0
56	MG	QA	1603	1/1	0.74	0.46	-	86,86,86,86	0
56	MG	YB	206	1/1	0.13	0.86	-	89,89,89,89	0
56	MG	XA	1706	1/1	0.81	0.14	-	78,78,78,78	0
56	MG	RA	3162	1/1	0.92	0.70	-	83,83,83,83	0
56	MG	QA	1856	1/1	0.65	0.57	-	94,94,94,94	0
56	MG	YA	3521	1/1	0.54	0.53	-	97,97,97,97	0
56	MG	QA	1873	1/1	-0.34	1.75	-	91,91,91,91	0
56	MG	XA	1682	1/1	0.57	0.71	-	83,83,83,83	0
56	MG	YA	3076	1/1	0.67	0.52	-	92,92,92,92	0
56	MG	XA	1607	1/1	0.81	0.28	-	95,95,95,95	0
56	MG	YA	3180	1/1	0.71	0.28	-	73,73,73,73	0
56	MG	RA	3605	1/1	0.80	0.58	-	90,90,90,90	0
56	MG	QA	1728	1/1	0.20	0.35	-	80,80,80,80	0
56	MG	YA	3357	1/1	0.79	1.26	-	78,78,78,78	0
56	MG	YA	3123	1/1	0.63	0.70	-	105,105,105,105	0
56	MG	QA	1753	1/1	0.39	0.61	-	87,87,87,87	0
56	MG	YA	3026	1/1	0.57	0.54	-	84,84,84,84	0
56	MG	YA	3238	1/1	0.74	0.45	-	100,100,100,100	0
56	MG	RA	3013	1/1	0.42	0.68	-	83,83,83,83	0
56	MG	RA	3106	1/1	0.16	0.56	-	107,107,107,107	0
56	MG	RA	3002	1/1	0.83	0.34	-	67,67,67,67	0
56	MG	RA	3139	1/1	0.81	0.45	-	89,89,89,89	0
56	MG	RA	3160	1/1	0.81	0.94	-	102,102,102,102	0

Continued on next page...

Continued from previous page...

Mol	Type	Chain	Res	Atoms	RSCC	RSR	LLDF	B-factors(\AA^2)	Q<0.9
56	MG	YA	3239	1/1	0.80	0.53	-	98,98,98,98	0
56	MG	YA	3109	1/1	0.28	0.62	-	85,85,85,85	0
56	MG	RA	3776	1/1	0.62	0.69	-	86,86,86,86	0
56	MG	RA	3723	1/1	0.50	0.38	-	79,79,79,79	0
56	MG	RA	3973	1/1	0.88	0.82	-	99,99,99,99	0
56	MG	YA	3346	1/1	0.74	0.52	-	79,79,79,79	0
56	MG	YA	3640	1/1	0.62	1.02	-	70,70,70,70	0
56	MG	QA	1726	1/1	0.84	0.53	-	88,88,88,88	0
56	MG	RA	3731	1/1	0.97	0.31	-	74,74,74,74	0
56	MG	RA	3976	1/1	0.83	0.34	-	76,76,76,76	0
56	MG	YA	3426	1/1	0.85	0.33	-	72,72,72,72	0
56	MG	RA	3365	1/1	0.15	0.61	-	88,88,88,88	0
56	MG	YA	3700	1/1	0.96	0.43	-	64,64,64,64	0
56	MG	YA	3492	1/1	0.97	0.81	-	62,62,62,62	0
56	MG	YA	3205	1/1	0.01	2.40	-	86,86,86,86	0
56	MG	RA	3277	1/1	0.89	0.34	-	85,85,85,85	0
56	MG	R5	102	1/1	-0.15	0.53	-	97,97,97,97	0
56	MG	R9	103	1/1	0.70	0.47	-	93,93,93,93	0
56	MG	YA	3312	1/1	0.14	1.26	-	80,80,80,80	0
56	MG	YA	3014	1/1	0.95	0.19	-	82,82,82,82	0
56	MG	RA	3762	1/1	0.98	0.58	-	65,65,65,65	0
56	MG	RA	3425	1/1	0.08	1.09	-	91,91,91,91	0
56	MG	RA	3099	1/1	0.28	0.66	-	94,94,94,94	0
56	MG	RB	224	1/1	0.42	0.86	-	86,86,86,86	0
56	MG	RA	3545	1/1	0.84	0.34	-	85,85,85,85	0
56	MG	XA	1651	1/1	0.31	1.56	-	96,96,96,96	0
56	MG	RA	4000	1/1	0.48	0.64	-	95,95,95,95	0
56	MG	RA	3428	1/1	0.24	0.81	-	92,92,92,92	0
56	MG	YG	201	1/1	-0.61	2.04	-	103,103,103,103	0
56	MG	QA	1778	1/1	0.38	0.67	-	88,88,88,88	0
56	MG	YA	3460	1/1	0.69	0.38	-	85,85,85,85	0
56	MG	QA	1790	1/1	0.77	0.40	-	81,81,81,81	0
56	MG	YA	3329	1/1	0.93	0.46	-	62,62,62,62	0
56	MG	XA	1743	1/1	0.52	0.54	-	89,89,89,89	0
56	MG	YA	3164	1/1	0.04	1.20	-	98,98,98,98	0
56	MG	RA	4054	1/1	0.17	1.94	-	91,91,91,91	0
56	MG	RA	3173	1/1	0.65	0.54	-	90,90,90,90	0
56	MG	YI	201	1/1	0.07	0.36	-	94,94,94,94	0
56	MG	YA	3308	1/1	-0.13	1.09	-	92,92,92,92	0
56	MG	RA	3201	1/1	0.84	0.54	-	96,96,96,96	0
56	MG	RA	3215	1/1	0.47	0.75	-	90,90,90,90	0
56	MG	YA	3537	1/1	0.94	0.50	-	62,62,62,62	0

Continued on next page...

Continued from previous page...

Mol	Type	Chain	Res	Atoms	RSCC	RSR	LLDF	B-factors(\AA^2)	Q<0.9
56	MG	YA	3083	1/1	0.39	0.32	-	90,90,90,90	0
56	MG	YA	3002	1/1	0.93	0.19	-	75,75,75,75	0
56	MG	QA	1678	1/1	0.81	0.32	-	93,93,93,93	0
56	MG	YA	3356	1/1	0.00	0.28	-	85,85,85,85	0
56	MG	RA	3546	1/1	0.37	0.56	-	95,95,95,95	0
56	MG	RA	3413	1/1	0.74	0.52	-	83,83,83,83	0
56	MG	RA	3397	1/1	0.37	0.69	-	76,76,76,76	0
56	MG	XA	1735	1/1	0.78	0.24	-	83,83,83,83	0
56	MG	YA	3557	1/1	0.74	0.58	-	66,66,66,66	0
56	MG	RA	3739	1/1	0.90	0.40	-	69,69,69,69	0
56	MG	QA	1878	1/1	0.92	0.21	-	98,98,98,98	0
56	MG	RA	3838	1/1	0.73	0.54	-	77,77,77,77	0
56	MG	QA	1722	1/1	-0.51	0.98	-	93,93,93,93	0
56	MG	QI	201	1/1	0.38	1.13	-	100,100,100,100	0
56	MG	YA	3568	1/1	0.93	0.45	-	63,63,63,63	0
56	MG	RB	221	1/1	0.83	0.23	-	84,84,84,84	0
56	MG	QA	1841	1/1	0.46	0.37	-	94,94,94,94	0
56	MG	RA	3933	1/1	0.76	0.61	-	84,84,84,84	0
56	MG	RA	3878	1/1	0.94	0.37	-	62,62,62,62	0
56	MG	YA	3567	1/1	0.94	0.65	-	62,62,62,62	0
56	MG	RA	3543	1/1	0.61	0.41	-	83,83,83,83	0
56	MG	QA	1757	1/1	-0.10	0.58	-	102,102,102,102	0
56	MG	RA	3912	1/1	0.89	0.27	-	78,78,78,78	0
56	MG	RA	3789	1/1	0.70	0.23	-	80,80,80,80	0
56	MG	YA	3362	1/1	0.84	0.64	-	70,70,70,70	0
56	MG	QA	1807	1/1	0.26	0.56	-	95,95,95,95	0
56	MG	YA	3108	1/1	0.29	0.62	-	90,90,90,90	0
56	MG	RA	3620	1/1	0.97	0.81	-	81,81,81,81	0
56	MG	RA	3214	1/1	0.95	0.33	-	86,86,86,86	0
56	MG	RA	3204	1/1	0.68	0.61	-	103,103,103,103	0
56	MG	Y1	102	1/1	0.67	0.36	-	87,87,87,87	0
56	MG	RA	3989	1/1	0.70	0.75	-	84,84,84,84	0
56	MG	RA	3417	1/1	0.61	0.30	-	89,89,89,89	0
56	MG	RA	3078	1/1	0.85	0.85	-	90,90,90,90	0
56	MG	RA	3097	1/1	0.67	1.29	-	90,90,90,90	0
56	MG	QA	1756	1/1	0.72	0.75	-	80,80,80,80	0
56	MG	QA	1617	1/1	0.81	0.34	-	98,98,98,98	0
56	MG	RA	3068	1/1	0.80	0.48	-	91,91,91,91	0
56	MG	RA	3775	1/1	0.37	1.33	-	94,94,94,94	0
56	MG	RA	3594	1/1	0.95	0.50	-	80,80,80,80	0
56	MG	RA	3459	1/1	0.66	0.38	-	88,88,88,88	0
56	MG	YA	3235	1/1	0.79	0.45	-	93,93,93,93	0

Continued on next page...

Continued from previous page...

Mol	Type	Chain	Res	Atoms	RSCC	RSR	LLDF	B-factors(\AA^2)	Q<0.9
56	MG	QA	1630	1/1	0.38	1.44	-	79,79,79,79	0
56	MG	QA	1720	1/1	0.70	0.87	-	85,85,85,85	0
56	MG	YA	3190	1/1	0.48	0.69	-	92,92,92,92	0
56	MG	RA	3456	1/1	0.46	0.45	-	71,71,71,71	0
56	MG	RA	3410	1/1	0.90	0.69	-	70,70,70,70	0
56	MG	YA	3006	1/1	0.50	0.62	-	82,82,82,82	0
56	MG	YA	3195	1/1	0.68	0.31	-	89,89,89,89	0
56	MG	YA	3313	1/1	0.49	0.67	-	89,89,89,89	0
56	MG	RA	3741	1/1	0.39	0.80	-	92,92,92,92	0
56	MG	XA	1614	1/1	0.81	0.19	-	77,77,77,77	0
56	MG	YA	3590	1/1	0.90	0.38	-	65,65,65,65	0
56	MG	RA	3509	1/1	0.81	0.46	-	81,81,81,81	0
56	MG	RA	3955	1/1	0.39	0.88	-	90,90,90,90	0
56	MG	YA	3541	1/1	0.25	0.43	-	94,94,94,94	0
56	MG	YA	3154	1/1	0.79	0.52	-	81,81,81,81	0
56	MG	XA	1691	1/1	0.25	0.40	-	84,84,84,84	0
56	MG	RA	3284	1/1	0.66	0.69	-	87,87,87,87	0
56	MG	RA	3586	1/1	0.41	0.68	-	76,76,76,76	0
56	MG	XA	1782	1/1	0.39	1.41	-	79,79,79,79	0
56	MG	RA	3167	1/1	0.74	0.26	-	84,84,84,84	0
56	MG	RA	3597	1/1	0.57	0.74	-	89,89,89,89	0
56	MG	RA	3503	1/1	0.95	0.47	-	65,65,65,65	0
56	MG	YA	3489	1/1	0.56	0.40	-	77,77,77,77	0
56	MG	QA	1826	1/1	0.88	0.98	-	110,110,110,110	0
56	MG	YA	3618	1/1	0.79	0.80	-	82,82,82,82	0
56	MG	RA	3339	1/1	0.76	0.74	-	86,86,86,86	0
56	MG	YA	3251	1/1	0.71	0.49	-	93,93,93,93	0
56	MG	RA	3549	1/1	0.94	0.44	-	76,76,76,76	0
56	MG	YA	3458	1/1	-0.04	1.00	-	88,88,88,88	0
56	MG	YA	3009	1/1	0.93	0.22	-	70,70,70,70	0
56	MG	YA	3739	1/1	0.25	0.77	-	75,75,75,75	0
56	MG	YA	3722	1/1	0.28	0.89	-	93,93,93,93	0
56	MG	XA	1722	1/1	0.56	0.68	-	88,88,88,88	0
56	MG	RA	3913	1/1	0.71	0.73	-	94,94,94,94	0
56	MG	RA	3259	1/1	0.56	0.74	-	86,86,86,86	0
56	MG	QA	1725	1/1	0.84	0.40	-	76,76,76,76	0
56	MG	YW	202	1/1	0.65	0.41	-	81,81,81,81	0
56	MG	YA	3743	1/1	0.87	0.42	-	63,63,63,63	0
56	MG	RA	3313	1/1	0.91	0.72	-	63,63,63,63	0
56	MG	YA	3038	1/1	0.92	0.48	-	77,77,77,77	0
56	MG	RF	310	1/1	0.66	0.68	-	78,78,78,78	0
56	MG	YA	3574	1/1	0.31	0.82	-	86,86,86,86	0

Continued on next page...

Continued from previous page...

Mol	Type	Chain	Res	Atoms	RSCC	RSR	LLDF	B-factors(\AA^2)	Q<0.9
56	MG	YA	3223	1/1	0.59	0.44	-	65,65,65,65	0
56	MG	RA	3690	1/1	0.07	0.84	-	90,90,90,90	0
56	MG	YA	3276	1/1	0.51	0.32	-	77,77,77,77	0
56	MG	YA	3639	1/1	0.89	0.77	-	65,65,65,65	0
56	MG	QA	1709	1/1	0.80	0.22	-	90,90,90,90	0
56	MG	RA	3884	1/1	0.87	0.29	-	96,96,96,96	0
56	MG	RA	3876	1/1	0.19	0.90	-	92,92,92,92	0
56	MG	YA	3592	1/1	0.81	0.32	-	78,78,78,78	0
56	MG	YA	3119	1/1	0.53	0.74	-	68,68,68,68	0
56	MG	RA	3633	1/1	0.64	0.45	-	93,93,93,93	0
56	MG	YA	3502	1/1	0.84	0.29	-	71,71,71,71	0
56	MG	QA	1794	1/1	0.29	0.79	-	72,72,72,72	0
56	MG	RA	3836	1/1	0.68	0.50	-	73,73,73,73	0
56	MG	RA	4014	1/1	0.87	0.32	-	79,79,79,79	0
56	MG	YA	3260	1/1	0.88	0.56	-	95,95,95,95	0
56	MG	R3	101	1/1	-0.07	1.30	-	87,87,87,87	0
56	MG	XA	1710	1/1	0.39	0.33	-	78,78,78,78	0
56	MG	RZ	301	1/1	0.56	0.73	-	87,87,87,87	0
56	MG	YA	3482	1/1	0.94	0.85	-	62,62,62,62	0
56	MG	RV	201	1/1	0.36	0.30	-	100,100,100,100	0
56	MG	XA	1755	1/1	0.60	0.75	-	87,87,87,87	0
56	MG	YA	3505	1/1	0.24	0.76	-	88,88,88,88	0
56	MG	QA	1729	1/1	0.58	0.68	-	87,87,87,87	0
56	MG	YA	3068	1/1	0.82	0.40	-	79,79,79,79	0
56	MG	YA	3436	1/1	0.84	0.50	-	65,65,65,65	0
56	MG	RA	3067	1/1	-0.21	1.47	-	100,100,100,100	0
56	MG	YA	3434	1/1	0.93	0.45	-	72,72,72,72	0
56	MG	YA	3525	1/1	0.02	1.06	-	88,88,88,88	0
56	MG	RA	3683	1/1	0.69	0.32	-	85,85,85,85	0
56	MG	YA	3100	1/1	0.90	0.33	-	78,78,78,78	0
56	MG	RA	3445	1/1	0.45	0.95	-	81,81,81,81	0
56	MG	RA	3796	1/1	0.65	0.57	-	90,90,90,90	0
56	MG	QA	1846	1/1	0.65	0.28	-	92,92,92,92	0
56	MG	RA	3066	1/1	0.12	0.78	-	104,104,104,104	0
56	MG	YA	3315	1/1	0.97	0.41	-	64,64,64,64	0
56	MG	YA	3191	1/1	0.78	0.46	-	86,86,86,86	0
56	MG	YA	3626	1/1	0.93	0.70	-	62,62,62,62	0
56	MG	RB	218	1/1	0.67	0.49	-	86,86,86,86	0
56	MG	QA	1844	1/1	0.82	0.32	-	100,100,100,100	0
56	MG	YA	3695	1/1	-0.31	1.27	-	88,88,88,88	0
56	MG	QM	201	1/1	0.53	0.29	-	91,91,91,91	0
56	MG	RA	3676	1/1	0.33	0.29	-	84,84,84,84	0

Continued on next page...

Continued from previous page...

Mol	Type	Chain	Res	Atoms	RSCC	RSR	LLDF	B-factors(\AA^2)	Q<0.9
56	MG	YA	3462	1/1	0.31	0.86	-	97,97,97,97	0
56	MG	XA	1698	1/1	-0.09	1.09	-	87,87,87,87	0
56	MG	YA	3301	1/1	0.70	0.83	-	74,74,74,74	0
56	MG	YN	201	1/1	0.38	1.56	-	90,90,90,90	0
56	MG	QA	1775	1/1	0.71	0.44	-	91,91,91,91	0
56	MG	RA	3174	1/1	0.28	1.00	-	85,85,85,85	0
56	MG	YA	3103	1/1	0.90	0.32	-	67,67,67,67	0
56	MG	YA	3395	1/1	0.90	0.29	-	63,63,63,63	0
56	MG	RA	3007	1/1	0.59	0.39	-	75,75,75,75	0
56	MG	YA	3563	1/1	0.73	0.27	-	72,72,72,72	0
56	MG	YA	3372	1/1	0.84	0.46	-	69,69,69,69	0
56	MG	XA	1606	1/1	0.81	0.32	-	90,90,90,90	0
56	MG	RA	3495	1/1	0.20	0.84	-	83,83,83,83	0
56	MG	XA	1783	1/1	0.50	0.47	-	97,97,97,97	0
56	MG	RB	202	1/1	0.93	0.26	-	80,80,80,80	0
56	MG	YA	3045	1/1	0.84	0.26	-	64,64,64,64	0
56	MG	YA	3428	1/1	0.47	0.56	-	104,104,104,104	0
56	MG	QA	1862	1/1	0.13	0.67	-	82,82,82,82	0
56	MG	RA	3369	1/1	0.68	1.87	-	79,79,79,79	0
56	MG	RA	3711	1/1	0.57	0.89	-	88,88,88,88	0
56	MG	RA	3453	1/1	0.46	0.30	-	82,82,82,82	0
56	MG	YA	3698	1/1	0.76	0.80	-	76,76,76,76	0
56	MG	QA	1821	1/1	0.39	0.78	-	89,89,89,89	0
56	MG	RB	211	1/1	0.24	0.45	-	89,89,89,89	0
56	MG	RA	3583	1/1	0.59	0.95	-	79,79,79,79	0
56	MG	YA	3469	1/1	0.19	0.62	-	91,91,91,91	0
56	MG	YA	3634	1/1	0.84	0.40	-	86,86,86,86	0
56	MG	YA	3264	1/1	0.65	0.34	-	93,93,93,93	0
56	MG	XA	1667	1/1	0.66	1.22	-	83,83,83,83	0
56	MG	XA	1778	1/1	0.75	0.85	-	70,70,70,70	0
56	MG	YA	3282	1/1	0.90	0.64	-	62,62,62,62	0
56	MG	RB	228	1/1	0.74	0.70	-	92,92,92,92	0
56	MG	YA	3093	1/1	0.70	0.37	-	86,86,86,86	0
56	MG	RA	3065	1/1	0.66	0.45	-	92,92,92,92	0
56	MG	YB	215	1/1	0.77	0.23	-	79,79,79,79	0
56	MG	YA	3101	1/1	0.62	0.38	-	92,92,92,92	0
56	MG	RA	3304	1/1	0.82	0.68	-	76,76,76,76	0
56	MG	RA	3968	1/1	-0.01	0.98	-	84,84,84,84	0
56	MG	RA	3296	1/1	0.13	0.69	-	91,91,91,91	0
56	MG	YA	3523	1/1	0.66	0.69	-	72,72,72,72	0
56	MG	RA	3074	1/1	0.65	0.44	-	69,69,69,69	0
56	MG	RA	3627	1/1	0.72	0.37	-	81,81,81,81	0

Continued on next page...

Continued from previous page...

Mol	Type	Chain	Res	Atoms	RSCC	RSR	LLDF	B-factors(\AA^2)	Q<0.9
56	MG	YA	3539	1/1	0.91	0.75	-	72,72,72,72	0
56	MG	RA	3375	1/1	0.46	0.53	-	98,98,98,98	0
56	MG	XA	1702	1/1	0.51	0.54	-	75,75,75,75	0
56	MG	YA	3132	1/1	0.70	0.38	-	93,93,93,93	0
56	MG	RA	3653	1/1	-0.03	1.12	-	100,100,100,100	0
56	MG	YA	3161	1/1	-0.10	1.02	-	91,91,91,91	0
56	MG	YA	3265	1/1	0.55	0.54	-	77,77,77,77	0
56	MG	XA	1732	1/1	0.94	0.53	-	87,87,87,87	0
56	MG	YA	3354	1/1	0.66	0.52	-	84,84,84,84	0
56	MG	XA	1642	1/1	0.88	0.61	-	84,84,84,84	0
56	MG	RA	3089	1/1	0.87	0.14	-	91,91,91,91	0
56	MG	QA	1609	1/1	0.72	0.20	-	95,95,95,95	0
56	MG	YA	3263	1/1	0.74	0.52	-	70,70,70,70	0
56	MG	YA	3149	1/1	0.91	0.86	-	95,95,95,95	0
56	MG	RA	3493	1/1	0.91	0.59	-	70,70,70,70	0
56	MG	YA	3735	1/1	0.56	0.59	-	85,85,85,85	0
56	MG	RA	3977	1/1	0.45	0.43	-	89,89,89,89	0
56	MG	R4	102	1/1	-0.26	0.53	-	97,97,97,97	0
56	MG	YA	3675	1/1	0.79	0.64	-	68,68,68,68	0
56	MG	RA	3778	1/1	0.16	0.48	-	105,105,105,105	0
56	MG	RA	3184	1/1	0.43	0.32	-	92,92,92,92	0
56	MG	QA	1633	1/1	0.82	0.15	-	84,84,84,84	0
56	MG	RA	3669	1/1	0.75	0.56	-	68,68,68,68	0
56	MG	RA	3840	1/1	0.21	1.97	-	97,97,97,97	0
56	MG	QA	1601	1/1	0.65	0.39	-	101,101,101,101	0
56	MG	YA	3723	1/1	0.12	1.35	-	89,89,89,89	0
56	MG	YA	3178	1/1	0.58	0.61	-	78,78,78,78	0
56	MG	QA	1784	1/1	0.52	0.36	-	96,96,96,96	0
56	MG	RA	3693	1/1	0.19	1.00	-	102,102,102,102	0
56	MG	QA	1750	1/1	0.84	0.24	-	69,69,69,69	0
56	MG	QA	1836	1/1	0.78	0.42	-	77,77,77,77	0
56	MG	YA	3370	1/1	0.84	0.41	-	66,66,66,66	0
56	MG	YA	3310	1/1	0.63	2.02	-	80,80,80,80	0
56	MG	QA	1761	1/1	0.93	0.14	-	88,88,88,88	0
56	MG	QA	1660	1/1	0.49	0.16	-	81,81,81,81	0
56	MG	YA	3072	1/1	0.89	0.52	-	100,100,100,100	0
56	MG	QA	1791	1/1	0.80	0.27	-	89,89,89,89	0
56	MG	RA	3112	1/1	0.49	0.76	-	96,96,96,96	0
56	MG	RA	3175	1/1	0.94	0.68	-	78,78,78,78	0
56	MG	YA	3416	1/1	0.75	0.46	-	75,75,75,75	0
56	MG	RA	3115	1/1	0.24	0.41	-	78,78,78,78	0
56	MG	RA	3110	1/1	0.84	0.75	-	94,94,94,94	0

Continued on next page...

Continued from previous page...

Mol	Type	Chain	Res	Atoms	RSCC	RSR	LLDF	B-factors(\AA^2)	Q<0.9
56	MG	QA	1643	1/1	0.57	0.70	-	86,86,86,86	0
56	MG	YA	3379	1/1	0.94	0.27	-	73,73,73,73	0
56	MG	QA	1798	1/1	0.89	0.20	-	89,89,89,89	0
56	MG	YA	3524	1/1	0.14	0.84	-	85,85,85,85	0
56	MG	RA	3544	1/1	0.84	0.39	-	65,65,65,65	0
56	MG	RA	3781	1/1	0.64	0.71	-	90,90,90,90	0
56	MG	QA	1876	1/1	0.88	0.28	-	80,80,80,80	0
56	MG	YA	3546	1/1	0.84	0.77	-	75,75,75,75	0
56	MG	YO	202	1/1	0.48	0.20	-	81,81,81,81	0
56	MG	RA	3666	1/1	0.65	0.56	-	80,80,80,80	0
56	MG	QA	1852	1/1	-0.10	1.02	-	84,84,84,84	0
56	MG	YA	3258	1/1	0.27	0.71	-	86,86,86,86	0
56	MG	RR	203	1/1	0.09	0.46	-	81,81,81,81	0
56	MG	XA	1712	1/1	-0.11	0.72	-	96,96,96,96	0
56	MG	YA	3050	1/1	0.05	0.68	-	92,92,92,92	0
56	MG	QA	1865	1/1	0.68	0.81	-	98,98,98,98	0
56	MG	RA	3694	1/1	0.45	0.50	-	93,93,93,93	0
56	MG	XA	1775	1/1	0.33	0.72	-	98,98,98,98	0
56	MG	RA	3341	1/1	0.76	0.82	-	73,73,73,73	0
56	MG	YA	3393	1/1	0.52	0.60	-	89,89,89,89	0
56	MG	YA	3256	1/1	0.88	0.21	-	85,85,85,85	0
56	MG	RA	3835	1/1	0.61	0.53	-	89,89,89,89	0
56	MG	RB	223	1/1	0.62	1.10	-	96,96,96,96	0
56	MG	RA	3994	1/1	0.45	0.17	-	91,91,91,91	0
56	MG	RA	3137	1/1	0.32	1.17	-	102,102,102,102	0
56	MG	RA	3343	1/1	0.80	0.29	-	80,80,80,80	0
56	MG	RA	3246	1/1	0.34	0.75	-	84,84,84,84	0
56	MG	YA	3070	1/1	0.06	0.72	-	99,99,99,99	0
56	MG	XA	1788	1/1	0.37	0.67	-	95,95,95,95	0
56	MG	RA	3841	1/1	0.20	0.95	-	91,91,91,91	0
56	MG	RA	3877	1/1	0.87	0.88	-	74,74,74,74	0
56	MG	YA	3078	1/1	-0.24	0.65	-	97,97,97,97	0
56	MG	RA	3834	1/1	0.87	0.91	-	63,63,63,63	0
56	MG	RA	3964	1/1	0.40	2.04	-	104,104,104,104	0
56	MG	YA	3087	1/1	0.98	0.36	-	100,100,100,100	0
56	MG	RA	3210	1/1	0.77	2.13	-	110,110,110,110	0
56	MG	XA	1752	1/1	0.87	0.59	-	81,81,81,81	0
56	MG	YA	3046	1/1	0.87	0.32	-	82,82,82,82	0
56	MG	RA	3490	1/1	0.87	0.52	-	67,67,67,67	0
56	MG	RA	3060	1/1	0.96	0.22	-	83,83,83,83	0
56	MG	RA	3991	1/1	0.49	0.63	-	75,75,75,75	0
56	MG	RA	3291	1/1	0.73	0.38	-	81,81,81,81	0

Continued on next page...

Continued from previous page...

Mol	Type	Chain	Res	Atoms	RSCC	RSR	LLDF	B-factors(\AA^2)	Q<0.9
56	MG	QA	1636	1/1	0.16	0.55	-	90,90,90,90	0
56	MG	XA	1649	1/1	0.62	0.46	-	94,94,94,94	0
56	MG	YA	3452	1/1	0.19	0.88	-	84,84,84,84	0
56	MG	QA	1735	1/1	0.37	0.58	-	93,93,93,93	0
56	MG	YA	3734	1/1	0.70	0.42	-	83,83,83,83	0
56	MG	YA	3145	1/1	0.86	0.25	-	88,88,88,88	0
56	MG	RA	3916	1/1	0.93	0.32	-	71,71,71,71	0
56	MG	YA	3185	1/1	0.23	0.67	-	99,99,99,99	0
56	MG	YA	3342	1/1	0.86	0.68	-	62,62,62,62	0
56	MG	YA	3029	1/1	0.87	0.62	-	62,62,62,62	0
56	MG	YA	3271	1/1	0.90	0.90	-	67,67,67,67	0
56	MG	XA	1686	1/1	0.32	0.65	-	96,96,96,96	0
56	MG	RA	3768	1/1	0.83	0.53	-	74,74,74,74	0
56	MG	RA	3434	1/1	0.28	0.60	-	85,85,85,85	0
56	MG	RA	3317	1/1	0.67	0.46	-	82,82,82,82	0
56	MG	RA	3254	1/1	0.58	0.44	-	105,105,105,105	0
56	MG	YA	3048	1/1	0.79	0.32	-	98,98,98,98	0
56	MG	XA	1630	1/1	0.89	0.20	-	64,64,64,64	0
56	MG	QA	1668	1/1	-0.01	0.85	-	92,92,92,92	0
56	MG	YA	3703	1/1	0.86	0.44	-	90,90,90,90	0
56	MG	YA	3300	1/1	0.65	0.47	-	91,91,91,91	0
56	MG	YA	3593	1/1	0.81	0.60	-	87,87,87,87	0
56	MG	RB	214	1/1	0.60	0.64	-	67,67,67,67	0
56	MG	RA	3560	1/1	0.48	0.56	-	97,97,97,97	0
56	MG	RA	3756	1/1	0.70	0.53	-	73,73,73,73	0
56	MG	RA	3017	1/1	0.96	0.90	-	82,82,82,82	0
56	MG	XA	1704	1/1	0.57	0.51	-	90,90,90,90	0
56	MG	RA	3303	1/1	0.39	0.56	-	92,92,92,92	0
56	MG	YB	201	1/1	0.44	0.63	-	103,103,103,103	0
56	MG	YA	3506	1/1	0.06	1.07	-	95,95,95,95	0
56	MG	RG	202	1/1	0.86	0.07	-	86,86,86,86	0
56	MG	QA	1795	1/1	-0.18	1.27	-	97,97,97,97	0
56	MG	RA	3306	1/1	0.68	1.03	-	97,97,97,97	0
56	MG	RA	3080	1/1	0.92	0.83	-	98,98,98,98	0
56	MG	RA	3922	1/1	0.64	0.64	-	80,80,80,80	0
56	MG	RA	3718	1/1	0.83	0.84	-	65,65,65,65	0
56	MG	YA	3405	1/1	0.87	0.52	-	71,71,71,71	0
56	MG	RA	3047	1/1	0.38	0.34	-	66,66,66,66	0
56	MG	RA	3446	1/1	0.48	1.01	-	77,77,77,77	0
56	MG	RA	3244	1/1	0.08	1.24	-	98,98,98,98	0
56	MG	RA	3557	1/1	0.49	0.40	-	94,94,94,94	0
56	MG	RA	3777	1/1	0.80	0.34	-	84,84,84,84	0

Continued on next page...

Continued from previous page...

Mol	Type	Chain	Res	Atoms	RSCC	RSR	LLDF	B-factors(\AA^2)	Q<0.9
56	MG	YA	3163	1/1	-0.24	2.13	-	99,99,99,99	0
56	MG	RA	3592	1/1	0.47	0.67	-	93,93,93,93	0
56	MG	RA	3987	1/1	0.85	0.79	-	79,79,79,79	0
56	MG	YA	3585	1/1	0.92	0.64	-	64,64,64,64	0
56	MG	RA	3448	1/1	0.08	1.18	-	87,87,87,87	0
56	MG	YA	3296	1/1	0.87	0.63	-	62,62,62,62	0
56	MG	QA	1666	1/1	0.65	0.42	-	96,96,96,96	0
56	MG	YA	3496	1/1	0.34	1.39	-	85,85,85,85	0
56	MG	YA	3018	1/1	0.67	0.41	-	97,97,97,97	0
56	MG	RA	3755	1/1	0.79	1.16	-	100,100,100,100	0
56	MG	YA	3559	1/1	0.88	0.33	-	80,80,80,80	0
56	MG	RA	3372	1/1	0.91	0.23	-	87,87,87,87	0
56	MG	QA	1714	1/1	0.63	0.57	-	82,82,82,82	0
56	MG	RA	3260	1/1	0.93	0.16	-	99,99,99,99	0
56	MG	YA	3171	1/1	0.52	0.55	-	90,90,90,90	0
56	MG	YA	3065	1/1	0.94	0.85	-	86,86,86,86	0
56	MG	RA	3189	1/1	0.43	1.91	-	109,109,109,109	0
56	MG	RA	3338	1/1	0.79	0.74	-	62,62,62,62	0
56	MG	YA	3380	1/1	0.82	0.47	-	83,83,83,83	0
56	MG	R0	104	1/1	0.76	0.49	-	86,86,86,86	0
56	MG	XA	1739	1/1	0.86	0.73	-	82,82,82,82	0
56	MG	RA	3325	1/1	0.93	0.33	-	77,77,77,77	0
56	MG	XE	202	1/1	0.71	0.14	-	94,94,94,94	0
56	MG	RA	3843	1/1	0.43	0.67	-	88,88,88,88	0
56	MG	YA	3015	1/1	0.73	0.80	-	89,89,89,89	0
56	MG	YA	3142	1/1	0.88	0.64	-	76,76,76,76	0
56	MG	YA	3203	1/1	0.57	0.63	-	93,93,93,93	0
56	MG	RA	3258	1/1	0.84	0.49	-	102,102,102,102	0
56	MG	YA	3493	1/1	0.14	0.84	-	86,86,86,86	0
56	MG	XA	1789	1/1	0.83	0.69	-	81,81,81,81	0
56	MG	YA	3510	1/1	0.83	0.46	-	77,77,77,77	0
56	MG	XA	1641	1/1	0.90	0.24	-	77,77,77,77	0
56	MG	RA	3213	1/1	0.03	0.73	-	112,112,112,112	0
56	MG	RA	3485	1/1	0.90	0.56	-	70,70,70,70	0
56	MG	QA	1847	1/1	0.09	1.28	-	94,94,94,94	0
56	MG	YA	3098	1/1	0.78	0.36	-	95,95,95,95	0
56	MG	YA	3080	1/1	0.92	0.33	-	84,84,84,84	0
56	MG	RA	3154	1/1	0.57	0.34	-	85,85,85,85	0
56	MG	RA	3487	1/1	0.37	0.74	-	83,83,83,83	0
56	MG	YA	3406	1/1	0.72	0.42	-	95,95,95,95	0
56	MG	RA	3629	1/1	-0.13	0.85	-	88,88,88,88	0
56	MG	YA	3718	1/1	0.68	0.42	-	94,94,94,94	0

Continued on next page...

Continued from previous page...

Mol	Type	Chain	Res	Atoms	RSCC	RSR	LLDF	B-factors(Å ²)	Q<0.9
56	MG	YA	3480	1/1	0.84	0.47	-	62,62,62,62	0
56	MG	RA	3012	1/1	0.73	0.52	-	84,84,84,84	0
56	MG	YA	3236	1/1	0.64	0.49	-	80,80,80,80	0
56	MG	RA	3885	1/1	-0.09	0.46	-	98,98,98,98	0
56	MG	YA	3629	1/1	0.43	0.81	-	80,80,80,80	0
56	MG	YA	3427	1/1	0.20	0.58	-	88,88,88,88	0
56	MG	QA	1602	1/1	0.86	0.17	-	88,88,88,88	0
56	MG	RA	3541	1/1	0.74	0.40	-	87,87,87,87	0
56	MG	RA	3700	1/1	0.26	0.89	-	104,104,104,104	0
56	MG	RA	3048	1/1	0.72	0.25	-	88,88,88,88	0
56	MG	YA	3066	1/1	0.92	0.60	-	78,78,78,78	0
56	MG	RA	3272	1/1	0.68	0.65	-	90,90,90,90	0
56	MG	RA	3577	1/1	0.93	0.32	-	69,69,69,69	0
56	MG	RA	3599	1/1	0.71	0.62	-	99,99,99,99	0
56	MG	YA	3471	1/1	0.03	0.98	-	99,99,99,99	0
56	MG	QA	1800	1/1	0.68	0.56	-	85,85,85,85	0
56	MG	QA	1702	1/1	0.44	0.90	-	86,86,86,86	0
56	MG	RA	3203	1/1	0.47	0.99	-	98,98,98,98	0
56	MG	RA	3243	1/1	0.84	0.84	-	103,103,103,103	0
56	MG	XA	1695	1/1	0.94	0.54	-	73,73,73,73	0
56	MG	QA	1870	1/1	0.79	0.90	-	81,81,81,81	0
56	MG	RA	3433	1/1	0.32	0.91	-	90,90,90,90	0
56	MG	RA	3145	1/1	0.67	0.46	-	71,71,71,71	0
56	MG	RA	3310	1/1	0.54	0.56	-	93,93,93,93	0
56	MG	YA	3573	1/1	0.85	0.83	-	64,64,64,64	0
56	MG	XA	1750	1/1	0.71	0.91	-	85,85,85,85	0
56	MG	RA	3238	1/1	0.43	0.46	-	109,109,109,109	0
56	MG	QA	1763	1/1	0.84	0.35	-	84,84,84,84	0
56	MG	YA	3025	1/1	0.25	0.88	-	74,74,74,74	0
56	MG	QA	1615	1/1	0.57	0.34	-	93,93,93,93	0
56	MG	YA	3082	1/1	0.66	1.12	-	108,108,108,108	0
56	MG	RA	3820	1/1	0.85	0.42	-	76,76,76,76	0
56	MG	RA	3957	1/1	0.31	0.51	-	79,79,79,79	0
56	MG	R5	105	1/1	-0.23	1.68	-	95,95,95,95	0
56	MG	YA	3676	1/1	0.95	0.94	-	63,63,63,63	0
56	MG	QL	202	1/1	0.12	0.45	-	82,82,82,82	0
56	MG	RA	3525	1/1	0.06	0.98	-	92,92,92,92	0
56	MG	RA	3992	1/1	0.88	0.50	-	101,101,101,101	0
56	MG	XA	1639	1/1	0.84	0.21	-	86,86,86,86	0
56	MG	YA	3625	1/1	0.76	0.53	-	86,86,86,86	0
56	MG	YA	3266	1/1	0.91	0.36	-	91,91,91,91	0
56	MG	RA	3575	1/1	0.82	0.43	-	70,70,70,70	0

Continued on next page...

Continued from previous page...

Mol	Type	Chain	Res	Atoms	RSCC	RSR	LLDF	B-factors(\AA^2)	Q<0.9
56	MG	YA	3589	1/1	0.87	0.40	-	62,62,62,62	0
56	MG	RA	3442	1/1	0.74	0.89	-	82,82,82,82	0
56	MG	XA	1652	1/1	0.09	0.67	-	92,92,92,92	0
56	MG	QA	1700	1/1	-0.14	0.99	-	94,94,94,94	0
56	MG	RA	3896	1/1	0.80	1.22	-	72,72,72,72	0
56	MG	RA	3714	1/1	0.84	0.57	-	63,63,63,63	0
56	MG	YA	3064	1/1	0.28	0.52	-	86,86,86,86	0
56	MG	YA	3043	1/1	0.50	0.57	-	63,63,63,63	0
56	MG	YA	3212	1/1	0.93	0.24	-	87,87,87,87	0
56	MG	RA	3649	1/1	0.31	0.48	-	94,94,94,94	0
56	MG	QA	1760	1/1	0.65	0.59	-	97,97,97,97	0
56	MG	RH	201	1/1	-0.49	0.82	-	89,89,89,89	0
56	MG	RA	3083	1/1	0.87	0.70	-	95,95,95,95	0
56	MG	RA	3963	1/1	0.30	0.71	-	88,88,88,88	0
56	MG	RA	3923	1/1	0.89	0.31	-	74,74,74,74	0
56	MG	QA	1608	1/1	0.79	0.33	-	107,107,107,107	0
56	MG	RA	3757	1/1	0.72	0.33	-	98,98,98,98	0
56	MG	XA	1664	1/1	0.67	0.50	-	102,102,102,102	0
56	MG	YA	3327	1/1	0.01	1.00	-	85,85,85,85	0
56	MG	QA	1698	1/1	0.33	0.73	-	97,97,97,97	0
56	MG	YA	3423	1/1	0.78	0.34	-	83,83,83,83	0
56	MG	RA	3308	1/1	0.86	0.83	-	94,94,94,94	0
56	MG	RA	3297	1/1	0.82	0.33	-	102,102,102,102	0
56	MG	RU	201	1/1	0.76	0.34	-	85,85,85,85	0
56	MG	RA	3286	1/1	0.59	0.79	-	100,100,100,100	0
56	MG	RA	3595	1/1	0.65	0.54	-	91,91,91,91	0
56	MG	YA	3138	1/1	0.89	0.27	-	72,72,72,72	0
56	MG	RA	3129	1/1	0.79	0.38	-	91,91,91,91	0
56	MG	YA	3598	1/1	0.92	0.53	-	62,62,62,62	0
56	MG	XA	1699	1/1	0.55	0.55	-	82,82,82,82	0
56	MG	RA	3331	1/1	0.92	0.92	-	75,75,75,75	0
56	MG	YA	3479	1/1	0.94	0.48	-	62,62,62,62	0
56	MG	YA	3215	1/1	0.86	0.32	-	86,86,86,86	0
56	MG	RA	3069	1/1	0.84	0.37	-	70,70,70,70	0
56	MG	RA	3617	1/1	0.93	0.52	-	62,62,62,62	0
56	MG	RA	3482	1/1	-0.27	0.33	-	100,100,100,100	0
56	MG	XA	1745	1/1	0.45	0.91	-	71,71,71,71	0
56	MG	RA	3194	1/1	0.58	0.67	-	99,99,99,99	0
56	MG	YA	3444	1/1	0.63	0.35	-	97,97,97,97	0
56	MG	XA	1617	1/1	-0.45	1.67	-	100,100,100,100	0
56	MG	RA	3915	1/1	0.69	0.74	-	73,73,73,73	0
56	MG	RT	202	1/1	0.18	0.81	-	87,87,87,87	0

Continued on next page...

Continued from previous page...

Mol	Type	Chain	Res	Atoms	RSCC	RSR	LLDF	B-factors(\AA^2)	Q<0.9
56	MG	YA	3542	1/1	0.61	0.81	-	71,71,71,71	0
56	MG	YA	3653	1/1	0.82	0.84	-	64,64,64,64	0
56	MG	RA	3550	1/1	0.59	0.48	-	88,88,88,88	0
56	MG	XA	1613	1/1	0.92	0.09	-	73,73,73,73	0
56	MG	XA	1730	1/1	0.75	0.46	-	88,88,88,88	0
56	MG	XA	1670	1/1	0.80	0.34	-	89,89,89,89	0
56	MG	RA	3736	1/1	0.72	0.70	-	85,85,85,85	0
56	MG	YA	3182	1/1	0.58	0.63	-	103,103,103,103	0
56	MG	YA	3736	1/1	0.64	0.76	-	115,115,115,115	0
56	MG	YA	3470	1/1	0.67	0.51	-	74,74,74,74	0
56	MG	YA	3528	1/1	0.79	1.36	-	72,72,72,72	0
56	MG	R1	103	1/1	0.70	0.69	-	76,76,76,76	0
56	MG	QA	1783	1/1	0.88	0.51	-	63,63,63,63	0
56	MG	YA	3461	1/1	-0.20	0.91	-	87,87,87,87	0
56	MG	RA	4055	1/1	0.79	0.60	-	95,95,95,95	0
56	MG	XA	1680	1/1	0.79	0.76	-	80,80,80,80	0
56	MG	QA	1705	1/1	-0.02	1.00	-	95,95,95,95	0
56	MG	RA	3432	1/1	0.29	0.74	-	77,77,77,77	0
56	MG	YA	3193	1/1	0.37	0.47	-	85,85,85,85	0
56	MG	RD	310	1/1	0.24	0.92	-	86,86,86,86	0
56	MG	YA	3322	1/1	0.89	0.42	-	64,64,64,64	0
56	MG	RA	3153	1/1	0.83	0.48	-	90,90,90,90	0
56	MG	XA	1602	1/1	0.25	1.02	-	88,88,88,88	0
56	MG	YA	3473	1/1	0.40	0.44	-	82,82,82,82	0
56	MG	YA	3349	1/1	0.74	0.58	-	62,62,62,62	0
56	MG	RA	3740	1/1	0.91	0.46	-	85,85,85,85	0
56	MG	RA	3813	1/1	0.28	1.07	-	107,107,107,107	0
56	MG	RA	3504	1/1	0.94	0.40	-	62,62,62,62	0
56	MG	RB	217	1/1	0.38	0.48	-	87,87,87,87	0
56	MG	YA	3728	1/1	0.70	0.51	-	89,89,89,89	0
56	MG	YA	3556	1/1	0.35	0.55	-	73,73,73,73	0
56	MG	YA	3487	1/1	0.74	0.36	-	84,84,84,84	0
56	MG	YA	3230	1/1	0.15	0.50	-	92,92,92,92	0
56	MG	YA	3116	1/1	0.72	0.67	-	95,95,95,95	0
56	MG	XA	1624	1/1	0.29	0.89	-	85,85,85,85	0
56	MG	RA	3748	1/1	-0.26	0.49	-	86,86,86,86	0
56	MG	QA	1716	1/1	0.84	0.55	-	75,75,75,75	0
56	MG	RA	3406	1/1	0.91	0.75	-	68,68,68,68	0
56	MG	RA	3701	1/1	0.75	0.42	-	64,64,64,64	0
56	MG	QA	1816	1/1	-0.09	0.56	-	98,98,98,98	0
56	MG	RA	3236	1/1	0.46	1.08	-	97,97,97,97	0
56	MG	RA	3997	1/1	0.39	0.52	-	106,106,106,106	0

Continued on next page...

Continued from previous page...

Mol	Type	Chain	Res	Atoms	RSCC	RSR	LLDF	B-factors(\AA^2)	Q<0.9
56	MG	RA	3427	1/1	0.18	0.46	-	90,90,90,90	0
56	MG	QA	1776	1/1	0.81	0.42	-	83,83,83,83	0
56	MG	RA	3680	1/1	0.82	1.04	-	69,69,69,69	0
56	MG	RA	3460	1/1	0.87	0.49	-	79,79,79,79	0
56	MG	RA	3861	1/1	0.95	0.92	-	62,62,62,62	0
56	MG	RA	3758	1/1	0.46	0.69	-	93,93,93,93	0
56	MG	RA	3506	1/1	0.71	0.35	-	70,70,70,70	0
56	MG	RA	3895	1/1	0.92	0.84	-	63,63,63,63	0
56	MG	RA	3138	1/1	0.12	0.50	-	79,79,79,79	0
56	MG	RA	3561	1/1	0.91	1.16	-	62,62,62,62	0
56	MG	RA	3815	1/1	0.85	1.16	-	99,99,99,99	0
56	MG	YA	3306	1/1	-0.05	0.99	-	87,87,87,87	0
56	MG	QY	402	1/1	-0.12	1.12	-	92,92,92,92	0
56	MG	YA	3604	1/1	0.78	0.86	-	66,66,66,66	0
56	MG	RA	3658	1/1	0.43	0.45	-	90,90,90,90	0
56	MG	RA	3918	1/1	0.34	0.95	-	93,93,93,93	0
56	MG	RA	3269	1/1	0.86	0.32	-	90,90,90,90	0
56	MG	YA	3186	1/1	0.09	0.40	-	106,106,106,106	0
56	MG	YA	3597	1/1	0.89	0.95	-	71,71,71,71	0
56	MG	XA	1661	1/1	0.72	0.55	-	95,95,95,95	0
56	MG	RA	3808	1/1	0.21	0.75	-	85,85,85,85	0
56	MG	YA	3445	1/1	0.67	0.58	-	94,94,94,94	0
56	MG	RA	3974	1/1	0.83	0.31	-	88,88,88,88	0
56	MG	XA	1721	1/1	0.80	1.30	-	78,78,78,78	0
56	MG	XA	1646	1/1	0.55	0.58	-	104,104,104,104	0
56	MG	RA	3818	1/1	0.65	0.96	-	92,92,92,92	0
56	MG	YB	216	1/1	0.44	0.39	-	66,66,66,66	0
56	MG	YA	3290	1/1	0.73	0.88	-	91,91,91,91	0
56	MG	RA	3223	1/1	0.93	0.06	-	77,77,77,77	0
56	MG	YA	3128	1/1	0.71	0.57	-	82,82,82,82	0
56	MG	RA	3009	1/1	0.96	0.20	-	73,73,73,73	0
56	MG	YA	3457	1/1	0.12	0.63	-	87,87,87,87	0
56	MG	RA	3932	1/1	0.76	0.75	-	88,88,88,88	0
56	MG	QA	1866	1/1	0.41	0.77	-	90,90,90,90	0
56	MG	RA	3650	1/1	0.84	0.29	-	76,76,76,76	0
56	MG	YA	3037	1/1	0.89	0.29	-	84,84,84,84	0
56	MG	QA	1741	1/1	0.59	0.59	-	97,97,97,97	0
56	MG	RA	3606	1/1	0.20	0.64	-	87,87,87,87	0
56	MG	QA	1777	1/1	0.88	0.53	-	83,83,83,83	0
56	MG	RA	3665	1/1	0.86	0.28	-	62,62,62,62	0
56	MG	XA	1635	1/1	0.81	0.33	-	70,70,70,70	0
56	MG	YA	3293	1/1	0.71	1.28	-	65,65,65,65	0

Continued on next page...

Continued from previous page...

Mol	Type	Chain	Res	Atoms	RSCC	RSR	LLDF	B-factors(\AA^2)	Q<0.9
56	MG	RA	3278	1/1	0.34	0.97	-	89,89,89,89	0
56	MG	YA	3627	1/1	0.86	0.31	-	82,82,82,82	0
56	MG	RA	3979	1/1	0.80	0.78	-	70,70,70,70	0
56	MG	RB	210	1/1	0.88	0.75	-	96,96,96,96	0
56	MG	YB	209	1/1	0.47	0.53	-	102,102,102,102	0
56	MG	QA	1779	1/1	0.99	0.07	-	91,91,91,91	0
56	MG	QA	1751	1/1	0.36	1.18	-	78,78,78,78	0
56	MG	RA	4019	1/1	0.22	1.37	-	103,103,103,103	0
56	MG	RA	3899	1/1	0.29	0.87	-	93,93,93,93	0
56	MG	QA	1662	1/1	0.80	0.32	-	90,90,90,90	0
56	MG	RA	3449	1/1	0.72	0.51	-	83,83,83,83	0
56	MG	YA	3478	1/1	0.73	0.57	-	62,62,62,62	0
56	MG	YA	3062	1/1	0.67	0.40	-	84,84,84,84	0
56	MG	YA	3412	1/1	0.65	0.43	-	90,90,90,90	0
56	MG	QA	1686	1/1	0.46	0.73	-	89,89,89,89	0
56	MG	YA	3004	1/1	0.91	0.24	-	63,63,63,63	0
56	MG	RA	3947	1/1	0.83	0.40	-	63,63,63,63	0
56	MG	YA	3358	1/1	0.76	0.85	-	90,90,90,90	0
56	MG	YA	3442	1/1	0.70	0.56	-	90,90,90,90	0
56	MG	YB	203	1/1	0.57	0.25	-	72,72,72,72	0
56	MG	YA	3229	1/1	0.81	0.30	-	83,83,83,83	0
56	MG	YA	3566	1/1	0.76	0.42	-	73,73,73,73	0
56	MG	RA	4016	1/1	0.72	0.45	-	87,87,87,87	0
56	MG	XA	1790	1/1	0.62	0.84	-	87,87,87,87	0
56	MG	RA	3519	1/1	0.70	0.94	-	86,86,86,86	0
56	MG	YA	3520	1/1	0.74	0.22	-	100,100,100,100	0
56	MG	YA	3654	1/1	0.48	0.38	-	91,91,91,91	0
56	MG	XA	1761	1/1	0.95	0.66	-	80,80,80,80	0
56	MG	QA	1875	1/1	0.74	0.32	-	78,78,78,78	0
56	MG	RA	3579	1/1	0.65	0.62	-	63,63,63,63	0
56	MG	YA	3113	1/1	0.43	0.63	-	79,79,79,79	0
56	MG	RA	3569	1/1	0.95	0.45	-	62,62,62,62	0
56	MG	RA	3264	1/1	0.89	0.37	-	84,84,84,84	0
56	MG	QA	1605	1/1	0.81	0.17	-	90,90,90,90	0
56	MG	RP	202	1/1	-0.23	0.48	-	98,98,98,98	0
56	MG	QG	203	1/1	-0.15	1.46	-	97,97,97,97	0
56	MG	RA	3961	1/1	0.62	0.49	-	87,87,87,87	0
56	MG	RA	3081	1/1	0.43	0.52	-	92,92,92,92	0
56	MG	YA	3553	1/1	0.77	0.71	-	73,73,73,73	0
56	MG	RA	3414	1/1	0.94	0.42	-	62,62,62,62	0
56	MG	RB	213	1/1	0.83	0.81	-	71,71,71,71	0
56	MG	QA	1707	1/1	0.88	0.51	-	66,66,66,66	0

Continued on next page...

Continued from previous page...

Mol	Type	Chain	Res	Atoms	RSCC	RSR	LLDF	B-factors(\AA^2)	Q<0.9
56	MG	RA	3719	1/1	0.88	0.30	-	79,79,79,79	0
56	MG	YA	3696	1/1	0.47	0.82	-	91,91,91,91	0
56	MG	QA	1730	1/1	0.55	0.32	-	73,73,73,73	0
56	MG	QE	202	1/1	0.58	0.69	-	88,88,88,88	0
56	MG	XA	1679	1/1	0.91	0.67	-	102,102,102,102	0
56	MG	QA	1834	1/1	-0.18	0.92	-	97,97,97,97	0
56	MG	YA	3562	1/1	0.37	0.53	-	82,82,82,82	0
56	MG	YA	3262	1/1	0.79	0.56	-	88,88,88,88	0
56	MG	RA	3880	1/1	0.98	0.62	-	62,62,62,62	0
56	MG	QA	1824	1/1	0.78	0.58	-	69,69,69,69	0
56	MG	YA	3288	1/1	0.90	0.65	-	62,62,62,62	0
56	MG	RA	3725	1/1	0.68	0.45	-	86,86,86,86	0
56	MG	RA	3849	1/1	0.54	0.86	-	85,85,85,85	0
56	MG	RA	3183	1/1	0.61	0.50	-	97,97,97,97	0
56	MG	RA	3764	1/1	0.30	0.47	-	77,77,77,77	0
56	MG	RA	3488	1/1	0.91	0.19	-	67,67,67,67	0
56	MG	QA	1604	1/1	0.46	0.66	-	96,96,96,96	0
56	MG	RA	3031	1/1	0.65	0.49	-	96,96,96,96	0
56	MG	QA	1813	1/1	0.83	0.46	-	90,90,90,90	0
56	MG	YA	3519	1/1	0.73	0.36	-	72,72,72,72	0
56	MG	XA	1622	1/1	0.71	0.59	-	78,78,78,78	0
56	MG	RT	203	1/1	-0.29	2.40	-	100,100,100,100	0
56	MG	RA	3362	1/1	0.55	0.60	-	91,91,91,91	0
56	MG	RA	3206	1/1	0.84	0.31	-	86,86,86,86	0
56	MG	XA	1756	1/1	0.73	1.16	-	81,81,81,81	0
56	MG	RA	3172	1/1	0.04	0.71	-	105,105,105,105	0
56	MG	XA	1672	1/1	-0.05	0.99	-	95,95,95,95	0
56	MG	QA	1632	1/1	0.67	0.50	-	91,91,91,91	0
56	MG	RA	3587	1/1	0.68	0.48	-	78,78,78,78	0
56	MG	RA	3934	1/1	0.93	0.54	-	81,81,81,81	0
56	MG	QA	1764	1/1	0.33	1.28	-	83,83,83,83	0
56	MG	YA	3717	1/1	0.62	0.72	-	100,100,100,100	0
56	MG	RA	3441	1/1	0.54	0.77	-	67,67,67,67	0
56	MG	RA	3011	1/1	0.39	0.69	-	93,93,93,93	0
56	MG	RA	3531	1/1	-0.06	0.58	-	90,90,90,90	0
56	MG	RA	3984	1/1	0.62	0.57	-	87,87,87,87	0
56	MG	QE	201	1/1	0.47	0.33	-	95,95,95,95	0
56	MG	QV	102	1/1	0.90	0.22	-	94,94,94,94	0
56	MG	RA	3753	1/1	0.50	0.70	-	92,92,92,92	0
56	MG	RA	3826	1/1	0.72	0.30	-	95,95,95,95	0
56	MG	YR	201	1/1	0.78	0.46	-	82,82,82,82	0
56	MG	QA	1819	1/1	0.06	0.82	-	83,83,83,83	0

Continued on next page...

Continued from previous page...

Mol	Type	Chain	Res	Atoms	RSCC	RSR	LLDF	B-factors(\AA^2)	Q<0.9
56	MG	RA	3422	1/1	0.65	0.55	-	73,73,73,73	0
56	MG	RA	3267	1/1	0.77	0.71	-	85,85,85,85	0
56	MG	XV	103	1/1	0.58	0.59	-	84,84,84,84	0
56	MG	RA	3004	1/1	0.85	0.17	-	63,63,63,63	0
56	MG	RA	3944	1/1	0.57	0.60	-	97,97,97,97	0
56	MG	RA	3192	1/1	0.31	0.37	-	83,83,83,83	0
56	MG	YA	3697	1/1	0.61	0.41	-	78,78,78,78	0
56	MG	YA	3631	1/1	0.67	0.44	-	76,76,76,76	0
56	MG	RA	3883	1/1	0.53	0.88	-	88,88,88,88	0
56	MG	RD	311	1/1	0.56	0.84	-	101,101,101,101	0
56	MG	RA	3960	1/1	0.18	0.72	-	92,92,92,92	0
56	MG	YA	3662	1/1	0.80	0.51	-	68,68,68,68	0
56	MG	YT	203	1/1	0.73	0.55	-	91,91,91,91	0
56	MG	RA	3565	1/1	0.49	0.56	-	103,103,103,103	0
56	MG	XA	1729	1/1	0.22	0.74	-	83,83,83,83	0
56	MG	RA	3942	1/1	0.68	0.43	-	95,95,95,95	0
56	MG	RA	3937	1/1	0.77	0.81	-	80,80,80,80	0
56	MG	YA	3463	1/1	0.15	0.92	-	86,86,86,86	0
56	MG	RA	3198	1/1	0.14	3.01	-	98,98,98,98	0
56	MG	QA	1675	1/1	0.81	0.49	-	91,91,91,91	0
56	MG	RA	3794	1/1	0.80	0.36	-	72,72,72,72	0
56	MG	QA	1732	1/1	0.72	0.57	-	72,72,72,72	0
56	MG	XA	1681	1/1	0.79	0.17	-	100,100,100,100	0
56	MG	RA	3347	1/1	0.94	0.74	-	62,62,62,62	0
56	MG	QA	1755	1/1	0.49	0.89	-	81,81,81,81	0
56	MG	YA	3422	1/1	0.82	0.32	-	90,90,90,90	0
56	MG	RA	3833	1/1	0.24	0.53	-	92,92,92,92	0
56	MG	RA	3864	1/1	0.51	0.82	-	93,93,93,93	0
56	MG	RA	3309	1/1	0.18	0.90	-	93,93,93,93	0
56	MG	YA	3432	1/1	0.80	0.36	-	76,76,76,76	0
56	MG	XA	1603	1/1	0.81	0.33	-	83,83,83,83	0
56	MG	XA	1608	1/1	0.62	0.71	-	76,76,76,76	0
56	MG	RA	3182	1/1	0.72	0.99	-	97,97,97,97	0
56	MG	QG	202	1/1	0.59	0.71	-	87,87,87,87	0
56	MG	XA	1787	1/1	0.59	0.65	-	78,78,78,78	0
56	MG	RA	3855	1/1	0.96	0.33	-	71,71,71,71	0
56	MG	RA	3033	1/1	-0.07	0.48	-	100,100,100,100	0
56	MG	YA	3527	1/1	0.67	0.38	-	74,74,74,74	0
56	MG	QA	1752	1/1	0.81	0.37	-	94,94,94,94	0
56	MG	XA	1757	1/1	0.95	0.61	-	76,76,76,76	0
56	MG	QA	1758	1/1	0.74	0.35	-	93,93,93,93	0
56	MG	RA	3846	1/1	0.65	0.53	-	98,98,98,98	0

Continued on next page...

Continued from previous page...

Mol	Type	Chain	Res	Atoms	RSCC	RSR	LLDF	B-factors(\AA^2)	Q<0.9
56	MG	YA	3309	1/1	0.07	1.03	-	90,90,90,90	0
56	MG	RA	3038	1/1	0.90	0.15	-	86,86,86,86	0
56	MG	RA	3169	1/1	0.64	0.23	-	90,90,90,90	0
56	MG	RA	3830	1/1	0.75	1.56	-	78,78,78,78	0
56	MG	YQ	202	1/1	0.20	0.69	-	89,89,89,89	0
56	MG	YA	3663	1/1	0.33	1.33	-	98,98,98,98	0
56	MG	XA	1634	1/1	0.98	0.48	-	69,69,69,69	0
56	MG	RA	3743	1/1	0.63	0.78	-	89,89,89,89	0
56	MG	RA	3100	1/1	0.57	0.53	-	102,102,102,102	0
56	MG	XA	1711	1/1	0.42	0.69	-	94,94,94,94	0
56	MG	YB	219	1/1	0.88	0.47	-	63,63,63,63	0
56	MG	YA	3099	1/1	0.48	0.38	-	82,82,82,82	0
56	MG	XA	1668	1/1	0.92	0.52	-	92,92,92,92	0
56	MG	QA	1701	1/1	0.61	0.50	-	77,77,77,77	0
56	MG	RA	3126	1/1	0.65	0.91	-	89,89,89,89	0
56	MG	RA	3281	1/1	0.76	0.24	-	90,90,90,90	0
56	MG	QA	1754	1/1	0.90	0.27	-	85,85,85,85	0
56	MG	RA	3612	1/1	0.63	0.20	-	80,80,80,80	0
56	MG	YA	3141	1/1	0.68	0.44	-	79,79,79,79	0
56	MG	YA	3721	1/1	0.55	0.69	-	74,74,74,74	0
56	MG	RA	3865	1/1	0.90	0.33	-	93,93,93,93	0
56	MG	RA	3879	1/1	0.11	0.96	-	93,93,93,93	0
56	MG	RA	3559	1/1	0.34	0.73	-	84,84,84,84	0
56	MG	QA	1861	1/1	0.86	0.38	-	72,72,72,72	0
56	MG	RA	3499	1/1	0.22	1.30	-	80,80,80,80	0
56	MG	RA	3152	1/1	0.81	0.26	-	93,93,93,93	0
56	MG	YA	3371	1/1	0.84	1.01	-	68,68,68,68	0
56	MG	RA	3280	1/1	0.56	0.84	-	95,95,95,95	0
56	MG	RA	3728	1/1	0.14	0.76	-	99,99,99,99	0
56	MG	RA	3380	1/1	0.91	0.68	-	64,64,64,64	0
56	MG	RA	3151	1/1	0.81	0.52	-	84,84,84,84	0
56	MG	XA	1717	1/1	0.84	0.38	-	82,82,82,82	0
56	MG	XA	1784	1/1	0.93	0.34	-	80,80,80,80	0
56	MG	RA	3890	1/1	0.77	0.99	-	77,77,77,77	0
56	MG	YA	3259	1/1	0.75	0.78	-	98,98,98,98	0
56	MG	YA	3147	1/1	-0.08	1.01	-	86,86,86,86	0
56	MG	YA	3073	1/1	0.83	0.31	-	86,86,86,86	0
56	MG	YA	3716	1/1	0.32	0.89	-	87,87,87,87	0
56	MG	YA	3125	1/1	0.42	0.34	-	81,81,81,81	0
56	MG	YB	208	1/1	0.72	0.47	-	93,93,93,93	0
56	MG	YA	3641	1/1	0.83	0.94	-	83,83,83,83	0
56	MG	RA	3061	1/1	0.57	0.25	-	89,89,89,89	0

Continued on next page...

Continued from previous page...

Mol	Type	Chain	Res	Atoms	RSCC	RSR	LLDF	B-factors(\AA^2)	Q<0.9
56	MG	YA	3069	1/1	0.77	0.58	-	98,98,98,98	0
56	MG	YA	3390	1/1	0.47	0.33	-	88,88,88,88	0
56	MG	YA	3220	1/1	0.74	0.56	-	105,105,105,105	0
56	MG	XA	1643	1/1	0.94	0.31	-	81,81,81,81	0
56	MG	YA	3261	1/1	0.75	0.59	-	85,85,85,85	0
56	MG	RA	3780	1/1	0.66	0.48	-	89,89,89,89	0
56	MG	QA	1694	1/1	0.18	0.77	-	91,91,91,91	0
56	MG	YA	3168	1/1	0.29	0.90	-	100,100,100,100	0
56	MG	RA	3411	1/1	0.73	0.52	-	93,93,93,93	0
56	MG	YA	3226	1/1	0.59	0.56	-	87,87,87,87	0
56	MG	YA	3330	1/1	0.91	1.11	-	62,62,62,62	0
56	MG	QA	1804	1/1	0.86	0.40	-	85,85,85,85	0
56	MG	RA	3558	1/1	0.74	0.36	-	76,76,76,76	0
56	MG	QA	1801	1/1	0.59	0.33	-	76,76,76,76	0
56	MG	XA	1620	1/1	0.17	0.17	-	93,93,93,93	0
56	MG	YA	3208	1/1	-0.55	1.38	-	102,102,102,102	0
56	MG	RA	3716	1/1	0.03	0.37	-	91,91,91,91	0
56	MG	YA	3564	1/1	0.96	0.29	-	63,63,63,63	0
56	MG	RA	3766	1/1	0.93	1.11	-	71,71,71,71	0
56	MG	RA	3691	1/1	0.69	1.05	-	93,93,93,93	0
56	MG	RA	3253	1/1	0.57	0.52	-	81,81,81,81	0
56	MG	RA	3642	1/1	0.49	0.55	-	92,92,92,92	0
56	MG	RA	3057	1/1	0.36	0.58	-	96,96,96,96	0
56	MG	RA	3469	1/1	0.95	0.39	-	68,68,68,68	0
56	MG	QA	1687	1/1	0.72	0.62	-	94,94,94,94	0
56	MG	RA	3351	1/1	0.93	0.19	-	89,89,89,89	0
56	MG	QA	1811	1/1	0.77	0.23	-	78,78,78,78	0
56	MG	YA	3693	1/1	0.75	0.64	-	70,70,70,70	0
56	MG	RA	3288	1/1	0.56	0.53	-	96,96,96,96	0
56	MG	RA	3242	1/1	0.47	0.43	-	99,99,99,99	0
56	MG	YA	3143	1/1	0.54	0.45	-	106,106,106,106	0
56	MG	RA	3907	1/1	0.96	0.45	-	70,70,70,70	0
56	MG	QA	1792	1/1	0.88	0.82	-	84,84,84,84	0
56	MG	RA	3651	1/1	0.79	0.40	-	80,80,80,80	0
56	MG	QA	1670	1/1	0.67	0.42	-	84,84,84,84	0
56	MG	YA	3622	1/1	0.88	0.37	-	66,66,66,66	0
56	MG	YB	204	1/1	0.77	0.52	-	95,95,95,95	0
56	MG	YA	3031	1/1	0.71	0.32	-	63,63,63,63	0
56	MG	RA	3695	1/1	0.59	0.83	-	107,107,107,107	0
56	MG	RA	3791	1/1	0.37	0.47	-	84,84,84,84	0
56	MG	YB	211	1/1	0.51	0.30	-	80,80,80,80	0
56	MG	YA	3067	1/1	0.77	0.32	-	76,76,76,76	0

Continued on next page...

Continued from previous page...

Mol	Type	Chain	Res	Atoms	RSCC	RSR	LLDF	B-factors(\AA^2)	Q<0.9
56	MG	YA	3411	1/1	0.37	0.64	-	90,90,90,90	0
56	MG	RA	3804	1/1	0.17	0.52	-	92,92,92,92	0
56	MG	XA	1767	1/1	0.63	0.81	-	78,78,78,78	0
56	MG	RA	3998	1/1	0.89	0.46	-	84,84,84,84	0
56	MG	YA	3144	1/1	0.90	0.10	-	82,82,82,82	0
56	MG	YA	3530	1/1	-0.14	0.59	-	102,102,102,102	0
56	MG	RA	3498	1/1	-0.14	0.57	-	83,83,83,83	0
56	MG	YA	3451	1/1	0.63	0.64	-	94,94,94,94	0
56	MG	XA	1692	1/1	0.82	0.55	-	69,69,69,69	0
56	MG	YA	3061	1/1	0.65	0.48	-	65,65,65,65	0
56	MG	YA	3079	1/1	0.51	0.67	-	97,97,97,97	0
56	MG	YA	3596	1/1	0.63	0.57	-	66,66,66,66	0
56	MG	RQ	202	1/1	0.78	0.69	-	73,73,73,73	0
56	MG	QA	1713	1/1	0.04	0.73	-	95,95,95,95	0
56	MG	RA	3105	1/1	0.37	1.08	-	92,92,92,92	0
56	MG	YA	3481	1/1	0.65	0.60	-	79,79,79,79	0
56	MG	RA	3951	1/1	0.31	0.77	-	85,85,85,85	0
56	MG	RA	3354	1/1	0.73	0.67	-	70,70,70,70	0
56	MG	YA	3672	1/1	0.56	0.67	-	76,76,76,76	0
56	MG	RA	3661	1/1	0.77	0.34	-	73,73,73,73	0
56	MG	RA	3866	1/1	0.64	0.38	-	76,76,76,76	0
56	MG	YA	3160	1/1	0.78	0.30	-	88,88,88,88	0
56	MG	XA	1748	1/1	0.55	0.73	-	79,79,79,79	0
56	MG	YA	3708	1/1	0.74	1.08	-	66,66,66,66	0
56	MG	RA	3159	1/1	0.49	0.67	-	94,94,94,94	0
56	MG	XA	1675	1/1	0.56	0.43	-	90,90,90,90	0
56	MG	RA	3542	1/1	0.77	0.72	-	79,79,79,79	0
56	MG	XA	1601	1/1	0.11	0.89	-	93,93,93,93	0
56	MG	RA	3340	1/1	0.61	0.56	-	82,82,82,82	0
56	MG	RA	3298	1/1	0.65	0.16	-	79,79,79,79	0
56	MG	RA	3863	1/1	0.86	0.29	-	86,86,86,86	0
56	MG	YA	3035	1/1	-0.27	1.00	-	93,93,93,93	0
56	MG	YA	3551	1/1	0.31	0.50	-	73,73,73,73	0
56	MG	RA	3608	1/1	0.62	0.62	-	83,83,83,83	0
56	MG	QA	1646	1/1	0.46	0.74	-	71,71,71,71	0
56	MG	YA	3599	1/1	-0.13	0.96	-	83,83,83,83	0
56	MG	XA	1689	1/1	0.94	0.44	-	75,75,75,75	0
56	MG	RA	3344	1/1	0.97	0.25	-	67,67,67,67	0
56	MG	RA	3457	1/1	0.70	0.17	-	89,89,89,89	0
56	MG	RA	3980	1/1	0.90	0.36	-	77,77,77,77	0
56	MG	XA	1665	1/1	0.72	0.28	-	72,72,72,72	0
56	MG	YA	3278	1/1	0.60	0.96	-	72,72,72,72	0

Continued on next page...

Continued from previous page...

Mol	Type	Chain	Res	Atoms	RSCC	RSR	LLDF	B-factors(\AA^2)	Q<0.9
56	MG	RA	3091	1/1	0.70	1.15	-	102,102,102,102	0
56	MG	RA	3975	1/1	0.46	0.34	-	98,98,98,98	0
56	MG	YA	3224	1/1	0.93	0.35	-	71,71,71,71	0
56	MG	RA	3950	1/1	0.71	1.05	-	86,86,86,86	0
56	MG	RA	3672	1/1	0.61	0.47	-	89,89,89,89	0
56	MG	RA	3334	1/1	0.88	0.43	-	82,82,82,82	0
56	MG	QA	1815	1/1	0.84	0.32	-	87,87,87,87	0
56	MG	RA	3783	1/1	-0.35	0.71	-	96,96,96,96	0
56	MG	RA	3730	1/1	0.76	0.70	-	89,89,89,89	0
56	MG	RA	3079	1/1	0.24	0.80	-	111,111,111,111	0
56	MG	YA	3719	1/1	0.33	0.25	-	89,89,89,89	0
56	MG	YA	3001	1/1	0.39	0.75	-	96,96,96,96	0
56	MG	RA	3416	1/1	0.93	0.36	-	75,75,75,75	0
56	MG	YA	3197	1/1	0.73	0.45	-	93,93,93,93	0
56	MG	QA	1648	1/1	0.86	0.17	-	87,87,87,87	0
56	MG	QA	1855	1/1	-0.48	0.73	-	106,106,106,106	0
56	MG	QV	104	1/1	0.69	0.60	-	79,79,79,79	0
56	MG	YA	3200	1/1	0.66	0.47	-	77,77,77,77	0
56	MG	RA	3673	1/1	0.65	0.38	-	86,86,86,86	0
56	MG	RA	3035	1/1	0.58	0.35	-	95,95,95,95	0
56	MG	XA	1638	1/1	0.25	0.82	-	98,98,98,98	0
56	MG	YA	3586	1/1	0.63	1.11	-	76,76,76,76	0
56	MG	RA	3255	1/1	0.77	0.57	-	97,97,97,97	0
56	MG	XA	1653	1/1	0.63	0.58	-	89,89,89,89	0
56	MG	YA	3365	1/1	0.57	0.38	-	86,86,86,86	0
56	MG	QA	1664	1/1	-0.25	1.44	-	91,91,91,91	0
56	MG	QA	1793	1/1	0.28	0.79	-	93,93,93,93	0
56	MG	RA	3921	1/1	0.93	0.88	-	63,63,63,63	0
56	MG	RA	3996	1/1	0.48	0.59	-	89,89,89,89	0
56	MG	RA	3143	1/1	0.83	0.28	-	77,77,77,77	0
56	MG	YA	3608	1/1	0.90	0.30	-	66,66,66,66	0
56	MG	YA	3121	1/1	0.94	0.09	-	77,77,77,77	0
56	MG	RA	3615	1/1	0.75	0.51	-	62,62,62,62	0
56	MG	RA	3054	1/1	-0.05	0.86	-	94,94,94,94	0
56	MG	QA	1805	1/1	0.66	0.94	-	76,76,76,76	0
56	MG	RA	3191	1/1	0.77	0.28	-	90,90,90,90	0
56	MG	RA	3824	1/1	0.24	0.61	-	92,92,92,92	0
56	MG	RA	3604	1/1	0.40	0.77	-	107,107,107,107	0
56	MG	QD	304	1/1	0.67	0.52	-	97,97,97,97	0
56	MG	XA	1605	1/1	0.21	1.09	-	96,96,96,96	0
56	MG	XA	1740	1/1	0.75	0.59	-	70,70,70,70	0
56	MG	R7	101	1/1	0.26	0.54	-	88,88,88,88	0

Continued on next page...

Continued from previous page...

Mol	Type	Chain	Res	Atoms	RSCC	RSR	LLDF	B-factors(\AA^2)	Q<0.9
56	MG	R9	101	1/1	0.12	0.47	-	100,100,100,100	0
56	MG	XA	1709	1/1	0.84	0.26	-	88,88,88,88	0
56	MG	RA	3584	1/1	0.63	0.57	-	76,76,76,76	0
56	MG	RA	3439	1/1	0.52	0.24	-	84,84,84,84	0
56	MG	RA	3237	1/1	0.49	0.96	-	96,96,96,96	0
56	MG	RA	3026	1/1	0.93	1.22	-	100,100,100,100	0
56	MG	YA	3242	1/1	0.55	0.85	-	107,107,107,107	0
56	MG	RA	3318	1/1	0.93	0.73	-	71,71,71,71	0
56	MG	RA	3920	1/1	0.69	0.46	-	80,80,80,80	0
56	MG	QA	1657	1/1	0.76	0.42	-	101,101,101,101	0
56	MG	XA	1733	1/1	0.77	0.98	-	69,69,69,69	0
56	MG	YA	3155	1/1	0.90	0.65	-	85,85,85,85	0
56	MG	YA	3738	1/1	0.80	0.93	-	99,99,99,99	0
56	MG	YA	3571	1/1	0.94	0.69	-	64,64,64,64	0
56	MG	YA	3225	1/1	0.47	0.96	-	96,96,96,96	0
56	MG	RA	3134	1/1	0.16	0.99	-	96,96,96,96	0
56	MG	QA	1830	1/1	0.95	0.37	-	69,69,69,69	0
56	MG	RA	3580	1/1	0.92	0.41	-	64,64,64,64	0
56	MG	XA	1610	1/1	0.53	1.06	-	88,88,88,88	0
56	MG	RA	3250	1/1	0.24	0.93	-	84,84,84,84	0
56	MG	YA	3575	1/1	0.93	0.75	-	67,67,67,67	0
56	MG	RA	3087	1/1	0.76	1.00	-	113,113,113,113	0
56	MG	YA	3591	1/1	0.92	0.79	-	62,62,62,62	0
56	MG	YA	3431	1/1	0.78	0.97	-	84,84,84,84	0
56	MG	RA	3114	1/1	0.71	0.52	-	95,95,95,95	0
56	MG	XA	1766	1/1	0.55	1.07	-	88,88,88,88	0
56	MG	XA	1648	1/1	0.49	0.29	-	89,89,89,89	0
56	MG	RA	3358	1/1	0.70	0.26	-	81,81,81,81	0
56	MG	RA	3207	1/1	0.72	0.62	-	96,96,96,96	0
56	MG	RA	3816	1/1	0.75	0.29	-	79,79,79,79	0
56	MG	RA	3761	1/1	0.83	0.26	-	70,70,70,70	0
56	MG	YE	306	1/1	0.65	0.81	-	62,62,62,62	0
56	MG	YA	3302	1/1	0.71	0.27	-	89,89,89,89	0
56	MG	YA	3583	1/1	0.80	0.52	-	74,74,74,74	0
56	MG	RA	3150	1/1	0.33	0.27	-	84,84,84,84	0
56	MG	QA	1659	1/1	0.83	0.97	-	92,92,92,92	0
56	MG	RA	3534	1/1	0.85	0.38	-	75,75,75,75	0
56	MG	QA	1803	1/1	0.58	0.37	-	81,81,81,81	0
56	MG	YA	3484	1/1	-0.11	0.63	-	99,99,99,99	0
56	MG	RA	3857	1/1	0.86	0.69	-	76,76,76,76	0
56	MG	RB	216	1/1	0.81	0.55	-	88,88,88,88	0
56	MG	YA	3706	1/1	0.74	0.88	-	75,75,75,75	0

Continued on next page...

Continued from previous page...

Mol	Type	Chain	Res	Atoms	RSCC	RSR	LLDF	B-factors(\AA^2)	Q<0.9
56	MG	QA	1641	1/1	0.94	0.31	-	95,95,95,95	0
56	MG	QA	1651	1/1	0.70	0.47	-	90,90,90,90	0
56	MG	XA	1726	1/1	0.46	0.53	-	96,96,96,96	0
56	MG	RA	3474	1/1	0.95	0.38	-	70,70,70,70	0
56	MG	XA	1615	1/1	0.90	0.19	-	89,89,89,89	0
56	MG	XV	102	1/1	0.48	0.13	-	84,84,84,84	0
56	MG	YA	3127	1/1	0.93	0.36	-	70,70,70,70	0
56	MG	YA	3294	1/1	0.96	0.69	-	62,62,62,62	0
56	MG	RA	3982	1/1	0.91	0.14	-	79,79,79,79	0
56	MG	RA	3667	1/1	0.87	0.63	-	88,88,88,88	0
56	MG	QA	1879	1/1	-0.07	1.40	-	105,105,105,105	0
56	MG	RA	3212	1/1	0.88	0.60	-	80,80,80,80	0
56	MG	RA	3450	1/1	0.54	0.28	-	79,79,79,79	0
56	MG	XA	1647	1/1	0.96	0.88	-	70,70,70,70	0
56	MG	QA	1689	1/1	0.91	0.49	-	81,81,81,81	0
56	MG	RA	3675	1/1	0.68	0.60	-	84,84,84,84	0
56	MG	RA	3010	1/1	0.91	0.50	-	79,79,79,79	0
56	MG	YA	3513	1/1	0.60	0.85	-	81,81,81,81	0
56	MG	YA	3289	1/1	-0.12	1.36	-	92,92,92,92	0
56	MG	YA	3086	1/1	-0.10	0.76	-	92,92,92,92	0
56	MG	RA	3037	1/1	0.68	0.48	-	100,100,100,100	0
56	MG	YA	3118	1/1	0.80	0.44	-	74,74,74,74	0
56	MG	YA	3609	1/1	0.88	0.59	-	75,75,75,75	0
56	MG	RA	3640	1/1	0.56	0.49	-	84,84,84,84	0
56	MG	YA	3572	1/1	0.88	0.43	-	72,72,72,72	0
56	MG	RA	3567	1/1	0.55	0.44	-	90,90,90,90	0
56	MG	RA	3376	1/1	0.68	0.78	-	78,78,78,78	0
56	MG	RB	222	1/1	0.62	0.48	-	79,79,79,79	0
56	MG	RA	3894	1/1	0.82	0.78	-	69,69,69,69	0
56	MG	RA	4011	1/1	-0.10	0.38	-	102,102,102,102	0
56	MG	RA	3648	1/1	0.24	0.29	-	97,97,97,97	0
56	MG	RA	3001	1/1	0.61	0.47	-	91,91,91,91	0
56	MG	YO	201	1/1	0.45	0.64	-	86,86,86,86	0
56	MG	RA	3056	1/1	0.83	0.84	-	87,87,87,87	0
56	MG	RA	3195	1/1	0.95	0.61	-	97,97,97,97	0
56	MG	RA	3147	1/1	0.99	0.17	-	84,84,84,84	0
56	MG	RA	3706	1/1	0.91	0.47	-	78,78,78,78	0
56	MG	RA	3610	1/1	0.81	0.49	-	91,91,91,91	0
56	MG	XA	1671	1/1	0.92	0.25	-	84,84,84,84	0
56	MG	YA	3234	1/1	0.93	0.35	-	92,92,92,92	0
56	MG	RA	3500	1/1	0.78	0.63	-	94,94,94,94	0
56	MG	YA	3279	1/1	0.93	0.81	-	62,62,62,62	0

Continued on next page...

Continued from previous page...

Mol	Type	Chain	Res	Atoms	RSCC	RSR	LLDF	B-factors(\AA^2)	Q<0.9
56	MG	YA	3364	1/1	0.65	0.23	-	81,81,81,81	0
56	MG	RA	3646	1/1	0.74	0.35	-	92,92,92,92	0
56	MG	QA	1703	1/1	0.56	0.41	-	63,63,63,63	0
56	MG	RA	3135	1/1	0.93	0.37	-	91,91,91,91	0
56	MG	YA	3522	1/1	0.79	0.60	-	75,75,75,75	0
56	MG	RA	3593	1/1	0.86	1.02	-	84,84,84,84	0
56	MG	RA	3721	1/1	0.66	0.86	-	67,67,67,67	0
56	MG	RA	3240	1/1	0.82	0.52	-	106,106,106,106	0
56	MG	YA	3040	1/1	0.56	0.48	-	88,88,88,88	0
56	MG	XA	1779	1/1	0.71	0.43	-	92,92,92,92	0
56	MG	YA	3173	1/1	0.25	0.58	-	99,99,99,99	0
56	MG	RA	3076	1/1	0.25	1.20	-	96,96,96,96	0
56	MG	RA	3735	1/1	0.53	0.59	-	77,77,77,77	0
56	MG	YA	3338	1/1	0.61	1.04	-	85,85,85,85	0
56	MG	QA	1624	1/1	0.79	0.51	-	74,74,74,74	0
56	MG	YA	3389	1/1	0.68	0.62	-	71,71,71,71	0
56	MG	YA	3486	1/1	-0.02	1.11	-	105,105,105,105	0
56	MG	RA	3801	1/1	0.75	0.32	-	92,92,92,92	0
56	MG	YA	3124	1/1	0.94	0.17	-	93,93,93,93	0
56	MG	RA	3161	1/1	0.91	0.28	-	83,83,83,83	0
56	MG	RA	3760	1/1	0.36	0.80	-	98,98,98,98	0
56	MG	RA	3480	1/1	0.91	0.50	-	62,62,62,62	0
56	MG	YA	3120	1/1	0.72	0.61	-	86,86,86,86	0
56	MG	YA	3331	1/1	0.88	0.73	-	62,62,62,62	0
56	MG	RA	3995	1/1	0.24	0.46	-	91,91,91,91	0
56	MG	RA	3373	1/1	0.44	0.77	-	82,82,82,82	0
56	MG	RA	3492	1/1	0.46	0.56	-	78,78,78,78	0
56	MG	RA	3729	1/1	0.44	0.69	-	82,82,82,82	0
56	MG	QA	1612	1/1	0.44	0.56	-	89,89,89,89	0
56	MG	R7	102	1/1	0.47	0.66	-	75,75,75,75	0
56	MG	RA	3293	1/1	0.85	0.26	-	87,87,87,87	0
56	MG	RA	3314	1/1	0.71	0.55	-	77,77,77,77	0
56	MG	RA	3772	1/1	0.52	0.56	-	69,69,69,69	0
56	MG	RA	3274	1/1	0.79	0.37	-	88,88,88,88	0
56	MG	YA	3636	1/1	0.79	0.93	-	72,72,72,72	0
56	MG	RA	3018	1/1	0.84	0.48	-	95,95,95,95	0
56	MG	RA	3590	1/1	0.38	0.73	-	100,100,100,100	0
56	MG	RO	201	1/1	0.89	0.26	-	72,72,72,72	0
56	MG	XA	1640	1/1	0.74	0.47	-	92,92,92,92	0
56	MG	RA	3822	1/1	0.95	0.55	-	73,73,73,73	0
56	MG	XA	1662	1/1	-0.18	0.37	-	97,97,97,97	0
56	MG	YA	3692	1/1	0.57	0.53	-	84,84,84,84	0

Continued on next page...

Continued from previous page...

Mol	Type	Chain	Res	Atoms	RSCC	RSR	LLDF	B-factors(\AA^2)	Q<0.9
56	MG	XA	1715	1/1	0.23	0.96	-	94,94,94,94	0
56	MG	QA	1639	1/1	0.78	0.18	-	93,93,93,93	0
56	MG	RA	3628	1/1	0.04	1.22	-	89,89,89,89	0
56	MG	RA	3003	1/1	0.49	0.56	-	91,91,91,91	0
56	MG	XJ	201	1/1	0.40	0.38	-	97,97,97,97	0
56	MG	YA	3491	1/1	0.88	0.54	-	91,91,91,91	0
56	MG	RA	3511	1/1	0.87	0.16	-	71,71,71,71	0
56	MG	YA	3712	1/1	0.56	0.77	-	80,80,80,80	0
56	MG	QA	1768	1/1	0.24	0.54	-	89,89,89,89	0
56	MG	RA	3596	1/1	0.67	0.38	-	98,98,98,98	0
56	MG	YA	3169	1/1	0.80	0.40	-	85,85,85,85	0
56	MG	RA	3467	1/1	0.02	0.66	-	89,89,89,89	0
56	MG	QA	1827	1/1	0.81	0.40	-	74,74,74,74	0
56	MG	RA	4053	1/1	0.26	1.73	-	103,103,103,103	0
56	MG	RA	3218	1/1	0.07	0.46	-	88,88,88,88	0
56	MG	RA	3817	1/1	0.57	0.80	-	92,92,92,92	0
56	MG	XA	1663	1/1	0.73	0.23	-	83,83,83,83	0
56	MG	YA	3504	1/1	0.12	0.54	-	93,93,93,93	0
56	MG	RA	3837	1/1	0.53	0.63	-	90,90,90,90	0
56	MG	RA	3104	1/1	0.94	0.32	-	77,77,77,77	0
56	MG	QQ	201	1/1	0.79	0.24	-	91,91,91,91	0
56	MG	YA	3620	1/1	0.53	0.34	-	75,75,75,75	0
56	MG	RA	3389	1/1	0.90	0.82	-	69,69,69,69	0
56	MG	YA	3396	1/1	0.42	0.89	-	67,67,67,67	0
56	MG	RA	3655	1/1	0.52	0.27	-	94,94,94,94	0
56	MG	RA	3085	1/1	0.31	0.86	-	91,91,91,91	0
56	MG	XA	1685	1/1	0.40	0.77	-	62,62,62,62	0
56	MG	RT	201	1/1	0.82	1.45	-	78,78,78,78	0
56	MG	QA	1721	1/1	0.92	0.69	-	62,62,62,62	0
56	MG	RA	3870	1/1	0.92	1.64	-	86,86,86,86	0
56	MG	RA	3790	1/1	0.62	0.58	-	102,102,102,102	0
56	MG	YA	3054	1/1	0.82	0.45	-	102,102,102,102	0
56	MG	YA	3615	1/1	0.91	0.26	-	65,65,65,65	0
56	MG	YA	3135	1/1	0.82	0.40	-	63,63,63,63	0
56	MG	RA	3949	1/1	0.71	0.77	-	95,95,95,95	0
56	MG	RA	3225	1/1	0.14	0.97	-	111,111,111,111	0
56	MG	RA	3699	1/1	0.76	0.50	-	107,107,107,107	0
56	MG	QA	1822	1/1	0.88	0.33	-	97,97,97,97	0
56	MG	QH	202	1/1	0.52	0.47	-	91,91,91,91	0
56	MG	RA	3051	1/1	0.81	0.75	-	97,97,97,97	0
56	MG	YA	3683	1/1	0.74	0.27	-	82,82,82,82	0
56	MG	YA	3646	1/1	0.83	0.43	-	68,68,68,68	0

Continued on next page...

Continued from previous page...

Mol	Type	Chain	Res	Atoms	RSCC	RSR	LLDF	B-factors(\AA^2)	Q<0.9
56	MG	YA	3277	1/1	0.92	0.52	-	62,62,62,62	0
56	MG	YA	3450	1/1	0.48	0.94	-	79,79,79,79	0
56	MG	Y7	101	1/1	0.90	0.93	-	99,99,99,99	0
56	MG	YA	3032	1/1	0.35	0.72	-	93,93,93,93	0
56	MG	RA	3602	1/1	0.74	1.58	-	97,97,97,97	0
56	MG	RA	3891	1/1	0.87	0.92	-	69,69,69,69	0
56	MG	QA	1799	1/1	0.23	0.66	-	99,99,99,99	0
56	MG	RA	3405	1/1	0.74	0.19	-	85,85,85,85	0
56	MG	RA	3451	1/1	0.71	1.35	-	74,74,74,74	0
56	MG	YA	3435	1/1	0.11	1.10	-	87,87,87,87	0
56	MG	YA	3443	1/1	0.87	0.27	-	83,83,83,83	0
56	MG	YA	3175	1/1	-0.01	1.24	-	101,101,101,101	0
56	MG	RA	3224	1/1	0.44	0.73	-	93,93,93,93	0
56	MG	RA	3166	1/1	0.60	0.82	-	83,83,83,83	0
56	MG	YA	3202	1/1	0.52	0.42	-	82,82,82,82	0
56	MG	QA	1653	1/1	0.76	0.55	-	84,84,84,84	0
56	MG	RA	3046	1/1	0.94	0.80	-	99,99,99,99	0
56	MG	RA	3958	1/1	0.45	0.48	-	80,80,80,80	0
56	MG	RE	301	1/1	0.91	0.57	-	107,107,107,107	0
56	MG	RA	3945	1/1	0.83	0.21	-	63,63,63,63	0
56	MG	YA	3084	1/1	0.03	1.21	-	101,101,101,101	0
56	MG	QA	1825	1/1	0.62	0.59	-	86,86,86,86	0
56	MG	YA	3595	1/1	0.77	0.48	-	83,83,83,83	0
56	MG	YA	3561	1/1	0.27	1.18	-	89,89,89,89	0
56	MG	YA	3558	1/1	0.54	0.70	-	87,87,87,87	0
56	MG	YA	3466	1/1	0.72	0.56	-	79,79,79,79	0
56	MG	RA	3353	1/1	0.72	0.65	-	84,84,84,84	0
56	MG	XA	1768	1/1	0.96	0.89	-	62,62,62,62	0
56	MG	YA	3671	1/1	0.97	0.53	-	62,62,62,62	0
56	MG	RA	3489	1/1	0.65	0.38	-	67,67,67,67	0
56	MG	XA	1724	1/1	0.81	0.36	-	75,75,75,75	0
56	MG	YA	3056	1/1	0.77	0.46	-	86,86,86,86	0
56	MG	RA	3283	1/1	0.88	0.57	-	88,88,88,88	0
56	MG	YA	3232	1/1	0.87	0.25	-	84,84,84,84	0
56	MG	YA	3402	1/1	0.83	0.27	-	86,86,86,86	0
56	MG	YA	3280	1/1	0.90	0.33	-	64,64,64,64	0
56	MG	RG	203	1/1	0.27	0.81	-	83,83,83,83	0
56	MG	YA	3385	1/1	0.79	0.49	-	69,69,69,69	0
56	MG	RA	3872	1/1	0.12	0.60	-	83,83,83,83	0
56	MG	RA	3440	1/1	-0.17	1.18	-	89,89,89,89	0
56	MG	RA	3164	1/1	0.33	0.79	-	100,100,100,100	0
56	MG	RA	3643	1/1	0.78	0.48	-	88,88,88,88	0

Continued on next page...

Continued from previous page...

Mol	Type	Chain	Res	Atoms	RSCC	RSR	LLDF	B-factors(\AA^2)	Q<0.9
56	MG	RA	3527	1/1	0.44	1.07	-	73,73,73,73	0
56	MG	YA	3425	1/1	0.16	0.55	-	88,88,88,88	0
56	MG	RA	3454	1/1	0.76	0.41	-	87,87,87,87	0
56	MG	QA	1788	1/1	0.93	0.58	-	93,93,93,93	0
56	MG	QA	1629	1/1	0.84	0.89	-	83,83,83,83	0
56	MG	RB	220	1/1	0.90	0.71	-	75,75,75,75	0
56	MG	RF	307	1/1	0.82	0.66	-	74,74,74,74	0
56	MG	RF	302	1/1	0.39	0.76	-	80,80,80,80	0
56	MG	RA	3295	1/1	0.47	0.44	-	92,92,92,92	0
56	MG	RA	3301	1/1	0.45	1.69	-	93,93,93,93	0
56	MG	RA	3931	1/1	0.70	0.47	-	78,78,78,78	0
56	MG	YA	3275	1/1	0.85	0.51	-	89,89,89,89	0
56	MG	YA	3204	1/1	0.67	0.38	-	89,89,89,89	0
56	MG	QA	1734	1/1	0.49	0.77	-	84,84,84,84	0
56	MG	XA	1604	1/1	0.71	1.05	-	98,98,98,98	0
56	MG	RA	3845	1/1	0.57	0.73	-	97,97,97,97	0
56	MG	QA	1649	1/1	0.93	0.27	-	73,73,73,73	0
56	MG	RA	3181	1/1	0.16	0.82	-	86,86,86,86	0
56	MG	YA	3044	1/1	0.87	0.30	-	68,68,68,68	0

6.5 Other polymers [i](#)

There are no such residues in this entry.