



Full wwPDB X-ray Structure Validation Report ⓘ

Oct 3, 2017 – 03:18 AM EDT

PDB ID : 2D6B
Title : Novel Bromate Species trapped within a Protein Crystal
Authors : Ondracek, J.; Mesters, J.R.
Deposited on : unknown
Resolution : 1.25 Å(reported)

This is a Full wwPDB X-ray Structure Validation Report for a publicly released PDB entry.

We welcome your comments at validation@mail.wwpdb.org

A user guide is available at

<http://wwpdb.org/validation/2016/XrayValidationReportHelp>

with specific help available everywhere you see the ⓘ symbol.

The following versions of software and data (see [references ⓘ](#)) were used in the production of this report:

MolProbity : 4.02b-467
Mogul : 1.7.2 (RC1), CSD as538be (2017)
Xtriage (Phenix) : 1.9-1692
EDS : rb-20030345
Percentile statistics : 20161228.v01 (using entries in the PDB archive December 28th 2016)
Refmac : 5.8.0135
CCP4 : 6.5.0
Ideal geometry (proteins) : Engh & Huber (2001)
Ideal geometry (DNA, RNA) : Parkinson et al. (1996)
Validation Pipeline (wwPDB-VP) : rb-20030345

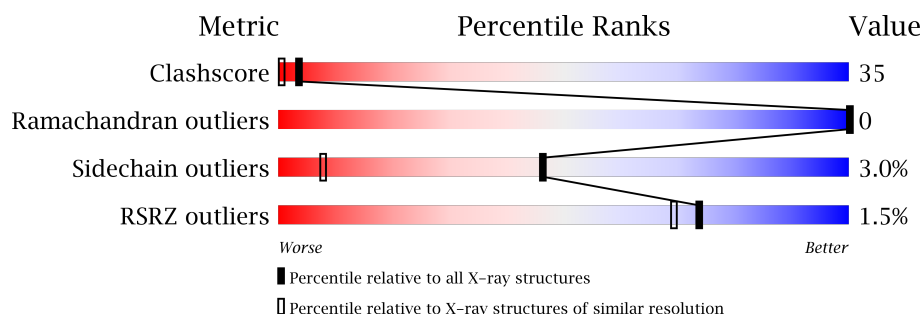
1 Overall quality at a glance

The following experimental techniques were used to determine the structure:

X-RAY DIFFRACTION

The reported resolution of this entry is 1.25 Å.

Percentile scores (ranging between 0-100) for global validation metrics of the entry are shown in the following graphic. The table shows the number of entries on which the scores are based.



Metric	Whole archive (#Entries)	Similar resolution (#Entries, resolution range(Å))
Clashscore	112137	1781 (1.30-1.22)
Ramachandran outliers	110173	1716 (1.30-1.22)
Sidechain outliers	110143	1714 (1.30-1.22)
RSRZ outliers	101464	1693 (1.30-1.22)

The table below summarises the geometric issues observed across the polymeric chains and their fit to the electron density. The red, orange, yellow and green segments on the lower bar indicate the fraction of residues that contain outliers for ≥ 3 , 2, 1 and 0 types of geometric quality criteria. A grey segment represents the fraction of residues that are not modelled. The numeric value for each fraction is indicated below the corresponding segment, with a dot representing fractions $\leq 5\%$. The upper red bar (where present) indicates the fraction of residues that have poor fit to the electron density. The numeric value is given above the bar.

Mol	Chain	Length	Quality of chain
1	1-A	129	<div> <div>2%</div> <div>69%</div> <div>26%</div> <div>5%</div> </div>
1	10-A	129	<div> <div>2%</div> <div>71%</div> <div>23%</div> <div>5%</div> </div>
1	2-A	129	<div> <div>2%</div> <div>68%</div> <div>25%</div> <div>6%</div> </div>
1	3-A	129	<div> <div>2%</div> <div>69%</div> <div>26%</div> <div>5%</div> </div>
1	4-A	129	<div> <div>2%</div> <div>65%</div> <div>27%</div> <div>7%</div> </div>
1	5-A	129	<div> <div>2%</div> <div>65%</div> <div>27%</div> <div>7%</div> </div>
1	6-A	129	<div> <div>2%</div> <div>70%</div> <div>26%</div> <div>5%</div> </div>

Continued on next page...

Continued from previous page...

Mol	Chain	Length	Quality of chain
1	7-A	129	
1	8-A	129	
1	9-A	129	

The following table lists non-polymeric compounds, carbohydrate monomers and non-standard residues in protein, DNA, RNA chains that are outliers for geometric or electron-density-fit criteria:

Mol	Type	Chain	Res	Chirality	Geometry	Clashes	Electron density
4	202	1-A	133	-	-	-	X
4	202	1-A	136	-	-	-	X
4	202	1-A	138	-	-	-	X
4	202	10-A	133	-	-	-	X
4	202	10-A	135	-	-	X	-
4	202	10-A	136	-	-	-	X
4	202	10-A	137	-	-	X	-
4	202	10-A	138	-	-	-	X
4	202	2-A	133	-	-	-	X
4	202	2-A	136	-	-	-	X
4	202	2-A	137	-	-	X	-
4	202	2-A	138	-	-	-	X
4	202	3-A	133	-	-	-	X
4	202	3-A	135	-	-	X	-
4	202	3-A	136	-	-	-	X
4	202	3-A	137	-	-	X	-
4	202	3-A	138	-	-	-	X
4	202	4-A	133	-	-	-	X
4	202	4-A	136	-	-	-	X
4	202	4-A	137	-	-	X	-
4	202	4-A	138	-	-	-	X
4	202	5-A	133	-	-	-	X
4	202	5-A	135	-	-	X	-
4	202	5-A	136	-	-	-	X
4	202	5-A	137	-	-	X	-
4	202	5-A	138	-	-	-	X
4	202	6-A	133	-	-	-	X
4	202	6-A	136	-	-	X	X
4	202	6-A	137	-	-	X	-
4	202	6-A	138	-	-	-	X
4	202	7-A	133	-	-	-	X
4	202	7-A	135	-	-	X	-

Continued on next page...

Continued from previous page...

Mol	Type	Chain	Res	Chirality	Geometry	Clashes	Electron density
4	202	7-A	136	-	-	X	X
4	202	7-A	137	-	-	X	-
4	202	7-A	138	-	-	-	X
4	202	8-A	133	-	-	-	X
4	202	8-A	135	-	-	X	-
4	202	8-A	136	-	-	-	X
4	202	8-A	138	-	-	-	X
4	202	9-A	133	-	-	-	X
4	202	9-A	135	-	-	X	-
4	202	9-A	136	-	-	-	X
4	202	9-A	138	-	-	-	X

2 Entry composition [i](#)

There are 5 unique types of molecules in this entry. The entry contains 13393 atoms, of which 0 are hydrogens and 0 are deuteriums.

In the tables below, the ZeroOcc column contains the number of atoms modelled with zero occupancy, the AltConf column contains the number of residues with at least one atom in alternate conformation and the Trace column contains the number of residues modelled with at most 2 atoms.

- Molecule 1 is a protein called lysozyme C.

Mol	Chain	Residues	Atoms					ZeroOcc	AltConf	Trace
1	1-A	129	Total	C	N	O	S	0	6	0
			1014	621	195	188	10			
1	2-A	129	Total	C	N	O	S	0	6	0
			1014	621	195	188	10			
1	3-A	129	Total	C	N	O	S	0	6	0
			1014	621	195	188	10			
1	4-A	129	Total	C	N	O	S	0	6	0
			1014	621	195	188	10			
1	5-A	129	Total	C	N	O	S	0	6	0
			1014	621	195	188	10			
1	6-A	129	Total	C	N	O	S	0	6	0
			1014	621	195	188	10			
1	7-A	129	Total	C	N	O	S	0	6	0
			1014	621	195	188	10			
1	8-A	129	Total	C	N	O	S	0	6	0
			1014	621	195	188	10			
1	9-A	129	Total	C	N	O	S	0	6	0
			1014	621	195	188	10			
1	10-A	129	Total	C	N	O	S	0	6	0
			1014	621	195	188	10			

- Molecule 2 is CHLORIDE ION (three-letter code: CL) (formula: Cl).

Mol	Chain	Residues	Atoms		ZeroOcc	AltConf
2	3-A	2	Total	Cl	0	0
			2	2		
2	4-A	2	Total	Cl	0	0
			2	2		
2	5-A	2	Total	Cl	0	0
			2	2		
2	8-A	2	Total	Cl	0	0
			2	2		

Continued on next page...

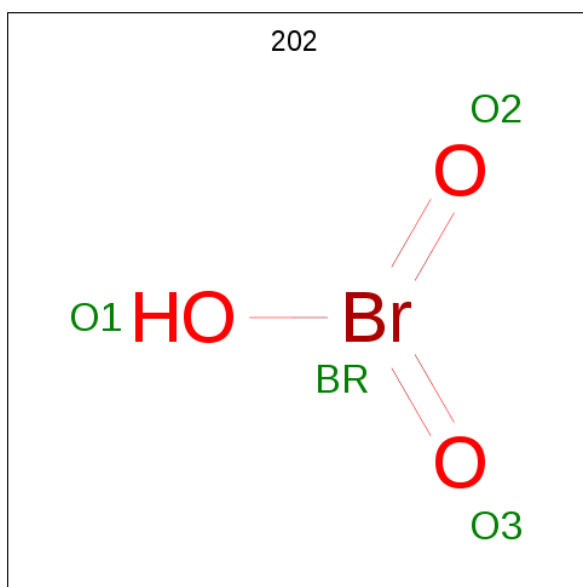
Continued from previous page...

Mol	Chain	Residues	Atoms		ZeroOcc	AltConf
2	1-A	2	Total	Cl	0	0
			2	2		
2	6-A	2	Total	Cl	0	0
			2	2		
2	2-A	2	Total	Cl	0	0
			2	2		
2	10-A	2	Total	Cl	0	0
			2	2		
2	9-A	2	Total	Cl	0	0
			2	2		
2	7-A	2	Total	Cl	0	0
			2	2		

- Molecule 3 is SODIUM ION (three-letter code: NA) (formula: Na).

Mol	Chain	Residues	Atoms		ZeroOcc	AltConf
3	3-A	1	Total	Na	0	0
			1	1		
3	4-A	1	Total	Na	0	0
			1	1		
3	5-A	1	Total	Na	0	0
			1	1		
3	8-A	1	Total	Na	0	0
			1	1		
3	1-A	1	Total	Na	0	0
			1	1		
3	6-A	1	Total	Na	0	0
			1	1		
3	2-A	1	Total	Na	0	0
			1	1		
3	10-A	1	Total	Na	0	0
			1	1		
3	9-A	1	Total	Na	0	0
			1	1		
3	7-A	1	Total	Na	0	0
			1	1		

- Molecule 4 is BROMIC ACID (three-letter code: 202) (formula: BrHO₃).



Mol	Chain	Residues	Atoms			ZeroOcc	AltConf
4	1-A	1	Total	Br	O	0	0
			4	1	3		
4	2-A	1	Total	Br	O	0	0
			4	1	3		
4	3-A	1	Total	Br	O	0	0
			4	1	3		
4	4-A	1	Total	Br	O	0	0
			4	1	3		
4	5-A	1	Total	Br	O	0	0
			4	1	3		
4	6-A	1	Total	Br	O	0	0
			4	1	3		
4	7-A	1	Total	Br	O	0	0
			4	1	3		
4	8-A	1	Total	Br	O	0	0
			4	1	3		
4	9-A	1	Total	Br	O	0	0
			4	1	3		
4	10-A	1	Total	Br	O	0	0
			4	1	3		
4	1-A	1	Total	Br	O	0	0
			4	1	3		
4	2-A	1	Total	Br	O	0	0
			4	1	3		
4	3-A	1	Total	Br	O	0	0
			4	1	3		
4	4-A	1	Total	Br	O	0	0
			4	1	3		

Continued on next page...

Continued from previous page...

Mol	Chain	Residues	Atoms			ZeroOcc	AltConf
4	5-A	1	Total 4	Br 1	O 3	0	0
4	6-A	1	Total 4	Br 1	O 3	0	0
4	7-A	1	Total 4	Br 1	O 3	0	0
4	8-A	1	Total 4	Br 1	O 3	0	0
4	9-A	1	Total 4	Br 1	O 3	0	0
4	10-A	1	Total 4	Br 1	O 3	0	0
4	1-A	1	Total 4	Br 1	O 3	0	0
4	2-A	1	Total 4	Br 1	O 3	0	0
4	3-A	1	Total 4	Br 1	O 3	0	0
4	4-A	1	Total 4	Br 1	O 3	0	0
4	5-A	1	Total 4	Br 1	O 3	0	0
4	6-A	1	Total 4	Br 1	O 3	0	0
4	7-A	1	Total 4	Br 1	O 3	0	0
4	8-A	1	Total 4	Br 1	O 3	0	0
4	9-A	1	Total 4	Br 1	O 3	0	0
4	10-A	1	Total 4	Br 1	O 3	0	0
4	1-A	1	Total 3	Br 1	O 2	0	0
4	2-A	1	Total 3	Br 1	O 2	0	0
4	3-A	1	Total 3	Br 1	O 2	0	0
4	4-A	1	Total 3	Br 1	O 2	0	0
4	5-A	1	Total 3	Br 1	O 2	0	0

Continued on next page...

Continued from previous page...

Mol	Chain	Residues	Atoms			ZeroOcc	AltConf
4	6-A	1	Total 3	Br 1	O 2	0	0
4	7-A	1	Total 3	Br 1	O 2	0	0
4	8-A	1	Total 3	Br 1	O 2	0	0
4	9-A	1	Total 3	Br 1	O 2	0	0
4	10-A	1	Total 3	Br 1	O 2	0	0
4	1-A	1	Total 2	Br 1	O 1	0	0
4	2-A	1	Total 2	Br 1	O 1	0	0
4	3-A	1	Total 2	Br 1	O 1	0	0
4	4-A	1	Total 2	Br 1	O 1	0	0
4	5-A	1	Total 2	Br 1	O 1	0	0
4	6-A	1	Total 2	Br 1	O 1	0	0
4	7-A	1	Total 2	Br 1	O 1	0	0
4	8-A	1	Total 2	Br 1	O 1	0	0
4	9-A	1	Total 2	Br 1	O 1	0	0
4	10-A	1	Total 2	Br 1	O 1	0	0
4	1-A	1	Total 3	Br 1	O 2	0	0
4	2-A	1	Total 3	Br 1	O 2	0	0
4	3-A	1	Total 3	Br 1	O 2	0	0
4	4-A	1	Total 3	Br 1	O 2	0	0
4	5-A	1	Total 3	Br 1	O 2	0	0
4	6-A	1	Total 3	Br 1	O 2	0	0

Continued on next page...

Continued from previous page...

Mol	Chain	Residues	Atoms			ZeroOcc	AltConf
4	7-A	1	Total 3	Br 1	O 2	0	0
4	8-A	1	Total 3	Br 1	O 2	0	0
4	9-A	1	Total 3	Br 1	O 2	0	0
4	10-A	1	Total 3	Br 1	O 2	0	0
4	1-A	1	Total 2	Br 1	O 1	0	0
4	2-A	1	Total 2	Br 1	O 1	0	0
4	3-A	1	Total 2	Br 1	O 1	0	0
4	4-A	1	Total 2	Br 1	O 1	0	0
4	5-A	1	Total 2	Br 1	O 1	0	0
4	6-A	1	Total 2	Br 1	O 1	0	0
4	7-A	1	Total 2	Br 1	O 1	0	0
4	8-A	1	Total 2	Br 1	O 1	0	0
4	9-A	1	Total 2	Br 1	O 1	0	0
4	10-A	1	Total 2	Br 1	O 1	0	0
4	1-A	1	Total 2	Br 1	O 1	0	0
4	2-A	1	Total 2	Br 1	O 1	0	0
4	3-A	1	Total 2	Br 1	O 1	0	0
4	4-A	1	Total 2	Br 1	O 1	0	0
4	5-A	1	Total 2	Br 1	O 1	0	0
4	6-A	1	Total 2	Br 1	O 1	0	0
4	7-A	1	Total 2	Br 1	O 1	0	0

Continued on next page...

Continued from previous page...

Mol	Chain	Residues	Atoms			ZeroOcc	AltConf
4	8-A	1	Total 2	Br 1	O 1	0	0
4	9-A	1	Total 2	Br 1	O 1	0	0
4	10-A	1	Total 2	Br 1	O 1	0	0
4	1-A	1	Total 2	Br 1	O 1	0	0
4	2-A	1	Total 2	Br 1	O 1	0	0
4	3-A	1	Total 2	Br 1	O 1	0	0
4	4-A	1	Total 2	Br 1	O 1	0	0
4	5-A	1	Total 2	Br 1	O 1	0	0
4	6-A	1	Total 2	Br 1	O 1	0	0
4	7-A	1	Total 2	Br 1	O 1	0	0
4	8-A	1	Total 2	Br 1	O 1	0	0
4	9-A	1	Total 2	Br 1	O 1	0	0
4	10-A	1	Total 2	Br 1	O 1	0	0

- Molecule 5 is water.

Mol	Chain	Residues	Atoms		ZeroOcc	AltConf
5	1-A	298	Total 298	O 298	0	0
5	2-A	303	Total 303	O 303	0	0
5	3-A	302	Total 302	O 302	0	0
5	4-A	293	Total 293	O 293	0	0
5	5-A	307	Total 307	O 307	0	0
5	6-A	292	Total 292	O 292	0	0

Continued on next page...

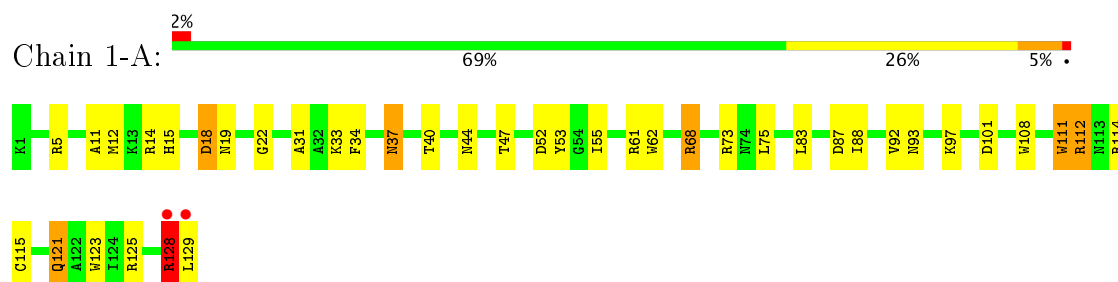
Continued from previous page...

Mol	Chain	Residues	Atoms		ZeroOcc	AltConf
5	7-A	291	Total 291	O 291	0	0
5	8-A	292	Total 292	O 292	0	0
5	9-A	290	Total 290	O 290	0	0
5	10-A	295	Total 295	O 295	0	0

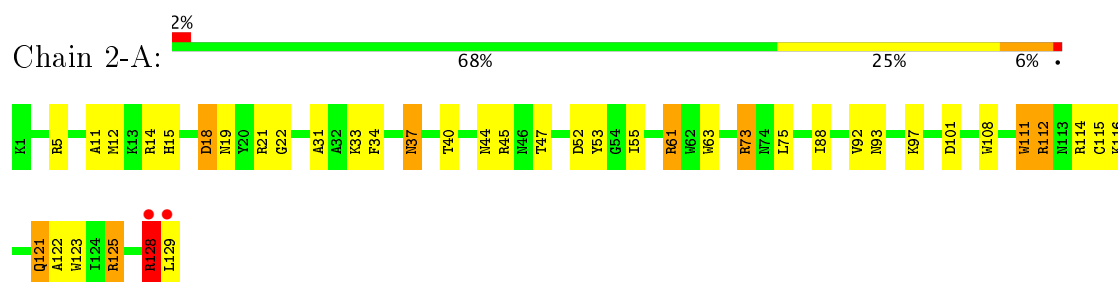
3 Residue-property plots [i](#)

These plots are drawn for all protein, RNA and DNA chains in the entry. The first graphic for a chain summarises the proportions of the various outlier classes displayed in the second graphic. The second graphic shows the sequence view annotated by issues in geometry and electron density. Residues are color-coded according to the number of geometric quality criteria for which they contain at least one outlier: green = 0, yellow = 1, orange = 2 and red = 3 or more. A red dot above a residue indicates a poor fit to the electron density ($RSRZ > 2$). Stretches of 2 or more consecutive residues without any outlier are shown as a green connector. Residues present in the sample, but not in the model, are shown in grey.

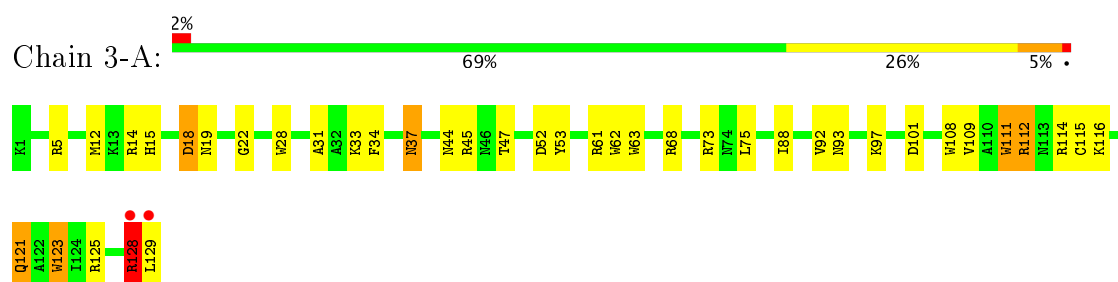
• Molecule 1: lysozyme C



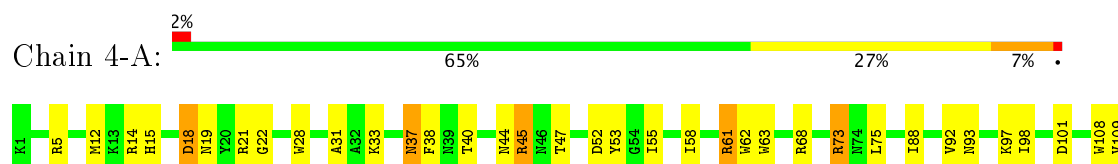
• Molecule 1: lysozyme C

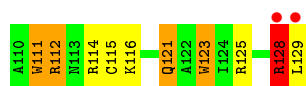


• Molecule 1: lysozyme C

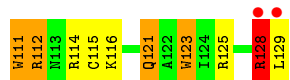
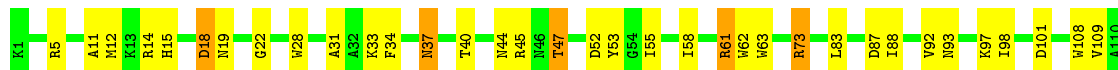


• Molecule 1: lysozyme C

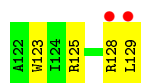




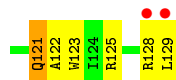
- Molecule 1: lysozyme C



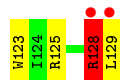
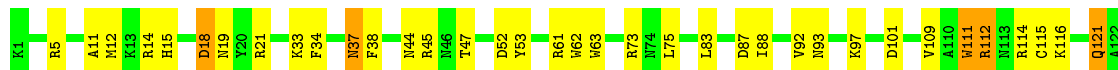
- Molecule 1: lysozyme C



- Molecule 1: lysozyme C

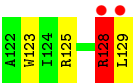


- Molecule 1: lysozyme C

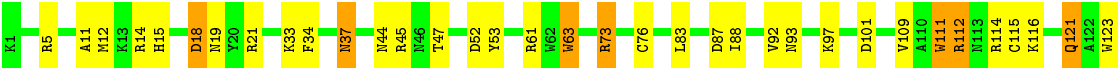
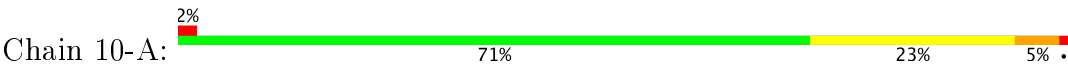


- Molecule 1: lysozyme C





● Molecule 1: lysozyme C



4 Data and refinement statistics

Property	Value	Source
Space group	P 43 21 2	Depositor
Cell constants a, b, c, α , β , γ	77.21Å 77.21Å 38.19Å 90.00° 90.00° 90.00°	Depositor
Resolution (Å)	8.00 – 1.25 38.61 – 1.25	Depositor EDS
% Data completeness (in resolution range)	95.2 (8.00-1.25) 98.8 (38.61-1.25)	Depositor EDS
R_{merge}	0.06	Depositor
R_{sym}	(Not available)	Depositor
$\langle I/\sigma(I) \rangle$ ¹	7.58 (at 1.25Å)	Xtriage
Refinement program	HipHop, SHELXL	Depositor
R, R_{free}	0.178 , 0.213 (Not available) , (Not available)	Depositor DCC
R_{free} test set	NotAvailable	DCC
Wilson B-factor (Å ²)	12.9	Xtriage
Anisotropy	0.275	Xtriage
Bulk solvent k_{sol} (e/Å ³), B_{sol} (Å ²)	4.17 , 268.9	EDS
L-test for twinning ²	$\langle L \rangle = 0.48$, $\langle L^2 \rangle = 0.32$	Xtriage
Estimated twinning fraction	No twinning to report.	Xtriage
F_o, F_c correlation	0.96	EDS
Total number of atoms	13393	wwPDB-VP
Average B, all atoms (Å ²)	19.0	wwPDB-VP

Xtriage's analysis on translational NCS is as follows: *The largest off-origin peak in the Patterson function is 6.90% of the height of the origin peak. No significant pseudotranslation is detected.*

¹Intensities estimated from amplitudes.

²Theoretical values of $\langle |L| \rangle$, $\langle L^2 \rangle$ for acentric reflections are 0.5, 0.333 respectively for untwinned datasets, and 0.375, 0.2 for perfectly twinned datasets.

5 Model quality

5.1 Standard geometry

Bond lengths and bond angles in the following residue types are not validated in this section: NA, 202, CL

The Z score for a bond length (or angle) is the number of standard deviations the observed value is removed from the expected value. A bond length (or angle) with $|Z| > 5$ is considered an outlier worth inspection. RMSZ is the root-mean-square of all Z scores of the bond lengths (or angles).

Mol	Chain	Bond lengths		Bond angles	
		RMSZ	$\# Z > 5$	RMSZ	$\# Z > 5$
1	1-A	1.02	0/1069	1.81	21/1442 (1.5%)
1	2-A	1.01	0/1069	1.85	28/1442 (1.9%)
1	3-A	1.01	0/1069	1.83	25/1442 (1.7%)
1	4-A	0.99	0/1069	1.82	24/1442 (1.7%)
1	5-A	1.01	0/1069	1.81	28/1442 (1.9%)
1	6-A	1.01	0/1069	1.84	23/1442 (1.6%)
1	7-A	1.01	0/1069	1.83	26/1442 (1.8%)
1	8-A	1.02	0/1069	1.80	28/1442 (1.9%)
1	9-A	1.02	0/1069	1.81	25/1442 (1.7%)
1	10-A	1.03	0/1069	1.81	24/1442 (1.7%)
All	All	1.01	0/10690	1.82	252/14420 (1.7%)

There are no bond length outliers.

All (252) bond angle outliers are listed below:

Mol	Chain	Res	Type	Atoms	Z	Observed(°)	Ideal(°)
1	6-A	18	ASP	CB-CG-OD2	-18.07	102.04	118.30
1	7-A	18	ASP	CB-CG-OD2	-17.93	102.17	118.30
1	9-A	18	ASP	CB-CG-OD2	-17.30	102.73	118.30
1	1-A	18	ASP	CB-CG-OD2	-16.92	103.07	118.30
1	2-A	18	ASP	CB-CG-OD2	-16.87	103.12	118.30
1	3-A	18	ASP	CB-CG-OD2	-16.67	103.30	118.30
1	8-A	18	ASP	CB-CG-OD2	-16.51	103.44	118.30
1	10-A	18	ASP	CB-CG-OD2	-15.99	103.91	118.30
1	5-A	18	ASP	CB-CG-OD2	-15.82	104.06	118.30
1	4-A	18	ASP	CB-CG-OD2	-15.48	104.36	118.30
1	3-A	18	ASP	CB-CG-OD1	15.36	132.12	118.30
1	9-A	14	ARG	NE-CZ-NH2	-15.11	112.74	120.30
1	8-A	14	ARG	NE-CZ-NH2	-14.70	112.95	120.30
1	7-A	18	ASP	CB-CG-OD1	14.40	131.26	118.30

Continued on next page...

Continued from previous page...

Mol	Chain	Res	Type	Atoms	Z	Observed(°)	Ideal(°)
1	2-A	14	ARG	NE-CZ-NH2	-14.37	113.11	120.30
1	4-A	14	ARG	NE-CZ-NH2	-14.36	113.12	120.30
1	2-A	18	ASP	CB-CG-OD1	13.69	130.62	118.30
1	8-A	18	ASP	CB-CG-OD1	13.58	130.52	118.30
1	1-A	18	ASP	CB-CG-OD1	13.54	130.49	118.30
1	4-A	18	ASP	CB-CG-OD1	13.53	130.48	118.30
1	5-A	18	ASP	CB-CG-OD1	13.49	130.44	118.30
1	6-A	14	ARG	NE-CZ-NH2	-13.43	113.58	120.30
1	10-A	18	ASP	CB-CG-OD1	13.39	130.35	118.30
1	6-A	112	ARG	CD-NE-CZ	13.35	142.30	123.60
1	7-A	14	ARG	NE-CZ-NH2	-13.23	113.68	120.30
1	6-A	18	ASP	CB-CG-OD1	13.16	130.14	118.30
1	1-A	14	ARG	NE-CZ-NH2	-13.13	113.73	120.30
1	9-A	18	ASP	CB-CG-OD1	12.99	130.00	118.30
1	10-A	14	ARG	NE-CZ-NH2	-12.92	113.84	120.30
1	3-A	114	ARG	NE-CZ-NH1	-12.78	113.91	120.30
1	4-A	114	ARG	NE-CZ-NH1	-12.55	114.02	120.30
1	3-A	14	ARG	NE-CZ-NH2	-12.54	114.03	120.30
1	1-A	5	ARG	NE-CZ-NH1	12.49	126.55	120.30
1	1-A	5	ARG	NE-CZ-NH2	-12.46	114.07	120.30
1	5-A	112	ARG	CD-NE-CZ	12.42	140.98	123.60
1	7-A	5	ARG	NE-CZ-NH1	12.20	126.40	120.30
1	2-A	114	ARG	NE-CZ-NH1	-11.63	114.48	120.30
1	7-A	114	ARG	NE-CZ-NH1	-11.60	114.50	120.30
1	2-A	112	ARG	CD-NE-CZ	11.56	139.78	123.60
1	3-A	112	ARG	CD-NE-CZ	11.48	139.67	123.60
1	1-A	112	ARG	CD-NE-CZ	11.41	139.57	123.60
1	9-A	114	ARG	NE-CZ-NH1	-11.29	114.66	120.30
1	6-A	114	ARG	NE-CZ-NH1	-11.10	114.75	120.30
1	5-A	114	ARG	NE-CZ-NH1	-11.09	114.75	120.30
1	2-A	5	ARG	NE-CZ-NH1	10.86	125.73	120.30
1	6-A	5	ARG	NE-CZ-NH1	10.86	125.73	120.30
1	2-A	5	ARG	NE-CZ-NH2	-10.60	115.00	120.30
1	4-A	112	ARG	CD-NE-CZ	10.55	138.38	123.60
1	10-A	112	ARG	CD-NE-CZ	10.53	138.34	123.60
1	8-A	114	ARG	NE-CZ-NH1	-10.52	115.04	120.30
1	9-A	5	ARG	NE-CZ-NH2	-10.26	115.17	120.30
1	5-A	14	ARG	NE-CZ-NH2	-10.14	115.23	120.30
1	8-A	14	ARG	NH1-CZ-NH2	10.13	130.54	119.40
1	7-A	112	ARG	CD-NE-CZ	10.08	137.71	123.60
1	3-A	5	ARG	NE-CZ-NH2	-9.88	115.36	120.30
1	9-A	14	ARG	NH1-CZ-NH2	9.84	130.23	119.40

Continued on next page...

Continued from previous page...

Mol	Chain	Res	Type	Atoms	Z	Observed(°)	Ideal(°)
1	10-A	5	ARG	NE-CZ-NH1	9.71	125.16	120.30
1	3-A	5	ARG	NE-CZ-NH1	9.70	125.15	120.30
1	9-A	5	ARG	NE-CZ-NH1	9.68	125.14	120.30
1	1-A	114	ARG	NE-CZ-NH1	-9.62	115.49	120.30
1	8-A	5	ARG	NE-CZ-NH2	-9.56	115.52	120.30
1	10-A	114	ARG	NE-CZ-NH1	-9.56	115.52	120.30
1	6-A	5	ARG	NE-CZ-NH2	-9.55	115.53	120.30
1	7-A	5	ARG	NE-CZ-NH2	-9.42	115.59	120.30
1	8-A	112	ARG	CD-NE-CZ	9.39	136.74	123.60
1	10-A	128	ARG	NE-CZ-NH2	9.33	124.96	120.30
1	7-A	52[A]	ASP	CB-CG-OD2	-9.23	109.99	118.30
1	7-A	52[B]	ASP	CB-CG-OD2	-9.23	109.99	118.30
1	8-A	5	ARG	NE-CZ-NH1	9.14	124.87	120.30
1	5-A	61	ARG	NE-CZ-NH2	-8.87	115.86	120.30
1	10-A	112	ARG	NE-CZ-NH1	8.82	124.71	120.30
1	4-A	112	ARG	NE-CZ-NH1	8.76	124.68	120.30
1	10-A	14	ARG	NH1-CZ-NH2	8.71	128.98	119.40
1	5-A	5	ARG	NE-CZ-NH1	8.59	124.59	120.30
1	4-A	5	ARG	NE-CZ-NH2	-8.56	116.02	120.30
1	4-A	5	ARG	NE-CZ-NH1	8.54	124.57	120.30
1	9-A	112	ARG	CD-NE-CZ	8.54	135.55	123.60
1	1-A	112	ARG	NE-CZ-NH1	8.43	124.52	120.30
1	9-A	52[A]	ASP	CB-CG-OD2	-8.25	110.88	118.30
1	9-A	52[B]	ASP	CB-CG-OD2	-8.25	110.88	118.30
1	6-A	61	ARG	NE-CZ-NH2	-8.23	116.19	120.30
1	10-A	5	ARG	NE-CZ-NH2	-8.23	116.19	120.30
1	3-A	112	ARG	NE-CZ-NH1	8.06	124.33	120.30
1	10-A	112	ARG	NE-CZ-NH2	-8.03	116.29	120.30
1	5-A	5	ARG	NE-CZ-NH2	-8.02	116.29	120.30
1	2-A	128	ARG	NE-CZ-NH1	-7.98	116.31	120.30
1	2-A	112	ARG	NE-CZ-NH1	7.83	124.22	120.30
1	8-A	52[A]	ASP	CB-CG-OD2	-7.75	111.32	118.30
1	8-A	52[B]	ASP	CB-CG-OD2	-7.75	111.32	118.30
1	4-A	128	ARG	NE-CZ-NH2	7.72	124.16	120.30
1	6-A	73	ARG	CD-NE-CZ	7.59	134.23	123.60
1	8-A	14	ARG	NE-CZ-NH1	-7.59	116.51	120.30
1	1-A	14	ARG	NH1-CZ-NH2	7.58	127.74	119.40
1	7-A	14	ARG	NH1-CZ-NH2	7.58	127.74	119.40
1	3-A	52[A]	ASP	CB-CG-OD2	-7.54	111.52	118.30
1	3-A	52[B]	ASP	CB-CG-OD2	-7.54	111.52	118.30
1	7-A	61	ARG	NE-CZ-NH2	-7.54	116.53	120.30
1	3-A	128	ARG	NE-CZ-NH1	-7.50	116.55	120.30

Continued on next page...

Continued from previous page...

Mol	Chain	Res	Type	Atoms	Z	Observed(°)	Ideal(°)
1	2-A	52[A]	ASP	CB-CG-OD2	-7.45	111.60	118.30
1	2-A	52[B]	ASP	CB-CG-OD2	-7.45	111.60	118.30
1	2-A	21	ARG	CD-NE-CZ	7.37	133.92	123.60
1	1-A	123	TRP	CD1-CG-CD2	7.33	112.17	106.30
1	6-A	52[A]	ASP	CB-CG-OD2	-7.31	111.72	118.30
1	6-A	52[B]	ASP	CB-CG-OD2	-7.31	111.72	118.30
1	4-A	12	MET	O-C-N	7.31	134.39	122.70
1	4-A	52[A]	ASP	CB-CG-OD2	-7.26	111.77	118.30
1	4-A	52[B]	ASP	CB-CG-OD2	-7.26	111.77	118.30
1	2-A	14	ARG	NH1-CZ-NH2	7.25	127.37	119.40
1	5-A	128	ARG	NE-CZ-NH2	7.20	123.90	120.30
1	4-A	14	ARG	NH1-CZ-NH2	7.16	127.28	119.40
1	2-A	61	ARG	NE-CZ-NH2	-7.13	116.73	120.30
1	5-A	14	ARG	NH1-CZ-NH2	7.13	127.24	119.40
1	9-A	45	ARG	CD-NE-CZ	7.12	133.57	123.60
1	8-A	112	ARG	NE-CZ-NH1	7.10	123.85	120.30
1	5-A	12	MET	O-C-N	7.08	134.02	122.70
1	10-A	52[A]	ASP	CB-CG-OD2	-6.99	112.01	118.30
1	10-A	52[B]	ASP	CB-CG-OD2	-6.99	112.01	118.30
1	5-A	45	ARG	NE-CZ-NH2	-6.98	116.81	120.30
1	5-A	111	TRP	CD1-CG-CD2	6.97	111.88	106.30
1	2-A	123	TRP	CD1-CG-CD2	6.95	111.86	106.30
1	5-A	45	ARG	CD-NE-CZ	6.93	133.30	123.60
1	3-A	63	TRP	CH2-CZ2-CE2	-6.89	110.51	117.40
1	6-A	112	ARG	NE-CZ-NH1	6.81	123.71	120.30
1	6-A	128	ARG	NE-CZ-NH2	6.81	123.70	120.30
1	5-A	52[A]	ASP	CB-CG-OD2	-6.78	112.20	118.30
1	5-A	52[B]	ASP	CB-CG-OD2	-6.78	112.20	118.30
1	10-A	34	PHE	CB-CG-CD2	6.77	125.54	120.80
1	7-A	12	MET	O-C-N	6.76	133.52	122.70
1	10-A	12	MET	O-C-N	6.76	133.51	122.70
1	3-A	12	MET	O-C-N	6.75	133.51	122.70
1	1-A	128	ARG	NE-CZ-NH1	-6.75	116.93	120.30
1	5-A	61	ARG	CD-NE-CZ	-6.74	114.17	123.60
1	7-A	112	ARG	NE-CZ-NH1	6.69	123.64	120.30
1	6-A	45	ARG	CD-NE-CZ	6.67	132.94	123.60
1	1-A	111	TRP	CD1-CG-CD2	6.65	111.62	106.30
1	9-A	111	TRP	CD1-CG-CD2	6.65	111.62	106.30
1	8-A	12	MET	O-C-N	6.65	133.34	122.70
1	2-A	34	PHE	CB-CG-CD2	6.62	125.43	120.80
1	4-A	63	TRP	CH2-CZ2-CE2	-6.61	110.79	117.40
1	4-A	123	TRP	CD1-CG-CD2	6.57	111.56	106.30

Continued on next page...

Continued from previous page...

Mol	Chain	Res	Type	Atoms	Z	Observed(°)	Ideal(°)
1	4-A	111	TRP	CD1-CG-CD2	6.56	111.55	106.30
1	3-A	111	TRP	CD1-CG-CD2	6.56	111.55	106.30
1	9-A	14	ARG	NE-CZ-NH1	-6.54	117.03	120.30
1	9-A	12	MET	O-C-N	6.54	133.16	122.70
1	9-A	128	ARG	NE-CZ-NH1	-6.53	117.04	120.30
1	1-A	52[A]	ASP	CB-CG-OD2	-6.52	112.43	118.30
1	1-A	52[B]	ASP	CB-CG-OD2	-6.52	112.43	118.30
1	10-A	111	TRP	CD1-CG-CD2	6.51	111.51	106.30
1	10-A	45	ARG	CD-NE-CZ	6.51	132.71	123.60
1	2-A	12	MET	O-C-N	6.45	133.03	122.70
1	6-A	111	TRP	CD1-CG-CD2	6.38	111.40	106.30
1	3-A	14	ARG	NH1-CZ-NH2	6.38	126.41	119.40
1	7-A	73	ARG	CD-NE-CZ	6.33	132.47	123.60
1	5-A	112	ARG	NE-CZ-NH1	6.32	123.46	120.30
1	6-A	123	TRP	CD1-CG-CD2	6.31	111.35	106.30
1	8-A	123	TRP	CD1-CG-CD2	6.30	111.34	106.30
1	6-A	34	PHE	CB-CG-CD2	6.29	125.21	120.80
1	7-A	45	ARG	CD-NE-CZ	6.27	132.38	123.60
1	4-A	38	PHE	CB-CG-CD2	-6.27	116.41	120.80
1	10-A	63	TRP	CH2-CZ2-CE2	-6.26	111.14	117.40
1	10-A	14	ARG	NE-CZ-NH1	-6.25	117.18	120.30
1	6-A	14	ARG	NH1-CZ-NH2	6.24	126.27	119.40
1	1-A	12	MET	O-C-N	6.23	132.67	122.70
1	1-A	34	PHE	CB-CG-CD2	6.22	125.16	120.80
1	9-A	52[A]	ASP	CB-CG-OD1	6.19	123.87	118.30
1	9-A	52[B]	ASP	CB-CG-OD1	6.19	123.87	118.30
1	2-A	125	ARG	NE-CZ-NH2	-6.18	117.21	120.30
1	6-A	12	MET	O-C-N	6.18	132.59	122.70
1	8-A	111	TRP	CD1-CG-CD2	6.15	111.22	106.30
1	4-A	61	ARG	NE-CZ-NH2	-6.15	117.22	120.30
1	9-A	123	TRP	CD1-CG-CD2	6.14	111.21	106.30
1	2-A	111	TRP	CD1-CG-CD2	6.12	111.19	106.30
1	5-A	34	PHE	CB-CG-CD2	6.08	125.05	120.80
1	1-A	68	ARG	NE-CZ-NH1	-6.06	117.27	120.30
1	9-A	112	ARG	NE-CZ-NH1	6.06	123.33	120.30
1	6-A	63	TRP	CH2-CZ2-CE2	-6.05	111.35	117.40
1	7-A	111	TRP	CD1-CG-CD2	6.04	111.14	106.30
1	5-A	128	ARG	NE-CZ-NH1	-6.02	117.29	120.30
1	8-A	45	ARG	CD-NE-CZ	6.01	132.01	123.60
1	10-A	128	ARG	NE-CZ-NH1	-6.01	117.30	120.30
1	1-A	128	ARG	NE-CZ-NH2	5.98	123.29	120.30
1	5-A	123	TRP	CD1-CG-CD2	5.98	111.08	106.30

Continued on next page...

Continued from previous page...

Mol	Chain	Res	Type	Atoms	Z	Observed(°)	Ideal(°)
1	8-A	38	PHE	CB-CG-CD2	-5.97	116.62	120.80
1	5-A	28	TRP	CD1-NE1-CE2	5.95	114.35	109.00
1	2-A	45	ARG	NE-CZ-NH2	-5.94	117.33	120.30
1	8-A	112	ARG	NE-CZ-NH2	-5.93	117.33	120.30
1	7-A	63	TRP	CH2-CZ2-CE2	-5.88	111.52	117.40
1	9-A	128	ARG	NE-CZ-NH2	5.84	123.22	120.30
1	4-A	45	ARG	NE-CZ-NH2	-5.84	117.38	120.30
1	2-A	73	ARG	CD-NE-CZ	5.83	131.76	123.60
1	10-A	87	ASP	CB-CG-OD1	5.82	123.54	118.30
1	8-A	128	ARG	NE-CZ-NH2	5.79	123.20	120.30
1	7-A	38	PHE	CB-CG-CD2	-5.74	116.78	120.80
1	8-A	34	PHE	CB-CG-CD2	5.71	124.80	120.80
1	1-A	87	ASP	CB-CG-OD1	5.67	123.41	118.30
1	7-A	34	PHE	CB-CG-CD2	5.67	124.77	120.80
1	8-A	52[A]	ASP	CB-CG-OD1	5.65	123.39	118.30
1	8-A	52[B]	ASP	CB-CG-OD1	5.65	123.39	118.30
1	6-A	73	ARG	NE-CZ-NH2	5.64	123.12	120.30
1	3-A	28	TRP	CD1-NE1-CE2	5.59	114.03	109.00
1	3-A	123	TRP	CD1-CG-CD2	5.57	110.76	106.30
1	3-A	52[A]	ASP	CB-CG-OD1	5.55	123.30	118.30
1	3-A	52[B]	ASP	CB-CG-OD1	5.55	123.30	118.30
1	5-A	14	ARG	NE-CZ-NH1	-5.54	117.53	120.30
1	5-A	63	TRP	CH2-CZ2-CE2	-5.52	111.88	117.40
1	9-A	112	ARG	NE-CZ-NH2	-5.51	117.54	120.30
1	3-A	114	ARG	NE-CZ-NH2	5.49	123.04	120.30
1	8-A	123	TRP	NE1-CE2-CZ2	5.47	136.42	130.40
1	7-A	52[A]	ASP	CB-CG-OD1	5.46	123.22	118.30
1	7-A	52[B]	ASP	CB-CG-OD1	5.46	123.22	118.30
1	2-A	63	TRP	CH2-CZ2-CE2	-5.45	111.95	117.40
1	7-A	61	ARG	CD-NE-CZ	-5.41	116.02	123.60
1	10-A	123	TRP	CD1-CG-CD2	5.41	110.63	106.30
1	4-A	28	TRP	CD1-NE1-CE2	5.38	113.84	109.00
1	5-A	47	THR	CA-CB-CG2	-5.36	104.90	112.40
1	8-A	87	ASP	CB-CG-OD1	5.36	123.12	118.30
1	3-A	34	PHE	CB-CG-CD2	5.35	124.55	120.80
1	9-A	87	ASP	CB-CG-OD1	5.34	123.11	118.30
1	8-A	123	TRP	CD2-CE2-CZ2	-5.33	115.90	122.30
1	4-A	21	ARG	NE-CZ-NH2	-5.33	117.64	120.30
1	1-A	111	TRP	CG-CD2-CE3	5.29	138.66	133.90
1	5-A	123	TRP	NE1-CE2-CZ2	5.23	136.16	130.40
1	3-A	123	TRP	NE1-CE2-CZ2	5.23	136.15	130.40
1	3-A	63	TRP	CZ3-CH2-CZ2	5.21	127.85	121.60

Continued on next page...

Continued from previous page...

Mol	Chain	Res	Type	Atoms	Z	Observed(°)	Ideal(°)
1	4-A	123	TRP	NE1-CE2-CZ2	5.20	136.12	130.40
1	6-A	28	TRP	CD1-NE1-CE2	5.19	113.67	109.00
1	3-A	128	ARG	CB-CA-C	5.17	120.75	110.40
1	4-A	45	ARG	CD-NE-CZ	5.17	130.84	123.60
1	1-A	123	TRP	CE2-CD2-CG	-5.17	103.17	107.30
1	7-A	128	ARG	NE-CZ-NH2	5.15	122.87	120.30
1	8-A	128	ARG	NE-CZ-NH1	-5.15	117.73	120.30
1	7-A	123	TRP	CD1-CG-CD2	5.14	110.41	106.30
1	3-A	123	TRP	CD2-CE2-CZ2	-5.13	116.14	122.30
1	2-A	61	ARG	CD-NE-CZ	-5.13	116.42	123.60
1	2-A	52[A]	ASP	CB-CG-OD1	5.12	122.91	118.30
1	2-A	52[B]	ASP	CB-CG-OD1	5.12	122.91	118.30
1	7-A	87	ASP	CB-CG-OD1	5.12	122.91	118.30
1	2-A	45	ARG	CD-NE-CZ	5.11	130.76	123.60
1	10-A	123	TRP	NE1-CE2-CZ2	5.11	136.02	130.40
1	7-A	122	ALA	O-C-N	5.11	130.87	122.70
1	5-A	87	ASP	CB-CG-OD1	5.10	122.89	118.30
1	8-A	63	TRP	CH2-CZ2-CE2	-5.10	112.30	117.40
1	9-A	34	PHE	CB-CG-CD2	5.09	124.36	120.80
1	10-A	63	TRP	CZ3-CH2-CZ2	5.09	127.70	121.60
1	6-A	123	TRP	CD2-CE2-CZ2	-5.07	116.21	122.30
1	2-A	122	ALA	O-C-N	5.06	130.80	122.70
1	8-A	45	ARG	NE-CZ-NH2	-5.06	117.77	120.30
1	9-A	123	TRP	CD2-CE2-CZ2	-5.05	116.23	122.30
1	9-A	123	TRP	NE1-CE2-CZ2	5.03	135.93	130.40
1	4-A	63	TRP	CZ3-CH2-CZ2	5.03	127.63	121.60
1	5-A	123	TRP	CD2-CE2-CZ2	-5.01	116.28	122.30
1	2-A	128	ARG	CB-CA-C	5.01	120.42	110.40

There are no chirality outliers.

There are no planarity outliers.

5.2 Too-close contacts ⓘ

In the following table, the Non-H and H(model) columns list the number of non-hydrogen atoms and hydrogen atoms in the chain respectively. The H(added) column lists the number of hydrogen atoms added and optimized by MolProbity. The Clashes column lists the number of clashes within the asymmetric unit, whereas Symm-Clashes lists symmetry related clashes.

Mol	Chain	Non-H	H(model)	H(added)	Clashes	Symm-Clashes
1	1-A	1014	0	975	73	2

Continued on next page...

Continued from previous page...

Mol	Chain	Non-H	H(model)	H(added)	Clashes	Symm-Clashes
1	2-A	1014	0	975	59	1
1	3-A	1014	0	975	67	2
1	4-A	1014	0	975	67	2
1	5-A	1014	0	975	69	1
1	6-A	1014	0	975	60	1
1	7-A	1014	0	975	62	2
1	8-A	1014	0	975	62	2
1	9-A	1014	0	975	65	1
1	10-A	1014	0	975	59	1
2	1-A	2	0	0	0	0
2	2-A	2	0	0	0	0
2	3-A	2	0	0	0	0
2	4-A	2	0	0	0	0
2	5-A	2	0	0	0	0
2	6-A	2	0	0	0	0
2	7-A	2	0	0	0	0
2	8-A	2	0	0	0	0
2	9-A	2	0	0	0	0
2	10-A	2	0	0	0	0
3	1-A	1	0	0	0	0
3	2-A	1	0	0	0	0
3	3-A	1	0	0	0	0
3	4-A	1	0	0	0	0
3	5-A	1	0	0	0	0
3	6-A	1	0	0	0	0
3	7-A	1	0	0	0	0
3	8-A	1	0	0	0	0
3	9-A	1	0	0	0	0
3	10-A	1	0	0	0	0
4	1-A	26	0	0	4	0
4	2-A	26	0	0	4	0
4	3-A	26	0	0	7	0
4	4-A	26	0	0	5	0
4	5-A	26	0	0	7	0
4	6-A	26	0	0	7	0
4	7-A	26	0	0	9	0
4	8-A	26	0	0	5	0
4	9-A	26	0	0	6	0
4	10-A	26	0	0	8	0
5	1-A	298	0	0	59	1
5	2-A	303	0	0	43	0
5	3-A	302	0	0	55	1

Continued on next page...

Continued from previous page...

Mol	Chain	Non-H	H(model)	H(added)	Clashes	Symm-Clashes
5	4-A	293	0	0	53	1
5	5-A	307	0	0	54	0
5	6-A	292	0	0	51	0
5	7-A	291	0	0	52	1
5	8-A	292	0	0	49	0
5	9-A	290	0	0	50	0
5	10-A	295	0	0	46	0
All	All	13393	0	9750	705	15

The all-atom clashscore is defined as the number of clashes found per 1000 atoms (including hydrogen atoms). The all-atom clashscore for this structure is 35.

All (705) close contacts within the same asymmetric unit are listed below, sorted by their clash magnitude.

Atom-1	Atom-2	Interatomic distance (Å)	Clash overlap (Å)
4:A:137:202:BR	4:A:137:202:O1	1.15	1.68
4:A:137:202:BR	4:A:137:202:O1	1.07	1.60
4:A:137:202:BR	4:A:137:202:O1	1.03	1.58
4:A:137:202:BR	4:A:137:202:O1	1.04	1.57
4:A:137:202:BR	4:A:137:202:O1	1.03	1.56
4:A:137:202:BR	4:A:137:202:O1	0.94	1.48
4:A:137:202:O1	4:A:137:202:BR	0.93	1.47
1:A:128:ARG:HH11	1:A:128:ARG:CG	1.27	1.38
1:A:97[B]:LYS:HG3	5:A:1264:HOH:O	1.21	1.37
1:A:47:THR:HB	5:A:1216:HOH:O	1.24	1.37
1:A:128:ARG:CZ	5:A:1282:HOH:O	1.72	1.35
1:A:128:ARG:CZ	5:A:1269:HOH:O	1.74	1.35
1:A:128:ARG:HH11	1:A:128:ARG:CG	1.30	1.35
1:A:58:ILE:HG12	5:A:1281:HOH:O	1.20	1.34
1:A:45:ARG:NH2	5:A:1275:HOH:O	1.57	1.34
1:A:47:THR:HB	5:A:1250:HOH:O	1.19	1.33
1:A:83:LEU:CB	5:A:1239:HOH:O	1.77	1.33
4:A:136:202:BR	4:A:136:202:O2	2.00	1.33
1:A:83:LEU:CB	5:A:1303:HOH:O	1.78	1.32
4:A:133:202:BR	4:A:133:202:O3	2.03	1.31
1:A:83:LEU:CB	5:A:1245:HOH:O	1.79	1.31
4:A:133:202:O3	4:A:133:202:BR	2.03	1.31
1:A:47:THR:HB	5:A:1216:HOH:O	1.25	1.31
1:A:47:THR:HB	5:A:1229:HOH:O	1.22	1.30
1:A:44:ASN:HB3	5:A:1249:HOH:O	1.24	1.29
4:A:133:202:O3	4:A:133:202:BR	2.06	1.29

Continued on next page...

Continued from previous page...

Atom-1	Atom-2	Interatomic distance (Å)	Clash overlap (Å)
1:A:47:THR:HB	5:A:1219:HOH:O	1.27	1.28
4:A:133:202:BR	4:A:133:202:O3	2.06	1.28
1:A:88:ILE:HD11	5:A:1174:HOH:O	1.33	1.27
1:A:83:LEU:CD1	5:A:1252:HOH:O	1.82	1.27
1:A:44:ASN:HB3	5:A:1236:HOH:O	1.30	1.27
1:A:88:ILE:HD11	5:A:1160:HOH:O	1.24	1.27
4:A:137:202:BR	5:A:1259:HOH:O	2.07	1.27
1:A:88:ILE:HD11	5:A:1161:HOH:O	1.19	1.27
1:A:97[B]:LYS:HG3	5:A:1283:HOH:O	1.31	1.27
1:A:47:THR:HB	5:A:1274:HOH:O	1.29	1.27
1:A:88:ILE:HD11	5:A:1171:HOH:O	1.26	1.27
1:A:83:LEU:CB	5:A:1238:HOH:O	1.82	1.26
1:A:88:ILE:HD11	5:A:1157:HOH:O	1.28	1.26
1:A:44:ASN:HB3	5:A:1270:HOH:O	1.29	1.25
1:A:44:ASN:HB3	5:A:1259:HOH:O	1.26	1.25
1:A:83:LEU:CB	5:A:1252:HOH:O	1.85	1.24
1:A:62:TRP:HZ2	5:A:1237:HOH:O	1.16	1.24
1:A:128:ARG:HH11	1:A:128:ARG:CG	1.46	1.24
1:A:44:ASN:HB3	5:A:1240:HOH:O	1.36	1.24
1:A:88:ILE:HD11	5:A:1155:HOH:O	1.31	1.24
1:A:83:LEU:CD1	5:A:1238:HOH:O	1.86	1.24
1:A:62:TRP:HZ2	5:A:1277:HOH:O	1.16	1.24
1:A:47:THR:HB	5:A:1262:HOH:O	1.32	1.23
1:A:62:TRP:HZ2	5:A:1269:HOH:O	1.21	1.23
1:A:83:LEU:HD13	5:A:1252:HOH:O	1.34	1.23
1:A:58:ILE:HG12	5:A:1293:HOH:O	1.13	1.22
1:A:45:ARG:NH2	5:A:1272:HOH:O	1.63	1.22
1:A:83:LEU:CB	5:A:1273:HOH:O	1.84	1.22
1:A:47:THR:CG2	5:A:1262:HOH:O	1.81	1.22
1:A:83:LEU:HD13	5:A:1294:HOH:O	1.41	1.21
1:A:83:LEU:CB	5:A:1294:HOH:O	1.88	1.21
1:A:83:LEU:CD1	5:A:1303:HOH:O	1.88	1.21
1:A:88:ILE:HD11	5:A:1155:HOH:O	1.39	1.21
1:A:47:THR:HB	5:A:1241:HOH:O	1.37	1.20
1:A:83:LEU:CD1	5:A:1239:HOH:O	1.89	1.19
1:A:83:LEU:CD1	5:A:1294:HOH:O	1.90	1.18
1:A:47:THR:HB	5:A:1237:HOH:O	1.41	1.18
1:A:83:LEU:HD13	5:A:1238:HOH:O	1.39	1.18
1:A:44:ASN:HB3	5:A:1284:HOH:O	1.41	1.18
1:A:88:ILE:HD11	5:A:1169:HOH:O	1.41	1.18
1:A:83:LEU:CD1	5:A:1245:HOH:O	1.90	1.18

Continued on next page...

Continued from previous page...

Atom-1	Atom-2	Interatomic distance (Å)	Clash overlap (Å)
1:A:62:TRP:CZ2	5:A:1277:HOH:O	1.87	1.17
4:A:137:202:BR	5:A:1290:HOH:O	2.16	1.17
1:A:37:ASN:HB2	5:A:1273:HOH:O	1.02	1.17
1:A:44:ASN:HB3	5:A:1228:HOH:O	1.40	1.17
4:A:136:202:O2	4:A:136:202:BR	2.18	1.16
1:A:47:THR:HB	5:A:1216:HOH:O	1.45	1.16
1:A:62:TRP:CZ2	5:A:1231:HOH:O	1.99	1.15
1:A:37:ASN:HB2	5:A:1261:HOH:O	0.98	1.14
1:A:88:ILE:HD11	5:A:1162:HOH:O	1.41	1.14
1:A:83:LEU:HD13	5:A:1273:HOH:O	1.48	1.13
1:A:83:LEU:CD1	5:A:1273:HOH:O	1.94	1.13
1:A:83:LEU:HD13	5:A:1239:HOH:O	1.45	1.13
1:A:128:ARG:NH1	1:A:128:ARG:HG2	1.14	1.13
1:A:62:TRP:HZ2	5:A:1233:HOH:O	1.30	1.13
1:A:62:TRP:HZ2	5:A:1231:HOH:O	1.27	1.13
1:A:128:ARG:NH1	1:A:128:ARG:HG2	1.29	1.13
1:A:88:ILE:CG1	5:A:1162:HOH:O	1.96	1.13
1:A:83:LEU:HD13	5:A:1245:HOH:O	1.46	1.13
1:A:108:TRP:CE2	5:A:1289:HOH:O	1.99	1.12
1:A:101:ASP:HB2	5:A:1171:HOH:O	0.95	1.12
1:A:128:ARG:HH11	1:A:128:ARG:CG	1.62	1.12
1:A:62:TRP:HZ2	5:A:1253:HOH:O	1.31	1.12
1:A:129:LEU:O	5:A:1148:HOH:O	1.68	1.11
4:A:135:202:O1	5:A:1248:HOH:O	1.68	1.11
1:A:128:ARG:HG2	1:A:128:ARG:NH1	1.15	1.11
1:A:62:TRP:CZ2	5:A:1269:HOH:O	1.94	1.10
1:A:83:LEU:HB3	5:A:1273:HOH:O	1.45	1.10
1:A:128:ARG:HG2	1:A:128:ARG:HH11	1.07	1.10
4:A:137:202:BR	5:A:1248:HOH:O	2.19	1.10
1:A:128:ARG:HG2	1:A:128:ARG:NH1	1.52	1.10
4:A:137:202:BR	5:A:1289:HOH:O	2.22	1.09
1:A:62:TRP:CZ2	5:A:1253:HOH:O	2.04	1.09
1:A:128:ARG:NH1	1:A:128:ARG:HG2	1.58	1.09
1:A:47:THR:CG2	5:A:1302:HOH:O	2.01	1.08
1:A:83:LEU:HB3	5:A:1245:HOH:O	1.39	1.08
1:A:129:LEU:O	5:A:1157:HOH:O	1.71	1.08
1:A:53:TYR:CE2	5:A:1142:HOH:O	2.04	1.08
1:A:101:ASP:HB2	5:A:1157:HOH:O	0.92	1.08
1:A:129:LEU:O	5:A:1160:HOH:O	1.72	1.08
1:A:101:ASP:HB2	5:A:1159:HOH:O	0.90	1.08
1:A:101:ASP:HB2	5:A:1157:HOH:O	0.92	1.08

Continued on next page...

Continued from previous page...

Atom-1	Atom-2	Interatomic distance (Å)	Clash overlap (Å)
1:A:83:LEU:HB3	5:A:1239:HOH:O	1.38	1.08
1:A:53:TYR:CE2	5:A:1139:HOH:O	2.05	1.07
1:A:62:TRP:CZ2	5:A:1233:HOH:O	2.00	1.07
1:A:83:LEU:HD13	5:A:1303:HOH:O	1.48	1.07
1:A:62:TRP:CZ3	5:A:1276:HOH:O	2.05	1.07
1:A:101:ASP:HB2	5:A:1164:HOH:O	0.89	1.07
1:A:128:ARG:HG2	1:A:128:ARG:HH11	0.90	1.07
1:A:129:LEU:O	5:A:1145:HOH:O	1.73	1.07
1:A:88:ILE:CG1	5:A:1155:HOH:O	2.03	1.06
1:A:128:ARG:HG2	1:A:128:ARG:NH1	1.60	1.06
1:A:53:TYR:HE2	5:A:1139:HOH:O	1.38	1.06
1:A:47:THR:CB	5:A:1216:HOH:O	1.88	1.06
1:A:62:TRP:HZ2	5:A:1301:HOH:O	1.36	1.05
1:A:44:ASN:OD1	5:A:1034:HOH:O	1.75	1.05
4:A:137:202:BR	5:A:1275:HOH:O	2.29	1.05
1:A:44:ASN:HB3	5:A:1218:HOH:O	1.55	1.04
1:A:83:LEU:HB3	5:A:1238:HOH:O	1.43	1.04
1:A:128:ARG:HG2	1:A:128:ARG:HH11	0.89	1.04
1:A:53:TYR:CE2	5:A:1137:HOH:O	2.09	1.04
1:A:62:TRP:CZ2	5:A:1237:HOH:O	1.95	1.03
1:A:83:LEU:HB3	5:A:1294:HOH:O	1.49	1.03
1:A:53:TYR:CE2	5:A:1144:HOH:O	2.10	1.03
1:A:105:MET:HE3	5:A:1286:HOH:O	0.86	1.03
1:A:53:TYR:CE2	5:A:1137:HOH:O	2.11	1.03
1:A:53:TYR:HE2	5:A:1142:HOH:O	1.36	1.02
4:A:135:202:O1	5:A:1069:HOH:O	1.75	1.02
1:A:53:TYR:CE2	5:A:1147:HOH:O	2.11	1.02
1:A:83:LEU:HB3	5:A:1303:HOH:O	1.48	1.02
1:A:101:ASP:HB2	5:A:1176:HOH:O	0.84	1.02
1:A:128:ARG:HH11	1:A:128:ARG:HG2	1.23	1.02
1:A:53:TYR:CE2	5:A:1137:HOH:O	2.11	1.02
1:A:53:TYR:HE2	5:A:1144:HOH:O	1.43	1.02
1:A:83:LEU:HB3	5:A:1252:HOH:O	1.47	1.02
1:A:88:ILE:CD1	5:A:1169:HOH:O	2.02	1.01
1:A:88:ILE:CG1	5:A:1169:HOH:O	2.08	1.01
1:A:53:TYR:CE2	5:A:1139:HOH:O	2.12	1.01
1:A:47:THR:CB	5:A:1216:HOH:O	1.90	1.01
1:A:53:TYR:HE2	5:A:1137:HOH:O	1.42	1.01
4:A:135:202:BR	5:A:1248:HOH:O	2.35	1.00
1:A:101:ASP:HB2	5:A:1173:HOH:O	0.83	1.00
1:A:101:ASP:HB2	5:A:1157:HOH:O	0.83	0.99

Continued on next page...

Continued from previous page...

Atom-1	Atom-2	Interatomic distance (Å)	Clash overlap (Å)
1:A:73:ARG:HH11	1:A:75:LEU:HD21	1.23	0.99
1:A:53:TYR:HE2	5:A:1139:HOH:O	1.42	0.99
1:A:47:THR:HG23	5:A:1262:HOH:O	1.46	0.98
1:A:101:ASP:HB2	5:A:1163:HOH:O	0.82	0.98
1:A:44:ASN:OD1	5:A:1033:HOH:O	1.81	0.98
1:A:88:ILE:HD11	5:A:1155:HOH:O	1.63	0.98
1:A:53:TYR:HE2	5:A:1147:HOH:O	1.45	0.98
1:A:37:ASN:CB	5:A:1261:HOH:O	1.68	0.98
1:A:53:TYR:CE2	5:A:1137:HOH:O	2.15	0.97
1:A:129:LEU:O	5:A:1146:HOH:O	1.81	0.97
1:A:53:TYR:HE2	5:A:1137:HOH:O	1.43	0.97
1:A:44:ASN:OD1	5:A:1033:HOH:O	1.83	0.97
1:A:88:ILE:CD1	5:A:1160:HOH:O	1.89	0.97
1:A:44:ASN:OD1	5:A:1033:HOH:O	1.83	0.97
1:A:53:TYR:HE2	5:A:1137:HOH:O	1.45	0.96
4:A:135:202:O1	5:A:1290:HOH:O	1.81	0.96
1:A:129:LEU:O	5:A:1145:HOH:O	1.84	0.96
4:A:135:202:O1	5:A:1069:HOH:O	1.82	0.96
1:A:129:LEU:O	5:A:1149:HOH:O	1.82	0.96
4:A:135:202:O1	5:A:1069:HOH:O	1.81	0.96
4:A:135:202:O1	5:A:1069:HOH:O	1.81	0.96
1:A:129:LEU:O	5:A:1155:HOH:O	1.84	0.95
1:A:128:ARG:HH11	1:A:128:ARG:CG	1.77	0.95
1:A:128:ARG:CG	1:A:128:ARG:HH11	1.76	0.95
1:A:53:TYR:HE2	5:A:1137:HOH:O	1.49	0.95
4:A:135:202:O1	5:A:1263:HOH:O	1.84	0.94
1:A:128:ARG:HG2	1:A:128:ARG:NH1	1.61	0.94
1:A:53:TYR:CE2	5:A:1139:HOH:O	2.20	0.94
1:A:44:ASN:OD1	5:A:1033:HOH:O	1.86	0.94
1:A:62:TRP:CZ2	5:A:1301:HOH:O	2.12	0.93
1:A:44:ASN:OD1	5:A:1033:HOH:O	1.86	0.93
1:A:128:ARG:HG2	1:A:128:ARG:NH1	1.79	0.93
1:A:88:ILE:CG1	5:A:1160:HOH:O	2.10	0.93
1:A:22:GLY:HA2	5:A:1233:HOH:O	1.68	0.93
1:A:68:ARG:NH2	5:A:1272:HOH:O	2.01	0.93
1:A:22:GLY:HA2	5:A:1239:HOH:O	1.68	0.92
1:A:128:ARG:CG	1:A:128:ARG:HH11	1.81	0.92
1:A:101:ASP:HB2	5:A:1162:HOH:O	0.74	0.91
1:A:47:THR:HG23	5:A:1302:HOH:O	1.63	0.91
1:A:47:THR:HG21	5:A:1262:HOH:O	1.51	0.91
4:A:135:202:O1	5:A:1069:HOH:O	1.88	0.91

Continued on next page...

Continued from previous page...

Atom-1	Atom-2	Interatomic distance (Å)	Clash overlap (Å)
1:A:47:THR:CB	5:A:1237:HOH:O	2.04	0.91
1:A:88:ILE:CG1	5:A:1161:HOH:O	2.13	0.91
1:A:128:ARG:NE	5:A:1282:HOH:O	1.83	0.91
1:A:88:ILE:CG1	5:A:1155:HOH:O	2.16	0.90
1:A:47:THR:CB	5:A:1274:HOH:O	1.96	0.89
1:A:44:ASN:OD1	5:A:1034:HOH:O	1.90	0.89
1:A:44:ASN:OD1	5:A:1033:HOH:O	1.91	0.89
4:A:135:202:O1	5:A:1255:HOH:O	1.90	0.89
1:A:53:TYR:HE2	5:A:1139:HOH:O	1.52	0.89
1:A:47:THR:HG21	5:A:1302:HOH:O	1.68	0.88
4:A:135:202:O1	5:A:1277:HOH:O	1.90	0.88
1:A:44:ASN:OD1	5:A:1033:HOH:O	1.91	0.88
1:A:83:LEU:CG	5:A:1238:HOH:O	1.98	0.88
1:A:88:ILE:CG1	5:A:1157:HOH:O	2.18	0.88
1:A:45:ARG:O	5:A:1244:HOH:O	1.91	0.87
1:A:22:GLY:HA2	5:A:1217:HOH:O	1.74	0.87
4:A:135:202:O1	5:A:1069:HOH:O	1.92	0.87
1:A:128:ARG:O	5:A:1143:HOH:O	1.93	0.87
1:A:68:ARG:NH2	5:A:1284:HOH:O	2.08	0.87
1:A:88:ILE:CG1	5:A:1155:HOH:O	2.22	0.87
1:A:47:THR:CB	5:A:1241:HOH:O	2.07	0.86
1:A:15:HIS:HD2	5:A:1155:HOH:O	1.58	0.86
4:A:135:202:O1	5:A:1070:HOH:O	1.93	0.86
1:A:44:ASN:OD1	5:A:1033:HOH:O	1.94	0.85
4:A:139:202:BR	5:A:1197:HOH:O	2.49	0.85
4:A:135:202:O1	5:A:1288:HOH:O	1.94	0.84
1:A:22:GLY:HA2	5:A:1225:HOH:O	1.76	0.84
4:A:135:202:BR	5:A:1290:HOH:O	2.50	0.84
1:A:128:ARG:HH11	1:A:128:ARG:HG2	0.72	0.84
4:A:135:202:BR	5:A:1277:HOH:O	2.50	0.84
1:A:83:LEU:CG	5:A:1239:HOH:O	1.99	0.84
1:A:68:ARG:NH2	5:A:1275:HOH:O	2.11	0.84
4:A:135:202:BR	5:A:1255:HOH:O	2.50	0.83
1:A:128:ARG:NE	5:A:1269:HOH:O	1.88	0.83
4:A:135:202:BR	5:A:1263:HOH:O	2.52	0.83
1:A:15:HIS:CD2	5:A:1155:HOH:O	2.32	0.83
1:A:88:ILE:CD1	5:A:1157:HOH:O	1.96	0.82
1:A:47:THR:CB	5:A:1250:HOH:O	1.92	0.82
1:A:47:THR:CB	5:A:1229:HOH:O	1.97	0.82
1:A:68:ARG:NH2	5:A:1267:HOH:O	2.12	0.82
1:A:83:LEU:CG	5:A:1245:HOH:O	2.00	0.82

Continued on next page...

Continued from previous page...

Atom-1	Atom-2	Interatomic distance (Å)	Clash overlap (Å)
1:A:88:ILE:CD1	5:A:1155:HOH:O	1.98	0.82
4:A:135:202:BR	5:A:1288:HOH:O	2.52	0.82
1:A:73:ARG:HH11	1:A:75:LEU:CD2	1.92	0.82
1:A:83:LEU:CG	5:A:1252:HOH:O	2.00	0.82
4:A:135:202:O1	5:A:1069:HOH:O	1.98	0.81
1:A:129:LEU:O	5:A:1148:HOH:O	1.98	0.81
1:A:88:ILE:CG1	5:A:1174:HOH:O	2.25	0.80
1:A:31:ALA:HB1	5:A:1172:HOH:O	1.82	0.80
1:A:88:ILE:CD1	5:A:1174:HOH:O	2.03	0.80
1:A:47:THR:CB	5:A:1262:HOH:O	2.07	0.79
4:A:139:202:BR	5:A:1223:HOH:O	2.55	0.79
4:A:139:202:BR	5:A:1199:HOH:O	2.53	0.79
1:A:18:ASP:HB2	5:A:1092:HOH:O	1.82	0.78
4:A:136:202:O2	5:A:1247:HOH:O	2.00	0.78
1:A:68:ARG:CZ	5:A:1272:HOH:O	2.31	0.78
1:A:97[B]:LYS:NZ	5:A:1283:HOH:O	1.66	0.78
1:A:112:ARG:CD	5:A:1279:HOH:O	2.31	0.78
1:A:47:THR:HG23	5:A:1112:HOH:O	1.84	0.78
4:A:135:202:O1	5:A:1070:HOH:O	2.03	0.77
1:A:73:ARG:HH11	1:A:75:LEU:HD21	1.49	0.77
1:A:121:GLN:NE2	5:A:1197:HOH:O	2.17	0.77
1:A:101:ASP:OD2	5:A:1071:HOH:O	2.00	0.77
1:A:31:ALA:HB1	5:A:1155:HOH:O	1.83	0.77
1:A:128:ARG:NH1	1:A:128:ARG:CG	2.05	0.77
1:A:22:GLY:HA2	5:A:1214:HOH:O	1.84	0.77
4:A:139:202:BR	5:A:1207:HOH:O	2.57	0.77
1:A:116:LYS:NZ	5:A:1301:HOH:O	2.17	0.76
1:A:83:LEU:CG	5:A:1294:HOH:O	2.06	0.76
1:A:18:ASP:HB2	5:A:1093:HOH:O	1.85	0.76
1:A:128:ARG:HH11	1:A:128:ARG:CG	1.97	0.76
1:A:33:LYS:NZ	1:A:37:ASN:HD21	1.83	0.76
1:A:108:TRP:CB	5:A:1167:HOH:O	2.35	0.75
1:A:121:GLN:NE2	5:A:1204:HOH:O	2.20	0.75
1:A:112:ARG:HD2	5:A:1279:HOH:O	1.87	0.75
1:A:108:TRP:CG	5:A:1158:HOH:O	2.38	0.75
1:A:47:THR:CB	5:A:1219:HOH:O	2.02	0.74
1:A:116:LYS:NZ	5:A:1226:HOH:O	2.20	0.74
1:A:121:GLN:NE2	5:A:1192:HOH:O	2.20	0.74
1:A:129:LEU:O	5:A:1145:HOH:O	2.05	0.74
1:A:47:THR:CB	5:A:1216:HOH:O	2.16	0.74
1:A:33:LYS:NZ	1:A:37:ASN:HD21	1.86	0.74

Continued on next page...

Continued from previous page...

Atom-1	Atom-2	Interatomic distance (Å)	Clash overlap (Å)
1:A:33:LYS:NZ	1:A:37:ASN:HD21	1.85	0.74
1:A:33:LYS:NZ	1:A:37:ASN:HD21	1.86	0.73
4:A:135:202:O1	5:A:1069:HOH:O	2.06	0.73
4:A:136:202:O2	5:A:1268:HOH:O	2.05	0.73
1:A:108:TRP:CB	5:A:1169:HOH:O	2.36	0.73
1:A:116:LYS:NZ	5:A:1226:HOH:O	2.21	0.73
1:A:108:TRP:CG	5:A:1160:HOH:O	2.42	0.72
1:A:108:TRP:HB3	5:A:1169:HOH:O	1.88	0.72
1:A:128:ARG:CG	1:A:128:ARG:NH1	2.03	0.72
1:A:83:LEU:CG	5:A:1273:HOH:O	2.08	0.72
1:A:18:ASP:HB2	5:A:1091:HOH:O	1.89	0.72
1:A:101:ASP:OD2	5:A:1071:HOH:O	2.06	0.72
1:A:33:LYS:NZ	1:A:37:ASN:HD21	1.88	0.71
1:A:121:GLN:NE2	5:A:1182:HOH:O	2.23	0.71
1:A:33:LYS:NZ	1:A:37:ASN:HD21	1.88	0.71
1:A:116:LYS:NZ	5:A:1263:HOH:O	2.23	0.71
1:A:93:ASN:ND2	5:A:1203:HOH:O	2.24	0.71
1:A:108:TRP:HB3	5:A:1167:HOH:O	1.88	0.71
1:A:121:GLN:NE2	5:A:1210:HOH:O	2.24	0.71
4:A:139:202:BR	5:A:1236:HOH:O	2.63	0.70
1:A:101:ASP:OD2	5:A:1071:HOH:O	2.08	0.70
1:A:18:ASP:HB2	5:A:1092:HOH:O	1.90	0.70
1:A:45:ARG:CZ	5:A:1272:HOH:O	2.17	0.70
1:A:18:ASP:HB2	5:A:1091:HOH:O	1.90	0.70
1:A:108:TRP:CB	5:A:1159:HOH:O	2.39	0.70
1:A:18:ASP:HB2	5:A:1093:HOH:O	1.92	0.69
1:A:33:LYS:NZ	1:A:37:ASN:HD21	1.90	0.69
1:A:121:GLN:NE2	5:A:1195:HOH:O	2.25	0.69
1:A:68:ARG:CZ	5:A:1284:HOH:O	2.41	0.69
1:A:101:ASP:OD2	5:A:1072:HOH:O	2.11	0.69
1:A:15:HIS:CD2	5:A:1169:HOH:O	2.46	0.69
1:A:101:ASP:OD2	5:A:1071:HOH:O	2.09	0.69
1:A:101:ASP:OD2	5:A:1072:HOH:O	2.10	0.69
1:A:108:TRP:CG	5:A:1167:HOH:O	2.45	0.69
1:A:18:ASP:HB2	5:A:1091:HOH:O	1.92	0.69
1:A:47:THR:CG2	5:A:1237:HOH:O	2.36	0.68
1:A:33:LYS:NZ	1:A:37:ASN:HD21	1.91	0.68
1:A:33:LYS:HZ2	1:A:37:ASN:HD21	1.40	0.68
1:A:116:LYS:NZ	5:A:1230:HOH:O	2.26	0.68
1:A:108:TRP:CB	5:A:1158:HOH:O	2.41	0.68
1:A:108:TRP:CB	5:A:1160:HOH:O	2.40	0.67

Continued on next page...

Continued from previous page...

Atom-1	Atom-2	Interatomic distance (Å)	Clash overlap (Å)
1:A:33:LYS:NZ	1:A:37:ASN:HD21	1.91	0.67
1:A:15:HIS:HD2	5:A:1174:HOH:O	1.76	0.67
1:A:108:TRP:CG	5:A:1159:HOH:O	2.46	0.67
1:A:128:ARG:CG	1:A:128:ARG:NH1	2.42	0.67
1:A:101:ASP:OD2	5:A:1071:HOH:O	2.12	0.67
1:A:128:ARG:NH1	1:A:128:ARG:CG	2.19	0.67
1:A:88:ILE:CD1	5:A:1171:HOH:O	2.05	0.67
4:A:136:202:O2	5:A:1294:HOH:O	2.13	0.67
1:A:31:ALA:HB1	5:A:1160:HOH:O	1.93	0.67
1:A:33:LYS:NZ	1:A:37:ASN:HD21	1.92	0.67
1:A:88:ILE:CD1	5:A:1155:HOH:O	2.24	0.67
1:A:101:ASP:OD2	5:A:1071:HOH:O	2.13	0.67
1:A:68:ARG:CZ	5:A:1267:HOH:O	2.43	0.66
1:A:15:HIS:HD2	5:A:1171:HOH:O	1.78	0.66
4:A:139:202:BR	5:A:1197:HOH:O	2.68	0.66
1:A:116:LYS:NZ	5:A:1226:HOH:O	2.28	0.66
1:A:47:THR:CG2	5:A:1216:HOH:O	2.30	0.66
1:A:68:ARG:CZ	5:A:1275:HOH:O	2.43	0.66
1:A:18:ASP:HB2	5:A:1092:HOH:O	1.94	0.66
1:A:47:THR:CG2	5:A:1216:HOH:O	2.30	0.66
1:A:15:HIS:CD2	5:A:1155:HOH:O	2.49	0.66
1:A:18:ASP:HB2	5:A:1091:HOH:O	1.95	0.66
1:A:73:ARG:HH11	1:A:75:LEU:CD2	2.08	0.66
1:A:116:LYS:NZ	5:A:1255:HOH:O	2.28	0.66
1:A:112:ARG:CD	5:A:1255:HOH:O	2.43	0.66
1:A:15:HIS:HD2	5:A:1169:HOH:O	1.77	0.66
1:A:121:GLN:NE2	5:A:1215:HOH:O	2.29	0.66
1:A:121:GLN:NE2	5:A:1184:HOH:O	2.28	0.65
4:A:139:202:BR	5:A:1212:HOH:O	2.55	0.65
1:A:31:ALA:HB1	5:A:1159:HOH:O	1.96	0.65
1:A:33:LYS:NZ	1:A:37:ASN:ND2	2.44	0.65
1:A:33:LYS:HZ3	1:A:37:ASN:HD21	1.45	0.65
1:A:121:GLN:HE22	1:A:125:ARG:HE	1.45	0.64
1:A:18:ASP:HB2	5:A:1092:HOH:O	1.96	0.64
1:A:56:LEU:HD22	5:A:1289:HOH:O	1.95	0.64
1:A:33:LYS:HZ3	1:A:37:ASN:HD21	1.44	0.64
1:A:33:LYS:HZ2	1:A:37:ASN:HD21	1.44	0.64
1:A:31:ALA:HB1	5:A:1158:HOH:O	1.96	0.64
1:A:33:LYS:HZ3	1:A:37:ASN:HD21	1.46	0.64
1:A:88:ILE:CD1	5:A:1162:HOH:O	1.96	0.64
1:A:33:LYS:NZ	1:A:37:ASN:ND2	2.46	0.64

Continued on next page...

Continued from previous page...

Atom-1	Atom-2	Interatomic distance (Å)	Clash overlap (Å)
1:A:15:HIS:CD2	5:A:1162:HOH:O	2.50	0.64
1:A:15:HIS:HD2	5:A:1155:HOH:O	1.78	0.64
1:A:73:ARG:HH11	1:A:75:LEU:HD21	1.62	0.64
4:A:137:202:BR	5:A:1020:HOH:O	2.70	0.64
1:A:33:LYS:NZ	1:A:37:ASN:ND2	2.46	0.64
1:A:33:LYS:HZ2	1:A:37:ASN:HD21	1.45	0.63
1:A:108:TRP:CG	5:A:1155:HOH:O	2.50	0.63
1:A:33:LYS:NZ	1:A:37:ASN:ND2	2.47	0.63
1:A:112:ARG:HD2	5:A:1242:HOH:O	1.99	0.63
1:A:88:ILE:CD1	5:A:1161:HOH:O	1.88	0.62
1:A:33:LYS:NZ	1:A:37:ASN:ND2	2.47	0.62
1:A:61:ARG:HD3	5:A:1110:HOH:O	1.99	0.62
1:A:19:ASN:OD1	5:A:1187:HOH:O	2.16	0.62
1:A:31:ALA:HB1	5:A:1169:HOH:O	1.98	0.62
1:A:108:TRP:CB	5:A:1172:HOH:O	2.48	0.62
1:A:112:ARG:CD	5:A:1242:HOH:O	2.47	0.62
4:A:139:202:BR	5:A:1230:HOH:O	2.60	0.62
1:A:108:TRP:HB3	5:A:1159:HOH:O	1.96	0.62
4:A:139:202:BR	5:A:1197:HOH:O	2.62	0.62
1:A:33:LYS:NZ	1:A:37:ASN:ND2	2.48	0.62
1:A:15:HIS:HD2	5:A:1155:HOH:O	1.81	0.62
1:A:112:ARG:HD2	5:A:1255:HOH:O	2.00	0.61
1:A:83:LEU:CG	5:A:1303:HOH:O	2.04	0.61
1:A:33:LYS:NZ	1:A:37:ASN:ND2	2.49	0.61
1:A:15:HIS:HB3	1:A:92:VAL:HG11	1.82	0.61
1:A:22:GLY:HA2	5:A:1274:HOH:O	1.99	0.61
1:A:88:ILE:HG13	5:A:1162:HOH:O	1.79	0.61
1:A:33:LYS:NZ	1:A:37:ASN:ND2	2.49	0.61
1:A:112:ARG:CD	5:A:1263:HOH:O	2.48	0.60
1:A:88:ILE:CG1	5:A:1171:HOH:O	2.41	0.60
1:A:31:ALA:HB1	5:A:1167:HOH:O	2.00	0.60
1:A:15:HIS:CD2	5:A:1174:HOH:O	2.52	0.60
1:A:37:ASN:CB	5:A:1273:HOH:O	1.84	0.60
1:A:15:HIS:HD2	5:A:1160:HOH:O	1.84	0.60
1:A:121:GLN:HE22	1:A:125:ARG:HE	1.46	0.60
1:A:108:TRP:CG	5:A:1169:HOH:O	2.51	0.60
1:A:33:LYS:NZ	1:A:37:ASN:ND2	2.50	0.60
4:A:139:202:BR	5:A:1215:HOH:O	2.61	0.60
1:A:33:LYS:HZ3	1:A:37:ASN:HD21	1.48	0.60
1:A:93:ASN:ND2	5:A:1160:HOH:O	2.20	0.60
4:A:137:202:BR	5:A:1020:HOH:O	2.72	0.59

Continued on next page...

Continued from previous page...

Atom-1	Atom-2	Interatomic distance (Å)	Clash overlap (Å)
1:A:116:LYS:NZ	5:A:1242:HOH:O	2.34	0.59
1:A:73:ARG:HH11	1:A:75:LEU:CD2	2.14	0.59
1:A:108:TRP:CB	5:A:1155:HOH:O	2.49	0.59
1:A:15:HIS:HB3	1:A:92:VAL:HG11	1.85	0.59
1:A:93:ASN:ND2	5:A:1214:HOH:O	2.34	0.59
1:A:121:GLN:HE22	1:A:125:ARG:HE	1.48	0.59
1:A:15:HIS:HD2	5:A:1157:HOH:O	1.85	0.58
1:A:61:ARG:HD3	5:A:1109:HOH:O	2.03	0.58
1:A:45:ARG:CZ	5:A:1275:HOH:O	2.20	0.58
1:A:15:HIS:CD2	5:A:1155:HOH:O	2.56	0.58
1:A:121:GLN:NE2	5:A:1182:HOH:O	2.36	0.58
1:A:93:ASN:ND2	5:A:1160:HOH:O	2.24	0.58
1:A:121:GLN:HE22	1:A:125:ARG:HE	1.51	0.58
1:A:121:GLN:HE22	1:A:125:ARG:HE	1.49	0.58
1:A:88:ILE:CD1	5:A:1155:HOH:O	1.98	0.58
1:A:62:TRP:CE3	5:A:1276:HOH:O	2.45	0.58
1:A:97[A]:LYS:HE3	5:A:1084:HOH:O	2.03	0.58
1:A:15:HIS:HD2	5:A:1162:HOH:O	1.83	0.57
1:A:121:GLN:HE22	1:A:125:ARG:HE	1.52	0.57
1:A:93:ASN:ND2	5:A:1167:HOH:O	2.18	0.57
1:A:121:GLN:HE22	1:A:125:ARG:HE	1.50	0.57
1:A:18:ASP:O	1:A:19:ASN:HB2	2.05	0.57
1:A:61:ARG:HD3	5:A:1109:HOH:O	2.04	0.56
1:A:18:ASP:O	1:A:19:ASN:HB2	2.05	0.56
1:A:33:LYS:NZ	1:A:37:ASN:ND2	2.53	0.56
1:A:18:ASP:O	1:A:19:ASN:HB2	2.04	0.56
1:A:18:ASP:O	1:A:19:ASN:HB2	2.05	0.56
1:A:33:LYS:HZ3	1:A:37:ASN:HD21	1.53	0.56
1:A:15:HIS:HB3	1:A:92:VAL:HG11	1.87	0.56
1:A:128:ARG:NH1	1:A:128:ARG:CG	2.45	0.56
1:A:44:ASN:CB	5:A:1284:HOH:O	2.22	0.56
1:A:22:GLY:CA	5:A:1239:HOH:O	2.39	0.56
1:A:101:ASP:CB	5:A:1173:HOH:O	1.71	0.56
1:A:108:TRP:CZ2	5:A:1289:HOH:O	2.43	0.56
1:A:15:HIS:CD2	5:A:1157:HOH:O	2.58	0.56
1:A:15:HIS:HB3	1:A:92:VAL:HG11	1.86	0.56
1:A:109:VAL:HG23	5:A:1047:HOH:O	2.04	0.56
1:A:15:HIS:HD2	5:A:1161:HOH:O	1.88	0.56
1:A:101:ASP:CB	5:A:1159:HOH:O	1.78	0.56
1:A:73:ARG:HH11	1:A:75:LEU:CD2	2.18	0.55
1:A:15:HIS:CD2	5:A:1160:HOH:O	2.58	0.55

Continued on next page...

Continued from previous page...

Atom-1	Atom-2	Interatomic distance (Å)	Clash overlap (Å)
1:A:93:ASN:ND2	5:A:1160:HOH:O	2.15	0.55
1:A:33:LYS:HZ2	1:A:37:ASN:HD21	1.53	0.55
1:A:62:TRP:CE2	5:A:1277:HOH:O	2.37	0.55
1:A:15:HIS:HB3	1:A:92:VAL:HG11	1.88	0.55
1:A:88:ILE:HG13	5:A:1155:HOH:O	1.87	0.55
1:A:15:HIS:HB3	1:A:92:VAL:HG11	1.89	0.55
1:A:61:ARG:NH2	5:A:1254:HOH:O	2.40	0.54
1:A:112:ARG:HD2	5:A:1263:HOH:O	2.07	0.54
1:A:58:ILE:HA	5:A:1293:HOH:O	2.08	0.54
1:A:33:LYS:HZ2	1:A:37:ASN:ND2	2.03	0.54
1:A:93:ASN:ND2	5:A:1165:HOH:O	2.16	0.54
1:A:101:ASP:C	1:A:101:ASP:OD1	2.42	0.54
1:A:73:ARG:HH11	1:A:75:LEU:HD21	1.73	0.54
1:A:116:LYS:NZ	5:A:1279:HOH:O	2.40	0.54
4:A:137:202:BR	5:A:1020:HOH:O	2.73	0.54
1:A:121:GLN:HE22	1:A:125:ARG:HE	1.54	0.54
1:A:21:ARG:NH1	5:A:1077:HOH:O	2.40	0.54
1:A:112:ARG:HD2	5:A:1230:HOH:O	2.07	0.54
1:A:129:LEU:C	5:A:1148:HOH:O	2.31	0.54
1:A:112:ARG:CD	5:A:1230:HOH:O	2.55	0.54
1:A:61:ARG:HD3	5:A:1109:HOH:O	2.08	0.54
1:A:101:ASP:CB	5:A:1176:HOH:O	1.73	0.53
1:A:18:ASP:O	1:A:19:ASN:HB2	2.08	0.53
1:A:129:LEU:C	5:A:1149:HOH:O	2.38	0.53
1:A:93:ASN:ND2	5:A:1246:HOH:O	2.40	0.53
1:A:112:ARG:CD	5:A:1301:HOH:O	2.55	0.53
4:A:137:202:BR	5:A:1020:HOH:O	2.73	0.53
1:A:97[A]:LYS:HE3	5:A:1084:HOH:O	2.09	0.53
1:A:15:HIS:HB3	1:A:92:VAL:HG11	1.89	0.53
1:A:121:GLN:NE2	5:A:1182:HOH:O	2.41	0.53
1:A:97[B]:LYS:NZ	5:A:1180:HOH:O	2.41	0.53
1:A:22:GLY:C	5:A:1239:HOH:O	2.46	0.53
1:A:97[A]:LYS:HE3	5:A:1085:HOH:O	2.09	0.53
1:A:15:HIS:HB3	1:A:92:VAL:HG11	1.90	0.53
1:A:15:HIS:HB3	1:A:92:VAL:HG11	1.91	0.53
1:A:61:ARG:CZ	5:A:1254:HOH:O	2.56	0.53
1:A:93:ASN:ND2	5:A:1174:HOH:O	2.19	0.53
1:A:58:ILE:CG1	5:A:1293:HOH:O	1.97	0.53
1:A:33:LYS:HZ3	1:A:37:ASN:HD21	1.56	0.53
1:A:97[A]:LYS:CE	5:A:1083:HOH:O	2.56	0.53
1:A:22:GLY:CA	5:A:1233:HOH:O	2.40	0.52

Continued on next page...

Continued from previous page...

Atom-1	Atom-2	Interatomic distance (Å)	Clash overlap (Å)
1:A:18:ASP:O	1:A:19:ASN:HB2	2.10	0.52
1:A:129:LEU:C	5:A:1157:HOH:O	2.34	0.52
1:A:101:ASP:CB	5:A:1163:HOH:O	1.71	0.52
1:A:108:TRP:HB3	5:A:1160:HOH:O	2.03	0.52
1:A:44:ASN:ND2	5:A:1270:HOH:O	2.42	0.52
1:A:129:LEU:C	5:A:1146:HOH:O	2.40	0.52
1:A:121:GLN:CG	5:A:1204:HOH:O	2.57	0.52
1:A:112:ARG:CD	5:A:1226:HOH:O	2.57	0.52
1:A:101:ASP:CB	5:A:1157:HOH:O	1.81	0.52
1:A:58:ILE:CG1	5:A:1281:HOH:O	2.05	0.52
1:A:15:HIS:HB3	1:A:92:VAL:HG11	1.91	0.52
1:A:112:ARG:CD	5:A:1226:HOH:O	2.58	0.52
1:A:109:VAL:HG23	5:A:1047:HOH:O	2.09	0.52
1:A:97[A]:LYS:HE3	5:A:1084:HOH:O	2.10	0.51
1:A:61:ARG:HD3	5:A:1109:HOH:O	2.09	0.51
1:A:62:TRP:CE2	5:A:1233:HOH:O	2.45	0.51
1:A:101:ASP:CB	5:A:1164:HOH:O	1.78	0.51
1:A:33:LYS:HZ3	1:A:37:ASN:ND2	2.07	0.51
1:A:47:THR:CG2	5:A:1216:HOH:O	2.51	0.51
1:A:88:ILE:HG13	5:A:1169:HOH:O	1.92	0.51
1:A:15:HIS:CD2	5:A:1161:HOH:O	2.63	0.51
1:A:108:TRP:HB3	5:A:1158:HOH:O	2.05	0.51
1:A:97[A]:LYS:HE3	5:A:1085:HOH:O	2.11	0.51
1:A:88:ILE:HG13	5:A:1160:HOH:O	1.95	0.51
1:A:121:GLN:CD	5:A:1204:HOH:O	2.48	0.51
1:A:47:THR:CG2	5:A:1241:HOH:O	2.48	0.51
1:A:11:ALA:HB1	5:A:1171:HOH:O	2.09	0.51
1:A:101:ASP:OD1	1:A:101:ASP:C	2.47	0.51
1:A:73:ARG:NH1	1:A:75:LEU:HD21	2.08	0.51
1:A:101:ASP:OD1	1:A:101:ASP:C	2.47	0.51
1:A:112:ARG:CD	5:A:1226:HOH:O	2.58	0.51
1:A:37:ASN:CG	5:A:1261:HOH:O	2.21	0.51
1:A:15:HIS:CD2	5:A:1171:HOH:O	2.58	0.50
1:A:121:GLN:CD	5:A:1197:HOH:O	2.46	0.50
1:A:62:TRP:CE2	5:A:1269:HOH:O	2.44	0.50
1:A:33:LYS:HZ2	1:A:37:ASN:ND2	2.09	0.50
1:A:33:LYS:HZ3	1:A:37:ASN:ND2	2.08	0.50
1:A:88:ILE:HG13	5:A:1155:HOH:O	1.99	0.50
1:A:97[A]:LYS:CE	5:A:1083:HOH:O	2.59	0.50
1:A:97[A]:LYS:HE3	5:A:1083:HOH:O	2.11	0.50
1:A:18:ASP:O	1:A:19:ASN:CB	2.59	0.50

Continued on next page...

Continued from previous page...

Atom-1	Atom-2	Interatomic distance (Å)	Clash overlap (Å)
1:A:108:TRP:HB3	5:A:1172:HOH:O	2.09	0.49
1:A:33:LYS:HZ2	1:A:37:ASN:ND2	2.10	0.49
1:A:112:ARG:HD2	5:A:1226:HOH:O	2.12	0.49
1:A:33:LYS:HZ2	1:A:37:ASN:ND2	2.08	0.49
1:A:108:TRP:NE1	5:A:1289:HOH:O	2.31	0.49
1:A:18:ASP:O	1:A:19:ASN:HB2	2.12	0.49
1:A:61:ARG:HD3	5:A:1110:HOH:O	2.12	0.49
1:A:129:LEU:C	5:A:1148:HOH:O	2.45	0.49
1:A:21:ARG:NH1	5:A:1077:HOH:O	2.38	0.49
1:A:33:LYS:HZ1	1:A:37:ASN:HD21	1.60	0.49
1:A:61:ARG:CZ	5:A:1271:HOH:O	2.60	0.49
1:A:61:ARG:CD	5:A:1276:HOH:O	2.61	0.49
1:A:98:ILE:CD1	5:A:1281:HOH:O	2.61	0.49
1:A:44:ASN:ND2	5:A:1236:HOH:O	2.45	0.49
1:A:97[A]:LYS:CE	5:A:1083:HOH:O	2.60	0.49
1:A:22:GLY:C	5:A:1233:HOH:O	2.50	0.48
1:A:97[A]:LYS:CE	5:A:1084:HOH:O	2.61	0.48
1:A:101:ASP:CB	5:A:1162:HOH:O	1.64	0.48
1:A:108:TRP:HB3	5:A:1155:HOH:O	2.09	0.48
1:A:128:ARG:CG	1:A:128:ARG:NH1	2.35	0.48
1:A:40:THR:HA	1:A:55[A]:ILE:HG23	1.96	0.48
1:A:18:ASP:O	1:A:19:ASN:HB2	2.13	0.48
1:A:73:ARG:NH1	1:A:75:LEU:HD21	2.25	0.48
1:A:101:ASP:CB	5:A:1157:HOH:O	1.73	0.48
1:A:93:ASN:ND2	5:A:1181:HOH:O	2.45	0.48
1:A:112:ARG:HD2	5:A:1301:HOH:O	2.14	0.48
1:A:33:LYS:HZ2	1:A:37:ASN:ND2	2.11	0.48
1:A:45:ARG:O	5:A:1254:HOH:O	2.20	0.48
1:A:101:ASP:C	1:A:101:ASP:OD1	2.52	0.48
1:A:22:GLY:CA	5:A:1217:HOH:O	2.46	0.48
1:A:33:LYS:HD2	1:A:37:ASN:HD22	1.78	0.48
1:A:47:THR:CG2	5:A:1274:HOH:O	2.47	0.48
1:A:33:LYS:HZ2	1:A:37:ASN:HD21	1.61	0.48
1:A:33:LYS:HZ2	1:A:37:ASN:HD21	1.60	0.48
1:A:105:MET:CE	5:A:1286:HOH:O	1.75	0.48
1:A:33:LYS:HZ1	1:A:37:ASN:HD21	1.61	0.48
1:A:101:ASP:CB	5:A:1157:HOH:O	1.82	0.48
1:A:121:GLN:HE22	1:A:125:ARG:HE	1.60	0.47
1:A:61:ARG:HH21	1:A:61:ARG:HD2	1.36	0.47
1:A:11:ALA:HB1	5:A:1157:HOH:O	2.14	0.47
1:A:33:LYS:HZ1	1:A:37:ASN:HD21	1.62	0.47

Continued on next page...

Continued from previous page...

Atom-1	Atom-2	Interatomic distance (Å)	Clash overlap (Å)
1:A:101:ASP:C	1:A:101:ASP:OD1	2.49	0.47
1:A:61:ARG:HD3	5:A:1110:HOH:O	2.14	0.47
1:A:33:LYS:HZ2	1:A:37:ASN:HD21	1.60	0.47
1:A:44:ASN:CB	5:A:1270:HOH:O	2.11	0.47
1:A:61:ARG:HD3	5:A:1111:HOH:O	2.15	0.47
1:A:88:ILE:HG13	5:A:1155:HOH:O	2.00	0.47
1:A:44:ASN:CB	5:A:1249:HOH:O	2.08	0.46
1:A:111:TRP:CD1	1:A:115:CYS:HB2	2.50	0.46
1:A:97[B]:LYS:NZ	5:A:1180:HOH:O	2.42	0.46
1:A:61:ARG:HD3	5:A:1110:HOH:O	2.15	0.46
1:A:61:ARG:CD	5:A:1265:HOH:O	2.62	0.46
4:A:137:202:BR	5:A:1020:HOH:O	2.76	0.46
1:A:18:ASP:O	1:A:19:ASN:CB	2.63	0.46
1:A:98:ILE:CD1	5:A:1293:HOH:O	2.63	0.46
1:A:112:ARG:HD2	5:A:1292:HOH:O	2.15	0.46
1:A:111:TRP:CD1	1:A:115:CYS:HB2	2.51	0.46
1:A:18:ASP:O	1:A:19:ASN:HB2	2.15	0.46
1:A:112:ARG:HD2	5:A:1226:HOH:O	2.16	0.46
1:A:111:TRP:CD1	1:A:115:CYS:HB2	2.51	0.46
1:A:111:TRP:CD1	1:A:115:CYS:HB2	2.51	0.46
1:A:93:ASN:ND2	5:A:1203:HOH:O	2.49	0.46
1:A:19:ASN:OD1	5:A:1166:HOH:O	2.21	0.46
4:A:137:202:BR	5:A:1020:HOH:O	2.76	0.46
1:A:111:TRP:CD1	1:A:115:CYS:HB2	2.51	0.46
1:A:21:ARG:NH1	5:A:1077:HOH:O	2.49	0.46
1:A:111:TRP:CD1	1:A:115:CYS:HB2	2.51	0.45
1:A:101:ASP:C	1:A:101:ASP:OD1	2.51	0.45
1:A:109:VAL:HB	5:A:1097:HOH:O	2.15	0.45
1:A:22:GLY:C	5:A:1217:HOH:O	2.54	0.45
1:A:62:TRP:NE1	5:A:1233:HOH:O	2.50	0.45
1:A:101:ASP:OD2	5:A:1071:HOH:O	2.21	0.45
1:A:33:LYS:HZ2	1:A:37:ASN:ND2	2.14	0.45
1:A:62:TRP:CE2	5:A:1231:HOH:O	2.48	0.45
1:A:18:ASP:O	1:A:19:ASN:CB	2.64	0.45
1:A:44:ASN:CB	5:A:1240:HOH:O	2.19	0.45
1:A:93:ASN:ND2	5:A:1177:HOH:O	2.24	0.45
1:A:97[A]:LYS:CE	5:A:1084:HOH:O	2.64	0.45
1:A:44:ASN:ND2	5:A:1240:HOH:O	2.48	0.45
1:A:68:ARG:NH1	5:A:1295:HOH:O	2.49	0.45
1:A:33:LYS:HZ2	1:A:37:ASN:ND2	2.11	0.45
1:A:61:ARG:HD2	1:A:61:ARG:HH21	1.49	0.45

Continued on next page...

Continued from previous page...

Atom-1	Atom-2	Interatomic distance (Å)	Clash overlap (Å)
1:A:97[B]:LYS:NZ	5:A:1180:HOH:O	2.50	0.45
1:A:129:LEU:C	5:A:1145:HOH:O	2.41	0.45
1:A:44:ASN:ND2	5:A:1284:HOH:O	2.49	0.45
1:A:111:TRP:CD1	1:A:115:CYS:HB2	2.52	0.45
1:A:44:ASN:CB	5:A:1236:HOH:O	2.12	0.45
1:A:101:ASP:OD1	1:A:101:ASP:C	2.55	0.45
1:A:121:GLN:CG	5:A:1197:HOH:O	2.64	0.45
1:A:111:TRP:CD1	1:A:115:CYS:HB2	2.52	0.44
1:A:129:LEU:C	5:A:1160:HOH:O	2.41	0.44
1:A:111:TRP:CD1	1:A:115:CYS:HB2	2.52	0.44
1:A:22:GLY:CA	5:A:1225:HOH:O	2.50	0.44
1:A:62:TRP:HZ3	5:A:1200:HOH:O	1.97	0.44
1:A:97[A]:LYS:CE	5:A:1083:HOH:O	2.65	0.44
1:A:33:LYS:HZ1	1:A:37:ASN:HD21	1.64	0.44
1:A:111:TRP:CD1	1:A:115:CYS:HB2	2.53	0.44
1:A:44:ASN:ND2	5:A:1249:HOH:O	2.50	0.44
1:A:33:LYS:HG2	1:A:123:TRP:CH2	2.52	0.44
1:A:73:ARG:HE	1:A:73:ARG:HB3	1.50	0.44
1:A:103:ASN:HB3	5:A:1282:HOH:O	2.18	0.44
1:A:121:GLN:CG	5:A:1195:HOH:O	2.66	0.44
1:A:33:LYS:HD2	1:A:37:ASN:HD22	1.82	0.44
1:A:121:GLN:HE22	1:A:125:ARG:HE	1.65	0.44
1:A:101:ASP:OD1	1:A:101:ASP:C	2.53	0.43
1:A:97[A]:LYS:CE	5:A:1085:HOH:O	2.65	0.43
1:A:108:TRP:CG	5:A:1172:HOH:O	2.56	0.43
1:A:40:THR:HA	1:A:55[A]:ILE:HG23	2.00	0.43
1:A:97[A]:LYS:CE	5:A:1084:HOH:O	2.65	0.43
4:A:137:202:BR	5:A:1020:HOH:O	2.77	0.43
1:A:47:THR:HG22	5:A:1216:HOH:O	2.08	0.43
1:A:18:ASP:O	1:A:19:ASN:CB	2.66	0.43
4:A:137:202:BR	5:A:1020:HOH:O	2.77	0.43
1:A:73:ARG:HH11	1:A:75:LEU:HD21	1.82	0.43
1:A:33:LYS:HD2	1:A:37:ASN:HD22	1.83	0.43
1:A:109:VAL:HG23	5:A:1047:HOH:O	2.19	0.43
1:A:11:ALA:HB1	5:A:1155:HOH:O	2.19	0.43
1:A:121:GLN:CG	5:A:1182:HOH:O	2.66	0.43
1:A:101:ASP:OD1	1:A:101:ASP:C	2.54	0.43
1:A:129:LEU:HA	5:A:1143:HOH:O	2.18	0.43
1:A:68:ARG:NH1	5:A:1273:HOH:O	2.50	0.43
1:A:73:ARG:HB3	1:A:73:ARG:HE	1.57	0.43
1:A:101:ASP:C	1:A:101:ASP:OD1	2.57	0.43

Continued on next page...

Continued from previous page...

Atom-1	Atom-2	Interatomic distance (Å)	Clash overlap (Å)
1:A:33:LYS:HD2	1:A:37:ASN:HD22	1.83	0.43
1:A:33:LYS:HZ2	1:A:37:ASN:HD21	1.66	0.43
1:A:47:THR:HG22	5:A:1216:HOH:O	2.09	0.43
1:A:47:THR:CG2	5:A:1262:HOH:O	2.54	0.42
1:A:33:LYS:HG2	1:A:123:TRP:CH2	2.54	0.42
1:A:61:ARG:HH21	1:A:61:ARG:HD2	1.58	0.42
1:A:40:THR:HA	1:A:55[A]:ILE:HG23	2.01	0.42
1:A:33:LYS:HZ3	1:A:37:ASN:ND2	2.15	0.42
1:A:61:ARG:CD	5:A:1288:HOH:O	2.67	0.42
1:A:18:ASP:O	1:A:19:ASN:CB	2.67	0.42
1:A:40:THR:HA	1:A:55[A]:ILE:HG23	2.01	0.42
1:A:47:THR:CG2	5:A:1250:HOH:O	2.47	0.42
1:A:21:ARG:NH1	5:A:1077:HOH:O	2.52	0.42
1:A:61:ARG:CD	5:A:1264:HOH:O	2.68	0.42
1:A:18:ASP:O	1:A:19:ASN:HB2	2.19	0.42
1:A:121:GLN:CD	5:A:1184:HOH:O	2.56	0.42
1:A:11:ALA:HB1	5:A:1161:HOH:O	2.20	0.42
1:A:109:VAL:HG23	5:A:1047:HOH:O	2.20	0.42
1:A:33:LYS:HZ2	1:A:37:ASN:ND2	2.16	0.42
4:A:134:202:BR	5:A:1153:HOH:O	2.77	0.42
1:A:33:LYS:HZ2	1:A:37:ASN:ND2	2.15	0.42
1:A:33:LYS:HD2	1:A:37:ASN:HD22	1.84	0.42
1:A:47:THR:HG23	5:A:1273:HOH:O	2.20	0.42
1:A:88:ILE:HG13	5:A:1157:HOH:O	2.03	0.42
1:A:109:VAL:HB	5:A:1097:HOH:O	2.19	0.42
1:A:33:LYS:HD2	1:A:37:ASN:HD22	1.84	0.42
1:A:11:ALA:HB1	5:A:1174:HOH:O	2.20	0.42
1:A:97[A]:LYS:CE	5:A:1085:HOH:O	2.66	0.42
1:A:109:VAL:HG23	5:A:1047:HOH:O	2.20	0.42
1:A:121:GLN:HE21	1:A:125:ARG:HH11	1.68	0.42
1:A:47:THR:CG2	5:A:1219:HOH:O	2.56	0.42
1:A:63:TRP:CE2	1:A:98:ILE:HG12	2.55	0.42
1:A:121:GLN:CD	5:A:1215:HOH:O	2.58	0.42
1:A:47:THR:CG2	5:A:1229:HOH:O	2.50	0.42
1:A:121:GLN:HE21	1:A:125:ARG:HH11	1.68	0.42
1:A:33:LYS:HZ2	1:A:37:ASN:ND2	2.15	0.41
1:A:73:ARG:HE	1:A:73:ARG:HB3	1.63	0.41
1:A:33:LYS:HZ1	1:A:37:ASN:ND2	2.15	0.41
1:A:18:ASP:O	1:A:19:ASN:CB	2.68	0.41
1:A:61:ARG:HH21	1:A:61:ARG:HD2	1.56	0.41
1:A:18:ASP:O	1:A:19:ASN:CB	2.68	0.41

Continued on next page...

Continued from previous page...

Atom-1	Atom-2	Interatomic distance (Å)	Clash overlap (Å)
1:A:33:LYS:HD2	1:A:37:ASN:HD22	1.85	0.41
1:A:73:ARG:HB3	1:A:73:ARG:HE	1.70	0.41
1:A:18:ASP:O	1:A:19:ASN:CB	2.68	0.41
1:A:33:LYS:HD2	1:A:37:ASN:HD22	1.85	0.41
1:A:97[A]:LYS:CE	5:A:1084:HOH:O	2.69	0.41
1:A:73:ARG:HH11	1:A:75:LEU:HD21	1.85	0.41
1:A:22:GLY:C	5:A:1225:HOH:O	2.59	0.41
1:A:121:GLN:CD	5:A:1192:HOH:O	2.57	0.41
1:A:11:ALA:HB1	5:A:1155:HOH:O	2.20	0.41
1:A:63:TRP:O	1:A:76:CYS:HB2	2.21	0.41
1:A:112:ARG:HD2	5:A:1226:HOH:O	2.21	0.41
1:A:33:LYS:HZ2	1:A:37:ASN:HD21	1.67	0.41
1:A:62:TRP:CZ3	5:A:1200:HOH:O	2.57	0.40
1:A:93:ASN:ND2	5:A:1166:HOH:O	2.31	0.40
1:A:44:ASN:CB	5:A:1259:HOH:O	2.12	0.40
1:A:75:LEU:HB3	1:A:97[B]:LYS:HE3	2.03	0.40
1:A:128:ARG:CG	1:A:128:ARG:NH1	2.43	0.40
1:A:33:LYS:HG2	1:A:123:TRP:CH2	2.56	0.40
1:A:97[A]:LYS:HE3	5:A:1083:HOH:O	2.20	0.40
1:A:33:LYS:HD2	1:A:37:ASN:HD22	1.86	0.40
1:A:61:ARG:CZ	5:A:1292:HOH:O	2.69	0.40
1:A:47:THR:HG22	5:A:1237:HOH:O	2.12	0.40
1:A:109:VAL:HB	5:A:1098:HOH:O	2.22	0.40

All (15) symmetry-related close contacts are listed below. The label for Atom-2 includes the symmetry operator and encoded unit-cell translations to be applied.

Atom-1	Atom-2	Interatomic distance (Å)	Clash overlap (Å)
1:A:129:LEU:OXT	1:A:129:LEU:OXT[8_555]	1.56	0.64
1:A:129:LEU:OXT	1:A:129:LEU:OXT[8_555]	1.61	0.59
1:A:129:LEU:OXT	1:A:129:LEU:OXT[8_555]	1.64	0.56
1:A:129:LEU:OXT	1:A:129:LEU:OXT[8_555]	1.65	0.55
1:A:129:LEU:OXT	1:A:129:LEU:OXT[8_555]	1.67	0.53
1:A:129:LEU:OXT	1:A:129:LEU:OXT[8_555]	1.67	0.53
1:A:129:LEU:OXT	1:A:129:LEU:OXT[8_555]	1.68	0.52
1:A:129:LEU:OXT	1:A:129:LEU:OXT[8_555]	1.68	0.52
1:A:129:LEU:OXT	1:A:129:LEU:OXT[8_555]	1.70	0.50
1:A:129:LEU:OXT	1:A:129:LEU:OXT[8_555]	1.78	0.42
1:A:18:ASP:OD1	1:A:128:ARG:NH1[8_555]	2.11	0.09
1:A:128:ARG:CD	5:A:1105:HOH:O[4_454]	2.17	0.03

Continued on next page...

Continued from previous page...

Atom-1	Atom-2	Interatomic distance (Å)	Clash overlap (Å)
1:A:47:THR:OG1	5:A:1093:HOH:O[3_555]	2.18	0.02
1:A:47:THR:OG1	5:A:1093:HOH:O[3_555]	2.18	0.02
1:A:47:THR:OG1	5:A:1092:HOH:O[3_555]	2.19	0.01

5.3 Torsion angles [i](#)

5.3.1 Protein backbone [i](#)

In the following table, the Percentiles column shows the percent Ramachandran outliers of the chain as a percentile score with respect to all X-ray entries followed by that with respect to entries of similar resolution.

The Analysed column shows the number of residues for which the backbone conformation was analysed, and the total number of residues.

Mol	Chain	Analysed	Favoured	Allowed	Outliers	Percentiles	
1	1-A	132/129 (102%)	128 (97%)	4 (3%)	0	100	100
1	2-A	132/129 (102%)	129 (98%)	3 (2%)	0	100	100
1	3-A	132/129 (102%)	128 (97%)	4 (3%)	0	100	100
1	4-A	132/129 (102%)	130 (98%)	2 (2%)	0	100	100
1	5-A	132/129 (102%)	130 (98%)	2 (2%)	0	100	100
1	6-A	132/129 (102%)	130 (98%)	2 (2%)	0	100	100
1	7-A	132/129 (102%)	130 (98%)	2 (2%)	0	100	100
1	8-A	132/129 (102%)	129 (98%)	3 (2%)	0	100	100
1	9-A	132/129 (102%)	129 (98%)	3 (2%)	0	100	100
1	10-A	132/129 (102%)	129 (98%)	3 (2%)	0	100	100
All	All	1320/1290 (102%)	1292 (98%)	28 (2%)	0	100	100

There are no Ramachandran outliers to report.

5.3.2 Protein sidechains [i](#)

In the following table, the Percentiles column shows the percent sidechain outliers of the chain as a percentile score with respect to all X-ray entries followed by that with respect to entries of similar resolution.

The Analysed column shows the number of residues for which the sidechain conformation was analysed, and the total number of residues.

Mol	Chain	Analysed	Rotameric	Outliers	Percentiles	
1	1-A	111/105 (106%)	108 (97%)	3 (3%)	50	10
1	2-A	111/105 (106%)	108 (97%)	3 (3%)	50	10
1	3-A	111/105 (106%)	108 (97%)	3 (3%)	50	10
1	4-A	111/105 (106%)	107 (96%)	4 (4%)	40	5
1	5-A	111/105 (106%)	107 (96%)	4 (4%)	40	5
1	6-A	111/105 (106%)	109 (98%)	2 (2%)	64	24
1	7-A	111/105 (106%)	109 (98%)	2 (2%)	64	24
1	8-A	111/105 (106%)	108 (97%)	3 (3%)	50	10
1	9-A	111/105 (106%)	108 (97%)	3 (3%)	50	10
1	10-A	111/105 (106%)	107 (96%)	4 (4%)	40	5
All	All	1110/1050 (106%)	1079 (97%)	31 (3%)	46	9

All (31) residues with a non-rotameric sidechain are listed below:

Mol	Chain	Res	Type
1	1-A	37	ASN
1	1-A	121	GLN
1	1-A	128	ARG
1	2-A	37	ASN
1	2-A	121	GLN
1	2-A	128	ARG
1	3-A	37	ASN
1	3-A	121	GLN
1	3-A	128	ARG
1	4-A	37	ASN
1	4-A	73	ARG
1	4-A	121	GLN
1	4-A	128	ARG
1	5-A	37	ASN
1	5-A	73	ARG
1	5-A	121	GLN
1	5-A	128	ARG
1	6-A	37	ASN
1	6-A	121	GLN
1	7-A	37	ASN
1	7-A	121	GLN
1	8-A	37	ASN
1	8-A	121	GLN
1	8-A	128	ARG

Continued on next page...

Continued from previous page...

Mol	Chain	Res	Type
1	9-A	37	ASN
1	9-A	121	GLN
1	9-A	128	ARG
1	10-A	37	ASN
1	10-A	73	ARG
1	10-A	121	GLN
1	10-A	128	ARG

Some sidechains can be flipped to improve hydrogen bonding and reduce clashes. All (49) such sidechains are listed below:

Mol	Chain	Res	Type
1	1-A	15	HIS
1	1-A	37	ASN
1	1-A	44	ASN
1	1-A	46	ASN
1	1-A	93	ASN
1	1-A	121	GLN
1	2-A	15	HIS
1	2-A	37	ASN
1	2-A	46	ASN
1	2-A	93	ASN
1	2-A	121	GLN
1	3-A	37	ASN
1	3-A	44	ASN
1	3-A	46	ASN
1	3-A	93	ASN
1	3-A	121	GLN
1	4-A	37	ASN
1	4-A	46	ASN
1	4-A	93	ASN
1	4-A	121	GLN
1	5-A	15	HIS
1	5-A	37	ASN
1	5-A	46	ASN
1	5-A	93	ASN
1	5-A	121	GLN
1	6-A	37	ASN
1	6-A	44	ASN
1	6-A	46	ASN
1	6-A	93	ASN
1	6-A	121	GLN
1	7-A	15	HIS

Continued on next page...

Continued from previous page...

Mol	Chain	Res	Type
1	7-A	37	ASN
1	7-A	46	ASN
1	7-A	93	ASN
1	7-A	121	GLN
1	8-A	15	HIS
1	8-A	37	ASN
1	8-A	44	ASN
1	8-A	46	ASN
1	8-A	93	ASN
1	8-A	121	GLN
1	9-A	37	ASN
1	9-A	46	ASN
1	9-A	93	ASN
1	9-A	121	GLN
1	10-A	37	ASN
1	10-A	46	ASN
1	10-A	93	ASN
1	10-A	121	GLN

5.3.3 RNA [i](#)

There are no RNA molecules in this entry.

5.4 Non-standard residues in protein, DNA, RNA chains [i](#)

There are no non-standard protein/DNA/RNA residues in this entry.

5.5 Carbohydrates [i](#)

There are no carbohydrates in this entry.

5.6 Ligand geometry [i](#)

Of 120 ligands modelled in this entry, 30 are monoatomic - leaving 90 for Mogul analysis.

In the following table, the Counts columns list the number of bonds (or angles) for which Mogul statistics could be retrieved, the number of bonds (or angles) that are observed in the model and the number of bonds (or angles) that are defined in the Chemical Component Dictionary. The Link column lists molecule types, if any, to which the group is linked. The Z score for a bond length (or angle) is the number of standard deviations the observed value is removed from the

expected value. A bond length (or angle) with $|Z| > 2$ is considered an outlier worth inspection. RMSZ is the root-mean-square of all Z scores of the bond lengths (or angles).

Mol	Type	Chain	Res	Link	Bond lengths			Bond angles		
					Counts	RMSZ	$\# Z > 2$	Counts	RMSZ	$\# Z > 2$
4	202	1-A	131	-	0,3,3	0.00	-	0,3,3	0.00	-
4	202	1-A	132	-	0,3,3	0.00	-	0,3,3	0.00	-
4	202	1-A	133	-	0,3,3	0.00	-	0,3,3	0.00	-
4	202	1-A	134	-	0,2,3	0.00	-	0,1,3	0.00	-
4	202	1-A	135	-	0,1,3	0.00	-	0,0,3	0.00	-
4	202	1-A	136	-	0,2,3	0.00	-	0,1,3	0.00	-
4	202	1-A	137	-	0,1,3	0.00	-	0,0,3	0.00	-
4	202	1-A	138	-	0,1,3	0.00	-	0,0,3	0.00	-
4	202	1-A	139	-	0,1,3	0.00	-	0,0,3	0.00	-
4	202	10-A	131	-	0,3,3	0.00	-	0,3,3	0.00	-
4	202	10-A	132	-	0,3,3	0.00	-	0,3,3	0.00	-
4	202	10-A	133	-	0,3,3	0.00	-	0,3,3	0.00	-
4	202	10-A	134	-	0,2,3	0.00	-	0,1,3	0.00	-
4	202	10-A	135	-	0,1,3	0.00	-	0,0,3	0.00	-
4	202	10-A	136	-	0,2,3	0.00	-	0,1,3	0.00	-
4	202	10-A	137	-	0,1,3	0.00	-	0,0,3	0.00	-
4	202	10-A	138	-	0,1,3	0.00	-	0,0,3	0.00	-
4	202	10-A	139	-	0,1,3	0.00	-	0,0,3	0.00	-
4	202	2-A	131	-	0,3,3	0.00	-	0,3,3	0.00	-
4	202	2-A	132	-	0,3,3	0.00	-	0,3,3	0.00	-
4	202	2-A	133	-	0,3,3	0.00	-	0,3,3	0.00	-
4	202	2-A	134	-	0,2,3	0.00	-	0,1,3	0.00	-
4	202	2-A	135	-	0,1,3	0.00	-	0,0,3	0.00	-
4	202	2-A	136	-	0,2,3	0.00	-	0,1,3	0.00	-
4	202	2-A	137	-	0,1,3	0.00	-	0,0,3	0.00	-
4	202	2-A	138	-	0,1,3	0.00	-	0,0,3	0.00	-
4	202	2-A	139	-	0,1,3	0.00	-	0,0,3	0.00	-
4	202	3-A	131	-	0,3,3	0.00	-	0,3,3	0.00	-
4	202	3-A	132	-	0,3,3	0.00	-	0,3,3	0.00	-
4	202	3-A	133	-	0,3,3	0.00	-	0,3,3	0.00	-
4	202	3-A	134	-	0,2,3	0.00	-	0,1,3	0.00	-
4	202	3-A	135	-	0,1,3	0.00	-	0,0,3	0.00	-
4	202	3-A	136	-	0,2,3	0.00	-	0,1,3	0.00	-
4	202	3-A	137	-	0,1,3	0.00	-	0,0,3	0.00	-
4	202	3-A	138	-	0,1,3	0.00	-	0,0,3	0.00	-
4	202	3-A	139	-	0,1,3	0.00	-	0,0,3	0.00	-
4	202	4-A	131	-	0,3,3	0.00	-	0,3,3	0.00	-
4	202	4-A	132	-	0,3,3	0.00	-	0,3,3	0.00	-
4	202	4-A	133	-	0,3,3	0.00	-	0,3,3	0.00	-
4	202	4-A	134	-	0,2,3	0.00	-	0,1,3	0.00	-

Mol	Type	Chain	Res	Link	Bond lengths			Bond angles		
					Counts	RMSZ	# Z > 2	Counts	RMSZ	# Z > 2
4	202	4-A	135	-	0,1,3	0.00	-	0,0,3	0.00	-
4	202	4-A	136	-	0,2,3	0.00	-	0,1,3	0.00	-
4	202	4-A	137	-	0,1,3	0.00	-	0,0,3	0.00	-
4	202	4-A	138	-	0,1,3	0.00	-	0,0,3	0.00	-
4	202	4-A	139	-	0,1,3	0.00	-	0,0,3	0.00	-
4	202	5-A	131	-	0,3,3	0.00	-	0,3,3	0.00	-
4	202	5-A	132	-	0,3,3	0.00	-	0,3,3	0.00	-
4	202	5-A	133	-	0,3,3	0.00	-	0,3,3	0.00	-
4	202	5-A	134	-	0,2,3	0.00	-	0,1,3	0.00	-
4	202	5-A	135	-	0,1,3	0.00	-	0,0,3	0.00	-
4	202	5-A	136	-	0,2,3	0.00	-	0,1,3	0.00	-
4	202	5-A	137	-	0,1,3	0.00	-	0,0,3	0.00	-
4	202	5-A	138	-	0,1,3	0.00	-	0,0,3	0.00	-
4	202	5-A	139	-	0,1,3	0.00	-	0,0,3	0.00	-
4	202	6-A	131	-	0,3,3	0.00	-	0,3,3	0.00	-
4	202	6-A	132	-	0,3,3	0.00	-	0,3,3	0.00	-
4	202	6-A	133	-	0,3,3	0.00	-	0,3,3	0.00	-
4	202	6-A	134	-	0,2,3	0.00	-	0,1,3	0.00	-
4	202	6-A	135	-	0,1,3	0.00	-	0,0,3	0.00	-
4	202	6-A	136	-	0,2,3	0.00	-	0,1,3	0.00	-
4	202	6-A	137	-	0,1,3	0.00	-	0,0,3	0.00	-
4	202	6-A	138	-	0,1,3	0.00	-	0,0,3	0.00	-
4	202	6-A	139	-	0,1,3	0.00	-	0,0,3	0.00	-
4	202	7-A	131	-	0,3,3	0.00	-	0,3,3	0.00	-
4	202	7-A	132	-	0,3,3	0.00	-	0,3,3	0.00	-
4	202	7-A	133	-	0,3,3	0.00	-	0,3,3	0.00	-
4	202	7-A	134	-	0,2,3	0.00	-	0,1,3	0.00	-
4	202	7-A	135	-	0,1,3	0.00	-	0,0,3	0.00	-
4	202	7-A	136	-	0,2,3	0.00	-	0,1,3	0.00	-
4	202	7-A	137	-	0,1,3	0.00	-	0,0,3	0.00	-
4	202	7-A	138	-	0,1,3	0.00	-	0,0,3	0.00	-
4	202	7-A	139	-	0,1,3	0.00	-	0,0,3	0.00	-
4	202	8-A	131	-	0,3,3	0.00	-	0,3,3	0.00	-
4	202	8-A	132	-	0,3,3	0.00	-	0,3,3	0.00	-
4	202	8-A	133	-	0,3,3	0.00	-	0,3,3	0.00	-
4	202	8-A	134	-	0,2,3	0.00	-	0,1,3	0.00	-
4	202	8-A	135	-	0,1,3	0.00	-	0,0,3	0.00	-
4	202	8-A	136	-	0,2,3	0.00	-	0,1,3	0.00	-
4	202	8-A	137	-	0,1,3	0.00	-	0,0,3	0.00	-
4	202	8-A	138	-	0,1,3	0.00	-	0,0,3	0.00	-
4	202	8-A	139	-	0,1,3	0.00	-	0,0,3	0.00	-
4	202	9-A	131	-	0,3,3	0.00	-	0,3,3	0.00	-
4	202	9-A	132	-	0,3,3	0.00	-	0,3,3	0.00	-

Mol	Type	Chain	Res	Link	Bond lengths			Bond angles		
					Counts	RMSZ	# Z > 2	Counts	RMSZ	# Z > 2
4	202	9-A	133	-	0,3,3	0.00	-	0,3,3	0.00	-
4	202	9-A	134	-	0,2,3	0.00	-	0,1,3	0.00	-
4	202	9-A	135	-	0,1,3	0.00	-	0,0,3	0.00	-
4	202	9-A	136	-	0,2,3	0.00	-	0,1,3	0.00	-
4	202	9-A	137	-	0,1,3	0.00	-	0,0,3	0.00	-
4	202	9-A	138	-	0,1,3	0.00	-	0,0,3	0.00	-
4	202	9-A	139	-	0,1,3	0.00	-	0,0,3	0.00	-

In the following table, the Chirals column lists the number of chiral outliers, the number of chiral centers analysed, the number of these observed in the model and the number defined in the Chemical Component Dictionary. Similar counts are reported in the Torsion and Rings columns. '-' means no outliers of that kind were identified.

Mol	Type	Chain	Res	Link	Chirals	Torsions	Rings
4	202	1-A	131	-	-	0/0/0/0	0/0/0/0
4	202	1-A	132	-	-	0/0/0/0	0/0/0/0
4	202	1-A	133	-	-	0/0/0/0	0/0/0/0
4	202	1-A	134	-	-	0/0/0/0	0/0/0/0
4	202	1-A	135	-	-	0/0/0/0	0/0/0/0
4	202	1-A	136	-	-	0/0/0/0	0/0/0/0
4	202	1-A	137	-	-	0/0/0/0	0/0/0/0
4	202	1-A	138	-	-	0/0/0/0	0/0/0/0
4	202	1-A	139	-	-	0/0/0/0	0/0/0/0
4	202	10-A	131	-	-	0/0/0/0	0/0/0/0
4	202	10-A	132	-	-	0/0/0/0	0/0/0/0
4	202	10-A	133	-	-	0/0/0/0	0/0/0/0
4	202	10-A	134	-	-	0/0/0/0	0/0/0/0
4	202	10-A	135	-	-	0/0/0/0	0/0/0/0
4	202	10-A	136	-	-	0/0/0/0	0/0/0/0
4	202	10-A	137	-	-	0/0/0/0	0/0/0/0
4	202	10-A	138	-	-	0/0/0/0	0/0/0/0
4	202	10-A	139	-	-	0/0/0/0	0/0/0/0
4	202	2-A	131	-	-	0/0/0/0	0/0/0/0
4	202	2-A	132	-	-	0/0/0/0	0/0/0/0
4	202	2-A	133	-	-	0/0/0/0	0/0/0/0
4	202	2-A	134	-	-	0/0/0/0	0/0/0/0
4	202	2-A	135	-	-	0/0/0/0	0/0/0/0
4	202	2-A	136	-	-	0/0/0/0	0/0/0/0
4	202	2-A	137	-	-	0/0/0/0	0/0/0/0
4	202	2-A	138	-	-	0/0/0/0	0/0/0/0
4	202	2-A	139	-	-	0/0/0/0	0/0/0/0
4	202	3-A	131	-	-	0/0/0/0	0/0/0/0
4	202	3-A	132	-	-	0/0/0/0	0/0/0/0

Continued on next page...

Continued from previous page...

Mol	Type	Chain	Res	Link	Chirals	Torsions	Rings
4	202	3-A	133	-	-	0/0/0/0	0/0/0/0
4	202	3-A	134	-	-	0/0/0/0	0/0/0/0
4	202	3-A	135	-	-	0/0/0/0	0/0/0/0
4	202	3-A	136	-	-	0/0/0/0	0/0/0/0
4	202	3-A	137	-	-	0/0/0/0	0/0/0/0
4	202	3-A	138	-	-	0/0/0/0	0/0/0/0
4	202	3-A	139	-	-	0/0/0/0	0/0/0/0
4	202	4-A	131	-	-	0/0/0/0	0/0/0/0
4	202	4-A	132	-	-	0/0/0/0	0/0/0/0
4	202	4-A	133	-	-	0/0/0/0	0/0/0/0
4	202	4-A	134	-	-	0/0/0/0	0/0/0/0
4	202	4-A	135	-	-	0/0/0/0	0/0/0/0
4	202	4-A	136	-	-	0/0/0/0	0/0/0/0
4	202	4-A	137	-	-	0/0/0/0	0/0/0/0
4	202	4-A	138	-	-	0/0/0/0	0/0/0/0
4	202	4-A	139	-	-	0/0/0/0	0/0/0/0
4	202	5-A	131	-	-	0/0/0/0	0/0/0/0
4	202	5-A	132	-	-	0/0/0/0	0/0/0/0
4	202	5-A	133	-	-	0/0/0/0	0/0/0/0
4	202	5-A	134	-	-	0/0/0/0	0/0/0/0
4	202	5-A	135	-	-	0/0/0/0	0/0/0/0
4	202	5-A	136	-	-	0/0/0/0	0/0/0/0
4	202	5-A	137	-	-	0/0/0/0	0/0/0/0
4	202	5-A	138	-	-	0/0/0/0	0/0/0/0
4	202	5-A	139	-	-	0/0/0/0	0/0/0/0
4	202	6-A	131	-	-	0/0/0/0	0/0/0/0
4	202	6-A	132	-	-	0/0/0/0	0/0/0/0
4	202	6-A	133	-	-	0/0/0/0	0/0/0/0
4	202	6-A	134	-	-	0/0/0/0	0/0/0/0
4	202	6-A	135	-	-	0/0/0/0	0/0/0/0
4	202	6-A	136	-	-	0/0/0/0	0/0/0/0
4	202	6-A	137	-	-	0/0/0/0	0/0/0/0
4	202	6-A	138	-	-	0/0/0/0	0/0/0/0
4	202	6-A	139	-	-	0/0/0/0	0/0/0/0
4	202	7-A	131	-	-	0/0/0/0	0/0/0/0
4	202	7-A	132	-	-	0/0/0/0	0/0/0/0
4	202	7-A	133	-	-	0/0/0/0	0/0/0/0
4	202	7-A	134	-	-	0/0/0/0	0/0/0/0
4	202	7-A	135	-	-	0/0/0/0	0/0/0/0
4	202	7-A	136	-	-	0/0/0/0	0/0/0/0
4	202	7-A	137	-	-	0/0/0/0	0/0/0/0
4	202	7-A	138	-	-	0/0/0/0	0/0/0/0

Continued on next page...

Continued from previous page...

Mol	Type	Chain	Res	Link	Chirals	Torsions	Rings
4	202	7-A	139	-	-	0/0/0/0	0/0/0/0
4	202	8-A	131	-	-	0/0/0/0	0/0/0/0
4	202	8-A	132	-	-	0/0/0/0	0/0/0/0
4	202	8-A	133	-	-	0/0/0/0	0/0/0/0
4	202	8-A	134	-	-	0/0/0/0	0/0/0/0
4	202	8-A	135	-	-	0/0/0/0	0/0/0/0
4	202	8-A	136	-	-	0/0/0/0	0/0/0/0
4	202	8-A	137	-	-	0/0/0/0	0/0/0/0
4	202	8-A	138	-	-	0/0/0/0	0/0/0/0
4	202	8-A	139	-	-	0/0/0/0	0/0/0/0
4	202	9-A	131	-	-	0/0/0/0	0/0/0/0
4	202	9-A	132	-	-	0/0/0/0	0/0/0/0
4	202	9-A	133	-	-	0/0/0/0	0/0/0/0
4	202	9-A	134	-	-	0/0/0/0	0/0/0/0
4	202	9-A	135	-	-	0/0/0/0	0/0/0/0
4	202	9-A	136	-	-	0/0/0/0	0/0/0/0
4	202	9-A	137	-	-	0/0/0/0	0/0/0/0
4	202	9-A	138	-	-	0/0/0/0	0/0/0/0
4	202	9-A	139	-	-	0/0/0/0	0/0/0/0

There are no bond length outliers.

There are no bond angle outliers.

There are no chirality outliers.

There are no torsion outliers.

There are no ring outliers.

38 monomers are involved in 62 short contacts:

Mol	Chain	Res	Type	Clashes	Symm-Clashes
4	1-A	133	202	1	0
4	1-A	135	202	1	0
4	1-A	137	202	1	0
4	1-A	139	202	1	0
4	10-A	133	202	1	0
4	10-A	135	202	3	0
4	10-A	137	202	3	0
4	10-A	139	202	1	0
4	2-A	135	202	1	0
4	2-A	137	202	2	0
4	2-A	139	202	1	0
4	3-A	135	202	3	0

Continued on next page...

Continued from previous page...

Mol	Chain	Res	Type	Clashes	Symm-Clashes
4	3-A	137	202	3	0
4	3-A	139	202	1	0
4	4-A	135	202	1	0
4	4-A	137	202	3	0
4	4-A	139	202	1	0
4	5-A	135	202	3	0
4	5-A	136	202	1	0
4	5-A	137	202	2	0
4	5-A	139	202	1	0
4	6-A	133	202	1	0
4	6-A	135	202	1	0
4	6-A	136	202	2	0
4	6-A	137	202	2	0
4	6-A	139	202	1	0
4	7-A	134	202	1	0
4	7-A	135	202	3	0
4	7-A	136	202	2	0
4	7-A	137	202	2	0
4	7-A	139	202	1	0
4	8-A	135	202	3	0
4	8-A	137	202	1	0
4	8-A	139	202	1	0
4	9-A	133	202	1	0
4	9-A	135	202	3	0
4	9-A	137	202	1	0
4	9-A	139	202	1	0

5.7 Other polymers [i](#)

There are no such residues in this entry.

5.8 Polymer linkage issues [i](#)

There are no chain breaks in this entry.

6 Fit of model and data ⓘ

6.1 Protein, DNA and RNA chains ⓘ

In the following table, the column labelled ‘#RSRZ> 2’ contains the number (and percentage) of RSRZ outliers, followed by percent RSRZ outliers for the chain as percentile scores relative to all X-ray entries and entries of similar resolution. The OWAB column contains the minimum, median, 95th percentile and maximum values of the occupancy-weighted average B-factor per residue. The column labelled ‘Q< 0.9’ lists the number of (and percentage) of residues with an average occupancy less than 0.9.

Mol	Chain	Analysed	<RSRZ>	#RSRZ>2	OWAB(Å ²)	Q<0.9
1	1-A	129/129 (100%)	0.01	2 (1%) 72 67	11, 15, 26, 36	0
1	2-A	129/129 (100%)	0.01	2 (1%) 72 67	11, 15, 26, 36	0
1	3-A	129/129 (100%)	0.01	2 (1%) 72 67	11, 15, 26, 36	0
1	4-A	129/129 (100%)	0.01	2 (1%) 72 67	11, 15, 26, 36	0
1	5-A	129/129 (100%)	0.01	2 (1%) 72 67	11, 15, 26, 36	0
1	6-A	129/129 (100%)	0.01	2 (1%) 72 67	11, 15, 26, 36	0
1	7-A	129/129 (100%)	0.01	2 (1%) 72 67	11, 15, 26, 36	0
1	8-A	129/129 (100%)	0.01	2 (1%) 72 67	11, 15, 26, 36	0
1	9-A	129/129 (100%)	0.01	2 (1%) 72 67	11, 15, 26, 36	0
1	10-A	129/129 (100%)	0.01	2 (1%) 72 67	11, 15, 26, 36	0
All	All	1290/1290 (100%)	0.01	20 (1%) 74 67	11, 15, 27, 36	0

All (20) RSRZ outliers are listed below:

Mol	Chain	Res	Type	RSRZ
1	1-A	129	LEU	4.9
1	2-A	129	LEU	4.9
1	3-A	129	LEU	4.9
1	4-A	129	LEU	4.9
1	5-A	129	LEU	4.9
1	6-A	129	LEU	4.9
1	7-A	129	LEU	4.9
1	8-A	129	LEU	4.9
1	9-A	129	LEU	4.9
1	10-A	129	LEU	4.9
1	1-A	128	ARG	2.3
1	2-A	128	ARG	2.3
1	3-A	128	ARG	2.3

Continued on next page...

Continued from previous page...

Mol	Chain	Res	Type	RSRZ
1	4-A	128	ARG	2.3
1	5-A	128	ARG	2.3
1	6-A	128	ARG	2.3
1	7-A	128	ARG	2.3
1	8-A	128	ARG	2.3
1	9-A	128	ARG	2.3
1	10-A	128	ARG	2.3

6.2 Non-standard residues in protein, DNA, RNA chains [i](#)

There are no non-standard protein/DNA/RNA residues in this entry.

6.3 Carbohydrates [i](#)

There are no carbohydrates in this entry.

6.4 Ligands [i](#)

In the following table, the Atoms column lists the number of modelled atoms in the group and the number defined in the chemical component dictionary. LLDF column lists the quality of electron density of the group with respect to its neighbouring residues in protein, DNA or RNA chains. The B-factors column lists the minimum, median, 95th percentile and maximum values of B factors of atoms in the group. The column labelled 'Q < 0.9' lists the number of atoms with occupancy less than 0.9.

Mol	Type	Chain	Res	Atoms	RSCC	RSR	LLDF	B-factors(Å ²)	Q<0.9
4	202	1-A	133	4/4	0.97	0.12	6.80	22,24,29,30	2
4	202	9-A	133	4/4	0.97	0.12	6.80	21,23,26,27	2
4	202	5-A	133	4/4	0.97	0.12	6.80	21,25,28,28	2
4	202	4-A	133	4/4	0.97	0.12	6.80	20,23,28,28	2
4	202	7-A	133	4/4	0.97	0.12	6.80	21,25,27,28	2
4	202	8-A	133	4/4	0.97	0.12	6.80	22,24,26,28	2
4	202	6-A	133	4/4	0.97	0.12	6.80	20,24,28,31	2
4	202	3-A	133	4/4	0.97	0.12	6.80	21,24,27,28	2
4	202	2-A	133	4/4	0.97	0.12	6.80	22,25,28,29	2
4	202	10-A	133	4/4	0.97	0.12	6.80	22,24,27,28	2
4	202	5-A	138	2/4	0.94	0.10	5.77	17,17,17,19	1
4	202	1-A	138	2/4	0.94	0.10	5.77	16,16,16,24	1
4	202	4-A	138	2/4	0.94	0.10	5.77	17,17,17,19	1
4	202	9-A	138	2/4	0.94	0.10	5.77	17,17,17,20	1

Continued on next page...

Continued from previous page...

Mol	Type	Chain	Res	Atoms	RSCC	RSR	LLDF	B-factors(Å ²)	Q<0.9
4	202	10-A	138	2/4	0.94	0.10	5.77	17,17,17,22	1
4	202	2-A	138	2/4	0.94	0.10	5.77	17,17,17,24	1
4	202	3-A	138	2/4	0.94	0.10	5.77	17,17,17,20	1
4	202	8-A	138	2/4	0.94	0.10	5.77	17,17,17,22	1
4	202	6-A	138	2/4	0.94	0.10	5.77	16,16,16,19	1
4	202	7-A	138	2/4	0.94	0.10	5.77	17,17,17,20	1
4	202	4-A	136	3/4	0.88	0.28	3.60	14,14,16,26	3
4	202	8-A	136	3/4	0.88	0.28	3.60	15,15,17,30	3
4	202	9-A	136	3/4	0.88	0.28	3.60	16,16,17,31	3
4	202	2-A	136	3/4	0.88	0.28	3.60	15,15,17,27	3
4	202	10-A	136	3/4	0.88	0.28	3.60	15,15,16,28	3
4	202	7-A	136	3/4	0.88	0.28	3.60	14,14,14,26	3
4	202	1-A	136	3/4	0.88	0.28	3.60	16,16,20,29	3
4	202	5-A	136	3/4	0.88	0.28	3.60	15,15,18,27	3
4	202	6-A	136	3/4	0.88	0.28	3.60	16,16,18,32	3
4	202	3-A	136	3/4	0.88	0.28	3.60	17,17,20,29	3
4	202	7-A	135	2/4	0.89	0.09	1.13	19,19,19,40	1
4	202	8-A	135	2/4	0.89	0.09	1.13	19,19,19,38	1
4	202	6-A	135	2/4	0.89	0.09	1.13	20,20,20,37	1
4	202	1-A	135	2/4	0.89	0.09	1.05	20,20,20,36	1
4	202	3-A	135	2/4	0.89	0.09	1.05	19,19,19,41	1
4	202	5-A	135	2/4	0.89	0.09	1.05	20,20,20,39	1
4	202	9-A	135	2/4	0.89	0.09	1.05	19,19,19,37	1
4	202	4-A	135	2/4	0.89	0.09	1.05	20,20,20,39	1
4	202	2-A	135	2/4	0.89	0.09	1.05	20,20,20,39	1
4	202	10-A	135	2/4	0.89	0.09	1.05	19,19,19,37	1
4	202	9-A	139	2/4	0.97	0.07	0.63	17,17,17,25	1
4	202	5-A	139	2/4	0.97	0.07	0.63	17,17,17,25	1
4	202	8-A	139	2/4	0.97	0.07	0.63	17,17,17,25	1
4	202	2-A	139	2/4	0.97	0.07	0.63	17,17,17,23	1
4	202	1-A	139	2/4	0.97	0.07	0.63	17,17,17,22	1
4	202	4-A	139	2/4	0.97	0.07	0.63	17,17,17,25	1
4	202	7-A	139	2/4	0.97	0.07	0.63	17,17,17,25	1
4	202	10-A	139	2/4	0.97	0.07	0.63	17,17,17,25	1
4	202	3-A	139	2/4	0.97	0.07	0.63	17,17,17,27	1
4	202	6-A	139	2/4	0.97	0.07	0.63	17,17,17,26	1
3	NA	2-A	142	1/1	0.98	0.07	-0.64	13,13,13,13	0
3	NA	6-A	142	1/1	0.98	0.07	-0.64	13,13,13,13	0
3	NA	4-A	142	1/1	0.98	0.07	-0.64	13,13,13,13	0
3	NA	7-A	142	1/1	0.98	0.07	-0.64	13,13,13,13	0
3	NA	8-A	142	1/1	0.98	0.07	-0.64	13,13,13,13	0
3	NA	9-A	142	1/1	0.98	0.07	-0.64	13,13,13,13	0

Continued on next page...

Continued from previous page...

Mol	Type	Chain	Res	Atoms	RSCC	RSR	LLDF	B-factors(\AA^2)	Q<0.9
3	NA	5-A	142	1/1	0.98	0.07	-0.64	13,13,13,13	0
3	NA	10-A	142	1/1	0.98	0.07	-0.64	13,13,13,13	0
3	NA	1-A	142	1/1	0.98	0.07	-0.66	13,13,13,13	0
3	NA	3-A	142	1/1	0.98	0.07	-0.66	13,13,13,13	0
4	202	4-A	131	4/4	0.99	0.08	-0.70	13,14,20,26	3
4	202	10-A	131	4/4	0.99	0.08	-0.70	13,14,19,26	3
4	202	9-A	131	4/4	0.99	0.08	-0.70	13,14,18,26	3
4	202	3-A	131	4/4	0.99	0.08	-0.70	12,14,19,26	3
4	202	6-A	131	4/4	0.99	0.08	-0.70	13,14,20,26	3
4	202	2-A	131	4/4	0.99	0.08	-0.70	13,14,20,27	3
4	202	1-A	131	4/4	0.99	0.08	-0.70	13,14,19,25	3
4	202	5-A	131	4/4	0.99	0.08	-0.70	13,14,20,26	3
4	202	8-A	131	4/4	0.99	0.08	-0.70	13,14,20,26	3
4	202	7-A	131	4/4	0.99	0.08	-0.70	13,14,19,25	3
4	202	7-A	132	4/4	1.00	0.05	-1.47	13,14,15,15	3
4	202	1-A	132	4/4	1.00	0.05	-1.47	13,14,14,16	3
4	202	2-A	132	4/4	1.00	0.05	-1.47	13,14,14,15	3
4	202	4-A	132	4/4	1.00	0.05	-1.47	13,14,15,15	3
4	202	3-A	132	4/4	1.00	0.05	-1.47	13,14,15,15	3
4	202	8-A	132	4/4	1.00	0.05	-1.47	13,14,15,15	3
4	202	5-A	132	4/4	1.00	0.05	-1.47	13,14,15,16	3
4	202	10-A	132	4/4	1.00	0.05	-1.47	13,14,15,15	3
4	202	9-A	132	4/4	1.00	0.05	-1.47	13,14,15,15	3
4	202	6-A	132	4/4	1.00	0.05	-1.47	13,14,15,16	3
2	CL	2-A	141	1/1	0.99	0.03	-1.72	21,21,21,21	0
2	CL	6-A	141	1/1	0.99	0.03	-1.72	21,21,21,21	0
2	CL	5-A	141	1/1	0.99	0.03	-1.72	21,21,21,21	0
2	CL	9-A	141	1/1	0.99	0.03	-1.72	21,21,21,21	0
2	CL	7-A	141	1/1	0.99	0.03	-1.72	21,21,21,21	0
2	CL	1-A	141	1/1	0.99	0.03	-1.72	21,21,21,21	0
2	CL	8-A	141	1/1	0.99	0.03	-1.72	21,21,21,21	0
2	CL	3-A	141	1/1	0.99	0.03	-1.72	21,21,21,21	0
2	CL	4-A	141	1/1	0.99	0.03	-1.72	21,21,21,21	0
2	CL	10-A	141	1/1	0.99	0.03	-1.72	21,21,21,21	0
2	CL	7-A	140	1/1	0.99	0.04	-2.09	20,20,20,20	0
2	CL	2-A	140	1/1	0.99	0.04	-2.09	20,20,20,20	0
2	CL	8-A	140	1/1	0.99	0.04	-2.09	20,20,20,20	0
2	CL	9-A	140	1/1	0.99	0.04	-2.09	20,20,20,20	0
2	CL	1-A	140	1/1	0.99	0.04	-2.09	20,20,20,20	0
2	CL	4-A	140	1/1	0.99	0.04	-2.09	20,20,20,20	0
2	CL	3-A	140	1/1	0.99	0.04	-2.09	20,20,20,20	0
2	CL	6-A	140	1/1	0.99	0.04	-2.09	20,20,20,20	0

Continued on next page...

Continued from previous page...

Mol	Type	Chain	Res	Atoms	RSCC	RSR	LLDF	B-factors(\AA^2)	Q<0.9
2	CL	10-A	140	1/1	0.99	0.04	-2.09	20,20,20,20	0
2	CL	5-A	140	1/1	0.99	0.04	-2.09	20,20,20,20	0
4	202	3-A	137	2/4	0.99	0.05	-	13,13,13,18	2
4	202	2-A	134	3/4	0.97	0.07	-	19,19,19,22	1
4	202	5-A	137	2/4	0.99	0.05	-	14,14,14,20	2
4	202	4-A	137	2/4	0.99	0.05	-	13,13,13,19	2
4	202	4-A	134	3/4	0.97	0.07	-	19,19,20,22	1
4	202	9-A	134	3/4	0.97	0.07	-	18,18,20,21	1
4	202	10-A	134	3/4	0.97	0.07	-	19,19,20,21	1
4	202	3-A	134	3/4	0.97	0.07	-	19,19,20,22	1
4	202	7-A	137	2/4	0.99	0.05	-	14,14,14,18	2
4	202	6-A	134	3/4	0.97	0.07	-	19,19,20,22	1
4	202	1-A	137	2/4	0.99	0.05	-	13,13,13,18	2
4	202	5-A	134	3/4	0.97	0.07	-	20,20,20,23	1
4	202	2-A	137	2/4	0.99	0.05	-	11,11,11,18	2
4	202	10-A	137	2/4	0.99	0.05	-	14,14,14,17	2
4	202	8-A	134	3/4	0.97	0.07	-	19,19,20,22	1
4	202	9-A	137	2/4	0.99	0.05	-	20,20,20,22	2
4	202	7-A	134	3/4	0.97	0.07	-	19,19,19,22	1
4	202	6-A	137	2/4	0.99	0.05	-	13,13,13,18	2
4	202	1-A	134	3/4	0.97	0.07	-	19,19,19,22	1
4	202	8-A	137	2/4	0.99	0.05	-	19,19,19,20	2

6.5 Other polymers [i](#)

There are no such residues in this entry.