



Full wwPDB X-ray Structure Validation Report ⓘ

Sep 3, 2017 – 02:14 PM EDT

PDB ID : 5D8B
Title : Crystal structure of T. thermophilus ribosome containing a P-site wobble mismatch
Authors : Svidritskiy, E.; Korostelev, A.A.
Deposited on : unknown
Resolution : 3.63 Å(reported)

This is a Full wwPDB X-ray Structure Validation Report for a publicly released PDB entry.

We welcome your comments at validation@mail.wwpdb.org

A user guide is available at

<http://wwpdb.org/validation/2016/XrayValidationReportHelp>

with specific help available everywhere you see the ⓘ symbol.

The following versions of software and data (see [references ⓘ](#)) were used in the production of this report:

MolProbity	:	4.02b-467
Xtriage (Phenix)	:	1.9-1692
EDS	:	rb-20029824
Percentile statistics	:	20161228.v01 (using entries in the PDB archive December 28th 2016)
Refmac	:	5.8.0135
CCP4	:	6.5.0
Ideal geometry (proteins)	:	Engh & Huber (2001)
Ideal geometry (DNA, RNA)	:	Parkinson et al. (1996)
Validation Pipeline (wwPDB-VP)	:	rb-20029824

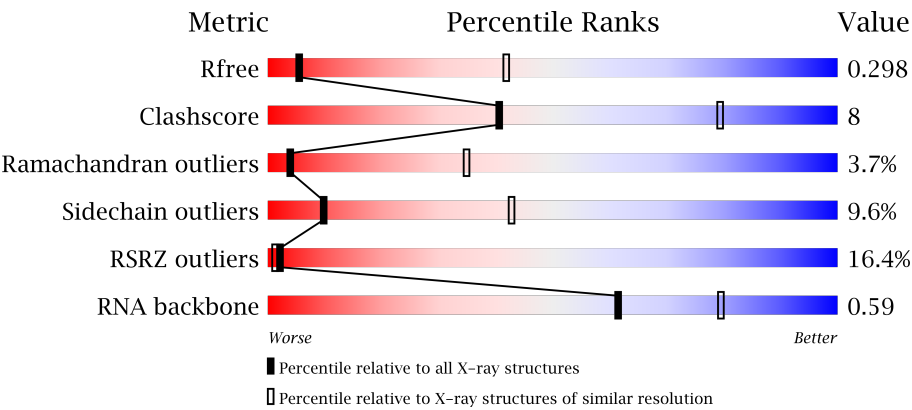
1 Overall quality at a glance i

The following experimental techniques were used to determine the structure:

X-RAY DIFFRACTION

The reported resolution of this entry is 3.63 Å.

Percentile scores (ranging between 0-100) for global validation metrics of the entry are shown in the following graphic. The table shows the number of entries on which the scores are based.



Metric	Whole archive (#Entries)	Similar resolution (#Entries, resolution range(Å))
R_{free}	100719	1143 (3.80-3.48)
Clashscore	112137	1092 (3.78-3.50)
Ramachandran outliers	110173	1051 (3.78-3.50)
Sidechain outliers	110143	1051 (3.78-3.50)
RSRZ outliers	101464	1000 (3.78-3.50)
RNA backbone	2435	1002 (4.30-2.90)

The table below summarises the geometric issues observed across the polymeric chains and their fit to the electron density. The red, orange, yellow and green segments on the lower bar indicate the fraction of residues that contain outliers for ≥ 3 , 2, 1 and 0 types of geometric quality criteria. A grey segment represents the fraction of residues that are not modelled. The numeric value for each fraction is indicated below the corresponding segment, with a dot representing fractions $\leq 5\%$. The upper red bar (where present) indicates the fraction of residues that have poor fit to the electron density. The numeric value is given above the bar.

Mol	Chain	Length	Quality of chain
1	A	271	<div><div>4%</div><div><div></div><div>65%</div><div>30%</div><div>6%</div></div></div>
1	WA	271	<div><div>9%</div><div><div></div><div>63%</div><div>31%</div><div>5%</div></div></div>
2	B	206	<div><div>29%</div><div><div></div><div>67%</div><div>25%</div><div>7%</div><div></div></div></div>
2	XA	206	<div><div>5%</div><div><div></div><div>67%</div><div>24%</div><div>7%</div><div></div></div></div>

Continued on next page...

Continued from previous page...

Mol	Chain	Length	Quality of chain
3	C	205	
3	YA	205	
4	D	182	
4	ZA	182	
5	AB	180	
5	E	180	
6	BB	148	
6	F	148	
7	CB	147	
7	G	147	
8	DB	140	
8	H	140	
9	EB	122	
9	I	122	
10	FB	150	
10	J	150	
11	GB	141	
11	K	141	
12	HB	118	
12	L	118	
13	IB	112	
13	M	112	
14	JB	146	
14	N	146	
15	KB	118	

Continued on next page...

Continued from previous page...

Mol	Chain	Length	Quality of chain
15	O	118	
16	LB	101	
16	P	101	
17	MB	113	
17	Q	113	
18	NB	96	
18	R	96	
19	OB	110	
19	S	110	
20	PB	206	
20	T	206	
21	QB	85	
21	U	85	
22	RB	98	
22	V	98	
23	SB	72	
23	W	72	
24	TB	60	
24	X	60	
25	UB	60	
25	Y	60	
26	VB	54	
26	Z	54	
27	AA	49	
27	WB	49	

Continued on next page...

Continued from previous page...

Mol	Chain	Length	Quality of chain
28	BA	65	
28	XB	65	
29	CA	256	
29	YB	256	
30	DA	239	
30	ZB	239	
31	AC	209	
31	EA	209	
32	BC	162	
32	FA	162	
33	CC	101	
33	GA	101	
34	DC	156	
34	HA	156	
35	EC	138	
35	IA	138	
36	FC	128	
36	JA	128	
37	GC	105	
37	KA	105	
38	HC	129	
38	LA	129	
39	IC	132	
39	MA	132	
40	JC	126	

Continued on next page...

Continued from previous page...

Mol	Chain	Length	Quality of chain
40	NA	126	
41	KC	61	
41	OA	61	
42	LC	89	
42	PA	89	
43	MC	88	
43	QA	88	
44	NC	105	
44	RA	105	
45	OC	88	
45	SA	88	
46	PC	93	
46	TA	93	
47	QC	106	
47	UA	106	
48	RC	27	
48	VA	27	
49	SC	71	
49	TC	71	
50	UC	1509	
50	YC	1509	
51	VC	2893	
51	ZC	2893	
52	AD	121	
52	WC	121	

Continued on next page...

Continued from previous page...

Mol	Chain	Length	Quality of chain
53	BD	77	
53	ED	77	
53	FD	77	
53	XC	77	
54	GD	27	
54	HD	27	

The following table lists non-polymeric compounds, carbohydrate monomers and non-standard residues in protein, DNA, RNA chains that are outliers for geometric or electron-density-fit criteria:

Mol	Type	Chain	Res	Chirality	Geometry	Clashes	Electron density
55	MG	A	301	-	-	-	X
55	MG	AD	208	-	-	-	X
55	MG	AD	210	-	-	-	X
55	MG	AD	213	-	-	-	X
55	MG	AD	227	-	-	-	X
55	MG	B	302	-	-	-	X
55	MG	BD	103	-	-	-	X
55	MG	C	303	-	-	-	X
55	MG	D	201	-	-	-	X
55	MG	DC	201	-	-	-	X
55	MG	ED	106	-	-	-	X
55	MG	ED	116	-	-	-	X
55	MG	FB	201	-	-	-	X
55	MG	FD	103	-	-	-	X
55	MG	FD	106	-	-	-	X
55	MG	IB	201	-	-	-	X
55	MG	OA	103	-	-	-	X
55	MG	QB	101	-	-	-	X
55	MG	UA	202	-	-	-	X
55	MG	UC	1605	-	-	-	X
55	MG	UC	1614	-	-	-	X
55	MG	UC	1621	-	-	-	X
55	MG	UC	1630	-	-	-	X
55	MG	UC	1665	-	-	-	X
55	MG	UC	1674	-	-	-	X
55	MG	UC	1677	-	-	-	X
55	MG	UC	1678	-	-	-	X

Continued on next page...

Continued from previous page...

Mol	Type	Chain	Res	Chirality	Geometry	Clashes	Electron density
55	MG	UC	1680	-	-	-	X
55	MG	UC	1715	-	-	-	X
55	MG	UC	1729	-	-	-	X
55	MG	UC	1735	-	-	-	X
55	MG	UC	1738	-	-	-	X
55	MG	UC	1790	-	-	-	X
55	MG	UC	1798	-	-	-	X
55	MG	UC	1824	-	-	-	X
55	MG	UC	1854	-	-	-	X
55	MG	VC	3006	-	-	-	X
55	MG	VC	3008	-	-	-	X
55	MG	VC	3010	-	-	-	X
55	MG	VC	3011	-	-	-	X
55	MG	VC	3012	-	-	-	X
55	MG	VC	3021	-	-	-	X
55	MG	VC	3028	-	-	-	X
55	MG	VC	3036	-	-	-	X
55	MG	VC	3041	-	-	-	X
55	MG	VC	3042	-	-	-	X
55	MG	VC	3066	-	-	-	X
55	MG	VC	3071	-	-	-	X
55	MG	VC	3073	-	-	-	X
55	MG	VC	3081	-	-	-	X
55	MG	VC	3088	-	-	-	X
55	MG	VC	3108	-	-	-	X
55	MG	VC	3114	-	-	-	X
55	MG	VC	3119	-	-	-	X
55	MG	VC	3125	-	-	-	X
55	MG	VC	3145	-	-	-	X
55	MG	VC	3156	-	-	-	X
55	MG	VC	3168	-	-	-	X
55	MG	VC	3220	-	-	-	X
55	MG	VC	3237	-	-	-	X
55	MG	VC	3244	-	-	-	X
55	MG	VC	3246	-	-	-	X
55	MG	VC	3256	-	-	-	X
55	MG	VC	3269	-	-	-	X
55	MG	VC	3274	-	-	-	X
55	MG	VC	3277	-	-	-	X
55	MG	VC	3285	-	-	-	X
55	MG	VC	3295	-	-	-	X
55	MG	VC	3297	-	-	-	X

Continued on next page...

Continued from previous page...

Mol	Type	Chain	Res	Chirality	Geometry	Clashes	Electron density
55	MG	VC	3298	-	-	-	X
55	MG	VC	3303	-	-	-	X
55	MG	VC	3304	-	-	-	X
55	MG	VC	3306	-	-	-	X
55	MG	VC	3307	-	-	-	X
55	MG	VC	3326	-	-	-	X
55	MG	VC	3329	-	-	-	X
55	MG	VC	3330	-	-	-	X
55	MG	VC	3335	-	-	-	X
55	MG	VC	3337	-	-	-	X
55	MG	VC	3338	-	-	-	X
55	MG	VC	3344	-	-	-	X
55	MG	VC	3346	-	-	-	X
55	MG	VC	3355	-	-	-	X
55	MG	VC	3357	-	-	-	X
55	MG	VC	3379	-	-	-	X
55	MG	VC	3388	-	-	-	X
55	MG	VC	3391	-	-	-	X
55	MG	VC	3420	-	-	-	X
55	MG	VC	3433	-	-	-	X
55	MG	VC	3451	-	-	-	X
55	MG	VC	3452	-	-	-	X
55	MG	VC	3468	-	-	-	X
55	MG	VC	3473	-	-	-	X
55	MG	VC	3487	-	-	-	X
55	MG	VC	3498	-	-	-	X
55	MG	VC	3515	-	-	-	X
55	MG	VC	3523	-	-	-	X
55	MG	VC	3527	-	-	-	X
55	MG	VC	3532	-	-	-	X
55	MG	VC	3545	-	-	-	X
55	MG	VC	3556	-	-	-	X
55	MG	VC	3559	-	-	-	X
55	MG	VC	3568	-	-	-	X
55	MG	VC	3569	-	-	-	X
55	MG	VC	3581	-	-	-	X
55	MG	VC	3582	-	-	-	X
55	MG	VC	3598	-	-	-	X
55	MG	VC	3600	-	-	-	X
55	MG	VC	3606	-	-	-	X
55	MG	VC	3615	-	-	-	X
55	MG	VC	3635	-	-	-	X

Continued on next page...

Continued from previous page...

Mol	Type	Chain	Res	Chirality	Geometry	Clashes	Electron density
55	MG	VC	3647	-	-	-	X
55	MG	VC	3670	-	-	-	X
55	MG	VC	3671	-	-	-	X
55	MG	VC	3678	-	-	-	X
55	MG	VC	3679	-	-	-	X
55	MG	VC	3684	-	-	-	X
55	MG	VC	3685	-	-	-	X
55	MG	VC	3687	-	-	-	X
55	MG	VC	3693	-	-	-	X
55	MG	VC	3696	-	-	-	X
55	MG	WA	301	-	-	-	X
55	MG	WB	101	-	-	-	X
55	MG	WC	205	-	-	-	X
55	MG	WC	226	-	-	-	X
55	MG	XA	301	-	-	-	X
55	MG	XA	303	-	-	-	X
55	MG	YA	307	-	-	-	X
55	MG	YA	308	-	-	-	X
55	MG	YC	1604	-	-	-	X
55	MG	YC	1611	-	-	-	X
55	MG	YC	1623	-	-	-	X
55	MG	YC	1638	-	-	-	X
55	MG	YC	1641	-	-	-	X
55	MG	YC	1646	-	-	-	X
55	MG	YC	1648	-	-	-	X
55	MG	YC	1665	-	-	-	X
55	MG	YC	1680	-	-	-	X
55	MG	YC	1705	-	-	-	X
55	MG	YC	1748	-	-	-	X
55	MG	YC	1754	-	-	-	X
55	MG	YC	1759	-	-	-	X
55	MG	YC	1767	-	-	-	X
55	MG	YC	1795	-	-	-	X
55	MG	YC	1800	-	-	-	X
55	MG	YC	1803	-	-	-	X
55	MG	YC	1829	-	-	-	X
55	MG	YC	1858	-	-	-	X
55	MG	ZC	3003	-	-	-	X
55	MG	ZC	3004	-	-	-	X
55	MG	ZC	3005	-	-	-	X
55	MG	ZC	3011	-	-	-	X
55	MG	ZC	3013	-	-	-	X

Continued on next page...

Continued from previous page...

Mol	Type	Chain	Res	Chirality	Geometry	Clashes	Electron density
55	MG	ZC	3015	-	-	-	X
55	MG	ZC	3016	-	-	-	X
55	MG	ZC	3019	-	-	-	X
55	MG	ZC	3020	-	-	-	X
55	MG	ZC	3022	-	-	-	X
55	MG	ZC	3023	-	-	-	X
55	MG	ZC	3025	-	-	-	X
55	MG	ZC	3026	-	-	-	X
55	MG	ZC	3027	-	-	-	X
55	MG	ZC	3032	-	-	-	X
55	MG	ZC	3038	-	-	-	X
55	MG	ZC	3040	-	-	-	X
55	MG	ZC	3042	-	-	-	X
55	MG	ZC	3043	-	-	-	X
55	MG	ZC	3046	-	-	-	X
55	MG	ZC	3050	-	-	-	X
55	MG	ZC	3059	-	-	-	X
55	MG	ZC	3068	-	-	-	X
55	MG	ZC	3075	-	-	-	X
55	MG	ZC	3094	-	-	-	X
55	MG	ZC	3099	-	-	-	X
55	MG	ZC	3105	-	-	-	X
55	MG	ZC	3109	-	-	-	X
55	MG	ZC	3131	-	-	-	X
55	MG	ZC	3135	-	-	-	X
55	MG	ZC	3137	-	-	-	X
55	MG	ZC	3142	-	-	-	X
55	MG	ZC	3148	-	-	-	X
55	MG	ZC	3149	-	-	-	X
55	MG	ZC	3150	-	-	-	X
55	MG	ZC	3166	-	-	-	X
55	MG	ZC	3176	-	-	-	X
55	MG	ZC	3187	-	-	-	X
55	MG	ZC	3189	-	-	-	X
55	MG	ZC	3191	-	-	-	X
55	MG	ZC	3192	-	-	-	X
55	MG	ZC	3194	-	-	-	X
55	MG	ZC	3200	-	-	-	X
55	MG	ZC	3211	-	-	-	X
55	MG	ZC	3219	-	-	-	X
55	MG	ZC	3225	-	-	-	X
55	MG	ZC	3234	-	-	-	X

Continued on next page...

Continued from previous page...

Mol	Type	Chain	Res	Chirality	Geometry	Clashes	Electron density
55	MG	ZC	3242	-	-	-	X
55	MG	ZC	3243	-	-	-	X
55	MG	ZC	3245	-	-	-	X
55	MG	ZC	3248	-	-	-	X
55	MG	ZC	3256	-	-	-	X
55	MG	ZC	3265	-	-	-	X
55	MG	ZC	3274	-	-	-	X
55	MG	ZC	3297	-	-	-	X
55	MG	ZC	3300	-	-	-	X
55	MG	ZC	3309	-	-	-	X
55	MG	ZC	3316	-	-	-	X
55	MG	ZC	3324	-	-	-	X
55	MG	ZC	3330	-	-	-	X
55	MG	ZC	3333	-	-	-	X
55	MG	ZC	3361	-	-	-	X
55	MG	ZC	3373	-	-	-	X
55	MG	ZC	3393	-	-	-	X
55	MG	ZC	3402	-	-	-	X
55	MG	ZC	3408	-	-	-	X
55	MG	ZC	3424	-	-	-	X
55	MG	ZC	3430	-	-	-	X
55	MG	ZC	3442	-	-	-	X
55	MG	ZC	3450	-	-	-	X
55	MG	ZC	3454	-	-	-	X
55	MG	ZC	3469	-	-	-	X
55	MG	ZC	3479	-	-	-	X
55	MG	ZC	3481	-	-	-	X
55	MG	ZC	3482	-	-	-	X
55	MG	ZC	3491	-	-	-	X
55	MG	ZC	3496	-	-	-	X
55	MG	ZC	3507	-	-	-	X
55	MG	ZC	3510	-	-	-	X
55	MG	ZC	3516	-	-	-	X
55	MG	ZC	3534	-	-	-	X
55	MG	ZC	3544	-	-	-	X
55	MG	ZC	3583	-	-	-	X
55	MG	ZC	3584	-	-	-	X
55	MG	ZC	3586	-	-	-	X
55	MG	ZC	3597	-	-	-	X
55	MG	ZC	3599	-	-	-	X
55	MG	ZC	3600	-	-	-	X
55	MG	ZC	3605	-	-	-	X

Continued on next page...

Continued from previous page...

Mol	Type	Chain	Res	Chirality	Geometry	Clashes	Electron density
55	MG	ZC	3638	-	-	-	X
55	MG	ZC	3649	-	-	-	X
55	MG	ZC	3675	-	-	-	X
55	MG	ZC	3677	-	-	-	X
55	MG	ZC	3694	-	-	-	X
55	MG	ZC	3709	-	-	-	X
55	MG	ZC	3726	-	-	-	X
55	MG	ZC	3727	-	-	-	X
55	MG	ZC	3733	-	-	-	X
55	MG	ZC	3742	-	-	-	X
55	MG	ZC	3756	-	-	-	X
55	MG	ZC	3760	-	-	-	X
55	MG	ZC	3768	-	-	-	X

2 Entry composition

There are 56 unique types of molecules in this entry. The entry contains 295576 atoms, of which 0 are hydrogens and 0 are deuteriums.

In the tables below, the ZeroOcc column contains the number of atoms modelled with zero occupancy, the AltConf column contains the number of residues with at least one atom in alternate conformation and the Trace column contains the number of residues modelled with at most 2 atoms.

- Molecule 1 is a protein called 50S ribosomal protein L2.

Mol	Chain	Residues	Atoms					ZeroOcc	AltConf	Trace
1	A	271	Total	C	N	O	S	0	0	0
			2105	1329	416	357	3			
1	WA	271	Total	C	N	O	S	0	0	0
			2105	1329	416	357	3			

- Molecule 2 is a protein called 50S ribosomal protein L3.

Mol	Chain	Residues	Atoms					ZeroOcc	AltConf	Trace
2	B	204	Total	C	N	O	S	0	0	0
			1563	988	299	270	6			
2	XA	204	Total	C	N	O	S	0	0	0
			1563	988	299	270	6			

- Molecule 3 is a protein called 50S ribosomal protein L4.

Mol	Chain	Residues	Atoms					ZeroOcc	AltConf	Trace
3	C	202	Total	C	N	O	S	0	0	0
			1586	1011	297	275	3			
3	YA	202	Total	C	N	O	S	0	0	0
			1586	1011	297	275	3			

- Molecule 4 is a protein called 50S ribosomal protein L5.

Mol	Chain	Residues	Atoms					ZeroOcc	AltConf	Trace
4	D	181	Total	C	N	O	S	0	0	0
			1475	943	268	260	4			
4	ZA	181	Total	C	N	O	S	0	0	0
			1475	943	268	260	4			

- Molecule 5 is a protein called 50S ribosomal protein L6.

Mol	Chain	Residues	Atoms					ZeroOcc	AltConf	Trace
5	E	174	Total	C	N	O	S	0	0	0
			1330	845	248	236	1			
5	AB	174	Total	C	N	O	S	0	0	0
			1330	845	248	236	1			

- Molecule 6 is a protein called 50S ribosomal protein L9.

Mol	Chain	Residues	Atoms					ZeroOcc	AltConf	Trace
6	F	145	Total	C	N	O	S	0	0	0
			1132	724	200	207	1			
6	BB	145	Total	C	N	O	S	0	0	0
			1132	724	200	207	1			

- Molecule 7 is a protein called 50S ribosomal protein L11.

Mol	Chain	Residues	Atoms					ZeroOcc	AltConf	Trace
7	G	147	Total	C	N	O	S	0	0	0
			1088	692	191	199	6			
7	CB	147	Total	C	N	O	S	0	0	0
			1088	692	191	199	6			

- Molecule 8 is a protein called 50S ribosomal protein L13.

Mol	Chain	Residues	Atoms					ZeroOcc	AltConf	Trace
8	H	137	Total	C	N	O	S	0	0	0
			1096	707	205	181	3			
8	DB	137	Total	C	N	O	S	0	0	0
			1096	707	205	181	3			

- Molecule 9 is a protein called 50S ribosomal protein L14.

Mol	Chain	Residues	Atoms					ZeroOcc	AltConf	Trace
9	I	122	Total	C	N	O	S	0	0	0
			932	587	171	170	4			
9	EB	122	Total	C	N	O	S	0	0	0
			932	587	171	170	4			

- Molecule 10 is a protein called 50S ribosomal protein L15.

Mol	Chain	Residues	Atoms					ZeroOcc	AltConf	Trace
10	J	146	Total	C	N	O	S	0	0	0
			1114	692	227	193	2			

Continued on next page...

Continued from previous page...

Mol	Chain	Residues	Atoms					ZeroOcc	AltConf	Trace
10	FB	146	Total	C	N	O	S	0	0	0
			1114	692	227	193	2			

- Molecule 11 is a protein called 50S ribosomal protein L16.

Mol	Chain	Residues	Atoms					ZeroOcc	AltConf	Trace
11	K	134	Total	C	N	O	S	0	0	0
			1064	680	201	178	5			
11	GB	134	Total	C	N	O	S	0	0	0
			1064	680	201	178	5			

- Molecule 12 is a protein called 50S ribosomal protein L17.

Mol	Chain	Residues	Atoms					ZeroOcc	AltConf	Trace
12	L	117	Total	C	N	O		0	0	0
			960	599	202	159				
12	HB	117	Total	C	N	O		0	0	0
			960	599	202	159				

- Molecule 13 is a protein called 50S ribosomal protein L18.

Mol	Chain	Residues	Atoms					ZeroOcc	AltConf	Trace
13	M	110	Total	C	N	O		0	0	0
			877	553	175	149				
13	IB	110	Total	C	N	O		0	0	0
			877	553	175	149				

- Molecule 14 is a protein called 50S ribosomal protein L19.

Mol	Chain	Residues	Atoms					ZeroOcc	AltConf	Trace
14	N	137	Total	C	N	O	S	0	0	0
			1143	713	234	195	1			
14	JB	137	Total	C	N	O	S	0	0	0
			1143	713	234	195	1			

- Molecule 15 is a protein called 50S ribosomal protein L20.

Mol	Chain	Residues	Atoms					ZeroOcc	AltConf	Trace
15	O	117	Total	C	N	O	S	0	0	0
			964	610	202	151	1			
15	KB	117	Total	C	N	O	S	0	0	0
			964	610	202	151	1			

- Molecule 16 is a protein called 50S ribosomal protein L21.

Mol	Chain	Residues	Atoms					ZeroOcc	AltConf	Trace
16	P	101	Total	C	N	O	S	0	0	0
			779	501	142	135	1			
16	LB	101	Total	C	N	O	S	0	0	0
			779	501	142	135	1			

- Molecule 17 is a protein called 50S ribosomal protein L22.

Mol	Chain	Residues	Atoms					ZeroOcc	AltConf	Trace
17	Q	112	Total	C	N	O	S	0	0	0
			890	560	175	153	2			
17	MB	112	Total	C	N	O	S	0	0	0
			890	560	175	153	2			

- Molecule 18 is a protein called 50S ribosomal protein L23.

Mol	Chain	Residues	Atoms					ZeroOcc	AltConf	Trace
18	R	92	Total	C	N	O		0	0	0
			725	471	131	123				
18	NB	92	Total	C	N	O		0	0	0
			725	471	131	123				

- Molecule 19 is a protein called 50S ribosomal protein L24.

Mol	Chain	Residues	Atoms					ZeroOcc	AltConf	Trace
19	S	100	Total	C	N	O	S	0	0	0
			775	500	148	123	4			
19	OB	100	Total	C	N	O	S	0	0	0
			775	500	148	123	4			

- Molecule 20 is a protein called 50S ribosomal protein L25.

Mol	Chain	Residues	Atoms					ZeroOcc	AltConf	Trace
20	T	187	Total	C	N	O	S	0	0	0
			1482	945	264	271	2			
20	PB	187	Total	C	N	O	S	0	0	0
			1482	945	264	271	2			

- Molecule 21 is a protein called 50S ribosomal protein L27.

Mol	Chain	Residues	Atoms					ZeroOcc	AltConf	Trace
21	U	76	Total	C	N	O	S	0	0	0
			605	376	126	102	1			
21	QB	76	Total	C	N	O	S	0	0	0
			605	376	126	102	1			

- Molecule 22 is a protein called 50S ribosomal protein L28.

Mol	Chain	Residues	Atoms					ZeroOcc	AltConf	Trace
22	V	88	Total	C	N	O		0	0	0
			694	435	141	118				
22	RB	88	Total	C	N	O		0	0	0
			694	435	141	118				

- Molecule 23 is a protein called 50S ribosomal protein L29.

Mol	Chain	Residues	Atoms					ZeroOcc	AltConf	Trace
23	W	62	Total	C	N	O	S	0	0	0
			520	325	102	91	2			
23	SB	62	Total	C	N	O	S	0	0	0
			520	325	102	91	2			

- Molecule 24 is a protein called 50S ribosomal protein L30.

Mol	Chain	Residues	Atoms					ZeroOcc	AltConf	Trace
24	X	59	Total	C	N	O	S	0	0	0
			467	298	90	78	1			
24	TB	59	Total	C	N	O	S	0	0	0
			467	298	90	78	1			

- Molecule 25 is a protein called 50S ribosomal protein L32.

Mol	Chain	Residues	Atoms					ZeroOcc	AltConf	Trace
25	Y	52	Total	C	N	O	S	0	0	0
			404	255	79	65	5			
25	UB	52	Total	C	N	O	S	0	0	0
			404	255	79	65	5			

- Molecule 26 is a protein called 50S ribosomal protein L33.

Mol	Chain	Residues	Atoms					ZeroOcc	AltConf	Trace
26	Z	44	Total	C	N	O	S	0	0	0
			380	235	77	64	4			

Continued on next page...

Continued from previous page...

Mol	Chain	Residues	Atoms					ZeroOcc	AltConf	Trace
26	VB	44	Total	C	N	O	S	0	0	0
			380	235	77	64	4			

- Molecule 27 is a protein called 50S ribosomal protein L34.

Mol	Chain	Residues	Atoms					ZeroOcc	AltConf	Trace
27	AA	48	Total	C	N	O	S	0	0	0
			418	257	104	55	2			
27	WB	48	Total	C	N	O	S	0	0	0
			418	257	104	55	2			

- Molecule 28 is a protein called 50S ribosomal protein L35.

Mol	Chain	Residues	Atoms					ZeroOcc	AltConf	Trace
28	BA	63	Total	C	N	O	S	0	0	0
			507	326	101	78	2			
28	XB	63	Total	C	N	O	S	0	0	0
			507	326	101	78	2			

- Molecule 29 is a protein called 30S ribosomal protein S2.

Mol	Chain	Residues	Atoms					ZeroOcc	AltConf	Trace
29	CA	234	Total	C	N	O	S	0	0	0
			1900	1213	341	341	5			
29	YB	234	Total	C	N	O	S	0	0	0
			1900	1213	341	341	5			

- Molecule 30 is a protein called 30S ribosomal protein S3.

Mol	Chain	Residues	Atoms					ZeroOcc	AltConf	Trace
30	DA	206	Total	C	N	O	S	0	0	0
			1612	1016	314	281	1			
30	ZB	206	Total	C	N	O	S	0	0	0
			1612	1016	314	281	1			

- Molecule 31 is a protein called 30S ribosomal protein S4.

Mol	Chain	Residues	Atoms					ZeroOcc	AltConf	Trace
31	EA	208	Total	C	N	O	S	0	0	0
			1703	1066	339	291	7			
31	AC	208	Total	C	N	O	S	0	0	0
			1703	1066	339	291	7			

- Molecule 32 is a protein called 30S ribosomal protein S5.

Mol	Chain	Residues	Atoms					ZeroOcc	AltConf	Trace
32	FA	151	Total	C	N	O	S	0	0	0
			1155	729	218	204	4			
32	BC	151	Total	C	N	O	S	0	0	0
			1155	729	218	204	4			

- Molecule 33 is a protein called 30S ribosomal protein S6.

Mol	Chain	Residues	Atoms					ZeroOcc	AltConf	Trace
33	GA	101	Total	C	N	O	S	0	0	0
			843	531	155	154	3			
33	CC	101	Total	C	N	O	S	0	0	0
			843	531	155	154	3			

- Molecule 34 is a protein called 30S ribosomal protein S7.

Mol	Chain	Residues	Atoms					ZeroOcc	AltConf	Trace
34	HA	155	Total	C	N	O	S	0	0	0
			1257	781	252	218	6			
34	DC	155	Total	C	N	O	S	0	0	0
			1257	781	252	218	6			

- Molecule 35 is a protein called 30S ribosomal protein S8.

Mol	Chain	Residues	Atoms					ZeroOcc	AltConf	Trace
35	IA	138	Total	C	N	O	S	0	0	0
			1116	705	215	193	3			
35	EC	138	Total	C	N	O	S	0	0	0
			1116	705	215	193	3			

- Molecule 36 is a protein called 30S ribosomal protein S9.

Mol	Chain	Residues	Atoms				ZeroOcc	AltConf	Trace
36	JA	127	Total	C	N	O	0	0	0
			1011	639	198	174			
36	FC	127	Total	C	N	O	0	0	0
			1011	639	198	174			

- Molecule 37 is a protein called 30S ribosomal protein S10.

Mol	Chain	Residues	Atoms					ZeroOcc	AltConf	Trace
37	KA	98	Total	C	N	O	S	0	0	0
			794	499	156	138	1			
37	GC	98	Total	C	N	O	S	0	0	0
			794	499	156	138	1			

- Molecule 38 is a protein called 30S ribosomal protein S11.

Mol	Chain	Residues	Atoms					ZeroOcc	AltConf	Trace
38	LA	114	Total	C	N	O	S	0	0	0
			842	522	159	158	3			
38	HC	114	Total	C	N	O	S	0	0	0
			842	522	159	158	3			

- Molecule 39 is a protein called 30S ribosomal protein S12.

Mol	Chain	Residues	Atoms					ZeroOcc	AltConf	Trace
39	MA	122	Total	C	N	O	S	0	0	0
			956	603	193	159	1			
39	IC	122	Total	C	N	O	S	0	0	0
			956	603	193	159	1			

- Molecule 40 is a protein called 30S ribosomal protein S13.

Mol	Chain	Residues	Atoms					ZeroOcc	AltConf	Trace
40	NA	117	Total	C	N	O	S	0	0	0
			933	577	192	162	2			
40	JC	117	Total	C	N	O	S	0	0	0
			933	577	192	162	2			

- Molecule 41 is a protein called 30S ribosomal protein S14.

Mol	Chain	Residues	Atoms					ZeroOcc	AltConf	Trace
41	OA	60	Total	C	N	O	S	0	0	0
			492	312	104	72	4			
41	KC	60	Total	C	N	O	S	0	0	0
			492	312	104	72	4			

- Molecule 42 is a protein called 30S ribosomal protein S15.

Mol	Chain	Residues	Atoms					ZeroOcc	AltConf	Trace
42	PA	88	Total	C	N	O	S	0	0	0
			734	459	147	126	2			

Continued on next page...

Continued from previous page...

Mol	Chain	Residues	Atoms					ZeroOcc	AltConf	Trace
42	LC	88	Total	C	N	O	S	0	0	0
			734	459	147	126	2			

- Molecule 43 is a protein called 30S ribosomal protein S16.

Mol	Chain	Residues	Atoms					ZeroOcc	AltConf	Trace
43	QA	83	Total	C	N	O	S	0	0	0
			700	443	139	117	1			
43	MC	83	Total	C	N	O	S	0	0	0
			700	443	139	117	1			

- Molecule 44 is a protein called 30S ribosomal protein S17.

Mol	Chain	Residues	Atoms					ZeroOcc	AltConf	Trace
44	RA	99	Total	C	N	O	S	0	0	0
			823	528	152	141	2			
44	NC	99	Total	C	N	O	S	0	0	0
			823	528	152	141	2			

- Molecule 45 is a protein called 30S ribosomal protein S18.

Mol	Chain	Residues	Atoms				ZeroOcc	AltConf	Trace
45	SA	70	Total	C	N	O	0	0	0
			574	367	112	95			
45	OC	70	Total	C	N	O	0	0	0
			574	367	112	95			

- Molecule 46 is a protein called 30S ribosomal protein S19.

Mol	Chain	Residues	Atoms					ZeroOcc	AltConf	Trace
46	TA	78	Total	C	N	O	S	0	0	0
			629	403	114	110	2			
46	PC	78	Total	C	N	O	S	0	0	0
			629	403	114	110	2			

- Molecule 47 is a protein called 30S ribosomal protein S20.

Mol	Chain	Residues	Atoms					ZeroOcc	AltConf	Trace
47	UA	99	Total	C	N	O	S	0	0	0
			762	469	162	129	2			
47	QC	99	Total	C	N	O	S	0	0	0
			762	469	162	129	2			

- Molecule 48 is a protein called 30S ribosomal protein Thx.

Mol	Chain	Residues	Atoms				ZeroOcc	AltConf	Trace
48	VA	24	Total	C	N	O	0	0	0
			208	128	50	30			
48	RC	24	Total	C	N	O	0	0	0
			208	128	50	30			

- Molecule 49 is a protein called 50S ribosomal protein L31.

Mol	Chain	Residues	Atoms					ZeroOcc	AltConf	Trace
49	SC	30	Total	C	N	O	S	0	0	0
			225	142	36	43	4			
49	TC	30	Total	C	N	O	S	0	0	0
			225	142	36	43	4			

- Molecule 50 is a RNA chain called 16S ribosomal RNA.

Mol	Chain	Residues	Atoms					ZeroOcc	AltConf	Trace
50	UC	1504	Total	C	N	O	P	0	0	0
			32332	14391	5994	10444	1503			
50	YC	1504	Total	C	N	O	P	0	0	0
			32332	14391	5994	10444	1503			

- Molecule 51 is a RNA chain called 23S ribosomal RNA.

Mol	Chain	Residues	Atoms					ZeroOcc	AltConf	Trace
51	VC	2879	Total	C	N	O	P	0	0	0
			62000	27595	11586	19941	2878			
51	ZC	2879	Total	C	N	O	P	0	0	0
			62000	27595	11586	19941	2878			

- Molecule 52 is a RNA chain called 5S ribosomal RNA.

Mol	Chain	Residues	Atoms					ZeroOcc	AltConf	Trace
52	WC	119	Total	C	N	O	P	0	0	0
			2551	1136	471	826	118			
52	AD	119	Total	C	N	O	P	0	0	0
			2551	1136	471	826	118			

- Molecule 53 is a RNA chain called tRNA.

Mol	Chain	Residues	Atoms					ZeroOcc	AltConf	Trace
53	XC	77	Total	C	N	O	P	0	0	0
			1640	732	297	535	76			
53	BD	77	Total	C	N	O	P	0	0	0
			1640	732	297	535	76			
53	ED	77	Total	C	N	O	P	0	0	0
			1640	732	297	535	76			
53	FD	77	Total	C	N	O	P	0	0	0
			1640	732	297	535	76			

- Molecule 54 is a RNA chain called mRNA.

Mol	Chain	Residues	Atoms					ZeroOcc	AltConf	Trace
54	GD	8	Total	C	N	O	P	0	0	0
			170	77	32	53	8			
54	HD	8	Total	C	N	O	P	0	0	0
			170	77	32	53	8			

- Molecule 55 is MAGNESIUM ION (three-letter code: MG) (formula: Mg).

Mol	Chain	Residues	Atoms		ZeroOcc	AltConf
55	P	2	Total	Mg	0	0
			2	2		
55	QA	1	Total	Mg	0	0
			1	1		
55	BA	2	Total	Mg	0	0
			2	2		
55	EB	3	Total	Mg	0	0
			3	3		
55	B	2	Total	Mg	0	0
			2	2		
55	YA	8	Total	Mg	0	0
			8	8		
55	RC	1	Total	Mg	0	0
			1	1		
55	UA	2	Total	Mg	0	0
			2	2		
55	HA	2	Total	Mg	0	0
			2	2		
55	N	1	Total	Mg	0	0
			1	1		
55	WB	2	Total	Mg	0	0
			2	2		
55	X	1	Total	Mg	0	0
			1	1		

Continued on next page...

Continued from previous page...

Mol	Chain	Residues	Atoms		ZeroOcc	AltConf
55	OA	2	Total 2	Mg 2	0	0
55	PA	2	Total 2	Mg 2	0	0
55	DC	1	Total 1	Mg 1	0	0
55	MB	1	Total 1	Mg 1	0	0
55	WA	5	Total 5	Mg 5	0	0
55	J	3	Total 3	Mg 3	0	0
55	ZC	774	Total 774	Mg 774	0	0
55	LC	1	Total 1	Mg 1	0	0
55	FD	16	Total 16	Mg 16	0	0
55	V	1	Total 1	Mg 1	0	0
55	AA	1	Total 1	Mg 1	0	0
55	IC	1	Total 1	Mg 1	0	0
55	SB	1	Total 1	Mg 1	0	0
55	HB	2	Total 2	Mg 2	0	0
55	VC	707	Total 707	Mg 707	0	0
55	BC	3	Total 3	Mg 3	0	0
55	EA	1	Total 1	Mg 1	0	0
55	FA	1	Total 1	Mg 1	0	0
55	D	3	Total 3	Mg 3	0	0
55	YC	271	Total 271	Mg 271	0	0
55	BB	2	Total 2	Mg 2	0	0

Continued on next page...

Continued from previous page...

Mol	Chain	Residues	Atoms		ZeroOcc	AltConf
55	UC	264	Total 264	Mg 264	0	0
55	I	1	Total 1	Mg 1	0	0
55	XA	3	Total 3	Mg 3	0	0
55	A	5	Total 5	Mg 5	0	0
55	IB	1	Total 1	Mg 1	0	0
55	RA	1	Total 1	Mg 1	0	0
55	AC	1	Total 1	Mg 1	0	0
55	QB	2	Total 2	Mg 2	0	0
55	L	1	Total 1	Mg 1	0	0
55	FB	4	Total 4	Mg 4	0	0
55	LA	4	Total 4	Mg 4	0	0
55	XC	5	Total 5	Mg 5	0	0
55	ED	16	Total 16	Mg 16	0	0
55	Q	1	Total 1	Mg 1	0	0
55	NB	1	Total 1	Mg 1	0	0
55	WC	29	Total 29	Mg 29	0	0
55	H	2	Total 2	Mg 2	0	0
55	JB	1	Total 1	Mg 1	0	0
55	C	3	Total 3	Mg 3	0	0
55	CB	1	Total 1	Mg 1	0	0
55	BD	8	Total 8	Mg 8	0	0

Continued on next page...

Continued from previous page...

Mol	Chain	Residues	Atoms		ZeroOcc	AltConf
55	GB	1	Total 1	Mg 1	0	0
55	HD	1	Total 1	Mg 1	0	0
55	AD	30	Total 30	Mg 30	0	0
55	O	2	Total 2	Mg 2	0	0
55	FC	1	Total 1	Mg 1	0	0
55	Y	1	Total 1	Mg 1	0	0
55	OB	1	Total 1	Mg 1	0	0
55	DB	1	Total 1	Mg 1	0	0

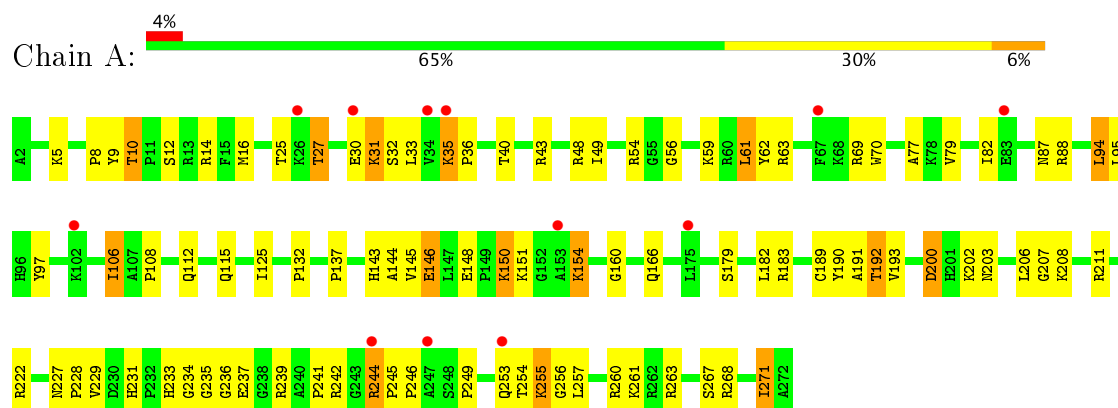
- Molecule 56 is ZINC ION (three-letter code: ZN) (formula: Zn).

Mol	Chain	Residues	Atoms		ZeroOcc	AltConf
56	OA	1	Total 1	Zn 1	0	0
56	KC	1	Total 1	Zn 1	0	0
56	AC	1	Total 1	Zn 1	0	0
56	EA	1	Total 1	Zn 1	0	0

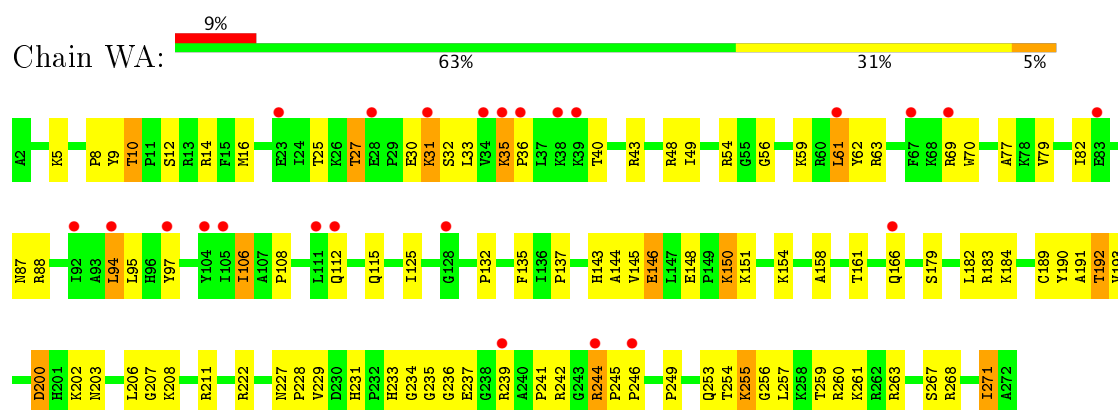
3 Residue-property plots [i](#)

These plots are drawn for all protein, RNA and DNA chains in the entry. The first graphic for a chain summarises the proportions of the various outlier classes displayed in the second graphic. The second graphic shows the sequence view annotated by issues in geometry and electron density. Residues are color-coded according to the number of geometric quality criteria for which they contain at least one outlier: green = 0, yellow = 1, orange = 2 and red = 3 or more. A red dot above a residue indicates a poor fit to the electron density ($RSRZ > 2$). Stretches of 2 or more consecutive residues without any outlier are shown as a green connector. Residues present in the sample, but not in the model, are shown in grey.

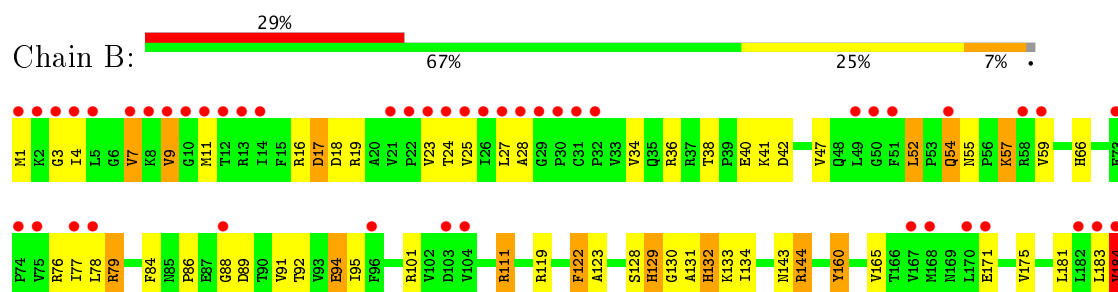
• Molecule 1: 50S ribosomal protein L2



• Molecule 1: 50S ribosomal protein L2

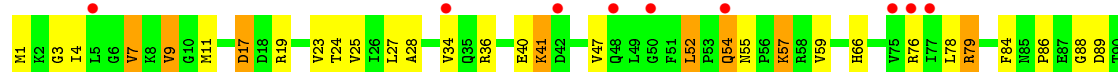


• Molecule 2: 50S ribosomal protein L3

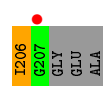
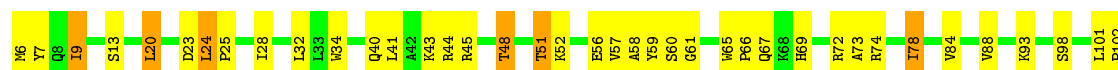




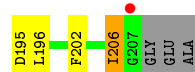
• Molecule 2: 50S ribosomal protein L3



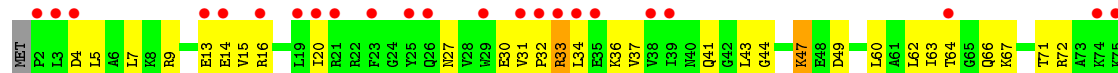
• Molecule 3: 50S ribosomal protein L4

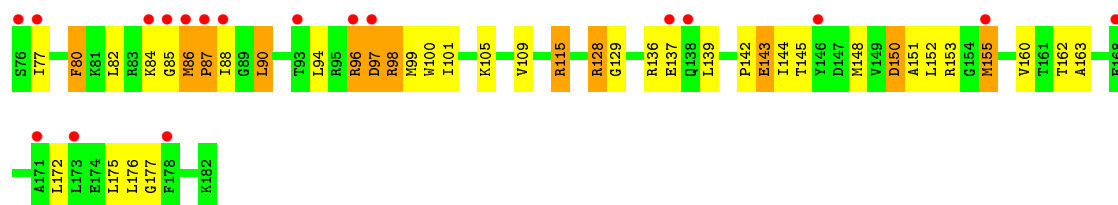


• Molecule 3: 50S ribosomal protein L4



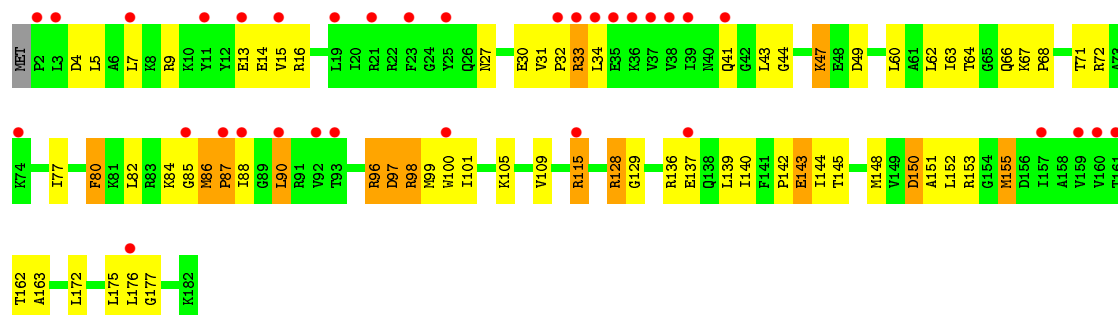
• Molecule 4: 50S ribosomal protein L5





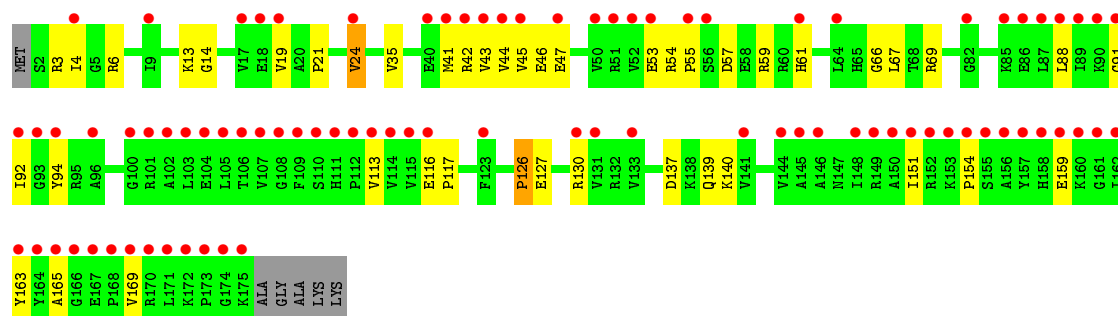
• Molecule 4: 50S ribosomal protein L5

Chain ZA: 19% 62% 30% 8%



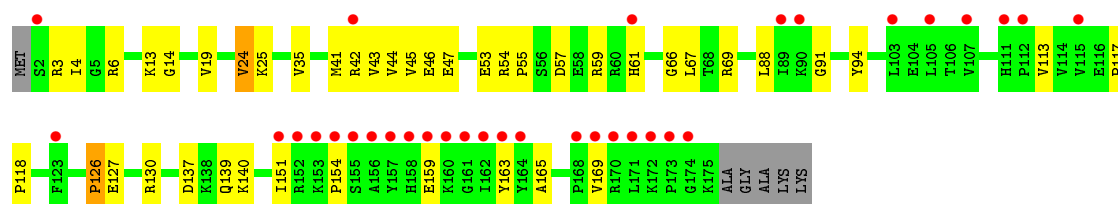
• Molecule 5: 50S ribosomal protein L6

Chain E: 48% 72% 23%



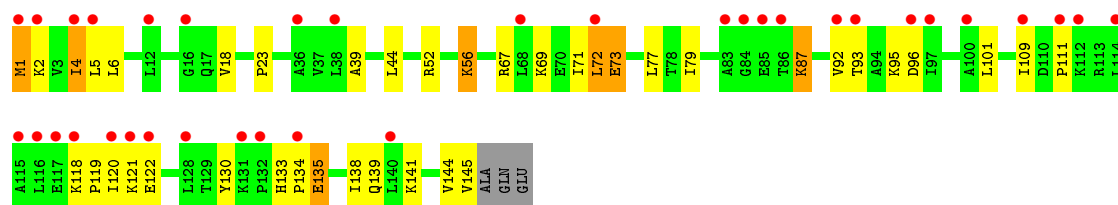
• Molecule 5: 50S ribosomal protein L6

Chain AB: 18% 73% 23%

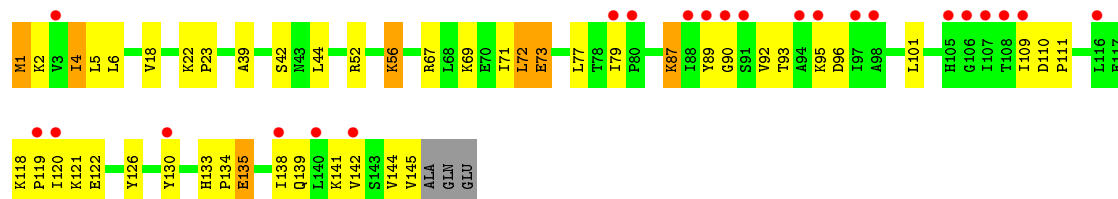


• Molecule 6: 50S ribosomal protein L9

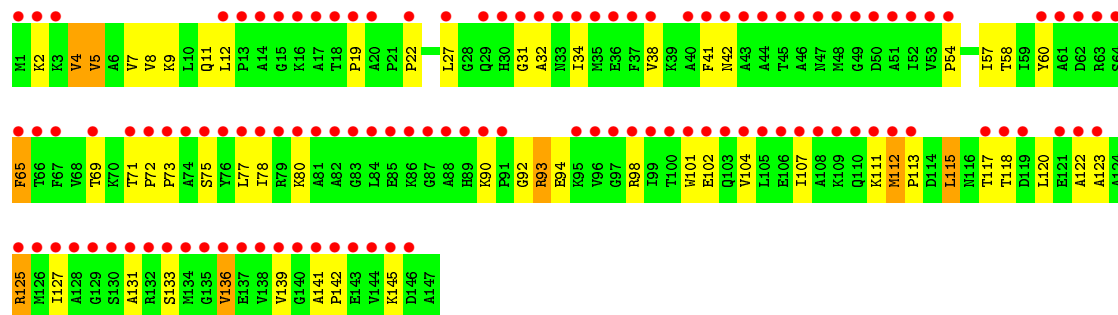
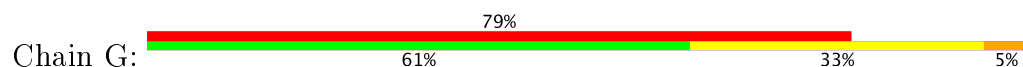
Chain F: 24% 71% 22% 5%



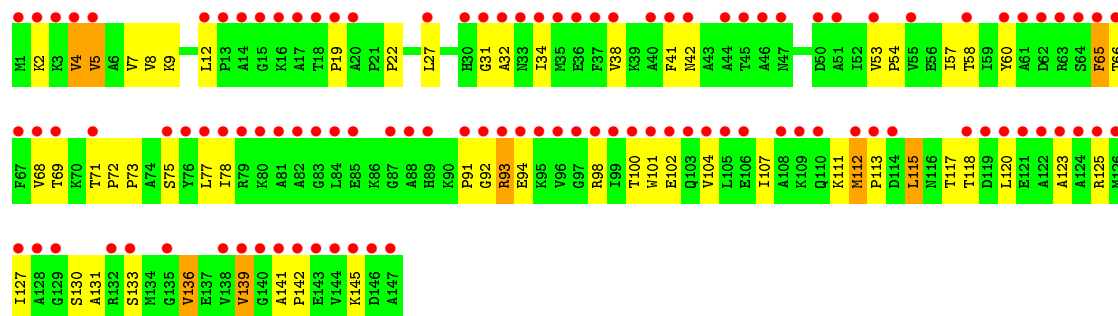
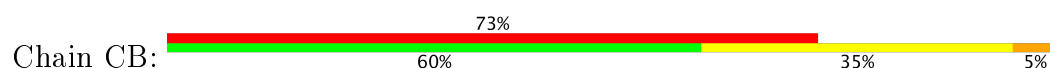
• Molecule 6: 50S ribosomal protein L9



• Molecule 7: 50S ribosomal protein L11

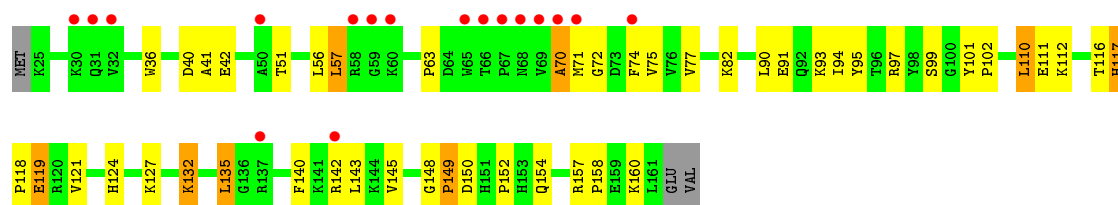


• Molecule 7: 50S ribosomal protein L11

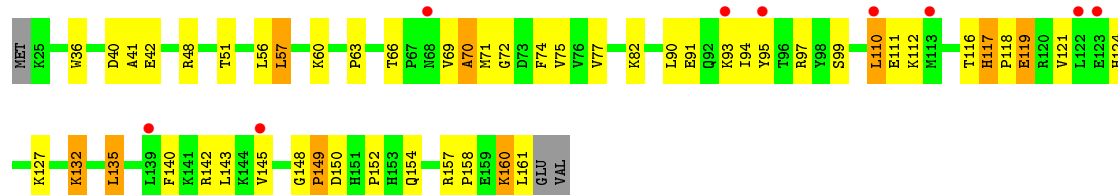


• Molecule 8: 50S ribosomal protein L13

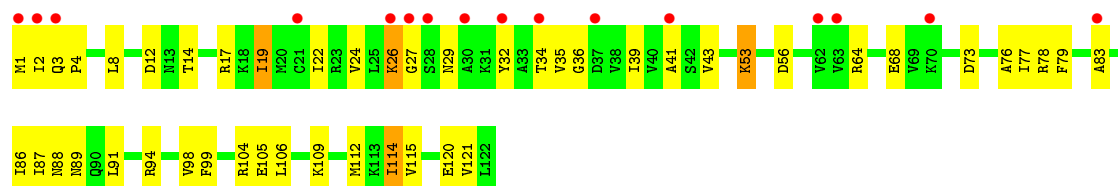




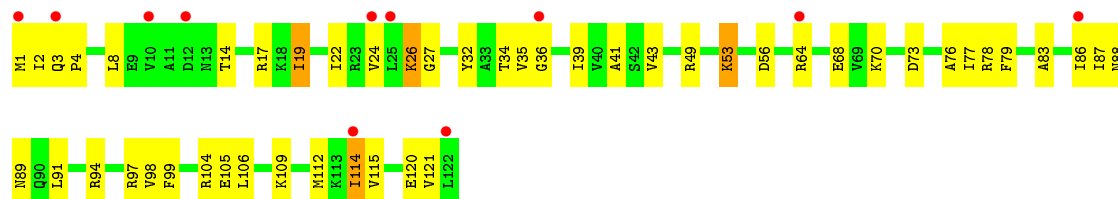
• Molecule 8: 50S ribosomal protein L13



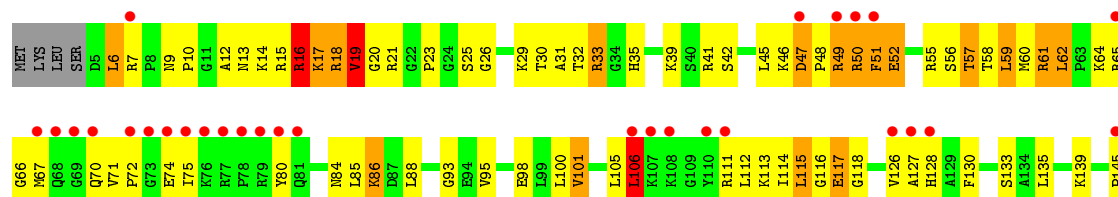
• Molecule 9: 50S ribosomal protein L14

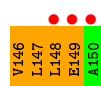


• Molecule 9: 50S ribosomal protein L14


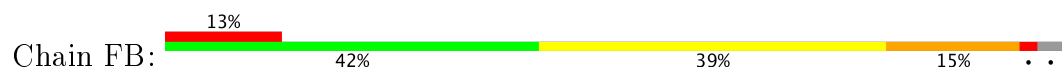


• Molecule 10: 50S ribosomal protein L15

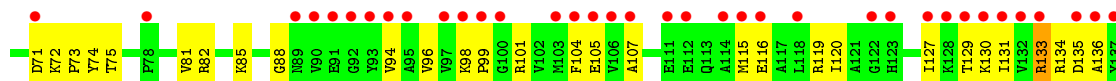




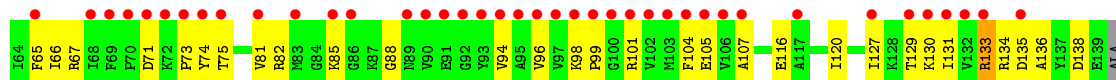
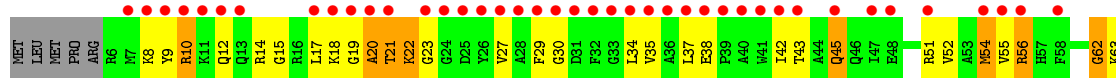
- Molecule 10: 50S ribosomal protein L15



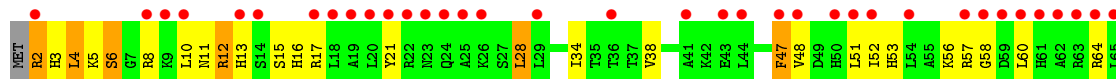
- Molecule 11: 50S ribosomal protein L16

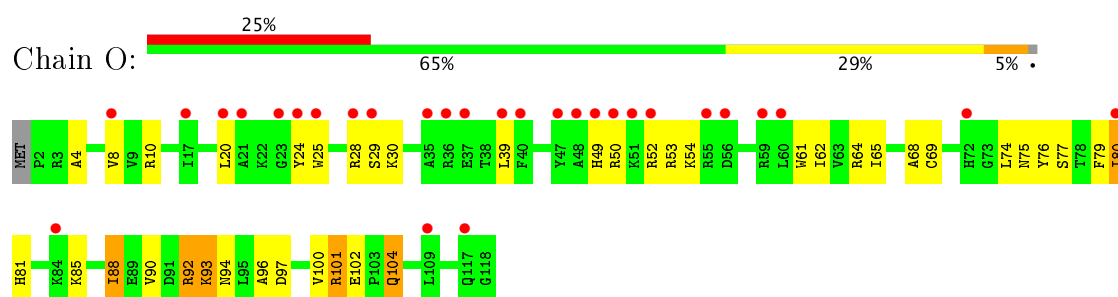


- Molecule 11: 50S ribosomal protein L16

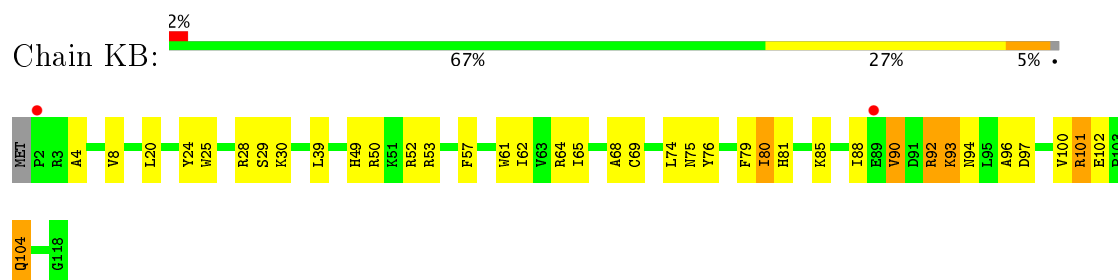


- Molecule 12: 50S ribosomal protein L17

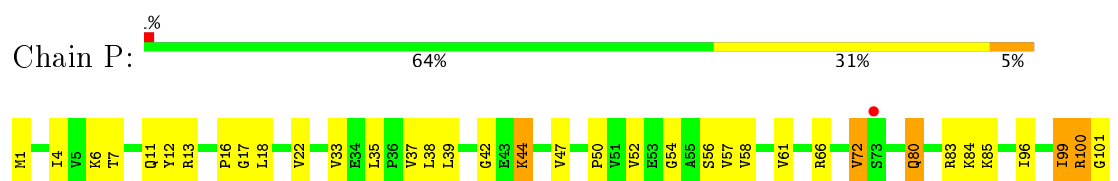




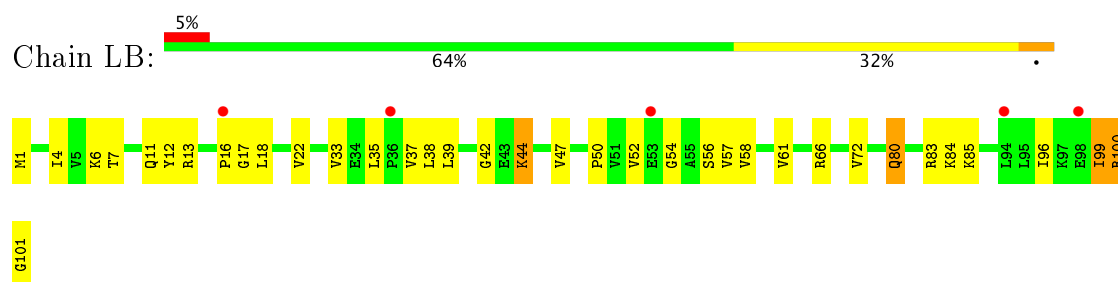
- Molecule 15: 50S ribosomal protein L20



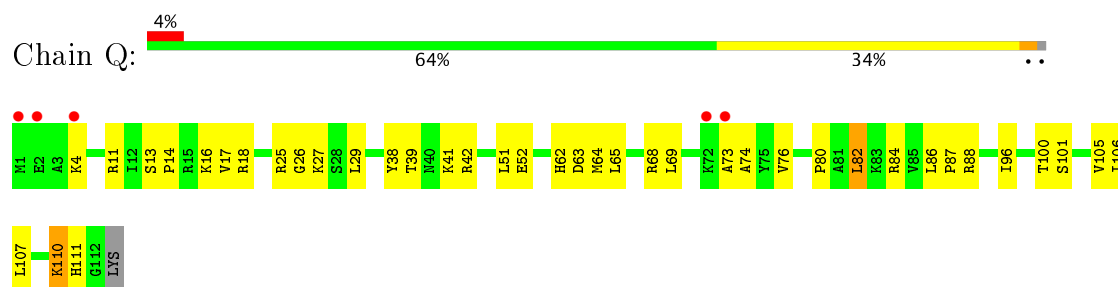
- Molecule 16: 50S ribosomal protein L21



- Molecule 16: 50S ribosomal protein L21

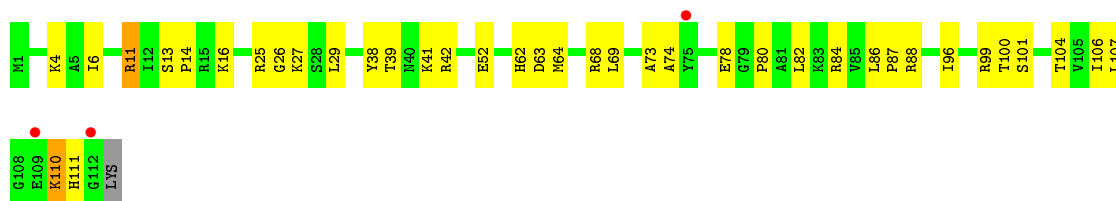


- Molecule 17: 50S ribosomal protein L22



- Molecule 17: 50S ribosomal protein L22





- Molecule 18: 50S ribosomal protein L23



- Molecule 18: 50S ribosomal protein L23



- Molecule 19: 50S ribosomal protein L24

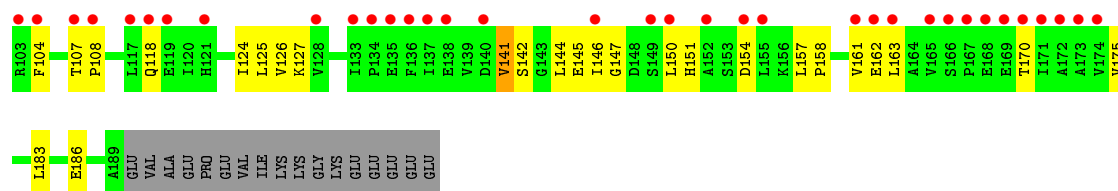


- Molecule 19: 50S ribosomal protein L24

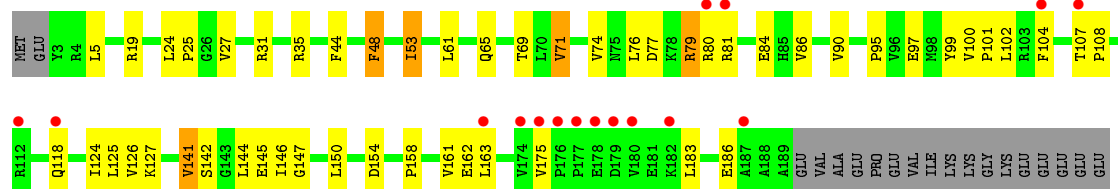


- Molecule 20: 50S ribosomal protein L25

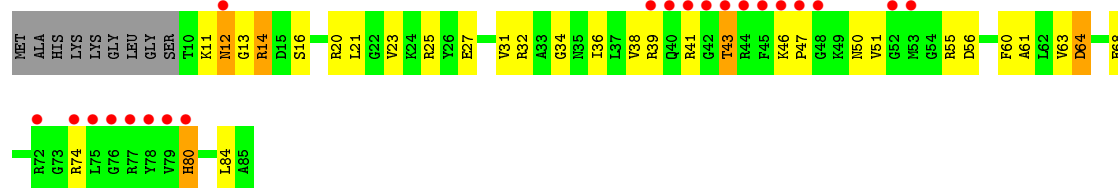




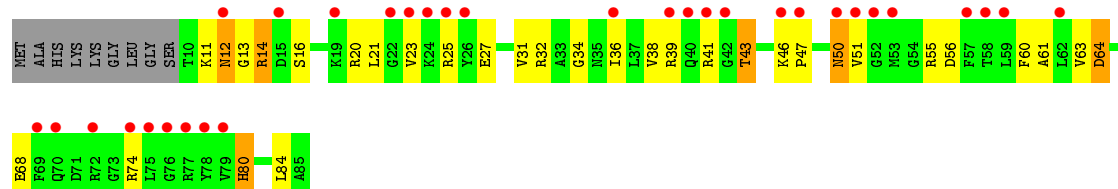
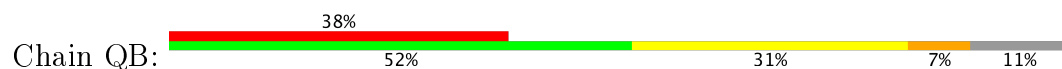
- Molecule 20: 50S ribosomal protein L25



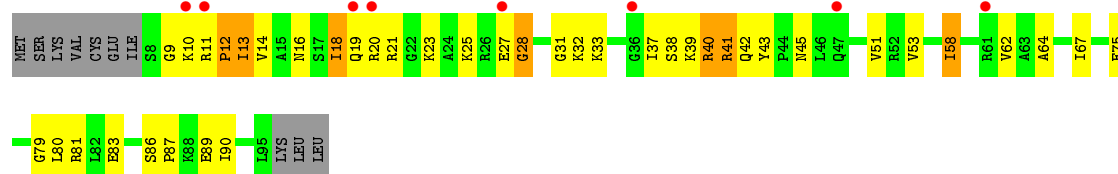
- Molecule 21: 50S ribosomal protein L27



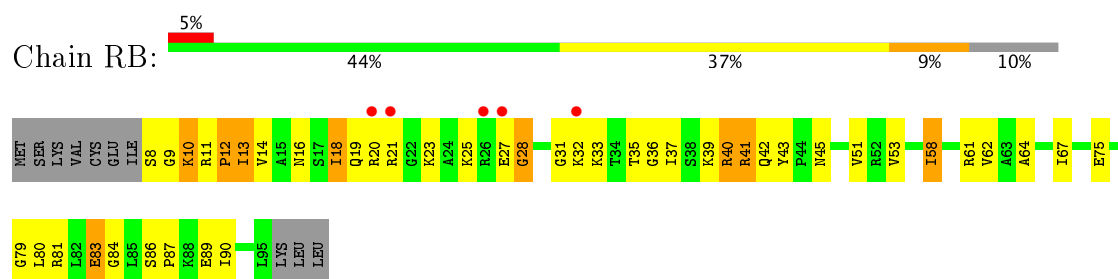
- Molecule 22: 50S ribosomal protein L28



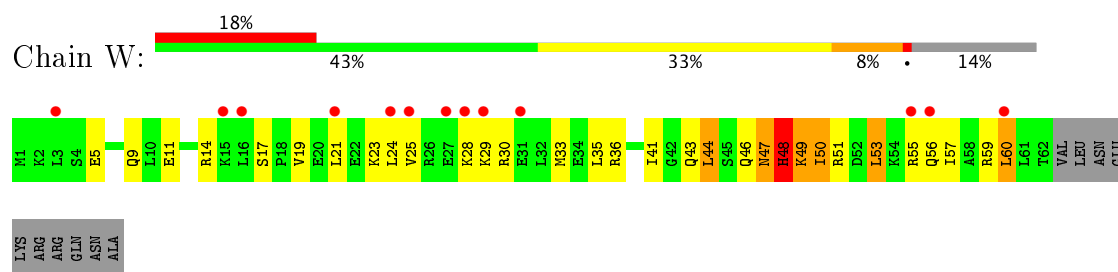
- Molecule 22: 50S ribosomal protein L28



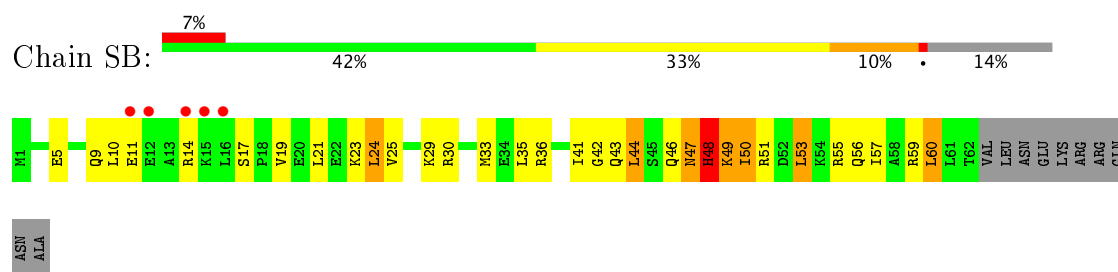
- Molecule 22: 50S ribosomal protein L28



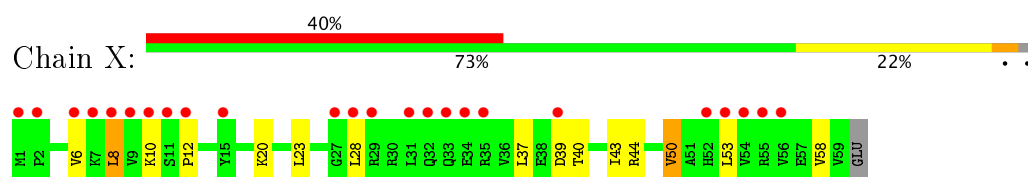
- Molecule 23: 50S ribosomal protein L29



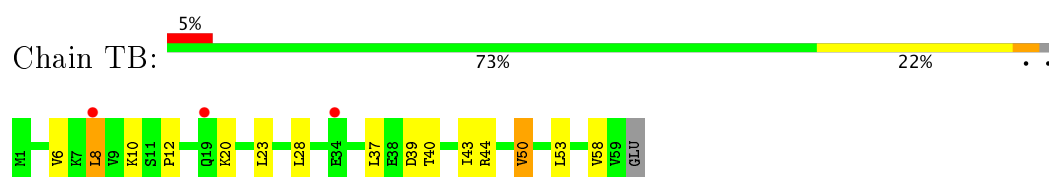
- Molecule 23: 50S ribosomal protein L29



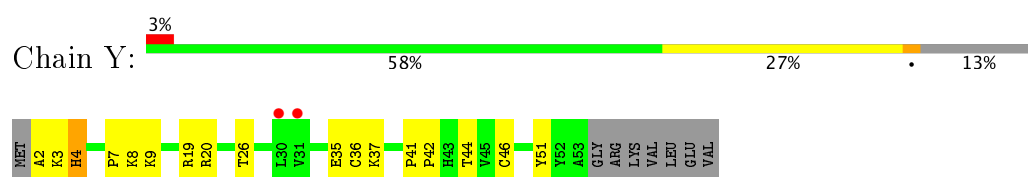
- Molecule 24: 50S ribosomal protein L30



- Molecule 24: 50S ribosomal protein L30



- Molecule 25: 50S ribosomal protein L32



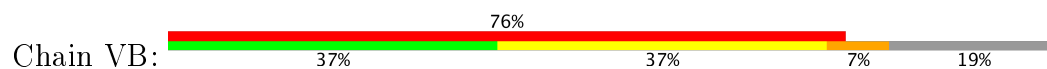
- Molecule 25: 50S ribosomal protein L32



- Molecule 26: 50S ribosomal protein L33



- Molecule 26: 50S ribosomal protein L33



- Molecule 27: 50S ribosomal protein L34



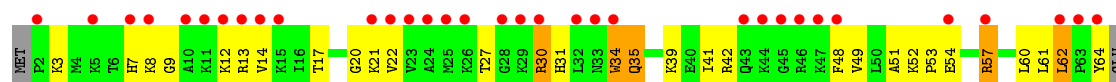
- Molecule 27: 50S ribosomal protein L34



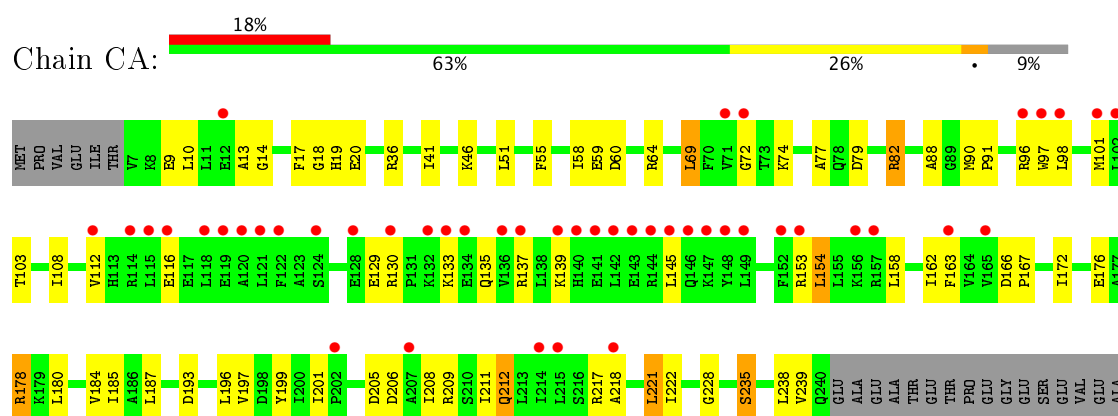
- Molecule 28: 50S ribosomal protein L35



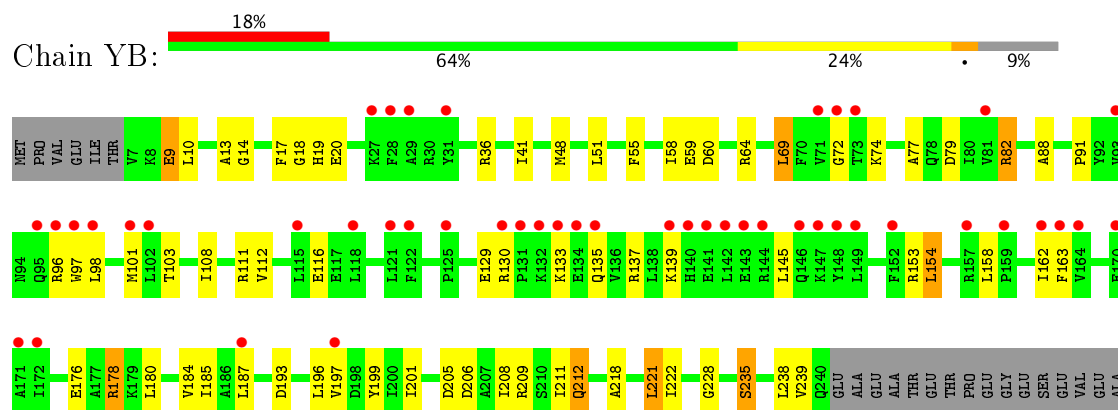
- Molecule 28: 50S ribosomal protein L35



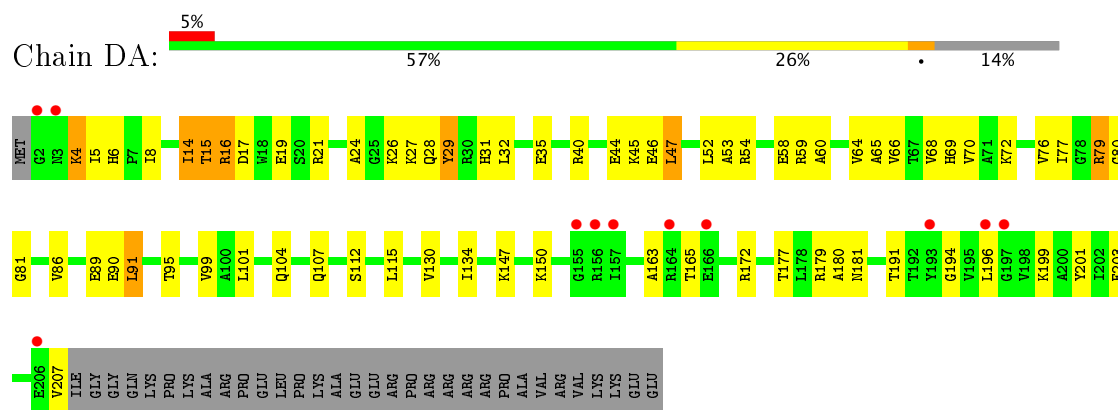
- Molecule 29: 30S ribosomal protein S2



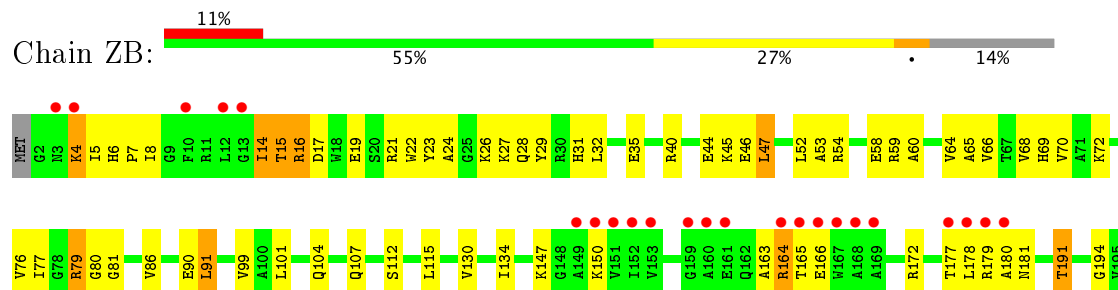
- Molecule 29: 30S ribosomal protein S2




- Molecule 30: 30S ribosomal protein S3

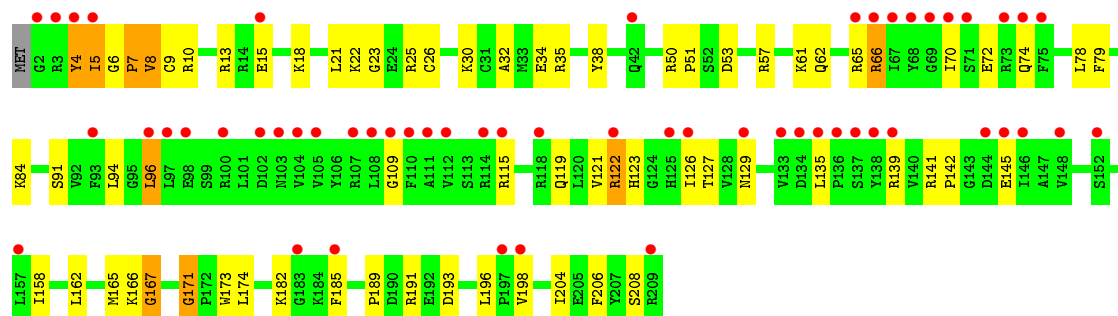


- Molecule 30: 30S ribosomal protein S3

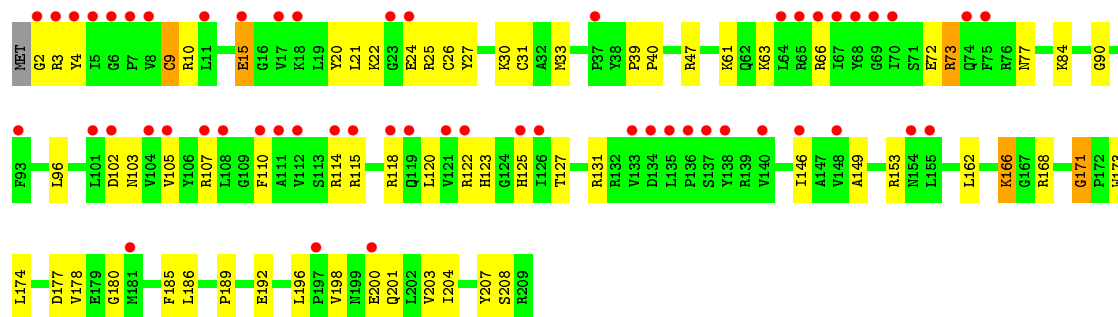




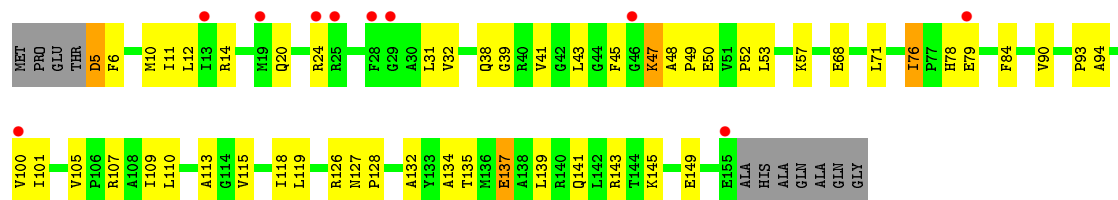
- Molecule 31: 30S ribosomal protein S4



- Molecule 31: 30S ribosomal protein S4

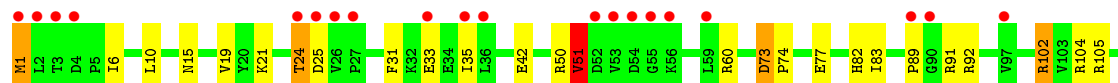
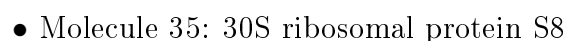
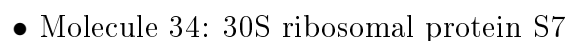
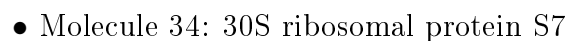
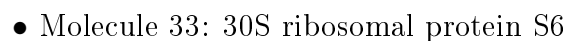
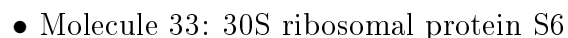


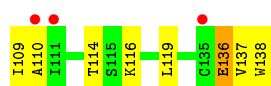
- Molecule 32: 30S ribosomal protein S5



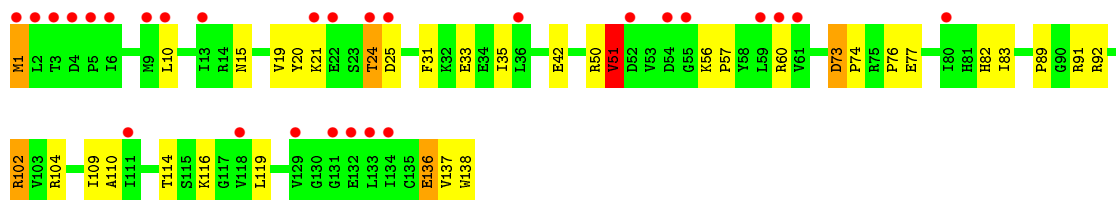
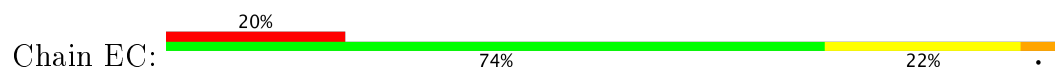
- Molecule 32: 30S ribosomal protein S5



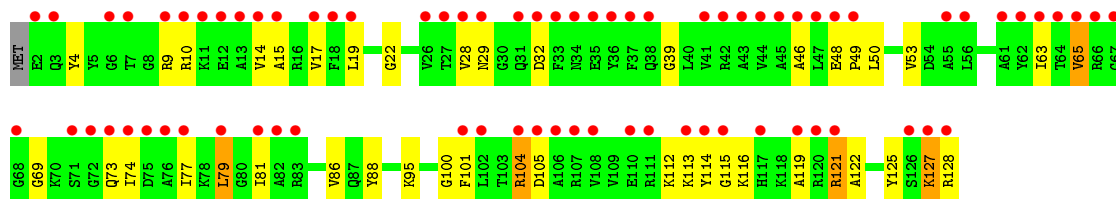




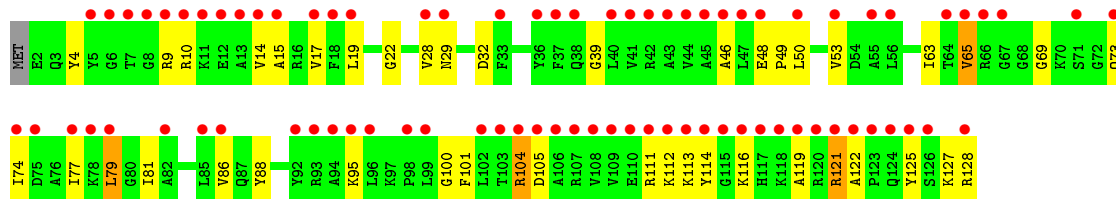
- Molecule 35: 30S ribosomal protein S8



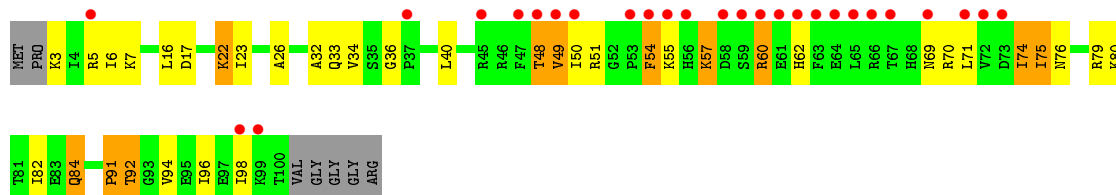
- Molecule 36: 30S ribosomal protein S9



- Molecule 36: 30S ribosomal protein S9

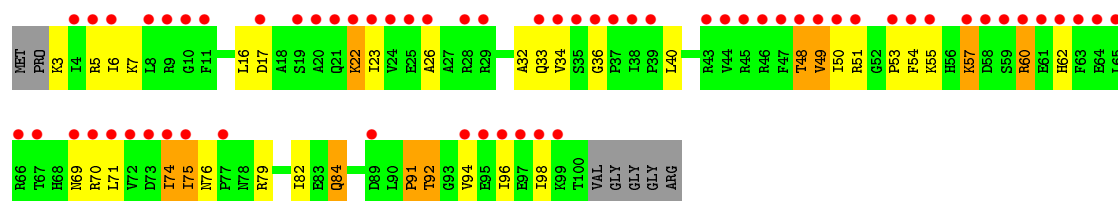


- Molecule 37: 30S ribosomal protein S10

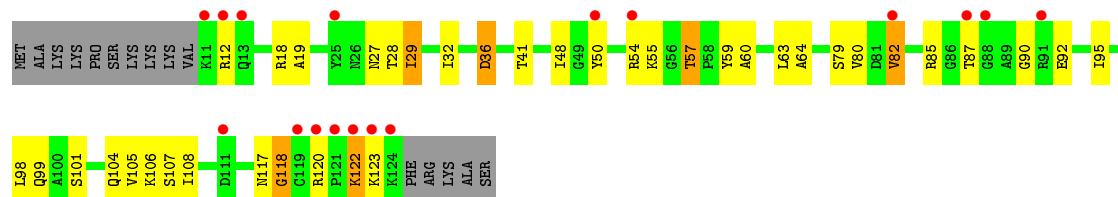


- Molecule 37: 30S ribosomal protein S10

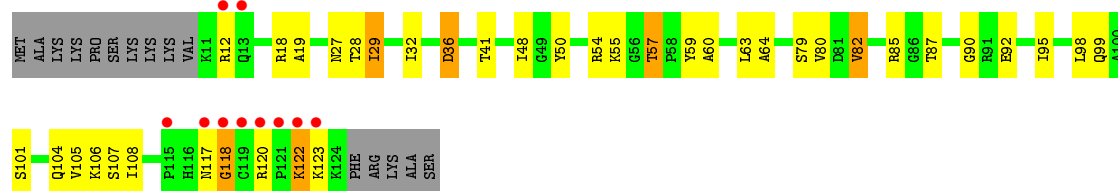




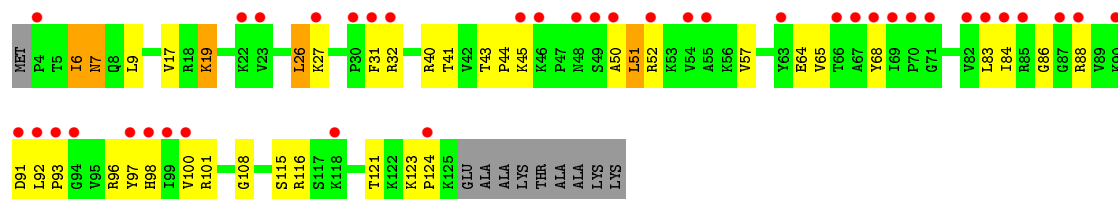
• Molecule 38: 30S ribosomal protein S11



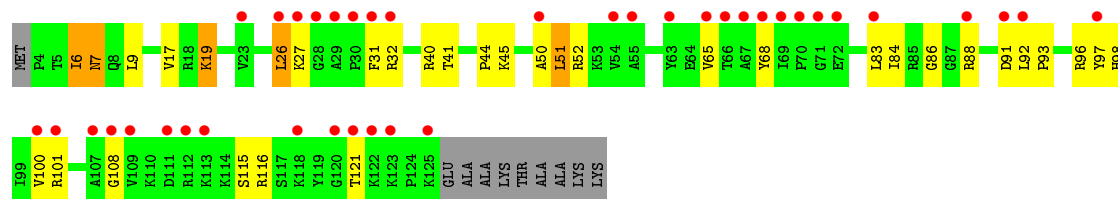
• Molecule 38: 30S ribosomal protein S11



• Molecule 39: 30S ribosomal protein S12



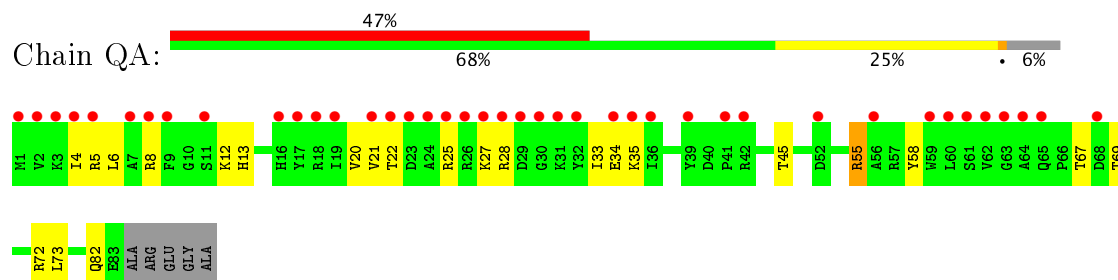
• Molecule 39: 30S ribosomal protein S12



• Molecule 40: 30S ribosomal protein S13

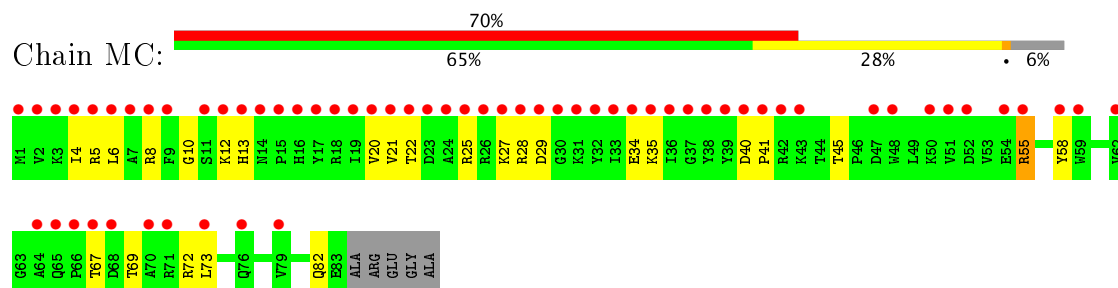
- Molecule 43: 30S ribosomal protein S16

Chain QA:



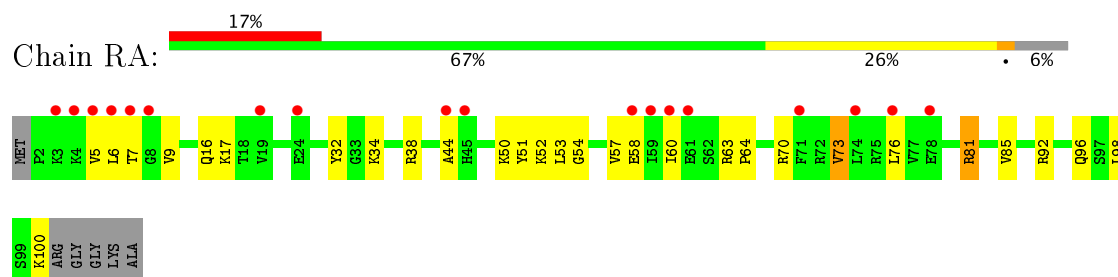
- Molecule 43: 30S ribosomal protein S16

Chain MC:



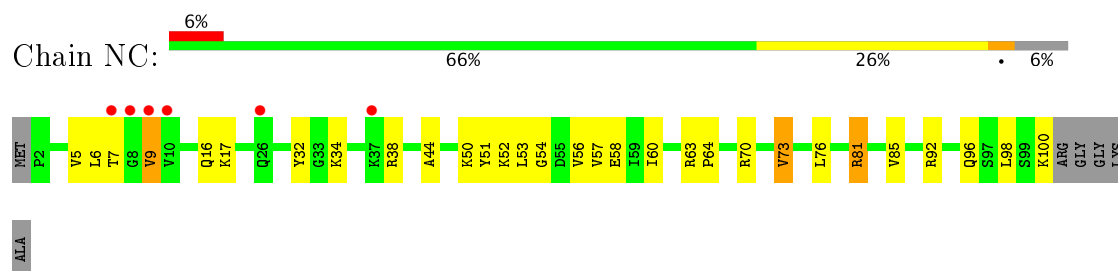
- Molecule 44: 30S ribosomal protein S17

Chain RA:



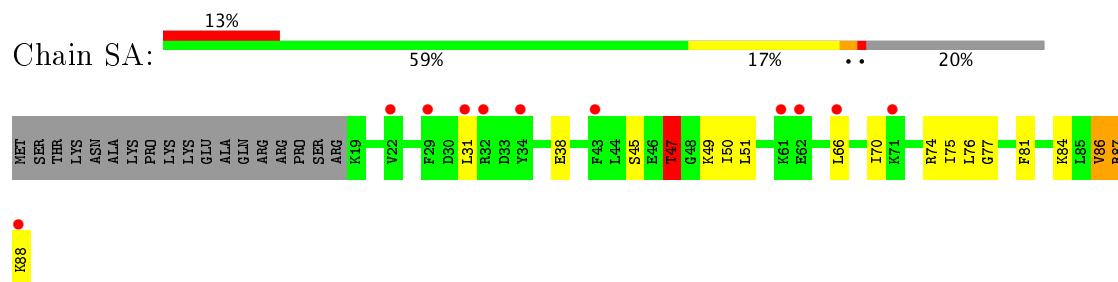
- Molecule 44: 30S ribosomal protein S17

Chain NC:

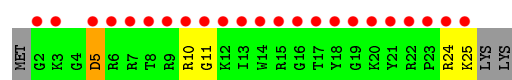
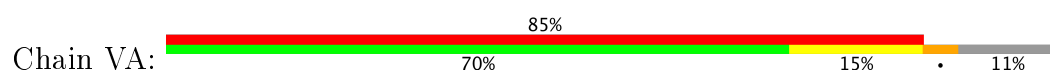


- Molecule 45: 30S ribosomal protein S18

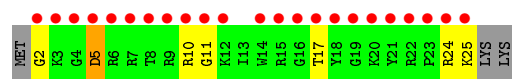
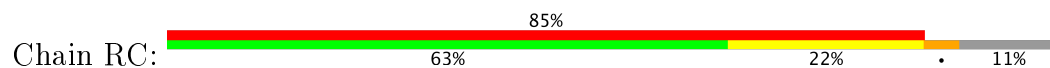
Chain SA:



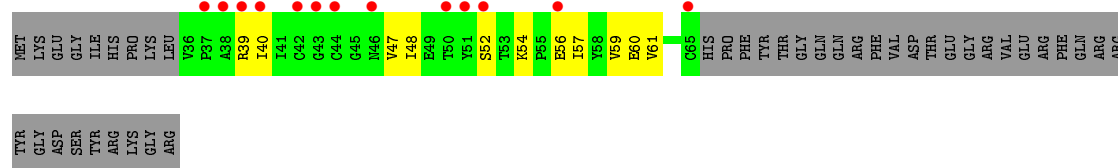
- Molecule 48: 30S ribosomal protein Thx



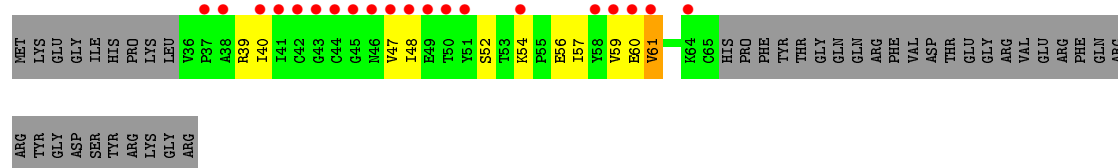
- Molecule 48: 30S ribosomal protein Thx



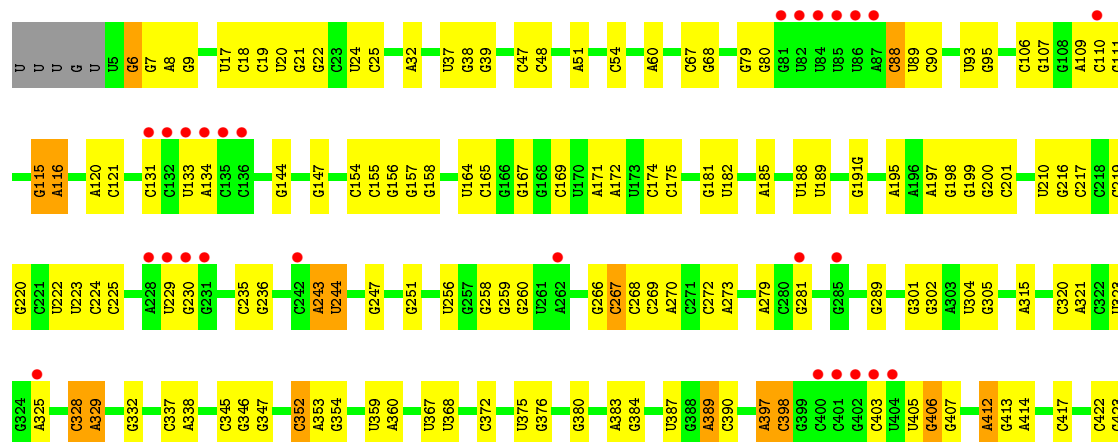
- Molecule 49: 50S ribosomal protein L31




- Molecule 49: 50S ribosomal protein L31

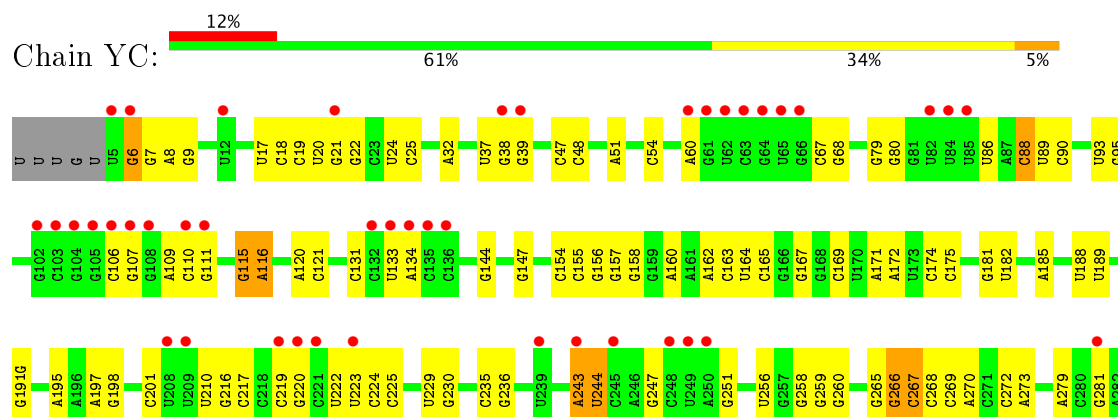


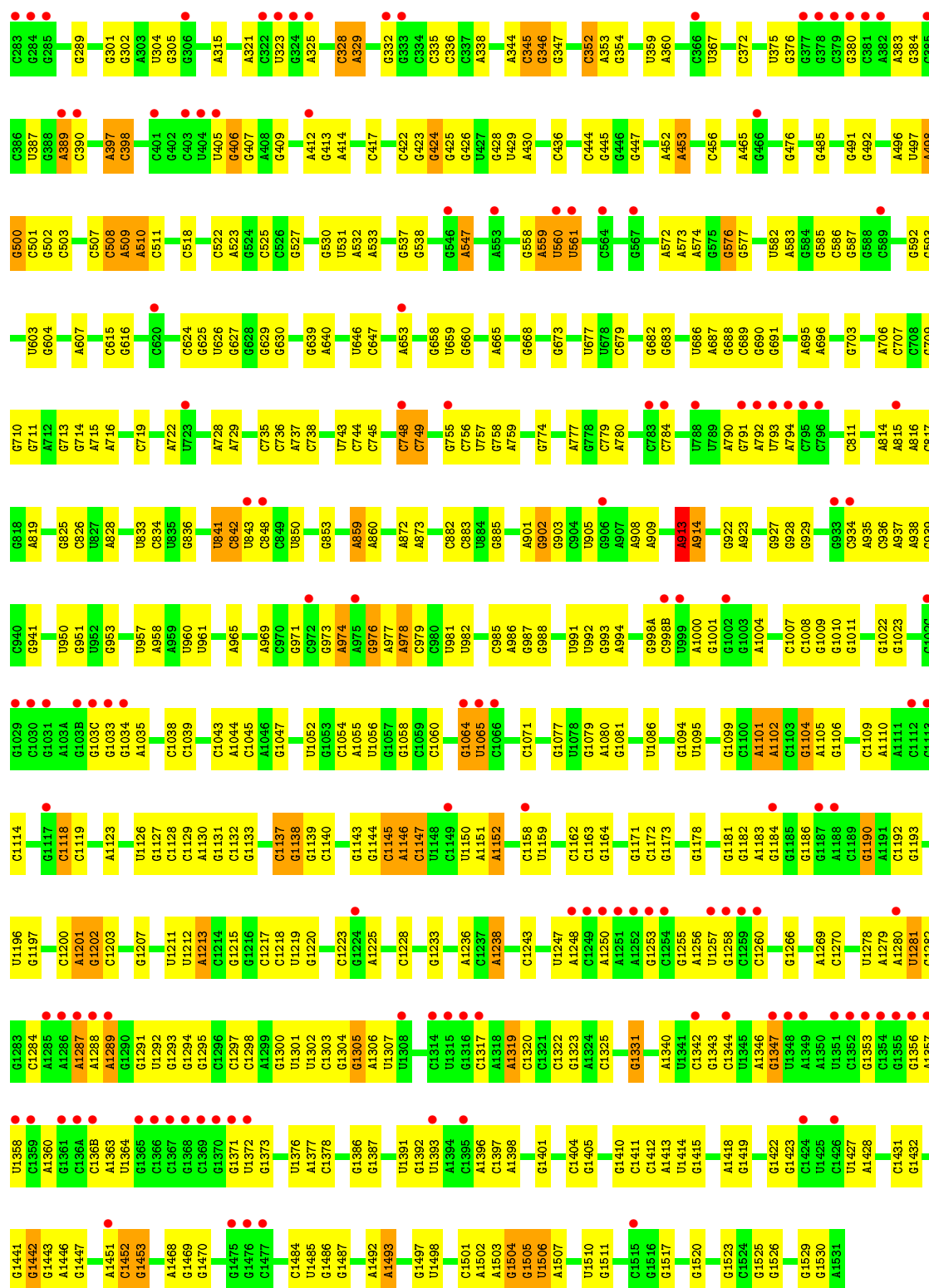
- Molecule 50: 16S ribosomal RNA






- Molecule 50: 16S ribosomal RNA

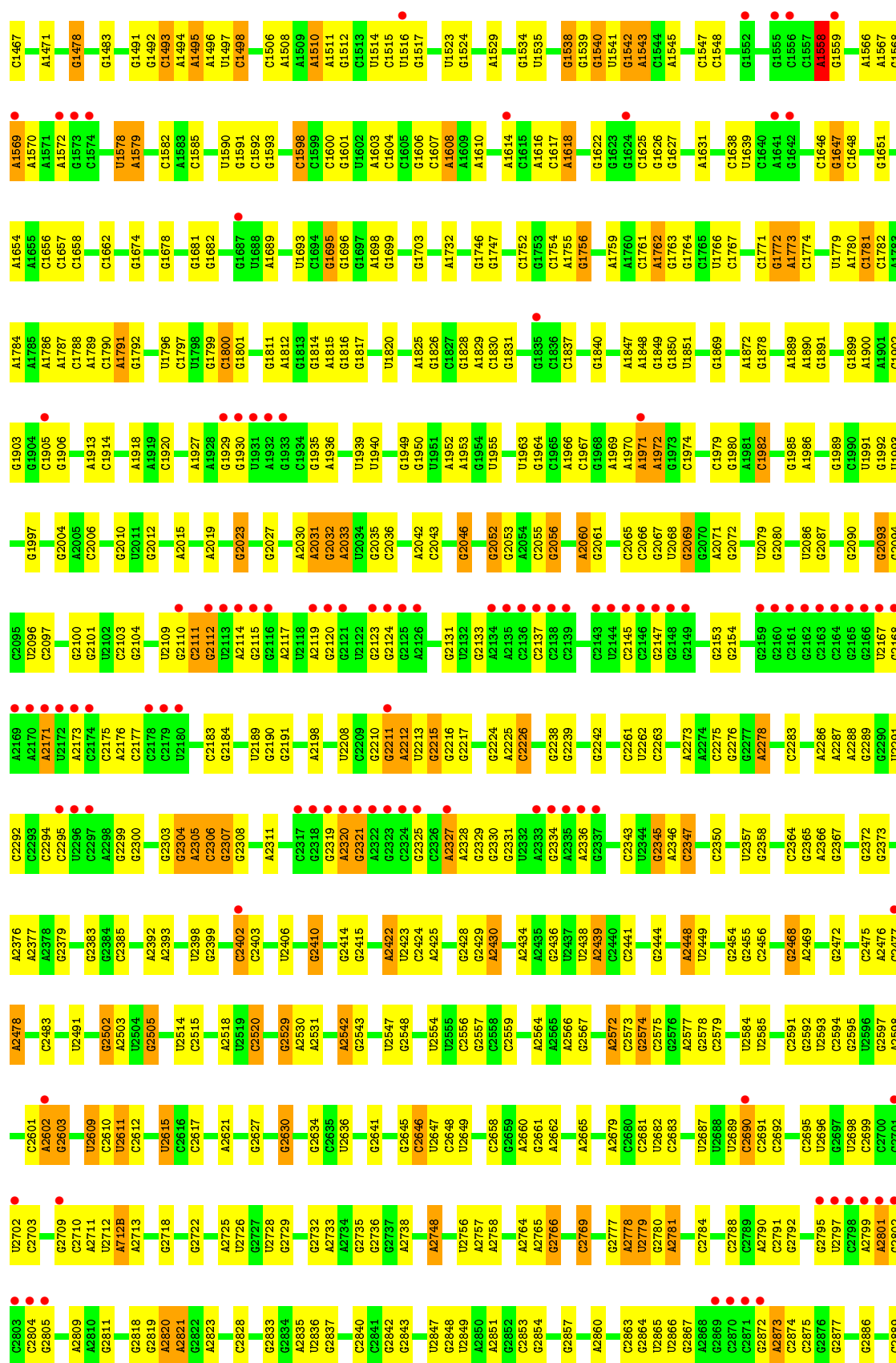




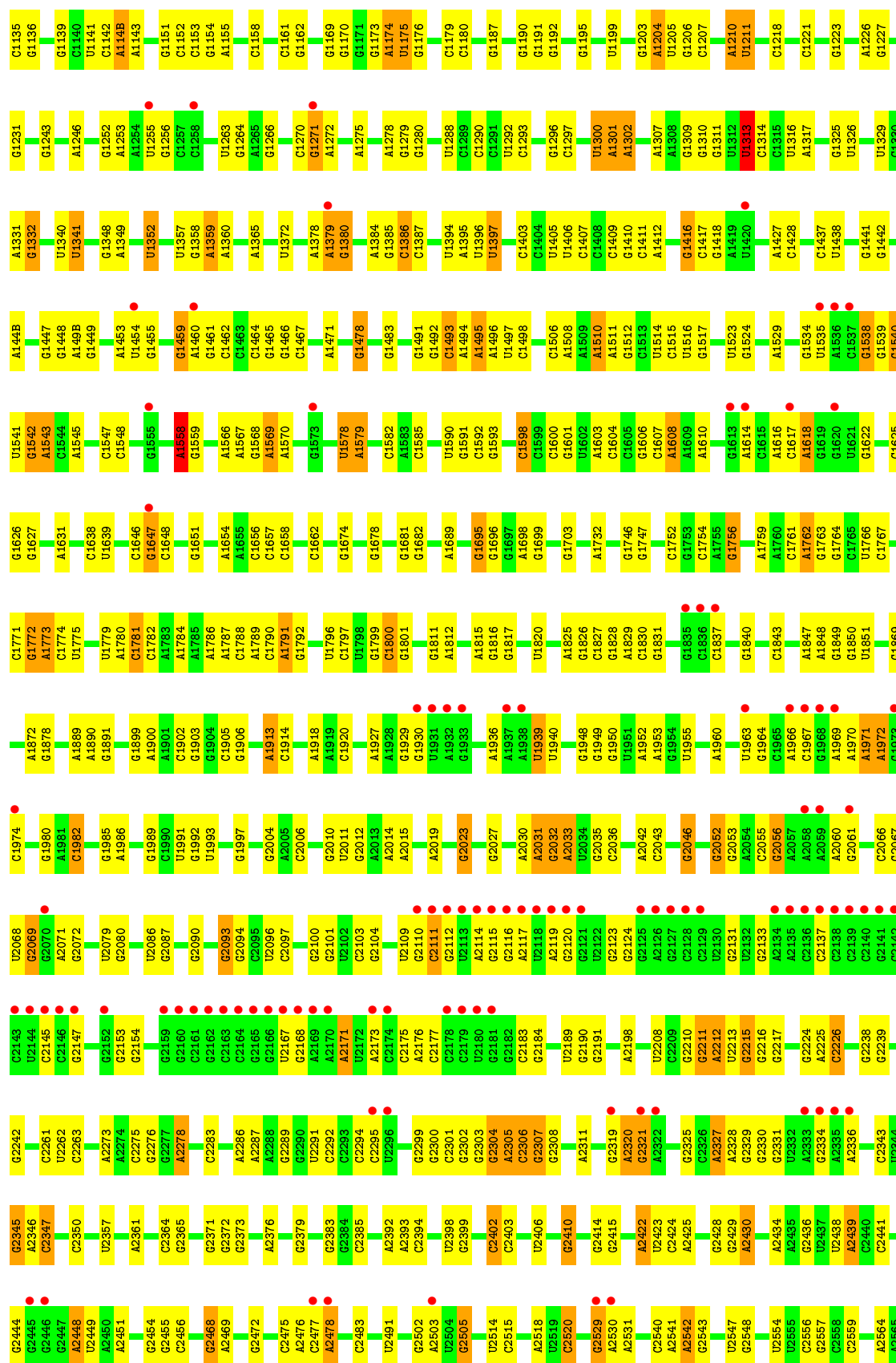
● Molecule 51: 23S ribosomal RNA

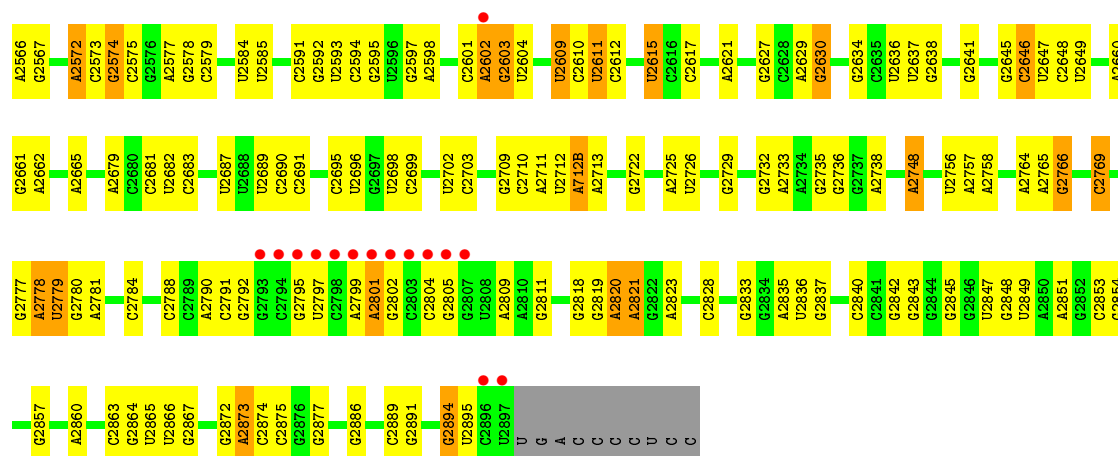




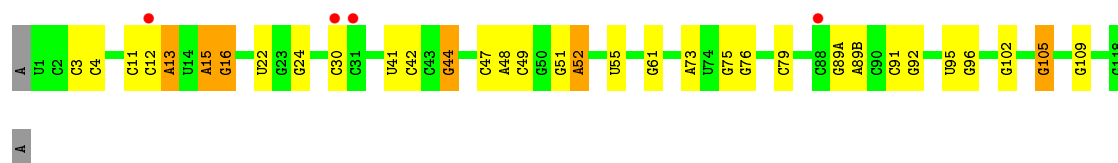
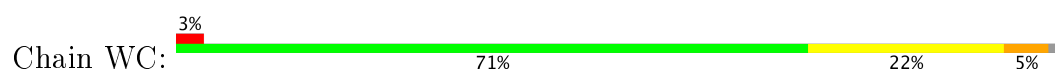




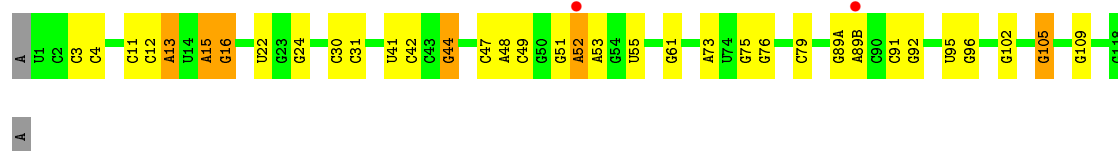




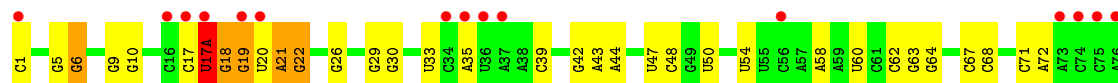
• Molecule 52: 5S ribosomal RNA



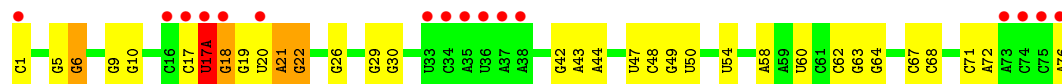
• Molecule 52: 5S ribosomal RNA



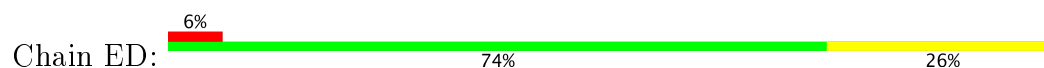
• Molecule 53: tRNA

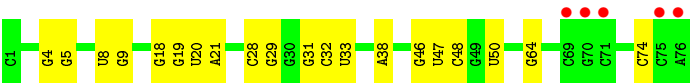


• Molecule 53: tRNA

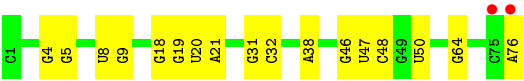
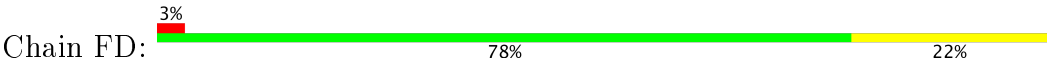


• Molecule 53: tRNA

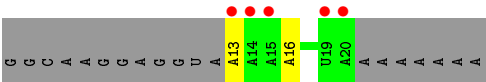




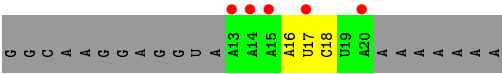
● Molecule 53: tRNA



● Molecule 54: mRNA



● Molecule 54: mRNA



4 Data and refinement statistics

Property	Value	Source
Space group	P 21 21 21	Depositor
Cell constants a, b, c, α , β , γ	211.98Å 453.75Å 620.72Å 90.00° 90.00° 90.00°	Depositor
Resolution (Å)	60.00 – 3.63 87.52 – 3.63	Depositor EDS
% Data completeness (in resolution range)	99.3 (60.00-3.63) 99.2 (87.52-3.63)	Depositor EDS
R_{merge}	(Not available)	Depositor
R_{sym}	(Not available)	Depositor
$\langle I/\sigma(I) \rangle$ ¹	1.32 (at 3.67Å)	Xtriage
Refinement program	PHENIX	Depositor
R, R_{free}	0.268 , 0.287 0.281 , 0.298	Depositor DCC
R_{free} test set	6611 reflections (1.00%)	DCC
Wilson B-factor (Å ²)	115.3	Xtriage
Anisotropy	0.262	Xtriage
Bulk solvent k_{sol} (e/Å ³), B_{sol} (Å ²)	0.24 , 79.2	EDS
L-test for twinning ²	$\langle L \rangle = 0.41$, $\langle L^2 \rangle = 0.23$	Xtriage
Estimated twinning fraction	No twinning to report.	Xtriage
F_o, F_c correlation	0.86	EDS
Total number of atoms	295576	wwPDB-VP
Average B, all atoms (Å ²)	147.0	wwPDB-VP

Xtriage's analysis on translational NCS is as follows: *The largest off-origin peak in the Patterson function is 1.69% of the height of the origin peak. No significant pseudotranslation is detected.*

¹Intensities estimated from amplitudes.

²Theoretical values of $\langle |L| \rangle$, $\langle L^2 \rangle$ for acentric reflections are 0.5, 0.333 respectively for untwinned datasets, and 0.375, 0.2 for perfectly twinned datasets.

5 Model quality ⓘ

5.1 Standard geometry ⓘ

Bond lengths and bond angles in the following residue types are not validated in this section: ZN, MG

The Z score for a bond length (or angle) is the number of standard deviations the observed value is removed from the expected value. A bond length (or angle) with $|Z| > 5$ is considered an outlier worth inspection. RMSZ is the root-mean-square of all Z scores of the bond lengths (or angles).

Mol	Chain	Bond lengths		Bond angles	
		RMSZ	$\# Z > 5$	RMSZ	$\# Z > 5$
1	A	0.26	0/2155	0.45	0/2905
1	WA	0.26	0/2155	0.45	0/2905
2	B	0.24	0/1596	0.46	0/2153
2	XA	0.24	0/1596	0.46	0/2153
3	C	0.25	0/1621	0.43	0/2194
3	YA	0.26	0/1621	0.43	0/2194
4	D	0.22	0/1500	0.44	0/2017
4	ZA	0.22	0/1500	0.44	0/2017
5	AB	0.22	0/1356	0.41	0/1834
5	E	0.21	0/1356	0.41	0/1834
6	BB	0.22	0/1147	0.41	0/1552
6	F	0.21	0/1147	0.41	0/1552
7	CB	0.21	0/1108	0.42	0/1500
7	G	0.21	0/1108	0.42	0/1500
8	DB	0.24	0/1123	0.44	0/1515
8	H	0.23	0/1123	0.44	0/1515
9	EB	0.25	0/942	0.43	0/1268
9	I	0.25	0/942	0.43	0/1268
10	FB	0.28	0/1131	0.62	0/1504
10	J	0.27	0/1131	0.62	0/1504
11	GB	0.23	0/1084	0.42	0/1449
11	K	0.22	0/1084	0.41	0/1449
12	HB	0.24	0/974	0.45	0/1302
12	L	0.24	0/974	0.44	0/1302
13	IB	0.23	0/887	0.39	0/1180
13	M	0.22	0/887	0.38	0/1180
14	JB	0.27	0/1157	0.41	0/1544
14	N	0.27	0/1157	0.41	0/1544
15	KB	0.28	0/982	0.43	0/1306
15	O	0.28	0/982	0.43	0/1306
16	LB	0.26	0/790	0.46	0/1057
16	P	0.25	0/790	0.46	0/1057

Mol	Chain	Bond lengths		Bond angles	
		RMSZ	# Z >5	RMSZ	# Z >5
17	MB	0.26	0/901	0.45	0/1209
17	Q	0.26	0/901	0.45	0/1209
18	NB	0.27	0/739	0.43	0/993
18	R	0.25	0/739	0.43	0/993
19	OB	0.27	0/788	0.46	0/1051
19	S	0.26	0/788	0.46	0/1051
20	PB	0.22	0/1514	0.39	0/2056
20	T	0.21	0/1514	0.39	0/2056
21	QB	0.25	0/613	0.43	0/816
21	U	0.24	0/613	0.43	0/816
22	RB	0.27	0/701	0.52	0/932
22	V	0.27	0/701	0.52	0/932
23	SB	0.27	0/522	0.51	0/690
23	W	0.25	0/522	0.51	0/690
24	TB	0.22	0/472	0.42	0/634
24	X	0.22	0/472	0.41	0/634
25	UB	0.26	0/418	0.50	0/567
25	Y	0.24	0/418	0.49	0/567
26	VB	0.22	0/387	0.46	0/518
26	Z	0.23	0/387	0.46	0/518
27	AA	0.28	0/426	0.42	0/561
27	WB	0.29	0/426	0.44	0/561
28	BA	0.24	0/515	0.44	0/679
28	XB	0.25	0/515	0.44	0/679
29	CA	0.21	0/1935	0.40	0/2609
29	YB	0.21	0/1935	0.40	0/2609
30	DA	0.22	0/1636	0.41	0/2205
30	ZB	0.21	0/1636	0.41	0/2205
31	AC	0.22	0/1733	0.39	0/2318
31	EA	0.22	0/1733	0.41	0/2318
32	BC	0.23	0/1171	0.45	0/1576
32	FA	0.23	0/1171	0.45	0/1576
33	CC	0.22	0/856	0.42	0/1154
33	GA	0.22	0/856	0.42	0/1154
34	DC	0.21	0/1276	0.38	0/1709
34	HA	0.21	0/1276	0.38	0/1709
35	EC	0.21	0/1136	0.40	0/1527
35	IA	0.21	0/1136	0.41	0/1527
36	FC	0.22	0/1029	0.40	0/1378
36	JA	0.22	0/1029	0.40	0/1378
37	GC	0.21	0/807	0.41	0/1085
37	KA	0.21	0/807	0.41	0/1085
38	HC	0.21	0/856	0.41	0/1157

Mol	Chain	Bond lengths		Bond angles	
		RMSZ	# Z >5	RMSZ	# Z >5
38	LA	0.22	0/856	0.41	0/1157
39	IC	0.22	0/972	0.44	0/1301
39	MA	0.23	0/972	0.44	0/1301
40	JC	0.20	0/943	0.41	0/1265
40	NA	0.20	0/943	0.41	0/1265
41	KC	0.22	0/501	0.38	0/664
41	OA	0.22	0/501	0.37	0/664
42	LC	0.24	0/745	0.39	0/992
42	PA	0.24	0/745	0.39	0/992
43	MC	0.22	0/716	0.40	0/963
43	QA	0.22	0/716	0.40	0/963
44	NC	0.23	0/836	0.40	0/1117
44	RA	0.23	0/836	0.40	0/1117
45	OC	0.22	0/579	0.41	0/768
45	SA	0.23	0/579	0.41	0/768
46	PC	0.22	0/642	0.40	0/865
46	TA	0.21	0/642	0.40	0/865
47	QC	0.22	0/764	0.41	0/1006
47	UA	0.22	0/764	0.42	0/1006
48	RC	0.19	0/212	0.37	0/277
48	VA	0.20	0/212	0.37	0/277
49	SC	0.22	0/228	0.44	0/309
49	TC	0.22	0/228	0.44	0/309
50	UC	0.19	0/36194	0.70	3/56493 (0.0%)
50	YC	0.18	0/36194	0.70	2/56493 (0.0%)
51	VC	0.24	1/69441 (0.0%)	0.73	14/108408 (0.0%)
51	ZC	0.26	2/69441 (0.0%)	0.74	14/108408 (0.0%)
52	AD	0.20	0/2853	0.71	0/4451
52	WC	0.18	0/2853	0.70	0/4451
53	BD	0.16	0/1832	0.71	1/2855 (0.0%)
53	ED	0.16	0/1832	0.68	0/2855
53	FD	0.17	0/1832	0.68	0/2855
53	XC	0.17	0/1832	0.71	1/2855 (0.0%)
54	GD	0.16	0/190	0.65	0/293
54	HD	0.15	0/190	0.65	0/293
All	All	0.23	3/318928 (0.0%)	0.66	35/477172 (0.0%)

Chiral center outliers are detected by calculating the chiral volume of a chiral center and verifying if the center is modelled as a planar moiety or with the opposite hand. A planarity outlier is detected by checking planarity of atoms in a peptide group, atoms in a mainchain group or atoms of a sidechain that are expected to be planar.

Mol	Chain	#Chirality outliers	#Planarity outliers
10	FB	0	2
10	J	0	2
All	All	0	4

All (3) bond length outliers are listed below:

Mol	Chain	Res	Type	Atoms	Z	Observed(Å)	Ideal(Å)
51	ZC	1142	C	O3'-P	12.04	1.75	1.61
51	VC	1142	C	O3'-P	11.78	1.75	1.61
51	ZC	1141	U	O3'-P	-6.04	1.53	1.61

All (35) bond angle outliers are listed below:

Mol	Chain	Res	Type	Atoms	Z	Observed(°)	Ideal(°)
51	VC	1493	C	C2-N1-C1'	8.04	127.64	118.80
51	ZC	1493	C	C2-N1-C1'	7.95	127.54	118.80
51	ZC	1493	C	N1-C2-O2	7.24	123.24	118.90
51	VC	1493	C	N1-C2-O2	7.18	123.21	118.90
51	ZC	828	U	C2-N1-C1'	6.96	126.06	117.70
51	VC	828	U	C2-N1-C1'	6.95	126.03	117.70
51	ZC	828	U	N1-C2-O2	6.67	127.47	122.80
51	VC	828	U	N1-C2-O2	6.43	127.30	122.80
51	ZC	828	U	N3-C2-O2	-6.26	117.82	122.20
51	VC	828	U	N3-C2-O2	-6.24	117.83	122.20
51	ZC	733	G	N1-C6-O6	6.08	123.55	119.90
53	XC	17(A)	U	P-O3'-C3'	6.02	126.93	119.70
53	BD	17(A)	U	P-O3'-C3'	5.98	126.88	119.70
51	ZC	1493	C	C6-N1-C1'	-5.67	113.99	120.80
51	VC	1493	C	C6-N1-C1'	-5.62	114.05	120.80
51	VC	1493	C	N3-C2-O2	-5.33	118.17	121.90
51	ZC	512	G	P-O3'-C3'	5.30	126.06	119.70
51	ZC	1493	C	N3-C2-O2	-5.27	118.21	121.90
50	UC	1158	C	C2-N1-C1'	5.26	124.58	118.80
51	VC	1313	U	C2-N1-C1'	5.24	123.99	117.70
51	ZC	1558	A	P-O3'-C3'	5.24	125.99	119.70
51	ZC	2321	G	C4-N9-C1'	5.24	133.31	126.50
51	ZC	2866	U	C2-N1-C1'	5.22	123.97	117.70
51	ZC	1313	U	C2-N1-C1'	5.18	123.92	117.70
51	VC	2321	G	C4-N9-C1'	5.17	133.22	126.50
51	VC	512	G	P-O3'-C3'	5.16	125.90	119.70
51	VC	2866	U	C2-N1-C1'	5.11	123.83	117.70
50	YC	1158	C	C2-N1-C1'	5.11	124.42	118.80
50	UC	1201	A	P-O3'-C3'	5.10	125.82	119.70

Continued on next page...

Continued from previous page...

Mol	Chain	Res	Type	Atoms	Z	Observed(°)	Ideal(°)
50	YC	913	A	P-O3'-C3'	5.09	125.81	119.70
51	VC	504	U	N3-C2-O2	-5.06	118.66	122.20
50	UC	913	A	P-O3'-C3'	5.06	125.78	119.70
51	VC	504	U	N1-C2-O2	5.06	126.34	122.80
51	VC	1558	A	P-O3'-C3'	5.04	125.75	119.70
51	ZC	504	U	N1-C2-O2	5.04	126.33	122.80

There are no chirality outliers.

All (4) planarity outliers are listed below:

Mol	Chain	Res	Type	Group
10	FB	51	PHE	Peptide
10	FB	9	ASN	Peptide
10	J	51	PHE	Peptide
10	J	9	ASN	Peptide

5.2 Too-close contacts

In the following table, the Non-H and H(model) columns list the number of non-hydrogen atoms and hydrogen atoms in the chain respectively. The H(added) column lists the number of hydrogen atoms added and optimized by MolProbity. The Clashes column lists the number of clashes within the asymmetric unit, whereas Symm-Clashes lists symmetry related clashes.

Mol	Chain	Non-H	H(model)	H(added)	Clashes	Symm-Clashes
1	A	2105	0	2182	63	0
1	WA	2105	0	2182	65	0
2	B	1563	0	1629	35	0
2	XA	1563	0	1629	34	0
3	C	1586	0	1632	43	0
3	YA	1586	0	1632	40	0
4	D	1475	0	1537	42	0
4	ZA	1475	0	1537	42	0
5	AB	1330	0	1407	22	0
5	E	1330	0	1407	22	1
6	BB	1132	0	1220	26	0
6	F	1132	0	1220	18	0
7	CB	1088	0	1138	34	0
7	G	1088	0	1138	34	0
8	DB	1096	0	1168	30	0
8	H	1096	0	1168	28	0
9	EB	932	0	994	30	0

Continued on next page...

Continued from previous page...

Mol	Chain	Non-H	H(model)	H(added)	Clashes	Symm-Clashes
9	I	932	0	994	28	0
10	FB	1114	0	1187	83	0
10	J	1114	0	1187	80	0
11	GB	1064	0	1114	33	0
11	K	1064	0	1114	33	0
12	HB	960	0	1021	32	0
12	L	960	0	1021	33	0
13	IB	877	0	938	12	0
13	M	877	0	938	13	0
14	JB	1143	0	1211	37	0
14	N	1143	0	1211	35	0
15	KB	964	0	1022	35	0
15	O	964	0	1022	38	0
16	LB	779	0	852	20	0
16	P	779	0	852	21	0
17	MB	890	0	951	20	0
17	Q	890	0	951	22	0
18	NB	725	0	778	15	0
18	R	725	0	778	15	0
19	OB	775	0	870	25	0
19	S	775	0	870	24	0
20	PB	1482	0	1507	27	0
20	T	1482	0	1507	29	0
21	QB	605	0	628	21	0
21	U	605	0	628	19	0
22	RB	694	0	764	29	0
22	V	694	0	764	26	0
23	SB	520	0	575	21	0
23	W	520	0	575	20	0
24	TB	467	0	523	6	0
24	X	467	0	523	7	0
25	UB	404	0	420	12	0
25	Y	404	0	420	12	0
26	VB	380	0	391	14	0
26	Z	380	0	391	12	0
27	AA	418	0	467	12	0
27	WB	418	0	467	13	0
28	BA	507	0	576	17	0
28	XB	507	0	576	20	0
29	CA	1900	0	1951	36	0
29	YB	1900	0	1951	34	0
30	DA	1612	0	1677	41	0

Continued on next page...

Continued from previous page...

Mol	Chain	Non-H	H(model)	H(added)	Clashes	Symm-Clashes
30	ZB	1612	0	1677	40	0
31	AC	1703	0	1765	37	0
31	EA	1703	0	1764	39	0
32	BC	1155	0	1213	27	0
32	FA	1155	0	1213	29	0
33	CC	843	0	857	18	0
33	GA	843	0	857	18	0
34	DC	1257	0	1296	16	0
34	HA	1257	0	1296	17	0
35	EC	1116	0	1177	23	0
35	IA	1116	0	1177	24	0
36	FC	1011	0	1043	21	0
36	JA	1011	0	1043	22	0
37	GC	794	0	840	22	0
37	KA	794	0	840	23	0
38	HC	842	0	859	22	0
38	LA	842	0	859	22	0
39	IC	956	0	1046	27	0
39	MA	956	0	1046	30	0
40	JC	933	0	992	27	0
40	NA	933	0	992	23	0
41	KC	492	0	531	17	0
41	OA	492	0	529	14	0
42	LC	734	0	771	18	0
42	PA	734	0	771	16	0
43	MC	700	0	720	16	0
43	QA	700	0	720	14	0
44	NC	823	0	893	18	0
44	RA	823	0	893	17	0
45	OC	574	0	644	12	0
45	SA	574	0	644	14	0
46	PC	629	0	652	25	0
46	TA	629	0	652	24	0
47	QC	762	0	859	13	0
47	UA	762	0	859	14	0
48	RC	208	0	221	5	0
48	VA	208	0	221	3	0
49	SC	225	0	229	6	0
49	TC	225	0	229	9	0
50	UC	32332	0	16315	326	0
50	YC	32332	0	16314	334	1
51	VC	62000	0	31247	661	0

Continued on next page...

Continued from previous page...

Mol	Chain	Non-H	H(model)	H(added)	Clashes	Symm-Clashes
51	ZC	62000	0	31244	660	0
52	AD	2551	0	1295	22	0
52	WC	2551	0	1295	20	0
53	BD	1640	0	837	20	0
53	ED	1640	0	837	9	0
53	FD	1640	0	837	7	0
53	XC	1640	0	837	23	0
54	GD	170	0	87	1	0
54	HD	170	0	87	2	0
55	A	5	0	0	0	0
55	AA	1	0	0	0	0
55	AC	1	0	0	0	0
55	AD	30	0	0	0	0
55	B	2	0	0	0	0
55	BA	2	0	0	0	0
55	BB	2	0	0	0	0
55	BC	3	0	0	0	0
55	BD	8	0	0	0	0
55	C	3	0	0	0	0
55	CB	1	0	0	0	0
55	D	3	0	0	0	0
55	DB	1	0	0	0	0
55	DC	1	0	0	0	0
55	EA	1	0	0	0	0
55	EB	3	0	0	0	0
55	ED	16	0	0	0	0
55	FA	1	0	0	0	0
55	FB	4	0	0	0	0
55	FC	1	0	0	0	0
55	FD	16	0	0	0	0
55	GB	1	0	0	0	0
55	H	2	0	0	0	0
55	HA	2	0	0	0	0
55	HB	2	0	0	0	0
55	HD	1	0	0	0	0
55	I	1	0	0	0	0
55	IB	1	0	0	0	0
55	IC	1	0	0	0	0
55	J	3	0	0	0	0
55	JB	1	0	0	0	0
55	L	1	0	0	0	0
55	LA	4	0	0	0	0

Continued on next page...

Continued from previous page...

Mol	Chain	Non-H	H(model)	H(added)	Clashes	Symm-Clashes
55	LC	1	0	0	0	0
55	MB	1	0	0	0	0
55	N	1	0	0	0	0
55	NB	1	0	0	0	0
55	O	2	0	0	0	0
55	OA	2	0	0	0	0
55	OB	1	0	0	0	0
55	P	2	0	0	0	0
55	PA	2	0	0	0	0
55	Q	1	0	0	0	0
55	QA	1	0	0	0	0
55	QB	2	0	0	0	0
55	RA	1	0	0	0	0
55	RC	1	0	0	0	0
55	SB	1	0	0	0	0
55	UA	2	0	0	0	0
55	UC	264	0	0	0	0
55	V	1	0	0	0	0
55	VC	707	0	0	0	0
55	WA	5	0	0	0	0
55	WB	2	0	0	0	0
55	WC	29	0	0	0	0
55	X	1	0	0	0	0
55	XA	3	0	0	0	0
55	XC	5	0	0	0	0
55	Y	1	0	0	0	0
55	YA	8	0	0	0	0
55	YC	271	0	0	0	0
55	ZC	774	0	0	0	0
56	AC	1	0	0	0	0
56	EA	1	0	0	0	0
56	KC	1	0	0	0	0
56	OA	1	0	0	0	0
All	All	295576	0	199105	3923	1

The all-atom clashscore is defined as the number of clashes found per 1000 atoms (including hydrogen atoms). The all-atom clashscore for this structure is 8.

All (3923) close contacts within the same asymmetric unit are listed below, sorted by their clash magnitude.

Atom-1	Atom-2	Interatomic distance (Å)	Clash overlap (Å)
30:ZB:6:HIS:HD2	30:ZB:7:PRO:HD2	1.24	1.00
7:CB:75:SER:HB3	51:ZC:1063:G:H5''	1.55	0.89
32:FA:41:VAL:HG21	32:FA:113:ALA:HA	1.55	0.87
35:EC:102:ARG:HE	35:EC:102:ARG:H	1.24	0.86
35:IA:102:ARG:H	35:IA:102:ARG:HE	1.23	0.86
32:BC:41:VAL:HG21	32:BC:113:ALA:HA	1.56	0.86
6:BB:90:GLY:HA2	50:UC:368:U:H5''	1.57	0.84
22:RB:86:SER:HB3	22:RB:89:GLU:HB2	1.60	0.83
11:GB:23:GLY:HA3	11:GB:98:LYS:HB2	1.61	0.83
11:K:23:GLY:HA3	11:K:98:LYS:HB2	1.61	0.82
2:XA:132:HIS:ND1	51:ZC:1658:C:OP1	2.13	0.82
2:B:132:HIS:ND1	51:VC:1658:C:OP1	2.12	0.82
22:V:86:SER:HB3	22:V:89:GLU:HB2	1.59	0.81
10:FB:128:HIS:HA	10:FB:147:LEU:HB3	1.63	0.80
4:ZA:41:GLN:HG2	4:ZA:155:MET:HB3	1.65	0.79
51:ZC:413:C:H42	51:ZC:2410:G:H1	1.31	0.79
10:J:128:HIS:HA	10:J:147:LEU:HB3	1.63	0.78
21:QB:12:ASN:HD21	51:ZC:2278:A:H5''	1.48	0.78
29:YB:77:ALA:HB2	29:YB:211:ILE:HD13	1.66	0.78
51:VC:2068:U:H3	51:VC:2430:A:H2	1.32	0.78
50:UC:978:A:OP2	50:UC:136(B):C:N4	2.18	0.77
51:ZC:229:A:H5'	51:ZC:230:U:H5'	1.67	0.77
29:CA:77:ALA:HB2	29:CA:211:ILE:HD13	1.67	0.77
10:FB:57:THR:HB	10:FB:59:LEU:H	1.48	0.77
4:D:41:GLN:HG2	4:D:155:MET:HB3	1.65	0.77
10:J:57:THR:HB	10:J:59:LEU:H	1.48	0.77
21:U:12:ASN:HD21	51:VC:2278:A:H5''	1.48	0.77
30:ZB:6:HIS:CD2	30:ZB:7:PRO:HD2	2.15	0.76
18:R:63:LYS:HD2	18:R:72:LYS:HA	1.68	0.76
10:FB:23:PRO:HB2	10:FB:33:ARG:HG3	1.68	0.76
18:R:11:PRO:HA	18:R:28:PHE:HB3	1.68	0.76
50:YC:380:G:N2	50:YC:383:A:OP2	2.19	0.76
20:T:31:ARG:HB3	52:WC:105:G:H5'	1.68	0.75
18:NB:63:LYS:HD2	18:NB:72:LYS:HA	1.68	0.75
2:XA:128:SER:OG	2:XA:129:HIS:N	2.19	0.75
51:VC:392:C:H5''	51:VC:409:C:H5''	1.69	0.75
35:IA:91:ARG:HD2	39:MA:6:ILE:HG21	1.67	0.75
35:EC:91:ARG:HD2	39:IC:6:ILE:HG21	1.67	0.75
18:NB:11:PRO:HA	18:NB:28:PHE:HB3	1.67	0.75
37:KA:36:GLY:HA3	50:UC:1123:A:H4'	1.69	0.75
51:VC:229:A:H5'	51:VC:230:U:H5'	1.69	0.75
51:VC:1851:U:H4'	53:XC:71:C:H4'	1.68	0.75

Continued on next page...

Continued from previous page...

Atom-1	Atom-2	Interatomic distance (Å)	Clash overlap (Å)
10:J:23:PRO:HB2	10:J:33:ARG:HG3	1.69	0.74
25:UB:19:ARG:HA	51:ZC:2046:G:H5'	1.68	0.74
51:ZC:392:C:H5''	51:ZC:409:C:H5''	1.69	0.74
51:ZC:571:A:O2'	51:ZC:573:G:OP2	2.05	0.74
51:VC:413:C:H42	51:VC:2410:G:H1	1.31	0.74
14:JB:64:ARG:HD3	14:JB:102:ILE:HD11	1.69	0.74
50:UC:1211:U:H4'	50:UC:1213:A:H1'	1.69	0.74
25:Y:19:ARG:HA	51:VC:2046:G:H5'	1.67	0.74
41:KC:35:ARG:NH2	50:YC:1360:A:OP2	2.20	0.74
51:ZC:2068:U:H3	51:ZC:2430:A:H2	1.33	0.74
10:J:21:ARG:HD2	51:VC:663:G:H5''	1.69	0.74
37:GC:36:GLY:HA3	50:YC:1123:A:H4'	1.69	0.73
51:ZC:1840:G:H1	51:ZC:1902:C:H42	1.34	0.73
14:N:64:ARG:HD3	14:N:102:ILE:HD11	1.69	0.73
2:B:128:SER:O	2:B:130:GLY:N	2.22	0.73
51:VC:1840:G:H1	51:VC:1902:C:H42	1.36	0.73
51:VC:819:A:OP2	51:VC:1187:G:N2	2.22	0.73
25:UB:2:ALA:HA	51:ZC:2015:A:H1'	1.71	0.73
38:HC:123:LYS:NZ	50:YC:1523:G:OP1	2.21	0.73
4:D:32:PRO:HB2	4:D:172:LEU:HD13	1.71	0.72
48:RC:2:GLY:N	50:YC:1304:G:OP1	2.22	0.72
14:N:113:LYS:NZ	51:VC:1754:C:OP2	2.22	0.72
51:VC:571:A:O2'	51:VC:573:G:OP2	2.04	0.72
2:B:128:SER:OG	2:B:129:HIS:N	2.19	0.72
51:VC:1024:G:H3'	51:VC:1025:G:H5''	1.72	0.72
2:XA:24:THR:HB	2:XA:186:GLY:HA2	1.71	0.72
10:FB:21:ARG:HD2	51:ZC:663:G:H5''	1.71	0.72
50:YC:1393:U:HO2'	50:YC:1501:C:HO2'	1.36	0.72
51:ZC:1024:G:H3'	51:ZC:1025:G:H5''	1.71	0.72
2:B:24:THR:HB	2:B:186:GLY:HA2	1.72	0.72
25:Y:2:ALA:HA	51:VC:2015:A:H1'	1.72	0.72
29:YB:176:GLU:OE2	50:YC:1101:A:N6	2.23	0.72
50:YC:147:G:H1	50:YC:175:C:H42	1.36	0.72
50:YC:1211:U:H4'	50:YC:1213:A:H1'	1.70	0.72
16:LB:72:VAL:HG22	16:LB:85:LYS:HB2	1.72	0.72
4:ZA:32:PRO:HB2	4:ZA:172:LEU:HD13	1.71	0.71
2:XA:128:SER:O	2:XA:130:GLY:N	2.22	0.71
51:ZC:819:A:OP2	51:ZC:1187:G:N2	2.22	0.71
16:P:72:VAL:HG22	16:P:85:LYS:HB2	1.73	0.71
15:KB:92:ARG:HD3	51:ZC:996:A:H4'	1.73	0.71
38:LA:123:LYS:NZ	50:UC:1523:G:OP1	2.24	0.71

Continued on next page...

Continued from previous page...

Atom-1	Atom-2	Interatomic distance (Å)	Clash overlap (Å)
38:LA:57:THR:HG22	38:LA:60:ALA:H	1.56	0.70
50:UC:380:G:N2	50:UC:383:A:OP2	2.19	0.70
15:O:92:ARG:HD3	51:VC:996:A:H4'	1.72	0.70
14:JB:96:ARG:NH1	51:ZC:1754:C:OP1	2.23	0.70
10:J:88:LEU:HD11	10:J:95:VAL:HG11	1.72	0.70
32:FA:50:GLU:HG3	32:FA:52:PRO:HD2	1.73	0.70
14:N:96:ARG:NH1	51:VC:1754:C:OP1	2.25	0.70
14:JB:113:LYS:NZ	51:ZC:1754:C:OP2	2.22	0.70
42:PA:39:LEU:HD12	42:PA:56:LEU:HB2	1.74	0.70
22:V:79:GLY:HA3	51:VC:270(S):G:H1'	1.73	0.70
10:FB:86:LYS:HB3	10:FB:118:GLY:HA3	1.74	0.70
20:PB:31:ARG:HB3	52:AD:105:G:H5'	1.74	0.70
22:RB:79:GLY:HA3	51:ZC:270(S):G:H1'	1.74	0.70
42:LC:39:LEU:HD12	42:LC:56:LEU:HB2	1.74	0.70
51:VC:2032:G:OP1	51:VC:2454:G:O2'	2.10	0.70
33:CC:47:ARG:HH22	33:CC:56:PRO:HB2	1.56	0.70
10:FB:88:LEU:HD11	10:FB:95:VAL:HG11	1.72	0.69
14:JB:36:GLU:HB3	14:JB:39:ARG:HE	1.58	0.69
4:D:44:GLY:HA3	51:VC:2311:A:H2	1.58	0.69
50:UC:147:G:H1	50:UC:175:C:H42	1.37	0.69
50:UC:79:G:H1	50:UC:90:C:H42	1.40	0.69
34:HA:36:LYS:HE3	50:UC:1373:G:H5''	1.74	0.69
33:GA:47:ARG:HH22	33:GA:56:PRO:HB2	1.56	0.69
40:JC:10:PRO:HB2	40:JC:18:ALA:HB1	1.75	0.69
50:UC:790:A:OP1	53:ED:38:A:O2'	2.10	0.69
34:DC:36:LYS:HE3	50:YC:1373:G:H5''	1.74	0.69
32:BC:50:GLU:HG3	32:BC:52:PRO:HD2	1.73	0.69
4:ZA:44:GLY:HA3	51:ZC:2311:A:H2	1.58	0.69
17:MB:68:ARG:HB2	17:MB:110:LYS:HB2	1.75	0.69
23:W:14:ARG:HA	23:W:17:SER:HB2	1.74	0.69
15:KB:24:TYR:HB2	15:KB:29:SER:HB3	1.75	0.69
14:N:36:GLU:HB3	14:N:39:ARG:HE	1.58	0.69
26:VB:23:THR:HB	28:XB:35:GLN:HA	1.75	0.69
42:PA:5:LYS:H	42:PA:5:LYS:HD3	1.58	0.69
51:VC:2520:C:H41	51:VC:2542:A:H62	1.41	0.69
39:IC:86:GLY:HA2	39:IC:97:TYR:HA	1.76	0.68
26:Z:23:THR:HB	28:BA:35:GLN:HA	1.74	0.68
20:T:141:VAL:HG23	20:T:144:LEU:HD23	1.75	0.68
51:ZC:2032:G:OP1	51:ZC:2454:G:O2'	2.11	0.68
32:FA:49:PRO:HG2	50:UC:1071:C:H5''	1.76	0.68
51:ZC:2520:C:H41	51:ZC:2542:A:H62	1.41	0.68

Continued on next page...

Continued from previous page...

Atom-1	Atom-2	Interatomic distance (Å)	Clash overlap (Å)
21:QB:23:VAL:HG21	51:ZC:857:C:H4'	1.76	0.68
10:J:86:LYS:HB3	10:J:118:GLY:HA3	1.73	0.68
17:Q:68:ARG:HB2	17:Q:110:LYS:HB2	1.75	0.68
51:VC:2475:C:H42	51:VC:2529:G:H22	1.42	0.68
38:HC:57:THR:HG22	38:HC:60:ALA:H	1.58	0.68
9:I:19:ILE:HG22	9:I:43:VAL:HA	1.76	0.68
50:UC:677:U:H3	50:UC:713:G:H22	1.42	0.68
51:VC:27:G:N2	51:VC:513:A:OP2	2.27	0.68
39:IC:31:PHE:HB3	39:IC:83:LEU:HD11	1.75	0.68
10:FB:35:HIS:HB2	51:ZC:942:G:H5'	1.76	0.67
15:O:49:HIS:HA	15:O:52:ARG:HB2	1.75	0.67
42:LC:5:LYS:HD3	42:LC:5:LYS:H	1.57	0.67
20:PB:141:VAL:HG23	20:PB:144:LEU:HD23	1.75	0.67
26:VB:18:ARG:NH1	26:VB:43:CYS:O	2.27	0.67
50:YC:79:G:H1	50:YC:90:C:H42	1.42	0.67
22:V:11:ARG:HB3	22:V:12:PRO:HD2	1.76	0.67
1:WA:241:PRO:HG3	51:ZC:1971:A:C4	2.30	0.67
39:MA:86:GLY:HA2	39:MA:97:TYR:HA	1.75	0.67
46:PC:50:ALA:HB1	46:PC:57:HIS:HB3	1.76	0.67
22:RB:11:ARG:HB3	22:RB:12:PRO:HD2	1.75	0.67
39:IC:116:ARG:NH2	50:YC:501:C:OP1	2.23	0.67
21:U:23:VAL:HG21	51:VC:857:C:H4'	1.77	0.67
26:Z:18:ARG:NH1	26:Z:43:CYS:O	2.27	0.67
40:NA:10:PRO:HB2	40:NA:18:ALA:HB1	1.76	0.67
15:O:24:TYR:HB2	15:O:29:SER:HB3	1.75	0.67
23:SB:14:ARG:HA	23:SB:17:SER:HB2	1.76	0.67
23:W:41:ILE:HD11	23:W:44:LEU:HB2	1.76	0.67
25:UB:4:HIS:O	51:ZC:2056:G:N2	2.23	0.67
32:FA:5:ASP:N	32:FA:5:ASP:OD1	2.28	0.67
12:HB:72:ASP:HB3	12:HB:75:LEU:HB2	1.77	0.67
50:UC:21:G:H21	50:UC:914:A:H62	1.43	0.67
47:QC:83:ARG:NH1	50:YC:260:G:OP2	2.27	0.67
15:KB:49:HIS:HA	15:KB:52:ARG:HB2	1.76	0.67
39:MA:31:PHE:HB3	39:MA:83:LEU:HD11	1.76	0.67
22:RB:86:SER:HB2	22:RB:90:ILE:HG12	1.77	0.67
46:TA:50:ALA:HB1	46:TA:57:HIS:HB3	1.76	0.67
47:UA:83:ARG:NH1	50:UC:260:G:OP2	2.28	0.67
51:ZC:27:G:N2	51:ZC:513:A:OP2	2.27	0.66
30:DA:45:LYS:HG3	30:DA:46:GLU:HG3	1.77	0.66
22:V:13:ILE:HG22	22:V:62:VAL:HG23	1.77	0.66
51:VC:586:A:N1	51:VC:809:G:O2'	2.25	0.66

Continued on next page...

Continued from previous page...

Atom-1	Atom-2	Interatomic distance (Å)	Clash overlap (Å)
32:BC:20:GLN:HA	50:YC:922:G:H4'	1.77	0.66
21:QB:55:ARG:NH2	51:ZC:2364:C:OP1	2.29	0.66
22:V:86:SER:HB2	22:V:90:ILE:HG12	1.77	0.66
27:AA:39:ARG:NH2	51:VC:468:G:N7	2.44	0.66
9:EB:19:ILE:HG22	9:EB:43:VAL:HA	1.77	0.66
19:OB:2:ARG:HE	51:ZC:106:C:H1'	1.61	0.66
21:U:55:ARG:NH2	51:VC:2364:C:OP1	2.28	0.66
32:FA:20:GLN:HA	50:UC:922:G:H4'	1.77	0.66
51:VC:1541:U:H3'	51:VC:1542:G:H3'	1.78	0.66
30:DA:14:ILE:O	30:DA:16:ARG:N	2.29	0.66
25:Y:4:HIS:O	51:VC:2056:G:N2	2.22	0.66
27:WB:39:ARG:NH2	51:ZC:468:G:N7	2.43	0.66
1:A:241:PRO:HG3	51:VC:1971:A:C4	2.30	0.66
10:J:35:HIS:HB2	51:VC:942:G:H5'	1.77	0.66
36:JA:121:ARG:NH1	36:JA:122:ALA:O	2.29	0.66
22:RB:13:ILE:HG22	22:RB:62:VAL:HG23	1.78	0.66
30:ZB:14:ILE:O	30:ZB:16:ARG:N	2.29	0.66
12:HB:104:ARG:HD3	12:HB:109:ALA:HB3	1.78	0.66
50:UC:417:C:H42	50:UC:426:G:H1	1.42	0.66
51:VC:1459:G:O2'	51:VC:1461:G:OP2	2.14	0.65
50:YC:417:C:H42	50:YC:426:G:H1	1.42	0.65
7:CB:133:SER:HB3	51:ZC:1062:G:H21	1.61	0.65
51:ZC:1541:U:H3'	51:ZC:1542:G:H3'	1.77	0.65
50:YC:677:U:H3	50:YC:713:G:H22	1.42	0.65
36:FC:121:ARG:NH1	36:FC:122:ALA:O	2.29	0.65
41:KC:23:ARG:NH1	41:KC:28:GLY:O	2.28	0.65
30:ZB:45:LYS:HG3	30:ZB:46:GLU:HG3	1.77	0.65
36:FC:4:TYR:HB2	36:FC:19:LEU:HB2	1.79	0.65
50:UC:559:A:H4'	50:UC:560:U:H3'	1.79	0.65
19:S:2:ARG:HE	51:VC:106:C:H1'	1.61	0.65
7:G:112:MET:H	7:G:113:PRO:HD2	1.62	0.65
51:VC:1678:G:H21	51:VC:1989:G:H22	1.45	0.65
10:J:35:HIS:HA	51:VC:1190:G:H5"	1.79	0.65
39:MA:101:ARG:HB3	39:MA:108:GLY:HA2	1.78	0.65
50:UC:1043:C:H2'	50:UC:1044:A:H8	1.61	0.65
51:VC:1510:A:H2'	51:VC:1511:A:C8	2.32	0.65
51:ZC:1341:U:OP2	51:ZC:1394:U:O2'	2.15	0.65
51:ZC:1510:A:H2'	51:ZC:1511:A:C8	2.32	0.65
31:EA:196:LEU:HB2	31:EA:198:VAL:HG22	1.79	0.65
6:F:92:VAL:HG23	6:F:96:ASP:HB2	1.79	0.65
21:QB:64:ASP:OD1	21:QB:64:ASP:N	2.25	0.65

Continued on next page...

Continued from previous page...

Atom-1	Atom-2	Interatomic distance (Å)	Clash overlap (Å)
23:SB:41:ILE:HD11	23:SB:44:LEU:HB2	1.77	0.65
26:VB:46:HIS:HD2	51:ZC:2371:G:O2'	1.79	0.65
51:ZC:1678:G:H21	51:ZC:1989:G:H22	1.44	0.65
12:L:72:ASP:HB3	12:L:75:LEU:HB2	1.77	0.65
50:YC:559:A:H4'	50:YC:560:U:H3'	1.79	0.65
17:Q:84:ARG:HB2	17:Q:96:ILE:HG22	1.79	0.65
16:LB:84:LYS:NZ	51:ZC:1226:A:OP1	2.25	0.65
51:ZC:2475:C:H42	51:ZC:2529:G:H22	1.43	0.64
13:IB:30:ARG:HD2	13:IB:97:ARG:HD3	1.79	0.64
50:YC:21:G:H21	50:YC:914:A:H62	1.43	0.64
32:BC:5:ASP:N	32:BC:5:ASP:OD1	2.29	0.64
39:IC:101:ARG:HB3	39:IC:108:GLY:HA2	1.79	0.64
51:VC:880:G:H1	51:VC:897:C:H42	1.45	0.64
50:YC:1043:C:H2'	50:YC:1044:A:H8	1.61	0.64
50:YC:1306:A:H61	50:YC:1331:G:H1'	1.62	0.64
51:ZC:1459:G:O2'	51:ZC:1461:G:OP2	2.14	0.64
37:GC:6:ILE:HG22	37:GC:98:ILE:HG12	1.80	0.64
29:YB:51:LEU:HD23	29:YB:201:ILE:HD12	1.79	0.64
6:BB:92:VAL:HG23	6:BB:96:ASP:HB2	1.78	0.64
40:NA:5:ALA:HB3	40:NA:8:GLU:HB2	1.78	0.64
29:CA:51:LEU:HD23	29:CA:201:ILE:HD12	1.79	0.64
33:GA:3:ARG:HH11	33:GA:64:GLN:HE22	1.46	0.64
8:H:93:LYS:HG2	8:H:110:LEU:HD12	1.80	0.64
30:ZB:19:GLU:HB2	30:ZB:40:ARG:HH22	1.62	0.64
51:ZC:270(K):G:H1	51:ZC:270(Q):C:H42	1.44	0.64
5:E:24:VAL:HG23	5:E:35:VAL:HB	1.79	0.64
4:ZA:77:ILE:HB	4:ZA:82:LEU:HD12	1.80	0.64
40:JC:5:ALA:HB3	40:JC:8:GLU:HB2	1.78	0.64
41:OA:27:CYS:SG	41:OA:28:GLY:N	2.71	0.64
21:U:27:GLU:HG3	21:U:68:GLU:HA	1.80	0.64
51:VC:1060:U:H3	51:VC:1088:A:H8	1.44	0.64
11:GB:42:ILE:HD11	11:GB:127:ILE:HD11	1.80	0.64
10:J:66:GLY:HA3	51:VC:2415:G:H4'	1.79	0.64
23:SB:47:ASN:O	23:SB:49:LYS:N	2.31	0.64
2:XA:36:ARG:HH21	2:XA:88:GLY:HA2	1.63	0.64
53:XC:17(A):U:O2'	53:XC:18:G:O5'	2.15	0.64
25:UB:20:ARG:NH1	51:ZC:1266:G:OP2	2.30	0.64
33:CC:3:ARG:HH11	33:CC:64:GLN:HE22	1.45	0.63
8:DB:93:LYS:HG2	8:DB:110:LEU:HD12	1.80	0.63
10:FB:35:HIS:HA	51:ZC:1190:G:H5''	1.79	0.63
29:CA:176:GLU:OE2	50:UC:1101:A:N6	2.31	0.63

Continued on next page...

Continued from previous page...

Atom-1	Atom-2	Interatomic distance (Å)	Clash overlap (Å)
53:XC:54:U:H3	53:XC:58:A:H62	1.46	0.63
51:ZC:2438:U:O2'	51:ZC:2439:A:OP2	2.16	0.63
2:B:36:ARG:HH21	2:B:88:GLY:HA2	1.62	0.63
12:L:104:ARG:HD3	12:L:109:ALA:HB3	1.80	0.63
17:MB:84:ARG:HB2	17:MB:96:ILE:HG22	1.80	0.63
51:ZC:586:A:N1	51:ZC:809:G:O2'	2.28	0.63
30:DA:24:ALA:HB1	30:DA:28:GLN:HB2	1.80	0.63
14:N:27:THR:HA	14:N:48:ILE:HA	1.80	0.63
1:A:244:ARG:HB2	51:VC:1902:C:O2'	1.99	0.63
51:ZC:846:C:H4'	51:ZC:847:U:H5'	1.80	0.63
5:AB:24:VAL:HG23	5:AB:35:VAL:HB	1.80	0.63
7:CB:112:MET:H	7:CB:113:PRO:HD2	1.62	0.63
7:CB:38:VAL:HA	7:CB:41:PHE:HB3	1.80	0.63
30:DA:19:GLU:HB2	30:DA:40:ARG:HH22	1.62	0.63
36:JA:4:TYR:HB2	36:JA:19:LEU:HB2	1.80	0.63
51:VC:1341:U:OP2	51:VC:1394:U:O2'	2.16	0.63
51:VC:846:C:H4'	51:VC:847:U:H5'	1.80	0.63
10:FB:66:GLY:HA3	51:ZC:2415:G:H4'	1.79	0.63
51:VC:1449:G:H1	51:VC:1462:C:H42	1.46	0.63
51:VC:1849:G:H2'	51:VC:1850:G:H8	1.64	0.63
10:FB:50:ARG:HH11	28:XB:7:HIS:HD2	1.47	0.63
4:ZA:15:VAL:HG21	4:ZA:176:LEU:HD23	1.80	0.63
30:ZB:24:ALA:HB1	30:ZB:28:GLN:HB2	1.81	0.63
51:ZC:1849:G:H2'	51:ZC:1850:G:H8	1.63	0.63
7:G:7:VAL:HA	7:G:58:THR:HA	1.81	0.63
37:KA:6:ILE:HG22	37:KA:98:ILE:HG12	1.80	0.63
48:VA:10:ARG:NH1	50:UC:1289:A:OP1	2.31	0.63
41:KC:6:LEU:HD11	50:YC:982:U:H5''	1.79	0.63
51:ZC:1449:G:H1	51:ZC:1462:C:H42	1.46	0.63
10:J:50:ARG:HH11	28:BA:7:HIS:HD2	1.45	0.63
14:JB:27:THR:HA	14:JB:48:ILE:HA	1.80	0.63
51:ZC:1060:U:H3	51:ZC:1088:A:H8	1.44	0.63
31:AC:166:LYS:HA	31:AC:178:VAL:HG21	1.81	0.63
30:DA:70:VAL:HG21	30:DA:76:VAL:HG11	1.81	0.63
6:F:77:LEU:HD21	6:F:101:LEU:HD13	1.80	0.63
32:FA:14:ARG:NH2	50:UC:1079:G:O3'	2.31	0.63
10:FB:17:LYS:HB3	10:FB:19:VAL:HG22	1.80	0.63
12:HB:103:ARG:NH1	12:HB:108:GLY:O	2.31	0.63
29:YB:185:ILE:HG22	29:YB:199:TYR:HB2	1.79	0.63
51:ZC:2071:A:H2'	51:ZC:2072:G:H8	1.63	0.63
6:BB:77:LEU:HD21	6:BB:101:LEU:HD13	1.80	0.63

Continued on next page...

Continued from previous page...

Atom-1	Atom-2	Interatomic distance (Å)	Clash overlap (Å)
7:CB:7:VAL:HA	7:CB:58:THR:HA	1.81	0.63
31:EA:167:GLY:HA3	1:WA:135:PHE:HE2	1.64	0.63
35:IA:89:PRO:HA	35:IA:92:ARG:HH11	1.64	0.63
46:TA:79:THR:HB	50:UC:957:U:H4'	1.81	0.63
1:WA:244:ARG:HB2	51:ZC:1902:C:O2'	1.99	0.63
51:ZC:880:G:H1	51:ZC:897:C:H42	1.46	0.63
35:EC:89:PRO:HA	35:EC:92:ARG:HH11	1.64	0.62
50:UC:660:G:H1	50:UC:745:C:H42	1.46	0.62
25:Y:20:ARG:NH1	51:VC:1266:G:OP2	2.31	0.62
51:ZC:2584:U:H2'	51:ZC:2585:U:H2'	1.81	0.62
29:CA:185:ILE:HG22	29:CA:199:TYR:HB2	1.79	0.62
7:CB:131:ALA:HB1	7:CB:136:VAL:HG13	1.81	0.62
7:G:38:VAL:HA	7:G:41:PHE:HB3	1.80	0.62
51:VC:270(K):G:H1	51:VC:270(Q):C:H42	1.45	0.62
53:XC:1:C:H42	53:XC:72:A:H61	1.48	0.62
52:AD:89(A):G:H2'	52:AD:89(B):A:C8	2.35	0.62
53:BD:54:U:H3	53:BD:58:A:H62	1.47	0.62
51:VC:2071:A:H2'	51:VC:2072:G:H8	1.64	0.62
50:YC:902:G:H2'	50:YC:903:G:H8	1.63	0.62
4:D:115:ARG:HH22	4:D:136:ARG:H	1.48	0.62
21:QB:27:GLU:HG3	21:QB:68:GLU:HA	1.80	0.62
51:VC:2123:G:H2'	51:VC:2124:G:H8	1.65	0.62
51:VC:2584:U:H2'	51:VC:2585:U:H2'	1.82	0.62
2:XA:52:LEU:O	2:XA:76:ARG:N	2.27	0.62
30:DA:70:VAL:HG12	30:DA:72:LYS:H	1.63	0.62
22:RB:64:ALA:HA	22:RB:67:ILE:HG13	1.82	0.62
51:ZC:2595:G:N2	51:ZC:2598:A:OP2	2.27	0.62
10:FB:133:SER:OG	51:ZC:637:A:OP1	2.16	0.62
53:BD:17(A):U:O2'	53:BD:18:G:O5'	2.16	0.62
2:B:52:LEU:O	2:B:76:ARG:N	2.26	0.62
44:RA:7:THR:HG22	44:RA:58:GLU:HG2	1.81	0.62
20:T:27:VAL:HG21	52:WC:75:G:H1'	1.82	0.62
40:NA:91:ARG:HD2	46:TA:81:ARG:HH22	1.65	0.62
4:D:77:ILE:HB	4:D:82:LEU:HD12	1.80	0.62
13:M:30:ARG:HD2	13:M:97:ARG:HD3	1.80	0.62
1:WA:179:SER:OG	51:ZC:1799:G:N7	2.30	0.62
51:ZC:521:G:H2'	51:ZC:522:G:H8	1.65	0.62
52:AD:51:G:N2	52:AD:52:A:N7	2.48	0.62
7:CB:78:ILE:HG21	7:CB:136:VAL:HG11	1.81	0.62
10:FB:146:VAL:HG22	10:FB:147:LEU:H	1.63	0.62
12:L:103:ARG:NH1	12:L:108:GLY:O	2.32	0.62

Continued on next page...

Continued from previous page...

Atom-1	Atom-2	Interatomic distance (Å)	Clash overlap (Å)
44:NC:7:THR:HG22	44:NC:58:GLU:HG2	1.81	0.62
50:UC:1306:A:H61	50:UC:1331:G:H1'	1.63	0.62
51:ZC:2123:G:H2'	51:ZC:2124:G:H8	1.65	0.62
11:GB:14:ARG:NH1	51:ZC:958:U:OP2	2.32	0.62
4:D:15:VAL:HG21	4:D:176:LEU:HD23	1.80	0.61
12:HB:38:VAL:HG22	12:HB:112:ALA:HB2	1.82	0.61
4:ZA:128:ARG:HE	4:ZA:129:GLY:H	1.47	0.61
7:G:131:ALA:HB1	7:G:136:VAL:HG13	1.81	0.61
33:GA:97:PHE:HD2	45:SA:31:LEU:HD21	1.64	0.61
49:SC:40:ILE:HA	49:SC:57:ILE:HB	1.81	0.61
10:J:146:VAL:HG22	10:J:147:LEU:H	1.64	0.61
51:VC:2843:G:H1	51:VC:2874:C:H42	1.47	0.61
51:ZC:994:C:O2'	51:ZC:996:A:OP1	2.15	0.61
10:FB:33:ARG:NH1	51:ZC:587:C:OP2	2.33	0.61
7:G:71:THR:HG21	7:G:111:LYS:HA	1.82	0.61
46:PC:79:THR:HB	50:YC:957:U:H4'	1.81	0.61
37:KA:48:THR:HA	37:KA:62:HIS:HB3	1.82	0.61
12:L:38:VAL:HG22	12:L:112:ALA:HB2	1.82	0.61
31:EA:5:ILE:HD12	50:UC:406:G:H5''	1.81	0.61
50:YC:1128:C:H42	50:YC:1143:G:H22	1.49	0.61
4:D:128:ARG:HE	4:D:129:GLY:H	1.49	0.61
7:G:78:ILE:HG21	7:G:136:VAL:HG11	1.81	0.61
49:TC:40:ILE:HA	49:TC:57:ILE:HB	1.81	0.61
53:XC:26:G:H1	53:XC:44:A:H61	1.47	0.61
30:ZB:70:VAL:HG12	30:ZB:72:LYS:H	1.64	0.61
11:GB:37:LEU:HD11	11:GB:130:LYS:HG3	1.83	0.61
31:EA:5:ILE:H	31:EA:115:ARG:HH12	1.48	0.61
18:NB:55:ASN:HB2	18:NB:80:ILE:HG12	1.83	0.61
26:Z:37:ARG:NH2	51:VC:2286:A:O2'	2.34	0.61
51:ZC:2843:G:H1	51:ZC:2874:C:H42	1.47	0.61
53:BD:26:G:H1	53:BD:44:A:H61	1.47	0.61
37:GC:48:THR:HA	37:GC:62:HIS:HB3	1.82	0.61
52:WC:89(A):G:H2'	52:WC:89(B):A:C8	2.35	0.61
51:ZC:2735:G:H1	51:ZC:2769:C:H42	1.49	0.61
1:A:246:PRO:HB2	1:A:255:LYS:HE3	1.83	0.61
30:DA:150:LYS:HB3	30:DA:201:TYR:HB2	1.83	0.61
11:K:42:ILE:HD11	11:K:127:ILE:HD11	1.82	0.61
20:PB:27:VAL:HG21	52:AD:75:G:H1'	1.82	0.61
4:ZA:115:ARG:HH22	4:ZA:136:ARG:H	1.49	0.61
34:HA:116:ALA:HA	34:HA:119:ARG:HE	1.65	0.60
51:VC:2735:G:H1	51:VC:2769:C:H42	1.49	0.60

Continued on next page...

Continued from previous page...

Atom-1	Atom-2	Interatomic distance (Å)	Clash overlap (Å)
40:JC:91:ARG:HD2	46:PC:81:ARG:HH22	1.65	0.60
50:UC:902:G:H2'	50:UC:903:G:H8	1.64	0.60
30:ZB:179:ARG:HD2	30:ZB:207:VAL:HG22	1.83	0.60
23:W:19:VAL:HG12	23:W:23:LYS:HE3	1.83	0.60
24:X:39:ASP:OD1	24:X:44:ARG:NH2	2.34	0.60
3:YA:32:LEU:HD11	3:YA:105:VAL:HG13	1.83	0.60
23:SB:46:GLN:HB3	51:ZC:95:G:H4'	1.84	0.60
23:SB:48:HIS:O	23:SB:51:ARG:HG2	2.01	0.60
11:K:14:ARG:NH1	51:VC:958:U:OP2	2.34	0.60
53:BD:1:C:H42	53:BD:72:A:H61	1.48	0.60
33:CC:97:PHE:HD2	45:OC:31:LEU:HD21	1.64	0.60
9:EB:2:ILE:HG21	9:EB:8:LEU:HD21	1.83	0.60
10:J:17:LYS:HB3	10:J:19:VAL:HG22	1.81	0.60
10:J:33:ARG:NH1	51:VC:587:C:OP2	2.32	0.60
15:KB:62:ILE:HD11	15:KB:93:LYS:HD3	1.83	0.60
46:TA:69:HIS:HB3	46:TA:73:GLU:HG3	1.83	0.60
51:VC:994:C:O2'	51:VC:996:A:OP1	2.17	0.60
51:ZC:224:G:O6	51:ZC:419:C:O2'	2.18	0.60
8:H:116:THR:OG1	8:H:117:HIS:N	2.34	0.60
22:V:64:ALA:HA	22:V:67:ILE:HG13	1.83	0.60
23:W:47:ASN:O	23:W:49:LYS:N	2.34	0.60
23:W:48:HIS:O	23:W:51:ARG:HG2	2.01	0.60
41:KC:32:SER:N	50:YC:976:G:OP1	2.32	0.60
18:NB:35:THR:HG21	51:ZC:142:G:H4'	1.84	0.60
30:DA:179:ARG:HD2	30:DA:207:VAL:HG22	1.83	0.60
15:KB:90:VAL:HG23	16:LB:39:LEU:HG	1.83	0.60
47:QC:82:SER:O	47:QC:86:ARG:HB3	2.02	0.60
26:VB:37:ARG:NH2	51:ZC:2286:A:O2'	2.33	0.60
16:P:84:LYS:NZ	51:VC:1226:A:OP1	2.25	0.60
1:WA:246:PRO:HB2	1:WA:255:LYS:HE3	1.82	0.60
4:D:97:ASP:HA	4:D:100:TRP:HD1	1.65	0.60
30:DA:199:LYS:NZ	50:UC:1058:G:OP1	2.35	0.60
16:P:6:LYS:HG3	16:P:11:GLN:HG2	1.84	0.60
50:UC:624:C:H2'	50:UC:625:G:H8	1.66	0.60
51:VC:1796:U:H2'	51:VC:1797:C:C6	2.37	0.60
51:VC:573:G:N1	51:VC:2031:A:OP2	2.30	0.60
1:WA:259:THR:OG1	51:ZC:1797:C:O2'	2.17	0.60
52:WC:51:G:N2	52:WC:52:A:N7	2.49	0.60
50:YC:660:G:H1	50:YC:745:C:H42	1.48	0.60
50:YC:811:C:O2'	50:YC:901:A:N1	2.34	0.60
4:ZA:5:LEU:HD12	4:ZA:101:ILE:HG22	1.84	0.60

Continued on next page...

Continued from previous page...

Atom-1	Atom-2	Interatomic distance (Å)	Clash overlap (Å)
7:CB:71:THR:HG21	7:CB:111:LYS:HA	1.82	0.60
4:D:5:LEU:HD12	4:D:101:ILE:HG22	1.84	0.60
34:DC:116:ALA:HA	34:DC:119:ARG:HE	1.66	0.60
24:TB:39:ASP:OD1	24:TB:44:ARG:NH2	2.34	0.60
22:V:40:ARG:HH21	22:V:42:GLN:HG2	1.66	0.60
4:ZA:97:ASP:HA	4:ZA:100:TRP:HD1	1.66	0.60
29:CA:187:LEU:HD22	29:CA:205:ASP:HB3	1.83	0.60
43:MC:55:ARG:HA	43:MC:58:TYR:HB3	1.83	0.60
15:O:62:ILE:HD11	15:O:93:LYS:HD3	1.83	0.60
51:VC:2438:U:O2'	51:VC:2439:A:OP2	2.17	0.60
22:V:20:ARG:HB3	51:VC:380:U:O2'	2.02	0.60
3:YA:74:ARG:HD3	51:ZC:674:G:H1'	1.84	0.60
30:ZB:70:VAL:HG21	30:ZB:76:VAL:HG11	1.82	0.60
41:OA:6:LEU:HD22	41:OA:23:ARG:HH22	1.66	0.59
51:VC:521:G:H2'	51:VC:522:G:H8	1.65	0.59
50:YC:1143:G:H2'	50:YC:1144:G:C8	2.37	0.59
3:C:57:VAL:HG13	3:C:59:TYR:H	1.67	0.59
4:D:137:GLU:HG2	4:D:152:LEU:HD13	1.84	0.59
8:DB:116:THR:OG1	8:DB:117:HIS:N	2.34	0.59
31:EA:122:ARG:NH2	50:UC:403:C:O2'	2.35	0.59
12:HB:53:HIS:HB2	12:HB:94:TYR:HE1	1.67	0.59
16:LB:56:SER:H	16:LB:101:GLY:HA2	1.67	0.59
43:QA:55:ARG:HA	43:QA:58:TYR:HB3	1.84	0.59
15:O:53:ARG:NH2	51:VC:994:C:OP1	2.35	0.59
46:PC:69:HIS:HB3	46:PC:73:GLU:HG3	1.84	0.59
23:SB:19:VAL:HG12	23:SB:23:LYS:HE3	1.83	0.59
21:U:64:ASP:N	21:U:64:ASP:OD1	2.25	0.59
39:MA:116:ARG:NH2	50:UC:501:C:OP1	2.26	0.59
51:VC:1358:G:N1	51:VC:1372:U:OP2	2.32	0.59
51:VC:1379:A:H4'	51:VC:1380:G:OP2	2.01	0.59
51:VC:463:G:N2	51:VC:466:A:OP2	2.28	0.59
51:ZC:380:U:H2'	51:ZC:381:G:H8	1.67	0.59
2:B:143:ASN:ND2	51:VC:2574:G:N3	2.51	0.59
8:DB:132:LYS:H	8:DB:132:LYS:HD3	1.67	0.59
37:GC:34:VAL:HG22	37:GC:74:ILE:HG22	1.84	0.59
50:UC:811:C:O2'	50:UC:901:A:N1	2.35	0.59
35:IA:15:ASN:ND2	50:UC:826:C:O2	2.35	0.59
50:YC:624:C:H2'	50:YC:625:G:H8	1.66	0.59
8:H:70:ALA:HB2	8:H:135:LEU:HD12	1.84	0.59
11:K:37:LEU:HD11	11:K:130:LYS:HG3	1.83	0.59
11:GB:99:PRO:HB2	20:PB:79:ARG:HG2	1.85	0.59

Continued on next page...

Continued from previous page...

Atom-1	Atom-2	Interatomic distance (Å)	Clash overlap (Å)
38:LA:118:GLY:HA2	50:UC:716:A:H1'	1.84	0.59
48:RC:10:ARG:NH1	50:YC:1289:A:OP1	2.34	0.59
39:IC:88:ARG:HA	39:IC:96:ARG:HA	1.84	0.59
19:OB:37:VAL:HG21	19:OB:72:VAL:HG21	1.84	0.59
18:R:55:ASN:HB2	18:R:80:ILE:HG12	1.82	0.59
47:UA:82:SER:O	47:UA:86:ARG:HB3	2.02	0.59
51:VC:2811:G:H1	51:VC:2889:C:H42	1.49	0.59
51:ZC:1678:G:N2	51:ZC:1989:G:H22	1.99	0.59
44:NC:57:VAL:HG12	44:NC:76:LEU:HA	1.85	0.59
16:P:56:SER:H	16:P:101:GLY:HA2	1.66	0.59
51:VC:1300:U:H4'	51:VC:1301:A:O5'	2.02	0.59
51:VC:2712:U:H1'	51:VC:712(B):A:C8	2.37	0.59
4:ZA:137:GLU:HG2	4:ZA:152:LEU:HD13	1.84	0.59
51:ZC:1300:U:H4'	51:ZC:1301:A:O5'	2.02	0.59
30:DA:6:HIS:HD2	30:DA:8:ILE:H	1.51	0.59
6:F:133:HIS:O	6:F:135:GLU:N	2.34	0.59
8:H:132:LYS:H	8:H:132:LYS:HD3	1.67	0.59
32:FA:24:ARG:NH2	50:UC:1397:C:OP2	2.36	0.59
50:UC:501:C:H2'	50:UC:502:G:H8	1.68	0.59
51:VC:1791:A:N6	51:VC:1828:G:O2'	2.35	0.59
51:VC:1899:G:N2	51:VC:1902:C:H41	2.01	0.59
38:HC:118:GLY:HA2	50:YC:716:A:H1'	1.84	0.59
30:DA:172:ARG:HG2	50:UC:1106:G:H5"	1.85	0.59
33:GA:37:VAL:HA	33:GA:65:VAL:HG12	1.85	0.59
12:L:53:HIS:HB2	12:L:94:TYR:HE1	1.68	0.59
16:LB:16:PRO:HB3	16:LB:99:ILE:HD12	1.84	0.59
51:VC:1678:G:N2	51:VC:1989:G:H22	2.00	0.59
2:XA:143:ASN:ND2	51:ZC:2574:G:N3	2.50	0.59
30:ZB:199:LYS:NZ	50:YC:1058:G:OP1	2.35	0.59
50:YC:1105:A:H2'	50:YC:1106:G:H8	1.68	0.59
35:EC:15:ASN:ND2	50:YC:826:C:O2	2.36	0.59
4:ZA:67:LYS:O	52:AD:42:C:O2'	2.20	0.59
30:ZB:14:ILE:HG12	30:ZB:15:THR:H	1.68	0.59
51:ZC:1791:A:N6	51:ZC:1828:G:O2'	2.36	0.59
1:A:148:GLU:HB2	1:A:151:LYS:HD2	1.84	0.58
3:C:32:LEU:HD11	3:C:105:VAL:HG13	1.84	0.58
31:EA:4:TYR:O	31:EA:6:GLY:N	2.35	0.58
43:MC:20:VAL:HG23	43:MC:35:LYS:HA	1.84	0.58
16:P:16:PRO:HB3	16:P:99:ILE:HD12	1.84	0.58
19:S:37:VAL:HG21	19:S:72:VAL:HG21	1.85	0.58
50:UC:1143:G:H2'	50:UC:1144:G:C8	2.38	0.58

Continued on next page...

Continued from previous page...

Atom-1	Atom-2	Interatomic distance (Å)	Clash overlap (Å)
50:UC:259:G:H1	50:UC:267:C:H42	1.50	0.58
51:VC:2110:G:H5''	51:VC:2111:C:H5	1.68	0.58
50:YC:950:U:H2'	50:YC:951:G:H8	1.68	0.58
6:BB:133:HIS:O	6:BB:135:GLU:N	2.34	0.58
10:FB:61:ARG:HH11	28:XB:13:ARG:HD2	1.68	0.58
7:G:104:VAL:HG13	7:G:127:ILE:HB	1.85	0.58
8:H:63:PRO:HB3	15:O:68:ALA:HB2	1.85	0.58
9:I:2:ILE:HG21	9:I:8:LEU:HD21	1.84	0.58
37:KA:34:VAL:HG22	37:KA:74:ILE:HG22	1.85	0.58
50:UC:973:G:H3'	50:UC:974:A:H5''	1.84	0.58
23:W:46:GLN:HB3	51:VC:95:G:H4'	1.85	0.58
22:RB:20:ARG:HB3	51:ZC:380:U:O2'	2.02	0.58
20:PB:19:ARG:NH2	52:AD:76:G:O3'	2.36	0.58
51:ZC:1379:A:H4'	51:ZC:1380:G:OP2	2.01	0.58
51:ZC:1796:U:H2'	51:ZC:1797:C:C6	2.37	0.58
51:ZC:527:C:N4	51:ZC:2779:U:OP2	2.36	0.58
32:FA:10:MET:HA	32:FA:32:VAL:HA	1.84	0.58
38:LA:79:SER:HA	38:LA:104:GLN:HB3	1.85	0.58
19:OB:4:LYS:HD3	19:OB:4:LYS:H	1.69	0.58
50:UC:1105:A:H2'	50:UC:1106:G:H8	1.68	0.58
51:VC:1752:C:H42	51:VC:1756:G:H1	1.51	0.58
51:VC:224:G:O6	51:VC:419:C:O2'	2.20	0.58
32:BC:49:PRO:HG2	50:YC:1071:C:H5''	1.85	0.58
7:G:90:LYS:HE3	51:VC:1076:C:H5'	1.85	0.58
11:K:99:PRO:HB2	20:T:79:ARG:HG2	1.85	0.58
15:KB:53:ARG:NH2	51:ZC:994:C:OP1	2.37	0.58
16:LB:6:LYS:HG3	16:LB:11:GLN:HG2	1.85	0.58
30:ZB:172:ARG:HG2	50:YC:1106:G:H5''	1.86	0.58
32:BC:24:ARG:NH2	50:YC:1397:C:OP2	2.36	0.58
51:ZC:2110:G:H5''	51:ZC:2111:C:H5	1.68	0.58
51:ZC:2712:U:H1'	51:ZC:712(B):A:C8	2.38	0.58
51:ZC:676:A:H8	51:ZC:2069:G:H21	1.51	0.58
31:AC:22:LYS:HB2	31:AC:26:CYS:SG	2.44	0.58
10:FB:16:ARG:O	51:ZC:661:C:O2'	2.18	0.58
44:RA:57:VAL:HG12	44:RA:76:LEU:HA	1.84	0.58
50:UC:1128:C:H42	50:UC:1143:G:H22	1.49	0.58
28:XB:22:VAL:HB	28:XB:54:GLU:HG3	1.85	0.58
51:ZC:1358:G:N1	51:ZC:1372:U:OP2	2.31	0.58
51:ZC:746:A:O2'	51:ZC:2611:U:O2'	2.21	0.58
32:BC:10:MET:HA	32:BC:32:VAL:HA	1.85	0.58
38:HC:79:SER:HA	38:HC:104:GLN:HB3	1.84	0.58

Continued on next page...

Continued from previous page...

Atom-1	Atom-2	Interatomic distance (Å)	Clash overlap (Å)
15:KB:92:ARG:HD2	15:KB:94:ASN:HB3	1.86	0.58
16:P:4:ILE:O	16:P:39:LEU:N	2.36	0.58
22:RB:40:ARG:HH21	22:RB:42:GLN:HG2	1.68	0.58
51:VC:2698:U:H2'	51:VC:2699:C:C6	2.39	0.58
50:YC:501:C:H2'	50:YC:502:G:H8	1.69	0.58
50:YC:973:G:H3'	50:YC:974:A:H5''	1.84	0.58
17:MB:42:ARG:HB2	51:ZC:2010:G:H5''	1.84	0.58
6:BB:42:SER:HB3	51:ZC:270(R):C:H4'	1.84	0.58
2:XA:19:ARG:HA	9:EB:73:ASP:HA	1.84	0.58
11:GB:30:GLY:HA2	11:GB:107:ALA:HB2	1.85	0.58
2:B:19:ARG:HA	9:I:73:ASP:HA	1.84	0.58
45:OC:31:LEU:H	45:OC:31:LEU:HD23	1.68	0.58
42:PA:82:ILE:HD11	42:PA:88:ARG:HB2	1.85	0.58
45:SA:31:LEU:HD23	45:SA:31:LEU:H	1.69	0.58
50:UC:376:G:N2	50:UC:387:U:O2	2.34	0.58
51:VC:1047:G:H1'	51:VC:1110:G:H1	1.69	0.58
29:YB:187:LEU:HD22	29:YB:205:ASP:HB3	1.84	0.58
15:KB:50:ARG:NH2	51:ZC:993:G:OP1	2.37	0.58
10:J:61:ARG:HH11	28:BA:13:ARG:HD2	1.69	0.58
28:BA:53:PRO:O	28:BA:57:ARG:NH1	2.37	0.58
43:QA:20:VAL:HG23	43:QA:35:LYS:HA	1.84	0.58
1:A:179:SER:OG	51:VC:1799:G:N7	2.31	0.58
50:YC:259:G:H1	50:YC:267:C:H42	1.51	0.58
30:DA:14:ILE:HG12	30:DA:15:THR:H	1.68	0.58
37:GC:53:PRO:HA	41:KC:42:ILE:HD11	1.86	0.58
11:K:30:GLY:HA2	11:K:107:ALA:HB2	1.85	0.58
42:LC:82:ILE:HD11	42:LC:88:ARG:HB2	1.86	0.58
39:MA:88:ARG:HA	39:MA:96:ARG:HA	1.85	0.58
20:T:19:ARG:NH2	52:WC:76:G:O3'	2.37	0.58
25:UB:36:CYS:SG	25:UB:37:LYS:N	2.77	0.58
1:A:63:ARG:NH2	51:VC:1567:A:O2'	2.37	0.58
51:VC:676:A:H8	51:VC:2069:G:H21	1.51	0.58
1:A:242:ARG:HG2	1:A:246:PRO:HG3	1.86	0.57
52:AD:44:G:N3	52:AD:47:C:N4	2.45	0.57
8:DB:70:ALA:HB2	8:DB:135:LEU:HD12	1.85	0.57
16:LB:58:VAL:HG21	16:LB:100:ARG:HE	1.68	0.57
16:P:58:VAL:HG21	16:P:100:ARG:HE	1.69	0.57
51:ZC:1047:G:H1'	51:ZC:1110:G:H1	1.69	0.57
33:CC:37:VAL:HA	33:CC:65:VAL:HG12	1.85	0.57
17:Q:42:ARG:HB2	51:VC:2010:G:H5''	1.85	0.57
51:VC:527:C:N4	51:VC:2779:U:OP2	2.37	0.57

Continued on next page...

Continued from previous page...

Atom-1	Atom-2	Interatomic distance (Å)	Clash overlap (Å)
51:VC:746:A:O2'	51:VC:2611:U:O2'	2.22	0.57
28:XB:53:PRO:O	28:XB:57:ARG:NH1	2.36	0.57
51:ZC:106:C:HO2'	51:ZC:294:A:HO2'	1.52	0.57
51:ZC:1662:C:O2'	51:ZC:2687:U:OP1	2.21	0.57
1:WA:206:LEU:HD12	51:ZC:1791:A:H5''	1.86	0.57
7:CB:104:VAL:HG13	7:CB:127:ILE:HB	1.85	0.57
50:UC:950:U:H2'	50:UC:951:G:H8	1.68	0.57
51:VC:380:U:H2'	51:VC:381:G:H8	1.68	0.57
15:KB:52:ARG:HH22	51:ZC:560:C:H4'	1.70	0.57
51:ZC:885:C:H1'	51:ZC:892:G:H22	1.69	0.57
5:AB:54:ARG:NH2	5:AB:57:ASP:OD2	2.37	0.57
10:FB:64:LYS:O	10:FB:66:GLY:N	2.37	0.57
51:VC:885:C:H1'	51:VC:892:G:H22	1.69	0.57
50:YC:376:G:N2	50:YC:387:U:O2	2.34	0.57
51:ZC:1019:U:H3	51:ZC:114(B):A:H62	1.52	0.57
51:ZC:1899:G:N2	51:ZC:1902:C:H41	2.03	0.57
1:A:222:ARG:NH2	51:VC:1788:C:OP1	2.37	0.57
11:GB:75:THR:HA	11:GB:88:GLY:HA3	1.87	0.57
50:UC:537:G:H2'	50:UC:538:G:H8	1.70	0.57
1:WA:260:ARG:NH1	1:WA:267:SER:OG	2.35	0.57
30:ZB:47:LEU:HD21	30:ZB:68:VAL:HG11	1.87	0.57
30:DA:59:ARG:HG2	30:DA:64:VAL:HG22	1.86	0.57
5:E:137:ASP:HB3	5:E:140:LYS:HB3	1.86	0.57
16:LB:4:ILE:O	16:LB:39:LEU:N	2.37	0.57
18:R:35:THR:HG21	51:VC:142:G:H4'	1.84	0.57
50:UC:103(C):G:H2'	50:UC:1033:G:C8	2.40	0.57
51:VC:1310:G:H1	51:VC:1604:C:H42	1.51	0.57
3:YA:57:VAL:HG13	3:YA:59:TYR:H	1.68	0.57
30:ZB:150:LYS:HB3	30:ZB:201:TYR:HB2	1.85	0.57
51:ZC:1010:A:H1'	51:ZC:1153:C:H1'	1.87	0.57
51:ZC:573:G:N1	51:ZC:2031:A:OP2	2.31	0.57
51:ZC:2811:G:H1	51:ZC:2889:C:H42	1.51	0.57
31:AC:73:ARG:O	31:AC:77:ASN:ND2	2.37	0.57
28:BA:22:VAL:HB	28:BA:54:GLU:HG3	1.85	0.57
8:DB:40:ASP:OD1	8:DB:41:ALA:N	2.36	0.57
9:EB:34:THR:OG1	9:EB:35:VAL:N	2.38	0.57
11:GB:75:THR:HG21	11:GB:85:LYS:HE3	1.87	0.57
39:MA:84:ILE:HD11	39:MA:97:TYR:HB3	1.86	0.57
15:O:90:VAL:HG23	16:P:39:LEU:HG	1.85	0.57
51:VC:859:G:O2'	51:VC:916:G:O6	2.21	0.57
2:XA:91:VAL:HB	2:XA:95:ILE:HD11	1.85	0.57

Continued on next page...

Continued from previous page...

Atom-1	Atom-2	Interatomic distance (Å)	Clash overlap (Å)
50:YC:154:C:H42	50:YC:167:G:H1	1.53	0.57
15:O:92:ARG:HD2	15:O:94:ASN:HB3	1.85	0.57
22:RB:25:LYS:NZ	51:ZC:387:U:OP2	2.38	0.57
21:U:39:ARG:NH1	21:U:56:ASP:OD2	2.38	0.57
50:UC:1393:U:O2'	50:UC:1501:C:O2'	2.18	0.57
50:UC:1510:U:H2'	50:UC:1511:G:C8	2.40	0.57
1:WA:63:ARG:NH2	51:ZC:1567:A:O2'	2.37	0.57
5:AB:137:ASP:HB3	5:AB:140:LYS:HB3	1.86	0.57
51:VC:964:C:O2'	51:VC:2273:A:N3	2.35	0.57
5:E:4:ILE:HD12	51:VC:2748:A:H5'	1.86	0.57
3:YA:117:ARG:NH2	3:YA:189:THR:O	2.37	0.57
15:KB:76:TYR:HE2	51:ZC:1153:C:H5'	1.70	0.57
51:ZC:2698:U:H2'	51:ZC:2699:C:C6	2.39	0.57
4:D:150:ASP:OD1	4:D:150:ASP:N	2.35	0.57
30:DA:47:LEU:HD21	30:DA:68:VAL:HG11	1.87	0.57
5:E:54:ARG:NH2	5:E:57:ASP:OD2	2.38	0.57
35:IA:83:ILE:HG13	35:IA:137:VAL:HG22	1.86	0.57
3:YA:128:ALA:O	3:YA:142:TRP:NE1	2.37	0.57
1:A:245:PRO:HB2	1:A:255:LYS:HZ3	1.68	0.56
3:C:128:ALA:O	3:C:142:TRP:NE1	2.38	0.56
12:HB:28:LEU:HD12	12:HB:48:VAL:HG21	1.86	0.56
1:WA:148:GLU:HB2	1:WA:151:LYS:HD2	1.86	0.56
30:ZB:6:HIS:HD2	30:ZB:7:PRO:CD	2.08	0.56
51:ZC:1752:C:H42	51:ZC:1756:G:H1	1.53	0.56
8:DB:63:PRO:HB3	15:KB:68:ALA:HB2	1.86	0.56
34:DC:69:VAL:HG22	34:DC:135:VAL:HG22	1.87	0.56
34:HA:69:VAL:HG22	34:HA:135:VAL:HG22	1.87	0.56
14:JB:92:GLY:HA2	14:JB:117:ASP:H	1.69	0.56
19:OB:76:CYS:HB3	19:OB:96:ILE:HD13	1.87	0.56
51:ZC:2889:C:H2'	51:ZC:2891:G:O4'	2.05	0.56
2:B:91:VAL:HB	2:B:95:ILE:HD11	1.86	0.56
10:J:64:LYS:O	10:J:66:GLY:N	2.38	0.56
10:J:80:TYR:HA	10:J:111:ARG:HB2	1.88	0.56
51:VC:1019:U:H3	51:VC:114(B):A:H62	1.52	0.56
51:VC:273(G):C:H3'	51:VC:274:G:H5''	1.87	0.56
51:ZC:2681:C:H5	51:ZC:2725:A:H62	1.52	0.56
4:D:96:ARG:HG3	4:D:98:ARG:HG2	1.88	0.56
30:DA:8:ILE:HG23	30:DA:16:ARG:HG2	1.87	0.56
39:IC:84:ILE:HD11	39:IC:97:TYR:HB3	1.86	0.56
22:V:45:ASN:OD1	51:VC:2090:G:N2	2.35	0.56
51:VC:1010:A:H1'	51:VC:1153:C:H1'	1.87	0.56

Continued on next page...

Continued from previous page...

Atom-1	Atom-2	Interatomic distance (Å)	Clash overlap (Å)
50:YC:1144:G:H21	50:YC:1146:A:H62	1.53	0.56
50:YC:537:G:H2'	50:YC:538:G:H8	1.69	0.56
50:YC:60:A:N6	50:YC:110:C:N3	2.53	0.56
30:ZB:59:ARG:HG2	30:ZB:64:VAL:HG22	1.87	0.56
51:ZC:1153:C:H2'	51:ZC:1154:G:O4'	2.06	0.56
51:ZC:2394:C:N3	53:BD:76:A:O2'	2.29	0.56
7:CB:4:VAL:HA	7:CB:60:TYR:HA	1.87	0.56
35:EC:83:ILE:HG13	35:EC:137:VAL:HG22	1.86	0.56
10:J:16:ARG:O	51:VC:661:C:O2'	2.19	0.56
38:LA:82:VAL:HG12	38:LA:108:ILE:HA	1.88	0.56
17:MB:86:LEU:HD12	17:MB:87:PRO:HD2	1.87	0.56
43:MC:4:ILE:HG12	43:MC:21:VAL:HG12	1.86	0.56
43:QA:4:ILE:HG12	43:QA:21:VAL:HG12	1.87	0.56
21:QB:51:VAL:HG21	21:QB:80:HIS:HA	1.88	0.56
22:V:25:LYS:NZ	51:VC:387:U:OP2	2.38	0.56
53:XC:35:A:H61	54:GD:13:A:H61	1.52	0.56
1:WA:222:ARG:NH2	51:ZC:1788:C:OP1	2.39	0.56
19:S:4:LYS:H	19:S:4:LYS:HD3	1.69	0.56
50:UC:60:A:N6	50:UC:110:C:N3	2.53	0.56
38:LA:85:ARG:NH1	50:UC:707:C:OP1	2.39	0.56
1:A:88:ARG:NH2	51:VC:1817:G:OP1	2.39	0.56
30:ZB:17:ASP:HB3	30:ZB:21:ARG:HH21	1.69	0.56
51:ZC:1310:G:H1	51:ZC:1604:C:H42	1.51	0.56
1:A:260:ARG:NH1	1:A:267:SER:OG	2.35	0.56
30:DA:17:ASP:HB3	30:DA:21:ARG:HH21	1.70	0.56
38:LA:105:VAL:O	38:LA:107:SER:N	2.38	0.56
50:UC:154:C:H42	50:UC:167:G:H1	1.53	0.56
50:UC:269:C:H2'	50:UC:270:A:C8	2.41	0.56
51:VC:2681:C:H5	51:VC:2725:A:H62	1.53	0.56
50:YC:269:C:H2'	50:YC:270:A:C8	2.41	0.56
51:ZC:2052:G:H2'	51:ZC:2053:G:H8	1.71	0.56
5:AB:4:ILE:HD12	51:ZC:2748:A:H5'	1.86	0.56
6:BB:90:GLY:HA2	50:UC:368:U:C5'	2.32	0.56
7:G:4:VAL:HA	7:G:60:TYR:HA	1.87	0.56
11:K:38:GLU:HB2	11:K:127:ILE:HG23	1.88	0.56
12:L:28:LEU:HD12	12:L:48:VAL:HG21	1.87	0.56
50:UC:1086:U:H3	50:UC:1099:G:H22	1.54	0.56
50:UC:1359:C:H1'	50:UC:136(A):C:H41	1.70	0.56
50:YC:1510:U:H2'	50:YC:1511:G:C8	2.41	0.56
51:ZC:859:G:O2'	51:ZC:916:G:O6	2.21	0.56
31:AC:24:GLU:HA	31:AC:27:TYR:HD1	1.70	0.56

Continued on next page...

Continued from previous page...

Atom-1	Atom-2	Interatomic distance (Å)	Clash overlap (Å)
35:IA:19:VAL:HG23	35:IA:21:LYS:HG2	1.88	0.56
14:JB:62:THR:HG22	14:JB:75:ILE:HG13	1.88	0.56
51:VC:2889:C:H2'	51:VC:2891:G:O4'	2.05	0.56
50:YC:1452:C:HO2'	50:YC:1453:G:N2	2.04	0.56
51:ZC:1218:C:O2	51:ZC:1231:G:N2	2.38	0.56
7:CB:93:ARG:H	7:CB:93:ARG:HD2	1.71	0.56
10:FB:55:ARG:HG3	10:FB:56:SER:H	1.71	0.56
11:GB:52:VAL:O	11:GB:56:ARG:HB2	2.06	0.56
51:VC:2307:G:N2	51:VC:2311:A:OP2	2.39	0.56
30:ZB:91:LEU:HB3	30:ZB:99:VAL:HG11	1.88	0.56
51:ZC:463:G:N2	51:ZC:466:A:OP2	2.29	0.56
3:C:117:ARG:NH2	3:C:189:THR:O	2.38	0.56
9:EB:98:VAL:HG11	9:EB:114:ILE:HG22	1.88	0.56
10:J:55:ARG:HG3	10:J:56:SER:H	1.70	0.56
11:K:52:VAL:O	11:K:56:ARG:HB2	2.06	0.56
17:MB:88:ARG:H	51:ZC:1614:A:H61	1.54	0.56
14:N:62:THR:HG22	14:N:75:ILE:HG13	1.88	0.56
19:OB:30:VAL:HG22	19:OB:37:VAL:HG12	1.88	0.56
19:S:76:CYS:SG	19:S:77:PRO:HD2	2.46	0.56
6:BB:89:TYR:HB3	50:UC:368:U:C4	2.40	0.56
41:OA:32:SER:N	50:UC:976:G:OP1	2.38	0.56
51:VC:1662:C:O2'	51:VC:2687:U:OP1	2.23	0.56
51:VC:2595:G:N2	51:VC:2598:A:OP2	2.28	0.56
1:A:125:ILE:HG12	1:A:137:PRO:HD3	1.88	0.55
1:A:206:LEU:HD12	51:VC:1791:A:H5''	1.87	0.55
37:GC:5:ARG:HD3	37:GC:71:LEU:HD11	1.88	0.55
9:I:98:VAL:HG11	9:I:114:ILE:HG22	1.88	0.55
9:I:14:THR:HG21	9:I:86:ILE:HD12	1.88	0.55
19:S:30:VAL:HG22	19:S:37:VAL:HG12	1.88	0.55
51:VC:839:U:H3	51:VC:939:G:H1	1.54	0.55
51:ZC:2224:G:H4'	51:ZC:2226:C:C2	2.41	0.55
30:DA:147:LYS:HB2	30:DA:203:PHE:HD2	1.71	0.55
38:HC:105:VAL:O	38:HC:107:SER:N	2.39	0.55
9:I:34:THR:OG1	9:I:35:VAL:N	2.38	0.55
11:K:75:THR:HG21	11:K:85:LYS:HE3	1.87	0.55
39:MA:68:TYR:HB3	39:MA:98:HIS:HD2	1.71	0.55
51:VC:1153:C:H2'	51:VC:1154:G:O4'	2.05	0.55
10:J:57:THR:HB	10:J:59:LEU:HB2	1.88	0.55
16:P:47:VAL:HG12	16:P:52:VAL:HB	1.88	0.55
46:PC:31:ILE:HG23	46:PC:49:ILE:HG23	1.88	0.55
46:TA:37:ARG:NH2	50:UC:1220:G:OP1	2.40	0.55

Continued on next page...

Continued from previous page...

Atom-1	Atom-2	Interatomic distance (Å)	Clash overlap (Å)
51:VC:1218:C:O2	51:VC:1231:G:N2	2.40	0.55
51:VC:271(C):G:H4'	51:VC:271(D):U:O5'	2.07	0.55
10:J:49:ARG:NH1	51:VC:666:G:H4'	2.20	0.55
25:Y:36:CYS:SG	25:Y:37:LYS:N	2.77	0.55
50:YC:1342:C:H2'	50:YC:1343:G:H8	1.71	0.55
15:O:50:ARG:NH2	51:VC:993:G:OP1	2.39	0.55
22:RB:81:ARG:HD2	51:ZC:270(J):G:H4'	1.88	0.55
51:VC:2052:G:H2'	51:VC:2053:G:H8	1.71	0.55
19:S:84:ARG:NH2	51:VC:300:A:OP1	2.39	0.55
31:AC:3:ARG:HE	31:AC:118:ARG:HD3	1.72	0.55
4:D:27:ASN:HB3	4:D:30:GLU:HG3	1.88	0.55
36:FC:29:ASN:ND2	36:FC:65:VAL:O	2.40	0.55
7:G:78:ILE:HG12	7:G:131:ALA:HB2	1.88	0.55
46:TA:31:ILE:HG23	46:TA:49:ILE:HG23	1.88	0.55
1:A:244:ARG:HD3	51:VC:1902:C:H1'	1.89	0.55
10:FB:57:THR:HB	10:FB:59:LEU:HB2	1.88	0.55
39:IC:27:LYS:HB2	39:IC:32:ARG:HH12	1.72	0.55
39:MA:52:ARG:HH12	39:MA:91:ASP:HB3	1.72	0.55
50:UC:836:G:H1	50:UC:850:U:H3	1.55	0.55
15:O:76:TYR:HE2	51:VC:1153:C:H5'	1.71	0.55
50:YC:1266:G:N2	50:YC:1269:A:OP2	2.40	0.55
50:YC:537:G:H2'	50:YC:538:G:C8	2.41	0.55
3:C:6:MET:HG2	3:C:7:TYR:HD1	1.72	0.55
31:EA:158:ILE:O	31:EA:162:LEU:HG	2.07	0.55
9:I:104:ARG:HG2	9:I:121:VAL:HG12	1.89	0.55
14:N:92:GLY:HA2	14:N:117:ASP:H	1.72	0.55
19:OB:76:CYS:SG	19:OB:77:PRO:HD2	2.47	0.55
20:PB:69:THR:HG22	20:PB:90:VAL:HG22	1.89	0.55
21:QB:39:ARG:NH1	21:QB:56:ASP:OD2	2.39	0.55
50:UC:1144:G:H21	50:UC:1146:A:H62	1.53	0.55
50:UC:1163:C:H2'	50:UC:1164:G:H8	1.72	0.55
14:N:119:LYS:NZ	51:VC:2867:G:OP2	2.22	0.55
50:YC:1163:C:H2'	50:YC:1164:G:H8	1.72	0.55
50:YC:1342:C:H2'	50:YC:1343:G:C8	2.42	0.55
50:YC:987:G:H2'	50:YC:988:G:H8	1.71	0.55
30:ZB:147:LYS:HB2	30:ZB:203:PHE:HD2	1.71	0.55
51:ZC:1411:C:H2'	51:ZC:1412:A:C8	2.42	0.55
10:FB:80:TYR:HA	10:FB:111:ARG:HB2	1.88	0.55
10:FB:49:ARG:NH1	51:ZC:666:G:H4'	2.21	0.55
36:JA:39:GLY:HA3	50:UC:1291:G:H4'	1.88	0.55
11:K:75:THR:HA	11:K:88:GLY:HA3	1.88	0.55

Continued on next page...

Continued from previous page...

Atom-1	Atom-2	Interatomic distance (Å)	Clash overlap (Å)
21:U:51:VAL:HG21	21:U:80:HIS:HA	1.88	0.55
44:RA:16:GLN:HE21	50:UC:273:A:H1'	1.71	0.55
50:UC:576:G:H22	50:UC:759:A:H5''	1.72	0.55
1:WA:125:ILE:HG12	1:WA:137:PRO:HD3	1.87	0.55
1:WA:61:LEU:O	1:WA:63:ARG:NH1	2.35	0.55
50:YC:103(C):G:H2'	50:YC:1033:G:H8	1.72	0.55
27:WB:9:ARG:NH1	51:ZC:1309:G:OP2	2.40	0.55
39:IC:68:TYR:HB3	39:IC:98:HIS:HD2	1.72	0.55
33:CC:99:ALA:HB2	45:OC:31:LEU:HD22	1.89	0.55
22:V:81:ARG:HD2	51:VC:270(J):G:H4'	1.88	0.55
51:ZC:2307:G:N2	51:ZC:2311:A:OP2	2.39	0.55
38:HC:82:VAL:HG12	38:HC:108:ILE:HA	1.88	0.55
37:KA:5:ARG:HD3	37:KA:71:LEU:HD11	1.88	0.55
39:MA:44:PRO:HG2	39:MA:50:ALA:H	1.71	0.55
19:OB:84:ARG:NH2	51:ZC:300:A:OP1	2.40	0.55
50:UC:537:G:H2'	50:UC:538:G:C8	2.42	0.55
15:O:52:ARG:HH22	51:VC:560:C:H4'	1.70	0.55
44:NC:16:GLN:HE21	50:YC:273:A:H1'	1.70	0.55
50:YC:836:G:H1	50:YC:850:U:H3	1.55	0.55
51:ZC:1416:G:N2	51:ZC:1582:C:O2	2.40	0.55
26:Z:25:LYS:HD2	28:BA:34:TRP:CZ3	2.42	0.54
10:FB:23:PRO:HD2	10:FB:33:ARG:HH21	1.72	0.54
38:HC:85:ARG:NH1	50:YC:707:C:OP1	2.39	0.54
38:LA:36:ASP:N	38:LA:36:ASP:OD2	2.40	0.54
16:LB:47:VAL:HG12	16:LB:52:VAL:HB	1.88	0.54
20:PB:53:ILE:HD11	20:PB:99:TYR:HB2	1.89	0.54
45:SA:47:THR:HB	45:SA:49:LYS:HG2	1.89	0.54
50:UC:1452:C:O2'	50:UC:1453:G:N2	2.40	0.54
21:U:20:ARG:NH1	51:VC:2357:U:OP1	2.40	0.54
51:VC:579:G:O2'	51:VC:2019:A:OP1	2.24	0.54
51:VC:81:G:H1	51:VC:105:C:H42	1.53	0.54
1:WA:242:ARG:HG2	1:WA:246:PRO:HG3	1.88	0.54
3:YA:6:MET:HG2	3:YA:7:TYR:HD1	1.72	0.54
50:YC:922:G:H2'	50:YC:923:A:C8	2.43	0.54
51:ZC:2646:C:OP2	51:ZC:2732:G:O2'	2.22	0.54
3:C:195:ASP:OD1	3:C:196:LEU:N	2.41	0.54
30:DA:91:LEU:HB3	30:DA:99:VAL:HG11	1.88	0.54
17:Q:4:LYS:HG3	17:Q:106:ILE:HG22	1.89	0.54
22:RB:25:LYS:HD3	22:RB:33:LYS:HE2	1.89	0.54
23:SB:56:GLN:HA	23:SB:59:ARG:HE	1.73	0.54
50:UC:987:G:H2'	50:UC:988:G:H8	1.71	0.54

Continued on next page...

Continued from previous page...

Atom-1	Atom-2	Interatomic distance (Å)	Clash overlap (Å)
51:VC:2224:G:H4'	51:VC:2226:C:C2	2.41	0.54
23:W:56:GLN:HA	23:W:59:ARG:HE	1.72	0.54
10:FB:59:LEU:HG	28:XB:13:ARG:HH12	1.71	0.54
3:YA:195:ASP:OD1	3:YA:196:LEU:N	2.41	0.54
4:D:44:GLY:HA3	51:VC:2311:A:C2	2.42	0.54
39:IC:19:LYS:HD3	39:IC:19:LYS:H	1.72	0.54
39:IC:44:PRO:HG2	39:IC:50:ALA:H	1.72	0.54
26:VB:25:LYS:HD2	28:XB:34:TRP:CZ3	2.42	0.54
51:VC:2068:U:N3	51:VC:2430:A:H2	2.03	0.54
3:YA:60:SER:OG	3:YA:61:GLY:N	2.39	0.54
50:YC:950:U:H2'	50:YC:951:G:C8	2.43	0.54
4:ZA:27:ASN:HB3	4:ZA:30:GLU:HG3	1.89	0.54
4:ZA:96:ARG:HG3	4:ZA:98:ARG:HG2	1.88	0.54
30:ZB:8:ILE:HG23	30:ZB:16:ARG:HG2	1.89	0.54
31:AC:4:TYR:HE2	31:AC:66:ARG:HE	1.54	0.54
7:CB:130:SER:HA	51:ZC:1088:A:H62	1.72	0.54
4:D:60:LEU:HD22	4:D:63:ILE:HD11	1.89	0.54
24:TB:12:PRO:HB2	24:TB:20:LYS:HD2	1.89	0.54
1:WA:88:ARG:NH2	51:ZC:1817:G:OP1	2.40	0.54
1:WA:244:ARG:HD3	51:ZC:1902:C:H1'	1.89	0.54
11:K:52:VAL:HA	11:K:55:VAL:HG22	1.89	0.54
50:UC:1266:G:N2	50:UC:1269:A:OP2	2.40	0.54
50:UC:1342:C:H2'	50:UC:1343:G:C8	2.42	0.54
1:WA:245:PRO:HB2	1:WA:255:LYS:HZ3	1.71	0.54
51:ZC:1495:A:O2'	51:ZC:1579:A:H5''	2.08	0.54
51:ZC:1592:C:H2'	51:ZC:1593:G:C8	2.41	0.54
5:E:3:ARG:HG2	5:E:6:ARG:HE	1.73	0.54
9:EB:104:ARG:HG2	9:EB:121:VAL:HG12	1.88	0.54
6:F:71:ILE:HG13	6:F:72:LEU:HD22	1.89	0.54
36:FC:39:GLY:HA3	50:YC:1291:G:H4'	1.89	0.54
46:PC:37:ARG:NH2	50:YC:1220:G:OP1	2.40	0.54
20:T:69:THR:HG22	20:T:90:VAL:HG22	1.89	0.54
50:UC:1342:C:H2'	50:UC:1343:G:H8	1.71	0.54
51:VC:1405:U:H2'	51:VC:1406:U:C6	2.43	0.54
50:YC:626:U:H2'	50:YC:627:G:H8	1.73	0.54
51:ZC:398:G:H2'	51:ZC:399:G:H8	1.73	0.54
1:A:239:ARG:NH2	51:VC:1828:G:OP2	2.39	0.54
7:G:98:ARG:HA	7:G:136:VAL:HG23	1.90	0.54
10:J:59:LEU:HG	28:BA:13:ARG:HH12	1.73	0.54
42:LC:8:LYS:NZ	50:YC:659:U:OP2	2.38	0.54
7:CB:130:SER:HA	51:ZC:1088:A:N6	2.23	0.54

Continued on next page...

Continued from previous page...

Atom-1	Atom-2	Interatomic distance (Å)	Clash overlap (Å)
9:EB:14:THR:HG21	9:EB:86:ILE:HD12	1.89	0.54
39:IC:52:ARG:HH12	39:IC:91:ASP:HB3	1.73	0.54
37:KA:49:VAL:HG23	41:OA:41:ARG:HB2	1.89	0.54
51:VC:251:A:C5	51:VC:252:G:H1'	2.43	0.54
30:ZB:177:THR:HB	30:ZB:180:ALA:HB2	1.90	0.54
51:ZC:1779:U:H5''	51:ZC:1780:A:H5''	1.90	0.54
51:ZC:271(C):G:H4'	51:ZC:271(D):U:O5'	2.06	0.54
51:ZC:273(G):C:H3'	51:ZC:274:G:H5''	1.88	0.54
51:ZC:839:U:H3	51:ZC:939:G:H1	1.53	0.54
27:AA:9:ARG:NE	27:AA:47:ARG:HB2	2.23	0.54
4:D:67:LYS:O	52:WC:42:C:O2'	2.21	0.54
32:FA:84:PHE:HB2	32:FA:134:ALA:HB2	1.90	0.54
11:GB:52:VAL:HA	11:GB:55:VAL:HG22	1.89	0.54
37:KA:51:ARG:HG2	50:UC:1060:C:H5''	1.90	0.54
42:LC:47:LYS:HD2	42:LC:47:LYS:H	1.72	0.54
13:M:27:SER:HA	13:M:88:ASP:HB3	1.89	0.54
19:S:76:CYS:HB3	19:S:96:ILE:HD13	1.89	0.54
28:XB:17:THR:OG1	28:XB:21:LYS:N	2.41	0.54
3:YA:184:TYR:O	3:YA:188:ARG:HG3	2.08	0.54
51:ZC:1600:C:H2'	51:ZC:1601:G:H8	1.73	0.54
3:C:9:ILE:HD11	3:C:20:LEU:HB3	1.90	0.54
7:CB:78:ILE:HG12	7:CB:131:ALA:HB2	1.88	0.54
37:GC:51:ARG:HG2	50:YC:1060:C:H5''	1.90	0.54
38:HC:36:ASP:OD2	38:HC:36:ASP:N	2.40	0.54
10:J:18:ARG:O	10:J:20:GLY:N	2.41	0.54
39:MA:27:LYS:HB2	39:MA:32:ARG:HH12	1.72	0.54
17:Q:29:LEU:HD22	17:Q:69:LEU:HD11	1.90	0.54
17:Q:86:LEU:HD12	17:Q:87:PRO:HD2	1.89	0.54
50:UC:444:C:H2'	50:UC:445:G:H8	1.73	0.54
42:PA:8:LYS:NZ	50:UC:659:U:OP2	2.38	0.54
50:UC:922:G:H2'	50:UC:923:A:C8	2.43	0.54
10:J:70:GLN:HG3	51:VC:389:G:N1	2.22	0.54
50:YC:444:C:H2'	50:YC:445:G:H8	1.73	0.54
50:YC:576:G:H22	50:YC:759:A:H5''	1.73	0.54
50:YC:784:C:H4'	51:ZC:1837:C:OP1	2.08	0.54
50:YC:93:U:H2'	50:YC:95:G:C8	2.43	0.54
51:ZC:1592:C:H2'	51:ZC:1593:G:H8	1.73	0.54
51:ZC:595:C:H42	51:ZC:662:G:H1	1.56	0.54
7:G:93:ARG:H	7:G:93:ARG:HD2	1.72	0.53
9:I:120:GLU:OE1	14:N:67:SER:OG	2.26	0.53
14:JB:50:ILE:HD11	14:JB:102:ILE:HG12	1.90	0.53

Continued on next page...

Continued from previous page...

Atom-1	Atom-2	Interatomic distance (Å)	Clash overlap (Å)
14:N:50:ILE:HD11	14:N:102:ILE:HG12	1.90	0.53
19:OB:17:SER:OG	19:OB:18:GLY:N	2.39	0.53
47:QC:72:LEU:HD22	47:QC:73:HIS:H	1.73	0.53
19:S:29:GLU:HB3	19:S:38:ILE:HB	1.90	0.53
33:GA:99:ALA:HB2	45:SA:31:LEU:HD22	1.89	0.53
50:UC:626:U:H2'	50:UC:627:G:C8	2.44	0.53
51:VC:1190:G:H2'	51:VC:1191:G:H8	1.73	0.53
50:YC:1452:C:O2'	50:YC:1453:G:N2	2.40	0.53
10:FB:70:GLN:HG3	51:ZC:389:G:N1	2.22	0.53
36:FC:113:LYS:H	36:FC:119:ALA:HA	1.73	0.53
10:J:23:PRO:HD2	10:J:33:ARG:HH21	1.73	0.53
30:DA:29:TYR:OH	41:OA:54:PRO:O	2.19	0.53
19:OB:29:GLU:HB3	19:OB:38:ILE:HB	1.90	0.53
24:X:12:PRO:HB2	24:X:20:LYS:HD2	1.89	0.53
50:YC:626:U:H2'	50:YC:627:G:C8	2.43	0.53
51:ZC:964:C:O2'	51:ZC:2273:A:N3	2.36	0.53
35:EC:19:VAL:HG23	35:EC:21:LYS:HG2	1.89	0.53
39:MA:19:LYS:H	39:MA:19:LYS:HD3	1.73	0.53
45:OC:47:THR:HB	45:OC:49:LYS:HG2	1.90	0.53
51:VC:398:G:H2'	51:VC:399:G:H8	1.73	0.53
27:WB:10:ARG:NH1	51:ZC:125:G:O6	2.41	0.53
3:C:60:SER:OG	3:C:61:GLY:N	2.42	0.53
7:G:93:ARG:HG2	7:G:94:GLU:HG3	1.90	0.53
34:HA:77:SER:HB3	34:HA:84:ASN:HD21	1.74	0.53
9:I:68:GLU:CD	9:I:68:GLU:H	2.11	0.53
36:JA:29:ASN:ND2	36:JA:65:VAL:O	2.40	0.53
40:NA:33:ALA:O	40:NA:37:THR:OG1	2.21	0.53
20:T:95:PRO:HB2	20:T:127:LYS:HE2	1.91	0.53
15:O:25:TRP:CZ3	51:VC:17:G:H4'	2.43	0.53
51:VC:861:A:N3	52:WC:79:C:O2'	2.41	0.53
1:WA:227:ASN:HB3	1:WA:228:PRO:HD2	1.90	0.53
3:YA:101:LEU:O	3:YA:106:ARG:NH1	2.40	0.53
39:IC:52:ARG:NH2	50:YC:522:C:H41	2.06	0.53
51:ZC:1608:A:H1'	51:ZC:1610:A:OP2	2.09	0.53
7:CB:9:LYS:HB3	51:ZC:1061:U:C4	2.44	0.53
31:EA:74:GLN:O	31:EA:78:LEU:HG	2.09	0.53
39:IC:6:ILE:HA	39:IC:9:LEU:HD12	1.91	0.53
16:P:4:ILE:HB	16:P:39:LEU:HB2	1.90	0.53
46:PC:6:LYS:HG2	46:PC:7:LYS:HD3	1.91	0.53
50:UC:950:U:H2'	50:UC:951:G:C8	2.43	0.53
51:VC:1592:C:H2'	51:VC:1593:G:C8	2.43	0.53

Continued on next page...

Continued from previous page...

Atom-1	Atom-2	Interatomic distance (Å)	Clash overlap (Å)
29:YB:196:LEU:HD12	29:YB:197:VAL:HG23	1.91	0.53
50:YC:1086:U:H3	50:YC:1099:G:H22	1.55	0.53
51:ZC:1405:U:H2'	51:ZC:1406:U:C6	2.43	0.53
51:ZC:2183:C:H2'	51:ZC:2184:G:H8	1.74	0.53
51:ZC:251:A:C5	51:ZC:252:G:H1'	2.44	0.53
51:ZC:503:A:H4'	51:ZC:504:U:H5''	1.91	0.53
31:AC:105:VAL:HG13	31:AC:110:PHE:HB2	1.89	0.53
32:BC:84:PHE:HB2	32:BC:134:ALA:HB2	1.90	0.53
30:DA:177:THR:HB	30:DA:180:ALA:HB2	1.91	0.53
14:JB:64:ARG:HG3	14:JB:73:GLU:HG2	1.91	0.53
40:NA:49:THR:HG22	40:NA:51:ALA:H	1.74	0.53
15:O:76:TYR:CZ	15:O:80:ILE:HG12	2.44	0.53
20:T:53:ILE:HD11	20:T:99:TYR:HB2	1.89	0.53
47:UA:72:LEU:HD22	47:UA:73:HIS:H	1.73	0.53
27:AA:10:ARG:NH1	51:VC:125:G:O6	2.41	0.53
51:VC:2093:G:H2'	51:VC:2094:G:H8	1.73	0.53
51:VC:224:G:OP2	51:VC:408:G:N2	2.42	0.53
7:CB:98:ARG:HA	7:CB:136:VAL:HG23	1.90	0.53
10:J:88:LEU:HD13	10:J:100:LEU:HD11	1.91	0.53
14:N:64:ARG:HG3	14:N:73:GLU:HG2	1.91	0.53
42:PA:47:LYS:H	42:PA:47:LYS:HD2	1.73	0.53
20:PB:24:LEU:HD12	20:PB:25:PRO:HD2	1.91	0.53
51:VC:2818:G:H1	51:VC:2828:C:H42	1.55	0.53
50:YC:359:U:H2'	50:YC:360:A:C8	2.43	0.53
50:YC:89:U:H2'	50:YC:90:C:C6	2.44	0.53
3:C:101:LEU:O	3:C:106:ARG:NH1	2.41	0.53
7:CB:93:ARG:HG2	7:CB:94:GLU:HG3	1.90	0.53
31:EA:79:PHE:HZ	31:EA:204:ILE:HA	1.74	0.53
8:H:40:ASP:OD1	8:H:41:ALA:N	2.37	0.53
50:UC:603:U:H2'	50:UC:604:G:C8	2.44	0.53
51:VC:1411:C:H2'	51:VC:1412:A:C8	2.44	0.53
32:FA:11:ILE:HG21	32:FA:105:VAL:HG13	1.91	0.53
17:MB:4:LYS:HG3	17:MB:106:ILE:HG22	1.91	0.53
21:QB:27:GLU:OE2	51:ZC:855:G:O2'	2.26	0.53
50:UC:359:U:H2'	50:UC:360:A:C8	2.43	0.53
50:UC:491:G:H2'	50:UC:492:G:H8	1.74	0.53
50:UC:501:C:H2'	50:UC:502:G:C8	2.44	0.53
50:UC:89:U:H2'	50:UC:90:C:C6	2.44	0.53
51:VC:1416:G:N2	51:VC:1582:C:O2	2.42	0.53
51:VC:503:A:H4'	51:VC:504:U:H5''	1.91	0.53
43:MC:72:ARG:HB2	50:YC:453:A:H4'	1.91	0.53

Continued on next page...

Continued from previous page...

Atom-1	Atom-2	Interatomic distance (Å)	Clash overlap (Å)
15:KB:25:TRP:CZ3	51:ZC:17:G:H4'	2.43	0.53
31:AC:15:GLU:HG2	31:AC:63:LYS:HG3	1.90	0.53
32:BC:11:ILE:HG21	32:BC:105:VAL:HG13	1.92	0.53
10:FB:18:ARG:O	10:FB:20:GLY:N	2.42	0.53
36:FC:28:VAL:HG22	36:FC:63:ILE:HB	1.91	0.53
11:GB:38:GLU:HB2	11:GB:127:ILE:HG23	1.90	0.53
36:JA:113:LYS:H	36:JA:119:ALA:HA	1.73	0.53
40:JC:108:ARG:HH22	50:YC:1228:C:P	2.31	0.53
50:UC:1292:U:H2'	50:UC:1293:G:C8	2.44	0.53
51:VC:106:C:HO2'	51:VC:294:A:HO2'	1.54	0.53
50:YC:629:G:H2'	50:YC:630:G:C8	2.44	0.53
4:ZA:150:ASP:OD1	4:ZA:150:ASP:N	2.35	0.53
10:FB:21:ARG:NH2	51:ZC:1192:G:OP2	2.42	0.53
51:ZC:1516:U:H2'	51:ZC:1517:G:H8	1.74	0.53
5:AB:91:GLY:HA3	5:AB:94:TYR:CD2	2.44	0.52
13:IB:27:SER:HA	13:IB:88:ASP:HB3	1.91	0.52
39:MA:52:ARG:NH2	50:UC:522:C:H41	2.07	0.52
50:UC:444:C:H2'	50:UC:445:G:C8	2.44	0.52
15:O:80:ILE:HG22	51:VC:1152:C:H5''	1.91	0.52
51:ZC:270(T):G:H2'	51:ZC:270(U):G:H8	1.74	0.52
51:ZC:2818:G:H1	51:ZC:2828:C:H42	1.55	0.52
6:BB:71:ILE:HG13	6:BB:72:LEU:HD22	1.90	0.52
30:DA:191:THR:OG1	30:DA:194:GLY:O	2.27	0.52
31:EA:129:ASN:HA	31:EA:145:GLU:HB2	1.91	0.52
10:FB:15:ARG:HH12	10:FB:17:LYS:HD2	1.74	0.52
43:QA:72:ARG:HB2	50:UC:453:A:H4'	1.90	0.52
22:V:25:LYS:HD3	22:V:33:LYS:HE2	1.90	0.52
10:J:21:ARG:NH2	51:VC:1192:G:OP2	2.42	0.52
51:VC:1899:G:H22	51:VC:1902:C:H41	1.57	0.52
51:VC:27:G:H22	51:VC:512:G:H1'	1.73	0.52
50:YC:447:G:H1	50:YC:485:G:HO2'	1.57	0.52
41:KC:41:ARG:NH1	50:YC:974:A:OP2	2.33	0.52
30:ZB:58:GLU:HB2	30:ZB:65:ALA:HB3	1.92	0.52
51:ZC:398:G:H2'	51:ZC:399:G:C8	2.44	0.52
32:BC:101:ILE:HD11	32:BC:119:LEU:HG	1.90	0.52
29:CA:208:ILE:HA	29:CA:211:ILE:HD12	1.91	0.52
34:DC:77:SER:HB3	34:DC:84:ASN:HD21	1.73	0.52
36:JA:28:VAL:HG22	36:JA:63:ILE:HB	1.90	0.52
19:S:17:SER:OG	19:S:18:GLY:N	2.40	0.52
47:UA:45:GLN:HB2	47:UA:91:LEU:HD13	1.91	0.52
51:VC:2183:C:H2'	51:VC:2184:G:H8	1.74	0.52

Continued on next page...

Continued from previous page...

Atom-1	Atom-2	Interatomic distance (Å)	Clash overlap (Å)
50:YC:748:C:H4'	50:YC:749:C:O5'	2.09	0.52
4:ZA:60:LEU:HD22	4:ZA:63:ILE:HD11	1.91	0.52
51:ZC:81:G:H1	51:ZC:105:C:H42	1.56	0.52
10:J:41:ARG:HH12	10:J:45:LEU:HD22	1.75	0.52
11:K:134:ARG:NH1	11:K:138:ASP:OD1	2.40	0.52
51:VC:324:A:N6	51:VC:338:G:O2'	2.43	0.52
51:VC:398:G:H2'	51:VC:399:G:C8	2.44	0.52
1:WA:8:PRO:HB3	1:WA:14:ARG:HB3	1.92	0.52
2:XA:1:MET:O	2:XA:84:PHE:HB2	2.09	0.52
1:WA:239:ARG:NH2	51:ZC:1828:G:OP2	2.40	0.52
51:ZC:2079:U:O2	51:ZC:2242:G:N2	2.43	0.52
5:E:91:GLY:HA3	5:E:94:TYR:CD2	2.45	0.52
17:Q:88:ARG:H	51:VC:1614:A:H61	1.56	0.52
46:TA:6:LYS:HG2	46:TA:7:LYS:HD3	1.91	0.52
50:UC:1391:U:H2'	50:UC:1392:G:C8	2.44	0.52
13:M:106:ARG:NH2	51:VC:2376:A:N3	2.54	0.52
2:XA:78:LEU:O	2:XA:79:ARG:HD2	2.10	0.52
29:YB:162:ILE:HD11	29:YB:184:VAL:HG22	1.91	0.52
27:AA:9:ARG:NH1	51:VC:1309:G:OP2	2.42	0.52
5:AB:154:PRO:HB3	5:AB:163:TYR:CZ	2.45	0.52
32:BC:43:LEU:HD11	32:BC:132:ALA:HB1	1.92	0.52
29:CA:196:LEU:HD12	29:CA:197:VAL:HG23	1.91	0.52
5:E:154:PRO:HB3	5:E:163:TYR:CZ	2.44	0.52
9:EB:68:GLU:CD	9:EB:68:GLU:H	2.13	0.52
9:EB:88:ASN:OD1	9:EB:89:ASN:N	2.43	0.52
14:JB:41:ARG:NE	50:YC:345:C:H5'	2.24	0.52
12:L:56:LYS:HA	12:L:84:ALA:HB1	1.91	0.52
38:LA:55:LYS:NZ	50:UC:691:G:O6	2.42	0.52
13:M:15:ARG:O	13:M:19:LYS:HG2	2.09	0.52
50:UC:103(C):G:H2'	50:UC:1033:G:H8	1.74	0.52
51:VC:1495:A:O2'	51:VC:1579:A:H5''	2.10	0.52
51:VC:1600:C:H2'	51:VC:1601:G:H8	1.74	0.52
51:VC:1825:A:H2'	51:VC:1826:G:C8	2.45	0.52
51:VC:595:C:H42	51:VC:662:G:H1	1.57	0.52
1:WA:43:ARG:HB2	1:WA:48:ARG:O	2.09	0.52
3:YA:9:ILE:HD11	3:YA:20:LEU:HB3	1.90	0.52
51:ZC:1825:A:H2'	51:ZC:1826:G:C8	2.44	0.52
51:ZC:579:G:O2'	51:ZC:2019:A:OP1	2.28	0.52
1:A:43:ARG:HB2	1:A:48:ARG:O	2.10	0.52
29:CA:162:ILE:HD11	29:CA:184:VAL:HG22	1.91	0.52
32:FA:101:ILE:HD11	32:FA:119:LEU:HG	1.92	0.52

Continued on next page...

Continued from previous page...

Atom-1	Atom-2	Interatomic distance (Å)	Clash overlap (Å)
36:FC:128:ARG:NH1	53:FD:32:C:OP2	2.43	0.52
37:GC:49:VAL:HG23	41:KC:41:ARG:HB2	1.92	0.52
44:RA:53:LEU:HD11	44:RA:85:VAL:HG11	1.92	0.52
51:VC:2189:U:H2'	51:VC:2190:G:C8	2.45	0.52
50:YC:1292:U:H2'	50:YC:1293:G:C8	2.44	0.52
50:YC:444:C:H2'	50:YC:445:G:C8	2.45	0.52
51:ZC:2071:A:H2'	51:ZC:2072:G:C8	2.42	0.52
51:ZC:247:G:H4'	51:ZC:386:G:C5	2.45	0.52
1:A:227:ASN:HB3	1:A:228:PRO:HD2	1.91	0.52
31:EA:91:SER:HB3	31:EA:191:ARG:HD3	1.92	0.52
12:HB:104:ARG:NH1	12:HB:107:ASP:OD1	2.43	0.52
39:MA:6:ILE:HA	39:MA:9:LEU:HD12	1.90	0.52
20:T:31:ARG:HG3	20:T:32:HIS:ND1	2.24	0.52
50:UC:626:U:H2'	50:UC:627:G:H8	1.74	0.52
50:UC:93:U:H2'	50:UC:95:G:C8	2.44	0.52
29:YB:55:PHE:HD1	29:YB:221:LEU:HG	1.74	0.52
9:EB:49:ARG:NH2	50:YC:1423:G:OP1	2.42	0.52
4:ZA:44:GLY:HA3	51:ZC:2311:A:C2	2.42	0.52
51:ZC:1288:U:H1'	51:ZC:1647:G:N2	2.25	0.52
51:ZC:2857:G:N2	51:ZC:2860:A:OP2	2.40	0.52
2:B:1:MET:O	2:B:84:PHE:HB2	2.09	0.52
28:BA:17:THR:OG1	28:BA:21:LYS:N	2.43	0.52
32:FA:43:LEU:HD11	32:FA:132:ALA:HB1	1.92	0.52
10:FB:88:LEU:HD13	10:FB:100:LEU:HD11	1.92	0.52
12:HB:56:LYS:HA	12:HB:84:ALA:HB1	1.91	0.52
43:MC:6:LEU:HD21	43:MC:73:LEU:HD11	1.92	0.52
50:UC:1029:G:N1	50:UC:103(B):G:O6	2.43	0.52
50:UC:201:C:N3	50:UC:216:G:N2	2.58	0.52
50:UC:953:G:H5'	50:UC:965:A:H61	1.75	0.52
51:VC:1779:U:H5''	51:VC:1780:A:H5''	1.92	0.52
50:YC:491:G:H2'	50:YC:492:G:H8	1.74	0.52
50:YC:603:U:H2'	50:YC:604:G:C8	2.44	0.52
30:ZB:191:THR:OG1	30:ZB:194:GLY:O	2.27	0.52
21:QB:20:ARG:NH1	51:ZC:2357:U:OP1	2.43	0.52
51:ZC:2364:C:H2'	51:ZC:2365:G:O4'	2.10	0.52
51:ZC:27:G:H22	51:ZC:512:G:H1'	1.74	0.52
53:BD:50:U:H3	53:BD:64:G:H1	1.58	0.52
31:EA:121:VAL:HG22	31:EA:126:ILE:HG13	1.91	0.52
19:S:81:LYS:HD3	19:S:97:ARG:HB3	1.92	0.52
50:UC:424:G:H2'	50:UC:425:G:H8	1.75	0.52
50:UC:629:G:H2'	50:UC:630:G:C8	2.44	0.52

Continued on next page...

Continued from previous page...

Atom-1	Atom-2	Interatomic distance (Å)	Clash overlap (Å)
12:L:5:LYS:NZ	51:VC:2821:A:OP2	2.38	0.52
27:WB:9:ARG:NE	27:WB:47:ARG:HB2	2.24	0.52
50:YC:1504:G:H4'	50:YC:1505:G:O5'	2.10	0.52
51:ZC:1437:C:H2'	51:ZC:1438:U:C6	2.45	0.52
51:ZC:1590:U:H2'	51:ZC:1591:G:C8	2.45	0.52
51:ZC:1607:C:N4	51:ZC:1622:G:OP2	2.42	0.52
50:YC:1484:C:O2'	51:ZC:1960:A:O2'	2.10	0.52
51:ZC:2189:U:H2'	51:ZC:2190:G:C8	2.45	0.52
31:AC:102:ASP:OD1	31:AC:103:ASN:N	2.44	0.51
53:BD:71:C:H2'	53:BD:72:A:C8	2.45	0.51
33:CC:45:LEU:HD11	33:CC:57:GLN:HB3	1.92	0.51
7:G:54:PRO:HD3	7:G:72:PRO:HA	1.92	0.51
10:J:15:ARG:HH12	10:J:17:LYS:HD2	1.75	0.51
14:JB:36:GLU:HG2	14:JB:39:ARG:HH21	1.75	0.51
40:NA:108:ARG:HH22	50:UC:1228:C:P	2.33	0.51
18:R:53:LYS:HB3	18:R:82:GLN:HB3	1.93	0.51
31:EA:61:LYS:NZ	50:UC:545:C:OP1	2.36	0.51
51:VC:203:C:H3'	51:VC:204:A:H5''	1.92	0.51
51:VC:2071:A:H2'	51:VC:2072:G:C8	2.43	0.51
50:YC:1172:C:H2'	50:YC:1173:G:H8	1.75	0.51
51:ZC:1600:C:H2'	51:ZC:1601:G:C8	2.45	0.51
51:ZC:861:A:N3	52:AD:79:C:O2'	2.42	0.51
2:B:78:LEU:O	2:B:79:ARG:HD2	2.10	0.51
47:QC:45:GLN:HB2	47:QC:91:LEU:HD13	1.90	0.51
50:UC:629:G:H2'	50:UC:630:G:H8	1.74	0.51
7:G:75:SER:HB3	51:VC:1063:G:H5''	1.92	0.51
3:C:74:ARG:HD3	51:VC:674:G:H1'	1.93	0.51
50:YC:201:C:N3	50:YC:216:G:N2	2.57	0.51
50:YC:501:C:H2'	50:YC:502:G:C8	2.45	0.51
51:ZC:2068:U:N3	51:ZC:2430:A:H2	2.04	0.51
10:J:39:LYS:HG3	51:VC:806:C:OP2	2.10	0.51
40:JC:3:ARG:HH21	40:JC:7:VAL:HA	1.75	0.51
45:OC:74:ARG:NH2	45:OC:81:PHE:O	2.44	0.51
50:UC:1029:G:N2	50:UC:103(A):A:OP2	2.43	0.51
41:OA:32:SER:H	50:UC:976:G:P	2.33	0.51
51:VC:1288:U:H1'	51:VC:1647:G:N2	2.25	0.51
51:VC:2137:C:H42	51:VC:2154:G:H1	1.58	0.51
51:VC:270(T):G:H2'	51:VC:270(U):G:H8	1.75	0.51
29:YB:10:LEU:HA	29:YB:13:ALA:HB3	1.92	0.51
29:CA:55:PHE:HD1	29:CA:221:LEU:HG	1.75	0.51
10:FB:41:ARG:HH12	10:FB:45:LEU:HD22	1.76	0.51

Continued on next page...

Continued from previous page...

Atom-1	Atom-2	Interatomic distance (Å)	Clash overlap (Å)
13:IB:15:ARG:O	13:IB:19:LYS:HG2	2.10	0.51
16:LB:4:ILE:HB	16:LB:39:LEU:HB2	1.91	0.51
20:PB:95:PRO:HB2	20:PB:127:LYS:HE2	1.91	0.51
25:UB:7:PRO:HA	51:ZC:2615:U:C2	2.45	0.51
50:UC:1172:C:H2'	50:UC:1173:G:H8	1.75	0.51
51:VC:1516:U:H2'	51:VC:1517:G:H8	1.74	0.51
51:VC:2646:C:OP2	51:VC:2732:G:O2'	2.21	0.51
1:WA:146:GLU:HB2	1:WA:189:CYS:HB3	1.91	0.51
50:YC:424:G:H2'	50:YC:425:G:H8	1.75	0.51
51:ZC:2093:G:H2'	51:ZC:2094:G:H8	1.74	0.51
13:IB:106:ARG:NH2	51:ZC:2376:A:N3	2.53	0.51
10:FB:12:ALA:O	10:FB:14:LYS:N	2.39	0.51
40:JC:49:THR:HG22	40:JC:51:ALA:H	1.74	0.51
14:N:36:GLU:HG2	14:N:39:ARG:HH21	1.75	0.51
22:RB:45:ASN:OD1	51:ZC:2090:G:N2	2.33	0.51
51:VC:1590:U:H2'	51:VC:1591:G:C8	2.45	0.51
51:VC:1782:C:H1'	51:VC:2609:U:H5''	1.92	0.51
51:VC:597:U:H2'	51:VC:598:G:C8	2.45	0.51
51:ZC:203:C:H3'	51:ZC:204:A:H5''	1.92	0.51
51:ZC:796:C:H2'	51:ZC:797:C:C6	2.46	0.51
10:FB:39:LYS:HG3	51:ZC:806:C:OP2	2.11	0.51
10:FB:18:ARG:HE	51:ZC:1246:A:P	2.33	0.51
33:GA:45:LEU:HD11	33:GA:57:GLN:HB3	1.92	0.51
44:NC:53:LEU:HD11	44:NC:85:VAL:HG11	1.91	0.51
19:S:51:VAL:HG13	19:S:52:SER:H	1.75	0.51
23:SB:48:HIS:CD2	51:ZC:96:G:H4'	2.46	0.51
11:K:27:VAL:HG23	20:T:81:ARG:HH22	1.76	0.51
46:TA:33:THR:OG1	46:TA:34:TRP:N	2.44	0.51
52:WC:15:A:H5'	52:WC:16:G:C8	2.46	0.51
31:AC:2:GLY:N	50:YC:547:A:OP2	2.43	0.51
40:NA:3:ARG:HH21	40:NA:7:VAL:HA	1.76	0.51
19:OB:51:VAL:HG13	19:OB:52:SER:H	1.75	0.51
17:Q:73:ALA:HB3	17:Q:106:ILE:HG12	1.92	0.51
20:T:24:LEU:HD12	20:T:25:PRO:HD2	1.93	0.51
18:R:41:ASN:ND2	51:VC:137(B):G:N3	2.58	0.51
51:VC:2115:G:O2'	51:VC:2171:A:N6	2.44	0.51
51:VC:2364:C:H2'	51:VC:2365:G:O4'	2.10	0.51
52:WC:11:C:O2'	52:WC:12:C:O4'	2.28	0.51
25:Y:7:PRO:HA	51:VC:2615:U:C2	2.46	0.51
50:YC:235:C:H2'	50:YC:236:G:C8	2.45	0.51
51:ZC:224:G:OP2	51:ZC:408:G:N2	2.42	0.51

Continued on next page...

Continued from previous page...

Atom-1	Atom-2	Interatomic distance (Å)	Clash overlap (Å)
51:ZC:382:G:H1	51:ZC:392:C:H42	1.59	0.51
11:GB:67:ARG:NH2	51:ZC:906:G:O2'	2.44	0.51
41:OA:16:PHE:HD2	41:OA:19:ARG:HE	1.59	0.51
45:SA:50:ILE:HG12	50:UC:719:C:O2	2.11	0.51
12:L:3:HIS:H	51:VC:1654:A:P	2.33	0.51
51:VC:1682:G:OP2	51:VC:1699:G:N2	2.44	0.51
51:VC:733:G:H8	51:VC:733:G:O5'	1.93	0.51
27:WB:19:ARG:HB2	51:ZC:125:G:H5''	1.93	0.51
53:XC:43:A:H2'	53:XC:44:A:C8	2.46	0.51
53:XC:71:C:H2'	53:XC:72:A:C8	2.45	0.51
50:YC:629:G:H2'	50:YC:630:G:H8	1.74	0.51
51:ZC:2630:G:H1'	51:ZC:2894:G:H1'	1.93	0.51
51:ZC:324:A:N6	51:ZC:338:G:O2'	2.44	0.51
51:ZC:733:G:H8	51:ZC:733:G:O5'	1.93	0.51
51:ZC:883:G:H2'	51:ZC:884:C:C6	2.46	0.51
11:GB:10:ARG:HD3	51:ZC:2278:A:OP1	2.11	0.51
10:J:147:LEU:HD13	10:J:149:GLU:HA	1.93	0.51
17:MB:29:LEU:HD22	17:MB:69:LEU:HD11	1.92	0.51
46:PC:33:THR:OG1	46:PC:34:TRP:N	2.44	0.51
51:VC:2167:U:H2'	51:VC:2168:G:C8	2.46	0.51
53:XC:50:U:H3	53:XC:64:G:H1	1.58	0.51
3:YA:182:ASN:O	3:YA:186:ILE:HG12	2.11	0.51
51:ZC:1657:C:H2'	51:ZC:1658:C:C6	2.46	0.51
5:AB:3:ARG:HG2	5:AB:6:ARG:HE	1.74	0.51
52:AD:11:C:O2'	52:AD:12:C:O4'	2.28	0.51
2:B:9:VAL:HG22	2:B:25:VAL:HB	1.93	0.51
3:C:184:TYR:O	3:C:188:ARG:HG3	2.10	0.51
30:DA:163:ALA:HB2	50:UC:1056:U:H5'	1.93	0.51
34:DC:22:LEU:HD21	34:DC:66:VAL:HG11	1.93	0.51
9:I:88:ASN:OD1	9:I:89:ASN:N	2.43	0.51
15:KB:80:ILE:HG22	51:ZC:1152:C:H5''	1.92	0.51
45:OC:50:ILE:HG12	50:YC:719:C:O2	2.11	0.51
50:UC:1504:G:H4'	50:UC:1505:G:O5'	2.11	0.51
50:UC:22:G:H4'	50:UC:885:G:C8	2.46	0.51
51:VC:2634:G:H1	51:VC:2784:C:H42	1.59	0.51
8:DB:51:THR:HG21	51:ZC:1005:C:O2'	2.10	0.51
51:ZC:1796:U:H2'	51:ZC:1797:C:H6	1.76	0.51
2:XA:144:ARG:HG2	51:ZC:2575:C:H5'	1.93	0.51
1:A:146:GLU:HB2	1:A:189:CYS:HB3	1.92	0.50
3:C:157:VAL:HB	3:C:194:MET:HB3	1.93	0.50
30:DA:58:GLU:HB2	30:DA:65:ALA:HB3	1.93	0.50

Continued on next page...

Continued from previous page...

Atom-1	Atom-2	Interatomic distance (Å)	Clash overlap (Å)
10:J:72:PRO:HB2	51:VC:2406:U:C2	2.46	0.50
11:GB:27:VAL:HG23	20:PB:81:ARG:HH22	1.76	0.50
50:UC:757:U:H2'	50:UC:758:G:O4'	2.11	0.50
1:A:54:ARG:HH22	51:VC:1815:A:P	2.34	0.50
51:VC:247:G:H4'	51:VC:386:G:C5	2.46	0.50
51:VC:883:G:H2'	51:VC:884:C:C6	2.46	0.50
51:ZC:2634:G:H1	51:ZC:2784:C:H42	1.59	0.50
27:AA:9:ARG:HE	27:AA:47:ARG:HB2	1.76	0.50
52:AD:15:A:H5'	52:AD:16:G:C8	2.46	0.50
33:CC:22:GLU:OE1	33:CC:82:ARG:NH2	2.44	0.50
9:EB:87:ILE:HD12	9:EB:91:LEU:HA	1.93	0.50
35:EC:10:LEU:HD22	35:EC:83:ILE:HD11	1.93	0.50
17:MB:73:ALA:HB3	17:MB:106:ILE:HG12	1.93	0.50
46:PC:63:THR:HG23	46:PC:65:ASN:H	1.76	0.50
50:UC:748:C:H4'	50:UC:749:C:O5'	2.09	0.50
51:ZC:1657:C:H2'	51:ZC:1658:C:H6	1.74	0.50
1:A:8:PRO:HB3	1:A:14:ARG:HB3	1.93	0.50
11:K:67:ARG:NH2	51:VC:906:G:O2'	2.44	0.50
46:TA:63:THR:HG23	46:TA:65:ASN:H	1.76	0.50
27:AA:19:ARG:HB2	51:VC:125:G:H5"	1.92	0.50
5:E:67:LEU:HD21	51:VC:2758:A:C4	2.46	0.50
51:ZC:1869:G:N2	51:ZC:1872:A:OP2	2.43	0.50
51:ZC:597:U:H2'	51:ZC:598:G:C8	2.46	0.50
29:CA:10:LEU:HA	29:CA:13:ALA:HB3	1.93	0.50
9:EB:120:GLU:OE1	14:JB:67:SER:OG	2.25	0.50
8:H:51:THR:HG21	51:VC:1005:C:O2'	2.11	0.50
15:KB:92:ARG:O	15:KB:94:ASN:N	2.44	0.50
21:QB:46:LYS:HG2	21:QB:47:PRO:HD2	1.93	0.50
22:RB:19:GLN:NE2	51:ZC:189:G:OP1	2.44	0.50
51:VC:1607:C:N4	51:VC:1622:G:OP2	2.41	0.50
3:YA:157:VAL:HB	3:YA:194:MET:HB3	1.92	0.50
50:YC:1145:C:H4'	50:YC:1146:A:O5'	2.11	0.50
51:ZC:1190:G:H2'	51:ZC:1191:G:H8	1.76	0.50
7:CB:54:PRO:HD3	7:CB:72:PRO:HA	1.92	0.50
33:CC:70:ASP:OD1	33:CC:70:ASP:N	2.45	0.50
33:CC:9:VAL:HB	33:CC:87:ARG:HB2	1.94	0.50
35:IA:114:THR:HG23	35:IA:116:LYS:H	1.76	0.50
14:JB:107:ASP:HB2	50:YC:1432:G:OP1	2.11	0.50
39:MA:116:ARG:HB3	39:MA:121:THR:HB	1.93	0.50
8:H:63:PRO:O	15:O:64:ARG:HD2	2.11	0.50
19:OB:81:LYS:HD3	19:OB:97:ARG:HB3	1.92	0.50

Continued on next page...

Continued from previous page...

Atom-1	Atom-2	Interatomic distance (Å)	Clash overlap (Å)
45:SA:74:ARG:NH2	45:SA:81:PHE:O	2.44	0.50
51:VC:1203:G:N2	51:VC:1243:G:O6	2.45	0.50
51:VC:172:C:H2'	51:VC:173:G:C8	2.47	0.50
23:W:48:HIS:CD2	51:VC:96:G:H4'	2.46	0.50
2:XA:54:GLN:HE22	2:XA:57:LYS:HE3	1.76	0.50
50:YC:1247:U:H2'	50:YC:1248:A:H8	1.77	0.50
50:YC:269:C:H2'	50:YC:270:A:H8	1.77	0.50
50:YC:574:A:HO2'	50:YC:882:C:HO2'	1.53	0.50
26:Z:18:ARG:HH21	26:Z:44:ARG:HH11	1.59	0.50
51:ZC:1101:U:H2'	51:ZC:1102:C:C6	2.46	0.50
51:ZC:1682:G:OP2	51:ZC:1699:G:N2	2.44	0.50
51:ZC:172:C:H2'	51:ZC:173:G:C8	2.46	0.50
51:ZC:2547:U:H2'	51:ZC:2548:G:C8	2.47	0.50
51:ZC:721:C:H2'	51:ZC:722:A:C8	2.46	0.50
32:BC:76:ILE:HG22	32:BC:93:PRO:HB3	1.92	0.50
10:FB:147:LEU:HD13	10:FB:149:GLU:HA	1.94	0.50
33:GA:22:GLU:OE1	33:GA:82:ARG:NH2	2.44	0.50
11:GB:20:ALA:HA	11:GB:98:LYS:HB3	1.93	0.50
34:HA:22:LEU:HD21	34:HA:66:VAL:HG11	1.93	0.50
9:I:87:ILE:HD12	9:I:91:LEU:HA	1.93	0.50
43:QA:6:LEU:HD21	43:QA:73:LEU:HD11	1.92	0.50
51:VC:1657:C:H2'	51:VC:1658:C:H6	1.76	0.50
51:VC:1969:A:HO2'	51:VC:1972:A:HO2'	1.59	0.50
51:VC:207:A:H2'	51:VC:208:C:O4'	2.11	0.50
51:VC:358:U:H2'	51:VC:359:A:H8	1.76	0.50
29:YB:208:ILE:HA	29:YB:211:ILE:HD12	1.92	0.50
50:YC:953:G:H5'	50:YC:965:A:H61	1.75	0.50
12:HB:3:HIS:H	51:ZC:1654:A:P	2.34	0.50
51:ZC:207:A:H2'	51:ZC:208:C:O4'	2.12	0.50
31:AC:25:ARG:NH1	31:AC:30:LYS:O	2.44	0.50
28:BA:61:LEU:O	28:BA:62:LEU:HB2	2.11	0.50
31:EA:53:ASP:OD1	31:EA:57:ARG:NH1	2.45	0.50
39:IC:116:ARG:HB3	39:IC:121:THR:HB	1.92	0.50
10:J:16:ARG:NH2	10:J:18:ARG:H	2.09	0.50
40:JC:33:ALA:O	40:JC:37:THR:OG1	2.20	0.50
50:UC:1145:C:H4'	50:UC:1146:A:O5'	2.11	0.50
50:UC:235:C:H2'	50:UC:236:G:C8	2.46	0.50
51:VC:1101:U:H2'	51:VC:1102:C:C6	2.47	0.50
51:VC:1296:G:OP1	51:VC:2709:G:O2'	2.27	0.50
51:VC:1592:C:H2'	51:VC:1593:G:H8	1.75	0.50
51:VC:1600:C:H2'	51:VC:1601:G:C8	2.46	0.50

Continued on next page...

Continued from previous page...

Atom-1	Atom-2	Interatomic distance (Å)	Clash overlap (Å)
51:VC:1681:G:H8	51:VC:1681:G:OP2	1.94	0.50
51:VC:1918:A:O2'	51:VC:1920:C:N4	2.45	0.50
51:VC:2584:U:H4'	51:VC:2602:A:H61	1.77	0.50
50:YC:417:C:N4	50:YC:426:G:H1	2.09	0.50
50:YC:757:U:H2'	50:YC:758:G:O4'	2.11	0.50
1:WA:54:ARG:HH22	51:ZC:1815:A:P	2.34	0.50
51:ZC:2115:G:O2'	51:ZC:2171:A:N6	2.44	0.50
53:BD:43:A:H2'	53:BD:44:A:C8	2.46	0.50
30:DA:112:SER:HB3	30:DA:115:LEU:HD12	1.94	0.50
8:DB:95:TYR:HE2	8:DB:121:VAL:HG12	1.77	0.50
9:EB:22:ILE:H	9:EB:41:ALA:HA	1.77	0.50
35:EC:114:THR:HG23	35:EC:116:LYS:H	1.76	0.50
12:HB:11:ASN:OD1	12:HB:12:ARG:N	2.45	0.50
17:MB:39:THR:HG22	17:MB:41:LYS:H	1.77	0.50
18:R:16:LYS:NZ	51:VC:1340:U:OP1	2.45	0.50
50:UC:498:A:H4'	50:UC:500:G:OP1	2.12	0.50
51:VC:2183:C:H2'	51:VC:2184:G:C8	2.47	0.50
51:VC:796:C:H2'	51:VC:797:C:C6	2.46	0.50
1:WA:16:MET:HB2	1:WA:207:GLY:HA3	1.94	0.50
47:QC:74:LYS:NZ	50:YC:133:U:OP1	2.44	0.50
50:YC:592:G:H2'	50:YC:593:G:H8	1.77	0.50
51:ZC:1840:G:H1	51:ZC:1902:C:N4	2.08	0.50
51:ZC:2030:A:H5''	51:ZC:2031:A:C8	2.47	0.50
51:ZC:2100:G:H2'	51:ZC:2101:G:H8	1.77	0.50
51:ZC:2777:G:H5''	51:ZC:2778:A:H5'	1.94	0.50
51:ZC:521:G:H2'	51:ZC:522:G:C8	2.46	0.50
2:B:144:ARG:HG2	51:VC:2575:C:H5'	1.93	0.50
3:C:182:ASN:O	3:C:186:ILE:HG12	2.11	0.50
29:CA:59:GLU:HB2	29:CA:221:LEU:HD11	1.94	0.50
30:DA:86:VAL:O	30:DA:90:GLU:HG2	2.12	0.50
8:DB:77:VAL:HB	8:DB:145:VAL:HG13	1.93	0.50
31:EA:57:ARG:HB3	31:EA:206:PHE:HB2	1.94	0.50
32:FA:76:ILE:HG22	32:FA:93:PRO:HB3	1.93	0.50
38:HC:122:LYS:HG3	38:HC:123:LYS:H	1.77	0.50
10:J:18:ARG:HE	51:VC:1246:A:P	2.34	0.50
8:DB:63:PRO:O	15:KB:64:ARG:HD2	2.11	0.50
15:O:92:ARG:O	15:O:94:ASN:N	2.45	0.50
51:VC:1980:G:O2'	51:VC:1982:C:OP2	2.28	0.50
51:VC:2066:C:N4	51:VC:2067:G:O6	2.45	0.50
50:YC:21:G:N2	50:YC:914:A:H62	2.09	0.50
51:ZC:1538:G:H2'	51:ZC:1539:G:H8	1.76	0.50

Continued on next page...

Continued from previous page...

Atom-1	Atom-2	Interatomic distance (Å)	Clash overlap (Å)
51:ZC:2066:C:N4	51:ZC:2067:G:O6	2.45	0.50
3:C:110:LEU:HD22	3:C:206:ILE:HD11	1.94	0.49
3:C:143:ALA:HB1	3:C:148:LEU:HB2	1.93	0.49
22:RB:27:GLU:HA	22:RB:33:LYS:HA	1.93	0.49
50:UC:269:C:H2'	50:UC:270:A:H8	1.76	0.49
7:G:73:PRO:HA	51:VC:1060:U:OP1	2.12	0.49
51:VC:1437:C:H2'	51:VC:1438:U:C6	2.47	0.49
51:VC:1538:G:H2'	51:VC:1539:G:H8	1.76	0.49
51:VC:721:C:H2'	51:VC:722:A:C8	2.46	0.49
53:XC:42:G:H2'	53:XC:43:A:C8	2.47	0.49
39:IC:115:SER:OG	50:YC:503:C:OP2	2.24	0.49
18:NB:41:ASN:ND2	51:ZC:137(B):G:N3	2.59	0.49
51:ZC:2167:U:H2'	51:ZC:2168:G:C8	2.46	0.49
51:ZC:2593:U:H2'	51:ZC:2594:C:C6	2.47	0.49
31:AC:173:TRP:CE2	31:AC:189:PRO:HB3	2.48	0.49
30:DA:66:VAL:HB	30:DA:101:LEU:HD23	1.94	0.49
34:DC:102:ARG:O	34:DC:106:GLN:HG2	2.13	0.49
10:FB:49:ARG:HH11	51:ZC:666:G:H4'	1.77	0.49
11:GB:65:PHE:HB2	11:GB:105:GLU:HB2	1.94	0.49
34:HA:113:GLU:HB2	34:HA:119:ARG:HG2	1.94	0.49
10:J:29:LYS:O	10:J:33:ARG:HA	2.13	0.49
14:JB:109:GLU:HA	14:JB:112:ARG:HD2	1.94	0.49
15:KB:76:TYR:CZ	15:KB:80:ILE:HG12	2.46	0.49
14:N:109:GLU:HA	14:N:112:ARG:HD2	1.94	0.49
14:N:3:ARG:HB2	14:N:6:LEU:HB3	1.94	0.49
17:Q:39:THR:HG22	17:Q:41:LYS:H	1.77	0.49
47:QC:50:GLU:HA	47:QC:100:ILE:HD13	1.93	0.49
47:QC:81:LYS:NZ	50:YC:185:A:N3	2.61	0.49
24:TB:10:LYS:HB2	24:TB:53:LEU:HA	1.94	0.49
22:V:27:GLU:HA	22:V:33:LYS:HA	1.93	0.49
26:VB:18:ARG:HH21	26:VB:44:ARG:HH11	1.59	0.49
51:VC:2547:U:H2'	51:VC:2548:G:C8	2.47	0.49
10:J:49:ARG:HH11	51:VC:666:G:H4'	1.77	0.49
1:WA:182:LEU:HB2	1:WA:271:ILE:HG13	1.94	0.49
51:ZC:2402:C:H5'	51:ZC:2403:C:OP2	2.11	0.49
53:BD:42:G:H2'	53:BD:43:A:C8	2.47	0.49
10:FB:29:LYS:O	10:FB:33:ARG:HA	2.11	0.49
7:G:77:LEU:HD23	7:G:107:ILE:HG23	1.94	0.49
15:KB:4:ALA:HB2	51:ZC:1199:U:H1'	1.93	0.49
38:LA:122:LYS:HG3	38:LA:123:LYS:H	1.77	0.49
38:LA:95:ILE:O	38:LA:99:GLN:HG2	2.12	0.49

Continued on next page...

Continued from previous page...

Atom-1	Atom-2	Interatomic distance (Å)	Clash overlap (Å)
21:U:46:LYS:HG2	21:U:47:PRO:HD2	1.94	0.49
50:UC:1247:U:H2'	50:UC:1248:A:H8	1.77	0.49
51:VC:1608:A:H1'	51:VC:1610:A:OP2	2.12	0.49
51:ZC:2627:G:N2	51:ZC:2777:G:OP2	2.45	0.49
9:EB:36:GLY:HA2	9:EB:106:LEU:HD23	1.93	0.49
9:I:36:GLY:HA2	9:I:106:LEU:HD23	1.93	0.49
10:J:12:ALA:O	10:J:14:LYS:N	2.38	0.49
44:RA:44:ALA:HB1	44:RA:73:VAL:HG22	1.94	0.49
30:DA:26:LYS:HE2	50:UC:1279:A:H62	1.78	0.49
50:UC:1292:U:H2'	50:UC:1293:G:H8	1.77	0.49
51:VC:1406:U:H2'	51:VC:1407:C:C6	2.48	0.49
51:VC:1899:G:O2'	51:VC:1900:A:H5''	2.12	0.49
16:P:83:ARG:NH1	51:VC:815:C:OP2	2.45	0.49
38:LA:54:ARG:NH2	53:XC:39:C:O2'	2.45	0.49
50:YC:1064:G:H4'	50:YC:1065:U:O5'	2.12	0.49
51:ZC:2183:C:H2'	51:ZC:2184:G:C8	2.47	0.49
5:AB:67:LEU:HD21	51:ZC:2758:A:C4	2.48	0.49
51:ZC:612:G:O2'	51:ZC:616:A:N1	2.42	0.49
1:A:61:LEU:O	1:A:63:ARG:NH1	2.35	0.49
9:I:22:ILE:H	9:I:41:ALA:HA	1.77	0.49
40:JC:14:ARG:HD2	40:JC:42:ALA:HA	1.95	0.49
40:JC:67:GLU:HG3	40:JC:68:GLY:H	1.77	0.49
40:NA:67:GLU:HG3	40:NA:68:GLY:H	1.76	0.49
51:VC:2843:G:H1	51:VC:2874:C:N4	2.11	0.49
51:VC:2857:G:N2	51:VC:2860:A:OP2	2.39	0.49
3:YA:43:LYS:HA	3:YA:98:SER:HB3	1.94	0.49
30:ZB:112:SER:HB3	30:ZB:115:LEU:HD12	1.94	0.49
51:ZC:1326:U:HO2'	51:ZC:2010:G:HO2'	1.60	0.49
51:ZC:358:U:H2'	51:ZC:359:A:H8	1.76	0.49
6:BB:39:ALA:HB1	6:BB:44:LEU:HD21	1.94	0.49
3:C:136:THR:HG21	51:VC:320:A:H2'	1.95	0.49
7:CB:77:LEU:HD23	7:CB:107:ILE:HG23	1.94	0.49
8:H:77:VAL:HB	8:H:145:VAL:HG13	1.93	0.49
12:HB:51:LEU:HD13	12:HB:70:LEU:HD11	1.95	0.49
14:JB:3:ARG:HB2	14:JB:6:LEU:HB3	1.93	0.49
40:JC:87:TYR:N	46:PC:73:GLU:O	2.45	0.49
16:LB:83:ARG:NH1	51:ZC:815:C:OP2	2.45	0.49
40:NA:87:TYR:N	46:TA:73:GLU:O	2.45	0.49
18:NB:53:LYS:HB3	18:NB:82:GLN:HB3	1.94	0.49
47:UA:50:GLU:HA	47:UA:100:ILE:HD13	1.94	0.49
51:VC:2630:G:H1'	51:VC:2894:G:H1'	1.93	0.49

Continued on next page...

Continued from previous page...

Atom-1	Atom-2	Interatomic distance (Å)	Clash overlap (Å)
2:XA:9:VAL:HG22	2:XA:25:VAL:HB	1.93	0.49
53:XC:67:C:H2'	53:XC:68:C:C6	2.48	0.49
29:YB:59:GLU:HB2	29:YB:221:LEU:HD11	1.94	0.49
50:YC:1427:U:H2'	50:YC:1428:A:C8	2.48	0.49
9:EB:97:ARG:HH12	50:YC:338:A:P	2.36	0.49
30:ZB:163:ALA:HB2	50:YC:1056:U:H5'	1.93	0.49
51:ZC:1918:A:O2'	51:ZC:1920:C:N4	2.46	0.49
6:BB:79:ILE:HB	6:BB:144:VAL:HA	1.93	0.49
6:F:39:ALA:HB1	6:F:44:LEU:HD21	1.95	0.49
10:FB:16:ARG:NH2	10:FB:18:ARG:H	2.10	0.49
14:JB:29:ARG:HB3	14:JB:87:ASP:HB2	1.93	0.49
11:K:10:ARG:HD3	51:VC:2278:A:OP1	2.12	0.49
14:N:29:ARG:HB3	14:N:87:ASP:HB2	1.95	0.49
44:NC:44:ALA:HB1	44:NC:73:VAL:HG22	1.94	0.49
50:UC:417:C:N4	50:UC:426:G:H1	2.09	0.49
51:VC:1113:U:H2'	51:VC:1114:G:C8	2.48	0.49
51:VC:2030:A:H5''	51:VC:2031:A:C8	2.48	0.49
18:R:71:GLY:HA3	51:VC:64:A:H4'	1.94	0.49
25:Y:8:LYS:NZ	51:VC:2056:G:O3'	2.45	0.49
50:YC:1178:G:N2	50:YC:1181:G:OP2	2.46	0.49
32:BC:126:ARG:NH2	50:YC:559:A:OP2	2.45	0.49
50:YC:22:G:H4'	50:YC:885:G:C8	2.47	0.49
30:ZB:86:VAL:O	30:ZB:90:GLU:HG2	2.12	0.49
51:ZC:2137:C:H42	51:ZC:2154:G:H1	1.59	0.49
51:ZC:2584:U:H4'	51:ZC:2602:A:H61	1.77	0.49
1:A:12:SER:HB2	1:A:208:LYS:HB3	1.95	0.49
3:C:43:LYS:HA	3:C:98:SER:HB3	1.95	0.49
38:HC:95:ILE:O	38:HC:99:GLN:HG2	2.12	0.49
40:NA:14:ARG:HD2	40:NA:42:ALA:HA	1.95	0.49
4:D:142:PRO:HB2	49:SC:57:ILE:HD12	1.95	0.49
20:T:61:LEU:HD12	20:T:65:GLN:HB2	1.94	0.49
47:UA:81:LYS:NZ	50:UC:185:A:N3	2.61	0.49
50:UC:592:G:H2'	50:UC:593:G:H8	1.77	0.49
51:VC:1035:U:H2'	51:VC:1036:G:C8	2.48	0.49
51:VC:1190:G:H2'	51:VC:1191:G:C8	2.47	0.49
51:VC:1657:C:H2'	51:VC:1658:C:C6	2.47	0.49
51:VC:1889:A:H2'	51:VC:1890:A:C8	2.48	0.49
51:VC:2402:C:H5'	51:VC:2403:C:OP2	2.12	0.49
51:VC:270(G):U:H2'	51:VC:270(H):C:C6	2.48	0.49
51:VC:27:G:H1'	51:VC:513:A:N6	2.28	0.49
38:HC:55:LYS:NZ	50:YC:691:G:O6	2.42	0.49

Continued on next page...

Continued from previous page...

Atom-1	Atom-2	Interatomic distance (Å)	Clash overlap (Å)
4:ZA:142:PRO:HB2	49:TC:57:ILE:HD12	1.94	0.49
51:ZC:2109:U:H2'	51:ZC:2110:G:C8	2.47	0.49
51:ZC:2137:C:N4	51:ZC:2154:G:H1	2.11	0.49
51:ZC:270(G):U:H2'	51:ZC:270(H):C:C6	2.48	0.49
10:FB:72:PRO:HB2	51:ZC:2406:U:C2	2.48	0.49
39:IC:32:ARG:O	39:IC:84:ILE:HG22	2.13	0.49
11:K:20:ALA:HA	11:K:98:LYS:HB3	1.94	0.49
47:UA:74:LYS:NZ	50:UC:133:U:OP1	2.46	0.49
26:VB:30:THR:O	26:VB:32:ASN:N	2.46	0.49
51:VC:1464:C:H2'	51:VC:1465:G:C8	2.47	0.49
51:VC:1539:G:H2'	51:VC:1540:G:H8	1.78	0.49
51:VC:2137:C:N4	51:VC:2154:G:H1	2.10	0.49
51:VC:2291:U:H2'	51:VC:2292:C:C6	2.48	0.49
51:VC:2398:U:H2'	51:VC:2399:G:C8	2.48	0.49
1:WA:12:SER:HB2	1:WA:208:LYS:HB3	1.94	0.49
3:YA:59:TYR:HD2	3:YA:78:ILE:HB	1.78	0.49
50:YC:1131:G:H2'	50:YC:1132:C:C6	2.48	0.49
50:YC:714:G:H2'	50:YC:715:A:C8	2.48	0.49
50:YC:987:G:H2'	50:YC:988:G:C8	2.47	0.49
51:ZC:1506:C:H2'	51:ZC:1508:A:C8	2.48	0.49
5:E:113:VAL:HG11	5:E:151:ILE:HD13	1.94	0.49
53:FD:4:G:H2'	53:FD:5:G:H8	1.78	0.49
33:GA:9:VAL:HB	33:GA:87:ARG:HB2	1.95	0.49
9:I:64:ARG:HB2	9:I:83:ALA:HB3	1.94	0.49
14:JB:27:THR:HG23	14:JB:89:VAL:HG23	1.95	0.49
12:L:21:TYR:HB3	12:L:47:PHE:CD2	2.48	0.49
18:NB:71:GLY:HA3	51:ZC:64:A:H4'	1.95	0.49
20:PB:163:LEU:HD23	20:PB:163:LEU:H	1.78	0.49
39:MA:115:SER:OG	50:UC:503:C:OP2	2.22	0.49
51:VC:2100:G:H2'	51:VC:2101:G:H8	1.77	0.49
51:VC:2176:A:H2'	51:VC:2177:C:C6	2.48	0.49
28:BA:12:LYS:NZ	51:VC:249:C:O2	2.41	0.49
3:YA:143:ALA:HB1	3:YA:148:LEU:HB2	1.93	0.49
51:ZC:1325:G:OP2	51:ZC:1616:A:H2'	2.13	0.49
51:ZC:1782:C:H1'	51:ZC:2609:U:H5''	1.93	0.49
51:ZC:1980:G:O2'	51:ZC:1982:C:OP2	2.29	0.49
51:ZC:2176:A:H2'	51:ZC:2177:C:C6	2.48	0.49
14:JB:119:LYS:NZ	51:ZC:2867:G:OP2	2.22	0.49
30:DA:147:LYS:HB2	30:DA:203:PHE:CD2	2.48	0.48
34:DC:113:GLU:HB2	34:DC:119:ARG:HG2	1.94	0.48
33:GA:70:ASP:OD1	33:GA:70:ASP:N	2.45	0.48

Continued on next page...

Continued from previous page...

Atom-1	Atom-2	Interatomic distance (Å)	Clash overlap (Å)
35:IA:10:LEU:HD22	35:IA:83:ILE:HD11	1.94	0.48
50:UC:1347:G:O2'	50:UC:1373:G:O6	2.27	0.48
50:UC:1427:U:H2'	50:UC:1428:A:C8	2.47	0.48
33:GA:87:ARG:CZ	50:UC:673:G:H5''	2.43	0.48
51:VC:2109:U:H2'	51:VC:2110:G:C8	2.47	0.48
51:VC:270(A):A:OP2	51:VC:270(Z):G:N2	2.45	0.48
51:VC:2777:G:H5''	51:VC:2778:A:H5'	1.93	0.48
51:ZC:1539:G:H2'	51:ZC:1540:G:H8	1.78	0.48
26:VB:46:HIS:CD2	51:ZC:2371:G:O2'	2.63	0.48
2:B:54:GLN:HE22	2:B:57:LYS:HE3	1.78	0.48
4:D:15:VAL:HG13	4:D:175:LEU:HB2	1.96	0.48
6:F:79:ILE:HB	6:F:144:VAL:HA	1.93	0.48
11:K:65:PHE:HB2	11:K:105:GLU:HB2	1.94	0.48
16:LB:17:GLY:HA2	16:LB:96:ILE:O	2.13	0.48
20:PB:61:LEU:HD12	20:PB:65:GLN:HB2	1.94	0.48
50:UC:1178:G:N2	50:UC:1181:G:OP2	2.46	0.48
50:YC:88:C:H2'	50:YC:89:U:C6	2.48	0.48
30:ZB:147:LYS:HB2	30:ZB:203:PHE:CD2	2.48	0.48
51:ZC:1953:A:HO2'	51:ZC:2559:C:HO2'	1.59	0.48
6:BB:72:LEU:HD11	6:BB:101:LEU:HD21	1.95	0.48
14:N:27:THR:HG23	14:N:89:VAL:HG23	1.95	0.48
50:UC:987:G:H2'	50:UC:988:G:C8	2.47	0.48
39:IC:88:ARG:NH1	50:YC:525:C:OP1	2.46	0.48
51:ZC:1203:G:N2	51:ZC:1243:G:O6	2.45	0.48
51:ZC:1681:G:OP2	51:ZC:1681:G:H8	1.95	0.48
51:ZC:1899:G:H22	51:ZC:1902:C:H41	1.59	0.48
6:F:72:LEU:HD11	6:F:101:LEU:HD21	1.95	0.48
50:YC:790:A:OP1	53:FD:38:A:O2'	2.31	0.48
17:MB:88:ARG:H	51:ZC:1614:A:N6	2.11	0.48
16:P:17:GLY:HA2	16:P:96:ILE:O	2.13	0.48
22:RB:23:LYS:HB3	22:RB:37:ILE:HG13	1.96	0.48
20:T:163:LEU:HD23	20:T:163:LEU:H	1.77	0.48
50:UC:1052:U:O2	50:UC:1207:G:N2	2.47	0.48
50:UC:1243:C:H42	50:UC:1294:G:H1	1.61	0.48
50:UC:198:G:H1	50:UC:219:C:H42	1.60	0.48
51:VC:1869:G:N2	51:VC:1872:A:OP2	2.43	0.48
51:ZC:1035:U:H2'	51:ZC:1036:G:C8	2.48	0.48
51:ZC:2398:U:H2'	51:ZC:2399:G:C8	2.48	0.48
51:ZC:2472:G:O2'	51:ZC:2478:A:N6	2.45	0.48
51:ZC:486:C:H2'	51:ZC:487:C:C6	2.49	0.48
10:FB:114:ILE:H	10:FB:114:ILE:HD12	1.78	0.48

Continued on next page...

Continued from previous page...

Atom-1	Atom-2	Interatomic distance (Å)	Clash overlap (Å)
36:FC:9:ARG:HB2	36:FC:104:ARG:HD3	1.95	0.48
8:H:127:LYS:HB2	8:H:140:PHE:CE1	2.48	0.48
36:JA:9:ARG:HB2	36:JA:104:ARG:HD3	1.96	0.48
37:KA:26:ALA:HB1	37:KA:84:GLN:HG2	1.96	0.48
12:L:11:ASN:OD1	12:L:12:ARG:N	2.45	0.48
20:T:53:ILE:HA	20:T:71:VAL:HG23	1.96	0.48
47:UA:22:ARG:HB3	50:UC:323:U:H4'	1.96	0.48
51:VC:1022:G:H22	51:VC:114(B):A:H2	1.62	0.48
51:VC:1416:G:H2'	51:VC:1417:C:C6	2.49	0.48
21:U:36:ILE:HD11	51:VC:2364:C:H1'	1.95	0.48
1:WA:158:ALA:O	1:WA:161:THR:OG1	2.20	0.48
26:Z:35:GLU:HB3	26:Z:51:GLU:HB2	1.96	0.48
4:ZA:62:LEU:HD23	4:ZA:144:ILE:HD13	1.95	0.48
51:ZC:1113:U:H2'	51:ZC:1114:G:C8	2.48	0.48
51:ZC:2836:U:H2'	51:ZC:2837:G:C8	2.49	0.48
51:ZC:380:U:H2'	51:ZC:381:G:C8	2.48	0.48
1:A:182:LEU:HB2	1:A:271:ILE:HG13	1.95	0.48
5:AB:19:VAL:HA	5:AB:24:VAL:HG12	1.95	0.48
37:GC:26:ALA:HB1	37:GC:84:GLN:HG2	1.95	0.48
34:HA:102:ARG:O	34:HA:106:GLN:HG2	2.13	0.48
50:UC:67:C:H2'	50:UC:68:G:C8	2.49	0.48
51:VC:2103:C:H2'	51:VC:2104:G:C8	2.48	0.48
28:XB:61:LEU:O	28:XB:62:LEU:HB2	2.13	0.48
26:Z:30:THR:O	26:Z:32:ASN:N	2.46	0.48
51:ZC:1889:A:H2'	51:ZC:1890:A:C8	2.49	0.48
3:YA:84:VAL:HG21	51:ZC:448:U:H1'	1.96	0.48
31:AC:61:LYS:HA	31:AC:203:VAL:HG22	1.96	0.48
7:CB:115:LEU:HG	51:ZC:1059:G:H1'	1.95	0.48
4:D:105:LYS:HE2	49:SC:52:SER:HB3	1.95	0.48
4:D:62:LEU:HD23	4:D:144:ILE:HD13	1.95	0.48
31:EA:96:LEU:HD12	31:EA:139:ARG:HH12	1.79	0.48
39:IC:41:THR:OG1	39:IC:51:LEU:HB2	2.14	0.48
10:J:148:LEU:H	10:J:148:LEU:HD22	1.79	0.48
36:JA:128:ARG:NH1	53:ED:32:C:OP2	2.47	0.48
11:K:51:ARG:HA	11:K:54:MET:HE2	1.94	0.48
19:S:88:LYS:HE2	19:S:93:GLY:H	1.79	0.48
50:UC:714:G:H2'	50:UC:715:A:C8	2.49	0.48
51:VC:382:G:H1	51:VC:392:C:H42	1.59	0.48
1:WA:244:ARG:HA	1:WA:245:PRO:HA	1.72	0.48
1:WA:25:THR:HG22	1:WA:82:ILE:H	1.79	0.48
50:YC:1292:U:H2'	50:YC:1293:G:H8	1.77	0.48

Continued on next page...

Continued from previous page...

Atom-1	Atom-2	Interatomic distance (Å)	Clash overlap (Å)
50:YC:198:G:H1	50:YC:219:C:H42	1.61	0.48
31:AC:9:CYS:HB2	50:YC:430:A:OP1	2.14	0.48
50:YC:67:C:H2'	50:YC:68:G:C8	2.48	0.48
51:ZC:1190:G:H2'	51:ZC:1191:G:C8	2.49	0.48
51:ZC:1210:A:H4'	51:ZC:1211:U:O5'	2.13	0.48
51:ZC:1416:G:H2'	51:ZC:1417:C:C6	2.48	0.48
51:ZC:1771:C:O2'	51:ZC:1786:A:O4'	2.30	0.48
51:ZC:185:U:H4'	51:ZC:218:A:H4'	1.96	0.48
51:ZC:1899:G:O2'	51:ZC:1900:A:H5''	2.13	0.48
51:ZC:783:A:H2'	51:ZC:784:A:H4'	1.96	0.48
31:EA:30:LYS:C	31:EA:32:ALA:H	2.17	0.48
10:FB:58:THR:O	10:FB:60:MET:N	2.47	0.48
11:K:22:LYS:O	11:K:22:LYS:HD3	2.14	0.48
44:NC:54:GLY:O	44:NC:81:ARG:HB2	2.13	0.48
15:O:4:ALA:HB2	51:VC:1199:U:H1'	1.95	0.48
50:UC:1064:G:H4'	50:UC:1065:U:O5'	2.13	0.48
50:UC:1071:C:H42	50:UC:1104:G:H1	1.61	0.48
52:WC:44:G:N3	52:WC:47:C:N4	2.46	0.48
30:ZB:26:LYS:HE2	50:YC:1279:A:H62	1.79	0.48
51:ZC:1022:G:H22	51:ZC:114(B):A:H2	1.62	0.48
51:ZC:2212:A:H1'	51:ZC:2215:G:C4	2.49	0.48
51:ZC:275:G:N2	51:ZC:276:A:N1	2.62	0.48
51:ZC:2843:G:H1	51:ZC:2874:C:N4	2.11	0.48
6:BB:87:LYS:HD3	6:BB:121:LYS:HE3	1.95	0.48
31:EA:22:LYS:HB2	31:EA:26:CYS:SG	2.53	0.48
10:FB:45:LEU:HD12	10:FB:46:LYS:H	1.79	0.48
12:HB:21:TYR:HB3	12:HB:47:PHE:CD2	2.49	0.48
12:HB:6:SER:HB2	51:ZC:2873:A:N3	2.29	0.48
12:L:104:ARG:NH1	12:L:107:ASP:OD1	2.46	0.48
18:NB:16:LYS:NZ	51:ZC:1340:U:OP1	2.46	0.48
50:UC:1131:G:H2'	50:UC:1132:C:C6	2.48	0.48
51:VC:1491:G:H2'	51:VC:1492:G:H8	1.79	0.48
50:YC:1052:U:O2	50:YC:1207:G:N2	2.47	0.48
51:ZC:204:A:OP1	51:ZC:204:A:H8	1.96	0.48
51:ZC:2103:C:H2'	51:ZC:2104:G:C8	2.48	0.48
31:AC:200:GLU:O	31:AC:204:ILE:HG13	2.13	0.48
13:IB:30:ARG:NH1	52:AD:49:C:OP2	2.47	0.48
6:F:130:TYR:HD2	6:F:138:ILE:HD12	1.79	0.48
37:GC:40:LEU:HB2	37:GC:69:ASN:HB2	1.96	0.48
18:NB:62:LYS:O	18:NB:73:ARG:HB2	2.14	0.48
20:PB:53:ILE:HA	20:PB:71:VAL:HG23	1.96	0.48

Continued on next page...

Continued from previous page...

Atom-1	Atom-2	Interatomic distance (Å)	Clash overlap (Å)
20:PB:77:ASP:HB2	20:PB:84:GLU:HG3	1.96	0.48
50:UC:1150:U:O4	50:UC:1151:A:N6	2.47	0.48
50:UC:1356:G:H2'	50:UC:1357:A:C8	2.49	0.48
50:UC:320:C:HO2'	50:UC:1435:G:HO2'	1.60	0.48
50:UC:406:G:H1	50:UC:436:C:H42	1.62	0.48
50:UC:88:C:H2'	50:UC:89:U:C6	2.49	0.48
3:YA:102:PRO:HB2	3:YA:105:VAL:HG23	1.96	0.48
50:YC:1150:U:O4	50:YC:1151:A:N6	2.47	0.48
50:YC:1356:G:H2'	50:YC:1357:A:C8	2.49	0.48
4:ZA:105:LYS:HE2	49:TC:52:SER:HB3	1.96	0.48
51:ZC:2448:A:HO2'	51:ZC:2449:U:H5	1.61	0.48
32:BC:100:VAL:HG22	32:BC:118:ILE:HG22	1.96	0.47
3:C:59:TYR:HD2	3:C:78:ILE:HB	1.78	0.47
8:DB:127:LYS:HB2	8:DB:140:PHE:CE1	2.48	0.47
31:EA:129:ASN:N	31:EA:145:GLU:O	2.42	0.47
35:EC:42:GLU:HG3	35:EC:109:ILE:HD12	1.96	0.47
51:ZC:2451:A:O2'	53:FD:76:A:H2'	2.13	0.47
35:IA:42:GLU:HG3	35:IA:109:ILE:HD12	1.96	0.47
10:J:114:ILE:HD12	10:J:114:ILE:H	1.78	0.47
17:Q:88:ARG:H	51:VC:1614:A:N6	2.12	0.47
20:T:126:VAL:HG12	20:T:163:LEU:HA	1.96	0.47
51:VC:2111:C:O2'	51:VC:2145:C:O2	2.24	0.47
3:YA:110:LEU:HD22	3:YA:206:ILE:HD11	1.96	0.47
50:YC:1347:G:O2'	50:YC:1373:G:O6	2.26	0.47
51:ZC:1447:G:H2'	51:ZC:1448:G:C8	2.49	0.47
51:ZC:2052:G:H2'	51:ZC:2053:G:C8	2.48	0.47
11:GB:22:LYS:O	11:GB:22:LYS:HD3	2.13	0.47
39:MA:41:THR:OG1	39:MA:51:LEU:HB2	2.14	0.47
20:PB:126:VAL:HG12	20:PB:163:LEU:HA	1.96	0.47
47:QC:23:ARG:O	47:QC:27:LYS:N	2.45	0.47
21:U:23:VAL:HA	21:U:38:VAL:HG22	1.96	0.47
50:UC:17:U:H2'	50:UC:18:C:C6	2.49	0.47
50:UC:21:G:N2	50:UC:914:A:H62	2.09	0.47
22:V:19:GLN:NE2	51:VC:189:G:OP1	2.47	0.47
51:VC:2052:G:H2'	51:VC:2053:G:C8	2.49	0.47
51:VC:275:G:N2	51:VC:276:A:N1	2.62	0.47
51:VC:521:G:H2'	51:VC:522:G:C8	2.46	0.47
51:ZC:1406:U:H2'	51:ZC:1407:C:C6	2.49	0.47
51:ZC:2086:U:H2'	51:ZC:2087:G:C8	2.49	0.47
51:ZC:2863:C:H2'	51:ZC:2864:G:C8	2.50	0.47
2:B:47:VAL:HG21	2:B:86:PRO:HD2	1.95	0.47

Continued on next page...

Continued from previous page...

Atom-1	Atom-2	Interatomic distance (Å)	Clash overlap (Å)
8:DB:99:SER:HB3	51:ZC:2641:G:H5''	1.96	0.47
10:FB:16:ARG:NH1	10:FB:18:ARG:HG3	2.30	0.47
37:GC:91:PRO:HB3	37:GC:94:VAL:HB	1.96	0.47
19:OB:88:LYS:HE2	19:OB:93:GLY:H	1.79	0.47
44:RA:54:GLY:O	44:RA:81:ARG:HB2	2.14	0.47
50:UC:1038:C:H2'	50:UC:1039:C:C6	2.50	0.47
50:UC:1064:G:N2	50:UC:1190:G:H2'	2.29	0.47
51:VC:1316:U:H2'	51:VC:1317:A:C8	2.50	0.47
51:VC:1506:C:H2'	51:VC:1508:A:C8	2.49	0.47
51:VC:2601:C:O2'	51:VC:2603:G:N7	2.44	0.47
51:VC:2695:C:H2'	51:VC:2696:U:C6	2.49	0.47
51:VC:605:C:H1'	51:VC:657:U:O2'	2.14	0.47
27:WB:9:ARG:HE	27:WB:47:ARG:HB2	1.78	0.47
24:X:10:LYS:HB2	24:X:53:LEU:HA	1.95	0.47
2:XA:47:VAL:HG21	2:XA:86:PRO:HD2	1.95	0.47
2:XA:54:GLN:HG2	2:XA:76:ARG:HG3	1.97	0.47
25:Y:3:LYS:HD2	25:Y:3:LYS:N	2.29	0.47
50:YC:1305:G:H1'	50:YC:1306:A:N7	2.30	0.47
5:AB:113:VAL:HG11	5:AB:151:ILE:HD13	1.95	0.47
31:AC:4:TYR:O	31:AC:115:ARG:NH1	2.48	0.47
53:BD:67:C:H2'	53:BD:68:C:C6	2.48	0.47
9:EB:64:ARG:HB2	9:EB:83:ALA:HB3	1.95	0.47
10:FB:126:VAL:HG22	10:FB:145:PRO:HG2	1.96	0.47
40:JC:92:HIS:HB2	40:JC:93:ARG:CZ	2.44	0.47
39:MA:32:ARG:O	39:MA:84:ILE:HG22	2.13	0.47
16:P:38:LEU:O	16:P:39:LEU:HD13	2.13	0.47
20:PB:102:LEU:HD11	20:PB:124:ILE:HG13	1.95	0.47
51:VC:2212:A:H1'	51:VC:2215:G:C4	2.49	0.47
51:VC:2593:U:H2'	51:VC:2594:C:C6	2.48	0.47
8:H:99:SER:HB3	51:VC:2641:G:H5''	1.96	0.47
51:VC:363(C):G:H2'	51:VC:363(D):G:H8	1.79	0.47
2:XA:122:PHE:HB3	2:XA:123:ALA:H	1.55	0.47
44:NC:17:LYS:NZ	50:YC:256:U:OP1	2.42	0.47
4:ZA:67:LYS:HA	4:ZA:68:PRO:HD3	1.79	0.47
51:ZC:1849:G:H2'	51:ZC:1850:G:C8	2.47	0.47
51:ZC:106:C:O2'	51:ZC:294:A:O2'	2.28	0.47
31:AC:90:GLY:HA3	31:AC:204:ILE:HD11	1.97	0.47
30:DA:6:HIS:CD2	30:DA:8:ILE:H	2.31	0.47
5:E:19:VAL:HA	5:E:24:VAL:HG12	1.96	0.47
10:FB:35:HIS:CD2	51:ZC:941:A:H4'	2.50	0.47
8:H:95:TYR:HE2	8:H:121:VAL:HG12	1.80	0.47

Continued on next page...

Continued from previous page...

Atom-1	Atom-2	Interatomic distance (Å)	Clash overlap (Å)
35:IA:82:HIS:N	35:IA:138:TRP:O	2.46	0.47
16:LB:38:LEU:O	16:LB:39:LEU:HD13	2.14	0.47
50:UC:1163:C:H2'	50:UC:1164:G:C8	2.49	0.47
50:UC:376:G:H1	50:UC:387:U:H3	1.62	0.47
26:VB:35:GLU:HB3	26:VB:51:GLU:HB2	1.96	0.47
51:VC:1792:G:O2'	51:VC:1830:C:OP1	2.28	0.47
2:XA:111:ARG:HB2	2:XA:160:TYR:HB3	1.97	0.47
30:ZB:66:VAL:HB	30:ZB:101:LEU:HD23	1.95	0.47
51:ZC:1464:C:H2'	51:ZC:1465:G:C8	2.49	0.47
51:ZC:270(A):A:OP2	51:ZC:270(Z):G:N2	2.45	0.47
51:ZC:605:C:H1'	51:ZC:657:U:O2'	2.15	0.47
1:A:16:MET:HB2	1:A:207:GLY:HA3	1.95	0.47
12:HB:8:ARG:HG2	12:HB:10:LEU:HD23	1.96	0.47
40:NA:91:ARG:HH11	46:TA:81:ARG:NH1	2.12	0.47
50:UC:258:G:H1	50:UC:268:C:H42	1.62	0.47
50:UC:491:G:H2'	50:UC:492:G:C8	2.50	0.47
50:UC:939:G:H1	50:UC:1344:C:H42	1.63	0.47
51:VC:1695:G:N3	51:VC:1695:G:H2'	2.30	0.47
53:XC:62:C:H2'	53:XC:63:G:C8	2.50	0.47
3:YA:186:ILE:HD12	3:YA:192:LEU:HD11	1.97	0.47
50:YC:1468:A:H2'	50:YC:1469:G:O4'	2.14	0.47
26:Z:34:LEU:H	26:Z:34:LEU:HD13	1.80	0.47
51:ZC:2291:U:H2'	51:ZC:2292:C:C6	2.48	0.47
51:ZC:27:G:H1'	51:ZC:513:A:N6	2.29	0.47
1:A:25:THR:HG22	1:A:82:ILE:H	1.79	0.47
10:FB:127:ALA:O	10:FB:147:LEU:HA	2.14	0.47
10:FB:39:LYS:HG2	51:ZC:807:U:OP2	2.15	0.47
9:I:53:LYS:HD2	9:I:56:ASP:OD1	2.14	0.47
10:J:23:PRO:HD2	10:J:33:ARG:NH2	2.30	0.47
11:K:43:THR:HA	11:K:94:VAL:HG12	1.96	0.47
12:L:51:LEU:HD13	12:L:70:LEU:HD11	1.96	0.47
18:R:62:LYS:O	18:R:73:ARG:HB2	2.14	0.47
44:RA:63:ARG:HG2	44:RA:64:PRO:HD2	1.96	0.47
50:UC:1468:A:H2'	50:UC:1469:G:O4'	2.14	0.47
51:VC:1771:C:O2'	51:VC:1786:A:O4'	2.31	0.47
51:VC:185:U:H4'	51:VC:218:A:H4'	1.96	0.47
29:YB:98:LEU:O	29:YB:101:MET:HG3	2.15	0.47
50:YC:1151:A:O2'	50:YC:1152:A:O5'	2.32	0.47
50:YC:1243:C:H42	50:YC:1294:G:H1	1.61	0.47
50:YC:406:G:H1	50:YC:436:C:H42	1.62	0.47
5:AB:159:GLU:HG2	5:AB:169:VAL:HG11	1.97	0.47

Continued on next page...

Continued from previous page...

Atom-1	Atom-2	Interatomic distance (Å)	Clash overlap (Å)
52:AD:31:C:O2	52:AD:53:A:N6	2.47	0.47
2:B:54:GLN:HG2	2:B:76:ARG:HG3	1.95	0.47
53:BD:17(A):U:H1'	53:BD:18:G:OP1	2.15	0.47
29:CA:112:VAL:O	29:CA:116:GLU:HG2	2.15	0.47
6:F:87:LYS:HD3	6:F:121:LYS:HE3	1.95	0.47
7:G:54:PRO:HD3	7:G:73:PRO:HD3	1.97	0.47
37:GC:79:ARG:HH11	37:GC:82:ILE:HG13	1.80	0.47
38:HC:29:ILE:HD11	50:YC:706:A:O4'	2.15	0.47
10:J:7:ARG:O	10:J:10:PRO:HD3	2.15	0.47
43:MC:34:GLU:OE2	43:MC:55:ARG:HD3	2.15	0.47
15:O:69:CYS:SG	15:O:74:LEU:HG	2.54	0.47
51:VC:1025:G:OP1	51:VC:1025:G:H8	1.98	0.47
51:VC:1307:A:N6	51:VC:1606:G:O2'	2.48	0.47
51:VC:2190:G:H2'	51:VC:2191:G:H8	1.80	0.47
51:VC:2472:G:O2'	51:VC:2478:A:N6	2.45	0.47
50:YC:1071:C:H42	50:YC:1104:G:H1	1.61	0.47
50:YC:17:U:H2'	50:YC:18:C:C6	2.50	0.47
51:ZC:15:G:H1	51:ZC:525:U:H3	1.62	0.47
51:ZC:1695:G:N3	51:ZC:1695:G:H2'	2.30	0.47
51:ZC:2190:G:H2'	51:ZC:2191:G:H8	1.80	0.47
51:ZC:272:G:H2'	51:ZC:273(A):G:H8	1.79	0.47
51:ZC:736:C:H42	51:ZC:760:G:H1	1.63	0.47
31:AC:39:PRO:HA	31:AC:40:PRO:HD3	1.82	0.47
53:BD:62:C:H2'	53:BD:63:G:C8	2.50	0.47
3:C:48:THR:OG1	51:VC:442:G:N2	2.48	0.47
34:DC:24:THR:HA	34:DC:27:ILE:HG12	1.97	0.47
31:EA:8:VAL:HG23	31:EA:22:LYS:HE2	1.97	0.47
9:EB:105:GLU:OE1	9:EB:105:GLU:N	2.48	0.47
10:FB:26:GLY:HA2	10:FB:30:THR:HG23	1.96	0.47
8:H:117:HIS:HB2	8:H:119:GLU:OE2	2.15	0.47
9:I:105:GLU:N	9:I:105:GLU:OE1	2.48	0.47
44:NC:63:ARG:HG2	44:NC:64:PRO:HD2	1.97	0.47
19:OB:19:LYS:HG2	19:OB:19:LYS:H	1.55	0.47
23:SB:53:LEU:O	23:SB:57:ILE:HG13	2.14	0.47
20:T:102:LEU:HD11	20:T:124:ILE:HG13	1.95	0.47
50:UC:328:C:H1'	50:UC:329:A:OP2	2.15	0.47
51:VC:1210:A:H4'	51:VC:1211:U:O5'	2.15	0.47
51:VC:1678:G:O5'	51:VC:1678:G:H8	1.98	0.47
51:VC:1773:A:H2'	51:VC:1774:C:O4'	2.15	0.47
51:VC:2079:U:O2	51:VC:2242:G:N2	2.47	0.47
12:L:6:SER:HB2	51:VC:2873:A:N3	2.29	0.47

Continued on next page...

Continued from previous page...

Atom-1	Atom-2	Interatomic distance (Å)	Clash overlap (Å)
51:VC:27:G:H1'	51:VC:513:A:H62	1.80	0.47
51:VC:662:G:H2'	51:VC:663:G:H8	1.80	0.47
51:ZC:1025:G:OP1	51:ZC:1025:G:H8	1.97	0.47
50:UC:103(C):G:O2'	51:ZC:2116:G:H4'	2.15	0.47
51:ZC:550:G:H2'	51:ZC:551:G:H8	1.80	0.47
51:ZC:848:G:H2'	51:ZC:849:A:C8	2.50	0.47
5:AB:13:LYS:HA	5:AB:14:GLY:HA2	1.52	0.47
31:AC:177:ASP:OD2	31:AC:180:GLY:N	2.44	0.47
29:CA:69:LEU:HB3	29:CA:162:ILE:HG22	1.97	0.47
5:E:126:PRO:HB2	5:E:127:GLU:H	1.55	0.47
32:FA:100:VAL:HG22	32:FA:118:ILE:HG22	1.97	0.47
11:GB:51:ARG:HA	11:GB:54:MET:HE2	1.96	0.47
11:GB:43:THR:HA	11:GB:94:VAL:HG12	1.96	0.47
12:L:8:ARG:HG2	12:L:10:LEU:HD23	1.97	0.47
39:MA:51:LEU:H	39:MA:51:LEU:HD23	1.79	0.47
40:JC:91:ARG:HH11	46:PC:81:ARG:NH1	2.13	0.47
21:QB:23:VAL:HA	21:QB:38:VAL:HG22	1.97	0.47
21:QB:36:ILE:HD11	51:ZC:2364:C:H1'	1.96	0.47
19:S:81:LYS:HD2	19:S:96:ILE:HD12	1.97	0.47
20:T:77:ASP:HB2	20:T:84:GLU:HG3	1.96	0.47
50:UC:21:G:H2'	50:UC:22:G:C8	2.50	0.47
51:VC:2627:G:N2	51:VC:2777:G:OP2	2.47	0.47
51:VC:2842:G:H2'	51:VC:2843:G:C8	2.50	0.47
51:VC:49:A:H4'	51:VC:50:U:H5"	1.97	0.47
1:WA:145:VAL:HG13	1:WA:191:ALA:HB2	1.97	0.47
1:WA:206:LEU:HB2	51:ZC:1791:A:H4'	1.97	0.47
51:ZC:305:U:H2'	51:ZC:306:U:C6	2.50	0.47
10:FB:25:SER:HA	51:ZC:811:U:H2'	1.96	0.47
53:BD:17(A):U:HO2'	53:BD:18:G:P	2.37	0.47
7:CB:54:PRO:HD3	7:CB:73:PRO:HD3	1.96	0.47
9:EB:53:LYS:HD2	9:EB:56:ASP:OD1	2.15	0.47
10:FB:148:LEU:HD22	10:FB:148:LEU:H	1.80	0.47
8:H:112:LYS:O	8:H:116:THR:HG22	2.15	0.47
10:J:39:LYS:HD2	10:J:39:LYS:HA	1.71	0.47
14:JB:105:LEU:HD22	14:JB:109:GLU:HG3	1.96	0.47
42:LC:78:TYR:O	42:LC:82:ILE:HG22	2.15	0.47
40:NA:92:HIS:HB2	40:NA:93:ARG:CZ	2.44	0.47
47:QC:22:ARG:HB3	50:YC:323:U:H4'	1.96	0.47
25:UB:8:LYS:NZ	51:ZC:2056:G:O3'	2.47	0.47
51:VC:59:U:H3	51:VC:68:G:H1	1.63	0.47
51:VC:979:G:H2'	51:VC:982:C:H42	1.79	0.47

Continued on next page...

Continued from previous page...

Atom-1	Atom-2	Interatomic distance (Å)	Clash overlap (Å)
51:VC:980:A:N6	51:VC:981:A:N1	2.63	0.47
50:YC:1525:G:H2'	50:YC:1526:G:H8	1.80	0.47
51:ZC:1042:G:H1	51:ZC:1113:U:H3	1.63	0.47
1:WA:63:ARG:NH2	51:ZC:1568:G:OP2	2.48	0.47
51:ZC:1307:A:N6	51:ZC:1606:G:O2'	2.48	0.47
51:ZC:2863:C:H2'	51:ZC:2864:G:H8	1.79	0.47
8:DB:36:TRP:HA	8:DB:74:PHE:HB2	1.97	0.46
35:EC:83:ILE:HB	35:EC:137:VAL:HG13	1.98	0.46
53:ED:4:G:H2'	53:ED:5:G:H8	1.79	0.46
35:IA:83:ILE:HB	35:IA:137:VAL:HG13	1.97	0.46
10:J:45:LEU:HD12	10:J:46:LYS:H	1.80	0.46
40:JC:57:ARG:HD2	49:TC:61:VAL:HG23	1.97	0.46
15:KB:92:ARG:HG2	16:LB:11:GLN:HB2	1.96	0.46
42:LC:40:SER:O	42:LC:44:LYS:HD2	2.15	0.46
43:QA:12:LYS:HE2	43:QA:13:HIS:CD2	2.50	0.46
48:RC:17:THR:HG21	50:YC:1325:C:H4'	1.97	0.46
20:T:183:LEU:HA	20:T:186:GLU:HB2	1.97	0.46
21:U:60:PHE:CZ	51:VC:2365:G:H4'	2.50	0.46
25:UB:3:LYS:N	25:UB:3:LYS:HD2	2.30	0.46
50:UC:791:G:N2	50:UC:1497:G:O3'	2.46	0.46
51:VC:127:A:H5''	51:VC:128:C:C6	2.50	0.46
51:VC:1325:G:OP2	51:VC:1616:A:H2'	2.14	0.46
51:VC:1796:U:H2'	51:VC:1797:C:H6	1.77	0.46
51:VC:15:G:H1	51:VC:525:U:H3	1.63	0.46
51:VC:783:A:H2'	51:VC:784:A:H4'	1.97	0.46
51:VC:983:A:H5'	51:VC:984:A:OP2	2.14	0.46
29:YB:69:LEU:HB3	29:YB:162:ILE:HG22	1.97	0.46
50:YC:507:C:H3'	50:YC:508:C:H2'	1.97	0.46
51:ZC:1296:G:OP1	51:ZC:2709:G:O2'	2.26	0.46
51:ZC:2695:C:H2'	51:ZC:2696:U:C6	2.50	0.46
1:A:145:VAL:HG13	1:A:191:ALA:HB2	1.97	0.46
33:CC:87:ARG:CZ	50:YC:673:G:H5''	2.45	0.46
10:FB:16:ARG:HE	10:FB:16:ARG:C	2.18	0.46
39:IC:51:LEU:HD23	39:IC:51:LEU:H	1.79	0.46
10:J:35:HIS:CD2	51:VC:941:A:H4'	2.50	0.46
36:JA:112:LYS:HA	36:JA:119:ALA:HB2	1.97	0.46
36:JA:116:LYS:HE3	36:JA:122:ALA:HB2	1.97	0.46
14:JB:51:ARG:HG2	14:JB:98:LYS:HE3	1.97	0.46
11:K:34:LEU:HD11	11:K:129:THR:HB	1.97	0.46
41:KC:32:SER:H	50:YC:976:G:P	2.35	0.46
14:N:51:ARG:HG2	14:N:98:LYS:HE3	1.97	0.46

Continued on next page...

Continued from previous page...

Atom-1	Atom-2	Interatomic distance (Å)	Clash overlap (Å)
45:OC:66:LEU:O	45:OC:70:ILE:HG12	2.15	0.46
21:QB:50:ASN:HD22	21:QB:63:VAL:CG2	2.28	0.46
21:U:50:ASN:HB3	21:U:63:VAL:HG22	1.96	0.46
50:UC:1525:G:H2'	50:UC:1526:G:H8	1.79	0.46
51:VC:1447:G:H2'	51:VC:1448:G:C8	2.50	0.46
53:XC:17(A):U:H1'	53:XC:18:G:OP1	2.15	0.46
50:YC:376:G:H1	50:YC:387:U:H3	1.62	0.46
4:ZA:15:VAL:HG13	4:ZA:175:LEU:HB2	1.97	0.46
51:ZC:2306:C:H5'	51:ZC:2307:G:C8	2.50	0.46
51:ZC:983:A:H5'	51:ZC:984:A:OP2	2.14	0.46
31:AC:3:ARG:NE	31:AC:118:ARG:HD3	2.31	0.46
3:C:34:TRP:HB2	10:J:10:PRO:O	2.15	0.46
30:DA:29:TYR:CD2	41:OA:36:PHE:HE1	2.33	0.46
10:FB:23:PRO:HD2	10:FB:33:ARG:NH2	2.29	0.46
9:I:105:GLU:O	9:I:109:LYS:HG2	2.16	0.46
10:J:127:ALA:O	10:J:147:LEU:HA	2.16	0.46
10:J:16:ARG:NH1	10:J:18:ARG:HG3	2.30	0.46
37:KA:40:LEU:HB2	37:KA:69:ASN:HB2	1.96	0.46
43:MC:25:ARG:HH12	50:YC:134:A:N6	2.13	0.46
21:U:27:GLU:OE2	51:VC:855:G:O2'	2.27	0.46
43:QA:25:ARG:HH12	50:UC:134:A:N6	2.13	0.46
50:UC:1356:G:H2'	50:UC:1357:A:H8	1.80	0.46
51:VC:1627:G:H1	51:VC:1639:U:H3	1.64	0.46
51:VC:1266:G:O2'	51:VC:2012:G:O6	2.21	0.46
51:VC:486:C:H2'	51:VC:487:C:C6	2.51	0.46
1:WA:112:GLN:O	1:WA:115:GLN:HB2	2.15	0.46
50:YC:1105:A:H2'	50:YC:1106:G:C8	2.48	0.46
50:YC:1422:G:H2'	50:YC:1423:G:C8	2.50	0.46
50:YC:491:G:H2'	50:YC:492:G:C8	2.50	0.46
51:ZC:2601:C:O2'	51:ZC:2603:G:N7	2.44	0.46
51:ZC:2788:C:O2'	51:ZC:2809:A:N3	2.44	0.46
51:ZC:662:G:H2'	51:ZC:663:G:H8	1.81	0.46
3:C:57:VAL:HG22	3:C:58:ALA:H	1.80	0.46
6:F:77:LEU:HD11	6:F:101:LEU:HD22	1.98	0.46
10:J:58:THR:O	10:J:60:MET:N	2.47	0.46
40:JC:89:GLY:O	40:JC:93:ARG:NH1	2.49	0.46
37:KA:91:PRO:HB3	37:KA:94:VAL:HB	1.96	0.46
12:L:13:HIS:CE1	12:L:15:SER:HB2	2.51	0.46
14:N:32:TYR:CZ	14:N:82:LEU:HD22	2.50	0.46
21:QB:43:THR:H	51:ZC:2331:G:H4'	1.81	0.46
22:RB:41:ARG:HH11	22:RB:43:TYR:HE2	1.63	0.46

Continued on next page...

Continued from previous page...

Atom-1	Atom-2	Interatomic distance (Å)	Clash overlap (Å)
46:TA:63:THR:H	46:TA:66:MET:HG3	1.80	0.46
51:VC:1831:G:H1	51:VC:1974:C:H42	1.63	0.46
51:VC:2006:C:O2'	51:VC:2823:A:N3	2.48	0.46
51:VC:2836:U:H2'	51:VC:2837:G:C8	2.50	0.46
51:VC:325:G:H2'	51:VC:326:G:H8	1.80	0.46
13:M:30:ARG:NH1	52:WC:49:C:OP2	2.49	0.46
37:KA:80:LYS:NZ	50:YC:1162:C:O2'	2.49	0.46
50:YC:1294:G:H2'	50:YC:1295:G:C8	2.51	0.46
50:YC:258:G:H1	50:YC:268:C:H42	1.63	0.46
51:ZC:1638:C:H5"	51:ZC:2710:C:O2'	2.15	0.46
51:ZC:1792:G:O2'	51:ZC:1830:C:OP1	2.30	0.46
51:ZC:59:U:H3	51:ZC:68:G:H1	1.64	0.46
31:EA:65:ARG:HH11	31:EA:72:GLU:HG2	1.81	0.46
9:EB:105:GLU:O	9:EB:109:LYS:HG2	2.16	0.46
36:FC:29:ASN:HD21	36:FC:65:VAL:N	2.14	0.46
8:H:36:TRP:HA	8:H:74:PHE:HB2	1.98	0.46
42:PA:25:THR:OG1	42:PA:26:GLU:N	2.48	0.46
46:PC:40:ILE:HD13	46:PC:62:ILE:HD11	1.98	0.46
21:QB:74:ARG:NH2	52:AD:13:A:O4'	2.48	0.46
50:UC:1422:G:H2'	50:UC:1423:G:C8	2.50	0.46
26:VB:15:GLU:HG3	26:VB:49:HIS:CE1	2.51	0.46
1:A:63:ARG:NH2	51:VC:1568:G:OP2	2.48	0.46
51:VC:2564:A:C2	51:VC:2647:U:H4'	2.51	0.46
51:VC:272:G:H2'	51:VC:273(A):G:H8	1.81	0.46
51:VC:2863:C:H2'	51:VC:2864:G:C8	2.50	0.46
51:VC:548:A:H2'	51:VC:549:G:O4'	2.16	0.46
52:WC:95:U:H2'	52:WC:96:G:C8	2.51	0.46
53:XC:42:G:H2'	53:XC:43:A:H8	1.80	0.46
50:YC:1038:C:H2'	50:YC:1039:C:C6	2.50	0.46
50:YC:1412:C:H2'	50:YC:1413:A:C8	2.51	0.46
43:MC:5:ARG:HD2	50:YC:376:G:H5"	1.98	0.46
4:ZA:129:GLY:HA3	4:ZA:163:ALA:HB3	1.98	0.46
51:ZC:2398:U:H2'	51:ZC:2399:G:H8	1.81	0.46
51:ZC:578:A:OP1	51:ZC:1255:U:O2'	2.29	0.46
52:AD:95:U:H2'	52:AD:96:G:C8	2.50	0.46
37:GC:6:ILE:HD12	37:GC:23:ILE:HD13	1.98	0.46
36:JA:15:ALA:HB2	36:JA:65:VAL:HG23	1.96	0.46
36:JA:17:VAL:HG11	36:JA:81:ILE:HG12	1.98	0.46
14:JB:41:ARG:HH12	14:JB:42:ILE:HD12	1.81	0.46
14:JB:26:ASP:HB2	14:JB:91:ARG:HA	1.98	0.46
42:LC:25:THR:OG1	42:LC:26:GLU:N	2.48	0.46

Continued on next page...

Continued from previous page...

Atom-1	Atom-2	Interatomic distance (Å)	Clash overlap (Å)
42:PA:8:LYS:HE2	42:PA:31:LEU:HD11	1.97	0.46
47:UA:105:SER:HB3	50:UC:191(G):G:C4	2.50	0.46
50:UC:974:A:OP1	50:UC:974:A:H8	1.99	0.46
51:VC:1161:C:H2'	51:VC:1162:G:C8	2.51	0.46
51:VC:2330:G:H2'	51:VC:2331:G:O4'	2.16	0.46
51:VC:2602:A:P	53:ED:74:C:H5''	2.56	0.46
51:VC:2842:G:H1	51:VC:2875:C:H42	1.63	0.46
51:VC:305:U:H2'	51:VC:306:U:C6	2.51	0.46
51:VC:380:U:H2'	51:VC:381:G:C8	2.49	0.46
25:Y:41:PRO:HA	25:Y:42:PRO:HD3	1.85	0.46
44:NC:16:GLN:NE2	50:YC:273:A:H1'	2.31	0.46
50:YC:328:C:H1'	50:YC:329:A:OP2	2.15	0.46
50:YC:498:A:H4'	50:YC:500:G:OP1	2.12	0.46
26:Z:41:PRO:HD2	26:Z:46:HIS:H	1.81	0.46
51:ZC:1019:U:HO2'	51:ZC:1021:A:H2	1.64	0.46
51:ZC:1678:G:O5'	51:ZC:1678:G:H8	1.99	0.46
51:ZC:2343:C:O2'	51:ZC:2373:G:O2'	2.33	0.46
51:ZC:979:G:H2'	51:ZC:982:C:H42	1.81	0.46
32:BC:43:LEU:HD12	32:BC:109:ILE:HD11	1.97	0.46
29:CA:172:ILE:HG13	29:CA:172:ILE:H	1.54	0.46
7:CB:27:LEU:HB2	7:CB:32:ALA:HB2	1.98	0.46
4:D:109:VAL:HG22	49:SC:59:VAL:HG21	1.98	0.46
4:D:96:ARG:HD2	4:D:98:ARG:HD3	1.97	0.46
32:FA:43:LEU:HD12	32:FA:109:ILE:HD11	1.98	0.46
10:FB:23:PRO:HB2	10:FB:33:ARG:CG	2.43	0.46
36:FC:15:ALA:HB2	36:FC:65:VAL:HG23	1.97	0.46
39:IC:52:ARG:HH22	50:YC:522:C:H41	1.64	0.46
14:JB:32:TYR:CZ	14:JB:82:LEU:HD22	2.51	0.46
15:KB:80:ILE:HA	15:KB:80:ILE:HD12	1.78	0.46
42:LC:8:LYS:HE2	42:LC:31:LEU:HD11	1.98	0.46
39:MA:83:LEU:HD12	39:MA:100:VAL:HG21	1.97	0.46
14:N:41:ARG:HH12	14:N:42:ILE:HD12	1.80	0.46
40:NA:89:GLY:O	40:NA:93:ARG:NH1	2.48	0.46
45:OC:70:ILE:O	45:OC:74:ARG:HG3	2.15	0.46
46:PC:63:THR:H	46:PC:66:MET:HG3	1.80	0.46
38:LA:29:ILE:HD11	50:UC:706:A:O4'	2.16	0.46
26:VB:34:LEU:HD13	26:VB:34:LEU:H	1.80	0.46
51:VC:1348:G:H1	51:VC:1598:C:H42	1.64	0.46
21:U:43:THR:H	51:VC:2331:G:H4'	1.81	0.46
50:YC:1201:A:H1'	50:YC:1202:G:OP2	2.16	0.46
50:YC:987:G:H1	50:YC:1218:C:H42	1.64	0.46

Continued on next page...

Continued from previous page...

Atom-1	Atom-2	Interatomic distance (Å)	Clash overlap (Å)
50:YC:1238:A:C5	50:YC:1303:C:H1'	2.51	0.46
50:YC:21:G:H2'	50:YC:22:G:C8	2.50	0.46
50:YC:679:C:H42	50:YC:711:G:H1	1.63	0.46
50:YC:728:A:H2'	50:YC:729:A:C8	2.51	0.46
50:YC:859:A:H2'	50:YC:860:A:O4'	2.16	0.46
50:YC:974:A:H8	50:YC:974:A:OP1	1.98	0.46
4:ZA:109:VAL:HG22	49:TC:59:VAL:HG21	1.98	0.46
51:ZC:127:A:H5''	51:ZC:128:C:C6	2.50	0.46
51:ZC:1516:U:H2'	51:ZC:1517:G:C8	2.51	0.46
51:ZC:1761:C:H5''	51:ZC:1762:A:C8	2.50	0.46
51:ZC:2564:A:C2	51:ZC:2647:U:H4'	2.51	0.46
1:A:206:LEU:HB2	51:VC:1791:A:H4'	1.97	0.46
30:DA:47:LEU:HB3	30:DA:52:LEU:HD22	1.98	0.46
9:EB:76:ALA:HB3	14:JB:75:ILE:HD13	1.98	0.46
32:FA:94:ALA:HB2	32:FA:119:LEU:HD12	1.98	0.46
9:I:22:ILE:HG23	51:VC:1952:A:C2	2.51	0.46
37:GC:48:THR:O	41:KC:34:TYR:OH	2.34	0.46
43:MC:12:LYS:HE2	43:MC:13:HIS:CD2	2.51	0.46
19:OB:14:LEU:HD13	19:OB:24:VAL:HG22	1.98	0.46
49:TC:39:ARG:HA	49:TC:39:ARG:HE	1.81	0.46
50:UC:1294:G:H2'	50:UC:1295:G:C8	2.51	0.46
51:VC:2503:A:O2'	51:VC:2505:G:OP2	2.31	0.46
51:VC:804:A:H2'	51:VC:806:C:C4	2.51	0.46
50:YC:1356:G:H2'	50:YC:1357:A:H8	1.80	0.46
50:YC:1401:G:OP1	54:HD:18:C:O2'	2.23	0.46
26:Z:15:GLU:HG3	26:Z:49:HIS:CE1	2.51	0.46
51:ZC:1161:C:H2'	51:ZC:1162:G:C8	2.51	0.46
51:ZC:1266:G:O2'	51:ZC:2012:G:O6	2.23	0.46
51:ZC:272:G:H2'	51:ZC:273(A):G:C8	2.51	0.46
51:ZC:2842:G:H1	51:ZC:2875:C:H42	1.64	0.46
51:ZC:340:A:H2'	51:ZC:341:G:O4'	2.16	0.46
51:ZC:582:G:H2'	51:ZC:583:G:C8	2.50	0.46
29:CA:98:LEU:O	29:CA:101:MET:HG3	2.15	0.46
4:D:16:ARG:HD3	4:D:31:VAL:HG21	1.98	0.46
8:DB:112:LYS:O	8:DB:116:THR:HG22	2.15	0.46
8:DB:117:HIS:HB2	8:DB:119:GLU:OE2	2.16	0.46
35:EC:1:MET:N	35:EC:1:MET:SD	2.82	0.46
6:F:130:TYR:HB3	6:F:138:ILE:HB	1.97	0.46
36:FC:116:LYS:HE3	36:FC:122:ALA:HB2	1.97	0.46
40:JC:82:MET:HB2	40:JC:93:ARG:CZ	2.46	0.46
37:KA:79:ARG:HH11	37:KA:82:ILE:HG13	1.80	0.46

Continued on next page...

Continued from previous page...

Atom-1	Atom-2	Interatomic distance (Å)	Clash overlap (Å)
42:PA:40:SER:O	42:PA:44:LYS:HD2	2.15	0.46
50:UC:375:U:H3	50:UC:389:A:H61	1.64	0.46
31:EA:123:HIS:HD1	50:UC:438:G:H4'	1.81	0.46
50:UC:507:C:H3'	50:UC:508:C:H2'	1.97	0.46
50:UC:560:U:H4'	50:UC:561:U:O5'	2.15	0.46
51:VC:1113:U:H2'	51:VC:1114:G:H8	1.81	0.46
51:VC:1539:G:H2'	51:VC:1540:G:C8	2.51	0.46
51:VC:2086:U:H2'	51:VC:2087:G:C8	2.51	0.46
51:VC:2306:C:H5'	51:VC:2307:G:C8	2.51	0.46
51:VC:2329:G:H2'	51:VC:2330:G:C8	2.51	0.46
51:VC:2842:G:H2'	51:VC:2843:G:H8	1.80	0.46
51:VC:2853:C:H2'	51:VC:2854:G:H8	1.80	0.46
51:VC:550:G:H2'	51:VC:551:G:H8	1.80	0.46
51:VC:582:G:H2'	51:VC:583:G:C8	2.51	0.46
51:VC:639:U:H2'	51:VC:640:C:C6	2.51	0.46
50:YC:1163:C:H2'	50:YC:1164:G:C8	2.49	0.46
50:YC:791:G:N2	50:YC:1497:G:O3'	2.46	0.46
30:ZB:22:TRP:HB2	30:ZB:23:TYR:H	1.65	0.46
51:ZC:1523:U:H2'	51:ZC:1524:G:H8	1.81	0.46
51:ZC:1773:A:H2'	51:ZC:1774:C:O4'	2.15	0.46
28:XB:12:LYS:NZ	51:ZC:249:C:O2	2.39	0.46
10:FB:72:PRO:HD3	51:ZC:389:G:H22	1.81	0.46
32:BC:94:ALA:HB2	32:BC:119:LEU:HD12	1.97	0.46
53:BD:21:A:O2'	53:BD:22:G:O5'	2.33	0.46
29:CA:217:ARG:HA	29:CA:217:ARG:HD3	1.83	0.46
33:CC:69:GLU:HB2	50:YC:738:C:H5''	1.98	0.46
4:D:96:ARG:HD2	4:D:98:ARG:HH11	1.81	0.46
36:FC:112:LYS:HA	36:FC:119:ALA:HB2	1.97	0.46
36:FC:17:VAL:HG11	36:FC:81:ILE:HG12	1.98	0.46
12:HB:28:LEU:HD23	12:HB:34:ILE:HG12	1.97	0.46
10:J:126:VAL:HG22	10:J:145:PRO:HG2	1.97	0.46
37:KA:50:ILE:HD11	37:KA:57:LYS:HD3	1.97	0.46
9:I:76:ALA:HB3	14:N:75:ILE:HD13	1.98	0.46
45:SA:66:LEU:O	45:SA:70:ILE:HG12	2.16	0.46
49:SC:39:ARG:HA	49:SC:39:ARG:HE	1.81	0.46
20:T:158:PRO:HB2	20:T:161:VAL:HB	1.98	0.46
21:U:74:ARG:NH2	52:WC:13:A:O4'	2.49	0.46
50:UC:1105:A:H2'	50:UC:1106:G:C8	2.48	0.46
50:UC:1238:A:C5	50:UC:1303:C:H1'	2.51	0.46
50:UC:1319:A:O2'	50:UC:1323:G:N7	2.34	0.46
50:UC:1469:G:H2'	50:UC:1470:G:C8	2.51	0.46

Continued on next page...

Continued from previous page...

Atom-1	Atom-2	Interatomic distance (Å)	Clash overlap (Å)
50:UC:304:U:H2'	50:UC:305:G:C8	2.51	0.46
1:A:183:ARG:NH2	51:VC:1800:C:OP2	2.49	0.46
51:VC:321:G:N3	51:VC:341:G:H4'	2.31	0.46
10:J:72:PRO:HD3	51:VC:389:G:H22	1.81	0.46
51:VC:848:G:H2'	51:VC:849:A:C8	2.51	0.46
3:YA:133:ASN:O	3:YA:135:LYS:N	2.49	0.46
3:YA:56:GLU:OE1	3:YA:93:LYS:NZ	2.43	0.46
29:YB:212:GLN:OE1	29:YB:235:SER:OG	2.28	0.46
50:YC:1064:G:N2	50:YC:1190:G:H2'	2.30	0.46
50:YC:272:C:H2'	50:YC:273:A:H8	1.81	0.46
50:YC:560:U:H4'	50:YC:561:U:O5'	2.15	0.46
51:ZC:2110:G:H5''	51:ZC:2111:C:C5	2.50	0.46
51:ZC:2123:G:H2'	51:ZC:2124:G:C8	2.48	0.46
2:XA:165:VAL:HG11	51:ZC:2679:A:H5'	1.98	0.46
51:ZC:27:G:H1'	51:ZC:513:A:H62	1.81	0.46
27:AA:5:TRP:NE1	27:AA:7:PRO:HG3	2.31	0.45
2:B:111:ARG:HB2	2:B:160:TYR:HB3	1.97	0.45
5:E:13:LYS:HA	5:E:14:GLY:HA2	1.52	0.45
15:KB:52:ARG:NH2	51:ZC:560:C:H4'	2.30	0.45
14:N:105:LEU:HD22	14:N:109:GLU:HG3	1.98	0.45
14:N:96:ARG:HH12	51:VC:1754:C:P	2.39	0.45
17:Q:13:SER:HA	17:Q:14:PRO:HD3	1.79	0.45
48:RC:5:ASP:O	48:RC:11:GLY:HA3	2.16	0.45
23:SB:33:MET:HA	23:SB:36:ARG:HG2	1.98	0.45
50:UC:1305:G:H1'	50:UC:1306:A:N7	2.30	0.45
36:JA:115:GLY:N	50:UC:1367:C:OP1	2.47	0.45
50:UC:147:G:H1	50:UC:175:C:N4	2.11	0.45
39:MA:88:ARG:NH1	50:UC:525:C:OP1	2.49	0.45
22:V:41:ARG:HH11	22:V:43:TYR:HE2	1.64	0.45
51:VC:704:G:O2'	51:VC:726:G:N2	2.45	0.45
24:X:8:LEU:HG	24:X:28:LEU:HD23	1.99	0.45
29:YB:112:VAL:O	29:YB:116:GLU:HG2	2.15	0.45
10:FB:61:ARG:O	51:ZC:2393:A:H4'	2.17	0.45
6:BB:130:TYR:HD2	6:BB:138:ILE:HD12	1.82	0.45
5:E:42:ARG:HB3	5:E:53:GLU:HB2	1.98	0.45
10:FB:59:LEU:HA	10:FB:61:ARG:CZ	2.47	0.45
37:GC:32:ALA:HB3	37:GC:76:ASN:HB2	1.99	0.45
10:J:72:PRO:HB2	51:VC:2406:U:N3	2.30	0.45
36:JA:29:ASN:HD21	36:JA:65:VAL:N	2.14	0.45
14:JB:96:ARG:HH12	51:ZC:1754:C:P	2.37	0.45
12:L:13:HIS:HE1	12:L:15:SER:HB2	1.81	0.45

Continued on next page...

Continued from previous page...

Atom-1	Atom-2	Interatomic distance (Å)	Clash overlap (Å)
12:L:70:LEU:HD12	12:L:70:LEU:H	1.80	0.45
14:N:77:PRO:HB2	14:N:80:SER:HB2	1.98	0.45
42:PA:78:TYR:O	42:PA:82:ILE:HG22	2.16	0.45
46:PC:16:LEU:HA	46:PC:19:VAL:HG12	1.98	0.45
50:UC:1143:G:H2'	50:UC:1144:G:H8	1.81	0.45
50:UC:405:U:H3'	50:UC:406:G:H5'	1.98	0.45
51:VC:1411:C:H2'	51:VC:1412:A:H8	1.82	0.45
51:VC:1417:C:H2'	51:VC:1418:G:O4'	2.17	0.45
51:VC:1689:A:H62	51:VC:1698:A:H2	1.63	0.45
51:VC:204:A:OP1	51:VC:204:A:H8	1.99	0.45
51:VC:2398:U:H2'	51:VC:2399:G:H8	1.81	0.45
51:VC:848:G:O6	51:VC:929:G:H2'	2.17	0.45
4:ZA:96:ARG:HD2	4:ZA:98:ARG:HD3	1.97	0.45
51:ZC:1539:G:H2'	51:ZC:1540:G:C8	2.51	0.45
51:ZC:321:G:N3	51:ZC:341:G:H4'	2.31	0.45
51:ZC:573:G:O2'	51:ZC:574:C:H3'	2.16	0.45
51:ZC:776:G:OP2	51:ZC:776:G:H8	1.99	0.45
51:ZC:78:A:H2'	51:ZC:79:G:H8	1.80	0.45
28:BA:9:GLY:O	28:BA:13:ARG:HG2	2.15	0.45
6:BB:93:THR:HA	6:BB:119:PRO:HB3	1.99	0.45
5:E:159:GLU:HG2	5:E:169:VAL:HG11	1.97	0.45
32:FA:47:LYS:O	32:FA:57:LYS:NZ	2.35	0.45
11:GB:19:GLY:O	11:GB:21:THR:N	2.49	0.45
10:J:16:ARG:HE	10:J:16:ARG:C	2.20	0.45
43:MC:82:GLN:OE1	43:MC:82:GLN:N	2.49	0.45
31:EA:35:ARG:NH2	50:UC:412:A:N3	2.63	0.45
22:V:9:GLY:O	22:V:13:ILE:HG12	2.17	0.45
51:VC:1837:C:O2'	51:VC:1927:A:N3	2.43	0.45
51:VC:519:U:H2'	51:VC:520:G:C8	2.51	0.45
23:W:53:LEU:O	23:W:57:ILE:HG13	2.15	0.45
3:YA:51:THR:HB	3:YA:88:VAL:HG11	1.97	0.45
51:ZC:10:G:N2	51:ZC:2895:U:H1'	2.32	0.45
28:XB:27:THR:OG1	51:ZC:2361:A:OP1	2.28	0.45
51:ZC:2023:G:H5'	51:ZC:2617:C:H4'	1.98	0.45
51:ZC:2842:G:H2'	51:ZC:2843:G:C8	2.50	0.45
12:HB:64:ARG:NH2	51:ZC:2851:A:O3'	2.48	0.45
51:ZC:325:G:H2'	51:ZC:326:G:H8	1.81	0.45
51:ZC:639:U:H2'	51:ZC:640:C:C6	2.51	0.45
51:ZC:854:G:H2'	51:ZC:855:G:H8	1.81	0.45
10:FB:7:ARG:O	10:FB:10:PRO:HD3	2.16	0.45
11:GB:63:LYS:HD2	20:PB:175:VAL:HG21	1.98	0.45

Continued on next page...

Continued from previous page...

Atom-1	Atom-2	Interatomic distance (Å)	Clash overlap (Å)
11:K:63:LYS:HD2	20:T:175:VAL:HG21	1.99	0.45
50:UC:1114:C:H42	50:UC:1186:G:H1	1.64	0.45
50:UC:639:G:H2'	50:UC:640:A:H8	1.81	0.45
50:UC:695:A:H2'	50:UC:696:A:C8	2.52	0.45
26:VB:41:PRO:HD2	26:VB:46:HIS:H	1.82	0.45
51:VC:1638:C:H5''	51:VC:2710:C:O2'	2.16	0.45
2:B:165:VAL:HG11	51:VC:2679:A:H5'	1.98	0.45
51:VC:270(W):G:H2'	51:VC:270(X):G:H8	1.82	0.45
51:VC:356:G:H2'	51:VC:357:A:C8	2.51	0.45
51:VC:602:G:N2	51:VC:655:A:N7	2.64	0.45
1:A:208:LYS:HB2	51:VC:729:G:C5	2.51	0.45
51:VC:854:G:H2'	51:VC:855:G:H8	1.81	0.45
1:WA:77:ALA:HB2	1:WA:97:TYR:CD2	2.52	0.45
28:XB:9:GLY:O	28:XB:13:ARG:HG2	2.17	0.45
29:YB:91:PRO:HG3	29:YB:154:LEU:HD21	1.98	0.45
38:HC:122:LYS:HD2	50:YC:779:C:H5''	1.98	0.45
30:ZB:47:LEU:HB3	30:ZB:52:LEU:HD22	1.98	0.45
51:ZC:2842:G:H2'	51:ZC:2843:G:H8	1.81	0.45
31:AC:196:LEU:HB3	31:AC:198:VAL:HG22	1.98	0.45
4:D:129:GLY:HA3	4:D:163:ALA:HB3	1.98	0.45
30:DA:44:GLU:HA	30:DA:52:LEU:HD23	1.98	0.45
36:JA:127:LYS:NZ	53:ED:33:U:OP2	2.34	0.45
10:J:25:SER:HA	51:VC:811:U:H2'	1.97	0.45
12:L:48:VAL:O	12:L:52:ILE:HG12	2.16	0.45
43:MC:28:ARG:HH21	50:YC:390:C:H4'	1.81	0.45
20:PB:183:LEU:HA	20:PB:186:GLU:HB2	1.98	0.45
43:QA:34:GLU:OE2	43:QA:55:ARG:HD3	2.16	0.45
43:QA:82:GLN:OE1	43:QA:82:GLN:N	2.49	0.45
50:UC:558:G:C8	50:UC:559:A:H2'	2.51	0.45
50:UC:668:G:H1	50:UC:738:C:H42	1.65	0.45
50:UC:728:A:H2'	50:UC:729:A:C8	2.51	0.45
22:V:51:VAL:HG13	22:V:58:ILE:HG23	1.99	0.45
51:VC:1761:C:H5''	51:VC:1762:A:C8	2.52	0.45
23:W:47:ASN:HB3	23:W:48:HIS:H	1.53	0.45
2:XA:184:VAL:HB	2:XA:185:LYS:H	1.57	0.45
50:YC:1114:C:H42	50:YC:1186:G:H1	1.65	0.45
41:KC:9:LYS:NZ	50:YC:1217:C:OP1	2.42	0.45
50:YC:359:U:H2'	50:YC:360:A:H8	1.82	0.45
4:ZA:96:ARG:HD2	4:ZA:98:ARG:HH11	1.81	0.45
51:ZC:413:C:N4	51:ZC:2410:G:H1	2.08	0.45
51:ZC:270(W):G:H2'	51:ZC:270(X):G:H8	1.81	0.45

Continued on next page...

Continued from previous page...

Atom-1	Atom-2	Interatomic distance (Å)	Clash overlap (Å)
51:ZC:2853:C:H2'	51:ZC:2854:G:H8	1.80	0.45
51:ZC:49:A:H4'	51:ZC:50:U:H5''	1.98	0.45
28:BA:39:LYS:HA	28:BA:42:ARG:HH21	1.82	0.45
3:C:51:THR:HB	3:C:88:VAL:HG11	1.98	0.45
7:CB:77:LEU:HD22	7:CB:127:ILE:HD12	1.99	0.45
33:CC:76:ALA:O	33:CC:80:ARG:HG2	2.17	0.45
4:D:86:MET:N	4:D:87:PRO:HD3	2.32	0.45
5:E:3:ARG:HH22	5:E:66:GLY:HA3	1.82	0.45
31:EA:79:PHE:CZ	31:EA:204:ILE:HA	2.52	0.45
39:IC:83:LEU:HD12	39:IC:100:VAL:HG21	1.99	0.45
36:JA:4:TYR:CE2	36:JA:88:TYR:HB3	2.51	0.45
12:L:13:HIS:CE1	12:L:16:HIS:H	2.35	0.45
40:NA:82:MET:HB2	40:NA:93:ARG:CZ	2.47	0.45
15:O:102:GLU:HA	15:O:104:GLN:NE2	2.31	0.45
19:S:73:ARG:NE	51:VC:335:C:H4'	2.31	0.45
45:SA:70:ILE:O	45:SA:74:ARG:HG3	2.16	0.45
48:VA:5:ASP:O	48:VA:11:GLY:HA3	2.17	0.45
51:VC:1108:U:H2'	51:VC:1109:C:O4'	2.17	0.45
51:VC:1358:G:O2'	51:VC:1359:A:H5''	2.17	0.45
51:VC:2439:A:C8	51:VC:2439:A:H5'	2.51	0.45
51:VC:2601:C:H4'	51:VC:2602:A:OP2	2.17	0.45
51:VC:2863:C:H2'	51:VC:2864:G:H8	1.80	0.45
1:WA:25:THR:O	1:WA:27:THR:HG22	2.16	0.45
27:WB:34:ARG:NE	27:WB:39:ARG:HD2	2.31	0.45
50:YC:1043:C:H2'	50:YC:1044:A:C8	2.48	0.45
51:ZC:1491:G:H2'	51:ZC:1492:G:H8	1.80	0.45
51:ZC:2330:G:H2'	51:ZC:2331:G:O4'	2.17	0.45
51:ZC:519:U:H2'	51:ZC:520:G:C8	2.52	0.45
6:BB:130:TYR:HB3	6:BB:138:ILE:HB	1.99	0.45
3:C:187:VAL:HG13	10:J:6:LEU:HA	1.97	0.45
29:CA:69:LEU:HD22	29:CA:91:PRO:HB2	1.98	0.45
6:F:93:THR:HA	6:F:119:PRO:HB3	1.98	0.45
11:GB:34:LEU:HD11	11:GB:129:THR:HB	1.98	0.45
12:HB:2:ARG:HE	12:HB:2:ARG:N	2.15	0.45
12:HB:52:ILE:HD13	12:HB:79:LEU:HD21	1.99	0.45
50:YC:1498:U:O2'	54:HD:17:U:OP1	2.26	0.45
40:JC:3:ARG:HB2	49:TC:60:GLU:HG3	1.97	0.45
15:KB:102:GLU:HA	15:KB:104:GLN:NE2	2.32	0.45
15:KB:69:CYS:SG	15:KB:74:LEU:HG	2.56	0.45
39:MA:9:LEU:HB3	44:RA:32:TYR:CE1	2.52	0.45
15:O:52:ARG:NH2	51:VC:560:C:H4'	2.30	0.45

Continued on next page...

Continued from previous page...

Atom-1	Atom-2	Interatomic distance (Å)	Clash overlap (Å)
19:OB:81:LYS:HD2	19:OB:96:ILE:HD12	1.98	0.45
20:PB:74:VAL:HG22	20:PB:86:VAL:HG22	1.99	0.45
22:RB:9:GLY:O	22:RB:13:ILE:HG12	2.17	0.45
50:UC:1201:A:H1'	50:UC:1202:G:OP2	2.16	0.45
44:RA:17:LYS:NZ	50:UC:256:U:OP1	2.43	0.45
32:FA:126:ARG:NH2	50:UC:559:A:OP2	2.44	0.45
38:LA:122:LYS:HD2	50:UC:779:C:H5''	1.98	0.45
22:V:23:LYS:HB3	22:V:37:ILE:HG13	1.97	0.45
51:VC:1173:G:H2'	51:VC:1175:U:H5'	1.98	0.45
51:VC:1516:U:H2'	51:VC:1517:G:C8	2.51	0.45
51:VC:2100:G:H2'	51:VC:2101:G:C8	2.52	0.45
8:H:97:ARG:HH21	51:VC:2641:G:P	2.39	0.45
27:WB:31:LEU:HA	27:WB:31:LEU:HD13	1.79	0.45
27:WB:5:TRP:NE1	27:WB:7:PRO:HG3	2.31	0.45
47:QC:105:SER:HB3	50:YC:191(G):G:C4	2.51	0.45
51:ZC:1417:C:H2'	51:ZC:1418:G:O4'	2.16	0.45
51:ZC:1969:A:HO2'	51:ZC:1972:A:HO2'	1.64	0.45
51:ZC:2299:G:H2'	51:ZC:2300:G:H8	1.81	0.45
51:ZC:2329:G:H2'	51:ZC:2330:G:C8	2.52	0.45
51:ZC:2006:C:O2'	51:ZC:2823:A:N3	2.48	0.45
19:OB:73:ARG:NE	51:ZC:335:C:H4'	2.31	0.45
51:ZC:363(C):G:H2'	51:ZC:363(D):G:H8	1.81	0.45
51:ZC:38:A:H2'	51:ZC:39:C:C6	2.51	0.45
1:A:231:HIS:CD2	1:A:249:PRO:HG3	2.51	0.45
27:AA:31:LEU:HD13	27:AA:31:LEU:HA	1.81	0.45
6:BB:77:LEU:HD11	6:BB:101:LEU:HD22	1.98	0.45
3:C:169:ASN:HB2	51:VC:322:A:OP2	2.16	0.45
29:CA:178:ARG:HH21	35:IA:74:PRO:HG3	1.82	0.45
29:CA:212:GLN:OE1	29:CA:235:SER:OG	2.28	0.45
29:CA:91:PRO:HG3	29:CA:154:LEU:HD21	1.99	0.45
37:KA:22:LYS:HE3	37:KA:22:LYS:HB3	1.85	0.45
38:LA:59:TYR:CZ	38:LA:63:LEU:HD11	2.51	0.45
47:QC:61:SER:O	47:QC:65:LYS:HG3	2.17	0.45
46:TA:40:ILE:HD13	46:TA:62:ILE:HD11	1.98	0.45
50:UC:1452:C:HO2'	50:UC:1453:G:N2	2.15	0.45
51:VC:2023:G:H5'	51:VC:2617:C:H4'	1.98	0.45
23:W:33:MET:HA	23:W:36:ARG:HG2	1.99	0.45
23:W:50:ILE:HD12	23:W:51:ARG:H	1.82	0.45
1:WA:144:ALA:HB3	1:WA:192:THR:HG23	1.99	0.45
1:WA:62:TYR:HA	1:WA:87:ASN:ND2	2.32	0.45
29:YB:178:ARG:HH21	35:EC:74:PRO:HG3	1.81	0.45

Continued on next page...

Continued from previous page...

Atom-1	Atom-2	Interatomic distance (Å)	Clash overlap (Å)
50:YC:1047:G:HO2'	50:YC:1215:G:HO2'	1.59	0.45
50:YC:405:U:H3'	50:YC:406:G:H5'	1.98	0.45
50:YC:682:G:H2'	50:YC:683:G:C8	2.51	0.45
51:ZC:2439:A:C8	51:ZC:2439:A:H5'	2.52	0.45
51:ZC:804:A:H2'	51:ZC:806:C:C4	2.51	0.45
27:AA:34:ARG:NE	27:AA:39:ARG:HD2	2.32	0.45
31:AC:103:ASN:OD1	31:AC:114:ARG:NH2	2.30	0.45
2:B:184:VAL:HB	2:B:185:LYS:H	1.58	0.45
35:EC:82:HIS:N	35:EC:138:TRP:O	2.47	0.45
11:GB:21:THR:HB	51:ZC:863:A:OP1	2.16	0.45
11:K:21:THR:HB	51:VC:863:A:OP1	2.17	0.45
37:KA:32:ALA:HB3	37:KA:76:ASN:HB2	1.99	0.45
12:L:2:ARG:HE	12:L:2:ARG:N	2.15	0.45
39:MA:91:ASP:HB2	50:UC:523:A:N1	2.32	0.45
14:N:119:LYS:HD2	51:VC:2864:G:OP1	2.16	0.45
46:TA:16:LEU:HA	46:TA:19:VAL:HG12	1.98	0.45
50:UC:1412:C:H2'	50:UC:1413:A:C8	2.51	0.45
50:UC:272:C:H2'	50:UC:273:A:H8	1.82	0.45
33:GA:69:GLU:HB2	50:UC:738:C:H5''	1.98	0.45
51:VC:10:G:N2	51:VC:2895:U:H1'	2.31	0.45
1:WA:151:LYS:HE2	51:ZC:2208:U:H1'	1.99	0.45
50:YC:1250:A:H2	50:YC:1353:G:H21	1.65	0.45
50:YC:304:U:H2'	50:YC:305:G:C8	2.52	0.45
50:YC:375:U:H3	50:YC:389:A:H61	1.65	0.45
50:YC:939:G:H1	50:YC:1344:C:H42	1.63	0.45
4:ZA:86:MET:N	4:ZA:87:PRO:HD3	2.32	0.45
51:ZC:1173:G:H2'	51:ZC:1175:U:H5'	1.99	0.45
51:ZC:1352:U:O2'	51:ZC:1570:A:N3	2.46	0.45
51:ZC:2661:G:H2'	51:ZC:2662:A:C8	2.52	0.45
14:JB:119:LYS:HD2	51:ZC:2864:G:OP1	2.16	0.45
51:ZC:548:A:H2'	51:ZC:549:G:O4'	2.15	0.45
5:AB:25:LYS:HB3	5:AB:25:LYS:HE2	1.78	0.45
5:AB:44:VAL:HG12	5:AB:46:GLU:HG3	1.99	0.45
8:DB:75:VAL:HB	8:DB:143:LEU:HD23	1.98	0.45
31:EA:142:PRO:HA	31:EA:185:PHE:HD2	1.81	0.45
14:JB:77:PRO:HB2	14:JB:80:SER:HB2	1.99	0.45
11:K:116:GLU:O	11:K:120:ILE:HG12	2.17	0.45
43:MC:8:ARG:HB3	43:MC:28:ARG:NH1	2.32	0.45
15:O:50:ARG:O	15:O:54:LYS:NZ	2.46	0.45
15:O:76:TYR:CE2	51:VC:1153:C:H5'	2.52	0.45
43:QA:5:ARG:HD2	50:UC:376:G:H5''	1.98	0.45

Continued on next page...

Continued from previous page...

Atom-1	Atom-2	Interatomic distance (Å)	Clash overlap (Å)
21:QB:60:PHE:CZ	51:ZC:2365:G:H4'	2.52	0.45
44:RA:16:GLN:NE2	50:UC:273:A:H1'	2.31	0.45
19:S:14:LEU:HD13	19:S:24:VAL:HG22	1.99	0.45
20:T:144:LEU:HD21	20:T:150:LEU:HD21	1.99	0.45
50:UC:913:A:H4'	50:UC:914:A:O5'	2.18	0.45
51:VC:1019:U:HO2'	51:VC:1021:A:H2	1.64	0.45
51:VC:1466:G:H2'	51:VC:1547:C:N4	2.32	0.45
51:VC:340:A:H2'	51:VC:341:G:O4'	2.17	0.45
51:VC:690:G:H2'	51:VC:691:C:C6	2.52	0.45
10:J:39:LYS:HG2	51:VC:807:U:OP2	2.17	0.45
2:XA:113:PHE:O	51:ZC:1654:A:O2'	2.31	0.45
28:XB:7:HIS:HB2	28:XB:60:LEU:HD12	1.99	0.45
53:XC:5:G:O2'	53:XC:6:G:O5'	2.31	0.45
50:YC:1218:C:H2'	50:YC:1219:U:C6	2.52	0.45
50:YC:558:G:C8	50:YC:559:A:H2'	2.52	0.45
50:YC:639:G:H2'	50:YC:640:A:H8	1.81	0.45
50:YC:668:G:H1	50:YC:738:C:H42	1.65	0.45
30:ZB:44:GLU:HA	30:ZB:52:LEU:HD23	1.98	0.45
7:CB:9:LYS:HB3	51:ZC:1061:U:C5	2.52	0.45
51:ZC:1113:U:H2'	51:ZC:1114:G:H8	1.81	0.45
1:WA:183:ARG:NH2	51:ZC:1800:C:OP2	2.49	0.45
25:UB:9:LYS:NZ	51:ZC:2019:A:H62	2.15	0.45
51:ZC:2345:G:H5''	51:ZC:2347:C:O4'	2.17	0.45
51:ZC:345:A:N3	51:ZC:347:A:N6	2.65	0.45
19:OB:44:ILE:HG21	51:ZC:480:A:H1'	1.99	0.45
1:A:112:GLN:O	1:A:115:GLN:HB2	2.17	0.44
2:B:122:PHE:HB3	2:B:123:ALA:H	1.55	0.44
3:C:133:ASN:O	3:C:135:LYS:N	2.50	0.44
3:C:186:ILE:HD12	3:C:192:LEU:HD11	1.98	0.44
8:DB:148:GLY:HA3	8:DB:149:PRO:O	2.16	0.44
5:E:88:LEU:HD13	5:E:130:ARG:HG2	2.00	0.44
7:G:27:LEU:HB2	7:G:32:ALA:HB2	1.98	0.44
7:G:77:LEU:HD22	7:G:127:ILE:HD12	1.99	0.44
12:HB:48:VAL:O	12:HB:52:ILE:HG12	2.16	0.44
12:L:28:LEU:HD23	12:L:34:ILE:HG12	1.99	0.44
12:L:52:ILE:HD13	12:L:79:LEU:HD21	1.99	0.44
38:LA:19:ALA:HB3	38:LA:82:VAL:HG23	1.99	0.44
33:CC:97:PHE:CD2	45:OC:31:LEU:HD21	2.50	0.44
20:PB:144:LEU:HD21	20:PB:150:LEU:HD21	2.00	0.44
22:RB:40:ARG:NH2	22:RB:42:GLN:HG2	2.32	0.44
45:SA:45:SER:HB3	45:SA:51:LEU:HD21	1.99	0.44

Continued on next page...

Continued from previous page...

Atom-1	Atom-2	Interatomic distance (Å)	Clash overlap (Å)
24:TB:8:LEU:HG	24:TB:28:LEU:HD23	1.98	0.44
40:NA:116:THR:HA	50:UC:1228:C:H4'	1.99	0.44
51:VC:2804:C:H2'	51:VC:2805:G:C8	2.52	0.44
3:C:180:GLY:HA2	51:VC:616:A:C4	2.52	0.44
51:VC:612:G:O2'	51:VC:616:A:N1	2.42	0.44
51:VC:776:G:H8	51:VC:776:G:OP2	2.01	0.44
51:VC:78:A:H2'	51:VC:79:G:H8	1.81	0.44
50:YC:1432:G:O2'	50:YC:1468:A:N6	2.50	0.44
50:YC:1469:G:H2'	50:YC:1470:G:C8	2.52	0.44
50:YC:1501:C:OP2	50:YC:1504:G:O2'	2.22	0.44
50:YC:243:A:H4'	50:YC:244:U:O5'	2.17	0.44
50:YC:456:C:H42	50:YC:476:G:H1	1.65	0.44
50:YC:67:C:H2'	50:YC:68:G:H8	1.82	0.44
50:YC:682:G:H2'	50:YC:683:G:H8	1.83	0.44
4:ZA:62:LEU:HG	4:ZA:143:GLU:HG3	1.99	0.44
51:ZC:1578:U:C2'	51:ZC:1579:A:H5'	2.47	0.44
51:ZC:2804:C:H2'	51:ZC:2805:G:C8	2.52	0.44
1:A:144:ALA:HB3	1:A:192:THR:HG23	1.99	0.44
1:A:62:TYR:HA	1:A:87:ASN:ND2	2.31	0.44
31:AC:63:LYS:HE3	31:AC:63:LYS:HB2	1.74	0.44
7:CB:115:LEU:HD22	7:CB:117:THR:H	1.83	0.44
5:E:44:VAL:HG12	5:E:46:GLU:HG3	1.99	0.44
11:GB:12:GLN:HB3	11:GB:73:PRO:HD2	1.98	0.44
34:HA:87:VAL:HG22	34:HA:151:TYR:HB3	1.99	0.44
12:HB:99:LYS:HA	12:HB:112:ALA:HA	1.99	0.44
12:HB:70:LEU:HD12	12:HB:70:LEU:H	1.81	0.44
35:IA:102:ARG:NE	35:IA:102:ARG:H	2.04	0.44
10:J:59:LEU:HA	10:J:61:ARG:CZ	2.47	0.44
37:KA:6:ILE:HD12	37:KA:23:ILE:HD13	1.98	0.44
12:L:64:ARG:NH2	51:VC:2851:A:O3'	2.48	0.44
14:N:92:GLY:HA2	14:N:116:ALA:HA	1.99	0.44
14:N:26:ASP:HB2	14:N:91:ARG:HA	1.98	0.44
35:EC:91:ARG:NE	44:NC:32:TYR:O	2.51	0.44
41:OA:43:CYS:HA	41:OA:46:GLU:HB2	1.99	0.44
50:UC:1218:C:H2'	50:UC:1219:U:C6	2.53	0.44
50:UC:243:A:H4'	50:UC:244:U:O5'	2.16	0.44
31:EA:72:GLU:HG3	50:UC:545:C:H5'	1.98	0.44
7:G:125:ARG:O	51:VC:1079:C:O2'	2.35	0.44
51:VC:942:G:O2'	51:VC:1189:A:N3	2.46	0.44
51:VC:2110:G:H5''	51:VC:2111:C:C5	2.50	0.44
51:VC:514:A:N3	51:VC:581:C:O2'	2.46	0.44

Continued on next page...

Continued from previous page...

Atom-1	Atom-2	Interatomic distance (Å)	Clash overlap (Å)
1:WA:233:HIS:NE2	1:WA:246:PRO:HA	2.32	0.44
50:YC:103(C):G:H2'	50:YC:1033:G:C8	2.50	0.44
50:YC:147:G:H1	50:YC:175:C:N4	2.11	0.44
4:ZA:72:ARG:HD3	4:ZA:85:GLY:O	2.17	0.44
51:ZC:1316:U:H2'	51:ZC:1317:A:C8	2.51	0.44
1:A:77:ALA:HB2	1:A:97:TYR:CD2	2.51	0.44
52:AD:75:G:H1	52:AD:102:G:H22	1.66	0.44
53:BD:42:G:H2'	53:BD:43:A:H8	1.80	0.44
53:BD:5:G:O2'	53:BD:6:G:O5'	2.31	0.44
3:C:102:PRO:HB2	3:C:105:VAL:HG23	1.99	0.44
29:CA:135:GLN:O	29:CA:139:LYS:HG2	2.18	0.44
8:DB:57:LEU:O	8:DB:72:GLY:HA3	2.17	0.44
10:FB:101:VAL:HG23	10:FB:106:LEU:HB3	1.99	0.44
3:YA:34:TRP:CE2	10:FB:12:ALA:HB2	2.53	0.44
8:H:148:GLY:HA3	8:H:149:PRO:O	2.16	0.44
35:IA:1:MET:SD	35:IA:1:MET:N	2.82	0.44
17:MB:13:SER:HA	17:MB:14:PRO:HD3	1.79	0.44
40:NA:39:ILE:HG13	40:NA:56:LEU:HD21	1.99	0.44
44:RA:92:ARG:HD3	44:RA:92:ARG:HA	1.79	0.44
45:SA:86:VAL:HB	45:SA:87:ARG:H	1.62	0.44
50:UC:1144:G:N2	50:UC:1146:A:H62	2.14	0.44
50:UC:679:C:H42	50:UC:711:G:H1	1.65	0.44
51:VC:1042:G:H1	51:VC:1113:U:H3	1.64	0.44
51:VC:1341:U:OP1	51:VC:1397:U:N3	2.45	0.44
51:VC:1409:C:H2'	51:VC:1410:G:C8	2.52	0.44
51:VC:1332:G:N2	51:VC:1610:A:N7	2.66	0.44
51:VC:2439:A:H8	51:VC:2439:A:H5'	1.82	0.44
51:VC:2448:A:HO2'	51:VC:2449:U:H5	1.65	0.44
51:VC:755:C:H2'	51:VC:756:C:C6	2.52	0.44
29:YB:135:GLN:O	29:YB:139:LYS:HG2	2.17	0.44
29:YB:69:LEU:HD22	29:YB:91:PRO:HB2	1.98	0.44
44:NC:98:LEU:HD13	50:YC:279:A:C5	2.53	0.44
50:YC:574:A:O2'	50:YC:882:C:O2'	2.29	0.44
4:ZA:16:ARG:HD3	4:ZA:31:VAL:HG21	1.98	0.44
30:ZB:54:ARG:HB3	30:ZB:69:HIS:ND1	2.32	0.44
51:ZC:1441:G:H2'	51:ZC:1442:G:C8	2.53	0.44
9:EB:22:ILE:HG23	51:ZC:1952:A:C2	2.52	0.44
51:ZC:2303:G:H2'	51:ZC:2304:G:O4'	2.18	0.44
51:ZC:2648:C:H2'	51:ZC:2649:U:C6	2.51	0.44
51:ZC:356:G:H2'	51:ZC:357:A:C8	2.52	0.44
51:ZC:37:C:H2'	51:ZC:38:A:C8	2.52	0.44

Continued on next page...

Continued from previous page...

Atom-1	Atom-2	Interatomic distance (Å)	Clash overlap (Å)
8:DB:60:LYS:HB3	8:DB:60:LYS:HE2	1.88	0.44
36:FC:73:GLN:O	36:FC:77:ILE:HG13	2.17	0.44
11:GB:82:ARG:HH22	51:ZC:960:A:H61	1.66	0.44
8:H:57:LEU:HA	8:H:57:LEU:HD13	1.73	0.44
12:HB:10:LEU:HD13	12:HB:17:ARG:HH21	1.83	0.44
39:IC:92:LEU:HA	39:IC:93:PRO:HD3	1.84	0.44
16:LB:1:MET:HB3	16:LB:42:GLY:HA3	1.99	0.44
15:O:92:ARG:HG2	16:P:11:GLN:HB2	1.98	0.44
16:P:1:MET:HB3	16:P:42:GLY:HA3	1.99	0.44
46:PC:36:ARG:HH12	46:PC:75:ALA:HB3	1.82	0.44
19:S:73:ARG:HA	19:S:74:PRO:HD3	1.89	0.44
40:JC:3:ARG:HD3	49:TC:60:GLU:OE2	2.16	0.44
47:UA:23:ARG:O	47:UA:27:LYS:N	2.45	0.44
50:UC:456:C:H42	50:UC:476:G:H1	1.66	0.44
50:UC:615:C:H2'	50:UC:616:G:H8	1.83	0.44
51:VC:2216:G:H2'	51:VC:2217:G:C8	2.53	0.44
28:BA:31:HIS:NE2	51:VC:2422:A:N7	2.55	0.44
51:VC:806:C:O2	51:VC:2444:G:O2'	2.36	0.44
52:WC:22:U:H3	52:WC:61:G:H1	1.66	0.44
28:XB:39:LYS:HA	28:XB:42:ARG:HH21	1.83	0.44
34:HA:79:ARG:NH2	53:XC:33:U:O3'	2.48	0.44
50:YC:1391:U:H2'	50:YC:1392:G:C8	2.53	0.44
50:YC:586:C:H2'	50:YC:587:G:H8	1.83	0.44
50:YC:695:A:H2'	50:YC:696:A:C8	2.52	0.44
51:ZC:1000:A:H62	51:ZC:1154:G:H2'	1.83	0.44
51:ZC:1223:G:N2	51:ZC:1226:A:OP2	2.34	0.44
51:ZC:730:C:OP1	51:ZC:1775:U:O2'	2.36	0.44
51:ZC:789:A:O3'	51:ZC:1781:C:N4	2.51	0.44
51:ZC:1949:G:H2'	51:ZC:1950:G:C8	2.53	0.44
51:ZC:690:G:H2'	51:ZC:691:C:C6	2.52	0.44
5:AB:3:ARG:HH22	5:AB:66:GLY:HA3	1.83	0.44
6:BB:4:ILE:HB	6:BB:18:VAL:HG22	2.00	0.44
4:D:47:LYS:NZ	4:D:82:LEU:HD23	2.33	0.44
30:DA:54:ARG:HB3	30:DA:69:HIS:ND1	2.32	0.44
8:DB:48:ARG:H	8:DB:48:ARG:HG2	1.57	0.44
35:EC:24:THR:HG22	35:EC:25:ASP:H	1.83	0.44
36:FC:79:LEU:HD23	36:FC:101:PHE:O	2.17	0.44
37:GC:50:ILE:HD11	37:GC:57:LYS:HD3	1.98	0.44
10:J:26:GLY:HA2	10:J:30:THR:HG23	1.98	0.44
14:N:26:ASP:O	14:N:49:VAL:HG12	2.17	0.44
44:NC:5:VAL:HG22	44:NC:60:ILE:HG13	2.00	0.44

Continued on next page...

Continued from previous page...

Atom-1	Atom-2	Interatomic distance (Å)	Clash overlap (Å)
47:QC:42:GLN:O	47:QC:46:GLU:HB2	2.18	0.44
46:TA:36:ARG:HH12	46:TA:75:ALA:HB3	1.82	0.44
24:TB:23:LEU:HG	24:TB:50:VAL:HG11	2.00	0.44
51:VC:1949:G:H2'	51:VC:1950:G:C8	2.53	0.44
51:VC:2211:G:C2'	51:VC:2212:A:H5''	2.48	0.44
51:VC:2327:A:H2'	51:VC:2328:A:C8	2.53	0.44
51:VC:2648:C:H2'	51:VC:2649:U:C6	2.52	0.44
51:VC:279:C:N4	51:VC:361:G:H1	2.16	0.44
51:VC:736:C:H42	51:VC:760:G:H1	1.63	0.44
1:WA:35:LYS:HB2	1:WA:36:PRO:HD3	1.99	0.44
2:XA:34:VAL:HG12	2:XA:66:HIS:HE2	1.83	0.44
50:YC:1396:A:H4'	50:YC:1397:C:H5''	2.00	0.44
51:ZC:1403:C:H5''	51:ZC:1471:A:O4'	2.18	0.44
51:ZC:1332:G:N2	51:ZC:1610:A:C8	2.85	0.44
51:ZC:2216:G:H2'	51:ZC:2217:G:C8	2.52	0.44
51:ZC:806:C:O2	51:ZC:2444:G:O2'	2.35	0.44
51:ZC:910:A:C6	51:ZC:911:A:C6	3.06	0.44
1:A:108:PRO:HB3	1:A:143:HIS:CE1	2.52	0.44
1:A:233:HIS:NE2	1:A:246:PRO:HA	2.33	0.44
1:A:244:ARG:HA	1:A:245:PRO:HA	1.72	0.44
1:A:70:TRP:CZ2	1:A:150:LYS:HA	2.53	0.44
5:AB:88:LEU:HD13	5:AB:130:ARG:HG2	1.99	0.44
31:AC:162:LEU:HD22	31:AC:178:VAL:HG13	1.98	0.44
4:D:62:LEU:HG	4:D:143:GLU:HG3	2.00	0.44
8:DB:149:PRO:HB2	8:DB:150:ASP:H	1.60	0.44
31:EA:13:ARG:HB3	31:EA:38:TYR:O	2.18	0.44
31:EA:7:PRO:O	31:EA:10:ARG:HG2	2.17	0.44
34:HA:24:THR:HA	34:HA:27:ILE:HG12	1.98	0.44
12:HB:13:HIS:CE1	12:HB:16:HIS:H	2.35	0.44
38:HC:59:TYR:CZ	38:HC:63:LEU:HD11	2.52	0.44
45:OC:45:SER:HB3	45:OC:51:LEU:HD21	1.99	0.44
43:QA:8:ARG:HB3	43:QA:28:ARG:NH1	2.32	0.44
23:SB:47:ASN:HB3	23:SB:48:HIS:H	1.54	0.44
47:UA:61:SER:O	47:UA:65:LYS:HG3	2.18	0.44
46:TA:36:ARG:HD3	50:UC:1220:G:O3'	2.17	0.44
50:UC:1404:C:H2'	50:UC:1405:G:C8	2.53	0.44
50:UC:222:U:H2'	50:UC:223:U:C6	2.53	0.44
50:UC:859:A:H2'	50:UC:860:A:O4'	2.17	0.44
51:VC:1174:A:H3'	51:VC:1175:U:H5''	1.99	0.44
51:VC:1523:U:H2'	51:VC:1524:G:H8	1.82	0.44
51:VC:2645:G:H3'	51:VC:2646:C:C5'	2.48	0.44

Continued on next page...

Continued from previous page...

Atom-1	Atom-2	Interatomic distance (Å)	Clash overlap (Å)
50:YC:1404:C:H2'	50:YC:1405:G:C8	2.53	0.44
50:YC:222:U:H2'	50:YC:223:U:C6	2.53	0.44
4:ZA:96:ARG:O	4:ZA:99:MET:HG2	2.18	0.44
10:FB:72:PRO:HB2	51:ZC:2406:U:N3	2.33	0.44
51:ZC:2681:C:H6	51:ZC:2683:C:H41	1.65	0.44
10:FB:71:VAL:HG21	51:ZC:390:A:C6	2.53	0.44
51:ZC:628:G:H2'	51:ZC:629:G:H8	1.82	0.44
51:ZC:848:G:O6	51:ZC:929:G:H2'	2.17	0.44
51:ZC:980:A:N6	51:ZC:981:A:N1	2.65	0.44
51:ZC:992:C:H2'	51:ZC:993:G:H8	1.83	0.44
33:GA:76:ALA:O	33:GA:80:ARG:HG2	2.17	0.44
11:GB:116:GLU:O	11:GB:120:ILE:HG12	2.17	0.44
11:K:12:GLN:HB3	11:K:73:PRO:HD2	1.99	0.44
16:LB:35:LEU:HB2	16:LB:57:VAL:HG13	2.00	0.44
41:OA:24:CYS:HB3	41:OA:29:ARG:H	1.83	0.44
20:PB:158:PRO:HB2	20:PB:161:VAL:HB	1.99	0.44
43:QA:28:ARG:HH21	50:UC:390:C:H4'	1.82	0.44
22:RB:28:GLY:N	22:RB:32:LYS:O	2.50	0.44
23:SB:50:ILE:HD12	23:SB:51:ARG:H	1.81	0.44
47:UA:42:GLN:O	47:UA:46:GLU:HB2	2.17	0.44
50:UC:1077:G:N2	50:UC:1080:A:OP2	2.40	0.44
42:PA:48:LYS:HB2	50:UC:668:G:H4'	2.00	0.44
50:UC:825:G:H2'	50:UC:826:C:C6	2.52	0.44
51:VC:1116:C:H2'	51:VC:1117:G:H8	1.82	0.44
51:VC:1169:G:H2'	51:VC:1170:G:C8	2.53	0.44
51:VC:1357:U:H2'	51:VC:1358:G:O4'	2.18	0.44
51:VC:2303:G:H2'	51:VC:2304:G:O4'	2.18	0.44
51:VC:2345:G:H5''	51:VC:2347:C:O4'	2.18	0.44
51:VC:2712:U:HO2'	51:VC:712(B):A:P	2.40	0.44
51:VC:38:A:H2'	51:VC:39:C:C6	2.52	0.44
1:WA:261:LYS:NZ	1:WA:263:ARG:HG3	2.33	0.44
32:BC:14:ARG:NH2	50:YC:1080:A:H5'	2.33	0.44
50:YC:743:U:H2'	50:YC:744:C:C6	2.52	0.44
30:ZB:31:HIS:O	30:ZB:35:GLU:HG2	2.17	0.44
19:OB:2:ARG:NE	51:ZC:106:C:H1'	2.31	0.44
51:ZC:1358:G:O2'	51:ZC:1359:A:H5''	2.18	0.44
51:ZC:1411:C:H2'	51:ZC:1412:A:H8	1.81	0.44
51:ZC:1523:U:H2'	51:ZC:1524:G:C8	2.52	0.44
51:ZC:2211:G:C2'	51:ZC:2212:A:H5''	2.47	0.44
51:ZC:2735:G:H2'	51:ZC:2736:G:H8	1.82	0.44
10:FB:116:GLY:HA2	51:ZC:637:A:O5'	2.18	0.44

Continued on next page...

Continued from previous page...

Atom-1	Atom-2	Interatomic distance (Å)	Clash overlap (Å)
51:ZC:733:G:C6	51:ZC:761:A:N7	2.86	0.44
51:ZC:755:C:H2'	51:ZC:756:C:C6	2.52	0.44
29:CA:55:PHE:HA	29:CA:58:ILE:HB	1.99	0.44
53:ED:21:A:H61	53:ED:46:G:H2'	1.83	0.44
36:FC:46:ALA:HB2	36:FC:74:ILE:HG23	2.00	0.44
32:FA:143:ARG:HD2	35:IA:77:GLU:OE2	2.17	0.44
39:IC:91:ASP:HB2	50:YC:523:A:N1	2.32	0.44
40:JC:116:THR:HA	50:YC:1228:C:H4'	2.00	0.44
37:KA:17:ASP:OD2	37:KA:70:ARG:NH2	2.51	0.44
41:KC:12:ARG:HB3	41:KC:14:PRO:HD3	1.99	0.44
44:NC:92:ARG:HA	44:NC:92:ARG:HD3	1.79	0.44
20:PB:104:PHE:HB3	20:PB:141:VAL:HG11	2.00	0.44
21:QB:50:ASN:HB3	21:QB:63:VAL:HG22	1.99	0.44
22:RB:27:GLU:HB3	22:RB:33:LYS:HG3	1.99	0.44
19:S:88:LYS:HB2	19:S:89:PHE:H	1.49	0.44
23:SB:42:GLY:O	23:SB:44:LEU:N	2.51	0.44
50:UC:164:U:H2'	50:UC:165:C:C6	2.52	0.44
51:VC:1547:C:H2'	51:VC:1548:C:C6	2.52	0.44
51:VC:1811:G:H2'	51:VC:1812:A:C8	2.53	0.44
51:VC:2343:C:O2'	51:VC:2373:G:O2'	2.34	0.44
51:VC:2788:C:O2'	51:VC:2809:A:N3	2.44	0.44
1:WA:70:TRP:CZ2	1:WA:150:LYS:HA	2.53	0.44
3:YA:182:ASN:ND2	3:YA:185:ASP:OD2	2.46	0.44
29:YB:9:GLU:HB3	29:YB:10:LEU:H	1.64	0.44
50:YC:1118:C:H2'	50:YC:1119:C:C6	2.53	0.44
50:YC:157:G:H2'	50:YC:158:G:H8	1.83	0.44
51:ZC:1116:C:H2'	51:ZC:1117:G:H8	1.82	0.44
51:ZC:1627:G:H1	51:ZC:1639:U:H3	1.64	0.44
51:ZC:1689:A:H62	51:ZC:1698:A:H2	1.64	0.44
51:ZC:2591:C:H2'	51:ZC:2592:G:C8	2.53	0.44
1:A:31:LYS:HD2	1:A:31:LYS:HA	1.68	0.44
32:BC:143:ARG:HD2	35:EC:77:GLU:OE2	2.18	0.44
3:C:6:MET:HG2	3:C:7:TYR:CD1	2.53	0.44
10:FB:98:GLU:O	10:FB:101:VAL:HG12	2.18	0.44
10:FB:16:ARG:HG2	51:ZC:661:C:H1'	2.00	0.44
38:HC:19:ALA:HB3	38:HC:82:VAL:HG23	1.99	0.44
9:I:26:LYS:HB3	9:I:27:GLY:H	1.54	0.44
10:J:61:ARG:O	51:VC:2393:A:H4'	2.18	0.44
36:JA:73:GLN:O	36:JA:77:ILE:HG13	2.17	0.44
14:JB:92:GLY:HA2	14:JB:116:ALA:HA	1.99	0.44
39:IC:9:LEU:HB3	44:NC:32:TYR:CE1	2.53	0.44

Continued on next page...

Continued from previous page...

Atom-1	Atom-2	Interatomic distance (Å)	Clash overlap (Å)
15:O:20:LEU:HB2	15:O:39:LEU:HD11	1.99	0.44
18:R:57:LEU:HD12	18:R:78:LYS:HB3	2.00	0.44
20:T:104:PHE:HB3	20:T:141:VAL:HG11	2.00	0.44
46:TA:36:ARG:HA	46:TA:71:LEU:HB2	2.00	0.44
50:UC:743:U:H2'	50:UC:744:C:C6	2.52	0.44
22:V:40:ARG:NH2	22:V:42:GLN:HG2	2.31	0.44
51:VC:1403:C:H5''	51:VC:1471:A:O4'	2.18	0.44
51:VC:789:A:O3'	51:VC:1781:C:N4	2.51	0.44
51:VC:2403:C:H42	51:VC:2414:G:H1	1.65	0.44
51:VC:2735:G:H2'	51:VC:2736:G:H8	1.83	0.44
1:WA:63:ARG:HH22	51:ZC:1568:G:P	2.41	0.44
24:X:40:THR:OG1	24:X:43:ILE:HG12	2.18	0.44
3:YA:57:VAL:HG22	3:YA:58:ALA:H	1.83	0.44
50:YC:1410:G:H2'	50:YC:1411:C:C6	2.53	0.44
50:YC:825:G:H2'	50:YC:826:C:C6	2.53	0.44
4:ZA:47:LYS:NZ	4:ZA:82:LEU:HD23	2.33	0.44
51:ZC:1357:U:H2'	51:ZC:1358:G:O4'	2.17	0.44
51:ZC:2100:G:H2'	51:ZC:2101:G:C8	2.52	0.44
51:ZC:49:A:H5''	51:ZC:51:G:O4'	2.18	0.44
27:AA:24:THR:HG23	27:AA:27:GLY:H	1.83	0.43
2:B:4:ILE:HG12	2:B:28:ALA:HB1	2.00	0.43
28:BA:8:LYS:HE3	51:VC:245:G:O6	2.18	0.43
6:BB:1:MET:HG3	6:BB:23:PRO:HA	1.99	0.43
6:BB:56:LYS:HB3	6:BB:56:LYS:HE3	1.81	0.43
33:CC:50:TYR:CE1	45:OC:77:GLY:HA2	2.53	0.43
4:D:33:ARG:CZ	4:D:162:THR:HG21	2.48	0.43
30:DA:31:HIS:O	30:DA:35:GLU:HG2	2.18	0.43
30:DA:24:ALA:HB2	30:DA:32:LEU:HD12	2.00	0.43
30:DA:4:LYS:NZ	50:UC:1192:C:OP2	2.51	0.43
5:E:55:PRO:HG2	5:E:61:HIS:ND1	2.33	0.43
31:EA:7:PRO:HB2	31:EA:10:ARG:HD2	2.00	0.43
9:EB:26:LYS:HB3	9:EB:27:GLY:H	1.53	0.43
10:FB:58:THR:C	10:FB:60:MET:H	2.22	0.43
36:FC:50:LEU:HA	36:FC:53:VAL:HG22	2.00	0.43
53:FD:4:G:H2'	53:FD:5:G:C8	2.53	0.43
36:JA:79:LEU:HD23	36:JA:101:PHE:O	2.17	0.43
40:JC:39:ILE:HG13	40:JC:56:LEU:HD21	1.99	0.43
15:KB:20:LEU:HB2	15:KB:39:LEU:HD11	2.00	0.43
42:LC:48:LYS:HB2	50:YC:668:G:H4'	2.00	0.43
15:O:29:SER:OG	15:O:30:LYS:HE3	2.18	0.43
41:OA:18:VAL:HG13	50:UC:1316:G:H4'	2.00	0.43

Continued on next page...

Continued from previous page...

Atom-1	Atom-2	Interatomic distance (Å)	Clash overlap (Å)
50:UC:1127:G:N2	50:UC:1147:C:H42	2.16	0.43
50:UC:987:G:H1	50:UC:1218:C:H42	1.65	0.43
50:UC:1432:G:O2'	50:UC:1468:A:N6	2.50	0.43
51:VC:1203:G:O6	51:VC:1204:A:N6	2.51	0.43
51:VC:2262:U:H2'	51:VC:2263:C:C6	2.53	0.43
51:VC:1953:A:HO2'	51:VC:2559:C:HO2'	1.64	0.43
51:VC:272:G:H2'	51:VC:273(A):G:C8	2.52	0.43
51:VC:29:U:H2'	51:VC:30:G:C8	2.53	0.43
28:XB:8:LYS:HE3	51:ZC:245:G:O6	2.17	0.43
25:Y:9:LYS:NZ	51:VC:2019:A:H62	2.15	0.43
50:YC:1144:G:N2	50:YC:1146:A:H62	2.14	0.43
50:YC:814:A:H2'	50:YC:816:A:H5''	2.00	0.43
50:YC:913:A:H4'	50:YC:914:A:O5'	2.18	0.43
51:ZC:1614:A:P	51:ZC:1614:A:H8	2.41	0.43
51:ZC:2305:A:H3'	51:ZC:2306:C:H5''	2.00	0.43
1:A:35:LYS:HB2	1:A:36:PRO:HD3	1.99	0.43
31:AC:149:ALA:O	31:AC:153:ARG:HG3	2.18	0.43
32:BC:135:THR:O	32:BC:139:LEU:HG	2.18	0.43
29:CA:218:ALA:O	29:CA:222:ILE:HG12	2.18	0.43
6:F:1:MET:HG3	6:F:23:PRO:HA	1.99	0.43
10:FB:47:ASP:HB3	10:FB:48:PRO:CA	2.49	0.43
12:HB:13:HIS:HE1	12:HB:15:SER:HB2	1.83	0.43
42:LC:50:HIS:O	42:LC:53:HIS:HB3	2.18	0.43
18:NB:57:LEU:HD12	18:NB:78:LYS:HB3	1.99	0.43
46:PC:27:GLU:OE1	46:PC:27:GLU:N	2.52	0.43
44:RA:50:LYS:HE2	44:RA:51:TYR:CZ	2.52	0.43
50:UC:67:C:H2'	50:UC:68:G:H8	1.82	0.43
19:S:2:ARG:NE	51:VC:106:C:H1'	2.31	0.43
51:VC:1000:A:H62	51:VC:1154:G:H2'	1.83	0.43
51:VC:1578:U:C2'	51:VC:1579:A:H5'	2.47	0.43
51:VC:1840:G:H1	51:VC:1902:C:N4	2.10	0.43
51:VC:214:G:H1'	51:VC:216:A:O2'	2.18	0.43
51:VC:2299:G:H2'	51:VC:2300:G:H8	1.83	0.43
51:VC:2591:C:H2'	51:VC:2592:G:C8	2.52	0.43
51:VC:2661:G:H2'	51:VC:2662:A:C8	2.53	0.43
10:J:64:LYS:NZ	51:VC:631:A:OP1	2.44	0.43
51:VC:982:C:H5''	51:VC:983:A:OP2	2.18	0.43
1:WA:231:HIS:CD2	1:WA:249:PRO:HG3	2.53	0.43
52:WC:75:G:H1	52:WC:102:G:H22	1.66	0.43
3:YA:170:LEU:HD12	3:YA:171:PRO:HD2	2.00	0.43
46:PC:36:ARG:HD3	50:YC:1220:G:O3'	2.17	0.43

Continued on next page...

Continued from previous page...

Atom-1	Atom-2	Interatomic distance (Å)	Clash overlap (Å)
51:ZC:1169:G:H2'	51:ZC:1170:G:C8	2.54	0.43
51:ZC:2403:C:H42	51:ZC:2414:G:H1	1.66	0.43
51:ZC:2439:A:H5'	51:ZC:2439:A:H8	1.83	0.43
5:AB:55:PRO:HG2	5:AB:61:HIS:ND1	2.33	0.43
29:CA:36:ARG:HB2	29:CA:41:ILE:HD11	1.99	0.43
29:CA:90:MET:HA	29:CA:91:PRO:HD3	1.82	0.43
4:D:72:ARG:HD3	4:D:85:GLY:O	2.17	0.43
30:DA:130:VAL:O	30:DA:134:ILE:HG13	2.18	0.43
31:EA:50:ARG:HH11	31:EA:51:PRO:HD2	1.83	0.43
53:ED:4:G:H2'	53:ED:5:G:C8	2.53	0.43
7:G:57:ILE:HG23	7:G:65:PHE:HB2	2.00	0.43
8:H:117:HIS:HA	8:H:118:PRO:HD3	1.74	0.43
35:IA:110:ALA:HA	35:IA:136:GLU:HA	2.00	0.43
40:JC:45:VAL:O	40:JC:48:LEU:HD22	2.18	0.43
11:K:20:ALA:HB2	11:K:99:PRO:HD2	2.00	0.43
37:KA:49:VAL:O	37:KA:60:ARG:HB2	2.17	0.43
12:L:10:LEU:HD13	12:L:17:ARG:HH21	1.83	0.43
42:LC:62:GLN:HA	42:LC:65:ARG:NH1	2.33	0.43
14:N:15:VAL:HG23	14:N:79:HIS:CE1	2.53	0.43
17:Q:14:PRO:HG3	17:Q:101:SER:HB3	2.00	0.43
44:RA:5:VAL:HG22	44:RA:60:ILE:HG13	1.99	0.43
22:RB:18:ILE:HD13	22:RB:18:ILE:H	1.84	0.43
33:GA:50:TYR:CE1	45:SA:77:GLY:HA2	2.53	0.43
20:T:74:VAL:HG22	20:T:86:VAL:HG22	2.01	0.43
50:UC:1118:C:H2'	50:UC:1119:C:C6	2.53	0.43
50:UC:1396:A:H4'	50:UC:1397:C:H5''	1.99	0.43
50:UC:155:C:H2'	50:UC:156:G:H8	1.83	0.43
51:VC:137(B):G:H2'	51:VC:139:G:N7	2.34	0.43
51:VC:1614:A:P	51:VC:1614:A:H8	2.41	0.43
51:VC:733:G:C6	51:VC:761:A:N7	2.86	0.43
29:YB:103:THR:HA	29:YB:180:LEU:HD11	2.00	0.43
50:YC:1414:U:H2'	50:YC:1415:G:C8	2.53	0.43
50:YC:736:C:H2'	50:YC:737:A:C8	2.53	0.43
51:ZC:2262:U:H2'	51:ZC:2263:C:C6	2.53	0.43
51:ZC:2327:A:H2'	51:ZC:2328:A:C8	2.52	0.43
51:ZC:2864:G:H2'	51:ZC:2865:U:C6	2.53	0.43
51:ZC:29:U:H2'	51:ZC:30:G:C8	2.53	0.43
1:A:25:THR:O	1:A:27:THR:HG22	2.18	0.43
5:AB:42:ARG:HB3	5:AB:53:GLU:HB2	1.99	0.43
9:EB:79:PHE:CD2	14:JB:72:VAL:HG22	2.54	0.43
11:GB:134:ARG:NH1	11:GB:138:ASP:OD1	2.40	0.43

Continued on next page...

Continued from previous page...

Atom-1	Atom-2	Interatomic distance (Å)	Clash overlap (Å)
12:HB:13:HIS:CE1	12:HB:15:SER:HB2	2.53	0.43
14:JB:26:ASP:O	14:JB:49:VAL:HG12	2.18	0.43
15:KB:29:SER:OG	15:KB:30:LYS:HE3	2.19	0.43
14:N:112:ARG:H	14:N:112:ARG:HG3	1.55	0.43
40:NA:27:LYS:HG3	40:NA:31:LYS:HE3	2.00	0.43
42:PA:62:GLN:HA	42:PA:65:ARG:NH1	2.33	0.43
22:RB:21:ARG:HB3	22:RB:39:LYS:HG2	2.00	0.43
36:JA:69:GLY:HA3	50:UC:1371:G:O3'	2.18	0.43
50:UC:359:U:H2'	50:UC:360:A:H8	1.82	0.43
39:MA:52:ARG:HH22	50:UC:522:C:H41	1.65	0.43
42:PA:64:ARG:HH12	50:UC:582:U:H5''	1.84	0.43
41:OA:6:LEU:HD11	50:UC:982:U:H5''	2.00	0.43
51:VC:749:C:O2	51:VC:1618:A:H2'	2.18	0.43
51:VC:2681:C:H6	51:VC:2683:C:H41	1.67	0.43
51:VC:363(D):G:H2'	51:VC:363(E):G:C8	2.53	0.43
51:VC:869:G:N2	51:VC:908:C:O2	2.52	0.43
1:WA:31:LYS:HD2	1:WA:31:LYS:HA	1.69	0.43
2:XA:4:ILE:HG12	2:XA:28:ALA:HB1	1.99	0.43
29:YB:218:ALA:O	29:YB:222:ILE:HG12	2.18	0.43
29:YB:55:PHE:HA	29:YB:58:ILE:HB	1.99	0.43
50:YC:928:G:H2'	50:YC:929:G:C8	2.53	0.43
51:ZC:1547:C:H2'	51:ZC:1548:C:C6	2.53	0.43
51:ZC:279:C:N4	51:ZC:361:G:H1	2.16	0.43
1:WA:208:LYS:HB2	51:ZC:729:G:C5	2.54	0.43
8:DB:97:ARG:HH21	51:ZC:2641:G:P	2.40	0.43
8:H:75:VAL:HB	8:H:143:LEU:HD23	2.00	0.43
35:IA:105:ARG:HA	35:IA:105:ARG:HD3	1.77	0.43
13:IB:66:ALA:HA	13:IB:69:VAL:HG22	2.00	0.43
10:J:23:PRO:HB2	10:J:33:ARG:CG	2.45	0.43
10:J:47:ASP:HB3	10:J:48:PRO:CA	2.48	0.43
15:O:104:GLN:HB2	16:P:44:LYS:NZ	2.34	0.43
22:RB:51:VAL:HG13	22:RB:58:ILE:HG23	2.01	0.43
22:RB:83:GLU:OE1	22:RB:84:GLY:N	2.47	0.43
50:UC:682:G:H2'	50:UC:683:G:C8	2.53	0.43
22:V:21:ARG:HB3	22:V:39:LYS:HG2	2.00	0.43
22:V:28:GLY:N	22:V:32:LYS:O	2.52	0.43
51:VC:2819:G:H2'	51:VC:2821:A:N7	2.34	0.43
51:VC:573:G:O2'	51:VC:574:C:H3'	2.18	0.43
1:WA:106:ILE:HG13	1:WA:106:ILE:H	1.50	0.43
2:XA:23:VAL:HG21	2:XA:183:LEU:HD23	2.00	0.43
3:YA:24:LEU:HA	3:YA:25:PRO:HD2	1.86	0.43

Continued on next page...

Continued from previous page...

Atom-1	Atom-2	Interatomic distance (Å)	Clash overlap (Å)
1:WA:59:LYS:HB3	51:ZC:1568:G:H4'	2.00	0.43
1:A:132:PRO:HD3	1:A:190:TYR:CE2	2.54	0.43
1:A:200:ASP:OD1	1:A:203:ASN:ND2	2.51	0.43
4:D:9:ARG:O	4:D:13:GLU:HG2	2.19	0.43
4:D:77:ILE:HG22	4:D:80:PHE:H	1.83	0.43
8:DB:57:LEU:HD13	8:DB:57:LEU:HA	1.73	0.43
6:F:4:ILE:HB	6:F:18:VAL:HG22	2.00	0.43
36:FC:111:ARG:HD2	41:KC:61:TRP:NE1	2.34	0.43
37:GC:17:ASP:OD2	37:GC:70:ARG:NH2	2.52	0.43
10:J:71:VAL:HG21	51:VC:390:A:C6	2.53	0.43
12:L:73:VAL:O	12:L:76:VAL:HG22	2.19	0.43
13:M:10:ARG:HG3	13:M:13:ARG:NH2	2.34	0.43
15:O:74:LEU:HD23	15:O:74:LEU:H	1.84	0.43
46:PC:64:GLU:OE2	46:PC:65:ASN:ND2	2.52	0.43
17:Q:26:GLY:O	17:Q:27:LYS:HD2	2.18	0.43
17:Q:82:LEU:HD12	17:Q:82:LEU:HA	1.86	0.43
19:S:2:ARG:C	19:S:4:LYS:H	2.22	0.43
46:TA:64:GLU:OE2	46:TA:65:ASN:ND2	2.51	0.43
50:UC:1047:G:HO2'	50:UC:1215:G:HO2'	1.64	0.43
50:UC:447:G:H1	50:UC:485:G:HO2'	1.61	0.43
50:UC:814:A:H2'	50:UC:816:A:H5''	2.00	0.43
22:V:27:GLU:HB3	22:V:33:LYS:HG3	1.99	0.43
1:A:59:LYS:HB3	51:VC:1568:G:H4'	2.00	0.43
51:VC:2123:G:H2'	51:VC:2124:G:C8	2.48	0.43
14:N:123:LYS:NZ	51:VC:2867:G:OP2	2.45	0.43
51:VC:320:A:H4'	51:VC:322:A:N7	2.33	0.43
51:VC:37:C:H2'	51:VC:38:A:C8	2.52	0.43
19:S:44:ILE:HG21	51:VC:480:A:H1'	2.01	0.43
51:VC:578:A:OP1	51:VC:1255:U:O2'	2.28	0.43
1:WA:108:PRO:HB3	1:WA:143:HIS:CE1	2.53	0.43
42:LC:64:ARG:HH12	50:YC:582:U:H5''	1.83	0.43
50:YC:615:C:H2'	50:YC:616:G:H8	1.83	0.43
51:ZC:1056:G:H5''	51:ZC:1057:A:O4'	2.19	0.43
51:ZC:1174:A:H3'	51:ZC:1175:U:H5''	1.99	0.43
18:NB:57:LEU:HD23	51:ZC:1341:U:O4'	2.18	0.43
21:QB:16:SER:HB3	51:ZC:2261:C:C5	2.54	0.43
51:ZC:2320:A:H2'	51:ZC:2320:A:N3	2.33	0.43
52:AD:22:U:H3	52:AD:61:G:H1	1.66	0.43
4:D:115:ARG:HH22	4:D:136:ARG:N	2.15	0.43
32:FA:45:PHE:CD2	32:FA:47:LYS:HD2	2.54	0.43
33:GA:4:TYR:HD1	33:GA:92:LYS:HA	1.84	0.43

Continued on next page...

Continued from previous page...

Atom-1	Atom-2	Interatomic distance (Å)	Clash overlap (Å)
11:GB:20:ALA:HB2	11:GB:99:PRO:HD2	2.01	0.43
12:HB:111:LEU:HA	12:HB:111:LEU:HD23	1.78	0.43
9:I:79:PHE:CD2	14:N:72:VAL:HG22	2.54	0.43
40:JC:27:LYS:HG3	40:JC:31:LYS:HE3	2.00	0.43
15:KB:74:LEU:H	15:KB:74:LEU:HD23	1.84	0.43
19:OB:8:LYS:NZ	19:OB:8:LYS:H	2.16	0.43
16:P:39:LEU:HA	16:P:47:VAL:HG11	2.01	0.43
50:UC:1250:A:H2	50:UC:1353:G:H21	1.65	0.43
50:UC:1469:G:H2'	50:UC:1470:G:H8	1.83	0.43
18:R:57:LEU:HD23	51:VC:1341:U:O4'	2.17	0.43
51:VC:239:U:H2'	51:VC:240:G:O4'	2.19	0.43
51:VC:534:U:H2'	51:VC:535:C:C6	2.54	0.43
51:VC:628:G:H2'	51:VC:629:G:H8	1.83	0.43
51:VC:834:C:H2'	51:VC:835:A:H8	1.84	0.43
32:BC:14:ARG:NH2	50:YC:1079:G:O3'	2.51	0.43
50:YC:1077:G:N2	50:YC:1080:A:OP2	2.40	0.43
30:ZB:4:LYS:NZ	50:YC:1192:C:OP2	2.52	0.43
50:YC:1319:A:O2'	50:YC:1323:G:N7	2.34	0.43
50:YC:164:U:H2'	50:YC:165:C:C6	2.53	0.43
50:YC:272:C:H2'	50:YC:273:A:C8	2.54	0.43
50:YC:79:G:H2'	50:YC:80:G:O4'	2.19	0.43
4:ZA:33:ARG:CZ	4:ZA:162:THR:HG21	2.48	0.43
51:ZC:2645:G:H3'	51:ZC:2646:C:C5'	2.48	0.43
51:ZC:363(D):G:H2'	51:ZC:363(E):G:C8	2.53	0.43
51:ZC:817:C:H4'	51:ZC:932:G:C6	2.54	0.43
1:A:132:PRO:HD3	1:A:190:TYR:CZ	2.54	0.43
2:B:7:VAL:HG13	2:B:27:LEU:HB3	2.01	0.43
32:BC:76:ILE:HG23	32:BC:78:HIS:H	1.83	0.43
33:CC:4:TYR:HD1	33:CC:92:LYS:HA	1.84	0.43
4:D:96:ARG:O	4:D:99:MET:HG2	2.19	0.43
8:DB:90:LEU:HD12	8:DB:90:LEU:H	1.83	0.43
31:EA:171:GLY:HA3	31:EA:174:LEU:HD12	2.00	0.43
35:EC:104:ARG:HD3	35:EC:138:TRP:CD2	2.53	0.43
10:J:58:THR:C	10:J:60:MET:H	2.22	0.43
36:JA:46:ALA:HB2	36:JA:74:ILE:HG23	2.00	0.43
11:K:82:ARG:HH22	51:VC:960:A:H61	1.67	0.43
37:KA:3:LYS:N	37:KA:75:ILE:HA	2.34	0.43
37:KA:75:ILE:H	37:KA:75:ILE:HG13	1.48	0.43
15:KB:25:TRP:O	15:KB:28:ARG:HB3	2.18	0.43
44:NC:63:ARG:NH2	50:YC:189:U:O2	2.52	0.43
19:OB:26:LYS:HB2	19:OB:26:LYS:HE3	1.89	0.43

Continued on next page...

Continued from previous page...

Atom-1	Atom-2	Interatomic distance (Å)	Clash overlap (Å)
43:QA:27:LYS:HG2	50:UC:111:G:H5''	2.01	0.43
18:R:35:THR:HB	18:R:38:GLU:HG2	1.99	0.43
33:GA:97:PHE:CD2	45:SA:31:LEU:HD21	2.50	0.43
51:VC:1278:A:H2'	51:VC:1279:G:H8	1.84	0.43
51:VC:2718:G:O2'	51:VC:2847:U:OP1	2.34	0.43
52:WC:75:G:H1	52:WC:102:G:N2	2.17	0.43
50:YC:1022:G:H2'	50:YC:1023:G:H8	1.83	0.43
51:ZC:137(B):G:H2'	51:ZC:139:G:N7	2.33	0.43
51:ZC:1811:G:H2'	51:ZC:1812:A:C8	2.53	0.43
28:XB:31:HIS:NE2	51:ZC:2422:A:N7	2.53	0.43
51:ZC:2601:C:H4'	51:ZC:2602:A:OP2	2.19	0.43
51:ZC:363(G):A:HO2'	51:ZC:364:C:P	2.42	0.43
51:ZC:869:G:H2'	51:ZC:870:A:H8	1.83	0.43
31:AC:123:HIS:HB2	31:AC:125:HIS:CD2	2.54	0.43
7:CB:53:VAL:HA	7:CB:54:PRO:HD3	1.82	0.43
7:CB:57:ILE:HD12	7:CB:65:PHE:HD1	1.84	0.43
4:D:151:ALA:O	4:D:153:ARG:NH1	2.52	0.43
8:DB:117:HIS:HA	8:DB:118:PRO:HD3	1.74	0.43
31:EA:109:GLY:HA3	31:EA:165:MET:HG2	2.01	0.43
7:G:120:LEU:HA	7:G:123:ALA:HB3	2.01	0.43
13:IB:10:ARG:HG3	13:IB:13:ARG:NH2	2.34	0.43
16:LB:39:LEU:HA	16:LB:47:VAL:HG11	2.00	0.43
41:OA:45:ARG:NH2	50:UC:1059:C:O3'	2.52	0.43
23:SB:35:LEU:HD12	23:SB:53:LEU:HD12	2.01	0.43
50:UC:171:A:H2'	50:UC:172:A:C8	2.53	0.43
51:VC:1478:G:HO2'	51:VC:1558:A:H2	1.65	0.43
51:VC:1514:U:H2'	51:VC:1515:C:C6	2.54	0.43
51:VC:2305:A:H3'	51:VC:2306:C:H5''	2.01	0.43
51:VC:270(S):G:H2'	51:VC:270(T):G:H8	1.84	0.43
2:XA:36:ARG:NH2	2:XA:88:GLY:HA2	2.33	0.43
29:YB:36:ARG:HB2	29:YB:41:ILE:HD11	2.00	0.43
50:YC:1306:A:N6	50:YC:1331:G:H1'	2.32	0.43
15:KB:76:TYR:CE2	51:ZC:1153:C:H5'	2.51	0.43
51:ZC:1332:G:N2	51:ZC:1610:A:N7	2.66	0.43
51:ZC:64:A:H2'	51:ZC:65:C:C6	2.54	0.43
31:AC:146:ILE:HD12	31:AC:146:ILE:H	1.83	0.43
2:B:3:GLY:HA2	2:B:198:VAL:O	2.19	0.43
2:B:23:VAL:HG21	2:B:183:LEU:HD23	2.00	0.43
28:BA:7:HIS:HB2	28:BA:60:LEU:HD12	2.01	0.43
32:BC:71:LEU:HD21	32:BC:115:VAL:HG22	2.01	0.43
3:C:170:LEU:HD12	3:C:171:PRO:HD2	2.01	0.43

Continued on next page...

Continued from previous page...

Atom-1	Atom-2	Interatomic distance (Å)	Clash overlap (Å)
29:CA:235:SER:HA	29:CA:238:LEU:HG	2.01	0.43
30:DA:91:LEU:O	30:DA:95:THR:OG1	2.33	0.43
32:FA:71:LEU:HD21	32:FA:115:VAL:HG22	2.01	0.43
32:FA:127:ASN:HA	32:FA:128:PRO:HD3	1.89	0.43
10:FB:84:ASN:HD21	10:FB:117:GLU:HG3	1.84	0.43
36:FC:4:TYR:CE2	36:FC:88:TYR:HB3	2.53	0.43
11:GB:66:ILE:HG22	11:GB:104:PHE:CE2	2.54	0.43
35:IA:31:PHE:O	35:IA:35:ILE:HG12	2.19	0.43
10:J:84:ASN:HD21	10:J:117:GLU:HG3	1.84	0.43
38:LA:123:LYS:HG2	50:UC:780:A:OP1	2.19	0.43
46:PC:6:LYS:H	46:PC:6:LYS:HD2	1.84	0.43
50:UC:216:G:H2'	50:UC:217:C:C6	2.54	0.43
44:RA:98:LEU:HD13	50:UC:279:A:C5	2.54	0.43
50:UC:586:C:H2'	50:UC:587:G:H8	1.83	0.43
50:UC:998(A):G:H2'	50:UC:998(B):C:C6	2.54	0.43
22:V:18:ILE:H	22:V:18:ILE:HD13	1.83	0.43
26:VB:26:ASN:OD1	26:VB:27:LYS:N	2.51	0.43
51:VC:1179:C:H2'	51:VC:1180:C:C6	2.54	0.43
51:VC:1523:U:H2'	51:VC:1524:G:C8	2.53	0.43
51:VC:1811:G:H2'	51:VC:1812:A:H8	1.84	0.43
1:A:151:LYS:HE2	51:VC:2208:U:H1'	1.99	0.43
51:VC:2320:A:N3	51:VC:2320:A:H2'	2.34	0.43
10:J:74:GLU:HB2	51:VC:244:A:H4'	2.01	0.43
51:VC:49:A:H5"	51:VC:51:G:O4'	2.19	0.43
53:XC:21:A:O2'	53:XC:22:G:O5'	2.33	0.43
3:YA:53:THR:HG23	3:YA:56:GLU:OE1	2.19	0.43
50:YC:155:C:H2'	50:YC:156:G:H8	1.83	0.43
4:ZA:151:ALA:O	4:ZA:153:ARG:NH1	2.52	0.43
51:ZC:1297:C:O2'	51:ZC:1302:A:N1	2.47	0.43
51:ZC:1341:U:OP1	51:ZC:1397:U:N3	2.44	0.43
51:ZC:2529:G:H5"	51:ZC:2530:A:H5"	2.01	0.43
51:ZC:611:C:H2'	51:ZC:612:G:O4'	2.19	0.43
51:ZC:869:G:N2	51:ZC:908:C:O2	2.51	0.43
27:AA:8:ASN:HB3	27:AA:11:LYS:HB3	1.99	0.42
4:ZA:27:ASN:ND2	52:AD:55:U:O3'	2.52	0.42
2:B:34:VAL:HG12	2:B:66:HIS:HE2	1.84	0.42
8:DB:157:ARG:N	8:DB:158:PRO:HD3	2.33	0.42
9:EB:112:MET:HA	9:EB:115:VAL:HG22	2.01	0.42
32:FA:48:ALA:HA	32:FA:49:PRO:HD3	1.89	0.42
8:H:57:LEU:O	8:H:72:GLY:HA3	2.18	0.42
9:I:3:GLN:HB2	9:I:4:PRO:HD2	2.01	0.42

Continued on next page...

Continued from previous page...

Atom-1	Atom-2	Interatomic distance (Å)	Clash overlap (Å)
11:K:66:ILE:HG22	11:K:104:PHE:CE2	2.54	0.42
18:NB:36:LYS:NZ	18:NB:55:ASN:HA	2.33	0.42
41:OA:31:ARG:HB2	50:UC:976:G:OP1	2.18	0.42
22:RB:11:ARG:HG2	22:RB:61:ARG:O	2.19	0.42
22:RB:35:THR:HB	22:RB:36:GLY:H	1.50	0.42
44:RA:63:ARG:NH2	50:UC:189:U:O2	2.52	0.42
50:UC:686:U:O2'	50:UC:703:G:N2	2.52	0.42
50:UC:585:G:H1	50:UC:756:C:H42	1.67	0.42
51:VC:1280:G:H1	51:VC:1290:C:N4	2.17	0.42
51:VC:321:G:C2	51:VC:341:G:H4'	2.54	0.42
2:XA:3:GLY:HA2	2:XA:198:VAL:O	2.19	0.42
3:YA:41:LEU:HA	3:YA:44:ARG:HG2	2.01	0.42
3:YA:52:LYS:HA	3:YA:56:GLU:OE1	2.19	0.42
40:JC:101:GLN:NE2	50:YC:1307:U:OP1	2.47	0.42
50:YC:1469:G:H2'	50:YC:1470:G:H8	1.84	0.42
51:ZC:1179:C:H2'	51:ZC:1180:C:C6	2.53	0.42
51:ZC:1278:A:H2'	51:ZC:1279:G:H8	1.84	0.42
51:ZC:1292:U:H2'	51:ZC:1293:C:C6	2.54	0.42
51:ZC:2299:G:H2'	51:ZC:2300:G:C8	2.54	0.42
51:ZC:320:A:H4'	51:ZC:322:A:N7	2.34	0.42
51:ZC:347:A:H2'	51:ZC:348:G:H8	1.84	0.42
11:GB:101:ARG:HH22	51:ZC:907:U:H4'	1.83	0.42
27:AA:48:LYS:HE3	51:VC:1311:G:O6	2.19	0.42
31:AC:192:GLU:N	31:AC:192:GLU:OE2	2.52	0.42
52:AD:75:G:H1	52:AD:102:G:N2	2.17	0.42
51:ZC:1851:U:H4'	53:BD:71:C:H4'	2.01	0.42
34:DC:87:VAL:HG22	34:DC:151:TYR:HB3	1.99	0.42
5:E:116:GLU:HA	5:E:117:PRO:HD3	1.90	0.42
8:H:149:PRO:HB2	8:H:150:ASP:H	1.61	0.42
8:H:157:ARG:N	8:H:158:PRO:HD3	2.34	0.42
13:IB:4:LEU:HD22	13:IB:8:GLU:OE1	2.19	0.42
10:J:85:LEU:HA	10:J:88:LEU:HB3	2.02	0.42
40:NA:94:ARG:HD3	40:NA:96:LEU:HD11	2.02	0.42
20:PB:107:THR:HA	20:PB:108:PRO:HD3	1.83	0.42
46:PC:36:ARG:HA	46:PC:71:LEU:HB2	2.00	0.42
46:TA:27:GLU:N	46:TA:27:GLU:OE1	2.52	0.42
50:UC:107:G:OP1	50:UC:325:A:N6	2.52	0.42
50:UC:1431:C:H2'	50:UC:1432:G:O4'	2.19	0.42
50:UC:157:G:H2'	50:UC:158:G:H8	1.83	0.42
50:UC:24:U:H2'	50:UC:25:C:C6	2.54	0.42
22:V:13:ILE:HG13	22:V:14:VAL:N	2.31	0.42

Continued on next page...

Continued from previous page...

Atom-1	Atom-2	Interatomic distance (Å)	Clash overlap (Å)
22:V:21:ARG:O	51:VC:380:U:H4'	2.19	0.42
51:VC:1056:G:H5''	51:VC:1057:A:O4'	2.18	0.42
50:UC:1475:G:H4'	51:VC:1689:A:H4'	2.01	0.42
1:A:222:ARG:HG3	51:VC:1789:A:OP1	2.19	0.42
51:VC:1985:G:H2'	51:VC:1986:A:H8	1.84	0.42
3:C:45:ARG:HG3	51:VC:443:A:N7	2.35	0.42
51:VC:869:G:H2'	51:VC:870:A:H8	1.84	0.42
27:WB:48:LYS:HE3	51:ZC:1311:G:O6	2.19	0.42
50:YC:1127:G:N2	50:YC:1147:C:H42	2.16	0.42
50:YC:1431:C:H2'	50:YC:1432:G:O4'	2.18	0.42
50:YC:216:G:H2'	50:YC:217:C:C6	2.53	0.42
50:YC:406:G:H2'	50:YC:407:G:C8	2.54	0.42
50:YC:841:U:O2'	50:YC:842:C:H5''	2.19	0.42
50:YC:998(A):G:H2'	50:YC:998(B):C:C6	2.54	0.42
51:ZC:1569:A:H2'	51:ZC:1570:A:C8	2.54	0.42
51:ZC:1348:G:H1	51:ZC:1598:C:H42	1.65	0.42
51:ZC:1625:C:H2'	51:ZC:1626:G:O4'	2.20	0.42
1:WA:202:LYS:HD2	51:ZC:1820:U:N3	2.34	0.42
27:WB:14:LYS:NZ	51:ZC:771:G:OP1	2.44	0.42
51:ZC:834:C:H2'	51:ZC:835:A:H8	1.84	0.42
51:ZC:982:C:H5''	51:ZC:983:A:OP2	2.18	0.42
1:A:233:HIS:O	1:A:235:GLY:N	2.45	0.42
31:AC:120:LEU:HD23	31:AC:120:LEU:HA	1.90	0.42
31:AC:174:LEU:HD23	31:AC:185:PHE:HA	2.01	0.42
30:DA:76:VAL:HG23	30:DA:77:ILE:HG13	2.01	0.42
8:DB:95:TYR:CE2	8:DB:121:VAL:HG12	2.54	0.42
9:EB:3:GLN:HB2	9:EB:4:PRO:HD2	2.01	0.42
35:EC:110:ALA:HA	35:EC:136:GLU:HA	2.00	0.42
53:FD:21:A:H61	53:FD:46:G:H2'	1.82	0.42
10:J:59:LEU:HD12	10:J:61:ARG:NH1	2.34	0.42
15:KB:104:GLN:HB2	16:LB:44:LYS:NZ	2.34	0.42
38:LA:48:ILE:HD11	38:LA:64:ALA:HA	2.00	0.42
14:N:22:PHE:N	14:N:22:PHE:CD2	2.88	0.42
18:R:36:LYS:NZ	18:R:55:ASN:HA	2.34	0.42
18:R:57:LEU:CD1	18:R:78:LYS:HB3	2.49	0.42
50:UC:224:C:H2'	50:UC:225:C:C6	2.55	0.42
50:UC:841:U:O2'	50:UC:842:C:H5''	2.19	0.42
51:VC:2531:A:H61	51:VC:2662:A:H61	1.67	0.42
51:VC:1759:A:H1'	51:VC:2711:A:C2	2.55	0.42
51:VC:2864:G:H2'	51:VC:2865:U:C6	2.54	0.42
51:VC:464:U:H2'	51:VC:465:G:O4'	2.19	0.42

Continued on next page...

Continued from previous page...

Atom-1	Atom-2	Interatomic distance (Å)	Clash overlap (Å)
51:VC:910:A:C6	51:VC:911:A:C6	3.08	0.42
1:WA:132:PRO:HD3	1:WA:190:TYR:CZ	2.54	0.42
27:WB:8:ASN:HB3	27:WB:11:LYS:HB3	2.01	0.42
2:XA:152:LYS:HB3	2:XA:152:LYS:HE2	1.87	0.42
53:XC:29:G:H2'	53:XC:30:G:H8	1.84	0.42
29:YB:235:SER:HA	29:YB:238:LEU:HG	2.00	0.42
50:YC:1009:G:H2'	50:YC:1010:G:C8	2.54	0.42
50:YC:1422:G:H2'	50:YC:1423:G:H8	1.84	0.42
50:YC:171:A:H2'	50:YC:172:A:C8	2.54	0.42
50:YC:24:U:H2'	50:YC:25:C:C6	2.54	0.42
51:ZC:1263:U:C4	51:ZC:1264:G:C6	3.08	0.42
51:ZC:2503:A:O2'	51:ZC:2505:G:OP2	2.31	0.42
51:ZC:1759:A:H1'	51:ZC:2711:A:C2	2.53	0.42
51:ZC:775:G:H21	51:ZC:793:A:H1'	1.85	0.42
28:BA:39:LYS:HA	28:BA:42:ARG:NH2	2.34	0.42
53:BD:29:G:H2'	53:BD:30:G:H8	1.84	0.42
34:DC:111:ARG:HB3	34:DC:113:GLU:HG2	2.02	0.42
34:DC:23:VAL:O	34:DC:27:ILE:HG12	2.20	0.42
34:DC:53:LYS:HD3	34:DC:53:LYS:HA	1.86	0.42
10:FB:59:LEU:HD12	10:FB:61:ARG:NH1	2.33	0.42
10:FB:85:LEU:HA	10:FB:88:LEU:HB3	2.01	0.42
38:HC:48:ILE:HD11	38:HC:64:ALA:HA	2.01	0.42
9:I:1:MET:HB2	9:I:32:TYR:HB3	2.00	0.42
10:J:116:GLY:HA2	51:VC:637:A:O5'	2.19	0.42
10:J:57:THR:HG22	10:J:58:THR:H	1.84	0.42
39:MA:123:LYS:HA	39:MA:124:PRO:HD3	1.86	0.42
15:O:25:TRP:O	15:O:28:ARG:HB3	2.19	0.42
46:TA:6:LYS:H	46:TA:6:LYS:HD2	1.84	0.42
50:UC:978:A:O2'	50:UC:1322:C:N3	2.50	0.42
50:UC:37:U:H2'	50:UC:38:G:C8	2.54	0.42
50:UC:79:G:H2'	50:UC:80:G:O4'	2.20	0.42
26:VB:18:ARG:NH2	26:VB:44:ARG:HD3	2.34	0.42
51:VC:1292:U:H2'	51:VC:1293:C:C6	2.54	0.42
51:VC:528:A:N1	51:VC:2042:A:H2'	2.34	0.42
10:J:16:ARG:HG2	51:VC:661:C:H1'	2.02	0.42
50:YC:1143:G:H2'	50:YC:1144:G:H8	1.81	0.42
50:YC:1281:U:H5'	50:YC:1282:C:C5	2.54	0.42
50:YC:1236:A:H4'	50:YC:1304:G:H4'	2.02	0.42
50:YC:37:U:H2'	50:YC:38:G:C8	2.54	0.42
42:LC:31:LEU:HD21	50:YC:658:G:OP1	2.19	0.42
26:Z:26:ASN:OD1	26:Z:27:LYS:N	2.52	0.42

Continued on next page...

Continued from previous page...

Atom-1	Atom-2	Interatomic distance (Å)	Clash overlap (Å)
30:ZB:24:ALA:HB2	30:ZB:32:LEU:HD12	2.00	0.42
51:ZC:1409:C:H2'	51:ZC:1410:G:C8	2.54	0.42
51:ZC:528:A:N1	51:ZC:2042:A:H2'	2.35	0.42
51:ZC:603:A:N6	51:ZC:655:A:H1'	2.35	0.42
1:A:106:ILE:HG13	1:A:106:ILE:H	1.49	0.42
31:AC:20:TYR:CD2	31:AC:26:CYS:HB3	2.54	0.42
2:B:131:ALA:C	2:B:133:LYS:H	2.23	0.42
35:EC:51:VAL:HG21	35:EC:60:ARG:HG2	2.01	0.42
6:F:56:LYS:HB3	6:F:56:LYS:HE3	1.82	0.42
37:GC:49:VAL:O	37:GC:60:ARG:HB2	2.18	0.42
12:HB:73:VAL:O	12:HB:76:VAL:HG22	2.19	0.42
9:I:12:ASP:OD1	9:I:14:THR:OG1	2.36	0.42
35:IA:104:ARG:HD3	35:IA:138:TRP:CD2	2.53	0.42
35:IA:24:THR:HG22	35:IA:25:ASP:H	1.83	0.42
14:JB:22:PHE:CD2	14:JB:22:PHE:N	2.88	0.42
13:M:25:ARG:NH1	13:M:42:ASP:OD1	2.53	0.42
40:NA:45:VAL:O	40:NA:48:LEU:HD22	2.19	0.42
18:NB:57:LEU:CD1	18:NB:78:LYS:HB3	2.49	0.42
45:OC:75:ILE:HD11	50:YC:735:C:H1'	2.01	0.42
50:UC:1009:G:H2'	50:UC:1010:G:C8	2.54	0.42
50:UC:736:C:H2'	50:UC:737:A:C8	2.54	0.42
50:UC:908:A:H2'	50:UC:909:A:C8	2.55	0.42
7:G:9:LYS:HB3	51:VC:1061:U:C5	2.54	0.42
51:VC:2096:U:H2'	51:VC:2097:C:C6	2.55	0.42
51:VC:2556:C:H2'	51:VC:2557:G:O4'	2.20	0.42
51:VC:2795:G:H1'	51:VC:2802:G:H1	1.84	0.42
51:VC:528:A:C2	51:VC:2042:A:H2'	2.55	0.42
51:VC:817:C:H4'	51:VC:932:G:C6	2.55	0.42
24:X:10:LYS:HE2	24:X:10:LYS:HB3	1.83	0.42
51:VC:2112:G:O6	53:XC:19:G:N1	2.52	0.42
17:Q:38:TYR:CE1	25:Y:41:PRO:HD3	2.55	0.42
29:YB:79:ASP:HA	29:YB:82:ARG:HB2	2.01	0.42
26:Z:18:ARG:NH2	26:Z:44:ARG:HD3	2.34	0.42
30:ZB:130:VAL:O	30:ZB:134:ILE:HG13	2.19	0.42
51:ZC:1495:A:H3'	51:ZC:1496:A:C2	2.54	0.42
51:ZC:1811:G:H2'	51:ZC:1812:A:H8	1.85	0.42
51:ZC:1939:U:OP1	51:ZC:2604:U:O2'	2.36	0.42
51:ZC:2328:A:H2'	51:ZC:2329:G:C8	2.55	0.42
51:ZC:528:A:C2	51:ZC:2042:A:H2'	2.55	0.42
23:SB:55:ARG:HE	51:ZC:75:G:H4'	1.84	0.42
1:A:253:GLN:HB2	1:A:257:LEU:HD12	2.02	0.42

Continued on next page...

Continued from previous page...

Atom-1	Atom-2	Interatomic distance (Å)	Clash overlap (Å)
1:A:63:ARG:HH22	51:VC:1568:G:P	2.42	0.42
13:IB:30:ARG:HH22	52:AD:48:A:P	2.43	0.42
6:BB:72:LEU:HD13	6:BB:72:LEU:HA	1.89	0.42
32:BC:127:ASN:HA	32:BC:128:PRO:HD3	1.90	0.42
32:BC:145:LYS:O	32:BC:149:GLU:HG2	2.20	0.42
3:C:52:LYS:HA	3:C:56:GLU:OE1	2.19	0.42
3:C:56:GLU:OE1	3:C:93:LYS:NZ	2.43	0.42
7:CB:72:PRO:O	7:CB:111:LYS:NZ	2.52	0.42
33:CC:10:LEU:HD13	33:CC:61:LEU:HD13	2.02	0.42
6:F:95:LYS:HA	6:F:111:PRO:HB3	2.01	0.42
32:FA:135:THR:O	32:FA:139:LEU:HG	2.19	0.42
32:FA:76:ILE:HG23	32:FA:78:HIS:H	1.84	0.42
7:G:90:LYS:HE2	7:G:93:ARG:HD3	2.02	0.42
35:IA:51:VAL:HG21	35:IA:60:ARG:HG2	2.02	0.42
13:IB:25:ARG:NH1	13:IB:42:ASP:OD1	2.52	0.42
10:J:101:VAL:HG23	10:J:106:LEU:HB3	2.00	0.42
14:JB:15:VAL:HG23	14:JB:79:HIS:CE1	2.54	0.42
11:K:19:GLY:O	11:K:21:THR:N	2.48	0.42
41:KC:21:TYR:HE2	41:KC:23:ARG:HH21	1.68	0.42
17:MB:6:ILE:HG12	17:MB:104:THR:HG23	2.01	0.42
18:NB:35:THR:HB	18:NB:38:GLU:HG2	2.01	0.42
49:TC:60:GLU:CD	49:TC:60:GLU:H	2.23	0.42
50:UC:272:C:H2'	50:UC:273:A:C8	2.54	0.42
50:UC:709:G:H2'	50:UC:710:G:H8	1.85	0.42
51:VC:1542:G:OP2	51:VC:1543:A:H5'	2.20	0.42
51:VC:992:C:H2'	51:VC:993:G:H8	1.84	0.42
23:W:46:GLN:H	23:W:49:LYS:HE2	1.83	0.42
1:WA:200:ASP:OD1	1:WA:203:ASN:ND2	2.52	0.42
2:XA:7:VAL:HG13	2:XA:27:LEU:HB3	2.01	0.42
43:MC:27:LYS:HG2	50:YC:111:G:H5''	2.01	0.42
50:YC:585:G:H1	50:YC:756:C:H42	1.67	0.42
38:HC:123:LYS:HG2	50:YC:780:A:OP1	2.20	0.42
51:ZC:2115:G:H1'	51:ZC:2171:A:N1	2.35	0.42
51:ZC:239:U:H2'	51:ZC:240:G:O4'	2.19	0.42
51:ZC:2556:C:H2'	51:ZC:2557:G:O4'	2.19	0.42
51:ZC:857:C:N4	51:ZC:858:U:O4	2.53	0.42
5:AB:88:LEU:HD23	5:AB:165:ALA:HA	2.01	0.42
52:AD:3:C:H2'	52:AD:4:C:C6	2.55	0.42
29:CA:79:ASP:HA	29:CA:82:ARG:HB2	2.02	0.42
37:GC:3:LYS:N	37:GC:75:ILE:HA	2.34	0.42
12:HB:4:LEU:HA	12:HB:4:LEU:HD22	1.90	0.42

Continued on next page...

Continued from previous page...

Atom-1	Atom-2	Interatomic distance (Å)	Clash overlap (Å)
12:L:99:LYS:HA	12:L:112:ALA:HA	2.00	0.42
17:MB:26:GLY:O	17:MB:27:LYS:HD2	2.20	0.42
17:MB:62:HIS:O	17:MB:64:MET:N	2.53	0.42
20:PB:44:PHE:O	20:PB:48:PHE:HB2	2.20	0.42
17:Q:13:SER:HB3	17:Q:16:LYS:HD2	2.02	0.42
24:TB:40:THR:OG1	24:TB:43:ILE:HG12	2.20	0.42
50:UC:1410:G:H2'	50:UC:1411:C:C6	2.55	0.42
50:UC:986:A:H2'	50:UC:987:G:C8	2.55	0.42
51:VC:1495:A:H3'	51:VC:1496:A:C2	2.55	0.42
51:VC:1772:G:H5''	51:VC:1773:A:OP2	2.20	0.42
51:VC:1899:G:H22	51:VC:1902:C:N4	2.18	0.42
51:VC:2114:A:H3'	51:VC:2115:G:C8	2.55	0.42
51:VC:2153:G:H2'	51:VC:2154:G:H8	1.85	0.42
51:VC:27:G:N2	51:VC:512:G:H1'	2.35	0.42
23:W:50:ILE:HG13	23:W:50:ILE:H	1.53	0.42
50:YC:224:C:H2'	50:YC:225:C:C6	2.55	0.42
4:ZA:77:ILE:HG22	4:ZA:80:PHE:H	1.84	0.42
51:ZC:1003:G:O2'	51:ZC:1010:A:N1	2.47	0.42
51:ZC:1478:G:HO2'	51:ZC:1558:A:H2	1.67	0.42
51:ZC:1746:G:H2'	51:ZC:1747:G:C8	2.55	0.42
51:ZC:270(T):G:H2'	51:ZC:270(U):G:C8	2.54	0.42
10:FB:115:LEU:HB2	51:ZC:637:A:OP2	2.20	0.42
51:ZC:938:G:H2'	51:ZC:939:G:H8	1.85	0.42
31:AC:171:GLY:HA2	31:AC:173:TRP:CZ3	2.55	0.42
35:EC:33:GLU:OE1	35:EC:50:ARG:NE	2.48	0.42
32:FA:137:GLU:O	32:FA:141:GLN:NE2	2.53	0.42
33:GA:17:SER:O	33:GA:21:LEU:HB2	2.20	0.42
34:HA:23:VAL:O	34:HA:27:ILE:HG12	2.19	0.42
35:IA:33:GLU:OE1	35:IA:50:ARG:NE	2.48	0.42
40:JC:19:LEU:HB3	40:JC:25:ILE:HG21	2.01	0.42
17:Q:62:HIS:O	17:Q:64:MET:N	2.52	0.42
17:Q:25:ARG:NH2	17:Q:74:ALA:O	2.45	0.42
35:IA:91:ARG:NE	44:RA:32:TYR:O	2.51	0.42
50:UC:1022:G:H2'	50:UC:1023:G:H8	1.84	0.42
50:UC:1151:A:O2'	50:UC:1152:A:O5'	2.33	0.42
50:UC:1281:U:H5'	50:UC:1282:C:C5	2.55	0.42
50:UC:1297:C:H1'	50:UC:1298:C:H5	1.85	0.42
50:UC:928:G:H2'	50:UC:929:G:C8	2.54	0.42
7:G:122:ALA:HB1	51:VC:1081:U:H5'	2.02	0.42
51:VC:1288:U:H1'	51:VC:1647:G:H22	1.85	0.42
51:VC:1386:C:H2'	51:VC:1387:C:C6	2.54	0.42

Continued on next page...

Continued from previous page...

Atom-1	Atom-2	Interatomic distance (Å)	Clash overlap (Å)
51:VC:1441:G:H2'	51:VC:1442:G:C8	2.54	0.42
2:B:131:ALA:HB2	51:VC:2579:C:O2'	2.20	0.42
51:VC:345:A:N3	51:VC:347:A:N6	2.67	0.42
51:VC:512:G:H4'	51:VC:513:A:O5'	2.20	0.42
51:VC:611:C:H2'	51:VC:612:G:O4'	2.19	0.42
51:VC:662:G:H2'	51:VC:663:G:C8	2.55	0.42
51:VC:854:G:H2'	51:VC:855:G:C8	2.55	0.42
23:W:25:VAL:O	23:W:29:LYS:HG2	2.20	0.42
29:YB:111:ARG:NH1	50:YC:1104:G:H4'	2.35	0.42
46:PC:78:ARG:NH1	50:YC:1223:C:OP1	2.52	0.42
50:YC:1253:G:H1	50:YC:1284:C:H42	1.68	0.42
50:YC:1287:A:H2'	50:YC:1288:A:C8	2.55	0.42
36:FC:69:GLY:HA3	50:YC:1371:G:O3'	2.19	0.42
50:YC:54:C:H41	50:YC:352:C:H2'	1.85	0.42
50:YC:686:U:O2'	50:YC:703:G:N2	2.52	0.42
30:ZB:76:VAL:HG23	30:ZB:77:ILE:HG13	2.01	0.42
51:ZC:1203:G:O6	51:ZC:1204:A:N6	2.53	0.42
51:ZC:1466:G:H2'	51:ZC:1547:C:N4	2.34	0.42
51:ZC:747:U:O2	51:ZC:2014:A:H1'	2.20	0.42
10:FB:62:LEU:HB3	51:ZC:2393:A:H5''	2.01	0.42
10:FB:74:GLU:HB2	51:ZC:244:A:H4'	2.01	0.42
51:ZC:2514:U:H2'	51:ZC:2515:C:C6	2.55	0.42
51:ZC:363(G):A:H1'	51:ZC:364:C:OP2	2.20	0.42
1:A:261:LYS:NZ	1:A:263:ARG:HG3	2.35	0.42
31:AC:201:GLN:HA	31:AC:204:ILE:HD12	2.01	0.42
32:BC:110:LEU:HD13	32:BC:118:ILE:HG21	2.02	0.42
29:CA:103:THR:HA	29:CA:180:LEU:HD11	2.00	0.42
9:EB:17:ARG:HD3	9:EB:17:ARG:HA	1.78	0.42
7:G:115:LEU:HD22	7:G:117:THR:H	1.83	0.42
38:HC:27:ASN:OD1	38:HC:28:THR:N	2.53	0.42
10:J:98:GLU:O	10:J:101:VAL:HG12	2.20	0.42
14:JB:54:ARG:HA	14:JB:59:THR:OG1	2.20	0.42
11:K:101:ARG:HH22	51:VC:907:U:H4'	1.84	0.42
19:OB:2:ARG:C	19:OB:4:LYS:H	2.23	0.42
42:PA:31:LEU:HD21	50:UC:658:G:OP1	2.19	0.42
17:Q:51:LEU:HD23	17:Q:105:VAL:HG11	2.02	0.42
17:Q:18:ARG:NH1	17:Q:76:VAL:O	2.51	0.42
21:QB:50:ASN:OD1	21:QB:50:ASN:N	2.52	0.42
20:T:97:GLU:HB3	20:T:125:LEU:HD21	2.01	0.42
50:UC:1236:A:H4'	50:UC:1304:G:H4'	2.02	0.42
23:W:35:LEU:HD12	23:W:53:LEU:HD12	2.01	0.42

Continued on next page...

Continued from previous page...

Atom-1	Atom-2	Interatomic distance (Å)	Clash overlap (Å)
1:WA:31:LYS:HD3	1:WA:94:LEU:HD11	2.02	0.42
1:WA:9:TYR:CD2	1:WA:10:THR:HG22	2.55	0.42
53:XC:21:A:HO2'	53:XC:22:G:P	2.43	0.42
51:ZC:1280:G:H1	51:ZC:1290:C:N4	2.17	0.42
51:ZC:1386:C:H2'	51:ZC:1387:C:C6	2.54	0.42
51:ZC:1831:G:H1	51:ZC:1974:C:H42	1.66	0.42
51:ZC:2096:U:H2'	51:ZC:2097:C:C6	2.55	0.42
51:ZC:2111:C:O2'	51:ZC:2145:C:O2	2.23	0.42
51:ZC:234:C:H2'	51:ZC:235:U:H6	1.84	0.42
12:HB:5:LYS:NZ	51:ZC:2821:A:OP2	2.37	0.42
51:ZC:2847:U:O4	51:ZC:2848:G:N1	2.53	0.42
51:ZC:310:A:O2'	51:ZC:311:A:H2'	2.20	0.42
51:ZC:601:C:O2'	51:ZC:605:C:H5''	2.20	0.42
2:B:187:ALA:HB2	51:VC:2729:G:H1'	2.01	0.42
6:BB:22:LYS:HA	6:BB:23:PRO:HD3	1.93	0.42
29:CA:133:LYS:O	29:CA:137:ARG:HG2	2.20	0.42
7:CB:57:ILE:HG23	7:CB:65:PHE:HB2	2.01	0.42
9:EB:1:MET:HB2	9:EB:32:TYR:HB3	2.01	0.42
32:FA:145:LYS:O	32:FA:149:GLU:HG2	2.19	0.42
12:HB:90:ARG:O	12:HB:94:TYR:HE2	2.03	0.42
15:O:81:HIS:O	15:O:85:LYS:HB2	2.19	0.42
25:UB:41:PRO:HG2	25:UB:44:THR:OG1	2.20	0.42
50:UC:1279:A:O2'	50:UC:1281:U:OP2	2.28	0.42
50:UC:413:G:H21	50:UC:428:G:H1'	1.84	0.42
50:UC:582:U:H2'	50:UC:583:A:C8	2.55	0.42
50:UC:682:G:H2'	50:UC:683:G:H8	1.84	0.42
51:VC:1019:U:H2'	51:VC:1021:A:H2	1.85	0.42
51:VC:1263:U:C4	51:VC:1264:G:C6	3.08	0.42
51:VC:1511:A:H2'	51:VC:1512:G:O4'	2.20	0.42
51:VC:2529:G:H5''	51:VC:2530:A:H5''	2.01	0.42
51:VC:64:A:H2'	51:VC:65:C:C6	2.55	0.42
29:YB:133:LYS:O	29:YB:137:ARG:HG2	2.20	0.42
50:YC:1007:C:H2'	50:YC:1008:C:C6	2.55	0.42
50:YC:574:A:N3	50:YC:883:C:H1'	2.35	0.42
51:ZC:1331:A:H2'	51:ZC:1332:G:H5''	2.02	0.42
51:ZC:1514:U:H2'	51:ZC:1515:C:C6	2.54	0.42
51:ZC:1985:G:H2'	51:ZC:1986:A:H8	1.85	0.42
51:ZC:2211:G:H2'	51:ZC:2212:A:H5''	2.02	0.42
2:XA:187:ALA:HB2	51:ZC:2729:G:H1'	2.02	0.42
51:ZC:2809:A:OP2	51:ZC:2891:G:N1	2.48	0.42
51:ZC:793:A:OP2	51:ZC:2071:A:O2'	2.37	0.42

Continued on next page...

Continued from previous page...

Atom-1	Atom-2	Interatomic distance (Å)	Clash overlap (Å)
51:ZC:882:G:H2'	51:ZC:883:G:C8	2.55	0.42
28:BA:32:LEU:HG	28:BA:36:LYS:HD2	2.02	0.41
33:CC:17:SER:O	33:CC:21:LEU:HB2	2.20	0.41
6:F:69:LYS:O	6:F:73:GLU:HB2	2.20	0.41
10:FB:75:ILE:HG13	10:FB:75:ILE:H	1.55	0.41
7:G:57:ILE:HD12	7:G:65:PHE:HD1	1.84	0.41
33:GA:23:LYS:O	33:GA:27:GLN:HG2	2.19	0.41
8:H:42:GLU:HG2	8:H:82:LYS:HG3	2.02	0.41
38:LA:27:ASN:OD1	38:LA:28:THR:N	2.53	0.41
39:MA:92:LEU:HA	39:MA:93:PRO:HD3	1.85	0.41
40:NA:19:LEU:HD23	40:NA:30:ALA:HA	2.02	0.41
22:RB:13:ILE:HG13	22:RB:14:VAL:N	2.31	0.41
46:TA:21:GLU:HG3	46:TA:22:LEU:HD22	2.02	0.41
50:UC:1000:A:H2'	50:UC:1001:G:C8	2.55	0.41
50:UC:1255:G:H1	50:UC:1282:C:H42	1.67	0.41
50:UC:1441:G:H5''	50:UC:1442:G:O4'	2.20	0.41
50:UC:406:G:H2'	50:UC:407:G:C8	2.54	0.41
51:VC:1175:U:H2'	51:VC:1176:G:N7	2.34	0.41
51:VC:2294:C:H2'	51:VC:2295:C:C6	2.55	0.41
51:VC:2595:G:N2	51:VC:2597:G:H3'	2.35	0.41
51:VC:2809:A:OP2	51:VC:2891:G:N1	2.48	0.41
51:VC:817:C:O2'	51:VC:839:U:H5''	2.20	0.41
50:YC:1000:A:H2'	50:YC:1001:G:C8	2.55	0.41
50:YC:1255:G:H1	50:YC:1282:C:H42	1.67	0.41
50:YC:1485:U:H2'	50:YC:1486:G:C8	2.55	0.41
4:ZA:60:LEU:HG	4:ZA:90:LEU:HD12	2.02	0.41
51:ZC:1542:G:OP2	51:ZC:1543:A:H5'	2.20	0.41
51:ZC:1790:C:H2'	51:ZC:1791:A:C5	2.55	0.41
51:ZC:270(S):G:H2'	51:ZC:270(T):G:H8	1.85	0.41
51:ZC:360:G:H2'	51:ZC:361:G:C8	2.55	0.41
51:ZC:464:U:H2'	51:ZC:465:G:O4'	2.20	0.41
51:ZC:631:A:H2'	51:ZC:632:A:O4'	2.20	0.41
1:A:9:TYR:CD2	1:A:10:THR:HG22	2.55	0.41
35:EC:31:PHE:O	35:EC:35:ILE:HG12	2.20	0.41
37:GC:22:LYS:HB3	37:GC:22:LYS:HE3	1.86	0.41
38:HC:123:LYS:HE3	38:HC:123:LYS:HB3	1.92	0.41
40:JC:94:ARG:HH22	46:PC:80:TYR:HE2	1.67	0.41
42:LC:45:VAL:HG23	42:LC:46:HIS:ND1	2.35	0.41
13:M:66:ALA:HA	13:M:69:VAL:HG22	2.00	0.41
19:OB:73:ARG:HA	19:OB:74:PRO:HD3	1.90	0.41
46:PC:22:LEU:HA	46:PC:22:LEU:HD13	1.94	0.41

Continued on next page...

Continued from previous page...

Atom-1	Atom-2	Interatomic distance (Å)	Clash overlap (Å)
46:PC:54:GLY:HA2	50:YC:1220:G:H21	1.85	0.41
17:Q:65:LEU:HD12	17:Q:68:ARG:HE	1.85	0.41
46:TA:54:GLY:HA2	50:UC:1220:G:H21	1.85	0.41
21:U:34:GLY:HA2	21:U:61:ALA:O	2.20	0.41
25:UB:51:TYR:HD2	25:UB:51:TYR:HA	1.74	0.41
50:UC:106:C:H2'	50:UC:107:G:H8	1.85	0.41
50:UC:1287:A:H2'	50:UC:1288:A:C8	2.55	0.41
50:UC:54:C:H41	50:UC:352:C:H2'	1.85	0.41
51:VC:1774:C:H4'	51:VC:1979:C:O2	2.20	0.41
1:A:202:LYS:HD2	51:VC:1820:U:N3	2.35	0.41
51:VC:2455:G:H2'	51:VC:2456:C:C6	2.55	0.41
51:VC:2514:U:H2'	51:VC:2515:C:C6	2.56	0.41
3:C:45:ARG:NH2	51:VC:443:A:H2'	2.34	0.41
1:WA:132:PRO:HD3	1:WA:190:TYR:CE2	2.55	0.41
2:XA:131:ALA:C	2:XA:133:LYS:H	2.24	0.41
29:YB:209:ARG:HH11	29:YB:239:VAL:HG11	1.85	0.41
50:YC:1441:G:H5''	50:YC:1442:G:O4'	2.20	0.41
50:YC:6:G:O2'	50:YC:7:G:H5''	2.21	0.41
50:YC:908:A:H2'	50:YC:909:A:C8	2.55	0.41
50:YC:958:A:N3	50:YC:985:C:O2'	2.47	0.41
51:ZC:1656:C:H42	51:ZC:2004:G:H1	1.68	0.41
51:ZC:2114:A:H3'	51:ZC:2115:G:C8	2.55	0.41
51:ZC:2153:G:H2'	51:ZC:2154:G:H8	1.84	0.41
51:ZC:2123:G:N2	51:ZC:2175:C:O2	2.53	0.41
51:ZC:2307:G:O2'	51:ZC:2311:A:N7	2.53	0.41
51:ZC:2595:G:N2	51:ZC:2597:G:H3'	2.35	0.41
51:ZC:2795:G:H1'	51:ZC:2802:G:H1	1.84	0.41
51:ZC:704:G:O2'	51:ZC:726:G:N2	2.47	0.41
1:WA:49:ILE:HG13	51:ZC:779:U:OP1	2.20	0.41
52:AD:89(A):G:H2'	52:AD:89(B):A:H8	1.85	0.41
2:B:11:MET:HB2	2:B:23:VAL:O	2.20	0.41
53:BD:29:G:H2'	53:BD:30:G:C8	2.56	0.41
7:CB:120:LEU:HA	7:CB:123:ALA:HB3	2.01	0.41
10:FB:117:GLU:HB2	10:FB:118:GLY:H	1.68	0.41
8:H:135:LEU:HD22	51:VC:558:G:H5''	2.03	0.41
34:HA:111:ARG:HB3	34:HA:113:GLU:HG2	2.02	0.41
11:K:72:LYS:HA	11:K:73:PRO:HD3	1.92	0.41
15:KB:81:HIS:O	15:KB:85:LYS:HB2	2.20	0.41
12:L:87:TYR:OH	12:L:117:VAL:O	2.31	0.41
39:MA:43:THR:HA	39:MA:44:PRO:HD3	1.90	0.41
40:NA:19:LEU:HB3	40:NA:25:ILE:HG21	2.01	0.41

Continued on next page...

Continued from previous page...

Atom-1	Atom-2	Interatomic distance (Å)	Clash overlap (Å)
15:O:92:ARG:HB2	51:VC:996:A:O3'	2.19	0.41
42:PA:39:LEU:HA	42:PA:39:LEU:HD22	1.90	0.41
48:RC:24:ARG:HG3	48:RC:25:LYS:H	1.85	0.41
23:SB:21:LEU:HA	23:SB:21:LEU:HD23	1.87	0.41
20:T:44:PHE:O	20:T:48:PHE:HB2	2.20	0.41
50:UC:1414:U:O2	50:UC:1487:G:N2	2.54	0.41
50:UC:19:C:H2'	50:UC:20:U:C6	2.56	0.41
51:VC:2572:A:H5''	51:VC:2574:G:H4'	2.02	0.41
51:VC:2799:A:H2'	51:VC:2801:A:C8	2.55	0.41
51:VC:310:A:O2'	51:VC:311:A:H2'	2.20	0.41
51:VC:324:A:H2'	51:VC:325:G:O4'	2.20	0.41
51:VC:360:G:H2'	51:VC:361:G:C8	2.55	0.41
51:VC:48:G:H2'	51:VC:49:A:H2	1.85	0.41
51:VC:589:C:H2'	51:VC:590:A:C8	2.55	0.41
51:VC:775:G:H21	51:VC:793:A:H1'	1.84	0.41
15:O:92:ARG:HH11	51:VC:996:A:H4'	1.86	0.41
52:WC:3:C:H2'	52:WC:4:C:C6	2.55	0.41
29:YB:60:ASP:O	29:YB:64:ARG:HG2	2.21	0.41
50:YC:1109:C:H2'	50:YC:1110:A:O4'	2.20	0.41
50:YC:986:A:H2'	50:YC:987:G:C8	2.55	0.41
51:ZC:214:G:H1'	51:ZC:216:A:O2'	2.19	0.41
51:ZC:2211:G:H3'	51:ZC:2211:G:N3	2.35	0.41
17:MB:80:PRO:HD3	51:ZC:25:U:H5''	2.00	0.41
51:ZC:2531:A:H61	51:ZC:2662:A:H61	1.68	0.41
51:ZC:321:G:C2	51:ZC:341:G:H4'	2.55	0.41
10:FB:64:LYS:NZ	51:ZC:631:A:OP1	2.41	0.41
29:CA:209:ARG:HH11	29:CA:239:VAL:HG11	1.85	0.41
33:CC:23:LYS:O	33:CC:27:GLN:HG2	2.21	0.41
4:D:60:LEU:HG	4:D:90:LEU:HD12	2.02	0.41
8:DB:66:THR:HB	8:DB:69:VAL:HG12	2.03	0.41
34:DC:65:ALA:O	34:DC:69:VAL:HG23	2.21	0.41
5:E:92:ILE:HD12	5:E:92:ILE:H	1.86	0.41
31:EA:173:TRP:CZ3	31:EA:193:ASP:HB3	2.56	0.41
31:EA:22:LYS:HB3	31:EA:25:ARG:HB3	2.02	0.41
53:ED:50:U:H3	53:ED:64:G:H1	1.68	0.41
10:FB:114:ILE:HD13	10:FB:130:PHE:CE1	2.56	0.41
10:FB:49:ARG:HH21	28:XB:60:LEU:HD13	1.85	0.41
10:FB:50:ARG:HH11	28:XB:7:HIS:CD2	2.33	0.41
37:GC:7:LYS:HD3	37:GC:71:LEU:HD13	2.03	0.41
37:KA:33:GLN:HG3	37:KA:33:GLN:H	1.71	0.41
22:RB:90:ILE:HA	22:RB:90:ILE:HD13	1.87	0.41

Continued on next page...

Continued from previous page...

Atom-1	Atom-2	Interatomic distance (Å)	Clash overlap (Å)
7:G:11:GLN:HG3	51:VC:1061:U:C4	2.55	0.41
51:VC:1426:G:O2'	51:VC:1572:A:N6	2.54	0.41
51:VC:1569:A:H2'	51:VC:1570:A:C8	2.55	0.41
51:VC:2692:C:O2	51:VC:2847:U:O2'	2.32	0.41
51:VC:847:U:O2'	51:VC:848:G:O5'	2.37	0.41
28:XB:39:LYS:HA	28:XB:42:ARG:NH2	2.35	0.41
50:YC:107:G:OP1	50:YC:325:A:N6	2.52	0.41
50:YC:1297:C:H1'	50:YC:1298:C:H5	1.85	0.41
50:YC:19:C:H2'	50:YC:20:U:C6	2.55	0.41
50:YC:229:U:H2'	50:YC:230:G:C8	2.56	0.41
4:ZA:64:THR:HG23	4:ZA:66:GLN:H	1.85	0.41
51:ZC:997:G:N2	51:ZC:1158:C:O2	2.45	0.41
51:ZC:1270:C:H5''	51:ZC:1271:G:O5'	2.21	0.41
51:ZC:1971:A:H5'	51:ZC:1972:A:H5''	2.02	0.41
51:ZC:270(S):G:H2'	51:ZC:270(T):G:C8	2.56	0.41
5:AB:24:VAL:HG11	5:AB:43:VAL:HG11	2.03	0.41
31:AC:173:TRP:CD2	31:AC:189:PRO:HB3	2.56	0.41
6:BB:69:LYS:O	6:BB:73:GLU:HB2	2.21	0.41
32:BC:137:GLU:HG2	32:BC:140:ARG:HH12	1.86	0.41
3:C:111:ALA:HB2	3:C:206:ILE:HD13	2.03	0.41
29:CA:74:LYS:HE2	29:CA:206:ASP:OD1	2.21	0.41
29:CA:46:LYS:HD2	29:CA:46:LYS:HA	1.93	0.41
31:EA:119:GLN:OE1	50:UC:406:G:O2'	2.20	0.41
35:EC:20:TYR:CE1	35:EC:76:PRO:HG2	2.56	0.41
31:EA:53:ASP:OD2	32:FA:107:ARG:HD2	2.21	0.41
10:FB:112:LEU:HD23	10:FB:113:LYS:N	2.35	0.41
38:HC:50:TYR:HD2	38:HC:54:ARG:HB3	1.85	0.41
9:I:112:MET:HA	9:I:115:VAL:HG22	2.01	0.41
36:JA:50:LEU:HA	36:JA:53:VAL:HG22	2.01	0.41
40:JC:2:ALA:C	40:JC:9:ILE:HG23	2.41	0.41
15:KB:92:ARG:HB2	51:ZC:996:A:O3'	2.21	0.41
15:KB:65:ILE:HG12	15:KB:96:ALA:HB3	2.02	0.41
42:LC:8:LYS:O	42:LC:12:ILE:HG13	2.20	0.41
42:LC:26:GLU:HB3	42:LC:81:LEU:HD22	2.02	0.41
17:MB:14:PRO:HG3	17:MB:101:SER:HB3	2.02	0.41
17:MB:25:ARG:NH2	17:MB:74:ALA:O	2.45	0.41
14:N:22:PHE:HD2	14:N:22:PHE:N	2.18	0.41
16:P:12:TYR:CE2	16:P:22:VAL:HG13	2.56	0.41
21:QB:34:GLY:HA2	21:QB:61:ALA:O	2.20	0.41
23:SB:25:VAL:O	23:SB:29:LYS:HG2	2.21	0.41
50:UC:1043:C:H2'	50:UC:1044:A:C8	2.48	0.41

Continued on next page...

Continued from previous page...

Atom-1	Atom-2	Interatomic distance (Å)	Clash overlap (Å)
46:TA:78:ARG:NH1	50:UC:1223:C:OP1	2.52	0.41
50:UC:6:G:O2'	50:UC:7:G:H5''	2.21	0.41
50:UC:936:C:H2'	50:UC:937:A:O4'	2.20	0.41
48:VA:24:ARG:HG3	48:VA:25:LYS:H	1.84	0.41
51:VC:1492:G:H1	51:VC:1498:C:H42	1.67	0.41
51:VC:1851:U:H3	51:VC:1891:G:H1	1.68	0.41
51:VC:1656:C:H42	51:VC:2004:G:H1	1.68	0.41
51:VC:2115:G:H1'	51:VC:2171:A:N1	2.35	0.41
51:VC:234:C:H2'	51:VC:235:U:H6	1.85	0.41
51:VC:2376:A:H2'	51:VC:2377:A:O4'	2.21	0.41
10:J:62:LEU:HB3	51:VC:2393:A:H5''	2.02	0.41
51:VC:2531:A:N3	51:VC:2658:C:O2'	2.47	0.41
51:VC:270(S):G:H2'	51:VC:270(T):G:C8	2.55	0.41
51:VC:844:C:H3'	51:VC:845:G:N2	2.35	0.41
51:VC:938:G:H2'	51:VC:939:G:H8	1.84	0.41
1:WA:233:HIS:O	1:WA:235:GLY:N	2.44	0.41
13:M:30:ARG:HH22	52:WC:48:A:P	2.43	0.41
52:WC:91:C:H2'	52:WC:92:G:H8	1.86	0.41
3:YA:6:MET:HG2	3:YA:7:TYR:CD1	2.53	0.41
29:YB:19:HIS:CD2	29:YB:20:GLU:HG2	2.56	0.41
50:YC:1505:G:H5''	50:YC:1506:U:OP1	2.20	0.41
41:KC:21:TYR:CE1	50:YC:981:U:H5'	2.55	0.41
30:ZB:178:LEU:HD13	30:ZB:178:LEU:HA	1.95	0.41
51:ZC:1108:U:H2'	51:ZC:1109:C:O4'	2.21	0.41
51:ZC:1175:U:H2'	51:ZC:1176:G:N7	2.35	0.41
51:ZC:2294:C:H2'	51:ZC:2295:C:C6	2.55	0.41
51:ZC:2468:G:H21	51:ZC:2483:C:H41	1.68	0.41
51:ZC:602:G:N2	51:ZC:655:A:N7	2.67	0.41
51:ZC:817:C:O2'	51:ZC:839:U:H5''	2.20	0.41
6:BB:110:ASP:HA	6:BB:111:PRO:HD2	1.95	0.41
4:D:37:VAL:O	4:D:94:LEU:HD23	2.20	0.41
10:FB:57:THR:HG22	10:FB:58:THR:H	1.85	0.41
40:JC:94:ARG:HD3	40:JC:96:LEU:HD11	2.02	0.41
39:MA:7:ASN:OD1	44:RA:34:LYS:HE2	2.20	0.41
42:PA:8:LYS:O	42:PA:12:ILE:HG13	2.21	0.41
19:S:27:VAL:HA	19:S:39:VAL:HG13	2.02	0.41
23:SB:10:LEU:HD22	23:SB:21:LEU:HD21	2.03	0.41
50:UC:1101:A:H1'	50:UC:1102:A:OP2	2.21	0.41
50:UC:1253:G:H1	50:UC:1284:C:H42	1.68	0.41
50:UC:1414:U:H2'	50:UC:1415:G:C8	2.54	0.41
50:UC:1422:G:H2'	50:UC:1423:G:H8	1.84	0.41

Continued on next page...

Continued from previous page...

Atom-1	Atom-2	Interatomic distance (Å)	Clash overlap (Å)
50:UC:574:A:N3	50:UC:883:C:H1'	2.36	0.41
38:LA:120:ARG:NH1	50:UC:779:C:O2'	2.53	0.41
51:VC:2328:A:H2'	51:VC:2329:G:C8	2.55	0.41
51:VC:2840:C:H42	51:VC:2877:G:H1	1.69	0.41
51:VC:722:A:H2'	51:VC:723:G:O4'	2.20	0.41
51:VC:793:A:OP2	51:VC:2071:A:O2'	2.39	0.41
51:VC:857:C:N4	51:VC:858:U:O4	2.53	0.41
50:YC:106:C:H2'	50:YC:107:G:H8	1.86	0.41
50:YC:335:C:H2'	50:YC:336:C:C6	2.56	0.41
50:YC:928:G:H2'	50:YC:929:G:H8	1.86	0.41
51:ZC:147:U:H2'	51:ZC:148:C:C6	2.56	0.41
51:ZC:1529:A:H62	51:ZC:1542:G:N2	2.19	0.41
51:ZC:1578:U:H2'	51:ZC:1579:A:H5'	2.03	0.41
1:WA:259:THR:HG1	51:ZC:1797:C:HO2'	1.51	0.41
51:ZC:2455:G:H2'	51:ZC:2456:C:C6	2.56	0.41
2:XA:131:ALA:HB2	51:ZC:2579:C:O2'	2.20	0.41
51:ZC:2660:A:H2'	51:ZC:2661:G:O4'	2.20	0.41
51:ZC:565:C:H2'	51:ZC:566:U:O4'	2.21	0.41
2:B:38:THR:O	2:B:42:ASP:HB2	2.21	0.41
7:CB:100:THR:HG22	7:CB:139:VAL:HG23	2.03	0.41
30:DA:26:LYS:HE2	50:UC:1279:A:N6	2.36	0.41
5:E:24:VAL:HG11	5:E:43:VAL:HG11	2.02	0.41
7:G:72:PRO:O	7:G:111:LYS:NZ	2.54	0.41
41:KC:29:ARG:HB3	41:KC:40:CYS:HB3	2.02	0.41
38:LA:50:TYR:HD2	38:LA:54:ARG:HB3	1.85	0.41
16:LB:99:ILE:O	16:LB:101:GLY:N	2.53	0.41
14:N:28:VAL:HA	14:N:89:VAL:HG22	2.02	0.41
14:N:54:ARG:HA	14:N:59:THR:OG1	2.21	0.41
16:P:35:LEU:HB2	16:P:57:VAL:HG13	2.01	0.41
40:NA:94:ARG:HH22	46:TA:80:TYR:HE2	1.67	0.41
50:UC:1007:C:H2'	50:UC:1008:C:C6	2.55	0.41
50:UC:1022:G:H2'	50:UC:1023:G:C8	2.56	0.41
50:UC:1485:U:H2'	50:UC:1486:G:C8	2.56	0.41
50:UC:1505:G:H5''	50:UC:1506:U:OP1	2.21	0.41
50:UC:229:U:H2'	50:UC:230:G:C8	2.55	0.41
15:O:77:SER:HA	51:VC:1152:C:H4'	2.02	0.41
51:VC:1746:G:H2'	51:VC:1747:G:C8	2.55	0.41
51:VC:1754:C:H2'	51:VC:1755:A:O4'	2.21	0.41
51:VC:2468:G:H21	51:VC:2483:C:H41	1.68	0.41
2:B:131:ALA:HB2	51:VC:2579:C:O3'	2.21	0.41
51:VC:2847:U:O4	51:VC:2848:G:N1	2.54	0.41

Continued on next page...

Continued from previous page...

Atom-1	Atom-2	Interatomic distance (Å)	Clash overlap (Å)
51:VC:325:G:H2'	51:VC:326:G:C8	2.56	0.41
51:VC:307:G:H21	51:VC:330:A:H62	1.68	0.41
51:VC:32:C:N4	51:VC:33:U:O4	2.54	0.41
18:R:9:LEU:O	23:W:36:ARG:HD3	2.21	0.41
1:WA:253:GLN:HB2	1:WA:257:LEU:HD12	2.02	0.41
3:YA:170:LEU:HD12	3:YA:170:LEU:HA	1.90	0.41
50:YC:1101:A:H1'	50:YC:1102:A:OP2	2.20	0.41
50:YC:586:C:H2'	50:YC:587:G:C8	2.55	0.41
50:YC:639:G:H2'	50:YC:640:A:C8	2.56	0.41
50:YC:709:G:H2'	50:YC:710:G:H8	1.85	0.41
51:ZC:1313:U:H4'	51:ZC:1332:G:H4'	2.03	0.41
51:ZC:1331:A:O2'	51:ZC:1332:G:C8	2.72	0.41
1:WA:222:ARG:HD2	51:ZC:1827:C:OP2	2.21	0.41
51:ZC:2722:G:H5''	51:ZC:2820:A:C2	2.56	0.41
51:ZC:2629:A:O2'	51:ZC:2895:U:O4	2.39	0.41
2:B:94:GLU:HG2	2:B:94:GLU:H	1.65	0.41
6:BB:95:LYS:HA	6:BB:111:PRO:HB3	2.03	0.41
32:BC:45:PHE:CD2	32:BC:47:LYS:HD2	2.55	0.41
3:C:131:GLY:HA2	3:C:138:GLU:HB3	2.03	0.41
35:EC:56:LYS:HA	35:EC:57:PRO:HD3	1.92	0.41
7:G:80:LYS:HE2	7:G:80:LYS:HB3	1.93	0.41
12:HB:96:ARG:NH1	12:HB:115:GLU:OE1	2.54	0.41
9:I:68:GLU:HA	9:I:78:ARG:HB3	2.03	0.41
13:IB:67:ARG:NH1	13:IB:103:GLU:OE1	2.47	0.41
10:J:71:VAL:HB	10:J:72:PRO:HD3	2.03	0.41
15:KB:61:TRP:O	15:KB:65:ILE:HG13	2.21	0.41
43:MC:40:ASP:HA	43:MC:41:PRO:HD2	1.94	0.41
17:Q:80:PRO:HD3	51:VC:25:U:H5''	2.02	0.41
49:SC:60:GLU:H	49:SC:60:GLU:CD	2.24	0.41
20:T:6:LYS:HA	20:T:6:LYS:HD2	1.94	0.41
50:UC:926:G:C6	50:UC:1505:G:C6	3.09	0.41
51:VC:149(B):A:C2	51:VC:1449:G:H1'	2.56	0.41
51:VC:1849:G:H2'	51:VC:1850:G:C8	2.48	0.41
51:VC:2079:U:H2'	51:VC:2080:G:O4'	2.21	0.41
51:VC:347:A:H2'	51:VC:348:G:H8	1.86	0.41
51:VC:601:C:O2'	51:VC:605:C:H5''	2.20	0.41
10:J:133:SER:OG	51:VC:637:A:OP1	2.16	0.41
51:VC:603:A:N6	51:VC:655:A:H1'	2.35	0.41
24:X:23:LEU:HG	24:X:50:VAL:HG11	2.02	0.41
2:XA:11:MET:HB2	2:XA:23:VAL:O	2.21	0.41
50:YC:978:A:O2'	50:YC:1322:C:N3	2.51	0.41

Continued on next page...

Continued from previous page...

Atom-1	Atom-2	Interatomic distance (Å)	Clash overlap (Å)
50:YC:424:G:H2'	50:YC:425:G:C8	2.55	0.41
38:HC:120:ARG:NH1	50:YC:779:C:O2'	2.52	0.41
51:ZC:1039:G:H2'	51:ZC:1040:C:C6	2.56	0.41
51:ZC:1837:C:O2'	51:ZC:1927:A:N3	2.44	0.41
51:ZC:2079:U:H2'	51:ZC:2080:G:O4'	2.21	0.41
51:ZC:270(V):C:H2'	51:ZC:270(W):G:C8	2.55	0.41
51:ZC:2819:G:H2'	51:ZC:2821:A:N7	2.34	0.41
51:ZC:356:G:H2'	51:ZC:357:A:H8	1.85	0.41
51:ZC:48:G:H2'	51:ZC:49:A:H2	1.85	0.41
51:ZC:536:A:H2'	51:ZC:537:C:C6	2.56	0.41
51:ZC:722:A:H2'	51:ZC:723:G:O4'	2.21	0.41
6:BB:126:TYR:O	6:BB:142:VAL:HG22	2.21	0.41
29:CA:166:ASP:HA	29:CA:167:PRO:HD2	1.95	0.41
8:DB:160:LYS:HD3	8:DB:161:LEU:H	1.85	0.41
8:DB:42:GLU:HG2	8:DB:82:LYS:HG3	2.03	0.41
5:E:88:LEU:HD23	5:E:165:ALA:HA	2.02	0.41
53:ED:28:C:H2'	53:ED:29:G:H8	1.86	0.41
10:FB:39:LYS:HA	10:FB:39:LYS:HD2	1.70	0.41
53:FD:50:U:H3	53:FD:64:G:H1	1.68	0.41
7:G:133:SER:HB3	51:VC:1062:G:H21	1.86	0.41
7:G:8:VAL:HG13	7:G:57:ILE:HB	2.02	0.41
8:H:90:LEU:HD12	8:H:90:LEU:H	1.85	0.41
12:HB:104:ARG:HD2	12:HB:111:LEU:HD21	2.02	0.41
10:J:117:GLU:HB2	10:J:118:GLY:H	1.68	0.41
10:J:39:LYS:HG3	51:VC:806:C:P	2.60	0.41
40:JC:19:LEU:HD23	40:JC:30:ALA:HA	2.03	0.41
37:KA:7:LYS:HD3	37:KA:71:LEU:HD13	2.03	0.41
38:LA:98:LEU:HA	38:LA:101:SER:HB3	2.03	0.41
16:LB:12:TYR:CE2	16:LB:22:VAL:HG13	2.56	0.41
13:M:68:GLN:HG2	13:M:71:ARG:HH12	1.86	0.41
15:O:101:ARG:HG3	15:O:101:ARG:H	1.56	0.41
15:O:61:TRP:O	15:O:65:ILE:HG13	2.20	0.41
20:PB:48:PHE:CE2	20:PB:71:VAL:HG11	2.56	0.41
20:PB:97:GLU:HB3	20:PB:125:LEU:HD21	2.01	0.41
45:SA:75:ILE:HD11	50:UC:735:C:H1'	2.02	0.41
23:SB:24:LEU:HD13	23:SB:60:LEU:HD21	2.02	0.41
20:T:107:THR:HA	20:T:108:PRO:HD3	1.83	0.41
50:UC:1109:C:H2'	50:UC:1110:A:O4'	2.20	0.41
51:VC:1223:G:N2	51:VC:1226:A:OP2	2.35	0.41
51:VC:2112:G:H8	51:VC:2112:G:OP2	2.04	0.41
12:L:17:ARG:NH1	51:VC:2690:C:OP2	2.54	0.41

Continued on next page...

Continued from previous page...

Atom-1	Atom-2	Interatomic distance (Å)	Clash overlap (Å)
51:VC:247:G:H4'	51:VC:386:G:C6	2.56	0.41
3:C:84:VAL:HG21	51:VC:448:U:H1'	2.02	0.41
1:A:49:ILE:HG13	51:VC:779:U:OP1	2.20	0.41
1:WA:222:ARG:HG3	51:ZC:1789:A:OP1	2.21	0.41
3:YA:107:LYS:HD3	3:YA:206:ILE:HG23	2.03	0.41
50:YC:1101:A:H4'	50:YC:1102:A:O5'	2.21	0.41
50:YC:413:G:H21	50:YC:428:G:H1'	1.85	0.41
50:YC:646:U:H2'	50:YC:647:C:C6	2.56	0.41
51:ZC:1511:A:H2'	51:ZC:1512:G:O4'	2.21	0.41
51:ZC:1851:U:H3	51:ZC:1891:G:H1	1.68	0.41
51:ZC:2572:A:H5''	51:ZC:2574:G:H4'	2.03	0.41
51:ZC:2738:A:H2	51:ZC:2766:G:H22	1.69	0.41
51:ZC:628:G:H2'	51:ZC:629:G:C8	2.55	0.41
51:ZC:787:U:H5''	51:ZC:788:A:H5'	2.03	0.41
5:AB:117:PRO:HA	5:AB:118:PRO:HD3	1.91	0.41
31:AC:24:GLU:N	50:YC:409:G:OP1	2.54	0.41
2:B:101:ARG:HA	2:B:171:GLU:HA	2.03	0.41
34:HA:5:ARG:HA	34:HA:5:ARG:HD2	1.95	0.41
39:IC:27:LYS:HB3	39:IC:27:LYS:HE3	1.91	0.41
17:MB:78:GLU:OE2	17:MB:99:ARG:HD3	2.20	0.41
16:P:99:ILE:O	16:P:101:GLY:N	2.54	0.41
22:RB:8:SER:HB2	22:RB:10:LYS:HE2	2.03	0.41
50:UC:646:U:H2'	50:UC:647:C:C6	2.56	0.41
8:H:51:THR:HG23	51:VC:1006:C:O4'	2.21	0.41
1:A:54:ARG:NH2	51:VC:1814:G:O3'	2.51	0.41
51:VC:1971:A:H5'	51:VC:1972:A:H5''	2.03	0.41
51:VC:2033:A:H1'	51:VC:2035:G:OP2	2.21	0.41
51:VC:363(G):A:H1'	51:VC:364:C:OP2	2.21	0.41
51:VC:540:G:H2'	51:VC:541:C:C6	2.55	0.41
23:W:55:ARG:HE	51:VC:75:G:H4'	1.84	0.41
51:VC:882:G:H2'	51:VC:883:G:C8	2.56	0.41
23:W:28:LYS:HG3	23:W:60:LEU:HD22	2.03	0.41
51:ZC:1899:G:H22	51:ZC:1902:C:N4	2.19	0.41
51:ZC:32:C:N4	51:ZC:33:U:O4	2.54	0.41
51:ZC:247:G:H4'	51:ZC:386:G:C6	2.56	0.41
51:ZC:388:G:C4	51:ZC:390:A:C6	3.09	0.41
51:ZC:512:G:H4'	51:ZC:513:A:O5'	2.21	0.41
51:ZC:534:U:H2'	51:ZC:535:C:C6	2.55	0.41
51:ZC:662:G:H2'	51:ZC:663:G:C8	2.55	0.41
51:ZC:78:A:H2'	51:ZC:79:G:C8	2.56	0.41
31:AC:31:CYS:C	31:AC:33:MET:H	2.24	0.41

Continued on next page...

Continued from previous page...

Atom-1	Atom-2	Interatomic distance (Å)	Clash overlap (Å)
53:BD:58:A:H1'	53:BD:60:U:C5	2.56	0.41
4:D:36:LYS:HB3	4:D:160:VAL:HB	2.03	0.41
34:DC:73:MET:HA	34:DC:91:VAL:HG23	2.03	0.41
31:EA:173:TRP:CD2	31:EA:189:PRO:HB3	2.56	0.41
9:EB:70:LYS:HB3	9:EB:70:LYS:HE3	1.94	0.41
33:GA:46:ARG:HB2	33:GA:60:PHE:CE1	2.56	0.41
11:GB:71:ASP:OD1	11:GB:71:ASP:N	2.54	0.41
8:H:101:TYR:HA	8:H:102:PRO:HD3	1.95	0.41
34:HA:26:PHE:HB2	34:HA:101:LEU:HD22	2.03	0.41
35:IA:6:ILE:O	35:IA:10:LEU:HG	2.21	0.41
36:JA:48:GLU:N	36:JA:49:PRO:HD2	2.36	0.41
13:M:67:ARG:NH1	13:M:103:GLU:OE1	2.47	0.41
15:O:65:ILE:HG12	15:O:96:ALA:HB3	2.03	0.41
42:PA:26:GLU:HB3	42:PA:81:LEU:HD22	2.03	0.41
20:T:157:LEU:HA	20:T:158:PRO:HD3	1.80	0.41
21:U:16:SER:HB3	51:VC:2261:C:C5	2.56	0.41
50:UC:1000:A:H2'	50:UC:1001:G:H8	1.86	0.41
50:UC:1101:A:H4'	50:UC:1102:A:O5'	2.21	0.41
50:UC:1182:G:H4'	50:UC:1183:A:H5"	2.03	0.41
50:UC:199:G:H2'	50:UC:200:G:C8	2.56	0.41
50:UC:584:G:H2'	50:UC:585:G:C8	2.56	0.41
15:O:75:ASN:ND2	51:VC:1011:G:H4'	2.36	0.41
51:VC:1060:U:H4'	51:VC:1061:U:O5'	2.21	0.41
51:VC:1116:C:H2'	51:VC:1117:G:C8	2.56	0.41
51:VC:1423:G:H2'	51:VC:1424:G:H8	1.86	0.41
1:A:14:ARG:NH2	51:VC:1693:U:O2'	2.46	0.41
51:VC:2123:G:N2	51:VC:2175:C:O2	2.54	0.41
51:VC:270(T):G:H2'	51:VC:270(U):G:C8	2.55	0.41
51:VC:2722:G:H5"	51:VC:2820:A:C2	2.56	0.41
51:VC:721:C:H2'	51:VC:722:A:H8	1.85	0.41
51:VC:686:G:N2	51:VC:788:A:H61	2.19	0.41
3:YA:150:GLY:HA2	3:YA:172:TRP:CD2	2.56	0.41
29:YB:48:MET:HA	29:YB:51:LEU:HD12	2.03	0.41
50:YC:1132:C:H2'	50:YC:1133:G:C8	2.56	0.41
50:YC:115:G:H4'	50:YC:116:A:O5'	2.21	0.41
50:YC:1386:G:H2'	50:YC:1387:G:H8	1.86	0.41
50:YC:1414:U:H2'	50:YC:1415:G:H8	1.85	0.41
47:QC:22:ARG:HG2	50:YC:323:U:O3'	2.21	0.41
14:JB:41:ARG:NH2	50:YC:346:G:OP1	2.46	0.41
50:YC:509:A:O2'	50:YC:510:A:N7	2.52	0.41
50:YC:936:C:H2'	50:YC:937:A:O4'	2.21	0.41

Continued on next page...

Continued from previous page...

Atom-1	Atom-2	Interatomic distance (Å)	Clash overlap (Å)
4:ZA:128:ARG:HE	4:ZA:129:GLY:N	2.15	0.41
4:ZA:140:ILE:HG13	4:ZA:140:ILE:H	1.60	0.41
51:ZC:1019:U:H2'	51:ZC:1021:A:H2	1.85	0.41
51:ZC:1116:C:H2'	51:ZC:1117:G:C8	2.56	0.41
51:ZC:1411:C:H42	51:ZC:1591:G:H1	1.69	0.41
51:ZC:149(B):A:C2	51:ZC:1449:G:H1'	2.56	0.41
51:ZC:2033:A:H1'	51:ZC:2035:G:OP2	2.21	0.41
51:ZC:2799:A:H2'	51:ZC:2801:A:C8	2.55	0.41
52:AD:91:C:H2'	52:AD:92:G:H8	1.86	0.40
2:B:77:ILE:HD13	2:B:195:LEU:HD13	2.03	0.40
6:BB:120:ILE:HG22	6:BB:122:GLU:H	1.86	0.40
29:CA:178:ARG:HD3	29:CA:178:ARG:HA	1.82	0.40
4:D:27:ASN:ND2	52:WC:55:U:O3'	2.53	0.40
30:DA:86:VAL:HA	30:DA:89:GLU:HB3	2.04	0.40
34:DC:77:SER:HB3	34:DC:84:ASN:ND2	2.36	0.40
31:EA:70:ILE:HA	31:EA:70:ILE:HD12	1.96	0.40
32:FA:110:LEU:HD13	32:FA:118:ILE:HG21	2.03	0.40
34:HA:65:ALA:O	34:HA:69:VAL:HG23	2.21	0.40
9:I:19:ILE:HG12	9:I:19:ILE:O	2.20	0.40
39:IC:7:ASN:OD1	44:NC:34:LYS:HE2	2.20	0.40
14:JB:22:PHE:N	14:JB:22:PHE:HD2	2.18	0.40
15:KB:57:PHE:HB3	15:KB:61:TRP:CZ2	2.56	0.40
12:L:4:LEU:HD22	12:L:4:LEU:HA	1.90	0.40
42:LC:62:GLN:NE2	42:LC:65:ARG:HH12	2.20	0.40
40:NA:108:ARG:NH2	40:NA:114:ARG:HG2	2.36	0.40
19:OB:27:VAL:HA	19:OB:39:VAL:HG13	2.03	0.40
43:QA:33:ILE:HD13	43:QA:33:ILE:HA	1.89	0.40
21:QB:12:ASN:O	21:QB:14:ARG:N	2.55	0.40
45:SA:87:ARG:HB3	45:SA:87:ARG:CZ	2.51	0.40
23:SB:46:GLN:H	23:SB:49:LYS:HE2	1.85	0.40
50:UC:1386:G:H2'	50:UC:1387:G:H8	1.85	0.40
50:UC:792:A:H4'	50:UC:793:U:H5''	2.03	0.40
51:VC:1039:G:H2'	51:VC:1040:C:C6	2.57	0.40
7:G:54:PRO:HG2	51:VC:1060:U:OP2	2.20	0.40
51:VC:1162:G:H2'	51:VC:1163:G:H8	1.86	0.40
51:VC:1308:A:H2'	51:VC:1309:G:O4'	2.21	0.40
51:VC:1529:A:H62	51:VC:1542:G:N2	2.19	0.40
51:VC:2211:G:H2'	51:VC:2212:A:H5''	2.02	0.40
51:VC:2299:G:H2'	51:VC:2300:G:C8	2.56	0.40
51:VC:270(V):C:H2'	51:VC:270(W):G:C8	2.57	0.40
51:VC:2738:A:H2	51:VC:2766:G:H22	1.68	0.40

Continued on next page...

Continued from previous page...

Atom-1	Atom-2	Interatomic distance (Å)	Clash overlap (Å)
51:VC:388:G:C4	51:VC:390:A:C6	3.09	0.40
51:VC:27:G:C2	51:VC:512:G:N3	2.89	0.40
23:W:21:LEU:HD23	23:W:21:LEU:HA	1.89	0.40
1:WA:183:ARG:HG2	1:WA:184:LYS:N	2.36	0.40
25:Y:41:PRO:HG2	25:Y:44:THR:OG1	2.21	0.40
41:KC:3:ARG:HD2	50:YC:1203:C:OP1	2.20	0.40
50:YC:582:U:H2'	50:YC:583:A:C8	2.56	0.40
50:YC:689:C:H2'	50:YC:690:G:O4'	2.21	0.40
51:ZC:1206:G:C2	51:ZC:1207:C:C2	3.09	0.40
51:ZC:1495:A:H2'	51:ZC:1495:A:N3	2.35	0.40
1:WA:253:GLN:OE1	51:ZC:1843:C:H5'	2.22	0.40
51:ZC:2540:C:H2'	51:ZC:2541:A:O4'	2.21	0.40
51:ZC:2584:U:H4'	51:ZC:2602:A:N6	2.36	0.40
14:JB:56:GLY:N	51:ZC:2845:G:OP1	2.54	0.40
51:ZC:296:C:H2'	51:ZC:297:C:H6	1.86	0.40
10:FB:39:LYS:HG3	51:ZC:806:C:P	2.61	0.40
3:C:24:LEU:HA	3:C:25:PRO:HD2	1.85	0.40
3:C:41:LEU:HA	3:C:44:ARG:HG2	2.02	0.40
7:CB:8:VAL:HG13	7:CB:57:ILE:HB	2.02	0.40
4:D:115:ARG:H	4:D:115:ARG:HG3	1.54	0.40
4:D:16:ARG:O	4:D:20:ILE:HG13	2.20	0.40
4:D:64:THR:HG23	4:D:66:GLN:H	1.86	0.40
31:EA:62:GLN:O	31:EA:66:ARG:HD3	2.21	0.40
9:EB:68:GLU:HA	9:EB:78:ARG:HB3	2.02	0.40
10:FB:18:ARG:NH1	10:FB:18:ARG:HB3	2.36	0.40
34:HA:73:MET:HA	34:HA:91:VAL:HG23	2.02	0.40
10:J:18:ARG:HB3	10:J:18:ARG:NH1	2.36	0.40
41:KC:24:CYS:HB3	41:KC:29:ARG:N	2.35	0.40
12:L:96:ARG:NH1	12:L:115:GLU:OE1	2.54	0.40
44:NC:50:LYS:HE2	44:NC:51:TYR:CZ	2.54	0.40
46:PC:21:GLU:HG3	46:PC:22:LEU:HD22	2.03	0.40
19:S:40:GLU:HA	19:S:64:GLU:HG2	2.03	0.40
19:S:45:VAL:HG13	19:S:60:PHE:HB3	2.04	0.40
19:S:8:LYS:H	19:S:8:LYS:NZ	2.18	0.40
50:UC:586:C:H2'	50:UC:587:G:C8	2.55	0.40
50:UC:833:U:H2'	50:UC:834:C:C6	2.56	0.40
50:UC:563:A:H61	50:UC:884:U:H3	1.69	0.40
51:VC:1332:G:N2	51:VC:1610:A:C8	2.85	0.40
51:VC:1766:U:H2'	51:VC:1767:C:H6	1.86	0.40
51:VC:2660:A:H2'	51:VC:2661:G:O4'	2.20	0.40
51:VC:356:G:H2'	51:VC:357:A:H8	1.86	0.40

Continued on next page...

Continued from previous page...

Atom-1	Atom-2	Interatomic distance (Å)	Clash overlap (Å)
51:VC:628:G:H2'	51:VC:629:G:C8	2.56	0.40
51:VC:78:A:H2'	51:VC:79:G:C8	2.57	0.40
1:WA:30:GLU:O	1:WA:32:SER:N	2.54	0.40
2:XA:101:ARG:HA	2:XA:171:GLU:HA	2.03	0.40
53:XC:29:G:H2'	53:XC:30:G:C8	2.56	0.40
29:YB:74:LYS:HE2	29:YB:206:ASP:OD1	2.21	0.40
50:YC:1010:G:H2'	50:YC:1011:G:C8	2.56	0.40
50:YC:1137:C:H4'	50:YC:1138:G:C2	2.56	0.40
50:YC:265:G:H2'	50:YC:266:G:H5''	2.03	0.40
50:YC:397:A:H5'	50:YC:398:C:OP1	2.22	0.40
50:YC:833:U:H2'	50:YC:834:C:C6	2.56	0.40
51:ZC:1772:G:H5''	51:ZC:1773:A:OP2	2.20	0.40
51:ZC:2840:C:H42	51:ZC:2877:G:H1	1.69	0.40
51:ZC:335:C:H2'	51:ZC:336:C:C6	2.56	0.40
51:ZC:535:C:H42	51:ZC:558:G:H1	1.69	0.40
1:A:31:LYS:HD3	1:A:94:LEU:HD11	2.02	0.40
1:A:30:GLU:O	1:A:32:SER:N	2.54	0.40
31:AC:10:ARG:HB2	31:AC:40:PRO:HG2	2.03	0.40
3:C:107:LYS:HD3	3:C:206:ILE:HG23	2.03	0.40
3:C:150:GLY:HA2	3:C:172:TRP:CD2	2.56	0.40
29:CA:19:HIS:CD2	29:CA:20:GLU:HG2	2.57	0.40
7:CB:66:THR:HG22	7:CB:68:VAL:HG22	2.04	0.40
7:CB:91:PRO:HG2	51:ZC:1076:C:O2'	2.22	0.40
9:EB:19:ILE:O	9:EB:19:ILE:HG12	2.20	0.40
11:GB:62:GLY:HA3	11:GB:107:ALA:O	2.22	0.40
38:HC:98:LEU:HA	38:HC:101:SER:HB3	2.03	0.40
13:IB:57:LYS:HB2	13:IB:57:LYS:HE3	1.86	0.40
10:J:114:ILE:HD13	10:J:130:PHE:CE1	2.56	0.40
15:KB:101:ARG:H	15:KB:101:ARG:HG3	1.54	0.40
13:M:4:LEU:HD22	13:M:8:GLU:OE1	2.20	0.40
39:MA:57:VAL:O	39:MA:64:GLU:HA	2.20	0.40
39:MA:6:ILE:HG13	39:MA:6:ILE:H	1.52	0.40
15:O:88:ILE:HG22	16:P:47:VAL:HG23	2.03	0.40
50:UC:1137:C:H4'	50:UC:1138:G:C2	2.56	0.40
50:UC:1359:C:C1'	50:UC:136(A):C:H41	2.33	0.40
50:UC:301:G:H2'	50:UC:302:G:C8	2.56	0.40
50:UC:337:C:H2'	50:UC:338:A:C8	2.56	0.40
50:UC:397:A:H5'	50:UC:398:C:OP1	2.20	0.40
50:UC:955:U:H3	50:UC:1225:A:H61	1.69	0.40
51:VC:1419:A:H62	51:VC:1578:U:H3	1.70	0.40
51:VC:1625:C:H2'	51:VC:1626:G:O4'	2.21	0.40

Continued on next page...

Continued from previous page...

Atom-1	Atom-2	Interatomic distance (Å)	Clash overlap (Å)
51:VC:1790:C:H2'	51:VC:1791:A:C5	2.56	0.40
51:VC:2168:G:N1	51:VC:2171:A:OP2	2.55	0.40
51:VC:2627:G:O2'	51:VC:2781:A:N1	2.43	0.40
51:VC:2795:G:H1'	51:VC:2802:G:N1	2.36	0.40
51:VC:535:C:H42	51:VC:558:G:H1	1.69	0.40
10:J:115:LEU:HB2	51:VC:637:A:OP2	2.22	0.40
53:XC:58:A:H1'	53:XC:60:U:C5	2.56	0.40
3:YA:190:GLU:HG3	3:YA:190:GLU:H	1.73	0.40
43:MC:10:GLY:HA2	50:YC:624:C:H4'	2.04	0.40
50:YC:976:G:H8	50:YC:1358:U:H2'	1.86	0.40
4:ZA:9:ARG:O	4:ZA:13:GLU:HG2	2.20	0.40
50:YC:1418:A:H2	51:ZC:1948:G:N3	2.19	0.40
51:ZC:2168:G:N1	51:ZC:2171:A:OP2	2.55	0.40
51:ZC:2795:G:H1'	51:ZC:2802:G:N1	2.36	0.40
19:OB:71:LYS:HE2	51:ZC:329:G:OP2	2.21	0.40
51:ZC:27:G:C2	51:ZC:512:G:N3	2.89	0.40
51:ZC:749:C:O2	51:ZC:1618:A:H2'	2.22	0.40
51:ZC:844:C:H3'	51:ZC:845:G:N2	2.36	0.40
51:ZC:854:G:H2'	51:ZC:855:G:C8	2.56	0.40
1:A:154:LYS:HE2	1:A:154:LYS:HB3	1.93	0.40
5:AB:126:PRO:HB2	5:AB:127:GLU:H	1.55	0.40
3:C:101:LEU:HA	3:C:102:PRO:HD3	1.95	0.40
3:C:40:GLN:NE2	3:C:182:ASN:HB2	2.36	0.40
29:CA:60:ASP:O	29:CA:64:ARG:HG2	2.22	0.40
6:F:120:ILE:HG22	6:F:122:GLU:H	1.87	0.40
10:FB:18:ARG:HG2	51:ZC:661:C:H4'	2.04	0.40
34:HA:84:ASN:OD1	34:HA:85:TYR:N	2.54	0.40
11:K:71:ASP:OD1	11:K:71:ASP:N	2.54	0.40
15:KB:75:ASN:ND2	51:ZC:1011:G:H4'	2.36	0.40
43:MC:28:ARG:NH1	43:MC:29:ASP:OD1	2.54	0.40
15:O:10:ARG:HD2	51:VC:583:G:OP2	2.21	0.40
19:OB:88:LYS:HB2	19:OB:89:PHE:H	1.49	0.40
20:PB:100:VAL:HA	20:PB:101:PRO:HD3	1.94	0.40
20:T:151:HIS:HA	20:T:170:THR:HA	2.02	0.40
47:UA:22:ARG:HG2	50:UC:323:U:O3'	2.22	0.40
47:UA:57:ARG:HD2	47:UA:102:GLY:HA2	2.04	0.40
17:MB:38:TYR:CE1	25:UB:41:PRO:HD3	2.55	0.40
50:UC:1465:C:H2'	50:UC:1466:C:O4'	2.22	0.40
22:V:37:ILE:HG12	22:V:38:SER:N	2.37	0.40
1:A:160:GLY:HA3	51:VC:1820:U:C4	2.56	0.40
51:VC:2211:G:N3	51:VC:2211:G:H3'	2.36	0.40

Continued on next page...

Continued from previous page...

Atom-1	Atom-2	Interatomic distance (Å)	Clash overlap (Å)
51:VC:2366:A:H2'	51:VC:2367:G:O4'	2.22	0.40
51:VC:2065:C:H1'	51:VC:2449:U:O2	2.21	0.40
51:VC:2060:A:O4'	51:VC:2502:G:H1'	2.22	0.40
51:VC:465:G:H21	51:VC:684:G:H1'	1.87	0.40
51:VC:732:C:H2'	51:VC:733:G:O4'	2.21	0.40
51:VC:787:U:H5''	51:VC:788:A:H5'	2.02	0.40
51:VC:874:G:H2'	51:VC:875:G:C8	2.56	0.40
2:XA:41:LYS:O	51:ZC:2784:C:H4'	2.21	0.40
28:XB:41:ILE:HG13	28:XB:41:ILE:H	1.74	0.40
3:YA:111:ALA:HB2	3:YA:206:ILE:HD13	2.03	0.40
3:YA:40:GLN:HE22	3:YA:182:ASN:HB2	1.87	0.40
50:YC:1034:G:H2'	50:YC:1035:A:H8	1.86	0.40
50:YC:1372:U:H2'	50:YC:1373:G:O4'	2.21	0.40
50:YC:1493:A:N6	51:ZC:1913:A:H1'	2.36	0.40
50:YC:301:G:H2'	50:YC:302:G:C8	2.57	0.40
34:DC:95:ARG:HH12	50:YC:938:A:H4'	1.87	0.40
51:ZC:1766:U:H2'	51:ZC:1767:C:H6	1.87	0.40
51:ZC:2056:G:H2'	51:ZC:2056:G:N3	2.37	0.40
51:ZC:2301:C:H2'	51:ZC:2302:G:H8	1.86	0.40
51:ZC:360:G:H2'	51:ZC:361:G:H8	1.87	0.40
1:A:8:PRO:O	51:VC:1695:G:H8	2.05	0.40
2:B:16:ARG:O	2:B:18:ASP:N	2.55	0.40
10:FB:106:LEU:HA	10:FB:106:LEU:HD22	1.96	0.40
36:FC:48:GLU:N	36:FC:49:PRO:HD2	2.36	0.40
11:GB:45:GLN:H	11:GB:45:GLN:HG2	1.64	0.40
37:GC:33:GLN:H	37:GC:33:GLN:HG3	1.72	0.40
9:I:17:ARG:HA	9:I:17:ARG:HD3	1.79	0.40
10:J:112:LEU:HD23	10:J:113:LYS:N	2.36	0.40
14:JB:28:VAL:HA	14:JB:89:VAL:HG22	2.02	0.40
11:K:115:MET:O	11:K:119:ARG:HB2	2.21	0.40
37:KA:54:PHE:HD1	37:KA:54:PHE:HA	1.78	0.40
12:L:90:ARG:O	12:L:94:TYR:HE2	2.04	0.40
13:M:25:ARG:HG2	13:M:88:ASP:HB2	2.04	0.40
17:MB:13:SER:HB3	17:MB:16:LYS:HD2	2.03	0.40
18:NB:9:LEU:O	23:SB:36:ARG:HD3	2.21	0.40
44:NC:9:VAL:HG22	44:NC:56:VAL:HG22	2.04	0.40
21:U:12:ASN:O	21:U:14:ARG:N	2.54	0.40
50:UC:1067:A:N1	50:UC:1108:G:O2'	2.47	0.40
50:UC:1128:C:N4	50:UC:1143:G:H22	2.19	0.40
50:UC:115:G:H4'	50:UC:116:A:O5'	2.21	0.40
50:UC:689:C:H2'	50:UC:690:G:O4'	2.21	0.40

Continued on next page...

Continued from previous page...

Atom-1	Atom-2	Interatomic distance (Å)	Clash overlap (Å)
50:UC:928:G:H2'	50:UC:929:G:H8	1.86	0.40
51:VC:119:A:H4'	51:VC:120:U:H5'	2.03	0.40
12:L:16:HIS:ND1	51:VC:1275:A:C4	2.90	0.40
51:VC:2728:U:H2'	51:VC:2729:G:C8	2.57	0.40
51:VC:283:A:C2	51:VC:427:U:H1'	2.57	0.40
50:UC:1443:G:O6	51:VC:2863:C:H5''	2.21	0.40
51:VC:310:A:C6	51:VC:312:G:C4	3.09	0.40
27:WB:24:THR:HG23	27:WB:27:GLY:H	1.85	0.40
3:YA:131:GLY:HA2	3:YA:138:GLU:HB3	2.02	0.40
3:YA:40:GLN:NE2	3:YA:182:ASN:HB2	2.37	0.40
29:YB:178:ARG:NH2	29:YB:196:LEU:O	2.53	0.40
50:YC:1182:G:H4'	50:YC:1183:A:H5''	2.03	0.40
50:YC:1376:U:H2'	50:YC:1377:A:H8	1.86	0.40
50:YC:160:A:H1'	50:YC:344:A:C5	2.57	0.40
50:YC:162:A:C5	50:YC:163:C:H1'	2.57	0.40
4:ZA:115:ARG:H	4:ZA:115:ARG:HG3	1.53	0.40
4:ZA:80:PHE:HA	4:ZA:80:PHE:HD1	1.78	0.40
30:ZB:164:ARG:NH1	30:ZB:166:GLU:OE1	2.54	0.40
51:ZC:1127:A:H2'	51:ZC:1128:A:H5''	2.04	0.40
51:ZC:117:G:C6	51:ZC:119:A:C6	3.10	0.40
51:ZC:2011:U:H2'	51:ZC:2012:G:O4'	2.22	0.40
51:ZC:2637:U:C4	51:ZC:2638:G:C6	3.09	0.40
51:ZC:401:A:H2'	51:ZC:402:A:O4'	2.21	0.40
51:ZC:540:G:H2'	51:ZC:541:C:C6	2.56	0.40
51:ZC:589:C:H2'	51:ZC:590:A:C8	2.57	0.40
51:ZC:742:G:H2'	51:ZC:743:G:H8	1.86	0.40
51:ZC:785:G:C6	51:ZC:786:C:C4	3.09	0.40

All (1) symmetry-related close contacts are listed below. The label for Atom-2 includes the symmetry operator and encoded unit-cell translations to be applied.

Atom-1	Atom-2	Interatomic distance (Å)	Clash overlap (Å)
5:E:126:PRO:O	50:YC:86:U:O2'[2_455]	2.11	0.09

5.3 Torsion angles [i](#)

5.3.1 Protein backbone [i](#)

In the following table, the Percentiles column shows the percent Ramachandran outliers of the chain as a percentile score with respect to all X-ray entries followed by that with respect to entries

of similar resolution.

The Analysed column shows the number of residues for which the backbone conformation was analysed, and the total number of residues.

Mol	Chain	Analysed	Favoured	Allowed	Outliers	Percentiles	
1	A	269/271 (99%)	227 (84%)	31 (12%)	11 (4%)	3	31
1	WA	269/271 (99%)	228 (85%)	30 (11%)	11 (4%)	3	31
2	B	202/206 (98%)	173 (86%)	20 (10%)	9 (4%)	3	29
2	XA	202/206 (98%)	173 (86%)	20 (10%)	9 (4%)	3	29
3	C	200/205 (98%)	174 (87%)	19 (10%)	7 (4%)	4	37
3	YA	200/205 (98%)	174 (87%)	19 (10%)	7 (4%)	4	37
4	D	179/182 (98%)	148 (83%)	26 (14%)	5 (3%)	6	41
4	ZA	179/182 (98%)	148 (83%)	26 (14%)	5 (3%)	6	41
5	AB	172/180 (96%)	161 (94%)	10 (6%)	1 (1%)	28	70
5	E	172/180 (96%)	161 (94%)	9 (5%)	2 (1%)	15	58
6	BB	143/148 (97%)	127 (89%)	14 (10%)	2 (1%)	13	55
6	F	143/148 (97%)	127 (89%)	14 (10%)	2 (1%)	13	55
7	CB	145/147 (99%)	113 (78%)	22 (15%)	10 (7%)	1	18
7	G	145/147 (99%)	113 (78%)	22 (15%)	10 (7%)	1	18
8	DB	135/140 (96%)	112 (83%)	20 (15%)	3 (2%)	8	46
8	H	135/140 (96%)	112 (83%)	20 (15%)	3 (2%)	8	46
9	EB	120/122 (98%)	104 (87%)	14 (12%)	2 (2%)	11	52
9	I	120/122 (98%)	104 (87%)	13 (11%)	3 (2%)	6	43
10	FB	144/150 (96%)	93 (65%)	34 (24%)	17 (12%)	0	7
10	J	144/150 (96%)	94 (65%)	34 (24%)	16 (11%)	0	8
11	GB	132/141 (94%)	99 (75%)	24 (18%)	9 (7%)	1	19
11	K	132/141 (94%)	99 (75%)	23 (17%)	10 (8%)	1	15
12	HB	115/118 (98%)	94 (82%)	17 (15%)	4 (4%)	4	37
12	L	115/118 (98%)	95 (83%)	16 (14%)	4 (4%)	4	37
13	IB	108/112 (96%)	99 (92%)	9 (8%)	0	100	100
13	M	108/112 (96%)	99 (92%)	9 (8%)	0	100	100
14	JB	135/146 (92%)	109 (81%)	20 (15%)	6 (4%)	3	29
14	N	135/146 (92%)	109 (81%)	20 (15%)	6 (4%)	3	29
15	KB	115/118 (98%)	105 (91%)	7 (6%)	3 (3%)	6	42

Continued on next page...

Continued from previous page...

Mol	Chain	Analysed	Favoured	Allowed	Outliers	Percentiles	
15	O	115/118 (98%)	105 (91%)	8 (7%)	2 (2%)	11	52
16	LB	99/101 (98%)	76 (77%)	18 (18%)	5 (5%)	2	25
16	P	99/101 (98%)	77 (78%)	17 (17%)	5 (5%)	2	25
17	MB	110/113 (97%)	100 (91%)	8 (7%)	2 (2%)	10	50
17	Q	110/113 (97%)	100 (91%)	9 (8%)	1 (1%)	20	63
18	NB	90/96 (94%)	82 (91%)	8 (9%)	0	100	100
18	R	90/96 (94%)	82 (91%)	8 (9%)	0	100	100
19	OB	98/110 (89%)	69 (70%)	17 (17%)	12 (12%)	0	7
19	S	98/110 (89%)	69 (70%)	17 (17%)	12 (12%)	0	7
20	PB	185/206 (90%)	159 (86%)	21 (11%)	5 (3%)	6	42
20	T	185/206 (90%)	159 (86%)	21 (11%)	5 (3%)	6	42
21	QB	74/85 (87%)	63 (85%)	8 (11%)	3 (4%)	3	31
21	U	74/85 (87%)	63 (85%)	8 (11%)	3 (4%)	3	31
22	RB	86/98 (88%)	62 (72%)	16 (19%)	8 (9%)	1	11
22	V	86/98 (88%)	63 (73%)	15 (17%)	8 (9%)	1	11
23	SB	60/72 (83%)	50 (83%)	7 (12%)	3 (5%)	2	26
23	W	60/72 (83%)	50 (83%)	7 (12%)	3 (5%)	2	26
24	TB	57/60 (95%)	54 (95%)	2 (4%)	1 (2%)	10	50
24	X	57/60 (95%)	54 (95%)	2 (4%)	1 (2%)	10	50
25	UB	50/60 (83%)	45 (90%)	3 (6%)	2 (4%)	3	32
25	Y	50/60 (83%)	45 (90%)	3 (6%)	2 (4%)	3	32
26	VB	42/54 (78%)	31 (74%)	7 (17%)	4 (10%)	1	11
26	Z	42/54 (78%)	31 (74%)	7 (17%)	4 (10%)	1	11
27	AA	46/49 (94%)	42 (91%)	4 (9%)	0	100	100
27	WB	46/49 (94%)	42 (91%)	4 (9%)	0	100	100
28	BA	61/65 (94%)	47 (77%)	6 (10%)	8 (13%)	0	6
28	XB	61/65 (94%)	47 (77%)	6 (10%)	8 (13%)	0	6
29	CA	232/256 (91%)	195 (84%)	27 (12%)	10 (4%)	3	30
29	YB	232/256 (91%)	195 (84%)	27 (12%)	10 (4%)	3	30
30	DA	204/239 (85%)	172 (84%)	21 (10%)	11 (5%)	2	24
30	ZB	204/239 (85%)	171 (84%)	22 (11%)	11 (5%)	2	24

Continued on next page...

Continued from previous page...

Mol	Chain	Analysed	Favoured	Allowed	Outliers	Percentiles	
31	AC	206/209 (99%)	185 (90%)	17 (8%)	4 (2%)	9	49
31	EA	206/209 (99%)	182 (88%)	17 (8%)	7 (3%)	4	37
32	BC	149/162 (92%)	130 (87%)	16 (11%)	3 (2%)	9	49
32	FA	149/162 (92%)	130 (87%)	16 (11%)	3 (2%)	9	49
33	CC	99/101 (98%)	88 (89%)	9 (9%)	2 (2%)	9	49
33	GA	99/101 (98%)	88 (89%)	9 (9%)	2 (2%)	9	49
34	DC	153/156 (98%)	142 (93%)	9 (6%)	2 (1%)	14	56
34	HA	153/156 (98%)	142 (93%)	10 (6%)	1 (1%)	25	68
35	EC	136/138 (99%)	121 (89%)	13 (10%)	2 (2%)	12	54
35	IA	136/138 (99%)	122 (90%)	12 (9%)	2 (2%)	12	54
36	FC	125/128 (98%)	102 (82%)	20 (16%)	3 (2%)	7	45
36	JA	125/128 (98%)	102 (82%)	20 (16%)	3 (2%)	7	45
37	GC	96/105 (91%)	78 (81%)	15 (16%)	3 (3%)	5	39
37	KA	96/105 (91%)	78 (81%)	15 (16%)	3 (3%)	5	39
38	HC	112/129 (87%)	98 (88%)	8 (7%)	6 (5%)	2	24
38	LA	112/129 (87%)	98 (88%)	8 (7%)	6 (5%)	2	24
39	IC	120/132 (91%)	106 (88%)	12 (10%)	2 (2%)	11	52
39	MA	120/132 (91%)	106 (88%)	12 (10%)	2 (2%)	11	52
40	JC	115/126 (91%)	105 (91%)	9 (8%)	1 (1%)	20	63
40	NA	115/126 (91%)	105 (91%)	9 (8%)	1 (1%)	20	63
41	KC	58/61 (95%)	46 (79%)	12 (21%)	0	100	100
41	OA	58/61 (95%)	49 (84%)	4 (7%)	5 (9%)	1	12
42	LC	86/89 (97%)	80 (93%)	4 (5%)	2 (2%)	7	46
42	PA	86/89 (97%)	80 (93%)	4 (5%)	2 (2%)	7	46
43	MC	81/88 (92%)	75 (93%)	6 (7%)	0	100	100
43	QA	81/88 (92%)	75 (93%)	6 (7%)	0	100	100
44	NC	97/105 (92%)	84 (87%)	13 (13%)	0	100	100
44	RA	97/105 (92%)	84 (87%)	13 (13%)	0	100	100
45	OC	68/88 (77%)	58 (85%)	8 (12%)	2 (3%)	5	40
45	SA	68/88 (77%)	59 (87%)	7 (10%)	2 (3%)	5	40
46	PC	76/93 (82%)	58 (76%)	14 (18%)	4 (5%)	2	24

Continued on next page...

Continued from previous page...

Mol	Chain	Analysed	Favoured	Allowed	Outliers	Percentiles	
46	TA	76/93 (82%)	58 (76%)	13 (17%)	5 (7%)	1	20
47	QC	97/106 (92%)	82 (84%)	10 (10%)	5 (5%)	2	25
47	UA	97/106 (92%)	82 (84%)	8 (8%)	7 (7%)	1	17
48	RC	22/27 (82%)	17 (77%)	5 (23%)	0	100	100
48	VA	22/27 (82%)	17 (77%)	5 (23%)	0	100	100
49	SC	28/71 (39%)	20 (71%)	4 (14%)	4 (14%)	0	5
49	TC	28/71 (39%)	20 (71%)	4 (14%)	4 (14%)	0	5
All	All	11464/12328 (93%)	9726 (85%)	1312 (11%)	426 (4%)	4	35

All (426) Ramachandran outliers are listed below:

Mol	Chain	Res	Type
2	B	17	ASP
2	B	129	HIS
3	C	73	ALA
4	D	84	LYS
8	H	149	PRO
9	I	26	LYS
10	J	19	VAL
10	J	65	ARG
12	L	57	ARG
17	Q	63	ASP
19	S	3	VAL
19	S	77	PRO
22	V	16	ASN
22	V	83	GLU
22	V	87	PRO
23	W	48	HIS
25	Y	4	HIS
28	BA	62	LEU
30	DA	14	ILE
30	DA	15	THR
46	TA	27	GLU
47	UA	71	THR
2	XA	17	ASP
2	XA	129	HIS
3	YA	73	ALA
4	ZA	84	LYS
8	DB	149	PRO
9	EB	26	LYS

Continued on next page...

Continued from previous page...

Mol	Chain	Res	Type
10	FB	19	VAL
10	FB	65	ARG
12	HB	57	ARG
17	MB	63	ASP
19	OB	3	VAL
19	OB	77	PRO
22	RB	16	ASN
22	RB	83	GLU
22	RB	87	PRO
23	SB	48	HIS
25	UB	4	HIS
28	XB	62	LEU
30	ZB	14	ILE
30	ZB	15	THR
46	PC	27	GLU
47	QC	71	THR
1	A	56	GLY
2	B	122	PHE
2	B	144	ARG
3	C	23	ASP
5	E	126	PRO
7	G	118	THR
7	G	142	PRO
8	H	70	ALA
10	J	16	ARG
10	J	31	ALA
10	J	49	ARG
10	J	52	GLU
10	J	59	LEU
10	J	106	LEU
10	J	117	GLU
10	J	149	GLU
14	N	4	GLY
14	N	107	ASP
14	N	115	ARG
15	O	93	LYS
15	O	100	VAL
16	P	80	GLN
16	P	100	ARG
19	S	56	PRO
19	S	88	LYS
21	U	13	GLY

Continued on next page...

Continued from previous page...

Mol	Chain	Res	Type
23	W	44	LEU
25	Y	35	GLU
26	Z	31	PRO
26	Z	46	HIS
31	EA	171	GLY
38	LA	106	LYS
38	LA	118	GLY
38	LA	122	LYS
40	NA	117	VAL
45	SA	86	VAL
1	WA	56	GLY
2	XA	122	PHE
2	XA	144	ARG
3	YA	23	ASP
5	AB	126	PRO
7	CB	118	THR
7	CB	142	PRO
8	DB	70	ALA
10	FB	13	ASN
10	FB	16	ARG
10	FB	31	ALA
10	FB	49	ARG
10	FB	52	GLU
10	FB	59	LEU
10	FB	106	LEU
10	FB	117	GLU
10	FB	149	GLU
14	JB	4	GLY
14	JB	107	ASP
14	JB	115	ARG
15	KB	93	LYS
15	KB	100	VAL
16	LB	80	GLN
16	LB	100	ARG
19	OB	56	PRO
19	OB	88	LYS
21	QB	13	GLY
23	SB	44	LEU
25	UB	35	GLU
26	VB	31	PRO
26	VB	46	HIS
31	AC	186	LEU

Continued on next page...

Continued from previous page...

Mol	Chain	Res	Type
38	HC	106	LYS
38	HC	118	GLY
38	HC	122	LYS
40	JC	117	VAL
45	OC	86	VAL
1	A	33	LEU
1	A	35	LYS
1	A	69	ARG
1	A	146	GLU
1	A	236	GLY
1	A	256	GLY
2	B	52	LEU
2	B	89	ASP
3	C	48	THR
3	C	134	GLY
6	F	134	PRO
6	F	135	GLU
7	G	34	ILE
10	J	13	ASN
10	J	17	LYS
10	J	33	ARG
10	J	47	ASP
11	K	8	LYS
11	K	18	LYS
11	K	62	GLY
11	K	136	ALA
12	L	107	ASP
14	N	82	LEU
16	P	44	LYS
19	S	17	SER
19	S	39	VAL
19	S	78	ALA
20	T	80	ARG
20	T	142	SER
21	U	41	ARG
23	W	43	GLN
28	BA	3	LYS
28	BA	30	ARG
28	BA	35	GLN
28	BA	51	ALA
29	CA	9	GLU
29	CA	14	GLY

Continued on next page...

Continued from previous page...

Mol	Chain	Res	Type
29	CA	88	ALA
29	CA	129	GLU
30	DA	4	LYS
30	DA	47	LEU
30	DA	181	ASN
31	EA	208	SER
32	FA	6	PHE
34	HA	7	ALA
36	JA	100	GLY
37	KA	91	PRO
37	KA	92	THR
38	LA	117	ASN
42	PA	23	GLY
42	PA	88	ARG
46	TA	5	LEU
46	TA	28	LYS
47	UA	96	GLY
47	UA	97	ALA
1	WA	33	LEU
1	WA	35	LYS
1	WA	69	ARG
1	WA	146	GLU
1	WA	236	GLY
1	WA	256	GLY
2	XA	52	LEU
2	XA	89	ASP
3	YA	48	THR
3	YA	134	GLY
6	BB	134	PRO
6	BB	135	GLU
7	CB	34	ILE
10	FB	17	LYS
10	FB	33	ARG
10	FB	47	ASP
11	GB	8	LYS
11	GB	18	LYS
11	GB	62	GLY
11	GB	136	ALA
12	HB	107	ASP
14	JB	82	LEU
16	LB	44	LYS
19	OB	17	SER

Continued on next page...

Continued from previous page...

Mol	Chain	Res	Type
19	OB	39	VAL
19	OB	78	ALA
20	PB	80	ARG
20	PB	142	SER
21	QB	41	ARG
23	SB	43	GLN
28	XB	30	ARG
28	XB	35	GLN
28	XB	51	ALA
29	YB	9	GLU
29	YB	14	GLY
29	YB	88	ALA
29	YB	129	GLU
30	ZB	4	LYS
30	ZB	47	LEU
30	ZB	181	ASN
32	BC	6	PHE
34	DC	7	ALA
36	FC	100	GLY
37	GC	91	PRO
37	GC	92	THR
38	HC	117	ASN
42	LC	23	GLY
42	LC	88	ARG
46	PC	5	LEU
46	PC	28	LYS
47	QC	96	GLY
47	QC	97	ALA
1	A	31	LYS
1	A	244	ARG
4	D	14	GLU
4	D	177	GLY
7	G	112	MET
7	G	141	ALA
7	G	145	LYS
8	H	152	PRO
11	K	133	ARG
19	S	10	GLY
20	T	79	ARG
20	T	146	ILE
21	U	12	ASN
22	V	12	PRO

Continued on next page...

Continued from previous page...

Mol	Chain	Res	Type
22	V	28	GLY
22	V	31	GLY
26	Z	51	GLU
28	BA	20	GLY
30	DA	27	LYS
32	FA	38	GLN
33	GA	39	LYS
36	JA	127	LYS
37	KA	60	ARG
38	LA	90	GLY
41	OA	3	ARG
41	OA	26	ARG
41	OA	27	CYS
46	TA	8	GLY
47	UA	95	ALA
1	WA	31	LYS
1	WA	244	ARG
3	YA	72	ARG
4	ZA	14	GLU
4	ZA	177	GLY
7	CB	112	MET
7	CB	141	ALA
7	CB	145	LYS
8	DB	152	PRO
11	GB	133	ARG
19	OB	10	GLY
20	PB	79	ARG
20	PB	146	ILE
21	QB	12	ASN
22	RB	12	PRO
22	RB	31	GLY
26	VB	51	GLU
28	XB	3	LYS
28	XB	20	GLY
30	ZB	27	LYS
31	AC	168	ARG
31	AC	208	SER
32	BC	38	GLN
33	CC	39	LYS
36	FC	127	LYS
38	HC	90	GLY
46	PC	8	GLY

Continued on next page...

Continued from previous page...

Mol	Chain	Res	Type
47	QC	95	ALA
49	SC	54	LYS
49	SC	56	GLU
49	TC	54	LYS
49	TC	56	GLU
2	B	134	ILE
3	C	72	ARG
4	D	87	PRO
4	D	96	ARG
7	G	92	GLY
9	I	29	ASN
9	I	94	ARG
11	K	20	ALA
11	K	81	VAL
12	L	6	SER
14	N	55	ASN
16	P	54	GLY
22	V	10	LYS
22	V	53	VAL
26	Z	18	ARG
28	BA	34	TRP
29	CA	82	ARG
30	DA	53	ALA
30	DA	60	ALA
30	DA	79	ARG
31	EA	18	LYS
32	FA	39	GLY
38	LA	12	ARG
39	MA	45	LYS
41	OA	9	LYS
45	SA	47	THR
47	UA	98	PRO
2	XA	134	ILE
3	YA	66	PRO
4	ZA	87	PRO
4	ZA	96	ARG
7	CB	92	GLY
9	EB	94	ARG
11	GB	20	ALA
11	GB	81	VAL
12	HB	6	SER
14	JB	55	ASN

Continued on next page...

Continued from previous page...

Mol	Chain	Res	Type
14	JB	124	ASP
16	LB	54	GLY
17	MB	11	ARG
22	RB	10	LYS
22	RB	28	GLY
22	RB	53	VAL
26	VB	18	ARG
28	XB	34	TRP
29	YB	82	ARG
29	YB	235	SER
30	ZB	60	ALA
30	ZB	79	ARG
32	BC	39	GLY
37	GC	60	ARG
38	HC	12	ARG
39	IC	45	LYS
45	OC	47	THR
49	SC	61	VAL
49	TC	61	VAL
2	B	59	VAL
3	C	66	PRO
11	K	21	THR
11	K	57	HIS
14	N	124	ASP
19	S	96	ILE
19	S	99	CYS
29	CA	228	GLY
29	CA	235	SER
31	EA	23	GLY
35	IA	51	VAL
35	IA	73	ASP
39	MA	26	LEU
46	TA	80	TYR
47	UA	50	GLU
10	FB	56	SER
11	GB	21	THR
19	OB	96	ILE
19	OB	99	CYS
29	YB	228	GLY
30	ZB	53	ALA
30	ZB	81	GLY
35	EC	73	ASP

Continued on next page...

Continued from previous page...

Mol	Chain	Res	Type
39	IC	26	LEU
47	QC	98	PRO
1	A	234	GLY
7	G	31	GLY
11	K	15	GLY
19	S	41	GLY
30	DA	81	GLY
1	WA	234	GLY
2	XA	59	VAL
7	CB	31	GLY
11	GB	15	GLY
31	AC	171	GLY
35	EC	51	VAL
2	B	184	VAL
16	P	50	PRO
28	BA	49	VAL
29	CA	130	ARG
31	EA	7	PRO
41	OA	28	GLY
2	XA	184	VAL
16	LB	50	PRO
19	OB	41	GLY
28	XB	49	VAL
29	YB	130	ARG
3	C	24	LEU
7	G	19	PRO
10	J	146	VAL
19	S	49	VAL
30	DA	80	GLY
31	EA	167	GLY
33	GA	96	PRO
47	UA	101	GLY
7	CB	19	PRO
19	OB	49	VAL
30	ZB	80	GLY
33	CC	96	PRO
1	A	79	VAL
10	J	93	GLY
20	T	147	GLY
29	CA	18	GLY
29	CA	72	GLY
31	EA	5	ILE

Continued on next page...

Continued from previous page...

Mol	Chain	Res	Type
3	YA	24	LEU
10	FB	93	GLY
10	FB	146	VAL
12	HB	58	GLY
20	PB	147	GLY
24	TB	50	VAL
29	YB	18	GLY
29	YB	72	GLY
49	SC	47	VAL
49	TC	47	VAL
5	E	21	PRO
7	G	5	VAL
12	L	58	GLY
24	X	50	VAL
36	JA	22	GLY
1	WA	79	VAL
7	CB	5	VAL
15	KB	90	VAL
34	DC	82	GLY
36	FC	22	GLY

5.3.2 Protein sidechains ⓘ

In the following table, the Percentiles column shows the percent sidechain outliers of the chain as a percentile score with respect to all X-ray entries followed by that with respect to entries of similar resolution.

The Analysed column shows the number of residues for which the sidechain conformation was analysed, and the total number of residues.

Mol	Chain	Analysed	Rotameric	Outliers	Percentiles	
1	A	213/213 (100%)	192 (90%)	21 (10%)	9	41
1	WA	213/213 (100%)	192 (90%)	21 (10%)	9	41
2	B	165/166 (99%)	145 (88%)	20 (12%)	6	31
2	XA	165/166 (99%)	144 (87%)	21 (13%)	5	29
3	C	161/162 (99%)	145 (90%)	16 (10%)	9	41
3	YA	161/162 (99%)	145 (90%)	16 (10%)	9	41
4	D	155/156 (99%)	133 (86%)	22 (14%)	4	26
4	ZA	155/156 (99%)	133 (86%)	22 (14%)	4	26

Continued on next page...

Continued from previous page...

Mol	Chain	Analysed	Rotameric	Outliers	Percentiles	
5	AB	144/148 (97%)	137 (95%)	7 (5%)	29	66
5	E	144/148 (97%)	137 (95%)	7 (5%)	29	66
6	BB	122/124 (98%)	106 (87%)	16 (13%)	5	29
6	F	122/124 (98%)	106 (87%)	16 (13%)	5	29
7	CB	111/111 (100%)	96 (86%)	15 (14%)	4	28
7	G	111/111 (100%)	96 (86%)	15 (14%)	4	28
8	DB	116/119 (98%)	101 (87%)	15 (13%)	5	29
8	H	116/119 (98%)	101 (87%)	15 (13%)	5	29
9	EB	100/100 (100%)	93 (93%)	7 (7%)	18	56
9	I	100/100 (100%)	93 (93%)	7 (7%)	18	56
10	FB	112/116 (97%)	89 (80%)	23 (20%)	1	9
10	J	112/116 (97%)	89 (80%)	23 (20%)	1	9
11	GB	105/111 (95%)	91 (87%)	14 (13%)	4	28
11	K	105/111 (95%)	91 (87%)	14 (13%)	4	28
12	HB	100/101 (99%)	90 (90%)	10 (10%)	9	40
12	L	100/101 (99%)	90 (90%)	10 (10%)	9	40
13	IB	87/88 (99%)	85 (98%)	2 (2%)	56	82
13	M	87/88 (99%)	85 (98%)	2 (2%)	56	82
14	JB	121/128 (94%)	109 (90%)	12 (10%)	9	41
14	N	121/128 (94%)	109 (90%)	12 (10%)	9	41
15	KB	93/94 (99%)	85 (91%)	8 (9%)	12	48
15	O	93/94 (99%)	85 (91%)	8 (9%)	12	48
16	LB	82/82 (100%)	73 (89%)	9 (11%)	7	37
16	P	82/82 (100%)	72 (88%)	10 (12%)	6	31
17	MB	91/92 (99%)	84 (92%)	7 (8%)	15	52
17	Q	91/92 (99%)	83 (91%)	8 (9%)	12	47
18	NB	74/78 (95%)	68 (92%)	6 (8%)	14	50
18	R	74/78 (95%)	68 (92%)	6 (8%)	14	50
19	OB	84/91 (92%)	78 (93%)	6 (7%)	17	55
19	S	84/91 (92%)	78 (93%)	6 (7%)	17	55
20	PB	162/179 (90%)	151 (93%)	11 (7%)	18	57

Continued on next page...

Continued from previous page...

Mol	Chain	Analysed	Rotameric	Outliers	Percentiles	
20	T	162/179 (90%)	151 (93%)	11 (7%)	18	57
21	QB	61/67 (91%)	50 (82%)	11 (18%)	2	13
21	U	61/67 (91%)	51 (84%)	10 (16%)	2	18
22	RB	73/83 (88%)	66 (90%)	7 (10%)	10	43
22	V	73/83 (88%)	66 (90%)	7 (10%)	10	43
23	SB	58/67 (87%)	47 (81%)	11 (19%)	2	11
23	W	58/67 (87%)	47 (81%)	11 (19%)	2	11
24	TB	51/52 (98%)	47 (92%)	4 (8%)	15	51
24	X	51/52 (98%)	47 (92%)	4 (8%)	15	51
25	UB	45/52 (86%)	42 (93%)	3 (7%)	19	58
25	Y	45/52 (86%)	42 (93%)	3 (7%)	19	58
26	VB	43/52 (83%)	36 (84%)	7 (16%)	3	18
26	Z	43/52 (83%)	36 (84%)	7 (16%)	3	18
27	AA	41/42 (98%)	38 (93%)	3 (7%)	16	54
27	WB	41/42 (98%)	38 (93%)	3 (7%)	16	54
28	BA	53/55 (96%)	47 (89%)	6 (11%)	7	35
28	XB	53/55 (96%)	47 (89%)	6 (11%)	7	35
29	CA	202/220 (92%)	188 (93%)	14 (7%)	18	56
29	YB	202/220 (92%)	188 (93%)	14 (7%)	18	56
30	DA	160/188 (85%)	151 (94%)	9 (6%)	25	63
30	ZB	160/188 (85%)	149 (93%)	11 (7%)	18	56
31	AC	180/181 (99%)	166 (92%)	14 (8%)	15	51
31	EA	180/181 (99%)	164 (91%)	16 (9%)	11	46
32	BC	116/123 (94%)	106 (91%)	10 (9%)	12	48
32	FA	116/123 (94%)	106 (91%)	10 (9%)	12	48
33	CC	90/90 (100%)	86 (96%)	4 (4%)	33	70
33	GA	90/90 (100%)	86 (96%)	4 (4%)	33	70
34	DC	126/127 (99%)	120 (95%)	6 (5%)	30	67
34	HA	126/127 (99%)	120 (95%)	6 (5%)	30	67
35	EC	119/119 (100%)	112 (94%)	7 (6%)	23	62
35	IA	119/119 (100%)	112 (94%)	7 (6%)	23	62

Continued on next page...

Continued from previous page...

Mol	Chain	Analysed	Rotameric	Outliers	Percentiles	
36	FC	98/99 (99%)	86 (88%)	12 (12%)	6	31
36	JA	98/99 (99%)	86 (88%)	12 (12%)	6	31
37	GC	88/92 (96%)	76 (86%)	12 (14%)	4	27
37	KA	88/92 (96%)	76 (86%)	12 (14%)	4	27
38	HC	86/99 (87%)	76 (88%)	10 (12%)	6	34
38	LA	86/99 (87%)	76 (88%)	10 (12%)	6	34
39	IC	103/109 (94%)	95 (92%)	8 (8%)	15	51
39	MA	103/109 (94%)	95 (92%)	8 (8%)	15	51
40	JC	94/101 (93%)	83 (88%)	11 (12%)	6	34
40	NA	94/101 (93%)	83 (88%)	11 (12%)	6	34
41	KC	49/50 (98%)	48 (98%)	1 (2%)	60	84
41	OA	49/50 (98%)	46 (94%)	3 (6%)	22	61
42	LC	79/80 (99%)	70 (89%)	9 (11%)	7	35
42	PA	79/80 (99%)	70 (89%)	9 (11%)	7	35
43	MC	72/74 (97%)	67 (93%)	5 (7%)	18	56
43	QA	72/74 (97%)	67 (93%)	5 (7%)	18	56
44	NC	94/97 (97%)	85 (90%)	9 (10%)	10	43
44	RA	94/97 (97%)	85 (90%)	9 (10%)	10	43
45	OC	61/77 (79%)	55 (90%)	6 (10%)	9	41
45	SA	61/77 (79%)	55 (90%)	6 (10%)	9	41
46	PC	69/80 (86%)	62 (90%)	7 (10%)	9	40
46	TA	69/80 (86%)	62 (90%)	7 (10%)	9	40
47	QC	76/82 (93%)	72 (95%)	4 (5%)	26	65
47	UA	76/82 (93%)	72 (95%)	4 (5%)	26	65
48	RC	19/22 (86%)	18 (95%)	1 (5%)	26	65
48	VA	19/22 (86%)	18 (95%)	1 (5%)	26	65
49	SC	27/63 (43%)	26 (96%)	1 (4%)	39	74
49	TC	27/63 (43%)	26 (96%)	1 (4%)	39	74
All	All	9662/10204 (95%)	8736 (90%)	926 (10%)	10	43

All (926) residues with a non-rotameric sidechain are listed below:

Mol	Chain	Res	Type
1	A	5	LYS
1	A	10	THR
1	A	27	THR
1	A	40	THR
1	A	61	LEU
1	A	94	LEU
1	A	95	LEU
1	A	106	ILE
1	A	150	LYS
1	A	154	LYS
1	A	166	GLN
1	A	192	THR
1	A	193	VAL
1	A	200	ASP
1	A	211	ARG
1	A	229	VAL
1	A	237	GLU
1	A	254	THR
1	A	255	LYS
1	A	268	ARG
1	A	271	ILE
2	B	7	VAL
2	B	9	VAL
2	B	17	ASP
2	B	40	GLU
2	B	41	LYS
2	B	54	GLN
2	B	55	ASN
2	B	57	LYS
2	B	79	ARG
2	B	92	THR
2	B	94	GLU
2	B	111	ARG
2	B	119	ARG
2	B	132	HIS
2	B	160	TYR
2	B	175	VAL
2	B	181	LEU
2	B	184	VAL
2	B	195	LEU
2	B	203	LYS
3	C	9	ILE
3	C	13	SER

Continued on next page...

Continued from previous page...

Mol	Chain	Res	Type
3	C	20	LEU
3	C	28	ILE
3	C	51	THR
3	C	65	TRP
3	C	67	GLN
3	C	69	HIS
3	C	78	ILE
3	C	132	VAL
3	C	145	GLU
3	C	169	ASN
3	C	174	VAL
3	C	175	THR
3	C	202	PHE
3	C	206	ILE
4	D	4	ASP
4	D	7	LEU
4	D	33	ARG
4	D	34	LEU
4	D	43	LEU
4	D	47	LYS
4	D	49	ASP
4	D	71	THR
4	D	80	PHE
4	D	86	MET
4	D	88	ILE
4	D	90	LEU
4	D	97	ASP
4	D	98	ARG
4	D	115	ARG
4	D	128	ARG
4	D	139	LEU
4	D	143	GLU
4	D	145	THR
4	D	148	MET
4	D	150	ASP
4	D	155	MET
5	E	24	VAL
5	E	41	MET
5	E	45	VAL
5	E	47	GLU
5	E	59	ARG
5	E	69	ARG

Continued on next page...

Continued from previous page...

Mol	Chain	Res	Type
5	E	139	GLN
6	F	1	MET
6	F	2	LYS
6	F	4	ILE
6	F	5	LEU
6	F	6	LEU
6	F	52	ARG
6	F	56	LYS
6	F	67	ARG
6	F	72	LEU
6	F	73	GLU
6	F	87	LYS
6	F	109	ILE
6	F	118	LYS
6	F	139	GLN
6	F	141	LYS
6	F	145	VAL
7	G	2	LYS
7	G	4	VAL
7	G	5	VAL
7	G	12	LEU
7	G	22	PRO
7	G	42	ASN
7	G	65	PHE
7	G	69	THR
7	G	93	ARG
7	G	101	TRP
7	G	102	GLU
7	G	115	LEU
7	G	125	ARG
7	G	136	VAL
7	G	139	VAL
8	H	56	LEU
8	H	57	LEU
8	H	71	MET
8	H	91	GLU
8	H	94	ILE
8	H	110	LEU
8	H	111	GLU
8	H	117	HIS
8	H	119	GLU
8	H	124	HIS

Continued on next page...

Continued from previous page...

Mol	Chain	Res	Type
8	H	132	LYS
8	H	135	LEU
8	H	142	ARG
8	H	154	GLN
8	H	160	LYS
9	I	19	ILE
9	I	24	VAL
9	I	39	ILE
9	I	53	LYS
9	I	77	ILE
9	I	99	PHE
9	I	114	ILE
10	J	6	LEU
10	J	16	ARG
10	J	18	ARG
10	J	19	VAL
10	J	32	THR
10	J	42	SER
10	J	50	ARG
10	J	51	PHE
10	J	52	GLU
10	J	57	THR
10	J	61	ARG
10	J	62	LEU
10	J	67	MET
10	J	75	ILE
10	J	86	LYS
10	J	101	VAL
10	J	105	LEU
10	J	106	LEU
10	J	115	LEU
10	J	135	LEU
10	J	139	LYS
10	J	147	LEU
10	J	148	LEU
11	K	9	TYR
11	K	10	ARG
11	K	17	LEU
11	K	22	LYS
11	K	29	PHE
11	K	35	VAL
11	K	45	GLN

Continued on next page...

Continued from previous page...

Mol	Chain	Res	Type
11	K	54	MET
11	K	56	ARG
11	K	74	TYR
11	K	96	VAL
11	K	131	ILE
11	K	133	ARG
11	K	135	ASP
12	L	2	ARG
12	L	4	LEU
12	L	12	ARG
12	L	28	LEU
12	L	47	PHE
12	L	60	LEU
12	L	67	LEU
12	L	75	LEU
12	L	79	LEU
12	L	99	LYS
13	M	3	ARG
13	M	57	LYS
14	N	9	LEU
14	N	17	THR
14	N	18	ASP
14	N	22	PHE
14	N	23	ARG
14	N	50	ILE
14	N	58	ASN
14	N	99	LEU
14	N	102	ILE
14	N	112	ARG
14	N	115	ARG
14	N	124	ASP
15	O	8	VAL
15	O	79	PHE
15	O	80	ILE
15	O	88	ILE
15	O	92	ARG
15	O	97	ASP
15	O	101	ARG
15	O	104	GLN
16	P	7	THR
16	P	13	ARG
16	P	18	LEU

Continued on next page...

Continued from previous page...

Mol	Chain	Res	Type
16	P	33	VAL
16	P	37	VAL
16	P	61	VAL
16	P	66	ARG
16	P	72	VAL
16	P	80	GLN
16	P	99	ILE
17	Q	11	ARG
17	Q	17	VAL
17	Q	52	GLU
17	Q	82	LEU
17	Q	100	THR
17	Q	107	LEU
17	Q	110	LYS
17	Q	111	HIS
18	R	6	ASP
18	R	28	PHE
18	R	31	HIS
18	R	65	ARG
18	R	66	LEU
18	R	68	ARG
19	S	4	LYS
19	S	6	HIS
19	S	8	LYS
19	S	13	VAL
19	S	75	ILE
19	S	97	ARG
20	T	5	LEU
20	T	35	ARG
20	T	48	PHE
20	T	53	ILE
20	T	71	VAL
20	T	76	LEU
20	T	118	GLN
20	T	141	VAL
20	T	145	GLU
20	T	154	ASP
20	T	162	GLU
21	U	11	LYS
21	U	14	ARG
21	U	21	LEU
21	U	25	ARG

Continued on next page...

Continued from previous page...

Mol	Chain	Res	Type
21	U	31	VAL
21	U	32	ARG
21	U	43	THR
21	U	64	ASP
21	U	80	HIS
21	U	84	LEU
22	V	13	ILE
22	V	18	ILE
22	V	40	ARG
22	V	41	ARG
22	V	58	ILE
22	V	75	GLU
22	V	80	LEU
23	W	5	GLU
23	W	9	GLN
23	W	11	GLU
23	W	24	LEU
23	W	30	ARG
23	W	47	ASN
23	W	48	HIS
23	W	49	LYS
23	W	50	ILE
23	W	53	LEU
23	W	60	LEU
24	X	6	VAL
24	X	8	LEU
24	X	37	LEU
24	X	58	VAL
25	Y	26	THR
25	Y	46	CYS
25	Y	51	TYR
26	Z	11	LEU
26	Z	19	ARG
26	Z	29	ASN
26	Z	34	LEU
26	Z	36	LEU
26	Z	47	THR
26	Z	48	VAL
27	AA	4	THR
27	AA	31	LEU
27	AA	46	VAL
28	BA	14	VAL

Continued on next page...

Continued from previous page...

Mol	Chain	Res	Type
28	BA	30	ARG
28	BA	48	PHE
28	BA	52	LYS
28	BA	57	ARG
28	BA	64	TYR
29	CA	17	PHE
29	CA	69	LEU
29	CA	96	ARG
29	CA	97	TRP
29	CA	108	ILE
29	CA	145	LEU
29	CA	153	ARG
29	CA	154	LEU
29	CA	158	LEU
29	CA	163	PHE
29	CA	178	ARG
29	CA	193	ASP
29	CA	212	GLN
29	CA	221	LEU
30	DA	5	ILE
30	DA	16	ARG
30	DA	29	TYR
30	DA	79	ARG
30	DA	91	LEU
30	DA	104	GLN
30	DA	107	GLN
30	DA	165	THR
30	DA	196	LEU
31	EA	4	TYR
31	EA	8	VAL
31	EA	9	CYS
31	EA	15	GLU
31	EA	21	LEU
31	EA	34	GLU
31	EA	66	ARG
31	EA	84	LYS
31	EA	94	LEU
31	EA	96	LEU
31	EA	122	ARG
31	EA	127	THR
31	EA	135	LEU
31	EA	141	ARG

Continued on next page...

Continued from previous page...

Mol	Chain	Res	Type
31	EA	166	LYS
31	EA	182	LYS
32	FA	5	ASP
32	FA	12	LEU
32	FA	31	LEU
32	FA	47	LYS
32	FA	53	LEU
32	FA	68	GLU
32	FA	76	ILE
32	FA	79	GLU
32	FA	90	VAL
32	FA	137	GLU
33	GA	14	LEU
33	GA	21	LEU
33	GA	37	VAL
33	GA	70	ASP
34	HA	28	ASN
34	HA	63	LYS
34	HA	80	VAL
34	HA	110	GLN
34	HA	118	VAL
34	HA	146	GLU
35	IA	1	MET
35	IA	24	THR
35	IA	51	VAL
35	IA	73	ASP
35	IA	102	ARG
35	IA	119	LEU
35	IA	136	GLU
36	JA	10	ARG
36	JA	14	VAL
36	JA	32	ASP
36	JA	65	VAL
36	JA	79	LEU
36	JA	86	VAL
36	JA	95	LYS
36	JA	104	ARG
36	JA	105	ASP
36	JA	114	TYR
36	JA	121	ARG
36	JA	125	TYR
37	KA	16	LEU

Continued on next page...

Continued from previous page...

Mol	Chain	Res	Type
37	KA	22	LYS
37	KA	48	THR
37	KA	49	VAL
37	KA	54	PHE
37	KA	55	LYS
37	KA	57	LYS
37	KA	74	ILE
37	KA	75	ILE
37	KA	84	GLN
37	KA	92	THR
37	KA	96	ILE
38	LA	18	ARG
38	LA	29	ILE
38	LA	32	ILE
38	LA	36	ASP
38	LA	41	THR
38	LA	57	THR
38	LA	80	VAL
38	LA	82	VAL
38	LA	87	THR
38	LA	92	GLU
39	MA	6	ILE
39	MA	7	ASN
39	MA	17	VAL
39	MA	19	LYS
39	MA	26	LEU
39	MA	40	ARG
39	MA	51	LEU
39	MA	65	VAL
40	NA	7	VAL
40	NA	19	LEU
40	NA	48	LEU
40	NA	64	TRP
40	NA	71	ARG
40	NA	87	TYR
40	NA	93	ARG
40	NA	105	THR
40	NA	108	ARG
40	NA	115	LYS
40	NA	116	THR
41	OA	6	LEU
41	OA	8	GLU

Continued on next page...

Continued from previous page...

Mol	Chain	Res	Type
41	OA	18	VAL
42	PA	4	THR
42	PA	5	LYS
42	PA	25	THR
42	PA	26	GLU
42	PA	39	LEU
42	PA	44	LYS
42	PA	65	ARG
42	PA	84	LYS
42	PA	87	ILE
43	QA	22	THR
43	QA	45	THR
43	QA	55	ARG
43	QA	67	THR
43	QA	69	THR
44	RA	6	LEU
44	RA	9	VAL
44	RA	38	ARG
44	RA	52	LYS
44	RA	70	ARG
44	RA	73	VAL
44	RA	81	ARG
44	RA	96	GLN
44	RA	100	LYS
45	SA	38	GLU
45	SA	47	THR
45	SA	76	LEU
45	SA	84	LYS
45	SA	87	ARG
45	SA	88	LYS
46	TA	6	LYS
46	TA	7	LYS
46	TA	9	VAL
46	TA	13	ASP
46	TA	29	ARG
46	TA	39	THR
46	TA	66	MET
47	UA	13	LEU
47	UA	62	LEU
47	UA	73	HIS
47	UA	86	ARG
48	VA	5	ASP

Continued on next page...

Continued from previous page...

Mol	Chain	Res	Type
1	WA	5	LYS
1	WA	10	THR
1	WA	27	THR
1	WA	40	THR
1	WA	61	LEU
1	WA	94	LEU
1	WA	95	LEU
1	WA	106	ILE
1	WA	150	LYS
1	WA	154	LYS
1	WA	166	GLN
1	WA	192	THR
1	WA	193	VAL
1	WA	200	ASP
1	WA	211	ARG
1	WA	229	VAL
1	WA	237	GLU
1	WA	254	THR
1	WA	255	LYS
1	WA	268	ARG
1	WA	271	ILE
2	XA	7	VAL
2	XA	9	VAL
2	XA	17	ASP
2	XA	40	GLU
2	XA	41	LYS
2	XA	54	GLN
2	XA	55	ASN
2	XA	57	LYS
2	XA	79	ARG
2	XA	92	THR
2	XA	94	GLU
2	XA	111	ARG
2	XA	119	ARG
2	XA	132	HIS
2	XA	160	TYR
2	XA	175	VAL
2	XA	181	LEU
2	XA	184	VAL
2	XA	195	LEU
2	XA	202	LYS
2	XA	203	LYS

Continued on next page...

Continued from previous page...

Mol	Chain	Res	Type
3	YA	9	ILE
3	YA	13	SER
3	YA	20	LEU
3	YA	28	ILE
3	YA	51	THR
3	YA	65	TRP
3	YA	67	GLN
3	YA	69	HIS
3	YA	78	ILE
3	YA	132	VAL
3	YA	145	GLU
3	YA	169	ASN
3	YA	174	VAL
3	YA	175	THR
3	YA	202	PHE
3	YA	206	ILE
4	ZA	4	ASP
4	ZA	7	LEU
4	ZA	33	ARG
4	ZA	34	LEU
4	ZA	43	LEU
4	ZA	47	LYS
4	ZA	49	ASP
4	ZA	71	THR
4	ZA	80	PHE
4	ZA	86	MET
4	ZA	88	ILE
4	ZA	90	LEU
4	ZA	97	ASP
4	ZA	98	ARG
4	ZA	115	ARG
4	ZA	128	ARG
4	ZA	139	LEU
4	ZA	143	GLU
4	ZA	145	THR
4	ZA	148	MET
4	ZA	150	ASP
4	ZA	155	MET
5	AB	24	VAL
5	AB	41	MET
5	AB	45	VAL
5	AB	47	GLU

Continued on next page...

Continued from previous page...

Mol	Chain	Res	Type
5	AB	59	ARG
5	AB	69	ARG
5	AB	139	GLN
6	BB	1	MET
6	BB	2	LYS
6	BB	4	ILE
6	BB	5	LEU
6	BB	6	LEU
6	BB	52	ARG
6	BB	56	LYS
6	BB	67	ARG
6	BB	72	LEU
6	BB	73	GLU
6	BB	87	LYS
6	BB	109	ILE
6	BB	118	LYS
6	BB	139	GLN
6	BB	141	LYS
6	BB	145	VAL
7	CB	2	LYS
7	CB	4	VAL
7	CB	5	VAL
7	CB	12	LEU
7	CB	22	PRO
7	CB	42	ASN
7	CB	65	PHE
7	CB	69	THR
7	CB	93	ARG
7	CB	101	TRP
7	CB	102	GLU
7	CB	115	LEU
7	CB	125	ARG
7	CB	136	VAL
7	CB	139	VAL
8	DB	56	LEU
8	DB	57	LEU
8	DB	71	MET
8	DB	91	GLU
8	DB	94	ILE
8	DB	110	LEU
8	DB	111	GLU
8	DB	117	HIS

Continued on next page...

Continued from previous page...

Mol	Chain	Res	Type
8	DB	119	GLU
8	DB	124	HIS
8	DB	132	LYS
8	DB	135	LEU
8	DB	142	ARG
8	DB	154	GLN
8	DB	160	LYS
9	EB	19	ILE
9	EB	24	VAL
9	EB	39	ILE
9	EB	53	LYS
9	EB	77	ILE
9	EB	99	PHE
9	EB	114	ILE
10	FB	6	LEU
10	FB	16	ARG
10	FB	18	ARG
10	FB	19	VAL
10	FB	32	THR
10	FB	42	SER
10	FB	50	ARG
10	FB	51	PHE
10	FB	52	GLU
10	FB	57	THR
10	FB	61	ARG
10	FB	62	LEU
10	FB	67	MET
10	FB	75	ILE
10	FB	86	LYS
10	FB	101	VAL
10	FB	105	LEU
10	FB	106	LEU
10	FB	115	LEU
10	FB	135	LEU
10	FB	139	LYS
10	FB	147	LEU
10	FB	148	LEU
11	GB	9	TYR
11	GB	10	ARG
11	GB	17	LEU
11	GB	22	LYS
11	GB	29	PHE

Continued on next page...

Continued from previous page...

Mol	Chain	Res	Type
11	GB	35	VAL
11	GB	45	GLN
11	GB	54	MET
11	GB	56	ARG
11	GB	74	TYR
11	GB	96	VAL
11	GB	131	ILE
11	GB	133	ARG
11	GB	135	ASP
12	HB	2	ARG
12	HB	4	LEU
12	HB	12	ARG
12	HB	28	LEU
12	HB	47	PHE
12	HB	60	LEU
12	HB	67	LEU
12	HB	75	LEU
12	HB	79	LEU
12	HB	99	LYS
13	IB	3	ARG
13	IB	57	LYS
14	JB	9	LEU
14	JB	17	THR
14	JB	18	ASP
14	JB	22	PHE
14	JB	23	ARG
14	JB	50	ILE
14	JB	58	ASN
14	JB	99	LEU
14	JB	102	ILE
14	JB	112	ARG
14	JB	115	ARG
14	JB	124	ASP
15	KB	8	VAL
15	KB	79	PHE
15	KB	80	ILE
15	KB	88	ILE
15	KB	92	ARG
15	KB	97	ASP
15	KB	101	ARG
15	KB	104	GLN
16	LB	7	THR

Continued on next page...

Continued from previous page...

Mol	Chain	Res	Type
16	LB	13	ARG
16	LB	18	LEU
16	LB	33	VAL
16	LB	37	VAL
16	LB	61	VAL
16	LB	66	ARG
16	LB	80	GLN
16	LB	99	ILE
17	MB	11	ARG
17	MB	52	GLU
17	MB	82	LEU
17	MB	100	THR
17	MB	107	LEU
17	MB	110	LYS
17	MB	111	HIS
18	NB	6	ASP
18	NB	28	PHE
18	NB	31	HIS
18	NB	65	ARG
18	NB	66	LEU
18	NB	68	ARG
19	OB	4	LYS
19	OB	6	HIS
19	OB	8	LYS
19	OB	13	VAL
19	OB	75	ILE
19	OB	97	ARG
20	PB	5	LEU
20	PB	35	ARG
20	PB	48	PHE
20	PB	53	ILE
20	PB	71	VAL
20	PB	76	LEU
20	PB	118	GLN
20	PB	141	VAL
20	PB	145	GLU
20	PB	154	ASP
20	PB	162	GLU
21	QB	11	LYS
21	QB	14	ARG
21	QB	21	LEU
21	QB	25	ARG

Continued on next page...

Continued from previous page...

Mol	Chain	Res	Type
21	QB	31	VAL
21	QB	32	ARG
21	QB	43	THR
21	QB	50	ASN
21	QB	64	ASP
21	QB	80	HIS
21	QB	84	LEU
22	RB	13	ILE
22	RB	18	ILE
22	RB	40	ARG
22	RB	41	ARG
22	RB	58	ILE
22	RB	75	GLU
22	RB	80	LEU
23	SB	5	GLU
23	SB	9	GLN
23	SB	11	GLU
23	SB	24	LEU
23	SB	30	ARG
23	SB	47	ASN
23	SB	48	HIS
23	SB	49	LYS
23	SB	50	ILE
23	SB	53	LEU
23	SB	60	LEU
24	TB	6	VAL
24	TB	8	LEU
24	TB	37	LEU
24	TB	58	VAL
25	UB	26	THR
25	UB	46	CYS
25	UB	51	TYR
26	VB	11	LEU
26	VB	19	ARG
26	VB	29	ASN
26	VB	34	LEU
26	VB	36	LEU
26	VB	47	THR
26	VB	48	VAL
27	WB	4	THR
27	WB	31	LEU
27	WB	46	VAL

Continued on next page...

Continued from previous page...

Mol	Chain	Res	Type
28	XB	14	VAL
28	XB	30	ARG
28	XB	48	PHE
28	XB	52	LYS
28	XB	57	ARG
28	XB	64	TYR
29	YB	17	PHE
29	YB	69	LEU
29	YB	96	ARG
29	YB	97	TRP
29	YB	108	ILE
29	YB	145	LEU
29	YB	153	ARG
29	YB	154	LEU
29	YB	158	LEU
29	YB	163	PHE
29	YB	178	ARG
29	YB	193	ASP
29	YB	212	GLN
29	YB	221	LEU
30	ZB	5	ILE
30	ZB	16	ARG
30	ZB	29	TYR
30	ZB	79	ARG
30	ZB	91	LEU
30	ZB	104	GLN
30	ZB	107	GLN
30	ZB	164	ARG
30	ZB	165	THR
30	ZB	191	THR
30	ZB	196	LEU
31	AC	9	CYS
31	AC	15	GLU
31	AC	21	LEU
31	AC	47	ARG
31	AC	72	GLU
31	AC	73	ARG
31	AC	84	LYS
31	AC	96	LEU
31	AC	107	ARG
31	AC	122	ARG
31	AC	127	THR

Continued on next page...

Continued from previous page...

Mol	Chain	Res	Type
31	AC	131	ARG
31	AC	166	LYS
31	AC	207	TYR
32	BC	5	ASP
32	BC	12	LEU
32	BC	31	LEU
32	BC	47	LYS
32	BC	53	LEU
32	BC	68	GLU
32	BC	76	ILE
32	BC	79	GLU
32	BC	90	VAL
32	BC	137	GLU
33	CC	14	LEU
33	CC	21	LEU
33	CC	37	VAL
33	CC	70	ASP
34	DC	28	ASN
34	DC	63	LYS
34	DC	80	VAL
34	DC	110	GLN
34	DC	118	VAL
34	DC	146	GLU
35	EC	1	MET
35	EC	24	THR
35	EC	51	VAL
35	EC	73	ASP
35	EC	102	ARG
35	EC	119	LEU
35	EC	136	GLU
36	FC	10	ARG
36	FC	14	VAL
36	FC	32	ASP
36	FC	65	VAL
36	FC	79	LEU
36	FC	86	VAL
36	FC	95	LYS
36	FC	104	ARG
36	FC	105	ASP
36	FC	114	TYR
36	FC	121	ARG
36	FC	125	TYR

Continued on next page...

Continued from previous page...

Mol	Chain	Res	Type
37	GC	16	LEU
37	GC	22	LYS
37	GC	48	THR
37	GC	49	VAL
37	GC	54	PHE
37	GC	55	LYS
37	GC	57	LYS
37	GC	74	ILE
37	GC	75	ILE
37	GC	84	GLN
37	GC	92	THR
37	GC	96	ILE
38	HC	18	ARG
38	HC	29	ILE
38	HC	32	ILE
38	HC	36	ASP
38	HC	41	THR
38	HC	57	THR
38	HC	80	VAL
38	HC	82	VAL
38	HC	87	THR
38	HC	92	GLU
39	IC	6	ILE
39	IC	7	ASN
39	IC	17	VAL
39	IC	19	LYS
39	IC	26	LEU
39	IC	40	ARG
39	IC	51	LEU
39	IC	65	VAL
40	JC	7	VAL
40	JC	19	LEU
40	JC	48	LEU
40	JC	64	TRP
40	JC	71	ARG
40	JC	87	TYR
40	JC	93	ARG
40	JC	105	THR
40	JC	108	ARG
40	JC	115	LYS
40	JC	116	THR
41	KC	6	LEU

Continued on next page...

Continued from previous page...

Mol	Chain	Res	Type
42	LC	4	THR
42	LC	5	LYS
42	LC	25	THR
42	LC	26	GLU
42	LC	39	LEU
42	LC	44	LYS
42	LC	65	ARG
42	LC	84	LYS
42	LC	87	ILE
43	MC	22	THR
43	MC	45	THR
43	MC	55	ARG
43	MC	67	THR
43	MC	69	THR
44	NC	6	LEU
44	NC	9	VAL
44	NC	38	ARG
44	NC	52	LYS
44	NC	70	ARG
44	NC	73	VAL
44	NC	81	ARG
44	NC	96	GLN
44	NC	100	LYS
45	OC	38	GLU
45	OC	47	THR
45	OC	76	LEU
45	OC	84	LYS
45	OC	87	ARG
45	OC	88	LYS
46	PC	6	LYS
46	PC	7	LYS
46	PC	9	VAL
46	PC	13	ASP
46	PC	29	ARG
46	PC	39	THR
46	PC	66	MET
47	QC	13	LEU
47	QC	62	LEU
47	QC	73	HIS
47	QC	86	ARG
48	RC	5	ASP
49	SC	48	ILE

Continued on next page...

Continued from previous page...

Mol	Chain	Res	Type
49	TC	48	ILE

Some sidechains can be flipped to improve hydrogen bonding and reduce clashes. All (32) such sidechains are listed below:

Mol	Chain	Res	Type
1	A	112	GLN
1	A	115	GLN
1	A	227	ASN
2	B	54	GLN
9	I	5	GLN
12	L	13	HIS
14	N	79	HIS
21	U	12	ASN
22	V	19	GLN
26	Z	46	HIS
30	DA	6	HIS
36	JA	29	ASN
39	MA	98	HIS
42	PA	62	GLN
1	WA	112	GLN
1	WA	115	GLN
1	WA	227	ASN
2	XA	54	GLN
3	YA	31	HIS
9	EB	5	GLN
12	HB	13	HIS
14	JB	79	HIS
21	QB	12	ASN
22	RB	19	GLN
26	VB	46	HIS
30	ZB	6	HIS
31	AC	77	ASN
31	AC	123	HIS
36	FC	29	ASN
39	IC	98	HIS
42	LC	53	HIS
42	LC	62	GLN

5.3.3 RNA ⓘ

Mol	Chain	Analysed	Backbone Outliers	Pucker Outliers
50	UC	1503/1509 (99%)	205 (13%)	15 (0%)
50	YC	1503/1509 (99%)	205 (13%)	15 (0%)
51	VC	2878/2893 (99%)	449 (15%)	18 (0%)
51	ZC	2878/2893 (99%)	448 (15%)	17 (0%)
52	AD	118/121 (97%)	11 (9%)	0
52	WC	118/121 (97%)	11 (9%)	0
53	BD	76/77 (98%)	12 (15%)	3 (3%)
53	ED	76/77 (98%)	8 (10%)	0
53	FD	76/77 (98%)	8 (10%)	0
53	XC	76/77 (98%)	11 (14%)	3 (3%)
54	GD	7/27 (25%)	1 (14%)	0
54	HD	7/27 (25%)	1 (14%)	0
All	All	9316/9408 (99%)	1370 (14%)	71 (0%)

All (1370) RNA backbone outliers are listed below:

Mol	Chain	Res	Type
50	UC	6	G
50	UC	8	A
50	UC	9	G
50	UC	32	A
50	UC	39	G
50	UC	47	C
50	UC	48	C
50	UC	51	A
50	UC	88	C
50	UC	109	A
50	UC	116	A
50	UC	120	A
50	UC	121	C
50	UC	131	C
50	UC	144	G
50	UC	169	C
50	UC	174	C
50	UC	181	G
50	UC	182	U
50	UC	188	U
50	UC	195	A
50	UC	197	A
50	UC	210	U
50	UC	220	G
50	UC	244	U
50	UC	247	G

Continued on next page...

Continued from previous page...

Mol	Chain	Res	Type
50	UC	251	G
50	UC	267	C
50	UC	281	G
50	UC	289	G
50	UC	315	A
50	UC	321	A
50	UC	328	C
50	UC	329	A
50	UC	332	G
50	UC	345	C
50	UC	346	G
50	UC	347	G
50	UC	352	C
50	UC	353	A
50	UC	354	G
50	UC	367	U
50	UC	372	C
50	UC	384	G
50	UC	389	A
50	UC	397	A
50	UC	398	C
50	UC	406	G
50	UC	412	A
50	UC	414	A
50	UC	422	C
50	UC	423	G
50	UC	424	G
50	UC	429	U
50	UC	452	A
50	UC	453	A
50	UC	465	A
50	UC	496	A
50	UC	497	U
50	UC	500	G
50	UC	508	C
50	UC	509	A
50	UC	510	A
50	UC	511	C
50	UC	518	C
50	UC	527	G
50	UC	530	G
50	UC	531	U

Continued on next page...

Continued from previous page...

Mol	Chain	Res	Type
50	UC	532	A
50	UC	533	A
50	UC	547	A
50	UC	559	A
50	UC	561	U
50	UC	572	A
50	UC	573	A
50	UC	576	G
50	UC	577	G
50	UC	607	A
50	UC	653	A
50	UC	665	A
50	UC	688	G
50	UC	722	A
50	UC	749	C
50	UC	755	G
50	UC	774	G
50	UC	777	A
50	UC	792	A
50	UC	793	U
50	UC	794	A
50	UC	815	A
50	UC	817	C
50	UC	819	A
50	UC	828	A
50	UC	841	U
50	UC	842	C
50	UC	843	U
50	UC	848	C
50	UC	853	G
50	UC	859	A
50	UC	872	A
50	UC	873	A
50	UC	902	G
50	UC	905	U
50	UC	914	A
50	UC	927	G
50	UC	934	C
50	UC	935	A
50	UC	941	G
50	UC	960	U
50	UC	961	U

Continued on next page...

Continued from previous page...

Mol	Chain	Res	Type
50	UC	969	A
50	UC	971	G
50	UC	974	A
50	UC	976	G
50	UC	977	A
50	UC	978	A
50	UC	979	C
50	UC	991	U
50	UC	992	U
50	UC	993	G
50	UC	994	A
50	UC	1004	A
50	UC	1045	C
50	UC	1054	C
50	UC	1055	A
50	UC	1065	U
50	UC	1081	G
50	UC	1094	G
50	UC	1095	U
50	UC	1101	A
50	UC	1102	A
50	UC	1104	G
50	UC	1118	C
50	UC	1126	U
50	UC	1129	C
50	UC	1130	A
50	UC	1137	C
50	UC	1138	G
50	UC	1139	G
50	UC	1140	C
50	UC	1146	A
50	UC	1147	C
50	UC	1152	A
50	UC	1159	U
50	UC	1171	G
50	UC	1184	G
50	UC	1190	G
50	UC	1193	G
50	UC	1196	U
50	UC	1197	G
50	UC	1200	C
50	UC	1201	A

Continued on next page...

Continued from previous page...

Mol	Chain	Res	Type
50	UC	1202	G
50	UC	1212	U
50	UC	1213	A
50	UC	1225	A
50	UC	1233	G
50	UC	1238	A
50	UC	1256	A
50	UC	1257	U
50	UC	1258	G
50	UC	1260	C
50	UC	1270	C
50	UC	1278	U
50	UC	1280	A
50	UC	1281	U
50	UC	1287	A
50	UC	1289	A
50	UC	1300	G
50	UC	1301	U
50	UC	1302	U
50	UC	1305	G
50	UC	1317	C
50	UC	1319	A
50	UC	1320	C
50	UC	1331	G
50	UC	1340	A
50	UC	1346	A
50	UC	1347	G
50	UC	136(B)	C
50	UC	1363	A
50	UC	1364	U
50	UC	1378	C
50	UC	1398	A
50	UC	1419	G
50	UC	1442	G
50	UC	1443	G
50	UC	1446	A
50	UC	1447	G
50	UC	1451	A
50	UC	1452	C
50	UC	1453	G
50	UC	1487	G
50	UC	1492	A

Continued on next page...

Continued from previous page...

Mol	Chain	Res	Type
50	UC	1493	A
50	UC	1502	A
50	UC	1503	A
50	UC	1504	G
50	UC	1505	G
50	UC	1506	U
50	UC	1507	A
50	UC	1517	G
50	UC	1520	G
50	UC	1529	G
50	UC	1530	G
51	VC	26	G
51	VC	34	C
51	VC	46	C
51	VC	49	A
51	VC	55	G
51	VC	64	A
51	VC	71	A
51	VC	74	A
51	VC	75	G
51	VC	84	A
51	VC	99	U
51	VC	101	G
51	VC	102	G
51	VC	118	A
51	VC	119	A
51	VC	120	U
51	VC	138	G
51	VC	139	G
51	VC	140	A
51	VC	162	U
51	VC	181	A
51	VC	196	A
51	VC	197	A
51	VC	199	A
51	VC	204	A
51	VC	205	G
51	VC	214	G
51	VC	216	A
51	VC	221	A
51	VC	222	A
51	VC	225	A

Continued on next page...

Continued from previous page...

Mol	Chain	Res	Type
51	VC	228	A
51	VC	229	A
51	VC	230	U
51	VC	233	A
51	VC	245	G
51	VC	248	G
51	VC	252	G
51	VC	266	G
51	VC	267	C
51	VC	270(M)	U
51	VC	270(N)	U
51	VC	270(Q)	C
51	VC	270(R)	C
51	VC	271(C)	G
51	VC	271(D)	U
51	VC	271	G
51	VC	274	G
51	VC	275	G
51	VC	278	A
51	VC	279	C
51	VC	302	C
51	VC	310	A
51	VC	322	A
51	VC	323	G
51	VC	324	A
51	VC	329	G
51	VC	330	A
51	VC	352	G
51	VC	353	G
51	VC	364	C
51	VC	372	G
51	VC	386	G
51	VC	387	U
51	VC	396	G
51	VC	411	G
51	VC	412	A
51	VC	444	C
51	VC	448	U
51	VC	449	A
51	VC	456	C
51	VC	470	A
51	VC	475	U

Continued on next page...

Continued from previous page...

Mol	Chain	Res	Type
51	VC	480	A
51	VC	481	G
51	VC	491	G
51	VC	505	A
51	VC	508	G
51	VC	509	C
51	VC	513	A
51	VC	518	G
51	VC	528	A
51	VC	530	G
51	VC	531	C
51	VC	532	A
51	VC	546	C
51	VC	563	G
51	VC	572	A
51	VC	573	G
51	VC	575	A
51	VC	595	C
51	VC	599	G
51	VC	603	A
51	VC	609(B)	G
51	VC	614	U
51	VC	615	G
51	VC	616	A
51	VC	617	G
51	VC	618(B)	C
51	VC	620	G
51	VC	621	A
51	VC	627	A
51	VC	637	A
51	VC	645	C
51	VC	646	A
51	VC	653	C
51	VC	654	U
51	VC	655	A
51	VC	664	C
51	VC	668	G
51	VC	670	A
51	VC	686	G
51	VC	730	C
51	VC	738	G
51	VC	748	G

Continued on next page...

Continued from previous page...

Mol	Chain	Res	Type
51	VC	776	G
51	VC	782	A
51	VC	784	A
51	VC	785	G
51	VC	789	A
51	VC	792	G
51	VC	805	G
51	VC	812	C
51	VC	819	A
51	VC	827	U
51	VC	828	U
51	VC	832	G
51	VC	846	C
51	VC	847	U
51	VC	848	G
51	VC	859	G
51	VC	886	C
51	VC	888	C
51	VC	890	A
51	VC	896	A
51	VC	897	C
51	VC	910	A
51	VC	915	C
51	VC	917	A
51	VC	919	G
51	VC	932	G
51	VC	941	A
51	VC	946	G
51	VC	959	A
51	VC	961	C
51	VC	974(A)	G
51	VC	974(B)	C
51	VC	975	G
51	VC	983	A
51	VC	996	A
51	VC	999	U
51	VC	1003	G
51	VC	1009	A
51	VC	1011	G
51	VC	1012	U
51	VC	1013	C
51	VC	1022	G

Continued on next page...

Continued from previous page...

Mol	Chain	Res	Type
51	VC	1023	U
51	VC	1025	G
51	VC	1026	U
51	VC	1033	U
51	VC	1047	G
51	VC	1048	A
51	VC	1061	U
51	VC	1070	A
51	VC	1072	C
51	VC	1073	A
51	VC	1079	C
51	VC	1080	C
51	VC	1088	A
51	VC	1100	C
51	VC	1112	G
51	VC	1129	A
51	VC	1130	U
51	VC	1132	A
51	VC	1135	C
51	VC	1136	G
51	VC	1139	G
51	VC	114(B)	A
51	VC	1143	A
51	VC	1151	G
51	VC	1155	A
51	VC	1174	A
51	VC	1175	U
51	VC	1195	G
51	VC	1204	A
51	VC	1205	U
51	VC	1210	A
51	VC	1211	U
51	VC	1221	C
51	VC	1227	G
51	VC	1252	G
51	VC	1253	A
51	VC	1256	G
51	VC	1271	G
51	VC	1272	A
51	VC	1275	A
51	VC	1300	U
51	VC	1301	A

Continued on next page...

Continued from previous page...

Mol	Chain	Res	Type
51	VC	1302	A
51	VC	1313	U
51	VC	1314	C
51	VC	1329	U
51	VC	1332	G
51	VC	1341	U
51	VC	1349	A
51	VC	1352	U
51	VC	1359	A
51	VC	1360	A
51	VC	1365	A
51	VC	1378	A
51	VC	1380	G
51	VC	1384	A
51	VC	1385	G
51	VC	1386	C
51	VC	1395	A
51	VC	1396	U
51	VC	1397	U
51	VC	1416	G
51	VC	1427	A
51	VC	1428	C
51	VC	144(B)	A
51	VC	1453	A
51	VC	1454	U
51	VC	1455	G
51	VC	1459	G
51	VC	1460	A
51	VC	1467	C
51	VC	1478	G
51	VC	1483	G
51	VC	1493	C
51	VC	1494	A
51	VC	1495	A
51	VC	1497	U
51	VC	1498	C
51	VC	1510	A
51	VC	1534	G
51	VC	1535	U
51	VC	1538	G
51	VC	1540	G
51	VC	1542	G

Continued on next page...

Continued from previous page...

Mol	Chain	Res	Type
51	VC	1543	A
51	VC	1545	A
51	VC	1558	A
51	VC	1559	G
51	VC	1566	A
51	VC	1569	A
51	VC	1578	U
51	VC	1579	A
51	VC	1585	C
51	VC	1598	C
51	VC	1603	A
51	VC	1608	A
51	VC	1617	C
51	VC	1618	A
51	VC	1631	A
51	VC	1646	C
51	VC	1647	G
51	VC	1648	C
51	VC	1651	G
51	VC	1674	G
51	VC	1695	G
51	VC	1696	G
51	VC	1703	G
51	VC	1732	A
51	VC	1756	G
51	VC	1762	A
51	VC	1763	G
51	VC	1764	G
51	VC	1772	G
51	VC	1773	A
51	VC	1781	C
51	VC	1784	A
51	VC	1787	A
51	VC	1791	A
51	VC	1800	C
51	VC	1801	G
51	VC	1816	G
51	VC	1829	A
51	VC	1847	A
51	VC	1848	A
51	VC	1878	G
51	VC	1903	G

Continued on next page...

Continued from previous page...

Mol	Chain	Res	Type
51	VC	1905	C
51	VC	1906	G
51	VC	1913	A
51	VC	1914	C
51	VC	1929	G
51	VC	1930	G
51	VC	1936	A
51	VC	1939	U
51	VC	1940	U
51	VC	1955	U
51	VC	1963	U
51	VC	1964	G
51	VC	1966	A
51	VC	1967	C
51	VC	1970	A
51	VC	1971	A
51	VC	1972	A
51	VC	1982	C
51	VC	1991	U
51	VC	1992	G
51	VC	1993	U
51	VC	1997	G
51	VC	2023	G
51	VC	2027	G
51	VC	2031	A
51	VC	2032	G
51	VC	2033	A
51	VC	2036	C
51	VC	2043	C
51	VC	2046	G
51	VC	2052	G
51	VC	2055	C
51	VC	2056	G
51	VC	2060	A
51	VC	2061	G
51	VC	2069	G
51	VC	2093	G
51	VC	2111	C
51	VC	2112	G
51	VC	2117	A
51	VC	2119	A
51	VC	2120	G

Continued on next page...

Continued from previous page...

Mol	Chain	Res	Type
51	VC	2131	G
51	VC	2133	G
51	VC	2147	G
51	VC	2171	A
51	VC	2173	A
51	VC	2198	A
51	VC	2210	G
51	VC	2211	G
51	VC	2212	A
51	VC	2213	U
51	VC	2215	G
51	VC	2226	C
51	VC	2238	G
51	VC	2239	G
51	VC	2275	C
51	VC	2276	G
51	VC	2278	A
51	VC	2283	C
51	VC	2287	A
51	VC	2288	A
51	VC	2289	G
51	VC	2304	G
51	VC	2305	A
51	VC	2306	C
51	VC	2307	G
51	VC	2308	G
51	VC	2319	G
51	VC	2320	A
51	VC	2321	G
51	VC	2325	G
51	VC	2327	A
51	VC	2334	G
51	VC	2336	A
51	VC	2345	G
51	VC	2346	A
51	VC	2347	C
51	VC	2350	C
51	VC	2358	G
51	VC	2372	G
51	VC	2379	G
51	VC	2383	G
51	VC	2385	C

Continued on next page...

Continued from previous page...

Mol	Chain	Res	Type
51	VC	2392	A
51	VC	2402	C
51	VC	2410	G
51	VC	2422	A
51	VC	2423	U
51	VC	2424	C
51	VC	2425	A
51	VC	2428	G
51	VC	2429	G
51	VC	2430	A
51	VC	2434	A
51	VC	2436	G
51	VC	2439	A
51	VC	2441	C
51	VC	2448	A
51	VC	2468	G
51	VC	2469	A
51	VC	2476	A
51	VC	2477	C
51	VC	2478	A
51	VC	2491	U
51	VC	2502	G
51	VC	2505	G
51	VC	2518	A
51	VC	2520	C
51	VC	2529	G
51	VC	2542	A
51	VC	2543	G
51	VC	2554	U
51	VC	2566	A
51	VC	2567	G
51	VC	2572	A
51	VC	2573	C
51	VC	2574	G
51	VC	2577	A
51	VC	2578	G
51	VC	2602	A
51	VC	2603	G
51	VC	2609	U
51	VC	2610	C
51	VC	2611	U
51	VC	2612	C

Continued on next page...

Continued from previous page...

Mol	Chain	Res	Type
51	VC	2615	U
51	VC	2621	A
51	VC	2630	G
51	VC	2636	U
51	VC	2646	C
51	VC	2665	A
51	VC	2682	U
51	VC	2689	U
51	VC	2690	C
51	VC	2691	C
51	VC	2702	U
51	VC	2703	C
51	VC	712(B)	A
51	VC	2713	A
51	VC	2726	U
51	VC	2733	A
51	VC	2748	A
51	VC	2757	A
51	VC	2764	A
51	VC	2765	A
51	VC	2766	G
51	VC	2769	C
51	VC	2778	A
51	VC	2779	U
51	VC	2780	G
51	VC	2781	A
51	VC	2790	A
51	VC	2791	C
51	VC	2792	G
51	VC	2797	U
51	VC	2801	A
51	VC	2820	A
51	VC	2821	A
51	VC	2833	G
51	VC	2835	A
51	VC	2849	U
51	VC	2872	G
51	VC	2873	A
51	VC	2886	G
51	VC	2894	G
52	WC	13	A
52	WC	15	A

Continued on next page...

Continued from previous page...

Mol	Chain	Res	Type
52	WC	16	G
52	WC	24	G
52	WC	30	C
52	WC	41	U
52	WC	44	G
52	WC	52	A
52	WC	73	A
52	WC	105	G
52	WC	109	G
53	XC	6	G
53	XC	9	G
53	XC	10	G
53	XC	17	C
53	XC	17(A)	U
53	XC	18	G
53	XC	19	G
53	XC	20	U
53	XC	22	G
53	XC	47	U
53	XC	48	C
50	YC	6	G
50	YC	8	A
50	YC	9	G
50	YC	32	A
50	YC	39	G
50	YC	47	C
50	YC	48	C
50	YC	51	A
50	YC	88	C
50	YC	109	A
50	YC	116	A
50	YC	120	A
50	YC	121	C
50	YC	131	C
50	YC	144	G
50	YC	169	C
50	YC	174	C
50	YC	181	G
50	YC	182	U
50	YC	188	U
50	YC	195	A
50	YC	197	A

Continued on next page...

Continued from previous page...

Mol	Chain	Res	Type
50	YC	210	U
50	YC	220	G
50	YC	244	U
50	YC	247	G
50	YC	251	G
50	YC	267	C
50	YC	281	G
50	YC	289	G
50	YC	315	A
50	YC	321	A
50	YC	328	C
50	YC	329	A
50	YC	332	G
50	YC	345	C
50	YC	346	G
50	YC	347	G
50	YC	352	C
50	YC	353	A
50	YC	354	G
50	YC	367	U
50	YC	372	C
50	YC	384	G
50	YC	389	A
50	YC	397	A
50	YC	398	C
50	YC	406	G
50	YC	412	A
50	YC	414	A
50	YC	422	C
50	YC	423	G
50	YC	424	G
50	YC	429	U
50	YC	452	A
50	YC	453	A
50	YC	465	A
50	YC	496	A
50	YC	497	U
50	YC	500	G
50	YC	508	C
50	YC	509	A
50	YC	510	A
50	YC	511	C

Continued on next page...

Continued from previous page...

Mol	Chain	Res	Type
50	YC	518	C
50	YC	527	G
50	YC	530	G
50	YC	531	U
50	YC	532	A
50	YC	533	A
50	YC	547	A
50	YC	559	A
50	YC	561	U
50	YC	572	A
50	YC	573	A
50	YC	576	G
50	YC	577	G
50	YC	607	A
50	YC	653	A
50	YC	665	A
50	YC	688	G
50	YC	722	A
50	YC	749	C
50	YC	755	G
50	YC	774	G
50	YC	777	A
50	YC	792	A
50	YC	793	U
50	YC	794	A
50	YC	815	A
50	YC	817	C
50	YC	819	A
50	YC	828	A
50	YC	841	U
50	YC	842	C
50	YC	843	U
50	YC	848	C
50	YC	853	G
50	YC	859	A
50	YC	872	A
50	YC	873	A
50	YC	902	G
50	YC	905	U
50	YC	914	A
50	YC	927	G
50	YC	934	C

Continued on next page...

Continued from previous page...

Mol	Chain	Res	Type
50	YC	935	A
50	YC	941	G
50	YC	960	U
50	YC	961	U
50	YC	969	A
50	YC	971	G
50	YC	974	A
50	YC	976	G
50	YC	977	A
50	YC	978	A
50	YC	979	C
50	YC	991	U
50	YC	992	U
50	YC	993	G
50	YC	994	A
50	YC	1004	A
50	YC	1045	C
50	YC	1054	C
50	YC	1055	A
50	YC	1065	U
50	YC	1081	G
50	YC	1094	G
50	YC	1095	U
50	YC	1101	A
50	YC	1102	A
50	YC	1104	G
50	YC	1118	C
50	YC	1126	U
50	YC	1129	C
50	YC	1130	A
50	YC	1137	C
50	YC	1138	G
50	YC	1139	G
50	YC	1140	C
50	YC	1146	A
50	YC	1147	C
50	YC	1152	A
50	YC	1159	U
50	YC	1171	G
50	YC	1184	G
50	YC	1190	G
50	YC	1193	G

Continued on next page...

Continued from previous page...

Mol	Chain	Res	Type
50	YC	1196	U
50	YC	1197	G
50	YC	1200	C
50	YC	1201	A
50	YC	1202	G
50	YC	1212	U
50	YC	1213	A
50	YC	1225	A
50	YC	1233	G
50	YC	1238	A
50	YC	1256	A
50	YC	1257	U
50	YC	1258	G
50	YC	1260	C
50	YC	1270	C
50	YC	1278	U
50	YC	1280	A
50	YC	1281	U
50	YC	1287	A
50	YC	1289	A
50	YC	1300	G
50	YC	1301	U
50	YC	1302	U
50	YC	1305	G
50	YC	1317	C
50	YC	1319	A
50	YC	1320	C
50	YC	1331	G
50	YC	1340	A
50	YC	1346	A
50	YC	1347	G
50	YC	136(B)	C
50	YC	1363	A
50	YC	1364	U
50	YC	1378	C
50	YC	1398	A
50	YC	1419	G
50	YC	1442	G
50	YC	1443	G
50	YC	1446	A
50	YC	1447	G
50	YC	1451	A

Continued on next page...

Continued from previous page...

Mol	Chain	Res	Type
50	YC	1452	C
50	YC	1453	G
50	YC	1487	G
50	YC	1492	A
50	YC	1493	A
50	YC	1502	A
50	YC	1503	A
50	YC	1504	G
50	YC	1505	G
50	YC	1506	U
50	YC	1507	A
50	YC	1517	G
50	YC	1520	G
50	YC	1529	G
50	YC	1530	G
51	ZC	26	G
51	ZC	34	C
51	ZC	46	C
51	ZC	49	A
51	ZC	55	G
51	ZC	64	A
51	ZC	71	A
51	ZC	74	A
51	ZC	75	G
51	ZC	84	A
51	ZC	99	U
51	ZC	101	G
51	ZC	102	G
51	ZC	118	A
51	ZC	119	A
51	ZC	120	U
51	ZC	138	G
51	ZC	139	G
51	ZC	140	A
51	ZC	162	U
51	ZC	181	A
51	ZC	196	A
51	ZC	197	A
51	ZC	199	A
51	ZC	201	C
51	ZC	204	A
51	ZC	205	G

Continued on next page...

Continued from previous page...

Mol	Chain	Res	Type
51	ZC	214	G
51	ZC	216	A
51	ZC	221	A
51	ZC	222	A
51	ZC	225	A
51	ZC	228	A
51	ZC	229	A
51	ZC	230	U
51	ZC	233	A
51	ZC	245	G
51	ZC	248	G
51	ZC	252	G
51	ZC	266	G
51	ZC	267	C
51	ZC	270(M)	U
51	ZC	270(N)	U
51	ZC	270(Q)	C
51	ZC	270(R)	C
51	ZC	271(C)	G
51	ZC	271(D)	U
51	ZC	271	G
51	ZC	274	G
51	ZC	275	G
51	ZC	278	A
51	ZC	279	C
51	ZC	302	C
51	ZC	310	A
51	ZC	322	A
51	ZC	323	G
51	ZC	324	A
51	ZC	329	G
51	ZC	330	A
51	ZC	352	G
51	ZC	353	G
51	ZC	364	C
51	ZC	372	G
51	ZC	386	G
51	ZC	387	U
51	ZC	396	G
51	ZC	411	G
51	ZC	412	A
51	ZC	444	C

Continued on next page...

Continued from previous page...

Mol	Chain	Res	Type
51	ZC	448	U
51	ZC	449	A
51	ZC	456	C
51	ZC	470	A
51	ZC	475	U
51	ZC	480	A
51	ZC	481	G
51	ZC	491	G
51	ZC	505	A
51	ZC	508	G
51	ZC	509	C
51	ZC	513	A
51	ZC	518	G
51	ZC	528	A
51	ZC	530	G
51	ZC	531	C
51	ZC	532	A
51	ZC	546	C
51	ZC	563	G
51	ZC	572	A
51	ZC	573	G
51	ZC	575	A
51	ZC	595	C
51	ZC	599	G
51	ZC	603	A
51	ZC	609(B)	G
51	ZC	614	U
51	ZC	615	G
51	ZC	616	A
51	ZC	617	G
51	ZC	618(B)	C
51	ZC	620	G
51	ZC	621	A
51	ZC	627	A
51	ZC	637	A
51	ZC	645	C
51	ZC	646	A
51	ZC	653	C
51	ZC	654	U
51	ZC	655	A
51	ZC	664	C
51	ZC	668	G

Continued on next page...

Continued from previous page...

Mol	Chain	Res	Type
51	ZC	670	A
51	ZC	686	G
51	ZC	730	C
51	ZC	738	G
51	ZC	748	G
51	ZC	776	G
51	ZC	782	A
51	ZC	784	A
51	ZC	785	G
51	ZC	789	A
51	ZC	792	G
51	ZC	805	G
51	ZC	812	C
51	ZC	819	A
51	ZC	827	U
51	ZC	828	U
51	ZC	832	G
51	ZC	846	C
51	ZC	847	U
51	ZC	848	G
51	ZC	859	G
51	ZC	886	C
51	ZC	888	C
51	ZC	890	A
51	ZC	896	A
51	ZC	897	C
51	ZC	910	A
51	ZC	915	C
51	ZC	917	A
51	ZC	919	G
51	ZC	932	G
51	ZC	941	A
51	ZC	946	G
51	ZC	959	A
51	ZC	961	C
51	ZC	974(A)	G
51	ZC	974(B)	C
51	ZC	975	G
51	ZC	983	A
51	ZC	996	A
51	ZC	999	U
51	ZC	1003	G

Continued on next page...

Continued from previous page...

Mol	Chain	Res	Type
51	ZC	1009	A
51	ZC	1011	G
51	ZC	1012	U
51	ZC	1013	C
51	ZC	1022	G
51	ZC	1023	U
51	ZC	1025	G
51	ZC	1026	U
51	ZC	1033	U
51	ZC	1047	G
51	ZC	1048	A
51	ZC	1061	U
51	ZC	1070	A
51	ZC	1072	C
51	ZC	1073	A
51	ZC	1079	C
51	ZC	1080	C
51	ZC	1088	A
51	ZC	1100	C
51	ZC	1112	G
51	ZC	1129	A
51	ZC	1130	U
51	ZC	1132	A
51	ZC	1135	C
51	ZC	1136	G
51	ZC	1139	G
51	ZC	114(B)	A
51	ZC	1143	A
51	ZC	1151	G
51	ZC	1155	A
51	ZC	1174	A
51	ZC	1175	U
51	ZC	1195	G
51	ZC	1204	A
51	ZC	1205	U
51	ZC	1210	A
51	ZC	1211	U
51	ZC	1221	C
51	ZC	1227	G
51	ZC	1252	G
51	ZC	1253	A
51	ZC	1256	G

Continued on next page...

Continued from previous page...

Mol	Chain	Res	Type
51	ZC	1271	G
51	ZC	1272	A
51	ZC	1275	A
51	ZC	1300	U
51	ZC	1301	A
51	ZC	1302	A
51	ZC	1313	U
51	ZC	1314	C
51	ZC	1329	U
51	ZC	1332	G
51	ZC	1341	U
51	ZC	1349	A
51	ZC	1352	U
51	ZC	1359	A
51	ZC	1360	A
51	ZC	1365	A
51	ZC	1378	A
51	ZC	1380	G
51	ZC	1384	A
51	ZC	1385	G
51	ZC	1386	C
51	ZC	1395	A
51	ZC	1396	U
51	ZC	1397	U
51	ZC	1416	G
51	ZC	1427	A
51	ZC	1428	C
51	ZC	144(B)	A
51	ZC	1453	A
51	ZC	1454	U
51	ZC	1455	G
51	ZC	1459	G
51	ZC	1460	A
51	ZC	1467	C
51	ZC	1478	G
51	ZC	1483	G
51	ZC	1493	C
51	ZC	1494	A
51	ZC	1495	A
51	ZC	1497	U
51	ZC	1498	C
51	ZC	1510	A

Continued on next page...

Continued from previous page...

Mol	Chain	Res	Type
51	ZC	1534	G
51	ZC	1535	U
51	ZC	1538	G
51	ZC	1540	G
51	ZC	1542	G
51	ZC	1543	A
51	ZC	1545	A
51	ZC	1558	A
51	ZC	1559	G
51	ZC	1566	A
51	ZC	1569	A
51	ZC	1578	U
51	ZC	1579	A
51	ZC	1585	C
51	ZC	1598	C
51	ZC	1603	A
51	ZC	1608	A
51	ZC	1617	C
51	ZC	1618	A
51	ZC	1631	A
51	ZC	1646	C
51	ZC	1647	G
51	ZC	1648	C
51	ZC	1651	G
51	ZC	1674	G
51	ZC	1695	G
51	ZC	1696	G
51	ZC	1703	G
51	ZC	1732	A
51	ZC	1756	G
51	ZC	1762	A
51	ZC	1763	G
51	ZC	1764	G
51	ZC	1772	G
51	ZC	1773	A
51	ZC	1781	C
51	ZC	1784	A
51	ZC	1787	A
51	ZC	1791	A
51	ZC	1800	C
51	ZC	1801	G
51	ZC	1816	G

Continued on next page...

Continued from previous page...

Mol	Chain	Res	Type
51	ZC	1829	A
51	ZC	1847	A
51	ZC	1848	A
51	ZC	1878	G
51	ZC	1903	G
51	ZC	1905	C
51	ZC	1906	G
51	ZC	1913	A
51	ZC	1914	C
51	ZC	1929	G
51	ZC	1930	G
51	ZC	1936	A
51	ZC	1939	U
51	ZC	1940	U
51	ZC	1955	U
51	ZC	1963	U
51	ZC	1964	G
51	ZC	1966	A
51	ZC	1967	C
51	ZC	1970	A
51	ZC	1971	A
51	ZC	1972	A
51	ZC	1982	C
51	ZC	1991	U
51	ZC	1992	G
51	ZC	1993	U
51	ZC	1997	G
51	ZC	2023	G
51	ZC	2027	G
51	ZC	2031	A
51	ZC	2032	G
51	ZC	2033	A
51	ZC	2036	C
51	ZC	2043	C
51	ZC	2046	G
51	ZC	2052	G
51	ZC	2055	C
51	ZC	2056	G
51	ZC	2060	A
51	ZC	2061	G
51	ZC	2069	G
51	ZC	2093	G

Continued on next page...

Continued from previous page...

Mol	Chain	Res	Type
51	ZC	2111	C
51	ZC	2112	G
51	ZC	2117	A
51	ZC	2119	A
51	ZC	2120	G
51	ZC	2131	G
51	ZC	2133	G
51	ZC	2147	G
51	ZC	2171	A
51	ZC	2173	A
51	ZC	2198	A
51	ZC	2210	G
51	ZC	2211	G
51	ZC	2212	A
51	ZC	2213	U
51	ZC	2215	G
51	ZC	2226	C
51	ZC	2238	G
51	ZC	2239	G
51	ZC	2275	C
51	ZC	2276	G
51	ZC	2278	A
51	ZC	2283	C
51	ZC	2287	A
51	ZC	2289	G
51	ZC	2304	G
51	ZC	2305	A
51	ZC	2306	C
51	ZC	2307	G
51	ZC	2308	G
51	ZC	2319	G
51	ZC	2320	A
51	ZC	2321	G
51	ZC	2325	G
51	ZC	2327	A
51	ZC	2334	G
51	ZC	2336	A
51	ZC	2345	G
51	ZC	2346	A
51	ZC	2347	C
51	ZC	2350	C
51	ZC	2372	G

Continued on next page...

Continued from previous page...

Mol	Chain	Res	Type
51	ZC	2379	G
51	ZC	2383	G
51	ZC	2385	C
51	ZC	2392	A
51	ZC	2402	C
51	ZC	2410	G
51	ZC	2422	A
51	ZC	2423	U
51	ZC	2424	C
51	ZC	2425	A
51	ZC	2428	G
51	ZC	2429	G
51	ZC	2430	A
51	ZC	2434	A
51	ZC	2436	G
51	ZC	2439	A
51	ZC	2441	C
51	ZC	2448	A
51	ZC	2468	G
51	ZC	2469	A
51	ZC	2476	A
51	ZC	2477	C
51	ZC	2478	A
51	ZC	2491	U
51	ZC	2502	G
51	ZC	2505	G
51	ZC	2518	A
51	ZC	2520	C
51	ZC	2529	G
51	ZC	2542	A
51	ZC	2543	G
51	ZC	2554	U
51	ZC	2566	A
51	ZC	2567	G
51	ZC	2572	A
51	ZC	2573	C
51	ZC	2574	G
51	ZC	2577	A
51	ZC	2578	G
51	ZC	2602	A
51	ZC	2603	G
51	ZC	2609	U

Continued on next page...

Continued from previous page...

Mol	Chain	Res	Type
51	ZC	2610	C
51	ZC	2611	U
51	ZC	2612	C
51	ZC	2615	U
51	ZC	2621	A
51	ZC	2630	G
51	ZC	2636	U
51	ZC	2646	C
51	ZC	2665	A
51	ZC	2682	U
51	ZC	2689	U
51	ZC	2690	C
51	ZC	2691	C
51	ZC	2702	U
51	ZC	2703	C
51	ZC	712(B)	A
51	ZC	2713	A
51	ZC	2726	U
51	ZC	2733	A
51	ZC	2748	A
51	ZC	2757	A
51	ZC	2764	A
51	ZC	2765	A
51	ZC	2766	G
51	ZC	2769	C
51	ZC	2778	A
51	ZC	2779	U
51	ZC	2780	G
51	ZC	2781	A
51	ZC	2790	A
51	ZC	2791	C
51	ZC	2792	G
51	ZC	2797	U
51	ZC	2801	A
51	ZC	2820	A
51	ZC	2821	A
51	ZC	2833	G
51	ZC	2835	A
51	ZC	2849	U
51	ZC	2872	G
51	ZC	2873	A
51	ZC	2886	G

Continued on next page...

Continued from previous page...

Mol	Chain	Res	Type
51	ZC	2894	G
52	AD	13	A
52	AD	15	A
52	AD	16	G
52	AD	24	G
52	AD	30	C
52	AD	41	U
52	AD	44	G
52	AD	52	A
52	AD	73	A
52	AD	105	G
52	AD	109	G
53	BD	6	G
53	BD	9	G
53	BD	10	G
53	BD	17	C
53	BD	17(A)	U
53	BD	18	G
53	BD	19	G
53	BD	20	U
53	BD	22	G
53	BD	47	U
53	BD	48	C
53	BD	49	G
53	ED	8	U
53	ED	9	G
53	ED	18	G
53	ED	19	G
53	ED	20	U
53	ED	31	G
53	ED	47	U
53	ED	48	C
53	FD	8	U
53	FD	9	G
53	FD	18	G
53	FD	19	G
53	FD	20	U
53	FD	31	G
53	FD	47	U
53	FD	48	C
54	GD	16	A
54	HD	16	A

All (71) RNA pucker outliers are listed below:

Mol	Chain	Res	Type
50	UC	115	G
50	UC	243	A
50	UC	266	G
50	UC	328	C
50	UC	498	A
50	UC	509	A
50	UC	560	U
50	UC	687	A
50	UC	748	C
50	UC	913	A
50	UC	1064	G
50	UC	1101	A
50	UC	1145	C
50	UC	1201	A
50	UC	1504	G
51	VC	271(C)	G
51	VC	278	A
51	VC	363(G)	A
51	VC	474	G
51	VC	479	A
51	VC	512	G
51	VC	775	G
51	VC	784	A
51	VC	1022	G
51	VC	1210	A
51	VC	1300	U
51	VC	1379	A
51	VC	1558	A
51	VC	1695	G
51	VC	1935	G
51	VC	2225	A
51	VC	2756	U
51	VC	2791	C
53	XC	17(A)	U
53	XC	21	A
53	XC	48	C
50	YC	115	G
50	YC	243	A
50	YC	266	G
50	YC	328	C
50	YC	498	A
50	YC	509	A

Continued on next page...

Continued from previous page...

Mol	Chain	Res	Type
50	YC	560	U
50	YC	687	A
50	YC	748	C
50	YC	913	A
50	YC	1064	G
50	YC	1101	A
50	YC	1145	C
50	YC	1201	A
50	YC	1504	G
51	ZC	271(C)	G
51	ZC	278	A
51	ZC	363(G)	A
51	ZC	474	G
51	ZC	479	A
51	ZC	512	G
51	ZC	775	G
51	ZC	784	A
51	ZC	1022	G
51	ZC	1210	A
51	ZC	1300	U
51	ZC	1379	A
51	ZC	1558	A
51	ZC	1695	G
51	ZC	2225	A
51	ZC	2756	U
51	ZC	2791	C
53	BD	17(A)	U
53	BD	21	A
53	BD	48	C

5.4 Non-standard residues in protein, DNA, RNA chains [i](#)

There are no non-standard protein/DNA/RNA residues in this entry.

5.5 Carbohydrates [i](#)

There are no carbohydrates in this entry.

5.6 Ligand geometry [i](#)

Of 2222 ligands modelled in this entry, 2222 are monoatomic - leaving 0 for Mogul analysis.

There are no bond length outliers.

There are no bond angle outliers.

There are no chirality outliers.

There are no torsion outliers.

There are no ring outliers.

No monomer is involved in short contacts.

5.7 Other polymers [i](#)

There are no such residues in this entry.

5.8 Polymer linkage issues [i](#)

The following chains have linkage breaks:

Mol	Chain	Number of breaks
51	ZC	1

All chain breaks are listed below:

Model	Chain	Residue-1	Atom-1	Residue-2	Atom-2	Distance (Å)
1	ZC	1142:C	O3'	114(B):A	P	1.75

6 Fit of model and data

6.1 Protein, DNA and RNA chains

In the following table, the column labelled ‘#RSRZ> 2’ contains the number (and percentage) of RSRZ outliers, followed by percent RSRZ outliers for the chain as percentile scores relative to all X-ray entries and entries of similar resolution. The OWAB column contains the minimum, median, 95th percentile and maximum values of the occupancy-weighted average B-factor per residue. The column labelled ‘Q< 0.9’ lists the number of (and percentage) of residues with an average occupancy less than 0.9.

Mol	Chain	Analysed	<RSRZ>	#RSRZ>2	OWAB(Å ²)	Q<0.9
1	A	271/271 (100%)	0.29	12 (4%) 35 22	77, 103, 124, 137	0
1	WA	271/271 (100%)	0.65	24 (8%) 10 6	65, 91, 109, 116	0
2	B	204/206 (99%)	1.39	59 (28%) 1 1	89, 129, 158, 168	0
2	XA	204/206 (99%)	0.55	11 (5%) 26 17	78, 109, 136, 144	0
3	C	202/205 (98%)	0.02	2 (0%) 82 68	80, 116, 144, 151	0
3	YA	202/205 (98%)	0.50	12 (5%) 23 14	66, 100, 127, 140	0
4	D	181/182 (99%)	0.91	41 (22%) 1 1	174, 191, 207, 214	0
4	ZA	181/182 (99%)	1.00	34 (18%) 1 1	144, 163, 186, 199	0
5	AB	174/180 (96%)	0.77	33 (18%) 1 1	113, 134, 153, 164	0
5	E	174/180 (96%)	2.33	86 (49%) 0 0	198, 228, 258, 267	0
6	BB	145/148 (97%)	0.77	23 (15%) 2 1	101, 174, 197, 202	0
6	F	145/148 (97%)	0.96	35 (24%) 1 1	128, 191, 205, 209	0
7	CB	147/147 (100%)	4.00	108 (73%) 0 0	303, 345, 363, 371	0
7	G	147/147 (100%)	4.41	116 (78%) 0 0	327, 363, 391, 395	0
8	DB	137/140 (97%)	0.68	9 (6%) 19 11	89, 108, 131, 136	0
8	H	137/140 (97%)	0.70	17 (12%) 4 4	111, 132, 150, 154	0
9	EB	122/122 (100%)	0.76	11 (9%) 10 6	86, 105, 120, 131	0
9	I	122/122 (100%)	0.58	16 (13%) 4 3	97, 117, 131, 135	0
10	FB	146/150 (97%)	0.58	19 (13%) 4 3	72, 119, 149, 159	0
10	J	146/150 (97%)	1.18	32 (21%) 1 1	92, 141, 171, 179	0
11	GB	134/141 (95%)	2.71	81 (60%) 0 0	126, 143, 167, 205	0
11	K	134/141 (95%)	2.30	60 (44%) 0 0	134, 163, 188, 227	0
12	HB	117/118 (99%)	1.68	41 (35%) 0 1	81, 100, 124, 130	0
12	L	117/118 (99%)	1.77	51 (43%) 0 0	96, 115, 132, 140	0

Continued on next page...

Continued from previous page...

Mol	Chain	Analysed	<RSRZ>	#RSRZ>2	OWAB(Å²)		Q<0.9	
13	IB	110/112 (98%)	1.32	33 (30%)	1	1	135, 150, 160, 170	0
13	M	110/112 (98%)	1.86	45 (40%)	0	0	157, 177, 190, 195	0
14	JB	137/146 (93%)	0.57	19 (13%)	3	3	104, 124, 183, 205	0
14	N	137/146 (93%)	0.40	14 (10%)	7	5	118, 134, 176, 189	0
15	KB	117/118 (99%)	0.19	2 (1%)	70	54	75, 95, 118, 126	0
15	O	117/118 (99%)	1.02	29 (24%)	1	1	94, 121, 150, 164	0
16	LB	101/101 (100%)	0.49	5 (4%)	30	18	79, 119, 140, 154	0
16	P	101/101 (100%)	-0.16	1 (0%)	82	68	96, 137, 157, 170	0
17	MB	112/113 (99%)	0.38	3 (2%)	55	38	72, 87, 126, 157	0
17	Q	112/113 (99%)	0.40	5 (4%)	34	22	85, 98, 133, 160	0
18	NB	92/96 (95%)	0.73	8 (8%)	11	7	78, 91, 116, 126	0
18	R	92/96 (95%)	0.66	10 (10%)	6	4	107, 118, 137, 142	0
19	OB	100/110 (90%)	1.30	29 (29%)	1	1	94, 108, 172, 189	0
19	S	100/110 (90%)	2.50	52 (52%)	0	0	109, 127, 180, 189	0
20	PB	187/206 (90%)	0.19	16 (8%)	11	7	133, 167, 208, 246	0
20	T	187/206 (90%)	1.13	48 (25%)	1	1	157, 196, 230, 264	0
21	QB	76/85 (89%)	1.71	32 (42%)	0	0	100, 108, 134, 147	0
21	U	76/85 (89%)	1.33	21 (27%)	1	1	122, 135, 155, 182	0
22	RB	88/98 (89%)	0.70	5 (5%)	24	15	80, 103, 135, 148	0
22	V	88/98 (89%)	0.69	8 (9%)	10	6	93, 116, 154, 164	0
23	SB	62/72 (86%)	0.25	5 (8%)	13	8	87, 107, 126, 135	0
23	W	62/72 (86%)	1.00	13 (20%)	1	1	120, 138, 156, 172	0
24	TB	59/60 (98%)	0.36	3 (5%)	29	18	90, 108, 140, 148	0
24	X	59/60 (98%)	1.72	24 (40%)	0	0	106, 123, 144, 154	0
25	UB	52/60 (86%)	0.31	2 (3%)	41	27	77, 98, 141, 152	0
25	Y	52/60 (86%)	0.23	2 (3%)	41	27	91, 117, 148, 156	0
26	VB	44/54 (81%)	5.99	41 (93%)	0	0	245, 251, 259, 267	0
26	Z	44/54 (81%)	4.65	38 (86%)	0	0	238, 256, 273, 278	0
27	AA	48/49 (97%)	0.20	2 (4%)	37	24	80, 86, 105, 120	0
27	WB	48/49 (97%)	0.06	3 (6%)	21	12	68, 72, 91, 103	0
28	BA	63/65 (96%)	2.37	37 (58%)	0	0	102, 115, 155, 169	0

Continued on next page...

Continued from previous page...

Mol	Chain	Analysed	<RSRZ>	#RSRZ>2	OWAB(Å²)		Q<0.9	
28	XB	63/65 (96%)	2.21	33 (52%)	0	0	92, 102, 143, 159	0
29	CA	234/256 (91%)	0.94	47 (20%)	1	1	163, 189, 211, 222	0
29	YB	234/256 (91%)	1.06	47 (20%)	1	1	186, 215, 233, 245	0
30	DA	206/239 (86%)	0.08	11 (5%)	27	17	162, 177, 204, 208	0
30	ZB	206/239 (86%)	0.36	26 (12%)	4	4	174, 199, 226, 235	0
31	AC	208/209 (99%)	1.26	55 (26%)	1	1	165, 187, 203, 211	0
31	EA	208/209 (99%)	1.23	56 (26%)	1	1	130, 146, 157, 167	0
32	BC	151/162 (93%)	0.32	9 (5%)	23	13	151, 172, 185, 197	0
32	FA	151/162 (93%)	0.27	10 (6%)	19	11	127, 144, 158, 185	0
33	CC	101/101 (100%)	-0.11	1 (0%)	82	68	141, 153, 167, 190	0
33	GA	101/101 (100%)	0.45	14 (13%)	3	3	144, 159, 172, 186	0
34	DC	155/156 (99%)	0.28	18 (11%)	5	4	174, 190, 201, 204	0
34	HA	155/156 (99%)	0.47	17 (10%)	6	4	167, 179, 192, 199	0
35	EC	138/138 (100%)	1.19	28 (20%)	1	1	149, 174, 191, 195	0
35	IA	138/138 (100%)	0.90	23 (16%)	2	1	126, 150, 168, 172	0
36	FC	127/128 (99%)	2.94	80 (62%)	0	0	167, 221, 232, 239	0
36	JA	127/128 (99%)	2.84	75 (59%)	0	0	165, 212, 230, 235	0
37	GC	98/105 (93%)	2.82	63 (64%)	0	0	184, 239, 262, 265	0
37	KA	98/105 (93%)	1.11	27 (27%)	1	1	178, 206, 216, 220	0
38	HC	114/129 (88%)	0.17	10 (8%)	11	7	127, 148, 161, 169	0
38	LA	114/129 (88%)	0.85	17 (14%)	3	2	124, 146, 157, 168	0
39	IC	122/132 (92%)	1.43	39 (31%)	0	1	134, 150, 167, 178	0
39	MA	122/132 (92%)	1.44	39 (31%)	0	1	119, 133, 142, 165	0
40	JC	117/126 (92%)	1.18	27 (23%)	1	1	163, 202, 219, 224	0
40	NA	117/126 (92%)	1.34	32 (27%)	1	1	175, 213, 231, 234	0
41	KC	60/61 (98%)	1.92	26 (43%)	0	0	182, 196, 206, 211	0
41	OA	60/61 (98%)	3.14	32 (53%)	0	0	173, 184, 204, 207	0
42	LC	88/89 (98%)	1.05	16 (18%)	1	1	124, 150, 169, 176	0
42	PA	88/89 (98%)	1.17	17 (19%)	1	1	125, 143, 159, 165	0
43	MC	83/88 (94%)	3.85	62 (74%)	0	0	174, 199, 220, 244	0
43	QA	83/88 (94%)	2.02	41 (49%)	0	0	128, 136, 157, 186	0

Continued on next page...

Continued from previous page...

Mol	Chain	Analysed	<RSRZ>	#RSRZ>2	OWAB(Å ²)	Q<0.9
44	NC	99/105 (94%)	0.59	6 (6%) 22 13	124, 150, 162, 168	0
44	RA	99/105 (94%)	1.02	18 (18%) 1 1	115, 130, 137, 143	0
45	OC	70/88 (79%)	0.13	2 (2%) 52 35	146, 161, 181, 183	0
45	SA	70/88 (79%)	1.02	11 (15%) 2 1	142, 159, 180, 183	0
46	PC	78/93 (83%)	2.19	40 (51%) 0 0	188, 203, 212, 213	0
46	TA	78/93 (83%)	2.71	41 (52%) 0 0	197, 218, 226, 228	0
47	QC	99/106 (93%)	2.10	43 (43%) 0 0	167, 185, 204, 207	0
47	UA	99/106 (93%)	1.53	29 (29%) 1 1	128, 144, 164, 166	0
48	RC	24/27 (88%)	5.46	23 (95%) 0 0	191, 201, 218, 233	0
48	VA	24/27 (88%)	5.63	23 (95%) 0 0	191, 197, 210, 222	0
49	SC	30/71 (42%)	1.99	13 (43%) 0 0	228, 232, 244, 245	0
49	TC	30/71 (42%)	2.97	20 (66%) 0 0	260, 274, 286, 287	0
50	UC	1504/1509 (99%)	0.30	85 (5%) 24 15	95, 145, 230, 315	0
50	YC	1504/1509 (99%)	0.59	177 (11%) 5 4	101, 175, 259, 344	0
51	VC	2879/2893 (99%)	0.39	185 (6%) 20 11	76, 116, 271, 416	0
51	ZC	2879/2893 (99%)	0.37	189 (6%) 19 11	57, 98, 250, 374	0
52	AD	119/121 (98%)	-0.22	2 (1%) 70 54	111, 143, 163, 192	0
52	WC	119/121 (98%)	-0.01	4 (3%) 46 30	124, 181, 214, 219	0
53	BD	77/77 (100%)	1.17	16 (20%) 1 1	232, 277, 322, 329	0
53	ED	77/77 (100%)	0.14	5 (6%) 20 11	147, 184, 203, 257	0
53	FD	77/77 (100%)	-0.06	2 (2%) 56 39	143, 173, 192, 240	0
53	XC	77/77 (100%)	0.88	15 (19%) 1 1	207, 268, 290, 301	0
54	GD	8/27 (29%)	4.03	5 (62%) 0 0	138, 198, 252, 253	0
54	HD	8/27 (29%)	4.21	5 (62%) 0 0	144, 202, 243, 244	0
All	All	20988/21736 (96%)	0.82	3445 (16%) 2 1	57, 140, 248, 416	0

All (3445) RSRZ outliers are listed below:

Mol	Chain	Res	Type	RSRZ
7	CB	17	ALA	24.1
7	G	1	MET	22.7
19	S	52	SER	19.4
7	CB	147	ALA	18.7
7	CB	16	LYS	16.7

Continued on next page...

Continued from previous page...

Mol	Chain	Res	Type	RSRZ
26	VB	51	GLU	16.6
26	Z	26	ASN	16.0
7	CB	18	THR	15.5
51	VC	1087	G	15.0
5	E	169	VAL	14.8
51	VC	1067	A	14.6
51	ZC	1077	A	14.1
51	ZC	1078	U	14.0
53	BD	34	C	13.9
50	UC	84	U	13.8
48	RC	17	THR	13.7
51	ZC	1087	G	13.6
53	BD	35	A	13.4
43	MC	1	MET	13.3
7	G	17	ALA	13.2
10	J	150	ALA	13.0
48	RC	18	TYR	13.0
7	G	2	LYS	12.9
26	VB	20	ASN	12.8
7	G	82	ALA	12.6
53	BD	36	U	12.6
43	MC	30	GLY	12.4
26	VB	21	TYR	12.0
48	VA	18	TYR	12.0
51	ZC	2145	C	11.6
26	VB	26	ASN	11.5
48	VA	24	ARG	11.5
7	G	77	LEU	11.5
7	G	100	THR	11.5
26	VB	12	GLU	11.4
51	ZC	1067	A	11.3
51	ZC	1092	C	11.3
7	CB	146	ASP	11.3
7	G	99	ILE	11.2
7	CB	66	THR	11.2
51	ZC	1091	G	11.1
46	PC	81	ARG	11.1
26	VB	19	ARG	11.1
7	G	18	THR	11.1
26	Z	13	CYS	11.1
7	CB	2	LYS	11.0
51	VC	2798	C	10.9

Continued on next page...

Continued from previous page...

Mol	Chain	Res	Type	RSRZ
7	CB	33	ASN	10.9
41	OA	2	ALA	10.8
51	VC	1075	C	10.8
51	ZC	1090	U	10.8
51	VC	1066	U	10.7
26	VB	52	VAL	10.7
7	G	78	ILE	10.7
48	VA	17	THR	10.6
7	CB	145	LYS	10.6
11	K	33	GLY	10.4
53	XC	34	C	10.4
46	TA	81	ARG	10.4
53	XC	75	C	10.4
48	RC	2	GLY	10.3
51	VC	1089	G	10.3
7	G	135	GLY	10.3
7	CB	121	GLU	10.2
7	CB	3	LYS	10.2
7	CB	1	MET	10.2
54	HD	13	A	10.0
46	TA	35	SER	10.0
51	VC	1078	U	10.0
51	ZC	1093	G	9.9
7	G	72	PRO	9.9
7	G	76	TYR	9.9
51	VC	1093	G	9.9
26	VB	32	ASN	9.8
37	GC	61	GLU	9.8
51	VC	1080	C	9.7
50	UC	81	G	9.7
43	MC	36	ILE	9.7
51	VC	2135	A	9.6
7	CB	92	GLY	9.6
26	VB	24	GLU	9.5
48	VA	23	PRO	9.5
51	ZC	1089	G	9.5
26	VB	35	GLU	9.5
4	D	2	PRO	9.4
51	ZC	1072	C	9.4
19	S	45	VAL	9.3
36	FC	8	GLY	9.3
2	B	186	GLY	9.3

Continued on next page...

Continued from previous page...

Mol	Chain	Res	Type	RSRZ
19	OB	51	VAL	9.2
5	E	159	GLU	9.2
51	VC	2799	A	9.1
43	MC	29	ASP	9.1
26	VB	14	THR	9.1
5	E	161	GLY	9.1
50	UC	973	G	9.1
51	ZC	2798	C	9.0
36	FC	7	THR	9.0
51	VC	1090	U	9.0
48	VA	21	TYR	8.9
36	FC	9	ARG	8.9
36	FC	66	ARG	8.9
47	QC	9	ASN	8.9
26	VB	13	CYS	8.8
46	TA	75	ALA	8.8
43	MC	34	GLU	8.7
26	VB	11	LEU	8.7
51	ZC	2135	A	8.7
19	S	51	VAL	8.7
41	OA	19	ARG	8.6
48	VA	2	GLY	8.6
51	VC	1065	U	8.6
51	VC	1074	G	8.6
7	G	79	ARG	8.5
36	FC	120	ARG	8.5
51	VC	1102	C	8.4
7	G	74	ALA	8.4
7	G	141	ALA	8.4
51	VC	1088	A	8.4
51	ZC	1080	C	8.4
26	VB	9	LEU	8.4
36	JA	10	ARG	8.3
43	MC	8	ARG	8.3
51	ZC	1088	A	8.3
41	OA	12	ARG	8.2
51	VC	2801	A	8.2
51	ZC	1079	C	8.2
7	G	83	GLY	8.2
11	K	105	GLU	8.2
51	VC	2145	C	8.1
7	G	75	SER	8.1

Continued on next page...

Continued from previous page...

Mol	Chain	Res	Type	RSRZ
11	K	31	ASP	8.1
51	VC	1072	C	8.1
7	G	62	ASP	8.0
41	OA	21	TYR	8.0
51	ZC	2138	C	8.0
41	KC	2	ALA	8.0
48	RC	25	LYS	8.0
7	G	85	GLU	8.0
5	E	171	LEU	8.0
11	GB	24	GLY	8.0
51	ZC	1073	A	8.0
7	G	86	LYS	8.0
26	Z	45	LYS	8.0
43	QA	1	MET	8.0
40	JC	5	ALA	8.0
48	RC	24	ARG	7.9
36	FC	107	ARG	7.9
26	VB	34	LEU	7.9
26	Z	49	HIS	7.9
51	VC	1086	A	7.9
51	VC	1079	C	7.9
36	FC	106	ALA	7.9
7	CB	15	GLY	7.9
36	JA	105	ASP	7.7
19	S	62	GLU	7.7
26	Z	51	GLU	7.7
51	ZC	2799	A	7.7
5	E	162	ILE	7.7
7	G	136	VAL	7.7
49	TC	43	GLY	7.6
41	OA	8	GLU	7.6
41	OA	14	PRO	7.6
53	XC	36	U	7.6
54	HD	14	A	7.6
7	G	43	ALA	7.5
19	OB	52	SER	7.5
51	VC	1103	A	7.5
51	VC	1077	A	7.5
7	G	128	ALA	7.5
35	IA	1	MET	7.4
31	AC	2	GLY	7.4
51	VC	1058	G	7.4

Continued on next page...

Continued from previous page...

Mol	Chain	Res	Type	RSRZ
51	VC	2137	C	7.4
48	VA	22	ARG	7.4
51	VC	1081	U	7.4
54	GD	14	A	7.3
4	ZA	2	PRO	7.3
43	MC	22	THR	7.3
43	QA	29	ASP	7.3
36	FC	111	ARG	7.3
31	AC	3	ARG	7.2
7	G	81	ALA	7.2
36	JA	15	ALA	7.2
7	G	69	THR	7.2
11	GB	92	GLY	7.2
49	TC	44	CYS	7.2
51	ZC	1074	G	7.2
50	UC	82	U	7.2
5	E	170	ARG	7.2
10	J	110	TYR	7.2
26	VB	10	LEU	7.2
40	JC	4	ILE	7.2
26	Z	35	GLU	7.2
36	JA	63	ILE	7.1
36	FC	43	ALA	7.1
51	VC	2116	G	7.1
36	FC	105	ASP	7.1
46	TA	77	THR	7.1
48	RC	16	GLY	7.1
7	G	102	GLU	7.1
11	K	32	PHE	7.1
53	BD	37	A	7.1
7	G	142	PRO	7.1
43	MC	32	TYR	7.1
26	Z	42	TRP	7.1
51	VC	2169	A	7.0
7	CB	125	ARG	7.0
51	VC	2318	G	7.0
51	VC	2334	G	7.0
46	TA	74	PHE	7.0
50	UC	974	A	7.0
29	YB	133	LYS	7.0
51	VC	2797	U	7.0
51	VC	2136	C	7.0

Continued on next page...

Continued from previous page...

Mol	Chain	Res	Type	RSRZ
53	XC	74	C	7.0
43	MC	7	ALA	7.0
51	VC	2110	G	7.0
11	GB	91	GLU	7.0
50	UC	85	U	6.9
47	QC	70	SER	6.9
6	F	117	GLU	6.9
53	BD	17(A)	U	6.9
7	CB	19	PRO	6.9
47	QC	18	GLN	6.9
51	VC	2897	U	6.9
35	EC	25	ASP	6.9
46	TA	37	ARG	6.8
50	YC	135	C	6.8
26	VB	49	HIS	6.8
36	JA	26	VAL	6.8
36	FC	65	VAL	6.8
26	VB	25	LYS	6.8
51	VC	1104	C	6.8
31	AC	135	LEU	6.8
5	E	155	SER	6.8
7	G	96	VAL	6.8
26	VB	22	ALA	6.8
36	JA	14	VAL	6.8
51	ZC	2797	U	6.8
36	JA	106	ALA	6.8
43	MC	31	LYS	6.8
26	Z	14	THR	6.8
11	GB	33	GLY	6.8
7	CB	64	SER	6.8
11	K	38	GLU	6.8
13	M	87	PHE	6.7
5	E	43	VAL	6.7
51	ZC	2165	G	6.7
5	E	107	VAL	6.7
37	GC	47	PHE	6.7
54	HD	15	A	6.7
36	JA	13	ALA	6.7
13	M	13	ARG	6.7
36	FC	119	ALA	6.7
26	VB	36	LEU	6.7
4	ZA	34	LEU	6.7

Continued on next page...

Continued from previous page...

Mol	Chain	Res	Type	RSRZ
43	MC	17	TYR	6.7
11	K	135	ASP	6.7
26	Z	28	ARG	6.6
36	FC	93	ARG	6.6
36	JA	64	THR	6.6
7	CB	34	ILE	6.6
40	JC	87	TYR	6.6
46	PC	42	PRO	6.6
47	QC	16	HIS	6.6
43	MC	35	LYS	6.6
5	E	173	PRO	6.6
51	ZC	2803	C	6.6
46	TA	69	HIS	6.6
19	OB	53	PRO	6.6
47	QC	15	ARG	6.6
36	JA	33	PHE	6.6
41	OA	22	THR	6.6
37	GC	9	ARG	6.6
50	YC	1253	G	6.5
26	Z	41	PRO	6.5
36	FC	108	VAL	6.5
31	AC	4	TYR	6.5
46	TA	40	ILE	6.5
47	UA	65	LYS	6.5
43	MC	4	ILE	6.5
46	TA	33	THR	6.5
26	Z	32	ASN	6.5
14	N	1	MET	6.5
36	JA	65	VAL	6.5
37	GC	64	GLU	6.5
7	CB	142	PRO	6.5
41	OA	3	ARG	6.4
37	KA	59	SER	6.4
47	UA	69	GLY	6.4
12	L	69	ASP	6.4
35	IA	54	ASP	6.4
12	HB	69	ASP	6.4
50	YC	1352	C	6.4
28	XB	64	TYR	6.4
36	JA	37	PHE	6.4
21	U	76	GLY	6.4
7	CB	113	PRO	6.4

Continued on next page...

Continued from previous page...

Mol	Chain	Res	Type	RSRZ
50	YC	1353	G	6.4
31	EA	134	ASP	6.4
36	JA	12	GLU	6.4
36	JA	66	ARG	6.4
41	OA	30	ALA	6.4
54	GD	13	A	6.4
11	K	39	PRO	6.4
48	RC	10	ARG	6.4
37	GC	62	HIS	6.3
46	TA	80	TYR	6.3
51	ZC	2160	G	6.3
51	ZC	1076	C	6.3
13	M	10	ARG	6.3
34	HA	16	LEU	6.3
43	MC	9	PHE	6.3
7	G	138	VAL	6.3
5	E	41	MET	6.3
29	YB	102	LEU	6.3
11	GB	10	ARG	6.3
7	G	66	THR	6.3
28	XB	46	ARG	6.3
43	MC	3	LYS	6.3
41	OA	7	ILE	6.3
7	CB	82	ALA	6.2
5	AB	159	GLU	6.2
7	CB	83	GLY	6.2
11	GB	32	PHE	6.2
41	KC	60	SER	6.2
49	TC	50	THR	6.2
11	GB	105	GLU	6.2
51	ZC	2116	G	6.2
41	OA	4	LYS	6.2
29	YB	101	MET	6.2
29	CA	119	GLU	6.2
31	EA	102	ASP	6.2
7	CB	32	ALA	6.2
47	QC	14	LYS	6.2
54	GD	20	A	6.2
50	YC	1030	C	6.2
7	G	89	HIS	6.2
51	VC	1063	G	6.2
51	ZC	2146	C	6.2

Continued on next page...

Continued from previous page...

Mol	Chain	Res	Type	RSRZ
50	YC	975	A	6.2
46	TA	12	ASP	6.2
46	TA	38	SER	6.2
51	ZC	2137	C	6.2
7	G	101	TRP	6.2
5	AB	157	TYR	6.1
7	G	131	ALA	6.2
20	T	163	LEU	6.1
48	RC	23	PRO	6.1
29	CA	118	LEU	6.1
44	NC	8	GLY	6.1
51	VC	2113	U	6.1
46	TA	39	THR	6.1
7	G	44	ALA	6.1
19	S	47	LYS	6.1
37	GC	70	ARG	6.1
43	QA	17	TYR	6.1
51	ZC	2143	C	6.1
43	MC	65	GLN	6.1
11	GB	132	VAL	6.1
19	S	46	LYS	6.1
36	FC	110	GLU	6.1
47	UA	70	SER	6.0
43	MC	37	GLY	6.0
19	S	53	PRO	6.0
19	S	44	ILE	6.0
53	ED	75	C	6.0
13	M	112	PHE	6.0
36	FC	46	ALA	6.0
51	VC	1084	A	6.0
26	VB	50	ARG	6.0
36	FC	36	TYR	6.0
7	G	34	ILE	6.0
50	YC	1286	A	6.0
43	MC	2	VAL	6.0
5	AB	160	LYS	6.0
28	BA	54	GLU	6.0
49	TC	49	GLU	6.0
49	SC	51	TYR	6.0
20	T	171	ILE	6.0
7	G	95	LYS	6.0
37	GC	63	PHE	6.0

Continued on next page...

Continued from previous page...

Mol	Chain	Res	Type	RSRZ
46	TA	70	LYS	6.0
36	JA	42	ARG	6.0
46	PC	69	HIS	6.0
48	VA	25	LYS	6.0
5	E	163	TYR	5.9
19	S	43	ASN	5.9
48	RC	22	ARG	5.9
7	G	14	ALA	5.9
28	BA	23	VAL	5.9
50	YC	63	C	5.9
10	J	149	GLU	5.9
12	L	71	GLN	5.9
13	M	3	ARG	5.9
19	S	6	HIS	5.9
37	GC	59	SER	5.9
41	OA	29	ARG	5.9
7	G	33	ASN	5.9
20	T	165	VAL	5.9
12	HB	84	ALA	5.9
41	OA	33	VAL	5.8
43	MC	28	ARG	5.8
11	K	114	ALA	5.8
45	SA	31	LEU	5.8
51	ZC	1068	G	5.8
30	ZB	169	ALA	5.8
36	JA	61	ALA	5.8
40	NA	87	TYR	5.8
41	KC	61	TRP	5.8
7	G	51	ALA	5.8
7	G	13	PRO	5.8
37	GC	39	PRO	5.8
5	AB	172	LYS	5.8
7	G	3	LYS	5.8
20	T	169	GLU	5.8
11	K	40	ALA	5.8
37	GC	72	VAL	5.8
13	M	9	ARG	5.8
28	XB	29	LYS	5.8
11	GB	12	GLN	5.8
41	OA	5	ALA	5.8
6	BB	94	ALA	5.8
53	BD	76	A	5.7

Continued on next page...

Continued from previous page...

Mol	Chain	Res	Type	RSRZ
11	K	91	GLU	5.7
26	Z	12	GLU	5.7
39	IC	55	ALA	5.7
5	E	55	PRO	5.7
5	E	167	GLU	5.7
13	M	30	ARG	5.7
51	ZC	2795	G	5.7
7	CB	36	GLU	5.7
53	ED	76	A	5.7
12	L	8	ARG	5.7
50	YC	1368	G	5.7
39	MA	91	ASP	5.6
46	TA	68	GLY	5.6
11	K	34	LEU	5.6
36	FC	117	HIS	5.6
51	VC	2146	C	5.6
51	VC	1101	U	5.6
48	VA	10	ARG	5.6
7	CB	78	ILE	5.6
31	AC	70	ILE	5.6
19	S	60	PHE	5.6
28	BA	29	LYS	5.6
37	GC	74	ILE	5.6
5	E	168	PRO	5.6
42	LC	17	ARG	5.6
29	YB	132	LYS	5.6
50	UC	134	A	5.6
7	CB	144	VAL	5.6
36	JA	29	ASN	5.6
37	GC	37	PRO	5.6
6	F	72	LEU	5.6
51	VC	2164	C	5.6
37	GC	35	SER	5.6
51	ZC	2801	A	5.5
7	CB	31	GLY	5.5
5	E	111	HIS	5.5
46	TA	32	LYS	5.5
50	YC	1249	C	5.5
7	G	80	LYS	5.5
51	VC	1082	U	5.5
36	FC	12	GLU	5.5
50	YC	134	A	5.5

Continued on next page...

Continued from previous page...

Mol	Chain	Res	Type	RSRZ
40	NA	94	ARG	5.5
6	F	68	LEU	5.5
50	YC	136	C	5.5
7	CB	97	GLY	5.5
46	TA	11	VAL	5.5
2	B	204	ALA	5.4
43	MC	23	ASP	5.4
7	CB	84	LEU	5.4
31	AC	5	ILE	5.4
37	GC	48	THR	5.4
47	QC	71	THR	5.4
35	IA	25	ASP	5.4
7	CB	35	MET	5.4
26	Z	31	PRO	5.4
7	G	16	LYS	5.4
47	UA	68	LYS	5.4
37	GC	71	LEU	5.4
51	ZC	2334	G	5.4
11	K	104	PHE	5.4
30	ZB	166	GLU	5.4
46	PC	12	ASP	5.4
35	EC	24	THR	5.4
50	YC	378	G	5.4
51	VC	2165	G	5.4
39	IC	29	ALA	5.4
7	CB	65	PHE	5.4
31	AC	23	GLY	5.4
34	HA	11	GLN	5.4
31	EA	3	ARG	5.4
36	JA	36	TYR	5.4
36	JA	9	ARG	5.4
43	MC	16	HIS	5.4
6	BB	108	THR	5.4
5	AB	156	ALA	5.3
36	FC	17	VAL	5.3
37	GC	46	ARG	5.3
11	GB	40	ALA	5.3
51	ZC	2139	C	5.3
53	XC	17(A)	U	5.3
7	CB	105	LEU	5.3
26	VB	31	PRO	5.3
53	XC	37	A	5.3

Continued on next page...

Continued from previous page...

Mol	Chain	Res	Type	RSRZ
46	TA	36	ARG	5.3
51	ZC	1535	U	5.3
37	GC	6	ILE	5.3
26	Z	29	ASN	5.3
7	CB	128	ALA	5.3
13	IB	110	LEU	5.3
19	S	2	ARG	5.3
37	GC	8	LEU	5.3
19	S	50	ARG	5.3
19	S	58	GLY	5.3
7	G	104	VAL	5.3
22	RB	27	GLU	5.3
38	LA	12	ARG	5.3
26	Z	52	VAL	5.3
43	MC	13	HIS	5.3
36	JA	11	LYS	5.3
12	HB	70	LEU	5.3
19	S	3	VAL	5.3
51	ZC	1094	U	5.3
26	Z	40	CYS	5.3
43	MC	18	ARG	5.3
24	X	1	MET	5.3
36	JA	45	ALA	5.3
46	TA	49	ILE	5.3
41	OA	6	LEU	5.3
11	GB	38	GLU	5.3
41	OA	10	ALA	5.2
50	YC	1117	G	5.2
7	CB	61	ALA	5.2
11	K	132	VAL	5.2
5	E	103	LEU	5.2
40	NA	96	LEU	5.2
46	PC	4	SER	5.2
51	ZC	1103	A	5.2
11	GB	9	TYR	5.2
11	K	115	MET	5.2
5	AB	174	GLY	5.2
43	QA	18	ARG	5.2
51	VC	1076	C	5.2
6	F	85	GLU	5.2
40	NA	91	ARG	5.2
11	K	37	LEU	5.2

Continued on next page...

Continued from previous page...

Mol	Chain	Res	Type	RSRZ
49	TC	42	CYS	5.2
35	EC	1	MET	5.2
29	YB	27	LYS	5.2
29	YB	71	VAL	5.2
5	E	112	PRO	5.2
35	EC	3	THR	5.2
46	TA	41	VAL	5.2
48	VA	14	TRP	5.2
42	PA	2	PRO	5.2
28	BA	64	TYR	5.2
37	GC	60	ARG	5.2
7	G	61	ALA	5.2
7	G	71	THR	5.2
14	JB	1	MET	5.2
23	W	3	LEU	5.1
2	B	187	ALA	5.1
31	AC	102	ASP	5.1
43	QA	2	VAL	5.1
50	YC	84	U	5.1
20	T	135	GLU	5.1
19	OB	50	ARG	5.1
36	FC	104	ARG	5.1
7	CB	12	LEU	5.1
45	SA	32	ARG	5.1
7	G	108	ALA	5.1
7	CB	46	ALA	5.1
7	G	32	ALA	5.1
4	D	34	LEU	5.1
7	G	73	PRO	5.1
24	X	7	LYS	5.1
7	CB	141	ALA	5.1
9	I	1	MET	5.1
51	VC	1091	G	5.1
5	E	151	ILE	5.1
41	OA	23	ARG	5.1
51	VC	1383	C	5.1
37	KA	54	PHE	5.1
38	LA	11	LYS	5.1
43	MC	59	TRP	5.1
51	VC	2168	G	5.1
5	AB	161	GLY	5.1
13	M	58	LEU	5.1

Continued on next page...

Continued from previous page...

Mol	Chain	Res	Type	RSRZ
46	TA	78	ARG	5.0
36	JA	75	ASP	5.0
37	GC	73	ASP	5.0
51	VC	2802	G	5.0
11	GB	70	PRO	5.0
5	E	156	ALA	5.0
7	G	118	THR	5.0
19	S	5	MET	5.0
11	GB	104	PHE	5.0
36	FC	33	PHE	5.0
19	S	41	GLY	5.0
43	QA	30	GLY	5.0
31	EA	4	TYR	5.0
43	MC	67	THR	5.0
5	E	154	PRO	5.0
28	XB	32	LEU	5.0
11	K	36	ALA	5.0
11	K	24	GLY	5.0
10	J	128	HIS	5.0
5	E	105	LEU	5.0
51	ZC	2166	G	5.0
36	JA	34	ASN	5.0
12	L	70	LEU	5.0
20	T	152	ALA	5.0
48	RC	4	GLY	5.0
51	ZC	615	G	5.0
29	CA	122	PHE	5.0
7	CB	120	LEU	5.0
48	VA	9	ARG	5.0
47	QC	17	ARG	5.0
35	IA	2	LEU	5.0
12	L	72	ASP	5.0
43	QA	23	ASP	5.0
31	AC	110	PHE	5.0
51	ZC	2140	C	5.0
36	FC	102	LEU	4.9
36	JA	46	ALA	4.9
13	M	35	ILE	4.9
7	G	91	PRO	4.9
43	QA	59	TRP	4.9
11	GB	71	ASP	4.9
7	G	84	LEU	4.9

Continued on next page...

Continued from previous page...

Mol	Chain	Res	Type	RSRZ
7	CB	47	ASN	4.9
26	Z	47	THR	4.9
50	YC	1029	G	4.9
53	BD	75	C	4.9
23	SB	14	ARG	4.9
47	QC	66	ALA	4.9
29	YB	97	TRP	4.9
51	ZC	888	C	4.9
5	E	90	LYS	4.9
7	G	65	PHE	4.9
26	VB	37	ARG	4.9
46	TA	71	LEU	4.9
4	ZA	33	ARG	4.9
13	IB	37	ALA	4.9
51	VC	1094	U	4.9
36	JA	19	LEU	4.9
39	MA	70	PRO	4.9
51	ZC	1536	A	4.9
10	J	77	ARG	4.9
34	DC	79	ARG	4.9
5	E	164	TYR	4.9
2	B	27	LEU	4.9
46	PC	5	LEU	4.9
5	E	53	GLU	4.9
10	J	78	PRO	4.9
39	IC	101	ARG	4.9
40	NA	97	PRO	4.9
48	RC	15	ARG	4.9
51	ZC	2136	C	4.9
7	G	42	ASN	4.8
41	OA	34	TYR	4.8
35	EC	54	ASP	4.8
50	UC	135	C	4.8
50	UC	87	A	4.8
51	VC	1085	A	4.8
7	CB	13	PRO	4.8
51	ZC	2125	G	4.8
5	AB	162	ILE	4.8
40	NA	4	ILE	4.8
37	KA	61	GLU	4.8
46	TA	67	VAL	4.8
39	MA	85	ARG	4.8

Continued on next page...

Continued from previous page...

Mol	Chain	Res	Type	RSRZ
7	G	134	MET	4.8
51	ZC	2167	U	4.8
11	K	106	VAL	4.8
21	U	43	THR	4.8
36	JA	28	VAL	4.8
48	RC	6	ARG	4.8
12	L	59	ASP	4.8
28	BA	22	VAL	4.8
37	KA	48	THR	4.8
7	G	139	VAL	4.8
11	GB	41	TRP	4.8
11	GB	107	ALA	4.8
36	FC	121	ARG	4.8
47	QC	10	LEU	4.8
36	FC	109	VAL	4.8
38	HC	117	ASN	4.8
10	J	148	LEU	4.8
24	X	34	GLU	4.8
47	UA	66	ALA	4.8
5	E	160	LYS	4.8
2	B	10	GLY	4.8
36	FC	123	PRO	4.8
36	FC	11	LYS	4.8
31	EA	70	ILE	4.8
38	HC	12	ARG	4.8
53	XC	76	A	4.8
46	PC	41	VAL	4.8
44	NC	26	GLN	4.7
4	ZA	13	GLU	4.7
6	F	131	LYS	4.7
37	GC	96	ILE	4.7
43	MC	33	ILE	4.7
21	U	40	GLN	4.7
11	GB	21	THR	4.7
19	OB	35	TYR	4.7
7	G	19	PRO	4.7
2	B	28	ALA	4.7
11	GB	103	MET	4.7
7	CB	80	LYS	4.7
5	E	19	VAL	4.7
41	OA	18	VAL	4.7
5	AB	155	SER	4.7

Continued on next page...

Continued from previous page...

Mol	Chain	Res	Type	RSRZ
6	F	112	LYS	4.7
5	E	174	GLY	4.7
11	K	133	ARG	4.7
47	UA	67	ALA	4.7
12	HB	8	ARG	4.7
7	CB	87	GLY	4.7
36	JA	27	THR	4.7
26	Z	25	LYS	4.7
2	B	22	PRO	4.7
41	OA	11	LYS	4.7
51	ZC	2113	U	4.7
13	M	37	ALA	4.7
37	KA	58	ASP	4.7
50	YC	1354	C	4.7
7	G	98	ARG	4.7
50	YC	1348	U	4.7
19	S	65	ALA	4.6
51	VC	2138	C	4.6
51	ZC	2805	G	4.6
28	XB	47	LYS	4.6
38	LA	87	THR	4.6
13	M	8	GLU	4.6
36	JA	32	ASP	4.6
7	CB	89	HIS	4.6
50	UC	230	G	4.6
51	ZC	1104	C	4.6
47	QC	67	ALA	4.6
50	YC	325	A	4.6
5	E	94	TYR	4.6
7	CB	124	ALA	4.6
12	L	68	ARG	4.6
46	TA	31	ILE	4.6
12	HB	68	ARG	4.6
36	FC	14	VAL	4.6
43	MC	5	ARG	4.6
50	YC	107	G	4.6
19	S	38	ILE	4.6
19	S	35	TYR	4.6
36	FC	103	THR	4.6
47	QC	12	ALA	4.6
2	B	5	LEU	4.6
29	CA	101	MET	4.6

Continued on next page...

Continued from previous page...

Mol	Chain	Res	Type	RSRZ
51	VC	2333	A	4.6
51	VC	1092	C	4.6
13	IB	112	PHE	4.6
24	X	10	LYS	4.6
29	YB	122	PHE	4.6
6	BB	98	ALA	4.6
7	G	88	ALA	4.6
40	JC	98	VAL	4.5
47	QC	63	ILE	4.5
5	AB	152	ARG	4.5
40	NA	92	HIS	4.5
7	CB	67	PHE	4.5
29	YB	96	ARG	4.5
7	G	137	GLU	4.5
29	YB	148	TYR	4.5
35	EC	9	MET	4.5
7	G	140	GLY	4.5
26	Z	48	VAL	4.5
43	MC	14	ASN	4.5
12	L	65	LEU	4.5
48	VA	16	GLY	4.5
51	ZC	1081	U	4.5
13	M	88	ASP	4.5
47	QC	64	ASP	4.5
10	J	76	LYS	4.5
51	VC	2173	A	4.5
54	GD	15	A	4.5
5	E	88	LEU	4.5
12	L	63	ARG	4.5
43	MC	66	PRO	4.5
50	YC	1289	A	4.5
53	XC	35	A	4.5
48	VA	7	ARG	4.5
51	VC	2112	G	4.5
43	MC	19	ILE	4.5
12	L	64	ARG	4.5
6	F	111	PRO	4.5
19	S	4	LYS	4.5
6	F	121	LYS	4.5
11	GB	106	VAL	4.5
45	SA	62	GLU	4.5
47	QC	79	ARG	4.5

Continued on next page...

Continued from previous page...

Mol	Chain	Res	Type	RSRZ
7	G	111	LYS	4.5
50	YC	1257	U	4.5
7	CB	85	GLU	4.5
11	K	99	PRO	4.5
19	S	17	SER	4.5
51	ZC	2168	G	4.5
7	G	45	THR	4.5
7	G	127	ILE	4.5
12	HB	80	PHE	4.5
49	SC	44	CYS	4.4
50	YC	110	C	4.5
51	ZC	2896	C	4.5
7	CB	4	VAL	4.4
13	IB	10	ARG	4.4
31	AC	134	ASP	4.4
53	FD	75	C	4.4
44	RA	7	THR	4.4
47	QC	56	MET	4.4
2	B	8	LYS	4.4
7	CB	140	GLY	4.4
50	YC	1248	A	4.4
5	E	42	ARG	4.4
50	UC	1317	C	4.4
5	E	133	VAL	4.4
7	CB	38	VAL	4.4
19	S	42	VAL	4.4
51	VC	2319	G	4.4
50	UC	1531	A	4.4
51	ZC	2164	C	4.4
37	GC	38	ILE	4.4
47	QC	19	SER	4.4
36	JA	82	ALA	4.4
13	IB	13	ARG	4.4
36	FC	128	ARG	4.4
11	GB	73	PRO	4.4
11	GB	130	LYS	4.4
13	M	12	PHE	4.4
21	U	47	PRO	4.4
38	HC	121	PRO	4.4
46	PC	71	LEU	4.4
47	QC	59	ALA	4.4
43	QA	25	ARG	4.4

Continued on next page...

Continued from previous page...

Mol	Chain	Res	Type	RSRZ
41	OA	17	LYS	4.4
37	GC	45	ARG	4.4
51	VC	1083	U	4.4
26	Z	20	ASN	4.4
46	PC	70	LYS	4.4
19	S	67	LEU	4.4
8	H	67	PRO	4.4
37	GC	49	VAL	4.4
51	ZC	2169	A	4.4
50	YC	380	G	4.4
51	VC	1064	C	4.4
53	BD	74	C	4.4
41	KC	41	ARG	4.4
47	UA	18	GLN	4.4
7	CB	62	ASP	4.4
36	JA	62	TYR	4.4
46	TA	13	ASP	4.4
40	NA	102	ARG	4.4
13	M	95	HIS	4.4
21	U	74	ARG	4.3
35	IA	3	THR	4.3
30	ZB	12	LEU	4.3
11	K	122	GLY	4.3
50	YC	1287	A	4.3
50	YC	379	C	4.3
7	CB	50	ASP	4.3
29	YB	73	THR	4.3
41	KC	37	PHE	4.3
5	AB	107	VAL	4.3
36	JA	119	ALA	4.3
18	R	56	THR	4.3
26	Z	34	LEU	4.3
12	HB	71	GLN	4.3
20	T	81	ARG	4.3
21	QB	42	GLY	4.3
50	YC	998(B)	C	4.3
51	VC	2324	C	4.3
7	CB	81	ALA	4.3
13	IB	4	LEU	4.3
51	ZC	2159	G	4.3
7	CB	63	ARG	4.3
36	FC	116	LYS	4.3

Continued on next page...

Continued from previous page...

Mol	Chain	Res	Type	RSRZ
50	UC	1492	A	4.3
7	G	109	LYS	4.3
28	BA	28	GLY	4.3
31	EA	103	ASN	4.3
7	G	106	GLU	4.3
19	OB	68	HIS	4.3
39	IC	31	PHE	4.3
51	VC	1071	G	4.3
19	S	39	VAL	4.3
36	JA	107	ARG	4.3
47	QC	8	ARG	4.3
42	LC	15	PHE	4.3
50	UC	403	C	4.3
39	IC	32	ARG	4.3
28	XB	28	GLY	4.3
4	D	32	PRO	4.3
26	Z	39	TYR	4.3
19	S	29	GLU	4.3
2	B	25	VAL	4.3
51	VC	1396	U	4.3
31	EA	137	SER	4.3
49	TC	45	GLY	4.3
7	G	41	PHE	4.3
21	QB	78	TYR	4.3
37	GC	33	GLN	4.3
7	CB	100	THR	4.3
36	JA	7	THR	4.3
7	G	130	SER	4.3
36	FC	71	SER	4.3
16	LB	53	GLU	4.3
41	KC	59	ALA	4.3
50	UC	133	U	4.3
50	UC	1257	U	4.3
37	GC	94	VAL	4.3
37	KA	73	ASP	4.3
46	PC	40	ILE	4.3
7	G	37	PHE	4.3
7	CB	37	PHE	4.3
53	FD	76	A	4.3
11	K	10	ARG	4.3
44	RA	58	GLU	4.3
51	ZC	2115	G	4.3

Continued on next page...

Continued from previous page...

Mol	Chain	Res	Type	RSRZ
21	QB	40	GLN	4.3
29	CA	121	LEU	4.3
7	CB	20	ALA	4.3
36	FC	94	ALA	4.3
11	GB	99	PRO	4.3
48	RC	14	TRP	4.3
50	YC	1371	G	4.3
33	GA	101	ALA	4.2
10	FB	63	PRO	4.2
29	CA	133	LYS	4.2
2	B	9	VAL	4.2
4	ZA	176	LEU	4.2
7	G	97	GLY	4.2
20	PB	175	VAL	4.2
40	NA	98	VAL	4.2
30	ZB	165	THR	4.2
51	ZC	1835	G	4.2
39	MA	84	ILE	4.2
20	T	80	ARG	4.2
29	CA	152	PHE	4.2
51	ZC	34	C	4.2
34	DC	81	GLY	4.2
26	Z	38	LYS	4.2
40	JC	57	ARG	4.2
7	CB	133	SER	4.2
46	PC	13	ASP	4.2
20	T	173	ALA	4.2
28	XB	44	LYS	4.2
50	YC	1369	C	4.2
43	QA	8	ARG	4.2
51	VC	2147	G	4.2
5	E	152	ARG	4.2
7	G	125	ARG	4.2
5	E	113	VAL	4.2
40	NA	95	GLY	4.2
11	K	123	HIS	4.2
12	HB	64	ARG	4.2
31	AC	24	GLU	4.2
36	FC	64	THR	4.2
40	NA	99	ARG	4.2
43	MC	26	ARG	4.2
43	MC	21	VAL	4.2

Continued on next page...

Continued from previous page...

Mol	Chain	Res	Type	RSRZ
51	ZC	1969	A	4.2
43	MC	6	LEU	4.2
11	K	92	GLY	4.2
11	GB	8	LYS	4.2
46	TA	51	VAL	4.2
51	ZC	2142	C	4.2
11	K	137	TYR	4.2
35	EC	132	GLU	4.2
29	CA	214	ILE	4.2
11	GB	129	THR	4.2
29	CA	115	LEU	4.2
21	QB	39	ARG	4.2
11	GB	11	LYS	4.2
43	QA	31	LYS	4.2
37	KA	5	ARG	4.1
26	VB	48	VAL	4.1
9	EB	1	MET	4.1
49	SC	37	PRO	4.1
7	CB	104	VAL	4.1
51	ZC	2180	U	4.1
12	L	17	ARG	4.1
34	HA	85	TYR	4.1
37	GC	5	ARG	4.1
28	BA	15	LYS	4.1
39	IC	113	LYS	4.1
48	VA	6	ARG	4.1
4	ZA	39	ILE	4.1
21	QB	76	GLY	4.1
5	E	87	LEU	4.1
5	AB	171	LEU	4.1
49	TC	51	TYR	4.1
47	QC	60	GLU	4.1
2	B	29	GLY	4.1
11	K	100	GLY	4.1
39	IC	67	ALA	4.1
36	FC	37	PHE	4.1
51	ZC	1095	A	4.1
4	D	178	PHE	4.1
34	HA	8	GLU	4.1
38	HC	118	GLY	4.1
48	RC	19	GLY	4.1
11	K	90	VAL	4.1

Continued on next page...

Continued from previous page...

Mol	Chain	Res	Type	RSRZ
11	GB	89	ASN	4.1
13	IB	87	PHE	4.1
46	TA	76	PRO	4.1
53	XC	56	C	4.1
6	BB	140	LEU	4.1
43	QA	11	SER	4.1
20	T	137	ILE	4.1
37	GC	44	VAL	4.1
51	ZC	2804	C	4.1
7	CB	114	ASP	4.1
11	K	129	THR	4.1
41	OA	9	LYS	4.1
5	E	51	ARG	4.1
47	UA	64	ASP	4.1
50	YC	136(A)	C	4.1
40	JC	2	ALA	4.1
3	C	207	GLY	4.1
7	G	143	GLU	4.0
5	E	115	VAL	4.0
5	E	108	GLY	4.0
29	YB	144	ARG	4.0
42	PA	3	ILE	4.0
51	ZC	12	U	4.0
7	G	117	THR	4.0
13	M	86	ALA	4.0
39	MA	83	LEU	4.0
51	VC	2335	A	4.0
26	Z	37	ARG	4.0
31	AC	7	PRO	4.0
5	E	52	VAL	4.0
35	EC	2	LEU	4.0
46	PC	49	ILE	4.0
6	BB	106	GLY	4.0
20	T	150	LEU	4.0
36	JA	43	ALA	4.0
41	KC	58	LYS	4.0
5	E	110	SER	4.0
11	GB	72	LYS	4.0
43	MC	25	ARG	4.0
49	TC	60	GLU	4.0
50	UC	1286	A	4.0
21	U	75	LEU	4.0

Continued on next page...

Continued from previous page...

Mol	Chain	Res	Type	RSRZ
43	MC	41	PRO	4.0
47	UA	72	LEU	4.0
36	JA	17	VAL	4.0
41	OA	32	SER	4.0
5	E	18	GLU	4.0
43	MC	39	TYR	4.0
50	YC	221	C	4.0
29	YB	98	LEU	4.0
50	YC	653	A	4.0
11	GB	30	GLY	4.0
13	M	60	GLY	4.0
11	K	21	THR	4.0
43	MC	20	VAL	4.0
53	BD	17	C	4.0
29	YB	141	GLU	4.0
20	PB	81	ARG	4.0
12	HB	83	ILE	4.0
29	YB	135	GLN	4.0
39	IC	111	ASP	4.0
4	D	146	TYR	4.0
4	ZA	90	LEU	4.0
31	EA	115	ARG	4.0
51	ZC	2477	C	4.0
2	B	13	ARG	4.0
10	J	65	ARG	4.0
11	GB	19	GLY	4.0
51	ZC	2134	A	4.0
36	JA	38	GLN	4.0
4	D	85	GLY	4.0
29	CA	112	VAL	4.0
5	AB	158	HIS	3.9
21	QB	41	ARG	3.9
51	ZC	1933	G	3.9
21	QB	46	LYS	3.9
39	MA	49	SER	3.9
19	S	64	GLU	3.9
29	CA	202	PRO	3.9
41	OA	15	LYS	3.9
48	RC	3	LYS	3.9
50	YC	1370	G	3.9
47	QC	72	LEU	3.9
7	CB	110	GLN	3.9

Continued on next page...

Continued from previous page...

Mol	Chain	Res	Type	RSRZ
20	T	118	GLN	3.9
51	ZC	2335	A	3.9
17	Q	1	MET	3.9
26	VB	23	THR	3.9
43	MC	24	ALA	3.9
6	BB	88	ILE	3.9
7	G	132	ARG	3.9
46	PC	39	THR	3.9
51	VC	2125	G	3.9
36	FC	113	LYS	3.9
42	PA	62	GLN	3.9
12	HB	63	ARG	3.9
19	S	37	VAL	3.9
50	YC	322	C	3.9
12	L	9	LYS	3.9
11	GB	69	PHE	3.9
11	GB	133	ARG	3.9
50	UC	994	A	3.9
24	X	8	LEU	3.9
6	F	86	THR	3.9
10	FB	7	ARG	3.9
11	GB	97	VAL	3.9
31	EA	2	GLY	3.9
11	K	107	ALA	3.9
34	HA	36	LYS	3.9
43	MC	12	LYS	3.9
47	QC	11	SER	3.9
50	UC	1030	C	3.9
17	Q	2	GLU	3.9
11	GB	93	TYR	3.9
28	XB	30	ARG	3.9
41	KC	57	ARG	3.9
5	E	131	VAL	3.9
36	FC	82	ALA	3.9
28	XB	33	ASN	3.9
13	M	89	ARG	3.9
36	JA	81	ILE	3.9
2	B	24	THR	3.9
50	YC	85	U	3.9
36	JA	72	GLY	3.9
47	QC	80	ARG	3.9
7	CB	68	VAL	3.9

Continued on next page...

Continued from previous page...

Mol	Chain	Res	Type	RSRZ
20	T	162	GLU	3.9
36	JA	71	SER	3.9
43	QA	22	THR	3.9
46	TA	73	GLU	3.9
37	KA	55	LYS	3.9
23	W	27	GLU	3.9
39	IC	30	PRO	3.9
43	MC	27	LYS	3.9
31	AC	108	LEU	3.9
20	T	172	ALA	3.9
5	E	101	ARG	3.8
20	PB	80	ARG	3.8
7	G	133	SER	3.8
7	CB	45	THR	3.8
34	DC	82	GLY	3.8
48	RC	11	GLY	3.8
11	K	97	VAL	3.8
40	JC	16	ASP	3.8
13	M	4	LEU	3.8
39	IC	108	GLY	3.8
10	FB	65	ARG	3.8
36	FC	10	ARG	3.8
49	SC	38	ALA	3.8
26	Z	24	GLU	3.8
11	K	19	GLY	3.8
14	JB	115	ARG	3.8
51	VC	2160	G	3.8
51	ZC	2144	U	3.8
31	EA	139	ARG	3.8
40	NA	88	ARG	3.8
7	G	46	ALA	3.8
11	GB	25	ASP	3.8
41	OA	20	ALA	3.8
20	T	168	GLU	3.8
7	CB	30	HIS	3.8
13	M	28	VAL	3.8
37	GC	66	ARG	3.8
50	YC	111	G	3.8
31	EA	110	PHE	3.8
40	JC	88	ARG	3.8
29	YB	118	LEU	3.8
7	G	30	HIS	3.8

Continued on next page...

Continued from previous page...

Mol	Chain	Res	Type	RSRZ
29	CA	137	ARG	3.8
51	ZC	2112	G	3.8
51	VC	229	A	3.8
5	E	123	PHE	3.8
41	KC	16	PHE	3.8
46	PC	68	GLY	3.8
22	V	27	GLU	3.8
47	QC	23	ARG	3.8
50	UC	132	C	3.8
51	VC	2143	C	3.8
34	DC	20	ASP	3.8
51	VC	1059	G	3.8
29	CA	71	VAL	3.8
15	O	55	ARG	3.8
20	T	79	ARG	3.8
41	OA	16	PHE	3.8
41	KC	34	TYR	3.8
40	JC	8	GLU	3.8
31	EA	118	ARG	3.8
51	VC	1073	A	3.8
20	T	170	THR	3.8
51	VC	1930	G	3.8
51	VC	2166	G	3.8
8	DB	123	GLU	3.8
12	HB	17	ARG	3.8
13	M	59	LYS	3.8
31	AC	126	ILE	3.8
36	FC	114	TYR	3.8
51	ZC	2802	G	3.8
13	M	15	ARG	3.8
30	DA	155	GLY	3.8
39	MA	98	HIS	3.8
21	QB	53	MET	3.8
37	GC	65	LEU	3.8
48	VA	20	LYS	3.8
51	VC	1573	G	3.7
34	DC	36	LYS	3.7
39	MA	27	LYS	3.7
30	ZB	168	ALA	3.7
46	TA	52	TYR	3.7
50	YC	385	C	3.7
51	VC	2317	C	3.7

Continued on next page...

Continued from previous page...

Mol	Chain	Res	Type	RSRZ
14	JB	2	ASN	3.7
2	B	7	VAL	3.7
39	IC	27	LYS	3.7
47	UA	71	THR	3.7
43	QA	56	ALA	3.7
51	VC	2896	C	3.7
39	IC	70	PRO	3.7
21	U	78	TYR	3.7
21	U	77	ARG	3.7
35	EC	61	VAL	3.7
43	QA	28	ARG	3.7
48	VA	13	ILE	3.7
51	ZC	2174	C	3.7
10	J	67	MET	3.7
4	ZA	137	GLU	3.7
11	GB	135	ASP	3.7
34	DC	33	ASP	3.7
11	K	130	LYS	3.7
11	K	118	LEU	3.7
41	OA	36	PHE	3.7
7	CB	14	ALA	3.7
10	FB	64	LYS	3.7
11	GB	39	PRO	3.7
36	FC	13	ALA	3.7
39	IC	122	LYS	3.7
48	VA	12	LYS	3.7
5	AB	90	LYS	3.7
43	QA	65	GLN	3.7
42	PA	59	MET	3.7
11	GB	17	LEU	3.7
31	EA	138	TYR	3.7
37	GC	23	ILE	3.7
7	CB	60	TYR	3.7
42	PA	25	THR	3.7
5	E	172	LYS	3.7
12	HB	72	ASP	3.7
50	UC	136	C	3.7
51	VC	2795	G	3.7
34	DC	32	ARG	3.7
37	GC	11	PHE	3.7
40	NA	27	LYS	3.7
49	TC	46	ASN	3.7

Continued on next page...

Continued from previous page...

Mol	Chain	Res	Type	RSRZ
12	L	22	ARG	3.7
39	IC	112	ARG	3.7
40	NA	93	ARG	3.7
44	RA	24	GLU	3.7
11	GB	74	TYR	3.7
13	IB	7	TYR	3.7
11	GB	68	ILE	3.7
51	ZC	1075	C	3.7
46	PC	48	THR	3.7
2	B	188	VAL	3.7
30	ZB	153	VAL	3.7
36	JA	111	ARG	3.7
7	G	15	GLY	3.7
39	IC	28	GLY	3.7
41	KC	36	PHE	3.7
7	CB	77	LEU	3.7
34	DC	35	LYS	3.7
50	YC	136(B)	C	3.7
7	G	144	VAL	3.7
7	G	52	ILE	3.6
50	UC	1318	A	3.6
50	YC	1366	C	3.6
51	ZC	2161	C	3.6
51	VC	2162	G	3.6
36	JA	128	ARG	3.6
46	PC	78	ARG	3.6
7	CB	101	TRP	3.6
36	JA	41	VAL	3.6
28	XB	43	GLN	3.6
51	ZC	2120	G	3.6
11	GB	20	ALA	3.6
11	GB	34	LEU	3.6
29	CA	102	LEU	3.6
38	LA	119	CYS	3.6
41	KC	14	PRO	3.6
4	ZA	160	VAL	3.6
51	ZC	1932	A	3.6
46	TA	53	ASN	3.6
20	PB	176	PRO	3.6
13	M	17	ARG	3.6
26	VB	27	LYS	3.6
43	QA	36	ILE	3.6

Continued on next page...

Continued from previous page...

Mol	Chain	Res	Type	RSRZ
26	VB	30	THR	3.6
21	U	45	PHE	3.6
36	FC	112	LYS	3.6
11	GB	36	ALA	3.6
11	K	98	LYS	3.6
28	BA	32	LEU	3.6
2	B	14	ILE	3.6
23	SB	12	GLU	3.6
50	YC	61	G	3.6
2	B	23	VAL	3.6
40	NA	100	GLY	3.6
50	YC	1112	C	3.6
4	D	74	LYS	3.6
10	J	75	ILE	3.6
23	W	15	LYS	3.6
24	X	6	VAL	3.6
42	LC	48	LYS	3.6
13	M	110	LEU	3.6
10	FB	70	GLN	3.6
37	GC	58	ASP	3.6
50	YC	65	U	3.6
31	EA	66	ARG	3.6
51	ZC	2162	G	3.6
13	M	7	TYR	3.6
31	AC	18	LYS	3.6
50	YC	60	A	3.6
10	J	50	ARG	3.6
54	GD	19	U	3.6
26	Z	43	CYS	3.6
38	HC	122	LYS	3.6
4	ZA	7	LEU	3.6
7	CB	76	TYR	3.6
12	L	67	LEU	3.6
29	YB	152	PHE	3.6
39	MA	54	VAL	3.6
6	BB	120	ILE	3.6
8	H	68	ASN	3.6
43	MC	71	ARG	3.5
50	YC	104	G	3.5
50	YC	1367	C	3.5
51	VC	2336	A	3.5
51	ZC	1086	A	3.5

Continued on next page...

Continued from previous page...

Mol	Chain	Res	Type	RSRZ
5	E	92	ILE	3.5
34	DC	39	ALA	3.5
3	YA	156	LEU	3.5
7	G	47	ASN	3.5
36	FC	75	ASP	3.5
38	HC	120	ARG	3.5
11	K	131	ILE	3.5
12	HB	66	VAL	3.5
36	FC	74	ILE	3.5
39	MA	99	ILE	3.5
36	FC	79	LEU	3.5
7	CB	91	PRO	3.5
13	IB	28	VAL	3.5
40	JC	10	PRO	3.5
4	D	13	GLU	3.5
6	F	16	GLY	3.5
9	EB	25	LEU	3.5
19	OB	17	SER	3.5
50	YC	1344	C	3.5
28	XB	11	LYS	3.5
36	FC	92	TYR	3.5
11	GB	90	VAL	3.5
48	VA	8	THR	3.5
31	EA	135	LEU	3.5
53	XC	17	C	3.5
15	O	29	SER	3.5
50	UC	1224	G	3.5
51	VC	1068	G	3.5
51	VC	2123	G	3.5
6	BB	107	ILE	3.5
31	AC	104	VAL	3.5
1	WA	35	LYS	3.5
20	T	98	MET	3.5
26	Z	16	CYS	3.5
39	MA	92	LEU	3.5
38	LA	13	GLN	3.5
50	YC	209	U	3.5
50	YC	389	A	3.5
28	BA	8	LYS	3.5
5	E	157	TYR	3.5
24	X	27	GLY	3.5
7	CB	96	VAL	3.5

Continued on next page...

Continued from previous page...

Mol	Chain	Res	Type	RSRZ
49	TC	61	VAL	3.5
29	CA	148	TYR	3.5
51	VC	2174	C	3.5
11	GB	13	GLN	3.5
13	IB	59	LYS	3.5
12	HB	87	TYR	3.5
30	ZB	179	ARG	3.5
47	QC	84	LEU	3.5
50	UC	975	A	3.5
11	K	112	GLU	3.5
17	MB	112	GLY	3.5
41	KC	38	GLY	3.5
2	B	31	CYS	3.5
11	K	68	ILE	3.5
15	O	56	ASP	3.5
29	CA	146	GLN	3.5
51	VC	1382	G	3.5
7	CB	127	ILE	3.5
28	BA	36	LYS	3.5
45	SA	61	LYS	3.5
47	QC	104	LEU	3.5
50	YC	795	C	3.5
14	N	100	TYR	3.5
2	B	26	ILE	3.5
12	L	75	LEU	3.5
37	KA	60	ARG	3.5
50	YC	324	G	3.5
20	T	154	ASP	3.5
4	D	76	SER	3.5
31	EA	93	PHE	3.5
37	KA	49	VAL	3.5
40	NA	60	VAL	3.5
11	GB	131	ILE	3.4
31	EA	97	LEU	3.4
40	NA	63	THR	3.4
21	QB	75	LEU	3.4
31	EA	96	LEU	3.4
48	VA	5	ASP	3.4
47	UA	26	ASN	3.4
50	YC	105	G	3.4
6	F	1	MET	3.4
19	S	66	PRO	3.4

Continued on next page...

Continued from previous page...

Mol	Chain	Res	Type	RSRZ
12	L	57	ARG	3.4
50	UC	723	U	3.4
5	AB	169	VAL	3.4
24	X	29	ARG	3.4
28	BA	57	ARG	3.4
36	JA	35	GLU	3.4
51	ZC	2793	G	3.4
6	BB	95	LYS	3.4
36	JA	76	ALA	3.4
39	MA	67	ALA	3.4
4	D	87	PRO	3.4
19	OB	59	GLY	3.4
39	MA	124	PRO	3.4
48	VA	15	ARG	3.4
36	JA	77	ILE	3.4
14	JB	106	SER	3.4
20	T	149	SER	3.4
6	F	140	LEU	3.4
20	T	43	GLU	3.4
20	T	103	ARG	3.4
50	UC	983	A	3.4
12	L	74	LYS	3.4
50	UC	1347	G	3.4
51	VC	2297	C	3.4
11	K	20	ALA	3.4
31	AC	122	ARG	3.4
19	S	61	ILE	3.4
31	AC	146	ILE	3.4
49	TC	40	ILE	3.4
36	JA	56	LEU	3.4
50	YC	1252	A	3.4
51	ZC	2478	A	3.4
29	YB	159	PRO	3.4
10	J	126	VAL	3.4
36	FC	122	ALA	3.4
46	PC	75	ALA	3.4
2	B	4	ILE	3.4
20	T	166	SER	3.4
31	EA	69	GLY	3.4
4	D	21	ARG	3.4
7	CB	108	ALA	3.4
50	UC	228	A	3.4

Continued on next page...

Continued from previous page...

Mol	Chain	Res	Type	RSRZ
50	UC	977	A	3.4
11	GB	100	GLY	3.4
12	L	21	TYR	3.4
50	YC	1066	C	3.4
10	J	81	GLN	3.4
20	PB	180	VAL	3.4
36	FC	124	GLN	3.4
12	L	54	LEU	3.4
7	CB	71	THR	3.4
10	J	69	GLY	3.4
13	M	92	TYR	3.4
31	EA	197	PRO	3.4
7	G	145	LYS	3.4
12	L	76	VAL	3.4
27	WB	47	ARG	3.4
39	IC	109	VAL	3.4
2	B	2	LYS	3.4
21	QB	36	ILE	3.4
31	EA	5	ILE	3.4
15	O	59	ARG	3.4
30	ZB	10	PHE	3.4
34	DC	80	VAL	3.4
47	QC	22	ARG	3.4
51	ZC	2141	G	3.4
10	J	79	ARG	3.4
31	AC	133	VAL	3.4
23	W	28	LYS	3.4
19	S	48	ALA	3.4
7	CB	138	VAL	3.4
36	JA	120	ARG	3.4
51	ZC	2794	C	3.4
26	Z	30	THR	3.3
34	DC	16	LEU	3.3
24	X	55	ARG	3.3
48	RC	9	ARG	3.3
50	UC	86	U	3.3
51	ZC	2322	A	3.3
2	B	32	PRO	3.3
6	F	83	ALA	3.3
6	F	84	GLY	3.3
10	J	68	GLN	3.3
30	DA	166	GLU	3.3

Continued on next page...

Continued from previous page...

Mol	Chain	Res	Type	RSRZ
34	HA	10	ARG	3.3
42	LC	21	ASP	3.3
46	TA	57	HIS	3.3
50	YC	999	U	3.3
46	TA	34	TRP	3.3
51	ZC	1938	A	3.3
31	EA	144	ASP	3.3
14	N	51	ARG	3.3
10	FB	71	VAL	3.3
22	V	36	GLY	3.3
31	AC	105	VAL	3.3
4	D	3	LEU	3.3
12	L	61	HIS	3.3
51	ZC	2147	G	3.3
51	ZC	2152	G	3.3
14	N	7	ILE	3.3
7	G	87	GLY	3.3
14	N	98	LYS	3.3
37	GC	36	GLY	3.3
43	QA	32	TYR	3.3
19	OB	62	GLU	3.3
13	M	16	ASN	3.3
23	W	55	ARG	3.3
5	E	109	PHE	3.3
11	GB	37	LEU	3.3
26	Z	36	LEU	3.3
46	TA	4	SER	3.3
2	B	11	MET	3.3
31	EA	112	VAL	3.3
39	MA	50	ALA	3.3
7	G	27	LEU	3.3
50	YC	1314	C	3.3
50	UC	982	U	3.3
35	EC	111	ILE	3.3
37	KA	98	ILE	3.3
43	MC	42	ARG	3.3
11	GB	65	PHE	3.3
14	N	2	ASN	3.3
40	NA	118	ALA	3.3
26	Z	44	ARG	3.3
46	PC	76	PRO	3.3
51	ZC	1071	G	3.3

Continued on next page...

Continued from previous page...

Mol	Chain	Res	Type	RSRZ
30	ZB	177	THR	3.3
40	NA	111	LYS	3.3
50	UC	744	C	3.3
47	QC	26	ASN	3.3
31	AC	115	ARG	3.3
2	B	184	VAL	3.3
4	ZA	36	LYS	3.3
29	YB	164	VAL	3.3
37	GC	67	THR	3.3
53	XC	20	U	3.3
51	VC	2804	C	3.3
11	K	30	GLY	3.3
13	IB	58	LEU	3.3
2	B	197	ILE	3.3
4	D	39	ILE	3.3
11	GB	31	ASP	3.3
16	LB	36	PRO	3.3
31	EA	136	PRO	3.3
40	JC	60	VAL	3.3
19	S	36	ALA	3.3
51	VC	1454	U	3.3
29	CA	141	GLU	3.3
50	YC	64	G	3.3
53	XC	1	C	3.3
53	ED	70	G	3.3
2	XA	5	LEU	3.3
31	EA	68	TYR	3.3
5	E	86	GLU	3.3
11	GB	85	LYS	3.3
36	FC	42	ARG	3.3
13	IB	5	THR	3.3
31	AC	112	VAL	3.3
12	HB	44	LEU	3.3
5	E	149	ARG	3.3
7	G	121	GLU	3.3
19	OB	19	LYS	3.3
43	MC	55	ARG	3.3
51	ZC	463	G	3.3
26	VB	42	TRP	3.2
20	T	102	LEU	3.2
28	BA	60	LEU	3.2
26	VB	44	ARG	3.2

Continued on next page...

Continued from previous page...

Mol	Chain	Res	Type	RSRZ
33	GA	94	GLN	3.2
41	OA	31	ARG	3.2
42	PA	88	ARG	3.2
51	VC	2702	U	3.2
53	BD	20	U	3.2
3	YA	44	ARG	3.2
7	CB	109	LYS	3.2
12	L	19	ALA	3.2
47	UA	81	LYS	3.2
50	YC	285	G	3.2
20	PB	178	GLU	3.2
37	GC	98	ILE	3.2
29	CA	120	ALA	3.2
31	EA	114	ARG	3.2
50	UC	325	A	3.2
50	YC	1317	C	3.2
51	VC	1574	C	3.2
10	FB	73	GLY	3.2
37	GC	24	VAL	3.2
40	NA	101	GLN	3.2
26	Z	11	LEU	3.2
31	EA	73	ARG	3.2
34	DC	34	GLY	3.2
43	MC	76	GLN	3.2
46	PC	74	PHE	3.2
11	GB	101	ARG	3.2
51	VC	2167	U	3.2
12	HB	21	TYR	3.2
42	LC	69	TYR	3.2
51	ZC	11	G	3.2
35	IA	53	VAL	3.2
29	CA	157	ARG	3.2
40	NA	110	ARG	3.2
21	QB	12	ASN	3.2
29	YB	163	PHE	3.2
43	QA	7	ALA	3.2
51	VC	2161	C	3.2
35	EC	131	GLY	3.2
36	JA	115	GLY	3.2
4	D	88	ILE	3.2
2	B	58	ARG	3.2
51	ZC	1968	G	3.2

Continued on next page...

Continued from previous page...

Mol	Chain	Res	Type	RSRZ
7	G	126	MET	3.2
49	TC	59	VAL	3.2
50	YC	1285	A	3.2
31	AC	15	GLU	3.2
41	KC	32	SER	3.2
15	O	52	ARG	3.2
38	HC	13	GLN	3.2
31	EA	109	GLY	3.2
44	NC	9	VAL	3.2
48	RC	12	LYS	3.2
24	X	28	LEU	3.2
49	SC	65	CYS	3.2
50	YC	284	G	3.2
5	E	24	VAL	3.2
5	AB	115	VAL	3.2
11	GB	94	VAL	3.2
31	AC	69	GLY	3.2
49	TC	64	LYS	3.2
9	EB	64	ARG	3.2
31	EA	98	GLU	3.2
50	YC	589	C	3.2
6	BB	119	PRO	3.2
19	OB	66	PRO	3.2
18	R	79	ALA	3.2
7	G	129	GLY	3.2
2	B	182	LEU	3.2
19	OB	2	ARG	3.2
21	U	53	MET	3.2
51	ZC	1614	A	3.2
51	ZC	2110	G	3.2
54	HD	20	A	3.2
11	K	29	PHE	3.2
7	G	122	ALA	3.2
20	T	174	VAL	3.2
28	XB	8	LYS	3.2
5	E	148	ILE	3.2
12	L	60	LEU	3.2
14	JB	112	ARG	3.2
39	MA	87	GLY	3.2
31	EA	145	GLU	3.2
39	MA	88	ARG	3.2
20	PB	118	GLN	3.2

Continued on next page...

Continued from previous page...

Mol	Chain	Res	Type	RSRZ
28	BA	11	LYS	3.2
30	DA	3	ASN	3.2
31	AC	8	VAL	3.2
36	JA	18	PHE	3.2
43	MC	15	PRO	3.2
8	H	59	GLY	3.2
28	XB	54	GLU	3.2
36	JA	79	LEU	3.2
51	ZC	2117	A	3.2
53	BD	38	A	3.2
7	CB	119	ASP	3.2
11	GB	35	VAL	3.2
35	IA	111	ILE	3.2
36	FC	29	ASN	3.2
43	MC	64	ALA	3.2
51	VC	2163	C	3.2
4	ZA	74	LYS	3.2
5	E	17	VAL	3.2
11	K	65	PHE	3.2
29	YB	146	GLN	3.1
43	MC	40	ASP	3.1
53	XC	73	A	3.1
6	F	4	ILE	3.1
13	IB	60	GLY	3.1
11	GB	96	VAL	3.1
21	U	79	VAL	3.1
26	Z	46	HIS	3.1
41	OA	13	THR	3.1
26	Z	22	ALA	3.1
7	CB	129	GLY	3.1
19	S	22	GLY	3.1
48	VA	19	GLY	3.1
5	E	45	VAL	3.1
50	UC	1049	U	3.1
51	VC	1932	A	3.1
36	FC	67	GLY	3.1
36	FC	77	ILE	3.1
51	ZC	2178	C	3.1
12	L	66	VAL	3.1
28	XB	23	VAL	3.1
31	AC	114	ARG	3.1
11	GB	95	ALA	3.1

Continued on next page...

Continued from previous page...

Mol	Chain	Res	Type	RSRZ
12	HB	65	LEU	3.1
12	L	24	GLN	3.1
50	UC	229	U	3.1
7	G	36	GLU	3.1
45	SA	88	LYS	3.1
9	EB	12	ASP	3.1
30	ZB	207	VAL	3.1
32	BC	25	ARG	3.1
46	TA	50	ALA	3.1
47	UA	73	HIS	3.1
50	YC	1476	G	3.1
43	QA	9	PHE	3.1
50	YC	793	U	3.1
50	YC	1065	U	3.1
37	KA	65	LEU	3.1
28	BA	46	ARG	3.1
6	F	120	ILE	3.1
7	CB	94	GLU	3.1
20	T	136	PHE	3.1
29	CA	116	GLU	3.1
36	JA	101	PHE	3.1
12	HB	85	PRO	3.1
8	H	30	LYS	3.1
12	L	25	ALA	3.1
7	CB	69	THR	3.1
26	VB	33	LYS	3.1
51	VC	2321	G	3.1
51	ZC	1066	U	3.1
39	IC	97	TYR	3.1
7	G	146	ASP	3.1
11	GB	83	MET	3.1
19	OB	64	GLU	3.1
51	VC	1095	A	3.1
40	JC	19	LEU	3.1
5	AB	123	PHE	3.1
39	IC	100	VAL	3.1
53	BD	33	U	3.1
7	CB	95	LYS	3.1
46	PC	59	PRO	3.1
50	YC	567	G	3.1
26	Z	21	TYR	3.1
50	YC	1357	A	3.1

Continued on next page...

Continued from previous page...

Mol	Chain	Res	Type	RSRZ
12	HB	67	LEU	3.1
19	S	63	LYS	3.1
35	EC	4	ASP	3.1
28	BA	31	HIS	3.1
31	EA	125	HIS	3.1
30	ZB	149	ALA	3.1
50	UC	998(B)	C	3.1
31	AC	6	GLY	3.1
10	J	74	GLU	3.1
20	T	119	GLU	3.1
20	T	140	ASP	3.1
50	YC	220	G	3.1
51	VC	1299	G	3.1
12	HB	47	PHE	3.1
4	ZA	161	THR	3.1
10	J	145	PRO	3.1
19	OB	43	ASN	3.1
8	H	58	ARG	3.1
13	IB	38	GLN	3.1
14	N	97	ALA	3.1
32	FA	24	ARG	3.1
40	NA	64	TRP	3.1
50	YC	792	A	3.1
50	YC	933	G	3.1
50	YC	1184	G	3.1
51	VC	615	G	3.1
20	T	108	PRO	3.0
21	QB	47	PRO	3.0
28	BA	7	HIS	3.0
39	IC	123	LYS	3.0
5	E	9	ILE	3.0
7	G	64	SER	3.0
15	O	21	ALA	3.0
43	MC	51	VAL	3.0
29	YB	72	GLY	3.0
32	BC	22	GLY	3.0
7	CB	143	GLU	3.0
26	Z	9	LEU	3.0
50	YC	404	U	3.0
50	YC	405	U	3.0
7	CB	42	ASN	3.0
31	EA	126	ILE	3.0

Continued on next page...

Continued from previous page...

Mol	Chain	Res	Type	RSRZ
2	B	185	LYS	3.0
14	JB	92	GLY	3.0
30	ZB	159	GLY	3.0
31	EA	183	GLY	3.0
15	O	49	HIS	3.0
11	K	35	VAL	3.0
13	M	39	ILE	3.0
12	HB	9	LYS	3.0
30	ZB	4	LYS	3.0
40	NA	117	VAL	3.0
46	PC	60	VAL	3.0
21	U	42	GLY	3.0
51	VC	2114	A	3.0
46	PC	73	GLU	3.0
13	IB	9	ARG	3.0
22	V	61	ARG	3.0
50	YC	245	C	3.0
33	GA	97	PHE	3.0
28	BA	39	LYS	3.0
48	RC	5	ASP	3.0
28	XB	7	HIS	3.0
48	RC	8	THR	3.0
50	UC	402	G	3.0
2	B	104	VAL	3.0
21	QB	23	VAL	3.0
36	JA	74	ILE	3.0
37	KA	56	HIS	3.0
40	JC	56	LEU	3.0
10	FB	67	MET	3.0
37	GC	57	LYS	3.0
37	GC	69	ASN	3.0
43	QA	35	LYS	3.0
29	CA	149	LEU	3.0
4	ZA	115	ARG	3.0
7	G	63	ARG	3.0
10	J	108	LYS	3.0
47	UA	80	ARG	3.0
50	YC	248	C	3.0
50	YC	283	C	3.0
51	VC	1556	C	3.0
33	GA	6	VAL	3.0
47	UA	75	ASN	3.0

Continued on next page...

Continued from previous page...

Mol	Chain	Res	Type	RSRZ
4	D	29	TRP	3.0
47	QC	103	GLY	3.0
20	T	133	ILE	3.0
23	SB	11	GLU	3.0
39	MA	55	ALA	3.0
45	OC	31	LEU	3.0
50	YC	1359	C	3.0
51	ZC	411	G	3.0
2	B	203	LYS	3.0
40	JC	65	LYS	3.0
30	ZB	161	GLU	3.0
12	L	14	SER	3.0
46	PC	38	SER	3.0
39	MA	97	TYR	3.0
51	ZC	2336	A	3.0
22	RB	32	LYS	3.0
29	CA	132	LYS	3.0
4	D	35	GLU	3.0
5	E	104	GLU	3.0
42	PA	52	SER	3.0
4	D	84	LYS	3.0
5	AB	163	TYR	3.0
10	J	111	ARG	3.0
48	RC	21	TYR	3.0
51	VC	2115	G	3.0
38	LA	121	PRO	3.0
41	OA	37	PHE	3.0
37	GC	95	GLU	3.0
24	TB	8	LEU	3.0
10	J	7	ARG	3.0
27	AA	48	LYS	3.0
41	KC	19	ARG	3.0
6	BB	109	ILE	3.0
36	FC	44	VAL	3.0
26	VB	15	GLU	3.0
50	UC	110	C	3.0
7	G	50	ASP	3.0
30	ZB	164	ARG	3.0
31	EA	107	ARG	3.0
50	YC	1356	G	3.0
7	CB	44	ALA	3.0
21	QB	25	ARG	3.0

Continued on next page...

Continued from previous page...

Mol	Chain	Res	Type	RSRZ
48	VA	3	LYS	3.0
51	ZC	1082	U	3.0
37	GC	53	PRO	2.9
10	FB	62	LEU	2.9
41	KC	35	ARG	2.9
50	YC	66	G	2.9
50	YC	108	G	2.9
5	E	145	ALA	2.9
7	G	110	GLN	2.9
39	IC	107	ALA	2.9
50	YC	794	A	2.9
51	VC	1572	A	2.9
51	VC	2170	A	2.9
51	VC	2602	A	2.9
43	MC	48	TRP	2.9
6	F	97	ILE	2.9
7	CB	27	LEU	2.9
11	GB	98	LYS	2.9
17	Q	72	LYS	2.9
31	AC	200	GLU	2.9
37	GC	34	VAL	2.9
49	SC	46	ASN	2.9
4	ZA	19	LEU	2.9
26	Z	33	LYS	2.9
51	ZC	2119	A	2.9
31	AC	68	TYR	2.9
5	E	150	ALA	2.9
51	VC	2144	U	2.9
12	HB	2	ARG	2.9
31	EA	15	GLU	2.9
40	JC	97	PRO	2.9
28	XB	22	VAL	2.9
13	IB	11	LYS	2.9
50	UC	262	A	2.9
50	UC	404	U	2.9
50	UC	1001	G	2.9
13	IB	29	PHE	2.9
5	E	106	THR	2.9
5	E	165	ALA	2.9
7	CB	122	ALA	2.9
8	H	66	THR	2.9
19	S	34	LYS	2.9

Continued on next page...

Continued from previous page...

Mol	Chain	Res	Type	RSRZ
29	CA	139	LYS	2.9
40	NA	112	GLY	2.9
28	XB	62	LEU	2.9
50	UC	401	C	2.9
50	UC	1214	C	2.9
51	ZC	1836	C	2.9
52	WC	12	C	2.9
3	YA	194	MET	2.9
5	AB	61	HIS	2.9
2	B	30	PRO	2.9
24	X	2	PRO	2.9
1	A	153	ALA	2.9
7	G	40	ALA	2.9
50	YC	1250	A	2.9
4	D	168	GLU	2.9
51	ZC	2181	G	2.9
28	XB	25	MET	2.9
29	CA	140	HIS	2.9
7	G	60	TYR	2.9
12	L	62	ALA	2.9
50	YC	1113	C	2.9
53	ED	69	C	2.9
13	M	73	LEU	2.9
31	AC	93	PHE	2.9
37	KA	64	GLU	2.9
51	VC	1105	U	2.9
1	WA	36	PRO	2.9
5	E	158	HIS	2.9
6	F	132	PRO	2.9
5	E	91	GLY	2.9
32	FA	13	ILE	2.9
12	HB	29	LEU	2.9
36	JA	83	ARG	2.9
37	KA	71	LEU	2.9
19	S	20	TYR	2.9
28	BA	12	LYS	2.9
50	YC	1426	C	2.9
36	JA	117	HIS	2.9
28	XB	34	TRP	2.9
4	D	75	LYS	2.9
28	XB	10	ALA	2.9
37	KA	63	PHE	2.9

Continued on next page...

Continued from previous page...

Mol	Chain	Res	Type	RSRZ
50	YC	906	G	2.9
1	WA	34	VAL	2.9
11	K	41	TRP	2.9
21	U	46	LYS	2.9
21	QB	51	VAL	2.9
29	CA	128	GLU	2.9
51	VC	2477	C	2.9
4	D	64	THR	2.9
31	EA	74	GLN	2.9
49	SC	50	THR	2.9
1	WA	104	TYR	2.9
24	X	53	LEU	2.9
30	ZB	160	ALA	2.9
36	FC	55	ALA	2.9
5	AB	111	HIS	2.9
50	UC	622	A	2.9
50	YC	1288	A	2.9
51	ZC	222	A	2.9
7	G	38	VAL	2.9
43	MC	68	ASP	2.9
11	GB	127	ILE	2.9
37	KA	45	ARG	2.9
36	JA	67	GLY	2.9
40	NA	30	ALA	2.9
51	ZC	1062	G	2.9
13	M	52	SER	2.9
19	S	30	VAL	2.9
7	CB	132	ARG	2.9
51	VC	2134	A	2.9
31	AC	17	VAL	2.9
37	GC	25	GLU	2.9
31	AC	65	ARG	2.9
15	O	24	TYR	2.9
47	QC	20	LEU	2.9
50	YC	249	U	2.9
50	YC	381	C	2.9
51	ZC	1105	U	2.9
28	BA	24	ALA	2.9
6	F	134	PRO	2.8
22	V	20	ARG	2.8
29	YB	170	GLU	2.8
35	IA	135	CYS	2.8

Continued on next page...

Continued from previous page...

Mol	Chain	Res	Type	RSRZ
40	JC	92	HIS	2.8
7	CB	51	ALA	2.8
12	L	80	PHE	2.8
46	TA	15	LEU	2.8
11	GB	102	VAL	2.8
51	VC	2895	U	2.8
21	QB	74	ARG	2.8
50	UC	1002	G	2.8
51	VC	1062	G	2.8
51	VC	2872	G	2.8
51	ZC	2163	C	2.8
50	YC	412	A	2.8
45	OC	54	ARG	2.8
50	UC	1348	U	2.8
51	ZC	2296	U	2.8
46	PC	37	ARG	2.8
50	YC	934	C	2.8
28	BA	47	LYS	2.8
50	YC	1224	G	2.8
29	CA	165	VAL	2.8
31	EA	198	VAL	2.8
51	ZC	276	A	2.8
51	ZC	789	A	2.8
7	CB	112	MET	2.8
51	VC	2180	U	2.8
17	Q	4	LYS	2.8
19	S	8	LYS	2.8
28	BA	53	PRO	2.8
35	IA	56	LYS	2.8
37	KA	99	LYS	2.8
46	PC	18	LYS	2.8
47	QC	68	LYS	2.8
2	B	88	GLY	2.8
29	CA	144	ARG	2.8
51	VC	2803	C	2.8
12	L	18	LEU	2.8
14	JB	114	LEU	2.8
15	O	109	LEU	2.8
21	QB	15	ASP	2.8
50	YC	377	G	2.8
51	VC	2121	G	2.8
11	GB	51	ARG	2.8

Continued on next page...

Continued from previous page...

Mol	Chain	Res	Type	RSRZ
29	YB	157	ARG	2.8
6	F	2	LYS	2.8
36	JA	126	SER	2.8
6	F	5	LEU	2.8
13	IB	42	ASP	2.8
1	WA	128	GLY	2.8
26	Z	50	ARG	2.8
44	RA	44	ALA	2.8
47	UA	9	ASN	2.8
7	CB	102	GLU	2.8
12	L	44	LEU	2.8
12	L	47	PHE	2.8
13	IB	43	GLU	2.8
46	TA	56	GLN	2.8
50	YC	208	U	2.8
50	YC	1351	U	2.8
7	CB	139	VAL	2.8
15	O	48	ALA	2.8
28	XB	45	GLY	2.8
29	YB	131	PRO	2.8
44	RA	8	GLY	2.8
11	K	111	GLU	2.8
19	S	31	LEU	2.8
21	QB	57	PHE	2.8
50	UC	1249	C	2.8
38	LA	82	VAL	2.8
5	E	100	GLY	2.8
9	I	37	ASP	2.8
40	JC	118	ALA	2.8
49	TC	54	LYS	2.8
50	YC	223	U	2.8
51	ZC	2333	A	2.8
30	ZB	178	LEU	2.8
44	RA	74	LEU	2.8
50	YC	1316	G	2.8
8	H	31	GLN	2.8
19	S	68	HIS	2.8
42	PA	63	ARG	2.8
18	R	77	LYS	2.8
29	CA	163	PHE	2.8
51	VC	2178	C	2.8
1	WA	244	ARG	2.8

Continued on next page...

Continued from previous page...

Mol	Chain	Res	Type	RSRZ
43	QA	26	ARG	2.8
51	VC	2327	A	2.8
5	E	82	GLY	2.8
19	S	19	LYS	2.8
5	AB	173	PRO	2.8
12	L	51	LEU	2.8
50	UC	1031	G	2.8
50	YC	546	G	2.8
50	YC	1002	G	2.8
51	VC	2120	G	2.8
9	I	63	VAL	2.8
20	T	107	THR	2.8
25	Y	31	VAL	2.8
1	WA	39	LYS	2.8
41	KC	21	TYR	2.8
13	IB	86	ALA	2.8
51	VC	2870	C	2.8
10	FB	72	PRO	2.8
20	PB	163	LEU	2.8
50	UC	999	U	2.8
50	YC	561	U	2.8
2	B	21	VAL	2.8
44	NC	10	VAL	2.8
8	DB	95	TYR	2.8
23	SB	15	LYS	2.8
39	MA	66	THR	2.8
9	I	28	SER	2.8
30	ZB	13	GLY	2.8
51	ZC	1613	G	2.8
4	D	16	ARG	2.8
4	ZA	88	ILE	2.8
7	CB	55	VAL	2.8
9	EB	24	VAL	2.8
11	GB	47	ILE	2.8
15	O	50	ARG	2.8
19	S	49	VAL	2.8
32	BC	24	ARG	2.8
35	IA	4	ASP	2.8
38	LA	50	TYR	2.8
50	UC	1007	C	2.8
11	GB	75	THR	2.8
20	T	104	PHE	2.8

Continued on next page...

Continued from previous page...

Mol	Chain	Res	Type	RSRZ
33	GA	99	ALA	2.8
40	NA	56	LEU	2.8
51	ZC	2170	A	2.8
11	K	94	VAL	2.7
31	EA	122	ARG	2.7
36	FC	86	VAL	2.7
8	H	60	LYS	2.7
36	FC	95	LYS	2.7
6	BB	89	TYR	2.7
11	GB	45	GLN	2.7
4	D	93	THR	2.7
39	IC	120	GLY	2.7
49	SC	42	CYS	2.7
29	CA	96	ARG	2.7
31	AC	107	ARG	2.7
41	OA	35	ARG	2.7
51	ZC	403	U	2.7
39	MA	4	PRO	2.7
50	UC	1320	C	2.7
51	ZC	462	C	2.7
36	JA	3	GLN	2.7
36	FC	18	PHE	2.7
49	SC	43	GLY	2.7
1	WA	31	LYS	2.7
9	I	2	ILE	2.7
31	EA	148	VAL	2.7
2	B	74	PRO	2.7
11	K	103	MET	2.7
14	N	73	GLU	2.7
37	GC	19	SER	2.7
47	QC	73	HIS	2.7
47	QC	75	ASN	2.7
20	T	167	PRO	2.7
50	YC	102	G	2.7
51	ZC	2118	U	2.7
2	B	170	LEU	2.7
4	D	173	LEU	2.7
7	G	119	ASP	2.7
36	FC	118	LYS	2.7
41	KC	31	ARG	2.7
51	ZC	2129	C	2.7
47	QC	21	LYS	2.7

Continued on next page...

Continued from previous page...

Mol	Chain	Res	Type	RSRZ
29	YB	143	GLU	2.7
39	IC	66	THR	2.7
10	J	72	PRO	2.7
31	AC	37	PRO	2.7
36	JA	108	VAL	2.7
43	MC	62	VAL	2.7
26	VB	16	CYS	2.7
11	K	89	ASN	2.7
50	UC	131	C	2.7
51	VC	2337	G	2.7
51	ZC	508	G	2.7
4	ZA	38	VAL	2.7
19	S	18	GLY	2.7
31	AC	148	VAL	2.7
40	JC	94	ARG	2.7
31	AC	75	PHE	2.7
40	NA	116	THR	2.7
11	K	95	ALA	2.7
13	M	11	LYS	2.7
26	VB	29	ASN	2.7
31	AC	118	ARG	2.7
50	YC	788	U	2.7
49	TC	41	ILE	2.7
10	FB	74	GLU	2.7
50	YC	403	C	2.7
10	J	106	LEU	2.7
31	AC	101	LEU	2.7
40	JC	96	LEU	2.7
10	J	107	LYS	2.7
13	IB	15	ARG	2.7
26	VB	28	ARG	2.7
7	CB	88	ALA	2.7
24	X	52	HIS	2.7
24	X	56	VAL	2.7
50	YC	133	U	2.7
51	ZC	1963	U	2.7
14	N	54	ARG	2.7
29	YB	147	LYS	2.7
30	ZB	196	LEU	2.7
39	MA	52	ARG	2.7
2	B	196	VAL	2.7
39	MA	94	GLY	2.7

Continued on next page...

Continued from previous page...

Mol	Chain	Res	Type	RSRZ
42	LC	16	ALA	2.7
5	E	153	LYS	2.7
18	R	28	PHE	2.7
19	S	91	GLU	2.7
29	YB	115	LEU	2.7
32	FA	155	GLU	2.7
50	YC	332	G	2.7
51	ZC	1573	G	2.7
34	DC	4	ARG	2.7
51	ZC	2602	A	2.7
11	K	71	ASP	2.7
12	HB	81	ASP	2.7
19	S	59	GLY	2.7
31	AC	137	SER	2.7
35	EC	5	PRO	2.7
47	QC	55	ILE	2.7
4	D	25	TYR	2.7
39	MA	46	LYS	2.7
45	SA	34	TYR	2.7
46	PC	67	VAL	2.7
53	BD	16	C	2.7
5	AB	2	SER	2.7
39	IC	121	THR	2.7
20	T	97	GLU	2.7
36	FC	50	LEU	2.7
41	KC	15	LYS	2.7
50	YC	103(C)	G	2.7
51	ZC	2127	G	2.7
36	FC	115	GLY	2.7
5	E	56	SER	2.7
6	BB	80	PRO	2.7
18	NB	62	LYS	2.7
31	EA	185	PHE	2.7
43	QA	41	PRO	2.7
50	YC	848	C	2.7
51	ZC	1967	C	2.7
7	G	31	GLY	2.7
19	OB	44	ILE	2.7
50	YC	1358	U	2.7
21	QB	59	LEU	2.7
37	GC	17	ASP	2.7
47	QC	24	LEU	2.7

Continued on next page...

Continued from previous page...

Mol	Chain	Res	Type	RSRZ
50	YC	39	G	2.7
46	PC	35	SER	2.7
2	B	75	VAL	2.7
8	H	32	VAL	2.7
9	I	62	VAL	2.7
18	R	55	ASN	2.7
35	EC	134	ILE	2.7
44	RA	59	ILE	2.7
5	AB	170	ARG	2.7
50	YC	972	C	2.7
51	VC	34	C	2.7
13	IB	27	SER	2.7
20	T	121	HIS	2.7
28	BA	21	LYS	2.7
40	NA	2	ALA	2.7
10	FB	50	ARG	2.6
50	YC	1347	G	2.7
51	VC	975	G	2.7
51	VC	1296	G	2.7
51	ZC	577	G	2.7
5	AB	164	TYR	2.6
29	CA	124	SER	2.6
31	AC	111	ALA	2.6
46	TA	72	GLY	2.6
31	EA	108	LEU	2.6
50	YC	82	U	2.6
51	ZC	2111	C	2.6
4	D	155	MET	2.6
26	VB	39	TYR	2.6
6	BB	79	ILE	2.6
12	HB	24	GLN	2.6
37	GC	55	LYS	2.6
7	CB	93	ARG	2.6
46	PC	15	LEU	2.6
36	JA	49	PRO	2.6
50	YC	323	U	2.6
51	ZC	576	U	2.6
13	M	97	ARG	2.6
24	X	32	GLN	2.6
50	YC	748	C	2.6
12	L	50	HIS	2.6
4	ZA	37	VAL	2.6

Continued on next page...

Continued from previous page...

Mol	Chain	Res	Type	RSRZ
12	HB	95	THR	2.6
23	SB	16	LEU	2.6
36	JA	121	ARG	2.6
29	YB	140	HIS	2.6
51	ZC	1084	A	2.6
19	OB	63	LYS	2.6
28	XB	21	LYS	2.6
2	XA	54	GLN	2.6
10	J	70	GLN	2.6
35	EC	59	LEU	2.6
40	NA	29	ARG	2.6
46	PC	16	LEU	2.6
24	X	9	VAL	2.6
43	QA	16	HIS	2.6
49	TC	58	TYR	2.6
14	JB	64	ARG	2.6
24	X	35	ARG	2.6
37	KA	47	PHE	2.6
5	E	64	LEU	2.6
3	YA	193	VAL	2.6
31	EA	133	VAL	2.6
29	CA	134	GLU	2.6
35	EC	21	LYS	2.6
11	GB	54	MET	2.6
36	JA	114	TYR	2.6
39	IC	63	TYR	2.6
12	L	73	VAL	2.6
27	WB	48	LYS	2.6
49	SC	52	SER	2.6
51	VC	2701	C	2.6
29	YB	134	GLU	2.6
4	D	33	ARG	2.6
31	EA	100	ARG	2.6
40	JC	63	THR	2.6
11	K	78	PRO	2.6
19	S	69	ALA	2.6
33	CC	101	ALA	2.6
47	UA	28	ALA	2.6
47	UA	104	LEU	2.6
4	ZA	41	GLN	2.6
50	UC	619	U	2.6
14	JB	91	ARG	2.6

Continued on next page...

Continued from previous page...

Mol	Chain	Res	Type	RSRZ
15	O	60	LEU	2.6
50	YC	390	C	2.6
51	ZC	1102	C	2.6
7	CB	103	GLN	2.6
5	E	40	GLU	2.6
2	B	1	MET	2.6
32	FA	46	GLY	2.6
35	IA	59	LEU	2.6
39	MA	71	GLY	2.6
4	ZA	87	PRO	2.6
11	K	11	LYS	2.6
21	QB	24	LYS	2.6
46	TA	58	VAL	2.6
21	QB	77	ARG	2.6
7	G	12	LEU	2.6
30	ZB	167	TRP	2.6
51	ZC	468	G	2.6
51	ZC	1537	C	2.6
11	GB	86	GLY	2.6
41	KC	56	VAL	2.6
51	ZC	751	A	2.6
49	TC	37	PRO	2.6
7	G	67	PHE	2.6
35	EC	60	ARG	2.6
19	OB	67	LEU	2.6
37	KA	50	ILE	2.6
4	ZA	159	VAL	2.6
12	HB	76	VAL	2.6
5	AB	168	PRO	2.6
1	A	67	PHE	2.6
44	RA	60	ILE	2.6
51	VC	530	G	2.6
51	ZC	446	G	2.6
4	ZA	100	TRP	2.6
7	G	35	MET	2.6
2	XA	50	GLY	2.6
19	OB	58	GLY	2.6
31	EA	104	VAL	2.6
34	HA	39	ALA	2.6
43	MC	70	ALA	2.6
2	B	189	PRO	2.6
21	U	80	HIS	2.6

Continued on next page...

Continued from previous page...

Mol	Chain	Res	Type	RSRZ
39	MA	93	PRO	2.6
46	TA	10	PHE	2.6
7	CB	5	VAL	2.6
20	T	28	MET	2.6
21	QB	62	LEU	2.6
42	PA	26	GLU	2.6
21	U	12	ASN	2.6
21	U	41	ARG	2.6
51	VC	1905	C	2.6
49	SC	40	ILE	2.6
50	YC	21	G	2.6
10	FB	14	LYS	2.6
14	JB	11	GLU	2.6
42	LC	81	LEU	2.6
15	O	117	GLN	2.6
46	PC	11	VAL	2.6
4	ZA	85	GLY	2.6
13	M	96	GLY	2.6
22	RB	20	ARG	2.6
24	X	11	SER	2.6
12	L	23	ASN	2.5
31	AC	67	ILE	2.5
4	D	97	ASP	2.5
39	MA	22	LYS	2.5
11	K	27	VAL	2.5
24	X	33	GLN	2.5
28	BA	20	GLY	2.5
51	ZC	1974	C	2.5
50	UC	103(C)	G	2.5
50	YC	103(B)	G	2.5
51	ZC	798	G	2.5
2	B	183	LEU	2.5
41	KC	39	LEU	2.5
35	IA	89	PRO	2.5
47	UA	98	PRO	2.5
47	UA	77	ALA	2.5
31	EA	67	ILE	2.5
36	JA	113	LYS	2.5
37	GC	4	ILE	2.5
43	MC	58	TYR	2.5
50	YC	239	U	2.5
50	YC	723	U	2.5

Continued on next page...

Continued from previous page...

Mol	Chain	Res	Type	RSRZ
51	VC	2126	A	2.5
53	XC	16	C	2.5
21	U	72	ARG	2.5
31	AC	66	ARG	2.5
44	NC	7	THR	2.5
47	QC	52	ALA	2.5
5	E	4	ILE	2.5
26	VB	17	LYS	2.5
50	YC	1064	G	2.5
51	ZC	245	G	2.5
12	HB	48	VAL	2.5
35	EC	129	VAL	2.5
36	FC	41	VAL	2.5
39	MA	68	TYR	2.5
20	PB	112	ARG	2.5
29	CA	72	GLY	2.5
29	YB	29	ALA	2.5
50	UC	1498	U	2.5
8	DB	139	LEU	2.5
2	XA	75	VAL	2.5
31	EA	105	VAL	2.5
50	YC	243	A	2.5
50	YC	553	A	2.5
50	YC	796	C	2.5
12	HB	45	ARG	2.5
16	P	73	SER	2.5
3	YA	207	GLY	2.5
21	QB	22	GLY	2.5
50	YC	755	G	2.5
42	LC	87	ILE	2.5
43	QA	68	ASP	2.5
47	UA	85	MET	2.5
51	ZC	1255	U	2.5
14	N	78	LEU	2.5
44	RA	45	HIS	2.5
51	VC	1275	A	2.5
43	QA	21	VAL	2.5
10	J	49	ARG	2.5
43	QA	39	TYR	2.5
46	PC	80	TYR	2.5
21	QB	69	PHE	2.5
38	LA	124	LYS	2.5

Continued on next page...

Continued from previous page...

Mol	Chain	Res	Type	RSRZ
2	XA	204	ALA	2.5
31	AC	136	PRO	2.5
35	IA	110	ALA	2.5
51	ZC	2319	G	2.5
2	B	59	VAL	2.5
9	EB	114	ILE	2.5
12	L	48	VAL	2.5
51	ZC	958	U	2.5
36	FC	78	LYS	2.5
37	GC	54	PHE	2.5
50	YC	1515	C	2.5
5	AB	105	LEU	2.5
31	EA	111	ALA	2.5
29	YB	93	VAL	2.5
37	KA	72	VAL	2.5
18	NB	73	ARG	2.5
13	M	42	ASP	2.5
24	X	15	TYR	2.5
28	XB	13	ARG	2.5
36	JA	48	GLU	2.5
14	JB	104	ASN	2.5
39	IC	91	ASP	2.5
9	I	27	GLY	2.5
10	J	73	GLY	2.5
34	HA	81	GLY	2.5
50	UC	1202	G	2.5
51	ZC	1647	G	2.5
13	M	53	SER	2.5
20	T	101	PRO	2.5
29	CA	130	ARG	2.5
31	EA	42	GLN	2.5
29	CA	143	GLU	2.5
42	LC	42	HIS	2.5
43	MC	50	LYS	2.5
50	YC	1254	C	2.5
50	YC	1395	C	2.5
51	VC	2322	A	2.5
42	LC	49	ASP	2.5
11	GB	42	ILE	2.5
29	CA	136	VAL	2.5
36	FC	98	PRO	2.5
43	QA	42	ARG	2.5

Continued on next page...

Continued from previous page...

Mol	Chain	Res	Type	RSRZ
38	LA	123	LYS	2.5
47	QC	65	LYS	2.5
50	UC	1364	U	2.5
50	YC	843	U	2.5
13	M	36	TYR	2.5
51	ZC	2321	G	2.5
12	HB	79	LEU	2.5
4	D	38	VAL	2.5
5	E	50	VAL	2.5
24	X	39	ASP	2.5
39	IC	26	LEU	2.5
15	O	28	ARG	2.5
28	BA	14	VAL	2.5
43	QA	24	ALA	2.5
50	YC	1251	A	2.5
7	CB	126	MET	2.5
50	YC	560	U	2.5
27	WB	46	VAL	2.5
8	DB	93	LYS	2.5
29	CA	114	ARG	2.5
47	UA	25	ARG	2.5
2	B	200	GLU	2.5
38	HC	115	PRO	2.5
50	UC	231	G	2.5
50	YC	1187	G	2.5
18	NB	57	LEU	2.5
21	QB	52	GLY	2.5
7	CB	79	ARG	2.5
12	L	13	HIS	2.5
37	GC	20	ALA	2.5
37	GC	51	ARG	2.5
51	ZC	1617	C	2.5
52	AD	89(B)	A	2.5
13	M	5	THR	2.5
13	M	91	PRO	2.5
35	IA	24	THR	2.5
43	MC	11	SER	2.5
9	I	26	LYS	2.5
19	S	71	LYS	2.5
19	OB	3	VAL	2.5
50	UC	1470	G	2.4
50	YC	38	G	2.4

Continued on next page...

Continued from previous page...

Mol	Chain	Res	Type	RSRZ
3	YA	155	LEU	2.4
5	AB	154	PRO	2.4
29	CA	98	LEU	2.4
31	AC	119	GLN	2.4
1	A	244	ARG	2.4
5	E	141	VAL	2.4
8	H	70	ALA	2.4
21	U	39	ARG	2.4
51	ZC	2897	U	2.4
29	YB	28	PHE	2.4
29	CA	215	LEU	2.4
30	DA	196	LEU	2.4
36	FC	5	TYR	2.4
37	GC	97	GLU	2.4
2	B	167	VAL	2.4
2	B	193	GLY	2.4
28	BA	16	ILE	2.4
28	BA	25	MET	2.4
28	BA	27	THR	2.4
31	AC	154	ASN	2.4
37	GC	21	GLN	2.4
41	KC	6	LEU	2.4
29	CA	147	LYS	2.4
29	CA	156	LYS	2.4
32	BC	76	ILE	2.4
50	UC	654	G	2.4
50	YC	132	C	2.4
50	YC	1034	G	2.4
51	VC	232	G	2.4
51	VC	2690	C	2.4
51	ZC	1930	G	2.4
2	B	73	GLU	2.4
5	AB	103	LEU	2.4
9	I	21	CYS	2.4
34	HA	101	LEU	2.4
51	ZC	1931	U	2.4
34	HA	35	LYS	2.4
2	B	12	THR	2.4
39	IC	50	ALA	2.4
46	PC	46	GLY	2.4
10	FB	18	ARG	2.4
21	QB	72	ARG	2.4

Continued on next page...

Continued from previous page...

Mol	Chain	Res	Type	RSRZ
38	LA	91	ARG	2.4
38	HC	123	LYS	2.4
7	G	113	PRO	2.4
48	VA	11	GLY	2.4
50	UC	1424	C	2.4
50	UC	1493	A	2.4
50	YC	250	A	2.4
50	YC	564	C	2.4
50	YC	1424	C	2.4
51	VC	2325	G	2.4
51	VC	2805	G	2.4
51	ZC	1555	G	2.4
51	ZC	2059	A	2.4
51	ZC	2173	A	2.4
5	E	85	LYS	2.4
36	FC	56	LEU	2.4
43	MC	73	LEU	2.4
31	AC	121	VAL	2.4
13	M	102	ALA	2.4
28	BA	35	GLN	2.4
28	XB	2	PRO	2.4
44	RA	71	PHE	2.4
11	GB	26	TYR	2.4
39	MA	45	LYS	2.4
46	PC	53	ASN	2.4
44	RA	19	VAL	2.4
54	HD	17	U	2.4
30	ZB	152	ILE	2.4
50	UC	1346	A	2.4
50	YC	1349	A	2.4
50	YC	1477	C	2.4
51	VC	2402	C	2.4
36	FC	73	GLN	2.4
50	UC	1033	G	2.4
51	ZC	1271	G	2.4
3	YA	46	ARG	2.4
5	E	44	VAL	2.4
20	T	161	VAL	2.4
37	GC	75	ILE	2.4
20	PB	177	PRO	2.4
51	VC	1931	U	2.4
6	F	38	LEU	2.4

Continued on next page...

Continued from previous page...

Mol	Chain	Res	Type	RSRZ
12	HB	86	ARG	2.4
35	EC	52	ASP	2.4
36	FC	126	SER	2.4
5	E	102	ALA	2.4
37	GC	26	ALA	2.4
51	VC	1552	G	2.4
5	AB	112	PRO	2.4
20	T	83	PRO	2.4
7	CB	53	VAL	2.4
45	SA	22	VAL	2.4
29	YB	172	ILE	2.4
30	DA	157	ILE	2.4
50	YC	1308	U	2.4
12	L	2	ARG	2.4
50	UC	879	C	2.4
50	YC	219	C	2.4
51	VC	282	A	2.4
4	ZA	35	GLU	2.4
13	IB	82	ILE	2.4
5	E	93	GLY	2.4
11	GB	58	PHE	2.4
7	G	90	LYS	2.4
43	QA	27	LYS	2.4
50	YC	466	G	2.4
22	RB	26	ARG	2.4
15	KB	2	PRO	2.4
39	MA	82	VAL	2.4
12	L	43	GLU	2.4
13	IB	111	GLU	2.4
29	YB	31	TYR	2.4
26	Z	27	LYS	2.4
36	JA	6	GLY	2.4
39	IC	71	GLY	2.4
43	QA	64	ALA	2.4
50	YC	103	C	2.4
50	YC	106	C	2.4
50	YC	784	C	2.4
51	VC	1614	A	2.4
52	WC	30	C	2.4
53	BD	73	A	2.4
8	H	142	ARG	2.4
29	YB	130	ARG	2.4

Continued on next page...

Continued from previous page...

Mol	Chain	Res	Type	RSRZ
15	O	72	HIS	2.4
49	TC	48	ILE	2.4
50	YC	1475	G	2.4
51	VC	2159	G	2.4
18	R	76	ARG	2.4
36	FC	45	ALA	2.4
9	I	34	THR	2.4
36	JA	44	VAL	2.4
40	JC	17	VAL	2.4
1	A	253	GLN	2.4
41	KC	49	HIS	2.4
50	YC	382	A	2.4
51	VC	267	C	2.4
51	ZC	2126	A	2.4
1	WA	69	ARG	2.4
35	IA	90	GLY	2.4
33	GA	98	LEU	2.4
36	JA	104	ARG	2.4
38	LA	88	GLY	2.4
6	F	36	ALA	2.4
6	F	96	ASP	2.4
19	S	72	VAL	2.4
19	OB	36	ALA	2.4
29	YB	142	LEU	2.4
46	PC	29	ARG	2.4
20	PB	179	ASP	2.4
43	MC	47	ASP	2.4
51	ZC	270(M)	U	2.4
6	F	118	LYS	2.4
19	S	40	GLU	2.4
34	HA	37	ASN	2.4
53	XC	19	G	2.4
5	E	146	ALA	2.4
6	BB	91	SER	2.4
51	ZC	2058	A	2.4
39	IC	69	ILE	2.3
50	UC	962	C	2.4
50	YC	366	C	2.4
50	YC	401	C	2.4
52	WC	31	C	2.4
10	FB	15	ARG	2.3
29	CA	97	TRP	2.3

Continued on next page...

Continued from previous page...

Mol	Chain	Res	Type	RSRZ
6	F	92	VAL	2.3
18	R	57	LEU	2.3
50	YC	5	U	2.3
10	J	80	TYR	2.3
39	MA	63	TYR	2.3
50	UC	1034	G	2.3
50	UC	1530	G	2.3
50	YC	1031	G	2.3
40	JC	91	ARG	2.3
21	U	48	GLY	2.3
29	YB	81	VAL	2.3
43	QA	60	LEU	2.3
30	ZB	180	ALA	2.3
28	XB	26	LYS	2.3
40	JC	27	LYS	2.3
50	UC	1226	C	2.3
51	ZC	797	C	2.3
41	OA	41	ARG	2.3
5	E	166	GLY	2.3
6	BB	90	GLY	2.3
7	CB	135	GLY	2.3
20	PB	107	THR	2.3
28	BA	9	GLY	2.3
36	FC	85	LEU	2.3
11	GB	28	ALA	2.3
35	EC	80	ILE	2.3
32	FA	79	GLU	2.3
37	GC	43	ARG	2.3
50	YC	306	G	2.3
51	VC	2323	G	2.3
23	W	60	LEU	2.3
47	QC	13	LEU	2.3
50	UC	1357	A	2.3
51	VC	1460	A	2.3
51	VC	1641	A	2.3
24	X	54	VAL	2.3
35	IA	27	PRO	2.3
40	JC	7	VAL	2.3
11	GB	29	PHE	2.3
47	QC	83	ARG	2.3
12	L	79	LEU	2.3
40	JC	15	VAL	2.3

Continued on next page...

Continued from previous page...

Mol	Chain	Res	Type	RSRZ
44	RA	6	LEU	2.3
4	D	171	ALA	2.3
8	DB	113	MET	2.3
21	QB	58	THR	2.3
44	RA	4	LYS	2.3
6	F	109	ILE	2.3
21	U	44	ARG	2.3
51	VC	1033	U	2.3
51	VC	2172	U	2.3
52	AD	52	A	2.3
6	F	128	LEU	2.3
38	HC	119	CYS	2.3
51	ZC	2179	C	2.3
11	GB	23	GLY	2.3
21	QB	19	LYS	2.3
23	W	29	LYS	2.3
46	PC	44	MET	2.3
13	IB	88	ASP	2.3
14	JB	93	ARG	2.3
37	GC	89	ASP	2.3
43	QA	19	ILE	2.3
5	E	116	GLU	2.3
11	K	116	GLU	2.3
31	AC	11	LEU	2.3
35	IA	36	LEU	2.3
36	JA	47	LEU	2.3
37	KA	62	HIS	2.3
49	TC	47	VAL	2.3
12	L	58	GLY	2.3
9	I	30	ALA	2.3
17	Q	73	ALA	2.3
19	S	32	PRO	2.3
28	BA	43	GLN	2.3
31	EA	75	PHE	2.3
51	VC	2119	A	2.3
51	VC	2124	G	2.3
51	VC	2171	A	2.3
3	YA	154	VAL	2.3
4	D	19	LEU	2.3
11	K	93	TYR	2.3
51	ZC	246	C	2.3
7	G	53	VAL	2.3

Continued on next page...

Continued from previous page...

Mol	Chain	Res	Type	RSRZ
12	L	10	LEU	2.3
12	HB	75	LEU	2.3
20	T	5	LEU	2.3
20	T	155	LEU	2.3
30	ZB	3	ASN	2.3
1	WA	105	ILE	2.3
4	D	77	ILE	2.3
8	H	137	ARG	2.3
13	M	84	GLN	2.3
40	JC	110	ARG	2.3
43	QA	61	SER	2.3
6	BB	130	TYR	2.3
4	ZA	92	VAL	2.3
42	PA	43	LEU	2.3
50	YC	1372	U	2.3
2	B	50	GLY	2.3
50	YC	1451	A	2.3
51	ZC	2114	A	2.3
51	ZC	2503	A	2.3
13	IB	3	ARG	2.3
31	EA	209	ARG	2.3
50	YC	620	C	2.3
51	VC	247	G	2.3
51	VC	2709	G	2.3
51	ZC	1620	G	2.3
12	L	29	LEU	2.3
31	AC	64	LEU	2.3
36	FC	19	LEU	2.3
39	IC	118	LYS	2.3
10	J	47	ASP	2.3
2	B	51	PHE	2.3
51	ZC	1065	U	2.3
15	O	51	LYS	2.3
30	ZB	201	TYR	2.3
31	EA	152	SER	2.3
47	QC	48	LYS	2.3
51	VC	1156	A	2.3
21	U	52	GLY	2.3
50	UC	754	C	2.3
50	YC	783	C	2.3
51	VC	749	C	2.3
51	VC	1386	C	2.3

Continued on next page...

Continued from previous page...

Mol	Chain	Res	Type	RSRZ
1	A	247	ALA	2.3
34	HA	78	ARG	2.3
37	GC	28	ARG	2.3
50	YC	1365	G	2.3
1	A	26	LYS	2.3
2	XA	77	ILE	2.3
12	L	52	ILE	2.3
14	N	8	LYS	2.3
21	QB	50	ASN	2.3
37	KA	66	ARG	2.3
39	MA	31	PHE	2.3
50	YC	1315	U	2.3
30	DA	2	GLY	2.3
5	E	89	ILE	2.3
15	O	17	ILE	2.3
3	YA	192	LEU	2.3
50	YC	1280	A	2.3
5	E	114	VAL	2.3
19	OB	55	TYR	2.3
1	WA	246	PRO	2.3
7	G	103	GLN	2.3
10	FB	68	GLN	2.3
13	IB	52	SER	2.3
50	UC	1367	C	2.3
51	VC	273(G)	C	2.3
51	VC	1295	C	2.3
30	DA	156	ARG	2.3
48	RC	7	ARG	2.3
51	ZC	1973	G	2.3
51	ZC	2807	G	2.3
7	CB	58	THR	2.3
19	OB	71	LYS	2.3
39	IC	83	LEU	2.3
47	QC	27	LYS	2.3
19	OB	72	VAL	2.3
30	ZB	151	VAL	2.3
1	WA	67	PHE	2.3
4	D	96	ARG	2.3
42	PA	65	ARG	2.3
7	G	107	ILE	2.3
14	N	52	ILE	2.3
18	NB	33	LYS	2.3

Continued on next page...

Continued from previous page...

Mol	Chain	Res	Type	RSRZ
39	MA	118	LYS	2.3
12	HB	49	ASP	2.3
35	EC	133	LEU	2.3
39	IC	23	VAL	2.3
51	VC	790	C	2.3
51	VC	2295	C	2.3
12	HB	3	HIS	2.3
23	W	31	GLU	2.2
28	BA	2	PRO	2.2
1	A	102	LYS	2.2
2	B	3	GLY	2.2
4	ZA	32	PRO	2.2
9	I	3	GLN	2.2
34	DC	11	GLN	2.2
39	IC	88	ARG	2.2
19	OB	31	LEU	2.2
28	XB	24	ALA	2.2
33	GA	100	ASN	2.2
46	PC	9	VAL	2.2
47	UA	100	ILE	2.2
34	HA	151	TYR	2.2
4	D	137	GLU	2.2
5	E	47	GLU	2.2
13	M	111	GLU	2.2
31	AC	74	GLN	2.2
37	GC	77	PRO	2.2
50	YC	1158	C	2.2
51	VC	1387	C	2.2
53	ED	71	C	2.2
35	EC	10	LEU	2.2
43	QA	62	VAL	2.2
33	GA	36	ARG	2.2
5	E	61	HIS	2.2
5	AB	153	LYS	2.2
22	V	10	LYS	2.2
51	VC	1555	G	2.2
51	ZC	2445	G	2.2
29	YB	95	GLN	2.2
4	D	31	VAL	2.2
29	YB	149	LEU	2.2
34	HA	12	LEU	2.2
47	UA	76	ALA	2.2

Continued on next page...

Continued from previous page...

Mol	Chain	Res	Type	RSRZ
34	HA	156	TRP	2.2
14	JB	61	PHE	2.2
16	LB	98	GLU	2.2
19	OB	34	LYS	2.2
37	GC	22	LYS	2.2
5	E	144	VAL	2.2
5	AB	151	ILE	2.2
18	R	34	ALA	2.2
29	CA	142	LEU	2.2
29	CA	145	LEU	2.2
46	TA	42	PRO	2.2
4	ZA	11	TYR	2.2
1	A	83	GLU	2.2
11	GB	18	LYS	2.2
15	O	84	LYS	2.2
44	NC	37	LYS	2.2
50	YC	1355	G	2.2
51	VC	1933	G	2.2
51	VC	2211	G	2.2
2	B	54	GLN	2.2
15	O	80	ILE	2.2
7	G	54	PRO	2.2
51	ZC	1460	A	2.2
7	CB	41	PHE	2.2
29	YB	139	LYS	2.2
36	FC	125	TYR	2.2
50	UC	1223	C	2.2
2	XA	34	VAL	2.2
8	DB	122	LEU	2.2
12	L	20	LEU	2.2
12	L	114	VAL	2.2
13	M	70	GLY	2.2
23	W	24	LEU	2.2
36	JA	68	GLY	2.2
39	MA	100	VAL	2.2
4	D	4	ASP	2.2
6	BB	105	HIS	2.2
30	DA	164	ARG	2.2
41	KC	22	THR	2.2
43	QA	52	ASP	2.2
30	DA	193	TYR	2.2
30	ZB	150	LYS	2.2

Continued on next page...

Continued from previous page...

Mol	Chain	Res	Type	RSRZ
45	SA	71	LYS	2.2
50	YC	1033	G	2.2
51	VC	2869	G	2.2
14	JB	109	GLU	2.2
49	SC	56	GLU	2.2
2	B	49	LEU	2.2
29	YB	187	LEU	2.2
34	HA	9	VAL	2.2
13	IB	20	ARG	2.2
22	V	47	GLN	2.2
24	TB	19	GLN	2.2
51	VC	1516	U	2.2
51	VC	2296	U	2.2
51	ZC	1420	U	2.2
34	DC	62	PHE	2.2
50	YC	1259	C	2.2
31	AC	155	LEU	2.2
35	IA	26	VAL	2.2
44	RA	61	GLU	2.2
44	RA	78	GLU	2.2
39	MA	69	ILE	2.2
4	D	23	PHE	2.2
8	H	71	MET	2.2
15	O	35	ALA	2.2
21	QB	70	GLN	2.2
45	SA	43	PHE	2.2
29	YB	125	PRO	2.2
31	AC	197	PRO	2.2
51	VC	1440	G	2.2
15	O	8	VAL	2.2
23	W	16	LEU	2.2
5	AB	42	ARG	2.2
7	G	49	GLY	2.2
42	PA	87	ILE	2.2
47	QC	69	GLY	2.2
51	ZC	683	C	2.2
51	ZC	796	C	2.2
28	XB	12	LYS	2.2
45	SA	29	PHE	2.2
7	G	22	PRO	2.2
24	X	12	PRO	2.2
26	VB	41	PRO	2.2

Continued on next page...

Continued from previous page...

Mol	Chain	Res	Type	RSRZ
39	MA	48	ASN	2.2
32	BC	91	LEU	2.2
34	DC	22	LEU	2.2
35	IA	97	VAL	2.2
36	FC	28	VAL	2.2
42	LC	52	SER	2.2
46	PC	43	GLU	2.2
51	ZC	1454	U	2.2
22	V	19	GLN	2.2
50	UC	103(B)	G	2.2
12	HB	51	LEU	2.2
18	R	3	THR	2.2
20	T	128	VAL	2.2
36	JA	2	GLU	2.2
36	JA	102	LEU	2.2
39	MA	30	PRO	2.2
50	UC	400	C	2.2
51	VC	795	C	2.2
2	B	96	PHE	2.2
14	N	57	PHE	2.2
14	N	61	PHE	2.2
14	JB	51	ARG	2.2
38	LA	120	ARG	2.2
12	HB	94	TYR	2.2
2	B	195	LEU	2.2
7	CB	106	GLU	2.2
27	AA	47	ARG	2.2
28	XB	63	PRO	2.2
50	YC	62	U	2.2
8	H	74	PHE	2.2
28	XB	15	LYS	2.2
32	FA	25	ARG	2.2
32	FA	28	PHE	2.2
43	MC	52	ASP	2.2
47	UA	54	LYS	2.2
7	G	48	MET	2.2
50	YC	281	G	2.2
4	ZA	3	LEU	2.2
15	O	20	LEU	2.2
36	JA	127	LYS	2.2
42	LC	85	LEU	2.2
18	NB	39	ILE	2.2

Continued on next page...

Continued from previous page...

Mol	Chain	Res	Type	RSRZ
29	CA	12	GLU	2.2
7	CB	40	ALA	2.2
33	GA	7	ASN	2.2
2	B	78	LEU	2.2
1	A	30	GLU	2.2
22	V	11	ARG	2.2
36	FC	99	LEU	2.2
39	IC	54	VAL	2.2
50	YC	1188	A	2.2
51	ZC	1057	A	2.2
35	IA	55	GLY	2.2
12	L	101	ALA	2.2
20	PB	187	ALA	2.2
29	CA	218	ALA	2.2
33	GA	89	MET	2.2
51	ZC	226	G	2.2
4	ZA	15	VAL	2.2
7	G	105	LEU	2.2
8	DB	110	LEU	2.2
13	M	69	VAL	2.2
5	AB	89	ILE	2.2
9	EB	3	GLN	2.2
31	EA	65	ARG	2.2
47	UA	55	ILE	2.2
50	YC	12	U	2.2
4	ZA	93	THR	2.1
6	F	93	THR	2.1
9	I	70	LYS	2.1
18	R	6	ASP	2.1
19	OB	8	LYS	2.1
21	QB	26	TYR	2.1
25	Y	30	LEU	2.1
31	EA	157	LEU	2.1
35	IA	52	ASP	2.1
42	PA	32	LEU	2.1
51	VC	751	A	2.1
51	VC	1439	A	2.1
7	G	29	GLN	2.1
11	K	127	ILE	2.1
31	EA	146	ILE	2.1
50	YC	1258	G	2.1
51	VC	1624	G	2.1

Continued on next page...

Continued from previous page...

Mol	Chain	Res	Type	RSRZ
51	ZC	748	G	2.1
3	YA	146	ALA	2.1
32	FA	19	MET	2.1
36	FC	15	ALA	2.1
2	XA	76	ARG	2.1
9	EB	10	VAL	2.1
15	O	39	LEU	2.1
20	T	99	TYR	2.1
23	W	21	LEU	2.1
44	RA	5	VAL	2.1
6	F	122	GLU	2.1
35	EC	55	GLY	2.1
36	FC	48	GLU	2.1
42	LC	26	GLU	2.1
43	MC	54	GLU	2.1
51	VC	789	A	2.1
1	A	34	VAL	2.1
1	WA	94	LEU	2.1
11	GB	27	VAL	2.1
25	UB	25	LEU	2.1
36	FC	47	LEU	2.1
51	VC	2179	C	2.1
52	WC	88	C	2.1
2	XA	42	ASP	2.1
4	D	14	GLU	2.1
12	HB	23	ASN	2.1
32	FA	29	GLY	2.1
38	LA	111	ASP	2.1
34	HA	13	GLN	2.1
43	QA	63	GLY	2.1
51	ZC	389	G	2.1
51	ZC	682	G	2.1
1	A	35	LYS	2.1
4	D	86	MET	2.1
7	G	112	MET	2.1
18	NB	83	VAL	2.1
28	BA	13	ARG	2.1
28	XB	57	ARG	2.1
33	GA	63	TYR	2.1
37	GC	29	ARG	2.1
39	MA	90	LYS	2.1
43	MC	79	VAL	2.1

Continued on next page...

Continued from previous page...

Mol	Chain	Res	Type	RSRZ
2	B	77	ILE	2.1
10	J	51	PHE	2.1
12	HB	52	ILE	2.1
3	C	190	GLU	2.1
12	HB	93	GLY	2.1
42	LC	20	GLY	2.1
51	ZC	2530	A	2.1
20	PB	182	LYS	2.1
26	VB	43	CYS	2.1
2	XA	104	VAL	2.1
11	GB	56	ARG	2.1
36	JA	55	ALA	2.1
50	UC	242	C	2.1
50	UC	980	C	2.1
50	YC	1149	C	2.1
51	VC	2139	C	2.1
51	ZC	1258	C	2.1
9	I	32	TYR	2.1
15	O	47	TYR	2.1
31	AC	138	TYR	2.1
7	CB	99	ILE	2.1
11	K	64	ILE	2.1
37	GC	10	GLY	2.1
42	PA	6	GLU	2.1
50	UC	285	G	2.1
51	VC	1835	G	2.1
12	L	26	LYS	2.1
15	O	23	GLY	2.1
19	OB	6	HIS	2.1
26	VB	47	THR	2.1
1	WA	61	LEU	2.1
9	I	83	ALA	2.1
37	KA	67	THR	2.1
13	M	101	LEU	2.1
39	MA	23	VAL	2.1
41	KC	29	ARG	2.1
49	SC	39	ARG	2.1
49	TC	38	ALA	2.1
37	GC	50	ILE	2.1
51	ZC	244	A	2.1
1	WA	38	LYS	2.1
15	O	25	TRP	2.1

Continued on next page...

Continued from previous page...

Mol	Chain	Res	Type	RSRZ
15	O	37	GLU	2.1
44	RA	3	LYS	2.1
48	RC	20	LYS	2.1
7	CB	98	ARG	2.1
51	VC	679	C	2.1
51	ZC	679	C	2.1
12	L	36	THR	2.1
20	PB	174	VAL	2.1
36	JA	73	GLN	2.1
36	FC	53	VAL	2.1
46	PC	61	TYR	2.1
51	VC	1099	G	2.1
14	JB	113	LYS	2.1
20	T	138	GLU	2.1
4	ZA	21	ARG	2.1
5	E	96	ALA	2.1
8	DB	145	VAL	2.1
10	J	127	ALA	2.1
23	W	56	GLN	2.1
42	PA	58	MET	2.1
45	SA	66	LEU	2.1
1	WA	28	GLU	2.1
43	QA	3	LYS	2.1
50	UC	1267	C	2.1
51	ZC	385	C	2.1
6	BB	142	VAL	2.1
9	EB	122	LEU	2.1
11	GB	81	VAL	2.1
21	QB	79	VAL	2.1
28	BA	42	ARG	2.1
2	B	168	MET	2.1
39	IC	92	LEU	2.1
15	O	40	PHE	2.1
46	TA	66	MET	2.1
18	NB	31	HIS	2.1
46	PC	10	PHE	2.1
2	B	103	ASP	2.1
19	S	33	LYS	2.1
20	T	146	ILE	2.1
35	EC	6	ILE	2.1
26	VB	40	CYS	2.1
37	KA	53	PRO	2.1

Continued on next page...

Continued from previous page...

Mol	Chain	Res	Type	RSRZ
51	VC	1559	G	2.1
51	VC	1929	G	2.1
51	ZC	2061	G	2.1
36	JA	110	GLU	2.1
37	KA	69	ASN	2.1
39	IC	65	VAL	2.1
51	VC	2320	A	2.1
51	ZC	1937	A	2.1
6	F	115	ALA	2.1
11	K	136	ALA	2.1
11	GB	117	ALA	2.1
29	YB	121	LEU	2.1
6	BB	97	ILE	2.1
12	HB	61	HIS	2.1
20	T	23	LYS	2.1
32	BC	20	GLN	2.1
35	IA	35	ILE	2.1
50	UC	972	C	2.1
53	BD	1	C	2.1
3	YA	191	ARG	2.1
20	T	134	PRO	2.1
1	WA	111	LEU	2.1
6	F	12	LEU	2.1
8	DB	68	ASN	2.1
14	JB	25	GLY	2.1
23	W	25	VAL	2.1
28	XB	14	VAL	2.1
31	AC	140	VAL	2.1
40	NA	32	GLU	2.1
6	F	100	ALA	2.1
4	D	26	GLN	2.1
5	E	175	LYS	2.1
38	LA	25	TYR	2.1
43	QA	4	ILE	2.1
50	YC	333	G	2.1
50	YC	1361	G	2.1
51	VC	468	G	2.1
51	VC	1642	G	2.1
1	WA	23	GLU	2.1
1	WA	83	GLU	2.1
3	YA	164	ARG	2.1
29	CA	153	ARG	2.1

Continued on next page...

Continued from previous page...

Mol	Chain	Res	Type	RSRZ
32	FA	100	VAL	2.1
32	BC	16	THR	2.1
39	IC	72	GLU	2.1
40	JC	99	ARG	2.1
50	YC	1393	U	2.1
51	VC	1971	A	2.1
51	ZC	1966	A	2.1
10	FB	5	ASP	2.1
18	NB	92	LEU	2.1
20	T	117	LEU	2.1
35	EC	36	LEU	2.1
36	FC	6	GLY	2.1
4	ZA	23	PHE	2.1
9	I	41	ALA	2.1
28	XB	48	PHE	2.1
51	VC	2871	C	2.1
17	MB	75	TYR	2.1
32	BC	109	ILE	2.1
35	EC	13	ILE	2.1
1	WA	239	ARG	2.1
42	PA	64	ARG	2.1
43	QA	5	ARG	2.1
1	A	175	LEU	2.1
6	F	116	LEU	2.1
32	BC	120	THR	2.1
35	EC	22	GLU	2.1
46	PC	19	VAL	2.1
28	BA	17	THR	2.1
11	K	128	LYS	2.1
39	IC	125	LYS	2.1
50	UC	281	G	2.1
51	VC	2149	G	2.1
51	ZC	2070	G	2.1
51	ZC	2446	G	2.1
51	ZC	2529	G	2.1
53	BD	18	G	2.1
1	WA	112	GLN	2.1
38	LA	54	ARG	2.1
11	GB	48	GLU	2.1
11	GB	55	VAL	2.1
13	IB	8	GLU	2.1
13	IB	26	LEU	2.1

Continued on next page...

Continued from previous page...

Mol	Chain	Res	Type	RSRZ
16	LB	94	LEU	2.1
19	S	70	SER	2.1
19	OB	37	VAL	2.1
37	KA	37	PRO	2.1
8	H	50	ALA	2.1
4	ZA	157	ILE	2.1
11	GB	7	MET	2.1
33	GA	1	MET	2.1
11	K	16	ARG	2.1
47	UA	15	ARG	2.1
6	BB	3	VAL	2.1
2	B	171	GLU	2.1
24	X	31	LEU	2.1
25	UB	30	LEU	2.1
36	FC	96	LEU	2.1
42	PA	56	LEU	2.1
31	EA	71	SER	2.0
50	UC	728	A	2.0
50	UC	1000	A	2.0
51	VC	532	A	2.0
51	ZC	1379	A	2.0
4	D	20	ILE	2.0
7	CB	118	THR	2.0
7	CB	123	ALA	2.0
29	YB	171	ALA	2.0
50	YC	791	G	2.0
10	FB	21	ARG	2.0
1	WA	166	GLN	2.0
13	IB	16	ASN	2.0
13	IB	12	PHE	2.0
36	FC	38	GLN	2.0
28	BA	3	LYS	2.0
38	LA	122	LYS	2.0
43	QA	34	GLU	2.0
12	L	41	ALA	2.0
51	ZC	614	U	2.0
6	BB	116	LEU	2.0
14	JB	22	PHE	2.0
43	MC	43	LYS	2.0
51	VC	988	A	2.0
51	ZC	764	A	2.0
28	BA	40	GLU	2.0

Continued on next page...

Continued from previous page...

Mol	Chain	Res	Type	RSRZ
31	EA	129	ASN	2.0
51	ZC	2121	G	2.0
16	LB	16	PRO	2.0
1	WA	97	TYR	2.0
4	ZA	25	TYR	2.0
39	IC	68	TYR	2.0
50	YC	1342	C	2.0
51	ZC	749	C	2.0
8	H	69	VAL	2.0
24	TB	34	GLU	2.0
40	NA	65	LYS	2.0
47	UA	30	LYS	2.0
19	OB	32	PRO	2.0
29	YB	162	ILE	2.0
31	AC	181	MET	2.0
41	KC	25	VAL	2.0
51	VC	1569	A	2.0
12	HB	116	LEU	2.0
20	PB	104	PHE	2.0
26	VB	45	LYS	2.0
28	XB	5	LYS	2.0
34	DC	26	PHE	2.0
15	KB	89	GLU	2.0
36	JA	31	GLN	2.0
42	LC	28	GLN	2.0
50	UC	1326	C	2.0
50	YC	102(C)	C	2.0
50	YC	1260	C	2.0
51	VC	748	G	2.0
51	VC	1687	G	2.0
51	ZC	442	G	2.0
51	ZC	809	G	2.0
1	WA	92	ILE	2.0
9	EB	86	ILE	2.0
29	CA	207	ALA	2.0
6	F	114	LEU	2.0
7	CB	75	SER	2.0
29	YB	197	VAL	2.0
31	AC	125	HIS	2.0
36	FC	40	LEU	2.0
5	E	130	ARG	2.0
10	FB	61	ARG	2.0

Continued on next page...

Continued from previous page...

Mol	Chain	Res	Type	RSRZ
14	JB	50	ILE	2.0
15	O	36	ARG	2.0
22	RB	21	ARG	2.0
28	BA	6	THR	2.0
30	DA	206	GLU	2.0
33	GA	55	ASP	2.0
33	GA	95	GLU	2.0
35	IA	33	GLU	2.0
42	LC	82	ILE	2.0
50	YC	815	A	2.0
8	H	65	TRP	2.0
35	EC	118	VAL	2.0
13	M	20	ARG	2.0
30	DA	197	GLY	2.0
50	UC	1020	U	2.0
50	YC	6	G	2.0
51	VC	11	G	2.0
51	VC	2148	G	2.0
51	ZC	1837	C	2.0
51	ZC	2128	C	2.0
51	ZC	2295	C	2.0
2	XA	48	GLN	2.0
4	D	138	GLN	2.0
6	BB	138	ILE	2.0
7	G	20	ALA	2.0
7	G	123	ALA	2.0
11	GB	43	THR	2.0
34	DC	5	ARG	2.0
47	UA	63	ILE	2.0
13	IB	19	LYS	2.0
37	GC	99	LYS	2.0
13	M	29	PHE	2.0
43	MC	38	TYR	2.0
44	RA	76	LEU	2.0
9	EB	36	GLY	2.0
17	MB	109	GLU	2.0
39	MA	32	ARG	2.0
40	NA	73	GLU	2.0

6.2 Non-standard residues in protein, DNA, RNA chains ⓘ

There are no non-standard protein/DNA/RNA residues in this entry.

6.3 Carbohydrates ⓘ

There are no carbohydrates in this entry.

6.4 Ligands ⓘ

In the following table, the Atoms column lists the number of modelled atoms in the group and the number defined in the chemical component dictionary. LLDF column lists the quality of electron density of the group with respect to its neighbouring residues in protein, DNA or RNA chains. The B-factors column lists the minimum, median, 95th percentile and maximum values of B factors of atoms in the group. The column labelled 'Q< 0.9' lists the number of atoms with occupancy less than 0.9.

Mol	Type	Chain	Res	Atoms	RSCC	RSR	LLDF	B-factors(Å ²)	Q<0.9
55	MG	VC	3028	1/1	0.95	0.57	82.76	76,76,76,76	0
55	MG	VC	3670	1/1	0.90	0.87	42.37	89,89,89,89	0
55	MG	YC	1759	1/1	0.45	1.15	42.32	141,141,141,141	0
55	MG	YC	1680	1/1	0.54	0.93	42.05	148,148,148,148	0
55	MG	ZC	3050	1/1	0.71	2.15	38.27	82,82,82,82	0
55	MG	VC	3071	1/1	0.80	1.07	34.78	68,68,68,68	0
55	MG	ZC	3243	1/1	0.94	0.95	34.38	68,68,68,68	0
55	MG	VC	3220	1/1	0.39	1.31	33.84	108,108,108,108	0
55	MG	YC	1623	1/1	0.82	1.71	32.24	104,104,104,104	0
55	MG	ZC	3022	1/1	0.92	1.28	30.16	82,82,82,82	0
55	MG	ZC	3393	1/1	0.77	0.77	29.81	105,105,105,105	0
55	MG	VC	3388	1/1	0.88	1.01	27.93	78,78,78,78	0
55	MG	UC	1674	1/1	0.65	0.75	27.60	110,110,110,110	0
55	MG	UC	1678	1/1	0.69	0.79	27.11	106,106,106,106	0
55	MG	YC	1641	1/1	0.63	1.07	27.03	118,118,118,118	0
55	MG	VC	3021	1/1	0.93	0.66	26.84	88,88,88,88	0
55	MG	VC	3527	1/1	0.81	0.95	23.85	96,96,96,96	0
55	MG	VC	3008	1/1	0.86	0.46	23.47	92,92,92,92	0
55	MG	ZC	3649	1/1	0.82	0.90	23.34	90,90,90,90	0
55	MG	VC	3081	1/1	0.94	0.76	23.15	93,93,93,93	0
55	MG	UC	1677	1/1	0.96	0.61	23.12	113,113,113,113	0
55	MG	VC	3329	1/1	0.91	0.84	23.11	68,68,68,68	0
55	MG	ZC	3316	1/1	0.61	1.32	23.03	68,68,68,68	0
55	MG	ZC	3142	1/1	0.83	0.64	22.27	70,70,70,70	0
55	MG	VC	3693	1/1	0.85	0.95	21.89	96,96,96,96	0
55	MG	VC	3684	1/1	0.91	0.91	21.68	80,80,80,80	0
55	MG	UC	1854	1/1	0.21	0.83	21.17	146,146,146,146	0
55	MG	VC	3011	1/1	0.69	0.91	21.10	88,88,88,88	0
55	MG	VC	3042	1/1	0.94	0.72	20.63	74,74,74,74	0

Continued on next page...

Continued from previous page...

Mol	Type	Chain	Res	Atoms	RSCC	RSR	LLDF	B-factors(\AA^2)	Q<0.9
55	MG	VC	3532	1/1	0.83	0.67	20.31	66,66,66,66	0
55	MG	UC	1735	1/1	0.72	1.46	20.17	116,116,116,116	0
55	MG	VC	3344	1/1	0.79	0.51	19.94	101,101,101,101	0
55	MG	VC	3487	1/1	0.75	0.58	19.28	126,126,126,126	0
55	MG	ZC	3105	1/1	0.96	0.71	18.72	55,55,55,55	0
55	MG	VC	3114	1/1	0.66	0.53	18.51	134,134,134,134	0
55	MG	ZC	3330	1/1	0.57	1.44	18.41	93,93,93,93	0
55	MG	ZC	3059	1/1	0.96	0.93	18.15	79,79,79,79	0
55	MG	AD	210	1/1	0.69	0.38	18.06	112,112,112,112	0
55	MG	ZC	3043	1/1	0.70	0.98	17.93	102,102,102,102	0
55	MG	VC	3012	1/1	0.93	0.62	17.79	107,107,107,107	0
55	MG	YC	1648	1/1	0.87	0.83	17.24	112,112,112,112	0
55	MG	VC	3678	1/1	0.82	1.01	17.05	76,76,76,76	0
55	MG	VC	3498	1/1	0.69	0.81	16.94	95,95,95,95	0
55	MG	ZC	3242	1/1	0.91	0.46	16.78	90,90,90,90	0
55	MG	VC	3420	1/1	0.67	0.56	16.70	192,192,192,192	0
55	MG	WC	205	1/1	0.68	0.78	16.58	185,185,185,185	0
55	MG	ZC	3013	1/1	0.95	0.51	16.56	70,70,70,70	0
55	MG	VC	3298	1/1	0.96	0.74	16.49	60,60,60,60	0
55	MG	VC	3036	1/1	0.73	1.22	16.39	72,72,72,72	0
55	MG	VC	3168	1/1	0.38	0.64	15.64	108,108,108,108	0
55	MG	ZC	3600	1/1	0.87	1.00	15.56	121,121,121,121	0
55	MG	ZC	3131	1/1	0.86	0.43	15.54	93,93,93,93	0
55	MG	VC	3338	1/1	0.86	0.84	15.51	80,80,80,80	0
55	MG	ZC	3599	1/1	0.91	0.72	15.39	71,71,71,71	0
55	MG	ZC	3135	1/1	0.94	0.42	15.35	77,77,77,77	0
55	MG	WA	301	1/1	0.83	1.28	15.30	78,78,78,78	0
55	MG	VC	3307	1/1	0.92	0.51	15.28	98,98,98,98	0
55	MG	YA	308	1/1	0.86	1.28	15.05	59,59,59,59	0
55	MG	VC	3256	1/1	0.48	0.59	14.89	101,101,101,101	0
55	MG	VC	3244	1/1	0.87	0.57	14.77	91,91,91,91	0
55	MG	ZC	3726	1/1	0.97	0.52	14.71	115,115,115,115	0
55	MG	VC	3073	1/1	0.88	0.67	14.59	81,81,81,81	0
55	MG	ZC	3361	1/1	0.97	0.45	14.39	78,78,78,78	0
55	MG	ZC	3191	1/1	0.94	0.76	14.24	53,53,53,53	0
55	MG	VC	3606	1/1	0.83	0.49	14.17	243,243,243,243	0
55	MG	ZC	3038	1/1	0.61	0.60	14.05	110,110,110,110	0
55	MG	ZC	3189	1/1	0.80	0.40	13.97	58,58,58,58	0
55	MG	ZC	3583	1/1	0.87	1.28	13.52	92,92,92,92	0
55	MG	ZC	3109	1/1	0.90	0.64	13.48	61,61,61,61	0
55	MG	ZC	3219	1/1	0.87	0.93	13.42	69,69,69,69	0

Continued on next page...

Continued from previous page...

Mol	Type	Chain	Res	Atoms	RSCC	RSR	LLDF	B-factors(\AA^2)	Q<0.9
55	MG	VC	3246	1/1	0.90	0.48	13.38	106,106,106,106	0
55	MG	UC	1790	1/1	0.88	0.49	13.36	144,144,144,144	0
55	MG	ZC	3149	1/1	0.93	0.51	13.35	70,70,70,70	0
55	MG	ZC	3481	1/1	0.97	0.56	13.23	67,67,67,67	0
55	MG	ZC	3300	1/1	0.83	0.46	13.17	83,83,83,83	0
55	MG	AD	227	1/1	0.42	0.54	13.10	136,136,136,136	0
55	MG	UC	1614	1/1	0.89	0.32	12.92	130,130,130,130	0
55	MG	ED	116	1/1	0.79	0.46	12.88	167,167,167,167	0
55	MG	ZC	3046	1/1	0.94	0.64	12.87	97,97,97,97	0
55	MG	YC	1748	1/1	0.70	0.64	12.69	160,160,160,160	0
55	MG	ZC	3324	1/1	0.93	0.96	12.63	58,58,58,58	0
55	MG	VC	3515	1/1	0.30	0.70	12.56	134,134,134,134	0
55	MG	ZC	3469	1/1	0.92	0.58	12.25	67,67,67,67	0
55	MG	UC	1680	1/1	0.86	0.48	12.03	107,107,107,107	0
55	MG	ZC	3137	1/1	0.85	0.40	11.76	83,83,83,83	0
55	MG	ZC	3042	1/1	0.81	0.63	11.52	58,58,58,58	0
55	MG	YC	1829	1/1	0.24	0.62	11.43	146,146,146,146	0
55	MG	VC	3582	1/1	0.80	0.53	11.35	75,75,75,75	0
55	MG	VC	3685	1/1	0.86	0.67	11.27	81,81,81,81	0
55	MG	VC	3066	1/1	0.24	0.79	11.26	102,102,102,102	0
55	MG	UC	1715	1/1	0.97	0.49	11.01	120,120,120,120	0
55	MG	VC	3145	1/1	0.73	0.49	10.90	123,123,123,123	0
55	MG	VC	3010	1/1	0.97	0.51	10.87	121,121,121,121	0
55	MG	ZC	3584	1/1	0.71	0.26	10.85	115,115,115,115	0
55	MG	VC	3125	1/1	0.73	0.31	10.84	122,122,122,122	0
55	MG	UC	1798	1/1	0.48	1.12	10.63	168,168,168,168	0
55	MG	VC	3687	1/1	0.87	0.43	10.55	88,88,88,88	0
55	MG	VC	3269	1/1	0.95	0.48	10.44	81,81,81,81	0
55	MG	YC	1754	1/1	0.87	1.27	10.37	112,112,112,112	0
55	MG	UC	1605	1/1	0.56	0.66	10.03	132,132,132,132	0
55	MG	VC	3391	1/1	0.98	0.48	9.84	88,88,88,88	0
55	MG	YC	1611	1/1	0.86	0.38	9.64	110,110,110,110	0
55	MG	VC	3559	1/1	0.41	0.31	9.41	97,97,97,97	0
55	MG	ZC	3004	1/1	0.97	0.61	9.15	95,95,95,95	0
55	MG	ZC	3068	1/1	0.96	0.44	9.01	61,61,61,61	0
55	MG	VC	3671	1/1	0.89	0.45	8.92	92,92,92,92	0
55	MG	VC	3297	1/1	0.93	0.47	8.87	117,117,117,117	0
55	MG	VC	3357	1/1	0.82	0.45	8.87	118,118,118,118	0
55	MG	ZC	3402	1/1	0.98	0.40	8.63	113,113,113,113	0
55	MG	ZC	3727	1/1	0.95	0.84	8.60	81,81,81,81	0
55	MG	ZC	3094	1/1	0.90	0.76	8.59	62,62,62,62	0

Continued on next page...

Continued from previous page...

Mol	Type	Chain	Res	Atoms	RSCC	RSR	LLDF	B-factors(\AA^2)	Q<0.9
55	MG	YC	1665	1/1	0.72	0.60	8.54	115,115,115,115	0
55	MG	IB	201	1/1	0.58	2.85	8.31	140,140,140,140	0
55	MG	ZC	3454	1/1	0.76	0.96	8.29	83,83,83,83	0
55	MG	VC	3304	1/1	0.94	0.60	8.22	91,91,91,91	0
55	MG	VC	3696	1/1	0.83	0.36	8.18	126,126,126,126	0
55	MG	ZC	3442	1/1	0.85	0.27	8.14	75,75,75,75	0
55	MG	VC	3545	1/1	0.95	0.41	8.10	88,88,88,88	0
55	MG	VC	3295	1/1	0.92	0.63	8.10	104,104,104,104	0
55	MG	VC	3568	1/1	0.39	0.71	8.04	102,102,102,102	0
55	MG	VC	3306	1/1	0.94	0.50	8.02	67,67,67,67	0
55	MG	C	303	1/1	0.90	0.82	8.00	68,68,68,68	0
55	MG	AD	208	1/1	0.85	0.24	7.96	135,135,135,135	0
55	MG	VC	3119	1/1	0.72	0.39	7.93	92,92,92,92	0
55	MG	ZC	3274	1/1	0.74	0.47	7.74	94,94,94,94	0
55	MG	VC	3433	1/1	0.72	0.57	7.74	114,114,114,114	0
55	MG	FD	106	1/1	0.70	0.21	7.67	155,155,155,155	0
55	MG	ZC	3166	1/1	0.81	0.43	7.62	60,60,60,60	0
55	MG	ZC	3424	1/1	0.93	0.29	7.59	69,69,69,69	0
55	MG	ZC	3192	1/1	0.92	0.27	7.54	92,92,92,92	0
55	MG	ZC	3187	1/1	0.60	0.18	7.52	103,103,103,103	0
55	MG	ZC	3309	1/1	0.94	0.39	7.50	74,74,74,74	0
55	MG	VC	3088	1/1	0.97	0.37	7.45	79,79,79,79	0
55	MG	WB	101	1/1	0.84	0.61	7.43	62,62,62,62	0
55	MG	UC	1824	1/1	0.68	0.56	7.43	120,120,120,120	0
55	MG	ZC	3510	1/1	0.90	0.76	7.36	84,84,84,84	0
55	MG	ZC	3265	1/1	0.71	0.44	6.99	78,78,78,78	0
55	MG	ZC	3040	1/1	0.90	0.43	6.96	61,61,61,61	0
55	MG	FD	103	1/1	0.86	0.28	6.93	155,155,155,155	0
55	MG	VC	3041	1/1	0.82	0.52	6.90	86,86,86,86	0
55	MG	ZC	3211	1/1	0.97	0.59	6.84	75,75,75,75	0
55	MG	ZC	3491	1/1	0.81	0.35	6.77	90,90,90,90	0
55	MG	ZC	3430	1/1	0.85	0.32	6.75	66,66,66,66	0
55	MG	YC	1705	1/1	0.95	0.61	6.66	99,99,99,99	0
55	MG	ZC	3176	1/1	0.90	0.43	6.65	77,77,77,77	0
55	MG	ZC	3194	1/1	0.74	0.50	6.56	68,68,68,68	0
55	MG	ZC	3245	1/1	0.86	0.41	6.38	71,71,71,71	0
55	MG	VC	3615	1/1	0.99	0.35	6.34	88,88,88,88	0
55	MG	VC	3523	1/1	0.94	0.38	6.23	99,99,99,99	0
55	MG	VC	3346	1/1	0.88	0.27	6.20	94,94,94,94	0
55	MG	ZC	3032	1/1	0.91	0.38	6.20	91,91,91,91	0
55	MG	A	301	1/1	0.95	0.35	5.96	70,70,70,70	0

Continued on next page...

Continued from previous page...

Mol	Type	Chain	Res	Atoms	RSCC	RSR	LLDF	B-factors(\AA^2)	Q<0.9
55	MG	BD	103	1/1	0.46	0.90	5.83	218,218,218,218	0
55	MG	VC	3108	1/1	0.82	0.46	5.76	125,125,125,125	0
55	MG	ZC	3675	1/1	0.93	0.34	5.64	96,96,96,96	0
55	MG	ZC	3075	1/1	0.58	0.27	5.60	94,94,94,94	0
55	MG	DC	201	1/1	0.87	0.48	5.60	175,175,175,175	0
55	MG	ZC	3760	1/1	0.84	0.95	5.59	117,117,117,117	0
55	MG	VC	3600	1/1	0.97	0.43	5.44	98,98,98,98	0
55	MG	VC	3274	1/1	0.88	0.30	5.41	100,100,100,100	0
55	MG	ZC	3450	1/1	0.97	0.79	5.20	87,87,87,87	0
55	MG	VC	3569	1/1	0.89	0.47	5.19	116,116,116,116	0
55	MG	ZC	3099	1/1	0.95	0.36	5.15	72,72,72,72	0
55	MG	ZC	3768	1/1	0.88	0.46	5.11	107,107,107,107	0
55	MG	VC	3379	1/1	0.70	0.38	5.02	88,88,88,88	0
55	MG	ZC	3694	1/1	0.89	0.47	5.00	120,120,120,120	0
55	MG	YC	1858	1/1	0.55	0.50	4.92	132,132,132,132	0
55	MG	ED	106	1/1	0.41	0.26	4.91	148,148,148,148	0
55	MG	ZC	3482	1/1	0.71	0.27	4.91	100,100,100,100	0
55	MG	ZC	3026	1/1	0.85	0.40	4.84	98,98,98,98	0
55	MG	VC	3468	1/1	0.61	0.42	4.71	131,131,131,131	0
55	MG	VC	3330	1/1	0.90	0.42	4.59	105,105,105,105	0
55	MG	ZC	3297	1/1	0.91	0.28	4.57	100,100,100,100	0
55	MG	ZC	3742	1/1	0.82	0.41	4.47	72,72,72,72	0
55	MG	ZC	3597	1/1	0.95	0.32	4.45	77,77,77,77	0
55	MG	VC	3277	1/1	0.85	0.35	4.45	75,75,75,75	0
55	MG	ZC	3020	1/1	0.83	0.31	4.45	71,71,71,71	0
55	MG	XA	301	1/1	0.66	1.29	4.35	115,115,115,115	0
55	MG	ZC	3496	1/1	0.91	0.66	4.29	93,93,93,93	0
55	MG	VC	3355	1/1	0.87	0.21	4.27	131,131,131,131	0
55	MG	D	201	1/1	0.19	0.76	4.26	178,178,178,178	0
55	MG	ZC	3534	1/1	0.75	0.51	4.22	82,82,82,82	0
55	MG	YC	1803	1/1	0.87	0.30	4.21	137,137,137,137	0
55	MG	UC	1729	1/1	0.80	0.38	4.01	92,92,92,92	0
55	MG	VC	3635	1/1	0.43	0.62	3.90	108,108,108,108	0
55	MG	VC	3337	1/1	0.97	0.37	3.90	77,77,77,77	0
55	MG	ZC	3225	1/1	0.67	0.52	3.80	79,79,79,79	0
55	MG	ZC	3016	1/1	0.83	0.41	3.77	71,71,71,71	0
55	MG	VC	3473	1/1	0.87	0.55	3.74	125,125,125,125	0
55	MG	ZC	3027	1/1	0.87	0.41	3.59	94,94,94,94	0
55	MG	VC	3556	1/1	0.86	0.47	3.55	129,129,129,129	0
55	MG	YC	1646	1/1	0.04	0.51	3.51	177,177,177,177	0
55	MG	ZC	3200	1/1	0.93	0.42	3.50	92,92,92,92	0

Continued on next page...

Continued from previous page...

Mol	Type	Chain	Res	Atoms	RSCC	RSR	LLDF	B-factors(\AA^2)	Q<0.9
55	MG	ZC	3709	1/1	0.94	0.47	3.48	69,69,69,69	0
55	MG	VC	3237	1/1	0.88	0.18	3.48	109,109,109,109	0
55	MG	ZC	3015	1/1	0.92	0.45	3.46	77,77,77,77	0
55	MG	ZC	3025	1/1	0.52	0.33	3.42	95,95,95,95	0
55	MG	AD	213	1/1	0.80	0.24	3.42	121,121,121,121	0
55	MG	VC	3303	1/1	0.96	0.38	3.36	120,120,120,120	0
55	MG	VC	3679	1/1	0.93	0.36	3.33	73,73,73,73	0
55	MG	XA	303	1/1	0.91	0.55	3.31	78,78,78,78	0
55	MG	YC	1638	1/1	0.85	0.34	3.24	135,135,135,135	0
55	MG	UC	1665	1/1	0.36	0.19	3.23	142,142,142,142	0
55	MG	ZC	3677	1/1	0.90	0.44	3.20	66,66,66,66	0
55	MG	ZC	3544	1/1	0.90	0.35	3.16	76,76,76,76	0
55	MG	ZC	3150	1/1	0.85	0.30	3.16	81,81,81,81	0
55	MG	UC	1630	1/1	0.88	0.36	3.06	146,146,146,146	0
55	MG	ZC	3019	1/1	0.78	0.33	2.98	57,57,57,57	0
55	MG	ZC	3003	1/1	0.93	0.58	2.91	74,74,74,74	0
55	MG	VC	3451	1/1	0.71	0.36	2.90	90,90,90,90	0
55	MG	FB	201	1/1	0.95	0.46	2.85	64,64,64,64	0
55	MG	VC	3156	1/1	0.83	0.43	2.76	94,94,94,94	0
55	MG	ZC	3011	1/1	0.97	0.50	2.72	94,94,94,94	0
55	MG	UC	1621	1/1	0.90	0.30	2.70	120,120,120,120	0
55	MG	ZC	3248	1/1	0.77	0.38	2.68	94,94,94,94	0
55	MG	UC	1738	1/1	0.94	0.37	2.63	118,118,118,118	0
55	MG	ZC	3234	1/1	0.93	0.24	2.62	89,89,89,89	0
55	MG	WC	226	1/1	0.67	0.25	2.53	175,175,175,175	0
55	MG	VC	3335	1/1	0.86	0.41	2.52	115,115,115,115	0
55	MG	ZC	3507	1/1	0.85	0.19	2.46	99,99,99,99	0
55	MG	VC	3581	1/1	0.54	0.37	2.36	90,90,90,90	0
55	MG	ZC	3605	1/1	0.89	0.47	2.36	82,82,82,82	0
55	MG	ZC	3586	1/1	0.81	0.32	2.35	67,67,67,67	0
55	MG	VC	3452	1/1	0.95	0.36	2.31	83,83,83,83	0
55	MG	ZC	3005	1/1	0.96	0.38	2.30	110,110,110,110	0
55	MG	VC	3285	1/1	0.65	0.35	2.23	135,135,135,135	0
55	MG	VC	3598	1/1	0.93	0.23	2.21	84,84,84,84	0
55	MG	ZC	3373	1/1	0.85	0.38	2.13	72,72,72,72	0
55	MG	YC	1795	1/1	0.81	1.14	2.13	172,172,172,172	0
55	MG	ZC	3023	1/1	0.88	0.29	2.12	71,71,71,71	0
55	MG	ZC	3256	1/1	0.92	0.20	2.06	78,78,78,78	0
55	MG	VC	3369	1/1	0.66	0.30	1.95	81,81,81,81	0
55	MG	ZC	3339	1/1	0.94	0.31	1.92	90,90,90,90	0
55	MG	ZC	3012	1/1	0.97	0.35	1.90	53,53,53,53	0

Continued on next page...

Continued from previous page...

Mol	Type	Chain	Res	Atoms	RSCC	RSR	LLDF	B-factors(\AA^2)	Q<0.9
55	MG	ZC	3628	1/1	0.76	0.36	1.87	93,93,93,93	0
55	MG	VC	3109	1/1	0.72	0.32	1.86	92,92,92,92	0
55	MG	YC	1800	1/1	0.79	0.71	1.84	173,173,173,173	0
55	MG	VC	3023	1/1	0.79	0.35	1.80	118,118,118,118	0
55	MG	VC	3013	1/1	0.79	0.33	1.69	86,86,86,86	0
55	MG	ZC	3516	1/1	0.91	0.41	1.68	85,85,85,85	0
55	MG	ZC	3346	1/1	0.72	0.35	1.63	77,77,77,77	0
55	MG	YC	1810	1/1	0.80	0.33	1.60	126,126,126,126	0
55	MG	VC	3647	1/1	0.92	0.40	1.54	87,87,87,87	0
55	MG	UC	1861	1/1	0.89	0.19	1.48	113,113,113,113	0
55	MG	VC	3136	1/1	0.91	0.30	1.40	76,76,76,76	0
55	MG	ZC	3148	1/1	0.98	0.44	1.38	56,56,56,56	0
55	MG	YC	1811	1/1	0.57	0.31	1.34	167,167,167,167	0
55	MG	YA	307	1/1	0.86	0.45	1.33	98,98,98,98	0
55	MG	ZC	3193	1/1	0.99	0.36	1.31	95,95,95,95	0
55	MG	VC	3235	1/1	0.86	0.38	1.30	109,109,109,109	0
55	MG	ZC	3002	1/1	0.62	0.34	1.27	82,82,82,82	0
55	MG	ZC	3756	1/1	0.95	0.44	1.27	88,88,88,88	0
55	MG	UC	1785	1/1	0.81	0.20	1.27	190,190,190,190	0
55	MG	YC	1604	1/1	0.58	0.61	1.26	136,136,136,136	0
55	MG	QB	101	1/1	0.82	0.60	1.22	83,83,83,83	0
55	MG	VC	3322	1/1	0.84	0.27	1.21	114,114,114,114	0
55	MG	ZC	3258	1/1	0.94	0.33	1.18	76,76,76,76	0
55	MG	B	302	1/1	0.90	0.58	1.10	132,132,132,132	0
55	MG	YC	1868	1/1	0.85	0.33	1.01	179,179,179,179	0
55	MG	ZC	3333	1/1	0.76	0.56	1.01	79,79,79,79	0
55	MG	ZC	3408	1/1	0.84	0.75	0.94	123,123,123,123	0
55	MG	YC	1767	1/1	0.88	0.54	0.89	116,116,116,116	0
55	MG	VC	3238	1/1	0.79	0.20	0.83	92,92,92,92	0
55	MG	OA	103	1/1	0.18	1.03	0.83	169,169,169,169	0
55	MG	VC	3480	1/1	0.73	0.20	0.81	151,151,151,151	0
55	MG	ZC	3733	1/1	0.62	0.43	0.80	127,127,127,127	0
55	MG	VC	3006	1/1	0.79	0.51	0.79	147,147,147,147	0
56	ZN	EA	301	1/1	0.97	0.36	0.77	97,97,97,97	0
55	MG	UC	1863	1/1	0.78	0.30	0.76	106,106,106,106	0
55	MG	VC	3172	1/1	0.89	0.19	0.76	81,81,81,81	0
55	MG	B	301	1/1	0.79	0.36	0.75	96,96,96,96	0
55	MG	VC	3459	1/1	0.76	0.24	0.72	146,146,146,146	0
55	MG	VC	3424	1/1	0.93	0.20	0.71	95,95,95,95	0
55	MG	VC	3540	1/1	0.79	0.34	0.70	139,139,139,139	0
55	MG	ZC	3607	1/1	0.96	0.23	0.64	94,94,94,94	0
55	MG	O	201	1/1	0.93	0.27	0.62	67,67,67,67	0

Continued on next page...

Continued from previous page...

Mol	Type	Chain	Res	Atoms	RSCC	RSR	LLDF	B-factors(\AA^2)	Q<0.9
55	MG	BA	102	1/1	0.85	0.33	0.61	87,87,87,87	0
55	MG	VC	3312	1/1	0.93	0.28	0.61	105,105,105,105	0
55	MG	UA	202	1/1	0.91	0.47	0.59	132,132,132,132	0
55	MG	ZC	3638	1/1	0.58	0.49	0.51	288,288,288,288	0
55	MG	UC	1862	1/1	0.93	0.31	0.46	143,143,143,143	0
55	MG	ZC	3014	1/1	0.96	0.26	0.44	90,90,90,90	0
55	MG	YC	1848	1/1	0.90	0.23	0.42	153,153,153,153	0
56	ZN	AC	301	1/1	0.96	0.38	0.36	151,151,151,151	0
55	MG	VC	3316	1/1	0.92	0.26	0.36	73,73,73,73	0
55	MG	ZC	3700	1/1	0.88	0.26	0.35	179,179,179,179	0
55	MG	ZC	3010	1/1	0.93	0.30	0.32	59,59,59,59	0
55	MG	VC	3004	1/1	0.68	0.32	0.32	101,101,101,101	0
55	MG	VC	3394	1/1	0.80	0.25	0.28	92,92,92,92	0
55	MG	ZC	3506	1/1	0.88	0.35	0.21	77,77,77,77	0
55	MG	ZC	3747	1/1	0.95	0.25	0.19	101,101,101,101	0
55	MG	VC	3067	1/1	0.68	0.20	0.19	135,135,135,135	0
55	MG	VC	3192	1/1	0.91	0.17	0.18	114,114,114,114	0
55	MG	HB	202	1/1	0.87	0.34	0.17	82,82,82,82	0
55	MG	VC	3597	1/1	0.93	0.28	0.12	74,74,74,74	0
55	MG	UA	201	1/1	0.93	0.33	0.11	124,124,124,124	0
55	MG	ZC	3479	1/1	0.81	0.49	0.10	87,87,87,87	0
55	MG	YC	1860	1/1	0.92	0.20	0.05	104,104,104,104	0
55	MG	YC	1869	1/1	0.87	0.37	0.03	157,157,157,157	0
55	MG	UC	1740	1/1	0.96	0.20	0.03	105,105,105,105	0
55	MG	ZC	3145	1/1	0.98	0.20	-0.02	73,73,73,73	0
55	MG	ZC	3379	1/1	0.92	0.15	-0.10	96,96,96,96	0
55	MG	VC	3326	1/1	0.86	0.46	-0.13	152,152,152,152	0
55	MG	ZC	3542	1/1	0.82	0.37	-0.17	114,114,114,114	0
55	MG	ZC	3263	1/1	0.89	0.15	-0.24	76,76,76,76	0
55	MG	VC	3102	1/1	0.82	0.28	-0.26	124,124,124,124	0
55	MG	VC	3294	1/1	0.88	0.30	-0.27	73,73,73,73	0
55	MG	VC	3706	1/1	0.96	0.24	-0.42	112,112,112,112	0
55	MG	J	203	1/1	0.86	0.29	-0.42	83,83,83,83	0
55	MG	VC	3264	1/1	0.97	0.21	-0.43	76,76,76,76	0
55	MG	VC	3293	1/1	0.95	0.17	-0.59	79,79,79,79	0
55	MG	ZC	3001	1/1	0.86	0.27	-0.59	64,64,64,64	0
55	MG	YA	305	1/1	0.73	0.32	-0.60	88,88,88,88	0
55	MG	FB	202	1/1	0.90	0.14	-0.60	118,118,118,118	0
56	ZN	OA	101	1/1	0.95	0.22	-0.61	157,157,157,157	0
55	MG	VC	3454	1/1	0.90	0.17	-0.64	96,96,96,96	0
55	MG	VC	3152	1/1	0.88	0.23	-0.64	132,132,132,132	0
55	MG	AD	203	1/1	0.69	0.17	-0.68	137,137,137,137	0

Continued on next page...

Continued from previous page...

Mol	Type	Chain	Res	Atoms	RSCC	RSR	LLDF	B-factors(\AA^2)	Q<0.9
55	MG	VC	3650	1/1	0.97	0.24	-0.71	112,112,112,112	0
55	MG	VC	3002	1/1	0.93	0.20	-0.77	132,132,132,132	0
55	MG	ZC	3332	1/1	0.96	0.13	-0.81	95,95,95,95	0
55	MG	VC	3698	1/1	0.96	0.22	-0.82	81,81,81,81	0
55	MG	ZC	3028	1/1	0.91	0.19	-0.85	60,60,60,60	0
55	MG	GB	201	1/1	0.87	0.18	-0.86	126,126,126,126	0
55	MG	Y	101	1/1	0.80	0.17	-0.92	124,124,124,124	0
55	MG	ZC	3580	1/1	0.80	0.12	-0.93	143,143,143,143	0
55	MG	ZC	3395	1/1	0.83	0.13	-0.98	105,105,105,105	0
55	MG	VC	3690	1/1	0.97	0.21	-1.01	77,77,77,77	0
55	MG	UC	1690	1/1	0.82	0.13	-1.11	133,133,133,133	0
55	MG	ZC	3111	1/1	0.95	0.22	-1.12	72,72,72,72	0
55	MG	VC	3499	1/1	0.94	0.22	-1.13	111,111,111,111	0
55	MG	VC	3691	1/1	0.77	0.22	-1.17	95,95,95,95	0
55	MG	ZC	3342	1/1	0.70	0.28	-1.18	78,78,78,78	0
55	MG	LA	202	1/1	0.59	0.11	-1.21	130,130,130,130	0
56	ZN	KC	101	1/1	0.96	0.15	-1.24	189,189,189,189	0
55	MG	UC	1831	1/1	0.92	0.16	-1.24	113,113,113,113	0
55	MG	BB	201	1/1	0.76	0.18	-1.24	143,143,143,143	0
55	MG	VC	3551	1/1	0.76	0.23	-1.24	109,109,109,109	0
55	MG	ZC	3340	1/1	0.85	0.14	-1.44	91,91,91,91	0
55	MG	VC	3348	1/1	0.98	0.09	-1.50	107,107,107,107	0
55	MG	ZC	3407	1/1	0.89	0.09	-1.50	92,92,92,92	0
55	MG	N	201	1/1	0.92	0.09	-1.72	132,132,132,132	0
55	MG	UC	1845	1/1	0.94	0.12	-1.73	124,124,124,124	0
55	MG	VC	3045	1/1	0.99	0.10	-1.75	94,94,94,94	0
55	MG	ZC	3581	1/1	0.92	0.18	-1.95	75,75,75,75	0
55	MG	YA	302	1/1	0.89	0.11	-2.19	91,91,91,91	0
55	MG	ZC	3185	1/1	0.92	0.17	-2.27	70,70,70,70	0
55	MG	VC	3547	1/1	0.91	0.14	-2.33	89,89,89,89	0
55	MG	VC	3214	1/1	0.95	0.17	-2.34	76,76,76,76	0
55	MG	ZC	3328	1/1	0.89	0.18	-2.37	117,117,117,117	0
55	MG	VC	3384	1/1	0.97	0.14	-2.42	79,79,79,79	0
55	MG	YC	1605	1/1	0.88	0.20	-2.50	114,114,114,114	0
55	MG	YC	1660	1/1	0.93	0.17	-2.52	171,171,171,171	0
55	MG	ZC	3641	1/1	0.97	0.17	-2.78	69,69,69,69	0
55	MG	YA	306	1/1	0.77	0.20	-2.90	94,94,94,94	0
55	MG	WC	228	1/1	0.96	0.12	-2.96	178,178,178,178	0
55	MG	ZC	3033	1/1	0.86	0.21	-3.07	80,80,80,80	0
55	MG	VC	3103	1/1	0.92	0.16	-3.78	85,85,85,85	0
55	MG	YC	1644	1/1	0.94	0.11	-4.23	103,103,103,103	0
55	MG	VC	3374	1/1	0.75	0.13	-4.99	96,96,96,96	0

Continued on next page...

Continued from previous page...

Mol	Type	Chain	Res	Atoms	RSCC	RSR	LLDF	B-factors(\AA^2)	Q<0.9
55	MG	VC	3616	1/1	0.76	0.47	-	92,92,92,92	0
55	MG	VC	3159	1/1	0.81	0.40	-	136,136,136,136	0
55	MG	UC	1801	1/1	0.87	0.93	-	107,107,107,107	0
55	MG	VC	3399	1/1	0.96	0.27	-	109,109,109,109	0
55	MG	VC	3397	1/1	0.94	0.38	-	107,107,107,107	0
55	MG	UC	1623	1/1	0.81	0.34	-	119,119,119,119	0
55	MG	ZC	3449	1/1	0.80	0.46	-	92,92,92,92	0
55	MG	VC	3517	1/1	0.86	0.43	-	75,75,75,75	0
55	MG	YC	1608	1/1	0.86	0.21	-	148,148,148,148	0
55	MG	ZC	3006	1/1	0.92	0.22	-	76,76,76,76	0
55	MG	VC	3241	1/1	0.77	0.25	-	124,124,124,124	0
55	MG	VC	3549	1/1	0.62	0.25	-	90,90,90,90	0
55	MG	VC	3368	1/1	0.69	0.46	-	160,160,160,160	0
55	MG	ZC	3351	1/1	0.97	0.35	-	90,90,90,90	0
55	MG	VC	3154	1/1	0.53	0.55	-	81,81,81,81	0
55	MG	VC	3506	1/1	0.72	0.71	-	136,136,136,136	0
55	MG	VC	3057	1/1	0.93	0.54	-	73,73,73,73	0
55	MG	ZC	3732	1/1	0.48	0.49	-	91,91,91,91	0
55	MG	VC	3658	1/1	0.89	0.57	-	138,138,138,138	0
55	MG	YC	1711	1/1	0.03	0.85	-	174,174,174,174	0
55	MG	VC	3383	1/1	0.69	0.44	-	80,80,80,80	0
55	MG	ZC	3120	1/1	0.91	0.62	-	78,78,78,78	0
55	MG	UC	1750	1/1	0.71	2.05	-	100,100,100,100	0
55	MG	YC	1775	1/1	0.52	0.50	-	132,132,132,132	0
55	MG	ZC	3601	1/1	0.97	0.13	-	104,104,104,104	0
55	MG	VC	3166	1/1	0.71	0.64	-	80,80,80,80	0
55	MG	ZC	3158	1/1	0.94	0.39	-	68,68,68,68	0
55	MG	ZC	3264	1/1	0.51	0.83	-	121,121,121,121	0
55	MG	ZC	3710	1/1	0.91	0.38	-	119,119,119,119	0
55	MG	ZC	3196	1/1	0.88	1.07	-	69,69,69,69	0
55	MG	AD	216	1/1	0.82	0.17	-	134,134,134,134	0
55	MG	YC	1742	1/1	0.69	0.73	-	106,106,106,106	0
55	MG	VC	3411	1/1	0.71	0.35	-	77,77,77,77	0
55	MG	VC	3162	1/1	0.60	0.43	-	97,97,97,97	0
55	MG	VC	3507	1/1	0.93	0.27	-	99,99,99,99	0
55	MG	VC	3199	1/1	0.71	0.77	-	103,103,103,103	0
55	MG	ZC	3452	1/1	0.76	0.17	-	76,76,76,76	0
55	MG	VC	3419	1/1	0.80	0.32	-	146,146,146,146	0
55	MG	UC	1765	1/1	0.90	0.34	-	107,107,107,107	0
55	MG	YC	1776	1/1	0.94	0.93	-	110,110,110,110	0
55	MG	YC	1752	1/1	0.67	1.25	-	129,129,129,129	0
55	MG	AD	225	1/1	0.74	0.58	-	133,133,133,133	0

Continued on next page...

Continued from previous page...

Mol	Type	Chain	Res	Atoms	RSCC	RSR	LLDF	B-factors(\AA^2)	Q<0.9
55	MG	VC	3652	1/1	0.72	1.25	-	125,125,125,125	0
55	MG	YC	1865	1/1	0.94	0.28	-	115,115,115,115	0
55	MG	UC	1664	1/1	0.63	1.23	-	183,183,183,183	0
55	MG	ZC	3074	1/1	0.82	0.32	-	76,76,76,76	0
55	MG	XC	103	1/1	0.90	0.47	-	217,217,217,217	0
55	MG	ZC	3286	1/1	0.96	0.63	-	87,87,87,87	0
55	MG	ZC	3712	1/1	0.89	0.56	-	81,81,81,81	0
55	MG	AD	221	1/1	0.98	0.11	-	140,140,140,140	0
55	MG	VC	3505	1/1	0.32	0.42	-	116,116,116,116	0
55	MG	VC	3640	1/1	0.94	0.16	-	141,141,141,141	0
55	MG	VC	3387	1/1	0.42	1.15	-	119,119,119,119	0
55	MG	VC	3661	1/1	0.82	0.35	-	73,73,73,73	0
55	MG	ZC	3180	1/1	0.70	1.06	-	86,86,86,86	0
55	MG	UC	1624	1/1	0.75	0.22	-	119,119,119,119	0
55	MG	YC	1620	1/1	0.68	0.79	-	153,153,153,153	0
55	MG	ZC	3081	1/1	0.89	0.28	-	143,143,143,143	0
55	MG	VC	3318	1/1	0.93	0.15	-	130,130,130,130	0
55	MG	UC	1700	1/1	0.95	0.31	-	114,114,114,114	0
55	MG	ZC	3637	1/1	0.75	0.74	-	93,93,93,93	0
55	MG	YC	1616	1/1	0.91	0.89	-	93,93,93,93	0
55	MG	ZC	3498	1/1	0.54	0.34	-	109,109,109,109	0
55	MG	VC	3522	1/1	0.93	0.45	-	94,94,94,94	0
55	MG	ZC	3035	1/1	0.97	0.20	-	85,85,85,85	0
55	MG	UC	1777	1/1	0.91	0.62	-	107,107,107,107	0
55	MG	VC	3676	1/1	0.67	0.56	-	127,127,127,127	0
55	MG	ZC	3639	1/1	0.95	0.25	-	86,86,86,86	0
55	MG	ZC	3681	1/1	0.48	0.69	-	89,89,89,89	0
55	MG	ZC	3400	1/1	0.90	0.29	-	106,106,106,106	0
55	MG	WC	214	1/1	0.66	0.25	-	166,166,166,166	0
55	MG	ZC	3504	1/1	0.85	0.14	-	99,99,99,99	0
55	MG	VC	3228	1/1	0.68	0.65	-	120,120,120,120	0
55	MG	ZC	3118	1/1	0.78	0.22	-	66,66,66,66	0
55	MG	AD	220	1/1	0.85	0.67	-	121,121,121,121	0
55	MG	ZC	3518	1/1	0.89	0.35	-	96,96,96,96	0
55	MG	ZC	3739	1/1	0.79	0.22	-	115,115,115,115	0
55	MG	ZC	3558	1/1	0.93	0.18	-	168,168,168,168	0
55	MG	ZC	3566	1/1	0.72	0.94	-	75,75,75,75	0
55	MG	UC	1704	1/1	0.79	0.32	-	128,128,128,128	0
55	MG	VC	3447	1/1	0.36	0.63	-	121,121,121,121	0
55	MG	UC	1702	1/1	0.87	0.25	-	151,151,151,151	0
55	MG	YC	1794	1/1	0.80	0.29	-	192,192,192,192	0
55	MG	VC	3352	1/1	0.85	0.59	-	122,122,122,122	0

Continued on next page...

Continued from previous page...

Mol	Type	Chain	Res	Atoms	RSCC	RSR	LLDF	B-factors(\AA^2)	Q<0.9
55	MG	YC	1841	1/1	0.74	0.32	-	185,185,185,185	0
55	MG	ZC	3141	1/1	0.89	0.16	-	100,100,100,100	0
55	MG	UC	1712	1/1	0.34	0.45	-	212,212,212,212	0
55	MG	YC	1824	1/1	0.88	0.19	-	138,138,138,138	0
55	MG	VC	3625	1/1	0.56	0.85	-	105,105,105,105	0
55	MG	VC	3158	1/1	0.88	0.51	-	132,132,132,132	0
55	MG	ZC	3376	1/1	0.90	0.42	-	101,101,101,101	0
55	MG	ZC	3445	1/1	0.88	0.54	-	106,106,106,106	0
55	MG	VC	3371	1/1	0.86	0.53	-	93,93,93,93	0
55	MG	ZC	3753	1/1	0.98	0.49	-	88,88,88,88	0
55	MG	UC	1803	1/1	0.86	0.49	-	147,147,147,147	0
55	MG	ZC	3195	1/1	0.96	0.17	-	89,89,89,89	0
55	MG	YC	1731	1/1	0.95	0.07	-	170,170,170,170	0
55	MG	ZC	3573	1/1	0.98	0.55	-	85,85,85,85	0
55	MG	ZC	3347	1/1	0.62	0.57	-	92,92,92,92	0
55	MG	VC	3025	1/1	0.81	0.92	-	69,69,69,69	0
55	MG	VC	3664	1/1	0.95	0.12	-	180,180,180,180	0
55	MG	VC	3566	1/1	0.82	0.28	-	96,96,96,96	0
55	MG	ZC	3642	1/1	0.92	0.19	-	105,105,105,105	0
55	MG	ZC	3233	1/1	0.67	0.25	-	141,141,141,141	0
55	MG	UC	1758	1/1	0.55	0.65	-	120,120,120,120	0
55	MG	VC	3121	1/1	0.96	1.00	-	106,106,106,106	0
55	MG	ED	110	1/1	0.02	1.05	-	139,139,139,139	0
55	MG	UC	1608	1/1	0.89	0.23	-	127,127,127,127	0
55	MG	VC	3019	1/1	0.90	0.53	-	91,91,91,91	0
55	MG	ZC	3708	1/1	0.78	0.23	-	74,74,74,74	0
55	MG	ZC	3616	1/1	0.11	0.93	-	90,90,90,90	0
55	MG	ZC	3665	1/1	0.87	0.93	-	70,70,70,70	0
55	MG	UC	1701	1/1	0.78	0.34	-	99,99,99,99	0
55	MG	VC	3202	1/1	0.85	0.52	-	80,80,80,80	0
55	MG	YC	1694	1/1	0.38	0.97	-	179,179,179,179	0
55	MG	ZC	3378	1/1	0.88	0.28	-	82,82,82,82	0
55	MG	ZC	3538	1/1	0.57	0.41	-	121,121,121,121	0
55	MG	VC	3062	1/1	0.56	1.19	-	91,91,91,91	0
55	MG	ZC	3391	1/1	0.97	0.24	-	105,105,105,105	0
55	MG	ZC	3540	1/1	0.95	0.49	-	93,93,93,93	0
55	MG	VC	3035	1/1	0.92	0.81	-	76,76,76,76	0
55	MG	VC	3289	1/1	0.47	0.56	-	224,224,224,224	0
55	MG	YC	1666	1/1	0.93	1.00	-	134,134,134,134	0
55	MG	VC	3408	1/1	0.98	0.36	-	85,85,85,85	0
55	MG	ZC	3321	1/1	0.83	0.33	-	67,67,67,67	0
55	MG	VC	3313	1/1	0.97	0.18	-	97,97,97,97	0

Continued on next page...

Continued from previous page...

Mol	Type	Chain	Res	Atoms	RSCC	RSR	LLDF	B-factors(\AA^2)	Q<0.9
55	MG	VC	3554	1/1	0.96	0.15	-	151,151,151,151	0
55	MG	VC	3426	1/1	0.96	0.37	-	104,104,104,104	0
55	MG	YC	1713	1/1	0.91	0.13	-	150,150,150,150	0
55	MG	VC	3513	1/1	0.95	0.23	-	98,98,98,98	0
55	MG	ZC	3762	1/1	0.79	0.45	-	85,85,85,85	0
55	MG	VC	3478	1/1	0.74	0.47	-	94,94,94,94	0
55	MG	YC	1781	1/1	0.52	1.06	-	146,146,146,146	0
55	MG	WC	202	1/1	0.83	0.59	-	129,129,129,129	0
55	MG	VC	3407	1/1	0.66	0.60	-	97,97,97,97	0
55	MG	ZC	3614	1/1	0.90	0.90	-	88,88,88,88	0
55	MG	ZC	3133	1/1	-0.09	1.05	-	124,124,124,124	0
55	MG	VC	3370	1/1	0.97	0.17	-	75,75,75,75	0
55	MG	VC	3248	1/1	0.74	0.18	-	128,128,128,128	0
55	MG	YC	1692	1/1	0.94	0.72	-	178,178,178,178	0
55	MG	VC	3279	1/1	0.88	0.32	-	115,115,115,115	0
55	MG	ZC	3364	1/1	0.84	0.36	-	86,86,86,86	0
55	MG	YC	1736	1/1	0.90	0.44	-	137,137,137,137	0
55	MG	VC	3702	1/1	0.80	0.84	-	95,95,95,95	0
55	MG	YC	1757	1/1	0.68	0.51	-	171,171,171,171	0
55	MG	YC	1859	1/1	0.60	0.47	-	125,125,125,125	0
55	MG	VC	3044	1/1	0.33	0.41	-	243,243,243,243	0
55	MG	ZC	3009	1/1	0.71	0.55	-	72,72,72,72	0
55	MG	UC	1767	1/1	0.58	0.57	-	134,134,134,134	0
55	MG	UC	1707	1/1	0.85	0.70	-	116,116,116,116	0
55	MG	ZC	3169	1/1	0.81	0.60	-	78,78,78,78	0
55	MG	VC	3400	1/1	0.90	0.26	-	120,120,120,120	0
55	MG	VC	3359	1/1	0.93	0.21	-	102,102,102,102	0
55	MG	VC	3412	1/1	0.74	0.53	-	98,98,98,98	0
55	MG	VC	3055	1/1	0.12	0.75	-	103,103,103,103	0
55	MG	FD	105	1/1	0.65	0.36	-	161,161,161,161	0
55	MG	YC	1835	1/1	0.88	0.34	-	116,116,116,116	0
55	MG	UC	1601	1/1	0.69	0.38	-	163,163,163,163	0
55	MG	ZC	3155	1/1	0.47	0.34	-	69,69,69,69	0
55	MG	UC	1858	1/1	0.82	0.35	-	149,149,149,149	0
55	MG	YC	1636	1/1	0.27	0.45	-	174,174,174,174	0
55	MG	ZC	3406	1/1	0.91	0.35	-	70,70,70,70	0
55	MG	VC	3557	1/1	0.82	0.48	-	155,155,155,155	0
55	MG	YC	1853	1/1	0.57	0.43	-	137,137,137,137	0
55	MG	VC	3449	1/1	0.70	0.61	-	90,90,90,90	0
55	MG	AD	228	1/1	0.80	0.41	-	91,91,91,91	0
55	MG	VC	3320	1/1	0.88	0.29	-	113,113,113,113	0
55	MG	YC	1647	1/1	0.81	0.66	-	161,161,161,161	0

Continued on next page...

Continued from previous page...

Mol	Type	Chain	Res	Atoms	RSCC	RSR	LLDF	B-factors(\AA^2)	Q<0.9
55	MG	YC	1617	1/1	0.38	0.57	-	175,175,175,175	0
55	MG	ZC	3569	1/1	0.71	0.25	-	106,106,106,106	0
55	MG	ZC	3039	1/1	0.92	0.35	-	73,73,73,73	0
55	MG	ZC	3214	1/1	0.99	0.26	-	77,77,77,77	0
55	MG	UC	1820	1/1	0.73	0.53	-	114,114,114,114	0
55	MG	YC	1671	1/1	0.51	0.92	-	99,99,99,99	0
55	MG	ZC	3576	1/1	0.87	0.21	-	84,84,84,84	0
55	MG	VC	3567	1/1	0.95	0.27	-	152,152,152,152	0
55	MG	VC	3078	1/1	0.79	0.35	-	141,141,141,141	0
55	MG	ZC	3165	1/1	0.68	0.85	-	85,85,85,85	0
55	MG	ZC	3531	1/1	0.83	1.05	-	71,71,71,71	0
55	MG	ZC	3550	1/1	0.91	0.42	-	86,86,86,86	0
55	MG	ZC	3609	1/1	0.91	0.25	-	78,78,78,78	0
55	MG	ZC	3349	1/1	0.36	0.21	-	270,270,270,270	0
55	MG	ZC	3270	1/1	0.69	0.44	-	87,87,87,87	0
55	MG	UC	1661	1/1	0.81	0.24	-	127,127,127,127	0
55	MG	VC	3376	1/1	0.39	0.57	-	200,200,200,200	0
55	MG	UC	1787	1/1	0.78	0.30	-	150,150,150,150	0
55	MG	ZC	3269	1/1	0.57	0.16	-	112,112,112,112	0
55	MG	ZC	3255	1/1	0.73	0.29	-	77,77,77,77	0
55	MG	ZC	3604	1/1	0.99	0.14	-	82,82,82,82	0
55	MG	ZC	3436	1/1	0.68	0.29	-	109,109,109,109	0
55	MG	VC	3639	1/1	0.91	0.41	-	116,116,116,116	0
55	MG	ZC	3617	1/1	0.79	0.26	-	81,81,81,81	0
55	MG	UC	1720	1/1	0.39	0.33	-	125,125,125,125	0
55	MG	VC	3415	1/1	0.75	0.67	-	82,82,82,82	0
55	MG	ZC	3354	1/1	0.81	0.75	-	109,109,109,109	0
55	MG	UC	1627	1/1	0.82	0.32	-	149,149,149,149	0
55	MG	ZC	3715	1/1	0.87	0.74	-	112,112,112,112	0
55	MG	UC	1840	1/1	0.94	0.82	-	134,134,134,134	0
55	MG	UC	1739	1/1	0.93	0.25	-	111,111,111,111	0
55	MG	YC	1846	1/1	0.79	0.83	-	100,100,100,100	0
55	MG	UC	1776	1/1	0.88	0.24	-	117,117,117,117	0
55	MG	VC	3633	1/1	0.78	0.48	-	115,115,115,115	0
55	MG	VC	3692	1/1	0.14	0.56	-	119,119,119,119	0
55	MG	ZC	3626	1/1	0.35	1.37	-	110,110,110,110	0
55	MG	ZC	3447	1/1	0.61	1.81	-	87,87,87,87	0
55	MG	ZC	3551	1/1	0.72	0.87	-	83,83,83,83	0
55	MG	ZC	3174	1/1	0.88	0.81	-	75,75,75,75	0
55	MG	UC	1622	1/1	0.52	0.57	-	121,121,121,121	0
55	MG	YC	1702	1/1	0.94	0.31	-	164,164,164,164	0
55	MG	ZC	3331	1/1	0.76	0.31	-	71,71,71,71	0

Continued on next page...

Continued from previous page...

Mol	Type	Chain	Res	Atoms	RSCC	RSR	LLDF	B-factors(\AA^2)	Q<0.9
55	MG	ZC	3420	1/1	0.08	0.53	-	83,83,83,83	0
55	MG	ZC	3652	1/1	0.73	0.23	-	86,86,86,86	0
55	MG	VC	3466	1/1	0.59	0.70	-	104,104,104,104	0
55	MG	UC	1732	1/1	0.07	0.34	-	148,148,148,148	0
55	MG	ZC	3305	1/1	0.91	0.38	-	71,71,71,71	0
55	MG	VC	3476	1/1	0.81	0.31	-	75,75,75,75	0
55	MG	VC	3542	1/1	0.91	0.24	-	171,171,171,171	0
55	MG	ZC	3217	1/1	0.79	0.57	-	86,86,86,86	0
55	MG	ZC	3056	1/1	0.85	0.34	-	104,104,104,104	0
55	MG	BC	202	1/1	0.88	1.24	-	127,127,127,127	0
55	MG	ZC	3545	1/1	0.72	0.45	-	140,140,140,140	0
55	MG	ZC	3323	1/1	0.95	0.36	-	64,64,64,64	0
55	MG	ZC	3751	1/1	0.93	0.31	-	78,78,78,78	0
55	MG	YC	1768	1/1	0.89	0.33	-	168,168,168,168	0
55	MG	VC	3360	1/1	0.39	0.56	-	153,153,153,153	0
55	MG	ZC	3092	1/1	0.96	0.66	-	64,64,64,64	0
55	MG	YC	1699	1/1	0.74	0.44	-	97,97,97,97	0
55	MG	ZC	3625	1/1	0.72	1.14	-	117,117,117,117	0
55	MG	YC	1603	1/1	0.62	0.23	-	126,126,126,126	0
55	MG	ZC	3486	1/1	0.77	0.18	-	83,83,83,83	0
55	MG	ZC	3754	1/1	0.91	1.35	-	54,54,54,54	0
55	MG	UC	1773	1/1	0.77	1.03	-	158,158,158,158	0
55	MG	UC	1835	1/1	0.75	0.41	-	137,137,137,137	0
55	MG	ZC	3705	1/1	-0.10	0.64	-	225,225,225,225	0
55	MG	AD	207	1/1	0.72	0.58	-	109,109,109,109	0
55	MG	VC	3282	1/1	0.92	0.52	-	81,81,81,81	0
55	MG	ZC	3041	1/1	0.84	0.86	-	99,99,99,99	0
55	MG	UC	1687	1/1	0.90	0.53	-	107,107,107,107	0
55	MG	VC	3413	1/1	0.80	0.23	-	121,121,121,121	0
55	MG	UC	1714	1/1	0.95	0.27	-	154,154,154,154	0
55	MG	ZC	3288	1/1	0.72	0.93	-	95,95,95,95	0
55	MG	VC	3122	1/1	0.75	0.18	-	82,82,82,82	0
55	MG	ZC	3062	1/1	0.94	0.34	-	67,67,67,67	0
55	MG	ZC	3475	1/1	0.88	0.28	-	96,96,96,96	0
55	MG	ZC	3413	1/1	0.88	0.62	-	89,89,89,89	0
55	MG	YC	1678	1/1	0.78	1.13	-	146,146,146,146	0
55	MG	VC	3570	1/1	0.59	1.03	-	105,105,105,105	0
55	MG	VC	3603	1/1	0.59	0.44	-	166,166,166,166	0
55	MG	VC	3262	1/1	0.84	0.18	-	82,82,82,82	0
55	MG	YC	1704	1/1	0.77	0.69	-	85,85,85,85	0
55	MG	EA	302	1/1	0.77	0.31	-	134,134,134,134	0
55	MG	YC	1697	1/1	0.66	0.73	-	143,143,143,143	0

Continued on next page...

Continued from previous page...

Mol	Type	Chain	Res	Atoms	RSCC	RSR	LLDF	B-factors(\AA^2)	Q<0.9
55	MG	ZC	3168	1/1	0.83	0.45	-	101,101,101,101	0
55	MG	ZC	3287	1/1	0.90	0.40	-	85,85,85,85	0
55	MG	YC	1625	1/1	0.57	0.91	-	121,121,121,121	0
55	MG	UC	1800	1/1	0.62	0.46	-	126,126,126,126	0
55	MG	UC	1836	1/1	0.84	0.17	-	138,138,138,138	0
55	MG	ZC	3695	1/1	0.95	0.23	-	70,70,70,70	0
55	MG	ZC	3251	1/1	0.80	0.21	-	85,85,85,85	0
55	MG	ZC	3405	1/1	0.72	0.49	-	81,81,81,81	0
55	MG	VC	3643	1/1	0.82	0.38	-	109,109,109,109	0
55	MG	VC	3446	1/1	0.57	0.67	-	109,109,109,109	0
55	MG	UC	1802	1/1	0.71	1.26	-	110,110,110,110	0
55	MG	ZC	3107	1/1	0.98	0.31	-	65,65,65,65	0
55	MG	UC	1828	1/1	0.88	0.20	-	199,199,199,199	0
55	MG	VC	3645	1/1	0.89	0.22	-	104,104,104,104	0
55	MG	UC	1792	1/1	0.63	0.21	-	151,151,151,151	0
55	MG	ZC	3296	1/1	0.86	0.32	-	95,95,95,95	0
55	MG	YC	1832	1/1	0.90	0.30	-	135,135,135,135	0
55	MG	UC	1832	1/1	0.69	0.43	-	108,108,108,108	0
55	MG	ZC	3266	1/1	0.93	0.27	-	70,70,70,70	0
55	MG	ZC	3122	1/1	0.89	1.32	-	49,49,49,49	0
55	MG	UC	1685	1/1	0.91	0.19	-	103,103,103,103	0
55	MG	VC	3229	1/1	0.98	0.33	-	55,55,55,55	0
55	MG	ZC	3241	1/1	0.68	0.58	-	89,89,89,89	0
55	MG	VC	3140	1/1	0.96	0.19	-	98,98,98,98	0
55	MG	ZC	3417	1/1	0.83	0.65	-	86,86,86,86	0
55	MG	UC	1860	1/1	0.93	0.42	-	97,97,97,97	0
55	MG	ZC	3592	1/1	0.76	0.40	-	71,71,71,71	0
55	MG	ZC	3427	1/1	0.55	0.38	-	95,95,95,95	0
55	MG	ED	102	1/1	0.94	0.22	-	50,50,50,50	0
55	MG	VC	3622	1/1	0.92	0.22	-	102,102,102,102	0
55	MG	AD	226	1/1	0.89	0.42	-	157,157,157,157	0
55	MG	ZC	3514	1/1	0.89	0.23	-	106,106,106,106	0
55	MG	VC	3278	1/1	0.86	0.52	-	117,117,117,117	0
55	MG	YC	1804	1/1	0.96	0.14	-	177,177,177,177	0
55	MG	FD	112	1/1	0.83	0.26	-	170,170,170,170	0
55	MG	YC	1643	1/1	0.52	0.88	-	112,112,112,112	0
55	MG	YC	1843	1/1	0.52	0.91	-	138,138,138,138	0
55	MG	ZC	3156	1/1	0.94	0.20	-	63,63,63,63	0
55	MG	VC	3508	1/1	0.90	0.21	-	97,97,97,97	0
55	MG	YC	1628	1/1	0.96	0.49	-	97,97,97,97	0
55	MG	VC	3456	1/1	0.95	0.26	-	76,76,76,76	0
55	MG	HD	101	1/1	0.84	0.30	-	156,156,156,156	0

Continued on next page...

Continued from previous page...

Mol	Type	Chain	Res	Atoms	RSCC	RSR	LLDF	B-factors(\AA^2)	Q<0.9
55	MG	ZC	3714	1/1	0.73	0.58	-	83,83,83,83	0
55	MG	UC	1821	1/1	0.87	0.43	-	103,103,103,103	0
55	MG	ZC	3106	1/1	0.94	0.18	-	77,77,77,77	0
55	MG	ZC	3090	1/1	0.77	0.75	-	70,70,70,70	0
55	MG	UC	1694	1/1	0.92	0.49	-	104,104,104,104	0
55	MG	VC	3372	1/1	0.79	0.84	-	107,107,107,107	0
55	MG	ZC	3718	1/1	0.21	2.50	-	124,124,124,124	0
55	MG	ZC	3619	1/1	0.84	0.32	-	70,70,70,70	0
55	MG	YC	1782	1/1	0.89	0.44	-	130,130,130,130	0
55	MG	VC	3190	1/1	0.45	0.93	-	159,159,159,159	0
55	MG	FB	203	1/1	0.61	0.54	-	99,99,99,99	0
55	MG	ZC	3720	1/1	0.92	0.20	-	90,90,90,90	0
55	MG	ZC	3108	1/1	0.64	0.34	-	65,65,65,65	0
55	MG	VC	3516	1/1	0.69	0.65	-	92,92,92,92	0
55	MG	ZC	3453	1/1	0.97	0.14	-	91,91,91,91	0
55	MG	VC	3178	1/1	0.94	0.26	-	91,91,91,91	0
55	MG	UC	1816	1/1	0.65	0.35	-	126,126,126,126	0
55	MG	ZC	3461	1/1	0.90	0.27	-	111,111,111,111	0
55	MG	VC	3290	1/1	0.96	0.23	-	107,107,107,107	0
55	MG	ZC	3358	1/1	0.92	0.24	-	91,91,91,91	0
55	MG	AD	212	1/1	0.72	0.63	-	118,118,118,118	0
55	MG	VC	3165	1/1	0.73	0.70	-	87,87,87,87	0
55	MG	VC	3435	1/1	0.48	0.33	-	105,105,105,105	0
55	MG	ZC	3490	1/1	0.30	0.24	-	100,100,100,100	0
55	MG	YC	1677	1/1	0.24	1.00	-	136,136,136,136	0
55	MG	UC	1609	1/1	0.80	0.21	-	144,144,144,144	0
55	MG	YC	1706	1/1	0.66	0.51	-	122,122,122,122	0
55	MG	ZC	3132	1/1	0.69	1.13	-	107,107,107,107	0
55	MG	VC	3649	1/1	0.94	0.14	-	96,96,96,96	0
55	MG	ZC	3522	1/1	0.82	0.28	-	78,78,78,78	0
55	MG	UC	1649	1/1	0.82	0.11	-	261,261,261,261	0
55	MG	ZC	3692	1/1	0.49	0.27	-	106,106,106,106	0
55	MG	ZC	3590	1/1	0.97	0.28	-	63,63,63,63	0
55	MG	YC	1682	1/1	0.84	0.94	-	121,121,121,121	0
55	MG	UC	1688	1/1	0.94	0.12	-	202,202,202,202	0
55	MG	ZC	3159	1/1	0.82	0.60	-	103,103,103,103	0
55	MG	ED	101	1/1	0.69	0.28	-	182,182,182,182	0
55	MG	VC	3475	1/1	0.93	0.31	-	117,117,117,117	0
55	MG	YC	1844	1/1	0.75	0.28	-	133,133,133,133	0
55	MG	YC	1667	1/1	0.52	0.17	-	149,149,149,149	0
55	MG	ZC	3624	1/1	0.68	0.40	-	96,96,96,96	0
55	MG	ZC	3428	1/1	0.78	0.63	-	91,91,91,91	0

Continued on next page...

Continued from previous page...

Mol	Type	Chain	Res	Atoms	RSCC	RSR	LLDF	B-factors(\AA^2)	Q<0.9
55	MG	YC	1607	1/1	0.81	0.43	-	101,101,101,101	0
55	MG	VC	3221	1/1	0.58	0.47	-	94,94,94,94	0
55	MG	UC	1817	1/1	0.91	0.37	-	156,156,156,156	0
55	MG	VC	3458	1/1	0.84	0.69	-	80,80,80,80	0
55	MG	VC	3395	1/1	0.81	0.30	-	101,101,101,101	0
55	MG	UC	1754	1/1	0.31	0.47	-	275,275,275,275	0
55	MG	BD	108	1/1	0.29	0.67	-	109,109,109,109	0
55	MG	UC	1639	1/1	0.77	0.45	-	128,128,128,128	0
55	MG	YC	1614	1/1	0.56	0.58	-	90,90,90,90	0
55	MG	UC	1682	1/1	0.34	1.13	-	145,145,145,145	0
55	MG	UC	1837	1/1	0.90	0.30	-	115,115,115,115	0
55	MG	ZC	3293	1/1	0.72	0.32	-	92,92,92,92	0
55	MG	ZC	3415	1/1	0.26	0.57	-	157,157,157,157	0
55	MG	VC	3327	1/1	0.88	0.30	-	93,93,93,93	0
55	MG	ZC	3418	1/1	0.83	0.41	-	115,115,115,115	0
55	MG	ZC	3444	1/1	0.96	0.60	-	102,102,102,102	0
55	MG	YC	1729	1/1	0.90	0.07	-	169,169,169,169	0
55	MG	VC	3163	1/1	0.63	0.31	-	99,99,99,99	0
55	MG	JB	201	1/1	0.78	0.32	-	145,145,145,145	0
55	MG	VC	3263	1/1	0.67	0.92	-	125,125,125,125	0
55	MG	ZC	3560	1/1	0.97	0.25	-	71,71,71,71	0
55	MG	YA	303	1/1	0.76	1.39	-	67,67,67,67	0
55	MG	ZC	3674	1/1	0.60	0.85	-	74,74,74,74	0
55	MG	ZC	3662	1/1	0.92	0.17	-	103,103,103,103	0
55	MG	UC	1780	1/1	0.80	0.42	-	112,112,112,112	0
55	MG	VC	3492	1/1	0.86	0.37	-	113,113,113,113	0
55	MG	UC	1859	1/1	0.94	0.27	-	156,156,156,156	0
55	MG	ZC	3533	1/1	0.90	0.14	-	102,102,102,102	0
55	MG	ZC	3587	1/1	0.88	0.71	-	80,80,80,80	0
55	MG	ZC	3508	1/1	0.92	0.32	-	190,190,190,190	0
55	MG	ZC	3553	1/1	0.92	0.20	-	151,151,151,151	0
55	MG	VC	3443	1/1	0.96	0.33	-	116,116,116,116	0
55	MG	ZC	3497	1/1	0.82	0.30	-	102,102,102,102	0
55	MG	VC	3095	1/1	0.61	0.38	-	105,105,105,105	0
55	MG	YC	1762	1/1	0.46	0.32	-	192,192,192,192	0
55	MG	UC	1626	1/1	0.80	0.38	-	129,129,129,129	0
55	MG	UC	1684	1/1	0.74	0.45	-	110,110,110,110	0
55	MG	ED	109	1/1	0.58	0.97	-	177,177,177,177	0
55	MG	ZC	3353	1/1	0.86	0.49	-	62,62,62,62	0
55	MG	YC	1856	1/1	0.97	0.25	-	170,170,170,170	0
55	MG	ZC	3654	1/1	0.56	1.11	-	115,115,115,115	0
55	MG	ZC	3259	1/1	0.96	0.18	-	98,98,98,98	0

Continued on next page...

Continued from previous page...

Mol	Type	Chain	Res	Atoms	RSCC	RSR	LLDF	B-factors(\AA^2)	Q<0.9
55	MG	VC	3046	1/1	0.94	0.59	-	101,101,101,101	0
55	MG	VC	3577	1/1	0.67	0.24	-	135,135,135,135	0
55	MG	ZC	3426	1/1	0.85	0.20	-	85,85,85,85	0
55	MG	UC	1706	1/1	0.78	0.27	-	98,98,98,98	0
55	MG	ZC	3631	1/1	0.91	0.24	-	80,80,80,80	0
55	MG	VC	3253	1/1	0.22	0.67	-	117,117,117,117	0
55	MG	VC	3436	1/1	0.85	0.42	-	111,111,111,111	0
55	MG	UC	1716	1/1	0.92	0.27	-	106,106,106,106	0
55	MG	YC	1845	1/1	0.56	0.56	-	127,127,127,127	0
55	MG	VC	3464	1/1	0.72	1.25	-	79,79,79,79	0
55	MG	ZC	3397	1/1	0.99	0.26	-	73,73,73,73	0
55	MG	ZC	3374	1/1	0.79	0.50	-	88,88,88,88	0
55	MG	ZC	3731	1/1	0.58	0.26	-	90,90,90,90	0
55	MG	YC	1785	1/1	0.88	0.26	-	106,106,106,106	0
55	MG	ZC	3121	1/1	0.86	0.47	-	89,89,89,89	0
55	MG	VC	3530	1/1	0.86	0.39	-	96,96,96,96	0
55	MG	YC	1749	1/1	0.90	1.33	-	164,164,164,164	0
55	MG	VC	3075	1/1	0.78	1.05	-	149,149,149,149	0
55	MG	VC	3242	1/1	0.86	0.27	-	94,94,94,94	0
55	MG	ZC	3272	1/1	0.89	0.63	-	66,66,66,66	0
55	MG	ZC	3723	1/1	0.44	0.72	-	85,85,85,85	0
55	MG	ZC	3126	1/1	0.89	0.59	-	66,66,66,66	0
55	MG	ZC	3230	1/1	0.92	1.27	-	57,57,57,57	0
55	MG	ZC	3646	1/1	0.80	0.36	-	127,127,127,127	0
55	MG	ZC	3433	1/1	0.71	0.69	-	93,93,93,93	0
55	MG	VC	3644	1/1	0.82	0.18	-	167,167,167,167	0
55	MG	ZC	3399	1/1	0.73	1.21	-	101,101,101,101	0
55	MG	ZC	3487	1/1	0.33	0.60	-	83,83,83,83	0
55	MG	UC	1834	1/1	0.95	0.47	-	222,222,222,222	0
55	MG	ZC	3052	1/1	0.86	0.54	-	89,89,89,89	0
55	MG	ZC	3389	1/1	0.77	0.54	-	86,86,86,86	0
55	MG	ZC	3763	1/1	0.46	0.71	-	82,82,82,82	0
55	MG	VC	3058	1/1	0.80	0.30	-	105,105,105,105	0
55	MG	UC	1615	1/1	0.73	0.22	-	139,139,139,139	0
55	MG	YC	1764	1/1	0.70	0.51	-	146,146,146,146	0
55	MG	BC	201	1/1	0.42	2.74	-	128,128,128,128	0
55	MG	ZC	3682	1/1	0.94	0.20	-	76,76,76,76	0
55	MG	VC	3442	1/1	0.86	0.54	-	105,105,105,105	0
55	MG	ZC	3275	1/1	0.89	0.13	-	98,98,98,98	0
55	MG	YC	1743	1/1	0.80	0.51	-	224,224,224,224	0
55	MG	ZC	3748	1/1	0.48	1.00	-	117,117,117,117	0
55	MG	ZC	3438	1/1	0.95	0.25	-	85,85,85,85	0

Continued on next page...

Continued from previous page...

Mol	Type	Chain	Res	Atoms	RSCC	RSR	LLDF	B-factors(\AA^2)	Q<0.9
55	MG	YC	1735	1/1	0.90	0.54	-	159,159,159,159	0
55	MG	VC	3675	1/1	0.66	0.81	-	110,110,110,110	0
55	MG	ZC	3513	1/1	0.81	1.37	-	86,86,86,86	0
55	MG	VC	3621	1/1	0.91	0.27	-	101,101,101,101	0
55	MG	YC	1690	1/1	0.45	0.50	-	215,215,215,215	0
55	MG	ZC	3290	1/1	0.78	0.33	-	102,102,102,102	0
55	MG	VC	3614	1/1	0.70	0.45	-	99,99,99,99	0
55	MG	VC	3300	1/1	0.79	1.61	-	83,83,83,83	0
55	MG	VC	3694	1/1	0.94	0.18	-	105,105,105,105	0
55	MG	UC	1620	1/1	0.93	0.25	-	158,158,158,158	0
55	MG	VC	3210	1/1	0.59	0.32	-	111,111,111,111	0
55	MG	ZC	3343	1/1	0.78	0.32	-	111,111,111,111	0
55	MG	YC	1763	1/1	0.18	0.42	-	161,161,161,161	0
55	MG	UC	1808	1/1	0.87	0.44	-	126,126,126,126	0
55	MG	UC	1815	1/1	0.52	0.53	-	134,134,134,134	0
55	MG	VC	3497	1/1	0.86	1.44	-	95,95,95,95	0
55	MG	ZC	3382	1/1	0.90	0.33	-	80,80,80,80	0
55	MG	ZC	3285	1/1	0.97	0.18	-	80,80,80,80	0
55	MG	VC	3686	1/1	0.90	0.42	-	90,90,90,90	0
55	MG	VC	3133	1/1	0.84	0.44	-	86,86,86,86	0
55	MG	ZC	3034	1/1	0.93	0.28	-	75,75,75,75	0
55	MG	VC	3275	1/1	0.65	1.07	-	91,91,91,91	0
55	MG	ZC	3204	1/1	0.80	0.18	-	115,115,115,115	0
55	MG	YC	1662	1/1	0.87	0.39	-	118,118,118,118	0
55	MG	YC	1772	1/1	0.69	0.32	-	131,131,131,131	0
55	MG	UC	1782	1/1	0.83	0.27	-	116,116,116,116	0
55	MG	ZC	3620	1/1	0.86	0.40	-	86,86,86,86	0
55	MG	ZC	3603	1/1	0.91	0.23	-	75,75,75,75	0
55	MG	ZC	3096	1/1	0.85	1.03	-	93,93,93,93	0
55	MG	YC	1718	1/1	0.63	0.51	-	156,156,156,156	0
55	MG	VC	3628	1/1	0.90	0.29	-	63,63,63,63	0
55	MG	YC	1725	1/1	0.51	0.96	-	126,126,126,126	0
55	MG	ZC	3499	1/1	0.91	0.23	-	76,76,76,76	0
55	MG	ZC	3152	1/1	0.71	0.97	-	83,83,83,83	0
55	MG	ZC	3414	1/1	0.71	0.69	-	65,65,65,65	0
55	MG	D	203	1/1	0.31	0.47	-	188,188,188,188	0
55	MG	VC	3428	1/1	0.81	0.38	-	93,93,93,93	0
55	MG	ZC	3295	1/1	0.94	0.41	-	124,124,124,124	0
55	MG	VC	3362	1/1	0.56	0.69	-	88,88,88,88	0
55	MG	YC	1691	1/1	0.55	0.59	-	193,193,193,193	0
55	MG	ZC	3220	1/1	0.81	0.64	-	73,73,73,73	0
55	MG	VC	3489	1/1	0.27	1.01	-	238,238,238,238	0

Continued on next page...

Continued from previous page...

Mol	Type	Chain	Res	Atoms	RSCC	RSR	LLDF	B-factors(\AA^2)	Q<0.9
55	MG	YC	1627	1/1	0.00	0.49	-	157,157,157,157	0
55	MG	VC	3287	1/1	0.76	1.05	-	125,125,125,125	0
55	MG	VC	3579	1/1	-0.04	1.07	-	105,105,105,105	0
55	MG	ZC	3471	1/1	0.96	0.15	-	92,92,92,92	0
55	MG	ZC	3384	1/1	0.67	0.74	-	136,136,136,136	0
55	MG	VC	3444	1/1	0.62	0.45	-	113,113,113,113	0
55	MG	YC	1613	1/1	0.86	1.34	-	145,145,145,145	0
55	MG	YC	1650	1/1	0.71	0.44	-	99,99,99,99	0
55	MG	UC	1804	1/1	0.63	0.37	-	93,93,93,93	0
55	MG	ZC	3465	1/1	0.86	0.36	-	80,80,80,80	0
55	MG	VC	3017	1/1	0.88	0.66	-	97,97,97,97	0
55	MG	YC	1745	1/1	0.83	0.35	-	144,144,144,144	0
55	MG	VC	3334	1/1	0.73	0.25	-	91,91,91,91	0
55	MG	ZC	3371	1/1	0.77	0.44	-	91,91,91,91	0
55	MG	HA	201	1/1	0.65	0.42	-	147,147,147,147	0
55	MG	YC	1737	1/1	0.48	0.56	-	180,180,180,180	0
55	MG	YC	1830	1/1	0.90	0.30	-	105,105,105,105	0
55	MG	ZC	3380	1/1	0.86	0.13	-	108,108,108,108	0
55	MG	YC	1814	1/1	0.92	0.23	-	224,224,224,224	0
55	MG	ZC	3124	1/1	0.93	0.87	-	77,77,77,77	0
55	MG	VC	3223	1/1	0.84	0.47	-	130,130,130,130	0
55	MG	ZC	3209	1/1	0.86	0.47	-	67,67,67,67	0
55	MG	ZC	3412	1/1	0.96	0.57	-	83,83,83,83	0
55	MG	VC	3177	1/1	0.82	0.36	-	94,94,94,94	0
55	MG	YC	1723	1/1	0.90	0.23	-	188,188,188,188	0
55	MG	VC	3079	1/1	0.92	0.69	-	78,78,78,78	0
55	MG	VC	3602	1/1	0.66	1.17	-	113,113,113,113	0
55	MG	YC	1658	1/1	0.92	0.54	-	87,87,87,87	0
55	MG	ZC	3509	1/1	0.94	0.47	-	77,77,77,77	0
55	MG	ZC	3344	1/1	0.77	0.16	-	124,124,124,124	0
55	MG	VC	3302	1/1	0.94	0.19	-	82,82,82,82	0
55	MG	ZC	3282	1/1	0.63	0.43	-	82,82,82,82	0
55	MG	VC	3265	1/1	0.70	0.87	-	84,84,84,84	0
55	MG	YC	1730	1/1	0.74	0.25	-	225,225,225,225	0
55	MG	YC	1851	1/1	0.82	0.14	-	183,183,183,183	0
55	MG	VC	3361	1/1	0.60	0.86	-	84,84,84,84	0
55	MG	A	303	1/1	0.55	0.56	-	101,101,101,101	0
55	MG	YC	1619	1/1	0.30	0.26	-	186,186,186,186	0
55	MG	VC	3623	1/1	0.88	0.53	-	87,87,87,87	0
55	MG	UC	1825	1/1	0.80	0.59	-	104,104,104,104	0
55	MG	QB	102	1/1	0.91	0.18	-	92,92,92,92	0
55	MG	WC	207	1/1	0.60	0.76	-	164,164,164,164	0

Continued on next page...

Continued from previous page...

Mol	Type	Chain	Res	Atoms	RSCC	RSR	LLDF	B-factors(\AA^2)	Q<0.9
55	MG	YC	1676	1/1	0.01	0.39	-	147,147,147,147	0
55	MG	VC	3544	1/1	0.96	0.56	-	81,81,81,81	0
55	MG	UC	1695	1/1	0.40	0.30	-	197,197,197,197	0
55	MG	VC	3054	1/1	0.77	1.30	-	83,83,83,83	0
55	MG	VC	3153	1/1	0.47	0.54	-	106,106,106,106	0
55	MG	VC	3345	1/1	0.44	0.54	-	111,111,111,111	0
55	MG	VC	3385	1/1	0.93	0.16	-	113,113,113,113	0
55	MG	VC	3617	1/1	0.96	0.21	-	115,115,115,115	0
55	MG	ZC	3281	1/1	0.89	0.29	-	71,71,71,71	0
55	MG	ZC	3291	1/1	0.82	0.34	-	167,167,167,167	0
55	MG	VC	3610	1/1	0.88	0.19	-	104,104,104,104	0
55	MG	YC	1783	1/1	0.55	0.37	-	102,102,102,102	0
55	MG	UC	1774	1/1	0.93	0.43	-	149,149,149,149	0
55	MG	VC	3060	1/1	0.80	0.66	-	71,71,71,71	0
55	MG	VC	3209	1/1	0.80	1.65	-	79,79,79,79	0
55	MG	XC	105	1/1	0.71	0.82	-	164,164,164,164	0
55	MG	VC	3495	1/1	0.89	0.49	-	106,106,106,106	0
55	MG	VC	3098	1/1	0.45	0.35	-	114,114,114,114	0
55	MG	VC	3089	1/1	0.85	0.27	-	97,97,97,97	0
55	MG	UC	1814	1/1	0.59	0.77	-	107,107,107,107	0
55	MG	VC	3636	1/1	0.98	0.22	-	97,97,97,97	0
55	MG	VC	3373	1/1	0.88	0.25	-	101,101,101,101	0
55	MG	ZC	3549	1/1	0.92	0.21	-	98,98,98,98	0
55	MG	ZC	3085	1/1	0.91	0.90	-	112,112,112,112	0
55	MG	VC	3630	1/1	0.71	0.42	-	126,126,126,126	0
55	MG	VC	3167	1/1	0.92	0.23	-	126,126,126,126	0
55	MG	VC	3217	1/1	0.93	0.80	-	99,99,99,99	0
55	MG	ZC	3314	1/1	0.51	0.54	-	97,97,97,97	0
55	MG	ZC	3304	1/1	0.66	0.32	-	100,100,100,100	0
55	MG	ZC	3247	1/1	0.68	0.40	-	136,136,136,136	0
55	MG	VC	3161	1/1	0.84	0.40	-	122,122,122,122	0
55	MG	VC	3083	1/1	0.98	0.27	-	65,65,65,65	0
55	MG	ZC	3079	1/1	0.76	0.51	-	89,89,89,89	0
55	MG	VC	3128	1/1	0.86	1.01	-	71,71,71,71	0
55	MG	H	202	1/1	0.95	0.20	-	89,89,89,89	0
55	MG	YC	1657	1/1	0.44	0.21	-	179,179,179,179	0
55	MG	UC	1638	1/1	0.88	0.20	-	109,109,109,109	0
55	MG	UC	1676	1/1	0.78	0.48	-	128,128,128,128	0
55	MG	ZC	3477	1/1	0.80	0.34	-	85,85,85,85	0
55	MG	ZC	3345	1/1	0.92	0.23	-	71,71,71,71	0
55	MG	YC	1755	1/1	0.93	1.28	-	113,113,113,113	0
55	MG	YC	1701	1/1	0.95	0.35	-	137,137,137,137	0

Continued on next page...

Continued from previous page...

Mol	Type	Chain	Res	Atoms	RSCC	RSR	LLDF	B-factors(\AA^2)	Q<0.9
55	MG	ZC	3529	1/1	0.96	0.19	-	124,124,124,124	0
55	MG	VC	3646	1/1	0.63	0.51	-	122,122,122,122	0
55	MG	YC	1670	1/1	0.65	0.87	-	132,132,132,132	0
55	MG	VC	3514	1/1	0.45	0.54	-	138,138,138,138	0
55	MG	VC	3272	1/1	0.88	0.71	-	78,78,78,78	0
55	MG	WC	206	1/1	0.82	0.50	-	120,120,120,120	0
55	MG	UC	1809	1/1	0.76	0.40	-	106,106,106,106	0
55	MG	VC	3112	1/1	0.60	0.74	-	81,81,81,81	0
55	MG	VC	3014	1/1	0.98	0.35	-	96,96,96,96	0
55	MG	ZC	3523	1/1	0.85	0.37	-	58,58,58,58	0
55	MG	YC	1855	1/1	0.86	0.89	-	124,124,124,124	0
55	MG	VC	3534	1/1	0.93	0.29	-	110,110,110,110	0
55	MG	YC	1732	1/1	0.89	1.01	-	137,137,137,137	0
55	MG	VC	3271	1/1	0.67	0.52	-	101,101,101,101	0
55	MG	ZC	3388	1/1	0.68	0.45	-	97,97,97,97	0
55	MG	ZC	3661	1/1	0.69	0.44	-	80,80,80,80	0
55	MG	LA	203	1/1	0.69	0.43	-	99,99,99,99	0
55	MG	ZC	3188	1/1	0.80	0.76	-	63,63,63,63	0
55	MG	UC	1670	1/1	0.93	0.40	-	115,115,115,115	0
55	MG	ZC	3462	1/1	0.82	0.36	-	88,88,88,88	0
55	MG	ZC	3232	1/1	0.76	0.40	-	73,73,73,73	0
55	MG	VC	3068	1/1	0.99	0.50	-	128,128,128,128	0
55	MG	ZC	3743	1/1	0.95	0.25	-	92,92,92,92	0
55	MG	ZC	3066	1/1	0.93	0.21	-	48,48,48,48	0
55	MG	ZC	3460	1/1	0.71	0.29	-	117,117,117,117	0
55	MG	ZC	3228	1/1	0.78	0.69	-	89,89,89,89	0
55	MG	FC	201	1/1	-0.02	0.57	-	181,181,181,181	0
55	MG	VC	3674	1/1	0.83	0.54	-	78,78,78,78	0
55	MG	ZC	3660	1/1	0.84	0.38	-	111,111,111,111	0
55	MG	FD	114	1/1	0.18	0.51	-	132,132,132,132	0
55	MG	ZC	3238	1/1	0.83	0.38	-	74,74,74,74	0
55	MG	UC	1705	1/1	0.69	1.86	-	110,110,110,110	0
55	MG	UC	1753	1/1	0.91	0.48	-	94,94,94,94	0
55	MG	VC	3440	1/1	0.32	0.29	-	287,287,287,287	0
55	MG	UC	1693	1/1	0.58	0.50	-	141,141,141,141	0
55	MG	VC	3552	1/1	0.95	0.52	-	139,139,139,139	0
55	MG	UC	1855	1/1	0.53	0.52	-	121,121,121,121	0
55	MG	ZC	3093	1/1	0.68	0.28	-	76,76,76,76	0
55	MG	ZC	3650	1/1	0.96	0.07	-	96,96,96,96	0
55	MG	ZC	3294	1/1	0.85	0.34	-	66,66,66,66	0
55	MG	ZC	3236	1/1	0.62	0.29	-	71,71,71,71	0
55	MG	UC	1813	1/1	0.96	0.15	-	186,186,186,186	0

Continued on next page...

Continued from previous page...

Mol	Type	Chain	Res	Atoms	RSCC	RSR	LLDF	B-factors(\AA^2)	Q<0.9
55	MG	WC	210	1/1	0.75	0.67	-	169,169,169,169	0
55	MG	ZC	3501	1/1	0.86	0.27	-	86,86,86,86	0
55	MG	UC	1679	1/1	0.81	0.55	-	131,131,131,131	0
55	MG	AD	217	1/1	0.80	0.37	-	106,106,106,106	0
55	MG	ZC	3029	1/1	0.89	0.57	-	66,66,66,66	0
55	MG	UC	1851	1/1	0.88	0.78	-	113,113,113,113	0
55	MG	UC	1618	1/1	0.85	0.75	-	102,102,102,102	0
55	MG	WC	201	1/1	0.69	0.45	-	178,178,178,178	0
55	MG	VC	3069	1/1	0.85	0.48	-	86,86,86,86	0
55	MG	ZC	3771	1/1	0.72	1.51	-	119,119,119,119	0
55	MG	VC	3340	1/1	0.92	0.37	-	128,128,128,128	0
55	MG	VC	3186	1/1	0.95	0.81	-	69,69,69,69	0
55	MG	FD	109	1/1	0.62	0.48	-	145,145,145,145	0
55	MG	ZC	3484	1/1	0.83	0.41	-	81,81,81,81	0
55	MG	ZC	3575	1/1	0.87	0.46	-	105,105,105,105	0
55	MG	VC	3519	1/1	0.91	0.52	-	72,72,72,72	0
55	MG	ZC	3302	1/1	0.73	0.52	-	69,69,69,69	0
55	MG	YC	1717	1/1	0.06	0.50	-	210,210,210,210	0
55	MG	ZC	3647	1/1	0.90	0.21	-	93,93,93,93	0
55	MG	ZC	3143	1/1	0.83	0.35	-	84,84,84,84	0
55	MG	YC	1840	1/1	0.07	0.46	-	145,145,145,145	0
55	MG	VC	3592	1/1	0.66	0.37	-	95,95,95,95	0
55	MG	VC	3382	1/1	0.75	0.39	-	104,104,104,104	0
55	MG	ZC	3640	1/1	0.79	0.41	-	83,83,83,83	0
55	MG	VC	3627	1/1	0.84	0.42	-	114,114,114,114	0
55	MG	VC	3249	1/1	0.86	0.43	-	87,87,87,87	0
55	MG	VC	3132	1/1	0.25	0.49	-	181,181,181,181	0
55	MG	ZC	3125	1/1	0.89	0.36	-	89,89,89,89	0
55	MG	ZC	3163	1/1	0.62	0.43	-	130,130,130,130	0
55	MG	ZC	3322	1/1	0.65	0.39	-	94,94,94,94	0
55	MG	YC	1842	1/1	0.87	0.39	-	140,140,140,140	0
55	MG	WC	203	1/1	0.88	0.32	-	162,162,162,162	0
55	MG	VC	3472	1/1	0.82	0.27	-	154,154,154,154	0
55	MG	ZC	3115	1/1	0.72	0.33	-	98,98,98,98	0
55	MG	AD	230	1/1	0.93	0.59	-	104,104,104,104	0
55	MG	ZC	3667	1/1	0.93	1.21	-	81,81,81,81	0
55	MG	UC	1734	1/1	0.90	0.32	-	153,153,153,153	0
55	MG	VC	3029	1/1	0.90	0.80	-	93,93,93,93	0
55	MG	VC	3358	1/1	0.90	0.47	-	120,120,120,120	0
55	MG	YC	1606	1/1	0.84	0.65	-	131,131,131,131	0
55	MG	VC	3496	1/1	0.49	1.21	-	140,140,140,140	0
55	MG	VC	3048	1/1	0.74	0.97	-	89,89,89,89	0

Continued on next page...

Continued from previous page...

Mol	Type	Chain	Res	Atoms	RSCC	RSR	LLDF	B-factors(\AA^2)	Q<0.9
55	MG	ZC	3411	1/1	0.92	0.48	-	95,95,95,95	0
55	MG	VC	3099	1/1	0.90	0.66	-	171,171,171,171	0
55	MG	BD	107	1/1	0.73	0.41	-	249,249,249,249	0
55	MG	ZC	3262	1/1	0.75	0.56	-	115,115,115,115	0
55	MG	YC	1839	1/1	0.96	0.25	-	173,173,173,173	0
55	MG	VC	3463	1/1	0.92	0.36	-	94,94,94,94	0
55	MG	ZC	3301	1/1	0.94	0.18	-	89,89,89,89	0
55	MG	ZC	3216	1/1	0.93	0.28	-	77,77,77,77	0
55	MG	VC	3531	1/1	0.89	0.56	-	84,84,84,84	0
55	MG	VC	3204	1/1	0.58	0.95	-	80,80,80,80	0
55	MG	VC	3181	1/1	0.92	0.50	-	75,75,75,75	0
55	MG	ZC	3766	1/1	0.91	0.76	-	82,82,82,82	0
55	MG	VC	3589	1/1	0.90	0.30	-	97,97,97,97	0
55	MG	VC	3305	1/1	0.98	0.19	-	88,88,88,88	0
55	MG	VC	3183	1/1	0.86	0.29	-	93,93,93,93	0
55	MG	VC	3291	1/1	0.72	0.97	-	102,102,102,102	0
55	MG	ZC	3315	1/1	0.96	0.22	-	80,80,80,80	0
55	MG	AD	202	1/1	0.59	0.36	-	125,125,125,125	0
55	MG	ZC	3468	1/1	0.69	0.33	-	74,74,74,74	0
55	MG	ZC	3197	1/1	0.77	0.46	-	152,152,152,152	0
55	MG	ZC	3456	1/1	0.89	0.21	-	77,77,77,77	0
55	MG	YC	1760	1/1	0.88	0.63	-	111,111,111,111	0
55	MG	VC	3594	1/1	0.73	0.48	-	85,85,85,85	0
55	MG	VC	3457	1/1	0.93	0.24	-	101,101,101,101	0
55	MG	VC	3328	1/1	0.96	0.30	-	81,81,81,81	0
55	MG	YC	1687	1/1	0.57	0.57	-	113,113,113,113	0
55	MG	VC	3546	1/1	0.69	0.85	-	112,112,112,112	0
55	MG	ZC	3070	1/1	0.57	0.65	-	91,91,91,91	0
55	MG	UC	1698	1/1	0.60	0.44	-	114,114,114,114	0
55	MG	UC	1791	1/1	0.73	0.45	-	119,119,119,119	0
55	MG	VC	3659	1/1	0.89	0.53	-	138,138,138,138	0
55	MG	ZC	3298	1/1	0.75	0.29	-	89,89,89,89	0
55	MG	YC	1720	1/1	0.71	0.23	-	165,165,165,165	0
55	MG	VC	3131	1/1	0.77	0.68	-	142,142,142,142	0
55	MG	VC	3104	1/1	0.95	0.13	-	142,142,142,142	0
55	MG	AD	222	1/1	0.80	0.34	-	115,115,115,115	0
55	MG	ZC	3764	1/1	0.92	0.45	-	105,105,105,105	0
55	MG	FD	111	1/1	0.82	0.48	-	130,130,130,130	0
55	MG	ZC	3555	1/1	0.86	0.31	-	131,131,131,131	0
55	MG	VC	3160	1/1	0.52	0.37	-	108,108,108,108	0
55	MG	ZC	3410	1/1	0.85	0.11	-	134,134,134,134	0
55	MG	ZC	3536	1/1	0.83	0.54	-	116,116,116,116	0

Continued on next page...

Continued from previous page...

Mol	Type	Chain	Res	Atoms	RSCC	RSR	LLDF	B-factors(\AA^2)	Q<0.9
55	MG	UC	1848	1/1	0.99	0.13	-	111,111,111,111	0
55	MG	UC	1689	1/1	0.92	0.36	-	153,153,153,153	0
55	MG	YC	1698	1/1	0.69	0.43	-	140,140,140,140	0
55	MG	ED	104	1/1	0.73	0.51	-	159,159,159,159	0
55	MG	UC	1747	1/1	0.55	0.83	-	95,95,95,95	0
55	MG	VC	3077	1/1	0.96	0.20	-	75,75,75,75	0
55	MG	VC	3680	1/1	0.89	0.61	-	90,90,90,90	0
55	MG	YC	1632	1/1	0.81	1.52	-	112,112,112,112	0
55	MG	ZC	3317	1/1	0.61	0.34	-	126,126,126,126	0
55	MG	VC	3280	1/1	0.62	0.61	-	88,88,88,88	0
55	MG	WC	227	1/1	0.93	0.51	-	89,89,89,89	0
55	MG	ZC	3319	1/1	0.55	0.37	-	117,117,117,117	0
55	MG	ZC	3557	1/1	0.94	1.06	-	98,98,98,98	0
55	MG	ZC	3765	1/1	0.72	1.56	-	74,74,74,74	0
55	MG	VC	3381	1/1	0.32	0.67	-	130,130,130,130	0
55	MG	VC	3142	1/1	0.81	0.45	-	84,84,84,84	0
55	MG	ZC	3439	1/1	0.79	0.32	-	91,91,91,91	0
55	MG	I	201	1/1	0.90	0.79	-	80,80,80,80	0
55	MG	VC	3149	1/1	0.87	0.68	-	115,115,115,115	0
55	MG	YC	1852	1/1	0.79	0.34	-	111,111,111,111	0
55	MG	ZC	3071	1/1	0.80	0.96	-	96,96,96,96	0
55	MG	RC	101	1/1	0.11	0.51	-	162,162,162,162	0
55	MG	UC	1611	1/1	0.81	0.37	-	113,113,113,113	0
55	MG	ZC	3736	1/1	0.86	1.05	-	82,82,82,82	0
55	MG	WC	211	1/1	0.61	0.50	-	110,110,110,110	0
55	MG	A	304	1/1	0.82	0.22	-	87,87,87,87	0
55	MG	ZC	3213	1/1	0.80	0.35	-	92,92,92,92	0
55	MG	ZC	3711	1/1	0.68	0.26	-	309,309,309,309	0
55	MG	VC	3688	1/1	0.95	0.31	-	97,97,97,97	0
55	MG	VC	3127	1/1	0.75	0.63	-	88,88,88,88	0
55	MG	ZC	3673	1/1	0.80	0.34	-	95,95,95,95	0
55	MG	ZC	3226	1/1	0.61	0.68	-	114,114,114,114	0
55	MG	WC	209	1/1	0.94	0.58	-	182,182,182,182	0
55	MG	VC	3219	1/1	0.96	0.27	-	128,128,128,128	0
55	MG	XC	104	1/1	0.89	0.62	-	251,251,251,251	0
55	MG	ZC	3425	1/1	0.93	0.46	-	71,71,71,71	0
55	MG	VC	3703	1/1	0.97	0.20	-	87,87,87,87	0
55	MG	AA	101	1/1	0.67	0.37	-	60,60,60,60	0
55	MG	VC	3020	1/1	0.95	0.45	-	77,77,77,77	0
55	MG	AD	214	1/1	0.88	0.46	-	103,103,103,103	0
55	MG	VC	3629	1/1	0.94	0.17	-	95,95,95,95	0
55	MG	UC	1745	1/1	0.88	0.23	-	106,106,106,106	0

Continued on next page...

Continued from previous page...

Mol	Type	Chain	Res	Atoms	RSCC	RSR	LLDF	B-factors(\AA^2)	Q<0.9
55	MG	ZC	3668	1/1	0.77	0.36	-	86,86,86,86	0
55	MG	ZC	3517	1/1	0.86	0.35	-	120,120,120,120	0
55	MG	VC	3215	1/1	0.79	0.31	-	168,168,168,168	0
55	MG	ZC	3396	1/1	0.96	0.07	-	114,114,114,114	0
55	MG	VC	3393	1/1	0.89	0.33	-	82,82,82,82	0
55	MG	VC	3138	1/1	0.73	0.59	-	162,162,162,162	0
55	MG	YC	1799	1/1	0.69	0.52	-	182,182,182,182	0
55	MG	VC	3050	1/1	0.86	0.41	-	101,101,101,101	0
55	MG	VC	3512	1/1	0.77	0.64	-	73,73,73,73	0
55	MG	VC	3247	1/1	0.85	0.09	-	140,140,140,140	0
55	MG	ZC	3699	1/1	0.81	0.26	-	124,124,124,124	0
55	MG	YC	1631	1/1	0.80	0.50	-	96,96,96,96	0
55	MG	ZC	3505	1/1	0.73	0.33	-	68,68,68,68	0
55	MG	VC	3591	1/1	0.80	0.31	-	114,114,114,114	0
55	MG	VC	3655	1/1	0.93	0.32	-	84,84,84,84	0
55	MG	YC	1601	1/1	0.50	0.25	-	209,209,209,209	0
55	MG	UC	1811	1/1	0.88	0.12	-	131,131,131,131	0
55	MG	EB	202	1/1	0.66	0.68	-	89,89,89,89	0
55	MG	O	202	1/1	0.65	1.02	-	113,113,113,113	0
55	MG	FD	110	1/1	0.41	0.67	-	148,148,148,148	0
55	MG	VC	3038	1/1	0.86	0.61	-	115,115,115,115	0
55	MG	VC	3613	1/1	0.95	0.63	-	158,158,158,158	0
55	MG	UC	1648	1/1	0.93	0.40	-	97,97,97,97	0
55	MG	VC	3216	1/1	0.80	0.19	-	200,200,200,200	0
55	MG	YC	1624	1/1	0.78	1.06	-	138,138,138,138	0
55	MG	ZC	3409	1/1	0.92	0.41	-	66,66,66,66	0
55	MG	VC	3418	1/1	0.44	0.65	-	91,91,91,91	0
55	MG	VC	3336	1/1	0.32	0.32	-	119,119,119,119	0
55	MG	VC	3072	1/1	0.90	0.31	-	82,82,82,82	0
55	MG	YC	1629	1/1	0.88	0.42	-	152,152,152,152	0
55	MG	YC	1792	1/1	0.59	0.48	-	124,124,124,124	0
55	MG	VC	3086	1/1	0.95	0.09	-	116,116,116,116	0
55	MG	BD	105	1/1	0.82	1.53	-	223,223,223,223	0
55	MG	YC	1777	1/1	0.87	0.32	-	97,97,97,97	0
55	MG	ZC	3313	1/1	0.94	0.11	-	128,128,128,128	0
55	MG	ZC	3117	1/1	0.68	0.22	-	87,87,87,87	0
55	MG	ZC	3082	1/1	0.86	0.11	-	105,105,105,105	0
55	MG	ZC	3355	1/1	0.78	0.37	-	78,78,78,78	0
55	MG	ZC	3582	1/1	0.87	0.27	-	95,95,95,95	0
55	MG	YC	1664	1/1	0.53	0.24	-	199,199,199,199	0
55	MG	ZC	3098	1/1	0.80	0.49	-	87,87,87,87	0
55	MG	VC	3528	1/1	0.95	0.19	-	121,121,121,121	0

Continued on next page...

Continued from previous page...

Mol	Type	Chain	Res	Atoms	RSCC	RSR	LLDF	B-factors(\AA^2)	Q<0.9
55	MG	VC	3273	1/1	0.91	0.91	-	80,80,80,80	0
55	MG	ED	107	1/1	0.94	0.17	-	128,128,128,128	0
55	MG	VC	3533	1/1	0.68	0.40	-	106,106,106,106	0
55	MG	VC	3427	1/1	0.93	0.30	-	75,75,75,75	0
55	MG	ZC	3246	1/1	0.70	0.25	-	105,105,105,105	0
55	MG	VC	3490	1/1	0.77	0.53	-	101,101,101,101	0
55	MG	VC	3296	1/1	0.93	0.30	-	84,84,84,84	0
55	MG	VC	3525	1/1	0.94	0.30	-	79,79,79,79	0
55	MG	VC	3668	1/1	0.93	0.40	-	109,109,109,109	0
55	MG	ZC	3537	1/1	0.53	0.25	-	105,105,105,105	0
55	MG	VC	3321	1/1	0.75	0.25	-	124,124,124,124	0
55	MG	VC	3398	1/1	0.67	0.23	-	128,128,128,128	0
55	MG	UC	1703	1/1	0.71	0.56	-	136,136,136,136	0
55	MG	VC	3347	1/1	0.77	0.56	-	99,99,99,99	0
55	MG	UC	1668	1/1	0.97	0.28	-	94,94,94,94	0
55	MG	VC	3226	1/1	0.89	0.17	-	133,133,133,133	0
55	MG	YC	1734	1/1	0.95	0.40	-	170,170,170,170	0
55	MG	VC	3261	1/1	0.47	0.66	-	102,102,102,102	0
55	MG	VC	3437	1/1	0.46	0.21	-	199,199,199,199	0
55	MG	VC	3477	1/1	0.89	0.28	-	93,93,93,93	0
55	MG	ZC	3253	1/1	0.95	0.90	-	52,52,52,52	0
55	MG	VC	3619	1/1	0.87	0.60	-	119,119,119,119	0
55	MG	YC	1668	1/1	0.36	0.51	-	143,143,143,143	0
55	MG	ZC	3254	1/1	0.67	0.31	-	76,76,76,76	0
55	MG	YC	1656	1/1	0.97	0.33	-	206,206,206,206	0
55	MG	VC	3654	1/1	0.86	0.35	-	98,98,98,98	0
55	MG	YC	1816	1/1	0.68	1.00	-	106,106,106,106	0
55	MG	UC	1843	1/1	0.97	0.14	-	156,156,156,156	0
55	MG	ZC	3208	1/1	0.82	0.32	-	68,68,68,68	0
55	MG	VC	3317	1/1	0.20	0.41	-	122,122,122,122	0
55	MG	AD	215	1/1	0.54	0.56	-	120,120,120,120	0
55	MG	UC	1671	1/1	0.89	0.36	-	138,138,138,138	0
55	MG	YC	1820	1/1	0.88	0.38	-	152,152,152,152	0
55	MG	HA	202	1/1	0.44	0.65	-	171,171,171,171	0
55	MG	ZC	3492	1/1	0.89	0.45	-	68,68,68,68	0
55	MG	VC	3377	1/1	0.98	0.19	-	76,76,76,76	0
55	MG	ZC	3387	1/1	0.93	0.23	-	89,89,89,89	0
55	MG	VC	3169	1/1	0.95	0.58	-	83,83,83,83	0
55	MG	FD	107	1/1	0.92	0.39	-	123,123,123,123	0
55	MG	ZC	3722	1/1	0.97	0.54	-	82,82,82,82	0
55	MG	VC	3110	1/1	0.84	1.10	-	80,80,80,80	0
55	MG	ZC	3703	1/1	0.77	0.34	-	90,90,90,90	0

Continued on next page...

Continued from previous page...

Mol	Type	Chain	Res	Atoms	RSCC	RSR	LLDF	B-factors(\AA^2)	Q<0.9
55	MG	VC	3430	1/1	0.96	0.16	-	96,96,96,96	0
55	MG	UC	1683	1/1	0.91	0.47	-	121,121,121,121	0
55	MG	VC	3657	1/1	0.89	0.36	-	85,85,85,85	0
55	MG	UC	1719	1/1	0.73	1.24	-	89,89,89,89	0
55	MG	ZC	3377	1/1	0.90	0.24	-	58,58,58,58	0
55	MG	ZC	3526	1/1	0.96	0.40	-	53,53,53,53	0
55	MG	ZC	3769	1/1	0.36	0.78	-	115,115,115,115	0
55	MG	VC	3555	1/1	0.83	0.68	-	82,82,82,82	0
55	MG	VC	3353	1/1	0.85	0.30	-	72,72,72,72	0
55	MG	ZC	3437	1/1	0.96	0.22	-	99,99,99,99	0
55	MG	VC	3332	1/1	0.56	0.37	-	121,121,121,121	0
55	MG	VC	3434	1/1	0.84	0.63	-	79,79,79,79	0
55	MG	VC	3601	1/1	0.87	1.24	-	66,66,66,66	0
55	MG	VC	3016	1/1	0.83	0.77	-	95,95,95,95	0
55	MG	VC	3292	1/1	0.71	1.42	-	93,93,93,93	0
55	MG	ZC	3044	1/1	0.81	0.50	-	70,70,70,70	0
55	MG	YC	1746	1/1	0.55	0.72	-	106,106,106,106	0
55	MG	YC	1669	1/1	0.78	0.34	-	154,154,154,154	0
55	MG	ZC	3562	1/1	0.94	0.15	-	116,116,116,116	0
55	MG	ZC	3054	1/1	0.85	0.83	-	103,103,103,103	0
55	MG	VC	3585	1/1	0.79	0.49	-	121,121,121,121	0
55	MG	ZC	3632	1/1	0.75	0.25	-	97,97,97,97	0
55	MG	VC	3469	1/1	0.95	0.44	-	84,84,84,84	0
55	MG	ZC	3153	1/1	0.94	0.35	-	74,74,74,74	0
55	MG	VC	3354	1/1	0.97	0.55	-	105,105,105,105	0
55	MG	UC	1669	1/1	0.17	0.42	-	189,189,189,189	0
55	MG	EB	201	1/1	0.79	0.21	-	128,128,128,128	0
55	MG	BA	101	1/1	0.50	1.63	-	130,130,130,130	0
55	MG	YC	1815	1/1	0.81	0.49	-	155,155,155,155	0
55	MG	VC	3120	1/1	0.74	0.47	-	98,98,98,98	0
55	MG	VC	3157	1/1	0.53	0.16	-	125,125,125,125	0
55	MG	VC	3107	1/1	0.93	0.20	-	118,118,118,118	0
55	MG	VC	3043	1/1	0.78	0.48	-	118,118,118,118	0
55	MG	VC	3351	1/1	0.90	0.27	-	84,84,84,84	0
55	MG	ZC	3503	1/1	0.65	0.88	-	83,83,83,83	0
55	MG	UC	1663	1/1	0.94	0.21	-	140,140,140,140	0
55	MG	ZC	3656	1/1	0.90	0.50	-	105,105,105,105	0
55	MG	UC	1743	1/1	0.76	1.69	-	129,129,129,129	0
55	MG	UC	1697	1/1	0.77	0.41	-	136,136,136,136	0
55	MG	ZC	3574	1/1	0.97	0.68	-	61,61,61,61	0
55	MG	WC	208	1/1	0.78	0.55	-	133,133,133,133	0
55	MG	VC	3651	1/1	0.68	0.28	-	94,94,94,94	0

Continued on next page...

Continued from previous page...

Mol	Type	Chain	Res	Atoms	RSCC	RSR	LLDF	B-factors(\AA^2)	Q<0.9
55	MG	VC	3193	1/1	0.96	0.91	-	80,80,80,80	0
55	MG	ZC	3474	1/1	0.93	0.15	-	112,112,112,112	0
55	MG	VC	3481	1/1	0.82	0.38	-	87,87,87,87	0
55	MG	VC	3422	1/1	0.52	0.44	-	112,112,112,112	0
55	MG	YC	1864	1/1	0.63	0.71	-	105,105,105,105	0
55	MG	YC	1770	1/1	0.83	0.24	-	149,149,149,149	0
55	MG	YC	1695	1/1	0.93	0.42	-	94,94,94,94	0
55	MG	UC	1606	1/1	0.73	0.90	-	104,104,104,104	0
55	MG	VC	3349	1/1	0.91	0.57	-	77,77,77,77	0
55	MG	YC	1685	1/1	0.47	0.37	-	113,113,113,113	0
55	MG	ZC	3693	1/1	0.90	0.51	-	80,80,80,80	0
55	MG	ZC	3218	1/1	0.47	0.61	-	136,136,136,136	0
55	MG	ZC	3561	1/1	0.93	0.26	-	103,103,103,103	0
55	MG	UC	1653	1/1	0.76	0.43	-	204,204,204,204	0
55	MG	VC	3704	1/1	0.97	0.34	-	100,100,100,100	0
55	MG	ZC	3229	1/1	0.75	0.30	-	70,70,70,70	0
55	MG	FD	108	1/1	0.18	0.45	-	153,153,153,153	0
55	MG	ZC	3087	1/1	0.94	0.55	-	83,83,83,83	0
55	MG	VC	3203	1/1	0.92	0.22	-	76,76,76,76	0
55	MG	VC	3085	1/1	0.85	0.57	-	77,77,77,77	0
55	MG	ZC	3088	1/1	0.92	0.20	-	71,71,71,71	0
55	MG	ZC	3318	1/1	0.94	0.11	-	126,126,126,126	0
55	MG	VC	3015	1/1	0.66	0.70	-	81,81,81,81	0
55	MG	ZC	3151	1/1	0.83	0.60	-	80,80,80,80	0
55	MG	UC	1856	1/1	0.83	0.58	-	102,102,102,102	0
55	MG	ZC	3069	1/1	0.89	0.49	-	85,85,85,85	0
55	MG	VC	3356	1/1	0.89	0.26	-	102,102,102,102	0
55	MG	YC	1831	1/1	0.79	0.29	-	208,208,208,208	0
55	MG	UC	1604	1/1	0.92	1.29	-	151,151,151,151	0
55	MG	VC	3130	1/1	0.78	0.99	-	76,76,76,76	0
55	MG	VC	3378	1/1	0.98	0.18	-	125,125,125,125	0
55	MG	VC	3682	1/1	0.55	0.47	-	123,123,123,123	0
55	MG	YC	1797	1/1	0.76	0.48	-	130,130,130,130	0
55	MG	VC	3707	1/1	0.52	0.49	-	106,106,106,106	0
55	MG	ZC	3663	1/1	0.93	0.69	-	81,81,81,81	0
55	MG	VC	3470	1/1	0.92	0.38	-	83,83,83,83	0
55	MG	ZC	3664	1/1	0.84	0.23	-	142,142,142,142	0
55	MG	ZC	3325	1/1	0.80	0.28	-	93,93,93,93	0
55	MG	YC	1867	1/1	0.63	0.34	-	198,198,198,198	0
55	MG	VC	3170	1/1	0.90	0.26	-	89,89,89,89	0
55	MG	VC	3175	1/1	0.89	0.89	-	81,81,81,81	0
55	MG	ZC	3170	1/1	0.91	0.23	-	82,82,82,82	0

Continued on next page...

Continued from previous page...

Mol	Type	Chain	Res	Atoms	RSCC	RSR	LLDF	B-factors(\AA^2)	Q<0.9
55	MG	YC	1727	1/1	0.88	1.14	-	71,71,71,71	0
55	MG	ZC	3578	1/1	0.80	0.24	-	78,78,78,78	0
55	MG	ZC	3207	1/1	0.79	0.26	-	71,71,71,71	0
55	MG	VC	3201	1/1	0.57	0.46	-	139,139,139,139	0
55	MG	ZC	3571	1/1	-0.37	0.41	-	131,131,131,131	0
55	MG	VC	3634	1/1	0.83	0.77	-	115,115,115,115	0
55	MG	VC	3460	1/1	0.90	0.59	-	97,97,97,97	0
55	MG	VC	3425	1/1	0.83	0.22	-	95,95,95,95	0
55	MG	ED	105	1/1	0.65	0.79	-	153,153,153,153	0
55	MG	VC	3148	1/1	0.90	0.45	-	137,137,137,137	0
55	MG	VC	3560	1/1	0.89	0.26	-	144,144,144,144	0
55	MG	WA	305	1/1	0.59	0.49	-	86,86,86,86	0
55	MG	CB	201	1/1	0.27	0.48	-	222,222,222,222	0
55	MG	UC	1718	1/1	0.43	1.76	-	120,120,120,120	0
55	MG	VC	3026	1/1	0.75	0.69	-	97,97,97,97	0
55	MG	ZC	3184	1/1	0.71	0.27	-	121,121,121,121	0
55	MG	ZC	3473	1/1	0.93	0.44	-	87,87,87,87	0
55	MG	VC	3521	1/1	0.87	0.82	-	78,78,78,78	0
55	MG	VC	3595	1/1	0.87	0.22	-	301,301,301,301	0
55	MG	WC	217	1/1	0.74	0.45	-	155,155,155,155	0
55	MG	ZC	3589	1/1	0.95	0.55	-	66,66,66,66	0
55	MG	ZC	3671	1/1	0.97	0.15	-	155,155,155,155	0
55	MG	YC	1652	1/1	0.22	0.78	-	196,196,196,196	0
55	MG	BC	203	1/1	0.62	0.36	-	115,115,115,115	0
55	MG	UC	1850	1/1	0.90	0.10	-	156,156,156,156	0
55	MG	VC	3491	1/1	0.66	0.29	-	90,90,90,90	0
55	MG	ZC	3392	1/1	0.75	0.26	-	137,137,137,137	0
55	MG	VC	3096	1/1	0.29	0.95	-	207,207,207,207	0
55	MG	UC	1839	1/1	0.46	1.24	-	130,130,130,130	0
55	MG	VC	3697	1/1	0.92	0.68	-	137,137,137,137	0
55	MG	VC	3375	1/1	0.53	0.30	-	125,125,125,125	0
55	MG	ED	114	1/1	0.73	0.43	-	158,158,158,158	0
55	MG	VC	3319	1/1	0.84	0.41	-	72,72,72,72	0
55	MG	UC	1844	1/1	0.92	0.21	-	117,117,117,117	0
55	MG	ZC	3303	1/1	0.81	0.55	-	101,101,101,101	0
55	MG	VC	3001	1/1	0.79	0.44	-	133,133,133,133	0
55	MG	ZC	3310	1/1	0.74	0.51	-	124,124,124,124	0
55	MG	VC	3599	1/1	0.24	2.57	-	84,84,84,84	0
55	MG	VC	3638	1/1	0.89	0.37	-	112,112,112,112	0
55	MG	YC	1836	1/1	0.57	0.37	-	106,106,106,106	0
55	MG	ZC	3089	1/1	0.43	0.73	-	71,71,71,71	0
55	MG	J	202	1/1	0.57	0.67	-	88,88,88,88	0

Continued on next page...

Continued from previous page...

Mol	Type	Chain	Res	Atoms	RSCC	RSR	LLDF	B-factors(\AA^2)	Q<0.9
55	MG	YC	1637	1/1	0.85	0.50	-	75,75,75,75	0
55	MG	VC	3343	1/1	0.90	0.26	-	115,115,115,115	0
55	MG	YC	1789	1/1	0.77	0.13	-	279,279,279,279	0
55	MG	UC	1628	1/1	0.87	0.56	-	107,107,107,107	0
55	MG	UC	1652	1/1	0.89	0.43	-	140,140,140,140	0
55	MG	YC	1722	1/1	0.82	0.82	-	131,131,131,131	0
55	MG	YC	1733	1/1	0.72	0.44	-	69,69,69,69	0
55	MG	ZC	3100	1/1	0.80	0.19	-	105,105,105,105	0
55	MG	VC	3196	1/1	0.66	0.35	-	87,87,87,87	0
55	MG	FB	204	1/1	0.91	0.47	-	56,56,56,56	0
55	MG	VC	3182	1/1	0.97	0.59	-	73,73,73,73	0
55	MG	YC	1818	1/1	0.45	0.81	-	122,122,122,122	0
55	MG	UC	1724	1/1	0.86	0.64	-	150,150,150,150	0
55	MG	UC	1771	1/1	0.92	0.74	-	75,75,75,75	0
55	MG	UC	1645	1/1	0.49	0.68	-	116,116,116,116	0
55	MG	VC	3588	1/1	0.73	1.03	-	119,119,119,119	0
55	MG	VC	3076	1/1	0.05	0.83	-	103,103,103,103	0
55	MG	VC	3207	1/1	0.89	0.36	-	140,140,140,140	0
55	MG	FD	104	1/1	0.96	0.17	-	167,167,167,167	0
55	MG	VC	3288	1/1	0.71	0.76	-	107,107,107,107	0
55	MG	VC	3197	1/1	0.84	0.21	-	144,144,144,144	0
55	MG	ZC	3055	1/1	0.19	2.77	-	89,89,89,89	0
55	MG	WC	216	1/1	0.86	0.53	-	160,160,160,160	0
55	MG	ZC	3651	1/1	0.52	0.86	-	104,104,104,104	0
55	MG	VC	3129	1/1	0.81	0.26	-	79,79,79,79	0
55	MG	VC	3094	1/1	0.81	0.28	-	130,130,130,130	0
55	MG	YC	1649	1/1	0.77	0.95	-	116,116,116,116	0
55	MG	YC	1703	1/1	0.86	0.22	-	136,136,136,136	0
55	MG	ZC	3729	1/1	0.75	0.35	-	92,92,92,92	0
55	MG	UC	1672	1/1	0.89	0.79	-	108,108,108,108	0
55	MG	ZC	3740	1/1	0.98	0.24	-	63,63,63,63	0
55	MG	VC	3626	1/1	0.80	0.56	-	110,110,110,110	0
55	MG	ZC	3520	1/1	0.86	0.45	-	82,82,82,82	0
55	MG	UC	1602	1/1	0.81	0.40	-	124,124,124,124	0
55	MG	VC	3618	1/1	0.96	0.18	-	136,136,136,136	0
55	MG	ZC	3172	1/1	0.83	1.18	-	68,68,68,68	0
55	MG	YC	1850	1/1	0.84	0.33	-	179,179,179,179	0
55	MG	VC	3270	1/1	0.73	0.32	-	81,81,81,81	0
55	MG	ZC	3372	1/1	0.76	0.23	-	132,132,132,132	0
55	MG	YC	1640	1/1	0.86	1.04	-	155,155,155,155	0
55	MG	ZC	3181	1/1	0.88	1.13	-	61,61,61,61	0
55	MG	YC	1719	1/1	0.62	0.41	-	118,118,118,118	0

Continued on next page...

Continued from previous page...

Mol	Type	Chain	Res	Atoms	RSCC	RSR	LLDF	B-factors(\AA^2)	Q<0.9
55	MG	ZC	3160	1/1	0.85	0.26	-	75,75,75,75	0
55	MG	UC	1749	1/1	0.85	0.46	-	134,134,134,134	0
55	MG	MB	201	1/1	0.69	0.30	-	84,84,84,84	0
55	MG	ZC	3636	1/1	0.90	0.18	-	132,132,132,132	0
55	MG	ZC	3734	1/1	0.95	1.14	-	135,135,135,135	0
55	MG	VC	3230	1/1	0.95	0.10	-	134,134,134,134	0
55	MG	ZC	3320	1/1	0.91	0.26	-	84,84,84,84	0
55	MG	UC	1650	1/1	0.95	0.35	-	111,111,111,111	0
55	MG	ZC	3308	1/1	0.72	0.26	-	78,78,78,78	0
55	MG	VC	3118	1/1	0.84	0.86	-	78,78,78,78	0
55	MG	VC	3224	1/1	0.80	0.25	-	129,129,129,129	0
55	MG	ZC	3221	1/1	0.96	0.35	-	78,78,78,78	0
55	MG	YC	1610	1/1	0.81	0.50	-	112,112,112,112	0
55	MG	YC	1655	1/1	0.91	0.56	-	106,106,106,106	0
55	MG	ZC	3084	1/1	0.94	0.31	-	81,81,81,81	0
55	MG	ZC	3459	1/1	0.88	0.38	-	83,83,83,83	0
55	MG	XC	101	1/1	0.53	0.44	-	190,190,190,190	0
55	MG	UC	1636	1/1	0.96	0.51	-	111,111,111,111	0
55	MG	WA	302	1/1	0.68	0.49	-	83,83,83,83	0
55	MG	VC	3465	1/1	0.85	0.69	-	95,95,95,95	0
55	MG	WC	220	1/1	0.86	0.24	-	205,205,205,205	0
55	MG	ZC	3244	1/1	0.72	0.62	-	74,74,74,74	0
55	MG	UC	1826	1/1	0.92	0.49	-	163,163,163,163	0
55	MG	VC	3299	1/1	0.91	0.38	-	88,88,88,88	0
55	MG	YC	1714	1/1	0.95	0.14	-	221,221,221,221	0
55	MG	YC	1675	1/1	0.60	0.33	-	232,232,232,232	0
55	MG	XA	302	1/1	0.95	0.17	-	79,79,79,79	0
55	MG	YC	1838	1/1	0.77	0.18	-	154,154,154,154	0
55	MG	VC	3405	1/1	0.92	0.21	-	94,94,94,94	0
55	MG	YC	1809	1/1	0.70	0.54	-	174,174,174,174	0
55	MG	VC	3027	1/1	0.77	0.56	-	82,82,82,82	0
55	MG	ZC	3037	1/1	0.87	1.06	-	59,59,59,59	0
55	MG	ZC	3735	1/1	0.86	0.22	-	85,85,85,85	0
55	MG	ZC	3112	1/1	0.85	0.51	-	87,87,87,87	0
55	MG	AC	302	1/1	0.69	0.91	-	164,164,164,164	0
55	MG	VC	3039	1/1	0.91	0.21	-	135,135,135,135	0
55	MG	UC	1846	1/1	0.59	0.24	-	227,227,227,227	0
55	MG	VC	3608	1/1	0.75	0.55	-	219,219,219,219	0
55	MG	ZC	3383	1/1	0.77	0.37	-	110,110,110,110	0
55	MG	VC	3184	1/1	0.64	0.25	-	109,109,109,109	0
55	MG	ZC	3326	1/1	0.79	0.34	-	71,71,71,71	0
55	MG	ZC	3227	1/1	0.91	0.30	-	80,80,80,80	0

Continued on next page...

Continued from previous page...

Mol	Type	Chain	Res	Atoms	RSCC	RSR	LLDF	B-factors(\AA^2)	Q<0.9
55	MG	UC	1807	1/1	0.32	0.53	-	113,113,113,113	0
55	MG	UC	1786	1/1	0.75	0.45	-	96,96,96,96	0
55	MG	VC	3562	1/1	0.92	0.51	-	110,110,110,110	0
55	MG	VC	3115	1/1	0.96	0.97	-	91,91,91,91	0
55	MG	ZC	3458	1/1	0.80	0.81	-	98,98,98,98	0
55	MG	VC	3070	1/1	0.85	0.96	-	68,68,68,68	0
55	MG	VC	3558	1/1	0.93	0.16	-	104,104,104,104	0
55	MG	VC	3700	1/1	0.81	0.29	-	91,91,91,91	0
55	MG	YC	1673	1/1	0.76	0.21	-	119,119,119,119	0
55	MG	ZC	3725	1/1	0.81	0.43	-	88,88,88,88	0
55	MG	VC	3314	1/1	0.79	0.64	-	93,93,93,93	0
55	MG	FD	116	1/1	0.71	0.37	-	136,136,136,136	0
55	MG	VC	3284	1/1	0.90	0.22	-	113,113,113,113	0
55	MG	VC	3323	1/1	0.91	0.47	-	79,79,79,79	0
55	MG	ZC	3235	1/1	0.78	0.28	-	72,72,72,72	0
55	MG	V	101	1/1	0.62	1.01	-	90,90,90,90	0
55	MG	VC	3180	1/1	0.95	0.16	-	126,126,126,126	0
55	MG	UC	1725	1/1	0.41	0.61	-	145,145,145,145	0
55	MG	J	201	1/1	0.28	0.71	-	117,117,117,117	0
55	MG	YC	1712	1/1	0.75	0.35	-	153,153,153,153	0
55	MG	LA	204	1/1	0.54	0.29	-	123,123,123,123	0
55	MG	YC	1802	1/1	0.12	0.35	-	134,134,134,134	0
55	MG	ZC	3279	1/1	0.77	0.45	-	121,121,121,121	0
55	MG	ZC	3455	1/1	0.93	0.20	-	80,80,80,80	0
55	MG	ZC	3390	1/1	0.45	0.90	-	105,105,105,105	0
55	MG	BD	106	1/1	0.56	1.10	-	192,192,192,192	0
55	MG	VC	3538	1/1	0.86	0.40	-	82,82,82,82	0
55	MG	ZC	3375	1/1	0.89	0.27	-	101,101,101,101	0
55	MG	YC	1663	1/1	0.62	0.50	-	118,118,118,118	0
55	MG	ZC	3183	1/1	0.61	0.26	-	68,68,68,68	0
55	MG	ZC	3634	1/1	0.93	0.31	-	95,95,95,95	0
55	MG	VC	3390	1/1	0.79	0.35	-	116,116,116,116	0
55	MG	UC	1728	1/1	0.41	0.46	-	119,119,119,119	0
55	MG	ZC	3289	1/1	0.84	0.30	-	130,130,130,130	0
55	MG	UC	1708	1/1	0.83	0.39	-	146,146,146,146	0
55	MG	VC	3641	1/1	0.66	0.41	-	114,114,114,114	0
55	MG	BD	104	1/1	0.87	0.59	-	253,253,253,253	0
55	MG	VC	3417	1/1	0.97	0.17	-	101,101,101,101	0
55	MG	VC	3590	1/1	0.68	0.46	-	140,140,140,140	0
55	MG	VC	3396	1/1	0.85	0.59	-	112,112,112,112	0
55	MG	ZC	3759	1/1	0.82	0.60	-	140,140,140,140	0
55	MG	YC	1612	1/1	0.84	0.38	-	110,110,110,110	0

Continued on next page...

Continued from previous page...

Mol	Type	Chain	Res	Atoms	RSCC	RSR	LLDF	B-factors(\AA^2)	Q<0.9
55	MG	ZC	3577	1/1	0.68	0.75	-	126,126,126,126	0
55	MG	AD	223	1/1	0.61	0.55	-	151,151,151,151	0
55	MG	VC	3031	1/1	0.68	1.27	-	79,79,79,79	0
55	MG	YC	1618	1/1	0.84	0.40	-	132,132,132,132	0
55	MG	YC	1630	1/1	0.40	0.65	-	136,136,136,136	0
55	MG	ZC	3350	1/1	0.88	0.43	-	70,70,70,70	0
55	MG	VC	3174	1/1	0.91	0.55	-	77,77,77,77	0
55	MG	ZC	3139	1/1	0.95	0.37	-	69,69,69,69	0
55	MG	FD	115	1/1	0.64	0.37	-	150,150,150,150	0
55	MG	VC	3134	1/1	0.63	0.44	-	76,76,76,76	0
55	MG	ZC	3596	1/1	0.64	0.54	-	102,102,102,102	0
55	MG	ZC	3595	1/1	0.97	0.15	-	75,75,75,75	0
55	MG	ZC	3362	1/1	0.14	0.36	-	88,88,88,88	0
55	MG	VC	3488	1/1	0.73	0.42	-	92,92,92,92	0
55	MG	A	305	1/1	0.79	1.46	-	115,115,115,115	0
55	MG	BB	202	1/1	-0.12	0.61	-	153,153,153,153	0
55	MG	UC	1852	1/1	0.89	0.78	-	207,207,207,207	0
55	MG	YC	1790	1/1	0.49	0.30	-	209,209,209,209	0
55	MG	ZC	3746	1/1	0.82	0.38	-	81,81,81,81	0
55	MG	VC	3150	1/1	0.38	1.01	-	139,139,139,139	0
55	MG	AD	224	1/1	0.79	0.26	-	155,155,155,155	0
55	MG	VC	3448	1/1	0.75	0.60	-	100,100,100,100	0
55	MG	VC	3409	1/1	0.99	0.58	-	103,103,103,103	0
55	MG	ZC	3659	1/1	0.69	0.55	-	99,99,99,99	0
55	MG	UC	1781	1/1	0.88	0.25	-	116,116,116,116	0
55	MG	ZC	3483	1/1	0.53	0.76	-	96,96,96,96	0
55	MG	ZC	3144	1/1	0.90	0.16	-	92,92,92,92	0
55	MG	ZC	3385	1/1	0.85	0.30	-	103,103,103,103	0
55	MG	ZC	3078	1/1	0.76	0.20	-	99,99,99,99	0
55	MG	VC	3331	1/1	0.20	0.24	-	134,134,134,134	0
55	MG	YC	1602	1/1	0.83	0.37	-	157,157,157,157	0
55	MG	WC	223	1/1	0.89	0.29	-	172,172,172,172	0
55	MG	VC	3281	1/1	0.96	0.17	-	126,126,126,126	0
55	MG	ZC	3252	1/1	0.90	0.58	-	69,69,69,69	0
55	MG	VC	3333	1/1	0.73	0.52	-	105,105,105,105	0
55	MG	YC	1761	1/1	0.87	0.12	-	163,163,163,163	0
55	MG	UC	1631	1/1	0.81	0.29	-	105,105,105,105	0
55	MG	VC	3195	1/1	0.94	0.48	-	94,94,94,94	0
55	MG	VC	3699	1/1	0.83	0.77	-	107,107,107,107	0
55	MG	VC	3578	1/1	0.71	0.33	-	72,72,72,72	0
55	MG	VC	3403	1/1	0.84	0.36	-	97,97,97,97	0
55	MG	WC	229	1/1	0.96	0.15	-	115,115,115,115	0

Continued on next page...

Continued from previous page...

Mol	Type	Chain	Res	Atoms	RSCC	RSR	LLDF	B-factors(\AA^2)	Q<0.9
55	MG	ZC	3261	1/1	0.50	1.07	-	80,80,80,80	0
55	MG	VC	3092	1/1	0.14	0.34	-	123,123,123,123	0
55	MG	UC	1829	1/1	0.86	0.75	-	145,145,145,145	0
55	MG	UC	1775	1/1	0.94	0.17	-	88,88,88,88	0
55	MG	VC	3105	1/1	0.86	0.41	-	102,102,102,102	0
55	MG	UC	1651	1/1	0.74	0.44	-	147,147,147,147	0
55	MG	UC	1632	1/1	0.80	0.59	-	118,118,118,118	0
55	MG	ZC	3036	1/1	0.79	0.34	-	95,95,95,95	0
55	MG	YC	1740	1/1	0.75	1.19	-	146,146,146,146	0
55	MG	ZC	3072	1/1	0.84	1.14	-	91,91,91,91	0
55	MG	VC	3665	1/1	0.91	0.92	-	78,78,78,78	0
55	MG	ZC	3114	1/1	0.92	0.13	-	113,113,113,113	0
55	MG	ZC	3363	1/1	0.76	0.54	-	74,74,74,74	0
55	MG	ZC	3527	1/1	0.42	0.88	-	92,92,92,92	0
55	MG	VC	3656	1/1	0.84	0.52	-	95,95,95,95	0
55	MG	OB	201	1/1	0.81	0.64	-	94,94,94,94	0
55	MG	ZC	3570	1/1	0.77	0.24	-	78,78,78,78	0
55	MG	VC	3255	1/1	0.54	0.44	-	107,107,107,107	0
55	MG	ZC	3548	1/1	0.68	0.34	-	86,86,86,86	0
55	MG	VC	3503	1/1	0.84	0.61	-	94,94,94,94	0
55	MG	ZC	3530	1/1	0.80	0.33	-	87,87,87,87	0
55	MG	AD	209	1/1	0.17	0.90	-	115,115,115,115	0
55	MG	ED	103	1/1	0.88	0.82	-	183,183,183,183	0
55	MG	UC	1713	1/1	0.92	0.20	-	109,109,109,109	0
55	MG	VC	3034	1/1	0.84	0.28	-	79,79,79,79	0
55	MG	ZC	3716	1/1	0.97	0.27	-	90,90,90,90	0
55	MG	FD	101	1/1	0.77	0.35	-	132,132,132,132	0
55	MG	ZC	3049	1/1	0.90	0.63	-	102,102,102,102	0
55	MG	UC	1699	1/1	0.26	0.33	-	197,197,197,197	0
55	MG	VC	3032	1/1	0.82	0.43	-	90,90,90,90	0
55	MG	YC	1634	1/1	0.91	1.48	-	132,132,132,132	0
55	MG	VC	3401	1/1	0.70	0.30	-	114,114,114,114	0
55	MG	VC	3212	1/1	0.91	0.41	-	85,85,85,85	0
55	MG	UC	1717	1/1	0.80	0.40	-	110,110,110,110	0
55	MG	ZC	3598	1/1	0.85	0.30	-	99,99,99,99	0
55	MG	VC	3624	1/1	0.75	0.24	-	104,104,104,104	0
55	MG	VC	3493	1/1	0.64	0.44	-	84,84,84,84	0
55	MG	A	302	1/1	0.76	0.35	-	81,81,81,81	0
55	MG	UC	1761	1/1	0.94	0.18	-	113,113,113,113	0
55	MG	VC	3612	1/1	0.85	0.24	-	90,90,90,90	0
55	MG	UC	1818	1/1	0.82	0.30	-	111,111,111,111	0
55	MG	VC	3009	1/1	0.93	0.54	-	70,70,70,70	0

Continued on next page...

Continued from previous page...

Mol	Type	Chain	Res	Atoms	RSCC	RSR	LLDF	B-factors(\AA^2)	Q<0.9
55	MG	VC	3663	1/1	0.84	0.48	-	124,124,124,124	0
55	MG	ZC	3432	1/1	0.94	0.23	-	68,68,68,68	0
55	MG	YC	1753	1/1	0.78	0.25	-	169,169,169,169	0
55	MG	YC	1659	1/1	0.57	0.82	-	194,194,194,194	0
55	MG	YC	1854	1/1	0.80	0.20	-	166,166,166,166	0
55	MG	QA	101	1/1	0.93	0.42	-	104,104,104,104	0
55	MG	YC	1700	1/1	0.43	0.26	-	208,208,208,208	0
55	MG	AD	204	1/1	0.71	0.55	-	110,110,110,110	0
55	MG	VC	3572	1/1	0.90	0.29	-	131,131,131,131	0
55	MG	H	201	1/1	0.83	0.43	-	117,117,117,117	0
55	MG	UC	1634	1/1	0.76	0.39	-	142,142,142,142	0
55	MG	ZC	3572	1/1	0.90	0.44	-	73,73,73,73	0
55	MG	ZC	3463	1/1	0.93	0.22	-	103,103,103,103	0
55	MG	YC	1866	1/1	0.93	0.40	-	112,112,112,112	0
55	MG	ZC	3563	1/1	0.90	0.17	-	98,98,98,98	0
55	MG	ZC	3679	1/1	0.50	0.77	-	84,84,84,84	0
55	MG	VC	3421	1/1	0.78	0.10	-	145,145,145,145	0
55	MG	UC	1696	1/1	0.82	0.19	-	159,159,159,159	0
55	MG	VC	3648	1/1	0.94	0.24	-	116,116,116,116	0
55	MG	ZC	3685	1/1	0.67	0.47	-	94,94,94,94	0
55	MG	VC	3286	1/1	0.97	0.20	-	105,105,105,105	0
55	MG	VC	3283	1/1	0.56	0.47	-	104,104,104,104	0
55	MG	UC	1822	1/1	0.95	0.28	-	96,96,96,96	0
55	MG	VC	3324	1/1	0.95	0.26	-	98,98,98,98	0
55	MG	VC	3423	1/1	0.28	0.49	-	136,136,136,136	0
55	MG	VC	3090	1/1	0.89	0.17	-	121,121,121,121	0
55	MG	UC	1603	1/1	0.82	0.29	-	106,106,106,106	0
55	MG	UC	1673	1/1	0.80	0.38	-	114,114,114,114	0
55	MG	ED	111	1/1	0.72	0.91	-	170,170,170,170	0
55	MG	ZC	3306	1/1	0.92	0.51	-	73,73,73,73	0
55	MG	VC	3574	1/1	0.92	0.41	-	126,126,126,126	0
55	MG	VC	3113	1/1	0.88	0.35	-	100,100,100,100	0
55	MG	ZC	3707	1/1	0.73	0.46	-	63,63,63,63	0
55	MG	YA	304	1/1	0.84	0.58	-	53,53,53,53	0
55	MG	VC	3366	1/1	0.51	0.56	-	111,111,111,111	0
55	MG	ZC	3057	1/1	0.94	0.19	-	115,115,115,115	0
55	MG	ZC	3102	1/1	0.99	0.29	-	75,75,75,75	0
55	MG	VC	3024	1/1	0.93	0.44	-	91,91,91,91	0
55	MG	UC	1770	1/1	0.77	2.02	-	130,130,130,130	0
55	MG	ZC	3116	1/1	0.81	0.17	-	80,80,80,80	0
55	MG	ZC	3047	1/1	0.90	0.41	-	69,69,69,69	0
55	MG	VC	3695	1/1	0.95	0.18	-	83,83,83,83	0

Continued on next page...

Continued from previous page...

Mol	Type	Chain	Res	Atoms	RSCC	RSR	LLDF	B-factors(\AA^2)	Q<0.9
55	MG	ZC	3579	1/1	0.94	0.20	-	61,61,61,61	0
55	MG	P	202	1/1	0.42	0.25	-	131,131,131,131	0
55	MG	VC	3541	1/1	0.92	0.50	-	95,95,95,95	0
55	MG	ZC	3470	1/1	0.75	0.25	-	89,89,89,89	0
55	MG	ZC	3045	1/1	0.73	1.49	-	60,60,60,60	0
55	MG	ZC	3451	1/1	0.89	0.69	-	85,85,85,85	0
55	MG	YC	1684	1/1	0.94	0.24	-	127,127,127,127	0
55	MG	ZC	3257	1/1	0.83	0.28	-	104,104,104,104	0
55	MG	YC	1801	1/1	0.60	0.52	-	148,148,148,148	0
55	MG	VC	3151	1/1	0.67	0.41	-	98,98,98,98	0
55	MG	ZC	3593	1/1	0.71	0.25	-	97,97,97,97	0
55	MG	YC	1834	1/1	0.69	0.69	-	160,160,160,160	0
55	MG	YC	1826	1/1	0.80	0.27	-	146,146,146,146	0
55	MG	UC	1796	1/1	0.97	0.30	-	109,109,109,109	0
55	MG	VC	3059	1/1	0.74	0.62	-	98,98,98,98	0
55	MG	VC	3173	1/1	0.75	0.22	-	93,93,93,93	0
55	MG	ZC	3061	1/1	0.78	0.43	-	103,103,103,103	0
55	MG	WC	218	1/1	0.63	0.64	-	136,136,136,136	0
55	MG	VC	3445	1/1	0.94	0.44	-	92,92,92,92	0
55	MG	VC	3593	1/1	0.96	0.19	-	109,109,109,109	0
55	MG	BD	102	1/1	0.74	0.71	-	270,270,270,270	0
55	MG	YC	1771	1/1	0.54	0.39	-	229,229,229,229	0
55	MG	UC	1819	1/1	0.61	0.19	-	142,142,142,142	0
55	MG	ZC	3086	1/1	0.92	0.80	-	124,124,124,124	0
55	MG	ZC	3688	1/1	0.73	0.40	-	90,90,90,90	0
55	MG	YC	1679	1/1	0.21	0.32	-	281,281,281,281	0
55	MG	VC	3213	1/1	0.64	0.57	-	79,79,79,79	0
55	MG	LA	201	1/1	0.49	0.51	-	142,142,142,142	0
55	MG	ZC	3312	1/1	0.93	0.36	-	64,64,64,64	0
55	MG	VC	3441	1/1	-0.06	1.10	-	201,201,201,201	0
55	MG	ZC	3653	1/1	0.94	0.13	-	84,84,84,84	0
55	MG	ZC	3224	1/1	-0.04	0.37	-	222,222,222,222	0
55	MG	UC	1691	1/1	0.67	0.50	-	103,103,103,103	0
55	MG	VC	3005	1/1	0.88	0.71	-	79,79,79,79	0
55	MG	VC	3392	1/1	0.77	0.59	-	85,85,85,85	0
55	MG	YC	1791	1/1	0.72	0.29	-	170,170,170,170	0
55	MG	ZC	3670	1/1	0.91	0.46	-	83,83,83,83	0
55	MG	ZC	3104	1/1	0.67	1.38	-	67,67,67,67	0
55	MG	VC	3084	1/1	0.88	0.51	-	90,90,90,90	0
55	MG	VC	3482	1/1	0.64	0.31	-	148,148,148,148	0
55	MG	UC	1853	1/1	0.90	0.74	-	108,108,108,108	0
55	MG	UC	1741	1/1	0.91	1.43	-	71,71,71,71	0

Continued on next page...

Continued from previous page...

Mol	Type	Chain	Res	Atoms	RSCC	RSR	LLDF	B-factors(\AA^2)	Q<0.9
55	MG	VC	3137	1/1	0.92	0.18	-	127,127,127,127	0
55	MG	ZC	3606	1/1	0.96	0.53	-	63,63,63,63	0
55	MG	VC	3100	1/1	0.87	0.73	-	71,71,71,71	0
55	MG	VC	3520	1/1	0.66	1.27	-	126,126,126,126	0
55	MG	ZC	3206	1/1	0.83	0.32	-	74,74,74,74	0
55	MG	ZC	3612	1/1	0.88	0.29	-	85,85,85,85	0
55	MG	VC	3596	1/1	0.08	0.49	-	173,173,173,173	0
55	MG	UC	1647	1/1	0.67	1.04	-	143,143,143,143	0
55	MG	ZC	3048	1/1	0.98	0.22	-	69,69,69,69	0
55	MG	VC	3404	1/1	0.95	0.17	-	161,161,161,161	0
55	MG	ZC	3341	1/1	0.68	0.38	-	110,110,110,110	0
55	MG	ZC	3237	1/1	0.89	0.40	-	104,104,104,104	0
55	MG	ZC	3702	1/1	0.87	0.89	-	92,92,92,92	0
55	MG	YC	1686	1/1	0.72	1.01	-	136,136,136,136	0
55	MG	UC	1841	1/1	0.92	0.29	-	129,129,129,129	0
55	MG	VC	3439	1/1	0.75	1.25	-	77,77,77,77	0
55	MG	VC	3539	1/1	0.47	1.28	-	109,109,109,109	0
55	MG	ZC	3284	1/1	0.67	0.45	-	105,105,105,105	0
55	MG	ZC	3464	1/1	0.94	0.11	-	102,102,102,102	0
55	MG	ZC	3539	1/1	0.97	0.23	-	64,64,64,64	0
55	MG	YA	301	1/1	0.80	2.25	-	64,64,64,64	0
55	MG	VC	3431	1/1	0.63	0.44	-	97,97,97,97	0
55	MG	ZC	3719	1/1	0.93	0.52	-	96,96,96,96	0
55	MG	ZC	3440	1/1	0.88	0.52	-	95,95,95,95	0
55	MG	VC	3309	1/1	0.83	0.41	-	94,94,94,94	0
55	MG	VC	3673	1/1	0.69	0.45	-	82,82,82,82	0
55	MG	VC	3561	1/1	0.78	0.26	-	92,92,92,92	0
55	MG	ZC	3334	1/1	0.84	0.39	-	68,68,68,68	0
55	MG	ZC	3292	1/1	0.85	0.62	-	64,64,64,64	0
55	MG	ZC	3127	1/1	0.83	0.41	-	73,73,73,73	0
55	MG	YC	1871	1/1	0.90	0.26	-	153,153,153,153	0
55	MG	ZC	3755	1/1	0.75	0.48	-	91,91,91,91	0
55	MG	ZC	3525	1/1	0.80	0.44	-	85,85,85,85	0
55	MG	ZC	3394	1/1	0.78	1.40	-	92,92,92,92	0
55	MG	ZC	3162	1/1	0.85	0.29	-	89,89,89,89	0
55	MG	ZC	3129	1/1	0.83	0.81	-	43,43,43,43	0
55	MG	NB	101	1/1	0.56	0.36	-	76,76,76,76	0
55	MG	ZC	3697	1/1	0.67	0.19	-	71,71,71,71	0
55	MG	VC	3543	1/1	0.80	0.32	-	107,107,107,107	0
55	MG	YC	1661	1/1	0.27	1.40	-	142,142,142,142	0
55	MG	VC	3218	1/1	0.89	0.59	-	99,99,99,99	0
55	MG	UC	1833	1/1	0.83	0.49	-	117,117,117,117	0

Continued on next page...

Continued from previous page...

Mol	Type	Chain	Res	Atoms	RSCC	RSR	LLDF	B-factors(\AA^2)	Q<0.9
55	MG	ZC	3466	1/1	0.78	0.85	-	70,70,70,70	0
55	MG	YC	1806	1/1	0.58	0.79	-	145,145,145,145	0
55	MG	WB	102	1/1	0.96	0.17	-	59,59,59,59	0
55	MG	VC	3052	1/1	0.95	0.46	-	83,83,83,83	0
55	MG	VC	3339	1/1	0.94	0.17	-	102,102,102,102	0
55	MG	UC	1793	1/1	0.85	0.39	-	129,129,129,129	0
55	MG	ZC	3173	1/1	0.80	0.31	-	75,75,75,75	0
55	MG	UC	1629	1/1	0.26	0.21	-	134,134,134,134	0
55	MG	VC	3143	1/1	0.94	0.18	-	98,98,98,98	0
55	MG	ZC	3419	1/1	0.94	0.46	-	71,71,71,71	0
55	MG	VC	3642	1/1	0.88	0.45	-	101,101,101,101	0
55	MG	ZC	3175	1/1	0.93	0.66	-	74,74,74,74	0
55	MG	VC	3093	1/1	0.72	0.17	-	152,152,152,152	0
55	MG	UC	1757	1/1	0.67	0.55	-	127,127,127,127	0
55	MG	VC	3258	1/1	0.74	0.97	-	102,102,102,102	0
55	MG	YC	1828	1/1	0.78	0.35	-	186,186,186,186	0
55	MG	ZC	3658	1/1	0.95	0.45	-	87,87,87,87	0
55	MG	VC	3586	1/1	0.90	0.26	-	99,99,99,99	0
55	MG	VC	3049	1/1	0.95	0.34	-	90,90,90,90	0
55	MG	YC	1681	1/1	0.89	0.57	-	193,193,193,193	0
55	MG	VC	3074	1/1	0.90	0.30	-	104,104,104,104	0
55	MG	ZC	3741	1/1	0.60	1.16	-	203,203,203,203	0
55	MG	ZC	3167	1/1	0.83	0.89	-	72,72,72,72	0
55	MG	VC	3575	1/1	0.80	0.79	-	94,94,94,94	0
55	MG	ZC	3240	1/1	0.87	0.48	-	63,63,63,63	0
55	MG	YC	1849	1/1	0.73	0.44	-	154,154,154,154	0
55	MG	YC	1793	1/1	0.65	0.34	-	141,141,141,141	0
55	MG	VC	3461	1/1	0.91	0.19	-	93,93,93,93	0
55	MG	VC	3483	1/1	0.83	0.68	-	181,181,181,181	0
55	MG	VC	3171	1/1	0.73	0.25	-	115,115,115,115	0
55	MG	ZC	3299	1/1	0.47	0.59	-	90,90,90,90	0
55	MG	ZC	3565	1/1	0.72	0.38	-	102,102,102,102	0
55	MG	ZC	3676	1/1	0.89	0.81	-	114,114,114,114	0
55	MG	VC	3087	1/1	0.89	0.11	-	87,87,87,87	0
55	MG	VC	3200	1/1	0.91	0.77	-	70,70,70,70	0
55	MG	UC	1642	1/1	0.96	0.27	-	123,123,123,123	0
55	MG	YC	1622	1/1	0.86	0.35	-	159,159,159,159	0
55	MG	VC	3227	1/1	0.94	0.23	-	80,80,80,80	0
55	MG	YC	1788	1/1	0.82	0.34	-	126,126,126,126	0
55	MG	VC	3037	1/1	0.88	0.94	-	74,74,74,74	0
55	MG	VC	3604	1/1	0.45	0.79	-	125,125,125,125	0
55	MG	VC	3526	1/1	0.63	0.74	-	97,97,97,97	0

Continued on next page...

Continued from previous page...

Mol	Type	Chain	Res	Atoms	RSCC	RSR	LLDF	B-factors(\AA^2)	Q<0.9
55	MG	VC	3518	1/1	0.97	0.40	-	69,69,69,69	0
55	MG	ZC	3024	1/1	0.95	0.36	-	59,59,59,59	0
55	MG	ZC	3745	1/1	0.97	0.13	-	74,74,74,74	0
55	MG	VC	3584	1/1	0.78	0.38	-	82,82,82,82	0
55	MG	VC	3111	1/1	0.91	0.65	-	60,60,60,60	0
55	MG	UC	1756	1/1	0.84	0.46	-	112,112,112,112	0
55	MG	ZC	3704	1/1	0.84	0.23	-	102,102,102,102	0
55	MG	ZC	3336	1/1	0.94	0.19	-	73,73,73,73	0
55	MG	XC	102	1/1	0.92	0.39	-	217,217,217,217	0
55	MG	ZC	3672	1/1	0.90	0.69	-	80,80,80,80	0
55	MG	VC	3666	1/1	0.14	0.39	-	131,131,131,131	0
55	MG	ZC	3063	1/1	0.87	0.47	-	36,36,36,36	0
55	MG	UC	1772	1/1	0.84	0.23	-	85,85,85,85	0
55	MG	WC	213	1/1	0.74	0.60	-	110,110,110,110	0
55	MG	RA	201	1/1	0.72	0.49	-	105,105,105,105	0
55	MG	UC	1864	1/1	0.96	0.33	-	138,138,138,138	0
55	MG	ZC	3307	1/1	0.47	0.41	-	117,117,117,117	0
55	MG	UC	1675	1/1	0.83	0.33	-	103,103,103,103	0
55	MG	ZC	3476	1/1	0.89	0.30	-	74,74,74,74	0
55	MG	YC	1779	1/1	0.90	0.37	-	180,180,180,180	0
55	MG	ZC	3773	1/1	0.87	0.30	-	112,112,112,112	0
55	MG	VC	3509	1/1	0.89	0.30	-	118,118,118,118	0
55	MG	ZC	3554	1/1	0.76	0.45	-	122,122,122,122	0
55	MG	UC	1810	1/1	0.77	0.71	-	104,104,104,104	0
55	MG	ZC	3110	1/1	0.67	0.95	-	99,99,99,99	0
55	MG	VC	3524	1/1	0.63	0.51	-	187,187,187,187	0
55	MG	VC	3254	1/1	0.95	0.35	-	63,63,63,63	0
55	MG	UC	1744	1/1	0.79	1.54	-	130,130,130,130	0
55	MG	ZC	3618	1/1	0.93	0.28	-	65,65,65,65	0
55	MG	YC	1683	1/1	0.85	0.34	-	155,155,155,155	0
55	MG	VC	3315	1/1	0.49	0.74	-	119,119,119,119	0
55	MG	VC	3185	1/1	0.86	0.28	-	97,97,97,97	0
55	MG	ZC	3136	1/1	0.73	0.20	-	88,88,88,88	0
55	MG	YC	1750	1/1	0.79	0.80	-	138,138,138,138	0
55	MG	ZC	3268	1/1	0.73	0.24	-	104,104,104,104	0
55	MG	UC	1658	1/1	0.71	0.83	-	169,169,169,169	0
55	MG	ZC	3177	1/1	0.74	0.59	-	95,95,95,95	0
55	MG	ZC	3210	1/1	0.89	0.51	-	108,108,108,108	0
55	MG	ZC	3645	1/1	0.89	0.17	-	98,98,98,98	0
55	MG	VC	3051	1/1	0.87	0.19	-	117,117,117,117	0
55	MG	VC	3611	1/1	0.93	0.38	-	111,111,111,111	0
55	MG	VC	3211	1/1	0.87	0.28	-	92,92,92,92	0

Continued on next page...

Continued from previous page...

Mol	Type	Chain	Res	Atoms	RSCC	RSR	LLDF	B-factors(\AA^2)	Q<0.9
55	MG	YC	1861	1/1	0.78	0.25	-	136,136,136,136	0
55	MG	ZC	3511	1/1	0.90	0.79	-	78,78,78,78	0
55	MG	ZC	3495	1/1	0.82	0.38	-	95,95,95,95	0
55	MG	ZC	3521	1/1	0.77	1.11	-	109,109,109,109	0
55	MG	VC	3003	1/1	0.85	0.36	-	96,96,96,96	0
55	MG	YC	1833	1/1	0.83	0.34	-	97,97,97,97	0
55	MG	VC	3179	1/1	0.99	0.27	-	106,106,106,106	0
55	MG	VC	3660	1/1	0.97	0.33	-	95,95,95,95	0
55	MG	ZC	3515	1/1	0.82	0.43	-	111,111,111,111	0
55	MG	UC	1617	1/1	0.58	0.81	-	151,151,151,151	0
55	MG	ZC	3594	1/1	0.82	0.84	-	94,94,94,94	0
55	MG	ZC	3182	1/1	0.83	0.35	-	72,72,72,72	0
55	MG	ZC	3416	1/1	0.54	0.56	-	87,87,87,87	0
55	MG	YC	1805	1/1	0.14	0.33	-	115,115,115,115	0
55	MG	VC	3479	1/1	0.65	0.19	-	133,133,133,133	0
55	MG	ZC	3030	1/1	0.96	0.25	-	78,78,78,78	0
55	MG	ZC	3564	1/1	0.54	0.18	-	105,105,105,105	0
55	MG	ZC	3198	1/1	0.58	0.43	-	116,116,116,116	0
55	MG	YC	1633	1/1	0.74	1.74	-	141,141,141,141	0
55	MG	VC	3677	1/1	0.59	0.76	-	111,111,111,111	0
55	MG	VC	3631	1/1	0.86	0.53	-	82,82,82,82	0
55	MG	VC	3257	1/1	0.91	0.13	-	101,101,101,101	0
55	MG	ZC	3095	1/1	0.91	0.43	-	52,52,52,52	0
55	MG	UC	1752	1/1	0.96	0.17	-	116,116,116,116	0
55	MG	ZC	3532	1/1	0.88	0.41	-	106,106,106,106	0
55	MG	VC	3502	1/1	0.86	0.94	-	100,100,100,100	0
55	MG	VC	3236	1/1	0.78	0.56	-	93,93,93,93	0
55	MG	ZC	3472	1/1	0.45	0.54	-	98,98,98,98	0
55	MG	ZC	3761	1/1	0.49	0.21	-	197,197,197,197	0
55	MG	ZC	3633	1/1	0.86	0.49	-	92,92,92,92	0
55	MG	YC	1827	1/1	0.89	0.67	-	103,103,103,103	0
55	MG	VC	3363	1/1	0.95	0.56	-	100,100,100,100	0
55	MG	VC	3144	1/1	0.72	0.34	-	124,124,124,124	0
55	MG	D	202	1/1	0.28	0.34	-	152,152,152,152	0
55	MG	ZC	3212	1/1	0.93	0.15	-	77,77,77,77	0
55	MG	VC	3233	1/1	0.88	0.47	-	165,165,165,165	0
55	MG	ZC	3669	1/1	0.56	0.75	-	126,126,126,126	0
55	MG	ZC	3134	1/1	0.73	0.58	-	74,74,74,74	0
55	MG	VC	3205	1/1	0.95	0.16	-	87,87,87,87	0
55	MG	PA	101	1/1	0.76	1.09	-	120,120,120,120	0
55	MG	ZC	3730	1/1	0.90	0.35	-	71,71,71,71	0
55	MG	ZC	3128	1/1	0.85	0.52	-	87,87,87,87	0

Continued on next page...

Continued from previous page...

Mol	Type	Chain	Res	Atoms	RSCC	RSR	LLDF	B-factors(\AA^2)	Q<0.9
55	MG	VC	3147	1/1	0.87	0.39	-	129,129,129,129	0
55	MG	ZC	3568	1/1	0.85	0.59	-	70,70,70,70	0
55	MG	ZC	3138	1/1	0.92	0.21	-	73,73,73,73	0
55	MG	ZC	3524	1/1	0.86	0.87	-	94,94,94,94	0
55	MG	VC	3620	1/1	0.83	0.76	-	103,103,103,103	0
55	MG	VC	3301	1/1	0.93	0.17	-	134,134,134,134	0
55	MG	ZC	3690	1/1	0.73	0.67	-	98,98,98,98	0
55	MG	YC	1813	1/1	0.78	0.90	-	231,231,231,231	0
55	MG	UC	1746	1/1	0.64	0.52	-	155,155,155,155	0
55	MG	YC	1710	1/1	0.83	0.43	-	185,185,185,185	0
55	MG	UC	1736	1/1	0.86	1.18	-	139,139,139,139	0
55	MG	ZC	3774	1/1	0.89	0.37	-	132,132,132,132	0
55	MG	YC	1651	1/1	0.74	0.15	-	197,197,197,197	0
55	MG	ZC	3386	1/1	0.91	0.24	-	79,79,79,79	0
55	MG	ZC	3186	1/1	0.73	0.48	-	90,90,90,90	0
55	MG	YC	1728	1/1	0.68	0.44	-	179,179,179,179	0
55	MG	VC	3467	1/1	0.94	0.38	-	100,100,100,100	0
55	MG	UC	1789	1/1	0.91	0.96	-	88,88,88,88	0
55	MG	VC	3266	1/1	0.85	0.53	-	89,89,89,89	0
55	MG	ZC	3223	1/1	0.88	0.32	-	82,82,82,82	0
55	MG	VC	3243	1/1	0.79	0.33	-	75,75,75,75	0
55	MG	VC	3669	1/1	0.71	0.50	-	133,133,133,133	0
55	MG	VC	3701	1/1	0.90	0.23	-	102,102,102,102	0
55	MG	ED	113	1/1	0.77	0.52	-	170,170,170,170	0
55	MG	ZC	3488	1/1	0.92	0.31	-	126,126,126,126	0
55	MG	VC	3438	1/1	0.47	0.43	-	112,112,112,112	0
55	MG	ZC	3493	1/1	0.86	0.59	-	87,87,87,87	0
55	MG	YC	1798	1/1	0.88	0.70	-	134,134,134,134	0
55	MG	VC	3245	1/1	0.94	0.20	-	94,94,94,94	0
55	MG	ZC	3750	1/1	0.73	0.47	-	89,89,89,89	0
55	MG	ZC	3083	1/1	0.91	0.49	-	58,58,58,58	0
55	MG	P	201	1/1	0.85	0.23	-	96,96,96,96	0
55	MG	UC	1797	1/1	0.75	0.42	-	130,130,130,130	0
55	MG	VC	3155	1/1	0.72	0.68	-	102,102,102,102	0
55	MG	UC	1654	1/1	0.80	0.55	-	117,117,117,117	0
55	MG	VC	3187	1/1	0.93	0.08	-	152,152,152,152	0
55	MG	UC	1641	1/1	0.60	0.29	-	98,98,98,98	0
55	MG	ZC	3519	1/1	0.39	0.34	-	114,114,114,114	0
55	MG	VC	3414	1/1	0.87	0.32	-	105,105,105,105	0
55	MG	YC	1756	1/1	0.92	0.29	-	98,98,98,98	0
55	MG	ZC	3478	1/1	0.71	0.57	-	88,88,88,88	0
55	MG	VC	3106	1/1	0.76	0.35	-	77,77,77,77	0

Continued on next page...

Continued from previous page...

Mol	Type	Chain	Res	Atoms	RSCC	RSR	LLDF	B-factors(\AA^2)	Q<0.9
55	MG	ZC	3398	1/1	0.73	1.09	-	93,93,93,93	0
55	MG	UC	1857	1/1	0.77	0.39	-	107,107,107,107	0
55	MG	ZC	3630	1/1	0.51	0.52	-	99,99,99,99	0
55	MG	ZC	3559	1/1	0.94	0.23	-	111,111,111,111	0
55	MG	AD	219	1/1	0.82	0.87	-	106,106,106,106	0
55	MG	ZC	3421	1/1	0.72	0.70	-	76,76,76,76	0
55	MG	ZC	3053	1/1	0.68	0.44	-	73,73,73,73	0
55	MG	WC	221	1/1	0.77	0.51	-	179,179,179,179	0
55	MG	VC	3141	1/1	0.37	0.35	-	92,92,92,92	0
55	MG	UC	1662	1/1	0.81	0.54	-	92,92,92,92	0
55	MG	ZC	3080	1/1	0.93	0.23	-	148,148,148,148	0
55	MG	ZC	3644	1/1	0.90	0.27	-	76,76,76,76	0
55	MG	YC	1654	1/1	0.94	0.24	-	157,157,157,157	0
55	MG	ED	115	1/1	0.67	1.09	-	171,171,171,171	0
55	MG	UC	1686	1/1	0.92	0.28	-	115,115,115,115	0
55	MG	UC	1722	1/1	0.88	0.12	-	107,107,107,107	0
55	MG	UC	1727	1/1	0.48	0.56	-	164,164,164,164	0
55	MG	VC	3535	1/1	0.84	0.69	-	114,114,114,114	0
55	MG	HB	201	1/1	0.67	0.51	-	65,65,65,65	0
55	MG	YC	1769	1/1	0.42	0.60	-	159,159,159,159	0
55	MG	UC	1763	1/1	0.67	0.84	-	159,159,159,159	0
55	MG	ZC	3622	1/1	0.60	0.65	-	105,105,105,105	0
55	MG	ZC	3423	1/1	0.62	0.25	-	95,95,95,95	0
55	MG	VC	3672	1/1	0.76	0.36	-	111,111,111,111	0
55	MG	VC	3583	1/1	0.87	0.37	-	130,130,130,130	0
55	MG	VC	3548	1/1	0.18	0.56	-	135,135,135,135	0
55	MG	VC	3511	1/1	0.91	0.75	-	182,182,182,182	0
55	MG	VC	3250	1/1	0.93	0.27	-	77,77,77,77	0
55	MG	ZC	3067	1/1	0.81	1.02	-	67,67,67,67	0
55	MG	UC	1830	1/1	0.79	0.45	-	118,118,118,118	0
55	MG	UC	1730	1/1	0.72	0.21	-	198,198,198,198	0
55	MG	VC	3576	1/1	0.87	0.98	-	122,122,122,122	0
55	MG	UC	1769	1/1	0.93	0.39	-	119,119,119,119	0
55	MG	VC	3033	1/1	0.97	0.31	-	78,78,78,78	0
55	MG	VC	3662	1/1	0.63	0.38	-	85,85,85,85	0
55	MG	VC	3632	1/1	0.80	0.21	-	121,121,121,121	0
55	MG	ZC	3381	1/1	0.89	0.81	-	83,83,83,83	0
55	MG	YC	1817	1/1	0.63	1.50	-	143,143,143,143	0
55	MG	UC	1784	1/1	0.88	0.38	-	138,138,138,138	0
55	MG	UC	1742	1/1	0.90	0.47	-	92,92,92,92	0
55	MG	YC	1642	1/1	0.31	0.28	-	150,150,150,150	0
55	MG	ED	108	1/1	0.90	0.67	-	161,161,161,161	0

Continued on next page...

Continued from previous page...

Mol	Type	Chain	Res	Atoms	RSCC	RSR	LLDF	B-factors(\AA^2)	Q<0.9
55	MG	VC	3350	1/1	0.70	0.52	-	104,104,104,104	0
55	MG	ZC	3199	1/1	0.78	0.38	-	103,103,103,103	0
55	MG	ZC	3101	1/1	0.87	0.37	-	58,58,58,58	0
55	MG	ZC	3051	1/1	0.80	0.70	-	79,79,79,79	0
55	MG	ZC	3249	1/1	0.88	0.29	-	105,105,105,105	0
55	MG	YC	1724	1/1	0.89	0.69	-	161,161,161,161	0
55	MG	VC	3189	1/1	0.82	0.68	-	60,60,60,60	0
55	MG	YC	1709	1/1	0.85	0.30	-	109,109,109,109	0
55	MG	ZC	3467	1/1	0.22	0.36	-	114,114,114,114	0
55	MG	ZC	3190	1/1	0.95	1.44	-	62,62,62,62	0
55	MG	VC	3705	1/1	0.66	0.29	-	100,100,100,100	0
55	MG	ZC	3635	1/1	0.17	0.40	-	216,216,216,216	0
55	MG	YC	1822	1/1	0.75	0.39	-	145,145,145,145	0
55	MG	UC	1838	1/1	0.83	0.40	-	150,150,150,150	0
55	MG	AD	218	1/1	0.93	0.85	-	96,96,96,96	0
55	MG	YC	1689	1/1	0.74	1.63	-	117,117,117,117	0
55	MG	ZC	3615	1/1	0.81	0.53	-	176,176,176,176	0
55	MG	UC	1760	1/1	-0.08	1.56	-	146,146,146,146	0
55	MG	ZC	3058	1/1	0.90	0.56	-	37,37,37,37	0
55	MG	ZC	3370	1/1	0.93	0.89	-	64,64,64,64	0
55	MG	VC	3123	1/1	0.94	0.53	-	76,76,76,76	0
55	MG	YC	1784	1/1	0.28	0.45	-	139,139,139,139	0
55	MG	WC	219	1/1	0.95	0.52	-	131,131,131,131	0
55	MG	UC	1660	1/1	0.93	0.19	-	76,76,76,76	0
55	MG	YC	1615	1/1	0.37	1.00	-	150,150,150,150	0
55	MG	YC	1626	1/1	0.92	0.62	-	103,103,103,103	0
55	MG	YC	1765	1/1	0.33	0.59	-	108,108,108,108	0
55	MG	ZC	3329	1/1	0.73	0.41	-	90,90,90,90	0
55	MG	ZC	3448	1/1	0.82	0.24	-	98,98,98,98	0
55	MG	YC	1609	1/1	0.90	0.41	-	193,193,193,193	0
55	MG	ZC	3552	1/1	0.85	0.26	-	190,190,190,190	0
55	MG	YC	1862	1/1	-0.14	1.22	-	169,169,169,169	0
55	MG	ZC	3064	1/1	0.76	1.32	-	81,81,81,81	0
55	MG	UC	1646	1/1	0.92	0.22	-	184,184,184,184	0
55	MG	ZC	3250	1/1	0.96	0.19	-	105,105,105,105	0
55	MG	ZC	3602	1/1	0.84	0.27	-	95,95,95,95	0
55	MG	UC	1849	1/1	0.71	0.30	-	149,149,149,149	0
55	MG	VC	3080	1/1	0.86	1.22	-	64,64,64,64	0
55	MG	UC	1709	1/1	0.75	0.40	-	109,109,109,109	0
55	MG	VC	3341	1/1	0.77	0.25	-	131,131,131,131	0
55	MG	UC	1607	1/1	0.78	0.33	-	112,112,112,112	0
55	MG	ED	112	1/1	0.84	0.32	-	156,156,156,156	0

Continued on next page...

Continued from previous page...

Mol	Type	Chain	Res	Atoms	RSCC	RSR	LLDF	B-factors(\AA^2)	Q<0.9
55	MG	VC	3176	1/1	0.88	0.53	-	83,83,83,83	0
55	MG	UC	1643	1/1	0.71	0.48	-	170,170,170,170	0
55	MG	EB	203	1/1	0.66	0.33	-	106,106,106,106	0
55	MG	ZC	3359	1/1	0.84	0.27	-	103,103,103,103	0
55	MG	UC	1637	1/1	0.79	0.58	-	99,99,99,99	0
55	MG	ZC	3629	1/1	0.52	0.67	-	91,91,91,91	0
55	MG	UC	1633	1/1	0.90	0.22	-	125,125,125,125	0
55	MG	VC	3386	1/1	0.89	0.23	-	134,134,134,134	0
55	MG	UC	1806	1/1	0.86	0.56	-	102,102,102,102	0
55	MG	ZC	3547	1/1	0.85	0.23	-	126,126,126,126	0
55	MG	YC	1823	1/1	0.86	0.53	-	102,102,102,102	0
55	MG	YC	1621	1/1	0.95	0.29	-	178,178,178,178	0
55	MG	VC	3124	1/1	0.77	0.41	-	91,91,91,91	0
55	MG	VC	3462	1/1	0.83	0.29	-	89,89,89,89	0
55	MG	UC	1768	1/1	0.86	0.22	-	116,116,116,116	0
55	MG	YC	1786	1/1	0.60	0.96	-	85,85,85,85	0
55	MG	ZC	3311	1/1	0.88	0.86	-	100,100,100,100	0
55	MG	AD	205	1/1	0.32	0.88	-	117,117,117,117	0
55	MG	WC	215	1/1	0.81	0.42	-	180,180,180,180	0
55	MG	UC	1667	1/1	-0.07	0.55	-	145,145,145,145	0
55	MG	ZC	3205	1/1	0.90	0.39	-	107,107,107,107	0
55	MG	ZC	3611	1/1	0.93	0.23	-	88,88,88,88	0
55	MG	YC	1688	1/1	0.90	0.26	-	189,189,189,189	0
55	MG	VC	3667	1/1	0.90	0.40	-	96,96,96,96	0
55	MG	ZC	3684	1/1	0.82	0.39	-	79,79,79,79	0
55	MG	VC	3563	1/1	0.83	0.33	-	89,89,89,89	0
55	MG	ZC	3113	1/1	0.40	0.57	-	93,93,93,93	0
55	MG	UC	1783	1/1	0.77	0.21	-	242,242,242,242	0
55	MG	FD	102	1/1	0.49	0.23	-	169,169,169,169	0
55	MG	ZC	3369	1/1	0.96	0.56	-	100,100,100,100	0
55	MG	UC	1823	1/1	0.89	0.31	-	162,162,162,162	0
55	MG	ZC	3360	1/1	0.58	1.09	-	193,193,193,193	0
55	MG	VC	3494	1/1	0.91	0.21	-	89,89,89,89	0
55	MG	VC	3607	1/1	0.62	0.35	-	137,137,137,137	0
55	MG	ZC	3283	1/1	0.72	1.23	-	61,61,61,61	0
55	MG	ZC	3267	1/1	0.85	0.33	-	71,71,71,71	0
55	MG	ZC	3752	1/1	0.94	0.19	-	167,167,167,167	0
55	MG	UC	1619	1/1	0.84	0.26	-	127,127,127,127	0
55	MG	VC	3365	1/1	0.82	0.67	-	101,101,101,101	0
55	MG	VC	3030	1/1	0.96	0.50	-	90,90,90,90	0
55	MG	ZC	3215	1/1	0.66	0.46	-	117,117,117,117	0
55	MG	VC	3432	1/1	0.54	0.47	-	112,112,112,112	0

Continued on next page...

Continued from previous page...

Mol	Type	Chain	Res	Atoms	RSCC	RSR	LLDF	B-factors(\AA^2)	Q<0.9
55	MG	ZC	3017	1/1	0.96	0.70	-	68,68,68,68	0
55	MG	YC	1870	1/1	0.98	0.13	-	164,164,164,164	0
55	MG	UC	1612	1/1	0.44	0.43	-	114,114,114,114	0
55	MG	VC	3367	1/1	0.97	0.09	-	125,125,125,125	0
55	MG	UC	1755	1/1	0.87	0.25	-	129,129,129,129	0
55	MG	VC	3416	1/1	0.60	0.59	-	107,107,107,107	0
55	MG	ZC	3567	1/1	0.88	0.91	-	86,86,86,86	0
55	MG	ZC	3698	1/1	0.92	0.23	-	76,76,76,76	0
55	MG	YC	1758	1/1	0.75	0.43	-	127,127,127,127	0
55	MG	VC	3501	1/1	0.82	0.27	-	122,122,122,122	0
55	MG	VC	3653	1/1	0.80	0.62	-	116,116,116,116	0
55	MG	VC	3206	1/1	0.88	1.09	-	65,65,65,65	0
55	MG	VC	3564	1/1	0.87	0.27	-	151,151,151,151	0
55	MG	VC	3047	1/1	0.82	0.36	-	78,78,78,78	0
55	MG	YC	1825	1/1	0.98	0.37	-	116,116,116,116	0
55	MG	VC	3571	1/1	0.81	0.34	-	85,85,85,85	0
55	MG	ZC	3365	1/1	0.41	0.52	-	104,104,104,104	0
55	MG	VC	3240	1/1	0.83	0.41	-	78,78,78,78	0
55	MG	VC	3126	1/1	0.83	0.82	-	51,51,51,51	0
55	MG	UC	1640	1/1	0.79	0.21	-	136,136,136,136	0
55	MG	VC	3117	1/1	0.68	1.00	-	102,102,102,102	0
55	MG	VC	3485	1/1	0.84	0.27	-	107,107,107,107	0
55	MG	AD	201	1/1	0.76	0.46	-	105,105,105,105	0
55	MG	UC	1812	1/1	0.94	0.39	-	114,114,114,114	0
55	MG	ZC	3404	1/1	0.93	0.11	-	118,118,118,118	0
55	MG	ZC	3585	1/1	0.97	0.10	-	116,116,116,116	0
55	MG	VC	3260	1/1	0.90	0.99	-	77,77,77,77	0
55	MG	VC	3681	1/1	0.93	0.79	-	89,89,89,89	0
55	MG	ZC	3271	1/1	0.83	0.10	-	99,99,99,99	0
55	MG	ZC	3435	1/1	0.86	0.37	-	71,71,71,71	0
55	MG	VC	3061	1/1	0.85	0.58	-	101,101,101,101	0
55	MG	YC	1635	1/1	0.61	0.54	-	150,150,150,150	0
55	MG	ZC	3352	1/1	0.85	0.56	-	84,84,84,84	0
55	MG	VC	3065	1/1	0.89	0.63	-	67,67,67,67	0
55	MG	VC	3091	1/1	0.71	0.27	-	107,107,107,107	0
55	MG	ZC	3031	1/1	0.94	0.60	-	47,47,47,47	0
55	MG	UC	1779	1/1	0.59	0.47	-	161,161,161,161	0
55	MG	ZC	3130	1/1	0.70	0.75	-	84,84,84,84	0
55	MG	BD	101	1/1	0.91	0.35	-	244,244,244,244	0
55	MG	ZC	3357	1/1	0.93	0.32	-	86,86,86,86	0
55	MG	VC	3164	1/1	0.78	0.49	-	134,134,134,134	0
55	MG	ZC	3403	1/1	0.76	1.15	-	76,76,76,76	0

Continued on next page...

Continued from previous page...

Mol	Type	Chain	Res	Atoms	RSCC	RSR	LLDF	B-factors(\AA^2)	Q<0.9
55	MG	YC	1639	1/1	0.68	0.41	-	176,176,176,176	0
55	MG	UC	1737	1/1	-0.28	0.67	-	211,211,211,211	0
55	MG	ZC	3164	1/1	0.89	0.44	-	73,73,73,73	0
55	MG	YC	1715	1/1	0.82	0.29	-	107,107,107,107	0
55	MG	ZC	3065	1/1	0.91	1.46	-	58,58,58,58	0
55	MG	AD	211	1/1	0.92	0.66	-	105,105,105,105	0
55	MG	VC	3082	1/1	0.77	0.34	-	96,96,96,96	0
55	MG	VC	3553	1/1	0.75	0.35	-	88,88,88,88	0
55	MG	WC	222	1/1	0.90	0.32	-	157,157,157,157	0
55	MG	YC	1780	1/1	0.91	0.16	-	142,142,142,142	0
55	MG	VC	3268	1/1	0.90	0.49	-	96,96,96,96	0
55	MG	LC	101	1/1	0.11	0.67	-	135,135,135,135	0
55	MG	ZC	3097	1/1	0.90	0.44	-	78,78,78,78	0
55	MG	UC	1655	1/1	0.88	0.45	-	113,113,113,113	0
55	MG	VC	3683	1/1	0.54	0.62	-	84,84,84,84	0
55	MG	VC	3609	1/1	0.71	0.48	-	134,134,134,134	0
55	MG	ZC	3528	1/1	0.84	0.34	-	97,97,97,97	0
55	MG	UC	1656	1/1	0.96	0.40	-	90,90,90,90	0
55	MG	ZC	3610	1/1	0.89	0.77	-	96,96,96,96	0
55	MG	YC	1739	1/1	0.86	0.18	-	206,206,206,206	0
55	MG	UC	1827	1/1	0.80	0.35	-	93,93,93,93	0
55	MG	VC	3259	1/1	0.88	0.44	-	113,113,113,113	0
55	MG	UC	1613	1/1	0.67	1.39	-	115,115,115,115	0
55	MG	ZC	3683	1/1	0.93	0.29	-	87,87,87,87	0
55	MG	UC	1625	1/1	0.68	0.88	-	109,109,109,109	0
55	MG	YC	1741	1/1	0.16	0.72	-	219,219,219,219	0
55	MG	UC	1726	1/1	0.93	0.16	-	111,111,111,111	0
55	MG	ZC	3643	1/1	0.83	0.45	-	67,67,67,67	0
55	MG	VC	3486	1/1	0.80	0.30	-	117,117,117,117	0
55	MG	VC	3455	1/1	0.79	0.43	-	93,93,93,93	0
55	MG	ZC	3489	1/1	0.62	0.16	-	119,119,119,119	0
55	MG	UC	1710	1/1	0.91	0.88	-	142,142,142,142	0
55	MG	YC	1774	1/1	0.91	0.14	-	143,143,143,143	0
55	MG	UC	1748	1/1	0.97	0.18	-	162,162,162,162	0
55	MG	VC	3429	1/1	0.91	0.29	-	117,117,117,117	0
55	MG	ZC	3422	1/1	0.75	0.55	-	80,80,80,80	0
55	MG	ZC	3480	1/1	0.96	0.24	-	64,64,64,64	0
55	MG	WA	304	1/1	0.77	0.51	-	77,77,77,77	0
55	MG	VC	3325	1/1	0.74	0.39	-	82,82,82,82	0
55	MG	ZC	3276	1/1	0.82	0.69	-	78,78,78,78	0
55	MG	ZC	3655	1/1	0.90	0.23	-	70,70,70,70	0
55	MG	VC	3342	1/1	0.81	0.22	-	109,109,109,109	0

Continued on next page...

Continued from previous page...

Mol	Type	Chain	Res	Atoms	RSCC	RSR	LLDF	B-factors(\AA^2)	Q<0.9
55	MG	ZC	3680	1/1	-0.20	1.27	-	123,123,123,123	0
55	MG	ZC	3202	1/1	0.89	0.27	-	64,64,64,64	0
55	MG	UC	1610	1/1	0.85	1.13	-	110,110,110,110	0
55	MG	AD	229	1/1	0.66	0.38	-	106,106,106,106	0
55	MG	ZC	3621	1/1	0.85	0.58	-	80,80,80,80	0
55	MG	ZC	3657	1/1	0.87	0.28	-	108,108,108,108	0
55	MG	ZC	3757	1/1	0.79	1.18	-	81,81,81,81	0
55	MG	YC	1773	1/1	0.77	0.16	-	232,232,232,232	0
55	MG	YC	1707	1/1	0.88	0.23	-	131,131,131,131	0
55	MG	UC	1731	1/1	0.91	0.81	-	200,200,200,200	0
55	MG	L	201	1/1	0.90	0.59	-	81,81,81,81	0
55	MG	VC	3007	1/1	0.90	0.23	-	102,102,102,102	0
55	MG	VC	3064	1/1	0.96	0.28	-	79,79,79,79	0
55	MG	ZC	3280	1/1	0.93	0.19	-	60,60,60,60	0
55	MG	ZC	3077	1/1	0.97	0.53	-	68,68,68,68	0
55	MG	UC	1659	1/1	0.89	0.56	-	106,106,106,106	0
55	MG	ZC	3239	1/1	0.36	0.52	-	82,82,82,82	0
55	MG	YC	1796	1/1	0.85	0.21	-	166,166,166,166	0
55	MG	VC	3689	1/1	0.89	0.32	-	130,130,130,130	0
55	MG	UC	1711	1/1	0.88	0.19	-	150,150,150,150	0
55	MG	VC	3063	1/1	0.90	0.38	-	98,98,98,98	0
55	MG	VC	3234	1/1	0.92	0.30	-	63,63,63,63	0
55	MG	YC	1693	1/1	0.73	0.27	-	148,148,148,148	0
55	MG	YC	1766	1/1	0.59	1.62	-	130,130,130,130	0
55	MG	YC	1812	1/1	0.88	1.17	-	179,179,179,179	0
55	MG	UC	1795	1/1	0.54	0.42	-	97,97,97,97	0
55	MG	VC	3308	1/1	0.84	1.31	-	64,64,64,64	0
55	MG	ZC	3721	1/1	0.96	0.57	-	114,114,114,114	0
55	MG	ZC	3356	1/1	0.97	0.54	-	50,50,50,50	0
55	MG	YC	1787	1/1	0.87	0.34	-	198,198,198,198	0
55	MG	ZC	3627	1/1	0.42	0.27	-	92,92,92,92	0
55	MG	ZC	3021	1/1	0.81	0.99	-	88,88,88,88	0
55	MG	VC	3276	1/1	0.30	0.53	-	138,138,138,138	0
55	MG	VC	3222	1/1	0.94	0.25	-	94,94,94,94	0
55	MG	ZC	3770	1/1	0.73	0.30	-	92,92,92,92	0
55	MG	VC	3364	1/1	0.80	0.18	-	124,124,124,124	0
55	MG	ZC	3713	1/1	0.88	0.14	-	94,94,94,94	0
55	MG	ZC	3119	1/1	0.92	0.12	-	182,182,182,182	0
55	MG	YC	1645	1/1	0.83	0.11	-	184,184,184,184	0
55	MG	ZC	3591	1/1	0.95	0.17	-	71,71,71,71	0
55	MG	VC	3056	1/1	0.92	0.29	-	89,89,89,89	0
55	MG	UC	1616	1/1	0.92	1.01	-	87,87,87,87	0

Continued on next page...

Continued from previous page...

Mol	Type	Chain	Res	Atoms	RSCC	RSR	LLDF	B-factors(\AA^2)	Q<0.9
55	MG	ZC	3146	1/1	0.81	0.19	-	125,125,125,125	0
55	MG	ZC	3123	1/1	0.93	1.43	-	93,93,93,93	0
55	MG	YC	1726	1/1	0.71	0.77	-	162,162,162,162	0
55	MG	YC	1778	1/1	0.80	0.31	-	238,238,238,238	0
55	MG	YC	1837	1/1	0.93	1.04	-	145,145,145,145	0
55	MG	UC	1766	1/1	0.83	0.29	-	130,130,130,130	0
55	MG	VC	3022	1/1	0.90	0.52	-	91,91,91,91	0
55	MG	VC	3573	1/1	0.88	0.40	-	143,143,143,143	0
55	MG	YC	1674	1/1	0.87	0.65	-	138,138,138,138	0
55	MG	YC	1696	1/1	0.87	0.37	-	135,135,135,135	0
55	MG	VC	3097	1/1	0.92	0.43	-	79,79,79,79	0
55	MG	ZC	3767	1/1	0.92	0.19	-	85,85,85,85	0
55	MG	YC	1821	1/1	0.51	0.62	-	204,204,204,204	0
55	MG	VC	3453	1/1	0.89	0.40	-	77,77,77,77	0
55	MG	UC	1799	1/1	0.98	0.30	-	101,101,101,101	0
55	MG	ZC	3401	1/1	0.72	0.64	-	78,78,78,78	0
55	MG	PA	102	1/1	0.46	0.58	-	118,118,118,118	0
55	MG	FA	201	1/1	0.85	0.95	-	98,98,98,98	0
55	MG	ZC	3648	1/1	0.25	0.79	-	116,116,116,116	0
55	MG	VC	3410	1/1	0.73	0.29	-	117,117,117,117	0
55	MG	ZC	3772	1/1	0.82	0.28	-	96,96,96,96	0
55	MG	VC	3188	1/1	0.94	0.20	-	152,152,152,152	0
55	MG	ZC	3161	1/1	0.85	0.30	-	96,96,96,96	0
55	MG	VC	3040	1/1	0.43	0.72	-	99,99,99,99	0
55	MG	WC	212	1/1	0.53	0.85	-	118,118,118,118	0
55	MG	ZC	3273	1/1	0.77	0.88	-	72,72,72,72	0
55	MG	UC	1764	1/1	0.90	0.21	-	151,151,151,151	0
55	MG	ZC	3140	1/1	0.83	0.69	-	76,76,76,76	0
55	MG	ZC	3278	1/1	0.91	0.31	-	160,160,160,160	0
55	MG	ZC	3543	1/1	0.85	0.59	-	80,80,80,80	0
55	MG	ZC	3171	1/1	0.85	0.49	-	82,82,82,82	0
55	MG	ZC	3687	1/1	0.95	0.18	-	87,87,87,87	0
55	MG	ZC	3744	1/1	0.94	0.28	-	99,99,99,99	0
55	MG	ZC	3201	1/1	0.78	0.25	-	88,88,88,88	0
55	MG	YC	1857	1/1	0.86	2.04	-	111,111,111,111	0
55	MG	VC	3450	1/1	0.56	0.54	-	116,116,116,116	0
55	MG	ZC	3231	1/1	0.85	0.20	-	99,99,99,99	0
55	MG	VC	3565	1/1	0.93	0.24	-	76,76,76,76	0
55	MG	YC	1819	1/1	0.89	0.18	-	160,160,160,160	0
55	MG	ZC	3738	1/1	0.86	0.32	-	82,82,82,82	0
55	MG	ZC	3018	1/1	0.87	0.30	-	86,86,86,86	0
55	MG	ZC	3691	1/1	0.89	0.71	-	65,65,65,65	0

Continued on next page...

Continued from previous page...

Mol	Type	Chain	Res	Atoms	RSCC	RSR	LLDF	B-factors(\AA^2)	Q<0.9
55	MG	UC	1847	1/1	0.79	0.34	-	157,157,157,157	0
55	MG	UC	1842	1/1	0.73	0.22	-	103,103,103,103	0
55	MG	ZC	3008	1/1	0.81	0.16	-	104,104,104,104	0
55	MG	WC	225	1/1	0.97	0.30	-	180,180,180,180	0
55	MG	VC	3637	1/1	0.90	0.50	-	105,105,105,105	0
55	MG	VC	3191	1/1	0.95	0.33	-	107,107,107,107	0
55	MG	YC	1721	1/1	0.70	0.98	-	145,145,145,145	0
55	MG	ZC	3338	1/1	0.65	0.53	-	85,85,85,85	0
55	MG	ZC	3485	1/1	0.66	0.51	-	101,101,101,101	0
55	MG	ZC	3541	1/1	0.78	0.28	-	249,249,249,249	0
55	MG	VC	3380	1/1	0.86	0.87	-	82,82,82,82	0
55	MG	VC	3053	1/1	0.75	0.55	-	79,79,79,79	0
55	MG	ZC	3335	1/1	0.69	0.63	-	87,87,87,87	0
55	MG	ZC	3222	1/1	0.88	0.58	-	69,69,69,69	0
55	MG	ZC	3368	1/1	0.90	0.29	-	76,76,76,76	0
55	MG	VC	3232	1/1	0.89	0.49	-	164,164,164,164	0
55	MG	VC	3198	1/1	0.83	1.08	-	88,88,88,88	0
55	MG	ZC	3535	1/1	0.91	0.25	-	90,90,90,90	0
55	MG	VC	3536	1/1	0.88	0.21	-	97,97,97,97	0
55	MG	ZC	3060	1/1	0.84	0.42	-	65,65,65,65	0
55	MG	UC	1788	1/1	0.82	0.38	-	148,148,148,148	0
55	MG	VC	3587	1/1	0.33	0.65	-	92,92,92,92	0
55	MG	YC	1807	1/1	0.85	0.82	-	122,122,122,122	0
55	MG	VC	3311	1/1	0.54	0.65	-	119,119,119,119	0
55	MG	ZC	3706	1/1	0.42	0.85	-	95,95,95,95	0
55	MG	WC	224	1/1	0.67	0.62	-	161,161,161,161	0
55	MG	ZC	3327	1/1	0.97	1.08	-	50,50,50,50	0
55	MG	AD	206	1/1	0.41	0.42	-	128,128,128,128	0
55	MG	YC	1672	1/1	0.73	0.52	-	137,137,137,137	0
55	MG	ZC	3157	1/1	0.85	0.47	-	51,51,51,51	0
55	MG	VC	3310	1/1	0.77	0.47	-	132,132,132,132	0
55	MG	C	301	1/1	0.54	0.32	-	118,118,118,118	0
55	MG	ZC	3608	1/1	0.85	0.49	-	134,134,134,134	0
55	MG	UC	1721	1/1	0.93	0.42	-	155,155,155,155	0
55	MG	X	101	1/1	0.71	0.39	-	91,91,91,91	0
55	MG	ZC	3749	1/1	0.82	0.45	-	110,110,110,110	0
55	MG	UC	1666	1/1	0.92	0.40	-	149,149,149,149	0
55	MG	ZC	3277	1/1	0.98	0.28	-	86,86,86,86	0
55	MG	ZC	3429	1/1	0.98	0.21	-	80,80,80,80	0
55	MG	ZC	3179	1/1	0.93	0.38	-	69,69,69,69	0
55	MG	UC	1751	1/1	0.92	0.20	-	129,129,129,129	0
55	MG	VC	3251	1/1	0.92	0.31	-	72,72,72,72	0

Continued on next page...

Continued from previous page...

Mol	Type	Chain	Res	Atoms	RSCC	RSR	LLDF	B-factors(\AA^2)	Q<0.9
55	MG	Q	201	1/1	0.92	0.21	-	88,88,88,88	0
55	MG	ZC	3696	1/1	0.48	0.79	-	145,145,145,145	0
55	MG	ZC	3502	1/1	0.74	0.32	-	171,171,171,171	0
55	MG	SB	101	1/1	0.91	0.24	-	60,60,60,60	0
55	MG	ZC	3666	1/1	0.91	0.11	-	94,94,94,94	0
55	MG	ZC	3337	1/1	0.90	0.32	-	78,78,78,78	0
55	MG	WC	204	1/1	0.55	0.69	-	153,153,153,153	0
55	MG	ZC	3446	1/1	0.91	0.14	-	121,121,121,121	0
55	MG	FD	113	1/1	0.74	0.43	-	145,145,145,145	0
55	MG	UC	1692	1/1	0.85	0.39	-	94,94,94,94	0
55	MG	C	302	1/1	0.64	0.29	-	108,108,108,108	0
55	MG	VC	3537	1/1	0.72	0.64	-	119,119,119,119	0
55	MG	ZC	3724	1/1	0.87	0.58	-	165,165,165,165	0
55	MG	ZC	3103	1/1	0.90	0.25	-	87,87,87,87	0
55	MG	VC	3500	1/1	0.75	0.46	-	134,134,134,134	0
55	MG	UC	1762	1/1	0.72	0.86	-	105,105,105,105	0
55	MG	YC	1751	1/1	0.89	0.26	-	92,92,92,92	0
55	MG	YC	1716	1/1	0.85	0.11	-	249,249,249,249	0
55	MG	ZC	3546	1/1	0.96	0.14	-	95,95,95,95	0
55	MG	VC	3135	1/1	0.91	0.21	-	113,113,113,113	0
55	MG	ZC	3091	1/1	0.89	0.53	-	81,81,81,81	0
55	MG	ZC	3007	1/1	0.93	0.26	-	72,72,72,72	0
55	MG	YC	1847	1/1	0.70	0.44	-	122,122,122,122	0
55	MG	VC	3529	1/1	0.95	0.17	-	79,79,79,79	0
55	MG	ZC	3500	1/1	0.69	0.36	-	115,115,115,115	0
55	MG	ZC	3434	1/1	0.85	0.47	-	70,70,70,70	0
55	MG	YC	1808	1/1	0.14	0.76	-	167,167,167,167	0
55	MG	VC	3471	1/1	0.89	0.16	-	142,142,142,142	0
55	MG	UC	1778	1/1	0.86	0.61	-	153,153,153,153	0
55	MG	YC	1744	1/1	0.86	0.28	-	121,121,121,121	0
55	MG	VC	3139	1/1	0.88	0.75	-	96,96,96,96	0
55	MG	ZC	3076	1/1	0.67	0.44	-	105,105,105,105	0
55	MG	UC	1657	1/1	0.25	0.85	-	175,175,175,175	0
55	MG	YC	1747	1/1	0.69	0.57	-	319,319,319,319	0
55	MG	VC	3504	1/1	0.78	0.18	-	202,202,202,202	0
55	MG	VC	3146	1/1	0.92	0.28	-	79,79,79,79	0
55	MG	ZC	3737	1/1	-0.21	0.57	-	204,204,204,204	0
55	MG	VC	3474	1/1	0.09	0.59	-	100,100,100,100	0
55	MG	ZC	3701	1/1	0.89	0.17	-	90,90,90,90	0
55	MG	UC	1681	1/1	0.38	0.10	-	254,254,254,254	0
55	MG	YC	1653	1/1	0.84	1.64	-	140,140,140,140	0
55	MG	ZC	3178	1/1	0.87	0.39	-	103,103,103,103	0

Continued on next page...

Continued from previous page...

Mol	Type	Chain	Res	Atoms	RSCC	RSR	LLDF	B-factors(\AA^2)	Q<0.9
55	MG	ZC	3154	1/1	0.77	0.79	-	95,95,95,95	0
55	MG	ZC	3758	1/1	0.85	0.62	-	128,128,128,128	0
55	MG	VC	3580	1/1	0.84	0.38	-	113,113,113,113	0
55	MG	UC	1733	1/1	0.76	0.63	-	129,129,129,129	0
55	MG	YC	1863	1/1	0.62	0.42	-	128,128,128,128	0
55	MG	VC	3252	1/1	0.96	0.25	-	88,88,88,88	0
55	MG	UC	1759	1/1	0.69	0.31	-	162,162,162,162	0
55	MG	ZC	3203	1/1	0.88	0.25	-	84,84,84,84	0
55	MG	VC	3116	1/1	0.89	0.43	-	92,92,92,92	0
55	MG	VC	3267	1/1	0.83	0.30	-	84,84,84,84	0
55	MG	UC	1805	1/1	0.96	0.29	-	122,122,122,122	0
55	MG	VC	3194	1/1	0.73	0.36	-	101,101,101,101	0
55	MG	ZC	3689	1/1	0.90	0.28	-	94,94,94,94	0
55	MG	ZC	3431	1/1	0.80	1.24	-	130,130,130,130	0
55	MG	DB	201	1/1	0.58	1.61	-	105,105,105,105	0
55	MG	ZC	3686	1/1	0.62	0.72	-	76,76,76,76	0
55	MG	VC	3389	1/1	0.81	0.62	-	83,83,83,83	0
55	MG	VC	3231	1/1	0.49	1.02	-	119,119,119,119	0
55	MG	ZC	3678	1/1	0.90	0.41	-	89,89,89,89	0
55	MG	ZC	3367	1/1	0.96	0.29	-	85,85,85,85	0
55	MG	ZC	3457	1/1	0.43	0.38	-	97,97,97,97	0
55	MG	ZC	3588	1/1	0.95	0.12	-	89,89,89,89	0
55	MG	VC	3484	1/1	0.81	0.14	-	136,136,136,136	0
55	MG	VC	3239	1/1	0.34	0.37	-	171,171,171,171	0
55	MG	VC	3018	1/1	0.94	0.40	-	116,116,116,116	0
55	MG	VC	3402	1/1	0.52	0.57	-	100,100,100,100	0
55	MG	ZC	3494	1/1	0.67	0.45	-	65,65,65,65	0
55	MG	OA	102	1/1	0.38	0.78	-	180,180,180,180	0
55	MG	UC	1794	1/1	0.62	0.49	-	105,105,105,105	0
55	MG	ZC	3613	1/1	0.44	0.69	-	90,90,90,90	0
55	MG	VC	3605	1/1	0.88	0.43	-	112,112,112,112	0
55	MG	VC	3550	1/1	0.80	0.51	-	127,127,127,127	0
55	MG	YC	1738	1/1	0.46	0.20	-	144,144,144,144	0
55	MG	ZC	3073	1/1	0.94	1.05	-	52,52,52,52	0
55	MG	ZC	3348	1/1	0.89	0.24	-	59,59,59,59	0
55	MG	ZC	3556	1/1	0.91	0.57	-	89,89,89,89	0
55	MG	VC	3510	1/1	0.70	0.88	-	77,77,77,77	0
55	MG	ZC	3260	1/1	0.30	0.84	-	87,87,87,87	0
55	MG	UC	1644	1/1	0.62	1.36	-	112,112,112,112	0
55	MG	VC	3101	1/1	0.95	0.61	-	86,86,86,86	0
55	MG	ZC	3441	1/1	0.91	0.25	-	94,94,94,94	0
55	MG	ZC	3623	1/1	0.56	0.53	-	77,77,77,77	0

Continued on next page...

Continued from previous page...

Mol	Type	Chain	Res	Atoms	RSCC	RSR	LLDF	B-factors(\AA^2)	Q<0.9
55	MG	UC	1723	1/1	0.64	0.28	-	101,101,101,101	0
55	MG	YC	1708	1/1	0.93	0.18	-	110,110,110,110	0
55	MG	ZC	3147	1/1	0.66	0.69	-	85,85,85,85	0
55	MG	ZC	3512	1/1	0.91	0.19	-	84,84,84,84	0
55	MG	ZC	3728	1/1	0.47	0.46	-	94,94,94,94	0
55	MG	VC	3406	1/1	0.90	0.32	-	115,115,115,115	0
55	MG	ZC	3443	1/1	0.73	0.64	-	76,76,76,76	0
55	MG	ZC	3366	1/1	0.80	0.42	-	83,83,83,83	0
55	MG	IC	201	1/1	0.81	0.31	-	155,155,155,155	0
55	MG	UC	1635	1/1	0.88	0.34	-	93,93,93,93	0
55	MG	VC	3225	1/1	0.88	0.45	-	78,78,78,78	0
55	MG	ZC	3717	1/1	0.63	0.17	-	91,91,91,91	0
55	MG	VC	3208	1/1	0.82	0.15	-	137,137,137,137	0
55	MG	WA	303	1/1	0.77	0.78	-	80,80,80,80	0

6.5 Other polymers [i](#)

There are no such residues in this entry.