



Full wwPDB X-ray Structure Validation Report ⓘ

Feb 15, 2017 – 04:54 am GMT

PDB ID : 2DR6
Title : Crystal structure of a multidrug transporter reveal a functionally rotating mechanism
Authors : Murakami, S.; Nakashima, R.; Yamashita, E.; Matsumoto, T.
Deposited on : 2006-06-08
Resolution : 3.30 Å(reported)

This is a Full wwPDB X-ray Structure Validation Report for a publicly released PDB entry.

We welcome your comments at validation@mail.wwpdb.org

A user guide is available at

<http://wwpdb.org/validation/2016/XrayValidationReportHelp>

with specific help available everywhere you see the ⓘ symbol.

The following versions of software and data (see [references ⓘ](#)) were used in the production of this report:

MolProbity : 4.02b-467
Mogul : 1.7.2 (RC1), CSD as538be (2017)
Xtriage (Phenix) : **NOT EXECUTED**
EDS : **NOT EXECUTED**
Percentile statistics : 20161228.v01 (using entries in the PDB archive December 28th 2016)
Ideal geometry (proteins) : Engh & Huber (2001)
Ideal geometry (DNA, RNA) : Parkinson et al. (1996)
Validation Pipeline (wwPDB-VP) : recalc28949

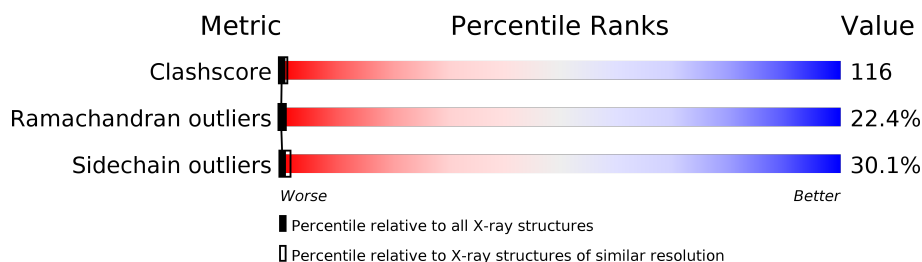
1 Overall quality at a glance

The following experimental techniques were used to determine the structure:

X-RAY DIFFRACTION

The reported resolution of this entry is 3.30 Å.

Percentile scores (ranging between 0-100) for global validation metrics of the entry are shown in the following graphic. The table shows the number of entries on which the scores are based.



Metric	Whole archive (#Entries)	Similar resolution (#Entries, resolution range(Å))
Clashscore	112137	1100 (3.36-3.24)
Ramachandran outliers	110173	1081 (3.36-3.24)
Sidechain outliers	110143	1080 (3.36-3.24)

The table below summarises the geometric issues observed across the polymeric chains and their fit to the electron density. The red, orange, yellow and green segments on the lower bar indicate the fraction of residues that contain outliers for ≥ 3 , 2, 1 and 0 types of geometric quality criteria. A grey segment represents the fraction of residues that are not modelled. The numeric value for each fraction is indicated below the corresponding segment, with a dot representing fractions $\leq 5\%$. The upper red bar (where present) indicates the fraction of residues that have poor fit to the electron density. The numeric value is given above the bar.

Note EDS was not executed.

Mol	Chain	Length	Quality of chain
1	A	1053	
1	B	1053	
1	C	1053	

The following table lists non-polymeric compounds, carbohydrate monomers and non-standard residues in protein, DNA, RNA chains that are outliers for geometric or electron-density-fit criteria:

Mol	Type	Chain	Res	Chirality	Geometry	Clashes	Electron density
2	DM2	A	2002	X	-	X	-

2 Entry composition

There are 2 unique types of molecules in this entry. The entry contains 23361 atoms, of which 0 are hydrogens and 0 are deuteriums.

In the tables below, the ZeroOcc column contains the number of atoms modelled with zero occupancy, the AltConf column contains the number of residues with at least one atom in alternate conformation and the Trace column contains the number of residues modelled with at most 2 atoms.

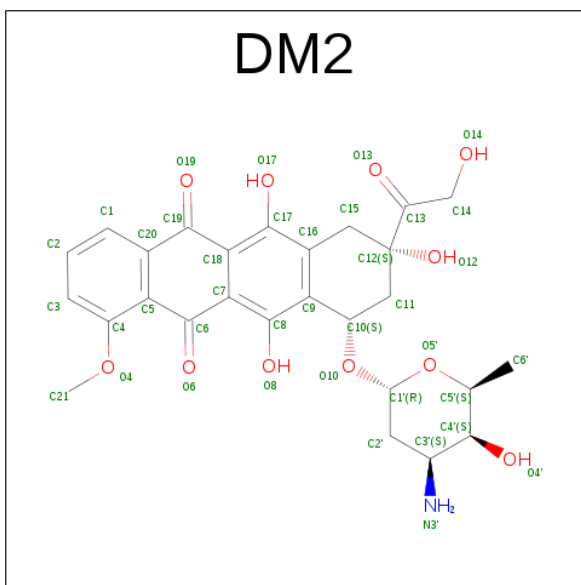
- Molecule 1 is a protein called ACRB.

Mol	Chain	Residues	Atoms					ZeroOcc	AltConf	Trace
1	A	1022	Total	C	N	O	S	0	0	0
			7774	5003	1283	1444	44			
1	B	1022	Total	C	N	O	S	0	0	0
			7774	5003	1283	1444	44			
1	C	1022	Total	C	N	O	S	0	0	0
			7774	5003	1283	1444	44			

There are 12 discrepancies between the modelled and reference sequences:

Chain	Residue	Modelled	Actual	Comment	Reference
A	1050	HIS	-	EXPRESSION TAG	UNP P31224
A	1051	HIS	-	EXPRESSION TAG	UNP P31224
A	1052	HIS	-	EXPRESSION TAG	UNP P31224
A	1053	HIS	-	EXPRESSION TAG	UNP P31224
B	1050	HIS	-	EXPRESSION TAG	UNP P31224
B	1051	HIS	-	EXPRESSION TAG	UNP P31224
B	1052	HIS	-	EXPRESSION TAG	UNP P31224
B	1053	HIS	-	EXPRESSION TAG	UNP P31224
C	1050	HIS	-	EXPRESSION TAG	UNP P31224
C	1051	HIS	-	EXPRESSION TAG	UNP P31224
C	1052	HIS	-	EXPRESSION TAG	UNP P31224
C	1053	HIS	-	EXPRESSION TAG	UNP P31224

- Molecule 2 is DOXORUBICIN (three-letter code: DM2) (formula: C₂₇H₂₉NO₁₁).



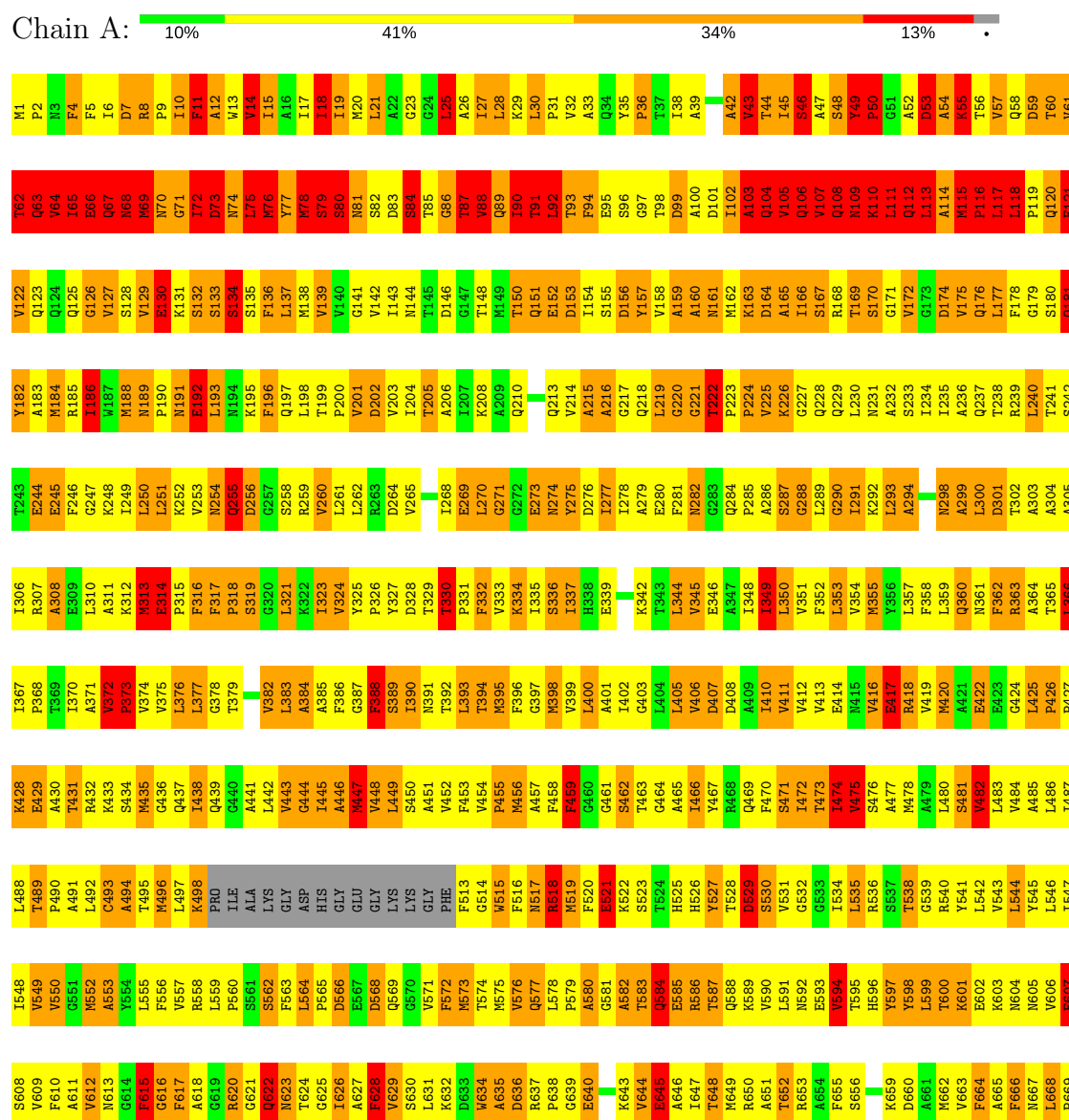
Mol	Chain	Residues	Atoms				ZeroOcc	AltConf
2	A	1	Total	C	N	O	0	0
			39	27	1	11		


3 Residue-property plots

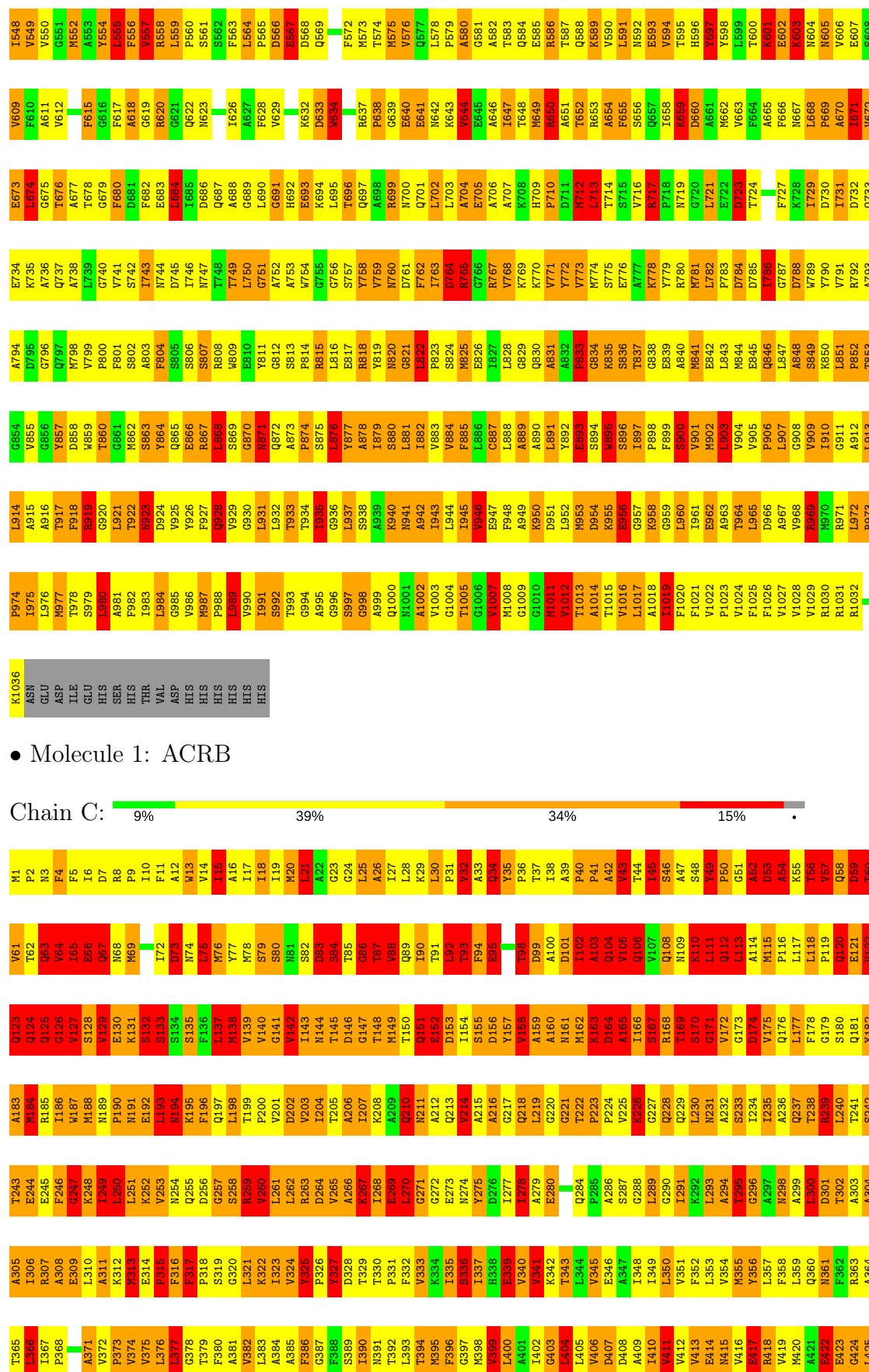
These plots are drawn for all protein, RNA and DNA chains in the entry. The first graphic for a chain summarises the proportions of the various outlier classes displayed in the second graphic. The second graphic shows the sequence view annotated by issues in geometry and electron density. Residues are color-coded according to the number of geometric quality criteria for which they contain at least one outlier: green = 0, yellow = 1, orange = 2 and red = 3 or more. A red dot above a residue indicates a poor fit to the electron density ($RSRZ > 2$). Stretches of 2 or more consecutive residues without any outlier are shown as a green connector. Residues present in the sample, but not in the model, are shown in grey.

Note EDS was not executed.

• Molecule 1: ACRB









4 Data and refinement statistics

Xtriage (Phenix) and EDS were not executed - this section is therefore incomplete.

Property	Value	Source
Space group	C 1 2 1	Depositor
Cell constants a, b, c, α , β , γ	227.05Å 134.56Å 161.70Å 90.00° 98.08° 90.00°	Depositor
Resolution (Å)	10.00 – 3.30	Depositor
% Data completeness (in resolution range)	94.2 (10.00-3.30)	Depositor
R_{merge}	0.08	Depositor
R_{sym}	(Not available)	Depositor
Refinement program	REFMAC 5.2.0005	Depositor
R, R_{free}	0.298 , 0.359	Depositor
Estimated twinning fraction	No twinning to report.	Xtriage
Total number of atoms	23361	wwPDB-VP
Average B, all atoms (Å ²)	116.0	wwPDB-VP

5 Model quality

5.1 Standard geometry

Bond lengths and bond angles in the following residue types are not validated in this section: DM2

The Z score for a bond length (or angle) is the number of standard deviations the observed value is removed from the expected value. A bond length (or angle) with $|Z| > 5$ is considered an outlier worth inspection. RMSZ is the root-mean-square of all Z scores of the bond lengths (or angles).

Mol	Chain	Bond lengths		Bond angles	
		RMSZ	$\# Z > 5$	RMSZ	$\# Z > 5$
1	A	2.18	252/7920 (3.2%)	1.95	258/10756 (2.4%)
1	B	1.57	63/7920 (0.8%)	1.59	113/10756 (1.1%)
1	C	2.04	222/7920 (2.8%)	1.89	245/10756 (2.3%)
All	All	1.95	537/23760 (2.3%)	1.82	616/32268 (1.9%)

Chiral center outliers are detected by calculating the chiral volume of a chiral center and verifying if the center is modelled as a planar moiety or with the opposite hand. A planarity outlier is detected by checking planarity of atoms in a peptide group, atoms in a mainchain group or atoms of a sidechain that are expected to be planar.

Mol	Chain	#Chirality outliers	#Planarity outliers
1	A	1	31
1	B	0	11
1	C	0	19
All	All	1	61

All (537) bond length outliers are listed below:

Mol	Chain	Res	Type	Atoms	Z	Observed(Å)	Ideal(Å)
1	A	64	VAL	CA-CB	33.72	2.25	1.54
1	A	818	ARG	CZ-NH1	27.46	1.68	1.33
1	A	66	GLU	N-CA	21.61	1.89	1.46
1	A	66	GLU	CD-OE1	18.81	1.46	1.25
1	A	68	ASN	CA-CB	18.59	2.01	1.53
1	A	819	TYR	CG-CD2	18.42	1.63	1.39
1	A	69	MET	N-CA	18.28	1.82	1.46
1	A	819	TYR	CE2-CZ	17.14	1.60	1.38
1	A	819	TYR	CE1-CZ	17.05	1.60	1.38
1	A	107	VAL	CB-CG1	15.54	1.85	1.52
1	A	110	LYS	CB-CG	15.40	1.94	1.52
1	A	70	ASN	CG-ND2	15.40	1.71	1.32

Continued on next page...

Continued from previous page...

Mol	Chain	Res	Type	Atoms	Z	Observed(Å)	Ideal(Å)
1	A	817	GLU	CD-OE2	15.12	1.42	1.25
1	C	164	ASP	CB-CG	14.86	1.82	1.51
1	C	770	LYS	CD-CE	14.66	1.88	1.51
1	C	158	VAL	CB-CG1	14.53	1.83	1.52
1	A	64	VAL	CB-CG1	14.49	1.83	1.52
1	A	112	GLN	CG-CD	14.43	1.84	1.51
1	C	758	TYR	CE1-CZ	14.13	1.56	1.38
1	A	64	VAL	CB-CG2	-13.87	1.23	1.52
1	A	72	ILE	C-O	13.44	1.48	1.23
1	A	68	ASN	CG-OD1	13.42	1.53	1.24
1	B	105	VAL	CB-CG1	13.42	1.81	1.52
1	A	66	GLU	CG-CD	13.06	1.71	1.51
1	C	765	ARG	C-O	12.92	1.48	1.23
1	A	823	PRO	N-CA	12.80	1.69	1.47
1	A	68	ASN	C-O	12.55	1.47	1.23
1	A	55	LYS	CD-CE	12.42	1.82	1.51
1	A	110	LYS	CE-NZ	12.41	1.80	1.49
1	C	160	ALA	CA-CB	-12.22	1.26	1.52
1	C	64	VAL	CA-CB	-12.10	1.29	1.54
1	C	767	ARG	CZ-NH2	12.07	1.48	1.33
1	C	88	VAL	CA-CB	12.04	1.80	1.54
1	C	165	ALA	CA-CB	11.98	1.77	1.52
1	A	65	ILE	C-O	11.85	1.45	1.23
1	A	73	ASP	CB-CG	11.85	1.76	1.51
1	C	163	LYS	CE-NZ	11.79	1.78	1.49
1	C	169	THR	N-CA	11.41	1.69	1.46
1	A	45	ILE	CA-CB	-11.34	1.28	1.54
1	C	169	THR	CA-CB	11.33	1.82	1.53
1	A	43	VAL	CA-CB	-11.21	1.31	1.54
1	B	112	GLN	CG-CD	11.17	1.76	1.51
1	C	767	ARG	CZ-NH1	11.10	1.47	1.33
1	C	122	VAL	CB-CG1	-11.07	1.29	1.52
1	A	822	LEU	CG-CD1	11.02	1.92	1.51
1	A	90	ILE	CA-CB	-11.00	1.29	1.54
1	A	77	TYR	CA-C	10.87	1.81	1.52
1	C	159	ALA	CA-CB	-10.75	1.29	1.52
1	C	168	ARG	CZ-NH2	10.68	1.47	1.33
1	C	764	ASP	CB-CG	-10.54	1.29	1.51
1	A	72	ILE	CA-C	10.39	1.79	1.52
1	C	585	GLU	CG-CD	10.35	1.67	1.51
1	A	816	LEU	C-O	10.34	1.43	1.23
1	C	161	ASN	CG-OD1	10.32	1.46	1.24

Continued on next page...

Continued from previous page...

Mol	Chain	Res	Type	Atoms	Z	Observed(Å)	Ideal(Å)
1	A	688	ALA	CA-CB	10.24	1.74	1.52
1	C	168	ARG	CZ-NH1	10.22	1.46	1.33
1	A	60	THR	C-O	10.19	1.42	1.23
1	A	92	LEU	C-O	10.10	1.42	1.23
1	C	768	VAL	C-O	10.10	1.42	1.23
1	C	126	GLY	C-O	10.08	1.39	1.23
1	C	162	MET	N-CA	-10.05	1.26	1.46
1	A	820	ASN	C-N	10.04	1.51	1.33
1	A	102	ILE	CA-CB	-9.95	1.31	1.54
1	B	593	GLU	CG-CD	9.90	1.66	1.51
1	A	768	VAL	CA-CB	-9.83	1.34	1.54
1	C	763	ILE	CA-CB	-9.82	1.32	1.54
1	A	817	GLU	CD-OE1	9.77	1.36	1.25
1	C	87	THR	CB-CG2	9.70	1.84	1.52
1	C	767	ARG	CB-CG	9.69	1.78	1.52
1	C	183	ALA	CA-CB	-9.68	1.32	1.52
1	A	107	VAL	C-O	9.61	1.41	1.23
1	C	273	GLU	CD-OE2	9.61	1.36	1.25
1	A	88	VAL	CA-CB	-9.59	1.34	1.54
1	C	105	VAL	CB-CG2	9.58	1.73	1.52
1	C	759	VAL	CB-CG1	9.57	1.73	1.52
1	C	156	ASP	C-O	9.48	1.41	1.23
1	A	65	ILE	C-N	9.42	1.55	1.34
1	B	236	ALA	CA-CB	-9.41	1.32	1.52
1	C	164	ASP	CG-OD1	9.41	1.47	1.25
1	C	770	LYS	CB-CG	9.33	1.77	1.52
1	C	758	TYR	CB-CG	-9.33	1.37	1.51
1	C	49	TYR	CG-CD1	-9.28	1.27	1.39
1	C	131	LYS	CE-NZ	9.28	1.72	1.49
1	A	818	ARG	CA-C	9.27	1.77	1.52
1	A	823	PRO	CG-CD	9.25	1.81	1.50
1	C	166	ILE	CB-CG2	9.19	1.81	1.52
1	A	117	LEU	CG-CD2	8.98	1.85	1.51
1	A	69	MET	CG-SD	8.92	2.04	1.81
1	A	114	ALA	CA-C	-8.92	1.29	1.52
1	A	79	SER	CA-C	8.90	1.76	1.52
1	A	61	VAL	C-O	8.84	1.40	1.23
1	A	721	LEU	CG-CD2	-8.84	1.19	1.51
1	A	819	TYR	CD1-CE1	8.81	1.52	1.39
1	A	824	SER	C-O	8.79	1.40	1.23
1	A	810	GLU	CG-CD	8.79	1.65	1.51
1	A	817	GLU	CG-CD	8.78	1.65	1.51

Continued on next page...

Continued from previous page...

Mol	Chain	Res	Type	Atoms	Z	Observed(Å)	Ideal(Å)
1	B	185	ARG	CZ-NH2	8.77	1.44	1.33
1	A	121	GLU	CB-CG	8.70	1.68	1.52
1	C	171	GLY	C-O	8.71	1.37	1.23
1	A	105	VAL	C-O	8.69	1.39	1.23
1	A	801	PHE	CB-CG	8.67	1.66	1.51
1	A	66	GLU	CD-OE2	8.65	1.35	1.25
1	C	182	TYR	CD2-CE2	8.59	1.52	1.39
1	A	815	ARG	CG-CD	8.38	1.73	1.51
1	A	673	GLU	CG-CD	8.38	1.64	1.51
1	A	818	ARG	CB-CG	8.37	1.75	1.52
1	C	165	ALA	N-CA	8.34	1.63	1.46
1	C	176	GLN	CG-CD	8.27	1.70	1.51
1	A	810	GLU	CD-OE1	8.23	1.34	1.25
1	A	81	ASN	C-O	8.19	1.39	1.23
1	C	859	TRP	CG-CD1	8.18	1.48	1.36
1	C	169	THR	C-O	8.18	1.38	1.23
1	A	597	TYR	CB-CG	8.17	1.64	1.51
1	C	130	GLU	C-O	8.17	1.38	1.23
1	C	157	TYR	N-CA	8.13	1.62	1.46
1	C	102	ILE	CA-CB	-8.12	1.36	1.54
1	A	112	GLN	CB-CG	8.11	1.74	1.52
1	A	130	GLU	CG-CD	8.07	1.64	1.51
1	A	57	VAL	CB-CG1	-8.06	1.35	1.52
1	A	779	TYR	CD1-CE1	-8.05	1.27	1.39
1	B	771	VAL	CB-CG1	-8.05	1.35	1.52
1	C	773	VAL	CA-CB	8.05	1.71	1.54
1	C	83	ASP	C-O	8.03	1.38	1.23
1	A	62	THR	N-CA	8.00	1.62	1.46
1	C	210	GLN	CG-CD	7.99	1.69	1.51
1	A	724	THR	C-O	7.97	1.38	1.23
1	C	126	GLY	CA-C	7.96	1.64	1.51
1	C	65	ILE	CB-CG2	7.94	1.77	1.52
1	A	819	TYR	CG-CD1	7.92	1.49	1.39
1	C	66	GLU	CG-CD	-7.92	1.40	1.51
1	A	108	GLN	CD-OE1	7.91	1.41	1.24
1	B	139	VAL	CA-CB	7.88	1.71	1.54
1	C	49	TYR	CD1-CE1	-7.87	1.27	1.39
1	C	127	VAL	C-O	7.87	1.38	1.23
1	A	108	GLN	C-O	-7.84	1.08	1.23
1	C	593	GLU	CG-CD	7.84	1.63	1.51
1	A	82	SER	N-CA	7.81	1.61	1.46
1	B	216	ALA	CA-CB	7.77	1.68	1.52

Continued on next page...

Continued from previous page...

Mol	Chain	Res	Type	Atoms	Z	Observed(Å)	Ideal(Å)
1	A	722	GLU	CG-CD	7.76	1.63	1.51
1	A	818	ARG	C-O	7.76	1.38	1.23
1	A	105	VAL	CB-CG2	7.74	1.69	1.52
1	A	77	TYR	CE2-CZ	-7.72	1.28	1.38
1	C	770	LYS	C-O	7.72	1.38	1.23
1	A	79	SER	C-O	7.70	1.38	1.23
1	C	64	VAL	CB-CG2	-7.67	1.36	1.52
1	A	67	GLN	CG-CD	7.67	1.68	1.51
1	A	819	TYR	CZ-OH	7.67	1.50	1.37
1	A	819	TYR	CD2-CE2	7.66	1.50	1.39
1	C	214	VAL	CB-CG2	7.64	1.68	1.52
1	B	459	PHE	CB-CG	7.63	1.64	1.51
1	C	727	PHE	N-CA	7.62	1.61	1.46
1	A	94	PHE	CE1-CZ	7.62	1.51	1.37
1	C	57	VAL	CA-CB	7.60	1.70	1.54
1	A	111	LEU	N-CA	7.57	1.61	1.46
1	A	67	GLN	CD-OE1	7.57	1.40	1.24
1	A	823	PRO	CA-C	7.57	1.68	1.52
1	A	112	GLN	N-CA	-7.55	1.31	1.46
1	C	1026	PHE	CB-CG	-7.55	1.38	1.51
1	A	122	VAL	CB-CG2	-7.53	1.37	1.52
1	A	811	TYR	CG-CD2	-7.52	1.29	1.39
1	A	475	VAL	CB-CG1	7.51	1.68	1.52
1	C	168	ARG	NE-CZ	7.50	1.42	1.33
1	C	52	ALA	CA-CB	7.48	1.68	1.52
1	B	90	ILE	CA-CB	-7.45	1.37	1.54
1	C	103	ALA	CA-C	7.45	1.72	1.52
1	C	87	THR	N-CA	7.42	1.61	1.46
1	C	308	ALA	CA-CB	7.42	1.68	1.52
1	A	818	ARG	CD-NE	7.41	1.59	1.46
1	A	820	ASN	C-O	7.40	1.37	1.23
1	C	157	TYR	CD1-CE1	7.39	1.50	1.39
1	A	111	LEU	CG-CD1	7.38	1.79	1.51
1	A	747	ASN	CB-CG	7.35	1.68	1.51
1	A	685	ILE	CB-CG2	7.29	1.75	1.52
1	C	174	ASP	C-O	7.29	1.37	1.23
1	C	810	GLU	CG-CD	-7.28	1.41	1.51
1	A	61	VAL	N-CA	7.23	1.60	1.46
1	A	61	VAL	CB-CG2	-7.22	1.37	1.52
1	A	106	GLN	CD-OE1	7.22	1.39	1.24
1	C	762	PHE	CB-CG	-7.22	1.39	1.51
1	A	55	LYS	CE-NZ	7.21	1.67	1.49

Continued on next page...

Continued from previous page...

Mol	Chain	Res	Type	Atoms	Z	Observed(Å)	Ideal(Å)
1	A	779	TYR	CE1-CZ	-7.21	1.29	1.38
1	C	121	GLU	CG-CD	7.20	1.62	1.51
1	C	809	TRP	CG-CD1	-7.20	1.26	1.36
1	A	820	ASN	CG-OD1	7.19	1.39	1.24
1	C	163	LYS	CD-CE	7.17	1.69	1.51
1	C	159	ALA	C-O	7.17	1.36	1.23
1	C	46	SER	CA-CB	7.16	1.63	1.52
1	A	801	PHE	CG-CD2	7.14	1.49	1.38
1	C	48	SER	CA-CB	7.14	1.63	1.52
1	A	826	GLU	CD-OE2	7.14	1.33	1.25
1	C	172	VAL	CB-CG1	7.12	1.67	1.52
1	A	105	VAL	CA-CB	-7.12	1.39	1.54
1	A	812	GLY	C-O	7.12	1.35	1.23
1	A	44	THR	CB-CG2	-7.11	1.28	1.52
1	B	66	GLU	CG-CD	7.08	1.62	1.51
1	C	660	ASP	CB-CG	7.07	1.66	1.51
1	A	77	TYR	C-O	7.06	1.36	1.23
1	A	122	VAL	CB-CG1	-7.05	1.38	1.52
1	A	59	ASP	CB-CG	7.03	1.66	1.51
1	C	167	SER	N-CA	7.02	1.60	1.46
1	A	196	PHE	CB-CG	-7.01	1.39	1.51
1	A	330	THR	CA-CB	7.00	1.71	1.53
1	C	60	THR	CB-CG2	6.98	1.75	1.52
1	C	133	SER	CB-OG	6.98	1.51	1.42
1	C	714	THR	CA-CB	6.95	1.71	1.53
1	A	822	LEU	CA-C	-6.94	1.34	1.52
1	C	585	GLU	CB-CG	6.93	1.65	1.52
1	B	858	ASP	CB-CG	6.92	1.66	1.51
1	A	585	GLU	CD-OE1	6.92	1.33	1.25
1	C	764	ASP	CA-CB	-6.91	1.38	1.53
1	A	816	LEU	CG-CD2	6.91	1.77	1.51
1	B	597	TYR	CD2-CE2	6.91	1.49	1.39
1	A	117	LEU	CB-CG	6.87	1.72	1.52
1	A	615	PHE	CE1-CZ	6.85	1.50	1.37
1	C	63	GLN	N-CA	6.84	1.60	1.46
1	C	127	VAL	CA-C	6.83	1.70	1.52
1	C	554	TYR	CD1-CE1	6.83	1.49	1.39
1	C	317	PHE	CB-CG	-6.82	1.39	1.51
1	A	61	VAL	CA-CB	6.80	1.69	1.54
1	C	272	GLY	C-O	6.79	1.34	1.23
1	C	766	GLY	N-CA	6.76	1.56	1.46
1	A	612	VAL	CA-CB	-6.75	1.40	1.54

Continued on next page...

Continued from previous page...

Mol	Chain	Res	Type	Atoms	Z	Observed(Å)	Ideal(Å)
1	C	799	VAL	CB-CG2	-6.74	1.38	1.52
1	A	664	PHE	CB-CG	-6.73	1.40	1.51
1	C	765	ARG	C-N	6.71	1.45	1.33
1	C	263	ARG	CG-CD	6.66	1.68	1.51
1	C	184	MET	CB-CG	6.66	1.72	1.51
1	C	1027	VAL	CA-CB	6.66	1.68	1.54
1	A	327	TYR	CD2-CE2	6.65	1.49	1.39
1	C	244	GLU	CG-CD	6.65	1.61	1.51
1	C	294	ALA	C-O	6.65	1.35	1.23
1	A	72	ILE	C-N	6.65	1.49	1.34
1	B	887	CYS	CB-SG	-6.65	1.71	1.82
1	B	768	VAL	CA-CB	-6.64	1.40	1.54
1	A	45	ILE	CB-CG2	-6.63	1.32	1.52
1	A	277	ILE	CA-CB	-6.63	1.39	1.54
1	C	788	ASP	CB-CG	6.62	1.65	1.51
1	A	722	GLU	CB-CG	6.62	1.64	1.52
1	A	71	GLY	CA-C	6.61	1.62	1.51
1	C	235	ILE	CA-CB	6.60	1.70	1.54
1	C	106	GLN	C-O	-6.59	1.10	1.23
1	A	725	PRO	C-O	6.58	1.36	1.23
1	C	291	ILE	CG1-CD1	6.58	1.95	1.50
1	C	159	ALA	N-CA	6.57	1.59	1.46
1	B	458	PHE	CE1-CZ	6.57	1.49	1.37
1	C	327	TYR	CG-CD2	-6.56	1.30	1.39
1	B	1002	ALA	CA-CB	-6.55	1.38	1.52
1	A	776	GLU	CG-CD	6.54	1.61	1.51
1	A	116	PRO	N-CA	-6.54	1.36	1.47
1	C	767	ARG	CG-CD	6.53	1.68	1.51
1	A	586	ARG	CG-CD	6.52	1.68	1.51
1	A	57	VAL	CB-CG2	-6.50	1.39	1.52
1	C	121	GLU	C-O	6.49	1.35	1.23
1	A	860	THR	CA-CB	6.48	1.70	1.53
1	A	808	ARG	CG-CD	6.48	1.68	1.51
1	A	327	TYR	CD1-CE1	6.47	1.49	1.39
1	A	46	SER	C-O	6.47	1.35	1.23
1	A	69	MET	SD-CE	6.46	2.14	1.77
1	A	726	GLN	CG-CD	6.46	1.65	1.51
1	A	822	LEU	CB-CG	6.45	1.71	1.52
1	C	237	GLN	CB-CG	-6.45	1.35	1.52
1	A	118	LEU	CG-CD2	6.45	1.75	1.51
1	B	95	GLU	CG-CD	6.43	1.61	1.51
1	C	771	VAL	CA-CB	-6.43	1.41	1.54

Continued on next page...

Continued from previous page...

Mol	Chain	Res	Type	Atoms	Z	Observed(Å)	Ideal(Å)
1	C	770	LYS	CG-CD	6.41	1.74	1.52
1	A	133	SER	CA-CB	6.40	1.62	1.52
1	A	106	GLN	N-CA	6.40	1.59	1.46
1	A	130	GLU	CB-CG	6.39	1.64	1.52
1	C	121	GLU	CB-CG	6.39	1.64	1.52
1	A	75	LEU	CA-C	6.38	1.69	1.52
1	A	815	ARG	CB-CG	6.38	1.69	1.52
1	A	628	PHE	CD2-CE2	6.36	1.51	1.39
1	C	767	ARG	C-O	6.35	1.35	1.23
1	B	46	SER	CA-CB	-6.34	1.43	1.52
1	A	91	THR	CA-CB	-6.34	1.36	1.53
1	C	157	TYR	CZ-OH	6.34	1.48	1.37
1	A	628	PHE	CD1-CE1	6.34	1.51	1.39
1	A	157	TYR	CD1-CE1	-6.34	1.29	1.39
1	C	260	VAL	CA-CB	-6.32	1.41	1.54
1	C	84	SER	CB-OG	-6.31	1.34	1.42
1	A	585	GLU	CG-CD	6.29	1.61	1.51
1	C	770	LYS	CE-NZ	6.28	1.64	1.49
1	A	877	TYR	CE1-CZ	6.26	1.46	1.38
1	A	597	TYR	CG-CD2	6.26	1.47	1.39
1	C	536	ARG	N-CA	6.26	1.58	1.46
1	A	49	TYR	CG-CD1	6.26	1.47	1.39
1	A	716	VAL	CA-CB	-6.25	1.41	1.54
1	A	673	GLU	CB-CG	6.22	1.64	1.52
1	A	801	PHE	CE1-CZ	6.22	1.49	1.37
1	A	799	VAL	CB-CG2	-6.21	1.39	1.52
1	B	109	ASN	CB-CG	6.21	1.65	1.51
1	A	159	ALA	CA-CB	-6.20	1.39	1.52
1	C	235	ILE	CB-CG2	-6.19	1.33	1.52
1	B	175	VAL	CB-CG1	-6.19	1.39	1.52
1	A	115	MET	N-CA	6.18	1.58	1.46
1	A	94	PHE	N-CA	6.17	1.58	1.46
1	B	117	LEU	N-CA	6.17	1.58	1.46
1	A	104	GLN	CD-OE1	6.16	1.37	1.24
1	C	839	GLU	CG-CD	6.14	1.61	1.51
1	C	764	ASP	CA-C	-6.14	1.36	1.52
1	A	429	GLU	CB-CG	6.13	1.63	1.52
1	C	773	VAL	CB-CG2	-6.13	1.40	1.52
1	A	130	GLU	CD-OE2	6.12	1.32	1.25
1	A	275	TYR	CE1-CZ	-6.10	1.30	1.38
1	B	131	LYS	CG-CD	6.08	1.73	1.52
1	C	751	GLY	N-CA	-6.08	1.36	1.46

Continued on next page...

Continued from previous page...

Mol	Chain	Res	Type	Atoms	Z	Observed(Å)	Ideal(Å)
1	A	52	ALA	C-O	6.07	1.34	1.23
1	C	167	SER	CA-C	-6.07	1.37	1.52
1	C	168	ARG	N-CA	-6.07	1.34	1.46
1	C	157	TYR	CE2-CZ	6.06	1.46	1.38
1	A	113	LEU	C-O	6.04	1.34	1.23
1	C	857	TYR	CE2-CZ	6.04	1.46	1.38
1	B	594	VAL	CB-CG1	6.03	1.65	1.52
1	B	244	GLU	CG-CD	6.01	1.60	1.51
1	B	459	PHE	CG-CD2	6.01	1.47	1.38
1	A	88	VAL	CB-CG2	-5.97	1.40	1.52
1	C	270	LEU	CG-CD1	5.97	1.74	1.51
1	C	157	TYR	CD2-CE2	5.96	1.48	1.39
1	A	55	LYS	N-CA	5.96	1.58	1.46
1	C	124	GLN	CA-C	-5.95	1.37	1.52
1	C	272	GLY	CA-C	5.94	1.61	1.51
1	B	205	THR	CA-CB	5.94	1.68	1.53
1	C	417	GLU	CG-CD	5.93	1.60	1.51
1	A	822	LEU	N-CA	5.92	1.58	1.46
1	C	269	GLU	CG-CD	5.92	1.60	1.51
1	C	826	GLU	CB-CG	-5.91	1.41	1.52
1	C	698	ALA	CA-CB	-5.91	1.40	1.52
1	C	768	VAL	CB-CG2	-5.90	1.40	1.52
1	A	877	TYR	CD1-CE1	5.89	1.48	1.39
1	A	60	THR	C-N	5.89	1.47	1.34
1	A	475	VAL	CB-CG2	5.88	1.65	1.52
1	C	298	ASN	CB-CG	5.88	1.64	1.51
1	A	106	GLN	CD-NE2	5.87	1.47	1.32
1	C	789	TRP	CB-CG	5.87	1.60	1.50
1	A	90	ILE	CG1-CD1	5.87	1.91	1.50
1	A	493	CYS	CB-SG	-5.87	1.72	1.81
1	C	164	ASP	C-O	5.86	1.34	1.23
1	B	325	TYR	CB-CG	-5.86	1.42	1.51
1	A	727	PHE	CA-C	-5.85	1.37	1.52
1	A	612	VAL	CB-CG1	-5.84	1.40	1.52
1	A	693	GLU	CD-OE2	5.83	1.32	1.25
1	B	236	ALA	N-CA	-5.83	1.34	1.46
1	A	327	TYR	CE1-CZ	5.83	1.46	1.38
1	A	75	LEU	CA-CB	5.82	1.67	1.53
1	C	640	GLU	CG-CD	5.82	1.60	1.51
1	C	42	ALA	CA-CB	-5.81	1.40	1.52
1	C	493	CYS	CB-SG	5.79	1.92	1.82
1	B	771	VAL	CA-CB	-5.78	1.42	1.54

Continued on next page...

Continued from previous page...

Mol	Chain	Res	Type	Atoms	Z	Observed(Å)	Ideal(Å)
1	A	121	GLU	CG-CD	5.77	1.60	1.51
1	A	104	GLN	CG-CD	5.77	1.64	1.51
1	B	762	PHE	C-O	-5.75	1.12	1.23
1	A	808	ARG	C-O	5.75	1.34	1.23
1	C	110	LYS	CD-CE	5.74	1.65	1.51
1	C	789	TRP	CA-CB	5.73	1.66	1.53
1	C	726	GLN	CA-C	-5.73	1.38	1.52
1	B	467	TYR	CG-CD1	5.72	1.46	1.39
1	C	693	GLU	CB-CG	5.72	1.63	1.52
1	A	48	SER	C-O	5.71	1.34	1.23
1	A	864	TYR	CG-CD1	-5.71	1.31	1.39
1	B	139	VAL	CB-CG2	5.70	1.64	1.52
1	A	163	LYS	CB-CG	5.69	1.68	1.52
1	C	166	ILE	N-CA	-5.69	1.34	1.46
1	C	87	THR	CA-CB	5.68	1.68	1.53
1	B	388	PHE	CE2-CZ	5.67	1.48	1.37
1	A	726	GLN	CD-OE1	5.67	1.36	1.24
1	B	877	TYR	CE1-CZ	5.66	1.46	1.38
1	A	826	GLU	CB-CG	-5.66	1.41	1.52
1	C	95	GLU	CD-OE1	5.66	1.31	1.25
1	C	207	ILE	CA-CB	-5.66	1.41	1.54
1	C	47	ALA	CA-CB	5.65	1.64	1.52
1	C	809	TRP	CB-CG	-5.65	1.40	1.50
1	A	724	THR	CA-CB	-5.65	1.38	1.53
1	B	864	TYR	CD2-CE2	-5.64	1.30	1.39
1	A	106	GLN	C-N	5.64	1.47	1.34
1	B	131	LYS	CB-CG	5.64	1.67	1.52
1	C	269	GLU	CB-CG	5.64	1.62	1.52
1	A	823	PRO	CB-CG	5.63	1.78	1.50
1	A	822	LEU	C-N	-5.62	1.23	1.34
1	C	121	GLU	CA-C	5.62	1.67	1.52
1	B	327	TYR	CB-CG	-5.61	1.43	1.51
1	C	590	VAL	CB-CG1	-5.61	1.41	1.52
1	C	239	ARG	CB-CG	5.61	1.67	1.52
1	C	762	PHE	CA-C	5.61	1.67	1.52
1	A	688	ALA	N-CA	5.61	1.57	1.46
1	A	809	TRP	C-O	5.61	1.33	1.23
1	A	76	MET	CA-C	-5.60	1.38	1.52
1	C	751	GLY	CA-C	-5.60	1.42	1.51
1	A	372	VAL	CB-CG1	-5.60	1.41	1.52
1	A	905	VAL	CB-CG1	-5.59	1.41	1.52
1	C	316	PHE	CD2-CE2	5.59	1.50	1.39

Continued on next page...

Continued from previous page...

Mol	Chain	Res	Type	Atoms	Z	Observed(Å)	Ideal(Å)
1	C	325	TYR	CE1-CZ	5.59	1.45	1.38
1	A	157	TYR	CD2-CE2	-5.58	1.30	1.39
1	A	89	GLN	CB-CG	5.58	1.67	1.52
1	C	94	PHE	CE2-CZ	-5.57	1.26	1.37
1	C	789	TRP	CE2-CZ2	-5.57	1.30	1.39
1	C	156	ASP	CB-CG	5.57	1.63	1.51
1	C	170	SER	CA-CB	-5.56	1.44	1.52
1	A	69	MET	CB-CG	5.56	1.69	1.51
1	A	114	ALA	C-O	5.56	1.33	1.23
1	A	84	SER	CB-OG	5.55	1.49	1.42
1	A	108	GLN	C-N	-5.55	1.21	1.34
1	A	87	THR	CA-CB	-5.55	1.39	1.53
1	C	612	VAL	CB-CG1	5.54	1.64	1.52
1	A	68	ASN	N-CA	5.53	1.57	1.46
1	B	6	ILE	CA-CB	5.53	1.67	1.54
1	C	791	VAL	CB-CG2	-5.53	1.41	1.52
1	C	267	LYS	CD-CE	5.52	1.65	1.51
1	C	554	TYR	CD2-CE2	5.51	1.47	1.39
1	C	95	GLU	CG-CD	5.51	1.60	1.51
1	A	1033	PHE	CB-CG	5.50	1.60	1.51
1	A	65	ILE	CA-C	-5.49	1.38	1.52
1	A	290	GLY	N-CA	5.49	1.54	1.46
1	A	78	MET	N-CA	5.49	1.57	1.46
1	C	804	PHE	CB-CG	-5.49	1.42	1.51
1	B	171	GLY	N-CA	5.48	1.54	1.46
1	A	615	PHE	CD2-CE2	5.48	1.50	1.39
1	B	597	TYR	CD1-CE1	5.48	1.47	1.39
1	C	131	LYS	C-O	5.48	1.33	1.23
1	B	857	TYR	CA-C	5.47	1.67	1.52
1	A	644	VAL	CA-CB	-5.47	1.43	1.54
1	B	112	GLN	CD-NE2	5.47	1.46	1.32
1	C	693	GLU	CG-CD	5.47	1.60	1.51
1	B	11	PHE	CD2-CE2	5.45	1.50	1.39
1	B	768	VAL	CB-CG1	-5.45	1.41	1.52
1	C	396	PHE	CB-CG	-5.44	1.42	1.51
1	B	759	VAL	CA-CB	5.44	1.66	1.54
1	C	930	GLY	N-CA	5.44	1.54	1.46
1	A	73	ASP	CG-OD1	5.44	1.37	1.25
1	A	576	VAL	CB-CG2	-5.43	1.41	1.52
1	C	174	ASP	CA-C	5.42	1.67	1.52
1	C	809	TRP	CE3-CZ3	5.42	1.47	1.38
1	A	273	GLU	CD-OE1	5.41	1.31	1.25

Continued on next page...

Continued from previous page...

Mol	Chain	Res	Type	Atoms	Z	Observed(Å)	Ideal(Å)
1	B	11	PHE	CD1-CE1	5.40	1.50	1.39
1	C	275	TYR	CE2-CZ	5.40	1.45	1.38
1	C	246	PHE	CE2-CZ	-5.40	1.27	1.37
1	C	88	VAL	N-CA	5.38	1.57	1.46
1	A	584	GLN	CB-CG	-5.38	1.38	1.52
1	C	40	PRO	CA-C	-5.38	1.42	1.52
1	B	712	MET	CG-SD	5.37	1.95	1.81
1	A	106	GLN	CA-CB	5.36	1.65	1.53
1	C	779	TYR	CA-C	-5.35	1.39	1.52
1	A	797	GLN	CG-CD	5.35	1.63	1.51
1	C	722	GLU	CD-OE1	5.35	1.31	1.25
1	C	296	GLY	N-CA	-5.35	1.38	1.46
1	C	66	GLU	CB-CG	-5.34	1.42	1.52
1	A	75	LEU	N-CA	5.34	1.57	1.46
1	B	893	GLU	CB-CG	5.32	1.62	1.52
1	B	112	GLN	CA-C	5.32	1.66	1.52
1	C	120	GLN	C-O	-5.31	1.13	1.23
1	C	315	PRO	CA-C	5.30	1.63	1.52
1	C	67	GLN	CB-CG	5.30	1.66	1.52
1	A	102	ILE	CA-C	5.30	1.66	1.52
1	C	166	ILE	CB-CG1	5.30	1.68	1.54
1	B	228	GLN	CB-CG	-5.28	1.38	1.52
1	C	132	SER	CA-CB	-5.28	1.45	1.52
1	A	58	GLN	CB-CG	5.27	1.66	1.52
1	A	813	SER	CA-CB	5.26	1.60	1.52
1	A	716	VAL	CB-CG1	-5.25	1.41	1.52
1	A	78	MET	CA-CB	5.24	1.65	1.53
1	C	694	LYS	CB-CG	5.24	1.66	1.52
1	C	305	ALA	CA-CB	5.24	1.63	1.52
1	A	607	GLU	CG-CD	-5.24	1.44	1.51
1	C	763	ILE	CA-C	5.24	1.66	1.52
1	C	271	GLY	N-CA	5.23	1.53	1.46
1	A	67	GLN	CA-CB	5.22	1.65	1.53
1	C	317	PHE	CE1-CZ	5.22	1.47	1.37
1	B	538	THR	CA-CB	5.22	1.67	1.53
1	C	139	VAL	CA-CB	-5.22	1.43	1.54
1	C	163	LYS	N-CA	5.22	1.56	1.46
1	C	671	ILE	CA-CB	5.22	1.66	1.54
1	A	105	VAL	CA-C	5.21	1.66	1.52
1	A	812	GLY	N-CA	5.21	1.53	1.46
1	B	175	VAL	CB-CG2	-5.21	1.42	1.52
1	A	811	TYR	CG-CD1	-5.20	1.32	1.39

Continued on next page...

Continued from previous page...

Mol	Chain	Res	Type	Atoms	Z	Observed(Å)	Ideal(Å)
1	C	125	GLN	C-O	5.20	1.33	1.23
1	B	130	GLU	CD-OE2	5.20	1.31	1.25
1	C	295	THR	CA-C	5.20	1.66	1.52
1	A	70	ASN	CB-CG	-5.19	1.39	1.51
1	A	103	ALA	C-O	5.19	1.33	1.23
1	C	612	VAL	CA-CB	-5.19	1.43	1.54
1	C	757	SER	CA-C	-5.19	1.39	1.52
1	C	597	TYR	CZ-OH	5.19	1.46	1.37
1	B	281	PHE	CD1-CE1	-5.19	1.28	1.39
1	A	50	PRO	CA-CB	5.18	1.64	1.53
1	C	771	VAL	N-CA	5.18	1.56	1.46
1	C	142	VAL	CB-CG2	-5.17	1.42	1.52
1	C	597	TYR	CE1-CZ	5.16	1.45	1.38
1	A	4	PHE	CB-CG	5.15	1.60	1.51
1	A	811	TYR	CB-CG	-5.14	1.44	1.51
1	A	817	GLU	N-CA	5.14	1.56	1.46
1	C	736	ALA	CA-CB	-5.13	1.41	1.52
1	C	273	GLU	CD-OE1	5.13	1.31	1.25
1	A	192	GLU	CG-CD	5.13	1.59	1.51
1	B	857	TYR	CD2-CE2	5.13	1.47	1.39
1	C	165	ALA	C-O	5.13	1.33	1.23
1	A	314	GLU	CB-CG	5.12	1.61	1.52
1	A	990	VAL	CA-CB	5.12	1.65	1.54
1	B	609	VAL	CB-CG2	-5.12	1.42	1.52
1	B	634	TRP	CB-CG	5.12	1.59	1.50
1	C	754	TRP	CG-CD1	-5.12	1.29	1.36
1	A	811	TYR	CE1-CZ	-5.11	1.31	1.38
1	A	422	GLU	CB-CG	5.11	1.61	1.52
1	C	207	ILE	CB-CG2	-5.11	1.37	1.52
1	B	767	ARG	CA-C	-5.11	1.39	1.52
1	A	813	SER	C-O	-5.10	1.13	1.23
1	B	470	PHE	CD1-CE1	5.10	1.49	1.39
1	C	779	TYR	CA-CB	-5.10	1.42	1.53
1	C	877	TYR	CD1-CE1	5.10	1.47	1.39
1	B	107	VAL	CB-CG2	-5.09	1.42	1.52
1	A	727	PHE	CG-CD2	5.09	1.46	1.38
1	A	1022	VAL	CA-CB	5.09	1.65	1.54
1	A	727	PHE	CE1-CZ	5.08	1.47	1.37
1	A	819	TYR	N-CA	5.08	1.56	1.46
1	C	776	GLU	CG-CD	5.08	1.59	1.51
1	C	993	THR	CA-CB	5.08	1.66	1.53
1	C	182	TYR	CG-CD1	5.08	1.45	1.39

Continued on next page...

Continued from previous page...

Mol	Chain	Res	Type	Atoms	Z	Observed(Å)	Ideal(Å)
1	A	737	GLN	CG-CD	5.08	1.62	1.51
1	C	152	GLU	CD-OE1	5.07	1.31	1.25
1	C	813	SER	CA-CB	-5.07	1.45	1.52
1	A	42	ALA	C-O	5.07	1.32	1.23
1	C	45	ILE	CB-CG2	5.07	1.68	1.52
1	A	63	GLN	CG-CD	5.06	1.62	1.51
1	C	86	GLY	C-O	5.06	1.31	1.23
1	C	133	SER	CA-CB	5.06	1.60	1.52
1	C	341	VAL	CA-C	5.05	1.66	1.52
1	C	622	GLN	CA-C	5.05	1.66	1.52
1	C	269	GLU	CD-OE2	5.05	1.31	1.25
1	C	54	ALA	CA-CB	-5.04	1.41	1.52
1	A	694	LYS	CD-CE	5.04	1.63	1.51
1	A	70	ASN	CA-C	-5.03	1.39	1.52
1	B	291	ILE	CA-CB	-5.02	1.43	1.54
1	B	422	GLU	CG-CD	5.02	1.59	1.51
1	A	104	GLN	CA-CB	-5.01	1.43	1.53
1	A	332	PHE	CE1-CZ	5.01	1.46	1.37
1	A	416	VAL	CA-CB	5.01	1.65	1.54
1	A	59	ASP	C-O	5.00	1.32	1.23
1	A	136	PHE	CD2-CE2	5.00	1.49	1.39

All (616) bond angle outliers are listed below:

Mol	Chain	Res	Type	Atoms	Z	Observed(°)	Ideal(°)
1	A	818	ARG	NE-CZ-NH2	-48.52	96.04	120.30
1	C	767	ARG	NE-CZ-NH1	-25.67	107.47	120.30
1	A	92	LEU	CB-CG-CD1	-25.55	67.57	111.00
1	C	164	ASP	CB-CG-OD2	-20.31	100.02	118.30
1	A	99	ASP	CB-CG-OD1	-17.20	102.82	118.30
1	C	764	ASP	CB-CG-OD2	-17.02	102.98	118.30
1	A	818	ARG	NH1-CZ-NH2	16.18	137.20	119.40
1	C	163	LYS	CD-CE-NZ	15.09	146.40	111.70
1	B	185	ARG	NE-CZ-NH1	-13.99	113.31	120.30
1	A	76	MET	CG-SD-CE	-13.71	78.26	100.20
1	A	695	LEU	CB-CG-CD1	-13.48	88.09	111.00
1	C	156	ASP	CB-CG-OD1	13.04	130.04	118.30
1	A	818	ARG	NE-CZ-NH1	12.87	126.74	120.30
1	A	92	LEU	CA-CB-CG	12.82	144.79	115.30
1	B	73	ASP	CB-CG-OD2	12.68	129.72	118.30
1	C	767	ARG	CG-CD-NE	-12.68	85.17	111.80
1	A	114	ALA	N-CA-C	-12.55	77.12	111.00

Continued on next page...

Continued from previous page...

Mol	Chain	Res	Type	Atoms	Z	Observed(°)	Ideal(°)
1	B	111	LEU	CB-CG-CD1	-12.50	89.75	111.00
1	B	289	LEU	CA-CB-CG	12.30	143.59	115.30
1	B	867	ARG	NE-CZ-NH2	-12.08	114.26	120.30
1	C	300	LEU	CA-CB-CG	-12.00	87.71	115.30
1	C	758	TYR	CB-CG-CD2	-11.79	113.93	121.00
1	A	99	ASP	CB-CG-OD2	11.72	128.84	118.30
1	A	599	LEU	CA-CB-CG	-11.70	88.39	115.30
1	A	110	LYS	CD-CE-NZ	-11.69	84.81	111.70
1	A	114	ALA	O-C-N	11.66	141.35	122.70
1	A	818	ARG	CA-CB-CG	-11.45	88.20	113.40
1	A	88	VAL	CA-CB-CG2	-11.39	93.81	110.90
1	A	90	ILE	CB-CG1-CD1	-11.39	82.00	113.90
1	A	702	LEU	CA-CB-CG	-11.30	89.31	115.30
1	B	767	ARG	NE-CZ-NH1	-11.19	114.71	120.30
1	C	767	ARG	NH1-CZ-NH2	11.02	131.52	119.40
1	A	117	LEU	CB-CG-CD2	11.02	129.73	111.00
1	C	164	ASP	CB-CG-OD1	10.98	128.18	118.30
1	C	59	ASP	CB-CG-OD2	-10.93	108.46	118.30
1	C	156	ASP	CB-CG-OD2	-10.65	108.72	118.30
1	A	21	LEU	CA-CB-CG	-10.62	90.89	115.30
1	A	111	LEU	CB-CG-CD2	-10.58	93.01	111.00
1	A	91	THR	CA-CB-CG2	-10.35	97.91	112.40
1	A	73	ASP	CB-CG-OD1	10.28	127.55	118.30
1	C	207	ILE	CG1-CB-CG2	-10.28	88.79	111.40
1	C	674	LEU	CA-CB-CG	10.23	138.84	115.30
1	A	821	GLY	C-N-CA	-10.18	96.24	121.70
1	C	268	ILE	CG1-CB-CG2	-10.18	89.01	111.40
1	C	773	VAL	N-CA-C	-10.17	83.53	111.00
1	C	118	LEU	CB-CG-CD1	-10.08	93.87	111.00
1	C	64	VAL	CB-CA-C	-9.98	92.44	111.40
1	A	64	VAL	CA-CB-CG1	9.96	125.85	110.90
1	B	21	LEU	CA-CB-CG	9.95	138.19	115.30
1	C	818	ARG	NE-CZ-NH1	-9.75	115.43	120.30
1	A	65	ILE	O-C-N	9.65	138.13	122.70
1	B	30	LEU	CA-CB-CG	9.64	137.47	115.30
1	C	278	ILE	CB-CA-C	-9.62	92.37	111.60
1	B	300	LEU	CB-CG-CD2	-9.60	94.69	111.00
1	A	107	VAL	CB-CA-C	-9.58	93.20	111.40
1	C	755	GLY	N-CA-C	-9.54	89.24	113.10
1	C	170	SER	CA-CB-OG	-9.51	85.52	111.20
1	A	75	LEU	CB-CG-CD1	9.49	127.14	111.00
1	A	105	VAL	CB-CA-C	-9.41	93.51	111.40

Continued on next page...

Continued from previous page...

Mol	Chain	Res	Type	Atoms	Z	Observed(°)	Ideal(°)
1	A	97	GLY	N-CA-C	-9.33	89.78	113.10
1	C	193	LEU	CA-CB-CG	9.30	136.70	115.30
1	B	101	ASP	CB-CG-OD2	-9.19	110.03	118.30
1	B	418	ARG	NE-CZ-NH1	9.19	124.89	120.30
1	C	122	VAL	CG1-CB-CG2	-9.13	96.29	110.90
1	C	960	LEU	CA-CB-CG	9.11	136.26	115.30
1	A	724	THR	CA-CB-CG2	-9.11	99.65	112.40
1	A	321	LEU	CA-CB-CG	9.08	136.19	115.30
1	C	765	ARG	NE-CZ-NH1	-9.06	115.77	120.30
1	C	165	ALA	C-N-CA	-9.06	99.04	121.70
1	A	60	THR	CB-CA-C	-9.05	87.15	111.60
1	C	239	ARG	NE-CZ-NH2	9.05	124.83	120.30
1	A	291	ILE	CB-CA-C	-9.00	93.60	111.60
1	C	484	VAL	CB-CA-C	-8.93	94.42	111.40
1	A	68	ASN	N-CA-C	-8.87	87.04	111.00
1	C	786	ILE	CG1-CB-CG2	-8.84	91.94	111.40
1	C	726	GLN	N-CA-C	-8.84	87.14	111.00
1	B	1007	VAL	CB-CA-C	-8.79	94.69	111.40
1	C	769	LYS	N-CA-C	8.73	134.57	111.00
1	B	903	LEU	CB-CG-CD1	8.69	125.77	111.00
1	C	792	ARG	NE-CZ-NH2	-8.68	115.96	120.30
1	A	102	ILE	CG1-CB-CG2	-8.63	92.41	111.40
1	A	674	LEU	CA-CB-CG	8.63	135.15	115.30
1	A	723	ASP	CB-CG-OD2	-8.62	110.55	118.30
1	C	765	ARG	CG-CD-NE	-8.62	93.71	111.80
1	A	65	ILE	CA-C-O	-8.58	102.09	120.10
1	C	166	ILE	CG1-CB-CG2	8.56	130.24	111.40
1	A	730	ASP	CB-CG-OD2	-8.55	110.61	118.30
1	A	775	SER	CB-CA-C	-8.50	93.96	110.10
1	C	30	LEU	CA-CB-CG	8.50	134.85	115.30
1	B	230	LEU	CB-CG-CD1	8.49	125.44	111.00
1	A	62	THR	CA-CB-CG2	-8.49	100.51	112.40
1	A	114	ALA	CA-C-N	-8.46	98.58	117.20
1	C	168	ARG	O-C-N	-8.46	109.16	122.70
1	A	65	ILE	CB-CA-C	-8.46	94.69	111.60
1	A	110	LYS	CA-CB-CG	8.43	131.95	113.40
1	C	729	ILE	CG1-CB-CG2	-8.42	92.88	111.40
1	A	816	LEU	CA-CB-CG	8.34	134.48	115.30
1	A	62	THR	N-CA-C	8.31	133.45	111.00
1	A	72	ILE	CA-CB-CG1	8.31	126.79	111.00
1	A	111	LEU	CA-CB-CG	-8.27	96.27	115.30
1	C	758	TYR	CG-CD1-CE1	-8.23	114.71	121.30

Continued on next page...

Continued from previous page...

Mol	Chain	Res	Type	Atoms	Z	Observed(°)	Ideal(°)
1	A	68	ASN	CB-CA-C	-8.20	94.01	110.40
1	B	377	LEU	CB-CG-CD2	8.18	124.91	111.00
1	C	816	LEU	CB-CG-CD2	8.18	124.90	111.00
1	C	69	MET	CG-SD-CE	-8.17	87.13	100.20
1	A	106	GLN	CB-CA-C	-8.15	94.09	110.40
1	A	75	LEU	CB-CG-CD2	-8.07	97.27	111.00
1	C	115	MET	CA-CB-CG	-8.05	99.61	113.30
1	B	989	LEU	CB-CG-CD1	-8.04	97.34	111.00
1	C	159	ALA	C-N-CA	-8.02	101.64	121.70
1	A	93	THR	CA-CB-CG2	-8.02	101.18	112.40
1	A	703	LEU	CB-CG-CD2	8.01	124.61	111.00
1	C	321	LEU	CB-CG-CD1	-8.01	97.39	111.00
1	C	203	VAL	CB-CA-C	-8.00	96.20	111.40
1	C	828	LEU	CB-CG-CD2	-8.00	97.41	111.00
1	A	792	ARG	NE-CZ-NH1	7.97	124.28	120.30
1	C	825	MET	CG-SD-CE	-7.95	87.48	100.20
1	A	69	MET	CG-SD-CE	7.94	112.91	100.20
1	A	65	ILE	CG1-CB-CG2	-7.93	93.95	111.40
1	C	167	SER	N-CA-CB	7.92	122.39	110.50
1	A	721	LEU	CB-CG-CD1	7.92	124.47	111.00
1	B	101	ASP	CB-CG-OD1	7.90	125.41	118.30
1	A	818	ARG	CB-CA-C	7.89	126.19	110.40
1	C	63	GLN	N-CA-CB	7.88	124.79	110.60
1	C	49	TYR	CB-CG-CD1	-7.88	116.27	121.00
1	B	289	LEU	CB-CG-CD2	-7.87	97.63	111.00
1	C	202	ASP	CB-CG-OD1	-7.86	111.23	118.30
1	B	185	ARG	NE-CZ-NH2	7.83	124.22	120.30
1	B	858	ASP	CB-CG-OD1	7.81	125.33	118.30
1	B	764	ASP	CB-CG-OD1	7.81	125.33	118.30
1	A	91	THR	N-CA-C	7.81	132.08	111.00
1	A	66	GLU	C-N-CA	-7.78	102.25	121.70
1	C	767	ARG	CB-CG-CD	7.78	131.82	111.60
1	C	263	ARG	NE-CZ-NH1	7.77	124.19	120.30
1	C	751	GLY	N-CA-C	-7.73	93.77	113.10
1	B	307	ARG	NE-CZ-NH1	7.70	124.15	120.30
1	C	49	TYR	CB-CG-CD2	7.69	125.62	121.00
1	C	202	ASP	CB-CG-OD2	7.67	125.20	118.30
1	C	260	VAL	CG1-CB-CG2	7.62	123.10	110.90
1	A	823	PRO	N-CD-CG	-7.60	91.79	103.20
1	A	683	GLU	CA-CB-CG	-7.60	96.67	113.40
1	A	69	MET	N-CA-CB	7.60	124.28	110.60
1	C	137	LEU	CA-CB-CG	7.59	132.75	115.30

Continued on next page...

Continued from previous page...

Mol	Chain	Res	Type	Atoms	Z	Observed(°)	Ideal(°)
1	B	544	LEU	CA-CB-CG	7.58	132.73	115.30
1	A	822	LEU	CA-CB-CG	7.57	132.72	115.30
1	C	75	LEU	CA-CB-CG	7.55	132.66	115.30
1	C	770	LYS	CA-CB-CG	7.54	129.98	113.40
1	A	868	LEU	CA-CB-CG	7.53	132.62	115.30
1	A	111	LEU	CB-CG-CD1	7.51	123.77	111.00
1	B	117	LEU	CB-CG-CD1	-7.51	98.24	111.00
1	C	111	LEU	CB-CG-CD1	-7.50	98.26	111.00
1	A	73	ASP	OD1-CG-OD2	-7.49	109.07	123.30
1	A	44	THR	CA-CB-CG2	-7.47	101.94	112.40
1	A	61	VAL	N-CA-C	7.47	131.18	111.00
1	A	63	GLN	N-CA-C	7.47	131.17	111.00
1	B	903	LEU	CA-CB-CG	7.47	132.48	115.30
1	B	168	ARG	NE-CZ-NH2	-7.46	116.57	120.30
1	C	980	LEU	CA-CB-CG	7.43	132.39	115.30
1	A	818	ARG	CG-CD-NE	-7.43	96.20	111.80
1	C	793	ALA	N-CA-C	-7.42	90.97	111.00
1	C	404	LEU	CA-CB-CG	7.41	132.34	115.30
1	A	45	ILE	CG1-CB-CG2	7.40	127.69	111.40
1	B	73	ASP	CB-CG-OD1	-7.39	111.65	118.30
1	B	383	LEU	CA-CB-CG	-7.37	98.36	115.30
1	C	168	ARG	CA-C-N	7.36	133.39	117.20
1	C	111	LEU	CA-CB-CG	-7.33	98.43	115.30
1	A	324	VAL	CB-CA-C	-7.33	97.48	111.40
1	A	820	ASN	CB-CA-C	-7.29	95.83	110.40
1	A	816	LEU	O-C-N	7.28	134.35	122.70
1	B	903	LEU	CB-CG-CD2	-7.26	98.66	111.00
1	B	867	ARG	NE-CZ-NH1	7.22	123.91	120.30
1	C	260	VAL	CB-CA-C	-7.22	97.68	111.40
1	C	157	TYR	N-CA-CB	7.20	123.56	110.60
1	C	965	LEU	CA-CB-CG	7.19	131.84	115.30
1	A	107	VAL	CA-CB-CG1	7.19	121.68	110.90
1	C	769	LYS	CD-CE-NZ	7.17	128.20	111.70
1	C	158	VAL	CG1-CB-CG2	7.16	122.36	110.90
1	A	713	LEU	CB-CA-C	7.15	123.79	110.20
1	C	161	ASN	N-CA-C	7.14	130.27	111.00
1	A	66	GLU	CG-CD-OE1	7.12	132.55	118.30
1	A	107	VAL	N-CA-C	-7.12	91.77	111.00
1	C	113	LEU	CA-CB-CG	7.10	131.63	115.30
1	C	721	LEU	CB-CG-CD2	7.05	122.99	111.00
1	A	25	LEU	CA-CB-CG	7.04	131.50	115.30
1	B	353	LEU	CA-CB-CG	7.04	131.49	115.30

Continued on next page...

Continued from previous page...

Mol	Chain	Res	Type	Atoms	Z	Observed(°)	Ideal(°)
1	C	769	LYS	CG-CD-CE	-7.04	90.80	111.90
1	B	102	ILE	N-CA-C	-7.03	92.03	111.00
1	A	66	GLU	CG-CD-OE2	-7.02	104.26	118.30
1	C	536	ARG	N-CA-C	7.00	129.91	111.00
1	C	695	LEU	CA-CB-CG	6.98	131.36	115.30
1	A	65	ILE	N-CA-CB	6.97	126.83	110.80
1	C	219	LEU	CB-CG-CD1	-6.96	99.16	111.00
1	C	217	GLY	N-CA-C	-6.95	95.72	113.10
1	A	43	VAL	N-CA-CB	-6.95	96.21	111.50
1	B	163	LYS	CD-CE-NZ	6.91	127.60	111.70
1	A	72	ILE	CB-CG1-CD1	-6.91	94.56	113.90
1	A	703	LEU	CA-CB-CG	6.90	131.16	115.30
1	A	785	ASP	CB-CG-OD2	6.89	124.50	118.30
1	C	980	LEU	CB-CG-CD1	6.88	122.70	111.00
1	C	750	LEU	CB-CG-CD1	-6.87	99.32	111.00
1	A	113	LEU	CA-C-N	-6.87	102.09	117.20
1	A	129	VAL	N-CA-C	-6.86	92.48	111.00
1	A	685	ILE	CG1-CB-CG2	6.85	126.46	111.40
1	B	164	ASP	CB-CG-OD2	6.82	124.44	118.30
1	C	765	ARG	O-C-N	6.81	134.78	123.20
1	C	249	ILE	N-CA-C	-6.80	92.63	111.00
1	C	788	ASP	N-CA-C	-6.80	92.64	111.00
1	C	58	GLN	CA-C-N	-6.79	102.27	117.20
1	A	106	GLN	O-C-N	6.79	133.56	122.70
1	A	816	LEU	CA-C-N	-6.78	102.29	117.20
1	B	586	ARG	NE-CZ-NH1	6.75	123.68	120.30
1	C	302	THR	N-CA-C	-6.75	92.78	111.00
1	A	668	LEU	CB-CG-CD2	-6.74	99.54	111.00
1	A	117	LEU	CA-CB-CG	6.74	130.80	115.30
1	C	99	ASP	CB-CG-OD1	6.73	124.36	118.30
1	A	39	ALA	C-N-CD	6.73	142.53	128.40
1	A	89	GLN	CA-C-N	-6.72	102.42	117.20
1	C	105	VAL	N-CA-C	6.72	129.14	111.00
1	C	32	VAL	CB-CA-C	-6.71	98.64	111.40
1	B	980	LEU	CA-CB-CG	6.71	130.74	115.30
1	A	60	THR	O-C-N	6.71	133.43	122.70
1	B	593	GLU	OE1-CD-OE2	-6.70	115.26	123.30
1	B	989	LEU	CA-CB-CG	6.70	130.70	115.30
1	A	81	ASN	O-C-N	6.69	133.40	122.70
1	A	817	GLU	C-N-CA	-6.68	105.01	121.70
1	B	76	MET	CG-SD-CE	6.67	110.87	100.20
1	C	886	LEU	CB-CG-CD1	-6.66	99.68	111.00

Continued on next page...

Continued from previous page...

Mol	Chain	Res	Type	Atoms	Z	Observed(°)	Ideal(°)
1	A	768	VAL	CA-CB-CG2	-6.66	100.91	110.90
1	C	771	VAL	CB-CA-C	-6.65	98.77	111.40
1	B	307	ARG	NE-CZ-NH2	-6.65	116.98	120.30
1	A	628	PHE	CB-CA-C	-6.63	97.14	110.40
1	A	57	VAL	CB-CA-C	-6.63	98.81	111.40
1	C	756	GLY	N-CA-C	-6.63	96.53	113.10
1	A	822	LEU	CB-CG-CD1	6.62	122.26	111.00
1	A	65	ILE	N-CA-C	-6.61	93.15	111.00
1	A	823	PRO	CA-N-CD	6.61	120.95	111.70
1	A	86	GLY	C-N-CA	-6.60	105.19	121.70
1	A	400	LEU	CA-CB-CG	6.60	130.48	115.30
1	C	115	MET	CG-SD-CE	6.59	110.75	100.20
1	C	267	LYS	N-CA-C	-6.58	93.22	111.00
1	A	70	ASN	N-CA-CB	6.58	122.44	110.60
1	A	594	VAL	CB-CA-C	-6.57	98.91	111.40
1	A	382	VAL	CB-CA-C	-6.55	98.95	111.40
1	A	74	ASN	C-N-CA	-6.55	105.32	121.70
1	C	262	LEU	CB-CG-CD1	-6.53	99.90	111.00
1	A	219	LEU	CB-CG-CD1	6.52	122.08	111.00
1	B	674	LEU	CA-CB-CG	6.52	130.29	115.30
1	A	321	LEU	CB-CG-CD1	6.51	122.06	111.00
1	C	973	ARG	NE-CZ-NH2	-6.50	117.05	120.30
1	C	164	ASP	N-CA-C	6.49	128.53	111.00
1	C	25	LEU	CA-CB-CG	-6.49	100.38	115.30
1	C	53	ASP	CB-CG-OD2	6.49	124.14	118.30
1	B	230	LEU	CA-CB-CG	6.46	130.16	115.30
1	B	765	ARG	NE-CZ-NH1	6.46	123.53	120.30
1	A	417	GLU	CB-CA-C	-6.45	97.50	110.40
1	A	116	PRO	CA-C-N	6.45	131.38	117.20
1	B	46	SER	CA-CB-OG	-6.44	93.81	111.20
1	A	121	GLU	OE1-CD-OE2	-6.44	115.57	123.30
1	C	750	LEU	CA-CB-CG	-6.42	100.53	115.30
1	B	220	GLY	N-CA-C	-6.42	97.05	113.10
1	C	762	PHE	O-C-N	-6.42	112.42	122.70
1	B	28	LEU	CA-CB-CG	6.42	130.06	115.30
1	C	98	THR	CB-CA-C	-6.41	94.29	111.60
1	B	291	ILE	CB-CA-C	-6.41	98.78	111.60
1	C	764	ASP	CB-CG-OD1	6.40	124.06	118.30
1	A	668	LEU	CB-CG-CD1	-6.40	100.12	111.00
1	A	684	LEU	CA-CB-CG	-6.40	100.59	115.30
1	C	913	LEU	CA-CB-CG	6.39	129.99	115.30
1	C	798	MET	CG-SD-CE	6.38	110.42	100.20

Continued on next page...

Continued from previous page...

Mol	Chain	Res	Type	Atoms	Z	Observed(°)	Ideal(°)
1	B	377	LEU	CB-CG-CD1	-6.35	100.20	111.00
1	A	721	LEU	CB-CG-CD2	-6.35	100.21	111.00
1	B	868	LEU	CA-CB-CG	6.33	129.86	115.30
1	B	424	GLY	N-CA-C	6.32	128.90	113.10
1	A	91	THR	C-N-CA	6.31	137.47	121.70
1	C	759	VAL	C-N-CA	-6.31	105.93	121.70
1	B	650	ARG	NE-CZ-NH1	6.29	123.44	120.30
1	A	89	GLN	O-C-N	6.28	132.75	122.70
1	B	376	LEU	CA-CB-CG	-6.28	100.85	115.30
1	B	202	ASP	CB-CG-OD1	6.27	123.94	118.30
1	C	772	TYR	OH-CZ-CE2	-6.25	103.23	120.10
1	A	55	LYS	CD-CE-NZ	6.25	126.07	111.70
1	A	57	VAL	CA-CB-CG1	-6.24	101.53	110.90
1	A	850	LYS	CD-CE-NZ	6.23	126.03	111.70
1	A	72	ILE	C-N-CA	6.22	137.24	121.70
1	A	67	GLN	N-CA-C	6.21	127.78	111.00
1	A	771	VAL	CB-CA-C	-6.18	99.66	111.40
1	C	140	VAL	CB-CA-C	-6.15	99.71	111.40
1	C	291	ILE	CG1-CB-CG2	-6.14	97.88	111.40
1	B	141	GLY	N-CA-C	-6.13	97.78	113.10
1	A	818	ARG	CD-NE-CZ	-6.12	115.03	123.60
1	B	48	SER	CB-CA-C	-6.12	98.47	110.10
1	A	108	GLN	C-N-CA	-6.11	106.43	121.70
1	C	761	ASP	C-N-CA	-6.10	106.45	121.70
1	C	56	THR	CA-CB-CG2	-6.10	103.86	112.40
1	C	87	THR	CA-CB-CG2	6.10	120.94	112.40
1	A	684	LEU	CA-C-N	6.10	130.61	117.20
1	C	366	LEU	CA-CB-CG	6.10	129.32	115.30
1	A	74	ASN	N-CA-CB	-6.09	99.64	110.60
1	A	116	PRO	CA-N-CD	6.08	120.22	111.70
1	B	480	LEU	CB-CG-CD2	6.07	121.32	111.00
1	A	713	LEU	CB-CG-CD1	6.07	121.31	111.00
1	C	129	VAL	CB-CA-C	-6.07	99.88	111.40
1	C	751	GLY	C-N-CA	-6.07	106.54	121.70
1	C	166	ILE	CB-CA-C	-6.06	99.48	111.60
1	B	102	ILE	CB-CA-C	-6.06	99.49	111.60
1	B	143	ILE	CB-CA-C	-6.05	99.49	111.60
1	A	184	MET	CG-SD-CE	-6.05	90.52	100.20
1	C	686	ASP	CB-CG-OD2	6.05	123.75	118.30
1	C	653	ARG	NE-CZ-NH2	-6.05	117.28	120.30
1	A	78	MET	N-CA-C	6.04	127.31	111.00
1	B	586	ARG	NE-CZ-NH2	-6.04	117.28	120.30

Continued on next page...

Continued from previous page...

Mol	Chain	Res	Type	Atoms	Z	Observed(°)	Ideal(°)
1	C	219	LEU	C-N-CA	-6.04	109.61	122.30
1	A	45	ILE	CA-C-N	-6.04	103.91	117.20
1	B	106	GLN	N-CA-CB	6.03	121.46	110.60
1	C	251	LEU	CB-CG-CD2	-6.03	100.75	111.00
1	C	133	SER	N-CA-C	-6.01	94.77	111.00
1	A	684	LEU	CB-CG-CD2	6.01	121.22	111.00
1	C	238	THR	N-CA-CB	6.01	121.72	110.30
1	A	544	LEU	CB-CG-CD2	6.01	121.21	111.00
1	C	762	PHE	N-CA-CB	-6.00	99.79	110.60
1	A	68	ASN	CB-CG-ND2	-6.00	102.31	116.70
1	B	331	PRO	N-CA-C	-6.00	96.50	112.10
1	C	21	LEU	CB-CG-CD1	-6.00	100.81	111.00
1	C	175	VAL	CG1-CB-CG2	5.99	120.48	110.90
1	C	250	LEU	CB-CG-CD1	5.98	121.17	111.00
1	C	247	GLY	C-N-CA	-5.98	106.74	121.70
1	C	711	ASP	CB-CG-OD2	5.98	123.68	118.30
1	B	712	MET	CB-CG-SD	5.97	130.31	112.40
1	A	250	LEU	CA-CB-CG	5.97	129.03	115.30
1	A	786	ILE	CG1-CB-CG2	-5.95	98.31	111.40
1	B	973	ARG	NE-CZ-NH1	5.94	123.27	120.30
1	C	167	SER	C-N-CA	-5.94	106.85	121.70
1	C	580	ALA	N-CA-C	-5.94	94.97	111.00
1	C	238	THR	CB-CA-C	-5.94	95.57	111.60
1	C	653	ARG	NE-CZ-NH1	5.94	123.27	120.30
1	A	66	GLU	CB-CA-C	-5.93	98.53	110.40
1	A	122	VAL	CG1-CB-CG2	-5.93	101.41	110.90
1	A	705	GLU	OE1-CD-OE2	5.93	130.42	123.30
1	A	990	VAL	CB-CA-C	5.93	122.67	111.40
1	B	559	LEU	CA-CB-CG	5.93	128.94	115.30
1	A	723	ASP	CB-CG-OD1	5.92	123.63	118.30
1	C	686	ASP	CB-CG-OD1	-5.92	112.97	118.30
1	A	116	PRO	CA-C-O	-5.91	106.01	120.20
1	A	10	ILE	CG1-CB-CG2	5.91	124.40	111.40
1	C	307	ARG	C-N-CA	-5.91	106.94	121.70
1	B	919	ARG	NE-CZ-NH1	5.90	123.25	120.30
1	C	110	LYS	CD-CE-NZ	5.90	125.28	111.70
1	C	135	SER	N-CA-C	-5.89	95.09	111.00
1	C	168	ARG	CD-NE-CZ	5.89	131.85	123.60
1	A	105	VAL	CA-CB-CG1	-5.88	102.07	110.90
1	B	208	LYS	C-N-CA	-5.88	106.99	121.70
1	C	206	ALA	O-C-N	5.88	132.10	122.70
1	C	308	ALA	CB-CA-C	5.88	118.91	110.10

Continued on next page...

Continued from previous page...

Mol	Chain	Res	Type	Atoms	Z	Observed(°)	Ideal(°)
1	A	821	GLY	O-C-N	-5.87	113.31	122.70
1	B	99	ASP	CB-CG-OD2	-5.87	113.02	118.30
1	C	261	LEU	N-CA-C	-5.87	95.16	111.00
1	C	29	LYS	CD-CE-NZ	5.86	125.18	111.70
1	C	219	LEU	CB-CG-CD2	5.86	120.96	111.00
1	A	822	LEU	N-CA-CB	5.86	122.12	110.40
1	C	168	ARG	NE-CZ-NH1	5.85	123.22	120.30
1	C	193	LEU	CB-CG-CD2	-5.84	101.08	111.00
1	A	220	GLY	C-N-CA	5.84	134.56	122.30
1	B	896	SER	CB-CA-C	-5.84	99.01	110.10
1	C	194	ASN	N-CA-CB	5.83	121.10	110.60
1	C	235	ILE	CG1-CB-CG2	-5.83	98.57	111.40
1	A	64	VAL	CB-CA-C	-5.83	100.32	111.40
1	B	313	MET	CG-SD-CE	5.82	109.51	100.20
1	A	92	LEU	CD1-CG-CD2	-5.81	93.06	110.50
1	A	814	PRO	CB-CA-C	-5.81	97.47	112.00
1	A	61	VAL	O-C-N	5.80	131.99	122.70
1	A	366	LEU	CA-CB-CG	-5.80	101.95	115.30
1	A	685	ILE	N-CA-C	5.79	126.64	111.00
1	B	264	ASP	CB-CG-OD1	5.79	123.51	118.30
1	B	717	ARG	NE-CZ-NH1	5.79	123.20	120.30
1	B	32	VAL	CB-CA-C	-5.79	100.40	111.40
1	A	78	MET	CB-CA-C	-5.78	98.83	110.40
1	C	172	VAL	CB-CA-C	-5.78	100.42	111.40
1	C	102	ILE	CB-CA-C	-5.77	100.06	111.60
1	A	113	LEU	N-CA-CB	-5.77	98.86	110.40
1	B	232	ALA	N-CA-C	-5.77	95.43	111.00
1	B	822	LEU	CB-CG-CD1	5.77	120.80	111.00
1	C	822	LEU	CB-CA-C	5.77	121.16	110.20
1	C	128	SER	N-CA-CB	5.76	119.15	110.50
1	C	726	GLN	O-C-N	5.76	131.92	122.70
1	C	762	PHE	C-N-CA	-5.76	107.31	121.70
1	A	989	LEU	CB-CG-CD2	5.75	120.78	111.00
1	A	222	THR	C-N-CD	5.75	140.47	128.40
1	C	273	GLU	OE1-CD-OE2	5.74	130.19	123.30
1	C	765	ARG	CA-C-N	-5.73	104.73	116.20
1	A	684	LEU	N-CA-C	5.72	126.45	111.00
1	A	976	LEU	CA-CB-CG	5.72	128.46	115.30
1	A	62	THR	C-N-CA	-5.72	107.41	121.70
1	C	129	VAL	CA-CB-CG1	-5.72	102.32	110.90
1	A	690	LEU	CB-CG-CD1	5.72	120.72	111.00
1	C	323	ILE	CG1-CB-CG2	5.71	123.97	111.40

Continued on next page...

Continued from previous page...

Mol	Chain	Res	Type	Atoms	Z	Observed(°)	Ideal(°)
1	C	561	SER	N-CA-CB	-5.71	101.93	110.50
1	B	492	LEU	CB-CG-CD2	5.71	120.71	111.00
1	A	626	ILE	CG1-CB-CG2	5.70	123.94	111.40
1	A	801	PHE	CB-CG-CD1	5.70	124.79	120.80
1	A	717	ARG	NE-CZ-NH1	-5.69	117.45	120.30
1	B	923	ASN	N-CA-CB	-5.69	100.36	110.60
1	B	876	LEU	CB-CG-CD1	-5.69	101.33	111.00
1	C	210	GLN	CA-CB-CG	5.69	125.91	113.40
1	C	273	GLU	N-CA-C	-5.68	95.65	111.00
1	C	767	ARG	O-C-N	5.68	131.79	122.70
1	A	686	ASP	CB-CG-OD1	5.68	123.42	118.30
1	B	377	LEU	CA-CB-CG	5.68	128.37	115.30
1	C	816	LEU	CA-CB-CG	5.68	128.36	115.30
1	A	781	MET	CB-CG-SD	-5.68	95.37	112.40
1	A	134	SER	C-N-CA	5.67	135.88	121.70
1	C	67	GLN	C-N-CA	-5.67	107.53	121.70
1	A	722	GLU	CB-CA-C	5.66	121.73	110.40
1	A	70	ASN	CA-C-O	-5.66	108.21	120.10
1	C	763	ILE	N-CA-C	5.65	126.25	111.00
1	A	70	ASN	CB-CG-OD1	-5.64	110.31	121.60
1	A	822	LEU	C-N-CD	-5.64	108.19	120.60
1	C	770	LYS	CG-CD-CE	5.64	128.82	111.90
1	A	1030	ARG	NE-CZ-NH1	5.64	123.12	120.30
1	A	112	GLN	O-C-N	-5.63	113.70	122.70
1	C	767	ARG	CD-NE-CZ	-5.62	115.73	123.60
1	A	690	LEU	C-N-CA	-5.62	110.51	122.30
1	A	668	LEU	CA-CB-CG	-5.61	102.39	115.30
1	A	681	ASP	CB-CG-OD1	-5.60	113.26	118.30
1	A	1011	MET	CA-CB-CG	5.60	122.82	113.30
1	C	64	VAL	CG1-CB-CG2	5.60	119.86	110.90
1	C	88	VAL	CB-CA-C	-5.60	100.77	111.40
1	B	289	LEU	CB-CA-C	-5.59	99.59	110.20
1	A	976	LEU	CB-CG-CD2	5.57	120.47	111.00
1	B	977	MET	CG-SD-CE	5.57	109.11	100.20
1	A	702	LEU	CB-CG-CD2	-5.57	101.53	111.00
1	C	139	VAL	CB-CA-C	-5.56	100.83	111.40
1	B	30	LEU	CB-CG-CD1	5.56	120.45	111.00
1	A	88	VAL	CB-CA-C	-5.55	100.86	111.40
1	A	103	ALA	CA-C-N	-5.54	105.00	117.20
1	A	826	GLU	CG-CD-OE1	-5.54	107.22	118.30
1	C	862	MET	CA-CB-CG	5.54	122.72	113.30
1	A	77	TYR	CA-CB-CG	-5.52	102.92	113.40

Continued on next page...

Continued from previous page...

Mol	Chain	Res	Type	Atoms	Z	Observed(°)	Ideal(°)
1	A	932	LEU	CA-CB-CG	-5.50	102.65	115.30
1	C	42	ALA	N-CA-C	-5.50	96.15	111.00
1	A	687	GLN	N-CA-CB	5.50	120.50	110.60
1	A	825	MET	CG-SD-CE	-5.50	91.41	100.20
1	C	80	SER	N-CA-C	-5.50	96.16	111.00
1	C	815	ARG	NE-CZ-NH1	-5.50	117.55	120.30
1	C	822	LEU	CB-CG-CD1	5.49	120.34	111.00
1	A	113	LEU	CB-CG-CD2	-5.49	101.67	111.00
1	B	239	ARG	NE-CZ-NH2	-5.49	117.56	120.30
1	A	113	LEU	CA-C-O	5.49	131.62	120.10
1	A	568	ASP	CB-CG-OD1	5.49	123.24	118.30
1	B	164	ASP	CB-CG-OD1	-5.48	113.37	118.30
1	A	81	ASN	CA-C-N	-5.48	105.14	117.20
1	A	93	THR	CB-CA-C	-5.48	96.80	111.60
1	A	822	LEU	CB-CA-C	-5.47	99.80	110.20
1	B	480	LEU	CA-CB-CG	5.47	127.88	115.30
1	C	907	LEU	CA-CB-CG	5.47	127.88	115.30
1	C	752	ALA	N-CA-C	-5.47	96.24	111.00
1	A	597	TYR	CA-CB-CG	5.46	123.78	113.40
1	A	128	SER	N-CA-CB	-5.46	102.31	110.50
1	C	887	CYS	CA-CB-SG	5.46	123.82	114.00
1	B	418	ARG	NE-CZ-NH2	-5.45	117.57	120.30
1	B	684	LEU	CA-CB-CG	-5.45	102.76	115.30
1	C	172	VAL	CA-CB-CG1	-5.45	102.73	110.90
1	A	61	VAL	CA-CB-CG2	-5.45	102.73	110.90
1	A	662	MET	CB-CG-SD	-5.45	96.06	112.40
1	C	109	ASN	N-CA-C	-5.45	96.29	111.00
1	C	237	GLN	CB-CA-C	5.45	121.29	110.40
1	B	162	MET	CG-SD-CE	5.44	108.91	100.20
1	A	518	ARG	NE-CZ-NH1	5.44	123.02	120.30
1	C	696	THR	N-CA-C	-5.43	96.33	111.00
1	A	53	ASP	N-CA-C	-5.43	96.34	111.00
1	A	827	ILE	CB-CA-C	-5.43	100.74	111.60
1	A	817	GLU	N-CA-CB	5.43	120.37	110.60
1	B	460	GLY	N-CA-C	5.42	126.66	113.10
1	B	772	TYR	CA-CB-CG	5.42	123.71	113.40
1	C	660	ASP	CB-CG-OD1	5.41	123.17	118.30
1	C	557	VAL	CB-CA-C	-5.41	101.12	111.40
1	A	372	VAL	N-CA-C	-5.40	96.41	111.00
1	C	799	VAL	CB-CA-C	-5.40	101.14	111.40
1	C	90	ILE	CB-CA-C	-5.40	100.80	111.60
1	C	972	LEU	CA-CB-CG	-5.40	102.88	115.30

Continued on next page...

Continued from previous page...

Mol	Chain	Res	Type	Atoms	Z	Observed(°)	Ideal(°)
1	A	91	THR	CB-CA-C	-5.40	97.03	111.60
1	A	46	SER	O-C-N	5.39	131.33	122.70
1	C	237	GLN	N-CA-CB	-5.38	100.91	110.60
1	C	188	MET	CG-SD-CE	-5.38	91.59	100.20
1	C	63	GLN	CB-CA-C	-5.38	99.64	110.40
1	C	315	PRO	O-C-N	-5.38	114.10	122.70
1	B	620	ARG	N-CA-C	-5.37	96.50	111.00
1	C	772	TYR	CD1-CE1-CZ	-5.37	114.97	119.80
1	C	88	VAL	CA-CB-CG2	5.37	118.95	110.90
1	A	28	LEU	CA-CB-CG	-5.37	102.96	115.30
1	A	418	ARG	NE-CZ-NH2	5.36	122.98	120.30
1	B	822	LEU	N-CA-C	-5.36	96.53	111.00
1	C	629	VAL	CB-CA-C	-5.36	101.22	111.40
1	A	92	LEU	CB-CG-CD2	5.36	120.11	111.00
1	B	841	MET	CA-CB-CG	5.35	122.40	113.30
1	C	585	GLU	OE1-CD-OE2	-5.35	116.88	123.30
1	A	788	ASP	CB-CG-OD1	-5.35	113.49	118.30
1	A	117	LEU	CB-CA-C	5.34	120.34	110.20
1	A	76	MET	CB-CG-SD	-5.33	96.40	112.40
1	A	518	ARG	CG-CD-NE	5.33	123.00	111.80
1	A	110	LYS	N-CA-C	-5.32	96.62	111.00
1	A	881	LEU	CB-CG-CD1	5.32	120.04	111.00
1	C	772	TYR	CB-CG-CD2	-5.32	117.81	121.00
1	C	850	LYS	CD-CE-NZ	5.32	123.94	111.70
1	C	773	VAL	CA-CB-CG1	5.32	118.87	110.90
1	A	271	GLY	N-CA-C	-5.31	99.83	113.10
1	C	806	SER	CB-CA-C	-5.31	100.02	110.10
1	A	53	ASP	CB-CA-C	-5.30	99.80	110.40
1	A	116	PRO	N-CA-CB	5.30	109.66	103.30
1	B	113	LEU	CB-CG-CD2	-5.29	102.00	111.00
1	C	771	VAL	CG1-CB-CG2	5.29	119.36	110.90
1	B	902	MET	CB-CG-SD	5.28	128.25	112.40
1	C	313	MET	CG-SD-CE	-5.28	91.75	100.20
1	C	815	ARG	CB-CA-C	-5.28	99.83	110.40
1	A	629	VAL	CB-CA-C	-5.28	101.37	111.40
1	C	240	LEU	C-N-CA	-5.28	108.50	121.70
1	B	858	ASP	N-CA-C	-5.28	96.75	111.00
1	C	268	ILE	CB-CG1-CD1	-5.28	99.13	113.90
1	B	593	GLU	CG-CD-OE1	5.27	128.84	118.30
1	C	764	ASP	CB-CA-C	-5.27	99.86	110.40
1	A	104	GLN	C-N-CA	-5.26	108.54	121.70
1	C	142	VAL	N-CA-C	-5.26	96.79	111.00

Continued on next page...

Continued from previous page...

Mol	Chain	Res	Type	Atoms	Z	Observed(°)	Ideal(°)
1	A	851	LEU	CA-CB-CG	5.25	127.38	115.30
1	C	726	GLN	CA-C-O	-5.25	109.07	120.10
1	C	851	LEU	CA-CB-CG	-5.25	103.23	115.30
1	B	767	ARG	NH1-CZ-NH2	5.25	125.17	119.40
1	B	102	ILE	CG1-CB-CG2	-5.23	99.89	111.40
1	C	93	THR	CA-CB-CG2	-5.23	105.08	112.40
1	C	90	ILE	N-CA-C	-5.23	96.89	111.00
1	A	399	VAL	N-CA-C	-5.22	96.89	111.00
1	C	184	MET	CB-CG-SD	5.22	128.07	112.40
1	A	811	TYR	CA-CB-CG	-5.22	103.48	113.40
1	A	984	LEU	CB-CG-CD1	-5.22	102.13	111.00
1	B	111	LEU	CB-CG-CD2	-5.22	102.13	111.00
1	A	72	ILE	CB-CA-C	-5.21	101.17	111.60
1	A	747	ASN	CB-CA-C	5.21	120.81	110.40
1	C	47	ALA	N-CA-CB	5.20	117.38	110.10
1	A	815	ARG	NE-CZ-NH1	-5.20	117.70	120.30
1	C	168	ARG	NE-CZ-NH2	-5.20	117.70	120.30
1	A	937	LEU	CB-CG-CD1	5.20	119.84	111.00
1	A	91	THR	O-C-N	5.20	131.01	122.70
1	B	166	ILE	CG1-CB-CG2	-5.20	99.97	111.40
1	B	49	TYR	CA-CB-CG	-5.20	103.53	113.40
1	C	207	ILE	CA-CB-CG2	-5.19	100.51	110.90
1	B	472	ILE	CB-CA-C	-5.17	101.26	111.60
1	C	73	ASP	CB-CG-OD2	-5.17	113.65	118.30
1	C	822	LEU	C-N-CD	5.17	139.25	128.40
1	A	30	LEU	CB-CG-CD2	5.17	119.78	111.00
1	C	723	ASP	CB-CG-OD2	-5.17	113.65	118.30
1	C	184	MET	O-C-N	5.16	130.96	122.70
1	B	379	THR	CB-CA-C	-5.16	97.67	111.60
1	A	902	MET	CB-CG-SD	5.16	127.88	112.40
1	A	862	MET	CG-SD-CE	5.16	108.45	100.20
1	C	87	THR	N-CA-C	5.16	124.92	111.00
1	A	313	MET	CA-CB-CG	5.15	122.05	113.30
1	C	789	TRP	CB-CA-C	5.14	120.68	110.40
1	C	681	ASP	CB-CG-OD1	5.13	122.92	118.30
1	C	250	LEU	CB-CG-CD2	5.13	119.72	111.00
1	B	177	LEU	CB-CG-CD1	-5.13	102.28	111.00
1	C	43	VAL	CA-CB-CG2	-5.13	103.20	110.90
1	A	251	LEU	CA-CB-CG	5.13	127.10	115.30
1	A	69	MET	CB-CA-C	-5.13	100.15	110.40
1	A	817	GLU	CA-C-N	-5.13	105.92	117.20
1	A	395	MET	CG-SD-CE	5.12	108.40	100.20

Continued on next page...

Continued from previous page...

Mol	Chain	Res	Type	Atoms	Z	Observed(°)	Ideal(°)
1	A	106	GLN	CA-CB-CG	5.12	124.67	113.40
1	C	92	LEU	CB-CG-CD2	-5.12	102.29	111.00
1	C	901	VAL	CB-CA-C	-5.12	101.67	111.40
1	A	904	VAL	CB-CA-C	-5.12	101.68	111.40
1	B	398	MET	CB-CG-SD	-5.12	97.05	112.40
1	C	763	ILE	CB-CG1-CD1	-5.12	99.57	113.90
1	B	21	LEU	CB-CG-CD1	5.11	119.69	111.00
1	C	259	ARG	NE-CZ-NH1	-5.11	117.74	120.30
1	A	612	VAL	CA-CB-CG1	-5.11	103.24	110.90
1	C	760	ASN	CB-CA-C	5.11	120.61	110.40
1	C	198	LEU	CB-CG-CD1	-5.10	102.33	111.00
1	A	978	THR	CB-CA-C	-5.10	97.84	111.60
1	B	758	TYR	N-CA-C	-5.10	97.24	111.00
1	B	105	VAL	C-N-CA	-5.09	108.98	121.70
1	C	264	ASP	CB-CG-OD2	-5.09	113.72	118.30
1	B	466	ILE	CG1-CB-CG2	-5.08	100.22	111.40
1	C	813	SER	CA-CB-OG	-5.08	97.48	111.20
1	A	73	ASP	CB-CG-OD2	5.07	122.86	118.30
1	B	442	LEU	CA-CB-CG	5.07	126.96	115.30
1	A	817	GLU	CA-C-O	5.07	130.74	120.10
1	C	48	SER	CB-CA-C	5.06	119.72	110.10
1	A	49	TYR	CB-CA-C	-5.06	100.28	110.40
1	A	810	GLU	OE1-CD-OE2	-5.06	117.23	123.30
1	C	158	VAL	C-N-CA	5.06	134.34	121.70
1	C	142	VAL	CA-CB-CG1	-5.06	103.32	110.90
1	A	225	VAL	CB-CA-C	-5.05	101.80	111.40
1	B	272	GLY	N-CA-C	-5.05	100.46	113.10
1	C	48	SER	N-CA-CB	5.05	118.08	110.50
1	A	157	TYR	CB-CA-C	-5.05	100.30	110.40
1	A	80	SER	CA-CB-OG	5.05	124.83	111.20
1	A	825	MET	CA-CB-CG	-5.05	104.72	113.30
1	C	164	ASP	CB-CA-C	5.05	120.50	110.40
1	C	726	GLN	C-N-CA	5.04	134.31	121.70
1	A	117	LEU	N-CA-C	-5.04	97.39	111.00
1	B	188	MET	CA-CB-CG	5.04	121.87	113.30
1	C	83	ASP	CB-CG-OD1	-5.04	113.76	118.30
1	C	699	ARG	NE-CZ-NH1	-5.04	117.78	120.30
1	A	763	ILE	CB-CA-C	-5.03	101.54	111.60
1	C	159	ALA	N-CA-C	-5.03	97.42	111.00
1	C	921	LEU	CB-CG-CD2	5.03	119.55	111.00
1	C	45	ILE	N-CA-C	-5.02	97.44	111.00
1	A	535	LEU	CA-CB-CG	5.02	126.85	115.30

Continued on next page...

Continued from previous page...

Mol	Chain	Res	Type	Atoms	Z	Observed(°)	Ideal(°)
1	C	163	LYS	C-N-CA	-5.02	109.15	121.70
1	A	395	MET	CB-CG-SD	-5.02	97.35	112.40
1	A	728	LYS	CB-CG-CD	-5.02	98.56	111.60
1	C	99	ASP	CB-CG-OD2	-5.01	113.79	118.30
1	C	271	GLY	N-CA-C	5.01	125.63	113.10
1	B	887	CYS	CB-CA-C	-5.01	100.38	110.40
1	C	702	LEU	CB-CG-CD1	-5.01	102.48	111.00
1	A	19	ILE	CG1-CB-CG2	5.01	122.42	111.40
1	A	66	GLU	N-CA-CB	5.01	119.61	110.60
1	A	48	SER	CB-CA-C	-5.01	100.59	110.10
1	C	752	ALA	CB-CA-C	5.01	117.61	110.10

All (1) chirality outliers are listed below:

Mol	Chain	Res	Type	Atom
1	A	61	VAL	CA

All (61) planarity outliers are listed below:

Mol	Chain	Res	Type	Group
1	A	105	VAL	Peptide
1	A	107	VAL	Peptide
1	A	110	LYS	Peptide
1	A	113	LEU	Peptide
1	A	126	GLY	Peptide
1	A	160	ALA	Peptide
1	A	176	GLN	Peptide
1	A	405	LEU	Peptide
1	A	445	ILE	Peptide
1	A	62	THR	Peptide
1	A	628	PHE	Peptide
1	A	64	VAL	Mainchain,Peptide
1	A	65	ILE	Peptide
1	A	68	ASN	Sidechain
1	A	69	MET	Peptide
1	A	71	GLY	Peptide
1	A	72	ILE	Peptide
1	A	722	GLU	Peptide
1	A	78	MET	Peptide
1	A	79	SER	Peptide
1	A	80	SER	Peptide
1	A	819	TYR	Peptide

Continued on next page...

Continued from previous page...

Mol	Chain	Res	Type	Group
1	A	822	LEU	Mainchain,Peptide
1	A	823	PRO	Peptide
1	A	86	GLY	Peptide
1	A	860	THR	Peptide
1	A	88	VAL	Peptide
1	A	90	ILE	Peptide
1	A	92	LEU	Peptide
1	B	1007	VAL	Peptide
1	B	130	GLU	Peptide
1	B	232	ALA	Peptide
1	B	308	ALA	Peptide
1	B	379	THR	Peptide
1	B	464	GLY	Peptide
1	B	52	ALA	Peptide
1	B	670	ALA	Peptide
1	B	673	GLU	Peptide
1	B	717	ARG	Peptide
1	B	732	ASP	Peptide
1	C	123	GLN	Peptide
1	C	124	GLN	Peptide
1	C	126	GLY	Peptide
1	C	137	LEU	Peptide
1	C	164	ASP	Peptide
1	C	171	GLY	Peptide
1	C	214	VAL	Peptide
1	C	247	GLY	Peptide
1	C	295	THR	Peptide
1	C	329	THR	Peptide
1	C	53	ASP	Peptide
1	C	57	VAL	Peptide
1	C	751	GLY	Peptide
1	C	756	GLY	Peptide
1	C	800	PRO	Peptide
1	C	809	TRP	Peptide
1	C	821	GLY	Peptide
1	C	86	GLY	Peptide
1	C	88	VAL	Peptide

5.2 Too-close contacts

In the following table, the Non-H and H(model) columns list the number of non-hydrogen atoms and hydrogen atoms in the chain respectively. The H(added) column lists the number of hydrogen

atoms added and optimized by MolProbity. The Clashes column lists the number of clashes within the asymmetric unit, whereas Symm-Clashes lists symmetry related clashes.

Mol	Chain	Non-H	H(model)	H(added)	Clashes	Symm-Clashes
1	A	7774	0	7928	1898	0
1	B	7774	0	7931	1841	0
1	C	7774	0	7930	1919	0
2	A	39	0	27	23	0
All	All	23361	0	23816	5470	0

The all-atom clashscore is defined as the number of clashes found per 1000 atoms (including hydrogen atoms). The all-atom clashscore for this structure is 116.

All (5470) close contacts within the same asymmetric unit are listed below, sorted by their clash magnitude.

Atom-1	Atom-2	Interatomic distance (Å)	Clash overlap (Å)
1:A:118:LEU:CG	1:A:118:LEU:CD2	1.75	1.64
1:C:60:THR:CG2	1:C:60:THR:CB	1.75	1.62
1:C:88:VAL:CB	1:C:88:VAL:CA	1.80	1.59
1:C:767:ARG:CB	1:C:767:ARG:CG	1.78	1.59
1:C:166:ILE:CG2	1:C:166:ILE:CB	1.81	1.59
1:C:65:ILE:CG2	1:C:65:ILE:CB	1.77	1.59
1:B:105:VAL:CB	1:B:105:VAL:CG1	1.81	1.58
1:C:770:LYS:CB	1:C:770:LYS:CG	1.77	1.58
1:C:166:ILE:CG2	1:C:175:VAL:HG21	1.17	1.58
1:C:165:ALA:CB	1:C:165:ALA:CA	1.77	1.57
1:A:685:ILE:CG2	1:A:685:ILE:CB	1.75	1.56
1:A:1021:PHE:HB3	1:A:1025:PHE:CE2	1.39	1.56
1:A:816:LEU:CG	1:A:816:LEU:CD2	1.77	1.55
1:C:158:VAL:CG1	1:C:158:VAL:CB	1.83	1.55
1:A:818:ARG:CZ	1:A:818:ARG:NH1	1.68	1.55
1:C:115:MET:CE	1:C:118:LEU:HD22	1.35	1.55
1:A:64:VAL:CB	1:A:64:VAL:CG1	1.83	1.54
1:A:818:ARG:CB	1:A:818:ARG:CG	1.75	1.54
1:B:112:GLN:CD	1:B:112:GLN:CG	1.76	1.53
1:C:169:THR:CB	1:C:169:THR:CA	1.82	1.53
1:A:111:LEU:CG	1:A:111:LEU:CD1	1.79	1.53
1:A:823:PRO:CG	1:A:823:PRO:CD	1.81	1.53
1:A:55:LYS:CE	1:A:55:LYS:CD	1.82	1.53
1:A:73:ASP:CG	1:A:73:ASP:CB	1.76	1.53
1:C:131:LYS:NZ	1:C:131:LYS:CE	1.72	1.53
1:A:823:PRO:CG	1:A:823:PRO:CB	1.78	1.52
1:C:770:LYS:CE	1:C:770:LYS:CD	1.87	1.52

Continued on next page...

Continued from previous page...

Atom-1	Atom-2	Interatomic distance (Å)	Clash overlap (Å)
1:C:87:THR:CG2	1:C:87:THR:CB	1.84	1.52
1:A:107:VAL:CG1	1:A:107:VAL:CB	1.85	1.51
1:A:117:LEU:CG	1:A:117:LEU:CD2	1.85	1.51
1:C:169:THR:N	1:C:169:THR:CA	1.69	1.50
1:A:72:ILE:C	1:A:72:ILE:CA	1.80	1.50
1:A:79:SER:C	1:A:79:SER:CA	1.76	1.50
1:A:823:PRO:CA	1:A:823:PRO:N	1.69	1.50
1:A:818:ARG:C	1:A:818:ARG:CA	1.77	1.50
1:A:77:TYR:CA	1:A:77:TYR:C	1.81	1.48
1:A:90:ILE:CG1	1:A:90:ILE:CD1	1.91	1.48
1:C:164:ASP:CG	1:C:164:ASP:CB	1.82	1.47
1:A:813:SER:HB3	1:A:816:LEU:CD2	1.45	1.46
1:C:163:LYS:CE	1:C:163:LYS:NZ	1.78	1.45
1:A:112:GLN:CD	1:A:112:GLN:CG	1.84	1.45
1:C:291:ILE:CG1	1:C:291:ILE:CD1	1.95	1.44
1:A:110:LYS:NZ	1:A:110:LYS:CE	1.80	1.44
1:A:822:LEU:CG	1:A:822:LEU:CD1	1.92	1.44
1:A:69:MET:CG	1:A:69:MET:SD	2.04	1.44
1:A:110:LYS:CG	1:A:110:LYS:CB	1.94	1.43
1:B:380:PHE:CE1	1:B:398:MET:CE	2.00	1.42
1:A:69:MET:CA	1:A:69:MET:N	1.82	1.42
1:A:70:ASN:CG	1:A:70:ASN:ND2	1.71	1.41
1:A:375:VAL:CG2	1:A:484:VAL:HG11	1.53	1.38
1:A:68:ASN:CA	1:A:68:ASN:CB	2.01	1.38
1:B:115:MET:HE1	1:B:127:VAL:CG2	1.51	1.37
1:B:986:VAL:HG12	1:B:990:VAL:CG2	1.55	1.37
1:C:238:THR:CG2	1:C:239:ARG:H	1.01	1.37
1:C:30:LEU:CD2	1:C:384:ALA:HB2	1.55	1.37
1:A:400:LEU:CD2	1:A:1003:VAL:HG22	1.54	1.36
1:A:69:MET:SD	1:A:69:MET:CE	2.14	1.36
1:B:523:SER:HA	1:B:526:HIS:CD2	1.61	1.35
1:B:115:MET:HE1	1:B:127:VAL:CB	1.54	1.35
1:A:61:VAL:HG22	1:A:118:LEU:CD2	1.55	1.34
1:A:949:ALA:HB1	1:A:1026:PHE:CE2	1.62	1.33
1:B:324:VAL:HG23	1:B:326:PRO:CD	1.58	1.33
1:A:66:GLU:O	1:A:68:ASN:N	1.57	1.32
1:A:66:GLU:N	1:A:66:GLU:CA	1.89	1.32
1:C:1025:PHE:O	1:C:1029:VAL:HG23	1.29	1.31
1:A:112:GLN:HG3	1:C:112:GLN:NE2	1.39	1.31
1:C:725:PRO:HD3	1:C:811:TYR:CE2	1.63	1.30
1:B:1022:VAL:HG23	1:B:1023:PRO:CD	1.57	1.30

Continued on next page...

Continued from previous page...

Atom-1	Atom-2	Interatomic distance (Å)	Clash overlap (Å)
1:B:357:LEU:O	1:B:357:LEU:HD12	1.29	1.30
1:C:190:PRO:HD3	1:C:779:TYR:CD1	1.67	1.30
1:B:35:TYR:CB	1:B:38:ILE:HD11	1.61	1.30
1:B:35:TYR:HB3	1:B:38:ILE:CD1	1.62	1.29
1:B:683:GLU:OE2	1:B:826:GLU:HG3	1.15	1.29
1:A:191:ASN:O	1:A:193:LEU:N	1.66	1.28
1:C:231:ASN:HD22	1:C:232:ALA:N	1.30	1.28
1:A:108:GLN:HG3	1:B:112:GLN:OE1	1.26	1.28
1:A:781:MET:CE	1:C:228:GLN:OE1	1.79	1.28
1:B:945:ILE:HG21	1:B:1026:PHE:CE2	1.67	1.27
1:B:1022:VAL:CG2	1:B:1023:PRO:HD3	1.63	1.27
1:B:187:TRP:CZ3	1:B:774:MET:HE3	1.70	1.27
1:C:166:ILE:CG2	1:C:175:VAL:CG2	2.13	1.27
1:A:926:TYR:CE1	1:A:999:ALA:HB1	1.67	1.27
1:B:5:PHE:O	1:B:491:ALA:HB2	1.33	1.27
1:B:235:ILE:HD11	1:C:726:GLN:NE2	1.50	1.27
1:A:103:ALA:O	1:A:106:GLN:HB2	1.29	1.26
1:B:987:MET:CE	1:B:987:MET:HA	1.64	1.26
1:B:280:GLU:HB2	1:B:284:GLN:O	1.21	1.26
1:A:72:ILE:HG23	1:A:106:GLN:NE2	1.46	1.25
1:B:380:PHE:CE1	1:B:398:MET:HE1	1.66	1.25
1:C:414:GLU:OE2	1:C:977:MET:HG3	1.33	1.25
1:C:58:GLN:CD	1:C:82:SER:HB2	1.56	1.25
1:B:49:TYR:CD2	1:B:122:VAL:HA	1.70	1.25
1:A:781:MET:HE3	1:C:228:GLN:OE1	1.10	1.24
1:A:210:GLN:HG3	1:A:249:ILE:CG2	1.65	1.24
1:C:138:MET:CE	1:C:306:ILE:HG21	1.66	1.24
1:C:423:GLU:O	1:C:426:PRO:HD3	1.33	1.23
1:B:49:TYR:CE2	1:B:122:VAL:HA	1.73	1.23
1:C:545:TYR:OH	1:C:1021:PHE:HB3	1.06	1.23
1:B:1016:VAL:CG1	1:B:1017:LEU:HD23	1.68	1.22
1:A:447:MET:HB3	1:A:887:CYS:SG	1.77	1.22
1:C:545:TYR:OH	1:C:1021:PHE:CB	1.87	1.22
1:A:1021:PHE:CB	1:A:1025:PHE:HE2	1.52	1.21
1:C:26:ALA:O	1:C:30:LEU:HG	1.39	1.21
1:B:144:ASN:HB2	1:B:320:GLY:O	1.06	1.21
1:B:899:PHE:O	1:B:903:LEU:HD13	1.40	1.21
1:A:105:VAL:HG12	1:A:106:GLN:N	1.43	1.21
1:A:53:ASP:OD2	1:A:56:THR:HB	1.37	1.21
1:A:114:ALA:O	1:A:117:LEU:HD23	1.41	1.20
1:A:375:VAL:CG2	1:A:484:VAL:CG1	2.18	1.19

Continued on next page...

Continued from previous page...

Atom-1	Atom-2	Interatomic distance (Å)	Clash overlap (Å)
1:C:102:ILE:CG2	1:C:103:ALA:N	1.97	1.19
1:A:713:LEU:O	1:A:714:THR:HG23	1.38	1.19
1:A:30:LEU:CD2	1:A:384:ALA:HB2	1.72	1.19
1:B:531:VAL:HG12	1:B:535:LEU:CD1	1.73	1.19
1:C:485:ALA:O	1:C:490:PRO:HD3	1.43	1.19
1:B:104:GLN:C	1:B:104:GLN:HE21	1.43	1.19
1:C:721:LEU:HD12	1:C:815:ARG:O	1.43	1.18
1:A:993:THR:HG21	1:A:1000:GLN:OE1	1.40	1.18
1:A:685:ILE:HD11	1:A:687:GLN:NE2	1.58	1.18
1:B:240:LEU:CD2	1:B:245:GLU:HB2	1.73	1.18
1:A:105:VAL:O	1:A:108:GLN:HB3	1.39	1.18
1:A:965:LEU:O	1:A:969:ARG:HG3	1.40	1.18
1:A:375:VAL:HG22	1:A:484:VAL:CG1	1.73	1.17
1:C:34:GLN:HB3	1:C:333:VAL:HG21	1.26	1.17
1:C:166:ILE:HG23	1:C:175:VAL:HG21	1.23	1.17
1:A:72:ILE:CG2	1:A:106:GLN:HE21	1.57	1.17
1:B:683:GLU:OE2	1:B:826:GLU:CG	1.93	1.17
1:A:61:VAL:HG22	1:A:118:LEU:HD22	1.25	1.17
1:A:210:GLN:CG	1:A:249:ILE:HG23	1.74	1.17
1:C:830:GLN:NE2	1:C:832:ALA:HB2	1.60	1.17
1:B:115:MET:CE	1:B:127:VAL:HG21	1.73	1.16
1:A:690:LEU:HD11	1:A:854:GLY:CA	1.74	1.16
1:A:986:VAL:C	1:A:988:PRO:HD2	1.63	1.16
1:B:945:ILE:HB	1:B:1026:PHE:CZ	1.81	1.16
1:A:349:ILE:HG22	1:A:350:LEU:HD23	1.16	1.16
1:A:225:VAL:O	1:A:226:LYS:O	1.64	1.16
1:C:115:MET:HE1	1:C:118:LEU:HD22	1.21	1.16
1:B:324:VAL:CG2	1:B:326:PRO:HD3	1.76	1.16
1:A:109:ASN:ND2	1:C:108:GLN:OE1	1.79	1.16
1:B:340:VAL:HG21	1:B:396:PHE:HE1	1.11	1.16
1:A:176:GLN:NE2	2:A:2002:DM2:H10	1.59	1.16
1:C:166:ILE:HG21	1:C:175:VAL:CG2	1.75	1.16
1:C:83:ASP:OD2	1:C:87:THR:HG22	1.41	1.16
1:B:790:TYR:CE1	1:B:800:PRO:HB3	1.81	1.16
1:A:228:GLN:NE2	1:B:781:MET:HB3	1.60	1.16
1:A:559:LEU:HD12	1:A:560:PRO:HD2	1.17	1.15
1:A:344:LEU:HD23	1:A:402:ILE:HD13	1.28	1.15
1:A:926:TYR:CE1	1:A:999:ALA:CB	2.28	1.15
1:B:713:LEU:H	1:B:713:LEU:HD23	0.99	1.15
1:B:65:ILE:HG21	1:B:90:ILE:HD13	1.29	1.15
1:C:115:MET:CE	1:C:118:LEU:CD2	2.24	1.15

Continued on next page...

Continued from previous page...

Atom-1	Atom-2	Interatomic distance (Å)	Clash overlap (Å)
1:C:30:LEU:HD21	1:C:384:ALA:CB	1.75	1.15
1:C:919:ARG:HB3	1:C:921:LEU:HD23	1.18	1.15
1:A:107:VAL:CG1	1:A:108:GLN:H	1.59	1.14
1:C:830:GLN:HE21	1:C:832:ALA:HB2	1.05	1.14
1:B:559:LEU:HD23	1:B:923:ASN:HB2	1.15	1.14
1:A:540:ARG:O	1:A:543:VAL:HG12	1.45	1.14
1:B:946:VAL:HG22	1:B:1026:PHE:CE1	1.82	1.14
1:A:108:GLN:O	1:A:110:LYS:N	1.80	1.14
1:A:441:ALA:O	1:A:445:ILE:HG13	1.44	1.14
1:A:852:PRO:O	1:A:855:VAL:HG23	1.45	1.14
1:C:552:MET:SD	1:C:909:VAL:HG11	1.88	1.14
1:B:925:VAL:HA	1:B:928:GLN:OE1	1.45	1.13
1:B:1:MET:SD	1:B:487:ILE:HD11	1.88	1.13
1:B:157:TYR:HA	1:B:161:ASN:ND2	1.63	1.13
1:B:101:ASP:O	1:B:105:VAL:HG23	1.48	1.13
1:B:983:ILE:HD11	1:B:1012:VAL:HG23	1.18	1.13
1:A:359:LEU:HD21	1:A:417:GLU:HG2	1.23	1.13
1:B:380:PHE:CE1	1:B:398:MET:HE2	1.72	1.13
1:A:64:VAL:CB	1:A:64:VAL:CA	2.25	1.13
1:B:559:LEU:CD2	1:B:923:ASN:HB2	1.79	1.12
1:C:688:ALA:O	1:C:690:LEU:N	1.82	1.12
1:A:105:VAL:CG1	1:A:106:GLN:H	1.49	1.12
1:B:242:SER:HB2	1:B:245:GLU:OE1	1.48	1.12
1:A:90:ILE:CD1	1:A:90:ILE:CB	2.27	1.12
1:B:355:MET:CE	1:B:369:THR:HG23	1.79	1.12
1:A:518:ARG:HH11	1:A:518:ARG:HB2	1.13	1.12
1:C:60:THR:HG23	1:C:61:VAL:HG23	1.13	1.12
1:A:740:GLY:O	1:A:793:ALA:HB1	1.49	1.12
1:B:240:LEU:HD22	1:B:245:GLU:HB2	1.17	1.12
1:C:218:GLN:HB3	1:C:233:SER:HA	1.31	1.12
1:B:13:TRP:CE3	1:B:488:LEU:HD21	1.85	1.12
1:B:115:MET:HE1	1:B:127:VAL:HG21	1.15	1.11
1:B:410:ILE:HG21	1:B:978:THR:HG22	1.32	1.11
1:A:69:MET:HA	1:A:69:MET:HE2	1.32	1.11
1:C:74:ASN:ND2	1:C:98:THR:CG2	2.14	1.11
1:A:252:LYS:HB3	1:A:260:VAL:HG21	1.22	1.11
1:A:729:ILE:CG2	1:A:730:ASP:H	1.63	1.11
1:B:1007:VAL:HG13	1:B:1007:VAL:O	1.30	1.11
1:C:118:LEU:HD12	1:C:118:LEU:N	1.61	1.11
1:C:577:GLN:HB3	1:C:624:THR:HG22	1.12	1.11
1:A:30:LEU:HD21	1:A:384:ALA:HB2	1.19	1.11

Continued on next page...

Continued from previous page...

Atom-1	Atom-2	Interatomic distance (Å)	Clash overlap (Å)
1:B:1016:VAL:HG12	1:B:1017:LEU:CD2	1.79	1.11
1:B:973:ARG:HA	1:B:976:LEU:HD12	1.28	1.11
1:B:177:LEU:HD12	1:B:178:PHE:N	1.65	1.11
1:B:226:LYS:HE3	1:B:226:LYS:HA	1.15	1.11
1:B:463:THR:HG21	1:B:869:SER:HB2	1.11	1.11
1:B:601:LYS:O	1:B:603:LYS:N	1.83	1.11
1:C:184:MET:CE	1:C:185:ARG:H	1.62	1.11
1:C:102:ILE:HG22	1:C:103:ALA:N	1.16	1.10
1:C:231:ASN:C	1:C:231:ASN:HD22	1.50	1.10
1:A:583:THR:HG23	1:A:583:THR:O	1.46	1.10
1:B:431:THR:HG21	1:B:493:CYS:HB2	1.32	1.10
1:A:443:VAL:O	1:A:445:ILE:N	1.83	1.10
1:B:200:PRO:HD2	1:B:749:THR:HG22	1.15	1.10
1:C:393:LEU:HD11	1:C:466:ILE:HG23	1.27	1.10
1:B:187:TRP:HZ3	1:B:774:MET:HE3	0.94	1.10
1:A:400:LEU:HD21	1:A:1003:VAL:CG2	1.82	1.10
1:A:234:ILE:O	1:B:52:ALA:HB2	1.51	1.10
1:B:337:ILE:HG22	1:B:337:ILE:O	1.48	1.10
1:A:9:PRO:HB3	1:A:491:ALA:HB1	1.28	1.10
1:B:144:ASN:CB	1:B:320:GLY:O	1.98	1.10
1:C:728:LYS:HG3	1:C:729:ILE:H	1.07	1.10
1:B:157:TYR:HA	1:B:161:ASN:HD21	1.11	1.09
1:B:547:ILE:HG22	1:B:548:ILE:H	1.09	1.09
1:C:843:LEU:O	1:C:846:GLN:HB2	1.51	1.09
1:C:58:GLN:OE1	1:C:82:SER:HB2	1.50	1.09
1:A:66:GLU:OE1	1:A:818:ARG:HD3	1.50	1.09
1:C:138:MET:HE1	1:C:306:ILE:HG21	1.29	1.09
1:B:115:MET:CE	1:B:127:VAL:CG2	2.29	1.09
1:C:108:GLN:HG3	1:C:129:VAL:HG21	1.20	1.09
1:C:74:ASN:ND2	1:C:98:THR:HG23	1.66	1.09
1:A:674:LEU:HD22	1:A:675:GLY:H	1.10	1.09
1:B:130:GLU:OE1	1:C:110:LYS:HE2	1.53	1.09
1:C:289:LEU:H	1:C:289:LEU:HD12	1.04	1.09
1:C:455:PRO:O	1:C:876:LEU:HD22	1.53	1.09
1:C:699:ARG:HG2	1:C:699:ARG:HH11	1.12	1.09
1:A:813:SER:HB3	1:A:816:LEU:HD23	1.17	1.09
1:B:988:PRO:HA	1:B:991:ILE:HD13	1.29	1.09
1:B:990:VAL:HG13	1:B:1005:THR:HG22	1.21	1.09
1:B:380:PHE:CZ	1:B:398:MET:HE2	1.87	1.09
1:C:222:THR:HB	1:C:223:PRO:HD3	1.34	1.09
1:C:568:ASP:OD1	1:C:634:TRP:HE3	1.34	1.09

Continued on next page...

Continued from previous page...

Atom-1	Atom-2	Interatomic distance (Å)	Clash overlap (Å)
1:B:425:LEU:HB3	1:B:498:LYS:O	1.51	1.08
1:A:60:THR:HG21	1:A:119:PRO:HG3	1.32	1.08
1:C:530:SER:HB2	1:C:534:ILE:HD11	1.18	1.08
1:C:657:GLN:NE2	1:C:657:GLN:HA	1.61	1.08
1:C:699:ARG:CG	1:C:699:ARG:HH11	1.63	1.08
1:A:443:VAL:HG12	1:A:444:GLY:H	0.91	1.08
1:A:540:ARG:O	1:A:543:VAL:CG1	2.01	1.08
1:B:1:MET:HA	1:B:3:ASN:OD1	1.52	1.08
1:B:200:PRO:HA	1:B:203:VAL:CG2	1.83	1.08
1:B:393:LEU:HD11	1:B:466:ILE:HG23	1.35	1.08
1:A:894:SER:CB	1:A:897:ILE:HD13	1.84	1.08
1:A:926:TYR:HE1	1:A:999:ALA:CB	1.66	1.08
1:C:1024:VAL:HG12	1:C:1028:VAL:CG2	1.83	1.08
1:C:161:ASN:HB3	1:C:162:MET:HG3	1.30	1.08
1:C:729:ILE:HD11	1:C:786:ILE:HD13	1.27	1.08
1:A:228:GLN:HE22	1:B:781:MET:CB	1.67	1.08
1:B:865:GLN:HE21	1:B:868:LEU:CD2	1.66	1.08
1:C:195:LYS:HG2	1:C:196:PHE:N	1.65	1.08
1:C:152:GLU:O	1:C:154:ILE:N	1.87	1.08
1:B:987:MET:HE3	1:B:987:MET:HA	1.24	1.08
1:A:822:LEU:HB2	1:A:823:PRO:HD2	1.25	1.08
1:A:90:ILE:HD13	1:A:90:ILE:HG21	1.15	1.07
1:B:324:VAL:HG23	1:B:326:PRO:HD3	1.14	1.07
1:B:65:ILE:CG2	1:B:90:ILE:HD13	1.82	1.07
1:C:901:VAL:O	1:C:904:VAL:CG2	2.01	1.07
1:C:5:PHE:HE2	1:C:11:PHE:CD2	1.70	1.07
1:C:184:MET:HE2	1:C:185:ARG:H	1.17	1.07
1:A:115:MET:O	1:A:117:LEU:N	1.88	1.07
1:B:986:VAL:HG12	1:B:990:VAL:HG23	1.26	1.07
1:C:289:LEU:N	1:C:289:LEU:HD12	1.68	1.07
1:C:758:TYR:HD2	1:C:758:TYR:N	1.49	1.07
1:A:400:LEU:HD21	1:A:1003:VAL:HG22	1.10	1.07
1:A:822:LEU:CB	1:A:823:PRO:HD2	1.77	1.07
1:B:904:VAL:HG13	1:B:907:LEU:HD12	1.30	1.07
1:B:945:ILE:CG2	1:B:1026:PHE:CE2	2.36	1.07
1:B:964:THR:HG22	1:B:965:LEU:CD2	1.85	1.07
1:B:646:ALA:HA	1:B:649:MET:HB2	1.33	1.07
1:C:423:GLU:CB	1:C:426:PRO:HD2	1.85	1.07
1:A:298:ASN:ND2	1:A:300:LEU:H	1.53	1.06
1:B:453:PHE:HZ	1:B:933:THR:HG23	1.17	1.06
1:B:1022:VAL:CG2	1:B:1023:PRO:CD	2.24	1.06

Continued on next page...

Continued from previous page...

Atom-1	Atom-2	Interatomic distance (Å)	Clash overlap (Å)
1:C:4:PHE:O	1:C:8:ARG:NH1	1.88	1.06
1:B:225:VAL:HG22	1:C:781:MET:HE1	1.25	1.06
1:A:61:VAL:HG22	1:A:118:LEU:HD21	1.31	1.06
1:A:961:ILE:HG22	1:A:965:LEU:HD11	1.35	1.06
1:B:13:TRP:HE3	1:B:488:LEU:HD21	1.09	1.06
1:A:578:LEU:HD12	1:A:587:THR:HG23	1.32	1.06
1:B:986:VAL:HG12	1:B:990:VAL:HG21	1.35	1.06
1:A:107:VAL:HG12	1:A:108:GLN:H	1.21	1.06
1:A:818:ARG:CA	1:A:818:ARG:CG	2.34	1.06
1:C:150:THR:OG1	1:C:152:GLU:HG2	1.53	1.06
1:C:912:ALA:O	1:C:914:LEU:N	1.88	1.06
1:B:174:ASP:O	1:B:175:VAL:HG23	1.50	1.06
1:B:187:TRP:CZ3	1:B:774:MET:CE	2.38	1.06
1:B:445:ILE:HG23	1:B:940:LYS:HG3	1.37	1.06
1:C:69:MET:CE	1:C:92:LEU:HD21	1.84	1.06
1:C:705:GLU:HA	1:C:708:LYS:HG3	1.34	1.06
1:C:901:VAL:O	1:C:904:VAL:HG23	1.54	1.06
1:A:72:ILE:H	1:A:72:ILE:CD1	1.69	1.06
1:B:228:GLN:OE1	1:C:781:MET:HE2	1.55	1.06
1:A:107:VAL:O	1:A:110:LYS:HB3	1.56	1.06
1:B:14:VAL:HG11	1:C:890:ALA:HB2	1.35	1.06
1:C:848:ALA:HA	1:C:851:LEU:HD11	1.37	1.06
1:C:238:THR:HG22	1:C:239:ARG:N	0.99	1.06
1:B:453:PHE:CZ	1:B:933:THR:HG23	1.91	1.05
1:A:676:THR:O	1:A:677:ALA:O	1.72	1.05
1:A:1019:ILE:HG13	1:A:1020:PHE:CD2	1.89	1.05
1:A:60:THR:CG2	1:A:119:PRO:HG3	1.85	1.05
1:A:107:VAL:HG12	1:A:108:GLN:N	1.70	1.05
1:A:690:LEU:CD1	1:A:854:GLY:HA3	1.86	1.05
1:B:189:ASN:HB3	1:B:192:GLU:HB2	1.38	1.05
1:B:331:PRO:CD	1:B:332:PHE:H	1.65	1.05
1:B:474:ILE:HG22	1:B:475:VAL:H	0.93	1.05
1:C:658:ILE:HD13	1:C:658:ILE:H	1.16	1.05
1:A:367:ILE:HG12	1:A:493:CYS:HB3	1.38	1.05
1:C:69:MET:HE1	1:C:92:LEU:HD21	1.32	1.05
1:A:72:ILE:H	1:A:72:ILE:HD13	1.20	1.05
1:A:873:ALA:HB3	1:A:874:PRO:HD2	1.35	1.05
1:A:382:VAL:HG11	1:A:476:SER:HB2	1.36	1.05
1:A:968:VAL:HG21	1:A:1023:PRO:HG3	1.32	1.04
1:A:7:ASP:O	1:A:9:PRO:HD3	1.57	1.04
1:B:992:SER:OG	1:B:1000:GLN:NE2	1.90	1.04

Continued on next page...

Continued from previous page...

Atom-1	Atom-2	Interatomic distance (Å)	Clash overlap (Å)
1:B:119:PRO:HB2	1:B:122:VAL:HG23	1.30	1.04
1:C:564:LEU:CD2	1:C:671:ILE:HD12	1.87	1.04
1:A:560:PRO:HB2	1:A:922:THR:HG22	1.06	1.04
1:A:781:MET:HE3	1:C:228:GLN:CD	1.75	1.04
1:A:989:LEU:HD13	1:A:993:THR:CG2	1.87	1.04
1:C:189:ASN:ND2	1:C:779:TYR:CE1	2.25	1.04
1:C:894:SER:HB2	1:C:897:ILE:HD12	1.40	1.04
1:A:114:ALA:O	1:A:117:LEU:CD2	2.04	1.04
1:A:615:PHE:CE1	2:A:2002:DM2:H1	1.91	1.04
1:B:474:ILE:HG22	1:B:475:VAL:N	1.68	1.04
1:A:90:ILE:HG22	1:A:90:ILE:O	1.51	1.04
1:B:340:VAL:HG21	1:B:396:PHE:CE1	1.93	1.04
1:B:986:VAL:CG1	1:B:990:VAL:CG2	2.36	1.04
1:C:423:GLU:HB3	1:C:426:PRO:CD	1.88	1.04
1:B:372:VAL:HG12	1:B:373:PRO:HD3	1.34	1.04
1:A:443:VAL:HG12	1:A:444:GLY:N	1.71	1.04
1:C:399:VAL:HG12	1:C:400:LEU:N	1.69	1.04
1:B:74:ASN:ND2	1:B:98:THR:HB	1.70	1.04
1:C:190:PRO:CD	1:C:779:TYR:CD1	2.41	1.04
1:C:725:PRO:HD3	1:C:811:TYR:HE2	0.87	1.03
1:A:105:VAL:HG12	1:A:106:GLN:H	0.98	1.03
1:B:525:HIS:HB3	1:B:529:ASP:OD2	1.57	1.03
1:A:729:ILE:HG23	1:A:730:ASP:H	1.20	1.03
1:C:619:GLY:O	1:C:620:ARG:O	1.74	1.03
1:A:727:PHE:CE1	1:A:783:PRO:HB3	1.93	1.03
1:B:324:VAL:CG2	1:B:326:PRO:CD	2.32	1.03
1:C:5:PHE:CE2	1:C:11:PHE:CD2	2.47	1.03
1:C:743:ILE:O	1:C:746:ILE:HG13	1.56	1.03
1:B:200:PRO:HA	1:B:203:VAL:HG23	1.36	1.03
1:B:242:SER:CB	1:B:245:GLU:OE1	2.06	1.03
1:C:410:ILE:HG22	1:C:411:VAL:N	1.69	1.03
1:B:667:ASN:O	1:B:678:THR:OG1	1.76	1.03
1:C:790:TYR:CD1	1:C:800:PRO:HB3	1.91	1.03
1:C:721:LEU:CD1	1:C:815:ARG:O	2.05	1.03
1:A:167:SER:HB2	1:A:175:VAL:HG22	1.41	1.03
1:B:34:GLN:HB2	1:B:333:VAL:CG2	1.88	1.03
1:B:34:GLN:HB2	1:B:333:VAL:HG21	1.36	1.03
1:A:375:VAL:HG22	1:A:484:VAL:HG11	1.08	1.03
1:A:616:GLY:O	1:A:618:ALA:N	1.92	1.03
1:A:729:ILE:CG2	1:A:730:ASP:N	2.17	1.03
1:A:1024:VAL:O	1:A:1028:VAL:HG23	1.59	1.03

Continued on next page...

Continued from previous page...

Atom-1	Atom-2	Interatomic distance (Å)	Clash overlap (Å)
1:B:870:GLY:O	1:B:872:GLN:N	1.89	1.03
1:C:742:SER:OG	1:C:745:ASP:OD2	1.77	1.03
1:A:989:LEU:HD13	1:A:993:THR:HG23	1.40	1.02
1:A:775:SER:O	1:A:775:SER:OG	1.63	1.02
1:B:115:MET:CE	1:B:127:VAL:CB	2.36	1.02
1:B:331:PRO:HD2	1:B:332:PHE:H	1.21	1.02
1:A:818:ARG:HA	1:A:818:ARG:C	1.79	1.02
1:A:860:THR:O	1:A:864:TYR:HB2	1.55	1.02
1:A:90:ILE:HD13	1:A:90:ILE:CG2	1.89	1.02
1:A:813:SER:HB3	1:A:816:LEU:HD21	1.38	1.02
1:B:115:MET:CE	1:B:127:VAL:HB	1.90	1.02
1:A:949:ALA:CB	1:A:1026:PHE:CE2	2.42	1.02
1:B:531:VAL:HG12	1:B:535:LEU:HD11	1.40	1.02
1:B:918:PHE:CD1	1:B:919:ARG:HD3	1.95	1.02
1:C:115:MET:HE2	1:C:118:LEU:HD22	1.04	1.02
1:A:274:ASN:ND2	1:A:276:ASP:H	1.58	1.02
1:A:685:ILE:HD11	1:A:687:GLN:HE21	0.85	1.02
1:B:713:LEU:H	1:B:713:LEU:CD2	1.72	1.01
1:C:54:ALA:HB2	1:C:84:SER:HB2	1.42	1.01
1:A:387:GLY:O	1:A:388:PHE:O	1.78	1.01
1:C:728:LYS:HG3	1:C:729:ILE:N	1.65	1.01
1:B:340:VAL:HG11	1:B:395:MET:HB3	1.42	1.01
1:B:618:ALA:O	1:B:815:ARG:NH2	1.93	1.01
1:C:361:ASN:HB2	1:C:364:ALA:HB3	1.42	1.01
1:C:393:LEU:HD11	1:C:466:ILE:CG2	1.90	1.01
1:C:410:ILE:CG2	1:C:411:VAL:H	1.73	1.01
1:A:767:ARG:NH2	1:B:67:GLN:HE22	1.58	1.01
1:B:431:THR:HG21	1:B:493:CYS:CB	1.90	1.01
1:A:574:THR:HG21	1:A:594:VAL:CG1	1.90	1.01
1:A:90:ILE:HG21	1:A:90:ILE:CD1	1.89	1.01
1:A:1021:PHE:CB	1:A:1025:PHE:CE2	2.34	1.01
1:B:474:ILE:CG2	1:B:475:VAL:H	1.72	1.01
1:C:166:ILE:CG2	1:C:166:ILE:C	2.29	1.01
1:B:150:THR:H	1:B:153:ASP:HB3	1.22	1.00
1:A:174:ASP:HA	1:B:70:ASN:ND2	1.76	1.00
1:A:104:GLN:HE22	1:B:109:ASN:HB3	1.24	1.00
1:A:117:LEU:CD1	1:C:124:GLN:O	2.09	1.00
1:C:114:ALA:O	1:C:118:LEU:CD1	2.10	1.00
1:A:189:ASN:HB2	1:A:779:TYR:CE2	1.94	1.00
1:B:380:PHE:O	1:B:382:VAL:N	1.94	1.00
1:C:5:PHE:CE2	1:C:11:PHE:HD2	1.77	1.00

Continued on next page...

Continued from previous page...

Atom-1	Atom-2	Interatomic distance (Å)	Clash overlap (Å)
1:C:410:ILE:O	1:C:412:VAL:N	1.92	1.00
1:C:410:ILE:HG22	1:C:411:VAL:H	0.87	1.00
1:C:423:GLU:O	1:C:426:PRO:CD	2.09	1.00
1:B:225:VAL:HG22	1:C:781:MET:CE	1.91	1.00
1:B:324:VAL:HG23	1:B:326:PRO:HD2	1.44	1.00
1:B:380:PHE:CZ	1:B:398:MET:CE	2.43	1.00
1:B:763:ILE:N	1:B:763:ILE:CD1	2.23	1.00
1:B:780:ARG:NH1	1:B:780:ARG:CB	2.24	1.00
1:A:894:SER:HB3	1:A:897:ILE:HD13	1.40	1.00
1:B:340:VAL:CG1	1:B:395:MET:HB3	1.90	1.00
1:B:3:ASN:HA	1:B:6:ILE:HG13	1.41	1.00
1:A:112:GLN:CG	1:C:112:GLN:NE2	2.22	1.00
1:C:44:THR:HG22	1:C:91:THR:OG1	1.62	1.00
1:B:235:ILE:HD11	1:C:726:GLN:CD	1.81	1.00
1:C:966:ASP:OD1	1:C:969:ARG:HD3	1.60	1.00
1:B:514:GLY:HA2	1:B:517:ASN:ND2	1.77	1.00
1:C:211:ASN:ND2	1:C:240:LEU:H	1.59	1.00
1:B:915:ALA:CB	1:B:1009:GLY:HA3	1.92	1.00
1:C:324:VAL:HG23	1:C:325:TYR:N	1.77	1.00
1:C:58:GLN:HG2	1:C:62:THR:HB	1.44	0.99
1:C:190:PRO:HD3	1:C:779:TYR:HD1	0.87	0.99
1:A:72:ILE:HD11	1:A:110:LYS:HG2	1.44	0.99
1:C:118:LEU:CD1	1:C:118:LEU:N	2.24	0.99
1:B:780:ARG:HB3	1:B:780:ARG:HH11	1.26	0.99
1:B:946:VAL:HG13	1:B:1026:PHE:CD1	1.96	0.99
1:B:15:ILE:O	1:B:19:ILE:HD12	1.60	0.99
1:B:740:GLY:O	1:B:794:ALA:N	1.94	0.99
1:B:100:ALA:O	1:B:103:ALA:N	1.94	0.99
1:C:58:GLN:OE1	1:C:82:SER:CB	2.10	0.99
1:A:234:ILE:O	1:B:52:ALA:CB	2.10	0.99
1:B:564:LEU:HB3	1:B:565:PRO:HD2	1.42	0.99
1:C:847:LEU:O	1:C:850:LYS:HG2	1.60	0.99
1:B:1007:VAL:O	1:B:1007:VAL:CG1	2.07	0.99
1:C:115:MET:HE2	1:C:118:LEU:CD2	1.87	0.99
1:C:324:VAL:HG23	1:C:325:TYR:H	1.25	0.99
1:A:778:LYS:HG2	1:A:779:TYR:CE1	1.96	0.99
1:A:659:LYS:HG2	1:A:660:ASP:H	1.28	0.98
1:A:394:THR:HG23	1:A:395:MET:CE	1.93	0.98
1:A:78:MET:HG2	1:A:78:MET:O	1.62	0.98
1:B:226:LYS:CE	1:B:226:LYS:HA	1.92	0.98
1:B:1018:ALA:O	1:B:1022:VAL:HG22	1.63	0.98

Continued on next page...

Continued from previous page...

Atom-1	Atom-2	Interatomic distance (Å)	Clash overlap (Å)
1:C:346:GLU:OE1	1:C:988:PRO:HG3	1.62	0.98
1:B:325:TYR:O	1:B:326:PRO:O	1.81	0.98
1:C:699:ARG:HG3	1:C:700:ASN:N	1.78	0.98
1:A:105:VAL:CG1	1:A:106:GLN:N	2.08	0.98
1:A:713:LEU:O	1:A:714:THR:CG2	2.11	0.98
1:A:813:SER:CB	1:A:816:LEU:CD2	2.41	0.98
1:C:279:ALA:CB	1:C:612:VAL:HG22	1.93	0.98
1:B:780:ARG:CB	1:B:780:ARG:HH11	1.76	0.98
1:B:426:PRO:HB3	1:B:430:ALA:CB	1.94	0.98
1:C:252:LYS:O	1:C:260:VAL:CG2	2.10	0.98
1:A:575:MET:HB2	1:A:664:PHE:HB2	1.46	0.98
1:B:790:TYR:HE1	1:B:800:PRO:HB3	1.28	0.97
1:C:657:GLN:HE21	1:C:657:GLN:HA	1.17	0.97
1:A:559:LEU:HD12	1:A:560:PRO:CD	1.94	0.97
1:B:588:GLN:O	1:B:592:ASN:ND2	1.96	0.97
1:A:498:LYS:O	1:A:498:LYS:NZ	1.97	0.97
1:B:474:ILE:CG2	1:B:475:VAL:N	2.26	0.97
1:B:240:LEU:CD2	1:B:245:GLU:CB	2.41	0.97
1:B:560:PRO:O	1:B:923:ASN:HB3	1.65	0.97
1:B:760:ASN:O	1:B:771:VAL:HB	1.61	0.97
1:C:143:ILE:HD13	1:C:144:ASN:H	1.30	0.97
1:C:189:ASN:HD22	1:C:190:PRO:CD	1.77	0.97
1:A:314:GLU:N	1:A:315:PRO:CD	2.27	0.97
1:A:2:PRO:O	1:A:6:ILE:HG23	1.64	0.97
1:B:518:ARG:HA	1:B:521:GLU:HB2	1.46	0.97
1:A:182:TYR:HB3	1:A:270:LEU:HD13	1.46	0.97
1:B:410:ILE:CG2	1:B:978:THR:HG22	1.95	0.97
1:B:441:ALA:HB2	1:B:947:GLU:HG2	1.45	0.97
1:A:45:ILE:HG22	1:A:45:ILE:O	1.60	0.97
1:A:813:SER:CB	1:A:816:LEU:HD23	1.94	0.97
1:B:337:ILE:CG2	1:B:337:ILE:O	2.13	0.97
1:A:78:MET:N	1:A:820:ASN:OD1	1.97	0.97
1:A:482:VAL:HG12	1:A:483:LEU:H	1.29	0.96
1:A:560:PRO:HB2	1:A:922:THR:CG2	1.94	0.96
1:B:360:GLN:O	1:B:361:ASN:HB2	1.64	0.96
1:A:107:VAL:CG1	1:A:108:GLN:N	2.26	0.96
1:A:628:PHE:HD2	1:A:628:PHE:H	1.13	0.96
1:B:478:MET:CE	1:B:478:MET:HA	1.95	0.96
1:B:775:SER:HB3	1:B:780:ARG:HD3	1.47	0.96
1:C:568:ASP:OD1	1:C:634:TRP:CE3	2.18	0.96
1:C:686:ASP:OD1	1:C:690:LEU:HB2	1.64	0.96

Continued on next page...

Continued from previous page...

Atom-1	Atom-2	Interatomic distance (Å)	Clash overlap (Å)
1:A:575:MET:O	1:A:663:VAL:HA	1.65	0.96
1:C:946:VAL:HG22	1:C:1026:PHE:CZ	2.00	0.96
1:A:90:ILE:CG2	1:A:90:ILE:CD1	2.43	0.96
1:B:200:PRO:CD	1:B:749:THR:HG22	1.95	0.96
1:C:146:ASP:HB2	1:C:148:THR:HG23	1.45	0.96
1:C:231:ASN:ND2	1:C:232:ALA:N	2.13	0.96
1:B:945:ILE:HG21	1:B:1026:PHE:HE2	1.21	0.96
1:C:20:MET:O	1:C:377:LEU:HD12	1.66	0.96
1:A:100:ALA:HB1	1:A:131:LYS:HE3	1.46	0.96
1:B:115:MET:HA	1:B:118:LEU:HG	1.46	0.96
1:B:447:MET:SD	1:B:887:CYS:HB3	2.05	0.96
1:B:564:LEU:CB	1:B:565:PRO:HD2	1.91	0.96
1:C:3:ASN:HA	1:C:6:ILE:HG22	1.47	0.96
1:A:394:THR:HG23	1:A:395:MET:HE2	1.48	0.96
1:A:857:TYR:CD1	1:A:857:TYR:C	2.38	0.96
1:B:219:LEU:CD2	1:B:234:ILE:HG12	1.96	0.96
1:B:259:ARG:HH11	1:B:259:ARG:HG3	1.30	0.96
1:A:110:LYS:NZ	1:A:110:LYS:CD	2.27	0.96
1:A:685:ILE:CG2	1:A:685:ILE:HB	1.93	0.96
1:A:72:ILE:HA	1:A:106:GLN:HE22	1.30	0.95
1:B:983:ILE:CD1	1:B:1012:VAL:HG23	1.96	0.95
1:C:380:PHE:HE1	1:C:398:MET:SD	1.88	0.95
1:A:926:TYR:HE1	1:A:999:ALA:HB2	1.31	0.95
1:A:66:GLU:O	1:A:67:GLN:C	2.02	0.95
1:A:764:ASP:HB3	1:A:769:LYS:HD2	1.47	0.95
1:C:699:ARG:HG2	1:C:699:ARG:NH1	1.68	0.95
1:A:617:PHE:HB2	2:A:2002:DM2:H1	1.45	0.95
1:B:200:PRO:HD2	1:B:749:THR:CG2	1.96	0.95
1:A:42:ALA:HB3	1:A:132:SER:HB3	1.45	0.95
1:A:713:LEU:HB2	1:A:832:ALA:HA	1.47	0.95
1:B:522:LYS:O	1:B:524:THR:N	1.99	0.95
1:C:132:SER:OG	1:C:133:SER:N	1.79	0.95
1:A:821:GLY:O	1:A:822:LEU:HB3	1.64	0.95
1:A:857:TYR:CD1	1:A:857:TYR:O	2.20	0.95
1:B:228:GLN:OE1	1:C:781:MET:CE	2.15	0.95
1:C:713:LEU:HB3	1:C:832:ALA:O	1.67	0.95
1:A:62:THR:O	1:A:63:GLN:O	1.84	0.95
1:C:699:ARG:HD2	1:C:703:LEU:HD11	1.46	0.95
1:A:621:GLY:O	1:A:623:ASN:N	1.99	0.95
1:C:5:PHE:HE2	1:C:11:PHE:HD2	0.95	0.95
1:A:168:ARG:HG3	1:A:168:ARG:O	1.66	0.94

Continued on next page...

Continued from previous page...

Atom-1	Atom-2	Interatomic distance (Å)	Clash overlap (Å)
1:B:865:GLN:HE21	1:B:868:LEU:HD22	1.31	0.94
1:C:684:LEU:HD12	1:C:685:ILE:N	1.82	0.94
1:C:189:ASN:ND2	1:C:190:PRO:HD2	1.82	0.94
1:C:60:THR:CG2	1:C:61:VAL:HG23	1.96	0.94
1:A:482:VAL:HG12	1:A:483:LEU:N	1.81	0.94
1:A:527:TYR:OH	1:A:968:VAL:HG11	1.67	0.94
1:A:277:ILE:O	1:A:277:ILE:HG23	1.65	0.94
1:A:400:LEU:HD23	1:A:1003:VAL:HG22	1.50	0.94
1:C:166:ILE:HG21	1:C:175:VAL:HG21	0.96	0.94
1:C:393:LEU:CD1	1:C:466:ILE:CG2	2.46	0.94
1:A:312:LYS:O	1:A:313:MET:HB3	1.67	0.94
1:A:359:LEU:CD2	1:A:417:GLU:HG2	1.97	0.94
1:A:893:GLU:HG3	1:C:10:ILE:CD1	1.97	0.94
1:C:58:GLN:HG2	1:C:62:THR:CB	1.96	0.94
1:B:463:THR:CG2	1:B:869:SER:HB2	1.95	0.94
1:A:382:VAL:HG11	1:A:476:SER:CB	1.96	0.94
1:C:102:ILE:HG22	1:C:103:ALA:H	1.13	0.94
1:A:31:PRO:HB2	1:A:389:SER:HB2	1.48	0.94
1:B:563:PHE:O	1:B:564:LEU:HG	1.67	0.94
1:A:144:ASN:HD21	1:A:146:ASP:HB2	1.29	0.94
1:A:626:ILE:HG23	1:A:626:ILE:O	1.66	0.94
1:B:357:LEU:CD1	1:B:357:LEU:O	2.14	0.94
1:C:946:VAL:HG13	1:C:1026:PHE:HE1	1.28	0.94
1:C:185:ARG:HB2	1:C:269:GLU:O	1.65	0.94
1:C:966:ASP:HA	1:C:969:ARG:HG2	1.46	0.94
1:A:32:VAL:HG22	1:A:390:ILE:HB	1.49	0.94
1:B:280:GLU:CB	1:B:284:GLN:O	2.14	0.94
1:B:94:PHE:HB2	1:B:98:THR:HG21	1.48	0.94
1:C:966:ASP:HA	1:C:969:ARG:CG	1.98	0.94
1:A:277:ILE:O	1:A:277:ILE:CG2	2.16	0.93
1:B:136:PHE:HD2	1:B:290:GLY:O	1.49	0.93
1:B:372:VAL:HG12	1:B:373:PRO:CD	1.97	0.93
1:B:713:LEU:HD23	1:B:713:LEU:N	1.80	0.93
1:A:683:GLU:OE2	1:A:819:TYR:CD1	2.21	0.93
1:B:566:ASP:O	1:B:567:GLU:O	1.86	0.93
1:A:131:LYS:O	1:A:132:SER:O	1.86	0.93
1:C:946:VAL:HG22	1:C:1026:PHE:HZ	1.32	0.93
1:A:476:SER:O	1:A:480:LEU:HB2	1.67	0.93
1:C:238:THR:HG22	1:C:239:ARG:CA	1.98	0.93
1:A:310:LEU:HD12	1:A:325:TYR:OH	1.68	0.93
1:A:344:LEU:CD2	1:A:402:ILE:HD13	1.98	0.93

Continued on next page...

Continued from previous page...

Atom-1	Atom-2	Interatomic distance (Å)	Clash overlap (Å)
1:A:386:PHE:O	1:A:388:PHE:HD1	1.48	0.93
1:B:972:LEU:CD1	1:B:976:LEU:HD21	1.98	0.93
1:C:309:GLU:O	1:C:312:LYS:N	2.00	0.93
1:A:375:VAL:HG23	1:A:484:VAL:HG11	1.51	0.93
1:A:443:VAL:CG1	1:A:444:GLY:H	1.80	0.93
1:C:310:LEU:HD23	1:C:323:ILE:HD13	1.48	0.93
1:C:758:TYR:CD2	1:C:758:TYR:N	2.22	0.93
1:C:824:SER:OG	1:C:825:MET:N	1.90	0.93
1:B:16:ALA:HB1	1:B:374:VAL:HG21	1.50	0.93
1:C:184:MET:HE2	1:C:185:ARG:N	1.83	0.93
1:A:685:ILE:CD1	1:A:687:GLN:HE21	1.80	0.93
1:A:447:MET:CB	1:A:887:CYS:SG	2.56	0.93
1:A:208:LYS:HE3	1:A:759:VAL:HG13	1.50	0.92
1:A:736:ALA:O	1:A:741:VAL:HG12	1.70	0.92
1:A:108:GLN:CG	1:B:112:GLN:OE1	2.15	0.92
1:A:43:VAL:HG11	1:A:107:VAL:HG21	1.49	0.92
1:C:290:GLY:O	1:C:291:ILE:HG12	1.68	0.92
1:A:578:LEU:CD1	1:A:587:THR:HG23	1.97	0.92
1:B:355:MET:HE3	1:B:369:THR:HG23	1.50	0.92
1:A:30:LEU:HD21	1:A:384:ALA:CB	1.99	0.92
1:C:527:TYR:CE2	1:C:972:LEU:HD12	2.04	0.92
1:C:114:ALA:O	1:C:118:LEU:HD13	1.68	0.92
1:C:195:LYS:HG2	1:C:196:PHE:H	1.28	0.92
1:A:949:ALA:HB1	1:A:1026:PHE:HE2	1.17	0.92
1:A:729:ILE:HG22	1:A:730:ASP:N	1.81	0.92
1:B:115:MET:HE1	1:B:127:VAL:HB	1.45	0.92
1:B:431:THR:CG2	1:B:493:CYS:CB	2.48	0.92
1:A:705:GLU:HA	1:A:705:GLU:OE2	1.66	0.92
1:A:719:ASN:HB2	1:A:828:LEU:HD21	1.47	0.92
1:B:411:VAL:O	1:B:438:ILE:HD13	1.69	0.92
1:A:1021:PHE:O	1:A:1024:VAL:HB	1.70	0.92
1:C:77:TYR:CZ	1:C:860:THR:HG22	2.04	0.92
1:A:767:ARG:O	1:A:769:LYS:HG3	1.70	0.92
1:C:184:MET:CG	1:C:246:PHE:CE1	2.53	0.92
1:A:615:PHE:CE1	1:A:617:PHE:HB2	2.05	0.91
1:C:679:GLY:HA2	1:C:830:GLN:HA	1.47	0.91
1:A:250:LEU:HD11	1:B:734:GLU:HB3	1.49	0.91
1:B:949:ALA:HB3	1:B:1030:ARG:HH22	1.35	0.91
1:B:453:PHE:HZ	1:B:933:THR:CG2	1.82	0.91
1:A:389:SER:O	1:A:394:THR:HG21	1.70	0.91
1:A:119:PRO:O	1:A:121:GLU:N	2.03	0.91

Continued on next page...

Continued from previous page...

Atom-1	Atom-2	Interatomic distance (Å)	Clash overlap (Å)
1:A:739:LEU:N	1:A:739:LEU:HD23	1.85	0.91
1:A:822:LEU:HB2	1:A:823:PRO:CD	2.01	0.91
1:B:555:LEU:HD12	1:B:555:LEU:H	1.34	0.91
1:A:5:PHE:CD2	1:A:12:ALA:HB2	2.05	0.91
1:A:560:PRO:CB	1:A:922:THR:HG22	2.00	0.91
1:B:924:ASP:O	1:B:928:GLN:HG3	1.69	0.91
1:A:298:ASN:HD22	1:A:298:ASN:C	1.70	0.91
1:B:18:ILE:HG22	1:B:19:ILE:H	1.30	0.91
1:B:790:TYR:CD1	1:B:800:PRO:HB3	2.04	0.91
1:B:895:TRP:O	1:B:899:PHE:HE2	1.52	0.91
1:B:949:ALA:CB	1:B:1030:ARG:HH22	1.83	0.91
1:A:488:LEU:O	1:A:492:LEU:HB2	1.68	0.91
1:A:495:THR:O	1:A:495:THR:HG22	1.68	0.91
1:B:409:ALA:HB2	1:B:485:ALA:HB2	1.49	0.91
1:C:156:ASP:O	1:C:160:ALA:N	2.02	0.91
1:C:423:GLU:OE2	1:C:426:PRO:HG2	1.71	0.91
1:B:579:PRO:O	1:B:580:ALA:O	1.89	0.91
1:A:695:LEU:HG	1:A:825:MET:HE2	1.52	0.91
1:A:828:LEU:HD23	1:A:828:LEU:N	1.86	0.91
1:A:223:PRO:HD3	1:B:275:TYR:CD2	2.06	0.91
1:A:61:VAL:CG2	1:A:118:LEU:HD22	2.01	0.91
1:A:937:LEU:HD12	1:A:1011:MET:SD	2.11	0.91
1:B:240:LEU:HB3	1:B:246:PHE:CE2	2.06	0.91
1:B:523:SER:HA	1:B:526:HIS:NE2	1.85	0.91
1:B:671:ILE:HG21	1:B:676:THR:HG23	1.51	0.91
1:A:314:GLU:N	1:A:315:PRO:HD2	1.84	0.90
1:C:530:SER:HB2	1:C:534:ILE:CD1	2.01	0.90
1:A:361:ASN:HD22	1:A:364:ALA:CB	1.84	0.90
1:A:843:LEU:HA	1:A:846:GLN:NE2	1.85	0.90
1:B:763:ILE:HD13	1:B:763:ILE:N	1.86	0.90
1:C:761:ASP:OD1	1:C:770:LYS:NZ	2.04	0.90
1:B:193:LEU:HB3	1:B:198:LEU:O	1.72	0.90
1:A:111:LEU:O	1:A:113:LEU:N	2.04	0.90
1:A:386:PHE:O	1:A:388:PHE:CD1	2.24	0.90
1:B:990:VAL:CG1	1:B:1005:THR:HG22	2.01	0.90
1:C:44:THR:HG22	1:C:91:THR:CB	2.00	0.90
1:A:515:TRP:NE1	1:A:516:PHE:CE1	2.39	0.90
1:A:779:TYR:HD1	1:A:779:TYR:N	1.69	0.90
1:B:356:TYR:O	1:B:358:PHE:N	2.05	0.90
1:C:6:ILE:HD11	1:C:494:ALA:HB2	1.51	0.90
1:B:49:TYR:HE2	1:B:125:GLN:HB3	1.37	0.90

Continued on next page...

Continued from previous page...

Atom-1	Atom-2	Interatomic distance (Å)	Clash overlap (Å)
1:C:397:GLY:O	1:C:474:ILE:HD13	1.71	0.90
1:C:393:LEU:CD1	1:C:466:ILE:HG23	2.02	0.90
1:A:244:GLU:O	1:A:246:PHE:N	2.05	0.90
1:B:356:TYR:O	1:B:359:LEU:N	2.03	0.90
1:B:416:VAL:HG23	1:B:434:SER:CB	2.00	0.90
1:C:252:LYS:O	1:C:260:VAL:HG23	1.70	0.90
1:C:612:VAL:O	1:C:612:VAL:HG12	1.72	0.90
1:C:725:PRO:CD	1:C:811:TYR:HE2	1.82	0.90
1:A:717:ARG:O	1:A:827:ILE:HA	1.71	0.89
1:B:177:LEU:HD12	1:B:178:PHE:H	1.29	0.89
1:C:552:MET:SD	1:C:909:VAL:CG1	2.58	0.89
1:A:111:LEU:HG	1:A:111:LEU:CD1	2.01	0.89
1:A:767:ARG:HH21	1:B:67:GLN:HE22	1.10	0.89
1:C:65:ILE:CD1	1:C:111:LEU:HD11	2.01	0.89
1:B:240:LEU:HD21	1:B:245:GLU:CB	2.00	0.89
1:C:184:MET:HG2	1:C:246:PHE:CE1	2.06	0.89
1:C:80:SER:HB3	1:C:90:ILE:HG12	1.54	0.89
1:A:151:GLN:HB3	1:A:152:GLU:OE2	1.73	0.89
1:A:579:PRO:O	1:A:580:ALA:O	1.91	0.89
1:A:986:VAL:O	1:A:988:PRO:HD2	1.71	0.89
1:B:157:TYR:CA	1:B:161:ASN:ND2	2.35	0.89
1:C:682:PHE:CE2	1:C:702:LEU:HD11	2.06	0.89
1:A:72:ILE:HG22	1:A:73:ASP:OD2	1.71	0.89
1:C:684:LEU:C	1:C:684:LEU:HD12	1.92	0.89
1:A:713:LEU:HB2	1:A:832:ALA:CA	2.01	0.89
1:C:393:LEU:HD13	1:C:466:ILE:HG22	1.55	0.89
1:C:623:ASN:HD22	1:C:623:ASN:H	1.20	0.89
1:C:645:GLU:O	1:C:648:THR:HG22	1.72	0.89
1:C:949:ALA:HB2	1:C:967:ALA:CB	2.02	0.89
1:A:611:ALA:HB2	1:A:627:ALA:CB	2.03	0.89
1:A:418:ARG:HD3	1:A:970:MET:HG3	1.51	0.89
1:C:463:THR:HG22	1:C:464:GLY:N	1.87	0.89
1:A:578:LEU:HD12	1:A:587:THR:CG2	2.01	0.89
1:B:13:TRP:HH2	1:B:370:ILE:HD13	1.36	0.89
1:B:547:ILE:HG22	1:B:548:ILE:N	1.81	0.89
1:C:354:VAL:HG21	1:C:980:LEU:O	1.73	0.89
1:C:399:VAL:HG12	1:C:400:LEU:H	1.34	0.89
1:C:741:VAL:CG1	1:C:791:VAL:HG12	2.02	0.89
1:A:573:MET:O	1:A:665:ALA:HA	1.72	0.89
1:A:76:MET:HG2	1:A:95:GLU:OE2	1.71	0.89
1:C:43:VAL:HA	1:C:130:GLU:O	1.73	0.89

Continued on next page...

Continued from previous page...

Atom-1	Atom-2	Interatomic distance (Å)	Clash overlap (Å)
1:C:79:SER:HA	1:C:818:ARG:O	1.73	0.89
1:B:356:TYR:C	1:B:358:PHE:H	1.76	0.89
1:A:674:LEU:CD2	1:A:675:GLY:H	1.85	0.88
1:C:682:PHE:HE2	1:C:702:LEU:HD11	1.35	0.88
1:C:528:THR:HG21	1:C:969:ARG:HB3	1.53	0.88
1:A:105:VAL:O	1:A:108:GLN:CB	2.20	0.88
1:B:531:VAL:CG1	1:B:535:LEU:HD11	2.02	0.88
1:A:103:ALA:O	1:A:106:GLN:CB	2.19	0.88
1:A:188:MET:CE	1:A:200:PRO:HB3	2.03	0.88
1:A:228:GLN:HE22	1:B:781:MET:HB3	0.77	0.88
1:B:393:LEU:HD11	1:B:466:ILE:CG2	2.02	0.88
1:B:431:THR:CG2	1:B:493:CYS:HB2	2.04	0.88
1:B:648:THR:O	1:B:652:THR:HG22	1.74	0.88
1:B:92:LEU:N	1:B:92:LEU:HD22	1.88	0.88
1:C:34:GLN:CB	1:C:333:VAL:HG21	2.03	0.88
1:C:819:TYR:OH	1:C:860:THR:HG23	1.73	0.88
1:A:695:LEU:HG	1:A:825:MET:CE	2.03	0.88
1:C:1024:VAL:O	1:C:1028:VAL:HG23	1.74	0.88
1:C:164:ASP:OD2	1:C:168:ARG:NH2	2.07	0.88
1:A:626:ILE:CG2	1:A:626:ILE:O	2.20	0.88
1:C:20:MET:HG3	1:C:374:VAL:CG2	2.04	0.88
1:A:313:MET:CA	1:A:315:PRO:HD2	2.03	0.88
1:A:986:VAL:HG12	1:A:991:ILE:CD1	2.04	0.88
1:C:382:VAL:HG11	1:C:476:SER:HB2	1.53	0.88
1:A:235:ILE:O	1:A:235:ILE:HG22	1.73	0.88
1:A:298:ASN:HD21	1:A:300:LEU:HB2	1.39	0.88
1:A:823:PRO:CG	1:A:823:PRO:N	2.36	0.88
1:C:108:GLN:HG3	1:C:129:VAL:CG2	2.03	0.88
1:A:167:SER:CB	1:A:175:VAL:HG22	2.04	0.88
1:A:780:ARG:NH2	1:C:223:PRO:HD2	1.88	0.88
1:A:756:GLY:HA2	1:A:774:MET:HB2	1.54	0.88
1:A:891:LEU:O	1:A:892:TYR:HD2	1.57	0.88
1:B:404:LEU:HD23	1:B:449:LEU:CD1	2.04	0.88
1:C:166:ILE:HG22	1:C:175:VAL:HG21	1.55	0.88
1:A:191:ASN:C	1:A:193:LEU:H	1.77	0.87
1:A:185:ARG:HG2	1:A:271:GLY:HA3	1.56	0.87
1:A:674:LEU:HD22	1:A:675:GLY:N	1.89	0.87
1:B:131:LYS:O	1:B:132:SER:HB3	1.74	0.87
1:B:671:ILE:O	1:B:673:GLU:N	2.07	0.87
1:B:918:PHE:HD1	1:B:919:ARG:HD3	1.39	0.87
1:B:74:ASN:HD22	1:B:98:THR:HB	1.35	0.87

Continued on next page...

Continued from previous page...

Atom-1	Atom-2	Interatomic distance (Å)	Clash overlap (Å)
1:B:990:VAL:HG13	1:B:1005:THR:CG2	2.04	0.87
1:C:685:ILE:HG21	1:C:687:GLN:OE1	1.73	0.87
1:A:351:VAL:O	1:A:355:MET:HB2	1.73	0.87
1:A:406:VAL:O	1:A:407:ASP:C	2.06	0.87
1:A:689:GLY:O	1:A:690:LEU:C	2.13	0.87
1:A:832:ALA:O	1:A:833:PRO:C	2.11	0.87
1:C:184:MET:HE3	1:C:184:MET:HA	1.54	0.87
1:C:188:MET:CE	1:C:203:VAL:HG21	2.04	0.87
1:C:400:LEU:HD12	1:C:933:THR:OG1	1.74	0.87
1:B:200:PRO:CA	1:B:203:VAL:HG23	2.04	0.87
1:B:380:PHE:O	1:B:381:ALA:C	2.13	0.87
1:C:74:ASN:ND2	1:C:98:THR:HG21	1.89	0.87
1:C:741:VAL:CG1	1:C:791:VAL:CG1	2.53	0.87
1:C:894:SER:HB2	1:C:897:ILE:CD1	2.04	0.87
1:A:176:GLN:NE2	2:A:2002:DM2:C10	2.38	0.87
1:B:694:LYS:HA	1:B:697:GLN:HE21	1.40	0.87
1:B:871:ASN:N	1:B:871:ASN:HD22	1.73	0.87
1:C:115:MET:HE1	1:C:118:LEU:CD2	1.94	0.87
1:A:965:LEU:O	1:A:969:ARG:CG	2.21	0.87
1:B:104:GLN:C	1:B:104:GLN:NE2	2.28	0.87
1:B:533:GLY:O	1:B:537:SER:OG	1.91	0.87
1:B:90:ILE:HG22	1:B:91:THR:N	1.89	0.87
1:C:908:GLY:HA2	1:C:1014:ALA:HB2	1.55	0.87
1:A:615:PHE:HE1	1:A:617:PHE:HB2	1.37	0.87
1:A:901:VAL:O	1:A:904:VAL:CG2	2.23	0.87
1:C:912:ALA:C	1:C:914:LEU:H	1.78	0.87
1:A:371:ALA:O	1:A:372:VAL:O	1.92	0.87
1:A:690:LEU:HD11	1:A:854:GLY:HA3	0.91	0.87
1:B:10:ILE:HD12	1:C:893:GLU:O	1.73	0.87
1:B:380:PHE:HE1	1:B:398:MET:CE	1.82	0.87
1:B:13:TRP:CZ3	1:B:488:LEU:HD11	2.10	0.87
1:C:545:TYR:CE2	1:C:1025:PHE:CZ	2.63	0.87
1:C:715:SER:O	1:C:717:ARG:NH1	2.07	0.87
1:A:313:MET:C	1:A:315:PRO:HD2	1.95	0.86
1:A:323:ILE:H	1:A:323:ILE:HD13	1.39	0.86
1:B:419:VAL:O	1:B:426:PRO:HG3	1.72	0.86
1:B:472:ILE:HG23	1:B:473:THR:N	1.90	0.86
1:C:83:ASP:OD2	1:C:87:THR:CG2	2.23	0.86
1:A:901:VAL:O	1:A:904:VAL:HG23	1.75	0.86
1:B:372:VAL:HB	1:B:373:PRO:HD2	1.56	0.86
1:C:1024:VAL:HG12	1:C:1028:VAL:HG21	1.57	0.86

Continued on next page...

Continued from previous page...

Atom-1	Atom-2	Interatomic distance (Å)	Clash overlap (Å)
1:C:532:GLY:O	1:C:535:LEU:HD23	1.74	0.86
1:C:545:TYR:CE2	1:C:1025:PHE:CE1	2.62	0.86
1:A:348:ILE:HD11	1:A:373:PRO:HD3	1.57	0.86
1:A:72:ILE:HA	1:A:106:GLN:NE2	1.90	0.86
1:B:987:MET:CE	1:B:987:MET:CA	2.53	0.86
1:C:545:TYR:HE2	1:C:1025:PHE:CZ	1.92	0.86
1:C:830:GLN:HE21	1:C:832:ALA:CB	1.86	0.86
1:C:527:TYR:CD2	1:C:972:LEU:CD1	2.58	0.86
1:B:185:ARG:HG3	1:B:185:ARG:HH11	1.38	0.86
1:B:986:VAL:CG1	1:B:990:VAL:HG23	2.02	0.86
1:C:30:LEU:CD2	1:C:384:ALA:CB	2.43	0.86
1:A:115:MET:HB2	1:A:116:PRO:CD	2.05	0.86
1:B:547:ILE:CG2	1:B:548:ILE:H	1.88	0.86
1:B:952:LEU:O	1:B:954:ASP:N	2.08	0.86
1:C:99:ASP:OD2	1:C:99:ASP:C	2.13	0.86
1:A:513:PHE:HD1	1:A:517:ASN:OD1	1.58	0.86
1:C:456:MET:O	1:C:458:PHE:N	2.09	0.86
1:C:726:GLN:O	1:C:810:GLU:O	1.94	0.86
1:A:968:VAL:CG2	1:A:1023:PRO:HG3	2.05	0.86
1:C:151:GLN:O	1:C:152:GLU:O	1.93	0.86
1:C:399:VAL:HG12	1:C:400:LEU:CD2	2.06	0.86
1:C:190:PRO:CD	1:C:779:TYR:HD1	1.78	0.86
1:A:112:GLN:HG3	1:C:112:GLN:CD	1.97	0.85
1:A:193:LEU:HD12	1:A:265:VAL:HG11	1.55	0.85
1:A:139:VAL:HG23	1:A:290:GLY:HA2	1.56	0.85
1:A:574:THR:HG21	1:A:594:VAL:HG11	1.55	0.85
1:A:581:GLY:O	1:A:582:ALA:O	1.94	0.85
1:B:668:LEU:HB3	1:B:676:THR:CG2	2.06	0.85
1:C:42:ALA:HB2	1:C:93:THR:HG23	1.55	0.85
1:A:606:VAL:HG22	1:A:629:VAL:HG11	1.58	0.85
1:A:72:ILE:CD1	1:A:110:LYS:HG2	2.06	0.85
1:A:957:GLY:O	1:A:959:GLY:N	2.07	0.85
1:B:1:MET:CA	1:B:3:ASN:OD1	2.25	0.85
1:B:585:GLU:O	1:B:588:GLN:N	2.09	0.85
1:C:423:GLU:HB3	1:C:426:PRO:HD2	0.92	0.85
1:C:463:THR:O	1:C:466:ILE:HG12	1.74	0.85
1:C:64:VAL:HG12	1:C:65:ILE:N	1.91	0.85
1:C:559:LEU:HD13	1:C:917:THR:HG23	1.58	0.85
1:A:176:GLN:HE22	2:A:2002:DM2:H10	1.39	0.85
1:B:225:VAL:O	1:B:227:GLY:N	2.09	0.85
1:B:157:TYR:CG	1:B:161:ASN:ND2	2.44	0.85

Continued on next page...

Continued from previous page...

Atom-1	Atom-2	Interatomic distance (Å)	Clash overlap (Å)
1:B:228:GLN:OE1	1:C:781:MET:HB3	1.75	0.85
1:A:349:ILE:CG2	1:A:350:LEU:HD23	2.05	0.85
1:B:331:PRO:CD	1:B:332:PHE:N	2.35	0.85
1:A:615:PHE:HE1	2:A:2002:DM2:H1	1.37	0.85
1:A:650:ARG:HH11	1:A:650:ARG:HG3	1.39	0.85
1:A:986:VAL:C	1:A:988:PRO:CD	2.45	0.85
1:B:45:ILE:HG23	1:B:129:VAL:CG2	2.06	0.85
1:B:964:THR:HG22	1:B:965:LEU:HD22	1.55	0.85
1:C:225:VAL:O	1:C:226:LYS:C	2.13	0.85
1:B:340:VAL:CG2	1:B:396:PHE:HE1	1.87	0.85
1:C:415:ASN:OD1	1:C:434:SER:HB2	1.75	0.85
1:A:615:PHE:C	1:A:615:PHE:CD1	2.49	0.85
1:B:49:TYR:CE2	1:B:122:VAL:CA	2.59	0.85
1:B:416:VAL:HG21	1:B:431:THR:HA	1.59	0.85
1:C:844:MET:O	1:C:847:LEU:HD12	1.76	0.85
1:A:572:PHE:HE1	1:A:629:VAL:HB	1.41	0.85
1:A:952:LEU:HD12	1:A:963:ALA:CB	2.07	0.85
1:B:355:MET:CE	1:B:369:THR:CG2	2.54	0.85
1:C:195:LYS:O	1:C:197:GLN:N	2.10	0.85
1:C:461:GLY:CA	1:C:869:SER:HB2	2.07	0.85
1:C:74:ASN:HD22	1:C:98:THR:HG21	1.42	0.84
1:A:159:ALA:HB2	1:A:177:LEU:HD11	1.59	0.84
1:C:817:GLU:O	1:C:818:ARG:HG2	1.77	0.84
1:A:104:GLN:HE21	1:B:109:ASN:CG	1.80	0.84
1:A:324:VAL:C	1:A:325:TYR:HD1	1.80	0.84
1:B:13:TRP:HZ3	1:B:488:LEU:HD11	1.41	0.84
1:B:680:PHE:O	1:B:828:LEU:HD13	1.77	0.84
1:C:161:ASN:HB3	1:C:162:MET:CG	2.07	0.84
1:C:49:TYR:O	1:C:52:ALA:HB3	1.76	0.84
1:A:779:TYR:CD1	1:A:779:TYR:N	2.41	0.84
1:B:192:GLU:HA	1:B:192:GLU:OE2	1.76	0.84
1:B:224:PRO:O	1:B:224:PRO:CD	2.26	0.84
1:B:634:TRP:CZ3	1:B:637:ARG:NH1	2.44	0.84
1:A:351:VAL:HG11	1:A:368:PRO:HB2	1.57	0.84
1:B:1022:VAL:HG23	1:B:1023:PRO:HD3	0.85	0.84
1:B:174:ASP:O	1:B:175:VAL:CG2	2.25	0.84
1:C:633:ASP:OD1	1:C:634:TRP:CD1	2.31	0.84
1:C:775:SER:HB3	1:C:780:ARG:HD3	1.58	0.84
1:A:517:ASN:ND2	1:A:517:ASN:H	1.71	0.84
1:A:568:ASP:OD1	1:A:634:TRP:CZ3	2.31	0.84
1:A:790:TYR:HD1	1:A:799:VAL:O	1.61	0.84

Continued on next page...

Continued from previous page...

Atom-1	Atom-2	Interatomic distance (Å)	Clash overlap (Å)
1:C:170:SER:O	1:C:172:VAL:N	2.10	0.84
1:C:190:PRO:HG3	1:C:789:TRP:CZ2	2.12	0.84
1:C:354:VAL:HG12	1:C:354:VAL:O	1.75	0.84
1:B:291:ILE:HG21	1:B:306:ILE:CD1	2.07	0.84
1:C:189:ASN:ND2	1:C:190:PRO:CD	2.36	0.84
1:C:138:MET:HE1	1:C:306:ILE:CG2	2.08	0.84
1:A:971:ARG:HE	1:A:974:PRO:HG2	1.40	0.84
1:B:751:GLY:O	1:B:753:ALA:N	2.11	0.84
1:C:102:ILE:HG22	1:C:103:ALA:CA	2.07	0.84
1:C:44:THR:CG2	1:C:91:THR:OG1	2.26	0.84
1:C:919:ARG:CB	1:C:921:LEU:HD23	2.06	0.84
1:A:298:ASN:ND2	1:A:300:LEU:N	2.24	0.84
1:A:313:MET:H	1:A:315:PRO:CD	1.91	0.84
1:A:57:VAL:HG12	1:A:57:VAL:O	1.76	0.84
1:B:975:ILE:O	1:B:975:ILE:HG22	1.76	0.84
1:C:894:SER:CB	1:C:897:ILE:HD12	2.08	0.84
1:A:12:ALA:O	1:A:488:LEU:HD13	1.77	0.84
1:B:945:ILE:CB	1:B:1026:PHE:CZ	2.61	0.84
1:A:279:ALA:HA	1:A:612:VAL:HG12	1.60	0.83
1:C:252:LYS:O	1:C:260:VAL:HG22	1.77	0.83
1:C:966:ASP:O	1:C:970:MET:HB2	1.78	0.83
1:A:609:VAL:HG12	1:A:629:VAL:HG22	1.59	0.83
1:B:653:ARG:O	1:B:656:SER:OG	1.95	0.83
1:C:1026:PHE:O	1:C:1029:VAL:HB	1.78	0.83
1:C:27:ILE:HG12	1:C:380:PHE:HD2	1.40	0.83
1:C:545:TYR:HE2	1:C:1025:PHE:HZ	1.24	0.83
1:C:946:VAL:HG13	1:C:1026:PHE:CE1	2.12	0.83
1:C:203:VAL:HG13	1:C:262:LEU:CD1	2.08	0.83
1:C:416:VAL:HG22	1:C:434:SER:OG	1.77	0.83
1:C:965:LEU:O	1:C:969:ARG:HG2	1.78	0.83
1:A:372:VAL:O	1:A:375:VAL:N	2.11	0.83
1:A:443:VAL:HG23	1:A:486:LEU:HD11	1.61	0.83
1:C:848:ALA:HA	1:C:851:LEU:CD1	2.08	0.83
1:A:545:TYR:HB2	1:A:1021:PHE:HE1	1.44	0.83
1:A:594:VAL:HA	1:A:655:PHE:HZ	1.44	0.83
1:A:894:SER:HB2	1:A:897:ILE:HD13	1.58	0.83
1:A:104:GLN:NE2	1:B:109:ASN:HB3	1.94	0.83
1:B:115:MET:HE1	1:B:127:VAL:CG1	2.08	0.83
1:C:231:ASN:C	1:C:231:ASN:ND2	2.20	0.83
1:C:420:MET:HB2	1:C:498:LYS:NZ	1.93	0.83
1:A:393:LEU:HD21	1:A:466:ILE:HG23	1.59	0.83

Continued on next page...

Continued from previous page...

Atom-1	Atom-2	Interatomic distance (Å)	Clash overlap (Å)
1:B:219:LEU:HD23	1:B:234:ILE:HG12	1.59	0.83
1:B:567:GLU:HB3	1:B:996:GLY:HA2	1.61	0.83
1:B:945:ILE:HB	1:B:1026:PHE:HZ	1.42	0.83
1:A:823:PRO:CA	1:A:823:PRO:CG	2.57	0.83
1:C:545:TYR:CZ	1:C:1021:PHE:HB3	2.13	0.83
1:C:940:LYS:HA	1:C:943:ILE:HD12	1.59	0.83
1:C:972:LEU:N	1:C:974:PRO:HD2	1.93	0.83
1:A:221:GLY:H	1:B:622:GLN:HE22	1.27	0.83
1:B:132:SER:OG	1:B:132:SER:O	1.89	0.83
1:B:555:LEU:HA	1:B:558:ARG:HH11	1.42	0.83
1:B:602:GLU:C	1:B:604:ASN:H	1.79	0.83
1:C:214:VAL:HG13	1:C:215:ALA:H	1.43	0.83
1:C:908:GLY:CA	1:C:1014:ALA:HB2	2.09	0.83
1:A:152:GLU:N	1:A:152:GLU:OE2	2.12	0.82
1:B:568:ASP:OD1	1:B:644:VAL:HB	1.79	0.82
1:B:957:GLY:O	1:B:958:LYS:O	1.97	0.82
1:C:900:SER:HB3	1:C:1029:VAL:HG21	1.61	0.82
1:C:754:TRP:CZ3	1:C:780:ARG:O	2.32	0.82
1:C:754:TRP:CE3	1:C:780:ARG:HB2	2.14	0.82
1:C:831:ALA:HB2	1:C:840:ALA:HB2	1.61	0.82
1:A:105:VAL:O	1:A:109:ASN:N	2.12	0.82
1:A:361:ASN:HD22	1:A:364:ALA:HB2	1.43	0.82
1:C:74:ASN:HD22	1:C:98:THR:CG2	1.92	0.82
1:A:108:GLN:HG3	1:B:112:GLN:CD	1.99	0.82
1:A:961:ILE:HG22	1:A:965:LEU:CD1	2.08	0.82
1:B:247:GLY:HA2	1:B:268:ILE:HD13	1.61	0.82
1:B:760:ASN:OD1	1:B:761:ASP:N	2.11	0.82
1:B:973:ARG:HA	1:B:976:LEU:CD1	2.08	0.82
1:C:102:ILE:HG23	1:C:106:GLN:HG3	1.61	0.82
1:C:198:LEU:HD13	1:C:251:LEU:HD13	1.59	0.82
1:C:64:VAL:CG1	1:C:65:ILE:H	1.92	0.82
1:A:119:PRO:HD2	1:A:122:VAL:HG23	1.58	0.82
1:A:167:SER:CB	1:A:175:VAL:CG2	2.57	0.82
1:A:467:TYR:CE1	1:A:925:VAL:HG22	2.14	0.82
1:A:527:TYR:O	1:A:530:SER:OG	1.95	0.82
1:A:562:SER:OG	1:A:563:PHE:N	2.00	0.82
1:B:494:ALA:O	1:B:495:THR:HG23	1.79	0.82
1:C:145:THR:HG22	1:C:146:ASP:OD1	1.80	0.82
1:C:144:ASN:ND2	1:C:148:THR:OG1	2.13	0.82
1:A:515:TRP:O	1:A:519:MET:HB2	1.79	0.82
1:B:224:PRO:HD2	1:B:224:PRO:O	1.77	0.82

Continued on next page...

Continued from previous page...

Atom-1	Atom-2	Interatomic distance (Å)	Clash overlap (Å)
1:B:249:ILE:HD12	1:B:262:LEU:HD12	1.62	0.82
1:C:189:ASN:O	1:C:193:LEU:HD12	1.79	0.82
1:C:82:SER:OG	1:C:88:VAL:HA	1.78	0.82
1:C:949:ALA:HB2	1:C:967:ALA:HB2	1.62	0.82
1:A:152:GLU:CD	1:A:152:GLU:H	1.81	0.82
1:B:117:LEU:HD12	1:B:117:LEU:H	1.44	0.82
1:C:213:GLN:HB2	1:C:239:ARG:HD2	1.58	0.82
1:C:376:LEU:O	1:C:378:GLY:N	2.12	0.82
1:A:583:THR:CG2	1:A:583:THR:O	2.22	0.82
1:A:655:PHE:CD2	1:A:663:VAL:HG11	2.14	0.82
1:B:916:ALA:O	1:B:918:PHE:N	2.12	0.82
1:A:843:LEU:C	1:A:843:LEU:HD22	2.00	0.82
1:A:930:GLY:O	1:A:932:LEU:N	2.13	0.82
1:C:365:THR:C	1:C:367:ILE:H	1.82	0.82
1:C:380:PHE:CE1	1:C:398:MET:SD	2.73	0.82
1:B:225:VAL:H	1:C:781:MET:HE1	1.44	0.82
1:A:90:ILE:O	1:A:90:ILE:CG2	2.28	0.82
1:B:431:THR:CG2	1:B:493:CYS:HB3	2.09	0.82
1:B:694:LYS:HA	1:B:697:GLN:NE2	1.95	0.82
1:B:696:THR:HG22	1:B:699:ARG:HH21	1.44	0.82
1:B:775:SER:HB3	1:B:780:ARG:CD	2.10	0.82
1:C:754:TRP:HZ3	1:C:780:ARG:O	1.63	0.82
1:C:872:GLN:HB2	1:C:875:SER:OG	1.78	0.82
1:A:141:GLY:HA2	1:A:288:GLY:HA2	1.62	0.81
1:A:154:ILE:O	1:A:158:VAL:HG23	1.79	0.81
1:A:53:ASP:OD2	1:A:53:ASP:O	1.98	0.81
1:B:103:ALA:O	1:B:107:VAL:HG23	1.79	0.81
1:B:350:LEU:HD12	1:B:984:LEU:HD12	1.59	0.81
1:B:937:LEU:HD11	1:B:982:PHE:CE2	2.15	0.81
1:C:30:LEU:HD21	1:C:384:ALA:HB2	0.84	0.81
1:A:69:MET:HA	1:A:69:MET:CE	2.08	0.81
1:A:710:PRO:O	1:A:713:LEU:HD23	1.80	0.81
1:B:192:GLU:OE1	1:B:264:ASP:O	1.97	0.81
1:B:531:VAL:HG12	1:B:535:LEU:HD12	1.59	0.81
1:A:108:GLN:O	1:A:109:ASN:C	2.08	0.81
1:A:688:ALA:O	1:A:690:LEU:N	2.13	0.81
1:B:911:GLY:HA3	1:B:1013:THR:OG1	1.79	0.81
1:B:582:ALA:HB1	1:B:586:ARG:HD3	1.61	0.81
1:A:956:GLU:O	1:A:958:LYS:N	2.12	0.81
1:A:960:LEU:HB2	1:A:1031:ARG:HH21	1.45	0.81
1:B:158:VAL:HG21	1:B:287:SER:OG	1.80	0.81

Continued on next page...

Continued from previous page...

Atom-1	Atom-2	Interatomic distance (Å)	Clash overlap (Å)
1:C:251:LEU:CD1	1:C:265:VAL:HG11	2.11	0.81
1:C:987:MET:O	1:C:990:VAL:HG23	1.81	0.81
1:A:576:VAL:HG12	1:A:663:VAL:HG22	1.63	0.81
1:A:98:THR:HG22	1:A:99:ASP:N	1.95	0.81
1:B:13:TRP:HA	1:B:13:TRP:CE3	2.15	0.81
1:B:428:LYS:O	1:B:432:ARG:HB2	1.79	0.81
1:A:99:ASP:OD1	1:A:99:ASP:C	2.18	0.81
1:B:48:SER:HA	1:B:87:THR:HA	1.63	0.81
1:C:901:VAL:O	1:C:904:VAL:HG22	1.80	0.81
1:A:1019:ILE:CD1	1:A:1020:PHE:CE2	2.64	0.81
1:A:65:ILE:O	1:A:68:ASN:HB2	1.80	0.81
1:A:818:ARG:HB2	1:A:823:PRO:HA	1.62	0.81
1:A:927:PHE:C	1:A:927:PHE:CD2	2.54	0.81
1:B:559:LEU:HD23	1:B:923:ASN:CB	2.06	0.81
1:C:417:GLU:HA	1:C:417:GLU:OE2	1.81	0.81
1:C:467:TYR:OH	1:C:925:VAL:HG12	1.81	0.81
1:A:1019:ILE:HD11	1:A:1020:PHE:CE2	2.16	0.81
1:A:1036:LYS:HB2	1:A:1036:LYS:NZ	1.94	0.81
1:B:717:ARG:HH11	1:B:717:ARG:HG2	1.45	0.81
1:C:467:TYR:CZ	1:C:925:VAL:HG12	2.15	0.81
1:A:186:ILE:HG12	1:A:268:ILE:HD12	1.60	0.81
1:A:370:ILE:HG22	1:A:370:ILE:O	1.80	0.81
1:B:291:ILE:HG21	1:B:306:ILE:HD11	1.62	0.81
1:B:668:LEU:HB3	1:B:676:THR:HG22	1.61	0.81
1:B:100:ALA:O	1:B:102:ILE:N	2.13	0.81
1:B:421:ALA:C	1:B:422:GLU:OE2	2.19	0.81
1:C:27:ILE:CG1	1:C:380:PHE:HD2	1.93	0.81
1:C:393:LEU:CD1	1:C:466:ILE:HG22	2.09	0.81
1:C:728:LYS:CG	1:C:729:ILE:N	2.44	0.81
1:C:818:ARG:HA	1:C:824:SER:H	1.46	0.81
1:A:252:LYS:O	1:A:260:VAL:HG23	1.81	0.81
1:A:344:LEU:HD23	1:A:402:ILE:CD1	2.10	0.81
1:B:598:TYR:HB3	1:B:606:VAL:HG11	1.62	0.81
1:A:785:ASP:C	1:A:787:GLY:H	1.83	0.80
1:A:785:ASP:O	1:A:787:GLY:N	2.13	0.80
1:A:719:ASN:HB2	1:A:828:LEU:CD2	2.11	0.80
1:B:380:PHE:CD1	1:B:398:MET:HE1	2.15	0.80
1:C:699:ARG:HG3	1:C:700:ASN:H	1.42	0.80
1:C:189:ASN:ND2	1:C:779:TYR:HE1	1.72	0.80
1:A:235:ILE:HA	1:B:52:ALA:HB1	1.62	0.80
1:B:1016:VAL:CG1	1:B:1017:LEU:CD2	2.48	0.80

Continued on next page...

Continued from previous page...

Atom-1	Atom-2	Interatomic distance (Å)	Clash overlap (Å)
1:B:128:SER:O	1:B:129:VAL:HG23	1.79	0.80
1:B:247:GLY:HA2	1:B:268:ILE:CD1	2.10	0.80
1:B:897:ILE:HD13	1:B:946:VAL:HG12	1.60	0.80
1:C:623:ASN:H	1:C:623:ASN:ND2	1.75	0.80
1:A:685:ILE:CD1	1:A:687:GLN:NE2	2.42	0.80
1:A:407:ASP:OD1	1:A:940:LYS:NZ	2.15	0.80
1:A:966:ASP:O	1:A:969:ARG:HB2	1.79	0.80
1:B:26:ALA:O	1:B:30:LEU:HB2	1.82	0.80
1:A:174:ASP:HA	1:B:70:ASN:HD22	1.41	0.80
1:C:45:ILE:HG23	1:C:111:LEU:HD22	1.62	0.80
1:C:253:VAL:HG12	1:C:259:ARG:HG3	1.61	0.80
1:C:368:PRO:HB3	1:C:409:ALA:HB1	1.62	0.80
1:C:531:VAL:O	1:C:534:ILE:HB	1.81	0.80
1:C:595:THR:HG23	1:C:609:VAL:CG1	2.11	0.80
1:C:713:LEU:HG	1:C:833:PRO:O	1.81	0.80
1:C:44:THR:HG22	1:C:91:THR:CA	2.11	0.80
1:B:223:PRO:HG2	1:B:223:PRO:O	1.81	0.80
1:B:416:VAL:CG2	1:B:434:SER:CB	2.59	0.80
1:B:426:PRO:HB3	1:B:430:ALA:HB3	1.61	0.80
1:B:526:HIS:O	1:B:530:SER:OG	1.98	0.80
1:B:905:VAL:HG13	1:B:935:ILE:HG23	1.62	0.80
1:C:361:ASN:CB	1:C:364:ALA:HB3	2.11	0.80
1:C:439:GLN:C	1:C:441:ALA:H	1.85	0.80
1:C:513:PHE:HB3	1:C:517:ASN:H	1.46	0.80
1:C:762:PHE:CE1	1:C:764:ASP:N	2.49	0.80
1:A:945:ILE:HG21	1:A:1022:VAL:CG2	2.10	0.80
1:A:945:ILE:HD11	1:A:975:ILE:HD11	1.61	0.80
1:B:422:GLU:O	1:B:423:GLU:HB2	1.82	0.80
1:C:413:VAL:HG12	1:C:414:GLU:N	1.96	0.80
1:B:1026:PHE:O	1:B:1030:ARG:HD2	1.82	0.80
1:A:800:PRO:O	1:A:803:ALA:HB3	1.81	0.80
1:A:926:TYR:CD1	1:A:999:ALA:HB1	2.17	0.80
1:B:834:GLY:O	1:B:835:LYS:HG3	1.81	0.80
1:C:711:ASP:O	1:C:713:LEU:N	2.15	0.80
1:A:598:TYR:CD1	1:A:629:VAL:HG21	2.17	0.80
1:B:1016:VAL:HG12	1:B:1017:LEU:HD23	0.85	0.80
1:C:166:ILE:HG23	1:C:175:VAL:CG2	1.93	0.80
1:C:634:TRP:CD1	1:C:634:TRP:N	2.47	0.80
1:C:65:ILE:O	1:C:68:ASN:N	2.14	0.80
1:C:76:MET:CE	1:C:95:GLU:HA	2.11	0.80
1:C:99:ASP:OD2	1:C:99:ASP:O	2.00	0.80

Continued on next page...

Continued from previous page...

Atom-1	Atom-2	Interatomic distance (Å)	Clash overlap (Å)
1:A:104:GLN:O	1:A:105:VAL:C	2.19	0.80
1:A:298:ASN:HD22	1:A:300:LEU:H	1.26	0.80
1:A:897:ILE:O	1:A:900:SER:OG	2.00	0.80
1:B:235:ILE:CD1	1:C:726:GLN:CD	2.49	0.80
1:C:685:ILE:HG22	1:C:687:GLN:HG2	1.63	0.80
1:B:351:VAL:HG21	1:B:981:ALA:O	1.81	0.80
1:C:161:ASN:CB	1:C:162:MET:HG3	2.11	0.80
1:C:211:ASN:HD22	1:C:240:LEU:H	1.30	0.80
1:C:613:ASN:OD1	1:C:614:GLY:N	2.15	0.80
1:A:14:VAL:HA	1:A:17:ILE:HD12	1.62	0.79
1:B:465:ALA:N	1:B:468:ARG:HD2	1.96	0.79
1:C:138:MET:HE2	1:C:306:ILE:HD13	1.64	0.79
1:A:184:MET:HB3	1:A:771:VAL:HG22	1.63	0.79
1:B:171:GLY:HA3	1:B:302:THR:CG2	2.12	0.79
1:B:240:LEU:HD21	1:B:245:GLU:HB3	1.65	0.79
1:B:259:ARG:HG3	1:B:259:ARG:NH1	1.93	0.79
1:C:142:VAL:O	1:C:286:ALA:HB1	1.81	0.79
1:C:324:VAL:HG23	1:C:326:PRO:HD3	1.63	0.79
1:C:790:TYR:HD1	1:C:800:PRO:HB3	1.45	0.79
1:A:594:VAL:HG13	1:A:655:PHE:CE2	2.16	0.79
1:B:780:ARG:NH1	1:B:780:ARG:HB2	1.95	0.79
1:B:780:ARG:HB3	1:B:780:ARG:NH1	1.94	0.79
1:C:65:ILE:HD13	1:C:111:LEU:CD1	2.12	0.79
1:A:1019:ILE:HG13	1:A:1020:PHE:CE2	2.18	0.79
1:A:30:LEU:HD23	1:A:384:ALA:HB2	1.63	0.79
1:A:515:TRP:CD1	1:A:519:MET:SD	2.76	0.79
1:B:189:ASN:HB3	1:B:192:GLU:CB	2.12	0.79
1:B:934:THR:C	1:B:936:GLY:H	1.86	0.79
1:C:791:VAL:HG12	1:C:791:VAL:O	1.82	0.79
1:C:44:THR:HG22	1:C:91:THR:HA	1.64	0.79
1:A:816:LEU:HG	1:A:816:LEU:CD2	2.05	0.79
1:C:266:ALA:O	1:C:267:LYS:C	2.16	0.79
1:C:858:ASP:OD1	1:C:859:TRP:N	2.15	0.79
1:C:414:GLU:OE1	1:C:974:PRO:HA	1.83	0.79
1:A:65:ILE:O	1:A:68:ASN:ND2	2.14	0.79
1:B:1021:PHE:HB3	1:B:1025:PHE:HE2	1.48	0.79
1:B:293:LEU:HD22	1:B:294:ALA:N	1.97	0.79
1:B:393:LEU:CD1	1:B:466:ILE:CG2	2.61	0.79
1:B:58:GLN:NE2	1:B:816:LEU:HB3	1.97	0.79
1:C:279:ALA:HB2	1:C:612:VAL:HG22	1.65	0.79
1:C:434:SER:O	1:C:438:ILE:HG13	1.81	0.79

Continued on next page...

Continued from previous page...

Atom-1	Atom-2	Interatomic distance (Å)	Clash overlap (Å)
1:C:60:THR:HG23	1:C:61:VAL:CG2	2.04	0.79
1:C:904:VAL:O	1:C:906:PRO:HD2	1.81	0.79
1:B:3:ASN:CA	1:B:6:ILE:HG13	2.12	0.79
1:B:782:LEU:O	1:B:785:ASP:HB2	1.83	0.79
1:B:934:THR:O	1:B:936:GLY:N	2.16	0.79
1:C:446:ALA:HB2	1:C:482:VAL:HG21	1.65	0.79
1:A:568:ASP:OD1	1:A:634:TRP:HZ3	1.64	0.79
1:A:743:ILE:HD12	1:A:743:ILE:H	1.47	0.79
1:B:953:MET:O	1:B:953:MET:HG2	1.83	0.79
1:B:3:ASN:ND2	1:B:4:PHE:H	1.81	0.79
1:C:444:GLY:O	1:C:448:VAL:HG23	1.83	0.79
1:C:64:VAL:CG1	1:C:65:ILE:N	2.42	0.79
1:A:46:SER:O	1:A:127:VAL:HG12	1.81	0.78
1:C:246:PHE:O	1:C:249:ILE:HB	1.82	0.78
1:C:259:ARG:HB2	1:C:259:ARG:HH11	1.48	0.78
1:C:726:GLN:N	1:C:810:GLU:O	2.13	0.78
1:A:225:VAL:O	1:A:226:LYS:C	2.22	0.78
1:C:911:GLY:HA3	1:C:1010:GLY:HA2	1.63	0.78
1:C:80:SER:OG	1:C:818:ARG:HD3	1.82	0.78
1:A:64:VAL:CG2	1:A:64:VAL:CG1	2.57	0.78
1:A:73:ASP:O	1:A:75:LEU:N	2.17	0.78
1:B:115:MET:SD	1:B:127:VAL:HG21	2.23	0.78
1:B:13:TRP:HE3	1:B:13:TRP:HA	1.47	0.78
1:B:350:LEU:HD12	1:B:984:LEU:CD1	2.14	0.78
1:B:669:PRO:HB2	1:B:862:MET:HE1	1.66	0.78
1:C:256:ASP:O	1:C:258:SER:N	2.17	0.78
1:C:399:VAL:CG1	1:C:400:LEU:N	2.43	0.78
1:A:30:LEU:CD2	1:A:384:ALA:CB	2.58	0.78
1:A:400:LEU:CD2	1:A:1003:VAL:CG2	2.47	0.78
1:A:563:PHE:HB3	1:A:564:LEU:HD22	1.64	0.78
1:A:584:GLN:H	1:A:622:GLN:CB	1.97	0.78
1:A:278:ILE:HG21	1:A:588:GLN:NE2	1.99	0.78
1:C:157:TYR:HE2	1:C:161:ASN:HD22	1.30	0.78
1:A:144:ASN:ND2	1:A:146:ASP:HB2	1.99	0.78
1:A:186:ILE:CG1	1:A:268:ILE:HD12	2.12	0.78
1:A:43:VAL:O	1:A:91:THR:HA	1.84	0.78
1:B:393:LEU:CD1	1:B:466:ILE:HG23	2.14	0.78
1:B:916:ALA:O	1:B:917:THR:C	2.22	0.78
1:C:65:ILE:HD13	1:C:111:LEU:HD11	1.65	0.78
1:C:753:ALA:O	1:C:775:SER:CB	2.31	0.78
1:A:312:LYS:O	1:A:313:MET:CB	2.31	0.78

Continued on next page...

Continued from previous page...

Atom-1	Atom-2	Interatomic distance (Å)	Clash overlap (Å)
1:B:177:LEU:C	1:B:177:LEU:HD12	1.92	0.78
1:B:419:VAL:HG12	1:B:419:VAL:O	1.82	0.78
1:A:219:LEU:HD22	1:B:781:MET:O	1.82	0.78
1:C:345:VAL:O	1:C:348:ILE:HB	1.84	0.78
1:C:3:ASN:CA	1:C:6:ILE:HG22	2.13	0.78
1:A:348:ILE:O	1:A:350:LEU:N	2.16	0.78
1:A:731:ILE:HG21	1:A:746:ILE:HD12	1.66	0.78
1:B:228:GLN:HB2	1:C:781:MET:CE	2.13	0.78
1:B:404:LEU:HD23	1:B:449:LEU:HD11	1.63	0.78
1:C:102:ILE:O	1:C:103:ALA:C	2.22	0.78
1:A:110:LYS:CB	1:A:110:LYS:CD	2.62	0.78
1:A:687:GLN:HB2	1:A:854:GLY:O	1.84	0.78
1:A:778:LYS:HB3	1:A:779:TYR:CE1	2.18	0.78
1:A:888:LEU:HD21	1:A:901:VAL:HB	1.64	0.78
1:B:952:LEU:HD12	1:B:963:ALA:HA	1.65	0.78
1:B:361:ASN:O	1:B:365:THR:HB	1.83	0.78
1:B:514:GLY:HA2	1:B:517:ASN:HD22	1.47	0.78
1:B:556:PHE:HD2	1:B:557:VAL:HG22	1.49	0.78
1:B:974:PRO:O	1:B:976:LEU:N	2.17	0.78
1:C:3:ASN:HA	1:C:6:ILE:CG2	2.13	0.78
1:C:703:LEU:O	1:C:706:ALA:HB3	1.84	0.78
1:C:725:PRO:CD	1:C:811:TYR:CE2	2.58	0.78
1:A:741:VAL:HG13	1:A:741:VAL:O	1.83	0.77
1:B:328:ASP:O	1:B:331:PRO:HD3	1.84	0.77
1:B:904:VAL:O	1:B:907:LEU:HG	1.83	0.77
1:C:441:ALA:O	1:C:445:ILE:HG12	1.84	0.77
1:B:517:ASN:O	1:B:521:GLU:HG3	1.84	0.77
1:B:619:GLY:HA3	1:B:721:LEU:HD21	1.66	0.77
1:B:987:MET:O	1:B:991:ILE:HG23	1.84	0.77
1:C:684:LEU:HD11	1:C:855:VAL:HG13	1.65	0.77
1:A:394:THR:CG2	1:A:395:MET:HE2	2.13	0.77
1:A:518:ARG:HB2	1:A:518:ARG:NH1	1.96	0.77
1:A:675:GLY:O	1:A:676:THR:O	2.01	0.77
1:B:240:LEU:HD13	1:B:246:PHE:CD2	2.18	0.77
1:C:365:THR:O	1:C:368:PRO:HD2	1.84	0.77
1:C:699:ARG:CD	1:C:703:LEU:HD11	2.15	0.77
1:A:244:GLU:HG2	1:A:248:LYS:HZ3	1.49	0.77
1:B:24:GLY:HA2	1:B:27:ILE:HG13	1.67	0.77
1:B:944:LEU:O	1:B:971:ARG:HG3	1.85	0.77
1:C:244:GLU:HA	1:C:263:ARG:HH22	1.50	0.77
1:C:713:LEU:CB	1:C:832:ALA:O	2.32	0.77

Continued on next page...

Continued from previous page...

Atom-1	Atom-2	Interatomic distance (Å)	Clash overlap (Å)
1:A:182:TYR:HB3	1:A:270:LEU:CD1	2.15	0.77
1:A:585:GLU:OE2	1:C:227:GLY:HA2	1.83	0.77
1:B:186:ILE:CD1	1:B:268:ILE:HG13	2.15	0.77
1:C:188:MET:HE2	1:C:203:VAL:HG21	1.66	0.77
1:A:151:GLN:CB	1:A:152:GLU:OE2	2.32	0.77
1:A:45:ILE:O	1:A:88:VAL:O	2.02	0.77
1:C:420:MET:HB2	1:C:498:LYS:HZ3	1.49	0.77
1:A:935:ILE:O	1:A:935:ILE:HG22	1.85	0.77
1:B:223:PRO:CG	1:B:223:PRO:O	2.31	0.77
1:B:908:GLY:O	1:B:911:GLY:N	2.18	0.77
1:A:821:GLY:CA	1:C:168:ARG:HH12	1.97	0.77
1:C:54:ALA:HB2	1:C:84:SER:CB	2.15	0.77
1:C:972:LEU:H	1:C:974:PRO:HD2	1.49	0.77
1:C:729:ILE:CD1	1:C:786:ILE:HD13	2.13	0.77
1:C:892:TYR:OH	1:C:946:VAL:HB	1.84	0.77
1:A:185:ARG:O	1:A:186:ILE:HG13	1.85	0.77
1:A:210:GLN:HG3	1:A:249:ILE:HG23	0.83	0.77
1:A:846:GLN:O	1:A:849:SER:HB3	1.85	0.77
1:B:324:VAL:CG2	1:B:326:PRO:HD2	2.08	0.77
1:B:833:PRO:HG2	1:B:834:GLY:H	1.50	0.77
1:C:310:LEU:CD2	1:C:323:ILE:HD13	2.15	0.77
1:A:190:PRO:HA	1:A:193:LEU:HD22	1.64	0.76
1:A:527:TYR:OH	1:A:968:VAL:CG1	2.32	0.76
1:B:587:THR:O	1:B:591:LEU:HB2	1.84	0.76
1:C:447:MET:HE3	1:C:447:MET:O	1.83	0.76
1:C:699:ARG:CG	1:C:700:ASN:H	1.96	0.76
1:C:727:PHE:HE2	1:C:786:ILE:HD12	1.48	0.76
1:C:80:SER:CB	1:C:90:ILE:HG12	2.14	0.76
1:A:778:LYS:CG	1:A:779:TYR:CE1	2.68	0.76
1:A:98:THR:HG22	1:A:99:ASP:H	1.48	0.76
1:B:68:ASN:HD22	1:B:114:ALA:HB2	1.50	0.76
1:C:741:VAL:HG11	1:C:791:VAL:HG11	1.65	0.76
1:A:313:MET:N	1:A:315:PRO:HD2	2.00	0.76
1:A:713:LEU:HB2	1:A:832:ALA:CB	2.16	0.76
1:A:767:ARG:NH2	1:B:67:GLN:NE2	2.32	0.76
1:C:55:LYS:O	1:C:59:ASP:HB2	1.86	0.76
1:C:527:TYR:CE2	1:C:972:LEU:CD1	2.68	0.76
1:B:104:GLN:CA	1:B:104:GLN:HE21	1.99	0.76
1:B:415:ASN:O	1:B:434:SER:OG	2.03	0.76
1:C:189:ASN:HD22	1:C:190:PRO:HD2	1.40	0.76
1:C:190:PRO:O	1:C:192:GLU:N	2.19	0.76

Continued on next page...

Continued from previous page...

Atom-1	Atom-2	Interatomic distance (Å)	Clash overlap (Å)
1:C:549:VAL:HG12	1:C:550:VAL:N	1.99	0.76
1:C:602:GLU:OE1	1:C:647:ILE:HG23	1.85	0.76
1:C:197:GLN:HA	1:C:798:MET:HE2	1.66	0.76
1:A:156:ASP:O	1:A:159:ALA:N	2.19	0.76
1:B:309:GLU:C	1:B:311:ALA:H	1.85	0.76
1:B:372:VAL:HG13	1:B:402:ILE:HD11	1.66	0.76
1:B:763:ILE:N	1:B:763:ILE:HD12	2.01	0.76
1:C:310:LEU:O	1:C:313:MET:N	2.13	0.76
1:C:485:ALA:O	1:C:490:PRO:CD	2.30	0.76
1:A:1036:LYS:HB2	1:A:1036:LYS:HZ2	1.51	0.76
1:A:162:MET:O	1:A:165:ALA:HB3	1.85	0.76
1:A:400:LEU:HD13	1:A:929:VAL:HG12	1.68	0.76
1:C:758:TYR:HD1	1:C:770:LYS:HE2	1.51	0.76
1:C:790:TYR:O	1:C:791:VAL:HG23	1.85	0.76
1:A:87:THR:C	1:A:88:VAL:HG22	2.02	0.76
1:B:157:TYR:O	1:B:159:ALA:N	2.19	0.76
1:B:171:GLY:HA3	1:B:302:THR:HG22	1.68	0.76
1:B:952:LEU:C	1:B:954:ASP:H	1.89	0.76
1:C:741:VAL:HG11	1:C:791:VAL:CG1	2.15	0.76
1:A:1015:THR:HG22	1:A:1016:VAL:N	2.01	0.76
1:A:902:MET:O	1:A:904:VAL:N	2.19	0.76
1:A:949:ALA:HB1	1:A:1026:PHE:CD2	2.21	0.76
1:B:16:ALA:HB1	1:B:374:VAL:CG2	2.16	0.76
1:B:456:MET:HB2	1:B:467:TYR:CD2	2.21	0.76
1:B:523:SER:CA	1:B:526:HIS:CD2	2.56	0.76
1:C:251:LEU:HD12	1:C:265:VAL:HG11	1.68	0.76
1:C:790:TYR:C	1:C:791:VAL:HG23	2.06	0.76
1:A:108:GLN:HB2	1:A:129:VAL:HG11	1.67	0.76
1:A:467:TYR:HE1	1:A:925:VAL:HG22	1.48	0.76
1:A:584:GLN:H	1:A:622:GLN:HB2	1.49	0.76
1:B:18:ILE:CG2	1:B:19:ILE:N	2.49	0.76
1:B:472:ILE:CG2	1:B:473:THR:N	2.48	0.76
1:B:598:TYR:CE2	1:B:655:PHE:HZ	2.03	0.76
1:A:139:VAL:CG2	1:A:290:GLY:HA2	2.16	0.76
1:A:628:PHE:N	1:A:628:PHE:HD2	1.82	0.76
1:B:792:ARG:N	1:B:798:MET:HE3	2.01	0.76
1:C:99:ASP:OD2	1:C:101:ASP:N	2.18	0.76
1:A:485:ALA:O	1:A:490:PRO:HD3	1.85	0.75
1:A:559:LEU:CD1	1:A:560:PRO:HD2	2.08	0.75
1:B:605:ASN:O	1:B:632:LYS:N	2.18	0.75
1:B:905:VAL:HB	1:B:906:PRO:CD	2.16	0.75

Continued on next page...

Continued from previous page...

Atom-1	Atom-2	Interatomic distance (Å)	Clash overlap (Å)
1:C:166:ILE:HG12	1:C:291:ILE:HD11	1.67	0.75
1:C:405:LEU:CD2	1:C:481:SER:HB2	2.16	0.75
1:A:466:ILE:O	1:A:469:GLN:HB2	1.85	0.75
1:A:609:VAL:HG12	1:A:629:VAL:CG2	2.15	0.75
1:C:241:THR:H	1:C:245:GLU:HG3	1.51	0.75
1:C:456:MET:C	1:C:458:PHE:H	1.89	0.75
1:C:69:MET:CE	1:C:92:LEU:CD2	2.64	0.75
1:A:178:PHE:HB2	1:A:288:GLY:O	1.86	0.75
1:B:717:ARG:HH11	1:B:717:ARG:CG	1.98	0.75
1:B:865:GLN:NE2	1:B:868:LEU:CD2	2.47	0.75
1:A:1015:THR:HG22	1:A:1016:VAL:H	1.50	0.75
1:A:968:VAL:HG21	1:A:1023:PRO:CG	2.13	0.75
1:B:583:THR:HG22	1:B:586:ARG:HG3	1.67	0.75
1:A:117:LEU:CD2	1:A:117:LEU:CD1	2.65	0.75
1:A:736:ALA:O	1:A:741:VAL:CG1	2.34	0.75
1:A:778:LYS:HB3	1:A:779:TYR:HE1	1.49	0.75
1:B:301:ASP:O	1:B:304:ALA:HB3	1.86	0.75
1:B:913:LEU:O	1:B:917:THR:OG1	2.01	0.75
1:A:893:GLU:HG3	1:C:10:ILE:HD12	1.68	0.75
1:C:125:GLN:O	1:C:126:GLY:C	2.25	0.75
1:C:184:MET:CE	1:C:185:ARG:N	2.42	0.75
1:C:280:GLU:CB	1:C:284:GLN:O	2.34	0.75
1:A:244:GLU:HG2	1:A:248:LYS:NZ	2.00	0.75
1:A:11:PHE:O	1:A:13:TRP:N	2.20	0.75
1:A:323:ILE:H	1:A:323:ILE:CD1	1.99	0.75
1:A:578:LEU:HD11	1:A:587:THR:HA	1.69	0.75
1:A:775:SER:O	1:A:776:GLU:O	2.04	0.75
1:A:910:ILE:O	1:A:914:LEU:HD23	1.87	0.75
1:B:45:ILE:HG23	1:B:129:VAL:HG22	1.67	0.75
1:B:45:ILE:HD11	1:B:69:MET:HE3	1.67	0.75
1:C:152:GLU:CD	1:C:152:GLU:H	1.87	0.75
1:C:182:TYR:HD2	1:C:271:GLY:O	1.70	0.75
1:A:412:VAL:HG22	1:A:438:ILE:HD12	1.69	0.75
1:A:601:LYS:O	1:A:602:GLU:HG2	1.86	0.75
1:A:702:LEU:O	1:A:705:GLU:HB3	1.87	0.75
1:A:821:GLY:O	1:A:822:LEU:CB	2.13	0.75
1:A:467:TYR:HE1	1:A:925:VAL:CG2	2.00	0.75
1:B:1029:VAL:C	1:B:1031:ARG:N	2.36	0.75
1:A:221:GLY:H	1:B:622:GLN:NE2	1.84	0.75
1:C:39:ALA:CB	1:C:673:GLU:HG3	2.17	0.75
1:B:13:TRP:HA	1:B:488:LEU:HD21	1.69	0.75

Continued on next page...

Continued from previous page...

Atom-1	Atom-2	Interatomic distance (Å)	Clash overlap (Å)
1:B:750:LEU:C	1:B:750:LEU:CD2	2.55	0.75
1:B:901:VAL:HG11	1:B:943:ILE:CD1	2.16	0.75
1:C:453:PHE:C	1:C:455:PRO:HD2	2.07	0.75
1:C:682:PHE:HE2	1:C:702:LEU:CD1	1.99	0.75
1:C:925:VAL:HA	1:C:928:GLN:HE22	1.50	0.75
1:C:959:GLY:O	1:C:963:ALA:HB2	1.87	0.75
1:B:485:ALA:HA	1:B:489:THR:OG1	1.86	0.74
1:A:10:ILE:HG21	1:B:893:GLU:O	1.87	0.74
1:C:222:THR:HB	1:C:223:PRO:CD	2.16	0.74
1:C:844:MET:HA	1:C:847:LEU:HD11	1.69	0.74
1:A:251:LEU:HD21	1:A:262:LEU:CD1	2.17	0.74
1:A:298:ASN:ND2	1:A:298:ASN:C	2.40	0.74
1:A:529:ASP:O	1:A:532:GLY:N	2.20	0.74
1:A:66:GLU:OE1	1:A:818:ARG:CD	2.31	0.74
1:A:832:ALA:O	1:A:834:GLY:N	2.20	0.74
1:B:520:PHE:HA	1:B:523:SER:OG	1.88	0.74
1:B:785:ASP:O	1:B:787:GLY:N	2.20	0.74
1:C:252:LYS:H	1:C:260:VAL:HG23	1.52	0.74
1:C:797:GLN:HE21	1:C:797:GLN:HA	1.50	0.74
1:C:950:LYS:O	1:C:954:ASP:N	2.14	0.74
1:C:975:ILE:HG22	1:C:976:LEU:N	2.02	0.74
1:A:72:ILE:HG13	1:A:107:VAL:HA	1.69	0.74
1:A:155:SER:HB3	1:A:179:GLY:HA3	1.69	0.74
1:B:157:TYR:CE1	1:B:318:PRO:HD3	2.22	0.74
1:B:555:LEU:HD12	1:B:555:LEU:N	2.02	0.74
1:C:836:SER:O	1:C:838:GLY:N	2.20	0.74
1:C:941:ASN:HA	1:C:944:LEU:HD12	1.68	0.74
1:A:176:GLN:CD	2:A:2002:DM2:H10	2.06	0.74
1:A:138:MET:HE3	1:A:306:ILE:HD13	1.67	0.74
1:A:355:MET:SD	1:A:410:ILE:HG23	2.27	0.74
1:A:559:LEU:HD11	1:A:922:THR:HA	1.69	0.74
1:B:225:VAL:O	1:B:226:LYS:C	2.23	0.74
1:B:439:GLN:HA	1:B:442:LEU:HG	1.69	0.74
1:A:64:VAL:HB	1:A:64:VAL:CG1	2.11	0.74
1:B:527:TYR:N	1:B:527:TYR:HD1	1.85	0.74
1:C:184:MET:HG3	1:C:246:PHE:CE1	2.22	0.74
1:C:31:PRO:O	1:C:389:SER:HB2	1.88	0.74
1:C:394:THR:HG22	1:C:395:MET:N	2.03	0.74
1:A:518:ARG:HH11	1:A:518:ARG:CB	1.98	0.74
1:A:575:MET:CB	1:A:664:PHE:HB2	2.16	0.74
1:B:33:ALA:O	1:B:337:ILE:HD11	1.88	0.74

Continued on next page...

Continued from previous page...

Atom-1	Atom-2	Interatomic distance (Å)	Clash overlap (Å)
1:B:379:THR:CG2	1:B:476:SER:O	2.36	0.74
1:B:578:LEU:CD1	1:B:578:LEU:N	2.50	0.74
1:C:114:ALA:O	1:C:118:LEU:HD11	1.85	0.74
1:C:57:VAL:O	1:C:61:VAL:HB	1.88	0.74
1:A:1018:ALA:O	1:A:1022:VAL:HG13	1.87	0.74
1:A:199:THR:CG2	1:A:792:ARG:H	2.00	0.74
1:A:219:LEU:HD12	1:A:232:ALA:HB3	1.69	0.74
1:A:186:ILE:HG21	1:A:773:VAL:HG23	1.70	0.74
1:B:219:LEU:HD23	1:B:234:ILE:CG1	2.17	0.74
1:B:3:ASN:HA	1:B:6:ILE:CG1	2.17	0.74
1:C:65:ILE:HG22	1:C:66:GLU:N	2.03	0.74
1:A:162:MET:CE	1:A:310:LEU:HD22	2.18	0.74
1:A:611:ALA:HB2	1:A:627:ALA:HB1	1.68	0.74
1:B:18:ILE:HG22	1:B:19:ILE:N	2.02	0.74
1:B:200:PRO:HA	1:B:203:VAL:HG21	1.69	0.74
1:B:255:GLN:HG3	1:B:256:ASP:OD1	1.88	0.74
1:B:975:ILE:O	1:B:975:ILE:CG2	2.34	0.74
1:C:577:GLN:NE2	1:C:577:GLN:H	1.85	0.74
1:B:420:MET:HG2	1:B:424:GLY:O	1.88	0.74
1:B:49:TYR:CZ	1:B:122:VAL:HG13	2.23	0.74
1:B:66:GLU:OE2	1:B:821:GLY:HA2	1.88	0.74
1:B:954:ASP:HA	1:B:958:LYS:HE2	1.70	0.74
1:C:102:ILE:CG2	1:C:106:GLN:HG3	2.17	0.74
1:C:203:VAL:HG12	1:C:207:ILE:HD11	1.70	0.74
1:C:658:ILE:CD1	1:C:658:ILE:H	1.94	0.74
1:C:888:LEU:HB3	1:C:898:PRO:HB3	1.69	0.74
1:A:643:LYS:NZ	1:A:995:ALA:HB2	2.02	0.74
1:B:865:GLN:NE2	1:B:868:LEU:HD22	2.03	0.74
1:C:166:ILE:CG2	1:C:166:ILE:CA	2.64	0.74
1:C:214:VAL:HG13	1:C:215:ALA:N	2.01	0.74
1:A:252:LYS:HB3	1:A:260:VAL:CG2	2.10	0.73
1:A:398:MET:HA	1:A:401:ALA:HB3	1.70	0.73
1:A:734:GLU:OE2	1:C:259:ARG:HD2	1.88	0.73
1:B:226:LYS:CA	1:B:226:LYS:HE3	2.08	0.73
1:B:737:GLN:HG2	1:B:737:GLN:O	1.88	0.73
1:B:950:LYS:HD3	1:B:950:LYS:O	1.88	0.73
1:C:15:ILE:HG22	1:C:16:ALA:N	2.01	0.73
1:C:713:LEU:HG	1:C:832:ALA:O	1.88	0.73
1:A:359:LEU:HD21	1:A:417:GLU:CG	2.11	0.73
1:A:578:LEU:O	1:A:623:ASN:OD1	2.05	0.73
1:A:72:ILE:CG2	1:A:73:ASP:OD2	2.35	0.73

Continued on next page...

Continued from previous page...

Atom-1	Atom-2	Interatomic distance (Å)	Clash overlap (Å)
1:B:534:ILE:HG23	1:B:541:TYR:CZ	2.23	0.73
1:B:547:ILE:CG2	1:B:548:ILE:N	2.48	0.73
1:C:222:THR:CB	1:C:223:PRO:HD3	2.17	0.73
1:C:317:PHE:CB	1:C:318:PRO:HD2	2.17	0.73
1:A:119:PRO:HD2	1:A:122:VAL:CG2	2.17	0.73
1:A:250:LEU:HD11	1:B:734:GLU:CB	2.17	0.73
1:A:66:GLU:OE1	1:A:818:ARG:NH1	2.18	0.73
1:A:886:LEU:O	1:C:14:VAL:HG21	1.88	0.73
1:B:18:ILE:CG2	1:B:19:ILE:H	2.01	0.73
1:B:307:ARG:HB2	1:B:307:ARG:HH11	1.53	0.73
1:B:3:ASN:C	1:B:5:PHE:H	1.91	0.73
1:B:74:ASN:O	1:B:94:PHE:HB3	1.87	0.73
1:C:175:VAL:CG1	1:C:289:LEU:HB3	2.18	0.73
1:C:208:LYS:HA	1:C:760:ASN:HD21	1.53	0.73
1:C:399:VAL:HG12	1:C:400:LEU:HD23	1.69	0.73
1:A:111:LEU:O	1:A:114:ALA:HB2	1.89	0.73
1:A:139:VAL:O	1:A:326:PRO:HD2	1.88	0.73
1:B:262:LEU:HD22	1:B:266:ALA:HB3	1.70	0.73
1:A:666:PHE:HD2	1:A:666:PHE:N	1.86	0.73
1:B:763:ILE:HD13	1:B:763:ILE:H	1.52	0.73
1:C:449:LEU:O	1:C:452:VAL:HG23	1.87	0.73
1:B:228:GLN:HB2	1:C:781:MET:HE3	1.70	0.73
1:C:729:ILE:HG12	1:C:807:SER:HB3	1.70	0.73
1:A:584:GLN:O	1:A:585:GLU:C	2.25	0.73
1:A:574:THR:CG2	1:A:594:VAL:HG11	2.17	0.73
1:B:762:PHE:CE1	1:B:764:ASP:HB2	2.23	0.73
1:C:548:ILE:HD11	1:C:1017:LEU:HD11	1.71	0.73
1:B:537:SER:O	1:B:540:ARG:HD2	1.89	0.73
1:B:791:VAL:CG2	1:B:801:PHE:HE2	2.02	0.73
1:C:4:PHE:CB	1:C:8:ARG:HH22	2.02	0.73
1:C:785:ASP:O	1:C:788:ASP:OD2	2.06	0.73
1:C:88:VAL:CB	1:C:88:VAL:C	2.56	0.73
1:B:441:ALA:CB	1:B:947:GLU:HG2	2.17	0.73
1:B:707:ALA:O	1:B:710:PRO:HD3	1.89	0.73
1:B:986:VAL:O	1:B:990:VAL:HG23	1.87	0.73
1:C:514:GLY:O	1:C:518:ARG:HB2	1.87	0.73
1:C:650:ARG:HA	1:C:653:ARG:HG2	1.70	0.73
1:C:859:TRP:HB3	1:C:863:SER:O	1.89	0.73
1:A:298:ASN:HD22	1:A:300:LEU:N	1.84	0.73
1:B:973:ARG:CA	1:B:976:LEU:HD12	2.15	0.73
1:C:110:LYS:O	1:C:111:LEU:C	2.27	0.73

Continued on next page...

Continued from previous page...

Atom-1	Atom-2	Interatomic distance (Å)	Clash overlap (Å)
1:A:117:LEU:HD11	1:C:124:GLN:O	1.89	0.73
1:C:360:GLN:HE21	1:C:513:PHE:HE2	1.34	0.73
1:A:709:HIS:N	1:A:710:PRO:CD	2.51	0.73
1:B:983:ILE:HD13	1:B:1008:MET:HG3	1.68	0.73
1:B:1021:PHE:O	1:B:1025:PHE:CD2	2.41	0.73
1:B:38:ILE:O	1:B:462:SER:HB2	1.89	0.73
1:B:871:ASN:N	1:B:871:ASN:ND2	2.36	0.73
1:C:637:ARG:NH1	1:C:642:ASN:O	2.22	0.73
1:C:841:MET:O	1:C:842:GLU:C	2.25	0.73
1:C:88:VAL:HB	1:C:88:VAL:CA	2.13	0.73
1:A:717:ARG:NH1	1:A:828:LEU:HG	2.03	0.72
1:A:945:ILE:HD11	1:A:975:ILE:CD1	2.18	0.72
1:B:219:LEU:HD21	1:B:234:ILE:HG12	1.70	0.72
1:B:240:LEU:CB	1:B:246:PHE:CE2	2.72	0.72
1:B:278:ILE:CD1	1:B:584:GLN:NE2	2.52	0.72
1:B:327:TYR:CD2	1:B:628:PHE:HB3	2.23	0.72
1:B:945:ILE:HD13	1:B:1022:VAL:HG21	1.69	0.72
1:C:21:LEU:O	1:C:25:LEU:HG	1.89	0.72
1:B:213:GLN:CG	1:C:56:THR:HG23	2.19	0.72
1:A:361:ASN:ND2	1:A:364:ALA:HB2	2.03	0.72
1:B:128:SER:C	1:B:129:VAL:HG23	2.09	0.72
1:B:478:MET:HE2	1:B:478:MET:HA	1.69	0.72
1:C:302:THR:O	1:C:303:ALA:C	2.26	0.72
1:C:7:ASP:O	1:C:9:PRO:HD3	1.88	0.72
1:A:991:ILE:HD11	1:A:1004:GLY:HA3	1.70	0.72
1:A:102:ILE:HD11	1:C:101:ASP:HB3	1.71	0.72
1:A:185:ARG:CG	1:A:271:GLY:HA3	2.19	0.72
1:A:461:GLY:O	1:A:463:THR:N	2.21	0.72
1:A:818:ARG:HE	1:A:818:ARG:CB	2.02	0.72
1:B:1026:PHE:HB3	1:B:1030:ARG:NH1	2.05	0.72
1:B:695:LEU:HD21	1:B:825:MET:HG3	1.71	0.72
1:C:158:VAL:CG1	1:C:158:VAL:HB	2.16	0.72
1:C:308:ALA:HA	1:C:311:ALA:HB3	1.71	0.72
1:C:35:TYR:CG	1:C:671:ILE:HG12	2.24	0.72
1:C:394:THR:CG2	1:C:395:MET:N	2.53	0.72
1:C:46:SER:N	1:C:128:SER:O	2.21	0.72
1:A:317:PHE:O	1:A:321:LEU:HD23	1.89	0.72
1:A:325:TYR:HD1	1:A:325:TYR:N	1.84	0.72
1:A:443:VAL:CG1	1:A:444:GLY:N	2.46	0.72
1:A:713:LEU:O	1:A:714:THR:CB	2.38	0.72
1:A:893:GLU:CG	1:C:10:ILE:CD1	2.67	0.72

Continued on next page...

Continued from previous page...

Atom-1	Atom-2	Interatomic distance (Å)	Clash overlap (Å)
1:A:966:ASP:HA	1:A:969:ARG:HB2	1.70	0.72
1:C:151:GLN:O	1:C:152:GLU:C	2.25	0.72
1:C:166:ILE:HG23	1:C:166:ILE:C	2.09	0.72
1:C:775:SER:O	1:C:776:GLU:C	2.21	0.72
1:A:615:PHE:CE1	2:A:2002:DM2:C1	2.70	0.72
1:A:69:MET:O	1:A:70:ASN:OD1	2.07	0.72
1:A:857:TYR:HD1	1:A:857:TYR:C	1.91	0.72
1:A:84:SER:C	1:A:85:THR:HG23	2.10	0.72
1:C:753:ALA:O	1:C:775:SER:HB3	1.89	0.72
1:A:1035:ARG:HG3	1:A:1036:LYS:HG3	1.72	0.72
1:A:115:MET:O	1:A:116:PRO:C	2.18	0.72
1:B:157:TYR:CD2	1:B:161:ASN:ND2	2.55	0.72
1:B:77:TYR:HB2	1:B:820:ASN:HD21	1.54	0.72
1:C:545:TYR:CE1	1:C:1021:PHE:CD2	2.78	0.72
1:C:545:TYR:HH	1:C:1021:PHE:HB3	1.50	0.72
1:C:302:THR:O	1:C:305:ALA:N	2.22	0.72
1:C:65:ILE:CD1	1:C:65:ILE:CG2	2.67	0.72
1:C:1001:ASN:O	1:C:1005:THR:HG23	1.89	0.72
1:C:247:GLY:O	1:C:263:ARG:HB2	1.90	0.72
1:C:380:PHE:HA	1:C:383:LEU:HD12	1.72	0.72
1:C:65:ILE:CG1	1:C:65:ILE:CG2	2.67	0.72
1:A:193:LEU:HA	1:A:265:VAL:HG22	1.70	0.72
1:A:756:GLY:CA	1:A:774:MET:HB2	2.19	0.72
1:A:801:PHE:HD1	1:A:805:SER:CB	2.03	0.72
1:A:864:TYR:O	1:A:865:GLN:O	2.08	0.72
1:B:62:THR:HG23	1:B:88:VAL:HG11	1.72	0.72
1:B:684:LEU:HD13	1:B:702:LEU:CD2	2.19	0.72
1:B:946:VAL:HG22	1:B:1026:PHE:HE1	1.47	0.72
1:B:981:ALA:O	1:B:985:GLY:N	2.23	0.72
1:C:159:ALA:O	1:C:160:ALA:C	2.27	0.72
1:C:399:VAL:HG12	1:C:400:LEU:HD22	1.72	0.72
1:C:532:GLY:O	1:C:535:LEU:CD2	2.38	0.72
1:C:76:MET:HE1	1:C:95:GLU:HA	1.71	0.72
1:A:364:ALA:O	1:A:368:PRO:HD2	1.90	0.72
1:A:379:THR:HA	1:A:382:VAL:CG2	2.20	0.72
1:A:563:PHE:O	1:A:564:LEU:HD13	1.88	0.72
1:A:951:ASP:O	1:A:955:LYS:HB2	1.89	0.72
1:B:49:TYR:CD1	1:B:122:VAL:HG22	2.24	0.72
1:B:148:THR:O	1:B:149:MET:HG2	1.89	0.72
1:B:185:ARG:CG	1:B:185:ARG:HH11	2.02	0.72
1:B:204:ILE:HG22	1:B:208:LYS:HD2	1.72	0.72

Continued on next page...

Continued from previous page...

Atom-1	Atom-2	Interatomic distance (Å)	Clash overlap (Å)
1:B:572:PHE:HZ	1:B:598:TYR:CE1	2.08	0.72
1:C:990:VAL:HG13	1:C:1005:THR:HG22	1.72	0.72
1:A:104:GLN:NE2	1:B:109:ASN:CG	2.42	0.72
1:A:26:ALA:O	1:A:30:LEU:HG	1.90	0.72
1:A:348:ILE:CD1	1:A:373:PRO:HD3	2.20	0.72
1:A:482:VAL:CG1	1:A:483:LEU:N	2.51	0.72
1:B:416:VAL:CG2	1:B:434:SER:HB3	2.20	0.72
1:B:775:SER:HB3	1:B:780:ARG:CG	2.20	0.72
1:B:924:ASP:HB3	1:B:926:TYR:H	1.54	0.72
1:C:157:TYR:CE2	1:C:161:ASN:ND2	2.57	0.72
1:C:244:GLU:HA	1:C:263:ARG:NH2	2.04	0.72
1:C:35:TYR:HB2	1:C:671:ILE:HG23	1.71	0.72
1:C:750:LEU:O	1:C:754:TRP:HB2	1.89	0.72
1:C:994:GLY:HA2	1:C:997:SER:HB3	1.71	0.72
1:A:155:SER:OG	1:A:287:SER:OG	2.01	0.71
1:A:672:VAL:O	1:A:674:LEU:N	2.23	0.71
1:B:578:LEU:HD12	1:B:578:LEU:N	2.06	0.71
1:C:138:MET:CE	1:C:306:ILE:CG2	2.58	0.71
1:C:41:PRO:O	1:C:94:PHE:N	2.20	0.71
1:C:65:ILE:HD11	1:C:111:LEU:HD11	1.70	0.71
1:A:188:MET:HE1	1:A:200:PRO:HB3	1.73	0.71
1:A:459:PHE:CD1	1:A:467:TYR:CD2	2.78	0.71
1:B:171:GLY:O	1:B:294:ALA:HB2	1.88	0.71
1:C:140:VAL:HG12	1:C:140:VAL:O	1.90	0.71
1:A:726:GLN:HB3	1:C:235:ILE:HD13	1.70	0.71
1:C:6:ILE:HD11	1:C:494:ALA:CB	2.20	0.71
1:C:711:ASP:CG	1:C:712:MET:H	1.92	0.71
1:A:313:MET:H	1:A:315:PRO:HD2	1.54	0.71
1:A:379:THR:OG1	1:A:477:ALA:HA	1.90	0.71
1:A:535:LEU:HD22	1:A:1027:VAL:HG21	1.72	0.71
1:B:310:LEU:O	1:B:314:GLU:HG2	1.90	0.71
1:B:790:TYR:HD1	1:B:800:PRO:CA	2.02	0.71
1:C:721:LEU:HG	1:C:721:LEU:O	1.89	0.71
1:A:190:PRO:HD3	1:A:789:TRP:CH2	2.26	0.71
1:A:842:GLU:O	1:A:846:GLN:HG3	1.89	0.71
1:B:36:PRO:O	1:B:38:ILE:HG12	1.90	0.71
1:B:379:THR:HG22	1:B:476:SER:O	1.90	0.71
1:C:545:TYR:CZ	1:C:1021:PHE:HD2	2.08	0.71
1:C:353:LEU:O	1:C:356:TYR:HB2	1.90	0.71
1:C:416:VAL:CG2	1:C:434:SER:OG	2.37	0.71
1:A:801:PHE:HD1	1:A:805:SER:OG	1.74	0.71

Continued on next page...

Continued from previous page...

Atom-1	Atom-2	Interatomic distance (Å)	Clash overlap (Å)
1:A:860:THR:O	1:A:864:TYR:CB	2.37	0.71
1:B:314:GLU:HA	1:B:317:PHE:CE2	2.25	0.71
1:B:791:VAL:HG21	1:B:801:PHE:HE2	1.54	0.71
1:C:586:ARG:O	1:C:589:LYS:HB2	1.90	0.71
1:A:186:ILE:HG12	1:A:268:ILE:CD1	2.19	0.71
1:A:572:PHE:C	1:A:573:MET:HG2	2.08	0.71
1:A:594:VAL:HA	1:A:655:PHE:CZ	2.25	0.71
1:A:666:PHE:CD2	1:A:666:PHE:N	2.59	0.71
1:B:262:LEU:HD22	1:B:266:ALA:CB	2.19	0.71
1:B:411:VAL:O	1:B:438:ILE:CD1	2.39	0.71
1:B:194:ASN:ND2	1:B:790:TYR:CD2	2.59	0.71
1:B:987:MET:O	1:B:990:VAL:HB	1.90	0.71
1:C:262:LEU:HD23	1:C:268:ILE:HD11	1.73	0.71
1:A:578:LEU:HD12	1:A:587:THR:CB	2.21	0.71
1:B:104:GLN:HG3	1:B:105:VAL:H	1.56	0.71
1:B:309:GLU:O	1:B:311:ALA:N	2.23	0.71
1:B:896:SER:HA	1:B:899:PHE:HD2	1.54	0.71
1:B:973:ARG:H	1:B:973:ARG:HD2	1.54	0.71
1:C:184:MET:CE	1:C:184:MET:HA	2.21	0.71
1:C:463:THR:CG2	1:C:464:GLY:N	2.52	0.71
1:C:375:VAL:CG2	1:C:484:VAL:HG21	2.21	0.71
1:C:414:GLU:CD	1:C:977:MET:HG3	2.10	0.71
1:A:268:ILE:HD13	1:A:268:ILE:N	2.05	0.71
1:A:104:GLN:NE2	1:B:109:ASN:CB	2.54	0.71
1:B:119:PRO:HB2	1:B:122:VAL:CG2	2.13	0.71
1:B:578:LEU:HB2	1:B:623:ASN:HB2	1.73	0.71
1:C:159:ALA:O	1:C:161:ASN:N	2.24	0.71
1:C:449:LEU:HB2	1:C:478:MET:HE3	1.72	0.71
1:C:564:LEU:HD22	1:C:671:ILE:HD12	1.72	0.71
1:C:197:GLN:HA	1:C:798:MET:CE	2.20	0.71
1:C:717:ARG:HH21	1:C:828:LEU:HD23	1.55	0.71
1:C:904:VAL:O	1:C:906:PRO:CD	2.39	0.71
1:A:578:LEU:CD1	1:A:587:THR:HA	2.20	0.71
1:A:832:ALA:O	1:A:835:LYS:N	2.23	0.71
1:B:372:VAL:CG1	1:B:373:PRO:CD	2.68	0.71
1:B:489:THR:N	1:B:490:PRO:HD2	2.04	0.71
1:C:158:VAL:CG1	1:C:158:VAL:C	2.59	0.71
1:C:657:GLN:HE21	1:C:657:GLN:CA	1.97	0.71
1:C:658:ILE:N	1:C:658:ILE:HD13	2.00	0.71
1:C:181:GLN:OE1	1:C:767:ARG:NH1	2.24	0.71
1:A:6:ILE:HG21	1:A:431:THR:CG2	2.21	0.71

Continued on next page...

Continued from previous page...

Atom-1	Atom-2	Interatomic distance (Å)	Clash overlap (Å)
1:C:158:VAL:HG11	1:C:177:LEU:HD21	1.71	0.71
1:C:577:GLN:H	1:C:577:GLN:HE21	1.37	0.71
1:C:790:TYR:CD1	1:C:800:PRO:CB	2.73	0.71
1:C:972:LEU:H	1:C:974:PRO:CD	2.03	0.71
1:C:997:SER:O	1:C:999:ALA:N	2.24	0.71
1:A:615:PHE:O	1:A:615:PHE:CD1	2.44	0.70
1:A:817:GLU:O	1:A:818:ARG:CB	2.37	0.70
1:B:117:LEU:HD12	1:B:117:LEU:N	2.04	0.70
1:B:416:VAL:HG23	1:B:434:SER:HB3	1.73	0.70
1:C:144:ASN:ND2	1:C:320:GLY:O	2.24	0.70
1:C:203:VAL:HG13	1:C:262:LEU:HD12	1.72	0.70
1:C:685:ILE:HB	1:C:856:GLY:O	1.92	0.70
1:A:819:TYR:O	1:A:820:ASN:C	2.26	0.70
1:B:467:TYR:O	1:B:470:PHE:N	2.23	0.70
1:C:138:MET:CE	1:C:306:ILE:HD13	2.21	0.70
1:C:545:TYR:CE2	1:C:1025:PHE:HE1	2.06	0.70
1:C:727:PHE:CE2	1:C:783:PRO:HB3	2.25	0.70
1:A:49:TYR:HE2	1:A:121:GLU:HG2	1.56	0.70
1:A:818:ARG:NE	1:A:818:ARG:CB	2.53	0.70
1:C:105:VAL:HG12	1:C:106:GLN:N	2.04	0.70
1:C:166:ILE:CG2	1:C:166:ILE:HB	2.13	0.70
1:A:344:LEU:CD2	1:A:402:ILE:CD1	2.67	0.70
1:A:896:SER:OG	1:A:897:ILE:HD12	1.90	0.70
1:C:168:ARG:C	1:C:169:THR:CA	2.59	0.70
1:C:195:LYS:CG	1:C:196:PHE:N	2.45	0.70
1:C:641:GLU:O	1:C:650:ARG:NH2	2.24	0.70
1:C:790:TYR:HD1	1:C:800:PRO:CB	2.04	0.70
1:A:171:GLY:C	1:A:294:ALA:HB2	2.12	0.70
1:A:44:THR:HG22	1:A:45:ILE:N	2.00	0.70
1:A:731:ILE:CG2	1:A:746:ILE:HD12	2.22	0.70
1:A:739:LEU:CD2	1:A:739:LEU:N	2.55	0.70
1:B:372:VAL:HG13	1:B:402:ILE:CD1	2.21	0.70
1:C:119:PRO:O	1:C:121:GLU:N	2.24	0.70
1:C:200:PRO:O	1:C:203:VAL:N	2.25	0.70
1:C:657:GLN:O	1:C:659:LYS:N	2.20	0.70
1:C:99:ASP:O	1:C:100:ALA:C	2.19	0.70
1:A:527:TYR:CE2	1:A:972:LEU:HD13	2.26	0.70
1:A:60:THR:O	1:A:60:THR:HG22	1.92	0.70
1:A:733:GLN:HE22	1:A:743:ILE:CG2	2.05	0.70
1:B:690:LEU:HD13	1:B:694:LYS:HG3	1.73	0.70
1:B:686:ASP:HB3	1:B:823:PRO:O	1.91	0.70

Continued on next page...

Continued from previous page...

Atom-1	Atom-2	Interatomic distance (Å)	Clash overlap (Å)
1:C:244:GLU:O	1:C:248:LYS:HG3	1.91	0.70
1:C:830:GLN:HG2	1:C:832:ALA:H	1.55	0.70
1:A:426:PRO:HG2	1:A:428:LYS:HB2	1.73	0.70
1:A:823:PRO:C	1:A:824:SER:OG	2.30	0.70
1:B:837:THR:O	1:B:841:MET:HG3	1.90	0.70
1:C:463:THR:HG22	1:C:464:GLY:H	1.54	0.70
1:C:775:SER:O	1:C:776:GLU:O	2.10	0.70
1:A:905:VAL:HG13	1:A:935:ILE:HD13	1.74	0.70
1:B:250:LEU:HG	1:B:251:LEU:N	2.04	0.70
1:B:341:VAL:HG13	1:B:341:VAL:O	1.92	0.70
1:B:750:LEU:CD2	1:B:750:LEU:O	2.40	0.70
1:B:895:TRP:O	1:B:899:PHE:CE2	2.41	0.70
1:C:203:VAL:O	1:C:206:ALA:HB3	1.92	0.70
1:C:279:ALA:HB1	1:C:612:VAL:HG22	1.74	0.70
1:C:375:VAL:HG22	1:C:484:VAL:CG2	2.22	0.70
1:C:375:VAL:O	1:C:376:LEU:O	2.10	0.70
1:A:733:GLN:HE22	1:A:743:ILE:HG23	1.57	0.70
1:A:818:ARG:HA	1:A:819:TYR:N	2.07	0.70
1:C:141:GLY:H	1:C:326:PRO:HD2	1.55	0.70
1:C:199:THR:OG1	1:C:201:VAL:HG23	1.91	0.70
1:C:978:THR:O	1:C:981:ALA:N	2.20	0.70
1:A:388:PHE:O	1:A:389:SER:HB3	1.92	0.70
1:A:952:LEU:HD12	1:A:963:ALA:HA	1.74	0.70
1:B:187:TRP:CH2	1:B:774:MET:CE	2.74	0.70
1:B:183:ALA:HB2	1:B:272:GLY:O	1.91	0.70
1:C:27:ILE:HG12	1:C:380:PHE:CD2	2.26	0.70
1:C:400:LEU:HD23	1:C:400:LEU:H	1.55	0.70
1:C:829:GLY:O	1:C:830:GLN:HB2	1.92	0.70
1:C:845:GLU:HG2	1:C:859:TRP:HH2	1.56	0.70
1:A:281:PHE:CE1	1:A:608:SER:HB2	2.26	0.69
1:A:596:HIS:C	1:A:598:TYR:H	1.94	0.69
1:A:447:MET:CG	1:A:887:CYS:SG	2.79	0.69
1:B:277:ILE:O	1:B:277:ILE:HG22	1.91	0.69
1:B:404:LEU:HD23	1:B:449:LEU:HD13	1.74	0.69
1:B:469:GLN:O	1:B:472:ILE:HG22	1.92	0.69
1:C:23:GLY:HA3	1:C:377:LEU:O	1.92	0.69
1:C:69:MET:HE1	1:C:92:LEU:CD2	2.16	0.69
1:B:750:LEU:O	1:B:750:LEU:HD23	1.92	0.69
1:B:881:LEU:O	1:B:883:VAL:N	2.25	0.69
1:B:923:ASN:OD1	1:B:923:ASN:O	2.10	0.69
1:C:210:GLN:HB2	1:C:249:ILE:HG12	1.72	0.69

Continued on next page...

Continued from previous page...

Atom-1	Atom-2	Interatomic distance (Å)	Clash overlap (Å)
1:C:413:VAL:CG1	1:C:414:GLU:N	2.55	0.69
1:C:790:TYR:CE1	1:C:800:PRO:HB3	2.27	0.69
1:A:118:LEU:CD1	1:A:118:LEU:CD2	2.70	0.69
1:A:180:SER:O	1:A:181:GLN:HB3	1.92	0.69
1:A:355:MET:SD	1:A:410:ILE:CG2	2.80	0.69
1:A:927:PHE:HD2	1:A:928:GLN:N	1.90	0.69
1:B:531:VAL:O	1:B:535:LEU:HD12	1.93	0.69
1:B:199:THR:HG22	1:B:749:THR:HG21	1.73	0.69
1:B:972:LEU:CD1	1:B:976:LEU:CD2	2.70	0.69
1:C:545:TYR:CE1	1:C:1021:PHE:HD2	2.10	0.69
1:C:27:ILE:CG1	1:C:380:PHE:CD2	2.76	0.69
1:C:380:PHE:H	1:C:380:PHE:HD1	1.40	0.69
1:A:72:ILE:HD12	1:A:72:ILE:H	1.57	0.69
1:B:1024:VAL:O	1:B:1028:VAL:HG23	1.92	0.69
1:B:572:PHE:HB2	1:B:666:PHE:O	1.92	0.69
1:B:987:MET:HE2	1:B:987:MET:HA	1.72	0.69
1:C:350:LEU:HD13	1:C:984:LEU:HD12	1.73	0.69
1:C:535:LEU:HD23	1:C:535:LEU:H	1.57	0.69
1:A:1019:ILE:CG1	1:A:1020:PHE:CE2	2.76	0.69
1:B:293:LEU:HD22	1:B:294:ALA:H	1.55	0.69
1:B:340:VAL:HG11	1:B:395:MET:CB	2.20	0.69
1:B:463:THR:HG21	1:B:869:SER:CB	2.07	0.69
1:B:638:PRO:HD2	1:B:642:ASN:ND2	2.07	0.69
1:C:595:THR:HG23	1:C:609:VAL:HG12	1.73	0.69
1:A:991:ILE:CD1	1:A:1004:GLY:HA3	2.21	0.69
1:A:425:LEU:HB3	1:A:426:PRO:HD2	1.73	0.69
1:A:420:MET:HE1	1:A:498:LYS:O	1.92	0.69
1:A:865:GLN:HE21	1:A:865:GLN:HA	1.58	0.69
1:A:936:GLY:O	1:A:937:LEU:C	2.31	0.69
1:B:350:LEU:CD1	1:B:984:LEU:HD12	2.22	0.69
1:B:45:ILE:CD1	1:B:69:MET:CE	2.70	0.69
1:B:940:LYS:NZ	1:B:979:SER:OG	2.24	0.69
1:B:993:THR:O	1:B:993:THR:HG23	1.92	0.69
1:A:136:PHE:O	1:A:137:LEU:O	2.10	0.69
1:A:162:MET:O	1:A:165:ALA:CB	2.40	0.69
1:A:330:THR:HG22	1:A:331:PRO:HD3	1.73	0.69
1:A:445:ILE:HA	1:A:448:VAL:CG1	2.22	0.69
1:A:72:ILE:N	1:A:72:ILE:CD1	2.40	0.69
1:B:399:VAL:HA	1:B:402:ILE:HG22	1.73	0.69
1:C:375:VAL:HG13	1:C:480:LEU:CB	2.22	0.69
1:C:411:VAL:HG12	1:C:412:VAL:HG23	1.74	0.69

Continued on next page...

Continued from previous page...

Atom-1	Atom-2	Interatomic distance (Å)	Clash overlap (Å)
1:C:449:LEU:HA	1:C:452:VAL:HG23	1.74	0.69
1:A:325:TYR:CD1	1:A:325:TYR:N	2.58	0.69
1:B:932:LEU:HA	1:B:935:ILE:HD12	1.74	0.69
1:C:1024:VAL:HG12	1:C:1028:VAL:HG23	1.72	0.69
1:C:115:MET:O	1:C:118:LEU:HD13	1.91	0.69
1:C:144:ASN:HB2	1:C:321:LEU:HD12	1.74	0.69
1:C:20:MET:HG3	1:C:374:VAL:HG23	1.73	0.69
1:C:699:ARG:HG3	1:C:703:LEU:CD1	2.23	0.69
1:A:349:ILE:HG22	1:A:350:LEU:CD2	2.10	0.69
1:B:143:ILE:O	1:B:322:LYS:N	2.22	0.69
1:B:973:ARG:N	1:B:973:ARG:HD2	2.08	0.69
1:C:741:VAL:CG1	1:C:791:VAL:HG11	2.22	0.69
1:C:943:ILE:HG22	1:C:943:ILE:O	1.93	0.69
1:A:1013:THR:C	1:A:1015:THR:H	1.96	0.69
1:A:118:LEU:HD22	1:A:119:PRO:HD3	1.75	0.69
1:A:54:ALA:HB1	1:A:816:LEU:HG	1.75	0.69
1:A:615:PHE:O	1:A:617:PHE:N	2.25	0.69
1:A:753:ALA:HB3	1:A:754:TRP:CD1	2.27	0.69
1:A:843:LEU:O	1:A:843:LEU:HD22	1.93	0.69
1:B:278:ILE:HD13	1:B:584:GLN:NE2	2.08	0.69
1:B:365:THR:O	1:B:368:PRO:HD2	1.93	0.69
1:B:427:PRO:C	1:B:429:GLU:H	1.96	0.69
1:B:873:ALA:HB1	1:B:877:TYR:CE2	2.28	0.69
1:C:115:MET:N	1:C:116:PRO:CD	2.55	0.69
1:C:339:GLU:OE2	1:C:339:GLU:HA	1.93	0.69
1:C:762:PHE:CD1	1:C:762:PHE:C	2.66	0.69
1:C:87:THR:CG2	1:C:87:THR:HB	2.15	0.69
1:A:818:ARG:HB2	1:A:823:PRO:CA	2.23	0.69
1:A:45:ILE:HG21	1:A:90:ILE:HD12	1.75	0.69
1:C:218:GLN:CB	1:C:233:SER:HA	2.17	0.69
1:C:380:PHE:O	1:C:383:LEU:HB2	1.92	0.69
1:C:711:ASP:OD2	1:C:712:MET:N	2.25	0.69
1:B:426:PRO:CB	1:B:430:ALA:HB3	2.23	0.68
1:B:527:TYR:CD1	1:B:527:TYR:N	2.61	0.68
1:C:326:PRO:O	1:C:327:TYR:C	2.31	0.68
1:C:873:ALA:O	1:C:877:TYR:N	2.25	0.68
1:A:100:ALA:HB1	1:A:131:LYS:CE	2.20	0.68
1:A:107:VAL:HG11	1:A:129:VAL:HG13	1.75	0.68
1:A:493:CYS:O	1:A:497:LEU:HB2	1.94	0.68
1:A:650:ARG:HG3	1:A:650:ARG:NH1	2.07	0.68
1:A:709:HIS:H	1:A:710:PRO:CD	2.07	0.68

Continued on next page...

Continued from previous page...

Atom-1	Atom-2	Interatomic distance (Å)	Clash overlap (Å)
1:A:758:TYR:CD1	1:A:758:TYR:C	2.66	0.68
1:B:49:TYR:CD2	1:B:122:VAL:CA	2.64	0.68
1:B:5:PHE:O	1:B:491:ALA:CB	2.28	0.68
1:C:989:LEU:HB3	1:C:1000:GLN:O	1.93	0.68
1:C:102:ILE:O	1:C:105:VAL:N	2.27	0.68
1:C:165:ALA:O	1:C:169:THR:HB	1.93	0.68
1:C:341:VAL:O	1:C:345:VAL:HG13	1.93	0.68
1:C:948:PHE:H	1:C:948:PHE:HD1	1.41	0.68
1:A:912:ALA:N	1:A:1010:GLY:HA2	2.08	0.68
1:A:43:VAL:HG11	1:A:107:VAL:CG2	2.23	0.68
1:A:355:MET:HE1	1:A:410:ILE:HG21	1.74	0.68
1:A:413:VAL:HG12	1:A:493:CYS:SG	2.33	0.68
1:A:709:HIS:H	1:A:710:PRO:HD3	1.58	0.68
1:B:646:ALA:O	1:B:648:THR:N	2.25	0.68
1:B:785:ASP:O	1:B:786:ILE:C	2.30	0.68
1:C:1022:VAL:HA	1:C:1025:PHE:CD2	2.29	0.68
1:C:470:PHE:O	1:C:471:SER:C	2.30	0.68
1:A:72:ILE:HD12	1:A:72:ILE:N	2.06	0.68
1:B:192:GLU:HG3	1:B:265:VAL:HA	1.76	0.68
1:B:471:SER:O	1:B:472:ILE:C	2.31	0.68
1:B:646:ALA:O	1:B:649:MET:N	2.25	0.68
1:C:158:VAL:HG12	1:C:159:ALA:N	2.08	0.68
1:C:15:ILE:O	1:C:16:ALA:C	2.32	0.68
1:C:20:MET:CG	1:C:374:VAL:HG23	2.23	0.68
1:C:385:ALA:O	1:C:387:GLY:N	2.24	0.68
1:C:461:GLY:HA3	1:C:869:SER:HB2	1.72	0.68
1:C:979:SER:O	1:C:983:ILE:HG13	1.94	0.68
1:A:991:ILE:HD11	1:A:1004:GLY:CA	2.23	0.68
1:A:1004:GLY:O	1:A:1006:GLY:N	2.26	0.68
1:A:105:VAL:HA	1:B:109:ASN:HD21	1.58	0.68
1:A:615:PHE:CE1	2:A:2002:DM2:O19	2.47	0.68
1:A:475:VAL:HG12	1:A:476:SER:N	2.06	0.68
1:A:544:LEU:HA	1:A:547:ILE:HD13	1.74	0.68
1:A:600:THR:HG22	1:A:601:LYS:N	2.09	0.68
1:A:68:ASN:CB	1:A:68:ASN:C	2.62	0.68
1:B:14:VAL:HG21	1:C:886:LEU:O	1.92	0.68
1:B:136:PHE:CD2	1:B:290:GLY:O	2.40	0.68
1:B:563:PHE:HB2	1:B:866:GLU:HG2	1.74	0.68
1:B:564:LEU:HB3	1:B:565:PRO:CD	2.20	0.68
1:B:602:GLU:C	1:B:604:ASN:N	2.47	0.68
1:C:797:GLN:NE2	1:C:797:GLN:HA	2.07	0.68

Continued on next page...

Continued from previous page...

Atom-1	Atom-2	Interatomic distance (Å)	Clash overlap (Å)
1:C:155:SER:OG	1:C:179:GLY:HA3	1.92	0.68
1:C:741:VAL:HG12	1:C:791:VAL:CG1	2.23	0.68
1:C:893:GLU:HG3	1:C:893:GLU:O	1.94	0.68
1:A:1020:PHE:O	1:A:1023:PRO:HD2	1.94	0.68
1:A:186:ILE:CG2	1:A:773:VAL:HG23	2.24	0.68
1:A:188:MET:SD	1:A:200:PRO:HB3	2.34	0.68
1:A:38:ILE:O	1:A:462:SER:HA	1.94	0.68
1:A:53:ASP:CG	1:A:56:THR:HB	2.12	0.68
1:A:646:ALA:O	1:A:650:ARG:NH1	2.26	0.68
1:A:685:ILE:HD13	1:A:857:TYR:N	2.09	0.68
1:B:1029:VAL:C	1:B:1031:ARG:H	1.97	0.68
1:B:456:MET:HB2	1:B:467:TYR:HD2	1.59	0.68
1:B:764:ASP:OD1	1:B:765:ARG:NH1	2.26	0.68
1:C:115:MET:N	1:C:116:PRO:HD3	2.08	0.68
1:C:337:ILE:CD1	1:C:391:ASN:HA	2.22	0.68
1:B:136:PHE:HE1	1:B:617:PHE:CE1	2.10	0.68
1:B:775:SER:O	1:B:780:ARG:NE	2.24	0.68
1:B:78:MET:H	1:B:820:ASN:ND2	1.92	0.68
1:B:904:VAL:HG13	1:B:907:LEU:CD1	2.16	0.68
1:A:780:ARG:NH2	1:C:223:PRO:O	2.26	0.68
1:C:254:ASN:O	1:C:257:GLY:N	2.27	0.68
1:C:266:ALA:C	1:C:267:LYS:O	2.22	0.68
1:C:409:ALA:O	1:C:410:ILE:O	2.11	0.68
1:C:51:GLY:O	1:C:52:ALA:O	2.11	0.68
1:A:391:ASN:H	1:A:394:THR:HG22	1.58	0.68
1:A:447:MET:HB3	1:A:887:CYS:HG	1.59	0.68
1:A:596:HIS:O	1:A:598:TYR:N	2.26	0.68
1:A:691:GLY:O	1:A:694:LYS:N	2.27	0.68
1:B:119:PRO:O	1:B:122:VAL:HB	1.94	0.68
1:B:14:VAL:HG11	1:C:890:ALA:CB	2.17	0.68
1:B:219:LEU:HD23	1:B:234:ILE:CD1	2.24	0.68
1:B:245:GLU:HA	1:B:248:LYS:HG2	1.75	0.68
1:B:943:ILE:O	1:B:947:GLU:HB3	1.93	0.68
1:C:4:PHE:HB3	1:C:8:ARG:HH22	1.58	0.68
1:C:452:VAL:HG11	1:C:935:ILE:HG22	1.75	0.68
1:C:528:THR:CG2	1:C:969:ARG:HB3	2.24	0.68
1:A:60:THR:HG22	1:A:119:PRO:HG3	1.73	0.68
1:B:49:TYR:CE2	1:B:125:GLN:HB3	2.26	0.68
1:B:901:VAL:HG11	1:B:943:ILE:HD12	1.76	0.68
1:B:972:LEU:HD13	1:B:976:LEU:HG	1.74	0.68
1:C:152:GLU:HB2	1:C:182:TYR:OH	1.93	0.68

Continued on next page...

Continued from previous page...

Atom-1	Atom-2	Interatomic distance (Å)	Clash overlap (Å)
1:C:65:ILE:CG2	1:C:65:ILE:HD12	2.23	0.68
1:A:1015:THR:O	1:A:1018:ALA:N	2.28	0.67
1:A:582:ALA:HB3	1:A:623:ASN:HA	1.75	0.67
1:A:737:GLN:NE2	1:C:250:LEU:HG	2.09	0.67
1:C:466:ILE:N	1:C:466:ILE:HD13	2.07	0.67
1:C:762:PHE:HE1	1:C:764:ASP:N	1.91	0.67
1:C:819:TYR:HH	1:C:860:THR:HG23	1.57	0.67
1:B:128:SER:O	1:B:129:VAL:CG2	2.43	0.67
1:B:150:THR:H	1:B:153:ASP:CB	2.04	0.67
1:B:658:ILE:HG22	1:B:658:ILE:O	1.94	0.67
1:B:45:ILE:HD11	1:B:69:MET:CE	2.24	0.67
1:B:879:ILE:HG22	1:B:880:SER:N	2.08	0.67
1:C:102:ILE:CG2	1:C:103:ALA:H	1.87	0.67
1:C:376:LEU:O	1:C:379:THR:N	2.27	0.67
1:C:988:PRO:O	1:C:990:VAL:N	2.27	0.67
1:B:1029:VAL:O	1:B:1031:ARG:N	2.28	0.67
1:B:465:ALA:H	1:B:468:ARG:HD2	1.58	0.67
1:B:764:ASP:HB3	1:B:769:LYS:HD3	1.77	0.67
1:C:141:GLY:HA3	1:C:324:VAL:HG22	1.77	0.67
1:C:44:THR:HA	1:C:91:THR:HA	1.76	0.67
1:C:948:PHE:O	1:C:952:LEU:HG	1.94	0.67
1:B:695:LEU:CD2	1:B:825:MET:HG3	2.25	0.67
1:C:289:LEU:CD1	1:C:289:LEU:H	1.93	0.67
1:C:588:GLN:HA	1:C:588:GLN:OE1	1.93	0.67
1:C:596:HIS:O	1:C:597:TYR:C	2.32	0.67
1:C:648:THR:O	1:C:651:ALA:HB3	1.93	0.67
1:C:898:PRO:HA	1:C:901:VAL:HG23	1.77	0.67
1:C:986:VAL:CG1	1:C:986:VAL:O	2.42	0.67
1:A:108:GLN:HA	1:A:111:LEU:HB2	1.76	0.67
1:A:171:GLY:O	1:A:172:VAL:C	2.32	0.67
1:A:324:VAL:HG12	1:A:325:TYR:H	1.59	0.67
1:B:150:THR:O	1:B:151:GLN:C	2.32	0.67
1:B:372:VAL:CB	1:B:373:PRO:HD2	2.25	0.67
1:B:902:MET:O	1:B:905:VAL:HG23	1.94	0.67
1:B:916:ALA:C	1:B:918:PHE:N	2.41	0.67
1:C:548:ILE:CD1	1:C:1017:LEU:HD11	2.23	0.67
1:C:45:ILE:CG2	1:C:111:LEU:HD22	2.23	0.67
1:A:1011:MET:CE	1:A:1011:MET:HA	2.24	0.67
1:A:156:ASP:OD1	1:A:182:TYR:CD2	2.48	0.67
1:A:78:MET:O	1:A:820:ASN:HA	1.94	0.67
1:B:194:ASN:HB2	1:B:798:MET:HG3	1.77	0.67

Continued on next page...

Continued from previous page...

Atom-1	Atom-2	Interatomic distance (Å)	Clash overlap (Å)
1:B:395:MET:O	1:B:396:PHE:O	2.13	0.67
1:B:557:VAL:O	1:B:558:ARG:HG3	1.95	0.67
1:B:646:ALA:O	1:B:647:ILE:C	2.32	0.67
1:B:75:LEU:HA	1:B:94:PHE:CD1	2.30	0.67
1:C:102:ILE:HG23	1:C:106:GLN:CG	2.24	0.67
1:C:668:LEU:H	1:C:668:LEU:HD23	1.58	0.67
1:B:228:GLN:HE22	1:C:782:LEU:HD23	1.59	0.67
1:A:388:PHE:HD1	1:A:388:PHE:H	1.43	0.67
1:A:402:ILE:CG2	1:A:403:GLY:N	2.58	0.67
1:A:108:GLN:OE1	1:B:112:GLN:NE2	2.28	0.67
1:A:890:ALA:HB1	1:C:11:PHE:CD1	2.30	0.67
1:C:453:PHE:O	1:C:455:PRO:HD2	1.93	0.67
1:C:76:MET:HE2	1:C:95:GLU:HA	1.77	0.67
1:B:1022:VAL:HG22	1:B:1023:PRO:CD	2.25	0.67
1:B:196:PHE:CE1	1:B:260:VAL:HG13	2.30	0.67
1:B:441:ALA:HB2	1:B:947:GLU:CG	2.24	0.67
1:C:351:VAL:HG22	1:C:981:ALA:HB1	1.76	0.67
1:C:365:THR:O	1:C:367:ILE:N	2.27	0.67
1:C:3:ASN:ND2	1:C:432:ARG:HG3	2.09	0.67
1:C:586:ARG:HG2	1:C:586:ARG:O	1.92	0.67
1:C:74:ASN:HB3	1:C:95:GLU:HB2	1.76	0.67
1:A:153:ASP:OD1	1:A:153:ASP:N	2.28	0.67
1:A:375:VAL:CG2	1:A:484:VAL:HG13	2.23	0.67
1:A:495:THR:O	1:A:495:THR:CG2	2.41	0.67
1:A:785:ASP:C	1:A:787:GLY:N	2.46	0.67
1:A:800:PRO:O	1:A:803:ALA:CB	2.42	0.67
1:A:893:GLU:CG	1:C:10:ILE:HD13	2.24	0.67
1:B:176:GLN:HE21	1:B:177:LEU:N	1.93	0.67
1:B:49:TYR:CG	1:B:122:VAL:HG22	2.29	0.67
1:B:765:ARG:HH11	1:B:765:ARG:HB2	1.60	0.67
1:C:161:ASN:C	1:C:162:MET:CG	2.62	0.67
1:C:450:SER:H	1:C:478:MET:CE	2.08	0.67
1:C:983:ILE:HG12	1:C:1011:MET:HB3	1.76	0.67
1:A:56:THR:O	1:A:60:THR:OG1	2.12	0.67
1:A:592:ASN:O	1:A:595:THR:HB	1.95	0.67
1:A:717:ARG:HH12	1:A:828:LEU:CD1	2.07	0.67
1:B:193:LEU:O	1:B:196:PHE:N	2.28	0.67
1:B:601:LYS:C	1:B:603:LYS:H	1.96	0.67
1:B:62:THR:CG2	1:B:88:VAL:HG11	2.25	0.67
1:C:545:TYR:CZ	1:C:1021:PHE:CD2	2.83	0.67
1:A:329:THR:HG23	1:A:329:THR:O	1.93	0.66

Continued on next page...

Continued from previous page...

Atom-1	Atom-2	Interatomic distance (Å)	Clash overlap (Å)
1:A:54:ALA:O	1:A:57:VAL:N	2.20	0.66
1:A:659:LYS:HG2	1:A:660:ASP:OD1	1.94	0.66
1:A:949:ALA:O	1:A:953:MET:HG3	1.95	0.66
1:C:145:THR:HG22	1:C:146:ASP:N	2.10	0.66
1:C:324:VAL:CG2	1:C:325:TYR:N	2.54	0.66
1:C:605:ASN:HB3	1:C:637:ARG:HD3	1.77	0.66
1:B:228:GLN:CB	1:C:781:MET:HE3	2.24	0.66
1:C:807:SER:OG	1:C:807:SER:O	2.12	0.66
1:C:679:GLY:CA	1:C:830:GLN:HA	2.24	0.66
1:C:914:LEU:O	1:C:918:PHE:HB2	1.94	0.66
1:A:72:ILE:CG2	1:A:106:GLN:NE2	2.32	0.66
1:A:196:PHE:O	1:A:197:GLN:HB2	1.94	0.66
1:A:873:ALA:HB3	1:A:874:PRO:CD	2.19	0.66
1:A:560:PRO:O	1:A:923:ASN:N	2.29	0.66
1:A:234:ILE:O	1:B:52:ALA:HB1	1.95	0.66
1:B:47:ALA:HB3	1:B:88:VAL:HB	1.76	0.66
1:B:912:ALA:C	1:B:914:LEU:N	2.43	0.66
1:C:20:MET:CG	1:C:374:VAL:CG2	2.74	0.66
1:B:572:PHE:HZ	1:B:598:TYR:HE1	1.43	0.66
1:A:886:LEU:CD2	1:C:17:ILE:HG22	2.25	0.66
1:C:322:LYS:HG2	1:C:323:ILE:O	1.95	0.66
1:C:606:VAL:HG12	1:C:606:VAL:O	1.94	0.66
1:A:893:GLU:OE1	1:C:8:ARG:HB3	1.95	0.66
1:A:152:GLU:N	1:A:152:GLU:CD	2.46	0.66
1:A:927:PHE:C	1:A:927:PHE:HD2	1.96	0.66
1:B:754:TRP:HZ2	1:B:786:ILE:HA	1.60	0.66
1:B:912:ALA:O	1:B:914:LEU:N	2.28	0.66
1:B:90:ILE:CG2	1:B:91:THR:N	2.58	0.66
1:B:940:LYS:O	1:B:944:LEU:HD12	1.95	0.66
1:C:241:THR:OG1	1:C:241:THR:O	2.10	0.66
1:C:244:GLU:CA	1:C:263:ARG:HH22	2.09	0.66
1:C:278:ILE:HG22	1:C:278:ILE:O	1.85	0.66
1:C:746:ILE:HG21	1:C:804:PHE:CE1	2.30	0.66
1:C:527:TYR:CD2	1:C:972:LEU:HD13	2.29	0.66
1:A:301:ASP:O	1:A:304:ALA:HB3	1.95	0.66
1:A:697:GLN:O	1:A:698:ALA:C	2.34	0.66
1:A:875:SER:O	1:A:879:ILE:HD13	1.95	0.66
1:B:45:ILE:CD1	1:B:69:MET:HE2	2.24	0.66
1:B:638:PRO:HD2	1:B:642:ASN:HD22	1.61	0.66
1:C:425:LEU:H	1:C:426:PRO:HD3	1.61	0.66
1:C:35:TYR:CD2	1:C:671:ILE:HG12	2.31	0.66

Continued on next page...

Continued from previous page...

Atom-1	Atom-2	Interatomic distance (Å)	Clash overlap (Å)
1:C:721:LEU:HD11	1:C:815:ARG:O	1.96	0.66
1:A:199:THR:HB	1:A:200:PRO:HD2	1.78	0.66
1:B:946:VAL:CG2	1:B:1026:PHE:CE1	2.70	0.66
1:B:669:PRO:HB2	1:B:862:MET:CE	2.25	0.66
1:C:143:ILE:HD13	1:C:144:ASN:N	2.07	0.66
1:C:407:ASP:OD2	1:C:940:LYS:HD3	1.96	0.66
1:A:240:LEU:H	1:A:240:LEU:HD23	1.60	0.66
1:A:298:ASN:O	1:A:300:LEU:N	2.28	0.66
1:A:472:ILE:N	1:A:472:ILE:HD12	2.11	0.66
1:A:558:ARG:O	1:A:560:PRO:HD3	1.96	0.66
1:A:691:GLY:O	1:A:692:HIS:C	2.34	0.66
1:A:893:GLU:HG3	1:C:10:ILE:HB	1.78	0.66
1:B:254:ASN:HB2	1:B:258:SER:OG	1.95	0.66
1:B:759:VAL:HB	1:B:771:VAL:O	1.96	0.66
1:C:78:MET:HE3	1:C:92:LEU:HD23	1.77	0.66
1:A:447:MET:O	1:A:448:VAL:C	2.33	0.66
1:A:705:GLU:CG	1:A:847:LEU:HD13	2.26	0.66
1:A:894:SER:HB2	1:A:897:ILE:CD1	2.25	0.66
1:B:17:ILE:HA	1:B:20:MET:HG3	1.77	0.66
1:B:24:GLY:O	1:B:27:ILE:HB	1.96	0.66
1:B:280:GLU:HG2	1:B:611:ALA:HB3	1.78	0.66
1:C:142:VAL:HB	1:C:287:SER:O	1.95	0.66
1:A:961:ILE:HG12	1:A:1027:VAL:HG11	1.77	0.66
1:A:314:GLU:H	1:A:315:PRO:CD	2.09	0.66
1:A:456:MET:HE3	1:A:471:SER:HB2	1.78	0.66
1:A:609:VAL:HG23	1:A:609:VAL:O	1.96	0.66
1:C:204:ILE:O	1:C:206:ALA:N	2.29	0.66
1:C:137:LEU:HG	1:C:293:LEU:HG	1.77	0.66
1:A:562:SER:HG	1:A:563:PHE:H	1.40	0.66
1:A:681:ASP:O	1:A:859:TRP:CE3	2.49	0.66
1:C:578:LEU:HA	1:C:661:ALA:HB1	1.76	0.66
1:C:729:ILE:HG22	1:C:729:ILE:O	1.95	0.66
1:A:250:LEU:CD1	1:B:734:GLU:HB3	2.25	0.65
1:A:568:ASP:OD2	1:A:644:VAL:HG23	1.96	0.65
1:A:200:PRO:HG2	1:A:749:THR:HA	1.78	0.65
1:A:821:GLY:CA	1:C:168:ARG:NH1	2.59	0.65
1:B:177:LEU:CD1	1:B:178:PHE:N	2.54	0.65
1:B:250:LEU:HD11	1:B:253:VAL:HG22	1.77	0.65
1:B:160:ALA:HB1	1:B:767:ARG:CD	2.27	0.65
1:B:92:LEU:N	1:B:92:LEU:CD2	2.58	0.65
1:B:74:ASN:ND2	1:B:98:THR:CB	2.54	0.65

Continued on next page...

Continued from previous page...

Atom-1	Atom-2	Interatomic distance (Å)	Clash overlap (Å)
1:C:663:VAL:O	1:C:664:PHE:HD2	1.79	0.65
1:C:441:ALA:HB2	1:C:947:GLU:OE2	1.95	0.65
1:A:348:ILE:O	1:A:349:ILE:C	2.34	0.65
1:A:681:ASP:O	1:A:859:TRP:HE3	1.79	0.65
1:A:66:GLU:CD	1:A:818:ARG:HD3	2.15	0.65
1:A:889:ALA:HB2	1:A:898:PRO:HG3	1.78	0.65
1:B:331:PRO:CG	1:B:332:PHE:N	2.59	0.65
1:B:393:LEU:CD1	1:B:466:ILE:HG22	2.27	0.65
1:B:651:ALA:O	1:B:655:PHE:CD2	2.49	0.65
1:C:200:PRO:O	1:C:202:ASP:N	2.28	0.65
1:C:314:GLU:HG2	1:C:317:PHE:HZ	1.60	0.65
1:A:110:LYS:NZ	1:A:110:LYS:HD2	2.10	0.65
1:A:221:GLY:N	1:B:622:GLN:HE22	1.93	0.65
1:B:112:GLN:O	1:B:116:PRO:HD3	1.95	0.65
1:B:578:LEU:O	1:B:623:ASN:ND2	2.28	0.65
1:B:753:ALA:O	1:B:780:ARG:HD3	1.95	0.65
1:B:888:LEU:HB2	1:B:898:PRO:HG3	1.78	0.65
1:A:886:LEU:HD23	1:C:17:ILE:HG22	1.78	0.65
1:A:858:ASP:OD1	1:C:312:LYS:HE2	1.97	0.65
1:C:30:LEU:HD23	1:C:384:ALA:HB2	1.70	0.65
1:A:208:LYS:CE	1:A:759:VAL:HG13	2.26	0.65
1:A:225:VAL:C	1:A:226:LYS:O	2.33	0.65
1:A:367:ILE:HG12	1:A:493:CYS:CB	2.23	0.65
1:A:740:GLY:O	1:A:794:ALA:N	2.29	0.65
1:A:108:GLN:CD	1:B:112:GLN:CD	2.55	0.65
1:B:896:SER:HA	1:B:899:PHE:CD2	2.31	0.65
1:C:699:ARG:HG3	1:C:703:LEU:HD11	1.78	0.65
1:C:817:GLU:O	1:C:818:ARG:CG	2.44	0.65
1:A:79:SER:C	1:A:79:SER:HA	2.10	0.65
1:A:923:ASN:OD1	1:A:928:GLN:NE2	2.29	0.65
1:C:294:ALA:O	1:C:295:THR:C	2.34	0.65
1:C:39:ALA:HB2	1:C:673:GLU:HG3	1.79	0.65
1:C:829:GLY:O	1:C:830:GLN:CB	2.44	0.65
1:A:993:THR:CG2	1:A:1000:GLN:OE1	2.33	0.65
1:A:155:SER:CB	1:A:179:GLY:HA3	2.26	0.65
1:A:186:ILE:O	1:A:186:ILE:HG22	1.97	0.65
1:A:778:LYS:CB	1:A:779:TYR:CE1	2.80	0.65
1:A:965:LEU:C	1:A:969:ARG:HG3	2.15	0.65
1:B:941:ASN:ND2	1:B:1015:THR:HA	2.11	0.65
1:B:775:SER:CB	1:B:780:ARG:HD3	2.24	0.65
1:B:859:TRP:HB3	1:B:863:SER:HB3	1.79	0.65

Continued on next page...

Continued from previous page...

Atom-1	Atom-2	Interatomic distance (Å)	Clash overlap (Å)
1:C:216:ALA:HB3	1:C:234:ILE:O	1.96	0.65
1:C:259:ARG:HB2	1:C:259:ARG:NH1	2.12	0.65
1:C:576:VAL:HG12	1:C:663:VAL:HG22	1.78	0.65
1:C:609:VAL:HG22	1:C:629:VAL:HG22	1.78	0.65
1:A:190:PRO:HD3	1:A:789:TRP:CZ2	2.32	0.65
1:A:513:PHE:HA	1:A:516:PHE:HD2	1.61	0.65
1:A:563:PHE:C	1:A:564:LEU:HD13	2.16	0.65
1:A:926:TYR:CD1	1:A:999:ALA:CB	2.79	0.65
1:B:120:GLN:HG2	1:B:124:GLN:HG2	1.78	0.65
1:B:246:PHE:O	1:B:262:LEU:HD12	1.97	0.65
1:A:781:MET:CE	1:C:228:GLN:CD	2.45	0.65
1:C:279:ALA:HB1	1:C:611:ALA:O	1.96	0.65
1:C:647:ILE:O	1:C:651:ALA:HB2	1.97	0.65
1:C:711:ASP:C	1:C:713:LEU:H	2.00	0.65
1:A:1011:MET:O	1:A:1012:VAL:C	2.34	0.65
1:A:960:LEU:CB	1:A:1031:ARG:HH21	2.09	0.65
1:A:72:ILE:HG23	1:A:106:GLN:HE21	0.64	0.65
1:A:355:MET:HE2	1:A:355:MET:HA	1.78	0.65
1:A:391:ASN:O	1:A:393:LEU:N	2.30	0.65
1:A:635:ALA:C	1:A:637:ARG:H	1.99	0.65
1:A:739:LEU:H	1:A:739:LEU:HD23	1.61	0.65
1:B:498:LYS:HB3	1:B:498:LYS:NZ	2.12	0.65
1:B:531:VAL:C	1:B:535:LEU:HD12	2.18	0.65
1:B:351:VAL:HG11	1:B:981:ALA:HB1	1.78	0.65
1:C:210:GLN:HB2	1:C:249:ILE:CG1	2.26	0.65
1:C:290:GLY:O	1:C:291:ILE:CG1	2.43	0.65
1:C:938:SER:HA	1:C:941:ASN:HD21	1.62	0.65
1:A:193:LEU:HB2	1:A:265:VAL:HG13	1.79	0.65
1:B:590:VAL:O	1:B:594:VAL:HG23	1.97	0.65
1:B:160:ALA:HB1	1:B:767:ARG:HD3	1.79	0.65
1:C:1016:VAL:HA	1:C:1019:ILE:HD11	1.79	0.65
1:C:375:VAL:O	1:C:376:LEU:C	2.35	0.65
1:C:35:TYR:HE2	1:C:392:THR:HG21	1.62	0.65
1:C:60:THR:CG2	1:C:60:THR:CA	2.70	0.65
1:C:892:TYR:CZ	1:C:946:VAL:HB	2.32	0.65
1:A:952:LEU:HD12	1:A:963:ALA:CA	2.26	0.65
1:A:966:ASP:CA	1:A:969:ARG:HB2	2.26	0.65
1:B:142:VAL:N	1:B:287:SER:O	2.29	0.65
1:B:441:ALA:O	1:B:442:LEU:C	2.32	0.65
1:B:700:ASN:C	1:B:702:LEU:H	2.01	0.65
1:C:182:TYR:HA	1:C:271:GLY:O	1.97	0.65

Continued on next page...

Continued from previous page...

Atom-1	Atom-2	Interatomic distance (Å)	Clash overlap (Å)
1:C:445:ILE:HG21	1:C:940:LYS:HE3	1.79	0.65
1:C:58:GLN:HE21	1:C:62:THR:HG21	1.62	0.65
1:C:644:VAL:CG1	1:C:667:ASN:HB2	2.27	0.65
1:C:898:PRO:O	1:C:901:VAL:HG23	1.97	0.65
1:A:300:LEU:HD13	1:A:334:LYS:HZ3	1.62	0.64
1:A:543:VAL:O	1:A:547:ILE:HD12	1.97	0.64
1:A:400:LEU:HD13	1:A:929:VAL:CG1	2.27	0.64
1:B:474:ILE:O	1:B:477:ALA:N	2.25	0.64
1:C:35:TYR:CE2	1:C:392:THR:HG21	2.33	0.64
1:C:762:PHE:CE1	1:C:763:ILE:C	2.70	0.64
1:C:987:MET:O	1:C:988:PRO:C	2.35	0.64
1:A:23:GLY:HA3	1:A:377:LEU:O	1.95	0.64
1:A:790:TYR:CE1	1:A:800:PRO:HB3	2.32	0.64
1:B:938:SER:HB2	1:B:1014:ALA:HB1	1.78	0.64
1:B:560:PRO:HB2	1:B:922:THR:HB	1.78	0.64
1:B:924:ASP:HB3	1:B:926:TYR:N	2.12	0.64
1:C:165:ALA:O	1:C:166:ILE:C	2.29	0.64
1:C:593:GLU:O	1:C:594:VAL:C	2.34	0.64
1:C:758:TYR:CD1	1:C:770:LYS:HE2	2.31	0.64
1:C:779:TYR:N	1:C:779:TYR:CD2	2.59	0.64
1:C:904:VAL:O	1:C:906:PRO:N	2.30	0.64
1:A:235:ILE:CG2	1:A:235:ILE:O	2.44	0.64
1:A:72:ILE:N	1:A:72:ILE:HD13	2.01	0.64
1:A:902:MET:C	1:A:904:VAL:H	2.01	0.64
1:B:13:TRP:HA	1:B:488:LEU:CD2	2.27	0.64
1:B:213:GLN:HG2	1:C:56:THR:HG23	1.79	0.64
1:C:994:GLY:O	1:C:997:SER:N	2.26	0.64
1:A:823:PRO:CB	1:A:823:PRO:N	2.60	0.64
1:B:213:GLN:HE21	1:B:239:ARG:HD2	1.62	0.64
1:B:55:LYS:HE3	1:B:59:ASP:OD2	1.97	0.64
1:B:878:ALA:O	1:B:882:ILE:HG12	1.98	0.64
1:C:699:ARG:O	1:C:700:ASN:C	2.32	0.64
1:A:447:MET:N	1:A:447:MET:SD	2.70	0.64
1:A:865:GLN:NE2	1:A:865:GLN:HA	2.11	0.64
1:A:901:VAL:HG13	1:A:942:ALA:HB1	1.78	0.64
1:B:1026:PHE:C	1:B:1030:ARG:HD2	2.16	0.64
1:B:753:ALA:HB3	1:B:754:TRP:HD1	1.62	0.64
1:B:194:ASN:ND2	1:B:790:TYR:HD2	1.94	0.64
1:B:58:GLN:HG3	1:B:82:SER:HB3	1.80	0.64
1:B:894:SER:OG	1:B:897:ILE:HB	1.97	0.64
1:B:927:PHE:CZ	1:B:931:LEU:HD21	2.32	0.64

Continued on next page...

Continued from previous page...

Atom-1	Atom-2	Interatomic distance (Å)	Clash overlap (Å)
1:C:138:MET:HE2	1:C:306:ILE:HG21	1.75	0.64
1:C:590:VAL:O	1:C:594:VAL:HG23	1.97	0.64
1:C:699:ARG:CG	1:C:703:LEU:HD11	2.27	0.64
1:C:73:ASP:O	1:C:74:ASN:HB2	1.96	0.64
1:B:170:SER:O	1:B:172:VAL:HG23	1.98	0.64
1:B:211:ASN:O	1:B:211:ASN:CG	2.35	0.64
1:B:26:ALA:HB1	1:B:384:ALA:HB2	1.79	0.64
1:B:585:GLU:O	1:B:586:ARG:C	2.36	0.64
1:B:225:VAL:CG2	1:C:781:MET:HE1	2.15	0.64
1:A:118:LEU:HA	1:A:118:LEU:CD2	2.28	0.64
1:A:167:SER:HA	1:A:172:VAL:HG11	1.79	0.64
1:A:344:LEU:O	1:A:345:VAL:C	2.36	0.64
1:A:615:PHE:CZ	2:A:2002:DM2:H1	2.32	0.64
1:B:7:ASP:O	1:B:8:ARG:HB2	1.96	0.64
1:A:301:ASP:N	1:A:301:ASP:OD1	2.30	0.64
1:A:472:ILE:O	1:A:473:THR:C	2.35	0.64
1:A:926:TYR:CE1	1:A:999:ALA:HB2	2.13	0.64
1:B:193:LEU:HD23	1:B:265:VAL:HG11	1.80	0.64
1:B:463:THR:O	1:B:466:ILE:N	2.25	0.64
1:B:470:PHE:O	1:B:473:THR:N	2.30	0.64
1:B:598:TYR:HD1	1:B:606:VAL:HG21	1.62	0.64
1:B:598:TYR:CE2	1:B:655:PHE:CZ	2.85	0.64
1:C:1016:VAL:O	1:C:1019:ILE:HG12	1.97	0.64
1:C:50:PRO:CG	1:C:125:GLN:HE22	2.11	0.64
1:C:238:THR:CG2	1:C:239:ARG:N	1.80	0.64
1:C:13:TRP:CD1	1:C:488:LEU:HD11	2.31	0.64
1:C:583:THR:O	1:C:584:GLN:C	2.33	0.64
1:C:851:LEU:O	1:C:852:PRO:O	2.16	0.64
1:A:324:VAL:HG12	1:A:325:TYR:N	2.12	0.64
1:A:376:LEU:O	1:A:378:GLY:N	2.31	0.64
1:A:406:VAL:HG12	1:A:407:ASP:N	2.13	0.64
1:B:992:SER:CB	1:B:1000:GLN:NE2	2.61	0.64
1:B:45:ILE:HD13	1:B:69:MET:HE2	1.79	0.64
1:B:945:ILE:CD1	1:B:1022:VAL:HG21	2.28	0.64
1:B:974:PRO:C	1:B:976:LEU:H	2.01	0.64
1:C:149:MET:HB2	1:C:153:ASP:HB2	1.80	0.64
1:C:49:TYR:HB3	1:C:52:ALA:HB3	1.79	0.64
1:C:633:ASP:OD1	1:C:634:TRP:NE1	2.31	0.64
1:C:655:PHE:CD1	1:C:663:VAL:HG11	2.33	0.64
1:A:695:LEU:HD12	1:A:695:LEU:O	1.98	0.64
1:B:1022:VAL:CG2	1:B:1023:PRO:HD2	2.25	0.64

Continued on next page...

Continued from previous page...

Atom-1	Atom-2	Interatomic distance (Å)	Clash overlap (Å)
1:B:1026:PHE:HB3	1:B:1030:ARG:CZ	2.28	0.64
1:B:705:GLU:HB3	1:B:847:LEU:HD21	1.80	0.64
1:B:790:TYR:CD1	1:B:800:PRO:CB	2.79	0.64
1:C:365:THR:C	1:C:367:ILE:N	2.52	0.64
1:C:527:TYR:HD2	1:C:972:LEU:HD13	1.62	0.64
1:C:683:GLU:HG3	1:C:819:TYR:CG	2.32	0.64
1:C:977:MET:O	1:C:981:ALA:HB2	1.97	0.64
1:A:426:PRO:O	1:A:430:ALA:HB2	1.98	0.63
1:A:873:ALA:CB	1:A:874:PRO:HD2	2.18	0.63
1:B:945:ILE:CB	1:B:1026:PHE:CE2	2.80	0.63
1:C:38:ILE:HG21	1:C:466:ILE:HD11	1.80	0.63
1:C:35:TYR:CB	1:C:671:ILE:HG23	2.29	0.63
1:A:115:MET:HB2	1:A:116:PRO:HD2	1.79	0.63
1:A:300:LEU:HD13	1:A:334:LYS:NZ	2.14	0.63
1:A:35:TYR:HB3	1:A:36:PRO:HD2	1.79	0.63
1:A:84:SER:C	1:A:85:THR:CG2	2.65	0.63
1:A:924:ASP:O	1:A:927:PHE:N	2.30	0.63
1:B:764:ASP:CG	1:B:765:ARG:HH12	2.01	0.63
1:B:58:GLN:NE2	1:B:816:LEU:CB	2.61	0.63
1:B:836:SER:O	1:B:839:GLU:N	2.28	0.63
1:B:997:SER:O	1:B:998:GLY:C	2.36	0.63
1:C:169:THR:C	1:C:169:THR:CB	2.65	0.63
1:C:600:THR:O	1:C:603:LYS:HB2	1.98	0.63
1:C:684:LEU:HD11	1:C:855:VAL:CG1	2.28	0.63
1:B:168:ARG:HD3	1:C:69:MET:O	1.99	0.63
1:C:80:SER:O	1:C:818:ARG:HG3	1.98	0.63
1:C:713:LEU:CG	1:C:832:ALA:O	2.47	0.63
1:A:6:ILE:HG21	1:A:431:THR:HG22	1.78	0.63
1:B:527:TYR:O	1:B:530:SER:N	2.32	0.63
1:B:881:LEU:O	1:B:882:ILE:C	2.36	0.63
1:C:211:ASN:OD1	1:C:246:PHE:CE2	2.51	0.63
1:C:410:ILE:O	1:C:411:VAL:C	2.35	0.63
1:C:643:LYS:O	1:C:647:ILE:HG12	1.97	0.63
1:C:987:MET:HA	1:C:1008:MET:HE1	1.80	0.63
1:A:655:PHE:CD2	1:A:663:VAL:CG1	2.80	0.63
1:A:711:ASP:C	1:A:713:LEU:H	1.98	0.63
1:A:787:GLY:O	1:A:789:TRP:N	2.32	0.63
1:A:952:LEU:HD12	1:A:963:ALA:HB1	1.79	0.63
1:B:525:HIS:CB	1:B:529:ASP:OD2	2.42	0.63
1:C:746:ILE:O	1:C:749:THR:HB	1.99	0.63
1:B:178:PHE:HE1	1:B:615:PHE:CE2	2.17	0.63

Continued on next page...

Continued from previous page...

Atom-1	Atom-2	Interatomic distance (Å)	Clash overlap (Å)
1:B:213:GLN:NE2	1:B:239:ARG:HB2	2.13	0.63
1:B:28:LEU:HD13	1:B:29:LYS:HD3	1.79	0.63
1:C:228:GLN:HG3	1:C:229:GLN:O	1.98	0.63
1:C:184:MET:HG3	1:C:246:PHE:CD1	2.34	0.63
1:C:291:ILE:HG21	1:C:291:ILE:CD1	2.28	0.63
1:C:39:ALA:HB1	1:C:673:GLU:HG3	1.81	0.63
1:B:217:GLY:HA3	1:C:754:TRP:O	1.98	0.63
1:C:818:ARG:N	1:C:824:SER:HB3	2.13	0.63
1:A:735:LYS:O	1:A:739:LEU:HD23	1.98	0.63
1:B:915:ALA:HB2	1:B:1009:GLY:HA3	1.79	0.63
1:B:255:GLN:HG3	1:B:256:ASP:H	1.63	0.63
1:B:363:ARG:HG3	1:B:363:ARG:O	1.97	0.63
1:B:493:CYS:O	1:B:495:THR:N	2.30	0.63
1:A:115:MET:O	1:A:118:LEU:N	2.31	0.63
1:A:162:MET:HE3	1:A:310:LEU:HD22	1.80	0.63
1:A:379:THR:HA	1:A:382:VAL:HG21	1.79	0.63
1:B:34:GLN:NE2	1:B:333:VAL:HG23	2.14	0.63
1:B:443:VAL:HG12	1:B:444:GLY:N	2.12	0.63
1:B:754:TRP:CZ2	1:B:786:ILE:HG12	2.34	0.63
1:B:792:ARG:N	1:B:798:MET:CE	2.60	0.63
1:B:560:PRO:HB2	1:B:922:THR:OG1	1.98	0.63
1:C:451:ALA:O	1:C:880:SER:OG	2.16	0.63
1:A:444:GLY:O	1:A:448:VAL:HG12	1.99	0.63
1:B:358:PHE:CD2	1:B:977:MET:HB3	2.34	0.63
1:B:899:PHE:C	1:B:903:LEU:HD13	2.19	0.63
1:B:976:LEU:O	1:B:980:LEU:HB2	1.99	0.63
1:C:184:MET:CG	1:C:246:PHE:CD1	2.82	0.63
1:C:324:VAL:CG2	1:C:326:PRO:HD3	2.28	0.63
1:C:439:GLN:C	1:C:441:ALA:N	2.52	0.63
1:C:589:LYS:O	1:C:592:ASN:HB2	1.98	0.63
1:A:89:GLN:C	1:A:90:ILE:HG13	2.18	0.63
1:B:49:TYR:CE1	1:B:122:VAL:HG13	2.34	0.63
1:B:4:PHE:HB3	1:B:5:PHE:CD1	2.34	0.63
1:B:6:ILE:HG21	1:B:432:ARG:HG3	1.81	0.63
1:B:723:ASP:N	1:B:723:ASP:OD2	2.24	0.63
1:B:560:PRO:HB2	1:B:922:THR:CB	2.29	0.63
1:C:289:LEU:CD1	1:C:289:LEU:N	2.44	0.63
1:C:337:ILE:HD11	1:C:391:ASN:HA	1.79	0.63
1:C:595:THR:HG23	1:C:609:VAL:HG11	1.80	0.63
1:C:527:TYR:OH	1:C:968:VAL:CG1	2.47	0.63
1:B:470:PHE:O	1:B:471:SER:O	2.16	0.62

Continued on next page...

Continued from previous page...

Atom-1	Atom-2	Interatomic distance (Å)	Clash overlap (Å)
1:B:648:THR:O	1:B:652:THR:CG2	2.45	0.62
1:B:964:THR:HG22	1:B:965:LEU:HD23	1.75	0.62
1:C:1023:PRO:O	1:C:1024:VAL:C	2.36	0.62
1:C:375:VAL:HG22	1:C:484:VAL:HG21	1.80	0.62
1:C:685:ILE:CG2	1:C:687:GLN:HG2	2.29	0.62
1:C:966:ASP:OD1	1:C:969:ARG:CD	2.41	0.62
1:A:138:MET:CE	1:A:306:ILE:HD13	2.29	0.62
1:B:154:ILE:O	1:B:158:VAL:HG22	1.99	0.62
1:B:226:LYS:CA	1:B:226:LYS:CE	2.75	0.62
1:B:49:TYR:OH	1:B:127:VAL:HG13	1.99	0.62
1:B:556:PHE:CD2	1:B:557:VAL:HG22	2.33	0.62
1:A:117:LEU:HD12	1:C:124:GLN:O	1.97	0.62
1:C:702:LEU:HD23	1:C:702:LEU:O	1.99	0.62
1:C:741:VAL:HG12	1:C:791:VAL:HG12	1.79	0.62
1:C:758:TYR:H	1:C:758:TYR:HD2	0.76	0.62
1:C:75:LEU:HD21	1:C:92:LEU:HB2	1.80	0.62
1:A:467:TYR:CE1	1:A:925:VAL:CG2	2.79	0.62
1:A:5:PHE:CE2	1:A:12:ALA:HB2	2.33	0.62
1:A:605:ASN:O	1:A:631:LEU:HA	1.99	0.62
1:B:307:ARG:NH1	1:B:307:ARG:HB2	2.14	0.62
1:C:213:GLN:OE1	1:C:239:ARG:HB2	1.99	0.62
1:C:448:VAL:HG12	1:C:884:VAL:HG22	1.80	0.62
1:C:99:ASP:O	1:C:101:ASP:N	2.30	0.62
1:A:307:ARG:HH11	1:A:307:ARG:HG2	1.64	0.62
1:A:44:THR:CG2	1:A:45:ILE:N	2.61	0.62
1:A:823:PRO:CA	1:A:823:PRO:CD	2.75	0.62
1:B:580:ALA:O	1:B:582:ALA:N	2.32	0.62
1:C:111:LEU:HD21	1:C:127:VAL:HG21	1.81	0.62
1:C:382:VAL:HG11	1:C:476:SER:CB	2.28	0.62
1:A:960:LEU:HB2	1:A:1031:ARG:NH2	2.13	0.62
1:A:190:PRO:HB2	1:A:788:ASP:O	2.00	0.62
1:B:45:ILE:HA	1:B:129:VAL:HG22	1.80	0.62
1:C:1025:PHE:C	1:C:1029:VAL:HG23	2.17	0.62
1:C:342:LYS:O	1:C:346:GLU:HB2	2.00	0.62
1:C:52:ALA:O	1:C:86:GLY:HA2	2.00	0.62
1:B:228:GLN:OE1	1:C:781:MET:CB	2.48	0.62
1:B:470:PHE:CD2	1:B:929:VAL:HG11	2.34	0.62
1:C:158:VAL:CG1	1:C:158:VAL:CA	2.74	0.62
1:C:164:ASP:CB	1:C:164:ASP:OD2	2.44	0.62
1:C:959:GLY:H	1:C:962:GLU:HG2	1.64	0.62
1:A:167:SER:HB3	1:A:175:VAL:CG2	2.28	0.62

Continued on next page...

Continued from previous page...

Atom-1	Atom-2	Interatomic distance (Å)	Clash overlap (Å)
1:A:108:GLN:CG	1:B:112:GLN:CD	2.64	0.62
1:B:423:GLU:OE2	1:B:427:PRO:HD3	2.00	0.62
1:B:687:GLN:HA	1:B:822:LEU:CD2	2.29	0.62
1:A:275:TYR:HB2	1:C:223:PRO:HG3	1.81	0.62
1:A:361:ASN:HD22	1:A:364:ALA:HB3	1.65	0.62
1:A:472:ILE:H	1:A:472:ILE:CD1	2.12	0.62
1:A:852:PRO:O	1:A:855:VAL:CG2	2.34	0.62
1:A:89:GLN:O	1:A:90:ILE:HG13	1.99	0.62
1:B:312:LYS:O	1:B:315:PRO:HD2	2.00	0.62
1:B:478:MET:HE3	1:B:478:MET:HA	1.81	0.62
1:B:596:HIS:CE1	1:B:600:THR:HG21	2.35	0.62
1:B:905:VAL:HB	1:B:906:PRO:HD2	1.82	0.62
1:B:991:ILE:CG1	1:B:991:ILE:O	2.47	0.62
1:C:300:LEU:HD11	1:C:333:VAL:CG1	2.30	0.62
1:C:446:ALA:CB	1:C:482:VAL:HG21	2.30	0.62
1:A:583:THR:HA	1:A:622:GLN:HB2	1.82	0.62
1:B:426:PRO:HB3	1:B:430:ALA:HB1	1.80	0.62
1:B:753:ALA:HB3	1:B:754:TRP:CD1	2.35	0.62
1:B:47:ALA:HB3	1:B:88:VAL:CB	2.29	0.62
1:B:908:GLY:C	1:B:910:ILE:H	2.03	0.62
1:C:143:ILE:HG12	1:C:286:ALA:HB2	1.82	0.62
1:C:173:GLY:O	1:C:174:ASP:HB2	1.98	0.62
1:C:400:LEU:CD2	1:C:400:LEU:N	2.62	0.62
1:C:368:PRO:HB3	1:C:409:ALA:CB	2.28	0.62
1:C:6:ILE:HG13	1:C:494:ALA:HB3	1.82	0.62
1:A:49:TYR:CD2	1:A:49:TYR:O	2.52	0.62
1:A:572:PHE:CD1	1:A:572:PHE:C	2.73	0.62
1:A:579:PRO:O	1:A:580:ALA:C	2.39	0.62
1:B:188:MET:SD	1:B:200:PRO:HB3	2.40	0.62
1:B:383:LEU:O	1:B:387:GLY:N	2.33	0.62
1:B:442:LEU:HA	1:B:445:ILE:HD12	1.80	0.62
1:C:1022:VAL:HA	1:C:1025:PHE:CE2	2.35	0.62
1:C:166:ILE:HG23	1:C:166:ILE:O	1.98	0.62
1:C:530:SER:CB	1:C:534:ILE:HD11	2.12	0.62
1:C:695:LEU:HD13	1:C:825:MET:SD	2.40	0.62
1:A:253:VAL:HG12	1:A:258:SER:O	1.99	0.61
1:A:615:PHE:CD1	2:A:2002:DM2:O19	2.53	0.61
1:A:659:LYS:HG2	1:A:660:ASP:CG	2.20	0.61
1:B:307:ARG:CB	1:B:307:ARG:HH11	2.13	0.61
1:B:717:ARG:NH1	1:B:717:ARG:HG2	2.09	0.61
1:C:204:ILE:O	1:C:207:ILE:N	2.29	0.61

Continued on next page...

Continued from previous page...

Atom-1	Atom-2	Interatomic distance (Å)	Clash overlap (Å)
1:C:577:GLN:N	1:C:577:GLN:HE21	1.98	0.61
1:C:655:PHE:CD1	1:C:663:VAL:CG1	2.84	0.61
1:A:132:SER:O	1:A:133:SER:HB2	2.00	0.61
1:A:385:ALA:C	1:A:386:PHE:HD1	2.04	0.61
1:A:521:GLU:HG2	1:A:521:GLU:O	2.00	0.61
1:B:972:LEU:HD13	1:B:976:LEU:CG	2.30	0.61
1:C:355:MET:HG3	1:C:368:PRO:HG2	1.82	0.61
1:C:482:VAL:O	1:C:482:VAL:HG12	2.00	0.61
1:C:943:ILE:O	1:C:943:ILE:CG2	2.48	0.61
1:A:165:ALA:HB3	1:A:166:ILE:HG12	1.82	0.61
1:A:167:SER:HB2	1:A:175:VAL:CG2	2.17	0.61
1:A:713:LEU:CD1	1:A:834:GLY:H	2.12	0.61
1:B:130:GLU:OE1	1:C:110:LYS:CE	2.41	0.61
1:B:186:ILE:HD13	1:B:268:ILE:HG13	1.81	0.61
1:B:525:HIS:O	1:B:529:ASP:HB2	2.00	0.61
1:B:531:VAL:CG1	1:B:535:LEU:CD1	2.61	0.61
1:A:214:VAL:HG11	1:B:747:ASN:HB3	1.83	0.61
1:B:770:LYS:HD2	1:B:772:TYR:CE2	2.35	0.61
1:A:104:GLN:O	1:A:105:VAL:O	2.18	0.61
1:A:167:SER:HA	1:A:172:VAL:CG1	2.31	0.61
2:A:2002:DM2:O6	2:A:2002:DM2:O8	2.14	0.61
1:A:286:ALA:O	1:A:287:SER:HB2	2.01	0.61
1:A:348:ILE:O	1:A:351:VAL:N	2.34	0.61
1:B:104:GLN:CA	1:B:104:GLN:NE2	2.63	0.61
1:B:30:LEU:HD23	1:B:390:ILE:HD11	1.83	0.61
1:B:324:VAL:HG21	1:B:326:PRO:HD3	1.75	0.61
1:C:184:MET:HE3	1:C:185:ARG:H	1.60	0.61
1:B:21:LEU:HD11	1:C:883:VAL:CG2	2.30	0.61
1:C:959:GLY:O	1:C:963:ALA:CB	2.49	0.61
1:C:350:LEU:CD1	1:C:984:LEU:HD12	2.30	0.61
1:A:167:SER:HB3	1:A:175:VAL:CG1	2.30	0.61
1:A:193:LEU:HD12	1:A:265:VAL:CG1	2.28	0.61
1:A:246:PHE:O	1:A:249:ILE:HD12	2.01	0.61
1:A:451:ALA:O	1:A:880:SER:HB2	1.99	0.61
1:A:649:MET:HB3	1:A:653:ARG:NH2	2.16	0.61
1:A:659:LYS:CG	1:A:660:ASP:H	1.94	0.61
1:B:193:LEU:HD22	1:B:198:LEU:HB2	1.82	0.61
1:B:359:LEU:O	1:B:360:GLN:C	2.38	0.61
1:B:703:LEU:O	1:B:704:ALA:C	2.39	0.61
1:C:894:SER:OG	1:C:897:ILE:HG13	2.00	0.61
1:C:894:SER:OG	1:C:897:ILE:N	2.32	0.61

Continued on next page...

Continued from previous page...

Atom-1	Atom-2	Interatomic distance (Å)	Clash overlap (Å)
1:A:240:LEU:H	1:A:240:LEU:CD2	2.13	0.61
1:A:655:PHE:CE2	1:A:663:VAL:HG11	2.35	0.61
1:A:757:SER:OG	1:A:758:TYR:N	2.28	0.61
1:A:817:GLU:O	1:A:823:PRO:HA	2.00	0.61
1:B:671:ILE:CG2	1:B:676:THR:HG23	2.28	0.61
1:B:228:GLN:CG	1:C:781:MET:HE3	2.31	0.61
1:A:702:LEU:HB2	1:A:851:LEU:HD21	1.82	0.61
1:A:690:LEU:CD1	1:A:855:VAL:N	2.63	0.61
1:A:966:ASP:C	1:A:969:ARG:HB2	2.20	0.61
1:B:184:MET:HB2	1:B:762:PHE:CE2	2.36	0.61
1:B:819:TYR:CE1	1:B:860:THR:OG1	2.54	0.61
1:B:940:LYS:O	1:B:941:ASN:C	2.38	0.61
1:C:193:LEU:HB2	1:C:198:LEU:O	2.00	0.61
1:C:193:LEU:HG	1:C:265:VAL:CG2	2.30	0.61
1:C:444:GLY:O	1:C:448:VAL:CG2	2.49	0.61
1:C:572:PHE:HB2	1:C:666:PHE:O	2.00	0.61
1:C:65:ILE:CG2	1:C:66:GLU:N	2.64	0.61
1:C:729:ILE:HG12	1:C:807:SER:CB	2.30	0.61
1:C:65:ILE:HG21	1:C:90:ILE:HD12	1.82	0.61
1:C:925:VAL:HA	1:C:928:GLN:NE2	2.16	0.61
1:C:940:LYS:O	1:C:943:ILE:HB	1.99	0.61
1:A:611:ALA:CB	1:A:627:ALA:CB	2.77	0.61
1:A:902:MET:O	1:A:905:VAL:HG23	2.01	0.61
1:A:358:PHE:CD2	1:A:977:MET:HG2	2.35	0.61
1:B:1023:PRO:O	1:B:1024:VAL:C	2.39	0.61
1:B:1024:VAL:HG12	1:B:1028:VAL:HG21	1.82	0.61
1:B:171:GLY:O	1:B:294:ALA:CB	2.49	0.61
1:C:182:TYR:CD2	1:C:271:GLY:O	2.52	0.61
1:C:400:LEU:HD12	1:C:933:THR:HG1	1.65	0.61
1:A:61:VAL:CG2	1:A:118:LEU:CD2	2.51	0.61
1:A:515:TRP:HD1	1:A:519:MET:SD	2.22	0.61
1:B:358:PHE:O	1:B:359:LEU:HB2	2.01	0.61
1:B:674:LEU:O	1:B:674:LEU:HD13	2.00	0.61
1:B:986:VAL:O	1:B:987:MET:C	2.37	0.61
1:C:179:GLY:H	1:C:277:ILE:HD12	1.66	0.61
1:C:527:TYR:HE2	1:C:972:LEU:HD12	1.62	0.61
1:C:576:VAL:HG23	1:C:625:GLY:H	1.65	0.61
1:C:565:PRO:HB3	1:C:924:ASP:OD2	2.01	0.61
1:A:72:ILE:C	1:A:72:ILE:CB	2.66	0.61
1:A:199:THR:HG21	1:A:792:ARG:H	1.66	0.61
1:A:860:THR:HG22	1:A:861:GLY:HA2	1.83	0.61

Continued on next page...

Continued from previous page...

Atom-1	Atom-2	Interatomic distance (Å)	Clash overlap (Å)
1:B:262:LEU:HB3	1:B:268:ILE:HD11	1.81	0.61
1:B:2:PRO:O	1:B:6:ILE:N	2.34	0.61
1:B:422:GLU:N	1:B:422:GLU:OE2	2.32	0.61
1:B:522:LYS:C	1:B:524:THR:H	2.04	0.61
1:B:945:ILE:O	1:B:948:PHE:N	2.33	0.61
1:C:220:GLY:CA	1:C:231:ASN:HA	2.30	0.61
1:C:397:GLY:O	1:C:474:ILE:CD1	2.47	0.61
1:C:517:ASN:C	1:C:517:ASN:HD22	2.04	0.61
1:C:947:GLU:O	1:C:950:LYS:HB3	2.01	0.61
1:A:278:ILE:HB	1:A:613:ASN:OD1	2.01	0.60
1:A:372:VAL:HB	1:A:373:PRO:HD3	1.82	0.60
1:A:32:VAL:HA	1:A:390:ILE:O	2.01	0.60
1:A:45:ILE:O	1:A:89:GLN:HA	2.01	0.60
1:A:676:THR:C	1:A:677:ALA:O	2.39	0.60
1:A:952:LEU:CD1	1:A:963:ALA:HA	2.30	0.60
1:B:227:GLY:O	1:B:228:GLN:O	2.18	0.60
1:B:745:ASP:O	1:B:749:THR:OG1	2.19	0.60
1:B:950:LYS:CD	1:B:950:LYS:O	2.49	0.60
1:B:335:ILE:CG2	1:B:995:ALA:HB2	2.31	0.60
1:A:242:SER:O	1:A:246:PHE:HD2	1.84	0.60
1:A:573:MET:HB2	1:A:666:PHE:HE2	1.66	0.60
1:A:822:LEU:HG	1:A:822:LEU:CD1	2.23	0.60
1:A:841:MET:CE	1:A:863:SER:OG	2.48	0.60
1:A:893:GLU:CB	1:C:10:ILE:HD13	2.31	0.60
1:A:888:LEU:HD11	1:A:943:ILE:HG12	1.83	0.60
1:B:417:GLU:HA	1:B:417:GLU:OE2	2.02	0.60
1:B:555:LEU:HB2	1:B:913:LEU:HB3	1.82	0.60
1:C:207:ILE:O	1:C:211:ASN:HB3	2.00	0.60
1:C:225:VAL:O	1:C:227:GLY:N	2.34	0.60
1:C:280:GLU:HB3	1:C:284:GLN:O	2.01	0.60
1:C:574:THR:HA	1:C:664:PHE:O	1.99	0.60
1:C:820:ASN:O	1:C:822:LEU:N	2.34	0.60
1:C:930:GLY:CA	1:C:1007:VAL:HG23	2.31	0.60
1:B:297:ALA:HB1	1:B:302:THR:HG21	1.84	0.60
1:B:679:GLY:HA2	1:B:830:GLN:HB3	1.81	0.60
1:B:817:GLU:O	1:B:818:ARG:HG3	2.00	0.60
1:B:983:ILE:HG22	1:B:984:LEU:N	2.17	0.60
1:C:190:PRO:O	1:C:191:ASN:C	2.39	0.60
1:C:286:ALA:O	1:C:287:SER:HB2	1.99	0.60
1:C:713:LEU:O	1:C:831:ALA:HA	2.00	0.60
1:A:215:ALA:O	1:A:216:ALA:HB2	2.01	0.60

Continued on next page...

Continued from previous page...

Atom-1	Atom-2	Interatomic distance (Å)	Clash overlap (Å)
1:A:822:LEU:O	1:A:824:SER:OG	2.19	0.60
1:A:685:ILE:CD1	1:A:856:GLY:HA3	2.31	0.60
1:A:76:MET:HE3	1:A:95:GLU:HA	1.82	0.60
1:B:1017:LEU:O	1:B:1021:PHE:HB2	2.00	0.60
1:B:9:PRO:O	1:B:13:TRP:N	2.33	0.60
1:B:438:ILE:O	1:B:441:ALA:N	2.35	0.60
1:C:309:GLU:O	1:C:312:LYS:HB3	2.02	0.60
1:C:331:PRO:O	1:C:335:ILE:HD13	2.01	0.60
1:C:358:PHE:O	1:C:973:ARG:NH2	2.35	0.60
1:C:371:ALA:O	1:C:375:VAL:HG23	2.01	0.60
1:C:60:THR:HB	1:C:60:THR:CG2	2.14	0.60
1:C:696:THR:O	1:C:698:ALA:N	2.34	0.60
1:C:705:GLU:O	1:C:708:LYS:N	2.34	0.60
1:C:953:MET:CE	1:C:963:ALA:HB2	2.32	0.60
1:C:990:VAL:HG21	1:C:1008:MET:CE	2.31	0.60
1:A:189:ASN:HB2	1:A:779:TYR:CD2	2.37	0.60
1:B:100:ALA:HA	1:B:103:ALA:HB3	1.82	0.60
1:B:242:SER:HB3	1:B:245:GLU:OE1	2.00	0.60
1:B:448:VAL:O	1:B:452:VAL:HG22	2.01	0.60
1:B:639:GLY:O	1:B:643:LYS:NZ	2.35	0.60
1:C:375:VAL:HG13	1:C:480:LEU:HB3	1.81	0.60
1:C:699:ARG:O	1:C:701:GLN:N	2.33	0.60
1:C:705:GLU:O	1:C:707:ALA:N	2.35	0.60
1:A:223:PRO:HD3	1:B:275:TYR:HD2	1.64	0.60
1:B:60:THR:HG22	1:B:119:PRO:HG3	1.82	0.60
1:B:513:PHE:O	1:B:516:PHE:HB2	2.00	0.60
1:B:626:ILE:HD11	1:B:628:PHE:CZ	2.36	0.60
1:B:646:ALA:HA	1:B:649:MET:CB	2.21	0.60
1:B:65:ILE:HG22	1:B:90:ILE:HD13	1.76	0.60
1:B:912:ALA:C	1:B:914:LEU:H	2.02	0.60
1:C:596:HIS:O	1:C:598:TYR:N	2.35	0.60
1:C:683:GLU:HA	1:C:683:GLU:OE2	2.01	0.60
1:B:192:GLU:HB3	1:B:265:VAL:HG12	1.83	0.60
1:B:202:ASP:O	1:B:205:THR:HB	2.01	0.60
1:B:434:SER:O	1:B:437:GLN:HB2	2.01	0.60
1:B:683:GLU:O	1:B:857:TYR:HA	2.00	0.60
1:B:906:PRO:HA	1:B:909:VAL:CG2	2.32	0.60
1:B:552:MET:HB2	1:B:910:ILE:HG13	1.84	0.60
1:C:400:LEU:CD2	1:C:400:LEU:H	2.14	0.60
1:C:410:ILE:CG2	1:C:411:VAL:N	2.41	0.60
1:C:465:ALA:HA	1:C:468:ARG:NH1	2.17	0.60

Continued on next page...

Continued from previous page...

Atom-1	Atom-2	Interatomic distance (Å)	Clash overlap (Å)
1:C:548:ILE:HD13	1:C:1017:LEU:HD21	1.84	0.60
1:C:9:PRO:HB3	1:C:491:ALA:HB1	1.82	0.60
1:A:470:PHE:HZ	1:A:926:TYR:HE2	1.49	0.60
1:B:297:ALA:HB1	1:B:302:THR:CG2	2.32	0.60
1:B:456:MET:SD	1:B:467:TYR:HB3	2.42	0.60
1:C:220:GLY:HA3	1:C:231:ASN:CB	2.32	0.60
1:C:1:MET:N	1:C:2:PRO:HD2	2.16	0.60
1:C:753:ALA:O	1:C:775:SER:HB2	2.01	0.60
1:C:931:LEU:O	1:C:935:ILE:HG13	2.01	0.60
1:C:983:ILE:HG23	1:C:1008:MET:HA	1.83	0.60
1:A:328:ASP:OD2	1:A:330:THR:HB	2.02	0.60
1:B:727:PHE:CE1	1:B:807:SER:HB2	2.37	0.60
1:B:986:VAL:CG1	1:B:990:VAL:HG21	2.16	0.60
1:C:663:VAL:O	1:C:664:PHE:CD2	2.55	0.60
1:C:699:ARG:HD2	1:C:703:LEU:CD1	2.26	0.60
1:C:986:VAL:HG12	1:C:986:VAL:O	2.01	0.60
1:A:1024:VAL:C	1:A:1028:VAL:HG23	2.23	0.60
1:A:375:VAL:HG21	1:A:484:VAL:CG1	2.26	0.60
1:A:53:ASP:OD2	1:A:53:ASP:N	2.34	0.60
1:A:893:GLU:HG3	1:C:10:ILE:HD13	1.77	0.60
1:A:935:ILE:O	1:A:935:ILE:CG2	2.50	0.60
1:B:372:VAL:CB	1:B:373:PRO:CD	2.79	0.60
1:B:413:VAL:HG12	1:B:414:GLU:N	2.16	0.60
1:B:416:VAL:HG23	1:B:434:SER:OG	2.02	0.60
1:B:576:VAL:HG21	1:B:591:LEU:HD22	1.82	0.60
1:C:117:LEU:C	1:C:118:LEU:HD12	2.20	0.60
1:C:185:ARG:HG3	1:C:271:GLY:HA3	1.84	0.60
1:C:291:ILE:CG2	1:C:291:ILE:CD1	2.80	0.60
1:C:43:VAL:HG21	1:C:94:PHE:HE1	1.67	0.60
1:C:770:LYS:CB	1:C:770:LYS:CD	2.78	0.60
1:C:184:MET:HB2	1:C:771:VAL:HG22	1.84	0.60
1:A:671:ILE:O	1:A:672:VAL:C	2.39	0.59
1:A:682:PHE:CE1	1:A:857:TYR:HB2	2.36	0.59
1:A:713:LEU:HD13	1:A:834:GLY:H	1.67	0.59
1:A:889:ALA:CB	1:A:898:PRO:HG3	2.32	0.59
1:A:971:ARG:HE	1:A:974:PRO:CG	2.13	0.59
1:B:340:VAL:CG2	1:B:396:PHE:CE1	2.73	0.59
1:B:727:PHE:CZ	1:B:807:SER:HB2	2.37	0.59
1:C:989:LEU:HD22	1:C:1000:GLN:HA	1.83	0.59
1:C:1007:VAL:O	1:C:1008:MET:C	2.41	0.59
1:C:173:GLY:O	1:C:174:ASP:CB	2.49	0.59

Continued on next page...

Continued from previous page...

Atom-1	Atom-2	Interatomic distance (Å)	Clash overlap (Å)
1:C:975:ILE:O	1:C:977:MET:N	2.35	0.59
1:A:615:PHE:CD2	1:A:626:ILE:HG21	2.37	0.59
1:A:685:ILE:CG2	1:A:685:ILE:CA	2.73	0.59
1:A:79:SER:CA	1:A:80:SER:N	2.61	0.59
1:A:844:MET:O	1:A:844:MET:HG3	2.02	0.59
1:A:682:PHE:CZ	1:A:857:TYR:HB2	2.37	0.59
1:B:1021:PHE:HB3	1:B:1025:PHE:CE2	2.33	0.59
1:B:34:GLN:O	1:B:391:ASN:HB2	2.02	0.59
1:B:393:LEU:HD13	1:B:466:ILE:HG22	1.82	0.59
1:B:583:THR:HG23	1:B:586:ARG:H	1.66	0.59
1:A:801:PHE:CD1	1:A:805:SER:HB2	2.36	0.59
1:B:99:ASP:O	1:B:100:ALA:C	2.38	0.59
1:B:349:ILE:HG22	1:B:350:LEU:CD2	2.32	0.59
1:C:385:ALA:C	1:C:387:GLY:H	2.05	0.59
1:C:188:MET:O	1:C:776:GLU:HB2	2.01	0.59
1:C:77:TYR:CZ	1:C:860:THR:CG2	2.83	0.59
1:C:82:SER:OG	1:C:88:VAL:CA	2.47	0.59
1:C:53:ASP:OD1	1:C:84:SER:O	2.20	0.59
1:C:901:VAL:HG13	1:C:942:ALA:O	2.03	0.59
1:C:350:LEU:HD12	1:C:984:LEU:O	2.02	0.59
1:A:105:VAL:HG22	1:B:105:VAL:HG13	1.84	0.59
1:A:302:THR:O	1:A:306:ILE:HD12	2.01	0.59
1:A:572:PHE:CE1	1:A:629:VAL:HB	2.30	0.59
1:A:685:ILE:HD11	1:A:856:GLY:HA3	1.82	0.59
1:A:695:LEU:HG	1:A:825:MET:HE3	1.85	0.59
1:A:78:MET:CG	1:A:78:MET:O	2.46	0.59
1:B:1:MET:N	1:B:2:PRO:CD	2.65	0.59
1:B:422:GLU:CD	1:B:422:GLU:N	2.55	0.59
1:B:851:LEU:N	1:B:852:PRO:HD3	2.17	0.59
1:C:312:LYS:HG2	1:C:312:LYS:O	2.02	0.59
1:C:527:TYR:OH	1:C:968:VAL:HG12	2.02	0.59
1:C:723:ASP:OD1	1:C:813:SER:HB2	2.03	0.59
1:B:228:GLN:HE22	1:C:782:LEU:CD2	2.15	0.59
1:C:795:ASP:OD1	1:C:797:GLN:HB2	2.02	0.59
1:C:916:ALA:O	1:C:919:ARG:O	2.20	0.59
1:B:355:MET:HE1	1:B:368:PRO:O	2.02	0.59
1:B:555:LEU:HA	1:B:558:ARG:NH1	2.17	0.59
1:C:138:MET:CE	1:C:306:ILE:CD1	2.80	0.59
1:C:154:ILE:CG2	1:C:287:SER:HB3	2.33	0.59
1:C:158:VAL:HG11	1:C:177:LEU:CD2	2.32	0.59
1:C:406:VAL:O	1:C:408:ASP:N	2.35	0.59

Continued on next page...

Continued from previous page...

Atom-1	Atom-2	Interatomic distance (Å)	Clash overlap (Å)
1:C:680:PHE:CE1	1:C:829:GLY:HA3	2.37	0.59
1:C:919:ARG:HB3	1:C:921:LEU:CD2	2.12	0.59
1:A:348:ILE:HG22	1:A:349:ILE:N	2.16	0.59
1:A:800:PRO:HD2	1:A:803:ALA:HB2	1.85	0.59
1:A:857:TYR:HD1	1:A:858:ASP:N	2.00	0.59
1:B:396:PHE:O	1:B:397:GLY:C	2.39	0.59
1:B:74:ASN:HD22	1:B:98:THR:CB	2.14	0.59
1:B:445:ILE:CG2	1:B:940:LYS:HG3	2.24	0.59
1:C:200:PRO:O	1:C:201:VAL:C	2.39	0.59
1:C:314:GLU:HG2	1:C:317:PHE:CZ	2.38	0.59
1:C:456:MET:C	1:C:458:PHE:N	2.48	0.59
1:C:375:VAL:HG13	1:C:480:LEU:HB2	1.85	0.59
1:C:570:GLY:N	1:C:634:TRP:HZ3	2.00	0.59
1:C:785:ASP:O	1:C:786:ILE:C	2.41	0.59
1:C:842:GLU:O	1:C:846:GLN:HG3	2.03	0.59
1:A:166:ILE:HD11	1:A:310:LEU:HD23	1.83	0.59
1:A:702:LEU:O	1:A:705:GLU:CB	2.50	0.59
1:B:1016:VAL:C	1:B:1018:ALA:H	2.05	0.59
1:B:60:THR:HG22	1:B:119:PRO:CG	2.32	0.59
1:B:468:ARG:O	1:B:469:GLN:C	2.40	0.59
1:B:530:SER:O	1:B:534:ILE:HD11	2.03	0.59
1:C:1024:VAL:C	1:C:1028:VAL:HG23	2.23	0.59
1:C:214:VAL:CG1	1:C:215:ALA:N	2.66	0.59
1:C:327:TYR:HA	1:C:571:VAL:HG11	1.84	0.59
1:C:759:VAL:N	1:C:771:VAL:O	2.35	0.59
1:A:1022:VAL:HA	1:A:1025:PHE:HD2	1.67	0.59
1:A:1036:LYS:CB	1:A:1036:LYS:NZ	2.65	0.59
1:A:882:ILE:HG22	1:A:883:VAL:N	2.16	0.59
1:A:973:ARG:HB3	1:A:974:PRO:HD3	1.84	0.59
1:B:1003:VAL:HG12	1:B:1004:GLY:N	2.16	0.59
1:B:104:GLN:HG3	1:B:105:VAL:N	2.16	0.59
1:B:713:LEU:CD2	1:B:713:LEU:N	2.46	0.59
1:B:949:ALA:HB3	1:B:1030:ARG:NH2	2.12	0.59
1:C:49:TYR:CG	1:C:52:ALA:CB	2.85	0.59
1:C:64:VAL:HG12	1:C:65:ILE:H	1.58	0.59
1:A:234:ILE:HA	1:B:727:PHE:O	2.02	0.59
1:A:262:LEU:HD23	1:A:268:ILE:HD11	1.85	0.59
1:A:298:ASN:HD21	1:A:300:LEU:CB	2.12	0.59
1:A:314:GLU:HA	1:A:321:LEU:HD11	1.84	0.59
1:A:459:PHE:HD1	1:A:467:TYR:CD2	2.20	0.59
1:A:49:TYR:O	1:A:50:PRO:O	2.21	0.59

Continued on next page...

Continued from previous page...

Atom-1	Atom-2	Interatomic distance (Å)	Clash overlap (Å)
1:A:728:LYS:C	1:A:729:ILE:O	2.38	0.59
1:A:945:ILE:HG12	1:A:971:ARG:HG3	1.83	0.59
1:A:987:MET:N	1:A:988:PRO:CD	2.66	0.59
1:B:167:SER:HA	1:B:175:VAL:HG21	1.84	0.59
1:B:668:LEU:HB3	1:B:676:THR:HG21	1.84	0.59
1:A:72:ILE:CA	1:A:106:GLN:NE2	2.64	0.59
1:A:251:LEU:HD21	1:A:262:LEU:HD13	1.84	0.59
1:A:461:GLY:O	1:A:464:GLY:N	2.36	0.59
1:A:683:GLU:OE2	1:A:819:TYR:HD1	1.85	0.59
1:B:240:LEU:HB3	1:B:246:PHE:HE2	1.61	0.59
1:A:231:ASN:CG	1:B:622:GLN:HE21	2.06	0.59
1:B:790:TYR:HD1	1:B:800:PRO:HA	1.66	0.59
1:B:870:GLY:C	1:B:872:GLN:H	2.02	0.59
1:C:304:ALA:O	1:C:308:ALA:N	2.33	0.59
1:C:38:ILE:CG2	1:C:466:ILE:HD11	2.32	0.59
1:C:49:TYR:CD2	1:C:52:ALA:HB2	2.37	0.59
1:C:763:ILE:HG22	1:C:763:ILE:O	1.97	0.59
1:C:774:MET:HG2	1:C:775:SER:N	2.18	0.59
1:A:112:GLN:CG	1:C:112:GLN:HE21	2.15	0.58
1:A:731:ILE:CG2	1:A:746:ILE:CD1	2.81	0.58
1:A:891:LEU:O	1:A:892:TYR:CD2	2.47	0.58
1:A:905:VAL:CG1	1:A:935:ILE:HD13	2.32	0.58
1:B:873:ALA:C	1:B:875:SER:H	2.06	0.58
1:B:980:LEU:HA	1:B:983:ILE:HB	1.83	0.58
1:C:146:ASP:OD1	1:C:146:ASP:N	2.36	0.58
1:C:169:THR:N	1:C:169:THR:C	2.52	0.58
1:C:842:GLU:HG3	1:C:846:GLN:HE21	1.68	0.58
1:A:911:GLY:CA	1:A:1013:THR:CG2	2.82	0.58
1:A:106:GLN:O	1:A:110:LYS:HB2	2.03	0.58
1:B:941:ASN:HD21	1:B:1015:THR:HG23	1.68	0.58
1:B:776:GLU:OE1	1:B:778:LYS:HE2	2.02	0.58
1:A:10:ILE:HD11	1:B:895:TRP:CD1	2.37	0.58
1:C:253:VAL:CG1	1:C:259:ARG:HG3	2.33	0.58
1:C:300:LEU:HD11	1:C:333:VAL:HG11	1.85	0.58
1:C:650:ARG:O	1:C:653:ARG:HG3	2.03	0.58
1:C:358:PHE:HB2	1:C:977:MET:SD	2.43	0.58
1:A:328:ASP:CG	1:A:330:THR:HB	2.23	0.58
1:A:355:MET:CE	1:A:410:ILE:HG21	2.33	0.58
1:B:949:ALA:HB1	1:B:1030:ARG:HH22	1.65	0.58
1:B:219:LEU:CD2	1:B:234:ILE:CG1	2.77	0.58
1:B:545:TYR:O	1:B:547:ILE:N	2.36	0.58

Continued on next page...

Continued from previous page...

Atom-1	Atom-2	Interatomic distance (Å)	Clash overlap (Å)
1:B:745:ASP:O	1:B:746:ILE:C	2.41	0.58
1:B:817:GLU:HB2	1:B:824:SER:O	2.03	0.58
1:C:166:ILE:CG2	1:C:167:SER:N	2.65	0.58
1:C:183:ALA:O	1:C:185:ARG:HG2	2.04	0.58
1:C:758:TYR:HB2	1:C:770:LYS:HE3	1.84	0.58
1:A:1028:VAL:HG12	1:A:1032:ARG:HH21	1.68	0.58
1:A:231:ASN:OD1	1:B:622:GLN:HG3	2.03	0.58
1:A:162:MET:CE	1:A:310:LEU:CD2	2.82	0.58
1:A:513:PHE:C	1:A:515:TRP:H	2.06	0.58
1:A:691:GLY:O	1:A:693:GLU:N	2.37	0.58
1:A:694:LYS:O	1:A:695:LEU:C	2.41	0.58
1:A:90:ILE:HB	1:A:90:ILE:CD1	2.30	0.58
1:B:937:LEU:HD22	1:B:1011:MET:HE2	1.86	0.58
1:B:1022:VAL:HA	1:B:1025:PHE:HD2	1.69	0.58
1:B:723:ASP:HB3	1:B:812:GLY:O	2.03	0.58
1:C:317:PHE:CB	1:C:318:PRO:CD	2.81	0.58
1:C:702:LEU:O	1:C:706:ALA:HB2	2.03	0.58
1:C:768:VAL:CG1	1:C:769:LYS:N	2.66	0.58
1:A:1011:MET:HE3	1:A:1011:MET:HA	1.83	0.58
1:A:376:LEU:HD23	1:A:376:LEU:N	2.19	0.58
1:A:429:GLU:O	1:A:430:ALA:C	2.41	0.58
1:A:880:SER:O	1:A:882:ILE:N	2.36	0.58
1:A:905:VAL:HB	1:A:906:PRO:HD3	1.86	0.58
1:B:213:GLN:HE22	1:B:239:ARG:HB2	1.69	0.58
1:B:941:ASN:O	1:B:942:ALA:C	2.42	0.58
1:C:77:TYR:CD2	1:C:819:TYR:OH	2.56	0.58
1:C:988:PRO:O	1:C:989:LEU:C	2.41	0.58
1:A:119:PRO:CD	1:A:122:VAL:HG23	2.31	0.58
1:A:397:GLY:HA3	1:A:473:THR:HG21	1.84	0.58
1:A:367:ILE:CG1	1:A:493:CYS:HB3	2.22	0.58
1:A:843:LEU:CD2	1:A:847:LEU:HG	2.34	0.58
1:A:445:ILE:HG21	1:A:940:LYS:HG3	1.84	0.58
1:B:60:THR:CG2	1:B:119:PRO:HG3	2.34	0.58
1:B:146:ASP:O	1:B:147:GLY:C	2.42	0.58
1:B:148:THR:O	1:B:149:MET:CG	2.50	0.58
1:B:150:THR:O	1:B:153:ASP:N	2.37	0.58
1:B:332:PHE:CE1	1:B:568:ASP:O	2.57	0.58
1:B:349:ILE:HG22	1:B:350:LEU:HD23	1.86	0.58
1:B:646:ALA:CA	1:B:649:MET:HB2	2.22	0.58
1:B:736:ALA:HB2	1:B:804:PHE:CD2	2.38	0.58
1:B:82:SER:OG	1:B:83:ASP:N	2.36	0.58

Continued on next page...

Continued from previous page...

Atom-1	Atom-2	Interatomic distance (Å)	Clash overlap (Å)
1:B:972:LEU:HD13	1:B:976:LEU:CD2	2.31	0.58
1:C:414:GLU:OE2	1:C:977:MET:CG	2.28	0.58
1:A:114:ALA:O	1:A:117:LEU:HD22	1.99	0.58
1:A:199:THR:OG1	1:A:201:VAL:HB	2.03	0.58
1:A:329:THR:O	1:A:329:THR:CG2	2.52	0.58
1:A:611:ALA:CB	1:A:627:ALA:HB2	2.33	0.58
1:B:340:VAL:CG1	1:B:395:MET:CB	2.76	0.58
1:B:750:LEU:C	1:B:750:LEU:HD22	2.24	0.58
1:B:801:PHE:C	1:B:803:ALA:H	2.05	0.58
1:B:889:ALA:O	1:B:890:ALA:C	2.41	0.58
1:C:150:THR:HG23	1:C:153:ASP:OD1	2.04	0.58
1:C:513:PHE:CB	1:C:517:ASN:HB3	2.33	0.58
1:C:859:TRP:CB	1:C:863:SER:O	2.52	0.58
1:A:115:MET:HB2	1:A:116:PRO:HD3	1.85	0.58
1:A:240:LEU:CD2	1:A:240:LEU:N	2.67	0.58
1:A:255:GLN:C	1:A:256:ASP:OD1	2.42	0.58
1:B:150:THR:N	1:B:153:ASP:HB3	2.06	0.58
1:B:199:THR:C	1:B:201:VAL:N	2.51	0.58
1:B:742:SER:HB3	1:B:745:ASP:OD1	2.03	0.58
1:B:888:LEU:CB	1:B:898:PRO:HG3	2.34	0.58
1:C:1024:VAL:CG1	1:C:1028:VAL:CG2	2.72	0.58
1:A:781:MET:HE2	1:C:228:GLN:OE1	1.95	0.58
1:A:746:ILE:HD13	1:A:804:PHE:CD1	2.39	0.58
1:A:358:PHE:HD2	1:A:973:ARG:CG	2.16	0.58
1:A:358:PHE:HD2	1:A:973:ARG:HG2	1.68	0.58
1:B:240:LEU:HD13	1:B:246:PHE:CG	2.37	0.58
1:A:886:LEU:CD2	1:C:17:ILE:CG2	2.81	0.58
1:C:354:VAL:CG1	1:C:354:VAL:O	2.46	0.58
1:C:423:GLU:O	1:C:425:LEU:N	2.32	0.58
1:C:692:HIS:CE1	1:C:721:LEU:HD21	2.39	0.58
1:A:102:ILE:O	1:A:106:GLN:HG3	2.04	0.58
1:A:431:THR:OG1	1:A:494:ALA:HB2	2.03	0.58
1:A:690:LEU:CD1	1:A:854:GLY:CA	2.63	0.58
1:B:915:ALA:HB3	1:B:1009:GLY:HA3	1.83	0.58
1:B:115:MET:HE1	1:B:127:VAL:HG11	1.84	0.58
1:B:139:VAL:O	1:B:140:VAL:C	2.42	0.58
1:B:218:GLN:HA	1:B:234:ILE:HG13	1.86	0.58
1:B:524:THR:HG21	1:B:973:ARG:NH2	2.19	0.58
1:B:819:TYR:OH	1:B:860:THR:OG1	2.18	0.58
1:C:1029:VAL:HG12	1:C:1030:ARG:N	2.18	0.58
1:C:163:LYS:NZ	1:C:175:VAL:HB	2.19	0.58

Continued on next page...

Continued from previous page...

Atom-1	Atom-2	Interatomic distance (Å)	Clash overlap (Å)
1:C:278:ILE:CG2	1:C:279:ALA:N	2.55	0.58
1:C:393:LEU:O	1:C:470:PHE:CE2	2.56	0.58
1:C:545:TYR:OH	1:C:1021:PHE:CA	2.50	0.58
1:A:178:PHE:HB2	1:A:288:GLY:C	2.24	0.57
1:A:302:THR:HG22	1:A:306:ILE:HD11	1.84	0.57
1:A:818:ARG:NH2	1:A:823:PRO:HD3	2.19	0.57
1:B:1019:ILE:C	1:B:1020:PHE:HD1	2.06	0.57
1:B:13:TRP:CH2	1:B:370:ILE:HD13	2.27	0.57
1:B:405:LEU:HD12	1:B:406:VAL:HG13	1.86	0.57
1:B:439:GLN:O	1:B:439:GLN:HG2	2.02	0.57
1:B:751:GLY:C	1:B:753:ALA:H	2.05	0.57
1:B:921:LEU:CD2	1:B:1002:ALA:HA	2.34	0.57
1:B:943:ILE:HA	1:B:946:VAL:HG23	1.86	0.57
1:B:985:GLY:O	1:B:988:PRO:HD2	2.04	0.57
1:C:894:SER:CB	1:C:897:ILE:CD1	2.77	0.57
1:A:986:VAL:HG11	1:A:1007:VAL:HG23	1.86	0.57
1:A:94:PHE:CZ	1:A:103:ALA:HB1	2.39	0.57
1:A:255:GLN:H	1:A:255:GLN:CD	2.08	0.57
1:A:298:ASN:O	1:A:299:ALA:C	2.42	0.57
1:A:324:VAL:C	1:A:325:TYR:CD1	2.71	0.57
1:A:572:PHE:C	1:A:572:PHE:HD1	2.05	0.57
1:A:911:GLY:HA3	1:A:1013:THR:HG23	1.86	0.57
1:A:108:GLN:OE1	1:B:112:GLN:CD	2.42	0.57
1:B:32:VAL:HG12	1:B:337:ILE:HD13	1.86	0.57
1:B:419:VAL:CG1	1:B:419:VAL:O	2.52	0.57
1:B:987:MET:N	1:B:988:PRO:HD3	2.20	0.57
1:C:252:LYS:O	1:C:260:VAL:N	2.35	0.57
1:A:1019:ILE:CD1	1:A:1020:PHE:HE2	2.11	0.57
1:A:77:TYR:HA	1:A:77:TYR:C	2.14	0.57
1:B:310:LEU:O	1:B:314:GLU:CG	2.51	0.57
1:B:741:VAL:HG11	1:B:791:VAL:HG11	1.84	0.57
1:C:114:ALA:O	1:C:115:MET:C	2.38	0.57
1:C:439:GLN:HG3	1:C:440:GLY:H	1.68	0.57
1:C:461:GLY:HA2	1:C:869:SER:HB2	1.85	0.57
1:C:838:GLY:HA2	1:C:841:MET:HG3	1.84	0.57
1:C:91:THR:HG23	1:C:91:THR:O	2.03	0.57
1:A:170:SER:OG	1:A:170:SER:O	2.18	0.57
1:A:472:ILE:CD1	1:A:472:ILE:N	2.68	0.57
1:A:578:LEU:CG	1:A:587:THR:HG23	2.34	0.57
1:A:632:LYS:O	1:A:637:ARG:HD3	2.03	0.57
1:A:801:PHE:HD1	1:A:805:SER:HB2	1.69	0.57

Continued on next page...

Continued from previous page...

Atom-1	Atom-2	Interatomic distance (Å)	Clash overlap (Å)
1:A:914:LEU:HD13	1:A:917:THR:HG22	1.85	0.57
1:B:12:ALA:O	1:B:13:TRP:C	2.39	0.57
1:B:193:LEU:O	1:B:195:LYS:N	2.36	0.57
1:B:356:TYR:C	1:B:358:PHE:N	2.47	0.57
1:B:355:MET:HE1	1:B:369:THR:CG2	2.34	0.57
1:B:408:ASP:OD2	1:B:442:LEU:HA	2.04	0.57
1:B:833:PRO:HG2	1:B:834:GLY:N	2.18	0.57
1:C:1036:LYS:O	1:C:1036:LYS:HE2	2.04	0.57
1:C:189:ASN:HD22	1:C:190:PRO:HD3	1.68	0.57
1:C:208:LYS:HA	1:C:760:ASN:ND2	2.19	0.57
1:A:1012:VAL:HG12	1:A:1013:THR:N	2.18	0.57
1:A:372:VAL:HB	1:A:373:PRO:CD	2.34	0.57
1:A:552:MET:O	1:A:555:LEU:N	2.37	0.57
1:B:14:VAL:HA	1:B:17:ILE:HD12	1.86	0.57
1:B:413:VAL:CG1	1:B:414:GLU:N	2.67	0.57
1:B:831:ALA:CB	1:B:840:ALA:HB2	2.35	0.57
1:C:198:LEU:CD1	1:C:251:LEU:HD13	2.31	0.57
1:C:355:MET:HE1	1:C:977:MET:SD	2.44	0.57
1:C:492:LEU:HD22	1:C:496:MET:SD	2.45	0.57
1:A:176:GLN:NE2	2:A:2002:DM2:C11	2.67	0.57
1:A:425:LEU:HD13	1:A:429:GLU:HG2	1.87	0.57
1:A:459:PHE:CE1	1:A:467:TYR:CE2	2.92	0.57
1:A:600:THR:O	1:A:602:GLU:N	2.38	0.57
1:A:893:GLU:HB3	1:C:10:ILE:HD13	1.87	0.57
1:B:305:ALA:O	1:B:308:ALA:N	2.37	0.57
1:C:394:THR:HG22	1:C:395:MET:H	1.67	0.57
1:C:4:PHE:O	1:C:8:ARG:CZ	2.52	0.57
1:C:279:ALA:CB	1:C:611:ALA:O	2.53	0.57
1:C:818:ARG:HA	1:C:824:SER:N	2.19	0.57
1:A:978:THR:OG1	1:A:979:SER:N	2.34	0.57
1:B:1018:ALA:C	1:B:1020:PHE:H	2.08	0.57
1:B:173:GLY:N	1:B:292:LYS:O	2.38	0.57
1:B:559:LEU:HD23	1:B:923:ASN:HD22	1.68	0.57
1:C:166:ILE:HG22	1:C:167:SER:N	2.19	0.57
1:C:219:LEU:C	1:C:221:GLY:H	2.05	0.57
1:C:605:ASN:OD1	1:C:647:ILE:HD12	2.05	0.57
1:C:705:GLU:O	1:C:706:ALA:C	2.41	0.57
1:A:102:ILE:HG22	1:A:103:ALA:N	2.17	0.57
1:A:280:GLU:HA	1:A:286:ALA:HB2	1.86	0.57
1:A:406:VAL:O	1:A:408:ASP:N	2.37	0.57
1:A:727:PHE:CZ	1:A:783:PRO:HB3	2.38	0.57

Continued on next page...

Continued from previous page...

Atom-1	Atom-2	Interatomic distance (Å)	Clash overlap (Å)
1:A:781:MET:HG3	1:C:225:VAL:HG11	1.86	0.57
1:B:172:VAL:O	1:B:173:GLY:O	2.22	0.57
1:B:48:SER:N	1:B:49:TYR:CE1	2.66	0.57
1:B:45:ILE:HD13	1:B:69:MET:CE	2.34	0.57
1:B:985:GLY:O	1:B:988:PRO:CD	2.53	0.57
1:C:332:PHE:O	1:C:336:SER:HB3	2.04	0.57
1:C:360:GLN:NE2	1:C:513:PHE:CE2	2.71	0.57
1:C:41:PRO:O	1:C:94:PHE:HB2	2.05	0.57
1:C:482:VAL:CG1	1:C:482:VAL:O	2.52	0.57
1:B:14:VAL:CG1	1:C:890:ALA:HB2	2.24	0.57
1:A:531:VAL:HA	1:A:534:ILE:HG13	1.85	0.57
1:A:726:GLN:HB3	1:C:235:ILE:CD1	2.35	0.57
1:B:1023:PRO:O	1:B:1027:VAL:HG23	2.05	0.57
1:B:216:ALA:HB2	1:B:236:ALA:HB2	1.87	0.57
1:B:314:GLU:HB2	1:B:315:PRO:HD3	1.86	0.57
1:B:333:VAL:O	1:B:334:LYS:C	2.41	0.57
1:B:351:VAL:CG2	1:B:981:ALA:O	2.52	0.57
1:B:392:THR:O	1:B:393:LEU:C	2.40	0.57
1:B:407:ASP:OD1	1:B:407:ASP:N	2.35	0.57
1:B:3:ASN:HD22	1:B:4:PHE:H	1.53	0.57
1:B:544:LEU:HA	1:B:547:ILE:HD12	1.87	0.57
1:B:819:TYR:CZ	1:B:860:THR:OG1	2.57	0.57
1:B:934:THR:C	1:B:936:GLY:N	2.50	0.57
1:C:166:ILE:CG1	1:C:291:ILE:HD11	2.35	0.57
1:C:138:MET:HE1	1:C:306:ILE:CD1	2.34	0.57
1:C:325:TYR:N	1:C:326:PRO:HD3	2.20	0.57
1:C:190:PRO:HD2	1:C:779:TYR:CD1	2.37	0.57
1:C:948:PHE:N	1:C:948:PHE:CD1	2.73	0.57
1:A:1013:THR:O	1:A:1015:THR:N	2.37	0.57
1:A:1022:VAL:HA	1:A:1025:PHE:CD2	2.40	0.57
1:A:101:ASP:O	1:A:105:VAL:HG23	2.05	0.57
1:A:118:LEU:HA	1:A:118:LEU:HD23	1.86	0.57
1:A:182:TYR:HB2	1:A:769:LYS:NZ	2.20	0.57
1:A:516:PHE:O	1:A:520:PHE:N	2.38	0.57
1:A:819:TYR:H	1:A:824:SER:CB	2.18	0.57
1:B:213:GLN:HG2	1:C:56:THR:CG2	2.35	0.57
1:C:450:SER:N	1:C:478:MET:HE1	2.20	0.57
1:A:100:ALA:CB	1:A:131:LYS:HE3	2.28	0.56
1:A:305:ALA:O	1:A:308:ALA:HB3	2.05	0.56
1:A:55:LYS:O	1:A:59:ASP:N	2.34	0.56
1:B:185:ARG:NH1	1:B:772:TYR:HB3	2.18	0.56

Continued on next page...

Continued from previous page...

Atom-1	Atom-2	Interatomic distance (Å)	Clash overlap (Å)
1:B:192:GLU:O	1:B:265:VAL:HG12	2.05	0.56
1:B:339:GLU:HB3	1:B:1000:GLN:OE1	2.05	0.56
1:B:379:THR:HG23	1:B:476:SER:O	2.05	0.56
1:C:63:GLN:O	1:C:67:GLN:HB3	2.04	0.56
1:C:762:PHE:H	1:C:771:VAL:CG2	2.17	0.56
1:A:464:GLY:O	1:A:467:TYR:HB2	2.04	0.56
1:A:818:ARG:CB	1:A:823:PRO:HA	2.35	0.56
1:B:419:VAL:O	1:B:426:PRO:CG	2.51	0.56
1:B:754:TRP:CZ2	1:B:786:ILE:HA	2.40	0.56
1:B:900:SER:HA	1:B:903:LEU:HD22	1.85	0.56
1:C:110:LYS:HA	1:C:113:LEU:HD12	1.86	0.56
1:A:821:GLY:HA2	1:C:168:ARG:HH12	1.69	0.56
1:C:657:GLN:NE2	1:C:657:GLN:CA	2.44	0.56
1:C:669:PRO:HG2	1:C:672:VAL:HG12	1.86	0.56
1:C:680:PHE:HA	1:C:863:SER:OG	2.05	0.56
1:C:77:TYR:CE2	1:C:860:THR:HG22	2.39	0.56
1:A:323:ILE:O	1:A:323:ILE:HG12	2.05	0.56
1:A:375:VAL:HG11	1:A:405:LEU:HD12	1.86	0.56
1:A:54:ALA:CB	1:A:816:LEU:HG	2.36	0.56
1:A:713:LEU:CB	1:A:832:ALA:HA	2.29	0.56
1:A:973:ARG:HB3	1:A:974:PRO:CD	2.36	0.56
1:B:204:ILE:O	1:B:206:ALA:N	2.38	0.56
1:B:211:ASN:OD1	1:B:240:LEU:N	2.24	0.56
1:B:291:ILE:HG21	1:B:306:ILE:HD13	1.84	0.56
1:B:314:GLU:HA	1:B:317:PHE:CD2	2.39	0.56
1:B:409:ALA:HB2	1:B:485:ALA:CB	2.28	0.56
1:B:575:MET:CB	1:B:626:ILE:HG22	2.36	0.56
1:B:901:VAL:HG11	1:B:943:ILE:HD11	1.86	0.56
1:B:964:THR:C	1:B:965:LEU:HD23	2.26	0.56
1:A:893:GLU:CG	1:C:10:ILE:HD12	2.33	0.56
1:C:682:PHE:CE1	1:C:857:TYR:CB	2.87	0.56
1:C:746:ILE:HG21	1:C:804:PHE:HE1	1.69	0.56
1:A:223:PRO:HD3	1:B:275:TYR:CG	2.41	0.56
1:A:193:LEU:CD1	1:A:265:VAL:HG11	2.31	0.56
1:A:686:ASP:OD2	1:A:823:PRO:HG2	2.06	0.56
1:A:731:ILE:HG23	1:A:746:ILE:CD1	2.35	0.56
1:A:831:ALA:O	1:A:832:ALA:HB2	2.05	0.56
1:C:111:LEU:O	1:C:113:LEU:N	2.39	0.56
1:C:350:LEU:HD23	1:C:350:LEU:N	2.20	0.56
1:A:924:ASP:O	1:A:925:VAL:C	2.43	0.56
1:B:1029:VAL:O	1:B:1030:ARG:C	2.43	0.56

Continued on next page...

Continued from previous page...

Atom-1	Atom-2	Interatomic distance (Å)	Clash overlap (Å)
1:B:45:ILE:HG23	1:B:129:VAL:HG21	1.87	0.56
1:B:470:PHE:CE2	1:B:929:VAL:HG21	2.41	0.56
1:B:696:THR:HG22	1:B:699:ARG:NH2	2.19	0.56
1:C:645:GLU:O	1:C:645:GLU:OE1	2.24	0.56
1:C:698:ALA:O	1:C:699:ARG:O	2.24	0.56
1:C:750:LEU:O	1:C:754:TRP:HD1	1.89	0.56
1:C:687:GLN:HB2	1:C:854:GLY:O	2.06	0.56
1:A:240:LEU:CD1	1:A:245:GLU:HB3	2.35	0.56
1:A:453:PHE:O	1:A:456:MET:HB2	2.06	0.56
1:A:644:VAL:O	1:A:645:GLU:C	2.44	0.56
1:A:190:PRO:HD2	1:A:779:TYR:CD2	2.40	0.56
1:B:363:ARG:NH2	1:B:498:LYS:HD2	2.21	0.56
1:B:733:GLN:NE2	1:B:743:ILE:HG21	2.19	0.56
1:B:723:ASP:HA	1:B:813:SER:HA	1.88	0.56
1:C:184:MET:HG2	1:C:246:PHE:HE1	1.69	0.56
1:A:102:ILE:O	1:A:102:ILE:HG23	1.98	0.56
1:A:251:LEU:HD21	1:A:262:LEU:HD12	1.85	0.56
1:A:742:SER:O	1:A:745:ASP:N	2.38	0.56
1:A:901:VAL:O	1:A:904:VAL:HG21	2.05	0.56
1:A:991:ILE:HD11	1:A:1004:GLY:C	2.26	0.56
1:B:380:PHE:CE1	1:B:398:MET:SD	2.98	0.56
1:B:448:VAL:HG21	1:B:888:LEU:HD21	1.87	0.56
1:B:682:PHE:HD1	1:B:859:TRP:CZ3	2.23	0.56
1:B:987:MET:HE2	1:B:990:VAL:HB	1.86	0.56
1:A:895:TRP:HH2	1:C:13:TRP:HB3	1.71	0.56
1:C:212:ALA:O	1:C:238:THR:O	2.24	0.56
1:C:262:LEU:CD2	1:C:268:ILE:HD11	2.36	0.56
1:C:588:GLN:O	1:C:592:ASN:N	2.37	0.56
1:C:817:GLU:HB3	1:C:824:SER:OG	2.06	0.56
1:C:4:PHE:C	1:C:8:ARG:HH12	2.09	0.56
1:C:4:PHE:CA	1:C:8:ARG:HH12	2.19	0.56
1:C:990:VAL:CG1	1:C:1005:THR:HG22	2.34	0.56
1:C:994:GLY:CA	1:C:997:SER:HB3	2.34	0.56
1:A:310:LEU:HA	1:A:313:MET:HE2	1.88	0.56
1:A:459:PHE:CE1	1:A:467:TYR:CD2	2.94	0.56
1:A:513:PHE:CD1	1:A:517:ASN:OD1	2.50	0.56
1:A:56:THR:O	1:A:56:THR:HG22	2.05	0.56
1:A:865:GLN:O	1:A:867:ARG:N	2.39	0.56
1:B:569:GLN:HG3	1:B:668:LEU:HD12	1.86	0.56
1:B:78:MET:HA	1:B:91:THR:O	2.06	0.56
1:B:927:PHE:O	1:B:929:VAL:N	2.39	0.56

Continued on next page...

Continued from previous page...

Atom-1	Atom-2	Interatomic distance (Å)	Clash overlap (Å)
1:C:143:ILE:CD1	1:C:144:ASN:H	2.11	0.56
1:C:198:LEU:HA	1:C:792:ARG:NH2	2.20	0.56
1:C:58:GLN:HG2	1:C:62:THR:CG2	2.35	0.56
1:C:682:PHE:CE1	1:C:857:TYR:HB2	2.41	0.56
1:C:975:ILE:HG22	1:C:976:LEU:HD23	1.86	0.56
1:A:107:VAL:CG1	1:A:107:VAL:HB	2.22	0.56
1:A:244:GLU:C	1:A:246:PHE:N	2.59	0.56
1:A:565:PRO:C	1:A:566:ASP:O	2.38	0.56
1:B:298:ASN:HB2	1:B:301:ASP:OD1	2.06	0.56
1:B:415:ASN:OD1	1:B:415:ASN:O	2.24	0.56
1:B:517:ASN:HB3	1:B:521:GLU:OE1	2.06	0.56
1:B:534:ILE:HG23	1:B:541:TYR:CE2	2.41	0.56
1:B:759:VAL:HG21	1:B:773:VAL:HB	1.86	0.56
1:A:895:TRP:CZ2	1:C:10:ILE:HG23	2.41	0.56
1:C:15:ILE:O	1:C:18:ILE:N	2.38	0.56
1:C:345:VAL:HA	1:C:348:ILE:HD12	1.88	0.56
1:C:596:HIS:O	1:C:599:LEU:N	2.39	0.56
1:C:448:VAL:HG13	1:C:887:CYS:HB2	1.88	0.56
1:C:8:ARG:HG3	1:C:8:ARG:HH11	1.70	0.56
1:A:25:LEU:HD13	1:A:26:ALA:N	2.21	0.56
1:A:455:PRO:O	1:A:458:PHE:HB2	2.06	0.56
1:A:746:ILE:HD13	1:A:804:PHE:CE1	2.40	0.56
1:A:952:LEU:O	1:A:953:MET:C	2.44	0.56
1:A:104:GLN:HE21	1:B:109:ASN:ND2	2.02	0.56
1:B:335:ILE:HG21	1:B:995:ALA:HB2	1.86	0.56
1:B:801:PHE:CD2	1:B:804:PHE:CE1	2.94	0.56
1:B:907:LEU:O	1:B:910:ILE:HG22	2.06	0.56
1:B:946:VAL:HG13	1:B:1026:PHE:HD1	1.63	0.56
1:C:220:GLY:HA3	1:C:231:ASN:HB2	1.88	0.56
1:C:400:LEU:HD12	1:C:933:THR:CB	2.36	0.56
1:C:445:ILE:O	1:C:448:VAL:N	2.33	0.56
1:C:668:LEU:HD23	1:C:668:LEU:N	2.20	0.56
1:C:700:ASN:HA	1:C:703:LEU:HD12	1.88	0.56
1:A:1007:VAL:O	1:A:1008:MET:C	2.43	0.56
1:A:333:VAL:O	1:A:336:SER:N	2.39	0.56
1:A:643:LYS:HZ1	1:A:995:ALA:HB2	1.70	0.56
1:A:713:LEU:HB2	1:A:832:ALA:HB1	1.88	0.56
1:A:47:ALA:O	1:A:87:THR:HG22	2.06	0.56
1:B:1022:VAL:HG23	1:B:1023:PRO:N	2.17	0.56
1:B:192:GLU:OE2	1:B:192:GLU:CA	2.51	0.56
1:B:193:LEU:HD22	1:B:198:LEU:CB	2.36	0.56

Continued on next page...

Continued from previous page...

Atom-1	Atom-2	Interatomic distance (Å)	Clash overlap (Å)
1:B:213:GLN:NE2	1:B:239:ARG:HD2	2.20	0.56
1:B:987:MET:N	1:B:988:PRO:CD	2.68	0.56
1:C:450:SER:H	1:C:478:MET:HE3	1.70	0.56
1:C:4:PHE:HA	1:C:8:ARG:HH12	1.71	0.56
1:A:1021:PHE:C	1:A:1025:PHE:CD2	2.79	0.55
1:A:43:VAL:O	1:A:43:VAL:HG12	2.05	0.55
1:A:472:ILE:H	1:A:472:ILE:HD12	1.71	0.55
1:A:828:LEU:CD2	1:A:828:LEU:N	2.61	0.55
1:A:930:GLY:C	1:A:932:LEU:H	2.09	0.55
1:B:259:ARG:HH11	1:B:259:ARG:CG	2.11	0.55
1:B:428:LYS:O	1:B:432:ARG:CD	2.54	0.55
1:B:666:PHE:CE1	1:B:830:GLN:NE2	2.73	0.55
1:C:20:MET:O	1:C:377:LEU:CD1	2.48	0.55
1:C:402:ILE:O	1:C:406:VAL:HG23	2.06	0.55
1:C:754:TRP:CZ3	1:C:780:ARG:HB2	2.41	0.55
1:C:975:ILE:HG22	1:C:976:LEU:H	1.67	0.55
1:A:1007:VAL:HG23	1:A:1008:MET:H	1.70	0.55
1:A:168:ARG:CG	1:A:168:ARG:O	2.43	0.55
1:A:348:ILE:C	1:A:350:LEU:N	2.60	0.55
1:A:775:SER:O	1:A:776:GLU:C	2.45	0.55
1:B:293:LEU:CD2	1:B:294:ALA:H	2.19	0.55
1:B:3:ASN:C	1:B:5:PHE:N	2.60	0.55
1:B:429:GLU:HA	1:B:432:ARG:HB3	1.88	0.55
1:C:161:ASN:CB	1:C:162:MET:CG	2.80	0.55
1:C:184:MET:CE	1:C:184:MET:CA	2.85	0.55
1:C:37:THR:HG22	1:C:39:ALA:H	1.70	0.55
1:C:953:MET:HE2	1:C:963:ALA:HB2	1.86	0.55
1:A:119:PRO:C	1:A:121:GLU:H	2.09	0.55
1:A:240:LEU:HD13	1:A:245:GLU:HB3	1.89	0.55
1:A:489:THR:N	1:A:490:PRO:HD2	2.21	0.55
1:A:367:ILE:HD11	1:A:496:MET:SD	2.46	0.55
1:A:519:MET:HG2	1:A:522:LYS:HE2	1.89	0.55
1:B:873:ALA:O	1:B:875:SER:N	2.38	0.55
1:A:167:SER:HB3	1:A:175:VAL:HG21	1.87	0.55
1:A:228:GLN:OE1	1:B:781:MET:SD	2.64	0.55
1:A:615:PHE:HE1	1:A:617:PHE:CB	2.15	0.55
1:A:726:GLN:N	1:A:810:GLU:O	2.35	0.55
1:A:89:GLN:C	1:A:90:ILE:CG1	2.75	0.55
1:B:82:SER:O	1:B:83:ASP:HB2	2.04	0.55
1:C:105:VAL:HG12	1:C:106:GLN:H	1.71	0.55
1:C:157:TYR:CE1	1:C:318:PRO:HD3	2.40	0.55

Continued on next page...

Continued from previous page...

Atom-1	Atom-2	Interatomic distance (Å)	Clash overlap (Å)
1:C:513:PHE:HB3	1:C:517:ASN:HB3	1.87	0.55
1:C:657:GLN:HB3	1:C:658:ILE:HD13	1.88	0.55
1:C:78:MET:HG2	1:C:820:ASN:HA	1.89	0.55
1:A:393:LEU:CD2	1:A:466:ILE:HG23	2.33	0.55
1:A:731:ILE:HG12	1:A:746:ILE:HG21	1.88	0.55
1:A:803:ALA:HB3	1:A:804:PHE:CD2	2.41	0.55
1:B:252:LYS:HB3	1:B:260:VAL:HG23	1.88	0.55
1:B:431:THR:O	1:B:434:SER:N	2.39	0.55
1:C:439:GLN:O	1:C:441:ALA:N	2.40	0.55
1:C:775:SER:C	1:C:776:GLU:O	2.42	0.55
1:A:72:ILE:CA	1:A:106:GLN:HE22	2.13	0.55
1:A:184:MET:HB3	1:A:771:VAL:HG13	1.88	0.55
1:A:355:MET:HG2	1:A:365:THR:HA	1.88	0.55
1:A:425:LEU:CD1	1:A:429:GLU:HG2	2.36	0.55
1:A:549:VAL:HG12	1:A:550:VAL:N	2.22	0.55
1:B:186:ILE:HD12	1:B:268:ILE:HG13	1.87	0.55
1:A:342:LYS:NZ	1:A:989:LEU:HG	2.21	0.55
1:A:426:PRO:O	1:A:430:ALA:CB	2.55	0.55
1:A:457:ALA:O	1:A:458:PHE:CD2	2.60	0.55
1:A:615:PHE:O	1:A:615:PHE:HD1	1.88	0.55
1:A:685:ILE:CG2	1:A:819:TYR:HB3	2.37	0.55
1:A:740:GLY:O	1:A:793:ALA:CB	2.38	0.55
1:B:105:VAL:CG1	1:B:105:VAL:HB	2.20	0.55
1:B:115:MET:O	1:B:123:GLN:NE2	2.40	0.55
1:B:859:TRP:HB3	1:B:863:SER:CB	2.37	0.55
1:B:879:ILE:CG2	1:B:880:SER:N	2.70	0.55
1:C:1022:VAL:HB	1:C:1023:PRO:HD3	1.88	0.55
1:C:69:MET:HE3	1:C:92:LEU:HD21	1.82	0.55
1:A:376:LEU:O	1:A:377:LEU:C	2.44	0.55
1:A:613:ASN:HA	1:A:625:GLY:HA3	1.88	0.55
1:A:712:MET:O	1:A:832:ALA:HB2	2.06	0.55
1:A:901:VAL:HG13	1:A:942:ALA:CB	2.36	0.55
1:B:102:ILE:CG2	1:B:102:ILE:O	2.48	0.55
1:B:119:PRO:CB	1:B:122:VAL:HG23	2.20	0.55
1:B:282:ASN:O	1:B:284:GLN:N	2.39	0.55
1:B:375:VAL:HG13	1:B:480:LEU:HB2	1.89	0.55
1:B:760:ASN:OD1	1:B:760:ASN:C	2.45	0.55
1:C:118:LEU:H	1:C:118:LEU:HD13	1.71	0.55
1:C:407:ASP:O	1:C:411:VAL:HB	2.06	0.55
1:C:58:GLN:CD	1:C:82:SER:CB	2.49	0.55
1:C:842:GLU:CG	1:C:846:GLN:HE21	2.20	0.55

Continued on next page...

Continued from previous page...

Atom-1	Atom-2	Interatomic distance (Å)	Clash overlap (Å)
1:A:1021:PHE:C	1:A:1025:PHE:HD2	2.10	0.55
1:A:274:ASN:ND2	1:A:276:ASP:OD2	2.39	0.55
1:A:30:LEU:HD21	1:A:384:ALA:CA	2.37	0.55
1:A:594:VAL:HG13	1:A:655:PHE:CZ	2.41	0.55
1:A:922:THR:O	1:A:924:ASP:OD2	2.24	0.55
1:B:992:SER:CB	1:B:1000:GLN:HE21	2.20	0.55
1:B:333:VAL:O	1:B:335:ILE:N	2.40	0.55
1:C:146:ASP:O	1:C:148:THR:N	2.40	0.55
1:C:219:LEU:C	1:C:221:GLY:N	2.61	0.55
1:C:203:VAL:HG13	1:C:262:LEU:HD11	1.89	0.55
1:C:49:TYR:O	1:C:52:ALA:CB	2.53	0.55
1:C:567:GLU:O	1:C:667:ASN:ND2	2.40	0.55
1:C:722:GLU:HA	1:C:722:GLU:OE1	2.06	0.55
1:C:350:LEU:HD13	1:C:984:LEU:CD1	2.35	0.55
1:A:112:GLN:O	1:A:113:LEU:HD12	2.07	0.55
1:A:534:ILE:HG23	1:A:541:TYR:CD2	2.42	0.55
1:A:545:TYR:HB2	1:A:1021:PHE:CE1	2.34	0.55
1:A:617:PHE:CG	2:A:2002:DM2:C2	2.90	0.55
1:B:335:ILE:HG22	1:B:336:SER:N	2.22	0.55
1:C:188:MET:HE3	1:C:203:VAL:HG21	1.86	0.55
1:C:719:ASN:O	1:C:721:LEU:N	2.40	0.55
1:C:721:LEU:CG	1:C:721:LEU:O	2.53	0.55
1:C:933:THR:O	1:C:937:LEU:HB2	2.07	0.55
1:A:395:MET:HA	1:A:395:MET:CE	2.25	0.54
1:A:446:ALA:O	1:A:449:LEU:N	2.39	0.54
1:A:1:MET:SD	1:A:487:ILE:HG12	2.47	0.54
1:A:515:TRP:O	1:A:516:PHE:C	2.42	0.54
1:A:545:TYR:HE1	1:A:907:LEU:HD21	1.71	0.54
1:A:590:VAL:O	1:A:594:VAL:HG23	2.06	0.54
1:A:628:PHE:N	1:A:628:PHE:CD2	2.56	0.54
1:A:736:ALA:HB1	1:A:741:VAL:HG13	1.88	0.54
1:A:818:ARG:HG2	1:A:818:ARG:CA	2.33	0.54
1:A:418:ARG:CD	1:A:970:MET:HG3	2.33	0.54
1:B:211:ASN:OD1	1:B:240:LEU:HB2	2.06	0.54
1:C:184:MET:SD	1:C:246:PHE:CD1	3.00	0.54
1:C:420:MET:HE1	1:C:425:LEU:HD23	1.90	0.54
1:C:488:LEU:HG	1:C:492:LEU:HD12	1.89	0.54
1:C:605:ASN:HB3	1:C:637:ARG:CD	2.36	0.54
1:C:642:ASN:HA	1:C:647:ILE:HD11	1.89	0.54
1:C:682:PHE:HE1	1:C:857:TYR:CG	2.25	0.54
1:C:987:MET:SD	1:C:1008:MET:HE1	2.47	0.54

Continued on next page...

Continued from previous page...

Atom-1	Atom-2	Interatomic distance (Å)	Clash overlap (Å)
1:A:989:LEU:O	1:A:992:SER:N	2.38	0.54
1:B:363:ARG:HH21	1:B:498:LYS:HD2	1.71	0.54
1:B:544:LEU:HB3	1:B:1021:PHE:HZ	1.71	0.54
1:B:969:ARG:O	1:B:973:ARG:NH1	2.41	0.54
1:C:118:LEU:N	1:C:118:LEU:HD13	2.18	0.54
1:C:131:LYS:O	1:C:132:SER:CB	2.50	0.54
1:C:832:ALA:HB1	1:C:833:PRO:HD2	1.90	0.54
1:A:255:GLN:N	1:A:255:GLN:CD	2.61	0.54
1:A:584:GLN:O	1:A:587:THR:N	2.41	0.54
1:B:111:LEU:HD21	1:B:115:MET:HE2	1.89	0.54
1:B:136:PHE:HA	1:B:292:LYS:HG3	1.89	0.54
1:B:224:PRO:CG	1:B:224:PRO:O	2.54	0.54
1:C:187:TRP:HB3	1:C:776:GLU:HA	1.90	0.54
1:C:189:ASN:O	1:C:193:LEU:CD1	2.53	0.54
1:C:590:VAL:O	1:C:591:LEU:C	2.45	0.54
1:C:77:TYR:CG	1:C:819:TYR:OH	2.57	0.54
1:C:62:THR:HG23	1:C:80:SER:HB2	1.88	0.54
1:B:14:VAL:CG2	1:C:886:LEU:O	2.54	0.54
1:A:114:ALA:HB3	1:A:115:MET:HG2	1.90	0.54
1:A:122:VAL:O	1:A:125:GLN:N	2.40	0.54
1:A:136:PHE:O	1:A:137:LEU:C	2.46	0.54
1:A:200:PRO:O	1:A:203:VAL:N	2.41	0.54
1:A:441:ALA:O	1:A:445:ILE:CG1	2.37	0.54
1:A:575:MET:HB2	1:A:664:PHE:CB	2.30	0.54
1:A:698:ALA:CB	1:A:855:VAL:HG11	2.38	0.54
1:A:197:GLN:NE2	1:A:796:GLY:O	2.40	0.54
1:B:100:ALA:O	1:B:101:ASP:C	2.39	0.54
1:B:187:TRP:CZ3	1:B:774:MET:HE2	2.40	0.54
1:B:223:PRO:CD	1:B:223:PRO:O	2.55	0.54
1:B:400:LEU:HD23	1:B:400:LEU:N	2.21	0.54
1:B:820:ASN:H	1:B:820:ASN:ND2	2.05	0.54
1:B:859:TRP:O	1:B:864:TYR:HB2	2.06	0.54
1:B:894:SER:O	1:B:896:SER:N	2.34	0.54
1:B:897:ILE:HD13	1:B:946:VAL:CG1	2.32	0.54
1:C:911:GLY:CA	1:C:1010:GLY:HA2	2.35	0.54
1:C:150:THR:OG1	1:C:152:GLU:CG	2.44	0.54
1:C:252:LYS:N	1:C:260:VAL:HG23	2.19	0.54
1:C:545:TYR:H	1:C:545:TYR:HD1	1.52	0.54
1:C:598:TYR:HB3	1:C:606:VAL:HG21	1.89	0.54
1:A:394:THR:HG23	1:A:395:MET:HE1	1.88	0.54
1:A:472:ILE:O	1:A:475:VAL:N	2.40	0.54

Continued on next page...

Continued from previous page...

Atom-1	Atom-2	Interatomic distance (Å)	Clash overlap (Å)
1:A:683:GLU:OE1	1:A:826:GLU:HG3	2.06	0.54
1:A:681:ASP:OD2	1:A:860:THR:HB	2.07	0.54
1:B:17:ILE:O	1:B:21:LEU:HB3	2.08	0.54
1:B:225:VAL:H	1:C:781:MET:CE	2.18	0.54
1:B:184:MET:CE	1:B:246:PHE:CD2	2.90	0.54
1:B:9:PRO:HB3	1:B:491:ALA:HB1	1.90	0.54
1:B:68:ASN:ND2	1:B:114:ALA:HB2	2.20	0.54
1:B:806:SER:O	1:B:807:SER:HB3	2.07	0.54
1:B:833:PRO:O	1:B:834:GLY:C	2.46	0.54
1:C:157:TYR:CZ	1:C:161:ASN:ND2	2.76	0.54
1:C:381:ALA:O	1:C:382:VAL:C	2.44	0.54
1:C:545:TYR:O	1:C:547:ILE:N	2.40	0.54
1:B:213:GLN:HG3	1:C:56:THR:HG23	1.90	0.54
1:A:396:PHE:CD2	1:A:1003:VAL:HG21	2.43	0.54
1:A:841:MET:HE2	1:A:863:SER:OG	2.08	0.54
1:A:527:TYR:CZ	1:A:972:LEU:HD13	2.42	0.54
1:B:525:HIS:O	1:B:529:ASP:CB	2.56	0.54
1:C:1026:PHE:HD2	1:C:1026:PHE:H	1.51	0.54
1:C:186:ILE:HD12	1:C:207:ILE:HD13	1.89	0.54
1:C:322:LYS:HB2	1:C:322:LYS:HZ3	1.71	0.54
1:C:590:VAL:O	1:C:591:LEU:O	2.25	0.54
1:C:121:GLU:HB3	1:C:758:TYR:OH	2.08	0.54
1:C:845:GLU:CG	1:C:859:TRP:HH2	2.20	0.54
1:A:575:MET:SD	1:A:626:ILE:HG13	2.47	0.54
1:B:1022:VAL:HG22	1:B:1023:PRO:HD2	1.88	0.54
1:B:1:MET:O	1:B:5:PHE:HD1	1.90	0.54
1:B:425:LEU:CB	1:B:498:LYS:O	2.41	0.54
1:B:332:PHE:HB2	1:B:569:GLN:O	2.07	0.54
1:C:545:TYR:CD1	1:C:545:TYR:N	2.72	0.54
1:C:554:TYR:O	1:C:558:ARG:HD2	2.07	0.54
1:C:55:LYS:O	1:C:59:ASP:CB	2.56	0.54
1:A:323:ILE:O	1:A:325:TYR:HE1	1.91	0.54
1:A:705:GLU:CA	1:A:705:GLU:OE2	2.44	0.54
1:A:787:GLY:C	1:A:789:TRP:H	2.11	0.54
1:B:142:VAL:HG13	1:B:322:LYS:O	2.08	0.54
1:B:406:VAL:HG23	1:B:407:ASP:OD1	2.08	0.54
1:B:428:LYS:O	1:B:432:ARG:HD2	2.08	0.54
1:B:518:ARG:HA	1:B:521:GLU:CB	2.29	0.54
1:B:557:VAL:C	1:B:558:ARG:HG3	2.28	0.54
1:B:199:THR:CG2	1:B:749:THR:HG21	2.38	0.54
1:C:1027:VAL:O	1:C:1031:ARG:HB2	2.08	0.54

Continued on next page...

Continued from previous page...

Atom-1	Atom-2	Interatomic distance (Å)	Clash overlap (Å)
1:A:895:TRP:CH2	1:C:13:TRP:HB3	2.42	0.54
1:C:189:ASN:CG	1:C:779:TYR:HE1	2.11	0.54
1:C:211:ASN:OD1	1:C:246:PHE:HE2	1.90	0.54
1:C:644:VAL:HG11	1:C:667:ASN:HB2	1.90	0.54
1:A:167:SER:HB3	1:A:175:VAL:HG11	1.90	0.54
1:A:871:ASN:HD21	1:A:874:PRO:HG2	1.73	0.54
1:B:34:GLN:CB	1:B:333:VAL:HG21	2.25	0.54
1:B:278:ILE:HD11	1:B:584:GLN:NE2	2.23	0.54
1:C:191:ASN:HA	1:C:194:ASN:ND2	2.23	0.54
1:C:56:THR:O	1:C:60:THR:HB	2.08	0.54
1:C:65:ILE:CD1	1:C:111:LEU:CD1	2.75	0.54
1:C:696:THR:O	1:C:699:ARG:N	2.40	0.54
1:A:171:GLY:HA2	1:A:294:ALA:CB	2.39	0.54
1:A:520:PHE:C	1:A:522:LYS:H	2.10	0.54
1:A:635:ALA:O	1:A:637:ARG:N	2.41	0.54
1:A:767:ARG:HH21	1:B:67:GLN:NE2	1.92	0.54
1:B:574:THR:HA	1:B:665:ALA:HA	1.89	0.54
1:B:764:ASP:CG	1:B:765:ARG:NH1	2.61	0.54
1:B:900:SER:O	1:B:901:VAL:C	2.46	0.54
1:C:153:ASP:N	1:C:182:TYR:OH	2.41	0.54
1:C:335:ILE:O	1:C:336:SER:C	2.44	0.54
1:C:595:THR:CG2	1:C:609:VAL:CG1	2.85	0.54
1:C:746:ILE:HG22	1:C:801:PHE:CE1	2.42	0.54
1:C:966:ASP:HA	1:C:969:ARG:HG3	1.89	0.54
1:A:367:ILE:O	1:A:368:PRO:C	2.45	0.53
1:A:64:VAL:O	1:A:65:ILE:O	2.26	0.53
1:A:846:GLN:O	1:A:849:SER:N	2.36	0.53
1:B:160:ALA:HB1	1:B:767:ARG:NE	2.23	0.53
1:B:863:SER:O	1:B:865:GLN:N	2.41	0.53
1:A:886:LEU:HD23	1:C:17:ILE:CG2	2.37	0.53
1:C:203:VAL:CG1	1:C:207:ILE:HD11	2.37	0.53
1:C:348:ILE:HG22	1:C:349:ILE:HD13	1.88	0.53
1:C:928:GLN:NE2	1:C:928:GLN:H	2.05	0.53
1:A:111:LEU:HD22	1:A:111:LEU:C	2.26	0.53
1:A:238:THR:HG22	1:A:239:ARG:O	2.08	0.53
1:A:382:VAL:HG11	1:A:476:SER:OG	2.08	0.53
1:A:674:LEU:CG	1:A:675:GLY:H	2.21	0.53
1:A:72:ILE:N	1:A:72:ILE:C	2.54	0.53
1:A:787:GLY:C	1:A:789:TRP:N	2.62	0.53
1:A:790:TYR:CD1	1:A:799:VAL:O	2.52	0.53
1:A:823:PRO:C	1:A:823:PRO:N	2.60	0.53

Continued on next page...

Continued from previous page...

Atom-1	Atom-2	Interatomic distance (Å)	Clash overlap (Å)
1:B:578:LEU:H	1:B:578:LEU:HD13	1.72	0.53
1:C:102:ILE:CD1	1:C:102:ILE:N	2.66	0.53
1:A:737:GLN:OE1	1:C:250:LEU:HD11	2.09	0.53
1:C:601:LYS:HG2	1:C:602:GLU:HG2	1.90	0.53
1:C:605:ASN:ND2	1:C:605:ASN:N	2.55	0.53
1:B:235:ILE:CD1	1:C:726:GLN:NE2	2.45	0.53
1:C:953:MET:HG3	1:C:963:ALA:CB	2.38	0.53
1:A:358:PHE:CG	1:A:977:MET:HG2	2.43	0.53
1:A:574:THR:HG21	1:A:594:VAL:HG12	1.88	0.53
1:A:47:ALA:HB3	1:A:88:VAL:CG2	2.37	0.53
1:B:157:TYR:C	1:B:161:ASN:ND2	2.61	0.53
1:B:219:LEU:HD23	1:B:234:ILE:HD11	1.90	0.53
1:B:36:PRO:O	1:B:38:ILE:CG1	2.55	0.53
1:B:482:VAL:CG1	1:B:483:LEU:N	2.71	0.53
1:B:554:TYR:HB2	1:B:555:LEU:HD12	1.90	0.53
1:B:602:GLU:OE1	1:B:650:ARG:NH1	2.41	0.53
1:B:716:VAL:HG12	1:B:716:VAL:O	2.07	0.53
1:B:836:SER:C	1:B:838:GLY:H	2.11	0.53
1:B:964:THR:C	1:B:965:LEU:CD2	2.76	0.53
1:C:912:ALA:H	1:C:1010:GLY:CA	2.21	0.53
1:C:1025:PHE:O	1:C:1029:VAL:CG2	2.26	0.53
1:C:169:THR:O	1:C:170:SER:O	2.26	0.53
1:C:24:GLY:O	1:C:28:LEU:HD12	2.08	0.53
1:C:597:TYR:CD2	1:C:598:TYR:N	2.77	0.53
1:C:945:ILE:HG12	1:C:971:ARG:CB	2.38	0.53
1:A:978:THR:O	1:A:979:SER:C	2.45	0.53
1:B:189:ASN:ND2	1:B:192:GLU:HG2	2.23	0.53
1:B:525:HIS:O	1:B:529:ASP:N	2.34	0.53
1:B:3:ASN:O	1:B:5:PHE:N	2.42	0.53
1:B:640:GLU:N	1:B:641:GLU:OE1	2.41	0.53
1:B:671:ILE:HG21	1:B:676:THR:CG2	2.33	0.53
1:B:671:ILE:C	1:B:673:GLU:H	2.12	0.53
1:C:50:PRO:HD3	1:C:125:GLN:NE2	2.23	0.53
1:C:175:VAL:HG12	1:C:289:LEU:HB3	1.88	0.53
1:A:166:ILE:O	1:A:169:THR:OG1	2.26	0.53
1:A:629:VAL:HG12	1:A:630:SER:N	2.23	0.53
1:A:779:TYR:HD1	1:A:779:TYR:H	1.55	0.53
1:A:911:GLY:CA	1:A:1013:THR:HG21	2.38	0.53
1:A:643:LYS:HZ2	1:A:995:ALA:HB2	1.72	0.53
1:B:157:TYR:CE2	1:B:161:ASN:HB2	2.43	0.53
1:B:223:PRO:HG2	1:C:780:ARG:HH22	1.73	0.53

Continued on next page...

Continued from previous page...

Atom-1	Atom-2	Interatomic distance (Å)	Clash overlap (Å)
1:B:403:GLY:C	1:B:404:LEU:HD12	2.29	0.53
1:B:597:TYR:CZ	1:B:651:ALA:HA	2.44	0.53
1:B:609:VAL:HG12	1:B:609:VAL:O	2.07	0.53
1:B:327:TYR:HD2	1:B:628:PHE:HB3	1.71	0.53
1:B:859:TRP:CB	1:B:863:SER:HB3	2.38	0.53
1:B:927:PHE:O	1:B:930:GLY:N	2.41	0.53
1:C:165:ALA:HA	1:C:168:ARG:HG3	1.91	0.53
1:C:312:LYS:O	1:C:312:LYS:CG	2.56	0.53
1:C:317:PHE:HB3	1:C:318:PRO:HD2	1.90	0.53
1:C:778:LYS:C	1:C:779:TYR:HD2	2.12	0.53
1:C:873:ALA:HA	1:C:876:LEU:HB2	1.90	0.53
1:A:138:MET:HE1	1:A:306:ILE:HB	1.90	0.53
1:A:526:HIS:C	1:A:526:HIS:HD1	2.12	0.53
1:A:81:ASN:N	1:A:81:ASN:OD1	2.41	0.53
1:A:76:MET:HG2	1:A:95:GLU:CD	2.28	0.53
1:A:98:THR:CG2	1:A:99:ASP:N	2.65	0.53
1:B:478:MET:O	1:B:480:LEU:N	2.42	0.53
1:B:563:PHE:O	1:B:564:LEU:CG	2.50	0.53
1:B:820:ASN:O	1:B:822:LEU:N	2.42	0.53
1:B:350:LEU:HB3	1:B:984:LEU:HD12	1.90	0.53
1:C:177:LEU:HD22	1:C:178:PHE:N	2.24	0.53
1:C:403:GLY:O	1:C:405:LEU:N	2.38	0.53
1:C:528:THR:HA	1:C:531:VAL:HG21	1.91	0.53
1:C:676:THR:C	1:C:678:THR:H	2.12	0.53
1:A:111:LEU:CD2	1:A:111:LEU:CD1	2.74	0.53
1:A:362:PHE:CE2	1:A:366:LEU:CD1	2.91	0.53
1:A:473:THR:O	1:A:474:ILE:C	2.46	0.53
1:A:513:PHE:O	1:A:515:TRP:N	2.41	0.53
1:A:593:GLU:C	1:A:595:THR:N	2.60	0.53
1:A:611:ALA:C	1:A:612:VAL:HG13	2.28	0.53
1:A:778:LYS:CB	1:A:779:TYR:HE1	2.17	0.53
1:B:587:THR:CG2	1:B:623:ASN:HA	2.39	0.53
1:B:690:LEU:CD1	1:B:694:LYS:HG3	2.38	0.53
1:C:184:MET:HE3	1:C:184:MET:CA	2.33	0.53
1:C:203:VAL:O	1:C:207:ILE:HG13	2.09	0.53
1:C:360:GLN:NE2	1:C:513:PHE:CD2	2.77	0.53
1:C:545:TYR:OH	1:C:1021:PHE:CG	2.60	0.53
1:C:663:VAL:CG1	1:C:664:PHE:N	2.72	0.53
1:C:790:TYR:HA	1:C:800:PRO:HA	1.90	0.53
1:A:143:ILE:HG21	1:A:281:PHE:CD2	2.44	0.53
1:A:189:ASN:HD21	1:A:192:GLU:HB3	1.73	0.53

Continued on next page...

Continued from previous page...

Atom-1	Atom-2	Interatomic distance (Å)	Clash overlap (Å)
1:A:339:GLU:OE2	1:A:989:LEU:HD12	2.08	0.53
1:A:359:LEU:O	1:A:360:GLN:C	2.47	0.53
1:A:515:TRP:CD1	1:A:516:PHE:CD1	2.96	0.53
1:B:982:PHE:HE2	1:B:1007:VAL:O	1.91	0.53
1:B:190:PRO:HB2	1:B:788:ASP:O	2.09	0.53
1:B:379:THR:O	1:B:380:PHE:O	2.27	0.53
1:B:380:PHE:HE1	1:B:398:MET:HE2	1.46	0.53
1:B:534:ILE:HA	1:B:541:TYR:CE1	2.44	0.53
1:B:767:ARG:O	1:B:768:VAL:C	2.45	0.53
1:B:837:THR:OG1	1:B:866:GLU:OE2	2.22	0.53
1:C:1023:PRO:O	1:C:1025:PHE:N	2.41	0.53
1:C:249:ILE:HG22	1:C:262:LEU:HB3	1.90	0.53
1:C:380:PHE:HD1	1:C:380:PHE:N	2.04	0.53
1:C:483:LEU:HG	1:C:487:ILE:HD12	1.91	0.53
1:C:615:PHE:CD2	1:C:615:PHE:C	2.81	0.53
2:A:2002:DM2:H1'	2:A:2002:DM2:O8	2.09	0.53
1:A:244:GLU:CG	1:A:248:LYS:NZ	2.71	0.53
1:A:193:LEU:HB2	1:A:265:VAL:HG22	1.90	0.53
1:A:280:GLU:HB2	1:A:284:GLN:O	2.09	0.53
1:A:419:VAL:O	1:A:424:GLY:HA3	2.08	0.53
1:A:437:GLN:HB3	1:A:948:PHE:CE2	2.44	0.53
1:A:47:ALA:O	1:A:88:VAL:HG23	2.08	0.53
1:A:184:MET:CB	1:A:771:VAL:HG22	2.35	0.53
1:A:705:GLU:HG3	1:A:847:LEU:HD13	1.90	0.53
1:A:99:ASP:OD1	1:A:100:ALA:N	2.42	0.53
1:B:111:LEU:O	1:B:113:LEU:N	2.42	0.53
1:B:195:LYS:O	1:B:195:LYS:CD	2.57	0.53
1:B:199:THR:C	1:B:201:VAL:H	2.11	0.53
1:B:199:THR:O	1:B:202:ASP:N	2.41	0.53
1:C:376:LEU:O	1:C:377:LEU:C	2.46	0.53
1:C:513:PHE:HB3	1:C:517:ASN:N	2.19	0.53
1:C:564:LEU:HD21	1:C:671:ILE:HD12	1.83	0.53
1:A:1022:VAL:N	1:A:1025:PHE:HD2	2.07	0.53
1:A:131:LYS:C	1:A:132:SER:O	2.45	0.53
1:A:445:ILE:O	1:A:449:LEU:HB2	2.09	0.53
1:A:695:LEU:HD12	1:A:695:LEU:C	2.11	0.53
1:B:915:ALA:HB1	1:B:1009:GLY:HA3	1.89	0.53
1:B:602:GLU:O	1:B:604:ASN:N	2.42	0.53
1:B:399:VAL:CG1	1:B:989:LEU:HD22	2.38	0.53
1:C:220:GLY:N	1:C:231:ASN:HA	2.24	0.53
1:C:5:PHE:HA	1:C:8:ARG:O	2.09	0.53

Continued on next page...

Continued from previous page...

Atom-1	Atom-2	Interatomic distance (Å)	Clash overlap (Å)
1:C:358:PHE:HB2	1:C:977:MET:CE	2.39	0.53
1:A:945:ILE:HG21	1:A:1022:VAL:HG22	1.86	0.52
1:A:474:ILE:O	1:A:475:VAL:C	2.46	0.52
1:A:49:TYR:O	1:A:49:TYR:CG	2.56	0.52
1:A:629:VAL:CG1	1:A:630:SER:N	2.72	0.52
1:A:83:ASP:HA	1:A:815:ARG:HA	1.90	0.52
1:A:930:GLY:C	1:A:932:LEU:N	2.63	0.52
1:B:120:GLN:HA	1:B:123:GLN:HB2	1.90	0.52
1:B:431:THR:HG22	1:B:493:CYS:CB	2.39	0.52
1:B:595:THR:HG23	1:B:609:VAL:CG1	2.39	0.52
1:B:185:ARG:HH12	1:B:772:TYR:HB3	1.74	0.52
1:B:905:VAL:O	1:B:907:LEU:N	2.42	0.52
1:C:583:THR:OG1	1:C:583:THR:O	2.25	0.52
1:C:692:HIS:HE1	1:C:721:LEU:HD21	1.72	0.52
1:C:735:LYS:O	1:C:739:LEU:HD12	2.08	0.52
1:C:966:ASP:CG	1:C:969:ARG:HD3	2.27	0.52
1:A:165:ALA:O	1:A:168:ARG:HG2	2.09	0.52
1:A:183:ALA:N	1:A:271:GLY:O	2.42	0.52
1:A:191:ASN:C	1:A:193:LEU:N	2.39	0.52
1:A:515:TRP:CE2	1:A:516:PHE:CE1	2.97	0.52
1:A:790:TYR:HD1	1:A:799:VAL:C	2.11	0.52
1:A:725:PRO:HA	1:A:810:GLU:O	2.09	0.52
1:A:680:PHE:HB2	1:A:859:TRP:HZ3	1.72	0.52
1:A:901:VAL:HG11	1:A:943:ILE:HG13	1.90	0.52
1:B:157:TYR:CD1	1:B:161:ASN:ND2	2.78	0.52
1:B:185:ARG:CG	1:B:185:ARG:NH1	2.69	0.52
1:B:53:ASP:OD2	1:B:53:ASP:O	2.27	0.52
1:C:1007:VAL:HG12	1:C:1008:MET:N	2.24	0.52
1:C:912:ALA:N	1:C:1010:GLY:HA2	2.23	0.52
1:C:191:ASN:N	1:C:194:ASN:ND2	2.58	0.52
1:C:251:LEU:HD12	1:C:265:VAL:CG1	2.39	0.52
1:C:317:PHE:HB2	1:C:318:PRO:HD2	1.90	0.52
1:C:699:ARG:NH1	1:C:700:ASN:OD1	2.42	0.52
1:A:5:PHE:HD2	1:A:12:ALA:HB2	1.70	0.52
1:A:719:ASN:N	1:A:826:GLU:O	2.26	0.52
1:B:49:TYR:OH	1:B:126:GLY:O	2.22	0.52
1:B:705:GLU:HB3	1:B:847:LEU:CD2	2.40	0.52
1:B:773:VAL:HG12	1:B:773:VAL:O	2.10	0.52
1:C:120:GLN:O	1:C:123:GLN:HB3	2.10	0.52
1:C:165:ALA:CB	1:C:165:ALA:C	2.75	0.52
1:C:251:LEU:HD11	1:C:265:VAL:HG11	1.87	0.52

Continued on next page...

Continued from previous page...

Atom-1	Atom-2	Interatomic distance (Å)	Clash overlap (Å)
1:B:223:PRO:HB3	1:C:275:TYR:CG	2.44	0.52
1:C:380:PHE:CD1	1:C:380:PHE:N	2.77	0.52
1:C:564:LEU:HD23	1:C:671:ILE:HD12	1.85	0.52
1:A:111:LEU:O	1:A:112:GLN:C	2.36	0.52
1:A:578:LEU:HD12	1:A:587:THR:CA	2.40	0.52
1:A:60:THR:HB	1:A:61:VAL:HG23	1.91	0.52
1:A:652:THR:HG22	1:A:653:ARG:N	2.24	0.52
1:B:102:ILE:O	1:B:105:VAL:HB	2.10	0.52
1:B:17:ILE:HD12	1:C:886:LEU:HD22	1.90	0.52
1:C:455:PRO:HG3	1:C:880:SER:HB2	1.90	0.52
1:C:562:SER:HB2	1:C:922:THR:HG21	1.90	0.52
1:C:639:GLY:O	1:C:641:GLU:N	2.42	0.52
1:C:778:LYS:C	1:C:779:TYR:CD2	2.82	0.52
1:A:1022:VAL:CA	1:A:1025:PHE:HD2	2.23	0.52
1:A:13:TRP:O	1:A:17:ILE:HG13	2.08	0.52
1:A:336:SER:O	1:A:337:ILE:C	2.46	0.52
1:A:412:VAL:O	1:A:413:VAL:C	2.46	0.52
1:A:47:ALA:HB3	1:A:88:VAL:HG21	1.92	0.52
1:A:768:VAL:HG23	1:A:768:VAL:O	2.09	0.52
1:A:863:SER:O	1:A:867:ARG:HB2	2.10	0.52
1:B:361:ASN:O	1:B:365:THR:CB	2.56	0.52
1:B:589:LYS:O	1:B:592:ASN:N	2.41	0.52
1:B:756:GLY:HA2	1:B:773:VAL:O	2.09	0.52
1:B:863:SER:O	1:B:864:TYR:C	2.46	0.52
1:C:180:SER:OG	1:C:181:GLN:N	2.42	0.52
1:C:831:ALA:O	1:C:832:ALA:O	2.28	0.52
1:A:138:MET:CE	1:A:306:ILE:HB	2.40	0.52
1:B:196:PHE:CE1	1:B:260:VAL:CG1	2.93	0.52
1:B:367:ILE:HG12	1:B:492:LEU:HD12	1.90	0.52
1:B:492:LEU:O	1:B:496:MET:HB3	2.08	0.52
1:B:634:TRP:HZ3	1:B:637:ARG:NH1	2.02	0.52
1:C:294:ALA:O	1:C:296:GLY:N	2.42	0.52
1:C:459:PHE:CE1	1:C:464:GLY:HA2	2.44	0.52
1:C:572:PHE:HE2	1:C:631:LEU:HD11	1.74	0.52
1:A:1013:THR:HB	1:A:1017:LEU:HD23	1.91	0.52
1:A:531:VAL:O	1:A:534:ILE:HB	2.09	0.52
1:A:741:VAL:CG1	1:A:741:VAL:O	2.57	0.52
1:B:619:GLY:HA3	1:B:721:LEU:CD2	2.39	0.52
1:B:790:TYR:HD1	1:B:800:PRO:CB	2.22	0.52
1:B:916:ALA:HB1	1:B:921:LEU:HB2	1.91	0.52
1:C:158:VAL:CG1	1:C:159:ALA:N	2.72	0.52

Continued on next page...

Continued from previous page...

Atom-1	Atom-2	Interatomic distance (Å)	Clash overlap (Å)
1:A:737:GLN:HE22	1:C:250:LEU:HG	1.74	0.52
1:C:644:VAL:O	1:C:648:THR:HB	2.10	0.52
1:C:865:GLN:HA	1:C:868:LEU:HB2	1.92	0.52
1:C:974:PRO:O	1:C:975:ILE:O	2.28	0.52
1:A:218:GLN:NE2	1:A:221:GLY:HA3	2.24	0.52
1:A:379:THR:HA	1:A:382:VAL:HG23	1.90	0.52
1:A:45:ILE:CG2	1:A:90:ILE:HD12	2.38	0.52
1:A:733:GLN:O	1:A:734:GLU:C	2.46	0.52
1:A:760:ASN:O	1:A:771:VAL:HB	2.09	0.52
1:A:939:ALA:O	1:A:942:ALA:HB3	2.10	0.52
1:B:281:PHE:O	1:B:282:ASN:HB2	2.09	0.52
1:B:741:VAL:CG1	1:B:791:VAL:HG11	2.39	0.52
1:B:762:PHE:HD2	1:B:771:VAL:CG2	2.22	0.52
1:B:867:ARG:O	1:B:871:ASN:ND2	2.42	0.52
1:B:448:VAL:CG2	1:B:888:LEU:HD21	2.40	0.52
1:B:915:ALA:CB	1:B:1009:GLY:CA	2.79	0.52
1:B:969:ARG:CZ	1:B:969:ARG:HB2	2.40	0.52
1:C:119:PRO:HG2	1:C:122:VAL:CG2	2.40	0.52
1:C:152:GLU:CD	1:C:152:GLU:N	2.62	0.52
1:C:32:VAL:O	1:C:300:LEU:HD13	2.09	0.52
1:C:34:GLN:HB2	1:C:35:TYR:CD1	2.45	0.52
1:C:6:ILE:CD1	1:C:494:ALA:CB	2.87	0.52
1:C:595:THR:CG2	1:C:609:VAL:HG11	2.39	0.52
1:A:167:SER:CB	1:A:175:VAL:CG1	2.87	0.52
1:A:214:VAL:HG23	1:A:237:GLN:HB3	1.92	0.52
1:A:274:ASN:HD22	1:A:276:ASP:H	1.49	0.52
1:A:615:PHE:CE1	1:A:617:PHE:N	2.75	0.52
1:A:685:ILE:HA	1:A:824:SER:HA	1.91	0.52
1:A:777:ALA:O	1:A:781:MET:HG2	2.10	0.52
1:A:6:ILE:O	1:A:9:PRO:HG3	2.10	0.52
1:B:1012:VAL:HG12	1:B:1013:THR:N	2.24	0.52
1:B:514:GLY:CA	1:B:517:ASN:HD22	2.21	0.52
1:B:626:ILE:CD1	1:B:628:PHE:CZ	2.92	0.52
1:B:800:PRO:O	1:B:803:ALA:HB3	2.10	0.52
1:B:791:VAL:CG2	1:B:801:PHE:CE2	2.89	0.52
1:B:564:LEU:HD23	1:B:926:TYR:CE2	2.45	0.52
1:B:453:PHE:CE1	1:B:933:THR:HG23	2.40	0.52
1:B:76:MET:HG3	1:B:95:GLU:HG3	1.92	0.52
1:C:202:ASP:CG	1:C:792:ARG:HH22	2.13	0.52
1:C:5:PHE:HD2	1:C:12:ALA:H	1.56	0.52
1:C:778:LYS:HD2	1:C:779:TYR:HE2	1.75	0.52

Continued on next page...

Continued from previous page...

Atom-1	Atom-2	Interatomic distance (Å)	Clash overlap (Å)
1:C:873:ALA:O	1:C:876:LEU:N	2.43	0.52
1:A:244:GLU:C	1:A:246:PHE:H	2.12	0.52
1:A:613:ASN:HA	1:A:625:GLY:CA	2.40	0.52
1:A:190:PRO:HD2	1:A:779:TYR:HD2	1.73	0.52
1:A:84:SER:O	1:A:85:THR:CG2	2.58	0.52
1:B:26:ALA:O	1:B:30:LEU:CB	2.55	0.52
1:B:541:TYR:C	1:B:543:VAL:H	2.14	0.52
1:B:907:LEU:HD23	1:B:907:LEU:N	2.23	0.52
1:C:363:ARG:O	1:C:367:ILE:HG13	2.10	0.52
1:C:49:TYR:CG	1:C:52:ALA:HB2	2.45	0.52
1:C:44:THR:CG2	1:C:91:THR:HA	2.37	0.52
1:C:938:SER:O	1:C:941:ASN:ND2	2.43	0.52
1:A:139:VAL:O	1:A:139:VAL:CG1	2.58	0.51
1:A:578:LEU:CD1	1:A:587:THR:CA	2.88	0.51
1:A:609:VAL:CG1	1:A:629:VAL:HG22	2.38	0.51
1:A:79:SER:O	1:A:91:THR:O	2.28	0.51
1:B:117:LEU:CD1	1:B:117:LEU:H	2.20	0.51
1:B:843:LEU:O	1:B:844:MET:C	2.48	0.51
1:C:298:ASN:HB3	1:C:301:ASP:CG	2.31	0.51
1:C:379:THR:O	1:C:382:VAL:HB	2.11	0.51
1:C:546:LEU:O	1:C:550:VAL:HG23	2.10	0.51
1:C:750:LEU:O	1:C:754:TRP:CD1	2.62	0.51
1:C:988:PRO:C	1:C:992:SER:OG	2.48	0.51
1:A:174:ASP:HA	1:B:70:ASN:HD21	1.69	0.51
1:A:420:MET:CE	1:A:498:LYS:O	2.58	0.51
1:B:1027:VAL:O	1:B:1030:ARG:N	2.43	0.51
1:B:428:LYS:O	1:B:432:ARG:CB	2.54	0.51
1:B:484:VAL:HG12	1:B:485:ALA:N	2.26	0.51
1:B:646:ALA:C	1:B:648:THR:N	2.62	0.51
1:B:836:SER:O	1:B:838:GLY:N	2.43	0.51
1:B:75:LEU:HA	1:B:94:PHE:HD1	1.74	0.51
1:C:169:THR:CG2	1:C:169:THR:O	2.58	0.51
1:C:278:ILE:HG23	1:C:279:ALA:N	2.25	0.51
1:C:60:THR:C	1:C:60:THR:CG2	2.78	0.51
1:C:901:VAL:CG1	1:C:943:ILE:HG13	2.40	0.51
1:C:953:MET:CE	1:C:963:ALA:CB	2.88	0.51
1:A:307:ARG:NH1	1:A:325:TYR:CE2	2.78	0.51
1:A:615:PHE:CE1	1:A:617:PHE:CB	2.88	0.51
1:A:649:MET:HB3	1:A:653:ARG:HH21	1.73	0.51
1:A:843:LEU:HD21	1:A:847:LEU:HG	1.91	0.51
1:B:719:ASN:ND2	1:B:826:GLU:OE2	2.39	0.51

Continued on next page...

Continued from previous page...

Atom-1	Atom-2	Interatomic distance (Å)	Clash overlap (Å)
1:B:905:VAL:HB	1:B:906:PRO:HD3	1.91	0.51
1:C:34:GLN:HB3	1:C:333:VAL:CG2	2.19	0.51
1:C:390:ILE:HA	1:C:394:THR:HG21	1.92	0.51
1:A:180:SER:O	1:A:181:GLN:CB	2.57	0.51
1:A:336:SER:O	1:A:339:GLU:N	2.44	0.51
1:A:372:VAL:O	1:A:374:VAL:N	2.44	0.51
1:A:420:MET:HE1	1:A:498:LYS:C	2.31	0.51
1:A:454:VAL:O	1:A:455:PRO:C	2.48	0.51
1:A:443:VAL:CG2	1:A:486:LEU:HD11	2.38	0.51
1:A:552:MET:SD	1:A:909:VAL:HG11	2.50	0.51
1:A:574:THR:HA	1:A:664:PHE:O	2.10	0.51
1:B:332:PHE:O	1:B:336:SER:OG	2.24	0.51
1:B:522:LYS:C	1:B:524:THR:N	2.64	0.51
1:B:540:ARG:O	1:B:541:TYR:CD1	2.64	0.51
1:C:673:GLU:C	1:C:675:GLY:H	2.11	0.51
1:C:895:TRP:HA	1:C:895:TRP:CE3	2.45	0.51
1:A:841:MET:HE1	1:A:863:SER:OG	2.11	0.51
1:B:13:TRP:N	1:B:488:LEU:HD23	2.25	0.51
1:B:335:ILE:CG2	1:B:336:SER:N	2.74	0.51
1:B:783:PRO:O	1:B:786:ILE:HB	2.10	0.51
1:B:906:PRO:HA	1:B:909:VAL:HG23	1.93	0.51
1:C:465:ALA:O	1:C:469:GLN:HG2	2.09	0.51
1:C:574:THR:HG23	1:C:664:PHE:O	2.10	0.51
1:C:858:ASP:C	1:C:858:ASP:OD1	2.48	0.51
1:C:925:VAL:C	1:C:927:PHE:H	2.14	0.51
1:C:953:MET:HG3	1:C:963:ALA:HB1	1.92	0.51
1:A:110:LYS:CB	1:A:110:LYS:HD2	2.40	0.51
1:A:193:LEU:CD1	1:A:265:VAL:CG1	2.87	0.51
1:A:617:PHE:CB	2:A:2002:DM2:H1	2.31	0.51
1:A:323:ILE:O	1:A:325:TYR:CE1	2.64	0.51
1:A:330:THR:HG22	1:A:331:PRO:CD	2.40	0.51
1:A:352:PHE:HD2	1:A:353:LEU:HD23	1.76	0.51
1:A:740:GLY:C	1:A:793:ALA:HB1	2.28	0.51
1:A:902:MET:C	1:A:904:VAL:N	2.64	0.51
1:A:945:ILE:O	1:A:947:GLU:N	2.44	0.51
1:B:184:MET:HE2	1:B:246:PHE:CD2	2.46	0.51
1:B:380:PHE:CZ	1:B:398:MET:HE1	2.22	0.51
1:B:430:ALA:O	1:B:431:THR:C	2.48	0.51
1:B:709:HIS:N	1:B:710:PRO:CD	2.74	0.51
1:B:200:PRO:CG	1:B:749:THR:HG22	2.39	0.51
1:B:842:GLU:O	1:B:845:GLU:HB3	2.11	0.51

Continued on next page...

Continued from previous page...

Atom-1	Atom-2	Interatomic distance (Å)	Clash overlap (Å)
1:C:255:GLN:OE1	1:C:255:GLN:HA	2.03	0.51
1:C:427:PRO:O	1:C:430:ALA:HB3	2.10	0.51
1:C:860:THR:HG22	1:C:861:GLY:H	1.75	0.51
1:A:167:SER:CB	1:A:175:VAL:HG13	2.41	0.51
1:A:189:ASN:O	1:A:191:ASN:N	2.44	0.51
1:A:57:VAL:CG1	1:A:57:VAL:O	2.54	0.51
1:A:35:TYR:CD2	1:A:671:ILE:HD13	2.46	0.51
1:A:827:ILE:C	1:A:828:LEU:HD23	2.31	0.51
1:B:938:SER:CB	1:B:1014:ALA:HB1	2.41	0.51
1:B:372:VAL:CG1	1:B:373:PRO:HD2	2.41	0.51
1:B:71:GLY:O	1:B:72:ILE:HD13	2.09	0.51
1:B:873:ALA:HB3	1:B:874:PRO:CD	2.41	0.51
1:A:893:GLU:HA	1:C:10:ILE:HB	1.91	0.51
1:C:493:CYS:O	1:C:497:LEU:HB3	2.11	0.51
1:B:316:PHE:CZ	1:C:687:GLN:HG3	2.46	0.51
1:B:225:VAL:HG13	1:C:777:ALA:HB1	1.91	0.51
1:A:1028:VAL:HG12	1:A:1032:ARG:NH2	2.25	0.51
1:A:911:GLY:CA	1:A:1013:THR:HG23	2.41	0.51
1:A:945:ILE:CG1	1:A:971:ARG:HG3	2.41	0.51
1:B:560:PRO:O	1:B:923:ASN:CB	2.51	0.51
1:B:572:PHE:O	1:B:629:VAL:N	2.43	0.51
1:B:654:ALA:O	1:B:656:SER:HB2	2.11	0.51
1:B:72:ILE:O	1:B:72:ILE:HG12	2.11	0.51
1:B:770:LYS:C	1:B:771:VAL:HG23	2.31	0.51
1:B:776:GLU:OE1	1:B:778:LYS:HG2	2.11	0.51
1:B:836:SER:C	1:B:838:GLY:N	2.65	0.51
1:B:682:PHE:CE1	1:B:857:TYR:CD1	2.99	0.51
1:B:950:LYS:HE3	1:B:954:ASP:OD2	2.10	0.51
1:C:3:ASN:HD22	1:C:432:ARG:HH11	1.58	0.51
1:C:519:MET:HG3	1:C:520:PHE:N	2.26	0.51
1:C:941:ASN:HD22	1:C:942:ALA:H	1.59	0.51
1:A:371:ALA:O	1:A:372:VAL:C	2.48	0.51
1:A:397:GLY:C	1:A:473:THR:HG21	2.32	0.51
1:A:515:TRP:NE1	1:A:516:PHE:CD1	2.78	0.51
1:A:600:THR:CG2	1:A:601:LYS:N	2.73	0.51
1:A:888:LEU:HD21	1:A:901:VAL:CB	2.37	0.51
1:B:187:TRP:HA	1:B:774:MET:O	2.10	0.51
1:B:354:VAL:O	1:B:354:VAL:HG12	2.11	0.51
1:B:367:ILE:HG12	1:B:492:LEU:CD1	2.41	0.51
1:B:422:GLU:O	1:B:423:GLU:CB	2.57	0.51
1:C:145:THR:CG2	1:C:146:ASP:N	2.74	0.51

Continued on next page...

Continued from previous page...

Atom-1	Atom-2	Interatomic distance (Å)	Clash overlap (Å)
1:C:242:SER:O	1:C:243:THR:C	2.49	0.51
1:C:588:GLN:O	1:C:589:LYS:C	2.47	0.51
1:C:591:LEU:O	1:C:592:ASN:C	2.49	0.51
1:C:837:THR:O	1:C:841:MET:HG3	2.11	0.51
1:C:882:ILE:O	1:C:886:LEU:HD12	2.11	0.51
1:A:1021:PHE:O	1:A:1024:VAL:N	2.44	0.51
1:A:402:ILE:HG22	1:A:403:GLY:H	1.75	0.51
1:A:42:ALA:HB3	1:A:132:SER:CB	2.31	0.51
1:A:443:VAL:HG23	1:A:486:LEU:CD1	2.39	0.51
1:A:454:VAL:O	1:A:456:MET:N	2.44	0.51
1:B:942:ALA:HA	1:B:1022:VAL:HG11	1.92	0.51
1:B:1020:PHE:O	1:B:1024:VAL:HG23	2.11	0.51
1:B:474:ILE:O	1:B:475:VAL:C	2.50	0.51
1:B:579:PRO:C	1:B:580:ALA:O	2.50	0.51
1:B:670:ALA:H	1:B:862:MET:HE1	1.76	0.51
1:B:706:ALA:HA	1:B:713:LEU:HD12	1.93	0.51
1:C:177:LEU:HD22	1:C:178:PHE:H	1.75	0.51
1:A:886:LEU:HD21	1:C:17:ILE:CG2	2.41	0.51
1:C:197:GLN:CA	1:C:798:MET:HE1	2.41	0.51
1:C:842:GLU:O	1:C:843:LEU:C	2.50	0.51
1:A:249:ILE:HD12	1:A:262:LEU:HD22	1.91	0.50
1:A:298:ASN:ND2	1:A:301:ASP:H	2.09	0.50
1:A:753:ALA:HB3	1:A:754:TRP:HD1	1.72	0.50
1:B:972:LEU:HD12	1:B:976:LEU:HD21	1.88	0.50
1:B:994:GLY:O	1:B:995:ALA:C	2.49	0.50
1:C:118:LEU:CD1	1:C:118:LEU:H	2.14	0.50
1:C:576:VAL:HG12	1:C:663:VAL:CG2	2.41	0.50
1:C:711:ASP:CG	1:C:712:MET:N	2.62	0.50
1:C:824:SER:O	1:C:825:MET:HB2	2.11	0.50
1:C:919:ARG:NH2	1:C:991:ILE:HD11	2.26	0.50
1:C:74:ASN:HD21	1:C:98:THR:HG23	1.70	0.50
1:A:1007:VAL:O	1:A:1009:GLY:N	2.44	0.50
1:A:1013:THR:C	1:A:1015:THR:N	2.63	0.50
1:A:182:TYR:CB	1:A:270:LEU:CD1	2.86	0.50
1:A:353:LEU:C	1:A:355:MET:H	2.14	0.50
1:A:575:MET:N	1:A:664:PHE:O	2.33	0.50
1:B:293:LEU:HD11	1:B:297:ALA:O	2.11	0.50
1:B:359:LEU:O	1:B:361:ASN:N	2.44	0.50
1:B:920:GLY:O	1:B:921:LEU:O	2.28	0.50
1:C:1026:PHE:O	1:C:1029:VAL:CB	2.56	0.50
1:C:328:ASP:OD1	1:C:328:ASP:C	2.47	0.50

Continued on next page...

Continued from previous page...

Atom-1	Atom-2	Interatomic distance (Å)	Clash overlap (Å)
1:C:470:PHE:O	1:C:471:SER:O	2.27	0.50
1:C:450:SER:N	1:C:478:MET:CE	2.74	0.50
1:C:768:VAL:HG13	1:C:769:LYS:H	1.76	0.50
1:C:773:VAL:O	1:C:774:MET:CB	2.57	0.50
1:C:886:LEU:O	1:C:890:ALA:HB2	2.12	0.50
1:C:358:PHE:HB2	1:C:977:MET:HE2	1.92	0.50
1:A:11:PHE:HA	1:A:14:VAL:HG23	1.93	0.50
1:A:192:GLU:OE2	1:A:264:ASP:O	2.30	0.50
1:A:355:MET:HB3	1:A:365:THR:HG22	1.93	0.50
1:A:553:ALA:O	1:A:557:VAL:HG22	2.11	0.50
1:A:89:GLN:O	1:A:90:ILE:CG1	2.59	0.50
1:B:552:MET:HA	1:B:910:ILE:HG12	1.93	0.50
1:B:675:GLY:O	1:B:676:THR:C	2.49	0.50
1:A:886:LEU:O	1:C:14:VAL:HG11	2.10	0.50
1:C:409:ALA:O	1:C:413:VAL:N	2.40	0.50
1:C:705:GLU:C	1:C:707:ALA:N	2.64	0.50
1:C:964:THR:O	1:C:968:VAL:HG23	2.12	0.50
1:A:355:MET:SD	1:A:410:ILE:HG21	2.51	0.50
1:A:596:HIS:O	1:A:599:LEU:N	2.43	0.50
1:B:183:ALA:CB	1:B:272:GLY:O	2.57	0.50
1:B:328:ASP:OD2	1:B:330:THR:HB	2.11	0.50
1:B:34:GLN:HG2	1:B:35:TYR:CD2	2.46	0.50
1:B:470:PHE:O	1:B:471:SER:C	2.50	0.50
1:B:921:LEU:HD21	1:B:1002:ALA:HA	1.92	0.50
1:B:559:LEU:HD21	1:B:923:ASN:HB2	1.86	0.50
1:C:197:GLN:CA	1:C:798:MET:CE	2.89	0.50
1:C:459:PHE:CE1	1:C:467:TYR:CD1	3.00	0.50
1:C:12:ALA:HB1	1:C:487:ILE:HG22	1.94	0.50
1:C:574:THR:CG2	1:C:664:PHE:O	2.58	0.50
1:C:650:ARG:O	1:C:651:ALA:C	2.49	0.50
1:C:685:ILE:O	1:C:685:ILE:HG22	2.06	0.50
1:C:740:GLY:O	1:C:793:ALA:HB1	2.12	0.50
1:C:804:PHE:CD2	1:C:804:PHE:N	2.78	0.50
1:A:303:ALA:O	1:A:304:ALA:C	2.50	0.50
1:A:375:VAL:HG21	1:A:484:VAL:HG13	1.92	0.50
1:A:607:GLU:HB2	1:A:631:LEU:C	2.32	0.50
1:A:694:LYS:O	1:A:696:THR:N	2.45	0.50
1:B:372:VAL:HB	1:B:373:PRO:CD	2.33	0.50
1:B:410:ILE:CG2	1:B:978:THR:CG2	2.80	0.50
1:B:578:LEU:H	1:B:578:LEU:CD1	2.24	0.50
1:B:561:SER:OG	1:B:838:GLY:HA3	2.11	0.50

Continued on next page...

Continued from previous page...

Atom-1	Atom-2	Interatomic distance (Å)	Clash overlap (Å)
1:B:973:ARG:N	1:B:974:PRO:HD2	2.25	0.50
1:C:161:ASN:ND2	1:C:162:MET:HG2	2.27	0.50
1:C:865:GLN:HA	1:C:868:LEU:HD12	1.93	0.50
1:A:545:TYR:CE1	1:A:907:LEU:HD21	2.47	0.50
1:A:644:VAL:O	1:A:646:ALA:N	2.44	0.50
1:A:695:LEU:O	1:A:699:ARG:HB2	2.12	0.50
1:A:944:LEU:O	1:A:947:GLU:HB3	2.12	0.50
1:B:167:SER:CA	1:B:175:VAL:HG21	2.41	0.50
1:B:204:ILE:C	1:B:206:ALA:N	2.63	0.50
1:B:1:MET:C	1:B:3:ASN:OD1	2.50	0.50
1:B:48:SER:OG	1:B:48:SER:O	2.18	0.50
1:B:575:MET:HB3	1:B:626:ILE:HG22	1.93	0.50
1:B:775:SER:HB2	1:B:789:TRP:CZ2	2.46	0.50
1:C:163:LYS:HZ2	1:C:175:VAL:HB	1.77	0.50
1:A:535:LEU:CD2	1:A:1027:VAL:HG21	2.40	0.50
1:A:193:LEU:CA	1:A:265:VAL:HG22	2.40	0.50
1:A:354:VAL:O	1:A:355:MET:HE3	2.12	0.50
1:A:773:VAL:CG1	1:A:773:VAL:O	2.60	0.50
1:A:223:PRO:HD3	1:B:275:TYR:HB2	1.94	0.50
1:B:416:VAL:CG2	1:B:434:SER:HB2	2.39	0.50
1:B:454:VAL:HG12	1:B:455:PRO:N	2.26	0.50
1:B:724:THR:O	1:B:811:TYR:HA	2.11	0.50
1:B:897:ILE:O	1:B:900:SER:OG	2.26	0.50
1:B:982:PHE:CE2	1:B:1007:VAL:O	2.64	0.50
1:C:145:THR:CG2	1:C:146:ASP:OD1	2.56	0.50
1:C:199:THR:O	1:C:200:PRO:C	2.48	0.50
1:C:306:ILE:O	1:C:307:ARG:C	2.47	0.50
1:C:975:ILE:CG2	1:C:976:LEU:N	2.72	0.50
1:A:986:VAL:CG1	1:A:1004:GLY:HA2	2.41	0.50
1:A:102:ILE:O	1:A:106:GLN:CG	2.60	0.50
1:A:182:TYR:CG	1:A:270:LEU:HD12	2.46	0.50
1:A:291:ILE:HG22	1:A:292:LYS:N	2.25	0.50
1:A:493:CYS:O	1:A:497:LEU:CB	2.59	0.50
1:A:38:ILE:HD11	1:A:671:ILE:HG21	1.94	0.50
1:B:355:MET:HE2	1:B:369:THR:CG2	2.40	0.50
1:B:340:VAL:HG12	1:B:395:MET:HB3	1.87	0.50
1:B:413:VAL:O	1:B:417:GLU:N	2.45	0.50
1:B:427:PRO:O	1:B:429:GLU:N	2.42	0.50
1:B:555:LEU:O	1:B:559:LEU:HB2	2.12	0.50
1:C:102:ILE:HD13	1:C:102:ILE:N	2.27	0.50
1:C:152:GLU:O	1:C:153:ASP:C	2.45	0.50

Continued on next page...

Continued from previous page...

Atom-1	Atom-2	Interatomic distance (Å)	Clash overlap (Å)
1:C:166:ILE:HG21	1:C:175:VAL:CB	2.40	0.50
1:C:12:ALA:CB	1:C:487:ILE:HG22	2.42	0.50
1:C:668:LEU:H	1:C:668:LEU:CD2	2.24	0.50
1:C:785:ASP:O	1:C:787:GLY:N	2.43	0.50
1:C:855:VAL:CG1	1:C:856:GLY:N	2.74	0.50
1:C:895:TRP:HA	1:C:895:TRP:HE3	1.77	0.50
1:A:903:LEU:HB2	1:A:1025:PHE:CE1	2.47	0.50
1:A:280:GLU:CB	1:A:284:GLN:O	2.60	0.50
1:A:454:VAL:HB	1:A:455:PRO:HD2	1.94	0.50
1:A:45:ILE:HB	1:A:90:ILE:HB	1.93	0.50
1:A:801:PHE:CD1	1:A:805:SER:CB	2.89	0.50
1:A:944:LEU:O	1:A:945:ILE:O	2.30	0.50
1:B:235:ILE:HG22	1:C:728:LYS:HE3	1.92	0.50
1:A:221:GLY:N	1:B:622:GLN:NE2	2.57	0.50
1:B:714:THR:HG21	1:B:833:PRO:HG3	1.94	0.50
1:B:885:PHE:CD2	1:B:885:PHE:C	2.81	0.50
1:C:178:PHE:HE2	1:C:615:PHE:CD1	2.30	0.50
1:A:781:MET:HG3	1:C:225:VAL:CG1	2.41	0.50
1:A:858:ASP:OD1	1:C:312:LYS:CE	2.59	0.50
1:C:340:VAL:O	1:C:343:THR:N	2.44	0.50
1:C:648:THR:CG2	1:C:649:MET:N	2.75	0.50
1:C:711:ASP:C	1:C:713:LEU:N	2.61	0.50
1:A:970:MET:O	1:A:970:MET:HG2	2.12	0.49
1:A:126:GLY:CA	1:B:116:PRO:HB3	2.42	0.49
1:B:634:TRP:CE3	1:B:637:ARG:NH1	2.80	0.49
1:B:66:GLU:OE2	1:B:821:GLY:CA	2.60	0.49
1:B:908:GLY:O	1:B:910:ILE:N	2.44	0.49
1:B:927:PHE:CZ	1:B:931:LEU:CD2	2.95	0.49
1:C:168:ARG:O	1:C:169:THR:CA	2.59	0.49
1:C:196:PHE:O	1:C:197:GLN:HB2	2.12	0.49
1:C:487:ILE:O	1:C:488:LEU:O	2.30	0.49
1:C:513:PHE:HD2	1:C:517:ASN:HB2	1.77	0.49
1:C:531:VAL:O	1:C:533:GLY:C	2.50	0.49
1:C:790:TYR:HA	1:C:799:VAL:O	2.12	0.49
1:C:855:VAL:HG12	1:C:856:GLY:N	2.27	0.49
1:A:49:TYR:CD2	1:A:49:TYR:C	2.83	0.49
1:B:605:ASN:CG	1:B:647:ILE:CD1	2.80	0.49
1:B:787:GLY:O	1:B:789:TRP:N	2.45	0.49
1:C:930:GLY:HA2	1:C:1007:VAL:HG23	1.94	0.49
1:C:144:ASN:HD21	1:C:148:THR:HG1	1.52	0.49
1:C:266:ALA:O	1:C:267:LYS:O	2.27	0.49

Continued on next page...

Continued from previous page...

Atom-1	Atom-2	Interatomic distance (Å)	Clash overlap (Å)
1:C:144:ASN:HB2	1:C:321:LEU:CD1	2.42	0.49
1:C:30:LEU:HD23	1:C:384:ALA:CB	2.33	0.49
1:C:713:LEU:HD12	1:C:832:ALA:HB3	1.93	0.49
1:C:912:ALA:H	1:C:1010:GLY:HA2	1.77	0.49
1:A:990:VAL:CG1	1:A:1003:VAL:HG12	2.42	0.49
1:A:363:ARG:HD3	1:A:496:MET:O	2.12	0.49
1:A:77:TYR:C	1:A:77:TYR:CD1	2.85	0.49
1:A:911:GLY:HA3	1:A:1013:THR:CG2	2.42	0.49
1:B:101:ASP:O	1:B:105:VAL:CG2	2.40	0.49
1:B:554:TYR:HD1	1:B:558:ARG:HD2	1.77	0.49
1:B:690:LEU:HB2	1:B:694:LYS:HB2	1.94	0.49
1:B:791:VAL:O	1:B:799:VAL:HG23	2.11	0.49
1:C:983:ILE:HG12	1:C:1011:MET:CB	2.40	0.49
1:C:169:THR:HG22	1:C:172:VAL:HB	1.93	0.49
1:C:247:GLY:HA3	1:C:268:ILE:HD12	1.94	0.49
1:C:607:GLU:HB2	1:C:632:LYS:HG2	1.94	0.49
1:C:899:PHE:H	1:C:899:PHE:HD1	1.60	0.49
1:A:171:GLY:HA2	1:A:294:ALA:HB2	1.95	0.49
1:A:584:GLN:N	1:A:622:GLN:HB2	2.24	0.49
1:A:69:MET:CA	1:A:69:MET:HE2	2.23	0.49
1:A:807:SER:C	1:A:808:ARG:HG2	2.33	0.49
1:A:683:GLU:OE1	1:A:826:GLU:HB2	2.11	0.49
1:B:104:GLN:O	1:B:107:VAL:HG23	2.12	0.49
1:B:146:ASP:O	1:B:148:THR:N	2.45	0.49
1:B:750:LEU:O	1:B:750:LEU:HD22	2.10	0.49
1:C:393:LEU:HD13	1:C:466:ILE:CG2	2.24	0.49
1:C:450:SER:H	1:C:478:MET:HE1	1.78	0.49
1:C:472:ILE:O	1:C:473:THR:C	2.50	0.49
1:C:819:TYR:O	1:C:820:ASN:HB2	2.11	0.49
1:A:143:ILE:HG21	1:A:281:PHE:HD2	1.76	0.49
1:A:594:VAL:HG22	1:A:655:PHE:HE2	1.78	0.49
1:A:713:LEU:HD13	1:A:833:PRO:HB2	1.95	0.49
1:B:1024:VAL:HG12	1:B:1028:VAL:CG2	2.41	0.49
1:B:347:ALA:HB3	1:B:402:ILE:HG21	1.95	0.49
1:B:371:ALA:O	1:B:375:VAL:HG23	2.11	0.49
1:B:65:ILE:CG2	1:B:90:ILE:CD1	2.72	0.49
1:C:100:ALA:HA	1:C:103:ALA:HB3	1.95	0.49
1:C:333:VAL:HG13	1:C:333:VAL:O	2.13	0.49
1:B:226:LYS:O	1:C:585:GLU:OE1	2.31	0.49
1:C:65:ILE:HB	1:C:65:ILE:CG2	2.18	0.49
1:A:277:ILE:O	1:A:277:ILE:HG22	2.07	0.49

Continued on next page...

Continued from previous page...

Atom-1	Atom-2	Interatomic distance (Å)	Clash overlap (Å)
1:A:370:ILE:CG2	1:A:370:ILE:O	2.53	0.49
1:A:46:SER:O	1:A:127:VAL:CG1	2.58	0.49
1:A:483:LEU:HD13	1:A:483:LEU:C	2.33	0.49
1:A:815:ARG:HG2	1:A:815:ARG:NH1	2.27	0.49
1:B:122:VAL:O	1:B:125:GLN:HB3	2.12	0.49
1:B:242:SER:HB2	1:B:245:GLU:CD	2.27	0.49
1:B:254:ASN:O	1:B:255:GLN:C	2.51	0.49
1:B:293:LEU:CD2	1:B:294:ALA:N	2.72	0.49
1:B:75:LEU:HD12	1:B:76:MET:N	2.26	0.49
1:C:1016:VAL:O	1:C:1018:ALA:N	2.36	0.49
1:C:211:ASN:OD1	1:C:246:PHE:CZ	2.66	0.49
1:C:265:VAL:O	1:C:266:ALA:HB2	2.13	0.49
1:C:279:ALA:HB1	1:C:612:VAL:CG2	2.42	0.49
1:C:310:LEU:HB3	1:C:323:ILE:HD13	1.95	0.49
1:C:353:LEU:O	1:C:356:TYR:CB	2.59	0.49
1:C:355:MET:SD	1:C:410:ILE:HG12	2.53	0.49
1:C:457:ALA:HB2	1:C:471:SER:CB	2.43	0.49
1:C:65:ILE:HG21	1:C:90:ILE:CD1	2.42	0.49
1:C:748:THR:O	1:C:748:THR:HG22	2.11	0.49
1:C:873:ALA:C	1:C:876:LEU:H	2.16	0.49
1:C:961:ILE:O	1:C:965:LEU:HB2	2.13	0.49
1:A:1015:THR:CG2	1:A:1016:VAL:N	2.69	0.49
1:A:35:TYR:HB3	1:A:36:PRO:CD	2.42	0.49
1:A:815:ARG:HH11	1:A:815:ARG:CG	2.24	0.49
1:A:835:LYS:HB3	1:A:839:GLU:OE1	2.11	0.49
1:A:938:SER:O	1:A:941:ASN:HB2	2.13	0.49
1:A:952:LEU:HB3	1:A:958:LYS:HB2	1.94	0.49
1:B:305:ALA:O	1:B:306:ILE:C	2.50	0.49
1:B:309:GLU:C	1:B:311:ALA:N	2.57	0.49
1:B:3:ASN:HA	1:B:6:ILE:CD1	2.42	0.49
1:B:413:VAL:HG12	1:B:414:GLU:H	1.77	0.49
1:B:62:THR:HG23	1:B:88:VAL:CG1	2.42	0.49
1:B:912:ALA:O	1:B:915:ALA:N	2.45	0.49
1:B:973:ARG:H	1:B:973:ARG:CD	2.24	0.49
1:B:983:ILE:HD13	1:B:1008:MET:CG	2.41	0.49
1:C:1018:ALA:O	1:C:1021:PHE:N	2.46	0.49
1:C:254:ASN:HB2	1:C:258:SER:O	2.13	0.49
1:C:50:PRO:HG2	1:C:758:TYR:CE2	2.47	0.49
1:C:861:GLY:O	1:C:862:MET:C	2.50	0.49
1:A:218:GLN:HB3	1:A:231:ASN:HD21	1.77	0.49
1:A:30:LEU:HD23	1:A:384:ALA:CB	2.36	0.49

Continued on next page...

Continued from previous page...

Atom-1	Atom-2	Interatomic distance (Å)	Clash overlap (Å)
1:A:529:ASP:O	1:A:530:SER:C	2.51	0.49
1:A:568:ASP:CG	1:A:634:TRP:HZ3	2.13	0.49
1:A:680:PHE:CD1	1:A:680:PHE:C	2.85	0.49
1:A:860:THR:HG22	1:A:861:GLY:CA	2.42	0.49
1:A:873:ALA:CB	1:A:874:PRO:CD	2.83	0.49
1:B:835:LYS:HB2	1:B:839:GLU:OE2	2.12	0.49
1:B:870:GLY:C	1:B:872:GLN:N	2.64	0.49
1:B:953:MET:O	1:B:953:MET:CG	2.57	0.49
1:C:164:ASP:CG	1:C:168:ARG:HH21	2.13	0.49
1:C:422:GLU:C	1:C:424:GLY:H	2.15	0.49
1:C:591:LEU:O	1:C:594:VAL:N	2.45	0.49
1:C:613:ASN:C	1:C:613:ASN:OD1	2.47	0.49
1:C:717:ARG:NH2	1:C:828:LEU:HD23	2.27	0.49
1:C:845:GLU:HG2	1:C:859:TRP:CH2	2.41	0.49
1:A:198:LEU:HD22	1:A:202:ASP:CG	2.33	0.49
1:A:307:ARG:NH1	1:A:325:TYR:CD2	2.81	0.49
1:A:513:PHE:HA	1:A:516:PHE:CD2	2.45	0.49
1:A:53:ASP:OD2	1:A:53:ASP:C	2.51	0.49
1:A:600:THR:HG22	1:A:601:LYS:H	1.75	0.49
1:A:723:ASP:HA	1:A:812:GLY:O	2.13	0.49
1:A:692:HIS:CE1	1:A:813:SER:HB2	2.48	0.49
1:A:84:SER:O	1:A:85:THR:HG22	2.13	0.49
1:A:982:PHE:O	1:A:985:GLY:N	2.45	0.49
1:B:14:VAL:HA	1:B:17:ILE:CD1	2.42	0.49
1:B:199:THR:O	1:B:201:VAL:N	2.46	0.49
1:B:351:VAL:HG21	1:B:981:ALA:C	2.33	0.49
1:B:665:ALA:O	1:B:666:PHE:CG	2.65	0.49
1:C:119:PRO:HG2	1:C:122:VAL:HG21	1.95	0.49
1:C:386:PHE:N	1:C:386:PHE:CD1	2.80	0.49
1:A:208:LYS:HE3	1:A:759:VAL:CG1	2.32	0.49
1:A:785:ASP:O	1:A:786:ILE:C	2.51	0.49
1:A:944:LEU:O	1:A:945:ILE:C	2.51	0.49
1:A:961:ILE:HG13	1:A:1031:ARG:NH1	2.28	0.49
1:A:986:VAL:HG12	1:A:991:ILE:HD13	1.94	0.49
1:B:1005:THR:OG1	1:B:1005:THR:O	2.28	0.49
1:B:118:LEU:O	1:B:119:PRO:C	2.51	0.49
1:B:537:SER:HB3	1:B:540:ARG:HB2	1.95	0.49
1:C:220:GLY:HA3	1:C:231:ASN:HA	1.95	0.49
1:C:256:ASP:C	1:C:258:SER:H	2.13	0.49
1:C:345:VAL:CG2	1:C:346:GLU:N	2.75	0.49
1:C:350:LEU:CD1	1:C:984:LEU:CD1	2.91	0.49

Continued on next page...

Continued from previous page...

Atom-1	Atom-2	Interatomic distance (Å)	Clash overlap (Å)
1:C:455:PRO:O	1:C:876:LEU:CD2	2.43	0.49
1:C:578:LEU:HG	1:C:661:ALA:HB3	1.94	0.49
1:C:593:GLU:O	1:C:596:HIS:N	2.43	0.49
1:C:847:LEU:C	1:C:850:LYS:HG2	2.31	0.49
1:B:21:LEU:HD11	1:C:883:VAL:HG23	1.94	0.49
1:C:536:ARG:HH21	1:C:961:ILE:CD1	2.26	0.49
1:A:277:ILE:HD12	1:A:277:ILE:HA	1.54	0.48
1:A:278:ILE:HG21	1:A:588:GLN:HE21	1.73	0.48
1:A:445:ILE:HA	1:A:448:VAL:HG12	1.93	0.48
1:B:1023:PRO:HA	1:B:1026:PHE:CD2	2.48	0.48
1:B:271:GLY:HA3	1:B:275:TYR:OH	2.13	0.48
1:B:634:TRP:HA	1:B:634:TRP:CE3	2.47	0.48
1:B:65:ILE:O	1:B:69:MET:HG2	2.13	0.48
1:B:790:TYR:CD1	1:B:800:PRO:CA	2.92	0.48
1:B:552:MET:H	1:B:910:ILE:HG13	1.78	0.48
1:C:154:ILE:O	1:C:157:TYR:N	2.46	0.48
1:C:327:TYR:HB2	1:C:628:PHE:HB3	1.93	0.48
1:C:3:ASN:C	1:C:6:ILE:HG22	2.33	0.48
1:C:332:PHE:CD1	1:C:569:GLN:HA	2.48	0.48
1:C:588:GLN:O	1:C:591:LEU:N	2.46	0.48
1:C:721:LEU:HD12	1:C:815:ARG:HB3	1.94	0.48
1:A:1024:VAL:CG1	1:A:1028:VAL:HG21	2.43	0.48
1:A:18:ILE:O	1:A:21:LEU:N	2.47	0.48
1:A:244:GLU:CG	1:A:248:LYS:HZ1	2.26	0.48
1:A:531:VAL:HA	1:A:534:ILE:CG1	2.42	0.48
1:A:589:LYS:HA	1:A:592:ASN:ND2	2.28	0.48
1:B:1018:ALA:C	1:B:1020:PHE:N	2.67	0.48
1:B:682:PHE:HE2	1:B:684:LEU:HD12	1.79	0.48
1:B:891:LEU:HD12	1:B:892:TYR:CE2	2.47	0.48
1:B:556:PHE:N	1:B:913:LEU:HD22	2.28	0.48
1:B:949:ALA:CB	1:B:1030:ARG:NH2	2.64	0.48
1:C:192:GLU:O	1:C:195:LYS:N	2.46	0.48
1:C:199:THR:OG1	1:C:201:VAL:CG2	2.61	0.48
1:C:531:VAL:O	1:C:533:GLY:O	2.30	0.48
1:C:686:ASP:OD1	1:C:690:LEU:CB	2.50	0.48
1:C:775:SER:O	1:C:780:ARG:NE	2.44	0.48
1:C:907:LEU:HD13	1:C:1018:ALA:HA	1.95	0.48
1:A:680:PHE:HB2	1:A:859:TRP:CZ3	2.47	0.48
1:A:802:SER:O	1:A:803:ALA:C	2.51	0.48
1:A:915:ALA:O	1:A:919:ARG:O	2.31	0.48
1:B:200:PRO:C	1:B:203:VAL:HG23	2.33	0.48

Continued on next page...

Continued from previous page...

Atom-1	Atom-2	Interatomic distance (Å)	Clash overlap (Å)
1:B:787:GLY:C	1:B:789:TRP:H	2.16	0.48
1:B:971:ARG:HA	1:B:974:PRO:HG2	1.95	0.48
1:B:972:LEU:HD11	1:B:976:LEU:HD21	1.88	0.48
1:C:1017:LEU:O	1:C:1017:LEU:HD23	2.12	0.48
1:C:13:TRP:HD1	1:C:488:LEU:HD11	1.75	0.48
1:C:152:GLU:C	1:C:154:ILE:N	2.66	0.48
1:C:247:GLY:HA3	1:C:268:ILE:CD1	2.42	0.48
1:C:857:TYR:O	1:C:858:ASP:HB2	2.13	0.48
1:C:860:THR:O	1:C:861:GLY:C	2.51	0.48
1:C:860:THR:O	1:C:861:GLY:O	2.32	0.48
1:C:939:ALA:O	1:C:943:ILE:CD1	2.60	0.48
1:A:115:MET:C	1:A:117:LEU:N	2.66	0.48
1:A:192:GLU:HG2	1:A:264:ASP:O	2.13	0.48
1:A:315:PRO:C	1:A:316:PHE:HD1	2.16	0.48
1:A:488:LEU:O	1:A:488:LEU:HG	2.12	0.48
1:A:526:HIS:C	1:A:526:HIS:ND1	2.66	0.48
1:A:540:ARG:O	1:A:543:VAL:HG13	2.06	0.48
1:A:880:SER:C	1:A:882:ILE:N	2.67	0.48
1:B:371:ALA:C	1:B:375:VAL:HG23	2.33	0.48
1:B:545:TYR:OH	1:B:906:PRO:HG2	2.13	0.48
1:B:700:ASN:C	1:B:702:LEU:N	2.66	0.48
1:B:911:GLY:HA3	1:B:1013:THR:HG1	1.77	0.48
1:B:930:GLY:HA2	1:B:933:THR:OG1	2.13	0.48
1:B:964:THR:O	1:B:968:VAL:HG23	2.13	0.48
1:B:976:LEU:O	1:B:980:LEU:HD12	2.14	0.48
1:B:335:ILE:CG2	1:B:995:ALA:CB	2.91	0.48
1:C:445:ILE:CD1	1:C:943:ILE:HG21	2.43	0.48
1:A:1024:VAL:HG12	1:A:1028:VAL:HG21	1.96	0.48
1:A:159:ALA:HB2	1:A:177:LEU:CD1	2.37	0.48
1:A:28:LEU:N	1:A:28:LEU:CD1	2.77	0.48
1:A:717:ARG:HH12	1:A:828:LEU:HD12	1.78	0.48
1:A:803:ALA:HB3	1:A:804:PHE:HD2	1.78	0.48
1:A:838:GLY:HA2	1:A:841:MET:HG3	1.94	0.48
1:B:1022:VAL:O	1:B:1025:PHE:HB2	2.13	0.48
1:B:166:ILE:O	1:B:168:ARG:N	2.46	0.48
1:B:530:SER:O	1:B:534:ILE:CG1	2.61	0.48
1:B:65:ILE:HG12	1:B:111:LEU:HD11	1.96	0.48
1:B:764:ASP:OD2	1:B:769:LYS:NZ	2.43	0.48
1:B:791:VAL:O	1:B:799:VAL:N	2.38	0.48
1:B:91:THR:HG22	1:B:91:THR:O	2.12	0.48
1:C:253:VAL:HA	1:C:259:ARG:HA	1.95	0.48

Continued on next page...

Continued from previous page...

Atom-1	Atom-2	Interatomic distance (Å)	Clash overlap (Å)
1:C:270:LEU:HD21	1:C:765:ARG:HH12	1.78	0.48
1:C:405:LEU:CD2	1:C:481:SER:CB	2.91	0.48
1:C:419:VAL:HG12	1:C:430:ALA:HB1	1.95	0.48
1:C:629:VAL:CG1	1:C:630:SER:N	2.73	0.48
1:C:65:ILE:CD1	1:C:65:ILE:HG23	2.44	0.48
1:C:156:ASP:OD2	1:C:765:ARG:NH2	2.47	0.48
1:C:84:SER:C	1:C:86:GLY:H	2.16	0.48
1:A:178:PHE:C	2:A:2002:DM2:HO14	2.17	0.48
1:A:228:GLN:HG3	1:A:229:GLN:H	1.78	0.48
1:A:274:ASN:HD21	1:A:276:ASP:H	1.56	0.48
1:A:386:PHE:HB3	1:A:388:PHE:CE1	2.49	0.48
1:A:607:GLU:CG	1:A:632:LYS:HG3	2.44	0.48
1:A:60:THR:C	1:A:61:VAL:HG23	2.33	0.48
1:A:75:LEU:O	1:A:76:MET:O	2.31	0.48
1:A:818:ARG:HB3	1:A:818:ARG:HE	1.79	0.48
1:A:559:LEU:CD1	1:A:922:THR:HA	2.41	0.48
1:B:136:PHE:HE1	1:B:617:PHE:HE1	1.60	0.48
1:B:240:LEU:HD22	1:B:245:GLU:CB	2.08	0.48
1:B:262:LEU:HD22	1:B:266:ALA:HB2	1.95	0.48
1:B:526:HIS:N	1:B:526:HIS:ND1	2.61	0.48
1:B:612:VAL:HG11	1:B:615:PHE:HD2	1.79	0.48
1:C:677:ALA:O	1:C:678:THR:O	2.30	0.48
1:C:896:SER:C	1:C:898:PRO:HD2	2.34	0.48
1:A:1018:ALA:O	1:A:1022:VAL:CG1	2.60	0.48
1:A:189:ASN:HD21	1:A:192:GLU:CB	2.26	0.48
1:A:218:GLN:O	1:A:219:LEU:HG	2.13	0.48
1:A:308:ALA:O	1:A:311:ALA:HB3	2.14	0.48
1:A:886:LEU:H	1:A:886:LEU:HD12	1.77	0.48
1:B:1022:VAL:O	1:B:1025:PHE:N	2.45	0.48
1:B:43:VAL:HG11	1:B:107:VAL:HG21	1.96	0.48
1:B:367:ILE:HG22	1:B:489:THR:HG23	1.95	0.48
1:B:455:PRO:O	1:B:456:MET:C	2.51	0.48
1:B:597:TYR:CE2	1:B:651:ALA:HB2	2.48	0.48
1:B:743:ILE:HA	1:B:746:ILE:HD12	1.95	0.48
1:B:455:PRO:HG3	1:B:880:SER:OG	2.13	0.48
1:C:193:LEU:HG	1:C:265:VAL:HG23	1.96	0.48
1:C:58:GLN:OE1	1:C:82:SER:HB3	2.10	0.48
1:C:198:LEU:HA	1:C:792:ARG:HH21	1.78	0.48
1:A:280:GLU:HA	1:A:286:ALA:CB	2.44	0.48
1:A:171:GLY:CA	1:A:294:ALA:HB2	2.43	0.48
1:A:304:ALA:O	1:A:307:ARG:HB2	2.14	0.48

Continued on next page...

Continued from previous page...

Atom-1	Atom-2	Interatomic distance (Å)	Clash overlap (Å)
1:A:44:THR:N	1:A:91:THR:HG23	2.29	0.48
1:A:778:LYS:CG	1:A:779:TYR:HE1	2.26	0.48
1:A:897:ILE:N	1:A:898:PRO:HD2	2.28	0.48
1:A:961:ILE:O	1:A:962:GLU:C	2.52	0.48
1:B:235:ILE:HD11	1:C:726:GLN:HE22	1.60	0.48
1:B:554:TYR:O	1:B:556:PHE:N	2.47	0.48
1:B:591:LEU:CD1	1:B:611:ALA:HB1	2.43	0.48
1:B:683:GLU:OE2	1:B:826:GLU:HG2	2.01	0.48
1:B:944:LEU:O	1:B:971:ARG:CG	2.57	0.48
1:B:955:LYS:HB2	1:B:956:GLU:OE2	2.14	0.48
1:C:1025:PHE:O	1:C:1028:VAL:HB	2.12	0.48
1:A:890:ALA:O	1:C:11:PHE:CD1	2.67	0.48
1:C:186:ILE:O	1:C:188:MET:N	2.47	0.48
1:C:790:TYR:O	1:C:791:VAL:CG2	2.58	0.48
1:C:44:THR:CA	1:C:91:THR:HA	2.42	0.48
1:A:231:ASN:OD1	1:B:622:GLN:CG	2.62	0.48
1:A:573:MET:HB2	1:A:666:PHE:CE2	2.46	0.48
1:A:655:PHE:C	1:A:656:SER:O	2.46	0.48
1:A:668:LEU:HB3	1:A:669:PRO:HD2	1.96	0.48
1:A:437:GLN:HB3	1:A:948:PHE:HE2	1.77	0.48
1:A:986:VAL:HG12	1:A:991:ILE:HD11	1.93	0.48
1:B:191:ASN:O	1:B:193:LEU:N	2.47	0.48
1:B:1:MET:H2	1:B:2:PRO:HD2	1.78	0.48
1:B:638:PRO:HG2	1:B:639:GLY:H	1.78	0.48
1:B:910:ILE:HA	1:B:913:LEU:HD12	1.95	0.48
1:C:120:GLN:O	1:C:124:GLN:HB2	2.14	0.48
1:C:165:ALA:HA	1:C:168:ARG:CG	2.43	0.48
1:C:410:ILE:O	1:C:413:VAL:N	2.47	0.48
1:C:449:LEU:HA	1:C:452:VAL:CG2	2.43	0.48
1:C:531:VAL:O	1:C:532:GLY:C	2.51	0.48
1:C:570:GLY:N	1:C:634:TRP:CZ3	2.82	0.48
1:C:578:LEU:O	1:C:623:ASN:HB2	2.14	0.48
1:C:749:THR:O	1:C:750:LEU:C	2.51	0.48
1:C:800:PRO:O	1:C:803:ALA:HB3	2.14	0.48
1:A:106:GLN:O	1:A:110:LYS:CB	2.62	0.48
1:A:270:LEU:HD23	1:A:270:LEU:N	2.28	0.48
1:A:307:ARG:CG	1:A:307:ARG:HH11	2.27	0.48
1:A:375:VAL:HG11	1:A:405:LEU:CD1	2.42	0.48
1:A:945:ILE:HG22	1:A:946:VAL:N	2.29	0.48
1:B:1:MET:N	1:B:2:PRO:HD2	2.28	0.48
1:B:47:ALA:CB	1:B:88:VAL:HB	2.44	0.48

Continued on next page...

Continued from previous page...

Atom-1	Atom-2	Interatomic distance (Å)	Clash overlap (Å)
1:B:915:ALA:HB2	1:B:1009:GLY:CA	2.43	0.48
1:B:931:LEU:O	1:B:935:ILE:HD12	2.14	0.48
1:B:964:THR:CG2	1:B:965:LEU:CD2	2.76	0.48
1:C:204:ILE:HG12	1:C:773:VAL:HG11	1.95	0.48
1:C:231:ASN:ND2	1:C:232:ALA:CA	2.76	0.48
1:C:405:LEU:HD22	1:C:481:SER:HB2	1.95	0.48
1:C:657:GLN:C	1:C:659:LYS:H	2.15	0.48
1:A:1004:GLY:C	1:A:1006:GLY:N	2.66	0.47
1:A:472:ILE:HG22	1:A:473:THR:N	2.28	0.47
1:A:690:LEU:HD11	1:A:854:GLY:C	2.31	0.47
1:A:728:LYS:NZ	1:C:235:ILE:HG22	2.29	0.47
1:A:748:THR:HG22	1:A:749:THR:N	2.27	0.47
1:A:868:LEU:HD23	1:A:869:SER:H	1.78	0.47
1:B:104:GLN:CG	1:B:105:VAL:N	2.77	0.47
1:B:130:GLU:C	1:B:131:LYS:O	2.53	0.47
1:B:139:VAL:HG23	1:B:327:TYR:HB3	1.96	0.47
1:B:234:ILE:O	1:B:235:ILE:C	2.50	0.47
1:B:327:TYR:OH	1:B:573:MET:HE2	2.13	0.47
1:B:632:LYS:O	1:B:633:ASP:O	2.32	0.47
1:B:733:GLN:CD	1:B:743:ILE:HG21	2.34	0.47
1:B:863:SER:O	1:B:866:GLU:N	2.47	0.47
1:C:1016:VAL:HG13	1:C:1020:PHE:HE1	1.78	0.47
1:C:5:PHE:HD2	1:C:12:ALA:N	2.11	0.47
1:C:203:VAL:O	1:C:204:ILE:C	2.50	0.47
1:C:379:THR:OG1	1:C:477:ALA:HA	2.14	0.47
1:C:728:LYS:O	1:C:729:ILE:CG1	2.62	0.47
1:A:210:GLN:CG	1:A:249:ILE:CG2	2.58	0.47
1:A:395:MET:CA	1:A:395:MET:CE	2.90	0.47
1:A:682:PHE:O	1:A:827:ILE:HB	2.14	0.47
1:A:713:LEU:C	1:A:714:THR:OG1	2.51	0.47
1:A:742:SER:O	1:A:742:SER:OG	2.32	0.47
1:A:818:ARG:CD	1:A:818:ARG:CB	2.83	0.47
1:A:832:ALA:HB3	1:A:835:LYS:HB2	1.96	0.47
1:B:1016:VAL:CG1	1:B:1017:LEU:N	2.77	0.47
1:B:484:VAL:O	1:B:488:LEU:N	2.44	0.47
1:B:531:VAL:O	1:B:534:ILE:HG12	2.14	0.47
1:B:682:PHE:HD1	1:B:859:TRP:CH2	2.32	0.47
1:B:692:HIS:O	1:B:693:GLU:C	2.52	0.47
1:B:696:THR:CG2	1:B:699:ARG:HH21	2.18	0.47
1:B:736:ALA:C	1:B:738:ALA:H	2.17	0.47
1:B:759:VAL:CG2	1:B:773:VAL:HB	2.43	0.47

Continued on next page...

Continued from previous page...

Atom-1	Atom-2	Interatomic distance (Å)	Clash overlap (Å)
1:B:863:SER:HA	1:B:866:GLU:HB2	1.96	0.47
1:C:200:PRO:C	1:C:202:ASP:N	2.66	0.47
1:A:780:ARG:HH21	1:C:223:PRO:HD2	1.77	0.47
1:C:579:PRO:O	1:C:623:ASN:HB3	2.13	0.47
1:C:764:ASP:HB2	1:C:769:LYS:HZ3	1.79	0.47
1:B:10:ILE:CD1	1:C:893:GLU:O	2.55	0.47
1:C:928:GLN:HE21	1:C:928:GLN:H	1.61	0.47
1:C:959:GLY:O	1:C:963:ALA:N	2.48	0.47
1:A:1024:VAL:O	1:A:1025:PHE:C	2.52	0.47
1:A:598:TYR:HB3	1:A:606:VAL:HG21	1.96	0.47
1:A:905:VAL:O	1:A:909:VAL:HG23	2.14	0.47
1:B:193:LEU:HD23	1:B:193:LEU:HA	1.73	0.47
1:B:26:ALA:O	1:B:30:LEU:HD22	2.13	0.47
1:B:347:ALA:O	1:B:348:ILE:C	2.51	0.47
1:B:554:TYR:O	1:B:557:VAL:N	2.47	0.47
1:B:568:ASP:OD2	1:B:634:TRP:HH2	1.97	0.47
1:B:597:TYR:CE1	1:B:654:ALA:CB	2.97	0.47
1:B:782:LEU:HB3	1:B:783:PRO:CD	2.45	0.47
1:B:852:PRO:HA	1:B:855:VAL:HB	1.95	0.47
1:B:894:SER:O	1:B:898:PRO:HD2	2.14	0.47
1:B:45:ILE:HD12	1:B:90:ILE:HB	1.96	0.47
1:B:987:MET:HE2	1:B:987:MET:O	2.14	0.47
1:C:154:ILE:HG22	1:C:287:SER:HB3	1.95	0.47
1:C:45:ILE:HG12	1:C:45:ILE:H	1.38	0.47
1:C:728:LYS:O	1:C:807:SER:HB2	2.15	0.47
1:C:742:SER:O	1:C:743:ILE:C	2.53	0.47
1:C:743:ILE:C	1:C:746:ILE:HG13	2.32	0.47
1:C:83:ASP:CG	1:C:87:THR:HG22	2.31	0.47
1:A:1021:PHE:O	1:A:1024:VAL:CB	2.51	0.47
1:A:162:MET:O	1:A:165:ALA:N	2.47	0.47
1:A:167:SER:CB	1:A:175:VAL:HG21	2.38	0.47
1:A:495:THR:C	1:A:496:MET:HG2	2.34	0.47
1:A:190:PRO:HB3	1:A:789:TRP:CE3	2.49	0.47
1:A:932:LEU:O	1:A:935:ILE:N	2.47	0.47
1:B:1022:VAL:HB	1:B:1026:PHE:CZ	2.50	0.47
1:B:380:PHE:HE1	1:B:398:MET:SD	2.35	0.47
1:B:717:ARG:CG	1:B:717:ARG:NH1	2.65	0.47
1:B:801:PHE:CD2	1:B:804:PHE:CZ	3.02	0.47
1:B:927:PHE:CE2	1:B:931:LEU:HG	2.49	0.47
1:B:987:MET:HE2	1:B:987:MET:CA	2.38	0.47
1:C:191:ASN:CA	1:C:194:ASN:ND2	2.77	0.47

Continued on next page...

Continued from previous page...

Atom-1	Atom-2	Interatomic distance (Å)	Clash overlap (Å)
1:A:780:ARG:HE	1:C:221:GLY:HA3	1.79	0.47
1:C:705:GLU:CA	1:C:708:LYS:HG3	2.24	0.47
1:C:762:PHE:CD1	1:C:763:ILE:C	2.88	0.47
1:C:817:GLU:HB3	1:C:824:SER:CB	2.44	0.47
1:C:88:VAL:CG1	1:C:90:ILE:HG13	2.45	0.47
1:A:126:GLY:HA2	1:B:116:PRO:HB3	1.95	0.47
1:A:244:GLU:O	1:A:245:GLU:C	2.50	0.47
1:A:298:ASN:C	1:A:300:LEU:N	2.65	0.47
1:A:517:ASN:HD22	1:A:517:ASN:H	1.60	0.47
1:A:584:GLN:H	1:A:622:GLN:HB3	1.77	0.47
1:A:644:VAL:C	1:A:646:ALA:N	2.66	0.47
1:A:764:ASP:C	1:A:764:ASP:OD2	2.53	0.47
1:A:818:ARG:C	1:A:818:ARG:CG	2.83	0.47
1:A:825:MET:O	1:A:826:GLU:HB2	2.14	0.47
1:B:169:THR:HG22	1:B:170:SER:H	1.79	0.47
1:B:176:GLN:HE21	1:B:176:GLN:C	2.16	0.47
1:B:530:SER:O	1:B:534:ILE:HG12	2.13	0.47
1:C:119:PRO:O	1:C:120:GLN:C	2.51	0.47
1:C:146:ASP:O	1:C:147:GLY:C	2.52	0.47
1:C:449:LEU:CA	1:C:452:VAL:HG23	2.44	0.47
1:C:709:HIS:O	1:C:712:MET:HB3	2.15	0.47
1:C:726:GLN:CD	1:C:812:GLY:HA3	2.34	0.47
1:C:909:VAL:HG12	1:C:910:ILE:N	2.29	0.47
1:C:972:LEU:HD23	1:C:973:ARG:N	2.29	0.47
1:A:982:PHE:HD1	1:A:1011:MET:SD	2.38	0.47
1:A:191:ASN:O	1:A:192:GLU:C	2.39	0.47
1:A:465:ALA:O	1:A:466:ILE:C	2.52	0.47
1:A:489:THR:H	1:A:490:PRO:HD2	1.78	0.47
1:A:549:VAL:HG12	1:A:550:VAL:H	1.80	0.47
1:B:450:SER:O	1:B:452:VAL:N	2.48	0.47
1:B:81:ASN:HA	1:B:816:LEU:O	2.14	0.47
1:C:1016:VAL:HA	1:C:1019:ILE:CD1	2.45	0.47
1:C:43:VAL:CA	1:C:130:GLU:O	2.56	0.47
1:C:27:ILE:HD11	1:C:380:PHE:CD2	2.49	0.47
1:C:54:ALA:HB2	1:C:84:SER:CA	2.44	0.47
1:C:673:GLU:C	1:C:675:GLY:N	2.68	0.47
1:C:77:TYR:CE1	1:C:860:THR:CG2	2.98	0.47
1:C:911:GLY:HA2	1:C:1013:THR:CG2	2.44	0.47
1:A:274:ASN:ND2	1:A:276:ASP:N	2.43	0.47
1:B:217:GLY:O	1:B:234:ILE:HD12	2.14	0.47
1:B:677:ALA:O	1:B:678:THR:HB	2.14	0.47

Continued on next page...

Continued from previous page...

Atom-1	Atom-2	Interatomic distance (Å)	Clash overlap (Å)
1:B:690:LEU:O	1:B:691:GLY:O	2.33	0.47
1:C:161:ASN:C	1:C:162:MET:HG3	2.34	0.47
1:C:396:PHE:O	1:C:400:LEU:HD23	2.15	0.47
1:C:543:VAL:O	1:C:543:VAL:HG12	2.15	0.47
1:C:823:PRO:O	1:C:824:SER:O	2.33	0.47
1:C:9:PRO:O	1:C:13:TRP:HB2	2.14	0.47
1:A:990:VAL:HG11	1:A:1003:VAL:HG12	1.96	0.47
1:A:101:ASP:O	1:A:102:ILE:C	2.52	0.47
1:A:171:GLY:HA3	1:A:302:THR:HG23	1.96	0.47
1:A:743:ILE:CD1	1:A:743:ILE:H	2.18	0.47
1:A:828:LEU:H	1:A:828:LEU:HD23	1.76	0.47
1:B:545:TYR:O	1:B:546:LEU:C	2.52	0.47
1:B:572:PHE:HD1	1:B:573:MET:O	1.98	0.47
1:B:598:TYR:HE2	1:B:655:PHE:CZ	2.29	0.47
1:B:926:TYR:O	1:B:929:VAL:N	2.45	0.47
1:B:932:LEU:CA	1:B:935:ILE:HD12	2.44	0.47
1:C:35:TYR:CB	1:C:36:PRO:HD2	2.45	0.47
1:C:439:GLN:HG3	1:C:440:GLY:N	2.30	0.47
1:C:56:THR:O	1:C:60:THR:CG2	2.63	0.47
1:C:743:ILE:O	1:C:746:ILE:CG1	2.46	0.47
1:C:83:ASP:OD2	1:C:85:THR:OG1	2.31	0.47
1:A:72:ILE:HG21	1:A:94:PHE:HE2	1.79	0.47
1:A:755:GLY:O	1:A:756:GLY:O	2.33	0.47
1:A:836:SER:OG	1:A:839:GLU:HG3	2.15	0.47
1:A:984:LEU:O	1:A:988:PRO:HD3	2.15	0.47
1:B:478:MET:O	1:B:479:ALA:C	2.53	0.47
1:C:157:TYR:O	1:C:161:ASN:N	2.47	0.47
1:C:20:MET:HG3	1:C:374:VAL:HG22	1.92	0.47
1:C:725:PRO:HD3	1:C:811:TYR:CD2	2.37	0.47
1:C:912:ALA:C	1:C:914:LEU:N	2.47	0.47
1:C:941:ASN:HD22	1:C:942:ALA:N	2.13	0.47
1:C:950:LYS:HD3	1:C:954:ASP:CG	2.34	0.47
1:A:68:ASN:C	1:A:69:MET:CA	2.78	0.47
1:A:986:VAL:CA	1:A:988:PRO:HD2	2.42	0.47
1:B:412:VAL:HG13	1:B:435:MET:HE1	1.97	0.47
1:B:68:ASN:O	1:B:70:ASN:OD1	2.33	0.47
1:B:729:ILE:HG23	1:B:730:ASP:N	2.29	0.47
1:B:776:GLU:O	1:B:780:ARG:HG3	2.14	0.47
1:B:925:VAL:CA	1:B:928:GLN:OE1	2.39	0.47
1:B:945:ILE:O	1:B:947:GLU:N	2.48	0.47
1:B:949:ALA:C	1:B:951:ASP:H	2.18	0.47

Continued on next page...

Continued from previous page...

Atom-1	Atom-2	Interatomic distance (Å)	Clash overlap (Å)
1:C:34:GLN:HA	1:C:333:VAL:CG2	2.45	0.47
1:C:350:LEU:HD12	1:C:984:LEU:C	2.36	0.47
1:C:351:VAL:HG21	1:C:406:VAL:HG21	1.96	0.47
1:C:459:PHE:HE1	1:C:464:GLY:HA2	1.79	0.47
1:C:790:TYR:CA	1:C:799:VAL:O	2.63	0.47
1:C:844:MET:O	1:C:847:LEU:CD1	2.56	0.47
1:C:904:VAL:O	1:C:905:VAL:C	2.52	0.47
1:A:1027:VAL:O	1:A:1029:VAL:N	2.48	0.47
1:A:203:VAL:HG13	1:A:262:LEU:HD11	1.97	0.47
1:A:331:PRO:O	1:A:333:VAL:N	2.48	0.47
1:A:43:VAL:HA	1:A:130:GLU:O	2.15	0.47
1:A:991:ILE:HD13	1:A:1008:MET:HG3	1.97	0.47
1:B:324:VAL:HG23	1:B:325:TYR:N	2.28	0.47
1:B:420:MET:CG	1:B:424:GLY:O	2.60	0.47
1:B:49:TYR:HE2	1:B:125:GLN:CB	2.18	0.47
1:B:560:PRO:HB3	1:B:836:SER:HB3	1.96	0.47
1:B:7:ASP:O	1:B:8:ARG:CB	2.62	0.47
1:B:927:PHE:C	1:B:929:VAL:N	2.67	0.47
1:C:151:GLN:HB3	1:C:152:GLU:OE2	2.15	0.47
1:C:303:ALA:O	1:C:304:ALA:C	2.54	0.47
1:C:372:VAL:O	1:C:374:VAL:N	2.48	0.47
1:C:517:ASN:C	1:C:517:ASN:ND2	2.68	0.47
1:C:727:PHE:CZ	1:C:807:SER:OG	2.61	0.47
1:C:83:ASP:O	1:C:85:THR:N	2.48	0.47
1:A:157:TYR:O	1:A:161:ASN:HB2	2.15	0.46
1:A:244:GLU:O	1:A:247:GLY:N	2.48	0.46
1:A:355:MET:CE	1:A:355:MET:HA	2.43	0.46
1:A:407:ASP:HA	1:A:978:THR:HG21	1.96	0.46
1:A:449:LEU:O	1:A:452:VAL:N	2.38	0.46
1:A:778:LYS:HB3	1:A:779:TYR:CD1	2.49	0.46
1:A:879:ILE:N	1:A:879:ILE:HD12	2.30	0.46
1:B:251:LEU:O	1:B:252:LYS:HB2	2.15	0.46
1:B:338:HIS:O	1:B:342:LYS:HB2	2.15	0.46
1:B:355:MET:SD	1:B:368:PRO:HB2	2.55	0.46
1:B:359:LEU:HD21	1:B:417:GLU:HG2	1.97	0.46
1:C:945:ILE:O	1:C:1026:PHE:HZ	1.98	0.46
1:C:211:ASN:HD22	1:C:240:LEU:N	2.07	0.46
1:C:358:PHE:O	1:C:359:LEU:HD23	2.15	0.46
1:C:35:TYR:CE2	1:C:392:THR:CG2	2.98	0.46
1:C:58:GLN:CG	1:C:62:THR:HB	2.31	0.46
1:C:699:ARG:HG3	1:C:703:LEU:HD12	1.96	0.46

Continued on next page...

Continued from previous page...

Atom-1	Atom-2	Interatomic distance (Å)	Clash overlap (Å)
1:C:73:ASP:O	1:C:74:ASN:CB	2.58	0.46
1:C:762:PHE:CD1	1:C:763:ILE:N	2.83	0.46
1:A:155:SER:OG	1:A:179:GLY:HA3	2.14	0.46
1:A:815:ARG:HH11	1:A:815:ARG:HG2	1.79	0.46
1:A:957:GLY:C	1:A:959:GLY:H	2.10	0.46
1:B:216:ALA:HB3	1:B:234:ILE:O	2.15	0.46
1:B:28:LEU:CD1	1:B:29:LYS:HD3	2.45	0.46
1:B:30:LEU:HB3	1:B:390:ILE:CD1	2.46	0.46
1:B:399:VAL:HG12	1:B:989:LEU:HD22	1.98	0.46
1:B:686:ASP:HB3	1:B:823:PRO:HG2	1.97	0.46
1:B:884:VAL:O	1:B:885:PHE:C	2.54	0.46
1:B:973:ARG:N	1:B:974:PRO:CD	2.78	0.46
1:C:119:PRO:C	1:C:121:GLU:N	2.69	0.46
1:C:266:ALA:O	1:C:268:ILE:HG13	2.16	0.46
1:C:576:VAL:O	1:C:578:LEU:N	2.49	0.46
1:C:637:ARG:HB3	1:C:642:ASN:HB3	1.98	0.46
1:C:952:LEU:HA	1:C:956:GLU:CB	2.44	0.46
1:A:11:PHE:O	1:A:14:VAL:N	2.48	0.46
1:A:201:VAL:HG12	1:A:202:ASP:N	2.29	0.46
1:A:316:PHE:CD1	1:A:316:PHE:N	2.84	0.46
1:A:397:GLY:CA	1:A:473:THR:HG21	2.45	0.46
1:A:478:MET:C	1:A:478:MET:SD	2.94	0.46
1:A:523:SER:O	1:A:527:TYR:N	2.48	0.46
1:A:719:ASN:HB3	1:A:826:GLU:OE1	2.15	0.46
1:A:890:ALA:CB	1:C:11:PHE:HA	2.45	0.46
1:B:102:ILE:O	1:B:102:ILE:HG23	2.15	0.46
1:B:63:GLN:HA	1:B:63:GLN:OE1	2.15	0.46
1:B:605:ASN:CG	1:B:647:ILE:HD12	2.36	0.46
1:B:723:ASP:HA	1:B:814:PRO:HD3	1.97	0.46
1:C:169:THR:HG22	1:C:172:VAL:CG2	2.45	0.46
1:C:40:PRO:HA	1:C:41:PRO:HD3	1.60	0.46
1:C:419:VAL:O	1:C:423:GLU:HB2	2.15	0.46
1:C:638:PRO:O	1:C:639:GLY:O	2.33	0.46
1:C:732:ASP:N	1:C:804:PHE:O	2.43	0.46
1:C:953:MET:CG	1:C:963:ALA:HB2	2.45	0.46
1:C:974:PRO:O	1:C:975:ILE:C	2.54	0.46
1:A:615:PHE:CZ	2:A:2002:DM2:C1	2.98	0.46
1:A:298:ASN:HD21	1:A:300:LEU:CA	2.28	0.46
1:A:313:MET:H	1:A:315:PRO:HD3	1.77	0.46
1:A:684:LEU:HD12	1:A:684:LEU:HA	1.62	0.46
1:B:198:LEU:HD23	1:B:792:ARG:NH2	2.31	0.46

Continued on next page...

Continued from previous page...

Atom-1	Atom-2	Interatomic distance (Å)	Clash overlap (Å)
1:B:296:GLY:O	1:B:297:ALA:C	2.52	0.46
1:B:492:LEU:HD13	1:B:496:MET:HB3	1.98	0.46
1:B:54:ALA:O	1:B:57:VAL:CG2	2.63	0.46
1:B:713:LEU:HD21	1:B:843:LEU:HD23	1.97	0.46
1:B:791:VAL:HG21	1:B:801:PHE:CE2	2.43	0.46
1:C:102:ILE:O	1:C:104:GLN:N	2.48	0.46
1:C:463:THR:O	1:C:466:ILE:CG1	2.56	0.46
1:C:488:LEU:C	1:C:490:PRO:HD2	2.36	0.46
1:A:142:VAL:O	1:A:154:ILE:HG21	2.15	0.46
1:A:164:ASP:O	1:A:165:ALA:O	2.33	0.46
1:A:427:PRO:O	1:A:428:LYS:C	2.54	0.46
1:A:47:ALA:HB2	1:A:127:VAL:HG13	1.97	0.46
1:A:636:ASP:N	1:A:636:ASP:OD2	2.49	0.46
1:A:867:ARG:HD2	1:A:867:ARG:HA	1.70	0.46
1:B:131:LYS:O	1:B:132:SER:CB	2.46	0.46
1:B:156:ASP:HB2	1:B:182:TYR:CD1	2.50	0.46
1:B:196:PHE:CD1	1:B:260:VAL:HG21	2.51	0.46
1:B:331:PRO:HG2	1:B:332:PHE:N	2.31	0.46
1:B:492:LEU:HD13	1:B:496:MET:CB	2.45	0.46
1:B:527:TYR:HD2	1:B:1019:ILE:HG21	1.80	0.46
1:B:750:LEU:C	1:B:750:LEU:HD23	2.30	0.46
1:B:904:VAL:CG1	1:B:907:LEU:HD12	2.23	0.46
1:C:103:ALA:O	1:C:104:GLN:C	2.54	0.46
1:C:189:ASN:ND2	1:C:190:PRO:N	2.63	0.46
1:C:277:ILE:HG22	1:C:278:ILE:N	2.31	0.46
1:C:513:PHE:HB2	1:C:517:ASN:HB3	1.97	0.46
1:C:588:GLN:OE1	1:C:588:GLN:CA	2.62	0.46
1:C:693:GLU:O	1:C:694:LYS:C	2.53	0.46
1:B:219:LEU:HD13	1:C:783:PRO:HG3	1.98	0.46
1:C:962:GLU:HA	1:C:965:LEU:HB2	1.98	0.46
1:A:102:ILE:HA	1:A:105:VAL:HG23	1.96	0.46
1:A:414:GLU:OE1	1:A:414:GLU:O	2.32	0.46
1:A:660:ASP:O	1:A:660:ASP:OD2	2.34	0.46
1:A:690:LEU:CD1	1:A:854:GLY:C	2.84	0.46
1:A:710:PRO:O	1:A:713:LEU:CD2	2.59	0.46
1:A:733:GLN:HG3	1:C:210:GLN:HG3	1.98	0.46
1:A:845:GLU:HG2	1:A:859:TRP:HZ2	1.80	0.46
1:A:864:TYR:CE2	1:A:868:LEU:HD13	2.51	0.46
1:B:157:TYR:O	1:B:158:VAL:C	2.54	0.46
1:B:342:LYS:HE2	1:B:342:LYS:HB3	1.60	0.46
1:B:605:ASN:OD1	1:B:647:ILE:HD11	2.16	0.46

Continued on next page...

Continued from previous page...

Atom-1	Atom-2	Interatomic distance (Å)	Clash overlap (Å)
1:B:470:PHE:HE2	1:B:929:VAL:HG21	1.80	0.46
1:C:102:ILE:HA	1:C:105:VAL:HB	1.97	0.46
1:C:163:LYS:O	1:C:163:LYS:HG3	2.16	0.46
1:C:322:LYS:HZ3	1:C:322:LYS:CB	2.28	0.46
1:C:35:TYR:CB	1:C:36:PRO:CD	2.93	0.46
1:C:716:VAL:HG13	1:C:717:ARG:N	2.30	0.46
1:C:734:GLU:O	1:C:738:ALA:N	2.49	0.46
1:C:775:SER:CB	1:C:780:ARG:HD3	2.39	0.46
1:C:781:MET:O	1:C:782:LEU:HD23	2.16	0.46
1:C:727:PHE:CZ	1:C:783:PRO:CB	2.98	0.46
1:A:61:VAL:HG13	1:A:118:LEU:HD11	1.98	0.46
1:A:137:LEU:HG	1:A:138:MET:H	1.80	0.46
1:A:402:ILE:HG23	1:A:403:GLY:N	2.30	0.46
1:A:241:THR:HB	1:A:763:ILE:O	2.15	0.46
1:B:122:VAL:O	1:B:123:GLN:C	2.54	0.46
1:B:871:ASN:H	1:B:871:ASN:ND2	2.13	0.46
1:B:932:LEU:HA	1:B:935:ILE:CD1	2.42	0.46
1:A:727:PHE:O	1:C:234:ILE:HA	2.16	0.46
1:C:240:LEU:HD22	1:C:245:GLU:HB3	1.97	0.46
1:C:386:PHE:HD1	1:C:386:PHE:N	2.14	0.46
1:C:575:MET:CE	1:C:617:PHE:HD1	2.28	0.46
1:C:682:PHE:CE1	1:C:857:TYR:CG	3.04	0.46
1:C:758:TYR:HB2	1:C:770:LYS:CE	2.45	0.46
1:C:726:GLN:OE1	1:C:812:GLY:HA3	2.15	0.46
1:C:934:THR:O	1:C:935:ILE:C	2.53	0.46
1:C:949:ALA:CB	1:C:967:ALA:HB2	2.40	0.46
1:A:949:ALA:CB	1:A:1026:PHE:CD2	2.91	0.46
1:A:11:PHE:C	1:A:13:TRP:N	2.68	0.46
1:A:826:GLU:HG2	1:A:827:ILE:N	2.31	0.46
1:A:862:MET:O	1:A:865:GLN:HB2	2.16	0.46
1:B:158:VAL:O	1:B:162:MET:HG2	2.15	0.46
1:B:294:ALA:HB3	1:B:297:ALA:HB3	1.98	0.46
1:B:307:ARG:O	1:B:311:ALA:HB2	2.16	0.46
1:B:626:ILE:HD11	1:B:628:PHE:HZ	1.80	0.46
1:C:293:LEU:HA	1:C:293:LEU:HD23	1.73	0.46
1:C:35:TYR:CB	1:C:671:ILE:CG2	2.94	0.46
1:C:892:TYR:O	1:C:897:ILE:HD12	2.16	0.46
1:C:952:LEU:HA	1:C:956:GLU:HB2	1.98	0.46
1:C:961:ILE:O	1:C:961:ILE:HG22	2.14	0.46
1:A:726:GLN:HB2	1:A:810:GLU:HG2	1.98	0.46
1:A:687:GLN:CB	1:A:854:GLY:O	2.59	0.46

Continued on next page...

Continued from previous page...

Atom-1	Atom-2	Interatomic distance (Å)	Clash overlap (Å)
1:A:946:VAL:O	1:A:946:VAL:HG12	2.15	0.46
1:B:281:PHE:CE1	1:B:324:VAL:HG21	2.51	0.46
1:B:564:LEU:CD2	1:B:565:PRO:HD2	2.46	0.46
1:B:782:LEU:HB3	1:B:783:PRO:HD2	1.98	0.46
1:B:912:ALA:O	1:B:913:LEU:C	2.54	0.46
1:B:940:LYS:HE3	1:B:941:ASN:N	2.30	0.46
1:B:441:ALA:HA	1:B:947:GLU:OE1	2.16	0.46
1:C:172:VAL:HG22	1:C:291:ILE:HG21	1.97	0.46
1:C:420:MET:HB2	1:C:498:LYS:CE	2.46	0.46
1:C:472:ILE:N	1:C:472:ILE:CD1	2.79	0.46
1:C:58:GLN:HG2	1:C:62:THR:HG21	1.98	0.46
1:C:448:VAL:HG13	1:C:887:CYS:SG	2.56	0.46
1:C:907:LEU:O	1:C:910:ILE:HG22	2.16	0.46
1:A:435:MET:HE3	1:A:438:ILE:CD1	2.46	0.46
1:A:456:MET:HB3	1:A:456:MET:HE3	1.70	0.46
1:A:565:PRO:O	1:A:566:ASP:O	2.33	0.46
1:A:79:SER:C	1:A:79:SER:CB	2.73	0.46
1:B:162:MET:HB2	1:B:313:MET:SD	2.56	0.46
1:B:166:ILE:HG22	1:B:167:SER:N	2.30	0.46
1:B:559:LEU:HD23	1:B:923:ASN:ND2	2.30	0.46
1:B:564:LEU:HD23	1:B:565:PRO:HD2	1.98	0.46
1:B:801:PHE:HA	1:B:804:PHE:CE1	2.50	0.46
1:B:973:ARG:HG3	1:B:976:LEU:HD12	1.98	0.46
1:C:16:ALA:HB1	1:C:374:VAL:HG21	1.98	0.46
1:C:634:TRP:O	1:C:637:ARG:N	2.47	0.46
1:C:909:VAL:CG1	1:C:910:ILE:N	2.77	0.46
1:A:529:ASP:O	1:A:531:VAL:N	2.49	0.45
1:A:578:LEU:HD12	1:A:587:THR:HA	1.98	0.45
1:A:593:GLU:C	1:A:595:THR:H	2.19	0.45
1:A:277:ILE:HD12	1:A:613:ASN:O	2.17	0.45
1:A:66:GLU:N	1:A:66:GLU:HA	2.13	0.45
1:A:818:ARG:CZ	1:A:823:PRO:HD3	2.46	0.45
1:B:1024:VAL:C	1:B:1028:VAL:HG23	2.37	0.45
1:B:223:PRO:HA	1:B:224:PRO:HD3	1.70	0.45
1:B:607:GLU:HG2	1:B:632:LYS:HA	1.98	0.45
1:B:671:ILE:CG2	1:B:676:THR:CG2	2.93	0.45
1:B:684:LEU:HD13	1:B:702:LEU:HD23	1.95	0.45
1:B:882:ILE:HG12	1:B:882:ILE:H	1.45	0.45
1:B:897:ILE:CD1	1:B:946:VAL:HG12	2.39	0.45
1:A:821:GLY:N	1:C:168:ARG:NH1	2.63	0.45
1:C:905:VAL:HG12	1:C:906:PRO:HD3	1.97	0.45

Continued on next page...

Continued from previous page...

Atom-1	Atom-2	Interatomic distance (Å)	Clash overlap (Å)
1:C:43:VAL:HG23	1:C:92:LEU:O	2.15	0.45
1:C:948:PHE:N	1:C:948:PHE:HD1	2.09	0.45
1:A:100:ALA:O	1:A:101:ASP:C	2.53	0.45
1:A:1011:MET:O	1:A:1012:VAL:O	2.34	0.45
1:A:105:VAL:O	1:A:108:GLN:CA	2.65	0.45
1:A:138:MET:HE3	1:A:306:ILE:CD1	2.42	0.45
1:A:150:THR:O	1:A:154:ILE:HG13	2.17	0.45
1:A:176:GLN:HG2	1:A:177:LEU:N	2.31	0.45
1:A:526:HIS:ND1	1:A:526:HIS:O	2.49	0.45
1:B:498:LYS:HB3	1:B:498:LYS:HZ1	1.80	0.45
1:B:897:ILE:HD11	1:B:950:LYS:HB3	1.98	0.45
1:B:952:LEU:HD11	1:B:966:ASP:HB2	1.98	0.45
1:B:978:THR:OG1	1:B:979:SER:N	2.48	0.45
1:B:926:TYR:CZ	1:B:999:ALA:HB1	2.51	0.45
1:C:188:MET:HE2	1:C:200:PRO:HA	1.97	0.45
1:C:228:GLN:NE2	1:C:230:LEU:O	2.44	0.45
1:C:750:LEU:HA	1:C:750:LEU:HD23	1.37	0.45
1:A:166:ILE:HD11	1:A:310:LEU:CD2	2.46	0.45
1:A:215:ALA:O	1:A:216:ALA:CB	2.63	0.45
1:A:387:GLY:O	1:A:388:PHE:C	2.50	0.45
1:A:513:PHE:C	1:A:515:TRP:N	2.70	0.45
1:B:946:VAL:CG1	1:B:1026:PHE:CD1	2.85	0.45
1:B:172:VAL:HG12	1:B:172:VAL:O	2.17	0.45
1:B:182:TYR:HB2	1:B:769:LYS:HE2	1.97	0.45
1:B:313:MET:HB2	1:B:317:PHE:CE1	2.51	0.45
1:B:142:VAL:CG1	1:B:322:LYS:O	2.64	0.45
1:B:35:TYR:HB3	1:B:36:PRO:HD2	1.98	0.45
1:B:767:ARG:NH2	1:C:67:GLN:OE1	2.49	0.45
1:B:791:VAL:HG12	1:B:792:ARG:O	2.15	0.45
1:B:824:SER:OG	1:B:824:SER:O	2.31	0.45
1:B:91:THR:C	1:B:92:LEU:HD22	2.36	0.45
1:C:218:GLN:HB3	1:C:233:SER:CA	2.24	0.45
1:A:737:GLN:NE2	1:C:250:LEU:CG	2.76	0.45
1:C:399:VAL:O	1:C:402:ILE:HB	2.17	0.45
1:C:938:SER:CA	1:C:941:ASN:HD21	2.29	0.45
1:A:393:LEU:HD23	1:A:466:ILE:HA	1.98	0.45
1:A:435:MET:CE	1:A:435:MET:HA	2.47	0.45
1:A:444:GLY:HA3	1:A:891:LEU:HD13	1.97	0.45
1:A:744:ASN:N	1:A:744:ASN:OD1	2.49	0.45
1:B:102:ILE:O	1:B:106:GLN:N	2.47	0.45
1:B:566:ASP:N	1:B:566:ASP:OD1	2.49	0.45

Continued on next page...

Continued from previous page...

Atom-1	Atom-2	Interatomic distance (Å)	Clash overlap (Å)
1:B:2:PRO:O	1:B:5:PHE:HB2	2.16	0.45
1:B:597:TYR:HB3	1:B:655:PHE:HE1	1.80	0.45
1:B:919:ARG:HB2	1:B:921:LEU:HD13	1.99	0.45
1:B:559:LEU:CD2	1:B:923:ASN:HD22	2.29	0.45
1:B:948:PHE:HA	1:B:951:ASP:HB2	1.98	0.45
1:B:952:LEU:C	1:B:954:ASP:N	2.57	0.45
1:C:262:LEU:HG	1:C:262:LEU:O	2.16	0.45
1:C:42:ALA:HB2	1:C:93:THR:CG2	2.37	0.45
1:C:549:VAL:CG1	1:C:550:VAL:N	2.70	0.45
1:C:588:GLN:O	1:C:591:LEU:HB2	2.17	0.45
1:C:912:ALA:N	1:C:1010:GLY:CA	2.79	0.45
1:A:159:ALA:CB	1:A:177:LEU:HD11	2.37	0.45
1:A:182:TYR:CD1	1:A:270:LEU:HB3	2.52	0.45
1:A:934:THR:C	1:A:936:GLY:H	2.20	0.45
1:A:965:LEU:O	1:A:969:ARG:CB	2.63	0.45
1:B:197:GLN:HA	1:B:798:MET:SD	2.57	0.45
1:B:427:PRO:C	1:B:429:GLU:N	2.69	0.45
1:B:513:PHE:O	1:B:516:PHE:CB	2.64	0.45
1:B:587:THR:HG23	1:B:623:ASN:HA	1.98	0.45
1:B:831:ALA:CB	1:B:840:ALA:CB	2.94	0.45
1:B:900:SER:HB2	1:B:901:VAL:H	1.54	0.45
1:B:943:ILE:O	1:B:947:GLU:CB	2.64	0.45
1:C:160:ALA:HA	1:C:767:ARG:NH1	2.30	0.45
1:C:353:LEU:O	1:C:356:TYR:N	2.50	0.45
1:C:450:SER:O	1:C:454:VAL:N	2.44	0.45
1:C:35:TYR:CD1	1:C:671:ILE:HG12	2.51	0.45
1:C:790:TYR:C	1:C:791:VAL:CG2	2.79	0.45
1:C:76:MET:HG2	1:C:864:TYR:CE2	2.51	0.45
1:C:872:GLN:O	1:C:873:ALA:HB2	2.17	0.45
1:C:894:SER:C	1:C:896:SER:H	2.20	0.45
1:C:396:PHE:CZ	1:C:999:ALA:HB1	2.51	0.45
1:A:228:GLN:O	1:A:229:GLN:HG3	2.17	0.45
1:A:375:VAL:CG1	1:A:405:LEU:HD12	2.47	0.45
1:A:375:VAL:HG23	1:A:484:VAL:CG1	2.25	0.45
1:A:77:TYR:CA	1:A:78:MET:N	2.70	0.45
1:A:746:ILE:CD1	1:A:804:PHE:CD1	3.00	0.45
1:A:889:ALA:HA	1:A:898:PRO:HG3	1.97	0.45
1:B:9:PRO:O	1:B:13:TRP:HB2	2.16	0.45
1:B:255:GLN:HG3	1:B:256:ASP:N	2.30	0.45
1:B:327:TYR:OH	1:B:573:MET:CE	2.64	0.45
1:B:58:GLN:HA	1:B:62:THR:OG1	2.16	0.45

Continued on next page...

Continued from previous page...

Atom-1	Atom-2	Interatomic distance (Å)	Clash overlap (Å)
1:B:801:PHE:O	1:B:803:ALA:N	2.49	0.45
1:A:230:LEU:HD21	1:B:809:TRP:HH2	1.81	0.45
1:B:846:GLN:HE21	1:B:846:GLN:HB2	1.65	0.45
1:B:967:ALA:O	1:B:968:VAL:C	2.54	0.45
1:C:137:LEU:HB3	1:C:138:MET:HB3	1.97	0.45
1:C:367:ILE:HB	1:C:368:PRO:HD3	1.99	0.45
1:C:682:PHE:CD2	1:C:827:ILE:HD12	2.51	0.45
1:A:129:VAL:O	1:A:130:GLU:HG2	2.16	0.45
1:A:189:ASN:ND2	1:A:192:GLU:HB3	2.32	0.45
1:A:435:MET:SD	1:A:490:PRO:HB3	2.56	0.45
1:A:986:VAL:O	1:A:990:VAL:O	2.35	0.45
1:B:946:VAL:CG2	1:B:1026:PHE:HE1	2.20	0.45
1:B:218:GLN:HB2	1:B:232:ALA:O	2.15	0.45
1:B:218:GLN:HB3	1:B:233:SER:HA	1.98	0.45
1:B:403:GLY:O	1:B:404:LEU:HD12	2.16	0.45
1:B:407:ASP:O	1:B:410:ILE:HG22	2.17	0.45
1:B:602:GLU:CD	1:B:650:ARG:HH11	2.19	0.45
1:B:703:LEU:O	1:B:705:GLU:N	2.50	0.45
1:B:959:GLY:O	1:B:962:GLU:HB3	2.17	0.45
1:B:987:MET:CE	1:B:990:VAL:HB	2.47	0.45
1:B:991:ILE:HG12	1:B:991:ILE:O	2.05	0.45
1:A:117:LEU:HD13	1:C:124:GLN:O	2.11	0.45
1:C:143:ILE:CD1	1:C:144:ASN:N	2.76	0.45
1:C:175:VAL:HG13	1:C:290:GLY:O	2.16	0.45
1:C:310:LEU:HB3	1:C:323:ILE:CD1	2.46	0.45
1:C:377:LEU:HA	1:C:377:LEU:HD22	1.47	0.45
1:C:873:ALA:C	1:C:875:SER:N	2.69	0.45
1:A:1017:LEU:HD12	1:A:1021:PHE:CE2	2.51	0.45
1:A:138:MET:CE	1:A:306:ILE:CD1	2.95	0.45
1:A:254:ASN:O	1:A:258:SER:HB2	2.17	0.45
1:A:403:GLY:HA3	1:A:982:PHE:CZ	2.52	0.45
1:A:590:VAL:O	1:A:591:LEU:C	2.53	0.45
1:A:894:SER:CB	1:A:897:ILE:CD1	2.73	0.45
1:A:990:VAL:O	1:A:991:ILE:HB	2.16	0.45
1:B:1029:VAL:O	1:B:1032:ARG:N	2.50	0.45
1:B:314:GLU:N	1:B:315:PRO:CD	2.79	0.45
1:B:30:LEU:HA	1:B:31:PRO:HD2	1.39	0.45
1:B:378:GLY:O	1:B:381:ALA:HB3	2.17	0.45
1:B:552:MET:CB	1:B:910:ILE:HG13	2.47	0.45
1:B:78:MET:HB2	1:B:92:LEU:HD13	1.99	0.45
1:B:437:GLN:NE2	1:B:948:PHE:HE1	2.15	0.45

Continued on next page...

Continued from previous page...

Atom-1	Atom-2	Interatomic distance (Å)	Clash overlap (Å)
1:C:325:TYR:N	1:C:326:PRO:CD	2.80	0.45
1:C:372:VAL:O	1:C:373:PRO:C	2.55	0.45
1:C:550:VAL:HG12	1:C:550:VAL:O	2.17	0.45
1:B:235:ILE:CD1	1:C:726:GLN:OE1	2.63	0.45
1:A:108:GLN:CB	1:A:129:VAL:HG11	2.42	0.45
1:A:310:LEU:HA	1:A:313:MET:CE	2.45	0.45
1:A:398:MET:HA	1:A:401:ALA:CB	2.44	0.45
1:A:47:ALA:O	1:A:87:THR:CG2	2.64	0.45
1:A:552:MET:SD	1:A:909:VAL:HB	2.57	0.45
1:A:576:VAL:HG12	1:A:663:VAL:CG2	2.41	0.45
1:A:701:GLN:OE1	1:A:851:LEU:HD23	2.16	0.45
1:A:721:LEU:CD1	1:A:815:ARG:HD3	2.46	0.45
1:A:857:TYR:O	1:A:857:TYR:CG	2.63	0.45
1:A:905:VAL:CG1	1:A:935:ILE:CD1	2.95	0.45
1:B:1019:ILE:HB	1:B:1020:PHE:CD1	2.52	0.45
1:B:294:ALA:HB3	1:B:297:ALA:CB	2.47	0.45
1:B:3:ASN:O	1:B:6:ILE:N	2.48	0.45
1:B:945:ILE:HD13	1:B:1022:VAL:CG2	2.44	0.45
1:B:953:MET:HA	1:B:958:LYS:HA	1.98	0.45
1:C:254:ASN:ND2	1:C:258:SER:O	2.50	0.45
1:C:34:GLN:HA	1:C:333:VAL:HG22	1.99	0.45
1:C:435:MET:HE2	1:C:490:PRO:HB3	1.99	0.45
1:C:527:TYR:CD1	1:C:1020:PHE:CE2	3.05	0.45
1:C:756:GLY:HA2	1:C:774:MET:HB2	1.99	0.45
1:C:764:ASP:O	1:C:767:ARG:N	2.45	0.45
1:C:768:VAL:HG13	1:C:769:LYS:N	2.32	0.45
1:C:76:MET:HG2	1:C:864:TYR:CZ	2.52	0.45
1:A:1004:GLY:O	1:A:1005:THR:C	2.55	0.45
1:A:362:PHE:CE2	1:A:366:LEU:HD12	2.52	0.45
1:A:566:ASP:OD1	1:A:667:ASN:ND2	2.50	0.45
1:A:282:ASN:ND2	1:A:609:VAL:HG22	2.31	0.45
1:A:889:ALA:CA	1:A:898:PRO:HG3	2.47	0.45
1:B:181:GLN:OE1	1:B:769:LYS:HE3	2.17	0.45
1:B:190:PRO:HD3	1:B:779:TYR:CD2	2.52	0.45
1:B:658:ILE:CG2	1:B:658:ILE:O	2.65	0.45
1:B:665:ALA:O	1:B:666:PHE:CD2	2.70	0.45
1:B:759:VAL:O	1:B:760:ASN:CB	2.64	0.45
1:B:967:ALA:O	1:B:969:ARG:N	2.50	0.45
1:C:137:LEU:N	1:C:291:ILE:O	2.50	0.45
1:C:152:GLU:O	1:C:155:SER:N	2.50	0.45
1:C:372:VAL:HG22	1:C:405:LEU:HB3	1.97	0.45

Continued on next page...

Continued from previous page...

Atom-1	Atom-2	Interatomic distance (Å)	Clash overlap (Å)
1:C:55:LYS:HE2	1:C:59:ASP:OD1	2.17	0.45
1:C:655:PHE:CG	1:C:663:VAL:HG11	2.52	0.45
1:C:666:PHE:N	1:C:666:PHE:CD2	2.85	0.45
1:C:790:TYR:HB3	1:C:799:VAL:O	2.17	0.45
1:C:197:GLN:C	1:C:798:MET:HE1	2.37	0.45
1:C:964:THR:O	1:C:967:ALA:HB3	2.17	0.45
1:C:980:LEU:HD12	1:C:984:LEU:HD23	1.98	0.45
1:A:18:ILE:O	1:A:20:MET:N	2.50	0.44
1:A:545:TYR:O	1:A:548:ILE:N	2.50	0.44
1:A:591:LEU:HD22	1:A:611:ALA:HB1	1.97	0.44
1:A:895:TRP:CE2	1:C:10:ILE:HG23	2.52	0.44
1:B:386:PHE:O	1:B:388:PHE:HD2	1.99	0.44
1:B:591:LEU:HD12	1:B:611:ALA:HB1	1.99	0.44
1:B:639:GLY:C	1:B:641:GLU:OE1	2.56	0.44
1:B:961:ILE:HA	1:B:964:THR:HB	1.98	0.44
1:B:964:THR:O	1:B:964:THR:CG2	2.63	0.44
1:B:414:GLU:CD	1:B:974:PRO:HD3	2.37	0.44
1:C:50:PRO:CD	1:C:125:GLN:NE2	2.79	0.44
1:C:280:GLU:HB2	1:C:284:GLN:O	2.16	0.44
1:C:586:ARG:CG	1:C:586:ARG:O	2.64	0.44
1:C:688:ALA:C	1:C:690:LEU:N	2.65	0.44
1:C:819:TYR:CZ	1:C:860:THR:HG23	2.52	0.44
1:A:750:LEU:HD23	1:A:754:TRP:CD1	2.52	0.44
1:A:126:GLY:CA	1:B:116:PRO:CB	2.94	0.44
1:B:165:ALA:O	1:B:169:THR:OG1	2.35	0.44
1:B:171:GLY:HA3	1:B:302:THR:HG21	1.98	0.44
1:B:362:PHE:O	1:B:364:ALA:N	2.50	0.44
1:B:480:LEU:O	1:B:483:LEU:N	2.50	0.44
1:B:566:ASP:O	1:B:567:GLU:C	2.54	0.44
1:C:236:ALA:O	1:C:237:GLN:C	2.56	0.44
1:C:26:ALA:O	1:C:30:LEU:CG	2.33	0.44
1:C:299:ALA:O	1:C:300:LEU:C	2.54	0.44
1:C:3:ASN:ND2	1:C:432:ARG:HH11	2.15	0.44
1:C:472:ILE:HD12	1:C:472:ILE:HA	1.66	0.44
1:C:700:ASN:N	1:C:703:LEU:HD12	2.32	0.44
1:C:836:SER:O	1:C:836:SER:OG	2.30	0.44
1:A:262:LEU:HD12	1:A:262:LEU:HA	1.79	0.44
1:A:317:PHE:HA	1:A:318:PRO:HD3	1.79	0.44
1:A:569:GLN:HB3	1:A:569:GLN:HE21	1.57	0.44
1:A:615:PHE:CZ	2:A:2002:DM2:O19	2.70	0.44
1:A:635:ALA:C	1:A:637:ARG:N	2.67	0.44

Continued on next page...

Continued from previous page...

Atom-1	Atom-2	Interatomic distance (Å)	Clash overlap (Å)
1:B:111:LEU:HD21	1:B:115:MET:CE	2.47	0.44
1:B:578:LEU:HD22	1:B:587:THR:CG2	2.47	0.44
1:B:605:ASN:N	1:B:605:ASN:ND2	2.64	0.44
1:B:820:ASN:C	1:B:822:LEU:H	2.21	0.44
1:C:1020:PHE:O	1:C:1023:PRO:HD2	2.16	0.44
1:C:451:ALA:CB	1:C:883:VAL:HG12	2.48	0.44
1:C:83:ASP:C	1:C:85:THR:H	2.21	0.44
1:C:989:LEU:N	1:C:992:SER:OG	2.51	0.44
1:A:1022:VAL:N	1:A:1025:PHE:CD2	2.85	0.44
1:A:138:MET:HE1	1:A:303:ALA:HA	2.00	0.44
1:A:11:PHE:O	1:A:14:VAL:HG23	2.17	0.44
1:A:316:PHE:HD1	1:A:316:PHE:N	2.15	0.44
1:A:367:ILE:O	1:A:370:ILE:N	2.49	0.44
1:A:388:PHE:N	1:A:388:PHE:CD1	2.81	0.44
1:A:486:LEU:C	1:A:487:ILE:HG13	2.37	0.44
1:A:55:LYS:HD3	1:A:816:LEU:HD11	1.98	0.44
1:A:717:ARG:NH1	1:A:828:LEU:CG	2.78	0.44
1:A:743:ILE:HA	1:A:746:ILE:HG13	1.98	0.44
1:A:871:ASN:OD1	1:A:871:ASN:O	2.36	0.44
1:B:13:TRP:O	1:B:17:ILE:HG13	2.18	0.44
1:B:42:ALA:HA	1:B:93:THR:HA	1.99	0.44
1:B:478:MET:O	1:B:481:SER:N	2.50	0.44
1:B:943:ILE:C	1:B:945:ILE:N	2.71	0.44
1:A:276:ASP:HB3	1:C:222:THR:HG23	2.00	0.44
1:C:658:ILE:O	1:C:659:LYS:HG3	2.18	0.44
1:C:684:LEU:HD12	1:C:685:ILE:H	1.77	0.44
1:C:778:LYS:HG3	1:C:779:TYR:CE2	2.52	0.44
1:C:801:PHE:HA	1:C:804:PHE:CZ	2.52	0.44
1:A:1007:VAL:O	1:A:1010:GLY:N	2.50	0.44
1:A:489:THR:O	1:A:490:PRO:C	2.54	0.44
1:A:843:LEU:HA	1:A:846:GLN:CD	2.36	0.44
1:A:973:ARG:O	1:A:974:PRO:C	2.55	0.44
1:B:204:ILE:O	1:B:207:ILE:N	2.50	0.44
1:B:359:LEU:HD22	1:B:359:LEU:HA	1.81	0.44
1:B:376:LEU:O	1:B:379:THR:OG1	2.30	0.44
1:B:393:LEU:HD23	1:B:393:LEU:N	2.32	0.44
1:B:666:PHE:CZ	1:B:830:GLN:NE2	2.85	0.44
1:B:682:PHE:CZ	1:B:848:ALA:HB2	2.52	0.44
1:B:705:GLU:CB	1:B:847:LEU:CD2	2.96	0.44
1:B:763:ILE:HA	1:B:763:ILE:HD12	1.79	0.44
1:B:451:ALA:HB2	1:B:887:CYS:SG	2.58	0.44

Continued on next page...

Continued from previous page...

Atom-1	Atom-2	Interatomic distance (Å)	Clash overlap (Å)
1:B:905:VAL:CB	1:B:906:PRO:CD	2.87	0.44
1:C:1026:PHE:N	1:C:1026:PHE:CD2	2.74	0.44
1:C:399:VAL:CG1	1:C:400:LEU:CD2	2.88	0.44
1:C:685:ILE:HG21	1:C:687:GLN:CD	2.34	0.44
1:A:999:ALA:O	1:A:1003:VAL:HB	2.18	0.44
1:A:176:GLN:HG3	2:A:2002:DM2:O5'	2.18	0.44
1:A:246:PHE:O	1:A:249:ILE:CD1	2.64	0.44
1:A:265:VAL:O	1:A:265:VAL:CG1	2.66	0.44
1:A:600:THR:C	1:A:602:GLU:H	2.21	0.44
1:A:736:ALA:HA	1:A:741:VAL:HG11	2.00	0.44
1:B:119:PRO:HG2	1:B:122:VAL:HG21	1.98	0.44
1:B:228:GLN:HB2	1:C:781:MET:HE2	1.95	0.44
1:B:398:MET:H	1:B:398:MET:HG2	1.35	0.44
1:B:671:ILE:C	1:B:673:GLU:N	2.62	0.44
1:B:828:LEU:HA	1:B:828:LEU:HD13	1.50	0.44
1:C:122:VAL:H	1:C:122:VAL:HG23	1.45	0.44
1:C:156:ASP:OD2	1:C:182:TYR:CD1	2.70	0.44
1:C:313:MET:HE3	1:C:313:MET:HB3	1.59	0.44
1:C:439:GLN:CG	1:C:440:GLY:H	2.29	0.44
1:C:619:GLY:C	1:C:620:ARG:O	2.53	0.44
1:C:721:LEU:HD12	1:C:815:ARG:CB	2.47	0.44
1:C:953:MET:HE3	1:C:963:ALA:CB	2.47	0.44
1:A:1000:GLN:O	1:A:1001:ASN:C	2.56	0.44
1:A:1024:VAL:HG12	1:A:1025:PHE:N	2.31	0.44
1:A:156:ASP:HA	1:A:181:GLN:HA	2.00	0.44
1:A:186:ILE:O	1:A:186:ILE:CG2	2.65	0.44
1:A:155:SER:HA	1:A:287:SER:OG	2.17	0.44
1:A:293:LEU:HB3	1:A:294:ALA:H	1.60	0.44
1:A:405:LEU:O	1:A:406:VAL:O	2.35	0.44
1:A:54:ALA:O	1:A:55:LYS:C	2.56	0.44
1:A:723:ASP:N	1:A:723:ASP:OD2	2.49	0.44
1:A:729:ILE:O	1:A:730:ASP:HB2	2.18	0.44
1:A:946:VAL:O	1:A:946:VAL:CG1	2.66	0.44
1:B:102:ILE:HG22	1:B:103:ALA:N	2.30	0.44
1:B:111:LEU:HA	1:B:111:LEU:HD12	1.21	0.44
1:B:160:ALA:HB2	1:B:181:GLN:CG	2.48	0.44
1:B:203:VAL:O	1:B:206:ALA:HB3	2.17	0.44
1:B:405:LEU:HD12	1:B:406:VAL:N	2.33	0.44
1:B:640:GLU:N	1:B:640:GLU:OE1	2.51	0.44
1:B:684:LEU:HD21	1:B:855:VAL:CG1	2.48	0.44
1:A:11:PHE:CE2	1:B:890:ALA:HB1	2.53	0.44

Continued on next page...

Continued from previous page...

Atom-1	Atom-2	Interatomic distance (Å)	Clash overlap (Å)
1:B:927:PHE:O	1:B:928:GLN:C	2.56	0.44
1:C:983:ILE:CG1	1:C:1011:MET:HB3	2.47	0.44
1:C:358:PHE:CD1	1:C:358:PHE:N	2.85	0.44
1:C:453:PHE:O	1:C:456:MET:HG2	2.17	0.44
1:C:51:GLY:O	1:C:52:ALA:C	2.56	0.44
1:C:541:TYR:N	1:C:541:TYR:CD1	2.85	0.44
1:C:561:SER:HA	1:C:923:ASN:CB	2.47	0.44
1:C:83:ASP:C	1:C:85:THR:N	2.71	0.44
1:C:953:MET:CG	1:C:963:ALA:CB	2.96	0.44
1:C:989:LEU:HD13	1:C:1003:VAL:HB	1.99	0.44
1:A:354:VAL:O	1:A:354:VAL:HG12	2.17	0.44
1:A:407:ASP:HA	1:A:978:THR:CG2	2.48	0.44
1:A:611:ALA:O	1:A:612:VAL:HG13	2.18	0.44
1:A:643:LYS:O	1:A:646:ALA:HB3	2.18	0.44
1:A:705:GLU:HG3	1:A:847:LEU:CD1	2.48	0.44
1:A:901:VAL:CG1	1:A:942:ALA:HB1	2.46	0.44
1:B:179:GLY:H	1:B:277:ILE:CG2	2.31	0.44
1:B:188:MET:CE	1:B:203:VAL:HG11	2.47	0.44
1:B:355:MET:HG2	1:B:410:ILE:HD11	2.00	0.44
1:B:482:VAL:HG13	1:B:483:LEU:N	2.31	0.44
1:B:588:GLN:HA	1:B:588:GLN:OE1	2.18	0.44
1:B:775:SER:HB3	1:B:780:ARG:HG2	2.00	0.44
1:B:974:PRO:C	1:B:976:LEU:N	2.63	0.44
1:B:997:SER:O	1:B:999:ALA:N	2.51	0.44
1:C:218:GLN:HA	1:C:234:ILE:HG13	2.00	0.44
1:C:43:VAL:HG21	1:C:94:PHE:CE1	2.50	0.44
1:C:519:MET:CG	1:C:520:PHE:N	2.81	0.44
1:C:775:SER:HB3	1:C:780:ARG:CD	2.41	0.44
1:A:99:ASP:HB3	1:A:102:ILE:HB	2.00	0.44
1:A:176:GLN:HE22	2:A:2002:DM2:C10	2.19	0.44
1:A:27:ILE:HG22	1:A:28:LEU:HD12	2.00	0.44
1:A:786:ILE:CG2	1:A:801:PHE:CD2	3.00	0.44
1:A:966:ASP:HA	1:A:969:ARG:CB	2.45	0.44
1:B:178:PHE:CA	1:B:277:ILE:HG21	2.48	0.44
1:B:199:THR:O	1:B:203:VAL:HG23	2.18	0.44
1:B:189:ASN:HB2	1:B:265:VAL:O	2.18	0.44
1:B:36:PRO:HD2	1:B:38:ILE:HD11	2.00	0.44
1:B:873:ALA:C	1:B:875:SER:N	2.71	0.44
1:B:916:ALA:C	1:B:918:PHE:H	2.21	0.44
1:B:945:ILE:O	1:B:946:VAL:C	2.56	0.44
1:C:102:ILE:HD12	1:C:102:ILE:HA	1.61	0.44

Continued on next page...

Continued from previous page...

Atom-1	Atom-2	Interatomic distance (Å)	Clash overlap (Å)
1:C:438:ILE:HB	1:C:439:GLN:H	1.37	0.44
1:C:528:THR:HA	1:C:531:VAL:CG2	2.48	0.44
1:C:587:THR:O	1:C:588:GLN:C	2.56	0.44
1:C:76:MET:HE1	1:C:95:GLU:CA	2.44	0.44
1:C:65:ILE:CG2	1:C:90:ILE:CD1	2.95	0.44
1:C:947:GLU:HB3	1:C:948:PHE:HD1	1.82	0.44
1:A:134:SER:HB2	2:A:2002:DM2:C4	2.48	0.43
1:A:223:PRO:HD3	1:B:275:TYR:CB	2.47	0.43
1:A:631:LEU:HD11	1:A:644:VAL:HG22	2.00	0.43
1:A:822:LEU:HB3	1:A:823:PRO:HD2	1.86	0.43
1:A:989:LEU:O	1:A:990:VAL:C	2.57	0.43
1:B:195:LYS:O	1:B:196:PHE:CD2	2.71	0.43
1:B:213:GLN:HE21	1:B:213:GLN:HB2	1.61	0.43
1:B:545:TYR:C	1:B:547:ILE:N	2.70	0.43
1:C:250:LEU:HD12	1:C:250:LEU:C	2.38	0.43
1:C:496:MET:HB3	1:C:496:MET:HE3	1.81	0.43
1:C:952:LEU:O	1:C:958:LYS:HB2	2.17	0.43
1:A:135:SER:O	1:A:136:PHE:CG	2.71	0.43
1:A:293:LEU:O	1:A:294:ALA:HB2	2.18	0.43
1:A:388:PHE:HD1	1:A:388:PHE:N	2.12	0.43
1:A:44:THR:CA	1:A:91:THR:HG23	2.48	0.43
1:A:648:THR:O	1:A:649:MET:C	2.57	0.43
1:A:685:ILE:HG22	1:A:819:TYR:HB3	1.99	0.43
1:B:1016:VAL:HG12	1:B:1017:LEU:N	2.34	0.43
1:B:291:ILE:HD12	1:B:306:ILE:HD13	2.00	0.43
1:C:193:LEU:CB	1:C:198:LEU:O	2.64	0.43
1:C:513:PHE:HB3	1:C:517:ASN:CB	2.48	0.43
1:C:817:GLU:HB3	1:C:824:SER:HB3	2.00	0.43
1:A:1000:GLN:O	1:A:1002:ALA:N	2.50	0.43
1:A:31:PRO:HB2	1:A:389:SER:CB	2.34	0.43
1:A:383:LEU:C	1:A:385:ALA:H	2.21	0.43
1:A:680:PHE:CE1	1:A:829:GLY:N	2.84	0.43
1:A:844:MET:HA	1:A:844:MET:CE	2.49	0.43
1:A:865:GLN:NE2	1:A:865:GLN:CA	2.79	0.43
1:B:111:LEU:HG	1:B:115:MET:HG2	2.01	0.43
1:B:196:PHE:CZ	1:B:260:VAL:HG13	2.53	0.43
1:B:530:SER:O	1:B:534:ILE:CD1	2.65	0.43
1:B:7:ASP:CG	1:B:8:ARG:HG2	2.38	0.43
1:C:218:GLN:HE21	1:C:231:ASN:HD21	1.65	0.43
1:C:280:GLU:H	1:C:280:GLU:HG2	1.58	0.43
1:C:291:ILE:HD12	1:C:306:ILE:HD13	2.00	0.43

Continued on next page...

Continued from previous page...

Atom-1	Atom-2	Interatomic distance (Å)	Clash overlap (Å)
1:C:43:VAL:H	1:C:43:VAL:HG22	1.22	0.43
1:C:601:LYS:HG2	1:C:602:GLU:CG	2.48	0.43
1:C:649:MET:O	1:C:650:ARG:C	2.55	0.43
1:C:857:TYR:CD1	1:C:858:ASP:N	2.86	0.43
1:C:455:PRO:HG3	1:C:880:SER:CB	2.48	0.43
1:C:897:ILE:HG22	1:C:946:VAL:HG11	2.01	0.43
1:C:906:PRO:O	1:C:909:VAL:HG12	2.17	0.43
1:A:112:GLN:HG3	1:C:112:GLN:HE22	1.60	0.43
1:A:284:GLN:O	1:A:285:PRO:C	2.57	0.43
1:A:607:GLU:HG3	1:A:632:LYS:HA	1.99	0.43
1:A:758:TYR:HD1	1:A:758:TYR:C	2.19	0.43
1:B:189:ASN:HB3	1:B:192:GLU:CG	2.48	0.43
1:B:243:THR:O	1:B:244:GLU:C	2.57	0.43
1:B:5:PHE:HD2	1:B:12:ALA:HB2	1.84	0.43
1:B:654:ALA:O	1:B:656:SER:N	2.51	0.43
1:B:619:GLY:H	1:B:721:LEU:HD11	1.83	0.43
1:C:140:VAL:CG1	1:C:140:VAL:O	2.47	0.43
1:C:143:ILE:HD11	1:C:284:GLN:HG2	2.00	0.43
1:C:721:LEU:HD12	1:C:815:ARG:C	2.24	0.43
1:C:736:ALA:HB1	1:C:741:VAL:HG23	2.00	0.43
1:C:754:TRP:CZ3	1:C:780:ARG:C	2.91	0.43
1:A:241:THR:O	1:A:242:SER:HB3	2.17	0.43
1:A:298:ASN:ND2	1:A:300:LEU:CA	2.81	0.43
1:A:702:LEU:HA	1:A:702:LEU:HD12	1.01	0.43
1:A:952:LEU:HB2	1:A:953:MET:H	1.59	0.43
1:A:955:LYS:HA	1:A:955:LYS:HD3	1.62	0.43
1:B:136:PHE:CE1	1:B:617:PHE:CZ	3.06	0.43
1:B:335:ILE:HA	1:B:335:ILE:HD12	1.66	0.43
1:B:371:ALA:O	1:B:374:VAL:N	2.52	0.43
1:B:545:TYR:HB3	1:B:546:LEU:H	1.63	0.43
1:B:568:ASP:OD1	1:B:644:VAL:CB	2.60	0.43
1:B:634:TRP:HE3	1:B:634:TRP:HA	1.83	0.43
1:B:63:GLN:O	1:B:66:GLU:HB2	2.19	0.43
1:B:699:ARG:O	1:B:702:LEU:HB3	2.19	0.43
1:B:57:VAL:HG11	1:B:86:GLY:HA2	2.01	0.43
1:B:888:LEU:O	1:B:889:ALA:C	2.57	0.43
1:C:399:VAL:CG1	1:C:400:LEU:HD22	2.46	0.43
1:C:589:LYS:O	1:C:590:VAL:C	2.56	0.43
1:C:63:GLN:O	1:C:64:VAL:O	2.36	0.43
1:A:778:LYS:CB	1:A:779:TYR:CD1	3.01	0.43
1:A:982:PHE:CD1	1:A:1011:MET:SD	3.12	0.43

Continued on next page...

Continued from previous page...

Atom-1	Atom-2	Interatomic distance (Å)	Clash overlap (Å)
1:B:248:LYS:O	1:B:248:LYS:HG3	2.19	0.43
1:B:372:VAL:CG1	1:B:402:ILE:HD11	2.44	0.43
1:B:467:TYR:O	1:B:470:PHE:HB2	2.18	0.43
1:B:637:ARG:HH11	1:B:637:ARG:HD3	1.66	0.43
1:B:74:ASN:O	1:B:95:GLU:N	2.44	0.43
1:B:940:LYS:O	1:B:941:ASN:O	2.36	0.43
1:B:531:VAL:HG21	1:B:968:VAL:HG11	1.99	0.43
1:B:225:VAL:CG1	1:C:777:ALA:HB1	2.49	0.43
1:C:808:ARG:HG3	1:C:808:ARG:H	1.41	0.43
1:A:903:LEU:HD12	1:A:1025:PHE:HD1	1.84	0.43
1:A:182:TYR:CB	1:A:270:LEU:HD13	2.32	0.43
1:A:28:LEU:N	1:A:28:LEU:HD12	2.33	0.43
1:A:386:PHE:O	1:A:388:PHE:CE1	2.69	0.43
1:A:407:ASP:O	1:A:408:ASP:C	2.57	0.43
1:A:545:TYR:HE1	1:A:907:LEU:CD2	2.31	0.43
1:A:593:GLU:O	1:A:595:THR:N	2.51	0.43
1:A:882:ILE:CG2	1:A:883:VAL:N	2.82	0.43
1:A:912:ALA:N	1:A:1010:GLY:CA	2.80	0.43
1:B:157:TYR:C	1:B:159:ALA:N	2.72	0.43
1:B:169:THR:HB	1:B:172:VAL:HG21	2.01	0.43
1:B:211:ASN:O	1:B:211:ASN:ND2	2.51	0.43
1:B:25:LEU:C	1:B:27:ILE:N	2.72	0.43
1:B:528:THR:HG21	1:B:969:ARG:HE	1.82	0.43
1:B:712:MET:HB3	1:B:713:LEU:HD23	2.00	0.43
1:B:762:PHE:CZ	1:B:764:ASP:HB2	2.53	0.43
1:B:828:LEU:HB3	1:B:829:GLY:H	1.65	0.43
1:B:984:LEU:HD13	1:B:987:MET:HB2	2.01	0.43
1:C:10:ILE:O	1:C:10:ILE:HG22	2.19	0.43
1:C:30:LEU:HD21	1:C:384:ALA:CA	2.44	0.43
1:C:139:VAL:HB	1:C:327:TYR:O	2.19	0.43
1:C:695:LEU:O	1:C:695:LEU:HD13	2.19	0.43
1:C:717:ARG:O	1:C:717:ARG:HG2	2.17	0.43
1:C:556:PHE:HD1	1:C:913:LEU:HD21	1.82	0.43
1:A:200:PRO:O	1:A:204:ILE:N	2.44	0.43
1:A:456:MET:O	1:A:467:TYR:HB3	2.18	0.43
1:A:683:GLU:OE1	1:A:826:GLU:CG	2.66	0.43
1:A:733:GLN:HE22	1:A:743:ILE:HG21	1.82	0.43
1:A:775:SER:C	1:A:776:GLU:O	2.57	0.43
1:A:445:ILE:HG23	1:A:943:ILE:HD12	2.01	0.43
1:B:141:GLY:O	1:B:142:VAL:HG22	2.18	0.43
1:B:1:MET:H3	1:B:2:PRO:CD	2.29	0.43

Continued on next page...

Continued from previous page...

Atom-1	Atom-2	Interatomic distance (Å)	Clash overlap (Å)
1:B:310:LEU:O	1:B:314:GLU:OE2	2.37	0.43
1:B:472:ILE:O	1:B:473:THR:C	2.54	0.43
1:B:905:VAL:CG1	1:B:935:ILE:HG23	2.39	0.43
1:C:1019:ILE:HG13	1:C:1020:PHE:CD1	2.53	0.43
1:C:143:ILE:HA	1:C:286:ALA:CB	2.49	0.43
1:C:168:ARG:O	1:C:169:THR:HA	2.19	0.43
1:C:220:GLY:O	1:C:221:GLY:C	2.57	0.43
1:C:336:SER:OG	1:C:337:ILE:N	2.52	0.43
1:C:488:LEU:HD12	1:C:488:LEU:HA	1.81	0.43
1:C:52:ALA:O	1:C:53:ASP:OD1	2.37	0.43
1:C:65:ILE:HG22	1:C:90:ILE:HD13	2.01	0.43
1:C:727:PHE:CZ	1:C:783:PRO:HB2	2.53	0.43
1:C:924:ASP:O	1:C:927:PHE:N	2.52	0.43
1:C:400:LEU:HG	1:C:929:VAL:CG1	2.48	0.43
1:A:103:ALA:HB3	1:A:104:GLN:H	1.34	0.43
1:A:160:ALA:O	1:A:161:ASN:OD1	2.37	0.43
1:A:177:LEU:HD23	1:A:178:PHE:N	2.34	0.43
1:A:310:LEU:HD12	1:A:325:TYR:HH	1.78	0.43
1:A:408:ASP:OD1	1:A:940:LYS:NZ	2.33	0.43
1:A:538:THR:C	1:A:540:ARG:H	2.22	0.43
1:A:60:THR:HG21	1:A:119:PRO:CG	2.24	0.43
1:A:655:PHE:HD2	1:A:663:VAL:CG1	2.31	0.43
1:A:699:ARG:HB3	1:A:699:ARG:HE	1.43	0.43
1:A:940:LYS:HG2	1:A:940:LYS:O	2.19	0.43
1:B:1:MET:H3	1:B:2:PRO:HD3	1.83	0.43
1:B:333:VAL:C	1:B:335:ILE:N	2.71	0.43
1:B:412:VAL:HG13	1:B:435:MET:CE	2.49	0.43
1:B:416:VAL:HG22	1:B:434:SER:HB2	2.01	0.43
1:B:49:TYR:HA	1:B:50:PRO:HD3	1.55	0.43
1:B:793:ALA:HB2	1:B:799:VAL:CG2	2.49	0.43
1:C:190:PRO:HG3	1:C:789:TRP:CE2	2.50	0.43
1:C:280:GLU:CA	1:C:284:GLN:O	2.65	0.43
1:C:339:GLU:CA	1:C:339:GLU:OE2	2.63	0.43
1:C:420:MET:HE1	1:C:424:GLY:O	2.18	0.43
1:C:182:TYR:O	1:C:769:LYS:HD2	2.18	0.43
1:A:193:LEU:CB	1:A:265:VAL:HG22	2.49	0.43
1:A:344:LEU:HD22	1:A:402:ILE:CD1	2.47	0.43
1:A:573:MET:O	1:A:665:ALA:CA	2.56	0.43
1:A:666:PHE:HD2	1:A:666:PHE:H	1.64	0.43
1:A:914:LEU:HD12	1:A:918:PHE:CE1	2.53	0.43
1:A:453:PHE:CE2	1:A:932:LEU:HB3	2.54	0.43

Continued on next page...

Continued from previous page...

Atom-1	Atom-2	Interatomic distance (Å)	Clash overlap (Å)
1:B:252:LYS:HB3	1:B:260:VAL:CG2	2.49	0.43
1:B:256:ASP:OD1	1:B:256:ASP:N	2.45	0.43
1:B:293:LEU:HA	1:B:293:LEU:HD23	1.74	0.43
1:B:416:VAL:HG11	1:B:431:THR:HG22	2.00	0.43
1:B:492:LEU:O	1:B:496:MET:CB	2.66	0.43
1:B:680:PHE:O	1:B:828:LEU:CD1	2.59	0.43
1:B:709:HIS:N	1:B:710:PRO:HD3	2.33	0.43
1:C:1029:VAL:HB	1:C:1030:ARG:H	1.46	0.43
1:C:234:ILE:HG21	1:C:234:ILE:HD13	1.84	0.43
1:C:256:ASP:OD1	1:C:256:ASP:N	2.47	0.43
1:C:322:LYS:NZ	1:C:322:LYS:CB	2.79	0.43
1:C:386:PHE:HD1	1:C:386:PHE:H	1.64	0.43
1:C:3:ASN:HD21	1:C:432:ARG:HG3	1.80	0.43
1:C:6:ILE:HG13	1:C:494:ALA:CB	2.49	0.43
1:B:225:VAL:N	1:C:781:MET:HE1	2.23	0.43
1:A:178:PHE:O	2:A:2002:DM2:O14	2.28	0.42
1:A:192:GLU:OE2	1:A:264:ASP:C	2.57	0.42
1:A:315:PRO:C	1:A:316:PHE:CD1	2.91	0.42
1:A:330:THR:O	1:A:331:PRO:C	2.57	0.42
1:A:461:GLY:O	1:A:462:SER:C	2.56	0.42
1:A:488:LEU:O	1:A:492:LEU:CB	2.54	0.42
1:A:599:LEU:HG	1:A:606:VAL:HG11	2.01	0.42
1:A:702:LEU:HD12	1:A:702:LEU:C	2.22	0.42
1:A:973:ARG:O	1:A:976:LEU:N	2.52	0.42
1:B:172:VAL:HG22	1:B:306:ILE:HD11	2.01	0.42
1:B:240:LEU:HD13	1:B:246:PHE:CE2	2.52	0.42
1:B:289:LEU:O	1:B:291:ILE:N	2.51	0.42
1:B:489:THR:N	1:B:490:PRO:CD	2.78	0.42
1:B:515:TRP:O	1:B:519:MET:HG3	2.19	0.42
1:B:185:ARG:NH1	1:B:772:TYR:CB	2.82	0.42
1:A:219:LEU:CD2	1:B:781:MET:O	2.59	0.42
1:B:873:ALA:O	1:B:876:LEU:N	2.52	0.42
1:B:926:TYR:CD1	1:B:1003:VAL:HG23	2.54	0.42
1:B:399:VAL:HG11	1:B:989:LEU:HD13	2.01	0.42
1:C:314:GLU:HA	1:C:317:PHE:CZ	2.54	0.42
1:C:391:ASN:O	1:C:394:THR:HG22	2.19	0.42
1:C:447:MET:HE2	1:C:447:MET:HB3	1.55	0.42
1:C:450:SER:O	1:C:453:PHE:N	2.52	0.42
1:C:650:ARG:O	1:C:653:ARG:CG	2.67	0.42
1:C:945:ILE:HG12	1:C:971:ARG:CG	2.49	0.42
1:A:1009:GLY:O	1:A:1012:VAL:HB	2.19	0.42

Continued on next page...

Continued from previous page...

Atom-1	Atom-2	Interatomic distance (Å)	Clash overlap (Å)
1:A:538:THR:O	1:A:540:ARG:N	2.51	0.42
1:A:600:THR:C	1:A:602:GLU:N	2.72	0.42
1:A:688:ALA:O	1:A:689:GLY:C	2.58	0.42
1:A:705:GLU:HB3	1:A:706:ALA:H	1.35	0.42
1:A:861:GLY:O	1:A:862:MET:C	2.57	0.42
1:A:877:TYR:O	1:A:878:ALA:C	2.57	0.42
1:B:142:VAL:HG21	1:B:162:MET:HE1	2.00	0.42
1:B:382:VAL:HG13	1:B:386:PHE:CE1	2.54	0.42
1:B:549:VAL:HG12	1:B:550:VAL:CG2	2.49	0.42
1:B:615:PHE:C	1:B:615:PHE:CD1	2.89	0.42
1:B:773:VAL:CG1	1:B:773:VAL:O	2.63	0.42
1:C:989:LEU:HA	1:C:1000:GLN:HB3	2.01	0.42
1:C:73:ASP:HB2	1:C:106:GLN:OE1	2.18	0.42
1:C:151:GLN:C	1:C:151:GLN:OE1	2.58	0.42
1:C:261:LEU:HB2	1:C:264:ASP:OD2	2.19	0.42
1:C:345:VAL:HG22	1:C:346:GLU:N	2.34	0.42
1:C:474:ILE:HG12	1:C:474:ILE:H	1.68	0.42
1:C:67:GLN:C	1:C:69:MET:H	2.21	0.42
1:C:818:ARG:CA	1:C:824:SER:HB3	2.50	0.42
1:A:1020:PHE:N	1:A:1020:PHE:CD2	2.83	0.42
1:A:157:TYR:CE2	1:A:321:LEU:HD22	2.54	0.42
1:A:228:GLN:CD	1:B:781:MET:SD	2.97	0.42
1:A:307:ARG:NH1	1:A:307:ARG:CG	2.82	0.42
1:A:346:GLU:O	1:A:348:ILE:N	2.52	0.42
1:A:689:GLY:O	1:A:691:GLY:N	2.51	0.42
1:A:69:MET:C	1:A:70:ASN:OD1	2.58	0.42
1:A:823:PRO:C	1:A:824:SER:HG	2.21	0.42
1:A:846:GLN:O	1:A:849:SER:CB	2.62	0.42
1:B:68:ASN:O	1:B:110:LYS:HD2	2.19	0.42
1:B:157:TYR:CA	1:B:161:ASN:HD22	2.21	0.42
1:B:193:LEU:C	1:B:195:LYS:N	2.73	0.42
1:B:184:MET:HE3	1:B:246:PHE:CD2	2.54	0.42
1:B:249:ILE:HD12	1:B:262:LEU:CD1	2.42	0.42
1:B:247:GLY:CA	1:B:268:ILE:HD13	2.40	0.42
1:B:355:MET:O	1:B:365:THR:HG23	2.19	0.42
1:B:395:MET:O	1:B:396:PHE:C	2.58	0.42
1:B:456:MET:HG3	1:B:457:ALA:H	1.84	0.42
1:B:481:SER:O	1:B:482:VAL:C	2.57	0.42
1:B:597:TYR:CB	1:B:655:PHE:CE1	3.02	0.42
1:B:574:THR:OG1	1:B:665:ALA:HB2	2.20	0.42
1:B:762:PHE:HE1	1:B:764:ASP:HB2	1.81	0.42

Continued on next page...

Continued from previous page...

Atom-1	Atom-2	Interatomic distance (Å)	Clash overlap (Å)
1:C:131:LYS:HG2	1:C:131:LYS:H	1.48	0.42
1:C:143:ILE:HA	1:C:286:ALA:HB2	2.01	0.42
1:C:172:VAL:HG11	1:C:175:VAL:CG2	2.50	0.42
1:C:391:ASN:O	1:C:392:THR:C	2.58	0.42
1:C:454:VAL:O	1:C:454:VAL:HG13	2.18	0.42
1:C:459:PHE:CZ	1:C:467:TYR:CD1	3.07	0.42
1:C:595:THR:CG2	1:C:609:VAL:HG12	2.46	0.42
1:C:727:PHE:CZ	1:C:783:PRO:HB3	2.53	0.42
1:C:888:LEU:HD22	1:C:901:VAL:HG21	2.01	0.42
1:A:620:ARG:H	1:A:620:ARG:HD2	1.84	0.42
1:A:6:ILE:HA	1:A:491:ALA:HB2	2.02	0.42
1:A:735:LYS:O	1:A:738:ALA:HB3	2.19	0.42
1:A:7:ASP:O	1:A:9:PRO:CD	2.46	0.42
1:A:890:ALA:HB2	1:C:11:PHE:HA	2.00	0.42
1:B:172:VAL:HG13	1:B:291:ILE:HG23	2.00	0.42
1:B:225:VAL:CG1	1:C:777:ALA:CB	2.98	0.42
1:B:435:MET:O	1:B:437:GLN:N	2.52	0.42
1:B:552:MET:HG3	1:B:909:VAL:O	2.20	0.42
1:B:572:PHE:CD1	1:B:573:MET:N	2.88	0.42
1:B:792:ARG:HB2	1:B:798:MET:HE1	2.00	0.42
1:B:351:VAL:CG1	1:B:981:ALA:HB1	2.46	0.42
1:B:990:VAL:HG12	1:B:990:VAL:O	2.18	0.42
1:C:413:VAL:HG12	1:C:414:GLU:H	1.80	0.42
1:C:762:PHE:H	1:C:771:VAL:HG23	1.83	0.42
1:C:41:PRO:HD2	1:C:95:GLU:O	2.20	0.42
1:A:169:THR:O	1:A:170:SER:C	2.57	0.42
1:A:208:LYS:CE	1:A:759:VAL:CG1	2.96	0.42
1:A:25:LEU:CD1	1:A:26:ALA:N	2.82	0.42
1:A:298:ASN:C	1:A:300:LEU:H	2.23	0.42
1:A:410:ILE:O	1:A:411:VAL:C	2.57	0.42
1:A:611:ALA:HB1	1:A:627:ALA:HB2	2.01	0.42
1:A:737:GLN:O	1:A:738:ALA:C	2.58	0.42
1:B:282:ASN:C	1:B:284:GLN:H	2.22	0.42
1:B:351:VAL:O	1:B:351:VAL:HG12	2.20	0.42
1:B:363:ARG:CG	1:B:363:ARG:O	2.66	0.42
1:B:404:LEU:CD2	1:B:449:LEU:HD11	2.43	0.42
1:B:45:ILE:HG22	1:B:46:SER:N	2.34	0.42
1:B:696:THR:O	1:B:700:ASN:OD1	2.37	0.42
1:B:935:ILE:HG13	1:B:935:ILE:H	1.34	0.42
1:B:960:LEU:HD21	1:B:1030:ARG:HD3	2.00	0.42
1:C:169:THR:O	1:C:172:VAL:HB	2.20	0.42

Continued on next page...

Continued from previous page...

Atom-1	Atom-2	Interatomic distance (Å)	Clash overlap (Å)
1:C:185:ARG:O	1:C:186:ILE:HG12	2.20	0.42
1:C:204:ILE:C	1:C:206:ALA:N	2.72	0.42
1:C:33:ALA:HB2	1:C:298:ASN:ND2	2.34	0.42
1:C:58:GLN:HA	1:C:62:THR:HB	2.01	0.42
1:C:724:THR:HA	1:C:725:PRO:HD2	1.43	0.42
1:C:964:THR:HG22	1:C:968:VAL:CG2	2.49	0.42
1:A:10:ILE:HD11	1:B:895:TRP:CG	2.55	0.42
1:A:171:GLY:O	1:A:294:ALA:HB2	2.19	0.42
1:A:375:VAL:CG1	1:A:405:LEU:CD1	2.98	0.42
1:A:470:PHE:HZ	1:A:926:TYR:CE2	2.32	0.42
1:A:529:ASP:HB2	1:A:530:SER:H	1.44	0.42
1:A:569:GLN:HA	1:A:634:TRP:HH2	1.85	0.42
1:A:604:ASN:O	1:A:605:ASN:OD1	2.37	0.42
1:A:577:GLN:NE2	1:A:624:THR:CG2	2.82	0.42
1:B:982:PHE:CE2	1:B:1007:VAL:HG13	2.55	0.42
1:B:199:THR:HB	1:B:201:VAL:HG23	2.02	0.42
1:B:225:VAL:HG12	1:C:777:ALA:HB3	2.02	0.42
1:B:356:TYR:HE1	1:B:361:ASN:C	2.22	0.42
1:B:749:THR:O	1:B:753:ALA:HB2	2.20	0.42
1:B:866:GLU:O	1:B:867:ARG:C	2.55	0.42
1:B:964:THR:CG2	1:B:965:LEU:HD23	2.47	0.42
1:C:907:LEU:HD22	1:C:1017:LEU:HD23	2.01	0.42
1:C:156:ASP:O	1:C:159:ALA:HB3	2.18	0.42
1:C:195:LYS:C	1:C:197:GLN:H	2.22	0.42
1:C:207:ILE:HG21	1:C:207:ILE:HD13	1.90	0.42
1:C:563:PHE:CE2	1:C:564:LEU:CD1	3.03	0.42
1:C:607:GLU:N	1:C:630:SER:O	2.53	0.42
1:C:707:ALA:O	1:C:710:PRO:HD3	2.20	0.42
1:C:768:VAL:O	1:C:769:LYS:HG2	2.20	0.42
1:B:228:GLN:HG2	1:C:781:MET:HE3	2.02	0.42
1:A:298:ASN:HD21	1:A:300:LEU:N	2.13	0.42
1:A:689:GLY:O	1:A:690:LEU:O	2.38	0.42
1:A:72:ILE:HG13	1:A:107:VAL:CA	2.45	0.42
1:A:822:LEU:C	1:A:823:PRO:CA	2.66	0.42
1:A:910:ILE:HG13	1:A:910:ILE:H	1.51	0.42
1:B:221:GLY:HA3	1:C:780:ARG:HH12	1.85	0.42
1:B:221:GLY:O	1:B:222:THR:C	2.57	0.42
1:B:222:THR:OG1	1:B:223:PRO:HD3	2.20	0.42
1:B:462:SER:OG	1:B:865:GLN:CD	2.58	0.42
1:B:578:LEU:CB	1:B:623:ASN:HB2	2.44	0.42
1:B:671:ILE:HB	1:B:672:VAL:H	1.52	0.42

Continued on next page...

Continued from previous page...

Atom-1	Atom-2	Interatomic distance (Å)	Clash overlap (Å)
1:B:741:VAL:CG2	1:B:799:VAL:HG21	2.50	0.42
1:B:81:ASN:O	1:B:81:ASN:ND2	2.53	0.42
1:B:943:ILE:C	1:B:945:ILE:H	2.22	0.42
1:B:978:THR:C	1:B:980:LEU:H	2.23	0.42
1:C:140:VAL:O	1:C:288:GLY:HA3	2.19	0.42
1:C:37:THR:CG2	1:C:39:ALA:H	2.33	0.42
1:C:489:THR:N	1:C:490:PRO:HD2	2.34	0.42
1:C:729:ILE:CG2	1:C:729:ILE:O	2.66	0.42
1:C:763:ILE:HD13	1:C:763:ILE:HG21	1.77	0.42
1:C:991:ILE:O	1:C:992:SER:O	2.38	0.42
1:A:139:VAL:CG2	1:A:290:GLY:CA	2.92	0.42
1:A:240:LEU:C	1:A:241:THR:CG2	2.88	0.42
1:A:300:LEU:HD13	1:A:334:LYS:HG2	2.02	0.42
1:A:843:LEU:CD2	1:A:843:LEU:C	2.75	0.42
1:A:975:ILE:O	1:A:979:SER:HB2	2.20	0.42
1:B:450:SER:O	1:B:451:ALA:C	2.57	0.42
1:B:332:PHE:HE1	1:B:568:ASP:O	2.02	0.42
1:B:593:GLU:OE1	1:B:659:LYS:HG3	2.19	0.42
1:B:964:THR:O	1:B:965:LEU:HD22	2.19	0.42
1:A:886:LEU:HD21	1:C:17:ILE:HG22	2.00	0.42
1:C:687:GLN:HB3	1:C:687:GLN:HE21	1.48	0.42
1:A:182:TYR:HB2	1:A:769:LYS:HZ3	1.84	0.42
1:A:190:PRO:HG3	1:A:789:TRP:CE2	2.55	0.42
1:A:477:ALA:O	1:A:480:LEU:N	2.47	0.42
1:A:584:GLN:O	1:A:586:ARG:N	2.52	0.42
1:A:777:ALA:HA	1:A:780:ARG:HG3	2.01	0.42
1:A:778:LYS:C	1:A:779:TYR:CD1	2.92	0.42
1:A:552:MET:SD	1:A:909:VAL:CB	3.07	0.42
1:B:1012:VAL:CG1	1:B:1013:THR:N	2.83	0.42
1:B:1022:VAL:N	1:B:1023:PRO:HD2	2.34	0.42
1:B:30:LEU:HD23	1:B:390:ILE:CD1	2.48	0.42
1:B:349:ILE:HG22	1:B:350:LEU:HD22	2.02	0.42
1:B:578:LEU:HB2	1:B:623:ASN:CB	2.46	0.42
1:A:767:ARG:HH22	1:B:67:GLN:NE2	2.16	0.42
1:B:706:ALA:CA	1:B:713:LEU:HD12	2.50	0.42
1:B:778:LYS:HD3	1:B:778:LYS:H	1.85	0.42
1:B:847:LEU:O	1:B:848:ALA:C	2.58	0.42
1:C:166:ILE:HG21	1:C:175:VAL:HG11	2.01	0.42
1:C:195:LYS:C	1:C:197:GLN:N	2.73	0.42
1:C:323:ILE:HG13	1:C:323:ILE:H	1.68	0.42
1:C:358:PHE:CD2	1:C:977:MET:HG2	2.55	0.42

Continued on next page...

Continued from previous page...

Atom-1	Atom-2	Interatomic distance (Å)	Clash overlap (Å)
1:C:358:PHE:CG	1:C:977:MET:HG2	2.55	0.42
1:C:894:SER:CB	1:C:897:ILE:CG1	2.98	0.42
1:C:926:TYR:HB3	1:C:1003:VAL:HG22	2.01	0.42
1:C:978:THR:O	1:C:981:ALA:HB3	2.20	0.42
1:A:107:VAL:CG1	1:A:107:VAL:C	2.87	0.42
1:A:412:VAL:HG11	1:A:435:MET:SD	2.60	0.42
1:A:466:ILE:HG13	1:A:466:ILE:H	1.66	0.42
1:A:5:PHE:HE2	1:A:12:ALA:N	2.18	0.42
1:A:721:LEU:HB2	1:A:814:PRO:HG2	2.01	0.42
1:B:196:PHE:CE1	1:B:260:VAL:HG22	2.55	0.42
1:B:34:GLN:CG	1:B:35:TYR:N	2.83	0.42
1:B:371:ALA:O	1:B:372:VAL:C	2.57	0.42
1:B:40:PRO:HD2	1:B:673:GLU:OE2	2.20	0.42
1:B:574:THR:HB	1:B:665:ALA:CB	2.50	0.42
1:B:578:LEU:HA	1:B:579:PRO:HD3	1.79	0.42
1:B:687:GLN:HA	1:B:822:LEU:HD21	2.01	0.42
1:B:791:VAL:N	1:B:799:VAL:O	2.50	0.42
1:B:958:LYS:HB3	1:B:959:GLY:H	1.63	0.42
1:C:244:GLU:O	1:C:245:GLU:C	2.58	0.42
1:C:575:MET:HE3	1:C:617:PHE:HD1	1.85	0.42
1:C:698:ALA:O	1:C:699:ARG:C	2.59	0.42
1:C:940:LYS:HG2	1:C:941:ASN:N	2.35	0.42
1:C:978:THR:O	1:C:979:SER:C	2.58	0.42
1:C:980:LEU:O	1:C:984:LEU:HB2	2.20	0.42
1:A:362:PHE:CD2	1:A:362:PHE:C	2.93	0.41
1:A:617:PHE:CD1	1:A:617:PHE:O	2.73	0.41
1:A:684:LEU:HG	1:A:684:LEU:O	2.20	0.41
1:A:801:PHE:HD1	1:A:805:SER:HG	1.66	0.41
1:A:864:TYR:O	1:A:865:GLN:C	2.58	0.41
1:A:872:GLN:HG2	1:A:876:LEU:HG	2.02	0.41
1:A:953:MET:HE3	1:A:953:MET:HB3	1.85	0.41
1:B:115:MET:CE	1:B:127:VAL:HG11	2.49	0.41
1:B:35:TYR:CB	1:B:38:ILE:CD1	2.51	0.41
1:B:559:LEU:CD2	1:B:923:ASN:CB	2.72	0.41
1:B:921:LEU:HD23	1:B:1002:ALA:HA	2.01	0.41
1:B:973:ARG:N	1:B:973:ARG:CD	2.80	0.41
1:C:115:MET:HA	1:C:115:MET:CE	2.49	0.41
1:C:485:ALA:HA	1:C:489:THR:OG1	2.20	0.41
1:C:536:ARG:HH21	1:C:961:ILE:HD13	1.84	0.41
1:C:719:ASN:N	1:C:719:ASN:OD1	2.53	0.41
1:C:983:ILE:HG12	1:C:1011:MET:HG2	2.01	0.41

Continued on next page...

Continued from previous page...

Atom-1	Atom-2	Interatomic distance (Å)	Clash overlap (Å)
1:A:298:ASN:ND2	1:A:298:ASN:O	2.31	0.41
1:B:314:GLU:O	1:B:316:PHE:N	2.53	0.41
1:B:145:THR:HG23	1:B:320:GLY:HA2	2.02	0.41
1:B:40:PRO:HD2	1:B:673:GLU:CD	2.40	0.41
1:B:559:LEU:HA	1:B:560:PRO:HD2	1.60	0.41
1:A:234:ILE:CG2	1:B:729:ILE:HB	2.49	0.41
1:B:764:ASP:OD2	1:B:769:LYS:CE	2.69	0.41
1:B:833:PRO:CG	1:B:834:GLY:H	2.28	0.41
1:B:76:MET:SD	1:B:864:TYR:CE2	3.13	0.41
1:B:865:GLN:NE2	1:B:865:GLN:HA	2.35	0.41
1:B:972:LEU:HA	1:B:972:LEU:HD22	1.41	0.41
1:C:94:PHE:CE1	1:C:103:ALA:HB1	2.55	0.41
1:C:18:ILE:C	1:C:20:MET:H	2.23	0.41
1:C:596:HIS:NE2	1:C:600:THR:HG21	2.35	0.41
1:C:931:LEU:HD23	1:C:932:LEU:HD23	2.02	0.41
1:C:962:GLU:HA	1:C:965:LEU:CB	2.49	0.41
1:A:184:MET:HB2	1:A:762:PHE:CE2	2.56	0.41
1:A:300:LEU:CD1	1:A:334:LYS:HG2	2.51	0.41
1:A:851:LEU:HB3	1:A:852:PRO:HD2	2.02	0.41
1:A:559:LEU:HG	1:A:923:ASN:H	1.86	0.41
1:B:426:PRO:CB	1:B:430:ALA:CB	2.80	0.41
1:B:442:LEU:CD1	1:B:486:LEU:HD13	2.49	0.41
1:B:696:THR:O	1:B:699:ARG:HB3	2.20	0.41
1:B:898:PRO:O	1:B:899:PHE:C	2.58	0.41
1:B:925:VAL:CG1	1:B:926:TYR:N	2.83	0.41
1:C:968:VAL:CG2	1:C:1023:PRO:HG3	2.50	0.41
1:C:169:THR:CG2	1:C:169:THR:CA	2.86	0.41
1:C:172:VAL:HG11	1:C:175:VAL:HG22	2.03	0.41
1:C:244:GLU:C	1:C:263:ARG:HH22	2.23	0.41
1:C:337:ILE:HD11	1:C:392:THR:N	2.34	0.41
1:C:467:TYR:C	1:C:469:GLN:N	2.73	0.41
1:C:578:LEU:HA	1:C:661:ALA:CB	2.45	0.41
1:C:178:PHE:CE2	1:C:615:PHE:CD1	3.08	0.41
1:C:713:LEU:HA	1:C:713:LEU:HD13	1.77	0.41
1:C:752:ALA:O	1:C:774:MET:HA	2.20	0.41
1:C:8:ARG:CG	1:C:8:ARG:HH11	2.33	0.41
1:C:983:ILE:CG2	1:C:1008:MET:HG3	2.51	0.41
1:C:983:ILE:HG23	1:C:1008:MET:CB	2.50	0.41
1:A:14:VAL:O	1:A:17:ILE:N	2.47	0.41
1:A:150:THR:N	1:A:153:ASP:OD2	2.47	0.41
1:A:314:GLU:H	1:A:315:PRO:HD3	1.82	0.41

Continued on next page...

Continued from previous page...

Atom-1	Atom-2	Interatomic distance (Å)	Clash overlap (Å)
1:A:335:ILE:O	1:A:336:SER:O	2.37	0.41
1:A:418:ARG:HH12	1:A:971:ARG:N	2.19	0.41
1:A:608:SER:O	1:A:608:SER:OG	2.36	0.41
1:A:605:ASN:OD1	1:A:637:ARG:HG2	2.21	0.41
1:A:781:MET:HB3	1:A:781:MET:HE3	1.77	0.41
1:A:962:GLU:HA	1:A:965:LEU:HD12	2.03	0.41
1:B:174:ASP:CG	1:B:175:VAL:H	2.23	0.41
1:B:348:ILE:HG22	1:B:348:ILE:O	2.19	0.41
1:B:45:ILE:CD1	1:B:69:MET:HE3	2.36	0.41
1:B:759:VAL:O	1:B:760:ASN:HB2	2.21	0.41
1:B:47:ALA:N	1:B:88:VAL:O	2.41	0.41
1:B:918:PHE:O	1:B:920:GLY:N	2.53	0.41
1:C:383:LEU:O	1:C:386:PHE:HB2	2.20	0.41
1:C:432:ARG:O	1:C:436:GLY:N	2.46	0.41
1:C:434:SER:O	1:C:438:ILE:CG1	2.60	0.41
1:C:635:ALA:C	1:C:637:ARG:H	2.23	0.41
1:C:748:THR:O	1:C:752:ALA:N	2.54	0.41
1:C:758:TYR:O	1:C:758:TYR:CG	2.71	0.41
1:C:837:THR:O	1:C:841:MET:CG	2.68	0.41
1:C:901:VAL:HG11	1:C:943:ILE:CG1	2.51	0.41
1:C:984:LEU:HD22	1:C:984:LEU:HA	1.96	0.41
1:A:1011:MET:O	1:A:1014:ALA:N	2.54	0.41
1:A:11:PHE:C	1:A:13:TRP:H	2.24	0.41
1:A:240:LEU:HD12	1:A:245:GLU:HB3	2.02	0.41
1:A:55:LYS:HB3	1:A:59:ASP:OD2	2.21	0.41
1:A:56:THR:O	1:A:56:THR:CG2	2.69	0.41
1:A:790:TYR:HE1	1:A:800:PRO:HG3	1.85	0.41
1:A:905:VAL:HG13	1:A:935:ILE:CD1	2.49	0.41
1:A:986:VAL:HG12	1:A:991:ILE:HD12	1.96	0.41
1:B:157:TYR:C	1:B:159:ALA:H	2.23	0.41
1:B:478:MET:HE2	1:B:478:MET:CA	2.43	0.41
1:B:612:VAL:HG11	1:B:615:PHE:CD2	2.55	0.41
1:B:65:ILE:HG22	1:B:90:ILE:CD1	2.47	0.41
1:B:916:ALA:O	1:B:918:PHE:C	2.59	0.41
1:B:350:LEU:CD1	1:B:984:LEU:CD1	2.90	0.41
1:B:993:THR:O	1:B:993:THR:CG2	2.61	0.41
1:C:3:ASN:O	1:C:6:ILE:HG22	2.21	0.41
1:C:605:ASN:OD1	1:C:647:ILE:CD1	2.69	0.41
1:A:1023:PRO:O	1:A:1027:VAL:HG22	2.21	0.41
1:A:185:ARG:HG2	1:A:271:GLY:CA	2.38	0.41
1:A:690:LEU:CD1	1:A:855:VAL:H	2.34	0.41

Continued on next page...

Continued from previous page...

Atom-1	Atom-2	Interatomic distance (Å)	Clash overlap (Å)
1:A:944:LEU:HD23	1:A:944:LEU:HA	1.55	0.41
1:A:964:THR:HG1	1:A:1026:PHE:HD2	1.66	0.41
1:A:966:ASP:O	1:A:969:ARG:CB	2.60	0.41
1:A:971:ARG:NE	1:A:974:PRO:HG2	2.22	0.41
1:B:1021:PHE:C	1:B:1025:PHE:CD2	2.92	0.41
1:B:193:LEU:O	1:B:194:ASN:C	2.59	0.41
1:B:280:GLU:OE2	1:B:283:GLY:HA2	2.20	0.41
1:B:421:ALA:CB	1:B:422:GLU:OE2	2.69	0.41
1:B:442:LEU:CA	1:B:445:ILE:HD12	2.49	0.41
1:B:44:THR:HA	1:B:91:THR:HA	2.02	0.41
1:B:702:LEU:HD12	1:B:702:LEU:O	2.20	0.41
1:B:780:ARG:CB	1:B:780:ARG:CZ	2.97	0.41
1:B:87:THR:HG22	1:B:88:VAL:N	2.35	0.41
1:C:1012:VAL:HG12	1:C:1013:THR:N	2.35	0.41
1:C:182:TYR:O	1:C:769:LYS:CD	2.69	0.41
1:C:231:ASN:ND2	1:C:232:ALA:HA	2.35	0.41
1:C:216:ALA:CB	1:C:234:ILE:HB	2.51	0.41
1:C:298:ASN:CG	1:C:301:ASP:OD1	2.59	0.41
1:C:30:LEU:HB3	1:C:390:ILE:HG13	2.02	0.41
1:C:367:ILE:HD11	1:C:496:MET:HG3	2.02	0.41
1:C:435:MET:O	1:C:436:GLY:C	2.57	0.41
1:C:58:GLN:NE2	1:C:62:THR:HG21	2.33	0.41
1:C:673:GLU:O	1:C:675:GLY:N	2.54	0.41
1:C:729:ILE:HD13	1:C:729:ILE:HG23	1.10	0.41
1:B:228:GLN:CD	1:C:781:MET:HB3	2.40	0.41
1:C:74:ASN:CG	1:C:98:THR:CG2	2.85	0.41
1:A:144:ASN:ND2	1:A:148:THR:H	2.18	0.41
1:A:167:SER:CA	1:A:172:VAL:HG11	2.48	0.41
1:A:1:MET:SD	1:A:487:ILE:HD11	2.61	0.41
1:A:807:SER:O	1:A:808:ARG:HG2	2.21	0.41
1:B:201:VAL:HG23	1:B:749:THR:HG23	2.03	0.41
1:B:965:LEU:HD23	1:B:965:LEU:N	2.34	0.41
1:C:138:MET:HE1	1:C:306:ILE:HD12	2.03	0.41
1:C:563:PHE:CE2	1:C:564:LEU:HD13	2.56	0.41
1:C:682:PHE:HD2	1:C:827:ILE:HD12	1.86	0.41
1:C:972:LEU:H	1:C:974:PRO:HD3	1.84	0.41
1:A:251:LEU:HD11	1:A:262:LEU:HD12	2.01	0.41
1:A:333:VAL:O	1:A:336:SER:HB2	2.21	0.41
1:A:647:ILE:O	1:A:647:ILE:HG22	2.21	0.41
1:A:648:THR:HG22	1:A:665:ALA:CB	2.51	0.41
1:A:688:ALA:C	1:A:690:LEU:H	2.24	0.41

Continued on next page...

Continued from previous page...

Atom-1	Atom-2	Interatomic distance (Å)	Clash overlap (Å)
1:A:706:ALA:CB	1:A:716:VAL:HG21	2.51	0.41
1:A:790:TYR:CE1	1:A:800:PRO:CB	3.04	0.41
1:B:103:ALA:O	1:B:107:VAL:CG2	2.61	0.41
1:B:111:LEU:O	1:B:112:GLN:C	2.59	0.41
1:B:204:ILE:C	1:B:206:ALA:H	2.22	0.41
1:B:302:THR:O	1:B:305:ALA:HB3	2.20	0.41
1:B:34:GLN:HE22	1:B:332:PHE:HE2	1.68	0.41
1:B:801:PHE:CD2	1:B:804:PHE:HE1	2.37	0.41
1:B:833:PRO:CG	1:B:834:GLY:N	2.83	0.41
1:B:892:TYR:O	1:B:894:SER:N	2.54	0.41
1:C:18:ILE:C	1:C:20:MET:N	2.74	0.41
1:C:39:ALA:HA	1:C:40:PRO:HD3	1.97	0.41
1:C:472:ILE:O	1:C:473:THR:O	2.38	0.41
1:C:764:ASP:HB2	1:C:769:LYS:NZ	2.35	0.41
1:C:207:ILE:HD12	1:C:773:VAL:HG12	2.01	0.41
1:C:847:LEU:HD12	1:C:848:ALA:N	2.36	0.41
1:A:542:LEU:HD12	1:A:1028:VAL:HG11	2.02	0.41
1:A:375:VAL:HG21	1:A:481:SER:HA	2.03	0.41
1:A:375:VAL:HG22	1:A:484:VAL:HG12	1.84	0.41
1:A:607:GLU:HG3	1:A:632:LYS:CG	2.51	0.41
1:A:639:GLY:O	1:A:640:GLU:C	2.59	0.41
1:A:728:LYS:HE3	1:C:235:ILE:HB	2.02	0.41
1:A:768:VAL:HG22	1:A:768:VAL:H	0.89	0.41
1:A:467:TYR:OH	1:A:928:GLN:OE1	2.38	0.41
1:B:254:ASN:O	1:B:257:GLY:N	2.54	0.41
1:B:325:TYR:O	1:B:326:PRO:C	2.55	0.41
1:B:413:VAL:O	1:B:417:GLU:HB2	2.21	0.41
1:B:64:VAL:C	1:B:66:GLU:H	2.24	0.41
1:B:75:LEU:HG	1:B:75:LEU:O	2.12	0.41
1:C:313:MET:O	1:C:313:MET:CG	2.68	0.41
1:C:345:VAL:O	1:C:349:ILE:HG12	2.20	0.41
1:C:487:ILE:O	1:C:488:LEU:C	2.59	0.41
1:C:530:SER:O	1:C:533:GLY:O	2.39	0.41
1:C:729:ILE:HD11	1:C:786:ILE:CD1	2.21	0.41
1:C:857:TYR:HE1	1:C:859:TRP:CZ3	2.39	0.41
1:A:61:VAL:CG2	1:A:118:LEU:HD21	2.23	0.41
1:A:139:VAL:HG23	1:A:290:GLY:CA	2.39	0.41
1:A:64:VAL:HG21	1:A:64:VAL:CG1	2.47	0.41
1:A:6:ILE:CG2	1:A:431:THR:HG21	2.50	0.41
1:A:702:LEU:O	1:A:702:LEU:HD12	2.21	0.41
1:A:83:ASP:C	1:A:83:ASP:OD1	2.59	0.41

Continued on next page...

Continued from previous page...

Atom-1	Atom-2	Interatomic distance (Å)	Clash overlap (Å)
1:A:90:ILE:HD12	1:A:90:ILE:CB	2.41	0.41
1:A:948:PHE:HD2	1:A:951:ASP:OD1	2.03	0.41
1:B:1012:VAL:HG12	1:B:1013:THR:H	1.85	0.41
1:B:235:ILE:HG13	1:B:235:ILE:H	1.57	0.41
1:B:30:LEU:HB3	1:B:390:ILE:HD12	2.03	0.41
1:B:498:LYS:CB	1:B:498:LYS:NZ	2.82	0.41
1:B:594:VAL:HA	1:B:655:PHE:CE1	2.56	0.41
1:B:762:PHE:HD2	1:B:771:VAL:HG22	1.85	0.41
1:B:831:ALA:HB2	1:B:840:ALA:HB2	2.03	0.41
1:C:533:GLY:O	1:C:534:ILE:HG13	2.20	0.41
1:C:644:VAL:HG12	1:C:645:GLU:N	2.36	0.41
1:C:695:LEU:C	1:C:695:LEU:HD13	2.41	0.41
1:C:729:ILE:HD12	1:C:729:ILE:HG21	1.21	0.41
1:C:987:MET:O	1:C:988:PRO:O	2.37	0.41
1:A:213:GLN:NE2	1:A:238:THR:HA	2.36	0.41
1:A:431:THR:O	1:A:432:ARG:C	2.58	0.41
1:A:461:GLY:C	1:A:463:THR:N	2.73	0.41
1:A:559:LEU:HD12	1:A:560:PRO:N	2.35	0.41
1:A:688:ALA:C	1:A:690:LEU:N	2.73	0.41
1:A:814:PRO:O	1:A:815:ARG:HB2	2.21	0.41
1:A:890:ALA:O	1:C:11:PHE:HD1	2.04	0.41
1:B:524:THR:HG22	1:B:528:THR:OG1	2.21	0.41
1:B:527:TYR:O	1:B:531:VAL:N	2.54	0.41
1:B:639:GLY:C	1:B:643:LYS:HZ2	2.24	0.41
1:B:597:TYR:CB	1:B:655:PHE:HE1	2.34	0.41
1:B:731:ILE:HG13	1:B:731:ILE:H	1.40	0.41
1:B:695:LEU:HD22	1:B:825:MET:HG3	2.02	0.41
1:C:1015:THR:HG22	1:C:1016:VAL:N	2.36	0.41
1:C:152:GLU:C	1:C:154:ILE:H	2.15	0.41
1:C:358:PHE:O	1:C:973:ARG:CZ	2.69	0.41
1:C:52:ALA:O	1:C:86:GLY:CA	2.67	0.41
1:C:699:ARG:HH11	1:C:699:ARG:HG3	1.68	0.41
1:C:743:ILE:O	1:C:746:ILE:N	2.54	0.41
1:B:221:GLY:HA3	1:C:780:ARG:NH1	2.36	0.41
1:C:82:SER:OG	1:C:88:VAL:HG13	2.21	0.41
1:C:908:GLY:O	1:C:911:GLY:N	2.52	0.41
1:A:184:MET:HB3	1:A:771:VAL:CG2	2.44	0.40
1:A:199:THR:CG2	1:A:792:ARG:N	2.78	0.40
1:A:21:LEU:HA	1:A:21:LEU:HD23	1.11	0.40
1:A:355:MET:HB3	1:A:365:THR:CG2	2.51	0.40
1:A:395:MET:C	1:A:397:GLY:N	2.71	0.40

Continued on next page...

Continued from previous page...

Atom-1	Atom-2	Interatomic distance (Å)	Clash overlap (Å)
1:A:44:THR:HA	1:A:91:THR:N	2.36	0.40
1:A:585:GLU:OE2	1:C:227:GLY:CA	2.62	0.40
1:A:598:TYR:CD1	1:A:629:VAL:CG2	2.95	0.40
1:A:61:VAL:HG21	1:A:122:VAL:HG21	2.02	0.40
1:A:621:GLY:C	1:A:623:ASN:N	2.71	0.40
1:A:961:ILE:CG2	1:A:965:LEU:HD11	2.25	0.40
1:B:105:VAL:O	1:B:106:GLN:C	2.54	0.40
1:B:106:GLN:O	1:B:109:ASN:N	2.54	0.40
1:B:26:ALA:O	1:B:30:LEU:CD2	2.69	0.40
1:B:376:LEU:HD23	1:B:376:LEU:HA	1.33	0.40
1:B:455:PRO:HG2	1:B:456:MET:N	2.36	0.40
1:B:54:ALA:O	1:B:57:VAL:HG23	2.21	0.40
1:B:568:ASP:HB3	1:B:634:TRP:CH2	2.56	0.40
1:B:769:LYS:HB3	1:B:770:LYS:H	1.75	0.40
1:B:414:GLU:OE2	1:B:974:PRO:HD3	2.21	0.40
1:C:50:PRO:CD	1:C:125:GLN:HE22	2.34	0.40
1:C:157:TYR:O	1:C:158:VAL:C	2.57	0.40
1:A:70:ASN:HA	1:C:168:ARG:HA	2.03	0.40
1:A:275:TYR:CB	1:C:223:PRO:HG3	2.48	0.40
1:C:25:LEU:O	1:C:27:ILE:N	2.54	0.40
1:C:378:GLY:O	1:C:382:VAL:HG23	2.21	0.40
1:C:419:VAL:HG12	1:C:430:ALA:CB	2.51	0.40
1:C:4:PHE:CG	1:C:8:ARG:NH2	2.89	0.40
1:C:5:PHE:CE2	1:C:11:PHE:CE2	3.05	0.40
1:C:889:ALA:CB	1:C:894:SER:O	2.69	0.40
1:A:202:ASP:O	1:A:205:THR:O	2.39	0.40
1:A:228:GLN:NE2	1:B:781:MET:SD	2.94	0.40
1:A:49:TYR:O	1:A:50:PRO:C	2.59	0.40
1:A:513:PHE:CA	1:A:516:PHE:HD2	2.32	0.40
1:A:735:LYS:HA	1:A:738:ALA:HB3	2.03	0.40
1:A:782:LEU:O	1:A:783:PRO:C	2.58	0.40
1:A:973:ARG:N	1:A:974:PRO:HD2	2.36	0.40
1:B:178:PHE:HB3	1:B:277:ILE:HG21	2.03	0.40
1:B:449:LEU:HD12	1:B:478:MET:SD	2.61	0.40
1:B:63:GLN:O	1:B:64:VAL:C	2.59	0.40
1:B:576:VAL:HG13	1:B:663:VAL:HG22	2.03	0.40
1:B:733:GLN:HB3	1:B:733:GLN:HE21	1.50	0.40
1:B:965:LEU:N	1:B:965:LEU:CD2	2.85	0.40
1:C:211:ASN:HD21	1:C:240:LEU:H	1.53	0.40
1:C:301:ASP:N	1:C:301:ASP:OD1	2.54	0.40
1:C:1:MET:O	1:C:4:PHE:HB2	2.21	0.40

Continued on next page...

Continued from previous page...

Atom-1	Atom-2	Interatomic distance (Å)	Clash overlap (Å)
1:C:535:LEU:O	1:C:538:THR:O	2.39	0.40
1:C:552:MET:O	1:C:553:ALA:C	2.59	0.40
1:C:713:LEU:O	1:C:831:ALA:CA	2.67	0.40
1:A:119:PRO:CD	1:A:122:VAL:CG2	2.94	0.40
1:A:198:LEU:HD22	1:A:202:ASP:CB	2.52	0.40
1:A:261:LEU:HB2	1:A:264:ASP:OD2	2.21	0.40
1:A:782:LEU:C	1:A:784:ASP:N	2.75	0.40
1:B:151:GLN:HG3	1:B:152:GLU:N	2.35	0.40
1:B:155:SER:O	1:B:158:VAL:HG23	2.22	0.40
1:B:187:TRP:O	1:B:266:ALA:HA	2.22	0.40
1:B:35:TYR:HB3	1:B:38:ILE:HD11	0.68	0.40
1:B:420:MET:SD	1:B:424:GLY:O	2.80	0.40
1:B:435:MET:CE	1:B:438:ILE:HD11	2.51	0.40
1:B:770:LYS:C	1:B:771:VAL:CG2	2.90	0.40
1:B:946:VAL:HG22	1:B:1026:PHE:CZ	2.49	0.40
1:C:203:VAL:O	1:C:206:ALA:CB	2.66	0.40
1:C:309:GLU:O	1:C:312:LYS:CA	2.67	0.40
1:C:322:LYS:HG3	1:C:322:LYS:HZ2	1.49	0.40
1:C:531:VAL:O	1:C:533:GLY:N	2.54	0.40
1:C:549:VAL:HG12	1:C:550:VAL:H	1.82	0.40
1:C:647:ILE:HG12	1:C:647:ILE:H	1.71	0.40
1:A:118:LEU:CA	1:A:118:LEU:CD2	2.98	0.40
1:A:156:ASP:O	1:A:159:ALA:HB3	2.22	0.40
1:A:222:THR:O	1:A:224:PRO:HD3	2.21	0.40
1:A:228:GLN:HG3	1:A:229:GLN:N	2.37	0.40
1:A:255:GLN:O	1:A:256:ASP:OD1	2.39	0.40
1:A:331:PRO:O	1:A:332:PHE:C	2.59	0.40
1:A:544:LEU:O	1:A:548:ILE:HD12	2.20	0.40
1:A:702:LEU:HD11	1:A:847:LEU:HB3	2.03	0.40
1:A:724:THR:C	1:A:811:TYR:CD1	2.95	0.40
1:B:199:THR:O	1:B:200:PRO:C	2.56	0.40
1:B:348:ILE:HG21	1:B:348:ILE:HD13	1.84	0.40
1:B:456:MET:HE1	1:B:932:LEU:HD12	2.03	0.40
1:B:3:ASN:CG	1:B:4:PHE:H	2.23	0.40
1:B:694:LYS:CA	1:B:697:GLN:HE21	2.20	0.40
1:B:749:THR:H	1:B:749:THR:HG1	1.65	0.40
1:B:784:ASP:O	1:B:785:ASP:C	2.60	0.40
1:B:81:ASN:O	1:B:82:SER:O	2.39	0.40
1:B:916:ALA:HB1	1:B:921:LEU:CB	2.52	0.40
1:C:193:LEU:HD12	1:C:193:LEU:H	1.87	0.40
1:C:154:ILE:HG22	1:C:287:SER:CB	2.52	0.40

Continued on next page...

Continued from previous page...

Atom-1	Atom-2	Interatomic distance (Å)	Clash overlap (Å)
1:C:34:GLN:C	1:C:35:TYR:CG	2.93	0.40
1:C:567:GLU:OE2	1:C:996:GLY:HA2	2.22	0.40
1:C:65:ILE:HG22	1:C:66:GLU:H	1.79	0.40
1:C:686:ASP:HB3	1:C:823:PRO:HG2	2.04	0.40
1:C:721:LEU:HD23	1:C:721:LEU:O	2.22	0.40
1:C:841:MET:O	1:C:845:GLU:HG3	2.22	0.40
1:A:132:SER:O	1:A:133:SER:CB	2.68	0.40
1:A:323:ILE:HD13	1:A:323:ILE:N	2.17	0.40
1:A:583:THR:CA	1:A:622:GLN:HB2	2.51	0.40
1:A:705:GLU:HG2	1:A:847:LEU:HD22	2.03	0.40
1:A:8:ARG:HG3	1:A:8:ARG:O	2.19	0.40
1:A:999:ALA:HA	1:A:1002:ALA:HB3	2.04	0.40
1:B:189:ASN:CG	1:B:192:GLU:HG2	2.41	0.40
1:B:196:PHE:CD1	1:B:260:VAL:CG2	3.04	0.40
1:B:278:ILE:N	1:B:278:ILE:HD12	2.35	0.40
1:B:471:SER:O	1:B:473:THR:N	2.54	0.40
1:B:53:ASP:HB2	1:B:56:THR:HB	2.03	0.40
1:B:332:PHE:CZ	1:B:569:GLN:OE1	2.75	0.40
1:B:620:ARG:HG2	1:B:620:ARG:H	1.58	0.40
1:B:579:PRO:HD3	1:B:660:ASP:O	2.22	0.40
1:B:686:ASP:HB2	1:B:695:LEU:HD12	2.03	0.40
1:B:188:MET:HB2	1:B:775:SER:HA	2.03	0.40
1:B:908:GLY:C	1:B:910:ILE:N	2.73	0.40
1:C:1030:ARG:HB2	1:C:1030:ARG:HE	1.43	0.40
1:C:108:GLN:HE21	1:C:129:VAL:HG23	1.86	0.40
1:C:111:LEU:HD12	1:C:111:LEU:HA	1.01	0.40
1:C:189:ASN:HD21	1:C:191:ASN:ND2	2.19	0.40
1:C:210:GLN:OE1	1:C:250:LEU:O	2.38	0.40
1:C:342:LYS:O	1:C:346:GLU:CB	2.69	0.40
1:C:598:TYR:OH	1:C:665:ALA:HB2	2.21	0.40
1:C:722:GLU:O	1:C:723:ASP:C	2.57	0.40

There are no symmetry-related clashes.

5.3 Torsion angles

5.3.1 Protein backbone

In the following table, the Percentiles column shows the percent Ramachandran outliers of the chain as a percentile score with respect to all X-ray entries followed by that with respect to entries of similar resolution.

The Analysed column shows the number of residues for which the backbone conformation was analysed, and the total number of residues.

Mol	Chain	Analysed	Favoured	Allowed	Outliers	Percentiles	
1	A	1018/1053 (97%)	530 (52%)	251 (25%)	237 (23%)	0	0
1	B	1018/1053 (97%)	558 (55%)	238 (23%)	222 (22%)	0	0
1	C	1018/1053 (97%)	565 (56%)	229 (22%)	224 (22%)	0	0
All	All	3054/3159 (97%)	1653 (54%)	718 (24%)	683 (22%)	0	0

All (683) Ramachandran outliers are listed below:

Mol	Chain	Res	Type
1	A	19	ILE
1	A	54	ALA
1	A	63	GLN
1	A	64	VAL
1	A	66	GLU
1	A	67	GLN
1	A	73	ASP
1	A	74	ASN
1	A	76	MET
1	A	80	SER
1	A	90	ILE
1	A	96	SER
1	A	105	VAL
1	A	106	GLN
1	A	107	VAL
1	A	108	GLN
1	A	109	ASN
1	A	112	GLN
1	A	116	PRO
1	A	120	GLN
1	A	132	SER
1	A	137	LEU
1	A	165	ALA
1	A	186	ILE
1	A	188	MET
1	A	191	ASN
1	A	192	GLU
1	A	206	ALA
1	A	215	ALA
1	A	216	ALA
1	A	221	GLY

Continued on next page...

Continued from previous page...

Mol	Chain	Res	Type
1	A	226	LYS
1	A	236	ALA
1	A	244	GLU
1	A	245	GLU
1	A	255	GLN
1	A	288	GLY
1	A	293	LEU
1	A	294	ALA
1	A	313	MET
1	A	318	PRO
1	A	336	SER
1	A	337	ILE
1	A	344	LEU
1	A	345	VAL
1	A	349	ILE
1	A	372	VAL
1	A	388	PHE
1	A	392	THR
1	A	406	VAL
1	A	422	GLU
1	A	428	LYS
1	A	439	GLN
1	A	443	VAL
1	A	444	GLY
1	A	446	ALA
1	A	447	MET
1	A	448	VAL
1	A	455	PRO
1	A	459	PHE
1	A	462	SER
1	A	473	THR
1	A	482	VAL
1	A	496	MET
1	A	529	ASP
1	A	530	SER
1	A	539	GLY
1	A	549	VAL
1	A	550	VAL
1	A	580	ALA
1	A	582	ALA
1	A	583	THR
1	A	584	GLN

Continued on next page...

Continued from previous page...

Mol	Chain	Res	Type
1	A	597	TYR
1	A	616	GLY
1	A	617	PHE
1	A	622	GLN
1	A	638	PRO
1	A	640	GLU
1	A	651	ALA
1	A	652	THR
1	A	672	VAL
1	A	673	GLU
1	A	676	THR
1	A	677	ALA
1	A	679	GLY
1	A	689	GLY
1	A	695	LEU
1	A	706	ALA
1	A	713	LEU
1	A	730	ASP
1	A	738	ALA
1	A	776	GLU
1	A	788	ASP
1	A	794	ALA
1	A	824	SER
1	A	865	GLN
1	A	866	GLU
1	A	868	LEU
1	A	874	PRO
1	A	903	LEU
1	A	931	LEU
1	A	933	THR
1	A	945	ILE
1	A	946	VAL
1	A	952	LEU
1	A	957	GLY
1	A	958	LYS
1	A	988	PRO
1	A	991	ILE
1	A	1005	THR
1	A	1012	VAL
1	A	1016	VAL
1	A	1034	SER
1	B	3	ASN

Continued on next page...

Continued from previous page...

Mol	Chain	Res	Type
1	B	4	PHE
1	B	50	PRO
1	B	53	ASP
1	B	69	MET
1	B	72	ILE
1	B	82	SER
1	B	83	ASP
1	B	112	GLN
1	B	113	LEU
1	B	117	LEU
1	B	129	VAL
1	B	131	LYS
1	B	132	SER
1	B	140	VAL
1	B	151	GLN
1	B	158	VAL
1	B	173	GLY
1	B	175	VAL
1	B	191	ASN
1	B	192	GLU
1	B	205	THR
1	B	226	LYS
1	B	228	GLN
1	B	258	SER
1	B	326	PRO
1	B	357	LEU
1	B	361	ASN
1	B	363	ARG
1	B	372	VAL
1	B	380	PHE
1	B	381	ALA
1	B	396	PHE
1	B	397	GLY
1	B	423	GLU
1	B	428	LYS
1	B	451	ALA
1	B	461	GLY
1	B	465	ALA
1	B	471	SER
1	B	475	VAL
1	B	478	MET
1	B	479	ALA

Continued on next page...

Continued from previous page...

Mol	Chain	Res	Type
1	B	494	ALA
1	B	495	THR
1	B	523	SER
1	B	541	TYR
1	B	546	LEU
1	B	548	ILE
1	B	554	TYR
1	B	567	GLU
1	B	580	ALA
1	B	602	GLU
1	B	603	LYS
1	B	618	ALA
1	B	633	ASP
1	B	638	PRO
1	B	644	VAL
1	B	654	ALA
1	B	655	PHE
1	B	669	PRO
1	B	674	LEU
1	B	691	GLY
1	B	693	GLU
1	B	712	MET
1	B	752	ALA
1	B	781	MET
1	B	786	ILE
1	B	802	SER
1	B	807	SER
1	B	821	GLY
1	B	831	ALA
1	B	835	LYS
1	B	837	THR
1	B	849	SER
1	B	851	LEU
1	B	853	THR
1	B	871	ASN
1	B	895	TRP
1	B	900	SER
1	B	909	VAL
1	B	921	LEU
1	B	935	ILE
1	B	942	ALA
1	B	946	VAL

Continued on next page...

Continued from previous page...

Mol	Chain	Res	Type
1	B	953	MET
1	B	956	GLU
1	B	958	LYS
1	B	975	ILE
1	B	1012	VAL
1	B	1019	ILE
1	C	34	GLN
1	C	52	ALA
1	C	54	ALA
1	C	59	ASP
1	C	61	VAL
1	C	64	VAL
1	C	65	ILE
1	C	84	SER
1	C	95	GLU
1	C	103	ALA
1	C	111	LEU
1	C	112	GLN
1	C	120	GLN
1	C	122	VAL
1	C	123	GLN
1	C	127	VAL
1	C	138	MET
1	C	152	GLU
1	C	153	ASP
1	C	165	ALA
1	C	170	SER
1	C	171	GLY
1	C	174	ASP
1	C	187	TRP
1	C	190	PRO
1	C	191	ASN
1	C	195	LYS
1	C	196	PHE
1	C	216	ALA
1	C	222	THR
1	C	226	LYS
1	C	230	LEU
1	C	257	GLY
1	C	311	ALA
1	C	319	SER
1	C	336	SER

Continued on next page...

Continued from previous page...

Mol	Chain	Res	Type
1	C	341	VAL
1	C	366	LEU
1	C	376	LEU
1	C	377	LEU
1	C	386	PHE
1	C	399	VAL
1	C	404	LEU
1	C	410	ILE
1	C	411	VAL
1	C	414	GLU
1	C	418	ARG
1	C	425	LEU
1	C	427	PRO
1	C	439	GLN
1	C	450	SER
1	C	457	ALA
1	C	460	GLY
1	C	463	THR
1	C	471	SER
1	C	474	ILE
1	C	488	LEU
1	C	524	THR
1	C	531	VAL
1	C	534	ILE
1	C	536	ARG
1	C	546	LEU
1	C	577	GLN
1	C	589	LYS
1	C	597	TYR
1	C	606	VAL
1	C	620	ARG
1	C	623	ASN
1	C	624	THR
1	C	640	GLU
1	C	644	VAL
1	C	649	MET
1	C	657	GLN
1	C	658	ILE
1	C	678	THR
1	C	689	GLY
1	C	697	GLN
1	C	700	ASN

Continued on next page...

Continued from previous page...

Mol	Chain	Res	Type
1	C	706	ALA
1	C	712	MET
1	C	720	GLY
1	C	743	ILE
1	C	744	ASN
1	C	776	GLU
1	C	791	VAL
1	C	801	PHE
1	C	806	SER
1	C	824	SER
1	C	825	MET
1	C	830	GLN
1	C	832	ALA
1	C	835	LYS
1	C	837	THR
1	C	852	PRO
1	C	873	ALA
1	C	893	GLU
1	C	905	VAL
1	C	912	ALA
1	C	913	LEU
1	C	935	ILE
1	C	960	LEU
1	C	975	ILE
1	C	989	LEU
1	C	995	ALA
1	C	998	GLY
1	C	1029	VAL
1	C	1034	SER
1	C	1035	ARG
1	A	7	ASP
1	A	12	ALA
1	A	15	ILE
1	A	36	PRO
1	A	50	PRO
1	A	53	ASP
1	A	69	MET
1	A	104	GLN
1	A	156	ASP
1	A	166	ILE
1	A	170	SER
1	A	181	GLN

Continued on next page...

Continued from previous page...

Mol	Chain	Res	Type
1	A	182	TYR
1	A	217	GLY
1	A	411	VAL
1	A	472	ILE
1	A	494	ALA
1	A	514	GLY
1	A	521	GLU
1	A	538	THR
1	A	553	ALA
1	A	562	SER
1	A	566	ASP
1	A	594	VAL
1	A	601	LYS
1	A	645	GLU
1	A	684	LEU
1	A	705	GLU
1	A	714	THR
1	A	751	GLY
1	A	759	VAL
1	A	786	ILE
1	A	833	PRO
1	A	855	VAL
1	A	896	SER
1	A	942	ALA
1	A	944	LEU
1	A	955	LYS
1	A	971	ARG
1	A	977	MET
1	A	1008	MET
1	A	1014	ALA
1	B	34	GLN
1	B	51	GLY
1	B	52	ALA
1	B	81	ASN
1	B	101	ASP
1	B	104	GLN
1	B	111	LEU
1	B	115	MET
1	B	147	GLY
1	B	157	TYR
1	B	174	ASP
1	B	232	ALA

Continued on next page...

Continued from previous page...

Mol	Chain	Res	Type
1	B	235	ILE
1	B	255	GLN
1	B	263	ARG
1	B	283	GLY
1	B	299	ALA
1	B	310	LEU
1	B	359	LEU
1	B	436	GLY
1	B	442	LEU
1	B	445	ILE
1	B	464	GLY
1	B	472	ILE
1	B	482	VAL
1	B	491	ALA
1	B	517	ASN
1	B	519	MET
1	B	539	GLY
1	B	547	ILE
1	B	552	MET
1	B	555	LEU
1	B	556	PHE
1	B	581	GLY
1	B	601	LYS
1	B	647	ILE
1	B	671	ILE
1	B	672	VAL
1	B	676	THR
1	B	689	GLY
1	B	704	ALA
1	B	778	LYS
1	B	788	ASP
1	B	820	ASN
1	B	834	GLY
1	B	848	ALA
1	B	852	PRO
1	B	863	SER
1	B	866	GLU
1	B	870	GLY
1	B	882	ILE
1	B	889	ALA
1	B	906	PRO
1	B	913	LEU

Continued on next page...

Continued from previous page...

Mol	Chain	Res	Type
1	B	917	THR
1	B	918	PHE
1	B	919	ARG
1	B	964	THR
1	B	974	PRO
1	B	998	GLY
1	B	1014	ALA
1	C	15	ILE
1	C	26	ALA
1	C	102	ILE
1	C	105	VAL
1	C	126	GLY
1	C	142	VAL
1	C	147	GLY
1	C	164	ASP
1	C	221	GLY
1	C	295	THR
1	C	327	TYR
1	C	339	GLU
1	C	357	LEU
1	C	373	PRO
1	C	375	VAL
1	C	403	GLY
1	C	407	ASP
1	C	424	GLY
1	C	436	GLY
1	C	447	MET
1	C	491	ALA
1	C	520	PHE
1	C	521	GLU
1	C	525	HIS
1	C	530	SER
1	C	582	ALA
1	C	591	LEU
1	C	592	ASN
1	C	601	LYS
1	C	636	ASP
1	C	639	GLY
1	C	696	THR
1	C	699	ARG
1	C	729	ILE
1	C	734	GLU

Continued on next page...

Continued from previous page...

Mol	Chain	Res	Type
1	C	759	VAL
1	C	765	ARG
1	C	768	VAL
1	C	821	GLY
1	C	861	GLY
1	C	869	SER
1	C	903	LEU
1	C	904	VAL
1	C	926	TYR
1	C	934	THR
1	C	950	LYS
1	C	963	ALA
1	C	967	ALA
1	C	976	LEU
1	C	983	ILE
1	C	993	THR
1	C	1003	VAL
1	C	1015	THR
1	C	1016	VAL
1	C	1017	LEU
1	C	1024	VAL
1	C	1026	PHE
1	A	11	PHE
1	A	29	LYS
1	A	161	ASN
1	A	172	VAL
1	A	174	ASP
1	A	201	VAL
1	A	269	GLU
1	A	299	ALA
1	A	319	SER
1	A	330	THR
1	A	377	LEU
1	A	384	ALA
1	A	515	TRP
1	A	577	GLN
1	A	628	PHE
1	A	778	LYS
1	A	820	ASN
1	A	831	ALA
1	A	869	SER
1	A	916	ALA

Continued on next page...

Continued from previous page...

Mol	Chain	Res	Type
1	A	937	LEU
1	A	960	LEU
1	B	19	ILE
1	B	119	PRO
1	B	139	VAL
1	B	193	LEU
1	B	204	ILE
1	B	224	PRO
1	B	230	LEU
1	B	360	GLN
1	B	481	SER
1	B	659	LYS
1	B	688	ALA
1	B	713	LEU
1	B	808	ARG
1	B	878	ALA
1	B	881	LEU
1	B	901	VAL
1	B	937	LEU
1	B	941	ASN
1	B	989	LEU
1	C	141	GLY
1	C	151	GLN
1	C	233	SER
1	C	266	ALA
1	C	306	ILE
1	C	340	VAL
1	C	371	ALA
1	C	422	GLU
1	C	470	PHE
1	C	820	ASN
1	C	862	MET
1	C	871	ASN
1	C	988	PRO
1	C	992	SER
1	A	103	ALA
1	A	123	GLN
1	A	308	ALA
1	A	334	LYS
1	A	407	ASP
1	A	425	LEU
1	A	635	ALA

Continued on next page...

Continued from previous page...

Mol	Chain	Res	Type
1	A	636	ASP
1	A	729	ILE
1	A	737	GLN
1	A	803	ALA
1	A	881	LEU
1	A	894	SER
1	A	935	ILE
1	A	987	MET
1	A	1028	VAL
1	A	1035	ARG
1	B	11	PHE
1	B	48	SER
1	B	223	PRO
1	B	244	GLU
1	B	327	TYR
1	B	411	VAL
1	B	443	VAL
1	B	454	VAL
1	B	650	ARG
1	B	723	ASP
1	B	751	GLY
1	B	907	LEU
1	B	928	GLN
1	B	955	LYS
1	B	1013	THR
1	C	106	GLN
1	C	110	LYS
1	C	330	THR
1	C	335	ILE
1	C	440	GLY
1	C	473	THR
1	C	540	ARG
1	C	711	ASP
1	C	713	LEU
1	C	909	VAL
1	A	14	VAL
1	A	33	ALA
1	A	163	LYS
1	A	287	SER
1	A	317	PHE
1	A	362	PHE
1	A	376	LEU

Continued on next page...

Continued from previous page...

Mol	Chain	Res	Type
1	A	389	SER
1	A	426	PRO
1	A	471	SER
1	A	475	VAL
1	A	692	HIS
1	A	694	LYS
1	A	709	HIS
1	A	800	PRO
1	A	823	PRO
1	A	832	ALA
1	A	847	LEU
1	A	857	TYR
1	A	941	ASN
1	A	1024	VAL
1	B	252	LYS
1	B	329	THR
1	B	367	ILE
1	B	373	PRO
1	B	427	PRO
1	B	516	PHE
1	B	597	TYR
1	B	833	PRO
1	B	969	ARG
1	B	1005	THR
1	B	1011	MET
1	C	132	SER
1	C	423	GLU
1	C	468	ARG
1	C	545	TYR
1	C	635	ALA
1	C	677	ALA
1	C	735	LYS
1	C	974	PRO
1	A	220	GLY
1	A	434	SER
1	A	552	MET
1	A	702	LEU
1	A	756	GLY
1	A	1000	GLN
1	A	1001	ASN
1	B	12	ALA
1	B	291	ILE

Continued on next page...

Continued from previous page...

Mol	Chain	Res	Type
1	B	331	PRO
1	B	424	GLY
1	B	470	PHE
1	B	521	GLU
1	B	701	GLN
1	B	735	LYS
1	B	893	GLU
1	B	923	ASN
1	C	104	GLN
1	C	223	PRO
1	C	224	PRO
1	C	304	ALA
1	C	390	ILE
1	C	549	VAL
1	C	588	GLN
1	C	747	ASN
1	C	858	ASP
1	C	965	LEU
1	C	997	SER
1	C	1004	GLY
1	C	1027	VAL
1	A	822	LEU
1	A	996	GLY
1	B	8	ARG
1	B	105	VAL
1	B	107	VAL
1	B	284	GLN
1	B	474	ILE
1	B	557	VAL
1	B	710	PRO
1	C	19	ILE
1	C	32	VAL
1	C	472	ILE
1	C	550	VAL
1	A	18	ILE
1	A	222	THR
1	A	373	PRO
1	A	436	GLY
1	A	474	ILE
1	A	873	ALA
1	B	444	GLY
1	B	796	GLY

Continued on next page...

Continued from previous page...

Mol	Chain	Res	Type
1	B	874	PRO
1	C	325	TYR
1	C	800	PRO
1	C	946	VAL
1	A	227	GLY
1	A	314	GLU
1	A	466	ILE
1	A	731	ILE
1	B	368	PRO
1	B	549	VAL
1	B	945	ILE
1	C	382	VAL
1	C	438	ILE
1	C	833	PRO
1	A	746	ILE
1	B	315	PRO
1	B	337	ILE
1	C	204	ILE
1	A	930	GLY
1	C	214	VAL
1	C	315	PRO
1	C	1023	PRO

5.3.2 Protein sidechains ⓘ

In the following table, the Percentiles column shows the percent sidechain outliers of the chain as a percentile score with respect to all X-ray entries followed by that with respect to entries of similar resolution.

The Analysed column shows the number of residues for which the sidechain conformation was analysed, and the total number of residues.

Mol	Chain	Analysed	Rotameric	Outliers	Percentiles	
1	A	833/859 (97%)	592 (71%)	241 (29%)	0	1
1	B	833/859 (97%)	594 (71%)	239 (29%)	0	1
1	C	833/859 (97%)	560 (67%)	273 (33%)	0	1
All	All	2499/2577 (97%)	1746 (70%)	753 (30%)	0	1

All (753) residues with a non-rotameric sidechain are listed below:

Mol	Chain	Res	Type
1	A	4	PHE
1	A	8	ARG
1	A	11	PHE
1	A	14	VAL
1	A	15	ILE
1	A	18	ILE
1	A	25	LEU
1	A	27	ILE
1	A	43	VAL
1	A	46	SER
1	A	48	SER
1	A	49	TYR
1	A	55	LYS
1	A	62	THR
1	A	65	ILE
1	A	67	GLN
1	A	69	MET
1	A	72	ILE
1	A	75	LEU
1	A	78	MET
1	A	80	SER
1	A	84	SER
1	A	87	THR
1	A	88	VAL
1	A	91	THR
1	A	92	LEU
1	A	93	THR
1	A	107	VAL
1	A	108	GLN
1	A	109	ASN
1	A	110	LYS
1	A	111	LEU
1	A	112	GLN
1	A	115	MET
1	A	117	LEU
1	A	118	LEU
1	A	120	GLN
1	A	121	GLU
1	A	127	VAL
1	A	130	GLU
1	A	134	SER
1	A	139	VAL
1	A	150	THR

Continued on next page...

Continued from previous page...

Mol	Chain	Res	Type
1	A	151	GLN
1	A	152	GLU
1	A	153	ASP
1	A	164	ASP
1	A	167	SER
1	A	169	THR
1	A	175	VAL
1	A	177	LEU
1	A	181	GLN
1	A	186	ILE
1	A	189	ASN
1	A	193	LEU
1	A	195	LYS
1	A	202	ASP
1	A	205	THR
1	A	224	PRO
1	A	233	SER
1	A	240	LEU
1	A	254	ASN
1	A	255	GLN
1	A	256	ASP
1	A	259	ARG
1	A	260	VAL
1	A	269	GLU
1	A	270	LEU
1	A	273	GLU
1	A	274	ASN
1	A	282	ASN
1	A	289	LEU
1	A	298	ASN
1	A	300	LEU
1	A	301	ASP
1	A	314	GLU
1	A	316	PHE
1	A	319	SER
1	A	323	ILE
1	A	349	ILE
1	A	350	LEU
1	A	353	LEU
1	A	355	MET
1	A	357	LEU
1	A	360	GLN

Continued on next page...

Continued from previous page...

Mol	Chain	Res	Type
1	A	363	ARG
1	A	366	LEU
1	A	373	PRO
1	A	383	LEU
1	A	388	PHE
1	A	390	ILE
1	A	393	LEU
1	A	394	THR
1	A	398	MET
1	A	410	ILE
1	A	416	VAL
1	A	417	GLU
1	A	420	MET
1	A	431	THR
1	A	433	LYS
1	A	435	MET
1	A	438	ILE
1	A	442	LEU
1	A	447	MET
1	A	449	LEU
1	A	450	SER
1	A	456	MET
1	A	459	PHE
1	A	474	ILE
1	A	481	SER
1	A	482	VAL
1	A	489	THR
1	A	498	LYS
1	A	517	ASN
1	A	518	ARG
1	A	519	MET
1	A	521	GLU
1	A	525	HIS
1	A	527	TYR
1	A	528	THR
1	A	529	ASP
1	A	536	ARG
1	A	546	LEU
1	A	556	PHE
1	A	564	LEU
1	A	571	VAL
1	A	572	PHE

Continued on next page...

Continued from previous page...

Mol	Chain	Res	Type
1	A	573	MET
1	A	587	THR
1	A	594	VAL
1	A	598	TYR
1	A	600	THR
1	A	603	LYS
1	A	607	GLU
1	A	610	PHE
1	A	615	PHE
1	A	620	ARG
1	A	622	GLN
1	A	623	ASN
1	A	628	PHE
1	A	634	TRP
1	A	645	GLU
1	A	648	THR
1	A	666	PHE
1	A	672	VAL
1	A	674	LEU
1	A	680	PHE
1	A	685	ILE
1	A	699	ARG
1	A	708	LYS
1	A	711	ASP
1	A	714	THR
1	A	715	SER
1	A	716	VAL
1	A	721	LEU
1	A	722	GLU
1	A	726	GLN
1	A	728	LYS
1	A	729	ILE
1	A	737	GLN
1	A	739	LEU
1	A	742	SER
1	A	744	ASN
1	A	750	LEU
1	A	758	TYR
1	A	763	ILE
1	A	764	ASP
1	A	768	VAL
1	A	773	VAL

Continued on next page...

Continued from previous page...

Mol	Chain	Res	Type
1	A	776	GLU
1	A	778	LYS
1	A	779	TYR
1	A	780	ARG
1	A	782	LEU
1	A	791	VAL
1	A	795	ASP
1	A	799	VAL
1	A	801	PHE
1	A	802	SER
1	A	805	SER
1	A	806	SER
1	A	817	GLU
1	A	818	ARG
1	A	822	LEU
1	A	828	LEU
1	A	830	GLN
1	A	833	PRO
1	A	836	SER
1	A	839	GLU
1	A	841	MET
1	A	843	LEU
1	A	844	MET
1	A	846	GLN
1	A	850	LYS
1	A	853	THR
1	A	855	VAL
1	A	857	TYR
1	A	862	MET
1	A	865	GLN
1	A	867	ARG
1	A	868	LEU
1	A	869	SER
1	A	874	PRO
1	A	875	SER
1	A	876	LEU
1	A	880	SER
1	A	887	CYS
1	A	893	GLU
1	A	899	PHE
1	A	903	LEU
1	A	910	ILE

Continued on next page...

Continued from previous page...

Mol	Chain	Res	Type
1	A	914	LEU
1	A	917	THR
1	A	919	ARG
1	A	921	LEU
1	A	927	PHE
1	A	931	LEU
1	A	940	LYS
1	A	958	LYS
1	A	960	LEU
1	A	964	THR
1	A	965	LEU
1	A	969	ARG
1	A	971	ARG
1	A	976	LEU
1	A	982	PHE
1	A	983	ILE
1	A	987	MET
1	A	989	LEU
1	A	993	THR
1	A	1003	VAL
1	A	1007	VAL
1	A	1008	MET
1	A	1011	MET
1	A	1015	THR
1	A	1020	PHE
1	A	1022	VAL
1	A	1027	VAL
1	A	1030	ARG
1	A	1034	SER
1	A	1036	LYS
1	B	1	MET
1	B	4	PHE
1	B	7	ASP
1	B	10	ILE
1	B	11	PHE
1	B	13	TRP
1	B	17	ILE
1	B	18	ILE
1	B	21	LEU
1	B	28	LEU
1	B	29	LYS
1	B	32	VAL

Continued on next page...

Continued from previous page...

Mol	Chain	Res	Type
1	B	36	PRO
1	B	37	THR
1	B	38	ILE
1	B	46	SER
1	B	50	PRO
1	B	57	VAL
1	B	62	THR
1	B	67	GLN
1	B	72	ILE
1	B	74	ASN
1	B	76	MET
1	B	77	TYR
1	B	91	THR
1	B	92	LEU
1	B	96	SER
1	B	104	GLN
1	B	110	LYS
1	B	118	LEU
1	B	121	GLU
1	B	127	VAL
1	B	133	SER
1	B	138	MET
1	B	144	ASN
1	B	148	THR
1	B	150	THR
1	B	154	ILE
1	B	158	VAL
1	B	163	LYS
1	B	164	ASP
1	B	166	ILE
1	B	169	THR
1	B	176	GLN
1	B	181	GLN
1	B	185	ARG
1	B	192	GLU
1	B	202	ASP
1	B	203	VAL
1	B	210	GLN
1	B	213	GLN
1	B	223	PRO
1	B	224	PRO
1	B	226	LYS

Continued on next page...

Continued from previous page...

Mol	Chain	Res	Type
1	B	231	ASN
1	B	233	SER
1	B	234	ILE
1	B	237	GLN
1	B	242	SER
1	B	243	THR
1	B	250	LEU
1	B	251	LEU
1	B	253	VAL
1	B	260	VAL
1	B	262	LEU
1	B	273	GLU
1	B	284	GLN
1	B	289	LEU
1	B	291	ILE
1	B	293	LEU
1	B	298	ASN
1	B	307	ARG
1	B	313	MET
1	B	321	LEU
1	B	323	ILE
1	B	324	VAL
1	B	329	THR
1	B	330	THR
1	B	333	VAL
1	B	335	ILE
1	B	336	SER
1	B	341	VAL
1	B	343	THR
1	B	345	VAL
1	B	349	ILE
1	B	350	LEU
1	B	355	MET
1	B	357	LEU
1	B	358	PHE
1	B	359	LEU
1	B	361	ASN
1	B	370	ILE
1	B	373	PRO
1	B	375	VAL
1	B	377	LEU
1	B	388	PHE

Continued on next page...

Continued from previous page...

Mol	Chain	Res	Type
1	B	389	SER
1	B	393	LEU
1	B	395	MET
1	B	398	MET
1	B	400	LEU
1	B	405	LEU
1	B	413	VAL
1	B	414	GLU
1	B	416	VAL
1	B	417	GLU
1	B	418	ARG
1	B	422	GLU
1	B	435	MET
1	B	437	GLN
1	B	442	LEU
1	B	452	VAL
1	B	474	ILE
1	B	476	SER
1	B	478	MET
1	B	482	VAL
1	B	484	VAL
1	B	492	LEU
1	B	497	LEU
1	B	498	LYS
1	B	513	PHE
1	B	516	PHE
1	B	518	ARG
1	B	522	LYS
1	B	523	SER
1	B	526	HIS
1	B	527	TYR
1	B	528	THR
1	B	534	ILE
1	B	543	VAL
1	B	544	LEU
1	B	555	LEU
1	B	557	VAL
1	B	558	ARG
1	B	564	LEU
1	B	566	ASP
1	B	567	GLU
1	B	575	MET

Continued on next page...

Continued from previous page...

Mol	Chain	Res	Type
1	B	576	VAL
1	B	589	LYS
1	B	591	LEU
1	B	601	LYS
1	B	603	LYS
1	B	605	ASN
1	B	615	PHE
1	B	634	TRP
1	B	640	GLU
1	B	641	GLU
1	B	644	VAL
1	B	649	MET
1	B	652	THR
1	B	659	LYS
1	B	660	ASP
1	B	662	MET
1	B	668	LEU
1	B	671	ILE
1	B	674	LEU
1	B	680	PHE
1	B	684	LEU
1	B	696	THR
1	B	699	ARG
1	B	702	LEU
1	B	705	GLU
1	B	713	LEU
1	B	717	ARG
1	B	721	LEU
1	B	723	ASP
1	B	729	ILE
1	B	731	ILE
1	B	743	ILE
1	B	744	ASN
1	B	749	THR
1	B	750	LEU
1	B	757	SER
1	B	758	TYR
1	B	760	ASN
1	B	763	ILE
1	B	764	ASP
1	B	765	ARG
1	B	773	VAL

Continued on next page...

Continued from previous page...

Mol	Chain	Res	Type
1	B	782	LEU
1	B	784	ASP
1	B	786	ILE
1	B	804	PHE
1	B	815	ARG
1	B	818	ARG
1	B	822	LEU
1	B	825	MET
1	B	833	PRO
1	B	836	SER
1	B	846	GLN
1	B	849	SER
1	B	850	LYS
1	B	853	THR
1	B	860	THR
1	B	868	LEU
1	B	871	ASN
1	B	876	LEU
1	B	879	ILE
1	B	880	SER
1	B	884	VAL
1	B	885	PHE
1	B	891	LEU
1	B	893	GLU
1	B	895	TRP
1	B	897	ILE
1	B	900	SER
1	B	903	LEU
1	B	910	ILE
1	B	914	LEU
1	B	922	THR
1	B	928	GLN
1	B	931	LEU
1	B	933	THR
1	B	935	ILE
1	B	940	LYS
1	B	943	ILE
1	B	946	VAL
1	B	950	LYS
1	B	954	ASP
1	B	956	GLU
1	B	960	LEU

Continued on next page...

Continued from previous page...

Mol	Chain	Res	Type
1	B	962	GLU
1	B	965	LEU
1	B	969	ARG
1	B	972	LEU
1	B	980	LEU
1	B	984	LEU
1	B	987	MET
1	B	991	ILE
1	B	992	SER
1	B	997	SER
1	B	1007	VAL
1	B	1011	MET
1	B	1012	VAL
1	B	1016	VAL
1	B	1017	LEU
1	B	1019	ILE
1	B	1036	LYS
1	C	4	PHE
1	C	13	TRP
1	C	15	ILE
1	C	18	ILE
1	C	20	MET
1	C	21	LEU
1	C	34	GLN
1	C	35	TYR
1	C	41	PRO
1	C	43	VAL
1	C	45	ILE
1	C	49	TYR
1	C	50	PRO
1	C	56	THR
1	C	57	VAL
1	C	60	THR
1	C	63	GLN
1	C	65	ILE
1	C	66	GLU
1	C	67	GLN
1	C	72	ILE
1	C	73	ASP
1	C	75	LEU
1	C	76	MET
1	C	79	SER

Continued on next page...

Continued from previous page...

Mol	Chain	Res	Type
1	C	83	ASP
1	C	87	THR
1	C	89	GLN
1	C	92	LEU
1	C	93	THR
1	C	95	GLU
1	C	98	THR
1	C	101	ASP
1	C	102	ILE
1	C	104	GLN
1	C	108	GLN
1	C	110	LYS
1	C	112	GLN
1	C	113	LEU
1	C	122	VAL
1	C	124	GLN
1	C	125	GLN
1	C	129	VAL
1	C	132	SER
1	C	133	SER
1	C	135	SER
1	C	137	LEU
1	C	138	MET
1	C	143	ILE
1	C	144	ASN
1	C	145	THR
1	C	146	ASP
1	C	148	THR
1	C	149	MET
1	C	151	GLN
1	C	152	GLU
1	C	155	SER
1	C	158	VAL
1	C	163	LYS
1	C	167	SER
1	C	169	THR
1	C	170	SER
1	C	177	LEU
1	C	184	MET
1	C	186	ILE
1	C	192	GLU
1	C	193	LEU

Continued on next page...

Continued from previous page...

Mol	Chain	Res	Type
1	C	194	ASN
1	C	205	THR
1	C	210	GLN
1	C	211	ASN
1	C	214	VAL
1	C	218	GLN
1	C	226	LYS
1	C	228	GLN
1	C	231	ASN
1	C	239	ARG
1	C	242	SER
1	C	243	THR
1	C	248	LYS
1	C	249	ILE
1	C	250	LEU
1	C	252	LYS
1	C	253	VAL
1	C	258	SER
1	C	259	ARG
1	C	260	VAL
1	C	265	VAL
1	C	267	LYS
1	C	269	GLU
1	C	270	LEU
1	C	274	ASN
1	C	278	ILE
1	C	280	GLU
1	C	289	LEU
1	C	293	LEU
1	C	295	THR
1	C	300	LEU
1	C	301	ASP
1	C	309	GLU
1	C	313	MET
1	C	315	PRO
1	C	316	PHE
1	C	317	PHE
1	C	322	LYS
1	C	324	VAL
1	C	333	VAL
1	C	336	SER
1	C	337	ILE

Continued on next page...

Continued from previous page...

Mol	Chain	Res	Type
1	C	339	GLU
1	C	341	VAL
1	C	343	THR
1	C	345	VAL
1	C	350	LEU
1	C	352	PHE
1	C	355	MET
1	C	356	TYR
1	C	361	ASN
1	C	366	LEU
1	C	374	VAL
1	C	377	LEU
1	C	394	THR
1	C	395	MET
1	C	399	VAL
1	C	400	LEU
1	C	404	LEU
1	C	406	VAL
1	C	411	VAL
1	C	413	VAL
1	C	415	ASN
1	C	417	GLU
1	C	418	ARG
1	C	422	GLU
1	C	428	LYS
1	C	433	LYS
1	C	435	MET
1	C	448	VAL
1	C	452	VAL
1	C	454	VAL
1	C	459	PHE
1	C	463	THR
1	C	471	SER
1	C	472	ILE
1	C	480	LEU
1	C	481	SER
1	C	516	PHE
1	C	517	ASN
1	C	519	MET
1	C	528	THR
1	C	531	VAL
1	C	534	ILE

Continued on next page...

Continued from previous page...

Mol	Chain	Res	Type
1	C	538	THR
1	C	542	LEU
1	C	544	LEU
1	C	552	MET
1	C	554	TYR
1	C	555	LEU
1	C	561	SER
1	C	564	LEU
1	C	568	ASP
1	C	573	MET
1	C	574	THR
1	C	575	MET
1	C	576	VAL
1	C	577	GLN
1	C	578	LEU
1	C	588	GLN
1	C	591	LEU
1	C	595	THR
1	C	601	LYS
1	C	605	ASN
1	C	608	SER
1	C	617	PHE
1	C	622	GLN
1	C	623	ASN
1	C	626	ILE
1	C	631	LEU
1	C	632	LYS
1	C	634	TRP
1	C	648	THR
1	C	650	ARG
1	C	658	ILE
1	C	659	LYS
1	C	660	ASP
1	C	663	VAL
1	C	666	PHE
1	C	671	ILE
1	C	672	VAL
1	C	678	THR
1	C	680	PHE
1	C	681	ASP
1	C	684	LEU
1	C	685	ILE

Continued on next page...

Continued from previous page...

Mol	Chain	Res	Type
1	C	693	GLU
1	C	695	LEU
1	C	697	GLN
1	C	699	ARG
1	C	713	LEU
1	C	717	ARG
1	C	721	LEU
1	C	724	THR
1	C	728	LYS
1	C	729	ILE
1	C	731	ILE
1	C	733	GLN
1	C	741	VAL
1	C	743	ILE
1	C	746	ILE
1	C	750	LEU
1	C	758	TYR
1	C	759	VAL
1	C	762	PHE
1	C	765	ARG
1	C	769	LYS
1	C	770	LYS
1	C	774	MET
1	C	778	LYS
1	C	780	ARG
1	C	782	LEU
1	C	797	GLN
1	C	798	MET
1	C	802	SER
1	C	805	SER
1	C	808	ARG
1	C	811	TYR
1	C	813	SER
1	C	815	ARG
1	C	816	LEU
1	C	824	SER
1	C	828	LEU
1	C	839	GLU
1	C	841	MET
1	C	843	LEU
1	C	844	MET
1	C	847	LEU

Continued on next page...

Continued from previous page...

Mol	Chain	Res	Type
1	C	850	LYS
1	C	851	LEU
1	C	860	THR
1	C	866	GLU
1	C	869	SER
1	C	876	LEU
1	C	884	VAL
1	C	895	TRP
1	C	897	ILE
1	C	899	PHE
1	C	901	VAL
1	C	903	LEU
1	C	904	VAL
1	C	909	VAL
1	C	917	THR
1	C	919	ARG
1	C	928	GLN
1	C	931	LEU
1	C	932	LEU
1	C	935	ILE
1	C	941	ASN
1	C	948	PHE
1	C	950	LYS
1	C	953	MET
1	C	955	LYS
1	C	958	LYS
1	C	960	LEU
1	C	964	THR
1	C	971	ARG
1	C	977	MET
1	C	982	PHE
1	C	984	LEU
1	C	993	THR
1	C	1005	THR
1	C	1011	MET
1	C	1013	THR
1	C	1030	ARG
1	C	1036	LYS

Some sidechains can be flipped to improve hydrogen bonding and reduce clashes. All (103) such sidechains are listed below:

Mol	Chain	Res	Type
1	A	3	ASN
1	A	104	GLN
1	A	106	GLN
1	A	108	GLN
1	A	124	GLN
1	A	125	GLN
1	A	144	ASN
1	A	176	GLN
1	A	181	GLN
1	A	189	ASN
1	A	194	ASN
1	A	197	GLN
1	A	213	GLN
1	A	218	GLN
1	A	228	GLN
1	A	274	ASN
1	A	282	ASN
1	A	298	ASN
1	A	361	ASN
1	A	517	ASN
1	A	569	GLN
1	A	577	GLN
1	A	588	GLN
1	A	592	ASN
1	A	622	GLN
1	A	687	GLN
1	A	719	ASN
1	A	733	GLN
1	A	737	GLN
1	A	760	ASN
1	A	846	GLN
1	A	865	GLN
1	A	871	ASN
1	A	928	GLN
1	B	34	GLN
1	B	58	GLN
1	B	67	GLN
1	B	74	ASN
1	B	104	GLN
1	B	109	ASN
1	B	112	GLN
1	B	144	ASN
1	B	161	ASN

Continued on next page...

Continued from previous page...

Mol	Chain	Res	Type
1	B	176	GLN
1	B	210	GLN
1	B	213	GLN
1	B	361	ASN
1	B	415	ASN
1	B	437	GLN
1	B	439	GLN
1	B	517	ASN
1	B	577	GLN
1	B	584	GLN
1	B	592	ASN
1	B	622	GLN
1	B	642	ASN
1	B	697	GLN
1	B	700	ASN
1	B	726	GLN
1	B	733	GLN
1	B	744	ASN
1	B	820	ASN
1	B	830	GLN
1	B	846	GLN
1	B	865	GLN
1	B	871	ASN
1	B	923	ASN
1	B	1000	GLN
1	B	1001	ASN
1	C	3	ASN
1	C	63	GLN
1	C	74	ASN
1	C	104	GLN
1	C	112	GLN
1	C	120	GLN
1	C	125	GLN
1	C	161	ASN
1	C	176	GLN
1	C	189	ASN
1	C	194	ASN
1	C	197	GLN
1	C	210	GLN
1	C	211	ASN
1	C	218	GLN
1	C	231	ASN

Continued on next page...

Continued from previous page...

Mol	Chain	Res	Type
1	C	274	ASN
1	C	360	GLN
1	C	361	ASN
1	C	517	ASN
1	C	577	GLN
1	C	592	ASN
1	C	623	ASN
1	C	657	GLN
1	C	667	ASN
1	C	687	GLN
1	C	692	HIS
1	C	709	HIS
1	C	760	ASN
1	C	797	GLN
1	C	830	GLN
1	C	846	GLN
1	C	928	GLN
1	C	941	ASN

5.3.3 RNA [i](#)

There are no RNA molecules in this entry.

5.4 Non-standard residues in protein, DNA, RNA chains [i](#)

There are no non-standard protein/DNA/RNA residues in this entry.

5.5 Carbohydrates [i](#)

There are no carbohydrates in this entry.

5.6 Ligand geometry [i](#)

1 ligand is modelled in this entry.

In the following table, the Counts columns list the number of bonds (or angles) for which Mogul statistics could be retrieved, the number of bonds (or angles) that are observed in the model and the number of bonds (or angles) that are defined in the chemical component dictionary. The Link column lists molecule types, if any, to which the group is linked. The Z score for a bond length (or angle) is the number of standard deviations the observed value is removed from the expected

value. A bond length (or angle) with $|Z| > 2$ is considered an outlier worth inspection. RMSZ is the root-mean-square of all Z scores of the bond lengths (or angles).

Mol	Type	Chain	Res	Link	Bond lengths			Bond angles		
					Counts	RMSZ	$\# Z > 2$	Counts	RMSZ	$\# Z > 2$
2	DM2	A	2002	-	41,43,43	4.38	24 (58%)	55,67,67	4.09	35 (63%)

In the following table, the Chirals column lists the number of chiral outliers, the number of chiral centers analysed, the number of these observed in the model and the number defined in the chemical component dictionary. Similar counts are reported in the Torsion and Rings columns. '-' means no outliers of that kind were identified.

Mol	Type	Chain	Res	Link	Chirals	Torsions	Rings
2	DM2	A	2002	-	1/1/9/9	0/13/60/60	0/5/5/5

All (24) bond length outliers are listed below:

Mol	Chain	Res	Type	Atoms	Z	Observed(Å)	Ideal(Å)
2	A	2002	DM2	C2-C3	-11.92	1.16	1.38
2	A	2002	DM2	C2-C1	-7.44	1.24	1.38
2	A	2002	DM2	C3-C4	-7.35	1.24	1.39
2	A	2002	DM2	C17-C16	-5.37	1.31	1.40
2	A	2002	DM2	C18-C19	-2.56	1.41	1.47
2	A	2002	DM2	C7-C6	-2.30	1.42	1.47
2	A	2002	DM2	C7-C8	-2.09	1.37	1.41
2	A	2002	DM2	C4'-C3'	2.18	1.58	1.53
2	A	2002	DM2	C14-C13	2.29	1.56	1.50
2	A	2002	DM2	O6-C6	2.39	1.27	1.22
2	A	2002	DM2	O10-C1'	2.66	1.48	1.41
2	A	2002	DM2	C2'-C1'	2.69	1.56	1.51
2	A	2002	DM2	O5'-C1'	2.73	1.49	1.42
2	A	2002	DM2	C18-C17	2.81	1.47	1.41
2	A	2002	DM2	C20-C19	2.93	1.54	1.48
2	A	2002	DM2	C4'-C5'	2.94	1.58	1.53
2	A	2002	DM2	C11-C10	3.18	1.59	1.52
2	A	2002	DM2	O13-C13	3.25	1.27	1.21
2	A	2002	DM2	C9-C16	4.86	1.49	1.39
2	A	2002	DM2	O4-C4	6.63	1.47	1.37
2	A	2002	DM2	C8-C9	7.82	1.54	1.40
2	A	2002	DM2	C20-C5	8.32	1.53	1.41
2	A	2002	DM2	C5-C4	8.98	1.55	1.40
2	A	2002	DM2	C1-C20	10.36	1.56	1.39

All (35) bond angle outliers are listed below:

Mol	Chain	Res	Type	Atoms	Z	Observed(°)	Ideal(°)
2	A	2002	DM2	C2-C1-C20	-9.04	102.65	119.83
2	A	2002	DM2	C3-C4-C5	-7.97	105.31	120.30
2	A	2002	DM2	O17-C17-C16	-5.35	102.29	118.10
2	A	2002	DM2	O19-C19-C18	-4.30	114.41	121.49
2	A	2002	DM2	C16-C9-C10	-4.19	113.19	121.01
2	A	2002	DM2	C15-C16-C17	-4.01	111.58	119.06
2	A	2002	DM2	O13-C13-C12	-3.66	116.05	122.13
2	A	2002	DM2	C5-C20-C19	-3.50	115.69	120.72
2	A	2002	DM2	C7-C18-C19	-3.45	115.17	120.01
2	A	2002	DM2	C14-C13-C12	-3.26	113.93	117.73
2	A	2002	DM2	O8-C8-C7	-3.11	113.90	120.93
2	A	2002	DM2	O5'-C5'-C4'	-2.89	104.87	109.62
2	A	2002	DM2	C2'-C3'-C4'	-2.85	105.89	110.14
2	A	2002	DM2	C20-C5-C6	-2.64	115.54	119.74
2	A	2002	DM2	C8-C7-C6	-2.58	115.99	120.49
2	A	2002	DM2	O6-C6-C5	-2.42	117.51	121.49
2	A	2002	DM2	O10-C1'-C2'	2.00	112.00	108.47
2	A	2002	DM2	C7-C6-C5	2.01	121.55	118.07
2	A	2002	DM2	O4'-C4'-C3'	2.63	114.68	109.82
2	A	2002	DM2	C7-C18-C17	2.66	123.90	119.67
2	A	2002	DM2	O14-C14-C13	2.73	119.82	112.67
2	A	2002	DM2	O8-C8-C9	3.08	126.73	119.02
2	A	2002	DM2	O5'-C1'-C2'	3.52	116.27	110.83
2	A	2002	DM2	C15-C16-C9	3.84	131.15	121.79
2	A	2002	DM2	C1-C20-C19	4.07	125.83	119.21
2	A	2002	DM2	C4-C5-C6	4.11	127.59	122.22
2	A	2002	DM2	C18-C7-C6	4.59	126.44	120.01
2	A	2002	DM2	C20-C19-C18	4.67	125.58	118.00
2	A	2002	DM2	C4'-C3'-N3'	5.22	121.15	110.92
2	A	2002	DM2	O13-C13-C14	5.47	130.02	119.73
2	A	2002	DM2	O17-C17-C18	6.42	135.45	120.93
2	A	2002	DM2	C6'-C5'-C4'	6.87	125.31	113.07
2	A	2002	DM2	O4-C4-C5	7.07	126.27	115.84
2	A	2002	DM2	C2-C3-C4	8.74	135.83	119.75
2	A	2002	DM2	C3-C2-C1	12.63	137.98	120.24

All (1) chirality outliers are listed below:

Mol	Chain	Res	Type	Atom
2	A	2002	DM2	C4'

There are no torsion outliers.

There are no ring outliers.

1 monomer is involved in 23 short contacts:

Mol	Chain	Res	Type	Clashes	Symm-Clashes
2	A	2002	DM2	23	0

5.7 Other polymers [i](#)

There are no such residues in this entry.

5.8 Polymer linkage issues [i](#)

There are no chain breaks in this entry.

6 Fit of model and data

6.1 Protein, DNA and RNA chains

EDS was not executed - this section is therefore empty.

6.2 Non-standard residues in protein, DNA, RNA chains

EDS was not executed - this section is therefore empty.

6.3 Carbohydrates

EDS was not executed - this section is therefore empty.

6.4 Ligands

EDS was not executed - this section is therefore empty.

6.5 Other polymers

EDS was not executed - this section is therefore empty.