



Full wwPDB X-ray Structure Validation Report ⓘ

Nov 5, 2017 – 05:30 AM EST

PDB ID : 4E1J
Title : Crystal structure of glycerol kinase in complex with glycerol from *Sinorhizobium meliloti* 1021
Authors : Agarwal, R.; Chamala, S.; Evans, B.; Foti, R.; Gizzi, A.; Hillerich, B.; Kar, A.; Lafleur, J.; Siedel, R.; Villigas, G.; Zencheck, W.; Almo, S.C.; Swaminathan, S.; New York Structural Genomics Research Consortium (NYSGRG)
Deposited on : unknown
Resolution : 2.33 Å(reported)

This is a Full wwPDB X-ray Structure Validation Report for a publicly released PDB entry.

We welcome your comments at validation@mail.wwpdb.org

A user guide is available at

<http://wwpdb.org/validation/2016/XrayValidationReportHelp>

with specific help available everywhere you see the ⓘ symbol.

The following versions of software and data (see [references ⓘ](#)) were used in the production of this report:

MolProbity	:	4.02b-467
Mogul	:	1.7.2 (RC1), CSD as538be (2017)
Xtriage (Phenix)	:	1.9-1692
EDS	:	rb-20030345
Percentile statistics	:	20161228.v01 (using entries in the PDB archive December 28th 2016)
Refmac	:	5.8.0135
CCP4	:	6.5.0
Ideal geometry (proteins)	:	Engh & Huber (2001)
Ideal geometry (DNA, RNA)	:	Parkinson et al. (1996)
Validation Pipeline (wwPDB-VP)	:	rb-20030345

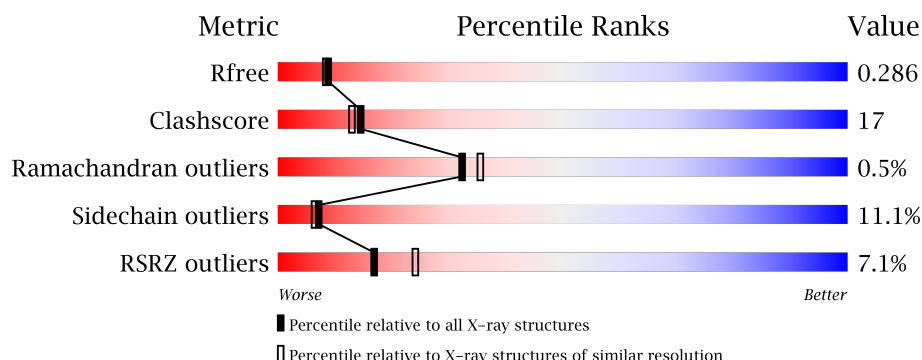
1 Overall quality at a glance ⓘ

The following experimental techniques were used to determine the structure:

X-RAY DIFFRACTION

The reported resolution of this entry is 2.33 Å.

Percentile scores (ranging between 0-100) for global validation metrics of the entry are shown in the following graphic. The table shows the number of entries on which the scores are based.



Metric	Whole archive (#Entries)	Similar resolution (#Entries, resolution range(Å))
R_{free}	100719	1570 (2.36-2.32)
Clashscore	112137	1673 (2.36-2.32)
Ramachandran outliers	110173	1654 (2.36-2.32)
Sidechain outliers	110143	1655 (2.36-2.32)
RSRZ outliers	101464	1576 (2.36-2.32)

The table below summarises the geometric issues observed across the polymeric chains and their fit to the electron density. The red, orange, yellow and green segments on the lower bar indicate the fraction of residues that contain outliers for ≥ 3 , 2, 1 and 0 types of geometric quality criteria. A grey segment represents the fraction of residues that are not modelled. The numeric value for each fraction is indicated below the corresponding segment, with a dot representing fractions $\leq 5\%$. The upper red bar (where present) indicates the fraction of residues that have poor fit to the electron density. The numeric value is given above the bar.

Mol	Chain	Length	Quality of chain
1	A	520	<div> <div>2%</div> <div>72% 18% 6% .</div> </div>
1	B	520	<div> <div>0%</div> <div>65% 23% 6% 7%</div> </div>
1	C	520	<div> <div>3%</div> <div>68% 25% . .</div> </div>
1	D	520	<div> <div>20%</div> <div>60% 21% . 16%</div> </div>

2 Entry composition

There are 5 unique types of molecules in this entry. The entry contains 14333 atoms, of which 0 are hydrogens and 0 are deuteriums.

In the tables below, the ZeroOcc column contains the number of atoms modelled with zero occupancy, the AltConf column contains the number of residues with at least one atom in alternate conformation and the Trace column contains the number of residues modelled with at most 2 atoms.

- Molecule 1 is a protein called Glycerol kinase.

Mol	Chain	Residues	Atoms						ZeroOcc	AltConf	Trace
1	A	498	Total	C	N	O	S	Se	0	0	0
			3754	2382	650	706	8	8			
1	B	484	Total	C	N	O	S	Se	0	0	0
			3678	2332	642	688	8	8			
1	C	503	Total	C	N	O	S	Se	0	0	0
			3774	2387	654	716	8	9			
1	D	437	Total	C	N	O	S	Se	0	0	0
			3009	1875	533	587	8	6			

There are 92 discrepancies between the modelled and reference sequences:

Chain	Residue	Modelled	Actual	Comment	Reference
A	1	MSE	-	EXPRESSION TAG	UNP O86033
A	2	HIS	-	EXPRESSION TAG	UNP O86033
A	3	HIS	-	EXPRESSION TAG	UNP O86033
A	4	HIS	-	EXPRESSION TAG	UNP O86033
A	5	HIS	-	EXPRESSION TAG	UNP O86033
A	6	HIS	-	EXPRESSION TAG	UNP O86033
A	7	HIS	-	EXPRESSION TAG	UNP O86033
A	8	SER	-	EXPRESSION TAG	UNP O86033
A	9	SER	-	EXPRESSION TAG	UNP O86033
A	10	GLY	-	EXPRESSION TAG	UNP O86033
A	11	VAL	-	EXPRESSION TAG	UNP O86033
A	12	ASP	-	EXPRESSION TAG	UNP O86033
A	13	LEU	-	EXPRESSION TAG	UNP O86033
A	14	GLY	-	EXPRESSION TAG	UNP O86033
A	15	THR	-	EXPRESSION TAG	UNP O86033
A	16	GLU	-	EXPRESSION TAG	UNP O86033
A	17	ASN	-	EXPRESSION TAG	UNP O86033
A	18	LEU	-	EXPRESSION TAG	UNP O86033
A	19	TYR	-	EXPRESSION TAG	UNP O86033
A	20	PHE	-	EXPRESSION TAG	UNP O86033
A	21	GLN	-	EXPRESSION TAG	UNP O86033

Continued on next page...

Continued from previous page...

Chain	Residue	Modelled	Actual	Comment	Reference
A	22	SER	-	EXPRESSION TAG	UNP O86033
A	23	MSE	-	EXPRESSION TAG	UNP O86033
B	1	MSE	-	EXPRESSION TAG	UNP O86033
B	2	HIS	-	EXPRESSION TAG	UNP O86033
B	3	HIS	-	EXPRESSION TAG	UNP O86033
B	4	HIS	-	EXPRESSION TAG	UNP O86033
B	5	HIS	-	EXPRESSION TAG	UNP O86033
B	6	HIS	-	EXPRESSION TAG	UNP O86033
B	7	HIS	-	EXPRESSION TAG	UNP O86033
B	8	SER	-	EXPRESSION TAG	UNP O86033
B	9	SER	-	EXPRESSION TAG	UNP O86033
B	10	GLY	-	EXPRESSION TAG	UNP O86033
B	11	VAL	-	EXPRESSION TAG	UNP O86033
B	12	ASP	-	EXPRESSION TAG	UNP O86033
B	13	LEU	-	EXPRESSION TAG	UNP O86033
B	14	GLY	-	EXPRESSION TAG	UNP O86033
B	15	THR	-	EXPRESSION TAG	UNP O86033
B	16	GLU	-	EXPRESSION TAG	UNP O86033
B	17	ASN	-	EXPRESSION TAG	UNP O86033
B	18	LEU	-	EXPRESSION TAG	UNP O86033
B	19	TYR	-	EXPRESSION TAG	UNP O86033
B	20	PHE	-	EXPRESSION TAG	UNP O86033
B	21	GLN	-	EXPRESSION TAG	UNP O86033
B	22	SER	-	EXPRESSION TAG	UNP O86033
B	23	MSE	-	EXPRESSION TAG	UNP O86033
C	1	MSE	-	EXPRESSION TAG	UNP O86033
C	2	HIS	-	EXPRESSION TAG	UNP O86033
C	3	HIS	-	EXPRESSION TAG	UNP O86033
C	4	HIS	-	EXPRESSION TAG	UNP O86033
C	5	HIS	-	EXPRESSION TAG	UNP O86033
C	6	HIS	-	EXPRESSION TAG	UNP O86033
C	7	HIS	-	EXPRESSION TAG	UNP O86033
C	8	SER	-	EXPRESSION TAG	UNP O86033
C	9	SER	-	EXPRESSION TAG	UNP O86033
C	10	GLY	-	EXPRESSION TAG	UNP O86033
C	11	VAL	-	EXPRESSION TAG	UNP O86033
C	12	ASP	-	EXPRESSION TAG	UNP O86033
C	13	LEU	-	EXPRESSION TAG	UNP O86033
C	14	GLY	-	EXPRESSION TAG	UNP O86033
C	15	THR	-	EXPRESSION TAG	UNP O86033
C	16	GLU	-	EXPRESSION TAG	UNP O86033
C	17	ASN	-	EXPRESSION TAG	UNP O86033

Continued on next page...

Continued from previous page...

Chain	Residue	Modelled	Actual	Comment	Reference
C	18	LEU	-	EXPRESSION TAG	UNP O86033
C	19	TYR	-	EXPRESSION TAG	UNP O86033
C	20	PHE	-	EXPRESSION TAG	UNP O86033
C	21	GLN	-	EXPRESSION TAG	UNP O86033
C	22	SER	-	EXPRESSION TAG	UNP O86033
C	23	MSE	-	EXPRESSION TAG	UNP O86033
D	1	MSE	-	EXPRESSION TAG	UNP O86033
D	2	HIS	-	EXPRESSION TAG	UNP O86033
D	3	HIS	-	EXPRESSION TAG	UNP O86033
D	4	HIS	-	EXPRESSION TAG	UNP O86033
D	5	HIS	-	EXPRESSION TAG	UNP O86033
D	6	HIS	-	EXPRESSION TAG	UNP O86033
D	7	HIS	-	EXPRESSION TAG	UNP O86033
D	8	SER	-	EXPRESSION TAG	UNP O86033
D	9	SER	-	EXPRESSION TAG	UNP O86033
D	10	GLY	-	EXPRESSION TAG	UNP O86033
D	11	VAL	-	EXPRESSION TAG	UNP O86033
D	12	ASP	-	EXPRESSION TAG	UNP O86033
D	13	LEU	-	EXPRESSION TAG	UNP O86033
D	14	GLY	-	EXPRESSION TAG	UNP O86033
D	15	THR	-	EXPRESSION TAG	UNP O86033
D	16	GLU	-	EXPRESSION TAG	UNP O86033
D	17	ASN	-	EXPRESSION TAG	UNP O86033
D	18	LEU	-	EXPRESSION TAG	UNP O86033
D	19	TYR	-	EXPRESSION TAG	UNP O86033
D	20	PHE	-	EXPRESSION TAG	UNP O86033
D	21	GLN	-	EXPRESSION TAG	UNP O86033
D	22	SER	-	EXPRESSION TAG	UNP O86033
D	23	MSE	-	EXPRESSION TAG	UNP O86033

- Molecule 2 is GLYCEROL (three-letter code: GOL) (formula: C₃H₈O₃).



Mol	Chain	Residues	Atoms			ZeroOcc	AltConf
2	A	1	Total	C	O	0	0
			6	3	3		
2	B	1	Total	C	O	0	0
			6	3	3		
2	C	1	Total	C	O	0	0
			6	3	3		

- Molecule 3 is SODIUM ION (three-letter code: NA) (formula: Na).

Mol	Chain	Residues	Atoms		ZeroOcc	AltConf
3	A	1	Total	Na	0	0
			1	1		
3	C	1	Total	Na	0	0
			1	1		

- Molecule 4 is CHLORIDE ION (three-letter code: CL) (formula: Cl).

Mol	Chain	Residues	Atoms		ZeroOcc	AltConf
4	C	1	Total	Cl	0	0
			1	1		

- Molecule 5 is water.

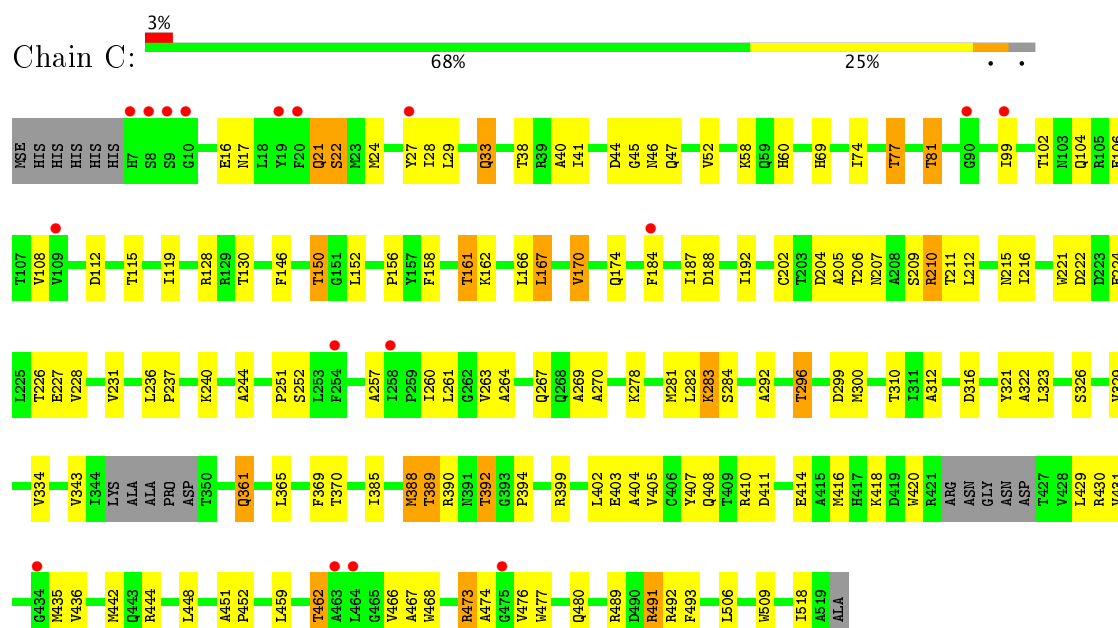
Mol	Chain	Residues	Atoms		ZeroOcc	AltConf
5	A	21	Total	O	0	0
			21	21		

Continued on next page...

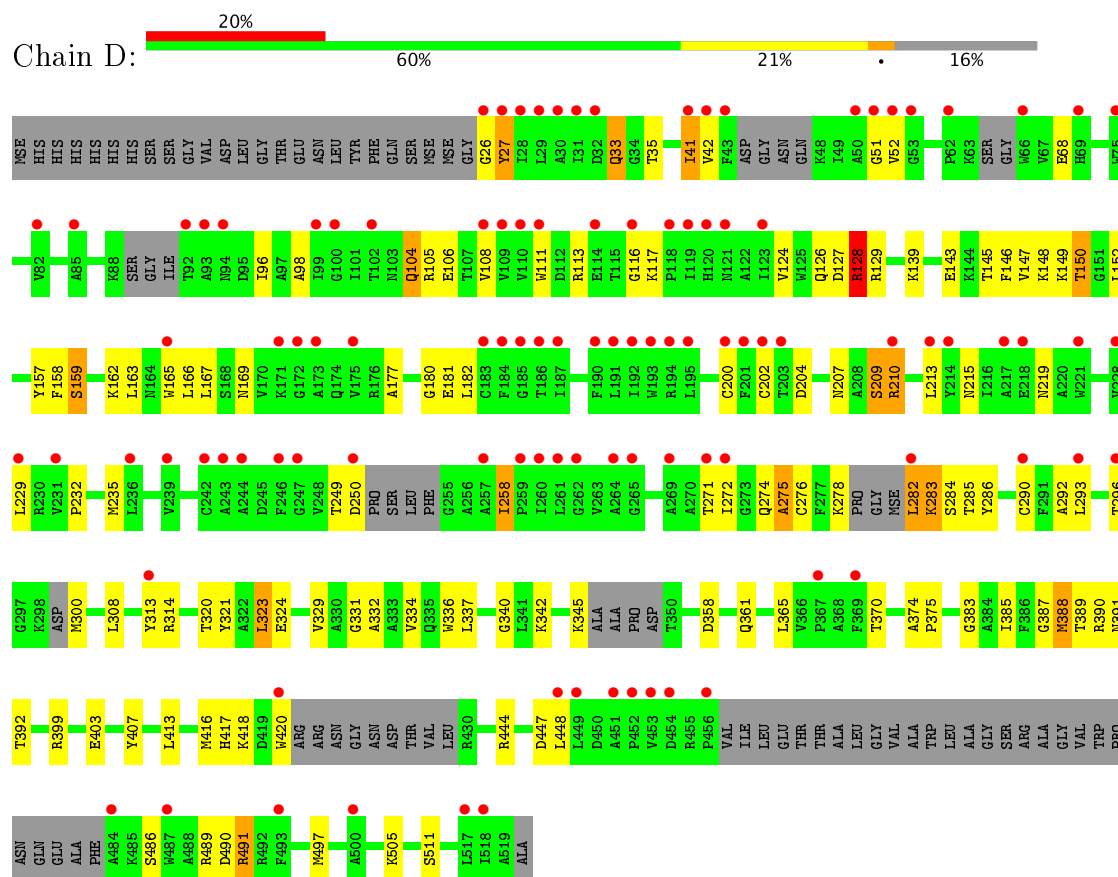
Continued from previous page...

Mol	Chain	Residues	Atoms		ZeroOcc	AltConf
5	B	28	Total 28	O 28	0	0
5	C	24	Total 24	O 24	0	0
5	D	24	Total 24	O 24	0	0

• Molecule 1: Glycerol kinase



• Molecule 1: Glycerol kinase



4 Data and refinement statistics

Property	Value	Source
Space group	P 1 21 1	Depositor
Cell constants a, b, c, α , β , γ	93.22Å 101.97Å 107.55Å 90.00° 90.03° 90.00°	Depositor
Resolution (Å)	47.57 – 2.33 47.57 – 2.33	Depositor EDS
% Data completeness (in resolution range)	99.9 (47.57-2.33) 99.8 (47.57-2.33)	Depositor EDS
R_{merge}	0.06	Depositor
R_{sym}	(Not available)	Depositor
$\langle I/\sigma(I) \rangle$ ¹	1.95 (at 2.34Å)	Xtriage
Refinement program	REFMAC 5.5.0109	Depositor
R, R_{free}	0.230 , 0.290 0.229 , 0.286	Depositor DCC
R_{free} test set	4303 reflections (5.27%)	DCC
Wilson B-factor (Å ²)	47.3	Xtriage
Anisotropy	0.042	Xtriage
Bulk solvent k_{sol} (e/Å ³), B_{sol} (Å ²)	0.31 , 24.7	EDS
L-test for twinning ²	$\langle L \rangle = 0.46$, $\langle L^2 \rangle = 0.29$	Xtriage
Estimated twinning fraction	0.125 for h,-k,-l	Xtriage
F_o, F_c correlation	0.94	EDS
Total number of atoms	14333	wwPDB-VP
Average B, all atoms (Å ²)	50.0	wwPDB-VP

Xtriage's analysis on translational NCS is as follows: *The largest off-origin peak in the Patterson function is 3.39% of the height of the origin peak. No significant pseudotranslation is detected.*

¹Intensities estimated from amplitudes.

²Theoretical values of $\langle |L| \rangle$, $\langle L^2 \rangle$ for acentric reflections are 0.5, 0.333 respectively for untwinned datasets, and 0.375, 0.2 for perfectly twinned datasets.

5 Model quality [i](#)

5.1 Standard geometry [i](#)

Bond lengths and bond angles in the following residue types are not validated in this section: GOL, CL, NA

The Z score for a bond length (or angle) is the number of standard deviations the observed value is removed from the expected value. A bond length (or angle) with $|Z| > 5$ is considered an outlier worth inspection. RMSZ is the root-mean-square of all Z scores of the bond lengths (or angles).

Mol	Chain	Bond lengths		Bond angles	
		RMSZ	# $ Z > 5$	RMSZ	# $ Z > 5$
1	A	0.87	0/3824	0.88	5/5191 (0.1%)
1	B	0.88	1/3748 (0.0%)	0.87	3/5085 (0.1%)
1	C	0.75	0/3844	0.80	1/5220 (0.0%)
1	D	0.59	0/3057	0.71	1/4169 (0.0%)
All	All	0.79	1/14473 (0.0%)	0.82	10/19665 (0.1%)

All (1) bond length outliers are listed below:

Mol	Chain	Res	Type	Atoms	Z	Observed(Å)	Ideal(Å)
1	B	209	SER	CB-OG	-5.24	1.35	1.42

All (10) bond angle outliers are listed below:

Mol	Chain	Res	Type	Atoms	Z	Observed(°)	Ideal(°)
1	B	410	ARG	NE-CZ-NH2	-5.78	117.41	120.30
1	B	241	ASP	CB-CG-OD1	5.69	123.42	118.30
1	A	448	LEU	CB-CG-CD1	5.60	120.51	111.00
1	A	209	SER	CB-CA-C	-5.43	99.78	110.10
1	B	430	ARG	NE-CZ-NH1	5.42	123.01	120.30
1	A	405	VAL	CG1-CB-CG2	-5.32	102.39	110.90
1	D	128	ARG	NE-CZ-NH2	-5.22	117.69	120.30
1	A	323	LEU	CA-CB-CG	5.15	127.14	115.30
1	A	300	MSE	CB-CG-SE	-5.07	97.50	112.70
1	C	399	ARG	NE-CZ-NH1	5.03	122.82	120.30

There are no chirality outliers.

There are no planarity outliers.

5.2 Too-close contacts ⓘ

In the following table, the Non-H and H(model) columns list the number of non-hydrogen atoms and hydrogen atoms in the chain respectively. The H(added) column lists the number of hydrogen atoms added and optimized by MolProbity. The Clashes column lists the number of clashes within the asymmetric unit, whereas Symm-Clashes lists symmetry related clashes.

Mol	Chain	Non-H	H(model)	H(added)	Clashes	Symm-Clashes
1	A	3754	0	3611	122	0
1	B	3678	0	3575	136	0
1	C	3774	0	3582	120	0
1	D	3009	0	2539	101	0
2	A	6	0	8	0	0
2	B	6	0	8	2	0
2	C	6	0	7	1	0
3	A	1	0	0	0	0
3	C	1	0	0	0	0
4	C	1	0	0	0	0
5	A	21	0	0	2	0
5	B	28	0	0	3	0
5	C	24	0	0	1	0
5	D	24	0	0	1	0
All	All	14333	0	13330	473	0

The all-atom clashscore is defined as the number of clashes found per 1000 atoms (including hydrogen atoms). The all-atom clashscore for this structure is 17.

All (473) close contacts within the same asymmetric unit are listed below, sorted by their clash magnitude.

Atom-1	Atom-2	Interatomic distance (Å)	Clash overlap (Å)
1:B:171:LYS:HE2	1:B:171:LYS:H	1.07	1.11
1:B:282:LEU:CD1	1:B:416:MSE:HE1	1.80	1.11
1:C:402:LEU:O	1:C:405:VAL:HG12	1.52	1.10
1:D:361:GLN:HE22	1:D:392:THR:HG22	1.07	1.09
1:A:402:LEU:O	1:A:405:VAL:HG12	1.54	1.08
1:D:361:GLN:NE2	1:D:392:THR:HG22	1.70	1.06
1:B:411:ASP:OD2	1:B:509:TRP:HZ3	1.45	0.98
1:C:473:ARG:HG2	1:C:473:ARG:HH11	1.28	0.97
1:A:270:ALA:HB2	1:A:462:THR:HG22	1.44	0.95
1:B:270:ALA:HB2	1:B:462:THR:HG22	1.44	0.95
1:C:146:PHE:O	1:C:150:THR:HB	1.65	0.95
1:B:150:THR:HG22	1:B:152:LEU:H	1.31	0.94
1:B:411:ASP:OD2	1:B:509:TRP:CZ3	2.21	0.93

Continued on next page...

Continued from previous page...

Atom-1	Atom-2	Interatomic distance (Å)	Clash overlap (Å)
1:C:224:GLU:O	1:C:228:VAL:HG23	1.68	0.93
1:D:276:CYS:HA	1:D:278:LYS:HE3	1.52	0.92
1:B:282:LEU:HD12	1:B:416:MSE:HE1	1.48	0.92
1:B:74:ILE:O	1:B:77:THR:HG22	1.70	0.92
1:B:282:LEU:HD13	1:B:416:MSE:HE1	1.53	0.91
1:A:389:THR:H	1:A:392:THR:CG2	1.84	0.91
1:A:171:LYS:HE2	1:A:171:LYS:H	1.36	0.90
1:C:99:ILE:HG22	1:C:260:ILE:HG23	1.54	0.89
1:C:389:THR:H	1:C:392:THR:HG23	1.37	0.89
1:B:365:LEU:HD13	1:B:385:ILE:CD1	2.05	0.86
1:D:388:MSE:HA	1:D:392:THR:HG21	1.57	0.86
1:D:389:THR:H	1:D:392:THR:HG23	1.39	0.86
1:C:411:ASP:OD2	1:C:509:TRP:HZ3	1.59	0.85
1:A:170:VAL:HG22	1:A:173:ALA:HB2	1.58	0.84
1:A:77:THR:O	1:A:81:THR:HB	1.76	0.84
1:C:77:THR:O	1:C:81:THR:HB	1.78	0.84
1:B:365:LEU:HD13	1:B:385:ILE:HD13	1.60	0.83
1:B:171:LYS:HE2	1:B:171:LYS:N	1.91	0.83
1:B:33:GLN:HE22	1:B:104:GLN:HE21	1.23	0.83
1:A:150:THR:HG22	1:A:152:LEU:H	1.44	0.82
1:C:58:LYS:HD3	1:C:60:HIS:CE1	2.15	0.81
1:D:361:GLN:HE22	1:D:392:THR:CG2	1.92	0.79
1:D:105:ARG:HD2	1:D:210:ARG:HD3	1.64	0.79
1:D:163:LEU:HD12	1:D:166:LEU:HD12	1.65	0.79
1:B:389:THR:H	1:B:392:THR:CG2	1.96	0.79
1:C:206:THR:O	1:C:209:SER:HB3	1.83	0.78
1:D:249:THR:HG22	1:D:258:ILE:H	1.45	0.78
1:D:389:THR:H	1:D:392:THR:CG2	1.96	0.78
1:D:111:TRP:HD1	1:D:116:GLY:HA2	1.48	0.78
1:A:206:THR:O	1:A:209:SER:HB2	1.84	0.78
1:C:33:GLN:HE22	1:C:104:GLN:HE21	1.30	0.77
1:B:146:PHE:O	1:B:150:THR:HB	1.84	0.77
1:D:146:PHE:O	1:D:150:THR:HB	1.84	0.77
1:A:33:GLN:HE22	1:A:104:GLN:HE21	1.33	0.77
1:A:411:ASP:OD2	1:A:509:TRP:HZ3	1.69	0.76
1:B:431:VAL:HG12	1:B:436:VAL:HG11	1.66	0.76
1:C:150:THR:HG22	1:C:152:LEU:H	1.49	0.76
1:D:282:LEU:HA	1:D:293:LEU:O	1.86	0.76
1:B:389:THR:H	1:B:392:THR:HG23	1.49	0.76
1:C:282:LEU:CD1	1:C:416:MSE:HE1	2.16	0.75
1:B:288:THR:HG22	1:B:332:ALA:HB2	1.68	0.75

Continued on next page...

Continued from previous page...

Atom-1	Atom-2	Interatomic distance (Å)	Clash overlap (Å)
1:C:282:LEU:HD13	1:C:416:MSE:CE	2.16	0.75
1:D:283:LYS:HE2	1:D:293:LEU:HD13	1.67	0.75
1:C:38:THR:HB	1:C:77:THR:HG23	1.68	0.75
1:B:171:LYS:CE	1:B:171:LYS:H	1.95	0.74
1:D:274:GLN:HE21	1:D:283:LYS:HB2	1.51	0.74
1:A:491:ARG:HD2	5:A:707:HOH:O	1.86	0.74
1:B:282:LEU:HD13	1:B:416:MSE:CE	2.16	0.74
1:B:421:ARG:NE	1:B:421:ARG:HA	2.03	0.73
1:D:128:ARG:HD3	1:D:370:THR:O	1.88	0.73
1:A:389:THR:HG23	1:A:391:ASN:H	1.53	0.73
1:D:300:MSE:HG3	1:D:321:TYR:CE2	2.23	0.72
1:B:156:PRO:O	1:B:162:LYS:HE3	1.88	0.72
1:C:296:THR:HG23	1:C:299:ASP:O	1.88	0.72
1:D:145:THR:HA	1:D:148:LYS:HE2	1.71	0.72
1:D:491:ARG:HH11	1:D:491:ARG:CG	2.02	0.72
1:A:382:ARG:HD2	1:D:387:GLY:HA2	1.72	0.71
1:C:282:LEU:HD12	1:C:416:MSE:HE1	1.71	0.71
1:B:145:THR:HG22	1:B:148:LYS:NZ	2.05	0.71
1:D:389:THR:HG22	1:D:391:ASN:H	1.56	0.71
1:A:192:ILE:HD11	1:A:263:VAL:HG21	1.73	0.71
1:C:211:THR:O	1:C:212:LEU:HB2	1.89	0.70
1:D:148:LYS:HE3	1:D:149:LYS:HG3	1.73	0.70
1:B:150:THR:HG23	1:B:152:LEU:HG	1.74	0.70
1:C:102:THR:HG22	1:C:264:ALA:O	1.91	0.70
1:A:325:GLY:HA3	1:A:412:LEU:HD13	1.74	0.70
1:C:270:ALA:HB2	1:C:462:THR:HG22	1.75	0.69
1:C:361:GLN:HE21	1:C:392:THR:HG22	1.57	0.69
1:A:296:THR:HG23	1:A:299:ASP:O	1.91	0.69
1:A:215:ASN:HD22	1:A:217:ALA:H	1.40	0.69
1:A:171:LYS:N	1:A:171:LYS:HE2	2.07	0.69
1:C:40:ALA:CB	1:C:81:THR:HG23	2.24	0.68
1:B:431:VAL:CG1	1:B:436:VAL:HG11	2.23	0.68
1:A:38:THR:CB	1:A:77:THR:HG23	2.24	0.68
1:D:113:ARG:HH21	1:D:180:GLY:HA3	1.57	0.68
1:C:369:PHE:O	1:C:370:THR:HG23	1.94	0.68
1:D:271:THR:HG22	1:D:276:CYS:HB2	1.76	0.67
1:A:296:THR:HG21	5:A:713:HOH:O	1.93	0.67
1:A:361:GLN:HE22	1:A:392:THR:HB	1.59	0.67
1:C:221:TRP:CZ2	1:C:237:PRO:HD2	2.29	0.67
1:C:431:VAL:HG13	1:C:436:VAL:HG11	1.77	0.67
1:C:410:ARG:HE	1:C:506:LEU:HD22	1.60	0.67

Continued on next page...

Continued from previous page...

Atom-1	Atom-2	Interatomic distance (Å)	Clash overlap (Å)
1:B:40:ALA:HB2	1:B:81:THR:HG23	1.77	0.66
1:A:361:GLN:NE2	1:A:392:THR:HB	2.11	0.66
1:C:166:LEU:O	1:C:170:VAL:HG13	1.96	0.66
1:C:473:ARG:NH1	1:C:473:ARG:HG2	2.06	0.66
1:B:296:THR:CG2	1:B:299:ASP:O	2.44	0.65
1:C:119:ILE:HG23	1:C:170:VAL:HG21	1.76	0.65
1:C:17:ASN:O	1:C:21:GLN:HB2	1.96	0.65
1:C:150:THR:CG2	1:C:152:LEU:HB2	2.27	0.65
1:B:296:THR:HG23	1:B:299:ASP:O	1.97	0.65
1:D:33:GLN:HE22	1:D:104:GLN:HE21	1.43	0.65
1:A:74:ILE:O	1:A:77:THR:HG22	1.96	0.65
1:D:150:THR:HG22	1:D:152:LEU:H	1.61	0.64
1:B:365:LEU:HD13	1:B:385:ILE:HD11	1.79	0.64
1:C:22:SER:O	1:C:45:GLY:HA3	1.98	0.64
1:A:389:THR:CG2	1:A:391:ASN:OD1	2.46	0.64
1:B:389:THR:HG21	1:B:391:ASN:ND2	2.12	0.64
1:D:165:TRP:O	1:D:169:ASN:HB2	1.97	0.64
1:A:283:LYS:HG2	1:A:284:SER:N	2.13	0.64
1:B:458:ILE:HG23	1:B:460:GLU:OE1	1.98	0.64
1:B:365:LEU:CD1	1:B:385:ILE:HD13	2.28	0.64
1:A:296:THR:CG2	1:A:299:ASP:O	2.46	0.63
1:C:38:THR:CB	1:C:77:THR:HG23	2.27	0.63
1:A:102:THR:HG21	1:A:269:ALA:HB3	1.81	0.63
1:D:200:CYS:HG	1:D:202:CYS:HG	1.46	0.63
1:D:111:TRP:CD1	1:D:116:GLY:HA2	2.33	0.63
1:B:203:THR:HG21	5:B:716:HOH:O	1.98	0.63
1:D:491:ARG:HH11	1:D:491:ARG:HG3	1.63	0.63
1:A:166:LEU:O	1:A:170:VAL:HG13	1.99	0.63
1:C:411:ASP:OD2	1:C:509:TRP:CZ3	2.47	0.62
1:B:211:THR:O	1:B:212:LEU:HB2	1.98	0.62
1:C:389:THR:H	1:C:392:THR:CG2	2.10	0.62
1:C:40:ALA:HB2	1:C:81:THR:HG23	1.82	0.62
1:A:150:THR:CG2	1:A:152:LEU:HB2	2.29	0.62
1:C:33:GLN:HE21	1:C:187:ILE:HG21	1.63	0.62
1:A:282:LEU:CD1	1:A:416:MSE:HE1	2.29	0.62
1:B:390:ARG:HH22	1:C:370:THR:HG21	1.65	0.62
1:B:33:GLN:HE21	1:B:187:ILE:HG21	1.65	0.62
1:C:150:THR:HG22	1:C:152:LEU:N	2.14	0.62
1:C:251:PRO:HG3	1:C:257:ALA:HB2	1.81	0.62
1:B:188:ASP:OD2	1:B:203:THR:HG23	2.00	0.61
1:D:489:ARG:HG2	1:D:490:ASP:N	2.14	0.61

Continued on next page...

Continued from previous page...

Atom-1	Atom-2	Interatomic distance (Å)	Clash overlap (Å)
1:B:102:THR:HG22	1:B:264:ALA:O	2.01	0.61
1:A:389:THR:HG22	1:A:392:THR:HG22	1.83	0.61
1:B:130:THR:OG1	1:B:161:THR:CG2	2.48	0.61
1:B:361:GLN:HE22	1:B:392:THR:HG22	1.66	0.61
1:A:431:VAL:HG11	1:A:442:MSE:SE	2.50	0.61
1:A:38:THR:HB	1:A:77:THR:HG23	1.83	0.60
1:B:119:ILE:HD11	1:B:182:LEU:CD2	2.30	0.60
1:A:145:THR:HG21	1:A:224:GLU:OE1	2.01	0.60
1:D:389:THR:HG22	1:D:390:ARG:N	2.16	0.60
1:A:389:THR:HG23	1:A:391:ASN:OD1	2.00	0.60
1:D:105:ARG:NH2	1:D:324:GLU:OE2	2.27	0.60
1:B:389:THR:HG22	1:B:391:ASN:H	1.66	0.60
1:B:102:THR:HG21	1:B:269:ALA:CB	2.32	0.60
1:B:389:THR:CG2	1:B:391:ASN:ND2	2.64	0.60
1:D:163:LEU:CD1	1:D:166:LEU:HD12	2.32	0.60
1:A:389:THR:H	1:A:392:THR:HG21	1.65	0.60
1:B:389:THR:CG2	1:B:391:ASN:HD22	2.14	0.59
1:A:38:THR:OG1	1:A:77:THR:CG2	2.51	0.59
1:A:41:ILE:HG12	1:A:52:VAL:HG22	1.84	0.59
1:A:40:ALA:CB	1:A:81:THR:HG23	2.32	0.59
1:B:498:ASP:OD2	1:B:500:ALA:HB3	2.02	0.59
1:D:286:TYR:CE1	1:D:290:CYS:SG	2.90	0.59
1:A:250:ASP:HB3	1:A:253:LEU:HD22	1.83	0.59
1:C:102:THR:HG21	1:C:269:ALA:CB	2.33	0.59
1:A:411:ASP:OD2	1:A:509:TRP:CZ3	2.55	0.59
1:A:145:THR:O	1:A:149:LYS:HG2	2.02	0.59
1:C:312:ALA:HB2	1:C:322:ALA:HB2	1.85	0.59
1:A:102:THR:HG21	1:A:269:ALA:CB	2.33	0.58
1:D:447:ASP:HB3	1:D:497:MSE:HE3	1.84	0.58
1:A:40:ALA:HB2	1:A:81:THR:HG23	1.84	0.58
1:A:14:GLY:HA2	1:A:16:GLU:OE1	2.03	0.58
1:A:209:SER:HA	1:A:216:ILE:HD11	1.84	0.58
1:D:403:GLU:HB3	1:D:407:TYR:CE2	2.39	0.58
1:A:102:THR:HG22	1:A:264:ALA:O	2.04	0.58
1:C:388:MSE:HA	1:C:392:THR:HG21	1.84	0.58
1:D:403:GLU:OE1	1:D:505:LYS:NZ	2.36	0.57
1:A:188:ASP:OD2	1:A:203:THR:HG22	2.04	0.57
1:B:431:VAL:HG11	1:B:442:MSE:SE	2.54	0.57
1:B:209:SER:HA	1:B:216:ILE:HD11	1.85	0.57
1:B:249:THR:CG2	1:B:256:ALA:O	2.52	0.57
1:B:361:GLN:NE2	1:B:392:THR:HG22	2.18	0.57

Continued on next page...

Continued from previous page...

Atom-1	Atom-2	Interatomic distance (Å)	Clash overlap (Å)
1:D:113:ARG:HH21	1:D:180:GLY:CA	2.18	0.57
1:D:365:LEU:HD13	1:D:385:ILE:HG12	1.86	0.57
1:A:305:ASN:ND2	1:A:418:LYS:HE2	2.20	0.57
1:B:192:ILE:HD11	1:B:263:VAL:HG21	1.87	0.57
1:C:38:THR:OG1	1:C:77:THR:CG2	2.53	0.57
1:A:171:LYS:CE	1:A:171:LYS:H	2.15	0.57
1:D:337:LEU:O	1:D:342:LYS:N	2.38	0.57
1:C:216:ILE:HG23	1:C:321:TYR:HE1	1.69	0.57
1:A:300:MSE:HE2	1:A:302:ARG:HH22	1.69	0.56
1:C:108:VAL:HG13	1:C:184:PHE:HE1	1.70	0.56
1:C:267:GLN:HE21	2:C:602:GOL:H12	1.70	0.56
1:D:213:LEU:HD23	1:D:229:LEU:HD12	1.87	0.56
1:B:73:GLU:O	1:B:77:THR:HB	2.06	0.56
1:B:38:THR:HB	1:B:77:THR:HG23	1.87	0.56
1:A:130:THR:OG1	1:A:161:THR:CG2	2.54	0.56
1:B:206:THR:O	1:B:209:SER:HB2	2.06	0.56
1:B:245:ASP:OD1	1:B:473:ARG:NH2	2.35	0.56
1:C:150:THR:HG21	1:C:152:LEU:HB2	1.87	0.56
1:C:38:THR:OG1	1:C:77:THR:HG21	2.06	0.56
1:A:200:CYS:SG	1:A:202:CYS:SG	3.00	0.56
1:A:361:GLN:OE1	1:A:391:ASN:ND2	2.39	0.56
1:C:361:GLN:NE2	1:C:392:THR:HA	2.20	0.56
1:B:439:ASP:OD2	1:B:491:ARG:NH1	2.40	0.55
1:A:215:ASN:ND2	1:A:217:ALA:H	2.03	0.55
1:A:294:LEU:HB2	1:A:416:MSE:HE3	1.88	0.55
1:B:388:MSE:HA	1:B:392:THR:HG21	1.88	0.55
1:D:249:THR:HG22	1:D:258:ILE:N	2.19	0.55
1:A:152:LEU:HD11	1:A:209:SER:O	2.06	0.55
1:C:156:PRO:O	1:C:162:LYS:HE3	2.07	0.55
1:D:180:GLY:HA2	5:D:607:HOH:O	2.05	0.55
1:D:108:VAL:HG21	1:D:162:LYS:HB2	1.88	0.55
1:D:271:THR:CG2	1:D:276:CYS:HB2	2.37	0.55
1:C:150:THR:HG23	1:C:152:LEU:HD12	1.88	0.55
1:C:491:ARG:HG3	1:C:492:ARG:N	2.22	0.55
1:A:211:THR:O	1:A:212:LEU:HB2	2.07	0.55
1:C:192:ILE:HD11	1:C:263:VAL:HG21	1.87	0.55
1:D:111:TRP:HA	1:D:117:LYS:O	2.07	0.55
1:D:416:MSE:C	1:D:418:LYS:H	2.11	0.55
1:B:38:THR:HG22	1:B:81:THR:HG21	1.89	0.54
1:B:38:THR:CB	1:B:77:THR:HG23	2.36	0.54
1:A:146:PHE:O	1:A:150:THR:HB	2.06	0.54

Continued on next page...

Continued from previous page...

Atom-1	Atom-2	Interatomic distance (Å)	Clash overlap (Å)
1:B:296:THR:O	1:B:296:THR:HG23	2.07	0.54
1:A:430:ARG:HD2	1:A:487:TRP:CZ2	2.42	0.54
1:C:474:ALA:HB3	1:C:476:VAL:HG22	1.89	0.54
1:B:249:THR:HG22	1:B:256:ALA:O	2.06	0.54
1:C:410:ARG:O	1:C:414:GLU:HG2	2.07	0.54
1:A:29:LEU:HD23	1:A:99:ILE:HG12	1.90	0.54
1:A:33:GLN:HE21	1:A:187:ILE:HG21	1.72	0.54
1:C:29:LEU:HD23	1:C:99:ILE:HD11	1.90	0.54
1:D:300:MSE:HG3	1:D:321:TYR:CD2	2.43	0.54
1:D:283:LYS:O	1:D:292:ALA:HA	2.08	0.54
1:A:431:VAL:HG13	1:A:436:VAL:HG11	1.89	0.54
1:D:389:THR:CG2	1:D:390:ARG:N	2.71	0.54
1:B:294:LEU:HD13	1:B:416:MSE:HE3	1.90	0.53
1:C:130:THR:OG1	1:C:161:THR:CG2	2.56	0.53
1:A:444:ARG:HD2	1:A:448:LEU:HD22	1.90	0.53
1:D:283:LYS:CE	1:D:293:LEU:HD13	2.35	0.53
1:C:403:GLU:HB3	1:C:407:TYR:CE2	2.43	0.53
1:A:113:ARG:O	1:A:113:ARG:HG3	2.07	0.53
1:A:170:VAL:HA	1:A:171:LYS:HE2	1.90	0.53
1:B:145:THR:HG22	1:B:148:LYS:HZ3	1.72	0.53
1:C:343:VAL:O	1:C:394:PRO:HB3	2.07	0.53
1:C:296:THR:CG2	1:C:299:ASP:O	2.56	0.53
1:C:46:ASN:O	1:C:47:GLN:HB2	2.08	0.53
1:D:33:GLN:NE2	1:D:104:GLN:HE21	2.07	0.53
1:A:282:LEU:HD13	1:A:416:MSE:CE	2.38	0.53
1:A:130:THR:CB	1:A:161:THR:CG2	2.86	0.53
1:A:133:PHE:CE2	1:A:137:LEU:HD11	2.45	0.52
1:C:205:ALA:O	1:C:209:SER:HB2	2.09	0.52
1:B:130:THR:CB	1:B:161:THR:CG2	2.87	0.52
1:C:278:LYS:HB2	1:C:281:MSE:SE	2.60	0.52
1:C:410:ARG:NE	1:C:506:LEU:HD22	2.23	0.52
1:B:150:THR:HG22	1:B:152:LEU:N	2.11	0.52
1:A:294:LEU:HD13	1:A:416:MSE:HE3	1.91	0.52
1:B:417:HIS:CD2	1:B:421:ARG:HH11	2.28	0.52
1:B:291:PHE:CE1	2:B:601:GOL:H32	2.45	0.52
1:A:140:LYS:HE3	1:A:140:LYS:HA	1.91	0.52
1:B:143:GLU:O	1:B:147:VAL:HG23	2.10	0.52
1:D:329:VAL:HG13	1:D:332:ALA:HB3	1.91	0.52
1:A:431:VAL:O	1:A:456:PRO:HD3	2.10	0.51
1:B:106:GLU:HB2	1:B:125:TRP:HB3	1.91	0.51
1:B:249:THR:HB	1:B:258:ILE:H	1.75	0.51

Continued on next page...

Continued from previous page...

Atom-1	Atom-2	Interatomic distance (Å)	Clash overlap (Å)
1:D:282:LEU:HD23	1:D:282:LEU:N	2.25	0.51
1:C:404:ALA:O	1:C:408:GLN:HG3	2.11	0.51
1:A:23:MSE:O	1:A:24:MSE:CB	2.57	0.51
1:B:119:ILE:HG23	1:B:170:VAL:HG21	1.92	0.51
1:D:399:ARG:HG2	1:D:403:GLU:HG3	1.93	0.51
1:C:150:THR:HG22	1:C:152:LEU:CB	2.41	0.51
1:C:202:CYS:SG	1:C:240:LYS:HE2	2.51	0.51
1:C:282:LEU:CD1	1:C:416:MSE:CE	2.79	0.51
1:C:473:ARG:CG	1:C:473:ARG:HH11	2.10	0.51
1:A:300:MSE:HE2	1:A:302:ARG:NH2	2.25	0.50
1:C:106:GLU:OE2	1:C:210:ARG:HD3	2.11	0.50
1:C:74:ILE:O	1:C:77:THR:HG22	2.11	0.50
1:D:274:GLN:NE2	1:D:283:LYS:HB2	2.23	0.50
1:B:102:THR:HG21	1:B:269:ALA:HB2	1.94	0.50
1:B:389:THR:O	1:B:392:THR:HG23	2.11	0.50
1:B:119:ILE:CD1	1:B:182:LEU:HD22	2.41	0.50
1:C:388:MSE:SE	1:C:388:MSE:H	2.44	0.50
1:C:69:HIS:HD1	1:C:104:GLN:HE22	1.60	0.50
1:A:388:MSE:HE2	1:D:383:GLY:C	2.32	0.50
1:B:267:GLN:O	1:B:283:LYS:HE2	2.11	0.50
1:A:331:GLY:HA3	1:A:435:MSE:HE1	1.94	0.50
1:C:150:THR:CG2	1:C:152:LEU:CB	2.89	0.50
1:A:282:LEU:HD13	1:A:416:MSE:HE1	1.93	0.50
1:C:112:ASP:HB3	1:C:115:THR:OG1	2.12	0.50
1:C:38:THR:CB	1:C:77:THR:CG2	2.89	0.50
1:B:130:THR:CB	1:B:161:THR:HG23	2.42	0.49
1:D:313:TYR:CE1	1:D:320:THR:CB	2.95	0.49
1:D:413:LEU:HA	1:D:416:MSE:HE2	1.93	0.49
1:B:145:THR:HG22	1:B:148:LYS:HZ1	1.74	0.49
1:D:152:LEU:HB3	1:D:158:PHE:CE2	2.46	0.49
1:D:219:ASN:ND2	1:D:314:ARG:HH11	2.09	0.49
1:D:388:MSE:CA	1:D:392:THR:HG21	2.37	0.49
1:A:389:THR:H	1:A:392:THR:HG22	1.72	0.49
1:B:219:ASN:ND2	1:B:314:ARG:HH11	2.10	0.49
1:B:491:ARG:HG2	1:B:493:PHE:CE1	2.47	0.49
1:A:456:PRO:HD2	1:A:459:LEU:HD12	1.93	0.49
1:A:66:TRP:HA	1:A:127:ASP:OD2	2.12	0.49
1:B:431:VAL:CG1	1:B:436:VAL:CG1	2.90	0.49
1:D:336:TRP:O	1:D:340:GLY:N	2.46	0.49
1:A:102:THR:CG2	1:A:269:ALA:CB	2.91	0.49
1:C:130:THR:CB	1:C:161:THR:HG23	2.43	0.49

Continued on next page...

Continued from previous page...

Atom-1	Atom-2	Interatomic distance (Å)	Clash overlap (Å)
1:C:150:THR:CG2	1:C:152:LEU:CG	2.91	0.49
1:B:40:ALA:CB	1:B:81:THR:HG23	2.41	0.48
1:C:216:ILE:HG22	1:C:300:MSE:SE	2.63	0.48
1:D:177:ALA:HB2	1:D:182:LEU:HD12	1.94	0.48
1:D:308:LEU:HB2	1:D:324:GLU:HB3	1.95	0.48
1:B:119:ILE:HD11	1:B:182:LEU:HD22	1.94	0.48
1:B:509:TRP:CZ3	1:B:513:VAL:HG21	2.47	0.48
1:B:188:ASP:OD2	1:B:203:THR:CG2	2.61	0.48
1:C:284:SER:HB2	1:C:292:ALA:HB2	1.94	0.48
1:D:108:VAL:HG22	1:D:159:SER:HB3	1.95	0.48
1:A:145:THR:HG22	1:A:149:LYS:HE2	1.95	0.48
1:D:399:ARG:O	1:D:403:GLU:HG3	2.12	0.48
1:B:119:ILE:HD11	1:B:182:LEU:HD21	1.93	0.48
1:B:280:GLY:HA2	1:B:420:TRP:CZ3	2.49	0.48
1:A:150:THR:HG23	1:A:152:LEU:HB2	1.96	0.48
1:B:390:ARG:HH22	1:C:370:THR:CG2	2.27	0.48
1:D:113:ARG:NH2	1:D:180:GLY:HA3	2.28	0.47
1:D:489:ARG:HG2	1:D:490:ASP:C	2.35	0.47
1:A:403:GLU:HB3	1:A:407:TYR:CE2	2.50	0.47
1:A:294:LEU:CD1	1:A:416:MSE:HE3	2.44	0.47
1:C:244:ALA:O	1:C:261:LEU:HA	2.14	0.47
1:C:24:MSE:HA	1:C:27:TYR:CE2	2.49	0.47
1:C:222:ASP:O	1:C:226:THR:HG23	2.15	0.47
1:D:41:ILE:HA	1:D:51:GLY:O	2.14	0.47
1:A:130:THR:HG21	1:A:161:THR:HG22	1.97	0.47
1:B:106:GLU:OE1	2:B:601:GOL:O3	2.28	0.47
1:C:161:THR:HB	5:C:702:HOH:O	2.14	0.47
1:A:188:ASP:OD2	1:A:203:THR:CG2	2.62	0.46
1:B:280:GLY:CA	1:B:420:TRP:CZ3	2.98	0.46
1:C:44:ASP:OD1	1:C:46:ASN:N	2.49	0.46
1:A:33:GLN:NE2	1:A:104:GLN:HE21	2.08	0.46
1:A:282:LEU:HD12	1:A:416:MSE:HE1	1.97	0.46
1:C:166:LEU:O	1:C:170:VAL:CG1	2.63	0.46
1:C:365:LEU:HD13	1:C:385:ILE:HG12	1.98	0.46
1:B:154:LEU:HD23	1:B:154:LEU:HA	1.82	0.46
1:C:150:THR:CG2	1:C:152:LEU:HD12	2.45	0.46
1:B:389:THR:CG2	1:B:391:ASN:H	2.29	0.46
1:D:124:VAL:O	1:D:162:LYS:HE2	2.16	0.46
1:C:28:ILE:HG21	1:C:467:ALA:HA	1.97	0.46
1:C:361:GLN:NE2	1:C:392:THR:HG22	2.30	0.46
1:B:509:TRP:CH2	1:B:513:VAL:HG21	2.51	0.45

Continued on next page...

Continued from previous page...

Atom-1	Atom-2	Interatomic distance (Å)	Clash overlap (Å)
1:A:361:GLN:HE22	1:A:392:THR:CB	2.27	0.45
1:B:242:CYS:HB3	1:B:469:LEU:HD13	1.98	0.45
1:B:27:TYR:HA	1:B:43:PHE:O	2.16	0.45
1:C:150:THR:CG2	1:C:152:LEU:HG	2.46	0.45
1:D:272:ILE:HG22	1:D:272:ILE:O	2.16	0.45
1:A:123:ILE:HG21	1:A:162:LYS:HG2	1.98	0.45
1:A:389:THR:HG21	1:A:391:ASN:OD1	2.16	0.45
1:B:130:THR:HG21	1:B:161:THR:CG2	2.45	0.45
1:B:181:GLU:O	1:B:182:LEU:HD23	2.16	0.45
1:C:329:VAL:HG11	1:C:369:PHE:CD2	2.52	0.45
1:D:157:TYR:O	1:D:162:LYS:NZ	2.49	0.45
1:A:282:LEU:HB3	1:A:294:LEU:HD12	1.98	0.45
1:C:40:ALA:HB3	1:C:81:THR:HG23	1.96	0.45
1:A:102:THR:CG2	1:A:266:ASP:HA	2.45	0.45
1:C:108:VAL:HG13	1:C:184:PHE:CE1	2.51	0.45
1:D:181:GLU:O	1:D:182:LEU:HD23	2.16	0.45
1:B:137:LEU:HD22	1:B:142:LEU:HD12	1.98	0.45
1:B:296:THR:HG22	1:B:321:TYR:HB2	1.98	0.45
1:C:167:LEU:HG	1:C:174:GLN:HG2	1.99	0.45
1:C:361:GLN:HE21	1:C:392:THR:HA	1.82	0.45
1:C:491:ARG:HG2	1:C:493:PHE:CE1	2.51	0.45
1:B:77:THR:O	1:B:81:THR:HB	2.16	0.44
1:D:358:ASP:HB3	1:D:361:GLN:HG3	1.98	0.44
1:A:13:LEU:HA	1:A:14:GLY:HA2	1.84	0.44
1:A:38:THR:OG1	1:A:77:THR:HG21	2.17	0.44
1:A:361:GLN:HE22	1:A:392:THR:HA	1.82	0.44
1:A:102:THR:CG2	1:A:269:ALA:HB2	2.47	0.44
1:A:39:ARG:HD2	1:A:54:GLN:OE1	2.17	0.44
1:B:215:ASN:HD22	1:B:215:ASN:C	2.21	0.44
1:D:98:ALA:HA	1:D:258:ILE:HG22	1.99	0.44
1:C:221:TRP:HZ2	1:C:237:PRO:HD2	1.77	0.44
1:D:127:ASP:OD2	1:D:129:ARG:NH2	2.42	0.44
1:D:26:GLY:HA2	1:D:27:TYR:HA	1.74	0.44
1:D:293:LEU:HA	1:D:323:LEU:O	2.17	0.44
1:B:89:SER:HB3	1:B:91:ILE:HG12	1.99	0.44
1:A:389:THR:O	1:A:392:THR:HG23	2.18	0.44
1:B:146:PHE:CE1	1:B:225:LEU:HD22	2.52	0.44
1:B:249:THR:HG22	1:B:257:ALA:HA	1.98	0.44
1:C:431:VAL:HG11	1:C:442:MSE:SE	2.68	0.44
1:C:210:ARG:HH21	1:C:310:THR:HB	1.83	0.43
1:A:329:VAL:HG13	1:A:332:ALA:HB3	1.99	0.43

Continued on next page...

Continued from previous page...

Atom-1	Atom-2	Interatomic distance (Å)	Clash overlap (Å)
1:C:410:ARG:HH21	1:C:506:LEU:HD22	1.83	0.43
1:A:143:GLU:O	1:A:147:VAL:HG23	2.18	0.43
1:A:40:ALA:HB2	1:A:81:THR:CG2	2.48	0.43
1:B:105:ARG:HD2	1:B:210:ARG:HD2	2.00	0.43
1:B:215:ASN:HB2	1:B:222:ASP:HB2	2.00	0.43
1:C:40:ALA:HB2	1:C:81:THR:CG2	2.48	0.43
1:B:402:LEU:O	1:B:405:VAL:HG12	2.19	0.43
1:B:444:ARG:HA	1:B:444:ARG:HD3	1.66	0.43
1:B:242:CYS:O	1:B:262:GLY:HA2	2.19	0.43
1:C:29:LEU:HD23	1:C:99:ILE:CD1	2.49	0.43
1:B:150:THR:CG2	1:B:152:LEU:HB2	2.48	0.43
1:B:130:THR:OG1	1:B:161:THR:HG21	2.17	0.43
1:D:27:TYR:HB3	1:D:96:ILE:HA	2.00	0.43
1:B:282:LEU:HB3	1:B:294:LEU:HD12	2.00	0.43
1:B:431:VAL:HG12	1:B:436:VAL:CG1	2.41	0.43
1:A:38:THR:OG1	1:A:77:THR:HG23	2.16	0.43
1:D:105:ARG:HH22	1:D:324:GLU:CD	2.18	0.43
1:D:143:GLU:O	1:D:147:VAL:HG23	2.19	0.43
1:D:207:ASN:HA	1:D:210:ARG:HG3	2.00	0.43
1:A:13:LEU:O	1:B:164:ASN:ND2	2.32	0.42
1:A:150:THR:CG2	1:A:152:LEU:H	2.23	0.42
1:A:102:THR:CG2	1:A:264:ALA:O	2.65	0.42
1:C:216:ILE:HG23	1:C:321:TYR:CE1	2.52	0.42
1:A:210:ARG:HA	1:A:210:ARG:HD2	1.79	0.42
1:A:403:GLU:OE2	1:A:444:ARG:NE	2.49	0.42
1:B:130:THR:HG21	1:B:161:THR:HG22	2.01	0.42
1:B:201:PHE:HA	5:B:723:HOH:O	2.19	0.42
1:B:358:ASP:OD1	1:B:361:GLN:HG2	2.19	0.42
1:C:451:ALA:HB1	1:C:452:PRO:HD2	2.02	0.42
1:D:105:ARG:CZ	1:D:210:ARG:HE	2.31	0.42
1:D:274:GLN:O	1:D:275:ALA:C	2.57	0.42
1:C:130:THR:HG21	1:C:161:THR:HG23	2.02	0.42
1:A:476:VAL:HG23	1:A:477:TRP:CD1	2.55	0.42
1:B:421:ARG:HA	1:B:421:ARG:HE	1.83	0.42
1:B:183:CYS:HB3	1:B:201:PHE:CE1	2.55	0.42
1:D:272:ILE:HD11	1:D:313:TYR:CD2	2.54	0.42
1:A:215:ASN:ND2	1:A:218:GLU:H	2.18	0.42
1:D:345:LYS:HA	1:D:345:LYS:HD3	1.83	0.42
1:B:146:PHE:CD1	1:B:225:LEU:HD22	2.55	0.42
1:A:130:THR:HG21	1:A:161:THR:CG2	2.49	0.42
1:D:403:GLU:CD	1:D:505:LYS:HZ1	2.21	0.42

Continued on next page...

Continued from previous page...

Atom-1	Atom-2	Interatomic distance (Å)	Clash overlap (Å)
1:C:283:LYS:HA	1:C:430:ARG:O	2.19	0.41
1:D:413:LEU:HD12	1:D:416:MSE:HE2	2.01	0.41
1:A:210:ARG:NH2	1:A:324:GLU:OE2	2.53	0.41
1:A:312:ALA:HB2	1:A:322:ALA:HB2	2.02	0.41
1:B:358:ASP:HA	1:B:359:PRO:HD3	1.76	0.41
1:B:59:GLN:NE2	5:B:707:HOH:O	2.52	0.41
1:C:188:ASP:CG	1:C:207:ASN:ND2	2.73	0.41
1:C:468:TRP:HA	1:C:477:TRP:CE3	2.55	0.41
1:D:331:GLY:O	1:D:334:VAL:HG22	2.20	0.41
1:B:106:GLU:HG2	1:B:158:PHE:HA	2.02	0.41
1:B:283:LYS:HG2	1:B:284:SER:N	2.30	0.41
1:D:416:MSE:C	1:D:418:LYS:N	2.73	0.41
1:A:210:ARG:HH22	1:A:324:GLU:CD	2.24	0.41
1:C:429:LEU:HG	1:C:431:VAL:HG23	2.01	0.41
1:A:69:HIS:HD1	1:A:104:GLN:HE22	1.68	0.41
1:B:108:VAL:CG2	1:B:159:SER:HB3	2.50	0.41
1:C:44:ASP:OD1	1:C:46:ASN:HB2	2.21	0.41
1:A:145:THR:O	1:A:149:LYS:CG	2.68	0.41
1:D:285:THR:O	1:D:290:CYS:HA	2.21	0.41
1:B:331:GLY:HA3	1:B:435:MSE:HE1	2.02	0.41
1:C:389:THR:N	1:C:392:THR:HG23	2.19	0.41
1:C:473:ARG:CG	1:C:473:ARG:NH1	2.73	0.41
1:D:152:LEU:HD11	1:D:209:SER:O	2.20	0.41
1:B:250:ASP:HA	1:B:251:PRO:HD3	1.94	0.41
1:C:41:ILE:HG12	1:C:52:VAL:HG22	2.03	0.41
1:D:282:LEU:N	1:D:282:LEU:CD2	2.83	0.41
1:A:130:THR:OG1	1:A:161:THR:HG21	2.20	0.41
1:A:389:THR:CG2	1:A:391:ASN:H	2.29	0.41
1:B:447:ASP:O	1:B:502:ARG:NE	2.46	0.41
1:C:128:ARG:HG3	1:C:370:THR:HB	2.01	0.41
1:D:68:GLU:HA	1:D:124:VAL:HG23	2.02	0.41
1:B:130:THR:HB	1:B:161:THR:HG23	2.02	0.41
1:B:376:HIS:O	1:B:377:TRP:C	2.57	0.41
1:B:378:ASP:HA	1:B:379:PRO:HD2	1.87	0.41
1:A:14:GLY:N	1:B:230:ARG:HG3	2.36	0.41
1:C:106:GLU:HG2	1:C:158:PHE:HA	2.02	0.41
1:C:435:MSE:HB2	1:C:435:MSE:HE3	1.74	0.41
1:D:491:ARG:CG	1:D:491:ARG:NH1	2.69	0.41
1:B:119:ILE:CD1	1:B:182:LEU:HD13	2.51	0.40
1:A:215:ASN:HD22	1:A:217:ALA:N	2.14	0.40
1:D:389:THR:H	1:D:392:THR:HG21	1.82	0.40

Continued on next page...

Continued from previous page...

Atom-1	Atom-2	Interatomic distance (Å)	Clash overlap (Å)
1:B:203:THR:HG22	1:B:207:ASN:HB2	2.02	0.40
1:B:233:LYS:HE2	1:B:234:GLU:OE2	2.22	0.40
1:D:374:ALA:HA	1:D:375:PRO:HA	1.77	0.40
1:A:130:THR:CB	1:A:161:THR:HG23	2.51	0.40
1:B:148:LYS:HE2	1:B:148:LYS:HB3	1.91	0.40
1:C:231:VAL:HG11	1:C:236:LEU:HD21	2.03	0.40
1:B:150:THR:HG23	1:B:152:LEU:CG	2.46	0.40
1:D:35:THR:HG21	1:D:126:GLN:OE1	2.21	0.40
1:D:232:PRO:O	1:D:235:MSE:HB2	2.21	0.40

There are no symmetry-related clashes.

5.3 Torsion angles

5.3.1 Protein backbone

In the following table, the Percentiles column shows the percent Ramachandran outliers of the chain as a percentile score with respect to all X-ray entries followed by that with respect to entries of similar resolution.

The Analysed column shows the number of residues for which the backbone conformation was analysed, and the total number of residues.

Mol	Chain	Analysed	Favoured	Allowed	Outliers	Percentiles	
1	A	492/520 (95%)	466 (95%)	25 (5%)	1 (0%)	51	59
1	B	478/520 (92%)	458 (96%)	19 (4%)	1 (0%)	51	59
1	C	497/520 (96%)	470 (95%)	26 (5%)	1 (0%)	51	59
1	D	417/520 (80%)	370 (89%)	40 (10%)	7 (2%)	11	8
All	All	1884/2080 (91%)	1764 (94%)	110 (6%)	10 (0%)	32	35

All (10) Ramachandran outliers are listed below:

Mol	Chain	Res	Type
1	A	24	MSE
1	C	518	ILE
1	D	52	VAL
1	D	417	HIS
1	B	499	GLU
1	D	486	SER

Continued on next page...

Continued from previous page...

Mol	Chain	Res	Type
1	D	42	VAL
1	D	106	GLU
1	D	275	ALA
1	D	41	ILE

5.3.2 Protein sidechains ⓘ

In the following table, the Percentiles column shows the percent sidechain outliers of the chain as a percentile score with respect to all X-ray entries followed by that with respect to entries of similar resolution.

The Analysed column shows the number of residues for which the sidechain conformation was analysed, and the total number of residues.

Mol	Chain	Analysed	Rotameric	Outliers	Percentiles	
1	A	371/405 (92%)	331 (89%)	40 (11%)	7	7
1	B	367/405 (91%)	320 (87%)	47 (13%)	5	4
1	C	368/405 (91%)	331 (90%)	37 (10%)	9	8
1	D	242/405 (60%)	217 (90%)	25 (10%)	8	7
All	All	1348/1620 (83%)	1199 (89%)	149 (11%)	7	6

All (149) residues with a non-rotameric sidechain are listed below:

Mol	Chain	Res	Type
1	A	33	GLN
1	A	77	THR
1	A	81	THR
1	A	102	THR
1	A	136	LYS
1	A	139	LYS
1	A	140	LYS
1	A	145	THR
1	A	150	THR
1	A	167	LEU
1	A	168	SER
1	A	170	VAL
1	A	171	LYS
1	A	203	THR
1	A	204	ASP
1	A	215	ASN
1	A	249	THR

Continued on next page...

Continued from previous page...

Mol	Chain	Res	Type
1	A	252	SER
1	A	253	LEU
1	A	283	LYS
1	A	288	THR
1	A	294	LEU
1	A	296	THR
1	A	310	THR
1	A	323	LEU
1	A	382	ARG
1	A	388	MSE
1	A	389	THR
1	A	392	THR
1	A	420	TRP
1	A	430	ARG
1	A	435	MSE
1	A	444	ARG
1	A	448	LEU
1	A	459	LEU
1	A	462	THR
1	A	466	VAL
1	A	499	GLU
1	A	509	TRP
1	A	511	SER
1	B	33	GLN
1	B	77	THR
1	B	81	THR
1	B	113	ARG
1	B	138	LYS
1	B	145	THR
1	B	150	THR
1	B	161	THR
1	B	167	LEU
1	B	168	SER
1	B	170	VAL
1	B	171	LYS
1	B	176	ARG
1	B	204	ASP
1	B	209	SER
1	B	210	ARG
1	B	215	ASN
1	B	216	ILE
1	B	233	LYS

Continued on next page...

Continued from previous page...

Mol	Chain	Res	Type
1	B	235	MSE
1	B	245	ASP
1	B	249	THR
1	B	252	SER
1	B	253	LEU
1	B	283	LYS
1	B	288	THR
1	B	294	LEU
1	B	296	THR
1	B	310	THR
1	B	323	LEU
1	B	334	VAL
1	B	335	GLN
1	B	385	ILE
1	B	389	THR
1	B	390	ARG
1	B	391	ASN
1	B	392	THR
1	B	405	VAL
1	B	420	TRP
1	B	421	ARG
1	B	430	ARG
1	B	435	MSE
1	B	444	ARG
1	B	448	LEU
1	B	459	LEU
1	B	489	ARG
1	B	490	ASP
1	C	16	GLU
1	C	21	GLN
1	C	22	SER
1	C	33	GLN
1	C	77	THR
1	C	81	THR
1	C	150	THR
1	C	161	THR
1	C	167	LEU
1	C	170	VAL
1	C	204	ASP
1	C	210	ARG
1	C	215	ASN
1	C	227	GLU

Continued on next page...

Continued from previous page...

Mol	Chain	Res	Type
1	C	252	SER
1	C	283	LYS
1	C	296	THR
1	C	316	ASP
1	C	323	LEU
1	C	326	SER
1	C	334	VAL
1	C	361	GLN
1	C	388	MSE
1	C	389	THR
1	C	390	ARG
1	C	392	THR
1	C	418	LYS
1	C	420	TRP
1	C	444	ARG
1	C	448	LEU
1	C	459	LEU
1	C	462	THR
1	C	466	VAL
1	C	473	ARG
1	C	480	GLN
1	C	489	ARG
1	C	491	ARG
1	D	27	TYR
1	D	33	GLN
1	D	104	GLN
1	D	128	ARG
1	D	139	LYS
1	D	150	THR
1	D	159	SER
1	D	167	LEU
1	D	204	ASP
1	D	209	SER
1	D	210	ARG
1	D	215	ASN
1	D	250	ASP
1	D	258	ILE
1	D	282	LEU
1	D	283	LYS
1	D	284	SER
1	D	296	THR
1	D	323	LEU

Continued on next page...

Continued from previous page...

Mol	Chain	Res	Type
1	D	388	MSE
1	D	420	TRP
1	D	444	ARG
1	D	448	LEU
1	D	491	ARG
1	D	511	SER

Some sidechains can be flipped to improve hydrogen bonding and reduce clashes. All (28) such sidechains are listed below:

Mol	Chain	Res	Type
1	A	33	GLN
1	A	59	GLN
1	A	60	HIS
1	A	76	GLN
1	A	215	ASN
1	A	305	ASN
1	A	361	GLN
1	A	391	ASN
1	A	496	HIS
1	B	33	GLN
1	B	59	GLN
1	B	215	ASN
1	B	305	ASN
1	B	361	GLN
1	B	391	ASN
1	B	417	HIS
1	B	443	GLN
1	B	496	HIS
1	C	33	GLN
1	C	59	GLN
1	C	60	HIS
1	C	215	ASN
1	C	361	GLN
1	D	33	GLN
1	D	215	ASN
1	D	219	ASN
1	D	274	GLN
1	D	361	GLN

5.3.3 RNA ⓘ

There are no RNA molecules in this entry.

5.4 Non-standard residues in protein, DNA, RNA chains ⓘ

There are no non-standard protein/DNA/RNA residues in this entry.

5.5 Carbohydrates ⓘ

There are no carbohydrates in this entry.

5.6 Ligand geometry ⓘ

Of 6 ligands modelled in this entry, 3 are monoatomic - leaving 3 for Mogul analysis.

In the following table, the Counts columns list the number of bonds (or angles) for which Mogul statistics could be retrieved, the number of bonds (or angles) that are observed in the model and the number of bonds (or angles) that are defined in the Chemical Component Dictionary. The Link column lists molecule types, if any, to which the group is linked. The Z score for a bond length (or angle) is the number of standard deviations the observed value is removed from the expected value. A bond length (or angle) with $|Z| > 2$ is considered an outlier worth inspection. RMSZ is the root-mean-square of all Z scores of the bond lengths (or angles).

Mol	Type	Chain	Res	Link	Bond lengths			Bond angles		
					Counts	RMSZ	$\# Z > 2$	Counts	RMSZ	$\# Z > 2$
2	GOL	A	601	-	5,5,5	0.21	0	5,5,5	0.58	0
2	GOL	B	601	-	5,5,5	0.64	0	5,5,5	0.45	0
2	GOL	C	602	-	5,5,5	0.58	0	5,5,5	1.91	2 (40%)

In the following table, the Chirals column lists the number of chiral outliers, the number of chiral centers analysed, the number of these observed in the model and the number defined in the Chemical Component Dictionary. Similar counts are reported in the Torsion and Rings columns. '-' means no outliers of that kind were identified.

Mol	Type	Chain	Res	Link	Chirals	Torsions	Rings
2	GOL	A	601	-	-	0/4/4/4	0/0/0/0
2	GOL	B	601	-	-	0/4/4/4	0/0/0/0
2	GOL	C	602	-	-	0/4/4/4	0/0/0/0

There are no bond length outliers.

All (2) bond angle outliers are listed below:

Mol	Chain	Res	Type	Atoms	Z	Observed($^{\circ}$)	Ideal($^{\circ}$)
2	C	602	GOL	O2-C2-C3	2.06	118.58	108.84
2	C	602	GOL	O2-C2-C1	2.86	122.33	108.84

There are no chirality outliers.

There are no torsion outliers.

There are no ring outliers.

2 monomers are involved in 3 short contacts:

Mol	Chain	Res	Type	Clashes	Symm-Clashes
2	B	601	GOL	2	0
2	C	602	GOL	1	0

5.7 Other polymers [i](#)

There are no such residues in this entry.

5.8 Polymer linkage issues [i](#)

There are no chain breaks in this entry.

6 Fit of model and data

6.1 Protein, DNA and RNA chains

In the following table, the column labelled ‘#RSRZ> 2’ contains the number (and percentage) of RSRZ outliers, followed by percent RSRZ outliers for the chain as percentile scores relative to all X-ray entries and entries of similar resolution. The OWAB column contains the minimum, median, 95th percentile and maximum values of the occupancy-weighted average B-factor per residue. The column labelled ‘Q< 0.9’ lists the number of (and percentage) of residues with an average occupancy less than 0.9.

Mol	Chain	Analysed	<RSRZ>	#RSRZ>2	OWAB(Å ²)	Q<0.9
1	A	488/520 (93%)	0.15	9 (1%) 69 77	24, 39, 57, 64	0
1	B	476/520 (91%)	0.12	3 (0%) 89 93	25, 38, 55, 66	0
1	C	493/520 (94%)	0.38	17 (3%) 46 56	30, 50, 69, 73	0
1	D	430/520 (82%)	1.36	105 (24%) 1 1	42, 81, 105, 111	0
All	All	1887/2080 (90%)	0.48	134 (7%) 17 24	24, 47, 93, 111	0

All (134) RSRZ outliers are listed below:

Mol	Chain	Res	Type	RSRZ
1	D	184	PHE	10.2
1	D	257	ALA	8.9
1	D	31	ILE	8.4
1	D	244	ALA	8.2
1	D	108	VAL	7.7
1	D	272	ILE	7.3
1	D	262	GLY	7.1
1	D	190	PHE	7.0
1	D	109	VAL	6.5
1	D	120	HIS	6.2
1	D	452	PRO	5.9
1	D	116	GLY	5.7
1	D	221	TRP	5.3
1	D	261	LEU	5.2
1	D	271	THR	5.0
1	D	110	VAL	5.0
1	D	43	PHE	4.8
1	D	41	ILE	4.7
1	D	119	ILE	4.7
1	D	453	VAL	4.6
1	D	448	LEU	4.6

Continued on next page...

Continued from previous page...

Mol	Chain	Res	Type	RSRZ
1	D	32	ASP	4.6
1	D	213	LEU	4.3
1	D	173	ALA	4.2
1	D	243	ALA	4.2
1	D	92	THR	4.2
1	D	229	LEU	4.2
1	D	52	VAL	4.2
1	D	102	THR	4.1
1	D	313	TYR	4.1
1	D	487	TRP	4.1
1	D	200	CYS	4.0
1	C	19	TYR	3.9
1	D	30	ALA	3.9
1	C	464	LEU	3.9
1	D	165	TRP	3.8
1	C	258	ILE	3.8
1	D	454	ASP	3.8
1	D	75	TRP	3.7
1	D	217	ALA	3.7
1	A	496	HIS	3.7
1	D	449	LEU	3.6
1	C	7	HIS	3.6
1	C	90	GLY	3.6
1	D	201	PHE	3.5
1	C	99	ILE	3.5
1	D	82	VAL	3.4
1	D	186	THR	3.4
1	D	369	PHE	3.4
1	C	463	ALA	3.4
1	D	51	GLY	3.3
1	C	20	PHE	3.3
1	D	250	ASP	3.3
1	D	99	ILE	3.2
1	D	26	GLY	3.1
1	D	260	ILE	3.1
1	C	109	VAL	3.0
1	D	27	TYR	3.0
1	D	242	CYS	3.0
1	D	29	LEU	3.0
1	D	187	ILE	3.0
1	D	42	VAL	3.0
1	A	229	LEU	3.0

Continued on next page...

Continued from previous page...

Mol	Chain	Res	Type	RSRZ
1	D	85	ALA	3.0
1	D	53	GLY	3.0
1	D	282	LEU	2.9
1	D	66	TRP	2.9
1	D	247	GLY	2.9
1	C	184	PHE	2.9
1	D	202	CYS	2.9
1	C	254	PHE	2.9
1	D	111	TRP	2.9
1	D	121	ASN	2.8
1	C	27	TYR	2.8
1	C	9	SER	2.8
1	D	28	ILE	2.7
1	C	8	SER	2.7
1	D	93	ALA	2.7
1	B	420	TRP	2.7
1	A	359	PRO	2.7
1	D	94	ASN	2.7
1	D	290	CYS	2.7
1	D	456	PRO	2.7
1	D	228	VAL	2.7
1	D	367	PRO	2.6
1	D	517	LEU	2.6
1	D	269	ALA	2.6
1	D	183	CYS	2.6
1	D	175	VAL	2.5
1	D	171	LYS	2.5
1	D	293	LEU	2.5
1	D	239	VAL	2.4
1	D	191	LEU	2.4
1	D	218	GLU	2.4
1	C	475	GLY	2.4
1	D	484	ALA	2.4
1	A	228	VAL	2.4
1	D	50	ALA	2.4
1	D	118	PRO	2.4
1	D	231	VAL	2.3
1	D	493	PHE	2.3
1	B	509	TRP	2.3
1	D	194	ARG	2.3
1	D	100	GLY	2.3
1	A	509	TRP	2.3

Continued on next page...

Continued from previous page...

Mol	Chain	Res	Type	RSRZ
1	D	114	GLU	2.3
1	D	172	GLY	2.3
1	D	193	TRP	2.3
1	D	236	LEU	2.2
1	D	296	THR	2.2
1	A	227	GLU	2.2
1	C	10	GLY	2.2
1	D	265	GLY	2.2
1	D	210	ARG	2.2
1	D	192	ILE	2.2
1	D	246	PHE	2.2
1	D	518	ILE	2.2
1	D	214	TYR	2.2
1	D	500	ALA	2.2
1	D	69	HIS	2.1
1	A	358	ASP	2.1
1	D	264	ALA	2.1
1	D	123	ILE	2.1
1	D	420	TRP	2.1
1	D	185	GLY	2.1
1	B	382	ARG	2.1
1	D	259	PRO	2.1
1	D	451	ALA	2.1
1	D	62	PRO	2.1
1	A	174	GLN	2.0
1	C	434	GLY	2.0
1	A	160	GLY	2.0
1	D	203	THR	2.0
1	D	195	LEU	2.0

6.2 Non-standard residues in protein, DNA, RNA chains ⓘ

There are no non-standard protein/DNA/RNA residues in this entry.

6.3 Carbohydrates ⓘ

There are no carbohydrates in this entry.

6.4 Ligands [i](#)

In the following table, the Atoms column lists the number of modelled atoms in the group and the number defined in the chemical component dictionary. LLDF column lists the quality of electron density of the group with respect to its neighbouring residues in protein, DNA or RNA chains. The B-factors column lists the minimum, median, 95th percentile and maximum values of B factors of atoms in the group. The column labelled 'Q< 0.9' lists the number of atoms with occupancy less than 0.9.

Mol	Type	Chain	Res	Atoms	RSCC	RSR	LLDF	B-factors(Å ²)	Q<0.9
2	GOL	C	602	6/6	0.94	0.20	1.78	34,37,41,44	0
4	CL	C	601	1/1	0.91	0.16	-0.56	51,51,51,51	0
2	GOL	A	601	6/6	0.98	0.12	-1.12	25,28,29,30	0
2	GOL	B	601	6/6	0.98	0.11	-1.18	26,28,31,32	0
3	NA	A	602	1/1	0.89	0.24	-	56,56,56,56	0
3	NA	C	603	1/1	0.92	0.36	-	37,37,37,37	0

6.5 Other polymers [i](#)

There are no such residues in this entry.