



Full wwPDB X-ray Structure Validation Report ⓘ

Feb 14, 2017 – 09:25 pm GMT

PDB ID : 2E21
Title : Crystal structure of TilS in a complex with AMPPNP from Aquifex aeolicus.
Authors : Kuratani, M.; Yoshikawa, Y.; Sekine, S.; Ishii, T.; Shibata, R.; Bessho, Y.;
Yokoyama, S.; RIKEN Structural Genomics/Proteomics Initiative (RSGI)
Deposited on : 2006-11-06
Resolution : 2.70 Å(reported)

This is a Full wwPDB X-ray Structure Validation Report for a publicly released PDB entry.

We welcome your comments at validation@mail.wwpdb.org

A user guide is available at

<http://wwpdb.org/validation/2016/XrayValidationReportHelp>

with specific help available everywhere you see the ⓘ symbol.

The following versions of software and data (see [references ⓘ](#)) were used in the production of this report:

MolProbity	:	4.02b-467
Mogul	:	1.7.2 (RC1), CSD as538be (2017)
Xtriage (Phenix)	:	1.9-1692
EDS	:	trunk28620
Percentile statistics	:	20161228.v01 (using entries in the PDB archive December 28th 2016)
Refmac	:	5.8.0135
CCP4	:	6.5.0
Ideal geometry (proteins)	:	Engh & Huber (2001)
Ideal geometry (DNA, RNA)	:	Parkinson et al. (1996)
Validation Pipeline (wwPDB-VP)	:	recalc28949

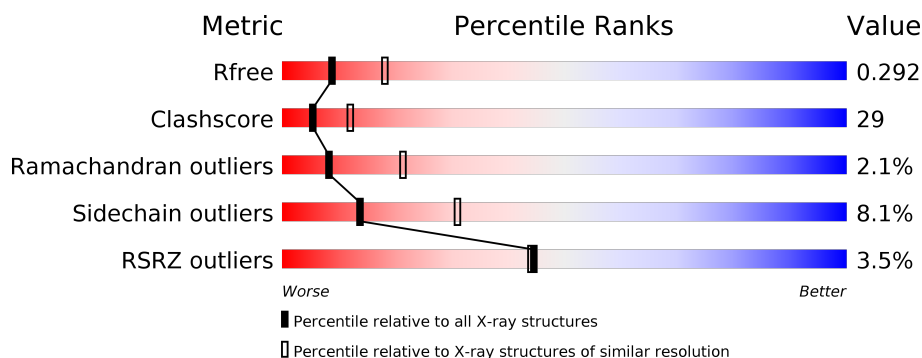
1 Overall quality at a glance

The following experimental techniques were used to determine the structure:

X-RAY DIFFRACTION

The reported resolution of this entry is 2.70 Å.

Percentile scores (ranging between 0-100) for global validation metrics of the entry are shown in the following graphic. The table shows the number of entries on which the scores are based.



Metric	Whole archive (#Entries)	Similar resolution (#Entries, resolution range(Å))
R_{free}	100719	2259 (2.70-2.70)
Clashscore	112137	2590 (2.70-2.70)
Ramachandran outliers	110173	2550 (2.70-2.70)
Sidechain outliers	110143	2550 (2.70-2.70)
RSRZ outliers	101464	2275 (2.70-2.70)

The table below summarises the geometric issues observed across the polymeric chains and their fit to the electron density. The red, orange, yellow and green segments on the lower bar indicate the fraction of residues that contain outliers for ≥ 3 , 2, 1 and 0 types of geometric quality criteria. A grey segment represents the fraction of residues that are not modelled. The numeric value for each fraction is indicated below the corresponding segment, with a dot representing fractions $\leq 5\%$. The upper red bar (where present) indicates the fraction of residues that have poor fit to the electron density. The numeric value is given above the bar.

Mol	Chain	Length	Quality of chain
1	A	317	<div> <div>3%</div> <div> <div></div> <div>48%</div> <div>46%</div> <div>5%</div> </div> </div>
1	B	317	<div> <div>3%</div> <div> <div></div> <div>48%</div> <div>46%</div> <div>5%</div> </div> </div>
1	C	317	<div> <div>2%</div> <div> <div></div> <div>54%</div> <div>39%</div> <div>6%</div> </div> </div>
1	D	317	<div> <div>5%</div> <div> <div></div> <div>45%</div> <div>48%</div> <div>6%</div> </div> </div>

The following table lists non-polymeric compounds, carbohydrate monomers and non-standard residues in protein, DNA, RNA chains that are outliers for geometric or electron-density-fit crite-

ria:

Mol	Type	Chain	Res	Chirality	Geometry	Clashes	Electron density
2	ANP	C	501	-	-	-	X

2 Entry composition [i](#)

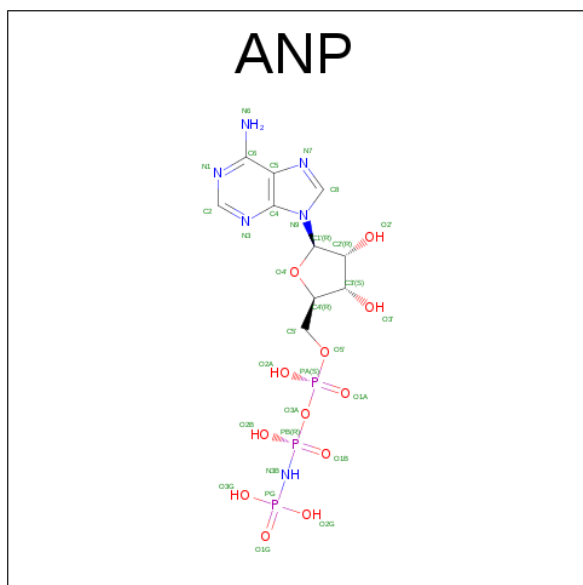
There are 3 unique types of molecules in this entry. The entry contains 10690 atoms, of which 0 are hydrogens and 0 are deuteriums.

In the tables below, the ZeroOcc column contains the number of atoms modelled with zero occupancy, the AltConf column contains the number of residues with at least one atom in alternate conformation and the Trace column contains the number of residues modelled with at most 2 atoms.

- Molecule 1 is a protein called tRNA(Ile)-lysidine synthase.

Mol	Chain	Residues	Atoms					ZeroOcc	AltConf	Trace
1	A	317	Total	C	N	O	S	0	0	0
			2630	1682	467	472	9			
1	B	314	Total	C	N	O	S	0	0	0
			2606	1667	464	466	9			
1	C	314	Total	C	N	O	S	0	0	0
			2606	1667	464	466	9			
1	D	314	Total	C	N	O	S	0	0	0
			2606	1667	464	466	9			

- Molecule 2 is PHOSPHOAMINOPHOSPHONIC ACID-ADENYLATE ESTER (three-letter code: ANP) (formula: $C_{10}H_{17}N_6O_{12}P_3$).



Mol	Chain	Residues	Atoms					ZeroOcc	AltConf
2	A	1	Total	C	N	O	P	0	0
			31	10	6	12	3		
2	C	1	Total	C	N	O	P	0	0
			31	10	6	12	3		

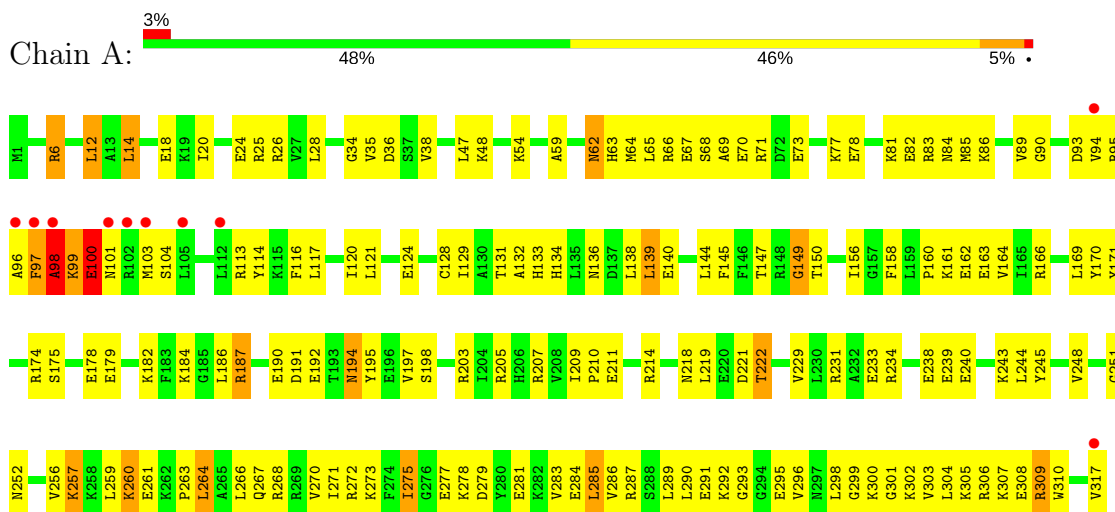
- Molecule 3 is water.

Mol	Chain	Residues	Atoms		ZeroOcc	AltConf
3	A	49	Total 49	O 49	0	0
3	B	43	Total 43	O 43	0	0
3	C	59	Total 59	O 59	0	0
3	D	29	Total 29	O 29	0	0

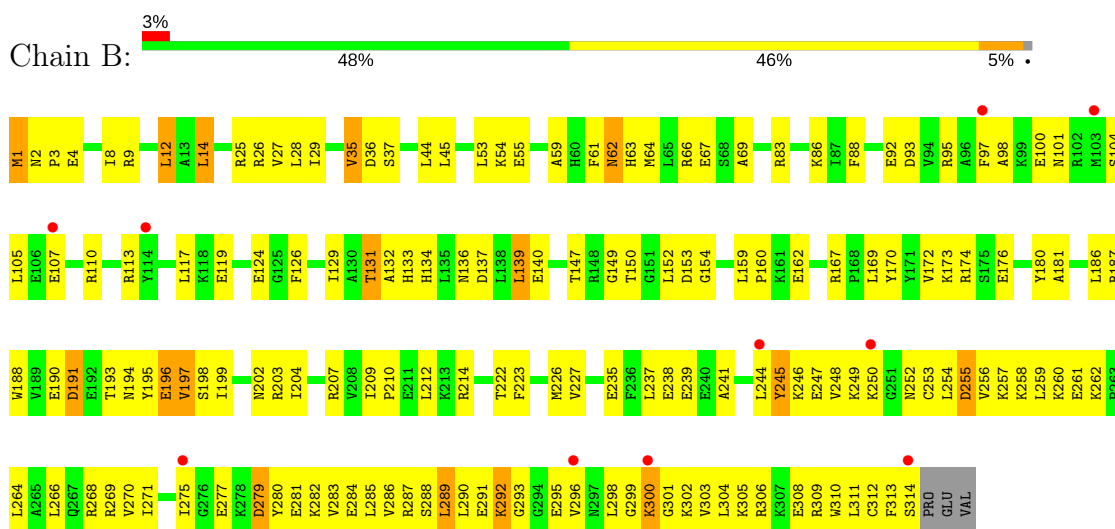
3 Residue-property plots [i](#)

These plots are drawn for all protein, RNA and DNA chains in the entry. The first graphic for a chain summarises the proportions of the various outlier classes displayed in the second graphic. The second graphic shows the sequence view annotated by issues in geometry and electron density. Residues are color-coded according to the number of geometric quality criteria for which they contain at least one outlier: green = 0, yellow = 1, orange = 2 and red = 3 or more. A red dot above a residue indicates a poor fit to the electron density ($RSRZ > 2$). Stretches of 2 or more consecutive residues without any outlier are shown as a green connector. Residues present in the sample, but not in the model, are shown in grey.

• Molecule 1: tRNA(Ile)-lysine synthase

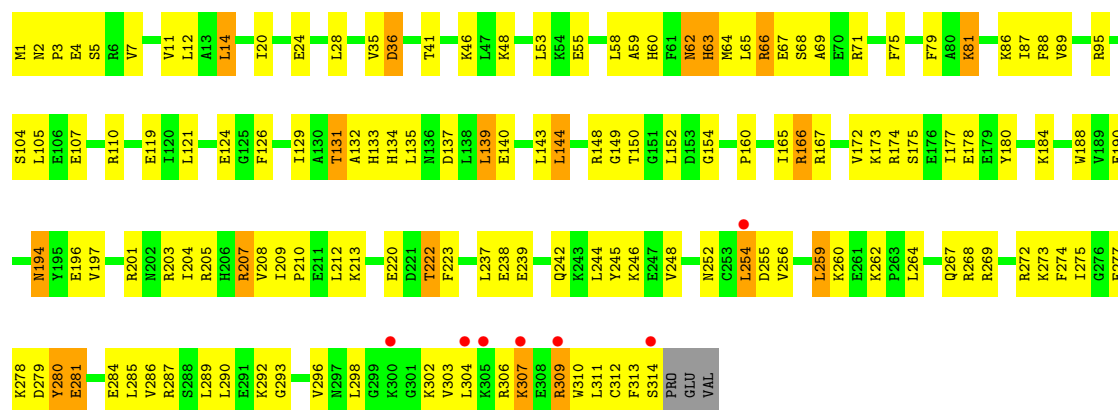


• Molecule 1: tRNA(Ile)-lysine synthase

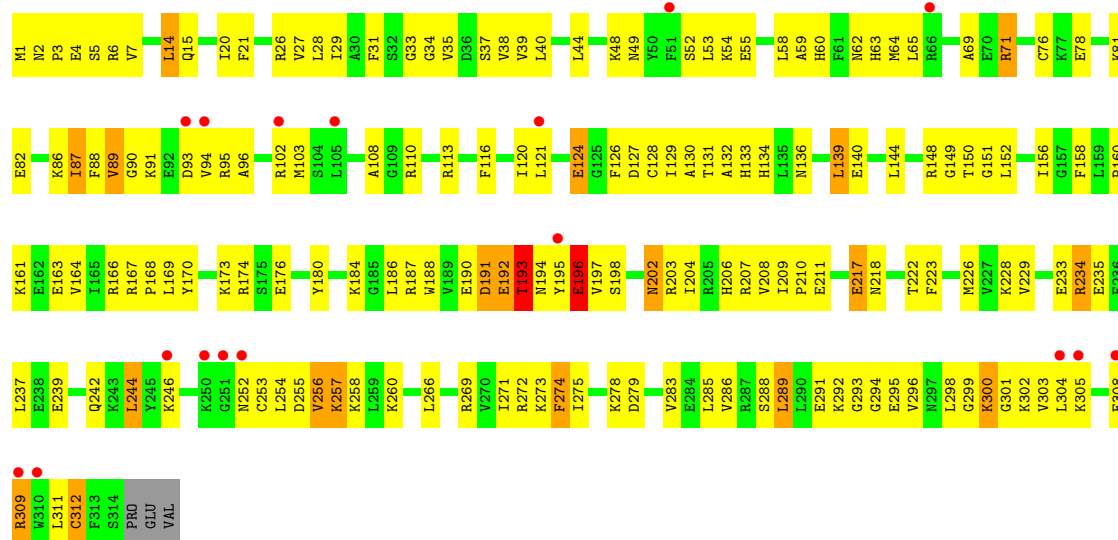
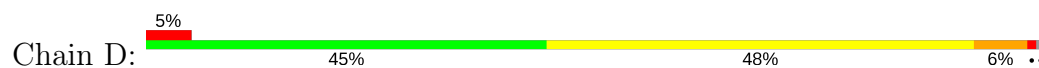


• Molecule 1: tRNA(Ile)-lysine synthase





● Molecule 1: tRNA(Ile)-lysine synthase



4 Data and refinement statistics

Property	Value	Source
Space group	P 1 21 1	Depositor
Cell constants a, b, c, α , β , γ	94.46Å 82.23Å 109.43Å 90.00° 105.85° 90.00°	Depositor
Resolution (Å)	49.01 – 2.70 49.01 – 2.60	Depositor EDS
% Data completeness (in resolution range)	99.4 (49.01-2.70) 93.0 (49.01-2.60)	Depositor EDS
R_{merge}	0.12	Depositor
R_{sym}	0.09	Depositor
$\langle I/\sigma(I) \rangle$ ¹	3.34 (at 2.61Å)	Xtriage
Refinement program	CNS 1.1	Depositor
R, R_{free}	0.222 , 0.294 0.221 , 0.292	Depositor DCC
R_{free} test set	2199 reflections (4.96%)	DCC
Wilson B-factor (Å ²)	43.1	Xtriage
Anisotropy	0.515	Xtriage
Bulk solvent k_{sol} (e/Å ³), B_{sol} (Å ²)	0.33 , 46.7	EDS
L-test for twinning ²	$\langle L \rangle = 0.49$, $\langle L^2 \rangle = 0.33$	Xtriage
Estimated twinning fraction	No twinning to report.	Xtriage
F_o, F_c correlation	0.93	EDS
Total number of atoms	10690	wwPDB-VP
Average B, all atoms (Å ²)	53.0	wwPDB-VP

Xtriage's analysis on translational NCS is as follows: *The largest off-origin peak in the Patterson function is 5.76% of the height of the origin peak. No significant pseudotranslation is detected.*

¹Intensities estimated from amplitudes.

²Theoretical values of $\langle |L| \rangle$, $\langle L^2 \rangle$ for acentric reflections are 0.5, 0.333 respectively for untwinned datasets, and 0.375, 0.2 for perfectly twinned datasets.

5 Model quality

5.1 Standard geometry

Bond lengths and bond angles in the following residue types are not validated in this section: ANP

The Z score for a bond length (or angle) is the number of standard deviations the observed value is removed from the expected value. A bond length (or angle) with $|Z| > 5$ is considered an outlier worth inspection. RMSZ is the root-mean-square of all Z scores of the bond lengths (or angles).

Mol	Chain	Bond lengths		Bond angles	
		RMSZ	$\# Z > 5$	RMSZ	$\# Z > 5$
1	A	0.56	1/2672 (0.0%)	0.70	5/3569 (0.1%)
1	B	0.44	0/2647	0.63	1/3535 (0.0%)
1	C	0.45	0/2647	0.68	1/3535 (0.0%)
1	D	0.38	0/2647	0.57	0/3535
All	All	0.46	1/10613 (0.0%)	0.65	7/14174 (0.0%)

All (1) bond length outliers are listed below:

Mol	Chain	Res	Type	Atoms	Z	Observed(Å)	Ideal(Å)
1	A	98	ALA	CA-CB	-16.04	1.18	1.52

All (7) bond angle outliers are listed below:

Mol	Chain	Res	Type	Atoms	Z	Observed(°)	Ideal(°)
1	A	100	GLU	N-CA-C	-8.12	89.08	111.00
1	B	196	GLU	N-CA-C	-6.99	92.12	111.00
1	A	97	PHE	N-CA-C	-6.86	92.47	111.00
1	A	98	ALA	CB-CA-C	-6.86	99.82	110.10
1	C	307	LYS	N-CA-C	-5.55	96.02	111.00
1	A	97	PHE	CA-C-O	5.19	130.99	120.10
1	A	97	PHE	CA-C-N	-5.13	105.92	117.20

There are no chirality outliers.

There are no planarity outliers.

5.2 Too-close contacts

In the following table, the Non-H and H(model) columns list the number of non-hydrogen atoms and hydrogen atoms in the chain respectively. The H(added) column lists the number of hydrogen

atoms added and optimized by MolProbity. The Clashes column lists the number of clashes within the asymmetric unit, whereas Symm-Clashes lists symmetry related clashes.

Mol	Chain	Non-H	H(model)	H(added)	Clashes	Symm-Clashes
1	A	2630	0	2722	182	0
1	B	2606	0	2700	163	0
1	C	2606	0	2700	152	0
1	D	2606	0	2700	160	0
2	A	31	0	12	3	0
2	C	31	0	13	0	0
3	A	49	0	0	7	0
3	B	43	0	0	6	0
3	C	59	0	0	7	0
3	D	29	0	0	3	0
All	All	10690	0	10847	614	0

The all-atom clashscore is defined as the number of clashes found per 1000 atoms (including hydrogen atoms). The all-atom clashscore for this structure is 29.

All (614) close contacts within the same asymmetric unit are listed below, sorted by their clash magnitude.

Atom-1	Atom-2	Interatomic distance (Å)	Clash overlap (Å)
1:A:99:LYS:HG2	1:A:103:MET:H	1.09	1.18
1:A:95:ARG:C	1:A:98:ALA:HB2	1.64	1.16
1:A:95:ARG:O	1:A:98:ALA:CB	1.93	1.16
1:B:105:LEU:HD21	3:B:359:HOH:O	1.51	1.11
1:D:121:LEU:HD21	1:D:164:VAL:HG21	1.32	1.10
1:B:95:ARG:HA	3:B:359:HOH:O	1.60	1.00
1:A:6:ARG:HH11	1:A:6:ARG:HG2	1.27	1.00
1:B:295:GLU:HB3	1:B:305:LYS:HG3	1.41	0.99
1:C:131:THR:HG21	1:C:133:HIS:ND1	1.77	0.99
1:C:194:ASN:H	1:C:194:ASN:HD22	1.02	0.96
1:C:292:LYS:HG2	1:C:293:GLY:H	1.33	0.93
1:A:131:THR:HG22	1:A:133:HIS:H	1.33	0.93
1:C:252:ASN:HD21	1:C:313:PHE:HB2	1.32	0.93
1:C:62:ASN:ND2	1:C:64:MET:H	1.68	0.92
1:C:254:LEU:O	1:C:310:TRP:CE3	2.23	0.92
1:A:99:LYS:HG3	1:A:103:MET:O	1.71	0.90
1:B:181:ALA:HA	1:B:186:LEU:HD12	1.53	0.89
1:B:244:LEU:HD11	1:B:262:LYS:HG3	1.56	0.88
1:C:254:LEU:O	1:C:310:TRP:HE3	1.58	0.86
1:B:139:LEU:HD13	1:B:209:ILE:HD12	1.57	0.86
1:C:256:VAL:CG2	1:C:290:LEU:HD23	2.07	0.84

Continued on next page...

Continued from previous page...

Atom-1	Atom-2	Interatomic distance (Å)	Clash overlap (Å)
1:D:14:LEU:HD13	1:D:20:ILE:HD11	1.59	0.83
1:C:20:ILE:HG23	1:C:166:ARG:HG3	1.61	0.83
1:D:14:LEU:HD11	1:D:170:TYR:HB3	1.61	0.83
1:C:194:ASN:HD22	1:C:194:ASN:N	1.74	0.83
1:A:96:ALA:C	1:A:98:ALA:N	2.22	0.83
1:C:256:VAL:HG22	1:C:290:LEU:HD23	1.61	0.82
1:D:131:THR:HG22	1:D:133:HIS:H	1.45	0.81
1:A:190:GLU:HB3	1:D:71:ARG:HH12	1.43	0.81
1:A:131:THR:HG21	1:A:133:HIS:CE1	2.15	0.81
1:D:29:ILE:HD11	1:D:44:LEU:HD12	1.64	0.80
1:B:26:ARG:HG3	1:B:55:GLU:HB3	1.61	0.79
1:A:99:LYS:CG	1:A:103:MET:H	1.92	0.79
1:A:97:PHE:HE2	1:A:103:MET:HE1	1.45	0.79
1:A:6:ARG:HH11	1:A:6:ARG:CG	1.93	0.79
1:A:95:ARG:C	1:A:98:ALA:CB	2.39	0.79
1:B:62:ASN:HD21	1:B:69:ALA:HB1	1.48	0.79
1:D:257:LYS:N	1:D:257:LYS:HE2	1.97	0.78
1:C:256:VAL:O	1:C:260:LYS:HB2	1.82	0.78
1:B:191:ASP:HB3	1:B:194:ASN:HD22	1.49	0.78
1:D:202:ASN:HD22	1:D:202:ASN:N	1.82	0.78
1:A:65:LEU:HA	1:A:95:ARG:NH1	1.99	0.77
1:C:292:LYS:HG2	1:C:293:GLY:N	1.98	0.77
1:B:275:ILE:HG23	1:B:277:GLU:H	1.50	0.77
1:A:302:LYS:HG2	3:A:546:HOH:O	1.85	0.77
1:A:162:GLU:OE1	3:A:544:HOH:O	2.02	0.76
1:B:303:VAL:HG13	1:B:314:SER:HB3	1.67	0.76
1:B:266:LEU:O	1:B:269:ARG:HB2	1.86	0.76
1:A:260:LYS:HD2	1:A:261:GLU:HG3	1.68	0.76
1:A:197:VAL:HG11	1:A:207:ARG:NH2	2.01	0.76
1:A:131:THR:HG21	1:A:133:HIS:ND1	2.02	0.75
1:C:275:ILE:HG21	1:C:286:VAL:HG21	1.69	0.75
1:A:95:ARG:O	1:A:98:ALA:HB3	1.88	0.74
1:C:254:LEU:HD23	1:C:311:LEU:HD23	1.70	0.74
1:A:234:ARG:HD3	1:A:238:GLU:OE1	1.89	0.73
1:D:272:ARG:HD3	1:D:278:LYS:NZ	2.04	0.73
1:D:1:MET:HB2	1:D:5:SER:OG	1.88	0.73
1:A:305:LYS:HE2	1:A:307:LYS:HE3	1.69	0.73
1:C:306:ARG:HG2	1:C:307:LYS:O	1.88	0.73
1:D:257:LYS:H	1:D:257:LYS:HE2	1.52	0.73
1:A:99:LYS:HG2	1:A:103:MET:N	1.95	0.72
1:B:187:ARG:HG2	1:C:196:GLU:HG2	1.69	0.72

Continued on next page...

Continued from previous page...

Atom-1	Atom-2	Interatomic distance (Å)	Clash overlap (Å)
1:B:255:ASP:OD1	1:B:257:LYS:HB3	1.89	0.72
1:C:298:LEU:HB2	1:C:302:LYS:HB2	1.72	0.71
1:A:197:VAL:HG23	1:A:203:ARG:HA	1.72	0.71
1:C:256:VAL:HG22	1:C:290:LEU:CD2	2.20	0.71
1:C:62:ASN:HD22	1:C:64:MET:H	1.36	0.71
1:A:94:VAL:O	1:A:98:ALA:HB2	1.91	0.70
1:A:229:VAL:HA	1:B:268:ARG:NH1	2.06	0.70
1:B:191:ASP:CB	1:B:194:ASN:HD22	2.04	0.70
1:C:205:ARG:HA	1:C:209:ILE:HD13	1.72	0.70
1:B:275:ILE:HD12	1:B:286:VAL:HG21	1.73	0.70
1:B:93:ASP:OD1	1:B:95:ARG:HB3	1.91	0.70
1:C:131:THR:HG23	1:C:133:HIS:H	1.55	0.70
1:C:14:LEU:HD13	1:C:20:ILE:HG13	1.74	0.70
1:A:139:LEU:HD13	1:A:209:ILE:HD12	1.73	0.70
1:D:139:LEU:HD13	1:D:209:ILE:HD12	1.74	0.69
1:B:35:VAL:HG13	1:B:188:TRP:CE2	2.27	0.69
1:C:36:ASP:HB2	1:C:132:ALA:HB1	1.74	0.69
1:B:14:LEU:HD11	1:B:170:TYR:HB3	1.73	0.69
1:C:306:ARG:CG	1:C:307:LYS:O	2.41	0.69
1:D:134:HIS:HD2	1:D:136:ASN:H	1.40	0.69
1:C:296:VAL:O	1:C:303:VAL:HA	1.93	0.69
1:B:29:ILE:HD11	1:B:44:LEU:HD12	1.75	0.69
1:C:255:ASP:HA	1:C:309:ARG:O	1.92	0.68
1:A:131:THR:HG22	1:A:133:HIS:N	2.07	0.68
1:B:131:THR:HG21	1:B:133:HIS:ND1	2.09	0.68
1:C:194:ASN:ND2	1:C:194:ASN:H	1.80	0.68
1:D:257:LYS:HD2	1:D:309:ARG:HB2	1.75	0.68
1:A:95:ARG:O	1:A:98:ALA:HB2	1.68	0.68
1:C:207:ARG:HG2	1:D:211:GLU:CD	2.13	0.68
1:D:209:ILE:HB	1:D:210:PRO:HD3	1.74	0.68
1:A:209:ILE:HB	1:A:210:PRO:HD3	1.75	0.67
1:A:66:ARG:HD2	1:D:187:ARG:NH1	2.08	0.67
1:C:35:VAL:HG23	3:C:551:HOH:O	1.94	0.67
1:A:77:LYS:O	1:A:81:LYS:HG3	1.95	0.67
1:D:197:VAL:HG21	1:D:207:ARG:NH2	2.10	0.67
1:A:121:LEU:HD11	1:A:164:VAL:HG21	1.75	0.67
1:A:128:CYS:HA	1:A:164:VAL:HG22	1.76	0.67
1:A:293:GLY:HA2	1:A:306:ARG:HD3	1.76	0.67
1:B:62:ASN:ND2	1:B:64:MET:H	1.93	0.67
1:B:88:PHE:CZ	1:B:124:GLU:HG2	2.29	0.67
1:C:104:SER:OG	1:C:107:GLU:HG2	1.95	0.67

Continued on next page...

Continued from previous page...

Atom-1	Atom-2	Interatomic distance (Å)	Clash overlap (Å)
1:C:62:ASN:ND2	1:C:69:ALA:HB1	2.10	0.67
1:B:253:CYS:O	1:B:254:LEU:HD12	1.95	0.67
1:A:100:GLU:C	1:A:100:GLU:OE2	2.33	0.66
1:C:131:THR:CG2	1:C:133:HIS:H	2.09	0.66
1:D:121:LEU:CD2	1:D:164:VAL:HG21	2.18	0.66
1:B:248:VAL:HG11	1:B:259:LEU:HG	1.76	0.66
1:C:296:VAL:HB	1:C:304:LEU:H	1.60	0.66
1:D:308:GLU:HG3	1:D:309:ARG:H	1.59	0.66
1:A:65:LEU:HD21	1:A:94:VAL:HB	1.78	0.66
1:A:260:LYS:HD3	1:A:291:GLU:OE1	1.96	0.66
1:D:49:ASN:O	1:D:52:SER:N	2.27	0.65
1:D:292:LYS:HG2	1:D:293:GLY:H	1.62	0.65
1:B:305:LYS:HB3	1:B:305:LYS:NZ	2.12	0.65
1:D:14:LEU:HB3	1:D:20:ILE:HD11	1.78	0.65
1:A:266:LEU:O	1:A:270:VAL:HG23	1.97	0.65
1:A:156:ILE:HD12	1:A:234:ARG:NE	2.13	0.64
1:B:25:ARG:HG3	1:B:54:LYS:NZ	2.12	0.64
1:D:63:HIS:HB3	1:D:65:LEU:HG	1.80	0.64
1:A:275:ILE:CD1	1:A:286:VAL:HG21	2.27	0.64
1:A:86:LYS:HB2	1:A:86:LYS:NZ	2.12	0.64
1:A:275:ILE:HD11	1:A:286:VAL:HG21	1.78	0.64
1:A:96:ALA:C	1:A:98:ALA:H	1.93	0.64
1:D:289:LEU:HD23	1:D:311:LEU:HD11	1.78	0.64
1:D:110:ARG:NH1	1:D:113:ARG:HH22	1.96	0.64
1:D:121:LEU:HD12	1:D:126:PHE:HB2	1.80	0.64
1:C:222:THR:HG22	3:D:345:HOH:O	1.97	0.63
1:B:196:GLU:HG2	1:B:198:SER:OG	1.99	0.63
1:A:285:LEU:HD12	1:A:296:VAL:CG1	2.29	0.63
1:B:260:LYS:HG3	1:B:291:GLU:OE1	1.98	0.63
1:A:78:GLU:O	1:A:82:GLU:HG3	1.98	0.63
1:C:204:ILE:HG22	1:C:209:ILE:CD1	2.28	0.63
1:C:256:VAL:HG21	1:C:290:LEU:HA	1.81	0.62
1:B:281:GLU:OE2	1:B:281:GLU:HA	1.98	0.62
1:B:300:LYS:HG3	1:B:300:LYS:O	1.97	0.62
1:A:248:VAL:HG11	1:A:259:LEU:HB2	1.80	0.62
1:B:190:GLU:HG3	1:C:207:ARG:NH2	2.14	0.62
1:D:272:ARG:HD3	1:D:278:LYS:HZ2	1.65	0.62
1:A:99:LYS:HG3	1:A:103:MET:C	2.19	0.62
1:C:131:THR:CG2	1:C:133:HIS:ND1	2.58	0.62
1:A:28:LEU:HD11	1:A:59:ALA:HB2	1.81	0.62
1:B:159:LEU:HB2	1:B:162:GLU:HG3	1.81	0.62

Continued on next page...

Continued from previous page...

Atom-1	Atom-2	Interatomic distance (Å)	Clash overlap (Å)
1:C:306:ARG:HB3	3:C:559:HOH:O	2.00	0.61
1:B:55:GLU:OE1	1:B:86:LYS:HE2	2.01	0.61
1:D:234:ARG:HB3	1:D:234:ARG:HH11	1.66	0.61
1:A:257:LYS:HE3	1:A:306:ARG:NH1	2.15	0.61
1:A:203:ARG:HH12	1:B:214:ARG:HH11	1.46	0.61
1:B:35:VAL:HG13	1:B:188:TRP:CD2	2.36	0.61
1:C:259:LEU:HD22	1:C:267:GLN:HG2	1.82	0.61
1:C:62:ASN:C	1:C:62:ASN:HD22	2.03	0.61
1:B:62:ASN:ND2	1:B:69:ALA:HB1	2.15	0.61
1:D:161:LYS:HG3	1:D:166:ARG:HD3	1.81	0.61
1:A:218:ASN:ND2	3:A:549:HOH:O	2.32	0.61
1:C:256:VAL:CG2	1:C:290:LEU:HA	2.31	0.61
1:D:14:LEU:HD11	1:D:170:TYR:CB	2.30	0.61
1:C:149:GLY:HA2	1:D:222:THR:HG23	1.82	0.61
1:C:20:ILE:CG2	1:C:166:ARG:HG3	2.30	0.61
1:D:65:LEU:HA	1:D:95:ARG:HH22	1.66	0.60
1:A:222:THR:HG23	1:B:149:GLY:HA2	1.83	0.60
1:C:304:LEU:HA	1:C:312:CYS:O	2.01	0.60
1:A:267:GLN:O	1:A:271:ILE:HG12	2.01	0.60
1:B:289:LEU:HD12	1:B:292:LYS:O	2.00	0.60
1:A:36:ASP:HB3	1:A:132:ALA:HB1	1.84	0.60
1:D:15:GLN:HE22	1:D:21:PHE:HB2	1.65	0.60
1:C:14:LEU:HD13	1:C:20:ILE:CG1	2.31	0.60
1:B:139:LEU:CD1	1:B:209:ILE:HD12	2.30	0.60
1:D:63:HIS:O	1:D:64:MET:HB2	2.02	0.60
1:B:173:LYS:HG2	1:B:176:GLU:HG3	1.84	0.60
1:C:306:ARG:HG3	1:C:310:TRP:O	2.02	0.59
1:C:7:VAL:O	1:C:11:VAL:HG23	2.03	0.59
1:B:271:ILE:O	1:B:275:ILE:HG22	2.02	0.59
1:D:271:ILE:O	1:D:275:ILE:HG12	2.02	0.59
1:B:194:ASN:O	1:B:195:TYR:HB2	2.01	0.59
1:A:93:ASP:HB3	1:A:96:ALA:HB3	1.84	0.59
1:C:62:ASN:HD22	1:C:63:HIS:N	2.01	0.59
1:D:65:LEU:HD21	1:D:94:VAL:HB	1.84	0.59
1:C:268:ARG:HD2	3:C:553:HOH:O	2.01	0.59
1:A:131:THR:HG21	1:A:133:HIS:CG	2.38	0.59
1:A:150:THR:O	1:B:226:MET:HG3	2.02	0.59
1:A:26:ARG:HH22	1:A:54:LYS:HD2	1.67	0.59
1:C:204:ILE:HG22	1:C:209:ILE:HD11	1.85	0.59
1:D:173:LYS:HG2	1:D:176:GLU:OE1	2.02	0.59
1:A:190:GLU:CD	1:A:190:GLU:H	2.03	0.58

Continued on next page...

Continued from previous page...

Atom-1	Atom-2	Interatomic distance (Å)	Clash overlap (Å)
1:B:83:ARG:HG3	1:B:83:ARG:HH11	1.67	0.58
1:A:95:ARG:O	1:A:98:ALA:HB1	1.99	0.58
1:B:296:VAL:O	1:B:303:VAL:HG23	2.03	0.58
1:C:62:ASN:ND2	1:C:64:MET:N	2.47	0.58
1:D:29:ILE:CD1	1:D:44:LEU:HD12	2.33	0.58
1:B:62:ASN:C	1:B:62:ASN:HD22	2.05	0.58
1:B:83:ARG:NE	3:B:351:HOH:O	2.32	0.58
1:A:97:PHE:HE2	1:A:103:MET:CE	2.16	0.58
1:C:194:ASN:ND2	1:C:194:ASN:N	2.46	0.58
1:A:174:ARG:O	1:A:178:GLU:HG3	2.04	0.58
1:A:131:THR:HG23	2:A:500:ANP:O2'	2.03	0.58
1:A:83:ARG:HB2	1:A:85:MET:HG3	1.85	0.58
1:A:99:LYS:CG	1:A:103:MET:O	2.49	0.58
1:D:298:LEU:HB2	1:D:302:LYS:HB3	1.86	0.58
1:D:93:ASP:OD2	1:D:96:ALA:HB3	2.03	0.58
1:A:289:LEU:O	1:A:306:ARG:HD2	2.04	0.58
1:A:6:ARG:NH1	1:A:6:ARG:HG2	2.05	0.57
1:B:66:ARG:NE	1:B:66:ARG:HA	2.19	0.57
1:C:62:ASN:HD21	1:C:69:ALA:HB1	1.68	0.57
1:A:233:GLU:HB3	1:B:237:LEU:HD11	1.87	0.57
1:B:209:ILE:HB	1:B:210:PRO:HD3	1.87	0.57
1:A:121:LEU:HD12	1:A:129:ILE:HG13	1.85	0.57
1:D:86:LYS:HD3	1:D:87:ILE:H	1.69	0.57
1:A:191:ASP:O	1:A:192:GLU:HB2	2.05	0.57
1:A:275:ILE:HG22	1:A:277:GLU:H	1.69	0.57
1:A:275:ILE:HD11	1:A:286:VAL:CG2	2.34	0.57
1:B:124:GLU:HB3	1:B:126:PHE:CE1	2.40	0.57
1:C:281:GLU:N	1:C:281:GLU:OE1	2.38	0.57
1:C:173:LYS:HE3	3:C:525:HOH:O	2.04	0.56
1:C:149:GLY:CA	1:D:222:THR:HG23	2.35	0.56
1:A:187:ARG:N	1:A:187:ARG:HD2	2.20	0.56
1:C:256:VAL:O	1:C:260:LYS:CB	2.53	0.56
1:A:64:MET:O	1:A:65:LEU:HD23	2.06	0.56
1:A:257:LYS:HD2	1:A:309:ARG:HB2	1.86	0.56
1:B:134:HIS:HD2	1:B:136:ASN:H	1.52	0.56
1:C:66:ARG:HG3	1:C:66:ARG:HH11	1.70	0.56
1:B:197:VAL:HG22	1:B:203:ARG:HA	1.88	0.56
1:D:131:THR:HG21	1:D:133:HIS:ND1	2.20	0.56
1:A:285:LEU:HD12	1:A:296:VAL:HG11	1.88	0.56
1:B:280:TYR:CZ	1:B:284:GLU:HG3	2.41	0.56
1:C:28:LEU:HD11	1:C:59:ALA:HB2	1.87	0.56

Continued on next page...

Continued from previous page...

Atom-1	Atom-2	Interatomic distance (Å)	Clash overlap (Å)
1:D:161:LYS:HG3	1:D:166:ARG:CD	2.36	0.56
1:D:292:LYS:HG2	1:D:293:GLY:N	2.21	0.56
1:D:86:LYS:HD3	1:D:87:ILE:N	2.20	0.56
1:C:280:TYR:CZ	1:C:284:GLU:HG3	2.41	0.56
1:D:38:VAL:HG12	1:D:186:LEU:HD13	1.88	0.56
1:B:248:VAL:HG22	1:B:258:LYS:HB2	1.89	0.55
1:B:190:GLU:HG3	1:C:207:ARG:CZ	2.36	0.55
1:A:190:GLU:CB	1:D:71:ARG:HH12	2.18	0.55
1:C:140:GLU:OE2	1:C:174:ARG:NH2	2.36	0.55
1:B:150:THR:OG1	1:B:154:GLY:HA3	2.07	0.55
1:B:187:ARG:CZ	1:C:66:ARG:HD3	2.37	0.55
1:C:134:HIS:HD2	1:C:137:ASP:H	1.54	0.55
1:A:66:ARG:HD2	1:D:187:ARG:CZ	2.37	0.55
1:B:279:ASP:O	1:B:283:VAL:HG23	2.07	0.55
1:B:308:GLU:OE1	1:B:308:GLU:HA	2.06	0.55
1:C:254:LEU:HB2	1:C:311:LEU:HB3	1.88	0.55
1:C:135:LEU:HD21	1:C:220:GLU:O	2.06	0.55
1:D:204:ILE:O	1:D:209:ILE:HG12	2.06	0.55
1:B:199:ILE:HB	1:B:202:ASN:ND2	2.21	0.55
1:B:25:ARG:HG3	1:B:54:LYS:HZ3	1.71	0.55
1:B:25:ARG:NH2	3:B:319:HOH:O	2.39	0.55
1:D:254:LEU:HD13	1:D:274:PHE:CE1	2.41	0.55
1:A:94:VAL:O	1:A:98:ALA:CA	2.56	0.54
1:A:67:GLU:OE1	1:D:81:LYS:HG2	2.07	0.54
1:B:287:ARG:O	1:B:290:LEU:HG	2.08	0.54
1:D:235:GLU:O	1:D:239:GLU:HG3	2.06	0.54
1:B:304:LEU:HA	1:B:313:PHE:HA	1.89	0.54
1:D:29:ILE:HG12	1:D:130:ALA:HB3	1.88	0.54
1:D:255:ASP:HB3	1:D:258:LYS:HE3	1.90	0.54
1:D:255:ASP:OD2	1:D:258:LYS:HE2	2.07	0.54
1:C:152:LEU:HD21	1:D:152:LEU:HD21	1.89	0.53
1:C:86:LYS:HD2	1:C:87:ILE:H	1.74	0.53
1:A:190:GLU:HB3	1:D:71:ARG:NH1	2.19	0.53
1:A:83:ARG:CB	1:A:85:MET:HG3	2.38	0.53
1:C:88:PHE:CZ	1:C:124:GLU:HG2	2.43	0.53
1:B:187:ARG:HG2	1:C:196:GLU:CG	2.39	0.53
1:D:87:ILE:C	1:D:87:ILE:HD13	2.29	0.53
1:A:178:GLU:O	1:A:182:LYS:HG3	2.09	0.53
1:C:292:LYS:CG	1:C:293:GLY:H	2.16	0.53
1:B:300:LYS:O	1:B:302:LYS:N	2.42	0.53
1:D:308:GLU:HA	1:D:308:GLU:OE2	2.08	0.53

Continued on next page...

Continued from previous page...

Atom-1	Atom-2	Interatomic distance (Å)	Clash overlap (Å)
1:C:207:ARG:NH1	3:C:550:HOH:O	2.22	0.53
1:C:248:VAL:HG13	1:C:255:ASP:HB3	1.91	0.53
1:C:1:MET:HG3	1:C:5:SER:OG	2.09	0.53
1:A:194:ASN:ND2	1:D:190:GLU:CG	2.71	0.53
1:A:275:ILE:HG23	1:A:277:GLU:HB2	1.91	0.53
1:C:238:GLU:O	1:C:242:GLN:HG2	2.09	0.53
1:C:287:ARG:HG3	1:C:290:LEU:HD12	1.90	0.53
1:D:60:HIS:CD2	1:D:76:CYS:SG	3.01	0.53
1:A:6:ARG:NH1	1:A:6:ARG:CG	2.63	0.53
1:B:235:GLU:HG2	1:B:239:GLU:OE2	2.09	0.53
1:B:253:CYS:HA	1:B:311:LEU:O	2.09	0.53
1:C:204:ILE:O	1:C:209:ILE:HD12	2.08	0.53
1:D:308:GLU:HG3	1:D:309:ARG:N	2.22	0.52
1:A:116:PHE:O	1:A:120:ILE:HG12	2.09	0.52
1:A:73:GLU:CD	1:A:89:VAL:HG21	2.29	0.52
1:B:139:LEU:HD13	1:B:209:ILE:CD1	2.34	0.52
1:B:308:GLU:HG3	1:B:309:ARG:H	1.74	0.52
1:C:222:THR:HG23	1:D:149:GLY:CA	2.39	0.52
1:D:39:VAL:HG13	1:D:180:TYR:CD2	2.45	0.52
1:A:244:LEU:HD23	1:A:266:LEU:HB3	1.90	0.52
1:B:104:SER:OG	1:B:107:GLU:HG2	2.10	0.52
1:A:175:SER:O	1:A:179:GLU:HG3	2.09	0.52
1:B:173:LYS:CG	1:B:176:GLU:HG3	2.40	0.52
1:B:223:PHE:O	1:B:227:VAL:HG23	2.10	0.52
1:A:134:HIS:HD2	1:A:136:ASN:H	1.58	0.52
1:C:296:VAL:HG21	1:C:304:LEU:HB2	1.92	0.52
1:B:160:PRO:HD3	1:B:170:TYR:CE1	2.45	0.52
1:B:35:VAL:HG22	3:B:322:HOH:O	2.09	0.52
1:A:131:THR:HG22	1:A:132:ALA:N	2.24	0.52
1:C:209:ILE:HB	1:C:210:PRO:HD3	1.91	0.52
1:C:222:THR:HG22	1:C:223:PHE:N	2.25	0.51
1:D:254:LEU:HD22	1:D:274:PHE:CD1	2.45	0.51
1:D:40:LEU:HB2	1:D:169:LEU:HD11	1.92	0.51
1:A:161:LYS:HG3	1:A:166:ARG:HD3	1.93	0.51
1:B:61:PHE:HB3	1:B:113:ARG:HG3	1.92	0.51
1:A:139:LEU:HD11	1:A:219:LEU:HD23	1.92	0.51
1:C:124:GLU:HB3	1:C:126:PHE:CE1	2.45	0.51
1:D:272:ARG:HD3	1:D:278:LYS:HZ3	1.75	0.51
1:A:275:ILE:CG2	1:A:277:GLU:H	2.23	0.51
1:B:131:THR:CG2	1:B:133:HIS:H	2.24	0.51
1:C:303:VAL:CG1	1:C:314:SER:HB2	2.40	0.51

Continued on next page...

Continued from previous page...

Atom-1	Atom-2	Interatomic distance (Å)	Clash overlap (Å)
1:D:260:LYS:HE3	1:D:291:GLU:OE2	2.11	0.51
1:B:309:ARG:HG3	1:B:310:TRP:CD1	2.45	0.51
1:D:59:ALA:HA	1:D:88:PHE:O	2.10	0.51
1:C:306:ARG:HG3	1:C:307:LYS:O	2.11	0.51
1:D:14:LEU:HB3	1:D:20:ILE:CD1	2.41	0.51
1:B:2:ASN:HB2	1:B:3:PRO:CD	2.41	0.51
1:A:147:THR:OG1	1:B:212:LEU:HD22	2.10	0.51
1:D:192:GLU:O	1:D:193:THR:HG22	2.10	0.51
1:D:300:LYS:O	1:D:300:LYS:HG3	2.11	0.51
1:A:121:LEU:C	1:A:121:LEU:HD23	2.32	0.50
1:A:272:ARG:HD3	1:A:278:LYS:HD2	1.93	0.50
1:A:156:ILE:HD12	1:A:234:ARG:HE	1.76	0.50
1:B:308:GLU:HG3	1:B:309:ARG:N	2.26	0.50
1:C:144:LEU:HD22	1:C:148:ARG:HD2	1.93	0.50
1:A:131:THR:CG2	1:A:132:ALA:N	2.75	0.50
1:A:251:GLY:C	1:A:252:ASN:HD22	2.15	0.50
1:A:281:GLU:O	1:A:285:LEU:HB2	2.12	0.50
1:A:68:SER:O	1:A:70:GLU:N	2.44	0.50
1:A:138:LEU:HD13	1:A:158:PHE:CE1	2.46	0.50
1:B:254:LEU:HD23	1:B:259:LEU:HD11	1.94	0.50
1:B:207:ARG:CZ	1:D:195:TYR:HB3	2.41	0.50
1:D:253:CYS:O	1:D:254:LEU:HD12	2.11	0.50
1:A:222:THR:HG23	1:B:149:GLY:CA	2.42	0.50
1:A:14:LEU:HD13	1:A:20:ILE:CG1	2.42	0.49
1:C:81:LYS:HD3	1:C:81:LYS:O	2.12	0.49
1:D:237:LEU:HD13	1:D:269:ARG:HH21	1.77	0.49
1:A:34:GLY:O	1:A:38:VAL:HG23	2.12	0.49
1:B:2:ASN:HB2	1:B:3:PRO:HD2	1.94	0.49
1:D:128:CYS:HA	1:D:164:VAL:HG22	1.95	0.49
1:D:164:VAL:O	1:D:164:VAL:HG22	2.13	0.49
1:C:222:THR:HG23	1:D:149:GLY:HA2	1.93	0.49
1:A:287:ARG:HG3	1:A:290:LEU:HD12	1.94	0.49
1:B:124:GLU:HB3	1:B:126:PHE:HE1	1.76	0.49
1:C:66:ARG:HG3	1:C:66:ARG:NH1	2.27	0.49
1:A:205:ARG:O	1:A:210:PRO:HD3	2.12	0.49
1:A:194:ASN:HD21	1:D:190:GLU:HG2	1.76	0.49
1:A:256:VAL:HG13	1:A:290:LEU:HA	1.95	0.49
1:D:257:LYS:HD2	1:D:309:ARG:CB	2.43	0.49
1:D:87:ILE:HD13	1:D:88:PHE:N	2.27	0.49
1:A:257:LYS:HA	1:A:257:LYS:HE2	1.94	0.49
1:A:214:ARG:HD2	1:B:203:ARG:NH2	2.27	0.49

Continued on next page...

Continued from previous page...

Atom-1	Atom-2	Interatomic distance (Å)	Clash overlap (Å)
1:C:134:HIS:CD2	1:C:137:ASP:H	2.31	0.49
1:C:303:VAL:HG13	1:C:314:SER:HB2	1.95	0.48
1:D:131:THR:CG2	1:D:133:HIS:H	2.22	0.48
1:D:191:ASP:O	1:D:193:THR:HG23	2.13	0.48
1:D:2:ASN:HB2	1:D:3:PRO:CD	2.43	0.48
1:B:26:ARG:HB3	1:B:126:PHE:CD2	2.48	0.48
1:C:86:LYS:HD2	1:C:87:ILE:N	2.27	0.48
1:A:97:PHE:CE2	1:A:103:MET:HE1	2.36	0.48
1:A:306:ARG:HG3	1:A:310:TRP:O	2.14	0.48
1:A:86:LYS:HB2	1:A:86:LYS:HZ3	1.76	0.48
1:B:254:LEU:O	1:B:256:VAL:N	2.46	0.48
1:D:197:VAL:HG12	1:D:203:ARG:CZ	2.43	0.48
1:A:156:ILE:CD1	1:A:231:ARG:HA	2.43	0.48
1:A:94:VAL:O	1:A:98:ALA:CB	2.60	0.48
1:B:260:LYS:HD3	1:B:261:GLU:N	2.28	0.48
1:C:296:VAL:CG2	1:C:304:LEU:HB2	2.44	0.48
1:B:245:TYR:HD1	1:B:270:VAL:HG13	1.78	0.48
1:C:4:GLU:OE2	1:C:184:LYS:NZ	2.44	0.48
1:A:194:ASN:ND2	1:D:190:GLU:HG3	2.27	0.48
1:D:140:GLU:OE2	1:D:174:ARG:NH2	2.46	0.48
1:A:190:GLU:N	1:A:190:GLU:OE2	2.36	0.48
1:A:203:ARG:NH1	1:B:214:ARG:HH11	2.11	0.48
1:D:144:LEU:HD21	1:D:148:ARG:NE	2.28	0.48
1:B:191:ASP:HB3	1:B:194:ASN:HB2	1.96	0.48
1:B:275:ILE:HD11	1:B:298:LEU:HD13	1.94	0.48
1:B:2:ASN:N	1:B:2:ASN:OD1	2.47	0.48
1:B:95:ARG:HG3	3:B:359:HOH:O	2.14	0.48
1:C:260:LYS:HE2	1:C:290:LEU:O	2.14	0.47
1:D:242:GLN:O	1:D:246:LYS:HG2	2.14	0.47
1:D:26:ARG:NH1	1:D:124:GLU:O	2.47	0.47
1:B:190:GLU:HG2	1:B:191:ASP:N	2.29	0.47
1:C:293:GLY:HA2	3:C:559:HOH:O	2.14	0.47
1:A:117:LEU:HB3	1:A:129:ILE:HD13	1.94	0.47
1:B:250:LYS:NZ	1:B:255:ASP:HB2	2.29	0.47
1:B:62:ASN:HD22	1:B:63:HIS:N	2.12	0.47
1:B:86:LYS:HG2	1:B:88:PHE:CZ	2.49	0.47
1:C:48:LYS:HG3	1:C:53:LEU:HB2	1.94	0.47
1:A:295:GLU:HG3	1:A:305:LYS:HB2	1.96	0.47
1:C:87:ILE:HG12	1:C:88:PHE:N	2.29	0.47
1:A:184:LYS:HB2	1:A:186:LEU:HG	1.96	0.47
1:A:24:GLU:O	1:A:25:ARG:HD3	2.15	0.47

Continued on next page...

Continued from previous page...

Atom-1	Atom-2	Interatomic distance (Å)	Clash overlap (Å)
1:C:150:THR:OG1	1:C:154:GLY:HA3	2.13	0.47
1:B:204:ILE:O	1:B:209:ILE:HG12	2.15	0.47
1:C:4:GLU:OE2	1:C:46:LYS:HE2	2.13	0.47
1:B:131:THR:HG23	1:B:133:HIS:H	1.80	0.47
1:C:203:ARG:HD3	1:D:211:GLU:OE1	2.14	0.47
1:A:121:LEU:HD11	1:A:164:VAL:CG2	2.40	0.47
1:B:83:ARG:NH1	1:B:83:ARG:HG3	2.29	0.47
1:D:48:LYS:O	1:D:53:LEU:HB2	2.13	0.47
1:B:134:HIS:CD2	1:B:137:ASP:H	2.33	0.47
1:B:285:LEU:HG	1:B:296:VAL:HG11	1.96	0.47
1:B:187:ARG:CG	1:C:196:GLU:HG2	2.44	0.47
1:C:197:VAL:CG1	1:C:197:VAL:O	2.63	0.47
1:A:14:LEU:HD13	1:A:20:ILE:HG13	1.97	0.47
1:A:229:VAL:HA	1:B:268:ARG:HH12	1.78	0.47
1:A:304:LEU:N	1:A:304:LEU:HD12	2.30	0.47
1:A:62:ASN:HD22	1:A:62:ASN:C	2.17	0.47
1:B:29:ILE:CD1	1:B:44:LEU:HD12	2.44	0.47
1:B:62:ASN:C	1:B:62:ASN:ND2	2.68	0.47
1:C:143:LEU:HD21	1:C:212:LEU:HD11	1.97	0.46
1:D:28:LEU:O	1:D:129:ILE:HA	2.14	0.46
1:A:164:VAL:HG22	1:A:164:VAL:O	2.15	0.46
2:A:500:ANP:H5'2	2:A:500:ANP:H8	1.97	0.46
1:C:289:LEU:N	1:C:289:LEU:HD22	2.30	0.46
1:C:303:VAL:O	1:C:313:PHE:HA	2.14	0.46
1:D:144:LEU:CD2	1:D:148:ARG:NE	2.78	0.46
1:B:275:ILE:HD12	1:B:286:VAL:CG2	2.42	0.46
1:D:252:ASN:O	1:D:312:CYS:SG	2.72	0.46
1:A:179:GLU:HG2	3:A:512:HOH:O	2.15	0.46
1:A:195:TYR:O	1:D:187:ARG:HB3	2.16	0.46
1:A:257:LYS:HE3	1:A:306:ARG:HH11	1.78	0.46
1:B:28:LEU:O	1:B:129:ILE:HA	2.14	0.46
1:B:187:ARG:NH1	1:C:66:ARG:HD3	2.31	0.46
1:B:133:HIS:ND1	1:B:167:ARG:NH1	2.64	0.46
1:D:150:THR:OG1	1:D:151:GLY:N	2.49	0.46
1:D:295:GLU:HG2	3:D:325:HOH:O	2.16	0.46
1:A:248:VAL:HG12	1:A:248:VAL:O	2.16	0.46
1:A:263:PRO:O	1:A:267:GLN:HG3	2.16	0.46
1:A:68:SER:C	1:A:70:GLU:N	2.69	0.46
1:B:305:LYS:HZ2	1:B:305:LYS:HB3	1.81	0.46
1:C:60:HIS:O	1:C:89:VAL:HA	2.15	0.46
1:A:18:GLU:HG3	1:A:160:PRO:CG	2.45	0.46

Continued on next page...

Continued from previous page...

Atom-1	Atom-2	Interatomic distance (Å)	Clash overlap (Å)
1:A:302:LYS:HG3	1:A:302:LYS:O	2.16	0.46
1:D:190:GLU:CD	1:D:190:GLU:H	2.19	0.46
1:D:202:ASN:ND2	1:D:202:ASN:N	2.55	0.46
1:C:135:LEU:HD23	1:C:220:GLU:HB3	1.98	0.46
1:C:36:ASP:OD2	1:C:36:ASP:N	2.48	0.46
1:D:4:GLU:HG3	1:D:184:LYS:HD2	1.97	0.46
1:C:244:LEU:HD21	1:C:262:LYS:HG3	1.97	0.46
1:D:299:GLY:O	1:D:301:GLY:N	2.48	0.46
1:A:221:ASP:HA	3:A:514:HOH:O	2.15	0.46
1:D:116:PHE:CE1	1:D:120:ILE:HD11	2.51	0.46
1:B:98:ALA:HB2	1:B:105:LEU:HD23	1.97	0.45
1:D:121:LEU:HD12	1:D:126:PHE:CB	2.45	0.45
1:B:98:ALA:CB	1:B:105:LEU:HD23	2.46	0.45
1:B:37:SER:HA	1:B:132:ALA:HB2	1.97	0.45
1:B:134:HIS:CD2	1:B:136:ASN:HB2	2.51	0.45
1:B:180:TYR:C	1:B:180:TYR:CD2	2.89	0.45
1:D:54:LYS:O	1:D:55:GLU:HB2	2.15	0.45
1:A:229:VAL:HA	1:B:268:ARG:HH11	1.81	0.45
1:D:134:HIS:CD2	1:D:136:ASN:HB2	2.51	0.45
1:D:160:PRO:HD3	1:D:170:TYR:CE1	2.51	0.45
1:D:244:LEU:HD12	1:D:266:LEU:HB3	1.98	0.45
1:D:65:LEU:HA	1:D:95:ARG:NH2	2.31	0.45
1:B:248:VAL:HG12	1:B:254:LEU:HG	1.98	0.45
1:D:191:ASP:OD1	1:D:191:ASP:N	2.47	0.45
1:D:206:HIS:O	1:D:210:PRO:HG2	2.16	0.45
1:A:299:GLY:C	3:A:546:HOH:O	2.54	0.45
1:D:35:VAL:HG22	1:D:188:TRP:CD1	2.52	0.45
1:B:134:HIS:HD2	1:B:136:ASN:N	2.12	0.45
1:C:35:VAL:HG22	1:C:188:TRP:CD1	2.51	0.45
1:C:252:ASN:ND2	1:C:313:PHE:H	2.15	0.45
1:D:275:ILE:O	1:D:302:LYS:HE2	2.16	0.45
1:C:20:ILE:HD11	1:C:160:PRO:HB2	1.99	0.45
1:A:145:PHE:HB3	1:A:150:THR:HG21	1.98	0.45
1:A:271:ILE:O	1:A:275:ILE:HB	2.17	0.45
1:A:245:TYR:CE2	1:A:273:LYS:HD2	2.52	0.45
1:B:26:ARG:CB	1:B:126:PHE:HA	2.48	0.44
1:C:62:ASN:C	1:C:62:ASN:ND2	2.69	0.44
1:D:144:LEU:HD21	1:D:148:ARG:HE	1.82	0.44
1:D:166:ARG:O	1:D:168:PRO:HD3	2.17	0.44
1:D:156:ILE:HD11	1:D:234:ARG:HB2	1.99	0.44
1:C:272:ARG:HG3	1:C:278:LYS:HA	2.00	0.44

Continued on next page...

Continued from previous page...

Atom-1	Atom-2	Interatomic distance (Å)	Clash overlap (Å)
1:A:14:LEU:HD23	1:A:171:TYR:CZ	2.53	0.44
1:C:165:ILE:HG21	1:C:167:ARG:NH1	2.32	0.44
1:D:228:LYS:HE2	3:D:327:HOH:O	2.15	0.44
1:A:284:GLU:HG2	3:A:524:HOH:O	2.17	0.44
1:C:140:GLU:HB3	1:C:201:ARG:HD2	2.00	0.44
1:C:296:VAL:HG23	1:C:304:LEU:O	2.17	0.44
1:C:75:PHE:CZ	1:C:188:TRP:HA	2.51	0.44
1:A:26:ARG:NH2	1:A:54:LYS:HD2	2.32	0.44
1:B:45:LEU:CD1	1:B:83:ARG:HD3	2.48	0.44
1:C:209:ILE:H	1:C:209:ILE:HD12	1.82	0.44
1:D:196:GLU:HG3	1:D:198:SER:OG	2.17	0.44
1:D:78:GLU:O	1:D:82:GLU:HG3	2.17	0.44
1:A:279:ASP:O	1:A:283:VAL:HG23	2.18	0.44
1:B:61:PHE:CB	1:B:113:ARG:HG3	2.48	0.44
1:B:207:ARG:NH2	1:D:195:TYR:HB3	2.33	0.44
1:D:29:ILE:HB	1:D:58:LEU:HD23	1.99	0.44
1:B:281:GLU:CA	1:B:281:GLU:OE2	2.65	0.44
1:C:177:ILE:O	1:C:180:TYR:HB3	2.17	0.44
1:A:149:GLY:O	1:A:150:THR:HB	2.18	0.44
1:C:245:TYR:CZ	1:C:273:LYS:HD2	2.52	0.44
1:A:252:ASN:ND2	1:A:252:ASN:N	2.66	0.44
1:C:172:VAL:HG12	1:C:173:LYS:O	2.18	0.44
1:C:207:ARG:NH2	3:C:550:HOH:O	2.51	0.43
1:B:305:LYS:HB3	1:B:305:LYS:HZ3	1.84	0.43
1:C:209:ILE:O	1:C:213:LYS:HG3	2.19	0.43
1:A:191:ASP:O	1:A:192:GLU:CB	2.66	0.43
1:C:150:THR:O	1:D:226:MET:HG3	2.18	0.43
1:D:124:GLU:HB3	1:D:126:PHE:CE1	2.53	0.43
1:D:285:LEU:HD12	1:D:285:LEU:HA	1.91	0.43
1:D:89:VAL:CG2	1:D:90:GLY:N	2.81	0.43
1:B:134:HIS:HB2	1:B:172:VAL:O	2.19	0.43
1:C:58:LEU:HB2	1:C:87:ILE:HG13	2.00	0.43
1:D:37:SER:HA	1:D:132:ALA:HB2	2.01	0.43
1:A:89:VAL:HG22	1:A:90:GLY:N	2.34	0.43
1:D:229:VAL:O	1:D:233:GLU:HG3	2.19	0.43
1:A:160:PRO:HD3	1:A:170:TYR:CE1	2.53	0.43
1:A:194:ASN:ND2	1:D:190:GLU:HG2	2.33	0.43
1:B:117:LEU:HB3	1:B:129:ILE:HD13	2.01	0.43
1:B:36:ASP:HB3	1:B:132:ALA:HB1	2.00	0.43
1:D:7:VAL:HG21	1:D:180:TYR:HB2	2.00	0.43
1:D:279:ASP:O	1:D:283:VAL:HG23	2.18	0.43

Continued on next page...

Continued from previous page...

Atom-1	Atom-2	Interatomic distance (Å)	Clash overlap (Å)
1:D:289:LEU:CD2	1:D:296:VAL:HG23	2.49	0.43
1:D:31:PHE:CE2	1:D:33:GLY:HA2	2.54	0.43
1:A:197:VAL:HG11	1:A:207:ARG:CZ	2.47	0.43
1:A:149:GLY:HA3	1:B:222:THR:HB	2.01	0.43
1:A:207:ARG:NH2	1:D:191:ASP:OD1	2.52	0.43
1:A:156:ILE:HD11	1:A:231:ARG:HA	2.01	0.43
1:B:279:ASP:OD1	1:B:282:LYS:HB2	2.18	0.43
1:C:68:SER:HA	1:C:71:ARG:HD3	2.00	0.42
1:D:2:ASN:O	1:D:6:ARG:HG3	2.19	0.42
1:B:249:LYS:HD3	1:B:249:LYS:O	2.19	0.42
1:B:288:SER:HB2	1:B:292:LYS:NZ	2.33	0.42
1:C:174:ARG:O	1:C:178:GLU:HG3	2.19	0.42
1:D:134:HIS:CD2	1:D:136:ASN:H	2.28	0.42
1:A:96:ALA:N	1:A:98:ALA:HB2	2.26	0.42
1:C:242:GLN:O	1:C:246:LYS:HG3	2.18	0.42
1:D:139:LEU:HA	1:D:223:PHE:CZ	2.54	0.42
1:D:294:GLY:O	1:D:305:LYS:HG3	2.19	0.42
1:A:211:GLU:OE1	1:B:203:ARG:HD2	2.19	0.42
1:B:4:GLU:O	1:B:8:ILE:HG12	2.18	0.42
1:C:197:VAL:HG12	1:C:197:VAL:O	2.19	0.42
1:C:244:LEU:O	1:C:248:VAL:HG23	2.19	0.42
1:D:217:GLU:HG3	1:D:218:ASN:ND2	2.34	0.42
1:A:285:LEU:HD12	1:A:296:VAL:HG13	2.00	0.42
1:B:14:LEU:HD11	1:B:170:TYR:CB	2.44	0.42
1:B:254:LEU:HD23	1:B:259:LEU:CD1	2.49	0.42
1:D:103:MET:SD	1:D:108:ALA:HB2	2.60	0.42
1:D:204:ILE:HD13	1:D:208:VAL:HG21	2.02	0.42
1:A:307:LYS:O	1:A:308:GLU:HB2	2.19	0.42
1:B:97:PHE:O	1:B:101:ASN:HB2	2.20	0.42
1:B:289:LEU:HD12	1:B:289:LEU:HA	1.92	0.42
1:B:223:PHE:O	1:B:226:MET:HB3	2.19	0.42
1:B:8:ILE:HG22	1:B:12:LEU:HD22	2.02	0.42
1:C:248:VAL:CG1	1:C:255:ASP:HB3	2.49	0.42
1:B:131:THR:HG21	1:B:133:HIS:CE1	2.55	0.42
1:B:173:LYS:HG2	1:B:176:GLU:CG	2.46	0.42
1:B:275:ILE:HG23	1:B:277:GLU:N	2.27	0.42
1:D:254:LEU:HD13	1:D:274:PHE:CZ	2.55	0.42
1:D:285:LEU:O	1:D:288:SER:OG	2.34	0.42
1:A:140:GLU:OE2	1:A:174:ARG:NH2	2.53	0.42
1:C:143:LEU:HD21	1:C:212:LEU:CD1	2.49	0.42
1:D:202:ASN:H	1:D:202:ASN:HD22	1.62	0.42

Continued on next page...

Continued from previous page...

Atom-1	Atom-2	Interatomic distance (Å)	Clash overlap (Å)
1:D:255:ASP:O	1:D:256:VAL:C	2.58	0.42
1:A:63:HIS:O	1:A:64:MET:HB2	2.20	0.41
1:C:139:LEU:HD22	1:C:139:LEU:O	2.19	0.41
1:C:281:GLU:O	1:C:285:LEU:HB2	2.20	0.41
1:A:47:LEU:O	1:A:48:LYS:C	2.58	0.41
1:A:219:LEU:HD13	1:B:147:THR:HG23	2.01	0.41
1:B:152:LEU:HA	1:B:152:LEU:HD23	1.84	0.41
1:B:59:ALA:HB3	1:B:117:LEU:CD2	2.50	0.41
1:A:264:LEU:HD21	1:A:268:ARG:NE	2.35	0.41
1:A:240:GLU:HB3	1:A:266:LEU:HD11	2.02	0.41
1:B:279:ASP:OD2	1:B:281:GLU:HB2	2.20	0.41
1:C:277:GLU:HG2	1:C:302:LYS:HZ3	1.85	0.41
1:A:113:ARG:NH1	1:A:114:TYR:HE1	2.17	0.41
1:A:99:LYS:C	1:A:101:ASN:N	2.63	0.41
1:C:121:LEU:HD13	1:C:129:ILE:HG13	2.02	0.41
1:D:275:ILE:HG22	1:D:304:LEU:HD21	2.02	0.41
1:A:12:LEU:HA	1:A:12:LEU:HD12	1.85	0.41
1:A:239:GLU:O	1:A:243:LYS:HG3	2.20	0.41
1:C:209:ILE:N	1:C:210:PRO:CD	2.84	0.41
1:B:140:GLU:OE2	1:B:174:ARG:NH1	2.53	0.41
1:C:237:LEU:HD13	1:C:269:ARG:HH21	1.86	0.41
1:C:41:THR:HG21	1:C:79:PHE:HE2	1.86	0.41
1:D:163:GLU:HB3	1:D:164:VAL:H	1.67	0.41
1:D:196:GLU:HA	1:D:196:GLU:OE1	2.21	0.41
1:A:83:ARG:O	1:A:84:ASN:HB2	2.20	0.41
1:C:95:ARG:HA	1:C:105:LEU:CD2	2.50	0.41
1:D:286:VAL:O	1:D:289:LEU:HB2	2.20	0.41
1:B:244:LEU:CD1	1:B:262:LYS:HG3	2.37	0.41
1:D:62:ASN:HB3	1:D:91:LYS:HG3	2.02	0.41
1:A:131:THR:CG2	1:A:133:HIS:CG	3.03	0.41
1:A:197:VAL:HG21	1:A:207:ARG:NE	2.35	0.41
1:C:149:GLY:HA2	1:D:222:THR:CG2	2.51	0.41
1:B:159:LEU:HD12	1:B:162:GLU:HG2	2.03	0.41
1:B:238:GLU:O	1:B:241:ALA:HB3	2.21	0.41
1:B:28:LEU:HD11	1:B:59:ALA:HB2	2.02	0.41
1:B:293:GLY:HA2	1:B:306:ARG:HD3	2.03	0.41
1:D:15:GLN:HA	1:D:15:GLN:OE1	2.21	0.41
1:D:34:GLY:O	1:D:38:VAL:HG23	2.21	0.41
1:A:96:ALA:O	1:A:98:ALA:N	2.53	0.40
1:B:159:LEU:HB2	1:B:162:GLU:CG	2.50	0.40
1:B:26:ARG:HB3	1:B:126:PHE:HA	2.03	0.40

Continued on next page...

Continued from previous page...

Atom-1	Atom-2	Interatomic distance (Å)	Clash overlap (Å)
1:D:121:LEU:HD21	1:D:164:VAL:CG2	2.24	0.40
1:A:113:ARG:HD3	2:A:500:ANP:C4	2.51	0.40
1:B:1:MET:HE1	1:B:9:ARG:HD3	2.03	0.40
1:C:208:VAL:O	1:C:209:ILE:C	2.60	0.40
1:C:254:LEU:HD22	1:C:274:PHE:CE1	2.57	0.40
1:C:277:GLU:HG2	1:C:302:LYS:NZ	2.35	0.40
1:C:279:ASP:HB2	1:C:281:GLU:OE1	2.22	0.40
1:B:27:VAL:HG23	1:B:53:LEU:HD22	2.02	0.40
1:D:2:ASN:HB2	1:D:3:PRO:HD2	2.02	0.40
1:D:95:ARG:HH11	1:D:95:ARG:HG3	1.86	0.40
1:C:24:GLU:OE1	1:C:24:GLU:N	2.40	0.40
1:D:156:ILE:HD12	1:D:234:ARG:HG3	2.02	0.40
1:D:27:VAL:HG23	1:D:53:LEU:HD22	2.04	0.40
1:A:163:GLU:HB3	1:A:164:VAL:H	1.68	0.40
1:A:289:LEU:HA	1:A:292:LYS:O	2.21	0.40
1:A:298:LEU:HD12	1:A:302:LYS:HD2	2.04	0.40
1:C:2:ASN:HB2	1:C:3:PRO:HD2	2.04	0.40
1:C:2:ASN:OD1	1:C:4:GLU:HB3	2.22	0.40
1:D:273:LYS:HE2	1:D:273:LYS:HB3	1.84	0.40

There are no symmetry-related clashes.

5.3 Torsion angles [i](#)

5.3.1 Protein backbone [i](#)

In the following table, the Percentiles column shows the percent Ramachandran outliers of the chain as a percentile score with respect to all X-ray entries followed by that with respect to entries of similar resolution.

The Analysed column shows the number of residues for which the backbone conformation was analysed, and the total number of residues.

Mol	Chain	Analysed	Favoured	Allowed	Outliers	Percentiles	
1	A	315/317 (99%)	284 (90%)	24 (8%)	7 (2%)	8	20
1	B	312/317 (98%)	276 (88%)	29 (9%)	7 (2%)	8	20
1	C	312/317 (98%)	291 (93%)	19 (6%)	2 (1%)	28	56
1	D	312/317 (98%)	266 (85%)	36 (12%)	10 (3%)	5	11
All	All	1251/1268 (99%)	1117 (89%)	108 (9%)	26 (2%)	8	21

All (26) Ramachandran outliers are listed below:

Mol	Chain	Res	Type
1	A	98	ALA
1	B	255	ASP
1	B	300	LYS
1	D	69	ALA
1	D	192	GLU
1	A	69	ALA
1	B	247	GLU
1	B	301	GLY
1	D	158	PHE
1	D	194	ASN
1	D	196	GLU
1	A	300	LYS
1	D	193	THR
1	D	274	PHE
1	B	100	GLU
1	B	299	GLY
1	C	65	LEU
1	D	300	LYS
1	A	104	SER
1	A	260	LYS
1	A	301	GLY
1	B	245	TYR
1	C	280	TYR
1	D	102	ARG
1	D	256	VAL
1	A	149	GLY

5.3.2 Protein sidechains ⓘ

In the following table, the Percentiles column shows the percent sidechain outliers of the chain as a percentile score with respect to all X-ray entries followed by that with respect to entries of similar resolution.

The Analysed column shows the number of residues for which the sidechain conformation was analysed, and the total number of residues.

Mol	Chain	Analysed	Rotameric	Outliers	Percentiles	
1	A	285/285 (100%)	262 (92%)	23 (8%)	14	31
1	B	282/285 (99%)	259 (92%)	23 (8%)	13	30
1	C	282/285 (99%)	256 (91%)	26 (9%)	11	24

Continued on next page...

Continued from previous page...

Mol	Chain	Analysed	Rotameric	Outliers	Percentiles	
1	D	282/285 (99%)	262 (93%)	20 (7%)	17	39
All	All	1131/1140 (99%)	1039 (92%)	92 (8%)	14	31

All (92) residues with a non-rotameric sidechain are listed below:

Mol	Chain	Res	Type
1	A	6	ARG
1	A	12	LEU
1	A	14	LEU
1	A	35	VAL
1	A	62	ASN
1	A	71	ARG
1	A	99	LYS
1	A	100	GLU
1	A	124	GLU
1	A	139	LEU
1	A	144	LEU
1	A	169	LEU
1	A	187	ARG
1	A	194	ASN
1	A	198	SER
1	A	222	THR
1	A	257	LYS
1	A	264	LEU
1	A	275	ILE
1	A	285	LEU
1	A	303	VAL
1	A	309	ARG
1	A	317	VAL
1	B	1	MET
1	B	12	LEU
1	B	14	LEU
1	B	35	VAL
1	B	62	ASN
1	B	67	GLU
1	B	92	GLU
1	B	110	ARG
1	B	119	GLU
1	B	131	THR
1	B	139	LEU
1	B	153	ASP
1	B	169	LEU

Continued on next page...

Continued from previous page...

Mol	Chain	Res	Type
1	B	191	ASP
1	B	193	THR
1	B	197	VAL
1	B	246	LYS
1	B	252	ASN
1	B	264	LEU
1	B	279	ASP
1	B	289	LEU
1	B	292	LYS
1	B	312	CYS
1	C	12	LEU
1	C	14	LEU
1	C	36	ASP
1	C	55	GLU
1	C	62	ASN
1	C	63	HIS
1	C	66	ARG
1	C	67	GLU
1	C	81	LYS
1	C	110	ARG
1	C	119	GLU
1	C	131	THR
1	C	139	LEU
1	C	144	LEU
1	C	166	ARG
1	C	175	SER
1	C	190	GLU
1	C	194	ASN
1	C	207	ARG
1	C	222	THR
1	C	239	GLU
1	C	254	LEU
1	C	259	LEU
1	C	264	LEU
1	C	281	GLU
1	C	309	ARG
1	D	14	LEU
1	D	71	ARG
1	D	87	ILE
1	D	89	VAL
1	D	124	GLU
1	D	127	ASP

Continued on next page...

Continued from previous page...

Mol	Chain	Res	Type
1	D	139	LEU
1	D	167	ARG
1	D	191	ASP
1	D	193	THR
1	D	196	GLU
1	D	202	ASN
1	D	217	GLU
1	D	234	ARG
1	D	244	LEU
1	D	257	LYS
1	D	289	LEU
1	D	303	VAL
1	D	309	ARG
1	D	312	CYS

Some sidechains can be flipped to improve hydrogen bonding and reduce clashes. All (20) such sidechains are listed below:

Mol	Chain	Res	Type
1	A	62	ASN
1	A	134	HIS
1	A	194	ASN
1	A	252	ASN
1	B	62	ASN
1	B	134	HIS
1	B	194	ASN
1	B	202	ASN
1	B	252	ASN
1	C	62	ASN
1	C	63	HIS
1	C	134	HIS
1	C	194	ASN
1	C	202	ASN
1	C	252	ASN
1	D	60	HIS
1	D	134	HIS
1	D	202	ASN
1	D	218	ASN
1	D	252	ASN

5.3.3 RNA ⓘ

There are no RNA molecules in this entry.

5.4 Non-standard residues in protein, DNA, RNA chains ⓘ

There are no non-standard protein/DNA/RNA residues in this entry.

5.5 Carbohydrates ⓘ

There are no carbohydrates in this entry.

5.6 Ligand geometry ⓘ

2 ligands are modelled in this entry.

In the following table, the Counts columns list the number of bonds (or angles) for which Mogul statistics could be retrieved, the number of bonds (or angles) that are observed in the model and the number of bonds (or angles) that are defined in the chemical component dictionary. The Link column lists molecule types, if any, to which the group is linked. The Z score for a bond length (or angle) is the number of standard deviations the observed value is removed from the expected value. A bond length (or angle) with $|Z| > 2$ is considered an outlier worth inspection. RMSZ is the root-mean-square of all Z scores of the bond lengths (or angles).

Mol	Type	Chain	Res	Link	Bond lengths			Bond angles		
					Counts	RMSZ	# $ Z > 2$	Counts	RMSZ	# $ Z > 2$
2	ANP	A	500	-	29,33,33	1.31	5 (17%)	28,52,52	2.56	5 (17%)
2	ANP	C	501	-	29,33,33	1.28	3 (10%)	28,52,52	2.63	8 (28%)

In the following table, the Chirals column lists the number of chiral outliers, the number of chiral centers analysed, the number of these observed in the model and the number defined in the chemical component dictionary. Similar counts are reported in the Torsion and Rings columns. '-' means no outliers of that kind were identified.

Mol	Type	Chain	Res	Link	Chirals	Torsions	Rings
2	ANP	A	500	-	-	1/13/38/38	0/3/3/3
2	ANP	C	501	-	-	0/13/38/38	0/3/3/3

All (8) bond length outliers are listed below:

Mol	Chain	Res	Type	Atoms	Z	Observed(Å)	Ideal(Å)
2	A	500	ANP	O4'-C1'	-3.26	1.36	1.41

Continued on next page...

Continued from previous page...

Mol	Chain	Res	Type	Atoms	Z	Observed(Å)	Ideal(Å)
2	C	501	ANP	PB-O2B	-3.09	1.48	1.56
2	C	501	ANP	O4'-C1'	-3.00	1.37	1.41
2	A	500	ANP	PB-O2B	-2.85	1.48	1.56
2	A	500	ANP	PB-O3A	2.08	1.61	1.59
2	A	500	ANP	PG-O1G	2.34	1.48	1.46
2	A	500	ANP	PB-O1B	2.35	1.48	1.46
2	C	501	ANP	PG-O1G	2.48	1.48	1.46

All (13) bond angle outliers are listed below:

Mol	Chain	Res	Type	Atoms	Z	Observed(°)	Ideal(°)
2	A	500	ANP	N3-C2-N1	-10.54	119.68	128.86
2	C	501	ANP	N3-C2-N1	-9.81	120.32	128.86
2	A	500	ANP	PA-O3A-PB	-3.62	119.59	132.38
2	A	500	ANP	O1B-PB-N3B	-3.38	106.74	111.79
2	C	501	ANP	O3G-PG-O2G	-3.20	98.72	107.69
2	C	501	ANP	PA-O3A-PB	-3.16	121.23	132.38
2	C	501	ANP	O3'-C3'-C4'	-2.46	103.90	111.09
2	A	500	ANP	C4-C5-N7	-2.02	107.46	109.41
2	C	501	ANP	O1G-PG-N3B	2.93	116.17	111.79
2	C	501	ANP	O2B-PB-O1B	3.67	117.50	109.87
2	C	501	ANP	C4'-O4'-C1'	3.76	113.78	109.77
2	C	501	ANP	C1'-N9-C4	4.27	134.02	126.64
2	A	500	ANP	O2B-PB-O1B	4.39	119.00	109.87

There are no chirality outliers.

All (1) torsion outliers are listed below:

Mol	Chain	Res	Type	Atoms
2	A	500	ANP	O1B-PB-N3B-PG

There are no ring outliers.

1 monomer is involved in 3 short contacts:

Mol	Chain	Res	Type	Clashes	Symm-Clashes
2	A	500	ANP	3	0

5.7 Other polymers

There are no such residues in this entry.

5.8 Polymer linkage issues ⓘ

There are no chain breaks in this entry.

6 Fit of model and data

6.1 Protein, DNA and RNA chains

In the following table, the column labelled ‘#RSRZ > 2’ contains the number (and percentage) of RSRZ outliers, followed by percent RSRZ outliers for the chain as percentile scores relative to all X-ray entries and entries of similar resolution. The OWAB column contains the minimum, median, 95th percentile and maximum values of the occupancy-weighted average B-factor per residue. The column labelled ‘Q < 0.9’ lists the number of (and percentage) of residues with an average occupancy less than 0.9.

Mol	Chain	Analysed	<RSRZ>	#RSRZ>2	OWAB(Å ²)	Q<0.9
1	A	317/317 (100%)	0.04	10 (3%) 48 48	23, 48, 88, 114	0
1	B	314/317 (99%)	0.08	10 (3%) 48 48	16, 44, 90, 100	0
1	C	314/317 (99%)	0.06	7 (2%) 62 63	19, 41, 99, 112	0
1	D	314/317 (99%)	0.26	17 (5%) 26 25	27, 60, 109, 119	0
All	All	1259/1268 (99%)	0.11	44 (3%) 44 44	16, 48, 96, 119	0

All (44) RSRZ outliers are listed below:

Mol	Chain	Res	Type	RSRZ
1	C	305	LYS	4.2
1	A	101	ASN	3.9
1	D	195	TYR	3.7
1	A	96	ALA	3.4
1	D	105	LEU	3.4
1	B	244	LEU	3.3
1	B	314	SER	3.3
1	D	66	ARG	3.3
1	D	305	LYS	3.0
1	D	251	GLY	3.0
1	A	97	PHE	3.0
1	B	103	MET	3.0
1	D	121	LEU	2.8
1	D	310	TRP	2.8
1	B	296	VAL	2.8
1	D	93	ASP	2.8
1	C	309	ARG	2.7
1	D	308	GLU	2.6
1	A	102	ARG	2.6
1	A	112	LEU	2.5
1	A	317	VAL	2.5

Continued on next page...

Continued from previous page...

Mol	Chain	Res	Type	RSRZ
1	D	309	ARG	2.5
1	C	304	LEU	2.5
1	D	94	VAL	2.5
1	C	300	LYS	2.5
1	D	51	PHE	2.4
1	B	107	GLU	2.4
1	D	102	ARG	2.3
1	B	114	TYR	2.3
1	A	94	VAL	2.3
1	C	314	SER	2.2
1	B	300	LYS	2.2
1	C	254	LEU	2.2
1	B	250	LYS	2.2
1	D	246	LYS	2.2
1	B	275	ILE	2.2
1	B	97	PHE	2.1
1	D	252	ASN	2.1
1	A	98	ALA	2.1
1	A	103	MET	2.1
1	A	105	LEU	2.0
1	C	307	LYS	2.0
1	D	250	LYS	2.0
1	D	304	LEU	2.0

6.2 Non-standard residues in protein, DNA, RNA chains [i](#)

There are no non-standard protein/DNA/RNA residues in this entry.

6.3 Carbohydrates [i](#)

There are no carbohydrates in this entry.

6.4 Ligands [i](#)

In the following table, the Atoms column lists the number of modelled atoms in the group and the number defined in the chemical component dictionary. LLDF column lists the quality of electron density of the group with respect to its neighbouring residues in protein, DNA or RNA chains. The B-factors column lists the minimum, median, 95th percentile and maximum values of B factors of atoms in the group. The column labelled 'Q < 0.9' lists the number of atoms with occupancy less than 0.9.

Mol	Type	Chain	Res	Atoms	RSCC	RSR	LLDF	B-factors(\AA^2)	Q<0.9
2	ANP	C	501	31/31	0.88	0.26	2.69	32,38,47,49	21
2	ANP	A	500	31/31	0.85	0.21	-0.01	94,100,117,118	0

6.5 Other polymers [i](#)

There are no such residues in this entry.