



Full wwPDB/EMDatabank EM Map/Model Validation Report ⓘ

Mar 2, 2017 – 12:29 pm GMT

PDB ID : 5FTL
EMDB ID: : EMD-3297
Title : Cryo-EM structure of human p97 bound to ATPgS (Conformation I)
Authors : Banerjee, S.; Bartesaghi, A.; Merk, A.; Rao, P.; Bulfer, S.L.; Yan, Y.; Green, N.; Mroczkowski, B.; Neitz, R.J.; Wipf, P.; Falconieri, V.; Deshaies, R.J.; Milne, J.L.S.; Huryn, D.; Arkin, M.; Subramaniam, S.
Deposited on : 2016-01-14
Resolution : 3.30 Å(reported)

This is a Full wwPDB/EMDatabank EM Map/Model Validation Report
for a publicly released PDB/EMDB entry.

We welcome your comments at validation@mail.wwpdb.org
A user guide is available at
<http://wwpdb.org/validation/2016/EMValidationReportHelp>
with specific help available everywhere you see the ⓘ symbol.

MolProbity : 4.02b-467
Mogul : 1.7.2 (RC1), CSD as538be (2017)
Percentile statistics : 20161228.v01 (using entries in the PDB archive December 28th 2016)
Ideal geometry (proteins) : Engh & Huber (2001)
Ideal geometry (DNA, RNA) : Parkinson et. al. (1996)
Validation Pipeline (wwPDB-VP) : recalc29047

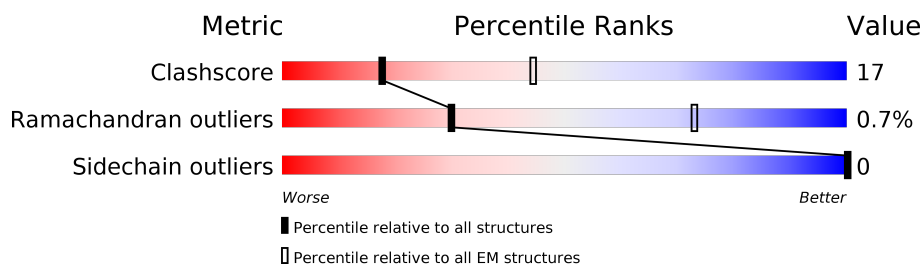
1 Overall quality at a glance

The following experimental techniques were used to determine the structure:

ELECTRON MICROSCOPY

The reported resolution of this entry is 3.30 Å.

Percentile scores (ranging between 0-100) for global validation metrics of the entry are shown in the following graphic. The table shows the number of entries on which the scores are based.



Metric	Whole archive (#Entries)	EM structures (#Entries)
Clashscore	125131	1336
Ramachandran outliers	121729	1120
Sidechain outliers	121581	1026

The table below summarises the geometric issues observed across the polymeric chains. The red, orange, yellow and green segments on the bar indicate the fraction of residues that contain outliers for ≥ 3 , 2, 1 and 0 types of geometric quality criteria. A grey segment represents the fraction of residues that are not modelled. The numeric value for each fraction is indicated below the corresponding segment, with a dot representing fractions $\leq 5\%$

Mol	Chain	Length	Quality of chain
1	A	806	59% 30% 10%
1	B	806	59% 30% 10%
1	C	806	60% 29% 10%
1	D	806	59% 30% 10%
1	E	806	59% 30% 10%
1	F	806	59% 30% 10%

2 Entry composition [i](#)

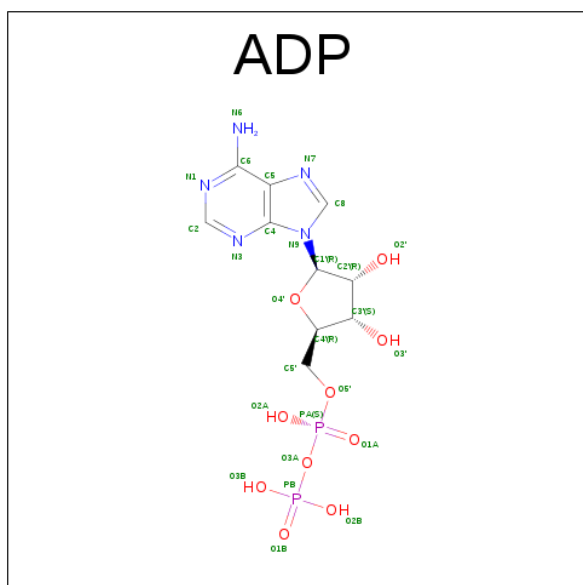
There are 2 unique types of molecules in this entry. The entry contains 34278 atoms, of which 0 are hydrogens and 0 are deuteriums.

In the tables below, the AltConf column contains the number of residues with at least one atom in alternate conformation and the Trace column contains the number of residues modelled with at most 2 atoms.

- Molecule 1 is a protein called TRANSITIONAL ENDOPLASMIC RETICULUM ATPASE.

Mol	Chain	Residues	Atoms					AltConf	Trace
1	A	723	Total	C	N	O	S	0	0
			5659	3561	996	1072	30		
1	B	723	Total	C	N	O	S	0	0
			5659	3561	996	1072	30		
1	C	723	Total	C	N	O	S	0	0
			5659	3561	996	1072	30		
1	D	723	Total	C	N	O	S	0	0
			5659	3561	996	1072	30		
1	E	723	Total	C	N	O	S	0	0
			5659	3561	996	1072	30		
1	F	723	Total	C	N	O	S	0	0
			5659	3561	996	1072	30		

- Molecule 2 is ADENOSINE-5'-DIPHOSPHATE (three-letter code: ADP) (formula: $C_{10}H_{15}N_5O_{10}P_2$).

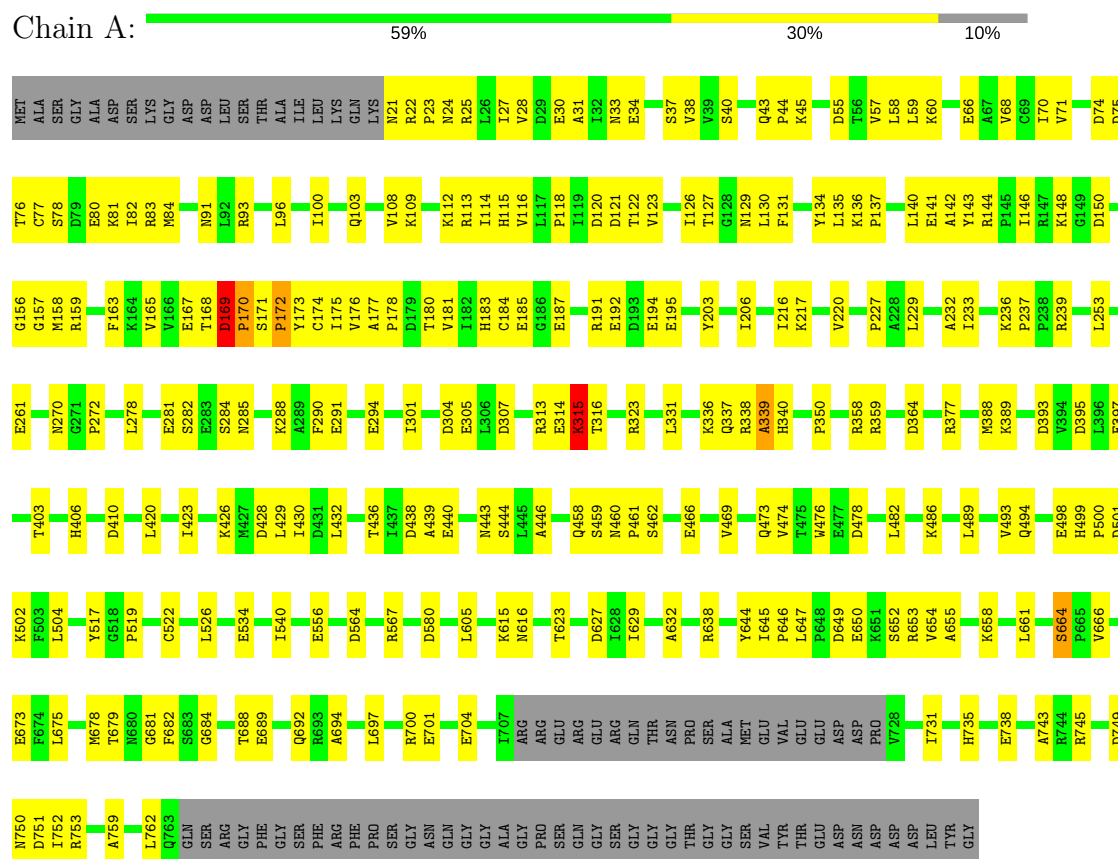


Mol	Chain	Residues	Atoms					AltConf
2	A	1	Total 54	C 20	N 10	O 20	P 4	0
2	A	1	Total 54	C 20	N 10	O 20	P 4	0
2	B	1	Total 54	C 20	N 10	O 20	P 4	0
2	B	1	Total 54	C 20	N 10	O 20	P 4	0
2	C	1	Total 54	C 20	N 10	O 20	P 4	0
2	C	1	Total 54	C 20	N 10	O 20	P 4	0
2	D	1	Total 54	C 20	N 10	O 20	P 4	0
2	D	1	Total 54	C 20	N 10	O 20	P 4	0
2	E	1	Total 54	C 20	N 10	O 20	P 4	0
2	E	1	Total 54	C 20	N 10	O 20	P 4	0
2	F	1	Total 54	C 20	N 10	O 20	P 4	0
2	F	1	Total 54	C 20	N 10	O 20	P 4	0

3 Residue-property plots

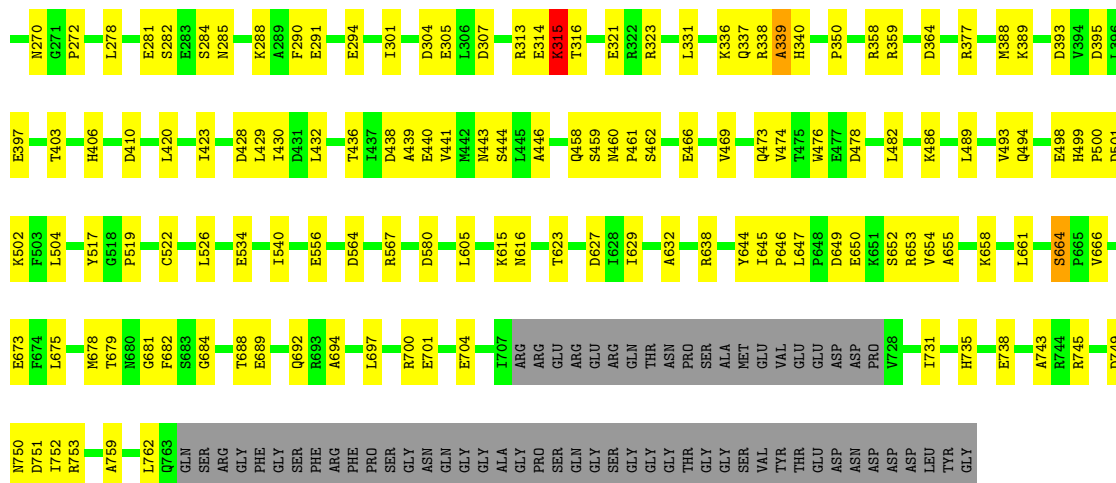
These plots are drawn for all protein, RNA and DNA chains in the entry. The first graphic for a chain summarises the proportions of the various outlier classes displayed in the second graphic. The second graphic shows the sequence view annotated by issues in geometry. Residues are color-coded according to the number of geometric quality criteria for which they contain at least one outlier: green = 0, yellow = 1, orange = 2 and red = 3 or more. Stretches of 2 or more consecutive residues without any outlier are shown as a green connector. Residues present in the sample, but not in the model, are shown in grey.

• Molecule 1: TRANSITIONAL ENDOPLASMIC RETICULUM ATPASE



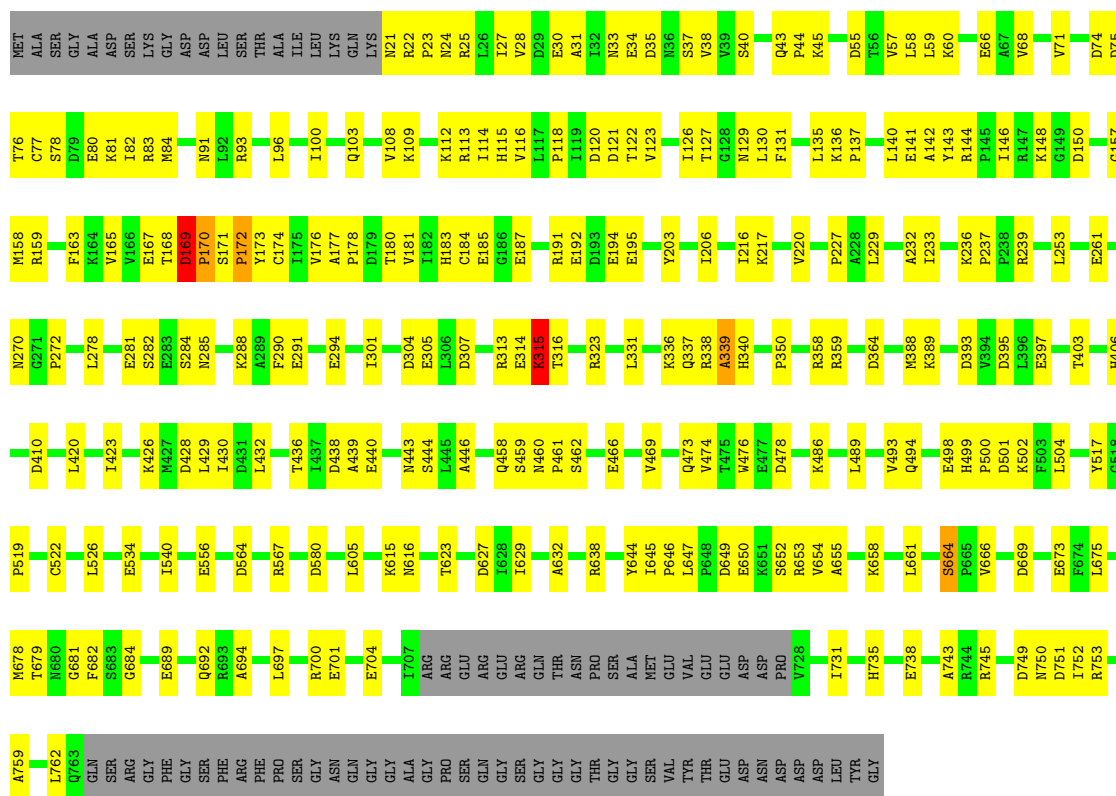
• Molecule 1: TRANSITIONAL ENDOPLASMIC RETICULUM ATPASE





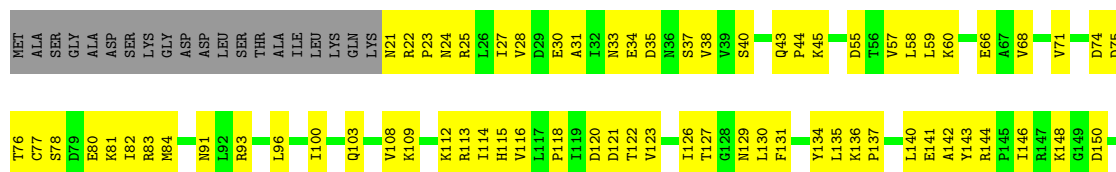
• Molecule 1: TRANSITIONAL ENDOPLASMIC RETICULUM ATPASE

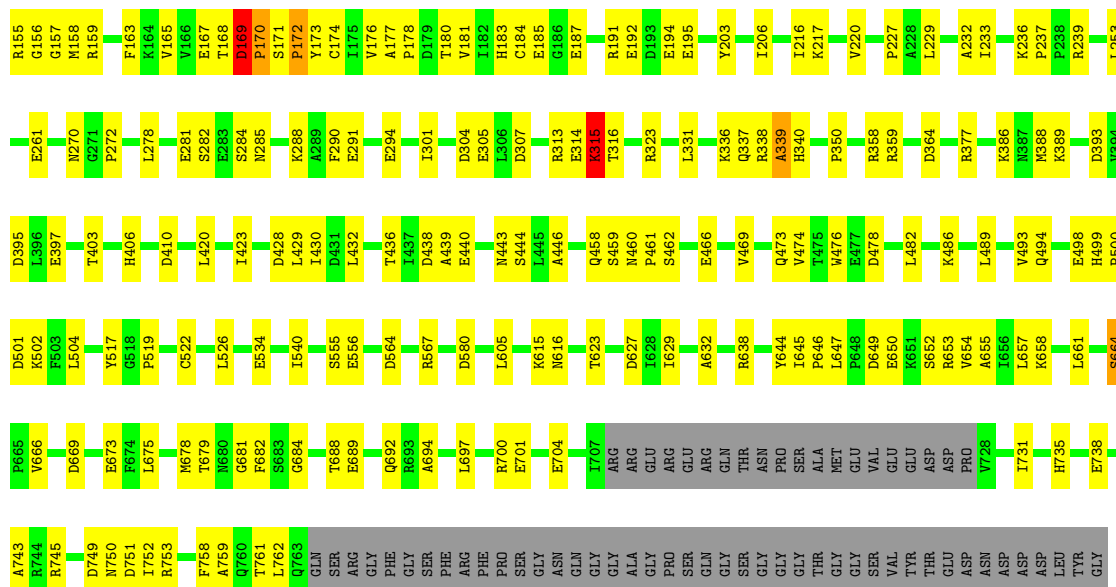
Chain C: 60% 29% 10%



• Molecule 1: TRANSITIONAL ENDOPLASMIC RETICULUM ATPASE

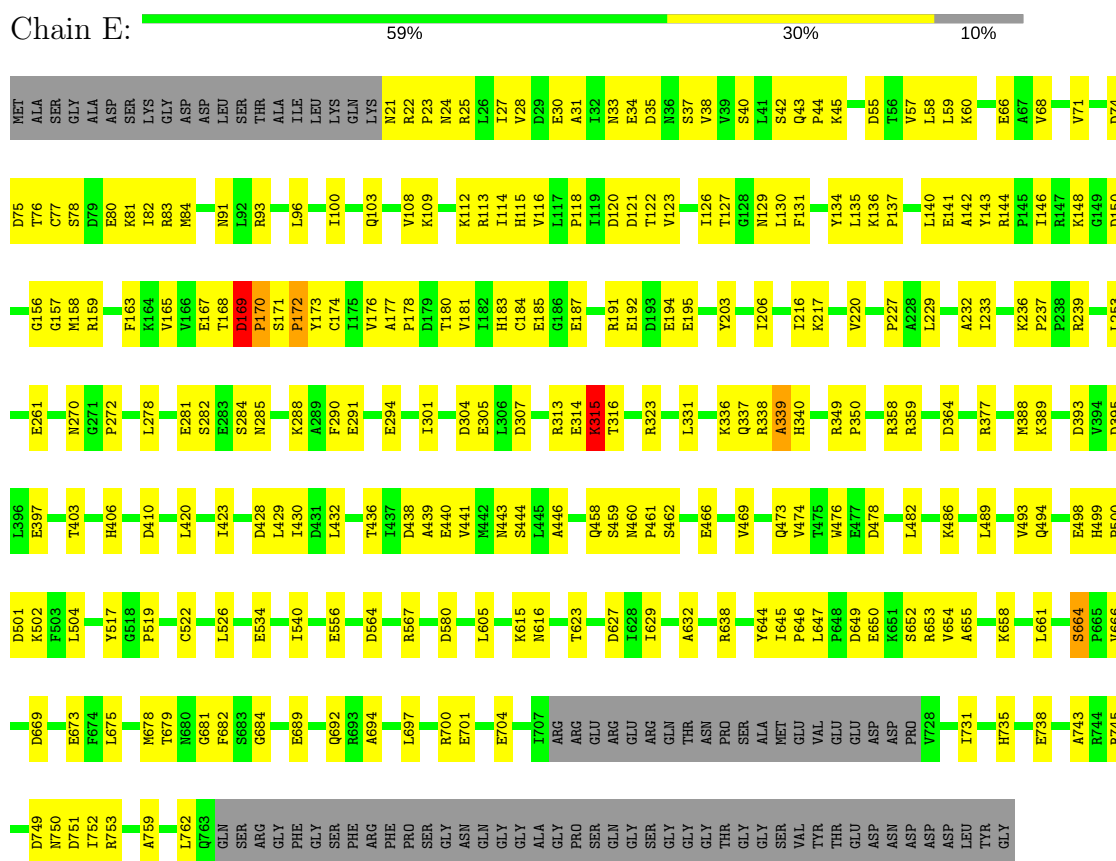
Chain D: 59% 30% 10%





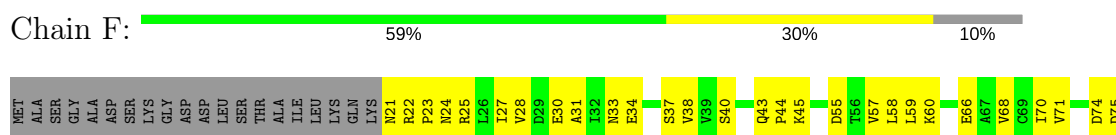
• Molecule 1: TRANSITIONAL ENDOPLASMIC RETICULUM ATPASE

Chain E:



• Molecule 1: TRANSITIONAL ENDOPLASMIC RETICULUM ATPASE

Chain F:



[illegible]

4 Experimental information

Property	Value	Source
Reconstruction method	SINGLE PARTICLE	Depositor
Imposed symmetry	POINT, Not provided	Depositor
Number of particles used	Not provided	Depositor
Resolution determination method	Not provided	Depositor
CTF correction method	EACH PARTICLE	Depositor
Microscope	OTHER	Depositor
Voltage (kV)	300	Depositor
Electron dose ($e^-/\text{\AA}^2$)	40	Depositor
Minimum defocus (nm)	950	Depositor
Maximum defocus (nm)	2700	Depositor
Magnification	36980	Depositor
Image detector	GATAN K2 SUMMIT (4K X 4K)	Depositor

5 Model quality

5.1 Standard geometry

Bond lengths and bond angles in the following residue types are not validated in this section: ADP

The Z score for a bond length (or angle) is the number of standard deviations the observed value is removed from the expected value. A bond length (or angle) with $|Z| > 5$ is considered an outlier worth inspection. RMSZ is the root-mean-square of all Z scores of the bond lengths (or angles).

Mol	Chain	Bond lengths		Bond angles	
		RMSZ	$\# Z > 2$	RMSZ	$\# Z > 2$
1	A	0.47	0/5751	0.59	1/7767 (0.0%)
1	B	0.47	0/5751	0.59	1/7767 (0.0%)
1	C	0.47	0/5751	0.59	1/7767 (0.0%)
1	D	0.47	0/5751	0.59	1/7767 (0.0%)
1	E	0.47	0/5751	0.59	1/7767 (0.0%)
1	F	0.47	0/5751	0.59	1/7767 (0.0%)
All	All	0.47	0/34506	0.59	6/46602 (0.0%)

Chiral center outliers are detected by calculating the chiral volume of a chiral center and verifying if the center is modelled as a planar moiety or with the opposite hand. A planarity outlier is detected by checking planarity of atoms in a peptide group, atoms in a mainchain group or atoms of a sidechain that are expected to be planar.

Mol	Chain	#Chirality outliers	#Planarity outliers
1	A	0	4
1	B	0	4
1	C	0	4
1	D	0	4
1	E	0	4
1	F	0	4
All	All	0	24

There are no bond length outliers.

All (6) bond angle outliers are listed below:

Mol	Chain	Res	Type	Atoms	Z	Observed(°)	Ideal(°)
1	F	664	SER	C-N-CD	5.22	139.37	128.40
1	A	664	SER	C-N-CD	5.21	139.33	128.40
1	B	664	SER	C-N-CD	5.20	139.32	128.40
1	C	664	SER	C-N-CD	5.20	139.31	128.40

Continued on next page...

Continued from previous page...

Mol	Chain	Res	Type	Atoms	Z	Observed(°)	Ideal(°)
1	D	664	SER	C-N-CD	5.19	139.29	128.40
1	E	664	SER	C-N-CD	5.19	139.29	128.40

There are no chirality outliers.

All (24) planarity outliers are listed below:

Mol	Chain	Res	Type	Group
1	A	169	ASP	Peptide
1	A	172	PRO	Peptide
1	A	23	PRO	Peptide
1	A	315	LYS	Peptide
1	B	169	ASP	Peptide
1	B	172	PRO	Peptide
1	B	23	PRO	Peptide
1	B	315	LYS	Peptide
1	C	169	ASP	Peptide
1	C	172	PRO	Peptide
1	C	23	PRO	Peptide
1	C	315	LYS	Peptide
1	D	169	ASP	Peptide
1	D	172	PRO	Peptide
1	D	23	PRO	Peptide
1	D	315	LYS	Peptide
1	E	169	ASP	Peptide
1	E	172	PRO	Peptide
1	E	23	PRO	Peptide
1	E	315	LYS	Peptide
1	F	169	ASP	Peptide
1	F	172	PRO	Peptide
1	F	23	PRO	Peptide
1	F	315	LYS	Peptide

5.2 Too-close contacts ⓘ

In the following table, the Non-H and H(model) columns list the number of non-hydrogen atoms and hydrogen atoms in the chain respectively. The H(added) column lists the number of hydrogen atoms added and optimized by MolProbity. The Clashes column lists the number of clashes within the asymmetric unit, whereas Symm-Clashes lists symmetry related clashes.

Mol	Chain	Non-H	H(model)	H(added)	Clashes	Symm-Clashes
1	A	5659	0	5731	199	0

Continued on next page...

Continued from previous page...

Mol	Chain	Non-H	H(model)	H(added)	Clashes	Symm-Clashes
1	B	5659	0	5731	200	0
1	C	5659	0	5731	195	0
1	D	5659	0	5731	201	0
1	E	5659	0	5731	199	0
1	F	5659	0	5731	199	0
2	A	54	0	24	3	0
2	B	54	0	24	3	0
2	C	54	0	24	3	0
2	D	54	0	24	3	0
2	E	54	0	24	3	0
2	F	54	0	24	3	0
All	All	34278	0	34530	1163	0

The all-atom clashscore is defined as the number of clashes found per 1000 atoms (including hydrogen atoms). The all-atom clashscore for this structure is 17.

All (1163) close contacts within the same asymmetric unit are listed below, sorted by their clash magnitude.

Atom-1	Atom-2	Interatomic distance (Å)	Clash overlap (Å)
1:C:294:GLU:OE2	1:C:338:ARG:HG3	1.53	1.08
1:A:294:GLU:OE2	1:A:338:ARG:HG3	1.53	1.07
1:E:294:GLU:OE2	1:E:338:ARG:HG3	1.53	1.07
1:D:294:GLU:OE2	1:D:338:ARG:HG3	1.53	1.06
1:F:294:GLU:OE2	1:F:338:ARG:HG3	1.53	1.06
1:B:294:GLU:OE2	1:B:338:ARG:HG3	1.53	1.06
1:B:294:GLU:CD	1:B:338:ARG:HG3	1.81	1.01
1:E:294:GLU:CD	1:E:338:ARG:HG3	1.81	1.01
1:F:294:GLU:CD	1:F:338:ARG:HG3	1.81	1.01
1:C:294:GLU:CD	1:C:338:ARG:HG3	1.81	1.00
1:A:294:GLU:CD	1:A:338:ARG:HG3	1.81	1.00
1:D:294:GLU:CD	1:D:338:ARG:HG3	1.81	1.00
1:F:127:THR:HB	1:F:438:ASP:HA	1.56	0.88
1:E:127:THR:HB	1:E:438:ASP:HA	1.56	0.87
1:A:127:THR:HB	1:A:438:ASP:HA	1.56	0.87
1:B:127:THR:HB	1:B:438:ASP:HA	1.56	0.87
1:C:127:THR:HB	1:C:438:ASP:HA	1.56	0.87
1:D:127:THR:HB	1:D:438:ASP:HA	1.56	0.86
1:F:701:GLU:HA	1:F:704:GLU:HB3	1.68	0.76
1:A:701:GLU:HA	1:A:704:GLU:HB3	1.68	0.76
1:B:701:GLU:HA	1:B:704:GLU:HB3	1.68	0.75
1:E:701:GLU:HA	1:E:704:GLU:HB3	1.68	0.75

Continued on next page...

Continued from previous page...

Atom-1	Atom-2	Interatomic distance (Å)	Clash overlap (Å)
1:C:701:GLU:HA	1:C:704:GLU:HB3	1.68	0.75
1:F:40:SER:HB2	1:F:83:ARG:HB2	1.69	0.74
1:D:701:GLU:HA	1:D:704:GLU:HB3	1.68	0.74
1:E:40:SER:HB2	1:E:83:ARG:HB2	1.69	0.74
1:D:40:SER:HB2	1:D:83:ARG:HB2	1.69	0.74
1:B:40:SER:HB2	1:B:83:ARG:HB2	1.69	0.73
1:E:294:GLU:OE1	1:E:338:ARG:NE	2.21	0.73
1:F:294:GLU:OE1	1:F:338:ARG:NE	2.21	0.73
1:E:157:GLY:HA2	1:E:443:ASN:HA	1.71	0.73
1:E:519:PRO:HG3	1:E:647:LEU:HD12	1.71	0.73
1:A:40:SER:HB2	1:A:83:ARG:HB2	1.69	0.73
1:D:519:PRO:HG3	1:D:647:LEU:HD12	1.71	0.73
1:B:157:GLY:HA2	1:B:443:ASN:HA	1.71	0.73
1:B:519:PRO:HG3	1:B:647:LEU:HD12	1.71	0.73
1:F:519:PRO:HG3	1:F:647:LEU:HD12	1.71	0.73
1:F:439:ALA:O	1:F:443:ASN:ND2	2.22	0.72
1:A:294:GLU:OE1	1:A:338:ARG:NE	2.21	0.72
1:D:294:GLU:OE1	1:D:338:ARG:NE	2.21	0.72
1:E:439:ALA:O	1:E:443:ASN:ND2	2.22	0.72
1:C:294:GLU:OE1	1:C:338:ARG:NE	2.21	0.72
1:C:439:ALA:O	1:C:443:ASN:ND2	2.22	0.72
1:A:439:ALA:O	1:A:443:ASN:ND2	2.22	0.72
1:C:40:SER:HB2	1:C:83:ARG:HB2	1.69	0.72
1:F:157:GLY:HA2	1:F:443:ASN:HA	1.71	0.72
1:A:157:GLY:HA2	1:A:443:ASN:HA	1.71	0.72
1:B:439:ALA:O	1:B:443:ASN:ND2	2.22	0.72
1:D:157:GLY:HA2	1:D:443:ASN:HA	1.71	0.72
1:C:519:PRO:HG3	1:C:647:LEU:HD12	1.71	0.72
1:D:439:ALA:O	1:D:443:ASN:ND2	2.22	0.72
1:B:294:GLU:OE1	1:B:338:ARG:NE	2.21	0.71
1:E:337:GLN:HA	1:E:337:GLN:NE2	2.05	0.71
1:C:157:GLY:HA2	1:C:443:ASN:HA	1.71	0.71
1:A:519:PRO:HG3	1:A:647:LEU:HD12	1.71	0.71
1:D:337:GLN:HA	1:D:337:GLN:NE2	2.05	0.71
1:F:337:GLN:HA	1:F:337:GLN:NE2	2.05	0.71
1:B:337:GLN:HA	1:B:337:GLN:NE2	2.05	0.71
1:A:294:GLU:CD	1:A:338:ARG:CG	2.59	0.71
1:A:337:GLN:HA	1:A:337:GLN:NE2	2.05	0.70
1:D:294:GLU:CD	1:D:338:ARG:CG	2.59	0.70
1:C:337:GLN:NE2	1:C:337:GLN:HA	2.05	0.70
1:A:294:GLU:CD	1:A:338:ARG:HE	1.95	0.70

Continued on next page...

Continued from previous page...

Atom-1	Atom-2	Interatomic distance (Å)	Clash overlap (Å)
1:B:294:GLU:CD	1:B:338:ARG:HE	1.95	0.70
1:D:142:ALA:HB1	1:D:144:ARG:HG3	1.74	0.70
1:E:294:GLU:CD	1:E:338:ARG:CG	2.59	0.69
1:B:142:ALA:HB1	1:B:144:ARG:HG3	1.74	0.69
1:C:294:GLU:CD	1:C:338:ARG:HE	1.95	0.69
1:F:294:GLU:CD	1:F:338:ARG:CG	2.59	0.69
1:D:77:CYS:SG	1:D:78:SER:N	2.66	0.69
1:E:142:ALA:HB1	1:E:144:ARG:HG3	1.74	0.69
1:C:294:GLU:CD	1:C:338:ARG:CG	2.59	0.69
1:D:294:GLU:CD	1:D:338:ARG:HE	1.95	0.69
1:C:142:ALA:HB1	1:C:144:ARG:HG3	1.74	0.69
1:E:294:GLU:CD	1:E:338:ARG:HE	1.94	0.69
1:F:294:GLU:CD	1:F:338:ARG:HE	1.95	0.69
1:C:77:CYS:SG	1:C:78:SER:N	2.66	0.69
1:E:77:CYS:SG	1:E:78:SER:N	2.66	0.69
1:B:443:ASN:OD1	1:B:444:SER:N	2.26	0.69
1:D:443:ASN:OD1	1:D:444:SER:N	2.26	0.69
1:C:443:ASN:OD1	1:C:444:SER:N	2.26	0.68
1:F:77:CYS:SG	1:F:78:SER:N	2.66	0.68
1:B:77:CYS:SG	1:B:78:SER:N	2.66	0.68
1:E:443:ASN:OD1	1:E:444:SER:N	2.26	0.68
1:A:142:ALA:HB1	1:A:144:ARG:HG3	1.74	0.68
1:A:77:CYS:SG	1:A:78:SER:N	2.66	0.68
1:B:294:GLU:CD	1:B:338:ARG:CG	2.59	0.68
1:F:443:ASN:OD1	1:F:444:SER:N	2.26	0.68
1:A:443:ASN:OD1	1:A:444:SER:N	2.26	0.68
1:F:476:TRP:NE1	1:F:534:GLU:OE1	2.26	0.68
1:D:281:GLU:O	1:D:285:ASN:ND2	2.28	0.67
1:C:281:GLU:O	1:C:285:ASN:ND2	2.28	0.67
1:B:59:LEU:HB3	1:B:100:ILE:HD11	1.76	0.67
1:B:281:GLU:O	1:B:285:ASN:ND2	2.28	0.67
1:F:281:GLU:O	1:F:285:ASN:ND2	2.28	0.67
1:A:281:GLU:O	1:A:285:ASN:ND2	2.28	0.67
1:C:59:LEU:HB3	1:C:100:ILE:HD11	1.76	0.67
1:F:142:ALA:HB1	1:F:144:ARG:HG3	1.74	0.67
1:E:59:LEU:HB3	1:E:100:ILE:HD11	1.76	0.67
1:C:476:TRP:NE1	1:C:534:GLU:OE1	2.26	0.67
1:A:476:TRP:NE1	1:A:534:GLU:OE1	2.26	0.66
1:E:694:ALA:HB1	1:E:731:ILE:HD11	1.78	0.66
1:F:59:LEU:HB3	1:F:100:ILE:HD11	1.76	0.66
1:E:281:GLU:O	1:E:285:ASN:ND2	2.28	0.66

Continued on next page...

Continued from previous page...

Atom-1	Atom-2	Interatomic distance (Å)	Clash overlap (Å)
1:A:91:ASN:ND2	1:A:150:ASP:OD1	2.29	0.66
1:C:430:ILE:HG22	1:C:432:LEU:HG	1.78	0.66
1:E:316:THR:HG21	1:F:315:LYS:HE2	1.78	0.66
1:E:430:ILE:HG22	1:E:432:LEU:HG	1.78	0.66
1:A:694:ALA:HB1	1:A:731:ILE:HD11	1.77	0.66
1:B:430:ILE:HG22	1:B:432:LEU:HG	1.78	0.66
1:A:59:LEU:HB3	1:A:100:ILE:HD11	1.76	0.66
1:D:91:ASN:ND2	1:D:150:ASP:OD1	2.29	0.66
1:E:91:ASN:ND2	1:E:150:ASP:OD1	2.29	0.66
1:A:316:THR:HG21	1:B:315:LYS:HE2	1.78	0.66
1:B:694:ALA:HB1	1:B:731:ILE:HD11	1.77	0.66
1:C:694:ALA:HB1	1:C:731:ILE:HD11	1.78	0.66
1:F:649:ASP:OD1	1:F:650:GLU:N	2.29	0.66
1:A:430:ILE:HG22	1:A:432:LEU:HG	1.78	0.66
1:B:476:TRP:NE1	1:B:534:GLU:OE1	2.26	0.66
1:D:430:ILE:HG22	1:D:432:LEU:HG	1.78	0.66
1:B:91:ASN:ND2	1:B:150:ASP:OD1	2.29	0.65
1:D:476:TRP:NE1	1:D:534:GLU:OE1	2.26	0.65
1:B:316:THR:HG21	1:C:315:LYS:HE2	1.78	0.65
1:F:430:ILE:HG22	1:F:432:LEU:HG	1.78	0.65
1:D:694:ALA:HB1	1:D:731:ILE:HD11	1.77	0.65
1:F:313:ARG:HG3	1:F:314:GLU:H	1.61	0.65
1:A:313:ARG:HG3	1:A:314:GLU:H	1.62	0.65
1:D:59:LEU:HB3	1:D:100:ILE:HD11	1.76	0.65
1:A:232:ALA:O	1:B:159:ARG:NH2	2.30	0.65
1:A:315:LYS:HE2	1:F:316:THR:HG21	1.79	0.65
1:B:232:ALA:O	1:C:159:ARG:NH2	2.30	0.65
1:A:143:TYR:HE1	1:A:178:PRO:HD3	1.62	0.65
1:B:313:ARG:HG3	1:B:314:GLU:H	1.61	0.65
1:E:313:ARG:HG3	1:E:314:GLU:H	1.61	0.65
1:C:313:ARG:HG3	1:C:314:GLU:H	1.61	0.65
1:D:313:ARG:HG3	1:D:314:GLU:H	1.62	0.65
1:F:143:TYR:HE1	1:F:178:PRO:HD3	1.62	0.65
1:A:159:ARG:NH2	1:F:232:ALA:O	2.30	0.65
1:D:316:THR:HG21	1:E:315:LYS:HE2	1.79	0.65
1:F:694:ALA:HB1	1:F:731:ILE:HD11	1.77	0.65
1:F:91:ASN:ND2	1:F:150:ASP:OD1	2.29	0.65
1:A:649:ASP:OD1	1:A:650:GLU:N	2.29	0.64
1:A:21:ASN:O	1:A:25:ARG:NH2	2.31	0.64
1:B:21:ASN:O	1:B:25:ARG:NH2	2.31	0.64
1:D:338:ARG:O	1:D:338:ARG:HG2	1.98	0.64

Continued on next page...

Continued from previous page...

Atom-1	Atom-2	Interatomic distance (Å)	Clash overlap (Å)
1:C:91:ASN:ND2	1:C:150:ASP:OD1	2.29	0.64
1:C:21:ASN:O	1:C:25:ARG:NH2	2.31	0.64
1:C:316:THR:HG21	1:D:315:LYS:HE2	1.79	0.64
1:E:232:ALA:O	1:F:159:ARG:NH2	2.30	0.64
1:A:338:ARG:HG2	1:A:338:ARG:O	1.97	0.64
1:C:338:ARG:O	1:C:338:ARG:HG2	1.97	0.64
1:B:143:TYR:HE1	1:B:178:PRO:HD3	1.62	0.64
1:D:232:ALA:O	1:E:159:ARG:NH2	2.30	0.64
1:F:21:ASN:O	1:F:25:ARG:NH2	2.31	0.64
1:F:338:ARG:O	1:F:338:ARG:HG2	1.97	0.64
1:E:338:ARG:HG2	1:E:338:ARG:O	1.97	0.64
1:E:143:TYR:HE1	1:E:178:PRO:HD3	1.62	0.64
1:A:440:GLU:HA	1:A:443:ASN:HD21	1.63	0.63
1:E:476:TRP:NE1	1:E:534:GLU:OE1	2.26	0.63
1:B:440:GLU:HA	1:B:443:ASN:HD21	1.64	0.63
1:C:143:TYR:HE1	1:C:178:PRO:HD3	1.61	0.63
1:A:749:ASP:OD1	1:A:750:ASN:N	2.32	0.63
1:B:338:ARG:O	1:B:338:ARG:HG2	1.97	0.63
1:D:21:ASN:O	1:D:25:ARG:NH2	2.31	0.63
1:D:749:ASP:OD1	1:D:750:ASN:N	2.32	0.63
1:F:440:GLU:HA	1:F:443:ASN:HD21	1.64	0.63
1:D:143:TYR:HE1	1:D:178:PRO:HD3	1.62	0.63
1:E:350:PRO:O	1:E:358:ARG:NH2	2.32	0.63
1:E:440:GLU:HA	1:E:443:ASN:HD21	1.63	0.63
1:E:647:LEU:HD13	1:E:752:ILE:HD13	1.80	0.63
1:F:116:VAL:HG12	1:F:165:VAL:HA	1.81	0.63
1:C:440:GLU:HA	1:C:443:ASN:HD21	1.63	0.63
1:E:649:ASP:OD1	1:E:650:GLU:N	2.29	0.63
1:D:440:GLU:HA	1:D:443:ASN:HD21	1.63	0.63
1:F:45:LYS:NZ	1:F:77:CYS:SG	2.72	0.63
1:B:749:ASP:OD1	1:B:750:ASN:N	2.32	0.62
1:C:647:LEU:HD13	1:C:752:ILE:HD13	1.81	0.62
1:C:45:LYS:NZ	1:C:77:CYS:SG	2.72	0.62
1:F:350:PRO:O	1:F:358:ARG:NH2	2.32	0.62
1:A:116:VAL:HG12	1:A:165:VAL:HA	1.81	0.62
1:B:116:VAL:HG12	1:B:165:VAL:HA	1.81	0.62
1:B:350:PRO:O	1:B:358:ARG:NH2	2.32	0.62
1:B:45:LYS:NZ	1:B:77:CYS:SG	2.72	0.62
1:E:116:VAL:HG12	1:E:165:VAL:HA	1.81	0.62
1:A:337:GLN:O	1:A:338:ARG:HB3	1.99	0.62
1:A:45:LYS:NZ	1:A:77:CYS:SG	2.72	0.62

Continued on next page...

Continued from previous page...

Atom-1	Atom-2	Interatomic distance (Å)	Clash overlap (Å)
1:C:232:ALA:O	1:D:159:ARG:NH2	2.31	0.62
1:D:350:PRO:O	1:D:358:ARG:NH2	2.32	0.62
1:D:45:LYS:NZ	1:D:77:CYS:SG	2.72	0.62
1:E:749:ASP:OD1	1:E:750:ASN:N	2.32	0.62
1:F:647:LEU:HD13	1:F:752:ILE:HD13	1.80	0.62
1:F:749:ASP:OD1	1:F:750:ASN:N	2.32	0.62
1:C:749:ASP:OD1	1:C:750:ASN:N	2.32	0.62
1:E:21:ASN:O	1:E:25:ARG:NH2	2.31	0.62
1:C:350:PRO:O	1:C:358:ARG:NH2	2.32	0.62
1:C:649:ASP:OD1	1:C:650:GLU:N	2.29	0.62
1:A:350:PRO:O	1:A:358:ARG:NH2	2.32	0.62
1:D:116:VAL:HG12	1:D:165:VAL:HA	1.81	0.62
1:A:406:HIS:CE1	1:A:461:PRO:HA	2.35	0.62
1:B:647:LEU:HD13	1:B:752:ILE:HD13	1.81	0.62
1:C:116:VAL:HG12	1:C:165:VAL:HA	1.81	0.62
1:D:337:GLN:O	1:D:338:ARG:HB3	1.99	0.62
1:D:647:LEU:HD13	1:D:752:ILE:HD13	1.80	0.62
1:E:337:GLN:HA	1:E:337:GLN:HE21	1.65	0.62
1:B:406:HIS:CE1	1:B:461:PRO:HA	2.35	0.62
1:E:45:LYS:NZ	1:E:77:CYS:SG	2.72	0.61
1:F:337:GLN:HA	1:F:337:GLN:HE21	1.65	0.61
1:E:337:GLN:O	1:E:338:ARG:HB3	1.99	0.61
1:D:649:ASP:OD1	1:D:650:GLU:N	2.29	0.61
1:F:406:HIS:CE1	1:F:461:PRO:HA	2.35	0.61
1:B:337:GLN:O	1:B:338:ARG:HB3	1.99	0.61
1:B:649:ASP:OD1	1:B:650:GLU:N	2.29	0.61
1:C:337:GLN:O	1:C:338:ARG:HB3	1.99	0.61
1:D:337:GLN:HA	1:D:337:GLN:HE21	1.65	0.61
1:A:337:GLN:HA	1:A:337:GLN:HE21	1.65	0.61
1:A:647:LEU:HD13	1:A:752:ILE:HD13	1.81	0.61
1:F:337:GLN:O	1:F:338:ARG:HB3	1.99	0.60
1:C:406:HIS:CE1	1:C:461:PRO:HA	2.35	0.60
1:E:501:ASP:OD1	1:E:502:LYS:N	2.35	0.60
1:C:337:GLN:HE21	1:C:337:GLN:HA	1.65	0.60
1:A:112:LYS:N	1:A:169:ASP:OD2	2.31	0.60
1:A:501:ASP:OD1	1:A:502:LYS:N	2.35	0.60
1:E:673:GLU:N	1:E:673:GLU:OE1	2.34	0.60
1:B:337:GLN:HA	1:B:337:GLN:HE21	1.65	0.60
1:E:406:HIS:CE1	1:E:461:PRO:HA	2.35	0.60
1:D:406:HIS:CE1	1:D:461:PRO:HA	2.35	0.60
1:F:673:GLU:OE1	1:F:673:GLU:N	2.34	0.59

Continued on next page...

Continued from previous page...

Atom-1	Atom-2	Interatomic distance (Å)	Clash overlap (Å)
1:F:501:ASP:OD1	1:F:502:LYS:N	2.35	0.59
1:C:501:ASP:OD1	1:C:502:LYS:N	2.35	0.59
1:A:130:LEU:HD21	1:A:163:PHE:CE1	2.38	0.59
1:B:130:LEU:HD21	1:B:163:PHE:CE1	2.38	0.59
1:D:130:LEU:HD21	1:D:163:PHE:CE1	2.38	0.59
1:D:112:LYS:N	1:D:169:ASP:OD2	2.31	0.59
1:E:130:LEU:HD21	1:E:163:PHE:CE1	2.38	0.59
1:B:389:LYS:HZ2	1:B:446:ALA:HB2	1.68	0.59
1:C:130:LEU:HD21	1:C:163:PHE:CE1	2.38	0.59
1:F:130:LEU:HD21	1:F:163:PHE:CE1	2.38	0.59
1:B:458:GLN:O	1:B:461:PRO:HD2	2.03	0.59
1:F:458:GLN:O	1:F:461:PRO:HD2	2.03	0.59
1:D:458:GLN:O	1:D:461:PRO:HD2	2.03	0.58
1:D:501:ASP:OD1	1:D:502:LYS:N	2.35	0.58
1:C:458:GLN:O	1:C:461:PRO:HD2	2.03	0.58
1:E:458:GLN:O	1:E:461:PRO:HD2	2.03	0.58
1:B:501:ASP:OD1	1:B:502:LYS:N	2.35	0.58
1:F:112:LYS:N	1:F:169:ASP:OD2	2.31	0.58
1:A:108:VAL:HG22	1:A:109:LYS:H	1.69	0.58
1:A:750:ASN:OD1	1:A:751:ASP:N	2.37	0.58
1:B:108:VAL:HG22	1:B:109:LYS:H	1.69	0.58
1:F:750:ASN:OD1	1:F:751:ASP:N	2.37	0.58
1:A:476:TRP:HE1	1:A:534:GLU:CD	2.07	0.57
1:B:750:ASN:OD1	1:B:751:ASP:N	2.37	0.57
1:E:112:LYS:N	1:E:169:ASP:OD2	2.31	0.57
1:F:476:TRP:HE1	1:F:534:GLU:CD	2.07	0.57
1:A:458:GLN:O	1:A:461:PRO:HD2	2.03	0.57
1:C:750:ASN:OD1	1:C:751:ASP:N	2.37	0.57
1:A:673:GLU:OE1	1:A:673:GLU:N	2.34	0.57
1:A:143:TYR:HA	1:A:176:VAL:O	2.05	0.57
1:C:476:TRP:HE1	1:C:534:GLU:CD	2.07	0.57
1:C:108:VAL:HG22	1:C:109:LYS:H	1.69	0.57
1:C:564:ASP:OD1	1:C:567:ARG:NH1	2.37	0.57
1:F:108:VAL:HG22	1:F:109:LYS:H	1.69	0.57
1:B:143:TYR:HA	1:B:176:VAL:O	2.05	0.57
1:D:143:TYR:HA	1:D:176:VAL:O	2.05	0.57
1:E:750:ASN:OD1	1:E:751:ASP:N	2.37	0.57
1:B:203:TYR:CZ	1:B:261:GLU:HG2	2.40	0.57
1:C:143:TYR:HA	1:C:176:VAL:O	2.05	0.57
1:D:750:ASN:OD1	1:D:751:ASP:N	2.37	0.57
1:A:294:GLU:HG3	1:A:338:ARG:HG2	1.87	0.57

Continued on next page...

Continued from previous page...

Atom-1	Atom-2	Interatomic distance (Å)	Clash overlap (Å)
1:A:564:ASP:OD1	1:A:567:ARG:NH1	2.37	0.57
1:F:615:LYS:HG2	1:F:616:ASN:H	1.70	0.57
1:D:476:TRP:HE1	1:D:534:GLU:CD	2.07	0.57
1:F:294:GLU:HG3	1:F:338:ARG:HG2	1.87	0.57
1:B:476:TRP:HE1	1:B:534:GLU:CD	2.07	0.56
1:B:615:LYS:HG2	1:B:616:ASN:H	1.70	0.56
1:E:294:GLU:HG3	1:E:338:ARG:HG2	1.87	0.56
1:C:203:TYR:CZ	1:C:261:GLU:HG2	2.40	0.56
1:D:108:VAL:HG22	1:D:109:LYS:H	1.69	0.56
1:D:615:LYS:HG2	1:D:616:ASN:H	1.70	0.56
1:A:146:ILE:HG23	1:A:165:VAL:HG21	1.88	0.56
1:A:203:TYR:CZ	1:A:261:GLU:HG2	2.40	0.56
1:B:146:ILE:HG23	1:B:165:VAL:HG21	1.88	0.56
1:B:556:GLU:N	1:B:556:GLU:OE1	2.38	0.56
1:C:146:ILE:HG23	1:C:165:VAL:HG21	1.87	0.56
1:C:364:ASP:OD1	1:C:364:ASP:N	2.35	0.56
1:E:476:TRP:HE1	1:E:534:GLU:CD	2.07	0.56
1:F:143:TYR:HA	1:F:176:VAL:O	2.05	0.56
1:B:112:LYS:N	1:B:169:ASP:OD2	2.31	0.56
1:E:108:VAL:HG22	1:E:109:LYS:H	1.69	0.56
1:F:564:ASP:OD1	1:F:567:ARG:NH1	2.37	0.56
1:B:75:ASP:OD1	1:B:76:THR:N	2.37	0.56
1:C:294:GLU:HG3	1:C:338:ARG:HG2	1.87	0.56
1:D:203:TYR:CZ	1:D:261:GLU:HG2	2.40	0.56
1:E:564:ASP:OD1	1:E:567:ARG:NH1	2.37	0.56
1:F:146:ILE:HG23	1:F:165:VAL:HG21	1.88	0.56
1:C:615:LYS:HG2	1:C:616:ASN:H	1.70	0.56
1:E:203:TYR:CZ	1:E:261:GLU:HG2	2.40	0.56
1:B:129:ASN:OD1	1:B:131:PHE:N	2.39	0.56
1:F:129:ASN:OD1	1:F:131:PHE:N	2.39	0.56
1:A:170:PRO:O	1:A:173:TYR:HB3	2.06	0.56
1:C:556:GLU:N	1:C:556:GLU:OE1	2.38	0.56
1:E:129:ASN:OD1	1:E:131:PHE:N	2.39	0.56
1:E:143:TYR:HA	1:E:176:VAL:O	2.05	0.56
1:A:129:ASN:OD1	1:A:131:PHE:N	2.39	0.56
1:A:650:GLU:HG3	1:A:653:ARG:NH2	2.21	0.56
1:D:294:GLU:HG3	1:D:338:ARG:HG2	1.87	0.56
1:E:146:ILE:HG23	1:E:165:VAL:HG21	1.88	0.56
1:B:170:PRO:O	1:B:173:TYR:HB3	2.06	0.55
1:B:564:ASP:OD1	1:B:567:ARG:NH1	2.37	0.55
1:D:239:ARG:NH2	1:D:337:GLN:H	2.04	0.55

Continued on next page...

Continued from previous page...

Atom-1	Atom-2	Interatomic distance (Å)	Clash overlap (Å)
1:E:170:PRO:O	1:E:173:TYR:HB3	2.06	0.55
1:F:650:GLU:HG3	1:F:653:ARG:NH2	2.21	0.55
1:F:170:PRO:O	1:F:173:TYR:HB3	2.06	0.55
1:F:203:TYR:CZ	1:F:261:GLU:HG2	2.40	0.55
1:B:650:GLU:HG3	1:B:653:ARG:NH2	2.21	0.55
1:D:129:ASN:OD1	1:D:131:PHE:N	2.39	0.55
1:D:146:ILE:HG23	1:D:165:VAL:HG21	1.88	0.55
1:D:290:PHE:CD1	1:D:301:ILE:HD13	2.42	0.55
1:E:290:PHE:CD1	1:E:301:ILE:HD13	2.42	0.55
1:F:389:LYS:HZ2	1:F:446:ALA:HB2	1.70	0.55
1:B:294:GLU:HG3	1:B:338:ARG:HG2	1.87	0.55
1:B:673:GLU:OE1	1:B:673:GLU:N	2.34	0.55
1:C:650:GLU:HG3	1:C:653:ARG:NH2	2.21	0.55
1:E:615:LYS:HG2	1:E:616:ASN:H	1.70	0.55
1:A:239:ARG:NH2	1:A:337:GLN:H	2.04	0.55
1:E:359:ARG:HH12	1:F:305:GLU:CD	2.10	0.55
1:A:615:LYS:HG2	1:A:616:ASN:H	1.70	0.55
1:C:129:ASN:OD1	1:C:131:PHE:N	2.39	0.55
1:D:170:PRO:O	1:D:173:TYR:HB3	2.06	0.55
1:E:650:GLU:HG3	1:E:653:ARG:NH2	2.21	0.55
1:A:290:PHE:CD1	1:A:301:ILE:HD13	2.42	0.55
1:B:239:ARG:NH2	1:B:337:GLN:H	2.04	0.55
1:B:364:ASP:N	1:B:364:ASP:OD1	2.35	0.55
1:C:239:ARG:NH2	1:C:337:GLN:H	2.04	0.55
1:C:290:PHE:CD1	1:C:301:ILE:HD13	2.42	0.55
1:D:75:ASP:OD1	1:D:76:THR:N	2.37	0.55
1:E:389:LYS:HZ2	1:E:446:ALA:HB2	1.71	0.55
1:C:389:LYS:HZ2	1:C:446:ALA:HB2	1.72	0.54
1:A:305:GLU:CD	1:F:359:ARG:HH12	2.10	0.54
1:A:632:ALA:O	1:A:638:ARG:NH1	2.40	0.54
1:B:290:PHE:CD1	1:B:301:ILE:HD13	2.42	0.54
1:C:170:PRO:O	1:C:173:TYR:HB3	2.06	0.54
1:C:76:THR:OG1	1:C:83:ARG:NH1	2.39	0.54
1:D:556:GLU:OE1	1:D:556:GLU:N	2.38	0.54
1:F:239:ARG:NH2	1:F:337:GLN:H	2.04	0.54
1:D:650:GLU:HG3	1:D:653:ARG:NH2	2.21	0.54
1:E:498:GLU:OE1	1:E:499:HIS:NE2	2.41	0.54
1:E:632:ALA:O	1:E:638:ARG:NH1	2.40	0.54
1:A:359:ARG:HH12	1:B:305:GLU:CD	2.11	0.54
1:D:498:GLU:OE1	1:D:499:HIS:NE2	2.41	0.54
1:E:112:LYS:HG2	1:E:113:ARG:HG3	1.90	0.54

Continued on next page...

Continued from previous page...

Atom-1	Atom-2	Interatomic distance (Å)	Clash overlap (Å)
1:F:290:PHE:CD1	1:F:301:ILE:HD13	2.42	0.54
1:E:127:THR:OG1	1:E:436:THR:O	2.26	0.54
1:E:654:VAL:O	1:E:658:LYS:HG2	2.08	0.54
1:A:338:ARG:O	1:A:339:ALA:HB3	2.08	0.54
1:B:498:GLU:OE1	1:B:499:HIS:NE2	2.41	0.54
1:E:428:ASP:OD1	1:E:429:LEU:N	2.41	0.54
1:F:498:GLU:OE1	1:F:499:HIS:NE2	2.41	0.54
1:F:632:ALA:O	1:F:638:ARG:NH1	2.40	0.54
1:C:294:GLU:CD	1:C:338:ARG:NE	2.61	0.54
1:C:359:ARG:HH12	1:D:305:GLU:CD	2.11	0.54
1:F:294:GLU:CD	1:F:338:ARG:NE	2.61	0.54
1:A:498:GLU:OE1	1:A:499:HIS:NE2	2.41	0.54
1:D:564:ASP:OD1	1:D:567:ARG:NH1	2.37	0.54
1:D:76:THR:OG1	1:D:83:ARG:NH1	2.39	0.54
1:E:239:ARG:NH2	1:E:337:GLN:H	2.04	0.54
1:E:76:THR:OG1	1:E:83:ARG:NH1	2.39	0.54
1:F:428:ASP:OD1	1:F:429:LEU:N	2.41	0.54
1:C:112:LYS:N	1:C:169:ASP:OD2	2.31	0.54
1:C:338:ARG:O	1:C:339:ALA:HB3	2.08	0.54
1:F:112:LYS:HG2	1:F:113:ARG:HG3	1.90	0.54
1:F:654:VAL:O	1:F:658:LYS:HG2	2.08	0.54
1:B:654:VAL:O	1:B:658:LYS:HG2	2.08	0.53
1:A:654:VAL:O	1:A:658:LYS:HG2	2.08	0.53
1:B:109:LYS:HD3	1:B:173:TYR:CE1	2.44	0.53
1:B:112:LYS:HG2	1:B:113:ARG:HG3	1.90	0.53
1:D:389:LYS:HZ2	1:D:446:ALA:HB2	1.73	0.53
1:D:428:ASP:OD1	1:D:429:LEU:N	2.41	0.53
1:E:78:SER:OG	1:E:81:LYS:HG2	2.09	0.53
1:F:109:LYS:HD3	1:F:173:TYR:CE1	2.44	0.53
1:A:109:LYS:HD3	1:A:173:TYR:CE1	2.44	0.53
1:D:338:ARG:O	1:D:339:ALA:HB3	2.08	0.53
1:A:428:ASP:OD1	1:A:429:LEU:N	2.41	0.53
1:B:282:SER:O	1:B:285:ASN:N	2.40	0.53
1:B:338:ARG:O	1:B:339:ALA:HB3	2.08	0.53
1:B:359:ARG:HH12	1:C:305:GLU:CD	2.10	0.53
1:B:76:THR:OG1	1:B:83:ARG:NH1	2.39	0.53
1:F:127:THR:OG1	1:F:436:THR:O	2.26	0.53
1:A:282:SER:O	1:A:285:ASN:N	2.40	0.53
1:B:428:ASP:OD1	1:B:429:LEU:N	2.41	0.53
1:C:112:LYS:HG2	1:C:113:ARG:HG3	1.90	0.53
1:D:112:LYS:HG2	1:D:113:ARG:HG3	1.90	0.53

Continued on next page...

Continued from previous page...

Atom-1	Atom-2	Interatomic distance (Å)	Clash overlap (Å)
1:D:127:THR:OG1	1:D:436:THR:O	2.26	0.53
1:D:78:SER:OG	1:D:81:LYS:HG2	2.09	0.53
1:E:282:SER:O	1:E:285:ASN:N	2.40	0.53
1:A:75:ASP:OD1	1:A:76:THR:N	2.37	0.53
1:C:127:THR:OG1	1:C:436:THR:O	2.26	0.53
1:C:498:GLU:OE1	1:C:499:HIS:NE2	2.41	0.53
1:D:359:ARG:HH12	1:E:305:GLU:CD	2.11	0.53
1:E:233:ILE:HD11	1:F:158:MET:HB2	1.91	0.53
1:F:78:SER:OG	1:F:81:LYS:HG2	2.09	0.53
1:D:177:ALA:O	1:D:180:THR:HG22	2.09	0.53
1:D:294:GLU:CD	1:D:338:ARG:NE	2.61	0.53
1:D:673:GLU:N	1:D:673:GLU:OE1	2.34	0.53
1:D:526:LEU:HD11	2:D:900:ADP:H2'	1.91	0.53
1:F:177:ALA:O	1:F:180:THR:HG22	2.09	0.53
1:C:109:LYS:HD3	1:C:173:TYR:CE1	2.44	0.53
1:C:526:LEU:HD11	2:C:900:ADP:H2'	1.91	0.53
1:F:338:ARG:O	1:F:339:ALA:HB3	2.08	0.53
1:A:177:ALA:O	1:A:180:THR:HG22	2.09	0.53
1:A:233:ILE:HD11	1:B:158:MET:HB2	1.91	0.53
1:B:233:ILE:HD11	1:C:158:MET:HB2	1.91	0.53
1:C:203:TYR:CE2	1:C:217:LYS:HE2	2.44	0.53
1:C:428:ASP:OD1	1:C:429:LEU:N	2.41	0.53
1:C:654:VAL:O	1:C:658:LYS:HG2	2.08	0.53
1:D:203:TYR:CE2	1:D:217:LYS:HE2	2.44	0.53
1:E:556:GLU:OE1	1:E:556:GLU:N	2.38	0.53
1:A:78:SER:OG	1:A:81:LYS:HG2	2.09	0.53
1:B:127:THR:OG1	1:B:436:THR:O	2.26	0.53
1:C:282:SER:O	1:C:285:ASN:N	2.40	0.53
1:E:177:ALA:O	1:E:180:THR:HG22	2.09	0.53
1:E:203:TYR:CE2	1:E:217:LYS:HE2	2.44	0.53
1:E:526:LEU:HD11	2:E:900:ADP:H2'	1.91	0.53
1:B:203:TYR:CE2	1:B:217:LYS:HE2	2.44	0.52
1:D:282:SER:O	1:D:285:ASN:N	2.40	0.52
1:D:654:VAL:O	1:D:658:LYS:HG2	2.08	0.52
1:F:701:GLU:OE2	1:F:735:HIS:NE2	2.42	0.52
1:E:338:ARG:O	1:E:339:ALA:HB3	2.08	0.52
1:E:701:GLU:OE2	1:E:735:HIS:NE2	2.42	0.52
1:F:526:LEU:HD11	2:F:900:ADP:H2'	1.91	0.52
1:B:78:SER:OG	1:B:81:LYS:HG2	2.09	0.52
1:C:403:THR:HB	1:C:406:HIS:ND1	2.25	0.52
1:C:78:SER:OG	1:C:81:LYS:HG2	2.09	0.52

Continued on next page...

Continued from previous page...

Atom-1	Atom-2	Interatomic distance (Å)	Clash overlap (Å)
1:E:294:GLU:CD	1:E:338:ARG:NE	2.61	0.52
1:F:403:THR:HB	1:F:406:HIS:ND1	2.24	0.52
1:F:605:LEU:HD22	1:F:638:ARG:HD3	1.92	0.52
1:A:526:LEU:HD11	2:A:900:ADP:H2'	1.91	0.52
1:B:526:LEU:HD11	2:B:900:ADP:H2'	1.91	0.52
1:B:93:ARG:HH21	1:B:194:GLU:HG3	1.75	0.52
1:C:177:ALA:O	1:C:180:THR:HG22	2.09	0.52
1:D:109:LYS:HD3	1:D:173:TYR:CE1	2.44	0.52
1:A:112:LYS:HG2	1:A:113:ARG:HG3	1.90	0.52
1:A:556:GLU:N	1:A:556:GLU:OE1	2.38	0.52
1:A:605:LEU:HD22	1:A:638:ARG:HD3	1.92	0.52
1:D:239:ARG:HH22	1:D:337:GLN:H	1.58	0.52
1:E:239:ARG:HH22	1:E:337:GLN:H	1.58	0.52
1:F:203:TYR:CE2	1:F:217:LYS:HE2	2.44	0.52
1:F:556:GLU:N	1:F:556:GLU:OE1	2.38	0.52
1:A:158:MET:HB2	1:F:233:ILE:HD11	1.92	0.52
1:A:701:GLU:OE2	1:A:735:HIS:NE2	2.42	0.52
1:B:177:ALA:O	1:B:180:THR:HG22	2.09	0.52
1:B:403:THR:HB	1:B:406:HIS:ND1	2.24	0.52
1:C:673:GLU:N	1:C:673:GLU:OE1	2.34	0.52
1:D:233:ILE:HD11	1:E:158:MET:HB2	1.91	0.52
1:E:109:LYS:HD3	1:E:173:TYR:CE1	2.44	0.52
1:C:632:ALA:O	1:C:638:ARG:NH1	2.40	0.52
1:C:605:LEU:HD22	1:C:638:ARG:HD3	1.92	0.52
1:D:93:ARG:HH21	1:D:194:GLU:HG3	1.75	0.52
1:F:76:THR:OG1	1:F:83:ARG:NH1	2.39	0.52
1:A:127:THR:OG1	1:A:436:THR:O	2.26	0.52
1:A:403:THR:HB	1:A:406:HIS:ND1	2.25	0.52
1:B:460:ASN:OD1	1:B:460:ASN:N	2.43	0.52
1:B:473:GLN:OE1	1:B:473:GLN:N	2.32	0.52
1:B:605:LEU:HD22	1:B:638:ARG:HD3	1.92	0.52
1:C:236:LYS:HD2	1:C:237:PRO:HD2	1.92	0.52
1:C:239:ARG:HH22	1:C:337:GLN:H	1.58	0.52
1:D:158:MET:HG2	1:D:388:MET:HB3	1.92	0.52
1:A:364:ASP:OD1	1:A:364:ASP:N	2.35	0.52
1:C:158:MET:HG2	1:C:388:MET:HB3	1.92	0.52
1:F:239:ARG:HH22	1:F:337:GLN:H	1.58	0.52
1:F:697:LEU:HD11	1:F:738:GLU:OE1	2.10	0.52
1:C:233:ILE:HD11	1:D:158:MET:HB2	1.92	0.52
1:D:701:GLU:OE2	1:D:735:HIS:NE2	2.42	0.52
1:E:75:ASP:OD1	1:E:76:THR:N	2.37	0.52

Continued on next page...

Continued from previous page...

Atom-1	Atom-2	Interatomic distance (Å)	Clash overlap (Å)
1:A:203:TYR:CE2	1:A:217:LYS:HE2	2.44	0.51
1:B:33:ASN:OD1	1:B:34:GLU:N	2.44	0.51
1:E:460:ASN:N	1:E:460:ASN:OD1	2.43	0.51
1:A:697:LEU:HD11	1:A:738:GLU:OE1	2.10	0.51
1:A:76:THR:OG1	1:A:83:ARG:NH1	2.39	0.51
1:B:236:LYS:HD2	1:B:237:PRO:HD2	1.92	0.51
1:B:697:LEU:HD11	1:B:738:GLU:OE1	2.10	0.51
1:C:697:LEU:HD11	1:C:738:GLU:OE1	2.10	0.51
1:E:403:THR:HB	1:E:406:HIS:ND1	2.24	0.51
1:E:605:LEU:HD22	1:E:638:ARG:HD3	1.92	0.51
1:A:33:ASN:OD1	1:A:34:GLU:N	2.43	0.51
1:D:389:LYS:NZ	1:D:446:ALA:HB2	2.25	0.51
1:D:605:LEU:HD22	1:D:638:ARG:HD3	1.92	0.51
1:E:93:ARG:HH21	1:E:194:GLU:HG3	1.75	0.51
1:F:389:LYS:NZ	1:F:446:ALA:HB2	2.25	0.51
1:B:337:GLN:CA	1:B:337:GLN:NE2	2.73	0.51
1:C:644:TYR:CZ	1:C:646:PRO:HB3	2.46	0.51
1:C:75:ASP:OD1	1:C:76:THR:N	2.37	0.51
1:A:460:ASN:N	1:A:460:ASN:OD1	2.43	0.51
1:B:644:TYR:CZ	1:B:646:PRO:HB3	2.46	0.51
1:A:131:PHE:HA	1:A:135:LEU:HD13	1.93	0.51
1:D:236:LYS:HD2	1:D:237:PRO:HD2	1.92	0.51
1:E:131:PHE:HA	1:E:135:LEU:HD13	1.93	0.51
1:E:700:ARG:O	1:E:704:GLU:N	2.32	0.51
1:F:93:ARG:HH21	1:F:194:GLU:HG3	1.75	0.51
1:C:33:ASN:OD1	1:C:34:GLU:N	2.43	0.51
1:D:403:THR:HB	1:D:406:HIS:ND1	2.25	0.51
1:D:460:ASN:OD1	1:D:460:ASN:N	2.43	0.51
1:D:644:TYR:CZ	1:D:646:PRO:HB3	2.46	0.51
1:F:131:PHE:HA	1:F:135:LEU:HD13	1.93	0.51
1:F:282:SER:O	1:F:285:ASN:N	2.40	0.51
1:A:236:LYS:HD2	1:A:237:PRO:HD2	1.92	0.51
1:D:30:GLU:HB3	1:D:96:LEU:HD21	1.93	0.51
1:E:697:LEU:HD11	1:E:738:GLU:OE1	2.10	0.51
1:B:239:ARG:HH22	1:B:337:GLN:H	1.58	0.51
1:D:473:GLN:OE1	1:D:473:GLN:N	2.32	0.51
1:E:389:LYS:NZ	1:E:446:ALA:HB2	2.26	0.51
1:A:239:ARG:HH22	1:A:337:GLN:H	1.58	0.51
1:A:30:GLU:HB3	1:A:96:LEU:HD21	1.93	0.51
1:B:30:GLU:HB3	1:B:96:LEU:HD21	1.93	0.51
1:C:460:ASN:N	1:C:460:ASN:OD1	2.43	0.51

Continued on next page...

Continued from previous page...

Atom-1	Atom-2	Interatomic distance (Å)	Clash overlap (Å)
1:C:93:ARG:HH21	1:C:194:GLU:HG3	1.75	0.51
1:D:253:LEU:HD13	2:D:807:ADP:H2'	1.93	0.51
1:C:701:GLU:OE2	1:C:735:HIS:NE2	2.42	0.50
1:D:33:ASN:OD1	1:D:34:GLU:N	2.44	0.50
1:D:697:LEU:HD11	1:D:738:GLU:OE1	2.10	0.50
1:A:337:GLN:CA	1:A:337:GLN:NE2	2.73	0.50
1:C:253:LEU:HD13	2:C:807:ADP:H2'	1.93	0.50
1:E:134:TYR:OH	1:E:156:GLY:O	2.25	0.50
1:E:33:ASN:OD1	1:E:34:GLU:N	2.44	0.50
1:A:93:ARG:HH21	1:A:194:GLU:HG3	1.75	0.50
1:E:158:MET:HG2	1:E:388:MET:HB3	1.92	0.50
1:E:253:LEU:HD13	2:E:807:ADP:H2'	1.93	0.50
1:A:644:TYR:CZ	1:A:646:PRO:HB3	2.46	0.50
1:B:701:GLU:OE2	1:B:735:HIS:NE2	2.42	0.50
1:D:131:PHE:HA	1:D:135:LEU:HD13	1.93	0.50
1:F:131:PHE:HZ	1:F:184:CYS:H	1.59	0.50
1:A:158:MET:HG2	1:A:388:MET:HB3	1.92	0.50
1:A:389:LYS:NZ	1:A:446:ALA:HB2	2.26	0.50
1:B:227:PRO:HB3	1:B:340:HIS:CD2	2.47	0.50
1:B:389:LYS:NZ	1:B:446:ALA:HB2	2.26	0.50
1:B:517:TYR:CZ	1:B:644:TYR:HB2	2.47	0.50
1:C:30:GLU:HB3	1:C:96:LEU:HD21	1.93	0.50
1:C:420:LEU:HD23	1:C:423:ILE:HD12	1.93	0.50
1:D:420:LEU:HD23	1:D:423:ILE:HD12	1.93	0.50
1:F:406:HIS:HD2	1:F:410:ASP:HB3	1.77	0.50
1:F:460:ASN:N	1:F:460:ASN:OD1	2.43	0.50
1:A:227:PRO:HB3	1:A:340:HIS:CD2	2.47	0.50
1:A:420:LEU:HD23	1:A:423:ILE:HD12	1.93	0.50
1:E:236:LYS:HD2	1:E:237:PRO:HD2	1.92	0.50
1:E:406:HIS:HD2	1:E:410:ASP:HB3	1.77	0.50
1:E:517:TYR:CZ	1:E:644:TYR:HB2	2.46	0.50
1:E:644:TYR:CZ	1:E:646:PRO:HB3	2.46	0.50
1:F:158:MET:HG2	1:F:388:MET:HB3	1.92	0.50
1:B:420:LEU:HD23	1:B:423:ILE:HD12	1.93	0.50
1:B:666:VAL:HA	1:B:731:ILE:HG22	1.94	0.50
1:B:700:ARG:O	1:B:704:GLU:N	2.32	0.50
1:C:517:TYR:CZ	1:C:644:TYR:HB2	2.47	0.50
1:C:700:ARG:O	1:C:704:GLU:N	2.32	0.50
1:E:131:PHE:HZ	1:E:184:CYS:H	1.59	0.50
1:E:74:ASP:OD2	1:E:77:CYS:HB3	2.12	0.50
1:F:420:LEU:HD23	1:F:423:ILE:HD12	1.93	0.50

Continued on next page...

Continued from previous page...

Atom-1	Atom-2	Interatomic distance (Å)	Clash overlap (Å)
1:F:75:ASP:OD1	1:F:76:THR:N	2.37	0.50
1:A:666:VAL:HA	1:A:731:ILE:HG22	1.94	0.50
1:B:131:PHE:HA	1:B:135:LEU:HD13	1.93	0.50
1:B:158:MET:HG2	1:B:388:MET:HB3	1.92	0.50
1:B:253:LEU:HD13	2:B:807:ADP:H2'	1.93	0.50
1:C:127:THR:CB	1:C:438:ASP:HA	2.37	0.50
1:E:121:ASP:OD1	1:E:122:THR:N	2.45	0.50
1:E:420:LEU:HD23	1:E:423:ILE:HD12	1.93	0.50
1:E:57:VAL:O	1:E:68:VAL:HG13	2.12	0.50
1:F:236:LYS:HD2	1:F:237:PRO:HD2	1.92	0.50
1:F:30:GLU:HB3	1:F:96:LEU:HD21	1.93	0.50
1:F:33:ASN:OD1	1:F:34:GLU:N	2.43	0.50
1:F:666:VAL:HA	1:F:731:ILE:HG22	1.94	0.50
1:F:74:ASP:OD2	1:F:77:CYS:HB3	2.12	0.50
1:A:517:TYR:CZ	1:A:644:TYR:HB2	2.47	0.50
1:C:227:PRO:HB3	1:C:340:HIS:CD2	2.47	0.50
1:C:389:LYS:NZ	1:C:446:ALA:HB2	2.26	0.50
1:D:57:VAL:O	1:D:68:VAL:HG13	2.12	0.50
1:A:121:ASP:OD1	1:A:122:THR:N	2.45	0.49
1:A:294:GLU:CD	1:A:338:ARG:NE	2.61	0.49
1:B:121:ASP:OD1	1:B:122:THR:N	2.45	0.49
1:C:406:HIS:HD2	1:C:410:ASP:HB3	1.77	0.49
1:A:700:ARG:O	1:A:704:GLU:N	2.32	0.49
1:C:57:VAL:O	1:C:68:VAL:HG13	2.12	0.49
1:F:31:ALA:HB2	1:F:84:MET:C	2.33	0.49
1:A:131:PHE:HZ	1:A:184:CYS:H	1.60	0.49
1:A:406:HIS:HD2	1:A:410:ASP:HB3	1.77	0.49
1:A:31:ALA:HB2	1:A:84:MET:C	2.33	0.49
1:D:406:HIS:HD2	1:D:410:ASP:HB3	1.77	0.49
1:D:31:ALA:HB2	1:D:84:MET:C	2.33	0.49
1:F:517:TYR:CZ	1:F:644:TYR:HB2	2.47	0.49
1:F:644:TYR:CZ	1:F:646:PRO:HB3	2.46	0.49
1:B:632:ALA:O	1:B:638:ARG:NH1	2.40	0.49
1:E:31:ALA:HB2	1:E:84:MET:C	2.33	0.49
1:E:337:GLN:CA	1:E:337:GLN:NE2	2.73	0.49
1:F:227:PRO:HB3	1:F:340:HIS:CD2	2.47	0.49
1:A:253:LEU:HD13	2:A:807:ADP:H2'	1.93	0.49
1:C:666:VAL:HA	1:C:731:ILE:HG22	1.94	0.49
1:D:632:ALA:O	1:D:638:ARG:NH1	2.40	0.49
1:E:30:GLU:HB3	1:E:96:LEU:HD21	1.93	0.49
1:E:666:VAL:HA	1:E:731:ILE:HG22	1.94	0.49

Continued on next page...

Continued from previous page...

Atom-1	Atom-2	Interatomic distance (Å)	Clash overlap (Å)
1:F:239:ARG:HH22	1:F:336:LYS:HA	1.78	0.49
1:F:57:VAL:O	1:F:68:VAL:HG13	2.12	0.49
1:A:57:VAL:O	1:A:68:VAL:HG13	2.12	0.49
1:B:519:PRO:HG2	1:B:522:CYS:SG	2.53	0.49
1:D:169:ASP:O	1:D:171:SER:N	2.46	0.49
1:D:517:TYR:CZ	1:D:644:TYR:HB2	2.47	0.49
1:D:74:ASP:OD2	1:D:77:CYS:HB3	2.12	0.49
1:A:169:ASP:O	1:A:171:SER:N	2.46	0.49
1:A:759:ALA:HA	1:A:762:LEU:HD12	1.95	0.49
1:C:121:ASP:OD1	1:C:122:THR:N	2.45	0.49
1:C:31:ALA:HB2	1:C:84:MET:C	2.33	0.49
1:D:239:ARG:HH22	1:D:336:LYS:HA	1.78	0.49
1:E:519:PRO:HG2	1:E:522:CYS:SG	2.53	0.49
1:A:74:ASP:OD2	1:A:77:CYS:HB3	2.12	0.49
1:B:406:HIS:HD2	1:B:410:ASP:HB3	1.77	0.49
1:C:131:PHE:HA	1:C:135:LEU:HD13	1.93	0.49
1:C:74:ASP:OD2	1:C:77:CYS:HB3	2.12	0.49
1:D:227:PRO:HB3	1:D:340:HIS:CD2	2.47	0.49
1:E:169:ASP:O	1:E:171:SER:N	2.46	0.49
1:F:121:ASP:OD1	1:F:122:THR:N	2.45	0.49
1:F:253:LEU:HD13	2:F:807:ADP:H2'	1.93	0.49
1:B:239:ARG:HH22	1:B:336:LYS:HA	1.78	0.49
1:B:759:ALA:HA	1:B:762:LEU:HD12	1.95	0.49
1:F:519:PRO:HG2	1:F:522:CYS:SG	2.53	0.49
1:A:519:PRO:HG2	1:A:522:CYS:SG	2.53	0.49
1:B:169:ASP:O	1:B:171:SER:N	2.46	0.49
1:B:294:GLU:CD	1:B:338:ARG:NE	2.61	0.49
1:B:57:VAL:O	1:B:68:VAL:HG13	2.12	0.49
1:B:675:LEU:HA	1:B:678:MET:SD	2.53	0.49
1:B:31:ALA:HB2	1:B:84:MET:C	2.33	0.49
1:C:169:ASP:O	1:C:171:SER:N	2.46	0.49
1:E:127:THR:CB	1:E:438:ASP:HA	2.37	0.49
1:E:675:LEU:HA	1:E:678:MET:SD	2.53	0.49
1:B:74:ASP:OD2	1:B:77:CYS:HB3	2.12	0.48
1:D:131:PHE:HZ	1:D:184:CYS:H	1.60	0.48
1:E:227:PRO:HB3	1:E:340:HIS:CD2	2.47	0.48
1:E:759:ALA:HA	1:E:762:LEU:HD12	1.95	0.48
1:F:759:ALA:HA	1:F:762:LEU:HD12	1.95	0.48
1:C:675:LEU:HA	1:C:678:MET:SD	2.53	0.48
1:C:681:GLY:HA3	1:C:745:ARG:HH21	1.78	0.48
1:C:759:ALA:HA	1:C:762:LEU:HD12	1.95	0.48

Continued on next page...

Continued from previous page...

Atom-1	Atom-2	Interatomic distance (Å)	Clash overlap (Å)
1:D:666:VAL:HA	1:D:731:ILE:HG22	1.94	0.48
1:D:681:GLY:HA3	1:D:745:ARG:HH21	1.78	0.48
1:F:675:LEU:HA	1:F:678:MET:SD	2.53	0.48
1:B:131:PHE:HZ	1:B:184:CYS:H	1.59	0.48
1:C:60:LYS:HA	1:C:66:GLU:HG2	1.96	0.48
1:D:121:ASP:OD1	1:D:122:THR:N	2.45	0.48
1:F:364:ASP:N	1:F:364:ASP:OD1	2.35	0.48
1:B:60:LYS:HA	1:B:66:GLU:HG2	1.96	0.48
1:C:114:ILE:HD13	1:C:168:THR:HG23	1.96	0.48
1:D:191:ARG:HH21	1:D:195:GLU:HG2	1.79	0.48
1:D:519:PRO:HG2	1:D:522:CYS:SG	2.53	0.48
1:D:675:LEU:HA	1:D:678:MET:SD	2.53	0.48
1:E:123:VAL:O	1:E:126:ILE:HG12	2.14	0.48
1:C:519:PRO:HG2	1:C:522:CYS:SG	2.53	0.48
1:D:681:GLY:CA	1:D:745:ARG:HE	2.27	0.48
1:D:759:ALA:HA	1:D:762:LEU:HD12	1.95	0.48
1:F:169:ASP:O	1:F:171:SER:N	2.46	0.48
1:F:681:GLY:CA	1:F:745:ARG:HE	2.27	0.48
1:A:675:LEU:HA	1:A:678:MET:SD	2.53	0.48
1:B:123:VAL:O	1:B:126:ILE:HG12	2.14	0.48
1:B:284:SER:O	1:B:288:LYS:HG2	2.14	0.48
1:C:627:ASP:N	1:C:627:ASP:OD1	2.46	0.48
1:C:681:GLY:CA	1:C:745:ARG:HE	2.27	0.48
1:D:123:VAL:O	1:D:126:ILE:HG12	2.14	0.48
1:A:284:SER:O	1:A:288:LYS:HG2	2.14	0.48
1:B:681:GLY:HA3	1:B:745:ARG:HH21	1.78	0.48
1:C:284:SER:O	1:C:288:LYS:HG2	2.14	0.48
1:C:239:ARG:HH22	1:C:336:LYS:HA	1.78	0.48
1:D:127:THR:CB	1:D:438:ASP:HA	2.37	0.48
1:D:60:LYS:HA	1:D:66:GLU:HG2	1.96	0.48
1:E:681:GLY:CA	1:E:745:ARG:HE	2.27	0.48
1:F:123:VAL:O	1:F:126:ILE:HG12	2.14	0.48
1:A:60:LYS:HA	1:A:66:GLU:HG2	1.96	0.48
1:A:681:GLY:CA	1:A:745:ARG:HE	2.27	0.48
1:C:131:PHE:HZ	1:C:184:CYS:H	1.59	0.48
1:E:466:GLU:OE1	1:E:466:GLU:N	2.47	0.48
1:A:134:TYR:OH	1:A:156:GLY:O	2.25	0.48
1:D:284:SER:O	1:D:288:LYS:HG2	2.14	0.48
1:E:114:ILE:HD13	1:E:168:THR:HG23	1.96	0.48
1:E:336:LYS:O	1:E:337:GLN:C	2.51	0.48
1:A:123:VAL:O	1:A:126:ILE:HG12	2.14	0.48

Continued on next page...

Continued from previous page...

Atom-1	Atom-2	Interatomic distance (Å)	Clash overlap (Å)
1:E:28:VAL:HG23	1:E:96:LEU:HA	1.96	0.48
1:E:681:GLY:HA3	1:E:745:ARG:HH21	1.79	0.48
1:F:700:ARG:O	1:F:704:GLU:N	2.32	0.48
1:A:239:ARG:HH22	1:A:336:LYS:HA	1.78	0.47
1:A:336:LYS:O	1:A:337:GLN:C	2.51	0.47
1:B:114:ILE:HD13	1:B:168:THR:HG23	1.96	0.47
1:D:114:ILE:HD13	1:D:168:THR:HG23	1.96	0.47
1:D:336:LYS:O	1:D:337:GLN:C	2.51	0.47
1:D:337:GLN:NE2	1:D:337:GLN:CA	2.73	0.47
1:F:466:GLU:N	1:F:466:GLU:OE1	2.47	0.47
1:A:681:GLY:HA3	1:A:745:ARG:HH21	1.78	0.47
1:C:191:ARG:HH21	1:C:195:GLU:HG2	1.79	0.47
1:E:239:ARG:HH22	1:E:336:LYS:HA	1.78	0.47
1:F:681:GLY:HA3	1:F:745:ARG:HH21	1.78	0.47
1:A:191:ARG:HH21	1:A:195:GLU:HG2	1.79	0.47
1:A:389:LYS:HZ2	1:A:446:ALA:HB2	1.77	0.47
1:B:627:ASP:N	1:B:627:ASP:OD1	2.46	0.47
1:C:123:VAL:O	1:C:126:ILE:HG12	2.14	0.47
1:D:28:VAL:HG23	1:D:96:LEU:HA	1.96	0.47
1:E:191:ARG:HH21	1:E:195:GLU:HG2	1.79	0.47
1:A:466:GLU:OE1	1:A:466:GLU:N	2.47	0.47
1:C:109:LYS:HD3	1:C:173:TYR:CD1	2.50	0.47
1:C:37:SER:O	1:C:38:VAL:HG23	2.14	0.47
1:D:37:SER:O	1:D:38:VAL:HG23	2.14	0.47
1:E:33:ASN:OD1	1:E:35:ASP:N	2.31	0.47
1:E:60:LYS:HA	1:E:66:GLU:HG2	1.96	0.47
1:F:284:SER:O	1:F:288:LYS:HG2	2.14	0.47
1:B:681:GLY:CA	1:B:745:ARG:HE	2.27	0.47
1:C:337:GLN:NE2	1:C:337:GLN:CA	2.73	0.47
1:D:679:THR:HB	1:D:682:PHE:HB2	1.97	0.47
1:F:191:ARG:HH21	1:F:195:GLU:HG2	1.79	0.47
1:F:28:VAL:HG23	1:F:96:LEU:HA	1.96	0.47
1:F:60:LYS:HA	1:F:66:GLU:HG2	1.96	0.47
1:A:37:SER:O	1:A:38:VAL:HG23	2.14	0.47
1:C:28:VAL:HG23	1:C:96:LEU:HA	1.96	0.47
1:C:466:GLU:N	1:C:466:GLU:OE1	2.47	0.47
1:A:109:LYS:HD3	1:A:173:TYR:CD1	2.50	0.47
1:D:134:TYR:OH	1:D:156:GLY:O	2.25	0.47
1:F:109:LYS:HD3	1:F:173:TYR:CD1	2.50	0.47
1:A:473:GLN:N	1:A:473:GLN:OE1	2.32	0.47
1:C:679:THR:HB	1:C:682:PHE:HB2	1.97	0.47

Continued on next page...

Continued from previous page...

Atom-1	Atom-2	Interatomic distance (Å)	Clash overlap (Å)
1:D:466:GLU:OE1	1:D:466:GLU:N	2.47	0.47
1:E:109:LYS:HD3	1:E:173:TYR:CD1	2.50	0.47
1:E:284:SER:O	1:E:288:LYS:HG2	2.14	0.47
1:F:134:TYR:OH	1:F:156:GLY:O	2.25	0.47
1:F:37:SER:O	1:F:38:VAL:HG23	2.14	0.47
1:A:679:THR:HB	1:A:682:PHE:HB2	1.97	0.47
1:D:627:ASP:OD1	1:D:627:ASP:N	2.46	0.47
1:F:114:ILE:HD13	1:F:168:THR:HG23	1.96	0.47
1:F:229:LEU:O	1:F:233:ILE:HG22	2.15	0.47
1:F:288:LYS:HA	1:F:291:GLU:OE2	2.15	0.47
1:F:337:GLN:CA	1:F:337:GLN:NE2	2.73	0.47
1:A:58:LEU:HD22	1:A:103:GLN:NE2	2.30	0.47
1:B:58:LEU:HD22	1:B:103:GLN:NE2	2.30	0.47
1:B:679:THR:HB	1:B:682:PHE:HB2	1.97	0.47
1:E:644:TYR:CE2	1:E:646:PRO:HB3	2.50	0.47
1:F:679:THR:HB	1:F:682:PHE:HB2	1.97	0.47
1:A:644:TYR:CE2	1:A:646:PRO:HB3	2.50	0.47
1:B:466:GLU:OE1	1:B:466:GLU:N	2.47	0.47
1:E:136:LYS:HB2	1:E:137:PRO:HD3	1.97	0.47
1:F:627:ASP:OD1	1:F:627:ASP:N	2.46	0.47
1:A:229:LEU:O	1:A:233:ILE:HG22	2.15	0.46
1:A:28:VAL:HG23	1:A:96:LEU:HA	1.96	0.46
1:B:191:ARG:HH21	1:B:195:GLU:HG2	1.79	0.46
1:B:288:LYS:HA	1:B:291:GLU:OE2	2.15	0.46
1:C:58:LEU:HD22	1:C:103:GLN:NE2	2.30	0.46
1:D:109:LYS:HD3	1:D:173:TYR:CD1	2.50	0.46
1:D:700:ARG:O	1:D:704:GLU:N	2.32	0.46
1:E:22:ARG:NH1	1:E:24:ASN:OD1	2.49	0.46
1:E:627:ASP:OD1	1:E:627:ASP:N	2.46	0.46
1:E:679:THR:HB	1:E:682:PHE:HB2	1.97	0.46
1:F:58:LEU:HD22	1:F:103:GLN:NE2	2.30	0.46
1:F:136:LYS:HB2	1:F:137:PRO:HD3	1.97	0.46
1:A:114:ILE:HD13	1:A:168:THR:HG23	1.96	0.46
1:B:109:LYS:HD3	1:B:173:TYR:CD1	2.50	0.46
1:B:28:VAL:HG23	1:B:96:LEU:HA	1.96	0.46
1:C:270:ASN:OD1	1:C:272:PRO:HD2	2.16	0.46
1:D:22:ARG:NH1	1:D:24:ASN:OD1	2.49	0.46
1:F:290:PHE:CE2	1:F:331:LEU:HB3	2.51	0.46
1:F:644:TYR:CE2	1:F:646:PRO:HB3	2.50	0.46
1:A:389:LYS:HE3	1:A:443:ASN:O	2.16	0.46
1:B:37:SER:O	1:B:38:VAL:HG23	2.14	0.46

Continued on next page...

Continued from previous page...

Atom-1	Atom-2	Interatomic distance (Å)	Clash overlap (Å)
1:C:136:LYS:HB2	1:C:137:PRO:HD3	1.97	0.46
1:D:131:PHE:HZ	1:D:184:CYS:N	2.14	0.46
1:D:644:TYR:CE2	1:D:646:PRO:HB3	2.50	0.46
1:E:288:LYS:HA	1:E:291:GLU:OE2	2.15	0.46
1:E:37:SER:O	1:E:38:VAL:HG23	2.14	0.46
1:B:136:LYS:HB2	1:B:137:PRO:HD3	1.97	0.46
1:C:473:GLN:OE1	1:C:473:GLN:N	2.32	0.46
1:D:288:LYS:HA	1:D:291:GLU:OE2	2.15	0.46
1:D:58:LEU:HD22	1:D:103:GLN:NE2	2.30	0.46
1:E:131:PHE:HZ	1:E:184:CYS:N	2.14	0.46
1:F:22:ARG:NH1	1:F:24:ASN:OD1	2.49	0.46
1:F:689:GLU:HA	1:F:692:GLN:HB2	1.97	0.46
1:A:270:ASN:OD1	1:A:272:PRO:HD2	2.16	0.46
1:A:689:GLU:HA	1:A:692:GLN:HB2	1.97	0.46
1:B:229:LEU:O	1:B:233:ILE:HG22	2.15	0.46
1:B:389:LYS:HE3	1:B:443:ASN:O	2.16	0.46
1:B:644:TYR:CE2	1:B:646:PRO:HB3	2.50	0.46
1:E:229:LEU:O	1:E:233:ILE:HG22	2.15	0.46
1:F:270:ASN:OD1	1:F:272:PRO:HD2	2.15	0.46
1:A:290:PHE:CE2	1:A:331:LEU:HB3	2.51	0.46
1:B:270:ASN:OD1	1:B:272:PRO:HD2	2.16	0.46
1:C:22:ARG:NH1	1:C:24:ASN:OD1	2.49	0.46
1:C:229:LEU:O	1:C:233:ILE:HG22	2.15	0.46
1:C:288:LYS:HA	1:C:291:GLU:OE2	2.15	0.46
1:C:290:PHE:CE2	1:C:331:LEU:HB3	2.51	0.46
1:C:33:ASN:OD1	1:C:35:ASP:N	2.31	0.46
1:D:270:ASN:OD1	1:D:272:PRO:HD2	2.16	0.46
1:E:58:LEU:HD22	1:E:103:GLN:NE2	2.30	0.46
1:F:389:LYS:HE3	1:F:443:ASN:O	2.16	0.46
1:B:131:PHE:HZ	1:B:184:CYS:N	2.14	0.46
1:C:336:LYS:O	1:C:337:GLN:C	2.51	0.46
1:D:229:LEU:O	1:D:233:ILE:HG22	2.15	0.46
1:D:489:LEU:O	1:D:493:VAL:HG22	2.16	0.46
1:A:22:ARG:NH1	1:A:24:ASN:OD1	2.49	0.46
1:A:294:GLU:HG3	1:A:338:ARG:CG	2.46	0.46
1:A:493:VAL:HG23	1:A:494:GLN:N	2.31	0.46
1:B:689:GLU:HA	1:B:692:GLN:HB2	1.97	0.46
1:E:290:PHE:CE2	1:E:331:LEU:HB3	2.51	0.46
1:E:364:ASP:N	1:E:364:ASP:OD1	2.35	0.46
1:F:294:GLU:HG3	1:F:338:ARG:CG	2.46	0.46
1:A:131:PHE:HZ	1:A:184:CYS:N	2.14	0.46

Continued on next page...

Continued from previous page...

Atom-1	Atom-2	Interatomic distance (Å)	Clash overlap (Å)
1:A:288:LYS:HA	1:A:291:GLU:OE2	2.15	0.46
1:A:627:ASP:OD1	1:A:627:ASP:N	2.46	0.46
1:B:22:ARG:NH1	1:B:24:ASN:OD1	2.49	0.46
1:C:689:GLU:HA	1:C:692:GLN:HB2	1.97	0.46
1:D:290:PHE:CE2	1:D:331:LEU:HB3	2.51	0.46
1:E:294:GLU:HG3	1:E:338:ARG:CG	2.46	0.46
1:F:131:PHE:HZ	1:F:184:CYS:N	2.14	0.46
1:C:389:LYS:HE3	1:C:443:ASN:O	2.16	0.46
1:C:644:TYR:CE2	1:C:646:PRO:HB3	2.50	0.46
1:E:270:ASN:OD1	1:E:272:PRO:HD2	2.16	0.46
1:F:493:VAL:HG23	1:F:494:GLN:N	2.31	0.46
1:A:136:LYS:HB2	1:A:137:PRO:HD3	1.97	0.45
1:C:148:LYS:HE3	1:C:167:GLU:HA	1.98	0.45
1:C:489:LEU:O	1:C:493:VAL:HG22	2.16	0.45
1:D:136:LYS:HB2	1:D:137:PRO:HD3	1.97	0.45
1:E:389:LYS:HE3	1:E:443:ASN:O	2.16	0.45
1:E:43:GLN:HB3	1:E:44:PRO:HD3	1.99	0.45
1:A:176:VAL:HG13	1:A:180:THR:HG21	1.99	0.45
1:C:131:PHE:HZ	1:C:184:CYS:N	2.14	0.45
1:D:689:GLU:HA	1:D:692:GLN:HB2	1.97	0.45
1:E:176:VAL:HG13	1:E:180:THR:HG21	1.99	0.45
1:E:489:LEU:O	1:E:493:VAL:HG22	2.16	0.45
1:E:661:LEU:O	1:E:664:SER:O	2.35	0.45
1:F:43:GLN:HB3	1:F:44:PRO:HD3	1.99	0.45
1:D:148:LYS:HE3	1:D:167:GLU:HA	1.98	0.45
1:D:389:LYS:HE3	1:D:443:ASN:O	2.16	0.45
1:F:176:VAL:HG13	1:F:180:THR:HG21	1.99	0.45
1:B:290:PHE:CE2	1:B:331:LEU:HB3	2.51	0.45
1:E:689:GLU:HA	1:E:692:GLN:HB2	1.97	0.45
1:F:661:LEU:O	1:F:664:SER:O	2.35	0.45
1:A:112:LYS:O	1:A:181:VAL:HG12	2.17	0.45
1:B:148:LYS:HE3	1:B:167:GLU:HA	1.99	0.45
1:B:323:ARG:NH1	1:C:278:LEU:HD23	2.32	0.45
1:D:323:ARG:NH1	1:E:278:LEU:HD23	2.32	0.45
1:F:118:PRO:HG3	1:F:130:LEU:HD22	1.99	0.45
1:B:294:GLU:HG3	1:B:338:ARG:CG	2.46	0.45
1:B:459:SER:O	1:B:462:SER:HB2	2.17	0.45
1:B:493:VAL:HG23	1:B:494:GLN:N	2.31	0.45
1:D:176:VAL:HG13	1:D:180:THR:HG21	1.99	0.45
1:D:294:GLU:HG3	1:D:338:ARG:CG	2.46	0.45
1:E:474:VAL:HG23	1:E:478:ASP:HB2	1.99	0.45

Continued on next page...

Continued from previous page...

Atom-1	Atom-2	Interatomic distance (Å)	Clash overlap (Å)
1:B:140:LEU:HB3	1:B:141:GLU:OE1	2.17	0.45
1:D:118:PRO:HG3	1:D:130:LEU:HD22	1.99	0.45
1:D:140:LEU:HB3	1:D:141:GLU:OE1	2.17	0.45
1:E:118:PRO:HG3	1:E:130:LEU:HD22	1.99	0.45
1:E:140:LEU:HB3	1:E:141:GLU:OE1	2.17	0.45
1:E:148:LYS:HE3	1:E:167:GLU:HA	1.98	0.45
1:A:278:LEU:HD23	1:F:323:ARG:NH1	2.31	0.45
1:F:474:VAL:HG23	1:F:478:ASP:HB2	1.99	0.45
1:B:176:VAL:HG13	1:B:180:THR:HG21	1.99	0.45
1:B:43:GLN:HB3	1:B:44:PRO:HD3	1.99	0.45
1:B:661:LEU:O	1:B:664:SER:O	2.35	0.45
1:C:176:VAL:HG13	1:C:180:THR:HG21	1.99	0.45
1:C:459:SER:O	1:C:462:SER:HB2	2.17	0.45
1:D:112:LYS:O	1:D:181:VAL:HG12	2.17	0.45
1:D:474:VAL:HG23	1:D:478:ASP:HB2	1.99	0.45
1:A:118:PRO:HG3	1:A:130:LEU:HD22	1.99	0.45
1:B:489:LEU:O	1:B:493:VAL:HG22	2.16	0.45
1:C:140:LEU:HB3	1:C:141:GLU:OE1	2.17	0.45
1:D:364:ASP:OD1	1:D:364:ASP:N	2.35	0.45
1:D:555:SER:OG	1:D:555:SER:O	2.35	0.45
1:E:493:VAL:HG23	1:E:494:GLN:N	2.31	0.45
1:F:140:LEU:HB3	1:F:141:GLU:OE1	2.17	0.45
1:A:661:LEU:O	1:A:664:SER:O	2.35	0.45
1:C:493:VAL:HG23	1:C:494:GLN:N	2.31	0.45
1:F:336:LYS:O	1:F:337:GLN:C	2.51	0.45
1:C:112:LYS:O	1:C:181:VAL:HG12	2.17	0.44
1:C:43:GLN:HB3	1:C:44:PRO:HD3	1.99	0.44
1:D:493:VAL:HG23	1:D:494:GLN:N	2.31	0.44
1:C:130:LEU:HD11	1:C:163:PHE:HZ	1.83	0.44
1:C:469:VAL:HG22	1:C:540:ILE:HG12	2.00	0.44
1:D:33:ASN:OD1	1:D:35:ASP:N	2.31	0.44
1:E:45:LYS:HG2	1:E:80:GLU:OE2	2.18	0.44
1:F:489:LEU:O	1:F:493:VAL:HG22	2.16	0.44
1:A:474:VAL:HG23	1:A:478:ASP:HB2	1.99	0.44
1:A:45:LYS:HG2	1:A:80:GLU:OE2	2.18	0.44
1:C:96:LEU:HD13	1:C:261:GLU:OE2	2.18	0.44
1:D:136:LYS:O	1:D:140:LEU:HD13	2.18	0.44
1:D:459:SER:O	1:D:462:SER:HB2	2.17	0.44
1:F:112:LYS:O	1:F:181:VAL:HG12	2.17	0.44
1:A:489:LEU:O	1:A:493:VAL:HG22	2.16	0.44
1:B:118:PRO:HG3	1:B:130:LEU:HD22	1.99	0.44

Continued on next page...

Continued from previous page...

Atom-1	Atom-2	Interatomic distance (Å)	Clash overlap (Å)
1:B:33:ASN:OD1	1:B:35:ASP:N	2.31	0.44
1:B:469:VAL:HG22	1:B:540:ILE:HG12	2.00	0.44
1:C:118:PRO:HG3	1:C:130:LEU:HD22	1.99	0.44
1:C:474:VAL:HG23	1:C:478:ASP:HB2	1.99	0.44
1:D:469:VAL:HG22	1:D:540:ILE:HG12	2.00	0.44
1:D:45:LYS:HG2	1:D:80:GLU:OE2	2.18	0.44
1:A:43:GLN:HB3	1:A:44:PRO:HD3	1.99	0.44
1:C:45:LYS:HG2	1:C:80:GLU:OE2	2.18	0.44
1:E:96:LEU:HD13	1:E:261:GLU:OE2	2.18	0.44
1:C:136:LYS:O	1:C:140:LEU:HD13	2.18	0.44
1:D:43:GLN:HB3	1:D:44:PRO:HD3	1.98	0.44
1:F:96:LEU:HD13	1:F:261:GLU:OE2	2.18	0.44
1:A:96:LEU:HD13	1:A:261:GLU:OE2	2.18	0.44
1:A:323:ARG:NH1	1:B:278:LEU:HD23	2.33	0.44
1:B:45:LYS:HG2	1:B:80:GLU:OE2	2.18	0.44
1:B:59:LEU:O	1:B:66:GLU:HA	2.18	0.44
1:C:294:GLU:HG3	1:C:338:ARG:CG	2.46	0.44
1:C:661:LEU:O	1:C:664:SER:O	2.35	0.44
1:D:130:LEU:HD11	1:D:163:PHE:HZ	1.83	0.44
1:F:148:LYS:HE3	1:F:167:GLU:HA	1.98	0.44
1:F:45:LYS:HG2	1:F:80:GLU:OE2	2.18	0.44
1:D:96:LEU:HD13	1:D:261:GLU:OE2	2.18	0.44
1:A:148:LYS:HE3	1:A:167:GLU:HA	1.99	0.44
1:A:459:SER:O	1:A:462:SER:HB2	2.17	0.44
1:D:307:ASP:N	1:D:307:ASP:OD1	2.51	0.44
1:D:661:LEU:O	1:D:664:SER:O	2.35	0.44
1:E:469:VAL:HG22	1:E:540:ILE:HG12	2.00	0.44
1:F:136:LYS:O	1:F:140:LEU:HD13	2.18	0.44
1:E:323:ARG:NH1	1:F:278:LEU:HD23	2.32	0.44
1:A:469:VAL:HG22	1:A:540:ILE:HG12	2.00	0.43
1:B:130:LEU:HD11	1:B:163:PHE:HZ	1.83	0.43
1:B:112:LYS:O	1:B:181:VAL:HG12	2.17	0.43
1:B:336:LYS:O	1:B:337:GLN:C	2.51	0.43
1:C:59:LEU:O	1:C:66:GLU:HA	2.18	0.43
1:E:112:LYS:O	1:E:181:VAL:HG12	2.17	0.43
1:E:473:GLN:N	1:E:473:GLN:OE1	2.32	0.43
1:A:136:LYS:O	1:A:140:LEU:HD13	2.18	0.43
1:A:140:LEU:HB3	1:A:141:GLU:OE1	2.17	0.43
1:B:136:LYS:O	1:B:140:LEU:HD13	2.18	0.43
1:B:27:ILE:O	1:B:82:ILE:HG22	2.19	0.43
1:C:206:ILE:HG12	1:C:253:LEU:HD23	2.01	0.43

Continued on next page...

Continued from previous page...

Atom-1	Atom-2	Interatomic distance (Å)	Clash overlap (Å)
1:C:323:ARG:NH1	1:D:278:LEU:HD23	2.33	0.43
1:D:59:LEU:O	1:D:66:GLU:HA	2.18	0.43
1:F:459:SER:O	1:F:462:SER:HB2	2.17	0.43
1:F:59:LEU:O	1:F:66:GLU:HA	2.18	0.43
1:B:307:ASP:N	1:B:307:ASP:OD1	2.51	0.43
1:C:192:GLU:N	1:C:192:GLU:OE1	2.52	0.43
1:E:115:HIS:NE2	1:E:185:GLU:HG2	2.34	0.43
1:E:59:LEU:O	1:E:66:GLU:HA	2.18	0.43
1:B:115:HIS:NE2	1:B:185:GLU:HG2	2.34	0.43
1:B:474:VAL:HG23	1:B:478:ASP:HB2	1.99	0.43
1:B:96:LEU:HD13	1:B:261:GLU:OE2	2.18	0.43
1:E:130:LEU:HD11	1:E:163:PHE:HZ	1.83	0.43
1:E:441:VAL:O	1:E:444:SER:OG	2.28	0.43
1:F:206:ILE:HG12	1:F:253:LEU:HD23	2.00	0.43
1:F:469:VAL:HG22	1:F:540:ILE:HG12	2.00	0.43
1:B:143:TYR:CE1	1:B:178:PRO:HD3	2.49	0.43
1:B:206:ILE:HG12	1:B:253:LEU:HD23	2.01	0.43
1:C:143:TYR:CE1	1:C:178:PRO:HD3	2.48	0.43
1:D:27:ILE:O	1:D:82:ILE:HG22	2.19	0.43
1:E:206:ILE:HG12	1:E:253:LEU:HD23	2.00	0.43
1:E:459:SER:O	1:E:462:SER:HB2	2.17	0.43
1:E:500:PRO:O	1:E:504:LEU:HD13	2.19	0.43
1:F:307:ASP:N	1:F:307:ASP:OD1	2.51	0.43
1:F:473:GLN:OE1	1:F:473:GLN:N	2.32	0.43
1:A:130:LEU:HD11	1:A:163:PHE:HZ	1.83	0.43
1:B:82:ILE:HG12	1:B:84:MET:HG3	2.00	0.43
1:E:136:LYS:O	1:E:140:LEU:HD13	2.18	0.43
1:F:315:LYS:NZ	1:F:321:GLU:OE2	2.43	0.43
1:F:684:GLY:HA3	2:F:900:ADP:C8	2.54	0.43
1:A:206:ILE:HG12	1:A:253:LEU:HD23	2.01	0.43
1:A:429:LEU:HD12	1:A:430:ILE:N	2.34	0.43
1:A:684:GLY:HA3	2:A:900:ADP:C8	2.54	0.43
1:B:130:LEU:HD11	1:B:163:PHE:CZ	2.54	0.43
1:B:270:ASN:HA	1:B:304:ASP:HB3	2.00	0.43
1:D:270:ASN:HA	1:D:304:ASP:HB3	2.00	0.43
1:D:294:GLU:CG	1:D:338:ARG:CG	2.97	0.43
1:D:500:PRO:O	1:D:504:LEU:HD13	2.19	0.43
1:D:758:PHE:O	1:D:761:THR:OG1	2.29	0.43
1:F:130:LEU:HD11	1:F:163:PHE:HZ	1.83	0.43
1:F:192:GLU:OE1	1:F:192:GLU:N	2.52	0.43
1:A:115:HIS:NE2	1:A:185:GLU:HG2	2.34	0.43

Continued on next page...

Continued from previous page...

Atom-1	Atom-2	Interatomic distance (Å)	Clash overlap (Å)
1:A:216:ILE:O	1:A:220:VAL:HG22	2.19	0.43
1:A:59:LEU:O	1:A:66:GLU:HA	2.18	0.43
1:B:684:GLY:HA3	2:B:900:ADP:C8	2.54	0.43
1:C:429:LEU:HD12	1:C:430:ILE:N	2.34	0.43
1:D:115:HIS:NE2	1:D:185:GLU:HG2	2.34	0.43
1:D:684:GLY:HA3	2:D:900:ADP:C8	2.54	0.43
1:E:143:TYR:CE1	1:E:178:PRO:HD3	2.48	0.43
1:E:270:ASN:HA	1:E:304:ASP:HB3	2.00	0.43
1:F:216:ILE:O	1:F:220:VAL:HG22	2.19	0.43
1:F:500:PRO:O	1:F:504:LEU:HD13	2.19	0.43
1:A:192:GLU:N	1:A:192:GLU:OE1	2.52	0.43
1:B:192:GLU:OE1	1:B:192:GLU:N	2.52	0.43
1:C:294:GLU:CG	1:C:338:ARG:CG	2.97	0.43
1:D:206:ILE:HG12	1:D:253:LEU:HD23	2.01	0.43
1:A:130:LEU:HD11	1:A:163:PHE:CZ	2.54	0.43
1:B:429:LEU:HD12	1:B:430:ILE:N	2.34	0.43
1:E:684:GLY:HA3	2:E:900:ADP:C8	2.54	0.43
1:F:115:HIS:NE2	1:F:185:GLU:HG2	2.34	0.43
1:F:130:LEU:HD11	1:F:163:PHE:CZ	2.54	0.43
1:F:393:ASP:N	1:F:393:ASP:OD1	2.52	0.43
1:F:82:ILE:HG12	1:F:84:MET:HG3	2.01	0.43
1:B:294:GLU:CG	1:B:338:ARG:CG	2.97	0.42
1:D:130:LEU:HD11	1:D:163:PHE:CZ	2.54	0.42
1:E:429:LEU:HD12	1:E:430:ILE:N	2.34	0.42
1:F:429:LEU:HD12	1:F:430:ILE:N	2.34	0.42
1:A:270:ASN:HA	1:A:304:ASP:HB3	2.00	0.42
1:A:127:THR:CB	1:A:438:ASP:HA	2.37	0.42
1:C:27:ILE:O	1:C:82:ILE:HG22	2.19	0.42
1:D:109:LYS:HE2	1:D:174:CYS:O	2.19	0.42
1:D:170:PRO:HB2	1:D:173:TYR:HD2	1.84	0.42
1:E:130:LEU:HD11	1:E:163:PHE:CZ	2.54	0.42
1:A:27:ILE:O	1:A:82:ILE:HG22	2.19	0.42
1:C:120:ASP:N	1:C:120:ASP:OD1	2.52	0.42
1:A:307:ASP:N	1:A:307:ASP:OD1	2.51	0.42
1:C:130:LEU:HD11	1:C:163:PHE:CZ	2.54	0.42
1:D:113:ARG:NH2	1:D:183:HIS:CD2	2.88	0.42
1:D:192:GLU:N	1:D:192:GLU:OE1	2.52	0.42
1:E:113:ARG:NH2	1:E:183:HIS:CD2	2.88	0.42
1:E:170:PRO:HB2	1:E:173:TYR:HD2	1.84	0.42
1:F:113:ARG:NH2	1:F:183:HIS:CD2	2.88	0.42
1:F:27:ILE:O	1:F:82:ILE:HG22	2.19	0.42

Continued on next page...

Continued from previous page...

Atom-1	Atom-2	Interatomic distance (Å)	Clash overlap (Å)
1:A:203:TYR:CE2	1:A:261:GLU:HG2	2.54	0.42
1:A:500:PRO:O	1:A:504:LEU:HD13	2.19	0.42
1:A:82:ILE:HG12	1:A:84:MET:HG3	2.00	0.42
1:B:216:ILE:O	1:B:220:VAL:HG22	2.19	0.42
1:C:307:ASP:OD1	1:C:307:ASP:N	2.51	0.42
1:C:500:PRO:O	1:C:504:LEU:HD13	2.19	0.42
1:D:429:LEU:HD12	1:D:430:ILE:N	2.34	0.42
1:D:82:ILE:HG12	1:D:84:MET:HG3	2.00	0.42
1:E:109:LYS:HE2	1:E:174:CYS:O	2.19	0.42
1:E:203:TYR:CE2	1:E:261:GLU:HG2	2.54	0.42
1:E:216:ILE:O	1:E:220:VAL:HG22	2.19	0.42
1:E:682:PHE:CZ	1:E:743:ALA:HB1	2.55	0.42
1:E:750:ASN:HA	1:E:753:ARG:HG2	2.02	0.42
1:E:82:ILE:HG12	1:E:84:MET:HG3	2.00	0.42
1:F:120:ASP:OD1	1:F:120:ASP:N	2.52	0.42
1:F:187:GLU:HG2	1:F:187:GLU:O	2.19	0.42
1:B:109:LYS:HE2	1:B:174:CYS:O	2.19	0.42
1:C:115:HIS:NE2	1:C:185:GLU:HG2	2.34	0.42
1:D:203:TYR:CE2	1:D:261:GLU:HG2	2.54	0.42
1:E:307:ASP:N	1:E:307:ASP:OD1	2.51	0.42
1:F:109:LYS:HE2	1:F:174:CYS:O	2.19	0.42
1:F:682:PHE:CZ	1:F:743:ALA:HB1	2.55	0.42
1:A:187:GLU:HG2	1:A:187:GLU:O	2.19	0.42
1:A:294:GLU:CG	1:A:338:ARG:CG	2.97	0.42
1:B:203:TYR:CE2	1:B:261:GLU:HG2	2.54	0.42
1:B:652:SER:O	1:B:655:ALA:N	2.53	0.42
1:C:114:ILE:HG22	1:C:116:VAL:HG13	2.02	0.42
1:C:652:SER:O	1:C:655:ALA:N	2.53	0.42
1:D:393:ASP:OD1	1:D:393:ASP:N	2.52	0.42
1:D:682:PHE:CZ	1:D:743:ALA:HB1	2.55	0.42
1:E:120:ASP:OD1	1:E:120:ASP:N	2.52	0.42
1:E:192:GLU:OE1	1:E:192:GLU:N	2.52	0.42
1:E:27:ILE:O	1:E:82:ILE:HG22	2.19	0.42
1:F:294:GLU:CG	1:F:338:ARG:CG	2.97	0.42
1:A:109:LYS:HE2	1:A:174:CYS:O	2.19	0.42
1:A:652:SER:O	1:A:655:ALA:N	2.53	0.42
1:B:500:PRO:O	1:B:504:LEU:HD13	2.19	0.42
1:C:113:ARG:NH2	1:C:183:HIS:CD2	2.88	0.42
1:C:393:ASP:OD1	1:C:393:ASP:N	2.52	0.42
1:C:750:ASN:HA	1:C:753:ARG:HG2	2.02	0.42
1:D:750:ASN:HA	1:D:753:ARG:HG2	2.02	0.42

Continued on next page...

Continued from previous page...

Atom-1	Atom-2	Interatomic distance (Å)	Clash overlap (Å)
1:E:294:GLU:CG	1:E:338:ARG:CG	2.97	0.42
1:E:393:ASP:OD1	1:E:393:ASP:N	2.52	0.42
1:F:750:ASN:HA	1:F:753:ARG:HG2	2.02	0.42
1:A:114:ILE:HG22	1:A:116:VAL:HG13	2.02	0.42
1:A:143:TYR:CE1	1:A:178:PRO:HD3	2.49	0.42
1:B:114:ILE:HG22	1:B:116:VAL:HG13	2.02	0.42
1:B:120:ASP:OD1	1:B:120:ASP:N	2.52	0.42
1:C:109:LYS:HE2	1:C:174:CYS:O	2.19	0.42
1:C:170:PRO:HB2	1:C:173:TYR:HD2	1.84	0.42
1:C:216:ILE:O	1:C:220:VAL:HG22	2.19	0.42
1:C:684:GLY:HA3	2:C:900:ADP:C8	2.54	0.42
1:C:82:ILE:HG12	1:C:84:MET:HG3	2.00	0.42
1:D:652:SER:O	1:D:655:ALA:N	2.53	0.42
1:F:114:ILE:HG22	1:F:116:VAL:HG13	2.02	0.42
1:F:652:SER:O	1:F:655:ALA:N	2.53	0.42
1:B:170:PRO:HB2	1:B:173:TYR:HD2	1.84	0.42
1:B:187:GLU:HG2	1:B:187:GLU:O	2.19	0.42
1:B:750:ASN:HA	1:B:753:ARG:HG2	2.02	0.42
1:C:270:ASN:HA	1:C:304:ASP:HB3	2.00	0.42
1:D:187:GLU:HG2	1:D:187:GLU:O	2.19	0.42
1:D:216:ILE:O	1:D:220:VAL:HG22	2.19	0.42
1:F:270:ASN:HA	1:F:304:ASP:HB3	2.00	0.42
1:A:170:PRO:HB2	1:A:173:TYR:HD2	1.84	0.41
1:A:113:ARG:NH2	1:A:183:HIS:CD2	2.88	0.41
1:A:393:ASP:OD1	1:A:393:ASP:N	2.52	0.41
1:B:393:ASP:OD1	1:B:393:ASP:N	2.52	0.41
1:D:114:ILE:HG22	1:D:116:VAL:HG13	2.02	0.41
1:E:42:SER:HB2	1:E:45:LYS:HZ3	1.85	0.41
1:A:120:ASP:OD1	1:A:120:ASP:N	2.52	0.41
1:C:682:PHE:CZ	1:C:743:ALA:HB1	2.55	0.41
1:F:397:GLU:O	1:F:401:ASN:N	2.39	0.41
1:F:476:TRP:CZ3	1:F:486:LYS:HG2	2.55	0.41
1:A:682:PHE:CZ	1:A:743:ALA:HB1	2.55	0.41
1:B:517:TYR:HA	1:B:623:THR:O	2.20	0.41
1:D:155:ARG:HE	1:D:386:LYS:HZ2	1.69	0.41
1:E:652:SER:O	1:E:655:ALA:N	2.53	0.41
1:F:203:TYR:CE2	1:F:261:GLU:HG2	2.54	0.41
1:A:519:PRO:HD2	1:A:645:ILE:O	2.21	0.41
1:A:750:ASN:HA	1:A:753:ARG:HG2	2.02	0.41
1:B:113:ARG:NH2	1:B:183:HIS:CD2	2.88	0.41
1:D:395:ASP:HB2	1:D:397:GLU:OE1	2.21	0.41

Continued on next page...

Continued from previous page...

Atom-1	Atom-2	Interatomic distance (Å)	Clash overlap (Å)
1:D:580:ASP:HB3	1:D:629:ILE:HD11	2.02	0.41
1:F:170:PRO:HB2	1:F:173:TYR:HD2	1.84	0.41
1:B:682:PHE:CZ	1:B:743:ALA:HB1	2.55	0.41
1:C:580:ASP:HB3	1:C:629:ILE:HD11	2.02	0.41
1:D:120:ASP:OD1	1:D:120:ASP:N	2.52	0.41
1:E:114:ILE:HG22	1:E:116:VAL:HG13	2.02	0.41
1:B:395:ASP:HB2	1:B:397:GLU:OE1	2.21	0.41
1:C:203:TYR:CE2	1:C:261:GLU:HG2	2.54	0.41
1:C:395:ASP:HB2	1:C:397:GLU:OE1	2.21	0.41
1:D:517:TYR:HA	1:D:623:THR:O	2.20	0.41
1:D:669:ASP:OD1	1:D:669:ASP:N	2.54	0.41
1:D:55:ASP:OD1	1:D:71:VAL:HG22	2.21	0.41
1:E:187:GLU:O	1:E:187:GLU:HG2	2.19	0.41
1:E:476:TRP:CZ3	1:E:486:LYS:HG2	2.55	0.41
1:E:517:TYR:HA	1:E:623:THR:O	2.20	0.41
1:E:669:ASP:N	1:E:669:ASP:OD1	2.54	0.41
1:C:517:TYR:HA	1:C:623:THR:O	2.20	0.41
1:C:55:ASP:OD1	1:C:71:VAL:HG22	2.21	0.41
1:F:38:VAL:HA	1:F:70:ILE:O	2.21	0.41
1:A:476:TRP:CZ3	1:A:486:LYS:HG2	2.55	0.41
1:A:38:VAL:HA	1:A:70:ILE:O	2.21	0.41
1:B:38:VAL:HA	1:B:70:ILE:O	2.21	0.41
1:C:187:GLU:HG2	1:C:187:GLU:O	2.19	0.41
1:D:657:LEU:HD23	1:D:657:LEU:HA	1.92	0.41
1:E:519:PRO:HD2	1:E:645:ILE:O	2.21	0.41
1:F:127:THR:CB	1:F:438:ASP:HA	2.37	0.41
1:F:517:TYR:HA	1:F:623:THR:O	2.20	0.41
1:A:395:ASP:HB2	1:A:397:GLU:OE1	2.21	0.41
1:B:55:ASP:OD1	1:B:71:VAL:HG22	2.21	0.41
1:C:669:ASP:OD1	1:C:669:ASP:N	2.54	0.41
1:D:377:ARG:NE	1:D:403:THR:O	2.54	0.41
1:E:55:ASP:OD1	1:E:71:VAL:HG22	2.21	0.41
1:F:519:PRO:HD2	1:F:645:ILE:O	2.21	0.41
1:A:290:PHE:CD2	1:A:331:LEU:HB3	2.56	0.41
1:A:517:TYR:HA	1:A:623:THR:O	2.20	0.41
1:B:482:LEU:O	1:B:486:LYS:HG3	2.21	0.41
1:D:143:TYR:CE1	1:D:178:PRO:HD3	2.49	0.41
1:D:476:TRP:CZ3	1:D:486:LYS:HG2	2.55	0.41
1:A:109:LYS:O	1:A:175:ILE:HB	2.21	0.41
1:A:688:THR:O	1:A:692:GLN:HG3	2.21	0.41
1:B:290:PHE:CD2	1:B:331:LEU:HB3	2.56	0.41

Continued on next page...

Continued from previous page...

Atom-1	Atom-2	Interatomic distance (Å)	Clash overlap (Å)
1:B:127:THR:CB	1:B:438:ASP:HA	2.37	0.41
1:B:441:VAL:O	1:B:444:SER:OG	2.28	0.41
1:D:688:THR:O	1:D:692:GLN:HG3	2.21	0.41
1:B:377:ARG:NE	1:B:403:THR:O	2.54	0.40
1:B:580:ASP:HB3	1:B:629:ILE:HD11	2.02	0.40
1:C:476:TRP:CZ3	1:C:486:LYS:HG2	2.55	0.40
1:C:519:PRO:HD2	1:C:645:ILE:O	2.21	0.40
1:D:482:LEU:O	1:D:486:LYS:HG3	2.21	0.40
1:E:395:ASP:HB2	1:E:397:GLU:OE1	2.21	0.40
1:E:377:ARG:NE	1:E:403:THR:O	2.54	0.40
1:F:310:ALA:HA	1:F:325:VAL:HG22	2.03	0.40
1:F:669:ASP:OD1	1:F:669:ASP:N	2.54	0.40
1:A:580:ASP:HB3	1:A:629:ILE:HD11	2.02	0.40
1:B:519:PRO:HD2	1:B:645:ILE:O	2.21	0.40
1:C:290:PHE:CD2	1:C:331:LEU:HB3	2.56	0.40
1:C:426:LYS:HD2	1:C:426:LYS:HA	1.88	0.40
1:E:580:ASP:HB3	1:E:629:ILE:HD11	2.02	0.40
1:F:688:THR:O	1:F:692:GLN:HG3	2.21	0.40
1:A:482:LEU:O	1:A:486:LYS:HG3	2.21	0.40
1:B:109:LYS:O	1:B:175:ILE:HB	2.22	0.40
1:B:476:TRP:CZ3	1:B:486:LYS:HG2	2.55	0.40
1:B:688:THR:O	1:B:692:GLN:HG3	2.21	0.40
1:E:349:ARG:HA	1:E:350:PRO:HD3	1.97	0.40
1:F:580:ASP:HB3	1:F:629:ILE:HD11	2.02	0.40
1:F:55:ASP:OD1	1:F:71:VAL:HG22	2.21	0.40
1:A:377:ARG:NE	1:A:403:THR:O	2.54	0.40
1:A:426:LYS:HA	1:A:426:LYS:HD2	1.88	0.40
1:D:519:PRO:HD2	1:D:645:ILE:O	2.21	0.40
1:A:55:ASP:OD1	1:A:71:VAL:HG22	2.21	0.40
1:B:315:LYS:NZ	1:B:321:GLU:OE2	2.42	0.40
1:E:482:LEU:O	1:E:486:LYS:HG3	2.21	0.40
1:F:143:TYR:CE1	1:F:178:PRO:HD3	2.48	0.40
1:F:395:ASP:HB2	1:F:397:GLU:OE1	2.21	0.40
1:F:377:ARG:NE	1:F:403:THR:O	2.54	0.40

There are no symmetry-related clashes.

5.3 Torsion angles

5.3.1 Protein backbone

In the following table, the Percentiles column shows the percent Ramachandran outliers of the chain as a percentile score with respect to all PDB entries followed by that with respect to all EM entries.

The Analysed column shows the number of residues for which the backbone conformation was analysed, and the total number of residues.

Mol	Chain	Analysed	Favoured	Allowed	Outliers	Percentiles	
1	A	719/806 (89%)	670 (93%)	44 (6%)	5 (1%)	25	60
1	B	719/806 (89%)	670 (93%)	44 (6%)	5 (1%)	25	60
1	C	719/806 (89%)	670 (93%)	44 (6%)	5 (1%)	25	60
1	D	719/806 (89%)	670 (93%)	44 (6%)	5 (1%)	25	60
1	E	719/806 (89%)	670 (93%)	44 (6%)	5 (1%)	25	60
1	F	719/806 (89%)	670 (93%)	44 (6%)	5 (1%)	25	60
All	All	4314/4836 (89%)	4020 (93%)	264 (6%)	30 (1%)	30	60

All (30) Ramachandran outliers are listed below:

Mol	Chain	Res	Type
1	A	169	ASP
1	B	169	ASP
1	C	169	ASP
1	D	169	ASP
1	E	169	ASP
1	F	169	ASP
1	A	339	ALA
1	B	339	ALA
1	C	339	ALA
1	D	339	ALA
1	E	339	ALA
1	F	339	ALA
1	A	170	PRO
1	B	170	PRO
1	C	170	PRO
1	D	170	PRO
1	E	170	PRO
1	F	170	PRO
1	A	315	LYS
1	B	315	LYS

Continued on next page...

Continued from previous page...

Mol	Chain	Res	Type
1	C	315	LYS
1	D	315	LYS
1	E	315	LYS
1	F	315	LYS
1	A	172	PRO
1	B	172	PRO
1	C	172	PRO
1	D	172	PRO
1	E	172	PRO
1	F	172	PRO

5.3.2 Protein sidechains ⓘ

In the following table, the Percentiles column shows the percent sidechain outliers of the chain as a percentile score with respect to all PDB entries followed by that with respect to all EM entries.

The Analysed column shows the number of residues for which the sidechain conformation was analysed, and the total number of residues.

Mol	Chain	Analysed	Rotameric	Outliers	Percentiles	
1	A	615/678 (91%)	615 (100%)	0	100	100
1	B	615/678 (91%)	615 (100%)	0	100	100
1	C	615/678 (91%)	615 (100%)	0	100	100
1	D	615/678 (91%)	615 (100%)	0	100	100
1	E	615/678 (91%)	615 (100%)	0	100	100
1	F	615/678 (91%)	615 (100%)	0	100	100
All	All	3690/4068 (91%)	3690 (100%)	0	100	100

There are no protein residues with a non-rotameric sidechain to report.

Some sidechains can be flipped to improve hydrogen bonding and reduce clashes. All (41) such sidechains are listed below:

Mol	Chain	Res	Type
1	A	36	ASN
1	A	285	ASN
1	A	337	GLN
1	A	340	HIS
1	A	421	GLN
1	A	533	ASN

Continued on next page...

Continued from previous page...

Mol	Chain	Res	Type
1	A	538	ASN
1	B	36	ASN
1	B	285	ASN
1	B	337	GLN
1	B	340	HIS
1	B	421	GLN
1	B	533	ASN
1	B	538	ASN
1	C	36	ASN
1	C	285	ASN
1	C	337	GLN
1	C	340	HIS
1	C	421	GLN
1	C	533	ASN
1	C	538	ASN
1	D	36	ASN
1	D	285	ASN
1	D	337	GLN
1	D	340	HIS
1	D	421	GLN
1	D	533	ASN
1	D	538	ASN
1	E	36	ASN
1	E	337	GLN
1	E	340	HIS
1	E	421	GLN
1	E	533	ASN
1	E	538	ASN
1	F	36	ASN
1	F	285	ASN
1	F	337	GLN
1	F	340	HIS
1	F	421	GLN
1	F	533	ASN
1	F	538	ASN

5.3.3 RNA ⓘ

There are no RNA molecules in this entry.

5.4 Non-standard residues in protein, DNA, RNA chains [i](#)

There are no non-standard protein/DNA/RNA residues in this entry.

5.5 Carbohydrates [i](#)

There are no carbohydrates in this entry.

5.6 Ligand geometry [i](#)

12 ligands are modelled in this entry.

In the following table, the Counts columns list the number of bonds (or angles) for which Mogul statistics could be retrieved, the number of bonds (or angles) that are observed in the model and the number of bonds (or angles) that are defined in the chemical component dictionary. The Link column lists molecule types, if any, to which the group is linked. The Z score for a bond length (or angle) is the number of standard deviations the observed value is removed from the expected value. A bond length (or angle) with $|Z| > 2$ is considered an outlier worth inspection. RMSZ is the root-mean-square of all Z scores of the bond lengths (or angles).

Mol	Type	Chain	Res	Link	Bond lengths			Bond angles		
					Counts	RMSZ	# $ Z > 2$	Counts	RMSZ	# $ Z > 2$
2	ADP	A	807	-	25,29,29	0.98	1 (4%)	24,45,45	1.63	2 (8%)
2	ADP	A	900	-	25,29,29	0.90	1 (4%)	24,45,45	1.69	2 (8%)
2	ADP	B	807	-	25,29,29	0.98	1 (4%)	24,45,45	1.62	2 (8%)
2	ADP	B	900	-	25,29,29	0.90	1 (4%)	24,45,45	1.70	2 (8%)
2	ADP	C	807	-	25,29,29	0.99	1 (4%)	24,45,45	1.63	2 (8%)
2	ADP	C	900	-	25,29,29	0.90	1 (4%)	24,45,45	1.69	2 (8%)
2	ADP	D	807	-	25,29,29	0.98	1 (4%)	24,45,45	1.63	2 (8%)
2	ADP	D	900	-	25,29,29	0.90	1 (4%)	24,45,45	1.69	2 (8%)
2	ADP	E	807	-	25,29,29	0.98	1 (4%)	24,45,45	1.63	2 (8%)
2	ADP	E	900	-	25,29,29	0.90	1 (4%)	24,45,45	1.69	2 (8%)
2	ADP	F	807	-	25,29,29	0.99	1 (4%)	24,45,45	1.64	2 (8%)
2	ADP	F	900	-	25,29,29	0.90	1 (4%)	24,45,45	1.69	2 (8%)

In the following table, the Chirals column lists the number of chiral outliers, the number of chiral centers analysed, the number of these observed in the model and the number defined in the chemical component dictionary. Similar counts are reported in the Torsion and Rings columns. '-' means no outliers of that kind were identified.

Mol	Type	Chain	Res	Link	Chirals	Torsions	Rings
2	ADP	A	807	-	-	0/12/32/32	0/3/3/3
2	ADP	A	900	-	-	0/12/32/32	0/3/3/3
2	ADP	B	807	-	-	0/12/32/32	0/3/3/3
2	ADP	B	900	-	-	0/12/32/32	0/3/3/3
2	ADP	C	807	-	-	0/12/32/32	0/3/3/3
2	ADP	C	900	-	-	0/12/32/32	0/3/3/3
2	ADP	D	807	-	-	0/12/32/32	0/3/3/3
2	ADP	D	900	-	-	0/12/32/32	0/3/3/3
2	ADP	E	807	-	-	0/12/32/32	0/3/3/3
2	ADP	E	900	-	-	0/12/32/32	0/3/3/3
2	ADP	F	807	-	-	0/12/32/32	0/3/3/3
2	ADP	F	900	-	-	0/12/32/32	0/3/3/3

All (12) bond length outliers are listed below:

Mol	Chain	Res	Type	Atoms	Z	Observed(Å)	Ideal(Å)
2	C	807	ADP	C5-C4	2.27	1.45	1.40
2	F	807	ADP	C5-C4	2.27	1.45	1.40
2	A	807	ADP	C5-C4	2.27	1.45	1.40
2	D	807	ADP	C5-C4	2.27	1.45	1.40
2	E	807	ADP	C5-C4	2.28	1.45	1.40
2	B	807	ADP	C5-C4	2.29	1.45	1.40
2	B	900	ADP	C5-C4	2.44	1.46	1.40
2	E	900	ADP	C5-C4	2.44	1.46	1.40
2	A	900	ADP	C5-C4	2.45	1.46	1.40
2	D	900	ADP	C5-C4	2.45	1.46	1.40
2	C	900	ADP	C5-C4	2.45	1.46	1.40
2	F	900	ADP	C5-C4	2.45	1.46	1.40

All (24) bond angle outliers are listed below:

Mol	Chain	Res	Type	Atoms	Z	Observed(°)	Ideal(°)
2	B	900	ADP	N3-C2-N1	-6.06	123.58	128.86
2	F	900	ADP	N3-C2-N1	-6.05	123.59	128.86
2	D	900	ADP	N3-C2-N1	-6.04	123.59	128.86
2	A	900	ADP	N3-C2-N1	-6.01	123.62	128.86
2	C	900	ADP	N3-C2-N1	-6.00	123.63	128.86
2	E	900	ADP	N3-C2-N1	-6.00	123.64	128.86
2	F	807	ADP	N3-C2-N1	-5.29	124.25	128.86
2	C	807	ADP	N3-C2-N1	-5.27	124.27	128.86
2	A	807	ADP	N3-C2-N1	-5.27	124.27	128.86
2	D	807	ADP	N3-C2-N1	-5.27	124.27	128.86
2	E	807	ADP	N3-C2-N1	-5.24	124.30	128.86

Continued on next page...

Continued from previous page...

Mol	Chain	Res	Type	Atoms	Z	Observed(°)	Ideal(°)
2	B	807	ADP	N3-C2-N1	-5.22	124.31	128.86
2	F	807	ADP	C4-C5-N7	-3.05	106.46	109.41
2	A	807	ADP	C4-C5-N7	-3.02	106.49	109.41
2	D	807	ADP	C4-C5-N7	-3.02	106.49	109.41
2	C	807	ADP	C4-C5-N7	-3.02	106.49	109.41
2	E	807	ADP	C4-C5-N7	-3.01	106.50	109.41
2	B	807	ADP	C4-C5-N7	-2.97	106.54	109.41
2	C	900	ADP	C4-C5-N7	-2.22	107.27	109.41
2	E	900	ADP	C4-C5-N7	-2.21	107.28	109.41
2	A	900	ADP	C4-C5-N7	-2.20	107.28	109.41
2	D	900	ADP	C4-C5-N7	-2.20	107.28	109.41
2	F	900	ADP	C4-C5-N7	-2.20	107.29	109.41
2	B	900	ADP	C4-C5-N7	-2.20	107.29	109.41

There are no chirality outliers.

There are no torsion outliers.

There are no ring outliers.

12 monomers are involved in 18 short contacts:

Mol	Chain	Res	Type	Clashes	Symm-Clashes
2	A	807	ADP	1	0
2	A	900	ADP	2	0
2	B	807	ADP	1	0
2	B	900	ADP	2	0
2	C	807	ADP	1	0
2	C	900	ADP	2	0
2	D	807	ADP	1	0
2	D	900	ADP	2	0
2	E	807	ADP	1	0
2	E	900	ADP	2	0
2	F	807	ADP	1	0
2	F	900	ADP	2	0

5.7 Other polymers [i](#)

There are no such residues in this entry.

5.8 Polymer linkage issues [i](#)

There are no chain breaks in this entry.