



Full wwPDB X-ray Structure Validation Report ⓘ

Oct 9, 2017 – 03:35 PM EDT

PDB ID : 2FUG
Title : Crystal structure of the hydrophilic domain of respiratory complex I from
Thermus thermophilus
Authors : Sazanov, L.A.; Hinchliffe, P.
Deposited on : unknown
Resolution : 3.30 Å(reported)

This is a Full wwPDB X-ray Structure Validation Report for a publicly released PDB entry.

We welcome your comments at validation@mail.wwpdb.org

A user guide is available at

<http://wwpdb.org/validation/2016/XrayValidationReportHelp>

with specific help available everywhere you see the ⓘ symbol.

The following versions of software and data (see [references ⓘ](#)) were used in the production of this report:

MolProbity : 4.02b-467
Mogul : 1.7.2 (RC1), CSD as538be (2017)
Xtriage (Phenix) : 1.9-1692
EDS : rb-20030345
Percentile statistics : 20161228.v01 (using entries in the PDB archive December 28th 2016)
Refmac : 5.8.0135
CCP4 : 6.5.0
Ideal geometry (proteins) : Engh & Huber (2001)
Ideal geometry (DNA, RNA) : Parkinson et al. (1996)
Validation Pipeline (wwPDB-VP) : rb-20030345

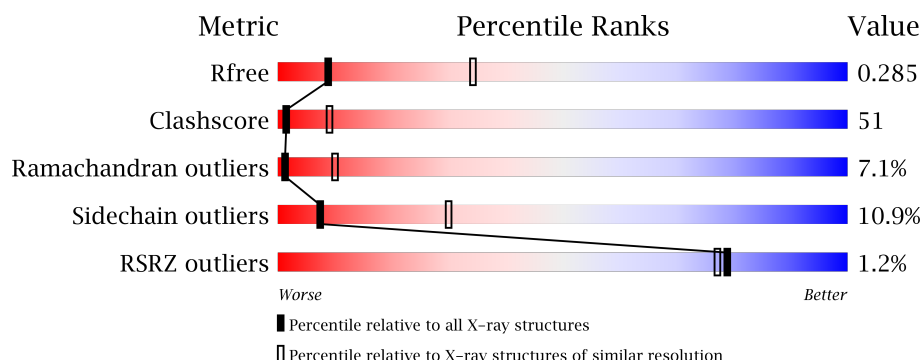
1 Overall quality at a glance ⓘ

The following experimental techniques were used to determine the structure:

X-RAY DIFFRACTION

The reported resolution of this entry is 3.30 Å.

Percentile scores (ranging between 0-100) for global validation metrics of the entry are shown in the following graphic. The table shows the number of entries on which the scores are based.




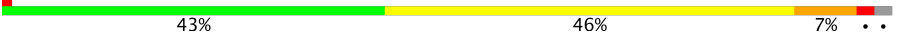



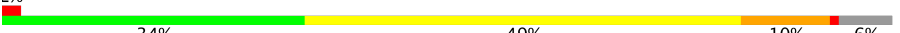
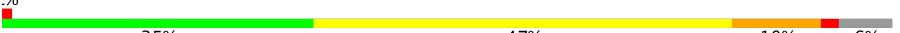







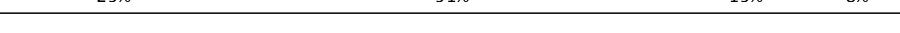
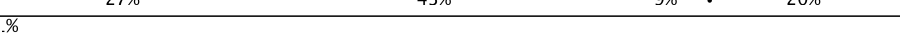
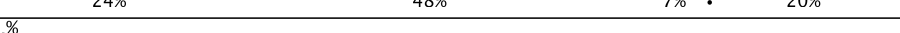
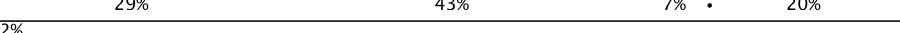
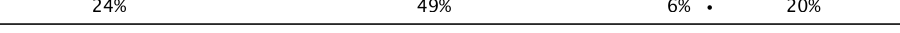





Metric	Whole archive (#Entries)	Similar resolution (#Entries, resolution range(Å))
R_{free}	100719	1034 (3.36-3.24)
Clashscore	112137	1100 (3.36-3.24)
Ramachandran outliers	110173	1081 (3.36-3.24)
Sidechain outliers	110143	1080 (3.36-3.24)
RSRZ outliers	101464	1039 (3.36-3.24)

The table below summarises the geometric issues observed across the polymeric chains and their fit to the electron density. The red, orange, yellow and green segments on the lower bar indicate the fraction of residues that contain outliers for ≥ 3 , 2, 1 and 0 types of geometric quality criteria. A grey segment represents the fraction of residues that are not modelled. The numeric value for each fraction is indicated below the corresponding segment, with a dot representing fractions $\leq 5\%$. The upper red bar (where present) indicates the fraction of residues that have poor fit to the electron density. The numeric value is given above the bar.

Mol	Chain	Length	Quality of chain
1	1	438	<div> <div>40%</div> <div>49%</div> <div>9%</div> <div>..</div> </div>
1	A	438	<div> <div>40%</div> <div>49%</div> <div>9%</div> <div>..</div> </div>
1	J	438	<div> <div>41%</div> <div>47%</div> <div>10%</div> <div>..</div> </div>
1	S	438	<div> <div>40%</div> <div>48%</div> <div>10%</div> <div>..</div> </div>
2	2	181	<div> <div>41%</div> <div>48%</div> <div>8%</div> <div>..</div> </div>


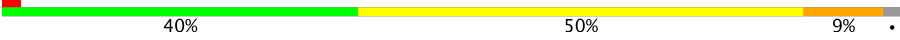
Continued on next page...

Continued from previous page...

Mol	Chain	Length	Quality of chain
2	B	181	
2	K	181	
2	T	181	
3	3	783	
3	C	783	
3	L	783	
3	U	783	
4	4	409	
4	D	409	
4	M	409	
4	V	409	
5	5	207	
5	E	207	
5	N	207	
5	W	207	
6	6	181	
6	F	181	
6	O	181	
6	X	181	
7	9	182	
7	G	182	
7	P	182	
7	Y	182	
8	7	129	
8	H	129	

Continued on next page...

Continued from previous page...

Mol	Chain	Length	Quality of chain
8	Q	129	
8	Z	129	

The following table lists non-polymeric compounds, carbohydrate monomers and non-standard residues in protein, DNA, RNA chains that are outliers for geometric or electron-density-fit criteria:

Mol	Type	Chain	Res	Chirality	Geometry	Clashes	Electron density
10	FES	2	182	-	-	X	-
10	FES	B	182	-	-	X	-
10	FES	K	182	-	-	X	-
11	FMN	Z	500	-	-	-	X
9	SF4	3	786	-	-	X	-
9	SF4	C	786	-	-	X	-
9	SF4	L	786	-	-	X	-
9	SF4	U	786	-	-	X	-

2 Entry composition [i](#)

There are 11 unique types of molecules in this entry. The entry contains 73916 atoms, of which 0 are hydrogens and 0 are deuteriums.

In the tables below, the ZeroOcc column contains the number of atoms modelled with zero occupancy, the AltConf column contains the number of residues with at least one atom in alternate conformation and the Trace column contains the number of residues modelled with at most 2 atoms.

- Molecule 1 is a protein called NADH-quinone oxidoreductase chain 1.

Mol	Chain	Residues	Atoms					ZeroOcc	AltConf	Trace
1	1	432	Total	C	N	O	S	0	0	0
			3383	2157	590	618	18			
1	A	432	Total	C	N	O	S	0	0	0
			3383	2157	590	618	18			
1	J	432	Total	C	N	O	S	0	0	0
			3383	2157	590	618	18			
1	S	432	Total	C	N	O	S	0	0	0
			3383	2157	590	618	18			

- Molecule 2 is a protein called NADH-quinone oxidoreductase chain 2.

Mol	Chain	Residues	Atoms					ZeroOcc	AltConf	Trace
2	2	178	Total	C	N	O	S	0	0	0
			1406	895	238	265	8			
2	B	178	Total	C	N	O	S	0	0	0
			1406	895	238	265	8			
2	K	178	Total	C	N	O	S	0	0	0
			1406	895	238	265	8			
2	T	178	Total	C	N	O	S	0	0	0
			1406	895	238	265	8			

- Molecule 3 is a protein called NADH-quinone oxidoreductase chain 3.

Mol	Chain	Residues	Atoms					ZeroOcc	AltConf	Trace
3	3	737	Total	C	N	O	S	0	0	0
			5746	3657	1031	1027	31			
3	C	737	Total	C	N	O	S	0	0	0
			5746	3657	1031	1027	31			
3	L	737	Total	C	N	O	S	0	0	0
			5746	3657	1031	1027	31			
3	U	737	Total	C	N	O	S	0	0	0
			5746	3657	1031	1027	31			

- Molecule 4 is a protein called NADH-quinone oxidoreductase chain 4.

Mol	Chain	Residues	Atoms					ZeroOcc	AltConf	Trace
4	4	370	Total	C	N	O	S	0	0	0
			2953	1902	504	537	10			
4	D	370	Total	C	N	O	S	0	0	0
			2953	1902	504	537	10			
4	M	370	Total	C	N	O	S	0	0	0
			2953	1902	504	537	10			
4	V	370	Total	C	N	O	S	0	0	0
			2953	1902	504	537	10			

- Molecule 5 is a protein called NADH-quinone oxidoreductase chain 5.

Mol	Chain	Residues	Atoms					ZeroOcc	AltConf	Trace
5	5	191	Total	C	N	O	S	0	0	0
			1570	1018	267	282	3			
5	E	191	Total	C	N	O	S	0	0	0
			1570	1018	267	282	3			
5	N	191	Total	C	N	O	S	0	0	0
			1570	1018	267	282	3			
5	W	191	Total	C	N	O	S	0	0	0
			1570	1018	267	282	3			

- Molecule 6 is a protein called NADH-quinone oxidoreductase chain 6.

Mol	Chain	Residues	Atoms					ZeroOcc	AltConf	Trace
6	6	144	Total	C	N	O	S	0	0	0
			1102	700	192	197	13			
6	F	144	Total	C	N	O	S	0	0	0
			1102	700	192	197	13			
6	O	144	Total	C	N	O	S	0	0	0
			1102	700	192	197	13			
6	X	144	Total	C	N	O	S	0	0	0
			1102	700	192	197	13			

- Molecule 7 is a protein called NADH-quinone oxidoreductase chain 9.

Mol	Chain	Residues	Atoms					ZeroOcc	AltConf	Trace
7	9	154	Total	C	N	O	S	0	0	0
			1193	759	201	222	11			
7	G	154	Total	C	N	O	S	0	0	0
			1193	759	201	222	11			
7	P	154	Total	C	N	O	S	0	0	0
			1193	759	201	222	11			

Continued on next page...

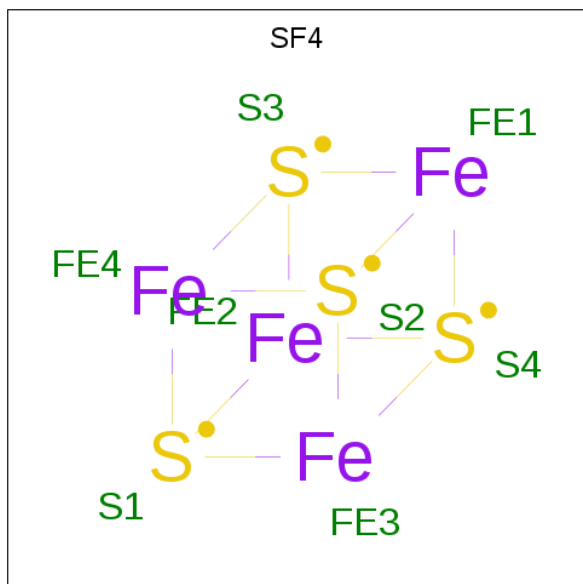
Continued from previous page...

Mol	Chain	Residues	Atoms					ZeroOcc	AltConf	Trace
7	Y	154	Total	C	N	O	S	0	0	0
			1193	759	201	222	11			

- Molecule 8 is a protein called conserved hypothetical protein.

Mol	Chain	Residues	Atoms					ZeroOcc	AltConf	Trace
8	7	127	Total	C	N	O	S	0	0	0
			1031	664	183	181	3			
8	H	127	Total	C	N	O	S	0	0	0
			1031	664	183	181	3			
8	Q	127	Total	C	N	O	S	0	0	0
			1031	664	183	181	3			
8	Z	127	Total	C	N	O	S	0	0	0
			1031	664	183	181	3			

- Molecule 9 is IRON/SULFUR CLUSTER (three-letter code: SF4) (formula: Fe₄S₄).



Mol	Chain	Residues	Atoms			ZeroOcc	AltConf
9	1	1	Total	Fe	S	0	0
			8	4	4		
9	3	1	Total	Fe	S	0	0
			8	4	4		
9	3	1	Total	Fe	S	0	0
			8	4	4		
9	3	1	Total	Fe	S	0	0
			8	4	4		

Continued on next page...

Continued from previous page...

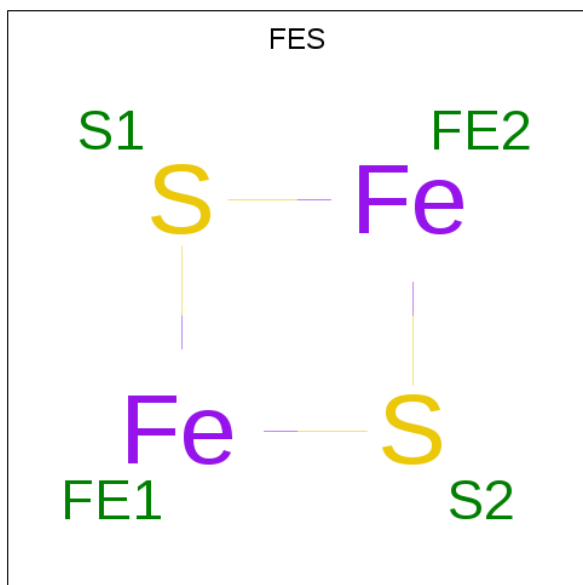
Mol	Chain	Residues	Atoms			ZeroOcc	AltConf
9	6	1	Total 8	Fe 4	S 4	0	0
9	9	1	Total 8	Fe 4	S 4	0	0
9	9	1	Total 8	Fe 4	S 4	0	0
9	A	1	Total 8	Fe 4	S 4	0	0
9	C	1	Total 8	Fe 4	S 4	0	0
9	C	1	Total 8	Fe 4	S 4	0	0
9	C	1	Total 8	Fe 4	S 4	0	0
9	F	1	Total 8	Fe 4	S 4	0	0
9	G	1	Total 8	Fe 4	S 4	0	0
9	G	1	Total 8	Fe 4	S 4	0	0
9	J	1	Total 8	Fe 4	S 4	0	0
9	L	1	Total 8	Fe 4	S 4	0	0
9	L	1	Total 8	Fe 4	S 4	0	0
9	L	1	Total 8	Fe 4	S 4	0	0
9	O	1	Total 8	Fe 4	S 4	0	0
9	P	1	Total 8	Fe 4	S 4	0	0
9	P	1	Total 8	Fe 4	S 4	0	0
9	S	1	Total 8	Fe 4	S 4	0	0
9	U	1	Total 8	Fe 4	S 4	0	0
9	U	1	Total 8	Fe 4	S 4	0	0
9	U	1	Total 8	Fe 4	S 4	0	0

Continued on next page...

Continued from previous page...

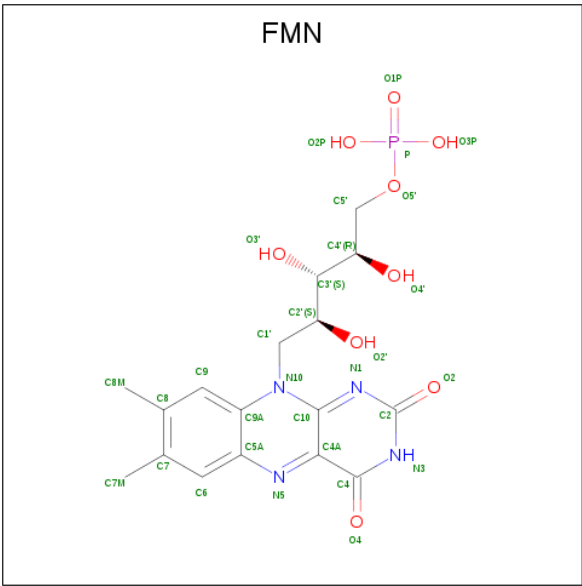
Mol	Chain	Residues	Atoms			ZeroOcc	AltConf
9	X	1	Total	Fe	S	0	0
			8	4	4		
9	Y	1	Total	Fe	S	0	0
			8	4	4		
9	Y	1	Total	Fe	S	0	0
			8	4	4		

- Molecule 10 is FE2/S2 (INORGANIC) CLUSTER (three-letter code: FES) (formula: Fe₂S₂).



Mol	Chain	Residues	Atoms			ZeroOcc	AltConf
10	2	1	Total	Fe	S	0	0
			4	2	2		
10	3	1	Total	Fe	S	0	0
			4	2	2		
10	B	1	Total	Fe	S	0	0
			4	2	2		
10	C	1	Total	Fe	S	0	0
			4	2	2		
10	K	1	Total	Fe	S	0	0
			4	2	2		
10	L	1	Total	Fe	S	0	0
			4	2	2		
10	T	1	Total	Fe	S	0	0
			4	2	2		
10	U	1	Total	Fe	S	0	0
			4	2	2		

- Molecule 11 is FLAVIN MONONUCLEOTIDE (three-letter code: FMN) (formula: C₁₇H₂₁N₄O₉P).

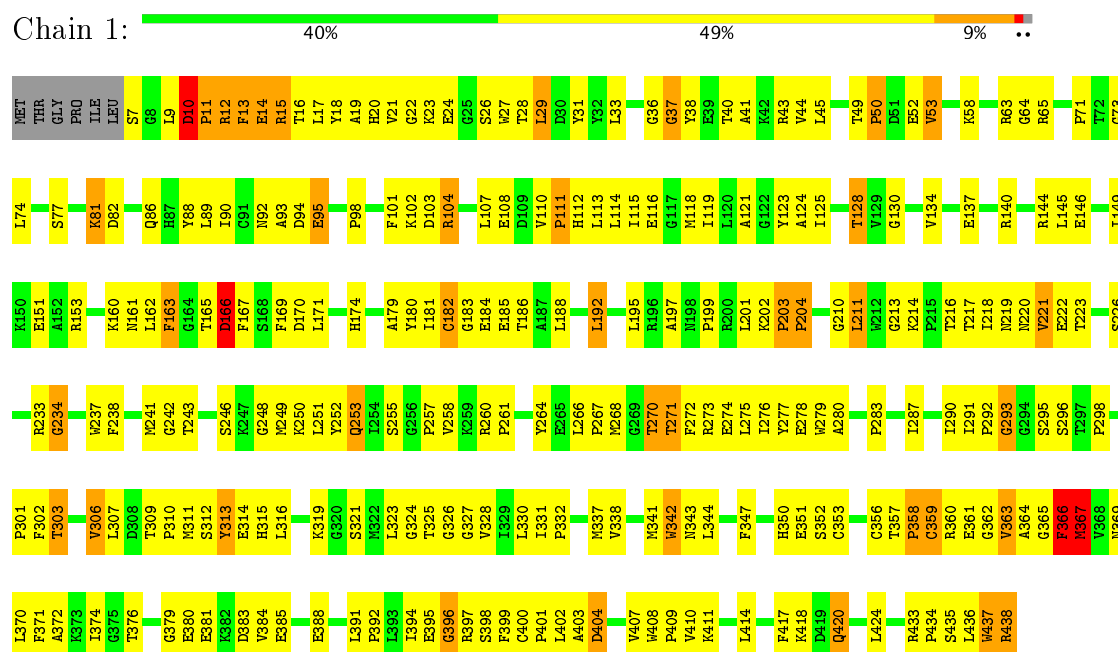


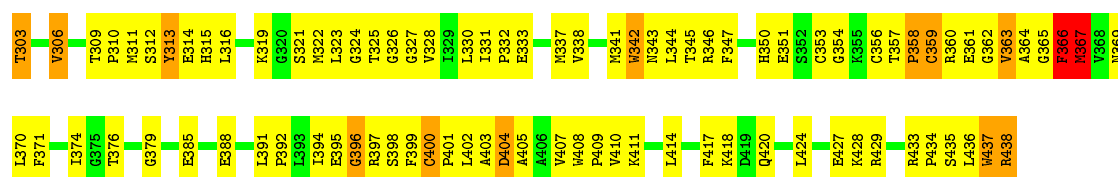
Mol	Chain	Residues	Atoms					ZeroOcc	AltConf
11	7	1	Total	C	N	O	P	0	0
			31	17	4	9	1		
11	H	1	Total	C	N	O	P	0	0
			31	17	4	9	1		
11	Q	1	Total	C	N	O	P	0	0
			31	17	4	9	1		
11	Z	1	Total	C	N	O	P	0	0
			31	17	4	9	1		

3 Residue-property plots

These plots are drawn for all protein, RNA and DNA chains in the entry. The first graphic for a chain summarises the proportions of the various outlier classes displayed in the second graphic. The second graphic shows the sequence view annotated by issues in geometry and electron density. Residues are color-coded according to the number of geometric quality criteria for which they contain at least one outlier: green = 0, yellow = 1, orange = 2 and red = 3 or more. A red dot above a residue indicates a poor fit to the electron density ($RSRZ > 2$). Stretches of 2 or more consecutive residues without any outlier are shown as a green connector. Residues present in the sample, but not in the model, are shown in grey.

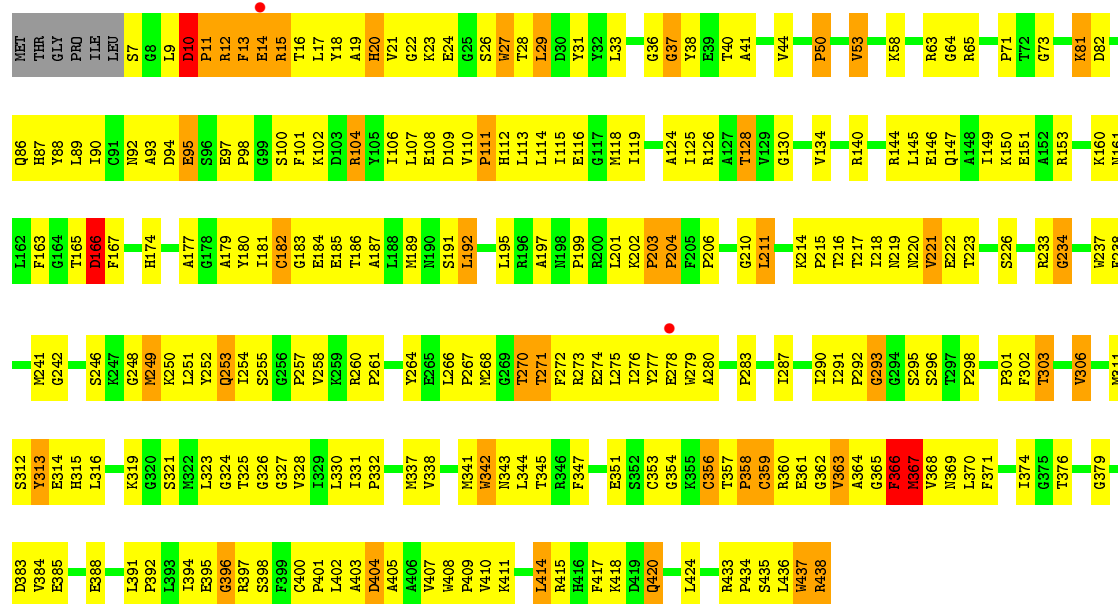
• Molecule 1: NADH-quinone oxidoreductase chain 1





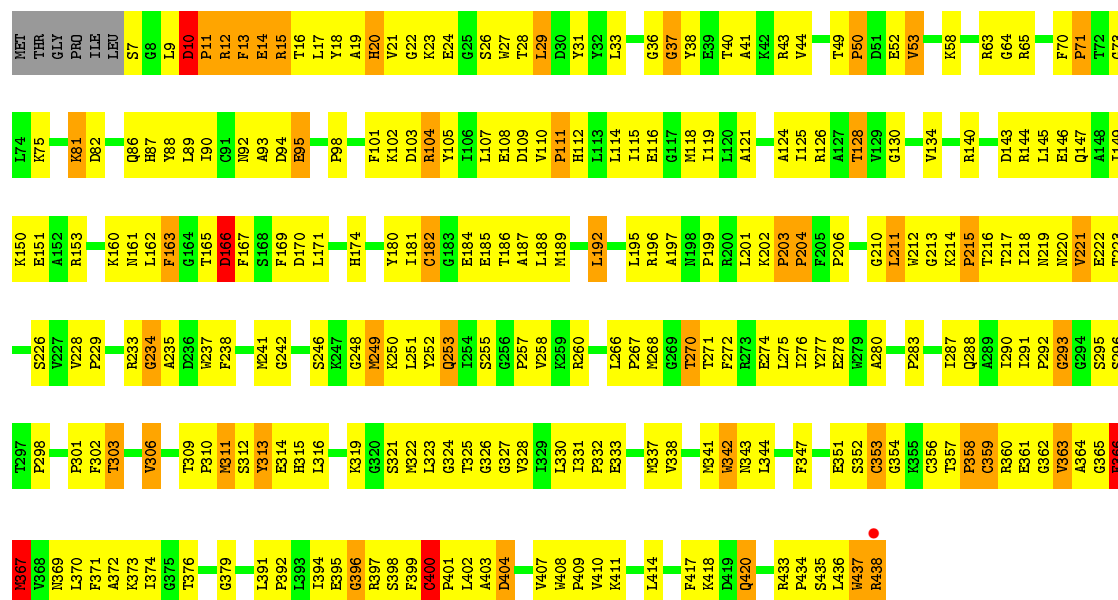
• Molecule 1: NADH-quinone oxidoreductase chain 1

Chain J: 41% 47% 10% ..




• Molecule 1: NADH-quinone oxidoreductase chain 1

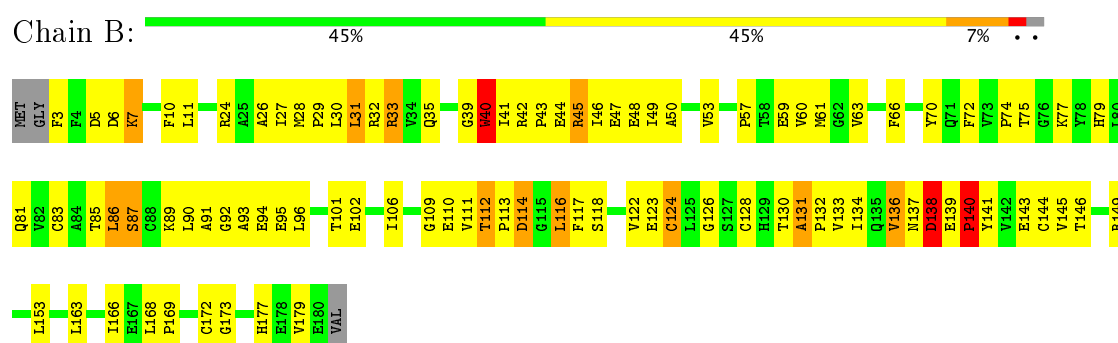
Chain S: 40% 48% 10% ..



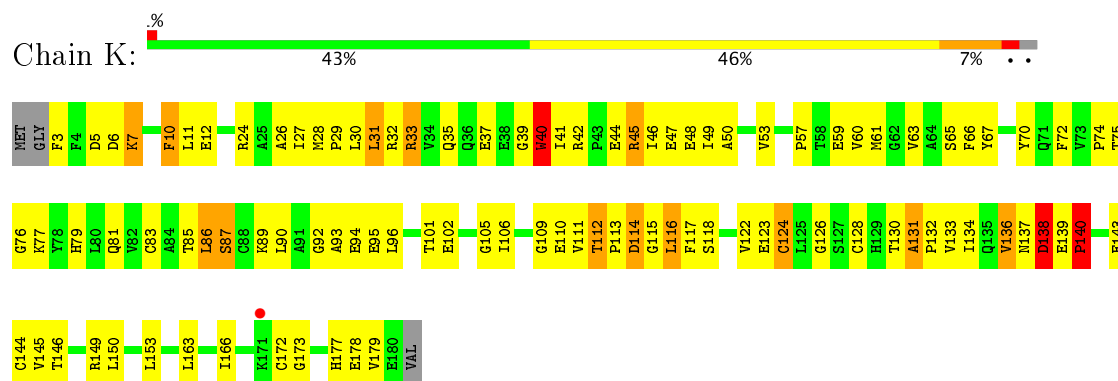
- Molecule 2: NADH-quinone oxidoreductase chain 2



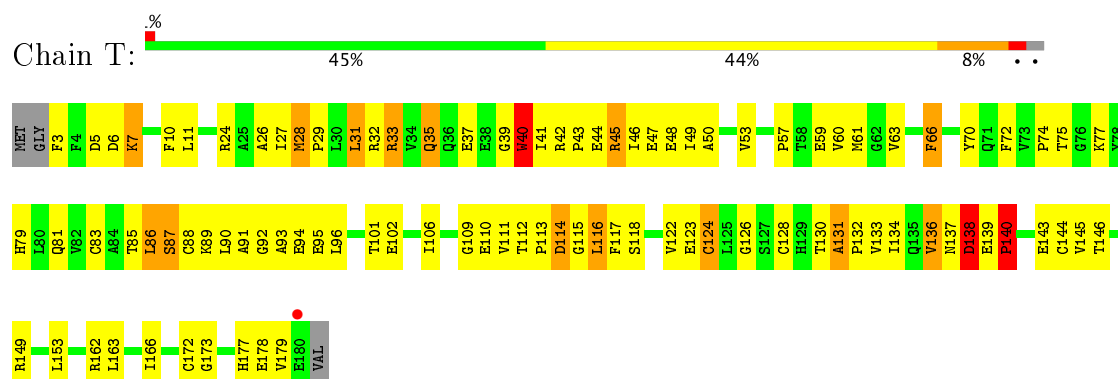
- Molecule 2: NADH-quinone oxidoreductase chain 2



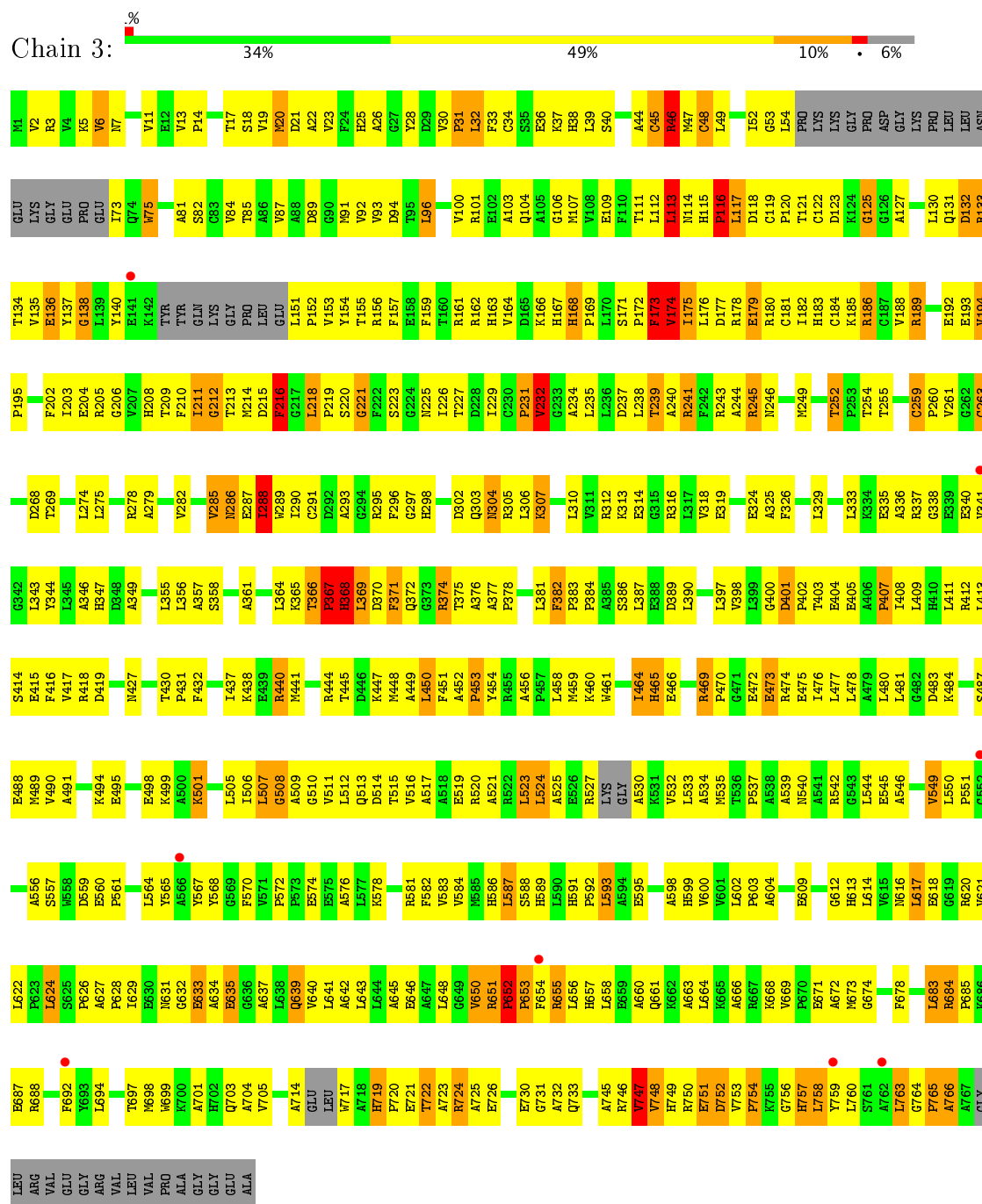
- Molecule 2: NADH-quinone oxidoreductase chain 2



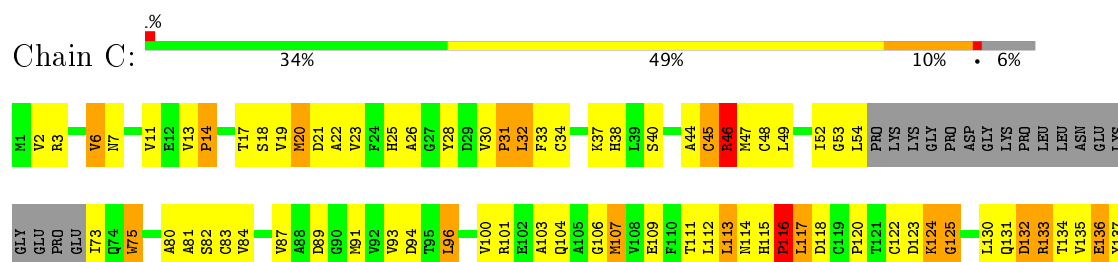
- Molecule 2: NADH-quinone oxidoreductase chain 2

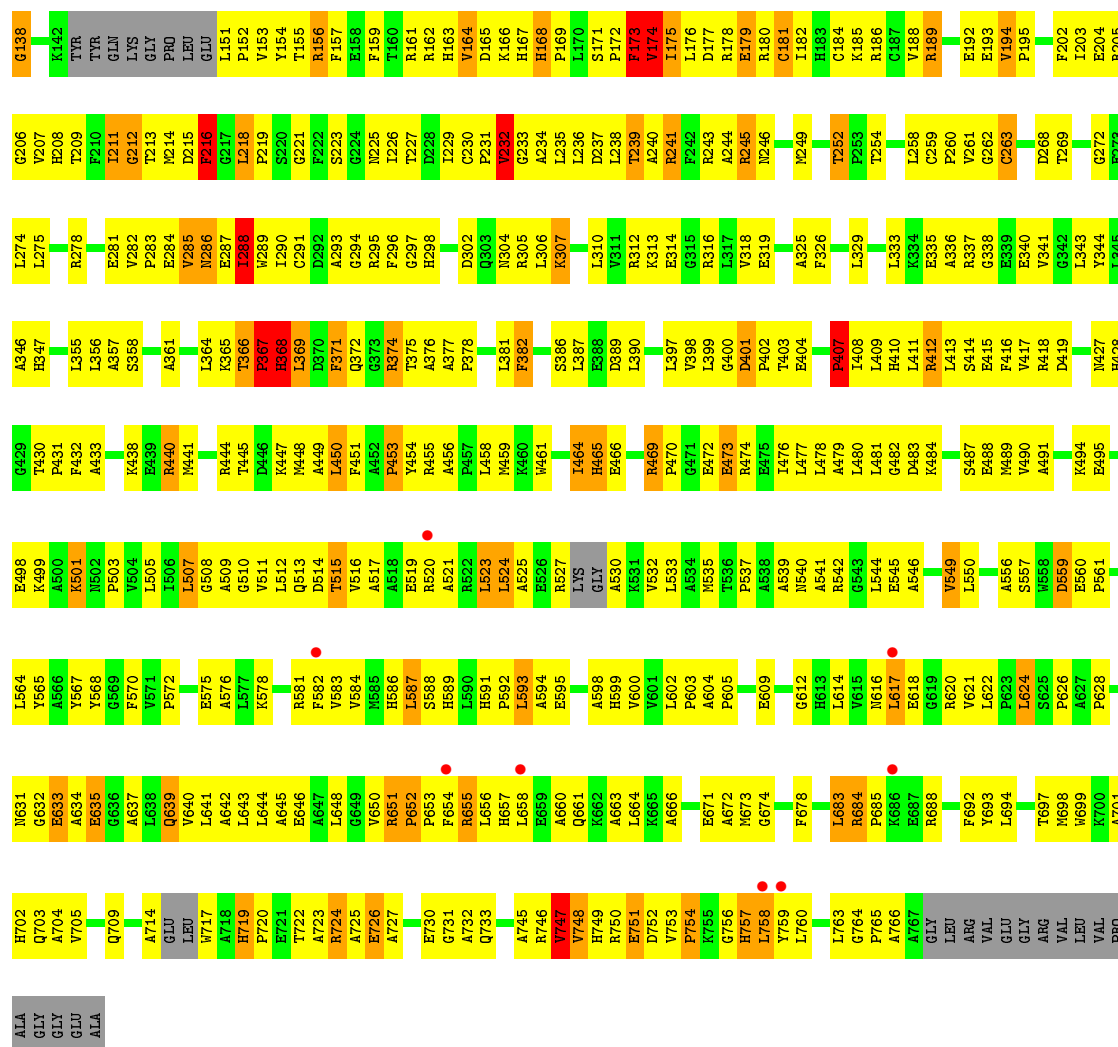


• Molecule 3: NADH-quinone oxidoreductase chain 3

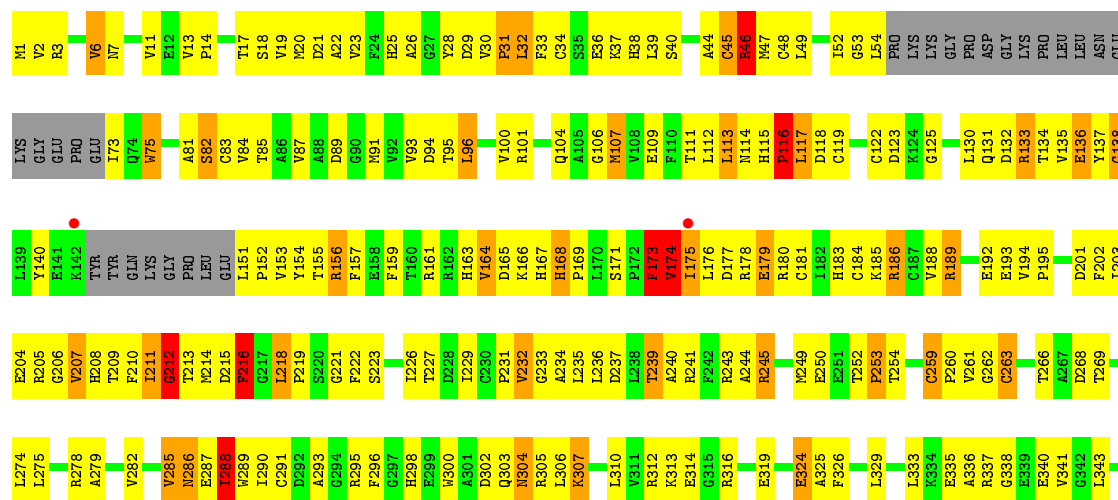


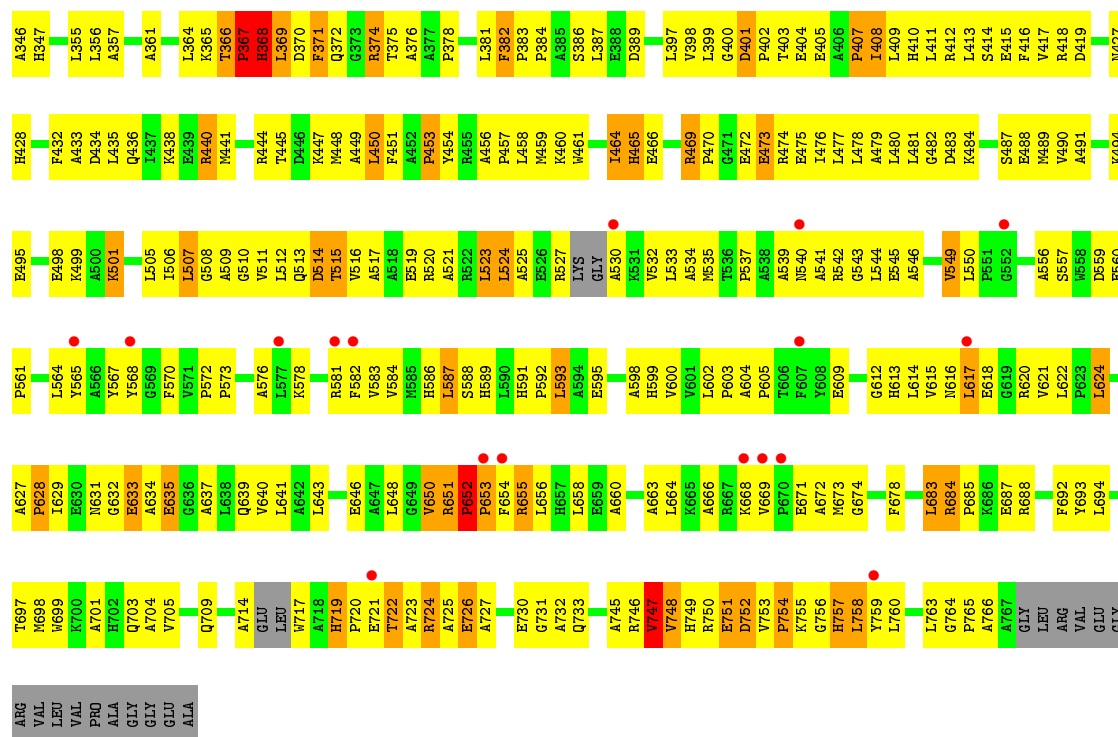
• Molecule 3: NADH-quinone oxidoreductase chain 3



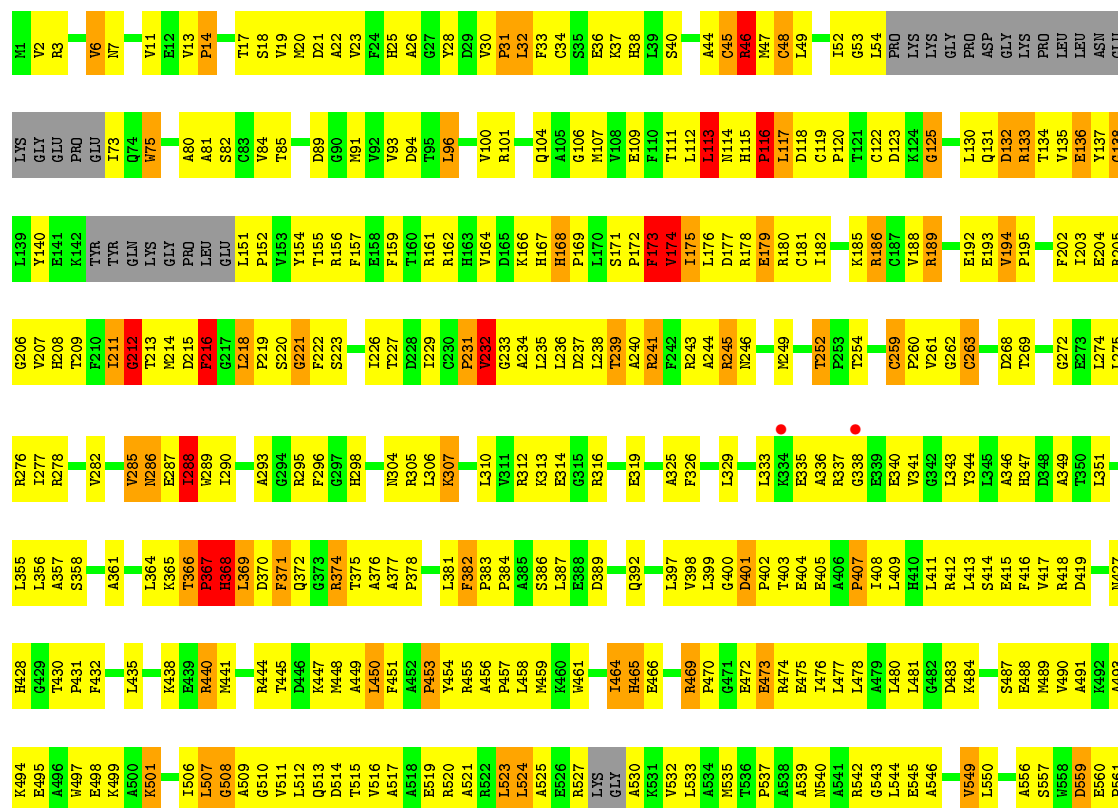


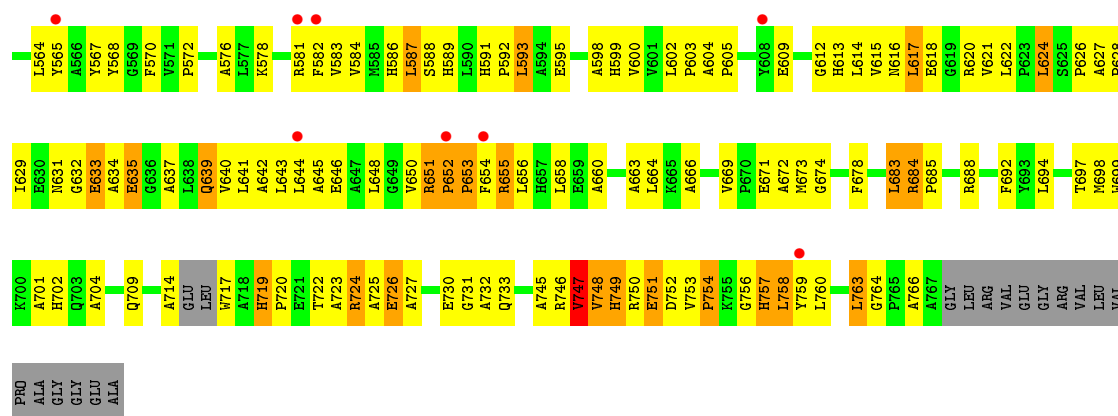
• Molecule 3: NADH-quinone oxidoreductase chain 3



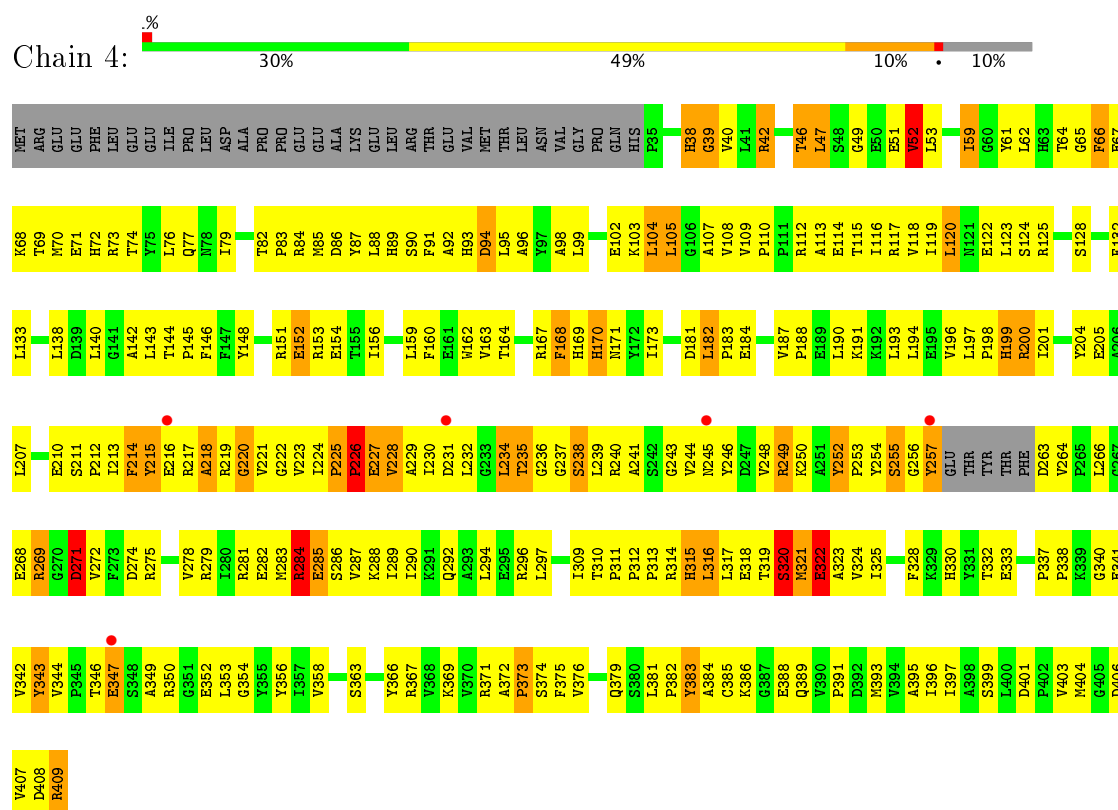


• Molecule 3: NADH-quinone oxidoreductase chain 3

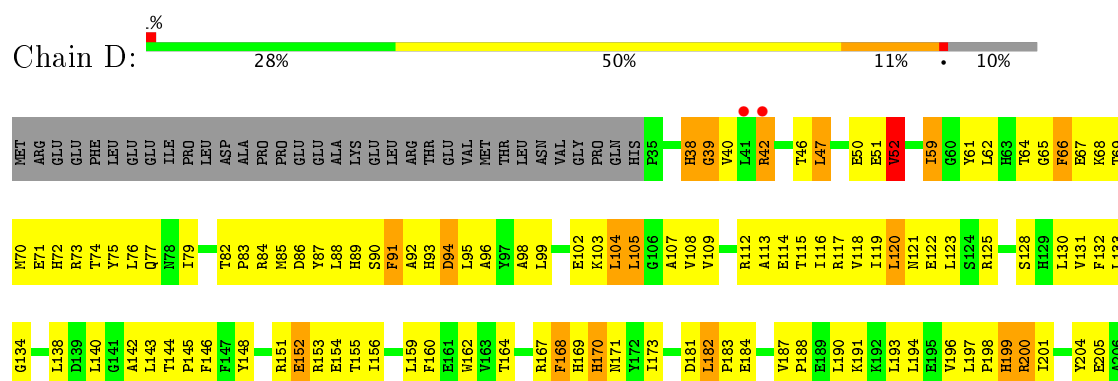


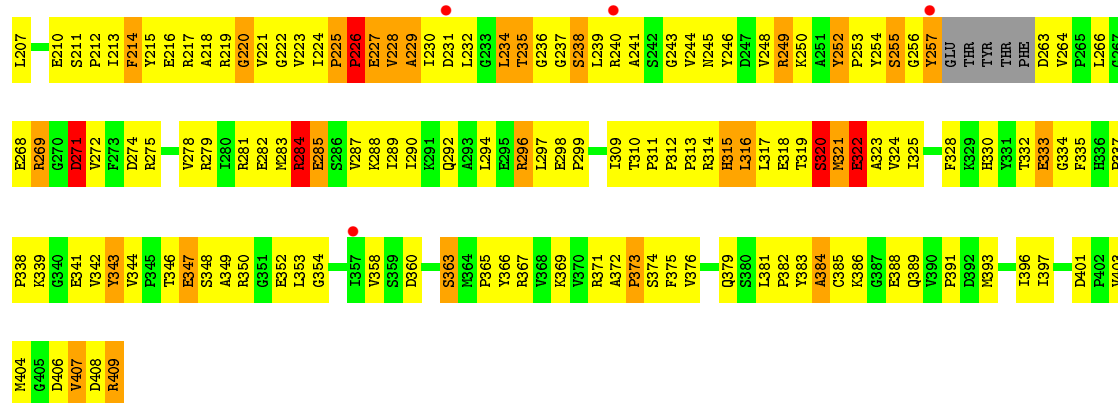


• Molecule 4: NADH-quinone oxidoreductase chain 4

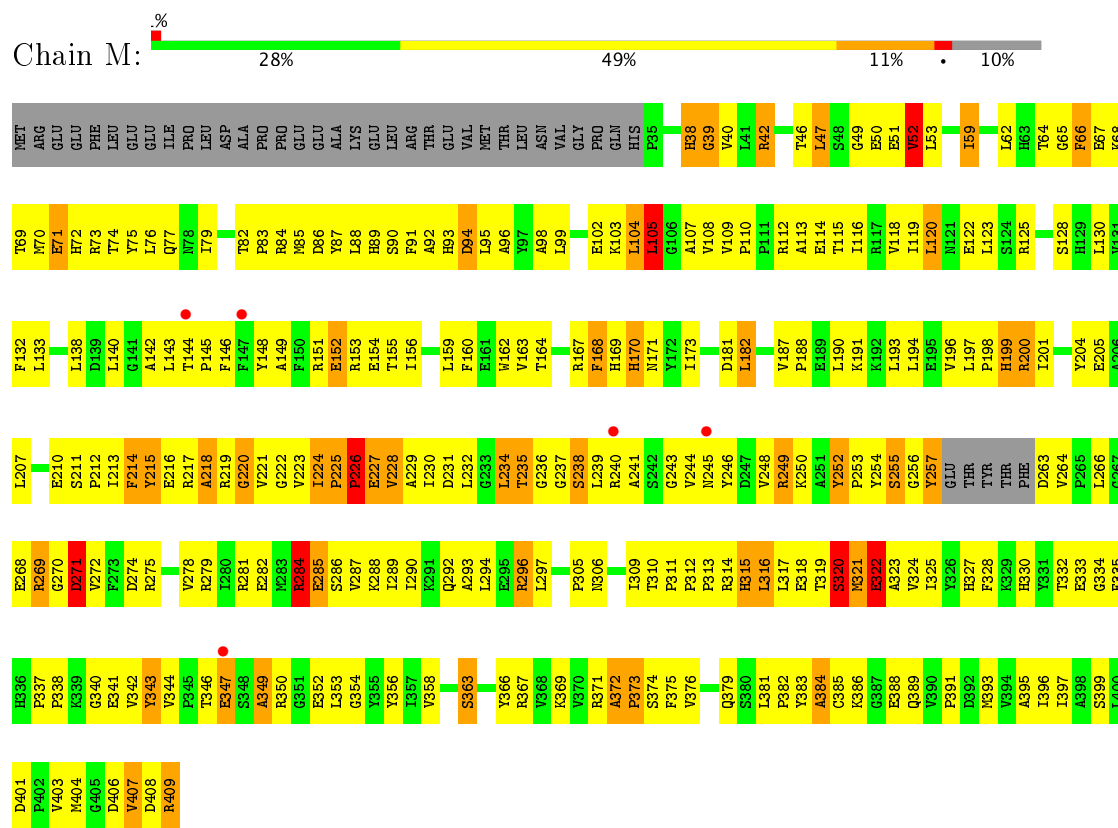


• Molecule 4: NADH-quinone oxidoreductase chain 4

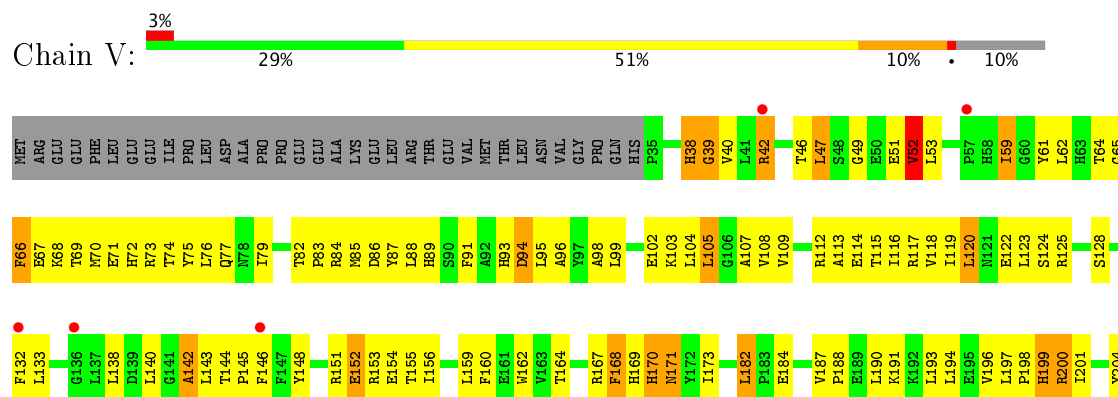


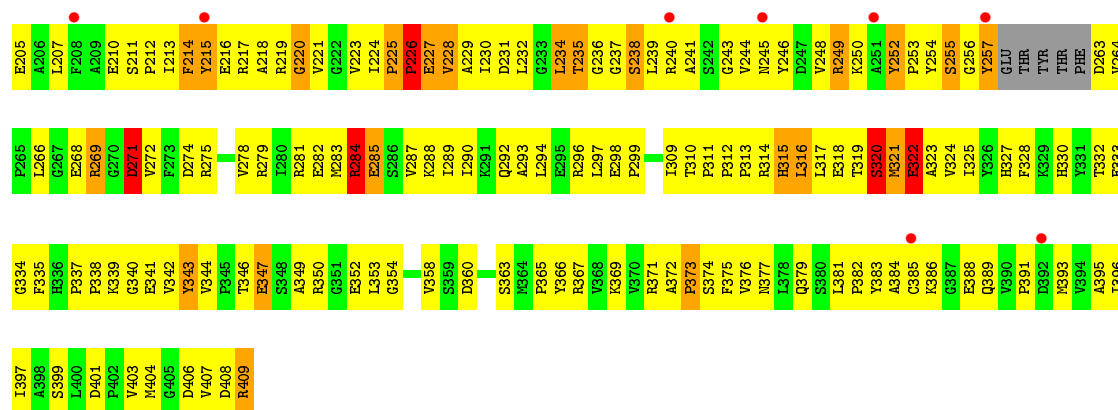


● Molecule 4: NADH-quinone oxidoreductase chain 4

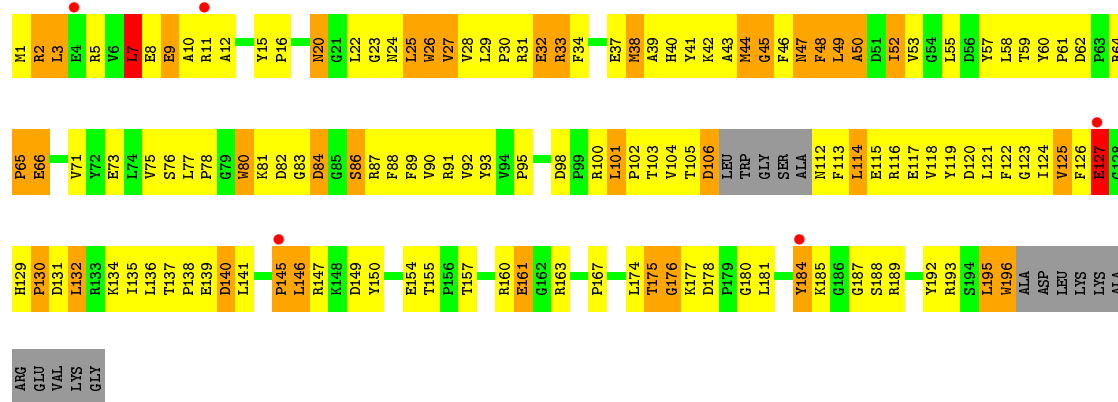


● Molecule 4: NADH-quinone oxidoreductase chain 4





• Molecule 5: NADH-quinone oxidoreductase chain 5

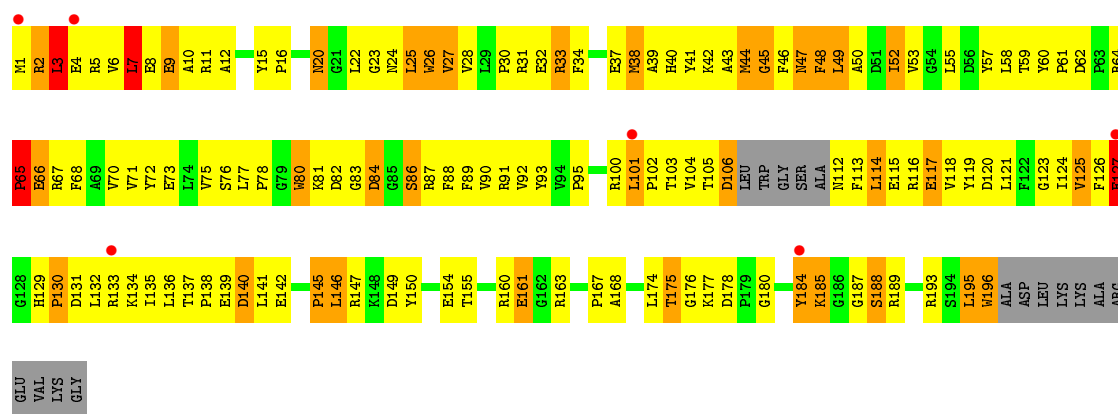


• Molecule 5: NADH-quinone oxidoreductase chain 5




• Molecule 5: NADH-quinone oxidoreductase chain 5

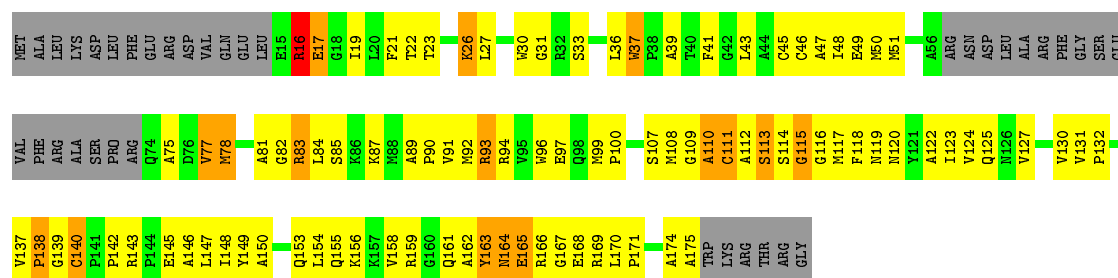




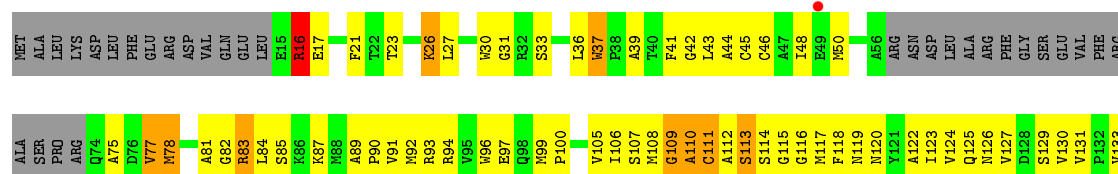
• Molecule 5: NADH-quinone oxidoreductase chain 5



• Molecule 6: NADH-quinone oxidoreductase chain 6

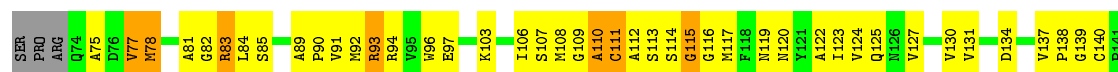
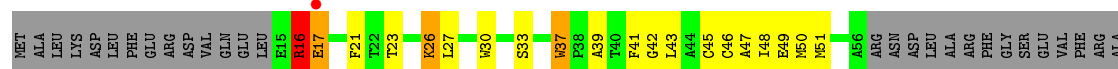


• Molecule 6: NADH-quinone oxidoreductase chain 6

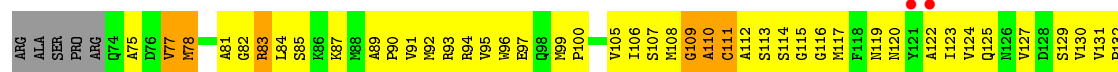
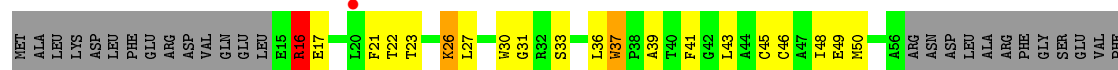




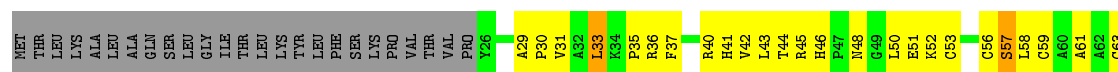
• Molecule 6: NADH-quinone oxidoreductase chain 6



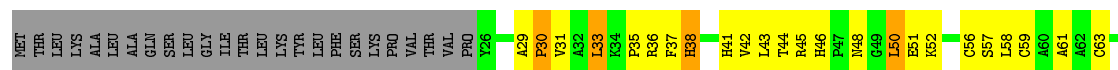
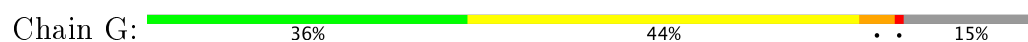
• Molecule 6: NADH-quinone oxidoreductase chain 6

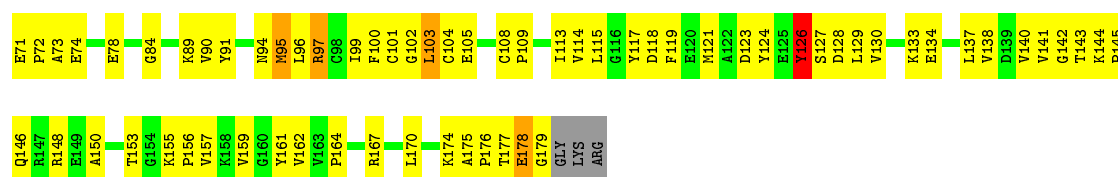


• Molecule 7: NADH-quinone oxidoreductase chain 9

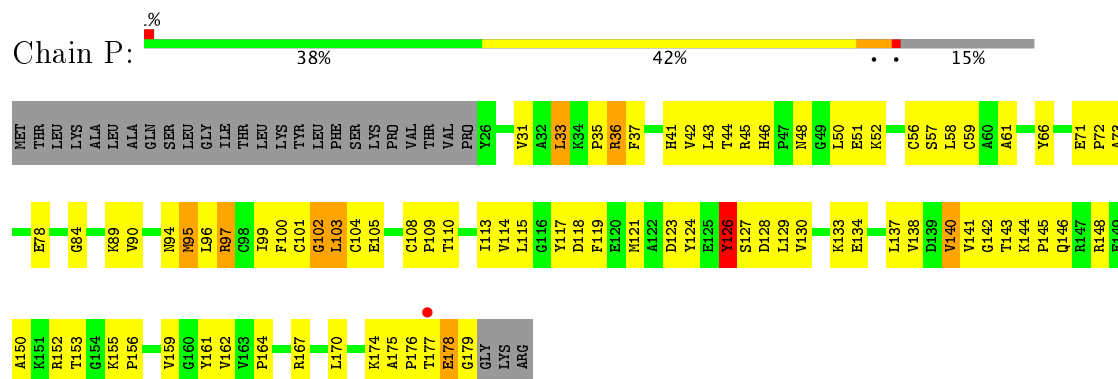


• Molecule 7: NADH-quinone oxidoreductase chain 9

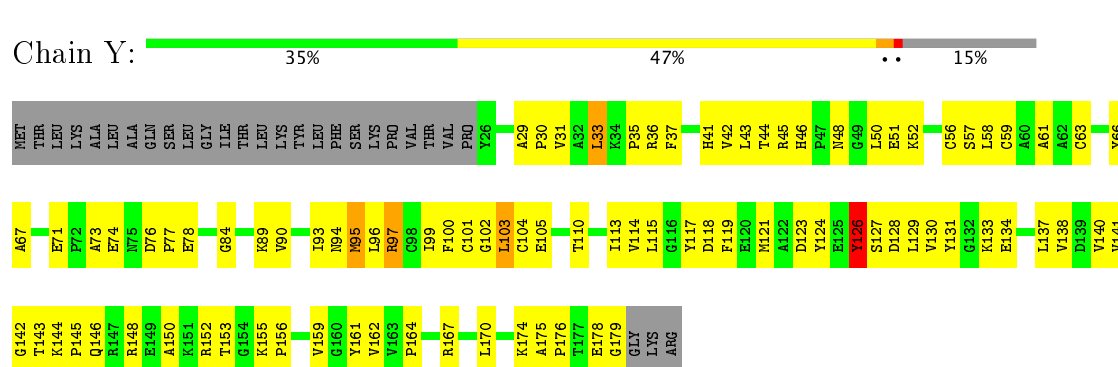




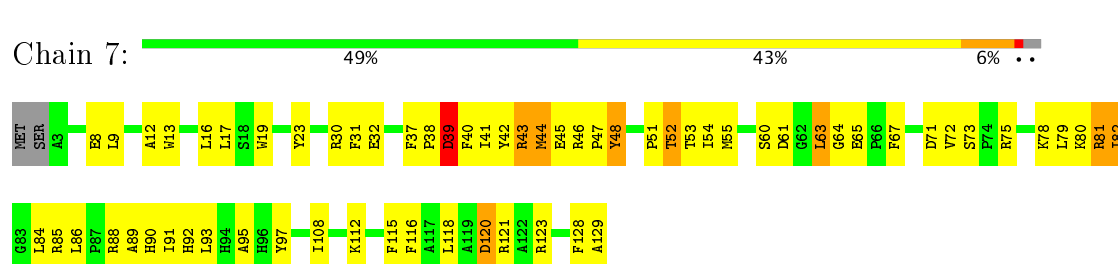
• Molecule 7: NADH-quinone oxidoreductase chain 9



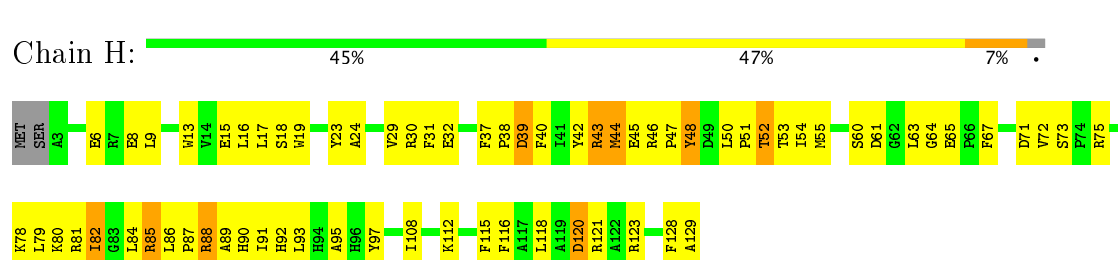
• Molecule 7: NADH-quinone oxidoreductase chain 9



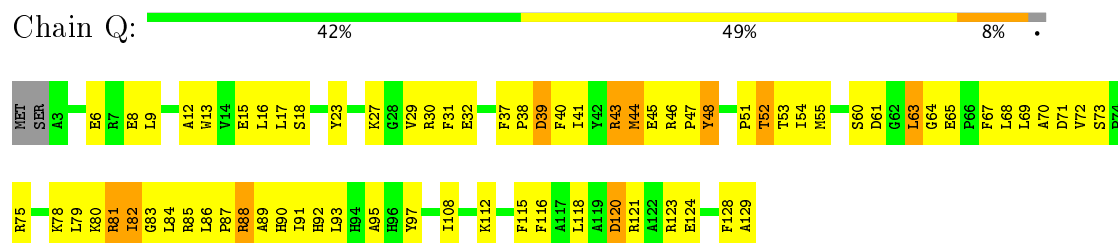
• Molecule 8: conserved hypothetical protein




• Molecule 8: conserved hypothetical protein



- Molecule 8: conserved hypothetical protein



- Molecule 8: conserved hypothetical protein



4 Data and refinement statistics

Property	Value	Source
Space group	P 1 21 1	Depositor
Cell constants a, b, c, α , β , γ	135.08Å 266.11Å 201.73Å 90.00° 104.71° 90.00°	Depositor
Resolution (Å)	20.00 – 3.30 29.99 – 3.30	Depositor EDS
% Data completeness (in resolution range)	95.3 (20.00-3.30) 95.3 (29.99-3.30)	Depositor EDS
R_{merge}	0.16	Depositor
R_{sym}	0.16	Depositor
$\langle I/\sigma(I) \rangle$ ¹	1.57 (at 3.31Å)	Xtriage
Refinement program	CNS	Depositor
R, R_{free}	0.265 , 0.298 0.254 , 0.285	Depositor DCC
R_{free} test set	3914 reflections (2.04%)	DCC
Wilson B-factor (Å ²)	79.6	Xtriage
Anisotropy	0.495	Xtriage
Bulk solvent k_{sol} (e/Å ³), B_{sol} (Å ²)	0.29 , 31.8	EDS
L-test for twinning ²	$\langle L \rangle = 0.41$, $\langle L^2 \rangle = 0.23$	Xtriage
Estimated twinning fraction	No twinning to report.	Xtriage
F_o, F_c correlation	0.89	EDS
Total number of atoms	73916	wwPDB-VP
Average B, all atoms (Å ²)	68.0	wwPDB-VP

Xtriage's analysis on translational NCS is as follows: *The largest off-origin peak in the Patterson function is 1.80% of the height of the origin peak. No significant pseudotranslation is detected.*

¹Intensities estimated from amplitudes.

²Theoretical values of $\langle |L| \rangle$, $\langle L^2 \rangle$ for acentric reflections are 0.5, 0.333 respectively for untwinned datasets, and 0.375, 0.2 for perfectly twinned datasets.

5 Model quality ⓘ

5.1 Standard geometry ⓘ

Bond lengths and bond angles in the following residue types are not validated in this section: FMN, SF4, FES

The Z score for a bond length (or angle) is the number of standard deviations the observed value is removed from the expected value. A bond length (or angle) with $|Z| > 5$ is considered an outlier worth inspection. RMSZ is the root-mean-square of all Z scores of the bond lengths (or angles).

Mol	Chain	Bond lengths		Bond angles	
		RMSZ	# $ Z > 5$	RMSZ	# $ Z > 5$
1	1	0.47	0/3471	0.71	1/4696 (0.0%)
1	A	0.45	0/3471	0.70	1/4696 (0.0%)
1	J	0.48	1/3471 (0.0%)	0.70	1/4696 (0.0%)
1	S	0.44	1/3471 (0.0%)	0.69	1/4696 (0.0%)
2	2	0.47	0/1439	0.69	1/1953 (0.1%)
2	B	0.42	0/1439	0.68	0/1953
2	K	0.46	0/1439	0.70	1/1953 (0.1%)
2	T	0.42	0/1439	0.67	0/1953
3	3	0.46	1/5881 (0.0%)	0.73	7/7974 (0.1%)
3	C	0.45	1/5881 (0.0%)	0.72	6/7974 (0.1%)
3	L	0.44	1/5881 (0.0%)	0.73	8/7974 (0.1%)
3	U	0.44	1/5881 (0.0%)	0.72	6/7974 (0.1%)
4	4	0.46	0/3031	0.76	3/4118 (0.1%)
4	D	0.45	0/3031	0.76	3/4118 (0.1%)
4	M	0.47	0/3031	0.76	5/4118 (0.1%)
4	V	0.41	0/3031	0.73	2/4118 (0.0%)
5	5	0.43	0/1616	0.76	0/2189
5	E	0.45	0/1616	0.77	0/2189
5	N	0.46	0/1616	0.77	1/2189 (0.0%)
5	W	0.40	0/1616	0.74	0/2189
6	6	0.47	0/1126	0.77	2/1528 (0.1%)
6	F	0.49	0/1126	0.77	2/1528 (0.1%)
6	O	0.47	0/1126	0.77	2/1528 (0.1%)
6	X	0.43	0/1126	0.75	2/1528 (0.1%)
7	9	0.49	0/1224	0.72	0/1663
7	G	0.52	0/1224	0.75	1/1663 (0.1%)
7	P	0.47	0/1224	0.72	0/1663
7	Y	0.44	0/1224	0.70	0/1663
8	7	0.41	0/1059	0.70	0/1429
8	H	0.43	0/1059	0.71	0/1429
8	Q	0.44	0/1059	0.71	0/1429
8	Z	0.40	0/1059	0.69	0/1429

Mol	Chain	Bond lengths		Bond angles	
		RMSZ	# Z >5	RMSZ	# Z >5
All	All	0.45	6/75388 (0.0%)	0.73	56/102200 (0.1%)

Chiral center outliers are detected by calculating the chiral volume of a chiral center and verifying if the center is modelled as a planar moiety or with the opposite hand. A planarity outlier is detected by checking planarity of atoms in a peptide group, atoms in a mainchain group or atoms of a sidechain that are expected to be planar.

Mol	Chain	#Chirality outliers	#Planarity outliers
7	9	0	1

All (6) bond length outliers are listed below:

Mol	Chain	Res	Type	Atoms	Z	Observed(Å)	Ideal(Å)
3	C	181	CYS	CB-SG	7.59	1.95	1.82
1	J	356	CYS	CB-SG	-6.43	1.71	1.82
3	U	181	CYS	CB-SG	6.33	1.93	1.82
3	L	181	CYS	CB-SG	6.06	1.92	1.82
3	3	181	CYS	CB-SG	5.82	1.92	1.82
1	S	400	CYS	CB-SG	-5.30	1.73	1.81

All (56) bond angle outliers are listed below:

Mol	Chain	Res	Type	Atoms	Z	Observed(°)	Ideal(°)
3	U	221	GLY	N-CA-C	-7.56	94.20	113.10
3	C	221	GLY	N-CA-C	-7.31	94.82	113.10
3	L	221	GLY	N-CA-C	-7.19	95.12	113.10
3	3	221	GLY	N-CA-C	-6.92	95.80	113.10
4	D	322	GLU	N-CA-C	-6.92	92.32	111.00
4	4	322	GLU	N-CA-C	-6.88	92.44	111.00
6	F	164	ASN	N-CA-C	6.87	129.54	111.00
4	M	322	GLU	N-CA-C	-6.86	92.48	111.00
6	X	164	ASN	N-CA-C	6.85	129.49	111.00
6	O	164	ASN	N-CA-C	6.83	129.45	111.00
6	6	164	ASN	N-CA-C	6.74	129.20	111.00
4	V	322	GLU	N-CA-C	-6.70	92.92	111.00
3	3	216	PHE	N-CA-C	6.49	128.52	111.00
3	L	216	PHE	N-CA-C	6.42	128.34	111.00
3	C	211	ILE	N-CA-C	6.35	128.14	111.00
3	U	216	PHE	N-CA-C	6.29	127.99	111.00
6	O	163	TYR	N-CA-C	-6.29	94.02	111.00
4	M	238	SER	N-CA-C	-6.23	94.17	111.00
3	L	211	ILE	N-CA-C	6.16	127.63	111.00

Continued on next page...

Continued from previous page...

Mol	Chain	Res	Type	Atoms	Z	Observed(°)	Ideal(°)
3	U	211	ILE	N-CA-C	6.14	127.58	111.00
6	6	163	TYR	N-CA-C	-6.13	94.45	111.00
3	C	216	PHE	N-CA-C	6.12	127.52	111.00
6	X	163	TYR	N-CA-C	-6.07	94.62	111.00
3	3	211	ILE	N-CA-C	6.04	127.30	111.00
4	4	238	SER	N-CA-C	-5.93	94.98	111.00
6	F	163	TYR	N-CA-C	-5.84	95.22	111.00
3	C	181	CYS	CA-CB-SG	5.71	124.28	114.00
3	3	181	CYS	CA-CB-SG	5.65	124.16	114.00
4	D	238	SER	N-CA-C	-5.63	95.81	111.00
4	V	238	SER	N-CA-C	-5.60	95.88	111.00
3	C	116	PRO	N-CA-C	5.53	126.47	112.10
4	4	271	ASP	N-CA-C	5.40	125.58	111.00
4	M	271	ASP	N-CA-C	5.38	125.52	111.00
1	A	11	PRO	N-CA-C	5.33	125.95	112.10
3	L	212	GLY	N-CA-C	5.26	126.24	113.10
3	L	181	CYS	CA-CB-SG	5.25	123.46	114.00
3	U	212	GLY	N-CA-C	5.24	126.19	113.10
3	L	116	PRO	N-CA-C	5.19	125.60	112.10
3	3	763	LEU	CA-CB-CG	5.18	127.22	115.30
1	1	11	PRO	N-CA-C	5.17	125.56	112.10
3	3	752	ASP	N-CA-C	-5.17	97.05	111.00
3	L	184	CYS	N-CA-C	-5.16	97.07	111.00
3	L	752	ASP	N-CA-C	-5.16	97.08	111.00
2	2	40	TRP	CA-CB-CG	5.10	123.39	113.70
2	K	40	TRP	CA-CB-CG	5.08	123.36	113.70
5	N	185	LYS	N-CA-C	5.08	124.72	111.00
3	U	181	CYS	CA-CB-SG	5.07	123.12	114.00
4	M	224	ILE	N-CA-C	-5.07	97.32	111.00
1	S	11	PRO	N-CA-C	5.06	125.26	112.10
7	G	50	LEU	CA-CB-CG	5.05	126.91	115.30
4	D	333	GLU	N-CA-C	-5.04	97.38	111.00
4	M	105	LEU	CA-CB-CG	5.04	126.90	115.30
3	C	763	LEU	CA-CB-CG	5.03	126.88	115.30
3	3	116	PRO	N-CA-C	5.01	125.12	112.10
3	U	763	LEU	CA-CB-CG	5.00	126.81	115.30
1	J	11	PRO	N-CA-C	5.00	125.10	112.10

There are no chirality outliers.

All (1) planarity outliers are listed below:

Mol	Chain	Res	Type	Group
7	9	69	TYR	Sidechain

5.2 Too-close contacts

In the following table, the Non-H and H(model) columns list the number of non-hydrogen atoms and hydrogen atoms in the chain respectively. The H(added) column lists the number of hydrogen atoms added and optimized by MolProbity. The Clashes column lists the number of clashes within the asymmetric unit, whereas Symm-Clashes lists symmetry related clashes.

Mol	Chain	Non-H	H(model)	H(added)	Clashes	Symm-Clashes
1	1	3383	0	3349	268	0
1	A	3383	0	3349	267	0
1	J	3383	0	3349	272	0
1	S	3383	0	3349	268	0
2	2	1406	0	1373	145	0
2	B	1406	0	1373	137	0
2	K	1406	0	1373	142	0
2	T	1406	0	1373	133	0
3	3	5746	0	5767	594	0
3	C	5746	0	5767	588	0
3	L	5746	0	5767	592	1
3	U	5746	0	5767	605	1
4	4	2953	0	2944	436	0
4	D	2953	0	2944	432	0
4	M	2953	0	2944	433	0
4	V	2953	0	2944	433	0
5	5	1570	0	1539	247	0
5	E	1570	0	1539	251	0
5	N	1570	0	1539	250	0
5	W	1570	0	1539	248	0
6	6	1102	0	1108	147	0
6	F	1102	0	1108	148	0
6	O	1102	0	1108	131	0
6	X	1102	0	1108	141	0
7	9	1193	0	1160	112	0
7	G	1193	0	1160	103	0
7	P	1193	0	1160	98	0
7	Y	1193	0	1160	109	0
8	7	1031	0	1029	73	0
8	H	1031	0	1029	85	0
8	Q	1031	0	1029	88	0
8	Z	1031	0	1029	84	0
9	1	8	0	0	0	0

Continued on next page...

Continued from previous page...

Mol	Chain	Non-H	H(model)	H(added)	Clashes	Symm-Clashes
9	3	24	0	0	3	0
9	6	8	0	0	1	0
9	9	16	0	0	2	0
9	A	8	0	0	0	0
9	C	24	0	0	3	0
9	F	8	0	0	1	0
9	G	16	0	0	2	0
9	J	8	0	0	0	0
9	L	24	0	0	3	0
9	O	8	0	0	1	0
9	P	16	0	0	1	0
9	S	8	0	0	0	0
9	U	24	0	0	3	0
9	X	8	0	0	1	0
9	Y	16	0	0	2	0
10	2	4	0	0	2	0
10	3	4	0	0	1	0
10	B	4	0	0	2	0
10	C	4	0	0	1	0
10	K	4	0	0	2	0
10	L	4	0	0	1	0
10	T	4	0	0	1	0
10	U	4	0	0	0	0
11	7	31	0	19	5	0
11	H	31	0	19	5	0
11	Q	31	0	19	7	0
11	Z	31	0	19	6	0
All	All	73916	0	73152	7497	1

The all-atom clashscore is defined as the number of clashes found per 1000 atoms (including hydrogen atoms). The all-atom clashscore for this structure is 51.

All (7497) close contacts within the same asymmetric unit are listed below, sorted by their clash magnitude.

Atom-1	Atom-2	Interatomic distance (Å)	Clash overlap (Å)
2:K:139:GLU:HB2	2:K:140:PRO:HD2	1.25	1.19
4:M:249:ARG:HB3	4:M:249:ARG:HH11	1.08	1.18
1:S:10:ASP:HB3	1:S:11:PRO:HD2	1.19	1.17
1:S:11:PRO:HB3	1:S:270:THR:HB	1.26	1.17
1:J:11:PRO:HB3	1:J:270:THR:HB	1.20	1.17
4:D:224:ILE:HB	4:D:225:PRO:HD3	1.18	1.16

Continued on next page...

Continued from previous page...

Atom-1	Atom-2	Interatomic distance (Å)	Clash overlap (Å)
1:1:11:PRO:HB3	1:1:270:THR:HB	1.25	1.16
3:C:205:ARG:HA	3:C:209:THR:HG22	1.24	1.15
4:V:224:ILE:HB	4:V:225:PRO:HD3	1.19	1.14
2:B:139:GLU:HB2	2:B:140:PRO:HD2	1.28	1.13
4:4:249:ARG:HB3	4:4:249:ARG:HH11	1.13	1.13
4:D:266:LEU:HD13	4:D:281:ARG:HB3	1.22	1.13
3:3:205:ARG:HA	3:3:209:THR:HG22	1.24	1.13
3:U:466:GLU:HG2	3:U:489:MET:HG3	1.30	1.13
2:2:139:GLU:HB2	2:2:140:PRO:HD2	1.26	1.12
4:D:249:ARG:HB3	4:D:249:ARG:HH11	1.11	1.12
1:A:10:ASP:HB3	1:A:11:PRO:HD2	1.14	1.12
4:4:240:ARG:HD2	4:4:243:GLY:HA3	1.27	1.11
4:M:249:ARG:HB3	4:M:249:ARG:NH1	1.64	1.11
4:V:266:LEU:HD13	4:V:281:ARG:HB3	1.26	1.11
2:T:139:GLU:HB2	2:T:140:PRO:HD2	1.28	1.11
2:2:136:VAL:HG12	2:2:137:ASN:H	1.13	1.10
4:4:266:LEU:HD13	4:4:281:ARG:HB3	1.21	1.10
1:J:10:ASP:HB3	1:J:11:PRO:HD2	1.18	1.10
4:D:249:ARG:NH1	4:D:249:ARG:HB3	1.66	1.10
3:U:205:ARG:HA	3:U:209:THR:HG22	1.23	1.10
4:M:266:LEU:HD13	4:M:281:ARG:HB3	1.21	1.09
1:A:11:PRO:HB3	1:A:270:THR:HB	1.26	1.09
4:4:224:ILE:HB	4:4:225:PRO:HD3	1.19	1.09
3:L:205:ARG:HA	3:L:209:THR:HG22	1.18	1.08
4:D:240:ARG:HD2	4:D:243:GLY:HA3	1.29	1.08
1:1:10:ASP:HB3	1:1:11:PRO:HD2	1.16	1.08
4:V:240:ARG:HD2	4:V:243:GLY:HA3	1.31	1.08
5:N:49:LEU:HB2	5:N:77:LEU:HD21	1.34	1.07
4:4:249:ARG:HB3	4:4:249:ARG:NH1	1.68	1.07
4:M:224:ILE:HB	4:M:225:PRO:HD3	1.17	1.07
4:V:249:ARG:HH11	4:V:249:ARG:HB3	1.20	1.07
5:5:119:TYR:HE1	5:5:132:LEU:HD11	1.17	1.07
4:M:240:ARG:HD2	4:M:243:GLY:HA3	1.20	1.07
2:K:136:VAL:HG12	2:K:137:ASN:H	1.17	1.06
5:5:49:LEU:HB2	5:5:77:LEU:HD21	1.37	1.06
5:W:49:LEU:HB2	5:W:77:LEU:HD21	1.34	1.06
3:U:232:VAL:HG12	9:U:784:SF4:S2	1.96	1.05
5:E:50:ALA:HB3	5:E:114:LEU:HD11	1.34	1.05
3:3:509:ALA:HA	3:3:758:LEU:HD22	1.38	1.05
4:V:249:ARG:HB3	4:V:249:ARG:NH1	1.71	1.05
3:L:466:GLU:HG2	3:L:489:MET:HG3	1.38	1.04

Continued on next page...

Continued from previous page...

Atom-1	Atom-2	Interatomic distance (Å)	Clash overlap (Å)
4:M:232:LEU:HD11	4:M:282:GLU:CD	1.79	1.02
3:3:232:VAL:HG12	9:3:784:SF4:S2	2.00	1.02
2:B:136:VAL:HG12	2:B:137:ASN:H	1.24	1.02
3:C:754:PRO:HD2	3:C:757:HIS:HE2	1.24	1.02
5:E:49:LEU:HB2	5:E:77:LEU:HD21	1.34	1.02
4:4:232:LEU:HD11	4:4:282:GLU:CD	1.78	1.02
1:S:201:LEU:HG	1:S:203:PRO:HD2	1.41	1.02
3:3:501:LYS:H	3:3:501:LYS:HD2	1.21	1.01
3:3:731:GLY:H	3:3:747:VAL:HG12	1.25	1.01
4:4:385:CYS:HB3	4:4:396:ILE:HG12	1.42	1.01
3:L:501:LYS:H	3:L:501:LYS:HD2	1.23	1.01
3:L:754:PRO:HD2	3:L:757:HIS:HE2	1.25	1.01
5:N:50:ALA:HB3	5:N:114:LEU:HD11	1.41	1.01
4:V:72:HIS:O	4:V:73:ARG:HD2	1.60	1.01
3:3:45:CYS:SG	3:3:45:CYS:O	2.18	1.00
3:C:285:VAL:HG13	3:C:286:ASN:H	1.26	1.00
3:L:731:GLY:H	3:L:747:VAL:HG12	1.23	1.00
3:L:285:VAL:HG13	3:L:286:ASN:H	1.26	1.00
5:N:119:TYR:HE1	5:N:132:LEU:HD11	1.24	1.00
5:N:126:PHE:HE1	5:N:147:ARG:HD2	1.24	1.00
3:C:731:GLY:H	3:C:747:VAL:HG12	1.22	1.00
3:U:501:LYS:H	3:U:501:LYS:HD2	1.22	1.00
5:E:119:TYR:HE1	5:E:132:LEU:HD11	1.23	1.00
3:C:466:GLU:HG2	3:C:489:MET:HG3	1.40	1.00
4:V:385:CYS:HB3	4:V:396:ILE:HG12	1.44	1.00
4:M:133:LEU:HD21	4:M:204:TYR:CD2	1.96	0.99
3:3:285:VAL:HG13	3:3:286:ASN:H	1.26	0.99
4:D:252:TYR:HB2	4:D:253:PRO:HD2	1.42	0.99
1:1:437:TRP:HB3	2:2:92:GLY:HA3	1.42	0.99
5:5:50:ALA:HB3	5:5:114:LEU:HD11	1.44	0.99
1:A:33:LEU:HD23	1:A:37:GLY:HA3	1.44	0.99
3:U:754:PRO:HD2	3:U:757:HIS:HE2	1.25	0.99
2:T:136:VAL:HG12	2:T:137:ASN:H	1.26	0.99
4:4:252:TYR:HB2	4:4:253:PRO:HD2	1.40	0.98
3:L:754:PRO:HD2	3:L:757:HIS:NE2	1.78	0.98
3:3:754:PRO:HD2	3:3:757:HIS:HE2	1.29	0.98
1:A:201:LEU:HG	1:A:203:PRO:HD2	1.44	0.98
3:C:232:VAL:HG12	9:C:784:SF4:S2	2.04	0.98
4:D:133:LEU:HD21	4:D:204:TYR:CD2	1.98	0.98
1:A:10:ASP:HB3	1:A:11:PRO:CD	1.93	0.98
4:D:232:LEU:HD11	4:D:282:GLU:CD	1.83	0.98

Continued on next page...

Continued from previous page...

Atom-1	Atom-2	Interatomic distance (Å)	Clash overlap (Å)
3:C:174:VAL:HG11	3:C:296:PHE:CE1	1.99	0.97
5:E:139:GLU:HG2	5:E:140:ASP:H	1.29	0.97
1:1:201:LEU:HG	1:1:203:PRO:HD2	1.43	0.97
3:3:754:PRO:HD2	3:3:757:HIS:NE2	1.79	0.97
4:D:72:HIS:O	4:D:73:ARG:HD2	1.64	0.97
3:U:754:PRO:HD2	3:U:757:HIS:NE2	1.79	0.97
1:A:10:ASP:CB	1:A:11:PRO:HD2	1.95	0.97
1:J:437:TRP:HB3	2:K:92:GLY:HA3	1.46	0.97
5:W:139:GLU:HG2	5:W:140:ASP:H	1.30	0.97
1:1:10:ASP:HB3	1:1:11:PRO:CD	1.95	0.97
1:A:316:LEU:HD12	1:A:323:LEU:HB2	1.47	0.97
4:M:72:HIS:O	4:M:73:ARG:HD2	1.63	0.97
5:W:50:ALA:HB3	5:W:114:LEU:HD11	1.45	0.97
4:V:252:TYR:HB2	4:V:253:PRO:HD2	1.46	0.97
1:S:437:TRP:HB3	2:T:92:GLY:HA3	1.43	0.96
4:4:237:GLY:CA	5:5:112:ASN:HA	1.95	0.96
4:4:72:HIS:O	4:4:73:ARG:HD2	1.64	0.96
4:M:252:TYR:HB2	4:M:253:PRO:HD2	1.44	0.96
3:U:509:ALA:HA	3:U:758:LEU:HD22	1.45	0.96
1:A:437:TRP:HB3	2:B:92:GLY:HA3	1.48	0.96
1:1:33:LEU:HD23	1:1:37:GLY:HA3	1.48	0.96
3:C:501:LYS:H	3:C:501:LYS:HD2	1.27	0.96
3:L:173:PHE:CD1	3:L:174:VAL:HG22	2.01	0.96
4:V:103:LYS:HB3	5:W:22:LEU:HD13	1.44	0.96
4:4:85:MET:HE1	4:4:409:ARG:HB2	1.48	0.96
6:F:139:GLY:HA3	6:F:142:PRO:HB3	1.45	0.96
1:J:10:ASP:HB3	1:J:11:PRO:CD	1.96	0.96
4:M:224:ILE:CB	4:M:225:PRO:HD3	1.95	0.96
7:9:141:VAL:HG13	7:9:142:GLY:H	1.30	0.95
4:M:103:LYS:HB3	5:N:22:LEU:HD13	1.46	0.95
4:V:338:PRO:HG2	5:W:193:ARG:HB2	1.48	0.95
3:L:232:VAL:HG12	9:L:784:SF4:S2	2.06	0.95
6:O:139:GLY:HA3	6:O:142:PRO:HB3	1.48	0.95
3:U:731:GLY:H	3:U:747:VAL:HG12	1.26	0.95
1:1:10:ASP:CB	1:1:11:PRO:HD2	1.97	0.95
4:V:237:GLY:CA	5:W:112:ASN:HA	1.96	0.95
5:E:125:VAL:HG12	5:E:126:PHE:H	1.29	0.95
3:3:174:VAL:HG11	3:3:296:PHE:CE1	2.02	0.95
5:5:26:TRP:HB3	5:5:89:PHE:HB2	1.49	0.95
3:C:754:PRO:HD2	3:C:757:HIS:NE2	1.80	0.95
5:W:119:TYR:HE1	5:W:132:LEU:HD11	1.30	0.95

Continued on next page...

Continued from previous page...

Atom-1	Atom-2	Interatomic distance (Å)	Clash overlap (Å)
1:J:33:LEU:HD23	1:J:37:GLY:HA3	1.48	0.94
3:3:466:GLU:HG2	3:3:489:MET:HG3	1.45	0.94
5:E:126:PHE:HE1	5:E:147:ARG:HD2	1.29	0.94
5:N:139:GLU:HG2	5:N:140:ASP:H	1.28	0.94
4:V:232:LEU:HD11	4:V:282:GLU:CD	1.86	0.94
5:W:126:PHE:HE1	5:W:147:ARG:HD2	1.30	0.94
1:1:266:LEU:HB3	1:1:270:THR:HG21	1.48	0.94
3:U:174:VAL:HG11	3:U:296:PHE:CE1	2.01	0.94
1:J:201:LEU:HG	1:J:203:PRO:HD2	1.47	0.94
4:4:103:LYS:HB3	5:5:22:LEU:HD13	1.49	0.94
8:7:60:SER:HB3	8:7:64:GLY:O	1.67	0.94
4:D:237:GLY:CA	5:E:112:ASN:HA	1.97	0.94
3:C:509:ALA:HA	3:C:758:LEU:HD22	1.48	0.94
5:5:126:PHE:HE1	5:5:147:ARG:HD2	1.32	0.93
2:K:137:ASN:O	2:K:138:ASP:HB3	1.66	0.93
3:L:509:ALA:HA	3:L:758:LEU:HD22	1.47	0.93
5:N:118:VAL:HG13	5:N:129:HIS:CD2	2.04	0.93
1:S:10:ASP:CB	1:S:11:PRO:HD2	1.96	0.93
4:V:133:LEU:HD21	4:V:204:TYR:CD2	2.03	0.93
3:C:173:PHE:CD1	3:C:174:VAL:HG22	2.03	0.93
5:N:125:VAL:HG12	5:N:126:PHE:H	1.32	0.93
4:V:224:ILE:CB	4:V:225:PRO:HD3	1.98	0.93
1:J:370:LEU:O	1:J:374:ILE:HG22	1.67	0.93
7:Y:141:VAL:HG13	7:Y:142:GLY:H	1.32	0.93
4:D:74:THR:HG22	4:D:76:LEU:H	1.33	0.93
4:4:224:ILE:CB	4:4:225:PRO:HD3	1.98	0.93
4:D:224:ILE:CB	4:D:225:PRO:HD3	1.97	0.93
3:C:45:CYS:O	3:C:45:CYS:SG	2.26	0.93
3:3:173:PHE:CD1	3:3:174:VAL:HG22	2.03	0.93
4:4:133:LEU:HD21	4:4:204:TYR:CD2	2.03	0.93
1:J:10:ASP:CB	1:J:11:PRO:HD2	1.99	0.93
1:S:10:ASP:HB3	1:S:11:PRO:CD	1.97	0.93
4:4:341:GLU:HG2	4:4:358:VAL:HG22	1.49	0.93
4:D:249:ARG:NH2	5:E:87:ARG:HE	1.67	0.93
2:2:136:VAL:HG12	2:2:137:ASN:N	1.82	0.92
5:5:118:VAL:HG13	5:5:129:HIS:CD2	2.05	0.92
1:J:266:LEU:HB3	1:J:270:THR:HG21	1.51	0.92
5:W:125:VAL:HG12	5:W:126:PHE:H	1.33	0.92
3:U:285:VAL:HG13	3:U:286:ASN:H	1.33	0.92
1:S:316:LEU:HD12	1:S:323:LEU:HB2	1.49	0.92
2:K:136:VAL:HG12	2:K:137:ASN:N	1.83	0.92

Continued on next page...

Continued from previous page...

Atom-1	Atom-2	Interatomic distance (Å)	Clash overlap (Å)
3:L:174:VAL:HG11	3:L:296:PHE:CE1	2.04	0.92
6:X:139:GLY:HA3	6:X:142:PRO:HB3	1.49	0.92
4:4:338:PRO:HG2	5:5:193:ARG:HB2	1.48	0.92
1:A:266:LEU:HB3	1:A:270:THR:HG21	1.52	0.92
3:C:288:ILE:HG12	3:C:288:ILE:O	1.70	0.92
4:4:74:THR:HB	4:4:77:GLN:HG3	1.51	0.92
5:5:139:GLU:HG2	5:5:140:ASP:H	1.31	0.92
3:U:46:ARG:O	3:U:107:MET:HG2	1.68	0.92
5:5:124:ILE:HG22	5:5:146:LEU:HB2	1.52	0.92
4:D:234:LEU:HD11	5:E:49:LEU:HD21	1.52	0.92
3:U:173:PHE:CD1	3:U:174:VAL:HG22	2.05	0.91
2:2:137:ASN:O	2:2:138:ASP:HB3	1.71	0.91
4:4:74:THR:HG22	4:4:76:LEU:H	1.36	0.91
5:5:124:ILE:HG21	5:5:146:LEU:HD23	1.52	0.91
1:J:316:LEU:HD12	1:J:323:LEU:HB2	1.51	0.91
8:H:60:SER:HB3	8:H:64:GLY:O	1.70	0.91
3:C:369:LEU:H	3:C:369:LEU:HD23	1.34	0.91
4:V:249:ARG:NH2	5:W:87:ARG:HE	1.67	0.91
4:D:385:CYS:HB3	4:D:396:ILE:HG12	1.51	0.91
1:1:185:GLU:HB2	1:1:218:ILE:HD12	1.50	0.91
4:4:234:LEU:HD11	5:5:49:LEU:HD21	1.51	0.91
5:E:26:TRP:HB3	5:E:89:PHE:HB2	1.49	0.91
5:N:26:TRP:HB3	5:N:89:PHE:HB2	1.52	0.91
7:G:141:VAL:HG13	7:G:142:GLY:H	1.35	0.91
3:C:174:VAL:HG21	3:C:296:PHE:CE2	2.05	0.90
6:F:163:TYR:HB2	6:F:168:GLU:O	1.70	0.90
3:C:194:VAL:HG12	3:C:411:LEU:HD22	1.54	0.90
3:L:748:VAL:HG22	3:L:750:ARG:O	1.72	0.90
1:S:33:LEU:HD23	1:S:37:GLY:HA3	1.50	0.90
6:F:164:ASN:HB3	7:G:148:ARG:HE	1.36	0.90
3:L:206:GLY:O	3:L:209:THR:HG23	1.71	0.90
3:C:6:VAL:HG12	3:C:7:ASN:N	1.86	0.90
5:E:52:ILE:HG23	5:E:117:GLU:HG2	1.54	0.90
3:3:288:ILE:O	3:3:288:ILE:HG12	1.69	0.90
5:W:124:ILE:HG22	5:W:146:LEU:HB2	1.54	0.90
5:5:119:TYR:CE1	5:5:132:LEU:HD11	2.06	0.90
4:V:85:MET:HE1	4:V:409:ARG:HB2	1.53	0.90
4:V:74:THR:HG22	4:V:76:LEU:H	1.36	0.90
6:6:114:SER:HB2	7:9:97:ARG:HD2	1.52	0.89
3:C:694:LEU:HB3	3:C:753:VAL:HG11	1.54	0.89
3:U:748:VAL:HG22	3:U:750:ARG:O	1.72	0.89

Continued on next page...

Continued from previous page...

Atom-1	Atom-2	Interatomic distance (Å)	Clash overlap (Å)
3:3:748:VAL:HG22	3:3:750:ARG:O	1.70	0.89
6:6:164:ASN:HB3	7:9:148:ARG:HE	1.38	0.89
6:X:114:SER:HB2	7:Y:97:ARG:HD2	1.53	0.89
4:M:74:THR:HG22	4:M:76:LEU:H	1.35	0.89
3:U:174:VAL:HG21	3:U:296:PHE:CE2	2.08	0.89
3:3:371:PHE:HE1	3:3:549:VAL:HB	1.38	0.89
6:O:164:ASN:HB3	7:P:148:ARG:HE	1.38	0.89
5:W:26:TRP:HB3	5:W:89:PHE:HB2	1.54	0.89
4:M:234:LEU:HD11	5:N:49:LEU:HD21	1.54	0.89
3:3:6:VAL:HG12	3:3:7:ASN:N	1.86	0.88
3:C:748:VAL:HG22	3:C:750:ARG:O	1.72	0.88
1:A:363:VAL:HG12	1:A:394:ILE:HD13	1.54	0.88
3:L:205:ARG:CA	3:L:209:THR:HG22	2.02	0.88
6:F:114:SER:HB2	7:G:97:ARG:HD2	1.53	0.88
4:M:385:CYS:HB3	4:M:396:ILE:HG12	1.55	0.88
4:V:74:THR:HB	4:V:77:GLN:HG3	1.53	0.88
2:2:131:ALA:HB1	2:2:132:PRO:CD	2.03	0.88
4:M:341:GLU:HG2	4:M:358:VAL:HG22	1.55	0.88
8:Q:60:SER:HB3	8:Q:64:GLY:O	1.73	0.88
3:3:206:GLY:O	3:3:209:THR:HG23	1.74	0.88
3:C:587:LEU:HD22	3:C:589:HIS:H	1.39	0.88
4:D:191:LYS:NZ	3:U:730:GLU:HG3	1.86	0.88
4:M:237:GLY:CA	5:N:112:ASN:HA	2.03	0.88
2:T:131:ALA:HB1	2:T:132:PRO:CD	2.04	0.88
4:V:85:MET:CE	4:V:409:ARG:HB2	2.04	0.88
4:V:234:LEU:HD11	5:W:49:LEU:HD21	1.56	0.88
3:L:587:LEU:HD22	3:L:589:HIS:H	1.39	0.88
2:T:136:VAL:HG12	2:T:137:ASN:N	1.88	0.88
2:B:136:VAL:HG12	2:B:137:ASN:N	1.89	0.88
3:U:507:LEU:HD22	3:U:520:ARG:HD3	1.56	0.88
4:D:103:LYS:HB3	5:E:22:LEU:HD13	1.54	0.87
3:L:45:CYS:O	3:L:45:CYS:SG	2.32	0.87
2:K:131:ALA:HB1	2:K:132:PRO:CD	2.04	0.87
6:F:138:PRO:HG3	7:G:121:MET:HG3	1.57	0.87
1:S:185:GLU:HB2	1:S:218:ILE:HD12	1.55	0.87
4:V:256:GLY:HA2	4:V:292:GLN:HE22	1.39	0.87
5:N:52:ILE:HG23	5:N:117:GLU:HG2	1.57	0.87
1:S:266:LEU:HB3	1:S:270:THR:HG21	1.54	0.87
3:U:45:CYS:O	3:U:45:CYS:SG	2.32	0.87
5:W:118:VAL:HG13	5:W:129:HIS:CD2	2.10	0.87
8:Z:60:SER:HB3	8:Z:64:GLY:O	1.73	0.87

Continued on next page...

Continued from previous page...

Atom-1	Atom-2	Interatomic distance (Å)	Clash overlap (Å)
6:6:139:GLY:HA3	6:6:142:PRO:HB3	1.57	0.87
1:A:370:LEU:O	1:A:374:ILE:HG22	1.75	0.87
1:J:11:PRO:HB3	1:J:270:THR:CB	2.03	0.87
4:D:85:MET:HE1	4:D:409:ARG:HB2	1.55	0.86
3:3:174:VAL:HG21	3:3:296:PHE:CE2	2.09	0.86
4:D:197:LEU:O	4:D:201:ILE:HD13	1.74	0.86
4:M:338:PRO:HG2	5:N:193:ARG:HB2	1.55	0.86
3:C:371:PHE:HE1	3:C:549:VAL:HB	1.39	0.86
7:P:141:VAL:HG13	7:P:142:GLY:H	1.39	0.86
6:X:164:ASN:HB3	7:Y:148:ARG:HE	1.38	0.86
5:E:124:ILE:HG22	5:E:146:LEU:HB2	1.57	0.86
3:L:6:VAL:HG12	3:L:7:ASN:N	1.89	0.86
3:U:369:LEU:H	3:U:369:LEU:HD23	1.41	0.86
6:F:84:LEU:HD11	6:F:89:ALA:HA	1.58	0.86
3:L:288:ILE:O	3:L:288:ILE:HG12	1.73	0.86
3:L:371:PHE:HE1	3:L:549:VAL:HB	1.40	0.86
6:6:163:TYR:HB2	6:6:168:GLU:O	1.75	0.85
7:9:56:CYS:SG	7:9:58:LEU:HD13	2.16	0.85
3:C:561:PRO:HB3	3:C:576:ALA:HA	1.56	0.85
3:L:243:ARG:HD3	3:L:275:LEU:HD12	1.58	0.85
4:M:249:ARG:NH2	5:N:87:ARG:HE	1.73	0.85
3:U:751:GLU:OE1	3:U:751:GLU:HA	1.76	0.85
3:3:587:LEU:HD22	3:3:589:HIS:H	1.41	0.85
4:M:74:THR:HB	4:M:77:GLN:HG3	1.58	0.85
1:S:11:PRO:HB3	1:S:270:THR:CB	2.04	0.85
7:Y:41:HIS:HB3	7:Y:113:ILE:HD11	1.57	0.85
1:1:11:PRO:HB3	1:1:270:THR:CB	2.05	0.85
1:J:108:GLU:HG2	1:J:140:ARG:HG2	1.55	0.85
2:K:114:ASP:HB2	2:K:116:LEU:CD2	2.06	0.85
3:U:371:PHE:HE1	3:U:549:VAL:HB	1.39	0.85
4:V:59:ILE:H	4:V:59:ILE:HD13	1.41	0.85
3:3:561:PRO:HB3	3:3:576:ALA:HA	1.59	0.85
2:K:139:GLU:HB2	2:K:140:PRO:CD	2.06	0.85
3:L:561:PRO:HB3	3:L:576:ALA:HA	1.59	0.85
6:O:163:TYR:HB2	6:O:168:GLU:O	1.74	0.85
6:X:138:PRO:HG3	7:Y:121:MET:HG3	1.57	0.85
1:1:108:GLU:HG2	1:1:140:ARG:HG2	1.58	0.85
7:9:56:CYS:O	7:9:56:CYS:SG	2.34	0.85
4:D:338:PRO:HG2	5:E:193:ARG:HB2	1.57	0.85
5:5:3:LEU:H	5:5:3:LEU:HD23	1.42	0.85
4:V:230:ILE:HG21	4:V:239:LEU:HB3	1.59	0.85

Continued on next page...

Continued from previous page...

Atom-1	Atom-2	Interatomic distance (Å)	Clash overlap (Å)
4:4:85:MET:CE	4:4:409:ARG:HB2	2.06	0.84
5:W:124:ILE:HG21	5:W:146:LEU:HD23	1.57	0.84
2:B:131:ALA:HB1	2:B:132:PRO:CD	2.08	0.84
3:C:243:ARG:HD3	3:C:275:LEU:HD12	1.58	0.84
3:L:194:VAL:HG12	3:L:411:LEU:HD22	1.59	0.84
3:L:507:LEU:HD22	3:L:520:ARG:HD3	1.59	0.84
1:S:363:VAL:HG12	1:S:394:ILE:HD13	1.56	0.84
6:X:163:TYR:HB2	6:X:168:GLU:O	1.77	0.84
5:E:119:TYR:CE1	5:E:132:LEU:HD11	2.10	0.84
6:X:84:LEU:HD11	6:X:89:ALA:HA	1.59	0.84
3:3:507:LEU:HD22	3:3:520:ARG:HD3	1.59	0.84
4:D:59:ILE:HD13	4:D:59:ILE:H	1.40	0.84
4:M:249:ARG:CB	4:M:249:ARG:HH11	1.90	0.84
6:O:138:PRO:HG3	7:P:121:MET:HG3	1.58	0.84
5:W:52:ILE:HG23	5:W:117:GLU:HG2	1.59	0.84
3:C:151:LEU:HB3	3:C:152:PRO:HD3	1.59	0.84
5:N:124:ILE:HG23	5:N:145:PRO:HG2	1.57	0.84
3:U:288:ILE:HG12	3:U:288:ILE:O	1.73	0.84
3:U:205:ARG:CA	3:U:209:THR:HG22	2.07	0.84
4:4:52:VAL:HG21	4:4:388:GLU:H	1.43	0.84
3:C:206:GLY:O	3:C:209:THR:HG23	1.78	0.84
4:D:191:LYS:HZ1	3:U:730:GLU:HG3	1.41	0.84
5:N:126:PHE:CE1	5:N:147:ARG:HD2	2.11	0.84
4:D:85:MET:CE	4:D:409:ARG:HB2	2.07	0.84
5:E:118:VAL:HG13	5:E:129:HIS:CD2	2.13	0.84
1:S:88:TYR:HB2	1:S:216:THR:HG22	1.60	0.84
5:W:65:PRO:HD2	5:W:93:TYR:HE2	1.43	0.84
5:N:119:TYR:CE1	5:N:132:LEU:HD11	2.12	0.83
3:3:413:LEU:HD13	3:3:448:MET:CE	2.07	0.83
1:S:9:LEU:HB3	1:S:241:MET:HA	1.60	0.83
2:T:139:GLU:HB2	2:T:140:PRO:CD	2.09	0.83
3:3:751:GLU:OE1	3:3:751:GLU:HA	1.79	0.83
4:4:256:GLY:HA2	4:4:292:GLN:HE22	1.43	0.83
5:E:124:ILE:HG21	5:E:146:LEU:HD23	1.59	0.83
5:W:134:LYS:HE2	5:W:136:LEU:HB3	1.59	0.83
3:3:178:ARG:O	3:3:180:ARG:N	2.11	0.83
3:3:205:ARG:CA	3:3:209:THR:HG22	2.07	0.83
5:5:125:VAL:HG12	5:5:126:PHE:H	1.42	0.83
5:5:52:ILE:HG23	5:5:117:GLU:HG2	1.60	0.83
5:E:20:ASN:ND2	5:E:24:ASN:HB2	1.94	0.83
4:D:74:THR:HB	4:D:77:GLN:HG3	1.57	0.83

Continued on next page...

Continued from previous page...

Atom-1	Atom-2	Interatomic distance (Å)	Clash overlap (Å)
6:F:30:TRP:O	6:F:33:SER:HB3	1.79	0.83
5:W:3:LEU:H	5:W:3:LEU:HD23	1.42	0.83
5:5:134:LYS:HE2	5:5:136:LEU:HB3	1.61	0.83
1:A:11:PRO:HB3	1:A:270:THR:CB	2.07	0.83
2:B:139:GLU:HB2	2:B:140:PRO:CD	2.08	0.83
3:C:259:CYS:SG	3:C:261:VAL:HG22	2.18	0.83
7:P:41:HIS:HB3	7:P:113:ILE:HD11	1.60	0.83
3:3:369:LEU:H	3:3:369:LEU:HD23	1.43	0.83
2:B:137:ASN:O	2:B:138:ASP:HB3	1.77	0.83
3:C:46:ARG:O	3:C:107:MET:HG2	1.79	0.82
3:L:151:LEU:HB3	3:L:152:PRO:HD3	1.61	0.82
3:U:587:LEU:HD22	3:U:589:HIS:H	1.42	0.82
4:4:59:ILE:H	4:4:59:ILE:HD13	1.44	0.82
3:L:259:CYS:SG	3:L:261:VAL:HG22	2.18	0.82
6:6:19:ILE:HD12	1:J:274:GLU:HB2	1.60	0.82
4:4:322:GLU:O	4:4:325:ILE:HB	1.79	0.82
1:J:363:VAL:HG12	1:J:394:ILE:HD13	1.59	0.82
3:L:751:GLU:OE1	3:L:751:GLU:HA	1.79	0.82
4:M:409:ARG:HG2	4:M:409:ARG:O	1.79	0.82
1:1:88:TYR:HB2	1:1:216:THR:HG22	1.62	0.82
3:C:494:LYS:O	3:C:498:GLU:HG2	1.79	0.82
3:L:7:ASN:ND2	3:L:96:LEU:HD11	1.94	0.82
5:5:65:PRO:HD2	5:5:93:TYR:HE2	1.44	0.82
6:6:84:LEU:HD11	6:6:89:ALA:HA	1.60	0.82
4:D:64:THR:HG23	6:F:123:ILE:CD1	2.10	0.82
2:2:139:GLU:HB2	2:2:140:PRO:CD	2.08	0.82
3:C:205:ARG:CA	3:C:209:THR:HG22	2.07	0.82
1:J:11:PRO:HB2	1:J:274:GLU:OE1	1.80	0.82
4:M:52:VAL:HG21	4:M:388:GLU:H	1.45	0.82
4:V:409:ARG:O	4:V:409:ARG:HG2	1.78	0.82
5:W:25:LEU:HD23	5:W:25:LEU:H	1.45	0.82
5:E:124:ILE:HG23	5:E:145:PRO:HG2	1.62	0.82
3:U:561:PRO:HB3	3:U:576:ALA:HA	1.61	0.82
3:3:285:VAL:HG13	3:3:286:ASN:N	1.93	0.82
4:4:249:ARG:NH2	5:5:87:ARG:HE	1.77	0.82
6:O:114:SER:HB2	7:P:97:ARG:HD2	1.59	0.82
5:N:3:LEU:HD23	5:N:3:LEU:H	1.45	0.81
2:T:137:ASN:O	2:T:138:ASP:HB3	1.79	0.81
3:C:285:VAL:HG13	3:C:286:ASN:N	1.94	0.81
3:L:174:VAL:HG21	3:L:296:PHE:CE2	2.14	0.81
2:K:110:GLU:HA	8:Q:121:ARG:HH12	1.42	0.81

Continued on next page...

Continued from previous page...

Atom-1	Atom-2	Interatomic distance (Å)	Clash overlap (Å)
3:C:751:GLU:OE1	3:C:751:GLU:HA	1.80	0.81
3:L:694:LEU:HB3	3:L:753:VAL:HG11	1.62	0.81
6:6:107:SER:O	6:6:137:VAL:HG12	1.80	0.81
3:C:7:ASN:ND2	3:C:96:LEU:HD11	1.95	0.81
5:E:126:PHE:CE1	5:E:147:ARG:HD2	2.15	0.81
3:U:524:LEU:HG	3:U:525:ALA:H	1.46	0.81
3:L:157:PHE:CE1	3:L:159:PHE:HB2	2.16	0.81
3:C:178:ARG:O	3:C:180:ARG:N	2.14	0.81
4:4:225:PRO:HD2	4:4:226:PRO:HD3	1.63	0.81
2:T:114:ASP:HB2	2:T:116:LEU:CD2	2.10	0.81
6:X:81:ALA:HA	6:X:108:MET:HB3	1.62	0.81
3:3:151:LEU:HB3	3:3:152:PRO:HD3	1.63	0.81
5:E:3:LEU:H	5:E:3:LEU:HD23	1.44	0.81
3:U:202:PHE:O	3:U:203:ILE:HD13	1.81	0.81
1:1:11:PRO:HB2	1:1:274:GLU:OE1	1.81	0.81
4:M:256:GLY:HA2	4:M:292:GLN:HE22	1.46	0.81
3:U:378:PRO:O	3:U:381:LEU:HD23	1.79	0.81
1:1:363:VAL:HG12	1:1:394:ILE:HD13	1.62	0.80
2:B:114:ASP:HB2	2:B:116:LEU:CD2	2.11	0.80
1:A:95:GLU:HA	11:H:500:FMN:HN3	1.46	0.80
1:J:95:GLU:HA	11:Q:500:FMN:HN3	1.45	0.80
3:U:515:THR:HG23	3:U:516:VAL:HG23	1.62	0.80
6:6:165:GLU:HG3	7:9:128:ASP:OD1	1.82	0.80
3:C:243:ARG:HB3	3:C:275:LEU:HD12	1.61	0.80
4:M:85:MET:CE	4:M:409:ARG:HB2	2.10	0.80
5:N:124:ILE:HG21	5:N:146:LEU:HD23	1.62	0.80
3:3:46:ARG:O	3:3:107:MET:HG2	1.82	0.80
3:3:243:ARG:HD3	3:3:275:LEU:HD12	1.63	0.80
3:L:178:ARG:O	3:L:180:ARG:N	2.14	0.80
3:L:378:PRO:O	3:L:381:LEU:HD23	1.81	0.80
6:O:165:GLU:HG3	7:P:128:ASP:CG	2.02	0.80
3:U:206:GLY:O	3:U:209:THR:HG23	1.81	0.80
3:C:748:VAL:O	3:C:748:VAL:HG13	1.80	0.80
6:F:163:TYR:CB	6:F:169:ARG:HA	2.12	0.80
1:S:370:LEU:O	1:S:374:ILE:HG22	1.79	0.80
5:N:124:ILE:HG22	5:N:146:LEU:HB2	1.63	0.80
1:S:359:CYS:HA	1:S:363:VAL:HG13	1.63	0.80
5:W:119:TYR:CE1	5:W:132:LEU:HD11	2.17	0.80
1:1:316:LEU:HD12	1:1:323:LEU:HB2	1.63	0.80
5:5:65:PRO:HD2	5:5:93:TYR:CE2	2.17	0.80
7:Y:141:VAL:HG13	7:Y:142:GLY:N	1.96	0.80

Continued on next page...

Continued from previous page...

Atom-1	Atom-2	Interatomic distance (Å)	Clash overlap (Å)
2:B:110:GLU:HA	8:H:121:ARG:HH12	1.46	0.80
3:L:46:ARG:O	3:L:107:MET:HG2	1.81	0.80
4:M:59:ILE:HD13	4:M:59:ILE:H	1.47	0.80
3:3:259:CYS:SG	3:3:261:VAL:HG22	2.21	0.80
4:4:249:ARG:HH11	4:4:249:ARG:CB	1.94	0.80
5:W:124:ILE:HG23	5:W:145:PRO:HG2	1.63	0.80
1:1:253:GLN:HG2	1:1:327:GLY:HA2	1.62	0.80
5:E:134:LYS:HE2	5:E:136:LEU:HB3	1.62	0.80
6:O:84:LEU:HD11	6:O:89:ALA:HA	1.63	0.80
1:S:11:PRO:HB2	1:S:274:GLU:OE1	1.81	0.80
3:U:6:VAL:HG12	3:U:7:ASN:N	1.95	0.80
7:G:56:CYS:SG	7:G:56:CYS:O	2.39	0.79
3:L:369:LEU:HD23	3:L:369:LEU:H	1.46	0.79
4:D:256:GLY:HA2	4:D:292:GLN:HE22	1.47	0.79
1:S:253:GLN:HG2	1:S:327:GLY:HA2	1.64	0.79
5:5:25:LEU:HD23	5:5:25:LEU:H	1.47	0.79
3:L:524:LEU:HG	3:L:525:ALA:H	1.46	0.79
7:9:141:VAL:HG13	7:9:142:GLY:N	1.97	0.79
1:A:9:LEU:HB3	1:A:241:MET:HA	1.64	0.79
1:1:359:CYS:HA	1:1:363:VAL:HG13	1.62	0.79
1:A:253:GLN:HG2	1:A:327:GLY:HA2	1.63	0.79
3:L:567:TYR:HE1	3:L:586:HIS:HB2	1.47	0.79
3:U:748:VAL:O	3:U:748:VAL:HG13	1.83	0.79
4:V:341:GLU:HG2	4:V:358:VAL:HG22	1.65	0.79
4:4:409:ARG:HG2	4:4:409:ARG:O	1.80	0.79
3:L:285:VAL:HG13	3:L:286:ASN:N	1.97	0.79
3:U:376:ALA:H	3:U:512:LEU:HD12	1.47	0.79
4:V:52:VAL:HG21	4:V:388:GLU:H	1.46	0.79
3:C:567:TYR:HE1	3:C:586:HIS:HB2	1.48	0.79
3:3:186:ARG:HD3	3:3:229:ILE:HG22	1.63	0.79
4:4:59:ILE:H	4:4:59:ILE:CD1	1.96	0.79
5:E:25:LEU:H	5:E:25:LEU:HD23	1.47	0.79
6:X:145:GLU:HG2	7:Y:31:VAL:HG21	1.65	0.79
4:4:226:PRO:CD	4:4:239:LEU:HB2	2.13	0.79
4:4:52:VAL:HG21	4:4:388:GLU:N	1.98	0.79
6:6:81:ALA:HA	6:6:108:MET:HB3	1.65	0.79
7:9:41:HIS:HB3	7:9:113:ILE:HD11	1.63	0.79
1:J:88:TYR:HB2	1:J:216:THR:HG22	1.65	0.79
4:M:86:ASP:O	4:M:88:LEU:N	2.15	0.79
4:V:226:PRO:CD	4:V:239:LEU:HB2	2.12	0.79
2:T:110:GLU:HA	8:Z:121:ARG:HH12	1.47	0.79

Continued on next page...

Continued from previous page...

Atom-1	Atom-2	Interatomic distance (Å)	Clash overlap (Å)
3:3:515:THR:HG23	3:3:516:VAL:HG23	1.62	0.79
4:4:252:TYR:HB2	4:4:253:PRO:CD	2.13	0.79
6:6:163:TYR:CB	6:6:169:ARG:HA	2.13	0.79
4:D:249:ARG:CB	4:D:249:ARG:HH11	1.94	0.79
4:D:59:ILE:CD1	4:D:59:ILE:H	1.96	0.79
3:L:731:GLY:N	3:L:747:VAL:HG12	1.97	0.79
6:6:138:PRO:HG3	7:9:121:MET:HG3	1.63	0.78
2:B:86:LEU:O	2:B:90:LEU:HD12	1.83	0.78
3:L:374:ARG:HH21	3:L:684:ARG:HG3	1.47	0.78
5:W:80:TRP:HA	5:W:80:TRP:CE3	2.18	0.78
2:K:86:LEU:O	2:K:90:LEU:HD12	1.84	0.78
4:M:248:VAL:HG12	4:M:249:ARG:HD2	1.62	0.78
4:V:59:ILE:CD1	4:V:59:ILE:H	1.96	0.78
3:U:178:ARG:O	3:U:180:ARG:N	2.15	0.78
5:W:126:PHE:CE1	5:W:147:ARG:HD2	2.16	0.78
3:C:731:GLY:N	3:C:747:VAL:HG12	1.97	0.78
4:D:409:ARG:O	4:D:409:ARG:HG2	1.82	0.78
6:F:139:GLY:HA3	6:F:142:PRO:CB	2.14	0.78
1:1:222:GLU:CD	1:1:251:LEU:HD13	2.02	0.78
3:3:567:TYR:HE1	3:3:586:HIS:HB2	1.49	0.78
1:A:359:CYS:HA	1:A:363:VAL:HG13	1.65	0.78
1:S:222:GLU:CD	1:S:251:LEU:HD13	2.03	0.78
3:U:243:ARG:HD3	3:U:275:LEU:HD12	1.63	0.78
4:D:224:ILE:HD12	4:D:237:GLY:HA2	1.64	0.78
7:G:95:MET:HB2	7:G:129:LEU:O	1.83	0.78
2:T:40:TRP:HE3	2:T:41:ILE:N	1.82	0.78
3:U:285:VAL:HG13	3:U:286:ASN:N	1.97	0.78
3:3:537:PRO:HB3	3:3:758:LEU:HD11	1.66	0.78
2:B:136:VAL:HG21	2:B:163:LEU:HD13	1.66	0.78
7:G:117:TYR:OH	7:G:167:ARG:HG3	1.83	0.78
1:J:185:GLU:HB2	1:J:218:ILE:HD12	1.64	0.78
3:L:748:VAL:HG13	3:L:748:VAL:O	1.83	0.78
1:S:252:TYR:HB3	1:S:275:LEU:HD11	1.66	0.78
1:1:95:GLU:HA	11:7:500:FMN:HN3	1.48	0.78
4:M:226:PRO:CD	4:M:239:LEU:HB2	2.13	0.78
3:U:7:ASN:ND2	3:U:96:LEU:HD11	1.99	0.78
4:V:322:GLU:O	4:V:325:ILE:HB	1.83	0.78
1:A:11:PRO:HB2	1:A:274:GLU:OE1	1.83	0.78
1:1:9:LEU:HB3	1:1:241:MET:HA	1.65	0.77
5:5:126:PHE:CE1	5:5:147:ARG:HD2	2.18	0.77
5:W:65:PRO:HD2	5:W:93:TYR:CE2	2.19	0.77

Continued on next page...

Continued from previous page...

Atom-1	Atom-2	Interatomic distance (Å)	Clash overlap (Å)
3:3:398:VAL:HB	3:3:450:LEU:HD22	1.67	0.77
5:5:16:PRO:HD2	5:5:28:VAL:HG13	1.65	0.77
1:A:108:GLU:HG2	1:A:140:ARG:HG2	1.65	0.77
3:C:515:THR:HG23	3:C:516:VAL:HG23	1.66	0.77
3:C:517:ALA:HA	3:C:520:ARG:HD2	1.65	0.77
3:U:2:VAL:HG13	3:U:89:ASP:HA	1.66	0.77
7:9:96:LEU:HD21	7:9:129:LEU:HD12	1.67	0.77
3:C:586:HIS:CD2	3:C:604:ALA:HB2	2.19	0.77
6:F:81:ALA:HA	6:F:108:MET:HB3	1.66	0.77
5:W:16:PRO:HD2	5:W:28:VAL:HG13	1.65	0.77
5:5:121:LEU:N	5:5:121:LEU:HD12	2.00	0.77
1:A:185:GLU:HB2	1:A:218:ILE:HD12	1.64	0.77
3:C:378:PRO:O	3:C:381:LEU:HD23	1.83	0.77
7:G:41:HIS:HB3	7:G:113:ILE:HD11	1.67	0.77
1:J:253:GLN:HG2	1:J:327:GLY:HA2	1.65	0.77
4:M:52:VAL:HG21	4:M:388:GLU:N	1.99	0.77
3:U:567:TYR:HE1	3:U:586:HIS:HB2	1.48	0.77
1:A:88:TYR:HB2	1:A:216:THR:HG22	1.64	0.77
1:J:366:PHE:CD1	1:J:370:LEU:HD21	2.19	0.77
4:M:322:GLU:O	4:M:325:ILE:HB	1.83	0.77
3:3:194:VAL:HG12	3:3:411:LEU:HD22	1.66	0.77
4:4:237:GLY:HA2	5:5:112:ASN:HA	1.65	0.77
2:2:114:ASP:HB2	2:2:116:LEU:CD2	2.14	0.77
5:5:46:PHE:O	5:5:48:PHE:N	2.18	0.77
1:J:222:GLU:CD	1:J:251:LEU:HD13	2.04	0.77
3:L:178:ARG:HG2	3:L:178:ARG:O	1.84	0.77
2:2:110:GLU:HA	8:7:121:ARG:HH12	1.49	0.77
6:O:163:TYR:CB	6:O:169:ARG:HA	2.15	0.77
4:V:197:LEU:O	4:V:201:ILE:HD13	1.85	0.77
3:3:403:THR:OG1	3:3:458:LEU:HD11	1.85	0.77
3:3:524:LEU:HG	3:3:525:ALA:H	1.48	0.77
5:E:80:TRP:CE3	5:E:80:TRP:HA	2.20	0.77
3:L:202:PHE:O	3:L:203:ILE:HD13	1.85	0.77
1:1:252:TYR:HB3	1:1:275:LEU:HD11	1.67	0.76
4:D:322:GLU:O	4:D:325:ILE:HB	1.85	0.76
6:X:163:TYR:CB	6:X:169:ARG:HA	2.15	0.76
4:4:235:THR:HA	4:4:239:LEU:HD22	1.67	0.76
6:6:165:GLU:HG3	7:9:128:ASP:CG	2.06	0.76
3:U:524:LEU:HG	3:U:525:ALA:N	2.00	0.76
3:3:517:ALA:HA	3:3:520:ARG:HD2	1.68	0.76
3:U:243:ARG:HB3	3:U:275:LEU:HD12	1.67	0.76

Continued on next page...

Continued from previous page...

Atom-1	Atom-2	Interatomic distance (Å)	Clash overlap (Å)
1:1:201:LEU:O	1:1:204:PRO:HD2	1.84	0.76
3:L:356:LEU:HD13	3:L:654:PHE:HB2	1.68	0.76
3:3:731:GLY:N	3:3:747:VAL:HG12	2.00	0.76
4:4:232:LEU:HD11	4:4:282:GLU:OE2	1.85	0.76
3:C:507:LEU:HD22	3:C:520:ARG:HD3	1.65	0.76
5:E:130:PRO:HG2	5:E:131:ASP:H	1.50	0.76
5:E:65:PRO:HD2	5:E:93:TYR:HE2	1.50	0.76
2:K:86:LEU:CD1	2:K:90:LEU:HD11	2.15	0.76
6:O:107:SER:O	6:O:137:VAL:HG12	1.84	0.76
2:2:72:PHE:HB2	8:7:89:ALA:HB2	1.66	0.76
4:4:342:VAL:HG22	4:4:343:TYR:H	1.50	0.76
1:1:145:LEU:O	1:1:149:ILE:HG13	1.85	0.76
3:3:413:LEU:HD13	3:3:448:MET:HE1	1.68	0.76
3:C:202:PHE:O	3:C:203:ILE:HD13	1.85	0.76
3:C:376:ALA:H	3:C:512:LEU:HD12	1.51	0.76
5:N:48:PHE:C	5:N:50:ALA:H	1.88	0.76
3:U:403:THR:OG1	3:U:458:LEU:HD11	1.85	0.76
3:U:537:PRO:HB3	3:U:758:LEU:HD11	1.66	0.76
4:V:52:VAL:HG21	4:V:388:GLU:N	2.00	0.76
4:D:237:GLY:HA2	5:E:112:ASN:HA	1.66	0.76
5:N:46:PHE:O	5:N:48:PHE:N	2.19	0.76
4:4:168:PHE:HD1	4:4:168:PHE:N	1.84	0.76
4:4:249:ARG:NH2	5:5:87:ARG:HB2	2.01	0.76
7:G:56:CYS:SG	7:G:58:LEU:HD13	2.26	0.76
3:L:515:THR:HG23	3:L:516:VAL:HG23	1.66	0.76
4:M:59:ILE:H	4:M:59:ILE:CD1	1.99	0.76
4:V:228:VAL:HG12	4:V:271:ASP:HA	1.68	0.76
4:D:225:PRO:HD2	4:D:226:PRO:HD3	1.66	0.76
4:M:85:MET:HE1	4:M:409:ARG:HB2	1.67	0.76
6:O:81:ALA:HA	6:O:108:MET:HB3	1.66	0.76
5:W:80:TRP:HA	5:W:80:TRP:HE3	1.50	0.76
4:D:248:VAL:HG12	4:D:249:ARG:HD2	1.69	0.75
4:M:278:VAL:O	4:M:281:ARG:HB2	1.86	0.75
5:N:25:LEU:HD23	5:N:25:LEU:H	1.49	0.75
3:U:517:ALA:HA	3:U:520:ARG:HD2	1.68	0.75
4:V:237:GLY:HA2	5:W:112:ASN:HA	1.67	0.75
4:4:278:VAL:O	4:4:281:ARG:HB2	1.87	0.75
5:5:127:GLU:HA	5:5:127:GLU:OE1	1.86	0.75
3:U:151:LEU:HB3	3:U:152:PRO:HD3	1.66	0.75
1:A:366:PHE:CD1	1:A:370:LEU:HD21	2.21	0.75
4:D:230:ILE:HG21	4:D:239:LEU:HB3	1.68	0.75

Continued on next page...

Continued from previous page...

Atom-1	Atom-2	Interatomic distance (Å)	Clash overlap (Å)
4:D:226:PRO:CD	4:D:239:LEU:HB2	2.14	0.75
5:E:46:PHE:O	5:E:48:PHE:N	2.19	0.75
3:L:413:LEU:HD13	3:L:448:MET:CE	2.16	0.75
3:L:517:ALA:HA	3:L:520:ARG:HD2	1.67	0.75
4:M:51:GLU:O	4:M:52:VAL:HG13	1.87	0.75
1:S:90:ILE:HD11	1:S:211:LEU:HD22	1.66	0.75
1:1:438:ARG:HD2	1:1:438:ARG:H	1.52	0.75
3:L:2:VAL:HG13	3:L:89:ASP:HA	1.68	0.75
1:1:359:CYS:O	1:1:363:VAL:HG22	1.86	0.75
4:D:341:GLU:HG2	4:D:358:VAL:HG22	1.69	0.75
7:G:141:VAL:HG13	7:G:142:GLY:N	2.01	0.75
2:2:86:LEU:O	2:2:90:LEU:HD12	1.85	0.75
3:3:748:VAL:HG13	3:3:748:VAL:O	1.87	0.75
3:C:356:LEU:HD13	3:C:654:PHE:HB2	1.68	0.75
2:K:40:TRP:HE1	2:K:74:PRO:HG3	1.52	0.75
4:M:240:ARG:CD	4:M:243:GLY:HA3	2.09	0.75
7:G:35:PRO:O	7:G:36:ARG:CB	2.35	0.75
5:N:44:MET:CE	5:N:82:ASP:HB3	2.15	0.75
3:U:758:LEU:HD12	3:U:758:LEU:N	2.00	0.75
4:V:225:PRO:HD2	4:V:226:PRO:HD3	1.69	0.75
3:C:174:VAL:HG21	3:C:296:PHE:CD2	2.21	0.75
4:D:252:TYR:HB2	4:D:253:PRO:CD	2.16	0.75
4:D:52:VAL:HG21	4:D:388:GLU:H	1.51	0.75
5:E:48:PHE:C	5:E:50:ALA:H	1.88	0.75
3:L:117:LEU:HD23	4:M:322:GLU:OE2	1.86	0.75
1:S:95:GLU:HA	11:Z:500:FMN:HN3	1.51	0.75
5:5:80:TRP:HE3	5:5:80:TRP:HA	1.52	0.75
6:6:30:TRP:O	6:6:33:SER:HB3	1.85	0.75
3:C:684:ARG:HG2	3:C:684:ARG:HH11	1.52	0.75
3:L:243:ARG:HB3	3:L:275:LEU:HD12	1.68	0.75
4:V:168:PHE:HD1	4:V:168:PHE:N	1.85	0.75
2:2:39:GLY:O	2:2:75:THR:HG22	1.87	0.74
5:5:20:ASN:ND2	5:5:24:ASN:HB2	2.02	0.74
6:F:147:LEU:O	6:F:150:ALA:HB3	1.86	0.74
5:E:125:VAL:HG12	5:E:126:PHE:N	2.02	0.74
6:X:165:GLU:HG3	7:Y:128:ASP:CG	2.06	0.74
1:1:357:THR:OG1	3:3:45:CYS:HA	1.86	0.74
5:5:80:TRP:CE3	5:5:80:TRP:HA	2.20	0.74
4:D:168:PHE:HD1	4:D:168:PHE:N	1.85	0.74
4:M:235:THR:HA	4:M:239:LEU:HD22	1.70	0.74
5:N:134:LYS:HE2	5:N:136:LEU:HB3	1.69	0.74

Continued on next page...

Continued from previous page...

Atom-1	Atom-2	Interatomic distance (Å)	Clash overlap (Å)
3:3:524:LEU:HG	3:3:525:ALA:N	2.02	0.74
5:5:139:GLU:CG	5:5:140:ASP:H	2.00	0.74
6:6:164:ASN:H	6:6:170:LEU:HD12	1.51	0.74
3:C:537:PRO:HB3	3:C:758:LEU:HD11	1.70	0.74
4:D:228:VAL:HG12	4:D:271:ASP:HA	1.69	0.74
3:L:537:PRO:HB3	3:L:758:LEU:HD11	1.70	0.74
5:N:80:TRP:HA	5:N:80:TRP:CE3	2.20	0.74
5:N:80:TRP:HA	5:N:80:TRP:HE3	1.53	0.74
3:3:174:VAL:HG21	3:3:296:PHE:CD2	2.22	0.74
3:3:307:LYS:H	3:3:307:LYS:CE	2.00	0.74
3:3:650:VAL:HG12	3:3:651:ARG:H	1.53	0.74
5:E:80:TRP:HE3	5:E:80:TRP:HA	1.53	0.74
5:N:127:GLU:HA	5:N:127:GLU:OE1	1.87	0.74
5:N:59:THR:O	5:N:59:THR:HG22	1.88	0.74
4:V:219:ARG:O	4:V:219:ARG:HD3	1.87	0.74
4:V:249:ARG:NH2	5:W:87:ARG:HB2	2.01	0.74
3:3:378:PRO:O	3:3:381:LEU:HD23	1.87	0.74
6:6:147:LEU:O	6:6:150:ALA:HB3	1.87	0.74
4:D:379:GLN:OE1	5:E:116:ARG:HG2	1.87	0.74
5:E:50:ALA:HB1	5:E:114:LEU:HD21	1.68	0.74
5:N:139:GLU:HG2	5:N:140:ASP:N	2.02	0.74
6:O:139:GLY:HA3	6:O:142:PRO:CB	2.16	0.74
1:S:219:ASN:HD22	1:S:223:THR:HG21	1.52	0.74
2:T:136:VAL:HG21	2:T:163:LEU:HD13	1.68	0.74
3:3:374:ARG:HH21	3:3:684:ARG:HG3	1.51	0.74
3:C:157:PHE:CE1	3:C:159:PHE:HB2	2.22	0.74
3:C:413:LEU:HD13	3:C:448:MET:CE	2.17	0.74
4:4:248:VAL:HG12	4:4:249:ARG:HD2	1.69	0.74
3:L:186:ARG:HD3	3:L:229:ILE:HG22	1.70	0.74
7:Y:45:ARG:HH21	7:Y:137:LEU:HD23	1.53	0.74
7:Y:56:CYS:SG	7:Y:56:CYS:O	2.45	0.74
3:3:194:VAL:HB	3:3:195:PRO:CD	2.18	0.74
1:A:252:TYR:HB3	1:A:275:LEU:HD11	1.69	0.74
6:F:120:ASN:ND2	6:F:122:ALA:HB3	2.02	0.74
1:J:357:THR:OG1	3:L:45:CYS:HA	1.87	0.74
4:M:225:PRO:HD2	4:M:226:PRO:HD3	1.69	0.74
6:O:165:GLU:HG3	7:P:128:ASP:OD1	1.88	0.74
3:U:374:ARG:HH21	3:U:684:ARG:HG3	1.52	0.74
5:W:46:PHE:O	5:W:48:PHE:N	2.21	0.74
3:3:376:ALA:H	3:3:512:LEU:HD12	1.51	0.74
1:A:214:LYS:O	1:A:216:THR:HG23	1.88	0.74

Continued on next page...

Continued from previous page...

Atom-1	Atom-2	Interatomic distance (Å)	Clash overlap (Å)
1:A:222:GLU:CD	1:A:251:LEU:HD13	2.08	0.74
2:B:39:GLY:O	2:B:75:THR:HG22	1.88	0.74
3:C:564:LEU:HD11	3:C:581:ARG:H	1.51	0.74
1:A:201:LEU:O	1:A:204:PRO:HD2	1.88	0.73
1:J:9:LEU:HB3	1:J:241:MET:HA	1.68	0.73
3:U:174:VAL:HG21	3:U:296:PHE:CD2	2.22	0.73
3:U:413:LEU:HD13	3:U:448:MET:CE	2.18	0.73
5:W:134:LYS:CE	5:W:136:LEU:HB3	2.18	0.73
4:4:240:ARG:CD	4:4:243:GLY:HA3	2.15	0.73
3:L:524:LEU:HG	3:L:525:ALA:N	2.01	0.73
3:U:487:SER:OG	3:U:490:VAL:HG23	1.88	0.73
3:U:556:ALA:HB1	3:U:560:GLU:O	1.88	0.73
4:4:252:TYR:CB	4:4:253:PRO:HD2	2.16	0.73
3:L:403:THR:OG1	3:L:458:LEU:HD11	1.87	0.73
3:L:45:CYS:O	3:L:47:MET:N	2.22	0.73
1:S:192:LEU:HD22	1:S:211:LEU:HD11	1.69	0.73
3:3:694:LEU:HB3	3:3:753:VAL:HG11	1.68	0.73
5:5:130:PRO:HG2	5:5:131:ASP:H	1.52	0.73
2:B:106:ILE:HD11	2:B:112:THR:HB	1.71	0.73
2:B:86:LEU:CD1	2:B:90:LEU:HD11	2.17	0.73
5:E:139:GLU:HG2	5:E:140:ASP:N	2.01	0.73
5:E:175:THR:HG23	5:E:178:ASP:HB2	1.71	0.73
6:O:16:ARG:HD2	6:O:17:GLU:HG3	1.70	0.73
4:V:228:VAL:HG22	4:V:268:GLU:O	1.88	0.73
6:X:120:ASN:ND2	6:X:122:ALA:HB3	2.03	0.73
1:1:370:LEU:O	1:1:374:ILE:HG22	1.89	0.73
3:3:583:VAL:HG23	3:3:598:ALA:HA	1.70	0.73
4:4:228:VAL:HG12	4:4:271:ASP:HA	1.71	0.73
4:4:224:ILE:HD12	4:4:237:GLY:HA2	1.70	0.73
5:5:48:PHE:C	5:5:50:ALA:H	1.90	0.73
4:D:237:GLY:HA3	5:E:112:ASN:O	1.88	0.73
3:L:758:LEU:N	3:L:758:LEU:HD12	2.03	0.73
5:N:139:GLU:CG	5:N:140:ASP:H	2.01	0.73
1:S:438:ARG:HD2	1:S:438:ARG:H	1.51	0.73
3:U:398:VAL:HB	3:U:450:LEU:HD22	1.70	0.73
3:U:684:ARG:HH11	3:U:684:ARG:HG2	1.53	0.73
7:Y:95:MET:HB2	7:Y:129:LEU:O	1.89	0.73
6:6:120:ASN:ND2	6:6:122:ALA:HB3	2.04	0.73
1:A:219:ASN:HD22	1:A:223:THR:HG21	1.53	0.73
2:B:7:LYS:H	2:B:7:LYS:HD2	1.53	0.73
4:D:105:LEU:HD23	4:D:337:PRO:HG3	1.71	0.73

Continued on next page...

Continued from previous page...

Atom-1	Atom-2	Interatomic distance (Å)	Clash overlap (Å)
3:L:583:VAL:HG23	3:L:598:ALA:HA	1.71	0.73
4:D:116:ILE:O	4:D:120:LEU:HB2	1.89	0.73
1:J:438:ARG:HD2	1:J:438:ARG:H	1.54	0.73
3:L:398:VAL:HB	3:L:450:LEU:HD22	1.71	0.73
3:L:587:LEU:HD23	3:L:588:SER:H	1.52	0.73
4:M:320:SER:O	4:M:321:MET:C	2.25	0.73
4:4:237:GLY:HA3	5:5:112:ASN:O	1.89	0.73
3:3:131:GLN:HG2	4:4:325:ILE:HG12	1.71	0.73
5:5:124:ILE:HG23	5:5:145:PRO:HG2	1.69	0.73
3:C:171:SER:HB3	3:C:173:PHE:HB3	1.71	0.73
3:C:724:ARG:CD	3:C:724:ARG:H	2.01	0.73
3:C:2:VAL:HG13	3:C:89:ASP:HA	1.69	0.73
3:U:19:VAL:O	3:U:22:ALA:HB3	1.88	0.73
3:U:186:ARG:HD3	3:U:229:ILE:HG22	1.68	0.73
1:1:107:LEU:O	1:1:111:PRO:HG3	1.88	0.73
1:1:219:ASN:HD22	1:1:223:THR:HG21	1.54	0.73
1:A:110:VAL:N	1:A:111:PRO:HD3	2.04	0.73
4:D:320:SER:HB2	4:D:323:ALA:HB3	1.70	0.73
5:E:134:LYS:CE	5:E:136:LEU:HB3	2.18	0.73
2:K:77:LYS:H	2:K:116:LEU:HA	1.54	0.73
3:L:684:ARG:HG2	3:L:684:ARG:HH11	1.53	0.73
3:U:356:LEU:HD13	3:U:654:PHE:HB2	1.69	0.73
3:C:587:LEU:HD23	3:C:588:SER:H	1.52	0.73
1:J:252:TYR:HB3	1:J:275:LEU:HD11	1.71	0.73
1:S:201:LEU:O	1:S:204:PRO:HD2	1.89	0.73
4:V:98:ALA:O	4:V:102:GLU:HG3	1.89	0.73
2:2:40:TRP:HE3	2:2:41:ILE:N	1.87	0.72
5:E:139:GLU:CG	5:E:140:ASP:H	2.00	0.72
2:B:72:PHE:HB2	8:H:89:ALA:HB2	1.71	0.72
4:M:237:GLY:HA3	5:N:112:ASN:O	1.89	0.72
4:M:383:TYR:O	4:M:386:LYS:N	2.19	0.72
3:U:514:ASP:OD2	3:U:685:PRO:HB3	1.89	0.72
2:T:72:PHE:HB2	8:Z:89:ALA:HB2	1.71	0.72
3:3:7:ASN:ND2	3:3:96:LEU:HD11	2.04	0.72
4:D:252:TYR:CB	4:D:253:PRO:HD2	2.19	0.72
1:J:107:LEU:O	1:J:111:PRO:HG3	1.87	0.72
4:V:232:LEU:HD13	4:V:278:VAL:HG12	1.70	0.72
3:3:556:ALA:HB1	3:3:560:GLU:O	1.88	0.72
4:M:230:ILE:HG21	4:M:239:LEU:HB3	1.69	0.72
2:T:89:LYS:HA	2:T:93:ALA:HB3	1.71	0.72
3:U:194:VAL:HG12	3:U:411:LEU:HD22	1.69	0.72

Continued on next page...

Continued from previous page...

Atom-1	Atom-2	Interatomic distance (Å)	Clash overlap (Å)
6:X:107:SER:O	6:X:137:VAL:HG12	1.87	0.72
6:6:19:ILE:CD1	1:J:274:GLU:HB2	2.18	0.72
6:O:147:LEU:O	6:O:150:ALA:HB3	1.90	0.72
3:L:134:THR:O	3:L:138:GLY:HA3	1.89	0.72
3:U:481:LEU:HD11	3:U:519:GLU:HB2	1.70	0.72
3:U:694:LEU:HB3	3:U:753:VAL:HG11	1.71	0.72
6:X:165:GLU:HG3	7:Y:128:ASP:OD1	1.90	0.72
3:C:631:ASN:C	3:C:633:GLU:H	1.92	0.72
4:D:52:VAL:HG21	4:D:388:GLU:N	2.04	0.72
4:M:232:LEU:HD11	4:M:282:GLU:OE2	1.88	0.72
5:N:20:ASN:ND2	5:N:24:ASN:HB2	2.03	0.72
4:M:64:THR:HG23	6:O:123:ILE:CD1	2.17	0.72
2:K:72:PHE:HB2	8:Q:89:ALA:HB2	1.70	0.72
4:V:248:VAL:HG12	4:V:249:ARG:HD2	1.69	0.72
1:A:107:LEU:O	1:A:111:PRO:HG3	1.90	0.72
3:C:374:ARG:HH21	3:C:684:ARG:HG3	1.53	0.72
3:C:524:LEU:HG	3:C:525:ALA:N	2.04	0.72
3:L:115:HIS:CG	3:L:116:PRO:HD2	2.24	0.72
4:M:342:VAL:HG22	4:M:343:TYR:H	1.54	0.72
2:T:106:ILE:HD11	2:T:112:THR:HB	1.71	0.72
4:V:89:HIS:HB2	4:V:128:SER:HB2	1.70	0.72
5:5:139:GLU:HG2	5:5:140:ASP:N	2.04	0.72
2:B:39:GLY:O	2:B:40:TRP:HB2	1.88	0.72
3:C:650:VAL:HG12	3:C:651:ARG:H	1.54	0.72
4:D:393:MET:HG2	4:D:393:MET:O	1.89	0.72
4:M:266:LEU:HD13	4:M:281:ARG:CB	2.12	0.72
1:S:359:CYS:O	1:S:363:VAL:HG22	1.90	0.72
3:U:157:PHE:CE1	3:U:159:PHE:HB2	2.25	0.72
3:U:631:ASN:C	3:U:633:GLU:H	1.93	0.72
2:2:136:VAL:HG21	2:2:163:LEU:HD13	1.71	0.72
3:C:514:ASP:OD2	3:C:685:PRO:HB3	1.89	0.72
3:C:524:LEU:HG	3:C:525:ALA:H	1.55	0.72
3:L:631:ASN:C	3:L:633:GLU:H	1.93	0.72
4:M:379:GLN:OE1	5:N:116:ARG:HG2	1.90	0.72
3:3:157:PHE:CE1	3:3:159:PHE:HB2	2.25	0.72
4:4:237:GLY:HA3	5:5:112:ASN:HA	1.72	0.72
7:9:96:LEU:HD21	7:9:129:LEU:CD1	2.20	0.72
3:C:226:ILE:HD12	3:C:235:LEU:HD11	1.71	0.72
6:F:164:ASN:HB3	7:G:148:ARG:NE	2.05	0.72
3:L:376:ALA:H	3:L:512:LEU:HD12	1.54	0.72
3:L:556:ALA:HB1	3:L:560:GLU:O	1.90	0.72

Continued on next page...

Continued from previous page...

Atom-1	Atom-2	Interatomic distance (Å)	Clash overlap (Å)
5:N:121:LEU:N	5:N:121:LEU:HD12	2.03	0.72
3:3:178:ARG:HG2	3:3:178:ARG:O	1.89	0.71
3:3:2:VAL:HG13	3:3:89:ASP:HA	1.71	0.71
3:C:701:ALA:HB2	3:C:754:PRO:HG3	1.70	0.71
3:3:758:LEU:N	3:3:758:LEU:HD12	2.05	0.71
1:A:145:LEU:O	1:A:149:ILE:HG13	1.89	0.71
7:P:141:VAL:HG13	7:P:142:GLY:N	2.05	0.71
4:V:248:VAL:O	4:V:249:ARG:HG2	1.89	0.71
6:X:30:TRP:O	6:X:33:SER:HB3	1.89	0.71
3:C:186:ARG:HD3	3:C:229:ILE:HG22	1.71	0.71
3:L:584:VAL:HG12	3:L:600:VAL:HB	1.70	0.71
5:N:130:PRO:HG2	5:N:131:ASP:H	1.54	0.71
6:X:139:GLY:HA3	6:X:142:PRO:CB	2.18	0.71
3:3:587:LEU:HD23	3:3:588:SER:H	1.54	0.71
4:4:320:SER:HB2	4:4:323:ALA:HB3	1.71	0.71
4:M:116:ILE:O	4:M:120:LEU:HB2	1.90	0.71
6:X:112:ALA:O	6:X:127:VAL:HG23	1.90	0.71
3:3:567:TYR:CE1	3:3:586:HIS:HB2	2.25	0.71
4:4:266:LEU:HD13	4:4:281:ARG:CB	2.12	0.71
4:4:310:THR:HG23	4:4:311:PRO:HD2	1.72	0.71
8:7:8:GLU:HG2	8:7:97:TYR:CE2	2.26	0.71
4:D:51:GLU:O	4:D:52:VAL:HG13	1.90	0.71
1:J:342:TRP:O	1:J:342:TRP:HE3	1.73	0.71
4:M:249:ARG:NH2	5:N:87:ARG:HB2	2.05	0.71
4:V:64:THR:HG23	6:X:123:ILE:CD1	2.20	0.71
4:4:168:PHE:CD1	4:4:168:PHE:N	2.58	0.71
4:4:230:ILE:HG21	4:4:239:LEU:HB3	1.71	0.71
3:C:115:HIS:CG	3:C:116:PRO:HD2	2.26	0.71
5:E:3:LEU:HD13	5:E:44:MET:SD	2.31	0.71
5:E:47:ASN:CB	5:E:77:LEU:HG	2.21	0.71
6:F:163:TYR:HB3	6:F:169:ARG:HA	1.72	0.71
1:J:201:LEU:O	1:J:204:PRO:HD2	1.90	0.71
3:U:701:ALA:HB2	3:U:754:PRO:HG3	1.73	0.71
1:J:359:CYS:HA	1:J:363:VAL:HG13	1.70	0.71
3:L:494:LYS:O	3:L:498:GLU:HG2	1.90	0.71
3:U:263:CYS:HA	3:U:286:ASN:HB2	1.73	0.71
4:V:252:TYR:HB2	4:V:253:PRO:CD	2.21	0.71
5:W:139:GLU:CG	5:W:140:ASP:H	2.03	0.71
5:W:37:GLU:O	5:W:41:TYR:HD1	1.73	0.71
4:4:232:LEU:HD13	4:4:278:VAL:HG12	1.70	0.71
5:E:121:LEU:N	5:E:121:LEU:HD12	2.05	0.71

Continued on next page...

Continued from previous page...

Atom-1	Atom-2	Interatomic distance (Å)	Clash overlap (Å)
3:L:567:TYR:CE1	3:L:586:HIS:HB2	2.26	0.71
3:L:621:VAL:HG22	3:L:674:GLY:O	1.90	0.71
4:M:168:PHE:HD1	4:M:168:PHE:N	1.88	0.71
5:N:47:ASN:HD22	5:N:76:SER:HA	1.55	0.71
3:U:223:SER:O	3:U:226:ILE:HG12	1.91	0.71
3:U:494:LYS:O	3:U:498:GLU:HG2	1.91	0.71
5:W:127:GLU:OE1	5:W:127:GLU:HA	1.90	0.71
5:W:48:PHE:C	5:W:50:ALA:H	1.92	0.71
2:2:39:GLY:O	2:2:40:TRP:HB2	1.87	0.71
3:3:227:THR:HG21	3:3:237:ASP:HB2	1.73	0.71
4:4:86:ASP:O	4:4:88:LEU:N	2.23	0.71
3:C:758:LEU:N	3:C:758:LEU:HD12	2.06	0.71
4:V:224:ILE:HD12	4:V:237:GLY:HA2	1.73	0.71
4:V:342:VAL:HG22	4:V:343:TYR:H	1.56	0.71
7:Y:56:CYS:SG	7:Y:58:LEU:HD13	2.31	0.71
3:3:621:VAL:HG22	3:3:674:GLY:O	1.90	0.71
3:3:684:ARG:HG2	3:3:684:ARG:HH11	1.55	0.71
4:4:105:LEU:HD23	4:4:337:PRO:HG3	1.71	0.71
8:Q:8:GLU:HG2	8:Q:97:TYR:CE2	2.26	0.71
1:S:107:LEU:O	1:S:111:PRO:HG3	1.91	0.71
5:W:47:ASN:HB2	5:W:77:LEU:HG	1.73	0.71
3:3:243:ARG:HB3	3:3:275:LEU:HD12	1.72	0.70
5:5:134:LYS:CE	5:5:136:LEU:HB3	2.21	0.70
2:B:40:TRP:HE1	2:B:74:PRO:HG3	1.55	0.70
3:C:413:LEU:HD13	3:C:448:MET:HE1	1.73	0.70
4:M:310:THR:HG23	4:M:311:PRO:HD2	1.73	0.70
3:U:178:ARG:HG2	3:U:178:ARG:O	1.91	0.70
4:V:235:THR:HA	4:V:239:LEU:HD22	1.73	0.70
5:W:130:PRO:HG2	5:W:131:ASP:H	1.54	0.70
3:3:171:SER:HB3	3:3:173:PHE:HB3	1.73	0.70
3:3:356:LEU:HD13	3:3:654:PHE:HB2	1.73	0.70
2:B:10:PHE:CZ	2:B:33:ARG:HG3	2.26	0.70
3:C:96:LEU:N	3:C:96:LEU:HD12	2.06	0.70
1:J:192:LEU:HD22	1:J:211:LEU:HD11	1.73	0.70
4:M:367:ARG:HH11	4:M:367:ARG:HG2	1.54	0.70
2:T:114:ASP:HB2	2:T:116:LEU:HD22	1.73	0.70
3:U:259:CYS:SG	3:U:261:VAL:HG22	2.31	0.70
3:U:550:LEU:HD12	3:U:550:LEU:N	2.06	0.70
4:V:51:GLU:O	4:V:52:VAL:HG13	1.91	0.70
5:W:145:PRO:HA	5:W:150:TYR:CD2	2.25	0.70
3:3:371:PHE:CE1	3:3:549:VAL:HB	2.26	0.70

Continued on next page...

Continued from previous page...

Atom-1	Atom-2	Interatomic distance (Å)	Clash overlap (Å)
6:6:145:GLU:HG2	7:9:31:VAL:HG21	1.74	0.70
3:C:561:PRO:CB	3:C:576:ALA:HA	2.22	0.70
5:E:47:ASN:HB2	5:E:77:LEU:HG	1.72	0.70
5:E:52:ILE:HG23	5:E:117:GLU:CG	2.21	0.70
3:L:20:MET:HE3	3:L:32:LEU:HD21	1.72	0.70
4:M:219:ARG:O	4:M:219:ARG:HD3	1.90	0.70
1:S:214:LYS:O	1:S:216:THR:HG23	1.91	0.70
3:3:631:ASN:C	3:3:633:GLU:H	1.94	0.70
5:5:145:PRO:HA	5:5:150:TYR:CD2	2.26	0.70
3:C:166:LYS:HG3	3:C:178:ARG:HG3	1.73	0.70
4:D:219:ARG:O	4:D:219:ARG:HD3	1.91	0.70
4:D:310:THR:HG23	4:D:311:PRO:HD2	1.74	0.70
6:F:107:SER:O	6:F:137:VAL:HG12	1.92	0.70
5:N:125:VAL:HG12	5:N:126:PHE:N	2.05	0.70
3:U:583:VAL:HG23	3:U:598:ALA:HA	1.73	0.70
6:X:120:ASN:HD22	6:X:122:ALA:HB3	1.57	0.70
4:4:51:GLU:O	4:4:52:VAL:HG13	1.91	0.70
2:B:42:ARG:HB2	2:B:45:ARG:HG2	1.73	0.70
3:C:263:CYS:HA	3:C:286:ASN:HB2	1.73	0.70
1:J:145:LEU:O	1:J:149:ILE:HG13	1.91	0.70
2:K:112:THR:HG21	2:K:116:LEU:HD23	1.73	0.70
6:O:84:LEU:HD12	6:O:124:VAL:HG21	1.74	0.70
4:V:249:ARG:HH11	4:V:249:ARG:CB	2.01	0.70
4:V:320:SER:HB2	4:V:323:ALA:HB3	1.74	0.70
4:V:237:GLY:HA3	5:W:112:ASN:HA	1.74	0.70
2:2:114:ASP:HB2	2:2:116:LEU:HD22	1.74	0.70
4:4:225:PRO:HD2	4:4:226:PRO:CD	2.22	0.70
8:H:8:GLU:HG2	8:H:97:TYR:CZ	2.26	0.70
1:J:90:ILE:HD11	1:J:211:LEU:HD22	1.73	0.70
3:L:237:ASP:OD1	3:L:239:THR:HG22	1.91	0.70
1:S:108:GLU:HG2	1:S:140:ARG:HG2	1.73	0.70
3:U:178:ARG:H	3:U:234:ALA:HA	1.56	0.70
5:W:47:ASN:HD22	5:W:76:SER:HA	1.55	0.70
1:1:214:LYS:O	1:1:216:THR:HG23	1.91	0.70
4:4:379:GLN:OE1	5:5:115:GLU:HB2	1.92	0.70
6:6:19:ILE:HD11	1:J:271:THR:CG2	2.22	0.70
3:L:263:CYS:HA	3:L:286:ASN:HB2	1.74	0.70
4:M:237:GLY:HA2	5:N:112:ASN:HA	1.72	0.70
4:M:342:VAL:HG22	4:M:343:TYR:N	2.07	0.70
3:U:731:GLY:N	3:U:747:VAL:HG12	2.03	0.70
5:W:47:ASN:CB	5:W:77:LEU:HG	2.21	0.70

Continued on next page...

Continued from previous page...

Atom-1	Atom-2	Interatomic distance (Å)	Clash overlap (Å)
7:Y:117:TYR:OH	7:Y:167:ARG:HG3	1.91	0.70
2:2:77:LYS:H	2:2:116:LEU:HA	1.56	0.70
3:3:96:LEU:N	3:3:96:LEU:HD12	2.07	0.70
7:9:35:PRO:O	7:9:36:ARG:CB	2.37	0.70
3:C:226:ILE:HD12	3:C:235:LEU:CD1	2.21	0.70
4:D:278:VAL:O	4:D:281:ARG:HB2	1.91	0.70
2:K:131:ALA:HB1	2:K:132:PRO:HD3	1.73	0.70
3:L:474:ARG:HB3	3:L:516:VAL:HG22	1.74	0.70
3:L:564:LEU:HD11	3:L:581:ARG:H	1.56	0.70
2:T:86:LEU:CD1	2:T:90:LEU:HD11	2.22	0.70
3:U:458:LEU:HD12	3:U:458:LEU:H	1.55	0.70
4:V:232:LEU:HD11	4:V:282:GLU:OE2	1.91	0.70
3:C:438:LYS:O	3:C:441:MET:HG3	1.91	0.70
4:D:168:PHE:CD1	4:D:168:PHE:N	2.59	0.70
4:D:232:LEU:HD11	4:D:282:GLU:OE2	1.90	0.70
6:F:165:GLU:HG3	7:G:128:ASP:CG	2.12	0.70
1:J:219:ASN:HD22	1:J:223:THR:HG21	1.56	0.70
3:U:171:SER:HB3	3:U:173:PHE:HB3	1.73	0.70
5:W:3:LEU:HD13	5:W:44:MET:SD	2.32	0.70
2:2:89:LYS:HA	2:2:93:ALA:HB3	1.74	0.70
3:C:134:THR:O	3:C:138:GLY:HA3	1.92	0.70
4:D:249:ARG:NH2	5:E:87:ARG:HB2	2.07	0.70
2:K:39:GLY:O	2:K:75:THR:HG22	1.92	0.70
5:W:20:ASN:ND2	5:W:24:ASN:HB2	2.06	0.70
1:1:192:LEU:HD22	1:1:211:LEU:HD11	1.73	0.69
1:1:93:ALA:HB3	1:1:134:VAL:HG12	1.73	0.69
6:6:130:VAL:HG23	6:6:131:VAL:H	1.57	0.69
3:U:612:GLY:O	3:U:624:LEU:HB2	1.91	0.69
5:5:45:GLY:O	5:5:46:PHE:C	2.28	0.69
6:6:130:VAL:HG23	6:6:131:VAL:N	2.07	0.69
7:9:123:ASP:CG	7:9:148:ARG:HH22	1.95	0.69
4:M:107:ALA:HB2	4:M:309:ILE:HD13	1.74	0.69
5:N:52:ILE:HG23	5:N:117:GLU:CG	2.21	0.69
5:N:26:TRP:CB	5:N:89:PHE:HB2	2.21	0.69
4:V:278:VAL:O	4:V:281:ARG:HB2	1.92	0.69
4:D:320:SER:O	4:D:321:MET:C	2.31	0.69
3:L:178:ARG:H	3:L:234:ALA:HA	1.57	0.69
6:O:120:ASN:ND2	6:O:122:ALA:HB3	2.07	0.69
8:Q:44:MET:O	8:Q:46:ARG:N	2.24	0.69
8:Q:8:GLU:HG2	8:Q:97:TYR:CZ	2.27	0.69
1:S:145:LEU:O	1:S:149:ILE:HG13	1.92	0.69

Continued on next page...

Continued from previous page...

Atom-1	Atom-2	Interatomic distance (Å)	Clash overlap (Å)
6:X:147:LEU:O	6:X:150:ALA:HB3	1.92	0.69
3:3:701:ALA:HB2	3:3:754:PRO:HG3	1.73	0.69
7:9:36:ARG:HA	7:9:167:ARG:HD3	1.75	0.69
2:B:77:LYS:H	2:B:116:LEU:HA	1.57	0.69
5:E:26:TRP:CB	5:E:89:PHE:HB2	2.21	0.69
7:G:134:GLU:CD	7:G:134:GLU:H	1.95	0.69
3:L:650:VAL:HG12	3:L:651:ARG:H	1.56	0.69
4:M:232:LEU:HD13	4:M:278:VAL:HG12	1.73	0.69
1:S:357:THR:N	1:S:358:PRO:HD2	2.07	0.69
4:V:322:GLU:C	4:V:324:VAL:N	2.44	0.69
3:3:282:VAL:O	3:3:286:ASN:O	2.11	0.69
3:3:561:PRO:CB	3:3:576:ALA:HA	2.22	0.69
2:B:40:TRP:HE3	2:B:41:ILE:N	1.90	0.69
3:C:387:LEU:HD13	3:C:618:GLU:OE1	1.92	0.69
1:S:293:GLY:O	1:S:327:GLY:N	2.25	0.69
3:U:564:LEU:HD11	3:U:581:ARG:H	1.57	0.69
1:1:90:ILE:HD11	1:1:211:LEU:HD22	1.73	0.69
3:3:347:HIS:HD2	3:3:539:ALA:H	1.40	0.69
5:5:59:THR:HG22	5:5:59:THR:O	1.93	0.69
1:A:357:THR:OG1	3:C:45:CYS:HA	1.91	0.69
3:C:313:LYS:O	3:C:314:GLU:HB2	1.93	0.69
4:D:224:ILE:CD1	4:D:237:GLY:HA2	2.23	0.69
4:D:322:GLU:C	4:D:324:VAL:H	1.94	0.69
4:D:64:THR:HG23	6:F:123:ILE:HD11	1.72	0.69
3:L:226:ILE:HD12	3:L:235:LEU:HD11	1.73	0.69
3:L:514:ASP:OD2	3:L:685:PRO:HB3	1.92	0.69
1:S:366:PHE:CD1	1:S:370:LEU:HD21	2.26	0.69
3:U:650:VAL:HG12	3:U:651:ARG:H	1.57	0.69
3:3:202:PHE:O	3:3:203:ILE:HD13	1.93	0.69
8:7:8:GLU:HG2	8:7:97:TYR:CZ	2.27	0.69
1:J:293:GLY:O	1:J:327:GLY:N	2.25	0.69
3:L:227:THR:HG21	3:L:237:ASP:HB2	1.75	0.69
3:L:751:GLU:O	3:L:753:VAL:HG13	1.92	0.69
4:M:231:ASP:HA	4:M:235:THR:HG23	1.75	0.69
5:N:50:ALA:HB1	5:N:114:LEU:HD21	1.75	0.69
7:P:56:CYS:SG	7:P:58:LEU:HD13	2.33	0.69
4:V:379:GLN:OE1	5:W:116:ARG:HG2	1.91	0.69
5:5:3:LEU:HD13	5:5:44:MET:SD	2.33	0.69
6:6:164:ASN:N	6:6:170:LEU:HD12	2.08	0.69
1:A:429:ARG:HG3	3:U:316:ARG:HH12	1.56	0.69
2:T:31:LEU:HD12	2:T:41:ILE:HD13	1.74	0.69

Continued on next page...

Continued from previous page...

Atom-1	Atom-2	Interatomic distance (Å)	Clash overlap (Å)
4:V:114:GLU:CG	4:V:253:PRO:HB3	2.22	0.69
4:4:320:SER:O	4:4:321:MET:C	2.29	0.69
6:6:120:ASN:HD22	6:6:122:ALA:HB3	1.57	0.69
6:6:84:LEU:HD12	6:6:124:VAL:HG21	1.75	0.69
3:U:31:PRO:HB2	3:U:47:MET:HB3	1.72	0.69
3:U:453:PRO:HB2	3:U:750:ARG:NH2	2.08	0.69
2:2:106:ILE:HD11	2:2:112:THR:HB	1.75	0.69
2:2:112:THR:HG21	2:2:116:LEU:HD23	1.75	0.69
2:2:131:ALA:HB1	2:2:132:PRO:HD3	1.75	0.69
3:3:307:LYS:HB3	3:3:632:GLY:HA3	1.73	0.69
1:A:357:THR:N	1:A:358:PRO:HD2	2.07	0.69
3:L:561:PRO:CB	3:L:576:ALA:HA	2.22	0.69
3:U:371:PHE:CE1	3:U:549:VAL:HB	2.26	0.69
1:A:115:ILE:O	1:A:119:ILE:HG13	1.92	0.69
3:C:556:ALA:HB1	3:C:560:GLU:O	1.93	0.69
3:L:171:SER:HB3	3:L:173:PHE:HB3	1.74	0.69
4:M:257:TYR:HD1	4:M:257:TYR:N	1.90	0.69
7:P:56:CYS:SG	7:P:56:CYS:O	2.50	0.69
4:V:320:SER:O	4:V:321:MET:C	2.31	0.69
3:3:550:LEU:HD12	3:3:550:LEU:N	2.08	0.68
4:4:229:ALA:HB3	4:4:241:ALA:HA	1.75	0.68
3:C:171:SER:C	3:C:173:PHE:N	2.45	0.68
8:H:8:GLU:HG2	8:H:97:TYR:CE2	2.27	0.68
1:J:110:VAL:N	1:J:111:PRO:HD3	2.07	0.68
2:K:114:ASP:HB2	2:K:116:LEU:HD22	1.74	0.68
7:P:36:ARG:HA	7:P:167:ARG:HD3	1.75	0.68
2:T:42:ARG:HB2	2:T:45:ARG:HG2	1.75	0.68
3:U:45:CYS:O	3:U:47:MET:N	2.26	0.68
3:U:477:LEU:CD2	3:U:520:ARG:HG2	2.23	0.68
4:V:225:PRO:HG2	4:V:239:LEU:H	1.58	0.68
7:9:95:MET:HB2	7:9:129:LEU:O	1.92	0.68
7:G:35:PRO:O	7:G:36:ARG:HB2	1.92	0.68
1:J:214:LYS:O	1:J:216:THR:HG23	1.93	0.68
2:K:40:TRP:HE3	2:K:41:ILE:N	1.91	0.68
4:M:133:LEU:HD21	4:M:204:TYR:HD2	1.55	0.68
5:N:33:ARG:O	5:N:37:GLU:HB2	1.93	0.68
1:J:64:GLY:HA3	11:Q:500:FMN:O1P	1.92	0.68
3:U:134:THR:O	3:U:138:GLY:HA3	1.93	0.68
3:U:724:ARG:CD	3:U:724:ARG:H	2.01	0.68
1:1:342:TRP:O	1:1:342:TRP:HE3	1.77	0.68
3:C:565:TYR:HD1	3:C:582:PHE:HB3	1.58	0.68

Continued on next page...

Continued from previous page...

Atom-1	Atom-2	Interatomic distance (Å)	Clash overlap (Å)
2:K:7:LYS:HD2	2:K:7:LYS:H	1.57	0.68
3:U:125:GLY:HA3	3:U:246:ASN:HD22	1.58	0.68
3:U:171:SER:C	3:U:173:PHE:N	2.43	0.68
3:U:227:THR:HG21	3:U:237:ASP:HB2	1.75	0.68
4:V:313:PRO:C	4:V:315:HIS:H	1.97	0.68
6:X:84:LEU:HD12	6:X:124:VAL:HG21	1.75	0.68
8:Z:82:ILE:HG23	8:Z:95:ALA:HB3	1.75	0.68
5:5:33:ARG:O	5:5:37:GLU:HB2	1.93	0.68
7:9:134:GLU:CD	7:9:134:GLU:H	1.97	0.68
4:D:274:ASP:O	4:D:278:VAL:HG23	1.93	0.68
4:D:322:GLU:C	4:D:324:VAL:N	2.40	0.68
7:G:101:CYS:SG	7:G:101:CYS:O	2.52	0.68
8:H:44:MET:O	8:H:46:ARG:N	2.26	0.68
3:L:387:LEU:HD13	3:L:618:GLU:OE1	1.94	0.68
4:M:252:TYR:CB	4:M:253:PRO:HD2	2.21	0.68
2:T:86:LEU:O	2:T:90:LEU:HD12	1.92	0.68
8:Z:8:GLU:HG2	8:Z:97:TYR:CZ	2.28	0.68
4:D:225:PRO:HD2	4:D:226:PRO:CD	2.24	0.68
4:D:248:VAL:O	4:D:249:ARG:HG2	1.93	0.68
4:M:228:VAL:HG12	4:M:271:ASP:HA	1.76	0.68
2:T:39:GLY:O	2:T:40:TRP:HB2	1.93	0.68
3:U:567:TYR:CE1	3:U:586:HIS:HB2	2.27	0.68
3:3:564:LEU:HD11	3:3:581:ARG:H	1.59	0.68
3:3:724:ARG:H	3:3:724:ARG:CD	2.04	0.68
3:C:282:VAL:HG22	3:C:282:VAL:O	1.92	0.68
4:D:252:TYR:OH	4:D:347:GLU:N	2.27	0.68
5:E:16:PRO:HD2	5:E:28:VAL:HG13	1.73	0.68
1:J:125:ILE:HD13	1:J:217:THR:HG21	1.75	0.68
4:M:214:PHE:C	4:M:216:GLU:H	1.96	0.68
2:T:77:LYS:H	2:T:116:LEU:HA	1.59	0.68
3:U:756:GLY:C	3:U:757:HIS:ND1	2.47	0.68
5:W:44:MET:HE2	5:W:82:ASP:HB3	1.75	0.68
3:3:514:ASP:OD2	3:3:685:PRO:HB3	1.94	0.68
1:A:20:HIS:CE1	1:A:226:SER:HA	2.29	0.68
2:K:106:ILE:HD11	2:K:112:THR:HB	1.76	0.68
4:M:353:LEU:HD12	4:M:354:GLY:H	1.57	0.68
6:O:30:TRP:O	6:O:33:SER:HB3	1.93	0.68
7:P:117:TYR:OH	7:P:167:ARG:HG3	1.94	0.68
3:3:481:LEU:HD11	3:3:519:GLU:HB2	1.74	0.68
4:4:214:PHE:C	4:4:216:GLU:H	1.97	0.68
5:E:59:THR:O	5:E:59:THR:HG22	1.93	0.68

Continued on next page...

Continued from previous page...

Atom-1	Atom-2	Interatomic distance (Å)	Clash overlap (Å)
1:S:436:LEU:HD23	2:T:90:LEU:HA	1.76	0.68
4:V:373:PRO:O	4:V:376:VAL:HG22	1.94	0.68
4:V:237:GLY:HA3	5:W:112:ASN:O	1.93	0.68
8:Z:8:GLU:HG2	8:Z:97:TYR:CE2	2.28	0.68
1:1:115:ILE:O	1:1:119:ILE:HG13	1.94	0.68
3:3:115:HIS:CG	3:3:116:PRO:HD2	2.28	0.68
4:4:64:THR:HG23	6:6:123:ILE:CD1	2.22	0.68
1:A:437:TRP:CH2	2:B:96:LEU:HD13	2.29	0.68
3:C:474:ARG:HB3	3:C:516:VAL:HG22	1.75	0.68
3:L:701:ALA:HB2	3:L:754:PRO:HG3	1.75	0.68
4:M:226:PRO:HD2	4:M:239:LEU:HB2	1.75	0.68
4:M:238:SER:O	4:M:239:LEU:HD23	1.94	0.68
4:M:322:GLU:C	4:M:324:VAL:N	2.45	0.68
3:U:474:ARG:HB3	3:U:516:VAL:HG22	1.75	0.68
4:V:168:PHE:CD1	4:V:168:PHE:N	2.59	0.68
4:V:107:ALA:HB2	4:V:309:ILE:HD13	1.75	0.68
3:3:545:GLU:HA	3:3:550:LEU:HD11	1.76	0.68
4:4:257:TYR:N	4:4:257:TYR:HD1	1.92	0.68
3:C:13:VAL:HG21	3:C:17:THR:HG21	1.76	0.68
3:C:751:GLU:O	3:C:753:VAL:HG13	1.93	0.68
4:D:96:ALA:HB2	4:D:346:THR:HG21	1.76	0.68
5:E:127:GLU:HA	5:E:127:GLU:OE1	1.92	0.68
3:L:282:VAL:O	3:L:286:ASN:O	2.12	0.68
4:M:168:PHE:CD1	4:M:168:PHE:N	2.61	0.68
4:M:240:ARG:HD2	4:M:243:GLY:CA	2.12	0.68
5:N:65:PRO:HD2	5:N:93:TYR:HE2	1.59	0.68
3:3:178:ARG:H	3:3:234:ALA:HA	1.58	0.67
3:3:487:SER:OG	3:3:490:VAL:HG23	1.94	0.67
3:3:509:ALA:HA	3:3:758:LEU:CD2	2.22	0.67
4:4:342:VAL:HG22	4:4:343:TYR:N	2.08	0.67
4:4:89:HIS:HB2	4:4:128:SER:HB2	1.76	0.67
3:C:20:MET:HE3	3:C:32:LEU:HD21	1.74	0.67
4:D:220:GLY:HA3	4:D:396:ILE:HD11	1.76	0.67
5:E:45:GLY:O	5:E:46:PHE:C	2.33	0.67
3:L:174:VAL:HG21	3:L:296:PHE:CD2	2.28	0.67
3:L:371:PHE:CE1	3:L:549:VAL:HB	2.28	0.67
1:1:366:PHE:CD1	1:1:370:LEU:HD21	2.29	0.67
2:B:114:ASP:HB2	2:B:116:LEU:HD22	1.74	0.67
4:D:246:TYR:CG	4:D:347:GLU:HG3	2.29	0.67
4:M:257:TYR:CD1	4:M:257:TYR:N	2.61	0.67
1:S:192:LEU:HD23	1:S:192:LEU:C	2.14	0.67

Continued on next page...

Continued from previous page...

Atom-1	Atom-2	Interatomic distance (Å)	Clash overlap (Å)
3:U:115:HIS:CG	3:U:116:PRO:HD2	2.28	0.67
3:U:136:GLU:O	5:W:188:SER:HB2	1.94	0.67
3:3:474:ARG:HB3	3:3:516:VAL:HG22	1.77	0.67
6:6:163:TYR:HB3	6:6:169:ARG:HA	1.76	0.67
2:K:39:GLY:O	2:K:40:TRP:HB2	1.92	0.67
4:M:252:TYR:HB2	4:M:253:PRO:CD	2.18	0.67
5:N:44:MET:HE2	5:N:82:ASP:HB3	1.75	0.67
7:P:95:MET:HB2	7:P:129:LEU:O	1.94	0.67
1:S:342:TRP:O	1:S:342:TRP:HE3	1.78	0.67
4:V:310:THR:HG23	4:V:311:PRO:HD2	1.76	0.67
7:Y:36:ARG:HA	7:Y:167:ARG:HD3	1.77	0.67
4:4:197:LEU:O	4:4:201:ILE:HD13	1.94	0.67
4:4:114:GLU:CG	4:4:253:PRO:HB3	2.24	0.67
4:4:257:TYR:N	4:4:257:TYR:CD1	2.63	0.67
8:7:44:MET:O	8:7:46:ARG:N	2.26	0.67
3:C:81:ALA:HB3	3:C:84:VAL:HG22	1.75	0.67
5:E:65:PRO:HD2	5:E:93:TYR:CE2	2.28	0.67
7:G:45:ARG:HH21	7:G:137:LEU:HD23	1.60	0.67
8:H:67:PHE:CZ	8:H:123:ARG:HG3	2.29	0.67
4:M:316:LEU:HD13	4:M:320:SER:HB2	1.76	0.67
2:2:10:PHE:CZ	2:2:33:ARG:HG3	2.30	0.67
1:A:293:GLY:O	1:A:327:GLY:N	2.28	0.67
3:C:117:LEU:HD23	4:D:322:GLU:OE2	1.94	0.67
5:E:7:LEU:HD21	5:E:41:TYR:CE2	2.29	0.67
2:T:131:ALA:HB1	2:T:132:PRO:HD3	1.74	0.67
4:V:404:MET:HA	4:V:407:VAL:CG1	2.24	0.67
5:W:121:LEU:HD12	5:W:121:LEU:N	2.10	0.67
7:Y:44:THR:OG1	7:Y:52:LYS:HD2	1.93	0.67
4:4:221:VAL:O	4:4:223:VAL:N	2.26	0.67
3:C:223:SER:O	3:C:226:ILE:HG12	1.95	0.67
3:C:31:PRO:HB2	3:C:47:MET:HB3	1.76	0.67
4:M:221:VAL:O	4:M:223:VAL:N	2.27	0.67
5:N:47:ASN:HB2	5:N:77:LEU:HG	1.75	0.67
3:U:501:LYS:H	3:U:501:LYS:CD	2.00	0.67
3:U:584:VAL:HG12	3:U:600:VAL:HB	1.76	0.67
7:Y:35:PRO:O	7:Y:36:ARG:CB	2.41	0.67
2:2:7:LYS:H	2:2:7:LYS:HD2	1.58	0.67
3:3:565:TYR:HD1	3:3:582:PHE:HB3	1.59	0.67
4:4:248:VAL:O	4:4:249:ARG:HG2	1.95	0.67
4:D:191:LYS:NZ	3:U:730:GLU:CG	2.58	0.67
5:E:145:PRO:HA	5:E:150:TYR:CD2	2.30	0.67

Continued on next page...

Continued from previous page...

Atom-1	Atom-2	Interatomic distance (Å)	Clash overlap (Å)
5:N:116:ARG:HH11	5:N:116:ARG:HG2	1.60	0.67
6:O:164:ASN:O	7:P:148:ARG:HD2	1.95	0.67
3:U:453:PRO:HB2	3:U:750:ARG:HH22	1.58	0.67
4:V:112:ARG:O	4:V:112:ARG:HG2	1.93	0.67
5:W:45:GLY:O	5:W:46:PHE:C	2.32	0.67
1:1:293:GLY:O	1:1:327:GLY:N	2.27	0.67
4:4:219:ARG:HD3	4:4:219:ARG:O	1.95	0.67
3:C:487:SER:OG	3:C:490:VAL:HG23	1.93	0.67
3:L:307:LYS:CE	3:L:307:LYS:H	2.08	0.67
3:3:473:GLU:O	3:3:477:LEU:HD12	1.95	0.67
4:D:153:ARG:HH11	4:D:153:ARG:HG3	1.60	0.67
3:3:171:SER:C	3:3:173:PHE:N	2.46	0.67
3:3:31:PRO:HB2	3:3:47:MET:HB3	1.77	0.67
3:3:458:LEU:H	3:3:458:LEU:HD12	1.60	0.67
3:3:586:HIS:CD2	3:3:604:ALA:HB2	2.29	0.67
3:C:403:THR:OG1	3:C:458:LEU:HD11	1.94	0.67
4:M:114:GLU:CG	4:M:253:PRO:HB3	2.25	0.67
1:S:86:GLN:OE1	1:S:128:THR:HG23	1.95	0.67
3:U:751:GLU:O	3:U:753:VAL:HG13	1.95	0.67
4:V:393:MET:HG2	4:V:393:MET:O	1.93	0.67
3:3:226:ILE:HD12	3:3:235:LEU:HD11	1.75	0.66
4:4:224:ILE:CD1	4:4:237:GLY:HA2	2.25	0.66
1:A:301:PRO:O	1:A:306:VAL:HG21	1.95	0.66
3:C:719:HIS:HB2	3:C:720:PRO:HD3	1.77	0.66
7:G:123:ASP:HB2	7:G:129:LEU:HD21	1.77	0.66
5:N:45:GLY:O	5:N:46:PHE:C	2.31	0.66
4:V:322:GLU:C	4:V:324:VAL:H	1.98	0.66
8:Z:63:LEU:HD13	8:Z:129:ALA:HB2	1.77	0.66
1:1:86:GLN:OE1	1:1:128:THR:HG23	1.94	0.66
3:3:510:GLY:HA3	3:3:520:ARG:NH2	2.09	0.66
4:4:115:THR:HG21	4:4:297:LEU:HD23	1.75	0.66
3:C:584:VAL:HG12	3:C:600:VAL:HB	1.77	0.66
4:D:353:LEU:HD12	4:D:354:GLY:H	1.59	0.66
4:D:404:MET:HA	4:D:407:VAL:CG1	2.26	0.66
3:L:307:LYS:HB3	3:L:632:GLY:HA3	1.76	0.66
3:U:559:ASP:OD2	3:U:688:ARG:NH2	2.28	0.66
3:U:719:HIS:HB2	3:U:720:PRO:HD3	1.76	0.66
4:V:234:LEU:N	4:V:234:LEU:HD23	2.10	0.66
4:V:252:TYR:OH	4:V:347:GLU:N	2.28	0.66
5:W:59:THR:HG22	5:W:59:THR:O	1.94	0.66
3:3:13:VAL:HG21	3:3:17:THR:HG21	1.77	0.66

Continued on next page...

Continued from previous page...

Atom-1	Atom-2	Interatomic distance (Å)	Clash overlap (Å)
6:6:163:TYR:HB2	6:6:169:ARG:HA	1.78	0.66
1:A:438:ARG:H	1:A:438:ARG:HD2	1.58	0.66
3:C:178:ARG:O	3:C:178:ARG:HG2	1.94	0.66
3:C:567:TYR:CE1	3:C:586:HIS:HB2	2.29	0.66
4:D:112:ARG:HG2	4:D:112:ARG:O	1.94	0.66
3:L:13:VAL:HG21	3:L:17:THR:HG21	1.77	0.66
4:M:224:ILE:HD12	4:M:237:GLY:HA2	1.78	0.66
4:M:237:GLY:HA3	5:N:112:ASN:HA	1.78	0.66
6:O:130:VAL:HG23	6:O:131:VAL:H	1.59	0.66
7:P:134:GLU:H	7:P:134:GLU:CD	1.99	0.66
1:S:110:VAL:N	1:S:111:PRO:HD3	2.11	0.66
3:U:48:CYS:O	3:U:82:SER:HB3	1.94	0.66
2:2:42:ARG:HB2	2:2:45:ARG:HG2	1.76	0.66
2:2:59:GLU:O	2:2:63:VAL:HG23	1.95	0.66
3:3:313:LYS:O	3:3:314:GLU:HB2	1.95	0.66
6:6:16:ARG:HD2	6:6:17:GLU:HG3	1.77	0.66
1:A:342:TRP:HE3	1:A:342:TRP:O	1.78	0.66
3:C:48:CYS:O	3:C:82:SER:HB3	1.94	0.66
5:N:124:ILE:HG22	5:N:146:LEU:H	1.60	0.66
1:S:357:THR:OG1	3:U:45:CYS:HA	1.95	0.66
2:T:39:GLY:O	2:T:75:THR:HG22	1.96	0.66
3:U:100:VAL:O	3:U:104:GLN:HG3	1.96	0.66
3:U:586:HIS:HD2	3:U:602:LEU:O	1.78	0.66
1:1:110:VAL:N	1:1:111:PRO:HD3	2.10	0.66
3:3:656:LEU:H	3:3:656:LEU:HD23	1.61	0.66
4:4:320:SER:CB	4:4:323:ALA:HB3	2.25	0.66
5:5:47:ASN:HB2	5:5:77:LEU:HG	1.76	0.66
3:C:398:VAL:HB	3:C:450:LEU:HD22	1.78	0.66
3:C:45:CYS:O	3:C:47:MET:N	2.29	0.66
3:C:583:VAL:HG23	3:C:598:ALA:HA	1.76	0.66
4:D:114:GLU:CG	4:D:253:PRO:HB3	2.25	0.66
4:D:237:GLY:O	4:D:239:LEU:HG	1.95	0.66
6:F:164:ASN:O	7:G:148:ARG:HD2	1.95	0.66
6:F:164:ASN:CB	7:G:148:ARG:HE	2.08	0.66
2:K:40:TRP:HZ3	2:K:42:ARG:HA	1.59	0.66
7:P:71:GLU:HB2	7:P:90:VAL:HB	1.76	0.66
7:P:96:LEU:HD21	7:P:129:LEU:HD12	1.77	0.66
2:T:112:THR:HG21	2:T:116:LEU:HD23	1.78	0.66
3:U:365:LYS:C	3:U:367:PRO:HD3	2.15	0.66
3:U:466:GLU:CG	3:U:489:MET:HG3	2.18	0.66
4:V:214:PHE:C	4:V:216:GLU:H	1.98	0.66

Continued on next page...

Continued from previous page...

Atom-1	Atom-2	Interatomic distance (Å)	Clash overlap (Å)
6:X:163:TYR:HB3	6:X:169:ARG:HA	1.77	0.66
6:X:164:ASN:HB3	7:Y:148:ARG:NE	2.09	0.66
2:2:90:LEU:H	2:2:90:LEU:HD12	1.61	0.66
2:2:86:LEU:CD1	2:2:90:LEU:HD11	2.25	0.66
5:5:50:ALA:HB1	5:5:114:LEU:HD21	1.78	0.66
6:F:130:VAL:HG23	6:F:131:VAL:N	2.08	0.66
3:L:583:VAL:CG2	3:L:598:ALA:HA	2.26	0.66
4:M:404:MET:HA	4:M:407:VAL:CG1	2.25	0.66
5:W:175:THR:HG23	5:W:178:ASP:HB2	1.76	0.66
5:W:44:MET:CE	5:W:82:ASP:HB3	2.25	0.66
4:4:153:ARG:HH11	4:4:153:ARG:HG3	1.61	0.66
4:D:89:HIS:HB2	4:D:128:SER:HB2	1.77	0.66
4:D:226:PRO:HD2	4:D:239:LEU:HB2	1.76	0.66
6:O:37:TRP:HA	6:O:37:TRP:CE3	2.29	0.66
3:U:453:PRO:HB2	3:U:750:ARG:NH1	2.10	0.66
4:V:256:GLY:CA	4:V:292:GLN:HE22	2.08	0.66
1:S:64:GLY:HA3	11:Z:500:FMN:O1P	1.96	0.66
7:9:117:TYR:OH	7:9:167:ARG:HG3	1.95	0.66
3:C:307:LYS:HB3	3:C:632:GLY:HA3	1.77	0.66
5:N:124:ILE:CG2	5:N:145:PRO:HG2	2.26	0.66
4:M:226:PRO:HB3	5:N:80:TRP:CH2	2.31	0.66
7:P:35:PRO:O	7:P:36:ARG:CB	2.42	0.66
1:S:93:ALA:HB3	1:S:134:VAL:HG12	1.76	0.66
3:U:565:TYR:HD1	3:U:582:PHE:HB3	1.61	0.66
4:V:246:TYR:CG	4:V:347:GLU:HG3	2.30	0.66
7:Y:134:GLU:CD	7:Y:134:GLU:H	1.98	0.66
4:4:322:GLU:C	4:4:324:VAL:N	2.47	0.66
3:C:347:HIS:HD2	3:C:539:ALA:H	1.44	0.66
4:D:235:THR:HA	4:D:239:LEU:HD22	1.78	0.66
5:E:3:LEU:HD22	5:E:44:MET:SD	2.36	0.66
2:K:89:LYS:HA	2:K:93:ALA:HB3	1.78	0.66
3:L:477:LEU:CD2	3:L:520:ARG:HG2	2.26	0.66
3:U:131:GLN:HG2	4:V:325:ILE:HG12	1.78	0.66
5:W:7:LEU:HD21	5:W:41:TYR:CE2	2.31	0.66
6:X:16:ARG:HD2	6:X:17:GLU:HG3	1.77	0.66
2:2:130:THR:O	2:2:131:ALA:O	2.14	0.66
3:3:263:CYS:HA	3:3:286:ASN:HB2	1.78	0.66
3:3:477:LEU:CD2	3:3:520:ARG:HG2	2.26	0.66
3:3:583:VAL:CG2	3:3:598:ALA:HA	2.26	0.66
3:C:474:ARG:HA	3:C:516:VAL:HG13	1.77	0.66
4:D:346:THR:HG22	4:D:353:LEU:O	1.96	0.66

Continued on next page...

Continued from previous page...

Atom-1	Atom-2	Interatomic distance (Å)	Clash overlap (Å)
2:K:40:TRP:CZ3	2:K:42:ARG:HA	2.31	0.66
5:N:145:PRO:HA	5:N:150:TYR:CD2	2.31	0.66
3:U:347:HIS:HD2	3:U:539:ALA:H	1.44	0.66
1:1:185:GLU:HB2	1:1:218:ILE:CD1	2.25	0.65
1:1:20:HIS:CE1	1:1:226:SER:HA	2.31	0.65
4:4:316:LEU:HD13	4:4:320:SER:HB2	1.78	0.65
5:5:47:ASN:HD22	5:5:76:SER:HA	1.60	0.65
4:4:249:ARG:HH22	5:5:87:ARG:CB	2.09	0.65
6:6:155:GLN:O	6:6:158:VAL:HG22	1.96	0.65
3:C:369:LEU:H	3:C:369:LEU:CD2	2.08	0.65
1:A:397:ARG:HG3	3:C:46:ARG:NE	2.11	0.65
3:C:477:LEU:HD13	3:C:516:VAL:CG1	2.26	0.65
3:C:481:LEU:HD11	3:C:519:GLU:HB2	1.78	0.65
3:C:756:GLY:C	3:C:757:HIS:ND1	2.49	0.65
4:D:225:PRO:HG2	4:D:239:LEU:H	1.60	0.65
4:D:257:TYR:N	4:D:257:TYR:HD1	1.94	0.65
5:E:20:ASN:HD21	5:E:24:ASN:HB2	1.61	0.65
1:J:11:PRO:CB	1:J:270:THR:HB	2.12	0.65
3:L:550:LEU:N	3:L:550:LEU:HD12	2.11	0.65
4:M:252:TYR:OH	4:M:347:GLU:N	2.29	0.65
4:V:252:TYR:CB	4:V:253:PRO:HD2	2.23	0.65
3:3:584:VAL:HG12	3:3:600:VAL:HB	1.77	0.65
1:J:115:ILE:O	1:J:119:ILE:HG13	1.96	0.65
1:S:11:PRO:CB	1:S:270:THR:HB	2.15	0.65
3:U:561:PRO:CB	3:U:576:ALA:HA	2.26	0.65
4:4:228:VAL:HG22	4:4:268:GLU:O	1.95	0.65
4:4:240:ARG:NH1	5:5:78:PRO:HD2	2.12	0.65
3:C:243:ARG:HD3	3:C:275:LEU:CD1	2.25	0.65
3:C:371:PHE:CE1	3:C:549:VAL:HB	2.27	0.65
5:E:116:ARG:HG2	5:E:116:ARG:HH11	1.61	0.65
6:F:120:ASN:HD22	6:F:122:ALA:HB3	1.60	0.65
1:A:64:GLY:HA3	11:H:500:FMN:O1P	1.97	0.65
1:J:20:HIS:CE1	1:J:226:SER:HA	2.31	0.65
3:L:282:VAL:HG13	3:L:286:ASN:O	1.95	0.65
3:L:329:LEU:HD11	3:L:584:VAL:HG11	1.77	0.65
5:N:71:VAL:HG11	5:N:89:PHE:HD2	1.61	0.65
5:N:75:VAL:HG22	5:N:87:ARG:HG3	1.78	0.65
5:W:139:GLU:HG2	5:W:140:ASP:N	2.03	0.65
4:4:237:GLY:HA3	5:5:112:ASN:C	2.16	0.65
1:A:192:LEU:HD23	1:A:192:LEU:C	2.16	0.65
3:C:178:ARG:H	3:C:234:ALA:HA	1.62	0.65

Continued on next page...

Continued from previous page...

Atom-1	Atom-2	Interatomic distance (Å)	Clash overlap (Å)
3:C:194:VAL:HB	3:C:195:PRO:CD	2.27	0.65
5:E:47:ASN:HD22	5:E:76:SER:HA	1.61	0.65
4:V:342:VAL:HG22	4:V:343:TYR:N	2.11	0.65
5:W:7:LEU:HD13	5:W:11:ARG:HG2	1.79	0.65
4:4:226:PRO:HD2	4:4:239:LEU:HB2	1.77	0.65
4:4:266:LEU:CD1	4:4:281:ARG:HB3	2.13	0.65
4:4:96:ALA:HB2	4:4:346:THR:HG21	1.77	0.65
3:L:559:ASP:OD2	3:L:688:ARG:NH2	2.29	0.65
4:M:197:LEU:O	4:M:201:ILE:HD13	1.97	0.65
4:M:224:ILE:HB	4:M:225:PRO:CD	2.10	0.65
3:U:527:ARG:HB3	3:U:530:ALA:HB2	1.79	0.65
4:4:379:GLN:OE1	5:5:116:ARG:HG2	1.97	0.65
5:5:25:LEU:CD2	5:5:25:LEU:H	2.10	0.65
6:6:108:MET:HA	6:6:137:VAL:CG1	2.26	0.65
1:A:81:LYS:CG	1:A:82:ASP:H	2.10	0.65
4:D:342:VAL:HG22	4:D:343:TYR:N	2.10	0.65
4:D:342:VAL:HG22	4:D:343:TYR:H	1.61	0.65
5:E:7:LEU:HD13	5:E:11:ARG:HG2	1.79	0.65
5:E:55:LEU:HD12	5:E:55:LEU:N	2.12	0.65
3:L:167:HIS:C	3:L:176:LEU:HD11	2.17	0.65
3:L:414:SER:HA	3:L:461:TRP:CZ3	2.30	0.65
3:L:527:ARG:HB3	3:L:530:ALA:HB2	1.79	0.65
3:L:724:ARG:CD	3:L:724:ARG:H	2.08	0.65
4:M:320:SER:HB2	4:M:323:ALA:HB3	1.78	0.65
1:S:115:ILE:O	1:S:119:ILE:HG13	1.96	0.65
3:U:216:PHE:HZ	8:Z:128:PHE:CD2	2.15	0.65
4:V:225:PRO:HD2	4:V:226:PRO:CD	2.26	0.65
6:X:140:CYS:O	6:X:140:CYS:SG	2.54	0.65
3:3:285:VAL:HG22	3:3:286:ASN:N	2.12	0.65
3:3:329:LEU:HD11	3:3:584:VAL:HG11	1.79	0.65
3:3:559:ASP:OD2	3:3:688:ARG:NH2	2.29	0.65
4:D:223:VAL:HG13	4:D:226:PRO:O	1.97	0.65
4:D:228:VAL:HG22	4:D:268:GLU:O	1.97	0.65
4:D:350:ARG:HG2	4:D:350:ARG:O	1.97	0.65
1:J:81:LYS:CG	1:J:82:ASP:H	2.09	0.65
3:L:186:ARG:HD2	3:L:231:PRO:HD3	1.77	0.65
5:N:7:LEU:HD13	5:N:11:ARG:HG2	1.78	0.65
6:O:163:TYR:HB3	6:O:169:ARG:HA	1.78	0.65
3:U:307:LYS:H	3:U:307:LYS:CE	2.09	0.65
3:U:417:VAL:HG13	3:U:444:ARG:O	1.97	0.65
1:1:357:THR:N	1:1:358:PRO:HD2	2.11	0.65

Continued on next page...

Continued from previous page...

Atom-1	Atom-2	Interatomic distance (Å)	Clash overlap (Å)
3:3:112:LEU:CD2	3:3:130:LEU:HD21	2.26	0.65
3:C:550:LEU:N	3:C:550:LEU:HD12	2.12	0.65
4:D:237:GLY:HA3	5:E:112:ASN:HA	1.76	0.65
3:L:313:LYS:O	3:L:314:GLU:HB2	1.96	0.65
3:L:453:PRO:HB2	3:L:750:ARG:NH1	2.11	0.65
3:L:481:LEU:HD11	3:L:519:GLU:HB2	1.77	0.65
4:M:322:GLU:O	4:M:325:ILE:N	2.29	0.65
5:N:37:GLU:O	5:N:41:TYR:HD1	1.78	0.65
6:O:145:GLU:HG2	7:P:31:VAL:HG21	1.79	0.65
7:P:73:ALA:HB2	7:P:89:LYS:HB2	1.79	0.65
3:U:313:LYS:O	3:U:314:GLU:HB2	1.95	0.65
3:U:453:PRO:HB2	3:U:750:ARG:HH12	1.61	0.65
6:X:138:PRO:CG	7:Y:121:MET:HG3	2.27	0.65
3:3:237:ASP:OD1	3:3:239:THR:HG22	1.96	0.65
3:3:45:CYS:O	3:3:47:MET:N	2.30	0.65
3:C:307:LYS:CE	3:C:307:LYS:H	2.10	0.65
3:C:701:ALA:H	3:C:754:PRO:HB3	1.62	0.65
2:T:7:LYS:HD2	2:T:7:LYS:H	1.60	0.65
4:V:240:ARG:CD	4:V:243:GLY:HA3	2.20	0.65
5:5:7:LEU:HD13	5:5:11:ARG:HG2	1.79	0.65
6:6:139:GLY:HA3	6:6:142:PRO:CB	2.27	0.65
2:2:102:GLU:HA	8:7:108:ILE:HD11	1.79	0.65
6:F:165:GLU:C	6:F:167:GLY:H	2.00	0.65
6:F:153:GLN:HG3	7:G:124:TYR:OH	1.96	0.65
3:L:453:PRO:HB2	3:L:750:ARG:HH12	1.62	0.65
3:L:565:TYR:HD1	3:L:582:PHE:HB3	1.60	0.65
4:M:59:ILE:HD11	5:N:138:PRO:HB3	1.77	0.65
5:N:134:LYS:CE	5:N:136:LEU:HB3	2.27	0.65
4:V:196:VAL:C	4:V:198:PRO:HD2	2.17	0.65
5:W:125:VAL:HG12	5:W:126:PHE:N	2.08	0.65
1:1:397:ARG:HG3	3:3:46:ARG:NE	2.12	0.64
3:3:155:THR:HB	4:4:321:MET:HB2	1.78	0.64
4:4:225:PRO:HG2	4:4:239:LEU:H	1.61	0.64
8:7:37:PHE:HD1	8:7:53:THR:O	1.80	0.64
4:M:237:GLY:O	4:M:239:LEU:HG	1.95	0.64
5:N:114:LEU:O	5:N:118:VAL:HG23	1.97	0.64
6:O:163:TYR:HB2	6:O:169:ARG:HA	1.79	0.64
1:S:20:HIS:CE1	1:S:226:SER:HA	2.32	0.64
1:S:301:PRO:O	1:S:306:VAL:HG21	1.97	0.64
3:U:237:ASP:OD1	3:U:239:THR:HG22	1.97	0.64
3:3:719:HIS:HB2	3:3:720:PRO:HD3	1.78	0.64

Continued on next page...

Continued from previous page...

Atom-1	Atom-2	Interatomic distance (Å)	Clash overlap (Å)
5:5:124:ILE:CG2	5:5:146:LEU:HB2	2.27	0.64
2:B:89:LYS:HA	2:B:93:ALA:HB3	1.78	0.64
4:D:144:THR:HB	4:D:145:PRO:HD3	1.78	0.64
2:K:79:HIS:HD2	2:K:118:SER:HB2	1.61	0.64
3:L:229:ILE:HD11	3:L:289:TRP:CZ3	2.33	0.64
3:U:438:LYS:O	3:U:441:MET:HG3	1.97	0.64
4:V:226:PRO:HB3	5:W:80:TRP:CH2	2.32	0.64
4:V:227:GLU:HB2	4:V:269:ARG:HA	1.79	0.64
5:W:103:THR:HB	5:W:131:ASP:O	1.98	0.64
7:Y:94:ASN:HD22	7:Y:97:ARG:HB2	1.63	0.64
3:3:438:LYS:O	3:3:441:MET:HG3	1.96	0.64
4:4:112:ARG:HG2	4:4:112:ARG:O	1.97	0.64
4:4:353:LEU:HD12	4:4:354:GLY:H	1.62	0.64
5:5:121:LEU:H	5:5:121:LEU:CD1	2.10	0.64
4:4:249:ARG:HH22	5:5:87:ARG:HB2	1.62	0.64
5:5:26:TRP:CB	5:5:89:PHE:HB2	2.23	0.64
3:C:19:VAL:O	3:C:22:ALA:HB3	1.96	0.64
3:C:459:MET:HG3	3:C:465:HIS:HB2	1.79	0.64
4:D:227:GLU:HB2	4:D:269:ARG:HA	1.78	0.64
4:D:98:ALA:O	4:D:102:GLU:HG3	1.97	0.64
5:E:37:GLU:O	5:E:41:TYR:HD1	1.78	0.64
6:F:16:ARG:HD2	6:F:17:GLU:HG3	1.79	0.64
7:G:45:ARG:NH2	7:G:137:LEU:HD23	2.12	0.64
4:M:249:ARG:HH22	5:N:87:ARG:HB2	1.62	0.64
5:N:43:ALA:C	5:N:45:GLY:N	2.49	0.64
4:V:318:GLU:HB2	8:Z:39:ASP:HA	1.80	0.64
2:2:40:TRP:CZ3	2:2:42:ARG:HA	2.33	0.64
3:C:724:ARG:HD2	3:C:724:ARG:H	1.61	0.64
3:C:155:THR:HB	4:D:321:MET:HB2	1.77	0.64
6:F:165:GLU:O	6:F:167:GLY:N	2.31	0.64
3:L:205:ARG:HA	3:L:209:THR:CG2	2.11	0.64
3:L:216:PHE:HZ	8:Q:128:PHE:CD2	2.14	0.64
6:O:130:VAL:HG23	6:O:131:VAL:N	2.13	0.64
7:P:123:ASP:CG	7:P:148:ARG:HH22	2.01	0.64
8:Q:52:THR:HB	8:Q:54:ILE:HG22	1.80	0.64
4:V:193:LEU:O	4:V:193:LEU:HD23	1.97	0.64
5:W:52:ILE:HG23	5:W:117:GLU:CG	2.27	0.64
7:Y:45:ARG:NH2	7:Y:137:LEU:HD23	2.11	0.64
1:1:20:HIS:O	1:1:22:GLY:N	2.30	0.64
3:3:494:LYS:O	3:3:498:GLU:HG2	1.97	0.64
4:4:373:PRO:O	4:4:376:VAL:HG22	1.96	0.64

Continued on next page...

Continued from previous page...

Atom-1	Atom-2	Interatomic distance (Å)	Clash overlap (Å)
4:4:62:LEU:HD21	6:6:43:LEU:HB3	1.78	0.64
4:4:59:ILE:HD11	5:5:138:PRO:HB3	1.79	0.64
6:6:165:GLU:C	6:6:167:GLY:H	2.01	0.64
3:C:112:LEU:CD2	3:C:130:LEU:HD21	2.27	0.64
3:C:211:ILE:HG23	3:C:211:ILE:O	1.98	0.64
4:D:238:SER:O	4:D:239:LEU:HD23	1.97	0.64
4:D:313:PRO:C	4:D:315:HIS:H	2.00	0.64
6:F:165:GLU:HG3	7:G:128:ASP:OD1	1.97	0.64
7:G:36:ARG:HA	7:G:167:ARG:HD3	1.78	0.64
1:J:93:ALA:HB3	1:J:134:VAL:HG12	1.78	0.64
3:L:473:GLU:O	3:L:477:LEU:HD12	1.97	0.64
4:M:246:TYR:CG	4:M:347:GLU:HG3	2.32	0.64
4:M:64:THR:O	4:M:64:THR:HG22	1.96	0.64
8:Q:112:LYS:O	8:Q:116:PHE:HD1	1.80	0.64
5:W:124:ILE:HG22	5:W:146:LEU:H	1.63	0.64
3:3:756:GLY:C	3:3:757:HIS:ND1	2.50	0.64
4:4:322:GLU:C	4:4:324:VAL:H	2.01	0.64
3:C:177:ASP:HB3	3:C:235:LEU:HD22	1.79	0.64
4:D:317:LEU:N	4:D:317:LEU:HD12	2.11	0.64
4:D:320:SER:CB	4:D:323:ALA:HB3	2.27	0.64
3:L:38:HIS:NE2	3:L:287:GLU:HG2	2.12	0.64
4:M:322:GLU:C	4:M:324:VAL:H	2.01	0.64
4:M:62:LEU:N	4:M:408:ASP:OD2	2.28	0.64
6:X:163:TYR:HB2	6:X:169:ARG:HA	1.79	0.64
8:Z:44:MET:O	8:Z:46:ARG:N	2.31	0.64
3:3:134:THR:O	3:3:138:GLY:HA3	1.97	0.64
7:9:101:CYS:O	7:9:101:CYS:SG	2.55	0.64
3:C:33:PHE:HZ	3:C:130:LEU:HA	1.61	0.64
4:D:62:LEU:HD21	6:F:43:LEU:HB3	1.80	0.64
4:M:350:ARG:NH1	4:M:401:ASP:OD2	2.31	0.64
3:U:166:LYS:HE3	3:U:180:ARG:HD2	1.80	0.64
3:U:33:PHE:HZ	3:U:130:LEU:HA	1.61	0.64
3:U:369:LEU:CD2	3:U:369:LEU:H	2.11	0.64
3:U:307:LYS:HB3	3:U:632:GLY:HA3	1.80	0.64
3:3:307:LYS:H	3:3:307:LYS:HE3	1.63	0.64
3:3:387:LEU:HD13	3:3:618:GLU:OE1	1.98	0.64
1:A:9:LEU:HD23	1:A:10:ASP:N	2.11	0.64
1:A:434:PRO:HG2	1:A:436:LEU:CD1	2.28	0.64
2:B:40:TRP:CZ3	2:B:42:ARG:HA	2.33	0.64
5:E:53:VAL:HG22	5:E:55:LEU:HD12	1.78	0.64
6:F:108:MET:HA	6:F:137:VAL:CG1	2.28	0.64

Continued on next page...

Continued from previous page...

Atom-1	Atom-2	Interatomic distance (Å)	Clash overlap (Å)
1:J:12:ARG:NE	1:J:12:ARG:O	2.28	0.64
4:M:227:GLU:HB2	4:M:269:ARG:HA	1.78	0.64
5:N:53:VAL:HG22	5:N:55:LEU:HD12	1.80	0.64
3:U:285:VAL:HG22	3:U:286:ASN:N	2.12	0.64
4:V:313:PRO:O	4:V:315:HIS:N	2.31	0.64
3:U:155:THR:HB	4:V:321:MET:HB2	1.80	0.64
5:W:33:ARG:O	5:W:37:GLU:HB2	1.98	0.64
4:V:249:ARG:HH22	5:W:87:ARG:CB	2.11	0.64
6:6:19:ILE:HD11	1:J:271:THR:HG23	1.80	0.64
3:C:166:LYS:HE3	3:C:180:ARG:HD2	1.80	0.64
4:D:234:LEU:HD23	4:D:234:LEU:N	2.12	0.64
4:D:381:LEU:HA	4:D:384:ALA:HB3	1.78	0.64
6:F:115:GLY:HA3	6:F:125:GLN:OE1	1.97	0.64
2:K:90:LEU:HD12	2:K:90:LEU:H	1.63	0.64
3:L:40:SER:OG	3:L:189:ARG:HD2	1.98	0.64
4:M:393:MET:HG2	4:M:393:MET:O	1.97	0.64
6:O:165:GLU:O	6:O:167:GLY:N	2.31	0.64
3:U:226:ILE:HD12	3:U:235:LEU:HD11	1.80	0.64
6:X:92:MET:HE1	6:X:127:VAL:HG13	1.79	0.64
1:1:436:LEU:HD23	2:2:90:LEU:HA	1.78	0.64
3:3:501:LYS:H	3:3:501:LYS:CD	1.98	0.64
4:4:116:ILE:O	4:4:120:LEU:HB2	1.97	0.64
4:4:240:ARG:HD3	5:5:77:LEU:HB3	1.79	0.64
6:6:164:ASN:O	7:9:148:ARG:HD2	1.98	0.64
7:9:71:GLU:HB2	7:9:90:VAL:HB	1.80	0.64
3:C:227:THR:HG21	3:C:237:ASP:HB2	1.79	0.64
3:C:621:VAL:HG22	3:C:674:GLY:O	1.98	0.64
4:D:234:LEU:CD1	5:E:49:LEU:HD21	2.28	0.64
1:J:437:TRP:CH2	2:K:96:LEU:HD13	2.32	0.64
3:L:586:HIS:CD2	3:L:604:ALA:HB2	2.32	0.64
6:O:164:ASN:HB3	7:P:148:ARG:NE	2.10	0.64
3:U:117:LEU:HD23	4:V:322:GLU:OE2	1.98	0.64
4:V:105:LEU:HD23	4:V:337:PRO:HG3	1.79	0.64
4:V:237:GLY:HA3	5:W:112:ASN:C	2.19	0.64
7:Y:56:CYS:O	9:Y:184:SF4:S3	2.56	0.64
1:1:64:GLY:HA3	11:7:500:FMN:O1P	1.97	0.63
6:6:37:TRP:CE3	6:6:37:TRP:HA	2.33	0.63
1:A:360:ARG:O	1:A:364:ALA:HB3	1.98	0.63
2:B:112:THR:HG21	2:B:116:LEU:HD23	1.79	0.63
2:B:40:TRP:HZ3	2:B:42:ARG:HA	1.63	0.63
3:C:501:LYS:H	3:C:501:LYS:CD	2.04	0.63

Continued on next page...

Continued from previous page...

Atom-1	Atom-2	Interatomic distance (Å)	Clash overlap (Å)
4:D:86:ASP:O	4:D:88:LEU:N	2.31	0.63
4:D:237:GLY:HA3	5:E:112:ASN:C	2.17	0.63
7:G:101:CYS:O	7:G:103:LEU:N	2.31	0.63
1:J:359:CYS:O	1:J:363:VAL:HG22	1.98	0.63
4:M:225:PRO:HD2	4:M:226:PRO:CD	2.29	0.63
5:N:25:LEU:CD2	5:N:25:LEU:H	2.11	0.63
2:T:40:TRP:HE1	2:T:74:PRO:HG3	1.62	0.63
3:U:586:HIS:CD2	3:U:604:ALA:HB2	2.33	0.63
3:U:583:VAL:CG2	3:U:598:ALA:HA	2.28	0.63
4:V:379:GLN:OE1	5:W:115:GLU:HB2	1.98	0.63
7:Y:141:VAL:CG1	7:Y:142:GLY:H	2.09	0.63
4:4:224:ILE:HB	4:4:225:PRO:CD	2.13	0.63
4:4:234:LEU:HD23	4:4:234:LEU:N	2.13	0.63
7:9:45:ARG:HH21	7:9:137:LEU:HD23	1.63	0.63
2:B:27:ILE:HG13	2:B:53:VAL:HG21	1.80	0.63
3:C:100:VAL:O	3:C:104:GLN:HG3	1.98	0.63
3:C:402:PRO:HA	3:C:535:MET:HE1	1.81	0.63
3:C:34:CYS:SG	3:C:44:ALA:O	2.57	0.63
4:D:404:MET:HA	4:D:407:VAL:HG12	1.81	0.63
5:E:103:THR:HB	5:E:131:ASP:O	1.99	0.63
4:M:266:LEU:CD1	4:M:281:ARG:HB3	2.14	0.63
3:U:341:VAL:HB	3:U:364:LEU:HD21	1.80	0.63
3:U:546:ALA:HA	3:U:678:PHE:CE2	2.34	0.63
3:U:96:LEU:N	3:U:96:LEU:HD12	2.12	0.63
3:3:32:LEU:O	3:3:33:PHE:HD1	1.80	0.63
4:4:246:TYR:CG	4:4:347:GLU:HG3	2.33	0.63
3:C:612:GLY:O	3:C:624:LEU:HB2	1.99	0.63
4:D:133:LEU:HD21	4:D:204:TYR:HD2	1.62	0.63
3:L:171:SER:C	3:L:173:PHE:N	2.50	0.63
4:M:153:ARG:HH11	4:M:153:ARG:HG3	1.64	0.63
1:S:11:PRO:HG3	1:S:270:THR:HA	1.79	0.63
4:V:68:LYS:O	4:V:71:GLU:HB2	1.98	0.63
7:Y:175:ALA:HB1	7:Y:176:PRO:HD2	1.79	0.63
4:D:221:VAL:O	4:D:223:VAL:N	2.31	0.63
1:J:434:PRO:HG2	1:J:436:LEU:CD1	2.29	0.63
3:L:155:THR:HB	4:M:321:MET:HB2	1.80	0.63
3:L:733:GLN:HA	3:L:745:ALA:O	1.98	0.63
3:L:96:LEU:HD12	3:L:96:LEU:N	2.13	0.63
1:S:125:ILE:HD13	1:S:217:THR:HG21	1.79	0.63
4:V:116:ILE:O	4:V:120:LEU:HB2	1.98	0.63
4:V:320:SER:CB	4:V:323:ALA:HB3	2.29	0.63

Continued on next page...

Continued from previous page...

Atom-1	Atom-2	Interatomic distance (Å)	Clash overlap (Å)
4:4:346:THR:HG22	4:4:353:LEU:O	1.97	0.63
3:C:329:LEU:HD11	3:C:584:VAL:HG11	1.80	0.63
5:E:195:LEU:H	5:E:195:LEU:HD13	1.64	0.63
1:J:436:LEU:HD23	2:K:90:LEU:HA	1.79	0.63
2:K:79:HIS:CD2	2:K:118:SER:HB2	2.33	0.63
3:L:524:LEU:CG	3:L:525:ALA:N	2.60	0.63
3:U:282:VAL:HG22	3:U:282:VAL:O	1.98	0.63
4:V:70:MET:C	4:V:72:HIS:H	2.01	0.63
4:V:74:THR:CB	4:V:77:GLN:HG3	2.27	0.63
5:W:195:LEU:H	5:W:195:LEU:HD13	1.64	0.63
5:W:25:LEU:CD2	5:W:25:LEU:H	2.12	0.63
6:X:130:VAL:HG23	6:X:131:VAL:N	2.14	0.63
1:1:13:PHE:HE1	1:1:15:ARG:HG3	1.62	0.63
4:4:159:LEU:O	4:4:162:TRP:HB2	1.98	0.63
4:4:317:LEU:N	4:4:317:LEU:HD12	2.14	0.63
4:4:404:MET:HA	4:4:407:VAL:CG1	2.28	0.63
4:4:226:PRO:HB3	5:5:80:TRP:CH2	2.34	0.63
4:M:234:LEU:N	4:M:234:LEU:HD23	2.14	0.63
4:M:375:PHE:HD1	4:M:407:VAL:HG23	1.64	0.63
6:O:138:PRO:CG	7:P:121:MET:HG3	2.28	0.63
3:U:587:LEU:HD23	3:U:588:SER:H	1.63	0.63
3:U:747:VAL:HG23	3:U:747:VAL:O	1.97	0.63
3:3:132:ASP:O	3:3:136:GLU:HG3	1.99	0.63
3:3:546:ALA:HA	3:3:678:PHE:CE2	2.33	0.63
3:3:117:LEU:HD23	4:4:322:GLU:OE2	1.99	0.63
3:C:189:ARG:HG3	3:C:193:GLU:OE2	1.98	0.63
6:X:165:GLU:O	6:X:167:GLY:N	2.32	0.63
2:2:81:GLN:HB3	2:2:122:VAL:HG21	1.81	0.63
3:3:510:GLY:CA	3:3:520:ARG:HH22	2.11	0.63
3:3:586:HIS:HD2	3:3:602:LEU:O	1.82	0.63
4:4:220:GLY:HA2	4:4:384:ALA:O	1.99	0.63
1:A:90:ILE:HD11	1:A:211:LEU:HD22	1.81	0.63
1:A:359:CYS:O	1:A:363:VAL:HG22	1.98	0.63
6:F:164:ASN:H	6:F:170:LEU:HD12	1.64	0.63
3:L:194:VAL:HB	3:L:195:PRO:CD	2.29	0.63
3:L:269:THR:HG22	3:L:274:LEU:HA	1.80	0.63
3:L:581:ARG:O	3:L:599:HIS:CE1	2.52	0.63
3:L:546:ALA:HA	3:L:678:PHE:CE2	2.34	0.63
4:M:114:GLU:HG2	4:M:253:PRO:HB3	1.79	0.63
3:U:167:HIS:C	3:U:176:LEU:HD11	2.18	0.63
1:1:13:PHE:CE1	1:1:15:ARG:HG3	2.34	0.63

Continued on next page...

Continued from previous page...

Atom-1	Atom-2	Interatomic distance (Å)	Clash overlap (Å)
4:4:219:ARG:O	4:4:221:VAL:N	2.32	0.63
4:4:227:GLU:HB2	4:4:269:ARG:HA	1.81	0.63
5:5:44:MET:CE	5:5:82:ASP:HB3	2.29	0.63
5:5:7:LEU:HD21	5:5:41:TYR:CE2	2.34	0.63
3:C:559:ASP:OD2	3:C:688:ARG:NH2	2.32	0.63
3:C:748:VAL:O	3:C:748:VAL:CG1	2.47	0.63
4:D:114:GLU:HG2	4:D:253:PRO:HB3	1.80	0.63
4:D:214:PHE:C	4:D:216:GLU:H	2.02	0.63
6:F:163:TYR:HB2	6:F:169:ARG:HA	1.79	0.63
3:L:501:LYS:CD	3:L:501:LYS:H	2.01	0.63
4:M:248:VAL:O	4:M:249:ARG:HG2	1.99	0.63
4:M:373:PRO:O	4:M:376:VAL:HG22	1.98	0.63
4:M:98:ALA:O	4:M:102:GLU:HG3	1.98	0.63
5:N:65:PRO:HB2	5:N:93:TYR:HD2	1.64	0.63
5:N:47:ASN:CB	5:N:77:LEU:HG	2.29	0.63
6:O:120:ASN:HD22	6:O:122:ALA:HB3	1.62	0.63
3:C:186:ARG:HD2	3:C:231:PRO:HD3	1.81	0.62
4:D:257:TYR:CD1	4:D:257:TYR:N	2.66	0.62
3:L:341:VAL:HB	3:L:364:LEU:HD21	1.79	0.62
3:L:586:HIS:HD2	3:L:602:LEU:O	1.82	0.62
4:M:229:ALA:HB3	4:M:241:ALA:HA	1.80	0.62
3:U:282:VAL:O	3:U:286:ASN:O	2.16	0.62
3:U:459:MET:HG3	3:U:465:HIS:HB2	1.81	0.62
3:U:524:LEU:CG	3:U:525:ALA:N	2.62	0.62
3:U:724:ARG:HD2	3:U:724:ARG:H	1.63	0.62
3:3:413:LEU:HD13	3:3:448:MET:HE2	1.80	0.62
3:3:477:LEU:HD13	3:3:516:VAL:CG1	2.29	0.62
5:5:121:LEU:N	5:5:121:LEU:CD1	2.63	0.62
5:5:175:THR:HG23	5:5:178:ASP:HB2	1.79	0.62
6:6:164:ASN:HB3	7:9:148:ARG:NE	2.11	0.62
4:D:285:GLU:O	4:D:289:ILE:HG12	1.99	0.62
5:N:65:PRO:HB2	5:N:93:TYR:CD2	2.34	0.62
5:N:49:LEU:CB	5:N:77:LEU:HD21	2.22	0.62
4:V:226:PRO:HD2	4:V:239:LEU:HB2	1.78	0.62
1:1:360:ARG:O	1:1:364:ALA:HB3	1.99	0.62
2:2:89:LYS:HE3	2:2:94:GLU:OE1	2.00	0.62
3:C:40:SER:OG	3:C:189:ARG:HD2	1.99	0.62
5:E:116:ARG:HA	5:E:119:TYR:CD2	2.33	0.62
5:E:124:ILE:HG22	5:E:146:LEU:H	1.64	0.62
1:J:357:THR:N	1:J:358:PRO:HD2	2.14	0.62
4:M:85:MET:HE2	4:M:409:ARG:HB2	1.80	0.62

Continued on next page...

Continued from previous page...

Atom-1	Atom-2	Interatomic distance (Å)	Clash overlap (Å)
3:U:474:ARG:HA	3:U:516:VAL:HG13	1.81	0.62
3:U:621:VAL:HG22	3:U:674:GLY:O	1.99	0.62
5:W:187:GLY:C	5:W:189:ARG:H	2.02	0.62
5:W:53:VAL:HG22	5:W:55:LEU:HD12	1.80	0.62
6:X:114:SER:CB	7:Y:97:ARG:HD2	2.28	0.62
1:1:253:GLN:CG	1:1:327:GLY:HA2	2.30	0.62
5:5:121:LEU:H	5:5:121:LEU:HD12	1.65	0.62
2:B:116:LEU:HD23	2:B:116:LEU:H	1.64	0.62
4:D:229:ALA:HB3	4:D:241:ALA:HA	1.81	0.62
4:D:84:ARG:O	6:F:83:ARG:NH2	2.32	0.62
3:L:226:ILE:HD12	3:L:235:LEU:CD1	2.29	0.62
3:L:239:THR:HG21	3:L:298:HIS:HE1	1.65	0.62
3:L:343:LEU:O	3:L:369:LEU:HA	2.00	0.62
3:L:347:HIS:HD2	3:L:539:ALA:H	1.47	0.62
4:M:119:ILE:O	4:M:123:LEU:HB2	1.99	0.62
5:N:100:ARG:O	5:N:101:LEU:HB2	1.99	0.62
4:M:237:GLY:HA3	5:N:112:ASN:C	2.20	0.62
5:N:155:THR:O	6:O:119:ASN:ND2	2.32	0.62
3:U:409:LEU:HD12	3:U:535:MET:HE2	1.79	0.62
3:U:387:LEU:HD13	3:U:618:GLU:OE1	1.99	0.62
4:4:119:ILE:O	4:4:123:LEU:HB2	1.99	0.62
4:4:256:GLY:CA	4:4:292:GLN:HE22	2.12	0.62
3:C:305:ARG:HG2	3:C:306:LEU:N	2.15	0.62
3:L:31:PRO:HB2	3:L:47:MET:HB3	1.81	0.62
3:L:477:LEU:HD13	3:L:516:VAL:CG1	2.29	0.62
5:N:3:LEU:HD13	5:N:44:MET:SD	2.39	0.62
4:V:256:GLY:HA2	4:V:292:GLN:NE2	2.14	0.62
4:V:317:LEU:HD12	4:V:317:LEU:N	2.14	0.62
6:X:130:VAL:HG23	6:X:131:VAL:H	1.65	0.62
7:Y:123:ASP:CG	7:Y:148:ARG:HH22	2.02	0.62
3:3:166:LYS:HE3	3:3:180:ARG:HD2	1.81	0.62
3:3:501:LYS:N	3:3:501:LYS:HD2	2.05	0.62
4:4:375:PHE:HD1	4:4:407:VAL:HG23	1.64	0.62
6:6:159:ARG:HB3	6:6:161:GLN:HG3	1.81	0.62
3:C:169:PRO:HD3	3:C:176:LEU:HD13	1.82	0.62
5:E:92:VAL:O	5:E:92:VAL:HG23	2.00	0.62
3:L:223:SER:O	3:L:226:ILE:HG12	1.99	0.62
3:L:413:LEU:HD13	3:L:448:MET:HE2	1.82	0.62
4:M:120:LEU:HD13	4:M:160:PHE:HE1	1.63	0.62
4:M:317:LEU:HD12	4:M:317:LEU:N	2.14	0.62
4:V:322:GLU:O	4:V:325:ILE:N	2.33	0.62

Continued on next page...

Continued from previous page...

Atom-1	Atom-2	Interatomic distance (Å)	Clash overlap (Å)
4:V:404:MET:HA	4:V:407:VAL:HG12	1.82	0.62
6:X:153:GLN:HG3	7:Y:124:TYR:OH	2.00	0.62
7:Y:161:TYR:O	7:Y:176:PRO:HG3	2.00	0.62
4:4:237:GLY:HA3	5:5:112:ASN:CA	2.30	0.62
4:4:367:ARG:HG2	4:4:367:ARG:HH11	1.62	0.62
7:9:175:ALA:HB1	7:9:176:PRO:HD2	1.81	0.62
3:C:477:LEU:CD2	3:C:520:ARG:HG2	2.30	0.62
4:D:322:GLU:O	4:D:325:ILE:N	2.33	0.62
4:D:59:ILE:HD13	4:D:59:ILE:N	2.13	0.62
8:H:82:ILE:HG23	8:H:95:ALA:HB3	1.81	0.62
2:K:102:GLU:HA	8:Q:108:ILE:HD11	1.82	0.62
3:L:458:LEU:HD12	3:L:458:LEU:H	1.65	0.62
3:L:81:ALA:HB3	3:L:84:VAL:HG22	1.81	0.62
4:M:89:HIS:HB2	4:M:128:SER:HB2	1.82	0.62
4:M:193:LEU:O	4:M:193:LEU:HD23	1.99	0.62
5:N:116:ARG:HA	5:N:119:TYR:CD2	2.34	0.62
1:S:81:LYS:CG	1:S:82:ASP:H	2.11	0.62
4:V:224:ILE:CD1	4:V:237:GLY:HA2	2.29	0.62
4:V:367:ARG:HH11	4:V:367:ARG:HG2	1.63	0.62
6:X:163:TYR:HA	6:X:170:LEU:HB2	1.81	0.62
8:Z:52:THR:HB	8:Z:54:ILE:HG22	1.82	0.62
3:3:474:ARG:HA	3:3:516:VAL:HG13	1.82	0.62
3:3:524:LEU:CG	3:3:525:ALA:N	2.62	0.62
4:4:114:GLU:HG2	4:4:253:PRO:HB3	1.80	0.62
4:4:234:LEU:CD1	5:5:49:LEU:HD21	2.26	0.62
3:C:269:THR:HG22	3:C:274:LEU:HA	1.82	0.62
3:C:458:LEU:H	3:C:458:LEU:HD12	1.65	0.62
3:C:546:ALA:HA	3:C:678:PHE:CE2	2.35	0.62
4:D:232:LEU:HD13	4:D:278:VAL:HG12	1.81	0.62
5:E:50:ALA:CB	5:E:114:LEU:HD21	2.28	0.62
4:D:318:GLU:HB2	8:H:39:ASP:HA	1.81	0.62
1:J:301:PRO:O	1:J:306:VAL:HG21	2.00	0.62
3:L:100:VAL:O	3:L:104:GLN:HG3	2.00	0.62
3:L:32:LEU:O	3:L:33:PHE:HD1	1.82	0.62
3:L:756:GLY:C	3:L:757:HIS:ND1	2.52	0.62
5:W:124:ILE:CG2	5:W:146:LEU:HB2	2.27	0.62
2:2:40:TRP:HZ3	2:2:42:ARG:HA	1.64	0.62
3:3:369:LEU:H	3:3:369:LEU:CD2	2.13	0.62
4:4:120:LEU:HD13	4:4:160:PHE:HE1	1.63	0.62
4:4:190:LEU:O	4:4:194:LEU:HB2	1.99	0.62
4:4:107:ALA:HB2	4:4:309:ILE:HD13	1.80	0.62

Continued on next page...

Continued from previous page...

Atom-1	Atom-2	Interatomic distance (Å)	Clash overlap (Å)
6:6:165:GLU:O	6:6:167:GLY:N	2.33	0.62
1:A:125:ILE:HD13	1:A:217:THR:HG21	1.80	0.62
3:C:361:ALA:O	3:C:367:PRO:HG3	2.00	0.62
3:C:527:ARG:HB3	3:C:530:ALA:HB2	1.81	0.62
3:C:545:GLU:HA	3:C:550:LEU:HD11	1.81	0.62
4:D:119:ILE:O	4:D:123:LEU:HB2	1.99	0.62
2:K:59:GLU:O	2:K:63:VAL:HG23	2.00	0.62
3:L:177:ASP:HB3	3:L:235:LEU:HD22	1.80	0.62
4:M:219:ARG:O	4:M:221:VAL:N	2.33	0.62
6:O:165:GLU:C	6:O:167:GLY:H	2.01	0.62
1:S:356:CYS:HB3	1:S:358:PRO:HG2	1.80	0.62
2:T:89:LYS:HE3	2:T:94:GLU:OE1	2.00	0.62
4:V:114:GLU:HG2	4:V:253:PRO:HB3	1.82	0.62
4:4:144:THR:HB	4:4:145:PRO:HD3	1.81	0.62
1:A:93:ALA:HB3	1:A:134:VAL:HG12	1.80	0.62
6:F:130:VAL:HG23	6:F:131:VAL:H	1.65	0.62
8:H:121:ARG:HH11	8:H:121:ARG:HG3	1.63	0.62
3:L:19:VAL:O	3:L:22:ALA:HB3	2.00	0.62
3:L:413:LEU:HD13	3:L:448:MET:HE1	1.82	0.62
4:M:224:ILE:CD1	4:M:237:GLY:HA2	2.30	0.62
5:N:132:LEU:HD23	5:N:135:ILE:HG23	1.82	0.62
4:V:120:LEU:HD13	4:V:160:PHE:HE1	1.65	0.62
6:X:165:GLU:C	6:X:167:GLY:H	2.03	0.62
2:2:46:ILE:HG23	2:2:60:VAL:CG1	2.29	0.61
3:3:211:ILE:O	3:3:212:GLY:O	2.18	0.61
3:3:125:GLY:HA3	3:3:246:ASN:HD22	1.64	0.61
4:4:112:ARG:O	4:4:116:ILE:HG12	2.00	0.61
3:C:498:GLU:O	3:C:527:ARG:NH2	2.33	0.61
3:C:6:VAL:HG12	3:C:7:ASN:H	1.64	0.61
4:D:240:ARG:NH2	4:D:245:ASN:OD1	2.33	0.61
6:F:145:GLU:HG2	7:G:31:VAL:HG21	1.81	0.61
6:F:155:GLN:O	6:F:158:VAL:HG22	2.00	0.61
1:J:250:LYS:HB3	1:J:252:TYR:CE2	2.35	0.61
2:K:116:LEU:HG	2:K:117:PHE:CD2	2.35	0.61
3:L:374:ARG:NH2	3:L:684:ARG:HG3	2.14	0.61
3:L:487:SER:OG	3:L:490:VAL:HG23	2.00	0.61
3:L:7:ASN:HD21	3:L:96:LEU:HD11	1.64	0.61
4:M:321:MET:O	4:M:322:GLU:HG2	1.99	0.61
3:U:20:MET:HE3	3:U:32:LEU:HD21	1.82	0.61
5:W:26:TRP:CB	5:W:89:PHE:HB2	2.28	0.61
5:W:75:VAL:HG22	5:W:87:ARG:HG3	1.82	0.61

Continued on next page...

Continued from previous page...

Atom-1	Atom-2	Interatomic distance (Å)	Clash overlap (Å)
1:1:125:ILE:HD13	1:1:217:THR:HG21	1.81	0.61
3:3:307:LYS:N	3:3:307:LYS:CE	2.63	0.61
3:3:557:SER:H	3:3:560:GLU:HB3	1.64	0.61
2:B:31:LEU:HD12	2:B:41:ILE:HD13	1.81	0.61
3:C:25:HIS:ND1	3:C:427:ASN:HB2	2.15	0.61
3:C:564:LEU:CD1	3:C:581:ARG:H	2.12	0.61
4:D:226:PRO:HB3	5:E:80:TRP:CH2	2.35	0.61
4:D:227:GLU:HG3	4:D:268:GLU:O	2.00	0.61
2:K:81:GLN:HB3	2:K:122:VAL:HG21	1.82	0.61
4:M:249:ARG:HH22	5:N:87:ARG:CB	2.13	0.61
5:N:121:LEU:H	5:N:121:LEU:HD12	1.62	0.61
8:Q:27:LYS:HB3	8:Q:123:ARG:NH1	2.15	0.61
3:U:305:ARG:HG2	3:U:306:LEU:H	1.65	0.61
4:V:254:TYR:O	4:V:256:GLY:N	2.33	0.61
4:V:321:MET:O	4:V:322:GLU:HG2	2.00	0.61
1:1:81:LYS:CG	1:1:82:ASP:H	2.13	0.61
2:2:27:ILE:HG22	2:2:31:LEU:HD23	1.82	0.61
3:3:36:GLU:OE2	3:3:229:ILE:HG23	2.00	0.61
4:4:252:TYR:OH	4:4:347:GLU:N	2.33	0.61
8:7:121:ARG:HH11	8:7:121:ARG:HG3	1.66	0.61
1:A:110:VAL:N	1:A:111:PRO:CD	2.62	0.61
1:A:356:CYS:HB3	1:A:358:PRO:HG2	1.81	0.61
3:C:656:LEU:HD23	3:C:656:LEU:H	1.64	0.61
4:D:249:ARG:HH22	5:E:87:ARG:HB2	1.66	0.61
2:T:90:LEU:HD12	2:T:90:LEU:H	1.64	0.61
3:U:549:VAL:C	3:U:550:LEU:HD12	2.20	0.61
6:X:164:ASN:H	6:X:170:LEU:HD12	1.64	0.61
3:3:537:PRO:HB2	3:3:756:GLY:HA2	1.81	0.61
4:4:404:MET:HA	4:4:407:VAL:HG12	1.81	0.61
5:5:71:VAL:HG11	5:5:89:PHE:HD2	1.64	0.61
7:9:35:PRO:O	7:9:36:ARG:HB2	2.01	0.61
2:B:130:THR:HG21	2:B:143:GLU:OE1	2.00	0.61
4:D:367:ARG:HG2	4:D:367:ARG:HH11	1.65	0.61
1:J:26:SER:HB3	1:J:31:TYR:CD1	2.36	0.61
3:L:166:LYS:HG3	3:L:178:ARG:HG3	1.81	0.61
3:L:34:CYS:SG	3:L:44:ALA:O	2.59	0.61
5:N:103:THR:HB	5:N:131:ASP:O	1.99	0.61
2:T:81:GLN:HB3	2:T:122:VAL:HG21	1.82	0.61
4:V:249:ARG:HH22	5:W:87:ARG:HB2	1.62	0.61
7:Y:71:GLU:HB2	7:Y:90:VAL:HB	1.82	0.61
3:3:223:SER:O	3:3:226:ILE:HG12	2.00	0.61

Continued on next page...

Continued from previous page...

Atom-1	Atom-2	Interatomic distance (Å)	Clash overlap (Å)
3:3:34:CYS:SG	3:3:44:ALA:O	2.59	0.61
3:3:510:GLY:HA3	3:3:520:ARG:HH22	1.64	0.61
4:4:313:PRO:C	4:4:315:HIS:H	2.03	0.61
2:B:131:ALA:HB1	2:B:132:PRO:HD3	1.79	0.61
3:C:167:HIS:C	3:C:176:LEU:HD11	2.20	0.61
3:C:586:HIS:HD2	3:C:602:LEU:O	1.83	0.61
3:C:603:PRO:HG2	3:C:634:ALA:HB1	1.82	0.61
6:F:138:PRO:CG	7:G:121:MET:HG3	2.29	0.61
7:G:153:THR:HG22	7:G:155:LYS:HB2	1.82	0.61
7:G:33:LEU:HD22	7:G:37:PHE:CD2	2.35	0.61
3:L:112:LEU:CD2	3:L:130:LEU:HD21	2.31	0.61
3:L:656:LEU:HD23	3:L:656:LEU:H	1.65	0.61
4:M:353:LEU:HA	4:M:371:ARG:HD3	1.83	0.61
8:Q:63:LEU:HD13	8:Q:129:ALA:HB2	1.82	0.61
2:T:130:THR:O	2:T:131:ALA:O	2.17	0.61
2:T:61:MET:HE3	8:Z:88:ARG:HD3	1.83	0.61
4:V:375:PHE:HD1	4:V:407:VAL:HG23	1.65	0.61
7:Y:43:LEU:O	7:Y:138:VAL:HG13	2.00	0.61
3:3:19:VAL:O	3:3:22:ALA:HB3	2.01	0.61
3:3:371:PHE:CE1	3:3:544:LEU:HB3	2.35	0.61
5:5:52:ILE:HG23	5:5:117:GLU:CG	2.29	0.61
5:E:53:VAL:HG22	5:E:55:LEU:CD1	2.30	0.61
6:F:112:ALA:O	6:F:127:VAL:HG23	2.00	0.61
3:L:537:PRO:HB2	3:L:756:GLY:HA2	1.81	0.61
4:M:232:LEU:HD11	4:M:282:GLU:OE1	1.99	0.61
4:M:320:SER:CB	4:M:323:ALA:HB3	2.29	0.61
7:P:114:VAL:HG12	7:P:115:LEU:N	2.15	0.61
3:U:305:ARG:HG2	3:U:306:LEU:N	2.14	0.61
3:U:477:LEU:HD13	3:U:516:VAL:CG1	2.31	0.61
3:U:510:GLY:HA3	3:U:520:ARG:NH2	2.15	0.61
3:3:177:ASP:HB3	3:3:235:LEU:HD22	1.81	0.61
3:3:714:ALA:HB3	3:3:745:ALA:HB2	1.82	0.61
4:4:232:LEU:HD13	4:4:278:VAL:CG1	2.30	0.61
4:4:321:MET:O	4:4:322:GLU:HG2	2.00	0.61
5:5:116:ARG:HG2	5:5:116:ARG:HH11	1.66	0.61
6:6:115:GLY:HA3	6:6:125:GLN:OE1	2.01	0.61
8:7:52:THR:HB	8:7:54:ILE:HG22	1.83	0.61
3:C:52:ILE:HG12	3:C:93:VAL:HG22	1.83	0.61
4:D:381:LEU:HD11	4:D:397:ILE:HG12	1.82	0.61
4:M:190:LEU:O	4:M:194:LEU:HB2	1.99	0.61
4:M:59:ILE:N	4:M:59:ILE:HD13	2.16	0.61

Continued on next page...

Continued from previous page...

Atom-1	Atom-2	Interatomic distance (Å)	Clash overlap (Å)
5:N:58:LEU:HD12	5:N:59:THR:H	1.66	0.61
6:O:108:MET:HA	6:O:137:VAL:CG1	2.30	0.61
7:P:35:PRO:O	7:P:36:ARG:HB2	2.01	0.61
8:Q:9:LEU:HD11	8:Q:82:ILE:HG22	1.82	0.61
2:T:131:ALA:CB	2:T:132:PRO:CD	2.78	0.61
6:X:37:TRP:CE3	6:X:37:TRP:HA	2.35	0.61
2:2:87:SER:HB3	10:2:182:FES:S2	2.41	0.61
3:3:194:VAL:HB	3:3:195:PRO:HD3	1.82	0.61
3:3:453:PRO:HB2	3:3:750:ARG:NH1	2.14	0.61
4:4:225:PRO:CD	4:4:226:PRO:HD3	2.31	0.61
5:5:187:GLY:C	5:5:189:ARG:H	2.03	0.61
3:C:365:LYS:C	3:C:367:PRO:HD3	2.20	0.61
3:C:6:VAL:CG1	3:C:7:ASN:N	2.58	0.61
4:D:234:LEU:HD23	4:D:234:LEU:H	1.66	0.61
5:E:119:TYR:CD1	5:E:132:LEU:HD21	2.36	0.61
6:F:84:LEU:HD12	6:F:124:VAL:HG21	1.81	0.61
1:J:366:PHE:CE1	1:J:370:LEU:HD21	2.35	0.61
3:L:285:VAL:HG22	3:L:286:ASN:N	2.16	0.61
3:U:169:PRO:HD3	3:U:176:LEU:HD13	1.82	0.61
3:U:233:GLY:O	3:U:236:LEU:HG	2.00	0.61
3:U:413:LEU:HD13	3:U:448:MET:HE2	1.81	0.61
5:W:155:THR:H	6:X:119:ASN:HD22	1.49	0.61
5:W:49:LEU:CB	5:W:77:LEU:HD21	2.21	0.61
1:1:356:CYS:HB3	1:1:358:PRO:HG2	1.82	0.61
3:3:293:ALA:CB	3:3:698:MET:HG2	2.31	0.61
4:4:220:GLY:HA3	4:4:396:ILE:HD11	1.81	0.61
5:5:49:LEU:CB	5:5:77:LEU:HD21	2.25	0.61
8:7:112:LYS:O	8:7:116:PHE:HD1	1.84	0.61
4:4:318:GLU:HB2	8:7:39:ASP:HA	1.82	0.61
3:C:714:ALA:HB3	3:C:745:ALA:HB2	1.81	0.61
4:D:256:GLY:CA	4:D:292:GLN:HE22	2.14	0.61
5:E:75:VAL:HG22	5:E:87:ARG:HG3	1.82	0.61
2:K:136:VAL:HG21	2:K:163:LEU:HD13	1.82	0.61
5:N:50:ALA:CB	5:N:114:LEU:HD21	2.31	0.61
8:Q:82:ILE:HG23	8:Q:95:ALA:HB3	1.82	0.61
3:3:307:LYS:H	3:3:307:LYS:HE2	1.64	0.61
3:3:52:ILE:HG22	3:3:53:GLY:N	2.15	0.61
3:3:751:GLU:O	3:3:753:VAL:HG13	2.01	0.61
4:4:74:THR:CB	4:4:77:GLN:HG3	2.26	0.61
1:A:50:PRO:O	1:A:53:VAL:HG12	2.00	0.61
4:D:240:ARG:CD	4:D:243:GLY:HA3	2.19	0.61

Continued on next page...

Continued from previous page...

Atom-1	Atom-2	Interatomic distance (Å)	Clash overlap (Å)
3:U:2:VAL:HG12	3:U:3:ARG:N	2.16	0.61
3:U:73:ILE:HD12	3:U:73:ILE:O	2.00	0.61
4:V:232:LEU:HD13	4:V:278:VAL:CG1	2.30	0.61
4:V:381:LEU:HD11	4:V:397:ILE:HG12	1.82	0.61
4:V:86:ASP:O	4:V:88:LEU:N	2.33	0.61
6:X:108:MET:HA	6:X:137:VAL:CG1	2.30	0.61
3:3:177:ASP:HA	3:3:235:LEU:H	1.65	0.60
3:3:282:VAL:HG13	3:3:286:ASN:O	2.01	0.60
2:B:144:CYS:O	2:B:149:ARG:HD3	2.01	0.60
5:E:64:ARG:HB3	5:E:65:PRO:HD2	1.83	0.60
6:F:114:SER:CB	7:G:97:ARG:HD2	2.30	0.60
1:J:356:CYS:HB3	1:J:358:PRO:HG2	1.82	0.60
2:K:10:PHE:CZ	2:K:33:ARG:HG3	2.36	0.60
5:N:92:VAL:HG23	5:N:92:VAL:O	2.01	0.60
3:U:411:LEU:O	3:U:414:SER:HB3	2.01	0.60
4:V:159:LEU:O	4:V:162:TRP:HB2	2.00	0.60
3:3:341:VAL:HB	3:3:364:LEU:HD21	1.81	0.60
4:4:227:GLU:HG3	4:4:268:GLU:O	2.01	0.60
2:B:59:GLU:O	2:B:63:VAL:HG23	2.00	0.60
3:C:2:VAL:CG1	3:C:89:ASP:HA	2.31	0.60
5:E:195:LEU:N	5:E:195:LEU:HD13	2.15	0.60
8:H:87:PRO:O	8:H:89:ALA:N	2.32	0.60
3:L:747:VAL:HG23	3:L:747:VAL:O	2.02	0.60
6:O:163:TYR:HA	6:O:170:LEU:HB2	1.83	0.60
7:Y:96:LEU:HD21	7:Y:129:LEU:HD12	1.82	0.60
1:1:438:ARG:HD2	1:1:438:ARG:N	2.16	0.60
3:3:20:MET:HE3	3:3:32:LEU:HD21	1.82	0.60
3:3:655:ARG:HH11	3:3:655:ARG:HG3	1.65	0.60
3:3:453:PRO:HB2	3:3:750:ARG:HH12	1.66	0.60
3:C:174:VAL:HG21	3:C:296:PHE:CZ	2.37	0.60
4:D:218:ALA:HB3	4:D:272:VAL:HG21	1.83	0.60
4:D:231:ASP:HA	4:D:235:THR:HG23	1.83	0.60
4:D:240:ARG:NH1	5:E:78:PRO:HD2	2.16	0.60
6:F:37:TRP:HA	6:F:37:TRP:CE3	2.35	0.60
8:H:63:LEU:HD13	8:H:129:ALA:HB2	1.82	0.60
1:J:36:GLY:O	1:J:37:GLY:O	2.19	0.60
4:M:256:GLY:CA	4:M:292:GLN:HE22	2.13	0.60
4:M:367:ARG:HG2	4:M:367:ARG:NH1	2.16	0.60
3:U:101:ARG:HH12	3:U:140:TYR:HD1	1.48	0.60
3:U:177:ASP:HB3	3:U:235:LEU:HD22	1.84	0.60
3:U:13:VAL:HG21	3:U:17:THR:HG21	1.82	0.60

Continued on next page...

Continued from previous page...

Atom-1	Atom-2	Interatomic distance (Å)	Clash overlap (Å)
4:V:95:LEU:HA	4:V:173:ILE:HD13	1.82	0.60
2:2:26:ALA:O	2:2:30:LEU:HG	2.01	0.60
3:3:25:HIS:ND1	3:3:427:ASN:HB2	2.17	0.60
3:3:650:VAL:HG12	3:3:651:ARG:N	2.16	0.60
3:3:293:ALA:HB2	3:3:698:MET:HG2	1.82	0.60
3:3:724:ARG:HD2	3:3:724:ARG:H	1.65	0.60
1:A:436:LEU:HD23	2:B:90:LEU:HA	1.82	0.60
4:D:375:PHE:HD1	4:D:407:VAL:HG23	1.66	0.60
5:E:121:LEU:HD12	5:E:121:LEU:H	1.65	0.60
8:H:37:PHE:HD1	8:H:53:THR:O	1.84	0.60
1:J:174:HIS:CD2	1:J:192:LEU:HG	2.36	0.60
1:J:435:SER:HA	2:K:95:GLU:OE2	2.01	0.60
2:K:130:THR:O	2:K:131:ALA:O	2.18	0.60
3:L:501:LYS:HD2	3:L:501:LYS:N	2.07	0.60
4:M:232:LEU:HD13	4:M:278:VAL:CG1	2.30	0.60
4:M:379:GLN:OE1	5:N:115:GLU:HB2	2.00	0.60
1:S:344:LEU:O	1:S:347:PHE:HB3	2.02	0.60
3:U:254:THR:HG1	3:U:624:LEU:HD23	1.67	0.60
4:V:119:ILE:O	4:V:123:LEU:HB2	2.01	0.60
2:2:144:CYS:O	2:2:149:ARG:HD3	2.02	0.60
3:3:402:PRO:HD2	3:3:458:LEU:HD13	1.82	0.60
3:3:414:SER:HA	3:3:461:TRP:CZ3	2.35	0.60
4:4:237:GLY:O	4:4:239:LEU:HG	2.01	0.60
4:4:353:LEU:HA	4:4:371:ARG:HD3	1.82	0.60
1:A:26:SER:HB3	1:A:31:TYR:CD1	2.36	0.60
5:E:33:ARG:O	5:E:37:GLU:HB2	2.01	0.60
6:F:163:TYR:HA	6:F:170:LEU:HB2	1.84	0.60
7:G:71:GLU:HB2	7:G:90:VAL:HB	1.83	0.60
2:K:116:LEU:HD23	2:K:116:LEU:H	1.65	0.60
2:K:87:SER:HB3	10:K:182:FES:S2	2.42	0.60
4:M:244:VAL:CG1	4:M:246:TYR:CD1	2.85	0.60
4:M:393:MET:O	4:M:396:ILE:HG22	2.01	0.60
6:O:114:SER:C	6:O:116:GLY:H	2.04	0.60
3:U:564:LEU:HD21	3:U:581:ARG:HD2	1.82	0.60
5:W:195:LEU:HD22	5:W:195:LEU:H	1.67	0.60
5:W:3:LEU:HD22	5:W:44:MET:SD	2.41	0.60
3:3:451:PHE:HE1	3:3:466:GLU:HB2	1.66	0.60
4:4:229:ALA:HB1	4:4:241:ALA:O	2.00	0.60
5:5:53:VAL:HG22	5:5:55:LEU:HD12	1.84	0.60
5:5:47:ASN:CB	5:5:77:LEU:HG	2.30	0.60
1:A:20:HIS:O	1:A:22:GLY:N	2.34	0.60

Continued on next page...

Continued from previous page...

Atom-1	Atom-2	Interatomic distance (Å)	Clash overlap (Å)
1:A:344:LEU:O	1:A:347:PHE:HB3	2.00	0.60
3:C:282:VAL:HG13	3:C:286:ASN:O	2.02	0.60
4:D:219:ARG:O	4:D:221:VAL:N	2.34	0.60
3:L:305:ARG:HG2	3:L:306:LEU:N	2.16	0.60
4:M:103:LYS:CB	5:N:22:LEU:HD13	2.28	0.60
6:O:117:MET:HB3	7:P:99:ILE:HD13	1.82	0.60
6:O:155:GLN:O	6:O:158:VAL:HG22	2.02	0.60
3:U:239:THR:HG21	3:U:298:HIS:HE1	1.65	0.60
3:U:413:LEU:HD13	3:U:448:MET:HE1	1.82	0.60
3:U:616:ASN:HD22	3:U:622:LEU:HD11	1.66	0.60
4:V:229:ALA:HB3	4:V:241:ALA:HA	1.84	0.60
5:W:60:TYR:CD1	5:W:61:PRO:HD2	2.36	0.60
2:2:116:LEU:H	2:2:116:LEU:HD23	1.66	0.60
4:4:218:ALA:HB3	4:4:272:VAL:HG21	1.84	0.60
5:5:124:ILE:HG22	5:5:146:LEU:H	1.66	0.60
5:5:37:GLU:O	5:5:41:TYR:HD1	1.84	0.60
8:7:63:LEU:HD13	8:7:129:ALA:HB2	1.84	0.60
5:E:43:ALA:C	5:E:45:GLY:N	2.52	0.60
2:K:27:ILE:HG13	2:K:53:VAL:HG21	1.84	0.60
4:M:133:LEU:HD21	4:M:204:TYR:CE2	2.36	0.60
4:M:115:THR:HG21	4:M:297:LEU:HD23	1.83	0.60
5:N:11:ARG:N	5:N:11:ARG:HD2	2.17	0.60
3:U:30:VAL:HG22	3:U:48:CYS:HA	1.84	0.60
4:V:257:TYR:HD1	4:V:257:TYR:N	2.00	0.60
4:V:62:LEU:HD21	6:X:43:LEU:HB3	1.84	0.60
5:W:116:ARG:HG2	5:W:116:ARG:HH11	1.67	0.60
5:W:43:ALA:C	5:W:45:GLY:N	2.51	0.60
2:T:102:GLU:HA	8:Z:108:ILE:HD11	1.83	0.60
4:4:232:LEU:HD11	4:4:282:GLU:OE1	2.01	0.60
5:5:44:MET:HE2	5:5:82:ASP:HB3	1.83	0.60
1:A:201:LEU:CG	1:A:203:PRO:HD2	2.27	0.60
5:E:121:LEU:HB3	5:E:127:GLU:CG	2.32	0.60
7:G:73:ALA:HB2	7:G:89:LYS:HB2	1.84	0.60
1:J:192:LEU:C	1:J:192:LEU:HD23	2.21	0.60
3:L:369:LEU:CD2	3:L:369:LEU:H	2.15	0.60
7:P:118:ASP:HA	7:P:161:TYR:CE2	2.36	0.60
1:S:323:LEU:HD23	1:S:324:GLY:N	2.17	0.60
1:S:434:PRO:HG2	1:S:436:LEU:CD1	2.32	0.60
6:X:164:ASN:N	6:X:170:LEU:HD12	2.17	0.60
3:3:307:LYS:HB3	3:3:632:GLY:CA	2.31	0.60
3:3:527:ARG:HB3	3:3:530:ALA:HB2	1.83	0.60

Continued on next page...

Continued from previous page...

Atom-1	Atom-2	Interatomic distance (Å)	Clash overlap (Å)
3:C:237:ASP:OD1	3:C:239:THR:HG22	2.00	0.60
4:D:266:LEU:HD13	4:D:281:ARG:CB	2.15	0.60
5:E:25:LEU:CD2	5:E:25:LEU:H	2.13	0.60
3:L:413:LEU:HA	3:L:416:PHE:HB3	1.84	0.60
3:L:474:ARG:HA	3:L:516:VAL:HG13	1.83	0.60
4:M:393:MET:C	4:M:396:ILE:HG22	2.22	0.60
5:N:187:GLY:C	5:N:189:ARG:H	2.04	0.60
6:O:83:ARG:HA	6:O:111:CYS:HB3	1.84	0.60
7:P:175:ALA:HB1	7:P:176:PRO:HD2	1.82	0.60
4:V:221:VAL:O	4:V:223:VAL:N	2.34	0.60
2:2:40:TRP:HE1	2:2:74:PRO:HG3	1.67	0.60
3:3:239:THR:HG21	3:3:298:HIS:HE1	1.67	0.60
4:4:95:LEU:HA	4:4:173:ILE:HD13	1.84	0.60
3:C:650:VAL:HG12	3:C:651:ARG:N	2.17	0.60
4:D:223:VAL:HG22	4:D:226:PRO:O	2.01	0.60
4:D:252:TYR:HE2	4:D:346:THR:HA	1.67	0.60
7:G:44:THR:OG1	7:G:52:LYS:HD2	2.02	0.60
3:L:409:LEU:HD12	3:L:535:MET:HE2	1.84	0.60
3:L:438:LYS:O	3:L:441:MET:HG3	2.01	0.60
3:U:402:PRO:HD2	3:U:458:LEU:HD13	1.83	0.60
3:U:545:GLU:HA	3:U:550:LEU:HD11	1.83	0.60
4:D:191:LYS:HZ2	3:U:730:GLU:CG	2.15	0.60
3:3:269:THR:HG22	3:3:274:LEU:HA	1.82	0.59
4:4:196:VAL:C	4:4:198:PRO:HD2	2.22	0.59
4:4:322:GLU:O	4:4:325:ILE:N	2.34	0.59
5:5:3:LEU:HD22	5:5:44:MET:SD	2.42	0.59
8:7:82:ILE:HG23	8:7:95:ALA:HB3	1.84	0.59
1:A:40:THR:O	1:A:44:VAL:HG23	2.02	0.59
1:A:86:GLN:OE1	1:A:128:THR:HG23	2.03	0.59
3:C:216:PHE:HZ	8:H:128:PHE:CD2	2.20	0.59
3:C:286:ASN:HD22	3:C:287:GLU:N	2.00	0.59
3:L:402:PRO:HA	3:L:535:MET:HE1	1.84	0.59
3:L:719:HIS:HB2	3:L:720:PRO:HD3	1.82	0.59
4:M:168:PHE:HA	4:M:170:HIS:CE1	2.36	0.59
4:M:196:VAL:C	4:M:198:PRO:HD2	2.22	0.59
4:M:228:VAL:HG11	4:M:274:ASP:HB2	1.84	0.59
6:O:37:TRP:HA	6:O:37:TRP:HE3	1.66	0.59
3:3:333:LEU:HD13	3:3:648:LEU:HD21	1.84	0.59
2:T:10:PHE:CZ	2:T:33:ARG:HG3	2.37	0.59
4:V:42:ARG:HD3	4:V:42:ARG:N	2.17	0.59
4:V:59:ILE:N	4:V:59:ILE:HD13	2.14	0.59

Continued on next page...

Continued from previous page...

Atom-1	Atom-2	Interatomic distance (Å)	Clash overlap (Å)
5:W:50:ALA:HB1	5:W:114:LEU:HD21	1.83	0.59
5:W:195:LEU:N	5:W:195:LEU:HD13	2.16	0.59
3:3:340:GLU:HG2	3:3:368:HIS:NE2	2.17	0.59
5:5:50:ALA:CB	5:5:114:LEU:HD21	2.32	0.59
5:5:139:GLU:CG	5:5:140:ASP:N	2.63	0.59
5:5:174:LEU:HD21	5:5:180:GLY:HA2	1.83	0.59
3:C:282:VAL:O	3:C:286:ASN:O	2.21	0.59
4:D:196:VAL:C	4:D:198:PRO:HD2	2.23	0.59
5:E:22:LEU:O	5:E:24:ASN:N	2.32	0.59
7:G:118:ASP:HA	7:G:161:TYR:CE2	2.38	0.59
4:M:228:VAL:HG22	4:M:268:GLU:O	2.01	0.59
4:V:316:LEU:HD13	4:V:320:SER:HB2	1.84	0.59
5:W:11:ARG:N	5:W:11:ARG:HD2	2.17	0.59
2:2:131:ALA:HB1	2:2:132:PRO:HD2	1.84	0.59
3:3:343:LEU:O	3:3:369:LEU:HA	2.03	0.59
3:3:459:MET:HG3	3:3:465:HIS:HB2	1.84	0.59
5:5:125:VAL:HG12	5:5:126:PHE:N	2.16	0.59
3:C:166:LYS:CG	3:C:178:ARG:HG3	2.32	0.59
3:C:340:GLU:HG2	3:C:368:HIS:NE2	2.16	0.59
3:C:748:VAL:HG23	3:C:752:ASP:OD1	2.03	0.59
4:D:225:PRO:HB2	4:D:226:PRO:HD3	1.84	0.59
8:H:112:LYS:HG2	8:H:116:PHE:CE1	2.38	0.59
2:K:40:TRP:NE1	2:K:74:PRO:HG3	2.18	0.59
4:M:99:LEU:HD13	4:M:102:GLU:OE1	2.03	0.59
4:M:225:PRO:HB2	4:M:226:PRO:HD3	1.83	0.59
6:O:174:ALA:O	6:O:175:ALA:HB2	2.03	0.59
4:M:62:LEU:HD21	6:O:43:LEU:HB3	1.83	0.59
4:V:133:LEU:HD21	4:V:204:TYR:CE2	2.36	0.59
4:4:285:GLU:O	4:4:289:ILE:HG12	2.03	0.59
4:4:369:LYS:HG2	5:5:53:VAL:HB	1.84	0.59
4:4:371:ARG:NH2	4:4:376:VAL:HG21	2.17	0.59
1:A:438:ARG:N	1:A:438:ARG:HD2	2.18	0.59
2:B:106:ILE:HD11	2:B:112:THR:CB	2.31	0.59
3:C:194:VAL:HB	3:C:195:PRO:HD3	1.84	0.59
3:C:239:THR:HG21	3:C:298:HIS:HE1	1.67	0.59
4:D:333:GLU:OE1	5:E:189:ARG:NH1	2.35	0.59
4:D:353:LEU:HA	4:D:371:ARG:HD3	1.83	0.59
4:D:408:ASP:O	4:D:409:ARG:C	2.41	0.59
6:F:48:ILE:HD12	6:F:48:ILE:N	2.16	0.59
1:J:110:VAL:N	1:J:111:PRO:CD	2.65	0.59
1:J:86:GLN:OE1	1:J:128:THR:HG23	2.03	0.59

Continued on next page...

Continued from previous page...

Atom-1	Atom-2	Interatomic distance (Å)	Clash overlap (Å)
3:L:169:PRO:HD3	3:L:176:LEU:HD13	1.85	0.59
3:L:545:GLU:HA	3:L:550:LEU:HD11	1.85	0.59
1:S:9:LEU:HD23	1:S:10:ASP:N	2.18	0.59
3:U:254:THR:OG1	3:U:624:LEU:HD23	2.02	0.59
1:1:36:GLY:O	1:1:37:GLY:O	2.20	0.59
3:3:81:ALA:HB3	3:3:84:VAL:HG22	1.84	0.59
4:4:193:LEU:O	4:4:193:LEU:HD23	2.03	0.59
5:5:119:TYR:CD1	5:5:132:LEU:HD21	2.38	0.59
6:6:112:ALA:O	6:6:127:VAL:HG23	2.02	0.59
3:C:285:VAL:HG22	3:C:286:ASN:N	2.16	0.59
5:E:187:GLY:C	5:E:189:ARG:H	2.06	0.59
1:J:271:THR:HG1	1:J:273:ARG:HB3	1.68	0.59
1:J:277:TYR:CE1	1:J:283:PRO:HD3	2.38	0.59
1:J:344:LEU:O	1:J:347:PHE:HB3	2.01	0.59
4:M:144:THR:HB	4:M:145:PRO:HD3	1.83	0.59
4:M:227:GLU:HG3	4:M:268:GLU:O	2.02	0.59
5:N:139:GLU:CG	5:N:140:ASP:N	2.63	0.59
6:O:174:ALA:O	6:O:175:ALA:CB	2.50	0.59
8:Q:121:ARG:HH11	8:Q:121:ARG:HG3	1.68	0.59
1:S:11:PRO:HB2	1:S:274:GLU:CD	2.22	0.59
3:U:186:ARG:HD2	3:U:231:PRO:HD3	1.83	0.59
3:U:174:VAL:HG21	3:U:296:PHE:CZ	2.36	0.59
3:U:32:LEU:O	3:U:33:PHE:HD1	1.85	0.59
3:U:748:VAL:CG1	3:U:748:VAL:O	2.49	0.59
4:V:96:ALA:HB2	4:V:346:THR:HG21	1.83	0.59
1:1:11:PRO:CB	1:1:270:THR:HB	2.16	0.59
4:4:393:MET:O	4:4:393:MET:HG2	2.03	0.59
5:5:43:ALA:C	5:5:45:GLY:N	2.55	0.59
8:7:9:LEU:HD11	8:7:82:ILE:HG22	1.84	0.59
3:C:733:GLN:HA	3:C:745:ALA:O	2.02	0.59
5:E:155:THR:O	6:F:119:ASN:ND2	2.34	0.59
4:D:249:ARG:HH22	5:E:87:ARG:CB	2.15	0.59
3:L:510:GLY:HA3	3:L:520:ARG:NH2	2.17	0.59
5:N:121:LEU:H	5:N:121:LEU:CD1	2.15	0.59
7:P:33:LEU:HD22	7:P:37:PHE:CD2	2.38	0.59
3:U:2:VAL:CG1	3:U:89:ASP:HA	2.30	0.59
5:W:71:VAL:HG11	5:W:89:PHE:HD2	1.68	0.59
3:3:186:ARG:HD2	3:3:231:PRO:HD3	1.83	0.59
3:3:365:LYS:C	3:3:367:PRO:HD3	2.23	0.59
4:4:188:PRO:O	4:4:191:LYS:HB2	2.02	0.59
1:A:323:LEU:HD23	1:A:324:GLY:N	2.18	0.59

Continued on next page...

Continued from previous page...

Atom-1	Atom-2	Interatomic distance (Å)	Clash overlap (Å)
2:B:146:THR:OG1	2:B:149:ARG:HB2	2.02	0.59
3:C:413:LEU:HA	3:C:416:PHE:HB3	1.85	0.59
3:C:510:GLY:HA3	3:C:520:ARG:NH2	2.17	0.59
3:C:581:ARG:O	3:C:599:HIS:CE1	2.56	0.59
4:D:200:ARG:O	4:D:200:ARG:CG	2.51	0.59
1:J:438:ARG:HD2	1:J:438:ARG:N	2.17	0.59
4:M:346:THR:HG22	4:M:353:LEU:O	2.02	0.59
3:U:194:VAL:HB	3:U:195:PRO:CD	2.32	0.59
3:U:510:GLY:CA	3:U:520:ARG:HH22	2.15	0.59
3:U:81:ALA:HB3	3:U:84:VAL:HG22	1.83	0.59
6:X:164:ASN:O	7:Y:148:ARG:HD2	2.03	0.59
8:Z:121:ARG:HH11	8:Z:121:ARG:HG3	1.67	0.59
1:1:266:LEU:HB3	1:1:267:PRO:HD2	1.84	0.59
3:3:561:PRO:HB3	3:3:576:ALA:CA	2.32	0.59
1:A:337:MET:O	1:A:341:MET:HG2	2.02	0.59
6:F:148:ILE:O	6:F:151:VAL:HG22	2.03	0.59
3:L:2:VAL:CG1	3:L:89:ASP:HA	2.33	0.59
4:M:220:GLY:HA3	4:M:396:ILE:HD11	1.83	0.59
1:S:88:TYR:HB2	1:S:216:THR:CG2	2.31	0.59
4:V:115:THR:HG21	4:V:297:LEU:HD23	1.84	0.59
4:V:237:GLY:HA3	5:W:112:ASN:CA	2.32	0.59
5:W:175:THR:O	5:W:177:LYS:N	2.35	0.59
6:X:145:GLU:HG2	7:Y:31:VAL:CG2	2.33	0.59
3:3:218:LEU:N	3:3:219:PRO:HD3	2.17	0.59
3:3:612:GLY:O	3:3:624:LEU:HB2	2.02	0.59
4:4:156:ILE:O	4:4:159:LEU:HB2	2.03	0.59
4:4:228:VAL:HG11	4:4:274:ASP:HB2	1.85	0.59
5:5:195:LEU:H	5:5:195:LEU:HD22	1.68	0.59
3:C:473:GLU:O	3:C:477:LEU:HD12	2.03	0.59
4:D:64:THR:HG23	6:F:123:ILE:HD12	1.85	0.59
7:G:150:ALA:HA	7:G:153:THR:HB	1.85	0.59
3:L:132:ASP:O	3:L:136:GLU:HG3	2.03	0.59
3:L:52:ILE:HG22	3:L:53:GLY:N	2.16	0.59
4:V:257:TYR:CD1	4:V:257:TYR:N	2.71	0.59
4:V:84:ARG:O	6:X:83:ARG:NH2	2.36	0.59
1:1:242:GLY:HA2	1:1:268:MET:O	2.03	0.58
1:1:277:TYR:CE1	1:1:283:PRO:HD3	2.38	0.58
5:5:58:LEU:HD12	5:5:59:THR:H	1.68	0.58
1:A:203:PRO:HB2	1:A:204:PRO:HD3	1.86	0.58
5:E:65:PRO:HB2	5:E:93:TYR:HD2	1.67	0.58
1:J:315:HIS:O	1:J:319:LYS:HB2	2.03	0.58

Continued on next page...

Continued from previous page...

Atom-1	Atom-2	Interatomic distance (Å)	Clash overlap (Å)
3:L:218:LEU:N	3:L:219:PRO:HD3	2.17	0.58
4:M:105:LEU:HD23	4:M:337:PRO:HG3	1.84	0.58
4:M:223:VAL:HG13	4:M:226:PRO:O	2.02	0.58
4:M:70:MET:C	4:M:72:HIS:H	2.06	0.58
1:S:376:THR:HG22	1:S:376:THR:O	2.02	0.58
2:T:139:GLU:CB	2:T:140:PRO:HD2	2.18	0.58
3:U:166:LYS:HG3	3:U:178:ARG:HG3	1.85	0.58
6:X:48:ILE:N	6:X:48:ILE:HD12	2.18	0.58
7:Y:35:PRO:O	7:Y:36:ARG:HB2	2.03	0.58
1:1:201:LEU:CG	1:1:203:PRO:HD2	2.25	0.58
2:2:130:THR:HG21	2:2:143:GLU:OE1	2.02	0.58
1:A:11:PRO:CB	1:A:270:THR:HB	2.17	0.58
3:C:369:LEU:HD12	3:C:549:VAL:HG13	1.84	0.58
3:C:564:LEU:HD21	3:C:581:ARG:HD2	1.84	0.58
4:D:317:LEU:N	4:D:317:LEU:CD1	2.66	0.58
2:K:27:ILE:HG22	2:K:31:LEU:HD23	1.84	0.58
4:M:125:ARG:HH11	4:M:125:ARG:HG3	1.67	0.58
3:U:216:PHE:CD2	8:Z:63:LEU:HD23	2.37	0.58
3:U:340:GLU:H	3:U:366:THR:HB	1.68	0.58
4:V:219:ARG:O	4:V:221:VAL:N	2.37	0.58
7:Y:118:ASP:HA	7:Y:161:TYR:CE2	2.38	0.58
1:1:29:LEU:O	1:1:29:LEU:HD23	2.03	0.58
1:1:434:PRO:HG2	1:1:436:LEU:CD1	2.33	0.58
3:3:52:ILE:CG2	3:3:53:GLY:N	2.66	0.58
3:3:581:ARG:O	3:3:599:HIS:CE1	2.56	0.58
4:4:125:ARG:HH11	4:4:125:ARG:HG3	1.67	0.58
5:5:116:ARG:HA	5:5:119:TYR:CD2	2.39	0.58
1:A:374:ILE:HA	1:A:379:GLY:HA3	1.85	0.58
3:C:524:LEU:CG	3:C:525:ALA:N	2.65	0.58
3:C:603:PRO:HG2	3:C:634:ALA:CB	2.32	0.58
4:D:350:ARG:NH1	4:D:401:ASP:OD2	2.36	0.58
6:F:159:ARG:HB3	6:F:161:GLN:HG3	1.85	0.58
7:G:96:LEU:HD21	7:G:129:LEU:HD12	1.84	0.58
8:H:52:THR:HB	8:H:54:ILE:HG22	1.86	0.58
1:J:376:THR:HG22	1:J:376:THR:O	2.04	0.58
3:L:564:LEU:CD1	3:L:581:ARG:H	2.15	0.58
4:M:313:PRO:C	4:M:315:HIS:H	2.06	0.58
5:N:104:VAL:C	5:N:106:ASP:H	2.06	0.58
1:S:40:THR:O	1:S:44:VAL:HG23	2.04	0.58
3:U:355:LEU:HD22	3:U:664:LEU:HD23	1.84	0.58
3:U:603:PRO:HG2	3:U:634:ALA:HB1	1.86	0.58

Continued on next page...

Continued from previous page...

Atom-1	Atom-2	Interatomic distance (Å)	Clash overlap (Å)
3:U:537:PRO:HB2	3:U:756:GLY:HA2	1.83	0.58
4:V:190:LEU:O	4:V:194:LEU:HB2	2.04	0.58
4:V:346:THR:HG22	4:V:353:LEU:O	2.03	0.58
6:X:83:ARG:HA	6:X:111:CYS:HB3	1.85	0.58
2:2:153:LEU:C	2:2:153:LEU:HD13	2.24	0.58
3:3:386:SER:HB3	3:3:389:ASP:OD2	2.04	0.58
4:4:231:ASP:HA	4:4:235:THR:HG23	1.85	0.58
3:C:616:ASN:HD22	3:C:622:LEU:HD11	1.68	0.58
5:E:195:LEU:HD22	5:E:195:LEU:H	1.67	0.58
3:L:578:LYS:HB3	3:L:578:LYS:NZ	2.18	0.58
3:L:73:ILE:HD12	3:L:73:ILE:O	2.02	0.58
5:N:42:LYS:HA	5:N:45:GLY:HA2	1.86	0.58
8:Q:92:HIS:C	8:Q:93:LEU:HD12	2.22	0.58
1:S:242:GLY:HA2	1:S:268:MET:O	2.04	0.58
3:U:218:LEU:N	3:U:219:PRO:HD3	2.18	0.58
3:U:52:ILE:HG22	3:U:53:GLY:N	2.18	0.58
4:V:252:TYR:HE2	4:V:346:THR:HA	1.68	0.58
4:V:64:THR:HG22	4:V:64:THR:O	2.02	0.58
5:W:116:ARG:HA	5:W:119:TYR:CD2	2.39	0.58
1:1:174:HIS:CD2	1:1:192:LEU:HG	2.38	0.58
3:3:382:PHE:N	3:3:382:PHE:CD1	2.71	0.58
4:4:256:GLY:HA2	4:4:292:GLN:NE2	2.18	0.58
5:5:22:LEU:O	5:5:24:ASN:N	2.31	0.58
3:C:33:PHE:CZ	3:C:130:LEU:HA	2.37	0.58
6:F:145:GLU:N	6:F:145:GLU:OE1	2.26	0.58
4:M:200:ARG:CG	4:M:200:ARG:O	2.51	0.58
1:S:438:ARG:HD2	1:S:438:ARG:N	2.16	0.58
3:U:269:THR:HG22	3:U:274:LEU:HA	1.86	0.58
3:U:38:HIS:NE2	3:U:287:GLU:HG2	2.18	0.58
3:U:567:TYR:HA	3:U:584:VAL:HG23	1.86	0.58
3:U:746:ARG:O	3:U:748:VAL:N	2.36	0.58
6:X:26:LYS:C	6:X:26:LYS:HD2	2.24	0.58
5:5:92:VAL:O	5:5:92:VAL:HG23	2.04	0.58
1:A:291:ILE:HD11	1:A:331:ILE:HD11	1.85	0.58
3:C:652:PRO:O	3:C:654:PHE:N	2.37	0.58
4:D:237:GLY:HA3	5:E:112:ASN:CA	2.32	0.58
2:K:47:GLU:O	2:K:50:ALA:HB3	2.03	0.58
3:L:724:ARG:H	3:L:724:ARG:HD2	1.68	0.58
3:L:732:ALA:O	3:L:746:ARG:HA	2.03	0.58
4:M:52:VAL:HG11	4:M:388:GLU:O	2.03	0.58
6:O:164:ASN:H	6:O:170:LEU:HD12	1.68	0.58

Continued on next page...

Continued from previous page...

Atom-1	Atom-2	Interatomic distance (Å)	Clash overlap (Å)
2:T:116:LEU:HD23	2:T:116:LEU:H	1.68	0.58
3:U:25:HIS:ND1	3:U:427:ASN:HB2	2.18	0.58
3:U:473:GLU:O	3:U:477:LEU:HD12	2.02	0.58
3:U:701:ALA:H	3:U:754:PRO:HB3	1.67	0.58
1:1:435:SER:HA	2:2:95:GLU:OE2	2.03	0.58
3:3:616:ASN:OD1	3:3:617:LEU:N	2.37	0.58
4:4:223:VAL:HA	4:4:226:PRO:O	2.03	0.58
3:C:171:SER:C	3:C:173:PHE:H	2.07	0.58
3:C:374:ARG:NH2	3:C:684:ARG:HG3	2.19	0.58
4:D:225:PRO:CD	4:D:239:LEU:HG	2.34	0.58
4:D:47:LEU:H	4:D:47:LEU:HD12	1.68	0.58
4:D:379:GLN:OE1	5:E:115:GLU:HB2	2.03	0.58
2:B:102:GLU:HA	8:H:108:ILE:HD11	1.83	0.58
4:M:96:ALA:HB2	4:M:346:THR:HG21	1.85	0.58
4:M:64:THR:HG23	6:O:123:ILE:HD12	1.85	0.58
3:U:477:LEU:HD21	3:U:520:ARG:HG2	1.85	0.58
3:U:714:ALA:HB3	3:U:745:ALA:HB2	1.84	0.58
6:X:114:SER:C	6:X:116:GLY:H	2.05	0.58
7:Y:101:CYS:O	7:Y:103:LEU:N	2.37	0.58
1:1:344:LEU:O	1:1:347:PHE:HB3	2.04	0.58
3:3:312:ARG:HA	3:3:316:ARG:O	2.03	0.58
4:4:350:ARG:NH1	4:4:401:ASP:OD2	2.37	0.58
8:7:67:PHE:CZ	8:7:123:ARG:HG3	2.39	0.58
7:9:33:LEU:HD22	7:9:37:PHE:CD2	2.39	0.58
2:B:40:TRP:NE1	2:B:74:PRO:HG3	2.18	0.58
2:B:90:LEU:H	2:B:90:LEU:HD12	1.69	0.58
4:D:188:PRO:O	4:D:191:LYS:HB2	2.03	0.58
4:D:220:GLY:HA2	4:D:384:ALA:O	2.03	0.58
5:E:124:ILE:CG2	5:E:146:LEU:HB2	2.30	0.58
3:L:233:GLY:O	3:L:236:LEU:HG	2.04	0.58
3:L:748:VAL:O	3:L:748:VAL:CG1	2.51	0.58
4:M:237:GLY:HA3	5:N:112:ASN:CA	2.34	0.58
4:M:49:GLY:HA2	4:M:53:LEU:HD12	1.86	0.58
7:P:101:CYS:SG	7:P:101:CYS:O	2.62	0.58
1:S:36:GLY:O	1:S:37:GLY:O	2.21	0.58
3:U:340:GLU:HG2	3:U:368:HIS:NE2	2.18	0.58
4:V:234:LEU:HD23	4:V:234:LEU:H	1.67	0.58
5:W:104:VAL:HG12	5:W:104:VAL:O	2.04	0.58
6:X:84:LEU:O	6:X:124:VAL:HG23	2.04	0.58
1:1:301:PRO:O	1:1:306:VAL:HG21	2.04	0.58
3:3:477:LEU:HD22	3:3:520:ARG:HG2	1.85	0.58

Continued on next page...

Continued from previous page...

Atom-1	Atom-2	Interatomic distance (Å)	Clash overlap (Å)
4:4:220:GLY:O	4:4:271:ASP:HB3	2.03	0.58
3:C:7:ASN:HD21	3:C:96:LEU:HD11	1.68	0.58
5:E:44:MET:CE	5:E:82:ASP:HB3	2.34	0.58
7:G:35:PRO:HD3	7:G:164:PRO:CG	2.34	0.58
8:H:112:LYS:O	8:H:116:PHE:HD1	1.87	0.58
3:L:340:GLU:H	3:L:366:THR:HB	1.69	0.58
3:L:731:GLY:H	3:L:747:VAL:CG1	2.08	0.58
4:M:220:GLY:HA2	4:M:384:ALA:O	2.03	0.58
4:M:234:LEU:CD1	5:N:49:LEU:HD21	2.32	0.58
5:N:60:TYR:CD1	5:N:61:PRO:HD2	2.39	0.58
1:S:10:ASP:CB	1:S:11:PRO:CD	2.71	0.58
2:T:57:PRO:HD2	3:U:215:ASP:OD1	2.02	0.58
3:U:33:PHE:CZ	3:U:130:LEU:HA	2.38	0.58
3:U:375:THR:HA	3:U:512:LEU:CD1	2.34	0.58
3:U:581:ARG:O	3:U:599:HIS:CE1	2.56	0.58
4:V:266:LEU:HD13	4:V:281:ARG:CB	2.18	0.58
1:1:12:ARG:NE	1:1:12:ARG:O	2.35	0.58
1:1:192:LEU:C	1:1:192:LEU:HD23	2.24	0.58
2:2:146:THR:OG1	2:2:149:ARG:HB2	2.04	0.58
2:2:27:ILE:HG13	2:2:53:VAL:HG21	1.86	0.58
3:3:402:PRO:HA	3:3:535:MET:HE1	1.86	0.58
5:5:175:THR:O	5:5:177:LYS:N	2.36	0.58
5:5:91:ARG:HD3	5:5:93:TYR:HE1	1.69	0.58
3:C:517:ALA:HA	3:C:520:ARG:CD	2.32	0.58
3:C:747:VAL:O	3:C:747:VAL:HG23	2.03	0.58
5:E:31:ARG:NH1	5:E:31:ARG:HG2	2.19	0.58
5:E:3:LEU:N	5:E:3:LEU:HD23	2.17	0.58
6:F:41:PHE:HE2	6:F:92:MET:HB2	1.68	0.58
7:G:141:VAL:CG1	7:G:142:GLY:H	2.14	0.58
1:J:323:LEU:HD23	1:J:324:GLY:N	2.19	0.58
2:K:114:ASP:HB2	2:K:116:LEU:HD21	1.84	0.58
2:K:89:LYS:HE3	2:K:94:GLU:OE1	2.04	0.58
3:L:514:ASP:HB2	3:L:683:LEU:HD12	1.85	0.58
5:N:65:PRO:HD2	5:N:93:TYR:CE2	2.39	0.58
5:N:91:ARG:HD3	5:N:93:TYR:HE1	1.69	0.58
1:S:201:LEU:CG	1:S:203:PRO:HD2	2.25	0.58
3:U:430:THR:HG23	3:U:431:PRO:HD2	1.86	0.58
4:V:200:ARG:O	4:V:204:TYR:CD1	2.57	0.58
8:Z:38:PRO:C	8:Z:40:PHE:H	2.06	0.58
1:1:376:THR:O	1:1:376:THR:HG22	2.04	0.57
2:2:41:ILE:HD12	2:2:70:TYR:HB3	1.85	0.57

Continued on next page...

Continued from previous page...

Atom-1	Atom-2	Interatomic distance (Å)	Clash overlap (Å)
8:7:64:GLY:O	8:7:65:GLU:C	2.43	0.57
6:6:153:GLN:HG3	7:9:124:TYR:OH	2.04	0.57
2:B:87:SER:HB3	10:B:182:FES:S2	2.43	0.57
3:C:173:PHE:CZ	3:C:296:PHE:HB2	2.39	0.57
4:D:220:GLY:O	4:D:271:ASP:HB3	2.04	0.57
2:K:116:LEU:HD23	2:K:116:LEU:N	2.19	0.57
3:L:340:GLU:HG2	3:L:368:HIS:NE2	2.19	0.57
3:L:453:PRO:HB2	3:L:750:ARG:NH2	2.19	0.57
5:N:75:VAL:CG2	5:N:87:ARG:HG3	2.34	0.57
1:S:13:PHE:CD1	1:S:13:PHE:C	2.78	0.57
3:U:243:ARG:HD3	3:U:275:LEU:CD1	2.34	0.57
4:V:220:GLY:HA3	4:V:396:ILE:HD11	1.84	0.57
4:V:353:LEU:HA	4:V:371:ARG:HD3	1.86	0.57
4:V:381:LEU:HA	4:V:384:ALA:HB3	1.86	0.57
5:W:55:LEU:HD12	5:W:55:LEU:N	2.18	0.57
1:1:267:PRO:HG2	1:1:270:THR:HG22	1.86	0.57
3:3:413:LEU:HA	3:3:416:PHE:HB3	1.85	0.57
4:4:225:PRO:HB2	4:4:226:PRO:HD3	1.85	0.57
4:4:381:LEU:HD11	4:4:397:ILE:HG12	1.85	0.57
5:5:104:VAL:C	5:5:106:ASP:H	2.07	0.57
6:6:114:SER:C	6:6:116:GLY:H	2.07	0.57
1:A:429:ARG:HG3	3:U:316:ARG:NH1	2.19	0.57
3:C:340:GLU:H	3:C:366:THR:HB	1.69	0.57
5:E:11:ARG:N	5:E:11:ARG:HD2	2.20	0.57
5:E:48:PHE:C	5:E:50:ALA:N	2.57	0.57
6:F:114:SER:C	6:F:116:GLY:H	2.08	0.57
7:G:123:ASP:CB	7:G:129:LEU:HD21	2.33	0.57
4:M:318:GLU:HB2	8:Q:39:ASP:HA	1.85	0.57
4:M:52:VAL:CG1	4:M:388:GLU:O	2.52	0.57
7:P:94:ASN:HD22	7:P:97:ARG:HB2	1.69	0.57
2:K:61:MET:HE3	8:Q:88:ARG:HD3	1.84	0.57
2:T:153:LEU:HD13	2:T:153:LEU:C	2.25	0.57
3:U:374:ARG:NH2	3:U:684:ARG:HG3	2.19	0.57
4:V:47:LEU:H	4:V:47:LEU:HD12	1.69	0.57
1:1:250:LYS:HB3	1:1:252:TYR:CE2	2.39	0.57
3:3:171:SER:HB2	3:3:174:VAL:O	2.04	0.57
3:3:286:ASN:ND2	3:3:287:GLU:N	2.53	0.57
3:3:6:VAL:HG12	3:3:7:ASN:H	1.69	0.57
5:5:75:VAL:HG22	5:5:87:ARG:HG3	1.86	0.57
6:6:174:ALA:O	6:6:175:ALA:CB	2.52	0.57
8:7:42:TYR:O	8:7:44:MET:HG3	2.04	0.57

Continued on next page...

Continued from previous page...

Atom-1	Atom-2	Interatomic distance (Å)	Clash overlap (Å)
1:A:12:ARG:NE	1:A:12:ARG:O	2.30	0.57
3:C:587:LEU:HD22	3:C:589:HIS:N	2.16	0.57
1:J:13:PHE:C	1:J:13:PHE:CD1	2.77	0.57
1:J:29:LEU:HB2	1:J:151:GLU:OE1	2.04	0.57
3:L:2:VAL:HG12	3:L:3:ARG:N	2.19	0.57
4:M:350:ARG:HG2	4:M:350:ARG:O	2.05	0.57
5:N:102:PRO:HA	5:N:130:PRO:CG	2.34	0.57
7:P:114:VAL:HG12	7:P:115:LEU:H	1.68	0.57
2:T:40:TRP:CZ3	2:T:42:ARG:HA	2.39	0.57
4:V:223:VAL:HG13	4:V:226:PRO:O	2.04	0.57
1:I:88:TYR:HB2	1:I:216:THR:CG2	2.34	0.57
3:3:374:ARG:NH2	3:3:684:ARG:HG3	2.18	0.57
3:3:684:ARG:NH1	3:3:684:ARG:HG2	2.19	0.57
4:4:393:MET:O	4:4:396:ILE:HG22	2.05	0.57
4:4:64:THR:HG23	6:6:123:ILE:HD11	1.84	0.57
6:6:138:PRO:CG	7:9:121:MET:HG3	2.33	0.57
7:G:94:ASN:HD22	7:G:97:ARG:HB2	1.68	0.57
3:L:561:PRO:HB3	3:L:576:ALA:CA	2.32	0.57
4:M:218:ALA:HB3	4:M:272:VAL:HG21	1.87	0.57
4:M:223:VAL:HG22	4:M:226:PRO:O	2.04	0.57
4:M:234:LEU:H	4:M:234:LEU:HD23	1.68	0.57
1:S:93:ALA:O	1:S:134:VAL:HA	2.05	0.57
3:U:684:ARG:NH1	3:U:684:ARG:HG2	2.19	0.57
4:V:381:LEU:CD1	4:V:397:ILE:HG12	2.35	0.57
5:W:31:ARG:HG2	5:W:31:ARG:NH1	2.19	0.57
7:Y:123:ASP:HB2	7:Y:129:LEU:HD21	1.87	0.57
1:I:110:VAL:N	1:I:111:PRO:CD	2.68	0.57
2:2:86:LEU:O	2:2:89:LYS:N	2.37	0.57
3:3:361:ALA:O	3:3:367:PRO:HG3	2.04	0.57
6:6:164:ASN:H	6:6:170:LEU:CD1	2.16	0.57
1:A:33:LEU:HA	1:A:37:GLY:CA	2.34	0.57
3:C:537:PRO:HB2	3:C:756:GLY:HA2	1.87	0.57
4:D:59:ILE:CD1	4:D:59:ILE:N	2.67	0.57
5:E:175:THR:O	5:E:177:LYS:N	2.38	0.57
4:M:112:ARG:O	4:M:116:ILE:HG12	2.04	0.57
4:M:225:PRO:CD	4:M:239:LEU:HG	2.34	0.57
5:N:7:LEU:HD21	5:N:41:TYR:CE2	2.39	0.57
6:O:84:LEU:O	6:O:124:VAL:HG23	2.04	0.57
7:P:45:ARG:HH21	7:P:137:LEU:HD23	1.70	0.57
3:U:414:SER:O	3:U:418:ARG:HG3	2.04	0.57
3:U:656:LEU:HD23	3:U:656:LEU:H	1.70	0.57

Continued on next page...

Continued from previous page...

Atom-1	Atom-2	Interatomic distance (Å)	Clash overlap (Å)
4:V:371:ARG:NH2	4:V:376:VAL:HG21	2.19	0.57
5:W:132:LEU:HD23	5:W:135:ILE:HG23	1.87	0.57
3:3:38:HIS:NE2	3:3:287:GLU:HG2	2.20	0.57
3:3:453:PRO:HB2	3:3:750:ARG:NH2	2.20	0.57
7:9:45:ARG:NH2	7:9:137:LEU:HD23	2.19	0.57
7:9:161:TYR:O	7:9:176:PRO:HG3	2.05	0.57
1:A:174:HIS:CD2	1:A:192:LEU:HG	2.39	0.57
6:F:92:MET:HE1	6:F:127:VAL:HG13	1.85	0.57
1:J:301:PRO:HB2	1:J:303:THR:CG2	2.35	0.57
3:L:52:ILE:CG2	3:L:53:GLY:N	2.67	0.57
3:L:603:PRO:HG2	3:L:634:ALA:HB1	1.86	0.57
4:M:379:GLN:HG2	5:N:116:ARG:NH1	2.20	0.57
1:S:266:LEU:HB3	1:S:267:PRO:HD2	1.87	0.57
3:U:171:SER:C	3:U:173:PHE:H	2.05	0.57
3:U:343:LEU:O	3:U:369:LEU:HA	2.04	0.57
4:V:231:ASP:HA	4:V:235:THR:HG23	1.85	0.57
3:3:33:PHE:HZ	3:3:130:LEU:HA	1.69	0.57
4:4:254:TYR:O	4:4:256:GLY:N	2.37	0.57
5:5:11:ARG:HD2	5:5:11:ARG:N	2.20	0.57
5:5:103:THR:HB	5:5:131:ASP:O	2.05	0.57
5:5:155:THR:O	6:6:119:ASN:ND2	2.37	0.57
6:6:110:ALA:HB1	6:6:116:GLY:HA2	1.85	0.57
1:A:13:PHE:CE1	1:A:15:ARG:HG3	2.40	0.57
1:A:13:PHE:HE1	1:A:15:ARG:HG3	1.69	0.57
2:B:41:ILE:HD12	2:B:70:TYR:HB3	1.85	0.57
3:C:414:SER:HA	3:C:461:TRP:CZ3	2.40	0.57
4:D:232:LEU:HD11	4:D:282:GLU:OE1	2.04	0.57
5:E:65:PRO:HB2	5:E:93:TYR:CD2	2.40	0.57
1:J:13:PHE:O	1:J:15:ARG:N	2.38	0.57
1:J:397:ARG:HG3	3:L:46:ARG:NE	2.19	0.57
3:L:307:LYS:H	3:L:307:LYS:HE2	1.70	0.57
3:L:717:TRP:HH2	3:L:730:GLU:OE2	1.87	0.57
4:M:220:GLY:O	4:M:271:ASP:HB3	2.04	0.57
4:M:224:ILE:HD12	4:M:237:GLY:O	2.03	0.57
5:N:3:LEU:HD12	5:N:86:SER:OG	2.05	0.57
1:S:11:PRO:CG	1:S:270:THR:HA	2.35	0.57
2:T:87:SER:HB3	10:T:182:FES:S2	2.45	0.57
4:V:223:VAL:HG22	4:V:226:PRO:O	2.04	0.57
5:W:50:ALA:CB	5:W:114:LEU:HD21	2.35	0.57
7:Y:101:CYS:SG	7:Y:101:CYS:O	2.62	0.57
7:Y:141:VAL:CG1	7:Y:142:GLY:N	2.68	0.57

Continued on next page...

Continued from previous page...

Atom-1	Atom-2	Interatomic distance (Å)	Clash overlap (Å)
8:Z:112:LYS:O	8:Z:116:PHE:HD1	1.88	0.57
5:5:55:LEU:HD12	5:5:55:LEU:N	2.19	0.57
1:A:253:GLN:CG	1:A:327:GLY:HA2	2.34	0.57
1:A:266:LEU:HB3	1:A:267:PRO:HD2	1.87	0.57
1:A:277:TYR:CE1	1:A:283:PRO:HD3	2.40	0.57
3:L:417:VAL:HG13	3:L:444:ARG:O	2.03	0.57
3:L:477:LEU:HD22	3:L:520:ARG:HG2	1.85	0.57
4:M:404:MET:HA	4:M:407:VAL:HG12	1.86	0.57
5:N:195:LEU:N	5:N:195:LEU:HD13	2.20	0.57
7:P:101:CYS:O	7:P:103:LEU:N	2.38	0.57
6:X:159:ARG:HB3	6:X:161:GLN:HG3	1.85	0.57
3:3:193:GLU:HB3	3:3:418:ARG:HH12	1.70	0.57
3:3:336:ALA:HB3	3:3:565:TYR:CE2	2.40	0.57
3:3:746:ARG:C	3:3:748:VAL:H	2.08	0.57
2:B:131:ALA:CB	2:B:132:PRO:CD	2.82	0.57
3:C:307:LYS:HB3	3:C:632:GLY:CA	2.34	0.57
3:C:453:PRO:HB2	3:C:750:ARG:NH2	2.20	0.57
4:D:199:HIS:O	4:D:201:ILE:N	2.38	0.57
5:E:120:ASP:HB3	5:E:121:LEU:HD12	1.85	0.57
1:J:33:LEU:HA	1:J:37:GLY:CA	2.34	0.57
3:L:564:LEU:HD21	3:L:581:ARG:CD	2.35	0.57
3:U:34:CYS:SG	3:U:44:ALA:O	2.63	0.57
3:U:329:LEU:HD11	3:U:584:VAL:HG11	1.86	0.57
5:W:155:THR:O	6:X:119:ASN:ND2	2.37	0.57
5:W:73:GLU:OE2	5:W:87:ARG:NH1	2.37	0.57
6:X:155:GLN:O	6:X:158:VAL:HG22	2.04	0.57
1:1:315:HIS:O	1:1:319:LYS:HB2	2.05	0.57
4:4:274:ASP:O	4:4:278:VAL:HG23	2.04	0.57
5:5:20:ASN:OD1	5:5:22:LEU:HG	2.05	0.57
6:6:41:PHE:HE2	6:6:92:MET:HB2	1.70	0.57
3:C:305:ARG:HG2	3:C:306:LEU:H	1.70	0.57
3:C:564:LEU:HD21	3:C:581:ARG:CD	2.35	0.57
3:C:621:VAL:HG21	3:C:671:GLU:O	2.05	0.57
4:D:229:ALA:HB1	4:D:241:ALA:O	2.05	0.57
5:E:121:LEU:CD1	5:E:121:LEU:H	2.17	0.57
4:M:240:ARG:NH2	4:M:245:ASN:OD1	2.37	0.57
5:N:175:THR:HG23	5:N:178:ASP:HB2	1.86	0.57
5:N:195:LEU:HD22	5:N:195:LEU:H	1.70	0.57
5:N:55:LEU:HD12	5:N:55:LEU:N	2.19	0.57
4:M:84:ARG:O	6:O:83:ARG:NH2	2.37	0.57
4:V:188:PRO:O	4:V:191:LYS:HB2	2.05	0.57

Continued on next page...

Continued from previous page...

Atom-1	Atom-2	Interatomic distance (Å)	Clash overlap (Å)
4:V:224:ILE:HG21	5:W:112:ASN:HB2	1.87	0.57
6:X:174:ALA:O	6:X:175:ALA:CB	2.53	0.57
1:1:358:PRO:O	1:1:362:GLY:N	2.38	0.56
2:2:72:PHE:HB2	8:7:89:ALA:CB	2.34	0.56
3:3:567:TYR:HA	3:3:584:VAL:HG23	1.86	0.56
4:4:133:LEU:HD21	4:4:204:TYR:CE2	2.40	0.56
4:4:225:PRO:CD	4:4:239:LEU:HG	2.35	0.56
4:4:244:VAL:CG1	4:4:246:TYR:CD1	2.88	0.56
5:5:132:LEU:HD23	5:5:135:ILE:HG23	1.87	0.56
5:5:42:LYS:HA	5:5:45:GLY:HA2	1.87	0.56
4:D:120:LEU:HD13	4:D:160:PHE:HE1	1.70	0.56
4:D:74:THR:CB	4:D:77:GLN:HG3	2.31	0.56
3:L:305:ARG:HG2	3:L:306:LEU:H	1.70	0.56
3:L:54:LEU:HD13	3:L:54:LEU:C	2.24	0.56
5:N:88:PHE:CD2	5:N:89:PHE:O	2.58	0.56
6:O:114:SER:CB	7:P:97:ARG:HD2	2.34	0.56
8:Q:112:LYS:HG2	8:Q:116:PHE:CE1	2.39	0.56
8:Q:67:PHE:CZ	8:Q:123:ARG:HG3	2.40	0.56
1:S:33:LEU:HA	1:S:37:GLY:CA	2.34	0.56
3:U:307:LYS:HB3	3:U:632:GLY:CA	2.36	0.56
3:U:340:GLU:HA	3:U:366:THR:HB	1.87	0.56
3:U:52:ILE:CG2	3:U:53:GLY:N	2.68	0.56
5:W:16:PRO:HB2	5:W:28:VAL:CG1	2.35	0.56
4:V:103:LYS:CB	5:W:22:LEU:HD13	2.25	0.56
6:X:154:LEU:O	6:X:158:VAL:HG13	2.05	0.56
7:Y:130:VAL:HG13	7:Y:130:VAL:O	2.05	0.56
3:3:415:GLU:HG2	3:3:418:ARG:HH21	1.69	0.56
4:4:311:PRO:HD3	4:4:330:HIS:NE2	2.21	0.56
5:5:195:LEU:HD13	5:5:195:LEU:H	1.69	0.56
7:9:114:VAL:HG12	7:9:115:LEU:N	2.20	0.56
2:B:116:LEU:HG	2:B:117:PHE:CD2	2.40	0.56
2:B:81:GLN:HB3	2:B:122:VAL:HG21	1.87	0.56
3:C:402:PRO:HD2	3:C:458:LEU:HD13	1.85	0.56
4:D:311:PRO:HD3	4:D:330:HIS:NE2	2.20	0.56
4:D:313:PRO:O	4:D:315:HIS:N	2.38	0.56
5:E:124:ILE:CG2	5:E:145:PRO:HG2	2.34	0.56
6:F:83:ARG:HB3	6:F:123:ILE:HD13	1.87	0.56
1:J:211:LEU:HB2	1:J:216:THR:HG21	1.87	0.56
3:L:229:ILE:HD11	3:L:289:TRP:HZ3	1.69	0.56
3:L:510:GLY:CA	3:L:520:ARG:HH22	2.17	0.56
3:L:6:VAL:HG12	3:L:7:ASN:H	1.68	0.56

Continued on next page...

Continued from previous page...

Atom-1	Atom-2	Interatomic distance (Å)	Clash overlap (Å)
3:L:714:ALA:HB3	3:L:745:ALA:HB2	1.86	0.56
3:U:118:ASP:O	3:U:122:CYS:N	2.36	0.56
4:V:125:ARG:HH11	4:V:125:ARG:HG3	1.70	0.56
4:V:153:ARG:HH11	4:V:153:ARG:HG3	1.69	0.56
4:V:225:PRO:HB2	4:V:226:PRO:HD3	1.87	0.56
6:X:26:LYS:HD2	6:X:26:LYS:O	2.05	0.56
3:3:305:ARG:HG2	3:3:306:LEU:N	2.20	0.56
3:3:658:LEU:O	3:3:658:LEU:HD23	2.06	0.56
3:3:514:ASP:HB2	3:3:683:LEU:HD12	1.86	0.56
4:4:84:ARG:O	6:6:83:ARG:NH2	2.38	0.56
5:5:120:ASP:HB3	5:5:121:LEU:HD12	1.87	0.56
2:B:79:HIS:CD2	2:B:118:SER:HB2	2.41	0.56
3:C:286:ASN:ND2	3:C:287:GLU:N	2.54	0.56
3:C:583:VAL:CG2	3:C:598:ALA:HA	2.34	0.56
4:D:228:VAL:HG11	4:D:274:ASP:HB2	1.87	0.56
4:D:371:ARG:NH2	4:D:376:VAL:HG21	2.20	0.56
6:F:164:ASN:N	6:F:170:LEU:HD12	2.20	0.56
1:J:253:GLN:CG	1:J:327:GLY:HA2	2.36	0.56
3:L:307:LYS:HB3	3:L:632:GLY:CA	2.34	0.56
8:Q:13:TRP:CE2	8:Q:17:LEU:HD11	2.40	0.56
2:T:46:ILE:HG23	2:T:60:VAL:CG1	2.36	0.56
1:S:361:GLU:OE1	3:U:114:ASN:HB2	2.05	0.56
3:U:453:PRO:HB2	3:U:750:ARG:CZ	2.35	0.56
3:U:733:GLN:HA	3:U:745:ALA:O	2.04	0.56
3:U:746:ARG:C	3:U:748:VAL:H	2.06	0.56
4:V:220:GLY:O	4:V:271:ASP:HB3	2.05	0.56
8:Z:37:PHE:HD1	8:Z:53:THR:O	1.89	0.56
3:3:30:VAL:HG22	3:3:48:CYS:HA	1.88	0.56
3:3:355:LEU:HD22	3:3:664:LEU:HD23	1.88	0.56
5:5:114:LEU:O	5:5:118:VAL:HG23	2.05	0.56
3:3:136:GLU:O	5:5:188:SER:HB2	2.04	0.56
7:9:44:THR:OG1	7:9:52:LYS:HD2	2.04	0.56
5:E:2:ARG:HH21	8:Z:113:GLU:HG3	1.70	0.56
7:G:35:PRO:HD3	7:G:164:PRO:HG3	1.86	0.56
3:L:564:LEU:HD21	3:L:581:ARG:HD2	1.87	0.56
3:L:652:PRO:O	3:L:654:PHE:N	2.38	0.56
5:N:16:PRO:HD2	5:N:28:VAL:HG13	1.86	0.56
4:M:84:ARG:HG2	9:O:182:SF4:S2	2.46	0.56
6:O:41:PHE:HE2	6:O:92:MET:HB2	1.71	0.56
1:S:290:ILE:HG22	1:S:330:LEU:HD23	1.87	0.56
3:U:501:LYS:N	3:U:501:LYS:HD2	2.05	0.56

Continued on next page...

Continued from previous page...

Atom-1	Atom-2	Interatomic distance (Å)	Clash overlap (Å)
3:U:510:GLY:HA3	3:U:520:ARG:HH22	1.69	0.56
1:1:108:GLU:CG	1:1:140:ARG:HG2	2.32	0.56
1:1:13:PHE:O	1:1:15:ARG:N	2.39	0.56
3:3:409:LEU:HD12	3:3:535:MET:HE2	1.87	0.56
5:5:147:ARG:HG3	5:5:149:ASP:OD1	2.05	0.56
3:3:136:GLU:HG2	5:5:189:ARG:HG2	1.87	0.56
7:9:141:VAL:CG1	7:9:142:GLY:H	2.10	0.56
1:A:192:LEU:HD22	1:A:211:LEU:HD11	1.86	0.56
2:B:136:VAL:HG21	2:B:163:LEU:CD1	2.35	0.56
3:C:131:GLN:HG2	4:D:325:ILE:HG12	1.86	0.56
3:C:416:PHE:CE1	3:C:447:LYS:HE2	2.41	0.56
3:C:453:PRO:HB2	3:C:750:ARG:HH22	1.71	0.56
4:D:264:VAL:H	4:D:285:GLU:HG3	1.70	0.56
4:D:321:MET:O	4:D:322:GLU:HG2	2.05	0.56
5:E:104:VAL:O	5:E:104:VAL:HG12	2.05	0.56
7:G:130:VAL:O	7:G:130:VAL:HG13	2.04	0.56
2:K:153:LEU:HD13	2:K:153:LEU:C	2.26	0.56
3:L:167:HIS:HE1	8:Q:32:GLU:OE2	1.89	0.56
3:L:397:LEU:HD21	3:L:480:LEU:HD13	1.87	0.56
5:N:195:LEU:H	5:N:195:LEU:HD13	1.69	0.56
5:N:44:MET:HE1	5:N:82:ASP:HB3	1.86	0.56
3:U:229:ILE:HD11	3:U:289:TRP:CZ3	2.41	0.56
3:U:717:TRP:HH2	3:U:730:GLU:OE2	1.88	0.56
4:V:220:GLY:HA2	4:V:384:ALA:O	2.05	0.56
4:V:52:VAL:HG11	4:V:388:GLU:O	2.05	0.56
5:W:124:ILE:CG2	5:W:145:PRO:HG2	2.35	0.56
6:X:163:TYR:O	6:X:164:ASN:ND2	2.37	0.56
7:Y:113:ILE:HG23	7:Y:113:ILE:O	2.04	0.56
1:1:13:PHE:CD1	1:1:13:PHE:C	2.79	0.56
1:1:437:TRP:CH2	2:2:96:LEU:HD13	2.41	0.56
3:3:40:SER:OG	3:3:189:ARG:HD2	2.06	0.56
3:3:564:LEU:CD1	3:3:581:ARG:H	2.18	0.56
1:A:267:PRO:HG2	1:A:270:THR:HG22	1.86	0.56
2:B:24:ARG:HA	2:B:53:VAL:CG1	2.35	0.56
4:D:224:ILE:HD12	4:D:237:GLY:CA	2.33	0.56
4:D:95:LEU:HA	4:D:173:ILE:HD13	1.87	0.56
4:M:64:THR:HG23	6:O:123:ILE:HD11	1.86	0.56
4:V:224:ILE:HB	4:V:225:PRO:CD	2.13	0.56
3:3:286:ASN:HD22	3:3:287:GLU:N	2.04	0.56
4:4:207:LEU:O	4:4:211:SER:HB2	2.06	0.56
1:A:315:HIS:O	1:A:319:LYS:HB2	2.06	0.56

Continued on next page...

Continued from previous page...

Atom-1	Atom-2	Interatomic distance (Å)	Clash overlap (Å)
3:C:414:SER:O	3:C:418:ARG:HG3	2.04	0.56
4:D:225:PRO:CD	4:D:226:PRO:HD3	2.34	0.56
2:K:131:ALA:HB1	2:K:132:PRO:HD2	1.86	0.56
3:L:13:VAL:HG22	3:L:17:THR:OG1	2.05	0.56
6:O:140:CYS:O	6:O:140:CYS:SG	2.62	0.56
7:P:130:VAL:HG13	7:P:130:VAL:O	2.05	0.56
8:Q:89:ALA:O	8:Q:91:ILE:N	2.38	0.56
3:U:6:VAL:CG1	3:U:7:ASN:N	2.67	0.56
4:V:152:GLU:HG2	4:V:197:LEU:HD21	1.88	0.56
5:W:121:LEU:HB3	5:W:127:GLU:CG	2.35	0.56
5:5:195:LEU:HD13	5:5:195:LEU:N	2.21	0.56
1:A:435:SER:HA	2:B:95:GLU:OE2	2.04	0.56
4:D:125:ARG:HG3	4:D:125:ARG:HH11	1.70	0.56
1:J:9:LEU:HD23	1:J:10:ASP:N	2.19	0.56
1:J:20:HIS:O	1:J:22:GLY:N	2.37	0.56
4:M:381:LEU:HA	4:M:384:ALA:HB3	1.87	0.56
4:M:240:ARG:NH1	5:N:78:PRO:HD2	2.21	0.56
1:S:267:PRO:HG2	1:S:270:THR:HG22	1.87	0.56
1:S:397:ARG:HG3	3:U:46:ARG:NE	2.21	0.56
1:S:402:LEU:O	1:S:403:ALA:C	2.42	0.56
1:A:427:GLU:O	3:U:316:ARG:NH1	2.39	0.56
3:U:650:VAL:HG12	3:U:651:ARG:N	2.20	0.56
4:V:64:THR:HG23	6:X:123:ILE:HD11	1.86	0.56
5:W:184:TYR:O	5:W:185:LYS:HG3	2.06	0.56
5:W:65:PRO:HB2	5:W:93:TYR:HD2	1.71	0.56
5:W:7:LEU:O	5:W:11:ARG:HG2	2.06	0.56
1:1:11:PRO:HB2	1:1:274:GLU:CD	2.26	0.56
2:2:116:LEU:HG	2:2:117:PHE:CD2	2.40	0.56
3:3:226:ILE:HD12	3:3:235:LEU:CD1	2.34	0.56
3:3:32:LEU:O	3:3:33:PHE:CD1	2.59	0.56
3:3:36:GLU:HB3	3:3:39:LEU:HD12	1.88	0.56
3:3:701:ALA:H	3:3:754:PRO:HB3	1.70	0.56
5:5:104:VAL:HG12	5:5:104:VAL:O	2.05	0.56
7:9:153:THR:HG22	7:9:155:LYS:HB2	1.87	0.56
7:9:118:ASP:HA	7:9:161:TYR:CE2	2.40	0.56
3:C:341:VAL:HB	3:C:364:LEU:HD21	1.87	0.56
4:D:224:ILE:HB	4:D:225:PRO:CD	2.12	0.56
5:E:58:LEU:HD12	5:E:59:THR:H	1.70	0.56
1:J:11:PRO:HB2	1:J:274:GLU:CD	2.24	0.56
3:L:194:VAL:HB	3:L:195:PRO:HD3	1.86	0.56
3:L:517:ALA:HA	3:L:520:ARG:CD	2.34	0.56

Continued on next page...

Continued from previous page...

Atom-1	Atom-2	Interatomic distance (Å)	Clash overlap (Å)
3:L:603:PRO:HG2	3:L:634:ALA:CB	2.35	0.56
5:N:174:LEU:HD21	5:N:180:GLY:HA2	1.86	0.56
6:O:110:ALA:HB1	6:O:116:GLY:HA2	1.88	0.56
7:P:58:LEU:O	7:P:61:ALA:N	2.39	0.56
3:U:477:LEU:HD22	3:U:520:ARG:HG2	1.85	0.56
4:V:285:GLU:O	4:V:289:ILE:HG12	2.06	0.56
5:W:3:LEU:N	5:W:3:LEU:HD23	2.15	0.56
5:W:65:PRO:HB2	5:W:93:TYR:CD2	2.41	0.56
3:3:133:ARG:CZ	5:5:185:LYS:HE3	2.36	0.56
3:3:174:VAL:HG21	3:3:296:PHE:CZ	2.40	0.56
3:3:488:GLU:O	3:3:491:ALA:HB3	2.05	0.56
3:3:603:PRO:HG2	3:3:634:ALA:HB1	1.87	0.56
3:3:717:TRP:HH2	3:3:730:GLU:OE2	1.88	0.56
4:4:346:THR:N	4:4:353:LEU:O	2.25	0.56
4:4:393:MET:C	4:4:396:ILE:HG22	2.27	0.56
1:A:13:PHE:CD1	1:A:13:PHE:C	2.78	0.56
2:B:47:GLU:O	2:B:50:ALA:HB3	2.05	0.56
4:D:153:ARG:NH1	4:D:153:ARG:HG3	2.21	0.56
5:E:104:VAL:C	5:E:106:ASP:H	2.08	0.56
5:E:40:HIS:C	5:E:42:LYS:H	2.09	0.56
7:G:56:CYS:O	9:G:184:SF4:S3	2.63	0.56
2:K:133:VAL:HG12	2:K:134:ILE:N	2.21	0.56
3:L:451:PHE:HE1	3:L:466:GLU:HB2	1.71	0.56
3:L:48:CYS:O	3:L:82:SER:HB3	2.06	0.56
3:L:586:HIS:HE1	3:L:637:ALA:HA	1.71	0.56
4:M:95:LEU:HA	4:M:173:ILE:HD13	1.87	0.56
6:O:83:ARG:HB3	6:O:123:ILE:HD13	1.87	0.56
1:S:13:PHE:C	1:S:13:PHE:HD1	2.09	0.56
2:T:131:ALA:HB1	2:T:132:PRO:HD2	1.85	0.56
3:U:488:GLU:O	3:U:491:ALA:HB3	2.05	0.56
5:W:64:ARG:HB3	5:W:65:PRO:HD2	1.88	0.56
7:Y:153:THR:HG22	7:Y:155:LYS:HB2	1.86	0.56
7:Y:35:PRO:HD3	7:Y:164:PRO:CG	2.36	0.56
6:6:163:TYR:HA	6:6:170:LEU:HB2	1.87	0.56
8:7:112:LYS:HG2	8:7:116:PHE:CE1	2.41	0.56
7:9:73:ALA:HB2	7:9:89:LYS:HB2	1.88	0.56
1:A:274:GLU:HG3	1:A:278:GLU:OE1	2.06	0.56
4:D:115:THR:HG21	4:D:297:LEU:HD23	1.88	0.56
3:L:174:VAL:HG21	3:L:296:PHE:CZ	2.40	0.56
3:L:488:GLU:O	3:L:491:ALA:HB3	2.05	0.56
3:L:587:LEU:HD22	3:L:589:HIS:N	2.17	0.56

Continued on next page...

Continued from previous page...

Atom-1	Atom-2	Interatomic distance (Å)	Clash overlap (Å)
3:L:254:THR:HG1	3:L:624:LEU:HD23	1.71	0.56
5:N:121:LEU:CD1	5:N:121:LEU:N	2.69	0.56
1:S:94:ASP:O	1:S:95:GLU:C	2.44	0.56
4:V:369:LYS:HG2	5:W:53:VAL:HB	1.87	0.56
7:Y:58:LEU:O	7:Y:61:ALA:N	2.39	0.56
2:2:116:LEU:N	2:2:116:LEU:HD23	2.21	0.55
2:2:131:ALA:CB	2:2:132:PRO:CD	2.79	0.55
3:3:747:VAL:O	3:3:747:VAL:HG23	2.06	0.55
4:4:254:TYR:CD1	4:4:255:SER:N	2.73	0.55
1:A:29:LEU:HB2	1:A:151:GLU:OE1	2.05	0.55
2:B:79:HIS:HD2	2:B:118:SER:HB2	1.70	0.55
3:C:470:PRO:HG3	3:C:750:ARG:NH2	2.21	0.55
4:D:223:VAL:HA	4:D:226:PRO:O	2.06	0.55
7:G:58:LEU:O	7:G:61:ALA:N	2.40	0.55
3:L:134:THR:O	3:L:138:GLY:CA	2.54	0.55
3:L:549:VAL:C	3:L:550:LEU:HD12	2.26	0.55
3:L:650:VAL:HG12	3:L:651:ARG:N	2.20	0.55
4:M:224:ILE:CB	4:M:225:PRO:CD	2.77	0.55
4:M:317:LEU:CD1	4:M:317:LEU:N	2.69	0.55
4:M:333:GLU:OE1	5:N:189:ARG:NH1	2.38	0.55
5:N:3:LEU:HD22	5:N:44:MET:SD	2.46	0.55
7:P:153:THR:HG22	7:P:155:LYS:HB2	1.87	0.55
3:U:115:HIS:CD2	3:U:116:PRO:HD2	2.41	0.55
3:U:361:ALA:O	3:U:367:PRO:HG3	2.05	0.55
4:V:164:THR:CB	4:V:170:HIS:HB3	2.35	0.55
4:V:240:ARG:HD3	5:W:77:LEU:HB3	1.88	0.55
7:Y:73:ALA:HB2	7:Y:89:LYS:HB2	1.88	0.55
1:1:11:PRO:HG3	1:1:270:THR:HA	1.88	0.55
1:1:343:ASN:HD22	2:2:89:LYS:HD2	1.71	0.55
3:3:100:VAL:O	3:3:104:GLN:HG3	2.06	0.55
3:3:549:VAL:HG12	3:3:549:VAL:O	2.07	0.55
5:5:26:TRP:CD1	5:5:26:TRP:N	2.74	0.55
3:3:216:PHE:HZ	8:7:128:PHE:CD2	2.23	0.55
2:B:89:LYS:HE3	2:B:94:GLU:OE1	2.05	0.55
3:C:113:LEU:HG	3:C:157:PHE:CD2	2.41	0.55
3:C:343:LEU:O	3:C:369:LEU:HA	2.05	0.55
3:C:73:ILE:HD12	3:C:73:ILE:O	2.05	0.55
4:D:379:GLN:O	4:D:382:PRO:HD2	2.07	0.55
1:J:88:TYR:HB2	1:J:216:THR:CG2	2.36	0.55
3:L:166:LYS:HE3	3:L:180:ARG:HD2	1.87	0.55
3:L:46:ARG:NH1	3:L:46:ARG:HG2	2.21	0.55

Continued on next page...

Continued from previous page...

Atom-1	Atom-2	Interatomic distance (Å)	Clash overlap (Å)
4:M:381:LEU:HD11	4:M:397:ILE:HG12	1.88	0.55
5:N:119:TYR:CD1	5:N:132:LEU:HD21	2.41	0.55
5:N:175:THR:O	5:N:177:LYS:N	2.39	0.55
6:O:48:ILE:N	6:O:48:ILE:HD12	2.21	0.55
7:P:123:ASP:OD2	7:P:145:PRO:HB3	2.07	0.55
4:V:218:ALA:HB3	4:V:272:VAL:HG21	1.88	0.55
4:V:317:LEU:CD1	4:V:317:LEU:N	2.68	0.55
6:X:117:MET:HB3	7:Y:99:ILE:HD13	1.86	0.55
4:4:371:ARG:HH22	4:4:376:VAL:HG21	1.71	0.55
5:5:16:PRO:HB2	5:5:28:VAL:CG1	2.35	0.55
2:B:87:SER:OG	2:B:128:CYS:HB3	2.07	0.55
1:A:357:THR:HG21	3:C:111:THR:OG1	2.07	0.55
6:F:130:VAL:HG23	6:F:131:VAL:HG13	1.87	0.55
5:N:20:ASN:OD1	5:N:22:LEU:HG	2.06	0.55
5:N:48:PHE:O	5:N:50:ALA:N	2.39	0.55
6:O:115:GLY:HA3	6:O:125:GLN:OE1	2.07	0.55
3:U:40:SER:OG	3:U:189:ARG:HD2	2.06	0.55
4:V:38:HIS:O	4:V:39:GLY:O	2.23	0.55
4:V:85:MET:HE2	4:V:409:ARG:HB2	1.84	0.55
4:V:52:VAL:CG1	4:V:388:GLU:O	2.54	0.55
6:X:41:PHE:HE2	6:X:92:MET:HB2	1.70	0.55
1:1:102:LYS:HD3	1:1:253:GLN:HE22	1.70	0.55
3:3:510:GLY:CA	3:3:520:ARG:NH2	2.69	0.55
3:3:746:ARG:O	3:3:748:VAL:N	2.40	0.55
3:3:52:ILE:HG12	3:3:93:VAL:HG22	1.88	0.55
4:4:70:MET:C	4:4:72:HIS:H	2.09	0.55
2:B:27:ILE:HG22	2:B:31:LEU:HD23	1.88	0.55
3:C:171:SER:HB2	3:C:174:VAL:O	2.05	0.55
3:C:614:LEU:HD13	3:C:624:LEU:HD12	1.87	0.55
4:D:224:ILE:HD12	4:D:237:GLY:O	2.07	0.55
4:D:373:PRO:O	4:D:376:VAL:HG22	2.07	0.55
5:E:100:ARG:O	5:E:101:LEU:HB2	2.06	0.55
1:J:195:LEU:HA	2:K:24:ARG:HH21	1.72	0.55
3:L:459:MET:HG3	3:L:465:HIS:HB2	1.88	0.55
3:L:701:ALA:H	3:L:754:PRO:HB3	1.71	0.55
1:S:301:PRO:HB2	1:S:303:THR:CG2	2.36	0.55
1:S:315:HIS:O	1:S:319:LYS:HB2	2.06	0.55
3:U:2:VAL:HG13	3:U:89:ASP:CA	2.34	0.55
3:U:564:LEU:HD21	3:U:581:ARG:CD	2.34	0.55
3:U:578:LYS:HB3	3:U:578:LYS:NZ	2.21	0.55
3:U:514:ASP:HB2	3:U:683:LEU:HD12	1.87	0.55

Continued on next page...

Continued from previous page...

Atom-1	Atom-2	Interatomic distance (Å)	Clash overlap (Å)
4:V:238:SER:O	4:V:239:LEU:HD23	2.07	0.55
4:V:240:ARG:NH2	4:V:245:ASN:OD1	2.40	0.55
4:V:252:TYR:CE2	4:V:346:THR:HA	2.41	0.55
4:V:125:ARG:HH21	4:V:347:GLU:HG2	1.71	0.55
5:W:139:GLU:CG	5:W:140:ASP:N	2.65	0.55
1:1:395:GLU:O	1:1:396:GLY:O	2.23	0.55
3:3:171:SER:C	3:3:173:PHE:H	2.09	0.55
3:3:293:ALA:HA	3:3:699:TRP:CZ3	2.42	0.55
5:5:103:THR:HG22	5:5:131:ASP:HB2	1.89	0.55
5:5:48:PHE:C	5:5:50:ALA:N	2.59	0.55
7:9:133:LYS:HG2	7:9:137:LEU:HD11	1.89	0.55
1:A:162:LEU:HB3	1:A:163:PHE:CE1	2.41	0.55
3:C:655:ARG:HG3	3:C:655:ARG:HH11	1.71	0.55
3:C:453:PRO:HB2	3:C:750:ARG:NH1	2.21	0.55
6:F:123:ILE:HG22	6:F:124:VAL:N	2.21	0.55
1:J:360:ARG:O	1:J:364:ALA:HB3	2.06	0.55
1:J:398:SER:C	3:L:46:ARG:HE	2.09	0.55
3:U:307:LYS:HE2	3:U:307:LYS:H	1.72	0.55
5:W:120:ASP:HB3	5:W:121:LEU:HD12	1.89	0.55
6:X:174:ALA:O	6:X:175:ALA:HB2	2.06	0.55
6:X:153:GLN:HG3	7:Y:124:TYR:CZ	2.41	0.55
5:5:124:ILE:CG2	5:5:146:LEU:HD23	2.31	0.55
6:6:78:MET:HG3	6:6:78:MET:O	2.05	0.55
7:9:35:PRO:HD3	7:9:164:PRO:CG	2.36	0.55
1:A:242:GLY:HA2	1:A:268:MET:O	2.07	0.55
3:C:2:VAL:HG12	3:C:3:ARG:N	2.22	0.55
4:D:107:ALA:HB2	4:D:309:ILE:HD13	1.87	0.55
1:J:267:PRO:HG2	1:J:270:THR:HG22	1.89	0.55
1:J:40:THR:O	1:J:44:VAL:HG23	2.07	0.55
8:Q:13:TRP:NE1	8:Q:17:LEU:HD11	2.21	0.55
2:T:106:ILE:HD11	2:T:112:THR:CB	2.35	0.55
4:V:228:VAL:HG11	4:V:274:ASP:HB2	1.88	0.55
1:1:7:SER:HB3	1:1:15:ARG:HH22	1.70	0.55
2:2:106:ILE:HD11	2:2:112:THR:CB	2.37	0.55
3:3:616:ASN:HD22	3:3:622:LEU:HD11	1.70	0.55
4:4:234:LEU:HD23	4:4:234:LEU:H	1.70	0.55
5:5:121:LEU:HB3	5:5:127:GLU:CG	2.37	0.55
8:7:9:LEU:O	8:7:12:ALA:HB3	2.07	0.55
1:A:395:GLU:O	1:A:396:GLY:O	2.25	0.55
1:A:94:ASP:O	1:A:95:GLU:C	2.45	0.55
3:C:52:ILE:CG2	3:C:53:GLY:N	2.69	0.55

Continued on next page...

Continued from previous page...

Atom-1	Atom-2	Interatomic distance (Å)	Clash overlap (Å)
3:C:717:TRP:HH2	3:C:730:GLU:OE2	1.89	0.55
4:D:317:LEU:CD1	4:D:317:LEU:H	2.20	0.55
5:E:134:LYS:NZ	5:E:136:LEU:HB3	2.21	0.55
3:L:365:LYS:C	3:L:367:PRO:HD3	2.27	0.55
3:L:587:LEU:CD2	3:L:589:HIS:H	2.14	0.55
4:M:38:HIS:O	4:M:39:GLY:O	2.25	0.55
3:L:216:PHE:CD2	8:Q:63:LEU:HD23	2.41	0.55
2:T:40:TRP:HZ3	2:T:42:ARG:HA	1.71	0.55
4:V:200:ARG:HG3	4:V:204:TYR:HE1	1.72	0.55
4:V:227:GLU:HG3	4:V:268:GLU:O	2.07	0.55
4:V:311:PRO:HD3	4:V:330:HIS:NE2	2.22	0.55
1:1:107:LEU:HD22	1:1:145:LEU:HD11	1.88	0.55
1:1:33:LEU:HA	1:1:37:GLY:CA	2.36	0.55
3:3:166:LYS:HG3	3:3:178:ARG:HG3	1.87	0.55
3:3:748:VAL:CG1	3:3:748:VAL:O	2.53	0.55
4:4:224:ILE:HD12	4:4:237:GLY:O	2.07	0.55
4:4:62:LEU:N	4:4:408:ASP:OD2	2.36	0.55
5:5:31:ARG:NH1	5:5:31:ARG:HG2	2.21	0.55
3:3:168:HIS:HE1	8:7:32:GLU:OE1	1.90	0.55
3:C:397:LEU:HD21	3:C:480:LEU:HD13	1.89	0.55
4:D:254:TYR:O	4:D:256:GLY:N	2.39	0.55
5:E:114:LEU:O	5:E:118:VAL:HG23	2.07	0.55
5:E:26:TRP:CD1	5:E:26:TRP:N	2.74	0.55
6:F:84:LEU:O	6:F:124:VAL:HG23	2.07	0.55
6:F:93:ARG:HD2	6:F:97:GLU:HG3	1.89	0.55
8:H:37:PHE:CD1	8:H:55:MET:HB2	2.42	0.55
3:L:481:LEU:HD23	3:L:523:LEU:HD22	1.89	0.55
7:P:161:TYR:O	7:P:176:PRO:HG3	2.07	0.55
3:U:202:PHE:C	3:U:203:ILE:HD13	2.27	0.55
3:U:430:THR:CG2	3:U:431:PRO:HD2	2.37	0.55
4:V:225:PRO:CD	4:V:239:LEU:HG	2.36	0.55
4:V:313:PRO:C	4:V:315:HIS:N	2.60	0.55
5:W:104:VAL:C	5:W:106:ASP:H	2.10	0.55
5:W:119:TYR:CD1	5:W:132:LEU:HD21	2.41	0.55
4:4:350:ARG:O	4:4:350:ARG:HG2	2.07	0.55
2:B:131:ALA:HB1	2:B:132:PRO:HD2	1.88	0.55
3:C:453:PRO:HB2	3:C:750:ARG:HH12	1.72	0.55
5:E:75:VAL:CG2	5:E:87:ARG:HG3	2.37	0.55
1:J:11:PRO:HG3	1:J:270:THR:HA	1.89	0.55
3:L:282:VAL:HG22	3:L:282:VAL:O	2.07	0.55
3:L:155:THR:HB	4:M:321:MET:CA	2.37	0.55

Continued on next page...

Continued from previous page...

Atom-1	Atom-2	Interatomic distance (Å)	Clash overlap (Å)
4:M:47:LEU:H	4:M:47:LEU:HD12	1.72	0.55
4:M:74:THR:CB	4:M:77:GLN:HG3	2.32	0.55
4:M:79:ILE:HD13	4:M:173:ILE:O	2.06	0.55
5:N:48:PHE:C	5:N:50:ALA:N	2.59	0.55
1:S:369:ASN:O	1:S:372:ALA:HB3	2.07	0.55
3:U:33:PHE:HB2	3:U:45:CYS:SG	2.47	0.55
3:U:564:LEU:CD1	3:U:581:ARG:H	2.18	0.55
3:U:655:ARG:HG3	3:U:655:ARG:HH11	1.70	0.55
4:V:112:ARG:O	4:V:116:ILE:HG12	2.07	0.55
3:3:254:THR:HG1	3:3:624:LEU:HD23	1.71	0.55
3:3:411:LEU:O	3:3:414:SER:HB3	2.06	0.55
4:4:257:TYR:C	4:4:263:ASP:N	2.60	0.55
5:5:40:HIS:C	5:5:42:LYS:H	2.10	0.55
1:A:36:GLY:O	1:A:37:GLY:O	2.25	0.55
3:C:409:LEU:HD12	3:C:535:MET:HE2	1.89	0.55
5:E:103:THR:HG22	5:E:131:ASP:HB2	1.89	0.55
5:E:38:MET:O	5:E:41:TYR:HB2	2.07	0.55
1:J:23:LYS:O	1:J:24:GLU:CD	2.45	0.55
3:L:202:PHE:C	3:L:203:ILE:HD13	2.26	0.55
4:M:207:LEU:O	4:M:211:SER:HB2	2.07	0.55
4:M:225:PRO:CD	4:M:226:PRO:HD3	2.37	0.55
4:M:256:GLY:HA2	4:M:292:GLN:NE2	2.21	0.55
4:M:42:ARG:N	4:M:42:ARG:HD3	2.22	0.55
4:M:64:THR:HB	4:M:66:PHE:CE1	2.41	0.55
6:O:112:ALA:O	6:O:127:VAL:HG23	2.07	0.55
4:V:200:ARG:CG	4:V:200:ARG:O	2.55	0.55
5:W:92:VAL:HG23	5:W:92:VAL:O	2.07	0.55
6:X:148:ILE:O	6:X:151:VAL:HG22	2.07	0.55
7:Y:58:LEU:HD12	7:Y:58:LEU:N	2.21	0.55
7:Y:58:LEU:O	7:Y:59:CYS:C	2.45	0.55
1:1:195:LEU:HA	2:2:24:ARG:HH21	1.72	0.54
1:1:94:ASP:O	1:1:95:GLU:C	2.46	0.54
1:1:357:THR:HG21	3:3:111:THR:OG1	2.07	0.54
1:A:428:LYS:C	3:U:316:ARG:HH22	2.11	0.54
2:B:116:LEU:HD23	2:B:116:LEU:N	2.21	0.54
3:C:132:ASP:O	3:C:135:VAL:HG12	2.06	0.54
3:C:505:LEU:O	3:C:532:VAL:HG13	2.08	0.54
3:C:564:LEU:HD11	3:C:581:ARG:N	2.20	0.54
3:C:404:GLU:HB3	3:C:697:THR:HA	1.89	0.54
3:C:757:HIS:N	3:C:757:HIS:ND1	2.55	0.54
4:D:159:LEU:O	4:D:162:TRP:HB2	2.07	0.54

Continued on next page...

Continued from previous page...

Atom-1	Atom-2	Interatomic distance (Å)	Clash overlap (Å)
4:D:373:PRO:O	4:D:374:SER:C	2.46	0.54
6:F:117:MET:HB3	7:G:99:ILE:HD13	1.88	0.54
6:6:19:ILE:HD11	1:J:271:THR:OG1	2.06	0.54
1:J:357:THR:HG21	3:L:111:THR:OG1	2.07	0.54
3:L:469:ARG:HD3	3:L:472:GLU:OE2	2.08	0.54
7:P:45:ARG:NH2	7:P:137:LEU:HD23	2.22	0.54
8:Q:16:LEU:HD13	8:Q:16:LEU:C	2.27	0.54
1:S:437:TRP:CH2	2:T:96:LEU:HD13	2.42	0.54
3:U:244:ALA:HB3	3:U:249:MET:CE	2.37	0.54
3:U:517:ALA:HA	3:U:520:ARG:CD	2.37	0.54
4:V:229:ALA:HB1	4:V:241:ALA:O	2.07	0.54
8:Z:64:GLY:O	8:Z:65:GLU:C	2.46	0.54
3:3:514:ASP:CG	3:3:685:PRO:HB3	2.27	0.54
4:4:83:PRO:HB2	4:4:169:HIS:HA	1.88	0.54
5:5:58:LEU:HD12	5:5:59:THR:N	2.22	0.54
7:9:43:LEU:O	7:9:138:VAL:HG13	2.08	0.54
7:9:141:VAL:CG1	7:9:142:GLY:N	2.70	0.54
1:A:238:PHE:HE1	1:A:249:MET:CE	2.21	0.54
3:C:549:VAL:C	3:C:550:LEU:HD12	2.27	0.54
3:C:557:SER:H	3:C:560:GLU:HB3	1.72	0.54
3:C:567:TYR:HA	3:C:584:VAL:HG23	1.89	0.54
4:D:112:ARG:O	4:D:116:ILE:HG12	2.06	0.54
4:D:381:LEU:CD1	4:D:397:ILE:HG12	2.37	0.54
5:E:42:LYS:HA	5:E:45:GLY:HA2	1.88	0.54
7:G:113:ILE:HG23	7:G:113:ILE:O	2.07	0.54
1:J:191:SER:HB2	1:J:197:ALA:HB2	1.89	0.54
3:L:131:GLN:HG2	4:M:325:ILE:HG12	1.89	0.54
3:L:293:ALA:HA	3:L:699:TRP:CZ3	2.42	0.54
3:L:453:PRO:HB2	3:L:750:ARG:HH22	1.72	0.54
3:L:567:TYR:HA	3:L:584:VAL:HG23	1.88	0.54
3:L:586:HIS:CE1	3:L:637:ALA:HA	2.42	0.54
4:M:125:ARG:HH21	4:M:347:GLU:HG2	1.73	0.54
5:N:127:GLU:HG3	5:N:129:HIS:HE1	1.72	0.54
5:N:46:PHE:C	5:N:48:PHE:N	2.59	0.54
3:U:211:ILE:O	3:U:212:GLY:O	2.23	0.54
3:U:326:PHE:O	3:U:329:LEU:HB3	2.07	0.54
3:U:603:PRO:HG2	3:U:634:ALA:CB	2.37	0.54
4:V:254:TYR:O	4:V:255:SER:C	2.46	0.54
4:V:274:ASP:O	4:V:278:VAL:HG23	2.07	0.54
5:W:147:ARG:HG2	5:W:150:TYR:HB2	1.88	0.54
1:1:291:ILE:HD11	1:1:331:ILE:HD11	1.88	0.54

Continued on next page...

Continued from previous page...

Atom-1	Atom-2	Interatomic distance (Å)	Clash overlap (Å)
3:3:733:GLN:HA	3:3:745:ALA:O	2.07	0.54
4:4:317:LEU:N	4:4:317:LEU:CD1	2.70	0.54
4:4:42:ARG:HD3	4:4:42:ARG:N	2.23	0.54
1:A:195:LEU:HA	2:B:24:ARG:HH21	1.71	0.54
3:C:355:LEU:HD22	3:C:664:LEU:HD23	1.89	0.54
4:D:42:ARG:N	4:D:42:ARG:HD3	2.21	0.54
4:D:51:GLU:C	4:D:52:VAL:HG22	2.28	0.54
4:D:65:GLY:O	4:D:66:PHE:C	2.45	0.54
2:K:65:SER:O	3:L:204:GLU:HA	2.06	0.54
3:L:23:VAL:HG13	3:L:28:TYR:HB2	1.89	0.54
3:L:361:ALA:O	3:L:367:PRO:HG3	2.07	0.54
3:L:510:GLY:HA3	3:L:520:ARG:HH22	1.72	0.54
4:M:371:ARG:NH2	4:M:376:VAL:HG21	2.22	0.54
5:N:124:ILE:CG2	5:N:146:LEU:HB2	2.36	0.54
3:U:194:VAL:HB	3:U:195:PRO:HD3	1.89	0.54
3:U:20:MET:HE3	3:U:432:PHE:HB3	1.89	0.54
4:V:317:LEU:H	4:V:317:LEU:CD1	2.20	0.54
8:Z:87:PRO:O	8:Z:89:ALA:N	2.39	0.54
3:3:532:VAL:HG12	3:3:533:LEU:N	2.23	0.54
3:3:634:ALA:O	3:3:635:GLU:O	2.25	0.54
3:3:48:CYS:O	3:3:82:SER:HB3	2.08	0.54
4:4:89:HIS:ND1	4:4:349:ALA:HB1	2.22	0.54
3:C:285:VAL:CG1	3:C:286:ASN:N	2.65	0.54
6:F:174:ALA:O	6:F:175:ALA:HB2	2.07	0.54
1:J:433:ARG:NH1	2:K:94:GLU:OE1	2.40	0.54
3:L:132:ASP:O	3:L:135:VAL:HG12	2.07	0.54
3:L:243:ARG:HD3	3:L:275:LEU:CD1	2.31	0.54
3:L:355:LEU:HD22	3:L:664:LEU:HD23	1.90	0.54
3:L:746:ARG:C	3:L:748:VAL:H	2.10	0.54
6:O:117:MET:HG3	6:O:117:MET:O	2.08	0.54
7:P:96:LEU:HD21	7:P:129:LEU:CD1	2.38	0.54
8:Q:16:LEU:O	8:Q:16:LEU:HD13	2.07	0.54
4:V:99:LEU:HD13	4:V:102:GLU:OE1	2.07	0.54
1:I:9:LEU:HD23	1:I:10:ASP:N	2.21	0.54
3:3:113:LEU:HG	3:3:157:PHE:CD2	2.43	0.54
3:3:453:PRO:HB2	3:3:750:ARG:HH22	1.73	0.54
3:3:397:LEU:HD21	3:3:480:LEU:HD13	1.89	0.54
3:3:603:PRO:HG2	3:3:634:ALA:CB	2.37	0.54
4:4:116:ILE:HD12	4:4:182:LEU:CD2	2.38	0.54
6:6:154:LEU:O	6:6:158:VAL:HG13	2.07	0.54
6:6:114:SER:CB	7:9:97:ARG:HD2	2.31	0.54

Continued on next page...

Continued from previous page...

Atom-1	Atom-2	Interatomic distance (Å)	Clash overlap (Å)
3:C:430:THR:HG23	3:C:431:PRO:HD2	1.90	0.54
3:C:477:LEU:HD22	3:C:520:ARG:HG2	1.90	0.54
4:D:143:LEU:O	4:D:143:LEU:HD23	2.07	0.54
4:D:85:MET:HE2	4:D:409:ARG:HB2	1.86	0.54
5:E:184:TYR:O	5:E:185:LYS:HG3	2.08	0.54
4:D:369:LYS:HG2	5:E:53:VAL:HB	1.88	0.54
5:E:60:TYR:CD1	5:E:61:PRO:HD2	2.42	0.54
2:K:40:TRP:CD1	2:K:74:PRO:HA	2.42	0.54
3:L:33:PHE:HZ	3:L:130:LEU:HA	1.71	0.54
3:L:2:VAL:HG13	3:L:89:ASP:CA	2.37	0.54
3:L:307:LYS:H	3:L:307:LYS:HE3	1.73	0.54
3:L:514:ASP:CG	3:L:685:PRO:HB3	2.26	0.54
4:M:285:GLU:O	4:M:289:ILE:HG12	2.08	0.54
4:M:316:LEU:HD13	4:M:320:SER:CB	2.37	0.54
4:M:252:TYR:HE2	4:M:346:THR:HA	1.72	0.54
1:S:110:VAL:N	1:S:111:PRO:CD	2.70	0.54
1:S:360:ARG:O	1:S:364:ALA:HB3	2.07	0.54
3:U:166:LYS:CG	3:U:178:ARG:HG3	2.37	0.54
3:U:203:ILE:O	3:U:204:GLU:HB2	2.07	0.54
3:U:346:ALA:HA	3:U:372:GLN:HB2	1.89	0.54
3:U:550:LEU:N	3:U:550:LEU:CD1	2.70	0.54
3:U:614:LEU:HD13	3:U:624:LEU:HD12	1.89	0.54
4:V:224:ILE:CB	4:V:225:PRO:CD	2.80	0.54
6:X:37:TRP:HA	6:X:37:TRP:HE3	1.72	0.54
1:1:23:LYS:O	1:1:24:GLU:CD	2.46	0.54
2:2:31:LEU:HD12	2:2:41:ILE:HD13	1.88	0.54
3:3:19:VAL:HG23	3:3:85:THR:O	2.07	0.54
3:3:269:THR:HG23	3:3:274:LEU:HD13	1.89	0.54
3:3:340:GLU:HA	3:3:366:THR:HB	1.89	0.54
4:4:379:GLN:HG2	5:5:116:ARG:NH1	2.23	0.54
6:6:174:ALA:O	6:6:175:ALA:HB2	2.08	0.54
6:6:37:TRP:HE3	6:6:37:TRP:HA	1.70	0.54
1:A:363:VAL:HA	1:A:367:MET:HB2	1.88	0.54
3:C:631:ASN:C	3:C:633:GLU:N	2.61	0.54
3:C:746:ARG:O	3:C:748:VAL:N	2.41	0.54
5:E:102:PRO:HA	5:E:130:PRO:CG	2.37	0.54
6:F:174:ALA:O	6:F:175:ALA:CB	2.54	0.54
6:F:153:GLN:HG3	7:G:124:TYR:CZ	2.42	0.54
1:J:253:GLN:NE2	1:J:325:THR:O	2.41	0.54
1:J:371:PHE:HA	1:J:374:ILE:CG2	2.38	0.54
2:K:112:THR:CG2	2:K:116:LEU:HD23	2.38	0.54

Continued on next page...

Continued from previous page...

Atom-1	Atom-2	Interatomic distance (Å)	Clash overlap (Å)
5:N:73:GLU:OE2	5:N:87:ARG:HD3	2.08	0.54
6:O:164:ASN:N	6:O:170:LEU:HD12	2.23	0.54
7:P:150:ALA:HA	7:P:153:THR:HB	1.90	0.54
7:P:35:PRO:HD3	7:P:164:PRO:CG	2.38	0.54
1:S:12:ARG:O	1:S:12:ARG:NE	2.38	0.54
3:U:154:TYR:O	4:V:321:MET:HB2	2.08	0.54
3:U:23:VAL:HG13	3:U:28:TYR:HB2	1.88	0.54
4:V:164:THR:OG1	4:V:170:HIS:HB3	2.07	0.54
4:V:350:ARG:NH1	4:V:401:ASP:OD2	2.41	0.54
3:3:132:ASP:O	3:3:135:VAL:HG12	2.07	0.54
3:3:167:HIS:C	3:3:176:LEU:HD11	2.28	0.54
3:3:11:VAL:HG11	3:3:25:HIS:CD2	2.43	0.54
4:4:153:ARG:HG3	4:4:153:ARG:NH1	2.22	0.54
4:4:187:VAL:N	4:4:188:PRO:HD2	2.22	0.54
6:6:145:GLU:HG2	7:9:31:VAL:CG2	2.37	0.54
7:9:46:HIS:CD2	7:9:52:LYS:HG2	2.43	0.54
3:C:193:GLU:HB3	3:C:418:ARG:HH12	1.72	0.54
3:C:11:VAL:HG11	3:C:25:HIS:CD2	2.43	0.54
7:G:118:ASP:HA	7:G:161:TYR:HE2	1.73	0.54
1:J:10:ASP:CB	1:J:11:PRO:CD	2.72	0.54
3:L:177:ASP:HA	3:L:235:LEU:H	1.72	0.54
4:M:125:ARG:HH12	4:M:349:ALA:HA	1.72	0.54
4:M:254:TYR:CD1	4:M:255:SER:N	2.75	0.54
5:N:53:VAL:HG22	5:N:55:LEU:CD1	2.38	0.54
6:O:109:GLY:H	6:O:137:VAL:HG13	1.72	0.54
3:U:193:GLU:HB3	3:U:418:ARG:HH12	1.72	0.54
4:V:393:MET:C	4:V:396:ILE:HG22	2.28	0.54
5:W:124:ILE:CG2	5:W:146:LEU:HD23	2.35	0.54
5:W:26:TRP:N	5:W:26:TRP:CD1	2.76	0.54
1:1:272:PHE:O	1:1:276:ILE:HG13	2.08	0.54
3:3:173:PHE:CZ	3:3:296:PHE:HB2	2.42	0.54
4:4:254:TYR:O	4:4:255:SER:C	2.45	0.54
1:A:11:PRO:HB2	1:A:274:GLU:CD	2.28	0.54
3:C:312:ARG:HA	3:C:316:ARG:O	2.08	0.54
3:C:469:ARG:HD3	3:C:472:GLU:OE2	2.08	0.54
3:C:293:ALA:HB2	3:C:698:MET:HG2	1.90	0.54
4:D:211:SER:OG	4:D:212:PRO:HD2	2.08	0.54
4:D:343:TYR:CD1	4:D:344:VAL:N	2.76	0.54
6:F:106:ILE:HD11	6:F:154:LEU:HD22	1.89	0.54
8:H:108:ILE:N	8:H:108:ILE:HD12	2.23	0.54
1:J:201:LEU:CG	1:J:203:PRO:HD2	2.30	0.54

Continued on next page...

Continued from previous page...

Atom-1	Atom-2	Interatomic distance (Å)	Clash overlap (Å)
3:L:254:THR:OG1	3:L:624:LEU:HD23	2.08	0.54
3:L:655:ARG:HG3	3:L:655:ARG:HH11	1.71	0.54
4:M:225:PRO:HG2	4:M:239:LEU:H	1.72	0.54
4:M:320:SER:OG	4:M:323:ALA:HB3	2.07	0.54
4:M:369:LYS:HG2	5:N:53:VAL:HB	1.89	0.54
5:N:58:LEU:HD12	5:N:59:THR:N	2.22	0.54
5:N:66:GLU:HG2	5:N:95:PRO:HA	1.89	0.54
7:P:133:LYS:HG2	7:P:137:LEU:HD11	1.90	0.54
7:P:143:THR:HG23	7:P:146:GLN:OE1	2.08	0.54
1:S:13:PHE:O	1:S:15:ARG:N	2.40	0.54
2:T:27:ILE:HG13	2:T:53:VAL:HG21	1.89	0.54
3:U:307:LYS:HE3	3:U:307:LYS:H	1.72	0.54
3:U:469:ARG:HD3	3:U:472:GLU:OE2	2.07	0.54
5:W:53:VAL:HG22	5:W:55:LEU:CD1	2.38	0.54
5:W:57:TYR:OH	5:W:91:ARG:NH2	2.41	0.54
3:3:340:GLU:H	3:3:366:THR:HB	1.73	0.54
4:4:224:ILE:CB	4:4:225:PRO:CD	2.80	0.54
4:4:313:PRO:O	4:4:315:HIS:N	2.40	0.54
4:4:379:GLN:O	4:4:382:PRO:HD2	2.08	0.54
4:4:65:GLY:O	4:4:66:PHE:C	2.46	0.54
5:5:46:PHE:C	5:5:48:PHE:N	2.60	0.54
5:5:71:VAL:CG1	5:5:89:PHE:HD2	2.20	0.54
1:A:114:LEU:HD23	1:A:118:MET:HG3	1.90	0.54
1:A:376:THR:O	1:A:376:THR:HG22	2.08	0.54
3:C:23:VAL:HG13	3:C:28:TYR:HB2	1.90	0.54
3:C:570:PHE:O	3:C:572:PRO:HD3	2.08	0.54
4:D:133:LEU:HD21	4:D:204:TYR:CE2	2.40	0.54
4:D:200:ARG:O	4:D:200:ARG:HG3	2.08	0.54
5:E:121:LEU:CD1	5:E:121:LEU:N	2.70	0.54
5:E:71:VAL:HG11	5:E:89:PHE:HD2	1.72	0.54
1:J:108:GLU:HG2	1:J:140:ARG:CG	2.35	0.54
4:M:224:ILE:HD13	5:N:112:ASN:HA	1.89	0.54
1:S:195:LEU:HA	2:T:24:ARG:HH21	1.72	0.54
3:U:112:LEU:CD2	3:U:130:LEU:HD21	2.38	0.54
3:U:132:ASP:O	3:U:135:VAL:HG12	2.07	0.54
3:U:46:ARG:HG2	3:U:46:ARG:NH1	2.21	0.54
5:W:75:VAL:CG2	5:W:87:ARG:HG3	2.38	0.54
1:1:134:VAL:HG23	1:1:134:VAL:O	2.07	0.54
3:3:33:PHE:CZ	3:3:130:LEU:HA	2.43	0.54
3:3:517:ALA:HA	3:3:520:ARG:CD	2.36	0.54
3:3:586:HIS:HE1	3:3:637:ALA:HA	1.73	0.54

Continued on next page...

Continued from previous page...

Atom-1	Atom-2	Interatomic distance (Å)	Clash overlap (Å)
4:4:240:ARG:NH2	4:4:245:ASN:OD1	2.40	0.54
6:6:153:GLN:HG3	7:9:124:TYR:CZ	2.42	0.54
6:6:164:ASN:CB	7:9:148:ARG:HE	2.14	0.54
3:C:459:MET:CG	3:C:465:HIS:HB2	2.37	0.54
3:C:514:ASP:CG	3:C:685:PRO:HB3	2.28	0.54
3:C:703:GLN:O	3:C:705:VAL:N	2.41	0.54
5:E:50:ALA:HB3	5:E:114:LEU:CD1	2.23	0.54
4:D:366:TYR:OH	5:E:58:LEU:O	2.26	0.54
2:K:42:ARG:HB2	2:K:45:ARG:HG2	1.89	0.54
2:K:86:LEU:O	2:K:89:LYS:N	2.41	0.54
3:L:333:LEU:HD13	3:L:648:LEU:HD21	1.90	0.54
3:L:557:SER:H	3:L:560:GLU:HB3	1.73	0.54
4:M:254:TYR:O	4:M:255:SER:C	2.45	0.54
5:N:120:ASP:HB3	5:N:121:LEU:HD12	1.89	0.54
5:N:66:GLU:CG	5:N:95:PRO:HA	2.38	0.54
7:P:56:CYS:O	9:P:184:SF4:S3	2.66	0.54
7:P:58:LEU:O	7:P:59:CYS:C	2.46	0.54
8:Q:108:ILE:N	8:Q:108:ILE:HD12	2.23	0.54
1:S:250:LYS:HB3	1:S:252:TYR:CE2	2.43	0.54
1:S:253:GLN:CG	1:S:327:GLY:HA2	2.36	0.54
3:U:454:TYR:O	3:U:456:ALA:N	2.41	0.54
4:V:144:THR:HB	4:V:145:PRO:HD3	1.90	0.54
4:V:224:ILE:HD12	4:V:237:GLY:O	2.07	0.54
4:V:274:ASP:O	4:V:275:ARG:C	2.47	0.54
5:W:31:ARG:HG2	5:W:31:ARG:HH11	1.73	0.54
4:V:240:ARG:NH1	5:W:78:PRO:HD2	2.23	0.54
7:Y:143:THR:HG23	7:Y:146:GLN:OE1	2.08	0.54
2:2:79:HIS:HD2	2:2:118:SER:HB2	1.73	0.53
3:3:346:ALA:HA	3:3:372:GLN:HB2	1.90	0.53
3:3:375:THR:HA	3:3:512:LEU:CD1	2.38	0.53
6:6:123:ILE:HG22	6:6:124:VAL:N	2.22	0.53
2:B:86:LEU:HD11	2:B:90:LEU:HD11	1.90	0.53
4:D:207:LEU:O	4:D:211:SER:HB2	2.09	0.53
4:D:132:PHE:CD2	4:D:279:ARG:HD2	2.43	0.53
1:J:102:LYS:HD3	1:J:253:GLN:HE22	1.72	0.53
3:L:268:ASP:OD2	3:L:278:ARG:NH1	2.41	0.53
3:L:338:GLY:HA2	3:L:364:LEU:HD11	1.90	0.53
2:T:116:LEU:HD23	2:T:116:LEU:N	2.22	0.53
3:U:397:LEU:HD21	3:U:480:LEU:HD13	1.89	0.53
3:U:370:ASP:OD2	3:U:557:SER:HB2	2.09	0.53
4:V:168:PHE:HA	4:V:170:HIS:CE1	2.43	0.53

Continued on next page...

Continued from previous page...

Atom-1	Atom-2	Interatomic distance (Å)	Clash overlap (Å)
5:W:121:LEU:HD12	5:W:121:LEU:H	1.73	0.53
5:W:42:LYS:HA	5:W:45:GLY:HA2	1.88	0.53
2:2:136:VAL:CG1	2:2:137:ASN:N	2.55	0.53
4:4:200:ARG:O	4:4:200:ARG:CG	2.55	0.53
1:A:13:PHE:HD1	1:A:13:PHE:C	2.12	0.53
1:A:272:PHE:O	1:A:276:ILE:HG13	2.07	0.53
3:C:307:LYS:HE3	3:C:307:LYS:H	1.72	0.53
3:C:319:GLU:H	3:C:319:GLU:CD	2.12	0.53
4:D:190:LEU:O	4:D:194:LEU:HB2	2.08	0.53
5:E:132:LEU:HD23	5:E:135:ILE:HG23	1.89	0.53
8:H:72:VAL:HG22	8:H:73:SER:N	2.23	0.53
2:K:106:ILE:HD11	2:K:112:THR:CB	2.38	0.53
3:L:154:TYR:CZ	4:M:312:PRO:HB3	2.43	0.53
3:L:409:LEU:HD12	3:L:535:MET:CE	2.38	0.53
3:L:414:SER:HA	3:L:461:TRP:HZ3	1.72	0.53
4:M:116:ILE:HD12	4:M:182:LEU:CD2	2.38	0.53
3:U:404:GLU:HB3	3:U:697:THR:HA	1.90	0.53
4:V:51:GLU:C	4:V:52:VAL:HG22	2.29	0.53
5:W:60:TYR:CG	5:W:61:PRO:HD2	2.43	0.53
3:3:282:VAL:O	3:3:282:VAL:HG22	2.08	0.53
3:3:307:LYS:N	3:3:307:LYS:HE2	2.22	0.53
3:3:355:LEU:O	3:3:358:SER:HB3	2.08	0.53
3:3:469:ARG:HD3	3:3:472:GLU:OE2	2.09	0.53
3:3:587:LEU:HD22	3:3:589:HIS:N	2.19	0.53
4:4:346:THR:HG22	4:4:353:LEU:C	2.29	0.53
4:4:38:HIS:O	4:4:39:GLY:O	2.27	0.53
5:5:7:LEU:O	5:5:11:ARG:HG2	2.08	0.53
6:6:92:MET:HE1	6:6:127:VAL:HG13	1.91	0.53
1:A:108:GLU:CG	1:A:140:ARG:HG2	2.38	0.53
1:A:13:PHE:O	1:A:15:ARG:N	2.41	0.53
3:C:746:ARG:C	3:C:748:VAL:H	2.10	0.53
4:D:122:GLU:HB2	4:D:290:ILE:HD11	1.90	0.53
4:D:393:MET:O	4:D:396:ILE:HG22	2.08	0.53
4:D:240:ARG:HD3	5:E:77:LEU:HB3	1.89	0.53
1:J:408:TRP:N	1:J:409:PRO:HD2	2.23	0.53
1:J:94:ASP:O	1:J:95:GLU:C	2.47	0.53
3:L:375:THR:HA	3:L:512:LEU:CD1	2.39	0.53
4:M:122:GLU:HA	4:M:122:GLU:OE1	2.09	0.53
4:M:252:TYR:O	4:M:253:PRO:C	2.43	0.53
5:N:106:ASP:O	5:N:113:PHE:CZ	2.62	0.53
5:N:57:TYR:OH	5:N:91:ARG:NH2	2.41	0.53

Continued on next page...

Continued from previous page...

Atom-1	Atom-2	Interatomic distance (Å)	Clash overlap (Å)
5:N:27:VAL:O	5:N:90:VAL:HA	2.09	0.53
1:S:162:LEU:HB3	1:S:163:PHE:CE1	2.42	0.53
2:T:144:CYS:O	2:T:149:ARG:HD3	2.07	0.53
1:S:435:SER:HA	2:T:95:GLU:OE2	2.08	0.53
3:U:19:VAL:HG22	3:U:91:MET:HE1	1.90	0.53
3:U:417:VAL:O	3:U:417:VAL:HG12	2.07	0.53
3:U:372:GLN:NE2	3:U:570:PHE:HB2	2.22	0.53
4:V:367:ARG:NH1	4:V:367:ARG:HG2	2.23	0.53
4:V:385:CYS:CB	4:V:396:ILE:HG12	2.28	0.53
3:U:136:GLU:HG2	5:W:189:ARG:HG2	1.91	0.53
6:X:36:LEU:HD22	6:X:77:VAL:HG21	1.90	0.53
3:3:155:THR:HB	4:4:321:MET:CA	2.38	0.53
1:A:29:LEU:O	1:A:29:LEU:HD23	2.09	0.53
3:C:218:LEU:N	3:C:219:PRO:HD3	2.23	0.53
3:C:307:LYS:CE	3:C:307:LYS:N	2.71	0.53
3:C:510:GLY:CA	3:C:520:ARG:HH22	2.21	0.53
3:C:54:LEU:C	3:C:54:LEU:HD13	2.29	0.53
3:C:684:ARG:HG2	3:C:684:ARG:NH1	2.18	0.53
4:D:313:PRO:C	4:D:315:HIS:N	2.62	0.53
5:E:15:TYR:CE1	5:E:30:PRO:HD2	2.44	0.53
6:F:165:GLU:C	6:F:167:GLY:N	2.62	0.53
6:F:42:GLY:O	6:F:43:LEU:HD23	2.09	0.53
7:G:133:LYS:HG2	7:G:137:LEU:HD11	1.90	0.53
7:G:175:ALA:HB1	7:G:176:PRO:HD2	1.88	0.53
2:K:10:PHE:C	2:K:10:PHE:CD1	2.81	0.53
3:L:275:LEU:N	3:L:275:LEU:HD22	2.24	0.53
4:M:65:GLY:O	4:M:66:PHE:C	2.47	0.53
3:U:137:TYR:CD1	3:U:137:TYR:N	2.76	0.53
3:U:244:ALA:HB3	3:U:249:MET:HE1	1.90	0.53
3:U:307:LYS:CE	3:U:307:LYS:N	2.70	0.53
3:U:621:VAL:HG21	3:U:671:GLU:O	2.09	0.53
3:U:643:LEU:O	3:U:646:GLU:HB2	2.09	0.53
4:V:51:GLU:O	4:V:52:VAL:HG22	2.08	0.53
5:W:37:GLU:O	5:W:41:TYR:CD1	2.59	0.53
7:Y:33:LEU:HD22	7:Y:37:PHE:CD2	2.44	0.53
1:1:253:GLN:NE2	1:1:325:THR:O	2.42	0.53
3:3:211:ILE:HG23	3:3:211:ILE:O	2.08	0.53
3:3:37:LYS:HE3	3:3:432:PHE:HE1	1.72	0.53
5:5:48:PHE:O	5:5:50:ALA:N	2.41	0.53
7:9:113:ILE:O	7:9:113:ILE:HG23	2.08	0.53
3:C:203:ILE:O	3:C:204:GLU:HB2	2.07	0.53

Continued on next page...

Continued from previous page...

Atom-1	Atom-2	Interatomic distance (Å)	Clash overlap (Å)
3:C:125:GLY:HA3	3:C:246:ASN:HD22	1.73	0.53
3:C:269:THR:CG2	3:C:274:LEU:HD13	2.38	0.53
3:C:336:ALA:HB3	3:C:565:TYR:CE2	2.43	0.53
3:C:52:ILE:HG22	3:C:53:GLY:N	2.22	0.53
4:D:367:ARG:HG2	4:D:367:ARG:NH1	2.24	0.53
6:F:83:ARG:HA	6:F:111:CYS:HB3	1.90	0.53
8:H:89:ALA:O	8:H:91:ILE:N	2.42	0.53
1:J:13:PHE:C	1:J:13:PHE:HD1	2.10	0.53
2:K:146:THR:OG1	2:K:149:ARG:HB2	2.09	0.53
4:M:112:ARG:O	4:M:112:ARG:HG2	2.08	0.53
4:M:148:TYR:O	4:M:151:ARG:N	2.42	0.53
5:N:104:VAL:O	5:N:104:VAL:HG12	2.07	0.53
5:N:7:LEU:O	5:N:11:ARG:HG2	2.09	0.53
1:S:20:HIS:HE1	1:S:226:SER:HA	1.73	0.53
2:T:112:THR:OG1	2:T:113:PRO:HD2	2.09	0.53
2:T:59:GLU:O	2:T:63:VAL:HG23	2.09	0.53
3:U:757:HIS:C	3:U:758:LEU:HD12	2.28	0.53
4:V:200:ARG:HG3	4:V:200:ARG:O	2.09	0.53
4:V:220:GLY:O	4:V:272:VAL:HG22	2.08	0.53
4:V:234:LEU:O	4:V:236:GLY:N	2.42	0.53
5:W:28:VAL:O	5:W:29:LEU:HD23	2.09	0.53
5:W:40:HIS:C	5:W:42:LYS:H	2.11	0.53
5:W:50:ALA:HA	5:W:73:GLU:O	2.09	0.53
8:Z:63:LEU:HD13	8:Z:129:ALA:CB	2.37	0.53
2:2:88:CYS:O	2:2:93:ALA:HB2	2.07	0.53
4:4:320:SER:OG	4:4:323:ALA:HB3	2.08	0.53
4:4:381:LEU:CD1	4:4:397:ILE:HG12	2.39	0.53
4:4:47:LEU:H	4:4:47:LEU:HD12	1.74	0.53
6:6:83:ARG:HA	6:6:111:CYS:HB3	1.91	0.53
4:D:393:MET:C	4:D:396:ILE:HG22	2.28	0.53
6:F:92:MET:CE	6:F:127:VAL:HG13	2.38	0.53
1:J:395:GLU:O	1:J:396:GLY:O	2.25	0.53
3:L:286:ASN:HD22	3:L:287:GLU:N	2.07	0.53
3:L:382:PHE:CD1	3:L:382:PHE:N	2.77	0.53
4:M:188:PRO:O	4:M:191:LYS:HB2	2.08	0.53
4:M:211:SER:OG	4:M:212:PRO:HD2	2.08	0.53
5:N:71:VAL:CG1	5:N:89:PHE:HD2	2.20	0.53
7:P:43:LEU:O	7:P:138:VAL:HG13	2.09	0.53
7:P:94:ASN:O	7:P:96:LEU:N	2.42	0.53
8:Q:87:PRO:O	8:Q:89:ALA:N	2.41	0.53
3:U:413:LEU:HA	3:U:416:PHE:HB3	1.90	0.53

Continued on next page...

Continued from previous page...

Atom-1	Atom-2	Interatomic distance (Å)	Clash overlap (Å)
3:U:561:PRO:HB3	3:U:576:ALA:CA	2.37	0.53
8:Z:67:PHE:CZ	8:Z:123:ARG:HG3	2.44	0.53
8:Z:38:PRO:C	8:Z:40:PHE:N	2.62	0.53
1:1:10:ASP:CB	1:1:11:PRO:CD	2.71	0.53
1:1:50:PRO:O	1:1:53:VAL:HG12	2.09	0.53
3:3:570:PHE:O	3:3:572:PRO:HD3	2.09	0.53
6:6:123:ILE:CG2	6:6:124:VAL:N	2.71	0.53
2:B:153:LEU:C	2:B:153:LEU:HD13	2.28	0.53
2:B:66:PHE:CE1	3:C:205:ARG:HD3	2.44	0.53
3:C:244:ALA:HB3	3:C:249:MET:CE	2.39	0.53
3:C:340:GLU:HA	3:C:366:THR:HB	1.90	0.53
4:D:109:VAL:HG12	4:D:113:ALA:HB3	1.91	0.53
4:D:232:LEU:HD13	4:D:278:VAL:CG1	2.39	0.53
4:D:371:ARG:HH22	4:D:376:VAL:HG21	1.72	0.53
8:H:116:PHE:O	8:H:120:ASP:HB2	2.09	0.53
2:K:131:ALA:CB	2:K:132:PRO:CD	2.80	0.53
3:L:25:HIS:ND1	3:L:427:ASN:HB2	2.24	0.53
3:L:495:GLU:O	3:L:499:LYS:HG3	2.08	0.53
4:M:122:GLU:HB2	4:M:290:ILE:HD11	1.91	0.53
4:M:344:VAL:HG23	4:M:344:VAL:O	2.09	0.53
5:N:26:TRP:CD1	5:N:26:TRP:N	2.77	0.53
3:U:616:ASN:OD1	3:U:617:LEU:N	2.41	0.53
5:W:58:LEU:HD12	5:W:59:THR:H	1.74	0.53
6:X:164:ASN:CB	7:Y:148:ARG:HE	2.14	0.53
4:4:290:ILE:O	4:4:294:LEU:HB2	2.08	0.53
3:C:2:VAL:HG13	3:C:89:ASP:CA	2.37	0.53
4:D:252:TYR:CE2	4:D:346:THR:HA	2.44	0.53
5:E:20:ASN:OD1	5:E:22:LEU:HG	2.07	0.53
6:F:117:MET:O	6:F:117:MET:HG3	2.08	0.53
1:J:161:ASN:OD1	1:J:166:ASP:HA	2.09	0.53
3:L:167:HIS:O	3:L:167:HIS:ND1	2.41	0.53
3:L:415:GLU:HG2	3:L:418:ARG:HH21	1.73	0.53
6:O:154:LEU:O	6:O:158:VAL:HG13	2.08	0.53
6:O:26:LYS:HD2	6:O:26:LYS:O	2.08	0.53
3:U:409:LEU:HD12	3:U:535:MET:CE	2.39	0.53
4:V:84:ARG:HG2	9:X:182:SF4:S2	2.49	0.53
5:W:22:LEU:O	5:W:24:ASN:N	2.35	0.53
7:Y:35:PRO:HD3	7:Y:164:PRO:HG3	1.91	0.53
2:2:112:THR:OG1	2:2:113:PRO:HD2	2.08	0.53
2:2:61:MET:HE3	8:7:88:ARG:HD3	1.89	0.53
4:4:138:LEU:HD11	4:4:146:PHE:CG	2.43	0.53

Continued on next page...

Continued from previous page...

Atom-1	Atom-2	Interatomic distance (Å)	Clash overlap (Å)
4:4:229:ALA:CB	4:4:241:ALA:O	2.57	0.53
2:B:114:ASP:HB2	2:B:116:LEU:HD21	1.90	0.53
3:C:166:LYS:HG3	3:C:178:ARG:CG	2.39	0.53
3:C:517:ALA:HA	3:C:520:ARG:CG	2.39	0.53
3:C:732:ALA:O	3:C:746:ARG:HA	2.09	0.53
6:F:164:ASN:HB3	7:G:148:ARG:HH21	1.74	0.53
2:K:134:ILE:HG13	2:K:145:VAL:HG21	1.91	0.53
3:L:477:LEU:HD21	3:L:520:ARG:HG2	1.90	0.53
4:M:274:ASP:O	4:M:278:VAL:HG23	2.08	0.53
1:S:33:LEU:HA	1:S:37:GLY:HA3	1.91	0.53
4:V:237:GLY:O	4:V:239:LEU:HG	2.09	0.53
1:1:13:PHE:HD1	1:1:13:PHE:C	2.13	0.53
1:1:184:GLU:O	1:1:185:GLU:C	2.45	0.53
4:4:367:ARG:HG2	4:4:367:ARG:NH1	2.23	0.53
4:4:52:VAL:CG1	4:4:388:GLU:O	2.57	0.53
4:4:68:LYS:O	4:4:71:GLU:HB2	2.08	0.53
6:6:91:VAL:HG22	6:6:94:ARG:HH21	1.74	0.53
3:C:293:ALA:CB	3:C:698:MET:HG2	2.38	0.53
4:D:234:LEU:O	4:D:236:GLY:N	2.41	0.53
4:D:51:GLU:O	4:D:52:VAL:HG22	2.08	0.53
5:E:49:LEU:CB	5:E:77:LEU:HD21	2.23	0.53
6:F:26:LYS:HD2	6:F:26:LYS:C	2.29	0.53
3:L:307:LYS:CE	3:L:307:LYS:N	2.72	0.53
3:L:346:ALA:HA	3:L:372:GLN:HB2	1.91	0.53
3:L:404:GLU:HB3	3:L:697:THR:HA	1.90	0.53
5:N:60:TYR:CG	5:N:61:PRO:HD2	2.44	0.53
1:S:184:GLU:O	1:S:185:GLU:C	2.48	0.53
1:S:395:GLU:O	1:S:396:GLY:O	2.25	0.53
2:T:79:HIS:CD2	2:T:118:SER:HB2	2.44	0.53
3:U:355:LEU:O	3:U:358:SER:HB3	2.08	0.53
3:U:631:ASN:C	3:U:633:GLU:N	2.61	0.53
4:V:353:LEU:HD12	4:V:354:GLY:H	1.71	0.53
5:W:71:VAL:CG1	5:W:89:PHE:HD2	2.22	0.53
3:3:167:HIS:O	3:3:167:HIS:ND1	2.42	0.52
3:3:732:ALA:O	3:3:746:ARG:HA	2.09	0.52
1:A:433:ARG:NH1	2:B:94:GLU:OE1	2.41	0.52
3:C:307:LYS:HE2	3:C:307:LYS:H	1.73	0.52
3:C:451:PHE:HE1	3:C:466:GLU:HB2	1.74	0.52
4:D:168:PHE:HA	4:D:170:HIS:CE1	2.44	0.52
8:H:16:LEU:HD21	8:H:115:PHE:CE1	2.44	0.52
1:J:337:MET:O	1:J:341:MET:HG2	2.09	0.52

Continued on next page...

Continued from previous page...

Atom-1	Atom-2	Interatomic distance (Å)	Clash overlap (Å)
3:L:616:ASN:OD1	3:L:618:GLU:HG2	2.09	0.52
3:L:631:ASN:OD1	3:L:633:GLU:OE2	2.27	0.52
3:L:746:ARG:O	3:L:748:VAL:N	2.42	0.52
4:M:199:HIS:O	4:M:201:ILE:N	2.42	0.52
4:M:240:ARG:HD3	5:N:77:LEU:HB3	1.90	0.52
4:M:385:CYS:CB	4:M:396:ILE:HG12	2.35	0.52
4:M:403:VAL:O	4:M:406:ASP:HB3	2.08	0.52
2:T:86:LEU:O	2:T:89:LYS:N	2.42	0.52
3:U:483:ASP:O	3:U:484:LYS:HG2	2.09	0.52
3:U:652:PRO:O	3:U:654:PHE:N	2.42	0.52
4:V:108:VAL:HG23	4:V:108:VAL:O	2.08	0.52
5:W:58:LEU:O	5:W:59:THR:HB	2.09	0.52
6:X:83:ARG:HD3	6:X:111:CYS:SG	2.49	0.52
7:Y:162:VAL:HA	7:Y:176:PRO:HG2	1.90	0.52
8:Z:38:PRO:O	8:Z:40:PHE:N	2.41	0.52
1:1:323:LEU:HD23	1:1:324:GLY:N	2.23	0.52
1:1:38:TYR:OH	1:1:112:HIS:CD2	2.62	0.52
1:1:40:THR:O	1:1:44:VAL:HG23	2.08	0.52
2:2:79:HIS:CD2	2:2:118:SER:HB2	2.44	0.52
3:3:652:PRO:O	3:3:654:PHE:N	2.42	0.52
4:4:84:ARG:HD3	6:6:117:MET:HE3	1.92	0.52
1:A:301:PRO:HB2	1:A:303:THR:CG2	2.38	0.52
1:A:391:LEU:N	1:A:392:PRO:HD2	2.24	0.52
1:A:434:PRO:HG2	1:A:436:LEU:HD11	1.91	0.52
3:C:136:GLU:O	5:E:188:SER:HB2	2.09	0.52
3:C:561:PRO:HB3	3:C:576:ALA:CA	2.33	0.52
4:D:343:TYR:C	4:D:343:TYR:CD1	2.83	0.52
5:E:39:ALA:O	5:E:42:LYS:N	2.42	0.52
7:G:31:VAL:O	7:G:161:TYR:HA	2.09	0.52
1:J:272:PHE:O	1:J:276:ILE:HG13	2.09	0.52
2:K:136:VAL:CG1	2:K:137:ASN:N	2.56	0.52
3:L:44:ALA:O	3:L:45:CYS:HB3	2.08	0.52
3:L:46:ARG:HH11	3:L:46:ARG:HG2	1.74	0.52
3:L:474:ARG:CB	3:L:516:VAL:HG22	2.38	0.52
5:N:103:THR:HG22	5:N:131:ASP:HB2	1.91	0.52
5:N:22:LEU:O	5:N:24:ASN:N	2.36	0.52
3:L:216:PHE:CZ	8:Q:128:PHE:CD2	2.95	0.52
8:Q:37:PHE:CD1	8:Q:55:MET:HB2	2.44	0.52
1:S:7:SER:HB3	1:S:15:ARG:HH22	1.73	0.52
2:T:116:LEU:HG	2:T:117:PHE:CD2	2.44	0.52
2:T:163:LEU:HA	2:T:166:ILE:HG13	1.91	0.52

Continued on next page...

Continued from previous page...

Atom-1	Atom-2	Interatomic distance (Å)	Clash overlap (Å)
3:U:398:VAL:C	3:U:399:LEU:HD12	2.29	0.52
4:V:350:ARG:HG2	4:V:350:ARG:O	2.08	0.52
5:W:103:THR:HG22	5:W:131:ASP:HB2	1.91	0.52
6:X:110:ALA:HB1	6:X:116:GLY:HA2	1.90	0.52
8:Z:89:ALA:O	8:Z:91:ILE:N	2.42	0.52
3:3:254:THR:OG1	3:3:624:LEU:HD23	2.09	0.52
3:3:2:VAL:HG12	3:3:3:ARG:N	2.24	0.52
4:4:224:ILE:HD13	5:5:112:ASN:HA	1.92	0.52
5:5:27:VAL:O	5:5:90:VAL:HA	2.09	0.52
2:B:136:VAL:CG1	2:B:137:ASN:N	2.62	0.52
3:C:38:HIS:NE2	3:C:287:GLU:HG2	2.24	0.52
3:C:477:LEU:HD21	3:C:520:ARG:HG2	1.92	0.52
4:D:152:GLU:HG2	4:D:197:LEU:HD21	1.91	0.52
4:D:246:TYR:CB	4:D:347:GLU:HG3	2.38	0.52
4:D:220:GLY:HA3	4:D:396:ILE:CD1	2.40	0.52
4:D:64:THR:HG22	4:D:64:THR:O	2.10	0.52
5:E:147:ARG:HG2	5:E:150:TYR:HB2	1.91	0.52
8:H:39:ASP:OD2	8:H:75:ARG:HG3	2.09	0.52
3:L:87:VAL:HA	3:L:91:MET:HE1	1.92	0.52
7:P:123:ASP:HB2	7:P:129:LEU:HD21	1.91	0.52
1:S:408:TRP:N	1:S:409:PRO:HD2	2.24	0.52
2:T:136:VAL:CG1	2:T:137:ASN:H	2.06	0.52
3:U:169:PRO:CD	3:U:176:LEU:HD13	2.39	0.52
3:U:263:CYS:CA	3:U:286:ASN:HB2	2.38	0.52
3:U:414:SER:HA	3:U:461:TRP:CZ3	2.44	0.52
4:V:338:PRO:HD3	5:W:192:TYR:O	2.10	0.52
6:X:93:ARG:HD2	6:X:97:GLU:HG3	1.91	0.52
1:1:211:LEU:HB2	1:1:216:THR:HG21	1.91	0.52
1:1:38:TYR:OH	1:1:112:HIS:HD2	1.93	0.52
1:1:408:TRP:N	1:1:409:PRO:HD2	2.24	0.52
3:3:337:ARG:HD2	3:3:338:GLY:N	2.24	0.52
3:3:46:ARG:HG2	3:3:46:ARG:NH1	2.25	0.52
4:4:109:VAL:HG12	4:4:113:ALA:HB3	1.90	0.52
4:4:85:MET:HE1	4:4:409:ARG:CB	2.31	0.52
7:9:35:PRO:HD3	7:9:164:PRO:HG3	1.91	0.52
1:A:357:THR:N	1:A:358:PRO:CD	2.72	0.52
3:C:208:HIS:HB3	8:H:85:ARG:NH2	2.25	0.52
2:B:57:PRO:HD2	3:C:215:ASP:OD1	2.10	0.52
3:C:510:GLY:HA3	3:C:520:ARG:HH22	1.75	0.52
3:C:578:LYS:HB3	3:C:578:LYS:NZ	2.24	0.52
4:D:70:MET:C	4:D:72:HIS:H	2.12	0.52

Continued on next page...

Continued from previous page...

Atom-1	Atom-2	Interatomic distance (Å)	Clash overlap (Å)
5:E:48:PHE:O	5:E:50:ALA:N	2.42	0.52
8:H:44:MET:C	8:H:46:ARG:H	2.12	0.52
8:H:6:GLU:OE1	8:H:80:LYS:HE3	2.10	0.52
1:J:266:LEU:HB3	1:J:267:PRO:HD2	1.92	0.52
1:J:9:LEU:HA	1:J:13:PHE:HZ	1.74	0.52
3:L:414:SER:O	3:L:418:ARG:HG3	2.09	0.52
3:L:643:LEU:O	3:L:646:GLU:HB2	2.08	0.52
4:M:254:TYR:O	4:M:256:GLY:N	2.42	0.52
1:S:353:CYS:SG	1:S:354:GLY:N	2.83	0.52
2:T:109:GLY:HA2	8:Z:91:ILE:HD13	1.91	0.52
3:U:19:VAL:HG23	3:U:85:THR:O	2.09	0.52
3:U:11:VAL:HG11	3:U:25:HIS:CD2	2.45	0.52
3:U:557:SER:H	3:U:560:GLU:HB3	1.74	0.52
4:V:133:LEU:HD21	4:V:204:TYR:HD2	1.69	0.52
4:V:225:PRO:CD	4:V:226:PRO:HD3	2.39	0.52
1:1:203:PRO:HB2	1:1:204:PRO:HD3	1.91	0.52
3:3:73:ILE:O	3:3:73:ILE:HD12	2.09	0.52
4:4:344:VAL:HG23	4:4:344:VAL:O	2.10	0.52
6:6:92:MET:CE	6:6:127:VAL:HG13	2.39	0.52
8:7:84:LEU:HB2	8:7:93:LEU:HB2	1.92	0.52
7:9:101:CYS:O	7:9:103:LEU:N	2.43	0.52
1:A:11:PRO:HG3	1:A:270:THR:HA	1.90	0.52
3:C:398:VAL:C	3:C:399:LEU:HD12	2.29	0.52
3:C:643:LEU:O	3:C:646:GLU:HB2	2.10	0.52
4:D:132:PHE:CE2	4:D:279:ARG:HD2	2.43	0.52
4:D:224:ILE:CB	4:D:225:PRO:CD	2.80	0.52
3:L:33:PHE:CZ	3:L:130:LEU:HA	2.44	0.52
3:L:113:LEU:O	3:L:161:ARG:NH1	2.41	0.52
4:M:244:VAL:HG13	4:M:246:TYR:CD1	2.44	0.52
1:S:357:THR:N	1:S:358:PRO:CD	2.71	0.52
1:S:337:MET:HB2	1:S:420:GLN:NE2	2.25	0.52
3:U:168:HIS:HE1	8:Z:32:GLU:OE1	1.93	0.52
3:U:173:PHE:CE1	3:U:174:VAL:HG22	2.45	0.52
3:U:226:ILE:HD12	3:U:235:LEU:CD1	2.39	0.52
3:U:340:GLU:H	3:U:366:THR:CB	2.23	0.52
1:1:374:ILE:HA	1:1:379:GLY:HA3	1.91	0.52
1:1:433:ARG:NH1	2:2:94:GLU:OE1	2.42	0.52
3:3:161:ARG:HG2	3:3:161:ARG:HH11	1.74	0.52
3:3:203:ILE:O	3:3:204:GLU:HB2	2.08	0.52
4:4:238:SER:O	4:4:239:LEU:HD23	2.09	0.52
4:4:64:THR:HG22	4:4:64:THR:O	2.10	0.52

Continued on next page...

Continued from previous page...

Atom-1	Atom-2	Interatomic distance (Å)	Clash overlap (Å)
6:6:109:GLY:H	6:6:137:VAL:HG13	1.73	0.52
4:D:256:GLY:HA2	4:D:292:GLN:NE2	2.21	0.52
4:D:316:LEU:HD13	4:D:320:SER:HB2	1.90	0.52
4:D:347:GLU:O	4:D:349:ALA:N	2.37	0.52
4:D:52:VAL:CG1	4:D:388:GLU:O	2.58	0.52
4:D:224:ILE:HD13	5:E:112:ASN:HA	1.90	0.52
7:G:143:THR:HG23	7:G:146:GLN:OE1	2.10	0.52
1:J:291:ILE:HD11	1:J:331:ILE:HD11	1.89	0.52
2:K:57:PRO:HD2	3:L:215:ASP:OD1	2.09	0.52
3:L:466:GLU:CG	3:L:489:MET:HG3	2.27	0.52
3:L:684:ARG:HG2	3:L:684:ARG:NH1	2.18	0.52
4:M:159:LEU:O	4:M:162:TRP:HB2	2.08	0.52
4:M:234:LEU:O	4:M:236:GLY:N	2.42	0.52
4:M:343:TYR:CD1	4:M:344:VAL:N	2.78	0.52
4:M:373:PRO:O	4:M:374:SER:C	2.48	0.52
5:N:40:HIS:C	5:N:42:LYS:H	2.13	0.52
6:O:165:GLU:C	6:O:167:GLY:N	2.63	0.52
1:S:169:PHE:CE2	1:S:171:LEU:HD11	2.44	0.52
1:S:10:ASP:O	1:S:267:PRO:HG3	2.10	0.52
2:T:66:PHE:C	2:T:66:PHE:CD1	2.83	0.52
3:U:268:ASP:OD2	3:U:278:ARG:NH1	2.43	0.52
3:U:470:PRO:HG3	3:U:750:ARG:NH2	2.24	0.52
3:U:155:THR:HB	4:V:321:MET:CA	2.38	0.52
2:2:42:ARG:HB3	2:2:44:GLU:OE1	2.10	0.52
3:3:477:LEU:HD21	3:3:520:ARG:HG2	1.90	0.52
8:7:89:ALA:O	8:7:91:ILE:N	2.42	0.52
3:C:173:PHE:CZ	3:C:296:PHE:CB	2.93	0.52
3:C:587:LEU:CD2	3:C:589:HIS:H	2.16	0.52
4:D:244:VAL:CG1	4:D:246:TYR:CD1	2.93	0.52
4:D:385:CYS:CB	4:D:396:ILE:HG12	2.34	0.52
7:G:94:ASN:O	7:G:96:LEU:N	2.41	0.52
1:J:7:SER:HB3	1:J:15:ARG:HH22	1.74	0.52
3:L:168:HIS:HE1	8:Q:32:GLU:OE1	1.93	0.52
4:M:153:ARG:NH1	4:M:153:ARG:HG3	2.23	0.52
4:M:200:ARG:HG3	4:M:200:ARG:O	2.10	0.52
4:M:214:PHE:C	4:M:216:GLU:N	2.63	0.52
5:N:121:LEU:HB3	5:N:127:GLU:CG	2.40	0.52
6:O:164:ASN:CB	7:P:148:ARG:HE	2.15	0.52
8:Q:38:PRO:C	8:Q:40:PHE:H	2.13	0.52
1:S:371:PHE:HA	1:S:374:ILE:CG2	2.40	0.52
3:U:336:ALA:HB3	3:U:565:TYR:CE2	2.45	0.52

Continued on next page...

Continued from previous page...

Atom-1	Atom-2	Interatomic distance (Å)	Clash overlap (Å)
3:U:338:GLY:HA2	3:U:364:LEU:HD11	1.92	0.52
4:V:244:VAL:HG13	4:V:246:TYR:CD1	2.44	0.52
6:X:78:MET:HG3	6:X:78:MET:O	2.10	0.52
1:1:41:ALA:HB2	1:1:116:GLU:HG3	1.91	0.52
3:3:100:VAL:O	3:3:103:ALA:HB3	2.10	0.52
3:3:390:LEU:HD21	3:3:413:LEU:HD23	1.92	0.52
4:4:168:PHE:HA	4:4:170:HIS:CE1	2.45	0.52
4:4:225:PRO:CB	4:4:226:PRO:HD3	2.40	0.52
4:4:408:ASP:O	4:4:409:ARG:C	2.48	0.52
5:5:3:LEU:CD2	5:5:3:LEU:H	2.09	0.52
4:D:116:ILE:HD12	4:D:182:LEU:CD2	2.40	0.52
5:E:147:ARG:NH1	5:E:149:ASP:OD1	2.43	0.52
5:E:71:VAL:CG1	5:E:89:PHE:HD2	2.22	0.52
1:J:203:PRO:HB2	1:J:204:PRO:HD3	1.92	0.52
2:K:46:ILE:HG23	2:K:60:VAL:CG1	2.39	0.52
3:L:113:LEU:HG	3:L:157:PHE:CD2	2.45	0.52
3:L:211:ILE:HG23	3:L:211:ILE:O	2.08	0.52
4:M:408:ASP:O	4:M:409:ARG:C	2.47	0.52
5:N:42:LYS:HA	5:N:45:GLY:CA	2.40	0.52
7:P:126:TYR:O	7:P:128:ASP:N	2.43	0.52
8:Q:63:LEU:HD13	8:Q:129:ALA:CB	2.40	0.52
1:S:283:PRO:HB3	1:S:287:ILE:HD13	1.92	0.52
3:U:451:PHE:HE1	3:U:466:GLU:HB2	1.74	0.52
4:V:343:TYR:CD1	4:V:343:TYR:C	2.83	0.52
4:V:234:LEU:CD1	5:W:49:LEU:HD21	2.34	0.52
3:3:161:ARG:NH1	3:3:161:ARG:HG2	2.24	0.52
3:3:660:ALA:O	3:3:663:ALA:HB3	2.10	0.52
4:4:316:LEU:HD13	4:4:320:SER:CB	2.39	0.52
4:4:389:GLN:HB3	4:4:391:PRO:HD2	1.91	0.52
5:5:3:LEU:N	5:5:3:LEU:HD23	2.15	0.52
6:6:165:GLU:C	6:6:167:GLY:N	2.63	0.52
1:A:98:PRO:HA	2:B:124:CYS:SG	2.50	0.52
3:C:243:ARG:CB	3:C:275:LEU:HD12	2.37	0.52
4:D:225:PRO:CB	4:D:226:PRO:HD3	2.40	0.52
5:E:31:ARG:HH11	5:E:31:ARG:HG2	1.74	0.52
6:F:109:GLY:H	6:F:137:VAL:HG13	1.75	0.52
6:F:37:TRP:HA	6:F:37:TRP:HE3	1.72	0.52
8:H:9:LEU:HD11	8:H:82:ILE:HG22	1.92	0.52
4:M:132:PHE:CE2	4:M:279:ARG:HD2	2.45	0.52
4:M:152:GLU:HG2	4:M:197:LEU:HD21	1.92	0.52
4:M:182:LEU:HD12	4:M:182:LEU:O	2.10	0.52

Continued on next page...

Continued from previous page...

Atom-1	Atom-2	Interatomic distance (Å)	Clash overlap (Å)
4:M:231:ASP:CA	4:M:235:THR:HG23	2.40	0.52
4:M:343:TYR:CD1	4:M:343:TYR:C	2.83	0.52
6:O:92:MET:CE	6:O:127:VAL:HG13	2.39	0.52
3:U:333:LEU:HD13	3:U:648:LEU:HD21	1.90	0.52
3:U:514:ASP:CG	3:U:685:PRO:HB3	2.29	0.52
4:V:138:LEU:HD11	4:V:146:PHE:CG	2.44	0.52
4:V:232:LEU:HD11	4:V:282:GLU:OE1	2.10	0.52
4:V:346:THR:CG2	4:V:353:LEU:HB3	2.40	0.52
4:V:82:THR:N	4:V:83:PRO:HD2	2.25	0.52
4:V:379:GLN:HG2	5:W:116:ARG:NH1	2.24	0.52
6:X:99:MET:HB3	6:X:100:PRO:HD2	1.92	0.52
2:2:47:GLU:O	2:2:50:ALA:HB3	2.10	0.52
4:4:148:TYR:O	4:4:151:ARG:HB3	2.10	0.52
4:4:64:THR:HB	4:4:66:PHE:CE1	2.44	0.52
1:A:211:LEU:HB2	1:A:216:THR:HG21	1.91	0.52
1:A:33:LEU:HA	1:A:37:GLY:HA3	1.91	0.52
2:B:122:VAL:HG12	2:B:123:GLU:H	1.74	0.52
3:C:371:PHE:CE1	3:C:544:LEU:HB3	2.45	0.52
4:D:59:ILE:HD11	5:E:138:PRO:HB3	1.92	0.52
6:F:110:ALA:HB1	6:F:116:GLY:HA2	1.91	0.52
7:G:114:VAL:HG12	7:G:115:LEU:N	2.25	0.52
7:G:161:TYR:O	7:G:176:PRO:HG3	2.09	0.52
1:J:41:ALA:HB2	1:J:116:GLU:HG3	1.91	0.52
4:M:89:HIS:ND1	4:M:349:ALA:HB1	2.24	0.52
4:M:74:THR:HG22	4:M:75:TYR:N	2.25	0.52
5:N:77:LEU:O	5:N:83:GLY:HA3	2.10	0.52
1:S:203:PRO:HB2	1:S:204:PRO:HD3	1.91	0.52
3:U:295:ARG:HD2	3:U:296:PHE:CZ	2.45	0.52
3:U:319:GLU:CD	3:U:319:GLU:H	2.13	0.52
3:U:382:PHE:CD1	3:U:382:PHE:N	2.78	0.52
1:S:398:SER:C	3:U:46:ARG:HE	2.12	0.52
3:U:732:ALA:O	3:U:746:ARG:HA	2.09	0.52
4:V:125:ARG:HH12	4:V:349:ALA:HA	1.75	0.52
5:W:48:PHE:C	5:W:50:ALA:N	2.62	0.52
6:X:117:MET:O	6:X:117:MET:HG3	2.09	0.52
4:4:52:VAL:HG11	4:4:388:GLU:O	2.10	0.51
5:5:50:ALA:HA	5:5:73:GLU:O	2.11	0.51
1:A:63:ARG:NH1	1:A:313:TYR:HB2	2.24	0.51
2:B:130:THR:O	2:B:131:ALA:O	2.27	0.51
3:C:134:THR:O	3:C:138:GLY:CA	2.57	0.51
3:C:229:ILE:HD11	3:C:289:TRP:CZ3	2.45	0.51

Continued on next page...

Continued from previous page...

Atom-1	Atom-2	Interatomic distance (Å)	Clash overlap (Å)
3:C:346:ALA:HA	3:C:372:GLN:HB2	1.92	0.51
1:J:108:GLU:CG	1:J:140:ARG:HG2	2.34	0.51
3:L:116:PRO:O	3:L:117:LEU:HB2	2.10	0.51
5:N:39:ALA:O	5:N:42:LYS:N	2.40	0.51
5:N:42:LYS:CA	5:N:45:GLY:HA2	2.40	0.51
6:O:26:LYS:HD2	6:O:26:LYS:C	2.31	0.51
8:Q:75:ARG:HA	8:Q:80:LYS:HZ1	1.75	0.51
2:T:146:THR:OG1	2:T:149:ARG:HB2	2.09	0.51
3:U:132:ASP:O	3:U:136:GLU:HG3	2.09	0.51
3:U:173:PHE:CZ	3:U:296:PHE:HB2	2.45	0.51
3:U:746:ARG:C	3:U:748:VAL:N	2.64	0.51
4:V:109:VAL:HG12	4:V:113:ALA:HB3	1.92	0.51
5:W:174:LEU:HD21	5:W:180:GLY:HA2	1.92	0.51
3:3:564:LEU:HD21	3:3:581:ARG:CD	2.40	0.51
4:4:152:GLU:HG2	4:4:197:LEU:HD21	1.92	0.51
6:6:48:ILE:N	6:6:48:ILE:HD12	2.25	0.51
3:3:167:HIS:HE1	8:7:32:GLU:OE2	1.93	0.51
8:7:46:ARG:HB3	8:7:47:PRO:HD2	1.91	0.51
4:4:183:PRO:HD3	7:9:36:ARG:NH2	2.25	0.51
2:B:163:LEU:HA	2:B:166:ILE:HG13	1.92	0.51
2:B:26:ALA:O	2:B:30:LEU:HG	2.11	0.51
3:C:155:THR:HB	4:D:321:MET:CA	2.39	0.51
3:C:338:GLY:HA2	3:C:364:LEU:HD11	1.92	0.51
3:C:355:LEU:O	3:C:358:SER:HB3	2.10	0.51
4:D:52:VAL:HG11	4:D:388:GLU:O	2.10	0.51
2:K:163:LEU:HA	2:K:166:ILE:HG13	1.92	0.51
3:L:137:TYR:CD1	3:L:137:TYR:N	2.78	0.51
3:L:274:LEU:O	3:L:302:ASP:OD2	2.28	0.51
6:O:159:ARG:HB3	6:O:161:GLN:HG3	1.91	0.51
7:P:35:PRO:HD3	7:P:164:PRO:HG3	1.92	0.51
1:S:114:LEU:HD23	1:S:118:MET:HG3	1.92	0.51
2:T:130:THR:HG21	2:T:143:GLU:OE1	2.09	0.51
3:U:269:THR:HG23	3:U:274:LEU:HD13	1.93	0.51
3:U:46:ARG:HH11	3:U:46:ARG:HG2	1.75	0.51
4:V:385:CYS:HB3	4:V:396:ILE:CG1	2.29	0.51
1:1:11:PRO:CG	1:1:270:THR:HA	2.40	0.51
5:5:64:ARG:HB3	5:5:65:PRO:HD2	1.92	0.51
6:6:117:MET:HB3	7:9:99:ILE:HD13	1.92	0.51
1:A:20:HIS:HE1	1:A:226:SER:HA	1.72	0.51
2:B:116:LEU:CD2	2:B:116:LEU:N	2.73	0.51
2:B:86:LEU:O	2:B:89:LYS:N	2.43	0.51

Continued on next page...

Continued from previous page...

Atom-1	Atom-2	Interatomic distance (Å)	Clash overlap (Å)
3:C:178:ARG:O	3:C:179:GLU:C	2.48	0.51
4:D:199:HIS:C	4:D:201:ILE:H	2.13	0.51
4:D:68:LYS:O	4:D:71:GLU:HB2	2.11	0.51
4:D:240:ARG:HH11	5:E:78:PRO:HD2	1.75	0.51
8:H:43:ARG:C	8:H:44:MET:HG3	2.31	0.51
2:B:109:GLY:HA2	8:H:91:ILE:HD13	1.92	0.51
2:K:111:VAL:HG12	8:Q:121:ARG:CZ	2.40	0.51
3:L:211:ILE:O	3:L:212:GLY:O	2.29	0.51
4:M:249:ARG:CB	4:M:249:ARG:NH1	2.56	0.51
3:U:34:CYS:HB3	3:U:45:CYS:HB3	1.91	0.51
5:W:106:ASP:O	5:W:113:PHE:CZ	2.63	0.51
5:W:121:LEU:CD1	5:W:121:LEU:H	2.22	0.51
7:Y:96:LEU:HD21	7:Y:129:LEU:CD1	2.39	0.51
1:I:424:LEU:HD12	1:I:424:LEU:N	2.25	0.51
4:4:154:GLU:CD	4:4:167:ARG:HH22	2.13	0.51
4:4:240:ARG:HH11	5:5:78:PRO:HD2	1.73	0.51
4:4:51:GLU:C	4:4:52:VAL:HG22	2.30	0.51
4:4:103:LYS:CB	5:5:22:LEU:HD13	2.32	0.51
8:7:44:MET:C	8:7:46:ARG:H	2.14	0.51
7:9:56:CYS:O	9:9:184:SF4:S3	2.68	0.51
2:B:27:ILE:CG1	2:B:53:VAL:HG21	2.40	0.51
3:C:202:PHE:C	3:C:203:ILE:HD13	2.31	0.51
3:C:263:CYS:CA	3:C:286:ASN:HB2	2.38	0.51
4:D:225:PRO:HG2	4:D:239:LEU:N	2.25	0.51
4:D:346:THR:HG22	4:D:353:LEU:C	2.31	0.51
4:D:38:HIS:O	4:D:39:GLY:O	2.27	0.51
4:D:93:HIS:O	4:D:94:ASP:C	2.49	0.51
5:E:7:LEU:O	5:E:11:ARG:HG2	2.10	0.51
5:E:139:GLU:CG	5:E:140:ASP:N	2.62	0.51
5:E:44:MET:HE2	5:E:82:ASP:HB3	1.91	0.51
6:F:145:GLU:HG2	7:G:31:VAL:CG2	2.41	0.51
2:K:31:LEU:HD12	2:K:41:ILE:HD13	1.92	0.51
3:L:312:ARG:HA	3:L:316:ARG:O	2.10	0.51
3:L:398:VAL:C	3:L:399:LEU:HD12	2.31	0.51
4:M:164:THR:CB	4:M:170:HIS:HB3	2.41	0.51
4:M:225:PRO:CB	4:M:226:PRO:HD3	2.41	0.51
4:M:389:GLN:HB3	4:M:391:PRO:HD2	1.91	0.51
4:M:395:ALA:O	4:M:399:SER:HB3	2.10	0.51
8:Q:88:ARG:NE	8:Q:128:PHE:HE1	2.08	0.51
1:S:13:PHE:CE1	1:S:15:ARG:HG3	2.46	0.51
2:T:114:ASP:HB2	2:T:116:LEU:HD21	1.93	0.51

Continued on next page...

Continued from previous page...

Atom-1	Atom-2	Interatomic distance (Å)	Clash overlap (Å)
1:1:20:HIS:HE1	1:1:226:SER:HA	1.75	0.51
1:1:371:PHE:HA	1:1:374:ILE:CG2	2.41	0.51
3:3:261:VAL:HG23	9:3:786:SF4:S2	2.51	0.51
4:4:211:SER:OG	4:4:212:PRO:HD2	2.10	0.51
4:4:244:VAL:HG13	4:4:246:TYR:CD1	2.46	0.51
5:5:77:LEU:O	5:5:83:GLY:HA3	2.11	0.51
8:7:63:LEU:HD13	8:7:129:ALA:CB	2.40	0.51
1:A:102:LYS:HD3	1:A:253:GLN:HE22	1.76	0.51
1:A:424:LEU:HD12	1:A:424:LEU:N	2.25	0.51
1:A:7:SER:HB3	1:A:15:ARG:HH22	1.75	0.51
3:C:333:LEU:HD13	3:C:648:LEU:HD21	1.92	0.51
3:C:488:GLU:O	3:C:491:ALA:HB3	2.10	0.51
4:D:83:PRO:HB2	4:D:169:HIS:HA	1.92	0.51
4:D:245:ASN:HD21	5:E:87:ARG:HH22	1.59	0.51
4:D:245:ASN:ND2	4:D:352:GLU:OE1	2.43	0.51
5:E:127:GLU:HG3	5:E:129:HIS:HE1	1.75	0.51
6:F:154:LEU:O	6:F:158:VAL:HG13	2.11	0.51
1:J:312:SER:C	1:J:314:GLU:H	2.13	0.51
2:K:76:GLY:N	2:K:118:SER:OG	2.21	0.51
2:K:27:ILE:CG2	2:K:31:LEU:HD23	2.41	0.51
3:L:286:ASN:ND2	3:L:287:GLU:N	2.59	0.51
3:L:293:ALA:CB	3:L:698:MET:HG2	2.40	0.51
3:L:378:PRO:HB2	3:L:381:LEU:CD2	2.40	0.51
3:L:614:LEU:HD13	3:L:624:LEU:HD12	1.92	0.51
6:O:153:GLN:HG3	7:P:124:TYR:CZ	2.45	0.51
3:U:167:HIS:HE1	8:Z:32:GLU:OE2	1.93	0.51
3:U:275:LEU:HD22	3:U:275:LEU:N	2.25	0.51
3:U:459:MET:CG	3:U:465:HIS:HB2	2.40	0.51
3:U:474:ARG:CB	3:U:516:VAL:HG22	2.41	0.51
3:U:510:GLY:CA	3:U:520:ARG:NH2	2.74	0.51
7:Y:118:ASP:HA	7:Y:161:TYR:HE2	1.75	0.51
2:2:112:THR:CG2	2:2:116:LEU:HD23	2.41	0.51
3:3:137:TYR:CD1	3:3:137:TYR:N	2.77	0.51
3:3:229:ILE:HD11	3:3:289:TRP:CZ3	2.46	0.51
3:3:550:LEU:N	3:3:550:LEU:CD1	2.74	0.51
3:3:564:LEU:HD11	3:3:581:ARG:N	2.26	0.51
4:4:133:LEU:HD21	4:4:204:TYR:HD2	1.65	0.51
4:4:320:SER:OG	4:4:323:ALA:N	2.44	0.51
5:5:58:LEU:O	5:5:59:THR:HB	2.11	0.51
5:5:155:THR:H	6:6:119:ASN:HD22	1.58	0.51
7:9:94:ASN:HD22	7:9:97:ARG:HB2	1.76	0.51

Continued on next page...

Continued from previous page...

Atom-1	Atom-2	Interatomic distance (Å)	Clash overlap (Å)
2:B:61:MET:HB2	3:C:214:MET:HG3	1.93	0.51
3:C:254:THR:HG1	3:C:624:LEU:HD23	1.75	0.51
4:D:64:THR:HB	4:D:66:PHE:CE1	2.46	0.51
5:E:106:ASP:O	5:E:113:PHE:CZ	2.63	0.51
6:F:127:VAL:C	6:F:129:SER:H	2.14	0.51
1:J:332:PRO:HD2	2:K:90:LEU:HD23	1.93	0.51
3:L:261:VAL:HG23	9:L:786:SF4:S2	2.51	0.51
4:M:109:VAL:HG12	4:M:113:ALA:HB3	1.92	0.51
4:M:229:ALA:HB1	4:M:241:ALA:O	2.09	0.51
4:M:51:GLU:O	4:M:52:VAL:HG22	2.11	0.51
1:S:101:PHE:HB2	2:T:126:GLY:O	2.10	0.51
1:S:277:TYR:CE1	1:S:283:PRO:HD3	2.46	0.51
5:W:38:MET:O	5:W:41:TYR:HB2	2.09	0.51
5:W:73:GLU:OE2	5:W:87:ARG:HD3	2.10	0.51
1:1:357:THR:N	1:1:358:PRO:CD	2.74	0.51
2:2:81:GLN:O	2:2:134:ILE:HG23	2.11	0.51
3:3:268:ASP:OD2	3:3:278:ARG:NH1	2.43	0.51
3:3:409:LEU:HD12	3:3:535:MET:CE	2.41	0.51
3:3:54:LEU:C	3:3:54:LEU:HD13	2.30	0.51
3:3:631:ASN:OD1	3:3:633:GLU:OE2	2.29	0.51
4:4:214:PHE:C	4:4:216:GLU:N	2.64	0.51
4:4:224:ILE:HD12	4:4:237:GLY:CA	2.39	0.51
4:4:381:LEU:HA	4:4:384:ALA:HB3	1.92	0.51
4:4:95:LEU:HG	4:4:99:LEU:HD23	1.93	0.51
7:9:130:VAL:HG13	7:9:130:VAL:O	2.10	0.51
6:6:140:CYS:SG	7:9:99:ILE:HG13	2.51	0.51
3:C:382:PHE:CD1	3:C:382:PHE:N	2.73	0.51
4:D:183:PRO:HD3	7:G:36:ARG:NH2	2.26	0.51
4:D:229:ALA:CB	4:D:241:ALA:O	2.59	0.51
4:D:254:TYR:O	4:D:255:SER:C	2.49	0.51
5:E:46:PHE:C	5:E:48:PHE:N	2.64	0.51
1:J:261:PRO:HD2	2:K:177:HIS:O	2.11	0.51
3:L:19:VAL:HG23	3:L:85:THR:O	2.11	0.51
3:L:336:ALA:HB3	3:L:565:TYR:CE2	2.46	0.51
4:M:116:ILE:HD12	4:M:182:LEU:HD21	1.91	0.51
5:N:73:GLU:OE2	5:N:87:ARG:NH1	2.34	0.51
3:U:189:ARG:HG3	3:U:193:GLU:OE2	2.11	0.51
4:V:70:MET:C	4:V:72:HIS:N	2.64	0.51
5:W:49:LEU:HD22	5:W:77:LEU:CD2	2.41	0.51
3:3:112:LEU:HD13	4:4:322:GLU:HB2	1.92	0.51
3:3:305:ARG:HG2	3:3:306:LEU:H	1.76	0.51

Continued on next page...

Continued from previous page...

Atom-1	Atom-2	Interatomic distance (Å)	Clash overlap (Å)
4:4:381:LEU:HD11	4:4:397:ILE:CD1	2.40	0.51
5:5:46:PHE:C	5:5:48:PHE:H	2.14	0.51
8:7:39:ASP:OD2	8:7:75:ARG:HG3	2.11	0.51
1:A:104:ARG:NH1	1:A:108:GLU:OE2	2.44	0.51
3:C:168:HIS:HE1	8:H:32:GLU:OE1	1.93	0.51
3:C:371:PHE:CD2	3:C:374:ARG:HB2	2.46	0.51
4:D:164:THR:CB	4:D:170:HIS:HB3	2.40	0.51
5:E:10:ALA:C	5:E:12:ALA:H	2.14	0.51
6:F:78:MET:O	6:F:78:MET:HG3	2.10	0.51
7:G:96:LEU:HD21	7:G:129:LEU:CD1	2.40	0.51
3:L:290:ILE:CG2	3:L:295:ARG:HB2	2.40	0.51
5:N:20:ASN:HD21	5:N:24:ASN:HB2	1.74	0.51
4:V:83:PRO:HB2	4:V:169:HIS:HA	1.92	0.51
4:V:220:GLY:HA3	4:V:396:ILE:CD1	2.41	0.51
4:V:264:VAL:H	4:V:285:GLU:HG3	1.76	0.51
4:V:389:GLN:HB3	4:V:391:PRO:HD2	1.91	0.51
4:V:62:LEU:N	4:V:408:ASP:OD2	2.41	0.51
5:W:46:PHE:C	5:W:48:PHE:N	2.64	0.51
7:Y:94:ASN:O	7:Y:96:LEU:N	2.44	0.51
8:Z:88:ARG:NE	8:Z:128:PHE:HE1	2.09	0.51
1:1:290:ILE:HG22	1:1:330:LEU:HD23	1.93	0.51
3:3:398:VAL:HB	3:3:450:LEU:CD2	2.37	0.51
4:4:316:LEU:O	4:4:318:GLU:N	2.44	0.51
3:3:131:GLN:HA	4:4:325:ILE:HD13	1.92	0.51
6:6:84:LEU:HD13	6:6:85:SER:O	2.10	0.51
8:7:43:ARG:C	8:7:44:MET:HG3	2.30	0.51
7:9:58:LEU:N	7:9:58:LEU:HD12	2.26	0.51
1:A:179:ALA:O	1:A:182:CYS:HB2	2.10	0.51
2:B:101:THR:HG23	2:B:106:ILE:O	2.11	0.51
3:C:211:ILE:O	3:C:212:GLY:O	2.28	0.51
3:C:507:LEU:O	3:C:507:LEU:HD12	2.10	0.51
3:C:87:VAL:HA	3:C:91:MET:CE	2.41	0.51
6:F:139:GLY:CA	6:F:142:PRO:HB3	2.31	0.51
1:J:434:PRO:HG2	1:J:436:LEU:HD11	1.93	0.51
2:K:112:THR:OG1	2:K:113:PRO:HD2	2.10	0.51
4:M:187:VAL:N	4:M:188:PRO:HD2	2.25	0.51
4:M:225:PRO:HG2	4:M:238:SER:HA	1.92	0.51
1:1:274:GLU:HG3	1:1:278:GLU:OE1	2.11	0.51
3:3:34:CYS:HB3	3:3:45:CYS:HB3	1.92	0.51
3:3:587:LEU:CD2	3:3:589:HIS:H	2.18	0.51
4:4:282:GLU:O	4:4:286:SER:HB2	2.11	0.51

Continued on next page...

Continued from previous page...

Atom-1	Atom-2	Interatomic distance (Å)	Clash overlap (Å)
4:4:373:PRO:O	4:4:374:SER:C	2.49	0.51
4:4:342:VAL:HG21	5:5:22:LEU:HD12	1.93	0.51
6:6:26:LYS:HD2	6:6:26:LYS:C	2.32	0.51
2:2:61:MET:CE	8:7:88:ARG:HD3	2.40	0.51
3:C:13:VAL:HG22	3:C:17:THR:OG1	2.10	0.51
3:C:169:PRO:CD	3:C:176:LEU:HD13	2.41	0.51
3:C:268:ASP:OD2	3:C:278:ARG:NH1	2.44	0.51
3:C:269:THR:HG23	3:C:274:LEU:HD13	1.92	0.51
3:C:541:ALA:O	3:C:545:GLU:HG3	2.10	0.51
4:D:266:LEU:CD1	4:D:281:ARG:HB3	2.16	0.51
5:E:60:TYR:CG	5:E:61:PRO:HD2	2.45	0.51
7:G:58:LEU:O	7:G:59:CYS:C	2.50	0.51
1:J:13:PHE:CE1	1:J:15:ARG:HG3	2.46	0.51
1:J:303:THR:OG1	1:J:306:VAL:HG23	2.10	0.51
2:K:144:CYS:O	2:K:149:ARG:HD3	2.11	0.51
2:K:87:SER:OG	2:K:128:CYS:HB3	2.11	0.51
3:L:357:ALA:HB2	3:L:641:LEU:HD11	1.91	0.51
3:L:453:PRO:HB2	3:L:750:ARG:CZ	2.40	0.51
4:M:221:VAL:HB	4:M:223:VAL:HG23	1.93	0.51
4:M:340:GLY:O	4:M:341:GLU:HG3	2.11	0.51
6:O:114:SER:O	6:O:116:GLY:N	2.44	0.51
1:S:102:LYS:HD3	1:S:253:GLN:HE22	1.76	0.51
1:S:222:GLU:OE2	1:S:251:LEU:HD13	2.10	0.51
3:U:540:ASN:HB2	3:U:614:LEU:HG	1.93	0.51
3:U:261:VAL:HG23	9:U:786:SF4:S2	2.50	0.51
4:V:59:ILE:CD1	4:V:59:ILE:N	2.67	0.51
7:Y:140:VAL:HG22	7:Y:141:VAL:H	1.76	0.51
1:I:220:ASN:O	1:I:221:VAL:C	2.50	0.50
1:I:283:PRO:HB3	1:I:287:ILE:HD13	1.92	0.50
5:5:60:TYR:CD1	5:5:61:PRO:HD2	2.46	0.50
6:6:36:LEU:HD22	6:6:77:VAL:HG21	1.93	0.50
1:A:371:PHE:HA	1:A:374:ILE:CG2	2.40	0.50
3:C:375:THR:HA	3:C:512:LEU:CD1	2.41	0.50
3:C:45:CYS:O	10:C:787:FES:S1	2.70	0.50
4:D:254:TYR:CD1	4:D:255:SER:N	2.79	0.50
6:F:160:GLY:C	6:F:162:ALA:H	2.14	0.50
7:G:58:LEU:N	7:G:58:LEU:HD12	2.25	0.50
8:H:92:HIS:C	8:H:93:LEU:HD12	2.32	0.50
1:J:33:LEU:HA	1:J:37:GLY:HA3	1.93	0.50
4:M:200:ARG:O	4:M:204:TYR:CD1	2.63	0.50
4:M:257:TYR:C	4:M:263:ASP:N	2.65	0.50

Continued on next page...

Continued from previous page...

Atom-1	Atom-2	Interatomic distance (Å)	Clash overlap (Å)
4:M:383:TYR:O	4:M:384:ALA:C	2.50	0.50
5:N:104:VAL:O	5:N:106:ASP:N	2.44	0.50
3:L:136:GLU:O	5:N:188:SER:HB2	2.10	0.50
6:O:108:MET:SD	6:O:147:LEU:HD23	2.51	0.50
1:S:93:ALA:CB	1:S:134:VAL:HG12	2.40	0.50
4:V:207:LEU:O	4:V:211:SER:HB2	2.10	0.50
5:W:100:ARG:O	5:W:101:LEU:HB2	2.11	0.50
5:W:155:THR:N	6:X:119:ASN:HD22	2.09	0.50
6:X:92:MET:CE	6:X:127:VAL:HG13	2.41	0.50
8:Z:108:ILE:HD12	8:Z:108:ILE:N	2.26	0.50
1:1:101:PHE:CE1	1:1:253:GLN:HB2	2.46	0.50
1:1:246:SER:HB3	1:1:268:MET:HG2	1.92	0.50
2:2:76:GLY:N	2:2:118:SER:OG	2.29	0.50
3:3:31:PRO:HG3	3:3:137:TYR:CD1	2.46	0.50
4:4:313:PRO:C	4:4:315:HIS:N	2.65	0.50
6:6:83:ARG:HB3	6:6:123:ILE:HD13	1.92	0.50
6:6:137:VAL:O	6:6:137:VAL:HG13	2.11	0.50
8:7:108:ILE:HD12	8:7:108:ILE:N	2.26	0.50
3:C:254:THR:OG1	3:C:624:LEU:HD23	2.11	0.50
4:D:82:THR:N	4:D:83:PRO:HD2	2.26	0.50
5:E:42:LYS:HA	5:E:45:GLY:CA	2.42	0.50
8:H:115:PHE:O	8:H:118:LEU:HB3	2.11	0.50
1:J:23:LYS:C	1:J:24:GLU:OE1	2.50	0.50
3:L:171:SER:C	3:L:173:PHE:H	2.12	0.50
3:L:616:ASN:HD22	3:L:622:LEU:HD11	1.75	0.50
4:M:225:PRO:HD2	4:M:239:LEU:CG	2.42	0.50
4:M:51:GLU:C	4:M:52:VAL:HG22	2.30	0.50
5:N:44:MET:O	5:N:45:GLY:C	2.49	0.50
6:O:163:TYR:CD1	6:O:163:TYR:O	2.64	0.50
1:S:38:TYR:OH	1:S:112:HIS:HD2	1.93	0.50
3:U:177:ASP:CB	3:U:235:LEU:H	2.25	0.50
4:V:223:VAL:HA	4:V:226:PRO:O	2.12	0.50
4:V:64:THR:HG23	6:X:123:ILE:HD12	1.91	0.50
6:X:123:ILE:HG22	6:X:124:VAL:N	2.26	0.50
3:3:169:PRO:HD3	3:3:176:LEU:HD13	1.93	0.50
3:3:249:MET:SD	3:3:268:ASP:HB3	2.52	0.50
3:3:290:ILE:HG22	3:3:291:CYS:O	2.11	0.50
3:3:586:HIS:CE1	3:3:637:ALA:HA	2.46	0.50
3:3:54:LEU:C	3:3:73:ILE:HG22	2.32	0.50
5:5:40:HIS:O	5:5:43:ALA:N	2.45	0.50
3:C:415:GLU:HG2	3:C:418:ARG:HH21	1.75	0.50

Continued on next page...

Continued from previous page...

Atom-1	Atom-2	Interatomic distance (Å)	Clash overlap (Å)
3:C:616:ASN:OD1	3:C:617:LEU:N	2.45	0.50
4:D:225:PRO:HD2	4:D:239:LEU:CG	2.42	0.50
1:J:385:GLU:O	1:J:388:GLU:HB3	2.11	0.50
3:L:44:ALA:O	3:L:45:CYS:CB	2.59	0.50
3:L:517:ALA:HA	3:L:520:ARG:CG	2.41	0.50
4:M:274:ASP:O	4:M:275:ARG:C	2.50	0.50
1:S:161:ASN:OD1	1:S:166:ASP:HA	2.11	0.50
1:S:174:HIS:CD2	1:S:192:LEU:HG	2.46	0.50
1:S:26:SER:HB3	1:S:31:TYR:CD1	2.47	0.50
4:V:79:ILE:HG22	4:V:171:ASN:ND2	2.25	0.50
4:V:228:VAL:CG2	4:V:278:VAL:HG21	2.42	0.50
4:V:244:VAL:CG1	4:V:246:TYR:CD1	2.94	0.50
5:W:147:ARG:HG3	5:W:149:ASP:OD1	2.10	0.50
5:W:91:ARG:HD3	5:W:93:TYR:HE1	1.77	0.50
3:3:269:THR:CG2	3:3:274:LEU:HD13	2.41	0.50
3:3:449:ALA:HA	3:3:464:ILE:O	2.11	0.50
4:4:200:ARG:HG3	4:4:204:TYR:HE1	1.77	0.50
5:5:31:ARG:HH11	5:5:31:ARG:HG2	1.74	0.50
6:6:140:CYS:O	6:6:140:CYS:SG	2.69	0.50
6:6:93:ARG:HD2	6:6:97:GLU:HG3	1.92	0.50
1:A:261:PRO:HD2	2:B:177:HIS:O	2.12	0.50
1:A:361:GLU:OE1	3:C:114:ASN:HB2	2.12	0.50
3:C:326:PHE:O	3:C:329:LEU:HB3	2.11	0.50
3:C:474:ARG:CB	3:C:516:VAL:HG22	2.39	0.50
3:C:605:PRO:HB2	3:C:609:GLU:HG3	1.93	0.50
4:D:220:GLY:CA	4:D:396:ILE:HD11	2.41	0.50
5:E:55:LEU:CD1	5:E:55:LEU:N	2.73	0.50
5:E:8:GLU:O	5:E:9:GLU:C	2.50	0.50
6:F:140:CYS:SG	6:F:140:CYS:O	2.69	0.50
6:F:156:LYS:O	6:F:162:ALA:HB3	2.11	0.50
7:G:100:PHE:N	7:G:100:PHE:CD1	2.79	0.50
7:G:123:ASP:CG	7:G:148:ARG:HH22	2.15	0.50
8:H:13:TRP:CE2	8:H:17:LEU:HD11	2.46	0.50
2:K:86:LEU:O	2:K:87:SER:C	2.49	0.50
5:N:31:ARG:HG2	5:N:31:ARG:NH1	2.25	0.50
6:O:145:GLU:HG2	7:P:31:VAL:CG2	2.41	0.50
4:V:257:TYR:C	4:V:263:ASP:N	2.65	0.50
4:V:343:TYR:CD1	4:V:344:VAL:N	2.79	0.50
5:W:121:LEU:CD1	5:W:121:LEU:N	2.74	0.50
6:X:23:THR:O	6:X:27:LEU:HB2	2.11	0.50
6:X:91:VAL:HG22	6:X:94:ARG:HH21	1.77	0.50

Continued on next page...

Continued from previous page...

Atom-1	Atom-2	Interatomic distance (Å)	Clash overlap (Å)
2:2:111:VAL:HG12	8:7:121:ARG:CZ	2.41	0.50
2:2:136:VAL:CG1	2:2:137:ASN:H	1.96	0.50
2:2:163:LEU:HA	2:2:166:ILE:HG13	1.94	0.50
3:3:757:HIS:N	3:3:757:HIS:ND1	2.60	0.50
4:4:225:PRO:HG2	4:4:239:LEU:N	2.27	0.50
4:4:281:ARG:HG3	4:4:281:ARG:HH11	1.77	0.50
5:5:42:LYS:HA	5:5:45:GLY:CA	2.42	0.50
6:6:163:TYR:O	6:6:164:ASN:ND2	2.41	0.50
8:7:37:PHE:CD1	8:7:55:MET:HB2	2.47	0.50
1:A:408:TRP:N	1:A:409:PRO:HD2	2.26	0.50
5:E:7:LEU:HD13	5:E:11:ARG:CG	2.40	0.50
3:L:402:PRO:HD2	3:L:458:LEU:HD13	1.93	0.50
3:L:6:VAL:CG1	3:L:7:ASN:N	2.61	0.50
4:M:155:THR:CG2	4:M:193:LEU:HD12	2.42	0.50
4:M:223:VAL:HA	4:M:226:PRO:O	2.11	0.50
1:S:101:PHE:CB	2:T:126:GLY:O	2.59	0.50
2:T:40:TRP:CD1	2:T:74:PRO:HA	2.46	0.50
4:V:288:LYS:O	4:V:292:GLN:HB2	2.11	0.50
6:X:165:GLU:C	6:X:167:GLY:N	2.64	0.50
6:X:84:LEU:HD13	6:X:85:SER:O	2.12	0.50
8:Z:9:LEU:HD11	8:Z:82:ILE:HG22	1.92	0.50
2:2:91:ALA:HB1	2:2:132:PRO:HD3	1.94	0.50
3:3:206:GLY:C	3:3:208:HIS:H	2.15	0.50
3:3:45:CYS:O	10:3:787:FES:S1	2.70	0.50
4:4:164:THR:CB	4:4:170:HIS:HB3	2.42	0.50
5:5:53:VAL:HG22	5:5:55:LEU:CD1	2.42	0.50
4:4:84:ARG:HG2	9:6:182:SF4:S2	2.51	0.50
1:A:410:VAL:O	1:A:411:LYS:C	2.50	0.50
3:C:233:GLY:O	3:C:236:LEU:HG	2.11	0.50
3:C:81:ALA:CB	3:C:84:VAL:HG22	2.40	0.50
4:D:200:ARG:O	4:D:204:TYR:CD1	2.64	0.50
8:H:64:GLY:O	8:H:65:GLU:C	2.50	0.50
2:K:130:THR:HG21	2:K:143:GLU:OE1	2.11	0.50
3:L:203:ILE:O	3:L:204:GLU:HB2	2.11	0.50
3:L:32:LEU:O	3:L:33:PHE:CD1	2.64	0.50
3:L:386:SER:HB3	3:L:389:ASP:OD2	2.12	0.50
4:M:328:PHE:O	4:M:332:THR:HG23	2.12	0.50
5:N:137:THR:HG23	5:N:139:GLU:CD	2.32	0.50
5:N:155:THR:H	6:O:119:ASN:HD22	1.58	0.50
5:N:195:LEU:O	5:N:196:TRP:CE3	2.65	0.50
8:Q:116:PHE:O	8:Q:120:ASP:HB2	2.11	0.50

Continued on next page...

Continued from previous page...

Atom-1	Atom-2	Interatomic distance (Å)	Clash overlap (Å)
8:Q:44:MET:C	8:Q:46:ARG:H	2.15	0.50
1:S:410:VAL:O	1:S:411:LYS:C	2.48	0.50
2:T:40:TRP:NE1	2:T:74:PRO:HG3	2.25	0.50
3:U:14:PRO:HG2	3:U:17:THR:OG1	2.12	0.50
3:U:32:LEU:O	3:U:33:PHE:CD1	2.65	0.50
3:U:757:HIS:ND1	3:U:757:HIS:N	2.60	0.50
4:V:248:VAL:C	4:V:249:ARG:HG2	2.31	0.50
5:W:34:PHE:CE1	5:W:38:MET:HB2	2.47	0.50
7:Y:31:VAL:O	7:Y:161:TYR:HA	2.11	0.50
1:1:211:LEU:CB	1:1:216:THR:HG21	2.42	0.50
1:1:301:PRO:HB2	1:1:303:THR:CG2	2.42	0.50
2:2:24:ARG:HA	2:2:53:VAL:CG1	2.42	0.50
3:3:166:LYS:CG	3:3:178:ARG:HG3	2.41	0.50
3:3:189:ARG:HG3	3:3:193:GLU:OE2	2.12	0.50
3:3:513:GLN:O	3:3:516:VAL:N	2.35	0.50
3:3:159:PHE:HE2	8:7:79:LEU:HD22	1.76	0.50
7:9:123:ASP:OD1	7:9:148:ARG:NH2	2.44	0.50
1:A:101:PHE:CE1	1:A:253:GLN:HB2	2.46	0.50
2:B:32:ARG:O	2:B:33:ARG:C	2.49	0.50
2:B:72:PHE:HB2	8:H:89:ALA:CB	2.40	0.50
3:C:115:HIS:CD2	3:C:116:PRO:HD2	2.47	0.50
3:C:188:VAL:CG2	3:C:189:ARG:N	2.75	0.50
3:C:30:VAL:HG22	3:C:48:CYS:HA	1.94	0.50
3:C:87:VAL:HA	3:C:91:MET:HE1	1.92	0.50
4:D:229:ALA:O	4:D:232:LEU:HB3	2.12	0.50
4:D:64:THR:CG2	6:F:123:ILE:HD11	2.42	0.50
7:G:126:TYR:O	7:G:128:ASP:N	2.45	0.50
3:L:319:GLU:CD	3:L:319:GLU:H	2.15	0.50
3:L:337:ARG:HD2	3:L:338:GLY:N	2.26	0.50
3:L:456:ALA:O	3:L:459:MET:HB2	2.12	0.50
4:M:316:LEU:O	4:M:318:GLU:N	2.44	0.50
5:N:155:THR:N	6:O:119:ASN:HD22	2.10	0.50
5:N:16:PRO:HB2	5:N:28:VAL:CG1	2.41	0.50
8:Q:23:TYR:C	8:Q:23:TYR:CD1	2.85	0.50
8:Q:37:PHE:HD1	8:Q:53:THR:O	1.94	0.50
2:T:101:THR:HG23	2:T:106:ILE:O	2.12	0.50
3:U:241:ARG:HD3	7:Y:74:GLU:OE1	2.12	0.50
4:V:79:ILE:HD13	4:V:173:ILE:O	2.12	0.50
4:V:237:GLY:CA	5:W:112:ASN:CA	2.80	0.50
4:V:254:TYR:CD1	4:V:255:SER:N	2.80	0.50
4:V:64:THR:HB	4:V:66:PHE:CE1	2.47	0.50

Continued on next page...

Continued from previous page...

Atom-1	Atom-2	Interatomic distance (Å)	Clash overlap (Å)
3:U:216:PHE:CZ	8:Z:128:PHE:CD2	2.98	0.50
8:Z:72:VAL:HG22	8:Z:73:SER:N	2.27	0.50
1:1:104:ARG:NH1	1:1:108:GLU:OE2	2.44	0.50
2:2:116:LEU:CD2	2:2:116:LEU:N	2.74	0.50
3:3:746:ARG:C	3:3:748:VAL:N	2.64	0.50
4:4:246:TYR:CB	4:4:347:GLU:HG3	2.42	0.50
4:4:274:ASP:O	4:4:275:ARG:C	2.50	0.50
4:4:51:GLU:O	4:4:52:VAL:HG22	2.12	0.50
4:4:93:HIS:O	4:4:94:ASP:C	2.49	0.50
5:5:42:LYS:CA	5:5:45:GLY:HA2	2.42	0.50
5:5:60:TYR:CG	5:5:61:PRO:HD2	2.47	0.50
1:A:26:SER:HB3	1:A:31:TYR:CG	2.46	0.50
1:A:292:PRO:HA	1:A:328:VAL:HG22	1.94	0.50
3:C:34:CYS:HB3	3:C:45:CYS:HB3	1.93	0.50
4:D:62:LEU:N	4:D:408:ASP:OD2	2.39	0.50
8:H:38:PRO:C	8:H:40:PHE:H	2.15	0.50
1:J:220:ASN:N	11:Q:500:FMN:O3P	2.43	0.50
1:J:20:HIS:HE1	1:J:226:SER:HA	1.76	0.50
4:M:199:HIS:C	4:M:201:ILE:H	2.15	0.50
4:M:366:TYR:OH	5:N:58:LEU:O	2.30	0.50
4:M:381:LEU:CD1	4:M:397:ILE:HG12	2.42	0.50
5:N:37:GLU:O	5:N:41:TYR:CD1	2.63	0.50
6:O:153:GLN:HG3	7:P:124:TYR:OH	2.12	0.50
1:S:181:ILE:HG23	1:S:182:CYS:N	2.26	0.50
3:U:54:LEU:C	3:U:54:LEU:HD13	2.31	0.50
3:U:672:ALA:O	3:U:673:MET:HB2	2.12	0.50
4:V:143:LEU:O	4:V:143:LEU:HD23	2.11	0.50
5:W:27:VAL:O	5:W:90:VAL:HA	2.12	0.50
6:X:164:ASN:HB3	7:Y:148:ARG:HH21	1.77	0.50
1:1:23:LYS:C	1:1:24:GLU:OE1	2.50	0.50
3:3:202:PHE:C	3:3:203:ILE:HD13	2.31	0.50
3:3:243:ARG:HD3	3:3:275:LEU:CD1	2.37	0.50
3:3:295:ARG:HD2	3:3:296:PHE:CZ	2.46	0.50
3:3:414:SER:O	3:3:418:ARG:HG3	2.11	0.50
4:4:220:GLY:HA3	4:4:396:ILE:CD1	2.42	0.50
4:4:225:PRO:HD3	4:4:239:LEU:HG	1.94	0.50
6:6:26:LYS:HD2	6:6:26:LYS:O	2.12	0.50
8:7:16:LEU:C	8:7:16:LEU:HD13	2.32	0.50
1:A:165:THR:O	1:A:167:PHE:N	2.44	0.50
3:C:753:VAL:HB	3:C:754:PRO:CD	2.42	0.50
4:D:108:VAL:HG23	4:D:108:VAL:O	2.10	0.50

Continued on next page...

Continued from previous page...

Atom-1	Atom-2	Interatomic distance (Å)	Clash overlap (Å)
1:J:274:GLU:HG3	1:J:278:GLU:OE1	2.12	0.50
1:J:357:THR:N	1:J:358:PRO:CD	2.75	0.50
3:L:188:VAL:CG2	3:L:189:ARG:N	2.75	0.50
3:L:46:ARG:HH11	3:L:46:ARG:CG	2.25	0.50
4:M:313:PRO:O	4:M:315:HIS:N	2.45	0.50
8:Q:64:GLY:O	8:Q:65:GLU:C	2.50	0.50
1:S:358:PRO:O	1:S:362:GLY:N	2.45	0.50
1:S:357:THR:HG21	3:U:111:THR:OG1	2.12	0.50
3:U:509:ALA:HA	3:U:758:LEU:CD2	2.30	0.50
3:U:532:VAL:HG12	3:U:533:LEU:N	2.27	0.50
4:V:115:THR:O	4:V:118:VAL:HG22	2.11	0.50
4:V:116:ILE:HD12	4:V:182:LEU:CD2	2.42	0.50
4:V:250:LYS:O	4:V:250:LYS:HG3	2.11	0.50
4:V:350:ARG:HD3	4:V:401:ASP:O	2.11	0.50
4:V:49:GLY:HA2	4:V:53:LEU:HD12	1.93	0.50
6:X:46:CYS:HB3	6:X:81:ALA:HB1	1.94	0.50
2:T:109:GLY:CA	8:Z:91:ILE:HD13	2.42	0.50
1:1:108:GLU:HG2	1:1:140:ARG:CG	2.38	0.49
1:1:424:LEU:H	1:1:424:LEU:HD12	1.77	0.49
3:3:440:ARG:HH11	3:3:440:ARG:HG2	1.77	0.49
3:C:261:VAL:HG23	9:C:786:SF4:S2	2.52	0.49
4:D:252:TYR:O	4:D:253:PRO:C	2.48	0.49
5:E:174:LEU:HD21	5:E:180:GLY:HA2	1.94	0.49
8:H:88:ARG:NE	8:H:128:PHE:HE1	2.10	0.49
1:J:181:ILE:HG23	1:J:182:CYS:N	2.26	0.49
2:K:66:PHE:CD1	2:K:66:PHE:C	2.84	0.49
2:K:86:LEU:HD11	2:K:90:LEU:HD11	1.91	0.49
3:L:173:PHE:CE1	3:L:174:VAL:HG22	2.45	0.49
3:L:612:GLY:O	3:L:624:LEU:HB2	2.11	0.49
4:M:311:PRO:HD3	4:M:330:HIS:NE2	2.27	0.49
5:N:64:ARG:HB3	5:N:65:PRO:HD2	1.93	0.49
5:N:8:GLU:O	5:N:9:GLU:C	2.49	0.49
1:S:63:ARG:NH1	1:S:313:TYR:HB2	2.27	0.49
1:S:291:ILE:HD11	1:S:331:ILE:HD11	1.92	0.49
3:U:113:LEU:HG	3:U:157:PHE:CD2	2.46	0.49
3:U:564:LEU:HD11	3:U:581:ARG:N	2.26	0.49
3:U:683:LEU:N	3:U:683:LEU:HD23	2.27	0.49
4:V:224:ILE:HD13	5:W:112:ASN:HA	1.94	0.49
7:Y:133:LYS:HG2	7:Y:137:LEU:HD11	1.92	0.49
8:Z:115:PHE:O	8:Z:118:LEU:HB3	2.12	0.49
8:Z:75:ARG:HA	8:Z:80:LYS:HZ1	1.77	0.49

Continued on next page...

Continued from previous page...

Atom-1	Atom-2	Interatomic distance (Å)	Clash overlap (Å)
8:Z:92:HIS:C	8:Z:93:LEU:HD12	2.33	0.49
1:1:114:LEU:HD23	1:1:118:MET:HG3	1.93	0.49
1:1:361:GLU:OE1	3:3:114:ASN:HB2	2.12	0.49
1:1:410:VAL:O	1:1:411:LYS:C	2.50	0.49
2:2:27:ILE:CG2	2:2:31:LEU:HD23	2.42	0.49
3:3:404:GLU:HB3	3:3:697:THR:HA	1.93	0.49
3:3:578:LYS:HB3	3:3:578:LYS:NZ	2.27	0.49
4:4:200:ARG:O	4:4:204:TYR:CD1	2.64	0.49
5:5:102:PRO:HA	5:5:130:PRO:CG	2.41	0.49
1:A:10:ASP:O	1:A:267:PRO:HG3	2.13	0.49
3:C:32:LEU:O	3:C:33:PHE:HD1	1.96	0.49
4:D:379:GLN:HG2	5:E:116:ARG:NH1	2.27	0.49
6:F:77:VAL:O	6:F:77:VAL:HG12	2.12	0.49
1:J:9:LEU:HG	1:J:13:PHE:CZ	2.47	0.49
1:J:189:MET:HE1	1:J:206:PRO:HB3	1.94	0.49
1:J:271:THR:OG1	1:J:273:ARG:HB3	2.12	0.49
3:L:166:LYS:CG	3:L:178:ARG:HG3	2.41	0.49
3:L:169:PRO:CD	3:L:176:LEU:HD13	2.42	0.49
3:L:340:GLU:HA	3:L:366:THR:HB	1.93	0.49
3:L:378:PRO:HB2	3:L:381:LEU:HD23	1.94	0.49
3:L:532:VAL:HG12	3:L:533:LEU:N	2.27	0.49
3:L:550:LEU:CD1	3:L:550:LEU:N	2.76	0.49
3:L:583:VAL:HG23	3:L:583:VAL:O	2.12	0.49
4:M:74:THR:HB	4:M:77:GLN:H	1.77	0.49
5:N:38:MET:O	5:N:41:TYR:HB2	2.12	0.49
5:N:40:HIS:O	5:N:43:ALA:N	2.45	0.49
1:S:49:THR:HG23	1:S:52:GLU:OE2	2.10	0.49
3:U:658:LEU:HD23	3:U:658:LEU:O	2.12	0.49
4:V:196:VAL:HG13	4:V:197:LEU:N	2.27	0.49
4:V:65:GLY:O	4:V:66:PHE:C	2.50	0.49
8:Z:70:ALA:HA	8:Z:83:GLY:O	2.12	0.49
3:3:173:PHE:CE1	3:3:174:VAL:HG22	2.44	0.49
3:3:173:PHE:CE1	3:3:296:PHE:HB3	2.47	0.49
4:4:116:ILE:HD12	4:4:182:LEU:HD21	1.94	0.49
4:4:85:MET:HE2	4:4:409:ARG:HB2	1.93	0.49
8:7:44:MET:C	8:7:46:ARG:N	2.65	0.49
3:C:118:ASP:O	3:C:122:CYS:N	2.40	0.49
3:C:218:LEU:N	3:C:218:LEU:HD23	2.26	0.49
3:C:6:VAL:HG21	3:C:26:ALA:CB	2.41	0.49
3:C:340:GLU:H	3:C:366:THR:CB	2.24	0.49
3:C:495:GLU:O	3:C:499:LYS:HG3	2.12	0.49

Continued on next page...

Continued from previous page...

Atom-1	Atom-2	Interatomic distance (Å)	Clash overlap (Å)
3:C:672:ALA:O	3:C:673:MET:HB2	2.12	0.49
3:C:514:ASP:HB2	3:C:683:LEU:HD12	1.92	0.49
4:D:228:VAL:O	4:D:231:ASP:N	2.46	0.49
4:D:344:VAL:HG23	4:D:344:VAL:O	2.11	0.49
4:D:79:ILE:HD13	4:D:173:ILE:O	2.12	0.49
8:H:46:ARG:HB3	8:H:47:PRO:HD2	1.93	0.49
1:J:291:ILE:O	1:J:328:VAL:HA	2.11	0.49
3:L:173:PHE:CE1	3:L:296:PHE:HB3	2.47	0.49
3:L:510:GLY:CA	3:L:520:ARG:NH2	2.75	0.49
3:L:616:ASN:OD1	3:L:617:LEU:N	2.45	0.49
4:M:197:LEU:O	4:M:198:PRO:C	2.50	0.49
4:M:220:GLY:HA3	4:M:396:ILE:CD1	2.41	0.49
4:M:371:ARG:HH22	4:M:376:VAL:HG21	1.78	0.49
5:N:3:LEU:N	5:N:3:LEU:HD23	2.20	0.49
3:U:285:VAL:HG22	3:U:286:ASN:H	1.77	0.49
3:U:587:LEU:HD22	3:U:589:HIS:N	2.19	0.49
4:V:153:ARG:NH1	4:V:153:ARG:HG3	2.27	0.49
4:V:317:LEU:HD21	4:V:327:HIS:CD2	2.47	0.49
1:1:436:LEU:CD2	2:2:90:LEU:HA	2.43	0.49
3:3:127:ALA:HB2	5:5:181:LEU:HD23	1.94	0.49
3:3:459:MET:CG	3:3:465:HIS:HB2	2.42	0.49
4:4:196:VAL:HG13	4:4:197:LEU:H	1.78	0.49
6:6:164:ASN:HB3	7:9:148:ARG:HH21	1.78	0.49
2:B:40:TRP:CD1	2:B:74:PRO:HA	2.46	0.49
3:C:47:MET:SD	3:C:107:MET:HB3	2.52	0.49
4:D:257:TYR:C	4:D:263:ASP:N	2.66	0.49
4:D:312:PRO:O	4:D:313:PRO:C	2.51	0.49
4:D:341:GLU:OE1	5:E:26:TRP:HH2	1.95	0.49
1:J:29:LEU:HD23	1:J:29:LEU:O	2.12	0.49
2:K:101:THR:HG23	2:K:106:ILE:O	2.13	0.49
3:L:263:CYS:CA	3:L:286:ASN:HB2	2.42	0.49
3:L:505:LEU:O	3:L:532:VAL:HG13	2.13	0.49
4:M:220:GLY:O	4:M:272:VAL:HG22	2.13	0.49
4:M:246:TYR:CB	4:M:347:GLU:HG3	2.43	0.49
8:Q:15:GLU:O	8:Q:18:SER:HB3	2.11	0.49
8:Q:44:MET:C	8:Q:46:ARG:N	2.66	0.49
8:Q:72:VAL:HG22	8:Q:73:SER:N	2.26	0.49
2:T:35:GLN:O	2:T:39:GLY:N	2.39	0.49
3:U:286:ASN:HD22	3:U:287:GLU:N	2.10	0.49
4:D:191:LYS:HZ2	3:U:730:GLU:HG3	1.71	0.49
6:X:164:ASN:H	6:X:170:LEU:CD1	2.25	0.49

Continued on next page...

Continued from previous page...

Atom-1	Atom-2	Interatomic distance (Å)	Clash overlap (Å)
8:Z:16:LEU:HG	8:Z:82:ILE:HD11	1.95	0.49
1:1:103:ASP:OD1	1:1:221:VAL:HB	2.11	0.49
4:4:350:ARG:HD3	4:4:401:ASP:O	2.13	0.49
5:5:75:VAL:CG2	5:5:87:ARG:HG3	2.43	0.49
6:6:23:THR:O	6:6:27:LEU:HB2	2.13	0.49
7:9:94:ASN:O	7:9:96:LEU:N	2.45	0.49
1:A:11:PRO:CG	1:A:270:THR:HA	2.43	0.49
1:A:428:LYS:O	3:U:316:ARG:NH2	2.45	0.49
1:A:9:LEU:HD23	1:A:9:LEU:C	2.32	0.49
2:B:46:ILE:HG23	2:B:60:VAL:CG1	2.43	0.49
3:C:159:PHE:HE2	8:H:79:LEU:HD22	1.78	0.49
3:C:449:ALA:HA	3:C:464:ILE:O	2.12	0.49
3:C:136:GLU:HG2	5:E:189:ARG:HG2	1.94	0.49
5:E:58:LEU:HD12	5:E:59:THR:N	2.27	0.49
1:J:13:PHE:O	1:J:13:PHE:HD1	1.95	0.49
1:J:292:PRO:HA	1:J:328:VAL:HG22	1.95	0.49
3:L:177:ASP:CB	3:L:235:LEU:H	2.26	0.49
2:K:61:MET:HB2	3:L:214:MET:HG3	1.95	0.49
3:L:290:ILE:HG21	3:L:295:ARG:HB2	1.92	0.49
4:M:245:ASN:ND2	4:M:352:GLU:OE1	2.46	0.49
4:M:232:LEU:HD21	4:M:282:GLU:OE2	2.12	0.49
4:M:316:LEU:C	4:M:318:GLU:N	2.66	0.49
5:N:10:ALA:C	5:N:12:ALA:H	2.15	0.49
2:T:43:PRO:O	2:T:46:ILE:HB	2.12	0.49
2:T:83:CYS:SG	2:T:124:CYS:HA	2.53	0.49
3:U:112:LEU:HD13	4:V:322:GLU:HB2	1.94	0.49
3:U:293:ALA:HA	3:U:699:TRP:CZ3	2.48	0.49
4:V:224:ILE:HD12	4:V:237:GLY:CA	2.42	0.49
5:W:10:ALA:C	5:W:12:ALA:H	2.15	0.49
4:V:342:VAL:HG21	5:W:22:LEU:HD12	1.94	0.49
2:2:40:TRP:CD1	2:2:74:PRO:HA	2.47	0.49
3:3:14:PRO:HG2	3:3:17:THR:OG1	2.13	0.49
3:3:378:PRO:HB2	3:3:381:LEU:CD2	2.42	0.49
3:3:564:LEU:HD21	3:3:581:ARG:HD2	1.95	0.49
5:5:100:ARG:O	5:5:101:LEU:HB2	2.12	0.49
8:7:88:ARG:NE	8:7:128:PHE:HE1	2.10	0.49
3:C:173:PHE:CE1	3:C:296:PHE:HB3	2.47	0.49
4:D:274:ASP:O	4:D:275:ARG:C	2.49	0.49
5:E:137:THR:CG2	5:E:139:GLU:CD	2.81	0.49
3:C:133:ARG:CZ	5:E:185:LYS:HE3	2.43	0.49
5:E:57:TYR:OH	5:E:91:ARG:NH2	2.45	0.49

Continued on next page...

Continued from previous page...

Atom-1	Atom-2	Interatomic distance (Å)	Clash overlap (Å)
6:F:48:ILE:CD1	6:F:48:ILE:N	2.75	0.49
1:J:104:ARG:NH1	1:J:108:GLU:OE2	2.45	0.49
1:J:184:GLU:O	1:J:185:GLU:C	2.51	0.49
3:L:116:PRO:O	3:L:117:LEU:CB	2.60	0.49
3:L:564:LEU:HD11	3:L:581:ARG:N	2.24	0.49
4:M:383:TYR:HA	4:M:386:LYS:HB2	1.95	0.49
6:O:78:MET:O	6:O:78:MET:HG3	2.11	0.49
7:P:118:ASP:HA	7:P:161:TYR:HE2	1.76	0.49
8:Q:112:LYS:CG	8:Q:116:PHE:HE1	2.26	0.49
2:T:10:PHE:CD1	2:T:10:PHE:C	2.86	0.49
3:U:386:SER:HB3	3:U:389:ASP:OD2	2.13	0.49
3:U:52:ILE:HG12	3:U:93:VAL:HG22	1.95	0.49
3:U:583:VAL:HG23	3:U:583:VAL:O	2.13	0.49
4:V:148:TYR:O	4:V:151:ARG:HB3	2.13	0.49
5:W:8:GLU:O	5:W:9:GLU:C	2.50	0.49
1:1:89:LEU:O	1:1:130:GLY:HA2	2.13	0.49
3:3:155:THR:HB	4:4:321:MET:CB	2.42	0.49
3:3:369:LEU:HD12	3:3:549:VAL:HG13	1.94	0.49
2:B:133:VAL:HG12	2:B:134:ILE:N	2.28	0.49
3:C:290:ILE:CG2	3:C:295:ARG:HB2	2.43	0.49
6:F:26:LYS:O	6:F:26:LYS:HD2	2.12	0.49
7:G:42:VAL:HG21	7:G:170:LEU:HD22	1.95	0.49
3:C:216:PHE:CD1	8:H:63:LEU:HD23	2.47	0.49
1:J:407:VAL:HG23	1:J:408:TRP:N	2.27	0.49
1:J:53:VAL:HG11	1:J:124:ALA:HB2	1.94	0.49
3:L:269:THR:CG2	3:L:274:LEU:HD13	2.43	0.49
3:L:374:ARG:NH2	3:L:684:ARG:CG	2.75	0.49
4:M:248:VAL:C	4:M:249:ARG:HG2	2.33	0.49
4:M:256:GLY:C	4:M:257:TYR:HD1	2.16	0.49
4:M:132:PHE:CD2	4:M:279:ARG:HD2	2.48	0.49
3:L:133:ARG:CZ	5:N:185:LYS:HE3	2.43	0.49
1:S:41:ALA:HB2	1:S:116:GLU:HG3	1.93	0.49
1:S:258:VAL:HG21	1:S:280:ALA:HB1	1.94	0.49
3:U:33:PHE:CB	3:U:45:CYS:SG	3.01	0.49
3:U:449:ALA:HA	3:U:464:ILE:O	2.12	0.49
3:U:46:ARG:CG	3:U:46:ARG:HH11	2.25	0.49
8:Z:31:PHE:C	8:Z:31:PHE:CD1	2.86	0.49
8:Z:47:PRO:O	8:Z:48:TYR:HB2	2.10	0.49
1:1:266:LEU:CB	1:1:270:THR:HG21	2.34	0.49
3:3:112:LEU:HD23	3:3:130:LEU:HD21	1.93	0.49
3:3:453:PRO:HB2	3:3:750:ARG:CZ	2.42	0.49

Continued on next page...

Continued from previous page...

Atom-1	Atom-2	Interatomic distance (Å)	Clash overlap (Å)
3:3:549:VAL:C	3:3:550:LEU:HD12	2.32	0.49
3:3:655:ARG:HG3	3:3:656:LEU:HD23	1.95	0.49
4:4:143:LEU:O	4:4:143:LEU:HD23	2.12	0.49
4:4:197:LEU:O	4:4:198:PRO:C	2.51	0.49
4:4:225:PRO:HG2	4:4:238:SER:HA	1.94	0.49
4:4:284:ARG:HB2	4:4:284:ARG:HH11	1.77	0.49
5:5:147:ARG:HG2	5:5:150:TYR:HB2	1.94	0.49
5:5:20:ASN:HD21	5:5:24:ASN:HB2	1.77	0.49
5:5:15:TYR:CE1	5:5:30:PRO:HD2	2.48	0.49
8:7:92:HIS:C	8:7:93:LEU:HD12	2.33	0.49
1:A:161:ASN:OD1	1:A:166:ASP:HA	2.13	0.49
1:A:38:TYR:OH	1:A:112:HIS:CD2	2.66	0.49
2:B:66:PHE:CD1	3:C:205:ARG:HD3	2.48	0.49
3:C:402:PRO:HA	3:C:535:MET:CE	2.42	0.49
4:D:187:VAL:N	4:D:188:PRO:HD2	2.28	0.49
4:D:200:ARG:HG3	4:D:204:TYR:HE1	1.77	0.49
4:D:225:PRO:HD3	4:D:239:LEU:HG	1.94	0.49
4:D:284:ARG:HB2	4:D:284:ARG:HH11	1.77	0.49
1:J:38:TYR:OH	1:J:112:HIS:HD2	1.95	0.49
2:K:116:LEU:CD2	2:K:116:LEU:N	2.75	0.49
1:J:361:GLU:OE1	3:L:114:ASN:HB2	2.13	0.49
3:L:118:ASP:O	3:L:122:CYS:N	2.43	0.49
3:L:631:ASN:C	3:L:633:GLU:N	2.62	0.49
5:N:50:ALA:HA	5:N:73:GLU:O	2.13	0.49
6:O:106:ILE:HD11	6:O:154:LEU:HD22	1.94	0.49
8:Q:6:GLU:OE1	8:Q:80:LYS:HE3	2.12	0.49
1:S:303:THR:O	1:S:306:VAL:HG23	2.12	0.49
3:U:177:ASP:HA	3:U:235:LEU:H	1.78	0.49
3:U:717:TRP:NE1	3:U:747:VAL:HG23	2.28	0.49
4:V:234:LEU:HD13	4:V:352:GLU:HB3	1.95	0.49
4:V:228:VAL:CG1	4:V:271:ASP:HA	2.41	0.49
5:W:137:THR:CG2	5:W:139:GLU:CD	2.81	0.49
2:T:61:MET:CE	8:Z:88:ARG:HD3	2.41	0.49
1:1:149:ILE:O	1:1:153:ARG:HB2	2.13	0.49
1:1:9:LEU:HG	1:1:13:PHE:CZ	2.48	0.49
2:2:83:CYS:SG	2:2:124:CYS:HA	2.53	0.49
1:1:137:GLU:HB3	2:2:141:TYR:OH	2.13	0.49
4:4:122:GLU:HB2	4:4:290:ILE:HD11	1.95	0.49
4:4:230:ILE:HG12	4:4:239:LEU:HB3	1.95	0.49
5:5:88:PHE:CD2	5:5:89:PHE:O	2.66	0.49
6:6:19:ILE:CD1	1:J:271:THR:HG23	2.43	0.49

Continued on next page...

Continued from previous page...

Atom-1	Atom-2	Interatomic distance (Å)	Clash overlap (Å)
5:E:121:LEU:HB3	5:E:127:GLU:HG3	1.94	0.49
4:D:103:LYS:CB	5:E:22:LEU:HD13	2.34	0.49
6:F:130:VAL:CG2	6:F:131:VAL:N	2.75	0.49
2:K:24:ARG:HA	2:K:53:VAL:CG1	2.43	0.49
3:L:47:MET:SD	3:L:107:MET:HB3	2.53	0.49
3:L:372:GLN:NE2	3:L:570:PHE:HB2	2.28	0.49
4:M:252:TYR:CE2	4:M:346:THR:HA	2.48	0.49
4:M:381:LEU:HD11	4:M:397:ILE:CD1	2.42	0.49
6:O:77:VAL:O	6:O:77:VAL:HG12	2.13	0.49
1:S:260:ARG:O	1:S:260:ARG:HG3	2.13	0.49
1:S:26:SER:HB3	1:S:31:TYR:CG	2.48	0.49
2:T:24:ARG:HA	2:T:53:VAL:CG1	2.42	0.49
3:U:155:THR:HB	4:V:321:MET:CB	2.42	0.49
3:U:171:SER:O	3:U:173:PHE:N	2.46	0.49
4:V:230:ILE:HG12	4:V:239:LEU:HB3	1.95	0.49
4:V:381:LEU:HD11	4:V:397:ILE:CD1	2.42	0.49
4:V:61:TYR:CE1	6:X:87:LYS:HG2	2.48	0.49
3:3:178:ARG:O	3:3:179:GLU:C	2.51	0.49
3:3:326:PHE:O	3:3:329:LEU:HB3	2.13	0.49
3:3:451:PHE:CE1	3:3:466:GLU:HB2	2.47	0.49
3:3:514:ASP:O	3:3:515:THR:C	2.52	0.49
3:3:717:TRP:CD1	3:3:747:VAL:HG23	2.48	0.49
3:3:7:ASN:HD21	3:3:96:LEU:HD11	1.78	0.49
4:4:109:VAL:CG1	4:4:113:ALA:HB3	2.43	0.49
4:4:221:VAL:HB	4:4:223:VAL:HG23	1.95	0.49
4:4:224:ILE:HG21	5:5:112:ASN:HB2	1.94	0.49
4:4:132:PHE:CD2	4:4:279:ARG:HD2	2.48	0.49
4:4:316:LEU:C	4:4:318:GLU:N	2.67	0.49
4:4:346:THR:CG2	4:4:353:LEU:HB3	2.42	0.49
5:5:73:GLU:OE2	5:5:87:ARG:HD3	2.13	0.49
7:9:31:VAL:O	7:9:161:TYR:HA	2.12	0.49
2:B:106:ILE:CD1	2:B:112:THR:HB	2.42	0.49
3:C:132:ASP:O	3:C:136:GLU:HG3	2.13	0.49
3:C:731:GLY:H	3:C:747:VAL:CG1	2.08	0.49
1:J:165:THR:O	1:J:167:PHE:N	2.46	0.49
1:J:436:LEU:CD2	2:K:90:LEU:HA	2.43	0.49
1:J:95:GLU:HA	11:Q:500:FMN:N3	2.22	0.49
3:L:178:ARG:O	3:L:179:GLU:C	2.51	0.49
3:L:658:LEU:O	3:L:658:LEU:HD23	2.13	0.49
3:L:75:TRP:HA	3:L:75:TRP:CE3	2.47	0.49
4:M:270:GLY:O	4:M:271:ASP:OD2	2.31	0.49

Continued on next page...

Continued from previous page...

Atom-1	Atom-2	Interatomic distance (Å)	Clash overlap (Å)
4:M:220:GLY:CA	4:M:396:ILE:HD11	2.43	0.49
6:O:123:ILE:HG22	6:O:124:VAL:N	2.27	0.49
1:S:38:TYR:OH	1:S:112:HIS:CD2	2.65	0.49
2:T:26:ALA:O	2:T:29:PRO:HG2	2.13	0.49
3:U:269:THR:CG2	3:U:274:LEU:HD13	2.43	0.49
3:U:365:LYS:O	3:U:367:PRO:HD3	2.12	0.49
3:U:753:VAL:HB	3:U:754:PRO:CD	2.42	0.49
4:V:225:PRO:HG2	4:V:239:LEU:N	2.26	0.49
4:V:93:HIS:O	4:V:94:ASP:C	2.51	0.49
4:V:68:LYS:NZ	5:W:150:TYR:O	2.40	0.49
6:X:83:ARG:HB3	6:X:123:ILE:HD13	1.95	0.49
7:Y:100:PHE:CD1	7:Y:100:PHE:N	2.80	0.49
1:I:101:PHE:CB	2:2:126:GLY:O	2.61	0.48
3:3:474:ARG:CB	3:3:516:VAL:HG22	2.42	0.48
6:6:77:VAL:O	6:6:77:VAL:HG12	2.13	0.48
1:A:41:ALA:HB2	1:A:116:GLU:HG3	1.94	0.48
3:C:137:TYR:N	3:C:137:TYR:CD1	2.80	0.48
3:C:293:ALA:HA	3:C:699:TRP:CZ3	2.48	0.48
4:D:346:THR:CG2	4:D:353:LEU:HB3	2.43	0.48
5:E:2:ARG:NH2	8:Z:113:GLU:HG3	2.28	0.48
5:E:70:VAL:HG12	5:E:71:VAL:N	2.27	0.48
5:E:88:PHE:CD2	5:E:89:PHE:O	2.65	0.48
1:J:26:SER:HB3	1:J:31:TYR:CG	2.48	0.48
2:K:26:ALA:O	2:K:29:PRO:HG2	2.13	0.48
3:L:155:THR:HB	4:M:321:MET:CB	2.43	0.48
3:L:206:GLY:C	3:L:208:HIS:H	2.16	0.48
3:L:652:PRO:C	3:L:654:PHE:H	2.17	0.48
3:L:731:GLY:HA2	3:L:747:VAL:CG1	2.43	0.48
4:M:228:VAL:CG2	4:M:278:VAL:HG21	2.43	0.48
4:M:95:LEU:HG	4:M:99:LEU:HD23	1.93	0.48
6:O:163:TYR:O	6:O:164:ASN:ND2	2.44	0.48
7:P:141:VAL:CG1	7:P:142:GLY:N	2.76	0.48
7:P:44:THR:OG1	7:P:52:LYS:HD2	2.12	0.48
8:Q:16:LEU:HD21	8:Q:115:PHE:CE1	2.47	0.48
1:J:95:GLU:CA	11:Q:500:FMN:HN3	2.22	0.48
3:U:173:PHE:CE1	3:U:296:PHE:HB3	2.48	0.48
3:U:241:ARG:HH11	7:Y:74:GLU:CD	2.17	0.48
3:U:416:PHE:CE1	3:U:447:LYS:HE2	2.48	0.48
7:Y:94:ASN:ND2	7:Y:97:ARG:HB2	2.27	0.48
8:Z:81:ARG:HD3	8:Z:81:ARG:O	2.13	0.48
1:I:10:ASP:O	1:I:267:PRO:HG3	2.13	0.48

Continued on next page...

Continued from previous page...

Atom-1	Atom-2	Interatomic distance (Å)	Clash overlap (Å)
3:3:177:ASP:CB	3:3:235:LEU:H	2.26	0.48
3:3:46:ARG:HH11	3:3:46:ARG:HG2	1.77	0.48
3:3:47:MET:C	3:3:49:LEU:H	2.16	0.48
3:3:751:GLU:OE1	3:3:751:GLU:CA	2.57	0.48
3:3:87:VAL:HA	3:3:91:MET:HE1	1.95	0.48
1:A:125:ILE:O	1:A:126:ARG:HB2	2.12	0.48
3:C:402:PRO:HB3	3:C:535:MET:HE3	1.95	0.48
3:C:631:ASN:OD1	3:C:633:GLU:OE2	2.32	0.48
5:E:154:GLU:CB	6:F:119:ASN:HB3	2.43	0.48
5:E:42:LYS:CA	5:E:45:GLY:HA2	2.43	0.48
1:J:11:PRO:CG	1:J:270:THR:HA	2.43	0.48
3:L:672:ALA:O	3:L:673:MET:HB2	2.13	0.48
4:M:320:SER:O	4:M:322:GLU:N	2.45	0.48
4:M:350:ARG:HD3	4:M:401:ASP:O	2.13	0.48
6:O:123:ILE:CG2	6:O:124:VAL:N	2.76	0.48
1:S:110:VAL:O	1:S:110:VAL:HG23	2.12	0.48
2:T:112:THR:HG23	2:T:115:GLY:H	1.78	0.48
2:T:66:PHE:CE1	3:U:205:ARG:HD3	2.48	0.48
3:U:206:GLY:C	3:U:208:HIS:H	2.16	0.48
4:V:225:PRO:HD2	4:V:239:LEU:CG	2.43	0.48
4:V:373:PRO:O	4:V:374:SER:C	2.52	0.48
4:V:393:MET:O	4:V:396:ILE:HG22	2.12	0.48
5:W:20:ASN:HD21	5:W:24:ASN:HB2	1.77	0.48
5:W:88:PHE:CD2	5:W:89:PHE:O	2.67	0.48
8:Z:6:GLU:OE1	8:Z:80:LYS:HE3	2.13	0.48
1:1:169:PHE:CE2	1:1:171:LEU:HD11	2.47	0.48
3:3:275:LEU:N	3:3:275:LEU:HD22	2.28	0.48
3:3:511:VAL:HG22	3:3:520:ARG:NH1	2.29	0.48
4:4:98:ALA:O	4:4:102:GLU:HG3	2.13	0.48
4:4:220:GLY:CA	4:4:396:ILE:HD11	2.43	0.48
4:4:343:TYR:CD1	4:4:343:TYR:C	2.86	0.48
8:7:72:VAL:HG22	8:7:73:SER:N	2.28	0.48
1:A:283:PRO:HB3	1:A:287:ILE:HD13	1.95	0.48
2:B:66:PHE:CD1	2:B:66:PHE:C	2.85	0.48
5:E:26:TRP:CZ3	5:E:91:ARG:CZ	2.96	0.48
5:E:73:GLU:OE2	5:E:87:ARG:NH1	2.42	0.48
5:E:93:TYR:N	5:E:93:TYR:CD1	2.81	0.48
4:D:84:ARG:HG2	9:F:182:SF4:S2	2.54	0.48
1:J:353:CYS:SG	1:J:354:GLY:N	2.86	0.48
2:K:32:ARG:O	2:K:33:ARG:C	2.50	0.48
3:L:153:VAL:HG12	3:L:153:VAL:O	2.12	0.48

Continued on next page...

Continued from previous page...

Atom-1	Atom-2	Interatomic distance (Å)	Clash overlap (Å)
3:L:33:PHE:HB2	3:L:45:CYS:SG	2.53	0.48
3:L:618:GLU:OE2	3:L:620:ARG:NE	2.46	0.48
4:M:272:VAL:HA	4:M:275:ARG:HD2	1.95	0.48
5:N:7:LEU:HD13	5:N:11:ARG:CG	2.42	0.48
5:N:46:PHE:C	5:N:48:PHE:H	2.17	0.48
6:O:163:TYR:CE1	7:P:152:ARG:CZ	2.96	0.48
8:Q:9:LEU:O	8:Q:12:ALA:HB3	2.13	0.48
1:S:370:LEU:HD22	1:S:370:LEU:N	2.29	0.48
3:U:75:TRP:CE3	3:U:75:TRP:HA	2.48	0.48
4:V:403:VAL:O	4:V:406:ASP:HB3	2.12	0.48
5:W:7:LEU:HD13	5:W:11:ARG:CG	2.43	0.48
1:I:93:ALA:CB	1:I:134:VAL:HG12	2.42	0.48
3:3:188:VAL:CG2	3:3:189:ARG:N	2.76	0.48
4:4:252:TYR:HE2	4:4:346:THR:HA	1.78	0.48
5:5:26:TRP:CZ3	5:5:91:ARG:CZ	2.97	0.48
1:I:220:ASN:N	11:7:500:FMN:O3P	2.46	0.48
1:A:424:LEU:HD12	1:A:424:LEU:H	1.79	0.48
2:B:177:HIS:NE2	2:B:179:VAL:HG22	2.29	0.48
1:A:343:ASN:HD22	2:B:89:LYS:HD2	1.78	0.48
3:C:155:THR:HB	4:D:321:MET:CB	2.42	0.48
3:C:177:ASP:HA	3:C:235:LEU:H	1.78	0.48
3:C:281:GLU:HG2	3:C:283:PRO:HD3	1.95	0.48
4:D:224:ILE:HG21	5:E:112:ASN:HB2	1.95	0.48
4:D:89:HIS:ND1	4:D:349:ALA:HB1	2.29	0.48
5:E:147:ARG:HG3	5:E:149:ASP:OD1	2.13	0.48
5:E:93:TYR:N	5:E:93:TYR:HD1	2.11	0.48
6:F:163:TYR:O	6:F:164:ASN:ND2	2.45	0.48
8:H:84:LEU:HB2	8:H:93:LEU:HB2	1.95	0.48
1:J:10:ASP:O	1:J:267:PRO:HG3	2.13	0.48
1:J:242:GLY:HA2	1:J:268:MET:O	2.13	0.48
1:J:290:ILE:O	1:J:292:PRO:HD3	2.12	0.48
2:K:10:PHE:CD1	2:K:11:LEU:N	2.82	0.48
3:L:37:LYS:HE3	3:L:432:PHE:HE1	1.76	0.48
3:L:112:LEU:HD13	4:M:322:GLU:HB2	1.95	0.48
4:M:342:VAL:CG2	4:M:343:TYR:N	2.76	0.48
7:P:141:VAL:CG1	7:P:142:GLY:H	2.17	0.48
7:P:58:LEU:N	7:P:58:LEU:HD12	2.28	0.48
1:S:104:ARG:NH2	1:S:105:TYR:OH	2.46	0.48
3:U:6:VAL:HG21	3:U:26:ALA:CB	2.43	0.48
3:U:229:ILE:HD11	3:U:289:TRP:HZ3	1.78	0.48
3:U:341:VAL:CG2	3:U:364:LEU:HD21	2.44	0.48

Continued on next page...

Continued from previous page...

Atom-1	Atom-2	Interatomic distance (Å)	Clash overlap (Å)
3:U:371:PHE:CE1	3:U:544:LEU:HB3	2.48	0.48
5:W:15:TYR:CE1	5:W:30:PRO:HD2	2.48	0.48
8:Z:44:MET:C	8:Z:46:ARG:N	2.67	0.48
1:1:29:LEU:HB2	1:1:151:GLU:OE1	2.13	0.48
2:2:136:VAL:HG21	2:2:163:LEU:CD1	2.43	0.48
3:3:188:VAL:HG23	3:3:189:ARG:N	2.27	0.48
3:3:319:GLU:CD	3:3:319:GLU:H	2.16	0.48
3:3:376:ALA:H	3:3:512:LEU:CD1	2.25	0.48
3:3:378:PRO:HB2	3:3:381:LEU:HD23	1.96	0.48
3:3:476:ILE:N	3:3:476:ILE:HD12	2.28	0.48
3:3:527:ARG:O	3:3:530:ALA:HB2	2.12	0.48
3:3:627:ALA:O	3:3:629:ILE:N	2.40	0.48
4:4:383:TYR:CD1	4:4:383:TYR:C	2.86	0.48
4:4:82:THR:N	4:4:83:PRO:HD2	2.27	0.48
5:5:131:ASP:O	5:5:132:LEU:HB2	2.13	0.48
6:6:84:LEU:O	6:6:124:VAL:HG23	2.13	0.48
8:7:16:LEU:HG	8:7:82:ILE:HD11	1.95	0.48
1:A:260:ARG:O	1:A:260:ARG:HG3	2.14	0.48
1:A:38:TYR:OH	1:A:112:HIS:HD2	1.95	0.48
3:C:249:MET:SD	3:C:268:ASP:HB3	2.53	0.48
3:C:263:CYS:CB	3:C:286:ASN:HB2	2.44	0.48
3:C:454:TYR:O	3:C:456:ALA:N	2.47	0.48
3:C:586:HIS:NE2	3:C:604:ALA:HB2	2.28	0.48
4:D:199:HIS:ND1	4:D:200:ARG:N	2.61	0.48
6:F:123:ILE:CG2	6:F:124:VAL:N	2.75	0.48
6:F:170:LEU:HD23	6:F:171:PRO:HD2	1.95	0.48
8:H:121:ARG:HG3	8:H:121:ARG:NH1	2.29	0.48
1:J:298:PRO:HD2	1:J:321:SER:OG	2.14	0.48
1:J:424:LEU:N	1:J:424:LEU:HD12	2.29	0.48
4:M:317:LEU:HD21	4:M:327:HIS:CD2	2.49	0.48
6:O:134:ASP:OD1	6:O:174:ALA:HB2	2.13	0.48
3:U:669:VAL:HG13	3:U:669:VAL:O	2.13	0.48
4:V:316:LEU:HD13	4:V:320:SER:CB	2.42	0.48
3:3:241:ARG:HD3	7:9:74:GLU:OE1	2.14	0.48
3:3:416:PHE:CE1	3:3:447:LYS:HE2	2.47	0.48
4:4:122:GLU:OE1	4:4:122:GLU:HA	2.12	0.48
4:4:132:PHE:CE2	4:4:279:ARG:HD2	2.48	0.48
4:4:200:ARG:O	4:4:200:ARG:HG3	2.13	0.48
1:A:401:PRO:O	1:A:404:ASP:HB2	2.13	0.48
3:C:185:LYS:HG2	3:C:188:VAL:HG22	1.96	0.48
3:C:532:VAL:HG12	3:C:533:LEU:N	2.28	0.48

Continued on next page...

Continued from previous page...

Atom-1	Atom-2	Interatomic distance (Å)	Clash overlap (Å)
3:C:549:VAL:O	3:C:549:VAL:HG12	2.14	0.48
3:C:632:GLY:O	3:C:634:ALA:N	2.46	0.48
4:D:99:LEU:HD13	4:D:102:GLU:OE1	2.14	0.48
4:D:246:TYR:HB3	4:D:347:GLU:HA	1.96	0.48
4:D:288:LYS:O	4:D:292:GLN:HB2	2.13	0.48
4:D:408:ASP:O	4:D:409:ARG:OXT	2.32	0.48
5:E:155:THR:H	6:F:119:ASN:HD22	1.60	0.48
5:E:46:PHE:C	5:E:48:PHE:H	2.17	0.48
2:B:61:MET:HE3	8:H:88:ARG:HD3	1.95	0.48
1:J:184:GLU:OE1	1:J:186:THR:N	2.47	0.48
3:L:683:LEU:HD23	3:L:683:LEU:N	2.29	0.48
3:L:87:VAL:HA	3:L:91:MET:CE	2.44	0.48
4:M:112:ARG:NH1	4:M:181:ASP:OD2	2.46	0.48
4:M:217:ARG:HG3	4:M:217:ARG:HH11	1.78	0.48
5:N:60:TYR:HD2	5:N:62:ASP:O	1.94	0.48
1:S:13:PHE:HE1	1:S:15:ARG:HG3	1.77	0.48
2:T:116:LEU:N	2:T:116:LEU:CD2	2.76	0.48
2:T:72:PHE:HB2	8:Z:89:ALA:CB	2.43	0.48
3:U:591:HIS:ND1	3:U:592:PRO:HD2	2.29	0.48
4:V:221:VAL:HB	4:V:223:VAL:HG23	1.95	0.48
4:V:229:ALA:O	4:V:232:LEU:HB3	2.12	0.48
4:V:290:ILE:O	4:V:294:LEU:HB2	2.13	0.48
5:W:114:LEU:CD1	5:W:114:LEU:N	2.76	0.48
6:X:81:ALA:CA	6:X:108:MET:HB3	2.38	0.48
6:X:160:GLY:C	6:X:162:ALA:H	2.17	0.48
2:2:133:VAL:HG12	2:2:134:ILE:N	2.28	0.48
3:3:507:LEU:HD12	3:3:507:LEU:O	2.13	0.48
4:4:196:VAL:HG13	4:4:197:LEU:N	2.28	0.48
4:4:199:HIS:O	4:4:201:ILE:N	2.47	0.48
2:B:87:SER:CB	10:B:182:FES:S2	3.01	0.48
3:C:100:VAL:O	3:C:103:ALA:HB3	2.14	0.48
3:C:216:PHE:CZ	8:H:128:PHE:CD2	3.02	0.48
3:C:275:LEU:N	3:C:275:LEU:HD22	2.29	0.48
3:C:428:HIS:H	3:C:428:HIS:CD2	2.32	0.48
3:C:378:PRO:HA	3:C:545:GLU:OE2	2.13	0.48
3:C:550:LEU:CD1	3:C:550:LEU:N	2.76	0.48
3:C:693:TYR:O	3:C:750:ARG:HB3	2.14	0.48
4:D:104:LEU:O	4:D:104:LEU:HD23	2.14	0.48
1:J:114:LEU:HD23	1:J:118:MET:HG3	1.95	0.48
1:J:364:ALA:O	1:J:368:VAL:HG11	2.13	0.48
3:L:239:THR:CG2	3:L:298:HIS:HE1	2.26	0.48

Continued on next page...

Continued from previous page...

Atom-1	Atom-2	Interatomic distance (Å)	Clash overlap (Å)
4:M:79:ILE:HG22	4:M:171:ASN:ND2	2.28	0.48
4:M:200:ARG:HG3	4:M:204:TYR:HE1	1.78	0.48
4:M:290:ILE:O	4:M:294:LEU:HB2	2.12	0.48
5:N:174:LEU:CD2	5:N:180:GLY:HA2	2.44	0.48
5:N:47:ASN:HD22	5:N:76:SER:CA	2.23	0.48
8:Q:112:LYS:HG2	8:Q:116:PHE:HE1	1.78	0.48
1:S:312:SER:C	1:S:314:GLU:H	2.17	0.48
2:T:79:HIS:HD2	2:T:118:SER:HB2	1.78	0.48
3:U:286:ASN:ND2	3:U:287:GLU:N	2.62	0.48
3:U:398:VAL:HB	3:U:450:LEU:CD2	2.42	0.48
3:U:621:VAL:O	3:U:621:VAL:HG23	2.13	0.48
4:V:82:THR:OG1	4:V:83:PRO:HD3	2.14	0.48
5:W:42:LYS:CA	5:W:45:GLY:HA2	2.43	0.48
1:1:391:LEU:N	1:1:392:PRO:HD2	2.29	0.48
3:3:173:PHE:HE2	3:3:699:TRP:CZ2	2.32	0.48
3:3:631:ASN:C	3:3:633:GLU:N	2.63	0.48
4:4:333:GLU:OE1	5:5:189:ARG:NH1	2.46	0.48
4:4:61:TYR:CE1	6:6:87:LYS:HG2	2.48	0.48
5:5:104:VAL:O	5:5:106:ASP:N	2.46	0.48
5:5:60:TYR:HD2	5:5:62:ASP:O	1.95	0.48
5:5:3:LEU:HD12	5:5:86:SER:OG	2.14	0.48
7:9:114:VAL:HG12	7:9:115:LEU:H	1.79	0.48
1:A:238:PHE:CZ	1:A:248:GLY:HA3	2.48	0.48
3:C:337:ARG:HD2	3:C:338:GLY:N	2.29	0.48
5:E:104:VAL:O	5:E:106:ASP:N	2.46	0.48
5:E:77:LEU:O	5:E:83:GLY:HA3	2.13	0.48
1:J:13:PHE:HE1	1:J:15:ARG:HG3	1.78	0.48
1:J:222:GLU:OE1	1:J:251:LEU:HB2	2.12	0.48
2:K:83:CYS:SG	2:K:124:CYS:HA	2.54	0.48
3:L:249:MET:SD	3:L:268:ASP:HB3	2.54	0.48
5:N:112:ASN:ND2	5:N:113:PHE:CD1	2.81	0.48
3:U:6:VAL:HG12	3:U:7:ASN:H	1.78	0.48
3:U:7:ASN:CG	3:U:96:LEU:HD11	2.33	0.48
4:V:199:HIS:O	4:V:201:ILE:N	2.47	0.48
4:V:249:ARG:NH2	5:W:87:ARG:NE	2.50	0.48
5:W:114:LEU:O	5:W:118:VAL:HG23	2.13	0.48
5:W:3:LEU:H	5:W:3:LEU:CD2	2.10	0.48
6:X:123:ILE:CG2	6:X:124:VAL:N	2.76	0.48
1:1:134:VAL:CG2	1:1:134:VAL:O	2.61	0.48
3:3:118:ASP:O	3:3:122:CYS:N	2.44	0.48
3:3:216:PHE:CZ	8:7:128:PHE:CD2	3.02	0.48

Continued on next page...

Continued from previous page...

Atom-1	Atom-2	Interatomic distance (Å)	Clash overlap (Å)
3:3:642:ALA:O	3:3:645:ALA:HB3	2.14	0.48
4:4:104:LEU:HD23	4:4:104:LEU:O	2.13	0.48
4:4:59:ILE:N	4:4:59:ILE:HD13	2.15	0.48
5:5:155:THR:N	6:6:119:ASN:HD22	2.12	0.48
1:A:398:SER:C	3:C:46:ARG:HE	2.17	0.48
4:D:115:THR:O	4:D:118:VAL:HG22	2.14	0.48
8:H:63:LEU:HD13	8:H:129:ALA:CB	2.43	0.48
1:J:238:PHE:CZ	1:J:248:GLY:HA3	2.49	0.48
2:K:153:LEU:HD21	2:K:163:LEU:CD1	2.44	0.48
3:L:173:PHE:CZ	3:L:296:PHE:HB2	2.48	0.48
3:L:586:HIS:HE1	3:L:637:ALA:CA	2.26	0.48
3:L:748:VAL:HG23	3:L:752:ASP:OD1	2.13	0.48
5:N:117:GLU:O	5:N:118:VAL:C	2.52	0.48
6:O:93:ARG:HD2	6:O:97:GLU:HG3	1.95	0.48
1:S:29:LEU:HD23	1:S:29:LEU:O	2.14	0.48
2:T:133:VAL:HG12	2:T:134:ILE:N	2.29	0.48
3:U:167:HIS:O	3:U:167:HIS:ND1	2.46	0.48
3:U:415:GLU:HG2	3:U:418:ARG:HH21	1.79	0.48
3:U:587:LEU:CD2	3:U:589:HIS:H	2.19	0.48
4:V:42:ARG:H	4:V:42:ARG:HD3	1.77	0.48
5:W:154:GLU:HB3	6:X:119:ASN:HB3	1.96	0.48
6:X:115:GLY:HA3	6:X:125:GLN:OE1	2.13	0.48
7:Y:63:CYS:HA	9:Y:183:SF4:S2	2.54	0.48
1:1:26:SER:HB3	1:1:31:TYR:CD1	2.49	0.48
1:1:293:GLY:C	1:1:324:GLY:O	2.52	0.48
1:1:342:TRP:O	1:1:342:TRP:CE3	2.64	0.48
1:1:398:SER:CA	3:3:46:ARG:HD2	2.43	0.48
2:2:46:ILE:HG23	2:2:60:VAL:HG11	1.96	0.48
3:3:177:ASP:CA	3:3:235:LEU:H	2.26	0.48
3:3:430:THR:HG23	3:3:431:PRO:HD2	1.96	0.48
1:1:398:SER:C	3:3:46:ARG:HE	2.16	0.48
4:4:125:ARG:NH1	4:4:125:ARG:HG3	2.28	0.48
4:4:343:TYR:CD1	4:4:344:VAL:N	2.82	0.48
4:4:96:ALA:HB2	4:4:346:THR:CG2	2.44	0.48
5:5:20:ASN:HD22	5:5:24:ASN:HB2	1.75	0.48
5:5:44:MET:O	5:5:45:GLY:C	2.52	0.48
4:4:84:ARG:CZ	6:6:117:MET:HE1	2.44	0.48
1:A:291:ILE:O	1:A:328:VAL:HA	2.14	0.48
3:C:33:PHE:HB2	3:C:45:CYS:SG	2.53	0.48
4:D:249:ARG:O	4:D:250:LYS:C	2.52	0.48
6:F:84:LEU:HD11	6:F:89:ALA:CA	2.37	0.48

Continued on next page...

Continued from previous page...

Atom-1	Atom-2	Interatomic distance (Å)	Clash overlap (Å)
2:K:72:PHE:HB2	8:Q:89:ALA:CB	2.41	0.48
3:L:293:ALA:HB2	3:L:698:MET:HG2	1.94	0.48
3:L:717:TRP:NE1	3:L:747:VAL:HG23	2.28	0.48
4:M:229:ALA:CB	4:M:241:ALA:O	2.61	0.48
4:M:70:MET:C	4:M:72:HIS:N	2.66	0.48
5:N:47:ASN:O	5:N:48:PHE:HB2	2.13	0.48
1:S:325:THR:O	1:S:327:GLY:N	2.47	0.48
2:T:27:ILE:HG22	2:T:31:LEU:HD23	1.96	0.48
3:U:185:LYS:HG2	3:U:188:VAL:HG22	1.96	0.48
3:U:312:ARG:HA	3:U:316:ARG:O	2.14	0.48
3:U:717:TRP:CD1	3:U:747:VAL:HG23	2.48	0.48
3:U:748:VAL:HG23	3:U:752:ASP:OD1	2.12	0.48
4:V:187:VAL:N	4:V:188:PRO:HD2	2.29	0.48
4:V:229:ALA:CB	4:V:241:ALA:O	2.62	0.48
4:V:246:TYR:CB	4:V:347:GLU:HG3	2.44	0.48
5:W:102:PRO:HA	5:W:130:PRO:CG	2.44	0.48
5:W:58:LEU:HD12	5:W:59:THR:N	2.28	0.48
5:W:77:LEU:O	5:W:83:GLY:HA3	2.13	0.48
7:Y:162:VAL:HG12	7:Y:176:PRO:HB2	1.94	0.48
1:1:161:ASN:OD1	1:1:166:ASP:HA	2.14	0.47
3:3:173:PHE:CZ	3:3:296:PHE:CB	2.96	0.47
4:4:403:VAL:O	4:4:406:ASP:HB3	2.14	0.47
5:5:7:LEU:HD13	5:5:11:ARG:CG	2.43	0.47
6:6:130:VAL:CG2	6:6:131:VAL:N	2.76	0.47
8:7:38:PRO:C	8:7:40:PHE:H	2.17	0.47
1:A:10:ASP:C	1:A:267:PRO:HG3	2.35	0.47
1:A:63:ARG:NH1	1:A:313:TYR:CB	2.78	0.47
1:A:366:PHE:CE1	1:A:370:LEU:HD21	2.49	0.47
2:B:10:PHE:CD1	2:B:11:LEU:N	2.82	0.47
3:C:621:VAL:CG2	3:C:671:GLU:O	2.62	0.47
4:D:228:VAL:CG1	4:D:271:ASP:HA	2.41	0.47
5:E:60:TYR:HD2	5:E:62:ASP:O	1.97	0.47
6:F:163:TYR:CD1	6:F:163:TYR:O	2.67	0.47
1:J:38:TYR:OH	1:J:112:HIS:CD2	2.66	0.47
3:L:757:HIS:ND1	3:L:757:HIS:N	2.62	0.47
4:M:104:LEU:HD23	4:M:104:LEU:O	2.14	0.47
4:M:93:HIS:O	4:M:94:ASP:C	2.52	0.47
7:P:51:GLU:OE1	7:P:133:LYS:HE3	2.14	0.47
1:S:238:PHE:HE1	1:S:249:MET:CE	2.27	0.47
1:S:374:ILE:HA	1:S:379:GLY:HA3	1.94	0.47
2:T:42:ARG:HB3	2:T:44:GLU:OE1	2.14	0.47

Continued on next page...

Continued from previous page...

Atom-1	Atom-2	Interatomic distance (Å)	Clash overlap (Å)
2:T:41:ILE:HD12	2:T:70:TYR:HB3	1.95	0.47
3:U:282:VAL:HG13	3:U:286:ASN:O	2.13	0.47
3:U:521:ALA:HA	3:U:524:LEU:HD23	1.95	0.47
4:V:156:ILE:O	4:V:159:LEU:HB2	2.14	0.47
4:V:214:PHE:C	4:V:216:GLU:N	2.65	0.47
4:V:245:ASN:HD21	5:W:87:ARG:HH22	1.60	0.47
5:W:42:LYS:HA	5:W:45:GLY:CA	2.44	0.47
7:Y:42:VAL:HG21	7:Y:170:LEU:CD2	2.44	0.47
8:Z:112:LYS:HG2	8:Z:116:PHE:CE1	2.49	0.47
8:Z:75:ARG:HA	8:Z:80:LYS:NZ	2.29	0.47
1:1:332:PRO:HD2	2:2:90:LEU:HD23	1.95	0.47
3:3:382:PHE:HD1	3:3:382:PHE:H	1.60	0.47
4:4:199:HIS:C	4:4:201:ILE:H	2.18	0.47
4:4:229:ALA:O	4:4:232:LEU:HB3	2.14	0.47
4:4:366:TYR:OH	5:5:58:LEU:O	2.32	0.47
5:5:34:PHE:CE1	5:5:38:MET:HB2	2.49	0.47
5:5:57:TYR:OH	5:5:91:ARG:NH2	2.46	0.47
6:6:114:SER:O	6:6:116:GLY:N	2.47	0.47
2:B:112:THR:OG1	2:B:113:PRO:HD2	2.14	0.47
3:C:285:VAL:CG1	3:C:286:ASN:H	2.02	0.47
3:C:400:GLY:O	3:C:401:ASP:C	2.52	0.47
3:C:477:LEU:HD13	3:C:516:VAL:HG12	1.96	0.47
5:E:40:HIS:O	5:E:43:ALA:N	2.44	0.47
7:G:114:VAL:HG12	7:G:115:LEU:H	1.79	0.47
3:L:188:VAL:HG11	3:L:201:ASP:HA	1.96	0.47
3:L:746:ARG:C	3:L:748:VAL:N	2.67	0.47
8:Q:68:LEU:HD13	8:Q:69:LEU:N	2.29	0.47
1:S:252:TYR:HB3	1:S:275:LEU:CD1	2.41	0.47
1:S:356:CYS:SG	1:S:399:PHE:N	2.86	0.47
3:U:632:GLY:O	3:U:634:ALA:N	2.47	0.47
3:U:635:GLU:HG2	3:U:639:GLN:HG2	1.97	0.47
4:V:252:TYR:O	4:V:253:PRO:C	2.53	0.47
4:V:346:THR:HG22	4:V:353:LEU:C	2.35	0.47
2:2:40:TRP:NE1	2:2:74:PRO:HG3	2.29	0.47
3:3:591:HIS:HE1	3:3:593:LEU:HD23	1.80	0.47
4:4:224:ILE:HB	4:4:237:GLY:O	2.13	0.47
4:4:228:VAL:CG2	4:4:278:VAL:HG21	2.44	0.47
4:4:272:VAL:HA	4:4:275:ARG:HD2	1.97	0.47
4:4:283:MET:O	4:4:287:VAL:HG23	2.13	0.47
1:A:10:ASP:CB	1:A:11:PRO:CD	2.69	0.47
1:A:250:LYS:HB3	1:A:252:TYR:CE2	2.49	0.47

Continued on next page...

Continued from previous page...

Atom-1	Atom-2	Interatomic distance (Å)	Clash overlap (Å)
3:C:112:LEU:HD23	3:C:130:LEU:HD21	1.95	0.47
3:C:417:VAL:O	3:C:417:VAL:HG12	2.14	0.47
3:C:173:PHE:HE2	3:C:699:TRP:CZ2	2.32	0.47
4:D:113:ALA:O	4:D:114:GLU:C	2.50	0.47
4:D:84:ARG:HD3	6:F:117:MET:HE3	1.95	0.47
6:F:139:GLY:C	6:F:142:PRO:HD3	2.34	0.47
7:G:42:VAL:HG21	7:G:170:LEU:CD2	2.44	0.47
1:J:211:LEU:CB	1:J:216:THR:HG21	2.44	0.47
4:M:334:GLY:N	4:M:363:SER:OG	2.48	0.47
5:N:59:THR:CG2	5:N:59:THR:O	2.59	0.47
1:S:391:LEU:N	1:S:392:PRO:HD2	2.29	0.47
1:S:89:LEU:O	1:S:130:GLY:HA2	2.13	0.47
4:V:344:VAL:O	4:V:344:VAL:HG23	2.14	0.47
4:V:379:GLN:O	4:V:382:PRO:HD2	2.15	0.47
7:Y:150:ALA:HA	7:Y:153:THR:HB	1.97	0.47
1:1:9:LEU:C	1:1:9:LEU:HD23	2.35	0.47
3:3:347:HIS:N	3:3:372:GLN:HB3	2.29	0.47
3:3:403:THR:HG22	3:3:403:THR:O	2.14	0.47
3:3:454:TYR:O	3:3:456:ALA:N	2.47	0.47
3:3:592:PRO:HA	3:3:595:GLU:HG2	1.96	0.47
4:4:288:LYS:O	4:4:292:GLN:HB2	2.14	0.47
5:5:134:LYS:NZ	5:5:136:LEU:HB3	2.29	0.47
6:6:142:PRO:HB2	6:6:146:ALA:HB3	1.97	0.47
2:B:27:ILE:CG2	2:B:31:LEU:HD23	2.44	0.47
3:C:238:LEU:C	3:C:240:ALA:N	2.68	0.47
3:C:746:ARG:C	3:C:748:VAL:N	2.67	0.47
3:C:470:PRO:HG3	3:C:750:ARG:HH21	1.79	0.47
4:D:381:LEU:C	4:D:381:LEU:HD23	2.35	0.47
4:D:383:TYR:O	4:D:386:LYS:N	2.35	0.47
6:F:99:MET:HB3	6:F:100:PRO:HD2	1.96	0.47
8:H:38:PRO:O	8:H:40:PHE:N	2.47	0.47
1:J:410:VAL:O	1:J:411:LYS:C	2.53	0.47
3:L:213:THR:OG1	3:L:214:MET:N	2.47	0.47
3:L:371:PHE:CE1	3:L:544:LEU:HB3	2.49	0.47
4:M:221:VAL:HG23	4:M:221:VAL:O	2.14	0.47
4:M:225:PRO:HD3	4:M:239:LEU:HG	1.96	0.47
1:S:165:THR:O	1:S:167:PHE:N	2.47	0.47
1:S:211:LEU:HB2	1:S:216:THR:HG21	1.96	0.47
1:S:246:SER:HB3	1:S:268:MET:HG2	1.95	0.47
1:S:238:PHE:CZ	1:S:248:GLY:HA3	2.48	0.47
2:T:86:LEU:O	2:T:87:SER:C	2.52	0.47

Continued on next page...

Continued from previous page...

Atom-1	Atom-2	Interatomic distance (Å)	Clash overlap (Å)
3:U:481:LEU:HD23	3:U:523:LEU:HD22	1.95	0.47
3:U:47:MET:C	3:U:49:LEU:H	2.18	0.47
3:U:651:ARG:O	3:U:651:ARG:HD3	2.14	0.47
4:V:199:HIS:C	4:V:201:ILE:H	2.18	0.47
4:V:320:SER:OG	4:V:323:ALA:HB3	2.14	0.47
7:Y:114:VAL:HG12	7:Y:115:LEU:N	2.30	0.47
8:Z:75:ARG:C	8:Z:80:LYS:HZ1	2.18	0.47
1:1:312:SER:C	1:1:314:GLU:H	2.18	0.47
2:2:32:ARG:O	2:2:33:ARG:C	2.51	0.47
3:3:338:GLY:HA2	3:3:364:LEU:HD11	1.96	0.47
3:3:568:TYR:CE2	3:3:572:PRO:HG2	2.50	0.47
6:6:148:ILE:HG22	6:6:149:TYR:N	2.30	0.47
7:9:123:ASP:OD2	7:9:145:PRO:HB3	2.15	0.47
7:9:42:VAL:HG21	7:9:170:LEU:CD2	2.44	0.47
2:B:86:LEU:HG	2:B:90:LEU:HD11	1.95	0.47
3:C:151:LEU:HB3	3:C:152:PRO:CD	2.39	0.47
3:C:17:THR:HG22	3:C:18:SER:N	2.29	0.47
3:C:568:TYR:CE2	3:C:572:PRO:HG2	2.50	0.47
4:D:217:ARG:HH11	4:D:217:ARG:HG3	1.79	0.47
3:L:329:LEU:CD1	3:L:584:VAL:HG11	2.45	0.47
3:L:717:TRP:CD1	3:L:747:VAL:HG23	2.49	0.47
4:M:205:GLU:C	4:M:207:LEU:H	2.17	0.47
7:P:56:CYS:O	7:P:58:LEU:N	2.43	0.47
1:S:332:PRO:HD2	2:T:90:LEU:HD23	1.97	0.47
1:S:434:PRO:HG2	1:S:436:LEU:HD11	1.94	0.47
3:U:161:ARG:HG2	3:U:161:ARG:HH11	1.78	0.47
3:U:592:PRO:HA	3:U:595:GLU:HG2	1.97	0.47
3:U:453:PRO:CB	3:U:750:ARG:HH22	2.27	0.47
4:V:228:VAL:HG21	4:V:278:VAL:HG21	1.96	0.47
4:V:250:LYS:HD2	4:V:254:TYR:CE2	2.49	0.47
5:W:2:ARG:O	5:W:5:ARG:N	2.47	0.47
5:W:39:ALA:O	5:W:42:LYS:N	2.46	0.47
7:Y:129:LEU:HA	7:Y:129:LEU:HD23	1.72	0.47
1:1:398:SER:HA	3:3:46:ARG:HD2	1.96	0.47
2:2:123:GLU:H	2:2:123:GLU:CD	2.18	0.47
3:3:174:VAL:HB	3:3:175:ILE:HG13	1.96	0.47
3:3:357:ALA:HB2	3:3:641:LEU:HD11	1.95	0.47
3:3:505:LEU:O	3:3:532:VAL:HG13	2.15	0.47
3:3:651:ARG:O	3:3:652:PRO:O	2.33	0.47
3:3:683:LEU:HD23	3:3:683:LEU:N	2.30	0.47
3:3:753:VAL:HB	3:3:754:PRO:CD	2.45	0.47

Continued on next page...

Continued from previous page...

Atom-1	Atom-2	Interatomic distance (Å)	Clash overlap (Å)
5:5:114:LEU:CD1	5:5:114:LEU:N	2.78	0.47
1:A:88:TYR:HB2	1:A:216:THR:CG2	2.39	0.47
3:C:188:VAL:HG23	3:C:189:ARG:N	2.29	0.47
3:C:382:PHE:HD1	3:C:382:PHE:H	1.58	0.47
3:C:510:GLY:CA	3:C:520:ARG:NH2	2.77	0.47
3:C:592:PRO:HA	3:C:595:GLU:HG2	1.96	0.47
3:C:632:GLY:C	3:C:634:ALA:N	2.68	0.47
6:F:164:ASN:H	6:F:170:LEU:CD1	2.26	0.47
7:G:162:VAL:HA	7:G:176:PRO:HG2	1.97	0.47
1:J:50:PRO:O	1:J:53:VAL:HG12	2.14	0.47
2:K:27:ILE:CG1	2:K:53:VAL:HG21	2.44	0.47
3:L:282:VAL:HG22	3:L:285:VAL:HG12	1.95	0.47
3:L:449:ALA:HA	3:L:464:ILE:O	2.14	0.47
4:M:84:ARG:HE	4:M:169:HIS:CD2	2.33	0.47
4:M:223:VAL:HG12	4:M:223:VAL:O	2.15	0.47
4:M:220:GLY:O	4:M:272:VAL:CG2	2.63	0.47
4:M:285:GLU:O	4:M:288:LYS:N	2.47	0.47
4:M:320:SER:OG	4:M:323:ALA:N	2.48	0.47
1:S:298:PRO:HD2	1:S:321:SER:OG	2.14	0.47
2:T:111:VAL:HG12	8:Z:121:ARG:CZ	2.45	0.47
2:T:123:GLU:H	2:T:123:GLU:CD	2.18	0.47
2:T:134:ILE:HG13	2:T:145:VAL:HG21	1.97	0.47
3:U:260:PRO:HB3	3:U:617:LEU:HB3	1.95	0.47
4:V:122:GLU:OE1	4:V:122:GLU:HA	2.15	0.47
4:V:408:ASP:O	4:V:409:ARG:C	2.52	0.47
5:W:20:ASN:OD1	5:W:22:LEU:HG	2.13	0.47
1:1:287:ILE:HG22	1:1:302:PHE:CG	2.50	0.47
1:1:434:PRO:HG2	1:1:436:LEU:HD11	1.95	0.47
1:1:49:THR:HG23	1:1:52:GLU:OE2	2.14	0.47
3:3:20:MET:O	3:3:23:VAL:N	2.47	0.47
3:3:340:GLU:H	3:3:366:THR:CB	2.28	0.47
3:3:495:GLU:O	3:3:499:LYS:HG3	2.15	0.47
3:3:652:PRO:HA	3:3:653:PRO:HD3	1.76	0.47
4:4:205:GLU:C	4:4:207:LEU:H	2.17	0.47
4:4:59:ILE:N	4:4:59:ILE:CD1	2.67	0.47
5:5:10:ALA:C	5:5:12:ALA:H	2.18	0.47
5:5:174:LEU:CD2	5:5:180:GLY:HA2	2.45	0.47
2:B:85:THR:CG2	2:B:86:LEU:N	2.77	0.47
3:C:347:HIS:N	3:C:372:GLN:HB3	2.30	0.47
3:C:616:ASN:OD1	3:C:618:GLU:HG2	2.14	0.47
3:C:112:LEU:HD13	4:D:322:GLU:HB2	1.95	0.47

Continued on next page...

Continued from previous page...

Atom-1	Atom-2	Interatomic distance (Å)	Clash overlap (Å)
4:D:320:SER:OG	4:D:323:ALA:HB3	2.15	0.47
4:D:74:THR:HB	4:D:77:GLN:H	1.80	0.47
5:E:154:GLU:HB3	6:F:119:ASN:HB3	1.96	0.47
5:E:37:GLU:O	5:E:41:TYR:CD1	2.65	0.47
8:H:44:MET:C	8:H:46:ARG:N	2.66	0.47
6:O:92:MET:HE1	6:O:127:VAL:HG13	1.97	0.47
3:U:173:PHE:CZ	3:U:296:PHE:CB	2.97	0.47
3:U:307:LYS:HE2	3:U:307:LYS:N	2.29	0.47
3:U:655:ARG:HH11	3:U:656:LEU:CD2	2.27	0.47
4:V:85:MET:HE1	4:V:409:ARG:CB	2.36	0.47
8:Z:44:MET:C	8:Z:46:ARG:H	2.17	0.47
2:2:130:THR:O	2:2:131:ALA:C	2.51	0.47
3:3:23:VAL:HG13	3:3:28:TYR:HB2	1.97	0.47
3:3:390:LEU:HD21	3:3:413:LEU:CD2	2.45	0.47
4:4:225:PRO:HD2	4:4:239:LEU:CG	2.45	0.47
4:4:341:GLU:OE1	5:5:26:TRP:HH2	1.97	0.47
5:5:8:GLU:O	5:5:9:GLU:C	2.53	0.47
1:A:303:THR:O	1:A:306:VAL:HG23	2.14	0.47
1:A:101:PHE:CB	2:B:126:GLY:O	2.63	0.47
3:C:378:PRO:HB2	3:C:381:LEU:CD2	2.45	0.47
3:C:481:LEU:HD23	3:C:523:LEU:HD22	1.97	0.47
3:C:651:ARG:O	3:C:651:ARG:HD3	2.14	0.47
3:C:48:CYS:O	3:C:82:SER:CB	2.60	0.47
4:D:381:LEU:HA	4:D:384:ALA:CB	2.43	0.47
1:J:9:LEU:HA	1:J:13:PHE:CZ	2.48	0.47
1:J:13:PHE:O	1:J:13:PHE:CD1	2.67	0.47
1:J:260:ARG:HG3	1:J:260:ARG:O	2.15	0.47
3:L:14:PRO:HG2	3:L:17:THR:OG1	2.15	0.47
4:M:193:LEU:C	4:M:193:LEU:HD23	2.35	0.47
4:M:379:GLN:O	4:M:382:PRO:HD2	2.14	0.47
6:O:23:THR:O	6:O:27:LEU:HB2	2.14	0.47
8:Q:47:PRO:O	8:Q:48:TYR:HB2	2.14	0.47
1:S:98:PRO:HB2	1:S:295:SER:HB2	1.95	0.47
3:U:378:PRO:HB2	3:U:381:LEU:CD2	2.45	0.47
3:U:495:GLU:O	3:U:499:LYS:HG3	2.14	0.47
3:U:616:ASN:OD1	3:U:618:GLU:HG2	2.15	0.47
3:U:7:ASN:HD21	3:U:96:LEU:HD11	1.77	0.47
4:V:155:THR:CG2	4:V:193:LEU:HD12	2.45	0.47
4:V:213:ILE:CG2	4:V:215:TYR:CE2	2.98	0.47
1:1:260:ARG:HG3	1:1:260:ARG:O	2.15	0.47
1:1:385:GLU:O	1:1:388:GLU:HB3	2.15	0.47

Continued on next page...

Continued from previous page...

Atom-1	Atom-2	Interatomic distance (Å)	Clash overlap (Å)
2:2:27:ILE:CG1	2:2:53:VAL:HG21	2.44	0.47
3:3:106:GLY:O	3:3:109:GLU:HB3	2.14	0.47
3:3:46:ARG:HH11	3:3:46:ARG:CG	2.28	0.47
3:3:618:GLU:OE2	3:3:620:ARG:NE	2.44	0.47
4:4:99:LEU:HD13	4:4:102:GLU:OE1	2.14	0.47
4:4:385:CYS:CB	4:4:396:ILE:HG12	2.28	0.47
1:A:49:THR:HG23	1:A:52:GLU:OE2	2.13	0.47
3:C:25:HIS:CE1	3:C:427:ASN:OD1	2.68	0.47
3:C:83:CYS:O	3:C:433:ALA:HB1	2.15	0.47
4:D:316:LEU:HD13	4:D:320:SER:CB	2.45	0.47
4:D:389:GLN:HB3	4:D:391:PRO:HD2	1.97	0.47
5:E:104:VAL:C	5:E:106:ASP:N	2.69	0.47
3:L:11:VAL:HG11	3:L:25:HIS:CD2	2.49	0.47
3:L:173:PHE:CZ	3:L:296:PHE:CB	2.97	0.47
3:L:340:GLU:H	3:L:366:THR:CB	2.28	0.47
3:L:54:LEU:HD13	3:L:54:LEU:O	2.15	0.47
4:M:249:ARG:O	4:M:250:LYS:C	2.52	0.47
5:N:132:LEU:O	5:N:133:ARG:C	2.53	0.47
5:N:147:ARG:HG2	5:N:150:TYR:HB2	1.95	0.47
6:O:91:VAL:HG22	6:O:94:ARG:HH21	1.80	0.47
1:S:101:PHE:CE1	1:S:253:GLN:HB2	2.50	0.47
1:S:9:LEU:HD23	1:S:9:LEU:C	2.35	0.47
1:S:436:LEU:CD2	2:T:90:LEU:HA	2.43	0.47
3:U:185:LYS:HE3	3:U:202:PHE:HE2	1.79	0.47
4:V:196:VAL:HG13	4:V:197:LEU:H	1.79	0.47
4:V:333:GLU:OE1	5:W:189:ARG:NH1	2.48	0.47
4:V:376:VAL:O	4:V:379:GLN:HG3	2.14	0.47
3:3:239:THR:CG2	3:3:298:HIS:HE1	2.27	0.47
3:3:244:ALA:HB3	3:3:249:MET:CE	2.44	0.47
3:3:20:MET:SD	3:3:32:LEU:CD2	3.02	0.47
4:4:125:ARG:HH12	4:4:349:ALA:HA	1.79	0.47
4:4:231:ASP:CA	4:4:235:THR:HG23	2.45	0.47
4:4:252:TYR:O	4:4:253:PRO:C	2.52	0.47
5:5:106:ASP:O	5:5:113:PHE:CZ	2.68	0.47
1:A:23:LYS:O	1:A:24:GLU:CD	2.53	0.47
4:D:244:VAL:HG13	4:D:246:TYR:CD1	2.49	0.47
4:D:383:TYR:O	4:D:384:ALA:C	2.53	0.47
7:G:43:LEU:O	7:G:138:VAL:HG13	2.15	0.47
2:B:61:MET:CE	8:H:88:ARG:HD3	2.45	0.47
1:J:202:LYS:N	1:J:203:PRO:CD	2.78	0.47
1:J:283:PRO:HB3	1:J:287:ILE:HD13	1.97	0.47

Continued on next page...

Continued from previous page...

Atom-1	Atom-2	Interatomic distance (Å)	Clash overlap (Å)
1:J:374:ILE:HA	1:J:379:GLY:HA3	1.97	0.47
3:L:511:VAL:HG22	3:L:520:ARG:NH1	2.30	0.47
5:N:136:LEU:HD13	5:N:138:PRO:HG3	1.96	0.47
5:N:31:ARG:HH11	5:N:31:ARG:HG2	1.79	0.47
5:N:58:LEU:O	5:N:59:THR:HB	2.14	0.47
7:P:140:VAL:HG22	7:P:141:VAL:H	1.80	0.47
1:S:29:LEU:HB2	1:S:151:GLU:OE1	2.15	0.47
3:U:125:GLY:CA	3:U:246:ASN:HD22	2.26	0.47
3:U:13:VAL:CG2	3:U:14:PRO:HD2	2.45	0.47
3:U:377:ALA:HB3	3:U:511:VAL:O	2.14	0.47
4:V:223:VAL:HG12	4:V:223:VAL:O	2.15	0.47
2:2:61:MET:HB2	3:3:214:MET:HG3	1.97	0.47
3:3:717:TRP:NE1	3:3:747:VAL:HG23	2.29	0.47
4:4:115:THR:CG2	4:4:297:LEU:HD23	2.43	0.47
5:5:195:LEU:O	5:5:196:TRP:CE3	2.68	0.47
6:6:163:TYR:O	6:6:163:TYR:CD1	2.68	0.47
7:9:143:THR:HG23	7:9:146:GLN:OE1	2.15	0.47
1:A:9:LEU:HG	1:A:13:PHE:CZ	2.50	0.47
3:C:413:LEU:HD13	3:C:448:MET:HE2	1.96	0.47
3:C:513:GLN:O	3:C:516:VAL:N	2.38	0.47
3:C:260:PRO:HB3	3:C:617:LEU:HB3	1.96	0.47
3:C:692:PHE:O	3:C:760:LEU:HA	2.15	0.47
4:D:214:PHE:C	4:D:216:GLU:N	2.68	0.47
4:D:248:VAL:C	4:D:249:ARG:HG2	2.35	0.47
4:D:381:LEU:HD11	4:D:397:ILE:CD1	2.44	0.47
4:D:96:ALA:HB2	4:D:346:THR:CG2	2.44	0.47
5:E:117:GLU:O	5:E:118:VAL:C	2.54	0.47
6:F:16:ARG:HA	6:F:21:PHE:CD2	2.50	0.47
1:J:358:PRO:O	1:J:362:GLY:N	2.48	0.47
3:L:188:VAL:HG23	3:L:189:ARG:N	2.29	0.47
4:M:125:ARG:NH1	4:M:125:ARG:HG3	2.29	0.47
4:M:317:LEU:H	4:M:317:LEU:CD1	2.28	0.47
5:N:15:TYR:HA	5:N:16:PRO:HD3	1.77	0.47
6:O:114:SER:C	6:O:116:GLY:N	2.68	0.47
6:O:16:ARG:HD2	6:O:17:GLU:CG	2.41	0.47
4:V:152:GLU:OE2	4:V:200:ARG:HD3	2.15	0.47
4:V:42:ARG:N	4:V:42:ARG:CD	2.76	0.47
4:4:112:ARG:NH1	4:4:181:ASP:OD2	2.48	0.46
4:4:221:VAL:O	4:4:221:VAL:HG23	2.15	0.46
6:6:170:LEU:HD23	6:6:171:PRO:HD2	1.97	0.46
1:A:365:GLY:O	1:A:369:ASN:ND2	2.48	0.46

Continued on next page...

Continued from previous page...

Atom-1	Atom-2	Interatomic distance (Å)	Clash overlap (Å)
3:C:229:ILE:HD11	3:C:289:TRP:HZ3	1.79	0.46
3:C:521:ALA:HA	3:C:524:LEU:HD23	1.98	0.46
3:C:663:ALA:O	3:C:666:ALA:HB3	2.15	0.46
5:E:3:LEU:HD12	5:E:86:SER:OG	2.15	0.46
7:G:153:THR:HG22	7:G:155:LYS:CB	2.44	0.46
1:J:12:ARG:CG	1:J:12:ARG:O	2.63	0.46
3:L:173:PHE:HE2	3:L:699:TRP:CZ2	2.33	0.46
3:L:369:LEU:HD12	3:L:549:VAL:HG13	1.96	0.46
4:M:225:PRO:HD2	4:M:239:LEU:HG	1.96	0.46
4:M:371:ARG:O	4:M:372:ALA:HB3	2.15	0.46
7:P:48:ASN:HB2	7:P:50:LEU:HD23	1.97	0.46
1:S:323:LEU:HD23	1:S:323:LEU:C	2.34	0.46
1:S:365:GLY:O	1:S:369:ASN:ND2	2.46	0.46
2:T:136:VAL:HG21	2:T:163:LEU:CD1	2.40	0.46
3:U:13:VAL:HG22	3:U:17:THR:OG1	2.15	0.46
3:U:663:ALA:O	3:U:666:ALA:HB3	2.15	0.46
3:U:6:VAL:O	3:U:93:VAL:O	2.34	0.46
4:V:105:LEU:HD13	4:V:309:ILE:HD11	1.96	0.46
5:W:60:TYR:HD2	5:W:62:ASP:O	1.97	0.46
6:X:48:ILE:CD1	6:X:48:ILE:N	2.78	0.46
6:X:83:ARG:H	6:X:83:ARG:HG2	1.46	0.46
8:Z:16:LEU:C	8:Z:16:LEU:HD13	2.36	0.46
8:Z:86:LEU:HD12	8:Z:91:ILE:HG21	1.97	0.46
1:1:98:PRO:HA	2:2:124:CYS:SG	2.55	0.46
4:4:223:VAL:O	4:4:223:VAL:HG12	2.15	0.46
4:4:226:PRO:HD3	4:4:239:LEU:HB2	1.95	0.46
4:4:84:ARG:HD3	6:6:117:MET:CE	2.45	0.46
1:A:108:GLU:HA	1:A:144:ARG:HG3	1.97	0.46
2:B:10:PHE:C	2:B:10:PHE:CD1	2.88	0.46
3:C:382:PHE:HB3	3:C:532:VAL:HB	1.95	0.46
4:D:125:ARG:HH12	4:D:349:ALA:HA	1.79	0.46
4:D:226:PRO:HD3	4:D:239:LEU:HB2	1.96	0.46
5:E:44:MET:O	5:E:45:GLY:C	2.53	0.46
6:F:36:LEU:HD22	6:F:77:VAL:HG21	1.98	0.46
6:F:91:VAL:HG22	6:F:94:ARG:HH21	1.80	0.46
3:L:326:PHE:O	3:L:329:LEU:HB3	2.15	0.46
3:L:498:GLU:O	3:L:527:ARG:NH2	2.46	0.46
3:L:655:ARG:HG3	3:L:656:LEU:HD23	1.97	0.46
5:N:161:GLU:HB2	5:N:163:ARG:CZ	2.45	0.46
5:N:70:VAL:O	5:N:91:ARG:HA	2.15	0.46
1:S:407:VAL:HG23	1:S:408:TRP:N	2.30	0.46

Continued on next page...

Continued from previous page...

Atom-1	Atom-2	Interatomic distance (Å)	Clash overlap (Å)
3:U:120:PRO:CG	8:Z:42:TYR:OH	2.63	0.46
3:U:171:SER:O	3:U:172:PRO:C	2.54	0.46
3:U:263:CYS:CB	3:U:286:ASN:HB2	2.44	0.46
3:U:276:ARG:O	3:U:277:ILE:HD13	2.16	0.46
3:U:651:ARG:O	3:U:652:PRO:C	2.53	0.46
3:U:173:PHE:HE2	3:U:699:TRP:CZ2	2.33	0.46
4:V:225:PRO:HG2	4:V:238:SER:HA	1.98	0.46
4:V:225:PRO:HD2	4:V:239:LEU:HG	1.97	0.46
5:W:127:GLU:HG3	5:W:129:HIS:HE1	1.80	0.46
5:W:134:LYS:NZ	5:W:136:LEU:HB3	2.29	0.46
5:W:55:LEU:CD1	5:W:55:LEU:N	2.79	0.46
5:W:93:TYR:CD1	5:W:93:TYR:N	2.84	0.46
7:Y:123:ASP:CB	7:Y:129:LEU:HD21	2.45	0.46
1:1:101:PHE:HB2	2:2:126:GLY:O	2.15	0.46
1:1:290:ILE:HG22	1:1:330:LEU:CD2	2.45	0.46
2:2:57:PRO:HD2	3:3:215:ASP:OD1	2.14	0.46
3:3:166:LYS:O	3:3:167:HIS:CG	2.69	0.46
4:4:223:VAL:HG13	4:4:226:PRO:O	2.15	0.46
4:4:264:VAL:H	4:4:285:GLU:HG3	1.80	0.46
4:4:320:SER:O	4:4:322:GLU:N	2.48	0.46
7:9:162:VAL:HG12	7:9:176:PRO:HB2	1.97	0.46
1:A:89:LEU:HB2	1:A:125:ILE:HD11	1.98	0.46
1:A:195:LEU:HA	2:B:24:ARG:NH2	2.30	0.46
1:A:260:ARG:HG2	1:A:280:ALA:O	2.16	0.46
2:B:112:THR:CG2	2:B:116:LEU:HD23	2.42	0.46
3:C:430:THR:CG2	3:C:431:PRO:HD2	2.44	0.46
3:C:540:ASN:HB2	3:C:614:LEU:HG	1.96	0.46
3:C:717:TRP:CD1	3:C:747:VAL:HG23	2.49	0.46
5:E:116:ARG:HG2	5:E:116:ARG:NH1	2.28	0.46
8:H:112:LYS:HG2	8:H:116:PHE:HE1	1.77	0.46
2:B:109:GLY:CA	8:H:91:ILE:HD13	2.46	0.46
1:J:323:LEU:HD23	1:J:323:LEU:C	2.35	0.46
3:L:250:GLU:OE2	3:L:628:PRO:HG2	2.15	0.46
3:L:416:PHE:CE1	3:L:447:LYS:HE2	2.50	0.46
4:M:228:VAL:HG21	4:M:278:VAL:HG21	1.97	0.46
4:M:229:ALA:O	4:M:232:LEU:HB3	2.15	0.46
4:M:313:PRO:C	4:M:315:HIS:N	2.69	0.46
4:M:66:PHE:O	4:M:68:LYS:N	2.48	0.46
5:N:104:VAL:C	5:N:106:ASP:N	2.68	0.46
1:S:433:ARG:NH1	2:T:94:GLU:OE1	2.48	0.46
3:U:337:ARG:HD2	3:U:338:GLY:N	2.30	0.46

Continued on next page...

Continued from previous page...

Atom-1	Atom-2	Interatomic distance (Å)	Clash overlap (Å)
3:U:627:ALA:O	3:U:629:ILE:N	2.42	0.46
4:V:221:VAL:HG23	4:V:221:VAL:O	2.15	0.46
4:V:226:PRO:HD3	4:V:239:LEU:HB2	1.92	0.46
4:V:340:GLY:O	4:V:341:GLU:HG3	2.16	0.46
3:3:405:GLU:HB3	3:3:535:MET:HB3	1.98	0.46
3:3:672:ALA:O	3:3:673:MET:HB2	2.15	0.46
4:4:125:ARG:HH21	4:4:347:GLU:HG2	1.81	0.46
5:5:55:LEU:N	5:5:55:LEU:CD1	2.78	0.46
6:6:47:ALA:O	6:6:51:MET:HG3	2.15	0.46
6:6:43:LEU:HD13	6:6:83:ARG:O	2.15	0.46
7:9:56:CYS:O	7:9:58:LEU:N	2.45	0.46
1:A:246:SER:HB3	1:A:268:MET:HG2	1.97	0.46
3:C:169:PRO:HA	3:C:176:LEU:HA	1.96	0.46
3:C:181:CYS:SG	3:C:182:ILE:O	2.74	0.46
3:C:307:LYS:N	3:C:307:LYS:HE2	2.30	0.46
7:G:36:ARG:CA	7:G:167:ARG:HD3	2.45	0.46
1:J:16:THR:O	1:J:17:LEU:HB2	2.16	0.46
1:J:337:MET:HB2	1:J:420:GLN:NE2	2.30	0.46
2:K:26:ALA:O	2:K:30:LEU:HG	2.16	0.46
3:U:134:THR:O	3:U:138:GLY:CA	2.63	0.46
3:U:213:THR:OG1	3:U:214:MET:N	2.48	0.46
3:U:261:VAL:O	3:U:262:GLY:C	2.51	0.46
5:W:160:ARG:O	5:W:162:GLY:N	2.43	0.46
4:V:366:TYR:OH	5:W:58:LEU:O	2.34	0.46
6:X:77:VAL:O	6:X:77:VAL:HG12	2.15	0.46
6:X:84:LEU:HD11	6:X:89:ALA:CA	2.38	0.46
7:Y:36:ARG:CA	7:Y:167:ARG:HD3	2.44	0.46
1:1:16:THR:O	1:1:17:LEU:HB2	2.15	0.46
1:1:18:TYR:N	1:1:18:TYR:CD1	2.84	0.46
1:1:261:PRO:HD2	2:2:177:HIS:O	2.15	0.46
1:1:303:THR:OG1	1:1:306:VAL:HG23	2.15	0.46
1:1:272:PHE:CE1	1:1:311:MET:HG2	2.50	0.46
1:1:33:LEU:HA	1:1:37:GLY:HA3	1.96	0.46
2:2:177:HIS:NE2	2:2:179:VAL:HG22	2.30	0.46
2:2:81:GLN:HB3	2:2:122:VAL:CG2	2.46	0.46
3:3:113:LEU:O	3:3:161:ARG:NH1	2.47	0.46
3:3:33:PHE:CD2	3:3:182:ILE:HD12	2.50	0.46
3:3:2:VAL:HG13	3:3:89:ASP:CA	2.42	0.46
3:3:498:GLU:O	3:3:527:ARG:NH2	2.49	0.46
4:4:228:VAL:HG21	4:4:278:VAL:HG21	1.98	0.46
4:4:285:GLU:O	4:4:288:LYS:N	2.48	0.46

Continued on next page...

Continued from previous page...

Atom-1	Atom-2	Interatomic distance (Å)	Clash overlap (Å)
4:4:317:LEU:H	4:4:317:LEU:CD1	2.27	0.46
4:4:340:GLY:O	4:4:341:GLU:HG3	2.15	0.46
5:5:124:ILE:CG2	5:5:145:PRO:HG2	2.41	0.46
6:6:131:VAL:HG23	6:6:131:VAL:O	2.14	0.46
1:A:89:LEU:O	1:A:130:GLY:HA2	2.15	0.46
3:C:297:GLY:HA3	3:C:703:GLN:NE2	2.31	0.46
3:C:376:ALA:H	3:C:512:LEU:CD1	2.24	0.46
3:C:758:LEU:N	3:C:758:LEU:CD1	2.77	0.46
4:D:138:LEU:HD11	4:D:146:PHE:CG	2.50	0.46
4:D:255:SER:HG	4:D:296:ARG:HH12	1.63	0.46
5:E:40:HIS:C	5:E:42:LYS:N	2.68	0.46
6:F:84:LEU:HD13	6:F:85:SER:O	2.15	0.46
1:A:95:GLU:CA	11:H:500:FMN:HN3	2.25	0.46
1:J:417:PHE:O	1:J:418:LYS:C	2.54	0.46
3:L:527:ARG:HB3	3:L:530:ALA:CB	2.43	0.46
3:L:660:ALA:O	3:L:663:ALA:HB3	2.16	0.46
4:M:118:VAL:HG23	4:M:119:ILE:N	2.30	0.46
4:M:82:THR:OG1	4:M:83:PRO:HD3	2.16	0.46
4:M:86:ASP:C	4:M:88:LEU:H	2.18	0.46
1:S:23:LYS:O	1:S:24:GLU:CD	2.54	0.46
3:U:220:SER:C	3:U:221:GLY:O	2.54	0.46
3:U:476:ILE:HD12	3:U:476:ILE:N	2.30	0.46
3:U:252:THR:HG21	3:U:626:PRO:O	2.15	0.46
4:V:220:GLY:CA	4:V:396:ILE:HD11	2.45	0.46
2:2:109:GLY:HA2	8:7:91:ILE:HD13	1.98	0.46
2:2:10:PHE:CD1	2:2:10:PHE:C	2.88	0.46
3:3:591:HIS:CE1	3:3:593:LEU:HD23	2.51	0.46
3:3:635:GLU:HG2	3:3:639:GLN:HG2	1.97	0.46
4:4:164:THR:OG1	4:4:170:HIS:HB3	2.15	0.46
4:4:234:LEU:O	4:4:236:GLY:N	2.48	0.46
4:4:245:ASN:ND2	4:4:352:GLU:OE1	2.49	0.46
6:6:165:GLU:CG	7:9:128:ASP:CG	2.82	0.46
7:9:48:ASN:HB2	7:9:50:LEU:HD23	1.98	0.46
2:B:7:LYS:HD2	2:B:7:LYS:N	2.26	0.46
3:C:757:HIS:C	3:C:758:LEU:HD12	2.35	0.46
4:D:334:GLY:N	4:D:363:SER:OG	2.49	0.46
5:E:114:LEU:CD1	5:E:114:LEU:N	2.78	0.46
5:E:27:VAL:O	5:E:90:VAL:HA	2.15	0.46
2:K:139:GLU:CB	2:K:140:PRO:HD2	2.15	0.46
3:L:136:GLU:HG2	5:N:189:ARG:HG2	1.97	0.46
1:J:398:SER:CA	3:L:46:ARG:HD2	2.45	0.46

Continued on next page...

Continued from previous page...

Atom-1	Atom-2	Interatomic distance (Å)	Clash overlap (Å)
3:L:570:PHE:O	3:L:572:PRO:HD3	2.16	0.46
3:L:634:ALA:O	3:L:635:GLU:O	2.33	0.46
5:N:118:VAL:CG1	5:N:129:HIS:CD2	2.90	0.46
5:N:134:LYS:NZ	5:N:136:LEU:HB3	2.31	0.46
7:P:31:VAL:O	7:P:161:TYR:HA	2.15	0.46
8:Q:38:PRO:O	8:Q:40:PHE:N	2.49	0.46
1:S:203:PRO:N	1:S:204:PRO:HD2	2.31	0.46
1:S:272:PHE:O	1:S:276:ILE:HG13	2.15	0.46
1:S:287:ILE:HG22	1:S:302:PHE:HB2	1.97	0.46
3:U:398:VAL:HG22	3:U:506:ILE:HB	1.98	0.46
3:U:618:GLU:OE2	3:U:620:ARG:NE	2.44	0.46
4:V:371:ARG:HH22	4:V:376:VAL:HG21	1.79	0.46
5:W:40:HIS:O	5:W:43:ALA:N	2.48	0.46
5:W:47:ASN:HD22	5:W:76:SER:CA	2.24	0.46
6:X:109:GLY:H	6:X:137:VAL:HG13	1.80	0.46
6:X:170:LEU:HD23	6:X:171:PRO:HD2	1.97	0.46
6:X:22:THR:HG22	6:X:23:THR:N	2.30	0.46
6:X:49:GLU:OE1	6:X:49:GLU:HA	2.15	0.46
6:X:95:VAL:HG12	6:X:95:VAL:O	2.16	0.46
8:Z:84:LEU:HB2	8:Z:93:LEU:HB2	1.98	0.46
1:1:365:GLY:O	1:1:369:ASN:ND2	2.47	0.46
3:3:171:SER:O	3:3:172:PRO:C	2.54	0.46
4:4:228:VAL:CG1	4:4:271:ASP:HA	2.42	0.46
4:4:342:VAL:CG2	4:4:343:TYR:N	2.79	0.46
6:6:46:CYS:HB3	6:6:81:ALA:HB1	1.96	0.46
1:A:402:LEU:O	1:A:403:ALA:C	2.52	0.46
3:C:245:ARG:HA	3:C:245:ARG:HD2	1.51	0.46
3:C:683:LEU:N	3:C:683:LEU:HD23	2.31	0.46
4:D:182:LEU:HD12	4:D:182:LEU:O	2.16	0.46
4:D:316:LEU:O	4:D:318:GLU:N	2.49	0.46
5:E:124:ILE:CG2	5:E:146:LEU:HD23	2.39	0.46
5:E:2:ARG:O	5:E:5:ARG:N	2.49	0.46
6:F:137:VAL:HG13	6:F:137:VAL:O	2.15	0.46
6:F:16:ARG:O	6:F:21:PHE:HB3	2.15	0.46
7:G:178:GLU:O	7:G:179:GLY:C	2.54	0.46
1:J:89:LEU:O	1:J:130:GLY:HA2	2.16	0.46
3:L:269:THR:HG23	3:L:274:LEU:HD13	1.96	0.46
3:L:454:TYR:O	3:L:456:ALA:N	2.49	0.46
4:M:164:THR:OG1	4:M:170:HIS:HB3	2.15	0.46
4:M:213:ILE:CG2	4:M:215:TYR:CE2	2.99	0.46
4:M:381:LEU:HD23	4:M:381:LEU:C	2.35	0.46

Continued on next page...

Continued from previous page...

Atom-1	Atom-2	Interatomic distance (Å)	Clash overlap (Å)
5:N:2:ARG:O	5:N:5:ARG:N	2.49	0.46
6:O:164:ASN:H	6:O:170:LEU:CD1	2.29	0.46
3:U:161:ARG:NH1	3:U:161:ARG:HG2	2.30	0.46
3:U:249:MET:SD	3:U:268:ASP:HB3	2.56	0.46
3:U:652:PRO:HA	3:U:653:PRO:HD3	1.75	0.46
4:V:168:PHE:O	4:V:169:HIS:HB2	2.16	0.46
6:X:156:LYS:O	6:X:162:ALA:HB3	2.15	0.46
8:Z:29:VAL:HG21	8:Z:67:PHE:CZ	2.50	0.46
1:1:179:ALA:O	1:1:182:CYS:HB2	2.16	0.46
1:1:210:GLY:O	1:1:213:GLY:N	2.49	0.46
3:3:245:ARG:HD2	3:3:245:ARG:HA	1.53	0.46
3:3:286:ASN:ND2	3:3:286:ASN:C	2.68	0.46
3:3:414:SER:HA	3:3:461:TRP:HZ3	1.78	0.46
4:4:358:VAL:HG12	4:4:366:TYR:HB3	1.98	0.46
1:A:93:ALA:CB	1:A:134:VAL:HG12	2.46	0.46
3:C:656:LEU:N	3:C:656:LEU:HD23	2.30	0.46
3:C:717:TRP:NE1	3:C:747:VAL:HG23	2.30	0.46
4:D:197:LEU:HA	4:D:200:ARG:HB3	1.98	0.46
4:D:224:ILE:HD13	5:E:112:ASN:CA	2.45	0.46
4:D:310:THR:HG23	4:D:311:PRO:CD	2.44	0.46
4:D:403:VAL:O	4:D:406:ASP:HB3	2.15	0.46
5:E:119:TYR:HE1	5:E:132:LEU:CD1	2.12	0.46
5:E:16:PRO:HB2	5:E:28:VAL:CG1	2.46	0.46
5:E:34:PHE:CE1	5:E:38:MET:HB2	2.51	0.46
7:G:129:LEU:HD23	7:G:129:LEU:HA	1.67	0.46
8:H:112:LYS:CG	8:H:116:PHE:HE1	2.27	0.46
1:J:316:LEU:CD1	1:J:323:LEU:HB2	2.36	0.46
3:L:185:LYS:HG2	3:L:188:VAL:HG22	1.98	0.46
3:L:290:ILE:HG22	3:L:291:CYS:O	2.16	0.46
3:L:401:ASP:OD2	3:L:404:GLU:HG2	2.15	0.46
3:L:470:PRO:HG3	3:L:750:ARG:NH2	2.30	0.46
3:L:509:ALA:C	3:L:511:VAL:H	2.20	0.46
3:L:655:ARG:HH11	3:L:656:LEU:CD2	2.29	0.46
4:M:316:LEU:C	4:M:318:GLU:H	2.19	0.46
4:M:346:THR:HG22	4:M:353:LEU:C	2.36	0.46
5:N:113:PHE:HB3	5:N:114:LEU:H	1.39	0.46
6:O:84:LEU:HD13	6:O:85:SER:O	2.15	0.46
8:Q:23:TYR:O	8:Q:23:TYR:CD1	2.68	0.46
1:S:180:TYR:HB3	1:S:351:GLU:OE1	2.16	0.46
2:T:177:HIS:NE2	2:T:179:VAL:HG22	2.31	0.46
3:U:218:LEU:N	3:U:218:LEU:HD23	2.31	0.46

Continued on next page...

Continued from previous page...

Atom-1	Atom-2	Interatomic distance (Å)	Clash overlap (Å)
3:U:239:THR:CG2	3:U:298:HIS:HE1	2.29	0.46
3:U:428:HIS:CD2	3:U:428:HIS:H	2.33	0.46
3:U:54:LEU:O	3:U:54:LEU:HD13	2.16	0.46
3:U:550:LEU:HD23	3:U:684:ARG:NH2	2.31	0.46
3:U:631:ASN:OD1	3:U:633:GLU:OE2	2.33	0.46
3:U:651:ARG:O	3:U:652:PRO:O	2.34	0.46
4:V:125:ARG:HG3	4:V:125:ARG:NH1	2.30	0.46
4:V:225:PRO:CB	4:V:226:PRO:HD3	2.45	0.46
4:V:271:ASP:O	4:V:275:ARG:HG3	2.15	0.46
4:V:285:GLU:O	4:V:288:LYS:N	2.49	0.46
4:V:381:LEU:HD11	4:V:397:ILE:CG1	2.46	0.46
7:Y:110:THR:HG22	8:Z:41:ILE:O	2.16	0.46
8:Z:23:TYR:HD2	8:Z:116:PHE:CD2	2.34	0.46
8:Z:39:ASP:OD2	8:Z:75:ARG:HG3	2.15	0.46
3:3:285:VAL:CG1	3:3:286:ASN:N	2.64	0.46
3:3:588:SER:O	3:3:589:HIS:ND1	2.49	0.46
3:3:651:ARG:O	3:3:652:PRO:C	2.54	0.46
3:3:75:TRP:HA	3:3:75:TRP:CE3	2.51	0.46
4:4:310:THR:HG23	4:4:311:PRO:CD	2.44	0.46
3:3:112:LEU:HD22	4:4:322:GLU:HG3	1.97	0.46
6:6:16:ARG:HA	6:6:21:PHE:CD2	2.51	0.46
8:7:31:PHE:C	8:7:31:PHE:CD1	2.89	0.46
3:C:168:HIS:HA	3:C:169:PRO:HD2	1.78	0.46
3:C:173:PHE:CE1	3:C:174:VAL:HG22	2.49	0.46
3:C:237:ASP:OD1	3:C:237:ASP:C	2.55	0.46
3:C:239:THR:CG2	3:C:298:HIS:HE1	2.29	0.46
4:D:116:ILE:HD12	4:D:182:LEU:HD21	1.98	0.46
4:D:234:LEU:HD13	4:D:352:GLU:HB3	1.98	0.46
4:D:42:ARG:CD	4:D:42:ARG:N	2.79	0.46
5:E:115:GLU:HB3	5:E:119:TYR:CE2	2.51	0.46
5:E:47:ASN:HD22	5:E:76:SER:CA	2.29	0.46
5:E:26:TRP:CZ3	5:E:91:ARG:NE	2.84	0.46
7:G:143:THR:O	7:G:144:LYS:C	2.54	0.46
2:K:61:MET:CE	8:Q:88:ARG:HD3	2.45	0.46
3:L:428:HIS:CD2	3:L:428:HIS:H	2.34	0.46
3:L:405:GLU:HB3	3:L:535:MET:HB3	1.97	0.46
3:L:549:VAL:O	3:L:549:VAL:HG12	2.15	0.46
4:M:350:ARG:HG3	4:M:350:ARG:HH11	1.81	0.46
4:M:346:THR:N	4:M:353:LEU:O	2.33	0.46
5:N:137:THR:CG2	5:N:139:GLU:CD	2.84	0.46
1:S:210:GLY:O	1:S:213:GLY:N	2.48	0.46

Continued on next page...

Continued from previous page...

Atom-1	Atom-2	Interatomic distance (Å)	Clash overlap (Å)
2:T:3:PHE:HB3	2:T:48:GLU:OE1	2.15	0.46
3:U:178:ARG:O	3:U:179:GLU:C	2.53	0.46
3:U:185:LYS:HG3	3:U:202:PHE:CE2	2.50	0.46
3:U:18:SER:O	3:U:19:VAL:C	2.54	0.46
3:U:20:MET:HA	3:U:82:SER:OG	2.15	0.46
3:U:261:VAL:CG2	9:U:786:SF4:S2	3.04	0.46
3:U:605:PRO:HB2	3:U:609:GLU:HG3	1.98	0.46
4:V:217:ARG:HH11	4:V:217:ARG:HG3	1.80	0.46
5:W:44:MET:O	5:W:45:GLY:C	2.53	0.46
5:W:46:PHE:C	5:W:48:PHE:H	2.19	0.46
5:W:77:LEU:HA	5:W:78:PRO:HD3	1.72	0.46
6:X:114:SER:O	6:X:116:GLY:N	2.49	0.46
1:1:366:PHE:CE1	1:1:370:LEU:HD21	2.51	0.46
1:1:407:VAL:HG23	1:1:408:TRP:N	2.30	0.46
1:1:95:GLU:HA	11:7:500:FMN:N3	2.25	0.46
2:2:106:ILE:CD1	2:2:112:THR:HB	2.45	0.46
2:2:66:PHE:CD1	2:2:66:PHE:C	2.87	0.46
3:3:113:LEU:HG	3:3:157:PHE:CE2	2.51	0.46
3:3:616:ASN:OD1	3:3:618:GLU:HG2	2.15	0.46
3:3:586:HIS:HE1	3:3:637:ALA:CA	2.29	0.46
4:4:113:ALA:O	4:4:114:GLU:C	2.53	0.46
4:4:223:VAL:HG22	4:4:226:PRO:O	2.15	0.46
4:4:338:PRO:HD3	5:5:192:TYR:O	2.16	0.46
5:5:104:VAL:C	5:5:106:ASP:N	2.69	0.46
5:5:127:GLU:HG3	5:5:129:HIS:HE1	1.81	0.46
5:5:3:LEU:HD11	5:5:84:ASP:OD2	2.16	0.46
7:9:63:CYS:HA	9:9:183:SF4:S2	2.56	0.46
1:A:437:TRP:CZ3	2:B:96:LEU:HD13	2.51	0.46
1:A:81:LYS:CG	1:A:82:ASP:N	2.79	0.46
3:C:356:LEU:O	3:C:357:ALA:C	2.55	0.46
3:C:652:PRO:C	3:C:654:PHE:H	2.18	0.46
3:C:731:GLY:HA2	3:C:747:VAL:CG1	2.46	0.46
4:D:256:GLY:C	4:D:257:TYR:HD1	2.19	0.46
5:E:39:ALA:O	5:E:42:LYS:HG2	2.16	0.46
1:J:110:VAL:O	1:J:111:PRO:C	2.53	0.46
2:K:136:VAL:CG1	2:K:137:ASN:H	1.99	0.46
3:L:31:PRO:HG3	3:L:137:TYR:CD1	2.51	0.46
6:O:147:LEU:HD13	6:O:147:LEU:C	2.36	0.46
6:O:160:GLY:C	6:O:162:ALA:H	2.19	0.46
6:O:170:LEU:HD23	6:O:171:PRO:HD2	1.98	0.46
2:K:109:GLY:HA2	8:Q:91:ILE:HD13	1.98	0.46

Continued on next page...

Continued from previous page...

Atom-1	Atom-2	Interatomic distance (Å)	Clash overlap (Å)
1:S:361:GLU:OE2	3:U:162:ARG:NH2	2.49	0.46
3:U:591:HIS:CE1	3:U:593:LEU:HD23	2.51	0.46
3:U:75:TRP:HE3	3:U:75:TRP:HA	1.81	0.46
4:V:231:ASP:CA	4:V:235:THR:HG23	2.46	0.46
5:W:113:PHE:HB3	5:W:114:LEU:H	1.41	0.46
5:W:93:TYR:N	5:W:93:TYR:HD1	2.14	0.46
6:X:131:VAL:HG23	6:X:131:VAL:O	2.16	0.46
6:X:156:LYS:HA	6:X:159:ARG:HD2	1.97	0.46
3:3:13:VAL:HG22	3:3:17:THR:OG1	2.16	0.45
3:3:173:PHE:CD1	3:3:174:VAL:CG2	2.89	0.45
3:3:287:GLU:C	3:3:288:ILE:HG22	2.36	0.45
3:3:372:GLN:NE2	3:3:570:PHE:HB2	2.31	0.45
3:3:583:VAL:O	3:3:583:VAL:HG23	2.16	0.45
5:5:117:GLU:O	5:5:118:VAL:C	2.52	0.45
3:C:230:CYS:HA	3:C:231:PRO:HD2	1.86	0.45
3:C:261:VAL:CG2	9:C:786:SF4:S2	3.05	0.45
3:C:401:ASP:OD2	3:C:404:GLU:HG2	2.16	0.45
4:D:257:TYR:HE2	8:Z:127:ALA:O	1.99	0.45
4:D:85:MET:HE1	4:D:409:ARG:CB	2.37	0.45
5:E:119:TYR:HD1	5:E:132:LEU:HD21	1.81	0.45
6:F:110:ALA:O	6:F:113:SER:N	2.49	0.45
1:J:92:ASN:HD21	1:J:94:ASP:HB3	1.81	0.45
3:L:370:ASP:OD2	3:L:557:SER:HB2	2.16	0.45
3:L:34:CYS:HB3	3:L:45:CYS:HB3	1.98	0.45
3:L:540:ASN:HB2	3:L:614:LEU:HG	1.99	0.45
4:M:113:ALA:O	4:M:114:GLU:C	2.52	0.45
4:M:138:LEU:HD11	4:M:146:PHE:CG	2.50	0.45
5:N:116:ARG:HG2	5:N:116:ARG:NH1	2.28	0.45
8:Q:31:PHE:CD1	8:Q:31:PHE:C	2.89	0.45
1:S:108:GLU:CG	1:S:140:ARG:HG2	2.43	0.45
1:S:342:TRP:O	1:S:342:TRP:CE3	2.65	0.45
1:S:65:ARG:HD3	1:S:65:ARG:HA	1.73	0.45
2:T:106:ILE:CD1	2:T:112:THR:HB	2.42	0.45
3:U:344:TYR:CD2	3:U:568:TYR:CE1	3.04	0.45
3:U:509:ALA:C	3:U:511:VAL:H	2.19	0.45
3:U:513:GLN:O	3:U:516:VAL:N	2.35	0.45
4:V:122:GLU:HB2	4:V:290:ILE:HD11	1.98	0.45
4:V:144:THR:N	4:V:145:PRO:CD	2.79	0.45
4:V:59:ILE:HD11	5:W:138:PRO:HB3	1.97	0.45
7:Y:48:ASN:HB2	7:Y:50:LEU:HD23	1.97	0.45
7:Y:46:HIS:CD2	7:Y:52:LYS:HG2	2.51	0.45

Continued on next page...

Continued from previous page...

Atom-1	Atom-2	Interatomic distance (Å)	Clash overlap (Å)
1:1:350:HIS:ND1	1:1:350:HIS:C	2.69	0.45
1:1:383:ASP:O	1:1:384:VAL:C	2.53	0.45
3:3:517:ALA:HA	3:3:520:ARG:CG	2.46	0.45
3:3:643:LEU:O	3:3:646:GLU:HB2	2.15	0.45
3:3:657:HIS:CE1	3:3:661:GLN:OE1	2.69	0.45
3:3:731:GLY:HA2	3:3:747:VAL:CG1	2.46	0.45
3:3:757:HIS:C	3:3:758:LEU:HD12	2.35	0.45
4:4:244:VAL:HG12	4:4:246:TYR:H	1.81	0.45
4:4:342:VAL:CG2	4:4:343:TYR:H	2.24	0.45
5:5:119:TYR:O	5:5:120:ASP:C	2.54	0.45
6:6:89:ALA:HB3	6:6:90:PRO:CD	2.46	0.45
7:9:123:ASP:HB2	7:9:129:LEU:HD21	1.97	0.45
7:9:162:VAL:HA	7:9:176:PRO:HG2	1.98	0.45
7:9:58:LEU:O	7:9:59:CYS:C	2.53	0.45
5:5:167:PRO:HB3	7:9:66:TYR:CE2	2.51	0.45
1:A:58:LYS:HA	1:A:73:GLY:HA3	1.98	0.45
3:C:509:ALA:C	3:C:511:VAL:H	2.19	0.45
4:D:122:GLU:HA	4:D:122:GLU:OE1	2.16	0.45
6:F:41:PHE:CE2	6:F:92:MET:HB2	2.49	0.45
8:H:13:TRP:NE1	8:H:17:LEU:HD11	2.31	0.45
2:K:3:PHE:HB3	2:K:48:GLU:OE1	2.16	0.45
4:M:310:THR:CG2	4:M:311:PRO:N	2.79	0.45
7:P:100:PHE:N	7:P:100:PHE:CD1	2.84	0.45
1:S:272:PHE:CE1	1:S:311:MET:HG2	2.51	0.45
1:S:338:VAL:O	1:S:342:TRP:HB2	2.16	0.45
2:T:10:PHE:CD1	2:T:11:LEU:N	2.84	0.45
3:U:174:VAL:HB	3:U:175:ILE:HG13	1.97	0.45
3:U:340:GLU:N	3:U:366:THR:HB	2.30	0.45
3:U:44:ALA:O	3:U:45:CYS:HB3	2.16	0.45
3:U:476:ILE:O	3:U:480:LEU:HG	2.17	0.45
3:U:652:PRO:C	3:U:654:PHE:H	2.19	0.45
1:1:252:TYR:HB3	1:1:275:LEU:CD1	2.43	0.45
2:2:86:LEU:HG	2:2:90:LEU:HD11	1.98	0.45
3:3:154:TYR:CZ	4:4:312:PRO:HB3	2.52	0.45
3:3:213:THR:OG1	3:3:214:MET:N	2.49	0.45
3:3:430:THR:CG2	3:3:431:PRO:HD2	2.47	0.45
5:5:66:GLU:CG	5:5:95:PRO:HA	2.46	0.45
1:A:121:ALA:O	1:A:125:ILE:HG12	2.16	0.45
1:A:361:GLU:OE2	3:C:162:ARG:NH2	2.49	0.45
1:A:370:LEU:HD22	1:A:370:LEU:N	2.30	0.45
3:C:122:CYS:SG	3:C:124:LYS:HB2	2.56	0.45

Continued on next page...

Continued from previous page...

Atom-1	Atom-2	Interatomic distance (Å)	Clash overlap (Å)
3:C:225:ASN:O	3:C:229:ILE:HG13	2.16	0.45
4:D:102:GLU:CD	4:D:117:ARG:HH22	2.20	0.45
4:D:109:VAL:CG1	4:D:113:ALA:HB3	2.46	0.45
4:D:220:GLY:O	4:D:272:VAL:HG22	2.16	0.45
4:D:353:LEU:HD12	4:D:354:GLY:N	2.29	0.45
4:D:75:TYR:OH	4:D:365:PRO:HA	2.16	0.45
8:H:42:TYR:O	8:H:44:MET:HG3	2.17	0.45
1:J:222:GLU:OE2	1:J:251:LEU:HD13	2.15	0.45
1:J:58:LYS:HA	1:J:73:GLY:HA3	1.99	0.45
2:K:123:GLU:O	2:K:124:CYS:C	2.55	0.45
2:K:31:LEU:HA	2:K:31:LEU:HD13	1.85	0.45
3:L:36:GLU:O	3:L:37:LYS:C	2.54	0.45
3:L:692:PHE:CE1	3:L:763:LEU:HA	2.51	0.45
4:M:68:LYS:O	4:M:71:GLU:HB2	2.15	0.45
6:O:151:VAL:O	6:O:154:LEU:HB3	2.16	0.45
1:S:11:PRO:HB2	1:S:274:GLU:OE2	2.16	0.45
2:T:27:ILE:CG1	2:T:53:VAL:HG21	2.46	0.45
3:U:238:LEU:C	3:U:240:ALA:N	2.68	0.45
3:U:371:PHE:CD2	3:U:374:ARG:HB2	2.51	0.45
3:U:2:VAL:CG1	3:U:3:ARG:N	2.80	0.45
3:U:474:ARG:NH1	3:U:515:THR:HG21	2.31	0.45
3:U:591:HIS:HE1	3:U:593:LEU:HD23	1.80	0.45
4:V:199:HIS:ND1	4:V:200:ARG:N	2.65	0.45
6:X:90:PRO:O	6:X:93:ARG:HB3	2.16	0.45
7:Y:105:GLU:HG3	7:Y:114:VAL:HA	1.99	0.45
1:1:287:ILE:HG22	1:1:302:PHE:HB2	1.98	0.45
1:1:417:PHE:O	1:1:418:LYS:C	2.54	0.45
2:2:79:HIS:HE1	2:2:120:GLN:OE1	1.99	0.45
2:2:61:MET:HE1	8:7:128:PHE:HZ	1.81	0.45
3:3:460:LYS:HB2	3:3:460:LYS:HE2	1.80	0.45
3:3:748:VAL:HG23	3:3:752:ASP:OD1	2.16	0.45
4:4:182:LEU:HD12	4:4:182:LEU:O	2.16	0.45
4:4:232:LEU:HB2	4:4:278:VAL:HG11	1.97	0.45
4:4:79:ILE:HD13	4:4:173:ILE:O	2.16	0.45
1:A:210:GLY:O	1:A:213:GLY:N	2.47	0.45
2:B:3:PHE:CD1	2:B:3:PHE:C	2.90	0.45
2:B:81:GLN:HB3	2:B:122:VAL:CG2	2.47	0.45
3:C:167:HIS:O	3:C:167:HIS:ND1	2.49	0.45
3:C:17:THR:CG2	3:C:18:SER:N	2.79	0.45
3:C:726:GLU:O	3:C:727:ALA:HB3	2.16	0.45
4:D:125:ARG:HG3	4:D:125:ARG:NH1	2.30	0.45

Continued on next page...

Continued from previous page...

Atom-1	Atom-2	Interatomic distance (Å)	Clash overlap (Å)
6:F:89:ALA:HB3	6:F:90:PRO:CD	2.47	0.45
1:J:149:ILE:O	1:J:153:ARG:HB2	2.16	0.45
1:J:65:ARG:HD3	1:J:65:ARG:HA	1.70	0.45
2:K:7:LYS:O	2:K:7:LYS:HG2	2.17	0.45
2:K:87:SER:CB	10:K:182:FES:S2	3.05	0.45
3:L:592:PRO:HA	3:L:595:GLU:HG2	1.99	0.45
4:M:108:VAL:O	4:M:108:VAL:HG23	2.16	0.45
4:M:115:THR:O	4:M:118:VAL:HG22	2.17	0.45
4:M:144:THR:N	4:M:145:PRO:CD	2.80	0.45
4:M:155:THR:HG22	4:M:193:LEU:HD12	1.99	0.45
4:M:285:GLU:C	4:M:287:VAL:N	2.68	0.45
5:N:34:PHE:CE1	5:N:38:MET:HB2	2.51	0.45
8:Q:43:ARG:C	8:Q:44:MET:HG3	2.37	0.45
1:S:162:LEU:HB3	1:S:163:PHE:CD1	2.51	0.45
2:T:91:ALA:HB1	2:T:132:PRO:HD3	1.97	0.45
3:U:169:PRO:HA	3:U:176:LEU:HA	1.98	0.45
3:U:188:VAL:CG2	3:U:189:ARG:N	2.79	0.45
3:U:655:ARG:HG3	3:U:656:LEU:HD23	1.99	0.45
4:V:205:GLU:C	4:V:207:LEU:H	2.19	0.45
4:V:316:LEU:O	4:V:318:GLU:N	2.50	0.45
5:W:137:THR:HG23	5:W:139:GLU:CD	2.37	0.45
7:Y:113:ILE:CG2	7:Y:113:ILE:O	2.64	0.45
7:Y:153:THR:HG22	7:Y:155:LYS:CB	2.46	0.45
1:1:98:PRO:HB2	1:1:295:SER:HB2	1.97	0.45
3:3:237:ASP:OD1	3:3:237:ASP:C	2.55	0.45
3:3:481:LEU:HD23	3:3:523:LEU:HD22	1.99	0.45
3:3:2:VAL:CG1	3:3:89:ASP:HA	2.42	0.45
4:4:227:GLU:OE2	4:4:240:ARG:O	2.33	0.45
4:4:49:GLY:HA2	4:4:53:LEU:HD12	1.98	0.45
4:4:59:ILE:HD11	5:5:138:PRO:CB	2.47	0.45
6:6:117:MET:HG3	6:6:117:MET:O	2.17	0.45
6:6:165:GLU:OE1	6:6:165:GLU:C	2.55	0.45
6:6:83:ARG:H	6:6:83:ARG:HG2	1.53	0.45
3:3:163:HIS:ND1	8:7:71:ASP:OD2	2.45	0.45
7:9:105:GLU:HG3	7:9:114:VAL:HA	1.98	0.45
1:A:385:GLU:O	1:A:388:GLU:HB3	2.16	0.45
3:C:714:ALA:O	3:C:745:ALA:HA	2.16	0.45
4:D:154:GLU:CD	4:D:167:ARG:HH22	2.19	0.45
4:D:197:LEU:N	4:D:198:PRO:CD	2.80	0.45
4:D:230:ILE:HG12	4:D:239:LEU:HB3	1.99	0.45
3:C:167:HIS:HE1	8:H:32:GLU:OE2	2.00	0.45

Continued on next page...

Continued from previous page...

Atom-1	Atom-2	Interatomic distance (Å)	Clash overlap (Å)
3:L:101:ARG:HH12	3:L:140:TYR:HD1	1.52	0.45
3:L:193:GLU:HB3	3:L:418:ARG:HH12	1.81	0.45
3:L:368:HIS:ND1	3:L:368:HIS:O	2.47	0.45
3:L:52:ILE:HG12	3:L:93:VAL:HG22	1.99	0.45
4:M:171:ASN:HA	4:M:171:ASN:HD22	1.63	0.45
4:M:288:LYS:O	4:M:292:GLN:HB2	2.17	0.45
4:M:371:ARG:HG3	4:M:371:ARG:HH11	1.81	0.45
6:O:30:TRP:C	6:O:30:TRP:CD1	2.89	0.45
7:P:108:CYS:HA	7:P:109:PRO:HD3	1.84	0.45
6:O:164:ASN:HB3	7:P:148:ARG:HH21	1.81	0.45
7:P:36:ARG:CA	7:P:167:ARG:HD3	2.45	0.45
7:P:51:GLU:OE2	7:P:133:LYS:NZ	2.43	0.45
7:P:94:ASN:ND2	7:P:97:ARG:HB2	2.31	0.45
8:Q:46:ARG:HB3	8:Q:47:PRO:HD2	1.96	0.45
1:S:10:ASP:C	1:S:267:PRO:HG3	2.37	0.45
1:S:337:MET:O	1:S:341:MET:HG2	2.17	0.45
1:S:50:PRO:O	1:S:53:VAL:HG12	2.16	0.45
3:U:692:PHE:O	3:U:760:LEU:HA	2.16	0.45
3:U:293:ALA:CB	3:U:698:MET:HG2	2.47	0.45
6:X:114:SER:C	6:X:116:GLY:N	2.70	0.45
7:Y:51:GLU:OE1	7:Y:133:LYS:HE3	2.16	0.45
2:2:114:ASP:HB2	2:2:116:LEU:HD21	1.96	0.45
3:3:324:GLU:O	3:3:325:ALA:C	2.54	0.45
4:4:285:GLU:C	4:4:287:VAL:N	2.69	0.45
5:5:137:THR:HG23	5:5:139:GLU:CD	2.37	0.45
5:5:65:PRO:HB2	5:5:93:TYR:CD2	2.52	0.45
7:9:33:LEU:H	7:9:33:LEU:HD12	1.80	0.45
1:A:291:ILE:HG22	1:A:294:GLY:O	2.16	0.45
1:A:303:THR:OG1	1:A:306:VAL:HG23	2.16	0.45
1:A:417:PHE:O	1:A:418:LYS:C	2.55	0.45
2:B:24:ARG:HA	2:B:53:VAL:HG13	1.99	0.45
3:C:453:PRO:HB2	3:C:750:ARG:CZ	2.47	0.45
4:D:205:GLU:C	4:D:207:LEU:H	2.19	0.45
5:E:124:ILE:O	5:E:145:PRO:HD2	2.16	0.45
5:E:136:LEU:HD13	5:E:138:PRO:HG3	1.98	0.45
6:F:164:ASN:HB3	7:G:148:ARG:NH2	2.31	0.45
7:G:51:GLU:OE1	7:G:133:LYS:HE3	2.17	0.45
1:J:108:GLU:HA	1:J:144:ARG:HG3	1.98	0.45
1:J:179:ALA:O	1:J:182:CYS:HB2	2.17	0.45
1:J:342:TRP:CE3	1:J:342:TRP:O	2.62	0.45
3:L:45:CYS:O	10:L:787:FES:S1	2.75	0.45

Continued on next page...

Continued from previous page...

Atom-1	Atom-2	Interatomic distance (Å)	Clash overlap (Å)
3:L:543:GLY:CA	3:L:615:VAL:HB	2.46	0.45
3:L:75:TRP:HA	3:L:75:TRP:HE3	1.80	0.45
4:M:376:VAL:O	4:M:379:GLN:HG3	2.17	0.45
4:M:40:VAL:O	4:M:40:VAL:HG12	2.17	0.45
5:N:125:VAL:CG1	5:N:126:PHE:N	2.75	0.45
4:M:68:LYS:NZ	5:N:150:TYR:O	2.42	0.45
3:U:113:LEU:O	3:U:161:ARG:NH1	2.50	0.45
4:V:184:GLU:H	4:V:184:GLU:CD	2.20	0.45
4:V:132:PHE:CD2	4:V:279:ARG:HD2	2.51	0.45
4:V:321:MET:HG3	4:V:322:GLU:N	2.31	0.45
5:W:147:ARG:NH1	5:W:149:ASP:OD1	2.50	0.45
7:Y:33:LEU:HD12	7:Y:33:LEU:H	1.82	0.45
1:1:180:TYR:HB3	1:1:351:GLU:OE1	2.16	0.45
1:1:264:TYR:CD2	1:1:279:TRP:HB3	2.51	0.45
2:2:86:LEU:O	2:2:87:SER:C	2.55	0.45
4:4:197:LEU:HA	4:4:200:ARG:HB3	1.98	0.45
4:4:245:ASN:HD21	5:5:87:ARG:HH22	1.64	0.45
4:4:312:PRO:O	4:4:313:PRO:C	2.53	0.45
6:6:142:PRO:O	6:6:143:ARG:C	2.55	0.45
1:A:323:LEU:C	1:A:323:LEU:HD23	2.37	0.45
1:A:341:MET:O	1:A:342:TRP:C	2.55	0.45
3:C:372:GLN:NE2	3:C:570:PHE:HB2	2.30	0.45
6:F:131:VAL:O	6:F:131:VAL:HG23	2.17	0.45
8:H:31:PHE:C	8:H:31:PHE:CD1	2.90	0.45
1:J:93:ALA:CB	1:J:134:VAL:HG12	2.45	0.45
1:J:398:SER:HA	3:L:46:ARG:HD2	1.98	0.45
2:K:177:HIS:NE2	2:K:179:VAL:HG22	2.31	0.45
2:K:85:THR:HG22	2:K:86:LEU:N	2.31	0.45
3:L:154:TYR:O	4:M:321:MET:HB2	2.16	0.45
3:L:113:LEU:HG	3:L:157:PHE:CE2	2.52	0.45
3:L:174:VAL:HG11	3:L:296:PHE:CD1	2.51	0.45
3:L:33:PHE:CB	3:L:45:CYS:SG	3.05	0.45
4:M:82:THR:N	4:M:83:PRO:HD2	2.31	0.45
1:S:274:GLU:HG3	1:S:278:GLU:OE1	2.16	0.45
3:U:237:ASP:OD1	3:U:237:ASP:C	2.54	0.45
3:U:400:GLY:O	3:U:401:ASP:C	2.55	0.45
3:U:514:ASP:O	3:U:515:THR:C	2.55	0.45
3:U:405:GLU:HB3	3:U:535:MET:HB3	1.99	0.45
3:U:549:VAL:HG12	3:U:549:VAL:O	2.16	0.45
3:U:632:GLY:C	3:U:634:ALA:N	2.69	0.45
4:V:132:PHE:CE2	4:V:279:ARG:HD2	2.52	0.45

Continued on next page...

Continued from previous page...

Atom-1	Atom-2	Interatomic distance (Å)	Clash overlap (Å)
4:V:182:LEU:O	4:V:182:LEU:HD12	2.16	0.45
4:V:193:LEU:C	4:V:193:LEU:HD23	2.37	0.45
4:V:383:TYR:O	4:V:386:LYS:N	2.37	0.45
4:V:379:GLN:CD	5:W:116:ARG:HG2	2.37	0.45
8:Z:16:LEU:HD21	8:Z:115:PHE:CE1	2.52	0.45
1:1:203:PRO:N	1:1:204:PRO:HD2	2.31	0.45
1:1:238:PHE:CZ	1:1:248:GLY:HA3	2.52	0.45
3:3:657:HIS:O	3:3:660:ALA:N	2.50	0.45
4:4:118:VAL:HG23	4:4:119:ILE:N	2.32	0.45
7:9:150:ALA:HA	7:9:153:THR:HB	1.99	0.45
7:9:42:VAL:HG21	7:9:170:LEU:HD22	1.98	0.45
1:A:101:PHE:HB2	2:B:126:GLY:O	2.16	0.45
1:A:110:VAL:O	1:A:113:LEU:HB3	2.17	0.45
1:A:53:VAL:HG23	1:A:231:MET:CE	2.46	0.45
3:C:282:VAL:HG22	3:C:285:VAL:HG12	1.99	0.45
3:C:340:GLU:N	3:C:366:THR:HB	2.31	0.45
3:C:440:ARG:HG2	3:C:440:ARG:HH11	1.81	0.45
3:C:47:MET:C	3:C:49:LEU:H	2.20	0.45
5:E:20:ASN:HD22	5:E:24:ASN:HB2	1.76	0.45
5:E:77:LEU:HA	5:E:78:PRO:HD3	1.70	0.45
7:G:108:CYS:HA	7:G:109:PRO:HD3	1.85	0.45
8:H:16:LEU:HD13	8:H:16:LEU:C	2.37	0.45
8:H:38:PRO:C	8:H:40:PHE:N	2.70	0.45
1:A:220:ASN:N	11:H:500:FMN:O3P	2.48	0.45
3:L:237:ASP:C	3:L:237:ASP:OD1	2.55	0.45
3:L:521:ALA:HA	3:L:524:LEU:HD23	1.98	0.45
3:L:568:TYR:CE2	3:L:572:PRO:HG2	2.52	0.45
3:L:635:GLU:HG2	3:L:639:GLN:HG2	1.98	0.45
4:M:154:GLU:CD	4:M:167:ARG:HH22	2.20	0.45
4:M:282:GLU:O	4:M:286:SER:HB2	2.16	0.45
5:N:22:LEU:HD23	5:N:22:LEU:N	2.32	0.45
5:N:93:TYR:N	5:N:93:TYR:HD1	2.14	0.45
6:O:148:ILE:O	6:O:151:VAL:HG22	2.16	0.45
6:O:42:GLY:O	6:O:43:LEU:HD23	2.17	0.45
7:P:110:THR:HG22	8:Q:41:ILE:O	2.16	0.45
8:Q:84:LEU:HB2	8:Q:93:LEU:HB2	1.98	0.45
1:S:195:LEU:HA	2:T:24:ARG:NH2	2.32	0.45
1:S:321:SER:OG	1:S:322:MET:N	2.47	0.45
1:S:343:ASN:HD22	2:T:89:LYS:HD2	1.82	0.45
1:S:417:PHE:O	1:S:418:LYS:C	2.55	0.45
1:S:98:PRO:HA	2:T:124:CYS:SG	2.57	0.45

Continued on next page...

Continued from previous page...

Atom-1	Atom-2	Interatomic distance (Å)	Clash overlap (Å)
2:T:46:ILE:HG23	2:T:60:VAL:HG11	1.99	0.45
6:X:143:ARG:O	6:X:146:ALA:HB3	2.16	0.45
1:1:276:ILE:HD12	1:1:307:LEU:CD2	2.47	0.45
1:1:199:PRO:HG3	1:1:400:CYS:HB3	1.99	0.45
1:1:402:LEU:O	1:1:403:ALA:C	2.56	0.45
2:2:112:THR:HG23	2:2:115:GLY:H	1.80	0.45
2:2:65:SER:O	3:3:204:GLU:HA	2.16	0.45
3:3:225:ASN:O	3:3:229:ILE:HG13	2.16	0.45
4:4:252:TYR:CE2	4:4:346:THR:HA	2.52	0.45
4:4:64:THR:HG23	6:6:123:ILE:HD12	1.96	0.45
5:5:28:VAL:O	5:5:29:LEU:HD23	2.17	0.45
6:6:81:ALA:CA	6:6:108:MET:HB3	2.43	0.45
1:A:228:VAL:HB	1:A:229:PRO:CD	2.47	0.45
1:A:367:MET:CE	1:A:410:VAL:HG21	2.47	0.45
2:B:86:LEU:CG	2:B:90:LEU:HD11	2.46	0.45
3:C:583:VAL:O	3:C:583:VAL:HG23	2.17	0.45
4:D:84:ARG:HE	4:D:169:HIS:CD2	2.35	0.45
5:E:15:TYR:HA	5:E:16:PRO:HD3	1.81	0.45
5:E:73:GLU:OE2	5:E:87:ARG:HD3	2.17	0.45
7:G:105:GLU:HG3	7:G:114:VAL:HA	1.98	0.45
1:J:180:TYR:HB3	1:J:351:GLU:CD	2.37	0.45
3:L:18:SER:HB3	3:L:21:ASP:OD1	2.16	0.45
3:L:613:HIS:CE1	3:L:671:GLU:OE2	2.70	0.45
4:M:143:LEU:O	4:M:143:LEU:HD23	2.17	0.45
4:M:224:ILE:HD12	4:M:237:GLY:CA	2.45	0.45
4:M:246:TYR:HB3	4:M:347:GLU:HA	1.98	0.45
5:N:41:TYR:CE2	5:N:88:PHE:HZ	2.35	0.45
5:N:93:TYR:N	5:N:93:TYR:CD1	2.84	0.45
6:O:145:GLU:N	6:O:145:GLU:OE1	2.31	0.45
6:O:142:PRO:HB2	6:O:146:ALA:HB3	1.98	0.45
8:Q:75:ARG:HA	8:Q:80:LYS:NZ	2.32	0.45
1:S:121:ALA:O	1:S:125:ILE:HG12	2.17	0.45
1:S:184:GLU:HB3	1:S:187:ALA:CB	2.47	0.45
1:S:196:ARG:NH2	3:U:204:GLU:O	2.50	0.45
3:U:614:LEU:O	3:U:621:VAL:HA	2.17	0.45
4:V:116:ILE:HD12	4:V:182:LEU:HD21	1.98	0.45
4:V:284:ARG:HB2	4:V:284:ARG:HH11	1.82	0.45
4:V:285:GLU:C	4:V:287:VAL:N	2.69	0.45
5:W:40:HIS:C	5:W:42:LYS:N	2.70	0.45
2:2:87:SER:CB	10:2:182:FES:S2	3.05	0.45
3:3:450:LEU:HB3	3:3:459:MET:CE	2.47	0.45

Continued on next page...

Continued from previous page...

Atom-1	Atom-2	Interatomic distance (Å)	Clash overlap (Å)
3:3:456:ALA:O	3:3:459:MET:HB2	2.17	0.45
3:3:521:ALA:HA	3:3:524:LEU:HD23	1.98	0.45
5:5:154:GLU:HB3	6:6:119:ASN:HB3	1.99	0.45
8:7:75:ARG:C	8:7:80:LYS:HZ1	2.21	0.45
7:9:36:ARG:CA	7:9:167:ARG:HD3	2.45	0.45
7:9:93:ILE:HB	7:9:95:MET:HE2	1.98	0.45
1:A:108:GLU:HG2	1:A:140:ARG:CG	2.44	0.45
1:A:38:TYR:HA	1:A:116:GLU:OE1	2.17	0.45
4:D:138:LEU:C	4:D:140:LEU:N	2.70	0.45
4:D:285:GLU:C	4:D:287:VAL:N	2.70	0.45
5:E:50:ALA:HA	5:E:73:GLU:O	2.17	0.45
8:H:47:PRO:O	8:H:48:TYR:HB2	2.17	0.45
8:H:75:ARG:C	8:H:80:LYS:HZ1	2.20	0.45
1:J:9:LEU:HG	1:J:13:PHE:CE1	2.52	0.45
1:J:233:ARG:O	1:J:234:GLY:C	2.56	0.45
2:K:7:LYS:HD2	2:K:7:LYS:N	2.29	0.45
3:L:38:HIS:NE2	3:L:287:GLU:CG	2.79	0.45
3:L:451:PHE:CE1	3:L:466:GLU:HB2	2.51	0.45
3:L:378:PRO:HA	3:L:545:GLU:OE2	2.16	0.45
3:L:609:GLU:OE2	3:L:631:ASN:HB3	2.15	0.45
5:N:55:LEU:CD1	5:N:55:LEU:N	2.80	0.45
5:N:80:TRP:HB3	5:N:81:LYS:H	1.55	0.45
1:S:290:ILE:O	1:S:292:PRO:HD3	2.16	0.45
2:T:61:MET:HB2	3:U:214:MET:HG3	1.99	0.45
3:U:159:PHE:HE2	8:Z:79:LEU:HD22	1.82	0.45
3:U:627:ALA:C	3:U:629:ILE:H	2.20	0.45
3:U:634:ALA:O	3:U:635:GLU:O	2.34	0.45
3:U:731:GLY:H	3:U:747:VAL:CG1	2.13	0.45
4:V:95:LEU:HA	4:V:173:ILE:CD1	2.46	0.45
4:V:173:ILE:CG2	4:V:173:ILE:O	2.65	0.45
4:V:283:MET:O	4:V:287:VAL:HG23	2.17	0.45
4:V:285:GLU:HA	4:V:288:LYS:HD3	1.99	0.45
4:V:381:LEU:C	4:V:381:LEU:HD23	2.36	0.45
5:W:114:LEU:HD12	5:W:114:LEU:N	2.32	0.45
5:W:16:PRO:O	5:W:17:ILE:HD13	2.17	0.45
6:X:137:VAL:HG13	6:X:137:VAL:O	2.16	0.45
7:Y:45:ARG:NH2	7:Y:137:LEU:CD2	2.78	0.45
1:1:110:VAL:O	1:1:111:PRO:C	2.55	0.44
1:1:65:ARG:HA	1:1:65:ARG:HD3	1.71	0.44
2:2:31:LEU:HA	2:2:31:LEU:HD13	1.88	0.44
4:4:105:LEU:HD13	4:4:309:ILE:HD11	1.99	0.44

Continued on next page...

Continued from previous page...

Atom-1	Atom-2	Interatomic distance (Å)	Clash overlap (Å)
4:4:246:TYR:HB3	4:4:347:GLU:HA	1.98	0.44
4:D:156:ILE:O	4:D:159:LEU:HB2	2.17	0.44
6:F:127:VAL:C	6:F:129:SER:N	2.71	0.44
1:J:267:PRO:O	1:J:268:MET:C	2.56	0.44
2:K:109:GLY:CA	8:Q:91:ILE:HD13	2.47	0.44
2:K:130:THR:O	2:K:131:ALA:C	2.55	0.44
2:K:41:ILE:HD12	2:K:70:TYR:HB3	1.98	0.44
3:L:287:GLU:C	3:L:288:ILE:HG22	2.37	0.44
3:L:651:ARG:O	3:L:652:PRO:C	2.56	0.44
3:L:757:HIS:C	3:L:758:LEU:HD12	2.36	0.44
4:M:284:ARG:HB2	4:M:284:ARG:HH11	1.81	0.44
4:M:341:GLU:OE1	5:N:26:TRP:HH2	2.00	0.44
5:N:114:LEU:N	5:N:114:LEU:CD1	2.80	0.44
5:N:115:GLU:HB3	5:N:119:TYR:CE2	2.52	0.44
5:N:124:ILE:CG2	5:N:146:LEU:HD23	2.39	0.44
5:N:3:LEU:HD11	5:N:84:ASP:OD2	2.17	0.44
1:S:210:GLY:O	1:S:211:LEU:C	2.55	0.44
3:U:25:HIS:CE1	3:U:427:ASN:OD1	2.70	0.44
3:U:347:HIS:N	3:U:372:GLN:HB3	2.31	0.44
3:U:588:SER:O	3:U:589:HIS:ND1	2.50	0.44
4:V:118:VAL:HG23	4:V:119:ILE:N	2.32	0.44
4:V:154:GLU:CD	4:V:167:ARG:HH22	2.19	0.44
4:V:197:LEU:N	4:V:198:PRO:CD	2.81	0.44
4:V:211:SER:OG	4:V:212:PRO:HD2	2.18	0.44
4:V:105:LEU:HD13	4:V:309:ILE:CD1	2.47	0.44
1:1:19:ALA:HB2	1:1:237:TRP:HH2	1.82	0.44
1:1:310:PRO:O	1:1:315:HIS:HB2	2.17	0.44
1:1:369:ASN:O	1:1:372:ALA:HB3	2.17	0.44
2:2:88:CYS:C	2:2:93:ALA:HB2	2.38	0.44
3:3:6:VAL:HG21	3:3:26:ALA:CB	2.47	0.44
3:3:652:PRO:C	3:3:654:PHE:H	2.21	0.44
3:3:669:VAL:HG13	3:3:669:VAL:O	2.15	0.44
4:4:217:ARG:HG3	4:4:217:ARG:HH11	1.82	0.44
4:4:235:THR:CA	4:4:239:LEU:HD22	2.43	0.44
1:A:95:GLU:OE1	1:A:101:PHE:HA	2.17	0.44
3:C:378:PRO:HB2	3:C:381:LEU:HD23	1.99	0.44
3:C:591:HIS:HE1	3:C:593:LEU:HD23	1.81	0.44
4:D:197:LEU:O	4:D:198:PRO:C	2.55	0.44
5:E:47:ASN:ND2	5:E:77:LEU:N	2.65	0.44
6:F:81:ALA:CA	6:F:108:MET:HB3	2.43	0.44
3:C:241:ARG:HH11	7:G:74:GLU:CD	2.21	0.44

Continued on next page...

Continued from previous page...

Atom-1	Atom-2	Interatomic distance (Å)	Clash overlap (Å)
3:L:101:ARG:HH11	3:L:101:ARG:HB3	1.83	0.44
3:L:286:ASN:C	3:L:286:ASN:ND2	2.70	0.44
4:M:199:HIS:ND1	4:M:200:ARG:N	2.65	0.44
4:M:226:PRO:HD3	4:M:239:LEU:HB2	1.96	0.44
5:N:52:ILE:HG13	5:N:53:VAL:N	2.32	0.44
6:O:164:ASN:OD1	7:P:124:TYR:HE2	2.00	0.44
6:O:16:ARG:HA	6:O:21:PHE:CD2	2.51	0.44
7:P:46:HIS:CD2	7:P:52:LYS:HG2	2.52	0.44
1:S:290:ILE:HG22	1:S:330:LEU:CD2	2.47	0.44
3:U:293:ALA:HB2	3:U:698:MET:HG2	1.99	0.44
4:V:113:ALA:O	4:V:114:GLU:C	2.56	0.44
6:X:163:TYR:CD1	6:X:163:TYR:O	2.70	0.44
3:3:655:ARG:HH11	3:3:656:LEU:CD2	2.30	0.44
4:4:40:VAL:O	4:4:40:VAL:HG12	2.17	0.44
6:6:30:TRP:C	6:6:30:TRP:CD1	2.90	0.44
11:7:500:FMN:H9	11:7:500:FMN:O2'	2.16	0.44
2:2:109:GLY:CA	8:7:91:ILE:HD13	2.47	0.44
7:9:100:PHE:N	7:9:100:PHE:CD1	2.85	0.44
7:9:51:GLU:OE1	7:9:133:LYS:HE3	2.16	0.44
1:A:202:LYS:N	1:A:203:PRO:CD	2.80	0.44
1:A:258:VAL:HG21	1:A:280:ALA:HB1	1.99	0.44
1:A:62:LEU:HD12	1:A:65:ARG:NH2	2.33	0.44
3:C:620:ARG:HD2	3:C:622:LEU:HD21	2.00	0.44
4:D:221:VAL:HG23	4:D:221:VAL:O	2.18	0.44
4:D:250:LYS:HG3	4:D:250:LYS:O	2.17	0.44
5:E:58:LEU:O	5:E:59:THR:HB	2.18	0.44
6:F:142:PRO:HB2	6:F:146:ALA:HB3	1.99	0.44
7:G:177:THR:O	7:G:178:GLU:C	2.55	0.44
1:J:112:HIS:O	1:J:113:LEU:C	2.54	0.44
2:K:86:LEU:HG	2:K:90:LEU:HD11	1.99	0.44
3:L:721:GLU:O	3:L:722:THR:OG1	2.32	0.44
5:N:6:VAL:O	5:N:9:GLU:HB3	2.17	0.44
1:S:370:LEU:HD22	1:S:370:LEU:H	1.83	0.44
3:U:517:ALA:HA	3:U:520:ARG:CG	2.48	0.44
3:U:261:VAL:O	3:U:616:ASN:ND2	2.51	0.44
3:U:642:ALA:O	3:U:645:ALA:HB3	2.18	0.44
4:V:140:LEU:HD23	4:V:142:ALA:H	1.83	0.44
4:V:197:LEU:O	4:V:198:PRO:C	2.56	0.44
4:V:272:VAL:HA	4:V:275:ARG:HD2	1.99	0.44
4:V:346:THR:OG1	4:V:347:GLU:N	2.51	0.44
5:W:25:LEU:CD2	5:W:25:LEU:N	2.80	0.44

Continued on next page...

Continued from previous page...

Atom-1	Atom-2	Interatomic distance (Å)	Clash overlap (Å)
6:X:30:TRP:C	6:X:30:TRP:CD1	2.90	0.44
1:1:53:VAL:HG11	1:1:124:ALA:HB2	1.98	0.44
1:1:74:LEU:HD12	1:1:77:SER:OG	2.17	0.44
3:3:171:SER:O	3:3:173:PHE:N	2.50	0.44
3:3:374:ARG:NH2	3:3:684:ARG:CG	2.80	0.44
3:3:512:LEU:HA	3:3:512:LEU:HD12	1.86	0.44
3:3:651:ARG:HD3	3:3:651:ARG:O	2.18	0.44
4:4:250:LYS:HD2	4:4:254:TYR:CE2	2.53	0.44
4:4:367:ARG:NH1	4:4:369:LYS:HB2	2.32	0.44
5:5:137:THR:CG2	5:5:139:GLU:CD	2.86	0.44
5:5:95:PRO:HB2	5:5:98:ASP:HB3	1.99	0.44
6:6:99:MET:HB3	6:6:100:PRO:HD2	1.98	0.44
8:7:121:ARG:NH1	8:7:121:ARG:HG3	2.30	0.44
7:9:53:CYS:HB2	7:9:112:ALA:HB1	1.99	0.44
1:A:184:GLU:O	1:A:185:GLU:C	2.55	0.44
1:A:312:SER:C	1:A:314:GLU:H	2.20	0.44
2:B:111:VAL:HG12	8:H:121:ARG:CZ	2.48	0.44
2:B:163:LEU:HA	2:B:166:ILE:CD1	2.47	0.44
2:B:86:LEU:O	2:B:87:SER:C	2.53	0.44
5:E:155:THR:N	6:F:119:ASN:HD22	2.15	0.44
6:F:144:PRO:O	6:F:147:LEU:N	2.50	0.44
1:J:402:LEU:O	1:J:403:ALA:C	2.55	0.44
2:K:137:ASN:O	2:K:138:ASP:CB	2.47	0.44
3:L:115:HIS:CD2	3:L:116:PRO:HD2	2.52	0.44
3:L:185:LYS:HG3	3:L:202:PHE:CE2	2.52	0.44
2:K:66:PHE:CE1	3:L:205:ARG:HD3	2.52	0.44
3:L:459:MET:CG	3:L:465:HIS:HB2	2.47	0.44
4:M:138:LEU:C	4:M:140:LEU:N	2.71	0.44
4:M:230:ILE:HG12	4:M:239:LEU:HB3	1.99	0.44
4:M:264:VAL:H	4:M:285:GLU:HG3	1.82	0.44
4:M:373:PRO:HG2	4:M:374:SER:H	1.83	0.44
7:P:119:PHE:C	7:P:119:PHE:CD1	2.90	0.44
8:Q:16:LEU:HG	8:Q:82:ILE:HD11	2.00	0.44
1:S:202:LYS:N	1:S:203:PRO:CD	2.80	0.44
1:S:189:MET:HE1	1:S:206:PRO:HB3	1.99	0.44
2:T:24:ARG:HA	2:T:53:VAL:HG13	1.99	0.44
3:U:692:PHE:CE1	3:U:763:LEU:HA	2.52	0.44
4:V:234:LEU:HD13	4:V:352:GLU:CB	2.47	0.44
4:V:358:VAL:O	4:V:366:TYR:HB3	2.17	0.44
4:V:40:VAL:HG12	4:V:40:VAL:O	2.18	0.44
5:W:47:ASN:ND2	5:W:77:LEU:N	2.65	0.44

Continued on next page...

Continued from previous page...

Atom-1	Atom-2	Interatomic distance (Å)	Clash overlap (Å)
7:Y:123:ASP:OD1	7:Y:124:TYR:N	2.39	0.44
8:Z:42:TYR:O	8:Z:44:MET:HG3	2.18	0.44
1:1:18:TYR:HD1	1:1:18:TYR:H	1.64	0.44
1:1:26:SER:HB3	1:1:31:TYR:CG	2.53	0.44
1:1:356:CYS:SG	1:1:399:PHE:N	2.90	0.44
1:1:359:CYS:HA	1:1:363:VAL:CG1	2.40	0.44
1:1:360:ARG:CZ	3:3:183:HIS:HB2	2.48	0.44
1:1:363:VAL:HA	1:1:367:MET:HB2	1.99	0.44
2:2:163:LEU:HA	2:2:166:ILE:CD1	2.47	0.44
3:3:178:ARG:C	3:3:180:ARG:N	2.71	0.44
4:4:225:PRO:HD2	4:4:239:LEU:HG	1.98	0.44
7:9:115:LEU:HA	7:9:115:LEU:HD23	1.73	0.44
1:A:233:ARG:O	1:A:234:GLY:C	2.54	0.44
1:A:253:GLN:NE2	1:A:325:THR:O	2.51	0.44
1:A:180:TYR:HB3	1:A:351:GLU:OE1	2.17	0.44
1:A:398:SER:CA	3:C:46:ARG:HD2	2.48	0.44
3:C:31:PRO:HG3	3:C:137:TYR:CD1	2.53	0.44
3:C:377:ALA:HB3	3:C:511:VAL:O	2.17	0.44
3:C:46:ARG:NH1	3:C:46:ARG:HG2	2.32	0.44
4:D:376:VAL:O	4:D:379:GLN:HG3	2.18	0.44
5:E:167:PRO:O	5:E:168:ALA:C	2.55	0.44
6:F:46:CYS:HB3	6:F:81:ALA:HB1	1.99	0.44
7:G:46:HIS:CD2	7:G:52:LYS:HG2	2.52	0.44
1:J:184:GLU:HB3	1:J:187:ALA:CB	2.48	0.44
2:K:145:VAL:CG1	2:K:150:LEU:HB2	2.47	0.44
2:K:86:LEU:HD12	2:K:90:LEU:HD11	1.98	0.44
3:L:282:VAL:CG2	3:L:285:VAL:HG12	2.48	0.44
3:L:621:VAL:HG21	3:L:671:GLU:O	2.18	0.44
3:L:54:LEU:C	3:L:73:ILE:HG22	2.38	0.44
4:M:115:THR:CG2	4:M:297:LEU:HD23	2.47	0.44
6:O:131:VAL:O	6:O:131:VAL:HG23	2.17	0.44
1:S:149:ILE:CG2	1:S:153:ARG:HH21	2.31	0.44
1:S:401:PRO:O	1:S:404:ASP:HB2	2.18	0.44
2:T:3:PHE:CD1	2:T:3:PHE:C	2.90	0.44
2:T:86:LEU:HD11	2:T:90:LEU:HD11	1.97	0.44
3:U:154:TYR:CZ	4:V:312:PRO:HB3	2.52	0.44
3:U:527:ARG:HB3	3:U:530:ALA:CB	2.47	0.44
4:V:212:PRO:O	4:V:214:PHE:N	2.50	0.44
4:V:220:GLY:O	4:V:272:VAL:CG2	2.66	0.44
4:V:224:ILE:HB	4:V:237:GLY:O	2.17	0.44
5:W:70:VAL:O	5:W:91:ARG:HA	2.18	0.44

Continued on next page...

Continued from previous page...

Atom-1	Atom-2	Interatomic distance (Å)	Clash overlap (Å)
5:W:95:PRO:HB2	5:W:98:ASP:HB3	1.99	0.44
7:Y:126:TYR:O	7:Y:128:ASP:N	2.50	0.44
1:1:112:HIS:O	1:1:113:LEU:C	2.55	0.44
3:3:202:PHE:HA	3:3:210:PHE:O	2.17	0.44
3:3:40:SER:HB3	3:3:437:ILE:HG22	2.00	0.44
3:3:640:VAL:O	3:3:641:LEU:C	2.54	0.44
3:3:719:HIS:CB	3:3:720:PRO:HD3	2.48	0.44
4:4:256:GLY:C	4:4:257:TYR:HD1	2.20	0.44
4:4:274:ASP:O	4:4:278:VAL:N	2.42	0.44
4:4:371:ARG:HH11	4:4:371:ARG:HG3	1.82	0.44
4:4:42:ARG:HD3	4:4:42:ARG:H	1.82	0.44
5:5:136:LEU:HD13	5:5:138:PRO:HG3	2.00	0.44
5:5:40:HIS:C	5:5:42:LYS:N	2.70	0.44
5:5:37:GLU:O	5:5:41:TYR:CD1	2.67	0.44
5:5:65:PRO:HB2	5:5:93:TYR:HD2	1.82	0.44
6:6:142:PRO:HB2	6:6:146:ALA:CB	2.47	0.44
8:7:116:PHE:O	8:7:120:ASP:HB2	2.16	0.44
7:9:177:THR:O	7:9:178:GLU:C	2.56	0.44
1:A:23:LYS:C	1:A:24:GLU:OE1	2.55	0.44
1:A:222:GLU:OE2	1:A:251:LEU:HD13	2.17	0.44
1:A:356:CYS:HB3	1:A:358:PRO:CG	2.47	0.44
3:C:154:TYR:CZ	4:D:312:PRO:HB3	2.52	0.44
3:C:565:TYR:CD1	3:C:582:PHE:HB3	2.46	0.44
3:C:657:HIS:O	3:C:660:ALA:N	2.50	0.44
4:D:225:PRO:HD2	4:D:239:LEU:HG	1.99	0.44
4:D:42:ARG:H	4:D:42:ARG:HD3	1.82	0.44
8:H:23:TYR:CD1	8:H:23:TYR:C	2.91	0.44
1:J:89:LEU:HB2	1:J:125:ILE:HD11	2.00	0.44
1:J:210:GLY:O	1:J:211:LEU:C	2.56	0.44
1:J:276:ILE:O	1:J:280:ALA:HB3	2.17	0.44
3:L:307:LYS:N	3:L:307:LYS:HE2	2.32	0.44
3:L:411:LEU:O	3:L:414:SER:HB3	2.18	0.44
3:L:476:ILE:N	3:L:476:ILE:HD12	2.32	0.44
4:M:83:PRO:HB2	4:M:169:HIS:HA	2.00	0.44
4:M:393:MET:HA	4:M:396:ILE:CG2	2.48	0.44
4:M:240:ARG:HH11	5:N:78:PRO:HD2	1.83	0.44
4:M:84:ARG:HD3	6:O:117:MET:HE3	2.00	0.44
6:O:83:ARG:HG2	6:O:83:ARG:H	1.53	0.44
7:P:33:LEU:H	7:P:33:LEU:HD12	1.82	0.44
1:S:366:PHE:CE1	1:S:370:LEU:HD21	2.53	0.44
1:S:370:LEU:CD2	1:S:370:LEU:H	2.31	0.44

Continued on next page...

Continued from previous page...

Atom-1	Atom-2	Interatomic distance (Å)	Clash overlap (Å)
3:U:243:ARG:CB	3:U:275:LEU:HD12	2.44	0.44
4:V:102:GLU:CD	4:V:117:ARG:HH22	2.20	0.44
3:3:133:ARG:NH1	5:5:185:LYS:HE3	2.33	0.44
3:3:17:THR:CG2	3:3:18:SER:N	2.80	0.44
3:3:621:VAL:HG21	3:3:671:GLU:O	2.18	0.44
3:3:252:THR:HG21	3:3:626:PRO:O	2.18	0.44
3:3:655:ARG:HG3	3:3:655:ARG:NH1	2.31	0.44
3:3:669:VAL:CG1	3:3:669:VAL:O	2.65	0.44
5:5:66:GLU:HG2	5:5:95:PRO:HA	1.99	0.44
7:9:153:THR:HG22	7:9:155:LYS:CB	2.47	0.44
7:9:178:GLU:O	7:9:179:GLY:C	2.56	0.44
7:9:40:ARG:O	7:9:116:GLY:HA3	2.18	0.44
1:A:287:ILE:HG22	1:A:302:PHE:HB2	2.00	0.44
1:A:321:SER:OG	1:A:322:MET:N	2.50	0.44
3:C:156:ARG:H	3:C:156:ARG:HG2	1.63	0.44
3:C:369:LEU:N	3:C:369:LEU:CD2	2.77	0.44
4:D:79:ILE:HG22	4:D:171:ASN:ND2	2.33	0.44
4:D:196:VAL:HG13	4:D:197:LEU:N	2.33	0.44
4:D:249:ARG:NH2	5:E:87:ARG:NE	2.50	0.44
4:D:61:TYR:CE1	6:F:87:LYS:HG2	2.52	0.44
1:J:249:MET:HE2	1:J:249:MET:H	1.81	0.44
3:L:310:LEU:HD23	3:L:319:GLU:HA	1.99	0.44
3:L:632:GLY:O	3:L:634:ALA:N	2.51	0.44
3:L:714:ALA:HA	3:L:752:ASP:CG	2.38	0.44
4:M:50:GLU:O	4:M:51:GLU:OE2	2.35	0.44
1:S:293:GLY:C	1:S:324:GLY:O	2.56	0.44
2:T:27:ILE:CG2	2:T:31:LEU:HD23	2.48	0.44
3:U:570:PHE:O	3:U:572:PRO:HD3	2.17	0.44
3:U:357:ALA:HB2	3:U:641:LEU:HD11	1.98	0.44
4:V:89:HIS:ND1	4:V:349:ALA:HB1	2.32	0.44
5:W:104:VAL:C	5:W:106:ASP:N	2.71	0.44
5:W:187:GLY:C	5:W:189:ARG:N	2.70	0.44
5:W:16:PRO:HB2	5:W:28:VAL:HG11	1.99	0.44
7:Y:137:LEU:O	7:Y:140:VAL:HG12	2.18	0.44
1:1:181:ILE:HG23	1:1:182:CYS:N	2.33	0.44
1:1:222:GLU:OE1	1:1:251:LEU:HB2	2.17	0.44
1:1:391:LEU:HB2	1:1:392:PRO:CD	2.48	0.44
1:1:361:GLU:OE2	3:3:162:ARG:NH2	2.50	0.44
3:3:177:ASP:CB	3:3:235:LEU:HD22	2.48	0.44
3:3:349:ALA:O	3:3:540:ASN:ND2	2.50	0.44
3:3:591:HIS:ND1	3:3:592:PRO:HD2	2.32	0.44

Continued on next page...

Continued from previous page...

Atom-1	Atom-2	Interatomic distance (Å)	Clash overlap (Å)
3:3:621:VAL:HG23	3:3:621:VAL:O	2.17	0.44
4:4:144:THR:N	4:4:145:PRO:CD	2.81	0.44
4:4:248:VAL:C	4:4:249:ARG:HG2	2.38	0.44
4:4:358:VAL:O	4:4:366:TYR:HB3	2.18	0.44
5:5:115:GLU:HB3	5:5:119:TYR:CE2	2.53	0.44
5:5:147:ARG:NH1	5:5:149:ASP:OD1	2.51	0.44
6:6:145:GLU:N	6:6:145:GLU:OE1	2.30	0.44
6:6:84:LEU:HD11	6:6:89:ALA:CA	2.39	0.44
2:B:42:ARG:HB3	2:B:44:GLU:OE1	2.18	0.44
3:C:252:THR:HG21	3:C:626:PRO:O	2.18	0.44
3:C:75:TRP:CE3	3:C:75:TRP:HA	2.52	0.44
5:E:115:GLU:HB3	5:E:119:TYR:CZ	2.53	0.44
1:J:220:ASN:O	1:J:221:VAL:C	2.57	0.44
1:J:254:ILE:HB	1:J:275:LEU:HD21	1.99	0.44
3:L:253:PRO:HA	3:L:266:THR:HA	2.00	0.44
3:L:240:ALA:HB2	3:L:275:LEU:O	2.18	0.44
3:L:402:PRO:HA	3:L:535:MET:CE	2.47	0.44
4:M:213:ILE:HG23	4:M:215:TYR:CE2	2.53	0.44
4:M:248:VAL:HG12	4:M:249:ARG:CD	2.41	0.44
4:M:310:THR:HG23	4:M:311:PRO:CD	2.46	0.44
7:P:105:GLU:HG3	7:P:114:VAL:HA	1.99	0.44
1:S:110:VAL:O	1:S:111:PRO:C	2.55	0.44
1:S:103:ASP:OD1	1:S:221:VAL:HB	2.17	0.44
1:S:352:SER:OG	1:S:353:CYS:N	2.49	0.44
2:T:112:THR:CG2	2:T:116:LEU:HD23	2.46	0.44
2:T:162:ARG:HG3	2:T:162:ARG:H	1.57	0.44
3:U:340:GLU:CA	3:U:366:THR:HB	2.47	0.44
3:U:451:PHE:CE1	3:U:466:GLU:HB2	2.51	0.44
6:X:33:SER:HA	6:X:158:VAL:HG21	2.00	0.44
2:2:10:PHE:CD1	2:2:11:LEU:N	2.86	0.44
3:3:17:THR:HG22	3:3:18:SER:N	2.32	0.44
3:3:261:VAL:CG2	9:3:786:SF4:S2	3.06	0.44
3:3:96:LEU:CD1	3:3:96:LEU:N	2.78	0.44
4:4:213:ILE:CG2	4:4:215:TYR:CE2	3.01	0.44
4:4:257:TYR:O	4:4:263:ASP:N	2.51	0.44
4:4:234:LEU:HD13	4:4:352:GLU:CB	2.48	0.44
5:5:15:TYR:HA	5:5:16:PRO:HD3	1.82	0.44
8:7:112:LYS:HG2	8:7:116:PHE:HE1	1.82	0.44
7:9:144:LYS:N	7:9:145:PRO:HD2	2.33	0.44
1:A:9:LEU:HA	1:A:13:PHE:HZ	1.83	0.44
1:A:310:PRO:O	1:A:315:HIS:HB2	2.18	0.44

Continued on next page...

Continued from previous page...

Atom-1	Atom-2	Interatomic distance (Å)	Clash overlap (Å)
3:C:411:LEU:O	3:C:414:SER:HB3	2.18	0.44
4:D:224:ILE:HB	4:D:237:GLY:O	2.18	0.44
4:D:95:LEU:HG	4:D:99:LEU:HD23	1.99	0.44
1:J:258:VAL:HG21	1:J:280:ALA:HB1	1.98	0.44
1:J:366:PHE:CD1	1:J:370:LEU:CD2	2.97	0.44
1:J:199:PRO:HG3	1:J:400:CYS:HB3	2.00	0.44
3:L:178:ARG:CG	3:L:178:ARG:O	2.59	0.44
3:L:30:VAL:HG22	3:L:48:CYS:HA	2.00	0.44
3:L:692:PHE:O	3:L:760:LEU:HA	2.18	0.44
3:L:714:ALA:HA	3:L:752:ASP:CB	2.48	0.44
3:L:261:VAL:CG2	9:L:786:SF4:S2	3.06	0.44
4:M:212:PRO:O	4:M:214:PHE:N	2.51	0.44
5:N:147:ARG:HG3	5:N:149:ASP:OD1	2.18	0.44
1:S:134:VAL:HG23	1:S:134:VAL:O	2.17	0.44
1:S:303:THR:OG1	1:S:306:VAL:HG23	2.18	0.44
1:S:310:PRO:O	1:S:315:HIS:HB2	2.18	0.44
1:S:81:LYS:CG	1:S:82:ASP:N	2.81	0.44
2:T:72:PHE:CD1	2:T:72:PHE:N	2.86	0.44
3:U:402:PRO:HA	3:U:535:MET:HE1	1.99	0.44
3:U:568:TYR:CE2	3:U:572:PRO:HG2	2.53	0.44
4:V:334:GLY:N	4:V:363:SER:OG	2.50	0.44
4:V:246:TYR:HB3	4:V:347:GLU:HA	1.99	0.44
5:W:26:TRP:CZ3	5:W:91:ARG:CZ	3.01	0.44
1:1:89:LEU:HB2	1:1:125:ILE:HD11	2.00	0.43
1:1:291:ILE:O	1:1:328:VAL:HA	2.17	0.43
3:3:134:THR:O	3:3:138:GLY:CA	2.66	0.43
3:3:401:ASP:OD2	3:3:404:GLU:HG2	2.17	0.43
3:3:719:HIS:HB2	3:3:720:PRO:CD	2.46	0.43
4:4:171:ASN:HA	4:4:171:ASN:HD22	1.63	0.43
4:4:66:PHE:O	4:4:68:LYS:N	2.51	0.43
5:5:22:LEU:HD23	5:5:22:LEU:N	2.33	0.43
6:6:93:ARG:O	6:6:96:TRP:N	2.46	0.43
3:C:310:LEU:HD23	3:C:319:GLU:HA	2.00	0.43
4:D:148:TYR:O	4:D:151:ARG:HB3	2.18	0.43
4:D:213:ILE:CG2	4:D:215:TYR:CE2	3.01	0.43
4:D:342:VAL:HG21	5:E:22:LEU:HD12	1.99	0.43
4:D:342:VAL:CG2	4:D:343:TYR:N	2.79	0.43
6:F:130:VAL:CG2	6:F:131:VAL:H	2.30	0.43
1:J:9:LEU:HD23	1:J:9:LEU:C	2.38	0.43
2:K:10:PHE:HD1	2:K:11:LEU:N	2.16	0.43
3:L:347:HIS:N	3:L:372:GLN:HB3	2.33	0.43

Continued on next page...

Continued from previous page...

Atom-1	Atom-2	Interatomic distance (Å)	Clash overlap (Å)
3:L:632:GLY:C	3:L:634:ALA:N	2.72	0.43
3:L:753:VAL:HB	3:L:754:PRO:CD	2.48	0.43
4:M:103:LYS:HE3	5:N:22:LEU:HB3	2.01	0.43
4:M:281:ARG:HH11	4:M:281:ARG:HG3	1.83	0.43
3:L:131:GLN:HA	4:M:325:ILE:HD13	1.98	0.43
8:Q:40:PHE:O	8:Q:43:ARG:HB3	2.18	0.43
1:S:149:ILE:O	1:S:153:ARG:HB2	2.18	0.43
1:S:398:SER:CA	3:U:46:ARG:HD2	2.48	0.43
3:U:285:VAL:CG1	3:U:286:ASN:H	2.07	0.43
3:U:368:HIS:ND1	3:U:368:HIS:O	2.48	0.43
3:U:378:PRO:HB2	3:U:381:LEU:HD23	2.00	0.43
3:U:714:ALA:O	3:U:745:ALA:HA	2.18	0.43
4:V:138:LEU:C	4:V:140:LEU:N	2.72	0.43
4:V:316:LEU:C	4:V:318:GLU:N	2.71	0.43
4:V:320:SER:O	4:V:322:GLU:N	2.51	0.43
7:Y:42:VAL:HG21	7:Y:170:LEU:HD22	1.99	0.43
5:W:167:PRO:HB3	7:Y:66:TYR:CE2	2.53	0.43
4:4:238:SER:N	5:5:112:ASN:OD1	2.52	0.43
6:6:127:VAL:O	6:6:130:VAL:HG22	2.18	0.43
7:9:134:GLU:N	7:9:134:GLU:CD	2.70	0.43
1:A:162:LEU:C	1:A:163:PHE:CD1	2.91	0.43
1:A:20:HIS:CE1	1:A:226:SER:CA	3.01	0.43
3:C:290:ILE:HA	3:C:290:ILE:HD13	1.81	0.43
3:C:290:ILE:HG21	3:C:295:ARG:HB2	2.00	0.43
3:C:355:LEU:HG	3:C:654:PHE:CZ	2.53	0.43
3:C:417:VAL:HG13	3:C:444:ARG:O	2.18	0.43
3:C:465:HIS:O	3:C:465:HIS:CD2	2.71	0.43
4:D:184:GLU:CD	4:D:184:GLU:H	2.20	0.43
4:D:225:PRO:HG2	4:D:238:SER:HA	1.99	0.43
4:D:350:ARG:HG3	4:D:350:ARG:HH11	1.82	0.43
4:D:47:LEU:N	4:D:47:LEU:HD12	2.32	0.43
4:D:62:LEU:HD23	4:D:62:LEU:HA	1.84	0.43
5:E:139:GLU:O	5:E:140:ASP:HB2	2.17	0.43
5:E:94:VAL:HA	5:E:95:PRO:HD3	1.90	0.43
8:H:16:LEU:O	8:H:19:TRP:HB2	2.18	0.43
1:J:93:ALA:O	1:J:134:VAL:HA	2.17	0.43
1:J:98:PRO:HB2	1:J:295:SER:HB2	1.99	0.43
2:K:45:ARG:O	2:K:48:GLU:HB3	2.18	0.43
1:J:343:ASN:HD22	2:K:89:LYS:HD2	1.83	0.43
3:L:171:SER:HB2	3:L:174:VAL:O	2.18	0.43
3:L:285:VAL:CG1	3:L:286:ASN:H	2.02	0.43

Continued on next page...

Continued from previous page...

Atom-1	Atom-2	Interatomic distance (Å)	Clash overlap (Å)
3:L:347:HIS:CE1	3:L:755:LYS:HD2	2.53	0.43
3:L:652:PRO:HA	3:L:653:PRO:HD3	1.80	0.43
3:L:355:LEU:HG	3:L:654:PHE:CZ	2.53	0.43
3:L:731:GLY:CA	3:L:747:VAL:HG12	2.48	0.43
5:N:187:GLY:C	5:N:189:ARG:N	2.72	0.43
6:O:41:PHE:CE2	6:O:92:MET:HB2	2.52	0.43
6:O:90:PRO:O	6:O:93:ARG:HB3	2.18	0.43
8:Q:23:TYR:HD2	8:Q:116:PHE:CD2	2.36	0.43
8:Q:38:PRO:C	8:Q:40:PHE:N	2.70	0.43
8:Q:61:ASP:OD1	8:Q:63:LEU:N	2.51	0.43
1:S:170:ASP:O	1:S:171:LEU:HD12	2.17	0.43
2:T:32:ARG:O	2:T:33:ARG:C	2.57	0.43
3:U:18:SER:HB3	3:U:21:ASP:OD1	2.17	0.43
3:U:498:GLU:O	3:U:527:ARG:NH2	2.50	0.43
4:V:213:ILE:HG23	4:V:215:TYR:CE2	2.52	0.43
4:V:375:PHE:CZ	5:W:116:ARG:HB3	2.54	0.43
4:V:366:TYR:CZ	5:W:148:LYS:HE3	2.53	0.43
8:Z:13:TRP:CE2	8:Z:17:LEU:HD11	2.53	0.43
8:Z:43:ARG:C	8:Z:44:MET:HG3	2.38	0.43
1:1:93:ALA:O	1:1:134:VAL:HA	2.17	0.43
1:1:203:PRO:N	1:1:204:PRO:CD	2.81	0.43
1:1:323:LEU:C	1:1:323:LEU:HD23	2.39	0.43
1:1:367:MET:CE	1:1:410:VAL:HG21	2.48	0.43
4:4:395:ALA:O	4:4:399:SER:HB3	2.18	0.43
5:5:113:PHE:HB3	5:5:114:LEU:H	1.42	0.43
7:9:110:THR:HG22	8:7:41:ILE:O	2.17	0.43
1:A:114:LEU:CD2	1:A:118:MET:SD	3.06	0.43
3:C:13:VAL:O	3:C:13:VAL:HG13	2.17	0.43
3:C:113:LEU:HG	3:C:157:PHE:CE2	2.53	0.43
3:C:174:VAL:HG11	3:C:296:PHE:CD1	2.49	0.43
4:D:131:VAL:O	4:D:134:GLY:N	2.52	0.43
4:D:221:VAL:HB	4:D:223:VAL:HG23	2.00	0.43
4:D:40:VAL:O	4:D:40:VAL:HG12	2.18	0.43
5:E:31:ARG:HH11	5:E:31:ARG:CG	2.31	0.43
6:F:105:VAL:HB	6:F:133:VAL:HA	2.01	0.43
1:J:250:LYS:HG3	1:J:251:LEU:N	2.33	0.43
1:J:371:PHE:HA	1:J:374:ILE:HG23	2.00	0.43
2:K:86:LEU:CG	2:K:90:LEU:HD11	2.47	0.43
3:L:324:GLU:O	3:L:325:ALA:C	2.56	0.43
3:L:572:PRO:CB	3:L:573:PRO:HD2	2.49	0.43
4:M:197:LEU:N	4:M:198:PRO:CD	2.81	0.43

Continued on next page...

Continued from previous page...

Atom-1	Atom-2	Interatomic distance (Å)	Clash overlap (Å)
4:M:353:LEU:HD12	4:M:354:GLY:N	2.29	0.43
5:N:132:LEU:HD23	5:N:135:ILE:CG2	2.48	0.43
5:N:46:PHE:O	5:N:47:ASN:C	2.57	0.43
1:S:87:HIS:HB2	1:S:126:ARG:O	2.18	0.43
1:S:13:PHE:HD1	1:S:13:PHE:O	2.00	0.43
1:S:162:LEU:C	1:S:163:PHE:CD1	2.92	0.43
1:S:53:VAL:HG11	1:S:124:ALA:HB2	1.99	0.43
3:U:106:GLY:O	3:U:109:GLU:HB3	2.18	0.43
3:U:310:LEU:HD23	3:U:319:GLU:HA	2.00	0.43
3:U:450:LEU:HB3	3:U:459:MET:CE	2.49	0.43
3:U:512:LEU:HA	3:U:512:LEU:HD12	1.89	0.43
3:U:527:ARG:O	3:U:530:ALA:HB2	2.17	0.43
3:U:714:ALA:HA	3:U:752:ASP:CB	2.48	0.43
3:U:717:TRP:CG	3:U:717:TRP:O	2.72	0.43
4:V:225:PRO:HD3	4:V:239:LEU:HG	2.00	0.43
4:V:383:TYR:HA	4:V:386:LYS:HB2	2.00	0.43
5:W:121:LEU:HB3	5:W:127:GLU:HG3	1.99	0.43
7:Y:76:ASP:O	7:Y:77:PRO:C	2.57	0.43
8:Z:116:PHE:O	8:Z:120:ASP:HB2	2.18	0.43
8:Z:46:ARG:HB3	8:Z:47:PRO:HD2	1.99	0.43
3:3:101:ARG:HB3	3:3:101:ARG:HH11	1.84	0.43
3:3:216:PHE:CD2	8:7:63:LEU:HD23	2.53	0.43
3:3:303:GLN:HB3	3:3:304:ASN:H	1.56	0.43
3:3:377:ALA:HB3	3:3:511:VAL:O	2.18	0.43
4:4:79:ILE:HG22	4:4:171:ASN:ND2	2.32	0.43
4:4:184:GLU:CD	4:4:184:GLU:H	2.20	0.43
4:4:381:LEU:HD23	4:4:381:LEU:C	2.38	0.43
5:5:34:PHE:CD1	5:5:38:MET:HB2	2.53	0.43
6:6:31:GLY:C	6:6:33:SER:N	2.71	0.43
3:3:120:PRO:CG	8:7:42:TYR:OH	2.66	0.43
1:A:11:PRO:HA	1:A:267:PRO:HG3	1.99	0.43
1:A:201:LEU:HG	1:A:203:PRO:CD	2.33	0.43
2:B:85:THR:HG22	2:B:86:LEU:N	2.34	0.43
3:C:112:LEU:HD22	4:D:322:GLU:HG3	2.01	0.43
3:C:120:PRO:CG	8:H:42:TYR:OH	2.66	0.43
3:C:318:VAL:HG13	3:C:319:GLU:OE2	2.18	0.43
3:C:650:VAL:CG1	3:C:651:ARG:H	2.29	0.43
4:D:330:HIS:C	4:D:330:HIS:HD1	2.22	0.43
7:G:137:LEU:HD12	7:G:137:LEU:N	2.33	0.43
7:G:48:ASN:HB2	7:G:50:LEU:HD23	2.00	0.43
1:J:195:LEU:HA	2:K:24:ARG:NH2	2.32	0.43

Continued on next page...

Continued from previous page...

Atom-1	Atom-2	Interatomic distance (Å)	Clash overlap (Å)
1:J:272:PHE:CE1	1:J:311:MET:HG2	2.54	0.43
3:L:507:LEU:HD12	3:L:507:LEU:O	2.18	0.43
4:M:105:LEU:HD13	4:M:309:ILE:CD1	2.49	0.43
4:M:59:ILE:N	4:M:59:ILE:CD1	2.69	0.43
5:N:167:PRO:O	5:N:168:ALA:C	2.54	0.43
6:O:130:VAL:CG2	6:O:131:VAL:N	2.81	0.43
6:O:164:ASN:O	7:P:148:ARG:CD	2.65	0.43
7:P:178:GLU:O	7:P:179:GLY:C	2.56	0.43
8:Q:39:ASP:OD2	8:Q:75:ARG:HG3	2.18	0.43
1:S:233:ARG:O	1:S:234:GLY:C	2.57	0.43
2:T:85:THR:CG2	2:T:86:LEU:N	2.82	0.43
3:U:116:PRO:O	3:U:117:LEU:CB	2.65	0.43
3:U:586:HIS:HE1	3:U:637:ALA:HA	1.83	0.43
3:U:260:PRO:CB	3:U:617:LEU:HB3	2.48	0.43
4:V:109:VAL:CG1	4:V:113:ALA:HB3	2.48	0.43
4:V:230:ILE:C	4:V:232:LEU:N	2.72	0.43
4:V:328:PHE:O	4:V:332:THR:HG23	2.18	0.43
4:V:245:ASN:ND2	4:V:352:GLU:OE1	2.51	0.43
4:V:393:MET:HA	4:V:396:ILE:CG2	2.48	0.43
4:V:168:PHE:HZ	6:X:49:GLU:HB2	1.83	0.43
6:X:93:ARG:O	6:X:96:TRP:N	2.46	0.43
8:Z:108:ILE:HA	8:Z:109:PRO:HD3	1.89	0.43
2:2:101:THR:HG23	2:2:106:ILE:O	2.18	0.43
2:2:7:LYS:HG2	2:2:7:LYS:O	2.19	0.43
3:3:115:HIS:CD2	3:3:116:PRO:HD2	2.52	0.43
3:3:260:PRO:HB3	3:3:617:LEU:HB3	2.01	0.43
3:3:692:PHE:CE1	3:3:763:LEU:HA	2.54	0.43
4:4:124:SER:O	4:4:125:ARG:C	2.56	0.43
4:4:217:ARG:HA	4:4:217:ARG:HD3	1.87	0.43
4:4:42:ARG:CD	4:4:42:ARG:N	2.80	0.43
5:5:16:PRO:HB2	5:5:28:VAL:HG11	1.99	0.43
1:A:316:LEU:HA	1:A:316:LEU:HD23	1.88	0.43
1:A:358:PRO:O	1:A:362:GLY:N	2.51	0.43
1:A:436:LEU:CD2	2:B:90:LEU:HA	2.48	0.43
3:C:386:SER:HB3	3:C:389:ASP:OD2	2.18	0.43
3:C:511:VAL:HG22	3:C:520:ARG:NH1	2.33	0.43
3:C:644:LEU:C	3:C:644:LEU:HD23	2.38	0.43
4:D:283:MET:O	4:D:287:VAL:HG23	2.18	0.43
7:G:133:LYS:O	7:G:137:LEU:CD1	2.67	0.43
1:J:287:ILE:HG22	1:J:302:PHE:CG	2.54	0.43
1:J:338:VAL:O	1:J:342:TRP:HB2	2.17	0.43

Continued on next page...

Continued from previous page...

Atom-1	Atom-2	Interatomic distance (Å)	Clash overlap (Å)
3:L:177:ASP:CB	3:L:235:LEU:HD22	2.48	0.43
3:L:289:TRP:O	3:L:290:ILE:HD13	2.19	0.43
3:L:303:GLN:HB3	3:L:304:ASN:H	1.56	0.43
3:L:651:ARG:O	3:L:652:PRO:O	2.37	0.43
4:M:138:LEU:O	4:M:140:LEU:N	2.52	0.43
4:M:148:TYR:O	4:M:151:ARG:HB3	2.19	0.43
4:M:342:VAL:CG2	4:M:343:TYR:H	2.25	0.43
4:M:90:SER:O	4:M:92:ALA:N	2.51	0.43
5:N:77:LEU:HA	5:N:78:PRO:HD3	1.70	0.43
6:O:48:ILE:N	6:O:48:ILE:CD1	2.81	0.43
7:P:177:THR:O	7:P:178:GLU:C	2.57	0.43
8:Q:52:THR:CB	8:Q:54:ILE:HG22	2.47	0.43
1:S:363:VAL:HA	1:S:367:MET:HB2	2.01	0.43
2:T:130:THR:HB	2:T:144:CYS:SG	2.57	0.43
2:T:81:GLN:O	2:T:134:ILE:HG23	2.17	0.43
3:U:586:HIS:CE1	3:U:637:ALA:HA	2.53	0.43
4:V:383:TYR:CD1	4:V:383:TYR:C	2.92	0.43
6:X:142:PRO:HB2	6:X:146:ALA:CB	2.48	0.43
7:Y:31:VAL:O	7:Y:162:VAL:N	2.51	0.43
1:1:121:ALA:O	1:1:124:ALA:HB3	2.19	0.43
1:1:162:LEU:HB3	1:1:163:PHE:CE1	2.53	0.43
2:2:87:SER:OG	2:2:128:CYS:HB3	2.19	0.43
3:3:263:CYS:CA	3:3:286:ASN:HB2	2.48	0.43
3:3:532:VAL:CG1	3:3:533:LEU:N	2.80	0.43
4:4:230:ILE:HD11	4:4:234:LEU:O	2.19	0.43
1:A:103:ASP:OD1	1:A:221:VAL:HB	2.19	0.43
2:B:122:VAL:HG12	2:B:123:GLU:N	2.32	0.43
3:C:116:PRO:O	3:C:117:LEU:CB	2.67	0.43
3:C:177:ASP:CB	3:C:235:LEU:HD22	2.46	0.43
3:C:414:SER:HA	3:C:461:TRP:HZ3	1.83	0.43
3:C:470:PRO:CG	3:C:750:ARG:HH21	2.32	0.43
3:C:651:ARG:O	3:C:652:PRO:C	2.56	0.43
3:C:657:HIS:CE1	3:C:661:GLN:OE1	2.71	0.43
4:D:193:LEU:HD23	4:D:193:LEU:O	2.19	0.43
4:D:152:GLU:OE2	4:D:200:ARG:HD3	2.19	0.43
6:F:118:PHE:HB3	6:F:120:ASN:OD1	2.19	0.43
6:F:165:GLU:C	6:F:165:GLU:OE1	2.57	0.43
7:G:56:CYS:O	7:G:58:LEU:N	2.49	0.43
1:J:238:PHE:HE1	1:J:249:MET:CE	2.32	0.43
1:J:87:HIS:HB2	1:J:126:ARG:O	2.18	0.43
3:L:106:GLY:O	3:L:107:MET:C	2.54	0.43

Continued on next page...

Continued from previous page...

Atom-1	Atom-2	Interatomic distance (Å)	Clash overlap (Å)
3:L:20:MET:HE3	3:L:432:PHE:HB3	2.00	0.43
3:L:87:VAL:HG12	3:L:91:MET:HE1	2.01	0.43
5:N:154:GLU:CB	6:O:119:ASN:HB3	2.49	0.43
5:N:43:ALA:C	5:N:45:GLY:H	2.21	0.43
5:N:70:VAL:HG12	5:N:72:TYR:CE1	2.54	0.43
1:S:16:THR:O	1:S:17:LEU:HB2	2.19	0.43
1:S:246:SER:OG	1:S:312:SER:HB2	2.18	0.43
2:T:130:THR:O	2:T:131:ALA:C	2.57	0.43
2:T:139:GLU:CB	2:T:140:PRO:CD	2.83	0.43
3:U:168:HIS:HA	3:U:169:PRO:HD2	1.75	0.43
3:U:171:SER:HB2	3:U:174:VAL:O	2.18	0.43
3:U:371:PHE:N	3:U:371:PHE:CD1	2.86	0.43
3:U:222:PHE:CD1	3:U:411:LEU:HD11	2.53	0.43
3:U:543:GLY:CA	3:U:615:VAL:HB	2.49	0.43
3:U:655:ARG:HH11	3:U:656:LEU:HD23	1.84	0.43
4:V:115:THR:CG2	4:V:297:LEU:HD23	2.47	0.43
6:X:16:ARG:O	6:X:21:PHE:HB3	2.18	0.43
3:3:310:LEU:HD23	3:3:319:GLU:HA	2.00	0.43
3:3:383:PRO:HA	3:3:384:PRO:HD3	1.87	0.43
3:3:400:GLY:O	3:3:401:ASP:C	2.57	0.43
3:3:477:LEU:HD13	3:3:516:VAL:HG12	2.01	0.43
3:3:568:TYR:CD2	3:3:572:PRO:HG2	2.54	0.43
3:3:609:GLU:OE2	3:3:631:ASN:HB3	2.18	0.43
4:4:224:ILE:HD13	5:5:112:ASN:CA	2.49	0.43
4:4:255:SER:HG	4:4:296:ARG:HH12	1.66	0.43
4:4:383:TYR:HA	4:4:386:LYS:HB2	2.01	0.43
1:A:248:GLY:O	1:A:268:MET:HB2	2.18	0.43
2:B:24:ARG:HA	2:B:53:VAL:HG11	1.99	0.43
3:C:413:LEU:HA	3:C:416:PHE:CB	2.48	0.43
3:C:390:LEU:HD21	3:C:413:LEU:HD23	2.00	0.43
3:C:586:HIS:CE1	3:C:637:ALA:HA	2.54	0.43
3:C:641:LEU:HD23	3:C:641:LEU:HA	1.81	0.43
3:C:714:ALA:HA	3:C:752:ASP:CG	2.39	0.43
3:C:7:ASN:CG	3:C:96:LEU:HD11	2.37	0.43
4:D:112:ARG:NH1	4:D:181:ASP:OD2	2.51	0.43
4:D:371:ARG:HG3	4:D:371:ARG:HH11	1.82	0.43
5:E:195:LEU:O	5:E:196:TRP:CE3	2.71	0.43
6:F:114:SER:C	6:F:116:GLY:N	2.72	0.43
6:F:139:GLY:HA3	6:F:142:PRO:CD	2.48	0.43
1:J:264:TYR:CD2	1:J:279:TRP:HB3	2.53	0.43
1:J:293:GLY:C	1:J:324:GLY:O	2.56	0.43

Continued on next page...

Continued from previous page...

Atom-1	Atom-2	Interatomic distance (Å)	Clash overlap (Å)
2:K:112:THR:HG23	2:K:115:GLY:H	1.82	0.43
1:J:360:ARG:CZ	3:L:183:HIS:HB2	2.49	0.43
3:L:19:VAL:HG13	3:L:93:VAL:HG21	2.00	0.43
3:L:177:ASP:CA	3:L:235:LEU:H	2.31	0.43
3:L:398:VAL:HB	3:L:450:LEU:CD2	2.44	0.43
4:M:234:LEU:HD13	4:M:352:GLU:HB3	2.00	0.43
4:M:389:GLN:NE2	4:M:389:GLN:HA	2.33	0.43
3:U:401:ASP:OD2	3:U:404:GLU:HG2	2.18	0.43
3:U:613:HIS:CE1	3:U:671:GLU:OE2	2.72	0.43
3:U:214:MET:SD	8:Z:128:PHE:HE2	2.42	0.43
1:1:180:TYR:HB3	1:1:351:GLU:CD	2.38	0.43
1:1:401:PRO:O	1:1:404:ASP:HB2	2.17	0.43
2:2:123:GLU:CD	2:2:123:GLU:N	2.71	0.43
3:3:101:ARG:HH12	3:3:140:TYR:HD1	1.53	0.43
3:3:18:SER:HB3	3:3:21:ASP:OD1	2.18	0.43
3:3:483:ASP:O	3:3:484:LYS:HG2	2.19	0.43
3:3:614:LEU:HD13	3:3:624:LEU:HD12	2.01	0.43
3:3:656:LEU:N	3:3:656:LEU:HD23	2.29	0.43
4:4:193:LEU:C	4:4:193:LEU:HD23	2.39	0.43
4:4:225:PRO:CD	4:4:226:PRO:CD	2.93	0.43
4:4:385:CYS:HB3	4:4:396:ILE:CG1	2.31	0.43
5:5:52:ILE:HG13	5:5:53:VAL:N	2.33	0.43
8:7:52:THR:CG2	8:7:54:ILE:HG22	2.49	0.43
7:9:43:LEU:HD23	7:9:113:ILE:HD12	2.01	0.43
1:A:310:PRO:HB2	1:A:315:HIS:CG	2.53	0.43
1:A:356:CYS:SG	1:A:399:PHE:N	2.88	0.43
3:C:374:ARG:NH2	3:C:684:ARG:CG	2.82	0.43
4:D:164:THR:OG1	4:D:170:HIS:HB3	2.18	0.43
4:D:234:LEU:HD13	4:D:352:GLU:CB	2.49	0.43
5:E:119:TYR:O	5:E:120:ASP:C	2.56	0.43
5:E:132:LEU:HD23	5:E:135:ILE:CG2	2.48	0.43
5:E:37:GLU:O	5:E:40:HIS:HB3	2.18	0.43
5:E:47:ASN:HD22	5:E:77:LEU:N	2.16	0.43
6:F:114:SER:HB2	7:G:97:ARG:CD	2.38	0.43
6:F:23:THR:O	6:F:27:LEU:HB2	2.18	0.43
1:J:116:GLU:O	1:J:119:ILE:HB	2.19	0.43
1:J:177:ALA:O	2:K:67:TYR:HB3	2.19	0.43
1:J:181:ILE:O	1:J:183:GLY:N	2.52	0.43
2:K:3:PHE:CD1	2:K:3:PHE:C	2.92	0.43
3:L:164:VAL:HB	3:L:165:ASP:H	1.66	0.43
3:L:290:ILE:HD13	3:L:290:ILE:HA	1.83	0.43

Continued on next page...

Continued from previous page...

Atom-1	Atom-2	Interatomic distance (Å)	Clash overlap (Å)
3:L:450:LEU:HB3	3:L:459:MET:CE	2.48	0.43
3:L:483:ASP:O	3:L:484:LYS:HG2	2.19	0.43
4:M:42:ARG:N	4:M:42:ARG:CD	2.80	0.43
5:N:101:LEU:O	5:N:130:PRO:HD2	2.18	0.43
7:P:129:LEU:HD23	7:P:129:LEU:HA	1.63	0.43
1:S:104:ARG:NH1	1:S:108:GLU:OE2	2.52	0.43
1:S:58:LYS:HA	1:S:73:GLY:HA3	2.00	0.43
3:U:17:THR:CG2	3:U:18:SER:N	2.81	0.43
3:U:185:LYS:HG3	3:U:202:PHE:HE2	1.84	0.43
3:U:44:ALA:O	3:U:45:CYS:CB	2.67	0.43
3:U:465:HIS:CD2	3:U:465:HIS:O	2.72	0.43
3:U:719:HIS:HB2	3:U:720:PRO:CD	2.44	0.43
4:V:234:LEU:CD2	4:V:234:LEU:N	2.80	0.43
4:V:249:ARG:O	4:V:250:LYS:C	2.57	0.43
4:V:224:ILE:HD13	5:W:112:ASN:CA	2.48	0.43
6:X:127:VAL:C	6:X:129:SER:H	2.22	0.43
7:Y:99:ILE:O	7:Y:99:ILE:HG23	2.19	0.43
8:Z:13:TRP:CH2	8:Z:71:ASP:HA	2.53	0.43
8:Z:52:THR:CB	8:Z:54:ILE:HG22	2.48	0.43
1:1:202:LYS:N	1:1:203:PRO:CD	2.82	0.43
1:1:337:MET:HB2	1:1:420:GLN:NE2	2.34	0.43
1:1:58:LYS:HA	1:1:73:GLY:HA3	2.01	0.43
3:3:36:GLU:O	3:3:37:LYS:C	2.54	0.43
3:3:54:LEU:O	3:3:54:LEU:HD13	2.19	0.43
5:5:25:LEU:HD23	5:5:25:LEU:N	2.24	0.43
8:7:115:PHE:O	8:7:118:LEU:HB3	2.19	0.43
7:9:58:LEU:O	7:9:61:ALA:N	2.52	0.43
7:9:99:ILE:HG23	7:9:99:ILE:O	2.18	0.43
1:A:332:PRO:HD2	2:B:90:LEU:HD23	2.00	0.43
3:C:274:LEU:O	3:C:302:ASP:OD2	2.37	0.43
3:C:588:SER:O	3:C:589:HIS:ND1	2.52	0.43
3:C:591:HIS:CE1	3:C:593:LEU:HD23	2.54	0.43
4:D:123:LEU:HD12	4:D:123:LEU:HA	1.93	0.43
4:D:366:TYR:CZ	5:E:148:LYS:HE3	2.54	0.43
5:E:76:SER:OG	5:E:83:GLY:HA2	2.19	0.43
1:J:18:TYR:N	1:J:18:TYR:CD1	2.87	0.43
1:J:97:GLU:O	1:J:100:SER:HB3	2.18	0.43
2:K:101:THR:O	2:K:105:GLY:N	2.42	0.43
2:K:42:ARG:HB3	2:K:44:GLU:OE1	2.18	0.43
2:K:67:TYR:N	2:K:67:TYR:CD1	2.86	0.43
3:L:185:LYS:HG3	3:L:202:PHE:HE2	1.84	0.43

Continued on next page...

Continued from previous page...

Atom-1	Atom-2	Interatomic distance (Å)	Clash overlap (Å)
3:L:305:ARG:HH12	3:L:609:GLU:CD	2.22	0.43
3:L:36:GLU:HB3	3:L:39:LEU:HD12	2.01	0.43
3:L:440:ARG:HH11	3:L:440:ARG:HG2	1.84	0.43
3:L:541:ALA:O	3:L:545:GLU:HG3	2.19	0.43
3:L:621:VAL:HG23	3:L:621:VAL:O	2.17	0.43
3:L:755:LYS:O	3:L:757:HIS:CE1	2.72	0.43
3:L:19:VAL:HG22	3:L:91:MET:HE1	2.01	0.43
4:M:42:ARG:H	4:M:42:ARG:HD3	1.84	0.43
5:N:147:ARG:NH1	5:N:149:ASP:OD1	2.51	0.43
5:N:50:ALA:HB3	5:N:114:LEU:CD1	2.29	0.43
1:S:18:TYR:N	1:S:18:TYR:CD1	2.87	0.43
3:U:31:PRO:HG3	3:U:137:TYR:CD1	2.54	0.43
3:U:17:THR:HG22	3:U:18:SER:N	2.33	0.43
3:U:272:GLY:HA2	3:U:628:PRO:O	2.19	0.43
3:U:341:VAL:CB	3:U:364:LEU:HD21	2.47	0.43
3:U:497:TRP:CE2	3:U:523:LEU:HD11	2.54	0.43
3:U:511:VAL:HG22	3:U:520:ARG:NH1	2.34	0.43
3:U:714:ALA:HA	3:U:752:ASP:CG	2.39	0.43
3:U:54:LEU:C	3:U:73:ILE:HG22	2.38	0.43
4:V:103:LYS:HE3	5:W:22:LEU:HB3	2.01	0.43
4:V:84:ARG:HD3	6:X:117:MET:HE3	2.01	0.43
6:X:89:ALA:HB3	6:X:90:PRO:CD	2.49	0.43
5:W:157:THR:HG21	7:Y:66:TYR:HB2	2.01	0.43
1:1:233:ARG:O	1:1:234:GLY:C	2.57	0.43
2:2:46:ILE:HG23	2:2:60:VAL:HG12	2.00	0.43
3:3:650:VAL:CG1	3:3:651:ARG:H	2.29	0.43
4:4:350:ARG:HG3	4:4:350:ARG:HH11	1.83	0.43
5:5:132:LEU:HD23	5:5:135:ILE:CG2	2.48	0.43
1:A:110:VAL:HG23	1:A:110:VAL:O	2.17	0.43
1:A:189:MET:HE1	1:A:206:PRO:HB3	2.00	0.43
1:A:288:GLN:NE2	1:A:333:GLU:HA	2.34	0.43
1:A:338:VAL:O	1:A:342:TRP:HB2	2.19	0.43
2:B:91:ALA:HB1	2:B:132:PRO:HD3	2.01	0.43
3:C:244:ALA:HB3	3:C:249:MET:HE1	1.98	0.43
3:C:287:GLU:C	3:C:288:ILE:HG22	2.39	0.43
3:C:368:HIS:O	3:C:368:HIS:ND1	2.51	0.43
3:C:621:VAL:HG23	3:C:621:VAL:O	2.19	0.43
4:D:138:LEU:O	4:D:140:LEU:N	2.51	0.43
4:D:381:LEU:HD11	4:D:397:ILE:CG1	2.47	0.43
4:D:70:MET:C	4:D:72:HIS:N	2.73	0.43
5:E:48:PHE:CD2	5:E:113:PHE:CE2	3.06	0.43

Continued on next page...

Continued from previous page...

Atom-1	Atom-2	Interatomic distance (Å)	Clash overlap (Å)
6:F:83:ARG:HD3	6:F:111:CYS:SG	2.59	0.43
6:F:31:GLY:C	6:F:33:SER:N	2.72	0.43
8:H:16:LEU:HG	8:H:82:ILE:HD11	2.00	0.43
1:J:95:GLU:OE1	1:J:101:PHE:HA	2.19	0.43
1:J:303:THR:O	1:J:306:VAL:HG23	2.19	0.43
3:L:222:PHE:CD1	3:L:411:LEU:HD11	2.54	0.43
3:L:516:VAL:O	3:L:519:GLU:HG2	2.19	0.43
3:L:527:ARG:O	3:L:530:ALA:HB2	2.19	0.43
3:L:402:PRO:HB3	3:L:535:MET:HE3	2.00	0.43
3:L:627:ALA:O	3:L:629:ILE:N	2.44	0.43
4:M:244:VAL:HG12	4:M:246:TYR:H	1.84	0.43
4:M:342:VAL:HG21	5:N:22:LEU:HD12	2.01	0.43
5:N:67:ARG:HD3	5:N:68:PHE:CE1	2.54	0.43
5:N:47:ASN:ND2	5:N:77:LEU:N	2.67	0.43
6:O:137:VAL:HG13	6:O:137:VAL:O	2.18	0.43
1:S:125:ILE:O	1:S:126:ARG:HB2	2.18	0.43
1:S:253:GLN:O	1:S:328:VAL:N	2.49	0.43
3:U:166:LYS:HG3	3:U:178:ARG:CG	2.47	0.43
3:U:383:PRO:HA	3:U:384:PRO:HD3	1.93	0.43
3:U:38:HIS:NE2	3:U:287:GLU:CG	2.82	0.43
4:V:256:GLY:C	4:V:257:TYR:HD1	2.22	0.43
4:V:74:THR:HB	4:V:77:GLN:H	1.84	0.43
7:Y:67:ALA:O	7:Y:93:ILE:HA	2.19	0.43
3:U:208:HIS:HB3	8:Z:85:ARG:NH2	2.33	0.43
1:1:101:PHE:CD1	1:1:101:PHE:N	2.87	0.42
1:1:248:GLY:O	1:1:268:MET:HB2	2.19	0.42
3:3:118:ASP:O	3:3:121:THR:N	2.52	0.42
3:3:220:SER:C	3:3:221:GLY:O	2.57	0.42
3:3:534:ALA:O	3:3:617:LEU:HD12	2.19	0.42
4:4:199:HIS:ND1	4:4:200:ARG:N	2.66	0.42
4:4:227:GLU:HG2	4:4:228:VAL:N	2.34	0.42
4:4:310:THR:CG2	4:4:311:PRO:N	2.81	0.42
3:3:154:TYR:O	4:4:321:MET:HB2	2.18	0.42
4:4:46:THR:O	4:4:46:THR:HG22	2.19	0.42
6:6:118:PHE:HB3	6:6:120:ASN:OD1	2.19	0.42
6:6:39:ALA:HB2	6:6:75:ALA:HB1	2.01	0.42
7:9:104:CYS:O	7:9:105:GLU:C	2.54	0.42
1:A:353:CYS:SG	1:A:354:GLY:N	2.92	0.42
3:C:243:ARG:CD	3:C:275:LEU:HD12	2.40	0.42
3:C:719:HIS:HB2	3:C:720:PRO:CD	2.46	0.42
4:D:249:ARG:NH1	4:D:249:ARG:CB	2.58	0.42

Continued on next page...

Continued from previous page...

Atom-1	Atom-2	Interatomic distance (Å)	Clash overlap (Å)
5:E:130:PRO:HG2	5:E:131:ASP:N	2.27	0.42
7:G:140:VAL:HG22	7:G:141:VAL:H	1.83	0.42
7:G:43:LEU:HD23	7:G:113:ILE:HD12	2.01	0.42
8:H:75:ARG:HA	8:H:80:LYS:NZ	2.34	0.42
1:J:312:SER:O	1:J:314:GLU:N	2.50	0.42
2:K:122:VAL:HG12	2:K:123:GLU:H	1.84	0.42
3:L:189:ARG:HG3	3:L:193:GLU:OE2	2.19	0.42
3:L:285:VAL:CG1	3:L:286:ASN:N	2.67	0.42
3:L:417:VAL:HG12	3:L:417:VAL:O	2.18	0.42
3:L:513:GLN:O	3:L:516:VAL:N	2.36	0.42
3:L:564:LEU:HA	3:L:564:LEU:HD12	1.87	0.42
4:M:205:GLU:C	4:M:207:LEU:N	2.72	0.42
4:M:330:HIS:C	4:M:330:HIS:HD1	2.22	0.42
5:N:116:ARG:CG	5:N:116:ARG:NH1	2.81	0.42
7:P:162:VAL:HA	7:P:176:PRO:HG2	2.01	0.42
1:S:260:ARG:HG2	1:S:280:ALA:O	2.18	0.42
1:S:29:LEU:HD22	1:S:33:LEU:CD1	2.49	0.42
3:U:188:VAL:HG23	3:U:189:ARG:N	2.34	0.42
3:U:586:HIS:HE1	3:U:637:ALA:CA	2.32	0.42
4:V:155:THR:HG22	4:V:193:LEU:HD12	1.99	0.42
5:W:36:GLU:O	5:W:39:ALA:HB3	2.18	0.42
7:Y:178:GLU:O	7:Y:179:GLY:C	2.57	0.42
7:Y:43:LEU:HD23	7:Y:113:ILE:HD12	2.00	0.42
7:Y:45:ARG:HH21	7:Y:137:LEU:CD2	2.26	0.42
1:1:162:LEU:C	1:1:163:PHE:CD1	2.92	0.42
1:1:338:VAL:O	1:1:342:TRP:HB2	2.19	0.42
2:2:134:ILE:HG13	2:2:145:VAL:HG21	2.01	0.42
3:3:263:CYS:HA	3:3:286:ASN:CB	2.48	0.42
3:3:474:ARG:NH1	3:3:515:THR:HG21	2.34	0.42
3:3:476:ILE:N	3:3:476:ILE:CD1	2.82	0.42
5:5:2:ARG:O	5:5:5:ARG:N	2.52	0.42
1:A:407:VAL:HG23	1:A:408:TRP:N	2.34	0.42
2:B:83:CYS:SG	2:B:124:CYS:HA	2.59	0.42
3:C:113:LEU:O	3:C:161:ARG:NH1	2.51	0.42
3:C:19:VAL:HG22	3:C:91:MET:HE1	2.01	0.42
3:C:398:VAL:HB	3:C:450:LEU:CD2	2.48	0.42
4:D:252:TYR:CB	4:D:253:PRO:CD	2.90	0.42
4:D:383:TYR:HA	4:D:386:LYS:HB2	2.00	0.42
5:E:59:THR:CG2	5:E:59:THR:O	2.64	0.42
7:G:38:HIS:HD2	7:G:100:PHE:O	2.02	0.42
8:H:15:GLU:O	8:H:18:SER:HB3	2.19	0.42

Continued on next page...

Continued from previous page...

Atom-1	Atom-2	Interatomic distance (Å)	Clash overlap (Å)
1:J:287:ILE:HG22	1:J:302:PHE:HB2	2.00	0.42
2:K:112:THR:HG22	2:K:116:LEU:H	1.83	0.42
2:K:57:PRO:HB2	3:L:214:MET:HB3	2.00	0.42
3:L:2:VAL:CG1	3:L:3:ARG:N	2.82	0.42
3:L:754:PRO:HD2	3:L:757:HIS:CE1	2.51	0.42
4:M:152:GLU:OE2	4:M:200:ARG:HD3	2.19	0.42
4:M:225:PRO:HG2	4:M:239:LEU:N	2.34	0.42
4:M:230:ILE:C	4:M:232:LEU:N	2.72	0.42
4:M:312:PRO:O	4:M:313:PRO:C	2.57	0.42
4:M:396:ILE:CG2	4:M:397:ILE:N	2.82	0.42
4:M:408:ASP:O	4:M:409:ARG:OXT	2.37	0.42
7:P:162:VAL:HG12	7:P:176:PRO:HB2	2.01	0.42
11:Q:500:FMN:H9	11:Q:500:FMN:O2'	2.19	0.42
8:Q:69:LEU:O	8:Q:84:LEU:HA	2.20	0.42
1:S:248:GLY:O	1:S:268:MET:HB2	2.19	0.42
3:U:341:VAL:HB	3:U:364:LEU:CD2	2.47	0.42
3:U:112:LEU:HD22	4:V:322:GLU:HG3	2.02	0.42
4:V:360:ASP:HB3	4:V:366:TYR:HB2	2.00	0.42
6:X:106:ILE:HD11	6:X:154:LEU:HD22	2.01	0.42
6:X:163:TYR:CE1	7:Y:152:ARG:CZ	3.02	0.42
6:X:31:GLY:C	6:X:33:SER:N	2.73	0.42
8:Z:61:ASP:OD1	8:Z:63:LEU:N	2.52	0.42
1:1:10:ASP:C	1:1:267:PRO:HG3	2.39	0.42
1:1:258:VAL:HG21	1:1:280:ALA:HB1	2.00	0.42
1:1:11:PRO:HD3	1:1:270:THR:HA	2.01	0.42
2:2:85:THR:HG22	2:2:86:LEU:N	2.33	0.42
3:3:574:GLU:HB2	3:3:593:LEU:HD11	2.00	0.42
3:3:627:ALA:C	3:3:629:ILE:H	2.20	0.42
3:3:703:GLN:O	3:3:705:VAL:N	2.51	0.42
4:4:138:LEU:HD11	4:4:146:PHE:CD2	2.55	0.42
4:4:212:PRO:O	4:4:214:PHE:N	2.52	0.42
4:4:70:MET:C	4:4:72:HIS:N	2.72	0.42
5:5:117:GLU:O	5:5:121:LEU:HD13	2.19	0.42
7:9:169:GLU:CD	7:9:169:GLU:H	2.22	0.42
3:C:171:SER:O	3:C:172:PRO:C	2.56	0.42
3:C:18:SER:HB3	3:C:21:ASP:OD1	2.18	0.42
3:C:483:ASP:O	3:C:484:LYS:HG2	2.19	0.42
4:D:118:VAL:HG23	4:D:119:ILE:N	2.34	0.42
4:D:281:ARG:HH11	4:D:281:ARG:HG3	1.83	0.42
4:D:290:ILE:O	4:D:294:LEU:HB2	2.19	0.42
6:F:110:ALA:O	6:F:111:CYS:C	2.56	0.42

Continued on next page...

Continued from previous page...

Atom-1	Atom-2	Interatomic distance (Å)	Clash overlap (Å)
6:F:159:ARG:CB	6:F:161:GLN:HG3	2.49	0.42
4:D:61:TYR:O	6:F:85:SER:HB3	2.19	0.42
6:F:93:ARG:O	6:F:96:TRP:N	2.48	0.42
3:C:241:ARG:HD3	7:G:74:GLU:OE1	2.19	0.42
1:J:106:ILE:O	1:J:110:VAL:HG22	2.19	0.42
1:J:63:ARG:NH1	1:J:313:TYR:HB2	2.33	0.42
3:L:161:ARG:HG2	3:L:161:ARG:NH1	2.33	0.42
3:L:300:TRP:H	3:L:300:TRP:HD1	1.60	0.42
4:M:224:ILE:HB	4:M:237:GLY:O	2.18	0.42
4:M:64:THR:HB	4:M:66:PHE:CD1	2.54	0.42
4:M:70:MET:O	4:M:72:HIS:N	2.52	0.42
5:N:184:TYR:O	5:N:185:LYS:HG3	2.19	0.42
1:S:211:LEU:HG	1:S:212:TRP:CE3	2.54	0.42
3:U:263:CYS:HA	3:U:286:ASN:CB	2.46	0.42
3:U:290:ILE:CG2	3:U:295:ARG:HB2	2.49	0.42
4:V:230:ILE:C	4:V:232:LEU:H	2.20	0.42
5:W:50:ALA:HB3	5:W:114:LEU:CD1	2.32	0.42
4:V:240:ARG:HH11	5:W:78:PRO:HD2	1.84	0.42
6:X:159:ARG:CB	6:X:161:GLN:HG3	2.49	0.42
1:1:170:ASP:O	1:1:171:LEU:HD12	2.19	0.42
1:1:271:THR:OG1	1:1:273:ARG:HB3	2.19	0.42
1:1:246:SER:OG	1:1:312:SER:HB2	2.19	0.42
1:1:367:MET:HA	1:1:370:LEU:HD23	2.01	0.42
1:1:195:LEU:HA	2:2:24:ARG:NH2	2.33	0.42
1:1:343:ASN:ND2	2:2:89:LYS:HD2	2.35	0.42
3:3:169:PRO:CD	3:3:176:LEU:HD13	2.49	0.42
3:3:229:ILE:HD11	3:3:289:TRP:HZ3	1.83	0.42
3:3:274:LEU:O	3:3:302:ASP:OD2	2.38	0.42
3:3:724:ARG:N	3:3:724:ARG:CD	2.78	0.42
4:4:234:LEU:HD13	4:4:352:GLU:HB3	2.00	0.42
6:6:148:ILE:C	6:6:150:ALA:N	2.72	0.42
6:6:164:ASN:O	7:9:148:ARG:CD	2.66	0.42
6:6:43:LEU:CD1	6:6:83:ARG:O	2.67	0.42
6:6:43:LEU:HB2	6:6:82:GLY:HA3	2.01	0.42
7:9:29:ALA:HA	7:9:30:PRO:HD2	1.88	0.42
3:3:241:ARG:HH11	7:9:74:GLU:CD	2.23	0.42
1:A:181:ILE:HG23	1:A:182:CYS:N	2.35	0.42
1:A:272:PHE:CE1	1:A:311:MET:HG2	2.54	0.42
3:C:174:VAL:HG13	3:C:239:THR:HB	2.01	0.42
4:D:238:SER:N	5:E:112:ASN:OD1	2.52	0.42
4:D:310:THR:CG2	4:D:311:PRO:N	2.81	0.42

Continued on next page...

Continued from previous page...

Atom-1	Atom-2	Interatomic distance (Å)	Clash overlap (Å)
4:D:350:ARG:HD3	4:D:401:ASP:O	2.19	0.42
5:E:114:LEU:HD12	5:E:114:LEU:N	2.35	0.42
6:F:33:SER:HA	6:F:158:VAL:HG21	2.00	0.42
8:H:50:LEU:HA	8:H:51:PRO:HD3	1.94	0.42
1:J:27:TRP:C	1:J:27:TRP:CD1	2.92	0.42
1:J:363:VAL:HA	1:J:367:MET:HB2	2.00	0.42
2:K:163:LEU:HA	2:K:166:ILE:CD1	2.49	0.42
2:K:24:ARG:HH12	2:K:59:GLU:HB3	1.84	0.42
3:L:295:ARG:HD2	3:L:296:PHE:CZ	2.54	0.42
3:L:434:ASP:O	3:L:436:GLN:N	2.52	0.42
6:O:43:LEU:HB2	6:O:82:GLY:HA3	2.01	0.42
8:Q:75:ARG:C	8:Q:80:LYS:HZ1	2.22	0.42
8:Q:81:ARG:O	8:Q:81:ARG:HD3	2.20	0.42
8:Q:86:LEU:HD12	8:Q:91:ILE:HG21	2.01	0.42
2:T:123:GLU:O	2:T:124:CYS:C	2.58	0.42
3:U:376:ALA:H	3:U:512:LEU:CD1	2.24	0.42
3:U:46:ARG:CG	3:U:46:ARG:NH1	2.82	0.42
3:U:621:VAL:CG2	3:U:671:GLU:O	2.66	0.42
4:V:367:ARG:NH1	4:V:369:LYS:HB2	2.34	0.42
5:W:134:LYS:O	5:W:134:LYS:HG3	2.19	0.42
5:W:25:LEU:HD23	5:W:25:LEU:N	2.23	0.42
5:W:32:GLU:O	5:W:34:PHE:N	2.51	0.42
5:W:3:LEU:HD12	5:W:86:SER:OG	2.18	0.42
6:X:114:SER:HB2	7:Y:97:ARG:CD	2.37	0.42
7:Y:29:ALA:HA	7:Y:30:PRO:HD2	1.85	0.42
1:1:108:GLU:HA	1:1:144:ARG:HG3	2.01	0.42
4:4:120:LEU:CD1	4:4:160:PHE:HE1	2.30	0.42
4:4:90:SER:O	4:4:92:ALA:N	2.52	0.42
5:5:32:GLU:O	5:5:34:PHE:N	2.49	0.42
5:5:46:PHE:O	5:5:47:ASN:C	2.58	0.42
6:6:132:PRO:HB2	6:6:174:ALA:HB1	2.02	0.42
8:7:16:LEU:HD21	8:7:115:PHE:CE1	2.54	0.42
1:A:252:TYR:HD2	1:A:266:LEU:HB2	1.84	0.42
1:A:325:THR:O	1:A:327:GLY:N	2.52	0.42
2:B:10:PHE:O	2:B:11:LEU:C	2.56	0.42
3:C:325:ALA:O	3:C:329:LEU:HB2	2.19	0.42
4:D:316:LEU:C	4:D:318:GLU:N	2.71	0.42
4:D:82:THR:N	4:D:83:PRO:CD	2.83	0.42
5:E:137:THR:HG23	5:E:139:GLU:CD	2.40	0.42
1:J:219:ASN:HA	11:Q:500:FMN:O3P	2.20	0.42
2:K:85:THR:CG2	2:K:86:LEU:N	2.81	0.42

Continued on next page...

Continued from previous page...

Atom-1	Atom-2	Interatomic distance (Å)	Clash overlap (Å)
3:L:173:PHE:C	3:L:173:PHE:CD1	2.93	0.42
3:L:403:THR:O	3:L:403:THR:HG22	2.19	0.42
4:M:109:VAL:HA	4:M:110:PRO:HD3	1.89	0.42
4:M:148:TYR:O	4:M:149:ALA:C	2.56	0.42
5:N:42:LYS:C	5:N:45:GLY:CA	2.88	0.42
6:O:142:PRO:O	6:O:143:ARG:C	2.57	0.42
6:O:156:LYS:HA	6:O:159:ARG:HD2	2.01	0.42
1:S:63:ARG:NH1	1:S:313:TYR:CB	2.81	0.42
3:U:559:ASP:OD2	3:U:688:ARG:CZ	2.67	0.42
3:U:305:ARG:HG3	3:U:588:SER:O	2.20	0.42
4:V:217:ARG:HD3	4:V:217:ARG:HA	1.84	0.42
4:V:312:PRO:O	4:V:313:PRO:C	2.56	0.42
5:W:154:GLU:CB	6:X:119:ASN:HB3	2.49	0.42
6:X:39:ALA:HB2	6:X:75:ALA:HB1	2.00	0.42
6:X:41:PHE:CE2	6:X:92:MET:HB2	2.53	0.42
1:1:184:GLU:OE1	1:1:186:THR:N	2.53	0.42
2:2:79:HIS:H	2:2:137:ASN:HB3	1.84	0.42
3:3:290:ILE:CG2	3:3:295:ARG:HB2	2.49	0.42
3:3:651:ARG:H	3:3:651:ARG:HD2	1.83	0.42
1:A:402:LEU:O	1:A:405:ALA:HB3	2.19	0.42
3:C:177:ASP:CB	3:C:235:LEU:H	2.32	0.42
3:C:32:LEU:O	3:C:33:PHE:CD1	2.73	0.42
3:C:632:GLY:O	3:C:633:GLU:C	2.57	0.42
5:E:95:PRO:HB2	5:E:98:ASP:HB3	2.01	0.42
6:F:163:TYR:HB3	6:F:170:LEU:H	1.85	0.42
1:J:185:GLU:HB2	1:J:218:ILE:CD1	2.42	0.42
1:J:290:ILE:HG22	1:J:330:LEU:HD23	2.02	0.42
1:J:38:TYR:HA	1:J:116:GLU:OE1	2.19	0.42
3:L:405:GLU:HB2	3:L:535:MET:SD	2.60	0.42
1:S:341:MET:O	1:S:342:TRP:C	2.57	0.42
1:S:436:LEU:HD23	2:T:90:LEU:CA	2.46	0.42
3:U:133:ARG:CZ	5:W:185:LYS:HE3	2.50	0.42
3:U:245:ARG:HD2	3:U:245:ARG:HA	1.48	0.42
3:U:669:VAL:CG1	3:U:669:VAL:O	2.68	0.42
4:V:350:ARG:HG3	4:V:350:ARG:HH11	1.84	0.42
5:W:48:PHE:O	5:W:50:ALA:N	2.53	0.42
5:W:6:VAL:O	5:W:9:GLU:HB3	2.18	0.42
6:X:165:GLU:OE1	6:X:165:GLU:C	2.58	0.42
1:1:293:GLY:O	1:1:324:GLY:O	2.36	0.42
1:1:380:GLU:O	1:1:381:GLU:C	2.57	0.42
3:3:173:PHE:C	3:3:173:PHE:CD1	2.93	0.42

Continued on next page...

Continued from previous page...

Atom-1	Atom-2	Interatomic distance (Å)	Clash overlap (Å)
3:3:285:VAL:CG1	3:3:286:ASN:H	2.02	0.42
3:3:368:HIS:O	3:3:368:HIS:ND1	2.50	0.42
3:3:378:PRO:HA	3:3:545:GLU:OE2	2.19	0.42
3:3:75:TRP:HA	3:3:75:TRP:HE3	1.83	0.42
3:3:93:VAL:HG12	3:3:93:VAL:O	2.20	0.42
5:5:59:THR:CG2	5:5:59:THR:O	2.64	0.42
5:5:26:TRP:CZ3	5:5:91:ARG:NE	2.88	0.42
8:7:86:LEU:HD12	8:7:91:ILE:HG21	2.01	0.42
1:A:350:HIS:ND1	1:A:350:HIS:C	2.73	0.42
3:C:106:GLY:O	3:C:109:GLU:HB3	2.20	0.42
3:C:20:MET:HE3	3:C:432:PHE:HB3	2.01	0.42
3:C:33:PHE:CB	3:C:45:CYS:SG	3.07	0.42
3:C:591:HIS:ND1	3:C:592:PRO:HD2	2.35	0.42
4:D:271:ASP:O	4:D:275:ARG:HG3	2.20	0.42
4:D:339:LYS:HB2	4:D:339:LYS:HE3	1.79	0.42
4:D:352:GLU:O	4:D:371:ARG:NE	2.52	0.42
5:E:16:PRO:O	5:E:17:ILE:HD13	2.20	0.42
2:B:61:MET:HE1	8:H:128:PHE:HZ	1.84	0.42
1:J:101:PHE:CE1	1:J:253:GLN:HB2	2.55	0.42
1:J:252:TYR:HB3	1:J:275:LEU:CD1	2.46	0.42
1:J:424:LEU:HD12	1:J:424:LEU:H	1.84	0.42
3:L:161:ARG:HG2	3:L:161:ARG:HH11	1.83	0.42
3:L:534:ALA:O	3:L:617:LEU:HD12	2.19	0.42
3:L:7:ASN:ND2	3:L:96:LEU:CD1	2.76	0.42
4:M:234:LEU:N	4:M:234:LEU:CD2	2.83	0.42
5:N:15:TYR:CE1	5:N:30:PRO:HD2	2.54	0.42
5:N:40:HIS:C	5:N:42:LYS:N	2.73	0.42
6:O:33:SER:HA	6:O:158:VAL:HG21	2.01	0.42
7:P:104:CYS:O	7:P:105:GLU:C	2.58	0.42
7:P:153:THR:HG22	7:P:155:LYS:CB	2.49	0.42
1:S:11:PRO:HA	1:S:267:PRO:HG3	2.01	0.42
3:U:47:MET:SD	3:U:107:MET:HB3	2.60	0.42
2:T:66:PHE:CD1	3:U:205:ARG:HD3	2.55	0.42
3:U:660:ALA:O	3:U:663:ALA:HB3	2.20	0.42
3:U:726:GLU:O	3:U:727:ALA:HB3	2.20	0.42
4:V:230:ILE:HG21	4:V:239:LEU:CB	2.39	0.42
5:W:104:VAL:O	5:W:106:ASP:N	2.52	0.42
5:W:132:LEU:HD23	5:W:135:ILE:CG2	2.48	0.42
5:W:136:LEU:HD13	5:W:138:PRO:HG3	2.02	0.42
5:W:66:GLU:CG	5:W:95:PRO:HA	2.50	0.42
6:X:43:LEU:HB2	6:X:82:GLY:HA3	2.01	0.42

Continued on next page...

Continued from previous page...

Atom-1	Atom-2	Interatomic distance (Å)	Clash overlap (Å)
8:Z:37:PHE:HB3	8:Z:39:ASP:HB3	2.02	0.42
1:1:181:ILE:O	1:1:183:GLY:N	2.53	0.42
2:2:153:LEU:HD21	2:2:163:LEU:CD1	2.50	0.42
3:3:116:PRO:O	3:3:117:LEU:CB	2.67	0.42
3:3:20:MET:HA	3:3:82:SER:OG	2.20	0.42
3:3:254:THR:OG1	3:3:255:THR:N	2.51	0.42
3:3:287:GLU:OE2	3:3:412:ARG:NH1	2.53	0.42
3:3:470:PRO:HG3	3:3:750:ARG:NH2	2.34	0.42
3:3:344:TYR:CD1	3:3:568:TYR:CE1	3.08	0.42
3:3:5:LYS:O	3:3:92:VAL:HA	2.19	0.42
3:3:724:ARG:HE	3:3:724:ARG:HB3	1.51	0.42
4:4:109:VAL:HA	4:4:110:PRO:HD3	1.88	0.42
4:4:249:ARG:O	4:4:250:LYS:C	2.58	0.42
4:4:310:THR:HG22	4:4:311:PRO:O	2.20	0.42
4:4:381:LEU:HD11	4:4:397:ILE:CG1	2.47	0.42
4:4:74:THR:HB	4:4:77:GLN:H	1.84	0.42
5:5:139:GLU:O	5:5:140:ASP:HB2	2.20	0.42
8:7:38:PRO:O	8:7:40:PHE:N	2.53	0.42
7:9:53:CYS:HB2	7:9:112:ALA:CB	2.50	0.42
7:9:118:ASP:HA	7:9:161:TYR:HE2	1.83	0.42
1:A:184:GLU:HB3	1:A:187:ALA:CB	2.50	0.42
1:A:92:ASN:HD21	1:A:94:ASP:HB3	1.85	0.42
3:C:290:ILE:HG22	3:C:291:CYS:O	2.19	0.42
3:C:305:ARG:HG3	3:C:588:SER:O	2.19	0.42
3:C:428:HIS:CD2	3:C:428:HIS:N	2.87	0.42
3:C:474:ARG:NH1	3:C:515:THR:HG21	2.35	0.42
3:C:634:ALA:O	3:C:635:GLU:O	2.37	0.42
3:C:357:ALA:HB2	3:C:641:LEU:HD11	2.01	0.42
3:C:753:VAL:HA	3:C:754:PRO:HD3	1.89	0.42
4:D:221:VAL:HA	4:D:271:ASP:CB	2.50	0.42
4:D:227:GLU:HG2	4:D:228:VAL:N	2.34	0.42
4:D:228:VAL:CG2	4:D:278:VAL:HG21	2.50	0.42
5:E:131:ASP:O	5:E:132:LEU:HB2	2.20	0.42
5:E:64:ARG:HB3	5:E:65:PRO:CD	2.50	0.42
7:G:63:CYS:HA	9:G:183:SF4:S2	2.60	0.42
2:K:133:VAL:CG1	2:K:134:ILE:N	2.82	0.42
2:K:40:TRP:CZ3	2:K:42:ARG:CA	3.01	0.42
3:L:13:VAL:CG2	3:L:14:PRO:HD2	2.50	0.42
3:L:169:PRO:N	3:L:176:LEU:HD13	2.35	0.42
3:L:174:VAL:HG13	3:L:239:THR:HB	2.00	0.42
4:M:84:ARG:HD3	6:O:117:MET:CE	2.49	0.42

Continued on next page...

Continued from previous page...

Atom-1	Atom-2	Interatomic distance (Å)	Clash overlap (Å)
6:O:39:ALA:HB2	6:O:75:ALA:HB1	2.01	0.42
1:S:220:ASN:O	1:S:221:VAL:C	2.58	0.42
4:V:226:PRO:HD2	4:V:239:LEU:HD12	2.02	0.42
4:V:254:TYR:C	4:V:254:TYR:CD1	2.93	0.42
5:W:39:ALA:O	5:W:42:LYS:HG2	2.19	0.42
8:Z:48:TYR:CE1	8:Z:50:LEU:HB3	2.54	0.42
8:Z:68:LEU:HD13	8:Z:69:LEU:N	2.35	0.42
1:1:298:PRO:HD2	1:1:321:SER:OG	2.20	0.42
1:1:420:GLN:O	1:1:424:LEU:HD13	2.20	0.42
1:1:63:ARG:NH1	1:1:313:TYR:HB2	2.35	0.42
1:1:92:ASN:HD21	1:1:94:ASP:HB3	1.85	0.42
3:3:279:ALA:HB2	3:3:290:ILE:HG12	2.00	0.42
4:4:148:TYR:O	4:4:151:ARG:N	2.53	0.42
4:4:197:LEU:N	4:4:198:PRO:CD	2.83	0.42
4:4:213:ILE:HG23	4:4:215:TYR:CE2	2.55	0.42
4:4:389:GLN:HA	4:4:389:GLN:NE2	2.35	0.42
5:5:184:TYR:O	5:5:185:LYS:HG3	2.20	0.42
5:5:31:ARG:CG	5:5:31:ARG:HH11	2.33	0.42
6:6:130:VAL:CG2	6:6:131:VAL:H	2.28	0.42
7:9:126:TYR:O	7:9:128:ASP:N	2.53	0.42
2:B:116:LEU:HG	2:B:117:PHE:CE2	2.55	0.42
3:C:174:VAL:HB	3:C:175:ILE:HG13	2.01	0.42
3:C:37:LYS:HE3	3:C:432:PHE:HE1	1.85	0.42
3:C:640:VAL:O	3:C:641:LEU:C	2.57	0.42
4:D:91:PHE:CD2	4:D:121:ASN:HA	2.55	0.42
4:D:244:VAL:HG12	4:D:246:TYR:H	1.85	0.42
4:D:360:ASP:HB3	4:D:366:TYR:HB2	2.02	0.42
5:E:66:GLU:CG	5:E:95:PRO:HA	2.50	0.42
1:J:290:ILE:O	1:J:290:ILE:HG13	2.18	0.42
1:J:401:PRO:O	1:J:404:ASP:HB2	2.19	0.42
1:J:81:LYS:CG	1:J:82:ASP:N	2.79	0.42
3:L:428:HIS:N	3:L:428:HIS:CD2	2.87	0.42
3:L:591:HIS:ND1	3:L:592:PRO:HD2	2.34	0.42
3:L:20:MET:HA	3:L:82:SER:OG	2.20	0.42
4:M:173:ILE:CG2	4:M:173:ILE:O	2.66	0.42
4:M:238:SER:N	5:N:112:ASN:OD1	2.53	0.42
5:N:115:GLU:HB3	5:N:119:TYR:CZ	2.54	0.42
7:P:144:LYS:N	7:P:145:PRO:HD2	2.35	0.42
1:S:293:GLY:O	1:S:324:GLY:O	2.38	0.42
1:S:199:PRO:HG3	1:S:400:CYS:HB3	2.01	0.42
2:T:131:ALA:HB3	2:T:144:CYS:HA	2.02	0.42

Continued on next page...

Continued from previous page...

Atom-1	Atom-2	Interatomic distance (Å)	Clash overlap (Å)
3:U:218:LEU:N	3:U:219:PRO:CD	2.82	0.42
3:U:440:ARG:HG2	3:U:440:ARG:HH11	1.85	0.42
3:U:49:LEU:HA	3:U:80:ALA:O	2.19	0.42
4:V:221:VAL:HA	4:V:271:ASP:CG	2.40	0.42
4:V:358:VAL:HG12	4:V:366:TYR:HB3	2.01	0.42
4:V:47:LEU:N	4:V:47:LEU:HD12	2.33	0.42
5:W:131:ASP:O	5:W:132:LEU:HB2	2.20	0.42
5:W:174:LEU:CD2	5:W:180:GLY:HA2	2.50	0.42
6:X:148:ILE:HG22	6:X:149:TYR:N	2.35	0.42
3:3:185:LYS:HG2	3:3:188:VAL:HG22	2.02	0.42
3:3:340:GLU:CA	3:3:366:THR:HB	2.49	0.42
3:3:509:ALA:C	3:3:511:VAL:H	2.23	0.42
3:3:527:ARG:HB3	3:3:530:ALA:CB	2.47	0.42
4:4:173:ILE:CG2	4:4:173:ILE:O	2.67	0.42
4:4:316:LEU:C	4:4:318:GLU:H	2.22	0.42
4:4:375:PHE:CZ	5:5:116:ARG:HB3	2.55	0.42
4:4:82:THR:OG1	4:4:83:PRO:HD3	2.20	0.42
1:A:245:GLN:HB2	1:A:314:GLU:OE2	2.20	0.42
1:A:199:PRO:HG3	1:A:400:CYS:HB3	2.02	0.42
1:A:424:LEU:H	1:A:424:LEU:CD1	2.33	0.42
2:B:123:GLU:O	2:B:124:CYS:C	2.59	0.42
2:B:134:ILE:HG13	2:B:145:VAL:HG21	2.01	0.42
3:C:286:ASN:HD22	3:C:287:GLU:H	1.67	0.42
3:C:340:GLU:CA	3:C:366:THR:HB	2.50	0.42
5:E:3:LEU:HD22	5:E:44:MET:CE	2.50	0.42
5:E:52:ILE:HG13	5:E:53:VAL:N	2.33	0.42
6:F:114:SER:O	6:F:116:GLY:N	2.53	0.42
8:H:61:ASP:OD1	8:H:63:LEU:N	2.53	0.42
3:L:156:ARG:H	3:L:156:ARG:HG2	1.65	0.42
3:L:159:PHE:HE2	8:Q:79:LEU:HD22	1.85	0.42
3:L:36:GLU:OE2	3:L:229:ILE:HG23	2.20	0.42
3:L:408:ILE:HG23	3:L:408:ILE:O	2.19	0.42
3:L:533:LEU:HA	3:L:533:LEU:HD23	1.88	0.42
3:L:52:ILE:CG2	3:L:53:GLY:H	2.33	0.42
3:L:693:TYR:O	3:L:750:ARG:HB3	2.19	0.42
4:M:109:VAL:CG1	4:M:113:ALA:HB3	2.50	0.42
4:M:358:VAL:O	4:M:366:TYR:HB3	2.20	0.42
5:N:139:GLU:O	5:N:140:ASP:HB2	2.20	0.42
5:N:154:GLU:HB3	6:O:119:ASN:HB3	2.02	0.42
8:Q:23:TYR:HB2	8:Q:116:PHE:CE2	2.55	0.42
1:S:114:LEU:O	1:S:115:ILE:C	2.58	0.42

Continued on next page...

Continued from previous page...

Atom-1	Atom-2	Interatomic distance (Å)	Clash overlap (Å)
1:S:203:PRO:N	1:S:204:PRO:CD	2.82	0.42
2:T:31:LEU:HD22	2:T:49:ILE:HD13	2.00	0.42
3:U:389:ASP:O	3:U:392:GLN:N	2.51	0.42
3:U:632:GLY:O	3:U:633:GLU:C	2.58	0.42
3:U:374:ARG:NH2	3:U:684:ARG:CG	2.82	0.42
3:U:717:TRP:O	3:U:717:TRP:CD2	2.73	0.42
6:X:139:GLY:CA	6:X:142:PRO:HB3	2.34	0.42
6:X:144:PRO:O	6:X:147:LEU:N	2.53	0.42
1:1:110:VAL:O	1:1:110:VAL:HG23	2.20	0.41
1:1:384:VAL:O	1:1:385:GLU:C	2.58	0.41
1:1:438:ARG:CD	1:1:438:ARG:H	2.27	0.41
2:2:24:ARG:HA	2:2:53:VAL:HG13	2.01	0.41
3:3:318:VAL:HG13	3:3:319:GLU:OE2	2.20	0.41
4:4:108:VAL:O	4:4:108:VAL:HG23	2.19	0.41
4:4:343:TYR:HD2	4:4:356:TYR:HB2	1.85	0.41
5:5:49:LEU:HD22	5:5:77:LEU:CD2	2.50	0.41
6:6:110:ALA:O	6:6:113:SER:N	2.53	0.41
8:7:13:TRP:CE2	8:7:17:LEU:HD11	2.55	0.41
8:7:40:PHE:O	8:7:43:ARG:HB3	2.20	0.41
1:A:300:LEU:HA	1:A:301:PRO:HD3	1.88	0.41
2:B:24:ARG:HH12	2:B:59:GLU:HB3	1.85	0.41
3:C:609:GLU:OE2	3:C:631:ASN:HB3	2.20	0.41
3:C:586:HIS:HE1	3:C:637:ALA:HA	1.85	0.41
4:D:237:GLY:O	4:D:239:LEU:CG	2.67	0.41
6:F:160:GLY:C	6:F:162:ALA:N	2.73	0.41
7:G:119:PHE:C	7:G:119:PHE:CD1	2.93	0.41
8:H:17:LEU:O	8:H:18:SER:C	2.58	0.41
2:K:106:ILE:CD1	2:K:112:THR:HB	2.48	0.41
3:L:29:ASP:N	3:L:29:ASP:OD1	2.53	0.41
3:L:410:HIS:CG	3:L:458:LEU:HD21	2.55	0.41
4:M:396:ILE:HG23	4:M:397:ILE:N	2.35	0.41
5:N:119:TYR:O	5:N:120:ASP:C	2.58	0.41
5:N:49:LEU:HD22	5:N:77:LEU:CD2	2.50	0.41
8:Q:37:PHE:HD1	8:Q:37:PHE:H	1.68	0.41
8:Q:70:ALA:HA	8:Q:83:GLY:O	2.20	0.41
1:S:20:HIS:O	1:S:22:GLY:N	2.52	0.41
1:S:234:GLY:O	1:S:235:ALA:C	2.59	0.41
1:S:95:GLU:HA	11:Z:500:FMN:N3	2.28	0.41
2:T:7:LYS:HD2	2:T:7:LYS:N	2.32	0.41
3:U:428:HIS:CD2	3:U:428:HIS:N	2.88	0.41
4:V:339:LYS:HB2	4:V:339:LYS:HE3	1.84	0.41

Continued on next page...

Continued from previous page...

Atom-1	Atom-2	Interatomic distance (Å)	Clash overlap (Å)
4:V:82:THR:N	4:V:83:PRO:CD	2.82	0.41
5:W:31:ARG:CG	5:W:31:ARG:HH11	2.31	0.41
1:1:114:LEU:HD23	1:1:114:LEU:C	2.41	0.41
1:1:352:SER:OG	1:1:353:CYS:N	2.53	0.41
1:1:363:VAL:CG2	1:1:364:ALA:N	2.82	0.41
2:2:66:PHE:CD1	3:3:205:ARG:HD3	2.54	0.41
3:3:119:CYS:O	3:3:120:PRO:C	2.55	0.41
2:2:66:PHE:CE1	3:3:205:ARG:HD3	2.55	0.41
3:3:341:VAL:CG2	3:3:364:LEU:HD21	2.51	0.41
3:3:25:HIS:CE1	3:3:427:ASN:OD1	2.73	0.41
3:3:516:VAL:O	3:3:519:GLU:HG2	2.21	0.41
3:3:559:ASP:OD2	3:3:688:ARG:CZ	2.68	0.41
3:3:87:VAL:HA	3:3:91:MET:CE	2.51	0.41
4:4:281:ARG:NH1	4:4:281:ARG:HG3	2.34	0.41
5:5:114:LEU:N	5:5:114:LEU:HD12	2.35	0.41
8:7:52:THR:CB	8:7:54:ILE:HG22	2.48	0.41
8:7:91:ILE:O	8:7:91:ILE:HG22	2.20	0.41
1:A:264:TYR:CD2	1:A:279:TRP:HB3	2.55	0.41
2:B:130:THR:O	2:B:131:ALA:C	2.59	0.41
3:C:164:VAL:HB	3:C:165:ASP:H	1.63	0.41
3:C:286:ASN:HD21	3:C:289:TRP:H	1.69	0.41
4:D:144:THR:N	4:D:145:PRO:CD	2.84	0.41
4:D:207:LEU:HA	4:D:207:LEU:HD23	1.90	0.41
4:D:285:GLU:HA	4:D:288:LYS:HD3	2.02	0.41
4:D:50:GLU:O	4:D:51:GLU:OE2	2.39	0.41
4:D:82:THR:OG1	4:D:83:PRO:HD3	2.20	0.41
5:E:132:LEU:O	5:E:133:ARG:C	2.58	0.41
4:D:168:PHE:CE1	6:F:141:PRO:HG3	2.56	0.41
8:H:72:VAL:CG2	8:H:73:SER:N	2.83	0.41
1:J:110:VAL:O	1:J:113:LEU:HB3	2.20	0.41
3:L:106:GLY:O	3:L:109:GLU:HB3	2.19	0.41
3:L:226:ILE:HG13	3:L:235:LEU:HD12	2.01	0.41
3:L:244:ALA:HB3	3:L:249:MET:CE	2.50	0.41
3:L:669:VAL:HG13	3:L:669:VAL:O	2.18	0.41
3:L:703:GLN:O	3:L:705:VAL:N	2.52	0.41
5:N:124:ILE:O	5:N:145:PRO:HD2	2.20	0.41
7:P:143:THR:O	7:P:144:LYS:C	2.58	0.41
7:P:46:HIS:CE1	7:P:52:LYS:HA	2.55	0.41
1:S:11:PRO:HA	1:S:267:PRO:CG	2.50	0.41
3:U:515:THR:HG23	3:U:516:VAL:N	2.35	0.41
3:U:655:ARG:HG3	3:U:655:ARG:NH1	2.35	0.41

Continued on next page...

Continued from previous page...

Atom-1	Atom-2	Interatomic distance (Å)	Clash overlap (Å)
3:U:753:VAL:HA	3:U:754:PRO:HD3	1.90	0.41
4:V:140:LEU:CD2	4:V:142:ALA:H	2.33	0.41
4:V:252:TYR:OH	4:V:346:THR:C	2.59	0.41
4:V:371:ARG:HG3	4:V:371:ARG:HH11	1.85	0.41
4:V:75:TYR:OH	4:V:365:PRO:HA	2.20	0.41
2:2:174:HIS:HB3	2:2:175:HIS:H	1.74	0.41
3:3:101:ARG:NH1	3:3:101:ARG:HB3	2.35	0.41
3:3:178:ARG:H	3:3:234:ALA:CA	2.28	0.41
4:4:249:ARG:HH22	5:5:87:ARG:HB3	1.81	0.41
1:A:110:VAL:O	1:A:111:PRO:C	2.57	0.41
1:A:293:GLY:C	1:A:324:GLY:O	2.59	0.41
1:A:312:SER:O	1:A:314:GLU:N	2.47	0.41
2:B:139:GLU:CB	2:B:140:PRO:CD	2.83	0.41
3:C:171:SER:O	3:C:173:PHE:N	2.51	0.41
3:C:262:GLY:O	3:C:263:CYS:O	2.38	0.41
3:C:272:GLY:HA2	3:C:628:PRO:O	2.21	0.41
3:C:527:ARG:HB3	3:C:530:ALA:CB	2.49	0.41
3:C:594:ALA:O	3:C:598:ALA:HB3	2.20	0.41
3:C:6:VAL:O	3:C:93:VAL:O	2.38	0.41
3:C:717:TRP:O	3:C:717:TRP:CD2	2.73	0.41
4:D:212:PRO:O	4:D:214:PHE:N	2.53	0.41
4:D:228:VAL:HG21	4:D:278:VAL:HG21	2.02	0.41
5:E:22:LEU:N	5:E:22:LEU:HD23	2.34	0.41
6:F:126:ASN:O	6:F:129:SER:N	2.48	0.41
6:F:164:ASN:O	7:G:148:ARG:CD	2.64	0.41
7:G:144:LYS:N	7:G:145:PRO:HD2	2.36	0.41
3:C:163:HIS:ND1	8:H:71:ASP:OD2	2.48	0.41
1:J:324:GLY:C	1:J:325:THR:HG23	2.40	0.41
1:J:383:ASP:O	1:J:384:VAL:C	2.58	0.41
1:J:417:PHE:O	1:J:420:GLN:N	2.53	0.41
1:J:101:PHE:HB2	2:K:126:GLY:O	2.20	0.41
3:L:17:THR:HG22	3:L:18:SER:N	2.35	0.41
3:L:340:GLU:N	3:L:366:THR:HB	2.33	0.41
3:L:371:PHE:CD1	3:L:371:PHE:N	2.86	0.41
3:L:460:LYS:HE2	3:L:460:LYS:HB2	1.84	0.41
4:M:397:ILE:C	4:M:399:SER:N	2.74	0.41
5:N:34:PHE:CD1	5:N:38:MET:HB2	2.56	0.41
6:O:96:TRP:CZ2	6:O:103:LYS:HE3	2.55	0.41
1:S:107:LEU:HD22	1:S:145:LEU:HD11	2.02	0.41
1:S:188:LEU:C	1:S:188:LEU:HD23	2.41	0.41
1:S:222:GLU:OE1	1:S:251:LEU:HB2	2.20	0.41

Continued on next page...

Continued from previous page...

Atom-1	Atom-2	Interatomic distance (Å)	Clash overlap (Å)
1:S:358:PRO:O	1:S:362:GLY:CA	2.68	0.41
3:U:355:LEU:O	3:U:356:LEU:C	2.58	0.41
3:U:564:LEU:HA	3:U:564:LEU:HD12	1.84	0.41
3:U:351:LEU:HD13	3:U:615:VAL:HG23	2.00	0.41
3:U:724:ARG:HB3	3:U:724:ARG:HE	1.46	0.41
4:V:227:GLU:HG2	4:V:228:VAL:N	2.35	0.41
4:V:376:VAL:HG23	4:V:377:ASN:N	2.34	0.41
4:V:395:ALA:O	4:V:399:SER:HB3	2.20	0.41
6:X:164:ASN:HB3	7:Y:148:ARG:NH2	2.36	0.41
7:Y:51:GLU:OE2	7:Y:133:LYS:NZ	2.50	0.41
7:Y:93:ILE:HB	7:Y:95:MET:HE2	2.01	0.41
8:Z:15:GLU:O	8:Z:18:SER:HB3	2.19	0.41
8:Z:37:PHE:CD1	8:Z:55:MET:HB2	2.54	0.41
2:2:3:PHE:CD1	2:2:3:PHE:C	2.94	0.41
3:3:260:PRO:CB	3:3:617:LEU:HB3	2.51	0.41
3:3:340:GLU:N	3:3:366:THR:HB	2.35	0.41
3:3:371:PHE:N	3:3:371:PHE:CD1	2.86	0.41
3:3:631:ASN:O	3:3:633:GLU:N	2.50	0.41
4:4:115:THR:O	4:4:118:VAL:HG22	2.21	0.41
4:4:123:LEU:HD21	4:4:159:LEU:HD12	2.02	0.41
4:4:220:GLY:O	4:4:272:VAL:CG2	2.69	0.41
4:4:220:GLY:O	4:4:272:VAL:HG22	2.21	0.41
4:4:90:SER:O	4:4:93:HIS:N	2.52	0.41
5:5:73:GLU:OE2	5:5:87:ARG:NH1	2.46	0.41
5:5:26:TRP:CH2	5:5:91:ARG:NH2	2.88	0.41
6:6:114:SER:C	6:6:116:GLY:N	2.71	0.41
7:9:140:VAL:HG22	7:9:141:VAL:H	1.85	0.41
1:A:121:ALA:O	1:A:124:ALA:HB3	2.21	0.41
2:B:48:GLU:O	2:B:49:ILE:C	2.57	0.41
3:C:313:LYS:O	3:C:314:GLU:CB	2.66	0.41
3:C:479:ALA:O	3:C:482:GLY:N	2.54	0.41
3:C:568:TYR:CD2	3:C:572:PRO:HG2	2.55	0.41
4:D:227:GLU:OE2	4:D:240:ARG:O	2.39	0.41
4:D:272:VAL:HA	4:D:275:ARG:HD2	2.01	0.41
4:D:125:ARG:HH21	4:D:347:GLU:HG2	1.85	0.41
4:D:90:SER:O	4:D:92:ALA:N	2.53	0.41
5:E:48:PHE:CE2	5:E:113:PHE:CE2	3.08	0.41
5:E:80:TRP:HB3	5:E:81:LYS:H	1.60	0.41
6:F:142:PRO:O	6:F:143:ARG:C	2.58	0.41
6:F:143:ARG:O	6:F:146:ALA:HB3	2.20	0.41
8:H:60:SER:CB	8:H:64:GLY:O	2.55	0.41

Continued on next page...

Continued from previous page...

Atom-1	Atom-2	Interatomic distance (Å)	Clash overlap (Å)
8:H:93:LEU:N	8:H:93:LEU:HD12	2.35	0.41
1:J:114:LEU:O	1:J:115:ILE:C	2.56	0.41
1:J:147:GLN:O	1:J:150:LYS:N	2.52	0.41
1:J:248:GLY:O	1:J:268:MET:HB2	2.21	0.41
1:J:402:LEU:O	1:J:405:ALA:HB3	2.21	0.41
1:J:433:ARG:HH12	2:K:94:GLU:CD	2.23	0.41
2:K:116:LEU:HG	2:K:117:PHE:CE2	2.55	0.41
3:L:261:VAL:O	3:L:262:GLY:C	2.59	0.41
3:L:666:ALA:C	3:L:668:LYS:H	2.24	0.41
4:M:322:GLU:C	4:M:325:ILE:H	2.20	0.41
5:N:26:TRP:CZ3	5:N:91:ARG:CZ	3.04	0.41
8:Q:115:PHE:O	8:Q:118:LEU:HB3	2.20	0.41
1:S:214:LYS:HA	1:S:215:PRO:HD3	1.95	0.41
1:S:228:VAL:HB	1:S:229:PRO:CD	2.51	0.41
1:S:287:ILE:HG22	1:S:302:PHE:CG	2.56	0.41
1:S:309:THR:HA	1:S:310:PRO:HD3	1.70	0.41
3:U:174:VAL:HG11	3:U:296:PHE:CD1	2.54	0.41
3:U:185:LYS:O	3:U:186:ARG:C	2.59	0.41
3:U:268:ASP:OD1	3:U:278:ARG:NH1	2.53	0.41
3:U:474:ARG:O	3:U:475:GLU:C	2.57	0.41
5:W:175:THR:O	5:W:176:GLY:C	2.58	0.41
5:W:52:ILE:HG13	5:W:53:VAL:N	2.35	0.41
6:X:31:GLY:C	6:X:33:SER:H	2.23	0.41
7:Y:58:LEU:CD1	7:Y:58:LEU:N	2.84	0.41
1:1:165:THR:O	1:1:167:PHE:N	2.54	0.41
1:1:246:SER:HB3	1:1:268:MET:CG	2.50	0.41
1:1:292:PRO:HA	1:1:328:VAL:HG22	2.03	0.41
3:3:641:LEU:HD23	3:3:641:LEU:HA	1.83	0.41
5:5:47:ASN:HD22	5:5:76:SER:CA	2.29	0.41
5:5:77:LEU:HA	5:5:78:PRO:HD3	1.73	0.41
6:6:156:LYS:HA	6:6:159:ARG:HD2	2.01	0.41
6:6:23:THR:HG22	6:6:23:THR:O	2.21	0.41
8:7:47:PRO:O	8:7:48:TYR:HB2	2.20	0.41
1:A:144:ARG:O	1:A:145:LEU:C	2.57	0.41
1:A:246:SER:OG	1:A:312:SER:HB2	2.20	0.41
1:A:290:ILE:O	1:A:292:PRO:HD3	2.20	0.41
2:B:123:GLU:N	2:B:123:GLU:CD	2.74	0.41
3:C:263:CYS:HA	3:C:286:ASN:CB	2.48	0.41
3:C:390:LEU:HD21	3:C:413:LEU:CD2	2.50	0.41
3:C:618:GLU:OE2	3:C:620:ARG:NE	2.52	0.41
3:C:75:TRP:HE3	3:C:75:TRP:HA	1.85	0.41

Continued on next page...

Continued from previous page...

Atom-1	Atom-2	Interatomic distance (Å)	Clash overlap (Å)
3:C:49:LEU:HA	3:C:80:ALA:O	2.20	0.41
4:D:328:PHE:O	4:D:332:THR:HG23	2.20	0.41
4:D:371:ARG:O	4:D:372:ALA:HB3	2.20	0.41
5:E:70:VAL:O	5:E:91:ARG:HA	2.20	0.41
8:H:48:TYR:OH	8:H:50:LEU:HD22	2.20	0.41
1:J:246:SER:HB3	1:J:268:MET:HG2	2.00	0.41
1:J:414:LEU:O	1:J:415:ARG:C	2.59	0.41
3:L:17:THR:CG2	3:L:18:SER:N	2.83	0.41
3:L:245:ARG:HD2	3:L:245:ARG:HA	1.55	0.41
3:L:47:MET:C	3:L:49:LEU:H	2.24	0.41
4:M:250:LYS:HD2	4:M:254:TYR:CE2	2.56	0.41
4:M:338:PRO:CG	5:N:193:ARG:HB2	2.39	0.41
5:N:20:ASN:HD22	5:N:24:ASN:HB2	1.82	0.41
6:O:84:LEU:HD11	6:O:89:ALA:CA	2.41	0.41
1:S:211:LEU:CB	1:S:216:THR:HG21	2.50	0.41
2:T:85:THR:HG22	2:T:86:LEU:N	2.35	0.41
3:U:101:ARG:HB3	3:U:101:ARG:HH11	1.85	0.41
3:U:205:ARG:HA	3:U:209:THR:CG2	2.17	0.41
3:U:286:ASN:ND2	3:U:286:ASN:C	2.73	0.41
3:U:369:LEU:CD2	3:U:369:LEU:N	2.80	0.41
3:U:456:ALA:O	3:U:459:MET:HB2	2.19	0.41
3:U:508:GLY:HA3	3:U:535:MET:HB2	2.02	0.41
1:1:201:LEU:HG	1:1:203:PRO:CD	2.32	0.41
1:1:29:LEU:O	1:1:29:LEU:CD2	2.69	0.41
1:1:341:MET:CE	1:1:409:PRO:HB2	2.50	0.41
2:2:131:ALA:HB3	2:2:144:CYS:HA	2.01	0.41
2:2:78:TYR:CZ	2:2:157:LEU:HD22	2.56	0.41
3:3:178:ARG:H	3:3:234:ALA:CB	2.34	0.41
3:3:355:LEU:O	3:3:356:LEU:C	2.59	0.41
3:3:44:ALA:O	3:3:45:CYS:CB	2.68	0.41
3:3:514:ASP:HA	3:3:517:ALA:HB3	2.02	0.41
4:4:254:TYR:C	4:4:254:TYR:CD1	2.93	0.41
4:4:328:PHE:O	4:4:332:THR:HG23	2.21	0.41
4:4:393:MET:HA	4:4:396:ILE:CG2	2.51	0.41
5:5:124:ILE:O	5:5:145:PRO:HD2	2.20	0.41
5:5:175:THR:O	5:5:176:GLY:C	2.59	0.41
7:9:46:HIS:CE1	7:9:52:LYS:HA	2.55	0.41
1:A:12:ARG:O	1:A:12:ARG:CG	2.67	0.41
1:A:211:LEU:CB	1:A:216:THR:HG21	2.49	0.41
1:A:345:THR:HG21	1:A:371:PHE:CE2	2.56	0.41
1:A:434:PRO:HG2	1:A:436:LEU:HD13	2.03	0.41

Continued on next page...

Continued from previous page...

Atom-1	Atom-2	Interatomic distance (Å)	Clash overlap (Å)
3:C:46:ARG:CG	3:C:46:ARG:HH11	2.33	0.41
3:C:46:ARG:HG2	3:C:46:ARG:HH11	1.86	0.41
4:D:228:VAL:O	4:D:230:ILE:N	2.54	0.41
4:D:367:ARG:NH1	4:D:369:LYS:HB2	2.36	0.41
5:E:116:ARG:CG	5:E:116:ARG:NH1	2.83	0.41
5:E:11:ARG:HH21	5:E:15:TYR:HE2	1.68	0.41
5:E:42:LYS:C	5:E:45:GLY:CA	2.88	0.41
6:F:151:VAL:O	6:F:154:LEU:HB3	2.21	0.41
6:F:31:GLY:C	6:F:33:SER:H	2.23	0.41
8:H:75:ARG:HA	8:H:80:LYS:HZ1	1.86	0.41
1:J:11:PRO:HB2	1:J:274:GLU:OE2	2.21	0.41
1:J:370:LEU:C	1:J:374:ILE:HG22	2.37	0.41
1:J:391:LEU:N	1:J:392:PRO:HD2	2.35	0.41
2:K:31:LEU:HD22	2:K:49:ILE:HD13	2.03	0.41
3:L:587:LEU:HD23	3:L:588:SER:N	2.28	0.41
3:L:591:HIS:HE1	3:L:593:LEU:HD23	1.86	0.41
3:L:656:LEU:HD23	3:L:656:LEU:N	2.31	0.41
3:L:6:VAL:HG21	3:L:26:ALA:CB	2.51	0.41
4:M:346:THR:CG2	4:M:353:LEU:HB3	2.51	0.41
5:N:37:GLU:O	5:N:40:HIS:HB3	2.21	0.41
6:O:115:GLY:N	6:O:125:GLN:O	2.54	0.41
1:S:140:ARG:O	1:S:143:ASP:HB2	2.20	0.41
3:U:169:PRO:N	3:U:176:LEU:HD13	2.35	0.41
3:U:749:HIS:N	3:U:749:HIS:ND1	2.66	0.41
4:V:320:SER:OG	4:V:323:ALA:N	2.53	0.41
4:V:96:ALA:HB2	4:V:346:THR:CG2	2.51	0.41
5:W:115:GLU:HB3	5:W:119:TYR:CE2	2.56	0.41
5:W:3:LEU:HD11	5:W:84:ASP:OD2	2.20	0.41
6:X:132:PRO:HB2	6:X:174:ALA:HB1	2.02	0.41
8:Z:121:ARG:HG3	8:Z:121:ARG:NH1	2.33	0.41
1:1:185:GLU:O	1:1:188:LEU:HB3	2.21	0.41
3:3:584:VAL:O	3:3:584:VAL:HG23	2.21	0.41
3:3:613:HIS:CE1	3:3:671:GLU:OE2	2.73	0.41
4:4:138:LEU:C	4:4:140:LEU:N	2.73	0.41
4:4:168:PHE:HZ	6:6:49:GLU:HB2	1.85	0.41
4:4:376:VAL:O	4:4:379:GLN:HG3	2.20	0.41
6:6:90:PRO:O	6:6:93:ARG:HB3	2.20	0.41
7:9:114:VAL:HB	7:9:170:LEU:HD23	2.02	0.41
7:9:42:VAL:O	7:9:42:VAL:HG23	2.19	0.41
5:5:157:THR:HG21	7:9:66:TYR:HB2	2.03	0.41
1:A:211:LEU:HD12	1:A:211:LEU:HA	1.95	0.41

Continued on next page...

Continued from previous page...

Atom-1	Atom-2	Interatomic distance (Å)	Clash overlap (Å)
1:A:295:SER:C	1:A:297:THR:H	2.24	0.41
1:A:309:THR:HA	1:A:310:PRO:HD3	1.66	0.41
1:A:290:ILE:HG22	1:A:330:LEU:HD23	2.03	0.41
1:A:371:PHE:HA	1:A:374:ILE:HG23	2.02	0.41
3:C:185:LYS:HE3	3:C:202:PHE:HE2	1.86	0.41
3:C:561:PRO:HG3	3:C:575:GLU:O	2.21	0.41
4:D:257:TYR:O	4:D:263:ASP:N	2.54	0.41
4:D:285:GLU:O	4:D:288:LYS:N	2.53	0.41
6:F:142:PRO:HB2	6:F:146:ALA:CB	2.50	0.41
6:F:164:ASN:HB3	7:G:148:ARG:CZ	2.50	0.41
7:G:126:TYR:C	7:G:128:ASP:H	2.24	0.41
7:G:134:GLU:CD	7:G:134:GLU:N	2.71	0.41
7:G:31:VAL:O	7:G:162:VAL:N	2.53	0.41
2:K:81:GLN:HB3	2:K:122:VAL:CG2	2.47	0.41
3:L:174:VAL:HB	3:L:175:ILE:HG13	2.01	0.41
3:L:279:ALA:HB2	3:L:290:ILE:HG12	2.02	0.41
3:L:746:ARG:O	3:L:746:ARG:HG3	2.21	0.41
4:M:235:THR:CA	4:M:239:LEU:HD22	2.46	0.41
4:M:254:TYR:C	4:M:254:TYR:CD1	2.93	0.41
4:M:358:VAL:HG12	4:M:366:TYR:HB3	2.03	0.41
5:N:47:ASN:HD22	5:N:77:LEU:N	2.19	0.41
6:O:165:GLU:OE1	6:O:165:GLU:C	2.59	0.41
6:O:16:ARG:O	6:O:21:PHE:HB3	2.20	0.41
7:P:140:VAL:HG13	7:P:141:VAL:N	2.36	0.41
8:Q:88:ARG:CZ	8:Q:128:PHE:HE1	2.34	0.41
1:S:147:GLN:O	1:S:150:LYS:N	2.54	0.41
1:S:184:GLU:OE1	1:S:186:THR:N	2.53	0.41
1:S:331:ILE:HA	1:S:332:PRO:HD2	1.91	0.41
1:S:70:PHE:HA	1:S:71:PRO:HD3	1.96	0.41
1:S:92:ASN:HD21	1:S:94:ASP:HB3	1.85	0.41
2:T:79:HIS:H	2:T:137:ASN:HB3	1.85	0.41
3:U:240:ALA:CB	3:U:276:ARG:HB3	2.51	0.41
3:U:282:VAL:HG22	3:U:285:VAL:HG12	2.02	0.41
3:U:378:PRO:HA	3:U:545:GLU:OE2	2.20	0.41
3:U:537:PRO:CB	3:U:758:LEU:HD11	2.45	0.41
4:V:95:LEU:HG	4:V:99:LEU:HD23	2.02	0.41
6:X:142:PRO:O	6:X:143:ARG:C	2.58	0.41
6:X:16:ARG:HD2	6:X:17:GLU:CG	2.50	0.41
1:1:204:PRO:HG2	1:1:204:PRO:O	2.21	0.41
1:1:316:LEU:HD23	1:1:316:LEU:HA	1.88	0.41
3:3:297:GLY:HA3	3:3:703:GLN:NE2	2.35	0.41

Continued on next page...

Continued from previous page...

Atom-1	Atom-2	Interatomic distance (Å)	Clash overlap (Å)
3:3:765:PRO:O	3:3:766:ALA:C	2.59	0.41
5:5:93:TYR:N	5:5:93:TYR:CD1	2.88	0.41
8:7:16:LEU:O	8:7:19:TRP:HB2	2.21	0.41
1:A:436:LEU:HD23	2:B:90:LEU:CA	2.51	0.41
2:B:131:ALA:HB3	2:B:144:CYS:HA	2.03	0.41
3:C:208:HIS:O	3:C:209:THR:C	2.59	0.41
3:C:261:VAL:O	3:C:262:GLY:C	2.58	0.41
3:C:344:TYR:CD1	3:C:568:TYR:CE1	3.08	0.41
3:C:514:ASP:O	3:C:515:THR:C	2.58	0.41
4:D:84:ARG:CZ	6:F:117:MET:HE1	2.51	0.41
6:F:39:ALA:HB2	6:F:75:ALA:HB1	2.02	0.41
1:J:19:ALA:HB2	1:J:237:TRP:HH2	1.86	0.41
3:L:20:MET:SD	3:L:32:LEU:CD2	3.09	0.41
3:L:325:ALA:O	3:L:329:LEU:HB2	2.20	0.41
3:L:83:CYS:O	3:L:433:ALA:HB1	2.21	0.41
3:L:726:GLU:O	3:L:727:ALA:HB3	2.21	0.41
4:M:130:LEU:HD23	4:M:130:LEU:HA	1.94	0.41
4:M:62:LEU:HD23	4:M:62:LEU:HA	1.84	0.41
5:N:72:TYR:N	5:N:72:TYR:CD1	2.89	0.41
6:O:47:ALA:O	6:O:51:MET:HG3	2.21	0.41
6:O:49:GLU:OE1	6:O:49:GLU:HA	2.21	0.41
7:P:42:VAL:HG21	7:P:170:LEU:CD2	2.51	0.41
1:S:13:PHE:CD1	1:S:13:PHE:O	2.73	0.41
1:S:19:ALA:HB2	1:S:237:TRP:HH2	1.86	0.41
1:S:290:ILE:O	1:S:290:ILE:HG13	2.20	0.41
1:S:288:GLN:NE2	1:S:333:GLU:HA	2.36	0.41
1:S:363:VAL:CG2	1:S:364:ALA:N	2.84	0.41
1:S:337:MET:HG3	1:S:417:PHE:CD2	2.55	0.41
3:U:33:PHE:CD2	3:U:182:ILE:HD12	2.56	0.41
3:U:549:VAL:N	3:U:550:LEU:HD12	2.35	0.41
4:V:235:THR:HA	4:V:239:LEU:CD2	2.48	0.41
4:V:266:LEU:CD1	4:V:281:ARG:HB3	2.19	0.41
2:2:145:VAL:CG1	2:2:150:LEU:HB2	2.50	0.41
3:3:238:LEU:C	3:3:240:ALA:N	2.73	0.41
3:3:307:LYS:N	3:3:307:LYS:HE3	2.29	0.41
3:3:344:TYR:HB2	3:3:568:TYR:HD1	1.86	0.41
3:3:666:ALA:C	3:3:668:LYS:H	2.24	0.41
1:A:181:ILE:O	1:A:183:GLY:N	2.53	0.41
3:C:226:ILE:CD1	3:C:235:LEU:CD1	2.97	0.41
3:C:258:LEU:HD12	3:C:294:GLY:HA2	2.02	0.41
3:C:284:GLU:H	3:C:284:GLU:CD	2.24	0.41

Continued on next page...

Continued from previous page...

Atom-1	Atom-2	Interatomic distance (Å)	Clash overlap (Å)
4:D:117:ARG:O	4:D:121:ASN:HB2	2.20	0.41
4:D:231:ASP:CA	4:D:235:THR:HG23	2.48	0.41
5:E:41:TYR:CE2	5:E:88:PHE:HZ	2.38	0.41
8:H:40:PHE:O	8:H:43:ARG:HB3	2.20	0.41
8:H:86:LEU:HD12	8:H:91:ILE:HG21	2.01	0.41
1:J:301:PRO:HB2	1:J:303:THR:HG23	2.02	0.41
3:L:260:PRO:HB3	3:L:617:LEU:HB3	2.03	0.41
3:L:461:TRP:CD1	3:L:461:TRP:N	2.87	0.41
3:L:640:VAL:O	3:L:641:LEU:C	2.57	0.41
3:L:719:HIS:HB2	3:L:720:PRO:CD	2.49	0.41
4:M:156:ILE:O	4:M:159:LEU:HB2	2.21	0.41
4:M:52:VAL:CG2	4:M:388:GLU:O	2.68	0.41
6:O:89:ALA:HB3	6:O:90:PRO:CD	2.51	0.41
1:S:108:GLU:C	1:S:109:ASP:OD1	2.58	0.41
1:S:291:ILE:O	1:S:328:VAL:HA	2.21	0.41
2:T:47:GLU:O	2:T:50:ALA:HB3	2.20	0.41
3:U:325:ALA:O	3:U:329:LEU:HB2	2.21	0.41
5:W:195:LEU:O	5:W:196:TRP:CE3	2.74	0.41
5:W:22:LEU:HD23	5:W:22:LEU:N	2.35	0.41
5:W:70:VAL:HG12	5:W:71:VAL:N	2.36	0.41
5:W:47:ASN:HD22	5:W:77:LEU:N	2.19	0.41
6:X:165:GLU:CG	7:Y:128:ASP:CG	2.85	0.41
2:2:139:GLU:CB	2:2:140:PRO:HD2	2.17	0.41
3:3:370:ASP:OD1	3:3:551:PRO:HD3	2.20	0.41
3:3:417:VAL:HG13	3:3:444:ARG:O	2.21	0.41
3:3:731:GLY:CA	3:3:747:VAL:HG12	2.50	0.41
4:4:105:LEU:HD13	4:4:309:ILE:CD1	2.50	0.41
4:4:152:GLU:OE2	4:4:200:ARG:HD3	2.20	0.41
4:4:235:THR:HA	4:4:239:LEU:CD2	2.45	0.41
4:4:64:THR:HB	4:4:66:PHE:CD1	2.56	0.41
4:4:68:LYS:NZ	5:5:150:TYR:O	2.47	0.41
6:6:163:TYR:HB2	6:6:169:ARG:CA	2.48	0.41
6:6:16:ARG:O	6:6:21:PHE:HB3	2.21	0.41
6:6:93:ARG:NH1	6:6:96:TRP:CZ3	2.89	0.41
8:7:112:LYS:CG	8:7:116:PHE:HE1	2.34	0.41
8:7:81:ARG:O	8:7:81:ARG:HD3	2.20	0.41
7:9:177:THR:O	7:9:179:GLY:N	2.53	0.41
2:B:43:PRO:O	2:B:46:ILE:HB	2.21	0.41
3:C:282:VAL:CG2	3:C:285:VAL:HG12	2.51	0.41
3:C:399:LEU:N	3:C:399:LEU:HD12	2.35	0.41
3:C:498:GLU:OE1	3:C:498:GLU:HA	2.21	0.41

Continued on next page...

Continued from previous page...

Atom-1	Atom-2	Interatomic distance (Å)	Clash overlap (Å)
3:C:517:ALA:HA	3:C:520:ARG:HG3	2.03	0.41
3:C:516:VAL:O	3:C:519:GLU:HG2	2.21	0.41
3:C:564:LEU:HA	3:C:564:LEU:HD12	1.83	0.41
4:D:130:LEU:HA	4:D:130:LEU:HD23	1.94	0.41
4:D:316:LEU:C	4:D:318:GLU:H	2.24	0.41
4:D:342:VAL:CG2	4:D:343:TYR:H	2.29	0.41
6:F:148:ILE:C	6:F:150:ALA:N	2.73	0.41
7:G:104:CYS:O	7:G:105:GLU:C	2.56	0.41
8:H:39:ASP:OD2	8:H:75:ARG:CG	2.68	0.41
11:H:500:FMN:H9	11:H:500:FMN:O2'	2.21	0.41
1:J:125:ILE:O	1:J:126:ARG:HB2	2.21	0.41
1:J:325:THR:O	1:J:327:GLY:N	2.54	0.41
2:K:131:ALA:HB3	2:K:144:CYS:HA	2.02	0.41
3:L:173:PHE:HB3	3:L:174:VAL:H	1.62	0.41
3:L:383:PRO:HA	3:L:384:PRO:HD3	1.89	0.41
3:L:457:PRO:C	3:L:459:MET:H	2.24	0.41
3:L:479:ALA:O	3:L:482:GLY:N	2.53	0.41
4:M:224:ILE:HD13	5:N:112:ASN:CA	2.51	0.41
4:M:310:THR:HG22	4:M:311:PRO:N	2.36	0.41
4:M:385:CYS:HB3	4:M:396:ILE:CG1	2.39	0.41
1:S:250:LYS:HG3	1:S:251:LEU:N	2.36	0.41
2:T:88:CYS:C	2:T:93:ALA:HB2	2.40	0.41
3:U:116:PRO:O	3:U:117:LEU:HB2	2.21	0.41
3:U:48:CYS:O	3:U:82:SER:CB	2.66	0.41
3:U:349:ALA:O	3:U:540:ASN:ND2	2.54	0.41
3:U:627:ALA:HA	3:U:628:PRO:HD3	1.90	0.41
3:U:751:GLU:CA	3:U:751:GLU:OE1	2.53	0.41
4:V:232:LEU:HD22	4:V:266:LEU:O	2.21	0.41
4:V:298:GLU:CG	4:V:299:PRO:HD2	2.51	0.41
5:W:20:ASN:HD22	5:W:24:ASN:HB2	1.82	0.41
8:Z:16:LEU:O	8:Z:19:TRP:HB2	2.21	0.41
1:1:252:TYR:CB	1:1:275:LEU:HD11	2.45	0.41
2:2:24:ARG:HB3	2:2:24:ARG:HE	1.73	0.41
3:3:505:LEU:HB3	3:3:532:VAL:HG22	2.03	0.41
3:3:398:VAL:HG22	3:3:506:ILE:HB	2.03	0.41
4:4:115:THR:HG21	4:4:297:LEU:CD2	2.47	0.41
4:4:226:PRO:HB2	4:4:227:GLU:H	1.63	0.41
4:4:230:ILE:HB	4:4:240:ARG:H	1.86	0.41
5:5:41:TYR:CE2	5:5:88:PHE:HZ	2.39	0.41
6:6:130:VAL:HG23	6:6:131:VAL:HG13	2.03	0.41
6:6:143:ARG:O	6:6:146:ALA:HB3	2.20	0.41

Continued on next page...

Continued from previous page...

Atom-1	Atom-2	Interatomic distance (Å)	Clash overlap (Å)
7:9:99:ILE:CG2	7:9:101:CYS:HB3	2.51	0.41
1:A:211:LEU:HG	1:A:212:TRP:CE3	2.55	0.41
1:A:370:LEU:H	1:A:370:LEU:CD2	2.33	0.41
2:B:26:ALA:O	2:B:29:PRO:HG2	2.20	0.41
3:C:101:ARG:NH1	3:C:101:ARG:HB3	2.36	0.41
3:C:213:THR:OG1	3:C:214:MET:N	2.54	0.41
3:C:260:PRO:CB	3:C:617:LEU:HB3	2.51	0.41
3:C:407:PRO:O	3:C:410:HIS:HB3	2.21	0.41
3:C:635:GLU:HG2	3:C:639:GLN:HG2	2.03	0.41
4:D:220:GLY:O	4:D:272:VAL:CG2	2.69	0.41
7:G:29:ALA:HA	7:G:30:PRO:HD2	1.81	0.41
1:J:101:PHE:N	1:J:101:PHE:CD1	2.89	0.41
1:J:29:LEU:HD22	1:J:33:LEU:CD1	2.51	0.41
1:J:358:PRO:O	1:J:362:GLY:CA	2.69	0.41
2:K:72:PHE:N	2:K:72:PHE:CD1	2.88	0.41
3:L:205:ARG:C	3:L:209:THR:HG22	2.41	0.41
3:L:341:VAL:HB	3:L:364:LEU:CD2	2.46	0.41
3:L:371:PHE:CD2	3:L:374:ARG:HB2	2.56	0.41
3:L:495:GLU:HG2	3:L:499:LYS:HE3	2.03	0.41
4:M:168:PHE:HZ	6:O:49:GLU:HB2	1.85	0.41
4:M:271:ASP:O	4:M:275:ARG:HG3	2.21	0.41
5:N:167:PRO:HB3	7:P:66:TYR:CE2	2.56	0.41
6:O:92:MET:HE3	6:O:127:VAL:HG13	2.02	0.41
7:P:113:ILE:O	7:P:113:ILE:HG23	2.20	0.41
8:Q:121:ARG:NH1	8:Q:121:ARG:HG3	2.34	0.41
8:Q:17:LEU:O	8:Q:18:SER:C	2.59	0.41
1:S:235:ALA:O	1:S:238:PHE:N	2.54	0.41
1:S:249:MET:H	1:S:249:MET:HE2	1.87	0.41
2:T:28:MET:N	2:T:29:PRO:HD2	2.36	0.41
3:U:174:VAL:HG13	3:U:239:THR:HB	2.02	0.41
3:U:640:VAL:O	3:U:641:LEU:C	2.56	0.41
3:U:644:LEU:C	3:U:644:LEU:HD23	2.41	0.41
4:V:214:PHE:O	4:V:216:GLU:N	2.54	0.41
4:V:223:VAL:O	4:V:224:ILE:C	2.57	0.41
4:V:293:ALA:HA	4:V:296:ARG:HE	1.86	0.41
4:V:341:GLU:OE1	5:W:26:TRP:HH2	2.03	0.41
7:Y:114:VAL:HG12	7:Y:115:LEU:H	1.87	0.41
1:1:45:LEU:HD23	1:1:123:TYR:CG	2.57	0.40
1:1:369:ASN:O	1:1:370:LEU:C	2.59	0.40
1:1:436:LEU:HD23	2:2:90:LEU:CA	2.47	0.40
2:2:57:PRO:HB2	3:3:214:MET:HB3	2.03	0.40

Continued on next page...

Continued from previous page...

Atom-1	Atom-2	Interatomic distance (Å)	Clash overlap (Å)
3:3:19:VAL:HG13	3:3:93:VAL:HG21	2.02	0.40
3:3:402:PRO:HA	3:3:535:MET:CE	2.51	0.40
3:3:474:ARG:H	3:3:474:ARG:HG2	1.72	0.40
3:3:540:ASN:HB2	3:3:614:LEU:HG	2.03	0.40
4:4:102:GLU:CD	4:4:117:ARG:HH22	2.24	0.40
4:4:221:VAL:HB	4:4:223:VAL:CG2	2.51	0.40
5:5:154:GLU:CB	6:6:119:ASN:HB3	2.51	0.40
5:5:187:GLY:C	5:5:189:ARG:N	2.71	0.40
5:5:39:ALA:O	5:5:42:LYS:N	2.49	0.40
6:6:163:TYR:CE1	7:9:152:ARG:CZ	3.04	0.40
6:6:31:GLY:C	6:6:33:SER:H	2.23	0.40
1:A:29:LEU:HD13	1:A:155:ARG:HG3	2.04	0.40
1:A:297:THR:HA	1:A:298:PRO:HD3	1.92	0.40
2:B:45:ARG:O	2:B:48:GLU:HB3	2.21	0.40
3:C:355:LEU:O	3:C:356:LEU:C	2.59	0.40
3:C:495:GLU:HG2	3:C:499:LYS:HE3	2.02	0.40
3:C:505:LEU:HB3	3:C:532:VAL:HG22	2.03	0.40
4:D:379:GLN:CD	5:E:116:ARG:HG2	2.42	0.40
5:E:130:PRO:CG	5:E:131:ASP:H	2.24	0.40
6:F:148:ILE:HG22	6:F:149:TYR:N	2.36	0.40
6:F:43:LEU:HB2	6:F:82:GLY:HA3	2.02	0.40
7:G:94:ASN:ND2	7:G:97:ARG:HB2	2.35	0.40
6:6:19:ILE:CD1	1:J:271:THR:CG2	2.93	0.40
1:J:345:THR:HG21	1:J:371:PHE:CE2	2.56	0.40
3:L:398:VAL:HG22	3:L:506:ILE:HB	2.03	0.40
3:L:400:GLY:O	3:L:401:ASP:C	2.60	0.40
3:L:651:ARG:O	3:L:651:ARG:HD3	2.21	0.40
4:M:228:VAL:CG1	4:M:271:ASP:HA	2.48	0.40
4:M:293:ALA:HA	4:M:296:ARG:HE	1.86	0.40
4:M:321:MET:HG3	4:M:322:GLU:N	2.36	0.40
4:M:220:GLY:N	4:M:388:GLU:OE2	2.54	0.40
7:P:102:GLY:O	7:P:104:CYS:N	2.54	0.40
7:P:126:TYR:C	7:P:128:ASP:H	2.24	0.40
8:Q:72:VAL:CG2	8:Q:73:SER:N	2.84	0.40
2:T:87:SER:OG	2:T:128:CYS:HB3	2.21	0.40
2:T:7:LYS:HG2	2:T:7:LYS:O	2.21	0.40
3:U:185:LYS:HG2	3:U:188:VAL:CG2	2.52	0.40
3:U:337:ARG:NH1	3:U:648:LEU:O	2.54	0.40
4:V:230:ILE:HB	4:V:240:ARG:H	1.86	0.40
4:V:409:ARG:O	4:V:409:ARG:CG	2.58	0.40
5:W:119:TYR:O	5:W:120:ASP:C	2.60	0.40

Continued on next page...

Continued from previous page...

Atom-1	Atom-2	Interatomic distance (Å)	Clash overlap (Å)
5:W:117:GLU:O	5:W:121:LEU:HD13	2.21	0.40
6:X:171:PRO:HA	6:X:172:PRO:HD3	1.92	0.40
7:Y:104:CYS:O	7:Y:105:GLU:C	2.59	0.40
7:Y:115:LEU:HA	7:Y:115:LEU:HD23	1.72	0.40
1:1:433:ARG:HH12	2:2:94:GLU:CD	2.25	0.40
2:2:85:THR:CG2	2:2:86:LEU:N	2.83	0.40
3:3:285:VAL:HG22	3:3:286:ASN:H	1.82	0.40
3:3:290:ILE:HG21	3:3:295:ARG:HB2	2.02	0.40
3:3:337:ARG:NH1	3:3:648:LEU:O	2.54	0.40
3:3:20:MET:HE3	3:3:432:PHE:HB3	2.02	0.40
5:5:50:ALA:HB3	5:5:114:LEU:CD1	2.31	0.40
5:5:80:TRP:HB3	5:5:81:LYS:H	1.57	0.40
6:6:147:LEU:C	6:6:147:LEU:HD13	2.42	0.40
8:7:23:TYR:C	8:7:23:TYR:CD1	2.95	0.40
1:A:222:GLU:OE1	1:A:251:LEU:HB2	2.21	0.40
1:A:137:GLU:HB3	2:B:141:TYR:OH	2.20	0.40
2:B:168:LEU:HA	2:B:169:PRO:HD2	1.92	0.40
3:C:174:VAL:HG12	3:C:238:LEU:H	1.85	0.40
3:C:286:ASN:ND2	3:C:286:ASN:C	2.70	0.40
3:C:298:HIS:CD2	3:C:298:HIS:C	2.95	0.40
3:C:46:ARG:O	3:C:107:MET:HE2	2.21	0.40
4:D:223:VAL:HG12	4:D:223:VAL:O	2.21	0.40
4:D:298:GLU:CG	4:D:299:PRO:HD2	2.51	0.40
5:E:10:ALA:C	5:E:12:ALA:N	2.74	0.40
5:E:44:MET:HE1	5:E:82:ASP:HB3	2.04	0.40
6:F:156:LYS:HA	6:F:159:ARG:HD2	2.03	0.40
8:H:24:ALA:HB1	8:H:29:VAL:O	2.21	0.40
1:J:180:TYR:HB3	1:J:351:GLU:OE1	2.20	0.40
1:J:365:GLY:O	1:J:369:ASN:ND2	2.54	0.40
3:L:109:GLU:OE1	3:L:156:ARG:NH1	2.49	0.40
4:M:305:PRO:O	4:M:306:ASN:C	2.58	0.40
5:N:4:GLU:O	5:N:7:LEU:HB3	2.22	0.40
6:O:46:CYS:HB3	6:O:81:ALA:HB1	2.02	0.40
1:S:108:GLU:HA	1:S:144:ARG:HG3	2.03	0.40
4:V:138:LEU:HD11	4:V:146:PHE:CD2	2.55	0.40
4:V:257:TYR:O	4:V:263:ASP:N	2.54	0.40
4:V:99:LEU:HA	4:V:99:LEU:HD13	1.87	0.40
5:W:125:VAL:CG1	5:W:126:PHE:N	2.77	0.40
11:Z:500:FMN:O2'	11:Z:500:FMN:H9	2.20	0.40
1:1:267:PRO:O	1:1:270:THR:CG2	2.70	0.40
1:1:309:THR:HA	1:1:310:PRO:HD3	1.66	0.40

Continued on next page...

Continued from previous page...

Atom-1	Atom-2	Interatomic distance (Å)	Clash overlap (Å)
1:1:366:PHE:HB3	1:1:367:MET:H	1.65	0.40
2:2:40:TRP:CZ3	2:2:42:ARG:CA	3.02	0.40
3:3:721:GLU:O	3:3:722:THR:OG1	2.36	0.40
4:4:254:TYR:CG	4:4:255:SER:N	2.88	0.40
5:5:101:LEU:O	5:5:130:PRO:HD2	2.21	0.40
5:5:121:LEU:O	5:5:122:PHE:C	2.57	0.40
5:5:124:ILE:HG22	5:5:146:LEU:CB	2.38	0.40
5:5:119:TYR:HD1	5:5:132:LEU:HD21	1.85	0.40
6:6:156:LYS:O	6:6:162:ALA:HB3	2.20	0.40
6:6:22:THR:HG22	6:6:23:THR:N	2.36	0.40
7:9:35:PRO:O	7:9:36:ARG:HB3	2.18	0.40
1:A:221:VAL:O	1:A:222:GLU:C	2.58	0.40
2:B:139:GLU:CB	2:B:140:PRO:HD2	2.18	0.40
3:C:287:GLU:OE2	3:C:412:ARG:NH1	2.54	0.40
3:C:451:PHE:CE1	3:C:466:GLU:HB2	2.53	0.40
4:D:167:ARG:C	4:D:168:PHE:HD1	2.22	0.40
4:D:249:ARG:CZ	4:D:249:ARG:HB3	2.45	0.40
4:D:254:TYR:CG	4:D:255:SER:N	2.89	0.40
5:E:72:TYR:CD1	5:E:72:TYR:N	2.89	0.40
1:J:149:ILE:CG2	1:J:153:ARG:HH21	2.34	0.40
3:L:434:ASP:C	3:L:436:GLN:N	2.74	0.40
3:L:474:ARG:O	3:L:475:GLU:C	2.60	0.40
3:L:506:ILE:HG12	3:L:533:LEU:HB2	2.02	0.40
3:L:305:ARG:NH1	3:L:609:GLU:OE2	2.51	0.40
3:L:337:ARG:NH1	3:L:648:LEU:O	2.55	0.40
3:L:724:ARG:HB3	3:L:724:ARG:HE	1.47	0.40
4:M:228:VAL:O	4:M:231:ASP:N	2.54	0.40
4:M:59:ILE:HD11	5:N:138:PRO:CB	2.47	0.40
3:L:163:HIS:ND1	8:Q:71:ASP:OD2	2.49	0.40
1:S:147:GLN:O	1:S:150:LYS:HB2	2.21	0.40
1:S:394:ILE:O	1:S:395:GLU:C	2.59	0.40
2:T:61:MET:HE1	8:Z:128:PHE:HZ	1.87	0.40
3:U:131:GLN:O	3:U:134:THR:HB	2.22	0.40
3:U:14:PRO:HG2	3:U:17:THR:HG1	1.87	0.40
3:U:178:ARG:C	3:U:180:ARG:N	2.74	0.40
3:U:36:GLU:O	3:U:37:LYS:C	2.59	0.40
4:V:235:THR:HG22	4:V:239:LEU:HD22	2.03	0.40
4:V:294:LEU:O	4:V:294:LEU:HD23	2.21	0.40
6:X:105:VAL:HB	6:X:133:VAL:HA	2.03	0.40
6:X:160:GLY:C	6:X:162:ALA:N	2.74	0.40
8:Z:17:LEU:O	8:Z:18:SER:C	2.59	0.40

Continued on next page...

Continued from previous page...

Atom-1	Atom-2	Interatomic distance (Å)	Clash overlap (Å)
1:1:12:ARG:O	1:1:12:ARG:CG	2.68	0.40
1:1:267:PRO:HD2	1:1:270:THR:CG2	2.52	0.40
3:3:116:PRO:O	3:3:117:LEU:HB2	2.20	0.40
3:3:692:PHE:O	3:3:760:LEU:HA	2.20	0.40
3:3:714:ALA:O	3:3:745:ALA:HA	2.20	0.40
4:4:118:VAL:CG2	4:4:119:ILE:N	2.84	0.40
4:4:196:VAL:C	4:4:198:PRO:CD	2.90	0.40
5:5:116:ARG:NH1	5:5:116:ARG:HG2	2.32	0.40
8:7:38:PRO:C	8:7:40:PHE:N	2.73	0.40
8:7:61:ASP:OD1	8:7:63:LEU:N	2.54	0.40
1:A:270:THR:O	1:A:311:MET:HG3	2.22	0.40
1:A:342:TRP:O	1:A:342:TRP:CE3	2.67	0.40
1:A:9:LEU:HA	1:A:13:PHE:CZ	2.57	0.40
3:C:14:PRO:HG2	3:C:17:THR:OG1	2.21	0.40
3:C:185:LYS:HG2	3:C:188:VAL:CG2	2.52	0.40
3:C:20:MET:O	3:C:21:ASP:C	2.59	0.40
3:C:511:VAL:N	3:C:520:ARG:HH12	2.20	0.40
3:C:642:ALA:O	3:C:645:ALA:HB3	2.21	0.40
3:C:658:LEU:O	3:C:658:LEU:HD23	2.22	0.40
4:D:155:THR:CG2	4:D:193:LEU:HD12	2.51	0.40
4:D:246:TYR:HB3	4:D:347:GLU:HG3	2.03	0.40
4:D:385:CYS:HB3	4:D:396:ILE:CG1	2.36	0.40
5:E:42:LYS:C	5:E:45:GLY:H	2.24	0.40
7:G:177:THR:O	7:G:179:GLY:N	2.54	0.40
7:G:43:LEU:HD21	7:G:91:TYR:CE2	2.56	0.40
8:H:29:VAL:HG21	8:H:67:PHE:CZ	2.56	0.40
8:H:43:ARG:HG2	8:H:44:MET:N	2.36	0.40
2:K:24:ARG:HB3	2:K:24:ARG:HE	1.72	0.40
3:L:262:GLY:O	3:L:263:CYS:O	2.39	0.40
3:L:532:VAL:CG1	3:L:533:LEU:N	2.84	0.40
3:L:717:TRP:O	3:L:717:TRP:CD2	2.74	0.40
4:M:237:GLY:O	4:M:239:LEU:CG	2.67	0.40
4:M:381:LEU:HD11	4:M:397:ILE:CG1	2.50	0.40
5:N:48:PHE:HE2	5:N:104:VAL:HG12	1.87	0.40
5:N:49:LEU:O	5:N:49:LEU:HG	2.22	0.40
6:O:156:LYS:O	6:O:162:ALA:HB3	2.21	0.40
6:O:41:PHE:O	6:O:41:PHE:CG	2.72	0.40
8:Q:108:ILE:N	8:Q:108:ILE:CD1	2.84	0.40
8:Q:121:ARG:O	8:Q:124:GLU:HB2	2.22	0.40
8:Q:29:VAL:HG21	8:Q:67:PHE:CZ	2.57	0.40
1:S:111:PRO:O	1:S:112:HIS:C	2.60	0.40

Continued on next page...

Continued from previous page...

Atom-1	Atom-2	Interatomic distance (Å)	Clash overlap (Å)
1:S:18:TYR:H	1:S:18:TYR:HD1	1.70	0.40
3:U:290:ILE:HA	3:U:290:ILE:HD13	1.82	0.40
3:U:469:ARG:HG3	3:U:469:ARG:HH11	1.86	0.40
3:U:490:VAL:O	3:U:493:ALA:HB3	2.21	0.40
3:U:532:VAL:CG1	3:U:533:LEU:N	2.85	0.40
4:V:232:LEU:HB2	4:V:278:VAL:HG11	2.04	0.40
4:V:322:GLU:C	4:V:325:ILE:H	2.24	0.40
4:V:221:VAL:O	4:V:383:TYR:HE1	2.04	0.40
5:W:118:VAL:HG13	5:W:129:HIS:CG	2.55	0.40
4:V:332:THR:O	5:W:172:ALA:HB3	2.21	0.40
5:W:43:ALA:C	5:W:45:GLY:H	2.19	0.40
4:V:84:ARG:CZ	6:X:117:MET:HE1	2.52	0.40
7:Y:95:MET:HG3	7:Y:131:TYR:CD1	2.56	0.40
1:1:366:PHE:O	1:1:369:ASN:N	2.50	0.40
2:2:112:THR:HG22	2:2:116:LEU:H	1.86	0.40
2:2:123:GLU:O	2:2:124:CYS:C	2.60	0.40
2:2:86:LEU:CG	2:2:90:LEU:HD11	2.51	0.40
3:3:153:VAL:O	3:3:153:VAL:HG12	2.21	0.40
3:3:452:ALA:HB1	3:3:453:PRO:HD2	2.03	0.40
3:3:474:ARG:O	3:3:475:GLU:C	2.60	0.40
3:3:506:ILE:HG12	3:3:533:LEU:HB2	2.03	0.40
3:3:508:GLY:HA3	3:3:535:MET:HB2	2.02	0.40
3:3:578:LYS:HZ3	3:3:578:LYS:HB3	1.85	0.40
3:3:714:ALA:HA	3:3:752:ASP:CB	2.51	0.40
4:4:321:MET:HG3	4:4:322:GLU:N	2.36	0.40
4:4:61:TYR:O	6:6:85:SER:HB3	2.22	0.40
4:4:86:ASP:C	4:4:88:LEU:H	2.23	0.40
5:5:161:GLU:HB2	5:5:163:ARG:CZ	2.52	0.40
7:9:31:VAL:O	7:9:162:VAL:N	2.55	0.40
1:A:11:PRO:HA	1:A:267:PRO:CG	2.52	0.40
1:A:290:ILE:HG13	1:A:290:ILE:O	2.20	0.40
1:A:398:SER:HA	3:C:46:ARG:HD2	2.03	0.40
2:B:42:ARG:N	2:B:45:ARG:HG3	2.36	0.40
3:C:153:VAL:O	3:C:153:VAL:HG12	2.21	0.40
1:A:196:ARG:NH2	3:C:204:GLU:O	2.54	0.40
3:C:476:ILE:N	3:C:476:ILE:HD12	2.37	0.40
3:C:474:ARG:HD3	3:C:515:THR:OG1	2.21	0.40
4:D:169:HIS:O	4:D:170:HIS:C	2.60	0.40
4:D:217:ARG:HD3	4:D:217:ARG:HA	1.87	0.40
4:D:122:GLU:HB2	4:D:290:ILE:CD1	2.51	0.40
4:D:358:VAL:O	4:D:366:TYR:HB3	2.22	0.40

Continued on next page...

Continued from previous page...

Atom-1	Atom-2	Interatomic distance (Å)	Clash overlap (Å)
4:D:383:TYR:C	4:D:383:TYR:CD1	2.95	0.40
8:H:39:ASP:CG	8:H:75:ARG:HE	2.25	0.40
1:J:108:GLU:C	1:J:109:ASP:OD1	2.60	0.40
1:J:114:LEU:C	1:J:114:LEU:HD23	2.42	0.40
2:K:24:ARG:HA	2:K:53:VAL:HG13	2.02	0.40
3:L:101:ARG:HB3	3:L:101:ARG:NH1	2.36	0.40
3:L:118:ASP:O	3:L:119:CYS:C	2.60	0.40
3:L:185:LYS:HE3	3:L:202:PHE:HE2	1.87	0.40
3:L:202:PHE:HA	3:L:210:PHE:O	2.21	0.40
3:L:382:PHE:H	3:L:382:PHE:HD1	1.66	0.40
3:L:605:PRO:HB2	3:L:609:GLU:HG3	2.04	0.40
4:M:168:PHE:O	4:M:169:HIS:HB2	2.21	0.40
4:M:343:TYR:HD2	4:M:356:TYR:HB2	1.86	0.40
4:M:64:THR:OG1	6:O:83:ARG:NH1	2.52	0.40
4:M:82:THR:N	4:M:83:PRO:CD	2.84	0.40
5:N:11:ARG:N	5:N:11:ARG:CD	2.82	0.40
7:P:102:GLY:O	7:P:103:LEU:C	2.60	0.40
1:S:9:LEU:HA	1:S:13:PHE:HZ	1.87	0.40
2:T:112:THR:HG22	2:T:116:LEU:H	1.87	0.40
2:T:153:LEU:HD21	2:T:163:LEU:CD1	2.51	0.40
3:U:457:PRO:C	3:U:459:MET:H	2.25	0.40
4:V:124:SER:O	4:V:125:ARG:C	2.60	0.40
5:W:10:ALA:C	5:W:12:ALA:N	2.75	0.40
6:X:115:GLY:N	6:X:125:GLN:O	2.54	0.40
6:X:134:ASP:OD1	6:X:174:ALA:HB2	2.21	0.40
6:X:43:LEU:CD1	6:X:83:ARG:O	2.69	0.40
7:Y:144:LYS:N	7:Y:145:PRO:HD2	2.37	0.40
1:S:220:ASN:N	11:Z:500:FMN:O3P	2.53	0.40
1:S:75:LYS:NZ	11:Z:500:FMN:O5'	2.54	0.40

All (1) symmetry-related close contacts are listed below. The label for Atom-2 includes the symmetry operator and encoded unit-cell translations to be applied.

Atom-1	Atom-2	Interatomic distance (Å)	Clash overlap (Å)
3:L:1:MET:N	3:U:498:GLU:OE2[2_645]	2.01	0.19

5.3 Torsion angles

5.3.1 Protein backbone

In the following table, the Percentiles column shows the percent Ramachandran outliers of the chain as a percentile score with respect to all X-ray entries followed by that with respect to entries of similar resolution.

The Analysed column shows the number of residues for which the backbone conformation was analysed, and the total number of residues.

Mol	Chain	Analysed	Favoured	Allowed	Outliers	Percentiles	
1	1	430/438 (98%)	332 (77%)	68 (16%)	30 (7%)	1	10
1	A	430/438 (98%)	330 (77%)	70 (16%)	30 (7%)	1	10
1	J	430/438 (98%)	331 (77%)	70 (16%)	29 (7%)	1	11
1	S	430/438 (98%)	332 (77%)	65 (15%)	33 (8%)	1	8
2	2	176/181 (97%)	144 (82%)	24 (14%)	8 (4%)	3	20
2	B	176/181 (97%)	142 (81%)	26 (15%)	8 (4%)	3	20
2	K	176/181 (97%)	145 (82%)	23 (13%)	8 (4%)	3	20
2	T	176/181 (97%)	144 (82%)	24 (14%)	8 (4%)	3	20
3	3	727/783 (93%)	559 (77%)	117 (16%)	51 (7%)	1	10
3	C	727/783 (93%)	564 (78%)	116 (16%)	47 (6%)	1	12
3	L	727/783 (93%)	567 (78%)	109 (15%)	51 (7%)	1	10
3	U	727/783 (93%)	565 (78%)	110 (15%)	52 (7%)	1	10
4	4	366/409 (90%)	277 (76%)	64 (18%)	25 (7%)	1	10
4	D	366/409 (90%)	283 (77%)	57 (16%)	26 (7%)	1	10
4	M	366/409 (90%)	274 (75%)	63 (17%)	29 (8%)	1	8
4	V	366/409 (90%)	280 (76%)	63 (17%)	23 (6%)	1	12
5	5	187/207 (90%)	128 (68%)	34 (18%)	25 (13%)	0	2
5	E	187/207 (90%)	126 (67%)	35 (19%)	26 (14%)	0	1
5	N	187/207 (90%)	123 (66%)	38 (20%)	26 (14%)	0	1
5	W	187/207 (90%)	123 (66%)	39 (21%)	25 (13%)	0	2
6	6	140/181 (77%)	99 (71%)	31 (22%)	10 (7%)	1	10
6	F	140/181 (77%)	99 (71%)	33 (24%)	8 (6%)	2	14
6	O	140/181 (77%)	101 (72%)	31 (22%)	8 (6%)	2	14
6	X	140/181 (77%)	100 (71%)	33 (24%)	7 (5%)	2	17
7	9	152/182 (84%)	119 (78%)	24 (16%)	9 (6%)	2	14

Continued on next page...

Continued from previous page...

Mol	Chain	Analysed	Favoured	Allowed	Outliers	Percentiles	
7	G	152/182 (84%)	117 (77%)	25 (16%)	10 (7%)	1	11
7	P	152/182 (84%)	121 (80%)	22 (14%)	9 (6%)	2	14
7	Y	152/182 (84%)	116 (76%)	27 (18%)	9 (6%)	2	14
8	7	125/129 (97%)	110 (88%)	10 (8%)	5 (4%)	3	23
8	H	125/129 (97%)	110 (88%)	10 (8%)	5 (4%)	3	23
8	Q	125/129 (97%)	108 (86%)	11 (9%)	6 (5%)	2	18
8	Z	125/129 (97%)	107 (86%)	12 (10%)	6 (5%)	2	18
All	All	9212/10040 (92%)	7076 (77%)	1484 (16%)	652 (7%)	1	10

All (652) Ramachandran outliers are listed below:

Mol	Chain	Res	Type
1	1	14	GLU
1	1	28	THR
1	1	37	GLY
1	1	160	LYS
1	1	166	ASP
2	2	124	CYS
2	2	131	ALA
2	2	136	VAL
2	2	138	ASP
2	2	140	PRO
3	3	46	ARG
3	3	138	GLY
3	3	179	GLU
3	3	212	GLY
3	3	263	CYS
3	3	288	ILE
3	3	367	PRO
3	3	368	HIS
3	3	635	GLU
3	3	652	PRO
3	3	653	PRO
3	3	704	ALA
3	3	723	ALA
3	3	748	VAL
3	3	754	PRO
4	4	39	GLY
4	4	52	VAL
4	4	87	TYR

Continued on next page...

Continued from previous page...

Mol	Chain	Res	Type
4	4	200	ARG
4	4	225	PRO
4	4	226	PRO
4	4	284	ARG
4	4	321	MET
5	5	33	ARG
5	5	47	ASN
5	5	160	ARG
5	5	161	GLU
6	6	16	ARG
6	6	110	ALA
7	9	95	MET
7	9	102	GLY
8	7	45	GLU
8	7	90	HIS
1	A	14	GLU
1	A	37	GLY
1	A	160	LYS
1	A	166	ASP
2	B	124	CYS
2	B	131	ALA
2	B	136	VAL
2	B	138	ASP
2	B	140	PRO
3	C	46	ARG
3	C	179	GLU
3	C	212	GLY
3	C	263	CYS
3	C	288	ILE
3	C	367	PRO
3	C	368	HIS
3	C	635	GLU
3	C	653	PRO
3	C	723	ALA
3	C	748	VAL
3	C	754	PRO
4	D	52	VAL
4	D	87	TYR
4	D	200	ARG
4	D	225	PRO
4	D	226	PRO
4	D	284	ARG

Continued on next page...

Continued from previous page...

Mol	Chain	Res	Type
4	D	321	MET
5	E	33	ARG
5	E	47	ASN
5	E	160	ARG
5	E	161	GLU
6	F	16	ARG
6	F	110	ALA
7	G	95	MET
7	G	102	GLY
8	H	45	GLU
8	H	90	HIS
1	J	14	GLU
1	J	37	GLY
1	J	160	LYS
1	J	166	ASP
2	K	124	CYS
2	K	131	ALA
2	K	136	VAL
2	K	138	ASP
2	K	140	PRO
3	L	46	ARG
3	L	138	GLY
3	L	179	GLU
3	L	212	GLY
3	L	263	CYS
3	L	288	ILE
3	L	367	PRO
3	L	368	HIS
3	L	635	GLU
3	L	652	PRO
3	L	653	PRO
3	L	704	ALA
3	L	723	ALA
3	L	748	VAL
3	L	754	PRO
4	M	39	GLY
4	M	52	VAL
4	M	87	TYR
4	M	200	ARG
4	M	225	PRO
4	M	226	PRO
4	M	284	ARG

Continued on next page...

Continued from previous page...

Mol	Chain	Res	Type
4	M	321	MET
5	N	33	ARG
5	N	47	ASN
5	N	160	ARG
5	N	161	GLU
6	O	16	ARG
6	O	110	ALA
7	P	95	MET
7	P	102	GLY
7	P	103	LEU
8	Q	45	GLU
8	Q	90	HIS
1	S	14	GLU
1	S	37	GLY
1	S	160	LYS
1	S	166	ASP
2	T	86	LEU
2	T	124	CYS
2	T	131	ALA
2	T	136	VAL
2	T	138	ASP
2	T	140	PRO
3	U	46	ARG
3	U	179	GLU
3	U	212	GLY
3	U	288	ILE
3	U	367	PRO
3	U	368	HIS
3	U	635	GLU
3	U	653	PRO
3	U	723	ALA
3	U	748	VAL
3	U	754	PRO
4	V	39	GLY
4	V	52	VAL
4	V	87	TYR
4	V	200	ARG
4	V	225	PRO
4	V	226	PRO
4	V	284	ARG
4	V	321	MET
5	W	33	ARG

Continued on next page...

Continued from previous page...

Mol	Chain	Res	Type
5	W	47	ASN
5	W	160	ARG
5	W	161	GLU
6	X	16	ARG
6	X	110	ALA
7	Y	95	MET
7	Y	102	GLY
7	Y	103	LEU
8	Z	45	GLU
8	Z	90	HIS
1	1	21	VAL
1	1	27	TRP
1	1	95	GLU
1	1	204	PRO
1	1	221	VAL
1	1	234	GLY
1	1	296	SER
1	1	396	GLY
2	2	40	TRP
2	2	86	LEU
2	2	173	GLY
3	3	125	GLY
3	3	136	GLU
3	3	173	PHE
3	3	175	ILE
3	3	335	GLU
3	3	722	THR
4	4	67	GLU
4	4	91	PHE
4	4	142	ALA
4	4	220	GLY
4	4	255	SER
4	4	271	ASP
4	4	314	ARG
4	4	320	SER
4	4	322	GLU
5	5	2	ARG
5	5	23	GLY
5	5	32	GLU
5	5	45	GLY
5	5	49	LEU
5	5	105	THR

Continued on next page...

Continued from previous page...

Mol	Chain	Res	Type
5	5	125	VAL
5	5	130	PRO
5	5	176	GLY
6	6	111	CYS
6	6	113	SER
6	6	166	ARG
7	9	57	SER
7	9	84	GLY
7	9	103	LEU
7	9	127	SER
8	7	48	TYR
1	A	21	VAL
1	A	27	TRP
1	A	28	THR
1	A	95	GLU
1	A	204	PRO
1	A	221	VAL
1	A	234	GLY
1	A	296	SER
1	A	313	TYR
1	A	326	GLY
1	A	396	GLY
2	B	40	TRP
2	B	86	LEU
2	B	173	GLY
3	C	117	LEU
3	C	136	GLU
3	C	138	GLY
3	C	173	PHE
3	C	335	GLU
3	C	633	GLU
3	C	652	PRO
3	C	704	ALA
3	C	722	THR
3	C	747	VAL
3	C	766	ALA
4	D	39	GLY
4	D	91	PHE
4	D	142	ALA
4	D	220	GLY
4	D	235	THR
4	D	255	SER

Continued on next page...

Continued from previous page...

Mol	Chain	Res	Type
4	D	314	ARG
4	D	320	SER
4	D	322	GLU
5	E	2	ARG
5	E	23	GLY
5	E	45	GLY
5	E	105	THR
5	E	125	VAL
5	E	130	PRO
5	E	176	GLY
6	F	113	SER
6	F	166	ARG
7	G	57	SER
7	G	103	LEU
7	G	127	SER
8	H	39	ASP
8	H	48	TYR
8	H	88	ARG
1	J	21	VAL
1	J	27	TRP
1	J	95	GLU
1	J	204	PRO
1	J	234	GLY
1	J	313	TYR
1	J	326	GLY
1	J	396	GLY
2	K	40	TRP
2	K	86	LEU
2	K	173	GLY
3	L	117	LEU
3	L	125	GLY
3	L	136	GLU
3	L	173	PHE
3	L	175	ILE
3	L	216	PHE
3	L	335	GLU
3	L	633	GLU
3	L	722	THR
4	M	67	GLU
4	M	91	PHE
4	M	142	ALA
4	M	220	GLY

Continued on next page...

Continued from previous page...

Mol	Chain	Res	Type
4	M	255	SER
4	M	314	ARG
4	M	320	SER
4	M	322	GLU
4	M	384	ALA
5	N	2	ARG
5	N	7	LEU
5	N	23	GLY
5	N	45	GLY
5	N	49	LEU
5	N	105	THR
5	N	125	VAL
5	N	130	PRO
5	N	176	GLY
6	O	111	CYS
6	O	113	SER
6	O	166	ARG
7	P	57	SER
7	P	127	SER
8	Q	48	TYR
8	Q	88	ARG
1	S	27	TRP
1	S	28	THR
1	S	95	GLU
1	S	204	PRO
1	S	221	VAL
1	S	234	GLY
1	S	296	SER
1	S	326	GLY
1	S	396	GLY
2	T	173	GLY
3	U	125	GLY
3	U	136	GLU
3	U	138	GLY
3	U	173	PHE
3	U	175	ILE
3	U	263	CYS
3	U	335	GLU
3	U	633	GLU
3	U	652	PRO
3	U	704	ALA
3	U	722	THR

Continued on next page...

Continued from previous page...

Mol	Chain	Res	Type
3	U	725	ALA
3	U	747	VAL
4	V	142	ALA
4	V	220	GLY
4	V	235	THR
4	V	255	SER
4	V	271	ASP
4	V	314	ARG
4	V	320	SER
4	V	322	GLU
5	W	2	ARG
5	W	23	GLY
5	W	45	GLY
5	W	125	VAL
5	W	130	PRO
5	W	140	ASP
5	W	176	GLY
6	X	111	CYS
6	X	113	SER
6	X	166	ARG
7	Y	127	SER
7	Y	156	PRO
8	Z	48	TYR
8	Z	88	ARG
1	1	182	CYS
1	1	243	THR
1	1	293	GLY
1	1	313	TYR
1	1	326	GLY
1	1	358	PRO
3	3	117	LEU
3	3	304	ASN
3	3	508	GLY
3	3	633	GLU
3	3	719	HIS
3	3	725	ALA
3	3	747	VAL
3	3	766	ALA
5	5	7	LEU
5	5	9	GLU
5	5	123	GLY
5	5	127	GLU

Continued on next page...

Continued from previous page...

Mol	Chain	Res	Type
5	5	140	ASP
5	5	141	LEU
5	5	145	PRO
8	7	39	ASP
3	C	6	VAL
3	C	175	ILE
3	C	304	ASN
3	C	508	GLY
3	C	719	HIS
4	D	67	GLU
4	D	271	ASP
4	D	319	THR
5	E	7	LEU
5	E	9	GLU
5	E	32	GLU
5	E	49	LEU
5	E	65	PRO
5	E	127	GLU
5	E	140	ASP
5	E	141	LEU
5	E	145	PRO
6	F	111	CYS
7	G	84	GLY
7	G	156	PRO
1	J	182	CYS
1	J	221	VAL
1	J	296	SER
3	L	6	VAL
3	L	304	ASN
3	L	508	GLY
3	L	719	HIS
3	L	725	ALA
3	L	747	VAL
3	L	766	ALA
4	M	66	PHE
4	M	218	ALA
4	M	235	THR
4	M	271	ASP
4	M	319	THR
5	N	9	GLU
5	N	32	GLU
5	N	65	PRO

Continued on next page...

Continued from previous page...

Mol	Chain	Res	Type
5	N	127	GLU
5	N	140	ASP
5	N	141	LEU
5	N	145	PRO
7	P	126	TYR
8	Q	39	ASP
1	S	146	GLU
1	S	197	ALA
1	S	313	TYR
1	S	367	MET
1	S	373	LYS
2	T	40	TRP
3	U	113	LEU
3	U	117	LEU
3	U	304	ASN
3	U	508	GLY
3	U	719	HIS
4	V	91	PHE
5	W	7	LEU
5	W	9	GLU
5	W	32	GLU
5	W	65	PRO
5	W	105	THR
5	W	127	GLU
5	W	145	PRO
7	Y	57	SER
7	Y	126	TYR
8	Z	39	ASP
1	1	71	PRO
1	1	366	PHE
1	1	367	MET
3	3	6	VAL
3	3	453	PRO
3	3	549	VAL
3	3	687	GLU
4	4	66	PHE
4	4	215	TYR
4	4	218	ALA
4	4	235	THR
4	4	319	THR
5	5	65	PRO
5	5	86	SER

Continued on next page...

Continued from previous page...

Mol	Chain	Res	Type
7	9	156	PRO
7	9	178	GLU
1	A	20	HIS
1	A	146	GLU
1	A	182	CYS
1	A	211	LEU
1	A	367	MET
3	C	20	MET
3	C	31	PRO
3	C	216	PHE
3	C	453	PRO
3	C	725	ALA
4	D	229	ALA
5	E	123	GLY
7	G	126	TYR
7	G	178	GLU
1	J	366	PHE
3	L	31	PRO
3	L	82	SER
3	L	453	PRO
4	M	215	TYR
6	O	17	GLU
1	S	20	HIS
1	S	71	PRO
1	S	182	CYS
1	S	211	LEU
1	S	366	PHE
3	U	48	CYS
3	U	285	VAL
3	U	766	ALA
4	V	215	TYR
4	V	319	THR
5	W	49	LEU
5	W	141	LEU
1	1	10	ASP
1	1	43	ARG
1	1	146	GLU
1	1	197	ALA
1	1	211	LEU
3	3	20	MET
3	3	31	PRO
3	3	48	CYS

Continued on next page...

Continued from previous page...

Mol	Chain	Res	Type
3	3	113	LEU
3	3	194	VAL
3	3	285	VAL
3	3	401	ASP
4	4	222	GLY
5	5	50	ALA
5	5	132	LEU
6	6	17	GLU
1	A	10	ASP
1	A	71	PRO
1	A	197	ALA
1	A	293	GLY
1	A	366	PHE
3	C	549	VAL
3	C	765	PRO
4	D	66	PHE
4	D	348	SER
4	D	373	PRO
4	D	384	ALA
5	E	3	LEU
5	E	50	ALA
6	F	109	GLY
1	J	10	ASP
1	J	20	HIS
1	J	28	THR
1	J	71	PRO
1	J	146	GLU
1	J	211	LEU
1	J	367	MET
3	L	186	ARG
3	L	324	GLU
3	L	401	ASP
3	L	435	LEU
3	L	514	ASP
3	L	549	VAL
3	L	687	GLU
4	M	349	ALA
5	N	86	SER
5	N	101	LEU
5	N	188	SER
7	P	156	PRO
7	P	178	GLU

Continued on next page...

Continued from previous page...

Mol	Chain	Res	Type
1	S	10	ASP
1	S	43	ARG
1	S	358	PRO
3	U	6	VAL
3	U	186	ARG
3	U	401	ASP
3	U	435	LEU
3	U	453	PRO
3	U	455	ARG
3	U	549	VAL
3	U	702	HIS
3	U	764	GLY
4	V	66	PHE
5	W	86	SER
5	W	123	GLY
3	3	186	ARG
3	3	216	PHE
3	3	764	GLY
4	4	372	ALA
7	9	126	TYR
1	A	257	PRO
1	A	358	PRO
3	C	285	VAL
3	C	401	ASP
3	C	407	PRO
3	C	455	ARG
3	C	702	HIS
3	C	764	GLY
4	D	296	ARG
5	E	101	LEU
5	E	188	SER
6	F	44	ALA
1	J	257	PRO
3	L	285	VAL
3	L	764	GLY
4	M	71	GLU
4	M	222	GLY
4	M	296	ARG
5	N	3	LEU
5	N	117	GLU
1	S	21	VAL
1	S	311	MET

Continued on next page...

Continued from previous page...

Mol	Chain	Res	Type
3	U	14	PRO
3	U	216	PHE
3	U	231	PRO
3	U	407	PRO
4	V	67	GLU
4	V	373	PRO
5	W	3	LEU
5	W	101	LEU
7	Y	119	PHE
3	3	407	PRO
6	6	138	PRO
8	7	51	PRO
1	A	111	PRO
3	C	14	PRO
3	C	125	GLY
3	C	164	VAL
4	D	222	GLY
1	J	111	PRO
1	J	293	GLY
3	L	207	VAL
3	L	407	PRO
4	M	372	ALA
1	S	293	GLY
3	U	164	VAL
6	X	109	GLY
1	1	50	PRO
3	3	164	VAL
3	3	232	VAL
3	3	765	PRO
6	F	77	VAL
1	J	215	PRO
1	J	358	PRO
5	N	123	GLY
6	O	77	VAL
6	O	115	GLY
1	S	111	PRO
3	U	31	PRO
4	V	372	ALA
8	Z	51	PRO
1	1	111	PRO
3	3	231	PRO
4	4	373	PRO

Continued on next page...

Continued from previous page...

Mol	Chain	Res	Type
5	5	101	LEU
6	6	77	VAL
1	A	50	PRO
1	J	50	PRO
3	L	174	VAL
3	L	650	VAL
3	L	765	PRO
4	M	373	PRO
1	S	257	PRO
3	U	174	VAL
3	U	232	VAL
5	W	61	PRO
6	X	77	VAL
1	1	257	PRO
3	3	174	VAL
3	3	628	PRO
3	3	650	VAL
6	6	115	GLY
6	6	140	CYS
1	A	215	PRO
3	C	194	VAL
3	C	232	VAL
3	L	628	PRO
7	P	84	GLY
8	Q	51	PRO
1	S	50	PRO
1	S	215	PRO
3	U	119	CYS
3	U	194	VAL
7	Y	84	GLY
3	C	174	VAL
5	E	61	PRO
7	G	30	PRO
3	L	116	PRO
3	L	164	VAL
3	U	116	PRO

5.3.2 Protein sidechains [i](#)

In the following table, the Percentiles column shows the percent sidechain outliers of the chain as a percentile score with respect to all X-ray entries followed by that with respect to entries of similar resolution.

The Analysed column shows the number of residues for which the sidechain conformation was analysed, and the total number of residues.

Mol	Chain	Analysed	Rotameric	Outliers	Percentiles	
1	1	351/356 (99%)	320 (91%)	31 (9%)	12	40
1	A	351/356 (99%)	318 (91%)	33 (9%)	10	36
1	J	351/356 (99%)	320 (91%)	31 (9%)	12	40
1	S	351/356 (99%)	318 (91%)	33 (9%)	10	36
2	2	150/152 (99%)	129 (86%)	21 (14%)	4	19
2	B	150/152 (99%)	134 (89%)	16 (11%)	8	30
2	K	150/152 (99%)	130 (87%)	20 (13%)	4	21
2	T	150/152 (99%)	132 (88%)	18 (12%)	6	26
3	3	593/628 (94%)	524 (88%)	69 (12%)	6	27
3	C	593/628 (94%)	518 (87%)	75 (13%)	5	23
3	L	593/628 (94%)	520 (88%)	73 (12%)	5	25
3	U	593/628 (94%)	522 (88%)	71 (12%)	6	26
4	4	319/355 (90%)	281 (88%)	38 (12%)	6	26
4	D	319/355 (90%)	281 (88%)	38 (12%)	6	26
4	M	319/355 (90%)	280 (88%)	39 (12%)	6	25
4	V	319/355 (90%)	282 (88%)	37 (12%)	6	27
5	5	164/175 (94%)	142 (87%)	22 (13%)	4	21
5	E	164/175 (94%)	142 (87%)	22 (13%)	4	21
5	N	164/175 (94%)	140 (85%)	24 (15%)	3	18
5	W	164/175 (94%)	144 (88%)	20 (12%)	6	25
6	6	117/149 (78%)	108 (92%)	9 (8%)	15	47
6	F	117/149 (78%)	109 (93%)	8 (7%)	18	53
6	O	117/149 (78%)	108 (92%)	9 (8%)	15	47
6	X	117/149 (78%)	109 (93%)	8 (7%)	18	53
7	9	126/150 (84%)	117 (93%)	9 (7%)	17	51
7	G	126/150 (84%)	117 (93%)	9 (7%)	17	51
7	P	126/150 (84%)	117 (93%)	9 (7%)	17	51
7	Y	126/150 (84%)	120 (95%)	6 (5%)	30	65
8	7	104/106 (98%)	93 (89%)	11 (11%)	8	31
8	H	104/106 (98%)	95 (91%)	9 (9%)	12	41

Continued on next page...

Continued from previous page...

Mol	Chain	Analysed	Rotameric	Outliers	Percentiles	
8	Q	104/106 (98%)	94 (90%)	10 (10%)	10	35
8	Z	104/106 (98%)	94 (90%)	10 (10%)	10	35
All	All	7696/8284 (93%)	6858 (89%)	838 (11%)	7	30

All (838) residues with a non-rotameric sidechain are listed below:

Mol	Chain	Res	Type
1	1	10	ASP
1	1	12	ARG
1	1	13	PHE
1	1	14	GLU
1	1	15	ARG
1	1	29	LEU
1	1	53	VAL
1	1	81	LYS
1	1	104	ARG
1	1	128	THR
1	1	163	PHE
1	1	166	ASP
1	1	192	LEU
1	1	203	PRO
1	1	249	MET
1	1	253	GLN
1	1	255	SER
1	1	270	THR
1	1	271	THR
1	1	303	THR
1	1	306	VAL
1	1	342	TRP
1	1	359	CYS
1	1	363	VAL
1	1	366	PHE
1	1	367	MET
1	1	404	ASP
1	1	414	LEU
1	1	420	GLN
1	1	437	TRP
1	1	438	ARG
2	2	5	ASP
2	2	6	ASP
2	2	7	LYS

Continued on next page...

Continued from previous page...

Mol	Chain	Res	Type
2	2	10	PHE
2	2	12	GLU
2	2	28	MET
2	2	31	LEU
2	2	33	ARG
2	2	35	GLN
2	2	37	GLU
2	2	40	TRP
2	2	45	ARG
2	2	66	PHE
2	2	87	SER
2	2	112	THR
2	2	114	ASP
2	2	116	LEU
2	2	138	ASP
2	2	140	PRO
2	2	172	CYS
2	2	178	GLU
3	3	32	LEU
3	3	45	CYS
3	3	46	ARG
3	3	75	TRP
3	3	94	ASP
3	3	96	LEU
3	3	113	LEU
3	3	116	PRO
3	3	123	ASP
3	3	132	ASP
3	3	133	ARG
3	3	156	ARG
3	3	168	HIS
3	3	173	PHE
3	3	174	VAL
3	3	184	CYS
3	3	189	ARG
3	3	192	GLU
3	3	218	LEU
3	3	232	VAL
3	3	239	THR
3	3	241	ARG
3	3	245	ARG
3	3	252	THR

Continued on next page...

Continued from previous page...

Mol	Chain	Res	Type
3	3	259	CYS
3	3	286	ASN
3	3	288	ILE
3	3	307	LYS
3	3	366	THR
3	3	367	PRO
3	3	368	HIS
3	3	369	LEU
3	3	371	PHE
3	3	374	ARG
3	3	382	PHE
3	3	407	PRO
3	3	408	ILE
3	3	419	ASP
3	3	440	ARG
3	3	445	THR
3	3	450	LEU
3	3	464	ILE
3	3	465	HIS
3	3	469	ARG
3	3	473	GLU
3	3	478	LEU
3	3	501	LYS
3	3	507	LEU
3	3	523	LEU
3	3	524	LEU
3	3	542	ARG
3	3	587	LEU
3	3	593	LEU
3	3	617	LEU
3	3	624	LEU
3	3	639	GLN
3	3	651	ARG
3	3	652	PRO
3	3	655	ARG
3	3	683	LEU
3	3	684	ARG
3	3	724	ARG
3	3	726	GLU
3	3	747	VAL
3	3	749	HIS
3	3	751	GLU

Continued on next page...

Continued from previous page...

Mol	Chain	Res	Type
3	3	757	HIS
3	3	758	LEU
3	3	759	TYR
4	4	38	HIS
4	4	42	ARG
4	4	46	THR
4	4	47	LEU
4	4	52	VAL
4	4	59	ILE
4	4	69	THR
4	4	94	ASP
4	4	104	LEU
4	4	105	LEU
4	4	120	LEU
4	4	152	GLU
4	4	163	VAL
4	4	168	PHE
4	4	170	HIS
4	4	182	LEU
4	4	199	HIS
4	4	210	GLU
4	4	214	PHE
4	4	226	PRO
4	4	227	GLU
4	4	228	VAL
4	4	234	LEU
4	4	249	ARG
4	4	252	TYR
4	4	257	TYR
4	4	269	ARG
4	4	271	ASP
4	4	284	ARG
4	4	285	GLU
4	4	315	HIS
4	4	316	LEU
4	4	320	SER
4	4	343	TYR
4	4	347	GLU
4	4	363	SER
4	4	383	TYR
4	4	409	ARG
5	5	1	MET

Continued on next page...

Continued from previous page...

Mol	Chain	Res	Type
5	5	3	LEU
5	5	7	LEU
5	5	20	ASN
5	5	25	LEU
5	5	26	TRP
5	5	27	VAL
5	5	38	MET
5	5	44	MET
5	5	48	PHE
5	5	52	ILE
5	5	66	GLU
5	5	80	TRP
5	5	84	ASP
5	5	106	ASP
5	5	114	LEU
5	5	127	GLU
5	5	146	LEU
5	5	175	THR
5	5	184	TYR
5	5	195	LEU
5	5	196	TRP
6	6	16	ARG
6	6	26	LYS
6	6	37	TRP
6	6	45	CYS
6	6	50	MET
6	6	78	MET
6	6	83	ARG
6	6	93	ARG
6	6	165	GLU
7	9	33	LEU
7	9	57	SER
7	9	72	PRO
7	9	78	GLU
7	9	97	ARG
7	9	126	TYR
7	9	140	VAL
7	9	159	VAL
7	9	174	LYS
8	7	30	ARG
8	7	39	ASP
8	7	43	ARG

Continued on next page...

Continued from previous page...

Mol	Chain	Res	Type
8	7	44	MET
8	7	52	THR
8	7	63	LEU
8	7	78	LYS
8	7	81	ARG
8	7	82	ILE
8	7	85	ARG
8	7	120	ASP
1	A	10	ASP
1	A	12	ARG
1	A	13	PHE
1	A	14	GLU
1	A	15	ARG
1	A	29	LEU
1	A	53	VAL
1	A	81	LYS
1	A	104	ARG
1	A	128	THR
1	A	163	PHE
1	A	166	ASP
1	A	192	LEU
1	A	203	PRO
1	A	249	MET
1	A	253	GLN
1	A	255	SER
1	A	270	THR
1	A	271	THR
1	A	303	THR
1	A	306	VAL
1	A	342	TRP
1	A	346	ARG
1	A	359	CYS
1	A	363	VAL
1	A	366	PHE
1	A	367	MET
1	A	400	CYS
1	A	404	ASP
1	A	414	LEU
1	A	420	GLN
1	A	437	TRP
1	A	438	ARG
2	B	5	ASP

Continued on next page...

Continued from previous page...

Mol	Chain	Res	Type
2	B	6	ASP
2	B	7	LYS
2	B	28	MET
2	B	31	LEU
2	B	33	ARG
2	B	35	GLN
2	B	40	TRP
2	B	45	ARG
2	B	87	SER
2	B	112	THR
2	B	114	ASP
2	B	116	LEU
2	B	138	ASP
2	B	140	PRO
2	B	172	CYS
3	C	32	LEU
3	C	45	CYS
3	C	46	ARG
3	C	75	TRP
3	C	94	ASP
3	C	96	LEU
3	C	107	MET
3	C	113	LEU
3	C	116	PRO
3	C	123	ASP
3	C	124	LYS
3	C	132	ASP
3	C	133	ARG
3	C	156	ARG
3	C	168	HIS
3	C	173	PHE
3	C	174	VAL
3	C	184	CYS
3	C	189	ARG
3	C	192	GLU
3	C	207	VAL
3	C	218	LEU
3	C	232	VAL
3	C	239	THR
3	C	241	ARG
3	C	245	ARG
3	C	252	THR

Continued on next page...

Continued from previous page...

Mol	Chain	Res	Type
3	C	286	ASN
3	C	288	ILE
3	C	307	LYS
3	C	366	THR
3	C	367	PRO
3	C	368	HIS
3	C	369	LEU
3	C	371	PHE
3	C	374	ARG
3	C	382	PHE
3	C	407	PRO
3	C	408	ILE
3	C	412	ARG
3	C	419	ASP
3	C	440	ARG
3	C	445	THR
3	C	450	LEU
3	C	464	ILE
3	C	465	HIS
3	C	469	ARG
3	C	473	GLU
3	C	478	LEU
3	C	501	LYS
3	C	503	PRO
3	C	507	LEU
3	C	515	THR
3	C	523	LEU
3	C	524	LEU
3	C	542	ARG
3	C	559	ASP
3	C	587	LEU
3	C	593	LEU
3	C	617	LEU
3	C	624	LEU
3	C	639	GLN
3	C	651	ARG
3	C	655	ARG
3	C	683	LEU
3	C	684	ARG
3	C	709	GLN
3	C	724	ARG
3	C	726	GLU

Continued on next page...

Continued from previous page...

Mol	Chain	Res	Type
3	C	747	VAL
3	C	749	HIS
3	C	751	GLU
3	C	757	HIS
3	C	758	LEU
3	C	759	TYR
4	D	38	HIS
4	D	42	ARG
4	D	46	THR
4	D	47	LEU
4	D	52	VAL
4	D	59	ILE
4	D	69	THR
4	D	94	ASP
4	D	104	LEU
4	D	105	LEU
4	D	120	LEU
4	D	152	GLU
4	D	168	PHE
4	D	170	HIS
4	D	182	LEU
4	D	199	HIS
4	D	210	GLU
4	D	214	PHE
4	D	226	PRO
4	D	227	GLU
4	D	228	VAL
4	D	234	LEU
4	D	249	ARG
4	D	252	TYR
4	D	257	TYR
4	D	269	ARG
4	D	271	ASP
4	D	284	ARG
4	D	285	GLU
4	D	315	HIS
4	D	316	LEU
4	D	320	SER
4	D	335	PHE
4	D	343	TYR
4	D	347	GLU
4	D	363	SER

Continued on next page...

Continued from previous page...

Mol	Chain	Res	Type
4	D	407	VAL
4	D	409	ARG
5	E	1	MET
5	E	3	LEU
5	E	7	LEU
5	E	20	ASN
5	E	25	LEU
5	E	26	TRP
5	E	27	VAL
5	E	38	MET
5	E	48	PHE
5	E	52	ILE
5	E	53	VAL
5	E	66	GLU
5	E	80	TRP
5	E	93	TYR
5	E	114	LEU
5	E	127	GLU
5	E	142	GLU
5	E	146	LEU
5	E	175	THR
5	E	184	TYR
5	E	195	LEU
5	E	196	TRP
6	F	16	ARG
6	F	26	LYS
6	F	37	TRP
6	F	45	CYS
6	F	50	MET
6	F	78	MET
6	F	83	ARG
6	F	165	GLU
7	G	33	LEU
7	G	38	HIS
7	G	72	PRO
7	G	78	GLU
7	G	97	ARG
7	G	126	TYR
7	G	157	VAL
7	G	159	VAL
7	G	174	LYS
8	H	30	ARG

Continued on next page...

Continued from previous page...

Mol	Chain	Res	Type
8	H	43	ARG
8	H	44	MET
8	H	52	THR
8	H	78	LYS
8	H	81	ARG
8	H	82	ILE
8	H	85	ARG
8	H	120	ASP
1	J	10	ASP
1	J	12	ARG
1	J	13	PHE
1	J	14	GLU
1	J	15	ARG
1	J	29	LEU
1	J	53	VAL
1	J	81	LYS
1	J	104	ARG
1	J	128	THR
1	J	163	PHE
1	J	166	ASP
1	J	192	LEU
1	J	203	PRO
1	J	249	MET
1	J	253	GLN
1	J	255	SER
1	J	270	THR
1	J	271	THR
1	J	303	THR
1	J	306	VAL
1	J	342	TRP
1	J	359	CYS
1	J	363	VAL
1	J	366	PHE
1	J	367	MET
1	J	404	ASP
1	J	414	LEU
1	J	420	GLN
1	J	437	TRP
1	J	438	ARG
2	K	5	ASP
2	K	6	ASP
2	K	7	LYS

Continued on next page...

Continued from previous page...

Mol	Chain	Res	Type
2	K	10	PHE
2	K	12	GLU
2	K	28	MET
2	K	31	LEU
2	K	33	ARG
2	K	35	GLN
2	K	37	GLU
2	K	40	TRP
2	K	45	ARG
2	K	87	SER
2	K	112	THR
2	K	114	ASP
2	K	116	LEU
2	K	138	ASP
2	K	140	PRO
2	K	172	CYS
2	K	178	GLU
3	L	32	LEU
3	L	45	CYS
3	L	46	ARG
3	L	75	TRP
3	L	94	ASP
3	L	95	THR
3	L	96	LEU
3	L	107	MET
3	L	113	LEU
3	L	116	PRO
3	L	123	ASP
3	L	133	ARG
3	L	156	ARG
3	L	168	HIS
3	L	173	PHE
3	L	174	VAL
3	L	189	ARG
3	L	192	GLU
3	L	207	VAL
3	L	218	LEU
3	L	232	VAL
3	L	239	THR
3	L	241	ARG
3	L	245	ARG
3	L	252	THR

Continued on next page...

Continued from previous page...

Mol	Chain	Res	Type
3	L	253	PRO
3	L	259	CYS
3	L	286	ASN
3	L	288	ILE
3	L	307	LYS
3	L	366	THR
3	L	367	PRO
3	L	368	HIS
3	L	369	LEU
3	L	371	PHE
3	L	374	ARG
3	L	382	PHE
3	L	407	PRO
3	L	408	ILE
3	L	412	ARG
3	L	419	ASP
3	L	440	ARG
3	L	445	THR
3	L	450	LEU
3	L	464	ILE
3	L	465	HIS
3	L	469	ARG
3	L	473	GLU
3	L	478	LEU
3	L	501	LYS
3	L	507	LEU
3	L	515	THR
3	L	523	LEU
3	L	524	LEU
3	L	542	ARG
3	L	587	LEU
3	L	593	LEU
3	L	617	LEU
3	L	624	LEU
3	L	651	ARG
3	L	652	PRO
3	L	655	ARG
3	L	683	LEU
3	L	684	ARG
3	L	709	GLN
3	L	724	ARG
3	L	726	GLU

Continued on next page...

Continued from previous page...

Mol	Chain	Res	Type
3	L	747	VAL
3	L	749	HIS
3	L	751	GLU
3	L	757	HIS
3	L	758	LEU
3	L	759	TYR
4	M	38	HIS
4	M	42	ARG
4	M	46	THR
4	M	47	LEU
4	M	52	VAL
4	M	59	ILE
4	M	69	THR
4	M	94	ASP
4	M	104	LEU
4	M	105	LEU
4	M	120	LEU
4	M	152	GLU
4	M	163	VAL
4	M	168	PHE
4	M	170	HIS
4	M	182	LEU
4	M	199	HIS
4	M	210	GLU
4	M	214	PHE
4	M	226	PRO
4	M	227	GLU
4	M	228	VAL
4	M	234	LEU
4	M	249	ARG
4	M	252	TYR
4	M	257	TYR
4	M	269	ARG
4	M	271	ASP
4	M	284	ARG
4	M	285	GLU
4	M	315	HIS
4	M	316	LEU
4	M	320	SER
4	M	335	PHE
4	M	343	TYR
4	M	347	GLU

Continued on next page...

Continued from previous page...

Mol	Chain	Res	Type
4	M	363	SER
4	M	407	VAL
4	M	409	ARG
5	N	1	MET
5	N	3	LEU
5	N	7	LEU
5	N	20	ASN
5	N	25	LEU
5	N	26	TRP
5	N	27	VAL
5	N	38	MET
5	N	44	MET
5	N	48	PHE
5	N	52	ILE
5	N	65	PRO
5	N	66	GLU
5	N	80	TRP
5	N	84	ASP
5	N	106	ASP
5	N	114	LEU
5	N	127	GLU
5	N	142	GLU
5	N	146	LEU
5	N	175	THR
5	N	184	TYR
5	N	195	LEU
5	N	196	TRP
6	O	16	ARG
6	O	26	LYS
6	O	37	TRP
6	O	45	CYS
6	O	50	MET
6	O	78	MET
6	O	83	ARG
6	O	93	ARG
6	O	165	GLU
7	P	33	LEU
7	P	36	ARG
7	P	72	PRO
7	P	78	GLU
7	P	97	ARG
7	P	126	TYR

Continued on next page...

Continued from previous page...

Mol	Chain	Res	Type
7	P	140	VAL
7	P	159	VAL
7	P	174	LYS
8	Q	30	ARG
8	Q	43	ARG
8	Q	44	MET
8	Q	52	THR
8	Q	63	LEU
8	Q	78	LYS
8	Q	81	ARG
8	Q	82	ILE
8	Q	85	ARG
8	Q	120	ASP
1	S	10	ASP
1	S	12	ARG
1	S	13	PHE
1	S	14	GLU
1	S	15	ARG
1	S	29	LEU
1	S	53	VAL
1	S	81	LYS
1	S	104	ARG
1	S	128	THR
1	S	163	PHE
1	S	166	ASP
1	S	192	LEU
1	S	203	PRO
1	S	249	MET
1	S	253	GLN
1	S	255	SER
1	S	270	THR
1	S	271	THR
1	S	303	THR
1	S	306	VAL
1	S	342	TRP
1	S	353	CYS
1	S	359	CYS
1	S	363	VAL
1	S	366	PHE
1	S	367	MET
1	S	400	CYS
1	S	404	ASP

Continued on next page...

Continued from previous page...

Mol	Chain	Res	Type
1	S	414	LEU
1	S	420	GLN
1	S	437	TRP
1	S	438	ARG
2	T	5	ASP
2	T	6	ASP
2	T	7	LYS
2	T	28	MET
2	T	31	LEU
2	T	33	ARG
2	T	35	GLN
2	T	37	GLU
2	T	40	TRP
2	T	45	ARG
2	T	66	PHE
2	T	87	SER
2	T	114	ASP
2	T	116	LEU
2	T	138	ASP
2	T	140	PRO
2	T	172	CYS
2	T	178	GLU
3	U	32	LEU
3	U	45	CYS
3	U	46	ARG
3	U	75	TRP
3	U	94	ASP
3	U	96	LEU
3	U	113	LEU
3	U	116	PRO
3	U	123	ASP
3	U	132	ASP
3	U	133	ARG
3	U	156	ARG
3	U	168	HIS
3	U	173	PHE
3	U	174	VAL
3	U	189	ARG
3	U	192	GLU
3	U	207	VAL
3	U	218	LEU
3	U	232	VAL

Continued on next page...

Continued from previous page...

Mol	Chain	Res	Type
3	U	239	THR
3	U	241	ARG
3	U	245	ARG
3	U	252	THR
3	U	259	CYS
3	U	286	ASN
3	U	288	ILE
3	U	307	LYS
3	U	366	THR
3	U	367	PRO
3	U	368	HIS
3	U	369	LEU
3	U	371	PHE
3	U	374	ARG
3	U	382	PHE
3	U	407	PRO
3	U	408	ILE
3	U	412	ARG
3	U	419	ASP
3	U	440	ARG
3	U	445	THR
3	U	450	LEU
3	U	464	ILE
3	U	465	HIS
3	U	469	ARG
3	U	473	GLU
3	U	478	LEU
3	U	501	LYS
3	U	507	LEU
3	U	523	LEU
3	U	524	LEU
3	U	542	ARG
3	U	559	ASP
3	U	587	LEU
3	U	593	LEU
3	U	617	LEU
3	U	624	LEU
3	U	639	GLN
3	U	651	ARG
3	U	655	ARG
3	U	683	LEU
3	U	684	ARG

Continued on next page...

Continued from previous page...

Mol	Chain	Res	Type
3	U	709	GLN
3	U	724	ARG
3	U	726	GLU
3	U	747	VAL
3	U	749	HIS
3	U	751	GLU
3	U	757	HIS
3	U	758	LEU
3	U	759	TYR
4	V	38	HIS
4	V	42	ARG
4	V	46	THR
4	V	47	LEU
4	V	52	VAL
4	V	59	ILE
4	V	69	THR
4	V	94	ASP
4	V	104	LEU
4	V	105	LEU
4	V	120	LEU
4	V	152	GLU
4	V	168	PHE
4	V	170	HIS
4	V	171	ASN
4	V	182	LEU
4	V	199	HIS
4	V	210	GLU
4	V	214	PHE
4	V	226	PRO
4	V	227	GLU
4	V	228	VAL
4	V	234	LEU
4	V	249	ARG
4	V	252	TYR
4	V	257	TYR
4	V	269	ARG
4	V	271	ASP
4	V	284	ARG
4	V	285	GLU
4	V	315	HIS
4	V	316	LEU
4	V	320	SER

Continued on next page...

Continued from previous page...

Mol	Chain	Res	Type
4	V	335	PHE
4	V	343	TYR
4	V	347	GLU
4	V	409	ARG
5	W	1	MET
5	W	3	LEU
5	W	7	LEU
5	W	20	ASN
5	W	25	LEU
5	W	26	TRP
5	W	27	VAL
5	W	48	PHE
5	W	52	ILE
5	W	66	GLU
5	W	80	TRP
5	W	106	ASP
5	W	114	LEU
5	W	127	GLU
5	W	142	GLU
5	W	146	LEU
5	W	175	THR
5	W	184	TYR
5	W	195	LEU
5	W	196	TRP
6	X	16	ARG
6	X	26	LYS
6	X	37	TRP
6	X	45	CYS
6	X	50	MET
6	X	78	MET
6	X	83	ARG
6	X	165	GLU
7	Y	33	LEU
7	Y	78	GLU
7	Y	97	ARG
7	Y	126	TYR
7	Y	159	VAL
7	Y	174	LYS
8	Z	30	ARG
8	Z	43	ARG
8	Z	44	MET
8	Z	52	THR

Continued on next page...

Continued from previous page...

Mol	Chain	Res	Type
8	Z	63	LEU
8	Z	78	LYS
8	Z	81	ARG
8	Z	82	ILE
8	Z	85	ARG
8	Z	120	ASP

Some sidechains can be flipped to improve hydrogen bonding and reduce clashes. All (135) such sidechains are listed below:

Mol	Chain	Res	Type
1	1	92	ASN
1	1	112	HIS
1	1	147	GLN
1	1	174	HIS
1	1	219	ASN
1	1	343	ASN
1	1	420	GLN
2	2	8	GLN
2	2	36	GLN
2	2	79	HIS
3	3	131	GLN
3	3	168	HIS
3	3	298	HIS
3	3	347	HIS
3	3	428	HIS
3	3	586	HIS
3	3	613	HIS
3	3	709	GLN
3	3	733	GLN
4	4	72	HIS
4	4	129	HIS
4	4	170	HIS
4	4	171	ASN
4	4	292	GLN
4	4	308	GLN
4	4	327	HIS
4	4	336	HIS
4	4	389	GLN
5	5	40	HIS
5	5	47	ASN
6	6	119	ASN
7	9	46	HIS

Continued on next page...

Continued from previous page...

Mol	Chain	Res	Type
7	9	94	ASN
1	A	92	ASN
1	A	112	HIS
1	A	147	GLN
1	A	174	HIS
1	A	219	ASN
1	A	288	GLN
1	A	420	GLN
2	B	8	GLN
2	B	36	GLN
2	B	79	HIS
3	C	131	GLN
3	C	168	HIS
3	C	286	ASN
3	C	298	HIS
3	C	347	HIS
3	C	428	HIS
3	C	613	HIS
3	C	661	GLN
3	C	709	GLN
3	C	733	GLN
4	D	72	HIS
4	D	169	HIS
4	D	170	HIS
4	D	171	ASN
4	D	292	GLN
4	D	308	GLN
4	D	327	HIS
4	D	336	HIS
4	D	389	GLN
5	E	24	ASN
5	E	40	HIS
5	E	47	ASN
6	F	119	ASN
7	G	38	HIS
7	G	46	HIS
7	G	94	ASN
1	J	92	ASN
1	J	112	HIS
1	J	147	GLN
1	J	174	HIS
1	J	219	ASN

Continued on next page...

Continued from previous page...

Mol	Chain	Res	Type
1	J	420	GLN
2	K	8	GLN
2	K	36	GLN
2	K	79	HIS
3	L	131	GLN
3	L	168	HIS
3	L	298	HIS
3	L	347	HIS
3	L	428	HIS
3	L	586	HIS
3	L	613	HIS
3	L	709	GLN
3	L	733	GLN
4	M	72	HIS
4	M	129	HIS
4	M	169	HIS
4	M	170	HIS
4	M	171	ASN
4	M	292	GLN
4	M	308	GLN
4	M	327	HIS
4	M	336	HIS
4	M	389	GLN
5	N	40	HIS
5	N	47	ASN
6	O	119	ASN
7	P	94	ASN
1	S	92	ASN
1	S	112	HIS
1	S	147	GLN
1	S	174	HIS
1	S	219	ASN
1	S	420	GLN
2	T	8	GLN
2	T	36	GLN
2	T	79	HIS
3	U	131	GLN
3	U	168	HIS
3	U	246	ASN
3	U	298	HIS
3	U	347	HIS
3	U	428	HIS

Continued on next page...

Continued from previous page...

Mol	Chain	Res	Type
3	U	468	HIS
3	U	613	HIS
3	U	661	GLN
3	U	709	GLN
3	U	733	GLN
4	V	72	HIS
4	V	129	HIS
4	V	169	HIS
4	V	170	HIS
4	V	171	ASN
4	V	292	GLN
4	V	308	GLN
4	V	327	HIS
4	V	336	HIS
5	W	40	HIS
5	W	47	ASN
6	X	119	ASN
7	Y	46	HIS
7	Y	94	ASN

5.3.3 RNA ⓘ

There are no RNA molecules in this entry.

5.4 Non-standard residues in protein, DNA, RNA chains ⓘ

There are no non-standard protein/DNA/RNA residues in this entry.

5.5 Carbohydrates ⓘ

There are no carbohydrates in this entry.

5.6 Ligand geometry ⓘ

40 ligands are modelled in this entry.

In the following table, the Counts columns list the number of bonds (or angles) for which Mogul statistics could be retrieved, the number of bonds (or angles) that are observed in the model and the number of bonds (or angles) that are defined in the Chemical Component Dictionary. The Link column lists molecule types, if any, to which the group is linked. The Z score for a bond length (or angle) is the number of standard deviations the observed value is removed from the

expected value. A bond length (or angle) with $|Z| > 2$ is considered an outlier worth inspection. RMSZ is the root-mean-square of all Z scores of the bond lengths (or angles).

Mol	Type	Chain	Res	Link	Bond lengths			Bond angles		
					Counts	RMSZ	$\# Z > 2$	Counts	RMSZ	$\# Z > 2$
9	SF4	1	439	1	0,12,12	0.00	-	0,24,24	0.00	-
10	FES	2	182	2	0,4,4	0.00	-	0,4,4	0.00	-
9	SF4	3	784	3	0,12,12	0.00	-	0,24,24	0.00	-
9	SF4	3	785	3	0,12,12	0.00	-	0,24,24	0.00	-
9	SF4	3	786	3	0,12,12	0.00	-	0,24,24	0.00	-
10	FES	3	787	3	0,4,4	0.00	-	0,4,4	0.00	-
9	SF4	6	182	6	0,12,12	0.00	-	0,24,24	0.00	-
11	FMN	7	500	-	31,33,33	1.86	7 (22%)	38,50,50	3.73	11 (28%)
9	SF4	9	183	7	0,12,12	0.00	-	0,24,24	0.00	-
9	SF4	9	184	7	0,12,12	0.00	-	0,24,24	0.00	-
9	SF4	A	439	1	0,12,12	0.00	-	0,24,24	0.00	-
10	FES	B	182	2	0,4,4	0.00	-	0,4,4	0.00	-
9	SF4	C	784	3	0,12,12	0.00	-	0,24,24	0.00	-
9	SF4	C	785	3	0,12,12	0.00	-	0,24,24	0.00	-
9	SF4	C	786	3	0,12,12	0.00	-	0,24,24	0.00	-
10	FES	C	787	3	0,4,4	0.00	-	0,4,4	0.00	-
9	SF4	F	182	6	0,12,12	0.00	-	0,24,24	0.00	-
9	SF4	G	183	7	0,12,12	0.00	-	0,24,24	0.00	-
9	SF4	G	184	7	0,12,12	0.00	-	0,24,24	0.00	-
11	FMN	H	500	-	31,33,33	1.80	7 (22%)	38,50,50	3.68	11 (28%)
9	SF4	J	439	1	0,12,12	0.00	-	0,24,24	0.00	-
10	FES	K	182	2	0,4,4	0.00	-	0,4,4	0.00	-
9	SF4	L	784	3	0,12,12	0.00	-	0,24,24	0.00	-
9	SF4	L	785	3	0,12,12	0.00	-	0,24,24	0.00	-
9	SF4	L	786	3	0,12,12	0.00	-	0,24,24	0.00	-
10	FES	L	787	3	0,4,4	0.00	-	0,4,4	0.00	-
9	SF4	O	182	6	0,12,12	0.00	-	0,24,24	0.00	-
9	SF4	P	183	7	0,12,12	0.00	-	0,24,24	0.00	-
9	SF4	P	184	7	0,12,12	0.00	-	0,24,24	0.00	-
11	FMN	Q	500	-	31,33,33	1.74	6 (19%)	38,50,50	3.72	11 (28%)
9	SF4	S	439	1	0,12,12	0.00	-	0,24,24	0.00	-
10	FES	T	182	2	0,4,4	0.00	-	0,4,4	0.00	-
9	SF4	U	784	3	0,12,12	0.00	-	0,24,24	0.00	-
9	SF4	U	785	3	0,12,12	0.00	-	0,24,24	0.00	-
9	SF4	U	786	3	0,12,12	0.00	-	0,24,24	0.00	-
10	FES	U	787	3	0,4,4	0.00	-	0,4,4	0.00	-
9	SF4	X	182	6	0,12,12	0.00	-	0,24,24	0.00	-
9	SF4	Y	183	7	0,12,12	0.00	-	0,24,24	0.00	-
9	SF4	Y	184	7	0,12,12	0.00	-	0,24,24	0.00	-

Mol	Type	Chain	Res	Link	Bond lengths			Bond angles		
					Counts	RMSZ	# Z > 2	Counts	RMSZ	# Z > 2
11	FMN	Z	500	-	31,33,33	1.76	6 (19%)	38,50,50	3.69	11 (28%)

In the following table, the Chirals column lists the number of chiral outliers, the number of chiral centers analysed, the number of these observed in the model and the number defined in the Chemical Component Dictionary. Similar counts are reported in the Torsion and Rings columns. '-' means no outliers of that kind were identified.

Mol	Type	Chain	Res	Link	Chirals	Torsions	Rings
9	SF4	1	439	1	-	0/0/48/48	0/6/5/5
10	FES	2	182	2	-	0/0/4/4	0/1/1/1
9	SF4	3	784	3	-	0/0/48/48	0/6/5/5
9	SF4	3	785	3	-	0/0/48/48	0/6/5/5
9	SF4	3	786	3	-	0/0/48/48	0/6/5/5
10	FES	3	787	3	-	0/0/4/4	0/1/1/1
9	SF4	6	182	6	-	0/0/48/48	0/6/5/5
11	FMN	7	500	-	-	0/16/18/18	0/3/3/3
9	SF4	9	183	7	-	0/0/48/48	0/6/5/5
9	SF4	9	184	7	-	0/0/48/48	0/6/5/5
9	SF4	A	439	1	-	0/0/48/48	0/6/5/5
10	FES	B	182	2	-	0/0/4/4	0/1/1/1
9	SF4	C	784	3	-	0/0/48/48	0/6/5/5
9	SF4	C	785	3	-	0/0/48/48	0/6/5/5
9	SF4	C	786	3	-	0/0/48/48	0/6/5/5
10	FES	C	787	3	-	0/0/4/4	0/1/1/1
9	SF4	F	182	6	-	0/0/48/48	0/6/5/5
9	SF4	G	183	7	-	0/0/48/48	0/6/5/5
9	SF4	G	184	7	-	0/0/48/48	0/6/5/5
11	FMN	H	500	-	-	0/16/18/18	0/3/3/3
9	SF4	J	439	1	-	0/0/48/48	0/6/5/5
10	FES	K	182	2	-	0/0/4/4	0/1/1/1
9	SF4	L	784	3	-	0/0/48/48	0/6/5/5
9	SF4	L	785	3	-	0/0/48/48	0/6/5/5
9	SF4	L	786	3	-	0/0/48/48	0/6/5/5
10	FES	L	787	3	-	0/0/4/4	0/1/1/1
9	SF4	O	182	6	-	0/0/48/48	0/6/5/5
9	SF4	P	183	7	-	0/0/48/48	0/6/5/5
9	SF4	P	184	7	-	0/0/48/48	0/6/5/5
11	FMN	Q	500	-	-	0/16/18/18	0/3/3/3
9	SF4	S	439	1	-	0/0/48/48	0/6/5/5
10	FES	T	182	2	-	0/0/4/4	0/1/1/1
9	SF4	U	784	3	-	0/0/48/48	0/6/5/5
9	SF4	U	785	3	-	0/0/48/48	0/6/5/5

Continued on next page...

Continued from previous page...

Mol	Type	Chain	Res	Link	Chirals	Torsions	Rings
9	SF4	U	786	3	-	0/0/48/48	0/6/5/5
10	FES	U	787	3	-	0/0/4/4	0/1/1/1
9	SF4	X	182	6	-	0/0/48/48	0/6/5/5
9	SF4	Y	183	7	-	0/0/48/48	0/6/5/5
9	SF4	Y	184	7	-	0/0/48/48	0/6/5/5
11	FMN	Z	500	-	-	0/16/18/18	0/3/3/3

All (26) bond length outliers are listed below:

Mol	Chain	Res	Type	Atoms	Z	Observed(Å)	Ideal(Å)
11	7	500	FMN	C1'-N10	-5.03	1.43	1.48
11	Z	500	FMN	C1'-N10	-4.12	1.44	1.48
11	H	500	FMN	C1'-N10	-3.91	1.44	1.48
11	Q	500	FMN	C1'-N10	-3.75	1.44	1.48
11	7	500	FMN	C2-N1	-2.95	1.32	1.38
11	H	500	FMN	C2-N1	-2.74	1.32	1.38
11	Z	500	FMN	C2-N1	-2.60	1.33	1.38
11	Q	500	FMN	C2-N1	-2.58	1.33	1.38
11	7	500	FMN	C2'-C3'	-2.29	1.49	1.53
11	H	500	FMN	C2'-C3'	-2.20	1.49	1.53
11	Q	500	FMN	C9A-N10	2.15	1.41	1.38
11	7	500	FMN	C9A-N10	2.58	1.42	1.38
11	Z	500	FMN	C9A-N10	2.74	1.42	1.38
11	H	500	FMN	C9A-N10	2.78	1.42	1.38
11	7	500	FMN	C4-N3	2.82	1.38	1.33
11	Q	500	FMN	C4-N3	3.16	1.38	1.33
11	7	500	FMN	C4A-C10	3.28	1.46	1.41
11	H	500	FMN	C4-N3	3.30	1.39	1.33
11	Z	500	FMN	C4A-C10	3.43	1.47	1.41
11	Z	500	FMN	C4-N3	3.47	1.39	1.33
11	Q	500	FMN	C4A-C10	3.52	1.47	1.41
11	H	500	FMN	C4A-C10	3.87	1.47	1.41
11	H	500	FMN	C4-C4A	4.22	1.49	1.41
11	Z	500	FMN	C4-C4A	4.23	1.49	1.41
11	7	500	FMN	C4-C4A	4.67	1.50	1.41
11	Q	500	FMN	C4-C4A	4.80	1.50	1.41

All (44) bond angle outliers are listed below:

Mol	Chain	Res	Type	Atoms	Z	Observed(°)	Ideal(°)
11	7	500	FMN	C1'-N10-C10	-9.61	108.65	118.50
11	Z	500	FMN	C1'-N10-C10	-9.22	109.04	118.50

Continued on next page...

Continued from previous page...

Mol	Chain	Res	Type	Atoms	Z	Observed(°)	Ideal(°)
11	Q	500	FMN	C1'-N10-C10	-9.14	109.13	118.50
11	H	500	FMN	C1'-N10-C10	-8.90	109.38	118.50
11	Z	500	FMN	P-O5'-C5'	-7.09	98.77	118.30
11	H	500	FMN	P-O5'-C5'	-6.95	99.15	118.30
11	7	500	FMN	P-O5'-C5'	-6.94	99.17	118.30
11	Q	500	FMN	P-O5'-C5'	-6.94	99.18	118.30
11	Q	500	FMN	C4-C4A-C10	-4.55	116.28	119.96
11	7	500	FMN	C4-C4A-C10	-4.50	116.32	119.96
11	Z	500	FMN	C4A-C4-N3	-4.48	117.11	123.48
11	Q	500	FMN	C4A-C4-N3	-4.46	117.14	123.48
11	H	500	FMN	C4A-C4-N3	-4.36	117.28	123.48
11	H	500	FMN	C4-C4A-C10	-4.33	116.46	119.96
11	7	500	FMN	C4A-C4-N3	-4.31	117.34	123.48
11	Z	500	FMN	C4-C4A-C10	-4.24	116.53	119.96
11	7	500	FMN	C1'-C2'-C3'	-4.09	98.13	109.82
11	H	500	FMN	C1'-C2'-C3'	-4.01	98.36	109.82
11	Q	500	FMN	C1'-C2'-C3'	-3.95	98.53	109.82
11	Z	500	FMN	C1'-C2'-C3'	-3.84	98.83	109.82
11	Q	500	FMN	C4'-C3'-C2'	2.03	117.77	113.41
11	7	500	FMN	C4'-C3'-C2'	2.22	118.19	113.41
11	H	500	FMN	C4'-C3'-C2'	2.32	118.40	113.41
11	Z	500	FMN	C4'-C3'-C2'	2.39	118.55	113.41
11	Z	500	FMN	O5'-C5'-C4'	3.52	118.74	109.36
11	Q	500	FMN	O5'-C5'-C4'	3.68	119.19	109.36
11	H	500	FMN	O5'-C5'-C4'	3.69	119.21	109.36
11	7	500	FMN	O5'-C5'-C4'	3.70	119.23	109.36
11	Z	500	FMN	C4-C4A-N5	4.31	123.40	118.68
11	Z	500	FMN	C4A-N5-C5A	4.42	121.43	116.76
11	Q	500	FMN	C4-C4A-N5	4.49	123.61	118.68
11	H	500	FMN	C4A-N5-C5A	4.54	121.55	116.76
11	H	500	FMN	C4-C4A-N5	4.62	123.74	118.68
11	Q	500	FMN	C4A-N5-C5A	4.62	121.64	116.76
11	7	500	FMN	C4A-N5-C5A	4.84	121.87	116.76
11	7	500	FMN	C4-C4A-N5	4.84	123.98	118.68
11	7	500	FMN	C4-N3-C2	7.04	121.31	115.16
11	Z	500	FMN	C4-N3-C2	7.45	121.67	115.16
11	H	500	FMN	C4-N3-C2	7.51	121.73	115.16
11	Q	500	FMN	C4-N3-C2	7.86	122.04	115.16
11	Q	500	FMN	C1'-N10-C9A	13.95	131.14	118.35
11	H	500	FMN	C1'-N10-C9A	13.97	131.15	118.35
11	Z	500	FMN	C1'-N10-C9A	13.99	131.17	118.35
11	7	500	FMN	C1'-N10-C9A	14.08	131.25	118.35

There are no chirality outliers.

There are no torsion outliers.

There are no ring outliers.

30 monomers are involved in 56 short contacts:

Mol	Chain	Res	Type	Clashes	Symm-Clashes
10	2	182	FES	2	0
9	3	784	SF4	1	0
9	3	786	SF4	2	0
10	3	787	FES	1	0
9	6	182	SF4	1	0
11	7	500	FMN	5	0
9	9	183	SF4	1	0
9	9	184	SF4	1	0
10	B	182	FES	2	0
9	C	784	SF4	1	0
9	C	786	SF4	2	0
10	C	787	FES	1	0
9	F	182	SF4	1	0
9	G	183	SF4	1	0
9	G	184	SF4	1	0
11	H	500	FMN	5	0
10	K	182	FES	2	0
9	L	784	SF4	1	0
9	L	786	SF4	2	0
10	L	787	FES	1	0
9	O	182	SF4	1	0
9	P	184	SF4	1	0
11	Q	500	FMN	7	0
10	T	182	FES	1	0
9	U	784	SF4	1	0
9	U	786	SF4	2	0
9	X	182	SF4	1	0
9	Y	183	SF4	1	0
9	Y	184	SF4	1	0
11	Z	500	FMN	6	0

5.7 Other polymers

There are no such residues in this entry.

5.8 Polymer linkage issues ⓘ

There are no chain breaks in this entry.

6 Fit of model and data ⓘ

6.1 Protein, DNA and RNA chains ⓘ

In the following table, the column labelled ‘#RSRZ> 2’ contains the number (and percentage) of RSRZ outliers, followed by percent RSRZ outliers for the chain as percentile scores relative to all X-ray entries and entries of similar resolution. The OWAB column contains the minimum, median, 95th percentile and maximum values of the occupancy-weighted average B-factor per residue. The column labelled ‘Q< 0.9’ lists the number of (and percentage) of residues with an average occupancy less than 0.9.

Mol	Chain	Analysed	<RSRZ>	#RSRZ>2	OWAB(Å ²)	Q<0.9
1	1	432/438 (98%)	-0.14	0 100 100	14, 52, 90, 114	0
1	A	432/438 (98%)	-0.11	0 100 100	25, 57, 91, 115	0
1	J	432/438 (98%)	-0.13	2 (0%) 90 90	17, 52, 91, 113	0
1	S	432/438 (98%)	-0.16	1 (0%) 94 95	23, 58, 93, 115	0
2	2	178/181 (98%)	-0.15	0 100 100	26, 59, 98, 140	0
2	B	178/181 (98%)	-0.11	0 100 100	29, 64, 100, 141	0
2	K	178/181 (98%)	-0.08	1 (0%) 89 88	29, 60, 97, 143	0
2	T	178/181 (98%)	-0.20	1 (0%) 89 88	32, 66, 100, 146	0
3	3	737/783 (94%)	-0.01	8 (1%) 80 79	20, 65, 110, 130	0
3	C	737/783 (94%)	0.02	8 (1%) 80 79	23, 67, 111, 137	0
3	L	737/783 (94%)	0.11	19 (2%) 56 53	22, 69, 114, 137	0
3	U	737/783 (94%)	0.00	10 (1%) 75 73	23, 68, 113, 135	0
4	4	370/409 (90%)	-0.00	5 (1%) 75 73	26, 67, 109, 167	0
4	D	370/409 (90%)	0.02	6 (1%) 72 69	26, 65, 109, 165	0
4	M	370/409 (90%)	0.02	5 (1%) 75 73	24, 65, 109, 158	0
4	V	370/409 (90%)	0.16	13 (3%) 44 41	32, 75, 113, 169	0
5	5	191/207 (92%)	-0.03	5 (2%) 56 53	35, 76, 112, 144	0
5	E	191/207 (92%)	0.02	4 (2%) 64 61	36, 76, 117, 138	0
5	N	191/207 (92%)	0.11	6 (3%) 49 48	36, 75, 114, 141	0
5	W	191/207 (92%)	0.15	7 (3%) 42 38	43, 83, 119, 143	0
6	6	144/181 (79%)	-0.05	0 100 100	34, 64, 110, 118	0
6	F	144/181 (79%)	0.01	1 (0%) 87 87	31, 62, 110, 119	0
6	O	144/181 (79%)	-0.01	2 (1%) 75 73	31, 62, 111, 116	0
6	X	144/181 (79%)	0.15	4 (2%) 53 51	45, 71, 113, 122	0

Continued on next page...

Continued from previous page...

Mol	Chain	Analysed	<RSRZ>	#RSRZ>2	OWAB(Å ²)	Q<0.9
7	9	154/182 (84%)	-0.10	0 100 100	20, 56, 98, 118	0
7	G	154/182 (84%)	-0.10	0 100 100	26, 53, 95, 115	0
7	P	154/182 (84%)	-0.05	1 (0%) 89 88	26, 56, 96, 117	0
7	Y	154/182 (84%)	-0.04	0 100 100	31, 63, 100, 122	0
8	7	127/129 (98%)	-0.12	0 100 100	33, 62, 101, 116	0
8	H	127/129 (98%)	-0.11	0 100 100	35, 62, 102, 119	0
8	Q	127/129 (98%)	-0.01	0 100 100	32, 63, 104, 116	0
8	Z	127/129 (98%)	0.01	3 (2%) 59 56	34, 68, 105, 119	0
All	All	9332/10040 (92%)	-0.02	112 (1%) 79 77	14, 64, 109, 169	0

All (112) RSRZ outliers are listed below:

Mol	Chain	Res	Type	RSRZ
3	L	759	TYR	5.4
5	N	184	TYR	4.5
3	L	653	PRO	4.4
5	N	1	MET	4.3
3	L	654	PHE	4.3
4	V	245	ASN	4.2
3	C	654	PHE	4.2
3	L	582	PHE	4.2
4	V	385	CYS	4.2
5	E	127	GLU	4.0
5	W	127	GLU	3.9
4	V	240	ARG	3.7
3	3	759	TYR	3.6
4	V	208	PHE	3.5
4	4	257	TYR	3.4
5	E	184	TYR	3.4
3	3	566	ALA	3.3
3	U	581	ARG	3.3
3	C	759	TYR	3.2
5	W	50	ALA	3.2
6	X	122	ALA	3.2
3	3	552	GLY	3.1
3	U	654	PHE	3.1
5	N	4	GLU	3.0
5	W	184	TYR	3.0
4	D	240	ARG	2.9

Continued on next page...

Continued from previous page...

Mol	Chain	Res	Type	RSRZ
6	X	121	TYR	2.9
4	V	392	ASP	2.9
3	L	670	PRO	2.9
4	M	147	PHE	2.9
4	4	231	ASP	2.8
4	D	41	LEU	2.8
3	U	582	PHE	2.8
3	L	669	VAL	2.8
3	U	338	GLY	2.8
3	U	759	TYR	2.8
4	V	251	ALA	2.8
5	5	11	ARG	2.8
5	W	51	ASP	2.7
3	L	565	TYR	2.7
4	V	136	GLY	2.7
4	M	245	ASN	2.7
4	D	231	ASP	2.7
3	L	552	GLY	2.7
3	L	142	LYS	2.6
4	V	57	PRO	2.6
3	C	658	LEU	2.6
3	3	341	VAL	2.6
6	O	164	ASN	2.6
6	X	20	LEU	2.6
3	U	652	PRO	2.6
3	3	654	PHE	2.6
4	D	257	TYR	2.6
3	L	577	LEU	2.6
1	J	14	GLU	2.5
5	N	133	ARG	2.5
4	V	215	TYR	2.5
7	P	177	THR	2.5
3	C	582	PHE	2.5
4	M	240	ARG	2.5
3	C	617	LEU	2.5
3	U	334	LYS	2.4
3	3	762	ALA	2.4
2	T	180	GLU	2.4
3	L	607	PHE	2.4
6	O	17	GLU	2.4
3	L	540	ASN	2.4
6	X	155	GLN	2.3

Continued on next page...

Continued from previous page...

Mol	Chain	Res	Type	RSRZ
4	M	347	GLU	2.3
4	4	216	GLU	2.3
8	Z	96	HIS	2.3
4	V	132	PHE	2.3
4	D	42	ARG	2.3
3	U	608	TYR	2.3
5	W	34	PHE	2.3
8	Z	128	PHE	2.3
3	L	175	ILE	2.2
5	5	145	PRO	2.2
3	U	565	TYR	2.2
1	S	438	ARG	2.2
3	3	141	GLU	2.2
4	V	146	PHE	2.2
3	C	686	LYS	2.2
5	E	133	ARG	2.2
4	D	357	ILE	2.2
3	U	644	LEU	2.1
3	L	581	ARG	2.1
5	5	4	GLU	2.1
8	Z	129	ALA	2.1
3	C	758	LEU	2.1
4	V	257	TYR	2.1
1	J	278	GLU	2.1
5	N	127	GLU	2.1
3	L	721	GLU	2.1
6	F	49	GLU	2.1
5	E	126	PHE	2.1
3	L	617	LEU	2.1
3	3	692	PHE	2.1
3	C	520	ARG	2.1
4	V	42	ARG	2.1
4	4	245	ASN	2.1
3	L	668	LYS	2.1
5	W	15	TYR	2.1
3	L	568	TYR	2.1
5	W	1	MET	2.1
4	4	347	GLU	2.0
3	L	530	ALA	2.0
5	5	184	TYR	2.0
5	N	101	LEU	2.0
5	5	127	GLU	2.0

Continued on next page...

Continued from previous page...

Mol	Chain	Res	Type	RSRZ
4	M	144	THR	2.0
2	K	171	LYS	2.0

6.2 Non-standard residues in protein, DNA, RNA chains [i](#)

There are no non-standard protein/DNA/RNA residues in this entry.

6.3 Carbohydrates [i](#)

There are no carbohydrates in this entry.

6.4 Ligands [i](#)

In the following table, the Atoms column lists the number of modelled atoms in the group and the number defined in the chemical component dictionary. LLDF column lists the quality of electron density of the group with respect to its neighbouring residues in protein, DNA or RNA chains. The B-factors column lists the minimum, median, 95th percentile and maximum values of B factors of atoms in the group. The column labelled 'Q< 0.9' lists the number of atoms with occupancy less than 0.9.

Mol	Type	Chain	Res	Atoms	RSCC	RSR	LLDF	B-factors(Å ²)	Q<0.9
11	FMN	Z	500	31/31	0.92	0.32	2.02	99,103,105,106	0
11	FMN	Q	500	31/31	0.91	0.29	1.50	79,86,88,91	0
11	FMN	7	500	31/31	0.93	0.28	1.42	75,80,83,87	0
11	FMN	H	500	31/31	0.89	0.29	0.84	80,87,88,90	0
9	SF4	S	439	8/8	0.99	0.19	-0.22	14,30,33,34	0
9	SF4	U	786	8/8	0.99	0.19	-0.28	19,40,45,45	0
9	SF4	3	785	8/8	1.00	0.20	-0.29	1,17,21,21	0
9	SF4	C	786	8/8	0.99	0.19	-0.29	12,31,36,38	0
9	SF4	O	182	8/8	1.00	0.17	-0.32	4,14,18,18	0
9	SF4	L	785	8/8	1.00	0.20	-0.32	1,13,15,16	0
9	SF4	Y	183	8/8	0.99	0.19	-0.33	20,27,29,44	0
9	SF4	L	784	8/8	1.00	0.18	-0.35	1,8,15,17	0
9	SF4	X	182	8/8	0.98	0.17	-0.36	21,42,47,61	0
9	SF4	C	785	8/8	1.00	0.19	-0.53	1,16,17,18	0
9	SF4	A	439	8/8	0.99	0.18	-0.54	1,17,22,24	0
9	SF4	U	785	8/8	0.99	0.19	-0.55	9,18,20,21	0
9	SF4	U	784	8/8	0.99	0.18	-0.57	1,17,19,19	0
9	SF4	J	439	8/8	0.99	0.19	-0.60	1,8,14,18	0
9	SF4	P	184	8/8	0.99	0.20	-0.65	3,18,20,20	0

Continued on next page...

Continued from previous page...

Mol	Type	Chain	Res	Atoms	RSCC	RSR	LLDF	B-factors(\AA^2)	Q<0.9
9	SF4	9	184	8/8	1.00	0.18	-0.66	1,15,24,25	0
9	SF4	P	183	8/8	1.00	0.19	-0.72	1,25,26,32	0
9	SF4	C	784	8/8	1.00	0.18	-0.72	1,10,19,20	0
9	SF4	3	784	8/8	1.00	0.18	-0.74	1,12,15,16	0
9	SF4	1	439	8/8	1.00	0.18	-0.75	1,9,17,17	0
9	SF4	Y	184	8/8	1.00	0.17	-0.82	7,20,22,22	0
9	SF4	3	786	8/8	1.00	0.18	-0.88	5,31,32,34	0
9	SF4	L	786	8/8	0.99	0.15	-0.92	17,28,31,35	0
9	SF4	G	184	8/8	0.99	0.18	-0.93	1,16,19,21	0
10	FES	L	787	4/4	1.00	0.14	-0.94	1,1,9,14	0
9	SF4	9	183	8/8	0.99	0.18	-0.95	1,17,18,29	0
9	SF4	6	182	8/8	0.99	0.18	-0.97	12,32,33,34	0
9	SF4	F	182	8/8	1.00	0.18	-1.06	1,16,16,17	0
9	SF4	G	183	8/8	0.99	0.19	-1.28	1,23,24,25	0
10	FES	3	787	4/4	1.00	0.14	-1.35	1,1,12,15	0
10	FES	C	787	4/4	1.00	0.12	-1.38	1,4,16,18	0
10	FES	B	182	4/4	1.00	0.13	-1.44	2,13,32,33	0
10	FES	U	787	4/4	0.99	0.13	-1.50	4,5,15,17	0
10	FES	K	182	4/4	0.99	0.13	-1.54	2,5,21,23	0
10	FES	2	182	4/4	0.99	0.14	-1.58	1,4,19,19	0
10	FES	T	182	4/4	0.99	0.11	-1.86	2,9,29,30	0

6.5 Other polymers [i](#)

There are no such residues in this entry.