



Full wwPDB X-ray Structure Validation Report ⓘ

Feb 15, 2017 – 03:51 am GMT

PDB ID : 1G0R
Title : THE STRUCTURAL BASIS OF THE CATALYTIC MECHANISM AND
REGULATION OF GLUCOSE-1-PHOSPHATE THYMIDYLYLTRANSFERASE (RMLA). THYMIDINE/GLUCOSE-1-PHOSPHATE COMPLEX.
Authors : Blankenfeldt, W.; Asuncion, M.; Lam, J.S.; Naismith, J.H.
Deposited on : 2000-10-07
Resolution : 1.87 Å(reported)

This is a Full wwPDB X-ray Structure Validation Report for a publicly released PDB entry.

We welcome your comments at validation@mail.wwpdb.org

A user guide is available at

<http://wwpdb.org/validation/2016/XrayValidationReportHelp>

with specific help available everywhere you see the ⓘ symbol.

The following versions of software and data (see [references ⓘ](#)) were used in the production of this report:

MolProbity	:	4.02b-467
Mogul	:	1.7.2 (RC1), CSD as538be (2017)
Xtriage (Phenix)	:	1.9-1692
EDS	:	trunk28620
Percentile statistics	:	20161228.v01 (using entries in the PDB archive December 28th 2016)
Refmac	:	5.8.0135
CCP4	:	6.5.0
Ideal geometry (proteins)	:	Engh & Huber (2001)
Ideal geometry (DNA, RNA)	:	Parkinson et al. (1996)
Validation Pipeline (wwPDB-VP)	:	recalc28949

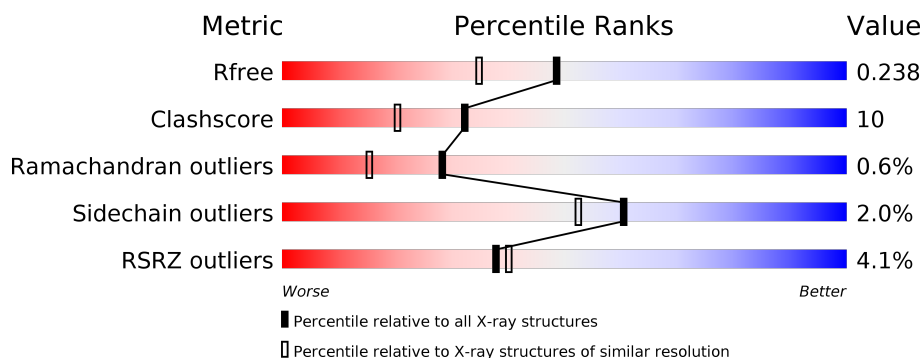
1 Overall quality at a glance

The following experimental techniques were used to determine the structure:

X-RAY DIFFRACTION

The reported resolution of this entry is 1.87 Å.

Percentile scores (ranging between 0-100) for global validation metrics of the entry are shown in the following graphic. The table shows the number of entries on which the scores are based.



Metric	Whole archive (#Entries)	Similar resolution (#Entries, resolution range(Å))
R_{free}	100719	7505 (1.90-1.86)
Clashscore	112137	8369 (1.90-1.86)
Ramachandran outliers	110173	8279 (1.90-1.86)
Sidechain outliers	110143	8280 (1.90-1.86)
RSRZ outliers	101464	7571 (1.90-1.86)

The table below summarises the geometric issues observed across the polymeric chains and their fit to the electron density. The red, orange, yellow and green segments on the lower bar indicate the fraction of residues that contain outliers for ≥ 3 , 2, 1 and 0 types of geometric quality criteria. A grey segment represents the fraction of residues that are not modelled. The numeric value for each fraction is indicated below the corresponding segment, with a dot representing fractions $\leq 5\%$. The upper red bar (where present) indicates the fraction of residues that have poor fit to the electron density. The numeric value is given above the bar.

Mol	Chain	Length	Quality of chain
1	A	293	<div> <div>4%</div> <div> <div></div> <div>80%</div> <div>20%</div> </div> </div>
1	B	293	<div> <div>2%</div> <div> <div></div> <div>77%</div> <div>20%</div> <div>•</div> </div> </div>
1	C	293	<div> <div>3%</div> <div> <div></div> <div>75%</div> <div>22%</div> <div>•</div> </div> </div>
1	D	293	<div> <div>7%</div> <div> <div></div> <div>74%</div> <div>21%</div> <div>• •</div> </div> </div>
1	E	293	<div> <div>8%</div> <div> <div></div> <div>75%</div> <div>22%</div> <div>•</div> </div> </div>
1	F	293	<div> <div>4%</div> <div> <div></div> <div>78%</div> <div>19%</div> <div>•</div> </div> </div>

Continued on next page...

Continued from previous page...

Mol	Chain	Length	Quality of chain
1	G	293	<div> <div>%</div> <div> <div></div> <div>82%</div> <div>13%</div> <div></div> </div> </div>
1	H	293	<div> <div>2%</div> <div> <div></div> <div>78%</div> <div>20%</div> <div></div> </div> </div>

The following table lists non-polymeric compounds, carbohydrate monomers and non-standard residues in protein, DNA, RNA chains that are outliers for geometric or electron-density-fit criteria:

Mol	Type	Chain	Res	Chirality	Geometry	Clashes	Electron density
2	G1P	B	2501	-	-	-	X
2	G1P	E	2504	-	-	-	X
3	SO4	A	2507	-	-	X	X
3	SO4	B	2510	-	-	-	X
3	SO4	G	2525	-	-	-	X
3	SO4	H	2529	-	-	-	X

2 Entry composition

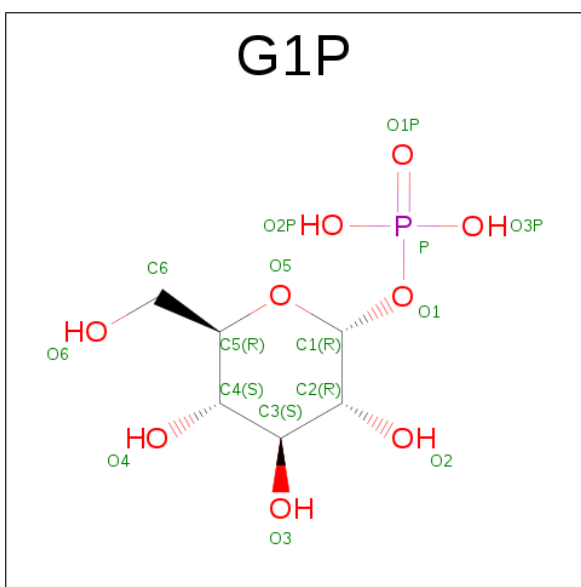
There are 5 unique types of molecules in this entry. The entry contains 21361 atoms, of which 0 are hydrogens and 0 are deuteriums.

In the tables below, the ZeroOcc column contains the number of atoms modelled with zero occupancy, the AltConf column contains the number of residues with at least one atom in alternate conformation and the Trace column contains the number of residues modelled with at most 2 atoms.

- Molecule 1 is a protein called GLUCOSE-1-PHOSPHATE THYMIDYLYLTRANSFERASE.

Mol	Chain	Residues	Atoms					ZeroOcc	AltConf	Trace
1	A	292	Total	C	N	O	S	0	6	0
			2338	1493	396	444	5			
1	B	292	Total	C	N	O	S	0	8	0
			2350	1501	396	447	6			
1	C	292	Total	C	N	O	S	0	5	0
			2332	1491	395	441	5			
1	D	292	Total	C	N	O	S	0	5	0
			2325	1486	391	442	6			
1	E	292	Total	C	N	O	S	0	4	0
			2312	1477	389	440	6			
1	F	293	Total	C	N	O	S	0	5	0
			2340	1496	395	443	6			
1	G	292	Total	C	N	O	S	0	5	0
			2326	1487	390	443	6			
1	H	292	Total	C	N	O	S	0	2	0
			2303	1474	387	437	5			

- Molecule 2 is GLUCOSE-1-PHOSPHATE (three-letter code: G1P) (formula: C₆H₁₃O₉P).



Mol	Chain	Residues	Atoms				ZeroOcc	AltConf
2	A	1	Total	C	O	P	0	0
			16	6	9	1		
2	B	1	Total	C	O	P	0	0
			16	6	9	1		
2	C	1	Total	C	O	P	0	0
			16	6	9	1		
2	D	1	Total	C	O	P	0	0
			16	6	9	1		
2	E	1	Total	C	O	P	0	0
			16	6	9	1		
2	G	1	Total	C	O	P	0	0
			16	6	9	1		
2	H	1	Total	C	O	P	0	0
			16	6	9	1		

- Molecule 3 is SULFATE ION (three-letter code: SO4) (formula: O₄S).



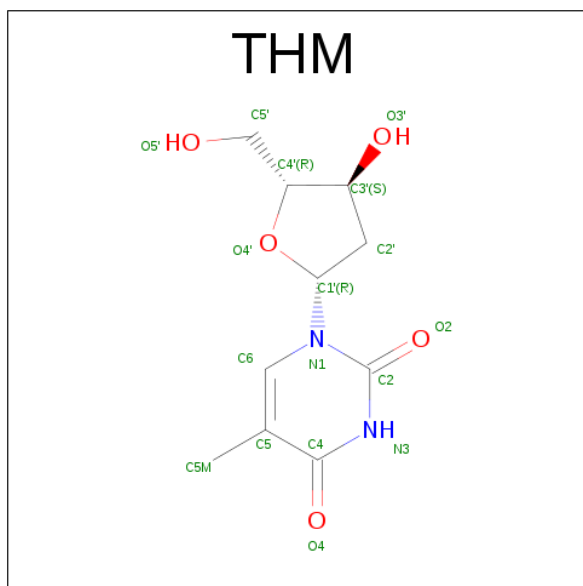
Mol	Chain	Residues	Atoms			ZeroOcc	AltConf
3	A	1	Total	O	S	0	0
			5	4	1		
3	A	1	Total	O	S	0	0
			5	4	1		
3	C	1	Total	O	S	0	0
			5	4	1		
3	B	1	Total	O	S	0	0
			5	4	1		
3	B	1	Total	O	S	0	0
			5	4	1		
3	D	1	Total	O	S	0	0
			5	4	1		
3	C	1	Total	O	S	0	0
			5	4	1		
3	D	1	Total	O	S	0	0
			5	4	1		
3	C	1	Total	O	S	0	0
			5	4	1		
3	D	1	Total	O	S	0	0
			5	4	1		
3	D	1	Total	O	S	0	0
			5	4	1		
3	H	1	Total	O	S	0	0
			5	4	1		
3	F	1	Total	O	S	0	0
			5	4	1		
3	E	1	Total	O	S	0	0
			5	4	1		

Continued on next page...

Continued from previous page...

Mol	Chain	Residues	Atoms			ZeroOcc	AltConf
3	F	1	Total	O	S	0	0
			5	4	1		
3	F	1	Total	O	S	0	0
			5	4	1		
3	G	1	Total	O	S	0	0
			5	4	1		
3	F	1	Total	O	S	0	0
			5	4	1		
3	G	1	Total	O	S	0	0
			5	4	1		
3	H	1	Total	O	S	0	0
			5	4	1		
3	E	1	Total	O	S	0	0
			5	4	1		
3	B	1	Total	O	S	0	0
			5	4	1		
3	H	1	Total	O	S	0	0
			5	4	1		

- Molecule 4 is THYMIDINE (three-letter code: THM) (formula: C₁₀H₁₄N₂O₅).



Mol	Chain	Residues	Atoms				ZeroOcc	AltConf
4	A	1	Total	C	N	O	0	0
			17	10	2	5		
4	B	1	Total	C	N	O	0	0
			17	10	2	5		

Continued on next page...

Continued from previous page...

Mol	Chain	Residues	Atoms				ZeroOcc	AltConf
4	C	1	Total	C	N	O	0	0
			17	10	2	5		
4	D	1	Total	C	N	O	0	0
			17	10	2	5		
4	E	1	Total	C	N	O	0	0
			17	10	2	5		
4	F	1	Total	C	N	O	0	0
			17	10	2	5		
4	G	1	Total	C	N	O	0	0
			17	10	2	5		
4	H	1	Total	C	N	O	0	0
			17	10	2	5		
4	A	1	Total	C	N	O	0	0
			17	10	2	5		
4	B	1	Total	C	N	O	0	0
			17	10	2	5		
4	C	1	Total	C	N	O	0	0
			17	10	2	5		
4	D	1	Total	C	N	O	0	0
			17	10	2	5		
4	E	1	Total	C	N	O	0	0
			17	10	2	5		
4	F	1	Total	C	N	O	0	0
			17	10	2	5		
4	G	1	Total	C	N	O	0	0
			17	10	2	5		
4	H	1	Total	C	N	O	0	0
			17	10	2	5		

- Molecule 5 is water.

Mol	Chain	Residues	Atoms		ZeroOcc	AltConf
5	A	286	Total	O	0	0
			286	286		
5	B	307	Total	O	0	0
			307	307		
5	C	272	Total	O	0	0
			272	272		
5	D	266	Total	O	0	0
			266	266		
5	E	202	Total	O	0	0
			202	202		

Continued on next page...

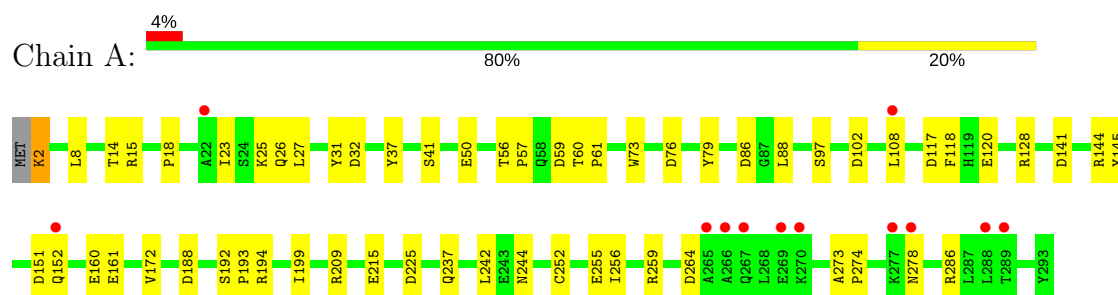
Continued from previous page...

Mol	Chain	Residues	Atoms		ZeroOcc	AltConf
5	F	287	Total 287	O 287	0	0
5	G	327	Total 327	O 327	0	0
5	H	289	Total 289	O 289	0	0

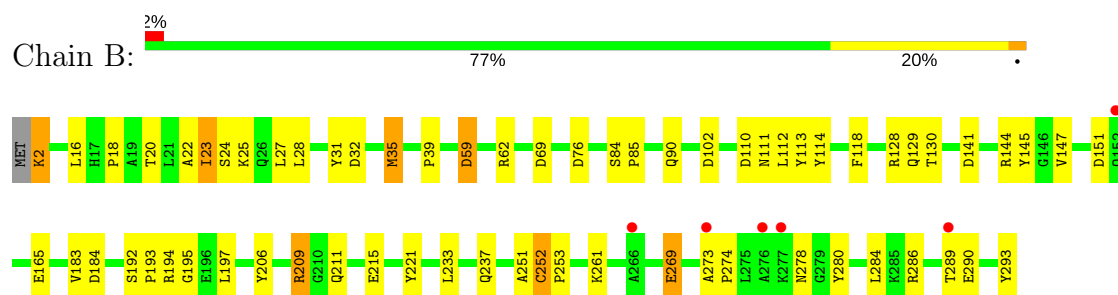
3 Residue-property plots [i](#)

These plots are drawn for all protein, RNA and DNA chains in the entry. The first graphic for a chain summarises the proportions of the various outlier classes displayed in the second graphic. The second graphic shows the sequence view annotated by issues in geometry and electron density. Residues are color-coded according to the number of geometric quality criteria for which they contain at least one outlier: green = 0, yellow = 1, orange = 2 and red = 3 or more. A red dot above a residue indicates a poor fit to the electron density ($RSRZ > 2$). Stretches of 2 or more consecutive residues without any outlier are shown as a green connector. Residues present in the sample, but not in the model, are shown in grey.

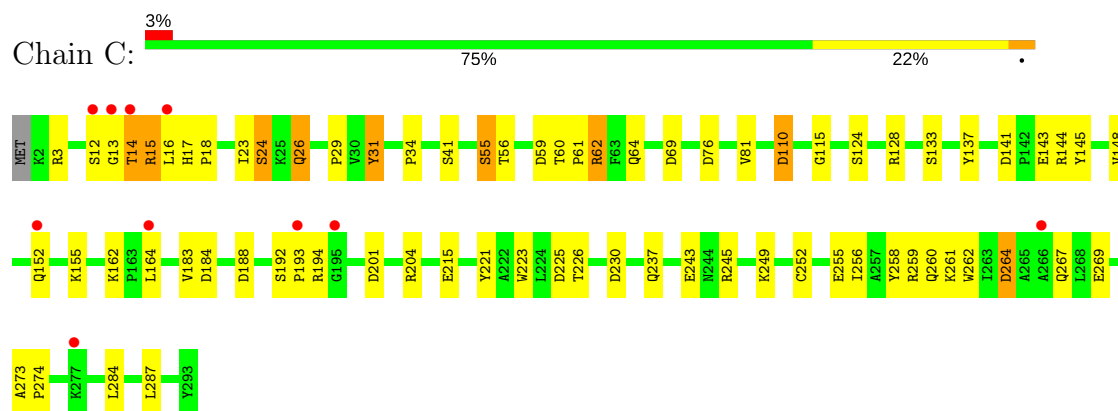
• Molecule 1: GLUCOSE-1-PHOSPHATE THYMIDYLYLTRANSFERASE



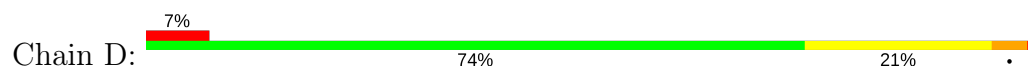
• Molecule 1: GLUCOSE-1-PHOSPHATE THYMIDYLYLTRANSFERASE

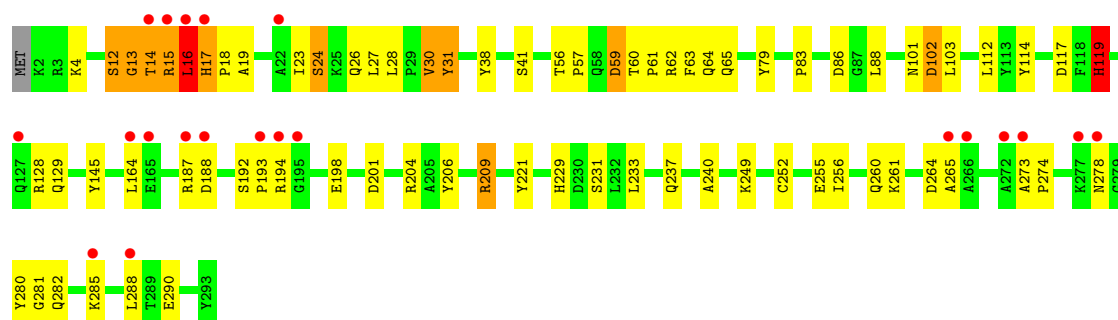


• Molecule 1: GLUCOSE-1-PHOSPHATE THYMIDYLYLTRANSFERASE

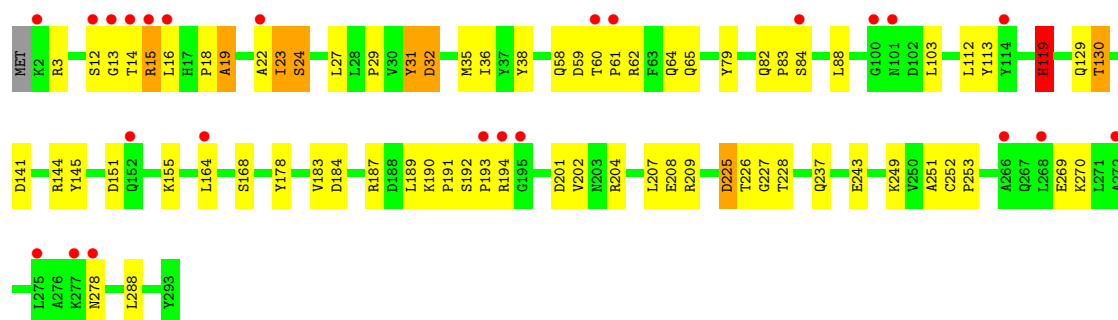
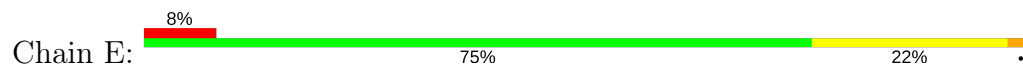


• Molecule 1: GLUCOSE-1-PHOSPHATE THYMIDYLYLTRANSFERASE

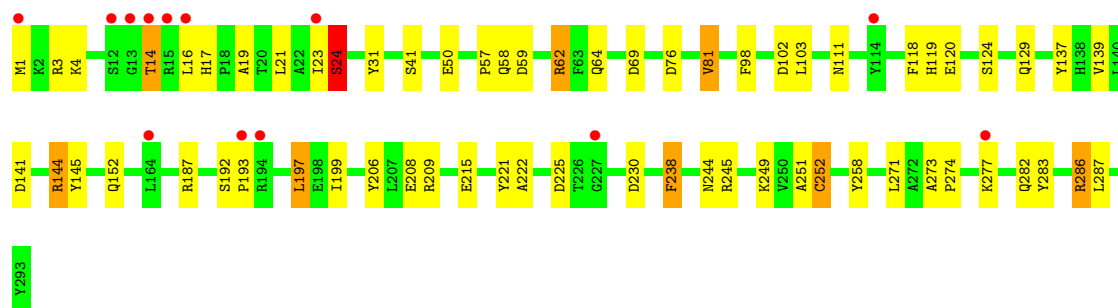
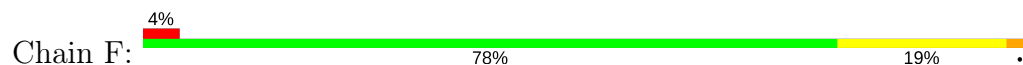




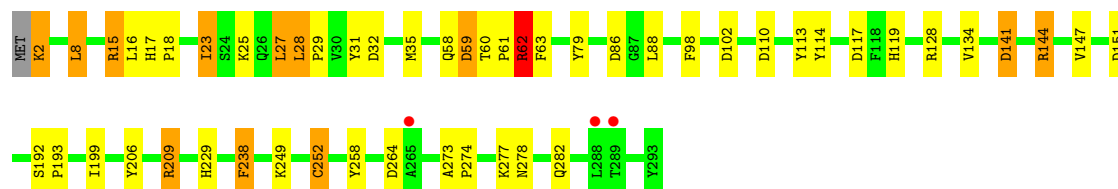
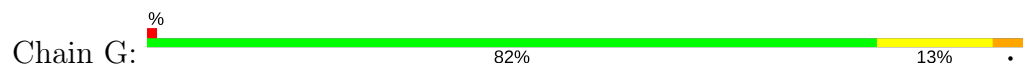
● Molecule 1: GLUCOSE-1-PHOSPHATE THYMIDYLYLTRANSFERASE



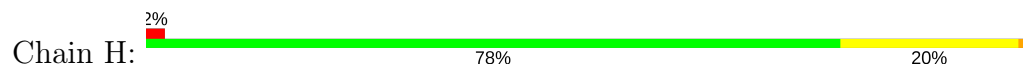
● Molecule 1: GLUCOSE-1-PHOSPHATE THYMIDYLYLTRANSFERASE

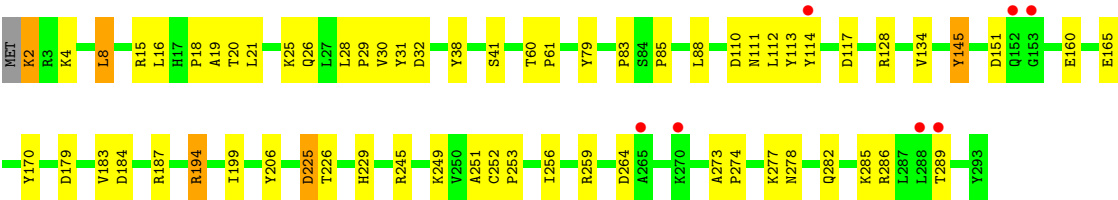


● Molecule 1: GLUCOSE-1-PHOSPHATE THYMIDYLYLTRANSFERASE



● Molecule 1: GLUCOSE-1-PHOSPHATE THYMIDYLYLTRANSFERASE





4 Data and refinement statistics

Property	Value	Source
Space group	P 1	Depositor
Cell constants a, b, c, α , β , γ	71.27Å 73.08Å 133.65Å 89.98° 81.42° 81.56°	Depositor
Resolution (Å)	73.00 – 1.87 36.27 – 1.87	Depositor EDS
% Data completeness (in resolution range)	84.0 (73.00-1.87) 84.7 (36.27-1.87)	Depositor EDS
R_{merge}	0.07	Depositor
R_{sym}	(Not available)	Depositor
$\langle I/\sigma(I) \rangle$ ¹	1.47 (at 1.88Å)	Xtriage
Refinement program	REFMAC 5	Depositor
R, R_{free}	0.147 , 0.221 0.168 , 0.238	Depositor DCC
R_{free} test set	9139 reflections (4.99%)	DCC
Wilson B-factor (Å ²)	21.7	Xtriage
Anisotropy	0.162	Xtriage
Bulk solvent k_{sol} (e/Å ³), B_{sol} (Å ²)	0.35 , 55.5	EDS
L-test for twinning ²	$\langle L \rangle = 0.49$, $\langle L^2 \rangle = 0.32$	Xtriage
Estimated twinning fraction	No twinning to report.	Xtriage
F_o, F_c correlation	0.96	EDS
Total number of atoms	21361	wwPDB-VP
Average B, all atoms (Å ²)	21.0	wwPDB-VP

Xtriage's analysis on translational NCS is as follows: *The largest off-origin peak in the Patterson function is 4.35% of the height of the origin peak. No significant pseudotranslation is detected.*

¹Intensities estimated from amplitudes.

²Theoretical values of $\langle |L| \rangle$, $\langle L^2 \rangle$ for acentric reflections are 0.5, 0.333 respectively for untwinned datasets, and 0.375, 0.2 for perfectly twinned datasets.

5 Model quality

5.1 Standard geometry

Bond lengths and bond angles in the following residue types are not validated in this section: THM, SO4, G1P

The Z score for a bond length (or angle) is the number of standard deviations the observed value is removed from the expected value. A bond length (or angle) with $|Z| > 5$ is considered an outlier worth inspection. RMSZ is the root-mean-square of all Z scores of the bond lengths (or angles).

Mol	Chain	Bond lengths		Bond angles	
		RMSZ	$\# Z > 5$	RMSZ	$\# Z > 5$
1	A	1.44	10/2389 (0.4%)	1.17	16/3241 (0.5%)
1	B	1.46	13/2401 (0.5%)	1.19	16/3256 (0.5%)
1	C	1.43	7/2383 (0.3%)	1.20	14/3232 (0.4%)
1	D	1.40	10/2375 (0.4%)	1.19	12/3222 (0.4%)
1	E	1.31	7/2362 (0.3%)	1.14	10/3205 (0.3%)
1	F	1.49	17/2391 (0.7%)	1.25	14/3242 (0.4%)
1	G	1.53	20/2377 (0.8%)	1.32	22/3225 (0.7%)
1	H	1.42	10/2354 (0.4%)	1.15	11/3195 (0.3%)
All	All	1.44	94/19032 (0.5%)	1.20	115/25818 (0.4%)

Chiral center outliers are detected by calculating the chiral volume of a chiral center and verifying if the center is modelled as a planar moiety or with the opposite hand. A planarity outlier is detected by checking planarity of atoms in a peptide group, atoms in a mainchain group or atoms of a sidechain that are expected to be planar.

Mol	Chain	#Chirality outliers	#Planarity outliers
1	D	0	2
1	E	0	1
All	All	0	3

All (94) bond length outliers are listed below:

Mol	Chain	Res	Type	Atoms	Z	Observed(Å)	Ideal(Å)
1	D	114	TYR	CG-CD1	-10.11	1.26	1.39
1	F	81	VAL	CB-CG1	-9.19	1.33	1.52
1	C	137	TYR	CD1-CE1	-8.48	1.26	1.39
1	C	55	SER	CB-OG	8.20	1.52	1.42
1	C	223	TRP	CE3-CZ3	-7.56	1.25	1.38
1	G	206	TYR	CE1-CZ	7.47	1.48	1.38
1	D	114	TYR	CE1-CZ	-7.30	1.29	1.38
1	H	134	VAL	CB-CG2	-7.07	1.38	1.52

Continued on next page...

Continued from previous page...

Mol	Chain	Res	Type	Atoms	Z	Observed(Å)	Ideal(Å)
1	F	208	GLU	CD-OE1	-6.95	1.18	1.25
1	B	183	VAL	CB-CG2	-6.79	1.38	1.52
1	A	252[A]	CYS	CB-SG	-6.74	1.70	1.82
1	A	252[B]	CYS	CB-SG	-6.74	1.70	1.82
1	G	252[A]	CYS	CB-SG	-6.68	1.70	1.82
1	G	252[B]	CYS	CB-SG	-6.68	1.70	1.82
1	E	178	TYR	CG-CD2	-6.64	1.30	1.39
1	G	134	VAL	CB-CG1	-6.61	1.39	1.52
1	F	283	TYR	CD2-CE2	-6.41	1.29	1.39
1	H	79	TYR	CD2-CE2	-6.39	1.29	1.39
1	H	170	TYR	CD1-CE1	-6.34	1.29	1.39
1	B	280	TYR	CE2-CZ	-6.28	1.30	1.38
1	H	113	TYR	CE1-CZ	-6.26	1.30	1.38
1	G	113	TYR	CD2-CE2	-6.24	1.29	1.39
1	F	238	PHE	CD2-CE2	6.18	1.51	1.39
1	G	128	ARG	CB-CG	-6.12	1.36	1.52
1	A	37	TYR	CE1-CZ	-6.11	1.30	1.38
1	F	252[A]	CYS	CB-SG	-6.11	1.71	1.82
1	F	252[B]	CYS	CB-SG	-6.11	1.71	1.82
1	G	258	TYR	CD1-CE1	-6.08	1.30	1.39
1	B	206	TYR	CD1-CE1	-6.05	1.30	1.39
1	G	58	GLN	CB-CG	-6.01	1.36	1.52
1	D	206	TYR	CG-CD1	-5.93	1.31	1.39
1	G	35[A]	MET	CB-CG	5.91	1.70	1.51
1	G	35[B]	MET	CB-CG	5.91	1.70	1.51
1	A	79	TYR	CD2-CE2	-5.91	1.30	1.39
1	H	183	VAL	CB-CG2	5.89	1.65	1.52
1	C	133	SER	CB-OG	-5.89	1.34	1.42
1	B	118	PHE	CG-CD1	-5.87	1.29	1.38
1	B	280	TYR	CG-CD2	-5.75	1.31	1.39
1	C	258	TYR	CE2-CZ	-5.75	1.31	1.38
1	B	147	VAL	CB-CG2	-5.72	1.40	1.52
1	B	269	GLU	CD-OE2	5.71	1.31	1.25
1	F	258	TYR	CD1-CE1	-5.68	1.30	1.39
1	F	137	TYR	CD1-CE1	-5.66	1.30	1.39
1	H	285	LYS	CD-CE	5.65	1.65	1.51
1	G	113	TYR	CG-CD2	-5.64	1.31	1.39
1	E	19	ALA	CA-CB	-5.64	1.40	1.52
1	D	221	TYR	CD2-CE2	-5.58	1.30	1.39
1	F	251	ALA	CA-CB	5.57	1.64	1.52
1	G	25	LYS	CE-NZ	5.54	1.62	1.49
1	D	231	SER	CA-CB	5.54	1.61	1.52

Continued on next page...

Continued from previous page...

Mol	Chain	Res	Type	Atoms	Z	Observed(Å)	Ideal(Å)
1	C	148	VAL	CB-CG2	5.53	1.64	1.52
1	F	286	ARG	CG-CD	5.51	1.65	1.51
1	B	293	TYR	CE2-CZ	-5.51	1.31	1.38
1	G	147	VAL	CB-CG1	5.51	1.64	1.52
1	F	139	VAL	CB-CG1	-5.49	1.41	1.52
1	G	238	PHE	CG-CD2	-5.48	1.30	1.38
1	A	118	PHE	CE1-CZ	-5.47	1.26	1.37
1	B	35[A]	MET	CG-SD	-5.41	1.67	1.81
1	B	35[B]	MET	CG-SD	-5.41	1.67	1.81
1	E	31	TYR	CD2-CE2	-5.40	1.31	1.39
1	G	35[A]	MET	CG-SD	-5.36	1.67	1.81
1	G	35[B]	MET	CG-SD	-5.36	1.67	1.81
1	B	165	GLU	CD-OE2	-5.35	1.19	1.25
1	F	206	TYR	CD2-CE2	-5.35	1.31	1.39
1	H	206	TYR	CD1-CE1	-5.35	1.31	1.39
1	E	38	TYR	CB-CG	5.31	1.59	1.51
1	F	221	TYR	CB-CG	-5.31	1.43	1.51
1	H	145	TYR	CE2-CZ	-5.30	1.31	1.38
1	G	79	TYR	CD1-CE1	-5.29	1.31	1.39
1	H	165	GLU	CD-OE1	-5.28	1.19	1.25
1	D	255	GLU	CD-OE2	-5.28	1.19	1.25
1	F	24	SER	CB-OG	-5.26	1.35	1.42
1	B	215	GLU	CD-OE2	5.25	1.31	1.25
1	G	79	TYR	CD2-CE2	-5.19	1.31	1.39
1	E	113	TYR	CE1-CZ	-5.16	1.31	1.38
1	F	98	PHE	CE1-CZ	5.15	1.47	1.37
1	H	160	GLU	CD-OE1	-5.15	1.20	1.25
1	E	38	TYR	CD1-CE1	5.15	1.47	1.39
1	A	172	VAL	CB-CG1	-5.13	1.42	1.52
1	F	118	PHE	CE2-CZ	5.12	1.47	1.37
1	A	215	GLU	CD-OE2	5.08	1.31	1.25
1	D	30	VAL	CA-CB	-5.05	1.44	1.54
1	F	222	ALA	CA-CB	-5.05	1.41	1.52
1	E	237	GLN	CB-CG	5.05	1.66	1.52
1	A	73	TRP	CB-CG	-5.04	1.41	1.50
1	C	81	VAL	CB-CG1	-5.04	1.42	1.52
1	D	290	GLU	CD-OE2	-5.04	1.20	1.25
1	D	101	ASN	CB-CG	5.03	1.62	1.51
1	A	128	ARG	CZ-NH1	-5.03	1.26	1.33
1	D	221	TYR	CG-CD1	-5.03	1.32	1.39
1	G	98	PHE	CE1-CZ	5.01	1.46	1.37
1	A	31	TYR	CE1-CZ	-5.01	1.32	1.38

Continued on next page...

Continued from previous page...

Mol	Chain	Res	Type	Atoms	Z	Observed(Å)	Ideal(Å)
1	B	261	LYS	CE-NZ	5.01	1.61	1.49
1	G	62	ARG	C-O	-5.00	1.13	1.23

All (115) bond angle outliers are listed below:

Mol	Chain	Res	Type	Atoms	Z	Observed(°)	Ideal(°)
1	G	209	ARG	NE-CZ-NH2	-13.04	113.78	120.30
1	D	188	ASP	CB-CG-OD2	10.32	127.58	118.30
1	G	141	ASP	CB-CG-OD2	10.29	127.56	118.30
1	G	35[A]	MET	CB-CG-SD	-10.18	81.86	112.40
1	G	35[B]	MET	CB-CG-SD	-10.18	81.86	112.40
1	F	102	ASP	CB-CG-OD2	9.76	127.08	118.30
1	G	128	ARG	NE-CZ-NH2	-9.53	115.53	120.30
1	E	151	ASP	CB-CG-OD1	9.50	126.85	118.30
1	G	209	ARG	NE-CZ-NH1	8.83	124.72	120.30
1	B	128	ARG	NE-CZ-NH2	-8.71	115.94	120.30
1	C	3	ARG	NE-CZ-NH2	-8.67	115.96	120.30
1	C	3	ARG	NE-CZ-NH1	8.37	124.49	120.30
1	H	128	ARG	NE-CZ-NH2	-8.32	116.14	120.30
1	B	184	ASP	CB-CG-OD1	8.16	125.64	118.30
1	G	128	ARG	NE-CZ-NH1	8.06	124.33	120.30
1	C	264	ASP	CB-CG-OD2	7.92	125.43	118.30
1	B	69	ASP	CB-CG-OD1	7.80	125.32	118.30
1	A	86	ASP	CB-CG-OD2	7.77	125.30	118.30
1	G	86	ASP	CB-CG-OD1	7.64	125.17	118.30
1	H	117	ASP	CB-CG-OD2	7.54	125.09	118.30
1	B	128	ARG	NE-CZ-NH1	7.47	124.03	120.30
1	C	201	ASP	CB-CG-OD1	7.46	125.02	118.30
1	F	24	SER	N-CA-CB	-7.35	99.48	110.50
1	H	194	ARG	NE-CZ-NH1	7.08	123.84	120.30
1	C	110	ASP	CB-CG-OD1	7.02	124.62	118.30
1	G	110	ASP	CB-CG-OD1	6.97	124.58	118.30
1	C	69	ASP	CB-CG-OD1	6.78	124.40	118.30
1	F	230	ASP	CB-CG-OD2	6.67	124.31	118.30
1	G	28	LEU	CB-CG-CD2	-6.63	99.73	111.00
1	A	59	ASP	CB-CG-OD2	6.60	124.24	118.30
1	F	197	LEU	CB-CG-CD2	6.59	122.20	111.00
1	D	117	ASP	CB-CG-OD2	6.58	124.22	118.30
1	C	245	ARG	NE-CZ-NH1	-6.54	117.03	120.30
1	B	209	ARG	NE-CZ-NH2	-6.54	117.03	120.30
1	A	188	ASP	CB-CG-OD2	6.46	124.11	118.30
1	G	151	ASP	CB-CG-OD1	6.42	124.08	118.30

Continued on next page...

Continued from previous page...

Mol	Chain	Res	Type	Atoms	Z	Observed(°)	Ideal(°)
1	B	151	ASP	CB-CG-OD1	6.38	124.04	118.30
1	D	201	ASP	CB-CG-OD2	6.36	124.03	118.30
1	E	32	ASP	CB-CG-OD2	6.35	124.02	118.30
1	C	188	ASP	CB-CG-OD1	6.35	124.01	118.30
1	A	120	GLU	OE1-CD-OE2	-6.34	115.69	123.30
1	D	204	ARG	NE-CZ-NH2	-6.34	117.13	120.30
1	A	209	ARG	NE-CZ-NH2	-6.33	117.14	120.30
1	G	15	ARG	NE-CZ-NH2	-6.29	117.15	120.30
1	G	264	ASP	CB-CG-OD2	6.22	123.90	118.30
1	H	128	ARG	NE-CZ-NH1	6.21	123.41	120.30
1	C	76	ASP	CB-CG-OD1	6.14	123.83	118.30
1	H	151	ASP	CB-CG-OD1	6.14	123.83	118.30
1	A	151	ASP	CB-CG-OD1	6.14	123.82	118.30
1	B	59	ASP	CB-CG-OD2	6.06	123.75	118.30
1	D	102	ASP	CB-CG-OD2	6.05	123.74	118.30
1	G	27	LEU	CB-CG-CD2	-6.03	100.74	111.00
1	D	59	ASP	CB-CG-OD2	5.99	123.69	118.30
1	F	129	GLN	CA-CB-CG	-5.90	100.42	113.40
1	G	59	ASP	CB-CG-OD2	5.90	123.61	118.30
1	A	160	GLU	OE1-CD-OE2	-5.89	116.23	123.30
1	F	144	ARG	NE-CZ-NH1	5.89	123.25	120.30
1	F	187	ARG	NE-CZ-NH2	-5.85	117.38	120.30
1	H	110	ASP	CB-CG-OD2	5.84	123.56	118.30
1	B	76	ASP	CB-CG-OD1	5.84	123.56	118.30
1	C	230	ASP	CB-CG-OD2	5.84	123.56	118.30
1	F	3	ARG	NE-CZ-NH2	-5.84	117.38	120.30
1	E	144	ARG	NE-CZ-NH2	-5.83	117.38	120.30
1	G	144	ARG	NE-CZ-NH2	-5.79	117.41	120.30
1	B	209	ARG	NE-CZ-NH1	5.72	123.16	120.30
1	E	141	ASP	CB-CG-OD2	5.67	123.40	118.30
1	E	201	ASP	CB-CG-OD2	5.66	123.39	118.30
1	F	69	ASP	CB-CG-OD1	5.61	123.35	118.30
1	G	117	ASP	CB-CG-OD1	5.59	123.33	118.30
1	F	187	ARG	NE-CZ-NH1	5.59	123.10	120.30
1	A	144	ARG	NE-CZ-NH2	-5.58	117.51	120.30
1	E	3	ARG	NE-CZ-NH2	-5.57	117.51	120.30
1	D	187	ARG	NE-CZ-NH1	5.56	123.08	120.30
1	A	242	LEU	CB-CG-CD1	5.55	120.44	111.00
1	B	252[A]	CYS	CA-CB-SG	-5.52	104.07	114.00
1	B	252[B]	CYS	CA-CB-SG	-5.52	104.07	114.00
1	H	226	THR	OG1-CB-CG2	-5.52	97.31	110.00
1	A	225	ASP	CB-CG-OD2	5.49	123.24	118.30

Continued on next page...

Continued from previous page...

Mol	Chain	Res	Type	Atoms	Z	Observed(°)	Ideal(°)
1	A	102	ASP	CB-CG-OD2	5.48	123.23	118.30
1	F	62	ARG	NE-CZ-NH2	-5.48	117.56	120.30
1	C	225	ASP	CB-CG-OD2	5.48	123.23	118.30
1	D	86	ASP	CB-CG-OD2	5.47	123.23	118.30
1	F	76	ASP	CB-CG-OD2	5.46	123.21	118.30
1	H	8	LEU	CB-CG-CD2	-5.45	101.73	111.00
1	F	245	ARG	NE-CZ-NH2	-5.44	117.58	120.30
1	D	209	ARG	NE-CZ-NH2	-5.43	117.59	120.30
1	G	8	LEU	CB-CG-CD2	-5.42	101.78	111.00
1	C	184	ASP	CB-CG-OD2	5.41	123.17	118.30
1	A	97	SER	N-CA-CB	5.34	118.51	110.50
1	G	32	ASP	CB-CG-OD1	5.32	123.09	118.30
1	A	286	ARG	NE-CZ-NH1	5.30	122.95	120.30
1	B	110	ASP	CB-CG-OD2	5.26	123.04	118.30
1	C	62	ARG	NE-CZ-NH2	-5.26	117.67	120.30
1	A	264	ASP	CB-CG-OD2	5.26	123.03	118.30
1	B	102	ASP	CB-CG-OD2	5.23	123.01	118.30
1	H	286	ARG	NE-CZ-NH1	5.21	122.90	120.30
1	H	20	THR	N-CA-C	5.19	125.02	111.00
1	H	245	ARG	NE-CZ-NH1	-5.19	117.71	120.30
1	G	8	LEU	CA-CB-CG	5.18	127.22	115.30
1	D	264	ASP	CB-CG-OD2	5.17	122.95	118.30
1	A	76	ASP	CB-CG-OD1	5.16	122.94	118.30
1	B	39	PRO	N-CD-CG	5.14	110.92	103.20
1	D	15	ARG	N-CA-CB	-5.14	101.34	110.60
1	A	117	ASP	CB-CG-OD2	5.12	122.90	118.30
1	B	252[A]	CYS	N-CA-CB	5.11	119.80	110.60
1	B	252[B]	CYS	N-CA-CB	5.11	119.80	110.60
1	G	23	ILE	CG1-CB-CG2	-5.08	100.23	111.40
1	F	41	SER	CA-CB-OG	-5.04	97.58	111.20
1	C	194	ARG	NE-CZ-NH1	-5.02	117.79	120.30
1	D	13	GLY	CA-C-N	-5.02	106.16	117.20
1	E	130[A]	THR	OG1-CB-CG2	-5.02	98.46	110.00
1	E	130[B]	THR	OG1-CB-CG2	-5.02	98.46	110.00
1	E	201	ASP	CB-CG-OD1	5.01	122.81	118.30
1	E	201	ASP	OD1-CG-OD2	-5.00	113.79	123.30
1	G	102	ASP	CB-CG-OD2	5.00	122.80	118.30

There are no chirality outliers.

All (3) planarity outliers are listed below:

Mol	Chain	Res	Type	Group
1	D	119	HIS	Sidechain
1	D	16	LEU	Peptide
1	E	119	HIS	Sidechain

5.2 Too-close contacts [i](#)

In the following table, the Non-H and H(model) columns list the number of non-hydrogen atoms and hydrogen atoms in the chain respectively. The H(added) column lists the number of hydrogen atoms added and optimized by MolProbity. The Clashes column lists the number of clashes within the asymmetric unit, whereas Symm-Clashes lists symmetry related clashes.

Mol	Chain	Non-H	H(model)	H(added)	Clashes	Symm-Clashes
1	A	2338	0	2315	36	0
1	B	2350	0	2327	47	0
1	C	2332	0	2315	63	0
1	D	2325	0	2307	62	0
1	E	2312	0	2295	68	0
1	F	2340	0	2326	50	0
1	G	2326	0	2303	36	0
1	H	2303	0	2285	46	0
2	A	16	0	11	2	0
2	B	16	0	11	2	0
2	C	16	0	11	2	0
2	D	16	0	11	2	0
2	E	16	0	11	2	0
2	G	16	0	11	1	0
2	H	16	0	11	1	0
3	A	10	0	0	3	0
3	B	15	0	0	0	0
3	C	15	0	0	0	0
3	D	20	0	0	0	0
3	E	10	0	0	1	0
3	F	20	0	0	1	0
3	G	10	0	0	0	0
3	H	15	0	0	2	0
4	A	34	0	27	1	0
4	B	34	0	27	0	0
4	C	34	0	27	0	0
4	D	34	0	27	0	0
4	E	34	0	27	0	0
4	F	34	0	26	2	0
4	G	34	0	27	1	0
4	H	34	0	27	2	0

Continued on next page...

Continued from previous page...

Mol	Chain	Non-H	H(model)	H(added)	Clashes	Symm-Clashes
5	A	286	0	0	4	0
5	B	307	0	0	13	0
5	C	272	0	0	16	0
5	D	266	0	0	15	0
5	E	202	0	0	15	0
5	F	287	0	0	19	0
5	G	327	0	0	10	0
5	H	289	0	0	15	0
All	All	21361	0	18765	379	0

The all-atom clashscore is defined as the number of clashes found per 1000 atoms (including hydrogen atoms). The all-atom clashscore for this structure is 10.

All (379) close contacts within the same asymmetric unit are listed below, sorted by their clash magnitude.

Atom-1	Atom-2	Interatomic distance (Å)	Clash overlap (Å)
1:B:141:ASP:HB2	5:B:2787:HOH:O	1.33	1.25
1:G:282:GLN:HG2	5:G:2851:HOH:O	1.38	1.23
1:G:141:ASP:HB2	5:G:2617:HOH:O	1.39	1.18
1:H:60:THR:HG23	5:H:2715:HOH:O	1.51	1.10
5:B:2699:HOH:O	1:E:155:LYS:HE3	1.63	0.99
1:C:60:THR:HG23	5:C:2621:HOH:O	1.63	0.98
1:C:26:GLN:HE21	1:C:26:GLN:H	1.03	0.97
1:B:145:TYR:HD2	2:B:2501:G1P:H5	1.32	0.93
1:C:31:TYR:CD1	1:D:233[B]:LEU:HD11	2.04	0.92
1:C:31:TYR:HD1	1:D:233[B]:LEU:HD11	1.33	0.92
1:F:215:GLU:HG2	5:F:2819:HOH:O	1.69	0.90
1:C:26:GLN:NE2	1:C:26:GLN:H	1.70	0.90
1:B:269:GLU:HG2	5:B:2838:HOH:O	1.70	0.89
1:E:23:ILE:HG21	1:F:23:ILE:HG12	1.57	0.86
1:E:190:LYS:HD2	1:E:191:PRO:HD2	1.56	0.86
1:F:14:THR:HA	1:F:17:HIS:ND1	1.90	0.85
1:C:13:GLY:O	1:C:17:HIS:CD2	2.29	0.84
1:F:119:HIS:CE1	1:F:120:GLU:OE1	2.31	0.84
1:C:26:GLN:N	1:C:26:GLN:HE21	1.77	0.83
1:C:60:THR:HG22	1:C:64:GLN:HE21	1.44	0.83
1:C:155:LYS:HD2	5:C:2664:HOH:O	1.78	0.82
1:A:2:LYS:NZ	1:A:50:GLU:OE1	2.10	0.81
1:D:65:GLN:HG3	5:D:2631:HOH:O	1.82	0.79
1:C:15:ARG:HG2	1:C:16:LEU:HD23	1.62	0.79
1:B:23:ILE:HG12	1:B:27:LEU:HD12	1.64	0.78

Continued on next page...

Continued from previous page...

Atom-1	Atom-2	Interatomic distance (Å)	Clash overlap (Å)
1:A:237[B]:GLN:HE22	1:B:237[B]:GLN:HE21	1.28	0.78
1:D:15:ARG:HG2	5:D:2632:HOH:O	1.83	0.78
1:F:273:ALA:HB3	1:F:274:PRO:HD3	1.66	0.77
1:F:23:ILE:HA	5:F:2607:HOH:O	1.83	0.77
1:B:145:TYR:CD2	2:B:2501:G1P:H5	2.17	0.77
1:F:119:HIS:NE2	1:F:120:GLU:OE1	2.17	0.77
5:E:2600:HOH:O	1:F:62:ARG:HG2	1.85	0.76
1:A:141:ASP:HB2	5:A:2637:HOH:O	1.84	0.75
1:F:16:LEU:O	1:F:19:ALA:HB3	1.87	0.75
1:F:215:GLU:HG3	5:F:2748:HOH:O	1.87	0.75
1:H:229:HIS:HD2	5:H:2748:HOH:O	1.70	0.75
3:A:2507:SO4:O2	5:A:2824:HOH:O	2.05	0.74
1:A:237[A]:GLN:HG2	1:C:237[A]:GLN:HG2	1.70	0.74
1:B:2:LYS:N	5:B:2749:HOH:O	2.21	0.74
1:A:192:SER:HB2	1:A:193:PRO:HD2	1.70	0.73
1:A:237[B]:GLN:HG3	1:B:233:LEU:HD11	1.70	0.73
1:F:57:PRO:HG3	1:F:81:VAL:HG11	1.71	0.73
1:C:124:SER:HB2	5:C:2763:HOH:O	1.89	0.73
1:A:15:ARG:HH11	1:A:15:ARG:HG3	1.52	0.72
1:C:141:ASP:HB3	5:C:2645:HOH:O	1.89	0.72
1:D:12:SER:HB3	1:D:14:THR:OG1	1.90	0.72
1:E:27:LEU:HB2	1:F:23:ILE:HD11	1.71	0.72
1:F:14:THR:HA	1:F:17:HIS:CE1	2.23	0.72
1:F:62:ARG:NH2	5:F:2760:HOH:O	2.22	0.71
1:C:155:LYS:HE3	5:C:2688:HOH:O	1.90	0.71
1:A:14:THR:N	3:A:2507:SO4:O1	2.22	0.71
1:C:256:ILE:O	1:C:260:GLN:HG3	1.91	0.71
1:C:31:TYR:CD1	1:D:233[B]:LEU:CD1	2.74	0.70
1:H:259:ARG:NH1	5:H:2568:HOH:O	2.23	0.69
1:C:23:ILE:HD13	1:D:23:ILE:HG21	1.74	0.69
3:H:2518:SO4:O2	5:H:2671:HOH:O	2.11	0.69
1:B:22:ALA:O	1:B:23:ILE:HB	1.92	0.69
1:C:264:ASP:OD1	1:C:267:GLN:HG3	1.93	0.68
1:C:260:GLN:O	1:C:261:LYS:HB2	1.93	0.68
1:D:14:THR:O	1:D:17:HIS:ND1	2.26	0.68
1:C:31:TYR:HD1	1:D:233[B]:LEU:CD1	2.05	0.68
1:G:28:LEU:HD22	1:H:29:PRO:HD3	1.76	0.68
1:E:24:SER:HB3	1:E:27:LEU:HD12	1.76	0.68
1:C:152:GLN:NE2	5:C:2779:HOH:O	2.27	0.67
1:C:269:GLU:HG3	5:C:2691:HOH:O	1.94	0.66
1:A:237[B]:GLN:CG	1:B:233:LEU:HD11	2.24	0.66

Continued on next page...

Continued from previous page...

Atom-1	Atom-2	Interatomic distance (Å)	Clash overlap (Å)
1:E:23:ILE:HG21	1:F:23:ILE:CG1	2.24	0.66
1:G:2:LYS:N	5:G:2744:HOH:O	2.28	0.66
1:H:145:TYR:HD2	2:H:2506:G1P:H5	1.60	0.66
1:E:16:LEU:O	1:E:19:ALA:HB3	1.95	0.65
1:H:85:PRO:O	5:H:2780:HOH:O	2.14	0.64
1:B:59:ASP:OD1	1:B:62:ARG:NH1	2.30	0.64
1:E:65:GLN:OE1	5:E:2742:HOH:O	2.15	0.63
1:E:187:ARG:NH2	5:E:2622:HOH:O	2.31	0.63
1:E:60:THR:HB	1:E:61:PRO:HD3	1.80	0.63
1:A:255:GLU:O	1:A:259[B]:ARG:HG3	1.99	0.63
1:F:119:HIS:NE2	1:F:120:GLU:CD	2.52	0.63
1:F:244:ASN:ND2	5:F:2663:HOH:O	2.32	0.62
1:D:15:ARG:O	1:D:17:HIS:HB2	2.00	0.62
5:B:2815:HOH:O	1:E:209:ARG:NE	2.31	0.61
1:E:16:LEU:HD21	1:E:228:THR:HA	1.82	0.61
1:D:112:LEU:HD23	1:D:112:LEU:C	2.21	0.61
1:G:15:ARG:HG3	1:G:15:ARG:HH11	1.64	0.61
1:G:192:SER:HB2	1:G:193:PRO:CD	2.31	0.61
1:C:144:ARG:HG3	5:C:2645:HOH:O	1.99	0.61
1:D:23:ILE:HD11	1:D:27:LEU:HD13	1.83	0.61
1:E:22:ALA:HA	5:F:2768:HOH:O	2.01	0.61
1:C:273:ALA:HB3	1:C:274:PRO:HD3	1.84	0.60
1:D:192:SER:HB2	1:D:193:PRO:HD2	1.84	0.60
1:E:187:ARG:HD2	5:E:2717:HOH:O	2.01	0.60
1:G:27:LEU:HG	1:G:63:PHE:CE2	2.34	0.60
1:C:23:ILE:CD1	1:D:23:ILE:HG21	2.32	0.60
1:D:282:GLN:HG2	5:D:2794:HOH:O	2.01	0.60
1:D:12:SER:CB	1:D:14:THR:OG1	2.48	0.60
1:E:103:LEU:HD11	1:E:129:GLN:HG2	1.84	0.60
1:D:233[B]:LEU:O	1:D:237[B]:GLN:HG3	2.01	0.60
1:E:112:LEU:C	1:E:112:LEU:HD23	2.22	0.60
1:G:273:ALA:HB3	1:G:274:PRO:CD	2.31	0.60
1:E:65:GLN:HB2	5:E:2720:HOH:O	2.02	0.60
1:D:88:LEU:HD11	2:D:2503:G1P:H1	1.84	0.59
1:D:59:ASP:HA	1:D:62:ARG:HD2	1.84	0.59
1:A:244:ASN:HB3	5:A:2685:HOH:O	2.00	0.59
1:E:22:ALA:C	1:E:23:ILE:HG13	2.23	0.59
1:C:128:ARG:NH1	1:C:215:GLU:OE2	2.34	0.59
1:E:60:THR:HB	1:E:61:PRO:CD	2.32	0.59
1:C:26:GLN:N	1:C:26:GLN:NE2	2.44	0.58
4:F:2535:THM:O5'	4:F:2535:THM:H2'2	2.03	0.58

Continued on next page...

Continued from previous page...

Atom-1	Atom-2	Interatomic distance (Å)	Clash overlap (Å)
1:C:269:GLU:CD	5:C:2715:HOH:O	2.41	0.58
3:H:2526:SO4:O4	5:H:2826:HOH:O	2.15	0.58
1:E:61:PRO:HB2	5:E:2732:HOH:O	2.04	0.58
1:E:190:LYS:HD2	1:E:191:PRO:CD	2.30	0.58
1:A:23:ILE:HD11	1:A:27:LEU:HD13	1.85	0.58
1:B:114[B]:TYR:C	1:B:114[B]:TYR:CD2	2.76	0.58
1:B:144:ARG:HD3	5:B:2787:HOH:O	2.04	0.58
1:F:141:ASP:OD2	1:F:144:ARG:NH2	2.31	0.58
1:H:60:THR:N	1:H:61:PRO:CD	2.67	0.58
1:D:273:ALA:HB3	1:D:274:PRO:HD3	1.86	0.58
1:E:192:SER:HB2	1:E:193:PRO:CD	2.34	0.58
1:B:23:ILE:HD11	1:B:62:ARG:HD3	1.86	0.57
1:A:278:ASN:HB2	5:B:2680:HOH:O	2.02	0.57
1:D:24:SER:HB2	5:D:2591:HOH:O	2.04	0.57
1:A:18:PRO:HD2	1:B:32:ASP:O	2.04	0.57
1:E:64:GLN:HA	1:E:79:TYR:CZ	2.40	0.57
1:E:23:ILE:HG21	1:F:23:ILE:CD1	2.34	0.57
1:B:289:THR:HG23	5:B:2671:HOH:O	2.04	0.57
1:G:249:LYS:HB2	1:G:252[B]:CYS:SG	2.44	0.57
1:F:192:SER:HB2	1:F:193:PRO:HD2	1.87	0.56
1:E:130[A]:THR:HG22	3:E:2520:SO4:O2	2.05	0.56
1:B:192:SER:HB2	1:B:193:PRO:HD2	1.87	0.56
1:G:144:ARG:HD3	5:G:2617:HOH:O	2.05	0.56
1:C:41:SER:HB2	1:C:256:ILE:CD1	2.35	0.56
1:F:16:LEU:HD13	5:F:2729:HOH:O	2.04	0.56
1:C:24:SER:HB3	1:C:59:ASP:OD2	2.06	0.56
1:D:16:LEU:HD22	1:D:229:HIS:CD2	2.41	0.56
1:H:60:THR:HB	1:H:61:PRO:HD3	1.87	0.56
1:B:289:THR:CG2	5:B:2671:HOH:O	2.53	0.56
1:H:15:ARG:NH1	5:H:2826:HOH:O	2.39	0.56
1:B:23:ILE:HD11	1:B:27:LEU:HD13	1.88	0.55
1:G:119:HIS:CD2	5:G:2791:HOH:O	2.59	0.55
1:F:23:ILE:HG23	5:F:2607:HOH:O	2.05	0.55
1:E:32:ASP:OD2	1:E:243:GLU:OE1	2.24	0.55
1:H:2:LYS:HE2	1:H:4:LYS:HG3	1.87	0.55
1:E:23:ILE:HG22	1:E:27:LEU:HD13	1.89	0.55
1:B:23:ILE:CG1	1:B:27:LEU:HD12	2.37	0.54
1:H:264:ASP:OD1	1:H:264:ASP:C	2.45	0.54
1:G:192:SER:HB2	1:G:193:PRO:HD2	1.89	0.54
5:C:2590:HOH:O	1:D:233[B]:LEU:HD23	2.07	0.54
1:H:8:LEU:HG	4:H:2537:THM:O2	2.08	0.54

Continued on next page...

Continued from previous page...

Atom-1	Atom-2	Interatomic distance (Å)	Clash overlap (Å)
1:F:209:ARG:CD	5:F:2802:HOH:O	2.55	0.54
1:G:273:ALA:N	1:G:274:PRO:HD2	2.22	0.54
1:H:41:SER:HB2	1:H:256:ILE:CD1	2.38	0.54
1:F:287:LEU:HG	5:F:2746:HOH:O	2.07	0.54
1:C:164:LEU:HB3	5:C:2752:HOH:O	2.08	0.54
1:H:30:VAL:HB	1:H:38:TYR:CE1	2.43	0.53
1:E:27:LEU:CB	1:F:23:ILE:HD11	2.39	0.53
1:F:238:PHE:CE1	1:G:238:PHE:CE1	2.97	0.53
1:C:14:THR:HA	1:C:17:HIS:ND1	2.24	0.53
1:D:260:GLN:O	1:D:261:LYS:HB2	2.09	0.53
1:E:145:TYR:HD2	2:E:2504:G1P:H5	1.74	0.53
1:A:192:SER:HB2	1:A:193:PRO:CD	2.37	0.53
1:C:24:SER:CB	1:C:59:ASP:OD2	2.57	0.53
1:D:103:LEU:HD11	1:D:129:GLN:HG2	1.92	0.52
1:B:23:ILE:CG1	1:B:24:SER:H	2.21	0.52
1:G:28:LEU:HD22	1:H:29:PRO:CD	2.40	0.52
1:A:32:ASP:O	1:B:18:PRO:HD2	2.10	0.52
1:C:60:THR:HG22	1:C:64:GLN:NE2	2.20	0.52
1:H:25:LYS:HE3	1:H:26:GLN:HE22	1.74	0.52
1:C:192:SER:HB2	1:C:193:PRO:HD2	1.91	0.52
1:F:209:ARG:HD3	5:F:2802:HOH:O	2.09	0.52
1:B:112:LEU:HD23	1:B:112:LEU:C	2.30	0.52
1:H:194:ARG:HG3	5:H:2816:HOH:O	2.11	0.51
1:H:273:ALA:HB3	1:H:274:PRO:CD	2.40	0.51
1:C:14:THR:O	1:D:278:ASN:ND2	2.43	0.51
1:E:192:SER:HB2	1:E:193:PRO:HD2	1.93	0.51
1:F:16:LEU:HD22	5:F:2729:HOH:O	2.08	0.51
1:G:88:LEU:HD11	2:G:2505:G1P:H1	1.92	0.51
1:A:88:LEU:HD11	2:A:2500:G1P:H1	1.92	0.51
1:A:88:LEU:HD13	1:A:108:LEU:HD21	1.92	0.51
1:G:16:LEU:O	1:G:17:HIS:C	2.48	0.51
1:H:16:LEU:O	1:H:19:ALA:HB3	2.10	0.51
1:H:251:ALA:O	1:H:253:PRO:HD3	2.10	0.51
1:C:13:GLY:O	1:C:17:HIS:NE2	2.44	0.51
1:D:83:PRO:HD2	5:D:2659:HOH:O	2.10	0.51
1:D:249:LYS:HB2	1:D:252[B]:CYS:SG	2.51	0.51
1:C:260:GLN:O	1:C:261:LYS:CB	2.58	0.51
1:E:58:GLN:HB2	5:E:2598:HOH:O	2.10	0.51
1:F:124:SER:HB2	5:F:2575:HOH:O	2.10	0.51
1:G:141:ASP:OD1	5:G:2681:HOH:O	2.19	0.51
1:G:8:LEU:HD21	1:G:88:LEU:HA	1.92	0.51

Continued on next page...

Continued from previous page...

Atom-1	Atom-2	Interatomic distance (Å)	Clash overlap (Å)
1:B:23:ILE:CD1	1:B:62:ARG:HD3	2.41	0.51
1:F:273:ALA:HB3	1:F:274:PRO:CD	2.39	0.51
1:G:273:ALA:HB3	1:G:274:PRO:HD3	1.92	0.51
4:G:2536:THM:H5'2	5:G:2685:HOH:O	2.10	0.50
1:A:145:TYR:HD2	2:A:2500:G1P:H5	1.76	0.50
1:E:88:LEU:HD11	2:E:2504:G1P:H1	1.94	0.50
1:B:2:LYS:CA	5:B:2749:HOH:O	2.59	0.50
1:C:110:ASP:HB2	1:C:226:THR:OG1	2.11	0.50
1:E:29:PRO:HG3	5:E:2649:HOH:O	2.12	0.50
1:G:29:PRO:HD3	1:H:28:LEU:HD22	1.94	0.50
1:G:229:HIS:HB3	1:H:31:TYR:CE1	2.47	0.50
1:D:56:THR:HB	1:D:57:PRO:HD2	1.93	0.49
1:B:90:GLN:HG2	1:B:197:LEU:HD12	1.94	0.49
1:C:23:ILE:HG12	1:D:23:ILE:HD13	1.94	0.49
1:E:59:ASP:O	1:E:60:THR:C	2.50	0.49
1:C:243:GLU:HG2	1:C:249:LYS:HA	1.95	0.49
4:F:2535:THM:O5'	4:F:2535:THM:H6	2.12	0.49
1:C:145:TYR:HD2	2:C:2502:G1P:H5	1.77	0.49
1:B:112:LEU:HD23	1:B:113:TYR:N	2.28	0.49
1:F:141:ASP:CG	1:F:144:ARG:HH21	2.14	0.49
1:H:8:LEU:HG	4:H:2537:THM:C2	2.43	0.49
1:A:25:LYS:HE3	1:A:26:GLN:HE22	1.78	0.49
1:C:260:GLN:CG	5:C:2751:HOH:O	2.61	0.49
1:E:278:ASN:ND2	1:F:14:THR:O	2.46	0.49
1:A:8:LEU:HG	4:A:2530:THM:O2	2.13	0.48
1:C:143:GLU:OE2	5:C:2645:HOH:O	2.20	0.48
1:B:23:ILE:CG1	1:B:24:SER:N	2.76	0.48
1:F:152:GLN:HG2	3:F:2524:SO4:O3	2.13	0.48
1:B:221:TYR:OH	5:B:2771:HOH:O	2.20	0.48
1:C:14:THR:HA	1:C:17:HIS:CE1	2.48	0.48
1:H:83:PRO:HD2	5:H:2691:HOH:O	2.14	0.48
1:A:237[B]:GLN:NE2	1:B:237[B]:GLN:HE21	2.04	0.48
1:B:251:ALA:O	1:B:253:PRO:HD3	2.13	0.48
1:H:249:LYS:HB3	1:H:252[B]:CYS:SG	2.54	0.48
1:G:18:PRO:HD2	1:H:32:ASP:O	2.14	0.48
1:C:59:ASP:OD1	1:C:62:ARG:NH1	2.40	0.48
1:D:16:LEU:HA	5:D:2632:HOH:O	2.14	0.47
1:D:273:ALA:HB3	1:D:274:PRO:CD	2.43	0.47
1:F:215:GLU:CG	5:F:2748:HOH:O	2.53	0.47
1:F:21:LEU:HA	1:F:21:LEU:HD23	1.51	0.47
1:C:192:SER:HB2	1:C:193:PRO:CD	2.45	0.47

Continued on next page...

Continued from previous page...

Atom-1	Atom-2	Interatomic distance (Å)	Clash overlap (Å)
1:E:24:SER:HB3	1:E:27:LEU:CD1	2.43	0.47
1:A:41:SER:HB2	1:A:256:ILE:CD1	2.45	0.47
1:G:23:ILE:CD1	1:H:28:LEU:HD23	2.44	0.47
1:C:13:GLY:O	1:C:17:HIS:CG	2.67	0.47
1:E:59:ASP:O	1:E:62:ARG:N	2.35	0.47
1:E:59:ASP:O	1:E:62:ARG:HB2	2.14	0.47
1:E:60:THR:CB	1:E:61:PRO:CD	2.92	0.47
1:G:249:LYS:CB	1:G:252[B]:CYS:SG	3.02	0.47
1:H:249:LYS:CB	1:H:252[B]:CYS:SG	3.03	0.47
1:D:4:LYS:HE3	1:D:102:ASP:OD2	2.14	0.47
1:D:24:SER:HB3	1:D:59:ASP:CG	2.35	0.47
1:F:57:PRO:HG3	1:F:81:VAL:CG1	2.44	0.47
1:F:24:SER:OG	1:F:59:ASP:OD2	2.18	0.47
1:E:225:ASP:C	1:E:225:ASP:OD1	2.54	0.46
1:A:152:GLN:HG2	5:A:2576:HOH:O	2.14	0.46
1:D:13:GLY:HA2	5:D:2566:HOH:O	2.15	0.46
1:E:24:SER:HB2	1:E:59:ASP:OD2	2.16	0.46
1:G:277:LYS:NZ	5:G:2814:HOH:O	2.48	0.46
1:B:84:SER:OG	1:B:85:PRO:HD2	2.16	0.46
1:F:282:GLN:O	1:F:286:ARG:HG3	2.15	0.46
1:H:229:HIS:NE2	5:H:2678:HOH:O	2.35	0.46
1:E:24:SER:CB	1:E:27:LEU:HD12	2.46	0.46
1:H:8:LEU:HD23	1:H:88:LEU:HD22	1.97	0.46
1:A:15:ARG:HG2	5:B:2827:HOH:O	2.15	0.46
1:E:22:ALA:CB	5:F:2768:HOH:O	2.63	0.46
1:B:252[B]:CYS:SG	1:B:284:LEU:HD21	2.56	0.45
1:A:56:THR:HB	1:A:57:PRO:HD2	1.97	0.45
1:E:183:VAL:O	1:E:187:ARG:HG3	2.16	0.45
1:H:21:LEU:N	5:H:2639:HOH:O	2.49	0.45
1:H:273:ALA:HB3	1:H:274:PRO:HD3	1.98	0.45
1:A:60:THR:N	1:A:61:PRO:CD	2.80	0.45
1:B:22:ALA:O	1:B:23:ILE:CB	2.60	0.45
1:D:17:HIS:HA	1:D:18:PRO:HA	1.54	0.45
1:G:59:ASP:HA	1:G:62:ARG:HD2	1.98	0.45
1:F:4[B]:LYS:HE3	1:F:50:GLU:CD	2.37	0.45
1:C:255:GLU:O	1:C:259[B]:ARG:HG3	2.17	0.45
1:D:60:THR:HB	1:D:61:PRO:HD3	1.98	0.45
1:F:209:ARG:HD2	5:F:2802:HOH:O	2.17	0.45
1:F:4[B]:LYS:HE2	1:F:50:GLU:HG2	1.97	0.45
1:G:23:ILE:HG21	1:G:23:ILE:HD13	1.65	0.45
1:H:273:ALA:N	1:H:274:PRO:HD2	2.32	0.45

Continued on next page...

Continued from previous page...

Atom-1	Atom-2	Interatomic distance (Å)	Clash overlap (Å)
1:H:114[B]:TYR:C	1:H:114[B]:TYR:CD2	2.90	0.45
1:D:281:GLY:O	1:D:285:LYS:HG3	2.17	0.45
1:D:265:ALA:HB1	1:D:288:LEU:HD22	1.99	0.45
1:E:130[A]:THR:HG23	1:E:130[A]:THR:O	2.16	0.45
1:B:25:LYS:O	1:B:35[A]:MET:HE3	2.17	0.45
1:C:115:GLY:HA3	1:C:221:TYR:CD2	2.52	0.45
1:C:60:THR:N	1:C:61:PRO:HD2	2.30	0.45
1:D:14:THR:O	1:D:17:HIS:CE1	2.69	0.45
1:G:60:THR:HB	1:G:61:PRO:HD3	1.99	0.44
1:C:18:PRO:HD3	1:D:280:TYR:CD1	2.52	0.44
1:H:18:PRO:O	1:H:19:ALA:C	2.54	0.44
1:D:119:HIS:HB3	5:D:2568:HOH:O	2.16	0.44
1:D:209:ARG:HG2	5:D:2787:HOH:O	2.16	0.44
1:D:65:GLN:CG	5:D:2631:HOH:O	2.54	0.44
1:B:23:ILE:HG13	1:B:24:SER:H	1.83	0.44
1:A:8:LEU:HD23	1:A:88:LEU:HD22	1.99	0.44
1:B:16:LEU:HD12	1:B:25:LYS:HB2	2.00	0.44
1:E:112:LEU:HA	5:E:2623:HOH:O	2.18	0.44
1:E:13:GLY:O	1:E:15:ARG:N	2.51	0.44
1:E:82:GLN:HG2	1:E:84:SER:O	2.17	0.44
1:G:209:ARG:HD3	5:G:2820:HOH:O	2.16	0.44
1:D:62:ARG:HG2	5:D:2638:HOH:O	2.17	0.43
1:B:192:SER:O	1:B:195:GLY:N	2.43	0.43
1:E:155:LYS:HG2	5:E:2564:HOH:O	2.18	0.43
1:F:249:LYS:HB3	1:F:252[B]:CYS:SG	2.59	0.43
1:A:161:GLU:O	1:A:194:ARG:NH2	2.52	0.43
1:C:29:PRO:HD3	1:D:28:LEU:HD22	2.00	0.43
1:F:64:GLN:NE2	5:F:2689:HOH:O	2.47	0.43
1:E:225:ASP:OD1	1:E:227:GLY:N	2.50	0.43
1:F:1:MET:HE3	1:F:103:LEU:HD21	2.00	0.43
1:C:260:GLN:CD	5:C:2751:HOH:O	2.55	0.43
1:D:31:TYR:CD1	1:D:240:ALA:HB2	2.54	0.43
1:D:56:THR:HB	1:D:57:PRO:CD	2.49	0.43
1:D:60:THR:N	1:D:61:PRO:CD	2.80	0.43
1:E:183:VAL:HG23	5:E:2572:HOH:O	2.19	0.43
1:F:277:LYS:NZ	5:F:2771:HOH:O	2.46	0.43
1:H:277:LYS:HD2	5:H:2696:HOH:O	2.18	0.43
1:A:199:ILE:HD12	1:A:199:ILE:HA	1.74	0.43
1:E:269:GLU:OE1	1:E:288:LEU:HD13	2.19	0.43
1:C:183:VAL:HG23	5:C:2580:HOH:O	2.18	0.43
1:C:260:GLN:NE2	1:C:262:TRP:CH2	2.87	0.43

Continued on next page...

Continued from previous page...

Atom-1	Atom-2	Interatomic distance (Å)	Clash overlap (Å)
1:H:282:GLN:HG2	5:H:2776:HOH:O	2.19	0.43
1:B:129:GLN:O	1:E:208:GLU:HG2	2.19	0.42
1:A:237[B]:GLN:HG2	1:B:233:LEU:HD11	2.00	0.42
1:D:194:ARG:HD3	1:D:198:GLU:OE2	2.19	0.42
1:G:273:ALA:CB	1:G:274:PRO:CD	2.95	0.42
1:D:15:ARG:CB	5:D:2632:HOH:O	2.66	0.42
1:A:60:THR:HB	1:A:61:PRO:HD3	2.00	0.42
1:B:286:ARG:NH1	1:B:290:GLU:OE1	2.53	0.42
1:E:192:SER:CB	1:E:193:PRO:CD	2.97	0.42
1:E:184:ASP:O	1:E:187:ARG:HB2	2.20	0.42
1:H:85:PRO:HB2	5:H:2780:HOH:O	2.19	0.42
1:D:15:ARG:HB3	5:D:2632:HOH:O	2.20	0.42
1:D:64:GLN:HG2	1:D:79:TYR:CE1	2.54	0.42
1:E:187:ARG:CD	5:E:2717:HOH:O	2.64	0.42
1:D:16:LEU:O	1:D:19:ALA:HB3	2.19	0.42
1:D:249:LYS:HE3	5:D:2612:HOH:O	2.19	0.42
1:H:225:ASP:OD1	1:H:225:ASP:C	2.58	0.42
1:C:162:LYS:NZ	2:C:2502:G1P:O3P	2.46	0.42
1:D:41:SER:HB2	1:D:256:ILE:CD1	2.49	0.42
1:F:144:ARG:NH1	1:F:145:TYR:OH	2.53	0.42
1:H:41:SER:HB2	1:H:256:ILE:HD12	2.01	0.42
1:D:15:ARG:CG	5:D:2632:HOH:O	2.56	0.42
1:E:62:ARG:HD2	1:E:62:ARG:HH11	1.75	0.42
1:B:141:ASP:CB	5:B:2787:HOH:O	2.18	0.42
1:C:287:LEU:HA	1:C:287:LEU:HD23	1.71	0.42
1:G:114[B]:TYR:C	1:G:114[B]:TYR:CD2	2.93	0.42
1:B:23:ILE:HG12	1:B:27:LEU:CD1	2.43	0.41
1:C:252[A]:CYS:SG	1:C:284:LEU:HD21	2.60	0.41
1:C:34:PRO:HD3	1:D:19:ALA:HA	2.01	0.41
1:C:55:SER:OG	1:C:56:THR:N	2.50	0.41
1:F:271:LEU:O	1:F:274:PRO:HD2	2.20	0.41
1:G:15:ARG:NH1	5:G:2868:HOH:O	2.52	0.41
1:H:289:THR:HG23	5:H:2722:HOH:O	2.19	0.41
1:E:249:LYS:HB3	1:E:252[B]:CYS:SG	2.60	0.41
1:H:179:ASP:C	1:H:179:ASP:OD1	2.58	0.41
1:A:15:ARG:NH1	1:A:15:ARG:HG3	2.27	0.41
1:D:145:TYR:HD2	2:D:2503:G1P:H5	1.86	0.41
1:H:199:ILE:HA	1:H:199:ILE:HD12	1.81	0.41
1:B:130:THR:HB	1:E:207:LEU:HG	2.02	0.41
1:D:26:GLN:HB2	1:D:63:PHE:HZ	1.85	0.41
1:G:16:LEU:O	1:G:229:HIS:HE1	2.04	0.41

Continued on next page...

Continued from previous page...

Atom-1	Atom-2	Interatomic distance (Å)	Clash overlap (Å)
1:E:18:PRO:O	1:E:19:ALA:C	2.57	0.41
1:H:184:ASP:OD1	1:H:187:ARG:NH1	2.53	0.41
1:F:58:GLN:HB2	5:F:2711:HOH:O	2.20	0.41
1:G:199:ILE:HA	1:G:199:ILE:HD12	1.91	0.41
1:E:15:ARG:HG3	5:E:2691:HOH:O	2.20	0.41
1:C:155:LYS:HG2	5:C:2699:HOH:O	2.21	0.41
1:D:30:VAL:HB	1:D:38:TYR:CE1	2.56	0.41
1:E:119:HIS:HB3	5:E:2563:HOH:O	2.21	0.41
1:E:189:LEU:HD11	1:E:202:VAL:HG23	2.03	0.41
1:E:35[B]:MET:SD	1:E:226:THR:HG21	2.61	0.41
1:H:15:ARG:HH11	1:H:15:ARG:HG3	1.86	0.41
1:E:204:ARG:HD2	1:E:204:ARG:HH11	1.66	0.41
1:B:273:ALA:N	1:B:274:PRO:HD2	2.35	0.41
1:B:209:ARG:O	1:B:211:GLN:HG3	2.20	0.41
1:A:237[A]:GLN:HA	1:B:233:LEU:HD21	2.02	0.41
1:E:251:ALA:O	1:E:253:PRO:HD3	2.21	0.41
1:E:83:PRO:HD2	5:E:2625:HOH:O	2.20	0.41
1:F:287:LEU:HD23	1:F:287:LEU:HA	1.88	0.41
1:H:249:LYS:HB2	1:H:252[B]:CYS:SG	2.61	0.41
1:A:273:ALA:N	1:A:274:PRO:CD	2.84	0.40
1:A:15:ARG:NH1	3:A:2507:SO4:O3	2.53	0.40
1:D:64:GLN:HG2	1:D:79:TYR:CD1	2.56	0.40
1:E:59:ASP:OD1	1:E:62:ARG:NH1	2.53	0.40
1:C:204:ARG:HH11	1:C:204:ARG:HD2	1.69	0.40
1:F:249:LYS:CB	1:F:252[B]:CYS:SG	3.10	0.40
1:G:16:LEU:HA	1:G:16:LEU:HD23	1.88	0.40

There are no symmetry-related clashes.

5.3 Torsion angles [i](#)

5.3.1 Protein backbone [i](#)

In the following table, the Percentiles column shows the percent Ramachandran outliers of the chain as a percentile score with respect to all X-ray entries followed by that with respect to entries of similar resolution.

The Analysed column shows the number of residues for which the backbone conformation was analysed, and the total number of residues.

Mol	Chain	Analysed	Favoured	Allowed	Outliers	Percentiles	
1	A	296/293 (101%)	290 (98%)	6 (2%)	0	100	100
1	B	298/293 (102%)	293 (98%)	3 (1%)	2 (1%)	25	12
1	C	295/293 (101%)	287 (97%)	6 (2%)	2 (1%)	25	12
1	D	295/293 (101%)	284 (96%)	7 (2%)	4 (1%)	13	3
1	E	294/293 (100%)	279 (95%)	12 (4%)	3 (1%)	18	6
1	F	296/293 (101%)	289 (98%)	5 (2%)	2 (1%)	25	12
1	G	295/293 (101%)	291 (99%)	3 (1%)	1 (0%)	44	32
1	H	292/293 (100%)	285 (98%)	7 (2%)	0	100	100
All	All	2361/2344 (101%)	2298 (97%)	49 (2%)	14 (1%)	28	15

All (14) Ramachandran outliers are listed below:

Mol	Chain	Res	Type
1	D	14	THR
1	E	14	THR
1	B	23	ILE
1	F	31	TYR
1	B	31	TYR
1	C	31	TYR
1	D	16	LEU
1	D	31	TYR
1	E	31	TYR
1	F	14	THR
1	G	31	TYR
1	C	15	ARG
1	E	12	SER
1	D	17	HIS

5.3.2 Protein sidechains ⓘ

In the following table, the Percentiles column shows the percent sidechain outliers of the chain as a percentile score with respect to all X-ray entries followed by that with respect to entries of similar resolution.

The Analysed column shows the number of residues for which the sidechain conformation was analysed, and the total number of residues.

Mol	Chain	Analysed	Rotameric	Outliers	Percentiles
1	A	245/240 (102%)	244 (100%)	1 (0%)	93 92

Continued on next page...

Continued from previous page...

Mol	Chain	Analysed	Rotameric	Outliers	Percentiles	
1	B	247/240 (103%)	241 (98%)	6 (2%)	54	44
1	C	244/240 (102%)	240 (98%)	4 (2%)	68	62
1	D	244/240 (102%)	239 (98%)	5 (2%)	60	52
1	E	243/240 (101%)	233 (96%)	10 (4%)	35	22
1	F	245/240 (102%)	240 (98%)	5 (2%)	60	52
1	G	244/240 (102%)	241 (99%)	3 (1%)	75	72
1	H	241/240 (100%)	236 (98%)	5 (2%)	59	50
All	All	1953/1920 (102%)	1914 (98%)	39 (2%)	60	52

All (39) residues with a non-rotameric sidechain are listed below:

Mol	Chain	Res	Type
1	A	2	LYS
1	B	2	LYS
1	B	20	THR
1	B	28	LEU
1	B	111	ASN
1	B	194	ARG
1	B	278	ASN
1	C	12	SER
1	C	14	THR
1	C	24	SER
1	C	26	GLN
1	D	12	SER
1	D	24	SER
1	D	119	HIS
1	D	128	ARG
1	D	164	LEU
1	E	15	ARG
1	E	23	ILE
1	E	24	SER
1	E	36	ILE
1	E	119	HIS
1	E	164	LEU
1	E	168	SER
1	E	194	ARG
1	E	225	ASP
1	E	270	LYS
1	F	24	SER
1	F	111	ASN

Continued on next page...

Continued from previous page...

Mol	Chain	Res	Type
1	F	197	LEU
1	F	199	ILE
1	F	225	ASP
1	G	2	LYS
1	G	62	ARG
1	G	278	ASN
1	H	2	LYS
1	H	111	ASN
1	H	112	LEU
1	H	225	ASP
1	H	278	ASN

Some sidechains can be flipped to improve hydrogen bonding and reduce clashes. All (14) such sidechains are listed below:

Mol	Chain	Res	Type
1	A	26	GLN
1	B	119	HIS
1	C	26	GLN
1	C	64	GLN
1	C	260	GLN
1	D	26	GLN
1	D	229	HIS
1	E	26	GLN
1	F	65	GLN
1	F	244	ASN
1	G	26	GLN
1	G	229	HIS
1	H	26	GLN
1	H	278	ASN

5.3.3 RNA ⓘ

There are no RNA molecules in this entry.

5.4 Non-standard residues in protein, DNA, RNA chains ⓘ

There are no non-standard protein/DNA/RNA residues in this entry.

5.5 Carbohydrates [i](#)

There are no carbohydrates in this entry.

5.6 Ligand geometry [i](#)

46 ligands are modelled in this entry.

In the following table, the Counts columns list the number of bonds (or angles) for which Mogul statistics could be retrieved, the number of bonds (or angles) that are observed in the model and the number of bonds (or angles) that are defined in the chemical component dictionary. The Link column lists molecule types, if any, to which the group is linked. The Z score for a bond length (or angle) is the number of standard deviations the observed value is removed from the expected value. A bond length (or angle) with $|Z| > 2$ is considered an outlier worth inspection. RMSZ is the root-mean-square of all Z scores of the bond lengths (or angles).

Mol	Type	Chain	Res	Link	Bond lengths			Bond angles		
					Counts	RMSZ	# $ Z > 2$	Counts	RMSZ	# $ Z > 2$
2	G1P	A	2500	-	15,16,16	1.88	5 (33%)	23,24,24	2.71	7 (30%)
3	SO4	A	2507	-	4,4,4	0.95	0	6,6,6	0.97	1 (16%)
3	SO4	A	2508	-	4,4,4	0.75	0	6,6,6	1.03	0
4	THM	A	2530	-	13,18,18	1.70	3 (23%)	17,26,26	3.18	10 (58%)
4	THM	A	2538	-	13,18,18	1.87	5 (38%)	17,26,26	2.59	7 (41%)
2	G1P	B	2501	-	15,16,16	2.11	5 (33%)	23,24,24	4.75	7 (30%)
3	SO4	B	2510	-	4,4,4	0.19	0	6,6,6	0.52	0
3	SO4	B	2511	-	4,4,4	0.67	0	6,6,6	1.06	0
3	SO4	B	2528	-	4,4,4	0.72	0	6,6,6	0.77	0
4	THM	B	2531	-	13,18,18	1.62	3 (23%)	17,26,26	3.66	10 (58%)
4	THM	B	2539	-	13,18,18	1.18	1 (7%)	17,26,26	3.20	8 (47%)
2	G1P	C	2502	-	15,16,16	2.01	6 (40%)	23,24,24	4.03	7 (30%)
3	SO4	C	2509	-	4,4,4	0.58	0	6,6,6	1.00	0
3	SO4	C	2513	-	4,4,4	0.97	0	6,6,6	0.60	0
3	SO4	C	2515	-	4,4,4	0.37	0	6,6,6	0.62	0
4	THM	C	2532	-	13,18,18	1.64	3 (23%)	17,26,26	3.47	11 (64%)
4	THM	C	2540	-	13,18,18	1.95	6 (46%)	17,26,26	3.40	6 (35%)
2	G1P	D	2503	-	15,16,16	1.88	4 (26%)	23,24,24	3.76	9 (39%)
3	SO4	D	2512	-	4,4,4	0.62	0	6,6,6	0.60	0
3	SO4	D	2514	-	4,4,4	0.23	0	6,6,6	1.17	1 (16%)
3	SO4	D	2516	-	4,4,4	0.73	0	6,6,6	0.14	0
3	SO4	D	2517	-	4,4,4	0.11	0	6,6,6	0.69	0
4	THM	D	2533	-	13,18,18	1.50	1 (7%)	17,26,26	3.17	8 (47%)
4	THM	D	2541	-	13,18,18	0.76	0	17,26,26	2.71	7 (41%)

Mol	Type	Chain	Res	Link	Bond lengths			Bond angles		
					Counts	RMSZ	# Z > 2	Counts	RMSZ	# Z > 2
2	G1P	E	2504	-	15,16,16	1.87	4 (26%)	23,24,24	5.25	8 (34%)
3	SO4	E	2520	-	4,4,4	0.27	0	6,6,6	0.36	0
3	SO4	E	2527	-	4,4,4	0.92	0	6,6,6	0.70	0
4	THM	E	2534	-	13,18,18	1.52	2 (15%)	17,26,26	3.12	9 (52%)
4	THM	E	2542	-	13,18,18	1.87	4 (30%)	17,26,26	3.47	6 (35%)
3	SO4	F	2519	-	4,4,4	0.42	0	6,6,6	0.59	0
3	SO4	F	2521	-	4,4,4	0.70	0	6,6,6	0.81	0
3	SO4	F	2522	-	4,4,4	0.31	0	6,6,6	0.56	0
3	SO4	F	2524	-	4,4,4	0.35	0	6,6,6	0.76	0
4	THM	F	2535	-	13,18,18	2.18	4 (30%)	17,26,26	3.61	12 (70%)
4	THM	F	2543	-	13,18,18	1.14	2 (15%)	17,26,26	2.57	5 (29%)
2	G1P	G	2505	-	15,16,16	1.59	3 (20%)	23,24,24	3.42	7 (30%)
3	SO4	G	2523	-	4,4,4	0.53	0	6,6,6	0.87	0
3	SO4	G	2525	-	4,4,4	0.57	0	6,6,6	1.09	0
4	THM	G	2536	-	13,18,18	1.78	4 (30%)	17,26,26	3.38	9 (52%)
4	THM	G	2544	-	13,18,18	1.30	1 (7%)	17,26,26	2.72	5 (29%)
2	G1P	H	2506	-	15,16,16	1.78	5 (33%)	23,24,24	3.93	5 (21%)
3	SO4	H	2518	-	4,4,4	0.47	0	6,6,6	0.40	0
3	SO4	H	2526	-	4,4,4	0.40	0	6,6,6	0.40	0
3	SO4	H	2529	-	4,4,4	0.40	0	6,6,6	1.04	0
4	THM	H	2537	-	13,18,18	1.79	5 (38%)	17,26,26	3.24	8 (47%)
4	THM	H	2545	-	13,18,18	1.51	2 (15%)	17,26,26	2.62	9 (52%)

In the following table, the Chirals column lists the number of chiral outliers, the number of chiral centers analysed, the number of these observed in the model and the number defined in the chemical component dictionary. Similar counts are reported in the Torsion and Rings columns. '-' means no outliers of that kind were identified.

Mol	Type	Chain	Res	Link	Chirals	Torsions	Rings
2	G1P	A	2500	-	-	0/7/27/27	0/1/1/1
3	SO4	A	2507	-	-	0/0/0/0	0/0/0/0
3	SO4	A	2508	-	-	0/0/0/0	0/0/0/0
4	THM	A	2530	-	-	0/2/18/18	0/2/2/2
4	THM	A	2538	-	-	0/2/18/18	0/2/2/2
2	G1P	B	2501	-	-	0/7/27/27	0/1/1/1
3	SO4	B	2510	-	-	0/0/0/0	0/0/0/0
3	SO4	B	2511	-	-	0/0/0/0	0/0/0/0
3	SO4	B	2528	-	-	0/0/0/0	0/0/0/0
4	THM	B	2531	-	-	0/2/18/18	0/2/2/2
4	THM	B	2539	-	-	0/2/18/18	0/2/2/2

Continued on next page...

Continued from previous page...

Mol	Type	Chain	Res	Link	Chirals	Torsions	Rings
2	G1P	C	2502	-	-	0/7/27/27	0/1/1/1
3	SO4	C	2509	-	-	0/0/0/0	0/0/0/0
3	SO4	C	2513	-	-	0/0/0/0	0/0/0/0
3	SO4	C	2515	-	-	0/0/0/0	0/0/0/0
4	THM	C	2532	-	-	0/2/18/18	0/2/2/2
4	THM	C	2540	-	-	0/2/18/18	0/2/2/2
2	G1P	D	2503	-	-	0/7/27/27	0/1/1/1
3	SO4	D	2512	-	-	0/0/0/0	0/0/0/0
3	SO4	D	2514	-	-	0/0/0/0	0/0/0/0
3	SO4	D	2516	-	-	0/0/0/0	0/0/0/0
3	SO4	D	2517	-	-	0/0/0/0	0/0/0/0
4	THM	D	2533	-	-	0/2/18/18	0/2/2/2
4	THM	D	2541	-	-	0/2/18/18	0/2/2/2
2	G1P	E	2504	-	-	0/7/27/27	0/1/1/1
3	SO4	E	2520	-	-	0/0/0/0	0/0/0/0
3	SO4	E	2527	-	-	0/0/0/0	0/0/0/0
4	THM	E	2534	-	-	0/2/18/18	0/2/2/2
4	THM	E	2542	-	-	0/2/18/18	0/2/2/2
3	SO4	F	2519	-	-	0/0/0/0	0/0/0/0
3	SO4	F	2521	-	-	0/0/0/0	0/0/0/0
3	SO4	F	2522	-	-	0/0/0/0	0/0/0/0
3	SO4	F	2524	-	-	0/0/0/0	0/0/0/0
4	THM	F	2535	-	-	0/2/18/18	0/2/2/2
4	THM	F	2543	-	-	0/2/18/18	0/2/2/2
2	G1P	G	2505	-	-	0/7/27/27	0/1/1/1
3	SO4	G	2523	-	-	0/0/0/0	0/0/0/0
3	SO4	G	2525	-	-	0/0/0/0	0/0/0/0
4	THM	G	2536	-	-	0/2/18/18	0/2/2/2
4	THM	G	2544	-	-	0/2/18/18	0/2/2/2
2	G1P	H	2506	-	-	0/7/27/27	0/1/1/1
3	SO4	H	2518	-	-	0/0/0/0	0/0/0/0
3	SO4	H	2526	-	-	0/0/0/0	0/0/0/0
3	SO4	H	2529	-	-	0/0/0/0	0/0/0/0
4	THM	H	2537	-	-	0/2/18/18	0/2/2/2
4	THM	H	2545	-	-	0/2/18/18	0/2/2/2

All (78) bond length outliers are listed below:

Mol	Chain	Res	Type	Atoms	Z	Observed(Å)	Ideal(Å)
4	G	2536	THM	C2-N3	-4.25	1.29	1.38
4	A	2538	THM	O4'-C4'	-3.91	1.36	1.45
4	E	2542	THM	C2-N3	-3.91	1.30	1.38

Continued on next page...

Continued from previous page...

Mol	Chain	Res	Type	Atoms	Z	Observed(Å)	Ideal(Å)
4	F	2535	THM	C2-N3	-3.32	1.31	1.38
4	C	2540	THM	C2'-C1'	-3.19	1.43	1.52
4	E	2534	THM	C2-N3	-3.11	1.32	1.38
4	H	2537	THM	C2-N3	-3.07	1.32	1.38
4	H	2545	THM	C2-N3	-2.96	1.32	1.38
4	A	2530	THM	C2-N3	-2.77	1.32	1.38
4	E	2542	THM	C5M-C5	-2.56	1.46	1.51
4	H	2545	THM	O4'-C4'	-2.45	1.39	1.45
4	C	2540	THM	C2-N3	-2.41	1.33	1.38
4	B	2531	THM	C2-N3	-2.23	1.33	1.38
4	F	2543	THM	O5'-C5'	-2.15	1.33	1.42
4	C	2532	THM	C2-N3	-2.15	1.33	1.38
4	C	2540	THM	O4'-C4'	-2.13	1.40	1.45
4	B	2539	THM	C5M-C5	-2.12	1.47	1.51
4	G	2544	THM	C6-C5	-2.11	1.34	1.40
4	E	2542	THM	O4'-C4'	-2.09	1.40	1.45
4	F	2543	THM	C6-C5	-2.05	1.34	1.40
4	A	2538	THM	C2'-C1'	-2.04	1.46	1.52
4	A	2538	THM	O4'-C1'	-2.03	1.37	1.42
2	A	2500	G1P	O5-C5	-2.01	1.39	1.44
4	H	2537	THM	C2'-C1'	-2.01	1.46	1.52
4	G	2536	THM	O4'-C4'	-2.00	1.40	1.45
2	B	2501	G1P	O4-C4	2.00	1.47	1.43
2	E	2504	G1P	P-O1	2.01	1.63	1.59
2	C	2502	G1P	C4-C5	2.03	1.57	1.53
4	G	2536	THM	O4-C4	2.04	1.29	1.24
4	H	2537	THM	C5M-C5	2.05	1.54	1.51
2	D	2503	G1P	C4-C5	2.09	1.57	1.53
2	A	2500	G1P	P-O1P	2.09	1.57	1.50
4	C	2540	THM	C4-N3	2.11	1.36	1.33
2	H	2506	G1P	O3-C3	2.12	1.47	1.43
4	H	2537	THM	O3'-C3'	2.24	1.48	1.43
2	G	2505	G1P	P-O1	2.25	1.63	1.59
4	A	2538	THM	C5M-C5	2.27	1.55	1.51
4	C	2540	THM	C5'-C4'	2.28	1.59	1.51
4	F	2535	THM	C4-N3	2.37	1.37	1.33
2	C	2502	G1P	P-O1P	2.37	1.58	1.50
4	G	2536	THM	O3'-C3'	2.39	1.48	1.43
2	C	2502	G1P	O3-C3	2.40	1.48	1.43
2	G	2505	G1P	P-O3P	2.51	1.65	1.54
2	D	2503	G1P	P-O1P	2.56	1.59	1.50
2	H	2506	G1P	P-O1	2.63	1.64	1.59

Continued on next page...

Continued from previous page...

Mol	Chain	Res	Type	Atoms	Z	Observed(Å)	Ideal(Å)
2	E	2504	G1P	P-O1P	2.64	1.59	1.50
4	C	2532	THM	O3'-C3'	2.68	1.49	1.43
4	A	2530	THM	O4-C4	2.79	1.31	1.24
2	C	2502	G1P	O2-C2	2.91	1.49	1.43
4	A	2538	THM	O4-C4	2.95	1.32	1.24
2	H	2506	G1P	P-O3P	3.00	1.67	1.54
2	A	2500	G1P	P-O1	3.03	1.64	1.59
2	A	2500	G1P	P-O3P	3.07	1.67	1.54
4	B	2531	THM	O4-C4	3.16	1.32	1.24
4	E	2534	THM	O4-C4	3.21	1.32	1.24
2	B	2501	G1P	O3-C3	3.22	1.50	1.43
2	C	2502	G1P	P-O3P	3.26	1.68	1.54
4	B	2531	THM	O3'-C3'	3.29	1.50	1.43
4	E	2542	THM	O4-C4	3.29	1.32	1.24
2	B	2501	G1P	P-O3P	3.32	1.68	1.54
2	H	2506	G1P	P-O2P	3.46	1.69	1.54
2	G	2505	G1P	P-O2P	3.58	1.69	1.54
4	C	2540	THM	O4-C4	3.60	1.33	1.24
2	H	2506	G1P	P-O1P	3.60	1.63	1.50
4	C	2532	THM	O4-C4	3.62	1.33	1.24
4	F	2535	THM	O4-C4	3.67	1.33	1.24
2	E	2504	G1P	P-O2P	3.69	1.70	1.54
4	H	2537	THM	O4-C4	3.71	1.33	1.24
2	C	2502	G1P	P-O2P	3.75	1.70	1.54
4	A	2530	THM	O3'-C3'	3.75	1.51	1.43
2	D	2503	G1P	P-O3P	3.85	1.70	1.54
2	D	2503	G1P	P-O2P	3.88	1.70	1.54
2	B	2501	G1P	P-O2P	3.92	1.70	1.54
2	A	2500	G1P	P-O2P	4.04	1.71	1.54
2	E	2504	G1P	P-O3P	4.12	1.71	1.54
4	D	2533	THM	O4-C4	4.19	1.35	1.24
2	B	2501	G1P	P-O1P	4.34	1.65	1.50
4	F	2535	THM	O3'-C3'	4.99	1.54	1.43

All (182) bond angle outliers are listed below:

Mol	Chain	Res	Type	Atoms	Z	Observed(°)	Ideal(°)
2	E	2504	G1P	O5-C1-O1	-22.82	81.54	111.36
2	B	2501	G1P	O5-C1-O1	-18.25	87.50	111.36
2	H	2506	G1P	O5-C1-O1	-15.76	90.76	111.36
2	C	2502	G1P	O5-C1-O1	-15.28	91.39	111.36
2	D	2503	G1P	O5-C1-O1	-14.59	92.29	111.36

Continued on next page...

Continued from previous page...

Mol	Chain	Res	Type	Atoms	Z	Observed(°)	Ideal(°)
2	G	2505	G1P	O5-C1-O1	-13.71	93.44	111.36
2	A	2500	G1P	O5-C1-O1	-8.66	100.04	111.36
4	C	2540	THM	C5-C4-N3	-7.27	117.22	125.24
4	C	2532	THM	C5-C4-N3	-6.58	117.99	125.24
4	E	2542	THM	C5-C4-N3	-6.52	118.05	125.24
2	B	2501	G1P	O4-C4-C3	-6.24	96.78	110.36
4	F	2535	THM	C5-C4-N3	-6.05	118.57	125.24
4	G	2544	THM	C5-C4-N3	-5.97	118.66	125.24
4	B	2531	THM	C5-C4-N3	-5.73	118.92	125.24
4	D	2533	THM	C5-C4-N3	-5.67	118.98	125.24
4	G	2536	THM	C5-C4-N3	-5.66	119.00	125.24
4	B	2531	THM	O4'-C1'-N1	-5.42	98.65	107.78
4	F	2535	THM	C2'-C3'-C4'	-5.35	91.34	102.73
4	D	2541	THM	C5-C6-N1	-5.27	116.45	122.15
4	A	2530	THM	C5-C4-N3	-5.17	119.54	125.24
4	H	2537	THM	C5-C4-N3	-5.00	119.73	125.24
2	A	2500	G1P	O4-C4-C3	-4.98	99.52	110.36
4	B	2539	THM	C5-C4-N3	-4.96	119.77	125.24
2	B	2501	G1P	O1-C1-C2	-4.86	99.48	108.38
4	B	2539	THM	C5-C6-N1	-4.84	116.91	122.15
2	H	2506	G1P	C4-C3-C2	-4.76	102.45	110.84
4	H	2545	THM	C5-C6-N1	-4.73	117.03	122.15
4	E	2542	THM	C5-C6-N1	-4.63	117.13	122.15
4	A	2530	THM	C5-C6-N1	-4.62	117.14	122.15
4	E	2534	THM	C2'-C3'-C4'	-4.57	93.02	102.73
4	F	2535	THM	O4'-C4'-C3'	-4.40	95.12	105.68
4	A	2530	THM	C2'-C3'-C4'	-4.39	93.40	102.73
4	G	2536	THM	C5-C6-N1	-4.25	117.54	122.15
2	D	2503	G1P	O4-C4-C3	-4.13	101.37	110.36
4	A	2538	THM	C5-C4-N3	-4.01	120.82	125.24
4	F	2535	THM	C5-C6-N1	-3.96	117.86	122.15
4	E	2534	THM	C5-C6-N1	-3.88	117.95	122.15
4	E	2534	THM	O4'-C4'-C3'	-3.74	96.71	105.68
4	C	2532	THM	C5-C6-N1	-3.59	118.26	122.15
4	C	2532	THM	O4'-C1'-N1	-3.58	101.75	107.78
4	D	2533	THM	C5-C6-N1	-3.46	118.40	122.15
2	B	2501	G1P	C4-C3-C2	-3.45	104.76	110.84
4	F	2535	THM	C3'-C2'-C1'	-3.45	93.64	102.48
2	C	2502	G1P	O4-C4-C3	-3.37	103.03	110.36
4	E	2534	THM	C5-C4-N3	-3.35	121.55	125.24
4	D	2533	THM	O4'-C1'-N1	-3.34	102.16	107.78
4	F	2543	THM	C5-C6-N1	-3.20	118.69	122.15

Continued on next page...

Continued from previous page...

Mol	Chain	Res	Type	Atoms	Z	Observed(°)	Ideal(°)
4	F	2543	THM	C5-C4-N3	-3.16	121.75	125.24
2	H	2506	G1P	O4-C4-C3	-3.11	103.60	110.36
4	H	2537	THM	C2'-C3'-C4'	-3.09	96.15	102.73
4	C	2532	THM	C2'-C3'-C4'	-2.92	96.51	102.73
4	B	2531	THM	C5-C6-N1	-2.85	119.07	122.15
4	E	2542	THM	C2'-C1'-N1	-2.83	107.55	114.23
2	E	2504	G1P	O4-C4-C3	-2.81	104.25	110.36
4	H	2545	THM	C5-C4-N3	-2.77	122.19	125.24
4	H	2545	THM	O4'-C4'-C3'	-2.71	99.18	105.68
4	B	2531	THM	C2'-C3'-C4'	-2.70	96.98	102.73
4	A	2538	THM	C5-C6-N1	-2.67	119.26	122.15
4	D	2541	THM	C5-C4-N3	-2.64	122.33	125.24
4	H	2545	THM	C5M-C5-C4	-2.60	117.17	120.17
4	A	2530	THM	O4'-C4'-C3'	-2.59	99.46	105.68
4	A	2530	THM	O4'-C1'-N1	-2.56	103.47	107.78
2	A	2500	G1P	C4-C3-C2	-2.55	106.35	110.84
4	H	2537	THM	O4'-C4'-C3'	-2.53	99.61	105.68
4	A	2530	THM	O4'-C1'-C2'	-2.51	101.43	106.25
4	C	2540	THM	C2'-C1'-N1	-2.48	108.37	114.23
4	F	2535	THM	O4'-C1'-N1	-2.48	103.61	107.78
2	G	2505	G1P	O2P-P-O1P	-2.45	100.90	110.50
4	C	2532	THM	O4'-C4'-C3'	-2.45	99.81	105.68
3	D	2514	SO4	O4-S-O2	-2.43	95.87	109.26
4	D	2541	THM	C5'-C4'-C3'	-2.39	108.77	114.84
4	A	2538	THM	O4'-C4'-C3'	-2.39	99.95	105.68
4	B	2539	THM	C5M-C5-C4	-2.37	117.44	120.17
2	G	2505	G1P	C4-C3-C2	-2.30	106.78	110.84
4	C	2540	THM	O4'-C1'-N1	-2.29	103.92	107.78
4	H	2537	THM	C5-C6-N1	-2.28	119.69	122.15
4	B	2531	THM	O5'-C5'-C4'	-2.28	103.68	111.34
4	G	2536	THM	O4'-C4'-C3'	-2.23	100.32	105.68
2	D	2503	G1P	O1-C1-C2	-2.19	104.37	108.38
4	D	2533	THM	O4'-C4'-C3'	-2.16	100.49	105.68
2	D	2503	G1P	O2-C2-C3	-2.16	105.66	110.36
4	B	2539	THM	C3'-C2'-C1'	-2.11	97.07	102.48
2	C	2502	G1P	O1-C1-C2	-2.09	104.54	108.38
4	C	2532	THM	C3'-C2'-C1'	-2.08	97.13	102.48
4	E	2534	THM	O4'-C1'-C2'	-2.01	102.40	106.25
3	A	2507	SO4	O3-S-O2	2.00	120.31	109.26
2	E	2504	G1P	O3P-P-O1	2.06	115.39	106.00
2	G	2505	G1P	O3P-P-O2P	2.08	116.01	107.61
4	C	2532	THM	C2'-C1'-N1	2.08	119.16	114.23

Continued on next page...

Continued from previous page...

Mol	Chain	Res	Type	Atoms	Z	Observed(°)	Ideal(°)
2	G	2505	G1P	O5-C5-C4	2.11	113.56	109.66
4	B	2539	THM	C5M-C5-C6	2.13	122.92	118.67
4	H	2545	THM	C4'-O4'-C1'	2.22	114.84	109.42
2	D	2503	G1P	C6-C5-C4	2.22	118.19	113.00
4	G	2536	THM	C2'-C1'-N1	2.23	119.50	114.23
4	H	2537	THM	O3'-C3'-C2'	2.27	119.07	110.83
2	A	2500	G1P	O4-C4-C5	2.30	115.07	109.28
4	D	2541	THM	O3'-C3'-C2'	2.30	119.19	110.83
2	G	2505	G1P	C6-C5-C4	2.31	118.42	113.00
2	C	2502	G1P	C3-C4-C5	2.34	114.35	110.22
4	G	2544	THM	C5M-C5-C4	2.35	122.88	120.17
2	D	2503	G1P	O5-C5-C4	2.35	113.99	109.66
4	B	2539	THM	O3'-C3'-C2'	2.41	119.61	110.83
4	F	2535	THM	O3'-C3'-C4'	2.44	119.75	110.13
2	E	2504	G1P	O4-C4-C5	2.48	115.52	109.28
4	D	2533	THM	O3'-C3'-C2'	2.49	119.88	110.83
4	G	2536	THM	O3'-C3'-C2'	2.49	119.90	110.83
4	E	2542	THM	O3'-C3'-C2'	2.52	119.98	110.83
2	A	2500	G1P	C1-O5-C5	2.53	118.48	113.72
4	H	2545	THM	O3'-C3'-C2'	2.55	120.11	110.83
2	E	2504	G1P	O2-C2-C1	2.64	115.56	110.03
4	H	2545	THM	C5M-C5-C6	2.68	124.02	118.67
4	D	2541	THM	O5'-C5'-C4'	2.70	120.43	111.34
4	A	2538	THM	O3'-C3'-C2'	2.76	120.87	110.83
2	C	2502	G1P	O4-C4-C5	2.76	116.25	109.28
4	A	2530	THM	O3'-C3'-C2'	2.83	121.13	110.83
2	H	2506	G1P	O5-C5-C4	2.87	114.95	109.66
4	F	2535	THM	C2'-C1'-N1	2.88	121.03	114.23
4	G	2544	THM	O3'-C3'-C2'	2.90	121.37	110.83
4	E	2534	THM	O3'-C3'-C2'	2.95	121.54	110.83
2	C	2502	G1P	O2-C2-C1	2.99	116.29	110.03
4	F	2543	THM	O3'-C3'-C2'	3.08	122.02	110.83
4	B	2531	THM	C5'-C4'-C3'	3.10	122.71	114.84
4	A	2538	THM	C4'-O4'-C1'	3.14	117.09	109.42
2	E	2504	G1P	O5-C5-C4	3.24	115.63	109.66
4	G	2544	THM	O4'-C4'-C5'	3.29	116.19	109.16
2	A	2500	G1P	O5-C5-C4	3.31	115.76	109.66
2	D	2503	G1P	O4-C4-C5	3.37	117.79	109.28
4	G	2536	THM	O4'-C4'-C5'	3.40	116.44	109.16
4	C	2540	THM	O3'-C3'-C2'	3.50	123.55	110.83
4	F	2535	THM	O3'-C3'-C2'	3.53	123.66	110.83
2	E	2504	G1P	C1-O5-C5	3.54	120.39	113.72

Continued on next page...

Continued from previous page...

Mol	Chain	Res	Type	Atoms	Z	Observed(°)	Ideal(°)
2	B	2501	G1P	O5-C5-C4	3.58	116.25	109.66
4	F	2535	THM	O4'-C4'-C5'	3.59	116.85	109.16
4	A	2538	THM	O4'-C4'-C5'	3.73	117.15	109.16
4	B	2531	THM	O3'-C3'-C2'	3.73	124.41	110.83
4	C	2532	THM	O3'-C3'-C2'	3.76	124.52	110.83
4	A	2530	THM	C4-N3-C2	3.87	118.55	115.16
4	B	2531	THM	C2'-C1'-N1	4.07	123.85	114.23
4	H	2545	THM	C4-N3-C2	4.13	118.77	115.16
2	D	2503	G1P	C1-O5-C5	4.14	121.52	113.72
4	D	2533	THM	O4'-C4'-C5'	4.31	118.38	109.16
4	B	2531	THM	O4'-C4'-C5'	4.35	118.48	109.16
4	D	2533	THM	C5'-C4'-C3'	4.41	126.03	114.84
4	D	2541	THM	C4-N3-C2	4.64	119.22	115.16
2	B	2501	G1P	O4-C4-C5	4.67	121.06	109.28
4	H	2537	THM	C5'-C4'-C3'	4.73	126.86	114.84
4	G	2536	THM	C5M-C5-C4	4.74	125.64	120.17
4	F	2543	THM	C4-N3-C2	5.00	119.53	115.16
4	C	2532	THM	O4'-C4'-C5'	5.11	120.09	109.16
4	A	2530	THM	C5'-C4'-C3'	5.11	127.82	114.84
2	A	2500	G1P	O5-C1-C2	5.15	120.22	110.30
4	B	2539	THM	O4'-C4'-C5'	5.15	120.18	109.16
4	E	2534	THM	C4-N3-C2	5.18	119.69	115.16
4	E	2534	THM	C5'-C4'-C3'	5.21	128.07	114.84
4	G	2536	THM	C5'-C4'-C3'	5.27	128.24	114.84
4	A	2530	THM	O4'-C4'-C5'	5.30	120.51	109.16
4	E	2534	THM	O4'-C4'-C5'	5.39	120.69	109.16
4	H	2545	THM	O4'-C4'-C5'	5.40	120.71	109.16
4	E	2542	THM	O4'-C4'-C5'	5.43	120.78	109.16
4	F	2535	THM	C5'-C4'-C3'	5.44	128.66	114.84
4	C	2532	THM	C5'-C4'-C3'	5.47	128.73	114.84
4	F	2535	THM	C4-N3-C2	5.53	120.00	115.16
2	G	2505	G1P	O5-C1-C2	5.57	121.04	110.30
2	D	2503	G1P	O5-C1-C2	5.71	121.30	110.30
4	C	2532	THM	C4-N3-C2	5.91	120.33	115.16
4	F	2543	THM	O4'-C4'-C5'	6.23	122.49	109.16
4	C	2540	THM	O4'-C4'-C5'	6.30	122.64	109.16
4	D	2541	THM	O4'-C4'-C5'	6.33	122.71	109.16
4	A	2538	THM	C4-N3-C2	6.38	120.74	115.16
2	E	2504	G1P	O5-C1-C2	6.46	122.76	110.30
4	H	2537	THM	O4'-C4'-C5'	6.68	123.45	109.16
2	H	2506	G1P	O5-C1-C2	6.92	123.64	110.30
4	H	2537	THM	C4-N3-C2	7.04	121.31	115.16

Continued on next page...

Continued from previous page...

Mol	Chain	Res	Type	Atoms	Z	Observed(°)	Ideal(°)
4	G	2544	THM	C4-N3-C2	7.14	121.40	115.16
4	G	2536	THM	C4-N3-C2	7.47	121.69	115.16
4	D	2533	THM	C4-N3-C2	7.50	121.72	115.16
2	B	2501	G1P	O5-C1-C2	7.69	125.13	110.30
4	C	2540	THM	C4-N3-C2	8.02	122.18	115.16
4	B	2539	THM	C4-N3-C2	8.25	122.38	115.16
4	B	2531	THM	C4-N3-C2	8.62	122.70	115.16
2	C	2502	G1P	O5-C1-C2	8.94	127.54	110.30
4	E	2542	THM	C4-N3-C2	9.32	123.31	115.16

There are no chirality outliers.

There are no torsion outliers.

There are no ring outliers.

16 monomers are involved in 25 short contacts:

Mol	Chain	Res	Type	Clashes	Symm-Clashes
2	A	2500	G1P	2	0
3	A	2507	SO4	3	0
4	A	2530	THM	1	0
2	B	2501	G1P	2	0
2	C	2502	G1P	2	0
2	D	2503	G1P	2	0
2	E	2504	G1P	2	0
3	E	2520	SO4	1	0
3	F	2524	SO4	1	0
4	F	2535	THM	2	0
2	G	2505	G1P	1	0
4	G	2536	THM	1	0
2	H	2506	G1P	1	0
3	H	2518	SO4	1	0
3	H	2526	SO4	1	0
4	H	2537	THM	2	0

5.7 Other polymers [i](#)

There are no such residues in this entry.

5.8 Polymer linkage issues [i](#)

There are no chain breaks in this entry.

6 Fit of model and data ⓘ

6.1 Protein, DNA and RNA chains ⓘ

In the following table, the column labelled ‘#RSRZ > 2’ contains the number (and percentage) of RSRZ outliers, followed by percent RSRZ outliers for the chain as percentile scores relative to all X-ray entries and entries of similar resolution. The OWAB column contains the minimum, median, 95th percentile and maximum values of the occupancy-weighted average B-factor per residue. The column labelled ‘Q < 0.9’ lists the number of (and percentage) of residues with an average occupancy less than 0.9.

Mol	Chain	Analysed	<RSRZ>	#RSRZ>2	OWAB(Å ²)	Q<0.9
1	A	292/293 (99%)	0.03	12 (4%) 38 40	8, 16, 31, 40	0
1	B	292/293 (99%)	-0.09	6 (2%) 64 66	7, 14, 27, 34	0
1	C	292/293 (99%)	-0.03	10 (3%) 46 48	9, 16, 32, 49	0
1	D	292/293 (99%)	0.14	21 (7%) 16 18	9, 18, 36, 57	0
1	E	292/293 (99%)	0.34	24 (8%) 12 14	11, 22, 42, 63	0
1	F	293/293 (100%)	0.01	13 (4%) 35 37	7, 15, 33, 56	0
1	G	292/293 (99%)	-0.08	3 (1%) 82 84	7, 13, 26, 42	0
1	H	292/293 (99%)	-0.02	7 (2%) 59 61	11, 18, 30, 43	0
All	All	2337/2344 (99%)	0.04	96 (4%) 38 40	7, 16, 33, 63	0

All (96) RSRZ outliers are listed below:

Mol	Chain	Res	Type	RSRZ
1	C	14	THR	7.0
1	C	13	GLY	6.6
1	F	13	GLY	6.6
1	F	14	THR	6.5
1	E	195	GLY	6.3
1	D	22	ALA	5.8
1	A	22	ALA	4.9
1	D	14	THR	4.9
1	E	14	THR	4.9
1	E	194	ARG	4.6
1	E	12	SER	4.4
1	E	13	GLY	4.1
1	E	193	PRO	4.0
1	F	277	LYS	4.0
1	D	193	PRO	3.9
1	A	270	LYS	3.3

Continued on next page...

Continued from previous page...

Mol	Chain	Res	Type	RSRZ
1	D	15	ARG	3.3
1	A	267	GLN	3.2
1	E	277	LYS	3.2
1	E	15	ARG	3.2
1	G	289	THR	3.2
1	E	101	ASN	3.1
1	E	275	LEU	3.1
1	A	289	THR	3.1
1	C	266	ALA	3.1
1	E	2	LYS	3.1
1	B	152	GLN	3.1
1	C	193	PRO	3.0
1	F	12	SER	3.0
1	E	278	ASN	2.9
1	D	194	ARG	2.9
1	F	193	PRO	2.9
1	A	288	LEU	2.9
1	A	277	LYS	2.8
1	D	277	LYS	2.8
1	H	288	LEU	2.8
1	B	289	THR	2.8
1	E	266	ALA	2.8
1	A	269	GLU	2.8
1	D	16	LEU	2.7
1	D	278	ASN	2.7
1	E	16	LEU	2.7
1	F	15	ARG	2.7
1	D	164	LEU	2.6
1	E	164	LEU	2.6
1	B	266	ALA	2.6
1	H	270	LYS	2.6
1	C	195	GLY	2.6
1	D	195	GLY	2.6
1	C	277	LYS	2.5
1	C	12	SER	2.5
1	F	23	ILE	2.5
1	A	152	GLN	2.4
1	A	265	ALA	2.4
1	D	272	ALA	2.4
1	H	289	THR	2.4
1	G	288	LEU	2.4
1	F	227	GLY	2.4

Continued on next page...

Continued from previous page...

Mol	Chain	Res	Type	RSRZ
1	E	60	THR	2.4
1	C	16	LEU	2.4
1	E	22	ALA	2.4
1	B	277	LYS	2.4
1	F	164	LEU	2.4
1	A	266	ALA	2.4
1	D	265	ALA	2.4
1	D	288	LEU	2.3
1	E	272	ALA	2.3
1	H	265	ALA	2.3
1	D	266	ALA	2.3
1	D	188	ASP	2.3
1	C	152	GLN	2.3
1	C	164	LEU	2.3
1	H	153	GLY	2.2
1	A	108	LEU	2.2
1	A	278	ASN	2.2
1	F	1	MET	2.2
1	E	84	SER	2.2
1	D	187	ARG	2.2
1	F	194[A]	ARG	2.2
1	F	114[A]	TYR	2.2
1	D	127	GLN	2.2
1	E	100	GLY	2.1
1	E	114	TYR	2.1
1	D	273	ALA	2.1
1	G	265	ALA	2.1
1	D	17	HIS	2.1
1	F	16	LEU	2.1
1	H	152	GLN	2.1
1	E	61	PRO	2.1
1	D	165	GLU	2.0
1	B	273	ALA	2.0
1	B	276	ALA	2.0
1	D	285	LYS	2.0
1	E	268	LEU	2.0
1	E	152	GLN	2.0
1	H	114[A]	TYR	2.0

6.2 Non-standard residues in protein, DNA, RNA chains ⓘ

There are no non-standard protein/DNA/RNA residues in this entry.

6.3 Carbohydrates [i](#)

There are no carbohydrates in this entry.

6.4 Ligands [i](#)

In the following table, the Atoms column lists the number of modelled atoms in the group and the number defined in the chemical component dictionary. LLDF column lists the quality of electron density of the group with respect to its neighbouring residues in protein, DNA or RNA chains. The B-factors column lists the minimum, median, 95th percentile and maximum values of B factors of atoms in the group. The column labelled 'Q < 0.9' lists the number of atoms with occupancy less than 0.9.

Mol	Type	Chain	Res	Atoms	RSCC	RSR	LLDF	B-factors(Å ²)	Q<0.9
3	SO4	H	2529	5/5	0.92	0.25	27.11	45,45,50,51	0
3	SO4	G	2525	5/5	0.94	0.34	4.62	45,46,47,52	0
3	SO4	A	2507	5/5	0.84	0.23	4.51	45,47,50,52	0
2	G1P	E	2504	16/16	0.81	0.22	3.57	34,47,56,59	0
3	SO4	B	2510	5/5	0.95	0.27	3.05	40,48,51,53	0
2	G1P	B	2501	16/16	0.83	0.20	2.81	29,40,44,45	0
4	THM	C	2540	17/17	0.94	0.12	1.11	20,22,25,26	0
2	G1P	C	2502	16/16	0.87	0.15	1.04	30,42,48,49	0
4	THM	F	2535	17/17	0.89	0.13	0.99	22,30,44,47	0
3	SO4	D	2512	5/5	0.97	0.14	0.93	38,42,43,45	0
4	THM	F	2543	17/17	0.93	0.15	0.79	19,23,26,27	0
4	THM	E	2542	17/17	0.91	0.14	0.77	26,30,32,32	0
4	THM	G	2544	17/17	0.95	0.13	0.58	17,22,25,27	0
4	THM	B	2539	17/17	0.93	0.12	0.58	21,24,25,28	0
4	THM	C	2532	17/17	0.94	0.11	0.53	24,30,38,45	0
4	THM	H	2537	17/17	0.94	0.12	0.51	20,26,33,39	0
2	G1P	D	2503	16/16	0.85	0.14	0.51	30,37,41,42	0
4	THM	B	2531	17/17	0.93	0.11	0.51	19,24,33,35	0
4	THM	D	2541	17/17	0.95	0.12	0.42	19,21,24,24	0
4	THM	E	2534	17/17	0.82	0.15	0.42	39,45,50,55	0
4	THM	A	2538	17/17	0.94	0.13	0.38	19,22,25,27	0
4	THM	G	2536	17/17	0.95	0.10	0.30	20,24,29,29	0
4	THM	A	2530	17/17	0.95	0.11	0.23	24,29,32,38	0
4	THM	H	2545	17/17	0.94	0.12	0.22	19,25,27,31	0
3	SO4	B	2511	5/5	0.99	0.11	0.16	20,21,26,26	0
2	G1P	H	2506	16/16	0.93	0.12	0.04	29,34,41,42	0
2	G1P	G	2505	16/16	0.94	0.11	-0.00	26,32,37,38	0
3	SO4	H	2526	5/5	0.98	0.10	-0.01	39,41,42,43	0
4	THM	D	2533	17/17	0.93	0.10	-0.05	27,30,35,37	0
3	SO4	A	2508	5/5	0.99	0.10	-0.12	22,23,24,24	0

Continued on next page...

Continued from previous page...

Mol	Type	Chain	Res	Atoms	RSCC	RSR	LLDF	B-factors(\AA^2)	Q<0.9
3	SO4	B	2528	5/5	0.98	0.09	-0.25	39,41,43,43	0
3	SO4	D	2514	5/5	0.97	0.10	-0.28	48,50,51,52	0
2	G1P	A	2500	16/16	0.96	0.10	-0.39	28,30,40,40	0
3	SO4	G	2523	5/5	0.99	0.09	-0.97	19,20,23,27	0
3	SO4	H	2518	5/5	0.98	0.09	-0.99	24,24,26,26	0
3	SO4	C	2513	5/5	0.99	0.08	-1.02	21,22,24,25	0
3	SO4	F	2521	5/5	0.99	0.09	-1.05	19,20,23,26	0
3	SO4	E	2527	5/5	0.99	0.09	-1.06	22,23,24,26	0
3	SO4	D	2516	5/5	0.99	0.09	-1.32	18,22,23,25	0
3	SO4	C	2509	5/5	0.99	0.12	-	31,37,40,45	0
3	SO4	D	2517	5/5	0.98	0.20	-	45,48,52,56	0
3	SO4	F	2519	5/5	0.85	0.18	-	55,56,57,60	0
3	SO4	F	2524	5/5	0.97	0.10	-	36,38,41,42	0
3	SO4	E	2520	5/5	0.95	0.31	-	45,46,52,56	0
3	SO4	F	2522	5/5	0.96	0.27	-	39,45,48,53	0
3	SO4	C	2515	5/5	0.95	0.28	-	40,48,51,52	0

6.5 Other polymers [i](#)

There are no such residues in this entry.