



Full wwPDB X-ray Structure Validation Report ⓘ

Feb 15, 2017 – 03:58 am GMT

PDB ID : 3G5U
Title : Structure of P-glycoprotein Reveals a Molecular Basis for Poly-Specific Drug Binding
Authors : Aller, S.G.; Yu, J.; Ward, A.; Weng, Y.; Chittaboina, S.; Zhuo, R.; Harrell, P.M.; Trinh, Y.T.; Zhang, Q.; Urbatsch, I.L.; Chang, G.
Deposited on : 2009-02-05
Resolution : 3.80 Å(reported)

This is a Full wwPDB X-ray Structure Validation Report for a publicly released PDB entry.

We welcome your comments at validation@mail.wwpdb.org

A user guide is available at

<http://wwpdb.org/validation/2016/XrayValidationReportHelp>

with specific help available everywhere you see the ⓘ symbol.

The following versions of software and data (see [references ⓘ](#)) were used in the production of this report:

MolProbity	:	4.02b-467
Xtriage (Phenix)	:	1.9-1692
EDS	:	trunk28620
Percentile statistics	:	20161228.v01 (using entries in the PDB archive December 28th 2016)
Refmac	:	5.8.0135
CCP4	:	6.5.0
Ideal geometry (proteins)	:	Engh & Huber (2001)
Ideal geometry (DNA, RNA)	:	Parkinson et al. (1996)
Validation Pipeline (wwPDB-VP)	:	recalc28949

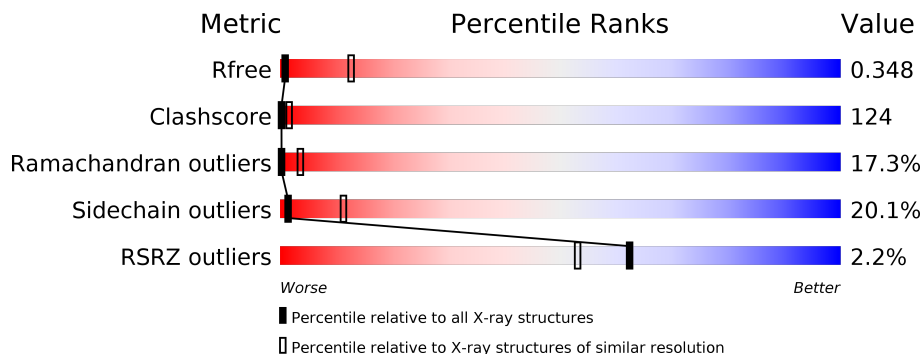
1 Overall quality at a glance

The following experimental techniques were used to determine the structure:

X-RAY DIFFRACTION

The reported resolution of this entry is 3.80 Å.

Percentile scores (ranging between 0-100) for global validation metrics of the entry are shown in the following graphic. The table shows the number of entries on which the scores are based.



Metric	Whole archive (#Entries)	Similar resolution (#Entries, resolution range(Å))
R_{free}	100719	1019 (4.08-3.52)
Clashscore	112137	1030 (4.04-3.56)
Ramachandran outliers	110173	1011 (4.06-3.54)
Sidechain outliers	110143	1005 (4.06-3.54)
RSRZ outliers	101464	1032 (4.08-3.52)

The table below summarises the geometric issues observed across the polymeric chains and their fit to the electron density. The red, orange, yellow and green segments on the lower bar indicate the fraction of residues that contain outliers for ≥ 3 , 2, 1 and 0 types of geometric quality criteria. A grey segment represents the fraction of residues that are not modelled. The numeric value for each fraction is indicated below the corresponding segment, with a dot representing fractions $\leq 5\%$. The upper red bar (where present) indicates the fraction of residues that have poor fit to the electron density. The numeric value is given above the bar.

Mol	Chain	Length	Quality of chain
1	A	1284	<div> <div>2%</div> <div>11% 53% 24% 8%</div> </div>
1	B	1284	<div> <div>2%</div> <div>11% 55% 23% 8%</div> </div>

2 Entry composition

There are 2 unique types of molecules in this entry. The entry contains 18352 atoms, of which 0 are hydrogens and 0 are deuteriums.

In the tables below, the ZeroOcc column contains the number of atoms modelled with zero occupancy, the AltConf column contains the number of residues with at least one atom in alternate conformation and the Trace column contains the number of residues modelled with at most 2 atoms.

- Molecule 1 is a protein called Multidrug resistance protein 1a.

Mol	Chain	Residues	Atoms					ZeroOcc	AltConf	Trace
1	A	1182	Total	C	N	O	S	0	0	0
			9170	5895	1552	1686	37			
1	B	1182	Total	C	N	O	S	0	0	0
			9170	5895	1552	1686	37			

There are 18 discrepancies between the modelled and reference sequences:

Chain	Residue	Modelled	Actual	Comment	Reference
A	952	ALA	CYS	ENGINEERED	UNP Q5I1Y5
A	1277	TYR	-	EXPRESSION TAG	UNP Q5I1Y5
A	1278	VAL	-	EXPRESSION TAG	UNP Q5I1Y5
A	1279	HIS	-	EXPRESSION TAG	UNP Q5I1Y5
A	1280	HIS	-	EXPRESSION TAG	UNP Q5I1Y5
A	1281	HIS	-	EXPRESSION TAG	UNP Q5I1Y5
A	1282	HIS	-	EXPRESSION TAG	UNP Q5I1Y5
A	1283	HIS	-	EXPRESSION TAG	UNP Q5I1Y5
A	1284	HIS	-	EXPRESSION TAG	UNP Q5I1Y5
B	952	ALA	CYS	ENGINEERED	UNP Q5I1Y5
B	1277	TYR	-	EXPRESSION TAG	UNP Q5I1Y5
B	1278	VAL	-	EXPRESSION TAG	UNP Q5I1Y5
B	1279	HIS	-	EXPRESSION TAG	UNP Q5I1Y5
B	1280	HIS	-	EXPRESSION TAG	UNP Q5I1Y5
B	1281	HIS	-	EXPRESSION TAG	UNP Q5I1Y5
B	1282	HIS	-	EXPRESSION TAG	UNP Q5I1Y5
B	1283	HIS	-	EXPRESSION TAG	UNP Q5I1Y5
B	1284	HIS	-	EXPRESSION TAG	UNP Q5I1Y5

- Molecule 2 is MERCURY (II) ION (three-letter code: HG) (formula: Hg).

Mol	Chain	Residues	Atoms		ZeroOcc	AltConf
2	B	6	Total	Hg	0	0
			6	6		

Continued on next page...

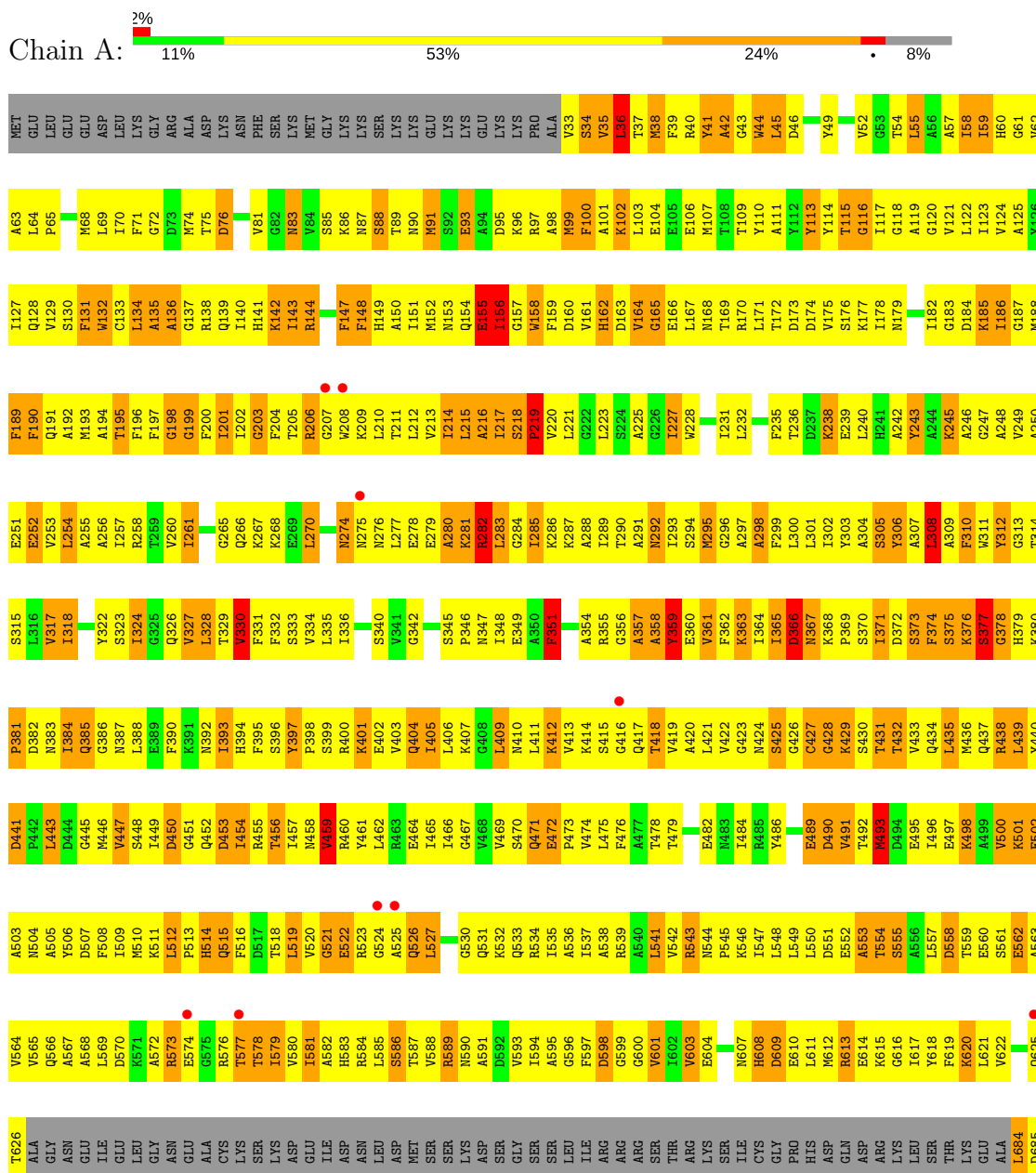
Continued from previous page...

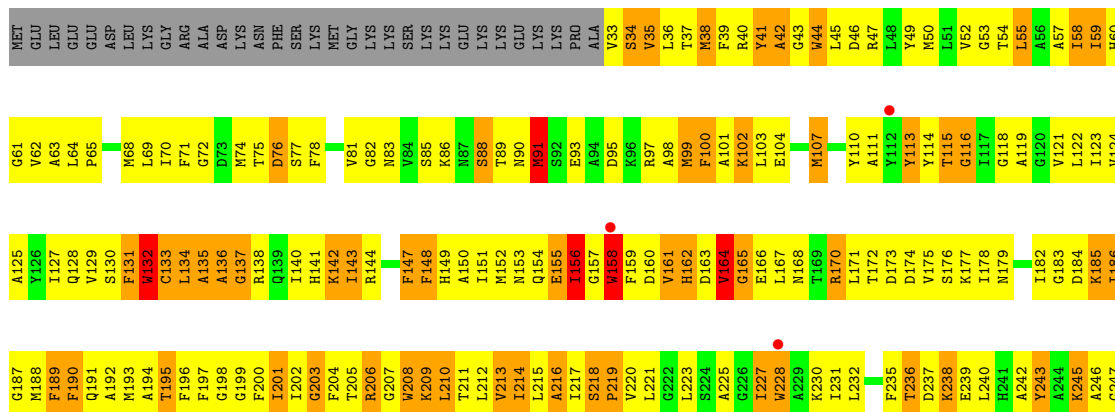
Mol	Chain	Residues	Atoms		ZeroOcc	AltConf
2	A	6	Total	Hg	0	0
			6	6		

3 Residue-property plots

These plots are drawn for all protein, RNA and DNA chains in the entry. The first graphic for a chain summarises the proportions of the various outlier classes displayed in the second graphic. The second graphic shows the sequence view annotated by issues in geometry and electron density. Residues are color-coded according to the number of geometric quality criteria for which they contain at least one outlier: green = 0, yellow = 1, orange = 2 and red = 3 or more. A red dot above a residue indicates a poor fit to the electron density ($RSRZ > 2$). Stretches of 2 or more consecutive residues without any outlier are shown as a green connector. Residues present in the sample, but not in the model, are shown in grey.

- Molecule 1: Multidrug resistance protein 1a





L1105	R1043	M982	I922	I860	W799	G738	LEU	I617	A556	D494	V433	S373	F310	A248
R1106	P1044	A983	P923	V861	F800	G739	SER	Y618	L557	E495	Q434	F374	W311	V249
A1107	S1045	I862	D801	I863	D802	P740	THR	F619	D558	I496	L436	S375	G312	A250
Q1108	I1046	I862	LYS	I864	P803	P741	GLU	K620	T559	K376	M436	K376	E251	E251
L1109	P1047	S988	A927	I865	K804	E742	ALA	L621	K498	K498	Q437	S377	T314	E252
G1110	V1048	S988	N928	I866	N805	T743	L684	V622	S561	A499	R438	G378	S315	V253
L1111	L1049	S989	K928	I867	N806		D885		E562	V500	L439	H379	L316	L254
V1112	L1052	F990	K929	A867	T806		D886	Q625	A563	K501	Y440	P380	V317	L254
S1113	S1053	A991	K930	A868	T807		E686	T626	V564	E502	D441	P381	L318	A256
Q1114	S1053	A931	P992	I869	G808		D887	ALA	A503	A503	P442	D382	S319	I257
E1115	L1054	D993	H932	V870	A809	N749	V888	GLY	Q566	N504	L443	N383	E321	
P1116	E1055	Y994	V933	E871	L750	P689	ASN	ASN	A567	A505	D444	I384	E321	
I1117	V1056	A995	F934	M872	T811	P689	GLU	GLU	A568	A506	D445	Q385	Y322	
L1118	K1057	K996	G935	K873	T812	S752	A891	ILE	L569	D507	M446	G386	S323	
F1119	K1058	A997	I936	G877	R813		S692	GLU	D570	F508	V447	N387	I324	
D1120	G1059	T998	T937	G877	L814	L754	F693	LEU	K571	F509	S448	L388	Q326	
C1121	Q1060	F999	A815	K878	L755	F755	W694	GLY	A572	M510	G325	G264	Q265	
S1122	T1061	S1000	S939	A879	N816	L756	R695	ASN	R573	F390	E390	F390	Q327	
I1123	L1062	A1001	F940	L880	D817	L757	I696	GLU	E574	L512	G451	K391	L328	
E1124	A1063	S1002	T941	K881	A818	L758	L897	ALA	G575	P513	Q452	N392	T329	
A1125	L1064	Q942	H942	D882	A819	G759	K698	CYS	R576	H514	D453	I393	V389	
N1126	V1065	I1004	A943	K883	Q820	L760	L699	LYS	T577	Q515	L454	H394	F331	
I1127	G1066	N944	N944	K884	V821	I761	N700	SER	T578	F516	R455	F395	F332	
A1128	S1067	N945	N945	E885	K822	S762	S701	LYS	I579	D517	T456	S396	S333	
Y1129	S1068	I1007	Y945	L886	K822	F763	T702	ASP	V580	T518	I457	Y397	V334	
G1130	G1069	F947	F947	E887	G823		E703	GLU	I581	L519	V458	P398	L335	
D1131	C1070	S948	S948	G888	G826	I764	E704	ILE	A582	V520	V459	S399	N275	
M1132	G1071	K889	Y949	S889	S827	F766	F705	ASP	H583	G521	R460	R400	N276	
S1133	S1073	A950	A950	G890	R828	F767	Y706	ASN	R584	E522	Y461	K401	L277	
R1134	S1073	A951	A951	K891	L829	L768	F707	LEU	L585	R523	L462	E402	E278	
V1135	E1013	A952	A952	I892	A830	Q769	V708	ASP	S586	G524	R463	V403	E279	
L1136	L1014	F953	F953	A893	V831	G770	V709	MET	T587	A525	E464	Q404	K281	
S1137	V1076	R954	R954	I894	I832	F771	G710	SER	V588	Q526	L465	I405	K286	
Y1138	S1016	F955	F955	E895	F833	I772	I711	LYS	S589	S528	T466	K407	L283	
E1140	L1079	G956	G956	A896	Q834	F773	F712	SER	N590	L527	G467	K407	G284	
I1141	S1018	A957	A957	I897	N835	G774	C713	ASP	A591	G529	V468	G408	I285	
T1019	S1018	Y958	Y958	E898	I836	K775	A714	SER	D592	G530	V469	L409	N347	
Q1020	L1014	L958	L958	N899	A837	A776	I715	GLY	V593	Q531	S470	N410	I348	
R1143	F1082	V960	V960	F900	R838	G777	I716	SER	I594	K532	Q471	L411	F351	
A1144	Y1083	T961	T961	R901	L839	E778	N717	SER	A595	Q533	E472	K412	I289	
A1145	K1023	Q962	Q962	T902	G840	I779	G718	LEU	G596	R534	P473	V413	T290	
K1146	P1085	Q963	Q963	V903	T841	L780	G719	ILE	F597	V474	V474	K414	A291	
E1147	M1086	L964	L964	V904	G842	T781	L720	ARG	D598	S415	L475	S415	N292	
A1148	A1087	N965	N965	S905	G843	K782	Q721	ARG	G599	G538	F476	G416	N295	
N1149	L1027	T966	T966	L906	T844	R783	P722	ARG	G600	L541	A477	Q417	S294	
I1150	E1028	F967	F967	T907	T845	L784	A723	SER	V601	V542	T478	T418	M295	
H1151	G1029	E968	E968	R909	S846	L785	F724	THR	I602	R543	T479	V419	G296	
F1153	L1092	S969	S969	E909	L847	Y786	S725	ARG	B603	E420	A420	E360	A297	
I1154	Q1032	L971	L971	K911	T848	M787	V726	LYS	N544	P545	L421	V361	A298	
D1155	F1033	L972	L972	F912	G850	V788	I727	SER	E604	P545	V422	F362	F299	
S1156	E1096	V973	V973	E913	K851	K790	F728	ILE	N607	K546	L484	K363	L300	
L1157	G1035	T914	T914	Q852	K952	S791	S729	CYS	H608	L547	R486	I364	L301	
P1158	V1036	S975	S975	M915	L853	M792	V731	PRO	D609	L548	Y486	I365	I302	
D1159	Q1037	A976	A976	T854	L854	L793	V732	HIS	E610	L549	G487	D366	Y303	
K1160	F1038	Y917	Y917	L855	T794	R794	G733	ASP	L611	L550	R488	N367	A304	
Y1161	N1039	V978	V978	Q918	L856	Q795	V734	GLN	M612	D551	E489	K428	S305	
N1162	V1102	F979	F979	S919	L857	D796	F735	ARG	R613	E552	D490	K429	Y306	
T1163	P1041	L920	L920	N921	L858	V797	T736	ASP	E614	A553	V491	S370	A307	
R1164	W1104	A981	A981	Q921	A859	S798	N737	LYS	G616	T554	T431	T432	L308	

V1165	G1166	D1167	K1168	T1169	T1170	Q1171	L1172	S1173	G1174	G1175	Q1176	K1177	Q1178	R1179	I1180	A1181	I1182	A1183	R1184	A1185	L1186	V1187	R1188	Q1189	P1190	H1191	I1192	L1193	L1194	L1195	D1196	E1197	A1198	T1199	S1200	A1201	L1202	D1203	T1204	E1205	S1206	E1207	K1208	V1209	Q1210	Q1211	E1212	A1213	L1214	D1215	K1216	A1217	R1218	E1219	G1220	R1221	T1222	C1223	I1224
V1225	I1226	A1227	H1228	R1229	L1230	S1231	T1232	I1233	Q1234	N1235	A1236	D1237	L1238	I1239	V1240	V1241	I1242	Q1243	M1244	G1245	K1246	E1249	H1250	G1251	T1252	H1253	Q1254	Q1255	L1256	L1257	A1258	Q1259	K1260	G1261	I1262	Y1263	F1264	S1265	M1266	V1267	S1268	V1269	Q1270	A1271	GLY	ALA	LYS	ARG	SER	TYR	VAL	HIS	HIS	HIS	HIS	HIS	HIS		

4 Data and refinement statistics

Property	Value	Source
Space group	P 21 21 21	Depositor
Cell constants a, b, c, α , β , γ	97.54Å 115.43Å 378.86Å 90.00° 90.00° 90.00°	Depositor
Resolution (Å)	19.98 – 3.80 42.33 – 3.79	Depositor EDS
% Data completeness (in resolution range)	96.1 (19.98-3.80) 95.5 (42.33-3.79)	Depositor EDS
R_{merge}	(Not available)	Depositor
R_{sym}	0.08	Depositor
$\langle I/\sigma(I) \rangle$ ¹	4.19 (at 3.76Å)	Xtriage
Refinement program	CNS 1.2	Depositor
R, R_{free}	0.306 , 0.347 0.309 , 0.348	Depositor DCC
R_{free} test set	4203 reflections (10.22%)	DCC
Wilson B-factor (Å ²)	132.2	Xtriage
Anisotropy	0.330	Xtriage
Bulk solvent k_{sol} (e/Å ³), B_{sol} (Å ²)	0.20 , 113.6	EDS
L-test for twinning ²	$\langle L \rangle = 0.49$, $\langle L^2 \rangle = 0.33$	Xtriage
Estimated twinning fraction	No twinning to report.	Xtriage
F_o, F_c correlation	0.86	EDS
Total number of atoms	18352	wwPDB-VP
Average B, all atoms (Å ²)	136.0	wwPDB-VP

Xtriage's analysis on translational NCS is as follows: *The largest off-origin peak in the Patterson function is 2.39% of the height of the origin peak. No significant pseudotranslation is detected.*

¹Intensities estimated from amplitudes.

²Theoretical values of $\langle |L| \rangle$, $\langle L^2 \rangle$ for acentric reflections are 0.5, 0.333 respectively for untwinned datasets, and 0.375, 0.2 for perfectly twinned datasets.

5 Model quality ⓘ

5.1 Standard geometry ⓘ

Bond lengths and bond angles in the following residue types are not validated in this section: HG

The Z score for a bond length (or angle) is the number of standard deviations the observed value is removed from the expected value. A bond length (or angle) with $|Z| > 5$ is considered an outlier worth inspection. RMSZ is the root-mean-square of all Z scores of the bond lengths (or angles).

Mol	Chain	Bond lengths		Bond angles	
		RMSZ	# Z >5	RMSZ	# Z >5
1	A	0.54	1/9338 (0.0%)	0.88	22/12625 (0.2%)
1	B	0.51	0/9338	0.86	25/12625 (0.2%)
All	All	0.53	1/18676 (0.0%)	0.87	47/25250 (0.2%)

All (1) bond length outliers are listed below:

Mol	Chain	Res	Type	Atoms	Z	Observed(Å)	Ideal(Å)
1	A	600	GLY	CA-C	6.60	1.62	1.51

All (47) bond angle outliers are listed below:

Mol	Chain	Res	Type	Atoms	Z	Observed(°)	Ideal(°)
1	A	165	GLY	N-CA-C	-9.98	88.15	113.10
1	A	1097	ILE	N-CA-C	-8.94	86.87	111.00
1	A	994	TYR	N-CA-C	-8.30	88.59	111.00
1	A	1098	LYS	N-CA-C	-8.12	89.09	111.00
1	B	693	PHE	N-CA-C	7.98	132.54	111.00
1	B	1020	GLN	N-CA-C	7.70	131.80	111.00
1	A	853	LEU	N-CA-C	-7.44	90.91	111.00
1	A	292	ASN	N-CA-C	-7.10	91.84	111.00
1	A	378	GLY	N-CA-C	7.09	130.83	113.10
1	B	292	ASN	N-CA-C	-6.98	92.15	111.00
1	B	377	SER	N-CA-C	6.97	129.82	111.00
1	A	1223	CYS	CA-CB-SG	6.95	126.50	114.00
1	A	854	THR	O-C-N	6.86	133.67	122.70
1	A	377	SER	N-CA-C	6.73	129.17	111.00
1	B	1021	GLY	N-CA-C	6.68	129.81	113.10
1	B	1097	ILE	N-CA-C	-6.64	93.07	111.00
1	B	450	ASP	N-CA-C	-6.61	93.14	111.00
1	B	1009	GLU	N-CA-C	-6.54	93.36	111.00

Continued on next page...

Continued from previous page...

Mol	Chain	Res	Type	Atoms	Z	Observed(°)	Ideal(°)
1	B	1014	ILE	N-CA-C	6.50	128.54	111.00
1	B	164	VAL	CB-CA-C	-6.49	99.06	111.40
1	B	165	GLY	N-CA-C	-6.33	97.29	113.10
1	B	959	LEU	N-CA-C	6.26	127.91	111.00
1	A	573	ARG	N-CA-C	6.25	127.88	111.00
1	B	1013	GLU	N-CA-C	6.16	127.62	111.00
1	A	1204	THR	N-CA-C	6.05	127.33	111.00
1	B	1042	THR	N-CA-C	-5.99	94.82	111.00
1	B	1029	GLY	N-CA-C	5.93	127.94	113.10
1	B	1223	CYS	CA-CB-SG	-5.82	103.53	114.00
1	A	1120	ASP	N-CA-C	5.70	126.38	111.00
1	B	1012	PRO	N-CA-C	5.66	126.81	112.10
1	A	427	CYS	C-N-CA	-5.47	110.81	122.30
1	B	1098	LYS	N-CA-C	-5.45	96.28	111.00
1	A	573	ARG	CB-CA-C	-5.44	99.53	110.40
1	A	1193	LEU	CA-CB-CG	5.39	127.70	115.30
1	B	327	VAL	N-CA-C	-5.35	96.55	111.00
1	A	854	THR	CA-C-N	-5.31	105.53	117.20
1	B	694	TRP	N-CA-C	-5.24	96.85	111.00
1	B	1220	GLY	N-CA-C	-5.23	100.03	113.10
1	A	36	LEU	CA-CB-CG	-5.20	103.34	115.30
1	B	1028	GLU	CB-CA-C	-5.17	100.05	110.40
1	A	450	ASP	N-CA-C	-5.13	97.15	111.00
1	A	363	LYS	N-CA-C	-5.10	97.23	111.00
1	A	1206	SER	N-CA-C	-5.09	97.26	111.00
1	B	804	LYS	N-CA-C	-5.08	97.29	111.00
1	A	1042	THR	N-CA-C	-5.07	97.31	111.00
1	B	213	VAL	N-CA-C	-5.07	97.32	111.00
1	B	1120	ASP	N-CA-C	5.02	124.56	111.00

There are no chirality outliers.

There are no planarity outliers.

5.2 Too-close contacts

In the following table, the Non-H and H(model) columns list the number of non-hydrogen atoms and hydrogen atoms in the chain respectively. The H(added) column lists the number of hydrogen atoms added and optimized by MolProbity. The Clashes column lists the number of clashes within the asymmetric unit, whereas Symm-Clashes lists symmetry related clashes.

Mol	Chain	Non-H	H(model)	H(added)	Clashes	Symm-Clashes
1	A	9170	0	9338	2363	1
1	B	9170	0	9337	2245	1
2	A	6	0	0	0	0
2	B	6	0	0	0	0
All	All	18352	0	18675	4595	1

The all-atom clashscore is defined as the number of clashes found per 1000 atoms (including hydrogen atoms). The all-atom clashscore for this structure is 124.

All (4595) close contacts within the same asymmetric unit are listed below, sorted by their clash magnitude.

Atom-1	Atom-2	Interatomic distance (Å)	Clash overlap (Å)
1:B:830:ALA:HB2	1:B:990:PHE:CE2	1.25	1.61
1:B:830:ALA:CB	1:B:990:PHE:CE2	2.06	1.36
1:B:830:ALA:CB	1:B:990:PHE:HE2	1.38	1.36
1:B:263:PHE:HE2	1:B:266:GLN:NE2	1.32	1.27
1:A:856:LEU:HD13	1:A:955:PHE:CD1	1.70	1.25
1:A:257:ILE:HG12	1:A:800:PHE:CE2	1.72	1.24
1:B:858:LEU:O	1:B:862:PRO:HD2	1.32	1.24
1:B:908:ARG:HD2	1:B:909:GLU:N	1.53	1.24
1:A:1090:VAL:HG13	1:A:1097:ILE:O	1.29	1.23
1:A:1022:LEU:O	1:A:1022:LEU:HD23	1.36	1.22
1:B:35:VAL:HG12	1:B:359:TYR:CE2	1.74	1.22
1:A:59:ILE:CD1	1:A:124:VAL:HG11	1.69	1.20
1:A:908:ARG:HD2	1:A:909:GLU:N	1.57	1.19
1:A:858:LEU:O	1:A:862:PRO:HD2	1.37	1.18
1:B:996:LYS:H	1:B:996:LYS:HD3	1.01	1.18
1:A:1205:GLU:O	1:A:1209:VAL:HG12	1.41	1.18
1:A:976:ALA:HA	1:A:979:PHE:CD2	1.77	1.17
1:A:478:THR:HG22	1:A:479:THR:H	1.08	1.17
1:B:851:TRP:O	1:B:855:LEU:HB3	1.45	1.17
1:A:694:TRP:O	1:A:697:LEU:HG	1.42	1.16
1:B:253:VAL:O	1:B:254:LEU:HD13	1.42	1.16
1:A:217:ILE:HD12	1:A:218:SER:H	1.08	1.16
1:A:376:LYS:NZ	1:A:377:SER:HB2	1.61	1.16
1:A:376:LYS:HD2	1:A:377:SER:N	1.61	1.16
1:A:512:LEU:HD11	1:A:518:THR:HG21	1.18	1.16
1:A:1016:SER:O	1:A:1017:TYR:CD1	1.96	1.16
1:A:206:ARG:O	1:A:211:THR:HB	1.43	1.16
1:A:35:VAL:HG12	1:A:359:TYR:CE2	1.79	1.16
1:A:853:LEU:CD1	1:A:856:LEU:HD23	1.75	1.16
1:B:512:LEU:HD11	1:B:518:THR:HG21	1.19	1.16

Continued on next page...

Continued from previous page...

Atom-1	Atom-2	Interatomic distance (Å)	Clash overlap (Å)
1:A:958:TYR:O	1:A:966:THR:HG21	1.42	1.15
1:A:603:VAL:HG23	1:A:604:GLU:H	1.08	1.15
1:A:156:ILE:H	1:A:156:ILE:CD1	1.53	1.15
1:A:156:ILE:N	1:A:156:ILE:HD12	1.56	1.14
1:B:976:ALA:HA	1:B:979:PHE:CD2	1.81	1.14
1:B:208:TRP:O	1:B:209:LYS:HE3	1.44	1.14
1:A:253:VAL:O	1:A:254:LEU:HD13	1.47	1.14
1:A:857:LEU:HD21	1:A:861:VAL:CG2	1.77	1.13
1:A:942:GLN:O	1:A:945:MET:HB3	1.44	1.13
1:B:314:THR:HG23	1:B:327:VAL:HG21	1.26	1.13
1:B:278:GLU:O	1:B:282:ARG:HG2	1.47	1.13
1:A:405:ILE:CG2	1:A:427:CYS:O	1.96	1.12
1:B:155:GLU:HB3	1:B:156:ILE:HD12	1.30	1.12
1:A:35:VAL:HG23	1:A:36:LEU:H	1.06	1.12
1:A:919:SER:O	1:A:923:PRO:HD2	1.49	1.12
1:B:907:THR:N	1:B:908:ARG:HH11	1.47	1.12
1:B:991:ALA:HB1	1:B:992:PRO:HD2	1.19	1.12
1:A:1144:ALA:HB2	1:A:1187:VAL:HG22	1.30	1.12
1:B:35:VAL:HG23	1:B:36:LEU:H	1.09	1.12
1:B:375:SER:C	1:B:376:LYS:HD2	1.69	1.12
1:A:361:VAL:O	1:A:365:ILE:HG13	1.49	1.11
1:B:263:PHE:CE2	1:B:266:GLN:NE2	2.12	1.11
1:A:1016:SER:O	1:A:1017:TYR:CG	2.04	1.10
1:A:838:ASN:HD22	1:A:838:ASN:C	1.53	1.10
1:B:396:SER:H	1:B:443:LEU:HD12	1.05	1.10
1:B:361:VAL:O	1:B:365:ILE:HG13	1.52	1.10
1:B:478:THR:HG22	1:B:479:THR:H	1.01	1.10
1:B:1014:ILE:O	1:B:1015:ASP:HB2	1.49	1.09
1:B:405:ILE:H	1:B:405:ILE:HD12	1.17	1.09
1:B:964:LEU:HD22	1:B:965:MET:H	1.08	1.09
1:A:426:GLY:O	1:A:599:GLY:HA2	1.49	1.09
1:A:286:LYS:HA	1:A:289:ILE:HB	1.11	1.09
1:B:217:ILE:HD12	1:B:218:SER:H	1.09	1.09
1:B:286:LYS:HA	1:B:289:ILE:HB	1.15	1.09
1:A:853:LEU:HD13	1:A:856:LEU:CD2	1.82	1.09
1:A:908:ARG:HD2	1:A:909:GLU:H	0.95	1.09
1:A:1193:LEU:HB2	1:A:1223:CYS:HB2	1.27	1.09
1:B:285:ILE:O	1:B:289:ILE:HG12	1.53	1.09
1:A:278:GLU:O	1:A:282:ARG:HG2	1.53	1.08
1:A:857:LEU:HD21	1:A:861:VAL:HG23	1.10	1.08
1:B:411:LEU:HD23	1:B:412:LYS:N	1.68	1.08

Continued on next page...

Continued from previous page...

Atom-1	Atom-2	Interatomic distance (Å)	Clash overlap (Å)
1:B:1091:PHE:CE1	1:B:1096:GLU:HA	1.89	1.08
1:B:901:ARG:HD3	1:B:901:ARG:H	1.17	1.08
1:A:59:ILE:HD11	1:A:124:VAL:CG1	1.84	1.08
1:B:178:ILE:HD12	1:B:358:ALA:HB2	1.34	1.08
1:A:826:GLY:HA2	1:A:829:LEU:HD12	1.23	1.07
1:B:1095:LYS:HD2	1:B:1095:LYS:H	0.93	1.07
1:B:246:ALA:HB1	1:B:277:LEU:HB3	1.09	1.07
1:A:178:ILE:HD12	1:A:358:ALA:HB2	1.28	1.07
1:B:156:ILE:HD12	1:B:156:ILE:N	1.68	1.07
1:A:285:ILE:O	1:A:289:ILE:HG12	1.55	1.07
1:A:1090:VAL:HG22	1:A:1097:ILE:HB	1.09	1.07
1:A:548:LEU:HD22	1:A:550:LEU:HD11	1.32	1.07
1:B:603:VAL:HG23	1:B:604:GLU:H	1.01	1.07
1:A:35:VAL:O	1:A:39:PHE:HB2	1.55	1.07
1:A:1091:PHE:CE1	1:A:1096:GLU:N	2.21	1.06
1:B:1046:ILE:HG22	1:B:1047:PRO:N	1.66	1.06
1:B:286:LYS:HA	1:B:289:ILE:CB	1.83	1.06
1:A:286:LYS:CA	1:A:289:ILE:HB	1.84	1.06
1:B:714:ALA:HB1	1:B:833:PHE:HB2	1.36	1.06
1:A:286:LYS:HA	1:A:289:ILE:CB	1.84	1.06
1:A:1022:LEU:O	1:A:1022:LEU:CD2	2.02	1.06
1:B:471:GLN:HG2	1:B:472:GLU:H	1.19	1.05
1:B:493:MET:HA	1:B:496:ILE:HD13	1.35	1.05
1:A:405:ILE:HG23	1:A:427:CYS:O	1.54	1.05
1:B:919:SER:O	1:B:923:PRO:HD2	1.57	1.05
1:A:376:LYS:HD2	1:A:377:SER:H	0.88	1.05
1:B:826:GLY:HA2	1:B:829:LEU:HD12	1.32	1.05
1:A:901:ARG:HD3	1:A:901:ARG:H	1.17	1.05
1:B:210:LEU:HA	1:B:213:VAL:HG23	1.37	1.05
1:B:35:VAL:O	1:B:39:PHE:HB2	1.55	1.04
1:B:1144:ALA:HB2	1:B:1187:VAL:HG22	1.33	1.04
1:B:286:LYS:CA	1:B:289:ILE:HB	1.87	1.04
1:B:387:ASN:HD22	1:B:414:LYS:HA	1.23	1.04
1:A:210:LEU:HD23	1:A:317:VAL:HG11	1.36	1.04
1:B:1252:THR:HG23	1:B:1255:GLN:HB2	1.38	1.04
1:A:267:LYS:HA	1:A:270:LEU:HD11	1.36	1.04
1:B:1204:THR:HG22	1:B:1205:GLU:H	0.94	1.04
1:B:830:ALA:HB2	1:B:990:PHE:CD2	1.92	1.04
1:A:718:GLY:CA	1:A:837:ALA:HB2	1.87	1.03
1:B:523:ARG:HD3	1:B:524:GLY:H	1.22	1.03
1:A:853:LEU:O	1:A:856:LEU:N	1.91	1.03

Continued on next page...

Continued from previous page...

Atom-1	Atom-2	Interatomic distance (Å)	Clash overlap (Å)
1:B:779:ILE:HG13	1:B:780:LEU:H	1.17	1.03
1:A:851:TRP:O	1:A:852:GLN:CD	1.97	1.03
1:B:304:ALA:HB2	1:B:758:LEU:HD22	1.05	1.03
1:A:964:LEU:HD13	1:A:965:MET:N	1.73	1.02
1:B:163:ASP:HB2	1:B:166:GLU:HB3	1.38	1.02
1:A:907:THR:N	1:A:908:ARG:HH11	1.56	1.02
1:A:1039:ASN:HB2	1:A:1047:PRO:HA	1.36	1.02
1:B:1204:THR:HG22	1:B:1205:GLU:N	1.73	1.02
1:B:59:ILE:CD1	1:B:124:VAL:HG11	1.90	1.02
1:A:1039:ASN:ND2	1:A:1046:ILE:O	1.92	1.02
1:B:718:GLY:CA	1:B:837:ALA:HB2	1.90	1.02
1:B:390:PHE:HE1	1:B:432:THR:HB	1.25	1.01
1:B:156:ILE:H	1:B:156:ILE:CD1	1.63	1.01
1:A:856:LEU:HD13	1:A:955:PHE:HD1	1.05	1.01
1:A:1193:LEU:HB2	1:A:1223:CYS:CB	1.91	1.01
1:B:1095:LYS:HD2	1:B:1095:LYS:N	1.72	1.01
1:A:1038:PHE:C	1:A:1047:PRO:HB3	1.80	1.01
1:A:1090:VAL:HG22	1:A:1097:ILE:CB	1.90	1.01
1:A:239:GLU:HG3	1:A:288:ALA:HB2	1.42	1.01
1:A:851:TRP:O	1:A:852:GLN:NE2	1.94	1.01
1:B:1223:CYS:SG	1:B:1223:CYS:O	2.17	1.01
1:A:246:ALA:HB1	1:A:277:LEU:HB3	1.02	1.01
1:A:265:GLY:HA3	1:A:793:LEU:HD11	1.41	1.01
1:A:1058:LYS:O	1:A:1060:GLN:HG3	1.60	1.01
1:A:1122:SER:HA	1:A:1164:ARG:HA	1.37	1.01
1:B:907:THR:H	1:B:908:ARG:NH1	1.57	1.01
1:A:1096:GLU:HB3	1:A:1098:LYS:HB3	1.41	1.00
1:A:268:LYS:HD3	1:A:268:LYS:O	1.60	1.00
1:B:1144:ALA:HA	1:B:1186:LEU:HD11	1.43	1.00
1:A:204:PHE:O	1:A:211:THR:HG21	1.61	1.00
1:A:471:GLN:HG2	1:A:472:GLU:H	1.22	1.00
1:A:573:ARG:HB3	1:A:578:THR:HG21	1.44	1.00
1:B:958:TYR:O	1:B:966:THR:OG1	1.77	1.00
1:B:1122:SER:HA	1:B:1164:ARG:HA	1.38	1.00
1:B:796:ASP:O	1:B:797:VAL:O	1.78	1.00
1:A:1110:GLY:HA3	1:A:1193:LEU:HD22	1.42	1.00
1:A:211:THR:O	1:A:214:ILE:HB	1.61	1.00
1:B:942:GLN:O	1:B:945:MET:HB3	1.62	1.00
1:B:156:ILE:HD12	1:B:156:ILE:H	0.84	1.00
1:A:35:VAL:CG2	1:A:36:LEU:H	1.74	1.00
1:B:1046:ILE:HG23	1:B:1047:PRO:HD2	1.42	1.00

Continued on next page...

Continued from previous page...

Atom-1	Atom-2	Interatomic distance (Å)	Clash overlap (Å)
1:B:1028:GLU:O	1:B:1093:ASP:OD1	1.78	1.00
1:B:59:ILE:HD11	1:B:124:VAL:HG11	1.02	1.00
1:B:304:ALA:HB2	1:B:758:LEU:CD2	1.92	1.00
1:B:908:ARG:HD2	1:B:909:GLU:H	0.85	0.99
1:B:797:VAL:HG12	1:B:798:SER:H	1.28	0.99
1:A:1252:THR:HG23	1:A:1255:GLN:HB2	1.40	0.99
1:A:210:LEU:HA	1:A:213:VAL:HG23	1.44	0.99
1:B:239:GLU:HG3	1:B:288:ALA:HB2	1.43	0.99
1:B:35:VAL:CG2	1:B:36:LEU:H	1.75	0.99
1:B:407:LYS:HZ1	1:B:601:VAL:HA	1.28	0.99
1:A:35:VAL:HG23	1:A:36:LEU:N	1.70	0.99
1:B:267:LYS:H	1:B:270:LEU:HD21	1.24	0.99
1:A:35:VAL:HG12	1:A:359:TYR:HE2	1.19	0.99
1:B:1204:THR:CG2	1:B:1205:GLU:H	1.73	0.99
1:B:830:ALA:CB	1:B:990:PHE:CD2	2.44	0.99
1:B:396:SER:N	1:B:443:LEU:HD12	1.78	0.98
1:B:850:GLY:O	1:B:852:GLN:N	1.95	0.98
1:A:1039:ASN:HB2	1:A:1047:PRO:CA	1.93	0.98
1:A:1090:VAL:CG2	1:A:1097:ILE:HB	1.92	0.98
1:A:156:ILE:HG12	1:A:439:LEU:O	1.61	0.98
1:A:857:LEU:CD2	1:A:861:VAL:HG23	1.92	0.98
1:B:697:LEU:O	1:B:700:ASN:HB2	1.64	0.98
1:A:1138:TYR:O	1:A:1141:ILE:HG12	1.63	0.98
1:A:385:GLN:NE2	1:A:386:GLY:H	1.62	0.98
1:A:994:TYR:O	1:A:996:LYS:NZ	1.96	0.98
1:A:853:LEU:HA	1:A:856:LEU:HB3	1.46	0.98
1:B:399:SER:HB2	1:B:402:GLU:OE2	1.64	0.98
1:B:849:TYR:HB3	1:B:854:THR:OG1	1.63	0.98
1:A:396:SER:H	1:A:443:LEU:HD12	1.27	0.98
1:B:267:LYS:N	1:B:270:LEU:HD21	1.79	0.98
1:B:762:SER:O	1:B:765:THR:HG22	1.64	0.97
1:B:838:ASN:HD22	1:B:838:ASN:C	1.63	0.97
1:A:1205:GLU:O	1:A:1209:VAL:CG1	2.11	0.97
1:B:1039:ASN:HB2	1:B:1047:PRO:HA	1.41	0.97
1:B:1010:LYS:O	1:B:1011:THR:HG23	1.64	0.97
1:A:387:ASN:HD22	1:A:414:LYS:HA	1.28	0.97
1:B:1153:PHE:HA	1:B:1157:LEU:HD23	1.45	0.97
1:B:318:ILE:HD13	1:B:318:ILE:O	1.63	0.97
1:A:964:LEU:HD22	1:A:965:MET:H	1.30	0.97
1:A:543:ARG:HH21	1:A:907:THR:HG23	1.27	0.97
1:B:35:VAL:HG23	1:B:36:LEU:N	1.70	0.97

Continued on next page...

Continued from previous page...

Atom-1	Atom-2	Interatomic distance (Å)	Clash overlap (Å)
1:A:853:LEU:HG	1:A:973:VAL:HG21	1.46	0.96
1:B:61:GLY:O	1:B:65:PRO:HD2	1.64	0.96
1:A:246:ALA:HB1	1:A:277:LEU:CB	1.94	0.96
1:A:386:GLY:HA3	1:A:450:ASP:HA	1.47	0.96
1:B:779:ILE:HG13	1:B:780:LEU:N	1.73	0.96
1:B:908:ARG:CD	1:B:909:GLU:H	1.79	0.96
1:B:1193:LEU:HB2	1:B:1223:CYS:HB2	1.48	0.96
1:B:1218:ARG:HH22	1:B:1235:ASN:HD22	1.14	0.96
1:B:35:VAL:HA	1:B:359:TYR:CD2	2.00	0.96
1:B:786:TYR:HE2	1:B:790:LYS:HZ2	1.06	0.96
1:A:34:SER:HA	1:A:38:MET:HB2	1.48	0.95
1:B:519:LEU:HD13	1:B:519:LEU:H	1.31	0.95
1:B:851:TRP:HA	1:B:854:THR:HB	1.48	0.95
1:B:1048:VAL:HG23	1:B:1049:LEU:HD22	1.47	0.95
1:B:543:ARG:HH21	1:B:907:THR:HG23	1.24	0.95
1:B:1095:LYS:CD	1:B:1095:LYS:H	1.79	0.95
1:A:1243:GLN:O	1:A:1246:LYS:HD2	1.65	0.95
1:A:331:PHE:O	1:A:334:VAL:HG12	1.65	0.95
1:A:722:PRO:HD3	1:A:982:MET:HE1	1.49	0.95
1:A:1153:PHE:HA	1:A:1157:LEU:HD23	1.49	0.95
1:A:267:LYS:HB3	1:A:790:LYS:HE2	1.49	0.95
1:B:172:THR:O	1:B:175:VAL:HG12	1.67	0.95
1:B:603:VAL:HG23	1:B:604:GLU:N	1.82	0.95
1:A:405:ILE:H	1:A:405:ILE:HD12	1.28	0.94
1:B:278:GLU:C	1:B:282:ARG:HG2	1.86	0.94
1:B:210:LEU:HD23	1:B:317:VAL:HG11	1.48	0.94
1:A:697:LEU:O	1:A:700:ASN:HB2	1.67	0.94
1:B:1110:GLY:HA3	1:B:1193:LEU:HD22	1.47	0.94
1:B:478:THR:HG22	1:B:479:THR:N	1.82	0.94
1:B:909:GLU:HA	1:B:909:GLU:OE2	1.66	0.94
1:A:110:TYR:HA	1:A:113:TYR:HD2	1.33	0.94
1:B:1046:ILE:CG2	1:B:1047:PRO:N	2.28	0.94
1:A:163:ASP:HB2	1:A:166:GLU:HB3	1.46	0.94
1:A:267:LYS:N	1:A:270:LEU:HD21	1.82	0.94
1:A:908:ARG:O	1:A:911:LYS:HB3	1.66	0.94
1:A:411:LEU:HD23	1:A:412:LYS:N	1.83	0.94
1:A:798:SER:HA	1:A:801:ASP:HB2	1.47	0.94
1:B:1014:ILE:O	1:B:1014:ILE:HG12	1.63	0.94
1:A:315:SER:O	1:A:318:ILE:HG22	1.68	0.94
1:A:362:PHE:HA	1:A:365:ILE:HB	1.49	0.94
1:B:395:PHE:HA	1:B:443:LEU:HB2	1.50	0.94

Continued on next page...

Continued from previous page...

Atom-1	Atom-2	Interatomic distance (Å)	Clash overlap (Å)
1:B:282:ARG:O	1:B:286:LYS:HD3	1.69	0.93
1:A:1081:ARG:NH1	1:A:1098:LYS:O	2.00	0.93
1:A:35:VAL:HA	1:A:359:TYR:CD2	2.02	0.93
1:A:523:ARG:HD3	1:A:524:GLY:H	1.31	0.93
1:B:59:ILE:HD11	1:B:124:VAL:CG1	1.97	0.93
1:A:1063:ALA:HB2	1:A:1236:ALA:HB1	1.51	0.93
1:B:279:GLU:HG2	1:B:782:LYS:NZ	1.84	0.93
1:B:304:ALA:CB	1:B:758:LEU:HD22	1.97	0.93
1:A:512:LEU:HD12	1:A:513:PRO:CD	1.98	0.93
1:A:711:ILE:HD11	1:A:832:ILE:HD13	1.50	0.93
1:A:214:ILE:HD11	1:A:330:VAL:HB	1.49	0.93
1:A:395:PHE:HA	1:A:443:LEU:HB2	1.50	0.93
1:A:762:SER:O	1:A:765:THR:HG22	1.68	0.93
1:A:379:HIS:HB3	1:A:457:ILE:HA	1.48	0.93
1:A:1000:SER:O	1:A:1004:ILE:HG22	1.69	0.93
1:A:1038:PHE:O	1:A:1047:PRO:HB3	1.69	0.93
1:A:288:ALA:HA	1:A:291:ALA:HB3	1.48	0.93
1:B:1058:LYS:O	1:B:1060:GLN:HG3	1.68	0.93
1:B:780:LEU:O	1:B:784:LEU:HB2	1.68	0.93
1:B:798:SER:HA	1:B:801:ASP:HB2	1.51	0.93
1:A:409:LEU:HD22	1:A:410:ASN:N	1.84	0.93
1:B:1039:ASN:HB2	1:B:1047:PRO:CA	1.99	0.93
1:B:35:VAL:HG12	1:B:359:TYR:HE2	1.30	0.93
1:A:151:ILE:HD12	1:A:167:LEU:HD11	1.47	0.93
1:A:1094:GLY:O	1:A:1095:LYS:HG3	1.69	0.92
1:B:718:GLY:HA3	1:B:837:ALA:HB2	1.49	0.92
1:B:958:TYR:O	1:B:966:THR:CB	2.16	0.92
1:A:991:ALA:HB1	1:A:992:PRO:HD2	1.51	0.92
1:B:191:GLN:O	1:B:195:THR:HG22	1.69	0.92
1:A:696:ILE:HG22	1:A:1005:ILE:HD12	1.51	0.92
1:A:1144:ALA:HA	1:A:1186:LEU:HD11	1.52	0.92
1:A:718:GLY:HA3	1:A:837:ALA:HB2	1.50	0.92
1:A:1048:VAL:HG23	1:A:1049:LEU:HD22	1.50	0.92
1:A:1090:VAL:CG1	1:A:1097:ILE:O	2.17	0.92
1:A:1211:GLN:O	1:A:1215:ASP:HB2	1.69	0.92
1:A:246:ALA:CB	1:A:277:LEU:HB3	1.97	0.92
1:A:779:ILE:HG13	1:A:780:LEU:N	1.81	0.92
1:A:279:GLU:HG2	1:A:782:LYS:NZ	1.83	0.92
1:A:384:ILE:HG22	1:A:385:GLN:H	1.33	0.92
1:A:133:CYS:SG	1:A:931:ALA:HA	2.09	0.92
1:B:1063:ALA:HB2	1:B:1236:ALA:HB1	1.52	0.92

Continued on next page...

Continued from previous page...

Atom-1	Atom-2	Interatomic distance (Å)	Clash overlap (Å)
1:B:357:ALA:O	1:B:361:VAL:HG22	1.70	0.92
1:B:409:LEU:HD22	1:B:410:ASN:N	1.85	0.92
1:A:61:GLY:O	1:A:65:PRO:HD2	1.68	0.92
1:A:857:LEU:HD11	1:A:977:ILE:HA	1.51	0.91
1:A:992:PRO:O	1:A:994:TYR:N	2.03	0.91
1:B:217:ILE:HD12	1:B:218:SER:N	1.85	0.91
1:B:209:LYS:O	1:B:212:LEU:HB3	1.69	0.91
1:B:996:LYS:N	1:B:996:LYS:HD3	1.85	0.91
1:A:376:LYS:HZ3	1:A:377:SER:HB2	1.32	0.91
1:B:1015:ASP:H	1:B:1017:TYR:HE1	1.09	0.91
1:B:996:LYS:H	1:B:996:LYS:CD	1.83	0.91
1:B:291:ALA:HA	1:B:294:SER:HB2	1.50	0.91
1:A:185:LYS:HZ2	1:A:186:ILE:N	1.68	0.91
1:A:853:LEU:HD13	1:A:856:LEU:HD23	1.43	0.91
1:B:362:PHE:HA	1:B:365:ILE:HB	1.51	0.91
1:A:282:ARG:O	1:A:286:LYS:HB2	1.70	0.91
1:A:311:TRP:CD1	1:A:754:LEU:HD13	2.06	0.91
1:A:1091:PHE:CD1	1:A:1096:GLU:N	2.39	0.91
1:B:1123:ILE:HD11	1:B:1161:TYR:HA	1.52	0.91
1:A:257:ILE:HG12	1:A:800:PHE:HE2	1.15	0.90
1:A:438:ARG:HH11	1:A:438:ARG:HG3	1.36	0.90
1:A:519:LEU:H	1:A:519:LEU:HD13	1.37	0.90
1:B:1046:ILE:HG23	1:B:1047:PRO:CD	2.00	0.90
1:B:603:VAL:CG2	1:B:604:GLU:H	1.85	0.90
1:A:1096:GLU:HB2	1:A:1099:GLN:NE2	1.86	0.90
1:B:1173:SER:HB3	1:B:1176:GLN:OE1	1.71	0.90
1:A:1258:ALA:O	1:A:1260:LYS:HD2	1.69	0.90
1:B:1010:LYS:HD2	1:B:1010:LYS:H	1.35	0.90
1:B:995:ALA:H	1:B:996:LYS:HZ1	1.17	0.90
1:B:478:THR:CG2	1:B:479:THR:H	1.85	0.90
1:A:1173:SER:HB3	1:A:1176:GLN:OE1	1.72	0.90
1:A:155:GLU:HB3	1:A:156:ILE:HD12	1.54	0.90
1:A:238:LYS:O	1:A:238:LYS:HE2	1.72	0.90
1:B:1091:PHE:CE1	1:B:1096:GLU:HG2	2.06	0.90
1:B:1258:ALA:O	1:B:1260:LYS:HD2	1.72	0.90
1:B:795:GLN:O	1:B:796:ASP:HB3	1.72	0.90
1:A:1137:SER:OG	1:A:1140:GLU:HB2	1.72	0.89
1:B:548:LEU:HD22	1:B:550:LEU:HD11	1.53	0.89
1:A:59:ILE:HD11	1:A:124:VAL:HG11	0.90	0.89
1:B:1038:PHE:C	1:B:1047:PRO:HB3	1.93	0.89
1:B:211:THR:O	1:B:214:ILE:HB	1.73	0.89

Continued on next page...

Continued from previous page...

Atom-1	Atom-2	Interatomic distance (Å)	Clash overlap (Å)
1:A:1218:ARG:HH22	1:A:1235:ASN:HD22	1.20	0.89
1:A:1234:GLN:HG2	1:A:1253:HIS:CD2	2.07	0.89
1:A:278:GLU:C	1:A:282:ARG:HG2	1.93	0.89
1:A:396:SER:N	1:A:443:LEU:HD12	1.87	0.89
1:B:523:ARG:CD	1:B:524:GLY:H	1.84	0.89
1:A:1123:ILE:HD11	1:A:1161:TYR:HA	1.54	0.89
1:A:996:LYS:H	1:A:996:LYS:HD3	1.36	0.89
1:A:282:ARG:O	1:A:286:LYS:HD3	1.72	0.89
1:B:270:LEU:H	1:B:270:LEU:HD23	1.37	0.89
1:A:853:LEU:HD12	1:A:856:LEU:HD23	1.52	0.89
1:B:407:LYS:NZ	1:B:601:VAL:HA	1.88	0.89
1:A:376:LYS:HZ2	1:A:377:SER:HB2	1.34	0.88
1:B:696:ILE:HG22	1:B:1005:ILE:HD12	1.52	0.88
1:B:1138:TYR:O	1:B:1141:ILE:HG12	1.73	0.88
1:B:254:LEU:HD22	1:B:254:LEU:N	1.88	0.88
1:B:288:ALA:HA	1:B:291:ALA:HB3	1.55	0.88
1:A:128:GLN:O	1:A:131:PHE:HB3	1.70	0.88
1:A:191:GLN:O	1:A:195:THR:HG22	1.74	0.88
1:A:493:MET:HA	1:A:496:ILE:HD13	1.55	0.88
1:B:385:GLN:NE2	1:B:386:GLY:H	1.70	0.88
1:A:1013:GLU:O	1:A:1014:ILE:HG23	1.73	0.88
1:A:548:LEU:HD22	1:A:550:LEU:CD1	2.02	0.88
1:A:1091:PHE:HE1	1:A:1096:GLU:HG2	1.38	0.88
1:A:1060:GLN:HB2	1:A:1237:ASP:OD1	1.74	0.88
1:B:1038:PHE:O	1:B:1047:PRO:HB3	1.73	0.88
1:B:718:GLY:O	1:B:722:PRO:HD2	1.72	0.88
1:B:858:LEU:O	1:B:862:PRO:CD	2.20	0.88
1:B:287:LYS:O	1:B:291:ALA:HB2	1.73	0.88
1:A:1062:LEU:HD12	1:A:1224:ILE:HG23	1.54	0.88
1:A:478:THR:HG22	1:A:479:THR:N	1.89	0.88
1:A:779:ILE:HG13	1:A:780:LEU:H	1.33	0.88
1:B:1020:GLN:H	1:B:1020:GLN:CD	1.76	0.88
1:A:780:LEU:O	1:A:784:LEU:HB2	1.71	0.88
1:B:905:SER:HB2	1:B:908:ARG:NH1	1.88	0.88
1:B:1090:VAL:O	1:B:1091:PHE:CD1	2.27	0.87
1:A:714:ALA:HB1	1:A:833:PHE:HB2	1.57	0.87
1:B:1053:SER:O	1:B:1054:LEU:HD13	1.73	0.87
1:B:1110:GLY:HA3	1:B:1193:LEU:CD2	2.04	0.87
1:B:202:ILE:HD12	1:B:203:GLY:N	1.88	0.87
1:A:853:LEU:HA	1:A:856:LEU:CB	2.04	0.87
1:B:543:ARG:NH2	1:B:905:SER:O	2.07	0.87

Continued on next page...

Continued from previous page...

Atom-1	Atom-2	Interatomic distance (Å)	Clash overlap (Å)
1:A:110:TYR:HA	1:A:113:TYR:CD2	2.08	0.87
1:A:405:ILE:HG21	1:A:427:CYS:O	1.73	0.87
1:B:208:TRP:O	1:B:209:LYS:CE	2.23	0.87
1:B:892:ILE:HB	1:B:916:TYR:OH	1.74	0.87
1:A:384:ILE:CG2	1:A:546:LYS:HE2	2.03	0.87
1:A:858:LEU:O	1:A:862:PRO:CD	2.22	0.87
1:B:1015:ASP:N	1:B:1017:TYR:HE1	1.72	0.87
1:B:1091:PHE:HE1	1:B:1096:GLU:HG2	1.36	0.87
1:B:286:LYS:HA	1:B:289:ILE:CG1	2.05	0.87
1:B:1091:PHE:CD1	1:B:1096:GLU:HA	2.08	0.87
1:B:846:SER:O	1:B:849:TYR:HB2	1.75	0.87
1:B:1151:HIS:HA	1:B:1154:ILE:HB	1.55	0.87
1:B:186:ILE:HG13	1:B:187:GLY:N	1.90	0.87
1:B:374:PHE:HE1	1:B:376:LYS:HB2	1.40	0.87
1:A:217:ILE:HD12	1:A:218:SER:N	1.90	0.87
1:B:964:LEU:HD22	1:B:965:MET:N	1.90	0.87
1:A:786:TYR:HE2	1:A:790:LYS:HZ2	1.21	0.86
1:A:797:VAL:HG12	1:A:798:SER:H	1.40	0.86
1:B:1243:GLN:O	1:B:1246:LYS:HD2	1.75	0.86
1:B:279:GLU:HG2	1:B:782:LYS:HZ3	1.37	0.86
1:A:315:SER:HB3	1:A:747:ASN:ND2	1.90	0.86
1:A:318:ILE:HD12	1:A:735:PHE:CZ	2.09	0.86
1:A:39:PHE:CE2	1:A:355:ARG:HA	2.09	0.86
1:A:178:ILE:CD1	1:A:358:ALA:HB2	2.06	0.86
1:B:151:ILE:HD12	1:B:167:LEU:HD11	1.54	0.86
1:B:34:SER:HA	1:B:38:MET:HB2	1.56	0.86
1:B:454:ILE:HG23	1:B:455:ARG:H	1.37	0.86
1:B:49:TYR:OH	1:B:130:SER:HB2	1.75	0.86
1:B:156:ILE:HG12	1:B:439:LEU:O	1.75	0.86
1:B:711:ILE:HG13	1:B:832:ILE:HG21	1.57	0.86
1:A:892:ILE:HB	1:A:916:TYR:CZ	2.09	0.86
1:A:725:SER:HB3	1:A:975:SER:CB	2.05	0.86
1:B:1211:GLN:O	1:B:1215:ASP:HB2	1.75	0.86
1:B:70:ILE:HG21	1:B:113:TYR:CD1	2.10	0.86
1:A:697:LEU:HD12	1:A:698:LYS:N	1.89	0.86
1:A:853:LEU:CD1	1:A:856:LEU:CD2	2.46	0.86
1:B:1097:ILE:HD11	1:B:1100:LEU:HD22	1.54	0.86
1:B:1197:GLU:HG2	1:B:1227:ALA:HA	1.57	0.86
1:A:1014:ILE:HG22	1:A:1102:VAL:HG11	1.54	0.86
1:A:376:LYS:CD	1:A:377:SER:H	1.82	0.86
1:B:1046:ILE:CG2	1:B:1047:PRO:CD	2.52	0.86

Continued on next page...

Continued from previous page...

Atom-1	Atom-2	Interatomic distance (Å)	Clash overlap (Å)
1:A:1004:ILE:HD13	1:A:1004:ILE:C	1.96	0.86
1:A:907:THR:H	1:A:908:ARG:HH11	0.92	0.86
1:B:388:LEU:HD11	1:B:547:ILE:HD12	1.58	0.86
1:A:208:TRP:HB3	1:A:209:LYS:NZ	1.90	0.86
1:A:892:ILE:HB	1:A:916:TYR:OH	1.75	0.86
1:B:318:ILE:CG1	1:B:325:GLY:H	1.88	0.86
1:A:1197:GLU:HG2	1:A:1227:ALA:HA	1.58	0.85
1:B:438:ARG:HH11	1:B:438:ARG:HG3	1.38	0.85
1:A:838:ASN:ND2	1:A:838:ASN:C	2.29	0.85
1:B:991:ALA:HB1	1:B:992:PRO:CD	2.04	0.85
1:A:96:LYS:HE3	1:A:962:GLN:NE2	1.90	0.85
1:B:1091:PHE:HE1	1:B:1096:GLU:HA	1.39	0.85
1:B:246:ALA:CB	1:B:277:LEU:HB3	2.01	0.85
1:A:140:ILE:HG13	1:A:179:ASN:HD22	1.39	0.85
1:B:282:ARG:O	1:B:286:LYS:HB2	1.76	0.85
1:B:39:PHE:CE2	1:B:355:ARG:HA	2.12	0.85
1:B:720:LEU:HD13	1:B:761:ILE:HG21	1.58	0.85
1:A:688:VAL:HB	1:A:1006:ARG:HH12	1.41	0.85
1:A:385:GLN:CD	1:A:386:GLY:H	1.79	0.85
1:A:908:ARG:CD	1:A:909:GLU:H	1.86	0.85
1:B:721:GLN:HG2	1:B:982:MET:HE3	1.58	0.85
1:A:1120:ASP:OD2	1:A:1168:LYS:HG3	1.76	0.85
1:A:696:ILE:HG22	1:A:1005:ILE:CD1	2.06	0.85
1:A:853:LEU:HD13	1:A:856:LEU:HD22	1.56	0.85
1:B:238:LYS:HE2	1:B:238:LYS:O	1.76	0.85
1:A:357:ALA:O	1:A:361:VAL:HG22	1.76	0.85
1:A:859:ALA:O	1:A:863:ILE:HD13	1.76	0.85
1:B:201:ILE:O	1:B:205:THR:HB	1.77	0.85
1:A:907:THR:H	1:A:908:ARG:NH1	1.74	0.84
1:B:178:ILE:CD1	1:B:358:ALA:HB2	2.07	0.84
1:B:512:LEU:HD11	1:B:518:THR:CG2	2.07	0.84
1:A:718:GLY:O	1:A:722:PRO:HD2	1.75	0.84
1:A:1094:GLY:C	1:A:1095:LYS:HG3	1.92	0.84
1:A:374:PHE:CE1	1:A:376:LYS:HB3	2.12	0.84
1:A:270:LEU:HD13	1:A:789:PHE:CE1	2.13	0.84
1:A:99:MET:HB3	1:A:960:VAL:O	1.77	0.84
1:B:498:LYS:O	1:B:498:LYS:HE2	1.76	0.84
1:B:315:SER:O	1:B:318:ILE:HG22	1.78	0.84
1:B:385:GLN:CD	1:B:386:GLY:H	1.80	0.84
1:A:254:LEU:N	1:A:254:LEU:HD22	1.92	0.84
1:A:270:LEU:HD23	1:A:270:LEU:H	1.41	0.84

Continued on next page...

Continued from previous page...

Atom-1	Atom-2	Interatomic distance (Å)	Clash overlap (Å)
1:B:217:ILE:HD11	1:B:331:PHE:HE2	1.43	0.84
1:A:1192:ILE:HD13	1:A:1193:LEU:H	1.40	0.84
1:B:795:GLN:O	1:B:796:ASP:CB	2.23	0.84
1:A:267:LYS:HB2	1:A:267:LYS:NZ	1.93	0.83
1:B:246:ALA:HB1	1:B:277:LEU:CB	2.02	0.83
1:B:900:PHE:C	1:B:902:THR:H	1.77	0.83
1:A:506:TYR:O	1:A:510:MET:HG2	1.79	0.83
1:A:110:TYR:CA	1:A:113:TYR:HD2	1.91	0.83
1:A:239:GLU:HB3	1:A:285:ILE:HG12	1.60	0.83
1:B:697:LEU:HD12	1:B:698:LYS:N	1.93	0.83
1:B:253:VAL:C	1:B:254:LEU:HD22	1.99	0.83
1:B:314:THR:HG23	1:B:327:VAL:CG2	2.05	0.83
1:A:199:GLY:O	1:A:203:GLY:HA3	1.79	0.83
1:B:797:VAL:O	1:B:799:TRP:N	2.12	0.83
1:A:49:TYR:OH	1:A:130:SER:HB2	1.78	0.83
1:A:318:ILE:O	1:A:318:ILE:HD13	1.77	0.83
1:A:603:VAL:HG23	1:A:604:GLU:N	1.91	0.83
1:A:713:CYS:O	1:A:716:ILE:HG13	1.78	0.83
1:B:278:GLU:HA	1:B:282:ARG:NH2	1.94	0.83
1:B:381:PRO:HB2	1:B:461:TYR:CE1	2.14	0.83
1:A:1167:ASP:C	1:A:1168:LYS:HD2	1.98	0.83
1:A:206:ARG:O	1:A:211:THR:CB	2.27	0.83
1:A:214:ILE:HD11	1:A:330:VAL:CB	2.09	0.83
1:A:407:LYS:HZ1	1:A:601:VAL:HA	1.43	0.83
1:B:992:PRO:O	1:B:994:TYR:N	2.12	0.83
1:A:265:GLY:CA	1:A:793:LEU:HD11	2.09	0.83
1:A:1042:THR:C	1:A:1044:PRO:HD2	1.99	0.82
1:A:247:GLY:O	1:A:250:ALA:HB3	1.79	0.82
1:A:288:ALA:CA	1:A:291:ALA:HB3	2.08	0.82
1:B:840:GLY:O	1:B:844:ILE:HG12	1.79	0.82
1:A:291:ALA:HA	1:A:294:SER:HB2	1.60	0.82
1:B:266:GLN:O	1:B:267:LYS:HB2	1.79	0.82
1:B:492:THR:HB	1:B:495:GLU:OE2	1.79	0.82
1:A:1262:ILE:HD12	1:A:1262:ILE:H	1.45	0.82
1:A:132:TRP:C	1:A:132:TRP:CD1	2.53	0.82
1:A:156:ILE:H	1:A:156:ILE:HD12	0.70	0.82
1:A:240:LEU:O	1:A:243:TYR:HB3	1.78	0.82
1:B:331:PHE:O	1:B:334:VAL:HG12	1.80	0.82
1:A:35:VAL:CG2	1:A:36:LEU:HD23	2.10	0.82
1:B:239:GLU:HB3	1:B:285:ILE:HG12	1.60	0.82
1:A:1151:HIS:HA	1:A:1154:ILE:HB	1.62	0.82

Continued on next page...

Continued from previous page...

Atom-1	Atom-2	Interatomic distance (Å)	Clash overlap (Å)
1:A:1236:ALA:HB3	1:A:1239:ILE:HD11	1.59	0.82
1:A:1239:ILE:N	1:A:1239:ILE:HD12	1.95	0.82
1:A:186:ILE:HG13	1:A:187:GLY:N	1.93	0.82
1:A:253:VAL:C	1:A:254:LEU:HD22	2.00	0.82
1:A:756:LEU:HD12	1:A:757:ILE:N	1.93	0.82
1:A:711:ILE:CD1	1:A:832:ILE:HD13	2.09	0.81
1:B:131:PHE:CZ	1:B:185:LYS:NZ	2.46	0.81
1:A:257:ILE:CG1	1:A:800:PHE:CE2	2.61	0.81
1:B:697:LEU:C	1:B:700:ASN:HB2	2.01	0.81
1:A:318:ILE:HD12	1:A:735:PHE:HZ	1.45	0.81
1:A:843:ILE:O	1:A:846:SER:HB2	1.80	0.81
1:B:1117:ILE:HD12	1:B:1118:LEU:H	1.43	0.81
1:B:1120:ASP:OD2	1:B:1168:LYS:HG3	1.79	0.81
1:A:512:LEU:HD12	1:A:513:PRO:HD2	1.61	0.81
1:A:711:ILE:HG13	1:A:832:ILE:HG21	1.62	0.81
1:A:202:ILE:HD12	1:A:203:GLY:N	1.94	0.81
1:A:239:GLU:HG3	1:A:288:ALA:CB	2.11	0.81
1:B:549:LEU:HG	1:B:579:ILE:HG22	1.62	0.81
1:B:765:THR:O	1:B:769:GLN:NE2	2.13	0.81
1:A:1091:PHE:CE1	1:A:1096:GLU:CA	2.64	0.81
1:A:303:TYR:O	1:A:306:TYR:HD2	1.63	0.81
1:B:1045:SER:O	1:B:1046:ILE:O	1.98	0.81
1:B:725:SER:HB3	1:B:975:SER:CB	2.09	0.81
1:A:314:THR:HG23	1:A:327:VAL:HG21	1.61	0.81
1:A:384:ILE:HG23	1:A:546:LYS:HE2	1.62	0.81
1:A:727:ILE:HD12	1:A:754:LEU:HG	1.61	0.81
1:B:1234:GLN:HG2	1:B:1253:HIS:CD2	2.16	0.81
1:B:493:MET:CA	1:B:496:ILE:HD13	2.10	0.81
1:B:546:LYS:O	1:B:577:THR:HG23	1.80	0.81
1:B:616:GLY:O	1:B:620:LYS:HB2	1.80	0.81
1:A:856:LEU:CD1	1:A:955:PHE:HD1	1.90	0.81
1:B:239:GLU:HG3	1:B:288:ALA:CB	2.11	0.81
1:A:699:LEU:O	1:A:703:GLU:OE1	1.99	0.81
1:A:286:LYS:HA	1:A:289:ILE:CG1	2.11	0.80
1:A:214:ILE:HD11	1:A:330:VAL:CG1	2.11	0.80
1:A:279:GLU:HG2	1:A:782:LYS:HZ3	1.43	0.80
1:B:1097:ILE:HD13	1:B:1100:LEU:HB2	1.62	0.80
1:B:858:LEU:HD12	1:B:859:ALA:N	1.96	0.80
1:A:1091:PHE:CE1	1:A:1096:GLU:HG2	2.15	0.80
1:A:266:GLN:HB2	1:A:270:LEU:HD21	1.62	0.80
1:A:853:LEU:CA	1:A:856:LEU:HB3	2.10	0.80

Continued on next page...

Continued from previous page...

Atom-1	Atom-2	Interatomic distance (Å)	Clash overlap (Å)
1:A:278:GLU:HA	1:A:282:ARG:NH2	1.96	0.80
1:A:1080:GLU:OE2	1:A:1109:LEU:HD12	1.82	0.80
1:A:267:LYS:H	1:A:270:LEU:HD21	1.47	0.80
1:A:900:PHE:C	1:A:902:THR:H	1.82	0.80
1:B:796:ASP:O	1:B:801:ASP:OD1	1.98	0.80
1:A:603:VAL:CG2	1:A:604:GLU:H	1.92	0.80
1:A:287:LYS:O	1:A:291:ALA:HB2	1.80	0.80
1:A:306:TYR:O	1:A:310:PHE:HB2	1.82	0.80
1:A:718:GLY:HA2	1:A:837:ALA:HB2	1.63	0.80
1:B:1239:ILE:N	1:B:1239:ILE:HD12	1.97	0.80
1:B:379:HIS:HB3	1:B:457:ILE:HA	1.62	0.80
1:B:392:ASN:O	1:B:445:GLY:HA3	1.80	0.80
1:A:616:GLY:O	1:A:620:LYS:HB2	1.82	0.80
1:B:958:TYR:O	1:B:966:THR:HG21	1.80	0.80
1:B:1236:ALA:HB3	1:B:1239:ILE:HD11	1.61	0.80
1:B:958:TYR:CE2	1:B:959:LEU:HB2	2.16	0.80
1:A:818:ALA:O	1:A:821:VAL:HG22	1.81	0.80
1:B:1019:THR:HG22	1:B:1100:LEU:HD12	1.63	0.80
1:B:185:LYS:HZ2	1:B:186:ILE:N	1.80	0.80
1:B:313:GLY:O	1:B:317:VAL:HG23	1.80	0.80
1:B:964:LEU:O	1:B:966:THR:N	2.13	0.80
1:A:1118:LEU:N	1:A:1118:LEU:HD12	1.96	0.80
1:A:399:SER:HB2	1:A:402:GLU:OE2	1.81	0.80
1:A:857:LEU:C	1:A:857:LEU:HD23	2.02	0.80
1:B:303:TYR:O	1:B:306:TYR:HD2	1.65	0.80
1:B:907:THR:H	1:B:908:ARG:HH11	0.80	0.80
1:B:892:ILE:HB	1:B:916:TYR:CZ	2.17	0.80
1:A:1063:ALA:HB3	1:A:1239:ILE:HA	1.64	0.79
1:A:454:ILE:HG23	1:A:455:ARG:H	1.46	0.79
1:B:776:ALA:O	1:B:780:LEU:HB2	1.81	0.79
1:A:713:CYS:HB3	1:A:768:LEU:HD21	1.63	0.79
1:B:697:LEU:CA	1:B:700:ASN:HB2	2.12	0.79
1:A:1173:SER:H	1:A:1176:GLN:HE22	1.26	0.79
1:A:1072:LYS:HB3	1:A:1226:ILE:HD13	1.64	0.79
1:A:982:MET:HG2	1:A:983:ALA:N	1.96	0.79
1:B:128:GLN:O	1:B:131:PHE:HB3	1.80	0.79
1:B:959:LEU:HD13	1:B:964:LEU:HG	1.65	0.79
1:A:172:THR:O	1:A:175:VAL:HG12	1.82	0.79
1:B:1137:SER:OG	1:B:1140:GLU:HB2	1.81	0.79
1:B:1124:ALA:HB2	1:B:1161:TYR:HB3	1.65	0.79
1:B:471:GLN:HG2	1:B:472:GLU:N	1.96	0.79

Continued on next page...

Continued from previous page...

Atom-1	Atom-2	Interatomic distance (Å)	Clash overlap (Å)
1:A:429:LYS:HD3	1:A:429:LYS:H	1.47	0.79
1:A:296:GLY:HA3	1:A:766:PHE:CE2	2.16	0.79
1:A:267:LYS:CB	1:A:790:LYS:HE2	2.13	0.79
1:A:800:PHE:O	1:A:803:PRO:HD3	1.83	0.79
1:A:799:TRP:O	1:A:803:PRO:HB3	1.82	0.79
1:A:857:LEU:O	1:A:860:ILE:N	2.16	0.79
1:A:1072:LYS:O	1:A:1076:VAL:HG23	1.83	0.79
1:A:279:GLU:O	1:A:282:ARG:HB2	1.82	0.79
1:A:429:LYS:HB3	1:A:581:ILE:HG13	1.65	0.79
1:B:1144:ALA:CB	1:B:1187:VAL:HG22	2.13	0.79
1:B:857:LEU:CD1	1:B:976:ALA:HB3	2.13	0.79
1:A:1126:ASN:O	1:A:1129:TYR:N	2.15	0.79
1:B:1144:ALA:HA	1:B:1186:LEU:CD1	2.11	0.79
1:B:305:SER:O	1:B:308:LEU:HB3	1.83	0.79
1:A:970:VAL:HG23	1:A:971:LEU:HD22	1.64	0.79
1:B:991:ALA:CB	1:B:992:PRO:HD2	2.07	0.79
1:A:415:SER:O	1:A:417:GLN:N	2.16	0.79
1:B:1033:PHE:CD1	1:B:1036:VAL:HG21	2.18	0.79
1:A:919:SER:O	1:A:923:PRO:CD	2.31	0.78
1:B:155:GLU:HB3	1:B:156:ILE:CD1	2.11	0.78
1:B:131:PHE:HZ	1:B:185:LYS:HZ1	1.30	0.78
1:B:550:LEU:HB2	1:B:580:VAL:HG23	1.65	0.78
1:B:756:LEU:HD12	1:B:757:ILE:N	1.97	0.78
1:B:800:PHE:O	1:B:803:PRO:HD3	1.82	0.78
1:A:1153:PHE:CZ	1:A:1176:GLN:HG2	2.19	0.78
1:B:713:CYS:HB3	1:B:768:LEU:HD21	1.64	0.78
1:B:279:GLU:O	1:B:282:ARG:HB2	1.82	0.78
1:B:386:GLY:HA3	1:B:450:ASP:HA	1.65	0.78
1:B:899:ASN:O	1:B:901:ARG:N	2.15	0.78
1:B:976:ALA:HA	1:B:979:PHE:CG	2.18	0.78
1:B:722:PRO:HD3	1:B:982:MET:HE1	1.64	0.78
1:A:1096:GLU:HB2	1:A:1099:GLN:HE22	1.47	0.78
1:A:407:LYS:NZ	1:A:601:VAL:HA	1.98	0.78
1:B:905:SER:HB2	1:B:908:ARG:HH12	1.44	0.78
1:A:158:TRP:CD1	1:A:158:TRP:O	2.37	0.78
1:B:907:THR:N	1:B:908:ARG:NH1	2.21	0.78
1:A:203:GLY:O	1:A:215:LEU:HD21	1.83	0.78
1:A:1056:VAL:CG2	1:A:1062:LEU:HB2	2.13	0.78
1:B:1091:PHE:HE1	1:B:1096:GLU:CG	1.96	0.78
1:A:1040:TYR:O	1:A:1042:THR:HG22	1.84	0.78
1:A:98:ALA:O	1:A:101:ALA:HB3	1.83	0.78

Continued on next page...

Continued from previous page...

Atom-1	Atom-2	Interatomic distance (Å)	Clash overlap (Å)
1:B:696:ILE:HG22	1:B:1005:ILE:CD1	2.13	0.78
1:B:1091:PHE:CE1	1:B:1096:GLU:CA	2.66	0.78
1:A:1117:ILE:HD12	1:A:1118:LEU:H	1.49	0.78
1:A:1123:ILE:O	1:A:1127:ILE:HG13	1.83	0.78
1:B:1040:TYR:O	1:B:1042:THR:HG22	1.84	0.78
1:B:212:LEU:HD12	1:B:215:LEU:HB2	1.66	0.78
1:B:908:ARG:CD	1:B:909:GLU:N	2.41	0.78
1:A:720:LEU:HD13	1:A:761:ILE:HG21	1.66	0.77
1:B:722:PRO:HB2	1:B:841:THR:HG21	1.66	0.77
1:A:471:GLN:HG2	1:A:472:GLU:N	1.99	0.77
1:B:850:GLY:C	1:B:851:TRP:CD1	2.57	0.77
1:A:1090:VAL:O	1:A:1091:PHE:CD1	2.38	0.77
1:B:288:ALA:CA	1:B:291:ALA:HB3	2.14	0.77
1:B:708:VAL:O	1:B:711:ILE:HG23	1.84	0.77
1:A:1053:SER:O	1:A:1054:LEU:HD13	1.85	0.77
1:A:740:PRO:HG2	1:A:741:PRO:HD3	1.66	0.77
1:B:1096:GLU:HB2	1:B:1099:GLN:HE21	1.49	0.77
1:A:722:PRO:HB2	1:A:841:THR:HG21	1.64	0.77
1:B:1030:ASN:OD1	1:B:1057:LYS:C	2.23	0.77
1:B:418:THR:HB	1:B:578:THR:HG23	1.65	0.77
1:B:906:LEU:C	1:B:908:ARG:HE	1.88	0.77
1:B:958:TYR:O	1:B:966:THR:CG2	2.32	0.77
1:A:717:ASN:O	1:A:720:LEU:HB3	1.84	0.77
1:A:1091:PHE:CE1	1:A:1096:GLU:HA	2.19	0.77
1:A:266:GLN:HB2	1:A:270:LEU:CD2	2.14	0.77
1:B:435:LEU:H	1:B:435:LEU:HD22	1.48	0.77
1:A:1097:ILE:HD12	1:A:1105:LEU:HD13	1.65	0.77
1:A:1144:ALA:CB	1:A:1187:VAL:HG22	2.12	0.77
1:A:1192:ILE:HD13	1:A:1193:LEU:N	1.99	0.77
1:A:305:SER:O	1:A:308:LEU:HB3	1.85	0.77
1:A:315:SER:HG	1:A:747:ASN:CG	1.88	0.77
1:B:1100:LEU:HD21	1:B:1104:TRP:CZ3	2.20	0.77
1:B:424:ASN:H	1:B:598:ASP:HA	1.49	0.77
1:A:217:ILE:CD1	1:A:218:SER:H	1.95	0.77
1:A:361:VAL:HG12	1:A:364:ILE:HD12	1.66	0.77
1:A:450:ASP:CG	1:A:451:GLY:H	1.88	0.77
1:A:857:LEU:HD11	1:A:977:ILE:CA	2.15	0.77
1:B:694:TRP:O	1:B:697:LEU:N	2.16	0.77
1:A:1081:ARG:CZ	1:A:1098:LYS:O	2.33	0.77
1:A:288:ALA:HA	1:A:291:ALA:CB	2.15	0.77
1:B:964:LEU:HD13	1:B:965:MET:N	1.99	0.77

Continued on next page...

Continued from previous page...

Atom-1	Atom-2	Interatomic distance (Å)	Clash overlap (Å)
1:A:523:ARG:CD	1:A:524:GLY:H	1.97	0.76
1:A:61:GLY:CA	1:A:194:ALA:HB2	2.16	0.76
1:B:857:LEU:HD11	1:B:976:ALA:CB	2.14	0.76
1:A:1260:LYS:HD2	1:A:1260:LYS:H	1.50	0.76
1:A:212:LEU:HD12	1:A:215:LEU:HB2	1.64	0.76
1:A:995:ALA:O	1:A:997:ALA:N	2.18	0.76
1:B:1000:SER:O	1:B:1004:ILE:HG22	1.84	0.76
1:A:907:THR:N	1:A:908:ARG:NH1	2.32	0.76
1:A:908:ARG:CD	1:A:909:GLU:N	2.45	0.76
1:B:1262:ILE:H	1:B:1262:ILE:HD12	1.48	0.76
1:B:508:PHE:O	1:B:512:LEU:HB3	1.85	0.76
1:A:201:ILE:O	1:A:205:THR:HB	1.85	0.76
1:A:684:LEU:O	1:A:686:GLU:OE1	2.04	0.76
1:A:797:VAL:HG21	1:A:1013:GLU:HG3	1.67	0.76
1:B:548:LEU:HD22	1:B:550:LEU:CD1	2.15	0.76
1:B:908:ARG:O	1:B:911:LYS:HB3	1.84	0.76
1:A:1031:VAL:HB	1:A:1056:VAL:HG12	1.67	0.76
1:A:1265:SER:HA	1:A:1268:SER:OG	1.86	0.76
1:A:509:ILE:HD12	1:A:510:MET:N	2.00	0.76
1:B:318:ILE:HD11	1:B:325:GLY:N	2.01	0.76
1:B:38:MET:SD	1:B:362:PHE:CE1	2.79	0.76
1:A:498:LYS:NZ	1:A:502:GLU:OE2	2.18	0.76
1:A:799:TRP:HD1	1:A:800:PHE:CE1	2.03	0.76
1:A:1110:GLY:HA3	1:A:1193:LEU:CD2	2.16	0.76
1:A:906:LEU:C	1:A:908:ARG:HE	1.88	0.76
1:B:424:ASN:HB2	1:B:598:ASP:OD1	1.85	0.76
1:A:688:VAL:CB	1:A:1006:ARG:HH12	1.98	0.76
1:A:208:TRP:C	1:A:209:LYS:HD3	2.05	0.76
1:A:210:LEU:HD23	1:A:317:VAL:CG1	2.15	0.76
1:A:618:TYR:O	1:A:622:VAL:HG23	1.85	0.76
1:A:611:LEU:HB3	1:A:618:TYR:HB3	1.67	0.76
1:A:901:ARG:HD3	1:A:901:ARG:N	1.99	0.76
1:B:1260:LYS:HD2	1:B:1260:LYS:H	1.50	0.76
1:B:1060:GLN:HB2	1:B:1237:ASP:OD1	1.85	0.76
1:B:129:VAL:HG22	1:B:938:PHE:HD1	1.50	0.76
1:B:153:ASN:ND2	1:B:376:LYS:HE2	2.00	0.76
1:A:1037:VAL:HG22	1:A:1087:ALA:HB3	1.68	0.75
1:A:208:TRP:HB3	1:A:209:LYS:HZ2	1.49	0.75
1:B:964:LEU:CD2	1:B:965:MET:H	1.94	0.75
1:A:1091:PHE:HE1	1:A:1096:GLU:CA	1.99	0.75
1:A:388:LEU:HB2	1:A:413:VAL:HG12	1.65	0.75

Continued on next page...

Continued from previous page...

Atom-1	Atom-2	Interatomic distance (Å)	Clash overlap (Å)
1:A:478:THR:CG2	1:A:479:THR:H	1.91	0.75
1:B:1099:GLN:HG2	1:B:1099:GLN:O	1.85	0.75
1:B:1150:ILE:HA	1:B:1179:ARG:HD3	1.68	0.75
1:B:374:PHE:HD1	1:B:375:SER:H	1.34	0.75
1:B:467:GLY:HA3	1:B:545:PRO:HG3	1.66	0.75
1:A:537:ILE:O	1:A:541:LEU:HB2	1.86	0.75
1:B:151:ILE:CD1	1:B:167:LEU:HD11	2.14	0.75
1:B:1063:ALA:HB2	1:B:1236:ALA:CB	2.16	0.75
1:A:1144:ALA:HA	1:A:1186:LEU:CD1	2.16	0.75
1:A:1214:LEU:HD23	1:A:1214:LEU:O	1.86	0.75
1:A:549:LEU:HG	1:A:579:ILE:HG22	1.69	0.75
1:A:270:LEU:HD13	1:A:789:PHE:CZ	2.21	0.75
1:B:157:GLY:HA2	1:B:160:ASP:CG	2.06	0.75
1:B:498:LYS:HE2	1:B:498:LYS:C	2.07	0.75
1:A:958:TYR:O	1:A:966:THR:CG2	2.31	0.75
1:B:1072:LYS:O	1:B:1076:VAL:HG23	1.86	0.75
1:B:959:LEU:HB3	1:B:964:LEU:HB3	1.67	0.75
1:B:132:TRP:CD1	1:B:132:TRP:C	2.57	0.75
1:B:982:MET:HG2	1:B:983:ALA:N	2.01	0.75
1:B:163:ASP:C	1:B:165:GLY:H	1.91	0.75
1:B:694:TRP:O	1:B:697:LEU:HG	1.86	0.75
1:A:1252:THR:HG22	1:A:1255:GLN:OE1	1.87	0.75
1:B:713:CYS:O	1:B:716:ILE:HG13	1.85	0.75
1:B:857:LEU:HD23	1:B:858:LEU:N	2.02	0.75
1:B:907:THR:N	1:B:908:ARG:HE	1.85	0.75
1:A:1019:THR:OG1	1:A:1101:ASN:HA	1.86	0.74
1:A:1116:PRO:HB3	1:A:1178:GLN:OE1	1.87	0.74
1:A:151:ILE:CD1	1:A:167:LEU:HD11	2.17	0.74
1:A:685:ASP:O	1:A:686:GLU:HG3	1.86	0.74
1:A:304:ALA:HB2	1:A:758:LEU:HD22	1.68	0.74
1:B:1041:PRO:O	1:B:1042:THR:HB	1.86	0.74
1:B:1112:VAL:HG21	1:B:1182:ILE:HD12	1.68	0.74
1:B:1150:ILE:O	1:B:1154:ILE:HD13	1.87	0.74
1:B:186:ILE:HG13	1:B:187:GLY:H	1.52	0.74
1:A:72:GLY:HA3	1:A:329:THR:OG1	1.87	0.74
1:B:1090:VAL:HG13	1:B:1097:ILE:O	1.87	0.74
1:B:240:LEU:O	1:B:243:TYR:HB3	1.87	0.74
1:B:512:LEU:CD1	1:B:518:THR:HG21	2.09	0.74
1:B:699:LEU:O	1:B:703:GLU:OE1	2.04	0.74
1:B:1025:ASN:O	1:B:1027:LEU:HD23	1.87	0.74
1:B:1037:VAL:CG2	1:B:1087:ALA:HB3	2.17	0.74

Continued on next page...

Continued from previous page...

Atom-1	Atom-2	Interatomic distance (Å)	Clash overlap (Å)
1:B:1062:LEU:HD12	1:B:1224:ILE:HG23	1.69	0.74
1:B:371:ILE:C	1:B:373:SER:H	1.87	0.74
1:A:297:ALA:HB1	1:A:763:PHE:CD2	2.23	0.74
1:A:909:GLU:HA	1:A:909:GLU:OE2	1.85	0.74
1:B:1167:ASP:C	1:B:1168:LYS:HD2	2.08	0.74
1:B:892:ILE:HD12	1:B:916:TYR:CE1	2.22	0.74
1:A:219:PRO:O	1:A:223:LEU:HG	1.88	0.74
1:A:492:THR:HB	1:A:495:GLU:OE2	1.86	0.74
1:A:508:PHE:CE1	1:A:509:ILE:HG23	2.22	0.74
1:A:257:ILE:CG1	1:A:800:PHE:HE2	1.97	0.74
1:B:1015:ASP:N	1:B:1017:TYR:CE1	2.53	0.74
1:B:1091:PHE:HE1	1:B:1096:GLU:CA	2.01	0.74
1:B:799:TRP:O	1:B:803:PRO:HB3	1.87	0.74
1:A:585:LEU:HA	1:A:588:VAL:CG2	2.17	0.74
1:A:858:LEU:HD12	1:A:859:ALA:N	2.02	0.74
1:B:569:LEU:O	1:B:572:ALA:HB3	1.88	0.74
1:B:969:ASN:N	1:B:969:ASN:HD22	1.86	0.74
1:A:1023:LYS:HB2	1:A:1026:MET:HG3	1.68	0.74
1:A:282:ARG:HH11	1:A:282:ARG:CA	2.01	0.74
1:B:253:VAL:C	1:B:254:LEU:HD13	2.08	0.74
1:B:848:ILE:O	1:B:848:ILE:HD12	1.87	0.74
1:B:851:TRP:N	1:B:854:THR:OG1	2.21	0.74
1:A:607:ASN:HB3	1:A:610:GLU:HG3	1.70	0.74
1:B:1252:THR:CG2	1:B:1255:GLN:HB2	2.15	0.74
1:A:167:LEU:HD23	1:A:168:ASN:N	2.03	0.74
1:A:39:PHE:HE2	1:A:358:ALA:HB3	1.51	0.74
1:A:918:GLN:O	1:A:921:GLN:HB3	1.87	0.74
1:B:261:ILE:HG23	1:B:1106:ARG:NH1	2.03	0.74
1:B:306:TYR:O	1:B:310:PHE:HB2	1.87	0.74
1:A:1090:VAL:O	1:A:1091:PHE:HD1	1.70	0.74
1:A:85:SER:HA	1:A:963:GLN:OE1	1.86	0.74
1:A:969:ASN:N	1:A:969:ASN:HD22	1.85	0.74
1:B:1252:THR:HG22	1:B:1255:GLN:OE1	1.87	0.74
1:B:727:ILE:HD12	1:B:754:LEU:HG	1.69	0.74
1:B:720:LEU:HD22	1:B:761:ILE:HG22	1.70	0.74
1:A:303:TYR:O	1:A:306:TYR:CD2	2.41	0.73
1:B:1037:VAL:HG22	1:B:1087:ALA:HB3	1.70	0.73
1:B:374:PHE:CE1	1:B:376:LYS:HB2	2.23	0.73
1:A:381:PRO:HB3	1:A:452:GLN:OE1	1.88	0.73
1:A:697:LEU:C	1:A:700:ASN:HB2	2.07	0.73
1:A:803:PRO:O	1:A:804:LYS:HD3	1.88	0.73

Continued on next page...

Continued from previous page...

Atom-1	Atom-2	Interatomic distance (Å)	Clash overlap (Å)
1:B:1097:ILE:HD11	1:B:1100:LEU:CD2	2.18	0.73
1:B:1118:LEU:HD12	1:B:1118:LEU:N	2.04	0.73
1:B:390:PHE:CE1	1:B:432:THR:HB	2.17	0.73
1:B:496:ILE:H	1:B:496:ILE:HD12	1.52	0.73
1:A:1004:ILE:O	1:A:1004:ILE:HD13	1.87	0.73
1:A:1028:GLU:HB2	1:A:1093:ASP:OD1	1.89	0.73
1:A:1124:ALA:HB2	1:A:1161:TYR:HB3	1.69	0.73
1:A:721:GLN:HB3	1:A:722:PRO:HD3	1.69	0.73
1:B:1071:GLY:O	1:B:1075:VAL:HG23	1.88	0.73
1:B:366:ASP:O	1:B:367:ASN:O	2.05	0.73
1:B:102:LYS:HA	1:B:102:LYS:HE3	1.70	0.73
1:B:362:PHE:HA	1:B:365:ILE:HD12	1.68	0.73
1:B:909:GLU:CA	1:B:909:GLU:OE2	2.36	0.73
1:B:830:ALA:HB1	1:B:990:PHE:CE2	2.19	0.73
1:A:550:LEU:HB2	1:A:580:VAL:HG23	1.69	0.73
1:A:573:ARG:HD2	1:A:578:THR:HG21	1.70	0.73
1:B:597:PHE:O	1:B:598:ASP:HB2	1.87	0.73
1:A:765:THR:HG23	1:A:766:PHE:HD1	1.52	0.73
1:B:765:THR:C	1:B:769:GLN:NE2	2.42	0.73
1:B:918:GLN:O	1:B:921:GLN:HB3	1.87	0.73
1:A:1203:ASP:O	1:A:1207:GLU:HG3	1.88	0.73
1:A:361:VAL:O	1:A:365:ILE:CG1	2.34	0.73
1:B:1039:ASN:CB	1:B:1047:PRO:HA	2.16	0.73
1:A:1039:ASN:CB	1:A:1047:PRO:HA	2.15	0.73
1:A:188:MET:HB2	1:A:347:ASN:HB3	1.69	0.73
1:A:385:GLN:NE2	1:A:386:GLY:N	2.35	0.73
1:A:436:MET:HE1	1:A:449:ILE:HD13	1.69	0.73
1:A:388:LEU:HD11	1:A:547:ILE:HD12	1.71	0.73
1:B:1169:GLY:O	1:B:1171:GLN:HG2	1.89	0.73
1:B:140:ILE:HG13	1:B:179:ASN:HD22	1.53	0.73
1:B:266:GLN:O	1:B:267:LYS:NZ	2.21	0.73
1:B:306:TYR:CG	1:B:307:ALA:N	2.57	0.73
1:A:213:VAL:O	1:A:217:ILE:HG13	1.88	0.73
1:A:435:LEU:C	1:A:437:GLN:H	1.91	0.73
1:A:157:GLY:HA2	1:A:160:ASP:CG	2.09	0.73
1:A:186:ILE:HG13	1:A:187:GLY:H	1.54	0.73
1:B:718:GLY:HA2	1:B:837:ALA:HB2	1.69	0.73
1:A:433:VAL:HG13	1:A:549:LEU:HD23	1.69	0.72
1:A:776:ALA:O	1:A:780:LEU:HB2	1.89	0.72
1:B:1011:THR:N	1:B:1012:PRO:HD2	2.01	0.72
1:B:1046:ILE:CG2	1:B:1047:PRO:HD2	2.17	0.72

Continued on next page...

Continued from previous page...

Atom-1	Atom-2	Interatomic distance (Å)	Clash overlap (Å)
1:B:885:GLU:HB3	1:B:923:PRO:HG3	1.71	0.72
1:B:1249:GLU:O	1:B:1250:HIS:HB3	1.88	0.72
1:B:388:LEU:HB2	1:B:413:VAL:HG12	1.71	0.72
1:B:537:ILE:O	1:B:541:LEU:HB2	1.89	0.72
1:B:725:SER:HB3	1:B:975:SER:OG	1.89	0.72
1:A:798:SER:CA	1:A:801:ASP:HB2	2.19	0.72
1:A:961:THR:O	1:A:962:GLN:HB3	1.87	0.72
1:B:1080:GLU:OE2	1:B:1109:LEU:HD12	1.89	0.72
1:B:199:GLY:O	1:B:203:GLY:HA3	1.89	0.72
1:B:786:TYR:HE2	1:B:790:LYS:NZ	1.85	0.72
1:B:103:LEU:HD23	1:B:961:THR:OG1	1.89	0.72
1:A:1063:ALA:HB2	1:A:1236:ALA:CB	2.19	0.72
1:B:421:LEU:HD13	1:B:579:ILE:HD11	1.72	0.72
1:B:1131:ASP:HB3	1:B:1188:ARG:NE	2.03	0.72
1:B:282:ARG:C	1:B:286:LYS:HD3	2.09	0.72
1:B:712:PHE:O	1:B:715:ILE:HG12	1.90	0.72
1:B:257:ILE:HG12	1:B:800:PHE:HE2	1.52	0.72
1:B:901:ARG:N	1:B:901:ARG:HD3	1.99	0.72
1:A:362:PHE:HA	1:A:365:ILE:CB	2.19	0.72
1:A:395:PHE:HA	1:A:443:LEU:CB	2.19	0.72
1:A:797:VAL:O	1:A:801:ASP:OD1	2.06	0.72
1:B:282:ARG:HH11	1:B:282:ARG:CA	2.02	0.72
1:B:387:ASN:HD22	1:B:414:LYS:CA	2.00	0.72
1:B:697:LEU:O	1:B:700:ASN:CB	2.36	0.72
1:A:1055:GLU:HG2	1:A:1056:VAL:N	2.05	0.72
1:A:740:PRO:HG2	1:A:741:PRO:CD	2.19	0.72
1:B:318:ILE:HG13	1:B:325:GLY:H	1.55	0.72
1:A:1022:LEU:HG	1:A:1104:TRP:HE1	1.53	0.72
1:A:546:LYS:O	1:A:577:THR:HG23	1.89	0.72
1:A:791:SER:HA	1:A:1010:LYS:HE3	1.71	0.72
1:B:289:ILE:C	1:B:291:ALA:H	1.91	0.72
1:B:290:THR:HA	1:B:293:ILE:HB	1.71	0.72
1:B:690:PRO:HG2	1:B:1006:ARG:CZ	2.19	0.72
1:A:1137:SER:CB	1:A:1140:GLU:HB2	2.20	0.72
1:B:1005:ILE:O	1:B:1009:GLU:HG3	1.90	0.72
1:B:1039:ASN:HB2	1:B:1047:PRO:HG3	1.72	0.72
1:B:972:LEU:O	1:B:975:SER:HB2	1.90	0.72
1:A:1037:VAL:CG2	1:A:1087:ALA:HB3	2.19	0.72
1:A:133:CYS:O	1:A:134:LEU:C	2.28	0.72
1:A:727:ILE:HG23	1:A:754:LEU:HG	1.71	0.72
1:B:414:LYS:HD2	1:B:414:LYS:H	1.55	0.72

Continued on next page...

Continued from previous page...

Atom-1	Atom-2	Interatomic distance (Å)	Clash overlap (Å)
1:B:765:THR:C	1:B:769:GLN:HE21	1.92	0.72
1:A:283:LEU:CA	1:A:286:LYS:HB2	2.20	0.71
1:B:296:GLY:HA3	1:B:766:PHE:CE2	2.25	0.71
1:A:1091:PHE:HE1	1:A:1096:GLU:CG	2.02	0.71
1:B:849:TYR:HD1	1:B:854:THR:HA	1.55	0.71
1:B:905:SER:CB	1:B:908:ARG:HH12	2.03	0.71
1:A:1132:ASN:OD1	1:A:1134:ARG:HG2	1.90	0.71
1:A:110:TYR:O	1:A:113:TYR:CD2	2.43	0.71
1:A:697:LEU:HB3	1:A:828:ARG:NH2	2.05	0.71
1:B:438:ARG:NH1	1:B:438:ARG:HG3	2.04	0.71
1:A:1236:ALA:HB3	1:A:1239:ILE:CD1	2.20	0.71
1:A:609:ASP:O	1:A:613:ARG:HB2	1.89	0.71
1:B:1153:PHE:CZ	1:B:1176:GLN:HG2	2.26	0.71
1:B:318:ILE:HG12	1:B:324:ILE:H	1.55	0.71
1:B:60:HIS:O	1:B:63:ALA:HB3	1.89	0.71
1:A:1011:THR:HG23	1:A:1011:THR:O	1.91	0.71
1:A:208:TRP:O	1:A:209:LYS:HE2	1.90	0.71
1:A:33:VAL:N	1:A:36:LEU:HD11	2.04	0.71
1:A:611:LEU:HD23	1:A:618:TYR:HB2	1.71	0.71
1:A:318:ILE:HG23	1:A:735:PHE:HZ	1.55	0.71
1:B:1183:ALA:O	1:B:1187:VAL:HG23	1.90	0.71
1:B:422:VAL:HG22	1:B:595:ALA:O	1.90	0.71
1:B:286:LYS:HE2	1:B:778:GLU:HG2	1.72	0.71
1:A:313:GLY:O	1:A:317:VAL:HG23	1.90	0.71
1:A:315:SER:HB3	1:A:747:ASN:CG	2.10	0.71
1:A:470:SER:HB2	1:A:471:GLN:OE1	1.91	0.71
1:A:597:PHE:O	1:A:598:ASP:HB2	1.90	0.71
1:A:996:LYS:N	1:A:996:LYS:HD3	2.06	0.71
1:B:1129:TYR:HD2	1:B:1184:ARG:HB2	1.55	0.71
1:B:1147:GLU:OE1	1:B:1216:LYS:HB2	1.91	0.71
1:B:213:VAL:O	1:B:217:ILE:HG13	1.89	0.71
1:B:970:VAL:HG23	1:B:971:LEU:HD22	1.73	0.71
1:A:1252:THR:CG2	1:A:1255:GLN:HB2	2.19	0.71
1:A:318:ILE:HG23	1:A:735:PHE:CZ	2.26	0.71
1:A:358:ALA:C	1:A:362:PHE:HB2	2.11	0.71
1:A:520:VAL:HG12	1:A:523:ARG:O	1.90	0.71
1:B:1096:GLU:HB2	1:B:1099:GLN:NE2	2.05	0.71
1:B:1192:ILE:HD13	1:B:1193:LEU:H	1.56	0.71
1:B:210:LEU:HG	1:B:322:TYR:CD2	2.24	0.71
1:B:39:PHE:HE2	1:B:358:ALA:HB3	1.54	0.71
1:B:816:ASN:O	1:B:820:GLN:HG2	1.90	0.71

Continued on next page...

Continued from previous page...

Atom-1	Atom-2	Interatomic distance (Å)	Clash overlap (Å)
1:B:855:LEU:O	1:B:858:LEU:HG	1.91	0.71
1:A:1181:ALA:O	1:A:1184:ARG:HB3	1.90	0.71
1:A:976:ALA:HA	1:A:979:PHE:CG	2.24	0.71
1:B:271:GLU:HG3	1:B:786:TYR:CE1	2.26	0.71
1:A:892:ILE:HD12	1:A:916:TYR:CE1	2.24	0.71
1:B:1218:ARG:NH2	1:B:1235:ASN:HD22	1.88	0.71
1:A:289:ILE:C	1:A:291:ALA:H	1.92	0.70
1:A:993:ASP:C	1:A:996:LYS:HZ1	1.94	0.70
1:B:201:ILE:HG22	1:B:202:ILE:N	2.06	0.70
1:B:429:LYS:HD2	1:B:430:SER:H	1.54	0.70
1:B:818:ALA:O	1:B:821:VAL:HG22	1.91	0.70
1:B:845:ILE:CG2	1:B:972:LEU:HD23	2.21	0.70
1:A:803:PRO:C	1:A:804:LYS:HD3	2.10	0.70
1:B:1062:LEU:HD13	1:B:1062:LEU:C	2.11	0.70
1:B:1104:TRP:O	1:B:1107:ALA:N	2.20	0.70
1:B:1121:CYS:HB3	1:B:1125:GLU:HB2	1.72	0.70
1:B:1137:SER:CB	1:B:1140:GLU:HB2	2.21	0.70
1:B:300:LEU:O	1:B:303:TYR:HB3	1.91	0.70
1:B:492:THR:O	1:B:495:GLU:N	2.24	0.70
1:A:1150:ILE:O	1:A:1154:ILE:HD13	1.91	0.70
1:A:792:MET:HE2	1:A:810:LEU:HD22	1.73	0.70
1:A:905:SER:HB2	1:A:908:ARG:NH1	2.05	0.70
1:B:123:ILE:O	1:B:127:ILE:HG12	1.90	0.70
1:B:727:ILE:HG23	1:B:754:LEU:HG	1.73	0.70
1:B:827:SER:HG	1:B:994:TYR:HD2	1.39	0.70
1:A:1013:GLU:C	1:A:1014:ILE:HG12	2.10	0.70
1:A:885:GLU:HB3	1:A:923:PRO:HG3	1.73	0.70
1:B:1020:GLN:CD	1:B:1020:GLN:N	2.44	0.70
1:B:207:GLY:HA3	1:B:211:THR:N	2.06	0.70
1:B:284:GLY:C	1:B:286:LYS:H	1.94	0.70
1:B:726:VAL:HA	1:B:729:SER:OG	1.91	0.70
1:A:1129:TYR:HD2	1:A:1184:ARG:HB2	1.55	0.70
1:A:1131:ASP:HB3	1:A:1188:ARG:NE	2.06	0.70
1:A:206:ARG:C	1:A:211:THR:HB	2.10	0.70
1:A:72:GLY:HA2	1:A:326:GLN:NE2	2.06	0.70
1:A:797:VAL:O	1:A:799:TRP:N	2.25	0.70
1:B:211:THR:HA	1:B:214:ILE:HD12	1.73	0.70
1:B:430:SER:O	1:B:433:VAL:HB	1.92	0.70
1:B:838:ASN:ND2	1:B:838:ASN:C	2.39	0.70
1:A:306:TYR:CG	1:A:307:ALA:N	2.59	0.70
1:A:527:LEU:HD23	1:A:527:LEU:H	1.55	0.70

Continued on next page...

Continued from previous page...

Atom-1	Atom-2	Interatomic distance (Å)	Clash overlap (Å)
1:A:792:MET:CE	1:A:810:LEU:HD22	2.21	0.70
1:A:911:LYS:O	1:A:914:THR:HB	1.91	0.70
1:B:128:GLN:HE21	1:B:186:ILE:HD11	1.55	0.70
1:A:201:ILE:HG22	1:A:202:ILE:N	2.06	0.70
1:A:706:TYR:O	1:A:707:PHE:CD2	2.44	0.70
1:A:853:LEU:HG	1:A:973:VAL:CG2	2.21	0.70
1:B:421:LEU:CD1	1:B:579:ILE:HD11	2.22	0.70
1:B:727:ILE:CG2	1:B:754:LEU:HG	2.22	0.70
1:A:200:PHE:O	1:A:201:ILE:C	2.30	0.70
1:A:434:GLN:HE21	1:A:439:LEU:HG	1.55	0.70
1:A:697:LEU:CA	1:A:700:ASN:HB2	2.22	0.70
1:B:1121:CYS:O	1:B:1165:VAL:HG13	1.92	0.70
1:B:362:PHE:HA	1:B:365:ILE:CB	2.22	0.70
1:B:484:ILE:HG21	1:B:496:ILE:HG13	1.74	0.70
1:B:721:GLN:HB3	1:B:722:PRO:HD3	1.74	0.70
1:A:726:VAL:HA	1:A:729:SER:OG	1.91	0.70
1:B:795:GLN:NE2	1:B:1012:PRO:HG3	2.06	0.70
1:A:239:GLU:CB	1:A:285:ILE:HG12	2.21	0.70
1:A:850:GLY:O	1:A:852:GLN:HG2	1.92	0.70
1:B:405:ILE:H	1:B:405:ILE:CD1	1.95	0.70
1:A:1148:ALA:O	1:A:1149:ASN:HB2	1.92	0.69
1:A:140:ILE:HG13	1:A:179:ASN:ND2	2.06	0.69
1:A:225:ALA:HB2	1:A:302:ILE:HG21	1.73	0.69
1:A:508:PHE:O	1:A:512:LEU:HB3	1.92	0.69
1:A:852:GLN:O	1:A:856:LEU:HB2	1.92	0.69
1:A:879:ALA:O	1:A:883:LYS:HG2	1.92	0.69
1:B:1218:ARG:C	1:B:1220:GLY:H	1.94	0.69
1:B:453:ASP:O	1:B:456:THR:HG23	1.91	0.69
1:B:765:THR:HG23	1:B:766:PHE:HD1	1.56	0.69
1:A:1019:THR:O	1:A:1100:LEU:HA	1.92	0.69
1:A:207:GLY:HA3	1:A:211:THR:H	1.55	0.69
1:A:311:TRP:NE1	1:A:754:LEU:HD13	2.07	0.69
1:A:422:VAL:HG22	1:A:595:ALA:O	1.92	0.69
1:A:708:VAL:O	1:A:711:ILE:HG23	1.92	0.69
1:A:1096:GLU:O	1:A:1099:GLN:N	2.25	0.69
1:A:1249:GLU:O	1:A:1250:HIS:HB3	1.92	0.69
1:A:467:GLY:HA3	1:A:545:PRO:HG3	1.73	0.69
1:A:496:ILE:O	1:A:500:VAL:HG22	1.93	0.69
1:A:543:ARG:HH21	1:A:907:THR:CG2	2.04	0.69
1:A:837:ALA:HB1	1:A:982:MET:HE2	1.72	0.69
1:B:310:PHE:CE2	1:B:331:PHE:HB3	2.27	0.69

Continued on next page...

Continued from previous page...

Atom-1	Atom-2	Interatomic distance (Å)	Clash overlap (Å)
1:B:35:VAL:CG2	1:B:36:LEU:HD23	2.22	0.69
1:A:158:TRP:CZ2	1:A:900:PHE:HB2	2.27	0.69
1:B:1056:VAL:CG2	1:B:1062:LEU:HB2	2.23	0.69
1:B:1011:THR:OG1	1:B:1012:PRO:HD3	1.92	0.69
1:B:1123:ILE:HD12	1:B:1124:ALA:N	2.08	0.69
1:A:519:LEU:HD13	1:A:519:LEU:N	2.08	0.69
1:A:604:GLU:OE1	1:A:616:GLY:HA3	1.93	0.69
1:A:845:ILE:CG2	1:A:972:LEU:HD23	2.23	0.69
1:A:857:LEU:HD12	1:A:977:ILE:HG12	1.73	0.69
1:B:512:LEU:HD12	1:B:513:PRO:CD	2.22	0.69
1:B:585:LEU:HA	1:B:588:VAL:CG2	2.22	0.69
1:A:216:ALA:O	1:A:220:VAL:HG23	1.92	0.69
1:A:711:ILE:O	1:A:711:ILE:HG12	1.92	0.69
1:B:1091:PHE:CE1	1:B:1096:GLU:CG	2.74	0.69
1:B:132:TRP:CD1	1:B:133:CYS:N	2.61	0.69
1:B:798:SER:CA	1:B:801:ASP:HB2	2.21	0.69
1:A:418:THR:HB	1:A:578:THR:HG23	1.75	0.69
1:A:122:LEU:HD12	1:A:939:SER:HB2	1.72	0.69
1:B:164:VAL:HG12	1:B:164:VAL:O	1.92	0.69
1:B:163:ASP:O	1:B:165:GLY:N	2.25	0.69
1:B:607:ASN:HB3	1:B:610:GLU:HG3	1.74	0.69
1:B:611:LEU:HD23	1:B:618:TYR:HB2	1.73	0.69
1:A:242:ALA:O	1:A:281:LYS:NZ	2.26	0.69
1:B:1042:THR:C	1:B:1044:PRO:HD2	2.14	0.69
1:B:218:SER:HB2	1:B:219:PRO:CD	2.23	0.69
1:B:375:SER:C	1:B:376:LYS:CD	2.55	0.69
1:B:318:ILE:HG23	1:B:735:PHE:CZ	2.28	0.69
1:A:1150:ILE:HA	1:A:1179:ARG:HD3	1.74	0.68
1:B:1255:GLN:O	1:B:1258:ALA:HB3	1.93	0.68
1:B:415:SER:O	1:B:417:GLN:N	2.26	0.68
1:B:470:SER:HB2	1:B:471:GLN:OE1	1.93	0.68
1:B:618:TYR:O	1:B:622:VAL:HG23	1.92	0.68
1:B:911:LYS:O	1:B:914:THR:HB	1.93	0.68
1:A:1106:ARG:O	1:A:1109:LEU:HD22	1.92	0.68
1:A:1204:THR:OG1	1:A:1205:GLU:N	2.26	0.68
1:A:37:THR:O	1:A:40:ARG:N	2.26	0.68
1:A:697:LEU:O	1:A:700:ASN:CB	2.41	0.68
1:A:103:LEU:HD22	1:A:960:VAL:H	1.57	0.68
1:B:690:PRO:HG2	1:B:1006:ARG:NH2	2.08	0.68
1:B:717:ASN:O	1:B:720:LEU:HB3	1.92	0.68
1:A:397:TYR:HB3	1:A:398:PRO:HD2	1.75	0.68

Continued on next page...

Continued from previous page...

Atom-1	Atom-2	Interatomic distance (Å)	Clash overlap (Å)
1:A:899:ASN:O	1:A:901:ARG:N	2.27	0.68
1:B:1153:PHE:HA	1:B:1157:LEU:CD2	2.21	0.68
1:B:265:GLY:C	1:B:267:LYS:HG3	2.14	0.68
1:B:411:LEU:HD23	1:B:412:LYS:H	1.54	0.68
1:B:899:ASN:HA	1:B:901:ARG:CZ	2.24	0.68
1:A:163:ASP:C	1:A:165:GLY:H	1.97	0.68
1:A:424:ASN:H	1:A:598:ASP:HA	1.58	0.68
1:B:995:ALA:H	1:B:996:LYS:NZ	1.91	0.68
1:A:1104:TRP:O	1:A:1107:ALA:N	2.25	0.68
1:A:213:VAL:HB	1:A:331:PHE:HZ	1.56	0.68
1:A:573:ARG:HB3	1:A:578:THR:CG2	2.22	0.68
1:B:1126:ASN:O	1:B:1129:TYR:N	2.25	0.68
1:B:283:LEU:CA	1:B:286:LYS:HB2	2.23	0.68
1:B:358:ALA:C	1:B:362:PHE:HB2	2.13	0.68
1:B:768:LEU:HG	1:B:769:GLN:H	1.59	0.68
1:A:282:ARG:HH11	1:A:282:ARG:HA	1.58	0.68
1:A:549:LEU:N	1:A:549:LEU:HD12	2.09	0.68
1:A:900:PHE:C	1:A:900:PHE:CD1	2.66	0.68
1:B:218:SER:HB2	1:B:219:PRO:HD3	1.74	0.68
1:B:287:LYS:O	1:B:291:ALA:CB	2.42	0.68
1:B:803:PRO:O	1:B:804:LYS:HD3	1.94	0.68
1:A:1039:ASN:HD22	1:A:1047:PRO:HA	1.57	0.68
1:A:158:TRP:O	1:A:158:TRP:HD1	1.76	0.68
1:A:214:ILE:CD1	1:A:330:VAL:HG12	2.24	0.68
1:A:39:PHE:CE2	1:A:358:ALA:HB3	2.29	0.68
1:B:1008:ILE:O	1:B:1010:LYS:HE3	1.93	0.68
1:B:239:GLU:CB	1:B:285:ILE:HG12	2.23	0.68
1:B:375:SER:CA	1:B:376:LYS:HD2	2.23	0.68
1:A:1045:SER:O	1:A:1046:ILE:O	2.11	0.68
1:A:114:TYR:CB	1:A:950:ALA:HB2	2.24	0.68
1:A:1173:SER:H	1:A:1176:GLN:NE2	1.91	0.68
1:A:430:SER:O	1:A:433:VAL:HB	1.93	0.68
1:A:497:GLU:O	1:A:500:VAL:HG23	1.94	0.68
1:B:1202:LEU:O	1:B:1203:ASP:HB3	1.92	0.68
1:B:278:GLU:O	1:B:282:ARG:CG	2.35	0.68
1:B:506:TYR:O	1:B:510:MET:HG2	1.94	0.68
1:A:1144:ALA:HB1	1:A:1183:ALA:HB1	1.75	0.68
1:A:1147:GLU:OE1	1:A:1216:LYS:HB2	1.93	0.68
1:A:204:PHE:HA	1:A:211:THR:HG21	1.75	0.68
1:A:253:VAL:C	1:A:254:LEU:HD13	2.13	0.68
1:A:44:TRP:CD1	1:A:45:LEU:HD22	2.29	0.68

Continued on next page...

Continued from previous page...

Atom-1	Atom-2	Interatomic distance (Å)	Clash overlap (Å)
1:B:288:ALA:HA	1:B:291:ALA:CB	2.24	0.68
1:B:324:ILE:HD13	1:B:326:GLN:H	1.57	0.68
1:B:342:GLY:O	1:B:346:PRO:HD2	1.94	0.68
1:B:44:TRP:CD1	1:B:45:LEU:HD22	2.29	0.68
1:B:797:VAL:HG12	1:B:798:SER:N	2.05	0.68
1:A:1022:LEU:O	1:A:1023:LYS:C	2.32	0.68
1:A:846:SER:O	1:A:849:TYR:HB2	1.93	0.68
1:A:725:SER:HB3	1:A:975:SER:HB3	1.74	0.68
1:B:787:MET:HB3	1:B:1008:ILE:CD1	2.24	0.68
1:B:798:SER:OG	1:B:1041:PRO:HG2	1.92	0.68
1:A:362:PHE:HA	1:A:365:ILE:HD12	1.76	0.67
1:A:36:LEU:HG	1:A:37:THR:H	1.59	0.67
1:A:741:PRO:O	1:A:742:GLU:HB2	1.95	0.67
1:B:1011:THR:OG1	1:B:1012:PRO:CD	2.41	0.67
1:B:395:PHE:HA	1:B:443:LEU:CB	2.22	0.67
1:A:1057:LYS:H	1:A:1057:LYS:HD2	1.58	0.67
1:A:282:ARG:C	1:A:286:LYS:HD3	2.15	0.67
1:A:376:LYS:CD	1:A:377:SER:N	2.48	0.67
1:A:521:GLY:HA3	1:A:526:GLN:OE1	1.94	0.67
1:B:1192:ILE:HA	1:B:1222:THR:O	1.95	0.67
1:B:133:CYS:O	1:B:134:LEU:C	2.32	0.67
1:B:379:HIS:CD2	1:B:380:LYS:H	2.12	0.67
1:A:1179:ARG:NH2	1:A:1209:VAL:HG11	2.09	0.67
1:A:1266:MET:O	1:A:1269:VAL:HG12	1.94	0.67
1:A:942:GLN:O	1:A:945:MET:CB	2.34	0.67
1:B:209:LYS:C	1:B:212:LEU:HB3	2.15	0.67
1:B:519:LEU:HD13	1:B:519:LEU:N	2.07	0.67
1:B:543:ARG:HH11	1:B:543:ARG:HG2	1.58	0.67
1:A:1118:LEU:HB3	1:A:1129:TYR:OH	1.94	0.67
1:A:765:THR:CG2	1:A:766:PHE:HD1	2.08	0.67
1:B:797:VAL:CG2	1:B:1013:GLU:HG2	2.25	0.67
1:B:1181:ALA:O	1:B:1184:ARG:HB3	1.94	0.67
1:B:1063:ALA:HB3	1:B:1239:ILE:HA	1.76	0.67
1:B:33:VAL:HA	1:B:37:THR:HB	1.77	0.67
1:B:459:VAL:O	1:B:462:LEU:N	2.27	0.67
1:B:520:VAL:HG12	1:B:523:ARG:O	1.94	0.67
1:A:251:GLU:OE2	1:A:811:THR:HB	1.95	0.67
1:A:202:ILE:HG12	1:A:333:SER:OG	1.94	0.67
1:B:158:TRP:O	1:B:158:TRP:CD1	2.48	0.67
1:B:431:THR:O	1:B:435:LEU:HD22	1.95	0.67
1:B:61:GLY:CA	1:B:194:ALA:HB2	2.24	0.67

Continued on next page...

Continued from previous page...

Atom-1	Atom-2	Interatomic distance (Å)	Clash overlap (Å)
1:B:732:VAL:HG23	1:B:733:GLY:N	2.10	0.67
1:A:1129:TYR:CD2	1:A:1184:ARG:HB2	2.30	0.67
1:A:286:LYS:C	1:A:289:ILE:HB	2.13	0.67
1:A:35:VAL:CG1	1:A:359:TYR:CE2	2.70	0.67
1:A:393:ILE:HD13	1:A:409:LEU:O	1.93	0.67
1:A:725:SER:HB3	1:A:975:SER:OG	1.95	0.67
1:A:907:THR:N	1:A:908:ARG:HE	1.93	0.67
1:B:1031:VAL:HB	1:B:1056:VAL:HG12	1.77	0.67
1:B:1097:ILE:CD1	1:B:1100:LEU:CB	2.72	0.67
1:B:765:THR:HG23	1:B:766:PHE:N	2.09	0.67
1:B:843:ILE:O	1:B:846:SER:HB2	1.93	0.67
1:A:431:THR:HA	1:A:434:GLN:HB2	1.76	0.67
1:A:799:TRP:HD1	1:A:800:PHE:HE1	1.42	0.67
1:A:975:SER:O	1:A:978:VAL:HG12	1.93	0.67
1:B:1055:GLU:HG2	1:B:1056:VAL:N	2.10	0.67
1:B:609:ASP:O	1:B:613:ARG:HB2	1.95	0.67
1:A:1043:ARG:N	1:A:1044:PRO:HD2	2.09	0.67
1:A:114:TYR:HB3	1:A:950:ALA:HB2	1.76	0.67
1:B:167:LEU:HD23	1:B:168:ASN:N	2.10	0.67
1:B:221:LEU:CD1	1:B:306:TYR:HA	2.24	0.67
1:B:214:ILE:HD11	1:B:330:VAL:CG1	2.25	0.67
1:B:71:PHE:O	1:B:74:MET:HG2	1.95	0.67
1:A:705:PRO:O	1:A:706:TYR:HB3	1.94	0.67
1:A:718:GLY:CA	1:A:837:ALA:CB	2.70	0.67
1:A:964:LEU:CD2	1:A:965:MET:H	2.06	0.67
1:B:690:PRO:HG2	1:B:1006:ARG:NH1	2.10	0.67
1:B:1097:ILE:HD13	1:B:1100:LEU:CB	2.24	0.67
1:B:1236:ALA:HB3	1:B:1239:ILE:CD1	2.25	0.67
1:B:509:ILE:HD12	1:B:510:MET:N	2.09	0.67
1:A:1066:GLY:H	1:A:1072:LYS:HE2	1.59	0.67
1:A:1014:ILE:CG2	1:A:1102:VAL:HG11	2.25	0.67
1:A:1169:GLY:O	1:A:1171:GLN:HG2	1.95	0.67
1:A:1183:ALA:O	1:A:1184:ARG:C	2.34	0.67
1:A:372:ASP:O	1:A:373:SER:HB3	1.94	0.67
1:A:426:GLY:HA2	1:A:429:LYS:HZ1	1.60	0.67
1:A:45:LEU:H	1:A:45:LEU:HD22	1.60	0.67
1:A:560:GLU:O	1:A:563:ALA:HB3	1.95	0.67
1:B:424:ASN:CB	1:B:598:ASP:OD1	2.42	0.67
1:B:549:LEU:HG	1:B:579:ILE:CG2	2.24	0.67
1:B:976:ALA:CA	1:B:979:PHE:CD2	2.70	0.67
1:A:102:LYS:HA	1:A:102:LYS:HE3	1.76	0.66

Continued on next page...

Continued from previous page...

Atom-1	Atom-2	Interatomic distance (Å)	Clash overlap (Å)
1:A:1116:PRO:O	1:A:1117:ILE:HB	1.96	0.66
1:B:304:ALA:O	1:B:307:ALA:HB3	1.95	0.66
1:B:35:VAL:CG1	1:B:359:TYR:CE2	2.68	0.66
1:B:697:LEU:HA	1:B:700:ASN:HB2	1.75	0.66
1:B:315:SER:HB3	1:B:747:ASN:ND2	2.10	0.66
1:A:1121:CYS:HB3	1:A:1125:GLU:HB2	1.77	0.66
1:A:209:LYS:C	1:A:212:LEU:HB3	2.14	0.66
1:A:358:ALA:O	1:A:362:PHE:HB2	1.96	0.66
1:A:267:LYS:CA	1:A:790:LYS:HE2	2.26	0.66
1:B:1048:VAL:HG23	1:B:1049:LEU:CD2	2.24	0.66
1:B:303:TYR:O	1:B:306:TYR:CD2	2.46	0.66
1:A:428:GLY:O	1:A:429:LYS:C	2.30	0.66
1:A:779:ILE:HD12	1:A:783:ARG:HH21	1.60	0.66
1:A:129:VAL:CG2	1:A:938:PHE:HD1	2.09	0.66
1:B:1116:PRO:HB3	1:B:1178:GLN:OE1	1.95	0.66
1:B:1129:TYR:CD2	1:B:1184:ARG:HB2	2.30	0.66
1:B:121:VAL:HG23	1:B:122:LEU:N	2.09	0.66
1:B:242:ALA:O	1:B:281:LYS:NZ	2.28	0.66
1:B:286:LYS:C	1:B:289:ILE:HB	2.15	0.66
1:B:851:TRP:N	1:B:854:THR:HG1	1.94	0.66
1:A:132:TRP:C	1:A:132:TRP:HD1	1.97	0.66
1:A:390:PHE:HE1	1:A:432:THR:HB	1.58	0.66
1:A:834:GLN:HG3	1:A:835:ASN:N	2.10	0.66
1:A:964:LEU:O	1:A:966:THR:N	2.29	0.66
1:B:311:TRP:CD1	1:B:754:LEU:HD13	2.30	0.66
1:B:421:LEU:HD13	1:B:579:ILE:CD1	2.25	0.66
1:B:912:PHE:O	1:B:914:THR:N	2.28	0.66
1:A:1153:PHE:O	1:A:1157:LEU:HB2	1.95	0.66
1:A:121:VAL:HG23	1:A:122:LEU:N	2.11	0.66
1:A:183:GLY:C	1:A:186:ILE:HG23	2.16	0.66
1:A:311:TRP:CD1	1:A:754:LEU:CD1	2.78	0.66
1:A:496:ILE:H	1:A:496:ILE:HD12	1.60	0.66
1:A:479:THR:HA	1:A:518:THR:O	1.96	0.66
1:A:607:ASN:HB3	1:A:610:GLU:OE2	1.94	0.66
1:A:765:THR:HG23	1:A:766:PHE:N	2.11	0.66
1:A:796:ASP:OD2	1:A:797:VAL:HG23	1.96	0.66
1:B:215:LEU:O	1:B:219:PRO:HD2	1.95	0.66
1:B:219:PRO:O	1:B:223:LEU:HG	1.95	0.66
1:B:267:LYS:HA	1:B:790:LYS:HE2	1.76	0.66
1:B:706:TYR:O	1:B:707:PHE:CD2	2.48	0.66
1:B:792:MET:CE	1:B:810:LEU:HD22	2.25	0.66

Continued on next page...

Continued from previous page...

Atom-1	Atom-2	Interatomic distance (Å)	Clash overlap (Å)
1:B:900:PHE:CD1	1:B:900:PHE:C	2.68	0.66
1:A:1192:ILE:HA	1:A:1222:THR:O	1.94	0.66
1:A:132:TRP:CD1	1:A:133:CYS:N	2.63	0.66
1:A:217:ILE:HD11	1:A:331:PHE:HE2	1.61	0.66
1:A:512:LEU:HD11	1:A:518:THR:CG2	2.12	0.66
1:A:557:LEU:HG	1:A:561:SER:OG	1.96	0.66
1:A:922:ILE:HB	1:A:923:PRO:HD3	1.76	0.66
1:A:982:MET:HG2	1:A:983:ALA:H	1.59	0.66
1:B:1132:ASN:OD1	1:B:1134:ARG:HG2	1.96	0.66
1:B:1266:MET:O	1:B:1269:VAL:HG12	1.95	0.66
1:B:700:ASN:O	1:B:703:GLU:N	2.29	0.66
1:B:897:ILE:HD12	1:B:898:GLU:N	2.10	0.66
1:B:981:ALA:O	1:B:984:VAL:HB	1.95	0.66
1:A:1062:LEU:HD12	1:A:1224:ILE:CG2	2.25	0.66
1:A:688:VAL:CG1	1:A:1006:ARG:HH12	2.09	0.66
1:A:751:PHE:CG	1:A:752:SER:N	2.64	0.66
1:B:1123:ILE:O	1:B:1127:ILE:HG13	1.95	0.66
1:B:320:LYS:O	1:B:323:SER:OG	2.13	0.66
1:B:705:PRO:O	1:B:706:TYR:HB3	1.96	0.66
1:B:900:PHE:O	1:B:902:THR:N	2.22	0.66
1:A:132:TRP:HD1	1:A:133:CYS:N	1.93	0.66
1:A:715:ILE:HG23	1:A:836:ILE:HG13	1.78	0.66
1:B:311:TRP:HD1	1:B:754:LEU:HD13	1.60	0.66
1:A:918:GLN:HE22	1:B:482:GLU:CG	2.09	0.66
1:B:549:LEU:N	1:B:549:LEU:HD12	2.11	0.66
1:B:919:SER:O	1:B:923:PRO:CD	2.40	0.66
1:B:964:LEU:C	1:B:966:THR:H	1.98	0.66
1:B:975:SER:O	1:B:979:PHE:CD1	2.49	0.66
1:A:132:TRP:CD2	1:A:183:GLY:HA3	2.31	0.66
1:A:178:ILE:HD12	1:A:358:ALA:CB	2.16	0.66
1:A:128:GLN:HE21	1:A:186:ILE:HD11	1.60	0.66
1:A:684:LEU:N	1:A:684:LEU:HD23	2.09	0.66
1:A:103:LEU:HB2	1:A:960:VAL:CG2	2.26	0.66
1:B:1183:ALA:O	1:B:1184:ARG:C	2.33	0.66
1:B:394:HIS:HA	1:B:406:LEU:O	1.95	0.66
1:B:834:GLN:HG3	1:B:835:ASN:N	2.09	0.66
1:A:414:LYS:HD2	1:A:414:LYS:H	1.61	0.66
1:B:1209:VAL:O	1:B:1212:GLU:HB3	1.96	0.66
1:B:1214:LEU:HD23	1:B:1214:LEU:O	1.96	0.66
1:B:1265:SER:HA	1:B:1268:SER:OG	1.94	0.66
1:B:132:TRP:CD2	1:B:183:GLY:HA3	2.30	0.66

Continued on next page...

Continued from previous page...

Atom-1	Atom-2	Interatomic distance (Å)	Clash overlap (Å)
1:B:773:PHE:HB2	1:B:829:LEU:HD13	1.78	0.66
1:A:1209:VAL:O	1:A:1212:GLU:HB3	1.95	0.65
1:A:462:LEU:HG	1:A:466:ILE:HD12	1.77	0.65
1:A:1046:ILE:HG22	1:A:1047:PRO:N	2.10	0.65
1:A:1144:ALA:HB2	1:A:1187:VAL:CG2	2.18	0.65
1:B:1048:VAL:CG2	1:B:1049:LEU:HD22	2.24	0.65
1:B:399:SER:O	1:B:401:LYS:N	2.29	0.65
1:B:859:ALA:O	1:B:863:ILE:HD13	1.96	0.65
1:A:1005:ILE:O	1:A:1009:GLU:HG2	1.96	0.65
1:A:1218:ARG:NH2	1:A:1235:ASN:HD22	1.92	0.65
1:A:826:GLY:O	1:A:829:LEU:HB2	1.96	0.65
1:B:1021:GLY:O	1:B:1026:MET:SD	2.54	0.65
1:B:132:TRP:HD1	1:B:133:CYS:HA	1.61	0.65
1:B:202:ILE:HG12	1:B:333:SER:OG	1.96	0.65
1:A:1112:VAL:HG21	1:A:1182:ILE:HD12	1.78	0.65
1:A:1262:ILE:HD12	1:A:1262:ILE:N	2.10	0.65
1:A:209:LYS:HA	1:A:212:LEU:HB3	1.79	0.65
1:B:1057:LYS:HB2	1:B:1060:GLN:NE2	2.12	0.65
1:B:1092:LEU:HD23	1:B:1093:ASP:N	2.11	0.65
1:A:1005:ILE:HA	1:A:1008:ILE:HG22	1.78	0.65
1:A:177:LYS:O	1:A:354:ALA:HB2	1.96	0.65
1:A:60:HIS:O	1:A:63:ALA:HB3	1.96	0.65
1:A:694:TRP:O	1:A:697:LEU:CG	2.33	0.65
1:B:125:ALA:O	1:B:129:VAL:HG23	1.96	0.65
1:B:290:THR:CA	1:B:293:ILE:HB	2.27	0.65
1:B:514:HIS:O	1:B:515:GLN:HB2	1.97	0.65
1:B:857:LEU:HD11	1:B:976:ALA:HB1	1.78	0.65
1:A:1092:LEU:HD23	1:A:1093:ASP:N	2.10	0.65
1:A:612:MET:HA	1:A:619:PHE:HB2	1.78	0.65
1:B:247:GLY:O	1:B:250:ALA:HB3	1.95	0.65
1:B:386:GLY:CA	1:B:450:ASP:HA	2.27	0.65
1:B:916:TYR:N	1:B:916:TYR:CD1	2.62	0.65
1:A:1183:ALA:C	1:A:1187:VAL:HG23	2.17	0.65
1:A:685:ASP:C	1:A:686:GLU:CG	2.65	0.65
1:A:720:LEU:HD22	1:A:761:ILE:HG22	1.76	0.65
1:B:1014:ILE:O	1:B:1015:ASP:CB	2.31	0.65
1:B:1091:PHE:CD1	1:B:1095:LYS:O	2.50	0.65
1:B:765:THR:CG2	1:B:766:PHE:HD1	2.09	0.65
1:A:136:ALA:HB2	1:A:182:ILE:HB	1.79	0.65
1:A:290:THR:HA	1:A:293:ILE:HB	1.78	0.65
1:A:387:ASN:HD22	1:A:414:LYS:CA	2.05	0.65

Continued on next page...

Continued from previous page...

Atom-1	Atom-2	Interatomic distance (Å)	Clash overlap (Å)
1:A:900:PHE:O	1:A:902:THR:N	2.26	0.65
1:B:49:TYR:OH	1:B:130:SER:CB	2.43	0.65
1:B:57:ALA:HB1	1:B:190:PHE:HB2	1.79	0.65
1:A:1097:ILE:CD1	1:A:1105:LEU:HD13	2.27	0.65
1:A:204:PHE:CA	1:A:211:THR:HG21	2.26	0.65
1:B:72:GLY:HA3	1:B:329:THR:OG1	1.97	0.65
1:B:45:LEU:H	1:B:45:LEU:HD22	1.60	0.65
1:A:218:SER:HB2	1:A:219:PRO:CD	2.27	0.65
1:A:514:HIS:O	1:A:515:GLN:HB2	1.97	0.65
1:A:693:PHE:O	1:A:693:PHE:CG	2.50	0.65
1:A:711:ILE:O	1:A:714:ALA:HB3	1.95	0.65
1:A:730:LYS:HD3	1:A:750:LEU:HD21	1.79	0.65
1:B:1218:ARG:HH22	1:B:1235:ASN:ND2	1.92	0.65
1:B:163:ASP:HB2	1:B:166:GLU:CB	2.22	0.65
1:B:361:VAL:O	1:B:365:ILE:CG1	2.37	0.65
1:B:790:LYS:HB2	1:B:794:ARG:NH2	2.12	0.65
1:B:129:VAL:HG22	1:B:938:PHE:CD1	2.31	0.65
1:B:984:VAL:O	1:B:987:VAL:HG12	1.97	0.65
1:A:121:VAL:CG2	1:A:122:LEU:N	2.60	0.64
1:A:318:ILE:CG2	1:A:735:PHE:CZ	2.80	0.64
1:A:549:LEU:HG	1:A:579:ILE:CG2	2.27	0.64
1:B:1039:ASN:HB2	1:B:1047:PRO:CG	2.26	0.64
1:B:121:VAL:CG2	1:B:122:LEU:N	2.60	0.64
1:B:557:LEU:HD21	1:B:565:VAL:HG21	1.79	0.64
1:B:751:PHE:CG	1:B:752:SER:N	2.64	0.64
1:B:879:ALA:O	1:B:883:LYS:HG2	1.96	0.64
1:A:1126:ASN:O	1:A:1127:ILE:C	2.33	0.64
1:A:905:SER:HB2	1:A:908:ARG:HH12	1.62	0.64
1:B:1022:LEU:O	1:B:1023:LYS:C	2.35	0.64
1:B:232:LEU:O	1:B:235:PHE:HB3	1.97	0.64
1:B:69:LEU:HA	1:B:329:THR:CG2	2.26	0.64
1:B:849:TYR:CB	1:B:854:THR:OG1	2.43	0.64
1:A:206:ARG:O	1:A:330:VAL:HG11	1.97	0.64
1:A:449:ILE:O	1:A:450:ASP:C	2.34	0.64
1:A:57:ALA:HB1	1:A:190:PHE:HB2	1.79	0.64
1:B:1116:PRO:O	1:B:1117:ILE:HB	1.97	0.64
1:B:1192:ILE:HD13	1:B:1193:LEU:N	2.13	0.64
1:B:282:ARG:HA	1:B:282:ARG:HH11	1.62	0.64
1:A:267:LYS:HZ3	1:A:267:LYS:HB2	1.61	0.64
1:A:559:THR:O	1:A:562:GLU:HB3	1.98	0.64
1:A:897:ILE:HD12	1:A:898:GLU:N	2.11	0.64

Continued on next page...

Continued from previous page...

Atom-1	Atom-2	Interatomic distance (Å)	Clash overlap (Å)
1:B:1129:TYR:O	1:B:1131:ASP:N	2.28	0.64
1:B:1150:ILE:HB	1:B:1179:ARG:HB3	1.78	0.64
1:B:1183:ALA:C	1:B:1187:VAL:HG23	2.17	0.64
1:B:227:ILE:O	1:B:231:ILE:HG13	1.97	0.64
1:B:306:TYR:CD2	1:B:307:ALA:N	2.64	0.64
1:B:393:ILE:HG22	1:B:446:MET:N	2.13	0.64
1:B:611:LEU:HB3	1:B:618:TYR:HB3	1.78	0.64
1:B:129:VAL:CG2	1:B:938:PHE:HD1	2.11	0.64
1:A:415:SER:C	1:A:417:GLN:H	2.01	0.64
1:A:519:LEU:CD2	1:A:526:GLN:HE22	2.11	0.64
1:A:905:SER:CB	1:A:908:ARG:HH12	2.10	0.64
1:B:294:SER:O	1:B:297:ALA:HB3	1.98	0.64
1:B:523:ARG:CD	1:B:524:GLY:N	2.59	0.64
1:B:732:VAL:HG23	1:B:733:GLY:H	1.62	0.64
1:B:912:PHE:C	1:B:914:THR:N	2.49	0.64
1:B:99:MET:HB3	1:B:960:VAL:O	1.98	0.64
1:A:688:VAL:HG11	1:A:1006:ARG:NH1	2.12	0.64
1:A:318:ILE:HD13	1:A:323:SER:HA	1.80	0.64
1:A:564:VAL:O	1:A:567:ALA:HB3	1.97	0.64
1:B:1144:ALA:HB1	1:B:1183:ALA:HB1	1.80	0.64
1:B:844:ILE:O	1:B:847:LEU:HB2	1.98	0.64
1:A:1062:LEU:C	1:A:1062:LEU:HD13	2.18	0.64
1:A:454:ILE:HG23	1:A:455:ARG:N	2.13	0.64
1:B:1005:ILE:HA	1:B:1008:ILE:HG22	1.79	0.64
1:B:802:ASP:CG	1:B:1041:PRO:O	2.36	0.64
1:B:686:GLU:HB3	1:B:688:VAL:HG13	1.78	0.64
1:B:922:ILE:HB	1:B:923:PRO:HD3	1.80	0.64
1:A:33:VAL:HA	1:A:37:THR:HB	1.78	0.64
1:A:722:PRO:HB2	1:A:841:THR:CG2	2.27	0.64
1:A:816:ASN:O	1:A:820:GLN:HG2	1.96	0.64
1:B:850:GLY:C	1:B:851:TRP:HD1	1.98	0.64
1:A:188:MET:O	1:A:189:PHE:C	2.37	0.64
1:A:506:TYR:CD1	1:A:509:ILE:HD11	2.33	0.64
1:A:764:ILE:HG22	1:A:765:THR:N	2.13	0.64
1:B:1072:LYS:HB3	1:B:1226:ILE:HD13	1.78	0.64
1:A:1218:ARG:HB2	1:A:1223:CYS:SG	2.38	0.64
1:A:204:PHE:C	1:A:211:THR:HG21	2.18	0.64
1:A:881:LYS:HZ2	1:A:881:LYS:HB2	1.62	0.64
1:A:964:LEU:CD1	1:A:965:MET:N	2.57	0.64
1:B:1117:ILE:CD1	1:B:1118:LEU:H	2.10	0.64
1:B:178:ILE:HD12	1:B:358:ALA:CB	2.21	0.64

Continued on next page...

Continued from previous page...

Atom-1	Atom-2	Interatomic distance (Å)	Clash overlap (Å)
1:B:290:THR:C	1:B:293:ILE:HB	2.18	0.64
1:B:69:LEU:HA	1:B:329:THR:HG21	1.79	0.64
1:B:332:PHE:O	1:B:335:LEU:HB3	1.98	0.64
1:B:188:MET:HB2	1:B:347:ASN:HB3	1.78	0.64
1:B:379:HIS:CB	1:B:457:ILE:HA	2.28	0.64
1:B:409:LEU:HD22	1:B:410:ASN:H	1.60	0.64
1:B:552:GLU:O	1:B:553:ALA:C	2.36	0.64
1:A:1252:THR:HG23	1:A:1255:GLN:CB	2.22	0.63
1:A:573:ARG:CB	1:A:578:THR:HG21	2.26	0.63
1:A:862:PRO:O	1:A:866:ILE:HG13	1.98	0.63
1:A:976:ALA:CA	1:A:979:PHE:CD2	2.70	0.63
1:B:100:PHE:O	1:B:104:GLU:HG2	1.98	0.63
1:B:1176:GLN:O	1:B:1179:ARG:HB2	1.98	0.63
1:B:711:ILE:CD1	1:B:832:ILE:HD13	2.28	0.63
1:B:857:LEU:HD11	1:B:976:ALA:HB3	1.76	0.63
1:A:207:GLY:HA3	1:A:211:THR:N	2.11	0.63
1:A:208:TRP:O	1:A:209:LYS:HB2	1.99	0.63
1:A:732:VAL:HG23	1:A:733:GLY:H	1.63	0.63
1:A:71:PHE:HA	1:A:74:MET:CE	2.28	0.63
1:A:786:TYR:HE2	1:A:790:LYS:NZ	1.94	0.63
1:B:157:GLY:HA2	1:B:160:ASP:OD2	1.98	0.63
1:B:265:GLY:O	1:B:267:LYS:HG3	1.97	0.63
1:B:447:VAL:HG22	1:B:454:ILE:CG2	2.28	0.63
1:A:107:MET:CE	1:A:954:ARG:HD2	2.27	0.63
1:A:1236:ALA:HB3	1:A:1239:ILE:CG1	2.29	0.63
1:A:35:VAL:HA	1:A:359:TYR:HD2	1.57	0.63
1:A:833:PHE:CG	1:A:834:GLN:N	2.65	0.63
1:A:85:SER:O	1:A:88:SER:HB2	1.98	0.63
1:B:1092:LEU:HD11	1:B:1104:TRP:CZ3	2.34	0.63
1:B:285:ILE:O	1:B:285:ILE:HD13	1.98	0.63
1:B:388:LEU:HD11	1:B:547:ILE:CD1	2.28	0.63
1:B:689:PRO:N	1:B:690:PRO:HD2	2.12	0.63
1:A:315:SER:HA	1:A:318:ILE:HG22	1.79	0.63
1:A:38:MET:SD	1:A:362:PHE:CE1	2.91	0.63
1:A:857:LEU:O	1:A:859:ALA:N	2.31	0.63
1:B:39:PHE:CE2	1:B:358:ALA:HB3	2.33	0.63
1:B:403:VAL:O	1:B:405:ILE:HD12	1.98	0.63
1:B:521:GLY:HA3	1:B:526:GLN:OE1	1.99	0.63
1:B:697:LEU:HD12	1:B:697:LEU:C	2.19	0.63
1:B:730:LYS:HD3	1:B:750:LEU:HD21	1.80	0.63
1:A:1027:LEU:O	1:A:1191:HIS:HD2	1.81	0.63

Continued on next page...

Continued from previous page...

Atom-1	Atom-2	Interatomic distance (Å)	Clash overlap (Å)
1:A:214:ILE:CD1	1:A:330:VAL:CG1	2.76	0.63
1:A:421:LEU:HD13	1:A:579:ILE:HD11	1.81	0.63
1:A:436:MET:O	1:A:436:MET:HE3	1.98	0.63
1:A:697:LEU:C	1:A:697:LEU:HD12	2.18	0.63
1:B:1236:ALA:CB	1:B:1239:ILE:HD11	2.29	0.63
1:B:252:GLU:OE1	1:B:252:GLU:N	2.31	0.63
1:B:694:TRP:O	1:B:697:LEU:CB	2.47	0.63
1:B:722:PRO:HB2	1:B:841:THR:CG2	2.28	0.63
1:B:826:GLY:O	1:B:829:LEU:HB2	1.99	0.63
1:A:392:ASN:O	1:A:445:GLY:HA3	1.99	0.63
1:A:557:LEU:HD21	1:A:565:VAL:HG21	1.80	0.63
1:A:703:GLU:HA	1:A:783:ARG:HH12	1.63	0.63
1:B:1090:VAL:O	1:B:1091:PHE:HD1	1.78	0.63
1:B:132:TRP:HD1	1:B:133:CYS:N	1.95	0.63
1:B:202:ILE:HD12	1:B:203:GLY:H	1.62	0.63
1:B:851:TRP:HA	1:B:854:THR:CB	2.26	0.63
1:A:1038:PHE:HD2	1:A:1049:LEU:HD23	1.62	0.63
1:A:1091:PHE:CD1	1:A:1096:GLU:HA	2.33	0.63
1:A:1183:ALA:O	1:A:1187:VAL:HG23	1.97	0.63
1:A:1064:LEU:HB2	1:A:1226:ILE:HG22	1.80	0.63
1:A:131:PHE:CZ	1:A:185:LYS:NZ	2.63	0.63
1:A:306:TYR:CD2	1:A:307:ALA:N	2.65	0.63
1:A:916:TYR:HA	1:A:919:SER:OG	1.97	0.63
1:A:995:ALA:O	1:A:998:THR:N	2.32	0.63
1:B:1154:ILE:HG12	1:B:1161:TYR:CE2	2.34	0.63
1:B:1205:GLU:O	1:B:1206:SER:C	2.37	0.63
1:B:154:GLN:NE2	1:B:162:HIS:NE2	2.46	0.63
1:B:741:PRO:O	1:B:742:GLU:HB2	1.99	0.63
1:A:1039:ASN:HB2	1:A:1047:PRO:CB	2.29	0.63
1:A:282:ARG:O	1:A:286:LYS:CB	2.44	0.63
1:A:217:ILE:HD11	1:A:331:PHE:CE2	2.34	0.63
1:A:762:SER:O	1:A:763:PHE:C	2.37	0.63
1:B:387:ASN:ND2	1:B:414:LYS:HA	2.05	0.63
1:B:894:THR:O	1:B:898:GLU:HB3	1.99	0.63
1:A:1123:ILE:HD12	1:A:1124:ALA:N	2.14	0.63
1:A:1121:CYS:O	1:A:1165:VAL:HG13	1.98	0.63
1:A:183:GLY:O	1:A:186:ILE:HG23	1.97	0.63
1:A:385:GLN:CD	1:A:386:GLY:N	2.51	0.63
1:A:711:ILE:CG1	1:A:832:ILE:HG21	2.29	0.63
1:A:96:LYS:HE3	1:A:962:GLN:HE22	1.62	0.63
1:B:156:ILE:O	1:B:160:ASP:OD1	2.16	0.63

Continued on next page...

Continued from previous page...

Atom-1	Atom-2	Interatomic distance (Å)	Clash overlap (Å)
1:B:175:VAL:HG13	1:B:176:SER:N	2.14	0.63
1:B:318:ILE:HG23	1:B:735:PHE:HZ	1.62	0.63
1:B:843:ILE:HA	1:B:846:SER:OG	1.98	0.63
1:B:896:ALA:HB2	1:B:912:PHE:CE1	2.33	0.63
1:B:908:ARG:HE	1:B:908:ARG:N	1.96	0.63
1:A:251:GLU:O	1:A:254:LEU:HD11	1.98	0.62
1:A:278:GLU:O	1:A:282:ARG:CG	2.41	0.62
1:A:722:PRO:HG2	1:A:841:THR:HB	1.80	0.62
1:B:198:GLY:O	1:B:202:ILE:HG13	1.99	0.62
1:B:221:LEU:HD12	1:B:306:TYR:HA	1.79	0.62
1:B:284:GLY:C	1:B:286:LYS:N	2.48	0.62
1:B:500:VAL:O	1:B:503:ALA:N	2.32	0.62
1:B:883:LYS:HA	1:B:886:LEU:HD21	1.81	0.62
1:B:911:LYS:O	1:B:915:MET:HG3	1.99	0.62
1:A:163:ASP:HB2	1:A:166:GLU:CB	2.27	0.62
1:A:438:ARG:HG3	1:A:438:ARG:NH1	2.05	0.62
1:A:908:ARG:O	1:A:911:LYS:CB	2.44	0.62
1:B:1065:VAL:HG13	1:B:1241:VAL:HA	1.81	0.62
1:B:318:ILE:CD1	1:B:325:GLY:H	2.12	0.62
1:B:38:MET:SD	1:B:362:PHE:CZ	2.91	0.62
1:A:1009:GLU:OE1	1:A:1009:GLU:HA	1.99	0.62
1:A:1019:THR:OG1	1:A:1101:ASN:CA	2.47	0.62
1:A:1032:GLN:HE21	1:A:1055:GLU:HG3	1.64	0.62
1:A:285:ILE:O	1:A:285:ILE:HD13	1.99	0.62
1:A:43:GLY:CA	1:A:46:ASP:HB2	2.29	0.62
1:A:713:CYS:CB	1:A:768:LEU:HD21	2.28	0.62
1:B:1004:ILE:HD13	1:B:1004:ILE:C	2.20	0.62
1:B:484:ILE:HG21	1:B:496:ILE:HG23	1.81	0.62
1:B:697:LEU:HB3	1:B:828:ARG:NH2	2.14	0.62
1:A:1056:VAL:HG21	1:A:1062:LEU:HB2	1.79	0.62
1:A:303:TYR:O	1:A:306:TYR:HB3	2.00	0.62
1:B:900:PHE:C	1:B:902:THR:N	2.51	0.62
1:B:133:CYS:HB3	1:B:931:ALA:HB1	1.81	0.62
1:B:957:ALA:O	1:B:958:TYR:O	2.17	0.62
1:A:1020:GLN:NE2	1:A:1022:LEU:H	1.96	0.62
1:A:1180:ILE:O	1:A:1183:ALA:HB3	1.99	0.62
1:A:192:ALA:O	1:A:195:THR:HG23	1.98	0.62
1:A:253:VAL:CG1	1:A:254:LEU:N	2.61	0.62
1:A:493:MET:CA	1:A:496:ILE:HD13	2.30	0.62
1:A:857:LEU:HD12	1:A:977:ILE:CG1	2.29	0.62
1:B:132:TRP:HD1	1:B:132:TRP:C	2.03	0.62

Continued on next page...

Continued from previous page...

Atom-1	Atom-2	Interatomic distance (Å)	Clash overlap (Å)
1:B:238:LYS:C	1:B:238:LYS:HE2	2.20	0.62
1:B:225:ALA:HB2	1:B:302:ILE:HG21	1.82	0.62
1:A:175:VAL:O	1:A:178:ILE:HG12	1.98	0.62
1:A:812:THR:HG22	1:A:816:ASN:ND2	2.15	0.62
1:B:186:ILE:CG1	1:B:187:GLY:N	2.61	0.62
1:B:210:LEU:HA	1:B:213:VAL:CG2	2.24	0.62
1:B:454:ILE:HG23	1:B:455:ARG:N	2.10	0.62
1:B:508:PHE:CE1	1:B:509:ILE:HG23	2.35	0.62
1:A:1011:THR:O	1:A:1013:GLU:N	2.32	0.62
1:A:1176:GLN:O	1:A:1179:ARG:HB2	1.99	0.62
1:A:177:LYS:O	1:A:354:ALA:CB	2.47	0.62
1:B:1205:GLU:O	1:B:1208:LYS:N	2.33	0.62
1:B:257:ILE:HG21	1:B:800:PHE:CD2	2.34	0.62
1:B:365:ILE:HG22	1:B:366:ASP:N	2.14	0.62
1:B:607:ASN:HB3	1:B:610:GLU:OE2	1.99	0.62
1:B:718:GLY:O	1:B:722:PRO:CD	2.46	0.62
1:B:765:THR:CG2	1:B:766:PHE:N	2.62	0.62
1:B:808:GLY:O	1:B:810:LEU:N	2.33	0.62
1:B:718:GLY:CA	1:B:837:ALA:CB	2.73	0.62
1:B:906:LEU:C	1:B:908:ARG:NE	2.53	0.62
1:B:994:TYR:O	1:B:998:THR:OG1	2.14	0.62
1:A:1025:ASN:C	1:A:1027:LEU:H	2.02	0.62
1:A:1032:GLN:O	1:A:1090:VAL:HA	2.00	0.62
1:A:1143:ARG:O	1:A:1146:LYS:HB2	2.00	0.62
1:A:1153:PHE:HA	1:A:1157:LEU:CD2	2.25	0.62
1:B:342:GLY:O	1:B:346:PRO:CD	2.47	0.62
1:B:99:MET:HB2	1:B:961:THR:O	1.99	0.62
1:A:1137:SER:HG	1:A:1140:GLU:HB2	1.63	0.62
1:A:409:LEU:HD22	1:A:410:ASN:H	1.60	0.62
1:A:813:ARG:HD3	1:A:817:ASP:OD2	2.00	0.62
1:B:512:LEU:HD12	1:B:513:PRO:HD2	1.81	0.62
1:B:70:ILE:HD13	1:B:113:TYR:HB2	1.80	0.62
1:B:975:SER:O	1:B:978:VAL:HG12	2.00	0.62
1:A:801:ASP:HB3	1:A:1083:TYR:CE2	2.34	0.62
1:A:155:GLU:OE1	1:A:155:GLU:HA	1.99	0.62
1:A:186:ILE:CG1	1:A:187:GLY:N	2.61	0.62
1:A:283:LEU:HA	1:A:286:LYS:HB2	1.82	0.62
1:A:294:SER:O	1:A:297:ALA:HB3	1.99	0.62
1:A:397:TYR:CB	1:A:398:PRO:HD2	2.30	0.62
1:A:387:ASN:ND2	1:A:414:LYS:HA	2.10	0.62
1:B:1010:LYS:O	1:B:1011:THR:CG2	2.43	0.62

Continued on next page...

Continued from previous page...

Atom-1	Atom-2	Interatomic distance (Å)	Clash overlap (Å)
1:B:1252:THR:HG23	1:B:1255:GLN:CB	2.21	0.62
1:B:178:ILE:N	1:B:178:ILE:HD13	2.14	0.62
1:B:371:ILE:C	1:B:373:SER:N	2.53	0.62
1:B:375:SER:O	1:B:376:LYS:HD2	2.00	0.62
1:B:86:LYS:HE2	1:B:738:GLY:C	2.20	0.62
1:A:100:PHE:O	1:A:104:GLU:HG2	1.99	0.61
1:A:1206:SER:O	1:A:1210:VAL:HG23	1.99	0.61
1:A:840:GLY:O	1:A:844:ILE:HG12	2.00	0.61
1:A:954:ARG:HG3	1:A:954:ARG:HH11	1.64	0.61
1:B:278:GLU:HA	1:B:282:ARG:CZ	2.30	0.61
1:B:573:ARG:O	1:B:575:GLY:N	2.27	0.61
1:A:569:LEU:O	1:A:572:ALA:HB3	2.01	0.61
1:B:1173:SER:H	1:B:1176:GLN:HE22	1.48	0.61
1:B:171:LEU:C	1:B:171:LEU:HD13	2.20	0.61
1:B:71:PHE:HA	1:B:74:MET:CE	2.30	0.61
1:A:1020:GLN:HB3	1:A:1100:LEU:HD12	1.83	0.61
1:A:403:VAL:O	1:A:405:ILE:HD12	2.00	0.61
1:A:380:LYS:HE2	1:A:461:TYR:CD2	2.36	0.61
1:A:297:ALA:HB1	1:A:763:PHE:HD2	1.62	0.61
1:A:275:ASN:OD1	1:A:782:LYS:HB3	2.00	0.61
1:A:850:GLY:O	1:A:851:TRP:C	2.38	0.61
1:B:1193:LEU:HB2	1:B:1223:CYS:CB	2.27	0.61
1:B:317:VAL:HG12	1:B:317:VAL:O	2.00	0.61
1:B:459:VAL:O	1:B:460:ARG:C	2.38	0.61
1:B:133:CYS:HB3	1:B:931:ALA:CB	2.30	0.61
1:A:1218:ARG:C	1:A:1220:GLY:H	2.02	0.61
1:A:61:GLY:HA2	1:A:194:ALA:HB2	1.82	0.61
1:A:393:ILE:HG22	1:A:446:MET:N	2.15	0.61
1:A:601:VAL:HG13	1:A:601:VAL:O	1.99	0.61
1:A:833:PHE:O	1:A:834:GLN:C	2.39	0.61
1:B:253:VAL:CG1	1:B:254:LEU:N	2.63	0.61
1:B:497:GLU:O	1:B:500:VAL:HG23	2.00	0.61
1:A:35:VAL:HG23	1:A:36:LEU:HD23	1.82	0.61
1:A:779:ILE:HD12	1:A:783:ARG:NH2	2.15	0.61
1:A:721:GLN:HG2	1:A:982:MET:HE3	1.82	0.61
1:B:216:ALA:O	1:B:220:VAL:HG23	2.00	0.61
1:B:289:ILE:C	1:B:291:ALA:N	2.53	0.61
1:A:1172:LEU:HD22	1:A:1176:GLN:HE21	1.64	0.61
1:A:287:LYS:O	1:A:291:ALA:CB	2.47	0.61
1:A:300:LEU:O	1:A:303:TYR:HB3	2.00	0.61
1:A:459:VAL:O	1:A:460:ARG:C	2.38	0.61

Continued on next page...

Continued from previous page...

Atom-1	Atom-2	Interatomic distance (Å)	Clash overlap (Å)
1:A:543:ARG:HG2	1:A:543:ARG:HH11	1.64	0.61
1:A:732:VAL:HG23	1:A:733:GLY:N	2.15	0.61
1:A:889:SER:O	1:A:892:ILE:HG12	2.00	0.61
1:B:1043:ARG:N	1:B:1044:PRO:HD2	2.15	0.61
1:B:1030:ASN:OD1	1:B:1058:LYS:N	2.32	0.61
1:B:1064:LEU:HB2	1:B:1226:ILE:HG22	1.82	0.61
1:B:1100:LEU:HD21	1:B:1104:TRP:CE3	2.35	0.61
1:B:1153:PHE:O	1:B:1157:LEU:HB2	2.00	0.61
1:B:1206:SER:O	1:B:1210:VAL:HG23	2.01	0.61
1:B:188:MET:O	1:B:189:PHE:C	2.38	0.61
1:B:361:VAL:HG12	1:B:364:ILE:HD12	1.83	0.61
1:B:612:MET:HA	1:B:619:PHE:HB2	1.83	0.61
1:B:70:ILE:HG21	1:B:113:TYR:HD1	1.60	0.61
1:B:720:LEU:O	1:B:723:ALA:HB3	2.00	0.61
1:B:290:THR:HG22	1:B:770:GLY:O	2.00	0.61
1:A:453:ASP:O	1:A:456:THR:HG23	2.00	0.61
1:A:461:TYR:O	1:A:465:ILE:HG12	2.01	0.61
1:A:800:PHE:C	1:A:803:PRO:HD3	2.21	0.61
1:B:1143:ARG:O	1:B:1146:LYS:HB2	2.01	0.61
1:B:210:LEU:HD23	1:B:317:VAL:CG1	2.25	0.61
1:B:265:GLY:O	1:B:267:LYS:NZ	2.32	0.61
1:A:925:ARG:NH1	1:B:517:ASP:O	2.34	0.61
1:B:68:MET:CE	1:B:68:MET:HA	2.31	0.61
1:B:318:ILE:HD12	1:B:735:PHE:HE1	1.64	0.61
1:A:1255:GLN:O	1:A:1258:ALA:HB3	2.00	0.61
1:A:257:ILE:HG21	1:A:800:PHE:CD2	2.36	0.61
1:A:706:TYR:C	1:A:706:TYR:CD1	2.73	0.61
1:B:98:ALA:O	1:B:101:ALA:HB3	1.99	0.61
1:B:1038:PHE:HD2	1:B:1049:LEU:HD23	1.66	0.61
1:B:290:THR:HG22	1:B:770:GLY:C	2.20	0.61
1:B:713:CYS:SG	1:B:768:LEU:HD11	2.41	0.61
1:A:129:VAL:HG22	1:A:938:PHE:HD1	1.66	0.61
1:A:154:GLN:NE2	1:A:162:HIS:NE2	2.49	0.61
1:A:795:GLN:O	1:A:796:ASP:HB3	2.01	0.61
1:A:894:THR:O	1:A:898:GLU:HB3	2.01	0.61
1:A:899:ASN:HA	1:A:901:ARG:CZ	2.31	0.61
1:A:900:PHE:C	1:A:902:THR:N	2.54	0.61
1:A:964:LEU:C	1:A:966:THR:H	2.04	0.61
1:B:1039:ASN:CB	1:B:1047:PRO:HG3	2.29	0.61
1:B:1090:VAL:HG22	1:B:1097:ILE:HB	1.82	0.61
1:B:1104:TRP:O	1:B:1105:LEU:C	2.39	0.61

Continued on next page...

Continued from previous page...

Atom-1	Atom-2	Interatomic distance (Å)	Clash overlap (Å)
1:B:1239:ILE:N	1:B:1239:ILE:CD1	2.63	0.61
1:B:263:PHE:CD2	1:B:266:GLN:NE2	2.69	0.61
1:B:324:ILE:HB	1:B:326:GLN:HB2	1.82	0.61
1:B:564:VAL:O	1:B:567:ALA:HB3	2.01	0.61
1:B:797:VAL:C	1:B:799:TRP:H	2.03	0.61
1:B:958:TYR:CD2	1:B:959:LEU:HB2	2.34	0.61
1:A:1026:MET:HE1	1:A:1100:LEU:HD11	1.83	0.61
1:A:153:ASN:HA	1:A:155:GLU:OE2	1.99	0.61
1:A:213:VAL:HB	1:A:331:PHE:CZ	2.34	0.61
1:A:883:LYS:HA	1:A:886:LEU:HD21	1.83	0.61
1:B:236:THR:O	1:B:239:GLU:HB2	2.00	0.61
1:B:559:THR:O	1:B:562:GLU:HB3	2.00	0.61
1:B:954:ARG:HH11	1:B:954:ARG:HG3	1.65	0.61
1:A:1018:SER:O	1:A:1101:ASN:HB2	2.01	0.60
1:A:292:ASN:O	1:A:295:MET:HB2	2.01	0.60
1:A:735:PHE:CD1	1:A:735:PHE:O	2.53	0.60
1:A:845:ILE:O	1:A:849:TYR:CD2	2.54	0.60
1:B:1057:LYS:H	1:B:1057:LYS:HD2	1.66	0.60
1:B:385:GLN:NE2	1:B:386:GLY:N	2.47	0.60
1:B:852:GLN:O	1:B:955:PHE:CE1	2.55	0.60
1:B:107:MET:CE	1:B:954:ARG:HD2	2.31	0.60
1:A:362:PHE:CA	1:A:365:ILE:HB	2.29	0.60
1:A:44:TRP:C	1:A:46:ASP:H	2.02	0.60
1:A:54:THR:O	1:A:57:ALA:HB3	2.00	0.60
1:A:700:ASN:O	1:A:703:GLU:N	2.34	0.60
1:B:688:VAL:HB	1:B:1006:ARG:HH12	1.66	0.60
1:B:1100:LEU:HD21	1:B:1104:TRP:HZ3	1.64	0.60
1:B:158:TRP:CZ2	1:B:900:PHE:HB2	2.35	0.60
1:A:688:VAL:HB	1:A:1006:ARG:NH1	2.15	0.60
1:A:215:LEU:O	1:A:219:PRO:HD2	2.02	0.60
1:A:288:ALA:C	1:A:291:ALA:HB3	2.21	0.60
1:A:345:SER:HB3	1:A:346:PRO:HD3	1.83	0.60
1:A:406:LEU:HD21	1:A:432:THR:HG23	1.82	0.60
1:A:585:LEU:HD13	1:A:588:VAL:HG21	1.83	0.60
1:A:625:GLN:O	1:A:626:THR:HB	2.01	0.60
1:A:709:VAL:HG22	1:A:710:GLY:N	2.15	0.60
1:A:720:LEU:O	1:A:723:ALA:HB3	2.01	0.60
1:A:972:LEU:O	1:A:975:SER:HB2	2.01	0.60
1:B:1118:LEU:HB3	1:B:1129:TYR:OH	2.01	0.60
1:B:131:PHE:C	1:B:131:PHE:HD2	2.05	0.60
1:B:136:ALA:HB2	1:B:182:ILE:HB	1.82	0.60

Continued on next page...

Continued from previous page...

Atom-1	Atom-2	Interatomic distance (Å)	Clash overlap (Å)
1:B:849:TYR:HB2	1:B:854:THR:HG23	1.83	0.60
1:A:70:ILE:HD13	1:A:113:TYR:HB2	1.84	0.60
1:B:200:PHE:O	1:B:201:ILE:C	2.38	0.60
1:B:218:SER:CB	1:B:219:PRO:HD3	2.31	0.60
1:B:257:ILE:O	1:B:257:ILE:HD12	2.01	0.60
1:B:359:TYR:O	1:B:362:PHE:HB3	2.00	0.60
1:B:58:ILE:O	1:B:62:VAL:HG23	2.01	0.60
1:A:1033:PHE:CD1	1:A:1036:VAL:HG21	2.36	0.60
1:A:1042:THR:C	1:A:1044:PRO:CD	2.69	0.60
1:A:1079:LEU:HD23	1:A:1194:LEU:HD11	1.82	0.60
1:A:686:GLU:N	1:A:686:GLU:CD	2.55	0.60
1:B:885:GLU:HB3	1:B:923:PRO:CG	2.31	0.60
1:A:267:LYS:HB3	1:A:790:LYS:CE	2.28	0.60
1:A:279:GLU:HG2	1:A:782:LYS:HZ2	1.66	0.60
1:A:363:LYS:O	1:A:367:ASN:CG	2.40	0.60
1:A:267:LYS:O	1:A:790:LYS:CE	2.50	0.60
1:A:853:LEU:O	1:A:854:THR:C	2.39	0.60
1:B:282:ARG:O	1:B:286:LYS:CB	2.49	0.60
1:A:853:LEU:CA	1:A:856:LEU:CB	2.73	0.60
1:A:970:VAL:HG23	1:A:971:LEU:CD2	2.32	0.60
1:B:167:LEU:O	1:B:168:ASN:C	2.39	0.60
1:B:282:ARG:N	1:B:282:ARG:HH11	1.98	0.60
1:B:425:SER:OG	1:B:598:ASP:O	2.20	0.60
1:B:740:PRO:HG2	1:B:741:PRO:HD3	1.84	0.60
1:B:909:GLU:O	1:B:912:PHE:HB2	2.02	0.60
1:A:227:ILE:O	1:A:231:ILE:HG13	2.01	0.60
1:A:284:GLY:C	1:A:286:LYS:H	2.04	0.60
1:A:289:ILE:HG22	1:A:290:THR:N	2.16	0.60
1:A:552:GLU:O	1:A:553:ALA:C	2.39	0.60
1:B:1076:VAL:CG1	1:B:1194:LEU:HD13	2.31	0.60
1:B:1092:LEU:HD11	1:B:1104:TRP:HZ3	1.67	0.60
1:B:1197:GLU:OE2	1:B:1228:HIS:HB2	2.02	0.60
1:B:251:GLU:O	1:B:254:LEU:HD11	2.01	0.60
1:B:812:THR:HG22	1:B:816:ASN:ND2	2.17	0.60
1:B:916:TYR:HA	1:B:919:SER:OG	2.00	0.60
1:B:107:MET:HE2	1:B:954:ARG:HD2	1.84	0.60
1:A:132:TRP:HD1	1:A:133:CYS:HA	1.66	0.60
1:A:232:LEU:O	1:A:235:PHE:HB3	2.01	0.60
1:A:342:GLY:O	1:A:346:PRO:HD2	2.02	0.60
1:A:942:GLN:OE1	1:A:942:GLN:N	2.35	0.60
1:B:362:PHE:CA	1:B:365:ILE:HB	2.27	0.60

Continued on next page...

Continued from previous page...

Atom-1	Atom-2	Interatomic distance (Å)	Clash overlap (Å)
1:B:459:VAL:O	1:B:461:TYR:N	2.35	0.60
1:A:1004:ILE:O	1:A:1008:ILE:HG22	2.02	0.60
1:A:1084:ASP:OD1	1:A:1085:PRO:HD2	2.02	0.60
1:A:1097:ILE:HD11	1:A:1100:LEU:HD22	1.84	0.60
1:A:110:TYR:O	1:A:113:TYR:HD2	1.83	0.60
1:A:175:VAL:HG13	1:A:176:SER:N	2.16	0.60
1:B:1230:LEU:HD12	1:B:1270:GLN:HB2	1.83	0.60
1:B:157:GLY:HA2	1:B:160:ASP:HB2	1.82	0.60
1:B:43:GLY:CA	1:B:46:ASP:HB2	2.32	0.60
1:B:706:TYR:CD1	1:B:706:TYR:C	2.75	0.60
1:B:857:LEU:HD23	1:B:858:LEU:H	1.65	0.60
1:A:1236:ALA:CB	1:A:1239:ILE:HD11	2.30	0.59
1:A:209:LYS:HA	1:A:212:LEU:CB	2.32	0.59
1:A:253:VAL:HG12	1:A:254:LEU:N	2.17	0.59
1:A:290:THR:C	1:A:293:ILE:HB	2.22	0.59
1:A:374:PHE:CE1	1:A:376:LYS:CB	2.84	0.59
1:B:1062:LEU:C	1:B:1062:LEU:CD1	2.71	0.59
1:B:157:GLY:HA2	1:B:160:ASP:CB	2.31	0.59
1:B:787:MET:HB3	1:B:1008:ILE:HD12	1.84	0.59
1:B:936:ILE:O	1:B:939:SER:OG	2.17	0.59
1:A:1091:PHE:HE1	1:A:1096:GLU:HA	1.63	0.59
1:A:155:GLU:HB3	1:A:156:ILE:CD1	2.31	0.59
1:A:512:LEU:HD12	1:A:513:PRO:CG	2.33	0.59
1:B:694:TRP:O	1:B:697:LEU:CG	2.49	0.59
1:B:293:ILE:HG21	1:B:770:GLY:HA3	1.82	0.59
1:B:792:MET:HE2	1:B:810:LEU:HD22	1.84	0.59
1:B:816:ASN:OD1	1:B:817:ASP:N	2.35	0.59
1:B:902:THR:C	1:B:904:VAL:N	2.54	0.59
1:B:904:VAL:HG13	1:B:905:SER:N	2.18	0.59
1:A:318:ILE:HD12	1:A:735:PHE:CE1	2.38	0.59
1:A:727:ILE:CG2	1:A:754:LEU:HG	2.31	0.59
1:A:916:TYR:N	1:A:916:TYR:CD1	2.65	0.59
1:B:1192:ILE:O	1:B:1193:LEU:HD23	2.03	0.59
1:B:292:ASN:O	1:B:295:MET:HB2	2.02	0.59
1:B:449:ILE:O	1:B:450:ASP:C	2.38	0.59
1:A:918:GLN:HE22	1:B:482:GLU:CD	2.04	0.59
1:B:907:THR:N	1:B:908:ARG:NE	2.50	0.59
1:A:1099:GLN:CG	1:A:1099:GLN:O	2.50	0.59
1:A:1262:ILE:H	1:A:1262:ILE:CD1	2.14	0.59
1:A:236:THR:O	1:A:239:GLU:HB2	2.02	0.59
1:A:324:ILE:HD13	1:A:326:GLN:H	1.66	0.59

Continued on next page...

Continued from previous page...

Atom-1	Atom-2	Interatomic distance (Å)	Clash overlap (Å)
1:A:399:SER:O	1:A:401:LYS:N	2.36	0.59
1:A:61:GLY:HA3	1:A:194:ALA:HB2	1.82	0.59
1:B:1099:GLN:O	1:B:1099:GLN:CG	2.50	0.59
1:B:195:THR:HB	1:B:340:SER:OG	2.03	0.59
1:B:268:LYS:O	1:B:268:LYS:HD3	2.02	0.59
1:B:283:LEU:HD12	1:B:284:GLY:N	2.16	0.59
1:B:548:LEU:HB3	1:B:578:THR:HB	1.85	0.59
1:B:557:LEU:HG	1:B:561:SER:OG	2.03	0.59
1:B:858:LEU:HD12	1:B:858:LEU:C	2.23	0.59
1:A:167:LEU:O	1:A:170:ARG:N	2.36	0.59
1:A:315:SER:HA	1:A:318:ILE:CG2	2.33	0.59
1:A:512:LEU:HD12	1:A:513:PRO:N	2.17	0.59
1:A:548:LEU:HB3	1:A:578:THR:HB	1.83	0.59
1:A:799:TRP:CD1	1:A:800:PHE:CE1	2.87	0.59
1:B:450:ASP:CG	1:B:451:GLY:H	2.05	0.59
1:B:908:ARG:N	1:B:908:ARG:NE	2.50	0.59
1:B:993:ASP:C	1:B:996:LYS:HZ1	2.05	0.59
1:A:195:THR:HB	1:A:340:SER:OG	2.02	0.59
1:B:1097:ILE:CD1	1:B:1100:LEU:HB3	2.32	0.59
1:B:282:ARG:HD3	1:B:286:LYS:NZ	2.18	0.59
1:B:351:PHE:HD1	1:B:351:PHE:C	2.05	0.59
1:B:397:TYR:HB3	1:B:398:PRO:HD2	1.83	0.59
1:B:436:MET:HA	1:B:436:MET:HE3	1.85	0.59
1:B:523:ARG:HD3	1:B:524:GLY:N	2.04	0.59
1:B:625:GLN:O	1:B:626:THR:HB	2.02	0.59
1:B:857:LEU:HD13	1:B:976:ALA:HB3	1.82	0.59
1:A:167:LEU:O	1:A:168:ASN:C	2.40	0.59
1:A:581:ILE:HD13	1:A:581:ILE:C	2.22	0.59
1:A:838:ASN:HD22	1:A:839:LEU:N	1.99	0.59
1:A:858:LEU:C	1:A:858:LEU:HD12	2.23	0.59
1:A:904:VAL:HG13	1:A:905:SER:N	2.18	0.59
1:A:909:GLU:CA	1:A:909:GLU:OE2	2.51	0.59
1:A:936:ILE:O	1:A:939:SER:OG	2.18	0.59
1:B:762:SER:C	1:B:765:THR:HG22	2.23	0.59
1:A:204:PHE:HA	1:A:211:THR:CG2	2.33	0.59
1:A:472:GLU:O	1:A:472:GLU:HG3	2.01	0.59
1:A:527:LEU:HD23	1:A:527:LEU:N	2.18	0.59
1:A:797:VAL:HG12	1:A:798:SER:N	2.16	0.59
1:A:844:ILE:O	1:A:847:LEU:HB2	2.02	0.59
1:A:961:THR:O	1:A:962:GLN:CB	2.50	0.59
1:B:1057:LYS:N	1:B:1057:LYS:HD2	2.18	0.59

Continued on next page...

Continued from previous page...

Atom-1	Atom-2	Interatomic distance (Å)	Clash overlap (Å)
1:B:601:VAL:O	1:B:601:VAL:HG13	2.03	0.59
1:A:114:TYR:HD2	1:A:946:TYR:CE2	2.21	0.59
1:A:438:ARG:NH1	1:A:455:ARG:HA	2.17	0.59
1:A:450:ASP:CG	1:A:451:GLY:N	2.56	0.59
1:A:69:LEU:HA	1:A:329:THR:CG2	2.31	0.59
1:A:987:VAL:HG13	1:A:988:SER:N	2.18	0.59
1:B:1164:ARG:C	1:B:1166:GLY:N	2.55	0.59
1:B:371:ILE:O	1:B:373:SER:N	2.36	0.59
1:B:405:ILE:N	1:B:405:ILE:HD12	2.02	0.59
1:B:457:ILE:HD11	1:B:462:LEU:HD12	1.84	0.59
1:A:182:ILE:HD13	1:A:182:ILE:N	2.18	0.59
1:A:204:PHE:O	1:A:211:THR:CG2	2.45	0.59
1:A:283:LEU:HD12	1:A:284:GLY:N	2.17	0.59
1:A:845:ILE:HA	1:A:848:ILE:HG23	1.83	0.59
1:A:921:GLN:HG2	1:A:922:ILE:N	2.18	0.59
1:B:110:TYR:O	1:B:113:TYR:HD2	1.86	0.59
1:B:1208:LYS:HD3	1:B:1209:VAL:N	2.18	0.59
1:B:266:GLN:O	1:B:267:LYS:CB	2.48	0.59
1:B:447:VAL:HG22	1:B:454:ILE:HG22	1.85	0.59
1:B:765:THR:HG23	1:B:766:PHE:CD1	2.38	0.59
1:B:827:SER:O	1:B:831:VAL:HG23	2.03	0.59
1:A:283:LEU:C	1:A:286:LYS:HB2	2.23	0.58
1:A:289:ILE:C	1:A:291:ALA:N	2.56	0.58
1:A:304:ALA:HB2	1:A:758:LEU:CD2	2.33	0.58
1:A:459:VAL:O	1:A:462:LEU:N	2.35	0.58
1:A:484:ILE:HG23	1:A:542:VAL:HG21	1.84	0.58
1:A:611:LEU:HB3	1:A:618:TYR:CB	2.31	0.58
1:A:712:PHE:O	1:A:715:ILE:HG12	2.03	0.58
1:A:765:THR:CG2	1:A:766:PHE:N	2.65	0.58
1:A:819:ALA:O	1:A:822:LYS:HB3	2.03	0.58
1:A:881:LYS:NZ	1:A:881:LYS:HB2	2.17	0.58
1:B:351:PHE:CD1	1:B:351:PHE:C	2.76	0.58
1:B:362:PHE:HA	1:B:365:ILE:CD1	2.33	0.58
1:B:566:GLN:HA	1:B:569:LEU:HD12	1.84	0.58
1:A:254:LEU:N	1:A:254:LEU:CD2	2.65	0.58
1:A:406:LEU:HD11	1:A:432:THR:CG2	2.33	0.58
1:A:492:THR:O	1:A:495:GLU:N	2.33	0.58
1:A:421:LEU:CD1	1:A:579:ILE:HD11	2.33	0.58
1:A:816:ASN:OD1	1:A:817:ASP:N	2.36	0.58
1:A:839:LEU:O	1:A:842:GLY:N	2.37	0.58
1:B:1064:LEU:HB3	1:B:1226:ILE:HB	1.84	0.58

Continued on next page...

Continued from previous page...

Atom-1	Atom-2	Interatomic distance (Å)	Clash overlap (Å)
1:B:1218:ARG:O	1:B:1220:GLY:N	2.36	0.58
1:B:157:GLY:C	1:B:159:PHE:H	2.06	0.58
1:B:61:GLY:HA3	1:B:194:ALA:HB2	1.85	0.58
1:B:206:ARG:O	1:B:211:THR:HB	2.03	0.58
1:B:393:ILE:HD13	1:B:393:ILE:H	1.67	0.58
1:B:734:VAL:O	1:B:734:VAL:HG22	2.02	0.58
1:B:762:SER:O	1:B:763:PHE:C	2.42	0.58
1:B:713:CYS:CB	1:B:768:LEU:HD21	2.33	0.58
1:A:1131:ASP:HB3	1:A:1188:ARG:CZ	2.32	0.58
1:A:290:THR:CA	1:A:293:ILE:HB	2.34	0.58
1:A:351:PHE:HD1	1:A:351:PHE:C	2.07	0.58
1:A:939:SER:O	1:A:942:GLN:N	2.36	0.58
1:B:253:VAL:HG12	1:B:254:LEU:N	2.17	0.58
1:B:291:ALA:HA	1:B:294:SER:CB	2.28	0.58
1:B:465:ILE:O	1:B:465:ILE:HG22	2.03	0.58
1:B:742:GLU:O	1:B:746:GLN:HG2	2.02	0.58
1:B:850:GLY:C	1:B:852:GLN:H	2.00	0.58
1:A:1192:ILE:O	1:A:1193:LEU:HD23	2.02	0.58
1:A:1241:VAL:HB	1:A:1249:GLU:HB2	1.85	0.58
1:A:131:PHE:C	1:A:131:PHE:HD2	2.07	0.58
1:A:765:THR:O	1:A:769:GLN:NE2	2.31	0.58
1:A:789:PHE:HD2	1:A:789:PHE:O	1.87	0.58
1:A:912:PHE:O	1:A:914:THR:N	2.36	0.58
1:B:211:THR:HA	1:B:214:ILE:CD1	2.32	0.58
1:B:36:LEU:HG	1:B:37:THR:H	1.68	0.58
1:B:594:ILE:HD12	1:B:594:ILE:N	2.18	0.58
1:B:724:PHE:CD1	1:B:754:LEU:HD21	2.39	0.58
1:B:869:VAL:HG12	1:B:870:VAL:N	2.17	0.58
1:B:902:THR:C	1:B:904:VAL:H	2.06	0.58
1:A:103:LEU:HD22	1:A:960:VAL:HG22	1.84	0.58
1:A:512:LEU:CD1	1:A:513:PRO:HD2	2.31	0.58
1:A:975:SER:O	1:A:979:PHE:CD1	2.55	0.58
1:B:1039:ASN:HB2	1:B:1047:PRO:CB	2.33	0.58
1:B:1153:PHE:CA	1:B:1157:LEU:HD23	2.27	0.58
1:B:283:LEU:HA	1:B:286:LYS:HB2	1.84	0.58
1:B:693:PHE:HD2	1:B:694:TRP:H	1.47	0.58
1:B:803:PRO:C	1:B:804:LYS:HD3	2.24	0.58
1:B:828:ARG:O	1:B:831:VAL:HB	2.04	0.58
1:B:837:ALA:HB1	1:B:982:MET:CE	2.33	0.58
1:B:968:GLU:C	1:B:968:GLU:CD	2.61	0.58
1:A:1064:LEU:HB3	1:A:1226:ILE:HB	1.86	0.58

Continued on next page...

Continued from previous page...

Atom-1	Atom-2	Interatomic distance (Å)	Clash overlap (Å)
1:A:426:GLY:CA	1:A:429:LYS:HZ1	2.15	0.58
1:A:454:ILE:HG23	1:A:455:ARG:HG3	1.86	0.58
1:A:697:LEU:HA	1:A:700:ASN:HB2	1.84	0.58
1:B:1062:LEU:HD13	1:B:1063:ALA:N	2.19	0.58
1:B:1144:ALA:HB2	1:B:1187:VAL:CG2	2.22	0.58
1:B:1185:ALA:O	1:B:1188:ARG:N	2.36	0.58
1:B:318:ILE:O	1:B:318:ILE:CD1	2.46	0.58
1:B:462:LEU:HG	1:B:466:ILE:HD12	1.84	0.58
1:B:527:LEU:HD23	1:B:527:LEU:H	1.68	0.58
1:B:581:ILE:C	1:B:581:ILE:HD13	2.24	0.58
1:B:279:GLU:HA	1:B:782:LYS:HZ3	1.67	0.58
1:B:959:LEU:O	1:B:964:LEU:HB3	2.04	0.58
1:A:1048:VAL:HG23	1:A:1049:LEU:CD2	2.27	0.58
1:A:110:TYR:CA	1:A:113:TYR:CD2	2.79	0.58
1:A:155:GLU:CA	1:A:155:GLU:OE1	2.52	0.58
1:B:768:LEU:CG	1:B:769:GLN:N	2.67	0.58
1:A:1022:LEU:HG	1:A:1104:TRP:NE1	2.19	0.58
1:A:424:ASN:HB2	1:A:598:ASP:OD1	2.03	0.58
1:A:790:LYS:HB2	1:A:794:ARG:NH2	2.18	0.58
1:A:773:PHE:HB2	1:A:829:LEU:HD13	1.86	0.58
1:A:911:LYS:O	1:A:915:MET:HG3	2.04	0.58
1:A:721:GLN:HG2	1:A:982:MET:CE	2.34	0.58
1:B:1054:LEU:HD22	1:B:1054:LEU:N	2.18	0.58
1:B:370:SER:O	1:B:372:ASP:N	2.36	0.58
1:B:454:ILE:HG23	1:B:455:ARG:HG3	1.85	0.58
1:B:478:THR:HG21	1:B:482:GLU:CB	2.34	0.58
1:B:296:GLY:HA3	1:B:766:PHE:HE2	1.67	0.58
1:B:768:LEU:HG	1:B:769:GLN:N	2.17	0.58
1:B:777:GLY:HA2	1:B:822:LYS:HG3	1.85	0.58
1:B:791:SER:N	1:B:794:ARG:HH21	2.02	0.58
1:B:845:ILE:HA	1:B:848:ILE:HG23	1.86	0.58
1:A:1005:ILE:HA	1:A:1008:ILE:CG2	2.33	0.58
1:A:1149:ASN:O	1:A:1179:ARG:HD3	2.04	0.58
1:A:209:LYS:CA	1:A:212:LEU:HB3	2.33	0.58
1:A:720:LEU:HD21	1:A:762:SER:HB2	1.86	0.58
1:B:519:LEU:CD2	1:B:526:GLN:HE22	2.17	0.58
1:B:54:THR:O	1:B:58:ILE:HD13	2.03	0.58
1:B:807:THR:O	1:B:811:THR:HG23	2.04	0.58
1:A:1117:ILE:CD1	1:A:1118:LEU:H	2.17	0.58
1:A:1183:ALA:O	1:A:1185:ALA:N	2.37	0.58
1:A:1197:GLU:O	1:A:1198:ALA:C	2.42	0.58

Continued on next page...

Continued from previous page...

Atom-1	Atom-2	Interatomic distance (Å)	Clash overlap (Å)
1:A:133:CYS:HB2	1:A:931:ALA:HB1	1.86	0.58
1:A:210:LEU:HD11	1:A:327:VAL:HG12	1.85	0.58
1:A:282:ARG:HH11	1:A:282:ARG:N	2.01	0.58
1:A:976:ALA:O	1:A:979:PHE:HB2	2.04	0.58
1:B:1097:ILE:CD1	1:B:1100:LEU:HB2	2.31	0.58
1:B:289:ILE:HG22	1:B:290:THR:N	2.18	0.58
1:B:492:THR:H	1:B:495:GLU:CD	2.07	0.58
1:B:711:ILE:O	1:B:711:ILE:HG12	2.01	0.58
1:B:982:MET:HG2	1:B:983:ALA:H	1.66	0.58
1:A:315:SER:CB	1:A:747:ASN:CG	2.73	0.57
1:A:394:HIS:HA	1:A:406:LEU:O	2.03	0.57
1:A:831:VAL:O	1:A:832:ILE:C	2.43	0.57
1:B:1148:ALA:O	1:B:1149:ASN:HB2	2.03	0.57
1:B:314:THR:HG22	1:B:315:SER:N	2.18	0.57
1:B:363:LYS:O	1:B:367:ASN:CG	2.42	0.57
1:B:928:MET:O	1:B:931:ALA:HB3	2.04	0.57
1:A:1023:LYS:H	1:A:1023:LYS:HD2	1.69	0.57
1:A:1045:SER:C	1:A:1046:ILE:O	2.41	0.57
1:A:384:ILE:HG22	1:A:385:GLN:N	2.11	0.57
1:A:851:TRP:O	1:A:852:GLN:CG	2.52	0.57
1:A:133:CYS:HB2	1:A:931:ALA:CB	2.35	0.57
1:B:1033:PHE:CD1	1:B:1036:VAL:CG2	2.86	0.57
1:B:720:LEU:HD13	1:B:761:ILE:CG2	2.30	0.57
1:B:853:LEU:O	1:B:854:THR:C	2.42	0.57
1:B:912:PHE:C	1:B:914:THR:H	2.08	0.57
1:B:976:ALA:O	1:B:979:PHE:HB2	2.04	0.57
1:A:1189:GLN:N	1:A:1190:PRO:HD3	2.19	0.57
1:A:1234:GLN:HG2	1:A:1253:HIS:NE2	2.19	0.57
1:A:218:SER:HB2	1:A:219:PRO:HD3	1.86	0.57
1:A:252:GLU:OE1	1:A:252:GLU:N	2.37	0.57
1:A:342:GLY:O	1:A:346:PRO:CD	2.52	0.57
1:A:593:VAL:C	1:A:594:ILE:HD12	2.25	0.57
1:A:906:LEU:C	1:A:908:ARG:NE	2.56	0.57
1:A:912:PHE:C	1:A:914:THR:N	2.54	0.57
1:B:131:PHE:C	1:B:131:PHE:CD2	2.76	0.57
1:B:175:VAL:O	1:B:178:ILE:HG12	2.05	0.57
1:B:911:LYS:C	1:B:914:THR:HB	2.24	0.57
1:A:35:VAL:CG2	1:A:36:LEU:N	2.40	0.57
1:A:960:VAL:HG12	1:A:966:THR:OG1	2.04	0.57
1:B:1066:GLY:H	1:B:1072:LYS:HE2	1.69	0.57
1:B:530:GLY:HA2	1:B:557:LEU:HD11	1.86	0.57

Continued on next page...

Continued from previous page...

Atom-1	Atom-2	Interatomic distance (Å)	Clash overlap (Å)
1:B:735:PHE:CD1	1:B:735:PHE:O	2.57	0.57
1:B:910:GLN:O	1:B:912:PHE:N	2.37	0.57
1:B:849:TYR:OH	1:B:972:LEU:O	2.13	0.57
1:B:993:ASP:O	1:B:995:ALA:N	2.37	0.57
1:A:1150:ILE:HB	1:A:1179:ARG:HB3	1.86	0.57
1:A:278:GLU:HA	1:A:282:ARG:CZ	2.35	0.57
1:A:388:LEU:HB2	1:A:413:VAL:CG1	2.34	0.57
1:A:716:ILE:C	1:A:716:ILE:HD12	2.25	0.57
1:A:949:TYR:O	1:A:952:ALA:HB3	2.03	0.57
1:B:207:GLY:HA3	1:B:211:THR:HB	1.87	0.57
1:B:239:GLU:OE1	1:B:239:GLU:HA	2.04	0.57
1:B:35:VAL:HG21	1:B:355:ARG:HH21	1.70	0.57
1:B:881:LYS:O	1:B:884:LYS:HB2	2.03	0.57
1:A:749:ASN:OD1	1:A:750:LEU:N	2.38	0.57
1:A:801:ASP:HB3	1:A:1083:TYR:CZ	2.40	0.57
1:A:867:ALA:O	1:A:868:GLY:C	2.42	0.57
1:A:906:LEU:N	1:A:908:ARG:NH1	2.52	0.57
1:B:1096:GLU:O	1:B:1099:GLN:N	2.35	0.57
1:B:192:ALA:O	1:B:195:THR:HG23	2.04	0.57
1:B:428:GLY:O	1:B:431:THR:HB	2.04	0.57
1:B:498:LYS:NZ	1:B:502:GLU:OE2	2.38	0.57
1:B:766:PHE:O	1:B:767:PHE:C	2.43	0.57
1:B:921:GLN:HG2	1:B:922:ILE:N	2.19	0.57
1:B:853:LEU:HD21	1:B:956:GLY:HA2	1.87	0.57
1:A:765:THR:C	1:A:769:GLN:HE21	2.07	0.57
1:A:851:TRP:CD1	1:A:851:TRP:N	2.72	0.57
1:A:857:LEU:C	1:A:857:LEU:CD2	2.71	0.57
1:A:982:MET:CG	1:A:983:ALA:N	2.68	0.57
1:B:1064:LEU:HD13	1:B:1065:VAL:N	2.20	0.57
1:B:1191:HIS:O	1:B:1221:ARG:HB2	2.04	0.57
1:B:218:SER:CB	1:B:219:PRO:CD	2.82	0.57
1:B:438:ARG:O	1:B:438:ARG:HD3	2.03	0.57
1:B:973:VAL:O	1:B:977:ILE:HG13	2.04	0.57
1:B:987:VAL:HG13	1:B:988:SER:N	2.20	0.57
1:A:1004:ILE:C	1:A:1004:ILE:CD1	2.70	0.57
1:A:1258:ALA:HA	1:A:1260:LYS:NZ	2.20	0.57
1:A:131:PHE:O	1:A:132:TRP:C	2.43	0.57
1:A:33:VAL:O	1:A:36:LEU:HG	2.05	0.57
1:A:550:LEU:N	1:A:550:LEU:HD12	2.19	0.57
1:A:69:LEU:HA	1:A:329:THR:HG21	1.86	0.57
1:B:103:LEU:O	1:B:107:MET:HB2	2.04	0.57

Continued on next page...

Continued from previous page...

Atom-1	Atom-2	Interatomic distance (Å)	Clash overlap (Å)
1:B:217:ILE:HD11	1:B:331:PHE:CE2	2.33	0.57
1:B:498:LYS:HZ2	1:B:502:GLU:HG3	1.69	0.57
1:B:721:GLN:CG	1:B:982:MET:HE3	2.31	0.57
1:B:543:ARG:CZ	1:B:905:SER:HB3	2.33	0.57
1:B:906:LEU:N	1:B:908:ARG:NH1	2.52	0.57
1:A:1067:SER:OG	1:A:1068:SER:N	2.38	0.57
1:A:1083:TYR:N	1:A:1083:TYR:CD1	2.71	0.57
1:A:1091:PHE:CE1	1:A:1096:GLU:CG	2.82	0.57
1:A:1124:ALA:HA	1:A:1127:ILE:HD12	1.86	0.57
1:A:1153:PHE:CA	1:A:1157:LEU:HD23	2.30	0.57
1:A:1166:GLY:HA3	1:A:1171:GLN:OE1	2.04	0.57
1:A:125:ALA:O	1:A:129:VAL:HG23	2.04	0.57
1:A:131:PHE:CE2	1:A:186:ILE:HG22	2.39	0.57
1:A:198:GLY:O	1:A:200:PHE:N	2.38	0.57
1:A:359:TYR:CE1	1:A:360:GLU:OE1	2.58	0.57
1:A:36:LEU:HG	1:A:37:THR:N	2.20	0.57
1:A:383:ASN:C	1:A:384:ILE:HD12	2.25	0.57
1:A:435:LEU:C	1:A:437:GLN:N	2.54	0.57
1:A:993:ASP:O	1:A:994:TYR:C	2.41	0.57
1:B:1166:GLY:HA3	1:B:1171:GLN:OE1	2.04	0.57
1:B:946:TYR:CG	1:B:947:PHE:N	2.72	0.57
1:A:1017:TYR:C	1:A:1101:ASN:HD22	2.07	0.57
1:A:401:LYS:HD2	1:A:401:LYS:H	1.70	0.57
1:A:536:ALA:O	1:A:539:ARG:N	2.37	0.57
1:A:548:LEU:CD2	1:A:550:LEU:CD1	2.81	0.57
1:A:761:ILE:O	1:A:764:ILE:HB	2.05	0.57
1:B:604:GLU:OE1	1:B:616:GLY:HA3	2.05	0.57
1:B:762:SER:HA	1:B:765:THR:HG22	1.87	0.57
1:B:798:SER:HA	1:B:801:ASP:CB	2.31	0.57
1:B:902:THR:OG1	1:B:908:ARG:NH2	2.38	0.57
1:A:1053:SER:C	1:A:1054:LEU:HD13	2.25	0.56
1:A:498:LYS:C	1:A:498:LYS:HE2	2.25	0.56
1:A:760:ILE:O	1:A:761:ILE:C	2.43	0.56
1:A:928:MET:O	1:A:931:ALA:HB3	2.05	0.56
1:B:1083:TYR:N	1:B:1083:TYR:CD1	2.73	0.56
1:B:1205:GLU:O	1:B:1209:VAL:HG12	2.05	0.56
1:B:72:GLY:HA2	1:B:326:GLN:NE2	2.20	0.56
1:B:467:GLY:CA	1:B:545:PRO:HG3	2.35	0.56
1:B:762:SER:HA	1:B:765:THR:CG2	2.35	0.56
1:A:545:PRO:O	1:A:546:LYS:HD3	2.06	0.56
1:A:573:ARG:O	1:A:576:ARG:O	2.23	0.56

Continued on next page...

Continued from previous page...

Atom-1	Atom-2	Interatomic distance (Å)	Clash overlap (Å)
1:A:699:LEU:O	1:A:702:THR:HB	2.04	0.56
1:B:1053:SER:C	1:B:1054:LEU:HD13	2.25	0.56
1:B:1131:ASP:HB3	1:B:1188:ARG:CZ	2.35	0.56
1:B:881:LYS:HB2	1:B:881:LYS:NZ	2.19	0.56
1:A:1057:LYS:N	1:A:1057:LYS:HD2	2.20	0.56
1:A:317:VAL:HG12	1:A:317:VAL:O	2.03	0.56
1:A:762:SER:HA	1:A:765:THR:CG2	2.35	0.56
1:A:902:THR:OG1	1:A:908:ARG:NH2	2.38	0.56
1:B:1037:VAL:HA	1:B:1049:LEU:O	2.05	0.56
1:B:773:PHE:HB2	1:B:829:LEU:CD1	2.34	0.56
1:A:366:ASP:O	1:A:367:ASN:O	2.22	0.56
1:A:766:PHE:O	1:A:767:PHE:C	2.43	0.56
1:B:1024:PRO:O	1:B:1027:LEU:HD22	2.05	0.56
1:B:1079:LEU:C	1:B:1081:ARG:H	2.07	0.56
1:B:114:TYR:HB3	1:B:950:ALA:CB	2.35	0.56
1:B:711:ILE:HG12	1:B:715:ILE:HD11	1.87	0.56
1:A:1048:VAL:CG2	1:A:1049:LEU:HD22	2.29	0.56
1:A:218:SER:CB	1:A:219:PRO:CD	2.83	0.56
1:A:507:ASP:OD1	1:A:508:PHE:N	2.39	0.56
1:A:911:LYS:C	1:A:914:THR:HB	2.25	0.56
1:B:1004:ILE:HD13	1:B:1004:ILE:O	2.06	0.56
1:B:471:GLN:O	1:B:472:GLU:C	2.42	0.56
1:B:734:VAL:HG11	1:B:750:LEU:HD11	1.86	0.56
1:A:1099:GLN:HG2	1:A:1099:GLN:O	2.04	0.56
1:A:1154:ILE:HG12	1:A:1161:TYR:CE2	2.41	0.56
1:A:1193:LEU:HB2	1:A:1223:CYS:HB3	1.83	0.56
1:A:186:ILE:HD12	1:A:186:ILE:C	2.26	0.56
1:A:282:ARG:HD3	1:A:286:LYS:NZ	2.21	0.56
1:A:594:ILE:HD12	1:A:594:ILE:N	2.20	0.56
1:B:1173:SER:H	1:B:1176:GLN:NE2	2.03	0.56
1:B:1242:ILE:HD12	1:B:1246:LYS:O	2.04	0.56
1:B:702:THR:C	1:B:704:TRP:H	2.09	0.56
1:B:725:SER:HB3	1:B:975:SER:HB3	1.85	0.56
1:A:1263:TYR:O	1:A:1267:VAL:HG23	2.05	0.56
1:A:188:MET:HB2	1:A:347:ASN:CB	2.34	0.56
1:A:351:PHE:C	1:A:351:PHE:CD1	2.79	0.56
1:A:403:VAL:O	1:A:405:ILE:N	2.39	0.56
1:A:768:LEU:HG	1:A:769:GLN:N	2.20	0.56
1:A:853:LEU:O	1:A:856:LEU:CA	2.53	0.56
1:A:881:LYS:O	1:A:884:LYS:HB2	2.06	0.56
1:A:515:GLN:HG2	1:B:138:ARG:NH2	2.21	0.56

Continued on next page...

Continued from previous page...

Atom-1	Atom-2	Interatomic distance (Å)	Clash overlap (Å)
1:B:288:ALA:C	1:B:291:ALA:HB3	2.25	0.56
1:B:463:ARG:NH1	1:B:903:VAL:HG22	2.21	0.56
1:B:508:PHE:HE2	1:B:534:ARG:HD2	1.70	0.56
1:B:543:ARG:HH21	1:B:907:THR:CG2	2.09	0.56
1:B:796:ASP:C	1:B:797:VAL:O	2.44	0.56
1:B:867:ALA:O	1:B:868:GLY:C	2.42	0.56
1:B:889:SER:O	1:B:892:ILE:HG12	2.05	0.56
1:A:1094:GLY:C	1:A:1095:LYS:CG	2.70	0.56
1:A:1128:ALA:O	1:A:1129:TYR:C	2.44	0.56
1:A:1239:ILE:N	1:A:1239:ILE:CD1	2.63	0.56
1:A:238:LYS:C	1:A:238:LYS:HE2	2.24	0.56
1:A:44:TRP:CD1	1:A:45:LEU:HD13	2.41	0.56
1:A:484:ILE:HG21	1:A:496:ILE:HG13	1.87	0.56
1:A:765:THR:C	1:A:769:GLN:NE2	2.59	0.56
1:A:826:GLY:CA	1:A:829:LEU:HD12	2.16	0.56
1:B:1189:GLN:N	1:B:1190:PRO:HD3	2.20	0.56
1:B:1262:ILE:N	1:B:1262:ILE:HD12	2.17	0.56
1:B:318:ILE:HD12	1:B:735:PHE:CE1	2.40	0.56
1:B:711:ILE:HD11	1:B:832:ILE:HD13	1.88	0.56
1:A:1096:GLU:C	1:A:1098:LYS:N	2.58	0.56
1:A:310:PHE:HZ	1:A:332:PHE:HA	1.70	0.56
1:A:688:VAL:CB	1:A:1006:ARG:NH1	2.69	0.56
1:A:816:ASN:O	1:A:819:ALA:HB3	2.05	0.56
1:A:158:TRP:HZ2	1:A:900:PHE:HA	1.70	0.56
1:A:901:ARG:CD	1:A:901:ARG:H	2.03	0.56
1:A:908:ARG:N	1:A:908:ARG:HE	2.04	0.56
1:B:545:PRO:O	1:B:546:LYS:HD3	2.06	0.56
1:B:701:SER:HA	1:B:704:TRP:HB3	1.87	0.56
1:B:790:LYS:CB	1:B:794:ARG:NH2	2.68	0.56
1:A:1017:TYR:O	1:A:1101:ASN:ND2	2.38	0.56
1:A:185:LYS:HZ2	1:A:186:ILE:CA	2.18	0.56
1:A:304:ALA:O	1:A:307:ALA:HB3	2.06	0.56
1:A:332:PHE:O	1:A:335:LEU:HB3	2.06	0.56
1:A:765:THR:HG23	1:A:766:PHE:CD1	2.38	0.56
1:A:725:SER:HG	1:A:979:PHE:HE1	1.53	0.56
1:A:995:ALA:O	1:A:996:LYS:C	2.43	0.56
1:B:1106:ARG:O	1:B:1109:LEU:HD22	2.06	0.56
1:B:58:ILE:HG13	1:B:193:MET:HG3	1.87	0.56
1:B:584:ARG:NE	1:B:584:ARG:HA	2.20	0.56
1:B:61:GLY:O	1:B:65:PRO:CD	2.47	0.56
1:B:688:VAL:O	1:B:688:VAL:HG23	2.06	0.56

Continued on next page...

Continued from previous page...

Atom-1	Atom-2	Interatomic distance (Å)	Clash overlap (Å)
1:B:740:PRO:HG2	1:B:741:PRO:CD	2.36	0.56
1:B:790:LYS:C	1:B:794:ARG:HH21	2.09	0.56
1:B:813:ARG:NH2	1:B:1003:HIS:CE1	2.74	0.56
1:B:819:ALA:O	1:B:822:LYS:HB3	2.05	0.56
1:A:1032:GLN:NE2	1:A:1055:GLU:HG3	2.21	0.56
1:A:171:LEU:HD13	1:A:171:LEU:C	2.27	0.56
1:A:232:LEU:HG	1:A:295:MET:SD	2.46	0.56
1:A:296:GLY:HA3	1:A:766:PHE:HE2	1.66	0.56
1:A:398:PRO:HD3	1:A:440:TYR:CE2	2.39	0.56
1:A:71:PHE:O	1:A:74:MET:HG2	2.06	0.56
1:B:821:VAL:HG12	1:B:1001:ALA:HA	1.87	0.56
1:B:132:TRP:HD1	1:B:133:CYS:CA	2.18	0.56
1:B:362:PHE:CA	1:B:365:ILE:HD12	2.36	0.56
1:B:720:LEU:HD21	1:B:762:SER:HB2	1.88	0.56
1:B:779:ILE:HD12	1:B:783:ARG:HH21	1.71	0.56
1:B:838:ASN:HD22	1:B:839:LEU:N	2.03	0.56
1:A:1048:VAL:HG21	1:A:1074:THR:HG21	1.86	0.55
1:A:1116:PRO:O	1:A:1117:ILE:CB	2.55	0.55
1:A:178:ILE:HD13	1:A:178:ILE:N	2.21	0.55
1:A:734:VAL:O	1:A:734:VAL:HG22	2.04	0.55
1:A:909:GLU:O	1:A:912:PHE:HB2	2.06	0.55
1:B:1176:GLN:O	1:B:1180:ILE:HG13	2.05	0.55
1:B:1195:LEU:HB2	1:B:1225:VAL:HA	1.87	0.55
1:B:211:THR:O	1:B:215:LEU:HG	2.06	0.55
1:B:385:GLN:NE2	1:B:386:GLY:O	2.39	0.55
1:B:845:ILE:O	1:B:849:TYR:CD2	2.58	0.55
1:B:899:ASN:HA	1:B:901:ARG:NH1	2.20	0.55
1:A:1064:LEU:HD13	1:A:1065:VAL:N	2.21	0.55
1:A:1230:LEU:O	1:A:1233:ILE:HG22	2.07	0.55
1:A:131:PHE:CD2	1:A:131:PHE:C	2.78	0.55
1:A:207:GLY:CA	1:A:210:LEU:HB3	2.35	0.55
1:A:218:SER:CB	1:A:219:PRO:HD3	2.36	0.55
1:A:288:ALA:O	1:A:291:ALA:HB3	2.07	0.55
1:A:362:PHE:HA	1:A:365:ILE:CG1	2.36	0.55
1:A:894:THR:O	1:A:895:GLU:C	2.44	0.55
1:A:118:GLY:HA3	1:A:946:TYR:CG	2.41	0.55
1:B:1021:GLY:O	1:B:1026:MET:CE	2.54	0.55
1:B:206:ARG:O	1:B:330:VAL:HG11	2.06	0.55
1:B:289:ILE:O	1:B:292:ASN:N	2.38	0.55
1:B:397:TYR:HE1	1:B:427:CYS:SG	2.29	0.55
1:B:538:ALA:O	1:B:542:VAL:HG23	2.06	0.55

Continued on next page...

Continued from previous page...

Atom-1	Atom-2	Interatomic distance (Å)	Clash overlap (Å)
1:B:283:LEU:N	1:B:778:GLU:OE1	2.39	0.55
1:B:851:TRP:CD1	1:B:851:TRP:N	2.72	0.55
1:A:185:LYS:NZ	1:A:186:ILE:N	2.49	0.55
1:A:756:LEU:O	1:A:760:ILE:HB	2.05	0.55
1:B:1137:SER:HB3	1:B:1140:GLU:HB2	1.89	0.55
1:B:114:TYR:HB3	1:B:950:ALA:HB2	1.88	0.55
1:B:1154:ILE:CG1	1:B:1161:TYR:CE2	2.89	0.55
1:B:282:ARG:O	1:B:286:LYS:CD	2.47	0.55
1:B:393:ILE:HA	1:B:444:ASP:O	2.06	0.55
1:B:799:TRP:HD1	1:B:800:PHE:CE1	2.24	0.55
1:A:157:GLY:C	1:A:159:PHE:H	2.09	0.55
1:A:238:LYS:NZ	1:A:242:ALA:HB2	2.21	0.55
1:A:284:GLY:C	1:A:286:LYS:N	2.58	0.55
1:A:358:ALA:O	1:A:362:PHE:CB	2.54	0.55
1:A:762:SER:HA	1:A:765:THR:HG22	1.88	0.55
1:A:857:LEU:HD21	1:A:861:VAL:HG21	1.81	0.55
1:A:908:ARG:O	1:A:912:PHE:N	2.36	0.55
1:B:1032:GLN:HB2	1:B:1091:PHE:HB2	1.89	0.55
1:B:1032:GLN:O	1:B:1090:VAL:HA	2.06	0.55
1:B:104:GLU:O	1:B:107:MET:HB3	2.07	0.55
1:B:1154:ILE:HG21	1:B:1161:TYR:CZ	2.41	0.55
1:B:1183:ALA:O	1:B:1185:ALA:N	2.39	0.55
1:B:286:LYS:HE2	1:B:778:GLU:CG	2.36	0.55
1:B:38:MET:SD	1:B:362:PHE:HE1	2.25	0.55
1:B:37:THR:O	1:B:40:ARG:N	2.39	0.55
1:B:959:LEU:HB3	1:B:964:LEU:HD12	1.89	0.55
1:A:1046:ILE:CG2	1:A:1047:PRO:N	2.70	0.55
1:A:1153:PHE:CE2	1:A:1172:LEU:CD2	2.90	0.55
1:A:1214:LEU:C	1:A:1214:LEU:HD23	2.27	0.55
1:A:132:TRP:HD1	1:A:133:CYS:CA	2.18	0.55
1:A:138:ARG:NH2	1:B:515:GLN:HG2	2.21	0.55
1:A:697:LEU:HD12	1:A:698:LYS:CA	2.35	0.55
1:B:1040:TYR:O	1:B:1041:PRO:C	2.44	0.55
1:B:254:LEU:CD2	1:B:254:LEU:N	2.62	0.55
1:B:397:TYR:CB	1:B:398:PRO:HD2	2.35	0.55
1:B:708:VAL:HA	1:B:711:ILE:CG2	2.37	0.55
1:B:827:SER:OG	1:B:994:TYR:HD2	1.88	0.55
1:A:1065:VAL:HG13	1:A:1241:VAL:HA	1.88	0.55
1:A:813:ARG:HA	1:A:817:ASP:OD2	2.05	0.55
1:A:821:VAL:HG12	1:A:1001:ALA:HA	1.88	0.55
1:A:843:ILE:HG22	1:A:844:ILE:HD13	1.87	0.55

Continued on next page...

Continued from previous page...

Atom-1	Atom-2	Interatomic distance (Å)	Clash overlap (Å)
1:A:860:ILE:O	1:A:864:ILE:HG12	2.06	0.55
1:B:1131:ASP:OD1	1:B:1134:ARG:HB2	2.07	0.55
1:B:1233:ILE:HG13	1:B:1233:ILE:O	2.06	0.55
1:B:251:GLU:OE2	1:B:811:THR:HB	2.06	0.55
1:B:318:ILE:HD11	1:B:325:GLY:H	1.70	0.55
1:B:493:MET:HA	1:B:496:ILE:CD1	2.24	0.55
1:A:1092:LEU:HD11	1:A:1104:TRP:CZ3	2.42	0.55
1:A:688:VAL:CG1	1:A:1006:ARG:NH1	2.68	0.55
1:A:114:TYR:HB3	1:A:950:ALA:CB	2.37	0.55
1:B:100:PHE:HB2	1:B:961:THR:HG23	1.89	0.55
1:B:1091:PHE:C	1:B:1093:ASP:H	2.10	0.55
1:B:1184:ARG:O	1:B:1187:VAL:HB	2.07	0.55
1:B:175:VAL:CG1	1:B:176:SER:N	2.70	0.55
1:B:855:LEU:HG	1:B:856:LEU:N	2.21	0.55
1:B:834:GLN:HE22	1:B:983:ALA:HB1	1.72	0.55
1:A:1019:THR:HB	1:A:1100:LEU:CA	2.37	0.55
1:A:1191:HIS:O	1:A:1221:ARG:HB2	2.07	0.55
1:A:421:LEU:HD13	1:A:579:ILE:CD1	2.37	0.55
1:A:730:LYS:O	1:A:734:VAL:HG12	2.06	0.55
1:A:828:ARG:O	1:A:831:VAL:HB	2.07	0.55
1:A:867:ALA:HA	1:A:870:VAL:HG12	1.88	0.55
1:A:869:VAL:HG12	1:A:870:VAL:N	2.22	0.55
1:B:1045:SER:C	1:B:1046:ILE:O	2.42	0.55
1:B:709:VAL:HG22	1:B:710:GLY:N	2.21	0.55
1:B:958:TYR:HB3	1:B:966:THR:HG21	1.89	0.55
1:A:795:GLN:O	1:A:796:ASP:CB	2.53	0.55
1:A:838:ASN:ND2	1:A:839:LEU:N	2.55	0.55
1:B:1039:ASN:ND2	1:B:1047:PRO:HA	2.21	0.55
1:B:1195:LEU:N	1:B:1195:LEU:HD13	2.22	0.55
1:B:164:VAL:O	1:B:164:VAL:CG1	2.55	0.55
1:B:238:LYS:NZ	1:B:242:ALA:HB2	2.22	0.55
1:B:315:SER:HA	1:B:318:ILE:HG22	1.89	0.55
1:B:699:LEU:O	1:B:702:THR:HB	2.07	0.55
1:A:1077:GLN:O	1:A:1080:GLU:N	2.40	0.55
1:A:1129:TYR:O	1:A:1131:ASP:N	2.33	0.55
1:A:1195:LEU:HB2	1:A:1225:VAL:HA	1.89	0.55
1:A:360:GLU:HA	1:A:363:LYS:HE2	1.89	0.55
1:A:384:ILE:O	1:A:385:GLN:O	2.24	0.55
1:A:583:HIS:O	1:A:585:LEU:HD22	2.06	0.55
1:A:768:LEU:C	1:A:768:LEU:HD12	2.27	0.55
1:A:853:LEU:HA	1:A:856:LEU:HB2	1.88	0.55

Continued on next page...

Continued from previous page...

Atom-1	Atom-2	Interatomic distance (Å)	Clash overlap (Å)
1:A:888:GLY:O	1:A:892:ILE:HG12	2.07	0.55
1:A:910:GLN:O	1:A:911:LYS:C	2.43	0.55
1:A:962:GLN:O	1:A:963:GLN:HB2	2.07	0.55
1:B:1137:SER:HB3	1:B:1140:GLU:CB	2.38	0.55
1:B:1164:ARG:C	1:B:1166:GLY:H	2.11	0.55
1:B:1212:GLU:O	1:B:1215:ASP:HB3	2.08	0.55
1:B:1236:ALA:HB3	1:B:1239:ILE:CG1	2.36	0.55
1:B:399:SER:CB	1:B:402:GLU:OE2	2.48	0.55
1:B:405:ILE:HG22	1:B:428:GLY:HA2	1.88	0.55
1:B:701:SER:O	1:B:704:TRP:HB3	2.07	0.55
1:B:841:THR:O	1:B:845:ILE:HG12	2.07	0.55
1:A:118:GLY:CA	1:A:946:TYR:CD1	2.90	0.54
1:A:796:ASP:O	1:A:797:VAL:HB	2.07	0.54
1:A:964:LEU:HD13	1:A:964:LEU:C	2.28	0.54
1:B:297:ALA:O	1:B:301:LEU:CB	2.55	0.54
1:B:398:PRO:HD3	1:B:440:TYR:CE2	2.40	0.54
1:B:438:ARG:NE	1:B:441:ASP:OD1	2.40	0.54
1:B:60:HIS:O	1:B:63:ALA:CB	2.54	0.54
1:B:743:THR:O	1:B:747:ASN:HB2	2.07	0.54
1:B:910:GLN:O	1:B:911:LYS:C	2.45	0.54
1:A:201:ILE:HG22	1:A:202:ILE:HG23	1.89	0.54
1:A:211:THR:HA	1:A:214:ILE:HD12	1.89	0.54
1:A:38:MET:SD	1:A:362:PHE:CZ	3.01	0.54
1:A:711:ILE:HG12	1:A:715:ILE:HD11	1.89	0.54
1:A:797:VAL:C	1:A:801:ASP:HB2	2.28	0.54
1:A:889:SER:O	1:A:892:ILE:CG1	2.54	0.54
1:A:148:PHE:CD2	1:A:913:GLU:OE2	2.60	0.54
1:A:925:ARG:HG2	1:B:514:HIS:ND1	2.22	0.54
1:B:1010:LYS:HD2	1:B:1010:LYS:N	2.16	0.54
1:B:1128:ALA:O	1:B:1129:TYR:C	2.46	0.54
1:B:327:VAL:HG12	1:B:331:PHE:HE1	1.72	0.54
1:B:422:VAL:O	1:B:422:VAL:HG23	2.08	0.54
1:B:41:TYR:CG	1:B:42:ALA:N	2.71	0.54
1:A:1064:LEU:HD11	1:A:1242:ILE:CG2	2.38	0.54
1:A:1178:GLN:O	1:A:1182:ILE:HD13	2.06	0.54
1:A:382:ASP:O	1:A:384:ILE:HD12	2.07	0.54
1:A:859:ALA:O	1:A:863:ILE:CD1	2.54	0.54
1:A:886:LEU:HD12	1:A:887:GLU:N	2.23	0.54
1:B:115:THR:O	1:B:116:GLY:C	2.46	0.54
1:B:283:LEU:C	1:B:286:LYS:HB2	2.28	0.54
1:B:496:ILE:O	1:B:500:VAL:HG22	2.07	0.54

Continued on next page...

Continued from previous page...

Atom-1	Atom-2	Interatomic distance (Å)	Clash overlap (Å)
1:B:777:GLY:CA	1:B:822:LYS:HG3	2.36	0.54
1:B:862:PRO:O	1:B:866:ILE:HG13	2.08	0.54
1:B:908:ARG:O	1:B:909:GLU:C	2.45	0.54
1:A:1032:GLN:HB2	1:A:1091:PHE:HB2	1.89	0.54
1:A:1041:PRO:O	1:A:1042:THR:HB	2.07	0.54
1:A:1092:LEU:H	1:A:1097:ILE:HG12	1.73	0.54
1:A:324:ILE:H	1:A:324:ILE:HD12	1.71	0.54
1:A:730:LYS:HD3	1:A:750:LEU:CD2	2.37	0.54
1:A:760:ILE:HG22	1:A:761:ILE:N	2.21	0.54
1:A:792:MET:SD	1:A:814:LEU:HD21	2.47	0.54
1:B:690:PRO:CG	1:B:1006:ARG:NH1	2.70	0.54
1:B:153:ASN:O	1:B:155:GLU:OE2	2.24	0.54
1:B:414:LYS:HD2	1:B:414:LYS:N	2.21	0.54
1:B:699:LEU:O	1:B:700:ASN:C	2.45	0.54
1:B:267:LYS:O	1:B:790:LYS:NZ	2.40	0.54
1:B:942:GLN:OE1	1:B:942:GLN:N	2.40	0.54
1:B:722:PRO:HD3	1:B:982:MET:CE	2.35	0.54
1:A:1063:ALA:CB	1:A:1239:ILE:HG13	2.38	0.54
1:A:1190:PRO:O	1:A:1191:HIS:ND1	2.40	0.54
1:A:1027:LEU:O	1:A:1191:HIS:CD2	2.60	0.54
1:A:1197:GLU:O	1:A:1200:SER:HB2	2.08	0.54
1:A:362:PHE:HA	1:A:365:ILE:CD1	2.38	0.54
1:A:471:GLN:CG	1:A:472:GLU:H	2.03	0.54
1:A:705:PRO:HG2	1:A:706:TYR:H	1.72	0.54
1:A:747:ASN:O	1:A:748:SER:C	2.45	0.54
1:A:857:LEU:CD2	1:A:861:VAL:CG2	2.67	0.54
1:B:333:SER:O	1:B:336:ILE:HB	2.08	0.54
1:B:693:PHE:CD2	1:B:693:PHE:N	2.73	0.54
1:A:1173:SER:N	1:A:1176:GLN:NE2	2.56	0.54
1:A:267:LYS:O	1:A:790:LYS:HE2	2.08	0.54
1:A:282:ARG:HB3	1:A:778:GLU:HG2	1.90	0.54
1:A:221:LEU:CD1	1:A:306:TYR:HA	2.37	0.54
1:A:318:ILE:CD1	1:A:318:ILE:O	2.53	0.54
1:A:359:TYR:O	1:A:362:PHE:HB3	2.07	0.54
1:A:509:ILE:HD12	1:A:509:ILE:C	2.27	0.54
1:A:685:ASP:C	1:A:686:GLU:HG3	2.27	0.54
1:A:718:GLY:O	1:A:722:PRO:CD	2.51	0.54
1:A:743:THR:O	1:A:747:ASN:HB2	2.07	0.54
1:A:837:ALA:CB	1:A:982:MET:HE2	2.38	0.54
1:A:843:ILE:HA	1:A:846:SER:OG	2.08	0.54
1:B:797:VAL:HG21	1:B:1013:GLU:HG2	1.88	0.54

Continued on next page...

Continued from previous page...

Atom-1	Atom-2	Interatomic distance (Å)	Clash overlap (Å)
1:B:1076:VAL:HG13	1:B:1194:LEU:HB3	1.90	0.54
1:B:1231:SER:HA	1:B:1270:GLN:HE22	1.72	0.54
1:B:158:TRP:O	1:B:158:TRP:HD1	1.91	0.54
1:B:212:LEU:HD13	1:B:215:LEU:HD12	1.89	0.54
1:B:57:ALA:O	1:B:60:HIS:HB3	2.07	0.54
1:B:884:LYS:O	1:B:887:GLU:HG2	2.08	0.54
1:A:747:ASN:O	1:A:749:ASN:N	2.41	0.54
1:A:76:ASP:OD2	1:A:326:GLN:HG2	2.07	0.54
1:B:385:GLN:CD	1:B:386:GLY:N	2.54	0.54
1:A:734:VAL:HG11	1:A:750:LEU:CD1	2.38	0.54
1:B:385:GLN:NE2	1:B:415:SER:HB2	2.23	0.54
1:B:967:PHE:CD1	1:B:968:GLU:N	2.75	0.54
1:A:1193:LEU:HD13	1:A:1195:LEU:HD11	1.88	0.54
1:A:1218:ARG:HG2	1:A:1219:GLU:N	2.22	0.54
1:A:210:LEU:HA	1:A:213:VAL:CG2	2.30	0.54
1:A:762:SER:C	1:A:765:THR:HG22	2.26	0.54
1:A:899:ASN:HA	1:A:901:ARG:NH1	2.23	0.54
1:A:899:ASN:OD1	1:A:901:ARG:NH2	2.40	0.54
1:B:1180:ILE:O	1:B:1183:ALA:HB3	2.07	0.54
1:B:129:VAL:HB	1:B:935:GLY:HA2	1.89	0.54
1:B:140:ILE:HG13	1:B:179:ASN:ND2	2.21	0.54
1:B:188:MET:O	1:B:191:GLN:N	2.40	0.54
1:B:281:LYS:O	1:B:285:ILE:HG22	2.07	0.54
1:B:397:TYR:CE1	1:B:427:CYS:SG	3.01	0.54
1:B:711:ILE:O	1:B:714:ALA:HB3	2.06	0.54
1:B:896:ALA:CB	1:B:912:PHE:CE1	2.90	0.54
1:A:1055:GLU:HG2	1:A:1056:VAL:H	1.73	0.54
1:A:757:ILE:HG22	1:A:758:LEU:N	2.23	0.54
1:B:795:GLN:CD	1:B:1012:PRO:HG3	2.29	0.54
1:B:401:LYS:HD2	1:B:401:LYS:H	1.73	0.54
1:A:1046:ILE:HG23	1:A:1047:PRO:CD	2.38	0.53
1:A:1057:LYS:HB2	1:A:1060:GLN:NE2	2.23	0.53
1:A:1090:VAL:CG2	1:A:1091:PHE:N	2.71	0.53
1:A:1203:ASP:C	1:A:1207:GLU:OE1	2.47	0.53
1:A:255:ALA:C	1:A:257:ILE:H	2.10	0.53
1:A:380:LYS:CE	1:A:461:TYR:CD2	2.90	0.53
1:A:465:ILE:HG22	1:A:465:ILE:O	2.08	0.53
1:A:731:VAL:HG22	1:A:750:LEU:CB	2.39	0.53
1:A:908:ARG:N	1:A:908:ARG:NE	2.56	0.53
1:B:1091:PHE:CG	1:B:1094:GLY:O	2.61	0.53
1:B:1178:GLN:O	1:B:1182:ILE:HD13	2.07	0.53

Continued on next page...

Continued from previous page...

Atom-1	Atom-2	Interatomic distance (Å)	Clash overlap (Å)
1:B:265:GLY:O	1:B:267:LYS:CG	2.56	0.53
1:B:362:PHE:HA	1:B:365:ILE:CG1	2.38	0.53
1:B:722:PRO:HG2	1:B:841:THR:HB	1.89	0.53
1:B:941:THR:O	1:B:944:MET:HB2	2.08	0.53
1:A:282:ARG:O	1:A:286:LYS:CD	2.50	0.53
1:A:848:ILE:HD12	1:A:848:ILE:O	2.08	0.53
1:A:968:GLU:C	1:A:968:GLU:CD	2.67	0.53
1:B:261:ILE:CG2	1:B:1106:ARG:NH1	2.70	0.53
1:B:1116:PRO:O	1:B:1117:ILE:CB	2.56	0.53
1:A:1008:ILE:O	1:A:1010:LYS:NZ	2.42	0.53
1:A:1023:LYS:CD	1:A:1023:LYS:H	2.21	0.53
1:A:1137:SER:HB3	1:A:1140:GLU:CB	2.39	0.53
1:A:158:TRP:CZ2	1:A:900:PHE:CB	2.91	0.53
1:A:174:ASP:O	1:A:175:VAL:C	2.46	0.53
1:A:215:LEU:O	1:A:219:PRO:HB2	2.08	0.53
1:A:286:LYS:HE2	1:A:778:GLU:HG2	1.91	0.53
1:A:498:LYS:NZ	1:A:502:GLU:CG	2.71	0.53
1:A:721:GLN:HB3	1:A:722:PRO:CD	2.36	0.53
1:B:1077:GLN:O	1:B:1080:GLU:N	2.40	0.53
1:B:1102:VAL:HG22	1:B:1103:GLN:N	2.24	0.53
1:B:207:GLY:HA3	1:B:211:THR:H	1.72	0.53
1:B:995:ALA:HB3	1:B:996:LYS:HD3	1.91	0.53
1:A:1185:ALA:O	1:A:1188:ARG:N	2.42	0.53
1:A:163:ASP:O	1:A:165:GLY:N	2.41	0.53
1:A:211:THR:HA	1:A:214:ILE:CD1	2.38	0.53
1:A:584:ARG:NE	1:A:584:ARG:HA	2.23	0.53
1:A:716:ILE:HD12	1:A:717:ASN:N	2.23	0.53
1:A:756:LEU:HD12	1:A:756:LEU:C	2.28	0.53
1:A:756:LEU:CD1	1:A:757:ILE:N	2.70	0.53
1:B:1063:ALA:CB	1:B:1239:ILE:HG13	2.38	0.53
1:B:686:GLU:HB3	1:B:688:VAL:CG1	2.38	0.53
1:B:843:ILE:HA	1:B:846:SER:CB	2.38	0.53
1:B:939:SER:O	1:B:942:GLN:N	2.41	0.53
1:B:837:ALA:HB1	1:B:982:MET:HE2	1.91	0.53
1:A:1039:ASN:ND2	1:A:1047:PRO:HA	2.24	0.53
1:A:548:LEU:HD13	1:A:573:ARG:HG2	1.91	0.53
1:A:713:CYS:SG	1:A:768:LEU:HD11	2.48	0.53
1:A:794:ARG:C	1:A:795:GLN:O	2.44	0.53
1:B:210:LEU:HD13	1:B:210:LEU:C	2.29	0.53
1:B:303:TYR:O	1:B:306:TYR:HB3	2.09	0.53
1:B:393:ILE:HD13	1:B:409:LEU:O	2.09	0.53

Continued on next page...

Continued from previous page...

Atom-1	Atom-2	Interatomic distance (Å)	Clash overlap (Å)
1:B:761:ILE:O	1:B:764:ILE:HB	2.09	0.53
1:B:286:LYS:HG2	1:B:778:GLU:CG	2.39	0.53
1:B:886:LEU:HD12	1:B:887:GLU:N	2.24	0.53
1:B:849:TYR:CE2	1:B:972:LEU:HB3	2.43	0.53
1:A:401:LYS:HD2	1:A:401:LYS:N	2.23	0.53
1:A:718:GLY:HA2	1:A:837:ALA:CB	2.36	0.53
1:A:768:LEU:HG	1:A:769:GLN:H	1.72	0.53
1:A:807:THR:O	1:A:811:THR:HG23	2.08	0.53
1:A:910:GLN:O	1:A:912:PHE:N	2.42	0.53
1:B:282:ARG:NH1	1:B:282:ARG:N	2.56	0.53
1:B:214:ILE:CD1	1:B:330:VAL:CG1	2.86	0.53
1:B:153:ASN:HD21	1:B:376:LYS:HE2	1.72	0.53
1:B:506:TYR:CD1	1:B:509:ILE:HD11	2.44	0.53
1:B:716:ILE:C	1:B:716:ILE:HD12	2.28	0.53
1:B:968:GLU:O	1:B:970:VAL:N	2.42	0.53
1:A:393:ILE:H	1:A:393:ILE:HD13	1.73	0.53
1:A:426:GLY:CA	1:A:429:LYS:NZ	2.72	0.53
1:A:533:GLN:O	1:A:536:ALA:HB3	2.08	0.53
1:A:742:GLU:O	1:A:746:GLN:HG2	2.08	0.53
1:A:96:LYS:HG2	1:A:962:GLN:HB2	1.90	0.53
1:B:787:MET:HB3	1:B:1008:ILE:HD11	1.91	0.53
1:B:1218:ARG:C	1:B:1220:GLY:N	2.60	0.53
1:B:61:GLY:HA2	1:B:194:ALA:HB2	1.91	0.53
1:B:285:ILE:O	1:B:289:ILE:CG1	2.44	0.53
1:B:318:ILE:HG12	1:B:324:ILE:HD12	1.91	0.53
1:B:362:PHE:C	1:B:365:ILE:H	2.12	0.53
1:B:789:PHE:HD2	1:B:789:PHE:C	2.11	0.53
1:B:808:GLY:O	1:B:809:ALA:C	2.47	0.53
1:B:907:THR:N	1:B:908:ARG:CZ	2.71	0.53
1:A:283:LEU:HA	1:A:286:LYS:CB	2.39	0.53
1:A:37:THR:O	1:A:38:MET:C	2.45	0.53
1:A:508:PHE:CD1	1:A:509:ILE:N	2.77	0.53
1:A:792:MET:HE3	1:A:810:LEU:HB3	1.91	0.53
1:A:839:LEU:O	1:A:840:GLY:C	2.46	0.53
1:B:1084:ASP:OD1	1:B:1085:PRO:HD2	2.09	0.53
1:B:1197:GLU:O	1:B:1200:SER:HB2	2.09	0.53
1:B:1218:ARG:CG	1:B:1219:GLU:N	2.70	0.53
1:B:227:ILE:HG22	1:B:231:ILE:HD11	1.91	0.53
1:B:257:ILE:O	1:B:261:ILE:N	2.41	0.53
1:B:267:LYS:NZ	1:B:267:LYS:HB2	2.22	0.53
1:B:345:SER:HB3	1:B:346:PRO:HD3	1.90	0.53

Continued on next page...

Continued from previous page...

Atom-1	Atom-2	Interatomic distance (Å)	Clash overlap (Å)
1:B:693:PHE:CD2	1:B:694:TRP:N	2.74	0.53
1:B:756:LEU:O	1:B:760:ILE:HB	2.08	0.53
1:B:916:TYR:N	1:B:916:TYR:HD1	2.06	0.53
1:B:982:MET:CG	1:B:983:ALA:N	2.71	0.53
1:A:1018:SER:O	1:A:1020:GLN:N	2.41	0.53
1:A:1046:ILE:CG2	1:A:1047:PRO:CD	2.87	0.53
1:A:1092:LEU:O	1:A:1093:ASP:HB2	2.07	0.53
1:A:1108:GLN:H	1:A:1108:GLN:HE21	1.55	0.53
1:A:515:GLN:O	1:A:518:THR:OG1	2.22	0.53
1:A:513:PRO:O	1:A:518:THR:OG1	2.26	0.53
1:A:773:PHE:C	1:A:773:PHE:CD1	2.82	0.53
1:A:853:LEU:HD21	1:A:956:GLY:HA2	1.90	0.53
1:B:308:LEU:HD23	1:B:309:ALA:H	1.74	0.53
1:B:367:ASN:C	1:B:369:PRO:HD3	2.29	0.53
1:A:1056:VAL:HG23	1:A:1062:LEU:HB2	1.89	0.53
1:A:1258:ALA:HA	1:A:1260:LYS:HZ1	1.74	0.53
1:A:414:LYS:N	1:A:414:LYS:HD2	2.23	0.53
1:A:500:VAL:HG12	1:A:505:ALA:HB3	1.90	0.53
1:A:527:LEU:CD2	1:A:527:LEU:N	2.72	0.53
1:A:964:LEU:HD13	1:A:965:MET:CA	2.37	0.53
1:B:1150:ILE:CA	1:B:1179:ARG:HD3	2.38	0.53
1:B:1178:GLN:OE1	1:B:1178:GLN:HA	2.08	0.53
1:B:1218:ARG:HG2	1:B:1219:GLU:N	2.23	0.53
1:B:266:GLN:OE1	1:B:266:GLN:HA	2.08	0.53
1:B:697:LEU:CD1	1:B:698:LYS:N	2.71	0.53
1:B:81:VAL:HG13	1:B:99:MET:CE	2.39	0.53
1:A:688:VAL:CG2	1:A:1003:HIS:CE1	2.92	0.52
1:A:1066:GLY:N	1:A:1072:LYS:HE2	2.24	0.52
1:A:421:LEU:HD22	1:A:579:ILE:HD11	1.89	0.52
1:A:702:THR:C	1:A:704:TRP:H	2.12	0.52
1:A:902:THR:C	1:A:904:VAL:N	2.62	0.52
1:B:1011:THR:N	1:B:1012:PRO:CD	2.71	0.52
1:B:1065:VAL:O	1:B:1065:VAL:HG13	2.09	0.52
1:B:1067:SER:OG	1:B:1244:ASN:ND2	2.42	0.52
1:B:1226:ILE:HD12	1:B:1226:ILE:C	2.30	0.52
1:B:252:GLU:O	1:B:254:LEU:HD21	2.08	0.52
1:B:279:GLU:HG2	1:B:782:LYS:HZ2	1.71	0.52
1:B:214:ILE:HD11	1:B:330:VAL:HG11	1.91	0.52
1:B:421:LEU:CD2	1:B:579:ILE:HD11	2.38	0.52
1:B:509:ILE:HA	1:B:512:LEU:HD23	1.91	0.52
1:B:68:MET:O	1:B:71:PHE:HB3	2.10	0.52

Continued on next page...

Continued from previous page...

Atom-1	Atom-2	Interatomic distance (Å)	Clash overlap (Å)
1:B:914:THR:O	1:B:917:ALA:N	2.40	0.52
1:B:133:CYS:CB	1:B:931:ALA:HB1	2.39	0.52
1:A:1019:THR:O	1:A:1020:GLN:HB3	2.09	0.52
1:A:110:TYR:C	1:A:113:TYR:HD2	2.10	0.52
1:A:1164:ARG:C	1:A:1166:GLY:N	2.59	0.52
1:A:157:GLY:HA2	1:A:160:ASP:CB	2.38	0.52
1:A:157:GLY:HA2	1:A:160:ASP:HB2	1.91	0.52
1:A:210:LEU:CA	1:A:213:VAL:HG23	2.31	0.52
1:A:314:THR:HG22	1:A:315:SER:N	2.24	0.52
1:A:411:LEU:HD23	1:A:412:LYS:H	1.70	0.52
1:A:438:ARG:NE	1:A:441:ASP:OD1	2.42	0.52
1:A:693:PHE:O	1:A:695:ARG:N	2.42	0.52
1:B:1063:ALA:HB1	1:B:1233:ILE:HD11	1.90	0.52
1:B:210:LEU:O	1:B:213:VAL:HB	2.09	0.52
1:B:401:LYS:HD2	1:B:401:LYS:N	2.24	0.52
1:B:530:GLY:CA	1:B:557:LEU:HD11	2.39	0.52
1:B:703:GLU:HA	1:B:783:ARG:HH12	1.74	0.52
1:B:757:ILE:HG22	1:B:758:LEU:N	2.24	0.52
1:A:106:GLU:OE2	1:A:109:THR:HB	2.09	0.52
1:A:195:THR:HB	1:A:340:SER:CB	2.39	0.52
1:A:685:ASP:C	1:A:686:GLU:CD	2.67	0.52
1:A:896:ALA:HB2	1:A:912:PHE:CE1	2.45	0.52
1:B:1064:LEU:HD11	1:B:1242:ILE:CG2	2.39	0.52
1:B:1078:LEU:HD22	1:B:1085:PRO:HD3	1.91	0.52
1:B:267:LYS:HZ3	1:B:267:LYS:HB2	1.72	0.52
1:B:318:ILE:HA	1:B:323:SER:HA	1.92	0.52
1:B:496:ILE:HD12	1:B:496:ILE:N	2.22	0.52
1:B:520:VAL:O	1:B:520:VAL:HG12	2.08	0.52
1:A:1023:LYS:N	1:A:1023:LYS:HD2	2.23	0.52
1:A:604:GLU:CD	1:A:617:ILE:H	2.12	0.52
1:A:692:SER:OG	1:A:696:ILE:HG23	2.10	0.52
1:A:827:SER:O	1:A:831:VAL:HG23	2.09	0.52
1:A:912:PHE:C	1:A:914:THR:H	2.12	0.52
1:B:1048:VAL:HG21	1:B:1074:THR:HG21	1.90	0.52
1:B:217:ILE:CD1	1:B:218:SER:N	2.68	0.52
1:B:302:ILE:HA	1:B:305:SER:HB3	1.91	0.52
1:B:375:SER:O	1:B:376:LYS:CD	2.57	0.52
1:B:770:GLY:HA2	1:B:773:PHE:CE2	2.44	0.52
1:B:849:TYR:HB3	1:B:854:THR:CB	2.40	0.52
1:A:1062:LEU:HD13	1:A:1063:ALA:N	2.25	0.52
1:A:474:VAL:HG23	1:A:523:ARG:CZ	2.39	0.52

Continued on next page...

Continued from previous page...

Atom-1	Atom-2	Interatomic distance (Å)	Clash overlap (Å)
1:A:523:ARG:CD	1:A:524:GLY:N	2.71	0.52
1:A:543:ARG:NH2	1:A:905:SER:O	2.43	0.52
1:A:691:ALA:O	1:A:692:SER:HB2	2.09	0.52
1:A:696:ILE:HG22	1:A:1005:ILE:HD11	1.90	0.52
1:A:701:SER:HA	1:A:704:TRP:HB3	1.91	0.52
1:A:973:VAL:O	1:A:977:ILE:HG13	2.09	0.52
1:B:288:ALA:O	1:B:291:ALA:HB3	2.10	0.52
1:B:467:GLY:H	1:B:545:PRO:CB	2.22	0.52
1:B:768:LEU:HD12	1:B:768:LEU:C	2.30	0.52
1:B:908:ARG:O	1:B:912:PHE:N	2.39	0.52
1:B:940:PHE:O	1:B:944:MET:HG2	2.08	0.52
1:A:1064:LEU:HD11	1:A:1242:ILE:HG21	1.90	0.52
1:A:1233:ILE:HG13	1:A:1233:ILE:O	2.08	0.52
1:A:58:ILE:O	1:A:62:VAL:HG23	2.10	0.52
1:A:591:ALA:HB3	1:A:594:ILE:HD11	1.92	0.52
1:A:311:TRP:NE1	1:A:754:LEU:CD1	2.72	0.52
1:A:777:GLY:HA2	1:A:822:LYS:HG3	1.92	0.52
1:A:122:LEU:HD13	1:A:943:ALA:HB2	1.91	0.52
1:B:214:ILE:O	1:B:215:LEU:C	2.48	0.52
1:B:585:LEU:HD12	1:B:618:TYR:CE1	2.45	0.52
1:B:697:LEU:HD12	1:B:698:LYS:CA	2.40	0.52
1:A:1071:GLY:O	1:A:1075:VAL:HG23	2.09	0.52
1:A:33:VAL:O	1:A:35:VAL:N	2.42	0.52
1:A:530:GLY:CA	1:A:557:LEU:HD11	2.40	0.52
1:B:1056:VAL:HG22	1:B:1060:GLN:OE1	2.10	0.52
1:B:503:ALA:O	1:B:504:ASN:C	2.47	0.52
1:B:579:ILE:O	1:B:579:ILE:HG23	2.09	0.52
1:B:955:PHE:O	1:B:958:TYR:HB2	2.09	0.52
1:A:1218:ARG:HH22	1:A:1235:ASN:ND2	1.98	0.52
1:A:580:VAL:HG13	1:A:580:VAL:O	2.09	0.52
1:A:958:TYR:CE2	1:A:959:LEU:HB2	2.45	0.52
1:A:967:PHE:CG	1:A:968:GLU:N	2.76	0.52
1:B:1027:LEU:HG	1:B:1028:GLU:H	1.75	0.52
1:B:1043:ARG:NH2	1:B:1086:MET:HG2	2.25	0.52
1:B:1117:ILE:CG1	1:B:1118:LEU:N	2.73	0.52
1:B:278:GLU:O	1:B:282:ARG:NH1	2.43	0.52
1:B:290:THR:HA	1:B:293:ILE:CB	2.40	0.52
1:B:471:GLN:CG	1:B:472:GLU:H	1.98	0.52
1:B:833:PHE:CG	1:B:834:GLN:N	2.75	0.52
1:B:962:GLN:O	1:B:963:GLN:HB2	2.09	0.52
1:A:1022:LEU:O	1:A:1022:LEU:HD22	2.06	0.52

Continued on next page...

Continued from previous page...

Atom-1	Atom-2	Interatomic distance (Å)	Clash overlap (Å)
1:A:1062:LEU:C	1:A:1062:LEU:CD1	2.77	0.52
1:A:1135:VAL:O	1:A:1137:SER:N	2.37	0.52
1:A:1242:ILE:HD12	1:A:1246:LYS:O	2.10	0.52
1:A:421:LEU:CD2	1:A:579:ILE:HD11	2.39	0.52
1:A:832:ILE:O	1:A:835:ASN:HB3	2.10	0.52
1:A:863:ILE:N	1:A:863:ILE:HD12	2.24	0.52
1:B:1148:ALA:HB1	1:B:1179:ARG:O	2.10	0.52
1:B:1177:LYS:HA	1:B:1180:ILE:CD1	2.40	0.52
1:B:147:PHE:O	1:B:150:ALA:HB3	2.10	0.52
1:B:365:ILE:O	1:B:366:ASP:C	2.48	0.52
1:B:36:LEU:HG	1:B:37:THR:N	2.25	0.52
1:B:70:ILE:CG2	1:B:113:TYR:CD1	2.88	0.52
1:B:721:GLN:O	1:B:722:PRO:C	2.44	0.52
1:A:131:PHE:HZ	1:A:185:LYS:HZ1	1.50	0.52
1:A:188:MET:SD	1:A:189:PHE:N	2.83	0.52
1:A:282:ARG:N	1:A:282:ARG:NH1	2.58	0.52
1:A:381:PRO:HG2	1:A:381:PRO:O	2.09	0.52
1:A:768:LEU:CG	1:A:769:GLN:N	2.73	0.52
1:A:791:SER:N	1:A:794:ARG:HH21	2.07	0.52
1:A:711:ILE:CD1	1:A:832:ILE:HG21	2.40	0.52
1:A:841:THR:O	1:A:845:ILE:HG12	2.10	0.52
1:A:857:LEU:O	1:A:857:LEU:HD23	2.09	0.52
1:A:984:VAL:O	1:A:987:VAL:HG12	2.09	0.52
1:B:1207:GLU:O	1:B:1208:LYS:C	2.44	0.52
1:B:498:LYS:NZ	1:B:502:GLU:CG	2.73	0.52
1:B:789:PHE:CD2	1:B:789:PHE:C	2.83	0.52
1:A:1208:LYS:HD3	1:A:1209:VAL:N	2.25	0.51
1:A:195:THR:HG23	1:A:196:PHE:H	1.74	0.51
1:A:225:ALA:HB2	1:A:302:ILE:CG2	2.39	0.51
1:A:54:THR:O	1:A:58:ILE:HD13	2.10	0.51
1:B:1044:PRO:C	1:B:1046:ILE:H	2.13	0.51
1:B:235:PHE:O	1:B:239:GLU:HG2	2.10	0.51
1:B:45:LEU:HD22	1:B:45:LEU:N	2.25	0.51
1:B:421:LEU:HD22	1:B:579:ILE:HD11	1.92	0.51
1:B:85:SER:O	1:B:88:SER:HB2	2.10	0.51
1:B:969:ASN:O	1:B:972:LEU:N	2.42	0.51
1:A:1094:GLY:O	1:A:1095:LYS:CG	2.51	0.51
1:A:221:LEU:HD12	1:A:306:TYR:HA	1.92	0.51
1:A:36:LEU:CG	1:A:37:THR:N	2.73	0.51
1:A:821:VAL:O	1:A:822:LYS:C	2.47	0.51
1:B:492:THR:CB	1:B:495:GLU:OE2	2.56	0.51

Continued on next page...

Continued from previous page...

Atom-1	Atom-2	Interatomic distance (Å)	Clash overlap (Å)
1:B:58:ILE:HD12	1:B:58:ILE:N	2.25	0.51
1:B:768:LEU:HD12	1:B:769:GLN:N	2.25	0.51
1:B:290:THR:HG21	1:B:771:PHE:HA	1.90	0.51
1:A:183:GLY:HA2	1:A:186:ILE:CG2	2.41	0.51
1:A:291:ALA:HA	1:A:294:SER:CB	2.36	0.51
1:A:382:ASP:O	1:A:384:ILE:CD1	2.58	0.51
1:A:573:ARG:O	1:A:576:ARG:N	2.43	0.51
1:A:585:LEU:H	1:A:585:LEU:HD22	1.75	0.51
1:A:711:ILE:HG13	1:A:832:ILE:CG2	2.37	0.51
1:A:304:ALA:HB2	1:A:758:LEU:HB3	1.91	0.51
1:B:49:TYR:HE2	1:B:130:SER:C	2.13	0.51
1:B:500:VAL:HG21	1:B:516:PHE:CZ	2.45	0.51
1:B:882:ASP:O	1:B:886:LEU:HG	2.09	0.51
1:A:1016:SER:OG	1:A:1017:TYR:N	2.42	0.51
1:A:1018:SER:O	1:A:1020:GLN:O	2.28	0.51
1:A:1026:MET:CE	1:A:1095:LYS:HE2	2.40	0.51
1:A:221:LEU:HD11	1:A:309:ALA:HB3	1.91	0.51
1:A:227:ILE:HG22	1:A:231:ILE:HD11	1.93	0.51
1:A:365:ILE:HG22	1:A:366:ASP:N	2.25	0.51
1:A:585:LEU:HA	1:A:588:VAL:HG23	1.88	0.51
1:A:61:GLY:O	1:A:65:PRO:CD	2.50	0.51
1:A:65:PRO:O	1:A:68:MET:HB2	2.10	0.51
1:A:697:LEU:CD1	1:A:698:LYS:N	2.69	0.51
1:A:711:ILE:CD1	1:A:832:ILE:CD1	2.87	0.51
1:A:720:LEU:HD13	1:A:761:ILE:CG2	2.38	0.51
1:B:1076:VAL:HG13	1:B:1194:LEU:HD13	1.91	0.51
1:B:289:ILE:O	1:B:291:ALA:N	2.43	0.51
1:B:514:HIS:O	1:B:515:GLN:CB	2.59	0.51
1:B:706:TYR:O	1:B:707:PHE:CG	2.64	0.51
1:A:1231:SER:HA	1:A:1270:GLN:HE22	1.76	0.51
1:A:159:PHE:O	1:A:160:ASP:C	2.48	0.51
1:A:359:TYR:HE1	1:A:360:GLU:OE1	1.93	0.51
1:A:424:ASN:CB	1:A:598:ASP:OD1	2.58	0.51
1:A:734:VAL:HG11	1:A:750:LEU:HD11	1.93	0.51
1:A:788:VAL:O	1:A:791:SER:HB2	2.10	0.51
1:A:797:VAL:C	1:A:799:TRP:H	2.12	0.51
1:A:916:TYR:N	1:A:916:TYR:HD1	2.09	0.51
1:B:165:GLY:C	1:B:167:LEU:N	2.64	0.51
1:B:215:LEU:C	1:B:219:PRO:HD2	2.31	0.51
1:B:255:ALA:C	1:B:257:ILE:H	2.14	0.51
1:B:479:THR:HA	1:B:518:THR:O	2.11	0.51

Continued on next page...

Continued from previous page...

Atom-1	Atom-2	Interatomic distance (Å)	Clash overlap (Å)
1:B:711:ILE:HD12	1:B:832:ILE:HD13	1.93	0.51
1:A:1118:LEU:H	1:A:1118:LEU:HD12	1.73	0.51
1:A:35:VAL:O	1:A:39:PHE:CB	2.45	0.51
1:A:425:SER:OG	1:A:598:ASP:O	2.28	0.51
1:A:520:VAL:O	1:A:520:VAL:HG12	2.09	0.51
1:A:607:ASN:HB3	1:A:610:GLU:CG	2.39	0.51
1:A:731:VAL:HG22	1:A:750:LEU:HB3	1.93	0.51
1:A:792:MET:HA	1:A:795:GLN:HB2	1.93	0.51
1:A:843:ILE:HA	1:A:846:SER:CB	2.41	0.51
1:A:908:ARG:O	1:A:909:GLU:C	2.49	0.51
1:A:856:LEU:HD21	1:A:952:ALA:HA	1.91	0.51
1:B:1077:GLN:O	1:B:1080:GLU:HB2	2.11	0.51
1:B:1090:VAL:CG2	1:B:1091:PHE:N	2.72	0.51
1:B:131:PHE:O	1:B:132:TRP:C	2.47	0.51
1:B:484:ILE:CG2	1:B:496:ILE:HG13	2.38	0.51
1:B:813:ARG:HD3	1:B:817:ASP:OD2	2.10	0.51
1:B:122:LEU:HD12	1:B:939:SER:HB2	1.92	0.51
1:B:853:LEU:HG	1:B:973:VAL:HG21	1.92	0.51
1:B:995:ALA:N	1:B:996:LYS:HZ1	1.98	0.51
1:A:1020:GLN:HG2	1:A:1100:LEU:CD1	2.40	0.51
1:A:1202:LEU:HG	1:A:1206:SER:HB2	1.93	0.51
1:A:1063:ALA:CB	1:A:1236:ALA:HB1	2.31	0.51
1:A:792:MET:CE	1:A:810:LEU:HB3	2.40	0.51
1:A:892:ILE:CB	1:A:916:TYR:CZ	2.91	0.51
1:A:925:ARG:NE	1:B:519:LEU:HD12	2.26	0.51
1:A:957:ALA:O	1:A:958:TYR:C	2.49	0.51
1:B:1197:GLU:O	1:B:1198:ALA:C	2.48	0.51
1:B:186:ILE:O	1:B:187:GLY:C	2.48	0.51
1:B:202:ILE:O	1:B:204:PHE:N	2.43	0.51
1:B:38:MET:O	1:B:39:PHE:C	2.45	0.51
1:B:504:ASN:CG	1:B:504:ASN:O	2.48	0.51
1:B:773:PHE:CD1	1:B:773:PHE:C	2.83	0.51
1:B:816:ASN:CG	1:B:817:ASP:N	2.64	0.51
1:B:905:SER:CB	1:B:908:ARG:NH1	2.65	0.51
1:A:123:ILE:O	1:A:127:ILE:HG12	2.11	0.51
1:A:202:ILE:HD12	1:A:203:GLY:H	1.73	0.51
1:A:220:VAL:O	1:A:223:LEU:HB2	2.11	0.51
1:A:239:GLU:OE1	1:A:239:GLU:HA	2.10	0.51
1:A:324:ILE:HB	1:A:326:GLN:HB2	1.92	0.51
1:A:36:LEU:HD12	1:A:37:THR:N	2.25	0.51
1:A:424:ASN:C	1:A:426:GLY:H	2.15	0.51

Continued on next page...

Continued from previous page...

Atom-1	Atom-2	Interatomic distance (Å)	Clash overlap (Å)
1:A:447:VAL:HG22	1:A:454:ILE:CG2	2.41	0.51
1:A:44:TRP:CG	1:A:45:LEU:HD22	2.45	0.51
1:A:509:ILE:CD1	1:A:510:MET:HG2	2.40	0.51
1:A:535:ILE:O	1:A:538:ALA:HB3	2.11	0.51
1:A:838:ASN:HB2	1:A:982:MET:SD	2.51	0.51
1:A:857:LEU:O	1:A:858:LEU:C	2.49	0.51
1:B:1173:SER:HB3	1:B:1176:GLN:CD	2.31	0.51
1:B:153:ASN:HA	1:B:155:GLU:OE2	2.10	0.51
1:B:507:ASP:OD1	1:B:508:PHE:N	2.44	0.51
1:B:554:THR:OG1	1:B:562:GLU:HG3	2.11	0.51
1:B:762:SER:CA	1:B:765:THR:HG22	2.40	0.51
1:A:1173:SER:N	1:A:1176:GLN:HE22	2.02	0.51
1:A:175:VAL:CG1	1:A:176:SER:N	2.73	0.51
1:A:227:ILE:HG22	1:A:231:ILE:CD1	2.41	0.51
1:A:404:GLN:O	1:A:405:ILE:C	2.48	0.51
1:A:551:ASP:C	1:A:553:ALA:H	2.13	0.51
1:A:777:GLY:CA	1:A:822:LYS:HG3	2.41	0.51
1:A:773:PHE:HB2	1:A:829:LEU:CD1	2.39	0.51
1:A:955:PHE:O	1:A:958:TYR:CB	2.59	0.51
1:A:968:GLU:O	1:A:970:VAL:N	2.44	0.51
1:A:969:ASN:N	1:A:969:ASN:ND2	2.58	0.51
1:B:1064:LEU:HD11	1:B:1242:ILE:HG21	1.93	0.51
1:B:151:ILE:HD12	1:B:167:LEU:HD21	1.92	0.51
1:B:41:TYR:CE2	1:B:42:ALA:HB2	2.46	0.51
1:B:438:ARG:HB2	1:B:454:ILE:HD11	1.93	0.51
1:B:721:GLN:HB3	1:B:722:PRO:CD	2.40	0.51
1:B:764:ILE:HG22	1:B:765:THR:N	2.24	0.51
1:A:1030:ASN:OD1	1:A:1058:LYS:HB3	2.11	0.51
1:A:1156:SER:O	1:A:1157:LEU:C	2.49	0.51
1:A:1170:THR:HG22	1:A:1170:THR:O	2.10	0.51
1:A:253:VAL:CA	1:A:254:LEU:HD22	2.41	0.51
1:A:327:VAL:O	1:A:330:VAL:HG23	2.11	0.51
1:A:214:ILE:HG23	1:A:334:VAL:HG11	1.91	0.51
1:A:496:ILE:N	1:A:496:ILE:HD12	2.25	0.51
1:A:49:TYR:OH	1:A:130:SER:CB	2.56	0.51
1:A:695:ARG:C	1:A:697:LEU:N	2.64	0.51
1:A:315:SER:CB	1:A:747:ASN:ND2	2.71	0.51
1:A:158:TRP:CZ2	1:A:900:PHE:HA	2.46	0.51
1:B:1214:LEU:HD23	1:B:1214:LEU:C	2.30	0.51
1:B:1243:GLN:O	1:B:1244:ASN:C	2.49	0.51
1:B:431:THR:HG22	1:B:435:LEU:HD21	1.92	0.51

Continued on next page...

Continued from previous page...

Atom-1	Atom-2	Interatomic distance (Å)	Clash overlap (Å)
1:B:557:LEU:CD2	1:B:565:VAL:HG21	2.40	0.51
1:B:593:VAL:C	1:B:594:ILE:HD12	2.31	0.51
1:B:861:VAL:O	1:B:862:PRO:C	2.48	0.51
1:B:881:LYS:HZ2	1:B:881:LYS:HB2	1.75	0.51
1:A:104:GLU:O	1:A:107:MET:HB3	2.11	0.50
1:A:1078:LEU:HD23	1:A:1083:TYR:O	2.11	0.50
1:A:798:SER:HA	1:A:801:ASP:CB	2.32	0.50
1:A:857:LEU:C	1:A:859:ALA:N	2.62	0.50
1:A:964:LEU:HD22	1:A:965:MET:N	2.12	0.50
1:B:1156:SER:O	1:B:1157:LEU:C	2.50	0.50
1:B:228:TRP:O	1:B:231:ILE:HB	2.11	0.50
1:B:584:ARG:O	1:B:587:THR:N	2.40	0.50
1:B:797:VAL:C	1:B:799:TRP:N	2.64	0.50
1:B:798:SER:N	1:B:801:ASP:HB2	2.26	0.50
1:A:787:MET:HB3	1:A:1008:ILE:CD1	2.40	0.50
1:A:1044:PRO:C	1:A:1046:ILE:H	2.14	0.50
1:A:1208:LYS:NZ	1:A:1209:VAL:HA	2.25	0.50
1:A:129:VAL:HG22	1:A:938:PHE:CD1	2.46	0.50
1:A:362:PHE:CA	1:A:365:ILE:HD12	2.41	0.50
1:A:585:LEU:HA	1:A:588:VAL:HG21	1.92	0.50
1:A:589:ARG:O	1:A:591:ALA:N	2.39	0.50
1:A:696:ILE:O	1:A:700:ASN:CB	2.60	0.50
1:A:753:LEU:HD12	1:A:757:ILE:HG12	1.92	0.50
1:B:1052:LEU:CG	1:B:1054:LEU:HD21	2.42	0.50
1:B:1037:VAL:HG21	1:B:1087:ALA:HB3	1.92	0.50
1:B:324:ILE:HD12	1:B:324:ILE:H	1.75	0.50
1:B:44:TRP:CD1	1:B:45:LEU:HD13	2.46	0.50
1:B:459:VAL:C	1:B:461:TYR:N	2.64	0.50
1:B:756:LEU:HA	1:B:760:ILE:HD13	1.93	0.50
1:A:1076:VAL:CG1	1:A:1194:LEU:HD13	2.41	0.50
1:A:267:LYS:NZ	1:A:267:LYS:CB	2.71	0.50
1:A:303:TYR:O	1:A:306:TYR:CB	2.59	0.50
1:A:531:GLN:O	1:A:532:LYS:C	2.49	0.50
1:A:981:ALA:O	1:A:984:VAL:HB	2.11	0.50
1:B:328:LEU:O	1:B:329:THR:C	2.49	0.50
1:B:33:VAL:N	1:B:36:LEU:HD11	2.26	0.50
1:B:462:LEU:HG	1:B:466:ILE:CD1	2.41	0.50
1:B:552:GLU:O	1:B:555:SER:N	2.43	0.50
1:B:54:THR:O	1:B:57:ALA:HB3	2.12	0.50
1:B:747:ASN:O	1:B:748:SER:C	2.50	0.50
1:B:760:ILE:N	1:B:760:ILE:HD12	2.26	0.50

Continued on next page...

Continued from previous page...

Atom-1	Atom-2	Interatomic distance (Å)	Clash overlap (Å)
1:B:970:VAL:HG23	1:B:971:LEU:CD2	2.40	0.50
1:A:1054:LEU:N	1:A:1054:LEU:HD22	2.27	0.50
1:A:114:TYR:HB2	1:A:950:ALA:HB2	1.91	0.50
1:A:411:LEU:HD23	1:A:412:LYS:O	2.11	0.50
1:A:489:GLU:CD	1:A:489:GLU:H	2.15	0.50
1:A:552:GLU:O	1:A:555:SER:HB2	2.12	0.50
1:A:694:TRP:O	1:A:698:LYS:HG3	2.10	0.50
1:A:782:LYS:C	1:A:784:LEU:N	2.64	0.50
1:A:849:TYR:OH	1:A:972:LEU:O	2.15	0.50
1:A:993:ASP:N	1:A:996:LYS:NZ	2.59	0.50
1:B:1139:GLU:H	1:B:1139:GLU:CD	2.15	0.50
1:B:1258:ALA:HA	1:B:1260:LYS:NZ	2.27	0.50
1:B:131:PHE:CE2	1:B:186:ILE:HG22	2.46	0.50
1:B:872:MET:HE2	1:B:872:MET:O	2.11	0.50
1:B:994:TYR:O	1:B:994:TYR:CD1	2.64	0.50
1:A:103:LEU:HB2	1:A:960:VAL:HG23	1.93	0.50
1:A:1019:THR:HB	1:A:1100:LEU:C	2.32	0.50
1:A:1225:VAL:O	1:A:1225:VAL:HG13	2.12	0.50
1:A:210:LEU:C	1:A:212:LEU:N	2.61	0.50
1:A:278:GLU:O	1:A:282:ARG:NH1	2.43	0.50
1:A:289:ILE:O	1:A:292:ASN:N	2.41	0.50
1:A:371:ILE:C	1:A:373:SER:H	2.13	0.50
1:A:438:ARG:CG	1:A:438:ARG:NH1	2.72	0.50
1:A:467:GLY:H	1:A:545:PRO:CB	2.25	0.50
1:A:741:PRO:O	1:A:742:GLU:CB	2.59	0.50
1:A:789:PHE:C	1:A:789:PHE:CD2	2.84	0.50
1:A:967:PHE:CD1	1:A:968:GLU:N	2.79	0.50
1:A:991:ALA:HB1	1:A:992:PRO:CD	2.34	0.50
1:B:1067:SER:OG	1:B:1068:SER:N	2.43	0.50
1:B:167:LEU:O	1:B:170:ARG:N	2.45	0.50
1:B:185:LYS:HZ2	1:B:186:ILE:CA	2.24	0.50
1:A:1043:ARG:NH2	1:A:1086:MET:HG2	2.26	0.50
1:A:1230:LEU:HD12	1:A:1270:GLN:HB2	1.93	0.50
1:A:153:ASN:C	1:A:155:GLU:H	2.14	0.50
1:A:438:ARG:HD3	1:A:438:ARG:O	2.11	0.50
1:A:512:LEU:HD12	1:A:513:PRO:HG2	1.94	0.50
1:A:887:GLU:O	1:A:891:LYS:HB2	2.11	0.50
1:A:906:LEU:O	1:A:906:LEU:HD23	2.11	0.50
1:A:107:MET:HE2	1:A:954:ARG:HD2	1.94	0.50
1:B:122:LEU:HD13	1:B:943:ALA:HB2	1.93	0.50
1:B:1262:ILE:H	1:B:1262:ILE:CD1	2.20	0.50

Continued on next page...

Continued from previous page...

Atom-1	Atom-2	Interatomic distance (Å)	Clash overlap (Å)
1:B:282:ARG:HD3	1:B:286:LYS:HZ3	1.76	0.50
1:B:863:ILE:HD12	1:B:863:ILE:N	2.26	0.50
1:A:163:ASP:C	1:A:165:GLY:N	2.63	0.50
1:A:185:LYS:NZ	1:A:186:ILE:CA	2.75	0.50
1:A:431:THR:O	1:A:434:GLN:CB	2.60	0.50
1:A:762:SER:CA	1:A:765:THR:HG22	2.41	0.50
1:B:604:GLU:OE2	1:B:617:ILE:HB	2.11	0.50
1:A:1037:VAL:HG22	1:A:1087:ALA:CB	2.41	0.50
1:A:1076:VAL:HG13	1:A:1194:LEU:HB3	1.92	0.50
1:A:1153:PHE:CE2	1:A:1172:LEU:HD22	2.46	0.50
1:A:198:GLY:O	1:A:202:ILE:HG13	2.11	0.50
1:A:209:LYS:O	1:A:212:LEU:HB3	2.11	0.50
1:A:423:GLY:HA3	1:A:429:LYS:HD2	1.92	0.50
1:A:471:GLN:O	1:A:472:GLU:C	2.50	0.50
1:A:490:ASP:O	1:A:491:VAL:HB	2.11	0.50
1:A:536:ALA:O	1:A:539:ARG:HB3	2.11	0.50
1:A:892:ILE:C	1:A:916:TYR:CE2	2.85	0.50
1:A:946:TYR:CG	1:A:947:PHE:N	2.80	0.50
1:B:156:ILE:N	1:B:156:ILE:CD1	2.41	0.50
1:B:504:ASN:OD1	1:B:568:ALA:HB2	2.12	0.50
1:B:621:LEU:HD22	1:B:621:LEU:H	1.76	0.50
1:B:707:PHE:CZ	1:B:775:LYS:NZ	2.76	0.50
1:B:912:PHE:O	1:B:915:MET:N	2.45	0.50
1:B:939:SER:OG	1:B:940:PHE:N	2.45	0.50
1:A:1033:PHE:CD1	1:A:1036:VAL:CG2	2.95	0.50
1:A:135:ALA:O	1:A:136:ALA:C	2.51	0.50
1:A:212:LEU:HD13	1:A:215:LEU:HD12	1.92	0.50
1:A:428:GLY:O	1:A:431:THR:N	2.45	0.50
1:A:685:ASP:O	1:A:686:GLU:CG	2.57	0.50
1:A:789:PHE:C	1:A:789:PHE:HD2	2.14	0.50
1:A:777:GLY:HA3	1:A:822:LYS:HE3	1.93	0.50
1:A:908:ARG:C	1:A:911:LYS:HB3	2.32	0.50
1:B:1033:PHE:O	1:B:1053:SER:HA	2.11	0.50
1:B:1263:TYR:O	1:B:1266:MET:HB2	2.12	0.50
1:B:232:LEU:HG	1:B:295:MET:SD	2.52	0.50
1:B:504:ASN:O	1:B:534:ARG:HD3	2.12	0.50
1:B:560:GLU:O	1:B:563:ALA:HB3	2.12	0.50
1:B:58:ILE:CD1	1:B:58:ILE:H	2.25	0.50
1:B:867:ALA:HA	1:B:870:VAL:HG12	1.92	0.50
1:B:949:TYR:O	1:B:952:ALA:HB3	2.12	0.50
1:B:969:ASN:ND2	1:B:969:ASN:N	2.58	0.50

Continued on next page...

Continued from previous page...

Atom-1	Atom-2	Interatomic distance (Å)	Clash overlap (Å)
1:A:1011:THR:O	1:A:1013:GLU:HB2	2.12	0.49
1:A:1057:LYS:H	1:A:1057:LYS:CD	2.24	0.49
1:A:1144:ALA:CB	1:A:1187:VAL:CG2	2.86	0.49
1:A:315:SER:C	1:A:318:ILE:HG22	2.29	0.49
1:A:41:TYR:CG	1:A:42:ALA:N	2.78	0.49
1:A:554:THR:HG23	1:A:555:SER:N	2.27	0.49
1:A:621:LEU:N	1:A:621:LEU:HD22	2.27	0.49
1:B:1117:ILE:HG13	1:B:1118:LEU:N	2.27	0.49
1:B:1140:GLU:O	1:B:1143:ARG:N	2.45	0.49
1:B:1170:THR:O	1:B:1171:GLN:HB3	2.11	0.49
1:B:374:PHE:HD1	1:B:375:SER:N	2.06	0.49
1:B:573:ARG:C	1:B:575:GLY:H	2.12	0.49
1:B:58:ILE:HG22	1:B:59:ILE:N	2.26	0.49
1:B:731:VAL:HG22	1:B:750:LEU:HB3	1.94	0.49
1:B:855:LEU:HA	1:B:858:LEU:HG	1.93	0.49
1:A:1019:THR:O	1:A:1020:GLN:CB	2.60	0.49
1:A:1046:ILE:HG23	1:A:1047:PRO:HD2	1.95	0.49
1:A:1019:THR:O	1:A:1100:LEU:HD12	2.12	0.49
1:A:308:LEU:O	1:A:309:ALA:C	2.47	0.49
1:A:44:TRP:C	1:A:46:ASP:N	2.64	0.49
1:A:514:HIS:O	1:A:515:GLN:CB	2.60	0.49
1:A:842:GLY:O	1:A:846:SER:OG	2.24	0.49
1:A:853:LEU:O	1:A:857:LEU:N	2.45	0.49
1:A:907:THR:N	1:A:908:ARG:NE	2.60	0.49
1:A:908:ARG:O	1:A:911:LYS:N	2.45	0.49
1:B:1199:THR:HG22	1:B:1202:LEU:HD22	1.93	0.49
1:B:417:GLN:O	1:B:418:THR:HG22	2.12	0.49
1:B:901:ARG:CD	1:B:901:ARG:H	2.04	0.49
1:A:787:MET:SD	1:A:1008:ILE:HD11	2.52	0.49
1:A:1097:ILE:HD12	1:A:1105:LEU:CD1	2.38	0.49
1:A:1137:SER:O	1:A:1141:ILE:HG23	2.13	0.49
1:A:155:GLU:O	1:A:157:GLY:N	2.44	0.49
1:A:267:LYS:HB2	1:A:267:LYS:HZ2	1.73	0.49
1:A:530:GLY:HA2	1:A:557:LEU:HD11	1.95	0.49
1:A:722:PRO:O	1:A:725:SER:HB2	2.11	0.49
1:A:311:TRP:HE1	1:A:754:LEU:HD13	1.76	0.49
1:B:183:GLY:C	1:B:186:ILE:HG23	2.33	0.49
1:B:393:ILE:HG12	1:B:393:ILE:O	2.12	0.49
1:B:531:GLN:O	1:B:532:LYS:C	2.51	0.49
1:B:551:ASP:C	1:B:553:ALA:H	2.15	0.49
1:B:718:GLY:HA2	1:B:837:ALA:CB	2.42	0.49

Continued on next page...

Continued from previous page...

Atom-1	Atom-2	Interatomic distance (Å)	Clash overlap (Å)
1:B:755:PHE:O	1:B:756:LEU:C	2.51	0.49
1:B:974:PHE:HA	1:B:977:ILE:HD12	1.94	0.49
1:A:130:SER:O	1:A:134:LEU:HB2	2.12	0.49
1:A:504:ASN:CG	1:A:504:ASN:O	2.51	0.49
1:B:1035:GLY:O	1:B:1036:VAL:C	2.51	0.49
1:B:153:ASN:O	1:B:155:GLU:CD	2.50	0.49
1:B:265:GLY:O	1:B:267:LYS:CD	2.60	0.49
1:B:476:PHE:CD1	1:B:476:PHE:N	2.80	0.49
1:B:690:PRO:CG	1:B:1006:ARG:CZ	2.88	0.49
1:B:711:ILE:CG1	1:B:715:ILE:HD11	2.43	0.49
1:B:282:ARG:HG3	1:B:782:LYS:HD3	1.94	0.49
1:B:853:LEU:HB3	1:B:973:VAL:HG22	1.93	0.49
1:A:1042:THR:O	1:A:1044:PRO:N	2.45	0.49
1:A:115:THR:O	1:A:116:GLY:C	2.50	0.49
1:A:1164:ARG:C	1:A:1166:GLY:H	2.15	0.49
1:A:232:LEU:HB2	1:A:295:MET:HE2	1.93	0.49
1:A:370:SER:C	1:A:372:ASP:H	2.16	0.49
1:A:699:LEU:O	1:A:700:ASN:C	2.50	0.49
1:A:70:ILE:HG22	1:A:74:MET:HE2	1.93	0.49
1:A:765:THR:CG2	1:A:766:PHE:H	2.26	0.49
1:A:141:HIS:CE1	1:A:924:TYR:HB2	2.47	0.49
1:B:204:PHE:O	1:B:211:THR:HG21	2.12	0.49
1:B:251:GLU:O	1:B:252:GLU:HB2	2.12	0.49
1:B:967:PHE:CG	1:B:968:GLU:N	2.79	0.49
1:A:197:PHE:O	1:A:201:ILE:N	2.46	0.49
1:A:209:LYS:HD3	1:A:209:LYS:N	2.28	0.49
1:A:71:PHE:HE1	1:A:328:LEU:HD21	1.77	0.49
1:A:399:SER:O	1:A:402:GLU:OE2	2.31	0.49
1:A:44:TRP:O	1:A:46:ASP:N	2.45	0.49
1:A:476:PHE:CE1	1:A:486:TYR:HD1	2.29	0.49
1:A:843:ILE:HA	1:A:846:SER:HB2	1.94	0.49
1:A:910:GLN:HG2	1:B:492:THR:OG1	2.12	0.49
1:B:135:ALA:O	1:B:136:ALA:C	2.50	0.49
1:B:195:THR:HG23	1:B:196:PHE:H	1.77	0.49
1:B:472:GLU:HG3	1:B:472:GLU:O	2.13	0.49
1:B:484:ILE:HG21	1:B:496:ILE:CG1	2.43	0.49
1:B:492:THR:O	1:B:494:ASP:N	2.45	0.49
1:B:550:LEU:HD12	1:B:550:LEU:N	2.28	0.49
1:B:878:GLN:HA	1:B:881:LYS:HG2	1.95	0.49
1:B:332:PHE:HZ	1:B:974:PHE:HE2	1.60	0.49
1:A:1020:GLN:CD	1:A:1022:LEU:H	2.16	0.49

Continued on next page...

Continued from previous page...

Atom-1	Atom-2	Interatomic distance (Å)	Clash overlap (Å)
1:A:1039:ASN:HB2	1:A:1047:PRO:CG	2.42	0.49
1:A:1184:ARG:O	1:A:1187:VAL:HB	2.13	0.49
1:A:1185:ALA:O	1:A:1187:VAL:N	2.46	0.49
1:A:245:LYS:NZ	1:A:245:LYS:HA	2.28	0.49
1:A:362:PHE:C	1:A:365:ILE:H	2.16	0.49
1:A:387:ASN:ND2	1:A:415:SER:N	2.61	0.49
1:A:508:PHE:CE1	1:A:509:ILE:CG2	2.95	0.49
1:A:500:VAL:HG21	1:A:516:PHE:CZ	2.46	0.49
1:A:940:PHE:O	1:A:944:MET:HG2	2.13	0.49
1:B:227:ILE:HG22	1:B:231:ILE:CD1	2.42	0.49
1:B:33:VAL:O	1:B:35:VAL:N	2.46	0.49
1:B:414:LYS:CD	1:B:414:LYS:H	2.24	0.49
1:B:88:SER:O	1:B:90:ASN:N	2.44	0.49
1:A:1030:ASN:ND2	1:A:1057:LYS:HA	2.27	0.49
1:A:1091:PHE:C	1:A:1093:ASP:H	2.16	0.49
1:A:1127:ILE:C	1:A:1129:TYR:H	2.16	0.49
1:A:1242:ILE:HD12	1:A:1246:LYS:C	2.33	0.49
1:A:140:ILE:O	1:A:141:HIS:C	2.50	0.49
1:A:459:VAL:O	1:A:461:TYR:N	2.45	0.49
1:A:498:LYS:HZ2	1:A:502:GLU:HG3	1.78	0.49
1:A:711:ILE:CG1	1:A:711:ILE:O	2.60	0.49
1:A:794:ARG:O	1:A:795:GLN:O	2.31	0.49
1:A:882:ASP:O	1:A:886:LEU:HG	2.12	0.49
1:B:1117:ILE:HD12	1:B:1118:LEU:N	2.20	0.49
1:B:1144:ALA:CB	1:B:1187:VAL:CG2	2.87	0.49
1:B:184:ASP:O	1:B:187:GLY:N	2.46	0.49
1:B:388:LEU:HB2	1:B:413:VAL:CG1	2.41	0.49
1:B:34:SER:CA	1:B:38:MET:HB2	2.37	0.49
1:A:918:GLN:NE2	1:B:482:GLU:CD	2.66	0.49
1:B:55:LEU:O	1:B:58:ILE:HB	2.12	0.49
1:B:734:VAL:HG11	1:B:750:LEU:CD1	2.42	0.49
1:B:118:GLY:CA	1:B:946:TYR:CD1	2.95	0.49
1:A:1032:GLN:NE2	1:A:1055:GLU:HB2	2.28	0.49
1:A:1092:LEU:HD11	1:A:1104:TRP:HZ3	1.77	0.49
1:A:178:ILE:HA	1:A:354:ALA:HB1	1.95	0.49
1:A:301:LEU:HA	1:A:759:GLY:HA2	1.95	0.49
1:B:1057:LYS:HB2	1:B:1060:GLN:HE21	1.75	0.49
1:B:1080:GLU:HA	1:B:1080:GLU:OE1	2.12	0.49
1:B:463:ARG:HH12	1:B:903:VAL:HG22	1.77	0.49
1:B:701:SER:HA	1:B:704:TRP:CB	2.43	0.49
1:B:821:VAL:HG23	1:B:822:LYS:N	2.28	0.49

Continued on next page...

Continued from previous page...

Atom-1	Atom-2	Interatomic distance (Å)	Clash overlap (Å)
1:B:968:GLU:CD	1:B:969:ASN:N	2.66	0.49
1:A:1003:HIS:O	1:A:1007:ILE:HD13	2.13	0.49
1:A:1100:LEU:HD21	1:A:1104:TRP:CZ3	2.47	0.49
1:A:1261:GLY:H	1:A:1264:PHE:CB	2.26	0.49
1:A:257:ILE:HD12	1:A:260:VAL:HB	1.94	0.49
1:A:277:LEU:O	1:A:280:ALA:HB3	2.12	0.49
1:A:902:THR:CA	1:A:904:VAL:HG12	2.42	0.49
1:A:964:LEU:HD12	1:A:966:THR:HG23	1.94	0.49
1:B:1064:LEU:CB	1:B:1226:ILE:HG22	2.43	0.49
1:B:1091:PHE:CD2	1:B:1094:GLY:O	2.65	0.49
1:B:1123:ILE:HA	1:B:1126:ASN:HB2	1.95	0.49
1:B:1208:LYS:NZ	1:B:1209:VAL:HA	2.28	0.49
1:B:282:ARG:HB3	1:B:778:GLU:CG	2.42	0.49
1:B:311:TRP:HA	1:B:311:TRP:CE3	2.47	0.49
1:A:1037:VAL:HA	1:A:1049:LEU:O	2.12	0.48
1:A:1091:PHE:CD1	1:A:1096:GLU:CA	2.91	0.48
1:A:1104:TRP:O	1:A:1105:LEU:C	2.50	0.48
1:A:1117:ILE:CG1	1:A:1118:LEU:N	2.76	0.48
1:A:218:SER:O	1:A:220:VAL:N	2.46	0.48
1:A:72:GLY:CA	1:A:329:THR:OG1	2.59	0.48
1:A:429:LYS:HD3	1:A:429:LYS:N	2.24	0.48
1:A:549:LEU:N	1:A:549:LEU:CD1	2.75	0.48
1:A:852:GLN:C	1:A:853:LEU:HD22	2.34	0.48
1:B:221:LEU:HD11	1:B:309:ALA:HB3	1.95	0.48
1:B:33:VAL:O	1:B:36:LEU:HG	2.13	0.48
1:B:541:LEU:O	1:B:541:LEU:HD13	2.13	0.48
1:B:749:ASN:OD1	1:B:750:LEU:N	2.46	0.48
1:B:836:ILE:O	1:B:837:ALA:C	2.51	0.48
1:B:950:ALA:O	1:B:951:ALA:C	2.50	0.48
1:B:842:GLY:HA2	1:B:979:PHE:CE2	2.48	0.48
1:A:1064:LEU:CB	1:A:1226:ILE:HG22	2.43	0.48
1:A:1019:THR:OG1	1:A:1101:ASN:N	2.46	0.48
1:A:34:SER:CA	1:A:38:MET:HB2	2.31	0.48
1:A:386:GLY:CA	1:A:450:ASP:HA	2.30	0.48
1:A:462:LEU:HG	1:A:466:ILE:CD1	2.42	0.48
1:A:493:MET:O	1:A:497:GLU:HB2	2.13	0.48
1:A:796:ASP:O	1:A:797:VAL:CB	2.60	0.48
1:B:300:LEU:HD12	1:B:766:PHE:CZ	2.48	0.48
1:B:36:LEU:HD12	1:B:37:THR:N	2.28	0.48
1:B:419:VAL:CG1	1:B:579:ILE:HG12	2.43	0.48
1:B:519:LEU:HD22	1:B:526:GLN:HE22	1.78	0.48

Continued on next page...

Continued from previous page...

Atom-1	Atom-2	Interatomic distance (Å)	Clash overlap (Å)
1:B:621:LEU:N	1:B:621:LEU:HD22	2.28	0.48
1:B:889:SER:O	1:B:892:ILE:CG1	2.61	0.48
1:B:830:ALA:HB1	1:B:990:PHE:CD2	2.42	0.48
1:A:1039:ASN:HB2	1:A:1047:PRO:HG3	1.96	0.48
1:A:1076:VAL:HG13	1:A:1194:LEU:HD13	1.96	0.48
1:A:1236:ALA:HB3	1:A:1239:ILE:HG13	1.95	0.48
1:A:160:ASP:OD1	1:A:160:ASP:N	2.46	0.48
1:A:382:ASP:OD2	1:A:382:ASP:N	2.45	0.48
1:A:557:LEU:CD2	1:A:565:VAL:HG21	2.43	0.48
1:A:579:ILE:HG23	1:A:579:ILE:O	2.12	0.48
1:A:750:LEU:HD23	1:A:753:LEU:HD23	1.95	0.48
1:A:808:GLY:O	1:A:810:LEU:N	2.46	0.48
1:A:872:MET:HE2	1:A:873:LYS:HA	1.95	0.48
1:A:878:GLN:HA	1:A:881:LYS:HG2	1.95	0.48
1:B:796:ASP:OD1	1:B:1014:ILE:HG21	2.13	0.48
1:B:129:VAL:CG2	1:B:938:PHE:CD1	2.92	0.48
1:B:361:VAL:C	1:B:364:ILE:HB	2.33	0.48
1:B:812:THR:HG22	1:B:816:ASN:HD22	1.79	0.48
1:B:838:ASN:ND2	1:B:839:LEU:N	2.61	0.48
1:B:842:GLY:O	1:B:846:SER:OG	2.22	0.48
1:A:111:ALA:O	1:A:114:TYR:CD1	2.67	0.48
1:A:129:VAL:CG2	1:A:938:PHE:CD1	2.94	0.48
1:A:57:ALA:HB1	1:A:190:PHE:CB	2.43	0.48
1:A:201:ILE:CG2	1:A:202:ILE:N	2.77	0.48
1:A:436:MET:HE1	1:A:449:ILE:CD1	2.42	0.48
1:A:695:ARG:C	1:A:697:LEU:H	2.15	0.48
1:A:706:TYR:O	1:A:706:TYR:CD1	2.67	0.48
1:A:783:ARG:O	1:A:787:MET:HG3	2.14	0.48
1:A:799:TRP:CD1	1:A:800:PHE:HE1	2.25	0.48
1:A:853:LEU:C	1:A:856:LEU:H	2.16	0.48
1:A:861:VAL:HB	1:A:862:PRO:HD3	1.94	0.48
1:B:1042:THR:C	1:B:1044:PRO:CD	2.81	0.48
1:B:1172:LEU:HD22	1:B:1176:GLN:HE21	1.79	0.48
1:B:187:GLY:O	1:B:190:PHE:HB3	2.13	0.48
1:B:204:PHE:O	1:B:205:THR:C	2.52	0.48
1:B:248:ALA:C	1:B:250:ALA:H	2.14	0.48
1:B:722:PRO:O	1:B:725:SER:HB2	2.12	0.48
1:B:731:VAL:O	1:B:732:VAL:C	2.50	0.48
1:B:938:PHE:CD2	1:B:938:PHE:C	2.86	0.48
1:A:1020:GLN:C	1:A:1020:GLN:OE1	2.51	0.48
1:A:445:GLY:O	1:A:446:MET:HB3	2.13	0.48

Continued on next page...

Continued from previous page...

Atom-1	Atom-2	Interatomic distance (Å)	Clash overlap (Å)
1:A:508:PHE:HE2	1:A:534:ARG:HD2	1.79	0.48
1:A:608:HIS:HD1	1:A:618:TYR:HE2	1.61	0.48
1:A:708:VAL:O	1:A:711:ILE:CG2	2.62	0.48
1:A:786:TYR:O	1:A:787:MET:C	2.50	0.48
1:A:881:LYS:HG3	1:A:882:ASP:N	2.29	0.48
1:A:900:PHE:O	1:A:900:PHE:CD1	2.66	0.48
1:A:900:PHE:O	1:A:900:PHE:HD1	1.96	0.48
1:B:360:GLU:C	1:B:362:PHE:H	2.17	0.48
1:B:415:SER:C	1:B:417:GLN:H	2.16	0.48
1:B:765:THR:CG2	1:B:766:PHE:H	2.26	0.48
1:B:789:PHE:HD2	1:B:789:PHE:O	1.95	0.48
1:A:791:SER:CB	1:A:1010:LYS:HZ1	2.27	0.48
1:A:1137:SER:HB3	1:A:1140:GLU:HB2	1.93	0.48
1:A:1058:LYS:HA	1:A:1222:THR:OG1	2.13	0.48
1:A:133:CYS:SG	1:A:931:ALA:CA	2.95	0.48
1:A:144:ARG:NH1	1:A:175:VAL:HG11	2.28	0.48
1:A:183:GLY:CA	1:A:186:ILE:HG23	2.44	0.48
1:A:214:ILE:O	1:A:215:LEU:C	2.52	0.48
1:A:315:SER:CA	1:A:318:ILE:HG22	2.42	0.48
1:A:760:ILE:N	1:A:760:ILE:HD12	2.28	0.48
1:A:970:VAL:O	1:A:973:VAL:HB	2.12	0.48
1:B:788:VAL:CG2	1:B:1004:ILE:HG12	2.44	0.48
1:B:197:PHE:O	1:B:201:ILE:HB	2.13	0.48
1:B:291:ALA:O	1:B:295:MET:N	2.46	0.48
1:B:35:VAL:HG23	1:B:36:LEU:HD23	1.95	0.48
1:A:265:GLY:O	1:A:267:LYS:HE3	2.14	0.48
1:A:550:LEU:HD23	1:A:569:LEU:HD13	1.95	0.48
1:B:802:ASP:OD1	1:B:1041:PRO:O	2.32	0.48
1:B:201:ILE:CG2	1:B:202:ILE:N	2.77	0.48
1:B:215:LEU:O	1:B:219:PRO:CD	2.61	0.48
1:B:295:MET:HE1	1:B:298:ALA:HB2	1.96	0.48
1:B:358:ALA:O	1:B:362:PHE:HB2	2.14	0.48
1:B:387:ASN:ND2	1:B:415:SER:N	2.62	0.48
1:B:436:MET:HG3	1:B:436:MET:O	2.13	0.48
1:B:133:CYS:CB	1:B:931:ALA:CB	2.91	0.48
1:A:1118:LEU:N	1:A:1118:LEU:CD1	2.67	0.48
1:A:1209:VAL:HG13	1:A:1210:VAL:N	2.29	0.48
1:A:1062:LEU:CD1	1:A:1224:ILE:HG23	2.35	0.48
1:A:49:TYR:HE2	1:A:130:SER:C	2.17	0.48
1:A:213:VAL:O	1:A:217:ILE:CD1	2.62	0.48
1:A:232:LEU:CB	1:A:295:MET:SD	3.02	0.48

Continued on next page...

Continued from previous page...

Atom-1	Atom-2	Interatomic distance (Å)	Clash overlap (Å)
1:A:252:GLU:O	1:A:254:LEU:HD21	2.13	0.48
1:A:523:ARG:HD3	1:A:524:GLY:N	2.13	0.48
1:A:837:ALA:HB1	1:A:982:MET:CE	2.44	0.48
1:A:925:ARG:CZ	1:B:519:LEU:HD12	2.43	0.48
1:B:1234:GLN:HG2	1:B:1253:HIS:NE2	2.28	0.48
1:B:253:VAL:CA	1:B:254:LEU:HD22	2.43	0.48
1:B:588:VAL:O	1:B:589:ARG:C	2.51	0.48
1:B:800:PHE:C	1:B:803:PRO:HD3	2.33	0.48
1:B:860:ILE:O	1:B:864:ILE:HG12	2.14	0.48
1:A:1153:PHE:CZ	1:A:1176:GLN:CG	2.93	0.48
1:A:1218:ARG:CG	1:A:1219:GLU:N	2.76	0.48
1:A:151:ILE:O	1:A:153:ASN:N	2.47	0.48
1:A:302:ILE:HA	1:A:305:SER:HB3	1.95	0.48
1:A:303:TYR:O	1:A:306:TYR:N	2.46	0.48
1:A:478:THR:HG21	1:A:482:GLU:CB	2.44	0.48
1:A:849:TYR:HB3	1:A:854:THR:OG1	2.14	0.48
1:A:905:SER:CB	1:A:908:ARG:NH1	2.71	0.48
1:B:1056:VAL:HG21	1:B:1062:LEU:HB2	1.96	0.48
1:B:1195:LEU:HD23	1:B:1225:VAL:HB	1.95	0.48
1:B:225:ALA:HB2	1:B:302:ILE:CG2	2.44	0.48
1:B:303:TYR:CE2	1:B:306:TYR:CE2	3.02	0.48
1:B:397:TYR:HE2	1:B:434:GLN:HE22	1.60	0.48
1:B:478:THR:CG2	1:B:482:GLU:HB2	2.44	0.48
1:B:554:THR:O	1:B:555:SER:O	2.31	0.48
1:B:604:GLU:CD	1:B:617:ILE:H	2.17	0.48
1:B:748:SER:O	1:B:751:PHE:HD1	1.97	0.48
1:B:795:GLN:HG2	1:B:1010:LYS:HB3	1.95	0.48
1:B:81:VAL:HG13	1:B:99:MET:HE3	1.96	0.48
1:A:97:ARG:O	1:A:101:ALA:HB2	2.13	0.48
1:A:1080:GLU:CD	1:A:1109:LEU:HD12	2.34	0.48
1:A:1090:VAL:HG22	1:A:1097:ILE:CG1	2.43	0.48
1:A:1090:VAL:HG23	1:A:1091:PHE:N	2.28	0.48
1:A:1164:ARG:HG2	1:A:1166:GLY:H	1.79	0.48
1:A:251:GLU:O	1:A:252:GLU:HB2	2.13	0.48
1:A:278:GLU:O	1:A:279:GLU:C	2.53	0.48
1:A:36:LEU:O	1:A:39:PHE:HB3	2.14	0.48
1:A:426:GLY:O	1:A:427:CYS:HB2	2.13	0.48
1:A:551:ASP:O	1:A:552:GLU:HB2	2.14	0.48
1:A:857:LEU:CD1	1:A:977:ILE:HG12	2.41	0.48
1:B:232:LEU:HB2	1:B:295:MET:HE2	1.96	0.48
1:B:293:ILE:C	1:B:295:MET:N	2.67	0.48

Continued on next page...

Continued from previous page...

Atom-1	Atom-2	Interatomic distance (Å)	Clash overlap (Å)
1:B:411:LEU:HD23	1:B:411:LEU:C	2.30	0.48
1:B:60:HIS:CD2	1:B:190:PHE:CE1	3.01	0.48
1:B:970:VAL:O	1:B:973:VAL:HB	2.13	0.48
1:A:1013:GLU:OE2	1:A:1014:ILE:HD13	2.14	0.47
1:A:1080:GLU:HA	1:A:1080:GLU:OE1	2.14	0.47
1:A:1109:LEU:CD2	1:A:1109:LEU:N	2.77	0.47
1:A:208:TRP:O	1:A:209:LYS:CB	2.62	0.47
1:A:213:VAL:O	1:A:217:ILE:CG1	2.59	0.47
1:A:361:VAL:CG1	1:A:364:ILE:HD12	2.40	0.47
1:A:439:LEU:HD12	1:A:440:TYR:CE1	2.49	0.47
1:A:701:SER:O	1:A:704:TRP:HB3	2.13	0.47
1:A:798:SER:N	1:A:801:ASP:HB2	2.29	0.47
1:A:375:SER:OG	1:A:906:LEU:HD11	2.14	0.47
1:A:992:PRO:HB2	1:A:996:LYS:HZ3	1.78	0.47
1:B:1076:VAL:HG12	1:B:1194:LEU:HD13	1.95	0.47
1:B:1125:GLU:O	1:B:1126:ASN:C	2.53	0.47
1:B:324:ILE:CD1	1:B:326:GLN:H	2.26	0.47
1:B:332:PHE:HZ	1:B:974:PHE:CE2	2.32	0.47
1:B:411:LEU:CD2	1:B:412:LYS:N	2.60	0.47
1:B:496:ILE:O	1:B:497:GLU:C	2.52	0.47
1:B:792:MET:SD	1:B:814:LEU:HD21	2.54	0.47
1:B:888:GLY:O	1:B:892:ILE:HG12	2.12	0.47
1:B:118:GLY:HA2	1:B:946:TYR:CD1	2.49	0.47
1:A:1104:TRP:O	1:A:1107:ALA:HB3	2.14	0.47
1:A:121:VAL:O	1:A:122:LEU:C	2.53	0.47
1:A:245:LYS:HZ2	1:A:245:LYS:HA	1.78	0.47
1:A:249:VAL:HG12	1:A:249:VAL:O	2.14	0.47
1:A:405:ILE:N	1:A:405:ILE:HD12	2.12	0.47
1:A:457:ILE:HD11	1:A:462:LEU:HD12	1.96	0.47
1:A:68:MET:HA	1:A:68:MET:CE	2.44	0.47
1:A:733:GLY:C	1:A:735:PHE:H	2.17	0.47
1:B:1030:ASN:OD1	1:B:1057:LYS:CA	2.62	0.47
1:B:1081:ARG:O	1:B:1081:ARG:HG2	2.14	0.47
1:B:210:LEU:C	1:B:212:LEU:N	2.65	0.47
1:B:248:ALA:O	1:B:251:GLU:HB2	2.14	0.47
1:B:360:GLU:HA	1:B:363:LYS:HE2	1.95	0.47
1:B:368:LYS:N	1:B:369:PRO:HD3	2.29	0.47
1:B:376:LYS:N	1:B:376:LYS:HD2	2.26	0.47
1:B:44:TRP:C	1:B:46:ASP:H	2.15	0.47
1:B:580:VAL:HG13	1:B:580:VAL:O	2.13	0.47
1:B:830:ALA:CB	1:B:990:PHE:HD2	2.18	0.47

Continued on next page...

Continued from previous page...

Atom-1	Atom-2	Interatomic distance (Å)	Clash overlap (Å)
1:A:1154:ILE:HG21	1:A:1161:TYR:CZ	2.48	0.47
1:A:118:GLY:HA3	1:A:946:TYR:CD1	2.49	0.47
1:A:1267:VAL:HG12	1:A:1270:GLN:OE1	2.15	0.47
1:A:162:HIS:O	1:A:164:VAL:HG23	2.14	0.47
1:A:255:ALA:C	1:A:257:ILE:N	2.67	0.47
1:A:361:VAL:HA	1:A:364:ILE:CG1	2.45	0.47
1:A:374:PHE:CZ	1:A:376:LYS:HB2	2.49	0.47
1:A:474:VAL:HG23	1:A:523:ARG:NH1	2.29	0.47
1:A:773:PHE:CD1	1:A:774:GLY:N	2.82	0.47
1:A:922:ILE:CB	1:A:923:PRO:HD3	2.44	0.47
1:A:129:VAL:HG21	1:A:938:PHE:HD1	1.78	0.47
1:B:1264:PHE:O	1:B:1267:VAL:HG23	2.15	0.47
1:B:155:GLU:O	1:B:157:GLY:N	2.47	0.47
1:B:267:LYS:O	1:B:790:LYS:CE	2.62	0.47
1:B:240:LEU:HD23	1:B:285:ILE:HG13	1.95	0.47
1:B:35:VAL:CG2	1:B:355:ARG:HH21	2.26	0.47
1:B:399:SER:O	1:B:402:GLU:OE2	2.31	0.47
1:B:493:MET:N	1:B:496:ILE:HD13	2.28	0.47
1:B:579:ILE:O	1:B:579:ILE:CG2	2.62	0.47
1:B:755:PHE:CG	1:B:756:LEU:N	2.82	0.47
1:B:756:LEU:HD12	1:B:756:LEU:C	2.34	0.47
1:B:782:LYS:C	1:B:784:LEU:N	2.67	0.47
1:B:880:LEU:O	1:B:883:LYS:HB2	2.15	0.47
1:B:99:MET:N	1:B:99:MET:SD	2.87	0.47
1:A:114:TYR:CG	1:A:115:THR:N	2.81	0.47
1:A:1166:GLY:O	1:A:1167:ASP:HB3	2.15	0.47
1:A:1212:GLU:O	1:A:1215:ASP:HB3	2.14	0.47
1:A:1263:TYR:O	1:A:1267:VAL:CG2	2.63	0.47
1:A:186:ILE:O	1:A:187:GLY:C	2.52	0.47
1:A:585:LEU:N	1:A:585:LEU:HD22	2.29	0.47
1:A:690:PRO:HB2	1:A:1006:ARG:NH2	2.29	0.47
1:A:813:ARG:O	1:A:817:ASP:HB2	2.13	0.47
1:A:902:THR:C	1:A:904:VAL:HG12	2.35	0.47
1:B:1040:TYR:H	1:B:1040:TYR:HD1	1.62	0.47
1:B:1058:LYS:HA	1:B:1222:THR:OG1	2.15	0.47
1:B:311:TRP:O	1:B:314:THR:HB	2.15	0.47
1:B:318:ILE:CD1	1:B:325:GLY:N	2.69	0.47
1:B:894:THR:O	1:B:898:GLU:CB	2.63	0.47
1:B:114:TYR:HD2	1:B:946:TYR:CE2	2.31	0.47
1:A:293:ILE:C	1:A:295:MET:N	2.67	0.47
1:A:217:ILE:CG2	1:A:309:ALA:HB1	2.45	0.47

Continued on next page...

Continued from previous page...

Atom-1	Atom-2	Interatomic distance (Å)	Clash overlap (Å)
1:A:621:LEU:H	1:A:621:LEU:HD22	1.80	0.47
1:A:696:ILE:O	1:A:700:ASN:CG	2.52	0.47
1:A:148:PHE:CG	1:A:913:GLU:OE2	2.68	0.47
1:A:927:ALA:O	1:A:930:LYS:HG2	2.15	0.47
1:B:1023:LYS:O	1:B:1025:ASN:N	2.48	0.47
1:B:1056:VAL:HG23	1:B:1062:LEU:HB2	1.94	0.47
1:B:1112:VAL:HG11	1:B:1182:ILE:CD1	2.45	0.47
1:B:1118:LEU:HD21	1:B:1180:ILE:HD12	1.96	0.47
1:B:1204:THR:CG2	1:B:1205:GLU:N	2.45	0.47
1:B:135:ALA:O	1:B:137:GLY:N	2.47	0.47
1:A:921:GLN:OE1	1:B:479:THR:HG21	2.14	0.47
1:B:543:ARG:NH2	1:B:905:SER:C	2.68	0.47
1:B:730:LYS:CD	1:B:750:LEU:HD21	2.43	0.47
1:A:1079:LEU:HD23	1:A:1194:LEU:HD21	1.96	0.47
1:A:208:TRP:HB3	1:A:209:LYS:HZ3	1.77	0.47
1:A:290:THR:HA	1:A:293:ILE:CG1	2.45	0.47
1:A:58:ILE:HD12	1:A:58:ILE:N	2.27	0.47
1:A:816:ASN:CG	1:A:817:ASP:N	2.67	0.47
1:A:974:PHE:CD1	1:A:974:PHE:C	2.88	0.47
1:B:1005:ILE:HA	1:B:1008:ILE:CG2	2.43	0.47
1:B:1064:LEU:HB3	1:B:1226:ILE:CB	2.44	0.47
1:B:1091:PHE:CZ	1:B:1096:GLU:HG2	2.48	0.47
1:B:1126:ASN:O	1:B:1127:ILE:C	2.53	0.47
1:B:285:ILE:O	1:B:285:ILE:CD1	2.62	0.47
1:B:327:VAL:HG12	1:B:331:PHE:CE1	2.49	0.47
1:B:417:GLN:C	1:B:418:THR:CG2	2.82	0.47
1:B:509:ILE:CD1	1:B:510:MET:HG2	2.44	0.47
1:B:585:LEU:HA	1:B:588:VAL:HG21	1.97	0.47
1:B:591:ALA:HB3	1:B:594:ILE:HD11	1.96	0.47
1:B:727:ILE:CG2	1:B:728:PHE:N	2.77	0.47
1:B:318:ILE:CG2	1:B:735:PHE:CZ	2.96	0.47
1:B:74:MET:HG3	1:B:75:THR:N	2.30	0.47
1:A:118:GLY:O	1:A:119:ALA:C	2.53	0.47
1:A:248:ALA:C	1:A:250:ALA:H	2.17	0.47
1:A:239:GLU:HB3	1:A:285:ILE:HA	1.97	0.47
1:A:285:ILE:O	1:A:289:ILE:CG1	2.43	0.47
1:A:290:THR:HA	1:A:293:ILE:CB	2.44	0.47
1:A:415:SER:C	1:A:417:GLN:N	2.65	0.47
1:A:398:PRO:HD3	1:A:440:TYR:HE2	1.79	0.47
1:A:570:ASP:C	1:A:572:ALA:N	2.68	0.47
1:A:707:PHE:CZ	1:A:775:LYS:NZ	2.81	0.47

Continued on next page...

Continued from previous page...

Atom-1	Atom-2	Interatomic distance (Å)	Clash overlap (Å)
1:A:722:PRO:HA	1:A:979:PHE:HE1	1.78	0.47
1:B:787:MET:SD	1:B:1008:ILE:HD11	2.54	0.47
1:B:1063:ALA:HB3	1:B:1239:ILE:HG13	1.96	0.47
1:B:1079:LEU:C	1:B:1081:ARG:N	2.68	0.47
1:B:1060:GLN:CB	1:B:1237:ASP:OD1	2.58	0.47
1:B:177:LYS:O	1:B:354:ALA:HB2	2.15	0.47
1:B:35:VAL:HA	1:B:359:TYR:HD2	1.67	0.47
1:B:44:TRP:CG	1:B:45:LEU:HD22	2.49	0.47
1:B:58:ILE:CD1	1:B:58:ILE:N	2.78	0.47
1:B:607:ASN:HB3	1:B:610:GLU:CG	2.44	0.47
1:B:739:GLY:O	1:B:743:THR:HG23	2.15	0.47
1:B:75:THR:O	1:B:78:PHE:HB3	2.14	0.47
1:B:849:TYR:C	1:B:854:THR:OG1	2.53	0.47
1:A:1025:ASN:C	1:A:1027:LEU:N	2.68	0.47
1:A:1096:GLU:OE1	1:A:1098:LYS:HG2	2.14	0.47
1:A:207:GLY:HA2	1:A:210:LEU:HB3	1.97	0.47
1:A:360:GLU:C	1:A:362:PHE:H	2.16	0.47
1:A:519:LEU:CD1	1:A:519:LEU:N	2.78	0.47
1:A:615:LYS:HA	1:A:619:PHE:CD2	2.49	0.47
1:A:709:VAL:O	1:A:712:PHE:CB	2.63	0.47
1:A:730:LYS:HG2	1:A:750:LEU:CD1	2.44	0.47
1:A:168:ASN:HB3	1:A:897:ILE:HD11	1.97	0.47
1:A:974:PHE:HA	1:A:977:ILE:HD12	1.96	0.47
1:B:802:ASP:OD2	1:B:1041:PRO:O	2.32	0.47
1:B:1137:SER:O	1:B:1141:ILE:HG23	2.15	0.47
1:B:207:GLY:CA	1:B:211:THR:HB	2.45	0.47
1:B:69:LEU:HA	1:B:329:THR:HG23	1.96	0.47
1:B:359:TYR:C	1:B:362:PHE:HB3	2.35	0.47
1:B:498:LYS:NZ	1:B:502:GLU:HG3	2.30	0.47
1:B:689:PRO:HG2	1:B:690:PRO:CD	2.45	0.47
1:B:797:VAL:C	1:B:801:ASP:HB2	2.34	0.47
1:B:816:ASN:O	1:B:819:ALA:HB3	2.14	0.47
1:B:964:LEU:CD1	1:B:966:THR:HG23	2.45	0.47
1:A:1139:GLU:CD	1:A:1139:GLU:H	2.18	0.47
1:A:268:LYS:O	1:A:268:LYS:CD	2.49	0.47
1:A:288:ALA:CA	1:A:291:ALA:CB	2.85	0.47
1:A:286:LYS:O	1:A:290:THR:HG23	2.15	0.47
1:A:439:LEU:HB3	1:A:440:TYR:HD1	1.80	0.47
1:A:711:ILE:HD12	1:A:832:ILE:CD1	2.44	0.47
1:B:1049:LEU:HD21	1:B:1074:THR:HB	1.96	0.47
1:B:1109:LEU:N	1:B:1109:LEU:CD2	2.77	0.47

Continued on next page...

Continued from previous page...

Atom-1	Atom-2	Interatomic distance (Å)	Clash overlap (Å)
1:B:255:ALA:C	1:B:257:ILE:N	2.68	0.47
1:B:366:ASP:O	1:B:367:ASN:C	2.52	0.47
1:B:812:THR:O	1:B:813:ARG:C	2.53	0.47
1:B:711:ILE:CG1	1:B:832:ILE:HG21	2.38	0.47
1:B:715:ILE:HG23	1:B:836:ILE:HG13	1.95	0.47
1:A:1175:GLY:CA	1:A:1202:LEU:HD11	2.45	0.47
1:A:117:ILE:O	1:A:120:GLY:N	2.48	0.47
1:A:1213:ALA:O	1:A:1215:ASP:N	2.48	0.47
1:A:309:ALA:O	1:A:310:PHE:O	2.33	0.47
1:A:39:PHE:CD2	1:A:355:ARG:HA	2.49	0.47
1:A:561:SER:O	1:A:563:ALA:N	2.48	0.47
1:A:799:TRP:CE3	1:A:799:TRP:HA	2.50	0.47
1:A:83:ASN:HA	1:A:83:ASN:HD22	1.58	0.47
1:A:884:LYS:O	1:A:887:GLU:HG2	2.15	0.47
1:A:114:TYR:CB	1:A:950:ALA:CB	2.91	0.47
1:B:1091:PHE:C	1:B:1093:ASP:N	2.68	0.47
1:B:214:ILE:CD1	1:B:330:VAL:HG12	2.45	0.47
1:B:37:THR:O	1:B:38:MET:C	2.54	0.47
1:B:438:ARG:NH1	1:B:455:ARG:HA	2.30	0.47
1:B:594:ILE:HG22	1:B:595:ALA:N	2.30	0.47
1:B:955:PHE:O	1:B:958:TYR:CB	2.63	0.47
1:B:993:ASP:C	1:B:995:ALA:H	2.18	0.47
1:A:268:LYS:HD3	1:A:268:LYS:C	2.30	0.47
1:A:417:GLN:O	1:A:418:THR:HG22	2.15	0.47
1:A:625:GLN:O	1:A:626:THR:CB	2.63	0.47
1:A:769:GLN:O	1:A:773:PHE:CD2	2.67	0.47
1:B:252:GLU:O	1:B:254:LEU:CD2	2.63	0.47
1:B:431:THR:O	1:B:435:LEU:CD2	2.63	0.47
1:B:856:LEU:CD2	1:B:952:ALA:HA	2.45	0.47
1:B:158:TRP:CZ2	1:B:900:PHE:CB	2.97	0.47
1:A:1042:THR:O	1:A:1044:PRO:CD	2.63	0.46
1:A:1081:ARG:O	1:A:1081:ARG:HG2	2.15	0.46
1:A:1104:TRP:O	1:A:1107:ALA:CB	2.63	0.46
1:A:1117:ILE:HG13	1:A:1118:LEU:N	2.29	0.46
1:A:1197:GLU:OE2	1:A:1228:HIS:HB2	2.15	0.46
1:A:306:TYR:HE1	1:A:310:PHE:CE1	2.34	0.46
1:A:311:TRP:HA	1:A:311:TRP:CE3	2.50	0.46
1:A:419:VAL:CG1	1:A:579:ILE:HG12	2.46	0.46
1:A:422:VAL:O	1:A:422:VAL:HG23	2.15	0.46
1:A:544:ASN:CG	1:A:544:ASN:O	2.53	0.46
1:A:297:ALA:CB	1:A:763:PHE:HD2	2.28	0.46

Continued on next page...

Continued from previous page...

Atom-1	Atom-2	Interatomic distance (Å)	Clash overlap (Å)
1:A:820:GLN:HG3	1:A:1000:SER:HB3	1.97	0.46
1:B:1242:ILE:HD12	1:B:1246:LYS:C	2.35	0.46
1:B:321:GLU:O	1:B:322:TYR:C	2.53	0.46
1:B:699:LEU:O	1:B:700:ASN:O	2.33	0.46
1:B:799:TRP:HA	1:B:799:TRP:CE3	2.49	0.46
1:A:1148:ALA:O	1:A:1149:ASN:CB	2.62	0.46
1:A:197:PHE:O	1:A:201:ILE:HB	2.15	0.46
1:A:260:VAL:O	1:A:260:VAL:HG12	2.15	0.46
1:A:438:ARG:HH12	1:A:455:ARG:HA	1.80	0.46
1:A:588:VAL:O	1:A:589:ARG:C	2.53	0.46
1:A:853:LEU:O	1:A:856:LEU:HB3	2.15	0.46
1:A:905:SER:C	1:A:907:THR:H	2.19	0.46
1:B:102:LYS:CA	1:B:102:LYS:HE3	2.42	0.46
1:B:1133:SER:O	1:B:1134:ARG:C	2.53	0.46
1:B:1179:ARG:NH2	1:B:1209:VAL:HG11	2.30	0.46
1:B:257:ILE:HD11	1:B:261:ILE:HG12	1.97	0.46
1:B:374:PHE:CD1	1:B:375:SER:N	2.81	0.46
1:B:549:LEU:N	1:B:549:LEU:CD1	2.77	0.46
1:B:727:ILE:HG21	1:B:754:LEU:HG	1.98	0.46
1:B:803:PRO:HB2	1:B:805:ASN:H	1.80	0.46
1:B:855:LEU:HA	1:B:858:LEU:CD2	2.44	0.46
1:B:856:LEU:HD21	1:B:952:ALA:HA	1.97	0.46
1:A:1010:LYS:HB2	1:A:1011:THR:H	1.60	0.46
1:A:1033:PHE:O	1:A:1053:SER:HA	2.14	0.46
1:A:1056:VAL:HG13	1:A:1056:VAL:O	2.14	0.46
1:A:1026:MET:HE3	1:A:1095:LYS:HE2	1.98	0.46
1:A:157:GLY:HA2	1:A:160:ASP:OD2	2.14	0.46
1:A:270:LEU:CD2	1:A:270:LEU:H	2.12	0.46
1:A:405:ILE:H	1:A:405:ILE:CD1	2.06	0.46
1:A:58:ILE:CD1	1:A:58:ILE:N	2.79	0.46
1:A:724:PHE:O	1:A:725:SER:C	2.54	0.46
1:A:755:PHE:O	1:A:756:LEU:C	2.53	0.46
1:A:787:MET:HB3	1:A:1008:ILE:HD12	1.97	0.46
1:B:1135:VAL:HG22	1:B:1136:VAL:N	2.31	0.46
1:B:1209:VAL:HG13	1:B:1210:VAL:N	2.30	0.46
1:B:128:GLN:HB2	1:B:186:ILE:HD13	1.97	0.46
1:B:267:LYS:HA	1:B:270:LEU:HD11	1.97	0.46
1:B:45:LEU:H	1:B:45:LEU:CD2	2.28	0.46
1:B:315:SER:HB3	1:B:747:ASN:CG	2.36	0.46
1:B:70:ILE:HG22	1:B:74:MET:HE2	1.97	0.46
1:B:777:GLY:HA3	1:B:822:LYS:HE3	1.97	0.46

Continued on next page...

Continued from previous page...

Atom-1	Atom-2	Interatomic distance (Å)	Clash overlap (Å)
1:B:788:VAL:HG21	1:B:1004:ILE:HG12	1.97	0.46
1:A:1097:ILE:HD11	1:A:1100:LEU:CD2	2.45	0.46
1:A:1129:TYR:O	1:A:1131:ASP:OD2	2.34	0.46
1:A:1218:ARG:C	1:A:1220:GLY:N	2.69	0.46
1:A:141:HIS:CE1	1:A:924:TYR:CG	3.04	0.46
1:A:195:THR:HG23	1:A:196:PHE:N	2.30	0.46
1:A:215:LEU:C	1:A:219:PRO:HD2	2.36	0.46
1:A:548:LEU:C	1:A:549:LEU:HD12	2.35	0.46
1:A:731:VAL:O	1:A:732:VAL:C	2.51	0.46
1:A:795:GLN:HE21	1:A:796:ASP:H	1.62	0.46
1:A:970:VAL:HA	1:A:973:VAL:HG23	1.96	0.46
1:B:1023:LYS:HB3	1:B:1026:MET:CG	2.45	0.46
1:B:1052:LEU:HD21	1:B:1054:LEU:HD21	1.97	0.46
1:B:1258:ALA:HA	1:B:1260:LYS:HZ1	1.78	0.46
1:B:207:GLY:C	1:B:209:LYS:H	2.18	0.46
1:B:207:GLY:CA	1:B:211:THR:H	2.29	0.46
1:B:174:ASP:OD1	1:B:361:VAL:HG21	2.16	0.46
1:B:385:GLN:NE2	1:B:415:SER:CB	2.78	0.46
1:B:596:GLY:O	1:B:602:ILE:HA	2.15	0.46
1:B:689:PRO:CD	1:B:690:PRO:HD2	2.45	0.46
1:B:881:LYS:HG3	1:B:882:ASP:N	2.30	0.46
1:B:898:GLU:O	1:B:901:ARG:NH1	2.49	0.46
1:B:90:ASN:HB2	1:B:91:MET:HE3	1.97	0.46
1:A:1185:ALA:C	1:A:1187:VAL:N	2.68	0.46
1:A:121:VAL:CG2	1:A:122:LEU:H	2.26	0.46
1:A:183:GLY:HA2	1:A:186:ILE:HG23	1.97	0.46
1:A:267:LYS:HZ3	1:A:267:LYS:CB	2.25	0.46
1:A:334:VAL:HG13	1:A:335:LEU:N	2.30	0.46
1:A:361:VAL:C	1:A:364:ILE:HB	2.36	0.46
1:A:449:ILE:O	1:A:451:GLY:N	2.48	0.46
1:A:545:PRO:HG2	1:A:576:ARG:HD3	1.97	0.46
1:A:585:LEU:H	1:A:585:LEU:CD2	2.29	0.46
1:A:58:ILE:CD1	1:A:58:ILE:H	2.28	0.46
1:A:883:LYS:O	1:A:887:GLU:HB3	2.16	0.46
1:A:941:THR:O	1:A:944:MET:HB2	2.15	0.46
1:B:1164:ARG:HG2	1:B:1166:GLY:H	1.81	0.46
1:B:1185:ALA:C	1:B:1187:VAL:H	2.18	0.46
1:B:1241:VAL:HB	1:B:1249:GLU:HB2	1.96	0.46
1:B:1261:GLY:H	1:B:1264:PHE:CB	2.29	0.46
1:B:71:PHE:HE1	1:B:328:LEU:HD21	1.81	0.46
1:B:404:GLN:H	1:B:404:GLN:CD	2.18	0.46

Continued on next page...

Continued from previous page...

Atom-1	Atom-2	Interatomic distance (Å)	Clash overlap (Å)
1:B:554:THR:HG23	1:B:555:SER:N	2.30	0.46
1:B:118:GLY:HA3	1:B:946:TYR:CG	2.50	0.46
1:B:957:ALA:O	1:B:966:THR:HB	2.16	0.46
1:B:97:ARG:O	1:B:101:ALA:HB2	2.15	0.46
1:A:1027:LEU:O	1:A:1028:GLU:C	2.54	0.46
1:A:1118:LEU:HD21	1:A:1180:ILE:HD12	1.98	0.46
1:A:1195:LEU:N	1:A:1195:LEU:HD13	2.31	0.46
1:A:1208:LYS:HZ2	1:A:1209:VAL:HA	1.79	0.46
1:A:285:ILE:O	1:A:285:ILE:CD1	2.63	0.46
1:A:348:ILE:O	1:A:349:GLU:C	2.54	0.46
1:A:376:LYS:HB3	1:A:376:LYS:HE3	1.66	0.46
1:A:69:LEU:O	1:A:72:GLY:N	2.49	0.46
1:A:708:VAL:HA	1:A:711:ILE:CG2	2.46	0.46
1:A:757:ILE:O	1:A:758:LEU:C	2.53	0.46
1:A:725:SER:CB	1:A:975:SER:HB3	2.44	0.46
1:A:995:ALA:HB3	1:A:996:LYS:CE	2.45	0.46
1:B:1202:LEU:HG	1:B:1206:SER:HB2	1.97	0.46
1:B:321:GLU:O	1:B:323:SER:N	2.49	0.46
1:B:445:GLY:O	1:B:446:MET:HB3	2.16	0.46
1:B:393:ILE:CG2	1:B:446:MET:N	2.78	0.46
1:B:505:ALA:O	1:B:509:ILE:HG13	2.16	0.46
1:B:519:LEU:N	1:B:519:LEU:CD1	2.77	0.46
1:B:741:PRO:O	1:B:742:GLU:CB	2.63	0.46
1:B:779:ILE:O	1:B:780:LEU:C	2.53	0.46
1:B:799:TRP:HD1	1:B:800:PHE:HE1	1.62	0.46
1:B:904:VAL:HG13	1:B:905:SER:OG	2.16	0.46
1:B:148:PHE:CD2	1:B:913:GLU:OE2	2.69	0.46
1:B:920:LEU:O	1:B:921:GLN:C	2.54	0.46
1:B:930:LYS:HA	1:B:933:VAL:CG2	2.45	0.46
1:A:1167:ASP:O	1:A:1168:LYS:HB2	2.16	0.46
1:A:33:VAL:O	1:A:34:SER:C	2.54	0.46
1:A:505:ALA:O	1:A:509:ILE:HG13	2.15	0.46
1:A:52:VAL:O	1:A:55:LEU:HB3	2.16	0.46
1:A:561:SER:O	1:A:562:GLU:C	2.53	0.46
1:A:579:ILE:O	1:A:579:ILE:CG2	2.64	0.46
1:A:834:GLN:HG3	1:A:835:ASN:H	1.80	0.46
1:A:118:GLY:HA2	1:A:946:TYR:CD1	2.51	0.46
1:B:239:GLU:HB3	1:B:285:ILE:HA	1.98	0.46
1:B:286:LYS:O	1:B:290:THR:HG23	2.16	0.46
1:B:375:SER:O	1:B:376:LYS:CG	2.63	0.46
1:B:551:ASP:O	1:B:552:GLU:HB2	2.15	0.46

Continued on next page...

Continued from previous page...

Atom-1	Atom-2	Interatomic distance (Å)	Clash overlap (Å)
1:B:565:VAL:O	1:B:569:LEU:HG	2.16	0.46
1:B:732:VAL:CG2	1:B:733:GLY:N	2.78	0.46
1:B:257:ILE:HG21	1:B:800:PHE:CE2	2.50	0.46
1:A:1035:GLY:O	1:A:1036:VAL:C	2.54	0.46
1:A:202:ILE:O	1:A:204:PHE:N	2.49	0.46
1:A:208:TRP:O	1:A:209:LYS:CE	2.62	0.46
1:A:287:LYS:HA	1:A:290:THR:OG1	2.16	0.46
1:A:289:ILE:O	1:A:291:ALA:N	2.49	0.46
1:A:149:HIS:CD2	1:A:368:LYS:NZ	2.84	0.46
1:A:817:ASP:O	1:A:821:VAL:HG13	2.16	0.46
1:B:1020:GLN:HG2	1:B:1021:GLY:H	1.80	0.46
1:B:114:TYR:CG	1:B:115:THR:N	2.83	0.46
1:B:257:ILE:HG12	1:B:800:PHE:CE2	2.42	0.46
1:B:283:LEU:HA	1:B:286:LYS:CB	2.45	0.46
1:B:76:ASP:OD2	1:B:326:GLN:HG2	2.15	0.46
1:B:36:LEU:CG	1:B:37:THR:N	2.78	0.46
1:B:491:VAL:HG13	1:B:491:VAL:O	2.15	0.46
1:B:585:LEU:HD13	1:B:588:VAL:HG21	1.98	0.46
1:B:702:THR:C	1:B:704:TRP:N	2.68	0.46
1:B:817:ASP:O	1:B:818:ALA:C	2.53	0.46
1:B:820:GLN:O	1:B:823:GLY:N	2.49	0.46
1:A:1173:SER:HB3	1:A:1176:GLN:CD	2.35	0.46
1:A:1217:ALA:O	1:A:1221:ARG:HD3	2.16	0.46
1:A:208:TRP:C	1:A:209:LYS:CD	2.80	0.46
1:A:701:SER:HA	1:A:704:TRP:CB	2.45	0.46
1:A:920:LEU:O	1:A:921:GLN:C	2.54	0.46
1:A:939:SER:O	1:A:941:THR:N	2.49	0.46
1:A:964:LEU:CD1	1:A:966:THR:HG23	2.46	0.46
1:B:1110:GLY:HA3	1:B:1193:LEU:HD23	1.92	0.46
1:B:268:LYS:C	1:B:268:LYS:HD3	2.36	0.46
1:B:528:SER:C	1:B:530:GLY:N	2.68	0.46
1:B:76:ASP:O	1:B:77:SER:C	2.54	0.46
1:B:808:GLY:C	1:B:810:LEU:N	2.65	0.46
1:B:892:ILE:O	1:B:895:GLU:HB3	2.16	0.46
1:B:912:PHE:O	1:B:913:GLU:C	2.52	0.46
1:B:924:TYR:O	1:B:927:ALA:HB3	2.15	0.46
1:B:943:ALA:HB1	1:B:947:PHE:HE1	1.80	0.46
1:A:1218:ARG:O	1:A:1220:GLY:N	2.48	0.46
1:A:184:ASP:O	1:A:187:GLY:N	2.49	0.46
1:A:184:ASP:O	1:A:185:LYS:C	2.54	0.46
1:A:198:GLY:C	1:A:200:PHE:N	2.67	0.46

Continued on next page...

Continued from previous page...

Atom-1	Atom-2	Interatomic distance (Å)	Clash overlap (Å)
1:A:215:LEU:O	1:A:219:PRO:CD	2.64	0.46
1:A:45:LEU:H	1:A:45:LEU:CD2	2.28	0.46
1:A:419:VAL:HG13	1:A:579:ILE:HG12	1.98	0.46
1:A:710:GLY:O	1:A:712:PHE:N	2.49	0.46
1:A:713:CYS:SG	1:A:768:LEU:HG	2.56	0.46
1:B:157:GLY:C	1:B:159:PHE:N	2.69	0.46
1:B:195:THR:HB	1:B:340:SER:CB	2.45	0.46
1:B:208:TRP:N	1:B:211:THR:HG22	2.31	0.46
1:B:277:LEU:O	1:B:280:ALA:HB3	2.16	0.46
1:B:282:ARG:HB3	1:B:778:GLU:HG2	1.97	0.46
1:B:324:ILE:C	1:B:326:GLN:N	2.69	0.46
1:B:498:LYS:HZ2	1:B:502:GLU:CG	2.28	0.46
1:B:57:ALA:HB1	1:B:190:PHE:CB	2.44	0.46
1:B:706:TYR:O	1:B:706:TYR:CD1	2.68	0.46
1:B:733:GLY:C	1:B:735:PHE:H	2.19	0.46
1:B:756:LEU:CD1	1:B:757:ILE:N	2.75	0.46
1:B:760:ILE:O	1:B:761:ILE:C	2.55	0.46
1:B:813:ARG:O	1:B:817:ASP:HB2	2.16	0.46
1:B:946:TYR:OH	1:B:947:PHE:CZ	2.61	0.46
1:B:964:LEU:HD13	1:B:964:LEU:C	2.37	0.46
1:B:849:TYR:HE2	1:B:972:LEU:HB3	1.80	0.46
1:A:1020:GLN:NE2	1:A:1022:LEU:N	2.62	0.45
1:A:1097:ILE:CD1	1:A:1100:LEU:HD22	2.44	0.45
1:A:1100:LEU:HD21	1:A:1104:TRP:HZ3	1.81	0.45
1:A:168:ASN:O	1:A:169:THR:C	2.54	0.45
1:A:414:LYS:CD	1:A:414:LYS:H	2.26	0.45
1:A:500:VAL:HG21	1:A:516:PHE:HZ	1.81	0.45
1:A:715:ILE:HG22	1:A:836:ILE:HG21	1.97	0.45
1:B:1045:SER:O	1:B:1046:ILE:C	2.53	0.45
1:B:114:TYR:CB	1:B:950:ALA:HB2	2.45	0.45
1:B:111:ALA:O	1:B:114:TYR:CD1	2.69	0.45
1:B:1157:LEU:HD22	1:B:1157:LEU:H	1.81	0.45
1:B:165:GLY:O	1:B:167:LEU:N	2.50	0.45
1:B:297:ALA:O	1:B:301:LEU:HB3	2.16	0.45
1:B:621:LEU:H	1:B:621:LEU:CD2	2.29	0.45
1:B:729:SER:CB	1:B:971:LEU:HB3	2.47	0.45
1:A:1009:GLU:O	1:A:1010:LYS:HD2	2.15	0.45
1:A:1217:ALA:O	1:A:1221:ARG:CD	2.65	0.45
1:A:60:HIS:CD2	1:A:128:GLN:OE1	2.69	0.45
1:A:128:GLN:HB2	1:A:186:ILE:HD13	1.97	0.45
1:A:257:ILE:O	1:A:258:ARG:C	2.54	0.45

Continued on next page...

Continued from previous page...

Atom-1	Atom-2	Interatomic distance (Å)	Clash overlap (Å)
1:A:288:ALA:O	1:A:292:ASN:N	2.50	0.45
1:A:188:MET:HE1	1:A:348:ILE:HD11	1.99	0.45
1:A:388:LEU:HD11	1:A:547:ILE:CD1	2.44	0.45
1:A:706:TYR:O	1:A:707:PHE:CG	2.69	0.45
1:A:756:LEU:HA	1:A:760:ILE:HD13	1.98	0.45
1:A:762:SER:O	1:A:765:THR:N	2.48	0.45
1:B:1109:LEU:O	1:B:1109:LEU:CG	2.65	0.45
1:B:1185:ALA:C	1:B:1187:VAL:N	2.69	0.45
1:B:1264:PHE:O	1:B:1267:VAL:N	2.49	0.45
1:B:218:SER:O	1:B:220:VAL:N	2.49	0.45
1:B:492:THR:C	1:B:494:ASP:N	2.69	0.45
1:B:528:SER:O	1:B:529:GLY:C	2.54	0.45
1:B:570:ASP:C	1:B:572:ALA:N	2.68	0.45
1:B:614:GLU:O	1:B:615:LYS:HB2	2.15	0.45
1:B:817:ASP:HA	1:B:820:GLN:HG3	1.97	0.45
1:B:916:TYR:O	1:B:920:LEU:HD23	2.16	0.45
1:B:943:ALA:HB1	1:B:947:PHE:CE1	2.51	0.45
1:A:1049:LEU:HD21	1:A:1074:THR:HB	1.97	0.45
1:A:1028:GLU:CB	1:A:1093:ASP:OD1	2.62	0.45
1:A:1122:SER:HA	1:A:1164:ARG:CA	2.27	0.45
1:A:235:PHE:O	1:A:239:GLU:HG2	2.16	0.45
1:A:267:LYS:CA	1:A:270:LEU:HD11	2.25	0.45
1:A:550:LEU:CD2	1:A:569:LEU:HD22	2.45	0.45
1:A:872:MET:CE	1:A:873:LYS:HA	2.46	0.45
1:A:885:GLU:HB3	1:A:923:PRO:CG	2.42	0.45
1:B:1193:LEU:HB3	1:B:1195:LEU:CD1	2.47	0.45
1:B:207:GLY:O	1:B:209:LYS:N	2.48	0.45
1:B:306:TYR:HE1	1:B:310:PHE:CE1	2.34	0.45
1:B:315:SER:HB3	1:B:747:ASN:HD21	1.80	0.45
1:B:520:VAL:O	1:B:522:GLU:N	2.49	0.45
1:B:418:THR:CB	1:B:578:THR:HG23	2.43	0.45
1:B:720:LEU:HD22	1:B:761:ILE:CG2	2.45	0.45
1:B:769:GLN:O	1:B:773:PHE:CD2	2.70	0.45
1:B:821:VAL:O	1:B:822:LYS:C	2.54	0.45
1:B:843:ILE:HA	1:B:846:SER:HB2	1.97	0.45
1:B:892:ILE:CB	1:B:916:TYR:CZ	2.96	0.45
1:B:974:PHE:CD1	1:B:974:PHE:C	2.90	0.45
1:A:1125:GLU:O	1:A:1128:ALA:HB3	2.17	0.45
1:A:1236:ALA:CB	1:A:1239:ILE:HG13	2.45	0.45
1:A:247:GLY:C	1:A:250:ALA:HB3	2.37	0.45
1:A:289:ILE:HD13	1:A:289:ILE:HA	1.87	0.45

Continued on next page...

Continued from previous page...

Atom-1	Atom-2	Interatomic distance (Å)	Clash overlap (Å)
1:A:306:TYR:HE1	1:A:310:PHE:CZ	2.34	0.45
1:A:38:MET:SD	1:A:362:PHE:HE1	2.38	0.45
1:A:385:GLN:NE2	1:A:386:GLY:O	2.50	0.45
1:A:399:SER:CB	1:A:402:GLU:OE2	2.59	0.45
1:A:431:THR:C	1:A:434:GLN:H	2.20	0.45
1:A:509:ILE:HD11	1:A:510:MET:HG2	1.97	0.45
1:A:729:SER:CB	1:A:971:LEU:HB3	2.47	0.45
1:B:1023:LYS:O	1:B:1026:MET:HG2	2.16	0.45
1:B:210:LEU:CA	1:B:213:VAL:HG23	2.26	0.45
1:B:232:LEU:CB	1:B:295:MET:SD	3.04	0.45
1:B:435:LEU:HD12	1:B:440:TYR:O	2.16	0.45
1:B:493:MET:O	1:B:497:GLU:HB2	2.17	0.45
1:B:509:ILE:C	1:B:509:ILE:HD12	2.36	0.45
1:B:760:ILE:HG22	1:B:761:ILE:N	2.30	0.45
1:A:1075:VAL:O	1:A:1076:VAL:C	2.55	0.45
1:A:134:LEU:O	1:A:138:ARG:HG3	2.16	0.45
1:A:204:PHE:O	1:A:205:THR:C	2.54	0.45
1:A:257:ILE:HD11	1:A:261:ILE:HG12	1.97	0.45
1:A:724:PHE:CD1	1:A:754:LEU:HD21	2.51	0.45
1:A:821:VAL:O	1:A:824:ALA:N	2.49	0.45
1:B:999:VAL:HG12	1:B:1000:SER:N	2.31	0.45
1:B:1193:LEU:H	1:B:1223:CYS:HA	1.82	0.45
1:B:263:PHE:CZ	1:B:1129:TYR:HD1	2.34	0.45
1:B:282:ARG:HA	1:B:282:ARG:HD3	1.81	0.45
1:B:177:LYS:O	1:B:354:ALA:CB	2.65	0.45
1:B:514:HIS:HB2	1:B:518:THR:OG1	2.16	0.45
1:B:528:SER:O	1:B:530:GLY:N	2.49	0.45
1:B:585:LEU:HA	1:B:588:VAL:HG23	1.97	0.45
1:B:788:VAL:O	1:B:791:SER:HB2	2.17	0.45
1:B:813:ARG:HA	1:B:817:ASP:OD2	2.17	0.45
1:A:1064:LEU:HB3	1:A:1226:ILE:CB	2.47	0.45
1:A:1185:ALA:C	1:A:1187:VAL:H	2.19	0.45
1:A:214:ILE:HG12	1:A:331:PHE:CG	2.52	0.45
1:A:570:ASP:C	1:A:572:ALA:H	2.20	0.45
1:A:615:LYS:HA	1:A:619:PHE:CG	2.52	0.45
1:A:730:LYS:CD	1:A:750:LEU:HD21	2.46	0.45
1:A:792:MET:HE3	1:A:810:LEU:HD22	1.95	0.45
1:A:902:THR:C	1:A:904:VAL:H	2.20	0.45
1:A:975:SER:O	1:A:979:PHE:CG	2.70	0.45
1:A:99:MET:N	1:A:99:MET:SD	2.89	0.45
1:B:1090:VAL:C	1:B:1091:PHE:CD1	2.90	0.45

Continued on next page...

Continued from previous page...

Atom-1	Atom-2	Interatomic distance (Å)	Clash overlap (Å)
1:B:1138:TYR:O	1:B:1141:ILE:N	2.50	0.45
1:B:1065:VAL:O	1:B:1241:VAL:HA	2.16	0.45
1:B:311:TRP:HH2	1:B:328:LEU:HD12	1.82	0.45
1:B:453:ASP:HB3	1:B:456:THR:CG2	2.47	0.45
1:B:543:ARG:NH2	1:B:907:THR:HG23	2.09	0.45
1:A:99:MET:C	1:A:101:ALA:N	2.69	0.45
1:A:1091:PHE:C	1:A:1093:ASP:N	2.70	0.45
1:A:1133:SER:O	1:A:1134:ARG:C	2.55	0.45
1:A:1157:LEU:O	1:A:1158:PRO:O	2.35	0.45
1:A:1236:ALA:CB	1:A:1239:ILE:CD1	2.90	0.45
1:A:185:LYS:NZ	1:A:186:ILE:HA	2.32	0.45
1:A:392:ASN:O	1:A:392:ASN:CG	2.55	0.45
1:A:724:PHE:CE1	1:A:754:LEU:HD21	2.52	0.45
1:A:729:SER:CB	1:A:972:LEU:HD12	2.46	0.45
1:B:1236:ALA:CB	1:B:1239:ILE:CD1	2.94	0.45
1:B:1239:ILE:O	1:B:1250:HIS:HA	2.16	0.45
1:B:210:LEU:C	1:B:213:VAL:H	2.19	0.45
1:B:454:ILE:O	1:B:457:ILE:HG12	2.17	0.45
1:B:501:LYS:HG3	1:B:506:TYR:CB	2.47	0.45
1:A:1176:GLN:O	1:A:1180:ILE:HG13	2.16	0.45
1:A:212:LEU:O	1:A:213:VAL:C	2.53	0.45
1:A:281:LYS:O	1:A:285:ILE:HG22	2.16	0.45
1:A:359:TYR:C	1:A:362:PHE:HB3	2.37	0.45
1:A:387:ASN:ND2	1:A:415:SER:H	2.15	0.45
1:A:413:VAL:O	1:A:413:VAL:HG13	2.17	0.45
1:B:113:TYR:CD2	1:B:114:TYR:N	2.84	0.45
1:B:1166:GLY:O	1:B:1167:ASP:HB3	2.17	0.45
1:B:1167:ASP:O	1:B:1168:LYS:HB2	2.17	0.45
1:B:155:GLU:N	1:B:155:GLU:OE1	2.50	0.45
1:B:306:TYR:HE1	1:B:310:PHE:CZ	2.34	0.45
1:B:396:SER:N	1:B:443:LEU:CD1	2.65	0.45
1:B:433:VAL:HG13	1:B:549:LEU:HD23	1.99	0.45
1:B:448:SER:HA	1:B:453:ASP:HA	1.99	0.45
1:B:552:GLU:O	1:B:555:SER:HB2	2.16	0.45
1:B:724:PHE:CE1	1:B:754:LEU:HD21	2.52	0.45
1:B:918:GLN:O	1:B:919:SER:C	2.54	0.45
1:B:975:SER:O	1:B:979:PHE:CG	2.69	0.45
1:A:1067:SER:OG	1:A:1244:ASN:ND2	2.50	0.45
1:A:251:GLU:CD	1:A:811:THR:HB	2.37	0.45
1:A:282:ARG:HD3	1:A:286:LYS:HZ3	1.82	0.45
1:A:764:ILE:O	1:A:765:THR:C	2.55	0.45

Continued on next page...

Continued from previous page...

Atom-1	Atom-2	Interatomic distance (Å)	Clash overlap (Å)
1:A:849:TYR:CE2	1:A:972:LEU:HB3	2.51	0.45
1:A:921:GLN:O	1:A:924:TYR:HB3	2.17	0.45
1:A:992:PRO:C	1:A:994:TYR:N	2.69	0.45
1:B:121:VAL:O	1:B:122:LEU:C	2.53	0.45
1:B:168:ASN:O	1:B:171:LEU:HB3	2.17	0.45
1:B:255:ALA:O	1:B:256:ALA:HB3	2.17	0.45
1:B:263:PHE:HE2	1:B:266:GLN:HE22	0.58	0.45
1:B:298:ALA:O	1:B:299:PHE:C	2.54	0.45
1:B:527:LEU:HD23	1:B:527:LEU:N	2.32	0.45
1:B:547:ILE:HA	1:B:577:THR:O	2.16	0.45
1:B:549:LEU:HA	1:B:579:ILE:O	2.17	0.45
1:B:617:ILE:O	1:B:621:LEU:HD23	2.16	0.45
1:B:753:LEU:O	1:B:757:ILE:HB	2.17	0.45
1:B:764:ILE:O	1:B:765:THR:C	2.55	0.45
1:B:88:SER:C	1:B:90:ASN:H	2.20	0.45
1:A:102:LYS:CA	1:A:102:LYS:HE3	2.46	0.45
1:A:135:ALA:O	1:A:137:GLY:N	2.50	0.45
1:A:57:ALA:HB1	1:A:190:PHE:CA	2.47	0.45
1:A:322:TYR:CD2	1:A:324:ILE:HD11	2.52	0.45
1:A:589:ARG:C	1:A:591:ALA:H	2.19	0.45
1:A:692:SER:OG	1:A:695:ARG:HB3	2.17	0.45
1:A:810:LEU:O	1:A:814:LEU:HD23	2.16	0.45
1:A:969:ASN:O	1:A:972:LEU:N	2.48	0.45
1:B:230:LYS:HA	1:B:230:LYS:HD3	1.75	0.45
1:B:409:LEU:HD22	1:B:410:ASN:O	2.17	0.45
1:B:429:LYS:HB3	1:B:597:PHE:CD2	2.52	0.45
1:B:716:ILE:HG13	1:B:717:ASN:N	2.32	0.45
1:B:762:SER:O	1:B:765:THR:N	2.50	0.45
1:B:931:ALA:O	1:B:932:HIS:C	2.54	0.45
1:A:788:VAL:CG2	1:A:1004:ILE:HG12	2.47	0.44
1:A:1005:ILE:CA	1:A:1008:ILE:HG22	2.45	0.44
1:A:1129:TYR:HD2	1:A:1184:ARG:CB	2.29	0.44
1:A:1131:ASP:OD1	1:A:1134:ARG:HB2	2.17	0.44
1:A:1243:GLN:O	1:A:1244:ASN:C	2.55	0.44
1:A:202:ILE:C	1:A:204:PHE:H	2.20	0.44
1:A:218:SER:O	1:A:219:PRO:C	2.56	0.44
1:A:355:ARG:O	1:A:356:GLY:C	2.56	0.44
1:A:385:GLN:CG	1:A:386:GLY:N	2.80	0.44
1:A:514:HIS:HB2	1:A:518:THR:OG1	2.17	0.44
1:A:55:LEU:O	1:A:58:ILE:HB	2.17	0.44
1:B:1004:ILE:O	1:B:1008:ILE:HG22	2.17	0.44

Continued on next page...

Continued from previous page...

Atom-1	Atom-2	Interatomic distance (Å)	Clash overlap (Å)
1:B:1015:ASP:O	1:B:1016:SER:O	2.35	0.44
1:B:1023:LYS:HB3	1:B:1026:MET:HG2	1.98	0.44
1:B:1049:LEU:HD21	1:B:1074:THR:CB	2.47	0.44
1:B:1048:VAL:CG2	1:B:1074:THR:HG21	2.47	0.44
1:B:162:HIS:C	1:B:164:VAL:H	2.19	0.44
1:B:131:PHE:HZ	1:B:185:LYS:NZ	1.99	0.44
1:B:327:VAL:O	1:B:328:LEU:C	2.55	0.44
1:B:375:SER:O	1:B:376:LYS:HG3	2.17	0.44
1:B:454:ILE:CG2	1:B:455:ARG:H	2.19	0.44
1:B:550:LEU:CD2	1:B:569:LEU:HD22	2.47	0.44
1:B:584:ARG:O	1:B:588:VAL:HG23	2.17	0.44
1:B:853:LEU:HD11	1:B:956:GLY:CA	2.46	0.44
1:B:964:LEU:CD1	1:B:965:MET:N	2.76	0.44
1:A:1025:ASN:O	1:A:1027:LEU:N	2.50	0.44
1:A:1065:VAL:O	1:A:1065:VAL:HG13	2.18	0.44
1:A:210:LEU:O	1:A:213:VAL:N	2.50	0.44
1:A:753:LEU:HD12	1:A:757:ILE:CG1	2.47	0.44
1:A:780:LEU:O	1:A:784:LEU:HD23	2.18	0.44
1:A:797:VAL:O	1:A:801:ASP:HB2	2.17	0.44
1:A:912:PHE:O	1:A:915:MET:N	2.49	0.44
1:B:53:GLY:HA3	1:B:131:PHE:HB2	1.99	0.44
1:B:201:ILE:HG22	1:B:202:ILE:HG23	2.00	0.44
1:B:218:SER:O	1:B:219:PRO:C	2.53	0.44
1:B:261:ILE:HG23	1:B:1106:ARG:HH11	1.81	0.44
1:B:357:ALA:O	1:B:358:ALA:O	2.35	0.44
1:B:453:ASP:O	1:B:454:ILE:C	2.55	0.44
1:B:492:THR:C	1:B:494:ASP:H	2.20	0.44
1:B:560:GLU:OE2	1:B:560:GLU:C	2.55	0.44
1:B:69:LEU:O	1:B:72:GLY:N	2.50	0.44
1:B:71:PHE:HA	1:B:74:MET:HE3	1.99	0.44
1:B:843:ILE:HG22	1:B:844:ILE:HD13	1.99	0.44
1:B:893:ALA:HA	1:B:916:TYR:HE2	1.82	0.44
1:B:995:ALA:C	1:B:997:ALA:N	2.70	0.44
1:B:995:ALA:N	1:B:996:LYS:NZ	2.62	0.44
1:A:753:LEU:O	1:A:757:ILE:HB	2.17	0.44
1:A:790:LYS:CB	1:A:794:ARG:NH2	2.79	0.44
1:A:812:THR:HG22	1:A:816:ASN:HD22	1.80	0.44
1:A:919:SER:O	1:A:920:LEU:C	2.55	0.44
1:A:95:ASP:O	1:A:99:MET:HB2	2.18	0.44
1:B:1005:ILE:O	1:B:1009:GLU:CG	2.64	0.44
1:B:170:ARG:NH1	1:B:174:ASP:OD1	2.51	0.44

Continued on next page...

Continued from previous page...

Atom-1	Atom-2	Interatomic distance (Å)	Clash overlap (Å)
1:B:215:LEU:O	1:B:219:PRO:HB2	2.16	0.44
1:B:281:LYS:H	1:B:281:LYS:HD2	1.81	0.44
1:B:297:ALA:O	1:B:301:LEU:HB2	2.18	0.44
1:B:301:LEU:HD13	1:B:763:PHE:HB2	1.99	0.44
1:B:711:ILE:HG13	1:B:832:ILE:CG2	2.38	0.44
1:B:729:SER:CB	1:B:972:LEU:HD12	2.48	0.44
1:B:853:LEU:N	1:B:853:LEU:HD22	2.32	0.44
1:B:543:ARG:NH2	1:B:905:SER:CA	2.80	0.44
1:A:1097:ILE:CD1	1:A:1100:LEU:CD2	2.94	0.44
1:A:1104:TRP:HA	1:A:1107:ALA:HB2	1.99	0.44
1:A:1112:VAL:HG11	1:A:1182:ILE:CD1	2.48	0.44
1:A:1111:ILE:O	1:A:1112:VAL:HG23	2.17	0.44
1:A:1129:TYR:O	1:A:1131:ASP:CG	2.56	0.44
1:A:151:ILE:HD12	1:A:167:LEU:CD1	2.33	0.44
1:A:210:LEU:C	1:A:212:LEU:H	2.19	0.44
1:A:267:LYS:HA	1:A:270:LEU:CD1	2.26	0.44
1:A:293:ILE:CG2	1:A:766:PHE:HB3	2.48	0.44
1:A:188:MET:CE	1:A:348:ILE:HD11	2.47	0.44
1:A:585:LEU:HD23	1:A:625:GLN:NE2	2.32	0.44
1:A:758:LEU:O	1:A:759:GLY:C	2.55	0.44
1:B:1030:ASN:OD1	1:B:1057:LYS:HA	2.17	0.44
1:B:1079:LEU:HD23	1:B:1194:LEU:HD21	1.99	0.44
1:B:286:LYS:O	1:B:289:ILE:HB	2.17	0.44
1:B:484:ILE:O	1:B:487:GLY:N	2.50	0.44
1:B:689:PRO:HG2	1:B:690:PRO:HD3	1.99	0.44
1:B:849:TYR:CB	1:B:854:THR:HG23	2.46	0.44
1:B:905:SER:HB2	1:B:907:THR:OG1	2.17	0.44
1:B:970:VAL:HA	1:B:973:VAL:HG23	1.99	0.44
1:B:996:LYS:N	1:B:996:LYS:CD	2.58	0.44
1:A:158:TRP:HZ2	1:A:900:PHE:CA	2.30	0.44
1:A:278:GLU:HG2	1:A:282:ARG:HH21	1.82	0.44
1:A:382:ASP:C	1:A:384:ILE:N	2.71	0.44
1:A:43:GLY:HA3	1:A:46:ASP:HB2	1.99	0.44
1:A:711:ILE:CG1	1:A:715:ILE:HD11	2.47	0.44
1:A:894:THR:O	1:A:898:GLU:CB	2.64	0.44
1:B:1032:GLN:HE21	1:B:1055:GLU:HG3	1.82	0.44
1:B:1185:ALA:O	1:B:1187:VAL:N	2.51	0.44
1:B:39:PHE:CD2	1:B:355:ARG:HA	2.51	0.44
1:B:393:ILE:HD13	1:B:393:ILE:N	2.32	0.44
1:B:496:ILE:O	1:B:499:ALA:N	2.51	0.44
1:B:748:SER:O	1:B:751:PHE:CD1	2.70	0.44

Continued on next page...

Continued from previous page...

Atom-1	Atom-2	Interatomic distance (Å)	Clash overlap (Å)
1:B:779:ILE:HD12	1:B:783:ARG:NH2	2.33	0.44
1:B:792:MET:HE3	1:B:810:LEU:HD22	1.99	0.44
1:B:902:THR:O	1:B:904:VAL:N	2.50	0.44
1:B:904:VAL:CG1	1:B:905:SER:N	2.81	0.44
1:A:1020:GLN:HG3	1:A:1101:ASN:H	1.82	0.44
1:A:613:ARG:HE	1:A:613:ARG:HB3	1.68	0.44
1:A:821:VAL:HG23	1:A:822:LYS:N	2.33	0.44
1:A:872:MET:O	1:A:872:MET:HE2	2.17	0.44
1:B:1103:GLN:OE1	1:B:1103:GLN:HA	2.16	0.44
1:B:128:GLN:HE21	1:B:186:ILE:CD1	2.26	0.44
1:B:155:GLU:CA	1:B:155:GLU:OE1	2.66	0.44
1:B:195:THR:HG23	1:B:196:PHE:N	2.33	0.44
1:B:236:THR:HA	1:B:288:ALA:HB1	2.00	0.44
1:B:221:LEU:HD13	1:B:306:TYR:HA	1.97	0.44
1:B:330:VAL:O	1:B:331:PHE:C	2.55	0.44
1:B:33:VAL:O	1:B:34:SER:C	2.55	0.44
1:B:363:LYS:HB2	1:B:363:LYS:HE3	1.72	0.44
1:B:361:VAL:CA	1:B:364:ILE:HB	2.48	0.44
1:B:34:SER:O	1:B:38:MET:HB2	2.17	0.44
1:B:450:ASP:CG	1:B:451:GLY:N	2.71	0.44
1:B:821:VAL:C	1:B:823:GLY:N	2.70	0.44
1:B:855:LEU:O	1:B:856:LEU:C	2.56	0.44
1:A:1079:LEU:C	1:A:1081:ARG:H	2.21	0.44
1:A:1204:THR:N	1:A:1207:GLU:OE1	2.51	0.44
1:A:1206:SER:O	1:A:1207:GLU:C	2.54	0.44
1:A:1213:ALA:C	1:A:1215:ASP:N	2.71	0.44
1:A:246:ALA:HB2	1:A:277:LEU:HD12	1.99	0.44
1:A:361:VAL:CA	1:A:364:ILE:HB	2.47	0.44
1:A:431:THR:O	1:A:434:GLN:HB3	2.18	0.44
1:A:566:GLN:HA	1:A:569:LEU:HD12	1.99	0.44
1:A:614:GLU:O	1:A:615:LYS:HB2	2.18	0.44
1:A:904:VAL:HG13	1:A:905:SER:OG	2.18	0.44
1:A:943:ALA:O	1:A:944:MET:C	2.54	0.44
1:A:995:ALA:C	1:A:997:ALA:N	2.69	0.44
1:B:1164:ARG:O	1:B:1166:GLY:N	2.51	0.44
1:B:1195:LEU:CD1	1:B:1195:LEU:N	2.80	0.44
1:B:144:ARG:NH1	1:B:175:VAL:HG21	2.32	0.44
1:B:361:VAL:HA	1:B:364:ILE:HB	2.00	0.44
1:B:52:VAL:HG12	1:B:53:GLY:N	2.32	0.44
1:B:750:LEU:O	1:B:753:LEU:HB3	2.17	0.44
1:B:852:GLN:O	1:B:955:PHE:CD1	2.71	0.44

Continued on next page...

Continued from previous page...

Atom-1	Atom-2	Interatomic distance (Å)	Clash overlap (Å)
1:B:956:GLY:O	1:B:957:ALA:C	2.56	0.44
1:A:334:VAL:CG1	1:A:335:LEU:N	2.80	0.44
1:A:35:VAL:HG21	1:A:355:ARG:HH21	1.83	0.44
1:A:435:LEU:O	1:A:437:GLN:N	2.51	0.44
1:A:438:ARG:O	1:A:439:LEU:C	2.56	0.44
1:A:45:LEU:HD22	1:A:45:LEU:N	2.29	0.44
1:A:519:LEU:HB2	1:A:520:VAL:H	1.68	0.44
1:A:702:THR:C	1:A:704:TRP:N	2.71	0.44
1:A:709:VAL:O	1:A:712:PHE:HB3	2.17	0.44
1:A:940:PHE:CD1	1:A:940:PHE:C	2.90	0.44
1:A:856:LEU:CD1	1:A:955:PHE:CD1	2.66	0.44
1:B:220:VAL:O	1:B:223:LEU:HB2	2.17	0.44
1:B:566:GLN:O	1:B:570:ASP:OD1	2.35	0.44
1:B:585:LEU:HD22	1:B:585:LEU:H	1.83	0.44
1:B:730:LYS:HD3	1:B:750:LEU:CD2	2.45	0.44
1:B:856:LEU:HD22	1:B:955:PHE:HD1	1.82	0.44
1:B:995:ALA:O	1:B:997:ALA:N	2.51	0.44
1:A:1058:LYS:O	1:A:1060:GLN:N	2.51	0.44
1:A:216:ALA:O	1:A:217:ILE:C	2.56	0.44
1:A:291:ALA:O	1:A:295:MET:N	2.51	0.44
1:A:291:ALA:O	1:A:295:MET:SD	2.76	0.44
1:A:498:LYS:NZ	1:A:502:GLU:HG3	2.32	0.44
1:A:551:ASP:C	1:A:553:ALA:N	2.71	0.44
1:A:727:ILE:HD11	1:A:750:LEU:O	2.17	0.44
1:A:946:TYR:O	1:A:947:PHE:C	2.56	0.44
1:A:971:LEU:N	1:A:971:LEU:HD22	2.33	0.44
1:B:1113:SER:OG	1:B:1114:GLN:N	2.51	0.44
1:B:1171:GLN:O	1:B:1172:LEU:HG	2.18	0.44
1:B:171:LEU:C	1:B:171:LEU:CD1	2.86	0.44
1:B:338:ALA:O	1:B:339:PHE:C	2.54	0.44
1:B:149:HIS:CD2	1:B:368:LYS:NZ	2.86	0.44
1:B:684:LEU:O	1:B:684:LEU:HD12	2.18	0.44
1:B:721:GLN:HB3	1:B:982:MET:HE3	2.00	0.44
1:B:820:GLN:HG3	1:B:1000:SER:HB3	2.00	0.44
1:B:286:LYS:HE3	1:B:822:LYS:NZ	2.33	0.44
1:B:872:MET:CE	1:B:873:LYS:HA	2.48	0.44
1:A:1039:ASN:CB	1:A:1047:PRO:HG3	2.48	0.43
1:A:1092:LEU:H	1:A:1097:ILE:CG1	2.31	0.43
1:A:1138:TYR:O	1:A:1141:ILE:N	2.51	0.43
1:A:150:ALA:O	1:A:151:ILE:C	2.55	0.43
1:A:185:LYS:HE3	1:A:185:LYS:HB3	1.83	0.43

Continued on next page...

Continued from previous page...

Atom-1	Atom-2	Interatomic distance (Å)	Clash overlap (Å)
1:A:248:ALA:O	1:A:251:GLU:HB2	2.18	0.43
1:A:257:ILE:HG12	1:A:800:PHE:CD2	2.44	0.43
1:A:308:LEU:HD23	1:A:309:ALA:H	1.82	0.43
1:A:393:ILE:HD11	1:A:409:LEU:CD1	2.48	0.43
1:A:411:LEU:HD23	1:A:412:LYS:C	2.39	0.43
1:A:710:GLY:O	1:A:711:ILE:C	2.54	0.43
1:A:716:ILE:CG1	1:A:717:ASN:N	2.81	0.43
1:A:755:PHE:CG	1:A:756:LEU:N	2.84	0.43
1:A:908:ARG:HA	1:A:911:LYS:HB3	1.99	0.43
1:A:889:SER:OG	1:A:919:SER:HB2	2.18	0.43
1:A:962:GLN:O	1:A:963:GLN:CB	2.65	0.43
1:B:1170:THR:HG22	1:B:1170:THR:O	2.17	0.43
1:B:268:LYS:O	1:B:269:GLU:C	2.57	0.43
1:B:404:GLN:O	1:B:405:ILE:C	2.56	0.43
1:B:271:GLU:HG3	1:B:786:TYR:CZ	2.52	0.43
1:B:795:GLN:O	1:B:796:ASP:CG	2.55	0.43
1:B:796:ASP:OD1	1:B:1014:ILE:CG2	2.66	0.43
1:B:910:GLN:NE2	1:B:910:GLN:HA	2.32	0.43
1:A:1048:VAL:CG2	1:A:1074:THR:HG21	2.47	0.43
1:A:157:GLY:C	1:A:159:PHE:N	2.72	0.43
1:A:183:GLY:O	1:A:186:ILE:HG13	2.18	0.43
1:A:207:GLY:O	1:A:208:TRP:C	2.56	0.43
1:A:211:THR:O	1:A:215:LEU:HG	2.18	0.43
1:A:290:THR:O	1:A:294:SER:OG	2.23	0.43
1:A:393:ILE:CG2	1:A:446:MET:N	2.81	0.43
1:A:71:PHE:CE1	1:A:328:LEU:HD21	2.53	0.43
1:A:751:PHE:CD1	1:A:752:SER:N	2.86	0.43
1:A:909:GLU:HB3	1:A:910:GLN:H	1.57	0.43
1:A:967:PHE:CD2	1:A:967:PHE:N	2.86	0.43
1:B:1091:PHE:CD1	1:B:1095:LYS:C	2.91	0.43
1:B:111:ALA:HA	1:B:114:TYR:CE1	2.53	0.43
1:B:1132:ASN:C	1:B:1134:ARG:N	2.71	0.43
1:B:163:ASP:CB	1:B:166:GLU:HB3	2.27	0.43
1:B:773:PHE:CD1	1:B:774:GLY:N	2.86	0.43
1:B:866:ILE:O	1:B:870:VAL:HG12	2.17	0.43
1:B:964:LEU:C	1:B:966:THR:N	2.65	0.43
1:A:1139:GLU:O	1:A:1142:VAL:HB	2.18	0.43
1:A:1154:ILE:CG1	1:A:1161:TYR:CE2	3.00	0.43
1:A:142:LYS:O	1:A:143:ILE:C	2.56	0.43
1:A:174:ASP:O	1:A:178:ILE:HG12	2.19	0.43
1:A:190:PHE:CD1	1:A:190:PHE:C	2.92	0.43

Continued on next page...

Continued from previous page...

Atom-1	Atom-2	Interatomic distance (Å)	Clash overlap (Å)
1:A:374:PHE:CZ	1:A:376:LYS:CB	3.00	0.43
1:A:404:GLN:H	1:A:404:GLN:CD	2.21	0.43
1:A:447:VAL:HG22	1:A:454:ILE:HG22	2.00	0.43
1:A:584:ARG:O	1:A:587:THR:N	2.45	0.43
1:A:782:LYS:C	1:A:784:LEU:H	2.22	0.43
1:A:830:ALA:O	1:A:834:GLN:HG2	2.19	0.43
1:A:118:GLY:CA	1:A:946:TYR:CG	3.01	0.43
1:B:1001:ALA:O	1:B:1005:ILE:HG13	2.18	0.43
1:B:1060:GLN:HB2	1:B:1061:THR:H	1.56	0.43
1:B:1062:LEU:HD12	1:B:1224:ILE:CG2	2.45	0.43
1:B:1129:TYR:HD2	1:B:1184:ARG:CB	2.28	0.43
1:B:1137:SER:O	1:B:1140:GLU:CB	2.66	0.43
1:B:1238:LEU:C	1:B:1239:ILE:HD12	2.39	0.43
1:B:188:MET:HB2	1:B:347:ASN:CB	2.46	0.43
1:B:33:VAL:CA	1:B:37:THR:HB	2.47	0.43
1:B:585:LEU:HD12	1:B:618:TYR:HE1	1.82	0.43
1:B:722:PRO:HA	1:B:979:PHE:HE1	1.82	0.43
1:B:861:VAL:HB	1:B:862:PRO:HD3	1.99	0.43
1:B:834:GLN:NE2	1:B:983:ALA:HB1	2.34	0.43
1:A:1168:LYS:HD2	1:A:1168:LYS:N	2.34	0.43
1:A:129:VAL:HB	1:A:935:GLY:HA2	2.01	0.43
1:A:274:ASN:HD22	1:A:274:ASN:N	2.17	0.43
1:A:287:LYS:O	1:A:291:ALA:N	2.52	0.43
1:A:603:VAL:HG21	1:A:617:ILE:HG13	2.00	0.43
1:A:318:ILE:HG21	1:A:735:PHE:CZ	2.52	0.43
1:A:748:SER:O	1:A:751:PHE:HD1	2.02	0.43
1:A:311:TRP:HD1	1:A:754:LEU:HD13	1.73	0.43
1:A:782:LYS:O	1:A:784:LEU:N	2.52	0.43
1:A:265:GLY:HA2	1:A:793:LEU:HD21	1.99	0.43
1:A:821:VAL:C	1:A:823:GLY:N	2.69	0.43
1:A:916:TYR:O	1:A:920:LEU:HD23	2.17	0.43
1:B:1052:LEU:HG	1:B:1054:LEU:HD21	2.00	0.43
1:B:1056:VAL:HG13	1:B:1056:VAL:O	2.17	0.43
1:B:1104:TRP:O	1:B:1107:ALA:CB	2.67	0.43
1:B:1123:ILE:HD12	1:B:1123:ILE:C	2.39	0.43
1:B:411:LEU:HD23	1:B:412:LYS:O	2.18	0.43
1:B:428:GLY:N	1:B:431:THR:OG1	2.51	0.43
1:B:447:VAL:HG23	1:B:448:SER:N	2.34	0.43
1:B:470:SER:O	1:B:471:GLN:O	2.37	0.43
1:B:851:TRP:HA	1:B:855:LEU:H	1.84	0.43
1:B:894:THR:O	1:B:895:GLU:C	2.56	0.43

Continued on next page...

Continued from previous page...

Atom-1	Atom-2	Interatomic distance (Å)	Clash overlap (Å)
1:B:907:THR:CA	1:B:908:ARG:HH11	2.28	0.43
1:B:936:ILE:HG23	1:B:937:THR:H	1.83	0.43
1:A:1144:ALA:O	1:A:1145:ALA:C	2.56	0.43
1:A:1153:PHE:CE2	1:A:1172:LEU:HD21	2.53	0.43
1:A:140:ILE:O	1:A:143:ILE:N	2.51	0.43
1:A:267:LYS:C	1:A:790:LYS:HE2	2.39	0.43
1:A:426:GLY:HA2	1:A:429:LYS:NZ	2.29	0.43
1:A:820:GLN:O	1:A:823:GLY:N	2.52	0.43
1:A:912:PHE:HB3	1:A:913:GLU:H	1.64	0.43
1:A:93:GLU:HA	1:A:96:LYS:NZ	2.33	0.43
1:A:962:GLN:HG2	1:A:962:GLN:O	2.17	0.43
1:B:1263:TYR:O	1:B:1267:VAL:HG23	2.18	0.43
1:B:281:LYS:O	1:B:282:ARG:O	2.36	0.43
1:B:315:SER:HA	1:B:318:ILE:CG2	2.49	0.43
1:B:375:SER:HB2	1:B:376:LYS:CE	2.47	0.43
1:B:581:ILE:HD13	1:B:582:ALA:N	2.33	0.43
1:B:788:VAL:HG21	1:B:1004:ILE:CG1	2.48	0.43
1:B:883:LYS:HA	1:B:886:LEU:CD2	2.48	0.43
1:A:1013:GLU:O	1:A:1014:ILE:CG2	2.57	0.43
1:A:1096:GLU:O	1:A:1099:GLN:C	2.57	0.43
1:A:1117:ILE:HD12	1:A:1118:LEU:N	2.25	0.43
1:A:1143:ARG:HH11	1:A:1143:ARG:HG2	1.83	0.43
1:A:1153:PHE:HE2	1:A:1172:LEU:CD2	2.31	0.43
1:A:1170:THR:O	1:A:1171:GLN:HB3	2.19	0.43
1:A:200:PHE:O	1:A:203:GLY:N	2.51	0.43
1:A:206:ARG:HA	1:A:206:ARG:HD2	1.85	0.43
1:A:282:ARG:C	1:A:286:LYS:HB2	2.35	0.43
1:A:312:TYR:O	1:A:314:THR:N	2.51	0.43
1:A:459:VAL:C	1:A:461:TYR:N	2.71	0.43
1:A:504:ASN:ND2	1:A:564:VAL:HG12	2.34	0.43
1:A:621:LEU:H	1:A:621:LEU:CD2	2.31	0.43
1:A:950:ALA:O	1:A:951:ALA:C	2.56	0.43
1:A:99:MET:HE3	1:A:99:MET:HA	1.99	0.43
1:B:1046:ILE:HA	1:B:1047:PRO:HD3	1.80	0.43
1:B:1052:LEU:HG	1:B:1054:LEU:CD2	2.49	0.43
1:B:1075:VAL:O	1:B:1076:VAL:C	2.56	0.43
1:B:131:PHE:HZ	1:B:185:LYS:CE	2.32	0.43
1:B:207:GLY:HA3	1:B:211:THR:CA	2.48	0.43
1:B:236:THR:HG22	1:B:237:ASP:N	2.33	0.43
1:B:282:ARG:CA	1:B:286:LYS:HD3	2.48	0.43
1:B:44:TRP:C	1:B:46:ASP:N	2.72	0.43

Continued on next page...

Continued from previous page...

Atom-1	Atom-2	Interatomic distance (Å)	Clash overlap (Å)
1:B:551:ASP:C	1:B:553:ALA:N	2.71	0.43
1:B:690:PRO:HG2	1:B:1006:ARG:HH22	1.83	0.43
1:B:70:ILE:O	1:B:71:PHE:C	2.57	0.43
1:B:71:PHE:HE2	1:B:953:PHE:CE1	2.36	0.43
1:B:757:ILE:O	1:B:758:LEU:C	2.56	0.43
1:B:849:TYR:CD1	1:B:854:THR:HA	2.45	0.43
1:B:870:VAL:HG13	1:B:871:GLU:N	2.34	0.43
1:A:1037:VAL:HG21	1:A:1087:ALA:HB3	1.99	0.43
1:A:139:GLN:O	1:A:143:ILE:HG12	2.19	0.43
1:A:140:ILE:O	1:A:144:ARG:N	2.52	0.43
1:A:270:LEU:HD13	1:A:789:PHE:CD1	2.54	0.43
1:A:287:LYS:HA	1:A:290:THR:HG1	1.84	0.43
1:A:312:TYR:C	1:A:314:THR:N	2.71	0.43
1:A:358:ALA:O	1:A:362:PHE:N	2.52	0.43
1:A:363:LYS:HE3	1:A:363:LYS:HB2	1.73	0.43
1:A:552:GLU:O	1:A:555:SER:N	2.49	0.43
1:A:625:GLN:HB3	1:A:625:GLN:HE21	1.67	0.43
1:A:693:PHE:C	1:A:695:ARG:H	2.21	0.43
1:A:257:ILE:CG2	1:A:800:PHE:CD2	3.02	0.43
1:A:898:GLU:HG2	1:A:898:GLU:O	2.18	0.43
1:A:896:ALA:CB	1:A:912:PHE:CE1	3.02	0.43
1:B:1124:ALA:HA	1:B:1127:ILE:HD12	1.99	0.43
1:B:1144:ALA:O	1:B:1145:ALA:C	2.56	0.43
1:B:207:GLY:HA3	1:B:211:THR:CB	2.49	0.43
1:B:188:MET:CE	1:B:348:ILE:HD11	2.48	0.43
1:B:361:VAL:HA	1:B:364:ILE:CG1	2.49	0.43
1:B:732:VAL:O	1:B:736:THR:HG23	2.19	0.43
1:A:1109:LEU:HD23	1:A:1109:LEU:N	2.34	0.43
1:A:1171:GLN:O	1:A:1172:LEU:HG	2.19	0.43
1:A:282:ARG:HA	1:A:282:ARG:HD3	1.85	0.43
1:A:303:TYR:CE2	1:A:306:TYR:CE2	3.06	0.43
1:A:361:VAL:HA	1:A:364:ILE:HB	2.01	0.43
1:A:458:ASN:ND2	1:A:459:VAL:N	2.66	0.43
1:A:513:PRO:O	1:A:515:GLN:N	2.49	0.43
1:A:554:THR:OG1	1:A:562:GLU:HG3	2.19	0.43
1:A:716:ILE:HG13	1:A:717:ASN:N	2.33	0.43
1:A:918:GLN:O	1:A:919:SER:C	2.56	0.43
1:B:1154:ILE:HG12	1:B:1161:TYR:HE2	1.82	0.43
1:B:186:ILE:HD12	1:B:186:ILE:C	2.39	0.43
1:B:398:PRO:HD3	1:B:440:TYR:HE2	1.83	0.43
1:B:438:ARG:O	1:B:439:LEU:C	2.57	0.43

Continued on next page...

Continued from previous page...

Atom-1	Atom-2	Interatomic distance (Å)	Clash overlap (Å)
1:B:490:ASP:O	1:B:491:VAL:HB	2.19	0.43
1:B:716:ILE:HD12	1:B:717:ASN:N	2.33	0.43
1:A:1264:PHE:O	1:A:1267:VAL:N	2.52	0.43
1:A:447:VAL:HG23	1:A:448:SER:N	2.33	0.43
1:A:500:VAL:O	1:A:503:ALA:N	2.51	0.43
1:A:607:ASN:CB	1:A:610:GLU:HG3	2.43	0.43
1:A:717:ASN:O	1:A:720:LEU:CB	2.63	0.43
1:A:731:VAL:CG2	1:A:750:LEU:HB3	2.49	0.43
1:A:773:PHE:O	1:A:776:ALA:HB3	2.19	0.43
1:A:836:ILE:O	1:A:837:ALA:C	2.56	0.43
1:A:896:ALA:O	1:A:899:ASN:N	2.47	0.43
1:A:107:MET:HE1	1:A:954:ARG:HD2	1.98	0.43
1:A:95:ASP:O	1:A:99:MET:SD	2.76	0.43
1:B:118:GLY:O	1:B:119:ALA:C	2.55	0.43
1:B:134:LEU:O	1:B:138:ARG:HG3	2.18	0.43
1:B:207:GLY:HA2	1:B:210:LEU:HB3	2.00	0.43
1:B:252:GLU:CD	1:B:252:GLU:N	2.72	0.43
1:B:585:LEU:HD22	1:B:585:LEU:N	2.34	0.43
1:B:721:GLN:CB	1:B:982:MET:HE3	2.48	0.43
1:B:902:THR:CA	1:B:904:VAL:HG12	2.48	0.43
1:B:908:ARG:O	1:B:911:LYS:CB	2.63	0.43
1:B:919:SER:O	1:B:920:LEU:C	2.57	0.43
1:A:1092:LEU:CD1	1:A:1104:TRP:HZ3	2.32	0.43
1:A:1196:ASP:O	1:A:1198:ALA:N	2.52	0.43
1:A:573:ARG:HD2	1:A:578:THR:CG2	2.46	0.43
1:A:918:GLN:NE2	1:B:482:GLU:OE2	2.52	0.43
1:A:956:GLY:O	1:A:957:ALA:C	2.57	0.43
1:B:1057:LYS:H	1:B:1057:LYS:CD	2.30	0.43
1:B:477:ALA:HB2	1:B:523:ARG:H	1.84	0.43
1:B:49:TYR:O	1:B:52:VAL:HB	2.18	0.43
1:B:611:LEU:HB3	1:B:618:TYR:CB	2.47	0.43
1:B:732:VAL:CG2	1:B:733:GLY:H	2.30	0.43
1:B:887:GLU:O	1:B:891:LYS:HB2	2.19	0.43
1:B:940:PHE:CD1	1:B:940:PHE:C	2.92	0.43
1:B:993:ASP:C	1:B:995:ALA:N	2.73	0.43
1:A:1011:THR:O	1:A:1012:PRO:C	2.57	0.42
1:A:1040:TYR:O	1:A:1041:PRO:C	2.58	0.42
1:A:1150:ILE:CA	1:A:1179:ARG:HD3	2.46	0.42
1:A:33:VAL:N	1:A:36:LEU:CD1	2.80	0.42
1:A:795:GLN:OE1	1:A:1010:LYS:CB	2.67	0.42
1:A:883:LYS:HA	1:A:886:LEU:CD2	2.47	0.42

Continued on next page...

Continued from previous page...

Atom-1	Atom-2	Interatomic distance (Å)	Clash overlap (Å)
1:A:98:ALA:CB	1:A:99:MET:HE1	2.49	0.42
1:A:995:ALA:HB3	1:A:996:LYS:HD3	2.01	0.42
1:B:1138:TYR:C	1:B:1140:GLU:N	2.72	0.42
1:B:1217:ALA:O	1:B:1221:ARG:CD	2.67	0.42
1:B:121:VAL:CG2	1:B:122:LEU:H	2.29	0.42
1:B:1253:HIS:O	1:B:1256:LEU:HB2	2.18	0.42
1:B:57:ALA:HB1	1:B:190:PHE:CA	2.49	0.42
1:B:312:TYR:O	1:B:314:THR:N	2.52	0.42
1:B:324:ILE:HB	1:B:326:GLN:CB	2.46	0.42
1:B:385:GLN:CG	1:B:386:GLY:N	2.81	0.42
1:B:496:ILE:H	1:B:496:ILE:CD1	2.27	0.42
1:B:625:GLN:O	1:B:626:THR:CB	2.67	0.42
1:A:1052:LEU:HD21	1:A:1054:LEU:HD21	2.01	0.42
1:A:1174:GLY:O	1:A:1177:LYS:HB2	2.19	0.42
1:A:1228:HIS:O	1:A:1230:LEU:HD23	2.19	0.42
1:A:155:GLU:N	1:A:155:GLU:OE1	2.52	0.42
1:A:174:ASP:N	1:A:174:ASP:OD2	2.52	0.42
1:A:132:TRP:CG	1:A:183:GLY:HA3	2.54	0.42
1:A:286:LYS:HE3	1:A:822:LYS:HZ1	1.85	0.42
1:A:713:CYS:SG	1:A:768:LEU:CG	3.07	0.42
1:B:1006:ARG:O	1:B:1009:GLU:O	2.37	0.42
1:B:1143:ARG:HG2	1:B:1143:ARG:HH11	1.84	0.42
1:B:1153:PHE:CZ	1:B:1176:GLN:CG	3.01	0.42
1:B:202:ILE:C	1:B:204:PHE:H	2.21	0.42
1:B:278:GLU:O	1:B:282:ARG:CZ	2.67	0.42
1:B:291:ALA:O	1:B:295:MET:SD	2.77	0.42
1:B:334:VAL:HG13	1:B:335:LEU:N	2.35	0.42
1:B:359:TYR:HA	1:B:362:PHE:HB3	2.01	0.42
1:B:696:ILE:O	1:B:700:ASN:CB	2.67	0.42
1:B:705:PRO:HG2	1:B:706:TYR:H	1.83	0.42
1:B:731:VAL:HG22	1:B:750:LEU:CB	2.48	0.42
1:B:922:ILE:CB	1:B:923:PRO:HD3	2.48	0.42
1:B:141:HIS:CE1	1:B:924:TYR:HB2	2.54	0.42
1:A:1101:ASN:OD1	1:A:1101:ASN:C	2.58	0.42
1:A:1109:LEU:O	1:A:1109:LEU:CG	2.67	0.42
1:A:295:MET:HE1	1:A:298:ALA:HB2	2.01	0.42
1:A:372:ASP:OD2	1:A:372:ASP:C	2.57	0.42
1:A:397:TYR:HD2	1:A:397:TYR:HA	1.75	0.42
1:A:534:ARG:O	1:A:535:ILE:C	2.58	0.42
1:A:797:VAL:C	1:A:799:TRP:N	2.71	0.42
1:A:877:GLY:O	1:A:881:LYS:HG2	2.19	0.42

Continued on next page...

Continued from previous page...

Atom-1	Atom-2	Interatomic distance (Å)	Clash overlap (Å)
1:A:114:TYR:CD2	1:A:946:TYR:CE2	3.05	0.42
1:A:959:LEU:O	1:A:966:THR:OG1	2.20	0.42
1:B:1043:ARG:O	1:B:1046:ILE:N	2.52	0.42
1:B:1104:TRP:HA	1:B:1107:ALA:HB2	2.01	0.42
1:B:1193:LEU:HB3	1:B:1195:LEU:HD11	2.01	0.42
1:B:142:LYS:O	1:B:143:ILE:C	2.58	0.42
1:B:201:ILE:O	1:B:205:THR:CB	2.58	0.42
1:B:371:ILE:HD13	1:B:374:PHE:HD2	1.83	0.42
1:B:372:ASP:C	1:B:372:ASP:OD2	2.58	0.42
1:B:429:LYS:CD	1:B:430:SER:H	2.28	0.42
1:B:437:GLN:C	1:B:439:LEU:H	2.22	0.42
1:B:455:ARG:HG3	1:B:455:ARG:H	1.67	0.42
1:B:489:GLU:H	1:B:489:GLU:CD	2.21	0.42
1:B:560:GLU:OE2	1:B:561:SER:N	2.52	0.42
1:B:65:PRO:O	1:B:68:MET:HB2	2.19	0.42
1:B:731:VAL:HA	1:B:750:LEU:HD13	2.01	0.42
1:B:962:GLN:O	1:B:963:GLN:CB	2.67	0.42
1:A:1062:LEU:HB3	1:A:1224:ILE:HG23	2.00	0.42
1:A:156:ILE:HD13	1:A:372:ASP:OD1	2.18	0.42
1:A:198:GLY:C	1:A:200:PHE:H	2.23	0.42
1:A:295:MET:O	1:A:296:GLY:C	2.57	0.42
1:A:307:ALA:O	1:A:310:PHE:HB3	2.19	0.42
1:A:384:ILE:HG23	1:A:546:LYS:CE	2.41	0.42
1:A:560:GLU:C	1:A:560:GLU:OE2	2.57	0.42
1:A:581:ILE:HD13	1:A:582:ALA:N	2.34	0.42
1:A:607:ASN:CG	1:A:608:HIS:N	2.72	0.42
1:A:718:GLY:HA2	1:A:833:PHE:HE1	1.83	0.42
1:A:721:GLN:O	1:A:722:PRO:C	2.55	0.42
1:A:770:GLY:HA2	1:A:773:PHE:CE2	2.54	0.42
1:A:870:VAL:HG13	1:A:871:GLU:N	2.34	0.42
1:A:158:TRP:CZ2	1:A:900:PHE:CA	3.02	0.42
1:A:922:ILE:HA	1:A:922:ILE:HD13	1.91	0.42
1:B:1037:VAL:CG2	1:B:1037:VAL:O	2.66	0.42
1:B:1061:THR:HG23	1:B:1225:VAL:HG12	2.00	0.42
1:B:1182:ILE:O	1:B:1183:ALA:O	2.37	0.42
1:B:1217:ALA:O	1:B:1221:ARG:HD3	2.19	0.42
1:B:1230:LEU:O	1:B:1233:ILE:HG22	2.19	0.42
1:B:158:TRP:HA	1:B:162:HIS:HD2	1.84	0.42
1:B:368:LYS:O	1:B:369:PRO:C	2.56	0.42
1:B:419:VAL:HG13	1:B:579:ILE:HG12	2.00	0.42
1:B:511:LYS:O	1:B:512:LEU:C	2.57	0.42

Continued on next page...

Continued from previous page...

Atom-1	Atom-2	Interatomic distance (Å)	Clash overlap (Å)
1:B:570:ASP:C	1:B:572:ALA:H	2.22	0.42
1:B:760:ILE:N	1:B:760:ILE:CD1	2.83	0.42
1:B:267:LYS:CA	1:B:790:LYS:HE2	2.47	0.42
1:B:855:LEU:HA	1:B:858:LEU:HD21	2.01	0.42
1:B:82:GLY:O	1:B:85:SER:HB2	2.19	0.42
1:B:877:GLY:O	1:B:881:LYS:HG2	2.20	0.42
1:B:88:SER:C	1:B:90:ASN:N	2.72	0.42
1:A:448:SER:HA	1:A:453:ASP:HA	2.02	0.42
1:A:574:GLU:HA	1:A:574:GLU:OE1	2.19	0.42
1:A:861:VAL:O	1:A:862:PRO:C	2.56	0.42
1:B:1078:LEU:CD2	1:B:1085:PRO:HD3	2.49	0.42
1:B:197:PHE:O	1:B:201:ILE:N	2.52	0.42
1:B:210:LEU:O	1:B:213:VAL:N	2.53	0.42
1:B:249:VAL:O	1:B:249:VAL:HG12	2.19	0.42
1:B:290:THR:HA	1:B:293:ILE:CG1	2.50	0.42
1:B:355:ARG:O	1:B:356:GLY:C	2.58	0.42
1:B:359:TYR:CA	1:B:362:PHE:HB3	2.50	0.42
1:B:365:ILE:O	1:B:367:ASN:OD1	2.37	0.42
1:B:484:ILE:HG12	1:B:496:ILE:HG23	2.01	0.42
1:B:500:VAL:HG21	1:B:516:PHE:HZ	1.84	0.42
1:B:548:LEU:C	1:B:549:LEU:HD12	2.40	0.42
1:B:727:ILE:HG23	1:B:728:PHE:N	2.33	0.42
1:B:856:LEU:O	1:B:859:ALA:HB3	2.19	0.42
1:B:965:MET:CE	1:B:965:MET:HA	2.50	0.42
1:A:143:ILE:O	1:A:144:ARG:C	2.58	0.42
1:A:207:GLY:O	1:A:208:TRP:O	2.38	0.42
1:A:286:LYS:HE3	1:A:822:LYS:NZ	2.35	0.42
1:A:409:LEU:HD22	1:A:409:LEU:C	2.37	0.42
1:A:697:LEU:C	1:A:697:LEU:CD1	2.87	0.42
1:A:87:ASN:O	1:A:88:SER:C	2.57	0.42
1:A:912:PHE:HA	1:A:912:PHE:HD2	1.71	0.42
1:A:842:GLY:HA2	1:A:979:PHE:CE2	2.54	0.42
1:B:1003:HIS:O	1:B:1007:ILE:HD13	2.20	0.42
1:B:1138:TYR:O	1:B:1140:GLU:N	2.52	0.42
1:B:1150:ILE:HB	1:B:1179:ARG:CB	2.48	0.42
1:B:1250:HIS:C	1:B:1250:HIS:ND1	2.73	0.42
1:B:498:LYS:CE	1:B:502:GLU:HB2	2.50	0.42
1:B:508:PHE:CD1	1:B:509:ILE:N	2.87	0.42
1:B:615:LYS:HA	1:B:619:PHE:CD2	2.55	0.42
1:B:765:THR:OG1	1:B:769:GLN:NE2	2.49	0.42
1:B:833:PHE:O	1:B:834:GLN:C	2.57	0.42

Continued on next page...

Continued from previous page...

Atom-1	Atom-2	Interatomic distance (Å)	Clash overlap (Å)
1:B:850:GLY:O	1:B:851:TRP:HD1	2.02	0.42
1:A:1014:ILE:HG22	1:A:1102:VAL:CG1	2.38	0.42
1:A:1020:GLN:HG2	1:A:1100:LEU:HD11	2.01	0.42
1:A:163:ASP:O	1:A:164:VAL:HB	2.20	0.42
1:A:243:TYR:CD2	1:A:243:TYR:C	2.93	0.42
1:A:380:LYS:HE3	1:A:461:TYR:CD2	2.55	0.42
1:A:69:LEU:HA	1:A:329:THR:HG23	2.00	0.42
1:A:779:ILE:CG1	1:A:780:LEU:N	2.66	0.42
1:B:183:GLY:O	1:B:186:ILE:HG23	2.20	0.42
1:B:209:LYS:CA	1:B:212:LEU:HB3	2.49	0.42
1:B:217:ILE:CG2	1:B:309:ALA:HB1	2.49	0.42
1:B:293:ILE:O	1:B:295:MET:N	2.53	0.42
1:B:603:VAL:HG21	1:B:617:ILE:HG13	2.02	0.42
1:B:696:ILE:O	1:B:700:ASN:N	2.52	0.42
1:B:713:CYS:SG	1:B:768:LEU:HG	2.59	0.42
1:B:768:LEU:CD1	1:B:769:GLN:N	2.83	0.42
1:B:839:LEU:O	1:B:842:GLY:N	2.51	0.42
1:A:1031:VAL:O	1:A:1055:GLU:HA	2.20	0.42
1:A:1178:GLN:OE1	1:A:1178:GLN:HA	2.19	0.42
1:A:1215:ASP:O	1:A:1218:ARG:HD3	2.19	0.42
1:A:58:ILE:HG13	1:A:193:MET:HG3	2.01	0.42
1:A:227:ILE:CG2	1:A:231:ILE:HD11	2.49	0.42
1:A:286:LYS:HD2	1:A:289:ILE:HG13	2.02	0.42
1:A:311:TRP:O	1:A:314:THR:HB	2.20	0.42
1:A:450:ASP:OD2	1:A:451:GLY:N	2.53	0.42
1:A:492:THR:H	1:A:495:GLU:CD	2.23	0.42
1:A:496:ILE:O	1:A:497:GLU:C	2.57	0.42
1:A:523:ARG:C	1:A:525:ALA:H	2.22	0.42
1:A:585:LEU:HD12	1:A:618:TYR:CE1	2.54	0.42
1:A:864:ILE:O	1:A:867:ALA:HB3	2.20	0.42
1:A:83:ASN:O	1:A:86:LYS:HB3	2.20	0.42
1:A:929:LYS:O	1:A:932:HIS:HB3	2.20	0.42
1:B:1144:ALA:O	1:B:1146:LYS:N	2.53	0.42
1:B:243:TYR:C	1:B:243:TYR:CD2	2.93	0.42
1:B:367:ASN:HB2	1:B:369:PRO:HD3	2.02	0.42
1:A:925:ARG:HB3	1:B:514:HIS:CE1	2.55	0.42
1:B:711:ILE:O	1:B:711:ILE:CG1	2.67	0.42
1:B:739:GLY:HA2	1:B:740:PRO:HD2	1.82	0.42
1:B:270:LEU:HD11	1:B:790:LYS:HE2	2.02	0.42
1:B:913:GLU:O	1:B:916:TYR:HB2	2.20	0.42
1:A:1123:ILE:HD12	1:A:1123:ILE:C	2.38	0.42

Continued on next page...

Continued from previous page...

Atom-1	Atom-2	Interatomic distance (Å)	Clash overlap (Å)
1:A:1265:SER:HA	1:A:1268:SER:HG	1.80	0.42
1:A:447:VAL:O	1:A:454:ILE:HG22	2.19	0.42
1:A:59:ILE:CG1	1:A:60:HIS:N	2.81	0.42
1:A:790:LYS:C	1:A:794:ARG:HH21	2.24	0.42
1:A:900:PHE:C	1:A:902:THR:HG22	2.40	0.42
1:A:904:VAL:CG1	1:A:905:SER:N	2.82	0.42
1:A:943:ALA:HB1	1:A:947:PHE:HE1	1.84	0.42
1:B:1010:LYS:O	1:B:1011:THR:CB	2.67	0.42
1:B:1038:PHE:CD2	1:B:1049:LEU:HD23	2.51	0.42
1:B:1091:PHE:HE1	1:B:1096:GLU:CB	2.30	0.42
1:B:1143:ARG:HB2	1:B:1143:ARG:CZ	2.50	0.42
1:B:1203:ASP:OD2	1:B:1203:ASP:C	2.58	0.42
1:B:206:ARG:C	1:B:211:THR:HB	2.39	0.42
1:B:245:LYS:HA	1:B:245:LYS:NZ	2.35	0.42
1:B:431:THR:O	1:B:432:THR:C	2.55	0.42
1:B:584:ARG:C	1:B:586:SER:N	2.73	0.42
1:B:815:ALA:O	1:B:816:ASN:C	2.58	0.42
1:B:899:ASN:OD1	1:B:901:ARG:NH2	2.53	0.42
1:B:909:GLU:HB3	1:B:910:GLN:H	1.51	0.42
1:B:995:ALA:O	1:B:998:THR:N	2.53	0.42
1:A:1076:VAL:O	1:A:1077:GLN:C	2.59	0.42
1:A:1106:ARG:O	1:A:1109:LEU:CD2	2.65	0.42
1:A:1072:LYS:CB	1:A:1226:ILE:HD13	2.42	0.42
1:A:561:SER:C	1:A:563:ALA:N	2.72	0.42
1:A:935:GLY:O	1:A:936:ILE:C	2.58	0.42
1:A:954:ARG:HB3	1:A:954:ARG:CZ	2.49	0.42
1:B:1064:LEU:HD22	1:B:1064:LEU:HA	1.92	0.42
1:B:1104:TRP:O	1:B:1107:ALA:HB3	2.20	0.42
1:B:1131:ASP:HB3	1:B:1188:ARG:HE	1.79	0.42
1:B:1175:GLY:CA	1:B:1202:LEU:HD11	2.50	0.42
1:B:405:ILE:N	1:B:405:ILE:CD1	2.73	0.42
1:B:709:VAL:O	1:B:712:PHE:CB	2.68	0.42
1:B:724:PHE:HD1	1:B:754:LEU:CD2	2.32	0.42
1:B:275:ASN:OD1	1:B:782:LYS:HB3	2.20	0.42
1:B:832:ILE:HG22	1:B:833:PHE:N	2.35	0.42
1:B:900:PHE:O	1:B:900:PHE:CD1	2.73	0.42
1:A:1077:GLN:O	1:A:1080:GLU:HB2	2.19	0.41
1:A:1099:GLN:CD	1:A:1099:GLN:O	2.58	0.41
1:A:151:ILE:C	1:A:153:ASN:H	2.23	0.41
1:A:295:MET:O	1:A:298:ALA:N	2.53	0.41
1:A:324:ILE:C	1:A:326:GLN:N	2.71	0.41

Continued on next page...

Continued from previous page...

Atom-1	Atom-2	Interatomic distance (Å)	Clash overlap (Å)
1:A:188:MET:HG3	1:A:348:ILE:HG12	2.02	0.41
1:A:359:TYR:HA	1:A:362:PHE:HB3	2.02	0.41
1:A:473:PRO:O	1:A:473:PRO:HG2	2.20	0.41
1:A:498:LYS:NZ	1:A:502:GLU:CD	2.72	0.41
1:A:506:TYR:HA	1:A:509:ILE:CG1	2.49	0.41
1:A:58:ILE:HG22	1:A:59:ILE:N	2.34	0.41
1:A:594:ILE:HG22	1:A:595:ALA:N	2.35	0.41
1:A:88:SER:O	1:A:90:ASN:N	2.53	0.41
1:A:961:THR:O	1:A:961:THR:HG22	2.19	0.41
1:A:992:PRO:HG2	1:A:997:ALA:HB2	2.01	0.41
1:B:1165:VAL:HG23	1:B:1169:GLY:N	2.35	0.41
1:B:278:GLU:O	1:B:279:GLU:C	2.56	0.41
1:B:286:LYS:HD2	1:B:289:ILE:HG13	2.01	0.41
1:B:386:GLY:HA3	1:B:450:ASP:CA	2.44	0.41
1:B:513:PRO:O	1:B:518:THR:OG1	2.37	0.41
1:B:504:ASN:ND2	1:B:534:ARG:HD3	2.35	0.41
1:B:833:PHE:CD1	1:B:833:PHE:C	2.92	0.41
1:B:957:ALA:O	1:B:958:TYR:C	2.58	0.41
1:A:103:LEU:O	1:A:107:MET:HB2	2.20	0.41
1:A:1090:VAL:C	1:A:1091:PHE:CD1	2.92	0.41
1:A:195:THR:HB	1:A:340:SER:HB2	2.00	0.41
1:A:248:ALA:C	1:A:250:ALA:N	2.74	0.41
1:A:236:THR:HA	1:A:288:ALA:HB1	2.01	0.41
1:A:460:ARG:O	1:A:464:GLU:HG3	2.21	0.41
1:A:501:LYS:HG3	1:A:506:TYR:CB	2.50	0.41
1:A:433:VAL:CG1	1:A:549:LEU:HD23	2.44	0.41
1:A:596:GLY:O	1:A:601:VAL:O	2.37	0.41
1:A:912:PHE:O	1:A:913:GLU:C	2.57	0.41
1:A:955:PHE:O	1:A:956:GLY:C	2.57	0.41
1:B:1079:LEU:HD23	1:B:1194:LEU:HD11	2.02	0.41
1:B:147:PHE:HA	1:B:150:ALA:HB3	2.01	0.41
1:B:165:GLY:O	1:B:166:GLU:C	2.58	0.41
1:B:282:ARG:C	1:B:286:LYS:HB2	2.37	0.41
1:B:287:LYS:HA	1:B:290:THR:HG1	1.86	0.41
1:B:288:ALA:O	1:B:292:ASN:N	2.52	0.41
1:B:307:ALA:O	1:B:310:PHE:HB3	2.19	0.41
1:B:310:PHE:HB3	1:B:311:TRP:H	1.62	0.41
1:B:370:SER:OG	1:B:371:ILE:N	2.52	0.41
1:B:432:THR:OG1	1:B:433:VAL:N	2.53	0.41
1:B:461:TYR:O	1:B:462:LEU:C	2.56	0.41
1:B:543:ARG:NH1	1:B:543:ARG:HG2	2.30	0.41

Continued on next page...

Continued from previous page...

Atom-1	Atom-2	Interatomic distance (Å)	Clash overlap (Å)
1:B:800:PHE:CD1	1:B:800:PHE:N	2.86	0.41
1:B:908:ARG:O	1:B:911:LYS:N	2.53	0.41
1:B:929:LYS:O	1:B:932:HIS:HB3	2.20	0.41
1:B:946:TYR:O	1:B:947:PHE:C	2.59	0.41
1:A:106:GLU:CD	1:A:109:THR:HB	2.40	0.41
1:A:1113:SER:OG	1:A:1114:GLN:N	2.53	0.41
1:A:1148:ALA:HB3	1:A:1150:ILE:HG22	2.01	0.41
1:A:1243:GLN:OE1	1:A:1243:GLN:HA	2.20	0.41
1:A:239:GLU:C	1:A:285:ILE:HG12	2.41	0.41
1:A:291:ALA:O	1:A:295:MET:CG	2.69	0.41
1:A:498:LYS:CE	1:A:502:GLU:HB2	2.50	0.41
1:A:694:TRP:HA	1:A:697:LEU:HD23	2.02	0.41
1:A:731:VAL:HG22	1:A:750:LEU:HB2	2.03	0.41
1:A:829:LEU:C	1:A:831:VAL:H	2.24	0.41
1:A:711:ILE:HD12	1:A:832:ILE:HD13	1.96	0.41
1:A:914:THR:O	1:A:917:ALA:N	2.52	0.41
1:A:939:SER:OG	1:A:940:PHE:N	2.50	0.41
1:A:856:LEU:CD2	1:A:955:PHE:HB3	2.50	0.41
1:A:956:GLY:O	1:A:958:TYR:N	2.54	0.41
1:A:993:ASP:N	1:A:996:LYS:HZ3	2.18	0.41
1:B:1213:ALA:C	1:B:1215:ASP:N	2.74	0.41
1:B:162:HIS:C	1:B:164:VAL:N	2.73	0.41
1:B:237:ASP:O	1:B:238:LYS:C	2.58	0.41
1:B:311:TRP:HA	1:B:311:TRP:HE3	1.85	0.41
1:B:387:ASN:ND2	1:B:415:SER:H	2.18	0.41
1:B:478:THR:HG21	1:B:482:GLU:HB3	2.03	0.41
1:B:897:ILE:HD12	1:B:897:ILE:C	2.41	0.41
1:B:918:GLN:O	1:B:921:GLN:CB	2.64	0.41
1:B:118:GLY:CA	1:B:946:TYR:CG	3.03	0.41
1:A:114:TYR:HD2	1:A:946:TYR:CD2	2.38	0.41
1:A:1208:LYS:O	1:A:1209:VAL:C	2.58	0.41
1:A:333:SER:O	1:A:336:ILE:HB	2.21	0.41
1:A:447:VAL:HG13	1:A:454:ILE:HG21	2.02	0.41
1:A:475:LEU:HD23	1:A:539:ARG:HH12	1.85	0.41
1:A:541:LEU:HD13	1:A:541:LEU:O	2.21	0.41
1:A:554:THR:O	1:A:555:SER:O	2.38	0.41
1:A:561:SER:O	1:A:564:VAL:N	2.54	0.41
1:A:74:MET:SD	1:A:110:TYR:HE1	2.43	0.41
1:A:817:ASP:HA	1:A:820:GLN:HG3	2.02	0.41
1:A:910:GLN:NE2	1:A:910:GLN:HA	2.33	0.41
1:A:975:SER:C	1:A:978:VAL:HG12	2.41	0.41

Continued on next page...

Continued from previous page...

Atom-1	Atom-2	Interatomic distance (Å)	Clash overlap (Å)
1:B:1040:TYR:CD1	1:B:1040:TYR:N	2.89	0.41
1:B:1150:ILE:C	1:B:1154:ILE:HD13	2.40	0.41
1:B:175:VAL:CG1	1:B:176:SER:H	2.33	0.41
1:B:293:ILE:HD11	1:B:773:PHE:HZ	1.85	0.41
1:B:573:ARG:HB3	1:B:578:THR:HG21	2.01	0.41
1:B:716:ILE:CG1	1:B:717:ASN:N	2.83	0.41
1:B:817:ASP:HA	1:B:820:GLN:CG	2.50	0.41
1:B:861:VAL:HB	1:B:862:PRO:CD	2.51	0.41
1:A:1038:PHE:O	1:A:1047:PRO:CB	2.55	0.41
1:A:1092:LEU:HD23	1:A:1092:LEU:C	2.40	0.41
1:A:1109:LEU:HG	1:A:1109:LEU:O	2.20	0.41
1:A:1199:THR:HG22	1:A:1202:LEU:HD22	2.01	0.41
1:A:42:ALA:HB1	1:A:142:LYS:HE3	2.03	0.41
1:A:203:GLY:O	1:A:215:LEU:CD2	2.61	0.41
1:A:238:LYS:HZ1	1:A:242:ALA:HB2	1.84	0.41
1:A:252:GLU:CD	1:A:252:GLU:N	2.74	0.41
1:A:308:LEU:O	1:A:310:PHE:N	2.54	0.41
1:A:326:GLN:C	1:A:328:LEU:N	2.69	0.41
1:A:365:ILE:O	1:A:366:ASP:C	2.58	0.41
1:A:405:ILE:HG21	1:A:428:GLY:HA2	2.00	0.41
1:A:458:ASN:ND2	1:A:459:VAL:H	2.19	0.41
1:A:709:VAL:CG2	1:A:772:THR:HG21	2.50	0.41
1:A:788:VAL:HG21	1:A:1004:ILE:HG12	2.03	0.41
1:A:894:THR:HA	1:A:897:ILE:HG13	2.01	0.41
1:A:959:LEU:HD23	1:A:961:THR:H	1.86	0.41
1:B:1056:VAL:O	1:B:1057:LYS:O	2.39	0.41
1:B:1092:LEU:C	1:B:1092:LEU:HD23	2.40	0.41
1:B:188:MET:HE1	1:B:348:ILE:HD11	2.02	0.41
1:B:248:ALA:C	1:B:250:ALA:N	2.74	0.41
1:B:358:ALA:O	1:B:362:PHE:N	2.53	0.41
1:B:730:LYS:O	1:B:734:VAL:HG12	2.19	0.41
1:B:949:TYR:O	1:B:950:ALA:C	2.58	0.41
1:A:106:GLU:OE2	1:A:109:THR:CG2	2.69	0.41
1:A:281:LYS:HD2	1:A:281:LYS:H	1.85	0.41
1:A:378:GLY:HA3	1:A:458:ASN:HB2	2.02	0.41
1:A:484:ILE:CG2	1:A:496:ILE:HG13	2.49	0.41
1:A:511:LYS:O	1:A:512:LEU:C	2.57	0.41
1:A:694:TRP:CG	1:A:697:LEU:HD23	2.56	0.41
1:A:800:PHE:CD1	1:A:800:PHE:N	2.86	0.41
1:A:861:VAL:HB	1:A:862:PRO:CD	2.50	0.41
1:B:1097:ILE:CD1	1:B:1100:LEU:CD2	2.95	0.41

Continued on next page...

Continued from previous page...

Atom-1	Atom-2	Interatomic distance (Å)	Clash overlap (Å)
1:B:114:TYR:CD2	1:B:114:TYR:C	2.94	0.41
1:B:151:ILE:HD12	1:B:167:LEU:CD1	2.38	0.41
1:B:261:ILE:C	1:B:263:PHE:H	2.22	0.41
1:B:295:MET:O	1:B:298:ALA:HB3	2.21	0.41
1:B:214:ILE:HA	1:B:331:PHE:CE2	2.56	0.41
1:B:342:GLY:O	1:B:346:PRO:HD3	2.20	0.41
1:B:449:ILE:O	1:B:451:GLY:N	2.54	0.41
1:B:381:PRO:HG2	1:B:461:TYR:CD1	2.56	0.41
1:B:484:ILE:HG23	1:B:542:VAL:HG21	2.03	0.41
1:B:504:ASN:ND2	1:B:564:VAL:HG12	2.36	0.41
1:B:721:GLN:HG2	1:B:982:MET:CE	2.40	0.41
1:B:857:LEU:CD1	1:B:976:ALA:CB	2.81	0.41
1:A:1196:ASP:C	1:A:1198:ALA:N	2.74	0.41
1:A:1253:HIS:O	1:A:1256:LEU:HB2	2.20	0.41
1:A:153:ASN:C	1:A:155:GLU:N	2.73	0.41
1:A:278:GLU:O	1:A:282:ARG:CZ	2.69	0.41
1:A:393:ILE:N	1:A:393:ILE:HD13	2.35	0.41
1:A:447:VAL:CG2	1:A:448:SER:N	2.83	0.41
1:A:498:LYS:HZ2	1:A:502:GLU:CG	2.34	0.41
1:A:519:LEU:HD22	1:A:526:GLN:HE22	1.85	0.41
1:A:521:GLY:CA	1:A:526:GLN:OE1	2.66	0.41
1:A:576:ARG:HG3	1:A:576:ARG:HH11	1.85	0.41
1:A:584:ARG:C	1:A:586:SER:N	2.74	0.41
1:A:732:VAL:CG2	1:A:733:GLY:N	2.84	0.41
1:A:820:GLN:HG3	1:A:1000:SER:CB	2.50	0.41
1:B:1109:LEU:HG	1:B:1109:LEU:O	2.20	0.41
1:B:1208:LYS:HZ3	1:B:1209:VAL:HA	1.84	0.41
1:B:308:LEU:O	1:B:309:ALA:C	2.58	0.41
1:B:326:GLN:C	1:B:328:LEU:N	2.66	0.41
1:B:358:ALA:O	1:B:359:TYR:C	2.59	0.41
1:B:425:SER:OG	1:B:599:GLY:HA3	2.21	0.41
1:B:513:PRO:O	1:B:515:GLN:N	2.54	0.41
1:B:54:THR:O	1:B:55:LEU:C	2.58	0.41
1:B:727:ILE:O	1:B:727:ILE:HD13	2.21	0.41
1:B:749:ASN:O	1:B:750:LEU:C	2.59	0.41
1:B:729:SER:OG	1:B:972:LEU:HD11	2.21	0.41
1:B:95:ASP:O	1:B:99:MET:SD	2.78	0.41
1:A:504:ASN:OD1	1:A:568:ALA:HB2	2.19	0.41
1:A:520:VAL:O	1:A:522:GLU:N	2.54	0.41
1:A:467:GLY:CA	1:A:545:PRO:HG3	2.45	0.41
1:A:760:ILE:N	1:A:760:ILE:CD1	2.83	0.41

Continued on next page...

Continued from previous page...

Atom-1	Atom-2	Interatomic distance (Å)	Clash overlap (Å)
1:A:843:ILE:O	1:A:846:SER:CB	2.59	0.41
1:A:927:ALA:HA	1:A:930:LYS:HE3	2.02	0.41
1:B:1005:ILE:CA	1:B:1008:ILE:HG22	2.49	0.41
1:B:1129:TYR:CD2	1:B:1184:ARG:HG3	2.56	0.41
1:B:1214:LEU:HA	1:B:1217:ALA:HB3	2.03	0.41
1:B:1215:ASP:C	1:B:1217:ALA:N	2.74	0.41
1:B:287:LYS:HA	1:B:290:THR:OG1	2.19	0.41
1:B:327:VAL:O	1:B:328:LEU:O	2.38	0.41
1:B:426:GLY:O	1:B:427:CYS:C	2.59	0.41
1:B:43:GLY:O	1:B:47:ARG:HB2	2.21	0.41
1:B:471:GLN:OE1	1:B:471:GLN:N	2.54	0.41
1:B:545:PRO:HG2	1:B:576:ARG:HD3	2.03	0.41
1:B:694:TRP:O	1:B:697:LEU:HB3	2.21	0.41
1:B:286:LYS:CE	1:B:778:GLU:HG2	2.47	0.41
1:B:779:ILE:HA	1:B:782:LYS:HE3	2.02	0.41
1:B:907:THR:C	1:B:908:ARG:HE	2.24	0.41
1:B:959:LEU:O	1:B:966:THR:OG1	2.38	0.41
1:A:1138:TYR:C	1:A:1140:GLU:N	2.74	0.41
1:A:187:GLY:O	1:A:190:PHE:HB3	2.21	0.41
1:A:607:ASN:O	1:A:610:GLU:HB2	2.21	0.41
1:A:760:ILE:O	1:A:762:SER:N	2.54	0.41
1:A:857:LEU:HD11	1:A:977:ILE:N	2.34	0.41
1:A:867:ALA:HA	1:A:870:VAL:CG1	2.50	0.41
1:A:914:THR:O	1:A:917:ALA:HB3	2.21	0.41
1:A:970:VAL:HA	1:A:973:VAL:CG2	2.51	0.41
1:A:81:VAL:HG13	1:A:99:MET:CE	2.51	0.41
1:B:1038:PHE:HA	1:B:1086:MET:SD	2.61	0.41
1:B:1080:GLU:O	1:B:1081:ARG:C	2.59	0.41
1:B:321:GLU:C	1:B:323:SER:N	2.73	0.41
1:B:425:SER:OG	1:B:598:ASP:C	2.59	0.41
1:B:709:VAL:O	1:B:712:PHE:HB3	2.21	0.41
1:B:713:CYS:SG	1:B:768:LEU:CG	3.09	0.41
1:B:883:LYS:O	1:B:887:GLU:HB3	2.21	0.41
1:B:935:GLY:O	1:B:936:ILE:C	2.58	0.41
1:A:1100:LEU:HD23	1:A:1105:LEU:HD13	2.02	0.41
1:A:214:ILE:HG21	1:A:334:VAL:HB	2.03	0.41
1:A:267:LYS:HG2	1:A:793:LEU:HG	2.03	0.41
1:A:305:SER:O	1:A:306:TYR:C	2.59	0.41
1:A:311:TRP:HA	1:A:311:TRP:HE3	1.86	0.41
1:A:429:LYS:CB	1:A:581:ILE:HG13	2.44	0.41
1:A:716:ILE:HG13	1:A:717:ASN:H	1.86	0.41

Continued on next page...

Continued from previous page...

Atom-1	Atom-2	Interatomic distance (Å)	Clash overlap (Å)
1:A:902:THR:OG1	1:A:908:ARG:HD3	2.21	0.41
1:B:1037:VAL:HG22	1:B:1087:ALA:CB	2.43	0.41
1:B:1154:ILE:HD12	1:B:1154:ILE:N	2.36	0.41
1:B:35:VAL:O	1:B:39:PHE:CB	2.46	0.41
1:B:43:GLY:HA3	1:B:46:ASP:HB2	2.01	0.41
1:B:468:VAL:HG22	1:B:549:LEU:HD13	2.02	0.41
1:B:728:PHE:O	1:B:729:SER:C	2.59	0.41
1:A:1111:ILE:O	1:A:1112:VAL:CG2	2.69	0.41
1:A:1129:TYR:CD2	1:A:1184:ARG:HG3	2.55	0.41
1:A:151:ILE:HD12	1:A:167:LEU:HD21	2.02	0.41
1:A:210:LEU:C	1:A:210:LEU:HD13	2.42	0.41
1:A:217:ILE:CD1	1:A:218:SER:N	2.68	0.41
1:A:285:ILE:O	1:A:289:ILE:N	2.54	0.41
1:A:214:ILE:HG12	1:A:331:PHE:CD1	2.56	0.41
1:A:174:ASP:OD1	1:A:361:VAL:HG21	2.21	0.41
1:A:617:ILE:O	1:A:621:LEU:HD23	2.20	0.41
1:A:709:VAL:CG2	1:A:710:GLY:N	2.84	0.41
1:A:718:GLY:CA	1:A:833:PHE:HE1	2.34	0.41
1:A:909:GLU:O	1:A:910:GLN:C	2.59	0.41
1:A:987:VAL:CG1	1:A:988:SER:N	2.82	0.41
1:B:1032:GLN:NE2	1:B:1055:GLU:HB2	2.36	0.41
1:B:295:MET:O	1:B:296:GLY:C	2.56	0.41
1:B:304:ALA:CB	1:B:758:LEU:HB3	2.51	0.41
1:B:431:THR:HA	1:B:434:GLN:OE1	2.21	0.41
1:B:478:THR:CG2	1:B:482:GLU:CB	2.99	0.41
1:B:483:ASN:O	1:B:486:TYR:HB2	2.20	0.41
1:B:498:LYS:HZ1	1:B:502:GLU:HB2	1.86	0.41
1:B:500:VAL:HG12	1:B:505:ALA:HB3	2.02	0.41
1:B:129:VAL:CB	1:B:935:GLY:HA2	2.51	0.41
1:B:954:ARG:HB3	1:B:954:ARG:CZ	2.51	0.41
1:A:1022:LEU:O	1:A:1023:LYS:O	2.38	0.40
1:A:113:TYR:CG	1:A:114:TYR:N	2.89	0.40
1:A:1202:LEU:HG	1:A:1206:SER:CB	2.50	0.40
1:A:1226:ILE:HD12	1:A:1226:ILE:C	2.41	0.40
1:A:270:LEU:HD23	1:A:270:LEU:N	2.23	0.40
1:A:384:ILE:O	1:A:385:GLN:C	2.58	0.40
1:A:393:ILE:HG12	1:A:393:ILE:O	2.21	0.40
1:A:547:ILE:HA	1:A:577:THR:O	2.21	0.40
1:A:68:MET:O	1:A:69:LEU:C	2.57	0.40
1:A:709:VAL:O	1:A:710:GLY:C	2.56	0.40
1:A:907:THR:N	1:A:908:ARG:CZ	2.84	0.40

Continued on next page...

Continued from previous page...

Atom-1	Atom-2	Interatomic distance (Å)	Clash overlap (Å)
1:B:1020:GLN:H	1:B:1020:GLN:NE2	2.16	0.40
1:B:211:THR:CA	1:B:214:ILE:HD12	2.48	0.40
1:B:295:MET:CE	1:B:298:ALA:HB2	2.51	0.40
1:B:303:TYR:O	1:B:306:TYR:CB	2.70	0.40
1:B:747:ASN:O	1:B:749:ASN:N	2.54	0.40
1:B:790:LYS:C	1:B:794:ARG:HE	2.21	0.40
1:B:820:GLN:HG3	1:B:1000:SER:CB	2.52	0.40
1:B:967:PHE:N	1:B:967:PHE:CD2	2.90	0.40
1:B:987:VAL:CG1	1:B:988:SER:N	2.84	0.40
1:A:1001:ALA:O	1:A:1002:SER:C	2.60	0.40
1:A:1023:LYS:C	1:A:1025:ASN:H	2.25	0.40
1:A:1039:ASN:O	1:A:1040:TYR:C	2.60	0.40
1:A:1165:VAL:HG23	1:A:1169:GLY:N	2.36	0.40
1:A:1221:ARG:N	1:A:1221:ARG:HD2	2.36	0.40
1:A:210:LEU:O	1:A:213:VAL:HB	2.21	0.40
1:A:295:MET:CE	1:A:298:ALA:HB2	2.51	0.40
1:A:312:TYR:HB3	1:A:313:GLY:H	1.74	0.40
1:A:979:PHE:O	1:A:982:MET:N	2.53	0.40
1:B:1126:ASN:HD22	1:B:1126:ASN:HA	1.64	0.40
1:B:1172:LEU:HD23	1:B:1172:LEU:HA	1.85	0.40
1:B:238:LYS:HZ3	1:B:242:ALA:HB2	1.86	0.40
1:B:47:ARG:O	1:B:50:MET:HB3	2.21	0.40
1:B:498:LYS:HZ1	1:B:502:GLU:CB	2.33	0.40
1:B:512:LEU:HD12	1:B:513:PRO:N	2.36	0.40
1:B:60:HIS:O	1:B:63:ALA:N	2.48	0.40
1:B:267:LYS:O	1:B:790:LYS:HE2	2.21	0.40
1:B:948:SER:O	1:B:949:TYR:C	2.59	0.40
1:A:1004:ILE:O	1:A:1004:ILE:CD1	2.63	0.40
1:A:1090:VAL:O	1:A:1096:GLU:HA	2.20	0.40
1:A:1137:SER:O	1:A:1140:GLU:CB	2.70	0.40
1:A:1159:ASP:O	1:A:1160:LYS:C	2.60	0.40
1:A:310:PHE:HB3	1:A:311:TRP:H	1.64	0.40
1:A:322:TYR:O	1:A:324:ILE:HG13	2.21	0.40
1:A:327:VAL:O	1:A:328:LEU:C	2.59	0.40
1:A:420:ALA:HB3	1:A:594:ILE:HG13	2.02	0.40
1:A:558:ASP:OD2	1:A:561:SER:HB3	2.22	0.40
1:A:727:ILE:HD12	1:A:754:LEU:CG	2.42	0.40
1:A:74:MET:HG3	1:A:75:THR:N	2.36	0.40
1:A:898:GLU:O	1:A:901:ARG:NH1	2.55	0.40
1:B:1021:GLY:C	1:B:1026:MET:SD	3.00	0.40
1:B:1066:GLY:N	1:B:1072:LYS:HE2	2.34	0.40

Continued on next page...

Continued from previous page...

Atom-1	Atom-2	Interatomic distance (Å)	Clash overlap (Å)
1:B:1132:ASN:O	1:B:1134:ARG:N	2.54	0.40
1:B:118:GLY:O	1:B:121:VAL:HG22	2.21	0.40
1:B:238:LYS:HZ1	1:B:242:ALA:HB2	1.86	0.40
1:B:847:LEU:C	1:B:849:TYR:N	2.74	0.40
1:A:1012:PRO:C	1:A:1014:ILE:H	2.25	0.40
1:A:1130:GLY:C	1:A:1132:ASN:N	2.74	0.40
1:A:1157:LEU:O	1:A:1158:PRO:C	2.60	0.40
1:A:147:PHE:O	1:A:150:ALA:HB3	2.22	0.40
1:A:255:ALA:O	1:A:256:ALA:HB3	2.20	0.40
1:A:308:LEU:C	1:A:310:PHE:N	2.74	0.40
1:A:328:LEU:O	1:A:329:THR:C	2.60	0.40
1:A:362:PHE:C	1:A:364:ILE:N	2.68	0.40
1:A:417:GLN:C	1:A:418:THR:CG2	2.89	0.40
1:A:439:LEU:HD22	1:A:439:LEU:HA	1.88	0.40
1:A:472:GLU:OE1	1:A:472:GLU:C	2.60	0.40
1:A:498:LYS:O	1:A:498:LYS:HE2	2.21	0.40
1:A:500:VAL:O	1:A:501:LYS:C	2.58	0.40
1:A:509:ILE:HA	1:A:512:LEU:HD23	2.03	0.40
1:A:70:ILE:HG22	1:A:74:MET:CE	2.52	0.40
1:A:730:LYS:O	1:A:731:VAL:C	2.59	0.40
1:A:908:ARG:O	1:A:911:LYS:CA	2.69	0.40
1:A:932:HIS:C	1:A:932:HIS:ND1	2.75	0.40
1:A:955:PHE:O	1:A:958:TYR:HB2	2.21	0.40
1:A:96:LYS:CE	1:A:962:GLN:NE2	2.74	0.40
1:B:1037:VAL:HG22	1:B:1087:ALA:N	2.37	0.40
1:B:1121:CYS:HB3	1:B:1125:GLU:CB	2.44	0.40
1:B:1159:ASP:O	1:B:1162:ASN:HB2	2.22	0.40
1:B:1267:VAL:HG12	1:B:1270:GLN:OE1	2.21	0.40
1:B:261:ILE:HA	1:B:261:ILE:HD13	1.92	0.40
1:B:432:THR:O	1:B:433:VAL:C	2.59	0.40
1:B:474:VAL:HG23	1:B:523:ARG:CZ	2.51	0.40
1:B:724:PHE:CD1	1:B:754:LEU:CD2	3.03	0.40
1:B:848:ILE:CD1	1:B:848:ILE:O	2.65	0.40
1:B:914:THR:O	1:B:917:ALA:HB3	2.21	0.40
1:A:1228:HIS:O	1:A:1230:LEU:CD2	2.70	0.40
1:A:36:LEU:CD1	1:A:37:THR:N	2.84	0.40
1:A:708:VAL:HA	1:A:711:ILE:HG22	2.04	0.40
1:A:812:THR:O	1:A:813:ARG:C	2.59	0.40
1:A:910:GLN:C	1:A:912:PHE:N	2.74	0.40
1:A:954:ARG:CG	1:A:954:ARG:NH1	2.84	0.40
1:A:990:PHE:HB3	1:A:991:ALA:H	1.74	0.40

Continued on next page...

Continued from previous page...

Atom-1	Atom-2	Interatomic distance (Å)	Clash overlap (Å)
1:B:1158:PRO:O	1:B:1163:THR:OG1	2.40	0.40
1:B:1208:LYS:O	1:B:1211:GLN:N	2.54	0.40
1:B:161:VAL:O	1:B:162:HIS:O	2.40	0.40
1:B:260:VAL:O	1:B:260:VAL:HG12	2.21	0.40
1:B:438:ARG:NH1	1:B:438:ARG:CG	2.74	0.40
1:B:504:ASN:O	1:B:534:ARG:CD	2.70	0.40
1:B:527:LEU:CD2	1:B:527:LEU:N	2.84	0.40
1:B:581:ILE:O	1:B:582:ALA:HB2	2.21	0.40
1:B:407:LYS:CE	1:B:601:VAL:HA	2.51	0.40
1:B:615:LYS:HA	1:B:619:PHE:CG	2.55	0.40
1:B:694:TRP:O	1:B:695:ARG:C	2.58	0.40
1:B:751:PHE:CD1	1:B:752:SER:N	2.89	0.40
1:B:922:ILE:HB	1:B:923:PRO:CD	2.51	0.40
1:B:969:ASN:C	1:B:971:LEU:N	2.74	0.40

All (1) symmetry-related close contacts are listed below. The label for Atom-2 includes the symmetry operator and encoded unit-cell translations to be applied.

Atom-1	Atom-2	Interatomic distance (Å)	Clash overlap (Å)
1:A:1099:GLN:CG	1:B:450:ASP:OD1[1_455]	2.03	0.17

5.3 Torsion angles [i](#)

5.3.1 Protein backbone [i](#)

In the following table, the Percentiles column shows the percent Ramachandran outliers of the chain as a percentile score with respect to all X-ray entries followed by that with respect to entries of similar resolution.

The Analysed column shows the number of residues for which the backbone conformation was analysed, and the total number of residues.

Mol	Chain	Analysed	Favoured	Allowed	Outliers	Percentiles	
1	A	1178/1284 (92%)	678 (58%)	299 (25%)	201 (17%)	0	4
1	B	1178/1284 (92%)	676 (57%)	295 (25%)	207 (18%)	0	3
All	All	2356/2568 (92%)	1354 (58%)	594 (25%)	408 (17%)	0	3

All (408) Ramachandran outliers are listed below:

Mol	Chain	Res	Type
1	A	34	SER
1	A	115	THR
1	A	135	ALA
1	A	156	ILE
1	A	164	VAL
1	A	201	ILE
1	A	214	ILE
1	A	216	ALA
1	A	218	SER
1	A	274	ASN
1	A	280	ALA
1	A	308	LEU
1	A	310	PHE
1	A	330	VAL
1	A	358	ALA
1	A	367	ASN
1	A	377	SER
1	A	384	ILE
1	A	385	GLN
1	A	400	ARG
1	A	416	GLY
1	A	471	GLN
1	A	489	GLU
1	A	491	VAL
1	A	514	HIS
1	A	521	GLY
1	A	553	ALA
1	A	555	SER
1	A	598	ASP
1	A	687	ASP
1	A	692	SER
1	A	747	ASN
1	A	757	ILE
1	A	796	ASP
1	A	797	VAL
1	A	798	SER
1	A	804	LYS
1	A	837	ALA
1	A	900	PHE
1	A	909	GLU
1	A	965	MET
1	A	993	ASP
1	A	996	LYS

Continued on next page...

Continued from previous page...

Mol	Chain	Res	Type
1	A	1014	ILE
1	A	1017	TYR
1	A	1019	THR
1	A	1020	GLN
1	A	1036	VAL
1	A	1042	THR
1	A	1043	ARG
1	A	1046	ILE
1	A	1057	LYS
1	A	1114	GLN
1	A	1117	ILE
1	A	1120	ASP
1	A	1158	PRO
1	A	1171	GLN
1	A	1198	ALA
1	A	1204	THR
1	A	1244	ASN
1	B	34	SER
1	B	115	THR
1	B	135	ALA
1	B	164	VAL
1	B	201	ILE
1	B	214	ILE
1	B	216	ALA
1	B	218	SER
1	B	274	ASN
1	B	280	ALA
1	B	298	ALA
1	B	308	LEU
1	B	310	PHE
1	B	312	TYR
1	B	322	TYR
1	B	358	ALA
1	B	366	ASP
1	B	367	ASN
1	B	370	SER
1	B	371	ILE
1	B	400	ARG
1	B	416	GLY
1	B	471	GLN
1	B	489	GLU
1	B	491	VAL

Continued on next page...

Continued from previous page...

Mol	Chain	Res	Type
1	B	521	GLY
1	B	553	ALA
1	B	555	SER
1	B	574	GLU
1	B	598	ASP
1	B	692	SER
1	B	797	VAL
1	B	798	SER
1	B	804	LYS
1	B	837	ALA
1	B	851	TRP
1	B	900	PHE
1	B	901	ARG
1	B	909	GLU
1	B	958	TYR
1	B	965	MET
1	B	969	ASN
1	B	993	ASP
1	B	994	TYR
1	B	1011	THR
1	B	1012	PRO
1	B	1013	GLU
1	B	1014	ILE
1	B	1015	ASP
1	B	1016	SER
1	B	1021	GLY
1	B	1024	PRO
1	B	1036	VAL
1	B	1042	THR
1	B	1046	ILE
1	B	1057	LYS
1	B	1098	LYS
1	B	1114	GLN
1	B	1117	ILE
1	B	1120	ASP
1	B	1158	PRO
1	B	1171	GLN
1	B	1198	ALA
1	B	1244	ASN
1	A	35	VAL
1	A	42	ALA
1	A	91	MET

Continued on next page...

Continued from previous page...

Mol	Chain	Res	Type
1	A	132	TRP
1	A	143	ILE
1	A	152	MET
1	A	199	GLY
1	A	203	GLY
1	A	276	ASN
1	A	282	ARG
1	A	298	ALA
1	A	312	TYR
1	A	328	LEU
1	A	357	ALA
1	A	365	ILE
1	A	366	ASP
1	A	371	ILE
1	A	373	SER
1	A	375	SER
1	A	429	LYS
1	A	515	GLN
1	A	522	GLU
1	A	526	GLN
1	A	589	ARG
1	A	590	ASN
1	A	601	VAL
1	A	603	VAL
1	A	608	HIS
1	A	686	GLU
1	A	700	ASN
1	A	705	PRO
1	A	706	TYR
1	A	734	VAL
1	A	748	SER
1	A	758	LEU
1	A	760	ILE
1	A	761	ILE
1	A	778	GLU
1	A	833	PHE
1	A	839	LEU
1	A	840	GLY
1	A	901	ARG
1	A	908	ARG
1	A	912	PHE
1	A	969	ASN

Continued on next page...

Continued from previous page...

Mol	Chain	Res	Type
1	A	1010	LYS
1	A	1012	PRO
1	A	1026	MET
1	A	1093	ASP
1	A	1096	GLU
1	A	1116	PRO
1	A	1130	GLY
1	A	1132	ASN
1	A	1136	VAL
1	A	1138	TYR
1	A	1157	LEU
1	A	1166	GLY
1	A	1170	THR
1	A	1183	ALA
1	A	1184	ARG
1	A	1190	PRO
1	B	42	ALA
1	B	89	THR
1	B	91	MET
1	B	132	TRP
1	B	161	VAL
1	B	162	HIS
1	B	203	GLY
1	B	276	ASN
1	B	282	ARG
1	B	328	LEU
1	B	330	VAL
1	B	357	ALA
1	B	359	TYR
1	B	365	ILE
1	B	372	ASP
1	B	459	VAL
1	B	493	MET
1	B	514	HIS
1	B	515	GLN
1	B	522	GLU
1	B	526	GLN
1	B	573	ARG
1	B	590	ASN
1	B	601	VAL
1	B	603	VAL
1	B	608	HIS

Continued on next page...

Continued from previous page...

Mol	Chain	Res	Type
1	B	700	ASN
1	B	705	PRO
1	B	706	TYR
1	B	731	VAL
1	B	734	VAL
1	B	747	ASN
1	B	757	ILE
1	B	758	LEU
1	B	759	GLY
1	B	795	GLN
1	B	796	ASP
1	B	809	ALA
1	B	833	PHE
1	B	839	LEU
1	B	840	GLY
1	B	908	ARG
1	B	912	PHE
1	B	1028	GLU
1	B	1041	PRO
1	B	1070	CYS
1	B	1094	GLY
1	B	1130	GLY
1	B	1132	ASN
1	B	1138	TYR
1	B	1157	LEU
1	B	1166	GLY
1	B	1170	THR
1	B	1183	ALA
1	B	1184	ARG
1	B	1190	PRO
1	B	1230	LEU
1	A	88	SER
1	A	89	THR
1	A	162	HIS
1	A	369	PRO
1	A	425	SER
1	A	493	MET
1	A	707	PHE
1	A	755	PHE
1	A	759	GLY
1	A	795	GLN
1	A	799	TRP

Continued on next page...

Continued from previous page...

Mol	Chain	Res	Type
1	A	809	ALA
1	A	835	ASN
1	A	913	GLU
1	A	940	PHE
1	A	948	SER
1	A	952	ALA
1	A	958	TYR
1	A	963	GLN
1	A	1041	PRO
1	A	1059	GLY
1	A	1128	ALA
1	A	1129	TYR
1	A	1137	SER
1	A	1146	LYS
1	A	1207	GLU
1	A	1214	LEU
1	A	1215	ASP
1	A	1262	ILE
1	B	88	SER
1	B	116	GLY
1	B	136	ALA
1	B	152	MET
1	B	209	LYS
1	B	373	SER
1	B	381	PRO
1	B	384	ILE
1	B	385	GLN
1	B	427	CYS
1	B	454	ILE
1	B	589	ARG
1	B	620	LYS
1	B	707	PHE
1	B	748	SER
1	B	755	PHE
1	B	778	GLU
1	B	799	TRP
1	B	911	LYS
1	B	913	GLU
1	B	940	PHE
1	B	948	SER
1	B	949	TYR
1	B	1116	PRO

Continued on next page...

Continued from previous page...

Mol	Chain	Res	Type
1	B	1129	TYR
1	B	1136	VAL
1	B	1146	LYS
1	B	1197	GLU
1	B	1204	THR
1	B	1215	ASP
1	B	1262	ILE
1	A	136	ALA
1	A	144	ARG
1	A	155	GLU
1	A	161	VAL
1	A	215	LEU
1	A	359	TYR
1	A	428	GLY
1	A	562	GLU
1	A	731	VAL
1	A	749	ASN
1	A	765	THR
1	A	803	PRO
1	A	852	GLN
1	A	911	LYS
1	A	921	GLN
1	A	937	THR
1	A	1028	GLU
1	A	1070	CYS
1	A	1159	ASP
1	B	35	VAL
1	B	58	ILE
1	B	143	ILE
1	B	208	TRP
1	B	227	ILE
1	B	290	THR
1	B	425	SER
1	B	460	ARG
1	B	513	PRO
1	B	749	ASN
1	B	761	ILE
1	B	803	PRO
1	B	814	LEU
1	B	815	ALA
1	B	921	GLN
1	B	952	ALA

Continued on next page...

Continued from previous page...

Mol	Chain	Res	Type
1	B	963	GLN
1	B	1027	LEU
1	B	1093	ASP
1	B	1137	SER
1	B	1203	ASP
1	B	1250	HIS
1	B	1253	HIS
1	A	44	TRP
1	A	45	LEU
1	A	317	VAL
1	A	351	PHE
1	A	620	LYS
1	A	812	THR
1	A	814	LEU
1	A	854	THR
1	A	889	SER
1	A	950	ALA
1	A	1098	LYS
1	A	1127	ILE
1	A	1202	LEU
1	A	1250	HIS
1	B	44	TRP
1	B	299	PHE
1	B	374	PHE
1	B	377	SER
1	B	435	LEU
1	B	545	PRO
1	B	765	THR
1	B	812	THR
1	B	835	ASN
1	B	838	ASN
1	B	1023	LYS
1	B	1043	ARG
1	B	1102	VAL
1	B	1128	ALA
1	B	1202	LEU
1	B	1219	GLU
1	A	58	ILE
1	A	227	ILE
1	A	554	THR
1	A	751	PHE
1	A	764	ILE

Continued on next page...

Continued from previous page...

Mol	Chain	Res	Type
1	A	851	TRP
1	A	962	GLN
1	A	1076	VAL
1	A	1197	GLU
1	B	156	ILE
1	B	158	TRP
1	B	462	LEU
1	B	465	ILE
1	B	889	SER
1	B	1059	GLY
1	B	1201	ALA
1	B	1208	LYS
1	A	116	GLY
1	A	217	ILE
1	A	219	PRO
1	A	361	VAL
1	B	137	GLY
1	B	317	VAL
1	B	764	ILE
1	B	361	VAL
1	B	1076	VAL
1	A	405	ILE
1	A	459	VAL
1	A	454	ILE
1	A	991	ALA
1	B	313	GLY
1	B	869	VAL
1	A	198	GLY
1	B	760	ILE

5.3.2 Protein sidechains ⓘ

In the following table, the Percentiles column shows the percent sidechain outliers of the chain as a percentile score with respect to all X-ray entries followed by that with respect to entries of similar resolution.

The Analysed column shows the number of residues for which the sidechain conformation was analysed, and the total number of residues.

Mol	Chain	Analysed	Rotameric	Outliers	Percentiles	
1	A	975/1064 (92%)	775 (80%)	200 (20%)	1	10
1	B	975/1064 (92%)	783 (80%)	192 (20%)	1	12

Continued on next page...

Continued from previous page...

Mol	Chain	Analysed	Rotameric	Outliers	Percentiles
All	All	1950/2128 (92%)	1558 (80%)	392 (20%)	1 11

All (392) residues with a non-rotameric sidechain are listed below:

Mol	Chain	Res	Type
1	A	36	LEU
1	A	38	MET
1	A	41	TYR
1	A	55	LEU
1	A	59	ILE
1	A	64	LEU
1	A	76	ASP
1	A	83	ASN
1	A	91	MET
1	A	93	GLU
1	A	99	MET
1	A	100	PHE
1	A	102	LYS
1	A	113	TYR
1	A	131	PHE
1	A	134	LEU
1	A	142	LYS
1	A	147	PHE
1	A	148	PHE
1	A	155	GLU
1	A	156	ILE
1	A	158	TRP
1	A	173	ASP
1	A	185	LYS
1	A	186	ILE
1	A	189	PHE
1	A	190	PHE
1	A	195	THR
1	A	206	ARG
1	A	219	PRO
1	A	228	TRP
1	A	238	LYS
1	A	243	TYR
1	A	245	LYS
1	A	252	GLU
1	A	254	LEU
1	A	261	ILE

Continued on next page...

Continued from previous page...

Mol	Chain	Res	Type
1	A	270	LEU
1	A	281	LYS
1	A	282	ARG
1	A	283	LEU
1	A	285	ILE
1	A	295	MET
1	A	299	PHE
1	A	305	SER
1	A	306	TYR
1	A	308	LEU
1	A	318	ILE
1	A	324	ILE
1	A	327	VAL
1	A	330	VAL
1	A	351	PHE
1	A	359	TYR
1	A	366	ASP
1	A	374	PHE
1	A	376	LYS
1	A	381	PRO
1	A	393	ILE
1	A	397	TYR
1	A	401	LYS
1	A	404	GLN
1	A	409	LEU
1	A	412	LYS
1	A	418	THR
1	A	431	THR
1	A	432	THR
1	A	435	LEU
1	A	438	ARG
1	A	439	LEU
1	A	441	ASP
1	A	443	LEU
1	A	447	VAL
1	A	453	ASP
1	A	456	THR
1	A	459	VAL
1	A	469	VAL
1	A	472	GLU
1	A	490	ASP
1	A	493	MET

Continued on next page...

Continued from previous page...

Mol	Chain	Res	Type
1	A	498	LYS
1	A	500	VAL
1	A	501	LYS
1	A	502	GLU
1	A	512	LEU
1	A	519	LEU
1	A	527	LEU
1	A	541	LEU
1	A	543	ARG
1	A	558	ASP
1	A	577	THR
1	A	578	THR
1	A	579	ILE
1	A	581	ILE
1	A	586	SER
1	A	609	ASP
1	A	613	ARG
1	A	684	LEU
1	A	686	GLU
1	A	688	VAL
1	A	693	PHE
1	A	694	TRP
1	A	697	LEU
1	A	709	VAL
1	A	711	ILE
1	A	715	ILE
1	A	716	ILE
1	A	722	PRO
1	A	727	ILE
1	A	747	ASN
1	A	751	PHE
1	A	754	LEU
1	A	768	LEU
1	A	769	GLN
1	A	771	PHE
1	A	773	PHE
1	A	780	LEU
1	A	781	THR
1	A	784	LEU
1	A	789	PHE
1	A	793	LEU
1	A	795	GLN

Continued on next page...

Continued from previous page...

Mol	Chain	Res	Type
1	A	800	PHE
1	A	804	LYS
1	A	806	THR
1	A	832	ILE
1	A	834	GLN
1	A	838	ASN
1	A	843	ILE
1	A	848	ILE
1	A	851	TRP
1	A	853	LEU
1	A	854	THR
1	A	862	PRO
1	A	872	MET
1	A	881	LYS
1	A	882	ASP
1	A	887	GLU
1	A	900	PHE
1	A	901	ARG
1	A	902	THR
1	A	905	SER
1	A	908	ARG
1	A	909	GLU
1	A	912	PHE
1	A	919	SER
1	A	926	ASN
1	A	938	PHE
1	A	942	GLN
1	A	945	MET
1	A	954	ARG
1	A	959	LEU
1	A	964	LEU
1	A	969	ASN
1	A	990	PHE
1	A	993	ASP
1	A	996	LYS
1	A	1004	ILE
1	A	1012	PRO
1	A	1014	ILE
1	A	1019	THR
1	A	1020	GLN
1	A	1033	PHE
1	A	1040	TYR

Continued on next page...

Continued from previous page...

Mol	Chain	Res	Type
1	A	1041	PRO
1	A	1044	PRO
1	A	1054	LEU
1	A	1055	GLU
1	A	1060	GLN
1	A	1064	LEU
1	A	1077	GLN
1	A	1083	TYR
1	A	1084	ASP
1	A	1089	SER
1	A	1090	VAL
1	A	1095	LYS
1	A	1099	GLN
1	A	1102	VAL
1	A	1108	GLN
1	A	1109	LEU
1	A	1118	LEU
1	A	1120	ASP
1	A	1131	ASP
1	A	1140	GLU
1	A	1158	PRO
1	A	1168	LYS
1	A	1180	ILE
1	A	1192	ILE
1	A	1195	LEU
1	A	1204	THR
1	A	1205	GLU
1	A	1216	LYS
1	A	1218	ARG
1	A	1221	ARG
1	A	1230	LEU
1	A	1242	ILE
1	A	1246	LYS
1	A	1252	THR
1	A	1254	GLN
1	A	1259	GLN
1	A	1267	VAL
1	B	38	MET
1	B	41	TYR
1	B	55	LEU
1	B	59	ILE
1	B	64	LEU

Continued on next page...

Continued from previous page...

Mol	Chain	Res	Type
1	B	76	ASP
1	B	83	ASN
1	B	91	MET
1	B	93	GLU
1	B	99	MET
1	B	100	PHE
1	B	102	LYS
1	B	107	MET
1	B	113	TYR
1	B	131	PHE
1	B	132	TRP
1	B	133	CYS
1	B	134	LEU
1	B	142	LYS
1	B	147	PHE
1	B	148	PHE
1	B	155	GLU
1	B	156	ILE
1	B	158	TRP
1	B	170	ARG
1	B	173	ASP
1	B	185	LYS
1	B	186	ILE
1	B	189	PHE
1	B	190	PHE
1	B	195	THR
1	B	206	ARG
1	B	210	LEU
1	B	219	PRO
1	B	228	TRP
1	B	236	THR
1	B	238	LYS
1	B	243	TYR
1	B	245	LYS
1	B	252	GLU
1	B	254	LEU
1	B	261	ILE
1	B	270	LEU
1	B	281	LYS
1	B	282	ARG
1	B	285	ILE
1	B	295	MET

Continued on next page...

Continued from previous page...

Mol	Chain	Res	Type
1	B	305	SER
1	B	306	TYR
1	B	308	LEU
1	B	318	ILE
1	B	324	ILE
1	B	327	VAL
1	B	330	VAL
1	B	351	PHE
1	B	359	TYR
1	B	366	ASP
1	B	377	SER
1	B	393	ILE
1	B	397	TYR
1	B	401	LYS
1	B	404	GLN
1	B	409	LEU
1	B	418	THR
1	B	429	LYS
1	B	438	ARG
1	B	439	LEU
1	B	441	ASP
1	B	443	LEU
1	B	447	VAL
1	B	453	ASP
1	B	456	THR
1	B	459	VAL
1	B	472	GLU
1	B	490	ASP
1	B	493	MET
1	B	498	LYS
1	B	500	VAL
1	B	501	LYS
1	B	502	GLU
1	B	512	LEU
1	B	519	LEU
1	B	527	LEU
1	B	541	LEU
1	B	543	ARG
1	B	558	ASP
1	B	577	THR
1	B	578	THR
1	B	579	ILE

Continued on next page...

Continued from previous page...

Mol	Chain	Res	Type
1	B	581	ILE
1	B	586	SER
1	B	609	ASP
1	B	613	ARG
1	B	693	PHE
1	B	694	TRP
1	B	697	LEU
1	B	709	VAL
1	B	711	ILE
1	B	716	ILE
1	B	727	ILE
1	B	751	PHE
1	B	754	LEU
1	B	768	LEU
1	B	769	GLN
1	B	771	PHE
1	B	773	PHE
1	B	780	LEU
1	B	781	THR
1	B	784	LEU
1	B	786	TYR
1	B	789	PHE
1	B	793	LEU
1	B	795	GLN
1	B	800	PHE
1	B	803	PRO
1	B	804	LYS
1	B	806	THR
1	B	832	ILE
1	B	834	GLN
1	B	838	ASN
1	B	843	ILE
1	B	848	ILE
1	B	851	TRP
1	B	854	THR
1	B	855	LEU
1	B	857	LEU
1	B	862	PRO
1	B	872	MET
1	B	881	LYS
1	B	882	ASP
1	B	900	PHE

Continued on next page...

Continued from previous page...

Mol	Chain	Res	Type
1	B	901	ARG
1	B	902	THR
1	B	905	SER
1	B	908	ARG
1	B	909	GLU
1	B	912	PHE
1	B	919	SER
1	B	921	GLN
1	B	923	PRO
1	B	926	ASN
1	B	938	PHE
1	B	942	GLN
1	B	945	MET
1	B	954	ARG
1	B	959	LEU
1	B	964	LEU
1	B	969	ASN
1	B	982	MET
1	B	990	PHE
1	B	993	ASP
1	B	996	LYS
1	B	1004	ILE
1	B	1010	LYS
1	B	1011	THR
1	B	1014	ILE
1	B	1020	GLN
1	B	1024	PRO
1	B	1027	LEU
1	B	1033	PHE
1	B	1040	TYR
1	B	1041	PRO
1	B	1054	LEU
1	B	1055	GLU
1	B	1060	GLN
1	B	1064	LEU
1	B	1077	GLN
1	B	1083	TYR
1	B	1084	ASP
1	B	1090	VAL
1	B	1098	LYS
1	B	1099	GLN
1	B	1102	VAL

Continued on next page...

Continued from previous page...

Mol	Chain	Res	Type
1	B	1108	GLN
1	B	1109	LEU
1	B	1118	LEU
1	B	1120	ASP
1	B	1131	ASP
1	B	1140	GLU
1	B	1158	PRO
1	B	1168	LYS
1	B	1192	ILE
1	B	1195	LEU
1	B	1216	LYS
1	B	1218	ARG
1	B	1221	ARG
1	B	1230	LEU
1	B	1242	ILE
1	B	1246	LYS
1	B	1254	GLN
1	B	1259	GLN
1	B	1267	VAL

Some sidechains can be flipped to improve hydrogen bonding and reduce clashes. All (82) such sidechains are listed below:

Mol	Chain	Res	Type
1	A	60	HIS
1	A	83	ASN
1	A	87	ASN
1	A	128	GLN
1	A	139	GLN
1	A	141	HIS
1	A	179	ASN
1	A	274	ASN
1	A	347	ASN
1	A	379	HIS
1	A	383	ASN
1	A	385	GLN
1	A	387	ASN
1	A	394	HIS
1	A	404	GLN
1	A	434	GLN
1	A	437	GLN
1	A	458	ASN
1	A	605	GLN

Continued on next page...

Continued from previous page...

Mol	Chain	Res	Type
1	A	625	GLN
1	A	721	GLN
1	A	769	GLN
1	A	816	ASN
1	A	820	GLN
1	A	834	GLN
1	A	838	ASN
1	A	878	GLN
1	A	918	GLN
1	A	962	GLN
1	A	969	ASN
1	A	1003	HIS
1	A	1020	GLN
1	A	1032	GLN
1	A	1099	GLN
1	A	1108	GLN
1	A	1114	GLN
1	A	1149	ASN
1	A	1235	ASN
1	A	1244	ASN
1	A	1270	GLN
1	B	60	HIS
1	B	83	ASN
1	B	87	ASN
1	B	128	GLN
1	B	139	GLN
1	B	141	HIS
1	B	145	GLN
1	B	153	ASN
1	B	179	ASN
1	B	274	ASN
1	B	326	GLN
1	B	347	ASN
1	B	379	HIS
1	B	385	GLN
1	B	387	ASN
1	B	394	HIS
1	B	404	GLN
1	B	437	GLN
1	B	605	GLN
1	B	625	GLN
1	B	717	ASN

Continued on next page...

Continued from previous page...

Mol	Chain	Res	Type
1	B	721	GLN
1	B	747	ASN
1	B	769	GLN
1	B	795	GLN
1	B	820	GLN
1	B	834	GLN
1	B	838	ASN
1	B	878	GLN
1	B	918	GLN
1	B	932	HIS
1	B	963	GLN
1	B	969	ASN
1	B	1003	HIS
1	B	1032	GLN
1	B	1099	GLN
1	B	1108	GLN
1	B	1114	GLN
1	B	1149	ASN
1	B	1235	ASN
1	B	1244	ASN
1	B	1270	GLN

5.3.3 RNA [i](#)

There are no RNA molecules in this entry.

5.4 Non-standard residues in protein, DNA, RNA chains [i](#)

There are no non-standard protein/DNA/RNA residues in this entry.

5.5 Carbohydrates [i](#)

There are no carbohydrates in this entry.

5.6 Ligand geometry [i](#)

Of 12 ligands modelled in this entry, 12 are monoatomic - leaving 0 for Mogul analysis.

There are no bond length outliers.

There are no bond angle outliers.

There are no chirality outliers.

There are no torsion outliers.

There are no ring outliers.

No monomer is involved in short contacts.

5.7 Other polymers

There are no such residues in this entry.

5.8 Polymer linkage issues

There are no chain breaks in this entry.

6 Fit of model and data ⓘ

6.1 Protein, DNA and RNA chains ⓘ

In the following table, the column labelled ‘#RSRZ > 2’ contains the number (and percentage) of RSRZ outliers, followed by percent RSRZ outliers for the chain as percentile scores relative to all X-ray entries and entries of similar resolution. The OWAB column contains the minimum, median, 95th percentile and maximum values of the occupancy-weighted average B-factor per residue. The column labelled ‘Q < 0.9’ lists the number of (and percentage) of residues with an average occupancy less than 0.9.

Mol	Chain	Analysed	<RSRZ>	#RSRZ>2	OWAB(Å ²)	Q<0.9
1	A	1182/1284 (92%)	-0.31	20 (1%) 70 61	36, 127, 195, 207	0
1	B	1182/1284 (92%)	-0.23	32 (2%) 55 44	47, 141, 200, 207	0
All	All	2364/2568 (92%)	-0.27	52 (2%) 62 53	36, 135, 198, 207	0

All (52) RSRZ outliers are listed below:

Mol	Chain	Res	Type	RSRZ
1	A	275	ASN	4.5
1	A	1244	ASN	4.3
1	B	382	ASP	4.3
1	A	961	THR	4.2
1	B	383	ASN	4.1
1	B	802	ASP	3.8
1	A	574	GLU	3.8
1	B	1229	ARG	3.6
1	B	600	GLY	3.4
1	A	208	TRP	3.2
1	B	926	ASN	3.2
1	B	275	ASN	3.1
1	B	798	SER	3.1
1	B	112	TYR	3.1
1	A	962	GLN	3.0
1	A	625	GLN	3.0
1	B	785	ARG	3.0
1	B	878	GLN	2.9
1	B	1244	ASN	2.9
1	A	1123	ILE	2.8
1	B	1168	LYS	2.7
1	A	525	ALA	2.7
1	B	400	ARG	2.6
1	B	1260	LYS	2.6

Continued on next page...

Continued from previous page...

Mol	Chain	Res	Type	RSRZ
1	B	276	ASN	2.6
1	A	1245	GLY	2.5
1	B	1157	LEU	2.5
1	B	1199	THR	2.5
1	A	1044	PRO	2.5
1	B	299	PHE	2.5
1	B	274	ASN	2.4
1	A	1012	PRO	2.4
1	B	158	TRP	2.4
1	B	988	SER	2.3
1	B	1150	ILE	2.3
1	A	965	MET	2.3
1	A	1124	ALA	2.2
1	B	1040	TYR	2.2
1	B	930	LYS	2.2
1	B	1114	GLN	2.2
1	A	207	GLY	2.2
1	B	524	GLY	2.2
1	A	577	THR	2.1
1	A	416	GLY	2.1
1	A	1015	ASP	2.1
1	A	524	GLY	2.1
1	B	1024	PRO	2.1
1	A	1026	MET	2.0
1	B	228	TRP	2.0
1	B	278	GLU	2.0
1	B	1158	PRO	2.0
1	B	1136	VAL	2.0

6.2 Non-standard residues in protein, DNA, RNA chains [i](#)

There are no non-standard protein/DNA/RNA residues in this entry.

6.3 Carbohydrates [i](#)

There are no carbohydrates in this entry.

6.4 Ligands [i](#)

In the following table, the Atoms column lists the number of modelled atoms in the group and the number defined in the chemical component dictionary. LLDF column lists the quality of electron

density of the group with respect to its neighbouring residues in protein, DNA or RNA chains. The B-factors column lists the minimum, median, 95th percentile and maximum values of B factors of atoms in the group. The column labelled 'Q< 0.9' lists the number of atoms with occupancy less than 0.9.

Mol	Type	Chain	Res	Atoms	RSCC	RSR	LLDF	B-factors(Å ²)	Q<0.9
2	HG	B	1287	1/1	0.96	0.05	-1.87	147,147,147,147	0
2	HG	A	1287	1/1	0.98	0.06	-2.43	147,147,147,147	0
2	HG	A	1290	1/1	0.96	0.06	-2.66	147,147,147,147	0
2	HG	B	1290	1/1	0.96	0.04	-3.30	147,147,147,147	0
2	HG	B	1289	1/1	0.97	0.06	-	147,147,147,147	0
2	HG	A	1289	1/1	0.97	0.05	-	147,147,147,147	0
2	HG	B	1285	1/1	0.97	0.05	-	147,147,147,147	0
2	HG	B	1288	1/1	0.90	0.18	-	147,147,147,147	0
2	HG	A	1285	1/1	0.98	0.05	-	147,147,147,147	0
2	HG	A	1286	1/1	0.58	0.40	-	166,166,166,166	1
2	HG	B	1286	1/1	0.95	0.28	-	109,109,109,109	1
2	HG	A	1288	1/1	0.94	0.11	-	147,147,147,147	0

6.5 Other polymers ⓘ

There are no such residues in this entry.