



Full wwPDB X-ray Structure Validation Report ⓘ

Feb 14, 2017 – 01:46 am GMT

PDB ID : 1G9X
Title : CHARACTERIZATION OF THE TWINNING STRUCTURE OF MJ1267,
AN ATP-BINDING CASSETTE OF AN ABC TRANSPORTER
Authors : Yuan, Y.-R.; Hunt, J.F.
Deposited on : 2000-11-28
Resolution : 2.60 Å(reported)

This is a Full wwPDB X-ray Structure Validation Report for a publicly released PDB entry.

We welcome your comments at validation@mail.wwpdb.org

A user guide is available at

<http://wwpdb.org/validation/2016/XrayValidationReportHelp>

with specific help available everywhere you see the ⓘ symbol.

The following versions of software and data (see [references ⓘ](#)) were used in the production of this report:

MolProbity : 4.02b-467
Mogul : 1.7.2 (RC1), CSD as538be (2017)
Xtriage (Phenix) : 1.9-1692
EDS : trunk28620
Percentile statistics : 20161228.v01 (using entries in the PDB archive December 28th 2016)
Refmac : 5.8.0135
CCP4 : 6.5.0
Ideal geometry (proteins) : Engh & Huber (2001)
Ideal geometry (DNA, RNA) : Parkinson et al. (1996)
Validation Pipeline (wwPDB-VP) : recalc28949

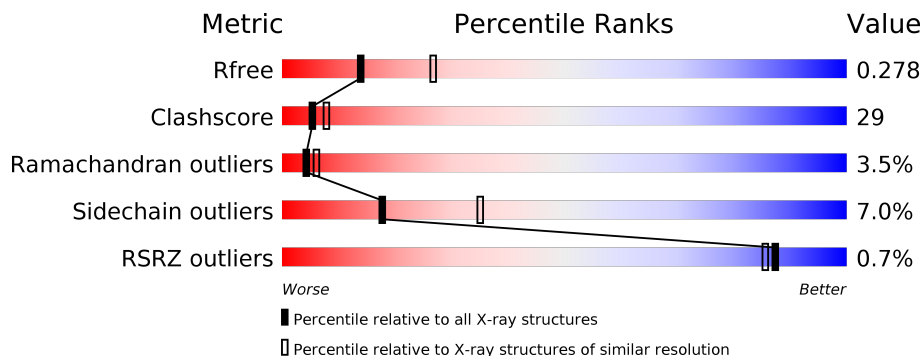
1 Overall quality at a glance

The following experimental techniques were used to determine the structure:

X-RAY DIFFRACTION

The reported resolution of this entry is 2.60 Å.

Percentile scores (ranging between 0-100) for global validation metrics of the entry are shown in the following graphic. The table shows the number of entries on which the scores are based.



Metric	Whole archive (#Entries)	Similar resolution (#Entries, resolution range(Å))
R_{free}	100719	2542 (2.60-2.60)
Clashscore	112137	2895 (2.60-2.60)
Ramachandran outliers	110173	2848 (2.60-2.60)
Sidechain outliers	110143	2848 (2.60-2.60)
RSRZ outliers	101464	2550 (2.60-2.60)

The table below summarises the geometric issues observed across the polymeric chains and their fit to the electron density. The red, orange, yellow and green segments on the lower bar indicate the fraction of residues that contain outliers for ≥ 3 , 2, 1 and 0 types of geometric quality criteria. A grey segment represents the fraction of residues that are not modelled. The numeric value for each fraction is indicated below the corresponding segment, with a dot representing fractions $\leq 5\%$. The upper red bar (where present) indicates the fraction of residues that have poor fit to the electron density. The numeric value is given above the bar.

Mol	Chain	Length	Quality of chain
1	A	257	<div> <div>%</div> <div> <div></div> <div>50%</div> <div>45%</div> <div>• •</div> </div> </div>
1	B	257	<div> <div>%</div> <div> <div></div> <div>41%</div> <div>51%</div> <div>6%</div> <div>•</div> </div> </div>
1	C	257	<div> <div></div> <div> <div>45%</div> <div>48%</div> <div>5%</div> <div>•</div> </div> </div>

2 Entry composition

There are 5 unique types of molecules in this entry. The entry contains 6239 atoms, of which 0 are hydrogens and 0 are deuteriums.

In the tables below, the ZeroOcc column contains the number of atoms modelled with zero occupancy, the AltConf column contains the number of residues with at least one atom in alternate conformation and the Trace column contains the number of residues modelled with at most 2 atoms.

- Molecule 1 is a protein called HIGH-AFFINITY BRANCHED-CHAIN AMINO ACID TRANSPORT ATP-BINDING PROTEIN.

Mol	Chain	Residues	Atoms					ZeroOcc	AltConf	Trace
1	A	253	Total	C	N	O	S	0	0	0
			2002	1297	325	371	9			
1	B	253	Total	C	N	O	S	0	0	0
			2002	1297	325	371	9			
1	C	253	Total	C	N	O	S	0	0	0
			2002	1297	325	371	9			

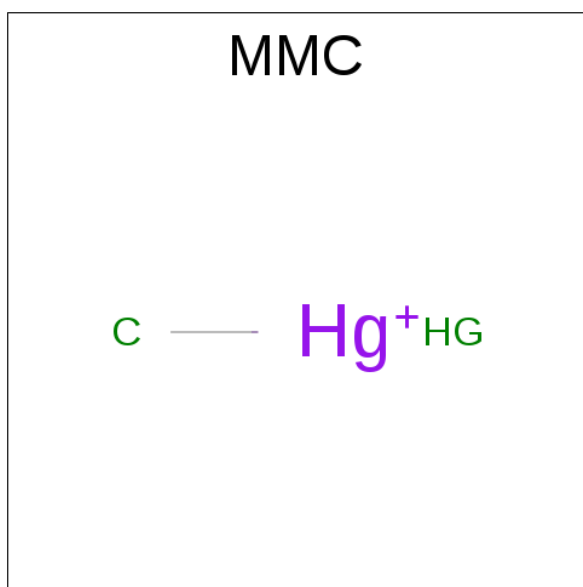
There are 3 discrepancies between the modelled and reference sequences:

Chain	Residue	Modelled	Actual	Comment	Reference
A	31	CYS	ASN	ENGINEERED	UNP Q58663
B	1031	CYS	ASN	ENGINEERED	UNP Q58663
C	2031	CYS	ASN	ENGINEERED	UNP Q58663

- Molecule 2 is MAGNESIUM ION (three-letter code: MG) (formula: Mg).

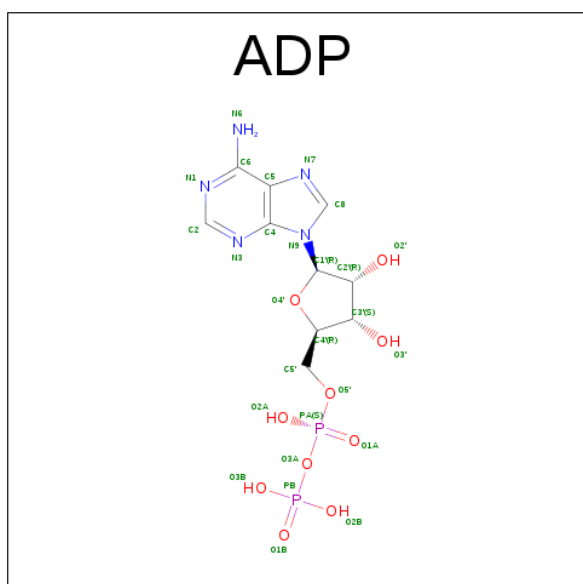
Mol	Chain	Residues	Atoms		ZeroOcc	AltConf
2	B	1	Total	Mg	0	0
			1	1		
2	A	1	Total	Mg	0	0
			1	1		
2	C	1	Total	Mg	0	0
			1	1		

- Molecule 3 is METHYL MERCURY ION (three-letter code: MMC) (formula: CH₃Hg).



Mol	Chain	Residues	Atoms			ZeroOcc	AltConf
3	A	1	Total	C	Hg	0	0
			2	1	1		
3	B	1	Total	C	Hg	0	0
			2	1	1		
3	C	1	Total	C	Hg	0	0
			2	1	1		

- Molecule 4 is ADENOSINE-5'-DIPHOSPHATE (three-letter code: ADP) (formula: C₁₀H₁₅N₅O₁₀P₂).



Mol	Chain	Residues	Atoms					ZeroOcc	AltConf
4	A	1	Total	C	N	O	P	0	0
			27	10	5	10	2		
4	B	1	Total	C	N	O	P	0	0
			27	10	5	10	2		
4	C	1	Total	C	N	O	P	0	0
			27	10	5	10	2		

- Molecule 5 is water.

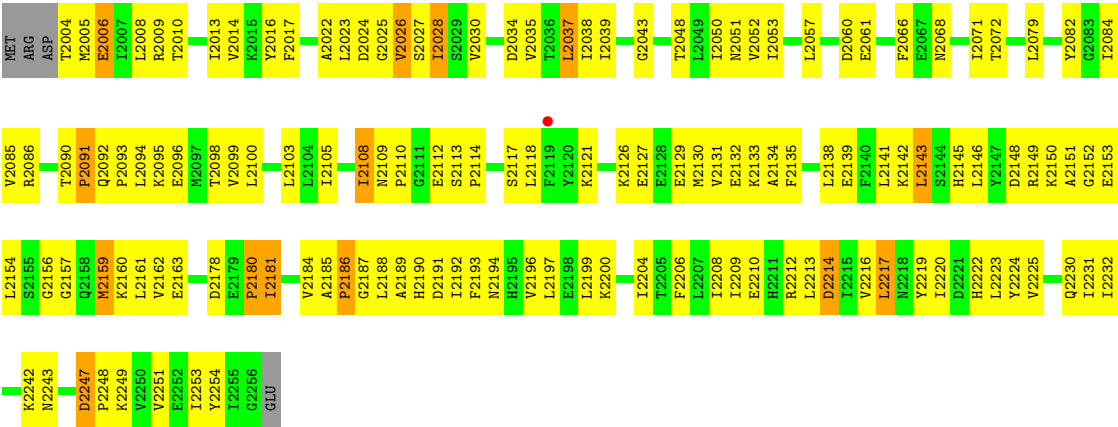
Mol	Chain	Residues	Atoms		ZeroOcc	AltConf
5	A	48	Total	O	0	0
			48	48		
5	B	57	Total	O	0	0
			57	57		
5	C	38	Total	O	0	0
			38	38		

Chain C:

45%

48%

5%



4 Data and refinement statistics

Property	Value	Source
Space group	P 31	Depositor
Cell constants a, b, c, α , β , γ	117.31Å 117.31Å 42.19Å 90.00° 90.00° 120.00°	Depositor
Resolution (Å)	14.66 – 2.60 14.66 – 2.60	Depositor EDS
% Data completeness (in resolution range)	93.8 (14.66-2.60) 94.1 (14.66-2.60)	Depositor EDS
R_{merge}	0.06	Depositor
R_{sym}	(Not available)	Depositor
$\langle I/\sigma(I) \rangle$ ¹	5.75 (at 2.61Å)	Xtriage
Refinement program	CNS 1.0	Depositor
R, R_{free}	0.153 , 0.279 0.151 , 0.278	Depositor DCC
R_{free} test set	1730 reflections (10.22%)	DCC
Wilson B-factor (Å ²)	23.5	Xtriage
Anisotropy	0.150	Xtriage
Bulk solvent k_{sol} (e/Å ³), B_{sol} (Å ²)	0.34 , 86.3	EDS
L-test for twinning ²	$\langle L \rangle = 0.43$, $\langle L^2 \rangle = 0.26$	Xtriage
Estimated twinning fraction	0.059 for -h,-k,l 0.066 for h,-h-k,-l 0.105 for -k,-h,-l	Xtriage
F_o, F_c correlation	0.93	EDS
Total number of atoms	6239	wwPDB-VP
Average B, all atoms (Å ²)	19.0	wwPDB-VP

Xtriage's analysis on translational NCS is as follows: *The analyses of the Patterson function reveals a significant off-origin peak that is 26.43 % of the origin peak, indicating pseudo translational symmetry. The chance of finding a peak of this or larger height randomly in a structure without pseudo translational symmetry is equal to 2.6390e-03.*

¹Intensities estimated from amplitudes.

²Theoretical values of $\langle |L| \rangle$, $\langle L^2 \rangle$ for acentric reflections are 0.5, 0.333 respectively for untwinned datasets, and 0.375, 0.2 for perfectly twinned datasets.

5 Model quality [i](#)

5.1 Standard geometry [i](#)

Bond lengths and bond angles in the following residue types are not validated in this section: MG, MMC, ADP

The Z score for a bond length (or angle) is the number of standard deviations the observed value is removed from the expected value. A bond length (or angle) with $|Z| > 5$ is considered an outlier worth inspection. RMSZ is the root-mean-square of all Z scores of the bond lengths (or angles).

Mol	Chain	Bond lengths		Bond angles	
		RMSZ	$\# Z > 5$	RMSZ	$\# Z > 5$
1	A	0.39	0/2039	0.70	1/2750 (0.0%)
1	B	0.42	0/2039	0.70	0/2750
1	C	0.41	0/2039	0.71	0/2750
All	All	0.41	0/6117	0.70	1/8250 (0.0%)

There are no bond length outliers.

All (1) bond angle outliers are listed below:

Mol	Chain	Res	Type	Atoms	Z	Observed(°)	Ideal(°)
1	A	217	LEU	CA-CB-CG	5.35	127.61	115.30

There are no chirality outliers.

There are no planarity outliers.

5.2 Too-close contacts [i](#)

In the following table, the Non-H and H(model) columns list the number of non-hydrogen atoms and hydrogen atoms in the chain respectively. The H(added) column lists the number of hydrogen atoms added and optimized by MolProbity. The Clashes column lists the number of clashes within the asymmetric unit, whereas Symm-Clashes lists symmetry related clashes.

Mol	Chain	Non-H	H(model)	H(added)	Clashes	Symm-Clashes
1	A	2002	0	2051	100	0
1	B	2002	0	2052	126	0
1	C	2002	0	2052	132	0
2	A	1	0	0	0	0
2	B	1	0	0	0	0
2	C	1	0	0	0	0
3	A	2	0	0	0	0

Continued on next page...

Continued from previous page...

Mol	Chain	Non-H	H(model)	H(added)	Clashes	Symm-Clashes
3	B	2	0	0	0	0
3	C	2	0	0	0	0
4	A	27	0	12	2	0
4	B	27	0	12	1	0
4	C	27	0	12	4	0
5	A	48	0	0	2	0
5	B	57	0	0	1	0
5	C	38	0	0	0	0
All	All	6239	0	6191	356	0

The all-atom clashscore is defined as the number of clashes found per 1000 atoms (including hydrogen atoms). The all-atom clashscore for this structure is 29.

All (356) close contacts within the same asymmetric unit are listed below, sorted by their clash magnitude.

Atom-1	Atom-2	Interatomic distance (Å)	Clash overlap (Å)
1:A:223:LEU:HD22	1:A:241:ILE:HG23	1.44	1.00
1:C:2095:LYS:HA	1:C:2151:ALA:HB3	1.41	0.99
1:C:2129:GLU:HA	1:C:2132:GLU:HB3	1.48	0.94
1:B:1023:LEU:HD22	1:B:1026:VAL:HG21	1.60	0.83
1:A:110:PRO:HB3	1:A:170:THR:HG22	1.61	0.81
1:C:2043:GLY:HA2	4:C:2300:ADP:H5'1	1.63	0.81
1:A:143:LEU:HD11	1:A:161:LEU:HB2	1.63	0.81
1:B:1030:VAL:HG22	1:B:1036:THR:HG21	1.62	0.80
1:A:181:ILE:HG22	1:A:192:ILE:HD12	1.63	0.80
1:B:1017:PHE:CE2	1:B:1022:ALA:HB2	2.16	0.79
1:A:99:VAL:HG22	1:A:154:LEU:HD11	1.64	0.79
1:B:1233:ALA:HB2	1:B:1249:LYS:HE3	1.64	0.79
1:A:91:PRO:HD2	1:A:94:LEU:HD12	1.65	0.78
1:A:6:GLU:HA	1:A:31:CYS:SG	2.23	0.77
1:B:1226:MET:HG2	1:B:1231:ILE:HD13	1.65	0.77
1:C:2222:HIS:HD2	1:C:2223:LEU:H	1.31	0.76
1:A:195:HIS:HA	1:A:198:GLU:HB2	1.68	0.76
1:C:2109:ASN:HB3	1:C:2112:GLU:HB2	1.66	0.75
1:B:1026:VAL:HG22	1:B:1229:GLY:O	1.87	0.74
1:C:2098:THR:HA	1:C:2150:LYS:HA	1.68	0.74
1:C:2108:ILE:O	1:C:2110:PRO:HD3	1.90	0.71
1:C:2181:ILE:HG21	1:C:2193:PHE:HE1	1.55	0.71
1:B:1103:LEU:HD23	1:B:1166:ARG:HA	1.72	0.71
1:B:1013:ILE:HD11	1:B:1064:VAL:HG23	1.72	0.70
1:A:101:GLU:HB3	1:A:124:ILE:HD13	1.74	0.70

Continued on next page...

Continued from previous page...

Atom-1	Atom-2	Interatomic distance (Å)	Clash overlap (Å)
1:A:7:ILE:HG22	1:A:31:CYS:HA	1.74	0.70
1:B:1037:LEU:HG	1:B:1038:ILE:H	1.56	0.70
1:B:1232:ILE:HD11	1:B:1253:ILE:HD13	1.74	0.70
1:B:1117:SER:HA	1:B:1120:TYR:HD2	1.57	0.69
1:B:1006:GLU:HG3	1:B:1009:ARG:HB3	1.73	0.69
1:A:179:GLU:HB3	1:A:182:ALA:HB3	1.75	0.69
1:A:109:ASN:HB2	1:A:117:SER:HA	1.74	0.68
1:C:2222:HIS:CD2	1:C:2223:LEU:H	2.11	0.68
1:B:1094:LEU:HD13	1:B:1097:MET:SD	2.33	0.68
1:B:1217:LEU:HD22	1:B:1217:LEU:O	1.94	0.67
1:B:1192:ILE:O	1:B:1196:VAL:HG23	1.94	0.67
1:C:2066:PHE:HB2	1:C:2071:ILE:HD13	1.75	0.67
1:B:1051:ASN:HB2	1:B:1057:LEU:HD12	1.77	0.66
1:B:1009:ARG:O	1:B:1009:ARG:HG3	1.96	0.66
1:A:28:ILE:HD12	1:A:30:VAL:HG23	1.77	0.66
1:C:2213:LEU:HD12	1:C:2214:ASP:H	1.60	0.66
1:C:2094:LEU:HD11	1:C:2114:PRO:HB3	1.78	0.66
1:C:2099:VAL:HG22	1:C:2154:LEU:HD11	1.78	0.65
1:A:49:LEU:O	1:A:53:ILE:HG13	1.96	0.65
1:B:1222:HIS:CD2	1:B:1236:ARG:HG2	2.32	0.65
1:C:2193:PHE:HB3	1:C:2219:TYR:CD2	2.32	0.65
1:B:1037:LEU:HG	1:B:1038:ILE:N	2.12	0.65
1:A:181:ILE:CG2	1:A:192:ILE:HD12	2.28	0.64
1:A:253:ILE:HG13	1:A:254:TYR:CD2	2.32	0.64
1:A:85:VAL:HG23	1:A:111:GLY:HA2	1.80	0.64
1:A:33:GLY:O	1:A:200:LYS:HE3	1.98	0.64
1:C:2181:ILE:O	1:C:2184:VAL:HG22	1.96	0.64
1:B:1105:ILE:HA	1:B:1108:ILE:HG13	1.80	0.64
1:B:1094:LEU:HD11	1:B:1105:ILE:HD13	1.80	0.63
1:C:2135:PHE:O	1:C:2139:GLU:HB2	1.99	0.63
1:B:1225:VAL:HG11	1:B:1250:VAL:HG13	1.81	0.63
1:C:2023:LEU:HD22	1:C:2026:VAL:HG21	1.80	0.62
1:C:2108:ILE:HG22	1:C:2109:ASN:HD22	1.64	0.62
1:C:2050:ILE:CD1	1:C:2209:ILE:HD11	2.29	0.62
1:C:2051:ASN:HB2	1:C:2057:LEU:HD12	1.81	0.62
1:C:2004:THR:HG22	1:C:2005:MET:H	1.64	0.62
1:B:1164:ILE:O	1:B:1168:LEU:HG	1.97	0.62
1:C:2066:PHE:HB3	1:C:2071:ILE:HG21	1.82	0.62
1:A:50:ILE:HD13	1:A:209:ILE:HD11	1.81	0.61
1:C:2127:GLU:HB2	1:C:2130:MET:SD	2.40	0.61
1:C:2052:VAL:HA	1:C:2057:LEU:O	1.99	0.61

Continued on next page...

Continued from previous page...

Atom-1	Atom-2	Interatomic distance (Å)	Clash overlap (Å)
1:C:2181:ILE:HG21	1:C:2193:PHE:CE1	2.35	0.61
1:A:193:PHE:HB3	1:A:219:TYR:CE2	2.36	0.61
1:B:1199:LEU:HD13	1:B:1206:PHE:HZ	1.65	0.60
1:B:1076:PRO:C	1:B:1078:GLU:H	2.04	0.60
1:C:2224:TYR:HB3	1:C:2231:ILE:HD12	1.82	0.60
1:B:1134:ALA:O	1:B:1138:LEU:HG	2.02	0.60
1:A:97:MET:SD	1:A:124:ILE:HD11	2.41	0.60
1:C:2222:HIS:HD2	1:C:2223:LEU:N	2.00	0.60
1:A:105:ILE:HA	1:A:108:ILE:HG13	1.84	0.60
1:A:181:ILE:O	1:A:184:VAL:HG22	2.02	0.59
1:C:2008:LEU:HG	1:C:2009:ARG:N	2.17	0.59
1:C:2232:ILE:HD11	1:C:2253:ILE:HD13	1.84	0.59
1:A:184:VAL:HB	1:A:188:LEU:HD23	1.82	0.59
1:B:1208:ILE:HD12	1:B:1208:ILE:H	1.66	0.59
1:A:17:PHE:HB3	4:A:300:ADP:C2	2.37	0.59
1:A:65:TYR:HA	1:A:69:LYS:O	2.03	0.59
1:A:52:VAL:HA	1:A:57:LEU:O	2.03	0.59
1:C:2129:GLU:O	1:C:2133:LYS:HB3	2.01	0.58
1:C:2037:LEU:O	1:C:2223:LEU:HD12	2.02	0.58
1:A:245:LEU:O	1:A:251:VAL:HG13	2.03	0.58
1:A:6:GLU:CD	1:A:9:ARG:HB3	2.23	0.58
1:B:1212:ARG:HG2	1:B:1254:TYR:CE1	2.38	0.58
1:C:2066:PHE:CD1	1:C:2084:ILE:HD11	2.39	0.58
1:A:193:PHE:O	1:A:196:VAL:HB	2.03	0.57
1:A:8:LEU:HA	1:A:65:TYR:O	2.04	0.57
1:B:1080:TYR:CE1	1:B:1170:THR:HG21	2.39	0.57
1:C:2017:PHE:HD2	1:C:2022:ALA:HB2	1.69	0.57
1:B:1093:PRO:HB2	1:B:1118:LEU:HD13	1.84	0.57
1:B:1017:PHE:HB2	1:B:1020:PHE:HD2	1.69	0.57
1:C:2006:GLU:HG2	1:C:2009:ARG:NH1	2.20	0.56
1:C:2193:PHE:CD1	1:C:2216:VAL:HG11	2.40	0.56
1:A:179:GLU:HB3	1:A:182:ALA:CB	2.35	0.56
1:A:101:GLU:HA	1:A:104:LEU:HD12	1.87	0.56
1:A:121:LYS:O	1:A:121:LYS:HD3	2.05	0.56
1:B:1152:GLY:C	1:B:1154:LEU:H	2.07	0.56
1:B:1067:GLU:O	1:B:1068:ASN:HB2	2.05	0.56
1:C:2094:LEU:HD23	1:C:2118:LEU:HD22	1.88	0.56
1:B:1013:ILE:HD11	1:B:1064:VAL:CG2	2.36	0.56
1:B:1080:TYR:HE1	1:B:1170:THR:HG21	1.71	0.56
1:B:1092:GLN:N	1:B:1093:PRO:HD2	2.21	0.55
1:C:2014:VAL:HG22	1:C:2025:GLY:H	1.71	0.55

Continued on next page...

Continued from previous page...

Atom-1	Atom-2	Interatomic distance (Å)	Clash overlap (Å)
1:C:2159:MET:O	1:C:2163:GLU:HG3	2.05	0.55
1:B:1137:ILE:HD12	1:B:1169:MET:SD	2.47	0.55
1:C:2248:PRO:O	1:C:2251:VAL:HG22	2.07	0.55
1:C:2043:GLY:CA	4:C:2300:ADP:H5'1	2.36	0.55
1:C:2085:VAL:HG22	1:C:2086:ARG:H	1.71	0.55
1:B:1066:PHE:HB3	1:B:1071:ILE:HG21	1.88	0.55
1:A:35:VAL:H	1:A:221:ASP:HB2	1.71	0.55
1:B:1076:PRO:HG2	1:B:1077:ALA:H	1.72	0.55
1:A:101:GLU:O	1:A:105:ILE:HG23	2.07	0.54
1:B:1117:SER:HA	1:B:1120:TYR:CD2	2.41	0.54
1:B:1221:ASP:O	1:B:1241:ILE:HD11	2.07	0.54
1:A:88:PHE:CD1	1:A:114:PRO:HD3	2.43	0.54
1:B:1097:MET:HE3	1:B:1101:GLU:HB3	1.88	0.54
1:C:2192:ILE:O	1:C:2196:VAL:HG23	2.07	0.54
1:B:1193:PHE:HB3	1:B:1219:TYR:CD2	2.42	0.54
1:C:2145:HIS:CD2	1:C:2146:LEU:HG	2.43	0.54
1:B:1094:LEU:HD12	1:B:1102:ASN:ND2	2.22	0.54
1:A:8:LEU:HB3	1:A:30:VAL:HB	1.90	0.54
1:B:1038:ILE:HG23	1:B:1224:TYR:HB2	1.90	0.54
1:C:2008:LEU:HB3	1:C:2030:VAL:HB	1.88	0.54
1:C:2160:LYS:HE2	1:C:2180:PRO:O	2.08	0.54
1:B:1213:LEU:HD23	1:B:1245:LEU:HD11	1.90	0.54
1:C:2016:TYR:HB2	1:C:2060:ASP:OD2	2.08	0.54
1:A:7:ILE:HG12	1:A:66:PHE:CE1	2.43	0.53
1:C:2191:ASP:HA	1:C:2194:ASN:HD22	1.73	0.53
1:A:227:PHE:HB3	1:A:232:ILE:HG21	1.89	0.53
1:A:193:PHE:HA	1:A:196:VAL:HB	1.90	0.53
1:A:253:ILE:HG13	1:A:254:TYR:HD2	1.72	0.53
1:B:1224:TYR:HD1	1:B:1231:ILE:HG21	1.72	0.53
1:C:2143:LEU:HA	1:C:2145:HIS:CE1	2.43	0.53
1:B:1043:GLY:O	4:B:1300:ADP:H5'1	2.09	0.53
1:C:2130:MET:O	1:C:2134:ALA:HB3	2.08	0.53
1:C:2131:VAL:HA	1:C:2135:PHE:CD2	2.43	0.53
1:A:222:HIS:HD2	1:A:223:LEU:N	2.06	0.53
1:B:1017:PHE:HD2	1:B:1020:PHE:CD2	2.27	0.53
1:C:2225:VAL:O	1:C:2231:ILE:HA	2.09	0.52
1:A:35:VAL:HG11	5:A:3105:HOH:O	2.08	0.52
1:A:118:LEU:O	1:A:121:LYS:HB3	2.09	0.52
1:A:223:LEU:HB2	1:A:241:ILE:HG12	1.92	0.52
1:B:1010:THR:HG22	1:B:1064:VAL:HG13	1.91	0.52
1:A:219:TYR:HB3	5:A:3105:HOH:O	2.08	0.52

Continued on next page...

Continued from previous page...

Atom-1	Atom-2	Interatomic distance (Å)	Clash overlap (Å)
1:B:1160:LYS:HD3	1:B:1180:PRO:O	2.10	0.52
1:B:1015:LYS:HG2	1:B:1048:THR:HG21	1.90	0.52
1:C:2051:ASN:HA	1:C:2086:ARG:HH12	1.74	0.52
1:C:2222:HIS:CD2	1:C:2223:LEU:N	2.76	0.52
1:A:23:LEU:HD11	1:A:48:THR:HG22	1.91	0.51
1:B:1037:LEU:HD12	1:B:1208:ILE:HB	1.92	0.51
1:A:180:PRO:HD2	1:A:210:GLU:OE2	2.10	0.51
1:B:1037:LEU:HB2	1:B:1220:ILE:HD12	1.90	0.51
1:A:244:VAL:O	1:A:250:VAL:HG11	2.11	0.51
1:B:1181:ILE:HB	1:B:1184:VAL:HG21	1.91	0.51
1:B:1196:VAL:HA	1:B:1199:LEU:HD12	1.92	0.51
1:C:2208:ILE:HG22	1:C:2209:ILE:N	2.25	0.51
1:B:1077:ALA:HB2	1:B:1112:GLU:HG3	1.93	0.51
1:B:1088:PHE:HB3	1:B:1114:PRO:HD3	1.92	0.51
1:B:1129:GLU:O	1:B:1129:GLU:HG2	2.09	0.51
1:B:1227:PHE:O	1:B:1228:ASN:HB2	2.11	0.50
1:B:1017:PHE:CD2	1:B:1022:ALA:HB2	2.45	0.50
1:B:1075:GLU:HB3	1:B:1076:PRO:HD2	1.93	0.50
1:B:1197:LEU:HG	1:B:1219:TYR:HD2	1.75	0.50
1:C:2146:LEU:HD22	1:C:2149:ARG:CZ	2.42	0.50
1:B:1050:ILE:CG1	1:B:1209:ILE:HD12	2.42	0.50
1:B:1250:VAL:O	1:B:1253:ILE:HG12	2.11	0.50
1:C:2213:LEU:HG	1:C:2217:LEU:HD23	1.91	0.50
1:A:247:ASP:O	1:A:251:VAL:HG22	2.11	0.50
1:C:2199:LEU:HB3	1:C:2204:ILE:HD12	1.94	0.50
1:C:2004:THR:HG22	1:C:2005:MET:N	2.26	0.50
1:C:2105:ILE:HA	1:C:2108:ILE:HG13	1.94	0.50
1:A:193:PHE:CD1	1:A:216:VAL:HG11	2.47	0.50
1:A:41:PRO:HA	1:A:211:HIS:NE2	2.26	0.50
1:B:1174:MET:HA	1:B:1205:THR:O	2.12	0.50
1:C:2099:VAL:HG13	1:C:2162:VAL:HG21	1.94	0.50
1:A:101:GLU:HA	1:A:104:LEU:HB2	1.94	0.49
1:C:2146:LEU:HD22	1:C:2149:ARG:NH1	2.27	0.49
1:C:2180:PRO:HG2	1:C:2181:ILE:H	1.77	0.49
1:C:2037:LEU:HA	1:C:2208:ILE:O	2.12	0.49
1:A:222:HIS:HA	1:A:236:ARG:HA	1.95	0.49
1:B:1051:ASN:HB2	1:B:1057:LEU:CD1	2.42	0.49
1:B:1218:ASN:OD1	1:B:1218:ASN:N	2.45	0.49
1:C:2014:VAL:HB	1:C:2061:GLU:HB3	1.94	0.49
1:B:1160:LYS:O	1:B:1164:ILE:HG13	2.13	0.49
1:A:94:LEU:HD21	1:A:105:ILE:HD13	1.95	0.49

Continued on next page...

Continued from previous page...

Atom-1	Atom-2	Interatomic distance (Å)	Clash overlap (Å)
1:C:2048:THR:O	1:C:2052:VAL:HG23	2.13	0.49
1:C:2217:LEU:CD1	1:C:2242:LYS:HE3	2.43	0.49
1:B:1066:PHE:O	1:B:1067:GLU:HB2	2.13	0.49
1:C:2017:PHE:CD1	4:C:2300:ADP:C6	3.01	0.49
1:C:2212:ARG:NH1	1:C:2254:TYR:CD1	2.81	0.49
1:B:1133:LYS:HE3	1:B:1169:MET:O	2.13	0.48
1:B:1181:ILE:HG12	1:B:1210:GLU:OE2	2.13	0.48
1:B:1046:LYS:HE3	1:B:1210:GLU:O	2.13	0.48
1:A:101:GLU:HG2	1:A:124:ILE:HG21	1.94	0.48
1:A:217:LEU:HD22	1:A:217:LEU:O	2.14	0.48
1:B:1140:PHE:HE2	1:B:1199:LEU:HD21	1.77	0.48
1:C:2217:LEU:HD22	1:C:2217:LEU:O	2.14	0.48
1:B:1094:LEU:HD11	1:B:1105:ILE:CD1	2.43	0.48
1:B:1049:LEU:O	1:B:1053:ILE:HG13	2.13	0.48
1:C:2105:ILE:HB	1:C:2117:SER:HB3	1.95	0.48
1:C:2193:PHE:HA	1:C:2196:VAL:HB	1.95	0.48
1:B:1091:PRO:CD	1:B:1114:PRO:HB2	2.43	0.48
1:B:1159:MET:O	1:B:1163:GLU:HG3	2.14	0.48
1:B:1184:VAL:HB	1:B:1188:LEU:HB3	1.96	0.48
1:C:2105:ILE:HG22	1:C:2108:ILE:HD12	1.95	0.48
1:C:2213:LEU:HD12	1:C:2214:ASP:N	2.26	0.48
1:A:41:PRO:HA	1:A:211:HIS:CD2	2.49	0.47
1:C:2152:GLY:C	1:C:2154:LEU:H	2.18	0.47
1:B:1099:VAL:HB	1:B:1147:TYR:HA	1.95	0.47
1:C:2151:ALA:O	1:C:2154:LEU:HB2	2.14	0.47
1:A:79:LEU:HB3	1:A:84:ILE:HB	1.96	0.47
1:C:2141:LEU:C	1:C:2143:LEU:H	2.17	0.47
1:A:186:PRO:O	1:A:190:HIS:HD2	1.97	0.47
1:C:2189:ALA:O	1:C:2193:PHE:HD1	1.98	0.47
1:C:2099:VAL:HG23	1:C:2149:ARG:O	2.14	0.47
1:B:1125:PRO:O	1:B:1130:MET:HE1	2.14	0.47
1:B:1094:LEU:HG	1:B:1114:PRO:HB3	1.96	0.47
1:B:1181:ILE:HB	1:B:1184:VAL:CG2	2.45	0.47
1:C:2008:LEU:HG	1:C:2009:ARG:H	1.77	0.47
1:A:50:ILE:CD1	1:A:209:ILE:HD11	2.45	0.47
1:B:1015:LYS:HG2	1:B:1048:THR:CG2	2.44	0.46
1:B:1105:ILE:C	1:B:1107:GLU:H	2.17	0.46
1:C:2024:ASP:HB3	1:C:2230:GLN:HG2	1.97	0.46
1:B:1009:ARG:HH11	1:B:1009:ARG:HG2	1.81	0.46
1:B:1247:ASP:OD1	1:B:1249:LYS:HG3	2.16	0.46
1:C:2043:GLY:HA2	4:C:2300:ADP:C5'	2.41	0.46

Continued on next page...

Continued from previous page...

Atom-1	Atom-2	Interatomic distance (Å)	Clash overlap (Å)
1:A:54:THR:OG1	1:A:56:PHE:HD2	1.99	0.46
1:C:2050:ILE:HD13	1:C:2209:ILE:HD11	1.96	0.46
1:A:155:SER:OG	1:A:156:GLY:N	2.48	0.46
1:A:43:GLY:O	4:A:300:ADP:H5'1	2.16	0.46
1:C:2010:THR:HB	1:C:2013:ILE:HG13	1.97	0.46
1:C:2071:ILE:HB	1:C:2079:LEU:HD21	1.97	0.46
1:B:1193:PHE:CD2	1:B:1219:TYR:HB3	2.51	0.46
1:C:2223:LEU:HG	1:C:2224:TYR:N	2.31	0.46
1:C:2130:MET:O	1:C:2134:ALA:CB	2.64	0.46
1:B:1014:VAL:HB	1:B:1061:GLU:HB3	1.97	0.45
1:A:225:VAL:HG12	1:A:226:MET:N	2.31	0.45
1:B:1121:LYS:HE3	1:B:1124:ILE:HG13	1.98	0.45
1:B:1199:LEU:HD13	1:B:1206:PHE:CZ	2.50	0.45
1:C:2193:PHE:O	1:C:2197:LEU:HG	2.16	0.45
1:C:2039:ILE:HA	1:C:2210:GLU:O	2.16	0.45
1:A:5:MET:SD	1:B:1019:GLU:HB2	2.57	0.45
1:A:86:ARG:HD3	1:A:88:PHE:CE2	2.52	0.45
1:C:2006:GLU:HG2	1:C:2009:ARG:HH11	1.81	0.45
1:C:2134:ALA:O	1:C:2138:LEU:HG	2.16	0.45
1:B:1180:PRO:HD2	1:B:1208:ILE:HG23	1.99	0.45
1:C:2028:ILE:CD1	1:C:2030:VAL:HG23	2.46	0.45
1:C:2141:LEU:HD13	1:C:2161:LEU:HB3	1.99	0.45
1:A:51:ASN:O	1:A:56:PHE:N	2.50	0.45
1:B:1091:PRO:HB3	1:B:1115:LEU:HG	1.99	0.45
1:B:1108:ILE:HG12	1:B:1125:PRO:CD	2.46	0.45
1:B:1008:LEU:HD22	1:B:1174:MET:SD	2.56	0.45
1:A:26:VAL:HG13	1:A:231:ILE:HD11	1.97	0.45
1:A:217:LEU:HD11	1:A:242:LYS:HE2	1.99	0.45
1:A:48:THR:O	1:A:52:VAL:HG23	2.16	0.45
1:A:94:LEU:HD23	1:A:94:LEU:HA	1.79	0.45
1:B:1007:ILE:O	1:B:1007:ILE:HG12	2.17	0.45
1:C:2091:PRO:O	1:C:2095:LYS:HE3	2.17	0.45
1:C:2220:ILE:HG22	1:C:2222:HIS:O	2.17	0.45
1:B:1247:ASP:HA	1:B:1248:PRO:HD3	1.85	0.45
1:C:2157:GLY:HA2	1:C:2160:LYS:HG3	1.97	0.45
1:C:2186:PRO:O	1:C:2190:HIS:HD2	2.00	0.45
1:B:1091:PRO:HD2	1:B:1094:LEU:HB2	1.99	0.45
1:C:2131:VAL:HA	1:C:2135:PHE:HD2	1.82	0.45
1:A:238:GLU:O	1:A:242:LYS:HG3	2.18	0.44
1:B:1048:THR:HG23	1:B:1057:LEU:HD13	1.99	0.44
1:B:1152:GLY:C	1:B:1154:LEU:N	2.70	0.44

Continued on next page...

Continued from previous page...

Atom-1	Atom-2	Interatomic distance (Å)	Clash overlap (Å)
1:C:2094:LEU:HD11	1:C:2114:PRO:CB	2.46	0.44
1:A:31:CYS:C	1:A:34:ASP:HB2	2.37	0.44
1:A:181:ILE:CG2	1:A:189:ALA:HA	2.47	0.44
1:C:2184:VAL:HB	1:C:2188:LEU:HB2	1.99	0.44
1:A:128:GLU:O	1:A:132:GLU:HG3	2.17	0.44
1:C:2066:PHE:CD2	1:C:2082:TYR:HB3	2.52	0.44
1:C:2085:VAL:HG13	1:C:2086:ARG:N	2.32	0.44
1:C:2037:LEU:HD12	1:C:2208:ILE:HB	2.00	0.44
1:A:223:LEU:CB	1:A:241:ILE:HG12	2.48	0.44
1:B:1149:ARG:HG2	1:B:1154:LEU:HD23	2.00	0.44
1:C:2090:THR:HA	1:C:2091:PRO:HD3	1.86	0.44
1:A:179:GLU:HA	1:A:210:GLU:OE2	2.18	0.43
1:C:2094:LEU:CD1	1:C:2114:PRO:HB3	2.45	0.43
1:C:2200:LYS:HG2	1:C:2200:LYS:O	2.18	0.43
1:C:2243:ASN:O	1:C:2247:ASP:N	2.50	0.43
1:A:5:MET:SD	1:B:1019:GLU:CB	3.06	0.43
1:C:2133:LYS:HG2	1:C:2133:LYS:O	2.18	0.43
1:A:174:MET:HA	1:A:205:THR:O	2.18	0.43
1:B:1016:TYR:HA	1:B:1020:PHE:O	2.18	0.43
1:B:1152:GLY:O	1:B:1154:LEU:N	2.52	0.43
1:C:2092:GLN:N	1:C:2093:PRO:HD2	2.32	0.43
1:B:1127:GLU:HB3	1:B:1128:GLU:H	1.60	0.43
1:B:1050:ILE:HD12	1:B:1176:VAL:CG1	2.48	0.43
1:C:2108:ILE:HD13	1:C:2121:LYS:HB2	1.99	0.43
1:B:1090:THR:OG1	1:B:1166:ARG:NH2	2.49	0.43
1:B:1153:GLU:HG2	1:B:1153:GLU:O	2.19	0.43
1:C:2248:PRO:HA	1:C:2251:VAL:HG22	2.00	0.43
1:A:247:ASP:HB3	1:A:250:VAL:HB	2.01	0.42
1:A:7:ILE:O	1:A:66:PHE:HA	2.19	0.42
1:A:90:THR:HB	1:A:95:LYS:HE3	2.01	0.42
1:C:2129:GLU:O	1:C:2133:LYS:CB	2.67	0.42
1:A:160:LYS:O	1:A:164:ILE:HG13	2.19	0.42
1:B:1039:ILE:HD12	1:B:1254:TYR:OH	2.19	0.42
1:B:1090:THR:HG23	1:B:1094:LEU:HB3	2.00	0.42
1:C:2071:ILE:HG22	1:C:2082:TYR:CE2	2.55	0.42
1:C:2079:LEU:HD23	1:C:2079:LEU:HA	1.82	0.42
1:A:88:PHE:HB2	1:A:114:PRO:HG2	2.02	0.42
1:C:2010:THR:HG21	1:C:2053:ILE:HD11	2.00	0.42
1:C:2132:GLU:O	1:C:2132:GLU:HG2	2.19	0.42
1:C:2141:LEU:O	1:C:2142:LYS:HB2	2.20	0.42
1:A:128:GLU:HG3	1:A:132:GLU:OE2	2.19	0.42

Continued on next page...

Continued from previous page...

Atom-1	Atom-2	Interatomic distance (Å)	Clash overlap (Å)
1:A:190:HIS:O	1:A:194:ASN:N	2.53	0.42
1:A:39:ILE:HA	1:A:210:GLU:O	2.19	0.42
1:B:1199:LEU:O	1:B:1204:ILE:HB	2.19	0.42
1:C:2038:ILE:HG13	1:C:2224:TYR:HB2	2.01	0.41
1:A:31:CYS:O	1:A:32:LYS:HA	2.18	0.41
1:C:2185:ALA:O	1:C:2187:GLY:N	2.54	0.41
1:B:1237:GLY:O	1:B:1241:ILE:HG13	2.20	0.41
1:B:1023:LEU:HD11	1:B:1049:LEU:N	2.34	0.41
1:B:1121:LYS:O	1:B:1121:LYS:HD3	2.20	0.41
1:C:2060:ASP:O	1:C:2061:GLU:HB2	2.18	0.41
1:C:2099:VAL:HG13	1:C:2162:VAL:CG2	2.50	0.41
1:C:2126:LYS:HA	1:C:2126:LYS:HD3	1.85	0.41
1:A:223:LEU:O	1:A:234:GLU:HG3	2.20	0.41
1:B:1140:PHE:CZ	1:B:1199:LEU:HG	2.56	0.41
1:B:1207:LEU:O	1:B:1207:LEU:HG	2.20	0.41
1:B:1031:CYS:HB2	1:B:1032:LYS:N	2.35	0.41
1:C:2178:ASP:OD1	1:C:2209:ILE:HD12	2.20	0.41
1:A:40:GLY:N	1:A:46:LYS:HD3	2.36	0.41
1:B:1066:PHE:HB3	1:B:1071:ILE:CG2	2.50	0.41
1:A:66:PHE:HE2	1:A:82:TYR:O	2.04	0.41
1:B:1063:ARG:HA	1:B:1072:THR:HG21	2.02	0.41
1:A:222:HIS:CD2	1:A:223:LEU:N	2.87	0.41
1:C:2068:ASN:HD22	1:C:2068:ASN:N	2.18	0.41
1:C:2196:VAL:HG13	1:C:2206:PHE:CD2	2.56	0.41
1:A:196:VAL:O	1:A:206:PHE:HE2	2.03	0.41
1:C:2035:VAL:HG12	1:C:2035:VAL:O	2.21	0.41
1:C:2181:ILE:O	1:C:2181:ILE:HG13	2.20	0.41
1:B:1071:ILE:HA	1:B:1074:LYS:HE3	2.02	0.41
1:B:1097:MET:HE1	1:B:1105:ILE:CG2	2.51	0.41
1:B:1097:MET:HE1	1:B:1105:ILE:HG21	2.02	0.41
1:A:245:LEU:C	1:A:247:ASP:H	2.23	0.40
1:B:1093:PRO:HB2	1:B:1118:LEU:HD22	2.03	0.40
1:C:2145:HIS:NE2	1:C:2146:LEU:HG	2.37	0.40
1:C:2099:VAL:CG2	1:C:2154:LEU:HD11	2.49	0.40
1:A:181:ILE:HG22	1:A:189:ALA:HA	2.03	0.40
1:C:2010:THR:HB	1:C:2013:ILE:CG1	2.50	0.40
1:A:5:MET:HG3	1:A:5:MET:O	2.21	0.40
1:B:1251:VAL:HG13	5:B:3097:HOH:O	2.22	0.40
1:A:199:LEU:HD22	1:A:204:ILE:HD12	2.03	0.40
1:A:4:THR:O	1:A:5:MET:O	2.40	0.40
1:C:2156:GLY:O	1:C:2160:LYS:HG3	2.22	0.40

Continued on next page...

Continued from previous page...

Atom-1	Atom-2	Interatomic distance (Å)	Clash overlap (Å)
1:B:1193:PHE:CD2	1:B:1219:TYR:CB	3.04	0.40
1:C:2028:ILE:HD12	1:C:2030:VAL:HG23	2.04	0.40
1:C:2216:VAL:HA	1:C:2219:TYR:HD1	1.86	0.40

There are no symmetry-related clashes.

5.3 Torsion angles [i](#)

5.3.1 Protein backbone [i](#)

In the following table, the Percentiles column shows the percent Ramachandran outliers of the chain as a percentile score with respect to all X-ray entries followed by that with respect to entries of similar resolution.

The Analysed column shows the number of residues for which the backbone conformation was analysed, and the total number of residues.

Mol	Chain	Analysed	Favoured	Allowed	Outliers	Percentiles	
1	A	249/257 (97%)	214 (86%)	31 (12%)	4 (2%)	11	23
1	B	249/257 (97%)	198 (80%)	40 (16%)	11 (4%)	3	3
1	C	249/257 (97%)	198 (80%)	40 (16%)	11 (4%)	3	3
All	All	747/771 (97%)	610 (82%)	111 (15%)	26 (4%)	4	6

All (26) Ramachandran outliers are listed below:

Mol	Chain	Res	Type
1	A	5	MET
1	C	2143	LEU
1	B	1012	ASN
1	B	1033	GLY
1	B	1069	LYS
1	B	1070	ASP
1	B	1128	GLU
1	B	1147	TYR
1	B	1255	ILE
1	C	2034	ASP
1	C	2108	ILE
1	B	1153	GLU
1	C	2186	PRO
1	C	2214	ASP

Continued on next page...

Continued from previous page...

Mol	Chain	Res	Type
1	A	248	PRO
1	B	1076	PRO
1	B	1144	SER
1	C	2113	SER
1	C	2153	GLU
1	A	220	ILE
1	C	2028	ILE
1	B	1068	ASN
1	C	2091	PRO
1	A	216	VAL
1	C	2180	PRO
1	C	2181	ILE

5.3.2 Protein sidechains ⓘ

In the following table, the Percentiles column shows the percent sidechain outliers of the chain as a percentile score with respect to all X-ray entries followed by that with respect to entries of similar resolution.

The Analysed column shows the number of residues for which the sidechain conformation was analysed, and the total number of residues.

Mol	Chain	Analysed	Rotameric	Outliers	Percentiles	
1	A	220/224 (98%)	205 (93%)	15 (7%)	18	37
1	B	220/224 (98%)	202 (92%)	18 (8%)	13	26
1	C	220/224 (98%)	207 (94%)	13 (6%)	23	45
All	All	660/672 (98%)	614 (93%)	46 (7%)	18	35

All (46) residues with a non-rotameric sidechain are listed below:

Mol	Chain	Res	Type
1	A	34	ASP
1	A	50	ILE
1	A	80	TYR
1	A	94	LEU
1	A	100	LEU
1	A	103	LEU
1	A	127	GLU
1	A	144	SER
1	A	147	TYR
1	A	155	SER

Continued on next page...

Continued from previous page...

Mol	Chain	Res	Type
1	A	212	ARG
1	A	217	LEU
1	A	219	TYR
1	A	224	TYR
1	A	251	VAL
1	B	1006	GLU
1	B	1012	ASN
1	B	1034	ASP
1	B	1096	GLU
1	B	1100	LEU
1	B	1102	ASN
1	B	1108	ILE
1	B	1115	LEU
1	B	1118	LEU
1	B	1136	LYS
1	B	1139	GLU
1	B	1188	LEU
1	B	1191	ASP
1	B	1193	PHE
1	B	1217	LEU
1	B	1218	ASN
1	B	1239	GLU
1	B	1249	LYS
1	C	2006	GLU
1	C	2026	VAL
1	C	2027	SER
1	C	2037	LEU
1	C	2072	THR
1	C	2096	GLU
1	C	2100	LEU
1	C	2103	LEU
1	C	2148	ASP
1	C	2159	MET
1	C	2217	LEU
1	C	2247	ASP
1	C	2249	LYS

Some sidechains can be flipped to improve hydrogen bonding and reduce clashes. All (10) such sidechains are listed below:

Mol	Chain	Res	Type
1	A	42	ASN
1	A	102	ASN

Continued on next page...

Continued from previous page...

Mol	Chain	Res	Type
1	A	190	HIS
1	A	222	HIS
1	B	1042	ASN
1	B	1222	HIS
1	C	2042	ASN
1	C	2068	ASN
1	C	2109	ASN
1	C	2222	HIS

5.3.3 RNA [i](#)

There are no RNA molecules in this entry.

5.4 Non-standard residues in protein, DNA, RNA chains [i](#)

There are no non-standard protein/DNA/RNA residues in this entry.

5.5 Carbohydrates [i](#)

There are no carbohydrates in this entry.

5.6 Ligand geometry [i](#)

Of 9 ligands modelled in this entry, 3 are monoatomic - leaving 6 for Mogul analysis.

In the following table, the Counts columns list the number of bonds (or angles) for which Mogul statistics could be retrieved, the number of bonds (or angles) that are observed in the model and the number of bonds (or angles) that are defined in the chemical component dictionary. The Link column lists molecule types, if any, to which the group is linked. The Z score for a bond length (or angle) is the number of standard deviations the observed value is removed from the expected value. A bond length (or angle) with $|Z| > 2$ is considered an outlier worth inspection. RMSZ is the root-mean-square of all Z scores of the bond lengths (or angles).

Mol	Type	Chain	Res	Link	Bond lengths			Bond angles		
					Counts	RMSZ	$\# Z > 2$	Counts	RMSZ	$\# Z > 2$
4	ADP	A	300	2	25,29,29	1.18	4 (16%)	24,45,45	2.48	3 (12%)
3	MMC	A	302	-	0,1,1	0.00	-	0,0,0	0.00	-
4	ADP	B	1300	-	25,29,29	1.26	4 (16%)	24,45,45	2.30	2 (8%)
3	MMC	B	1302	-	0,1,1	0.00	-	0,0,0	0.00	-
4	ADP	C	2300	-	25,29,29	1.20	3 (12%)	24,45,45	2.34	2 (8%)

Mol	Type	Chain	Res	Link	Bond lengths			Bond angles		
					Counts	RMSZ	# Z > 2	Counts	RMSZ	# Z > 2
3	MMC	C	2302	-	0,1,1	0.00	-	0,0,0	0.00	-

In the following table, the Chirals column lists the number of chiral outliers, the number of chiral centers analysed, the number of these observed in the model and the number defined in the chemical component dictionary. Similar counts are reported in the Torsion and Rings columns. '-' means no outliers of that kind were identified.

Mol	Type	Chain	Res	Link	Chirals	Torsions	Rings
4	ADP	A	300	2	-	0/12/32/32	0/3/3/3
3	MMC	A	302	-	-	0/0/0/0	0/0/0/0
4	ADP	B	1300	-	-	0/12/32/32	0/3/3/3
3	MMC	B	1302	-	-	0/0/0/0	0/0/0/0
4	ADP	C	2300	-	-	0/12/32/32	0/3/3/3
3	MMC	C	2302	-	-	0/0/0/0	0/0/0/0

All (11) bond length outliers are listed below:

Mol	Chain	Res	Type	Atoms	Z	Observed(Å)	Ideal(Å)
4	B	1300	ADP	PB-O3A	-2.80	1.55	1.60
4	A	300	ADP	C5-N7	-2.51	1.30	1.39
4	C	2300	ADP	C5-N7	-2.40	1.31	1.39
4	B	1300	ADP	C5-N7	-2.27	1.31	1.39
4	A	300	ADP	C2'-C1'	-2.03	1.50	1.53
4	B	1300	ADP	PB-O2B	2.01	1.63	1.54
4	A	300	ADP	PB-O2B	2.07	1.63	1.54
4	C	2300	ADP	PB-O2B	2.20	1.63	1.54
4	A	300	ADP	O4'-C1'	2.94	1.45	1.41
4	C	2300	ADP	O4'-C1'	3.11	1.45	1.41
4	B	1300	ADP	O4'-C1'	3.29	1.45	1.41

All (7) bond angle outliers are listed below:

Mol	Chain	Res	Type	Atoms	Z	Observed(°)	Ideal(°)
4	A	300	ADP	N3-C2-N1	-10.99	119.28	128.86
4	B	1300	ADP	N3-C2-N1	-10.57	119.66	128.86
4	C	2300	ADP	N3-C2-N1	-10.56	119.67	128.86
4	A	300	ADP	C4'-O4'-C1'	-3.09	106.48	109.77
4	C	2300	ADP	C4-C5-N7	-2.80	106.71	109.41
4	B	1300	ADP	C4-C5-N7	-2.69	106.81	109.41
4	A	300	ADP	C4-C5-N7	-2.43	107.06	109.41

There are no chirality outliers.

There are no torsion outliers.

There are no ring outliers.

3 monomers are involved in 7 short contacts:

Mol	Chain	Res	Type	Clashes	Symm-Clashes
4	A	300	ADP	2	0
4	B	1300	ADP	1	0
4	C	2300	ADP	4	0

5.7 Other polymers [i](#)

There are no such residues in this entry.

5.8 Polymer linkage issues [i](#)

There are no chain breaks in this entry.

6 Fit of model and data [i](#)

6.1 Protein, DNA and RNA chains [i](#)

In the following table, the column labelled ‘#RSRZ> 2’ contains the number (and percentage) of RSRZ outliers, followed by percent RSRZ outliers for the chain as percentile scores relative to all X-ray entries and entries of similar resolution. The OWAB column contains the minimum, median, 95th percentile and maximum values of the occupancy-weighted average B-factor per residue. The column labelled ‘Q< 0.9’ lists the number of (and percentage) of residues with an average occupancy less than 0.9.

Mol	Chain	Analysed	<RSRZ>	#RSRZ>2	OWAB(Å ²)	Q<0.9
1	A	253/257 (98%)	-0.55	2 (0%) 86 83	2, 15, 40, 60	0
1	B	253/257 (98%)	-0.49	2 (0%) 86 83	1, 15, 44, 64	0
1	C	253/257 (98%)	-0.52	1 (0%) 92 91	2, 15, 42, 64	0
All	All	759/771 (98%)	-0.52	5 (0%) 87 85	1, 15, 43, 64	0

All (5) RSRZ outliers are listed below:

Mol	Chain	Res	Type	RSRZ
1	B	1123	TRP	3.0
1	A	120	TYR	2.9
1	B	1120	TYR	2.6
1	C	2119	PHE	2.6
1	A	4	THR	2.3

6.2 Non-standard residues in protein, DNA, RNA chains [i](#)

There are no non-standard protein/DNA/RNA residues in this entry.

6.3 Carbohydrates [i](#)

There are no carbohydrates in this entry.

6.4 Ligands [i](#)

In the following table, the Atoms column lists the number of modelled atoms in the group and the number defined in the chemical component dictionary. LLDF column lists the quality of electron density of the group with respect to its neighbouring residues in protein, DNA or RNA chains. The B-factors column lists the minimum, median, 95th percentile and maximum values of B factors

of atoms in the group. The column labelled 'Q< 0.9' lists the number of atoms with occupancy less than 0.9.

Mol	Type	Chain	Res	Atoms	RSCC	RSR	LLDF	B-factors(\AA^2)	Q<0.9
4	ADP	C	2300	27/27	0.96	0.13	0.08	14,25,26,27	0
4	ADP	B	1300	27/27	0.96	0.14	-0.16	15,22,26,29	0
4	ADP	A	300	27/27	0.96	0.12	-0.36	11,26,28,29	0
3	MMC	A	302	2/2	1.00	0.08	-1.45	27,27,27,34	0
3	MMC	C	2302	2/2	0.99	0.11	-1.75	32,32,32,35	0
3	MMC	B	1302	2/2	1.00	0.06	-	33,33,33,36	0
2	MG	A	301	1/1	0.99	0.06	-	1,1,1,1	0
2	MG	B	1301	1/1	0.93	0.09	-	11,11,11,11	0
2	MG	C	2301	1/1	0.93	0.12	-	11,11,11,11	0

6.5 Other polymers [i](#)

There are no such residues in this entry.