



Full wwPDB/EMDatabank EM Map/Model Validation Report ⓘ

Mar 2, 2017 – 11:19 am GMT

PDB ID : 3H3W
EMDB ID: : EMD-1048
Title : Fitting of the gp6 crystal structure into 3D cryo-EM reconstruction of bacteriophage T4 dome-shaped baseplate
Authors : Aksyuk, A.A.; Leiman, P.G.; Shneider, M.M.; Mesyanzhinov, V.V.; Rossmann, M.G.
Deposited on : 2009-04-17
Resolution : 12.00 Å(reported)

This is a Full wwPDB/EMDatabank EM Map/Model Validation Report
for a publicly released PDB/EMDB entry.

We welcome your comments at validation@mail.wwpdb.org
A user guide is available at
<http://wwpdb.org/validation/2016/EMValidationReportHelp>
with specific help available everywhere you see the ⓘ symbol.

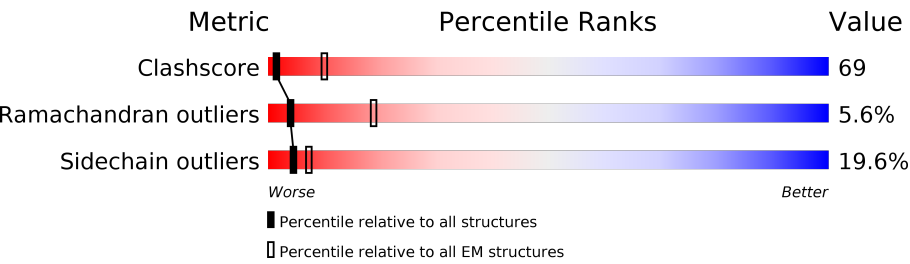
MolProbity : 4.02b-467
Percentile statistics : 20161228.v01 (using entries in the PDB archive December 28th 2016)
Ideal geometry (proteins) : Engh & Huber (2001)
Ideal geometry (DNA, RNA) : Parkinson et. al. (1996)
Validation Pipeline (wwPDB-VP) : recalc29047

1 Overall quality at a glance i

The following experimental techniques were used to determine the structure:
ELECTRON MICROSCOPY

The reported resolution of this entry is 12.00 Å.

Percentile scores (ranging between 0-100) for global validation metrics of the entry are shown in the following graphic. The table shows the number of entries on which the scores are based.



Metric	Whole archive (#Entries)	EM structures (#Entries)
Clashscore	125131	1336
Ramachandran outliers	121729	1120
Sidechain outliers	121581	1026

The table below summarises the geometric issues observed across the polymeric chains. The red, orange, yellow and green segments on the bar indicate the fraction of residues that contain outliers for ≥ 3 , 2, 1 and 0 types of geometric quality criteria. A grey segment represents the fraction of residues that are not modelled. The numeric value for each fraction is indicated below the corresponding segment, with a dot representing fractions $\leq 5\%$

Mol	Chain	Length	Quality of chain
1	A	335	<div><div>36%</div><div>46%</div><div>14%</div><div>..</div></div>
1	B	335	<div><div>35%</div><div>44%</div><div>17%</div><div>..</div></div>
1	C	335	<div><div>36%</div><div>46%</div><div>14%</div><div>..</div></div>
1	D	335	<div><div>34%</div><div>44%</div><div>17%</div><div>..</div></div>
1	E	335	<div><div>35%</div><div>47%</div><div>14%</div><div>..</div></div>
1	F	335	<div><div>34%</div><div>44%</div><div>16%</div><div>..</div></div>
1	G	335	<div><div>35%</div><div>47%</div><div>14%</div><div>..</div></div>
1	H	335	<div><div>35%</div><div>44%</div><div>16%</div><div>..</div></div>
1	I	335	<div><div>35%</div><div>47%</div><div>14%</div><div>..</div></div>

Continued on next page...

Continued from previous page...

Mol	Chain	Length	Quality of chain
1	J	335	<div><div></div><div>35%44%16%<div><div></div><div></div></div></div></div>
1	K	335	<div><div></div><div>35%47%13%<div><div></div><div></div></div></div></div>
1	L	335	<div><div></div><div>35%44%16%<div><div></div><div></div></div></div></div>

2 Entry composition

There is only 1 type of molecule in this entry. The entry contains 31380 atoms, of which 0 are hydrogens and 0 are deuteriums.

In the tables below, the AltConf column contains the number of residues with at least one atom in alternate conformation and the Trace column contains the number of residues modelled with at most 2 atoms.

- Molecule 1 is a protein called Baseplate structural protein Gp6.

Mol	Chain	Residues	Atoms					AltConf	Trace
1	A	326	Total	C	N	O	S	0	0
			2622	1667	424	528	3		
1	B	324	Total	C	N	O	S	0	0
			2608	1658	422	525	3		
1	C	326	Total	C	N	O	S	0	0
			2622	1667	424	528	3		
1	D	324	Total	C	N	O	S	0	0
			2608	1658	422	525	3		
1	E	326	Total	C	N	O	S	0	0
			2622	1667	424	528	3		
1	F	324	Total	C	N	O	S	0	0
			2608	1658	422	525	3		
1	G	326	Total	C	N	O	S	0	0
			2622	1667	424	528	3		
1	H	324	Total	C	N	O	S	0	0
			2608	1658	422	525	3		
1	I	326	Total	C	N	O	S	0	0
			2622	1667	424	528	3		
1	J	324	Total	C	N	O	S	0	0
			2608	1658	422	525	3		
1	K	326	Total	C	N	O	S	0	0
			2622	1667	424	528	3		
1	L	324	Total	C	N	O	S	0	0
			2608	1658	422	525	3		

There are 96 discrepancies between the modelled and reference sequences:

Chain	Residue	Modelled	Actual	Comment	Reference
A	661	LEU	-	EXPRESSION TAG	UNP P19060
A	662	GLU	-	EXPRESSION TAG	UNP P19060
A	663	HIS	-	EXPRESSION TAG	UNP P19060
A	664	HIS	-	EXPRESSION TAG	UNP P19060
A	665	HIS	-	EXPRESSION TAG	UNP P19060
A	666	HIS	-	EXPRESSION TAG	UNP P19060

Continued on next page...

Continued from previous page...

Chain	Residue	Modelled	Actual	Comment	Reference
A	667	HIS	-	EXPRESSION TAG	UNP P19060
A	668	HIS	-	EXPRESSION TAG	UNP P19060
B	661	LEU	-	EXPRESSION TAG	UNP P19060
B	662	GLU	-	EXPRESSION TAG	UNP P19060
B	663	HIS	-	EXPRESSION TAG	UNP P19060
B	664	HIS	-	EXPRESSION TAG	UNP P19060
B	665	HIS	-	EXPRESSION TAG	UNP P19060
B	666	HIS	-	EXPRESSION TAG	UNP P19060
B	667	HIS	-	EXPRESSION TAG	UNP P19060
B	668	HIS	-	EXPRESSION TAG	UNP P19060
C	661	LEU	-	EXPRESSION TAG	UNP P19060
C	662	GLU	-	EXPRESSION TAG	UNP P19060
C	663	HIS	-	EXPRESSION TAG	UNP P19060
C	664	HIS	-	EXPRESSION TAG	UNP P19060
C	665	HIS	-	EXPRESSION TAG	UNP P19060
C	666	HIS	-	EXPRESSION TAG	UNP P19060
C	667	HIS	-	EXPRESSION TAG	UNP P19060
C	668	HIS	-	EXPRESSION TAG	UNP P19060
D	661	LEU	-	EXPRESSION TAG	UNP P19060
D	662	GLU	-	EXPRESSION TAG	UNP P19060
D	663	HIS	-	EXPRESSION TAG	UNP P19060
D	664	HIS	-	EXPRESSION TAG	UNP P19060
D	665	HIS	-	EXPRESSION TAG	UNP P19060
D	666	HIS	-	EXPRESSION TAG	UNP P19060
D	667	HIS	-	EXPRESSION TAG	UNP P19060
D	668	HIS	-	EXPRESSION TAG	UNP P19060
E	661	LEU	-	EXPRESSION TAG	UNP P19060
E	662	GLU	-	EXPRESSION TAG	UNP P19060
E	663	HIS	-	EXPRESSION TAG	UNP P19060
E	664	HIS	-	EXPRESSION TAG	UNP P19060
E	665	HIS	-	EXPRESSION TAG	UNP P19060
E	666	HIS	-	EXPRESSION TAG	UNP P19060
E	667	HIS	-	EXPRESSION TAG	UNP P19060
E	668	HIS	-	EXPRESSION TAG	UNP P19060
F	661	LEU	-	EXPRESSION TAG	UNP P19060
F	662	GLU	-	EXPRESSION TAG	UNP P19060
F	663	HIS	-	EXPRESSION TAG	UNP P19060
F	664	HIS	-	EXPRESSION TAG	UNP P19060
F	665	HIS	-	EXPRESSION TAG	UNP P19060
F	666	HIS	-	EXPRESSION TAG	UNP P19060
F	667	HIS	-	EXPRESSION TAG	UNP P19060
F	668	HIS	-	EXPRESSION TAG	UNP P19060

Continued on next page...

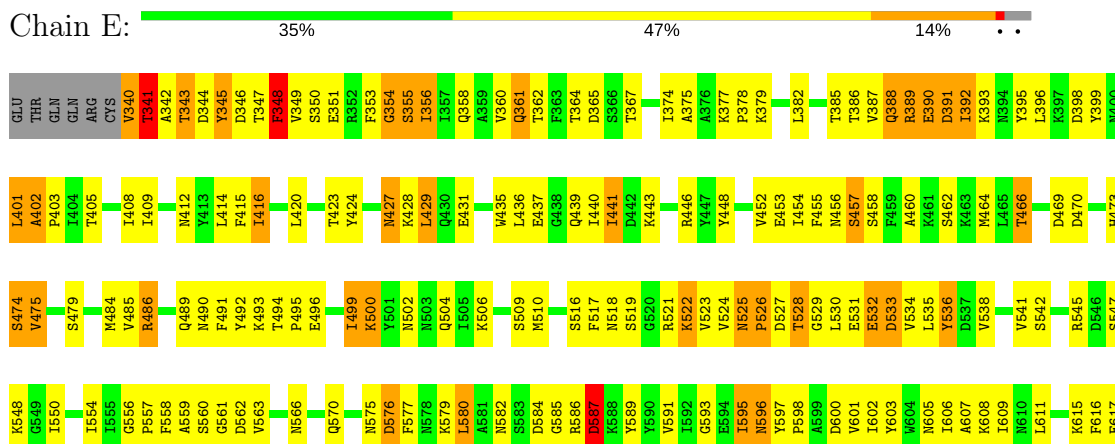
Continued from previous page...

Chain	Residue	Modelled	Actual	Comment	Reference
G	661	LEU	-	EXPRESSION TAG	UNP P19060
G	662	GLU	-	EXPRESSION TAG	UNP P19060
G	663	HIS	-	EXPRESSION TAG	UNP P19060
G	664	HIS	-	EXPRESSION TAG	UNP P19060
G	665	HIS	-	EXPRESSION TAG	UNP P19060
G	666	HIS	-	EXPRESSION TAG	UNP P19060
G	667	HIS	-	EXPRESSION TAG	UNP P19060
G	668	HIS	-	EXPRESSION TAG	UNP P19060
H	661	LEU	-	EXPRESSION TAG	UNP P19060
H	662	GLU	-	EXPRESSION TAG	UNP P19060
H	663	HIS	-	EXPRESSION TAG	UNP P19060
H	664	HIS	-	EXPRESSION TAG	UNP P19060
H	665	HIS	-	EXPRESSION TAG	UNP P19060
H	666	HIS	-	EXPRESSION TAG	UNP P19060
H	667	HIS	-	EXPRESSION TAG	UNP P19060
H	668	HIS	-	EXPRESSION TAG	UNP P19060
I	661	LEU	-	EXPRESSION TAG	UNP P19060
I	662	GLU	-	EXPRESSION TAG	UNP P19060
I	663	HIS	-	EXPRESSION TAG	UNP P19060
I	664	HIS	-	EXPRESSION TAG	UNP P19060
I	665	HIS	-	EXPRESSION TAG	UNP P19060
I	666	HIS	-	EXPRESSION TAG	UNP P19060
I	667	HIS	-	EXPRESSION TAG	UNP P19060
I	668	HIS	-	EXPRESSION TAG	UNP P19060
J	661	LEU	-	EXPRESSION TAG	UNP P19060
J	662	GLU	-	EXPRESSION TAG	UNP P19060
J	663	HIS	-	EXPRESSION TAG	UNP P19060
J	664	HIS	-	EXPRESSION TAG	UNP P19060
J	665	HIS	-	EXPRESSION TAG	UNP P19060
J	666	HIS	-	EXPRESSION TAG	UNP P19060
J	667	HIS	-	EXPRESSION TAG	UNP P19060
J	668	HIS	-	EXPRESSION TAG	UNP P19060
K	661	LEU	-	EXPRESSION TAG	UNP P19060
K	662	GLU	-	EXPRESSION TAG	UNP P19060
K	663	HIS	-	EXPRESSION TAG	UNP P19060
K	664	HIS	-	EXPRESSION TAG	UNP P19060
K	665	HIS	-	EXPRESSION TAG	UNP P19060
K	666	HIS	-	EXPRESSION TAG	UNP P19060
K	667	HIS	-	EXPRESSION TAG	UNP P19060
K	668	HIS	-	EXPRESSION TAG	UNP P19060
L	661	LEU	-	EXPRESSION TAG	UNP P19060
L	662	GLU	-	EXPRESSION TAG	UNP P19060

Continued on next page...

Continued from previous page...

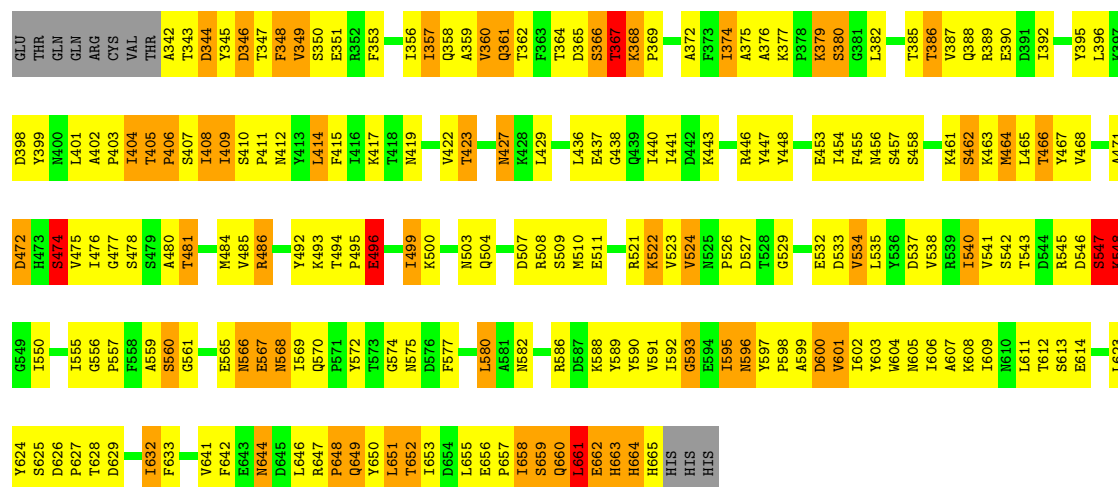
Chain	Residue	Modelled	Actual	Comment	Reference
L	663	HIS	-	EXPRESSION TAG	UNP P19060
L	664	HIS	-	EXPRESSION TAG	UNP P19060
L	665	HIS	-	EXPRESSION TAG	UNP P19060
L	666	HIS	-	EXPRESSION TAG	UNP P19060
L	667	HIS	-	EXPRESSION TAG	UNP P19060
L	668	HIS	-	EXPRESSION TAG	UNP P19060





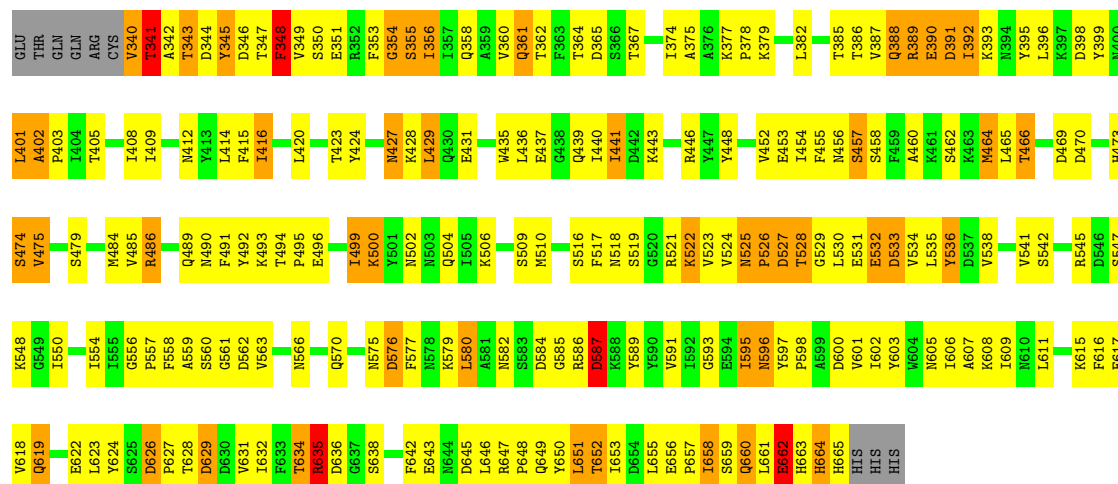
• Molecule 1: Baseplate structural protein Gp6

Chain F: 34% 44% 16%



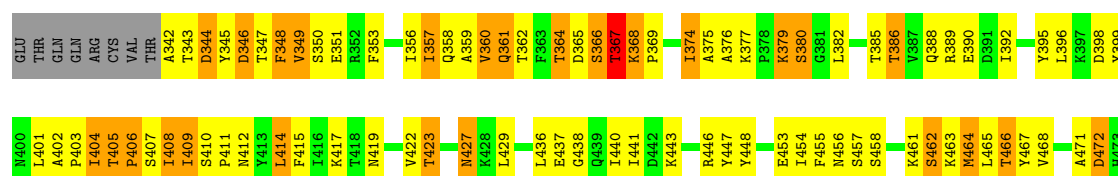
• Molecule 1: Baseplate structural protein Gp6

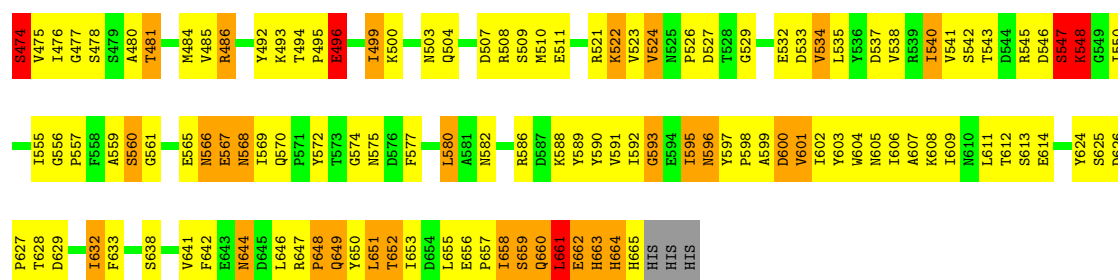
Chain G: 35% 47% 14%



• Molecule 1: Baseplate structural protein Gp6

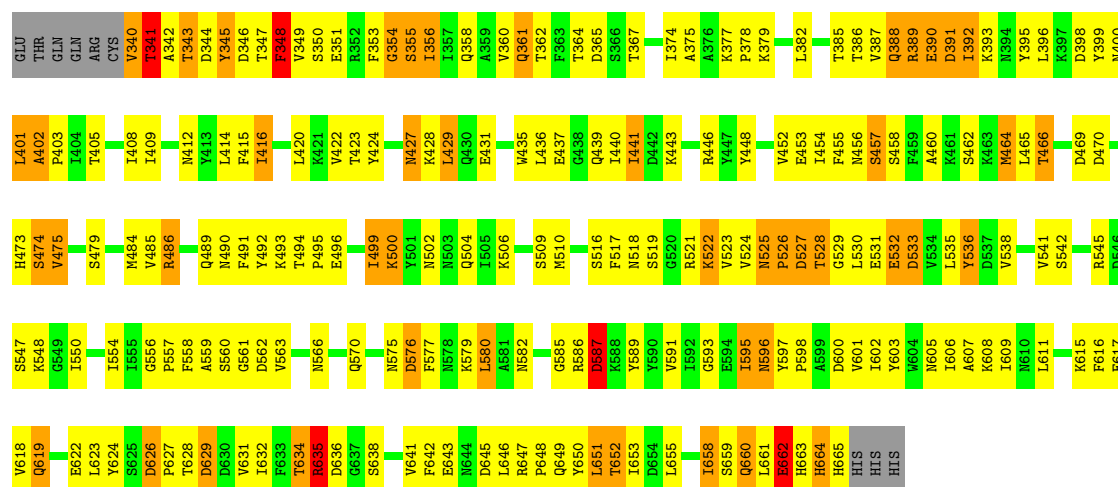
Chain H: 35% 44% 16%





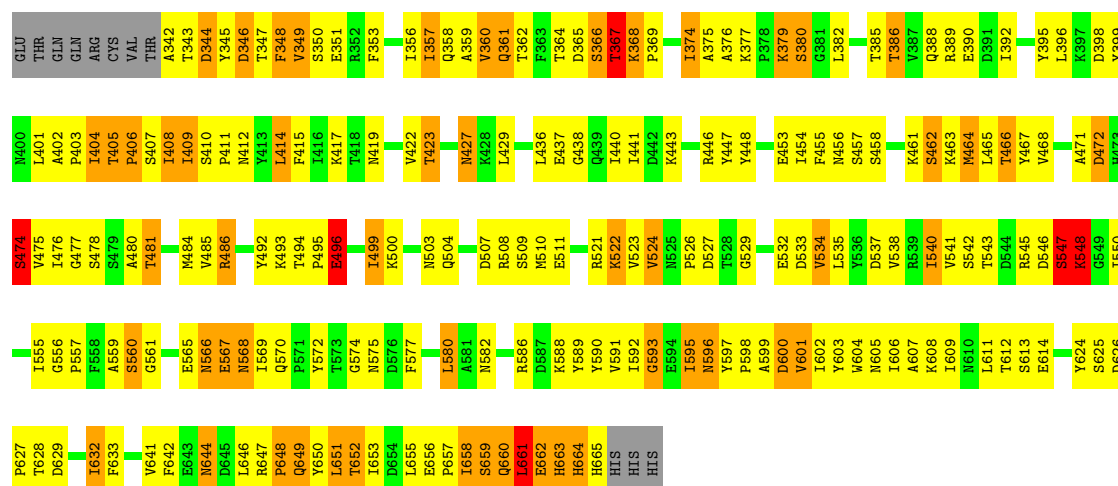
• Molecule 1: Baseplate structural protein Gp6

Chain I: 35% 47% 14% . .



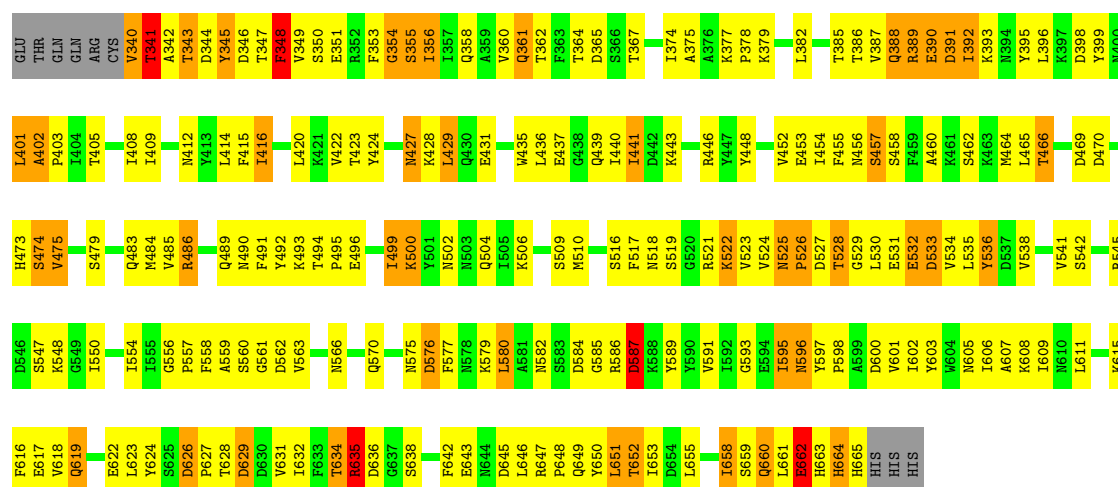
• Molecule 1: Baseplate structural protein Gp6

Chain J: 35% 44% 16% . .



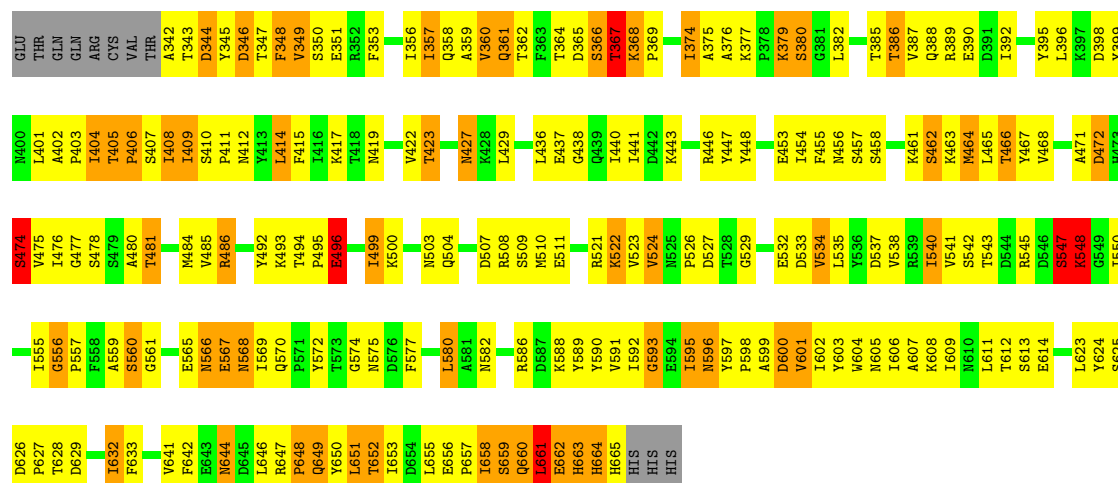
• Molecule 1: Baseplate structural protein Gp6

Chain K: 35% 47% 13% . .



• Molecule 1: Baseplate structural protein Gp6

Chain L: 35% 44% 16%



4 Experimental information

Property	Value	Source
Reconstruction method	SINGLE PARTICLE	Depositor
Imposed symmetry	POINT, C	Depositor
Number of particles used	Not provided	Depositor
Resolution determination method	Not provided	Depositor
CTF correction method	Not provided	Depositor
Microscope	FEI/PHILIPS CM300FEG/T	Depositor
Voltage (kV)	Not provided	Depositor
Electron dose ($e^-/\text{\AA}^2$)	25	Depositor
Minimum defocus (nm)	1200	Depositor
Maximum defocus (nm)	5000	Depositor
Magnification	47000	Depositor
Image detector	Not provided	Depositor

5 Model quality ⓘ

5.1 Standard geometry ⓘ

The Z score for a bond length (or angle) is the number of standard deviations the observed value is removed from the expected value. A bond length (or angle) with $|Z| > 5$ is considered an outlier worth inspection. RMSZ is the root-mean-square of all Z scores of the bond lengths (or angles).

Mol	Chain	Bond lengths		Bond angles	
		RMSZ	$\# Z > 2$	RMSZ	$\# Z > 2$
1	A	0.50	0/2677	0.80	7/3637 (0.2%)
1	B	0.51	0/2663	0.96	11/3617 (0.3%)
1	C	0.50	0/2677	0.80	7/3637 (0.2%)
1	D	0.51	0/2663	0.96	11/3617 (0.3%)
1	E	0.50	0/2677	0.80	7/3637 (0.2%)
1	F	0.51	0/2663	0.96	11/3617 (0.3%)
1	G	0.50	0/2677	0.80	7/3637 (0.2%)
1	H	0.51	0/2663	0.96	11/3617 (0.3%)
1	I	0.50	0/2677	0.80	7/3637 (0.2%)
1	J	0.51	0/2663	0.96	11/3617 (0.3%)
1	K	0.50	0/2677	0.80	7/3637 (0.2%)
1	L	0.51	0/2663	0.96	11/3617 (0.3%)
All	All	0.51	0/32040	0.88	108/43524 (0.2%)

There are no bond length outliers.

All (108) bond angle outliers are listed below:

Mol	Chain	Res	Type	Atoms	Z	Observed(°)	Ideal(°)
1	J	405	THR	C-N-CD	-29.01	56.77	120.60
1	H	405	THR	C-N-CD	-29.01	56.77	120.60
1	D	405	THR	C-N-CD	-29.01	56.78	120.60
1	F	405	THR	C-N-CD	-29.00	56.79	120.60
1	L	405	THR	C-N-CD	-29.00	56.80	120.60
1	B	405	THR	C-N-CD	-29.00	56.81	120.60
1	B	474	SER	N-CA-CB	-10.98	94.03	110.50
1	L	474	SER	N-CA-CB	-10.98	94.03	110.50
1	D	474	SER	N-CA-CB	-10.97	94.04	110.50
1	F	474	SER	N-CA-CB	-10.97	94.05	110.50
1	H	474	SER	N-CA-CB	-10.96	94.06	110.50
1	J	474	SER	N-CA-CB	-10.96	94.07	110.50
1	G	646	LEU	N-CA-CB	-10.48	89.45	110.40
1	A	646	LEU	N-CA-CB	-10.47	89.47	110.40
1	E	646	LEU	N-CA-CB	-10.46	89.48	110.40

Continued on next page...

Continued from previous page...

Mol	Chain	Res	Type	Atoms	Z	Observed(°)	Ideal(°)
1	I	646	LEU	N-CA-CB	-10.45	89.50	110.40
1	K	646	LEU	N-CA-CB	-10.45	89.51	110.40
1	C	646	LEU	N-CA-CB	-10.44	89.53	110.40
1	B	548	LYS	N-CA-C	9.97	137.91	111.00
1	D	548	LYS	N-CA-C	9.96	137.88	111.00
1	L	548	LYS	N-CA-C	9.95	137.85	111.00
1	F	548	LYS	N-CA-C	9.94	137.84	111.00
1	H	548	LYS	N-CA-C	9.94	137.83	111.00
1	J	548	LYS	N-CA-C	9.94	137.83	111.00
1	J	534	VAL	N-CA-CB	-9.74	90.06	111.50
1	H	534	VAL	N-CA-CB	-9.73	90.10	111.50
1	D	534	VAL	N-CA-CB	-9.72	90.11	111.50
1	L	534	VAL	N-CA-CB	-9.72	90.11	111.50
1	F	534	VAL	N-CA-CB	-9.72	90.12	111.50
1	B	534	VAL	N-CA-CB	-9.71	90.13	111.50
1	A	457	SER	N-CA-CB	9.62	124.93	110.50
1	I	457	SER	N-CA-CB	9.62	124.93	110.50
1	E	457	SER	N-CA-CB	9.60	124.90	110.50
1	C	457	SER	N-CA-CB	9.60	124.89	110.50
1	G	457	SER	N-CA-CB	9.59	124.88	110.50
1	K	457	SER	N-CA-CB	9.59	124.88	110.50
1	I	456	ASN	CB-CA-C	-8.73	92.94	110.40
1	E	456	ASN	CB-CA-C	-8.73	92.95	110.40
1	K	456	ASN	CB-CA-C	-8.73	92.95	110.40
1	C	456	ASN	CB-CA-C	-8.72	92.96	110.40
1	A	456	ASN	CB-CA-C	-8.72	92.97	110.40
1	G	456	ASN	CB-CA-C	-8.71	92.97	110.40
1	B	472	ASP	CB-CA-C	8.47	127.34	110.40
1	J	472	ASP	CB-CA-C	8.46	127.31	110.40
1	H	472	ASP	CB-CA-C	8.45	127.30	110.40
1	L	472	ASP	CB-CA-C	8.45	127.30	110.40
1	F	472	ASP	CB-CA-C	8.45	127.29	110.40
1	D	472	ASP	CB-CA-C	8.44	127.29	110.40
1	H	398	ASP	CB-CA-C	7.99	126.38	110.40
1	F	398	ASP	CB-CA-C	7.99	126.37	110.40
1	L	398	ASP	CB-CA-C	7.99	126.37	110.40
1	B	398	ASP	CB-CA-C	7.97	126.34	110.40
1	D	398	ASP	CB-CA-C	7.97	126.34	110.40
1	J	398	ASP	CB-CA-C	7.96	126.32	110.40
1	G	645	ASP	CB-CA-C	7.88	126.17	110.40
1	A	645	ASP	CB-CA-C	7.88	126.16	110.40
1	E	645	ASP	CB-CA-C	7.86	126.13	110.40

Continued on next page...

Continued from previous page...

Mol	Chain	Res	Type	Atoms	Z	Observed(°)	Ideal(°)
1	I	645	ASP	CB-CA-C	7.86	126.12	110.40
1	K	645	ASP	CB-CA-C	7.85	126.10	110.40
1	C	645	ASP	CB-CA-C	7.84	126.09	110.40
1	C	527	ASP	C-N-CA	-6.15	106.33	121.70
1	I	527	ASP	C-N-CA	-6.15	106.33	121.70
1	K	527	ASP	C-N-CA	-6.14	106.35	121.70
1	A	527	ASP	C-N-CA	-6.13	106.36	121.70
1	G	527	ASP	C-N-CA	-6.13	106.38	121.70
1	E	457	SER	N-CA-C	-6.11	94.49	111.00
1	E	527	ASP	C-N-CA	-6.11	106.42	121.70
1	G	457	SER	N-CA-C	-6.10	94.54	111.00
1	C	457	SER	N-CA-C	-6.09	94.54	111.00
1	K	457	SER	N-CA-C	-6.09	94.55	111.00
1	A	457	SER	N-CA-C	-6.09	94.56	111.00
1	D	644	ASN	CB-CA-C	-6.08	98.23	110.40
1	I	457	SER	N-CA-C	-6.08	94.57	111.00
1	J	644	ASN	CB-CA-C	-6.08	98.24	110.40
1	F	644	ASN	CB-CA-C	-6.08	98.24	110.40
1	L	644	ASN	CB-CA-C	-6.08	98.24	110.40
1	B	644	ASN	CB-CA-C	-6.08	98.25	110.40
1	H	644	ASN	CB-CA-C	-6.07	98.26	110.40
1	J	547	SER	N-CA-C	-6.02	94.74	111.00
1	L	547	SER	N-CA-C	-6.01	94.78	111.00
1	D	547	SER	N-CA-C	-6.00	94.79	111.00
1	F	547	SER	N-CA-C	-6.00	94.79	111.00
1	H	547	SER	N-CA-C	-6.00	94.80	111.00
1	B	547	SER	N-CA-C	-6.00	94.80	111.00
1	C	525	ASN	C-N-CD	-5.91	107.60	120.60
1	A	525	ASN	C-N-CD	-5.90	107.61	120.60
1	G	525	ASN	C-N-CD	-5.88	107.66	120.60
1	I	525	ASN	C-N-CD	-5.88	107.66	120.60
1	E	525	ASN	C-N-CD	-5.88	107.67	120.60
1	K	525	ASN	C-N-CD	-5.88	107.67	120.60
1	F	533	ASP	N-CA-C	-5.78	95.39	111.00
1	D	533	ASP	N-CA-C	-5.78	95.39	111.00
1	B	533	ASP	N-CA-C	-5.76	95.43	111.00
1	J	533	ASP	N-CA-C	-5.76	95.44	111.00
1	L	533	ASP	N-CA-C	-5.76	95.44	111.00
1	H	533	ASP	N-CA-C	-5.76	95.45	111.00
1	L	533	ASP	CB-CA-C	-5.66	99.09	110.40
1	J	533	ASP	CB-CA-C	-5.63	99.13	110.40
1	H	533	ASP	CB-CA-C	-5.63	99.14	110.40

Continued on next page...

Continued from previous page...

Mol	Chain	Res	Type	Atoms	Z	Observed(°)	Ideal(°)
1	F	533	ASP	CB-CA-C	-5.63	99.14	110.40
1	B	533	ASP	CB-CA-C	-5.62	99.15	110.40
1	D	533	ASP	CB-CA-C	-5.62	99.16	110.40
1	F	367	THR	CB-CA-C	-5.36	97.13	111.60
1	B	367	THR	CB-CA-C	-5.36	97.13	111.60
1	D	367	THR	CB-CA-C	-5.36	97.14	111.60
1	J	367	THR	CB-CA-C	-5.35	97.14	111.60
1	H	367	THR	CB-CA-C	-5.35	97.15	111.60
1	L	367	THR	CB-CA-C	-5.35	97.15	111.60

There are no chirality outliers.

There are no planarity outliers.

5.2 Too-close contacts ⓘ

In the following table, the Non-H and H(model) columns list the number of non-hydrogen atoms and hydrogen atoms in the chain respectively. The H(added) column lists the number of hydrogen atoms added and optimized by MolProbity. The Clashes column lists the number of clashes within the asymmetric unit, whereas Symm-Clashes lists symmetry related clashes.

Mol	Chain	Non-H	H(model)	H(added)	Clashes	Symm-Clashes
1	A	2622	0	2545	394	0
1	B	2608	0	2530	369	0
1	C	2622	0	2545	396	0
1	D	2608	0	2530	375	0
1	E	2622	0	2543	440	0
1	F	2608	0	2530	338	0
1	G	2622	0	2543	376	0
1	H	2608	0	2530	367	0
1	I	2622	0	2544	376	0
1	J	2608	0	2530	334	0
1	K	2622	0	2543	414	0
1	L	2608	0	2530	339	0
All	All	31380	0	30443	4266	0

The all-atom clashscore is defined as the number of clashes found per 1000 atoms (including hydrogen atoms). The all-atom clashscore for this structure is 69.

All (4266) close contacts within the same asymmetric unit are listed below, sorted by their clash magnitude.

Atom-1	Atom-2	Interatomic distance (Å)	Clash overlap (Å)
1:B:366:SER:CB	1:K:403:PRO:HB3	1.21	1.65
1:A:664:HIS:NE2	1:K:348:PHE:CZ	1.70	1.60
1:I:400:ASN:ND2	1:K:664:HIS:CE1	1.69	1.58
1:B:364:THR:CG2	1:K:401:LEU:CD1	1.79	1.58
1:E:348:PHE:CZ	1:G:664:HIS:NE2	1.68	1.57
1:E:401:LEU:CD1	1:H:364:THR:CG2	1.78	1.56
1:E:403:PRO:HB3	1:H:366:SER:CB	1.18	1.54
1:E:348:PHE:HZ	1:G:664:HIS:CD2	1.24	1.53
1:E:401:LEU:CD1	1:H:364:THR:HG21	1.34	1.53
1:A:664:HIS:CD2	1:K:348:PHE:HZ	1.28	1.51
1:B:364:THR:HG21	1:K:401:LEU:CD1	1.34	1.51
1:D:398:ASP:OD2	1:E:663:HIS:CD2	1.65	1.49
1:E:403:PRO:CB	1:H:366:SER:HB3	1.42	1.49
1:B:366:SER:HB3	1:K:403:PRO:CB	1.45	1.47
1:E:403:PRO:CA	1:H:366:SER:HB3	1.46	1.44
1:D:400:ASN:ND2	1:E:662:GLU:HG2	1.32	1.44
1:A:403:PRO:CG	1:C:366:SER:HB2	1.45	1.42
1:B:366:SER:HB3	1:K:403:PRO:CA	1.48	1.42
1:E:348:PHE:HZ	1:G:664:HIS:NE2	1.02	1.41
1:D:400:ASN:HD22	1:E:662:GLU:CG	1.33	1.39
1:E:403:PRO:HB3	1:H:366:SER:CA	1.50	1.39
1:I:400:ASN:HD21	1:K:664:HIS:CD2	1.40	1.39
1:I:400:ASN:ND2	1:K:664:HIS:ND1	1.62	1.39
1:A:661:LEU:HD13	1:A:662:GLU:N	1.06	1.38
1:B:366:SER:CB	1:K:403:PRO:CB	1.99	1.38
1:K:661:LEU:HD13	1:K:662:GLU:N	1.06	1.38
1:B:366:SER:CA	1:K:403:PRO:HB3	1.52	1.38
1:C:661:LEU:HD13	1:C:662:GLU:N	1.06	1.38
1:E:403:PRO:CB	1:H:366:SER:CB	1.97	1.36
1:I:400:ASN:ND2	1:K:664:HIS:CG	1.92	1.36
1:I:661:LEU:HD13	1:I:662:GLU:N	1.06	1.35
1:G:661:LEU:HD13	1:G:662:GLU:N	1.06	1.34
1:D:661:LEU:HD13	1:D:661:LEU:C	1.48	1.33
1:E:661:LEU:HD13	1:E:662:GLU:N	1.06	1.33
1:A:664:HIS:NE2	1:K:348:PHE:HZ	1.02	1.32
1:A:559:ALA:C	1:A:561:GLY:HA3	1.49	1.32
1:F:661:LEU:C	1:F:661:LEU:HD13	1.48	1.32
1:D:398:ASP:OD2	1:E:663:HIS:CG	1.82	1.32
1:C:559:ALA:C	1:C:561:GLY:HA3	1.49	1.31
1:H:661:LEU:HD13	1:H:661:LEU:C	1.48	1.30
1:G:559:ALA:C	1:G:561:GLY:HA3	1.49	1.30
1:I:525:ASN:CB	1:I:526:PRO:HD2	1.59	1.30

Continued on next page...

Continued from previous page...

Atom-1	Atom-2	Interatomic distance (Å)	Clash overlap (Å)
1:E:559:ALA:C	1:E:561:GLY:HA3	1.49	1.30
1:I:559:ALA:C	1:I:561:GLY:HA3	1.49	1.29
1:K:559:ALA:C	1:K:561:GLY:HA3	1.49	1.29
1:G:525:ASN:CB	1:G:526:PRO:HD2	1.59	1.29
1:E:385:THR:OG1	1:E:387:VAL:HG23	1.33	1.28
1:A:525:ASN:CB	1:A:526:PRO:HD2	1.58	1.26
1:A:401:LEU:CD1	1:C:364:THR:HG23	1.64	1.26
1:F:408:ILE:HD12	1:F:408:ILE:C	1.56	1.26
1:D:408:ILE:HD12	1:D:408:ILE:C	1.56	1.25
1:D:646:LEU:O	1:D:646:LEU:HD23	1.36	1.25
1:C:385:THR:OG1	1:C:387:VAL:HG23	1.33	1.25
1:K:401:LEU:HD23	1:K:401:LEU:C	1.55	1.25
1:E:401:LEU:C	1:E:401:LEU:HD23	1.55	1.25
1:D:400:ASN:ND2	1:E:662:GLU:CG	1.91	1.24
1:E:525:ASN:CB	1:E:526:PRO:HD2	1.59	1.24
1:L:661:LEU:C	1:L:661:LEU:HD13	1.48	1.24
1:G:385:THR:OG1	1:G:387:VAL:HG23	1.33	1.24
1:G:401:LEU:C	1:G:401:LEU:HD23	1.55	1.24
1:J:408:ILE:HD12	1:J:408:ILE:C	1.56	1.24
1:A:401:LEU:HD23	1:A:401:LEU:C	1.55	1.23
1:B:661:LEU:C	1:B:661:LEU:HD13	1.48	1.23
1:H:408:ILE:HD12	1:H:408:ILE:C	1.56	1.23
1:J:646:LEU:HD23	1:J:646:LEU:O	1.36	1.23
1:G:559:ALA:O	1:G:561:GLY:HA3	1.40	1.23
1:L:408:ILE:C	1:L:408:ILE:HD12	1.56	1.22
1:A:385:THR:OG1	1:A:387:VAL:HG23	1.33	1.22
1:E:559:ALA:O	1:E:561:GLY:HA3	1.40	1.22
1:F:646:LEU:HD23	1:F:646:LEU:O	1.36	1.22
1:I:559:ALA:O	1:I:561:GLY:HA3	1.39	1.22
1:L:661:LEU:O	1:L:663:HIS:N	1.72	1.22
1:G:401:LEU:HD23	1:G:402:ALA:N	1.54	1.22
1:B:646:LEU:O	1:B:646:LEU:HD23	1.36	1.22
1:L:409:ILE:HD12	1:L:409:ILE:C	1.59	1.22
1:C:401:LEU:HD23	1:C:402:ALA:N	1.54	1.22
1:K:629:ASP:HA	1:L:664:HIS:CE1	1.75	1.22
1:I:629:ASP:HA	1:J:664:HIS:CE1	1.75	1.22
1:A:401:LEU:HD23	1:A:402:ALA:N	1.54	1.22
1:C:629:ASP:HA	1:D:664:HIS:CE1	1.75	1.21
1:I:401:LEU:C	1:I:401:LEU:HD23	1.55	1.21
1:K:525:ASN:CB	1:K:526:PRO:HD2	1.59	1.21
1:H:409:ILE:HD12	1:H:409:ILE:C	1.59	1.21

Continued on next page...

Continued from previous page...

Atom-1	Atom-2	Interatomic distance (Å)	Clash overlap (Å)
1:A:661:LEU:HD13	1:A:661:LEU:C	1.58	1.21
1:J:661:LEU:O	1:J:663:HIS:N	1.72	1.21
1:K:385:THR:OG1	1:K:387:VAL:HG23	1.33	1.21
1:A:629:ASP:HA	1:B:664:HIS:CE1	1.75	1.21
1:B:661:LEU:O	1:B:663:HIS:N	1.72	1.21
1:E:401:LEU:HD23	1:E:402:ALA:N	1.54	1.21
1:E:348:PHE:CZ	1:G:664:HIS:CD2	2.16	1.21
1:H:646:LEU:O	1:H:646:LEU:HD23	1.36	1.21
1:B:408:ILE:HD12	1:B:408:ILE:C	1.56	1.21
1:D:661:LEU:O	1:D:663:HIS:N	1.72	1.21
1:I:385:THR:OG1	1:I:387:VAL:HG23	1.33	1.21
1:J:661:LEU:HD13	1:J:661:LEU:C	1.48	1.21
1:I:401:LEU:HD23	1:I:402:ALA:N	1.54	1.20
1:E:629:ASP:HA	1:F:664:HIS:CE1	1.75	1.20
1:L:646:LEU:O	1:L:646:LEU:HD23	1.36	1.20
1:F:661:LEU:O	1:F:663:HIS:N	1.72	1.20
1:J:367:THR:O	1:J:369:PRO:HD3	1.42	1.20
1:E:661:LEU:CD1	1:E:662:GLU:N	2.03	1.20
1:A:664:HIS:CD2	1:K:348:PHE:CZ	2.19	1.20
1:B:367:THR:O	1:B:369:PRO:HD3	1.42	1.20
1:G:661:LEU:CD1	1:G:662:GLU:N	2.03	1.20
1:J:409:ILE:HD12	1:J:409:ILE:C	1.59	1.20
1:A:661:LEU:CD1	1:A:662:GLU:N	2.03	1.20
1:C:661:LEU:CD1	1:C:662:GLU:N	2.03	1.20
1:D:367:THR:O	1:D:369:PRO:HD3	1.42	1.20
1:C:525:ASN:CB	1:C:526:PRO:HD2	1.59	1.19
1:A:340:VAL:HA	1:A:345:TYR:OH	1.43	1.19
1:C:502:ASN:HD22	1:C:635:ARG:HB3	1.08	1.19
1:K:401:LEU:HD23	1:K:402:ALA:N	1.54	1.19
1:G:629:ASP:HA	1:H:664:HIS:CE1	1.75	1.19
1:G:525:ASN:O	1:G:528:THR:HG23	1.43	1.19
1:I:661:LEU:CD1	1:I:662:GLU:N	2.03	1.19
1:A:403:PRO:HG3	1:C:366:SER:HB2	1.24	1.19
1:H:661:LEU:O	1:H:663:HIS:N	1.72	1.19
1:K:661:LEU:CD1	1:K:662:GLU:N	2.03	1.19
1:K:559:ALA:O	1:K:561:GLY:HA3	1.39	1.19
1:K:340:VAL:HA	1:K:345:TYR:OH	1.43	1.18
1:L:367:THR:O	1:L:369:PRO:HD3	1.42	1.18
1:D:409:ILE:C	1:D:409:ILE:HD12	1.59	1.18
1:H:367:THR:O	1:H:369:PRO:HD3	1.42	1.18
1:C:525:ASN:O	1:C:528:THR:HG23	1.43	1.18

Continued on next page...

Continued from previous page...

Atom-1	Atom-2	Interatomic distance (Å)	Clash overlap (Å)
1:C:401:LEU:C	1:C:401:LEU:HD23	1.55	1.18
1:D:409:ILE:O	1:D:409:ILE:HD12	1.44	1.18
1:L:409:ILE:O	1:L:409:ILE:HD12	1.44	1.18
1:C:559:ALA:O	1:C:561:GLY:HA3	1.39	1.17
1:E:340:VAL:HA	1:E:345:TYR:OH	1.43	1.17
1:E:525:ASN:O	1:E:528:THR:HG23	1.43	1.17
1:B:409:ILE:O	1:B:409:ILE:HD12	1.44	1.17
1:I:340:VAL:HA	1:I:345:TYR:OH	1.43	1.17
1:J:409:ILE:HD12	1:J:409:ILE:O	1.44	1.17
1:K:635:ARG:HG2	1:K:636:ASP:H	1.09	1.17
1:A:525:ASN:O	1:A:528:THR:HG23	1.43	1.16
1:G:340:VAL:HA	1:G:345:TYR:OH	1.43	1.16
1:K:525:ASN:O	1:K:528:THR:HG23	1.43	1.16
1:A:403:PRO:CB	1:C:366:SER:HB2	1.76	1.16
1:A:635:ARG:HG2	1:A:636:ASP:H	1.09	1.16
1:E:401:LEU:HD11	1:H:364:THR:CG2	1.55	1.16
1:C:661:LEU:C	1:C:661:LEU:HD13	1.58	1.16
1:D:647:ARG:NH1	1:D:649:GLN:OE1	1.78	1.16
1:F:647:ARG:NH1	1:F:649:GLN:OE1	1.78	1.16
1:I:525:ASN:O	1:I:528:THR:HG23	1.43	1.16
1:A:559:ALA:O	1:A:561:GLY:HA3	1.40	1.16
1:B:409:ILE:C	1:B:409:ILE:HD12	1.59	1.16
1:A:403:PRO:CD	1:C:366:SER:HB3	1.76	1.16
1:F:409:ILE:C	1:F:409:ILE:HD12	1.59	1.16
1:E:525:ASN:HB3	1:E:526:PRO:HD2	1.25	1.16
1:A:403:PRO:HD3	1:C:366:SER:CB	1.74	1.15
1:A:502:ASN:HD22	1:A:635:ARG:HB3	1.08	1.15
1:C:340:VAL:C	1:C:345:TYR:HE1	1.49	1.15
1:G:525:ASN:HB3	1:G:526:PRO:HD2	1.25	1.15
1:E:661:LEU:C	1:E:661:LEU:HD13	1.58	1.15
1:A:403:PRO:CD	1:C:366:SER:CB	2.23	1.15
1:F:367:THR:O	1:F:369:PRO:HD3	1.42	1.15
1:A:353:PHE:O	1:A:355:SER:N	1.80	1.15
1:G:340:VAL:C	1:G:345:TYR:HE1	1.49	1.15
1:H:409:ILE:HD12	1:H:409:ILE:O	1.44	1.15
1:I:353:PHE:O	1:I:355:SER:N	1.80	1.15
1:E:353:PHE:O	1:E:355:SER:N	1.80	1.15
1:J:647:ARG:NH1	1:J:649:GLN:OE1	1.78	1.15
1:I:502:ASN:HD22	1:I:635:ARG:HB3	1.08	1.15
1:E:340:VAL:C	1:E:345:TYR:HE1	1.49	1.15
1:C:340:VAL:HA	1:C:345:TYR:OH	1.43	1.14

Continued on next page...

Continued from previous page...

Atom-1	Atom-2	Interatomic distance (Å)	Clash overlap (Å)
1:K:661:LEU:HD13	1:K:661:LEU:C	1.58	1.14
1:A:340:VAL:C	1:A:345:TYR:HE1	1.49	1.14
1:A:525:ASN:HB3	1:A:526:PRO:HD2	1.25	1.14
1:E:385:THR:HG21	1:E:389:ARG:CA	1.78	1.14
1:J:366:SER:C	1:J:367:THR:HG22	1.68	1.14
1:L:647:ARG:NH1	1:L:649:GLN:OE1	1.78	1.14
1:K:340:VAL:C	1:K:345:TYR:HE1	1.49	1.14
1:I:340:VAL:C	1:I:345:TYR:HE1	1.49	1.14
1:I:385:THR:HG21	1:I:389:ARG:CA	1.78	1.14
1:C:385:THR:HG21	1:C:389:ARG:CA	1.78	1.14
1:F:409:ILE:O	1:F:409:ILE:HD12	1.44	1.14
1:K:353:PHE:O	1:K:355:SER:N	1.80	1.14
1:K:385:THR:HG21	1:K:389:ARG:CA	1.78	1.14
1:G:502:ASN:HD22	1:G:635:ARG:HB3	1.08	1.14
1:B:364:THR:CG2	1:K:401:LEU:HD11	1.58	1.13
1:I:635:ARG:HG2	1:I:636:ASP:H	1.09	1.13
1:G:385:THR:HG21	1:G:389:ARG:CA	1.78	1.13
1:C:353:PHE:O	1:C:355:SER:N	1.80	1.13
1:D:398:ASP:OD2	1:E:663:HIS:CB	1.97	1.13
1:G:661:LEU:C	1:G:661:LEU:HD13	1.58	1.13
1:B:647:ARG:NH1	1:B:649:GLN:OE1	1.78	1.13
1:G:353:PHE:O	1:G:355:SER:N	1.80	1.12
1:H:647:ARG:NH1	1:H:649:GLN:OE1	1.78	1.12
1:J:353:PHE:HZ	1:J:395:TYR:CE2	1.67	1.12
1:E:401:LEU:HD12	1:H:364:THR:CG2	1.63	1.12
1:I:631:VAL:HG21	1:J:476:ILE:CG2	1.80	1.12
1:G:631:VAL:HG21	1:H:476:ILE:CG2	1.80	1.12
1:J:367:THR:HG23	1:J:368:LYS:H	1.00	1.12
1:C:631:VAL:HG21	1:D:476:ILE:CG2	1.80	1.11
1:G:502:ASN:ND2	1:G:635:ARG:HB3	1.66	1.11
1:H:353:PHE:HZ	1:H:395:TYR:CE2	1.67	1.11
1:A:385:THR:HG21	1:A:389:ARG:CA	1.78	1.11
1:D:353:PHE:HZ	1:D:395:TYR:CE2	1.67	1.11
1:K:631:VAL:HG21	1:L:476:ILE:CG2	1.80	1.11
1:B:353:PHE:HZ	1:B:395:TYR:CE2	1.67	1.11
1:G:385:THR:CG2	1:G:389:ARG:H	1.63	1.11
1:I:661:LEU:C	1:I:661:LEU:HD13	1.58	1.11
1:L:366:SER:C	1:L:367:THR:HG22	1.68	1.11
1:D:565:GLU:HB3	1:D:570:GLN:HE21	0.95	1.11
1:E:401:LEU:CG	1:H:364:THR:CG2	2.29	1.11
1:E:502:ASN:ND2	1:E:635:ARG:HB3	1.66	1.11

Continued on next page...

Continued from previous page...

Atom-1	Atom-2	Interatomic distance (Å)	Clash overlap (Å)
1:C:385:THR:CG2	1:C:389:ARG:H	1.63	1.11
1:C:525:ASN:HB3	1:C:526:PRO:HD2	1.25	1.11
1:F:353:PHE:HZ	1:F:395:TYR:CE2	1.67	1.11
1:E:385:THR:CG2	1:E:389:ARG:H	1.63	1.11
1:E:631:VAL:HG21	1:F:476:ILE:CG2	1.80	1.11
1:E:635:ARG:HG2	1:E:636:ASP:H	1.09	1.11
1:I:502:ASN:ND2	1:I:635:ARG:HB3	1.66	1.11
1:A:631:VAL:HG21	1:B:476:ILE:CG2	1.80	1.10
1:E:502:ASN:HD22	1:E:635:ARG:HB3	1.08	1.10
1:K:525:ASN:HB3	1:K:526:PRO:HD2	1.25	1.10
1:G:635:ARG:HG2	1:G:636:ASP:H	1.09	1.10
1:L:353:PHE:HZ	1:L:395:TYR:CE2	1.67	1.10
1:I:385:THR:CG2	1:I:389:ARG:H	1.63	1.10
1:I:400:ASN:ND2	1:K:664:HIS:NE2	1.98	1.10
1:K:502:ASN:HD22	1:K:635:ARG:HB3	1.08	1.10
1:D:408:ILE:HD12	1:D:408:ILE:O	1.52	1.10
1:B:364:THR:HG21	1:K:401:LEU:CG	1.82	1.09
1:K:502:ASN:ND2	1:K:635:ARG:HB3	1.66	1.09
1:A:385:THR:CG2	1:A:389:ARG:H	1.63	1.09
1:K:385:THR:CG2	1:K:389:ARG:H	1.63	1.09
1:A:502:ASN:ND2	1:A:635:ARG:HB3	1.65	1.09
1:B:367:THR:HG23	1:B:368:LYS:H	1.00	1.09
1:B:366:SER:C	1:B:367:THR:HG22	1.68	1.09
1:B:364:THR:CG2	1:K:401:LEU:CG	2.30	1.09
1:H:366:SER:C	1:H:367:THR:HG22	1.68	1.08
1:F:565:GLU:HB3	1:F:570:GLN:HE21	0.95	1.08
1:C:502:ASN:ND2	1:C:635:ARG:HB3	1.66	1.08
1:J:565:GLU:HB3	1:J:570:GLN:HE21	0.95	1.08
1:E:401:LEU:CG	1:H:364:THR:HG21	1.82	1.08
1:D:399:TYR:HA	1:E:664:HIS:HB2	1.36	1.07
1:A:403:PRO:HD3	1:C:366:SER:HB3	1.08	1.07
1:L:408:ILE:HD12	1:L:408:ILE:O	1.52	1.07
1:C:635:ARG:HG2	1:C:636:ASP:H	1.09	1.07
1:D:366:SER:C	1:D:367:THR:HG22	1.68	1.07
1:F:366:SER:C	1:F:367:THR:HG22	1.68	1.07
1:G:525:ASN:CG	1:G:526:PRO:HD2	1.74	1.07
1:J:408:ILE:HD12	1:J:408:ILE:O	1.52	1.07
1:D:367:THR:HG23	1:D:368:LYS:H	1.00	1.07
1:F:408:ILE:O	1:F:408:ILE:HD12	1.52	1.07
1:F:367:THR:HG23	1:F:368:LYS:H	1.00	1.07
1:C:385:THR:OG1	1:C:387:VAL:CG2	2.03	1.07

Continued on next page...

Continued from previous page...

Atom-1	Atom-2	Interatomic distance (Å)	Clash overlap (Å)
1:C:525:ASN:CG	1:C:526:PRO:HD2	1.74	1.07
1:H:408:ILE:HD12	1:H:408:ILE:O	1.52	1.07
1:A:385:THR:OG1	1:A:387:VAL:CG2	2.03	1.07
1:B:565:GLU:HB3	1:B:570:GLN:HE21	0.94	1.07
1:E:348:PHE:CE2	1:G:664:HIS:NE2	2.23	1.07
1:B:408:ILE:O	1:B:408:ILE:HD12	1.52	1.06
1:I:525:ASN:HB3	1:I:526:PRO:HD2	1.25	1.06
1:K:385:THR:OG1	1:K:387:VAL:CG2	2.03	1.06
1:F:569:ILE:HG22	1:F:569:ILE:O	1.55	1.06
1:A:401:LEU:HD12	1:C:364:THR:HG23	1.32	1.06
1:D:398:ASP:CG	1:E:663:HIS:CD2	2.29	1.06
1:D:398:ASP:HA	1:E:663:HIS:HB3	1.32	1.06
1:A:403:PRO:CG	1:C:366:SER:CB	2.32	1.06
1:H:367:THR:HG23	1:H:368:LYS:H	1.00	1.06
1:E:385:THR:OG1	1:E:387:VAL:CG2	2.03	1.06
1:I:385:THR:OG1	1:I:387:VAL:CG2	2.03	1.06
1:A:525:ASN:CG	1:A:526:PRO:HD2	1.74	1.06
1:E:661:LEU:O	1:E:662:GLU:O	1.74	1.06
1:G:385:THR:OG1	1:G:387:VAL:CG2	2.03	1.06
1:K:340:VAL:C	1:K:345:TYR:CE1	2.30	1.06
1:B:364:THR:CG2	1:K:401:LEU:HD12	1.63	1.06
1:A:401:LEU:HD11	1:C:364:THR:HG23	1.35	1.05
1:C:661:LEU:O	1:C:662:GLU:O	1.74	1.05
1:L:367:THR:HG23	1:L:368:LYS:H	1.00	1.05
1:A:340:VAL:C	1:A:345:TYR:CE1	2.30	1.05
1:E:525:ASN:CG	1:E:526:PRO:HD2	1.74	1.05
1:H:569:ILE:O	1:H:569:ILE:HG22	1.55	1.05
1:K:525:ASN:CG	1:K:526:PRO:HD2	1.74	1.05
1:I:340:VAL:C	1:I:345:TYR:CE1	2.30	1.05
1:C:340:VAL:C	1:C:345:TYR:CE1	2.30	1.05
1:H:565:GLU:HB3	1:H:570:GLN:HE21	0.95	1.05
1:L:565:GLU:HB3	1:L:570:GLN:HE21	0.95	1.05
1:I:525:ASN:CG	1:I:526:PRO:HD2	1.74	1.05
1:G:661:LEU:O	1:G:662:GLU:O	1.74	1.05
1:E:403:PRO:HA	1:H:366:SER:HB3	1.39	1.04
1:A:661:LEU:O	1:A:662:GLU:O	1.74	1.04
1:D:399:TYR:HA	1:E:664:HIS:CB	1.88	1.04
1:G:353:PHE:CD1	1:G:395:TYR:CE2	2.46	1.04
1:E:353:PHE:CD1	1:E:395:TYR:CE2	2.46	1.04
1:D:569:ILE:HG22	1:D:569:ILE:O	1.55	1.04
1:G:340:VAL:C	1:G:345:TYR:CE1	2.30	1.04

Continued on next page...

Continued from previous page...

Atom-1	Atom-2	Interatomic distance (Å)	Clash overlap (Å)
1:I:353:PHE:CD1	1:I:395:TYR:CE2	2.46	1.04
1:E:340:VAL:C	1:E:345:TYR:CE1	2.30	1.03
1:F:367:THR:HG23	1:F:368:LYS:N	1.70	1.03
1:C:353:PHE:CD1	1:C:395:TYR:CE2	2.46	1.03
1:F:660:GLN:HA	1:F:661:LEU:HB2	1.41	1.03
1:I:661:LEU:O	1:I:662:GLU:O	1.74	1.03
1:B:364:THR:HG22	1:K:401:LEU:CD1	1.87	1.03
1:K:661:LEU:O	1:K:662:GLU:O	1.74	1.03
1:A:353:PHE:CD1	1:A:395:TYR:CE2	2.46	1.03
1:E:635:ARG:CG	1:E:636:ASP:H	1.70	1.03
1:J:569:ILE:O	1:J:569:ILE:HG22	1.55	1.03
1:E:401:LEU:HD12	1:H:364:THR:HG22	1.38	1.02
1:K:353:PHE:CD1	1:K:395:TYR:CE2	2.46	1.02
1:A:635:ARG:CG	1:A:636:ASP:H	1.70	1.02
1:A:664:HIS:NE2	1:K:348:PHE:CE2	2.27	1.02
1:B:364:THR:HG22	1:K:401:LEU:HD12	1.38	1.02
1:F:565:GLU:CB	1:F:570:GLN:HE21	1.73	1.02
1:L:660:GLN:HA	1:L:661:LEU:HB2	1.41	1.02
1:B:565:GLU:CB	1:B:570:GLN:HE21	1.73	1.02
1:E:661:LEU:CD1	1:E:662:GLU:HB2	1.89	1.02
1:G:661:LEU:CD1	1:G:662:GLU:HB2	1.89	1.02
1:H:565:GLU:CB	1:H:570:GLN:HE21	1.73	1.02
1:I:661:LEU:CD1	1:I:662:GLU:HB2	1.89	1.02
1:A:401:LEU:CD1	1:C:364:THR:CG2	2.37	1.02
1:J:565:GLU:CB	1:J:570:GLN:HE21	1.73	1.02
1:H:660:GLN:HA	1:H:661:LEU:HB2	1.41	1.02
1:K:661:LEU:CD1	1:K:662:GLU:HB2	1.89	1.01
1:J:367:THR:HG23	1:J:368:LYS:N	1.70	1.01
1:J:661:LEU:HD22	1:J:661:LEU:O	1.60	1.01
1:F:661:LEU:HD13	1:F:661:LEU:O	1.60	1.01
1:H:661:LEU:O	1:H:661:LEU:HD13	1.60	1.01
1:H:661:LEU:O	1:H:661:LEU:HD22	1.60	1.01
1:L:565:GLU:CB	1:L:570:GLN:HE21	1.73	1.01
1:C:661:LEU:CD1	1:C:662:GLU:HB2	1.89	1.01
1:B:569:ILE:O	1:B:569:ILE:HG22	1.55	1.01
1:H:403:PRO:O	1:H:405:THR:CG2	2.09	1.01
1:L:569:ILE:O	1:L:569:ILE:HG22	1.55	1.01
1:F:403:PRO:O	1:F:405:THR:CG2	2.09	1.01
1:F:661:LEU:HD22	1:F:661:LEU:O	1.60	1.01
1:D:403:PRO:O	1:D:405:THR:CG2	2.09	1.01
1:D:662:GLU:O	1:D:663:HIS:HB2	1.60	1.01

Continued on next page...

Continued from previous page...

Atom-1	Atom-2	Interatomic distance (Å)	Clash overlap (Å)
1:J:403:PRO:O	1:J:405:THR:CG2	2.09	1.01
1:K:635:ARG:CG	1:K:636:ASP:H	1.70	1.01
1:I:400:ASN:ND2	1:K:664:HIS:CD2	2.11	1.01
1:L:661:LEU:O	1:L:661:LEU:HD22	1.60	1.01
1:D:661:LEU:HD22	1:D:661:LEU:O	1.60	1.01
1:D:565:GLU:CB	1:D:570:GLN:HE21	1.73	1.00
1:H:662:GLU:O	1:H:663:HIS:HB2	1.60	1.00
1:L:367:THR:HG23	1:L:368:LYS:N	1.70	1.00
1:A:661:LEU:CD1	1:A:662:GLU:HB2	1.89	1.00
1:E:559:ALA:C	1:E:561:GLY:CA	2.30	1.00
1:F:662:GLU:O	1:F:663:HIS:HB2	1.60	1.00
1:G:525:ASN:CG	1:G:526:PRO:CD	2.30	1.00
1:K:559:ALA:C	1:K:561:GLY:CA	2.30	1.00
1:L:403:PRO:O	1:L:405:THR:CG2	2.09	1.00
1:E:401:LEU:CD1	1:H:364:THR:HG22	1.85	1.00
1:B:366:SER:HB3	1:K:403:PRO:HA	1.39	1.00
1:A:403:PRO:CD	1:C:366:SER:HB2	1.90	1.00
1:E:525:ASN:CG	1:E:526:PRO:CD	2.30	1.00
1:C:525:ASN:CG	1:C:526:PRO:CD	2.30	1.00
1:J:661:LEU:HD13	1:J:661:LEU:O	1.60	1.00
1:C:559:ALA:C	1:C:561:GLY:CA	2.30	1.00
1:A:525:ASN:CG	1:A:526:PRO:CD	2.30	0.99
1:G:665:HIS:CE1	1:H:342:ALA:HB3	1.97	0.99
1:D:399:TYR:HA	1:E:664:HIS:CG	1.88	0.99
1:D:660:GLN:HA	1:D:661:LEU:HB2	1.41	0.99
1:H:367:THR:HG23	1:H:368:LYS:N	1.70	0.99
1:J:660:GLN:HA	1:J:661:LEU:HB2	1.41	0.99
1:A:559:ALA:C	1:A:561:GLY:CA	2.30	0.99
1:B:660:GLN:HA	1:B:661:LEU:HB2	1.41	0.99
1:C:635:ARG:CG	1:C:636:ASP:H	1.70	0.99
1:G:559:ALA:C	1:G:561:GLY:CA	2.30	0.99
1:E:665:HIS:CE1	1:F:342:ALA:HB3	1.98	0.99
1:G:385:THR:HG23	1:G:389:ARG:H	1.27	0.99
1:B:403:PRO:O	1:B:405:THR:CG2	2.09	0.99
1:B:662:GLU:O	1:B:663:HIS:HB2	1.60	0.99
1:A:665:HIS:CE1	1:B:342:ALA:HB3	1.97	0.99
1:K:385:THR:HG23	1:K:389:ARG:H	1.27	0.99
1:D:409:ILE:CD1	1:D:409:ILE:C	2.29	0.99
1:H:661:LEU:CD1	1:H:661:LEU:C	2.30	0.99
1:B:661:LEU:O	1:B:661:LEU:HD13	1.60	0.99
1:B:661:LEU:O	1:B:661:LEU:HD22	1.60	0.99

Continued on next page...

Continued from previous page...

Atom-1	Atom-2	Interatomic distance (Å)	Clash overlap (Å)
1:I:559:ALA:C	1:I:561:GLY:CA	2.30	0.99
1:K:665:HIS:CE1	1:L:342:ALA:HB3	1.98	0.99
1:D:661:LEU:O	1:D:661:LEU:HD13	1.60	0.99
1:F:661:LEU:C	1:F:661:LEU:CD1	2.30	0.99
1:I:385:THR:HG23	1:I:389:ARG:H	1.27	0.99
1:I:525:ASN:CG	1:I:526:PRO:CD	2.30	0.98
1:D:367:THR:HG23	1:D:368:LYS:N	1.70	0.98
1:D:398:ASP:HA	1:E:663:HIS:CB	1.92	0.98
1:L:353:PHE:CZ	1:L:395:TYR:CE2	2.51	0.98
1:F:353:PHE:CZ	1:F:395:TYR:CE2	2.51	0.98
1:G:635:ARG:CG	1:G:636:ASP:H	1.70	0.98
1:K:401:LEU:CD2	1:K:401:LEU:C	2.30	0.98
1:L:662:GLU:O	1:L:663:HIS:HB2	1.60	0.98
1:I:635:ARG:CG	1:I:636:ASP:H	1.70	0.98
1:I:665:HIS:CE1	1:J:342:ALA:HB3	1.98	0.98
1:K:525:ASN:CG	1:K:526:PRO:CD	2.30	0.98
1:L:661:LEU:O	1:L:661:LEU:HD13	1.60	0.98
1:B:353:PHE:CZ	1:B:395:TYR:CE2	2.51	0.98
1:G:661:LEU:C	1:G:661:LEU:CD1	2.29	0.98
1:C:665:HIS:CE1	1:D:342:ALA:HB3	1.97	0.98
1:B:403:PRO:O	1:B:405:THR:HG23	1.64	0.98
1:L:565:GLU:HB3	1:L:570:GLN:NE2	1.79	0.97
1:C:389:ARG:HA	1:C:392:ILE:HG12	1.46	0.97
1:I:661:LEU:C	1:I:661:LEU:CD1	2.29	0.97
1:J:353:PHE:CZ	1:J:395:TYR:CE2	2.51	0.97
1:D:353:PHE:CZ	1:D:395:TYR:CE2	2.51	0.97
1:J:565:GLU:HB3	1:J:570:GLN:NE2	1.79	0.97
1:D:403:PRO:O	1:D:405:THR:HG23	1.64	0.97
1:F:403:PRO:O	1:F:405:THR:HG23	1.64	0.97
1:A:385:THR:HG23	1:A:389:ARG:H	1.27	0.97
1:B:565:GLU:HB3	1:B:570:GLN:NE2	1.79	0.97
1:A:389:ARG:HA	1:A:392:ILE:HG12	1.46	0.97
1:E:403:PRO:HB3	1:H:366:SER:HB2	1.43	0.97
1:B:409:ILE:CD1	1:B:409:ILE:C	2.29	0.97
1:H:353:PHE:CZ	1:H:395:TYR:CE2	2.51	0.97
1:D:660:GLN:HA	1:D:661:LEU:CB	1.95	0.97
1:D:398:ASP:CA	1:E:663:HIS:HB3	1.94	0.97
1:H:403:PRO:O	1:H:405:THR:HG23	1.64	0.97
1:D:661:LEU:CD1	1:D:661:LEU:C	2.30	0.96
1:J:662:GLU:O	1:J:663:HIS:HB2	1.60	0.96
1:I:389:ARG:HA	1:I:392:ILE:HG12	1.46	0.96

Continued on next page...

Continued from previous page...

Atom-1	Atom-2	Interatomic distance (Å)	Clash overlap (Å)
1:L:660:GLN:HA	1:L:661:LEU:CB	1.95	0.96
1:B:660:GLN:HA	1:B:661:LEU:CB	1.95	0.96
1:D:343:THR:O	1:D:347:THR:HG23	1.65	0.96
1:E:385:THR:HG23	1:E:389:ARG:H	1.27	0.96
1:H:660:GLN:HA	1:H:661:LEU:CB	1.95	0.96
1:L:403:PRO:O	1:L:405:THR:HG23	1.64	0.96
1:B:367:THR:HG23	1:B:368:LYS:N	1.70	0.96
1:J:660:GLN:HA	1:J:661:LEU:CB	1.95	0.96
1:L:343:THR:O	1:L:347:THR:HG23	1.65	0.96
1:C:340:VAL:HA	1:C:345:TYR:CZ	2.01	0.96
1:D:398:ASP:OD2	1:E:663:HIS:HD2	1.32	0.96
1:I:353:PHE:CD1	1:I:395:TYR:HE2	1.84	0.96
1:J:661:LEU:CD1	1:J:661:LEU:C	2.30	0.96
1:H:565:GLU:HB3	1:H:570:GLN:NE2	1.79	0.96
1:J:403:PRO:O	1:J:405:THR:HG23	1.64	0.96
1:C:661:LEU:HD13	1:C:662:GLU:H	1.26	0.96
1:D:565:GLU:HB3	1:D:570:GLN:NE2	1.79	0.96
1:F:503:ASN:HD21	1:F:633:PHE:H	0.96	0.96
1:F:565:GLU:HB3	1:F:570:GLN:NE2	1.79	0.96
1:I:401:LEU:CD2	1:I:401:LEU:C	2.30	0.96
1:I:401:LEU:HD23	1:I:402:ALA:CB	1.96	0.96
1:K:525:ASN:CB	1:K:526:PRO:CD	2.44	0.96
1:E:661:LEU:HD13	1:E:662:GLU:H	1.26	0.95
1:F:660:GLN:HA	1:F:661:LEU:CB	1.95	0.95
1:C:401:LEU:HD23	1:C:402:ALA:CB	1.96	0.95
1:B:503:ASN:HD21	1:B:633:PHE:H	0.96	0.95
1:C:401:LEU:CD2	1:C:402:ALA:N	2.29	0.95
1:F:343:THR:O	1:F:347:THR:HG23	1.65	0.95
1:C:661:LEU:C	1:C:661:LEU:CD1	2.29	0.95
1:I:525:ASN:CB	1:I:526:PRO:CD	2.44	0.95
1:A:525:ASN:CB	1:A:526:PRO:CD	2.44	0.95
1:B:343:THR:O	1:B:347:THR:HG23	1.65	0.95
1:G:389:ARG:HA	1:G:392:ILE:HG12	1.46	0.95
1:H:343:THR:O	1:H:347:THR:HG23	1.65	0.95
1:K:401:LEU:HD23	1:K:402:ALA:CB	1.96	0.95
1:C:385:THR:HG23	1:C:389:ARG:H	1.27	0.95
1:G:401:LEU:CD2	1:G:402:ALA:N	2.30	0.95
1:I:401:LEU:CD2	1:I:402:ALA:N	2.30	0.95
1:L:503:ASN:HD21	1:L:633:PHE:H	0.96	0.95
1:C:353:PHE:CD1	1:C:395:TYR:HE2	1.83	0.95
1:D:400:ASN:HD22	1:E:662:GLU:HG3	1.28	0.95

Continued on next page...

Continued from previous page...

Atom-1	Atom-2	Interatomic distance (Å)	Clash overlap (Å)
1:J:343:THR:O	1:J:347:THR:HG23	1.65	0.95
1:A:340:VAL:HA	1:A:345:TYR:CZ	2.01	0.94
1:A:401:LEU:CD2	1:A:401:LEU:C	2.30	0.94
1:E:340:VAL:HA	1:E:345:TYR:CZ	2.01	0.94
1:E:401:LEU:CD2	1:E:402:ALA:N	2.30	0.94
1:J:408:ILE:CD1	1:J:408:ILE:C	2.30	0.94
1:J:409:ILE:C	1:J:409:ILE:CD1	2.29	0.94
1:G:401:LEU:HD23	1:G:402:ALA:CB	1.96	0.94
1:K:340:VAL:HA	1:K:345:TYR:CZ	2.01	0.94
1:E:401:LEU:HD23	1:E:402:ALA:CB	1.96	0.94
1:J:503:ASN:HD21	1:J:633:PHE:H	0.96	0.94
1:E:401:LEU:HD23	1:E:402:ALA:CA	1.97	0.94
1:G:525:ASN:CB	1:G:526:PRO:CD	2.44	0.94
1:K:389:ARG:HA	1:K:392:ILE:HG12	1.46	0.94
1:C:525:ASN:CB	1:C:526:PRO:CD	2.44	0.94
1:I:340:VAL:HA	1:I:345:TYR:CZ	2.01	0.94
1:I:385:THR:HG1	1:I:387:VAL:HG23	1.32	0.94
1:A:401:LEU:CD2	1:A:402:ALA:N	2.30	0.94
1:D:503:ASN:HD21	1:D:633:PHE:H	0.96	0.94
1:E:525:ASN:CB	1:E:526:PRO:CD	2.45	0.94
1:A:401:LEU:HD23	1:A:402:ALA:CB	1.96	0.94
1:E:401:LEU:C	1:E:401:LEU:CD2	2.30	0.94
1:G:340:VAL:HA	1:G:345:TYR:CZ	2.01	0.94
1:G:353:PHE:CD1	1:G:395:TYR:HE2	1.84	0.94
1:G:401:LEU:C	1:G:401:LEU:CD2	2.30	0.94
1:H:408:ILE:C	1:H:408:ILE:CD1	2.30	0.94
1:H:503:ASN:HD21	1:H:633:PHE:H	0.96	0.94
1:B:366:SER:HB2	1:K:403:PRO:HB3	1.45	0.94
1:L:409:ILE:CD1	1:L:409:ILE:C	2.29	0.94
1:A:385:THR:CG2	1:A:389:ARG:N	2.31	0.94
1:I:401:LEU:HD23	1:I:402:ALA:CA	1.97	0.94
1:K:401:LEU:HD23	1:K:402:ALA:CA	1.97	0.94
1:C:401:LEU:C	1:C:401:LEU:CD2	2.30	0.94
1:D:398:ASP:CG	1:E:663:HIS:HD2	1.64	0.94
1:K:353:PHE:CD1	1:K:395:TYR:HE2	1.84	0.94
1:C:401:LEU:HD23	1:C:402:ALA:CA	1.97	0.93
1:E:389:ARG:HA	1:E:392:ILE:HG12	1.46	0.93
1:E:385:THR:CG2	1:E:389:ARG:N	2.31	0.93
1:B:364:THR:HG23	1:K:401:LEU:HG	1.50	0.93
1:B:661:LEU:CD1	1:B:661:LEU:C	2.30	0.93
1:H:566:ASN:N	1:H:570:GLN:HE22	1.66	0.93

Continued on next page...

Continued from previous page...

Atom-1	Atom-2	Interatomic distance (Å)	Clash overlap (Å)
1:A:661:LEU:CD1	1:A:661:LEU:C	2.29	0.93
1:G:401:LEU:HD23	1:G:402:ALA:CA	1.97	0.93
1:K:385:THR:CG2	1:K:389:ARG:N	2.31	0.93
1:F:408:ILE:CD1	1:F:408:ILE:C	2.30	0.93
1:E:401:LEU:HG	1:H:364:THR:HG23	1.49	0.93
1:K:401:LEU:CD2	1:K:402:ALA:N	2.30	0.93
1:A:401:LEU:HD23	1:A:402:ALA:CA	1.97	0.93
1:C:385:THR:HG21	1:C:389:ARG:C	1.89	0.93
1:E:385:THR:HG21	1:E:389:ARG:C	1.89	0.93
1:G:385:THR:HG21	1:G:389:ARG:C	1.89	0.93
1:F:409:ILE:CD1	1:F:409:ILE:C	2.29	0.93
1:F:557:PRO:HG2	1:F:580:LEU:HD11	1.51	0.93
1:B:557:PRO:HG2	1:B:580:LEU:HD11	1.51	0.93
1:J:566:ASN:N	1:J:570:GLN:HE22	1.66	0.93
1:E:401:LEU:CD1	1:H:364:THR:HG23	1.98	0.92
1:E:340:VAL:C	1:E:341:THR:HG23	1.89	0.92
1:G:661:LEU:HD13	1:G:662:GLU:H	1.26	0.92
1:I:340:VAL:C	1:I:341:THR:HG23	1.89	0.92
1:I:385:THR:HG21	1:I:389:ARG:C	1.89	0.92
1:L:408:ILE:CD1	1:L:408:ILE:C	2.30	0.92
1:L:566:ASN:N	1:L:570:GLN:HE22	1.66	0.92
1:A:387:VAL:HG21	1:A:390:GLU:OE1	1.70	0.92
1:G:385:THR:CG2	1:G:389:ARG:N	2.31	0.92
1:K:340:VAL:C	1:K:341:THR:HG23	1.89	0.92
1:A:353:PHE:CD1	1:A:395:TYR:HE2	1.84	0.92
1:C:387:VAL:HG21	1:C:390:GLU:OE1	1.69	0.92
1:K:387:VAL:HG21	1:K:390:GLU:OE1	1.70	0.92
1:C:385:THR:CG2	1:C:389:ARG:N	2.31	0.92
1:L:647:ARG:CG	1:L:650:TYR:CD1	2.53	0.92
1:B:647:ARG:CG	1:B:650:TYR:CD1	2.53	0.92
1:A:403:PRO:CB	1:C:366:SER:CB	2.48	0.92
1:A:661:LEU:HD13	1:A:662:GLU:H	1.26	0.92
1:E:403:PRO:HB3	1:H:366:SER:HA	1.52	0.92
1:F:647:ARG:CG	1:F:650:TYR:CD1	2.53	0.92
1:G:340:VAL:C	1:G:341:THR:HG23	1.89	0.92
1:H:647:ARG:CG	1:H:650:TYR:CD1	2.53	0.92
1:I:385:THR:CG2	1:I:389:ARG:N	2.31	0.92
1:K:401:LEU:CD2	1:K:402:ALA:HB2	2.00	0.92
1:A:401:LEU:CD2	1:A:402:ALA:HB2	2.00	0.91
1:B:566:ASN:N	1:B:570:GLN:HE22	1.66	0.91
1:D:647:ARG:CG	1:D:650:TYR:CD1	2.53	0.91

Continued on next page...

Continued from previous page...

Atom-1	Atom-2	Interatomic distance (Å)	Clash overlap (Å)
1:H:557:PRO:HG2	1:H:580:LEU:HD11	1.51	0.91
1:L:557:PRO:HG2	1:L:580:LEU:HD11	1.51	0.91
1:A:403:PRO:HB3	1:C:366:SER:CB	2.00	0.91
1:C:436:LEU:HD22	1:C:655:LEU:HD21	1.53	0.91
1:I:401:LEU:CD2	1:I:402:ALA:HB2	2.00	0.91
1:A:403:PRO:HB3	1:C:366:SER:HB2	1.52	0.91
1:C:401:LEU:CD2	1:C:402:ALA:HB2	2.00	0.91
1:H:409:ILE:C	1:H:409:ILE:CD1	2.29	0.91
1:J:557:PRO:HG2	1:J:580:LEU:HD11	1.52	0.91
1:E:519:SER:HB2	1:E:562:ASP:OD1	1.71	0.91
1:C:519:SER:HB2	1:C:562:ASP:OD1	1.71	0.91
1:K:436:LEU:HD22	1:K:655:LEU:HD21	1.52	0.91
1:I:387:VAL:HG21	1:I:390:GLU:OE1	1.70	0.91
1:A:385:THR:HG1	1:A:387:VAL:HG23	1.31	0.91
1:A:635:ARG:CG	1:A:636:ASP:N	2.30	0.91
1:G:387:VAL:HG21	1:G:390:GLU:OE1	1.70	0.91
1:B:364:THR:HG23	1:K:401:LEU:CD1	2.01	0.91
1:K:661:LEU:CD1	1:K:661:LEU:C	2.29	0.91
1:A:385:THR:HG21	1:A:389:ARG:C	1.89	0.91
1:F:566:ASN:N	1:F:570:GLN:HE22	1.66	0.91
1:G:401:LEU:CD2	1:G:402:ALA:HB2	2.00	0.91
1:G:519:SER:HB2	1:G:562:ASP:OD1	1.71	0.91
1:K:635:ARG:CG	1:K:636:ASP:N	2.30	0.91
1:C:517:PHE:HD2	1:C:536:TYR:HE2	1.18	0.91
1:E:401:LEU:CD2	1:E:402:ALA:HB2	2.00	0.91
1:G:517:PHE:HD2	1:G:536:TYR:HE2	1.18	0.91
1:K:385:THR:HG21	1:K:389:ARG:C	1.89	0.91
1:D:566:ASN:N	1:D:570:GLN:HE22	1.66	0.91
1:J:647:ARG:CG	1:J:650:TYR:CD1	2.53	0.91
1:I:436:LEU:HD22	1:I:655:LEU:HD21	1.53	0.90
1:E:387:VAL:HG21	1:E:390:GLU:OE1	1.70	0.90
1:I:519:SER:HB2	1:I:562:ASP:OD1	1.71	0.90
1:B:364:THR:CG2	1:K:401:LEU:HG	1.97	0.90
1:D:557:PRO:HG2	1:D:580:LEU:HD11	1.51	0.90
1:I:635:ARG:HH22	1:J:661:LEU:HD12	1.36	0.90
1:K:661:LEU:HD13	1:K:662:GLU:H	1.26	0.90
1:A:340:VAL:C	1:A:341:THR:HG23	1.89	0.90
1:B:409:ILE:HD13	1:B:410:SER:O	1.72	0.90
1:D:409:ILE:HD13	1:D:410:SER:O	1.72	0.90
1:E:353:PHE:CD1	1:E:395:TYR:HE2	1.84	0.90
1:C:635:ARG:HH22	1:D:661:LEU:HD12	1.36	0.90

Continued on next page...

Continued from previous page...

Atom-1	Atom-2	Interatomic distance (Å)	Clash overlap (Å)
1:E:517:PHE:HD2	1:E:536:TYR:HE2	1.18	0.90
1:E:635:ARG:HH22	1:F:661:LEU:HD12	1.36	0.90
1:J:409:ILE:HD13	1:J:410:SER:O	1.72	0.90
1:K:385:THR:HG1	1:K:387:VAL:HG23	1.37	0.90
1:L:409:ILE:HD13	1:L:410:SER:O	1.72	0.90
1:A:436:LEU:HD22	1:A:655:LEU:HD21	1.53	0.90
1:C:629:ASP:HA	1:D:664:HIS:NE2	1.87	0.90
1:E:631:VAL:HG21	1:F:476:ILE:HG21	1.53	0.90
1:E:664:HIS:O	1:E:665:HIS:CG	2.25	0.90
1:I:635:ARG:CG	1:I:636:ASP:N	2.30	0.90
1:I:664:HIS:O	1:I:665:HIS:CG	2.25	0.90
1:C:340:VAL:C	1:C:341:THR:HG23	1.89	0.90
1:G:664:HIS:O	1:G:665:HIS:CG	2.25	0.90
1:H:409:ILE:HD13	1:H:410:SER:O	1.72	0.90
1:I:517:PHE:HD2	1:I:536:TYR:HE2	1.18	0.90
1:I:629:ASP:HA	1:J:664:HIS:NE2	1.87	0.90
1:I:661:LEU:HD13	1:I:662:GLU:H	1.26	0.90
1:B:364:THR:HG23	1:K:401:LEU:CG	2.02	0.90
1:B:366:SER:CA	1:K:403:PRO:CB	2.41	0.90
1:C:353:PHE:CZ	1:C:395:TYR:CD2	2.60	0.90
1:K:629:ASP:HA	1:L:664:HIS:NE2	1.87	0.90
1:K:631:VAL:HG21	1:L:476:ILE:HG21	1.53	0.90
1:F:409:ILE:HD13	1:F:410:SER:O	1.72	0.89
1:E:401:LEU:HG	1:H:364:THR:CG2	1.97	0.89
1:K:664:HIS:O	1:K:665:HIS:CG	2.25	0.89
1:G:353:PHE:CZ	1:G:395:TYR:CD2	2.61	0.89
1:I:353:PHE:CZ	1:I:395:TYR:CD2	2.61	0.89
1:B:366:SER:HA	1:K:403:PRO:HB3	1.52	0.89
1:B:647:ARG:HG2	1:B:650:TYR:CD1	2.08	0.89
1:C:631:VAL:HG21	1:D:476:ILE:HG21	1.53	0.89
1:A:519:SER:HB2	1:A:562:ASP:OD1	1.71	0.89
1:D:408:ILE:CD1	1:D:408:ILE:C	2.30	0.89
1:J:366:SER:O	1:J:367:THR:HG22	1.73	0.89
1:K:661:LEU:O	1:K:662:GLU:C	2.08	0.89
1:F:366:SER:O	1:F:367:THR:HG22	1.73	0.89
1:G:436:LEU:HD22	1:G:655:LEU:HD21	1.52	0.89
1:K:517:PHE:HD2	1:K:536:TYR:HE2	1.18	0.89
1:E:353:PHE:CZ	1:E:395:TYR:CD2	2.61	0.89
1:G:635:ARG:CG	1:G:636:ASP:N	2.30	0.89
1:H:366:SER:O	1:H:367:THR:HG22	1.73	0.89
1:E:661:LEU:HG	1:F:456:ASN:HB3	1.55	0.89

Continued on next page...

Continued from previous page...

Atom-1	Atom-2	Interatomic distance (Å)	Clash overlap (Å)
1:E:401:LEU:CG	1:H:364:THR:HG23	2.00	0.89
1:A:664:HIS:O	1:A:665:HIS:CG	2.25	0.89
1:D:366:SER:O	1:D:367:THR:HG22	1.73	0.89
1:H:662:GLU:O	1:H:663:HIS:CB	2.20	0.89
1:K:353:PHE:CZ	1:K:395:TYR:CD2	2.60	0.89
1:K:519:SER:HB2	1:K:562:ASP:OD1	1.71	0.89
1:L:366:SER:O	1:L:367:THR:HG22	1.73	0.89
1:A:353:PHE:CZ	1:A:395:TYR:CD2	2.61	0.88
1:A:517:PHE:HD2	1:A:536:TYR:HE2	1.18	0.88
1:C:635:ARG:CG	1:C:636:ASP:N	2.30	0.88
1:C:664:HIS:O	1:C:665:HIS:CG	2.25	0.88
1:G:635:ARG:HH22	1:H:661:LEU:HD12	1.36	0.88
1:K:340:VAL:O	1:K:345:TYR:HE1	1.55	0.88
1:E:340:VAL:O	1:E:345:TYR:HE1	1.55	0.88
1:G:661:LEU:HG	1:H:456:ASN:HB3	1.55	0.88
1:A:347:THR:OG1	1:A:348:PHE:N	2.05	0.88
1:B:408:ILE:CD1	1:B:408:ILE:C	2.30	0.88
1:G:340:VAL:O	1:G:345:TYR:HE1	1.55	0.88
1:L:647:ARG:HG2	1:L:650:TYR:CD1	2.08	0.88
1:A:629:ASP:HA	1:B:664:HIS:NE2	1.87	0.88
1:A:635:ARG:HH22	1:B:661:LEU:HD12	1.36	0.88
1:C:340:VAL:O	1:C:345:TYR:HE1	1.55	0.88
1:E:436:LEU:HD22	1:E:655:LEU:HD21	1.53	0.88
1:E:401:LEU:HD23	1:E:402:ALA:HB2	1.55	0.88
1:G:661:LEU:O	1:G:662:GLU:C	2.08	0.88
1:I:401:LEU:HD23	1:I:402:ALA:HB2	1.55	0.88
1:I:661:LEU:HG	1:J:456:ASN:HB3	1.55	0.88
1:C:401:LEU:HD23	1:C:402:ALA:HB2	1.56	0.88
1:G:631:VAL:HG21	1:H:476:ILE:HG21	1.53	0.88
1:A:340:VAL:O	1:A:345:TYR:HE1	1.55	0.87
1:C:661:LEU:O	1:C:662:GLU:C	2.08	0.87
1:A:661:LEU:O	1:A:662:GLU:C	2.08	0.87
1:G:401:LEU:HD23	1:G:402:ALA:HB2	1.56	0.87
1:E:629:ASP:HA	1:F:664:HIS:NE2	1.87	0.87
1:I:661:LEU:O	1:I:662:GLU:C	2.08	0.87
1:I:631:VAL:HG21	1:J:476:ILE:HG21	1.53	0.87
1:L:661:LEU:C	1:L:661:LEU:CD1	2.30	0.87
1:C:631:VAL:HG21	1:D:476:ILE:HG22	1.57	0.87
1:D:647:ARG:HG2	1:D:650:TYR:CD1	2.08	0.87
1:E:635:ARG:CG	1:E:636:ASP:N	2.30	0.87
1:G:629:ASP:HA	1:H:664:HIS:NE2	1.87	0.87

Continued on next page...

Continued from previous page...

Atom-1	Atom-2	Interatomic distance (Å)	Clash overlap (Å)
1:I:340:VAL:CA	1:I:345:TYR:CE1	2.58	0.87
1:I:347:THR:OG1	1:I:348:PHE:N	2.05	0.87
1:A:635:ARG:HG2	1:A:636:ASP:N	1.90	0.87
1:A:631:VAL:HG21	1:B:476:ILE:HG21	1.53	0.87
1:G:660:GLN:HG3	1:G:661:LEU:N	1.90	0.87
1:J:647:ARG:HG2	1:J:650:TYR:CD1	2.08	0.87
1:K:340:VAL:CA	1:K:345:TYR:CE1	2.58	0.87
1:C:385:THR:HG1	1:C:387:VAL:HG23	1.36	0.87
1:I:340:VAL:O	1:I:345:TYR:HE1	1.55	0.87
1:A:340:VAL:CA	1:A:345:TYR:CE1	2.58	0.87
1:D:367:THR:CG2	1:D:368:LYS:H	1.87	0.87
1:C:340:VAL:CA	1:C:345:TYR:CE1	2.58	0.87
1:B:366:SER:O	1:B:367:THR:HG22	1.73	0.86
1:F:647:ARG:HG2	1:F:650:TYR:CD1	2.08	0.86
1:C:660:GLN:HG3	1:C:661:LEU:N	1.90	0.86
1:H:647:ARG:HG2	1:H:650:TYR:CD1	2.08	0.86
1:C:347:THR:OG1	1:C:348:PHE:N	2.05	0.86
1:G:340:VAL:CA	1:G:345:TYR:CE1	2.58	0.86
1:A:661:LEU:HG	1:B:456:ASN:HB3	1.55	0.86
1:I:631:VAL:HG21	1:J:476:ILE:HG22	1.57	0.86
1:K:661:LEU:HG	1:L:456:ASN:HB3	1.55	0.86
1:E:661:LEU:O	1:E:662:GLU:C	2.08	0.86
1:B:364:THR:HG21	1:K:401:LEU:HD11	0.87	0.86
1:K:635:ARG:HH22	1:L:661:LEU:HD12	1.37	0.86
1:A:560:SER:N	1:A:561:GLY:CA	2.39	0.86
1:K:347:THR:OG1	1:K:348:PHE:N	2.05	0.86
1:A:660:GLN:HG3	1:A:661:LEU:N	1.90	0.86
1:I:341:THR:HG1	1:I:344:ASP:HB2	1.41	0.86
1:K:341:THR:HG1	1:K:344:ASP:HB2	1.41	0.86
1:K:560:SER:N	1:K:561:GLY:CA	2.39	0.86
1:K:631:VAL:HG21	1:L:476:ILE:HG22	1.57	0.86
1:L:664:HIS:CG	1:L:664:HIS:O	2.29	0.86
1:A:401:LEU:HD12	1:C:364:THR:CG2	2.05	0.85
1:I:353:PHE:CE1	1:I:395:TYR:CE2	2.65	0.85
1:C:661:LEU:HG	1:D:456:ASN:HB3	1.55	0.85
1:D:400:ASN:CG	1:E:662:GLU:HG2	1.97	0.85
1:E:340:VAL:CA	1:E:345:TYR:CE1	2.58	0.85
1:K:401:LEU:HD23	1:K:402:ALA:HB2	1.55	0.85
1:L:353:PHE:HZ	1:L:395:TYR:HE2	1.21	0.85
1:E:560:SER:N	1:E:561:GLY:CA	2.39	0.85
1:E:401:LEU:HD11	1:H:364:THR:HG21	0.86	0.85

Continued on next page...

Continued from previous page...

Atom-1	Atom-2	Interatomic distance (Å)	Clash overlap (Å)
1:A:341:THR:O	1:A:345:TYR:CD1	2.30	0.85
1:J:662:GLU:O	1:J:663:HIS:CB	2.20	0.85
1:B:353:PHE:HZ	1:B:395:TYR:HE2	1.21	0.85
1:C:341:THR:O	1:C:345:TYR:CD1	2.30	0.85
1:E:341:THR:HG1	1:E:344:ASP:HB2	1.40	0.85
1:B:664:HIS:CG	1:B:664:HIS:O	2.29	0.85
1:E:353:PHE:CE1	1:E:395:TYR:CE2	2.65	0.85
1:E:660:GLN:HG3	1:E:661:LEU:N	1.90	0.85
1:J:345:TYR:CD1	1:J:345:TYR:O	2.30	0.85
1:L:345:TYR:O	1:L:345:TYR:CD1	2.30	0.85
1:B:662:GLU:O	1:B:663:HIS:CB	2.20	0.85
1:G:385:THR:HA	1:G:387:VAL:HG22	1.59	0.85
1:I:660:GLN:HG3	1:I:661:LEU:N	1.90	0.85
1:J:353:PHE:HZ	1:J:395:TYR:HE2	1.21	0.85
1:D:345:TYR:CD1	1:D:345:TYR:O	2.30	0.85
1:H:345:TYR:O	1:H:345:TYR:CD1	2.30	0.85
1:I:635:ARG:HG2	1:I:636:ASP:N	1.90	0.85
1:D:662:GLU:O	1:D:663:HIS:CB	2.20	0.84
1:G:631:VAL:HG21	1:H:476:ILE:HG22	1.57	0.84
1:D:496:GLU:H	1:D:496:GLU:CD	1.80	0.84
1:E:341:THR:O	1:E:345:TYR:CD1	2.30	0.84
1:E:347:THR:OG1	1:E:348:PHE:N	2.05	0.84
1:E:385:THR:HA	1:E:387:VAL:HG22	1.59	0.84
1:F:345:TYR:CD1	1:F:345:TYR:O	2.30	0.84
1:I:341:THR:O	1:I:345:TYR:CD1	2.30	0.84
1:I:385:THR:HA	1:I:387:VAL:HG22	1.59	0.84
1:C:353:PHE:CE1	1:C:395:TYR:CE2	2.65	0.84
1:C:560:SER:N	1:C:561:GLY:CA	2.39	0.84
1:G:353:PHE:CE1	1:G:395:TYR:CE2	2.65	0.84
1:K:341:THR:O	1:K:345:TYR:CD1	2.30	0.84
1:L:367:THR:CG2	1:L:368:LYS:H	1.87	0.84
1:L:496:GLU:H	1:L:496:GLU:CD	1.80	0.84
1:B:345:TYR:CD1	1:B:345:TYR:O	2.30	0.84
1:B:496:GLU:H	1:B:496:GLU:CD	1.80	0.84
1:F:664:HIS:O	1:F:664:HIS:CG	2.29	0.84
1:E:385:THR:HG1	1:E:387:VAL:HG23	1.37	0.84
1:E:403:PRO:CB	1:H:366:SER:CA	2.39	0.84
1:H:664:HIS:CG	1:H:664:HIS:O	2.29	0.84
1:K:660:GLN:HG3	1:K:661:LEU:N	1.90	0.84
1:B:567:GLU:HA	1:B:570:GLN:OE1	1.78	0.84
1:D:664:HIS:O	1:D:664:HIS:CG	2.29	0.84

Continued on next page...

Continued from previous page...

Atom-1	Atom-2	Interatomic distance (Å)	Clash overlap (Å)
1:G:560:SER:N	1:G:561:GLY:CA	2.39	0.84
1:I:340:VAL:CA	1:I:345:TYR:HE1	1.90	0.84
1:C:635:ARG:HG2	1:C:636:ASP:N	1.90	0.84
1:A:631:VAL:HG21	1:B:476:ILE:HG22	1.57	0.84
1:F:567:GLU:HA	1:F:570:GLN:OE1	1.78	0.84
1:F:662:GLU:O	1:F:663:HIS:CB	2.20	0.84
1:K:353:PHE:CE1	1:K:395:TYR:CE2	2.65	0.84
1:A:353:PHE:CE1	1:A:395:TYR:CE2	2.65	0.84
1:B:543:THR:HG22	1:B:577:PHE:HB3	1.60	0.84
1:A:401:LEU:HD11	1:C:364:THR:CG2	2.01	0.84
1:H:353:PHE:HZ	1:H:395:TYR:HE2	1.21	0.84
1:H:543:THR:HG22	1:H:577:PHE:HB3	1.60	0.84
1:D:353:PHE:HZ	1:D:395:TYR:HE2	1.21	0.83
1:H:366:SER:C	1:H:367:THR:CG2	2.42	0.83
1:I:557:PRO:HB3	1:I:587:ASP:HA	1.60	0.83
1:K:340:VAL:CA	1:K:345:TYR:HE1	1.90	0.83
1:E:661:LEU:C	1:E:661:LEU:CD1	2.29	0.83
1:G:341:THR:O	1:G:345:TYR:CD1	2.30	0.83
1:L:662:GLU:O	1:L:663:HIS:CB	2.20	0.83
1:F:582:ASN:HD21	1:F:586:ARG:HB2	1.44	0.83
1:G:347:THR:OG1	1:G:348:PHE:N	2.05	0.83
1:H:567:GLU:HA	1:H:570:GLN:OE1	1.78	0.83
1:H:657:PRO:C	1:H:658:ILE:HD13	1.99	0.83
1:J:496:GLU:H	1:J:496:GLU:CD	1.80	0.83
1:B:582:ASN:HD21	1:B:586:ARG:HB2	1.43	0.83
1:C:340:VAL:CA	1:C:345:TYR:HE1	1.90	0.83
1:D:582:ASN:HD21	1:D:586:ARG:HB2	1.44	0.83
1:E:557:PRO:HB3	1:E:587:ASP:HA	1.60	0.83
1:J:664:HIS:O	1:J:664:HIS:CG	2.29	0.83
1:F:353:PHE:HZ	1:F:395:TYR:HE2	1.21	0.83
1:F:543:THR:HG22	1:F:577:PHE:HB3	1.60	0.83
1:L:657:PRO:C	1:L:658:ILE:HD13	1.99	0.83
1:E:345:TYR:N	1:E:345:TYR:HD1	1.77	0.83
1:K:635:ARG:HG2	1:K:636:ASP:N	1.90	0.83
1:L:543:THR:HG22	1:L:577:PHE:HB3	1.60	0.83
1:E:340:VAL:CA	1:E:345:TYR:HE1	1.90	0.83
1:E:631:VAL:HG21	1:F:476:ILE:HG22	1.57	0.83
1:F:657:PRO:C	1:F:658:ILE:HD13	1.99	0.83
1:G:345:TYR:N	1:G:345:TYR:HD1	1.77	0.83
1:L:567:GLU:HA	1:L:570:GLN:OE1	1.78	0.83
1:H:367:THR:CG2	1:H:368:LYS:H	1.87	0.83

Continued on next page...

Continued from previous page...

Atom-1	Atom-2	Interatomic distance (Å)	Clash overlap (Å)
1:J:345:TYR:CE1	1:J:349:VAL:HG23	2.14	0.83
1:J:657:PRO:C	1:J:658:ILE:HD13	1.99	0.83
1:D:657:PRO:C	1:D:658:ILE:HD13	1.99	0.82
1:J:567:GLU:HA	1:J:570:GLN:OE1	1.78	0.82
1:A:345:TYR:N	1:A:345:TYR:HD1	1.77	0.82
1:B:379:LYS:HG3	1:B:380:SER:N	1.94	0.82
1:D:345:TYR:CE1	1:D:349:VAL:HG23	2.14	0.82
1:G:340:VAL:CA	1:G:345:TYR:HE1	1.90	0.82
1:G:557:PRO:HB3	1:G:587:ASP:HA	1.60	0.82
1:H:503:ASN:ND2	1:H:633:PHE:H	1.77	0.82
1:I:560:SER:N	1:I:561:GLY:CA	2.39	0.82
1:K:385:THR:HA	1:K:387:VAL:HG22	1.59	0.82
1:D:379:LYS:HG3	1:D:380:SER:N	1.94	0.82
1:H:496:GLU:H	1:H:496:GLU:CD	1.80	0.82
1:H:582:ASN:HD21	1:H:586:ARG:HB2	1.44	0.82
1:J:582:ASN:HD21	1:J:586:ARG:HB2	1.43	0.82
1:J:659:SER:O	1:J:660:GLN:HG3	1.80	0.82
1:K:661:LEU:HD13	1:K:662:GLU:CA	2.10	0.82
1:A:519:SER:HB2	1:A:562:ASP:CG	2.00	0.82
1:B:345:TYR:CE1	1:B:349:VAL:HG23	2.14	0.82
1:L:582:ASN:HD21	1:L:586:ARG:HB2	1.43	0.82
1:C:519:SER:HB2	1:C:562:ASP:CG	2.00	0.82
1:G:519:SER:HB2	1:G:562:ASP:CG	2.00	0.82
1:I:661:LEU:HD13	1:I:662:GLU:CA	2.10	0.82
1:A:385:THR:HA	1:A:387:VAL:HG22	1.59	0.82
1:B:657:PRO:C	1:B:658:ILE:HD13	1.99	0.82
1:F:659:SER:O	1:F:660:GLN:HG3	1.80	0.82
1:G:385:THR:HG1	1:G:387:VAL:HG23	1.40	0.82
1:A:340:VAL:CA	1:A:345:TYR:HE1	1.90	0.82
1:A:401:LEU:HD23	1:A:402:ALA:HB2	1.55	0.82
1:D:567:GLU:HA	1:D:570:GLN:OE1	1.78	0.82
1:F:345:TYR:CE1	1:F:349:VAL:HG23	2.14	0.82
1:F:496:GLU:H	1:F:496:GLU:CD	1.80	0.82
1:I:396:LEU:HD22	1:I:408:ILE:HD13	1.62	0.82
1:C:557:PRO:HB3	1:C:587:ASP:HA	1.60	0.82
1:D:543:THR:HG22	1:D:577:PHE:HB3	1.60	0.82
1:G:396:LEU:HD22	1:G:408:ILE:HD13	1.62	0.82
1:L:345:TYR:CE1	1:L:349:VAL:HG23	2.14	0.82
1:A:661:LEU:HD13	1:A:662:GLU:CA	2.10	0.81
1:J:503:ASN:ND2	1:J:633:PHE:H	1.77	0.81
1:K:519:SER:HB2	1:K:562:ASP:CG	2.00	0.81

Continued on next page...

Continued from previous page...

Atom-1	Atom-2	Interatomic distance (Å)	Clash overlap (Å)
1:C:635:ARG:NH2	1:D:661:LEU:HD12	1.95	0.81
1:D:503:ASN:ND2	1:D:633:PHE:H	1.77	0.81
1:F:379:LYS:HG3	1:F:380:SER:N	1.94	0.81
1:G:661:LEU:HD13	1:G:662:GLU:CA	2.10	0.81
1:J:543:THR:HG22	1:J:577:PHE:HB3	1.60	0.81
1:C:340:VAL:HA	1:C:345:TYR:CE1	2.15	0.81
1:D:659:SER:O	1:D:660:GLN:HG3	1.80	0.81
1:G:340:VAL:HA	1:G:345:TYR:CE1	2.15	0.81
1:I:519:SER:HB2	1:I:562:ASP:CG	2.00	0.81
1:L:595:ILE:H	1:L:595:ILE:HD12	1.45	0.81
1:C:385:THR:HA	1:C:387:VAL:HG22	1.59	0.81
1:D:399:TYR:CA	1:E:664:HIS:CG	2.61	0.81
1:H:659:SER:O	1:H:660:GLN:HG3	1.80	0.81
1:E:519:SER:HB2	1:E:562:ASP:CG	2.00	0.81
1:H:345:TYR:CE1	1:H:349:VAL:HG23	2.14	0.81
1:I:340:VAL:HA	1:I:345:TYR:CE1	2.15	0.81
1:A:635:ARG:NH2	1:B:661:LEU:HD12	1.95	0.81
1:E:403:PRO:CA	1:H:366:SER:CB	2.42	0.81
1:A:557:PRO:HB3	1:A:587:ASP:HA	1.60	0.81
1:C:345:TYR:N	1:C:345:TYR:HD1	1.77	0.81
1:K:396:LEU:HD22	1:K:408:ILE:HD13	1.62	0.81
1:I:345:TYR:HD1	1:I:345:TYR:N	1.77	0.81
1:L:379:LYS:HG3	1:L:380:SER:N	1.94	0.81
1:E:396:LEU:HD22	1:E:408:ILE:HD13	1.62	0.81
1:F:595:ILE:H	1:F:595:ILE:HD12	1.45	0.81
1:K:557:PRO:HB3	1:K:587:ASP:HA	1.60	0.81
1:L:659:SER:O	1:L:660:GLN:CG	2.29	0.81
1:A:340:VAL:HA	1:A:345:TYR:CE1	2.15	0.80
1:F:659:SER:O	1:F:660:GLN:CG	2.29	0.80
1:G:525:ASN:OD1	1:G:526:PRO:CD	2.30	0.80
1:B:366:SER:O	1:B:367:THR:CG2	2.29	0.80
1:B:595:ILE:H	1:B:595:ILE:HD12	1.45	0.80
1:B:659:SER:O	1:B:660:GLN:HG3	1.80	0.80
1:C:661:LEU:HD13	1:C:662:GLU:CA	2.10	0.80
1:D:661:LEU:O	1:D:661:LEU:CD1	2.29	0.80
1:E:403:PRO:CB	1:H:366:SER:HA	2.10	0.80
1:E:635:ARG:NH2	1:F:661:LEU:HD12	1.95	0.80
1:J:661:LEU:CD1	1:J:661:LEU:O	2.29	0.80
1:D:659:SER:O	1:D:660:GLN:CG	2.29	0.80
1:G:388:GLN:O	1:G:389:ARG:CG	2.30	0.80
1:J:595:ILE:HD12	1:J:595:ILE:H	1.45	0.80

Continued on next page...

Continued from previous page...

Atom-1	Atom-2	Interatomic distance (Å)	Clash overlap (Å)
1:A:525:ASN:OD1	1:A:526:PRO:CD	2.30	0.80
1:E:661:LEU:HD13	1:E:662:GLU:CA	2.10	0.80
1:K:525:ASN:OD1	1:K:526:PRO:CD	2.30	0.80
1:J:659:SER:O	1:J:660:GLN:CG	2.29	0.80
1:L:366:SER:O	1:L:367:THR:CG2	2.29	0.80
1:D:400:ASN:ND2	1:E:662:GLU:CD	2.34	0.80
1:H:408:ILE:O	1:H:408:ILE:CD1	2.30	0.80
1:H:659:SER:O	1:H:660:GLN:CG	2.29	0.80
1:J:567:GLU:O	1:J:568:ASN:CB	2.30	0.80
1:J:661:LEU:CD2	1:J:661:LEU:O	2.29	0.80
1:K:340:VAL:HA	1:K:345:TYR:CE1	2.15	0.80
1:K:388:GLN:O	1:K:389:ARG:CG	2.30	0.80
1:L:659:SER:O	1:L:660:GLN:HG3	1.80	0.80
1:A:341:THR:HG1	1:A:344:ASP:HB2	1.45	0.80
1:B:366:SER:O	1:B:367:THR:CB	2.30	0.80
1:B:408:ILE:O	1:B:408:ILE:CD1	2.30	0.80
1:C:385:THR:CG2	1:C:389:ARG:CA	2.60	0.80
1:E:353:PHE:CE1	1:E:395:TYR:CD2	2.70	0.80
1:I:525:ASN:OD1	1:I:526:PRO:CD	2.30	0.80
1:L:661:LEU:O	1:L:661:LEU:CD2	2.29	0.80
1:A:629:ASP:HA	1:B:664:HIS:HE1	1.47	0.80
1:B:367:THR:CG2	1:B:368:LYS:H	1.87	0.80
1:C:525:ASN:OD1	1:C:526:PRO:CD	2.30	0.80
1:D:366:SER:O	1:D:367:THR:CB	2.30	0.80
1:D:567:GLU:O	1:D:568:ASN:CB	2.30	0.80
1:E:385:THR:CG2	1:E:389:ARG:CA	2.60	0.80
1:G:635:ARG:NH2	1:H:661:LEU:HD12	1.95	0.80
1:H:379:LYS:HG3	1:H:380:SER:N	1.94	0.80
1:I:353:PHE:CE1	1:I:395:TYR:CD2	2.70	0.80
1:I:635:ARG:NH2	1:J:661:LEU:HD12	1.95	0.80
1:J:366:SER:C	1:J:367:THR:CG2	2.42	0.80
1:J:379:LYS:HG3	1:J:380:SER:N	1.94	0.80
1:K:353:PHE:CE1	1:K:395:TYR:CD2	2.70	0.80
1:L:503:ASN:HD21	1:L:633:PHE:N	1.79	0.80
1:A:385:THR:CG2	1:A:389:ARG:CA	2.60	0.80
1:A:396:LEU:HD22	1:A:408:ILE:HD13	1.62	0.80
1:B:659:SER:O	1:B:660:GLN:CG	2.29	0.80
1:D:595:ILE:H	1:D:595:ILE:HD12	1.45	0.80
1:K:635:ARG:NH2	1:L:661:LEU:HD12	1.96	0.80
1:C:396:LEU:HD22	1:C:408:ILE:HD13	1.62	0.80
1:G:353:PHE:CE1	1:G:395:TYR:CD2	2.70	0.80

Continued on next page...

Continued from previous page...

Atom-1	Atom-2	Interatomic distance (Å)	Clash overlap (Å)
1:H:661:LEU:O	1:H:661:LEU:CD2	2.29	0.80
1:E:340:VAL:HA	1:E:345:TYR:CE1	2.15	0.79
1:F:567:GLU:O	1:F:568:ASN:CB	2.30	0.79
1:E:388:GLN:O	1:E:389:ARG:CB	2.30	0.79
1:E:388:GLN:O	1:E:389:ARG:CG	2.30	0.79
1:H:595:ILE:HD12	1:H:595:ILE:H	1.46	0.79
1:L:503:ASN:ND2	1:L:633:PHE:H	1.77	0.79
1:F:661:LEU:CD1	1:F:661:LEU:O	2.29	0.79
1:I:440:ILE:HD11	1:I:653:ILE:HD13	1.64	0.79
1:A:353:PHE:CE1	1:A:395:TYR:CD2	2.70	0.79
1:B:661:LEU:O	1:B:661:LEU:CD2	2.29	0.79
1:I:388:GLN:O	1:I:389:ARG:CG	2.30	0.79
1:A:388:GLN:O	1:A:389:ARG:CG	2.30	0.79
1:D:661:LEU:O	1:D:661:LEU:CD2	2.29	0.79
1:F:366:SER:O	1:F:367:THR:CG2	2.29	0.79
1:F:503:ASN:HD21	1:F:633:PHE:N	1.79	0.79
1:J:366:SER:O	1:J:367:THR:CG2	2.29	0.79
1:L:567:GLU:O	1:L:568:ASN:CB	2.30	0.79
1:C:353:PHE:CE1	1:C:395:TYR:CD2	2.70	0.79
1:D:366:SER:O	1:D:367:THR:CG2	2.29	0.79
1:D:503:ASN:HD21	1:D:633:PHE:N	1.79	0.79
1:C:385:THR:HG21	1:C:389:ARG:HA	1.64	0.79
1:C:388:GLN:O	1:C:389:ARG:CG	2.30	0.79
1:F:661:LEU:CD2	1:F:661:LEU:O	2.30	0.79
1:K:345:TYR:HD1	1:K:345:TYR:N	1.77	0.79
1:K:388:GLN:O	1:K:389:ARG:CB	2.30	0.79
1:E:440:ILE:HD11	1:E:653:ILE:HD13	1.64	0.79
1:G:385:THR:HG21	1:G:389:ARG:HA	1.64	0.79
1:G:361:GLN:HG2	1:G:455:PHE:CG	2.18	0.79
1:H:366:SER:O	1:H:367:THR:CB	2.30	0.79
1:I:388:GLN:O	1:I:389:ARG:CB	2.30	0.79
1:I:532:GLU:CD	1:I:532:GLU:N	2.36	0.79
1:L:408:ILE:CD1	1:L:408:ILE:O	2.30	0.79
1:A:385:THR:CA	1:A:387:VAL:HG22	2.13	0.79
1:B:567:GLU:O	1:B:568:ASN:CB	2.30	0.79
1:B:647:ARG:HD2	1:B:650:TYR:CE1	2.19	0.79
1:K:385:THR:CA	1:K:387:VAL:HG22	2.13	0.79
1:D:374:ILE:HG12	1:D:408:ILE:HA	1.65	0.78
1:E:403:PRO:CG	1:H:366:SER:HA	2.13	0.78
1:I:385:THR:CA	1:I:387:VAL:HG22	2.13	0.78
1:J:503:ASN:HD21	1:J:633:PHE:N	1.79	0.78

Continued on next page...

Continued from previous page...

Atom-1	Atom-2	Interatomic distance (Å)	Clash overlap (Å)
1:A:385:THR:HG21	1:A:389:ARG:HA	1.64	0.78
1:A:532:GLU:N	1:A:532:GLU:CD	2.37	0.78
1:C:388:GLN:O	1:C:389:ARG:CB	2.30	0.78
1:G:388:GLN:O	1:G:389:ARG:CB	2.30	0.78
1:G:532:GLU:CD	1:G:532:GLU:N	2.36	0.78
1:A:457:SER:H	1:A:634:THR:CG2	1.97	0.78
1:G:440:ILE:HD11	1:G:653:ILE:HD13	1.64	0.78
1:H:503:ASN:HD21	1:H:633:PHE:N	1.79	0.78
1:L:661:LEU:O	1:L:661:LEU:CD1	2.29	0.78
1:B:374:ILE:HG12	1:B:408:ILE:HA	1.65	0.78
1:C:361:GLN:HG2	1:C:455:PHE:CG	2.19	0.78
1:C:457:SER:H	1:C:634:THR:CG2	1.97	0.78
1:I:361:GLN:HG2	1:I:455:PHE:CG	2.19	0.78
1:J:647:ARG:HD2	1:J:650:TYR:CE1	2.19	0.78
1:B:503:ASN:ND2	1:B:633:PHE:H	1.77	0.78
1:E:361:GLN:HG2	1:E:455:PHE:CG	2.19	0.78
1:F:503:ASN:ND2	1:F:633:PHE:H	1.77	0.78
1:H:374:ILE:HG12	1:H:408:ILE:HA	1.65	0.78
1:I:385:THR:HG21	1:I:389:ARG:HA	1.64	0.78
1:D:408:ILE:CD1	1:D:408:ILE:O	2.30	0.78
1:E:525:ASN:OD1	1:E:526:PRO:CD	2.30	0.78
1:E:629:ASP:HA	1:F:664:HIS:HE1	1.47	0.78
1:J:569:ILE:CG2	1:J:569:ILE:O	2.30	0.78
1:K:532:GLU:CD	1:K:532:GLU:N	2.36	0.78
1:C:532:GLU:N	1:C:532:GLU:CD	2.37	0.78
1:A:388:GLN:O	1:A:389:ARG:CB	2.30	0.78
1:D:366:SER:C	1:D:367:THR:CG2	2.42	0.78
1:F:374:ILE:HG12	1:F:408:ILE:HA	1.65	0.78
1:G:341:THR:HG1	1:G:344:ASP:HB2	1.48	0.78
1:G:524:VAL:HG22	1:G:529:GLY:O	1.84	0.78
1:H:567:GLU:O	1:H:568:ASN:CB	2.30	0.78
1:I:353:PHE:CE2	1:I:395:TYR:HD2	2.02	0.78
1:K:361:GLN:HG2	1:K:455:PHE:CG	2.18	0.78
1:C:440:ILE:HD11	1:C:653:ILE:HD13	1.64	0.78
1:H:647:ARG:HD2	1:H:650:TYR:CE1	2.19	0.78
1:J:374:ILE:HG12	1:J:408:ILE:HA	1.65	0.78
1:K:353:PHE:CE2	1:K:395:TYR:HD2	2.02	0.78
1:C:385:THR:CA	1:C:387:VAL:HG22	2.14	0.78
1:E:345:TYR:N	1:E:345:TYR:CD1	2.51	0.78
1:J:367:THR:CG2	1:J:368:LYS:H	1.88	0.78
1:L:374:ILE:HG12	1:L:408:ILE:HA	1.65	0.78

Continued on next page...

Continued from previous page...

Atom-1	Atom-2	Interatomic distance (Å)	Clash overlap (Å)
1:D:647:ARG:HD2	1:D:650:TYR:CE1	2.19	0.77
1:L:647:ARG:HD2	1:L:650:TYR:CE1	2.19	0.77
1:D:646:LEU:C	1:D:646:LEU:HD23	2.05	0.77
1:G:385:THR:CA	1:G:387:VAL:HG22	2.13	0.77
1:J:366:SER:O	1:J:367:THR:CB	2.30	0.77
1:K:440:ILE:HD11	1:K:653:ILE:HD13	1.64	0.77
1:E:385:THR:HG21	1:E:389:ARG:HA	1.64	0.77
1:H:366:SER:O	1:H:367:THR:CG2	2.29	0.77
1:A:361:GLN:HG2	1:A:455:PHE:CG	2.19	0.77
1:A:440:ILE:HD11	1:A:653:ILE:HD13	1.64	0.77
1:A:403:PRO:HB3	1:C:366:SER:OG	1.85	0.77
1:E:385:THR:CA	1:E:387:VAL:HG22	2.14	0.77
1:F:646:LEU:C	1:F:646:LEU:HD23	2.05	0.77
1:E:353:PHE:CE2	1:E:395:TYR:HD2	2.02	0.77
1:F:647:ARG:HD2	1:F:650:TYR:CE1	2.18	0.77
1:H:403:PRO:O	1:H:405:THR:HG22	1.85	0.77
1:I:524:VAL:HG22	1:I:529:GLY:O	1.84	0.77
1:A:340:VAL:CA	1:A:345:TYR:OH	2.30	0.77
1:B:661:LEU:O	1:B:661:LEU:CD1	2.29	0.77
1:A:353:PHE:CE2	1:A:395:TYR:HD2	2.02	0.77
1:A:524:VAL:HG22	1:A:529:GLY:O	1.84	0.77
1:C:355:SER:OG	1:C:356:ILE:HG23	1.85	0.77
1:D:367:THR:O	1:D:369:PRO:CD	2.30	0.77
1:H:646:LEU:C	1:H:646:LEU:HD23	2.05	0.77
1:H:661:LEU:O	1:H:661:LEU:CD1	2.29	0.77
1:L:569:ILE:O	1:L:569:ILE:CG2	2.30	0.77
1:E:355:SER:OG	1:E:356:ILE:HG23	1.85	0.77
1:E:524:VAL:HG22	1:E:529:GLY:O	1.84	0.77
1:K:524:VAL:HG22	1:K:529:GLY:O	1.84	0.77
1:G:353:PHE:CE2	1:G:395:TYR:HD2	2.02	0.77
1:L:403:PRO:O	1:L:405:THR:HG22	1.85	0.77
1:A:345:TYR:N	1:A:345:TYR:CD1	2.51	0.76
1:C:353:PHE:CE2	1:C:395:TYR:HD2	2.02	0.76
1:F:367:THR:CG2	1:F:368:LYS:H	1.88	0.76
1:E:532:GLU:CD	1:E:532:GLU:N	2.37	0.76
1:G:355:SER:OG	1:G:356:ILE:HG23	1.85	0.76
1:K:457:SER:H	1:K:634:THR:CG2	1.97	0.76
1:B:367:THR:O	1:B:369:PRO:CD	2.30	0.76
1:D:408:ILE:O	1:D:409:ILE:CG2	2.34	0.76
1:J:403:PRO:O	1:J:405:THR:HG22	1.85	0.76
1:B:366:SER:CB	1:K:403:PRO:CA	2.44	0.76

Continued on next page...

Continued from previous page...

Atom-1	Atom-2	Interatomic distance (Å)	Clash overlap (Å)
1:A:340:VAL:O	1:A:345:TYR:CE1	2.37	0.76
1:J:646:LEU:HD23	1:J:646:LEU:C	2.05	0.76
1:B:366:SER:HA	1:K:403:PRO:CG	2.15	0.76
1:C:629:ASP:HA	1:D:664:HIS:HE1	1.47	0.76
1:J:367:THR:O	1:J:369:PRO:CD	2.30	0.76
1:L:408:ILE:O	1:L:409:ILE:CG2	2.34	0.76
1:L:646:LEU:C	1:L:646:LEU:HD23	2.05	0.76
1:B:408:ILE:O	1:B:409:ILE:CG2	2.34	0.76
1:C:524:VAL:HG22	1:C:529:GLY:O	1.84	0.76
1:D:408:ILE:HD12	1:D:409:ILE:N	2.01	0.76
1:D:661:LEU:HD13	1:D:662:GLU:N	2.01	0.76
1:E:457:SER:H	1:E:634:THR:CG2	1.97	0.76
1:B:646:LEU:C	1:B:646:LEU:HD23	2.05	0.76
1:F:661:LEU:HD13	1:F:662:GLU:N	2.01	0.76
1:L:345:TYR:HE1	1:L:349:VAL:CG2	1.99	0.76
1:L:366:SER:O	1:L:367:THR:CB	2.30	0.76
1:A:355:SER:OG	1:A:356:ILE:HG23	1.85	0.76
1:B:408:ILE:HD12	1:B:409:ILE:N	2.01	0.76
1:F:408:ILE:O	1:F:409:ILE:CG2	2.34	0.76
1:G:345:TYR:N	1:G:345:TYR:CD1	2.51	0.76
1:G:401:LEU:O	1:G:402:ALA:HB3	1.84	0.76
1:A:401:LEU:O	1:A:402:ALA:HB3	1.84	0.76
1:B:345:TYR:HE1	1:B:349:VAL:CG2	1.99	0.76
1:B:427:ASN:H	1:B:427:ASN:ND2	1.84	0.76
1:C:416:ILE:HG13	1:C:448:TYR:OH	1.86	0.76
1:F:403:PRO:O	1:F:405:THR:HG22	1.85	0.76
1:A:560:SER:N	1:A:561:GLY:HA3	2.01	0.76
1:C:340:VAL:CA	1:C:345:TYR:OH	2.30	0.76
1:J:408:ILE:O	1:J:408:ILE:CD1	2.30	0.76
1:K:385:THR:HG21	1:K:389:ARG:HA	1.64	0.76
1:J:408:ILE:HD12	1:J:409:ILE:N	2.01	0.75
1:K:401:LEU:O	1:K:402:ALA:HB3	1.84	0.75
1:B:366:SER:HA	1:K:403:PRO:CB	2.11	0.75
1:H:408:ILE:O	1:H:409:ILE:CG2	2.34	0.75
1:K:416:ILE:HG13	1:K:448:TYR:OH	1.86	0.75
1:A:416:ILE:HG13	1:A:448:TYR:OH	1.86	0.75
1:B:403:PRO:O	1:B:405:THR:HG22	1.85	0.75
1:B:644:ASN:O	1:B:644:ASN:ND2	2.20	0.75
1:F:366:SER:O	1:F:367:THR:CB	2.30	0.75
1:I:355:SER:OG	1:I:356:ILE:HG23	1.85	0.75
1:J:408:ILE:O	1:J:409:ILE:CG2	2.34	0.75

Continued on next page...

Continued from previous page...

Atom-1	Atom-2	Interatomic distance (Å)	Clash overlap (Å)
1:K:355:SER:OG	1:K:356:ILE:HG23	1.85	0.75
1:E:340:VAL:CA	1:E:345:TYR:OH	2.30	0.75
1:D:398:ASP:OD2	1:E:663:HIS:HB3	1.86	0.75
1:C:401:LEU:O	1:C:402:ALA:HB3	1.85	0.75
1:D:400:ASN:HB3	1:E:662:GLU:HA	1.66	0.75
1:H:345:TYR:HE1	1:H:349:VAL:CG2	1.99	0.75
1:I:526:PRO:O	1:I:528:THR:HG22	1.87	0.75
1:K:340:VAL:CA	1:K:345:TYR:OH	2.30	0.75
1:L:367:THR:O	1:L:369:PRO:CD	2.30	0.75
1:C:526:PRO:O	1:C:528:THR:HG22	1.87	0.75
1:D:427:ASN:ND2	1:D:427:ASN:H	1.84	0.75
1:E:416:ILE:HG13	1:E:448:TYR:OH	1.86	0.75
1:G:416:ILE:HG13	1:G:448:TYR:OH	1.86	0.75
1:H:367:THR:O	1:H:369:PRO:CD	2.30	0.75
1:H:661:LEU:HD13	1:H:662:GLU:N	2.01	0.75
1:J:345:TYR:HE1	1:J:349:VAL:CG2	1.99	0.75
1:K:340:VAL:O	1:K:345:TYR:CE1	2.37	0.75
1:K:526:PRO:O	1:K:528:THR:HG22	1.87	0.75
1:L:661:LEU:HD13	1:L:662:GLU:N	2.01	0.75
1:D:345:TYR:HE1	1:D:349:VAL:CG2	1.99	0.75
1:F:427:ASN:ND2	1:F:427:ASN:H	1.84	0.75
1:F:644:ASN:O	1:F:644:ASN:ND2	2.20	0.75
1:G:526:PRO:O	1:G:528:THR:HG22	1.87	0.75
1:I:401:LEU:O	1:I:402:ALA:HB3	1.84	0.75
1:K:345:TYR:CD1	1:K:345:TYR:N	2.52	0.75
1:L:366:SER:C	1:L:367:THR:CG2	2.42	0.75
1:C:341:THR:HG1	1:C:344:ASP:HB2	1.48	0.75
1:E:347:THR:O	1:E:349:VAL:N	2.20	0.75
1:E:401:LEU:O	1:E:402:ALA:HB3	1.85	0.75
1:H:408:ILE:HD12	1:H:409:ILE:N	2.01	0.75
1:L:408:ILE:HD12	1:L:409:ILE:N	2.01	0.75
1:D:403:PRO:O	1:D:405:THR:HG22	1.85	0.75
1:F:345:TYR:HE1	1:F:349:VAL:CG2	1.99	0.75
1:B:569:ILE:O	1:B:569:ILE:CG2	2.30	0.74
1:B:661:LEU:HD13	1:B:662:GLU:N	2.01	0.74
1:I:340:VAL:O	1:I:345:TYR:CE1	2.37	0.74
1:L:427:ASN:ND2	1:L:427:ASN:H	1.84	0.74
1:L:644:ASN:O	1:L:644:ASN:ND2	2.20	0.74
1:A:526:PRO:O	1:A:528:THR:HG22	1.87	0.74
1:G:347:THR:O	1:G:349:VAL:N	2.20	0.74
1:E:526:PRO:O	1:E:528:THR:HG22	1.87	0.74

Continued on next page...

Continued from previous page...

Atom-1	Atom-2	Interatomic distance (Å)	Clash overlap (Å)
1:F:408:ILE:HD12	1:F:409:ILE:N	2.01	0.74
1:G:385:THR:HG21	1:G:389:ARG:N	2.01	0.74
1:G:457:SER:H	1:G:634:THR:CG2	1.97	0.74
1:G:629:ASP:HA	1:H:664:HIS:HE1	1.47	0.74
1:D:644:ASN:O	1:D:644:ASN:ND2	2.20	0.74
1:H:496:GLU:CD	1:H:496:GLU:N	2.41	0.74
1:I:416:ILE:HG13	1:I:448:TYR:OH	1.86	0.74
1:J:496:GLU:N	1:J:496:GLU:CD	2.41	0.74
1:A:347:THR:O	1:A:349:VAL:N	2.20	0.74
1:C:347:THR:O	1:C:349:VAL:N	2.20	0.74
1:D:437:GLU:O	1:D:441:ILE:HG22	1.88	0.74
1:I:457:SER:H	1:I:634:THR:CG2	1.97	0.74
1:L:496:GLU:N	1:L:496:GLU:CD	2.41	0.74
1:F:437:GLU:O	1:F:441:ILE:HG22	1.88	0.74
1:I:345:TYR:N	1:I:345:TYR:CD1	2.51	0.74
1:B:503:ASN:HD21	1:B:633:PHE:N	1.79	0.73
1:H:437:GLU:O	1:H:441:ILE:HG22	1.88	0.73
1:J:661:LEU:HD13	1:J:662:GLU:N	2.01	0.73
1:L:437:GLU:O	1:L:441:ILE:HG22	1.88	0.73
1:I:347:THR:O	1:I:349:VAL:N	2.20	0.73
1:K:347:THR:O	1:K:349:VAL:N	2.20	0.73
1:J:437:GLU:O	1:J:441:ILE:HG22	1.88	0.73
1:B:496:GLU:N	1:B:496:GLU:CD	2.41	0.73
1:E:635:ARG:HG2	1:E:636:ASP:N	1.90	0.73
1:G:665:HIS:CE1	1:H:342:ALA:CB	2.71	0.73
1:I:665:HIS:CE1	1:J:342:ALA:CB	2.71	0.73
1:K:629:ASP:HB3	1:K:631:VAL:O	1.89	0.73
1:E:665:HIS:CE1	1:F:342:ALA:CB	2.71	0.73
1:H:644:ASN:ND2	1:H:644:ASN:O	2.20	0.73
1:I:340:VAL:CA	1:I:345:TYR:OH	2.30	0.73
1:J:644:ASN:O	1:J:644:ASN:ND2	2.20	0.73
1:A:518:ASN:OD1	1:A:533:ASP:HB2	1.88	0.73
1:B:408:ILE:O	1:B:409:ILE:HG22	1.89	0.73
1:C:665:HIS:CE1	1:D:342:ALA:CB	2.71	0.73
1:G:340:VAL:CA	1:G:345:TYR:OH	2.30	0.73
1:I:385:THR:HG21	1:I:389:ARG:N	2.01	0.73
1:I:629:ASP:HB3	1:I:631:VAL:O	1.89	0.73
1:A:629:ASP:HB3	1:A:631:VAL:O	1.89	0.73
1:G:340:VAL:O	1:G:345:TYR:CE1	2.37	0.73
1:E:629:ASP:HB3	1:E:631:VAL:O	1.88	0.73
1:F:408:ILE:O	1:F:409:ILE:HG22	1.89	0.73

Continued on next page...

Continued from previous page...

Atom-1	Atom-2	Interatomic distance (Å)	Clash overlap (Å)
1:H:427:ASN:ND2	1:H:427:ASN:H	1.84	0.73
1:L:408:ILE:O	1:L:409:ILE:HG22	1.89	0.73
1:A:665:HIS:CE1	1:B:342:ALA:CB	2.71	0.73
1:C:518:ASN:OD1	1:C:533:ASP:HB2	1.89	0.73
1:D:496:GLU:N	1:D:496:GLU:CD	2.41	0.73
1:G:635:ARG:HG2	1:G:636:ASP:N	1.90	0.73
1:B:437:GLU:O	1:B:441:ILE:HG22	1.88	0.72
1:D:398:ASP:OD1	1:E:663:HIS:HD2	1.71	0.72
1:K:665:HIS:CE1	1:L:342:ALA:CB	2.71	0.72
1:E:340:VAL:O	1:E:345:TYR:CE1	2.37	0.72
1:C:345:TYR:HD1	1:C:345:TYR:H	1.36	0.72
1:F:367:THR:O	1:F:369:PRO:CD	2.30	0.72
1:F:408:ILE:O	1:F:408:ILE:CD1	2.30	0.72
1:H:408:ILE:O	1:H:409:ILE:HG22	1.89	0.72
1:J:427:ASN:H	1:J:427:ASN:ND2	1.84	0.72
1:G:629:ASP:HB3	1:G:631:VAL:O	1.89	0.72
1:I:345:TYR:HD1	1:I:345:TYR:H	1.36	0.72
1:K:518:ASN:OD1	1:K:533:ASP:HB2	1.88	0.72
1:E:518:ASN:OD1	1:E:533:ASP:HB2	1.89	0.72
1:E:664:HIS:O	1:E:665:HIS:ND1	2.23	0.72
1:A:385:THR:HG21	1:A:389:ARG:N	2.01	0.72
1:C:340:VAL:O	1:C:345:TYR:CE1	2.37	0.72
1:C:385:THR:HG21	1:C:389:ARG:N	2.01	0.72
1:E:385:THR:HG23	1:E:389:ARG:N	2.02	0.72
1:G:518:ASN:OD1	1:G:533:ASP:HB2	1.89	0.72
1:I:664:HIS:O	1:I:665:HIS:ND1	2.23	0.72
1:J:408:ILE:O	1:J:409:ILE:HG22	1.89	0.72
1:C:664:HIS:O	1:C:665:HIS:ND1	2.23	0.72
1:A:517:PHE:CD2	1:A:536:TYR:HE2	2.07	0.72
1:I:518:ASN:OD1	1:I:533:ASP:HB2	1.89	0.72
1:B:366:SER:C	1:B:367:THR:CG2	2.42	0.72
1:K:385:THR:HG23	1:K:389:ARG:N	2.02	0.72
1:I:385:THR:HG23	1:I:389:ARG:N	2.02	0.71
1:A:664:HIS:O	1:A:665:HIS:ND1	2.23	0.71
1:C:345:TYR:N	1:C:345:TYR:CD1	2.51	0.71
1:C:629:ASP:HB3	1:C:631:VAL:O	1.89	0.71
1:K:664:HIS:O	1:K:665:HIS:ND1	2.23	0.71
1:A:340:VAL:O	1:A:344:ASP:HB2	1.91	0.71
1:E:340:VAL:O	1:E:344:ASP:HB2	1.91	0.71
1:K:345:TYR:H	1:K:345:TYR:HD1	1.36	0.71
1:D:398:ASP:OD1	1:E:663:HIS:CD2	2.43	0.71

Continued on next page...

Continued from previous page...

Atom-1	Atom-2	Interatomic distance (Å)	Clash overlap (Å)
1:G:345:TYR:H	1:G:345:TYR:HD1	1.36	0.71
1:D:408:ILE:O	1:D:409:ILE:HG22	1.89	0.71
1:F:496:GLU:CD	1:F:496:GLU:N	2.41	0.71
1:G:664:HIS:O	1:G:665:HIS:ND1	2.23	0.71
1:K:353:PHE:CZ	1:K:395:TYR:HD2	2.09	0.71
1:C:340:VAL:O	1:C:344:ASP:HB2	1.91	0.71
1:D:398:ASP:O	1:E:663:HIS:N	2.20	0.71
1:E:358:GLN:HB2	1:E:379:LYS:HA	1.73	0.71
1:H:342:ALA:C	1:H:346:ASP:OD2	2.29	0.71
1:B:342:ALA:O	1:B:346:ASP:CG	2.29	0.71
1:I:340:VAL:O	1:I:344:ASP:HB2	1.91	0.71
1:K:340:VAL:O	1:K:344:ASP:HB2	1.91	0.71
1:D:568:ASN:CG	1:D:569:ILE:H	1.94	0.71
1:G:661:LEU:CD1	1:G:662:GLU:CB	2.68	0.71
1:K:353:PHE:CG	1:K:395:TYR:HE2	2.09	0.71
1:L:342:ALA:C	1:L:346:ASP:OD2	2.29	0.71
1:A:587:ASP:OD2	1:A:587:ASP:C	2.30	0.71
1:E:517:PHE:CD2	1:E:536:TYR:HE2	2.07	0.71
1:F:344:ASP:OD1	1:F:344:ASP:C	2.29	0.71
1:F:385:THR:HG23	1:F:388:GLN:H	1.56	0.71
1:I:629:ASP:HA	1:J:664:HIS:HE1	1.47	0.71
1:B:385:THR:HG23	1:B:388:GLN:H	1.56	0.70
1:C:661:LEU:HD12	1:C:662:GLU:HB2	1.73	0.70
1:H:342:ALA:O	1:H:346:ASP:CG	2.30	0.70
1:I:353:PHE:CG	1:I:395:TYR:HE2	2.09	0.70
1:L:344:ASP:OD1	1:L:344:ASP:C	2.29	0.70
1:A:353:PHE:CG	1:A:395:TYR:HE2	2.09	0.70
1:B:342:ALA:C	1:B:346:ASP:OD2	2.29	0.70
1:B:344:ASP:OD1	1:B:344:ASP:C	2.29	0.70
1:G:340:VAL:O	1:G:344:ASP:HB2	1.91	0.70
1:K:385:THR:HG21	1:K:389:ARG:N	2.01	0.70
1:K:587:ASP:C	1:K:587:ASP:OD2	2.30	0.70
1:L:385:THR:HG23	1:L:388:GLN:H	1.56	0.70
1:A:358:GLN:HB2	1:A:379:LYS:HA	1.73	0.70
1:E:522:LYS:HD3	1:E:522:LYS:N	2.07	0.70
1:H:344:ASP:C	1:H:344:ASP:OD1	2.29	0.70
1:I:358:GLN:HB2	1:I:379:LYS:HA	1.73	0.70
1:A:522:LYS:N	1:A:522:LYS:HD3	2.07	0.70
1:A:587:ASP:CG	1:A:587:ASP:O	2.30	0.70
1:F:342:ALA:C	1:F:346:ASP:OD2	2.29	0.70
1:G:353:PHE:CG	1:G:395:TYR:HE2	2.09	0.70

Continued on next page...

Continued from previous page...

Atom-1	Atom-2	Interatomic distance (Å)	Clash overlap (Å)
1:G:401:LEU:O	1:G:402:ALA:CB	2.40	0.70
1:H:385:THR:HG23	1:H:388:GLN:H	1.56	0.70
1:J:385:THR:HG23	1:J:388:GLN:H	1.56	0.70
1:L:342:ALA:O	1:L:346:ASP:CG	2.29	0.70
1:L:568:ASN:CG	1:L:569:ILE:H	1.94	0.70
1:B:345:TYR:CE1	1:B:349:VAL:CG2	2.74	0.70
1:E:401:LEU:O	1:E:402:ALA:CB	2.40	0.70
1:I:388:GLN:O	1:I:389:ARG:HB2	1.91	0.70
1:J:342:ALA:C	1:J:346:ASP:OD2	2.29	0.70
1:J:342:ALA:O	1:J:346:ASP:CG	2.29	0.70
1:J:659:SER:O	1:J:660:GLN:CD	2.30	0.70
1:K:522:LYS:N	1:K:522:LYS:HD3	2.07	0.70
1:A:661:LEU:HD12	1:A:662:GLU:HB2	1.73	0.70
1:B:568:ASN:CG	1:B:569:ILE:H	1.94	0.70
1:D:342:ALA:C	1:D:346:ASP:OD2	2.29	0.70
1:D:567:GLU:O	1:D:568:ASN:CG	2.30	0.70
1:E:353:PHE:CG	1:E:395:TYR:HE2	2.09	0.70
1:K:661:LEU:CD1	1:K:662:GLU:CB	2.68	0.70
1:A:385:THR:HG23	1:A:389:ARG:N	2.02	0.70
1:D:344:ASP:OD1	1:D:344:ASP:C	2.29	0.70
1:E:388:GLN:O	1:E:389:ARG:HG3	1.92	0.70
1:I:401:LEU:O	1:I:402:ALA:CB	2.40	0.70
1:I:440:ILE:HD11	1:I:653:ILE:CD1	2.21	0.70
1:J:568:ASN:CG	1:J:569:ILE:H	1.94	0.70
1:K:385:THR:CG2	1:K:389:ARG:CA	2.60	0.70
1:B:364:THR:HG23	1:K:401:LEU:HD12	1.68	0.70
1:L:659:SER:O	1:L:660:GLN:CD	2.30	0.70
1:A:506:LYS:O	1:A:509:SER:HB3	1.92	0.70
1:C:353:PHE:CG	1:C:395:TYR:HE2	2.09	0.70
1:C:353:PHE:CZ	1:C:395:TYR:HD2	2.09	0.70
1:C:388:GLN:O	1:C:389:ARG:HG3	1.92	0.70
1:D:345:TYR:CE1	1:D:349:VAL:CG2	2.74	0.70
1:D:567:GLU:O	1:D:568:ASN:HB3	1.92	0.70
1:E:401:LEU:O	1:E:401:LEU:HD23	1.92	0.70
1:E:587:ASP:CG	1:E:587:ASP:O	2.30	0.70
1:E:440:ILE:HD11	1:E:653:ILE:CD1	2.21	0.70
1:G:388:GLN:O	1:G:389:ARG:HB2	1.91	0.70
1:G:440:ILE:HD11	1:G:653:ILE:CD1	2.21	0.70
1:G:517:PHE:CD2	1:G:536:TYR:HE2	2.07	0.70
1:J:344:ASP:OD1	1:J:344:ASP:C	2.29	0.70
1:K:358:GLN:HB2	1:K:379:LYS:HA	1.73	0.70

Continued on next page...

Continued from previous page...

Atom-1	Atom-2	Interatomic distance (Å)	Clash overlap (Å)
1:B:567:GLU:O	1:B:568:ASN:HB3	1.92	0.70
1:D:385:THR:HG23	1:D:388:GLN:H	1.56	0.70
1:E:587:ASP:OD2	1:E:587:ASP:C	2.30	0.70
1:F:342:ALA:O	1:F:346:ASP:CG	2.29	0.70
1:G:401:LEU:O	1:G:401:LEU:HD23	1.92	0.70
1:G:522:LYS:HD3	1:G:522:LYS:N	2.07	0.70
1:H:567:GLU:O	1:H:568:ASN:CG	2.30	0.70
1:H:659:SER:O	1:H:660:GLN:CD	2.30	0.70
1:K:440:ILE:HD11	1:K:653:ILE:CD1	2.21	0.70
1:C:388:GLN:O	1:C:389:ARG:HB2	1.91	0.70
1:E:342:ALA:HB1	1:E:362:THR:HB	1.74	0.70
1:I:506:LYS:O	1:I:509:SER:HB3	1.92	0.70
1:K:457:SER:H	1:K:634:THR:HG23	1.56	0.70
1:L:567:GLU:O	1:L:568:ASN:CG	2.30	0.70
1:C:358:GLN:HB2	1:C:379:LYS:HA	1.73	0.69
1:C:587:ASP:OD2	1:C:587:ASP:C	2.30	0.69
1:H:345:TYR:CE1	1:H:349:VAL:CG2	2.74	0.69
1:K:388:GLN:O	1:K:389:ARG:HB2	1.91	0.69
1:K:506:LYS:O	1:K:509:SER:HB3	1.92	0.69
1:B:567:GLU:O	1:B:568:ASN:CG	2.30	0.69
1:D:342:ALA:O	1:D:346:ASP:CG	2.29	0.69
1:F:567:GLU:O	1:F:568:ASN:CG	2.30	0.69
1:G:358:GLN:HB2	1:G:379:LYS:HA	1.73	0.69
1:I:661:LEU:CD1	1:I:662:GLU:CB	2.68	0.69
1:A:661:LEU:CD1	1:A:662:GLU:CB	2.68	0.69
1:C:342:ALA:HB1	1:C:362:THR:HB	1.74	0.69
1:G:353:PHE:CZ	1:G:395:TYR:HD2	2.09	0.69
1:J:345:TYR:CE1	1:J:349:VAL:CG2	2.74	0.69
1:J:345:TYR:CD1	1:J:345:TYR:C	2.65	0.69
1:L:345:TYR:CE1	1:L:349:VAL:CG2	2.74	0.69
1:A:388:GLN:O	1:A:389:ARG:HB2	1.91	0.69
1:B:345:TYR:C	1:B:345:TYR:CD1	2.65	0.69
1:C:440:ILE:HD11	1:C:653:ILE:CD1	2.21	0.69
1:E:403:PRO:CB	1:H:366:SER:HB2	2.09	0.69
1:D:398:ASP:C	1:E:663:HIS:HB3	2.13	0.69
1:F:659:SER:O	1:F:660:GLN:CD	2.30	0.69
1:G:385:THR:HG23	1:G:389:ARG:N	2.02	0.69
1:G:661:LEU:HD12	1:G:662:GLU:HB2	1.73	0.69
1:H:345:TYR:C	1:H:345:TYR:CD1	2.65	0.69
1:I:522:LYS:N	1:I:522:LYS:HD3	2.07	0.69
1:J:401:LEU:HG	1:J:403:PRO:HD2	1.75	0.69

Continued on next page...

Continued from previous page...

Atom-1	Atom-2	Interatomic distance (Å)	Clash overlap (Å)
1:A:345:TYR:H	1:A:345:TYR:HD1	1.36	0.69
1:D:659:SER:O	1:D:660:GLN:CD	2.30	0.69
1:E:661:LEU:HD12	1:E:662:GLU:HB2	1.73	0.69
1:G:342:ALA:HB1	1:G:362:THR:HB	1.74	0.69
1:G:347:THR:O	1:G:350:SER:N	2.26	0.69
1:I:347:THR:O	1:I:350:SER:N	2.26	0.69
1:J:567:GLU:O	1:J:568:ASN:CG	2.30	0.69
1:K:587:ASP:O	1:K:587:ASP:CG	2.30	0.69
1:A:440:ILE:HD11	1:A:653:ILE:CD1	2.21	0.69
1:B:659:SER:O	1:B:660:GLN:CD	2.30	0.69
1:C:506:LYS:O	1:C:509:SER:HB3	1.92	0.69
1:D:345:TYR:CD1	1:D:345:TYR:C	2.65	0.69
1:D:566:ASN:N	1:D:570:GLN:NE2	2.41	0.69
1:F:345:TYR:CE1	1:F:349:VAL:CG2	2.74	0.69
1:F:568:ASN:CG	1:F:569:ILE:H	1.94	0.69
1:G:457:SER:H	1:G:634:THR:HG23	1.56	0.69
1:I:342:ALA:HB1	1:I:362:THR:HB	1.74	0.69
1:A:401:LEU:O	1:A:401:LEU:HD23	1.92	0.69
1:B:523:VAL:HG12	1:B:532:GLU:H	1.58	0.69
1:C:347:THR:O	1:C:350:SER:N	2.26	0.69
1:E:388:GLN:O	1:E:389:ARG:HB2	1.91	0.69
1:I:587:ASP:CG	1:I:587:ASP:O	2.30	0.69
1:I:457:SER:H	1:I:634:THR:HG23	1.56	0.69
1:K:401:LEU:O	1:K:402:ALA:CB	2.40	0.69
1:L:567:GLU:O	1:L:568:ASN:HB3	1.92	0.69
1:A:347:THR:O	1:A:350:SER:N	2.26	0.69
1:C:661:LEU:CD1	1:C:662:GLU:CB	2.68	0.69
1:E:506:LYS:O	1:E:509:SER:HB3	1.92	0.69
1:F:345:TYR:C	1:F:345:TYR:CD1	2.65	0.69
1:H:568:ASN:CG	1:H:569:ILE:H	1.94	0.69
1:L:401:LEU:HG	1:L:403:PRO:HD2	1.75	0.69
1:C:401:LEU:O	1:C:402:ALA:CB	2.40	0.69
1:E:345:TYR:HD1	1:E:345:TYR:H	1.36	0.69
1:I:517:PHE:CD2	1:I:536:TYR:HE2	2.07	0.69
1:K:347:THR:O	1:K:350:SER:N	2.26	0.69
1:C:522:LYS:HD3	1:C:522:LYS:N	2.07	0.69
1:C:457:SER:H	1:C:634:THR:HG23	1.56	0.69
1:F:660:GLN:CA	1:F:661:LEU:CB	2.71	0.69
1:G:587:ASP:C	1:G:587:ASP:OD2	2.30	0.69
1:H:401:LEU:HG	1:H:403:PRO:HD2	1.75	0.69
1:J:567:GLU:O	1:J:568:ASN:HB3	1.92	0.69

Continued on next page...

Continued from previous page...

Atom-1	Atom-2	Interatomic distance (Å)	Clash overlap (Å)
1:K:401:LEU:O	1:K:401:LEU:HD23	1.92	0.69
1:L:345:TYR:C	1:L:345:TYR:CD1	2.65	0.69
1:G:506:LYS:O	1:G:509:SER:HB3	1.92	0.68
1:I:563:VAL:HG22	1:I:611:LEU:HD21	1.75	0.68
1:K:629:ASP:HA	1:L:664:HIS:HE1	1.47	0.68
1:C:587:ASP:CG	1:C:587:ASP:O	2.30	0.68
1:E:563:VAL:HG22	1:E:611:LEU:HD21	1.75	0.68
1:G:587:ASP:CG	1:G:587:ASP:O	2.30	0.68
1:I:388:GLN:O	1:I:389:ARG:HG3	1.92	0.68
1:I:661:LEU:HD12	1:I:662:GLU:HB2	1.73	0.68
1:D:523:VAL:HG12	1:D:532:GLU:H	1.58	0.68
1:E:347:THR:O	1:E:350:SER:N	2.26	0.68
1:G:388:GLN:O	1:G:389:ARG:HG3	1.92	0.68
1:H:523:VAL:HG12	1:H:532:GLU:H	1.58	0.68
1:K:563:VAL:HG22	1:K:611:LEU:HD21	1.75	0.68
1:A:401:LEU:O	1:A:402:ALA:CB	2.40	0.68
1:C:401:LEU:O	1:C:401:LEU:HD23	1.92	0.68
1:A:563:VAL:HG22	1:A:611:LEU:HD21	1.75	0.68
1:C:563:VAL:HG22	1:C:611:LEU:HD21	1.75	0.68
1:E:385:THR:HG21	1:E:389:ARG:N	2.01	0.68
1:F:521:ARG:HH22	1:F:559:ALA:HB3	1.59	0.68
1:G:563:VAL:HG22	1:G:611:LEU:HD21	1.75	0.68
1:I:587:ASP:C	1:I:587:ASP:OD2	2.30	0.68
1:K:388:GLN:O	1:K:389:ARG:HG3	1.92	0.68
1:K:385:THR:HG22	1:K:392:ILE:HG23	1.76	0.68
1:D:521:ARG:HH22	1:D:559:ALA:HB3	1.59	0.68
1:F:401:LEU:HG	1:F:403:PRO:HD2	1.75	0.68
1:I:385:THR:HG22	1:I:392:ILE:HG23	1.76	0.68
1:K:342:ALA:HB1	1:K:362:THR:HB	1.74	0.68
1:K:395:TYR:HB2	1:K:408:ILE:HG12	1.76	0.68
1:A:388:GLN:O	1:A:389:ARG:HG3	1.92	0.68
1:B:521:ARG:HH22	1:B:559:ALA:HB3	1.59	0.68
1:J:647:ARG:HG3	1:J:650:TYR:CD1	2.29	0.68
1:K:661:LEU:HD12	1:K:662:GLU:HB2	1.73	0.68
1:I:401:LEU:O	1:I:401:LEU:HD23	1.92	0.68
1:I:401:LEU:CG	1:I:402:ALA:N	2.57	0.68
1:I:395:TYR:HB2	1:I:408:ILE:HG12	1.76	0.68
1:J:523:VAL:HG12	1:J:532:GLU:H	1.58	0.68
1:A:342:ALA:HB1	1:A:362:THR:HB	1.74	0.68
1:A:385:THR:HG22	1:A:392:ILE:HG23	1.76	0.68
1:D:647:ARG:HG3	1:D:650:TYR:CD1	2.29	0.68

Continued on next page...

Continued from previous page...

Atom-1	Atom-2	Interatomic distance (Å)	Clash overlap (Å)
1:E:395:TYR:HB2	1:E:408:ILE:HG12	1.76	0.68
1:H:521:ARG:HH22	1:H:559:ALA:HB3	1.59	0.68
1:F:523:VAL:HG12	1:F:532:GLU:H	1.58	0.67
1:K:401:LEU:CG	1:K:402:ALA:N	2.57	0.67
1:B:401:LEU:HG	1:B:403:PRO:HD2	1.75	0.67
1:D:401:LEU:HG	1:D:403:PRO:HD2	1.75	0.67
1:E:629:ASP:CA	1:F:664:HIS:NE2	2.57	0.67
1:G:440:ILE:HG13	1:G:441:ILE:N	2.09	0.67
1:I:440:ILE:HG13	1:I:441:ILE:N	2.09	0.67
1:F:366:SER:C	1:F:367:THR:CG2	2.42	0.67
1:F:567:GLU:O	1:F:568:ASN:HB3	1.92	0.67
1:L:408:ILE:C	1:L:409:ILE:HG23	2.15	0.67
1:L:566:ASN:N	1:L:570:GLN:NE2	2.41	0.67
1:C:395:TYR:HB2	1:C:408:ILE:HG12	1.76	0.67
1:G:401:LEU:CG	1:G:402:ALA:N	2.57	0.67
1:H:647:ARG:HG3	1:H:650:TYR:CD1	2.29	0.67
1:I:353:PHE:CZ	1:I:395:TYR:HD2	2.09	0.67
1:L:521:ARG:HH22	1:L:559:ALA:HB3	1.59	0.67
1:A:340:VAL:O	1:A:341:THR:HG23	1.95	0.67
1:C:440:ILE:HG13	1:C:441:ILE:N	2.09	0.67
1:G:385:THR:CG2	1:G:389:ARG:CA	2.60	0.67
1:H:567:GLU:O	1:H:568:ASN:HB3	1.92	0.67
1:J:521:ARG:HH22	1:J:559:ALA:HB3	1.59	0.67
1:L:647:ARG:HG3	1:L:650:TYR:CD1	2.29	0.67
1:F:647:ARG:HG3	1:F:650:TYR:CD1	2.29	0.67
1:G:340:VAL:O	1:G:341:THR:HG23	1.95	0.67
1:K:340:VAL:O	1:K:341:THR:HG23	1.95	0.67
1:K:517:PHE:CD2	1:K:536:TYR:HE2	2.07	0.67
1:A:395:TYR:HB2	1:A:408:ILE:HG12	1.76	0.67
1:C:401:LEU:CG	1:C:402:ALA:N	2.57	0.67
1:D:540:ILE:HG22	1:D:555:ILE:HG13	1.77	0.67
1:D:660:GLN:CA	1:D:661:LEU:CB	2.71	0.67
1:E:661:LEU:CD1	1:E:662:GLU:CB	2.68	0.67
1:G:385:THR:HG22	1:G:392:ILE:HG23	1.76	0.67
1:J:408:ILE:C	1:J:409:ILE:HG23	2.15	0.67
1:L:523:VAL:HG12	1:L:532:GLU:H	1.58	0.67
1:A:401:LEU:CG	1:A:402:ALA:N	2.57	0.67
1:K:440:ILE:HG13	1:K:441:ILE:N	2.09	0.67
1:A:556:GLY:HA3	1:A:589:TYR:CD1	2.30	0.67
1:B:566:ASN:N	1:B:570:GLN:NE2	2.41	0.67
1:C:424:TYR:CE2	1:C:429:LEU:HD12	2.30	0.67

Continued on next page...

Continued from previous page...

Atom-1	Atom-2	Interatomic distance (Å)	Clash overlap (Å)
1:E:440:ILE:HG13	1:E:441:ILE:N	2.09	0.67
1:I:424:TYR:CE2	1:I:429:LEU:HD12	2.30	0.67
1:L:647:ARG:HD2	1:L:650:TYR:CZ	2.30	0.67
1:C:556:GLY:HA3	1:C:589:TYR:CD1	2.30	0.67
1:D:396:LEU:CD2	1:D:406:PRO:HG2	2.25	0.67
1:E:340:VAL:O	1:E:341:THR:HG23	1.95	0.67
1:E:385:THR:HG22	1:E:392:ILE:HG23	1.76	0.67
1:E:556:GLY:HA3	1:E:589:TYR:CD1	2.30	0.67
1:F:540:ILE:HG22	1:F:555:ILE:HG13	1.77	0.67
1:J:647:ARG:HD2	1:J:650:TYR:CZ	2.30	0.67
1:D:647:ARG:HD2	1:D:650:TYR:CZ	2.30	0.66
1:E:424:TYR:CE2	1:E:429:LEU:HD12	2.30	0.66
1:H:540:ILE:HG22	1:H:555:ILE:HG13	1.77	0.66
1:G:629:ASP:CA	1:H:664:HIS:NE2	2.57	0.66
1:J:540:ILE:HG22	1:J:555:ILE:HG13	1.77	0.66
1:K:424:TYR:CE2	1:K:429:LEU:HD12	2.30	0.66
1:K:556:GLY:HA3	1:K:589:TYR:CD1	2.30	0.66
1:E:401:LEU:CG	1:E:402:ALA:N	2.57	0.66
1:F:566:ASN:N	1:F:570:GLN:NE2	2.41	0.66
1:H:647:ARG:HD2	1:H:650:TYR:CZ	2.30	0.66
1:A:424:TYR:CE2	1:A:429:LEU:HD12	2.30	0.66
1:B:408:ILE:C	1:B:409:ILE:HG23	2.15	0.66
1:D:408:ILE:C	1:D:409:ILE:HG23	2.15	0.66
1:F:365:ASP:OD1	1:F:367:THR:HG21	1.95	0.66
1:G:424:TYR:CE2	1:G:429:LEU:HD12	2.30	0.66
1:G:454:ILE:CG2	1:G:455:PHE:N	2.58	0.66
1:I:340:VAL:O	1:I:341:THR:HG23	1.95	0.66
1:A:661:LEU:HD11	1:A:662:GLU:HB2	1.78	0.66
1:B:396:LEU:CD2	1:B:406:PRO:HG2	2.25	0.66
1:C:385:THR:HG22	1:C:392:ILE:HG23	1.76	0.66
1:D:365:ASP:OD1	1:D:367:THR:HG21	1.95	0.66
1:C:629:ASP:CA	1:D:664:HIS:NE2	2.57	0.66
1:G:395:TYR:HB2	1:G:408:ILE:HG12	1.76	0.66
1:B:647:ARG:HD2	1:B:650:TYR:CZ	2.30	0.66
1:C:342:ALA:CB	1:C:362:THR:HG22	2.26	0.66
1:F:396:LEU:CD2	1:F:406:PRO:HG2	2.25	0.66
1:K:661:LEU:HD11	1:K:662:GLU:HB2	1.78	0.66
1:A:342:ALA:CB	1:A:362:THR:HG22	2.26	0.66
1:B:365:ASP:OD1	1:B:367:THR:HG21	1.96	0.66
1:B:366:SER:O	1:B:367:THR:HB	1.96	0.66
1:C:454:ILE:CG2	1:C:455:PHE:N	2.58	0.66

Continued on next page...

Continued from previous page...

Atom-1	Atom-2	Interatomic distance (Å)	Clash overlap (Å)
1:E:454:ILE:CG2	1:E:455:PHE:N	2.59	0.66
1:I:595:ILE:HD13	1:I:597:TYR:CE2	2.31	0.66
1:I:661:LEU:HD11	1:I:662:GLU:HB2	1.78	0.66
1:K:595:ILE:HD13	1:K:597:TYR:CE2	2.31	0.66
1:B:540:ILE:HG22	1:B:555:ILE:HG13	1.77	0.66
1:C:661:LEU:HD11	1:C:662:GLU:HB2	1.78	0.66
1:E:353:PHE:CZ	1:E:395:TYR:HD2	2.09	0.66
1:F:366:SER:O	1:F:367:THR:HB	1.96	0.66
1:F:408:ILE:C	1:F:409:ILE:HG23	2.15	0.66
1:G:401:LEU:CD2	1:G:402:ALA:CA	2.74	0.66
1:H:348:PHE:O	1:H:351:GLU:N	2.21	0.66
1:I:454:ILE:CG2	1:I:455:PHE:N	2.58	0.66
1:I:629:ASP:CA	1:J:664:HIS:NE2	2.57	0.66
1:L:540:ILE:HG22	1:L:555:ILE:HG13	1.77	0.66
1:B:647:ARG:HG3	1:B:650:TYR:CD1	2.29	0.66
1:C:595:ILE:HD13	1:C:597:TYR:CE2	2.31	0.66
1:E:341:THR:OG1	1:E:344:ASP:HB2	1.96	0.66
1:G:556:GLY:HA3	1:G:589:TYR:CD1	2.30	0.66
1:H:408:ILE:C	1:H:409:ILE:HG23	2.15	0.66
1:H:569:ILE:CG2	1:H:569:ILE:O	2.30	0.66
1:I:342:ALA:CB	1:I:362:THR:HG22	2.26	0.66
1:J:566:ASN:N	1:J:570:GLN:NE2	2.41	0.66
1:A:629:ASP:CA	1:B:664:HIS:NE2	2.57	0.65
1:E:457:SER:H	1:E:634:THR:HG23	1.56	0.65
1:H:557:PRO:HG2	1:H:580:LEU:CD1	2.26	0.65
1:I:556:GLY:HA3	1:I:589:TYR:CD1	2.30	0.65
1:A:387:VAL:HG21	1:A:390:GLU:CD	2.17	0.65
1:A:403:PRO:HG3	1:C:366:SER:CB	2.13	0.65
1:F:647:ARG:HD2	1:F:650:TYR:CZ	2.30	0.65
1:K:387:VAL:HG21	1:K:390:GLU:CD	2.17	0.65
1:C:392:ILE:O	1:C:396:LEU:HD23	1.97	0.65
1:E:548:LYS:O	1:E:548:LYS:HG2	1.96	0.65
1:G:516:SER:HB2	1:G:617:GLU:CD	2.17	0.65
1:G:595:ILE:HD13	1:G:597:TYR:CE2	2.31	0.65
1:J:557:PRO:HG2	1:J:580:LEU:CD1	2.26	0.65
1:K:454:ILE:CG2	1:K:455:PHE:N	2.58	0.65
1:L:365:ASP:OD1	1:L:367:THR:HG21	1.96	0.65
1:L:396:LEU:CD2	1:L:406:PRO:HG2	2.25	0.65
1:A:385:THR:HG1	1:A:387:VAL:CG2	1.97	0.65
1:A:440:ILE:HG13	1:A:441:ILE:N	2.09	0.65
1:A:595:ILE:HD13	1:A:597:TYR:CE2	2.31	0.65

Continued on next page...

Continued from previous page...

Atom-1	Atom-2	Interatomic distance (Å)	Clash overlap (Å)
1:C:340:VAL:O	1:C:341:THR:HG23	1.95	0.65
1:K:342:ALA:CB	1:K:362:THR:HG22	2.26	0.65
1:E:392:ILE:O	1:E:396:LEU:HD23	1.97	0.65
1:E:634:THR:OG1	1:E:635:ARG:N	2.30	0.65
1:H:365:ASP:OD1	1:H:367:THR:HG21	1.96	0.65
1:H:366:SER:O	1:H:367:THR:HB	1.96	0.65
1:J:348:PHE:O	1:J:351:GLU:N	2.21	0.65
1:J:396:LEU:CD2	1:J:406:PRO:HG2	2.25	0.65
1:K:516:SER:HB2	1:K:617:GLU:CD	2.17	0.65
1:K:629:ASP:CA	1:L:664:HIS:NE2	2.57	0.65
1:C:341:THR:OG1	1:C:344:ASP:HB2	1.96	0.65
1:E:595:ILE:HD13	1:E:597:TYR:CE2	2.31	0.65
1:F:348:PHE:O	1:F:351:GLU:N	2.21	0.65
1:H:343:THR:O	1:H:347:THR:CG2	2.44	0.65
1:H:396:LEU:CD2	1:H:406:PRO:HG2	2.25	0.65
1:L:365:ASP:C	1:L:367:THR:HG22	2.17	0.65
1:A:454:ILE:CG2	1:A:455:PHE:N	2.58	0.65
1:F:557:PRO:HG2	1:F:580:LEU:CD1	2.26	0.65
1:G:341:THR:OG1	1:G:344:ASP:HB2	1.96	0.65
1:G:519:SER:CB	1:G:562:ASP:OD1	2.44	0.65
1:I:343:THR:CG2	1:I:344:ASP:N	2.60	0.65
1:I:516:SER:HB2	1:I:617:GLU:CD	2.17	0.65
1:J:646:LEU:CD2	1:J:646:LEU:O	2.30	0.65
1:K:343:THR:CG2	1:K:344:ASP:N	2.60	0.65
1:L:659:SER:O	1:L:660:GLN:NE2	2.30	0.65
1:A:341:THR:OG1	1:A:344:ASP:HB2	1.96	0.65
1:E:516:SER:HB2	1:E:617:GLU:CD	2.17	0.65
1:D:398:ASP:O	1:E:663:HIS:CB	2.41	0.65
1:G:392:ILE:O	1:G:396:LEU:HD23	1.97	0.65
1:I:341:THR:OG1	1:I:344:ASP:HB2	1.96	0.65
1:J:365:ASP:C	1:J:367:THR:HG22	2.17	0.65
1:J:440:ILE:HG22	1:J:471:ALA:HB3	1.79	0.65
1:L:366:SER:O	1:L:367:THR:HB	1.96	0.65
1:B:659:SER:O	1:B:660:GLN:NE2	2.30	0.65
1:C:385:THR:HG23	1:C:389:ARG:N	2.02	0.65
1:D:366:SER:O	1:D:367:THR:HB	1.96	0.65
1:H:566:ASN:O	1:H:570:GLN:NE2	2.30	0.65
1:J:366:SER:O	1:J:367:THR:HB	1.96	0.65
1:K:548:LYS:HG2	1:K:548:LYS:O	1.96	0.65
1:L:440:ILE:HG22	1:L:471:ALA:HB3	1.79	0.65
1:B:440:ILE:HG22	1:B:471:ALA:HB3	1.79	0.65

Continued on next page...

Continued from previous page...

Atom-1	Atom-2	Interatomic distance (Å)	Clash overlap (Å)
1:C:548:LYS:HG2	1:C:548:LYS:O	1.96	0.65
1:C:634:THR:OG1	1:C:635:ARG:N	2.30	0.65
1:D:398:ASP:HA	1:E:663:HIS:HB2	1.79	0.65
1:D:659:SER:O	1:D:660:GLN:NE2	2.30	0.65
1:F:566:ASN:O	1:F:570:GLN:NE2	2.30	0.65
1:J:659:SER:O	1:J:660:GLN:NE2	2.30	0.65
1:A:343:THR:CG2	1:A:344:ASP:N	2.60	0.64
1:D:365:ASP:C	1:D:367:THR:HG22	2.17	0.64
1:E:545:ARG:HB3	1:E:597:TYR:CD2	2.32	0.64
1:J:365:ASP:OD1	1:J:367:THR:HG21	1.96	0.64
1:K:519:SER:CB	1:K:562:ASP:OD1	2.44	0.64
1:L:557:PRO:HG2	1:L:580:LEU:CD1	2.26	0.64
1:A:516:SER:HB2	1:A:617:GLU:CD	2.17	0.64
1:D:566:ASN:O	1:D:570:GLN:NE2	2.30	0.64
1:E:342:ALA:CB	1:E:362:THR:HG22	2.26	0.64
1:G:545:ARG:HB3	1:G:597:TYR:CD2	2.32	0.64
1:I:548:LYS:O	1:I:548:LYS:HG2	1.96	0.64
1:A:392:ILE:O	1:A:396:LEU:HD23	1.97	0.64
1:F:647:ARG:HH11	1:F:649:GLN:CD	1.99	0.64
1:G:342:ALA:CB	1:G:362:THR:HG22	2.26	0.64
1:H:422:VAL:CG1	1:H:475:VAL:HG13	2.27	0.64
1:J:347:THR:OG1	1:J:348:PHE:N	2.30	0.64
1:J:566:ASN:O	1:J:570:GLN:NE2	2.30	0.64
1:J:660:GLN:CA	1:J:661:LEU:CB	2.71	0.64
1:K:341:THR:OG1	1:K:344:ASP:HB2	1.96	0.64
1:A:519:SER:CB	1:A:562:ASP:OD1	2.44	0.64
1:C:343:THR:CG2	1:C:344:ASP:N	2.60	0.64
1:C:387:VAL:HG21	1:C:390:GLU:CD	2.16	0.64
1:C:516:SER:HB2	1:C:617:GLU:CD	2.17	0.64
1:F:659:SER:O	1:F:660:GLN:NE2	2.30	0.64
1:G:343:THR:CG2	1:G:344:ASP:N	2.60	0.64
1:B:347:THR:OG1	1:B:348:PHE:N	2.30	0.64
1:B:365:ASP:C	1:B:367:THR:HG22	2.17	0.64
1:C:517:PHE:CD2	1:C:536:TYR:HE2	2.07	0.64
1:E:343:THR:HG22	1:E:344:ASP:N	2.13	0.64
1:F:422:VAL:CG1	1:F:475:VAL:HG13	2.27	0.64
1:H:365:ASP:C	1:H:367:THR:HG22	2.17	0.64
1:H:440:ILE:HG22	1:H:471:ALA:HB3	1.79	0.64
1:H:566:ASN:N	1:H:570:GLN:NE2	2.41	0.64
1:A:597:TYR:HB2	1:A:598:PRO:HD3	1.80	0.64
1:F:440:ILE:HG22	1:F:471:ALA:HB3	1.79	0.64

Continued on next page...

Continued from previous page...

Atom-1	Atom-2	Interatomic distance (Å)	Clash overlap (Å)
1:I:392:ILE:O	1:I:396:LEU:HD23	1.97	0.64
1:I:545:ARG:HB3	1:I:597:TYR:CD2	2.32	0.64
1:L:345:TYR:HE1	1:L:349:VAL:HG21	1.62	0.64
1:C:518:ASN:HA	1:C:535:LEU:HD22	1.80	0.64
1:D:557:PRO:HG2	1:D:580:LEU:CD1	2.26	0.64
1:G:387:VAL:HG21	1:G:390:GLU:CD	2.17	0.64
1:G:597:TYR:HB2	1:G:598:PRO:HD3	1.80	0.64
1:H:344:ASP:OD1	1:H:345:TYR:N	2.31	0.64
1:K:634:THR:OG1	1:K:635:ARG:N	2.30	0.64
1:L:422:VAL:CG1	1:L:475:VAL:HG13	2.27	0.64
1:L:566:ASN:O	1:L:570:GLN:NE2	2.30	0.64
1:B:345:TYR:HE1	1:B:349:VAL:HG21	1.62	0.64
1:B:557:PRO:HG2	1:B:580:LEU:CD1	2.26	0.64
1:D:347:THR:OG1	1:D:348:PHE:N	2.30	0.64
1:E:518:ASN:HA	1:E:535:LEU:HD22	1.80	0.64
1:G:661:LEU:HD11	1:G:662:GLU:HB2	1.78	0.64
1:H:659:SER:O	1:H:660:GLN:NE2	2.30	0.64
1:I:387:VAL:HG21	1:I:390:GLU:CD	2.17	0.64
1:J:422:VAL:CG1	1:J:475:VAL:HG13	2.27	0.64
1:K:392:ILE:O	1:K:396:LEU:HD23	1.97	0.64
1:B:422:VAL:CG1	1:B:475:VAL:HG13	2.27	0.64
1:D:343:THR:O	1:D:347:THR:CG2	2.44	0.64
1:G:401:LEU:CD2	1:G:402:ALA:CB	2.69	0.64
1:L:646:LEU:O	1:L:646:LEU:CD2	2.30	0.64
1:A:343:THR:HG22	1:A:344:ASP:N	2.13	0.64
1:A:548:LYS:HG2	1:A:548:LYS:O	1.96	0.64
1:B:566:ASN:O	1:B:570:GLN:NE2	2.30	0.64
1:C:401:LEU:CD2	1:C:402:ALA:CA	2.74	0.64
1:G:343:THR:HG22	1:G:344:ASP:N	2.13	0.64
1:G:385:THR:HG21	1:G:392:ILE:H	1.63	0.64
1:J:404:ILE:H	1:J:404:ILE:HD13	1.63	0.64
1:L:343:THR:O	1:L:347:THR:CG2	2.44	0.64
1:D:465:LEU:HD21	1:D:480:ALA:HB2	1.81	0.63
1:I:385:THR:HG21	1:I:392:ILE:H	1.63	0.63
1:I:519:SER:CB	1:I:562:ASP:OD1	2.44	0.63
1:I:634:THR:OG1	1:I:635:ARG:N	2.30	0.63
1:K:545:ARG:HB3	1:K:597:TYR:CD2	2.32	0.63
1:L:465:LEU:HD21	1:L:480:ALA:HB2	1.81	0.63
1:A:545:ARG:HB3	1:A:597:TYR:CD2	2.32	0.63
1:C:385:THR:HG21	1:C:392:ILE:H	1.63	0.63
1:D:440:ILE:HG22	1:D:471:ALA:HB3	1.79	0.63

Continued on next page...

Continued from previous page...

Atom-1	Atom-2	Interatomic distance (Å)	Clash overlap (Å)
1:G:340:VAL:C	1:G:341:THR:CG2	2.62	0.63
1:G:518:ASN:HA	1:G:535:LEU:HD22	1.80	0.63
1:J:344:ASP:OD1	1:J:345:TYR:N	2.31	0.63
1:J:345:TYR:HE1	1:J:349:VAL:HG21	1.62	0.63
1:J:647:ARG:CD	1:J:650:TYR:CE1	2.81	0.63
1:K:597:TYR:HB2	1:K:598:PRO:HD3	1.80	0.63
1:L:344:ASP:OD1	1:L:345:TYR:N	2.31	0.63
1:C:545:ARG:HB3	1:C:597:TYR:CD2	2.32	0.63
1:D:404:ILE:H	1:D:404:ILE:HD13	1.63	0.63
1:D:422:VAL:CG1	1:D:475:VAL:HG13	2.27	0.63
1:E:403:PRO:HA	1:H:366:SER:CB	2.22	0.63
1:F:344:ASP:OD1	1:F:345:TYR:N	2.31	0.63
1:H:499:ILE:HD12	1:H:500:LYS:N	2.14	0.63
1:B:396:LEU:O	1:B:399:TYR:O	2.17	0.63
1:B:465:LEU:HD21	1:B:480:ALA:HB2	1.81	0.63
1:B:657:PRO:C	1:B:658:ILE:CD1	2.67	0.63
1:D:344:ASP:OD1	1:D:345:TYR:N	2.31	0.63
1:E:385:THR:HG21	1:E:392:ILE:H	1.63	0.63
1:F:365:ASP:C	1:F:367:THR:HG22	2.17	0.63
1:H:647:ARG:CD	1:H:650:TYR:CE1	2.81	0.63
1:I:343:THR:HG22	1:I:344:ASP:N	2.13	0.63
1:I:385:THR:CG2	1:I:389:ARG:CA	2.60	0.63
1:B:366:SER:HB2	1:K:403:PRO:CB	2.12	0.63
1:A:385:THR:CG2	1:A:392:ILE:H	2.12	0.63
1:C:517:PHE:HD2	1:C:536:TYR:CE2	2.09	0.63
1:C:597:TYR:HB2	1:C:598:PRO:HD3	1.80	0.63
1:E:340:VAL:HG12	1:E:345:TYR:OH	1.99	0.63
1:E:387:VAL:HG21	1:E:390:GLU:CD	2.17	0.63
1:J:499:ILE:HD12	1:J:500:LYS:N	2.14	0.63
1:A:524:VAL:HG13	1:A:529:GLY:O	1.99	0.63
1:C:519:SER:CB	1:C:562:ASP:OD1	2.44	0.63
1:E:436:LEU:HD23	1:E:436:LEU:C	2.19	0.63
1:E:597:TYR:HB2	1:E:598:PRO:HD3	1.80	0.63
1:G:340:VAL:HG12	1:G:345:TYR:OH	1.99	0.63
1:I:385:THR:CG2	1:I:392:ILE:H	2.12	0.63
1:E:385:THR:CG2	1:E:392:ILE:H	2.12	0.63
1:G:548:LYS:O	1:G:548:LYS:HG2	1.96	0.63
1:I:378:PRO:O	1:I:379:LYS:HB3	1.99	0.63
1:I:597:TYR:HB2	1:I:598:PRO:HD3	1.80	0.63
1:L:396:LEU:O	1:L:399:TYR:O	2.17	0.63
1:L:404:ILE:HD13	1:L:404:ILE:H	1.63	0.63

Continued on next page...

Continued from previous page...

Atom-1	Atom-2	Interatomic distance (Å)	Clash overlap (Å)
1:D:345:TYR:HE1	1:D:349:VAL:HG21	1.62	0.63
1:E:343:THR:CG2	1:E:344:ASP:N	2.60	0.63
1:E:519:SER:CB	1:E:562:ASP:OD1	2.44	0.63
1:G:378:PRO:O	1:G:379:LYS:HB3	1.99	0.63
1:I:525:ASN:OD1	1:I:526:PRO:HD3	1.99	0.63
1:J:396:LEU:O	1:J:399:TYR:O	2.17	0.63
1:L:499:ILE:HD12	1:L:500:LYS:N	2.14	0.63
1:E:661:LEU:HD11	1:E:662:GLU:HB2	1.78	0.63
1:F:465:LEU:HD21	1:F:480:ALA:HB2	1.81	0.63
1:F:647:ARG:CD	1:F:650:TYR:CE1	2.81	0.63
1:I:436:LEU:C	1:I:436:LEU:HD23	2.19	0.63
1:L:647:ARG:CD	1:L:650:TYR:CE1	2.81	0.63
1:A:340:VAL:HG12	1:A:345:TYR:OH	1.99	0.62
1:B:344:ASP:OD1	1:B:345:TYR:N	2.31	0.62
1:C:340:VAL:HG12	1:C:345:TYR:OH	1.99	0.62
1:C:378:PRO:O	1:C:379:LYS:HB3	1.99	0.62
1:C:524:VAL:HG13	1:C:529:GLY:O	1.99	0.62
1:D:647:ARG:HH11	1:D:649:GLN:CD	2.00	0.62
1:B:499:ILE:HD12	1:B:500:LYS:N	2.14	0.62
1:C:385:THR:CG2	1:C:392:ILE:H	2.12	0.62
1:H:404:ILE:HD13	1:H:404:ILE:H	1.63	0.62
1:H:465:LEU:HD21	1:H:480:ALA:HB2	1.81	0.62
1:I:533:ASP:N	1:I:533:ASP:OD2	2.32	0.62
1:K:340:VAL:HG12	1:K:345:TYR:OH	1.99	0.62
1:K:385:THR:HG21	1:K:392:ILE:H	1.63	0.62
1:A:634:THR:OG1	1:A:635:ARG:N	2.30	0.62
1:D:499:ILE:HD12	1:D:500:LYS:N	2.14	0.62
1:E:408:ILE:HD12	1:E:408:ILE:H	1.64	0.62
1:F:499:ILE:HD12	1:F:500:LYS:N	2.14	0.62
1:G:385:THR:CG2	1:G:392:ILE:H	2.12	0.62
1:H:660:GLN:CA	1:H:661:LEU:CB	2.71	0.62
1:K:517:PHE:HD2	1:K:536:TYR:CE2	2.09	0.62
1:K:525:ASN:OD1	1:K:526:PRO:HD3	1.98	0.62
1:A:517:PHE:HD2	1:A:536:TYR:CE2	2.09	0.62
1:A:533:ASP:OD2	1:A:533:ASP:N	2.32	0.62
1:A:518:ASN:HA	1:A:535:LEU:HD22	1.80	0.62
1:C:343:THR:HG22	1:C:344:ASP:N	2.13	0.62
1:C:415:PHE:HB2	1:C:485:VAL:HB	1.81	0.62
1:D:376:ALA:O	1:D:411:PRO:HD3	2.00	0.62
1:E:358:GLN:HB2	1:E:379:LYS:CA	2.30	0.62
1:G:356:ILE:O	1:G:356:ILE:HG12	1.98	0.62

Continued on next page...

Continued from previous page...

Atom-1	Atom-2	Interatomic distance (Å)	Clash overlap (Å)
1:G:408:ILE:H	1:G:408:ILE:HD12	1.64	0.62
1:G:533:ASP:OD2	1:G:533:ASP:N	2.32	0.62
1:J:465:LEU:HD21	1:J:480:ALA:HB2	1.81	0.62
1:A:378:PRO:O	1:A:379:LYS:HB3	1.99	0.62
1:B:376:ALA:O	1:B:411:PRO:HD3	1.99	0.62
1:D:647:ARG:CD	1:D:650:TYR:CE1	2.81	0.62
1:E:389:ARG:O	1:E:392:ILE:N	2.31	0.62
1:G:436:LEU:HD23	1:G:436:LEU:C	2.19	0.62
1:I:340:VAL:CG1	1:I:345:TYR:OH	2.48	0.62
1:J:647:ARG:HH11	1:J:649:GLN:CD	1.99	0.62
1:J:657:PRO:C	1:J:658:ILE:CD1	2.67	0.62
1:K:436:LEU:C	1:K:436:LEU:HD23	2.19	0.62
1:L:657:PRO:C	1:L:658:ILE:CD1	2.67	0.62
1:A:385:THR:HG21	1:A:392:ILE:H	1.63	0.62
1:A:408:ILE:H	1:A:408:ILE:HD12	1.64	0.62
1:C:340:VAL:CG1	1:C:345:TYR:OH	2.48	0.62
1:E:533:ASP:OD2	1:E:533:ASP:N	2.32	0.62
1:F:404:ILE:H	1:F:404:ILE:HD13	1.63	0.62
1:F:566:ASN:C	1:F:570:GLN:HE22	2.03	0.62
1:F:657:PRO:C	1:F:658:ILE:CD1	2.67	0.62
1:G:415:PHE:HB2	1:G:485:VAL:HB	1.81	0.62
1:H:660:GLN:CA	1:H:661:LEU:HB2	2.26	0.62
1:I:340:VAL:HG12	1:I:345:TYR:OH	1.99	0.62
1:I:518:ASN:HA	1:I:535:LEU:HD22	1.80	0.62
1:D:415:PHE:HB2	1:D:485:VAL:HB	1.82	0.62
1:G:341:THR:O	1:G:345:TYR:CE1	2.53	0.62
1:G:389:ARG:O	1:G:392:ILE:N	2.31	0.62
1:H:647:ARG:HG2	1:H:650:TYR:CE1	2.35	0.62
1:J:660:GLN:CA	1:J:661:LEU:HB2	2.26	0.62
1:K:340:VAL:CG1	1:K:345:TYR:OH	2.48	0.62
1:K:353:PHE:CG	1:K:395:TYR:CE2	2.87	0.62
1:K:524:VAL:HG13	1:K:529:GLY:O	1.99	0.62
1:B:647:ARG:CD	1:B:650:TYR:CE1	2.81	0.62
1:D:396:LEU:O	1:D:399:TYR:O	2.17	0.62
1:G:525:ASN:OD1	1:G:526:PRO:HD3	1.98	0.62
1:H:657:PRO:C	1:H:658:ILE:CD1	2.67	0.62
1:L:647:ARG:HG2	1:L:650:TYR:CE1	2.35	0.62
1:B:647:ARG:HH11	1:B:649:GLN:CD	1.99	0.62
1:E:401:LEU:CD2	1:E:402:ALA:CA	2.74	0.62
1:E:525:ASN:OD1	1:E:526:PRO:HD3	1.99	0.62
1:I:408:ILE:H	1:I:408:ILE:HD12	1.64	0.62

Continued on next page...

Continued from previous page...

Atom-1	Atom-2	Interatomic distance (Å)	Clash overlap (Å)
1:J:647:ARG:HG2	1:J:650:TYR:CE1	2.35	0.62
1:K:356:ILE:O	1:K:356:ILE:HG12	1.98	0.62
1:L:647:ARG:HH11	1:L:649:GLN:CD	2.00	0.62
1:A:340:VAL:CG1	1:A:345:TYR:OH	2.48	0.62
1:B:404:ILE:H	1:B:404:ILE:HD13	1.63	0.62
1:B:647:ARG:HG2	1:B:650:TYR:CE1	2.35	0.62
1:B:660:GLN:CA	1:B:661:LEU:CB	2.71	0.62
1:C:408:ILE:H	1:C:408:ILE:HD12	1.64	0.62
1:F:646:LEU:CD2	1:F:646:LEU:O	2.30	0.62
1:F:647:ARG:HG2	1:F:650:TYR:CE1	2.35	0.62
1:G:358:GLN:HB2	1:G:379:LYS:CA	2.30	0.62
1:G:524:VAL:HG13	1:G:529:GLY:O	1.99	0.62
1:H:396:LEU:O	1:H:399:TYR:O	2.17	0.62
1:H:376:ALA:O	1:H:411:PRO:HD3	2.00	0.62
1:I:356:ILE:HG12	1:I:356:ILE:O	1.99	0.62
1:J:376:ALA:O	1:J:411:PRO:HD3	2.00	0.62
1:K:343:THR:HG22	1:K:344:ASP:N	2.13	0.62
1:K:378:PRO:O	1:K:379:LYS:HB3	1.99	0.62
1:K:385:THR:CG2	1:K:392:ILE:H	2.12	0.62
1:A:341:THR:O	1:A:345:TYR:CE1	2.53	0.61
1:C:341:THR:O	1:C:345:TYR:CE1	2.53	0.61
1:C:353:PHE:CG	1:C:395:TYR:CE2	2.87	0.61
1:C:436:LEU:HD23	1:C:436:LEU:C	2.19	0.61
1:C:525:ASN:OD1	1:C:526:PRO:HD3	1.98	0.61
1:E:415:PHE:HB2	1:E:485:VAL:HB	1.81	0.61
1:E:521:ARG:O	1:E:533:ASP:HA	2.00	0.61
1:E:427:ASN:ND2	1:E:660:GLN:HB2	2.15	0.61
1:G:521:ARG:O	1:G:533:ASP:HA	2.00	0.61
1:J:566:ASN:C	1:J:570:GLN:HE22	2.03	0.61
1:L:408:ILE:C	1:L:409:ILE:CG2	2.68	0.61
1:L:566:ASN:C	1:L:570:GLN:HE22	2.03	0.61
1:L:660:GLN:CA	1:L:661:LEU:HB2	2.25	0.61
1:A:427:ASN:ND2	1:A:660:GLN:HB2	2.15	0.61
1:A:415:PHE:HB2	1:A:485:VAL:HB	1.81	0.61
1:A:521:ARG:O	1:A:533:ASP:HA	2.00	0.61
1:B:408:ILE:C	1:B:409:ILE:CG2	2.68	0.61
1:C:401:LEU:CD2	1:C:402:ALA:CB	2.69	0.61
1:C:427:ASN:ND2	1:C:660:GLN:HB2	2.15	0.61
1:E:340:VAL:CG1	1:E:345:TYR:OH	2.48	0.61
1:F:345:TYR:HE1	1:F:349:VAL:HG21	1.62	0.61
1:F:396:LEU:O	1:F:399:TYR:O	2.17	0.61

Continued on next page...

Continued from previous page...

Atom-1	Atom-2	Interatomic distance (Å)	Clash overlap (Å)
1:F:537:ASP:O	1:F:538:VAL:HG23	2.00	0.61
1:H:408:ILE:C	1:H:409:ILE:CG2	2.68	0.61
1:I:341:THR:O	1:I:345:TYR:CE1	2.53	0.61
1:L:347:THR:OG1	1:L:348:PHE:N	2.30	0.61
1:B:646:LEU:O	1:B:646:LEU:CD2	2.30	0.61
1:C:389:ARG:CA	1:C:392:ILE:HG12	2.28	0.61
1:E:341:THR:O	1:E:345:TYR:CE1	2.53	0.61
1:E:524:VAL:HG13	1:E:529:GLY:O	1.99	0.61
1:F:343:THR:O	1:F:347:THR:CG2	2.44	0.61
1:G:427:ASN:ND2	1:G:660:GLN:HB2	2.15	0.61
1:H:347:THR:OG1	1:H:348:PHE:N	2.30	0.61
1:H:345:TYR:HE1	1:H:349:VAL:HG21	1.62	0.61
1:I:385:THR:HG1	1:I:387:VAL:CG2	1.98	0.61
1:I:500:LYS:HB3	1:I:600:ASP:O	2.00	0.61
1:K:521:ARG:O	1:K:533:ASP:HA	2.00	0.61
1:L:660:GLN:CA	1:L:661:LEU:CB	2.71	0.61
1:C:533:ASP:OD2	1:C:533:ASP:N	2.32	0.61
1:D:408:ILE:C	1:D:409:ILE:CG2	2.68	0.61
1:D:647:ARG:HG2	1:D:650:TYR:CE1	2.35	0.61
1:F:568:ASN:OD1	1:F:569:ILE:N	2.30	0.61
1:G:525:ASN:CG	1:G:526:PRO:HD3	2.20	0.61
1:I:342:ALA:HB1	1:I:362:THR:CB	2.30	0.61
1:I:517:PHE:HD2	1:I:536:TYR:CE2	2.09	0.61
1:K:408:ILE:HD12	1:K:408:ILE:H	1.64	0.61
1:K:415:PHE:HB2	1:K:485:VAL:HB	1.81	0.61
1:K:518:ASN:HA	1:K:535:LEU:HD22	1.80	0.61
1:K:500:LYS:HB3	1:K:600:ASP:O	2.00	0.61
1:L:415:PHE:HB2	1:L:485:VAL:HB	1.82	0.61
1:A:342:ALA:HB1	1:A:362:THR:CB	2.30	0.61
1:A:436:LEU:C	1:A:436:LEU:HD23	2.19	0.61
1:E:356:ILE:HG12	1:E:356:ILE:O	1.98	0.61
1:E:378:PRO:O	1:E:379:LYS:HB3	1.99	0.61
1:G:634:THR:OG1	1:G:635:ARG:N	2.30	0.61
1:I:415:PHE:HB2	1:I:485:VAL:HB	1.81	0.61
1:I:524:VAL:HG13	1:I:529:GLY:O	1.99	0.61
1:I:436:LEU:HD22	1:I:655:LEU:CD2	2.29	0.61
1:K:358:GLN:HB2	1:K:379:LYS:CA	2.30	0.61
1:K:533:ASP:OD2	1:K:533:ASP:N	2.32	0.61
1:A:353:PHE:CG	1:A:395:TYR:CE2	2.87	0.61
1:B:348:PHE:O	1:B:351:GLU:N	2.21	0.61
1:D:657:PRO:C	1:D:658:ILE:CD1	2.67	0.61

Continued on next page...

Continued from previous page...

Atom-1	Atom-2	Interatomic distance (Å)	Clash overlap (Å)
1:G:340:VAL:CG1	1:G:345:TYR:OH	2.48	0.61
1:J:348:PHE:O	1:J:349:VAL:C	2.39	0.61
1:J:537:ASP:O	1:J:538:VAL:HG23	2.00	0.61
1:K:342:ALA:HB1	1:K:362:THR:CB	2.30	0.61
1:A:401:LEU:CD2	1:A:402:ALA:CA	2.74	0.61
1:C:521:ARG:O	1:C:533:ASP:HA	2.00	0.61
1:D:348:PHE:O	1:D:351:GLU:N	2.21	0.61
1:E:500:LYS:HB3	1:E:600:ASP:O	2.00	0.61
1:G:342:ALA:HB1	1:G:362:THR:CB	2.30	0.61
1:G:517:PHE:HD2	1:G:536:TYR:CE2	2.09	0.61
1:K:401:LEU:CD2	1:K:402:ALA:CA	2.74	0.61
1:K:427:ASN:ND2	1:K:660:GLN:HB2	2.15	0.61
1:L:376:ALA:O	1:L:411:PRO:HD3	2.00	0.61
1:A:647:ARG:HG3	1:A:650:TYR:CD1	2.36	0.61
1:B:566:ASN:C	1:B:570:GLN:HE22	2.03	0.61
1:C:358:GLN:HB2	1:C:379:LYS:CA	2.30	0.61
1:C:525:ASN:CG	1:C:526:PRO:HD3	2.20	0.61
1:D:566:ASN:C	1:D:570:GLN:HE22	2.03	0.61
1:G:436:LEU:HD22	1:G:655:LEU:CD2	2.29	0.61
1:G:500:LYS:HB3	1:G:600:ASP:O	2.00	0.61
1:H:647:ARG:HH11	1:H:649:GLN:CD	2.00	0.61
1:A:389:ARG:CA	1:A:392:ILE:HG12	2.28	0.61
1:A:500:LYS:HB3	1:A:600:ASP:O	2.00	0.61
1:A:457:SER:H	1:A:634:THR:HG23	1.56	0.61
1:B:415:PHE:HB2	1:B:485:VAL:HB	1.82	0.61
1:E:517:PHE:HD2	1:E:536:TYR:CE2	2.09	0.61
1:G:504:GLN:HE22	1:G:598:PRO:HA	1.66	0.61
1:I:353:PHE:CG	1:I:395:TYR:CE2	2.87	0.61
1:I:521:ARG:O	1:I:533:ASP:HA	2.00	0.61
1:I:504:GLN:HE22	1:I:598:PRO:HA	1.66	0.61
1:L:537:ASP:O	1:L:538:VAL:HG23	2.00	0.61
1:A:525:ASN:CG	1:A:526:PRO:HD3	2.20	0.61
1:A:525:ASN:OD1	1:A:526:PRO:HD3	1.98	0.61
1:C:385:THR:HG1	1:C:387:VAL:CG2	2.04	0.61
1:H:566:ASN:C	1:H:570:GLN:HE22	2.03	0.61
1:I:427:ASN:ND2	1:I:660:GLN:HB2	2.15	0.61
1:J:415:PHE:HB2	1:J:485:VAL:HB	1.81	0.61
1:K:389:ARG:CA	1:K:392:ILE:HG12	2.28	0.61
1:K:647:ARG:HG3	1:K:650:TYR:CD1	2.36	0.61
1:A:358:GLN:HB2	1:A:379:LYS:CA	2.30	0.60
1:C:443:LYS:HE3	1:C:470:ASP:O	2.01	0.60

Continued on next page...

Continued from previous page...

Atom-1	Atom-2	Interatomic distance (Å)	Clash overlap (Å)
1:C:647:ARG:HG3	1:C:650:TYR:CD1	2.36	0.60
1:F:376:ALA:O	1:F:411:PRO:HD3	2.00	0.60
1:E:443:LYS:HE3	1:E:470:ASP:O	2.01	0.60
1:H:348:PHE:O	1:H:349:VAL:C	2.39	0.60
1:J:408:ILE:C	1:J:409:ILE:CG2	2.68	0.60
1:K:443:LYS:HE3	1:K:470:ASP:O	2.01	0.60
1:A:353:PHE:CZ	1:A:395:TYR:HD2	2.09	0.60
1:C:342:ALA:HB1	1:C:362:THR:CB	2.30	0.60
1:E:429:LEU:HD22	1:E:431:GLU:O	2.01	0.60
1:E:457:SER:H	1:E:634:THR:HG21	1.66	0.60
1:H:415:PHE:HB2	1:H:485:VAL:HB	1.81	0.60
1:I:358:GLN:HB2	1:I:379:LYS:CA	2.30	0.60
1:K:341:THR:O	1:K:345:TYR:CE1	2.53	0.60
1:K:429:LEU:HD22	1:K:431:GLU:O	2.01	0.60
1:A:504:GLN:HE22	1:A:598:PRO:HA	1.66	0.60
1:E:342:ALA:HB1	1:E:362:THR:CB	2.30	0.60
1:E:504:GLN:HE22	1:E:598:PRO:HA	1.66	0.60
1:H:537:ASP:O	1:H:538:VAL:HG23	2.01	0.60
1:I:525:ASN:CG	1:I:526:PRO:HD3	2.20	0.60
1:I:647:ARG:HG3	1:I:650:TYR:CD1	2.36	0.60
1:J:593:GLY:HA3	1:J:603:TYR:O	2.02	0.60
1:B:348:PHE:O	1:B:349:VAL:C	2.39	0.60
1:D:398:ASP:CG	1:E:663:HIS:HB3	2.22	0.60
1:D:537:ASP:O	1:D:538:VAL:HG23	2.00	0.60
1:F:347:THR:OG1	1:F:348:PHE:N	2.30	0.60
1:I:443:LYS:HE3	1:I:470:ASP:O	2.01	0.60
1:E:647:ARG:HG3	1:E:650:TYR:CD1	2.36	0.60
1:G:647:ARG:HG3	1:G:650:TYR:CD1	2.36	0.60
1:J:664:HIS:O	1:J:664:HIS:CD2	2.54	0.60
1:L:656:GLU:OE1	1:L:664:HIS:O	2.20	0.60
1:B:664:HIS:CD2	1:B:664:HIS:O	2.54	0.60
1:C:504:GLN:HE22	1:C:598:PRO:HA	1.66	0.60
1:C:500:LYS:HB3	1:C:600:ASP:O	2.00	0.60
1:G:429:LEU:HD22	1:G:431:GLU:O	2.02	0.60
1:A:429:LEU:HD22	1:A:431:GLU:O	2.02	0.60
1:A:443:LYS:HE3	1:A:470:ASP:O	2.02	0.60
1:C:342:ALA:HB1	1:C:362:THR:O	2.02	0.60
1:J:343:THR:O	1:J:347:THR:CG2	2.44	0.60
1:B:656:GLU:OE1	1:B:664:HIS:O	2.20	0.60
1:C:356:ILE:HG12	1:C:356:ILE:O	1.98	0.60
1:F:593:GLY:HA3	1:F:603:TYR:O	2.02	0.60

Continued on next page...

Continued from previous page...

Atom-1	Atom-2	Interatomic distance (Å)	Clash overlap (Å)
1:F:647:ARG:CG	1:F:650:TYR:CE1	2.85	0.60
1:G:443:LYS:HE3	1:G:470:ASP:O	2.01	0.60
1:G:457:SER:H	1:G:634:THR:HG21	1.66	0.60
1:K:342:ALA:HB1	1:K:362:THR:O	2.02	0.60
1:C:566:ASN:O	1:C:570:GLN:NE2	2.35	0.60
1:D:350:SER:HA	1:D:357:ILE:HD11	1.84	0.60
1:D:409:ILE:HD12	1:D:410:SER:N	2.17	0.60
1:E:342:ALA:HB1	1:E:362:THR:O	2.02	0.60
1:E:525:ASN:CG	1:E:526:PRO:HD3	2.20	0.60
1:F:415:PHE:HB2	1:F:485:VAL:HB	1.81	0.60
1:J:409:ILE:HD12	1:J:410:SER:N	2.16	0.60
1:J:464:MET:HG3	1:J:465:LEU:N	2.17	0.60
1:K:436:LEU:HD22	1:K:655:LEU:CD2	2.29	0.60
1:L:348:PHE:O	1:L:349:VAL:C	2.39	0.60
1:L:593:GLY:HA3	1:L:603:TYR:O	2.02	0.60
1:L:664:HIS:CD2	1:L:664:HIS:O	2.55	0.60
1:B:343:THR:O	1:B:347:THR:CG2	2.44	0.59
1:B:359:ALA:HB1	1:B:455:PHE:CE2	2.37	0.59
1:D:647:ARG:CG	1:D:650:TYR:CE1	2.85	0.59
1:D:656:GLU:OE1	1:D:664:HIS:O	2.20	0.59
1:L:359:ALA:HB1	1:L:455:PHE:CE2	2.37	0.59
1:L:464:MET:HG3	1:L:465:LEU:N	2.17	0.59
1:D:359:ALA:HB1	1:D:455:PHE:CE2	2.37	0.59
1:F:409:ILE:HD12	1:F:410:SER:N	2.17	0.59
1:H:359:ALA:HB1	1:H:455:PHE:CE2	2.37	0.59
1:H:409:ILE:HD12	1:H:410:SER:N	2.17	0.59
1:H:568:ASN:OD1	1:H:569:ILE:N	2.30	0.59
1:J:550:ILE:HD13	1:J:596:ASN:HA	1.84	0.59
1:B:537:ASP:O	1:B:538:VAL:HG23	2.00	0.59
1:B:593:GLY:HA3	1:B:603:TYR:O	2.02	0.59
1:B:660:GLN:CA	1:B:661:LEU:HB2	2.26	0.59
1:C:429:LEU:HD22	1:C:431:GLU:O	2.02	0.59
1:D:664:HIS:CD2	1:D:664:HIS:O	2.55	0.59
1:E:385:THR:O	1:E:388:GLN:N	2.35	0.59
1:F:359:ALA:HB1	1:F:455:PHE:CE2	2.37	0.59
1:G:509:SER:OG	1:G:626:ASP:N	2.34	0.59
1:H:646:LEU:O	1:H:646:LEU:CD2	2.30	0.59
1:I:385:THR:O	1:I:388:GLN:N	2.35	0.59
1:K:531:GLU:C	1:K:532:GLU:CD	2.61	0.59
1:A:342:ALA:HB1	1:A:362:THR:O	2.02	0.59
1:A:356:ILE:O	1:A:356:ILE:HG12	1.98	0.59

Continued on next page...

Continued from previous page...

Atom-1	Atom-2	Interatomic distance (Å)	Clash overlap (Å)
1:B:557:PRO:HG3	1:B:589:TYR:CZ	2.38	0.59
1:D:398:ASP:O	1:E:663:HIS:HB3	2.02	0.59
1:G:385:THR:O	1:G:388:GLN:N	2.35	0.59
1:H:464:MET:HG3	1:H:465:LEU:N	2.17	0.59
1:H:593:GLY:HA3	1:H:603:TYR:O	2.02	0.59
1:A:531:GLU:C	1:A:532:GLU:CD	2.61	0.59
1:A:457:SER:H	1:A:634:THR:HG21	1.66	0.59
1:B:440:ILE:HG22	1:B:471:ALA:CB	2.33	0.59
1:E:436:LEU:HD22	1:E:655:LEU:CD2	2.29	0.59
1:F:408:ILE:C	1:F:409:ILE:CG2	2.68	0.59
1:F:464:MET:HG3	1:F:465:LEU:N	2.17	0.59
1:F:557:PRO:HG3	1:F:589:TYR:CZ	2.38	0.59
1:F:664:HIS:CD2	1:F:664:HIS:O	2.54	0.59
1:H:647:ARG:CG	1:H:650:TYR:CE1	2.85	0.59
1:I:389:ARG:O	1:I:392:ILE:N	2.31	0.59
1:L:647:ARG:CG	1:L:650:TYR:CE1	2.85	0.59
1:D:453:GLU:CD	1:D:641:VAL:HG23	2.23	0.59
1:E:340:VAL:C	1:E:341:THR:CG2	2.62	0.59
1:F:656:GLU:OE1	1:F:664:HIS:O	2.20	0.59
1:I:342:ALA:HB1	1:I:362:THR:O	2.02	0.59
1:I:429:LEU:HD22	1:I:431:GLU:O	2.01	0.59
1:J:656:GLU:OE1	1:J:664:HIS:O	2.20	0.59
1:L:550:ILE:HD13	1:L:596:ASN:HA	1.84	0.59
1:L:557:PRO:HG3	1:L:589:TYR:CZ	2.38	0.59
1:B:568:ASN:OD1	1:B:569:ILE:N	2.30	0.59
1:D:402:ALA:N	1:D:403:PRO:CD	2.66	0.59
1:D:440:ILE:HG22	1:D:471:ALA:CB	2.33	0.59
1:D:646:LEU:CD2	1:D:646:LEU:O	2.30	0.59
1:F:350:SER:HA	1:F:357:ILE:HD11	1.84	0.59
1:F:440:ILE:HG22	1:F:471:ALA:CB	2.33	0.59
1:F:509:SER:OG	1:F:626:ASP:N	2.32	0.59
1:G:353:PHE:CG	1:G:395:TYR:CE2	2.87	0.59
1:G:566:ASN:O	1:G:570:GLN:NE2	2.35	0.59
1:I:531:GLU:C	1:I:532:GLU:CD	2.61	0.59
1:L:440:ILE:HG22	1:L:471:ALA:CB	2.33	0.59
1:C:509:SER:OG	1:C:626:ASP:N	2.34	0.59
1:D:348:PHE:O	1:D:349:VAL:C	2.39	0.59
1:E:531:GLU:C	1:E:532:GLU:CD	2.61	0.59
1:H:664:HIS:CD2	1:H:664:HIS:O	2.54	0.59
1:K:504:GLN:HE22	1:K:598:PRO:HA	1.66	0.59
1:L:350:SER:HA	1:L:357:ILE:HD11	1.84	0.59

Continued on next page...

Continued from previous page...

Atom-1	Atom-2	Interatomic distance (Å)	Clash overlap (Å)
1:B:350:SER:HA	1:B:357:ILE:HD11	1.84	0.59
1:B:367:THR:CG2	1:B:368:LYS:N	2.44	0.59
1:D:593:GLY:HA3	1:D:603:TYR:O	2.02	0.59
1:G:531:GLU:C	1:G:532:GLU:CD	2.61	0.59
1:H:557:PRO:HG3	1:H:589:TYR:CZ	2.38	0.59
1:J:453:GLU:CD	1:J:641:VAL:HG23	2.23	0.59
1:J:359:ALA:HB1	1:J:455:PHE:CE2	2.37	0.59
1:L:346:ASP:OD2	1:L:361:GLN:HA	2.03	0.59
1:B:550:ILE:HD13	1:B:596:ASN:HA	1.84	0.59
1:B:464:MET:HG3	1:B:465:LEU:N	2.17	0.58
1:F:453:GLU:CD	1:F:641:VAL:HG23	2.23	0.58
1:G:342:ALA:HB1	1:G:362:THR:O	2.02	0.58
1:J:647:ARG:CG	1:J:650:TYR:CE1	2.85	0.58
1:A:385:THR:O	1:A:388:GLN:N	2.35	0.58
1:C:385:THR:O	1:C:388:GLN:N	2.35	0.58
1:C:389:ARG:O	1:C:392:ILE:N	2.31	0.58
1:C:617:GLU:HG3	1:C:618:VAL:HG13	1.85	0.58
1:D:464:MET:HG3	1:D:465:LEU:N	2.17	0.58
1:F:346:ASP:OD2	1:F:361:GLN:HA	2.03	0.58
1:F:550:ILE:HD13	1:F:596:ASN:HA	1.84	0.58
1:H:402:ALA:N	1:H:403:PRO:CD	2.66	0.58
1:H:440:ILE:HG22	1:H:471:ALA:CB	2.33	0.58
1:H:550:ILE:HD13	1:H:596:ASN:HA	1.84	0.58
1:L:409:ILE:HD12	1:L:410:SER:N	2.17	0.58
1:A:385:THR:OG1	1:A:389:ARG:N	2.37	0.58
1:A:436:LEU:HD22	1:A:655:LEU:CD2	2.29	0.58
1:D:396:LEU:HD21	1:D:406:PRO:HG2	1.85	0.58
1:H:509:SER:OG	1:H:626:ASP:N	2.32	0.58
1:I:524:VAL:HG13	1:I:529:GLY:H	1.69	0.58
1:J:346:ASP:OD2	1:J:361:GLN:HA	2.03	0.58
1:J:557:PRO:HG3	1:J:589:TYR:CZ	2.38	0.58
1:K:385:THR:O	1:K:388:GLN:N	2.35	0.58
1:L:453:GLU:CD	1:L:641:VAL:HG23	2.23	0.58
1:A:524:VAL:HG13	1:A:529:GLY:H	1.69	0.58
1:B:647:ARG:CG	1:B:650:TYR:CE1	2.85	0.58
1:C:531:GLU:C	1:C:532:GLU:CD	2.61	0.58
1:C:664:HIS:O	1:C:665:HIS:CB	2.51	0.58
1:D:346:ASP:OD2	1:D:361:GLN:HA	2.03	0.58
1:E:524:VAL:HG13	1:E:529:GLY:H	1.68	0.58
1:G:385:THR:OG1	1:G:389:ARG:N	2.37	0.58
1:G:524:VAL:HG13	1:G:529:GLY:H	1.69	0.58

Continued on next page...

Continued from previous page...

Atom-1	Atom-2	Interatomic distance (Å)	Clash overlap (Å)
1:J:440:ILE:HG22	1:J:471:ALA:CB	2.33	0.58
1:K:524:VAL:HG13	1:K:529:GLY:H	1.69	0.58
1:K:664:HIS:O	1:K:665:HIS:CB	2.51	0.58
1:L:402:ALA:N	1:L:403:PRO:CD	2.66	0.58
1:A:664:HIS:O	1:A:665:HIS:CB	2.51	0.58
1:C:385:THR:OG1	1:C:389:ARG:N	2.37	0.58
1:D:557:PRO:HG3	1:D:589:TYR:CZ	2.38	0.58
1:I:457:SER:H	1:I:634:THR:HG21	1.66	0.58
1:K:389:ARG:O	1:K:392:ILE:N	2.31	0.58
1:K:499:ILE:HD11	1:K:623:LEU:HD23	1.86	0.58
1:L:504:GLN:NE2	1:L:597:TYR:O	2.37	0.58
1:A:408:ILE:N	1:A:408:ILE:HD12	2.19	0.58
1:B:346:ASP:OD2	1:B:361:GLN:HA	2.03	0.58
1:B:402:ALA:N	1:B:403:PRO:CD	2.66	0.58
1:E:389:ARG:CA	1:E:392:ILE:HG12	2.28	0.58
1:H:453:GLU:CD	1:H:641:VAL:HG23	2.23	0.58
1:I:385:THR:OG1	1:I:389:ARG:N	2.37	0.58
1:I:386:THR:C	1:I:388:GLN:H	2.07	0.58
1:I:499:ILE:HD11	1:I:623:LEU:HD23	1.86	0.58
1:K:408:ILE:HD12	1:K:408:ILE:N	2.19	0.58
1:C:385:THR:CB	1:C:389:ARG:H	2.17	0.58
1:D:476:ILE:HG22	1:D:477:GLY:N	2.18	0.58
1:E:353:PHE:CG	1:E:395:TYR:CE2	2.87	0.58
1:G:486:ARG:NH1	1:G:500:LYS:O	2.36	0.58
1:H:656:GLU:OE1	1:H:664:HIS:O	2.20	0.58
1:I:401:LEU:CD2	1:I:402:ALA:CA	2.74	0.58
1:K:617:GLU:HG3	1:K:618:VAL:HG13	1.85	0.58
1:B:453:GLU:CD	1:B:641:VAL:HG23	2.23	0.58
1:D:504:GLN:NE2	1:D:597:TYR:O	2.37	0.58
1:F:389:ARG:NH2	1:F:410:SER:OG	2.37	0.58
1:G:408:ILE:N	1:G:408:ILE:HD12	2.19	0.58
1:G:499:ILE:HD11	1:G:623:LEU:HD23	1.86	0.58
1:J:350:SER:HA	1:J:357:ILE:HD11	1.84	0.58
1:J:396:LEU:HD21	1:J:406:PRO:HG2	1.85	0.58
1:K:525:ASN:CG	1:K:526:PRO:HD3	2.20	0.58
1:K:635:ARG:HG3	1:K:636:ASP:N	2.19	0.58
1:L:409:ILE:CD1	1:L:410:SER:O	2.50	0.58
1:L:593:GLY:HA3	1:L:604:TRP:HA	1.86	0.58
1:A:566:ASN:O	1:A:570:GLN:NE2	2.35	0.58
1:A:635:ARG:HG3	1:A:636:ASP:N	2.19	0.58
1:C:424:TYR:CB	1:C:475:VAL:H	2.17	0.58

Continued on next page...

Continued from previous page...

Atom-1	Atom-2	Interatomic distance (Å)	Clash overlap (Å)
1:D:389:ARG:NH2	1:D:410:SER:OG	2.37	0.58
1:D:593:GLY:HA3	1:D:604:TRP:HA	1.86	0.58
1:F:348:PHE:O	1:F:349:VAL:C	2.39	0.58
1:G:525:ASN:HB3	1:G:526:PRO:CD	2.17	0.58
1:H:346:ASP:OD2	1:H:361:GLN:HA	2.03	0.58
1:C:408:ILE:HD12	1:C:408:ILE:N	2.19	0.58
1:C:524:VAL:HG13	1:C:529:GLY:H	1.69	0.58
1:E:349:VAL:C	1:E:351:GLU:H	2.08	0.58
1:E:566:ASN:O	1:E:570:GLN:NE2	2.35	0.58
1:H:350:SER:HA	1:H:357:ILE:HD11	1.84	0.58
1:K:385:THR:OG1	1:K:389:ARG:N	2.37	0.58
1:A:536:TYR:CD1	1:A:586:ARG:HD3	2.39	0.57
1:A:499:ILE:HD11	1:A:623:LEU:HD23	1.86	0.57
1:B:565:GLU:C	1:B:570:GLN:NE2	2.58	0.57
1:C:536:TYR:CD1	1:C:586:ARG:HD3	2.39	0.57
1:E:493:LYS:HE2	1:E:494:THR:O	2.04	0.57
1:F:402:ALA:N	1:F:403:PRO:CD	2.66	0.57
1:F:504:GLN:NE2	1:F:597:TYR:O	2.37	0.57
1:L:396:LEU:HD13	1:L:406:PRO:HD2	1.86	0.57
1:L:389:ARG:NH2	1:L:410:SER:OG	2.37	0.57
1:A:386:THR:C	1:A:388:GLN:H	2.07	0.57
1:A:389:ARG:O	1:A:392:ILE:N	2.31	0.57
1:C:486:ARG:NH1	1:C:500:LYS:O	2.36	0.57
1:E:385:THR:OG1	1:E:389:ARG:N	2.37	0.57
1:E:408:ILE:N	1:E:408:ILE:HD12	2.19	0.57
1:F:396:LEU:HD21	1:F:406:PRO:HG2	1.85	0.57
1:F:593:GLY:HA3	1:F:604:TRP:HA	1.86	0.57
1:G:424:TYR:CB	1:G:475:VAL:H	2.17	0.57
1:H:389:ARG:NH2	1:H:410:SER:OG	2.37	0.57
1:H:656:GLU:OE1	1:H:664:HIS:HB2	2.04	0.57
1:I:617:GLU:HG3	1:I:618:VAL:HG13	1.86	0.57
1:L:565:GLU:C	1:L:570:GLN:NE2	2.58	0.57
1:A:424:TYR:CB	1:A:475:VAL:H	2.17	0.57
1:B:396:LEU:HD21	1:B:406:PRO:HG2	1.85	0.57
1:C:499:ILE:HD11	1:C:623:LEU:HD23	1.86	0.57
1:D:396:LEU:HD13	1:D:406:PRO:HD2	1.87	0.57
1:E:385:THR:CG2	1:E:392:ILE:HG23	2.35	0.57
1:F:657:PRO:O	1:F:658:ILE:CD1	2.53	0.57
1:H:504:GLN:NE2	1:H:597:TYR:O	2.37	0.57
1:I:424:TYR:CB	1:I:475:VAL:H	2.17	0.57
1:J:389:ARG:NH2	1:J:410:SER:OG	2.37	0.57

Continued on next page...

Continued from previous page...

Atom-1	Atom-2	Interatomic distance (Å)	Clash overlap (Å)
1:J:593:GLY:HA3	1:J:604:TRP:HA	1.86	0.57
1:K:509:SER:OG	1:K:626:ASP:N	2.34	0.57
1:K:536:TYR:CD1	1:K:586:ARG:HD3	2.39	0.57
1:K:457:SER:H	1:K:634:THR:HG21	1.66	0.57
1:L:656:GLU:OE1	1:L:664:HIS:HB2	2.04	0.57
1:B:389:ARG:NH2	1:B:410:SER:OG	2.37	0.57
1:B:657:PRO:O	1:B:658:ILE:CD1	2.53	0.57
1:E:424:TYR:CB	1:E:475:VAL:H	2.17	0.57
1:F:409:ILE:CD1	1:F:410:SER:N	2.67	0.57
1:F:656:GLU:OE1	1:F:664:HIS:HB2	2.04	0.57
1:H:565:GLU:C	1:H:570:GLN:NE2	2.58	0.57
1:J:656:GLU:OE1	1:J:664:HIS:HB2	2.04	0.57
1:K:424:TYR:CB	1:K:475:VAL:H	2.17	0.57
1:A:617:GLU:HG3	1:A:618:VAL:HG13	1.86	0.57
1:A:509:SER:OG	1:A:626:ASP:N	2.34	0.57
1:B:409:ILE:HD12	1:B:410:SER:N	2.16	0.57
1:C:386:THR:C	1:C:388:GLN:H	2.07	0.57
1:C:436:LEU:HD22	1:C:655:LEU:CD2	2.29	0.57
1:D:656:GLU:OE1	1:D:664:HIS:HB2	2.04	0.57
1:G:349:VAL:C	1:G:351:GLU:H	2.08	0.57
1:H:646:LEU:C	1:H:646:LEU:CD2	2.72	0.57
1:I:385:THR:HG21	1:I:389:ARG:O	2.04	0.57
1:I:664:HIS:O	1:I:665:HIS:CB	2.51	0.57
1:K:385:THR:HG21	1:K:389:ARG:O	2.04	0.57
1:K:566:ASN:O	1:K:570:GLN:NE2	2.35	0.57
1:C:349:VAL:C	1:C:351:GLU:H	2.08	0.57
1:C:493:LYS:HE2	1:C:494:THR:O	2.04	0.57
1:D:550:ILE:HD13	1:D:596:ASN:HA	1.84	0.57
1:D:657:PRO:O	1:D:658:ILE:CD1	2.53	0.57
1:E:499:ILE:HD11	1:E:623:LEU:HD23	1.86	0.57
1:F:656:GLU:OE1	1:F:664:HIS:CB	2.53	0.57
1:G:493:LYS:HE2	1:G:494:THR:O	2.04	0.57
1:H:657:PRO:O	1:H:658:ILE:CD1	2.53	0.57
1:I:566:ASN:O	1:I:570:GLN:NE2	2.35	0.57
1:K:387:VAL:C	1:K:388:GLN:CG	2.73	0.57
1:L:656:GLU:OE1	1:L:664:HIS:CB	2.53	0.57
1:B:504:GLN:NE2	1:B:597:TYR:O	2.37	0.57
1:B:656:GLU:OE1	1:B:664:HIS:HB2	2.04	0.57
1:D:565:GLU:C	1:D:570:GLN:NE2	2.58	0.57
1:E:486:ARG:NH1	1:E:500:LYS:O	2.36	0.57
1:F:346:ASP:OD1	1:F:362:THR:OG1	2.23	0.57

Continued on next page...

Continued from previous page...

Atom-1	Atom-2	Interatomic distance (Å)	Clash overlap (Å)
1:G:385:THR:HG21	1:G:389:ARG:O	2.04	0.57
1:I:408:ILE:N	1:I:408:ILE:HD12	2.19	0.57
1:I:493:LYS:HE2	1:I:494:THR:O	2.04	0.57
1:J:565:GLU:C	1:J:570:GLN:NE2	2.58	0.57
1:J:656:GLU:OE1	1:J:664:HIS:CB	2.53	0.57
1:K:493:LYS:HE2	1:K:494:THR:O	2.04	0.57
1:L:409:ILE:CD1	1:L:410:SER:N	2.67	0.57
1:L:646:LEU:C	1:L:646:LEU:CD2	2.72	0.57
1:C:635:ARG:HH22	1:D:661:LEU:CD1	2.14	0.57
1:G:379:LYS:O	1:G:379:LYS:HG2	2.05	0.57
1:I:536:TYR:CD1	1:I:586:ARG:HD3	2.39	0.57
1:B:509:SER:OG	1:B:626:ASP:N	2.32	0.57
1:D:409:ILE:CD1	1:D:410:SER:N	2.67	0.57
1:D:656:GLU:OE1	1:D:664:HIS:CB	2.53	0.57
1:E:536:TYR:CD1	1:E:586:ARG:HD3	2.39	0.57
1:F:565:GLU:C	1:F:570:GLN:NE2	2.58	0.57
1:G:386:THR:C	1:G:388:GLN:H	2.07	0.57
1:G:536:TYR:CD1	1:G:586:ARG:HD3	2.39	0.57
1:I:385:THR:CG2	1:I:392:ILE:HG23	2.35	0.57
1:J:657:PRO:O	1:J:658:ILE:CD1	2.53	0.57
1:A:385:THR:CB	1:A:389:ARG:H	2.17	0.57
1:C:387:VAL:C	1:C:388:GLN:CG	2.73	0.57
1:C:385:THR:CG2	1:C:392:ILE:HG23	2.35	0.57
1:E:382:LEU:HD21	1:E:643:GLU:HG3	1.87	0.57
1:F:405:THR:O	1:F:406:PRO:O	2.23	0.57
1:G:385:THR:CG2	1:G:392:ILE:HG23	2.35	0.57
1:H:656:GLU:OE1	1:H:664:HIS:CB	2.53	0.57
1:I:349:VAL:C	1:I:351:GLU:H	2.08	0.57
1:I:387:VAL:C	1:I:388:GLN:CG	2.73	0.57
1:J:504:GLN:NE2	1:J:597:TYR:O	2.37	0.57
1:K:385:THR:CG2	1:K:392:ILE:HG23	2.35	0.57
1:L:396:LEU:HD21	1:L:406:PRO:HG2	1.85	0.57
1:A:493:LYS:HE2	1:A:494:THR:O	2.04	0.56
1:B:346:ASP:OD1	1:B:362:THR:OG1	2.23	0.56
1:G:617:GLU:HG3	1:G:618:VAL:HG13	1.85	0.56
1:H:396:LEU:HD21	1:H:406:PRO:HG2	1.85	0.56
1:I:387:VAL:O	1:I:388:GLN:CD	2.44	0.56
1:K:379:LYS:O	1:K:379:LYS:HG2	2.05	0.56
1:K:454:ILE:HG22	1:K:455:PHE:N	2.20	0.56
1:A:387:VAL:O	1:A:388:GLN:CD	2.44	0.56
1:A:385:THR:HG21	1:A:389:ARG:O	2.05	0.56

Continued on next page...

Continued from previous page...

Atom-1	Atom-2	Interatomic distance (Å)	Clash overlap (Å)
1:B:405:THR:O	1:B:406:PRO:O	2.23	0.56
1:D:568:ASN:OD1	1:D:569:ILE:N	2.30	0.56
1:G:388:GLN:O	1:G:389:ARG:NE	2.39	0.56
1:G:389:ARG:CA	1:G:392:ILE:HG12	2.28	0.56
1:G:664:HIS:O	1:G:665:HIS:CB	2.51	0.56
1:H:409:ILE:CD1	1:H:410:SER:N	2.67	0.56
1:H:593:GLY:HA3	1:H:604:TRP:HA	1.86	0.56
1:J:402:ALA:N	1:J:403:PRO:CD	2.66	0.56
1:L:568:ASN:OD1	1:L:569:ILE:N	2.30	0.56
1:A:349:VAL:C	1:A:351:GLU:H	2.08	0.56
1:A:385:THR:CG2	1:A:392:ILE:HG23	2.35	0.56
1:A:387:VAL:C	1:A:388:GLN:CG	2.73	0.56
1:B:499:ILE:HG23	1:B:602:ILE:HB	1.87	0.56
1:C:427:ASN:H	1:C:427:ASN:ND2	2.03	0.56
1:D:409:ILE:CD1	1:D:410:SER:O	2.50	0.56
1:E:386:THR:C	1:E:388:GLN:H	2.07	0.56
1:G:387:VAL:O	1:G:388:GLN:CD	2.44	0.56
1:H:405:THR:O	1:H:406:PRO:O	2.23	0.56
1:I:427:ASN:ND2	1:I:427:ASN:H	2.03	0.56
1:K:387:VAL:O	1:K:388:GLN:CD	2.44	0.56
1:K:388:GLN:O	1:K:389:ARG:NE	2.39	0.56
1:L:476:ILE:HG22	1:L:477:GLY:N	2.18	0.56
1:A:525:ASN:HB3	1:A:526:PRO:CD	2.17	0.56
1:E:635:ARG:HH22	1:F:661:LEU:CD1	2.14	0.56
1:K:349:VAL:C	1:K:351:GLU:H	2.08	0.56
1:B:656:GLU:OE1	1:B:664:HIS:CB	2.53	0.56
1:C:385:THR:HG21	1:C:389:ARG:O	2.04	0.56
1:C:457:SER:H	1:C:634:THR:HG21	1.66	0.56
1:D:346:ASP:OD1	1:D:362:THR:OG1	2.23	0.56
1:E:385:THR:HG21	1:E:389:ARG:O	2.04	0.56
1:H:596:ASN:HD22	1:H:599:ALA:H	1.54	0.56
1:G:403:PRO:CD	1:J:366:SER:HA	2.24	0.56
1:J:396:LEU:HD13	1:J:406:PRO:HD2	1.86	0.56
1:J:509:SER:OG	1:J:626:ASP:N	2.32	0.56
1:K:382:LEU:HD21	1:K:643:GLU:HG3	1.87	0.56
1:K:387:VAL:HG21	1:K:390:GLU:HB2	1.88	0.56
1:K:486:ARG:NH1	1:K:500:LYS:O	2.36	0.56
1:A:486:ARG:NH1	1:A:500:LYS:O	2.36	0.56
1:C:387:VAL:O	1:C:388:GLN:CD	2.44	0.56
1:D:499:ILE:HG23	1:D:602:ILE:HB	1.87	0.56
1:G:387:VAL:C	1:G:388:GLN:CG	2.73	0.56

Continued on next page...

Continued from previous page...

Atom-1	Atom-2	Interatomic distance (Å)	Clash overlap (Å)
1:G:427:ASN:H	1:G:427:ASN:ND2	2.03	0.56
1:I:385:THR:CB	1:I:389:ARG:H	2.17	0.56
1:K:385:THR:CB	1:K:389:ARG:H	2.17	0.56
1:K:525:ASN:HB3	1:K:526:PRO:CD	2.17	0.56
1:L:657:PRO:O	1:L:658:ILE:CD1	2.53	0.56
1:A:342:ALA:CB	1:A:362:THR:CG2	2.84	0.56
1:A:388:GLN:O	1:A:389:ARG:NE	2.38	0.56
1:B:409:ILE:CD1	1:B:410:SER:N	2.67	0.56
1:B:409:ILE:CD1	1:B:410:SER:O	2.50	0.56
1:B:593:GLY:HA3	1:B:604:TRP:HA	1.86	0.56
1:B:644:ASN:C	1:B:644:ASN:ND2	2.59	0.56
1:D:568:ASN:CG	1:D:569:ILE:N	2.59	0.56
1:E:389:ARG:HA	1:E:392:ILE:CG1	2.29	0.56
1:F:396:LEU:HD13	1:F:406:PRO:HD2	1.86	0.56
1:I:387:VAL:HG21	1:I:390:GLU:HB2	1.88	0.56
1:I:509:SER:OG	1:I:626:ASP:N	2.34	0.56
1:J:646:LEU:CD2	1:J:646:LEU:C	2.72	0.56
1:L:346:ASP:OD1	1:L:362:THR:OG1	2.23	0.56
1:A:387:VAL:HG21	1:A:390:GLU:HB2	1.88	0.56
1:B:396:LEU:HD13	1:B:406:PRO:HD2	1.86	0.56
1:E:664:HIS:O	1:E:665:HIS:CB	2.51	0.56
1:G:560:SER:N	1:G:561:GLY:HA2	2.20	0.56
1:H:568:ASN:CG	1:H:569:ILE:N	2.59	0.56
1:L:405:THR:O	1:L:406:PRO:O	2.23	0.56
1:L:568:ASN:CG	1:L:569:ILE:N	2.59	0.56
1:E:379:LYS:O	1:E:379:LYS:HG2	2.05	0.56
1:E:387:VAL:O	1:E:388:GLN:CD	2.44	0.56
1:E:509:SER:OG	1:E:626:ASP:N	2.34	0.56
1:F:596:ASN:HD22	1:F:599:ALA:H	1.54	0.56
1:F:644:ASN:ND2	1:F:644:ASN:C	2.59	0.56
1:G:387:VAL:HG21	1:G:390:GLU:HB2	1.88	0.56
1:I:379:LYS:HG2	1:I:379:LYS:O	2.05	0.56
1:I:389:ARG:HA	1:I:392:ILE:CG1	2.29	0.56
1:J:405:THR:O	1:J:406:PRO:O	2.23	0.56
1:K:347:THR:O	1:K:348:PHE:C	2.44	0.56
1:K:386:THR:C	1:K:388:GLN:H	2.07	0.56
1:A:379:LYS:HG2	1:A:379:LYS:O	2.05	0.56
1:E:387:VAL:HG21	1:E:390:GLU:HB2	1.88	0.56
1:E:617:GLU:HG3	1:E:618:VAL:HG13	1.85	0.56
1:K:448:TYR:CD1	1:K:642:PHE:HB2	2.41	0.56
1:L:596:ASN:HD22	1:L:599:ALA:H	1.54	0.56

Continued on next page...

Continued from previous page...

Atom-1	Atom-2	Interatomic distance (Å)	Clash overlap (Å)
1:A:427:ASN:ND2	1:A:427:ASN:H	2.03	0.56
1:B:658:ILE:HD13	1:B:658:ILE:N	2.21	0.56
1:C:388:GLN:O	1:C:389:ARG:NE	2.39	0.56
1:D:359:ALA:O	1:D:376:ALA:HA	2.06	0.56
1:D:647:ARG:HD3	1:D:649:GLN:HG3	1.88	0.56
1:E:401:LEU:HD12	1:H:364:THR:HG23	1.67	0.56
1:E:454:ILE:HG22	1:E:455:PHE:N	2.20	0.56
1:E:448:TYR:CD1	1:E:642:PHE:HB2	2.41	0.56
1:H:396:LEU:HD13	1:H:406:PRO:HD2	1.87	0.56
1:I:342:ALA:CB	1:I:362:THR:CG2	2.84	0.56
1:B:366:SER:CB	1:K:403:PRO:HA	2.22	0.56
1:A:454:ILE:HG22	1:A:455:PHE:N	2.20	0.55
1:B:596:ASN:HD22	1:B:599:ALA:H	1.54	0.55
1:D:644:ASN:C	1:D:644:ASN:ND2	2.59	0.55
1:E:385:THR:HG1	1:E:387:VAL:CG2	2.05	0.55
1:E:427:ASN:H	1:E:427:ASN:ND2	2.03	0.55
1:I:388:GLN:O	1:I:389:ARG:NE	2.39	0.55
1:J:596:ASN:HD22	1:J:599:ALA:H	1.54	0.55
1:K:385:THR:HG1	1:K:387:VAL:CG2	2.05	0.55
1:L:359:ALA:O	1:L:376:ALA:HA	2.06	0.55
1:A:382:LEU:HD21	1:A:643:GLU:HG3	1.87	0.55
1:B:359:ALA:O	1:B:376:ALA:HA	2.06	0.55
1:D:405:THR:O	1:D:406:PRO:O	2.23	0.55
1:G:342:ALA:CB	1:G:362:THR:CG2	2.84	0.55
1:I:358:GLN:OE1	1:I:377:LYS:HE3	2.07	0.55
1:I:342:ALA:HB1	1:I:362:THR:CG2	2.37	0.55
1:I:448:TYR:CD1	1:I:642:PHE:HB2	2.41	0.55
1:J:346:ASP:OD1	1:J:362:THR:OG1	2.23	0.55
1:J:568:ASN:CG	1:J:569:ILE:N	2.59	0.55
1:K:358:GLN:OE1	1:K:377:LYS:HE3	2.07	0.55
1:A:560:SER:N	1:A:561:GLY:HA2	2.20	0.55
1:C:382:LEU:HD21	1:C:643:GLU:HG3	1.87	0.55
1:C:385:THR:HB	1:C:391:ASP:CG	2.27	0.55
1:D:356:ILE:O	1:D:379:LYS:HB3	2.06	0.55
1:D:509:SER:OG	1:D:626:ASP:N	2.32	0.55
1:D:658:ILE:N	1:D:658:ILE:HD13	2.21	0.55
1:G:454:ILE:HG22	1:G:455:PHE:N	2.20	0.55
1:G:382:LEU:HD21	1:G:643:GLU:HG3	1.87	0.55
1:J:409:ILE:CD1	1:J:410:SER:N	2.67	0.55
1:K:342:ALA:CB	1:K:362:THR:CG2	2.84	0.55
1:L:644:ASN:ND2	1:L:644:ASN:C	2.59	0.55

Continued on next page...

Continued from previous page...

Atom-1	Atom-2	Interatomic distance (Å)	Clash overlap (Å)
1:A:347:THR:O	1:A:348:PHE:C	2.44	0.55
1:A:448:TYR:CD1	1:A:642:PHE:HB2	2.41	0.55
1:D:398:ASP:OD2	1:E:663:HIS:HB2	2.00	0.55
1:E:388:GLN:O	1:E:389:ARG:NE	2.39	0.55
1:E:526:PRO:O	1:E:528:THR:CG2	2.55	0.55
1:D:398:ASP:CG	1:E:663:HIS:CG	2.71	0.55
1:I:560:SER:N	1:I:561:GLY:HA2	2.20	0.55
1:J:356:ILE:O	1:J:379:LYS:HB3	2.06	0.55
1:A:358:GLN:OE1	1:A:377:LYS:HE3	2.07	0.55
1:C:342:ALA:CB	1:C:362:THR:CG2	2.84	0.55
1:C:448:TYR:CD1	1:C:642:PHE:HB2	2.41	0.55
1:C:454:ILE:HG22	1:C:455:PHE:N	2.20	0.55
1:H:499:ILE:HG23	1:H:602:ILE:HB	1.87	0.55
1:I:347:THR:O	1:I:348:PHE:C	2.44	0.55
1:I:382:LEU:HD21	1:I:643:GLU:HG3	1.87	0.55
1:I:486:ARG:NH1	1:I:500:LYS:O	2.36	0.55
1:I:532:GLU:OE2	1:I:532:GLU:N	2.39	0.55
1:K:427:ASN:ND2	1:K:427:ASN:H	2.03	0.55
1:E:342:ALA:CB	1:E:362:THR:CG2	2.84	0.55
1:E:403:PRO:HG3	1:H:366:SER:HA	1.87	0.55
1:H:644:ASN:C	1:H:644:ASN:ND2	2.59	0.55
1:K:389:ARG:HA	1:K:392:ILE:CG1	2.29	0.55
1:C:379:LYS:O	1:C:379:LYS:HG2	2.05	0.55
1:C:387:VAL:HG21	1:C:390:GLU:HB2	1.88	0.55
1:E:348:PHE:CZ	1:G:664:HIS:HD2	2.13	0.55
1:F:499:ILE:HG23	1:F:602:ILE:HB	1.87	0.55
1:F:647:ARG:HD3	1:F:649:GLN:HG3	1.88	0.55
1:H:346:ASP:OD1	1:H:362:THR:OG1	2.23	0.55
1:K:385:THR:HB	1:K:391:ASP:CG	2.27	0.55
1:K:532:GLU:OE2	1:K:532:GLU:N	2.39	0.55
1:K:560:SER:N	1:K:561:GLY:HA2	2.20	0.55
1:C:342:ALA:HB1	1:C:362:THR:CG2	2.37	0.55
1:E:525:ASN:HB3	1:E:526:PRO:CD	2.17	0.55
1:G:342:ALA:HB1	1:G:362:THR:CG2	2.37	0.55
1:G:385:THR:CB	1:G:389:ARG:H	2.17	0.55
1:G:448:TYR:CD1	1:G:642:PHE:HB2	2.41	0.55
1:G:526:PRO:O	1:G:528:THR:CG2	2.55	0.55
1:J:499:ILE:HG23	1:J:602:ILE:HB	1.87	0.55
1:J:647:ARG:HD3	1:J:649:GLN:HG3	1.88	0.55
1:B:365:ASP:O	1:B:367:THR:N	2.40	0.55
1:D:400:ASN:HD21	1:E:662:GLU:CD	2.10	0.55

Continued on next page...

Continued from previous page...

Atom-1	Atom-2	Interatomic distance (Å)	Clash overlap (Å)
1:D:648:PRO:HD2	1:D:649:GLN:HG2	1.89	0.55
1:E:387:VAL:C	1:E:388:GLN:CG	2.73	0.55
1:F:534:VAL:O	1:F:534:VAL:HG12	2.07	0.55
1:G:358:GLN:OE1	1:G:377:LYS:HE3	2.07	0.55
1:I:454:ILE:HG22	1:I:455:PHE:N	2.20	0.55
1:K:631:VAL:CG2	1:L:476:ILE:CG2	2.72	0.55
1:L:648:PRO:HD2	1:L:649:GLN:HG2	1.89	0.55
1:B:568:ASN:CG	1:B:569:ILE:N	2.59	0.55
1:B:648:PRO:HD2	1:B:649:GLN:HG2	1.89	0.55
1:G:347:THR:O	1:G:348:PHE:C	2.44	0.55
1:G:532:GLU:OE2	1:G:532:GLU:N	2.39	0.55
1:H:365:ASP:OD1	1:H:367:THR:CG2	2.55	0.55
1:L:658:ILE:HD13	1:L:658:ILE:N	2.21	0.55
1:B:347:THR:O	1:B:348:PHE:C	2.45	0.54
1:B:647:ARG:HD3	1:B:649:GLN:HG3	1.88	0.54
1:A:403:PRO:N	1:C:366:SER:HB3	2.21	0.54
1:C:532:GLU:N	1:C:532:GLU:OE2	2.40	0.54
1:C:560:SER:N	1:C:561:GLY:HA2	2.20	0.54
1:D:596:ASN:HD22	1:D:599:ALA:H	1.54	0.54
1:F:646:LEU:C	1:F:646:LEU:CD2	2.72	0.54
1:H:356:ILE:O	1:H:379:LYS:HB3	2.07	0.54
1:G:631:VAL:CG2	1:H:476:ILE:HG22	2.34	0.54
1:I:385:THR:HB	1:I:391:ASP:CG	2.27	0.54
1:K:342:ALA:HB1	1:K:362:THR:CG2	2.37	0.54
1:L:365:ASP:O	1:L:367:THR:N	2.40	0.54
1:L:365:ASP:OD1	1:L:367:THR:CG2	2.55	0.54
1:L:499:ILE:HG23	1:L:602:ILE:HB	1.88	0.54
1:A:532:GLU:N	1:A:532:GLU:OE2	2.39	0.54
1:A:605:ASN:HB3	1:A:608:LYS:HG3	1.89	0.54
1:C:526:PRO:O	1:C:528:THR:CG2	2.55	0.54
1:F:568:ASN:CG	1:F:569:ILE:N	2.59	0.54
1:G:385:THR:HB	1:G:391:ASP:CG	2.27	0.54
1:G:389:ARG:HA	1:G:392:ILE:CG1	2.29	0.54
1:J:359:ALA:O	1:J:376:ALA:HA	2.06	0.54
1:J:644:ASN:C	1:J:644:ASN:ND2	2.59	0.54
1:L:509:SER:OG	1:L:626:ASP:N	2.32	0.54
1:A:342:ALA:HB1	1:A:362:THR:CG2	2.37	0.54
1:A:385:THR:HB	1:A:391:ASP:CG	2.27	0.54
1:C:605:ASN:HB3	1:C:608:LYS:HG3	1.89	0.54
1:E:342:ALA:HB1	1:E:362:THR:CG2	2.37	0.54
1:E:532:GLU:OE2	1:E:532:GLU:N	2.39	0.54

Continued on next page...

Continued from previous page...

Atom-1	Atom-2	Interatomic distance (Å)	Clash overlap (Å)
1:F:658:ILE:HD13	1:F:658:ILE:N	2.21	0.54
1:H:658:ILE:N	1:H:658:ILE:HD13	2.21	0.54
1:L:356:ILE:O	1:L:379:LYS:HB3	2.06	0.54
1:A:389:ARG:HA	1:A:392:ILE:CG1	2.29	0.54
1:D:657:PRO:O	1:D:658:ILE:HD12	2.08	0.54
1:E:385:THR:HB	1:E:391:ASP:CG	2.27	0.54
1:F:359:ALA:O	1:F:376:ALA:HA	2.06	0.54
1:H:365:ASP:O	1:H:367:THR:N	2.40	0.54
1:J:534:VAL:O	1:J:534:VAL:HG12	2.07	0.54
1:K:631:VAL:CG2	1:L:476:ILE:HG22	2.34	0.54
1:L:534:VAL:HG12	1:L:534:VAL:O	2.07	0.54
1:B:427:ASN:ND2	1:B:427:ASN:N	2.54	0.54
1:E:358:GLN:OE1	1:E:377:LYS:HE3	2.07	0.54
1:E:385:THR:CB	1:E:389:ARG:H	2.17	0.54
1:G:635:ARG:HH22	1:H:661:LEU:CD1	2.15	0.54
1:I:631:VAL:CG2	1:J:476:ILE:HG22	2.34	0.54
1:J:657:PRO:O	1:J:658:ILE:HD12	2.08	0.54
1:B:356:ILE:O	1:B:379:LYS:HB3	2.07	0.54
1:D:365:ASP:O	1:D:367:THR:N	2.40	0.54
1:E:347:THR:O	1:E:348:PHE:C	2.44	0.54
1:E:560:SER:N	1:E:561:GLY:HA2	2.20	0.54
1:H:647:ARG:HD3	1:H:649:GLN:HG3	1.88	0.54
1:I:353:PHE:CE2	1:I:395:TYR:CD2	2.86	0.54
1:K:526:PRO:O	1:K:528:THR:CG2	2.55	0.54
1:K:605:ASN:HB3	1:K:608:LYS:HG3	1.89	0.54
1:C:347:THR:O	1:C:348:PHE:C	2.44	0.54
1:C:358:GLN:OE1	1:C:377:LYS:HE3	2.07	0.54
1:F:365:ASP:O	1:F:367:THR:N	2.40	0.54
1:H:359:ALA:O	1:H:376:ALA:HA	2.07	0.54
1:I:526:PRO:O	1:I:528:THR:CG2	2.55	0.54
1:L:647:ARG:HD3	1:L:649:GLN:HG3	1.88	0.54
1:B:534:VAL:O	1:B:534:VAL:HG12	2.07	0.54
1:H:347:THR:O	1:H:348:PHE:C	2.46	0.54
1:H:657:PRO:O	1:H:658:ILE:HD12	2.08	0.54
1:J:648:PRO:HD2	1:J:649:GLN:HG2	1.89	0.54
1:L:657:PRO:O	1:L:658:ILE:HD12	2.08	0.54
1:A:536:TYR:HB2	1:A:586:ARG:NH1	2.23	0.54
1:B:365:ASP:OD1	1:B:367:THR:CG2	2.55	0.54
1:B:646:LEU:C	1:B:646:LEU:CD2	2.72	0.54
1:D:595:ILE:N	1:D:595:ILE:HD12	2.21	0.54
1:I:389:ARG:CA	1:I:392:ILE:HG12	2.28	0.54

Continued on next page...

Continued from previous page...

Atom-1	Atom-2	Interatomic distance (Å)	Clash overlap (Å)
1:B:359:ALA:HB1	1:B:455:PHE:HE2	1.73	0.54
1:E:635:ARG:HG3	1:E:636:ASP:N	2.19	0.54
1:F:356:ILE:O	1:F:379:LYS:HB3	2.06	0.54
1:F:409:ILE:CD1	1:F:410:SER:O	2.50	0.54
1:G:605:ASN:HB3	1:G:608:LYS:HG3	1.89	0.54
1:G:635:ARG:HG3	1:G:636:ASP:N	2.19	0.54
1:H:596:ASN:ND2	1:H:599:ALA:H	2.06	0.54
1:A:526:PRO:O	1:A:528:THR:CG2	2.55	0.53
1:C:389:ARG:HA	1:C:392:ILE:CG1	2.29	0.53
1:D:365:ASP:OD1	1:D:367:THR:CG2	2.55	0.53
1:D:396:LEU:HD22	1:D:406:PRO:HG2	1.90	0.53
1:D:534:VAL:HG12	1:D:534:VAL:O	2.07	0.53
1:D:646:LEU:C	1:D:646:LEU:CD2	2.72	0.53
1:J:365:ASP:OD1	1:J:367:THR:CG2	2.55	0.53
1:I:631:VAL:CG2	1:J:476:ILE:CG2	2.72	0.53
1:J:658:ILE:HD13	1:J:658:ILE:N	2.21	0.53
1:K:412:ASN:O	1:K:638:SER:HA	2.08	0.53
1:B:526:PRO:HA	1:B:529:GLY:O	2.09	0.53
1:B:657:PRO:O	1:B:658:ILE:HD12	2.08	0.53
1:D:359:ALA:HB1	1:D:455:PHE:HE2	1.73	0.53
1:D:526:PRO:HA	1:D:529:GLY:O	2.09	0.53
1:D:596:ASN:HB3	1:D:601:VAL:HG23	1.90	0.53
1:F:359:ALA:HB1	1:F:455:PHE:HE2	1.73	0.53
1:F:526:PRO:HA	1:F:529:GLY:O	2.08	0.53
1:J:365:ASP:O	1:J:367:THR:N	2.40	0.53
1:F:559:ALA:O	1:F:561:GLY:N	2.42	0.53
1:H:559:ALA:O	1:H:561:GLY:N	2.41	0.53
1:I:605:ASN:HB3	1:I:608:LYS:HG3	1.89	0.53
1:I:635:ARG:HH22	1:J:661:LEU:CD1	2.14	0.53
1:K:382:LEU:HD12	1:K:647:ARG:HH21	1.74	0.53
1:K:536:TYR:HB2	1:K:586:ARG:NH1	2.23	0.53
1:L:526:PRO:HA	1:L:529:GLY:O	2.08	0.53
1:L:559:ALA:O	1:L:561:GLY:N	2.42	0.53
1:A:631:VAL:CG2	1:B:476:ILE:CG2	2.72	0.53
1:B:542:SER:HB2	1:B:595:ILE:HG12	1.91	0.53
1:E:412:ASN:O	1:E:638:SER:HA	2.09	0.53
1:E:536:TYR:HB2	1:E:586:ARG:NH1	2.23	0.53
1:F:365:ASP:OD1	1:F:367:THR:CG2	2.55	0.53
1:H:526:PRO:HA	1:H:529:GLY:O	2.09	0.53
1:H:534:VAL:HG12	1:H:534:VAL:O	2.07	0.53
1:H:596:ASN:HB3	1:H:601:VAL:HG23	1.90	0.53

Continued on next page...

Continued from previous page...

Atom-1	Atom-2	Interatomic distance (Å)	Clash overlap (Å)
1:I:412:ASN:O	1:I:638:SER:HA	2.08	0.53
1:K:635:ARG:HH22	1:L:661:LEU:CD1	2.15	0.53
1:L:542:SER:HB2	1:L:595:ILE:HG12	1.91	0.53
1:A:382:LEU:HD12	1:A:647:ARG:HH21	1.74	0.53
1:B:476:ILE:HG22	1:B:477:GLY:N	2.18	0.53
1:E:605:ASN:HB3	1:E:608:LYS:HG3	1.89	0.53
1:G:428:LYS:HD2	1:G:473:HIS:HD2	1.74	0.53
1:H:648:PRO:HD2	1:H:649:GLN:HG2	1.89	0.53
1:J:542:SER:HB2	1:J:595:ILE:HG12	1.91	0.53
1:J:596:ASN:ND2	1:J:599:ALA:H	2.06	0.53
1:C:382:LEU:HD12	1:C:647:ARG:HH21	1.74	0.53
1:D:400:ASN:H	1:E:664:HIS:HB2	1.74	0.53
1:F:657:PRO:O	1:F:658:ILE:HD12	2.08	0.53
1:G:412:ASN:O	1:G:638:SER:HA	2.08	0.53
1:A:428:LYS:HD2	1:A:473:HIS:HD2	1.74	0.53
1:A:619:GLN:HA	1:A:619:GLN:HE21	1.74	0.53
1:B:565:GLU:C	1:B:570:GLN:HE22	2.12	0.53
1:C:619:GLN:HE21	1:C:619:GLN:HA	1.74	0.53
1:D:559:ALA:O	1:D:561:GLY:N	2.41	0.53
1:E:385:THR:CG2	1:E:389:ARG:C	2.73	0.53
1:F:453:GLU:O	1:F:454:ILE:HG13	2.09	0.53
1:G:343:THR:O	1:G:347:THR:HG23	2.09	0.53
1:G:536:TYR:HB2	1:G:586:ARG:NH1	2.23	0.53
1:H:409:ILE:CD1	1:H:410:SER:O	2.50	0.53
1:I:635:ARG:HG3	1:I:636:ASP:N	2.19	0.53
1:L:348:PHE:O	1:L:351:GLU:N	2.21	0.53
1:L:565:GLU:C	1:L:570:GLN:HE22	2.12	0.53
1:A:387:VAL:C	1:A:388:GLN:CD	2.68	0.53
1:A:631:VAL:CG2	1:B:476:ILE:HG22	2.34	0.53
1:B:596:ASN:ND2	1:B:599:ALA:H	2.06	0.53
1:B:596:ASN:HB3	1:B:601:VAL:HG23	1.90	0.53
1:C:387:VAL:C	1:C:388:GLN:CD	2.68	0.53
1:C:536:TYR:HB2	1:C:586:ARG:NH1	2.23	0.53
1:D:343:THR:HB	1:D:347:THR:CG2	2.39	0.53
1:D:542:SER:HB2	1:D:595:ILE:HG12	1.91	0.53
1:D:596:ASN:ND2	1:D:599:ALA:H	2.06	0.53
1:F:648:PRO:HD2	1:F:649:GLN:HG2	1.89	0.53
1:I:343:THR:O	1:I:347:THR:HG23	2.09	0.53
1:J:559:ALA:O	1:J:561:GLY:N	2.41	0.53
1:J:565:GLU:C	1:J:570:GLN:HE22	2.12	0.53
1:K:387:VAL:C	1:K:388:GLN:CD	2.68	0.53

Continued on next page...

Continued from previous page...

Atom-1	Atom-2	Interatomic distance (Å)	Clash overlap (Å)
1:K:428:LYS:HD2	1:K:473:HIS:HD2	1.74	0.53
1:C:412:ASN:O	1:C:638:SER:HA	2.08	0.53
1:D:347:THR:O	1:D:348:PHE:C	2.45	0.53
1:H:453:GLU:O	1:H:454:ILE:HG13	2.09	0.53
1:I:536:TYR:HB2	1:I:586:ARG:NH1	2.23	0.53
1:I:382:LEU:HD12	1:I:647:ARG:HH21	1.74	0.53
1:K:385:THR:CG2	1:K:389:ARG:C	2.73	0.53
1:B:396:LEU:HD22	1:B:406:PRO:HG2	1.90	0.53
1:D:547:SER:O	1:D:548:LYS:HG2	2.09	0.53
1:E:651:LEU:CD2	1:E:653:ILE:HG13	2.39	0.53
1:F:565:GLU:C	1:F:570:GLN:HE22	2.12	0.53
1:F:596:ASN:HB3	1:F:601:VAL:HG23	1.90	0.53
1:H:343:THR:HB	1:H:347:THR:CG2	2.39	0.53
1:J:343:THR:HB	1:J:347:THR:CG2	2.39	0.53
1:J:568:ASN:OD1	1:J:569:ILE:N	2.30	0.53
1:A:343:THR:O	1:A:347:THR:HG23	2.09	0.52
1:B:547:SER:O	1:B:548:LYS:HG2	2.09	0.52
1:B:559:ALA:O	1:B:561:GLY:N	2.41	0.52
1:B:440:ILE:HD11	1:B:653:ILE:HD13	1.91	0.52
1:F:343:THR:HB	1:F:347:THR:CG2	2.39	0.52
1:E:631:VAL:CG2	1:F:476:ILE:HG22	2.34	0.52
1:G:385:THR:CB	1:G:387:VAL:CG2	2.88	0.52
1:G:619:GLN:HA	1:G:619:GLN:HE21	1.74	0.52
1:G:382:LEU:HD12	1:G:647:ARG:HH21	1.74	0.52
1:H:565:GLU:C	1:H:570:GLN:HE22	2.12	0.52
1:I:385:THR:CB	1:I:387:VAL:CG2	2.88	0.52
1:I:525:ASN:HB3	1:I:526:PRO:CD	2.17	0.52
1:J:408:ILE:O	1:J:409:ILE:HG23	2.09	0.52
1:L:343:THR:HB	1:L:347:THR:CG2	2.39	0.52
1:L:408:ILE:HD12	1:L:409:ILE:CA	2.40	0.52
1:C:452:VAL:HG22	1:C:458:SER:O	2.10	0.52
1:D:565:GLU:C	1:D:570:GLN:HE22	2.12	0.52
1:E:556:GLY:HA3	1:E:589:TYR:HD1	1.74	0.52
1:G:353:PHE:CE2	1:G:395:TYR:CD2	2.86	0.52
1:H:542:SER:HB2	1:H:595:ILE:HG12	1.91	0.52
1:I:491:PHE:CZ	1:I:616:PHE:HB2	2.45	0.52
1:K:343:THR:O	1:K:347:THR:HG23	2.09	0.52
1:L:547:SER:O	1:L:548:LYS:HG2	2.09	0.52
1:D:400:ASN:CB	1:E:662:GLU:HG2	2.39	0.52
1:D:453:GLU:O	1:D:454:ILE:HG13	2.09	0.52
1:C:631:VAL:CG2	1:D:476:ILE:HG22	2.34	0.52

Continued on next page...

Continued from previous page...

Atom-1	Atom-2	Interatomic distance (Å)	Clash overlap (Å)
1:F:408:ILE:O	1:F:409:ILE:HG23	2.09	0.52
1:H:408:ILE:O	1:H:409:ILE:HG23	2.09	0.52
1:H:565:GLU:CB	1:H:570:GLN:NE2	2.55	0.52
1:I:619:GLN:HA	1:I:619:GLN:HE21	1.74	0.52
1:I:651:LEU:CD2	1:I:653:ILE:HG13	2.39	0.52
1:J:347:THR:O	1:J:348:PHE:C	2.46	0.52
1:J:453:GLU:O	1:J:454:ILE:HG13	2.09	0.52
1:K:556:GLY:HA3	1:K:589:TYR:HD1	1.74	0.52
1:K:619:GLN:HA	1:K:619:GLN:HE21	1.74	0.52
1:D:440:ILE:HD11	1:D:653:ILE:HD13	1.91	0.52
1:E:382:LEU:HD12	1:E:647:ARG:HH21	1.74	0.52
1:F:408:ILE:HD12	1:F:409:ILE:CA	2.40	0.52
1:F:476:ILE:HG22	1:F:477:GLY:N	2.18	0.52
1:F:547:SER:O	1:F:548:LYS:HG2	2.09	0.52
1:I:428:LYS:HD2	1:I:473:HIS:HD2	1.74	0.52
1:J:359:ALA:HB1	1:J:455:PHE:HE2	1.73	0.52
1:L:596:ASN:ND2	1:L:599:ALA:H	2.07	0.52
1:L:440:ILE:HD11	1:L:653:ILE:HD13	1.91	0.52
1:A:635:ARG:HH22	1:B:661:LEU:CD1	2.14	0.52
1:C:651:LEU:CD2	1:C:653:ILE:HG13	2.39	0.52
1:E:343:THR:O	1:E:347:THR:HG23	2.09	0.52
1:E:619:GLN:HE21	1:E:619:GLN:HA	1.74	0.52
1:F:472:ASP:OD2	1:F:474:SER:HB3	2.10	0.52
1:F:542:SER:HB2	1:F:595:ILE:HG12	1.91	0.52
1:G:452:VAL:HG22	1:G:458:SER:O	2.10	0.52
1:G:651:LEU:CD2	1:G:653:ILE:HG13	2.39	0.52
1:I:387:VAL:C	1:I:388:GLN:CD	2.68	0.52
1:J:472:ASP:OD2	1:J:474:SER:HB3	2.10	0.52
1:J:596:ASN:HB3	1:J:601:VAL:HG23	1.90	0.52
1:L:453:GLU:O	1:L:454:ILE:HG13	2.09	0.52
1:L:359:ALA:HB1	1:L:455:PHE:HE2	1.73	0.52
1:L:486:ARG:HG2	1:L:499:ILE:CD1	2.40	0.52
1:A:385:THR:CB	1:A:387:VAL:CG2	2.88	0.52
1:A:412:ASN:O	1:A:638:SER:HA	2.08	0.52
1:C:343:THR:O	1:C:347:THR:HG23	2.09	0.52
1:D:660:GLN:CA	1:D:661:LEU:HB2	2.26	0.52
1:F:486:ARG:HG2	1:F:499:ILE:CD1	2.40	0.52
1:H:396:LEU:HD22	1:H:406:PRO:HG2	1.90	0.52
1:K:385:THR:CB	1:K:387:VAL:CG2	2.88	0.52
1:A:491:PHE:CZ	1:A:616:PHE:HB2	2.45	0.52
1:D:486:ARG:HG2	1:D:499:ILE:CD1	2.40	0.52

Continued on next page...

Continued from previous page...

Atom-1	Atom-2	Interatomic distance (Å)	Clash overlap (Å)
1:E:387:VAL:C	1:E:388:GLN:CD	2.68	0.52
1:F:596:ASN:ND2	1:F:599:ALA:H	2.06	0.52
1:L:595:ILE:N	1:L:595:ILE:HD12	2.21	0.52
1:B:408:ILE:HD12	1:B:409:ILE:CA	2.40	0.52
1:C:533:ASP:O	1:C:535:LEU:HD23	2.10	0.52
1:C:556:GLY:HA3	1:C:589:TYR:HD1	1.74	0.52
1:E:342:ALA:CB	1:E:362:THR:O	2.58	0.52
1:F:348:PHE:O	1:F:350:SER:N	2.43	0.52
1:F:382:LEU:HD12	1:F:646:LEU:HD13	1.92	0.52
1:F:440:ILE:HD11	1:F:653:ILE:HD13	1.91	0.52
1:F:660:GLN:CA	1:F:661:LEU:HB2	2.26	0.52
1:G:387:VAL:C	1:G:388:GLN:CD	2.68	0.52
1:G:448:TYR:CE1	1:G:642:PHE:HB2	2.45	0.52
1:G:491:PHE:CZ	1:G:616:PHE:HB2	2.45	0.52
1:J:526:PRO:HA	1:J:529:GLY:O	2.09	0.52
1:L:596:ASN:HB3	1:L:601:VAL:HG23	1.90	0.52
1:A:388:GLN:C	1:A:389:ARG:HG3	2.30	0.52
1:A:651:LEU:CD2	1:A:653:ILE:HG13	2.39	0.52
1:B:343:THR:HB	1:B:347:THR:CG2	2.39	0.52
1:B:453:GLU:O	1:B:454:ILE:HG13	2.09	0.52
1:J:348:PHE:O	1:J:350:SER:N	2.43	0.52
1:J:486:ARG:HG2	1:J:499:ILE:CD1	2.40	0.52
1:K:554:ILE:HG22	1:K:591:VAL:HA	1.92	0.52
1:A:342:ALA:CB	1:A:362:THR:O	2.58	0.52
1:B:472:ASP:OD2	1:B:474:SER:HB3	2.10	0.52
1:B:628:THR:HG22	1:B:629:ASP:OD1	2.10	0.52
1:E:388:GLN:C	1:E:389:ARG:HG3	2.30	0.52
1:E:448:TYR:CE1	1:E:642:PHE:HB2	2.45	0.52
1:E:428:LYS:HD2	1:E:473:HIS:HD2	1.74	0.52
1:F:661:LEU:CG	1:F:661:LEU:O	2.58	0.52
1:H:359:ALA:HB1	1:H:455:PHE:HE2	1.73	0.52
1:J:396:LEU:HD22	1:J:406:PRO:HG2	1.90	0.52
1:J:409:ILE:CD1	1:J:410:SER:O	2.50	0.52
1:A:342:ALA:HA	1:A:362:THR:HG21	1.93	0.51
1:B:348:PHE:O	1:B:350:SER:N	2.43	0.51
1:B:523:VAL:HG11	1:B:532:GLU:HB2	1.92	0.51
1:C:342:ALA:CB	1:C:362:THR:O	2.58	0.51
1:C:448:TYR:CE1	1:C:642:PHE:HB2	2.45	0.51
1:C:491:PHE:CZ	1:C:616:PHE:HB2	2.45	0.51
1:D:427:ASN:N	1:D:427:ASN:ND2	2.54	0.51
1:D:523:VAL:HG11	1:D:532:GLU:HB2	1.92	0.51

Continued on next page...

Continued from previous page...

Atom-1	Atom-2	Interatomic distance (Å)	Clash overlap (Å)
1:E:491:PHE:CZ	1:E:616:PHE:HB2	2.45	0.51
1:G:556:GLY:HA3	1:G:589:TYR:HD1	1.74	0.51
1:H:382:LEU:HD12	1:H:646:LEU:HD13	1.92	0.51
1:H:486:ARG:HG2	1:H:499:ILE:CD1	2.40	0.51
1:I:448:TYR:CE1	1:I:642:PHE:HB2	2.45	0.51
1:K:491:PHE:CZ	1:K:616:PHE:HB2	2.45	0.51
1:L:348:PHE:O	1:L:350:SER:N	2.43	0.51
1:B:365:ASP:HB3	1:B:368:LYS:HB2	1.92	0.51
1:C:635:ARG:HG3	1:C:636:ASP:N	2.19	0.51
1:E:452:VAL:HG22	1:E:458:SER:O	2.10	0.51
1:E:554:ILE:HG22	1:E:591:VAL:HA	1.92	0.51
1:I:533:ASP:O	1:I:535:LEU:HD23	2.10	0.51
1:J:408:ILE:HD12	1:J:409:ILE:CA	2.40	0.51
1:K:462:SER:HB3	1:L:478:SER:O	2.11	0.51
1:B:409:ILE:HD13	1:B:410:SER:C	2.31	0.51
1:B:486:ARG:HG2	1:B:499:ILE:CD1	2.40	0.51
1:E:462:SER:HB3	1:F:478:SER:O	2.11	0.51
1:E:533:ASP:O	1:E:535:LEU:HD23	2.10	0.51
1:G:388:GLN:C	1:G:389:ARG:HG3	2.30	0.51
1:H:661:LEU:O	1:H:661:LEU:CG	2.58	0.51
1:I:342:ALA:HA	1:I:362:THR:HG21	1.93	0.51
1:I:554:ILE:HG22	1:I:591:VAL:HA	1.92	0.51
1:J:409:ILE:CD1	1:J:410:SER:C	2.79	0.51
1:J:547:SER:O	1:J:548:LYS:HG2	2.10	0.51
1:J:567:GLU:CA	1:J:570:GLN:OE1	2.56	0.51
1:J:595:ILE:HD12	1:J:595:ILE:N	2.21	0.51
1:K:533:ASP:O	1:K:535:LEU:HD23	2.10	0.51
1:C:387:VAL:CG2	1:C:390:GLU:CD	2.79	0.51
1:C:522:LYS:N	1:C:522:LYS:CD	2.72	0.51
1:F:365:ASP:CG	1:F:367:THR:HG21	2.31	0.51
1:F:628:THR:HG22	1:F:629:ASP:OD1	2.10	0.51
1:H:348:PHE:O	1:H:350:SER:N	2.43	0.51
1:H:440:ILE:HD11	1:H:653:ILE:HD13	1.91	0.51
1:H:547:SER:O	1:H:548:LYS:HG2	2.09	0.51
1:I:342:ALA:CB	1:I:362:THR:O	2.58	0.51
1:J:440:ILE:HD11	1:J:653:ILE:HD13	1.91	0.51
1:K:388:GLN:C	1:K:389:ARG:HG3	2.30	0.51
1:L:472:ASP:OD2	1:L:474:SER:HB3	2.10	0.51
1:B:658:ILE:CD1	1:B:658:ILE:N	2.73	0.51
1:C:428:LYS:HD2	1:C:473:HIS:HD2	1.74	0.51
1:E:353:PHE:CE2	1:E:395:TYR:CD2	2.86	0.51

Continued on next page...

Continued from previous page...

Atom-1	Atom-2	Interatomic distance (Å)	Clash overlap (Å)
1:G:385:THR:CG2	1:G:389:ARG:C	2.73	0.51
1:G:492:TYR:O	1:G:606:ILE:HG13	2.11	0.51
1:G:533:ASP:O	1:G:535:LEU:HD23	2.10	0.51
1:H:443:LYS:HG3	1:H:471:ALA:HB2	1.93	0.51
1:H:476:ILE:HG22	1:H:477:GLY:N	2.18	0.51
1:G:462:SER:HB3	1:H:478:SER:O	2.11	0.51
1:K:342:ALA:HA	1:K:362:THR:HG21	1.93	0.51
1:A:448:TYR:CE1	1:A:642:PHE:HB2	2.45	0.51
1:A:462:SER:HB3	1:B:478:SER:O	2.11	0.51
1:A:457:SER:N	1:A:634:THR:HG23	2.26	0.51
1:C:492:TYR:O	1:C:606:ILE:HG13	2.11	0.51
1:C:554:ILE:HG22	1:C:591:VAL:HA	1.92	0.51
1:F:443:LYS:HG3	1:F:471:ALA:HB2	1.93	0.51
1:F:565:GLU:CB	1:F:570:GLN:NE2	2.55	0.51
1:H:409:ILE:HD13	1:H:410:SER:C	2.31	0.51
1:I:452:VAL:HG22	1:I:458:SER:O	2.10	0.51
1:I:462:SER:HB3	1:J:478:SER:O	2.11	0.51
1:L:365:ASP:HB3	1:L:368:LYS:HB2	1.92	0.51
1:A:387:VAL:CG2	1:A:390:GLU:CD	2.79	0.51
1:B:365:ASP:CG	1:B:367:THR:HG21	2.31	0.51
1:B:595:ILE:HD12	1:B:595:ILE:N	2.21	0.51
1:A:403:PRO:N	1:C:366:SER:CB	2.73	0.51
1:C:385:THR:CB	1:C:387:VAL:CG2	2.88	0.51
1:D:348:PHE:O	1:D:350:SER:N	2.43	0.51
1:D:408:ILE:HD12	1:D:409:ILE:CA	2.40	0.51
1:D:660:GLN:HA	1:D:661:LEU:HB3	1.90	0.51
1:I:388:GLN:C	1:I:389:ARG:HG3	2.30	0.51
1:J:628:THR:HG22	1:J:629:ASP:OD1	2.10	0.51
1:K:387:VAL:CG2	1:K:390:GLU:CD	2.79	0.51
1:K:452:VAL:HG22	1:K:458:SER:O	2.10	0.51
1:A:340:VAL:O	1:A:341:THR:O	2.29	0.51
1:A:492:TYR:O	1:A:606:ILE:HG13	2.11	0.51
1:A:533:ASP:O	1:A:535:LEU:HD23	2.10	0.51
1:A:554:ILE:HG22	1:A:591:VAL:HA	1.92	0.51
1:A:651:LEU:HD23	1:A:652:THR:N	2.26	0.51
1:C:353:PHE:O	1:C:354:GLY:C	2.48	0.51
1:C:388:GLN:C	1:C:389:ARG:HG3	2.30	0.51
1:D:472:ASP:OD2	1:D:474:SER:HB3	2.10	0.51
1:D:492:TYR:CE1	1:D:606:ILE:HB	2.46	0.51
1:E:340:VAL:O	1:E:341:THR:O	2.29	0.51
1:F:396:LEU:HD22	1:F:406:PRO:HG2	1.90	0.51

Continued on next page...

Continued from previous page...

Atom-1	Atom-2	Interatomic distance (Å)	Clash overlap (Å)
1:H:402:ALA:H	1:H:403:PRO:CD	2.24	0.51
1:J:661:LEU:O	1:J:661:LEU:CG	2.58	0.51
1:K:448:TYR:CE1	1:K:642:PHE:HB2	2.45	0.51
1:K:492:TYR:O	1:K:606:ILE:HG13	2.11	0.51
1:K:651:LEU:HD23	1:K:652:THR:N	2.26	0.51
1:L:402:ALA:H	1:L:403:PRO:CD	2.24	0.51
1:L:409:ILE:CD1	1:L:410:SER:C	2.79	0.51
1:L:523:VAL:HG11	1:L:532:GLU:HB2	1.92	0.51
1:B:409:ILE:CD1	1:B:410:SER:C	2.79	0.51
1:C:340:VAL:O	1:C:341:THR:O	2.29	0.51
1:C:651:LEU:HD23	1:C:652:THR:N	2.26	0.51
1:F:365:ASP:HB3	1:F:368:LYS:HB2	1.93	0.51
1:H:365:ASP:CG	1:H:367:THR:HG21	2.31	0.51
1:H:408:ILE:HD12	1:H:409:ILE:CA	2.40	0.51
1:H:409:ILE:CD1	1:H:410:SER:C	2.79	0.51
1:H:628:THR:HG22	1:H:629:ASP:OD1	2.10	0.51
1:J:361:GLN:HE22	1:J:456:ASN:HD21	1.57	0.51
1:J:409:ILE:HD13	1:J:410:SER:C	2.31	0.51
1:K:353:PHE:CE2	1:K:395:TYR:CD2	2.86	0.51
1:B:366:SER:HA	1:K:403:PRO:HG3	1.89	0.51
1:K:651:LEU:CD2	1:K:653:ILE:HG13	2.39	0.51
1:A:452:VAL:HG22	1:A:458:SER:O	2.10	0.51
1:D:402:ALA:H	1:D:403:PRO:CD	2.24	0.51
1:F:396:LEU:HD13	1:F:405:THR:O	2.11	0.51
1:F:567:GLU:O	1:F:568:ASN:OD1	2.29	0.51
1:G:342:ALA:CB	1:G:362:THR:O	2.58	0.51
1:G:559:ALA:O	1:G:561:GLY:CA	2.34	0.51
1:G:554:ILE:HG22	1:G:591:VAL:HA	1.92	0.51
1:H:361:GLN:HE22	1:H:456:ASN:HD21	1.57	0.51
1:H:595:ILE:N	1:H:595:ILE:HD12	2.21	0.51
1:I:387:VAL:CG2	1:I:390:GLU:CD	2.79	0.51
1:J:342:ALA:O	1:J:346:ASP:OD2	2.29	0.51
1:K:340:VAL:O	1:K:341:THR:O	2.29	0.51
1:L:396:LEU:HD22	1:L:406:PRO:HG2	1.90	0.51
1:L:628:THR:HG22	1:L:629:ASP:OD1	2.10	0.51
1:B:382:LEU:HD12	1:B:646:LEU:HD13	1.92	0.50
1:B:443:LYS:HG3	1:B:471:ALA:HB2	1.93	0.50
1:B:661:LEU:O	1:B:661:LEU:CG	2.58	0.50
1:D:342:ALA:O	1:D:346:ASP:OD2	2.29	0.50
1:D:361:GLN:HE22	1:D:456:ASN:HD21	1.57	0.50
1:D:409:ILE:HD13	1:D:410:SER:C	2.31	0.50

Continued on next page...

Continued from previous page...

Atom-1	Atom-2	Interatomic distance (Å)	Clash overlap (Å)
1:D:628:THR:HG22	1:D:629:ASP:OD1	2.10	0.50
1:F:402:ALA:H	1:F:403:PRO:CD	2.24	0.50
1:H:523:VAL:HG11	1:H:532:GLU:HB2	1.92	0.50
1:H:492:TYR:CE1	1:H:606:ILE:HB	2.46	0.50
1:J:382:LEU:HD12	1:J:646:LEU:HD13	1.92	0.50
1:K:342:ALA:CB	1:K:362:THR:O	2.58	0.50
1:L:382:LEU:HD12	1:L:646:LEU:HD13	1.92	0.50
1:L:408:ILE:O	1:L:409:ILE:HG23	2.09	0.50
1:A:556:GLY:HA3	1:A:589:TYR:HD1	1.74	0.50
1:B:402:ALA:H	1:B:403:PRO:CD	2.24	0.50
1:D:510:MET:HB3	1:D:542:SER:HB3	1.94	0.50
1:E:387:VAL:CG2	1:E:390:GLU:CD	2.79	0.50
1:E:492:TYR:O	1:E:606:ILE:HG13	2.11	0.50
1:F:409:ILE:CD1	1:F:410:SER:C	2.79	0.50
1:F:565:GLU:OE2	1:F:590:TYR:OH	2.28	0.50
1:G:340:VAL:O	1:G:341:THR:O	2.29	0.50
1:H:472:ASP:OD2	1:H:474:SER:HB3	2.10	0.50
1:H:567:GLU:O	1:H:568:ASN:OD1	2.29	0.50
1:I:466:THR:HB	1:J:466:THR:HB	1.94	0.50
1:I:651:LEU:HD23	1:I:652:THR:N	2.26	0.50
1:J:565:GLU:OE2	1:J:590:TYR:OH	2.28	0.50
1:J:492:TYR:CE1	1:J:606:ILE:HB	2.46	0.50
1:K:457:SER:N	1:K:634:THR:HG23	2.26	0.50
1:L:342:ALA:O	1:L:346:ASP:OD2	2.29	0.50
1:L:443:LYS:HG3	1:L:471:ALA:HB2	1.93	0.50
1:L:660:GLN:HA	1:L:661:LEU:HB3	1.90	0.50
1:A:342:ALA:HB1	1:A:362:THR:HG22	1.94	0.50
1:A:495:PRO:HD2	1:A:499:ILE:HG22	1.93	0.50
1:D:365:ASP:CG	1:D:367:THR:HG21	2.31	0.50
1:D:365:ASP:HB3	1:D:368:LYS:HB2	1.93	0.50
1:D:396:LEU:HD13	1:D:405:THR:O	2.11	0.50
1:D:409:ILE:CD1	1:D:410:SER:C	2.79	0.50
1:D:423:THR:HB	1:D:656:GLU:HB3	1.94	0.50
1:D:661:LEU:CG	1:D:661:LEU:O	2.58	0.50
1:F:409:ILE:HD13	1:F:410:SER:C	2.31	0.50
1:F:361:GLN:HE22	1:F:456:ASN:HD21	1.57	0.50
1:G:342:ALA:HA	1:G:362:THR:HG21	1.93	0.50
1:H:342:ALA:O	1:H:346:ASP:OD2	2.29	0.50
1:H:396:LEU:HD13	1:H:405:THR:O	2.11	0.50
1:H:565:GLU:OE2	1:H:590:TYR:OH	2.28	0.50
1:I:403:PRO:CD	1:L:366:SER:HA	2.28	0.50

Continued on next page...

Continued from previous page...

Atom-1	Atom-2	Interatomic distance (Å)	Clash overlap (Å)
1:L:423:THR:HB	1:L:656:GLU:HB3	1.94	0.50
1:L:510:MET:HB3	1:L:542:SER:HB3	1.93	0.50
1:A:348:PHE:HZ	1:A:400:ASN:HD21	1.58	0.50
1:B:567:GLU:O	1:B:568:ASN:OD1	2.29	0.50
1:B:492:TYR:CE1	1:B:606:ILE:HB	2.46	0.50
1:C:340:VAL:O	1:C:341:THR:OG1	2.30	0.50
1:D:342:ALA:O	1:D:346:ASP:OD1	2.30	0.50
1:D:566:ASN:O	1:D:570:GLN:OE1	2.30	0.50
1:D:382:LEU:HD12	1:D:646:LEU:HD13	1.92	0.50
1:E:495:PRO:HD2	1:E:499:ILE:HG22	1.93	0.50
1:I:340:VAL:O	1:I:341:THR:O	2.29	0.50
1:J:566:ASN:O	1:J:568:ASN:OD1	2.30	0.50
1:K:466:THR:HB	1:L:466:THR:HB	1.94	0.50
1:L:347:THR:O	1:L:348:PHE:C	2.46	0.50
1:L:661:LEU:O	1:L:661:LEU:CG	2.58	0.50
1:A:517:PHE:HE1	1:A:615:LYS:HD2	1.77	0.50
1:C:342:ALA:HA	1:C:362:THR:HG21	1.93	0.50
1:C:385:THR:CG2	1:C:389:ARG:C	2.73	0.50
1:C:631:VAL:CG2	1:D:476:ILE:CG2	2.72	0.50
1:D:567:GLU:O	1:D:568:ASN:OD1	2.29	0.50
1:E:466:THR:HB	1:F:466:THR:HB	1.94	0.50
1:E:510:MET:HB3	1:E:542:SER:OG	2.12	0.50
1:F:347:THR:O	1:F:348:PHE:O	2.30	0.50
1:H:342:ALA:O	1:H:346:ASP:OD1	2.30	0.50
1:I:437:GLU:C	1:I:439:GLN:H	2.15	0.50
1:J:402:ALA:H	1:J:403:PRO:CD	2.24	0.50
1:J:523:VAL:HG11	1:J:532:GLU:HB2	1.92	0.50
1:L:566:ASN:O	1:L:568:ASN:OD1	2.30	0.50
1:A:437:GLU:C	1:A:439:GLN:H	2.15	0.50
1:B:342:ALA:O	1:B:346:ASP:OD2	2.29	0.50
1:C:387:VAL:O	1:C:388:GLN:OE1	2.30	0.50
1:E:385:THR:CB	1:E:387:VAL:CG2	2.88	0.50
1:F:523:VAL:HG11	1:F:532:GLU:HB2	1.92	0.50
1:G:651:LEU:HD23	1:G:652:THR:N	2.26	0.50
1:H:567:GLU:CA	1:H:570:GLN:OE1	2.56	0.50
1:J:347:THR:O	1:J:348:PHE:O	2.30	0.50
1:J:443:LYS:HG3	1:J:471:ALA:HB2	1.93	0.50
1:J:476:ILE:HG22	1:J:477:GLY:N	2.18	0.50
1:J:510:MET:HB3	1:J:542:SER:HB3	1.94	0.50
1:K:340:VAL:C	1:K:341:THR:CG2	2.62	0.50
1:K:517:PHE:HE1	1:K:615:LYS:HD2	1.77	0.50

Continued on next page...

Continued from previous page...

Atom-1	Atom-2	Interatomic distance (Å)	Clash overlap (Å)
1:B:361:GLN:HE22	1:B:456:ASN:HD21	1.57	0.50
1:B:448:TYR:O	1:B:453:GLU:HG3	2.12	0.50
1:B:423:THR:HB	1:B:656:GLU:HB3	1.94	0.50
1:E:517:PHE:HE1	1:E:615:LYS:HD2	1.77	0.50
1:F:492:TYR:CE1	1:F:606:ILE:HB	2.46	0.50
1:G:437:GLU:C	1:G:439:GLN:H	2.15	0.50
1:G:510:MET:HB3	1:G:542:SER:OG	2.12	0.50
1:I:517:PHE:HE1	1:I:615:LYS:HD2	1.77	0.50
1:J:567:GLU:O	1:J:568:ASN:OD1	2.29	0.50
1:J:655:LEU:HD12	1:J:655:LEU:N	2.27	0.50
1:K:387:VAL:O	1:K:388:GLN:OE1	2.30	0.50
1:L:448:TYR:O	1:L:453:GLU:HG3	2.12	0.50
1:A:466:THR:HB	1:B:466:THR:HB	1.94	0.50
1:B:507:ASP:OD1	1:B:545:ARG:HG3	2.12	0.50
1:C:462:SER:HB3	1:D:478:SER:O	2.11	0.50
1:C:525:ASN:HB3	1:C:526:PRO:CD	2.17	0.50
1:E:342:ALA:HA	1:E:362:THR:HG21	1.93	0.50
1:G:387:VAL:CG2	1:G:390:GLU:CD	2.79	0.50
1:H:365:ASP:HB3	1:H:368:LYS:HB2	1.92	0.50
1:I:492:TYR:O	1:I:606:ILE:HG13	2.11	0.50
1:I:510:MET:HB3	1:I:542:SER:OG	2.12	0.50
1:J:396:LEU:HD13	1:J:405:THR:O	2.11	0.50
1:K:495:PRO:HD2	1:K:499:ILE:HG22	1.93	0.50
1:L:365:ASP:CG	1:L:367:THR:HG21	2.31	0.50
1:L:409:ILE:HD13	1:L:410:SER:C	2.31	0.50
1:B:566:ASN:O	1:B:570:GLN:OE1	2.30	0.50
1:D:655:LEU:N	1:D:655:LEU:HD12	2.27	0.50
1:E:342:ALA:HB2	1:E:362:THR:HG22	1.94	0.50
1:E:607:ALA:O	1:E:609:ILE:O	2.30	0.50
1:G:466:THR:HB	1:H:466:THR:HB	1.94	0.50
1:H:347:THR:O	1:H:348:PHE:O	2.30	0.50
1:I:587:ASP:O	1:I:587:ASP:OD2	2.30	0.50
1:I:607:ALA:O	1:I:609:ILE:O	2.30	0.50
1:J:365:ASP:HB3	1:J:368:LYS:HB2	1.93	0.50
1:K:401:LEU:HG	1:K:402:ALA:N	2.27	0.50
1:K:437:GLU:C	1:K:439:GLN:H	2.15	0.50
1:L:347:THR:O	1:L:348:PHE:O	2.30	0.50
1:L:492:TYR:CE1	1:L:606:ILE:HB	2.46	0.50
1:L:567:GLU:O	1:L:568:ASN:OD1	2.29	0.50
1:A:361:GLN:HA	1:A:361:GLN:NE2	2.27	0.49
1:C:466:THR:HB	1:D:466:THR:HB	1.94	0.49

Continued on next page...

Continued from previous page...

Atom-1	Atom-2	Interatomic distance (Å)	Clash overlap (Å)
1:C:510:MET:HB3	1:C:542:SER:OG	2.12	0.49
1:D:448:TYR:O	1:D:453:GLU:HG3	2.12	0.49
1:D:566:ASN:O	1:D:568:ASN:OD1	2.30	0.49
1:E:651:LEU:HD23	1:E:652:THR:N	2.26	0.49
1:F:347:THR:O	1:F:348:PHE:C	2.46	0.49
1:F:567:GLU:CA	1:F:570:GLN:OE1	2.56	0.49
1:G:340:VAL:O	1:G:341:THR:OG1	2.30	0.49
1:J:365:ASP:CG	1:J:367:THR:HG21	2.31	0.49
1:J:566:ASN:O	1:J:570:GLN:OE1	2.30	0.49
1:K:342:ALA:HB1	1:K:362:THR:HG22	1.94	0.49
1:A:342:ALA:HB2	1:A:362:THR:HG22	1.93	0.49
1:B:492:TYR:CE1	1:B:611:LEU:O	2.66	0.49
1:B:510:MET:HB3	1:B:542:SER:HB3	1.94	0.49
1:C:342:ALA:HB2	1:C:362:THR:HG22	1.93	0.49
1:C:353:PHE:CE2	1:C:395:TYR:CD2	2.86	0.49
1:D:443:LYS:HG3	1:D:471:ALA:HB2	1.93	0.49
1:D:567:GLU:C	1:D:568:ASN:OD1	2.51	0.49
1:F:566:ASN:O	1:F:568:ASN:OD1	2.30	0.49
1:G:387:VAL:O	1:G:388:GLN:OE1	2.30	0.49
1:H:655:LEU:HD12	1:H:655:LEU:N	2.27	0.49
1:I:391:ASP:OD1	1:I:391:ASP:N	2.46	0.49
1:I:556:GLY:HA3	1:I:589:TYR:HD1	1.74	0.49
1:L:361:GLN:HE22	1:L:456:ASN:HD21	1.57	0.49
1:A:387:VAL:O	1:A:388:GLN:OE1	2.30	0.49
1:A:510:MET:HB3	1:A:542:SER:OG	2.12	0.49
1:B:347:THR:O	1:B:348:PHE:O	2.30	0.49
1:B:566:ASN:O	1:B:568:ASN:OD1	2.30	0.49
1:B:567:GLU:C	1:B:568:ASN:OD1	2.51	0.49
1:B:566:ASN:CA	1:B:570:GLN:HE22	2.26	0.49
1:C:348:PHE:HZ	1:C:400:ASN:HD21	1.59	0.49
1:C:517:PHE:HE1	1:C:615:LYS:HD2	1.77	0.49
1:C:607:ALA:O	1:C:609:ILE:O	2.30	0.49
1:D:492:TYR:CE1	1:D:611:LEU:O	2.65	0.49
1:E:361:GLN:NE2	1:E:361:GLN:HA	2.27	0.49
1:E:457:SER:N	1:E:634:THR:HG23	2.26	0.49
1:F:567:GLU:C	1:F:568:ASN:OD1	2.51	0.49
1:G:361:GLN:HA	1:G:361:GLN:NE2	2.27	0.49
1:G:495:PRO:HD2	1:G:499:ILE:HG22	1.93	0.49
1:J:507:ASP:OD1	1:J:545:ARG:HG3	2.12	0.49
1:K:607:ALA:O	1:K:609:ILE:O	2.30	0.49
1:L:507:ASP:OD1	1:L:545:ARG:HG3	2.12	0.49

Continued on next page...

Continued from previous page...

Atom-1	Atom-2	Interatomic distance (Å)	Clash overlap (Å)
1:L:492:TYR:CE1	1:L:611:LEU:O	2.66	0.49
1:L:655:LEU:N	1:L:655:LEU:HD12	2.27	0.49
1:B:567:GLU:CA	1:B:570:GLN:OE1	2.56	0.49
1:C:437:GLU:C	1:C:439:GLN:H	2.15	0.49
1:E:437:GLU:C	1:E:439:GLN:H	2.15	0.49
1:F:507:ASP:OD1	1:F:545:ARG:HG3	2.12	0.49
1:H:566:ASN:O	1:H:568:ASN:OD1	2.30	0.49
1:H:566:ASN:O	1:H:570:GLN:OE1	2.30	0.49
1:I:457:SER:N	1:I:634:THR:HG23	2.26	0.49
1:J:342:ALA:O	1:J:346:ASP:OD1	2.30	0.49
1:J:565:GLU:CB	1:J:570:GLN:NE2	2.55	0.49
1:K:510:MET:HB3	1:K:542:SER:OG	2.12	0.49
1:A:401:LEU:HG	1:A:402:ALA:N	2.28	0.49
1:B:353:PHE:CZ	1:B:395:TYR:HE2	2.11	0.49
1:B:396:LEU:HD13	1:B:405:THR:O	2.11	0.49
1:D:566:ASN:CA	1:D:570:GLN:HE22	2.26	0.49
1:D:567:GLU:CA	1:D:570:GLN:OE1	2.56	0.49
1:E:342:ALA:HB1	1:E:362:THR:HG22	1.94	0.49
1:F:342:ALA:O	1:F:346:ASP:OD1	2.30	0.49
1:F:566:ASN:O	1:F:570:GLN:OE1	2.30	0.49
1:F:655:LEU:N	1:F:655:LEU:HD12	2.27	0.49
1:G:342:ALA:HB2	1:G:362:THR:HG22	1.93	0.49
1:K:361:GLN:HA	1:K:361:GLN:NE2	2.27	0.49
1:B:342:ALA:O	1:B:346:ASP:OD1	2.30	0.49
1:B:366:SER:HB3	1:K:403:PRO:N	2.17	0.49
1:B:448:TYR:CD1	1:B:642:PHE:HB2	2.48	0.49
1:C:495:PRO:HD2	1:C:499:ILE:HG22	1.93	0.49
1:E:522:LYS:CD	1:E:522:LYS:N	2.72	0.49
1:G:607:ALA:O	1:G:609:ILE:O	2.30	0.49
1:I:387:VAL:O	1:I:388:GLN:OE1	2.30	0.49
1:I:495:PRO:HD2	1:I:499:ILE:HG22	1.93	0.49
1:J:427:ASN:ND2	1:J:427:ASN:N	2.54	0.49
1:K:342:ALA:HB2	1:K:362:THR:HG22	1.94	0.49
1:L:396:LEU:HD13	1:L:405:THR:O	2.11	0.49
1:L:567:GLU:CA	1:L:570:GLN:OE1	2.56	0.49
1:B:447:TYR:HB2	1:B:467:TYR:CG	2.48	0.49
1:C:587:ASP:OD2	1:C:587:ASP:O	2.30	0.49
1:D:408:ILE:HD12	1:D:409:ILE:HA	1.95	0.49
1:D:507:ASP:OD1	1:D:545:ARG:HG3	2.12	0.49
1:E:587:ASP:OD2	1:E:587:ASP:O	2.30	0.49
1:F:492:TYR:CE1	1:F:611:LEU:O	2.66	0.49

Continued on next page...

Continued from previous page...

Atom-1	Atom-2	Interatomic distance (Å)	Clash overlap (Å)
1:G:401:LEU:HG	1:G:402:ALA:N	2.27	0.49
1:H:346:ASP:HB3	1:H:360:VAL:HB	1.95	0.49
1:H:448:TYR:O	1:H:453:GLU:HG3	2.12	0.49
1:G:466:THR:CG2	1:H:466:THR:HB	2.43	0.49
1:H:510:MET:HB3	1:H:542:SER:HB3	1.94	0.49
1:J:540:ILE:HG22	1:J:555:ILE:CG1	2.43	0.49
1:L:597:TYR:HB2	1:L:598:PRO:HD3	1.95	0.49
1:C:385:THR:C	1:C:387:VAL:N	2.66	0.49
1:D:347:THR:O	1:D:348:PHE:O	2.30	0.49
1:E:387:VAL:O	1:E:388:GLN:OE1	2.30	0.49
1:F:566:ASN:CA	1:F:570:GLN:HE22	2.26	0.49
1:J:448:TYR:CD1	1:J:642:PHE:HB2	2.48	0.49
1:L:567:GLU:C	1:L:568:ASN:OD1	2.51	0.49
1:A:385:THR:O	1:A:385:THR:HG23	2.12	0.49
1:A:522:LYS:N	1:A:522:LYS:CD	2.72	0.49
1:A:607:ALA:O	1:A:609:ILE:O	2.30	0.49
1:B:412:ASN:ND2	1:B:486:ARG:NH2	2.61	0.49
1:C:340:VAL:C	1:C:341:THR:CG2	2.62	0.49
1:C:361:GLN:NE2	1:C:361:GLN:HA	2.27	0.49
1:D:401:LEU:CG	1:D:403:PRO:HD2	2.42	0.49
1:D:448:TYR:CD1	1:D:642:PHE:HB2	2.48	0.49
1:F:346:ASP:HB3	1:F:360:VAL:HB	1.95	0.49
1:F:423:THR:HB	1:F:656:GLU:HB3	1.94	0.49
1:G:391:ASP:OD1	1:G:391:ASP:N	2.46	0.49
1:G:587:ASP:O	1:G:587:ASP:OD2	2.30	0.49
1:G:457:SER:N	1:G:634:THR:HG23	2.26	0.49
1:G:631:VAL:CG2	1:H:476:ILE:CG2	2.72	0.49
1:H:507:ASP:OD1	1:H:545:ARG:HG3	2.12	0.49
1:I:361:GLN:NE2	1:I:361:GLN:HA	2.27	0.49
1:J:412:ASN:ND2	1:J:486:ARG:NH2	2.61	0.49
1:L:447:TYR:HB2	1:L:467:TYR:CG	2.48	0.49
1:L:448:TYR:CD1	1:L:642:PHE:HB2	2.48	0.49
1:L:566:ASN:CA	1:L:570:GLN:HE22	2.26	0.49
1:A:391:ASP:OD1	1:A:391:ASP:N	2.46	0.49
1:C:385:THR:HG23	1:C:385:THR:O	2.12	0.49
1:C:401:LEU:HG	1:C:402:ALA:N	2.27	0.49
1:D:662:GLU:HG2	1:D:662:GLU:O	2.13	0.49
1:E:340:VAL:HA	1:E:345:TYR:HH	1.68	0.49
1:F:540:ILE:HG22	1:F:555:ILE:CG1	2.43	0.49
1:H:412:ASN:ND2	1:H:486:ARG:NH2	2.61	0.49
1:H:447:TYR:HB2	1:H:467:TYR:CG	2.48	0.49

Continued on next page...

Continued from previous page...

Atom-1	Atom-2	Interatomic distance (Å)	Clash overlap (Å)
1:J:447:TYR:HB2	1:J:467:TYR:CG	2.48	0.49
1:J:448:TYR:O	1:J:453:GLU:HG3	2.12	0.49
1:J:423:THR:HB	1:J:656:GLU:HB3	1.94	0.49
1:J:662:GLU:HG2	1:J:662:GLU:O	2.13	0.49
1:K:358:GLN:HB2	1:K:379:LYS:CB	2.43	0.49
1:K:385:THR:O	1:K:385:THR:HG23	2.12	0.49
1:K:466:THR:CG2	1:L:466:THR:HB	2.43	0.49
1:L:566:ASN:O	1:L:570:GLN:OE1	2.30	0.49
1:A:531:GLU:C	1:A:532:GLU:OE1	2.52	0.48
1:A:536:TYR:CD1	1:A:586:ARG:CD	2.96	0.48
1:C:391:ASP:OD1	1:C:391:ASP:N	2.46	0.48
1:C:518:ASN:OD1	1:C:533:ASP:CB	2.60	0.48
1:C:466:THR:CG2	1:D:466:THR:HB	2.43	0.48
1:G:385:THR:HG23	1:G:385:THR:O	2.12	0.48
1:G:518:ASN:OD1	1:G:533:ASP:CB	2.60	0.48
1:E:403:PRO:N	1:H:366:SER:HB3	2.16	0.48
1:H:448:TYR:CD1	1:H:642:PHE:HB2	2.48	0.48
1:H:567:GLU:C	1:H:568:ASN:OD1	2.51	0.48
1:I:353:PHE:O	1:I:354:GLY:C	2.48	0.48
1:I:385:THR:HG23	1:I:385:THR:O	2.12	0.48
1:I:558:PHE:O	1:I:586:ARG:HB3	2.13	0.48
1:I:466:THR:CG2	1:J:466:THR:HB	2.43	0.48
1:J:597:TYR:HB2	1:J:598:PRO:HD3	1.95	0.48
1:K:536:TYR:CD1	1:K:586:ARG:CD	2.96	0.48
1:B:346:ASP:HB3	1:B:360:VAL:HB	1.95	0.48
1:B:401:LEU:CG	1:B:403:PRO:HD2	2.42	0.48
1:D:414:LEU:HD23	1:D:414:LEU:HA	1.70	0.48
1:E:536:TYR:CD1	1:E:586:ARG:CD	2.96	0.48
1:F:510:MET:HB3	1:F:542:SER:HB3	1.94	0.48
1:F:661:LEU:C	1:F:663:HIS:N	2.61	0.48
1:H:492:TYR:CE1	1:H:611:LEU:O	2.66	0.48
1:K:531:GLU:C	1:K:532:GLU:OE1	2.52	0.48
1:A:358:GLN:HB2	1:A:379:LYS:CB	2.43	0.48
1:C:358:GLN:HB2	1:C:379:LYS:CB	2.43	0.48
1:D:508:ARG:HG2	1:D:577:PHE:HA	1.96	0.48
1:E:358:GLN:HB2	1:E:379:LYS:CB	2.43	0.48
1:F:447:TYR:HB2	1:F:467:TYR:CG	2.48	0.48
1:F:412:ASN:ND2	1:F:486:ARG:NH2	2.61	0.48
1:G:342:ALA:HB1	1:G:362:THR:HG22	1.94	0.48
1:G:517:PHE:HE1	1:G:615:LYS:HD2	1.77	0.48
1:H:423:THR:HB	1:H:656:GLU:HB3	1.94	0.48

Continued on next page...

Continued from previous page...

Atom-1	Atom-2	Interatomic distance (Å)	Clash overlap (Å)
1:I:358:GLN:HB2	1:I:379:LYS:CB	2.43	0.48
1:I:342:ALA:HB1	1:I:362:THR:HG22	1.94	0.48
1:I:385:THR:C	1:I:387:VAL:N	2.66	0.48
1:J:346:ASP:HB3	1:J:360:VAL:HB	1.95	0.48
1:A:385:THR:C	1:A:387:VAL:N	2.66	0.48
1:B:597:TYR:HB2	1:B:598:PRO:HD3	1.95	0.48
1:B:655:LEU:HD12	1:B:655:LEU:N	2.27	0.48
1:C:361:GLN:CG	1:C:455:PHE:CD1	2.97	0.48
1:C:342:ALA:HB1	1:C:362:THR:HG22	1.94	0.48
1:C:424:TYR:HB3	1:C:475:VAL:H	1.78	0.48
1:D:658:ILE:N	1:D:658:ILE:CD1	2.74	0.48
1:E:385:THR:HG23	1:E:385:THR:O	2.12	0.48
1:E:466:THR:CG2	1:F:466:THR:HB	2.43	0.48
1:F:662:GLU:O	1:F:662:GLU:HG2	2.13	0.48
1:G:353:PHE:O	1:G:354:GLY:C	2.48	0.48
1:J:492:TYR:CE1	1:J:611:LEU:O	2.66	0.48
1:J:567:GLU:C	1:J:568:ASN:OD1	2.51	0.48
1:F:448:TYR:O	1:F:453:GLU:HG3	2.12	0.48
1:F:595:ILE:HD12	1:F:595:ILE:N	2.21	0.48
1:G:358:GLN:HB2	1:G:379:LYS:CB	2.43	0.48
1:G:545:ARG:HB3	1:G:597:TYR:CE2	2.49	0.48
1:I:342:ALA:HB2	1:I:362:THR:HG22	1.93	0.48
1:I:401:LEU:HG	1:I:402:ALA:N	2.27	0.48
1:J:408:ILE:HD12	1:J:409:ILE:HA	1.95	0.48
1:K:558:PHE:O	1:K:586:ARG:HB3	2.13	0.48
1:L:565:GLU:CB	1:L:570:GLN:NE2	2.55	0.48
1:A:545:ARG:HB3	1:A:597:TYR:CE2	2.48	0.48
1:B:492:TYR:HE1	1:B:611:LEU:O	1.97	0.48
1:B:662:GLU:O	1:B:662:GLU:HG2	2.13	0.48
1:D:412:ASN:ND2	1:D:486:ARG:NH2	2.61	0.48
1:D:565:GLU:OE2	1:D:590:TYR:OH	2.28	0.48
1:E:361:GLN:CG	1:E:455:PHE:CD1	2.97	0.48
1:E:545:ARG:HB3	1:E:597:TYR:CE2	2.49	0.48
1:G:558:PHE:O	1:G:586:ARG:HB3	2.13	0.48
1:H:658:ILE:N	1:H:658:ILE:CD1	2.74	0.48
1:I:385:THR:CG2	1:I:389:ARG:C	2.73	0.48
1:A:518:ASN:OD1	1:A:533:ASP:CB	2.60	0.48
1:A:466:THR:CG2	1:B:466:THR:HB	2.43	0.48
1:C:536:TYR:CD1	1:C:586:ARG:CD	2.96	0.48
1:C:545:ARG:HB3	1:C:597:TYR:CE2	2.48	0.48
1:E:340:VAL:O	1:E:341:THR:OG1	2.30	0.48

Continued on next page...

Continued from previous page...

Atom-1	Atom-2	Interatomic distance (Å)	Clash overlap (Å)
1:E:387:VAL:CG2	1:E:390:GLU:OE1	2.55	0.48
1:G:531:GLU:C	1:G:532:GLU:OE1	2.52	0.48
1:J:401:LEU:CG	1:J:403:PRO:HD2	2.42	0.48
1:L:342:ALA:O	1:L:346:ASP:OD1	2.30	0.48
1:A:575:ASN:O	1:A:576:ASP:HB2	2.13	0.48
1:E:401:LEU:HG	1:E:402:ALA:N	2.27	0.48
1:F:408:ILE:HD12	1:F:409:ILE:HA	1.95	0.48
1:F:448:TYR:CD1	1:F:642:PHE:HB2	2.48	0.48
1:H:540:ILE:HG22	1:H:555:ILE:CG1	2.43	0.48
1:J:508:ARG:HG2	1:J:577:PHE:HA	1.96	0.48
1:L:414:LEU:HD23	1:L:414:LEU:HA	1.70	0.48
1:L:508:ARG:HG2	1:L:577:PHE:HA	1.96	0.48
1:A:587:ASP:OD2	1:A:587:ASP:O	2.30	0.48
1:F:651:LEU:HD22	1:F:652:THR:N	2.29	0.48
1:H:597:TYR:HB2	1:H:598:PRO:HD3	1.95	0.48
1:J:486:ARG:HG2	1:J:499:ILE:HD11	1.96	0.48
1:J:566:ASN:CA	1:J:570:GLN:HE22	2.26	0.48
1:K:522:LYS:N	1:K:522:LYS:CD	2.72	0.48
1:K:575:ASN:O	1:K:576:ASP:HB2	2.13	0.48
1:L:492:TYR:O	1:L:606:ILE:HG12	2.14	0.48
1:L:653:ILE:HG22	1:L:655:LEU:HD12	1.96	0.48
1:L:662:GLU:HG2	1:L:662:GLU:O	2.13	0.48
1:A:361:GLN:CG	1:A:455:PHE:CD1	2.97	0.48
1:B:486:ARG:HG2	1:B:499:ILE:HD11	1.96	0.48
1:D:447:TYR:HB2	1:D:467:TYR:CG	2.48	0.48
1:D:492:TYR:O	1:D:606:ILE:HG12	2.14	0.48
1:D:653:ILE:HG22	1:D:655:LEU:HD12	1.96	0.48
1:F:345:TYR:C	1:F:345:TYR:HD1	2.18	0.48
1:F:508:ARG:HG2	1:F:577:PHE:HA	1.96	0.48
1:H:566:ASN:CA	1:H:570:GLN:HE22	2.26	0.48
1:H:651:LEU:HD22	1:H:652:THR:N	2.29	0.48
1:J:651:LEU:HD22	1:J:652:THR:N	2.29	0.48
1:J:653:ILE:HG22	1:J:655:LEU:HD12	1.96	0.48
1:L:346:ASP:HB3	1:L:360:VAL:HB	1.95	0.48
1:L:408:ILE:HD12	1:L:409:ILE:HA	1.95	0.48
1:L:412:ASN:ND2	1:L:486:ARG:NH2	2.61	0.48
1:B:463:LYS:O	1:B:466:THR:HG23	2.14	0.47
1:B:540:ILE:HG22	1:B:555:ILE:CG1	2.43	0.47
1:B:651:LEU:HD22	1:B:652:THR:N	2.29	0.47
1:C:575:ASN:O	1:C:576:ASP:HB2	2.14	0.47
1:C:457:SER:N	1:C:634:THR:HG23	2.26	0.47

Continued on next page...

Continued from previous page...

Atom-1	Atom-2	Interatomic distance (Å)	Clash overlap (Å)
1:D:651:LEU:HD22	1:D:652:THR:N	2.29	0.47
1:E:391:ASP:N	1:E:391:ASP:OD1	2.46	0.47
1:E:558:PHE:O	1:E:586:ARG:HB3	2.13	0.47
1:F:492:TYR:HE1	1:F:611:LEU:O	1.97	0.47
1:G:424:TYR:HB3	1:G:475:VAL:H	1.79	0.47
1:G:575:ASN:O	1:G:576:ASP:HB2	2.14	0.47
1:K:545:ARG:HB3	1:K:597:TYR:CE2	2.49	0.47
1:L:492:TYR:HE1	1:L:611:LEU:O	1.97	0.47
1:C:340:VAL:CA	1:C:345:TYR:CZ	2.82	0.47
1:C:448:TYR:CG	1:C:642:PHE:HB2	2.50	0.47
1:E:531:GLU:C	1:E:532:GLU:OE1	2.52	0.47
1:G:579:LYS:HB3	1:G:589:TYR:OH	2.15	0.47
1:H:486:ARG:HG2	1:H:499:ILE:HD11	1.96	0.47
1:A:424:TYR:HB3	1:A:475:VAL:H	1.79	0.47
1:B:408:ILE:HD12	1:B:409:ILE:HA	1.95	0.47
1:C:387:VAL:CG2	1:C:390:GLU:OE1	2.54	0.47
1:C:531:GLU:C	1:C:532:GLU:OE1	2.52	0.47
1:C:579:LYS:HB3	1:C:589:TYR:OH	2.15	0.47
1:G:385:THR:C	1:G:387:VAL:H	2.16	0.47
1:H:492:TYR:O	1:H:606:ILE:HG12	2.14	0.47
1:H:662:GLU:HG2	1:H:662:GLU:O	2.13	0.47
1:I:361:GLN:CG	1:I:455:PHE:CD1	2.97	0.47
1:I:536:TYR:CD1	1:I:586:ARG:CD	2.96	0.47
1:K:518:ASN:OD1	1:K:533:ASP:CB	2.60	0.47
1:K:448:TYR:CG	1:K:642:PHE:HB2	2.49	0.47
1:L:427:ASN:ND2	1:L:427:ASN:N	2.54	0.47
1:C:558:PHE:O	1:C:586:ARG:HB3	2.13	0.47
1:D:353:PHE:CE2	1:D:392:ILE:HD13	2.50	0.47
1:D:492:TYR:HE1	1:D:611:LEU:O	1.97	0.47
1:E:361:GLN:HG2	1:E:455:PHE:CD1	2.50	0.47
1:F:597:TYR:HB2	1:F:598:PRO:HD3	1.95	0.47
1:G:361:GLN:CG	1:G:455:PHE:CD1	2.97	0.47
1:H:408:ILE:HD12	1:H:409:ILE:HA	1.95	0.47
1:H:448:TYR:CE1	1:H:642:PHE:HB2	2.50	0.47
1:H:653:ILE:HG22	1:H:655:LEU:HD12	1.96	0.47
1:I:536:TYR:HD1	1:I:586:ARG:HD3	1.79	0.47
1:K:361:GLN:CG	1:K:455:PHE:CD1	2.97	0.47
1:L:346:ASP:OD1	1:L:346:ASP:N	2.48	0.47
1:L:353:PHE:CE2	1:L:392:ILE:HD13	2.50	0.47
1:L:651:LEU:HD22	1:L:652:THR:N	2.29	0.47
1:A:340:VAL:O	1:A:341:THR:OG1	2.30	0.47

Continued on next page...

Continued from previous page...

Atom-1	Atom-2	Interatomic distance (Å)	Clash overlap (Å)
1:A:353:PHE:CE2	1:A:395:TYR:CD2	2.86	0.47
1:D:346:ASP:HB3	1:D:360:VAL:HB	1.95	0.47
1:D:385:THR:HG22	1:D:388:GLN:OE1	2.15	0.47
1:D:448:TYR:CE1	1:D:642:PHE:HB2	2.50	0.47
1:E:626:ASP:HA	1:E:627:PRO:HD3	1.65	0.47
1:F:342:ALA:O	1:F:346:ASP:OD2	2.29	0.47
1:F:486:ARG:HG2	1:F:499:ILE:HD11	1.96	0.47
1:G:626:ASP:HA	1:G:627:PRO:HD3	1.65	0.47
1:I:424:TYR:HB3	1:I:475:VAL:H	1.79	0.47
1:I:545:ARG:HB3	1:I:597:TYR:CE2	2.49	0.47
1:I:596:ASN:HB3	1:I:601:VAL:HG22	1.97	0.47
1:J:463:LYS:O	1:J:466:THR:HG23	2.14	0.47
1:L:565:GLU:OE2	1:L:590:TYR:OH	2.28	0.47
1:B:408:ILE:O	1:B:409:ILE:HG23	2.09	0.47
1:F:401:LEU:CG	1:F:403:PRO:HD2	2.42	0.47
1:F:448:TYR:CE1	1:F:642:PHE:HB2	2.50	0.47
1:F:592:ILE:O	1:F:593:GLY:O	2.32	0.47
1:F:653:ILE:HG22	1:F:655:LEU:HD12	1.96	0.47
1:G:596:ASN:HB3	1:G:601:VAL:HG22	1.97	0.47
1:I:531:GLU:C	1:I:532:GLU:OE1	2.52	0.47
1:J:353:PHE:CE2	1:J:392:ILE:HD13	2.50	0.47
1:A:361:GLN:HG2	1:A:455:PHE:CD1	2.50	0.47
1:B:492:TYR:O	1:B:606:ILE:HG12	2.14	0.47
1:B:653:ILE:HG22	1:B:655:LEU:HD12	1.96	0.47
1:E:424:TYR:HB3	1:E:475:VAL:H	1.78	0.47
1:H:492:TYR:HE1	1:H:611:LEU:O	1.97	0.47
1:J:346:ASP:N	1:J:346:ASP:OD1	2.47	0.47
1:K:579:LYS:HB3	1:K:589:TYR:OH	2.15	0.47
1:L:401:LEU:CG	1:L:403:PRO:HD2	2.42	0.47
1:L:486:ARG:HG2	1:L:499:ILE:HD11	1.96	0.47
1:A:340:VAL:C	1:A:341:THR:CG2	2.62	0.47
1:B:508:ARG:HG2	1:B:577:PHE:HA	1.96	0.47
1:D:592:ILE:O	1:D:593:GLY:O	2.32	0.47
1:E:575:ASN:O	1:E:576:ASP:HB2	2.14	0.47
1:G:385:THR:C	1:G:387:VAL:N	2.66	0.47
1:G:536:TYR:CD1	1:G:586:ARG:CD	2.96	0.47
1:H:592:ILE:O	1:H:593:GLY:O	2.32	0.47
1:J:448:TYR:CE1	1:J:642:PHE:HB2	2.50	0.47
1:J:492:TYR:HE1	1:J:611:LEU:O	1.97	0.47
1:J:660:GLN:HA	1:J:661:LEU:HB3	1.90	0.47
1:K:587:ASP:O	1:K:587:ASP:OD2	2.30	0.47

Continued on next page...

Continued from previous page...

Atom-1	Atom-2	Interatomic distance (Å)	Clash overlap (Å)
1:A:558:PHE:O	1:A:586:ARG:HB3	2.13	0.47
1:B:385:THR:HG22	1:B:388:GLN:OE1	2.15	0.47
1:B:353:PHE:CE2	1:B:392:ILE:HD13	2.50	0.47
1:D:597:TYR:HB2	1:D:598:PRO:HD3	1.95	0.47
1:E:385:THR:C	1:E:387:VAL:H	2.16	0.47
1:E:386:THR:C	1:E:388:GLN:N	2.67	0.47
1:E:579:LYS:HB3	1:E:589:TYR:OH	2.14	0.47
1:E:596:ASN:HB3	1:E:601:VAL:HG22	1.97	0.47
1:G:448:TYR:CG	1:G:642:PHE:HB2	2.50	0.47
1:I:356:ILE:O	1:I:356:ILE:CG1	2.63	0.47
1:I:559:ALA:O	1:I:561:GLY:CA	2.34	0.47
1:I:579:LYS:HB3	1:I:589:TYR:OH	2.15	0.47
1:G:403:PRO:HD3	1:J:366:SER:HA	1.96	0.47
1:J:592:ILE:O	1:J:593:GLY:O	2.32	0.47
1:K:431:GLU:HB2	1:K:435:TRP:CE3	2.50	0.47
1:A:448:TYR:CG	1:A:642:PHE:HB2	2.50	0.47
1:D:664:HIS:O	1:D:665:HIS:CB	2.63	0.47
1:J:492:TYR:O	1:J:606:ILE:HG12	2.14	0.47
1:K:420:LEU:HD12	1:K:479:SER:O	2.15	0.47
1:L:463:LYS:O	1:L:466:THR:HG23	2.14	0.47
1:C:596:ASN:HB3	1:C:601:VAL:HG22	1.97	0.47
1:D:455:PHE:O	1:D:456:ASN:HB2	2.16	0.47
1:F:463:LYS:O	1:F:466:THR:HG23	2.14	0.47
1:F:522:LYS:HG2	1:F:524:VAL:HG23	1.97	0.47
1:H:353:PHE:CE2	1:H:392:ILE:HD13	2.50	0.47
1:H:463:LYS:O	1:H:466:THR:HG23	2.14	0.47
1:H:656:GLU:OE1	1:H:664:HIS:CG	2.68	0.47
1:I:431:GLU:HB2	1:I:435:TRP:CE3	2.50	0.47
1:L:455:PHE:O	1:L:456:ASN:HB2	2.15	0.47
1:A:420:LEU:HD12	1:A:479:SER:O	2.15	0.46
1:C:420:LEU:HD12	1:C:479:SER:O	2.15	0.46
1:D:463:LYS:O	1:D:466:THR:HG23	2.14	0.46
1:E:448:TYR:CG	1:E:642:PHE:HB2	2.49	0.46
1:D:398:ASP:CB	1:E:663:HIS:HB3	2.44	0.46
1:F:492:TYR:O	1:F:606:ILE:HG12	2.14	0.46
1:H:385:THR:HG22	1:H:388:GLN:OE1	2.15	0.46
1:H:664:HIS:O	1:H:665:HIS:CB	2.63	0.46
1:I:448:TYR:CG	1:I:642:PHE:HB2	2.50	0.46
1:L:540:ILE:HG22	1:L:555:ILE:CG1	2.43	0.46
1:A:431:GLU:HB2	1:A:435:TRP:CE3	2.50	0.46
1:B:365:ASP:HB3	1:B:367:THR:HG23	1.97	0.46

Continued on next page...

Continued from previous page...

Atom-1	Atom-2	Interatomic distance (Å)	Clash overlap (Å)
1:B:656:GLU:OE1	1:B:664:HIS:CG	2.68	0.46
1:D:540:ILE:HG22	1:D:555:ILE:CG1	2.43	0.46
1:E:431:GLU:HB2	1:E:435:TRP:CE3	2.50	0.46
1:D:399:TYR:CA	1:E:664:HIS:HB2	2.24	0.46
1:J:522:LYS:HG2	1:J:524:VAL:HG23	1.97	0.46
1:K:596:ASN:HB3	1:K:601:VAL:HG22	1.97	0.46
1:L:656:GLU:OE1	1:L:664:HIS:CG	2.68	0.46
1:A:340:VAL:O	1:A:341:THR:CG2	2.64	0.46
1:B:366:SER:N	1:B:367:THR:HG22	2.31	0.46
1:C:559:ALA:O	1:C:561:GLY:CA	2.34	0.46
1:C:536:TYR:HD1	1:C:586:ARG:HD3	1.79	0.46
1:D:365:ASP:HB3	1:D:367:THR:HG23	1.97	0.46
1:D:486:ARG:HG2	1:D:499:ILE:HD11	1.96	0.46
1:D:656:GLU:OE1	1:D:664:HIS:CG	2.68	0.46
1:E:536:TYR:HD1	1:E:586:ARG:HD3	1.79	0.46
1:F:353:PHE:CE2	1:F:392:ILE:HD13	2.50	0.46
1:G:431:GLU:HB2	1:G:435:TRP:CE3	2.50	0.46
1:J:656:GLU:OE1	1:J:664:HIS:CG	2.68	0.46
1:J:664:HIS:O	1:J:665:HIS:CB	2.63	0.46
1:K:353:PHE:O	1:K:354:GLY:C	2.48	0.46
1:K:424:TYR:HB3	1:K:475:VAL:H	1.79	0.46
1:L:366:SER:N	1:L:367:THR:HG22	2.31	0.46
1:L:448:TYR:CE1	1:L:642:PHE:HB2	2.50	0.46
1:A:401:LEU:CD2	1:A:402:ALA:CB	2.69	0.46
1:B:448:TYR:CE1	1:B:642:PHE:HB2	2.50	0.46
1:C:340:VAL:O	1:C:341:THR:CB	2.63	0.46
1:C:431:GLU:HB2	1:C:435:TRP:CE3	2.50	0.46
1:D:408:ILE:O	1:D:409:ILE:HG23	2.09	0.46
1:E:519:SER:O	1:E:533:ASP:HB2	2.16	0.46
1:F:401:LEU:HA	1:F:401:LEU:HD12	1.63	0.46
1:G:361:GLN:HG2	1:G:455:PHE:CD1	2.49	0.46
1:G:519:SER:O	1:G:533:ASP:HB2	2.16	0.46
1:G:536:TYR:HD1	1:G:586:ARG:HD3	1.79	0.46
1:H:455:PHE:O	1:H:456:ASN:HB2	2.15	0.46
1:J:596:ASN:ND2	1:J:598:PRO:HD2	2.31	0.46
1:K:361:GLN:HG2	1:K:455:PHE:CD1	2.49	0.46
1:L:592:ILE:O	1:L:593:GLY:O	2.32	0.46
1:A:385:THR:C	1:A:387:VAL:H	2.16	0.46
1:A:396:LEU:O	1:A:399:TYR:CE1	2.69	0.46
1:A:579:LYS:HB3	1:A:589:TYR:OH	2.15	0.46
1:B:592:ILE:O	1:B:593:GLY:O	2.32	0.46

Continued on next page...

Continued from previous page...

Atom-1	Atom-2	Interatomic distance (Å)	Clash overlap (Å)
1:B:596:ASN:ND2	1:B:598:PRO:HD2	2.31	0.46
1:C:519:SER:O	1:C:533:ASP:HB2	2.16	0.46
1:D:366:SER:N	1:D:367:THR:HG22	2.31	0.46
1:D:401:LEU:HA	1:D:401:LEU:HD12	1.63	0.46
1:D:565:GLU:CB	1:D:570:GLN:NE2	2.55	0.46
1:E:341:THR:OG1	1:E:341:THR:O	2.33	0.46
1:E:385:THR:C	1:E:387:VAL:N	2.66	0.46
1:E:386:THR:O	1:E:388:GLN:HG3	2.16	0.46
1:F:455:PHE:O	1:F:456:ASN:HB2	2.16	0.46
1:F:541:VAL:HG12	1:F:542:SER:N	2.31	0.46
1:G:420:LEU:HD12	1:G:479:SER:O	2.15	0.46
1:I:396:LEU:O	1:I:399:TYR:CE1	2.69	0.46
1:I:401:LEU:CD2	1:I:402:ALA:CB	2.69	0.46
1:J:500:LYS:HE2	1:J:500:LYS:HB3	1.81	0.46
1:A:596:ASN:HB3	1:A:601:VAL:HG22	1.97	0.46
1:B:405:THR:OG1	1:B:406:PRO:HD2	2.15	0.46
1:C:386:THR:O	1:C:388:GLN:HG3	2.16	0.46
1:E:353:PHE:O	1:E:354:GLY:C	2.48	0.46
1:E:356:ILE:O	1:E:356:ILE:CG1	2.63	0.46
1:F:385:THR:HG22	1:F:388:GLN:OE1	2.15	0.46
1:F:386:THR:O	1:F:390:GLU:HG3	2.16	0.46
1:F:656:GLU:OE1	1:F:664:HIS:CG	2.68	0.46
1:G:386:THR:O	1:G:388:GLN:HG3	2.16	0.46
1:G:522:LYS:CD	1:G:522:LYS:N	2.72	0.46
1:H:508:ARG:HG2	1:H:577:PHE:HA	1.96	0.46
1:I:522:LYS:CD	1:I:522:LYS:N	2.72	0.46
1:I:575:ASN:O	1:I:576:ASP:HB2	2.13	0.46
1:K:536:TYR:HD1	1:K:586:ARG:HD3	1.79	0.46
1:A:386:THR:O	1:A:388:GLN:HG3	2.16	0.46
1:C:485:VAL:HG22	1:C:624:TYR:CD2	2.51	0.46
1:E:420:LEU:HD12	1:E:479:SER:O	2.15	0.46
1:F:405:THR:OG1	1:F:406:PRO:HD2	2.15	0.46
1:F:596:ASN:ND2	1:F:598:PRO:HD2	2.31	0.46
1:L:522:LYS:HG2	1:L:524:VAL:HG23	1.97	0.46
1:A:559:ALA:O	1:A:561:GLY:CA	2.34	0.46
1:A:536:TYR:HD1	1:A:586:ARG:HD3	1.79	0.46
1:A:485:VAL:HG22	1:A:624:TYR:CD2	2.51	0.46
1:B:660:GLN:HA	1:B:661:LEU:HB3	1.90	0.46
1:D:596:ASN:ND2	1:D:598:PRO:HD2	2.31	0.46
1:E:396:LEU:O	1:E:399:TYR:CE1	2.69	0.46
1:F:607:ALA:C	1:F:609:ILE:H	2.20	0.46

Continued on next page...

Continued from previous page...

Atom-1	Atom-2	Interatomic distance (Å)	Clash overlap (Å)
1:H:522:LYS:HG2	1:H:524:VAL:HG23	1.97	0.46
1:I:361:GLN:HG2	1:I:455:PHE:CD1	2.50	0.46
1:I:626:ASP:HA	1:I:627:PRO:HD3	1.65	0.46
1:J:481:THR:HG22	1:J:481:THR:O	2.16	0.46
1:J:541:VAL:HG12	1:J:542:SER:N	2.31	0.46
1:L:541:VAL:HG12	1:L:542:SER:N	2.30	0.46
1:L:596:ASN:ND2	1:L:598:PRO:HD2	2.31	0.46
1:A:492:TYR:HA	1:A:606:ILE:HD12	1.98	0.46
1:B:455:PHE:O	1:B:456:ASN:HB2	2.15	0.46
1:B:522:LYS:HG2	1:B:524:VAL:HG23	1.97	0.46
1:B:565:GLU:OE2	1:B:590:TYR:OH	2.28	0.46
1:C:387:VAL:HB	1:C:390:GLU:CD	2.36	0.46
1:D:607:ALA:C	1:D:609:ILE:H	2.20	0.46
1:E:559:ALA:O	1:E:561:GLY:CA	2.34	0.46
1:H:401:LEU:CD1	1:H:403:PRO:HD2	2.46	0.46
1:H:541:VAL:HG12	1:H:542:SER:N	2.31	0.46
1:J:366:SER:N	1:J:367:THR:HG22	2.31	0.46
1:J:385:THR:HG22	1:J:388:GLN:OE1	2.15	0.46
1:K:356:ILE:CG1	1:K:356:ILE:O	2.63	0.46
1:L:365:ASP:HB3	1:L:367:THR:HG23	1.97	0.46
1:A:387:VAL:HB	1:A:390:GLU:CD	2.37	0.46
1:B:386:THR:O	1:B:390:GLU:HG3	2.16	0.46
1:B:644:ASN:HD22	1:B:644:ASN:C	2.20	0.46
1:E:403:PRO:CD	1:H:366:SER:HA	2.45	0.46
1:I:386:THR:O	1:I:388:GLN:HG3	2.16	0.46
1:K:385:THR:HG1	1:K:388:GLN:N	2.14	0.46
1:K:391:ASP:C	1:K:393:LYS:H	2.20	0.46
1:B:565:GLU:CB	1:B:570:GLN:NE2	2.55	0.45
1:C:391:ASP:C	1:C:393:LYS:H	2.20	0.45
1:D:481:THR:HG22	1:D:481:THR:O	2.16	0.45
1:D:522:LYS:HG2	1:D:524:VAL:HG23	1.97	0.45
1:F:401:LEU:CD1	1:F:403:PRO:HD2	2.46	0.45
1:F:660:GLN:HA	1:F:661:LEU:HB3	1.90	0.45
1:G:391:ASP:C	1:G:393:LYS:H	2.20	0.45
1:H:386:THR:O	1:H:390:GLU:HG3	2.16	0.45
1:K:391:ASP:OD1	1:K:391:ASP:N	2.46	0.45
1:B:401:LEU:CD1	1:B:403:PRO:HD2	2.46	0.45
1:B:545:ARG:NH1	1:B:597:TYR:HB3	2.32	0.45
1:C:396:LEU:O	1:C:399:TYR:CE1	2.69	0.45
1:D:346:ASP:OD1	1:D:346:ASP:N	2.47	0.45
1:D:408:ILE:CG1	1:D:408:ILE:O	2.64	0.45

Continued on next page...

Continued from previous page...

Atom-1	Atom-2	Interatomic distance (Å)	Clash overlap (Å)
1:E:492:TYR:HA	1:E:606:ILE:HD12	1.98	0.45
1:F:365:ASP:HB3	1:F:367:THR:HG23	1.97	0.45
1:E:631:VAL:CG2	1:F:476:ILE:CG2	2.72	0.45
1:F:500:LYS:HB3	1:F:500:LYS:HE2	1.80	0.45
1:G:629:ASP:HB2	1:G:632:ILE:HD13	1.98	0.45
1:H:607:ALA:C	1:H:609:ILE:H	2.20	0.45
1:H:644:ASN:C	1:H:644:ASN:HD22	2.20	0.45
1:I:518:ASN:OD1	1:I:533:ASP:CB	2.60	0.45
1:J:345:TYR:HD1	1:J:345:TYR:C	2.18	0.45
1:J:545:ARG:NH1	1:J:597:TYR:HB3	2.32	0.45
1:K:396:LEU:O	1:K:399:TYR:CE1	2.69	0.45
1:K:485:VAL:HG22	1:K:624:TYR:CD2	2.51	0.45
1:L:481:THR:HG22	1:L:481:THR:O	2.16	0.45
1:A:502:ASN:ND2	1:A:635:ARG:CB	2.59	0.45
1:D:401:LEU:CD1	1:D:403:PRO:HD2	2.46	0.45
1:D:545:ARG:NH1	1:D:597:TYR:HB3	2.32	0.45
1:E:629:ASP:HB2	1:E:632:ILE:HD13	1.99	0.45
1:F:664:HIS:O	1:F:665:HIS:CB	2.63	0.45
1:G:358:GLN:HB2	1:G:379:LYS:HB2	1.99	0.45
1:G:440:ILE:CG1	1:G:441:ILE:N	2.79	0.45
1:H:481:THR:O	1:H:481:THR:HG22	2.16	0.45
1:J:455:PHE:O	1:J:456:ASN:HB2	2.15	0.45
1:J:644:ASN:HD22	1:J:644:ASN:C	2.20	0.45
1:K:387:VAL:HB	1:K:390:GLU:CD	2.37	0.45
1:A:629:ASP:HB2	1:A:632:ILE:HD13	1.99	0.45
1:B:541:VAL:HG12	1:B:542:SER:N	2.30	0.45
1:D:541:VAL:HG12	1:D:542:SER:N	2.31	0.45
1:D:484:MET:O	1:D:624:TYR:HA	2.17	0.45
1:F:566:ASN:O	1:F:570:GLN:CD	2.55	0.45
1:G:385:THR:HG1	1:G:388:GLN:N	2.14	0.45
1:H:427:ASN:ND2	1:H:427:ASN:N	2.54	0.45
1:J:484:MET:O	1:J:624:TYR:HA	2.17	0.45
1:K:340:VAL:O	1:K:341:THR:OG1	2.30	0.45
1:K:385:THR:C	1:K:387:VAL:N	2.66	0.45
1:L:385:THR:HG22	1:L:388:GLN:OE1	2.15	0.45
1:L:664:HIS:O	1:L:665:HIS:CB	2.63	0.45
1:B:607:ALA:C	1:B:609:ILE:H	2.20	0.45
1:C:346:ASP:OD1	1:C:362:THR:HB	2.17	0.45
1:C:356:ILE:CG1	1:C:356:ILE:O	2.63	0.45
1:C:440:ILE:CG1	1:C:441:ILE:N	2.79	0.45
1:C:629:ASP:HB2	1:C:632:ILE:HD13	1.99	0.45

Continued on next page...

Continued from previous page...

Atom-1	Atom-2	Interatomic distance (Å)	Clash overlap (Å)
1:F:508:ARG:HA	1:F:542:SER:O	2.17	0.45
1:G:340:VAL:O	1:G:341:THR:CB	2.63	0.45
1:G:396:LEU:O	1:G:399:TYR:CE1	2.69	0.45
1:G:660:GLN:HG3	1:G:661:LEU:H	1.77	0.45
1:I:485:VAL:HG22	1:I:624:TYR:CD2	2.51	0.45
1:I:629:ASP:HB2	1:I:632:ILE:HD13	1.99	0.45
1:J:401:LEU:CD1	1:J:403:PRO:HD2	2.46	0.45
1:J:566:ASN:O	1:J:570:GLN:CD	2.55	0.45
1:B:366:SER:HA	1:K:403:PRO:CD	2.47	0.45
1:K:629:ASP:HB2	1:K:632:ILE:HD13	1.99	0.45
1:A:519:SER:O	1:A:533:ASP:HB2	2.16	0.45
1:B:648:PRO:HD2	1:B:649:GLN:H	1.81	0.45
1:E:460:ALA:HB2	1:E:631:VAL:HG22	1.99	0.45
1:E:582:ASN:HB2	1:E:585:GLY:C	2.37	0.45
1:F:484:MET:O	1:F:624:TYR:HA	2.17	0.45
1:G:460:ALA:HB2	1:G:631:VAL:HG22	1.99	0.45
1:G:485:VAL:HG22	1:G:624:TYR:CD2	2.51	0.45
1:H:366:SER:N	1:H:367:THR:HG22	2.31	0.45
1:H:596:ASN:ND2	1:H:598:PRO:HD2	2.31	0.45
1:I:420:LEU:HD12	1:I:479:SER:O	2.15	0.45
1:I:582:ASN:HB2	1:I:585:GLY:C	2.37	0.45
1:J:605:ASN:OD1	1:J:607:ALA:HB3	2.17	0.45
1:K:386:THR:O	1:K:388:GLN:HG3	2.16	0.45
1:K:626:ASP:HA	1:K:627:PRO:HD3	1.65	0.45
1:L:405:THR:OG1	1:L:406:PRO:HD2	2.15	0.45
1:L:484:MET:O	1:L:624:TYR:HA	2.17	0.45
1:A:440:ILE:CG1	1:A:441:ILE:N	2.79	0.45
1:B:605:ASN:OD1	1:B:607:ALA:HB3	2.17	0.45
1:B:623:LEU:HD12	1:B:623:LEU:HA	1.86	0.45
1:B:664:HIS:O	1:B:665:HIS:CB	2.63	0.45
1:D:644:ASN:C	1:D:644:ASN:HD22	2.19	0.45
1:D:658:ILE:CG2	1:D:659:SER:N	2.79	0.45
1:E:391:ASP:C	1:E:393:LYS:H	2.20	0.45
1:F:353:PHE:CZ	1:F:395:TYR:HE2	2.11	0.45
1:G:387:VAL:HB	1:G:390:GLU:CD	2.37	0.45
1:G:582:ASN:HB2	1:G:585:GLY:C	2.37	0.45
1:H:401:LEU:CG	1:H:403:PRO:HD2	2.42	0.45
1:H:605:ASN:OD1	1:H:607:ALA:HB3	2.17	0.45
1:H:660:GLN:HA	1:H:661:LEU:HB3	1.90	0.45
1:I:358:GLN:HB2	1:I:379:LYS:HB2	1.99	0.45
1:K:559:ALA:O	1:K:561:GLY:CA	2.34	0.45

Continued on next page...

Continued from previous page...

Atom-1	Atom-2	Interatomic distance (Å)	Clash overlap (Å)
1:L:545:ARG:NH1	1:L:597:TYR:HB3	2.32	0.45
1:L:644:ASN:HD22	1:L:644:ASN:C	2.20	0.45
1:L:648:PRO:HD2	1:L:649:GLN:H	1.82	0.45
1:A:582:ASN:HB2	1:A:585:GLY:C	2.37	0.45
1:B:511:GLU:HG3	1:B:511:GLU:O	2.17	0.45
1:B:572:TYR:HB2	1:B:591:VAL:HG23	1.99	0.45
1:D:389:ARG:HA	1:D:392:ILE:HG22	1.99	0.45
1:D:508:ARG:HA	1:D:542:SER:O	2.17	0.45
1:E:358:GLN:HB2	1:E:379:LYS:HB2	1.99	0.45
1:E:387:VAL:HB	1:E:390:GLU:CD	2.37	0.45
1:E:518:ASN:OD1	1:E:533:ASP:CB	2.60	0.45
1:E:485:VAL:HG22	1:E:624:TYR:CD2	2.51	0.45
1:F:366:SER:N	1:F:367:THR:HG22	2.31	0.45
1:F:605:ASN:OD1	1:F:607:ALA:HB3	2.17	0.45
1:F:648:PRO:HD2	1:F:649:GLN:H	1.82	0.45
1:G:346:ASP:OD1	1:G:362:THR:HB	2.17	0.45
1:H:566:ASN:O	1:H:570:GLN:CD	2.55	0.45
1:H:545:ARG:NH1	1:H:597:TYR:HB3	2.32	0.45
1:J:508:ARG:HA	1:J:542:SER:O	2.17	0.45
1:J:607:ALA:C	1:J:609:ILE:H	2.20	0.45
1:K:492:TYR:HA	1:K:606:ILE:HD12	1.98	0.45
1:L:605:ASN:OD1	1:L:607:ALA:HB3	2.17	0.45
1:A:554:ILE:HD11	1:A:577:PHE:CD2	2.52	0.45
1:C:361:GLN:HG2	1:C:455:PHE:CD1	2.50	0.45
1:D:572:TYR:HB2	1:D:591:VAL:HG23	1.99	0.45
1:E:340:VAL:O	1:E:341:THR:CB	2.63	0.45
1:G:658:ILE:HA	1:G:658:ILE:HD13	1.52	0.45
1:I:595:ILE:HG23	1:I:602:ILE:HG12	1.99	0.45
1:J:658:ILE:N	1:J:658:ILE:CD1	2.74	0.45
1:L:658:ILE:CD1	1:L:658:ILE:N	2.74	0.45
1:A:385:THR:CG2	1:A:389:ARG:C	2.73	0.45
1:B:438:GLY:HA2	1:B:441:ILE:CG2	2.47	0.45
1:G:341:THR:O	1:G:341:THR:OG1	2.33	0.45
1:G:387:VAL:CG2	1:G:390:GLU:OE1	2.55	0.45
1:G:517:PHE:CE1	1:G:615:LYS:HB3	2.52	0.45
1:H:346:ASP:OD1	1:H:346:ASP:N	2.48	0.45
1:H:365:ASP:HB3	1:H:367:THR:HG23	1.97	0.45
1:I:530:LEU:HA	1:I:530:LEU:HD23	1.82	0.45
1:J:648:PRO:HD2	1:J:649:GLN:H	1.82	0.45
1:K:341:THR:OG1	1:K:341:THR:O	2.33	0.45
1:L:508:ARG:HA	1:L:542:SER:O	2.17	0.45

Continued on next page...

Continued from previous page...

Atom-1	Atom-2	Interatomic distance (Å)	Clash overlap (Å)
1:A:517:PHE:CE1	1:A:615:LYS:HB3	2.52	0.44
1:B:524:VAL:HG12	1:B:524:VAL:O	2.17	0.44
1:B:658:ILE:CG2	1:B:659:SER:N	2.79	0.44
1:C:441:ILE:HG13	1:C:441:ILE:O	2.17	0.44
1:C:582:ASN:HB2	1:C:585:GLY:C	2.37	0.44
1:D:462:SER:O	1:D:466:THR:CG2	2.66	0.44
1:E:595:ILE:HG23	1:E:602:ILE:HG12	1.99	0.44
1:F:438:GLY:HA2	1:F:441:ILE:CG2	2.48	0.44
1:F:658:ILE:CG2	1:F:659:SER:N	2.79	0.44
1:H:353:PHE:CZ	1:H:395:TYR:HE2	2.11	0.44
1:H:572:TYR:HB2	1:H:591:VAL:HG23	1.99	0.44
1:I:340:VAL:O	1:I:341:THR:CB	2.63	0.44
1:I:346:ASP:OD1	1:I:362:THR:HB	2.17	0.44
1:I:387:VAL:CG2	1:I:390:GLU:HB2	2.47	0.44
1:I:387:VAL:HB	1:I:390:GLU:CD	2.37	0.44
1:I:441:ILE:HG13	1:I:441:ILE:O	2.17	0.44
1:I:492:TYR:HA	1:I:606:ILE:HD12	1.98	0.44
1:J:365:ASP:HB3	1:J:367:THR:HG23	1.97	0.44
1:J:401:LEU:HD12	1:J:401:LEU:HA	1.63	0.44
1:K:519:SER:O	1:K:533:ASP:HB2	2.16	0.44
1:L:358:GLN:HB3	1:L:379:LYS:HA	1.99	0.44
1:L:386:THR:O	1:L:390:GLU:HG3	2.16	0.44
1:L:607:ALA:C	1:L:609:ILE:H	2.20	0.44
1:A:391:ASP:C	1:A:393:LYS:H	2.20	0.44
1:B:377:LYS:HB2	1:B:411:PRO:HG2	1.99	0.44
1:B:484:MET:O	1:B:624:TYR:HA	2.17	0.44
1:B:508:ARG:HA	1:B:542:SER:O	2.17	0.44
1:C:385:THR:HG1	1:C:388:GLN:N	2.15	0.44
1:C:492:TYR:HA	1:C:606:ILE:HD12	1.98	0.44
1:D:353:PHE:CZ	1:D:395:TYR:HE2	2.11	0.44
1:E:385:THR:HG1	1:E:388:GLN:N	2.14	0.44
1:F:377:LYS:HB2	1:F:411:PRO:HG2	1.99	0.44
1:G:510:MET:SD	1:G:602:ILE:HG21	2.58	0.44
1:K:340:VAL:O	1:K:341:THR:CG2	2.64	0.44
1:L:389:ARG:HA	1:L:392:ILE:HG22	1.99	0.44
1:L:566:ASN:O	1:L:570:GLN:CD	2.55	0.44
1:A:358:GLN:HB2	1:A:379:LYS:HB2	1.99	0.44
1:A:556:GLY:CA	1:A:589:TYR:CD1	3.01	0.44
1:A:460:ALA:HB2	1:A:631:VAL:HG22	1.99	0.44
1:D:605:ASN:OD1	1:D:607:ALA:HB3	2.17	0.44
1:D:648:PRO:HD2	1:D:649:GLN:H	1.81	0.44

Continued on next page...

Continued from previous page...

Atom-1	Atom-2	Interatomic distance (Å)	Clash overlap (Å)
1:E:510:MET:SD	1:E:602:ILE:HG21	2.57	0.44
1:F:389:ARG:HA	1:F:392:ILE:HG22	1.99	0.44
1:F:427:ASN:ND2	1:F:427:ASN:N	2.54	0.44
1:F:572:TYR:HB2	1:F:591:VAL:HG23	1.99	0.44
1:G:492:TYR:HA	1:G:606:ILE:HD12	1.98	0.44
1:H:664:HIS:C	1:H:664:HIS:CD2	2.89	0.44
1:I:377:LYS:HA	1:I:378:PRO:HD3	1.84	0.44
1:I:510:MET:SD	1:I:602:ILE:HG21	2.57	0.44
1:I:519:SER:O	1:I:533:ASP:HB2	2.16	0.44
1:J:358:GLN:HB3	1:J:379:LYS:HA	1.99	0.44
1:K:346:ASP:OD1	1:K:362:THR:HB	2.17	0.44
1:K:440:ILE:CG1	1:K:441:ILE:N	2.79	0.44
1:K:582:ASN:HB2	1:K:585:GLY:C	2.37	0.44
1:L:438:GLY:HA2	1:L:441:ILE:CG2	2.47	0.44
1:B:481:THR:O	1:B:481:THR:HG22	2.16	0.44
1:C:460:ALA:HB2	1:C:631:VAL:HG22	1.99	0.44
1:D:566:ASN:O	1:D:570:GLN:CD	2.55	0.44
1:E:387:VAL:CG2	1:E:390:GLU:HB2	2.48	0.44
1:E:554:ILE:HD11	1:E:577:PHE:CD2	2.52	0.44
1:F:511:GLU:O	1:F:511:GLU:HG3	2.17	0.44
1:F:644:ASN:HD22	1:F:644:ASN:C	2.20	0.44
1:H:458:SER:HB2	1:H:632:ILE:O	2.17	0.44
1:H:462:SER:O	1:H:466:THR:CG2	2.66	0.44
1:H:448:TYR:CG	1:H:642:PHE:HB2	2.53	0.44
1:I:502:ASN:ND2	1:I:635:ARG:CB	2.59	0.44
1:K:510:MET:SD	1:K:602:ILE:HG21	2.57	0.44
1:L:658:ILE:CG2	1:L:659:SER:N	2.79	0.44
1:A:346:ASP:OD1	1:A:362:THR:HB	2.17	0.44
1:A:353:PHE:O	1:A:354:GLY:C	2.48	0.44
1:B:389:ARG:HA	1:B:392:ILE:HG22	1.99	0.44
1:C:517:PHE:CE1	1:C:615:LYS:HB3	2.52	0.44
1:C:510:MET:SD	1:C:602:ILE:HG21	2.58	0.44
1:D:511:GLU:HG3	1:D:511:GLU:O	2.17	0.44
1:E:401:LEU:HD21	1:E:402:ALA:HB2	1.96	0.44
1:E:441:ILE:HG13	1:E:441:ILE:O	2.17	0.44
1:F:458:SER:HB2	1:F:632:ILE:O	2.17	0.44
1:F:545:ARG:NH1	1:F:597:TYR:HB3	2.32	0.44
1:F:664:HIS:CD2	1:F:664:HIS:C	2.89	0.44
1:G:484:MET:HG3	1:G:627:PRO:HG3	2.00	0.44
1:H:405:THR:OG1	1:H:406:PRO:HD2	2.16	0.44
1:H:508:ARG:HA	1:H:542:SER:O	2.17	0.44

Continued on next page...

Continued from previous page...

Atom-1	Atom-2	Interatomic distance (Å)	Clash overlap (Å)
1:J:353:PHE:CZ	1:J:395:TYR:HE2	2.11	0.44
1:J:524:VAL:O	1:J:524:VAL:HG12	2.17	0.44
1:J:458:SER:HB2	1:J:632:ILE:O	2.17	0.44
1:L:462:SER:O	1:L:466:THR:CG2	2.66	0.44
1:C:556:GLY:CA	1:C:589:TYR:CD1	3.01	0.44
1:D:377:LYS:HB2	1:D:411:PRO:HG2	1.99	0.44
1:E:484:MET:HG3	1:E:627:PRO:HG3	2.00	0.44
1:F:481:THR:O	1:F:481:THR:HG22	2.16	0.44
1:F:560:SER:HB2	1:F:588:LYS:NZ	2.33	0.44
1:I:391:ASP:C	1:I:393:LYS:H	2.20	0.44
1:I:517:PHE:CE1	1:I:615:LYS:HB3	2.53	0.44
1:I:484:MET:HG3	1:I:627:PRO:HG3	2.00	0.44
1:J:386:THR:O	1:J:390:GLU:HG3	2.16	0.44
1:K:441:ILE:HG13	1:K:441:ILE:O	2.17	0.44
1:K:554:ILE:HD11	1:K:577:PHE:CD2	2.52	0.44
1:K:460:ALA:HB2	1:K:631:VAL:HG22	1.99	0.44
1:L:377:LYS:HB2	1:L:411:PRO:HG2	1.99	0.44
1:L:401:LEU:CD1	1:L:403:PRO:HD2	2.46	0.44
1:L:511:GLU:O	1:L:511:GLU:HG3	2.17	0.44
1:L:484:MET:HG3	1:L:627:PRO:HG3	2.00	0.44
1:A:387:VAL:CG2	1:A:390:GLU:HB2	2.48	0.44
1:A:385:THR:HG1	1:A:388:GLN:N	2.16	0.44
1:A:510:MET:SD	1:A:602:ILE:HG21	2.57	0.44
1:B:461:LYS:O	1:B:461:LYS:HG2	2.18	0.44
1:E:650:TYR:O	1:E:651:LEU:HB2	2.18	0.44
1:E:658:ILE:HA	1:E:658:ILE:HD13	1.52	0.44
1:F:365:ASP:O	1:F:366:SER:C	2.54	0.44
1:F:462:SER:O	1:F:466:THR:CG2	2.66	0.44
1:H:377:LYS:HB2	1:H:411:PRO:HG2	1.99	0.44
1:H:524:VAL:O	1:H:524:VAL:HG12	2.17	0.44
1:H:648:PRO:HD2	1:H:649:GLN:H	1.81	0.44
1:I:554:ILE:HD11	1:I:577:PHE:CD2	2.52	0.44
1:J:389:ARG:HA	1:J:392:ILE:HG22	1.99	0.44
1:J:438:GLY:HA2	1:J:441:ILE:CG2	2.47	0.44
1:K:530:LEU:HD23	1:K:530:LEU:HA	1.82	0.44
1:L:500:LYS:HB3	1:L:500:LYS:HE2	1.80	0.44
1:L:524:VAL:O	1:L:524:VAL:HG12	2.17	0.44
1:B:462:SER:O	1:B:466:THR:CG2	2.66	0.44
1:B:500:LYS:HB3	1:B:500:LYS:HE2	1.80	0.44
1:B:566:ASN:O	1:B:570:GLN:CD	2.55	0.44
1:B:484:MET:HG3	1:B:627:PRO:HG3	2.00	0.44

Continued on next page...

Continued from previous page...

Atom-1	Atom-2	Interatomic distance (Å)	Clash overlap (Å)
1:C:358:GLN:HB2	1:C:379:LYS:HB2	1.99	0.44
1:C:660:GLN:HG3	1:C:661:LEU:H	1.77	0.44
1:D:367:THR:CG2	1:D:368:LYS:N	2.45	0.44
1:D:405:THR:OG1	1:D:406:PRO:HD2	2.15	0.44
1:D:524:VAL:O	1:D:524:VAL:HG12	2.17	0.44
1:D:560:SER:HB2	1:D:588:LYS:NZ	2.33	0.44
1:E:517:PHE:CE1	1:E:615:LYS:HB3	2.52	0.44
1:F:658:ILE:HA	1:F:658:ILE:HD12	1.67	0.44
1:G:375:ALA:HA	1:G:409:ILE:HD12	2.00	0.44
1:G:441:ILE:HG13	1:G:441:ILE:O	2.17	0.44
1:H:661:LEU:C	1:H:663:HIS:N	2.61	0.44
1:I:341:THR:OG1	1:I:341:THR:O	2.33	0.44
1:I:385:THR:HG1	1:I:388:GLN:N	2.15	0.44
1:K:379:LYS:O	1:K:379:LYS:CG	2.66	0.44
1:L:403:PRO:HD3	1:L:366:SER:HA	2.00	0.44
1:B:458:SER:HB2	1:B:632:ILE:O	2.17	0.44
1:C:582:ASN:C	1:C:585:GLY:H	2.21	0.44
1:C:595:ILE:HG23	1:C:602:ILE:HG12	1.99	0.44
1:D:358:GLN:HB3	1:D:379:LYS:HA	1.99	0.44
1:E:379:LYS:O	1:E:379:LYS:CG	2.66	0.44
1:F:346:ASP:OD1	1:F:346:ASP:N	2.48	0.44
1:G:365:ASP:OD2	1:G:367:THR:HB	2.18	0.44
1:G:607:ALA:C	1:G:609:ILE:O	2.57	0.44
1:H:438:GLY:HA2	1:H:441:ILE:CG2	2.47	0.44
1:I:340:VAL:O	1:I:341:THR:OG1	2.30	0.44
1:I:379:LYS:O	1:I:379:LYS:CG	2.66	0.44
1:I:635:ARG:HB2	1:I:635:ARG:HE	1.66	0.44
1:J:405:THR:OG1	1:J:406:PRO:HD2	2.15	0.44
1:J:658:ILE:CG2	1:J:659:SER:N	2.79	0.44
1:K:517:PHE:CE1	1:K:615:LYS:HB3	2.52	0.44
1:K:556:GLY:CA	1:K:589:TYR:CD1	3.01	0.44
1:L:458:SER:HB2	1:L:632:ILE:O	2.17	0.44
1:A:516:SER:HB2	1:A:617:GLU:OE1	2.18	0.43
1:D:386:THR:O	1:D:390:GLU:HG3	2.16	0.43
1:E:530:LEU:HA	1:E:530:LEU:HD23	1.82	0.43
1:E:607:ALA:C	1:E:609:ILE:O	2.57	0.43
1:F:464:MET:O	1:F:468:VAL:HG23	2.18	0.43
1:G:650:TYR:O	1:G:651:LEU:HB2	2.18	0.43
1:H:560:SER:HB2	1:H:588:LYS:NZ	2.33	0.43
1:H:484:MET:O	1:H:624:TYR:HA	2.17	0.43
1:I:607:ALA:C	1:I:609:ILE:O	2.57	0.43

Continued on next page...

Continued from previous page...

Atom-1	Atom-2	Interatomic distance (Å)	Clash overlap (Å)
1:I:460:ALA:HB2	1:I:631:VAL:HG22	1.99	0.43
1:K:358:GLN:HB2	1:K:379:LYS:HB2	1.99	0.43
1:K:484:MET:HG3	1:K:627:PRO:HG3	2.00	0.43
1:L:461:LYS:HG2	1:L:461:LYS:O	2.18	0.43
1:L:557:PRO:CG	1:L:580:LEU:HD11	2.37	0.43
1:A:650:TYR:O	1:A:651:LEU:HB2	2.18	0.43
1:B:560:SER:HB2	1:B:588:LYS:NZ	2.33	0.43
1:C:650:TYR:O	1:C:651:LEU:HB2	2.18	0.43
1:D:438:GLY:HA2	1:D:441:ILE:CG2	2.47	0.43
1:E:408:ILE:H	1:E:408:ILE:CD1	2.30	0.43
1:E:635:ARG:HB2	1:E:635:ARG:HE	1.66	0.43
1:F:461:LYS:HG2	1:F:461:LYS:O	2.18	0.43
1:F:484:MET:HG3	1:F:627:PRO:HG3	2.00	0.43
1:G:541:VAL:CG1	1:G:542:SER:N	2.82	0.43
1:G:554:ILE:HD11	1:G:577:PHE:CD2	2.52	0.43
1:H:648:PRO:CD	1:H:649:GLN:H	2.32	0.43
1:H:658:ILE:CG2	1:H:659:SER:N	2.79	0.43
1:I:340:VAL:O	1:I:341:THR:CG2	2.64	0.43
1:I:375:ALA:HA	1:I:409:ILE:HD12	2.00	0.43
1:J:462:SER:O	1:J:466:THR:CG2	2.66	0.43
1:K:387:VAL:CG2	1:K:390:GLU:HB2	2.47	0.43
1:K:595:ILE:HG23	1:K:602:ILE:HG12	1.99	0.43
1:A:356:ILE:CG1	1:A:356:ILE:O	2.63	0.43
1:A:361:GLN:HA	1:A:361:GLN:HE21	1.84	0.43
1:A:379:LYS:CG	1:A:379:LYS:O	2.66	0.43
1:A:541:VAL:CG1	1:A:542:SER:N	2.81	0.43
1:B:377:LYS:CE	1:B:641:VAL:HG21	2.48	0.43
1:C:365:ASP:OD2	1:C:367:THR:HB	2.18	0.43
1:C:385:THR:C	1:C:387:VAL:H	2.16	0.43
1:C:401:LEU:HD21	1:C:402:ALA:HB2	1.96	0.43
1:C:541:VAL:CG1	1:C:542:SER:N	2.82	0.43
1:C:635:ARG:HB2	1:C:635:ARG:HE	1.66	0.43
1:D:623:LEU:HA	1:D:623:LEU:HD12	1.86	0.43
1:E:375:ALA:HA	1:E:409:ILE:HD12	2.00	0.43
1:E:656:GLU:HA	1:E:657:PRO:HD3	1.82	0.43
1:H:464:MET:O	1:H:468:VAL:HG23	2.18	0.43
1:H:557:PRO:CG	1:H:580:LEU:HD11	2.37	0.43
1:I:385:THR:OG1	1:I:387:VAL:HG22	2.11	0.43
1:A:664:HIS:HD2	1:K:348:PHE:CZ	2.17	0.43
1:K:516:SER:HB2	1:K:617:GLU:OE1	2.18	0.43
1:K:541:VAL:CG1	1:K:542:SER:N	2.82	0.43

Continued on next page...

Continued from previous page...

Atom-1	Atom-2	Interatomic distance (Å)	Clash overlap (Å)
1:C:484:MET:HG3	1:C:627:PRO:HG3	2.00	0.43
1:D:458:SER:HB2	1:D:632:ILE:O	2.17	0.43
1:E:346:ASP:OD1	1:E:362:THR:HB	2.17	0.43
1:E:365:ASP:OD2	1:E:367:THR:HB	2.18	0.43
1:E:661:LEU:HD13	1:E:662:GLU:CB	2.42	0.43
1:F:524:VAL:O	1:F:524:VAL:HG12	2.17	0.43
1:H:389:ARG:HA	1:H:392:ILE:HG22	1.99	0.43
1:I:541:VAL:CG1	1:I:542:SER:N	2.82	0.43
1:J:377:LYS:CE	1:J:641:VAL:HG21	2.48	0.43
1:J:448:TYR:CG	1:J:642:PHE:HB2	2.53	0.43
1:K:375:ALA:HA	1:K:409:ILE:HD12	2.00	0.43
1:L:353:PHE:CZ	1:L:395:TYR:CD2	3.05	0.43
1:A:365:ASP:OD2	1:A:367:THR:HB	2.18	0.43
1:B:358:GLN:HB3	1:B:379:LYS:HA	1.99	0.43
1:B:664:HIS:C	1:B:664:HIS:CD2	2.90	0.43
1:D:464:MET:O	1:D:468:VAL:HG23	2.18	0.43
1:F:375:ALA:HA	1:F:409:ILE:O	2.19	0.43
1:F:448:TYR:C	1:F:453:GLU:HG3	2.39	0.43
1:F:648:PRO:CD	1:F:649:GLN:H	2.32	0.43
1:G:516:SER:HB2	1:G:617:GLU:OE1	2.18	0.43
1:H:375:ALA:HA	1:H:409:ILE:O	2.19	0.43
1:H:511:GLU:O	1:H:511:GLU:HG3	2.17	0.43
1:I:658:ILE:HA	1:I:658:ILE:HD13	1.52	0.43
1:J:353:PHE:CZ	1:J:395:TYR:CD2	3.05	0.43
1:J:511:GLU:O	1:J:511:GLU:HG3	2.17	0.43
1:K:385:THR:C	1:K:387:VAL:H	2.16	0.43
1:B:366:SER:C	1:K:403:PRO:HB3	2.29	0.43
1:K:650:TYR:O	1:K:651:LEU:HB2	2.18	0.43
1:K:661:LEU:HA	1:K:661:LEU:HD22	1.75	0.43
1:L:560:SER:HB2	1:L:588:LYS:NZ	2.33	0.43
1:A:349:VAL:C	1:A:351:GLU:N	2.71	0.43
1:A:484:MET:HG3	1:A:627:PRO:HG3	2.00	0.43
1:A:582:ASN:C	1:A:585:GLY:H	2.21	0.43
1:B:447:TYR:HB2	1:B:467:TYR:CD1	2.54	0.43
1:C:387:VAL:CG2	1:C:390:GLU:HB2	2.47	0.43
1:C:607:ALA:C	1:C:609:ILE:O	2.57	0.43
1:D:345:TYR:C	1:D:345:TYR:HD1	2.18	0.43
1:D:664:HIS:CD2	1:D:664:HIS:C	2.90	0.43
1:E:349:VAL:C	1:E:351:GLU:N	2.71	0.43
1:E:541:VAL:CG1	1:E:542:SER:N	2.82	0.43
1:G:595:ILE:HG23	1:G:602:ILE:HG12	1.99	0.43

Continued on next page...

Continued from previous page...

Atom-1	Atom-2	Interatomic distance (Å)	Clash overlap (Å)
1:H:461:LYS:HG2	1:H:461:LYS:O	2.18	0.43
1:H:377:LYS:CE	1:H:641:VAL:HG21	2.48	0.43
1:I:361:GLN:HE21	1:I:361:GLN:HA	1.84	0.43
1:I:582:ASN:C	1:I:585:GLY:H	2.21	0.43
1:I:593:GLY:HA3	1:I:603:TYR:O	2.19	0.43
1:J:572:TYR:HB2	1:J:591:VAL:CG2	2.49	0.43
1:J:572:TYR:HB2	1:J:591:VAL:HG23	1.99	0.43
1:K:401:LEU:CD2	1:K:402:ALA:CB	2.68	0.43
1:L:448:TYR:C	1:L:453:GLU:HG3	2.39	0.43
1:L:572:TYR:HB2	1:L:591:VAL:CG2	2.49	0.43
1:A:375:ALA:HA	1:A:409:ILE:HD12	2.00	0.43
1:A:533:ASP:O	1:A:535:LEU:CD2	2.67	0.43
1:B:448:TYR:CG	1:B:642:PHE:HB2	2.53	0.43
1:B:653:ILE:HG22	1:B:655:LEU:CD1	2.49	0.43
1:C:375:ALA:HA	1:C:409:ILE:HD12	2.00	0.43
1:C:379:LYS:CG	1:C:379:LYS:O	2.66	0.43
1:C:661:LEU:HA	1:C:661:LEU:HD22	1.75	0.43
1:D:448:TYR:C	1:D:453:GLU:HG3	2.39	0.43
1:E:361:GLN:HA	1:E:361:GLN:HE21	1.84	0.43
1:E:469:ASP:HA	1:E:475:VAL:HG11	2.01	0.43
1:F:358:GLN:HB3	1:F:379:LYS:HA	1.99	0.43
1:F:448:TYR:CG	1:F:642:PHE:HB2	2.53	0.43
1:G:593:GLY:HA3	1:G:603:TYR:O	2.19	0.43
1:I:408:ILE:H	1:I:408:ILE:CD1	2.30	0.43
1:J:365:ASP:O	1:J:366:SER:C	2.54	0.43
1:J:377:LYS:HB2	1:J:411:PRO:HG2	1.99	0.43
1:K:469:ASP:HA	1:K:475:VAL:HG11	2.00	0.43
1:K:607:ALA:C	1:K:609:ILE:O	2.57	0.43
1:K:623:LEU:HD12	1:K:623:LEU:HA	1.79	0.43
1:L:494:THR:HG22	1:L:499:ILE:HG22	2.01	0.43
1:L:572:TYR:HB2	1:L:591:VAL:HG23	1.99	0.43
1:L:592:ILE:CD1	1:L:606:ILE:HD13	2.49	0.43
1:L:377:LYS:CE	1:L:641:VAL:HG21	2.48	0.43
1:L:653:ILE:HG22	1:L:655:LEU:CD1	2.49	0.43
1:L:664:HIS:CD2	1:L:664:HIS:C	2.90	0.43
1:A:626:ASP:HA	1:A:627:PRO:HD3	1.65	0.43
1:B:410:SER:HA	1:B:411:PRO:HD3	1.81	0.43
1:B:494:THR:HG22	1:B:499:ILE:HG22	2.01	0.43
1:C:516:SER:HB2	1:C:617:GLU:OE1	2.18	0.43
1:C:554:ILE:HD11	1:C:577:PHE:CD2	2.52	0.43
1:D:377:LYS:CE	1:D:641:VAL:HG21	2.48	0.43

Continued on next page...

Continued from previous page...

Atom-1	Atom-2	Interatomic distance (Å)	Clash overlap (Å)
1:D:448:TYR:CG	1:D:642:PHE:HB2	2.53	0.43
1:E:533:ASP:O	1:E:535:LEU:CD2	2.67	0.43
1:E:492:TYR:CE1	1:E:606:ILE:HB	2.54	0.43
1:F:592:ILE:CD1	1:F:606:ILE:HD13	2.49	0.43
1:F:377:LYS:CE	1:F:641:VAL:HG21	2.48	0.43
1:G:379:LYS:CG	1:G:379:LYS:O	2.66	0.43
1:G:387:VAL:CG2	1:G:390:GLU:HB2	2.48	0.43
1:H:388:GLN:O	1:H:392:ILE:HG22	2.19	0.43
1:H:484:MET:HG3	1:H:627:PRO:HG3	2.00	0.43
1:K:533:ASP:O	1:K:535:LEU:CD2	2.67	0.43
1:K:593:GLY:HA3	1:K:603:TYR:O	2.19	0.43
1:L:375:ALA:HA	1:L:409:ILE:O	2.19	0.43
1:L:353:PHE:CZ	1:L:395:TYR:HE2	2.11	0.43
1:A:441:ILE:O	1:A:441:ILE:HG13	2.17	0.43
1:C:349:VAL:C	1:C:351:GLU:N	2.71	0.43
1:C:386:THR:C	1:C:388:GLN:N	2.67	0.43
1:C:408:ILE:CD1	1:C:408:ILE:H	2.30	0.43
1:C:593:GLY:HA3	1:C:603:TYR:O	2.19	0.43
1:D:353:PHE:CZ	1:D:395:TYR:CD2	3.05	0.43
1:F:465:LEU:HD21	1:F:480:ALA:CB	2.49	0.43
1:G:530:LEU:HA	1:G:530:LEU:HD23	1.82	0.43
1:H:401:LEU:HD12	1:H:401:LEU:HA	1.62	0.43
1:H:572:TYR:HB2	1:H:591:VAL:CG2	2.49	0.43
1:H:653:ILE:HG22	1:H:655:LEU:CD1	2.49	0.43
1:I:492:TYR:CE1	1:I:606:ILE:HB	2.54	0.43
1:I:533:ASP:O	1:I:535:LEU:CD2	2.67	0.43
1:I:557:PRO:HD3	1:I:580:LEU:HD11	2.01	0.43
1:K:557:PRO:HD3	1:K:580:LEU:HD11	2.01	0.43
1:A:408:ILE:H	1:A:408:ILE:CD1	2.30	0.43
1:A:607:ALA:C	1:A:609:ILE:O	2.57	0.43
1:B:464:MET:O	1:B:468:VAL:HG23	2.19	0.43
1:B:592:ILE:CD1	1:B:606:ILE:HD13	2.49	0.43
1:D:365:ASP:CG	1:D:367:THR:CG2	2.88	0.43
1:D:447:TYR:HB2	1:D:467:TYR:CD1	2.54	0.43
1:D:422:VAL:HG11	1:D:475:VAL:HG13	2.01	0.43
1:D:557:PRO:CG	1:D:580:LEU:HD11	2.37	0.43
1:D:592:ILE:CD1	1:D:606:ILE:HD13	2.49	0.43
1:D:484:MET:HG3	1:D:627:PRO:HG3	2.00	0.43
1:E:440:ILE:CG1	1:E:441:ILE:N	2.79	0.43
1:F:388:GLN:O	1:F:392:ILE:HG22	2.19	0.43
1:G:533:ASP:O	1:G:535:LEU:CD2	2.67	0.43

Continued on next page...

Continued from previous page...

Atom-1	Atom-2	Interatomic distance (Å)	Clash overlap (Å)
1:I:386:THR:C	1:I:388:GLN:N	2.67	0.43
1:J:388:GLN:O	1:J:392:ILE:HG22	2.19	0.43
1:J:648:PRO:CD	1:J:649:GLN:H	2.32	0.43
1:K:340:VAL:O	1:K:341:THR:CB	2.63	0.43
1:K:365:ASP:OD2	1:K:367:THR:HB	2.18	0.43
1:K:377:LYS:HA	1:K:378:PRO:HD3	1.84	0.43
1:L:388:GLN:O	1:L:392:ILE:HG22	2.19	0.43
1:B:401:LEU:HA	1:B:401:LEU:HD12	1.62	0.42
1:B:448:TYR:C	1:B:453:GLU:HG3	2.39	0.42
1:B:465:LEU:HD21	1:B:480:ALA:CB	2.49	0.42
1:B:572:TYR:HB2	1:B:591:VAL:CG2	2.49	0.42
1:C:458:SER:HB2	1:C:632:ILE:O	2.19	0.42
1:D:465:LEU:HD21	1:D:480:ALA:CB	2.49	0.42
1:D:607:ALA:O	1:D:609:ILE:N	2.52	0.42
1:E:340:VAL:O	1:E:341:THR:CG2	2.64	0.42
1:E:516:SER:HB2	1:E:617:GLU:OE1	2.18	0.42
1:F:447:TYR:HB2	1:F:467:TYR:CD1	2.54	0.42
1:H:358:GLN:HB3	1:H:379:LYS:HA	1.99	0.42
1:H:542:SER:HB2	1:H:595:ILE:CD1	2.49	0.42
1:H:607:ALA:O	1:H:609:ILE:N	2.52	0.42
1:I:650:TYR:O	1:I:651:LEU:HB2	2.18	0.42
1:J:375:ALA:HA	1:J:409:ILE:O	2.19	0.42
1:J:414:LEU:HA	1:J:414:LEU:HD23	1.70	0.42
1:J:448:TYR:C	1:J:453:GLU:HG3	2.39	0.42
1:K:582:ASN:C	1:K:585:GLY:H	2.21	0.42
1:L:448:TYR:CG	1:L:642:PHE:HB2	2.53	0.42
1:A:464:MET:CG	1:A:465:LEU:N	2.82	0.42
1:B:345:TYR:C	1:B:345:TYR:HD1	2.18	0.42
1:C:387:VAL:CB	1:C:390:GLU:CD	2.87	0.42
1:C:469:ASP:HA	1:C:475:VAL:HG11	2.00	0.42
1:C:533:ASP:O	1:C:535:LEU:CD2	2.67	0.42
1:C:647:ARG:N	1:C:648:PRO:HD3	2.34	0.42
1:D:375:ALA:HA	1:D:409:ILE:O	2.19	0.42
1:F:492:TYR:OH	1:F:611:LEU:O	2.34	0.42
1:F:653:ILE:HG22	1:F:655:LEU:CD1	2.49	0.42
1:G:388:GLN:C	1:G:389:ARG:CG	2.88	0.42
1:G:623:LEU:HA	1:G:623:LEU:HD12	1.79	0.42
1:H:345:TYR:HD1	1:H:345:TYR:C	2.18	0.42
1:H:422:VAL:HG11	1:H:475:VAL:HG13	2.01	0.42
1:I:454:ILE:HG23	1:I:455:PHE:N	2.34	0.42
1:I:660:GLN:HG3	1:I:661:LEU:H	1.77	0.42

Continued on next page...

Continued from previous page...

Atom-1	Atom-2	Interatomic distance (Å)	Clash overlap (Å)
1:J:464:MET:O	1:J:468:VAL:HG23	2.18	0.42
1:J:592:ILE:CD1	1:J:606:ILE:HD13	2.49	0.42
1:L:607:ALA:O	1:L:609:ILE:N	2.52	0.42
1:A:469:ASP:HA	1:A:475:VAL:HG11	2.01	0.42
1:A:595:ILE:HG23	1:A:602:ILE:HG12	1.99	0.42
1:A:661:LEU:CD1	1:A:662:GLU:CA	2.85	0.42
1:D:572:TYR:HB2	1:D:591:VAL:CG2	2.49	0.42
1:E:458:SER:HB2	1:E:632:ILE:O	2.19	0.42
1:E:661:LEU:HD22	1:E:661:LEU:HA	1.75	0.42
1:G:340:VAL:CA	1:G:345:TYR:CZ	2.82	0.42
1:G:454:ILE:HG23	1:G:455:PHE:N	2.34	0.42
1:H:365:ASP:CG	1:H:367:THR:CG2	2.88	0.42
1:I:346:ASP:OD1	1:I:362:THR:CB	2.67	0.42
1:I:365:ASP:OD2	1:I:367:THR:HB	2.18	0.42
1:J:365:ASP:CG	1:J:367:THR:CG2	2.88	0.42
1:J:461:LYS:O	1:J:461:LYS:HG2	2.18	0.42
1:J:560:SER:HB2	1:J:588:LYS:NZ	2.33	0.42
1:J:484:MET:HG3	1:J:627:PRO:HG3	1.99	0.42
1:K:647:ARG:N	1:K:648:PRO:HD3	2.34	0.42
1:L:365:ASP:CG	1:L:367:THR:CG2	2.88	0.42
1:L:464:MET:O	1:L:468:VAL:HG23	2.18	0.42
1:L:542:SER:HB2	1:L:595:ILE:CD1	2.50	0.42
1:C:492:TYR:CE1	1:C:606:ILE:HB	2.54	0.42
1:D:658:ILE:HD12	1:D:658:ILE:HA	1.67	0.42
1:E:556:GLY:CA	1:E:589:TYR:CD1	3.01	0.42
1:F:365:ASP:CG	1:F:367:THR:CG2	2.87	0.42
1:F:557:PRO:CG	1:F:580:LEU:HD11	2.37	0.42
1:G:408:ILE:H	1:G:408:ILE:CD1	2.30	0.42
1:G:469:ASP:HA	1:G:475:VAL:HG11	2.00	0.42
1:G:582:ASN:C	1:G:585:GLY:H	2.21	0.42
1:G:661:LEU:HD22	1:G:661:LEU:HA	1.75	0.42
1:H:592:ILE:CD1	1:H:606:ILE:HD13	2.49	0.42
1:I:469:ASP:HA	1:I:475:VAL:HG11	2.01	0.42
1:I:516:SER:HB2	1:I:617:GLU:OE1	2.18	0.42
1:A:347:THR:C	1:A:349:VAL:N	2.73	0.42
1:A:492:TYR:CE1	1:A:606:ILE:HB	2.54	0.42
1:C:454:ILE:HG23	1:C:455:PHE:N	2.34	0.42
1:D:388:GLN:O	1:D:392:ILE:HG22	2.19	0.42
1:D:400:ASN:HD22	1:E:662:GLU:HG2	1.02	0.42
1:D:495:PRO:O	1:D:496:GLU:C	2.57	0.42
1:E:593:GLY:HA3	1:E:603:TYR:O	2.19	0.42

Continued on next page...

Continued from previous page...

Atom-1	Atom-2	Interatomic distance (Å)	Clash overlap (Å)
1:F:414:LEU:HA	1:F:414:LEU:HD23	1.70	0.42
1:G:492:TYR:CE1	1:G:606:ILE:HB	2.54	0.42
1:H:448:TYR:C	1:H:453:GLU:HG3	2.39	0.42
1:I:521:ARG:HE	1:I:521:ARG:HB2	1.71	0.42
1:I:448:TYR:CZ	1:I:642:PHE:HB2	2.55	0.42
1:J:494:THR:HG22	1:J:499:ILE:HG22	2.01	0.42
1:J:495:PRO:O	1:J:496:GLU:C	2.57	0.42
1:J:607:ALA:O	1:J:609:ILE:N	2.52	0.42
1:A:593:GLY:HA3	1:A:603:TYR:O	2.19	0.42
1:D:545:ARG:CZ	1:D:597:TYR:HB3	2.50	0.42
1:F:495:PRO:O	1:F:496:GLU:C	2.57	0.42
1:F:607:ALA:O	1:F:609:ILE:N	2.52	0.42
1:F:623:LEU:HA	1:F:623:LEU:HD12	1.86	0.42
1:G:448:TYR:CZ	1:G:642:PHE:HB2	2.55	0.42
1:I:387:VAL:CB	1:I:390:GLU:CD	2.88	0.42
1:K:349:VAL:C	1:K:351:GLU:N	2.71	0.42
1:L:465:LEU:HD21	1:L:480:ALA:CB	2.49	0.42
1:L:545:ARG:CZ	1:L:597:TYR:HB3	2.50	0.42
1:B:365:ASP:CG	1:B:367:THR:CG2	2.88	0.42
1:B:542:SER:HB2	1:B:595:ILE:CD1	2.49	0.42
1:B:607:ALA:O	1:B:609:ILE:N	2.52	0.42
1:D:648:PRO:CD	1:D:649:GLN:H	2.32	0.42
1:E:556:GLY:CA	1:E:589:TYR:HD1	2.32	0.42
1:G:346:ASP:OD1	1:G:362:THR:CB	2.67	0.42
1:I:556:GLY:CA	1:I:589:TYR:CD1	3.01	0.42
1:I:661:LEU:HD22	1:I:661:LEU:HA	1.75	0.42
1:J:447:TYR:HB2	1:J:467:TYR:CD1	2.54	0.42
1:J:542:SER:HB2	1:J:595:ILE:CD1	2.50	0.42
1:K:361:GLN:HA	1:K:361:GLN:HE21	1.84	0.42
1:K:386:THR:C	1:K:388:GLN:N	2.67	0.42
1:C:388:GLN:C	1:C:389:ARG:CG	2.88	0.42
1:D:461:LYS:HG2	1:D:461:LYS:O	2.18	0.42
1:E:448:TYR:HA	1:E:452:VAL:HB	2.02	0.42
1:E:448:TYR:CZ	1:E:642:PHE:HB2	2.55	0.42
1:F:422:VAL:HG11	1:F:475:VAL:HG13	2.01	0.42
1:G:386:THR:C	1:G:388:GLN:N	2.67	0.42
1:G:387:VAL:CB	1:G:390:GLU:CD	2.88	0.42
1:I:647:ARG:N	1:I:648:PRO:HD3	2.34	0.42
1:J:405:THR:HB	1:J:406:PRO:HD3	1.43	0.42
1:K:387:VAL:CB	1:K:390:GLU:CD	2.88	0.42
1:A:458:SER:HB2	1:A:632:ILE:O	2.19	0.42

Continued on next page...

Continued from previous page...

Atom-1	Atom-2	Interatomic distance (Å)	Clash overlap (Å)
1:A:595:ILE:HG23	1:A:602:ILE:HG23	2.02	0.42
1:B:388:GLN:O	1:B:392:ILE:HG22	2.19	0.42
1:B:648:PRO:CD	1:B:649:GLN:H	2.32	0.42
1:C:346:ASP:OD1	1:C:362:THR:CB	2.67	0.42
1:C:502:ASN:ND2	1:C:635:ARG:CB	2.59	0.42
1:E:346:ASP:OD1	1:E:362:THR:CB	2.67	0.42
1:E:647:ARG:N	1:E:648:PRO:HD3	2.34	0.42
1:F:545:ARG:CZ	1:F:597:TYR:HB3	2.50	0.42
1:F:572:TYR:HB2	1:F:591:VAL:CG2	2.49	0.42
1:G:349:VAL:C	1:G:351:GLU:N	2.71	0.42
1:G:377:LYS:HA	1:G:378:PRO:HD3	1.84	0.42
1:H:408:ILE:CG1	1:H:408:ILE:O	2.64	0.42
1:H:545:ARG:CZ	1:H:597:TYR:HB3	2.50	0.42
1:K:346:ASP:OD1	1:K:362:THR:CB	2.67	0.42
1:K:454:ILE:HG23	1:K:455:PHE:N	2.34	0.42
1:K:458:SER:HB2	1:K:632:ILE:O	2.19	0.42
1:K:492:TYR:CE1	1:K:606:ILE:HB	2.54	0.42
1:L:345:TYR:HD1	1:L:345:TYR:C	2.18	0.42
1:L:448:TYR:CZ	1:L:642:PHE:HB2	2.55	0.42
1:A:346:ASP:OD1	1:A:362:THR:CB	2.67	0.42
1:A:651:LEU:C	1:A:651:LEU:HD23	2.40	0.42
1:B:346:ASP:OD1	1:B:346:ASP:N	2.47	0.42
1:B:658:ILE:HA	1:B:658:ILE:HD12	1.67	0.42
1:C:424:TYR:O	1:C:658:ILE:HB	2.20	0.42
1:D:358:GLN:HE21	1:D:377:LYS:HZ2	1.67	0.42
1:E:387:VAL:CB	1:E:390:GLU:CD	2.88	0.42
1:E:557:PRO:HD3	1:E:580:LEU:HD11	2.01	0.42
1:E:660:GLN:HG3	1:E:661:LEU:H	1.77	0.42
1:G:556:GLY:CA	1:G:589:TYR:HD1	2.32	0.42
1:H:495:PRO:O	1:H:496:GLU:C	2.57	0.42
1:I:440:ILE:CG1	1:I:441:ILE:N	2.79	0.42
1:J:653:ILE:HG22	1:J:655:LEU:CD1	2.49	0.42
1:K:465:LEU:HA	1:K:465:LEU:HD23	1.84	0.42
1:L:422:VAL:HG11	1:L:475:VAL:HG13	2.01	0.42
1:A:340:VAL:O	1:A:341:THR:CB	2.63	0.41
1:A:424:TYR:O	1:A:658:ILE:HB	2.20	0.41
1:A:557:PRO:HD3	1:A:580:LEU:HD11	2.01	0.41
1:A:660:GLN:HG3	1:A:661:LEU:H	1.77	0.41
1:B:375:ALA:HA	1:B:409:ILE:O	2.19	0.41
1:B:545:ARG:CZ	1:B:597:TYR:HB3	2.50	0.41
1:B:448:TYR:CZ	1:B:642:PHE:HB2	2.55	0.41

Continued on next page...

Continued from previous page...

Atom-1	Atom-2	Interatomic distance (Å)	Clash overlap (Å)
1:C:557:PRO:HD3	1:C:580:LEU:HD11	2.01	0.41
1:D:494:THR:HG22	1:D:499:ILE:HG22	2.01	0.41
1:F:448:TYR:CZ	1:F:642:PHE:HB2	2.55	0.41
1:I:525:ASN:OD1	1:I:526:PRO:N	2.53	0.41
1:J:545:ARG:CZ	1:J:597:TYR:HB3	2.50	0.41
1:K:408:ILE:CD1	1:K:408:ILE:H	2.30	0.41
1:K:448:TYR:CZ	1:K:642:PHE:HB2	2.55	0.41
1:A:387:VAL:CB	1:A:390:GLU:CD	2.88	0.41
1:A:387:VAL:CG2	1:A:390:GLU:OE1	2.55	0.41
1:C:448:TYR:HA	1:C:452:VAL:HB	2.02	0.41
1:C:556:GLY:CA	1:C:589:TYR:HD1	2.32	0.41
1:D:653:ILE:HG22	1:D:655:LEU:CD1	2.49	0.41
1:F:353:PHE:CZ	1:F:395:TYR:CD2	3.05	0.41
1:F:494:THR:HG22	1:F:499:ILE:HG22	2.01	0.41
1:F:642:PHE:CZ	1:F:644:ASN:HB2	2.55	0.41
1:G:525:ASN:OD1	1:G:526:PRO:N	2.53	0.41
1:G:651:LEU:C	1:G:651:LEU:HD23	2.40	0.41
1:I:465:LEU:HA	1:I:465:LEU:HD23	1.84	0.41
1:I:493:LYS:HB2	1:I:493:LYS:HE3	1.91	0.41
1:J:496:GLU:N	1:J:496:GLU:OE1	2.30	0.41
1:L:401:LEU:HD12	1:L:401:LEU:HA	1.63	0.41
1:A:550:ILE:HG12	1:A:596:ASN:HA	2.02	0.41
1:B:495:PRO:O	1:B:496:GLU:C	2.57	0.41
1:C:361:GLN:HE21	1:C:361:GLN:HA	1.84	0.41
1:C:595:ILE:HG23	1:C:602:ILE:HG23	2.02	0.41
1:E:377:LYS:HA	1:E:378:PRO:HD3	1.84	0.41
1:E:525:ASN:OD1	1:E:526:PRO:N	2.53	0.41
1:G:361:GLN:HG2	1:G:455:PHE:CB	2.50	0.41
1:G:502:ASN:ND2	1:G:635:ARG:CB	2.59	0.41
1:G:557:PRO:HD3	1:G:580:LEU:HD11	2.01	0.41
1:H:494:THR:HG22	1:H:499:ILE:HG22	2.01	0.41
1:H:642:PHE:CZ	1:H:644:ASN:HB2	2.55	0.41
1:I:401:LEU:HD21	1:I:402:ALA:HB2	1.96	0.41
1:I:458:SER:HB2	1:I:632:ILE:O	2.19	0.41
1:I:550:ILE:HG12	1:I:596:ASN:HA	2.02	0.41
1:I:556:GLY:CA	1:I:589:TYR:HD1	2.32	0.41
1:K:502:ASN:ND2	1:K:635:ARG:CB	2.59	0.41
1:A:382:LEU:CD1	1:A:647:ARG:HH21	2.33	0.41
1:C:384:LEU:HA	1:C:384:LEU:HD23	1.85	0.41
1:C:448:TYR:CZ	1:C:642:PHE:HB2	2.55	0.41
1:E:454:ILE:HG23	1:E:455:PHE:N	2.34	0.41

Continued on next page...

Continued from previous page...

Atom-1	Atom-2	Interatomic distance (Å)	Clash overlap (Å)
1:G:448:TYR:HA	1:G:452:VAL:HB	2.02	0.41
1:G:458:SER:HB2	1:G:632:ILE:O	2.19	0.41
1:G:556:GLY:CA	1:G:589:TYR:CD1	3.01	0.41
1:H:365:ASP:O	1:H:366:SER:C	2.54	0.41
1:H:447:TYR:HB2	1:H:467:TYR:CD1	2.54	0.41
1:I:349:VAL:C	1:I:351:GLU:N	2.71	0.41
1:I:387:VAL:CG2	1:I:390:GLU:OE1	2.55	0.41
1:I:651:LEU:C	1:I:651:LEU:HD23	2.40	0.41
1:K:525:ASN:OD1	1:K:526:PRO:N	2.53	0.41
1:A:453:GLU:O	1:A:454:ILE:HG13	2.21	0.41
1:C:382:LEU:CD1	1:C:647:ARG:HH21	2.33	0.41
1:C:464:MET:CG	1:C:465:LEU:N	2.82	0.41
1:D:542:SER:HB2	1:D:595:ILE:CD1	2.50	0.41
1:E:453:GLU:O	1:E:454:ILE:HG13	2.21	0.41
1:E:651:LEU:HD23	1:E:651:LEU:C	2.40	0.41
1:G:647:ARG:N	1:G:648:PRO:HD3	2.34	0.41
1:G:656:GLU:HA	1:G:657:PRO:HD3	1.82	0.41
1:H:476:ILE:CG2	1:H:476:ILE:O	2.60	0.41
1:J:422:VAL:HG11	1:J:475:VAL:HG13	2.01	0.41
1:K:550:ILE:HG12	1:K:596:ASN:HA	2.02	0.41
1:K:556:GLY:CA	1:K:589:TYR:HD1	2.32	0.41
1:K:595:ILE:HG23	1:K:602:ILE:HG23	2.02	0.41
1:L:365:ASP:O	1:L:366:SER:C	2.54	0.41
1:L:642:PHE:CZ	1:L:644:ASN:HB2	2.55	0.41
1:A:448:TYR:CZ	1:A:642:PHE:HB2	2.55	0.41
1:B:396:LEU:HD13	1:B:405:THR:OG1	2.21	0.41
1:B:642:PHE:CZ	1:B:644:ASN:HB2	2.55	0.41
1:C:651:LEU:C	1:C:651:LEU:HD23	2.40	0.41
1:G:526:PRO:O	1:G:527:ASP:C	2.59	0.41
1:G:595:ILE:HG23	1:G:602:ILE:HG23	2.02	0.41
1:H:375:ALA:HA	1:H:409:ILE:CD1	2.51	0.41
1:H:396:LEU:HD13	1:H:405:THR:OG1	2.21	0.41
1:H:448:TYR:CZ	1:H:642:PHE:HB2	2.55	0.41
1:J:448:TYR:CZ	1:J:642:PHE:HB2	2.55	0.41
1:L:367:THR:CG2	1:L:368:LYS:N	2.44	0.41
1:L:402:ALA:O	1:L:403:PRO:C	2.59	0.41
1:L:447:TYR:HB2	1:L:467:TYR:CD1	2.54	0.41
1:A:361:GLN:HG2	1:A:455:PHE:CB	2.50	0.41
1:A:647:ARG:N	1:A:648:PRO:HD3	2.34	0.41
1:B:408:ILE:O	1:B:408:ILE:CG1	2.64	0.41
1:B:455:PHE:O	1:B:456:ASN:CB	2.69	0.41

Continued on next page...

Continued from previous page...

Atom-1	Atom-2	Interatomic distance (Å)	Clash overlap (Å)
1:B:647:ARG:HD3	1:B:649:GLN:CG	2.51	0.41
1:C:377:LYS:HA	1:C:378:PRO:HD3	1.84	0.41
1:C:521:ARG:HE	1:C:521:ARG:HB2	1.71	0.41
1:E:361:GLN:HG2	1:E:455:PHE:CB	2.50	0.41
1:H:358:GLN:HE21	1:H:377:LYS:NZ	2.19	0.41
1:I:424:TYR:O	1:I:658:ILE:HB	2.20	0.41
1:I:424:TYR:HB2	1:I:475:VAL:H	1.85	0.41
1:I:595:ILE:HG23	1:I:602:ILE:HG23	2.02	0.41
1:J:642:PHE:CZ	1:J:644:ASN:HB2	2.55	0.41
1:K:361:GLN:HG2	1:K:455:PHE:CB	2.50	0.41
1:K:424:TYR:HB2	1:K:475:VAL:H	1.85	0.41
1:K:382:LEU:CD1	1:K:647:ARG:HH21	2.33	0.41
1:K:651:LEU:C	1:K:651:LEU:HD23	2.40	0.41
1:L:375:ALA:HA	1:L:409:ILE:CD1	2.51	0.41
1:L:455:PHE:O	1:L:456:ASN:CB	2.69	0.41
1:L:663:HIS:HE1	1:L:665:HIS:O	2.04	0.41
1:B:375:ALA:HA	1:B:409:ILE:CD1	2.51	0.41
1:B:663:HIS:HE1	1:B:665:HIS:O	2.04	0.41
1:C:341:THR:O	1:C:341:THR:OG1	2.33	0.41
1:C:361:GLN:HG2	1:C:455:PHE:CB	2.50	0.41
1:E:523:VAL:HG12	1:E:534:VAL:HG22	2.03	0.41
1:E:582:ASN:C	1:E:585:GLY:H	2.21	0.41
1:F:542:SER:HB2	1:F:595:ILE:CD1	2.50	0.41
1:G:453:GLU:O	1:G:454:ILE:HG13	2.21	0.41
1:G:595:ILE:CG2	1:G:602:ILE:HG12	2.51	0.41
1:I:526:PRO:O	1:I:527:ASP:C	2.59	0.41
1:K:448:TYR:HA	1:K:452:VAL:HB	2.02	0.41
1:A:448:TYR:HA	1:A:452:VAL:HB	2.02	0.41
1:C:523:VAL:HG12	1:C:534:VAL:HG22	2.03	0.41
1:D:492:TYR:OH	1:D:611:LEU:O	2.34	0.41
1:D:642:PHE:CZ	1:D:644:ASN:HB2	2.55	0.41
1:E:353:PHE:O	1:E:355:SER:HB3	2.21	0.41
1:E:523:VAL:HG22	1:E:524:VAL:H	1.86	0.41
1:F:358:GLN:HE21	1:F:377:LYS:NZ	2.19	0.41
1:G:361:GLN:HA	1:G:361:GLN:HE21	1.84	0.41
1:G:382:LEU:CD1	1:G:647:ARG:HH21	2.33	0.41
1:J:455:PHE:O	1:J:456:ASN:CB	2.69	0.41
1:L:651:LEU:HD23	1:L:651:LEU:HA	1.83	0.41
1:A:414:LEU:HD23	1:A:414:LEU:HA	1.91	0.41
1:A:523:VAL:HG22	1:A:524:VAL:H	1.86	0.41
1:B:448:TYR:CD2	1:B:642:PHE:HB2	2.56	0.41

Continued on next page...

Continued from previous page...

Atom-1	Atom-2	Interatomic distance (Å)	Clash overlap (Å)
1:C:420:LEU:HG	1:C:422:VAL:HG23	2.03	0.41
1:D:396:LEU:HD13	1:D:405:THR:OG1	2.21	0.41
1:D:455:PHE:O	1:D:456:ASN:CB	2.69	0.41
1:D:546:ASP:CG	1:D:547:SER:O	2.59	0.41
1:D:448:TYR:CZ	1:D:642:PHE:HB2	2.55	0.41
1:G:523:VAL:HG12	1:G:534:VAL:HG22	2.03	0.41
1:H:546:ASP:CG	1:H:547:SER:O	2.59	0.41
1:H:448:TYR:CD2	1:H:642:PHE:HB2	2.56	0.41
1:J:546:ASP:CG	1:J:547:SER:O	2.59	0.41
1:K:660:GLN:HG3	1:K:661:LEU:H	1.77	0.41
1:L:495:PRO:O	1:L:496:GLU:C	2.57	0.41
1:A:454:ILE:HG23	1:A:455:PHE:N	2.34	0.41
1:B:353:PHE:CZ	1:B:395:TYR:CD2	3.05	0.41
1:C:353:PHE:O	1:C:355:SER:HB3	2.21	0.41
1:C:647:ARG:CG	1:C:650:TYR:CD1	3.04	0.41
1:D:385:THR:HG23	1:D:387:VAL:HG13	2.03	0.41
1:E:424:TYR:O	1:E:658:ILE:HB	2.20	0.41
1:H:410:SER:HA	1:H:411:PRO:HD3	1.81	0.41
1:H:599:ALA:O	1:H:600:ASP:C	2.59	0.41
1:J:541:VAL:HG12	1:J:542:SER:H	1.86	0.41
1:K:523:VAL:HG12	1:K:534:VAL:HG22	2.03	0.41
1:L:396:LEU:HD13	1:L:405:THR:OG1	2.21	0.41
1:L:410:SER:HA	1:L:411:PRO:HD3	1.81	0.41
1:A:582:ASN:C	1:A:584:ASP:N	2.74	0.40
1:B:365:ASP:O	1:B:366:SER:C	2.54	0.40
1:C:525:ASN:OD1	1:C:526:PRO:N	2.53	0.40
1:C:526:PRO:O	1:C:527:ASP:C	2.59	0.40
1:D:476:ILE:CG2	1:D:476:ILE:O	2.60	0.40
1:D:663:HIS:HE1	1:D:665:HIS:O	2.04	0.40
1:E:582:ASN:C	1:E:584:ASP:N	2.74	0.40
1:F:358:GLN:HE21	1:F:377:LYS:HZ2	1.69	0.40
1:F:402:ALA:O	1:F:403:PRO:C	2.59	0.40
1:F:396:LEU:HD13	1:F:405:THR:OG1	2.21	0.40
1:H:455:PHE:O	1:H:456:ASN:CB	2.69	0.40
1:H:658:ILE:HA	1:H:658:ILE:HD12	1.67	0.40
1:I:347:THR:C	1:I:349:VAL:N	2.73	0.40
1:I:420:LEU:HG	1:I:422:VAL:HG23	2.03	0.40
1:J:599:ALA:O	1:J:600:ASP:C	2.59	0.40
1:J:664:HIS:CD2	1:J:664:HIS:C	2.90	0.40
1:K:523:VAL:HG22	1:K:524:VAL:H	1.86	0.40
1:K:424:TYR:O	1:K:658:ILE:HB	2.20	0.40

Continued on next page...

Continued from previous page...

Atom-1	Atom-2	Interatomic distance (Å)	Clash overlap (Å)
1:L:556:GLY:HA2	1:L:557:PRO:HD3	1.90	0.40
1:A:355:SER:OG	1:A:356:ILE:N	2.55	0.40
1:A:623:LEU:HD12	1:A:623:LEU:HA	1.79	0.40
1:B:533:ASP:O	1:B:535:LEU:HG	2.22	0.40
1:B:557:PRO:CG	1:B:580:LEU:HD11	2.37	0.40
1:C:347:THR:C	1:C:349:VAL:N	2.73	0.40
1:D:358:GLN:HE21	1:D:377:LYS:NZ	2.19	0.40
1:D:372:ALA:O	1:D:406:PRO:HA	2.21	0.40
1:F:372:ALA:O	1:F:406:PRO:HA	2.21	0.40
1:F:546:ASP:CG	1:F:547:SER:O	2.59	0.40
1:G:550:ILE:HG12	1:G:596:ASN:HA	2.02	0.40
1:H:647:ARG:HD3	1:H:649:GLN:CG	2.51	0.40
1:I:453:GLU:O	1:I:454:ILE:HG13	2.21	0.40
1:J:375:ALA:HA	1:J:409:ILE:CD1	2.51	0.40
1:J:448:TYR:CD2	1:J:642:PHE:HB2	2.56	0.40
1:K:353:PHE:O	1:K:355:SER:HB3	2.21	0.40
1:K:420:LEU:HG	1:K:422:VAL:HG23	2.03	0.40
1:K:453:GLU:O	1:K:454:ILE:HG13	2.21	0.40
1:K:483:GLN:HG2	1:K:626:ASP:HB3	2.04	0.40
1:K:629:ASP:OD1	1:K:629:ASP:N	2.55	0.40
1:L:385:THR:HG23	1:L:387:VAL:HG13	2.04	0.40
1:L:405:THR:OG1	1:L:406:PRO:CD	2.66	0.40
1:L:599:ALA:O	1:L:600:ASP:C	2.59	0.40
1:L:623:LEU:HA	1:L:623:LEU:HD12	1.86	0.40
1:A:424:TYR:HB2	1:A:475:VAL:H	1.85	0.40
1:A:595:ILE:CG2	1:A:602:ILE:HG12	2.51	0.40
1:B:372:ALA:O	1:B:406:PRO:HA	2.21	0.40
1:B:422:VAL:HG11	1:B:475:VAL:HG13	2.01	0.40
1:C:626:ASP:HA	1:C:627:PRO:HD3	1.65	0.40
1:C:629:ASP:N	1:C:629:ASP:OD1	2.55	0.40
1:D:375:ALA:HA	1:D:409:ILE:CD1	2.51	0.40
1:D:448:TYR:CD2	1:D:642:PHE:HB2	2.56	0.40
1:D:647:ARG:HD3	1:D:649:GLN:CG	2.51	0.40
1:E:550:ILE:HG12	1:E:596:ASN:HA	2.02	0.40
1:E:647:ARG:CG	1:E:650:TYR:CD1	3.04	0.40
1:F:385:THR:HG23	1:F:387:VAL:HG13	2.04	0.40
1:F:448:TYR:CD2	1:F:642:PHE:HB2	2.56	0.40
1:F:663:HIS:HE1	1:F:665:HIS:O	2.04	0.40
1:G:424:TYR:O	1:G:658:ILE:HB	2.20	0.40
1:G:465:LEU:HA	1:G:465:LEU:HD23	1.84	0.40
1:G:582:ASN:C	1:G:584:ASP:N	2.74	0.40

Continued on next page...

Continued from previous page...

Atom-1	Atom-2	Interatomic distance (Å)	Clash overlap (Å)
1:I:629:ASP:N	1:I:629:ASP:OD1	2.55	0.40
1:J:358:GLN:HE21	1:J:377:LYS:NZ	2.19	0.40
1:J:396:LEU:HD13	1:J:405:THR:OG1	2.21	0.40
1:K:582:ASN:C	1:K:584:ASP:N	2.74	0.40
1:L:448:TYR:CD2	1:L:642:PHE:HB2	2.56	0.40
1:L:648:PRO:CD	1:L:649:GLN:H	2.32	0.40
1:L:659:SER:HB3	1:L:660:GLN:H	1.78	0.40
1:A:525:ASN:OD1	1:A:526:PRO:N	2.53	0.40
1:A:523:VAL:HG12	1:A:534:VAL:HG22	2.03	0.40
1:A:556:GLY:CA	1:A:589:TYR:HD1	2.32	0.40
1:B:599:ALA:O	1:B:600:ASP:C	2.59	0.40
1:B:486:ARG:HH22	1:B:638:SER:HB3	1.86	0.40
1:C:340:VAL:O	1:C:341:THR:CG2	2.64	0.40
1:D:441:ILE:HD11	1:D:644:ASN:CG	2.42	0.40
1:D:533:ASP:O	1:D:535:LEU:HG	2.22	0.40
1:F:356:ILE:O	1:F:379:LYS:N	2.48	0.40
1:F:441:ILE:HD11	1:F:644:ASN:CG	2.42	0.40
1:G:340:VAL:O	1:G:341:THR:CG2	2.64	0.40
1:H:402:ALA:O	1:H:403:PRO:C	2.59	0.40
1:H:414:LEU:HD23	1:H:414:LEU:HA	1.70	0.40
1:H:486:ARG:HH22	1:H:638:SER:HB3	1.86	0.40
1:H:663:HIS:HE1	1:H:665:HIS:O	2.04	0.40
1:I:453:GLU:HG2	1:I:641:VAL:HA	2.04	0.40
1:I:523:VAL:HG22	1:I:524:VAL:H	1.86	0.40
1:K:347:THR:C	1:K:349:VAL:N	2.73	0.40
1:K:387:VAL:CG2	1:K:390:GLU:OE1	2.55	0.40
1:B:441:ILE:HD11	1:B:644:ASN:CG	2.42	0.40
1:C:424:TYR:HB2	1:C:475:VAL:H	1.85	0.40
1:C:523:VAL:HG22	1:C:524:VAL:H	1.86	0.40
1:C:595:ILE:CG2	1:C:602:ILE:HG12	2.51	0.40
1:C:658:ILE:HA	1:C:658:ILE:HD13	1.52	0.40
1:E:595:ILE:HG23	1:E:602:ILE:HG23	2.02	0.40
1:F:375:ALA:HA	1:F:409:ILE:CD1	2.51	0.40
1:F:455:PHE:O	1:F:456:ASN:CB	2.69	0.40
1:F:599:ALA:O	1:F:600:ASP:C	2.59	0.40
1:G:464:MET:CG	1:G:465:LEU:N	2.82	0.40
1:G:424:TYR:HB2	1:G:475:VAL:H	1.85	0.40
1:H:465:LEU:HD21	1:H:480:ALA:CB	2.49	0.40
1:I:464:MET:CG	1:I:465:LEU:N	2.82	0.40
1:J:465:LEU:HD21	1:J:480:ALA:CB	2.49	0.40
1:J:658:ILE:HA	1:J:658:ILE:HD12	1.67	0.40

Continued on next page...

Continued from previous page...

Atom-1	Atom-2	Interatomic distance (Å)	Clash overlap (Å)
1:K:355:SER:OG	1:K:356:ILE:N	2.55	0.40

There are no symmetry-related clashes.

5.3 Torsion angles [i](#)

5.3.1 Protein backbone [i](#)

In the following table, the Percentiles column shows the percent Ramachandran outliers of the chain as a percentile score with respect to all PDB entries followed by that with respect to all EM entries.

The Analysed column shows the number of residues for which the backbone conformation was analysed, and the total number of residues.

Mol	Chain	Analysed	Favoured	Allowed	Outliers	Percentiles	
1	A	324/335 (97%)	260 (80%)	47 (14%)	17 (5%)	2	26
1	B	322/335 (96%)	261 (81%)	42 (13%)	19 (6%)	2	23
1	C	324/335 (97%)	260 (80%)	47 (14%)	17 (5%)	2	26
1	D	322/335 (96%)	262 (81%)	41 (13%)	19 (6%)	2	23
1	E	324/335 (97%)	260 (80%)	47 (14%)	17 (5%)	2	26
1	F	322/335 (96%)	262 (81%)	41 (13%)	19 (6%)	2	23
1	G	324/335 (97%)	260 (80%)	47 (14%)	17 (5%)	2	26
1	H	322/335 (96%)	262 (81%)	41 (13%)	19 (6%)	2	23
1	I	324/335 (97%)	260 (80%)	47 (14%)	17 (5%)	2	26
1	J	322/335 (96%)	261 (81%)	42 (13%)	19 (6%)	2	23
1	K	324/335 (97%)	260 (80%)	47 (14%)	17 (5%)	2	26
1	L	322/335 (96%)	261 (81%)	42 (13%)	19 (6%)	2	23
All	All	3876/4020 (96%)	3129 (81%)	531 (14%)	216 (6%)	4	25

All (216) Ramachandran outliers are listed below:

Mol	Chain	Res	Type
1	A	348	PHE
1	A	354	GLY
1	A	389	ARG

Continued on next page...

Continued from previous page...

Mol	Chain	Res	Type
1	A	390	GLU
1	A	526	PRO
1	A	576	ASP
1	A	635	ARG
1	A	662	GLU
1	B	368	LYS
1	B	406	PRO
1	B	556	GLY
1	B	568	ASN
1	B	593	GLY
1	B	660	GLN
1	B	661	LEU
1	B	662	GLU
1	C	348	PHE
1	C	354	GLY
1	C	389	ARG
1	C	390	GLU
1	C	526	PRO
1	C	576	ASP
1	C	635	ARG
1	C	662	GLU
1	D	368	LYS
1	D	406	PRO
1	D	556	GLY
1	D	568	ASN
1	D	593	GLY
1	D	660	GLN
1	D	661	LEU
1	D	662	GLU
1	E	348	PHE
1	E	354	GLY
1	E	389	ARG
1	E	390	GLU
1	E	526	PRO
1	E	576	ASP
1	E	635	ARG
1	E	662	GLU
1	F	368	LYS
1	F	406	PRO
1	F	556	GLY
1	F	568	ASN
1	F	593	GLY

Continued on next page...

Continued from previous page...

Mol	Chain	Res	Type
1	F	660	GLN
1	F	661	LEU
1	F	662	GLU
1	G	348	PHE
1	G	354	GLY
1	G	389	ARG
1	G	390	GLU
1	G	526	PRO
1	G	576	ASP
1	G	635	ARG
1	G	662	GLU
1	H	368	LYS
1	H	406	PRO
1	H	556	GLY
1	H	568	ASN
1	H	593	GLY
1	H	660	GLN
1	H	661	LEU
1	H	662	GLU
1	I	348	PHE
1	I	354	GLY
1	I	389	ARG
1	I	390	GLU
1	I	526	PRO
1	I	576	ASP
1	I	635	ARG
1	I	662	GLU
1	J	368	LYS
1	J	406	PRO
1	J	556	GLY
1	J	568	ASN
1	J	593	GLY
1	J	660	GLN
1	J	661	LEU
1	J	662	GLU
1	K	348	PHE
1	K	354	GLY
1	K	389	ARG
1	K	390	GLU
1	K	526	PRO
1	K	576	ASP
1	K	635	ARG

Continued on next page...

Continued from previous page...

Mol	Chain	Res	Type
1	K	662	GLU
1	L	368	LYS
1	L	406	PRO
1	L	556	GLY
1	L	568	ASN
1	L	593	GLY
1	L	660	GLN
1	L	661	LEU
1	L	662	GLU
1	A	402	ALA
1	A	474	SER
1	A	490	ASN
1	A	664	HIS
1	B	367	THR
1	B	560	SER
1	B	600	ASP
1	C	402	ALA
1	C	474	SER
1	C	490	ASN
1	C	664	HIS
1	D	367	THR
1	D	560	SER
1	D	600	ASP
1	E	402	ALA
1	E	474	SER
1	E	490	ASN
1	E	664	HIS
1	F	367	THR
1	F	560	SER
1	F	600	ASP
1	G	402	ALA
1	G	474	SER
1	G	490	ASN
1	G	664	HIS
1	H	367	THR
1	H	560	SER
1	H	600	ASP
1	I	402	ALA
1	I	474	SER
1	I	490	ASN
1	I	664	HIS
1	J	367	THR

Continued on next page...

Continued from previous page...

Mol	Chain	Res	Type
1	J	560	SER
1	J	600	ASP
1	K	402	ALA
1	K	474	SER
1	K	490	ASN
1	K	664	HIS
1	L	367	THR
1	L	560	SER
1	L	600	ASP
1	A	341	THR
1	A	587	ASP
1	A	651	LEU
1	B	348	PHE
1	B	574	GLY
1	B	608	LYS
1	B	663	HIS
1	C	341	THR
1	C	587	ASP
1	C	651	LEU
1	D	348	PHE
1	D	574	GLY
1	D	608	LYS
1	D	663	HIS
1	E	341	THR
1	E	587	ASP
1	E	651	LEU
1	F	348	PHE
1	F	574	GLY
1	F	608	LYS
1	F	663	HIS
1	G	341	THR
1	G	587	ASP
1	G	651	LEU
1	H	348	PHE
1	H	574	GLY
1	H	608	LYS
1	H	663	HIS
1	I	341	THR
1	I	587	ASP
1	I	651	LEU
1	J	348	PHE
1	J	574	GLY

Continued on next page...

Continued from previous page...

Mol	Chain	Res	Type
1	J	608	LYS
1	J	663	HIS
1	K	341	THR
1	K	587	ASP
1	K	651	LEU
1	L	348	PHE
1	L	574	GLY
1	L	608	LYS
1	L	663	HIS
1	B	349	VAL
1	B	625	SER
1	D	349	VAL
1	D	625	SER
1	F	349	VAL
1	F	625	SER
1	H	349	VAL
1	H	625	SER
1	J	349	VAL
1	J	625	SER
1	L	349	VAL
1	L	625	SER
1	B	496	GLU
1	D	496	GLU
1	J	496	GLU
1	L	496	GLU
1	A	475	VAL
1	C	475	VAL
1	E	475	VAL
1	F	496	GLU
1	G	475	VAL
1	H	496	GLU
1	I	475	VAL
1	K	475	VAL
1	B	524	VAL
1	D	524	VAL
1	F	524	VAL
1	H	524	VAL
1	J	524	VAL
1	L	524	VAL
1	A	392	ILE
1	C	392	ILE
1	E	392	ILE

Continued on next page...

Continued from previous page...

Mol	Chain	Res	Type
1	G	392	ILE
1	I	392	ILE
1	K	392	ILE

5.3.2 Protein sidechains ⓘ

In the following table, the Percentiles column shows the percent sidechain outliers of the chain as a percentile score with respect to all PDB entries followed by that with respect to all EM entries.

The Analysed column shows the number of residues for which the sidechain conformation was analysed, and the total number of residues.

Mol	Chain	Analysed	Rotameric	Outliers	Percentiles	
1	A	295/304 (97%)	239 (81%)	56 (19%)	2	11
1	B	293/304 (96%)	234 (80%)	59 (20%)	1	9
1	C	295/304 (97%)	239 (81%)	56 (19%)	2	11
1	D	293/304 (96%)	234 (80%)	59 (20%)	1	9
1	E	295/304 (97%)	239 (81%)	56 (19%)	2	11
1	F	293/304 (96%)	234 (80%)	59 (20%)	1	9
1	G	295/304 (97%)	239 (81%)	56 (19%)	2	11
1	H	293/304 (96%)	234 (80%)	59 (20%)	1	9
1	I	295/304 (97%)	239 (81%)	56 (19%)	2	11
1	J	293/304 (96%)	234 (80%)	59 (20%)	1	9
1	K	295/304 (97%)	239 (81%)	56 (19%)	2	11
1	L	293/304 (96%)	234 (80%)	59 (20%)	1	9
All	All	3528/3648 (97%)	2838 (80%)	690 (20%)	4	10

All (690) residues with a non-rotameric sidechain are listed below:

Mol	Chain	Res	Type
1	A	340	VAL
1	A	341	THR
1	A	343	THR
1	A	345	TYR
1	A	348	PHE
1	A	355	SER
1	A	356	ILE

Continued on next page...

Continued from previous page...

Mol	Chain	Res	Type
1	A	360	VAL
1	A	361	GLN
1	A	364	THR
1	A	374	ILE
1	A	388	GLN
1	A	391	ASP
1	A	398	ASP
1	A	401	LEU
1	A	405	THR
1	A	414	LEU
1	A	416	ILE
1	A	423	THR
1	A	427	ASN
1	A	429	LEU
1	A	441	ILE
1	A	446	ARG
1	A	464	MET
1	A	466	THR
1	A	474	SER
1	A	486	ARG
1	A	489	GLN
1	A	496	GLU
1	A	499	ILE
1	A	500	LYS
1	A	522	LYS
1	A	528	THR
1	A	532	GLU
1	A	533	ASP
1	A	536	TYR
1	A	538	VAL
1	A	547	SER
1	A	580	LEU
1	A	587	ASP
1	A	595	ILE
1	A	596	ASN
1	A	619	GLN
1	A	622	GLU
1	A	626	ASP
1	A	628	THR
1	A	629	ASP
1	A	634	THR
1	A	635	ARG

Continued on next page...

Continued from previous page...

Mol	Chain	Res	Type
1	A	649	GLN
1	A	652	THR
1	A	658	ILE
1	A	659	SER
1	A	660	GLN
1	A	662	GLU
1	A	663	HIS
1	B	344	ASP
1	B	346	ASP
1	B	357	ILE
1	B	360	VAL
1	B	361	GLN
1	B	364	THR
1	B	366	SER
1	B	367	THR
1	B	374	ILE
1	B	379	LYS
1	B	380	SER
1	B	386	THR
1	B	404	ILE
1	B	407	SER
1	B	408	ILE
1	B	409	ILE
1	B	414	LEU
1	B	417	LYS
1	B	419	ASN
1	B	423	THR
1	B	427	ASN
1	B	429	LEU
1	B	436	LEU
1	B	446	ARG
1	B	457	SER
1	B	462	SER
1	B	464	MET
1	B	466	THR
1	B	474	SER
1	B	481	THR
1	B	486	ARG
1	B	493	LYS
1	B	496	GLU
1	B	499	ILE
1	B	522	LYS

Continued on next page...

Continued from previous page...

Mol	Chain	Res	Type
1	B	527	ASP
1	B	535	LEU
1	B	540	ILE
1	B	547	SER
1	B	548	LYS
1	B	566	ASN
1	B	567	GLU
1	B	575	ASN
1	B	580	LEU
1	B	595	ILE
1	B	596	ASN
1	B	601	VAL
1	B	612	THR
1	B	613	SER
1	B	614	GLU
1	B	632	ILE
1	B	648	PRO
1	B	649	GLN
1	B	651	LEU
1	B	652	THR
1	B	658	ILE
1	B	659	SER
1	B	661	LEU
1	B	664	HIS
1	C	340	VAL
1	C	341	THR
1	C	343	THR
1	C	345	TYR
1	C	348	PHE
1	C	355	SER
1	C	356	ILE
1	C	360	VAL
1	C	361	GLN
1	C	364	THR
1	C	374	ILE
1	C	388	GLN
1	C	391	ASP
1	C	398	ASP
1	C	401	LEU
1	C	405	THR
1	C	414	LEU
1	C	416	ILE

Continued on next page...

Continued from previous page...

Mol	Chain	Res	Type
1	C	423	THR
1	C	427	ASN
1	C	429	LEU
1	C	441	ILE
1	C	446	ARG
1	C	464	MET
1	C	466	THR
1	C	474	SER
1	C	486	ARG
1	C	489	GLN
1	C	496	GLU
1	C	499	ILE
1	C	500	LYS
1	C	522	LYS
1	C	528	THR
1	C	532	GLU
1	C	533	ASP
1	C	536	TYR
1	C	538	VAL
1	C	547	SER
1	C	580	LEU
1	C	587	ASP
1	C	595	ILE
1	C	596	ASN
1	C	619	GLN
1	C	622	GLU
1	C	626	ASP
1	C	628	THR
1	C	629	ASP
1	C	634	THR
1	C	635	ARG
1	C	649	GLN
1	C	652	THR
1	C	658	ILE
1	C	659	SER
1	C	660	GLN
1	C	662	GLU
1	C	663	HIS
1	D	344	ASP
1	D	346	ASP
1	D	357	ILE
1	D	360	VAL

Continued on next page...

Continued from previous page...

Mol	Chain	Res	Type
1	D	361	GLN
1	D	364	THR
1	D	366	SER
1	D	367	THR
1	D	374	ILE
1	D	379	LYS
1	D	380	SER
1	D	386	THR
1	D	404	ILE
1	D	407	SER
1	D	408	ILE
1	D	409	ILE
1	D	414	LEU
1	D	417	LYS
1	D	419	ASN
1	D	423	THR
1	D	427	ASN
1	D	429	LEU
1	D	436	LEU
1	D	446	ARG
1	D	457	SER
1	D	462	SER
1	D	464	MET
1	D	466	THR
1	D	474	SER
1	D	481	THR
1	D	486	ARG
1	D	493	LYS
1	D	496	GLU
1	D	499	ILE
1	D	522	LYS
1	D	527	ASP
1	D	535	LEU
1	D	540	ILE
1	D	547	SER
1	D	548	LYS
1	D	566	ASN
1	D	567	GLU
1	D	575	ASN
1	D	580	LEU
1	D	595	ILE
1	D	596	ASN

Continued on next page...

Continued from previous page...

Mol	Chain	Res	Type
1	D	601	VAL
1	D	612	THR
1	D	613	SER
1	D	614	GLU
1	D	632	ILE
1	D	648	PRO
1	D	649	GLN
1	D	651	LEU
1	D	652	THR
1	D	658	ILE
1	D	659	SER
1	D	661	LEU
1	D	664	HIS
1	E	340	VAL
1	E	341	THR
1	E	343	THR
1	E	345	TYR
1	E	348	PHE
1	E	355	SER
1	E	356	ILE
1	E	360	VAL
1	E	361	GLN
1	E	364	THR
1	E	374	ILE
1	E	388	GLN
1	E	391	ASP
1	E	398	ASP
1	E	401	LEU
1	E	405	THR
1	E	414	LEU
1	E	416	ILE
1	E	423	THR
1	E	427	ASN
1	E	429	LEU
1	E	441	ILE
1	E	446	ARG
1	E	464	MET
1	E	466	THR
1	E	474	SER
1	E	486	ARG
1	E	489	GLN
1	E	496	GLU

Continued on next page...

Continued from previous page...

Mol	Chain	Res	Type
1	E	499	ILE
1	E	500	LYS
1	E	522	LYS
1	E	528	THR
1	E	532	GLU
1	E	533	ASP
1	E	536	TYR
1	E	538	VAL
1	E	547	SER
1	E	580	LEU
1	E	587	ASP
1	E	595	ILE
1	E	596	ASN
1	E	619	GLN
1	E	622	GLU
1	E	626	ASP
1	E	628	THR
1	E	629	ASP
1	E	634	THR
1	E	635	ARG
1	E	649	GLN
1	E	652	THR
1	E	658	ILE
1	E	659	SER
1	E	660	GLN
1	E	662	GLU
1	E	663	HIS
1	F	344	ASP
1	F	346	ASP
1	F	357	ILE
1	F	360	VAL
1	F	361	GLN
1	F	364	THR
1	F	366	SER
1	F	367	THR
1	F	374	ILE
1	F	379	LYS
1	F	380	SER
1	F	386	THR
1	F	404	ILE
1	F	407	SER
1	F	408	ILE

Continued on next page...

Continued from previous page...

Mol	Chain	Res	Type
1	F	409	ILE
1	F	414	LEU
1	F	417	LYS
1	F	419	ASN
1	F	423	THR
1	F	427	ASN
1	F	429	LEU
1	F	436	LEU
1	F	446	ARG
1	F	457	SER
1	F	462	SER
1	F	464	MET
1	F	466	THR
1	F	474	SER
1	F	481	THR
1	F	486	ARG
1	F	493	LYS
1	F	496	GLU
1	F	499	ILE
1	F	522	LYS
1	F	527	ASP
1	F	535	LEU
1	F	540	ILE
1	F	547	SER
1	F	548	LYS
1	F	566	ASN
1	F	567	GLU
1	F	575	ASN
1	F	580	LEU
1	F	595	ILE
1	F	596	ASN
1	F	601	VAL
1	F	612	THR
1	F	613	SER
1	F	614	GLU
1	F	632	ILE
1	F	648	PRO
1	F	649	GLN
1	F	651	LEU
1	F	652	THR
1	F	658	ILE
1	F	659	SER

Continued on next page...

Continued from previous page...

Mol	Chain	Res	Type
1	F	661	LEU
1	F	664	HIS
1	G	340	VAL
1	G	341	THR
1	G	343	THR
1	G	345	TYR
1	G	348	PHE
1	G	355	SER
1	G	356	ILE
1	G	360	VAL
1	G	361	GLN
1	G	364	THR
1	G	374	ILE
1	G	388	GLN
1	G	391	ASP
1	G	398	ASP
1	G	401	LEU
1	G	405	THR
1	G	414	LEU
1	G	416	ILE
1	G	423	THR
1	G	427	ASN
1	G	429	LEU
1	G	441	ILE
1	G	446	ARG
1	G	464	MET
1	G	466	THR
1	G	474	SER
1	G	486	ARG
1	G	489	GLN
1	G	496	GLU
1	G	499	ILE
1	G	500	LYS
1	G	522	LYS
1	G	528	THR
1	G	532	GLU
1	G	533	ASP
1	G	536	TYR
1	G	538	VAL
1	G	547	SER
1	G	580	LEU
1	G	587	ASP

Continued on next page...

Continued from previous page...

Mol	Chain	Res	Type
1	G	595	ILE
1	G	596	ASN
1	G	619	GLN
1	G	622	GLU
1	G	626	ASP
1	G	628	THR
1	G	629	ASP
1	G	634	THR
1	G	635	ARG
1	G	649	GLN
1	G	652	THR
1	G	658	ILE
1	G	659	SER
1	G	660	GLN
1	G	662	GLU
1	G	663	HIS
1	H	344	ASP
1	H	346	ASP
1	H	357	ILE
1	H	360	VAL
1	H	361	GLN
1	H	364	THR
1	H	366	SER
1	H	367	THR
1	H	374	ILE
1	H	379	LYS
1	H	380	SER
1	H	386	THR
1	H	404	ILE
1	H	407	SER
1	H	408	ILE
1	H	409	ILE
1	H	414	LEU
1	H	417	LYS
1	H	419	ASN
1	H	423	THR
1	H	427	ASN
1	H	429	LEU
1	H	436	LEU
1	H	446	ARG
1	H	457	SER
1	H	462	SER

Continued on next page...

Continued from previous page...

Mol	Chain	Res	Type
1	H	464	MET
1	H	466	THR
1	H	474	SER
1	H	481	THR
1	H	486	ARG
1	H	493	LYS
1	H	496	GLU
1	H	499	ILE
1	H	522	LYS
1	H	527	ASP
1	H	535	LEU
1	H	540	ILE
1	H	547	SER
1	H	548	LYS
1	H	566	ASN
1	H	567	GLU
1	H	575	ASN
1	H	580	LEU
1	H	595	ILE
1	H	596	ASN
1	H	601	VAL
1	H	612	THR
1	H	613	SER
1	H	614	GLU
1	H	632	ILE
1	H	648	PRO
1	H	649	GLN
1	H	651	LEU
1	H	652	THR
1	H	658	ILE
1	H	659	SER
1	H	661	LEU
1	H	664	HIS
1	I	340	VAL
1	I	341	THR
1	I	343	THR
1	I	345	TYR
1	I	348	PHE
1	I	355	SER
1	I	356	ILE
1	I	360	VAL
1	I	361	GLN

Continued on next page...

Continued from previous page...

Mol	Chain	Res	Type
1	I	364	THR
1	I	374	ILE
1	I	388	GLN
1	I	391	ASP
1	I	398	ASP
1	I	401	LEU
1	I	405	THR
1	I	414	LEU
1	I	416	ILE
1	I	423	THR
1	I	427	ASN
1	I	429	LEU
1	I	441	ILE
1	I	446	ARG
1	I	464	MET
1	I	466	THR
1	I	474	SER
1	I	486	ARG
1	I	489	GLN
1	I	496	GLU
1	I	499	ILE
1	I	500	LYS
1	I	522	LYS
1	I	528	THR
1	I	532	GLU
1	I	533	ASP
1	I	536	TYR
1	I	538	VAL
1	I	547	SER
1	I	580	LEU
1	I	587	ASP
1	I	595	ILE
1	I	596	ASN
1	I	619	GLN
1	I	622	GLU
1	I	626	ASP
1	I	628	THR
1	I	629	ASP
1	I	634	THR
1	I	635	ARG
1	I	649	GLN
1	I	652	THR

Continued on next page...

Continued from previous page...

Mol	Chain	Res	Type
1	I	658	ILE
1	I	659	SER
1	I	660	GLN
1	I	662	GLU
1	I	663	HIS
1	J	344	ASP
1	J	346	ASP
1	J	357	ILE
1	J	360	VAL
1	J	361	GLN
1	J	364	THR
1	J	366	SER
1	J	367	THR
1	J	374	ILE
1	J	379	LYS
1	J	380	SER
1	J	386	THR
1	J	404	ILE
1	J	407	SER
1	J	408	ILE
1	J	409	ILE
1	J	414	LEU
1	J	417	LYS
1	J	419	ASN
1	J	423	THR
1	J	427	ASN
1	J	429	LEU
1	J	436	LEU
1	J	446	ARG
1	J	457	SER
1	J	462	SER
1	J	464	MET
1	J	466	THR
1	J	474	SER
1	J	481	THR
1	J	486	ARG
1	J	493	LYS
1	J	496	GLU
1	J	499	ILE
1	J	522	LYS
1	J	527	ASP
1	J	535	LEU

Continued on next page...

Continued from previous page...

Mol	Chain	Res	Type
1	J	540	ILE
1	J	547	SER
1	J	548	LYS
1	J	566	ASN
1	J	567	GLU
1	J	575	ASN
1	J	580	LEU
1	J	595	ILE
1	J	596	ASN
1	J	601	VAL
1	J	612	THR
1	J	613	SER
1	J	614	GLU
1	J	632	ILE
1	J	648	PRO
1	J	649	GLN
1	J	651	LEU
1	J	652	THR
1	J	658	ILE
1	J	659	SER
1	J	661	LEU
1	J	664	HIS
1	K	340	VAL
1	K	341	THR
1	K	343	THR
1	K	345	TYR
1	K	348	PHE
1	K	355	SER
1	K	356	ILE
1	K	360	VAL
1	K	361	GLN
1	K	364	THR
1	K	374	ILE
1	K	388	GLN
1	K	391	ASP
1	K	398	ASP
1	K	401	LEU
1	K	405	THR
1	K	414	LEU
1	K	416	ILE
1	K	423	THR
1	K	427	ASN

Continued on next page...

Continued from previous page...

Mol	Chain	Res	Type
1	K	429	LEU
1	K	441	ILE
1	K	446	ARG
1	K	464	MET
1	K	466	THR
1	K	474	SER
1	K	486	ARG
1	K	489	GLN
1	K	496	GLU
1	K	499	ILE
1	K	500	LYS
1	K	522	LYS
1	K	528	THR
1	K	532	GLU
1	K	533	ASP
1	K	536	TYR
1	K	538	VAL
1	K	547	SER
1	K	580	LEU
1	K	587	ASP
1	K	595	ILE
1	K	596	ASN
1	K	619	GLN
1	K	622	GLU
1	K	626	ASP
1	K	628	THR
1	K	629	ASP
1	K	634	THR
1	K	635	ARG
1	K	649	GLN
1	K	652	THR
1	K	658	ILE
1	K	659	SER
1	K	660	GLN
1	K	662	GLU
1	K	663	HIS
1	L	344	ASP
1	L	346	ASP
1	L	357	ILE
1	L	360	VAL
1	L	361	GLN
1	L	364	THR

Continued on next page...

Continued from previous page...

Mol	Chain	Res	Type
1	L	366	SER
1	L	367	THR
1	L	374	ILE
1	L	379	LYS
1	L	380	SER
1	L	386	THR
1	L	404	ILE
1	L	407	SER
1	L	408	ILE
1	L	409	ILE
1	L	414	LEU
1	L	417	LYS
1	L	419	ASN
1	L	423	THR
1	L	427	ASN
1	L	429	LEU
1	L	436	LEU
1	L	446	ARG
1	L	457	SER
1	L	462	SER
1	L	464	MET
1	L	466	THR
1	L	474	SER
1	L	481	THR
1	L	486	ARG
1	L	493	LYS
1	L	496	GLU
1	L	499	ILE
1	L	522	LYS
1	L	527	ASP
1	L	535	LEU
1	L	540	ILE
1	L	547	SER
1	L	548	LYS
1	L	566	ASN
1	L	567	GLU
1	L	575	ASN
1	L	580	LEU
1	L	595	ILE
1	L	596	ASN
1	L	601	VAL
1	L	612	THR

Continued on next page...

Continued from previous page...

Mol	Chain	Res	Type
1	L	613	SER
1	L	614	GLU
1	L	632	ILE
1	L	648	PRO
1	L	649	GLN
1	L	651	LEU
1	L	652	THR
1	L	658	ILE
1	L	659	SER
1	L	661	LEU
1	L	664	HIS

Some sidechains can be flipped to improve hydrogen bonding and reduce clashes. All (133) such sidechains are listed below:

Mol	Chain	Res	Type
1	A	361	GLN
1	A	427	ASN
1	A	473	HIS
1	A	504	GLN
1	A	596	ASN
1	A	610	ASN
1	A	619	GLN
1	B	358	GLN
1	B	394	ASN
1	B	412	ASN
1	B	427	ASN
1	B	456	ASN
1	B	490	ASN
1	B	503	ASN
1	B	504	GLN
1	B	570	GLN
1	B	575	ASN
1	B	578	ASN
1	B	582	ASN
1	B	596	ASN
1	B	644	ASN
1	B	663	HIS
1	C	361	GLN
1	C	427	ASN
1	C	473	HIS
1	C	504	GLN
1	C	596	ASN

Continued on next page...

Continued from previous page...

Mol	Chain	Res	Type
1	C	610	ASN
1	C	619	GLN
1	D	358	GLN
1	D	394	ASN
1	D	400	ASN
1	D	412	ASN
1	D	427	ASN
1	D	456	ASN
1	D	490	ASN
1	D	503	ASN
1	D	570	GLN
1	D	575	ASN
1	D	578	ASN
1	D	582	ASN
1	D	596	ASN
1	D	644	ASN
1	D	663	HIS
1	E	361	GLN
1	E	427	ASN
1	E	473	HIS
1	E	504	GLN
1	E	596	ASN
1	E	610	ASN
1	E	619	GLN
1	E	663	HIS
1	F	358	GLN
1	F	394	ASN
1	F	412	ASN
1	F	427	ASN
1	F	456	ASN
1	F	490	ASN
1	F	503	ASN
1	F	504	GLN
1	F	570	GLN
1	F	575	ASN
1	F	578	ASN
1	F	582	ASN
1	F	596	ASN
1	F	644	ASN
1	F	663	HIS
1	G	361	GLN
1	G	427	ASN

Continued on next page...

Continued from previous page...

Mol	Chain	Res	Type
1	G	473	HIS
1	G	504	GLN
1	G	596	ASN
1	G	610	ASN
1	G	619	GLN
1	H	358	GLN
1	H	394	ASN
1	H	412	ASN
1	H	427	ASN
1	H	456	ASN
1	H	490	ASN
1	H	503	ASN
1	H	570	GLN
1	H	575	ASN
1	H	578	ASN
1	H	582	ASN
1	H	596	ASN
1	H	644	ASN
1	H	663	HIS
1	I	361	GLN
1	I	427	ASN
1	I	473	HIS
1	I	504	GLN
1	I	596	ASN
1	I	610	ASN
1	I	619	GLN
1	J	358	GLN
1	J	394	ASN
1	J	412	ASN
1	J	427	ASN
1	J	456	ASN
1	J	490	ASN
1	J	503	ASN
1	J	504	GLN
1	J	570	GLN
1	J	575	ASN
1	J	578	ASN
1	J	582	ASN
1	J	596	ASN
1	J	644	ASN
1	J	663	HIS
1	K	361	GLN

Continued on next page...

Continued from previous page...

Mol	Chain	Res	Type
1	K	427	ASN
1	K	473	HIS
1	K	502	ASN
1	K	504	GLN
1	K	596	ASN
1	K	610	ASN
1	K	619	GLN
1	L	358	GLN
1	L	394	ASN
1	L	412	ASN
1	L	427	ASN
1	L	456	ASN
1	L	490	ASN
1	L	503	ASN
1	L	504	GLN
1	L	570	GLN
1	L	575	ASN
1	L	578	ASN
1	L	582	ASN
1	L	596	ASN
1	L	644	ASN
1	L	663	HIS

5.3.3 RNA [i](#)

There are no RNA molecules in this entry.

5.4 Non-standard residues in protein, DNA, RNA chains [i](#)

There are no non-standard protein/DNA/RNA residues in this entry.

5.5 Carbohydrates [i](#)

There are no carbohydrates in this entry.

5.6 Ligand geometry [i](#)

There are no ligands in this entry.

5.7 Other polymers [i](#)

There are no such residues in this entry.

5.8 Polymer linkage issues [i](#)

There are no chain breaks in this entry.