



wwPDB X-ray Structure Validation Summary Report ⓘ

Sep 12, 2017 – 05:18 AM EDT

PDB ID : 5HAU
Title : Crystal structure of antimicrobial peptide Bac7(1-19) bound to the *Thermus thermophilus* 70S ribosome
Authors : Gagnon, M.G.; Roy, R.N.; Lomakin, I.B.; Florin, T.; Mankin, A.S.; Steitz, T.A.
Deposited on : unknown
Resolution : 3.00 Å(reported)

This is a wwPDB X-ray Structure Validation Summary Report for a publicly released PDB entry.

We welcome your comments at validation@mail.wwpdb.org

A user guide is available at

<http://wwpdb.org/validation/2016/XrayValidationReportHelp>

with specific help available everywhere you see the ⓘ symbol.

The following versions of software and data (see [references ⓘ](#)) were used in the production of this report:

MolProbity	:	4.02b-467
Mogul	:	1.7.2 (RC1), CSD as538be (2017)
Xtriage (Phenix)	:	1.9-1692
EDS	:	rb-20029824
Percentile statistics	:	20161228.v01 (using entries in the PDB archive December 28th 2016)
Refmac	:	5.8.0135
CCP4	:	6.5.0
Ideal geometry (proteins)	:	Engh & Huber (2001)
Ideal geometry (DNA, RNA)	:	Parkinson et al. (1996)
Validation Pipeline (wwPDB-VP)	:	rb-20029824

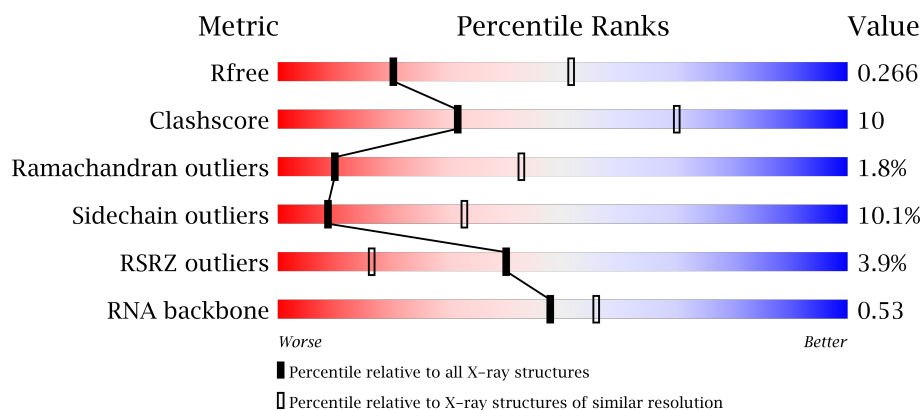
1 Overall quality at a glance i

The following experimental techniques were used to determine the structure:

X-RAY DIFFRACTION

The reported resolution of this entry is 3.00 Å.

Percentile scores (ranging between 0-100) for global validation metrics of the entry are shown in the following graphic. The table shows the number of entries on which the scores are based.




























Metric	Whole archive (#Entries)	Similar resolution (#Entries, resolution range(Å))
R_{free}	100719	1692 (3.00-3.00)
Clashscore	112137	2037 (3.00-3.00)
Ramachandran outliers	110173	1973 (3.00-3.00)
Sidechain outliers	110143	1976 (3.00-3.00)
RSRZ outliers	101464	1716 (3.00-3.00)
RNA backbone	2435	1007 (3.34-2.66)

The table below summarises the geometric issues observed across the polymeric chains and their fit to the electron density. The red, orange, yellow and green segments on the lower bar indicate the fraction of residues that contain outliers for ≥ 3 , 2, 1 and 0 types of geometric quality criteria. A grey segment represents the fraction of residues that are not modelled. The numeric value for each fraction is indicated below the corresponding segment, with a dot representing fractions $\leq 5\%$. The upper red bar (where present) indicates the fraction of residues that have poor fit to the electron density. The numeric value is given above the bar.

Mol	Chain	Length	Quality of chain
1	1A	2915	<div> <div>3%</div> <div>60%</div> <div>31%</div> <div>7%</div> <div>..</div> </div>
1	2A	2915	<div> <div>3%</div> <div>52%</div> <div>37%</div> <div>8%</div> <div>..</div> </div>
2	1B	121	<div> <div>68%</div> <div>31%</div> <div>..</div> </div>
2	2B	121	<div> <div>59%</div> <div>36%</div> <div>..</div> </div>


























Continued on next page...

Continued from previous page...

Mol	Chain	Length	Quality of chain
3	1C	229	
3	2C	229	
4	1D	276	
4	2D	276	
5	1E	206	
5	2E	206	
6	1F	210	
6	2F	210	
7	1G	182	
7	2G	182	
8	1H	180	
8	2H	180	
9	1J	173	
9	2J	173	
10	1K	147	
10	2K	147	
11	1L	140	
11	2L	140	
12	1M	122	
12	2M	122	
13	1N	150	
13	2N	150	
14	1O	141	
14	2O	141	
15	1P	118	

Continued on next page...

Continued from previous page...

Mol	Chain	Length	Quality of chain
15	2P	118	
16	1Q	112	
16	2Q	112	
17	1R	146	
17	2R	146	
18	1S	118	
18	2S	118	
19	1T	101	
19	2T	101	
20	1U	113	
20	2U	113	
21	1V	96	
21	2V	96	
22	1W	110	
22	2W	110	
23	1X	206	
23	2X	206	
24	1Y	85	
24	2Y	85	
25	1Z	98	
25	2Z	98	
26	10	72	
26	20	72	
27	11	60	
27	21	60	

Continued on next page...

Continued from previous page...

Mol	Chain	Length	Quality of chain
28	12	71	
28	22	71	
29	13	60	
29	23	60	
30	14	54	
30	24	54	
31	15	49	
31	25	49	
32	16	65	
32	26	65	
33	17	37	
33	27	37	
34	1a	1521	
34	2a	1521	
35	1b	256	
35	2b	256	
36	1c	239	
36	2c	239	
37	1d	209	
37	2d	209	
38	1e	162	
38	2e	162	
39	1f	101	
39	2f	101	
40	1g	156	

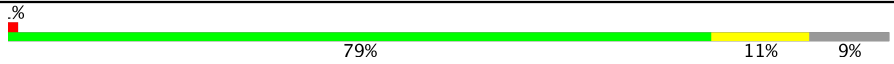



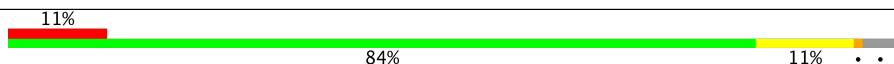
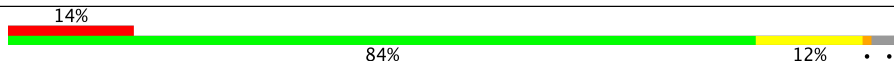



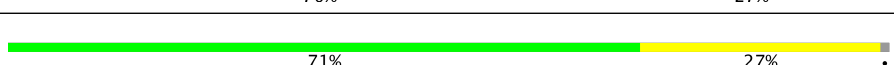
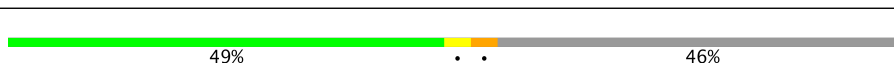
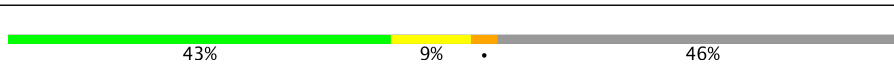
Continued on next page...

Continued from previous page...

Mol	Chain	Length	Quality of chain
40	2g	156	
41	1h	138	
41	2h	138	
42	1i	128	
42	2i	128	
43	1j	105	
43	2j	105	
44	1k	129	
44	2k	129	
45	1l	132	
45	2l	132	
46	1m	126	
46	2m	126	
47	1n	61	
47	2n	61	
48	1o	89	
48	2o	89	
49	1p	88	
49	2p	88	
50	1q	105	
50	2q	105	
51	1r	88	
51	2r	88	
52	1s	93	
52	2s	93	

Continued on next page...

Continued from previous page...

Mol	Chain	Length	Quality of chain
53	1t	106	
53	2t	106	
54	1u	27	
54	2u	27	
55	1z	758	
55	2z	758	
56	1y	24	
56	2y	24	
57	1w	77	
57	2w	77	
58	1x	35	
58	2x	35	

The following table lists non-polymeric compounds, carbohydrate monomers and non-standard residues in protein, DNA, RNA chains that are outliers for geometric or electron-density-fit criteria:

Mol	Type	Chain	Res	Chirality	Geometry	Clashes	Electron density
59	MG	11	8001	-	-	-	X
59	MG	13	104	-	-	-	X
59	MG	15	101	-	-	-	X
59	MG	16	102	-	-	-	X
59	MG	1A	3012	-	-	-	X
59	MG	1A	3018	-	-	-	X
59	MG	1A	3019	-	-	-	X
59	MG	1A	3020	-	-	-	X
59	MG	1A	3023	-	-	-	X
59	MG	1A	3028	-	-	-	X
59	MG	1A	3029	-	-	-	X
59	MG	1A	3030	-	-	-	X
59	MG	1A	3032	-	-	-	X
59	MG	1A	3033	-	-	-	X
59	MG	1A	3037	-	-	-	X
59	MG	1A	3040	-	-	-	X
59	MG	1A	3043	-	-	-	X

Continued on next page...

Continued from previous page...

Mol	Type	Chain	Res	Chirality	Geometry	Clashes	Electron density
59	MG	1A	3048	-	-	-	X
59	MG	1A	3066	-	-	-	X
59	MG	1A	3071	-	-	-	X
59	MG	1A	3078	-	-	-	X
59	MG	1A	3085	-	-	-	X
59	MG	1A	3088	-	-	-	X
59	MG	1A	3090	-	-	-	X
59	MG	1A	3093	-	-	-	X
59	MG	1A	3098	-	-	-	X
59	MG	1A	3105	-	-	-	X
59	MG	1A	3115	-	-	-	X
59	MG	1A	3119	-	-	-	X
59	MG	1A	3125	-	-	-	X
59	MG	1A	3126	-	-	-	X
59	MG	1A	3127	-	-	-	X
59	MG	1A	3130	-	-	-	X
59	MG	1A	3139	-	-	-	X
59	MG	1A	3144	-	-	-	X
59	MG	1A	3148	-	-	-	X
59	MG	1A	3150	-	-	-	X
59	MG	1A	3159	-	-	-	X
59	MG	1A	3175	-	-	-	X
59	MG	1A	3178	-	-	-	X
59	MG	1A	3181	-	-	-	X
59	MG	1A	3190	-	-	-	X
59	MG	1A	3195	-	-	-	X
59	MG	1A	3197	-	-	-	X
59	MG	1A	3202	-	-	-	X
59	MG	1A	3204	-	-	-	X
59	MG	1A	3208	-	-	-	X
59	MG	1A	3210	-	-	-	X
59	MG	1A	3212	-	-	-	X
59	MG	1A	3215	-	-	-	X
59	MG	1A	3217	-	-	-	X
59	MG	1A	3226	-	-	-	X
59	MG	1A	3227	-	-	-	X
59	MG	1A	3236	-	-	-	X
59	MG	1A	3260	-	-	-	X
59	MG	1A	3271	-	-	-	X
59	MG	1A	3273	-	-	-	X
59	MG	1A	3276	-	-	-	X
59	MG	1A	3291	-	-	-	X

Continued on next page...

Continued from previous page...

Mol	Type	Chain	Res	Chirality	Geometry	Clashes	Electron density
59	MG	1A	3337	-	-	-	X
59	MG	1A	3348	-	-	-	X
59	MG	1A	3349	-	-	-	X
59	MG	1A	3350	-	-	-	X
59	MG	1A	3355	-	-	-	X
59	MG	1A	3382	-	-	-	X
59	MG	1A	3387	-	-	-	X
59	MG	1A	3389	-	-	-	X
59	MG	1A	3411	-	-	-	X
59	MG	1A	3433	-	-	-	X
59	MG	1A	3434	-	-	-	X
59	MG	1A	3435	-	-	-	X
59	MG	1A	3440	-	-	-	X
59	MG	1A	3451	-	-	-	X
59	MG	1A	3452	-	-	-	X
59	MG	1A	3456	-	-	-	X
59	MG	1A	3462	-	-	-	X
59	MG	1A	3468	-	-	-	X
59	MG	1A	3478	-	-	-	X
59	MG	1A	3492	-	-	-	X
59	MG	1A	3499	-	-	-	X
59	MG	1A	3503	-	-	-	X
59	MG	1A	3517	-	-	-	X
59	MG	1A	3525	-	-	-	X
59	MG	1A	3537	-	-	-	X
59	MG	1A	3552	-	-	-	X
59	MG	1A	3576	-	-	-	X
59	MG	1A	3580	-	-	-	X
59	MG	1A	3658	-	-	-	X
59	MG	1A	3669	-	-	-	X
59	MG	1A	3699	-	-	-	X
59	MG	1A	3705	-	-	-	X
59	MG	1A	3713	-	-	-	X
59	MG	1A	3716	-	-	-	X
59	MG	1A	3729	-	-	-	X
59	MG	1A	3730	-	-	-	X
59	MG	1A	3731	-	-	-	X
59	MG	1A	3739	-	-	-	X
59	MG	1A	3742	-	-	-	X
59	MG	1A	3759	-	-	-	X
59	MG	1A	3760	-	-	-	X
59	MG	1A	3761	-	-	-	X

Continued on next page...

Continued from previous page...

Mol	Type	Chain	Res	Chirality	Geometry	Clashes	Electron density
59	MG	1A	3764	-	-	-	X
59	MG	1A	3774	-	-	-	X
59	MG	1A	3778	-	-	-	X
59	MG	1A	3779	-	-	-	X
59	MG	1A	3780	-	-	-	X
59	MG	1D	301	-	-	-	X
59	MG	1D	302	-	-	-	X
59	MG	1D	304	-	-	-	X
59	MG	1F	301	-	-	-	X
59	MG	1F	302	-	-	-	X
59	MG	1N	202	-	-	-	X
59	MG	1O	3001	-	-	-	X
59	MG	1S	3001	-	-	-	X
59	MG	1S	3002	-	-	-	X
59	MG	1S	3003	-	-	-	X
59	MG	1S	3004	-	-	-	X
59	MG	1U	203	-	-	-	X
59	MG	1Y	103	-	-	-	X
59	MG	1a	1616	-	-	-	X
59	MG	1a	1627	-	-	-	X
59	MG	1a	1630	-	-	-	X
59	MG	1a	1638	-	-	-	X
59	MG	1a	1657	-	-	-	X
59	MG	1a	1672	-	-	-	X
59	MG	1a	1679	-	-	-	X
59	MG	1a	1689	-	-	-	X
59	MG	1a	1691	-	-	-	X
59	MG	1a	1695	-	-	-	X
59	MG	1a	1704	-	-	-	X
59	MG	1a	1720	-	-	-	X
59	MG	1a	1739	-	-	-	X
59	MG	1a	1740	-	-	-	X
59	MG	1a	1741	-	-	-	X
59	MG	1a	1748	-	-	-	X
59	MG	1a	1760	-	-	-	X
59	MG	1a	1767	-	-	-	X
59	MG	1a	1779	-	-	-	X
59	MG	1a	1784	-	-	-	X
59	MG	1a	1793	-	-	-	X
59	MG	1a	1798	-	-	-	X
59	MG	1a	1803	-	-	-	X
59	MG	1t	3001	-	-	-	X

Continued on next page...

Continued from previous page...

Mol	Type	Chain	Res	Chirality	Geometry	Clashes	Electron density
59	MG	2A	3001	-	-	-	X
59	MG	2A	3008	-	-	-	X
59	MG	2A	3013	-	-	-	X
59	MG	2A	3015	-	-	-	X
59	MG	2A	3020	-	-	-	X
59	MG	2A	3024	-	-	-	X
59	MG	2A	3026	-	-	-	X
59	MG	2A	3029	-	-	-	X
59	MG	2A	3031	-	-	-	X
59	MG	2A	3064	-	-	-	X
59	MG	2A	3065	-	-	-	X
59	MG	2A	3073	-	-	-	X
59	MG	2A	3076	-	-	-	X
59	MG	2A	3077	-	-	-	X
59	MG	2A	3080	-	-	-	X
59	MG	2A	3086	-	-	-	X
59	MG	2A	3092	-	-	-	X
59	MG	2A	3093	-	-	-	X
59	MG	2A	3096	-	-	-	X
59	MG	2A	3103	-	-	-	X
59	MG	2A	3110	-	-	-	X
59	MG	2A	3117	-	-	-	X
59	MG	2A	3118	-	-	-	X
59	MG	2A	3128	-	-	-	X
59	MG	2A	3129	-	-	-	X
59	MG	2A	3130	-	-	-	X
59	MG	2A	3143	-	-	-	X
59	MG	2A	3157	-	-	-	X
59	MG	2A	3159	-	-	-	X
59	MG	2A	3161	-	-	-	X
59	MG	2A	3162	-	-	-	X
59	MG	2A	3177	-	-	-	X
59	MG	2A	3185	-	-	-	X
59	MG	2A	3186	-	-	-	X
59	MG	2A	3187	-	-	-	X
59	MG	2A	3188	-	-	-	X
59	MG	2A	3192	-	-	-	X
59	MG	2A	3198	-	-	-	X
59	MG	2A	3199	-	-	-	X
59	MG	2A	3201	-	-	-	X
59	MG	2A	3202	-	-	-	X
59	MG	2A	3207	-	-	-	X

Continued on next page...

Continued from previous page...

Mol	Type	Chain	Res	Chirality	Geometry	Clashes	Electron density
59	MG	2A	3211	-	-	-	X
59	MG	2A	3214	-	-	-	X
59	MG	2A	3216	-	-	-	X
59	MG	2A	3223	-	-	-	X
59	MG	2A	3236	-	-	-	X
59	MG	2A	3239	-	-	-	X
59	MG	2A	3246	-	-	-	X
59	MG	2A	3251	-	-	-	X
59	MG	2A	3252	-	-	-	X
59	MG	2A	3258	-	-	-	X
59	MG	2A	3267	-	-	-	X
59	MG	2A	3269	-	-	-	X
59	MG	2A	3290	-	-	-	X
59	MG	2A	3300	-	-	-	X
59	MG	2A	3304	-	-	-	X
59	MG	2A	3315	-	-	-	X
59	MG	2A	3322	-	-	-	X
59	MG	2A	3326	-	-	-	X
59	MG	2A	3327	-	-	-	X
59	MG	2A	3330	-	-	-	X
59	MG	2A	3331	-	-	-	X
59	MG	2A	3333	-	-	-	X
59	MG	2A	3335	-	-	-	X
59	MG	2A	3337	-	-	-	X
59	MG	2A	3341	-	-	-	X
59	MG	2A	3354	-	-	-	X
59	MG	2A	3366	-	-	-	X
59	MG	2A	3369	-	-	-	X
59	MG	2A	3390	-	-	-	X
59	MG	2A	3393	-	-	-	X
59	MG	2A	3394	-	-	-	X
59	MG	2A	3396	-	-	-	X
59	MG	2A	3403	-	-	-	X
59	MG	2A	3411	-	-	-	X
59	MG	2A	3419	-	-	-	X
59	MG	2A	3420	-	-	-	X
59	MG	2A	3423	-	-	-	X
59	MG	2A	3455	-	-	-	X
59	MG	2A	3465	-	-	-	X
59	MG	2A	3507	-	-	-	X
59	MG	2A	3518	-	-	-	X
59	MG	2A	3524	-	-	-	X

Continued on next page...

Continued from previous page...

Mol	Type	Chain	Res	Chirality	Geometry	Clashes	Electron density
59	MG	2A	3526	-	-	-	X
59	MG	2A	3528	-	-	-	X
59	MG	2A	3539	-	-	-	X
59	MG	2A	3542	-	-	-	X
59	MG	2A	3548	-	-	-	X
59	MG	2A	3549	-	-	-	X
59	MG	2A	3558	-	-	-	X
59	MG	2A	3559	-	-	-	X
59	MG	2A	3592	-	-	-	X
59	MG	2A	3594	-	-	-	X
59	MG	2A	3608	-	-	-	X
59	MG	2A	3616	-	-	-	X
59	MG	2A	3619	-	-	-	X
59	MG	2B	207	-	-	-	X
59	MG	2B	208	-	-	-	X
59	MG	2D	303	-	-	-	X
59	MG	2E	303	-	-	-	X
59	MG	2S	201	-	-	-	X
59	MG	2Y	8001	-	-	-	X
59	MG	2a	1628	-	-	-	X
59	MG	2a	1635	-	-	-	X
59	MG	2a	1649	-	-	-	X
59	MG	2a	1653	-	-	-	X
59	MG	2a	1655	-	-	-	X
59	MG	2a	1664	-	-	-	X
59	MG	2a	1669	-	-	-	X
59	MG	2a	1684	-	-	-	X
59	MG	2a	1690	-	-	-	X
59	MG	2a	1693	-	-	-	X
59	MG	2a	1711	-	-	-	X
59	MG	2a	1729	-	-	-	X
59	MG	2a	1738	-	-	-	X
59	MG	2a	1742	-	-	-	X
59	MG	2a	1744	-	-	-	X
59	MG	2n	502	-	-	-	X
59	MG	2t	3001	-	-	-	X
59	MG	2w	3004	-	-	-	X
60	ZN	13	103	-	-	-	X

2 Entry composition

There are 63 unique types of molecules in this entry. The entry contains 306384 atoms, of which 0 are hydrogens and 0 are deuteriums.

In the tables below, the ZeroOcc column contains the number of atoms modelled with zero occupancy, the AltConf column contains the number of residues with at least one atom in alternate conformation and the Trace column contains the number of residues modelled with at most 2 atoms.

- Molecule 1 is a RNA chain called 23S Ribosomal RNA.

Mol	Chain	Residues	Atoms					ZeroOcc	AltConf	Trace
1	1A	2872	Total	C	N	O	P	0	0	0
			61861	27532	11574	19884	2871			
1	2A	2868	Total	C	N	O	P	0	0	0
			61771	27492	11554	19858	2867			

- Molecule 2 is a RNA chain called 5S Ribosomal RNA.

Mol	Chain	Residues	Atoms					ZeroOcc	AltConf	Trace
2	1B	120	Total	C	N	O	P	0	0	0
			2573	1146	476	832	119			
2	2B	120	Total	C	N	O	P	0	0	0
			2573	1146	476	832	119			

- Molecule 3 is a protein called 50S ribosomal protein L1.

Mol	Chain	Residues	Atoms					ZeroOcc	AltConf	Trace
3	1C	135	Total	C	N	O	S	3	0	0
			1020	641	190	188	1			
3	2C	135	Total	C	N	O	S	3	0	0
			1020	641	190	188	1			

- Molecule 4 is a protein called 50S ribosomal protein L2.

Mol	Chain	Residues	Atoms					ZeroOcc	AltConf	Trace
4	1D	275	Total	C	N	O	S	0	0	0
			2136	1349	423	361	3			
4	2D	275	Total	C	N	O	S	0	0	0
			2142	1352	426	361	3			

- Molecule 5 is a protein called 50S ribosomal protein L3.

Mol	Chain	Residues	Atoms					ZeroOcc	AltConf	Trace
5	1E	204	Total	C	N	O	S	0	0	0
			1559	985	298	270	6			
5	2E	204	Total	C	N	O	S	0	0	0
			1559	985	298	270	6			

- Molecule 6 is a protein called 50S ribosomal protein L4.

Mol	Chain	Residues	Atoms					ZeroOcc	AltConf	Trace
6	1F	203	Total	C	N	O	S	0	0	1
			1584	1009	298	275	2			
6	2F	203	Total	C	N	O	S	0	0	1
			1580	1007	297	274	2			

- Molecule 7 is a protein called 50S ribosomal protein L5.

Mol	Chain	Residues	Atoms					ZeroOcc	AltConf	Trace
7	1G	181	Total	C	N	O	S	0	0	0
			1425	914	256	251	4			
7	2G	181	Total	C	N	O	S	0	0	0
			1424	911	258	251	4			

- Molecule 8 is a protein called 50S ribosomal protein L6.

Mol	Chain	Residues	Atoms					ZeroOcc	AltConf	Trace
8	1H	174	Total	C	N	O	S	0	0	0
			1330	845	248	236	1			
8	2H	174	Total	C	N	O	S	0	0	0
			1330	845	248	236	1			

- Molecule 9 is a protein called 50S ribosomal protein L10.

Mol	Chain	Residues	Atoms					ZeroOcc	AltConf	Trace
9	1J	130	Total	C	N	O		0	0	0
			641	381	130	130				
9	2J	130	Total	C	N	O		0	0	0
			641	381	130	130				

- Molecule 10 is a protein called 50S ribosomal protein L11.

Mol	Chain	Residues	Atoms					ZeroOcc	AltConf	Trace
10	1K	67	Total	C	N	O	S	0	0	1
			499	310	94	92	3			

Continued on next page...

Continued from previous page...

Mol	Chain	Residues	Atoms					ZeroOcc	AltConf	Trace
10	2K	66	Total	C	N	O	S	0	0	0
			498	310	93	92	3			

- Molecule 11 is a protein called 50S ribosomal protein L13.

Mol	Chain	Residues	Atoms					ZeroOcc	AltConf	Trace
11	1L	140	Total	C	N	O	S	0	0	0
			1117	719	207	187	4			
11	2L	140	Total	C	N	O	S	0	0	0
			1117	719	207	187	4			

- Molecule 12 is a protein called 50S ribosomal protein L14.

Mol	Chain	Residues	Atoms					ZeroOcc	AltConf	Trace
12	1M	122	Total	C	N	O	S	0	0	0
			933	588	171	170	4			
12	2M	122	Total	C	N	O	S	0	0	0
			933	588	171	170	4			

- Molecule 13 is a protein called 50S ribosomal protein L15.

Mol	Chain	Residues	Atoms					ZeroOcc	AltConf	Trace
13	1N	149	Total	C	N	O	S	0	0	0
			1139	709	231	196	3			
13	2N	149	Total	C	N	O	S	0	0	0
			1135	706	230	196	3			

- Molecule 14 is a protein called 50S ribosomal protein L16.

Mol	Chain	Residues	Atoms					ZeroOcc	AltConf	Trace
14	1O	141	Total	C	N	O	S	0	0	0
			1122	715	212	188	7			
14	2O	141	Total	C	N	O	S	0	0	0
			1122	715	212	188	7			

- Molecule 15 is a protein called 50S ribosomal protein L17.

Mol	Chain	Residues	Atoms					ZeroOcc	AltConf	Trace
15	1P	118	Total	C	N	O	S	0	0	0
			968	604	203	160	1			
15	2P	118	Total	C	N	O	S	0	0	0
			968	604	203	160	1			

- Molecule 16 is a protein called 50S ribosomal protein L18.

Mol	Chain	Residues	Atoms				ZeroOcc	AltConf	Trace
16	1Q	110	Total	C	N	O	0	0	0
			877	553	175	149			
16	2Q	110	Total	C	N	O	0	0	0
			870	549	173	148			

- Molecule 17 is a protein called 50S ribosomal protein L19.

Mol	Chain	Residues	Atoms					ZeroOcc	AltConf	Trace
17	1R	131	Total	C	N	O	S	0	0	0
			1091	680	225	185	1			
17	2R	131	Total	C	N	O	S	0	0	0
			1083	675	224	183	1			

- Molecule 18 is a protein called 50S ribosomal protein L20.

Mol	Chain	Residues	Atoms					ZeroOcc	AltConf	Trace
18	1S	116	Total	C	N	O	S	0	0	0
			959	608	201	149	1			
18	2S	116	Total	C	N	O	S	0	0	0
			959	608	201	149	1			

- Molecule 19 is a protein called 50S ribosomal protein L21.

Mol	Chain	Residues	Atoms					ZeroOcc	AltConf	Trace
19	1T	101	Total	C	N	O	S	0	0	0
			771	495	140	135	1			
19	2T	101	Total	C	N	O	S	0	0	0
			771	495	140	135	1			

- Molecule 20 is a protein called 50S ribosomal protein L22.

Mol	Chain	Residues	Atoms					ZeroOcc	AltConf	Trace
20	1U	112	Total	C	N	O	S	0	0	0
			886	557	174	153	2			
20	2U	112	Total	C	N	O	S	0	0	0
			886	557	174	153	2			

- Molecule 21 is a protein called 50S ribosomal protein L23.

Mol	Chain	Residues	Atoms					ZeroOcc	AltConf	Trace
21	1V	95	Total	C	N	O	S	0	0	0
			750	488	135	126	1			
21	2V	95	Total	C	N	O	S	0	0	0
			750	488	135	126	1			

- Molecule 22 is a protein called 50S ribosomal protein L24.

Mol	Chain	Residues	Atoms					ZeroOcc	AltConf	Trace
22	1W	107	Total	C	N	O	S	0	0	0
			806	517	152	131	6			
22	2W	107	Total	C	N	O	S	0	0	0
			806	517	152	131	6			

- Molecule 23 is a protein called 50S ribosomal protein L25.

Mol	Chain	Residues	Atoms					ZeroOcc	AltConf	Trace
23	1X	186	Total	C	N	O	S	0	0	0
			1460	932	259	267	2			
23	2X	186	Total	C	N	O	S	0	0	0
			1454	929	256	267	2			

- Molecule 24 is a protein called 50S ribosomal protein L27.

Mol	Chain	Residues	Atoms					ZeroOcc	AltConf	Trace
24	1Y	76	Total	C	N	O	S	0	0	0
			604	373	128	102	1			
24	2Y	76	Total	C	N	O	S	0	0	0
			602	372	128	101	1			

- Molecule 25 is a protein called 50S ribosomal protein L28.

Mol	Chain	Residues	Atoms					ZeroOcc	AltConf	Trace
25	1Z	97	Total	C	N	O	S	0	0	0
			755	475	148	131	1			
25	2Z	97	Total	C	N	O	S	0	0	0
			755	475	148	131	1			

- Molecule 26 is a protein called 50S ribosomal protein L29.

Mol	Chain	Residues	Atoms					ZeroOcc	AltConf	Trace
26	10	70	Total	C	N	O	S	0	0	0
			588	365	118	103	2			

Continued on next page...

Continued from previous page...

Mol	Chain	Residues	Atoms					ZeroOcc	AltConf	Trace
26	20	70	Total	C	N	O	S	0	0	0
			588	365	118	103	2			

- Molecule 27 is a protein called 50S ribosomal protein L30.

Mol	Chain	Residues	Atoms					ZeroOcc	AltConf	Trace
27	11	59	Total	C	N	O		0	0	0
			469	298	90	81				
27	21	59	Total	C	N	O		0	0	0
			464	296	90	78				

- Molecule 28 is a protein called 50S ribosomal protein L31.

Mol	Chain	Residues	Atoms					ZeroOcc	AltConf	Trace
28	12	69	Total	C	N	O	S	0	0	0
			558	352	102	99	5			
28	22	69	Total	C	N	O	S	0	0	0
			532	339	97	91	5			

- Molecule 29 is a protein called 50S ribosomal protein L32.

Mol	Chain	Residues	Atoms					ZeroOcc	AltConf	Trace
29	13	59	Total	C	N	O	S	0	0	0
			455	285	89	76	5			
29	23	59	Total	C	N	O	S	0	0	0
			455	285	89	76	5			

- Molecule 30 is a protein called 50S ribosomal protein L33.

Mol	Chain	Residues	Atoms					ZeroOcc	AltConf	Trace
30	14	53	Total	C	N	O	S	0	0	0
			453	281	91	77	4			
30	24	53	Total	C	N	O	S	0	0	0
			449	279	91	75	4			

- Molecule 31 is a protein called 50S ribosomal protein L34.

Mol	Chain	Residues	Atoms					ZeroOcc	AltConf	Trace
31	15	48	Total	C	N	O	S	0	0	0
			418	257	104	55	2			
31	25	48	Total	C	N	O	S	0	0	0
			418	257	104	55	2			

- Molecule 32 is a protein called 50S ribosomal protein L35.

Mol	Chain	Residues	Atoms					ZeroOcc	AltConf	Trace
32	16	64	Total	C	N	O	S	0	0	0
			517	331	102	82	2			
32	26	64	Total	C	N	O	S	0	0	0
			517	331	102	82	2			

- Molecule 33 is a protein called 50S ribosomal protein L36.

Mol	Chain	Residues	Atoms					ZeroOcc	AltConf	Trace
33	17	37	Total	C	N	O	S	0	0	0
			307	188	68	47	4			
33	27	37	Total	C	N	O	S	0	0	0
			307	188	68	47	4			

- Molecule 34 is a RNA chain called 16S Ribosomal RNA.

Mol	Chain	Residues	Atoms					ZeroOcc	AltConf	Trace
34	1a	1495	Total	C	N	O	P	0	0	0
			32141	14304	5958	10384	1495			
34	2a	1501	Total	C	N	O	P	0	0	0
			32268	14361	5980	10426	1501			

- Molecule 35 is a protein called 30S ribosomal protein S2.

Mol	Chain	Residues	Atoms					ZeroOcc	AltConf	Trace
35	1b	231	Total	C	N	O	S	0	0	0
			1846	1179	331	331	5			
35	2b	231	Total	C	N	O	S	0	0	0
			1825	1167	326	327	5			

- Molecule 36 is a protein called 30S ribosomal protein S3.

Mol	Chain	Residues	Atoms					ZeroOcc	AltConf	Trace
36	1c	206	Total	C	N	O	S	0	0	0
			1552	976	302	273	1			
36	2c	206	Total	C	N	O	S	0	0	0
			1544	970	300	273	1			

- Molecule 37 is a protein called 30S ribosomal protein S4.

Mol	Chain	Residues	Atoms					ZeroOcc	AltConf	Trace
37	1d	208	Total	C	N	O	S	0	0	0
			1659	1040	326	286	7			
37	2d	208	Total	C	N	O	S	0	0	0
			1678	1052	333	286	7			

- Molecule 38 is a protein called 30S ribosomal protein S5.

Mol	Chain	Residues	Atoms					ZeroOcc	AltConf	Trace
38	1e	148	Total	C	N	O	S	0	0	0
			1129	714	213	198	4			
38	2e	148	Total	C	N	O	S	0	0	0
			1133	716	214	199	4			

- Molecule 39 is a protein called 30S ribosomal protein S6.

Mol	Chain	Residues	Atoms					ZeroOcc	AltConf	Trace
39	1f	100	Total	C	N	O	S	0	0	0
			812	514	146	149	3			
39	2f	100	Total	C	N	O	S	0	0	0
			820	518	147	152	3			

- Molecule 40 is a protein called 30S ribosomal protein S7.

Mol	Chain	Residues	Atoms					ZeroOcc	AltConf	Trace
40	1g	155	Total	C	N	O	S	0	0	0
			1231	766	243	216	6			
40	2g	155	Total	C	N	O	S	0	0	0
			1235	769	244	216	6			

- Molecule 41 is a protein called 30S ribosomal protein S8.

Mol	Chain	Residues	Atoms					ZeroOcc	AltConf	Trace
41	1h	137	Total	C	N	O	S	0	0	0
			1088	689	206	191	2			
41	2h	137	Total	C	N	O	S	0	0	0
			1088	689	206	191	2			

- Molecule 42 is a protein called 30S ribosomal protein S9.

Mol	Chain	Residues	Atoms					ZeroOcc	AltConf	Trace
42	1i	127	Total	C	N	O		0	0	0
			986	626	193	167				

Continued on next page...

Continued from previous page...

Mol	Chain	Residues	Atoms				ZeroOcc	AltConf	Trace
42	2i	127	Total	C	N	O	0	0	0
			978	619	190	169			

- Molecule 43 is a protein called 30S ribosomal protein S10.

Mol	Chain	Residues	Atoms				ZeroOcc	AltConf	Trace
43	1j	97	Total	C	N	O	0	0	0
			709	440	138	131			
43	2j	96	Total	C	N	O	0	0	0
			714	445	138	131			

- Molecule 44 is a protein called 30S ribosomal protein S11.

Mol	Chain	Residues	Atoms					ZeroOcc	AltConf	Trace
44	1k	114	Total	C	N	O	S	0	0	0
			833	519	156	155	3			
44	2k	114	Total	C	N	O	S	0	0	0
			833	519	156	155	3			

- Molecule 45 is a protein called 30S ribosomal protein S12.

Mol	Chain	Residues	Atoms					ZeroOcc	AltConf	Trace
45	1l	122	Total	C	N	O	S	0	0	0
			930	585	185	159	1			
45	2l	122	Total	C	N	O	S	0	0	0
			930	585	185	159	1			

- Molecule 46 is a protein called 30S ribosomal protein S13.

Mol	Chain	Residues	Atoms					ZeroOcc	AltConf	Trace
46	1m	123	Total	C	N	O	S	0	0	0
			966	598	200	166	2			
46	2m	122	Total	C	N	O	S	0	0	0
			950	586	197	165	2			

- Molecule 47 is a protein called 30S ribosomal protein S14 type Z.

Mol	Chain	Residues	Atoms					ZeroOcc	AltConf	Trace
47	1n	60	Total	C	N	O	S	0	0	0
			492	312	104	72	4			
47	2n	60	Total	C	N	O	S	0	0	0
			492	312	104	72	4			

- Molecule 48 is a protein called 30S ribosomal protein S15.

Mol	Chain	Residues	Atoms					ZeroOcc	AltConf	Trace
48	1o	88	Total	C	N	O	S	0	0	0
			728	456	144	126	2			
48	2o	88	Total	C	N	O	S	0	0	0
			728	456	144	126	2			

- Molecule 49 is a protein called 30S ribosomal protein S16.

Mol	Chain	Residues	Atoms					ZeroOcc	AltConf	Trace
49	1p	82	Total	C	N	O	S	0	0	0
			681	433	134	113	1			
49	2p	82	Total	C	N	O	S	0	0	0
			677	430	133	113	1			

- Molecule 50 is a protein called 30S ribosomal protein S17.

Mol	Chain	Residues	Atoms					ZeroOcc	AltConf	Trace
50	1q	99	Total	C	N	O	S	0	0	0
			823	528	151	142	2			
50	2q	99	Total	C	N	O	S	0	0	0
			823	528	151	142	2			

- Molecule 51 is a protein called 30S ribosomal protein S18.

Mol	Chain	Residues	Atoms				ZeroOcc	AltConf	Trace
51	1r	68	Total	C	N	O	0	0	0
			555	355	108	92			
51	2r	68	Total	C	N	O	0	0	0
			555	355	108	92			

- Molecule 52 is a protein called 30S ribosomal protein S19.

Mol	Chain	Residues	Atoms					ZeroOcc	AltConf	Trace
52	1s	84	Total	C	N	O	S	0	0	0
			661	423	122	114	2			
52	2s	83	Total	C	N	O	S	0	0	0
			646	412	119	113	2			

- Molecule 53 is a protein called 30S ribosomal protein S20.

Mol	Chain	Residues	Atoms					ZeroOcc	AltConf	Trace
53	1t	96	Total	C	N	O	S	0	0	0
			728	446	156	124	2			
53	2t	96	Total	C	N	O	S	0	0	0
			731	449	156	124	2			

- Molecule 54 is a protein called 30S ribosomal protein Thx.

Mol	Chain	Residues	Atoms					ZeroOcc	AltConf	Trace
54	1u	23	Total	C	N	O		0	0	0
			199	122	48	29				
54	2u	23	Total	C	N	O		0	0	0
			199	122	48	29				

- Molecule 55 is a protein called Chimera protein of 50S ribosomal protein L9 and Elongation factor G.

Mol	Chain	Residues	Atoms					ZeroOcc	AltConf	Trace
55	1z	730	Total	C	N	O	S	0	0	0
			5690	3616	980	1075	19			
55	2z	730	Total	C	N	O	S	0	0	0
			5690	3616	980	1075	19			

- Molecule 56 is a RNA chain called mRNA.

Mol	Chain	Residues	Atoms					ZeroOcc	AltConf	Trace
56	1y	6	Total	C	N	O	P	0	0	0
			129	58	24	41	6			
56	2y	5	Total	C	N	O	P	0	0	0
			109	49	22	33	5			

- Molecule 57 is a RNA chain called P-site tRNA.

Mol	Chain	Residues	Atoms					ZeroOcc	AltConf	Trace
57	1w	76	Total	C	N	O	P	S	0	0
			1625	725	294	529	76	1		
57	2w	76	Total	C	N	O	P	S	0	0
			1625	725	294	529	76	1		

- Molecule 58 is a protein called Cathelicidin-3.

Mol	Chain	Residues	Atoms					ZeroOcc	AltConf	Trace
58	1x	19	Total	C	N	O		0	0	0
			168	106	43	19				

Continued on next page...

Continued from previous page...

Mol	Chain	Residues	Atoms				ZeroOcc	AltConf	Trace
58	2x	19	Total	C	N	O	0	0	0
			168	106	43	19			

- Molecule 59 is MAGNESIUM ION (three-letter code: Mg) (formula: Mg).

Mol	Chain	Residues	Atoms		ZeroOcc	AltConf
59	2E	4	Total	Mg	0	0
			4	4		
59	17	2	Total	Mg	0	0
			2	2		
59	1z	1	Total	Mg	0	0
			1	1		
59	2d	1	Total	Mg	0	0
			1	1		
59	1T	1	Total	Mg	0	0
			1	1		
59	1N	2	Total	Mg	0	0
			2	2		
59	2W	1	Total	Mg	0	0
			1	1		
59	1Y	5	Total	Mg	0	0
			5	5		
59	13	3	Total	Mg	0	0
			3	3		
59	1f	1	Total	Mg	0	0
			1	1		
59	1P	2	Total	Mg	0	0
			2	2		
59	2B	13	Total	Mg	0	0
			13	13		
59	2a	173	Total	Mg	0	0
			173	173		
59	1E	6	Total	Mg	0	0
			6	6		
59	2M	2	Total	Mg	0	0
			2	2		
59	2z	4	Total	Mg	0	0
			4	4		
59	1b	1	Total	Mg	0	0
			1	1		
59	2l	1	Total	Mg	0	0
			1	1		

Continued on next page...

Continued from previous page...

Mol	Chain	Residues	Atoms		ZeroOcc	AltConf
59	2F	3	Total 3	Mg 3	0	0
59	16	2	Total 2	Mg 2	0	0
59	1W	1	Total 1	Mg 1	0	0
59	1A	780	Total 780	Mg 780	0	0
59	1t	1	Total 1	Mg 1	0	0
59	2P	1	Total 1	Mg 1	0	0
59	1X	2	Total 2	Mg 2	0	0
59	2w	4	Total 4	Mg 4	0	0
59	1S	4	Total 4	Mg 4	0	0
59	1M	1	Total 1	Mg 1	0	0
59	1D	4	Total 4	Mg 4	0	0
59	2N	1	Total 1	Mg 1	0	0
59	2G	1	Total 1	Mg 1	0	0
59	2f	2	Total 2	Mg 2	0	0
59	1w	6	Total 6	Mg 6	0	0
59	1a	204	Total 204	Mg 204	0	0
59	15	2	Total 2	Mg 2	0	0
59	2j	1	Total 1	Mg 1	0	0
59	1L	2	Total 2	Mg 2	0	0
59	26	2	Total 2	Mg 2	0	0
59	1G	2	Total 2	Mg 2	0	0

Continued on next page...

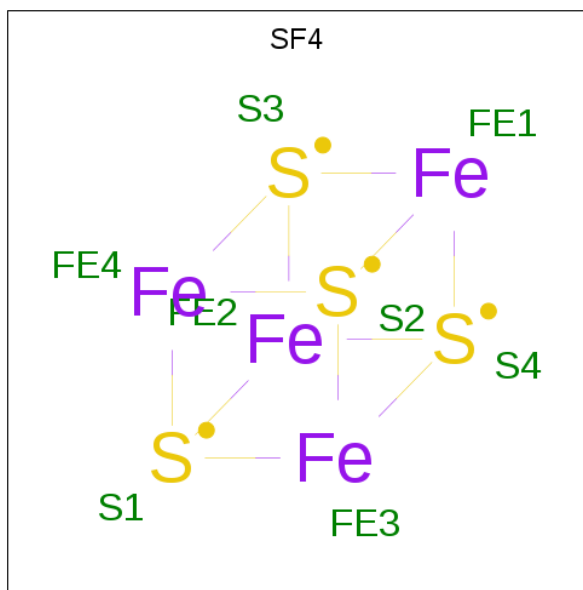
Continued from previous page...

Mol	Chain	Residues	Atoms		ZeroOcc	AltConf
59	2O	2	Total 2	Mg 2	0	0
59	11	1	Total 1	Mg 1	0	0
59	1d	2	Total 2	Mg 2	0	0
59	2n	1	Total 1	Mg 1	0	0
59	1H	1	Total 1	Mg 1	0	0
59	2q	1	Total 1	Mg 1	0	0
59	2Y	1	Total 1	Mg 1	0	0
59	23	1	Total 1	Mg 1	0	0
59	2R	1	Total 1	Mg 1	0	0
59	2D	4	Total 4	Mg 4	0	0
59	14	1	Total 1	Mg 1	0	0
59	1U	3	Total 3	Mg 3	0	0
59	1O	2	Total 2	Mg 2	0	0
59	1l	3	Total 3	Mg 3	0	0
59	1F	7	Total 7	Mg 7	0	0
59	10	2	Total 2	Mg 2	0	0
59	2t	1	Total 1	Mg 1	0	0
59	2A	620	Total 620	Mg 620	0	0
59	1B	24	Total 24	Mg 24	0	0
59	2S	2	Total 2	Mg 2	0	0

- Molecule 60 is ZINC ION (three-letter code: ZN) (formula: Zn).

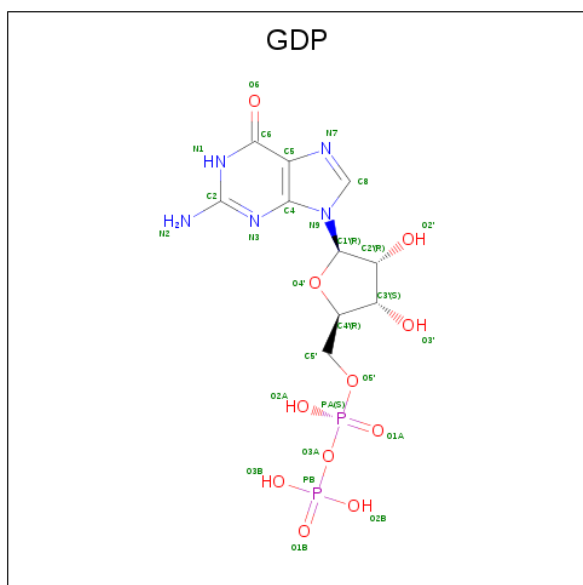
Mol	Chain	Residues	Atoms	ZeroOcc	AltConf
60	1W	1	Total Zn 1 1	0	0
60	14	1	Total Zn 1 1	0	0
60	1n	1	Total Zn 1 1	0	0
60	17	1	Total Zn 1 1	0	0
60	12	1	Total Zn 1 1	0	0
60	13	1	Total Zn 1 1	0	0
60	22	1	Total Zn 1 1	0	0
60	24	1	Total Zn 1 1	0	0
60	2n	1	Total Zn 1 1	0	0
60	27	1	Total Zn 1 1	0	0
60	2W	1	Total Zn 1 1	0	0
60	23	1	Total Zn 1 1	0	0

- Molecule 61 is IRON/SULFUR CLUSTER (three-letter code: SF4) (formula: Fe_4S_4).



Mol	Chain	Residues	Atoms			ZeroOcc	AltConf
61	1d	1	Total	Fe	S	0	0
			8	4	4		
61	2d	1	Total	Fe	S	0	0
			8	4	4		

- Molecule 62 is GUANOSINE-5'-DIPHOSPHATE (three-letter code: GDP) (formula: $C_{10}H_{15}N_5O_{11}P_2$).



Mol	Chain	Residues	Atoms					ZeroOcc	AltConf
62	1z	1	Total	C	N	O	P	0	0
			28	10	5	11	2		
62	2z	1	Total	C	N	O	P	0	0
			28	10	5	11	2		

- Molecule 63 is water.

Mol	Chain	Residues	Atoms		ZeroOcc	AltConf
63	1A	1299	Total	O	0	0
			1299	1299		
63	1B	39	Total	O	0	0
			39	39		
63	1D	15	Total	O	0	0
			15	15		
63	1E	19	Total	O	0	0
			19	19		
63	1F	12	Total	O	0	0
			12	12		

Continued on next page...

Continued from previous page...

Mol	Chain	Residues	Atoms		ZeroOcc	AltConf
63	1G	3	Total 3	O 3	0	0
63	1H	1	Total 1	O 1	0	0
63	1M	2	Total 2	O 2	0	0
63	1N	12	Total 12	O 12	0	0
63	1O	2	Total 2	O 2	0	0
63	1P	4	Total 4	O 4	0	0
63	1Q	1	Total 1	O 1	0	0
63	1R	2	Total 2	O 2	0	0
63	1S	4	Total 4	O 4	0	0
63	1T	1	Total 1	O 1	0	0
63	1U	2	Total 2	O 2	0	0
63	1V	3	Total 3	O 3	0	0
63	1X	2	Total 2	O 2	0	0
63	1Y	4	Total 4	O 4	0	0
63	1Z	1	Total 1	O 1	0	0
63	11	2	Total 2	O 2	0	0
63	15	2	Total 2	O 2	0	0
63	16	10	Total 10	O 10	0	0
63	17	1	Total 1	O 1	0	0
63	1a	155	Total 155	O 155	0	0
63	1d	1	Total 1	O 1	0	0

Continued on next page...

Continued from previous page...

Mol	Chain	Residues	Atoms		ZeroOcc	AltConf
63	1j	1	Total 1	O 1	0	0
63	1l	2	Total 2	O 2	0	0
63	1o	1	Total 1	O 1	0	0
63	1p	2	Total 2	O 2	0	0
63	1z	5	Total 5	O 5	0	0
63	1w	4	Total 4	O 4	0	0
63	1x	1	Total 1	O 1	0	0
63	2A	650	Total 650	O 650	0	0
63	2B	11	Total 11	O 11	0	0
63	2D	8	Total 8	O 8	0	0
63	2E	7	Total 7	O 7	0	0
63	2F	5	Total 5	O 5	0	0
63	2L	1	Total 1	O 1	0	0
63	2M	2	Total 2	O 2	0	0
63	2N	6	Total 6	O 6	0	0
63	2O	3	Total 3	O 3	0	0
63	2P	1	Total 1	O 1	0	0
63	2R	2	Total 2	O 2	0	0
63	2S	2	Total 2	O 2	0	0
63	2U	1	Total 1	O 1	0	0
63	2V	2	Total 2	O 2	0	0

Continued on next page...

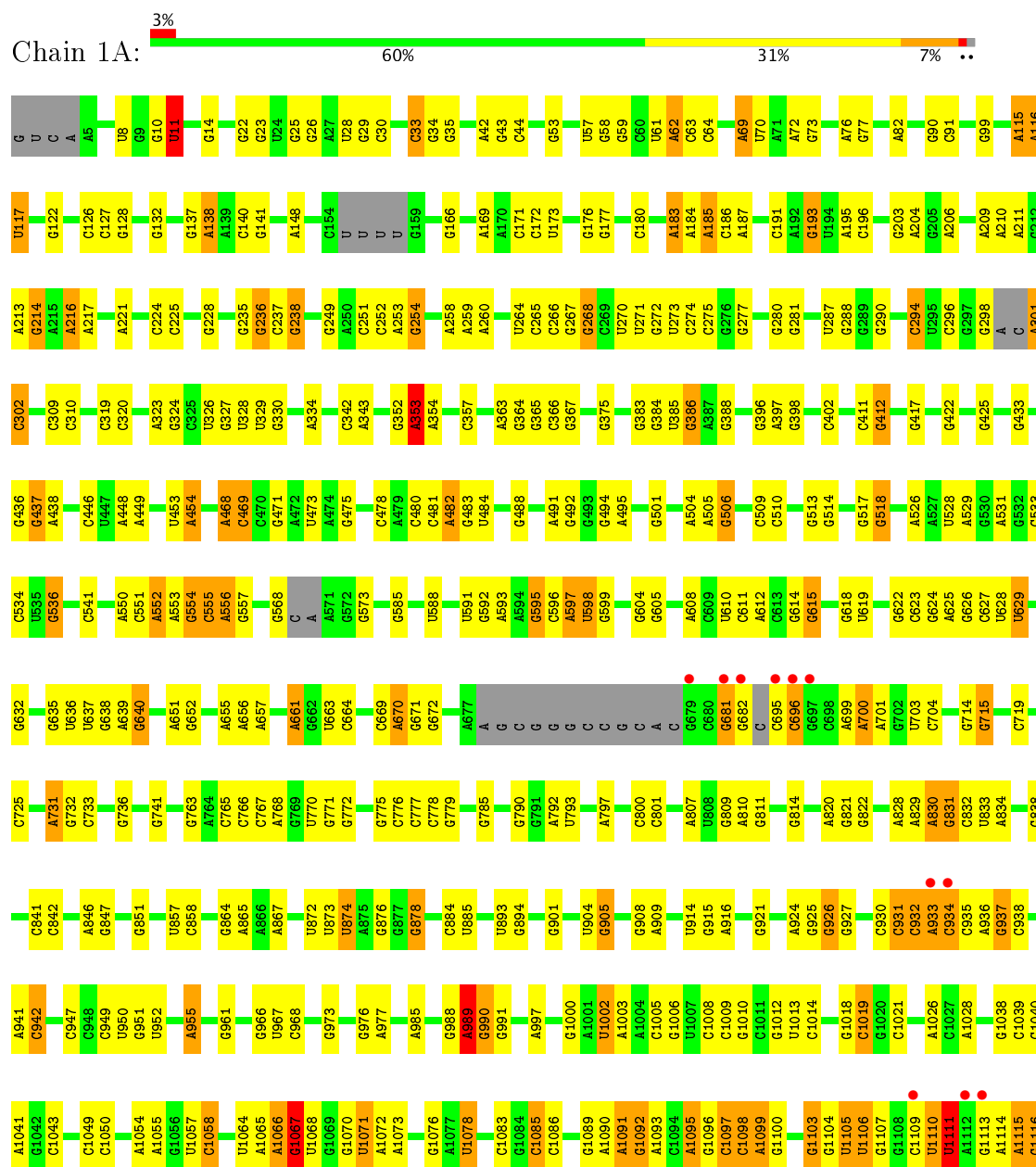
Continued from previous page...

Mol	Chain	Residues	Atoms		ZeroOcc	AltConf
63	2W	1	Total 1	O 1	0	0
63	2Y	5	Total 5	O 5	0	0
63	2Z	2	Total 2	O 2	0	0
63	2I	2	Total 2	O 2	0	0
63	24	1	Total 1	O 1	0	0
63	26	3	Total 3	O 3	0	0
63	2a	122	Total 122	O 122	0	0
63	2f	1	Total 1	O 1	0	0
63	2h	1	Total 1	O 1	0	0
63	2j	1	Total 1	O 1	0	0
63	2n	1	Total 1	O 1	0	0
63	2t	1	Total 1	O 1	0	0
63	2z	1	Total 1	O 1	0	0
63	2y	1	Total 1	O 1	0	0
63	2w	2	Total 2	O 2	0	0

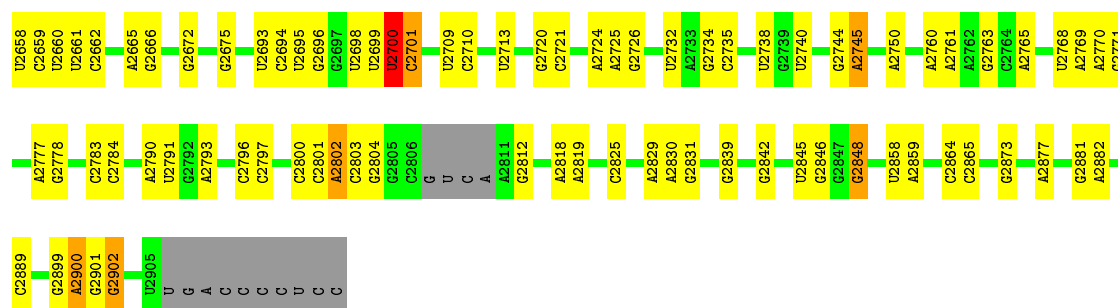
3 Residue-property plots

These plots are drawn for all protein, RNA and DNA chains in the entry. The first graphic for a chain summarises the proportions of the various outlier classes displayed in the second graphic. The second graphic shows the sequence view annotated by issues in geometry and electron density. Residues are color-coded according to the number of geometric quality criteria for which they contain at least one outlier: green = 0, yellow = 1, orange = 2 and red = 3 or more. A red dot above a residue indicates a poor fit to the electron density ($RSRZ > 2$). Stretches of 2 or more consecutive residues without any outlier are shown as a green connector. Residues present in the sample, but not in the model, are shown in grey.

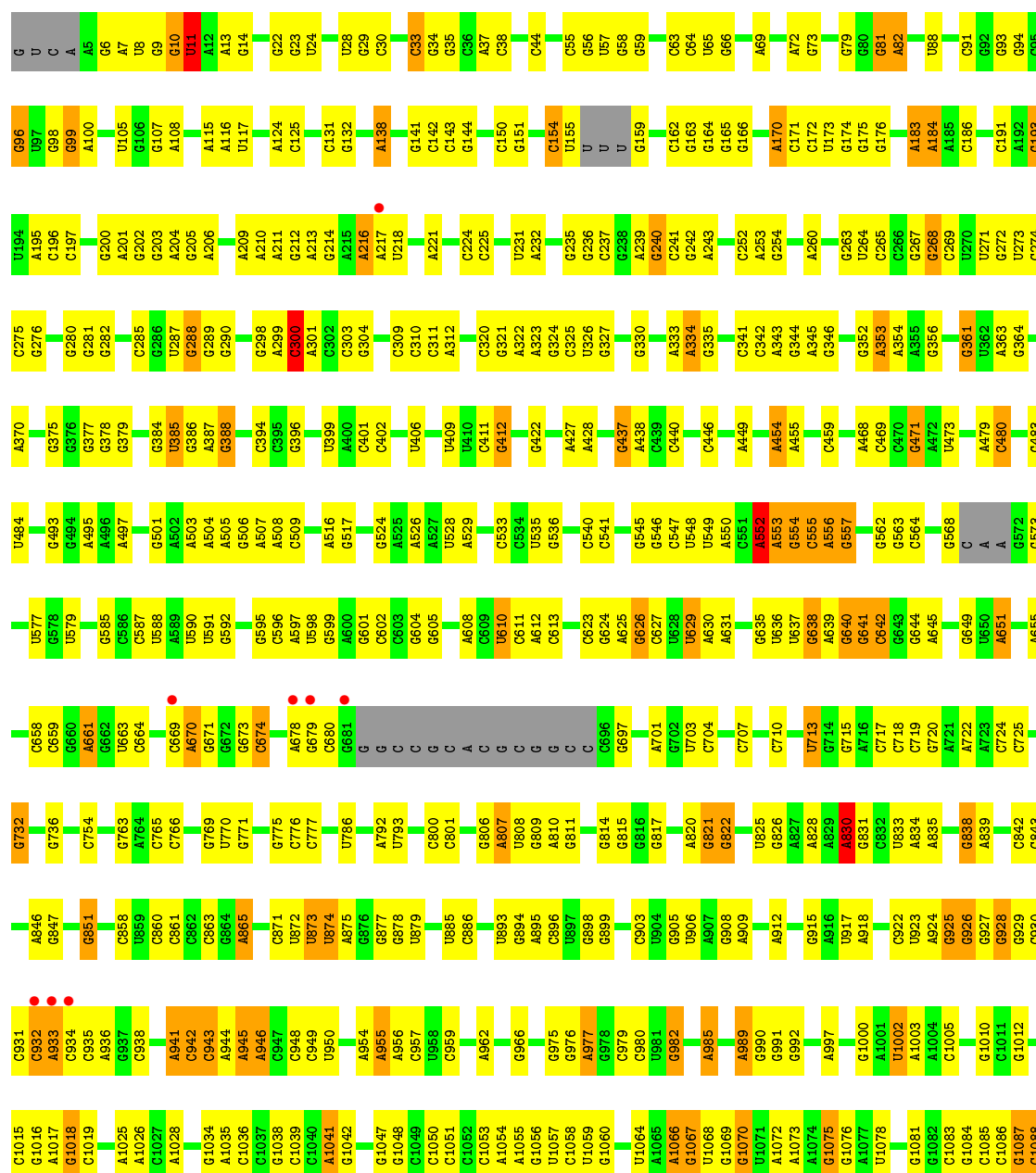
• Molecule 1: 23S Ribosomal RNA



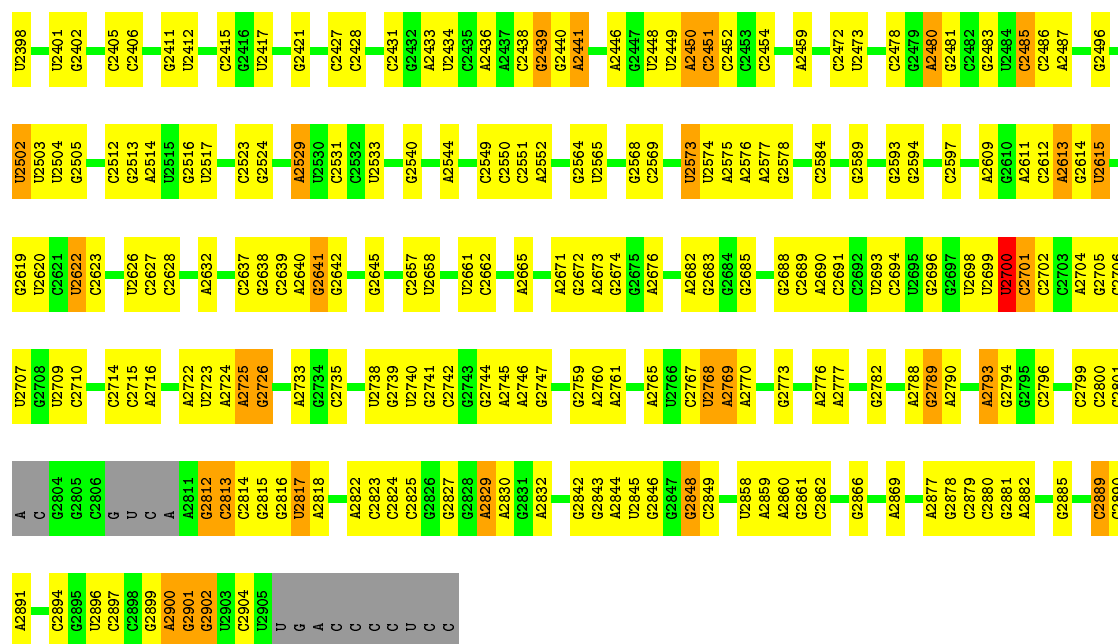
G2554	U2442	A2383	C2242	G2177	U2117	U2012	G1869	G1765	C1834	G1525	C1420	G1311	U1210	C1117
G2555	A2443	G2394	U2243	G2178	C2118	G2013	G1869	A1766	G1638	G1528	C1420	U1312	U1211	A1118
G2561	A2446	G2335	U2244	A2179	U2119	U2014	A1877	U1767	G1639	G1538	A1424	U1313	C1211	G1119
G2562	A2460	G2337	U2249	G2181	U2120	C2015	U1881	G1768	G1639	G1533	A1425	A1314	G1216	C1120
G2563	A2453	G2338	G2249	G2182	C2122	C2016	U1882	A1769	C1649	G1534	G1425	G1316	G1217	C1121
G2564	C2451	A2339	G2253	G2183	U2123	G2018	C1882	G1775	A1653	A1535	A1429	U1317	A1218	U1123
U2565	C2452	G2340	U2254	C2184	C2124	G2019	A1889	G1786	A1654	C1538	G1430	A1320	U1219	C1124
C2453	G2454	G2341	U2255	G2185	G2125	G2020	G1890	U1787	A1539	A1540	A1439	A1323	A1221	C1125
G2454	G2455	G2342	U2256	G2186	G2126	G2021	G1899	U1788	G1658	A1540	A1440	G1324	C1222	U1127
G2455	G2456	G2343	A2258	G2187	G2127	G2022	G1899	U1788	G1658	A1540	A1441	G1324	C1222	U1127
G2456	G2457	G2344	A2259	G2188	G2128	G2023	G1899	U1788	G1658	A1540	A1441	G1324	C1222	U1127
G2457	G2458	G2345	A2260	G2189	C2129	G2024	G1899	U1788	G1658	A1540	A1441	G1324	C1222	U1127
A2458	A2459	G2346	U2260	G2190	U2130	U2032	C1903	G1793	G1664	A1552	U1442	A1331	C1229	A1130
G2459	G2460	G2347	G2261	A2191	G2131	G2033	G1904	G1794	A1680	A1553	C1443	A1332	G1230	A1133
C2463	C2463	G2348	G2262	A2192	C2132	A2034	G1904	G1794	A1680	A1554	C1444	U1333	U1232	G1134
C2463	C2463	G2349	G2263	U2193	G2133	A2035	A1910	G1799	C1684	U1561	U1450	U1337	A1233	U1135
C2463	C2463	G2350	G2264	A2194	U2134	A2036	A1911	G1799	C1684	U1561	U1450	U1337	A1233	G1136
C2463	C2463	G2351	A2278	C2195	A2135	A2041	A1911	G1799	C1684	U1561	U1450	U1337	A1233	G1136
C2463	C2463	G2352	A2279	C2196	U2136	C2042	G1920	G1799	C1684	U1561	U1450	U1337	A1233	G1136
C2463	C2463	G2353	A2280	C2197	U2137	U2043	A1921	G1799	C1684	U1561	U1450	U1337	A1233	G1136
C2463	C2463	G2354	A2281	C2198	A2138	G2044	A1921	G1799	C1684	U1561	U1450	U1337	A1233	G1136
C2463	C2463	G2355	A2282	C2199	U2139	U2049	G1925	G1799	C1684	U1561	U1450	U1337	A1233	G1136
C2463	C2463	G2356	A2283	C2200	A2140	U2050	G1926	G1799	C1684	U1561	U1450	U1337	A1233	G1136
C2463	C2463	G2357	A2284	C2201	U2141	A2051	G1927	G1799	C1684	U1561	U1450	U1337	A1233	G1136
C2463	C2463	G2358	A2285	C2202	G2142	A2052	A1934	G1799	C1684	U1561	U1450	U1337	A1233	G1136
C2463	C2463	G2359	A2286	G2203	U2143	A2053	A1935	G1799	C1684	U1561	U1450	U1337	A1233	G1136
C2463	C2463	G2360	A2287	C2204	G2144	A2054	C1935	G1799	C1684	U1561	U1450	U1337	A1233	G1136
C2463	C2463	G2361	A2288	C2205	G2145	A2055	G1950	G1799	C1684	U1561	U1450	U1337	A1233	G1136
C2463	C2463	G2362	A2289	C2206	G2146	A2056	G1951	G1799	C1684	U1561	U1450	U1337	A1233	G1136
C2463	C2463	G2363	A2290	C2207	U2147	A2057	G1952	G1799	C1684	U1561	U1450	U1337	A1233	G1136
C2463	C2463	G2364	A2291	C2208	G2148	A2058	G1953	G1799	C1684	U1561	U1450	U1337	A1233	G1136
C2463	C2463	G2365	A2292	C2209	U2149	U2062	A1954	G1799	C1684	U1561	U1450	U1337	A1233	G1136
C2463	C2463	G2366	A2293	C2210	G2150	A2063	G1955	G1799	C1684	U1561	U1450	U1337	A1233	G1136
C2463	C2463	G2367	A2294	C2211	U2151	C2064	G1956	G1799	C1684	U1561	U1450	U1337	A1233	G1136
C2463	C2463	G2368	A2295	C2212	G2152	A2072	G1957	G1799	C1684	U1561	U1450	U1337	A1233	G1136
C2463	C2463	G2369	A2296	C2213	U2153	A2073	G1958	G1799	C1684	U1561	U1450	U1337	A1233	G1136
C2463	C2463	G2370	A2297	C2214	G2154	C2076	G1959	G1799	C1684	U1561	U1450	U1337	A1233	G1136
C2463	C2463	G2371	A2298	C2215	A2155	G2077	G1960	G1799	C1684	U1561	U1450	U1337	A1233	G1136
C2463	C2463	G2372	A2299	C2216	A2156	A2078	U1972	G1799	C1684	U1561	U1450	U1337	A1233	G1136
C2463	C2463	G2373	A2300	C2217	G2157	C2079	A1973	G1799	C1684	U1561	U1450	U1337	A1233	G1136
C2463	C2463	G2374	A2301	C2218	C2158	A2081	A1974	G1799	C1684	U1561	U1450	U1337	A1233	G1136
C2463	C2463	G2375	A2302	C2219	G2159	C2082	G1975	G1799	C1684	U1561	U1450	U1337	A1233	G1136
C2463	C2463	G2376	A2303	C2220	C2160	A2083	G1976	G1799	C1684	U1561	U1450	U1337	A1233	G1136
C2463	C2463	G2377	A2304	C2221	G2161	C2084	G1977	G1799	C1684	U1561	U1450	U1337	A1233	G1136
C2463	C2463	G2378	A2305	C2222	G2162	C2085	G1978	G1799	C1684	U1561	U1450	U1337	A1233	G1136
C2463	C2463	G2379	A2306	C2223	G2163	C2086	G1979	G1799	C1684	U1561	U1450	U1337	A1233	G1136
C2463	C2463	G2380	A2307	C2224	G2164	C2087	G1980	G1799	C1684	U1561	U1450	U1337	A1233	G1136
C2463	C2463	G2381	A2308	C2225	U2165	G2090	G1981	G1799	C1684	U1561	U1450	U1337	A1233	G1136
C2463	C2463	G2382	A2309	C2226	G2166	G2091	G1982	G1799	C1684	U1561	U1450	U1337	A1233	G1136
C2463	C2463	G2383	A2310	C2227	C2167	G2092	G1983	G1799	C1684	U1561	U1450	U1337	A1233	G1136
C2463	C2463	G2384	A2311	C2228	G2168	G2093	G1984	G1799	C1684	U1561	U1450	U1337	A1233	G1136
C2463	C2463	G2385	A2312	U2229	G2169	G2094	G1985	G1799	C1684	U1561	U1450	U1337	A1233	G1136
C2463	C2463	G2386	A2313	C2230	G2170	U2095	G1986	G1799	C1684	U1561	U1450	U1337	A1233	G1136
C2463	C2463	G2387	A2314	G2231	G2171	U2096	G1987	G1799	C1684	U1561	U1450	U1337	A1233	G1136
C2463	C2463	G2388	A2315	C2232	U2171	U2097	G1988	G1799	C1684	U1561	U1450	U1337	A1233	G1136
C2463	C2463	G2389	A2316	C2233	G2172	U2100	G1989	G1799	C1684	U1561	U1450	U1337	A1233	G1136
C2463	C2463	G2390	A2317	C2234	G2173	U2101	G1990	G1799	C1684	U1561	U1450	U1337	A1233	G1136
C2463	C2463	G2391	A2318	C2235	G2174	U2102	G1991	G1799	C1684	U1561	U1450	U1337	A1233	G1136
C2463	C2463	G2392	A2319	C2236	G2175	U2103	G1992	G1799	C1684	U1561	U1450	U1337	A1233	G1136
C2463	C2463	G2393	A2320	C2237	G2176	U2104	G1993	G1799	C1684	U1561	U1450	U1337	A1233	G1136
C2463	C2463	G2394	A2321	C2238	G2177	U2105	G1994	G1799	C1684	U1561	U1450	U1337	A1233	G1136
C2463	C2463	G2395	A2322	C2239	G2178	U2106	G1995	G1799	C1684	U1561	U1450	U1337	A1233	G1136
C2463	C2463	G2396	A2323	C2240	G2179	U2107	G1996	G1799	C1684	U1561	U1450	U1337	A1233	G1136
C2463	C2463	G2397	A2324	C2241	G2180	U2108	G1997	G1799	C1684	U1561	U1450	U1337	A1233	G1136
C2463	C2463	G2398	A2325	C2242	G2181	U2109	G1998	G1799	C1684	U1561	U1450	U1337	A1233	G1136
C2463	C2463	G2399	A2326	C2243	G2182	U2110	G1999	G1799	C1684	U1561	U1450	U1337	A1233	G1136
C2463	C2463	G2400	A2327	C2244	G2183	U2111	G2000	G1799	C1684	U1561	U1450	U1337	A1233	G1136
C2463	C2463	G2401	A2328	C2245	G2184	U2112	G2001	G1799	C1684	U1561	U1450	U1337	A1233	G1136
C2463	C2463	G2402	A2329	C2246	G2185	U2113	G2002	G1799	C1684	U1561	U1450	U1337	A1233	G1136
C2463	C2463	G2403	A2330	C2247	G2186	U2114	G2003	G1799	C1684	U1561	U1450	U1337	A1233	G1136
C2463	C2463	G2404	A2331	C2248	G2187	U2115	G2004	G1799	C1684	U1561	U1450	U1337	A1233	G1136
C2463	C2463	G2405	A2332	C2249	G2188	U2116	G2005	G1799	C1684	U1561	U1450	U1337	A1233	G1136
C2463	C2463	G2406	A2333	C2250	G2189	U2117	G2006	G1799	C1684	U1561	U1450	U1337	A1233	G1136
C2463	C2463	G2407	A2334	C2251	G2190	U2118	G2007	G1799	C1684	U1561	U1450	U1337	A1233	G1136
C2463	C2463	G2408	A2335	C2252	G2191	U2119	G2008	G1799	C1684	U1561	U1450	U1337	A1233	G1136
C2463	C2463	G2409	A2336	C2253	G2192	U2120	G2009	G1799	C1684	U1561	U1450	U1337	A1233	G1136
C2463	C2463	G2410	A2337	C2254	G2193	U2121	G2010	G1799	C1684	U1561	U1450	U1337	A1233	G1136
C2463	C2463	G2411	A2338	C2255	G2194	U2122	G2011	G1799	C1684	U1561	U1450	U1337	A1233	G1136
C2463	C2463	G2412	A2339	C2256	G2195	U2123	G2012	G1799	C1684	U1561	U1450	U1337	A1233	G1136
C2463	C2463	G2413	A2340	C2257	G2196	U2124	G2013	G1799	C1684	U1561	U1450	U1337	A1233	G1136
C2463	C2463	G2414	A2341	C2258	G2197	U2125	G2014	G1799	C1684	U1561	U1450	U1337	A1233	G1136
C2463	C2463	G2415	A2342	C2259	G2198	U2126	G2015	G1799	C1684	U1561	U1450	U1337	A1233	G1136
C2463	C2463	G2416	A2343	C2260	G2199	U2127	G2016	G1799	C1684	U1561	U1450	U1337	A1233	G1136
C2463	C2463	G2417	A2344	C2261	G2200	U2128	G2017	G1799	C1684	U1561	U1450	U1337	A1233	G1136
C2463	C2463	G2418	A2345	C2262	U2201	U2129	G2018	G1799	C1684	U1561	U1450	U1337	A1233	G1136
C2463	C2463	G2419	A2346	C2263	G2202	U2130	G2019	G1799	C1684	U1561	U1450	U1337	A1233	G1136



• Molecule 1: 23S Ribosomal RNA

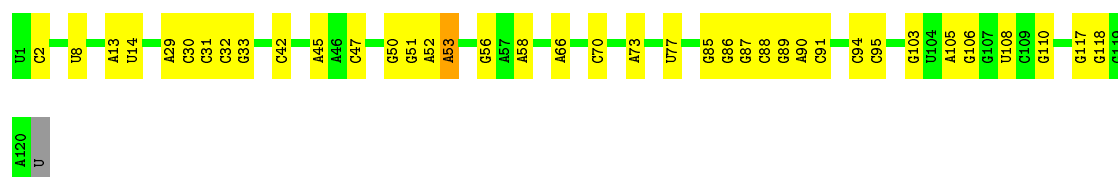


G2319	G2320	U2224	A2155	C2065	A1833	G1749	G1671	G1579	G1491	A1314	A1226	A1155	G1089
A2350	U2323	G2225	A2156	C2071	C1834	G1753	G1672	U	C1492	C1915	G1227	A1156	A1090
U2323	G2227	G2227	C2157	A2072	U1835	U1754	U1673	A	G1493	G1316	G1230	G1157	G1092
C2324	G2228	G2228	C2159	U1960	G1840	U1755	G1675	C1582	A1406	A1317	U1231	U1158	A1091
C2325	U2229	U2229	C2160	G2076	G1841	U1756	G1676	G1585	C1407	G1318	U1232	G1159	A1093
G2326	G2300	G2300	C2161	U1965	G1842	C1757	A1677	U1586	A1408	A1319	A1233	G1160	
C2327	G2231	G2231	G2162	U1965	A1845		A1678	G1587	G1409	G1322	G1234	C1161	C1098
C2328			C2163	A1973	G1846	G1761	G1679	A1588	A1410	G1323	G1235	G1162	A1099
G2329	A2237	A2237	C2164	U1976	G1847	G1762	C1682	A1591	G1413	G1324	A1238	G1163	G1100
G2330	G2237	G2237	U2165	U1976	G1848	G1763	A1683	C1592	G1414	G1325		C1164	A1102
A2331	A2238	A2238	C2166	U1984	G1853	U1765	A1683	C1593	G1415			G1167	G1103
A2332	G2239	G2239	G2167	G1855	G1856	G1766	C1866	C1594	G1416	G1328	C1244	G1168	G1104
A2333	U2244	U2244	G2168	G1857	G1857	A1767	A1687	C1597	U1417	A1329	C1245	U1105	U1106
G2334	G2245	G2245	C2169	A1858	C1858	G1768	G1688	C1598	A1418	G1330	C1246	G1170	U1107
C2335	G2246	G2246	C2170	C1958	C1958	A1769	G1689	G1598	A1425	G1336	A1248	A1172	G1108
G2336	G2247	G2247	U2171	G1961	G1961		C1690	G1614	A1426	U1337	G1250	A1174	C1109
C2337	G2249	G2249	G2172	A2103	C1862	G1776	G1691	C1603	G1426	C1338	C1251	U175	U1110
A2338	G2250	G2250	C2173	G2104	C1862	G1777	C1692	A1604			C1252	G1182	U1111
A2339			G2174	G2114	G1865	G1777	G1693	G1606	A1429	C1342	C1253	G1183	A1112
G2340	U2254	U2254	C2175	G2114	G1866	C1781	C1694	G1615	C1430	U1345	A1254	G1184	G1113
G2341	G2255	G2255	G2176	U2117	C1867	C1781	C1694	G1616	C1431	A1346	G1255	G1185	A1114
G2342	U2256	U2256	G2177	U2117	G1868	G1784	G1697	G1617	U1439	A1347	G1256	G1186	A1115
A2343	G2257	G2257	C2178	C2118	G1869	A1785	G1698	G1618	U1440	G1348	G1266	G1187	G1116
A2344	A2258	A2258	G2179	U2119	G1870	G1786	G1699	A1616	U1441	G1349	C1267	A1188	U1123
A2345	G2259	G2259	G2180	U2120	G1871	G1787	G1700	A1617	C1442	C1350	A1271	G1189	C1124
A2346			C2181	G2121	A1877	G1788	A1701	G1619	C1443	U1357	C1270	G1190	C1125
A2347	G2262	G2262	G2182	G2122	C1877	G1788	C1702	G1625	C1444	G1354	A1271	G1191	U1126
C2354	G2263	G2263	C2183	G2123	U1894	A1792	G1703	A1626	G1445	G1355	G1280	C1192	U1127
U2355	U2273	U2273	G2184	G2019	G1895	G1793	C1704	A1626	G1446	G1356	G1281	A1193	U1128
G2356	C2274	C2274	C2185	C2020	G1896	G1794	U1708	A1631	G1447	G1357	A1299	A1130	A1129
A2357	G2275	G2275	G2186	G2021	A1898	G1795	C1708	A1632	A1457	G1366	G1284	G1132	A1131
G2358	G2276	G2276	G2187	A2022	G1899	G1796	C1709	C1633	G1458	A1367	U1285	G1133	A1133
U2359	A2278	A2278	U2188	G2023	C1900	C1797	A1710	C1634	G1461	U1368	G1288	G1134	G1134
G2360	G2279	G2279	C2189	G2024	A1910	U1796	A1710	C1643	G1462	G1369	G1289	U1135	U1135
C2361	A2280	A2280	G2190	C2027	C1915	C1803	A1711	C1644	A1463	G1370	G1290	G1136	G1136
G2362			A2191	G2027	C1916	A1803	G1715	C1644	U1464	U1371	G1293	C1137	U1137
A2363	A2284	A2284	C2192	G2033	C1916	U1808	A1715	C1644	U1465	G1372	G1294	G1138	G1138
G2364	G2285	G2285	U2193	A2034	C1916	U1809	C1716	C1644	G1467	U1373	G1295	U1210	U1142
G2365	C2286	C2286	A2194	A2035	G1920	A1810	C1716	C1644	G1470	G1374	A1298	A1143	A1143
G2366	G2287	G2287	C2195	G1921	A1921	C1811	G1720	C1644	G1471	G1375	U1299	G1144	G1144
C2367	G2288	G2288	C2196	G1922	A1922	C1812	G1721	C1644	A1472	C1376	U1300	U1146	U1146
A2368	A2289	A2289	G2197	G1923	G1923	C1813	G1722	C1644	C1473	A1381	G1301	A	A
G2369	G2290	G2290	C2198	A2041	G1924	A1814	C1723	C1644	C1474	G1382	G1302	U	U
A2370	C2291	C2291	U2199	U2043	G1925	A1815	G1724	C1644	C1475	G1383	G1303	G	G
A2371	G2292	G2292	C2200	G2044	G1926	A1816	G1725	C1644	A1479	G1384	G1304	A	A
A2372	G2293	G2293	G2201	C2045	G1927	C1817	G1726	C1644	G1480	U1385	G1305	C1222	G1151
C2375	C2294	C2294	G2202	G2046	G1928	A1818	G1727	C1644	G1481	U1386	G1312	C1223	U1152
G2376	G2295	G2295	G2203	C2047	C1929	C1819	G1728	C1644	G1482	U1387	A1313	G1224	G1153
A2377	A2297	A2297	C2204	C2048	C1930	A1820	G1729	C1644	A1490	U1397		C1225	C1154
A2387	A2298	A2298	G2207	A2052	U1936	A1821	G1730	C1644					
	G2299	G2299	G2208	G2053	U1936	U1824	C1731	C1644					
G2390	G2300	G2300	C2209	A2054	U1936	C1825	C1732	C1644					
C2392	G2301	G2301	G2210	C2057	A1948	U1826	G1742	C1644					
G2393	U2307	U2307	G2211	G2058	A1949	C1827	G1743	C1644					
G2394	G2314	G2314	U2218	G2059	G1950	U1828	G1744	C1644					
G2395	G2315	G2315	A2219	U1952	U1952	G1829	G1745	C1644					
G2396	A2316	A2316	G2218	U2062	A1953	C1830	G1746	C1644					
G2397			A2219	A2063	G1954	G1831	A1747	C1644					
				C2064		A1832	G1748						



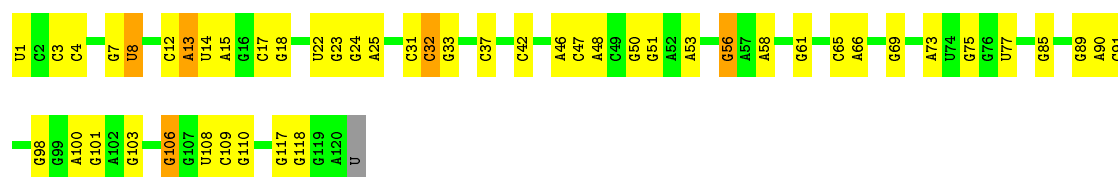
• Molecule 2: 5S Ribosomal RNA

Chain 1B: 68% 31% ..



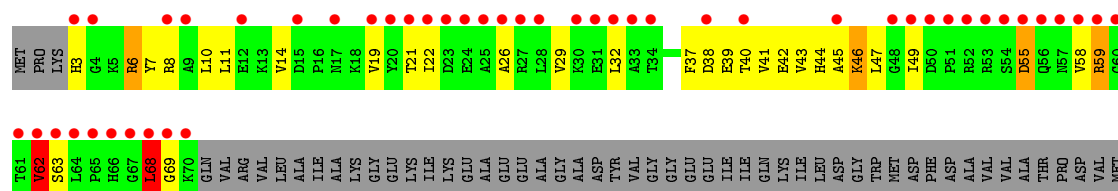
• Molecule 2: 5S Ribosomal RNA

Chain 2B: 59% 36% ..

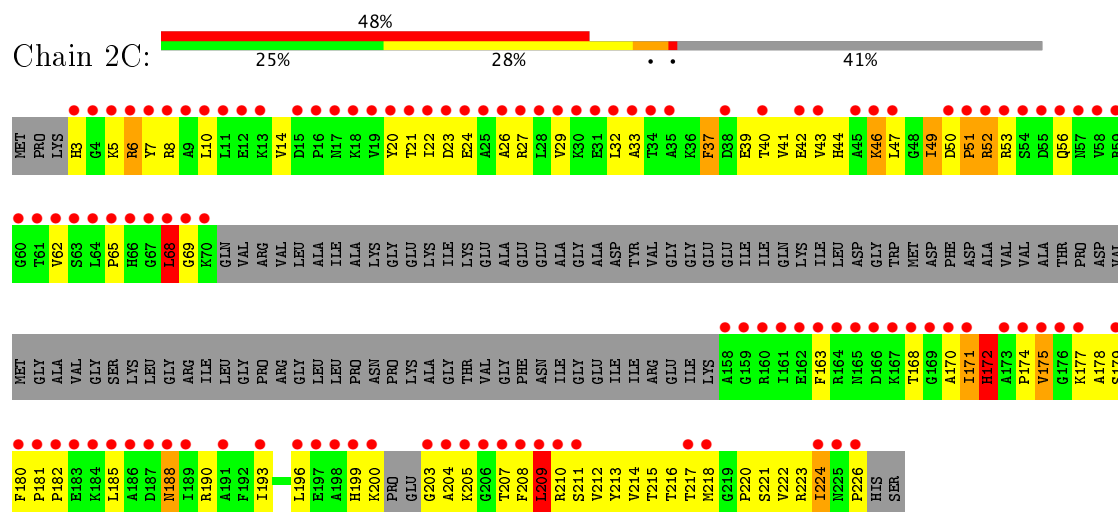


• Molecule 3: 50S ribosomal protein L1

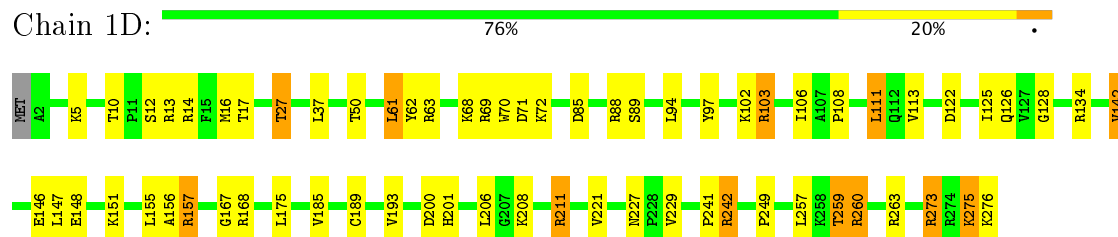
Chain 1C: 29% 45% 24% 5% 41%



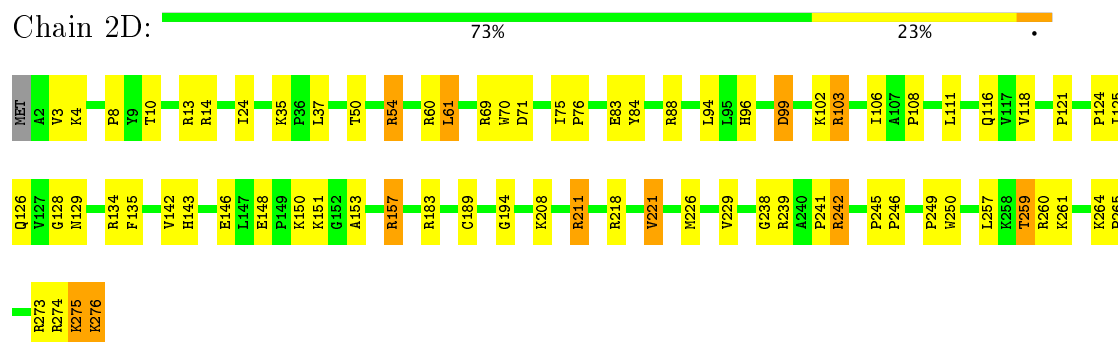
- Molecule 3: 50S ribosomal protein L1



- Molecule 4: 50S ribosomal protein L2

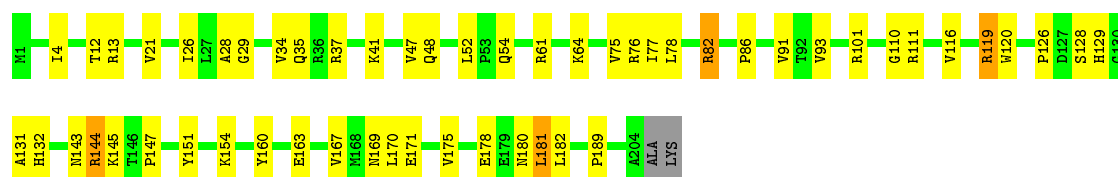


- Molecule 4: 50S ribosomal protein L2

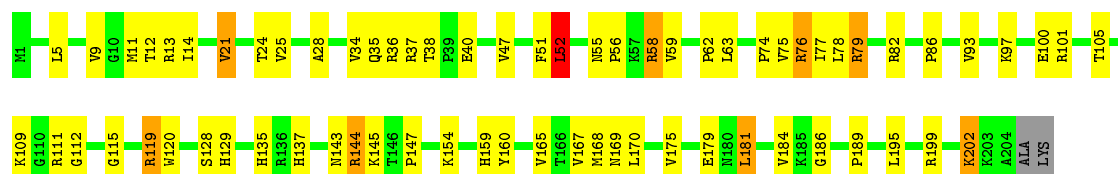


- Molecule 5: 50S ribosomal protein L3

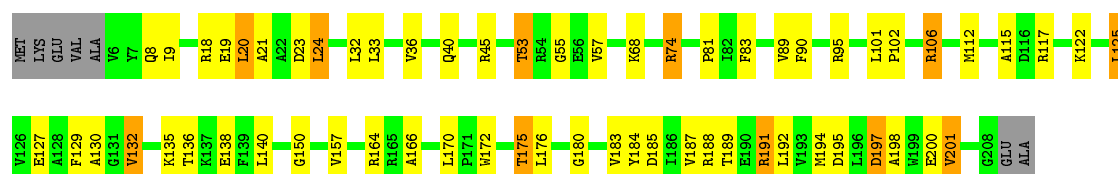




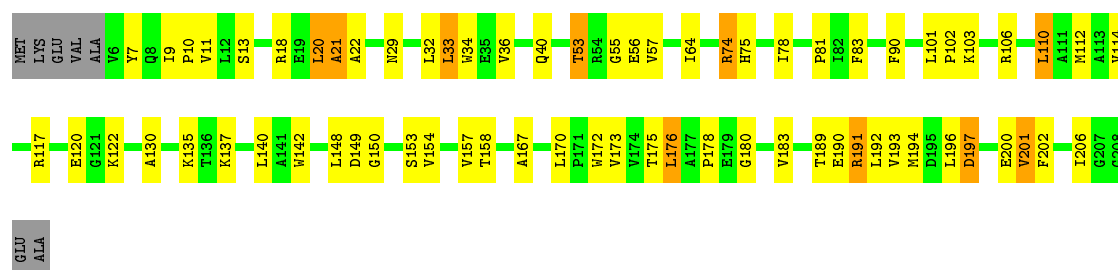
• Molecule 5: 50S ribosomal protein L3



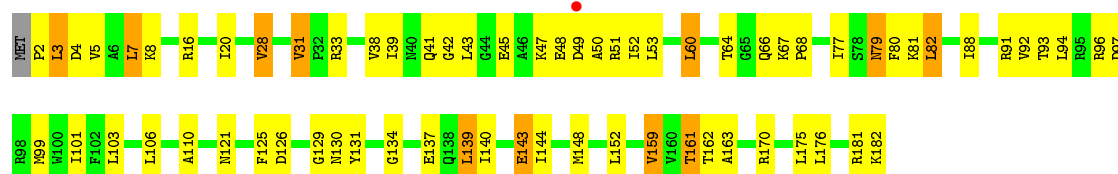
• Molecule 6: 50S ribosomal protein L4



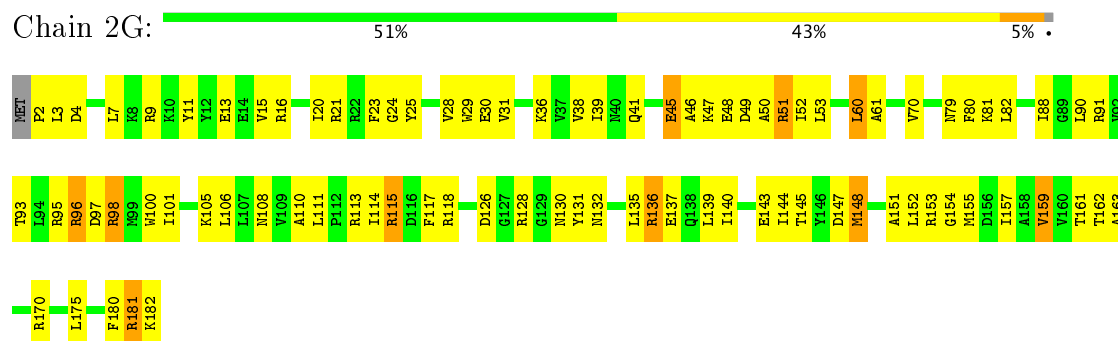
• Molecule 6: 50S ribosomal protein L4



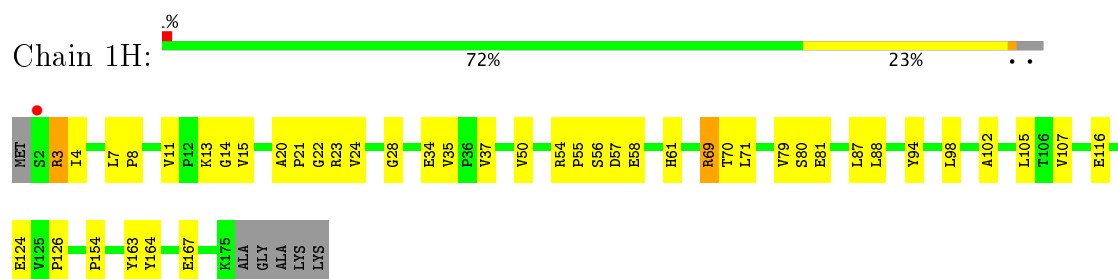
• Molecule 7: 50S ribosomal protein L5



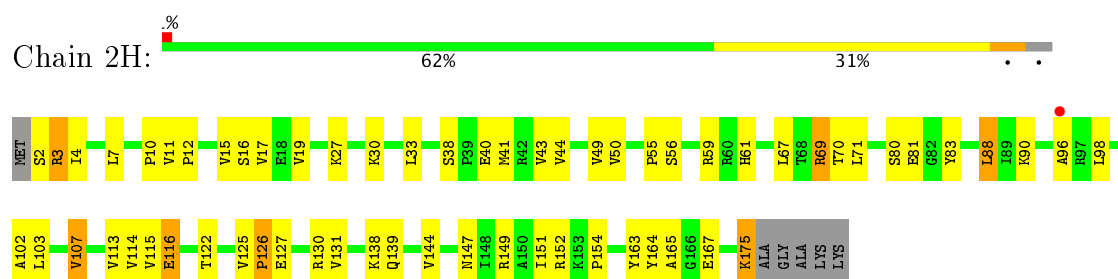
• Molecule 7: 50S ribosomal protein L5



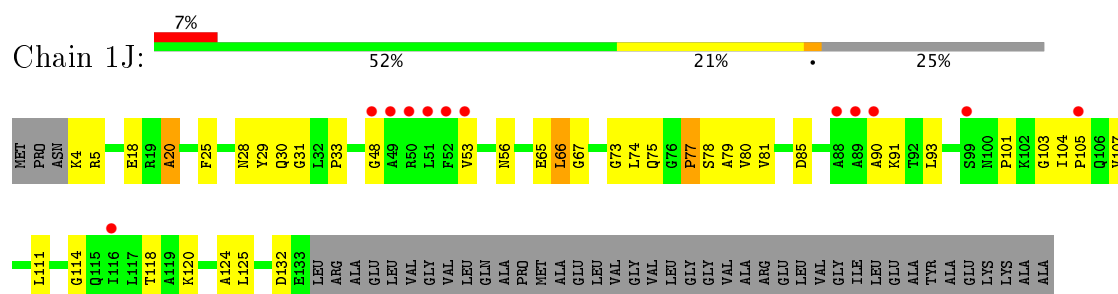
- Molecule 8: 50S ribosomal protein L6



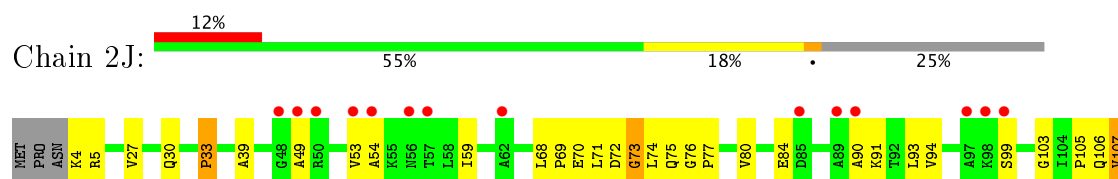
- Molecule 8: 50S ribosomal protein L6

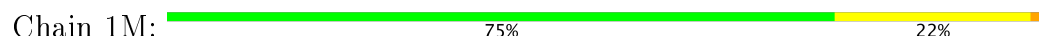


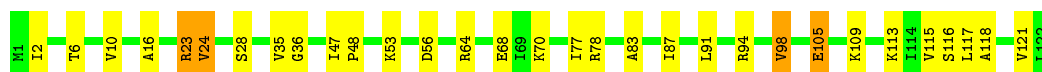
- Molecule 9: 50S ribosomal protein L10



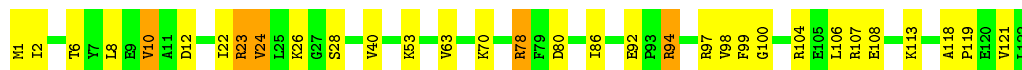
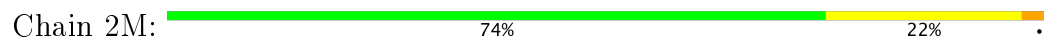
- Molecule 9: 50S ribosomal protein L10



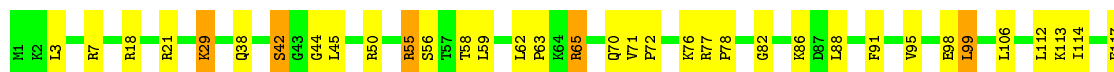




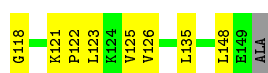

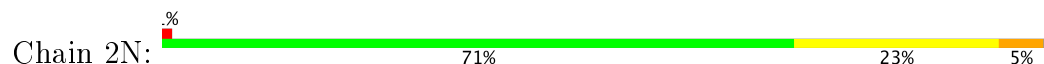
- Molecule 12: 50S ribosomal protein L14



- Molecule 13: 50S ribosomal protein L15



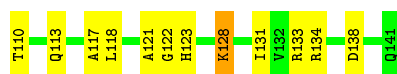
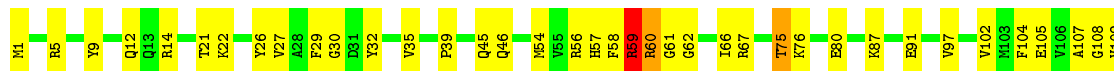
- Molecule 13: 50S ribosomal protein L15



- Molecule 14: 50S ribosomal protein L16

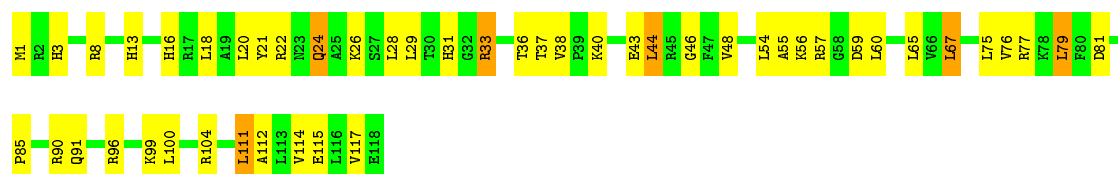


- Molecule 14: 50S ribosomal protein L16



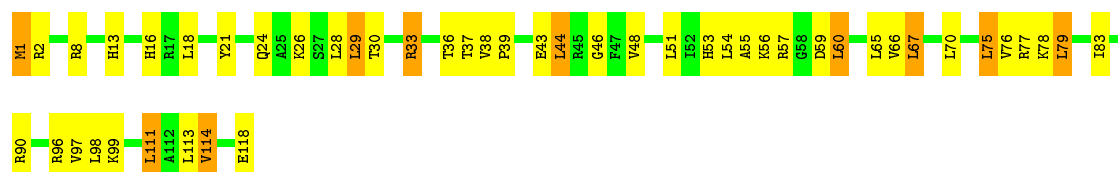
- Molecule 15: 50S ribosomal protein L17





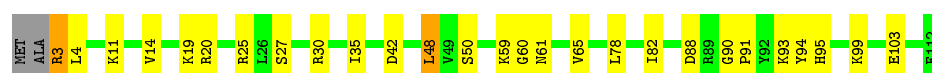
- Molecule 15: 50S ribosomal protein L17

Chain 2P: 59% 32% 8%



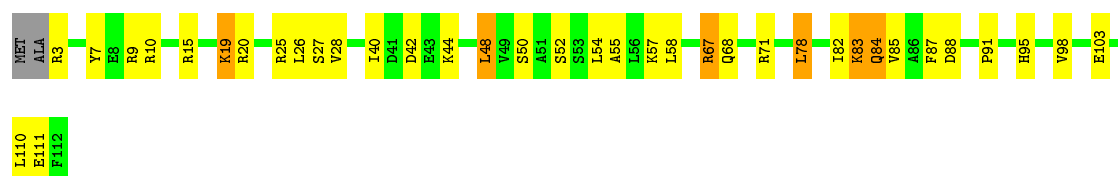
- Molecule 16: 50S ribosomal protein L18

Chain 1Q: 74% 22% ..



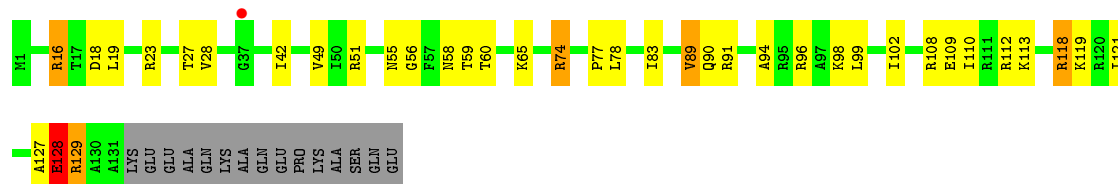
- Molecule 16: 50S ribosomal protein L18

Chain 2Q: 65% 28% 5% .




- Molecule 17: 50S ribosomal protein L19

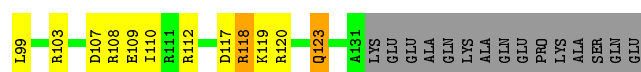
Chain 1R: 64% 22% .. 10%



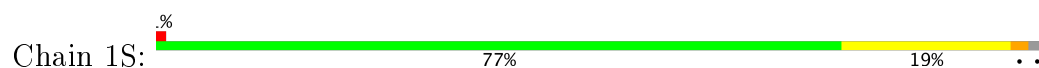
- Molecule 17: 50S ribosomal protein L19

Chain 2R: 56% 31% . 10%

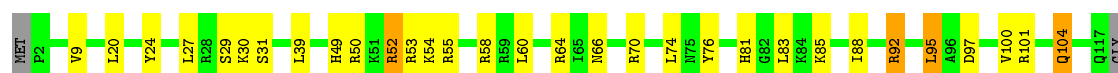




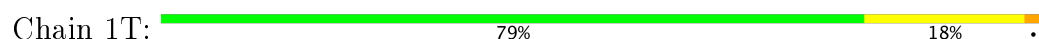
- Molecule 18: 50S ribosomal protein L20



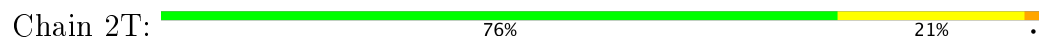
- Molecule 18: 50S ribosomal protein L20



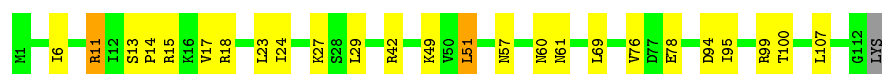
- Molecule 19: 50S ribosomal protein L21



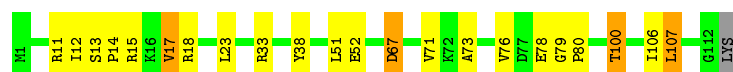
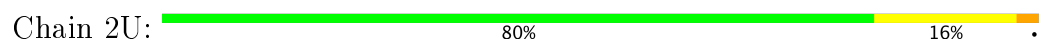
- Molecule 19: 50S ribosomal protein L21



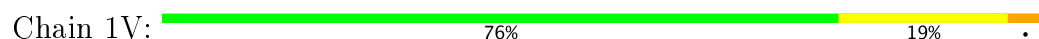
- Molecule 20: 50S ribosomal protein L22



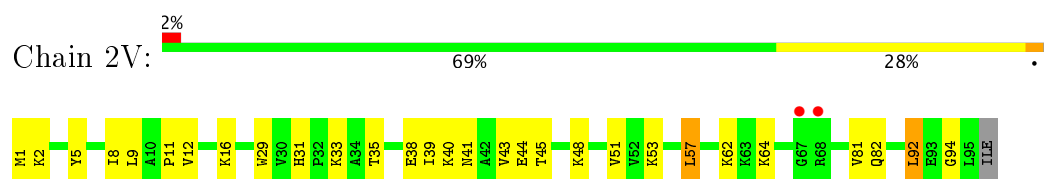
- Molecule 20: 50S ribosomal protein L22



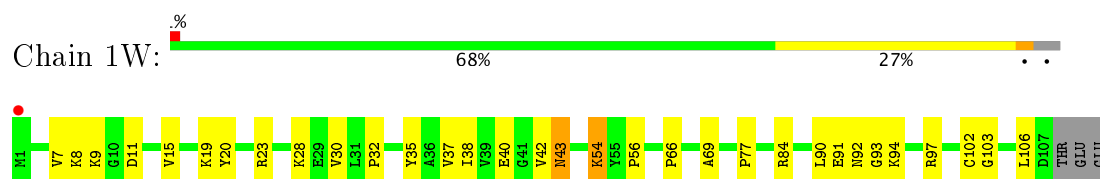
- Molecule 21: 50S ribosomal protein L23



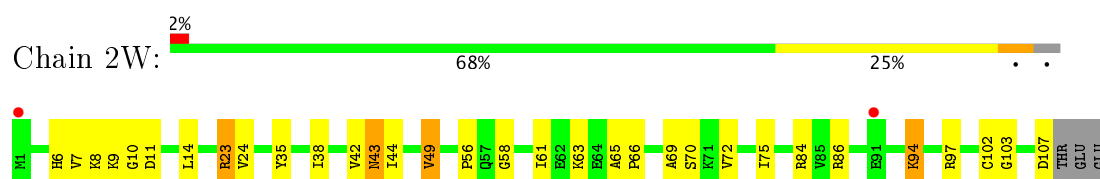
• Molecule 21: 50S ribosomal protein L23



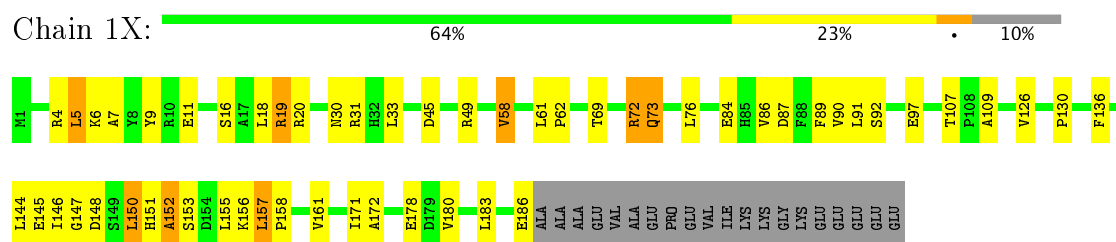
• Molecule 22: 50S ribosomal protein L24



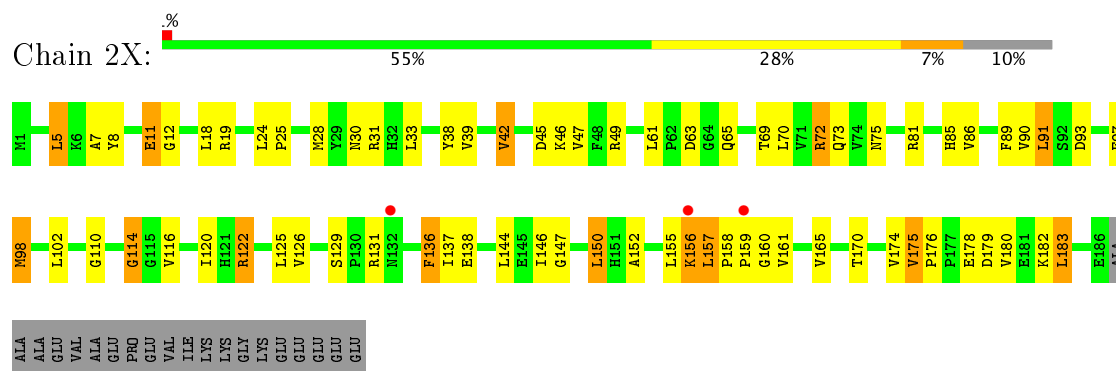
• Molecule 22: 50S ribosomal protein L24



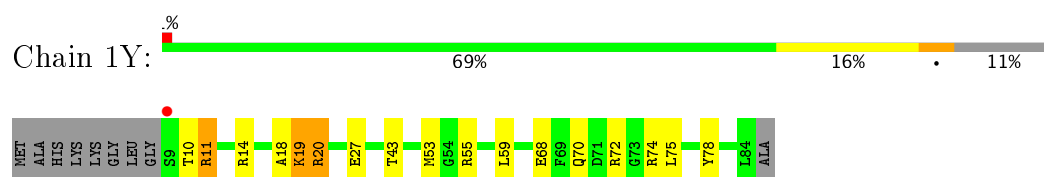
• Molecule 23: 50S ribosomal protein L25



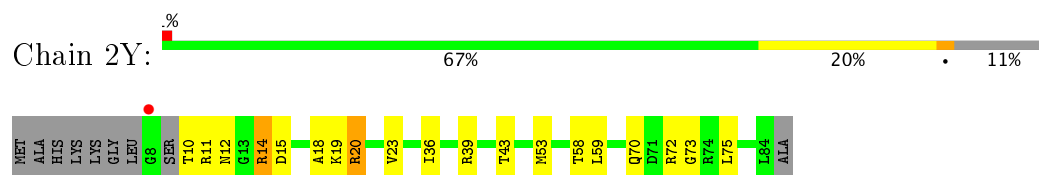
• Molecule 23: 50S ribosomal protein L25



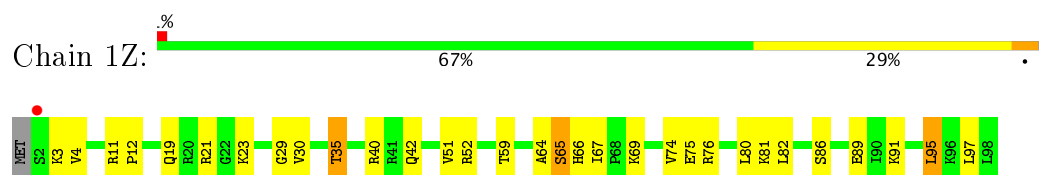
• Molecule 24: 50S ribosomal protein L27



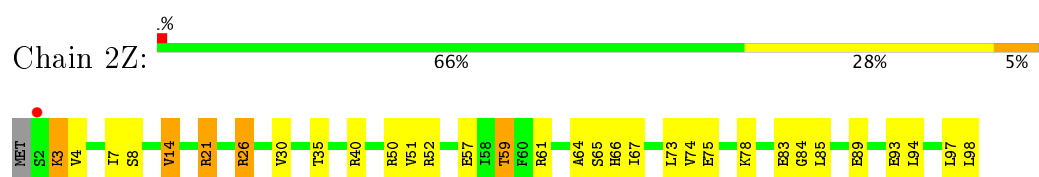
- Molecule 24: 50S ribosomal protein L27



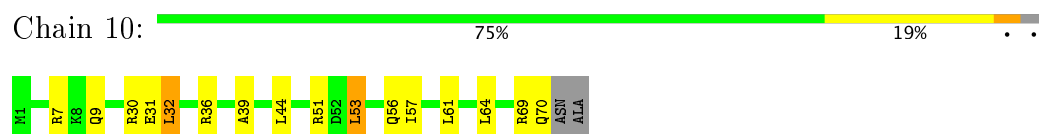
- Molecule 25: 50S ribosomal protein L28



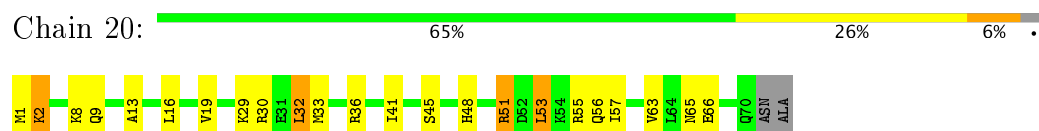
- Molecule 25: 50S ribosomal protein L28



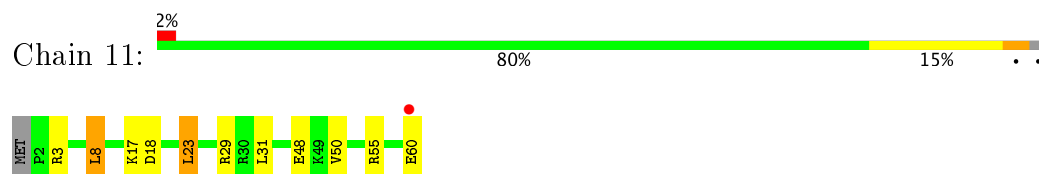
- Molecule 26: 50S ribosomal protein L29



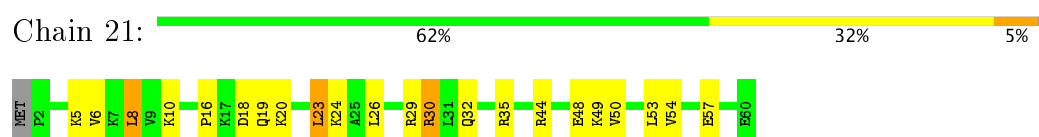
- Molecule 26: 50S ribosomal protein L29



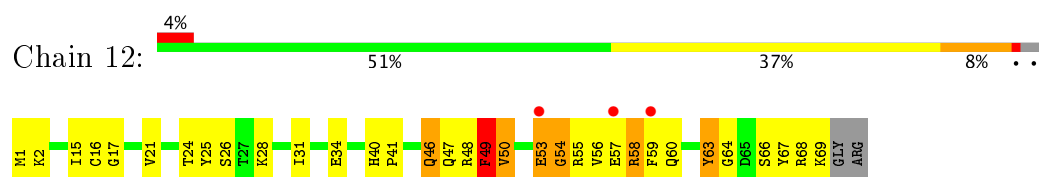
- Molecule 27: 50S ribosomal protein L30



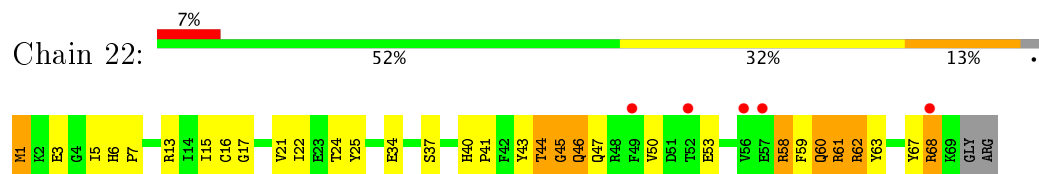
- Molecule 27: 50S ribosomal protein L30



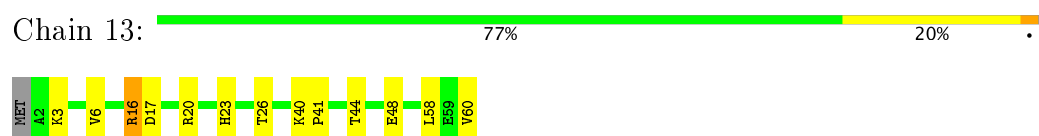
- Molecule 28: 50S ribosomal protein L31



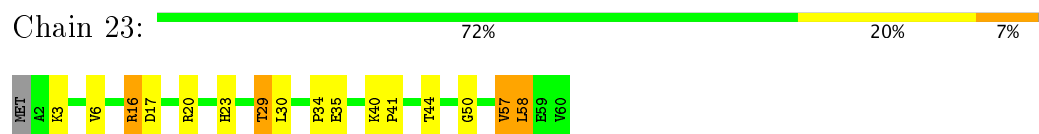
- Molecule 28: 50S ribosomal protein L31



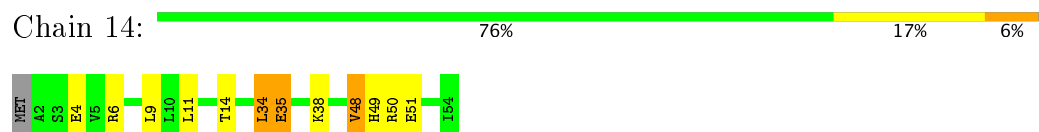
- Molecule 29: 50S ribosomal protein L32



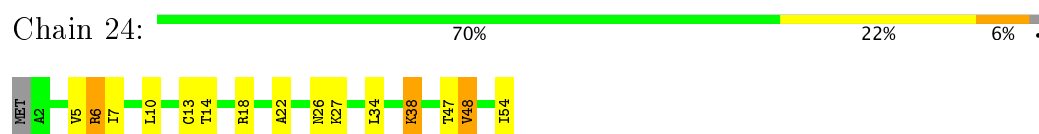
- Molecule 29: 50S ribosomal protein L32



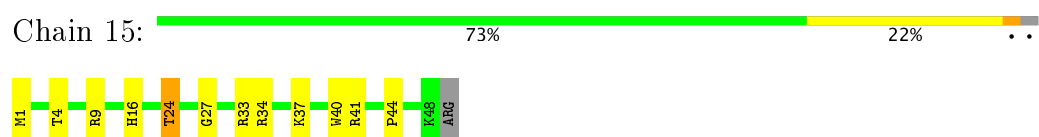
- Molecule 30: 50S ribosomal protein L33



- Molecule 30: 50S ribosomal protein L33



- Molecule 31: 50S ribosomal protein L34



- Molecule 31: 50S ribosomal protein L34





- Molecule 32: 50S ribosomal protein L35

Chain 16: 66% 29%



- Molecule 32: 50S ribosomal protein L35

Chain 26: 62% 35%



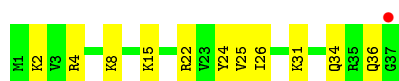
- Molecule 33: 50S ribosomal protein L36

Chain 17: 81% 19%




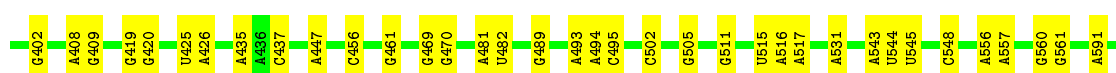
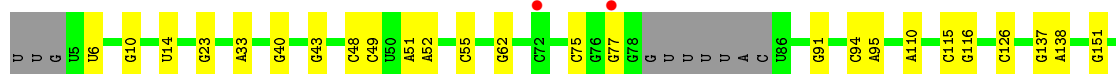
- Molecule 33: 50S ribosomal protein L36

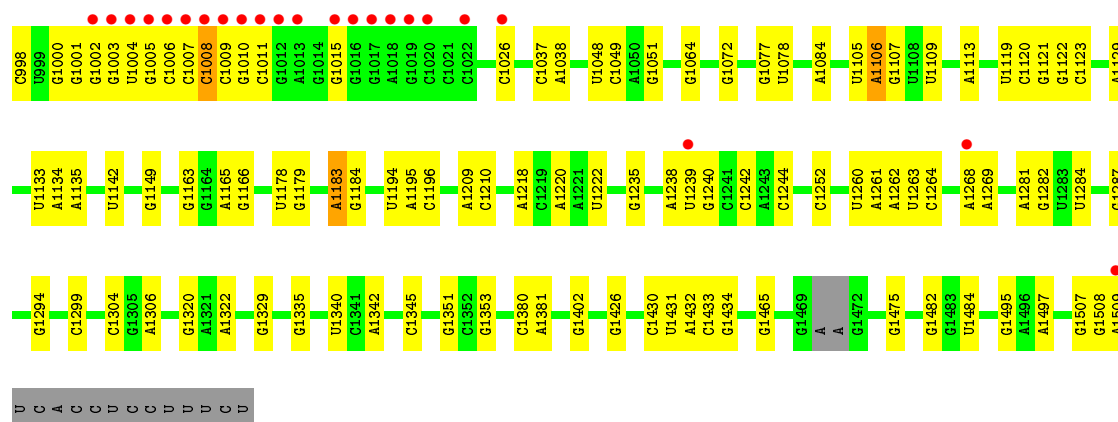
Chain 27: 3% 70% 30%



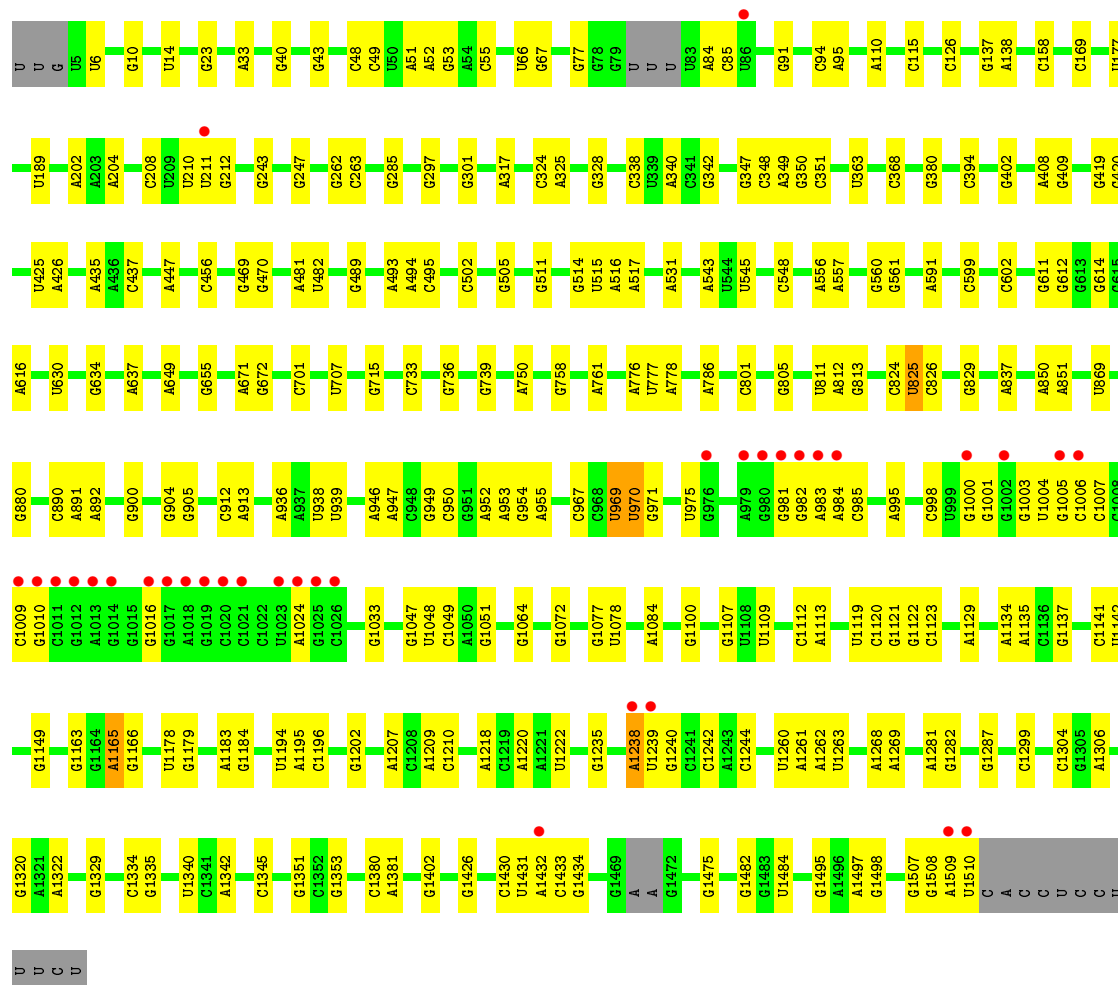
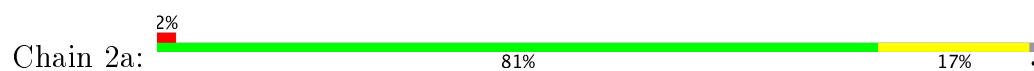
- Molecule 34: 16S Ribosomal RNA

Chain 1a: 2% 80% 18%

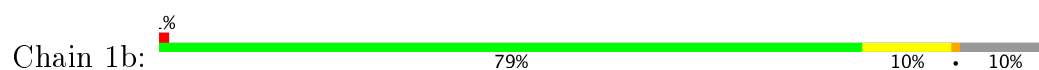


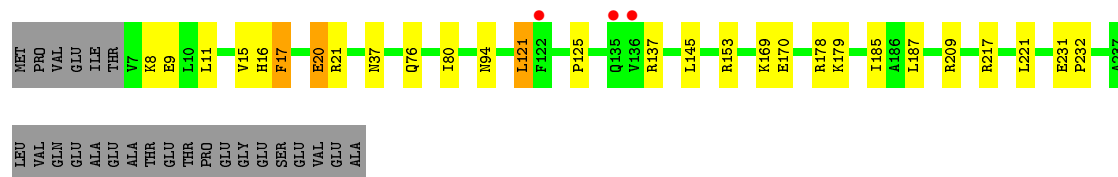


• Molecule 34: 16S Ribosomal RNA

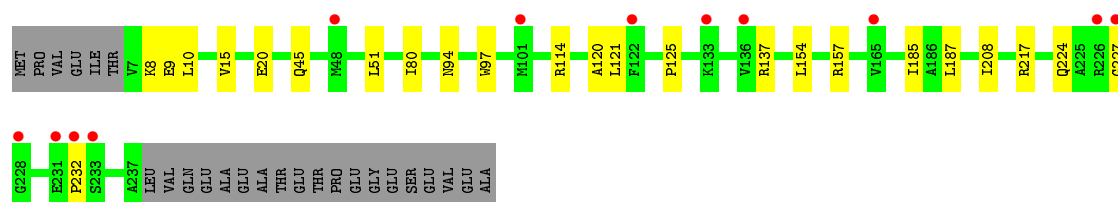
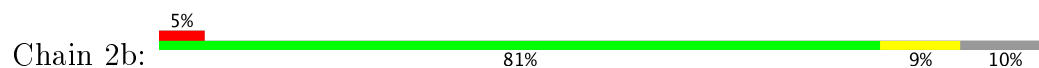


• Molecule 35: 30S ribosomal protein S2

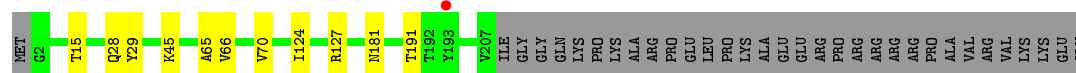
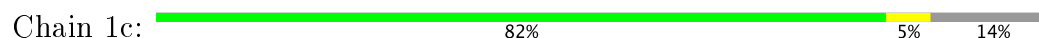




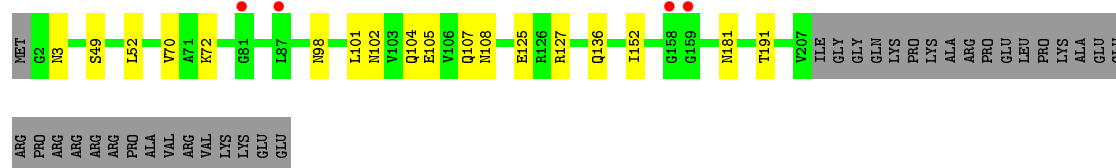
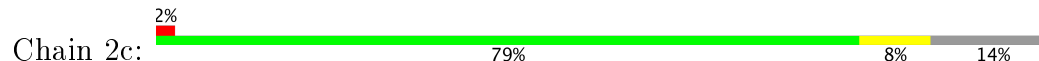
- Molecule 35: 30S ribosomal protein S2



- Molecule 36: 30S ribosomal protein S3



- Molecule 36: 30S ribosomal protein S3



- Molecule 37: 30S ribosomal protein S4



- Molecule 37: 30S ribosomal protein S4



- Molecule 38: 30S ribosomal protein S5





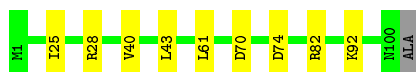
- Molecule 38: 30S ribosomal protein S5

Chain 2e: 86% 6% 9%



- Molecule 39: 30S ribosomal protein S6

Chain 1f: 90% 9%



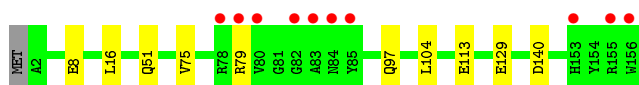
- Molecule 39: 30S ribosomal protein S6

Chain 2f: 92% 7%



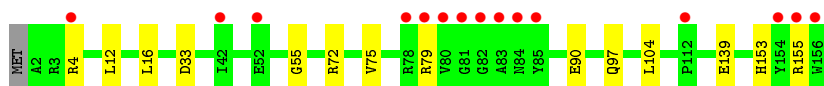
- Molecule 40: 30S ribosomal protein S7

Chain 1g: 6% 93% 6%



- Molecule 40: 30S ribosomal protein S7

Chain 2g: 10% 90% 9%



- Molecule 41: 30S ribosomal protein S8

Chain 1h: 88% 11%



- Molecule 41: 30S ribosomal protein S8

Chain 2h: 86% 13%



- Molecule 42: 30S ribosomal protein S9

Chain 1i: 90% 9% ..



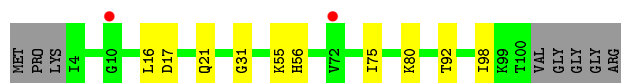
- Molecule 42: 30S ribosomal protein S9

Chain 2i: 5% 87% 13% .



- Molecule 43: 30S ribosomal protein S10

Chain 1j: 2% 83% 10% 8%



- Molecule 43: 30S ribosomal protein S10

Chain 2j: 10% 87% 5% 9%




- Molecule 44: 30S ribosomal protein S11

Chain 1k: 83% 5% 12%



- Molecule 44: 30S ribosomal protein S11

Chain 2k: 85% 12%

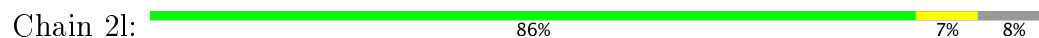


- Molecule 45: 30S ribosomal protein S12

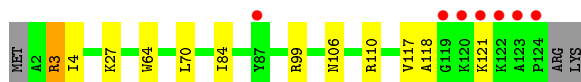
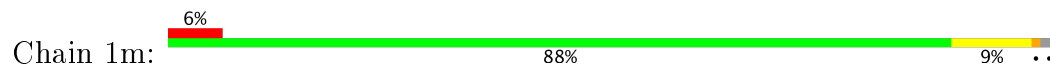
Chain 1l: 87% 5% 8%



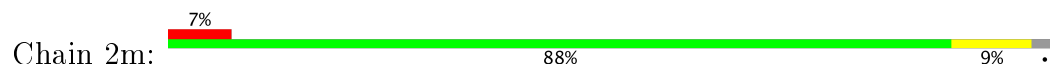
- Molecule 45: 30S ribosomal protein S12



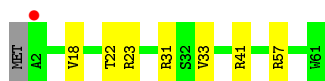
- Molecule 46: 30S ribosomal protein S13



- Molecule 46: 30S ribosomal protein S13



- Molecule 47: 30S ribosomal protein S14 type Z



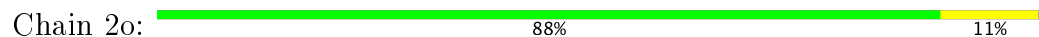
- Molecule 47: 30S ribosomal protein S14 type Z



- Molecule 48: 30S ribosomal protein S15

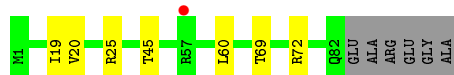
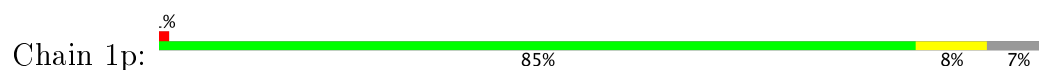


- Molecule 48: 30S ribosomal protein S15

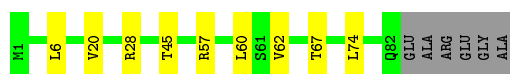
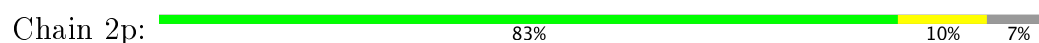




- Molecule 49: 30S ribosomal protein S16



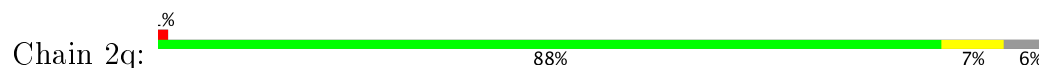
- Molecule 49: 30S ribosomal protein S16



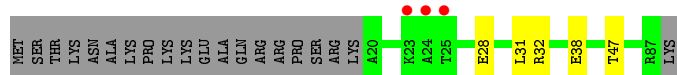
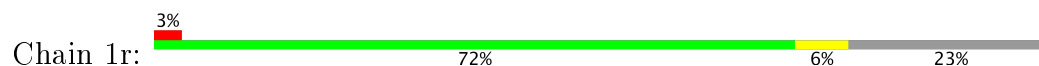
- Molecule 50: 30S ribosomal protein S17



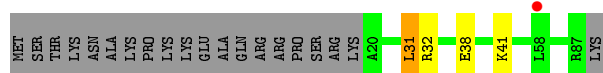
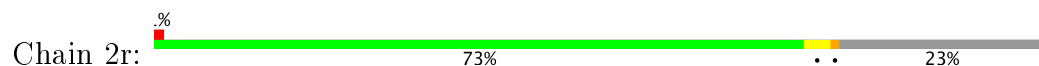
- Molecule 50: 30S ribosomal protein S17



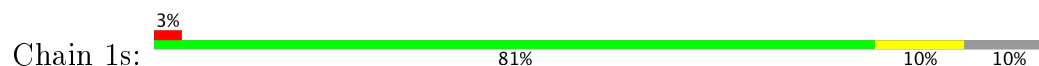
- Molecule 51: 30S ribosomal protein S18

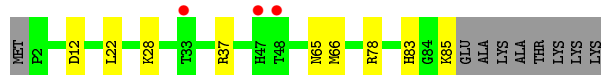


- Molecule 51: 30S ribosomal protein S18

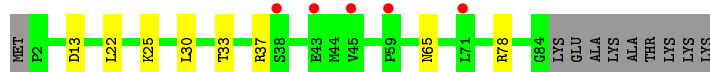
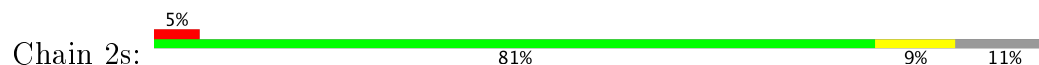


- Molecule 52: 30S ribosomal protein S19

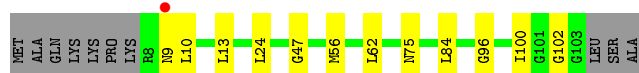
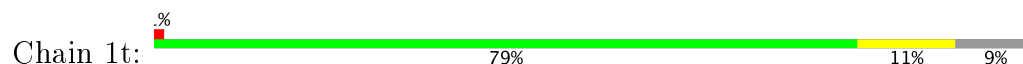




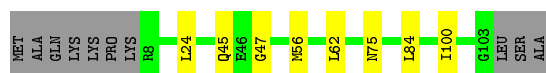
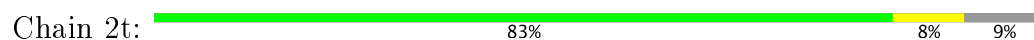
- Molecule 52: 30S ribosomal protein S19



- Molecule 53: 30S ribosomal protein S20



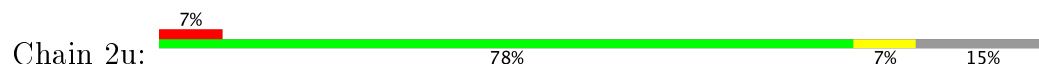
- Molecule 53: 30S ribosomal protein S20



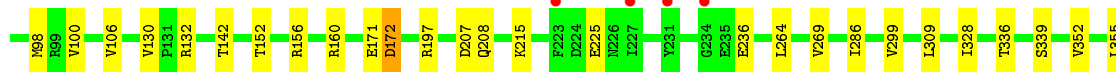
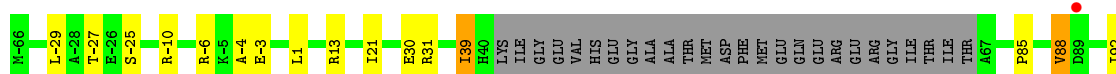
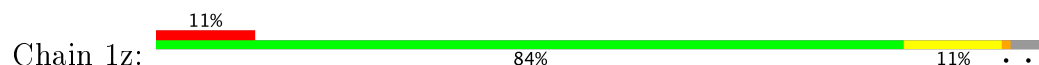
- Molecule 54: 30S ribosomal protein Thx

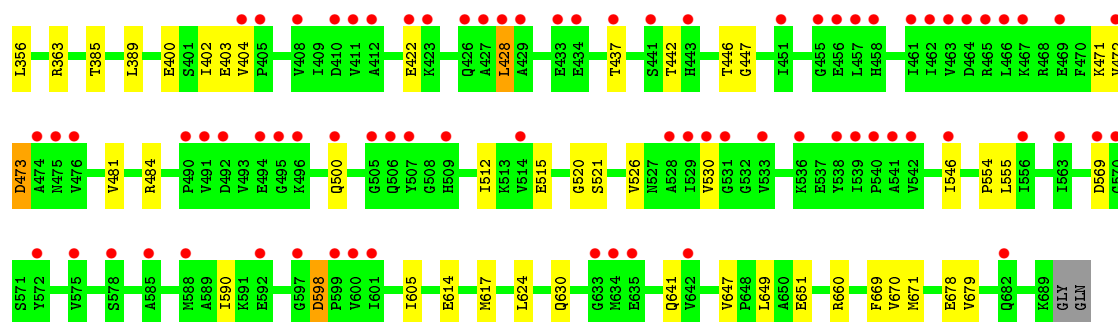


- Molecule 54: 30S ribosomal protein Thx

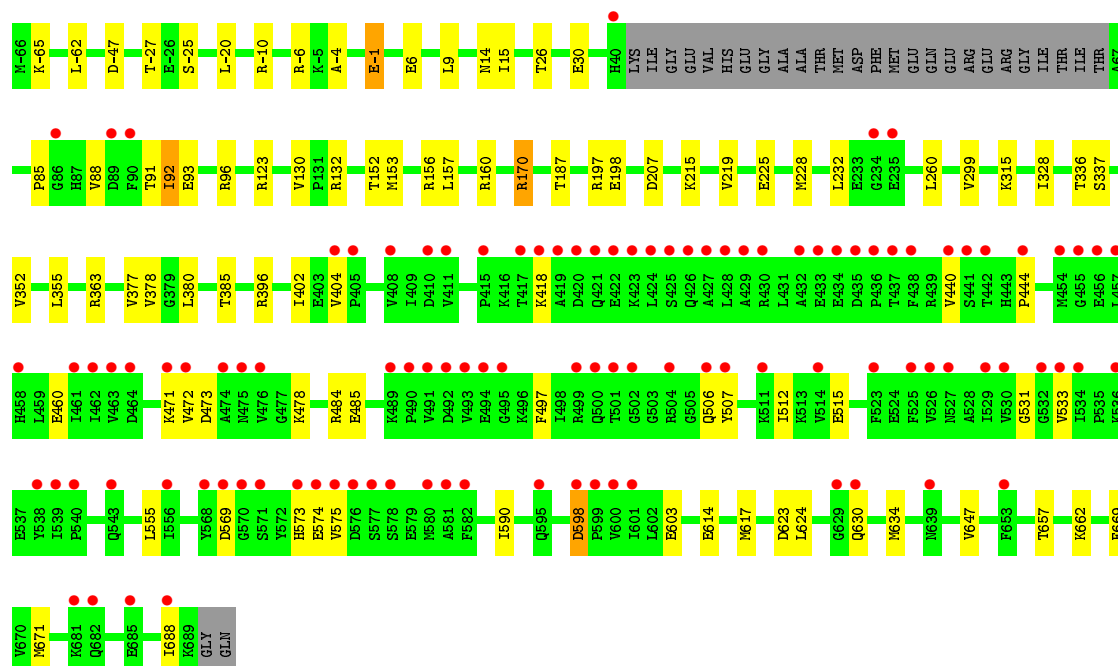
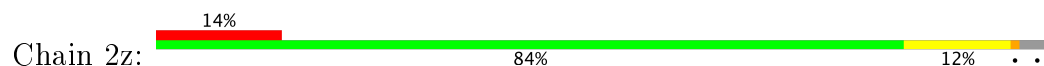


- Molecule 55: Chimera protein of 50S ribosomal protein L9 and Elongation factor G





- Molecule 55: Chimera protein of 50S ribosomal protein L9 and Elongation factor G



- Molecule 56: mRNA



- Molecule 56: mRNA

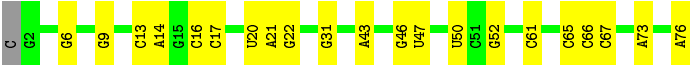


- Molecule 57: P-site tRNA

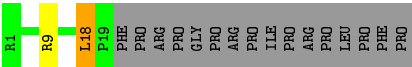




● Molecule 57: P-site tRNA



● Molecule 58: Cathelicidin-3



● Molecule 58: Cathelicidin-3



4 Data and refinement statistics

Property	Value	Source
Space group	P 21 21 21	Depositor
Cell constants a, b, c, α , β , γ	208.78Å 449.03Å 619.34Å 90.00° 90.00° 90.00°	Depositor
Resolution (Å)	49.48 – 3.00 49.48 – 3.00	Depositor EDS
% Data completeness (in resolution range)	99.3 (49.48-3.00) 99.1 (49.48-3.00)	Depositor EDS
R_{merge}	0.26	Depositor
R_{sym}	(Not available)	Depositor
$\langle I/\sigma(I) \rangle$ ¹	1.37 (at 3.01Å)	Xtriage
Refinement program	PHENIX	Depositor
R, R_{free}	0.208 , 0.265 0.212 , 0.266	Depositor DCC
R_{free} test set	57160 reflections (5.28%)	DCC
Wilson B-factor (Å ²)	55.7	Xtriage
Anisotropy	0.172	Xtriage
Bulk solvent k_{sol} (e/Å ³), B_{sol} (Å ²)	0.29 , 66.0	EDS
L-test for twinning ²	$\langle L \rangle = 0.44$, $\langle L^2 \rangle = 0.27$	Xtriage
Estimated twinning fraction	No twinning to report.	Xtriage
F_o, F_c correlation	0.91	EDS
Total number of atoms	306384	wwPDB-VP
Average B, all atoms (Å ²)	60.0	wwPDB-VP

Xtriage's analysis on translational NCS is as follows: *The largest off-origin peak in the Patterson function is 1.57% of the height of the origin peak. No significant pseudotranslation is detected.*

¹Intensities estimated from amplitudes.

²Theoretical values of $\langle |L| \rangle$, $\langle L^2 \rangle$ for acentric reflections are 0.5, 0.333 respectively for untwinned datasets, and 0.375, 0.2 for perfectly twinned datasets.

5 Model quality ⓘ

5.1 Standard geometry ⓘ

Bond lengths and bond angles in the following residue types are not validated in this section: GDP, 5MU, ZN, SF4, MG, 5MC, 4SU, PSU

The Z score for a bond length (or angle) is the number of standard deviations the observed value is removed from the expected value. A bond length (or angle) with $|Z| > 5$ is considered an outlier worth inspection. RMSZ is the root-mean-square of all Z scores of the bond lengths (or angles).

Mol	Chain	Bond lengths		Bond angles	
		RMSZ	# $ Z > 5$	RMSZ	# $ Z > 5$
1	1A	0.58	4/69281 (0.0%)	0.95	75/108144 (0.1%)
1	2A	0.45	2/69179 (0.0%)	0.92	59/107984 (0.1%)
2	1B	0.47	0/2878	0.93	0/4490
2	2B	0.43	0/2878	0.92	1/4490 (0.0%)
3	1C	0.48	0/1038	0.70	2/1403 (0.1%)
3	2C	0.45	0/1038	0.68	1/1403 (0.1%)
4	1D	0.42	0/2186	0.57	0/2944
4	2D	0.36	0/2192	0.57	0/2951
5	1E	0.42	0/1592	0.56	0/2149
5	2E	0.35	0/1592	0.55	0/2149
6	1F	0.38	0/1619	0.54	0/2193
6	2F	0.34	0/1615	0.55	0/2188
7	1G	0.31	0/1450	0.53	0/1959
7	2G	0.32	0/1449	0.56	0/1958
8	1H	0.34	0/1356	0.53	0/1834
8	2H	0.33	0/1356	0.56	0/1834
9	1J	0.28	0/640	0.59	0/889
9	2J	0.29	0/640	0.55	1/889 (0.1%)
10	1K	0.35	0/504	0.58	0/675
10	2K	0.46	0/503	0.66	0/673
11	1L	0.38	0/1144	0.53	0/1543
11	2L	0.31	0/1144	0.53	0/1543
12	1M	0.40	0/943	0.57	0/1269
12	2M	0.37	0/943	0.54	0/1269
13	1N	0.37	0/1156	0.57	0/1537
13	2N	0.34	0/1152	0.57	0/1533
14	1O	0.41	0/1143	0.52	0/1527
14	2O	0.35	0/1143	0.54	0/1527
15	1P	0.38	0/982	0.59	0/1312
15	2P	0.33	0/982	0.55	0/1312
16	1Q	0.35	0/887	0.57	0/1180
16	2Q	0.33	0/880	0.58	1/1172 (0.1%)

Mol	Chain	Bond lengths		Bond angles	
		RMSZ	# Z >5	RMSZ	# Z >5
17	1R	0.37	0/1105	0.53	0/1477
17	2R	0.33	0/1097	0.54	0/1468
18	1S	0.42	0/977	0.55	0/1301
18	2S	0.32	0/977	0.48	0/1301
19	1T	0.38	0/782	0.54	0/1049
19	2T	0.32	0/782	0.53	0/1049
20	1U	0.39	0/897	0.53	0/1205
20	2U	0.35	0/897	0.52	0/1205
21	1V	0.38	0/764	0.58	1/1025 (0.1%)
21	2V	0.33	0/764	0.55	1/1025 (0.1%)
22	1W	0.39	0/819	0.58	0/1095
22	2W	0.34	0/819	0.56	0/1095
23	1X	0.34	0/1492	0.55	0/2029
23	2X	0.34	0/1486	0.57	0/2022
24	1Y	0.38	0/612	0.57	0/816
24	2Y	0.33	0/609	0.51	0/810
25	1Z	0.37	0/762	0.51	0/1014
25	2Z	0.33	0/762	0.53	0/1014
26	10	0.33	0/590	0.54	0/781
26	20	0.33	0/590	0.51	0/781
27	11	0.41	0/474	0.54	0/635
27	21	0.33	0/469	0.56	0/630
28	12	0.34	0/571	0.64	0/768
28	22	0.37	0/545	0.58	0/737
29	13	0.42	0/469	0.58	0/635
29	23	0.36	0/469	0.53	0/635
30	14	0.46	0/460	0.52	0/613
30	24	0.41	0/456	0.52	0/608
31	15	0.38	0/426	0.54	0/561
31	25	0.34	0/426	0.58	0/561
32	16	0.40	0/525	0.58	0/691
32	26	0.33	0/525	0.52	0/691
33	17	0.43	0/310	0.54	0/407
33	27	0.33	0/310	0.48	0/407
34	1a	0.40	0/35976	0.89	14/56145 (0.0%)
34	2a	0.39	0/36119	0.89	18/56370 (0.0%)
35	1b	0.33	0/1881	0.59	0/2542
35	2b	0.34	0/1860	0.56	0/2518
36	1c	0.29	0/1576	0.50	0/2130
36	2c	0.33	0/1568	0.53	0/2122
37	1d	0.31	0/1689	0.52	0/2267
37	2d	0.30	0/1708	0.54	1/2289 (0.0%)
38	1e	0.32	0/1145	0.52	0/1543

Mol	Chain	Bond lengths		Bond angles	
		RMSZ	# Z >5	RMSZ	# Z >5
38	2e	0.31	0/1149	0.56	0/1548
39	1f	0.32	0/825	0.53	0/1118
39	2f	0.32	0/833	0.49	0/1128
40	1g	0.29	0/1250	0.48	0/1679
40	2g	0.31	0/1254	0.52	0/1683
41	1h	0.30	0/1108	0.52	0/1494
41	2h	0.29	0/1108	0.55	1/1494 (0.1%)
42	1i	0.30	0/1005	0.51	0/1350
42	2i	0.33	0/997	0.55	0/1343
43	1j	0.29	0/722	0.59	0/982
43	2j	0.33	0/727	0.52	0/988
44	1k	0.33	0/848	0.52	0/1149
44	2k	0.29	0/848	0.52	0/1149
45	1l	0.32	0/946	0.50	0/1274
45	2l	0.33	0/946	0.58	0/1274
46	1m	0.30	0/977	0.55	0/1310
46	2m	0.30	0/961	0.54	0/1291
47	1n	0.31	0/501	0.56	0/664
47	2n	0.31	0/501	0.55	0/664
48	1o	0.32	0/739	0.53	0/985
48	2o	0.31	0/739	0.52	0/985
49	1p	0.30	0/697	0.51	0/939
49	2p	0.30	0/693	0.50	0/935
50	1q	0.33	0/836	0.50	0/1117
50	2q	0.31	0/836	0.50	0/1117
51	1r	0.29	0/560	0.55	1/746 (0.1%)
51	2r	0.31	0/560	0.55	1/746 (0.1%)
52	1s	0.29	0/676	0.53	0/911
52	2s	0.32	0/661	0.60	0/893
53	1t	0.31	0/730	0.54	0/965
53	2t	0.28	0/733	0.49	0/969
54	1u	0.29	0/203	0.54	0/266
54	2u	0.30	0/203	0.48	0/266
55	1z	0.35	0/5792	0.59	1/7844 (0.0%)
55	2z	0.36	0/5792	0.58	0/7844
56	1y	0.47	0/144	0.96	0/222
56	2y	0.59	0/122	1.17	0/188
57	1w	0.57	2/1725 (0.1%)	1.15	22/2689 (0.8%)
57	2w	0.53	0/1725	1.17	20/2689 (0.7%)
58	1x	0.40	0/175	0.68	0/238
58	2x	0.38	0/175	0.98	1/238 (0.4%)
All	All	0.44	8/327047 (0.0%)	0.83	222/487364 (0.0%)

Chiral center outliers are detected by calculating the chiral volume of a chiral center and verifying if the center is modelled as a planar moiety or with the opposite hand. A planarity outlier is detected by checking planarity of atoms in a peptide group, atoms in a mainchain group or atoms of a sidechain that are expected to be planar.

Mol	Chain	#Chirality outliers	#Planarity outliers
28	12	0	1

The worst 5 of 8 bond length outliers are listed below:

Mol	Chain	Res	Type	Atoms	Z	Observed(Å)	Ideal(Å)
1	1A	1187	A	N9-C4	-10.39	1.31	1.37
1	1A	1066	A	N9-C4	-6.00	1.34	1.37
57	1w	22	G	N7-C5	5.90	1.42	1.39
1	1A	353	A	N9-C4	-5.88	1.34	1.37
57	1w	46	G	C6-N1	5.85	1.43	1.39

The worst 5 of 222 bond angle outliers are listed below:

Mol	Chain	Res	Type	Atoms	Z	Observed(°)	Ideal(°)
57	1w	46	G	C6-N1-C2	-11.71	118.07	125.10
57	2w	46	G	C6-N1-C2	-10.97	118.52	125.10
1	1A	1149	C	OP1-P-O3'	-10.93	81.15	105.20
57	1w	22	G	C5-N7-C8	-10.78	98.91	104.30
57	2w	22	G	C5-N7-C8	-10.15	99.22	104.30

There are no chirality outliers.

All (1) planarity outliers are listed below:

Mol	Chain	Res	Type	Group
28	12	59	PHE	Peptide

5.2 Too-close contacts

In the following table, the Non-H and H(model) columns list the number of non-hydrogen atoms and hydrogen atoms in the chain respectively. The H(added) column lists the number of hydrogen atoms added and optimized by MolProbity. The Clashes column lists the number of clashes within the asymmetric unit, whereas Symm-Clashes lists symmetry related clashes.

Mol	Chain	Non-H	H(model)	H(added)	Clashes	Symm-Clashes
1	1A	61861	0	31188	760	0
1	2A	61771	0	31145	923	0
2	1B	2573	0	1306	23	0

Continued on next page...

Continued from previous page...

Mol	Chain	Non-H	H(model)	H(added)	Clashes	Symm-Clashes
2	2B	2573	0	1306	25	0
3	1C	1020	0	1013	58	0
3	2C	1020	0	1013	69	0
4	1D	2136	0	2218	48	0
4	2D	2142	0	2229	55	0
5	1E	1559	0	1618	37	0
5	2E	1559	0	1618	45	0
6	1F	1584	0	1625	45	0
6	2F	1580	0	1619	52	0
7	1G	1425	0	1443	42	0
7	2G	1424	0	1434	50	0
8	1H	1330	0	1407	23	0
8	2H	1330	0	1407	34	0
9	1J	641	0	309	13	0
9	2J	641	0	309	10	0
10	1K	499	0	521	20	0
10	2K	498	0	521	40	0
11	1L	1117	0	1184	16	0
11	2L	1117	0	1184	27	0
12	1M	933	0	996	21	0
12	2M	933	0	996	20	0
13	1N	1139	0	1223	32	0
13	2N	1135	0	1212	40	0
14	1O	1122	0	1179	21	0
14	2O	1122	0	1179	38	0
15	1P	968	0	1033	24	0
15	2P	968	0	1033	36	0
16	1Q	877	0	938	12	0
16	2Q	870	0	923	25	0
17	1R	1091	0	1151	23	0
17	2R	1083	0	1136	34	0
18	1S	959	0	1019	12	0
18	2S	959	0	1019	25	0
19	1T	771	0	830	10	0
19	2T	771	0	830	11	0
20	1U	886	0	940	15	0
20	2U	886	0	940	15	0
21	1V	750	0	814	13	0
21	2V	750	0	814	18	0
22	1W	806	0	881	18	0
22	2W	806	0	881	19	0
23	1X	1460	0	1463	33	0

Continued on next page...

Continued from previous page...

Mol	Chain	Non-H	H(model)	H(added)	Clashes	Symm-Clashes
23	2X	1454	0	1452	53	0
24	1Y	604	0	619	13	0
24	2Y	602	0	616	16	0
25	1Z	755	0	826	20	0
25	2Z	755	0	826	19	0
26	10	588	0	643	10	0
26	20	588	0	643	16	0
27	11	469	0	518	7	0
27	21	464	0	514	14	0
28	12	558	0	544	17	0
28	22	532	0	503	19	0
29	13	455	0	465	7	0
29	23	455	0	465	13	0
30	14	453	0	473	6	0
30	24	449	0	469	10	0
31	15	418	0	467	11	0
31	25	418	0	467	9	0
32	16	517	0	582	15	0
32	26	517	0	582	22	0
33	17	307	0	335	5	0
33	27	307	0	335	7	0
34	1a	32141	0	16223	0	0
34	2a	32268	0	16287	0	0
35	1b	1846	0	1867	0	0
35	2b	1825	0	1828	0	0
36	1c	1552	0	1546	0	0
36	2c	1544	0	1524	0	0
37	1d	1659	0	1676	0	0
37	2d	1678	0	1718	0	0
38	1e	1129	0	1185	0	0
38	2e	1133	0	1191	0	0
39	1f	812	0	804	0	0
39	2f	820	0	814	0	0
40	1g	1231	0	1238	0	0
40	2g	1235	0	1249	0	0
41	1h	1088	0	1126	0	0
41	2h	1088	0	1126	0	0
42	1i	986	0	995	0	0
42	2i	978	0	966	0	0
43	1j	709	0	650	0	0
43	2j	714	0	672	0	0
44	1k	833	0	836	0	0

Continued on next page...

Continued from previous page...

Mol	Chain	Non-H	H(model)	H(added)	Clashes	Symm-Clashes
44	2k	833	0	836	0	0
45	1l	930	0	980	0	0
45	2l	930	0	980	0	0
46	1m	966	0	1024	0	0
46	2m	950	0	988	0	0
47	1n	492	0	529	0	0
47	2n	492	0	529	0	0
48	1o	728	0	760	0	0
48	2o	728	0	760	0	0
49	1p	681	0	697	0	0
49	2p	677	0	686	0	0
50	1q	823	0	891	0	0
50	2q	823	0	891	0	0
51	1r	555	0	618	0	0
51	2r	555	0	618	0	0
52	1s	661	0	675	0	0
52	2s	646	0	644	0	0
53	1t	728	0	798	0	0
53	2t	731	0	807	0	0
54	1u	199	0	208	0	0
54	2u	199	0	208	0	0
55	1z	5690	0	5783	0	0
55	2z	5690	0	5783	0	0
56	1y	129	0	65	0	0
56	2y	109	0	55	0	0
57	1w	1625	0	829	0	0
57	2w	1625	0	829	0	0
58	1x	168	0	195	0	0
58	2x	168	0	195	0	0
59	10	2	0	0	0	0
59	11	1	0	0	0	0
59	13	3	0	0	0	0
59	14	1	0	0	0	0
59	15	2	0	0	0	0
59	16	2	0	0	0	0
59	17	2	0	0	0	0
59	1A	780	0	0	0	0
59	1B	24	0	0	0	0
59	1D	4	0	0	0	0
59	1E	6	0	0	0	0
59	1F	7	0	0	0	0
59	1G	2	0	0	0	0

Continued on next page...

Continued from previous page...

Mol	Chain	Non-H	H(model)	H(added)	Clashes	Symm-Clashes
59	1H	1	0	0	0	0
59	1L	2	0	0	0	0
59	1M	1	0	0	0	0
59	1N	2	0	0	0	0
59	1O	2	0	0	0	0
59	1P	2	0	0	0	0
59	1S	4	0	0	0	0
59	1T	1	0	0	0	0
59	1U	3	0	0	0	0
59	1W	1	0	0	0	0
59	1X	2	0	0	0	0
59	1Y	5	0	0	0	0
59	1a	204	0	0	0	0
59	1b	1	0	0	0	0
59	1d	2	0	0	0	0
59	1f	1	0	0	0	0
59	1l	3	0	0	0	0
59	1t	1	0	0	0	0
59	1w	6	0	0	0	0
59	1z	1	0	0	0	0
59	23	1	0	0	0	0
59	26	2	0	0	0	0
59	2A	620	0	0	0	0
59	2B	13	0	0	0	0
59	2D	4	0	0	0	0
59	2E	4	0	0	0	0
59	2F	3	0	0	0	0
59	2G	1	0	0	0	0
59	2M	2	0	0	0	0
59	2N	1	0	0	0	0
59	2O	2	0	0	0	0
59	2P	1	0	0	0	0
59	2R	1	0	0	0	0
59	2S	2	0	0	0	0
59	2W	1	0	0	0	0
59	2Y	1	0	0	0	0
59	2a	173	0	0	0	0
59	2d	1	0	0	0	0
59	2f	2	0	0	0	0
59	2j	1	0	0	0	0
59	2l	1	0	0	0	0
59	2n	1	0	0	0	0

Continued on next page...

Continued from previous page...

Mol	Chain	Non-H	H(model)	H(added)	Clashes	Symm-Clashes
59	2q	1	0	0	0	0
59	2t	1	0	0	0	0
59	2w	4	0	0	0	0
59	2z	4	0	0	0	0
60	12	1	0	0	0	0
60	13	1	0	0	0	0
60	14	1	0	0	0	0
60	17	1	0	0	0	0
60	1W	1	0	0	0	0
60	1n	1	0	0	0	0
60	22	1	0	0	0	0
60	23	1	0	0	0	0
60	24	1	0	0	0	0
60	27	1	0	0	0	0
60	2W	1	0	0	0	0
60	2n	1	0	0	0	0
61	1d	8	0	0	0	0
61	2d	8	0	0	0	0
62	1z	28	0	12	0	0
62	2z	28	0	12	0	0
63	11	2	0	0	0	0
63	15	2	0	0	1	0
63	16	10	0	0	0	0
63	17	1	0	0	0	0
63	1A	1299	0	0	118	0
63	1B	39	0	0	1	0
63	1D	15	0	0	1	0
63	1E	19	0	0	4	0
63	1F	12	0	0	2	0
63	1G	3	0	0	1	0
63	1H	1	0	0	0	0
63	1M	2	0	0	0	0
63	1N	12	0	0	1	0
63	1O	2	0	0	0	0
63	1P	4	0	0	0	0
63	1Q	1	0	0	0	0
63	1R	2	0	0	0	0
63	1S	4	0	0	0	0
63	1T	1	0	0	0	0
63	1U	2	0	0	0	0
63	1V	3	0	0	0	0
63	1X	2	0	0	0	0

Continued on next page...

Continued from previous page...

Mol	Chain	Non-H	H(model)	H(added)	Clashes	Symm-Clashes
63	1Y	4	0	0	0	0
63	1Z	1	0	0	0	0
63	1a	155	0	0	0	0
63	1d	1	0	0	0	0
63	1j	1	0	0	0	0
63	1l	2	0	0	0	0
63	1o	1	0	0	0	0
63	1p	2	0	0	0	0
63	1w	4	0	0	0	0
63	1x	1	0	0	0	0
63	1z	5	0	0	0	0
63	21	2	0	0	0	0
63	24	1	0	0	1	0
63	26	3	0	0	0	0
63	2A	650	0	0	63	0
63	2B	11	0	0	0	0
63	2D	8	0	0	2	0
63	2E	7	0	0	1	0
63	2F	5	0	0	0	0
63	2L	1	0	0	0	0
63	2M	2	0	0	0	0
63	2N	6	0	0	2	0
63	2O	3	0	0	1	0
63	2P	1	0	0	0	0
63	2R	2	0	0	0	0
63	2S	2	0	0	0	0
63	2U	1	0	0	0	0
63	2V	2	0	0	0	0
63	2W	1	0	0	0	0
63	2Y	5	0	0	0	0
63	2Z	2	0	0	0	0
63	2a	122	0	0	0	0
63	2f	1	0	0	0	0
63	2h	1	0	0	0	0
63	2j	1	0	0	0	0
63	2n	1	0	0	0	0
63	2t	1	0	0	0	0
63	2w	2	0	0	0	0
63	2y	1	0	0	0	0
63	2z	1	0	0	0	0
All	All	306384	0	207797	2823	0

The all-atom clashscore is defined as the number of clashes found per 1000 atoms (including

hydrogen atoms). The all-atom clashscore for this structure is 10.

The worst 5 of 2823 close contacts within the same asymmetric unit are listed below, sorted by their clash magnitude.

Atom-1	Atom-2	Interatomic distance (Å)	Clash overlap (Å)
1:1A:1828:U:H5'	4:1D:259:THR:HG22	1.48	0.95
1:2A:2158:C:H42	1:2A:2175:G:H1	0.98	0.94
1:1A:478:C:OP1	63:1A:3801:HOH:O	1.86	0.94
14:2O:62:GLY:HA2	23:2X:116:VAL:HG21	1.49	0.94
1:1A:1006:G:OP1	63:1A:3802:HOH:O	1.86	0.93

There are no symmetry-related clashes.

5.3 Torsion angles [i](#)

5.3.1 Protein backbone [i](#)

In the following table, the Percentiles column shows the percent Ramachandran outliers of the chain as a percentile score with respect to all X-ray entries followed by that with respect to entries of similar resolution.

The Analysed column shows the number of residues for which the backbone conformation was analysed, and the total number of residues.

Mol	Chain	Analysed	Favoured	Allowed	Outliers	Percentiles	
3	1C	129/229 (56%)	96 (74%)	25 (19%)	8 (6%)	2	10
3	2C	129/229 (56%)	96 (74%)	26 (20%)	7 (5%)	2	13
4	1D	273/276 (99%)	258 (94%)	12 (4%)	3 (1%)	17	56
4	2D	273/276 (99%)	253 (93%)	16 (6%)	4 (2%)	12	48
5	1E	202/206 (98%)	194 (96%)	7 (4%)	1 (0%)	32	74
5	2E	202/206 (98%)	193 (96%)	8 (4%)	1 (0%)	32	74
6	1F	201/210 (96%)	192 (96%)	8 (4%)	1 (0%)	32	74
6	2F	201/210 (96%)	195 (97%)	5 (2%)	1 (0%)	32	74
7	1G	179/182 (98%)	162 (90%)	16 (9%)	1 (1%)	28	70
7	2G	179/182 (98%)	160 (89%)	16 (9%)	3 (2%)	11	44
8	1H	172/180 (96%)	159 (92%)	12 (7%)	1 (1%)	28	70
8	2H	172/180 (96%)	159 (92%)	12 (7%)	1 (1%)	28	70
9	1J	128/173 (74%)	71 (56%)	37 (29%)	20 (16%)	0	1

Continued on next page...

Continued from previous page...

Mol	Chain	Analysed	Favoured	Allowed	Outliers	Percentiles	
9	2J	128/173 (74%)	81 (63%)	26 (20%)	21 (16%)	0	1
10	1K	65/147 (44%)	52 (80%)	11 (17%)	2 (3%)	5	26
10	2K	64/147 (44%)	45 (70%)	17 (27%)	2 (3%)	5	26
11	1L	138/140 (99%)	135 (98%)	3 (2%)	0	100	100
11	2L	138/140 (99%)	134 (97%)	3 (2%)	1 (1%)	25	67
12	1M	120/122 (98%)	114 (95%)	6 (5%)	0	100	100
12	2M	120/122 (98%)	113 (94%)	7 (6%)	0	100	100
13	1N	147/150 (98%)	139 (95%)	6 (4%)	2 (1%)	13	49
13	2N	147/150 (98%)	139 (95%)	5 (3%)	3 (2%)	9	39
14	1O	139/141 (99%)	129 (93%)	9 (6%)	1 (1%)	25	67
14	2O	139/141 (99%)	126 (91%)	11 (8%)	2 (1%)	13	49
15	1P	116/118 (98%)	109 (94%)	7 (6%)	0	100	100
15	2P	116/118 (98%)	110 (95%)	6 (5%)	0	100	100
16	1Q	108/112 (96%)	97 (90%)	9 (8%)	2 (2%)	9	41
16	2Q	108/112 (96%)	98 (91%)	8 (7%)	2 (2%)	9	41
17	1R	129/146 (88%)	118 (92%)	9 (7%)	2 (2%)	11	46
17	2R	129/146 (88%)	123 (95%)	6 (5%)	0	100	100
18	1S	114/118 (97%)	113 (99%)	1 (1%)	0	100	100
18	2S	114/118 (97%)	113 (99%)	1 (1%)	0	100	100
19	1T	99/101 (98%)	94 (95%)	4 (4%)	1 (1%)	18	59
19	2T	99/101 (98%)	91 (92%)	6 (6%)	2 (2%)	9	39
20	1U	110/113 (97%)	108 (98%)	2 (2%)	0	100	100
20	2U	110/113 (97%)	109 (99%)	1 (1%)	0	100	100
21	1V	93/96 (97%)	91 (98%)	1 (1%)	1 (1%)	17	56
21	2V	93/96 (97%)	90 (97%)	2 (2%)	1 (1%)	17	56
22	1W	105/110 (96%)	92 (88%)	12 (11%)	1 (1%)	18	59
22	2W	105/110 (96%)	95 (90%)	10 (10%)	0	100	100
23	1X	184/206 (89%)	164 (89%)	17 (9%)	3 (2%)	11	46
23	2X	184/206 (89%)	161 (88%)	20 (11%)	3 (2%)	11	46
24	1Y	74/85 (87%)	72 (97%)	2 (3%)	0	100	100
24	2Y	73/85 (86%)	70 (96%)	3 (4%)	0	100	100

Continued on next page...

Continued from previous page...

Mol	Chain	Analysed	Favoured	Allowed	Outliers	Percentiles	
25	1Z	95/98 (97%)	90 (95%)	4 (4%)	1 (1%)	17	56
25	2Z	95/98 (97%)	89 (94%)	5 (5%)	1 (1%)	17	56
26	10	68/72 (94%)	64 (94%)	3 (4%)	1 (2%)	12	48
26	20	68/72 (94%)	66 (97%)	2 (3%)	0	100	100
27	11	57/60 (95%)	54 (95%)	3 (5%)	0	100	100
27	21	57/60 (95%)	52 (91%)	5 (9%)	0	100	100
28	12	67/71 (94%)	51 (76%)	13 (19%)	3 (4%)	3	17
28	22	67/71 (94%)	49 (73%)	12 (18%)	6 (9%)	1	4
29	13	57/60 (95%)	56 (98%)	1 (2%)	0	100	100
29	23	57/60 (95%)	56 (98%)	1 (2%)	0	100	100
30	14	51/54 (94%)	50 (98%)	1 (2%)	0	100	100
30	24	51/54 (94%)	50 (98%)	1 (2%)	0	100	100
31	15	46/49 (94%)	45 (98%)	1 (2%)	0	100	100
31	25	46/49 (94%)	44 (96%)	0	2 (4%)	3	18
32	16	62/65 (95%)	60 (97%)	2 (3%)	0	100	100
32	26	62/65 (95%)	60 (97%)	2 (3%)	0	100	100
33	17	35/37 (95%)	34 (97%)	1 (3%)	0	100	100
33	27	35/37 (95%)	34 (97%)	1 (3%)	0	100	100
35	1b	229/256 (90%)	193 (84%)	27 (12%)	9 (4%)	3	20
35	2b	229/256 (90%)	193 (84%)	28 (12%)	8 (4%)	4	23
36	1c	204/239 (85%)	181 (89%)	20 (10%)	3 (2%)	12	48
36	2c	204/239 (85%)	185 (91%)	14 (7%)	5 (2%)	6	32
37	1d	206/209 (99%)	184 (89%)	22 (11%)	0	100	100
37	2d	206/209 (99%)	182 (88%)	24 (12%)	0	100	100
38	1e	146/162 (90%)	133 (91%)	13 (9%)	0	100	100
38	2e	146/162 (90%)	134 (92%)	11 (8%)	1 (1%)	25	67
39	1f	98/101 (97%)	92 (94%)	5 (5%)	1 (1%)	18	59
39	2f	98/101 (97%)	92 (94%)	5 (5%)	1 (1%)	18	59
40	1g	153/156 (98%)	139 (91%)	13 (8%)	1 (1%)	25	67
40	2g	153/156 (98%)	140 (92%)	9 (6%)	4 (3%)	6	31
41	1h	135/138 (98%)	128 (95%)	7 (5%)	0	100	100

Continued on next page...

Continued from previous page...

Mol	Chain	Analysed	Favoured	Allowed	Outliers	Percentiles	
41	2h	135/138 (98%)	126 (93%)	8 (6%)	1 (1%)	25	67
42	1i	125/128 (98%)	109 (87%)	15 (12%)	1 (1%)	22	64
42	2i	125/128 (98%)	109 (87%)	15 (12%)	1 (1%)	22	64
43	1j	95/105 (90%)	81 (85%)	9 (10%)	5 (5%)	2	13
43	2j	94/105 (90%)	83 (88%)	8 (8%)	3 (3%)	5	26
44	1k	112/129 (87%)	101 (90%)	10 (9%)	1 (1%)	20	62
44	2k	112/129 (87%)	102 (91%)	9 (8%)	1 (1%)	20	62
45	1l	120/132 (91%)	114 (95%)	6 (5%)	0	100	100
45	2l	120/132 (91%)	112 (93%)	7 (6%)	1 (1%)	22	64
46	1m	121/126 (96%)	107 (88%)	12 (10%)	2 (2%)	11	44
46	2m	120/126 (95%)	106 (88%)	13 (11%)	1 (1%)	22	64
47	1n	58/61 (95%)	54 (93%)	4 (7%)	0	100	100
47	2n	58/61 (95%)	54 (93%)	4 (7%)	0	100	100
48	1o	86/89 (97%)	80 (93%)	4 (5%)	2 (2%)	7	35
48	2o	86/89 (97%)	79 (92%)	5 (6%)	2 (2%)	7	35
49	1p	80/88 (91%)	75 (94%)	5 (6%)	0	100	100
49	2p	80/88 (91%)	75 (94%)	5 (6%)	0	100	100
50	1q	97/105 (92%)	89 (92%)	8 (8%)	0	100	100
50	2q	97/105 (92%)	90 (93%)	7 (7%)	0	100	100
51	1r	66/88 (75%)	65 (98%)	1 (2%)	0	100	100
51	2r	66/88 (75%)	64 (97%)	2 (3%)	0	100	100
52	1s	82/93 (88%)	70 (85%)	12 (15%)	0	100	100
52	2s	81/93 (87%)	70 (86%)	8 (10%)	3 (4%)	4	22
53	1t	94/106 (89%)	85 (90%)	5 (5%)	4 (4%)	3	18
53	2t	94/106 (89%)	87 (93%)	5 (5%)	2 (2%)	8	38
54	1u	21/27 (78%)	18 (86%)	3 (14%)	0	100	100
54	2u	21/27 (78%)	17 (81%)	2 (10%)	2 (10%)	1	3
55	1z	726/758 (96%)	610 (84%)	92 (13%)	24 (3%)	4	25
55	2z	726/758 (96%)	609 (84%)	95 (13%)	22 (3%)	5	27
58	1x	17/35 (49%)	16 (94%)	0	1 (6%)	2	11
58	2x	17/35 (49%)	13 (76%)	1 (6%)	3 (18%)	0	0

Continued on next page...

Continued from previous page...

Mol	Chain	Analysed	Favoured	Allowed	Outliers	Percentiles	
All	All	13263/14516 (91%)	11963 (90%)	1067 (8%)	233 (2%)	10	43

5 of 233 Ramachandran outliers are listed below:

Mol	Chain	Res	Type
3	1C	175	VAL
3	1C	224	ILE
6	1F	130	ALA
7	1G	51	ARG
8	1H	126	PRO

5.3.2 Protein sidechains ⓘ

In the following table, the Percentiles column shows the percent sidechain outliers of the chain as a percentile score with respect to all X-ray entries followed by that with respect to entries of similar resolution.

The Analysed column shows the number of residues for which the sidechain conformation was analysed, and the total number of residues.

Mol	Chain	Analysed	Rotameric	Outliers	Percentiles	
3	1C	103/181 (57%)	89 (86%)	14 (14%)	4	19
3	2C	103/181 (57%)	88 (85%)	15 (15%)	3	17
4	1D	215/218 (99%)	195 (91%)	20 (9%)	10	38
4	2D	216/218 (99%)	200 (93%)	16 (7%)	16	49
5	1E	164/166 (99%)	151 (92%)	13 (8%)	14	46
5	2E	164/166 (99%)	147 (90%)	17 (10%)	8	31
6	1F	160/166 (96%)	141 (88%)	19 (12%)	6	25
6	2F	159/166 (96%)	143 (90%)	16 (10%)	9	33
7	1G	143/156 (92%)	123 (86%)	20 (14%)	4	18
7	2G	142/156 (91%)	119 (84%)	23 (16%)	3	14
8	1H	144/148 (97%)	136 (94%)	8 (6%)	25	62
8	2H	144/148 (97%)	127 (88%)	17 (12%)	6	25
10	1K	50/111 (45%)	40 (80%)	10 (20%)	1	8
10	2K	50/111 (45%)	38 (76%)	12 (24%)	1	4
11	1L	118/119 (99%)	108 (92%)	10 (8%)	12	43
11	2L	118/119 (99%)	107 (91%)	11 (9%)	10	38

Continued on next page...

Continued from previous page...

Mol	Chain	Analysed	Rotameric	Outliers	Percentiles	
12	1M	100/100 (100%)	94 (94%)	6 (6%)	22	60
12	2M	100/100 (100%)	89 (89%)	11 (11%)	7	28
13	1N	116/116 (100%)	104 (90%)	12 (10%)	8	31
13	2N	115/116 (99%)	106 (92%)	9 (8%)	15	47
14	1O	111/111 (100%)	102 (92%)	9 (8%)	14	45
14	2O	111/111 (100%)	101 (91%)	10 (9%)	11	40
15	1P	101/101 (100%)	83 (82%)	18 (18%)	2	11
15	2P	101/101 (100%)	85 (84%)	16 (16%)	3	14
16	1Q	87/88 (99%)	80 (92%)	7 (8%)	14	45
16	2Q	85/88 (97%)	75 (88%)	10 (12%)	6	25
17	1R	115/127 (91%)	103 (90%)	12 (10%)	8	31
17	2R	113/127 (89%)	102 (90%)	11 (10%)	9	35
18	1S	93/94 (99%)	83 (89%)	10 (11%)	7	29
18	2S	93/94 (99%)	87 (94%)	6 (6%)	20	56
19	1T	80/82 (98%)	70 (88%)	10 (12%)	5	23
19	2T	80/82 (98%)	73 (91%)	7 (9%)	12	41
20	1U	90/92 (98%)	83 (92%)	7 (8%)	15	47
20	2U	90/92 (98%)	83 (92%)	7 (8%)	15	47
21	1V	77/78 (99%)	71 (92%)	6 (8%)	15	47
21	2V	77/78 (99%)	75 (97%)	2 (3%)	51	83
22	1W	85/91 (93%)	80 (94%)	5 (6%)	23	60
22	2W	85/91 (93%)	76 (89%)	9 (11%)	8	30
23	1X	157/179 (88%)	140 (89%)	17 (11%)	7	29
23	2X	156/179 (87%)	139 (89%)	17 (11%)	7	29
24	1Y	61/67 (91%)	55 (90%)	6 (10%)	9	34
24	2Y	60/67 (90%)	56 (93%)	4 (7%)	19	54
25	1Z	80/83 (96%)	73 (91%)	7 (9%)	12	41
25	2Z	80/83 (96%)	72 (90%)	8 (10%)	9	33
26	10	65/67 (97%)	60 (92%)	5 (8%)	15	48
26	20	65/67 (97%)	56 (86%)	9 (14%)	4	19
27	11	51/52 (98%)	46 (90%)	5 (10%)	9	34

Continued on next page...

Continued from previous page...

Mol	Chain	Analysed	Rotameric	Outliers	Percentiles	
27	21	50/52 (96%)	45 (90%)	5 (10%)	9	33
28	12	60/63 (95%)	48 (80%)	12 (20%)	1	8
28	22	53/63 (84%)	42 (79%)	11 (21%)	1	6
29	13	50/52 (96%)	45 (90%)	5 (10%)	9	33
29	23	50/52 (96%)	44 (88%)	6 (12%)	6	25
30	14	51/52 (98%)	46 (90%)	5 (10%)	9	34
30	24	50/52 (96%)	45 (90%)	5 (10%)	9	33
31	15	41/42 (98%)	39 (95%)	2 (5%)	29	68
31	25	41/42 (98%)	39 (95%)	2 (5%)	29	68
32	16	54/55 (98%)	49 (91%)	5 (9%)	10	38
32	26	54/55 (98%)	49 (91%)	5 (9%)	10	38
33	17	34/34 (100%)	34 (100%)	0	100	100
33	27	34/34 (100%)	33 (97%)	1 (3%)	48	82
35	1b	192/220 (87%)	170 (88%)	22 (12%)	6	27
35	2b	187/220 (85%)	171 (91%)	16 (9%)	12	42
36	1c	143/188 (76%)	135 (94%)	8 (6%)	25	62
36	2c	141/188 (75%)	128 (91%)	13 (9%)	11	38
37	1d	170/181 (94%)	153 (90%)	17 (10%)	9	33
37	2d	174/181 (96%)	158 (91%)	16 (9%)	11	38
38	1e	113/123 (92%)	101 (89%)	12 (11%)	8	30
38	2e	114/123 (93%)	106 (93%)	8 (7%)	18	53
39	1f	84/90 (93%)	76 (90%)	8 (10%)	10	36
39	2f	86/90 (96%)	80 (93%)	6 (7%)	18	53
40	1g	119/127 (94%)	110 (92%)	9 (8%)	15	48
40	2g	120/127 (94%)	110 (92%)	10 (8%)	13	44
41	1h	114/119 (96%)	99 (87%)	15 (13%)	5	20
41	2h	114/119 (96%)	96 (84%)	18 (16%)	3	14
42	1i	91/99 (92%)	79 (87%)	12 (13%)	5	20
42	2i	89/99 (90%)	74 (83%)	15 (17%)	2	12
43	1j	66/92 (72%)	61 (92%)	5 (8%)	15	48
43	2j	69/92 (75%)	67 (97%)	2 (3%)	48	82

Continued on next page...

Continued from previous page...

Mol	Chain	Analysed	Rotameric	Outliers	Percentiles	
44	1k	83/99 (84%)	77 (93%)	6 (7%)	17	51
44	2k	83/99 (84%)	80 (96%)	3 (4%)	40	77
45	1l	97/109 (89%)	90 (93%)	7 (7%)	17	51
45	2l	97/109 (89%)	89 (92%)	8 (8%)	13	44
46	1m	95/101 (94%)	84 (88%)	11 (12%)	6	26
46	2m	92/101 (91%)	82 (89%)	10 (11%)	7	29
47	1n	49/50 (98%)	42 (86%)	7 (14%)	4	18
47	2n	49/50 (98%)	42 (86%)	7 (14%)	4	18
48	1o	78/80 (98%)	73 (94%)	5 (6%)	20	57
48	2o	78/80 (98%)	70 (90%)	8 (10%)	8	31
49	1p	69/74 (93%)	62 (90%)	7 (10%)	9	33
49	2p	68/74 (92%)	59 (87%)	9 (13%)	5	20
50	1q	94/97 (97%)	89 (95%)	5 (5%)	26	65
50	2q	94/97 (97%)	87 (93%)	7 (7%)	16	49
51	1r	59/77 (77%)	55 (93%)	4 (7%)	18	54
51	2r	59/77 (77%)	55 (93%)	4 (7%)	18	54
52	1s	70/80 (88%)	61 (87%)	9 (13%)	5	22
52	2s	67/80 (84%)	62 (92%)	5 (8%)	16	49
53	1t	70/82 (85%)	62 (89%)	8 (11%)	7	27
53	2t	71/82 (87%)	65 (92%)	6 (8%)	12	43
54	1u	18/22 (82%)	17 (94%)	1 (6%)	25	62
54	2u	18/22 (82%)	18 (100%)	0	100	100
55	1z	609/636 (96%)	538 (88%)	71 (12%)	6	25
55	2z	609/636 (96%)	534 (88%)	75 (12%)	5	24
58	1x	19/34 (56%)	17 (90%)	2 (10%)	8	30
58	2x	19/34 (56%)	18 (95%)	1 (5%)	26	65
All	All	10695/11742 (91%)	9614 (90%)	1081 (10%)	9	33

5 of 1081 residues with a non-rotameric sidechain are listed below:

Mol	Chain	Res	Type
55	1z	215	LYS
7	2G	49	ASP

Continued on next page...

Continued from previous page...

Mol	Chain	Res	Type
53	2t	24	LEU
55	1z	385	THR
3	2C	207	THR

Some sidechains can be flipped to improve hydrogen bonding and reduce clashes. 5 of 160 such sidechains are listed below:

Mol	Chain	Res	Type
55	1z	165	GLN
8	2H	147	ASN
52	2s	83	HIS
55	1z	426	GLN
55	1z	675	HIS

5.3.3 RNA ⓘ

Mol	Chain	Analysed	Backbone Outliers	Pucker Outliers
1	1A	2865/2915 (98%)	434 (15%)	24 (0%)
1	2A	2860/2915 (98%)	515 (18%)	22 (0%)
2	1B	119/121 (98%)	10 (8%)	1 (0%)
2	2B	119/121 (98%)	17 (14%)	0
34	1a	1491/1521 (98%)	266 (17%)	0
34	2a	1498/1521 (98%)	258 (17%)	0
56	1y	5/24 (20%)	0	0
56	2y	4/24 (16%)	0	0
57	1w	75/77 (97%)	19 (25%)	0
57	2w	75/77 (97%)	18 (24%)	0
All	All	9111/9316 (97%)	1537 (16%)	47 (0%)

5 of 1537 RNA backbone outliers are listed below:

Mol	Chain	Res	Type
1	1A	11	U
1	1A	14	G
1	1A	28	U
1	1A	33	C
1	1A	44	C

5 of 47 RNA pucker outliers are listed below:

Mol	Chain	Res	Type
1	1A	2700	U
1	2A	272	G
1	2A	2417	U
1	1A	2901	G
1	2A	300	C

5.4 Non-standard residues in protein, DNA, RNA chains ⓘ

8 non-standard protein/DNA/RNA residues are modelled in this entry.

In the following table, the Counts columns list the number of bonds (or angles) for which Mogul statistics could be retrieved, the number of bonds (or angles) that are observed in the model and the number of bonds (or angles) that are defined in the chemical component dictionary. The Link column lists molecule types, if any, to which the group is linked. The Z score for a bond length (or angle) is the number of standard deviations the observed value is removed from the expected value. A bond length (or angle) with $|Z| > 2$ is considered an outlier worth inspection. RMSZ is the root-mean-square of all Z scores of the bond lengths (or angles).

Mol	Type	Chain	Res	Link	Bond lengths			Bond angles		
					Counts	RMSZ	# $ Z > 2$	Counts	RMSZ	# $ Z > 2$
57	5MC	1w	32	57	15,22,23	1.50	1 (6%)	17,32,35	1.14	2 (11%)
57	5MU	1w	54	57	14,22,23	0.78	0	16,32,35	2.56	3 (18%)
57	PSU	1w	55	57	16,21,22	1.51	1 (6%)	20,30,33	3.70	6 (30%)
57	4SU	1w	8	57	14,21,22	1.43	2 (14%)	15,30,33	2.68	2 (13%)
57	5MC	2w	32	57	15,22,23	1.53	1 (6%)	17,32,35	1.07	1 (5%)
57	5MU	2w	54	57	14,22,23	0.73	0	16,32,35	2.16	3 (18%)
57	PSU	2w	55	57	16,21,22	1.55	1 (6%)	20,30,33	3.49	7 (35%)
57	4SU	2w	8	57	14,21,22	1.31	2 (14%)	15,30,33	2.72	2 (13%)

In the following table, the Chirals column lists the number of chiral outliers, the number of chiral centers analysed, the number of these observed in the model and the number defined in the chemical component dictionary. Similar counts are reported in the Torsion and Rings columns. '-' means no outliers of that kind were identified.

Mol	Type	Chain	Res	Link	Chirals	Torsions	Rings
57	5MC	1w	32	57	-	0/3/25/26	0/2/2/2
57	5MU	1w	54	57	-	0/3/25/26	0/2/2/2
57	PSU	1w	55	57	-	0/7/25/26	0/2/2/2
57	4SU	1w	8	57	-	0/3/25/26	0/2/2/2
57	5MC	2w	32	57	-	0/3/25/26	0/2/2/2
57	5MU	2w	54	57	-	0/3/25/26	0/2/2/2
57	PSU	2w	55	57	-	0/7/25/26	0/2/2/2

Continued on next page...

Continued from previous page...

Mol	Type	Chain	Res	Link	Chirals	Torsions	Rings
57	4SU	2w	8	57	-	0/3/25/26	0/2/2/2

The worst 5 of 8 bond length outliers are listed below:

Mol	Chain	Res	Type	Atoms	Z	Observed(Å)	Ideal(Å)
57	1w	55	PSU	C5-C1'	-4.88	1.48	1.52
57	2w	55	PSU	C5-C1'	-4.71	1.48	1.52
57	1w	8	4SU	C4-S4	-3.55	1.60	1.67
57	1w	8	4SU	C2-N3	-3.39	1.31	1.38
57	2w	8	4SU	C4-S4	-3.34	1.61	1.67

The worst 5 of 26 bond angle outliers are listed below:

Mol	Chain	Res	Type	Atoms	Z	Observed(°)	Ideal(°)
57	1w	55	PSU	N1-C2-N3	-9.74	121.40	128.40
57	2w	55	PSU	C5-C4-N3	-8.71	118.29	125.43
57	1w	55	PSU	C5-C4-N3	-8.42	118.52	125.43
57	2w	55	PSU	N1-C2-N3	-8.41	122.35	128.40
57	1w	54	5MU	C5-C4-N3	-6.29	118.30	125.24

There are no chirality outliers.

There are no torsion outliers.

There are no ring outliers.

No monomer is involved in short contacts.

5.5 Carbohydrates [i](#)

There are no carbohydrates in this entry.

5.6 Ligand geometry [i](#)

Of 1945 ligands modelled in this entry, 1941 are monoatomic - leaving 4 for Mogul analysis.

In the following table, the Counts columns list the number of bonds (or angles) for which Mogul statistics could be retrieved, the number of bonds (or angles) that are observed in the model and the number of bonds (or angles) that are defined in the chemical component dictionary. The Link column lists molecule types, if any, to which the group is linked. The Z score for a bond length (or angle) is the number of standard deviations the observed value is removed from the expected value. A bond length (or angle) with $|Z| > 2$ is considered an outlier worth inspection. RMSZ is the root-mean-square of all Z scores of the bond lengths (or angles).

Mol	Type	Chain	Res	Link	Bond lengths			Bond angles		
					Counts	RMSZ	# Z > 2	Counts	RMSZ	# Z > 2
61	SF4	1d	501	37	0,12,12	0.00	-	0,24,24	0.00	-
62	GDP	1z	701	59	25,30,30	1.09	2 (8%)	26,47,47	1.90	6 (23%)
61	SF4	2d	501	37	0,12,12	0.00	-	0,24,24	0.00	-
62	GDP	2z	702	59	25,30,30	1.13	2 (8%)	26,47,47	1.98	6 (23%)

In the following table, the Chirals column lists the number of chiral outliers, the number of chiral centers analysed, the number of these observed in the model and the number defined in the chemical component dictionary. Similar counts are reported in the Torsion and Rings columns. '-' means no outliers of that kind were identified.

Mol	Type	Chain	Res	Link	Chirals	Torsions	Rings
61	SF4	1d	501	37	-	0/0/48/48	0/6/5/5
62	GDP	1z	701	59	-	0/12/32/32	0/3/3/3
61	SF4	2d	501	37	-	0/0/48/48	0/6/5/5
62	GDP	2z	702	59	-	0/12/32/32	0/3/3/3

All (4) bond length outliers are listed below:

Mol	Chain	Res	Type	Atoms	Z	Observed(Å)	Ideal(Å)
62	1z	701	GDP	C5-C4	3.01	1.47	1.40
62	2z	702	GDP	C5-C4	3.04	1.47	1.40
62	1z	701	GDP	C6-C5	3.62	1.48	1.41
62	2z	702	GDP	C6-C5	3.67	1.48	1.41

The worst 5 of 12 bond angle outliers are listed below:

Mol	Chain	Res	Type	Atoms	Z	Observed(°)	Ideal(°)
62	2z	702	GDP	C5-C6-N1	-4.31	117.35	123.48
62	1z	701	GDP	C5-C6-N1	-3.80	118.08	123.48
62	2z	702	GDP	C6-C5-C4	-3.44	117.42	120.84
62	1z	701	GDP	C6-C5-C4	-3.28	117.58	120.84
62	2z	702	GDP	N3-C2-N1	-3.27	122.68	127.46

There are no chirality outliers.

There are no torsion outliers.

There are no ring outliers.

No monomer is involved in short contacts.

5.7 Other polymers [i](#)

There are no such residues in this entry.

5.8 Polymer linkage issues [i](#)

There are no chain breaks in this entry.

6 Fit of model and data ⓘ

6.1 Protein, DNA and RNA chains ⓘ

In the following table, the column labelled ‘#RSRZ> 2’ contains the number (and percentage) of RSRZ outliers, followed by percent RSRZ outliers for the chain as percentile scores relative to all X-ray entries and entries of similar resolution. The OWAB column contains the minimum, median, 95th percentile and maximum values of the occupancy-weighted average B-factor per residue. The column labelled ‘Q< 0.9’ lists the number of (and percentage) of residues with an average occupancy less than 0.9.

Mol	Chain	Analysed	<RSRZ>	#RSRZ>2			OWAB(Å ²)	Q<0.9
1	1A	2872/2915 (98%)	-0.11	87 (3%)	51	23	20, 43, 93, 111	0
1	2A	2868/2915 (98%)	-0.28	91 (3%)	48	21	22, 46, 97, 112	0
2	1B	120/121 (99%)	-0.36	0	100	100	37, 57, 71, 82	0
2	2B	120/121 (99%)	-0.40	0	100	100	43, 62, 74, 83	0
3	1C	135/229 (58%)	3.52	102 (75%)	0	0	82, 99, 105, 108	2 (1%)
3	2C	135/229 (58%)	3.83	111 (82%)	0	0	82, 100, 104, 108	2 (1%)
4	1D	275/276 (99%)	-0.50	0	100	100	23, 41, 57, 85	0
4	2D	275/276 (99%)	-0.58	0	100	100	24, 42, 58, 84	0
5	1E	204/206 (99%)	-0.44	0	100	100	23, 44, 63, 75	0
5	2E	204/206 (99%)	-0.48	0	100	100	22, 48, 65, 77	0
6	1F	203/210 (96%)	-0.38	0	100	100	22, 51, 72, 89	0
6	2F	203/210 (96%)	-0.42	0	100	100	25, 54, 73, 88	0
7	1G	181/182 (99%)	-0.40	1 (0%)	89	71	50, 66, 81, 88	0
7	2G	181/182 (99%)	-0.19	0	100	100	55, 69, 82, 90	0
8	1H	174/180 (96%)	-0.32	1 (0%)	89	71	45, 62, 75, 81	0
8	2H	174/180 (96%)	0.27	1 (0%)	89	71	50, 66, 78, 83	0
9	1J	130/173 (75%)	0.46	12 (9%)	10	4	65, 82, 95, 100	0
9	2J	130/173 (75%)	1.04	20 (15%)	2	1	70, 88, 100, 104	0
10	1K	67/147 (45%)	1.68	21 (31%)	0	0	79, 94, 100, 102	0
10	2K	66/147 (44%)	2.52	38 (57%)	0	0	87, 95, 101, 104	0
11	1L	140/140 (100%)	-0.43	0	100	100	31, 44, 65, 82	0
11	2L	140/140 (100%)	-0.37	0	100	100	33, 49, 67, 81	0
12	1M	122/122 (100%)	-0.43	0	100	100	27, 46, 64, 71	0
12	2M	122/122 (100%)	-0.49	0	100	100	30, 47, 66, 73	0

Continued on next page...

Continued from previous page...

Mol	Chain	Analysed	<RSRZ>	#RSRZ>2	OWAB(Å ²)	Q<0.9
13	1N	149/150 (99%)	-0.32	0 100 100	24, 53, 76, 84	0
13	2N	149/150 (99%)	-0.13	1 (0%) 87 67	27, 56, 77, 88	0
14	1O	141/141 (100%)	-0.37	0 100 100	32, 48, 61, 74	0
14	2O	141/141 (100%)	-0.60	0 100 100	35, 51, 65, 76	0
15	1P	118/118 (100%)	-0.40	0 100 100	27, 40, 54, 66	0
15	2P	118/118 (100%)	-0.45	0 100 100	29, 43, 58, 68	0
16	1Q	110/112 (98%)	-0.31	0 100 100	44, 56, 71, 76	0
16	2Q	110/112 (98%)	-0.17	0 100 100	47, 60, 73, 78	0
17	1R	131/146 (89%)	-0.41	1 (0%) 86 64	33, 50, 72, 84	0
17	2R	131/146 (89%)	-0.53	0 100 100	34, 52, 73, 82	0
18	1S	116/118 (98%)	-0.65	1 (0%) 84 61	15, 31, 47, 71	0
18	2S	116/118 (98%)	-0.43	0 100 100	37, 56, 70, 74	0
19	1T	101/101 (100%)	-0.58	0 100 100	21, 35, 57, 72	0
19	2T	101/101 (100%)	-0.26	0 100 100	33, 65, 78, 83	0
20	1U	112/113 (99%)	-0.57	0 100 100	19, 32, 54, 85	0
20	2U	112/113 (99%)	-0.39	0 100 100	35, 49, 65, 82	0
21	1V	95/96 (98%)	-0.52	0 100 100	23, 39, 60, 84	0
21	2V	95/96 (98%)	-0.20	2 (2%) 64 34	40, 59, 76, 84	0
22	1W	107/110 (97%)	-0.27	1 (0%) 84 61	39, 57, 74, 81	0
22	2W	107/110 (97%)	0.23	2 (1%) 67 37	44, 61, 76, 85	0
23	1X	186/206 (90%)	-0.39	0 100 100	44, 65, 77, 85	0
23	2X	186/206 (90%)	-0.01	3 (1%) 72 44	50, 68, 80, 88	0
24	1Y	76/85 (89%)	-0.51	1 (1%) 77 51	20, 36, 58, 67	0
24	2Y	76/85 (89%)	-0.11	1 (1%) 77 51	38, 56, 69, 79	0
25	1Z	97/98 (98%)	-0.31	1 (1%) 82 58	25, 44, 67, 75	0
25	2Z	97/98 (98%)	-0.25	1 (1%) 82 58	31, 56, 77, 81	0
26	10	70/72 (97%)	-0.31	0 100 100	44, 57, 69, 81	0
26	20	70/72 (97%)	-0.34	0 100 100	46, 60, 70, 81	0
27	11	59/60 (98%)	-0.23	1 (1%) 70 42	30, 45, 63, 76	0
27	21	59/60 (98%)	0.05	0 100 100	34, 49, 68, 79	0
28	12	69/71 (97%)	0.12	3 (4%) 36 15	61, 81, 93, 98	0

Continued on next page...

Continued from previous page...

Mol	Chain	Analysed	<RSRZ>	#RSRZ>2	OWAB(Å ²)	Q<0.9
28	22	69/71 (97%)	0.18	5 (7%) 16 6	66, 82, 95, 99	0
29	13	59/60 (98%)	-0.47	0 100 100	25, 40, 57, 63	0
29	23	59/60 (98%)	-0.52	0 100 100	27, 42, 62, 68	0
30	14	53/54 (98%)	-0.39	0 100 100	37, 47, 59, 64	0
30	24	53/54 (98%)	-0.38	0 100 100	40, 49, 61, 65	0
31	15	48/49 (97%)	-0.33	0 100 100	23, 29, 58, 72	0
31	25	48/49 (97%)	-0.37	0 100 100	30, 40, 66, 78	0
32	16	64/65 (98%)	-0.55	0 100 100	20, 33, 44, 61	0
32	26	64/65 (98%)	-0.34	0 100 100	37, 50, 60, 72	0
33	17	37/37 (100%)	-0.05	0 100 100	36, 49, 59, 65	0
33	27	37/37 (100%)	-0.19	1 (2%) 55 26	39, 53, 63, 68	0
34	1a	1495/1521 (98%)	-0.12	35 (2%) 61 31	40, 72, 96, 109	0
34	2a	1501/1521 (98%)	-0.12	34 (2%) 61 31	42, 73, 96, 109	0
35	1b	231/256 (90%)	0.01	3 (1%) 77 51	67, 82, 91, 100	0
35	2b	231/256 (90%)	0.17	12 (5%) 28 11	68, 83, 93, 103	0
36	1c	206/239 (86%)	0.05	1 (0%) 90 74	68, 80, 90, 95	0
36	2c	206/239 (86%)	0.24	4 (1%) 67 37	71, 81, 90, 95	0
37	1d	208/209 (99%)	-0.24	0 100 100	56, 73, 83, 92	0
37	2d	208/209 (99%)	-0.25	0 100 100	58, 73, 82, 92	0
38	1e	148/162 (91%)	-0.33	0 100 100	54, 68, 77, 83	0
38	2e	148/162 (91%)	-0.19	0 100 100	56, 70, 78, 85	0
39	1f	100/101 (99%)	-0.43	0 100 100	54, 70, 79, 85	0
39	2f	100/101 (99%)	-0.23	0 100 100	56, 71, 81, 84	0
40	1g	155/156 (99%)	0.12	10 (6%) 20 7	70, 78, 89, 94	0
40	2g	155/156 (99%)	0.36	15 (9%) 8 3	69, 79, 91, 96	0
41	1h	137/138 (99%)	-0.18	0 100 100	58, 71, 79, 85	0
41	2h	137/138 (99%)	-0.16	0 100 100	60, 71, 79, 85	0
42	1i	127/128 (99%)	0.16	0 100 100	62, 82, 89, 94	0
42	2i	127/128 (99%)	0.63	7 (5%) 26 10	66, 83, 90, 95	0
43	1j	97/105 (92%)	0.28	2 (2%) 64 34	66, 84, 92, 94	0
43	2j	96/105 (91%)	0.77	11 (11%) 5 2	68, 85, 93, 96	0

Continued on next page...

Continued from previous page...

Mol	Chain	Analysed	<RSRZ>	#RSRZ>2	OWAB(Å ²)	Q<0.9
44	1k	114/129 (88%)	-0.25	0 100 100	53, 69, 80, 84	0
44	2k	114/129 (88%)	-0.05	0 100 100	54, 71, 82, 85	0
45	1l	122/132 (92%)	-0.34	0 100 100	50, 60, 70, 75	0
45	2l	122/132 (92%)	-0.31	0 100 100	49, 61, 70, 75	0
46	1m	123/126 (97%)	0.27	7 (5%) 24 9	65, 78, 90, 105	0
46	2m	122/126 (96%)	0.58	9 (7%) 15 6	70, 83, 94, 105	0
47	1n	60/61 (98%)	-0.07	1 (1%) 70 42	69, 79, 84, 86	0
47	2n	60/61 (98%)	0.35	2 (3%) 47 21	70, 81, 85, 89	0
48	1o	88/89 (98%)	-0.16	0 100 100	52, 67, 79, 87	0
48	2o	88/89 (98%)	-0.05	0 100 100	51, 68, 78, 87	0
49	1p	82/88 (93%)	0.01	1 (1%) 79 53	54, 69, 79, 85	0
49	2p	82/88 (93%)	0.04	0 100 100	55, 69, 79, 84	0
50	1q	99/105 (94%)	-0.21	0 100 100	54, 67, 76, 83	0
50	2q	99/105 (94%)	-0.04	1 (1%) 82 58	55, 67, 77, 85	0
51	1r	68/88 (77%)	0.19	3 (4%) 35 14	57, 69, 82, 90	0
51	2r	68/88 (77%)	0.14	1 (1%) 74 47	60, 70, 81, 90	0
52	1s	84/93 (90%)	0.66	3 (3%) 43 18	76, 84, 92, 95	0
52	2s	83/93 (89%)	0.85	5 (6%) 23 9	75, 85, 92, 94	0
53	1t	96/106 (90%)	0.05	1 (1%) 82 58	60, 70, 80, 85	0
53	2t	96/106 (90%)	-0.04	0 100 100	59, 70, 81, 84	0
54	1u	23/27 (85%)	0.50	0 100 100	70, 77, 81, 82	0
54	2u	23/27 (85%)	1.00	2 (8%) 11 4	70, 78, 82, 84	0
55	1z	730/758 (96%)	0.38	82 (11%) 6 2	52, 79, 96, 105	0
55	2z	730/758 (96%)	0.56	108 (14%) 3 1	47, 81, 99, 108	0
56	1y	6/24 (25%)	0.59	0 100 100	61, 67, 93, 95	0
56	2y	5/24 (20%)	0.88	1 (20%) 1 1	64, 66, 89, 96	0
57	1w	72/77 (93%)	-0.20	0 100 100	32, 64, 78, 97	0
57	2w	72/77 (93%)	-0.09	0 100 100	33, 66, 79, 98	0
58	1x	19/35 (54%)	-0.31	0 100 100	35, 42, 64, 65	0
58	2x	19/35 (54%)	-0.14	0 100 100	36, 45, 65, 65	0
All	All	22619/23832 (94%)	-0.06	871 (3%) 40 16	15, 63, 94, 112	4 (0%)

The worst 5 of 871 RSRZ outliers are listed below:

Mol	Chain	Res	Type	RSRZ
46	2m	124	PRO	13.8
3	2C	165	ASN	11.9
46	1m	123	ALA	11.7
3	1C	165	ASN	11.3
3	1C	56	GLN	10.9

6.2 Non-standard residues in protein, DNA, RNA chains [i](#)

In the following table, the Atoms column lists the number of modelled atoms in the group and the number defined in the chemical component dictionary. LLDF column lists the quality of electron density of the group with respect to its neighbouring residues in protein, DNA or RNA chains. The B-factors column lists the minimum, median, 95th percentile and maximum values of B factors of atoms in the group. The column labelled 'Q< 0.9' lists the number of atoms with occupancy less than 0.9.

Mol	Type	Chain	Res	Atoms	RSCC	RSR	LLDF	B-factors(Å ²)	Q<0.9
57	4SU	1w	8	20/21	0.95	0.14	-	43,61,72,73	0
57	5MC	1w	32	21/22	0.96	0.20	-	48,64,75,79	0
57	5MU	2w	54	21/22	0.94	0.17	-	61,67,79,97	0
57	5MC	2w	32	21/22	0.95	0.22	-	52,75,83,85	0
57	PSU	1w	55	20/21	0.92	0.16	-	53,63,72,82	0
57	PSU	2w	55	20/21	0.93	0.12	-	53,63,80,86	0
57	4SU	2w	8	20/21	0.94	0.16	-	51,68,81,83	0
57	5MU	1w	54	21/22	0.96	0.13	-	22,55,66,75	0

6.3 Carbohydrates [i](#)

There are no carbohydrates in this entry.

6.4 Ligands [i](#)

In the following table, the Atoms column lists the number of modelled atoms in the group and the number defined in the chemical component dictionary. LLDF column lists the quality of electron density of the group with respect to its neighbouring residues in protein, DNA or RNA chains. The B-factors column lists the minimum, median, 95th percentile and maximum values of B factors of atoms in the group. The column labelled 'Q< 0.9' lists the number of atoms with occupancy less than 0.9.

Mol	Type	Chain	Res	Atoms	RSCC	RSR	LLDF	B-factors(Å ²)	Q<0.9
59	MG	1A	3125	1/1	0.93	0.66	81.31	39,39,39,39	0

Continued on next page...

Continued from previous page...

Mol	Type	Chain	Res	Atoms	RSCC	RSR	LLDF	B-factors(\AA^2)	Q<0.9
59	MG	1A	3029	1/1	0.95	0.61	74.93	40,40,40,40	0
59	MG	1A	3236	1/1	0.96	0.69	72.21	52,52,52,52	0
59	MG	1A	3658	1/1	0.95	0.60	56.93	38,38,38,38	0
59	MG	1A	3705	1/1	0.93	0.68	53.34	56,56,56,56	0
59	MG	2A	3239	1/1	0.95	0.67	47.01	50,50,50,50	0
59	MG	2A	3549	1/1	0.98	0.36	46.99	31,31,31,31	0
59	MG	1A	3032	1/1	0.97	0.68	39.72	46,46,46,46	0
59	MG	1A	3580	1/1	0.83	0.31	33.32	54,54,54,54	0
59	MG	1Y	103	1/1	0.90	0.84	31.88	73,73,73,73	0
59	MG	1A	3713	1/1	0.96	0.63	30.97	42,42,42,42	0
59	MG	2a	1693	1/1	0.97	0.37	30.61	51,51,51,51	0
59	MG	2A	3539	1/1	0.96	0.41	30.20	41,41,41,41	0
59	MG	1A	3018	1/1	0.80	0.45	28.59	43,43,43,43	0
59	MG	1A	3525	1/1	0.97	0.57	26.87	61,61,61,61	0
59	MG	1I	8001	1/1	0.95	0.67	26.84	44,44,44,44	0
59	MG	2a	1669	1/1	0.94	0.59	26.42	55,55,55,55	0
59	MG	1S	3003	1/1	0.96	0.58	25.49	57,57,57,57	0
59	MG	2A	3211	1/1	0.88	0.29	25.01	48,48,48,48	0
59	MG	2A	3031	1/1	0.91	0.43	23.90	52,52,52,52	0
59	MG	2A	3252	1/1	0.71	0.23	23.70	55,55,55,55	0
59	MG	1A	3215	1/1	0.85	0.43	22.92	37,37,37,37	0
59	MG	1A	3119	1/1	0.95	0.45	22.64	41,41,41,41	0
59	MG	2A	3185	1/1	0.87	0.35	21.94	33,33,33,33	0
59	MG	2a	1684	1/1	0.96	0.45	20.88	55,55,55,55	0
59	MG	1A	3440	1/1	0.93	0.32	20.09	50,50,50,50	0
59	MG	1A	3033	1/1	0.95	0.43	20.03	49,49,49,49	0
59	MG	1D	301	1/1	0.89	0.39	19.96	32,32,32,32	0
59	MG	2A	3199	1/1	0.95	0.41	19.68	41,41,41,41	0
59	MG	1A	3761	1/1	0.97	0.35	19.65	27,27,27,27	0
59	MG	2A	3077	1/1	0.98	0.32	19.25	40,40,40,40	0
59	MG	1A	3202	1/1	0.96	0.37	17.91	38,38,38,38	0
59	MG	1D	302	1/1	0.93	0.43	17.66	39,39,39,39	0
59	MG	1S	3001	1/1	0.93	0.44	17.38	40,40,40,40	0
59	MG	1A	3066	1/1	0.97	0.63	17.35	43,43,43,43	0
59	MG	1A	3175	1/1	0.97	0.35	16.90	46,46,46,46	0
59	MG	2A	3198	1/1	0.98	0.40	16.81	20,20,20,20	0
59	MG	1A	3085	1/1	0.96	0.44	16.53	55,55,55,55	0
59	MG	1A	3210	1/1	0.96	0.33	16.09	38,38,38,38	0
59	MG	2A	3020	1/1	0.97	0.33	15.84	37,37,37,37	0
59	MG	1S	3002	1/1	0.94	0.55	15.81	32,32,32,32	0
59	MG	1A	3088	1/1	0.97	0.37	15.76	39,39,39,39	0

Continued on next page...

Continued from previous page...

Mol	Type	Chain	Res	Atoms	RSCC	RSR	LLDF	B-factors(\AA^2)	Q<0.9
59	MG	1A	3181	1/1	0.92	0.27	14.83	52,52,52,52	0
59	MG	13	104	1/1	0.89	0.42	14.74	48,48,48,48	0
59	MG	2B	208	1/1	0.94	0.24	14.73	58,58,58,58	0
59	MG	1N	202	1/1	0.95	0.41	14.72	29,29,29,29	0
59	MG	2A	3236	1/1	0.81	0.38	14.69	48,48,48,48	0
59	MG	1A	3208	1/1	0.98	0.32	14.65	33,33,33,33	0
59	MG	2n	502	1/1	0.90	0.65	14.32	76,76,76,76	0
59	MG	2A	3080	1/1	0.92	0.34	14.27	36,36,36,36	0
59	MG	1a	1657	1/1	0.89	0.28	14.24	48,48,48,48	0
59	MG	2A	3369	1/1	0.95	0.30	14.14	29,29,29,29	0
59	MG	2A	3559	1/1	0.99	0.33	13.89	48,48,48,48	0
59	MG	1F	302	1/1	0.93	0.49	13.81	40,40,40,40	0
59	MG	2A	3064	1/1	0.95	0.30	13.80	28,28,28,28	0
59	MG	2A	3161	1/1	0.92	0.30	13.56	47,47,47,47	0
59	MG	2A	3117	1/1	0.98	0.30	13.37	35,35,35,35	0
59	MG	2A	3128	1/1	0.95	0.25	13.33	29,29,29,29	0
59	MG	1A	3178	1/1	0.94	0.31	13.32	46,46,46,46	0
59	MG	1A	3159	1/1	0.94	0.34	13.16	53,53,53,53	0
60	ZN	13	103	1/1	0.48	0.52	12.76	278,278,278,278	0
59	MG	1A	3576	1/1	0.65	0.30	12.64	51,51,51,51	0
59	MG	1A	3115	1/1	0.83	0.29	12.55	36,36,36,36	0
59	MG	2A	3186	1/1	0.83	0.22	12.55	38,38,38,38	0
59	MG	2E	303	1/1	0.88	0.28	12.30	31,31,31,31	0
59	MG	1A	3028	1/1	0.95	0.57	12.12	40,40,40,40	0
59	MG	1A	3452	1/1	0.91	0.27	12.04	46,46,46,46	0
59	MG	2A	3029	1/1	0.95	0.25	11.66	24,24,24,24	0
59	MG	2A	3326	1/1	0.72	0.27	11.65	49,49,49,49	0
59	MG	1A	3105	1/1	0.99	0.22	11.62	22,22,22,22	0
59	MG	1A	3040	1/1	0.80	0.31	11.44	31,31,31,31	0
59	MG	2A	3202	1/1	0.92	0.24	11.43	35,35,35,35	0
59	MG	2a	1628	1/1	0.93	0.32	11.36	62,62,62,62	0
59	MG	1A	3078	1/1	0.94	0.31	11.31	45,45,45,45	0
59	MG	1a	1704	1/1	0.93	0.39	11.20	54,54,54,54	0
59	MG	1A	3764	1/1	0.81	0.29	10.88	33,33,33,33	0
59	MG	2A	3258	1/1	0.89	0.39	10.87	55,55,55,55	0
59	MG	2A	3542	1/1	0.98	0.32	10.86	36,36,36,36	0
59	MG	2A	3322	1/1	0.94	0.24	10.77	28,28,28,28	0
59	MG	1a	1748	1/1	0.90	0.44	10.76	82,82,82,82	0
59	MG	2A	3159	1/1	0.94	0.43	10.71	49,49,49,49	0
59	MG	1A	3144	1/1	0.98	0.32	10.68	44,44,44,44	0
59	MG	2A	3065	1/1	0.97	0.27	10.65	51,51,51,51	0

Continued on next page...

Continued from previous page...

Mol	Type	Chain	Res	Atoms	RSCC	RSR	LLDF	B-factors(\AA^2)	Q<0.9
59	MG	1a	1720	1/1	0.82	0.32	10.45	54,54,54,54	0
59	MG	1A	3226	1/1	0.74	0.28	10.44	50,50,50,50	0
59	MG	2a	1742	1/1	0.83	0.34	10.31	82,82,82,82	0
59	MG	2B	207	1/1	0.93	0.26	10.15	40,40,40,40	0
59	MG	2A	3157	1/1	0.96	0.36	10.06	35,35,35,35	0
59	MG	1A	3023	1/1	0.74	0.81	9.91	37,37,37,37	0
59	MG	1a	1779	1/1	0.94	0.41	9.89	54,54,54,54	0
59	MG	2A	3092	1/1	0.89	0.20	9.84	40,40,40,40	0
59	MG	1A	3759	1/1	0.87	0.41	9.76	46,46,46,46	0
59	MG	2A	3162	1/1	0.96	0.24	9.76	30,30,30,30	0
59	MG	1a	1679	1/1	0.93	0.42	9.57	60,60,60,60	0
59	MG	2A	3411	1/1	0.96	0.26	9.48	43,43,43,43	0
59	MG	1A	3760	1/1	0.81	0.39	9.42	44,44,44,44	0
59	MG	2A	3216	1/1	0.97	0.25	9.29	42,42,42,42	0
59	MG	1A	3780	1/1	0.98	0.47	9.22	31,31,31,31	0
59	MG	1A	3517	1/1	0.96	0.26	9.20	27,27,27,27	0
59	MG	2A	3001	1/1	0.94	0.28	9.11	29,29,29,29	0
59	MG	1A	3098	1/1	0.87	0.28	8.96	49,49,49,49	0
59	MG	2a	1744	1/1	0.85	0.28	8.95	65,65,65,65	0
59	MG	1a	1695	1/1	0.82	0.28	8.91	49,49,49,49	0
59	MG	2A	3393	1/1	0.81	0.23	8.91	45,45,45,45	0
59	MG	2A	3548	1/1	0.98	0.24	8.87	32,32,32,32	0
59	MG	1A	3273	1/1	0.97	0.27	8.79	37,37,37,37	0
59	MG	2A	3118	1/1	0.98	0.27	8.61	35,35,35,35	0
59	MG	2A	3518	1/1	0.98	0.26	8.61	40,40,40,40	0
59	MG	2A	3528	1/1	0.91	0.25	8.59	30,30,30,30	0
59	MG	2A	3143	1/1	0.96	0.31	8.40	47,47,47,47	0
59	MG	2A	3269	1/1	0.90	0.28	8.31	48,48,48,48	0
59	MG	1A	3048	1/1	0.91	0.27	8.24	32,32,32,32	0
59	MG	1A	3071	1/1	0.98	0.30	8.15	31,31,31,31	0
59	MG	2A	3366	1/1	0.96	0.23	8.07	40,40,40,40	0
59	MG	1A	3729	1/1	0.85	0.32	8.04	54,54,54,54	0
59	MG	1a	1672	1/1	0.95	0.30	8.03	43,43,43,43	0
59	MG	1A	3774	1/1	0.96	0.40	7.94	49,49,49,49	0
59	MG	2A	3013	1/1	0.88	0.22	7.94	55,55,55,55	0
59	MG	1a	1616	1/1	0.84	0.38	7.73	55,55,55,55	0
59	MG	2A	3110	1/1	0.88	0.24	7.63	38,38,38,38	0
59	MG	2A	3201	1/1	0.95	0.35	7.45	38,38,38,38	0
59	MG	1A	3433	1/1	0.88	0.25	7.41	34,34,34,34	0
59	MG	2A	3403	1/1	0.86	0.20	7.40	28,28,28,28	0
59	MG	1A	3130	1/1	0.92	0.25	7.31	34,34,34,34	0

Continued on next page...

Continued from previous page...

Mol	Type	Chain	Res	Atoms	RSCC	RSR	LLDF	B-factors(\AA^2)	Q<0.9
59	MG	2A	3354	1/1	0.85	0.23	7.25	33,33,33,33	0
59	MG	2A	3267	1/1	0.99	0.22	7.23	23,23,23,23	0
59	MG	2a	1664	1/1	0.91	0.32	7.17	59,59,59,59	0
59	MG	2A	3026	1/1	0.92	0.21	7.13	44,44,44,44	0
59	MG	2a	1653	1/1	0.90	0.21	7.11	43,43,43,43	0
59	MG	1A	3778	1/1	0.98	0.31	7.05	33,33,33,33	0
59	MG	2A	3335	1/1	0.99	0.22	7.04	25,25,25,25	0
59	MG	2A	3526	1/1	0.96	0.27	6.99	56,56,56,56	0
59	MG	2A	3619	1/1	0.95	0.23	6.97	43,43,43,43	0
59	MG	2A	3008	1/1	0.97	0.20	6.97	33,33,33,33	0
59	MG	1A	3552	1/1	0.90	0.24	6.95	47,47,47,47	0
59	MG	1F	301	1/1	0.98	0.25	6.78	27,27,27,27	0
59	MG	1a	1691	1/1	0.93	0.30	6.76	54,54,54,54	0
59	MG	1A	3271	1/1	0.93	0.25	6.66	40,40,40,40	0
59	MG	2A	3423	1/1	0.96	0.24	6.60	34,34,34,34	0
59	MG	1A	3382	1/1	0.94	0.22	6.60	46,46,46,46	0
59	MG	1A	3090	1/1	0.94	0.23	6.58	35,35,35,35	0
59	MG	1A	3127	1/1	0.84	0.28	6.57	31,31,31,31	0
59	MG	2A	3130	1/1	0.93	0.21	6.48	34,34,34,34	0
59	MG	1a	1741	1/1	0.84	0.26	6.28	71,71,71,71	0
59	MG	2A	3608	1/1	0.95	0.22	6.18	35,35,35,35	0
59	MG	2A	3420	1/1	0.94	0.19	6.01	36,36,36,36	0
59	MG	1A	3731	1/1	0.97	0.24	5.99	16,16,16,16	0
59	MG	1A	3217	1/1	0.90	0.24	5.91	45,45,45,45	0
59	MG	2A	3251	1/1	0.92	0.26	5.87	28,28,28,28	0
59	MG	2S	201	1/1	0.94	0.25	5.86	52,52,52,52	0
59	MG	2A	3396	1/1	0.87	0.22	5.85	24,24,24,24	0
59	MG	1A	3742	1/1	0.94	0.29	5.82	47,47,47,47	0
59	MG	1A	3030	1/1	0.94	0.22	5.66	50,50,50,50	0
59	MG	1a	1740	1/1	0.95	0.33	5.65	39,39,39,39	0
59	MG	1A	3355	1/1	0.95	0.21	5.58	27,27,27,27	0
59	MG	1U	203	1/1	0.94	0.39	5.44	39,39,39,39	0
59	MG	2a	1711	1/1	0.81	0.25	5.39	76,76,76,76	0
59	MG	1A	3291	1/1	0.98	0.20	5.35	60,60,60,60	0
59	MG	2A	3341	1/1	0.96	0.26	5.33	24,24,24,24	0
59	MG	1A	3227	1/1	0.94	0.32	5.29	45,45,45,45	0
59	MG	1A	3276	1/1	0.96	0.23	5.16	18,18,18,18	0
59	MG	2A	3103	1/1	0.93	0.23	5.15	46,46,46,46	0
59	MG	2A	3096	1/1	0.91	0.25	5.09	55,55,55,55	0
59	MG	1A	3043	1/1	0.97	0.23	5.06	23,23,23,23	0
59	MG	1A	3462	1/1	0.99	0.26	5.06	42,42,42,42	0

Continued on next page...

Continued from previous page...

Mol	Type	Chain	Res	Atoms	RSCC	RSR	LLDF	B-factors(\AA^2)	Q<0.9
59	MG	2A	3337	1/1	0.85	0.20	4.95	41,41,41,41	0
59	MG	2A	3616	1/1	0.97	0.36	4.94	51,51,51,51	0
59	MG	1A	3730	1/1	0.94	0.27	4.87	25,25,25,25	0
59	MG	2A	3024	1/1	0.91	0.22	4.86	45,45,45,45	0
59	MG	2A	3419	1/1	0.83	0.20	4.80	30,30,30,30	0
59	MG	2A	3214	1/1	0.97	0.21	4.75	41,41,41,41	0
59	MG	2A	3558	1/1	0.97	0.29	4.71	30,30,30,30	0
59	MG	1A	3190	1/1	0.94	0.21	4.71	28,28,28,28	0
59	MG	2w	3004	1/1	0.96	0.28	4.64	52,52,52,52	0
59	MG	1A	3350	1/1	0.95	0.25	4.60	29,29,29,29	0
59	MG	1a	1784	1/1	0.98	0.23	4.48	37,37,37,37	0
59	MG	1O	3001	1/1	0.97	0.26	4.45	35,35,35,35	0
59	MG	1A	3387	1/1	0.96	0.23	4.40	17,17,17,17	0
59	MG	2a	1649	1/1	0.81	0.22	4.37	69,69,69,69	0
59	MG	2a	1729	1/1	0.96	0.21	4.35	54,54,54,54	0
59	MG	1A	3349	1/1	0.91	0.24	4.25	18,18,18,18	0
59	MG	2A	3300	1/1	0.83	0.19	4.19	48,48,48,48	0
59	MG	1A	3348	1/1	0.97	0.19	4.13	28,28,28,28	0
59	MG	16	102	1/1	0.94	0.24	4.05	47,47,47,47	0
59	MG	2A	3015	1/1	0.97	0.17	4.03	36,36,36,36	0
59	MG	1A	3451	1/1	0.98	0.27	3.99	51,51,51,51	0
59	MG	2A	3086	1/1	0.97	0.19	3.98	25,25,25,25	0
59	MG	2D	303	1/1	0.95	0.23	3.96	24,24,24,24	0
59	MG	2A	3187	1/1	0.89	0.21	3.93	55,55,55,55	0
59	MG	1A	3150	1/1	0.96	0.21	3.93	31,31,31,31	0
59	MG	2A	3524	1/1	0.93	0.22	3.85	78,78,78,78	0
59	MG	1A	3779	1/1	0.88	0.40	3.82	39,39,39,39	0
59	MG	1A	3093	1/1	0.86	0.24	3.79	41,41,41,41	0
59	MG	1A	3669	1/1	0.89	0.25	3.79	52,52,52,52	0
59	MG	1A	3499	1/1	0.97	0.21	3.78	39,39,39,39	0
59	MG	1D	304	1/1	0.87	0.34	3.77	40,40,40,40	0
59	MG	1a	1793	1/1	0.94	0.24	3.74	53,53,53,53	0
59	MG	2A	3246	1/1	0.86	0.22	3.70	47,47,47,47	0
59	MG	2A	3188	1/1	0.88	0.21	3.70	41,41,41,41	0
59	MG	2A	3192	1/1	0.88	0.20	3.68	47,47,47,47	0
59	MG	2A	3465	1/1	0.86	0.17	3.67	22,22,22,22	0
59	MG	2a	1690	1/1	0.90	0.22	3.65	63,63,63,63	0
59	MG	1a	1803	1/1	0.97	0.25	3.65	53,53,53,53	0
59	MG	2A	3330	1/1	0.75	0.19	3.63	28,28,28,28	0
59	MG	2A	3331	1/1	0.86	0.20	3.59	39,39,39,39	0
59	MG	1S	3004	1/1	0.97	0.27	3.54	36,36,36,36	0

Continued on next page...

Continued from previous page...

Mol	Type	Chain	Res	Atoms	RSCC	RSR	LLDF	B-factors(\AA^2)	Q<0.9
59	MG	2A	3327	1/1	0.95	0.22	3.48	59,59,59,59	0
59	MG	1A	3699	1/1	0.96	0.22	3.46	51,51,51,51	0
59	MG	1A	3456	1/1	0.94	0.21	3.41	32,32,32,32	0
59	MG	2a	1635	1/1	0.91	0.20	3.39	40,40,40,40	0
59	MG	2Y	8001	1/1	0.95	0.18	3.39	59,59,59,59	0
59	MG	2A	3390	1/1	0.98	0.25	3.35	36,36,36,36	0
59	MG	2A	3507	1/1	0.83	0.20	3.30	39,39,39,39	0
59	MG	1A	3503	1/1	0.97	0.23	3.27	19,19,19,19	0
59	MG	2A	3076	1/1	0.83	0.18	3.23	45,45,45,45	0
59	MG	2a	1655	1/1	0.91	0.23	3.22	63,63,63,63	0
59	MG	1A	3037	1/1	0.93	0.20	3.20	41,41,41,41	0
59	MG	2A	3333	1/1	0.97	0.18	3.16	35,35,35,35	0
59	MG	2A	3129	1/1	0.98	0.21	3.08	39,39,39,39	0
59	MG	1a	1689	1/1	0.92	0.21	3.05	22,22,22,22	0
59	MG	2A	3290	1/1	0.95	0.24	3.03	25,25,25,25	0
59	MG	1A	3435	1/1	0.89	0.21	3.03	45,45,45,45	0
59	MG	1a	1630	1/1	0.69	0.23	3.02	69,69,69,69	0
59	MG	1A	3212	1/1	0.85	0.19	3.01	40,40,40,40	0
59	MG	1A	3139	1/1	0.83	0.15	3.01	67,67,67,67	0
59	MG	2A	3594	1/1	0.92	0.14	3.01	56,56,56,56	0
59	MG	2A	3304	1/1	0.94	0.17	2.97	38,38,38,38	0
59	MG	1A	3204	1/1	0.90	0.26	2.95	42,42,42,42	0
59	MG	1A	3492	1/1	0.94	0.21	2.92	48,48,48,48	0
59	MG	2A	3455	1/1	0.95	0.16	2.88	47,47,47,47	0
59	MG	1A	3195	1/1	0.95	0.24	2.87	21,21,21,21	0
59	MG	1A	3537	1/1	0.96	0.20	2.84	46,46,46,46	0
59	MG	1A	3020	1/1	0.99	0.19	2.81	25,25,25,25	0
59	MG	1a	1760	1/1	0.87	0.17	2.81	65,65,65,65	0
59	MG	1a	1638	1/1	0.94	0.21	2.80	46,46,46,46	0
59	MG	2A	3592	1/1	0.84	0.17	2.78	63,63,63,63	0
59	MG	1a	1739	1/1	0.85	0.20	2.78	44,44,44,44	0
59	MG	1a	1798	1/1	0.87	0.34	2.75	55,55,55,55	0
59	MG	2t	3001	1/1	0.96	0.35	2.74	45,45,45,45	0
59	MG	2A	3177	1/1	0.95	0.22	2.67	15,15,15,15	0
59	MG	1A	3478	1/1	0.94	0.21	2.65	28,28,28,28	0
59	MG	1A	3468	1/1	0.90	0.20	2.62	37,37,37,37	0
59	MG	2A	3223	1/1	0.97	0.17	2.62	39,39,39,39	0
59	MG	2A	3315	1/1	0.97	0.16	2.62	38,38,38,38	0
59	MG	1a	1627	1/1	0.94	0.20	2.61	50,50,50,50	0
59	MG	1A	3260	1/1	0.91	0.17	2.58	48,48,48,48	0
59	MG	2A	3093	1/1	0.93	0.17	2.55	28,28,28,28	0

Continued on next page...

Continued from previous page...

Mol	Type	Chain	Res	Atoms	RSCC	RSR	LLDF	B-factors(\AA^2)	Q<0.9
59	MG	1A	3148	1/1	0.94	0.19	2.55	30,30,30,30	0
59	MG	1A	3389	1/1	0.83	0.20	2.54	37,37,37,37	0
59	MG	2A	3394	1/1	0.95	0.18	2.49	34,34,34,34	0
59	MG	1A	3739	1/1	0.92	0.22	2.43	50,50,50,50	0
59	MG	1a	1767	1/1	0.93	0.22	2.38	60,60,60,60	0
59	MG	2A	3073	1/1	0.94	0.18	2.36	28,28,28,28	0
59	MG	1A	3337	1/1	0.94	0.22	2.36	30,30,30,30	0
59	MG	15	101	1/1	0.93	0.21	2.35	54,54,54,54	0
59	MG	2a	1738	1/1	0.93	0.26	2.33	52,52,52,52	0
59	MG	2A	3207	1/1	0.91	0.24	2.33	51,51,51,51	0
59	MG	1A	3012	1/1	0.96	0.19	2.28	40,40,40,40	0
59	MG	1A	3411	1/1	0.98	0.18	2.19	21,21,21,21	0
59	MG	1A	3716	1/1	0.89	0.16	2.17	56,56,56,56	0
59	MG	1A	3126	1/1	0.96	0.18	2.16	34,34,34,34	0
59	MG	1A	3019	1/1	0.86	0.24	2.13	50,50,50,50	0
59	MG	1t	3001	1/1	0.83	0.32	2.08	54,54,54,54	0
59	MG	1A	3434	1/1	0.93	0.23	2.06	48,48,48,48	0
59	MG	1A	3197	1/1	0.98	0.21	2.03	41,41,41,41	0
59	MG	1A	3124	1/1	0.91	0.22	1.99	46,46,46,46	0
59	MG	1A	3177	1/1	0.97	0.19	1.99	21,21,21,21	0
59	MG	1a	1747	1/1	0.97	0.15	1.98	47,47,47,47	0
59	MG	1A	3295	1/1	0.95	0.21	1.94	36,36,36,36	0
59	MG	1a	1612	1/1	0.83	0.18	1.92	41,41,41,41	0
59	MG	2A	3412	1/1	0.95	0.16	1.91	39,39,39,39	0
59	MG	1A	3415	1/1	0.97	0.20	1.90	42,42,42,42	0
59	MG	1a	1731	1/1	0.95	0.20	1.83	47,47,47,47	0
59	MG	1A	3545	1/1	0.98	0.20	1.83	46,46,46,46	0
59	MG	2A	3183	1/1	0.97	0.18	1.82	45,45,45,45	0
59	MG	1a	1665	1/1	0.94	0.20	1.81	41,41,41,41	0
59	MG	1A	3244	1/1	0.95	0.17	1.78	41,41,41,41	0
59	MG	1B	207	1/1	0.96	0.18	1.71	50,50,50,50	0
59	MG	1A	3453	1/1	0.92	0.19	1.63	36,36,36,36	0
59	MG	1A	3520	1/1	0.92	0.20	1.61	70,70,70,70	0
59	MG	2A	3595	1/1	0.89	0.17	1.57	51,51,51,51	0
59	MG	1A	3267	1/1	0.98	0.19	1.57	45,45,45,45	0
59	MG	1A	3354	1/1	0.96	0.18	1.56	31,31,31,31	0
59	MG	2B	202	1/1	0.89	0.19	1.52	56,56,56,56	0
59	MG	1A	3174	1/1	0.88	0.18	1.47	38,38,38,38	0
59	MG	2A	3492	1/1	0.91	0.29	1.45	48,48,48,48	0
59	MG	1A	3756	1/1	0.88	0.22	1.43	30,30,30,30	0
59	MG	1A	3463	1/1	0.92	0.20	1.43	26,26,26,26	0
59	MG	2A	3329	1/1	0.95	0.17	1.41	46,46,46,46	0

Continued on next page...

Continued from previous page...

Mol	Type	Chain	Res	Atoms	RSCC	RSR	LLDF	B-factors(\AA^2)	Q<0.9
59	MG	2A	3147	1/1	0.98	0.23	1.41	33,33,33,33	0
59	MG	2A	3277	1/1	0.87	0.14	1.41	69,69,69,69	0
59	MG	2A	3174	1/1	0.87	0.18	1.40	34,34,34,34	0
59	MG	1a	1733	1/1	0.94	0.16	1.39	61,61,61,61	0
59	MG	1A	3201	1/1	0.95	0.20	1.38	36,36,36,36	0
59	MG	2A	3618	1/1	0.88	0.23	1.37	43,43,43,43	0
59	MG	2A	3261	1/1	0.95	0.17	1.33	27,27,27,27	0
59	MG	1a	1659	1/1	0.87	0.22	1.30	63,63,63,63	0
59	MG	1A	3173	1/1	0.96	0.22	1.25	48,48,48,48	0
59	MG	2A	3151	1/1	0.97	0.17	1.25	29,29,29,29	0
59	MG	1A	3512	1/1	0.96	0.18	1.24	19,19,19,19	0
59	MG	2a	1615	1/1	0.95	0.18	1.23	43,43,43,43	0
59	MG	2A	3288	1/1	0.97	0.20	1.22	34,34,34,34	0
59	MG	1a	1650	1/1	0.92	0.16	1.17	48,48,48,48	0
59	MG	1A	3469	1/1	0.98	0.21	1.14	36,36,36,36	0
59	MG	2A	3485	1/1	0.86	0.15	1.13	38,38,38,38	0
59	MG	2A	3055	1/1	0.84	0.17	1.13	41,41,41,41	0
59	MG	1A	3353	1/1	0.91	0.20	1.12	26,26,26,26	0
59	MG	1A	3135	1/1	0.95	0.19	1.07	36,36,36,36	0
59	MG	2a	1698	1/1	0.94	0.18	1.02	29,29,29,29	0
59	MG	1a	1700	1/1	0.96	0.16	1.02	50,50,50,50	0
60	ZN	17	102	1/1	0.84	0.32	0.97	120,120,120,120	0
59	MG	1A	3199	1/1	0.90	0.17	0.90	34,34,34,34	0
59	MG	1A	3146	1/1	0.84	0.17	0.86	56,56,56,56	0
59	MG	2E	302	1/1	0.96	0.14	0.86	27,27,27,27	0
59	MG	1A	3502	1/1	0.93	0.19	0.75	20,20,20,20	0
59	MG	1A	3151	1/1	0.95	0.18	0.73	36,36,36,36	0
59	MG	1A	3473	1/1	0.98	0.18	0.72	46,46,46,46	0
59	MG	1A	3021	1/1	0.97	0.18	0.70	40,40,40,40	0
59	MG	2A	3613	1/1	0.97	0.18	0.69	21,21,21,21	0
59	MG	1A	3306	1/1	0.91	0.21	0.67	23,23,23,23	0
59	MG	1A	3188	1/1	0.94	0.28	0.65	56,56,56,56	0
59	MG	1a	1732	1/1	0.94	0.17	0.62	54,54,54,54	0
59	MG	1A	3718	1/1	0.94	0.22	0.57	53,53,53,53	0
59	MG	2A	3530	1/1	0.92	0.17	0.54	40,40,40,40	0
59	MG	2A	3302	1/1	0.97	0.14	0.52	35,35,35,35	0
59	MG	1A	3609	1/1	0.95	0.18	0.46	26,26,26,26	0
59	MG	2A	3615	1/1	0.96	0.21	0.45	53,53,53,53	0
59	MG	1A	3361	1/1	0.94	0.18	0.44	30,30,30,30	0
59	MG	2a	1604	1/1	0.86	0.15	0.41	51,51,51,51	0
59	MG	1a	1608	1/1	0.83	0.19	0.40	65,65,65,65	0
59	MG	2a	1769	1/1	0.95	0.22	0.40	54,54,54,54	0

Continued on next page...

Continued from previous page...

Mol	Type	Chain	Res	Atoms	RSCC	RSR	LLDF	B-factors(\AA^2)	Q<0.9
59	MG	1A	3479	1/1	0.90	0.17	0.39	50,50,50,50	0
59	MG	1A	3039	1/1	0.94	0.18	0.37	36,36,36,36	0
59	MG	2A	3508	1/1	0.98	0.17	0.36	32,32,32,32	0
59	MG	1A	3368	1/1	0.93	0.18	0.34	26,26,26,26	0
59	MG	1A	3369	1/1	0.93	0.18	0.28	53,53,53,53	0
59	MG	2A	3498	1/1	0.95	0.16	0.27	36,36,36,36	0
59	MG	1B	209	1/1	0.91	0.15	0.18	45,45,45,45	0
59	MG	2A	3007	1/1	0.89	0.14	0.18	28,28,28,28	0
59	MG	2A	3444	1/1	0.93	0.15	0.17	45,45,45,45	0
59	MG	1A	3007	1/1	0.96	0.16	0.16	18,18,18,18	0
59	MG	2A	3398	1/1	0.93	0.16	0.15	32,32,32,32	0
59	MG	2A	3493	1/1	0.98	0.15	0.14	23,23,23,23	0
59	MG	1A	3675	1/1	0.94	0.23	0.13	32,32,32,32	0
59	MG	2a	1715	1/1	0.97	0.14	0.13	68,68,68,68	0
59	MG	1A	3471	1/1	0.96	0.17	0.11	23,23,23,23	0
59	MG	1a	1684	1/1	0.79	0.17	0.09	78,78,78,78	0
59	MG	2B	204	1/1	0.95	0.17	0.07	45,45,45,45	0
59	MG	1A	3472	1/1	0.96	0.16	0.06	47,47,47,47	0
59	MG	2a	1704	1/1	0.92	0.16	0.05	39,39,39,39	0
59	MG	2A	3011	1/1	0.94	0.15	0.04	40,40,40,40	0
59	MG	1A	3318	1/1	0.97	0.16	0.04	22,22,22,22	0
59	MG	1a	1617	1/1	0.93	0.18	0.02	72,72,72,72	0
59	MG	1A	3386	1/1	0.91	0.20	0.01	32,32,32,32	0
59	MG	1A	3163	1/1	0.97	0.15	0.00	43,43,43,43	0
59	MG	1b	3001	1/1	0.84	0.16	-0.00	70,70,70,70	0
59	MG	1A	3229	1/1	0.94	0.17	-0.02	51,51,51,51	0
59	MG	2A	3468	1/1	0.96	0.15	-0.04	55,55,55,55	0
59	MG	1E	302	1/1	0.97	0.17	-0.07	51,51,51,51	0
59	MG	1A	3156	1/1	0.94	0.15	-0.10	54,54,54,54	0
59	MG	1A	3775	1/1	0.91	0.17	-0.11	41,41,41,41	0
59	MG	1A	3518	1/1	0.92	0.17	-0.11	59,59,59,59	0
59	MG	1A	3004	1/1	0.90	0.17	-0.12	30,30,30,30	0
59	MG	1Y	105	1/1	0.97	0.17	-0.15	57,57,57,57	0
59	MG	1A	3300	1/1	0.92	0.17	-0.15	47,47,47,47	0
59	MG	2A	3042	1/1	0.89	0.12	-0.17	39,39,39,39	0
59	MG	1A	3358	1/1	0.96	0.16	-0.18	30,30,30,30	0
59	MG	1A	3539	1/1	0.97	0.16	-0.21	31,31,31,31	0
60	ZN	23	501	1/1	0.97	0.15	-0.22	85,85,85,85	0
59	MG	1a	1769	1/1	0.94	0.19	-0.22	68,68,68,68	0
59	MG	17	101	1/1	0.97	0.18	-0.23	45,45,45,45	0
59	MG	2A	3215	1/1	0.89	0.13	-0.23	51,51,51,51	0
60	ZN	24	501	1/1	0.96	0.18	-0.24	72,72,72,72	0

Continued on next page...

Continued from previous page...

Mol	Type	Chain	Res	Atoms	RSCC	RSR	LLDF	B-factors(\AA^2)	Q<0.9
59	MG	1A	3164	1/1	0.92	0.15	-0.26	46,46,46,46	0
59	MG	1A	3620	1/1	0.90	0.17	-0.29	26,26,26,26	0
59	MG	1A	3343	1/1	0.99	0.16	-0.34	46,46,46,46	0
59	MG	2a	1748	1/1	0.97	0.13	-0.34	39,39,39,39	0
60	ZN	1W	202	1/1	0.99	0.12	-0.34	68,68,68,68	0
59	MG	1a	1802	1/1	0.90	0.16	-0.35	45,45,45,45	0
59	MG	2A	3134	1/1	0.92	0.12	-0.39	36,36,36,36	0
59	MG	1A	3364	1/1	0.96	0.17	-0.44	27,27,27,27	0
59	MG	2A	3410	1/1	0.91	0.15	-0.46	27,27,27,27	0
59	MG	2A	3332	1/1	0.94	0.14	-0.48	25,25,25,25	0
59	MG	1A	3248	1/1	0.95	0.17	-0.48	36,36,36,36	0
59	MG	1B	204	1/1	0.86	0.15	-0.49	51,51,51,51	0
59	MG	1a	1671	1/1	0.92	0.14	-0.49	53,53,53,53	0
60	ZN	14	102	1/1	0.99	0.15	-0.50	48,48,48,48	0
59	MG	2A	3037	1/1	0.93	0.15	-0.51	37,37,37,37	0
59	MG	1a	1677	1/1	0.97	0.17	-0.56	36,36,36,36	0
59	MG	1A	3772	1/1	0.97	0.17	-0.57	20,20,20,20	0
59	MG	2A	3318	1/1	0.91	0.14	-0.58	42,42,42,42	0
59	MG	2A	3233	1/1	0.94	0.13	-0.60	41,41,41,41	0
59	MG	1A	3423	1/1	0.98	0.17	-0.62	17,17,17,17	0
59	MG	1A	3741	1/1	0.91	0.16	-0.63	50,50,50,50	0
59	MG	2A	3292	1/1	0.87	0.14	-0.63	46,46,46,46	0
59	MG	2a	1679	1/1	0.91	0.13	-0.66	50,50,50,50	0
59	MG	2A	3150	1/1	0.93	0.13	-0.68	37,37,37,37	0
59	MG	1Y	101	1/1	0.89	0.16	-0.70	51,51,51,51	0
59	MG	2G	3001	1/1	0.92	0.17	-0.72	34,34,34,34	0
59	MG	1A	3356	1/1	0.97	0.17	-0.72	26,26,26,26	0
59	MG	1a	1628	1/1	0.96	0.16	-0.75	53,53,53,53	0
59	MG	2A	3021	1/1	0.99	0.13	-0.75	25,25,25,25	0
59	MG	1A	3683	1/1	0.94	0.16	-0.82	62,62,62,62	0
59	MG	1A	3327	1/1	0.97	0.14	-0.84	36,36,36,36	0
59	MG	2A	3365	1/1	0.88	0.13	-0.87	22,22,22,22	0
59	MG	2a	1642	1/1	0.95	0.15	-0.87	29,29,29,29	0
59	MG	1a	1727	1/1	0.93	0.15	-0.87	39,39,39,39	0
59	MG	2A	3422	1/1	0.83	0.15	-0.87	37,37,37,37	0
59	MG	2A	3614	1/1	0.95	0.13	-0.89	53,53,53,53	0
59	MG	1A	3691	1/1	0.82	0.15	-0.92	53,53,53,53	0
59	MG	1A	3773	1/1	0.95	0.14	-0.95	25,25,25,25	0
59	MG	1A	3450	1/1	0.94	0.14	-0.96	53,53,53,53	0
59	MG	2A	3132	1/1	0.90	0.10	-0.99	46,46,46,46	0
59	MG	1l	201	1/1	0.93	0.15	-0.99	50,50,50,50	0
62	GDP	2z	702	28/28	0.96	0.14	-1.01	50,62,73,81	0

Continued on next page...

Continued from previous page...

Mol	Type	Chain	Res	Atoms	RSCC	RSR	LLDF	B-factors(\AA^2)	Q<0.9
59	MG	1A	3067	1/1	0.97	0.12	-1.04	43,43,43,43	0
59	MG	1A	3765	1/1	0.94	0.15	-1.05	58,58,58,58	0
59	MG	1a	1724	1/1	0.98	0.15	-1.08	18,18,18,18	0
59	MG	1A	3307	1/1	0.96	0.16	-1.09	18,18,18,18	0
59	MG	1X	3002	1/1	0.99	0.12	-1.09	53,53,53,53	0
61	SF4	2d	501	8/8	0.99	0.12	-1.09	63,67,88,88	0
59	MG	2F	303	1/1	0.97	0.14	-1.12	40,40,40,40	0
60	ZN	1n	501	1/1	0.99	0.13	-1.14	77,77,77,77	0
62	GDP	1z	701	28/28	0.97	0.14	-1.14	30,50,64,75	0
59	MG	2A	3384	1/1	0.96	0.14	-1.15	25,25,25,25	0
59	MG	1A	3519	1/1	0.98	0.14	-1.15	21,21,21,21	0
59	MG	2A	3339	1/1	0.88	0.15	-1.15	46,46,46,46	0
59	MG	1A	3233	1/1	0.96	0.16	-1.15	51,51,51,51	0
61	SF4	1d	501	8/8	0.99	0.13	-1.17	61,67,75,78	0
59	MG	1A	3509	1/1	0.63	0.15	-1.19	50,50,50,50	0
59	MG	1A	3008	1/1	0.91	0.15	-1.21	31,31,31,31	0
60	ZN	27	101	1/1	0.97	0.11	-1.22	68,68,68,68	0
59	MG	2a	1607	1/1	0.86	0.13	-1.23	68,68,68,68	0
60	ZN	2n	501	1/1	0.92	0.10	-1.24	102,102,102,102	0
59	MG	2a	1618	1/1	0.92	0.13	-1.27	47,47,47,47	0
59	MG	1F	304	1/1	0.90	0.13	-1.29	33,33,33,33	0
59	MG	2A	3346	1/1	0.97	0.11	-1.33	64,64,64,64	0
59	MG	1E	306	1/1	0.99	0.16	-1.36	39,39,39,39	0
59	MG	2A	3072	1/1	0.86	0.09	-1.41	65,65,65,65	0
59	MG	1A	3484	1/1	0.96	0.14	-1.42	42,42,42,42	0
60	ZN	12	501	1/1	0.94	0.09	-1.43	100,100,100,100	0
59	MG	1A	3757	1/1	0.94	0.15	-1.45	26,26,26,26	0
59	MG	2A	3022	1/1	0.88	0.09	-1.51	54,54,54,54	0
59	MG	2A	3003	1/1	0.95	0.14	-1.51	40,40,40,40	0
59	MG	1A	3371	1/1	0.87	0.16	-1.52	30,30,30,30	0
59	MG	2a	1640	1/1	0.81	0.11	-1.53	65,65,65,65	0
60	ZN	22	501	1/1	0.90	0.04	-1.58	118,118,118,118	0
59	MG	1A	3414	1/1	0.95	0.13	-1.59	53,53,53,53	0
59	MG	1a	1604	1/1	0.78	0.12	-1.60	51,51,51,51	0
59	MG	1A	3554	1/1	0.94	0.14	-1.61	43,43,43,43	0
59	MG	2a	1701	1/1	0.96	0.13	-1.62	63,63,63,63	0
59	MG	1d	503	1/1	0.92	0.09	-1.63	80,80,80,80	0
59	MG	2A	3314	1/1	0.96	0.14	-1.63	54,54,54,54	0
59	MG	1A	3663	1/1	0.96	0.13	-1.67	32,32,32,32	0
59	MG	1a	1673	1/1	0.94	0.12	-1.68	43,43,43,43	0
59	MG	1F	305	1/1	0.96	0.14	-1.71	36,36,36,36	0
59	MG	2A	3603	1/1	0.99	0.12	-1.73	50,50,50,50	0

Continued on next page...

Continued from previous page...

Mol	Type	Chain	Res	Atoms	RSCC	RSR	LLDF	B-factors(\AA^2)	Q<0.9
59	MG	1A	3589	1/1	0.90	0.15	-1.74	29,29,29,29	0
59	MG	1A	3141	1/1	0.80	0.14	-1.77	46,46,46,46	0
59	MG	1A	3393	1/1	0.90	0.15	-1.78	28,28,28,28	0
59	MG	1A	3232	1/1	0.93	0.17	-1.78	47,47,47,47	0
59	MG	1A	3317	1/1	0.98	0.15	-1.79	33,33,33,33	0
59	MG	2A	3294	1/1	0.93	0.11	-1.82	21,21,21,21	0
59	MG	1A	3347	1/1	0.90	0.15	-1.83	27,27,27,27	0
59	MG	1a	1801	1/1	0.95	0.17	-1.85	55,55,55,55	0
59	MG	1A	3377	1/1	0.89	0.13	-1.85	27,27,27,27	0
59	MG	1A	3388	1/1	0.98	0.15	-1.87	21,21,21,21	0
59	MG	2A	3152	1/1	0.94	0.12	-1.88	27,27,27,27	0
59	MG	2A	3324	1/1	0.98	0.11	-1.89	43,43,43,43	0
59	MG	2A	3610	1/1	0.96	0.09	-1.91	52,52,52,52	0
59	MG	1A	3459	1/1	0.93	0.16	-1.91	30,30,30,30	0
59	MG	1A	3770	1/1	0.85	0.13	-1.92	68,68,68,68	0
59	MG	1A	3056	1/1	0.96	0.11	-1.95	30,30,30,30	0
59	MG	1A	3160	1/1	0.96	0.13	-1.99	36,36,36,36	0
59	MG	2a	1667	1/1	0.88	0.11	-2.04	65,65,65,65	0
59	MG	1a	1804	1/1	0.97	0.10	-2.05	60,60,60,60	0
59	MG	2A	3579	1/1	0.98	0.10	-2.06	42,42,42,42	0
59	MG	2A	3352	1/1	0.82	0.12	-2.07	31,31,31,31	0
59	MG	1E	305	1/1	0.94	0.11	-2.09	30,30,30,30	0
59	MG	2A	3596	1/1	0.93	0.13	-2.10	64,64,64,64	0
59	MG	2a	1633	1/1	0.96	0.14	-2.12	36,36,36,36	0
59	MG	2A	3375	1/1	0.96	0.12	-2.13	28,28,28,28	0
59	MG	2A	3523	1/1	0.97	0.09	-2.17	38,38,38,38	0
59	MG	1A	3754	1/1	0.98	0.12	-2.19	28,28,28,28	0
59	MG	2A	3309	1/1	0.95	0.12	-2.21	27,27,27,27	0
59	MG	2A	3345	1/1	0.95	0.11	-2.24	25,25,25,25	0
59	MG	1a	1721	1/1	0.98	0.09	-2.30	46,46,46,46	0
60	ZN	2W	501	1/1	0.97	0.05	-2.30	79,79,79,79	0
59	MG	1a	1678	1/1	0.96	0.11	-2.31	48,48,48,48	0
59	MG	1A	3047	1/1	0.96	0.12	-2.33	37,37,37,37	0
59	MG	2A	3413	1/1	0.96	0.11	-2.34	30,30,30,30	0
59	MG	1A	3269	1/1	0.93	0.13	-2.38	21,21,21,21	0
59	MG	1B	221	1/1	0.82	0.12	-2.39	42,42,42,42	0
59	MG	1A	3345	1/1	0.96	0.14	-2.41	38,38,38,38	0
59	MG	1a	1668	1/1	0.99	0.13	-2.44	41,41,41,41	0
59	MG	2A	3566	1/1	0.98	0.10	-2.45	54,54,54,54	0
59	MG	1D	303	1/1	0.95	0.11	-2.46	33,33,33,33	0
59	MG	2A	3451	1/1	0.96	0.11	-2.52	56,56,56,56	0
59	MG	1A	3101	1/1	0.98	0.11	-2.57	38,38,38,38	0

Continued on next page...

Continued from previous page...

Mol	Type	Chain	Res	Atoms	RSCC	RSR	LLDF	B-factors(\AA^2)	Q<0.9
59	MG	1A	3284	1/1	0.98	0.14	-2.61	48,48,48,48	0
59	MG	1A	3406	1/1	0.97	0.13	-2.65	56,56,56,56	0
59	MG	1A	3602	1/1	0.95	0.15	-2.65	53,53,53,53	0
59	MG	2A	3016	1/1	0.96	0.11	-2.69	48,48,48,48	0
59	MG	1G	3001	1/1	0.92	0.11	-2.70	31,31,31,31	0
59	MG	2A	3010	1/1	0.97	0.11	-2.75	34,34,34,34	0
59	MG	1A	3031	1/1	0.98	0.13	-2.76	28,28,28,28	0
59	MG	1A	3001	1/1	0.97	0.11	-2.78	30,30,30,30	0
59	MG	2A	3125	1/1	0.96	0.10	-2.79	30,30,30,30	0
59	MG	1A	3655	1/1	0.97	0.12	-2.80	31,31,31,31	0
59	MG	1A	3482	1/1	0.89	0.15	-2.80	27,27,27,27	0
59	MG	1A	3009	1/1	0.96	0.09	-2.83	20,20,20,20	0
59	MG	1a	1625	1/1	0.95	0.09	-2.84	53,53,53,53	0
59	MG	2a	1678	1/1	0.87	0.12	-2.85	51,51,51,51	0
59	MG	1B	217	1/1	0.97	0.11	-2.85	24,24,24,24	0
59	MG	1A	3767	1/1	0.97	0.06	-2.90	44,44,44,44	0
59	MG	2A	3028	1/1	0.95	0.11	-2.92	40,40,40,40	0
59	MG	2A	3562	1/1	0.95	0.06	-2.93	34,34,34,34	0
59	MG	1A	3555	1/1	0.92	0.11	-3.03	56,56,56,56	0
59	MG	2a	1672	1/1	0.94	0.12	-3.05	57,57,57,57	0
59	MG	1A	3402	1/1	0.94	0.13	-3.10	22,22,22,22	0
59	MG	2A	3097	1/1	0.96	0.08	-3.20	56,56,56,56	0
59	MG	1A	3631	1/1	0.96	0.11	-3.29	48,48,48,48	0
59	MG	1A	3280	1/1	0.94	0.09	-3.30	40,40,40,40	0
59	MG	1A	3220	1/1	0.94	0.11	-3.37	33,33,33,33	0
59	MG	2A	3359	1/1	0.87	0.12	-3.40	33,33,33,33	0
59	MG	1A	3651	1/1	0.93	0.11	-3.43	28,28,28,28	0
59	MG	1a	1621	1/1	0.99	0.10	-3.50	66,66,66,66	0
59	MG	1a	1696	1/1	0.89	0.06	-3.61	54,54,54,54	0
59	MG	1F	303	1/1	0.98	0.12	-3.66	45,45,45,45	0
59	MG	1A	3644	1/1	0.97	0.11	-3.70	26,26,26,26	0
59	MG	1A	3550	1/1	0.95	0.12	-3.75	36,36,36,36	0
59	MG	1a	1667	1/1	0.82	0.10	-3.84	67,67,67,67	0
59	MG	1A	3632	1/1	0.97	0.12	-3.85	14,14,14,14	0
59	MG	1A	3011	1/1	0.96	0.12	-3.87	28,28,28,28	0
59	MG	1A	3282	1/1	0.94	0.13	-3.89	21,21,21,21	0
59	MG	2A	3487	1/1	0.96	0.06	-3.92	41,41,41,41	0
59	MG	1A	3363	1/1	0.92	0.11	-3.99	45,45,45,45	0
59	MG	1A	3272	1/1	0.99	0.11	-4.01	33,33,33,33	0
59	MG	1A	3332	1/1	0.88	0.11	-4.10	44,44,44,44	0
59	MG	2A	3050	1/1	0.96	0.05	-4.16	42,42,42,42	0
59	MG	2a	1646	1/1	0.96	0.08	-4.18	55,55,55,55	0

Continued on next page...

Continued from previous page...

Mol	Type	Chain	Res	Atoms	RSCC	RSR	LLDF	B-factors(\AA^2)	Q<0.9
59	MG	1A	3441	1/1	0.99	0.14	-4.19	34,34,34,34	0
59	MG	1A	3549	1/1	0.98	0.11	-4.20	27,27,27,27	0
59	MG	1A	3076	1/1	0.86	0.09	-4.22	50,50,50,50	0
59	MG	2A	3470	1/1	0.97	0.10	-4.25	26,26,26,26	0
59	MG	1A	3661	1/1	0.96	0.11	-4.28	40,40,40,40	0
59	MG	1A	3289	1/1	0.95	0.12	-4.29	46,46,46,46	0
59	MG	1A	3278	1/1	0.98	0.11	-4.31	37,37,37,37	0
59	MG	1A	3339	1/1	0.96	0.10	-4.35	30,30,30,30	0
59	MG	1a	1644	1/1	0.99	0.11	-4.36	33,33,33,33	0
59	MG	1A	3613	1/1	0.98	0.06	-4.37	53,53,53,53	0
59	MG	1A	3532	1/1	0.94	0.10	-4.39	25,25,25,25	0
59	MG	2a	1623	1/1	0.90	0.12	-4.53	37,37,37,37	0
59	MG	1A	3488	1/1	0.94	0.09	-4.57	45,45,45,45	0
59	MG	1A	3496	1/1	0.96	0.11	-4.99	36,36,36,36	0
59	MG	2a	1694	1/1	0.96	0.08	-5.21	41,41,41,41	0
59	MG	1A	3422	1/1	0.98	0.13	-5.71	21,21,21,21	0
59	MG	1A	3017	1/1	0.81	0.09	-5.97	50,50,50,50	0
59	MG	1a	1697	1/1	0.98	0.07	-6.00	61,61,61,61	0
59	MG	2A	3481	1/1	0.96	0.09	-6.03	51,51,51,51	0
59	MG	1a	1641	1/1	0.98	0.08	-6.28	49,49,49,49	0
59	MG	1A	3409	1/1	0.95	0.11	-6.42	29,29,29,29	0
59	MG	1A	3481	1/1	0.94	0.14	-6.43	27,27,27,27	0
59	MG	2R	8001	1/1	0.98	0.05	-6.47	41,41,41,41	0
59	MG	1A	3622	1/1	0.98	0.10	-6.56	21,21,21,21	0
59	MG	1A	3617	1/1	0.95	0.12	-6.89	25,25,25,25	0
59	MG	2a	1613	1/1	0.93	0.08	-6.91	43,43,43,43	0
59	MG	1A	3334	1/1	0.97	0.11	-6.94	29,29,29,29	0
59	MG	1A	3445	1/1	0.96	0.12	-7.26	46,46,46,46	0
59	MG	2A	3432	1/1	0.80	0.08	-7.36	55,55,55,55	0
59	MG	1A	3370	1/1	0.98	0.07	-7.45	21,21,21,21	0
59	MG	2A	3479	1/1	0.95	0.09	-7.61	34,34,34,34	0
59	MG	1A	3600	1/1	0.92	0.10	-7.85	33,33,33,33	0
59	MG	1A	3059	1/1	0.96	0.06	-7.89	36,36,36,36	0
59	MG	1A	3022	1/1	0.99	0.11	-7.94	36,36,36,36	0
59	MG	2f	3002	1/1	0.99	0.07	-7.97	69,69,69,69	0
59	MG	2A	3071	1/1	0.98	0.05	-11.75	35,35,35,35	0
59	MG	2A	3456	1/1	0.92	0.07	-21.95	65,65,65,65	0
59	MG	2a	1688	1/1	0.93	0.15	-	35,35,35,35	0
59	MG	1a	1714	1/1	0.97	0.11	-	48,48,48,48	0
59	MG	1A	3366	1/1	0.90	0.12	-	51,51,51,51	0
59	MG	2a	1718	1/1	0.95	0.10	-	50,50,50,50	0
59	MG	2a	1755	1/1	0.87	0.33	-	77,77,77,77	0

Continued on next page...

Continued from previous page...

Mol	Type	Chain	Res	Atoms	RSCC	RSR	LLDF	B-factors(\AA^2)	Q<0.9
59	MG	2A	3285	1/1	0.94	0.09	-	53,53,53,53	0
59	MG	2A	3262	1/1	0.89	0.24	-	51,51,51,51	0
59	MG	2A	3293	1/1	0.93	0.31	-	44,44,44,44	0
59	MG	1a	1656	1/1	0.89	0.54	-	51,51,51,51	0
59	MG	1A	3647	1/1	0.95	0.13	-	39,39,39,39	0
59	MG	2A	3138	1/1	0.95	0.47	-	58,58,58,58	0
59	MG	1A	3566	1/1	0.97	0.13	-	49,49,49,49	0
59	MG	2A	3074	1/1	0.96	0.19	-	39,39,39,39	0
59	MG	13	101	1/1	0.97	0.18	-	38,38,38,38	0
59	MG	1A	3421	1/1	0.97	0.14	-	41,41,41,41	0
59	MG	2A	3401	1/1	0.95	0.17	-	25,25,25,25	0
59	MG	1A	3738	1/1	0.95	0.49	-	88,88,88,88	0
59	MG	2A	3598	1/1	0.97	0.14	-	46,46,46,46	0
59	MG	1A	3584	1/1	0.92	0.12	-	62,62,62,62	0
59	MG	2M	201	1/1	0.96	0.09	-	54,54,54,54	0
59	MG	1a	1726	1/1	0.91	0.16	-	60,60,60,60	0
59	MG	1A	3758	1/1	0.87	0.21	-	34,34,34,34	0
59	MG	1A	3526	1/1	0.93	0.17	-	47,47,47,47	0
59	MG	2A	3056	1/1	0.97	0.13	-	27,27,27,27	0
59	MG	2A	3457	1/1	0.97	0.07	-	48,48,48,48	0
59	MG	2a	1671	1/1	0.92	0.14	-	38,38,38,38	0
59	MG	2A	3449	1/1	0.98	0.11	-	27,27,27,27	0
59	MG	1A	3732	1/1	0.86	0.29	-	75,75,75,75	0
59	MG	1a	1613	1/1	0.86	0.14	-	66,66,66,66	0
59	MG	2A	3536	1/1	0.96	0.16	-	50,50,50,50	0
59	MG	1A	3383	1/1	0.91	0.17	-	47,47,47,47	0
59	MG	2A	3568	1/1	0.92	0.14	-	72,72,72,72	0
59	MG	1A	3112	1/1	0.92	0.12	-	44,44,44,44	0
59	MG	2z	704	1/1	0.85	0.23	-	55,55,55,55	0
59	MG	1A	3657	1/1	0.97	0.10	-	43,43,43,43	0
59	MG	2A	3018	1/1	0.94	0.18	-	39,39,39,39	0
59	MG	2B	209	1/1	0.99	0.18	-	71,71,71,71	0
59	MG	1A	3477	1/1	0.96	0.13	-	18,18,18,18	0
59	MG	2a	1645	1/1	0.91	0.18	-	58,58,58,58	0
59	MG	1A	3748	1/1	0.92	0.35	-	67,67,67,67	0
59	MG	2A	3224	1/1	0.85	0.30	-	62,62,62,62	0
59	MG	1A	3490	1/1	0.96	0.09	-	64,64,64,64	0
59	MG	1A	3679	1/1	0.94	0.18	-	55,55,55,55	0
59	MG	26	101	1/1	0.94	0.27	-	33,33,33,33	0
59	MG	1A	3762	1/1	0.90	0.34	-	25,25,25,25	0
59	MG	1A	3329	1/1	0.94	0.25	-	33,33,33,33	0
59	MG	1A	3314	1/1	0.98	0.13	-	36,36,36,36	0

Continued on next page...

Continued from previous page...

Mol	Type	Chain	Res	Atoms	RSCC	RSR	LLDF	B-factors(\AA^2)	Q<0.9
59	MG	2a	1723	1/1	0.98	0.12	-	65,65,65,65	0
59	MG	2A	3509	1/1	0.95	0.11	-	49,49,49,49	0
59	MG	1E	301	1/1	0.94	0.13	-	18,18,18,18	0
59	MG	1A	3123	1/1	0.95	0.23	-	38,38,38,38	0
59	MG	2A	3370	1/1	0.96	0.14	-	46,46,46,46	0
59	MG	1A	3752	1/1	0.95	0.20	-	42,42,42,42	0
59	MG	2a	1612	1/1	0.88	0.24	-	48,48,48,48	0
59	MG	2a	1621	1/1	0.79	0.29	-	66,66,66,66	0
59	MG	1A	3500	1/1	0.98	0.12	-	63,63,63,63	0
59	MG	1a	1749	1/1	0.84	0.12	-	68,68,68,68	0
59	MG	1A	3582	1/1	0.93	0.19	-	17,17,17,17	0
59	MG	1A	3454	1/1	0.95	0.11	-	52,52,52,52	0
59	MG	2a	1762	1/1	0.65	0.26	-	65,65,65,65	0
59	MG	1a	1754	1/1	0.97	0.07	-	42,42,42,42	0
59	MG	2A	3023	1/1	0.89	0.31	-	34,34,34,34	0
59	MG	2d	502	1/1	0.97	0.21	-	35,35,35,35	0
59	MG	1a	1710	1/1	0.90	0.42	-	42,42,42,42	0
59	MG	1A	3446	1/1	0.96	0.05	-	31,31,31,31	0
59	MG	2A	3500	1/1	0.80	0.26	-	56,56,56,56	0
59	MG	2A	3052	1/1	0.87	0.17	-	47,47,47,47	0
59	MG	1A	3103	1/1	0.99	0.06	-	40,40,40,40	0
59	MG	1A	3724	1/1	0.87	0.19	-	47,47,47,47	0
59	MG	2A	3534	1/1	0.96	0.28	-	58,58,58,58	0
59	MG	2A	3513	1/1	0.97	0.10	-	54,54,54,54	0
59	MG	2A	3391	1/1	0.96	0.13	-	47,47,47,47	0
59	MG	2A	3158	1/1	0.97	0.14	-	33,33,33,33	0
59	MG	1A	3010	1/1	0.86	0.29	-	45,45,45,45	0
59	MG	2S	202	1/1	0.83	0.18	-	58,58,58,58	0
59	MG	1A	3219	1/1	0.93	0.32	-	55,55,55,55	0
59	MG	2A	3474	1/1	0.93	0.20	-	41,41,41,41	0
59	MG	1a	1713	1/1	0.82	0.16	-	62,62,62,62	0
59	MG	1A	3230	1/1	0.92	0.23	-	56,56,56,56	0
59	MG	1A	3439	1/1	0.95	0.28	-	26,26,26,26	0
59	MG	1a	1709	1/1	0.90	0.50	-	50,50,50,50	0
59	MG	2A	3379	1/1	0.94	0.14	-	48,48,48,48	0
59	MG	2A	3167	1/1	0.91	0.12	-	52,52,52,52	0
59	MG	2A	3441	1/1	0.87	0.38	-	45,45,45,45	0
59	MG	1Y	104	1/1	0.87	0.20	-	50,50,50,50	0
59	MG	1A	3346	1/1	0.93	0.20	-	26,26,26,26	0
59	MG	1a	1624	1/1	0.95	0.13	-	38,38,38,38	0
59	MG	1A	3628	1/1	0.94	0.22	-	13,13,13,13	0
59	MG	2A	3512	1/1	0.95	0.07	-	63,63,63,63	0

Continued on next page...

Continued from previous page...

Mol	Type	Chain	Res	Atoms	RSCC	RSR	LLDF	B-factors(\AA^2)	Q<0.9
59	MG	2a	1626	1/1	0.84	0.34	-	57,57,57,57	0
59	MG	1A	3109	1/1	0.98	0.10	-	36,36,36,36	0
59	MG	1A	3209	1/1	0.98	0.27	-	41,41,41,41	0
59	MG	1A	3322	1/1	0.93	0.26	-	42,42,42,42	0
59	MG	1A	3191	1/1	0.97	0.25	-	31,31,31,31	0
59	MG	1A	3595	1/1	0.91	0.12	-	49,49,49,49	0
59	MG	2a	1689	1/1	0.79	0.16	-	69,69,69,69	0
59	MG	2A	3280	1/1	0.85	0.29	-	68,68,68,68	0
59	MG	2A	3255	1/1	0.95	0.19	-	37,37,37,37	0
59	MG	1B	215	1/1	0.97	0.10	-	37,37,37,37	0
59	MG	1A	3328	1/1	0.90	0.24	-	50,50,50,50	0
59	MG	2A	3095	1/1	0.92	0.16	-	37,37,37,37	0
59	MG	1A	3702	1/1	0.95	0.10	-	51,51,51,51	0
59	MG	2A	3428	1/1	0.96	0.16	-	28,28,28,28	0
59	MG	1B	210	1/1	0.93	0.23	-	49,49,49,49	0
59	MG	1l	202	1/1	0.93	0.16	-	47,47,47,47	0
59	MG	2a	1750	1/1	0.93	0.20	-	49,49,49,49	0
59	MG	1A	3013	1/1	0.82	0.28	-	35,35,35,35	0
59	MG	1A	3122	1/1	0.84	0.18	-	60,60,60,60	0
59	MG	2A	3342	1/1	0.98	0.20	-	48,48,48,48	0
59	MG	1A	3069	1/1	0.92	0.24	-	39,39,39,39	0
59	MG	2A	3160	1/1	0.93	0.22	-	41,41,41,41	0
59	MG	1A	3167	1/1	0.89	0.63	-	50,50,50,50	0
59	MG	2a	1647	1/1	0.89	0.14	-	61,61,61,61	0
59	MG	1a	1619	1/1	0.88	0.10	-	51,51,51,51	0
59	MG	1a	1786	1/1	0.93	0.27	-	48,48,48,48	0
59	MG	1U	202	1/1	0.83	0.27	-	37,37,37,37	0
59	MG	1A	3055	1/1	0.81	0.25	-	49,49,49,49	0
59	MG	1A	3527	1/1	0.89	0.15	-	38,38,38,38	0
59	MG	1A	3583	1/1	0.96	0.29	-	39,39,39,39	0
59	MG	2A	3399	1/1	0.90	0.25	-	39,39,39,39	0
59	MG	2a	1638	1/1	0.98	0.38	-	54,54,54,54	0
59	MG	1a	1607	1/1	0.88	0.33	-	69,69,69,69	0
59	MG	1a	1631	1/1	0.97	0.06	-	41,41,41,41	0
59	MG	1A	3523	1/1	0.97	0.14	-	35,35,35,35	0
59	MG	2A	3503	1/1	0.95	0.15	-	32,32,32,32	0
59	MG	1a	1688	1/1	0.84	0.14	-	60,60,60,60	0
59	MG	2a	1699	1/1	0.95	0.10	-	47,47,47,47	0
59	MG	1A	3676	1/1	0.97	0.13	-	51,51,51,51	0
59	MG	1A	3416	1/1	0.94	0.08	-	49,49,49,49	0
59	MG	2A	3070	1/1	0.90	0.26	-	36,36,36,36	0
59	MG	1A	3068	1/1	0.87	0.43	-	33,33,33,33	0

Continued on next page...

Continued from previous page...

Mol	Type	Chain	Res	Atoms	RSCC	RSR	LLDF	B-factors(\AA^2)	Q<0.9
59	MG	1A	3569	1/1	0.98	0.14	-	41,41,41,41	0
59	MG	1A	3157	1/1	0.88	0.18	-	34,34,34,34	0
59	MG	1A	3050	1/1	0.87	0.22	-	42,42,42,42	0
59	MG	2A	3108	1/1	0.93	0.21	-	44,44,44,44	0
59	MG	1A	3193	1/1	0.88	0.17	-	47,47,47,47	0
59	MG	1a	1745	1/1	0.96	0.11	-	47,47,47,47	0
59	MG	2A	3106	1/1	0.98	0.20	-	39,39,39,39	0
59	MG	2A	3386	1/1	0.93	0.27	-	43,43,43,43	0
59	MG	1A	3571	1/1	0.95	0.14	-	45,45,45,45	0
59	MG	1A	3455	1/1	0.94	0.18	-	50,50,50,50	0
59	MG	1A	3121	1/1	0.87	0.66	-	49,49,49,49	0
59	MG	2a	1658	1/1	0.82	0.23	-	58,58,58,58	0
59	MG	1A	3776	1/1	0.90	0.31	-	46,46,46,46	0
59	MG	1A	3709	1/1	0.98	0.15	-	41,41,41,41	0
59	MG	1A	3769	1/1	0.98	0.14	-	35,35,35,35	0
59	MG	2a	1768	1/1	0.91	0.14	-	64,64,64,64	0
59	MG	1A	3419	1/1	0.97	0.14	-	46,46,46,46	0
59	MG	1A	3243	1/1	0.94	0.12	-	51,51,51,51	0
59	MG	1A	3170	1/1	0.86	0.10	-	61,61,61,61	0
59	MG	1A	3685	1/1	0.98	0.16	-	60,60,60,60	0
59	MG	1A	3664	1/1	0.99	0.17	-	39,39,39,39	0
59	MG	1A	3659	1/1	0.98	0.36	-	31,31,31,31	0
59	MG	1A	3194	1/1	0.97	0.35	-	43,43,43,43	0
59	MG	1a	1670	1/1	0.95	0.19	-	54,54,54,54	0
59	MG	1A	3648	1/1	0.99	0.14	-	40,40,40,40	0
59	MG	1A	3091	1/1	0.91	0.16	-	54,54,54,54	0
59	MG	2A	3112	1/1	0.97	0.24	-	20,20,20,20	0
59	MG	2A	3325	1/1	0.94	0.18	-	30,30,30,30	0
59	MG	2A	3502	1/1	0.94	0.22	-	47,47,47,47	0
59	MG	1A	3521	1/1	0.95	0.09	-	45,45,45,45	0
59	MG	1A	3285	1/1	0.97	0.27	-	51,51,51,51	0
59	MG	2A	3153	1/1	0.90	0.10	-	43,43,43,43	0
59	MG	1B	216	1/1	0.97	0.07	-	34,34,34,34	0
59	MG	1A	3712	1/1	0.87	0.24	-	80,80,80,80	0
59	MG	1A	3263	1/1	0.90	0.19	-	33,33,33,33	0
59	MG	2A	3257	1/1	0.97	0.08	-	49,49,49,49	0
59	MG	1A	3265	1/1	0.91	0.13	-	36,36,36,36	0
59	MG	2A	3069	1/1	0.91	0.14	-	50,50,50,50	0
59	MG	2A	3105	1/1	0.96	0.09	-	33,33,33,33	0
59	MG	2A	3436	1/1	0.92	0.12	-	50,50,50,50	0
59	MG	2A	3494	1/1	0.95	0.11	-	44,44,44,44	0
59	MG	2A	3581	1/1	0.86	0.19	-	71,71,71,71	0

Continued on next page...

Continued from previous page...

Mol	Type	Chain	Res	Atoms	RSCC	RSR	LLDF	B-factors(\AA^2)	Q<0.9
59	MG	2A	3009	1/1	0.82	0.16	-	50,50,50,50	0
59	MG	1F	307	1/1	0.98	0.10	-	19,19,19,19	0
59	MG	1a	1687	1/1	0.86	0.22	-	55,55,55,55	0
59	MG	2a	1773	1/1	0.98	0.09	-	50,50,50,50	0
59	MG	1A	3470	1/1	0.90	0.25	-	28,28,28,28	0
59	MG	1w	3004	1/1	0.85	0.24	-	49,49,49,49	0
59	MG	2A	3540	1/1	0.95	0.40	-	31,31,31,31	0
59	MG	2A	3497	1/1	0.96	0.08	-	41,41,41,41	0
59	MG	2a	1650	1/1	0.92	0.18	-	43,43,43,43	0
59	MG	1a	1792	1/1	0.97	0.11	-	55,55,55,55	0
59	MG	1A	3086	1/1	0.94	0.12	-	31,31,31,31	0
59	MG	1a	1686	1/1	0.77	0.32	-	75,75,75,75	0
59	MG	1A	3176	1/1	0.92	0.16	-	33,33,33,33	0
59	MG	2a	1732	1/1	0.88	0.25	-	55,55,55,55	0
59	MG	1a	1675	1/1	0.94	0.17	-	38,38,38,38	0
59	MG	2A	3347	1/1	0.97	0.09	-	51,51,51,51	0
59	MG	2a	1700	1/1	0.97	0.15	-	45,45,45,45	0
59	MG	2A	3289	1/1	0.96	0.15	-	45,45,45,45	0
59	MG	1A	3171	1/1	0.95	0.32	-	50,50,50,50	0
59	MG	1A	3585	1/1	0.92	0.12	-	52,52,52,52	0
59	MG	1A	3715	1/1	0.96	0.27	-	42,42,42,42	0
59	MG	2A	3172	1/1	0.94	0.14	-	49,49,49,49	0
59	MG	1A	3299	1/1	0.95	0.12	-	44,44,44,44	0
59	MG	2a	1617	1/1	0.81	0.12	-	65,65,65,65	0
59	MG	1a	1778	1/1	0.84	0.07	-	81,81,81,81	0
59	MG	2A	3589	1/1	0.94	0.29	-	50,50,50,50	0
59	MG	1A	3614	1/1	0.96	0.47	-	43,43,43,43	0
59	MG	1A	3524	1/1	0.98	0.14	-	30,30,30,30	0
59	MG	1A	3147	1/1	0.96	0.18	-	32,32,32,32	0
59	MG	1A	3516	1/1	0.94	0.10	-	27,27,27,27	0
59	MG	1A	3567	1/1	0.94	0.09	-	63,63,63,63	0
59	MG	1A	3588	1/1	0.96	0.11	-	51,51,51,51	0
59	MG	1A	3401	1/1	0.88	0.08	-	44,44,44,44	0
59	MG	1a	1773	1/1	0.96	0.27	-	55,55,55,55	0
59	MG	2A	3222	1/1	0.93	0.18	-	40,40,40,40	0
59	MG	1A	3330	1/1	0.93	0.11	-	41,41,41,41	0
59	MG	2a	1752	1/1	0.95	0.19	-	64,64,64,64	0
59	MG	2A	3374	1/1	0.99	0.07	-	26,26,26,26	0
59	MG	2A	3605	1/1	0.98	0.12	-	35,35,35,35	0
59	MG	1A	3196	1/1	0.79	0.34	-	49,49,49,49	0
59	MG	2A	3476	1/1	0.96	0.17	-	61,61,61,61	0
59	MG	2A	3062	1/1	0.87	0.11	-	41,41,41,41	0

Continued on next page...

Continued from previous page...

Mol	Type	Chain	Res	Atoms	RSCC	RSR	LLDF	B-factors(\AA^2)	Q<0.9
59	MG	1A	3677	1/1	0.96	0.29	-	58,58,58,58	0
59	MG	1a	1708	1/1	0.96	0.22	-	37,37,37,37	0
59	MG	1A	3319	1/1	0.93	0.20	-	42,42,42,42	0
59	MG	2A	3447	1/1	0.89	0.20	-	41,41,41,41	0
59	MG	1A	3489	1/1	0.98	0.04	-	48,48,48,48	0
59	MG	1A	3603	1/1	0.85	0.22	-	65,65,65,65	0
59	MG	1A	3494	1/1	0.98	0.22	-	46,46,46,46	0
59	MG	1A	3396	1/1	0.95	0.14	-	51,51,51,51	0
59	MG	1A	3114	1/1	0.79	0.11	-	43,43,43,43	0
59	MG	1a	1685	1/1	0.91	0.29	-	51,51,51,51	0
59	MG	2A	3574	1/1	0.97	0.34	-	62,62,62,62	0
59	MG	1A	3556	1/1	0.97	0.13	-	57,57,57,57	0
59	MG	2A	3541	1/1	0.95	0.14	-	49,49,49,49	0
59	MG	2a	1721	1/1	0.92	0.38	-	62,62,62,62	0
59	MG	2A	3472	1/1	0.94	0.21	-	21,21,21,21	0
59	MG	1A	3185	1/1	0.94	0.19	-	60,60,60,60	0
59	MG	1A	3654	1/1	0.98	0.20	-	54,54,54,54	0
59	MG	2a	1691	1/1	0.84	0.51	-	64,64,64,64	0
59	MG	1A	3626	1/1	0.98	0.16	-	31,31,31,31	0
59	MG	2A	3126	1/1	0.87	0.10	-	45,45,45,45	0
59	MG	1A	3026	1/1	0.94	0.26	-	42,42,42,42	0
59	MG	1A	3073	1/1	0.95	0.10	-	35,35,35,35	0
59	MG	2A	3587	1/1	0.99	0.29	-	29,29,29,29	0
59	MG	1A	3084	1/1	0.97	0.24	-	29,29,29,29	0
59	MG	2A	3046	1/1	0.88	0.26	-	51,51,51,51	0
59	MG	2A	3443	1/1	0.95	0.21	-	52,52,52,52	0
59	MG	2A	3226	1/1	0.96	0.27	-	34,34,34,34	0
59	MG	2a	1629	1/1	0.91	0.09	-	57,57,57,57	0
59	MG	2a	1697	1/1	0.94	0.25	-	55,55,55,55	0
59	MG	1a	1632	1/1	0.92	0.17	-	63,63,63,63	0
59	MG	2A	3328	1/1	0.94	0.19	-	30,30,30,30	0
59	MG	1a	1753	1/1	0.93	0.12	-	65,65,65,65	0
59	MG	1A	3587	1/1	0.89	0.18	-	18,18,18,18	0
59	MG	2a	1666	1/1	0.93	0.37	-	48,48,48,48	0
59	MG	2A	3584	1/1	0.96	0.16	-	40,40,40,40	0
59	MG	1A	3546	1/1	0.87	0.12	-	54,54,54,54	0
59	MG	1A	3274	1/1	0.91	0.18	-	25,25,25,25	0
59	MG	1A	3766	1/1	0.96	0.09	-	28,28,28,28	0
59	MG	2a	1686	1/1	0.88	0.16	-	40,40,40,40	0
59	MG	1A	3140	1/1	0.97	0.17	-	42,42,42,42	0
59	MG	1A	3038	1/1	0.97	0.09	-	40,40,40,40	0
59	MG	1A	3313	1/1	0.94	0.07	-	43,43,43,43	0

Continued on next page...

Continued from previous page...

Mol	Type	Chain	Res	Atoms	RSCC	RSR	LLDF	B-factors(\AA^2)	Q<0.9
59	MG	2A	3407	1/1	0.94	0.30	-	32,32,32,32	0
59	MG	1A	3522	1/1	0.96	0.12	-	42,42,42,42	0
59	MG	1A	3436	1/1	0.96	0.05	-	46,46,46,46	0
59	MG	1A	3258	1/1	0.96	0.13	-	24,24,24,24	0
59	MG	2A	3298	1/1	0.96	0.19	-	42,42,42,42	0
59	MG	1A	3137	1/1	0.93	0.08	-	55,55,55,55	0
59	MG	2A	3256	1/1	0.90	0.23	-	48,48,48,48	0
59	MG	2A	3611	1/1	0.86	0.17	-	59,59,59,59	0
59	MG	1a	1690	1/1	0.97	0.30	-	58,58,58,58	0
59	MG	1A	3621	1/1	0.88	0.15	-	21,21,21,21	0
59	MG	2a	1726	1/1	0.97	0.17	-	62,62,62,62	0
59	MG	1A	3551	1/1	0.86	0.16	-	48,48,48,48	0
59	MG	1a	1703	1/1	0.95	0.21	-	52,52,52,52	0
59	MG	2a	1760	1/1	0.83	0.19	-	44,44,44,44	0
59	MG	1A	3070	1/1	0.97	0.13	-	37,37,37,37	0
59	MG	1a	1636	1/1	0.84	0.26	-	62,62,62,62	0
59	MG	2A	3320	1/1	0.92	0.19	-	40,40,40,40	0
59	MG	2A	3488	1/1	0.97	0.26	-	51,51,51,51	0
59	MG	1A	3692	1/1	0.95	0.19	-	45,45,45,45	0
59	MG	1A	3304	1/1	0.95	0.16	-	39,39,39,39	0
59	MG	1A	3604	1/1	0.96	0.15	-	52,52,52,52	0
59	MG	2A	3043	1/1	0.96	0.12	-	43,43,43,43	0
59	MG	2A	3306	1/1	0.87	0.15	-	45,45,45,45	0
59	MG	2A	3453	1/1	0.98	0.15	-	21,21,21,21	0
59	MG	2A	3265	1/1	0.85	0.57	-	62,62,62,62	0
59	MG	2A	3514	1/1	0.93	0.22	-	58,58,58,58	0
59	MG	2A	3355	1/1	0.97	0.24	-	27,27,27,27	0
59	MG	1w	3005	1/1	0.95	0.13	-	78,78,78,78	0
59	MG	1a	1765	1/1	0.98	0.07	-	44,44,44,44	0
59	MG	1A	3616	1/1	0.97	0.09	-	63,63,63,63	0
59	MG	1A	3543	1/1	0.98	0.07	-	61,61,61,61	0
59	MG	1a	1653	1/1	0.87	0.30	-	60,60,60,60	0
59	MG	2A	3175	1/1	0.90	0.15	-	44,44,44,44	0
59	MG	1A	3184	1/1	0.94	0.19	-	39,39,39,39	0
59	MG	1a	1626	1/1	0.90	0.31	-	54,54,54,54	0
59	MG	1A	3275	1/1	0.97	0.18	-	51,51,51,51	0
59	MG	2a	1675	1/1	0.94	0.21	-	43,43,43,43	0
59	MG	1a	1615	1/1	0.88	0.31	-	54,54,54,54	0
59	MG	1A	3129	1/1	0.97	0.13	-	29,29,29,29	0
59	MG	1a	1771	1/1	0.33	0.79	-	94,94,94,94	0
59	MG	2A	3480	1/1	0.95	0.07	-	59,59,59,59	0
59	MG	2A	3090	1/1	0.92	0.18	-	40,40,40,40	0

Continued on next page...

Continued from previous page...

Mol	Type	Chain	Res	Atoms	RSCC	RSR	LLDF	B-factors(\AA^2)	Q<0.9
59	MG	2A	3606	1/1	0.88	0.17	-	29,29,29,29	0
59	MG	1A	3315	1/1	0.98	0.09	-	34,34,34,34	0
59	MG	2A	3067	1/1	0.97	0.24	-	42,42,42,42	0
59	MG	1l	203	1/1	0.95	0.18	-	56,56,56,56	0
59	MG	1a	1680	1/1	0.91	0.22	-	65,65,65,65	0
59	MG	2a	1708	1/1	0.91	0.13	-	64,64,64,64	0
59	MG	2a	1651	1/1	0.83	0.18	-	67,67,67,67	0
59	MG	1A	3694	1/1	0.86	0.17	-	47,47,47,47	0
59	MG	1A	3507	1/1	0.96	0.20	-	21,21,21,21	0
59	MG	2A	3237	1/1	0.84	0.14	-	54,54,54,54	0
59	MG	1a	1676	1/1	0.95	0.15	-	42,42,42,42	0
59	MG	2a	1674	1/1	0.95	0.23	-	60,60,60,60	0
59	MG	1A	3336	1/1	0.94	0.19	-	20,20,20,20	0
59	MG	1A	3120	1/1	0.97	0.17	-	31,31,31,31	0
59	MG	1A	3365	1/1	0.96	0.24	-	39,39,39,39	0
59	MG	2A	3244	1/1	0.98	0.35	-	49,49,49,49	0
59	MG	1a	1658	1/1	0.90	0.11	-	64,64,64,64	0
59	MG	2A	3504	1/1	0.99	0.09	-	33,33,33,33	0
59	MG	2A	3417	1/1	0.92	0.15	-	53,53,53,53	0
59	MG	2A	3478	1/1	0.91	0.34	-	58,58,58,58	0
59	MG	1A	3241	1/1	0.95	0.35	-	40,40,40,40	0
59	MG	1A	3074	1/1	0.97	0.28	-	28,28,28,28	0
59	MG	2A	3362	1/1	0.94	0.17	-	35,35,35,35	0
59	MG	2A	3484	1/1	0.96	0.08	-	38,38,38,38	0
59	MG	2A	3079	1/1	0.92	0.09	-	33,33,33,33	0
59	MG	2A	3543	1/1	0.98	0.24	-	28,28,28,28	0
59	MG	1a	1736	1/1	0.97	0.22	-	32,32,32,32	0
59	MG	2E	304	1/1	0.88	0.46	-	56,56,56,56	0
59	MG	2A	3019	1/1	0.97	0.13	-	41,41,41,41	0
59	MG	1a	1795	1/1	0.93	0.07	-	45,45,45,45	0
59	MG	2A	3461	1/1	0.96	0.07	-	54,54,54,54	0
59	MG	2A	3319	1/1	0.96	0.29	-	29,29,29,29	0
59	MG	1A	3635	1/1	0.85	0.18	-	72,72,72,72	0
59	MG	1A	3573	1/1	0.98	0.11	-	50,50,50,50	0
59	MG	1A	3309	1/1	0.97	0.12	-	37,37,37,37	0
59	MG	1A	3727	1/1	0.94	0.19	-	38,38,38,38	0
59	MG	1A	3746	1/1	0.90	0.24	-	53,53,53,53	0
59	MG	2a	1743	1/1	0.88	0.14	-	68,68,68,68	0
59	MG	1A	3442	1/1	0.96	0.09	-	50,50,50,50	0
59	MG	1A	3262	1/1	0.95	0.11	-	53,53,53,53	0
59	MG	1A	3559	1/1	0.97	0.14	-	44,44,44,44	0
59	MG	1A	3380	1/1	0.91	0.18	-	44,44,44,44	0

Continued on next page...

Continued from previous page...

Mol	Type	Chain	Res	Atoms	RSCC	RSR	LLDF	B-factors(\AA^2)	Q<0.9
59	MG	2A	3058	1/1	0.96	0.13	-	48,48,48,48	0
59	MG	1A	3561	1/1	0.91	0.10	-	35,35,35,35	0
59	MG	1A	3303	1/1	0.87	0.24	-	48,48,48,48	0
59	MG	2a	1709	1/1	0.93	0.24	-	68,68,68,68	0
59	MG	2A	3259	1/1	0.85	0.91	-	72,72,72,72	0
59	MG	2a	1687	1/1	0.79	0.35	-	48,48,48,48	0
59	MG	1a	1705	1/1	0.89	0.24	-	64,64,64,64	0
59	MG	2A	3454	1/1	0.95	0.08	-	66,66,66,66	0
59	MG	2A	3590	1/1	0.97	0.09	-	38,38,38,38	0
59	MG	2A	3344	1/1	0.96	0.13	-	49,49,49,49	0
59	MG	1A	3095	1/1	0.91	0.56	-	40,40,40,40	0
59	MG	1a	1661	1/1	0.92	0.18	-	47,47,47,47	0
59	MG	2B	212	1/1	0.94	0.14	-	47,47,47,47	0
59	MG	2A	3102	1/1	0.94	0.05	-	48,48,48,48	0
59	MG	2A	3085	1/1	0.94	0.54	-	58,58,58,58	0
59	MG	1A	3052	1/1	0.92	0.28	-	40,40,40,40	0
59	MG	2A	3272	1/1	0.82	0.25	-	51,51,51,51	0
59	MG	2B	210	1/1	0.86	0.15	-	55,55,55,55	0
59	MG	2A	3119	1/1	0.91	0.21	-	39,39,39,39	0
59	MG	2A	3113	1/1	0.97	0.23	-	33,33,33,33	0
59	MG	2A	3429	1/1	0.88	0.12	-	56,56,56,56	0
59	MG	23	502	1/1	0.93	0.49	-	49,49,49,49	0
59	MG	2f	3001	1/1	0.99	0.07	-	40,40,40,40	0
59	MG	2A	3017	1/1	0.98	0.12	-	47,47,47,47	0
59	MG	1a	1715	1/1	0.97	0.19	-	28,28,28,28	0
59	MG	1a	1633	1/1	0.94	0.10	-	46,46,46,46	0
59	MG	2A	3350	1/1	0.86	0.19	-	71,71,71,71	0
59	MG	1A	3075	1/1	0.92	0.20	-	44,44,44,44	0
59	MG	1A	3514	1/1	0.91	0.07	-	43,43,43,43	0
59	MG	1a	1649	1/1	0.96	0.23	-	52,52,52,52	0
59	MG	1A	3310	1/1	0.99	0.07	-	39,39,39,39	0
59	MG	1a	1800	1/1	0.86	0.44	-	68,68,68,68	0
59	MG	1A	3089	1/1	0.97	0.10	-	42,42,42,42	0
59	MG	2A	3213	1/1	0.88	0.20	-	48,48,48,48	0
59	MG	2A	3358	1/1	0.93	0.10	-	56,56,56,56	0
59	MG	1A	3508	1/1	0.89	0.19	-	47,47,47,47	0
59	MG	2A	3121	1/1	0.90	0.15	-	57,57,57,57	0
59	MG	2A	3501	1/1	0.92	0.20	-	50,50,50,50	0
59	MG	2A	3274	1/1	0.84	0.22	-	56,56,56,56	0
59	MG	2A	3124	1/1	0.94	0.28	-	44,44,44,44	0
59	MG	1A	3321	1/1	0.78	0.17	-	74,74,74,74	0
59	MG	2A	3414	1/1	0.86	0.12	-	42,42,42,42	0

Continued on next page...

Continued from previous page...

Mol	Type	Chain	Res	Atoms	RSCC	RSR	LLDF	B-factors(\AA^2)	Q<0.9
59	MG	2A	3027	1/1	0.96	0.39	-	44,44,44,44	0
59	MG	1A	3053	1/1	0.94	0.21	-	46,46,46,46	0
59	MG	2a	1637	1/1	0.96	0.23	-	54,54,54,54	0
59	MG	1A	3394	1/1	0.97	0.21	-	50,50,50,50	0
59	MG	2A	3060	1/1	0.92	0.11	-	36,36,36,36	0
59	MG	1A	3643	1/1	0.94	0.09	-	23,23,23,23	0
59	MG	2a	1767	1/1	0.95	0.14	-	45,45,45,45	0
59	MG	2A	3238	1/1	0.54	0.42	-	60,60,60,60	0
59	MG	1A	3338	1/1	0.93	0.20	-	38,38,38,38	0
59	MG	2A	3372	1/1	0.96	0.09	-	36,36,36,36	0
59	MG	2A	3220	1/1	0.79	0.46	-	60,60,60,60	0
59	MG	1U	201	1/1	0.91	0.14	-	48,48,48,48	0
59	MG	2a	1641	1/1	0.89	0.13	-	51,51,51,51	0
59	MG	2a	1712	1/1	0.98	0.23	-	62,62,62,62	0
59	MG	1A	3649	1/1	0.98	0.15	-	35,35,35,35	0
59	MG	1A	3082	1/1	0.88	0.21	-	39,39,39,39	0
59	MG	1A	3034	1/1	0.94	0.10	-	50,50,50,50	0
59	MG	1A	3688	1/1	0.93	0.09	-	89,89,89,89	0
59	MG	1a	1666	1/1	0.80	0.16	-	49,49,49,49	0
59	MG	1A	3290	1/1	0.89	0.21	-	34,34,34,34	0
59	MG	1A	3398	1/1	0.97	0.15	-	26,26,26,26	0
59	MG	2a	1682	1/1	0.94	0.15	-	42,42,42,42	0
59	MG	1A	3634	1/1	0.99	0.07	-	20,20,20,20	0
59	MG	1a	1787	1/1	0.96	0.14	-	70,70,70,70	0
59	MG	2A	3291	1/1	0.90	0.09	-	34,34,34,34	0
59	MG	1A	3187	1/1	0.91	0.15	-	48,48,48,48	0
59	MG	2a	1606	1/1	0.97	0.19	-	24,24,24,24	0
59	MG	2a	1733	1/1	0.98	0.12	-	62,62,62,62	0
59	MG	2A	3586	1/1	0.92	0.23	-	45,45,45,45	0
59	MG	1A	3493	1/1	0.94	0.13	-	41,41,41,41	0
59	MG	2A	3307	1/1	0.97	0.11	-	27,27,27,27	0
59	MG	2A	3268	1/1	0.87	0.37	-	56,56,56,56	0
59	MG	2A	3200	1/1	0.98	0.25	-	34,34,34,34	0
59	MG	1A	3138	1/1	0.96	0.06	-	43,43,43,43	0
59	MG	1A	3568	1/1	0.82	0.36	-	54,54,54,54	0
59	MG	1B	205	1/1	0.53	0.37	-	72,72,72,72	0
59	MG	1A	3256	1/1	0.97	0.09	-	49,49,49,49	0
59	MG	1A	3292	1/1	0.92	0.10	-	39,39,39,39	0
59	MG	1A	3182	1/1	0.96	0.10	-	37,37,37,37	0
59	MG	2a	1731	1/1	0.95	0.19	-	48,48,48,48	0
59	MG	2A	3348	1/1	0.98	0.10	-	36,36,36,36	0
59	MG	1w	3002	1/1	0.93	0.07	-	51,51,51,51	0

Continued on next page...

Continued from previous page...

Mol	Type	Chain	Res	Atoms	RSCC	RSR	LLDF	B-factors(\AA^2)	Q<0.9
59	MG	1A	3360	1/1	0.88	0.31	-	36,36,36,36	0
59	MG	1A	3057	1/1	0.95	0.10	-	38,38,38,38	0
59	MG	1A	3495	1/1	0.98	0.17	-	53,53,53,53	0
59	MG	1A	3044	1/1	0.96	0.18	-	33,33,33,33	0
59	MG	2A	3165	1/1	0.90	0.37	-	44,44,44,44	0
59	MG	1A	3596	1/1	0.86	0.14	-	52,52,52,52	0
59	MG	2A	3570	1/1	0.93	0.34	-	48,48,48,48	0
59	MG	1A	3553	1/1	0.90	0.12	-	47,47,47,47	0
59	MG	1A	3438	1/1	0.96	0.13	-	49,49,49,49	0
59	MG	2a	1758	1/1	0.89	0.25	-	65,65,65,65	0
59	MG	2A	3048	1/1	0.97	0.21	-	40,40,40,40	0
59	MG	2A	3156	1/1	0.93	0.11	-	53,53,53,53	0
59	MG	1A	3444	1/1	0.97	0.09	-	35,35,35,35	0
59	MG	1a	1642	1/1	0.85	0.42	-	43,43,43,43	0
59	MG	1G	3002	1/1	0.84	0.09	-	64,64,64,64	0
59	MG	2a	1696	1/1	0.94	0.34	-	40,40,40,40	0
59	MG	2A	3473	1/1	0.92	0.30	-	29,29,29,29	0
59	MG	1A	3457	1/1	0.93	0.20	-	47,47,47,47	0
59	MG	1A	3239	1/1	0.97	0.09	-	49,49,49,49	0
59	MG	1A	3733	1/1	0.93	0.31	-	59,59,59,59	0
59	MG	1A	3671	1/1	0.97	0.20	-	36,36,36,36	0
59	MG	2a	1624	1/1	0.88	0.14	-	56,56,56,56	0
59	MG	2a	1673	1/1	0.82	0.34	-	55,55,55,55	0
59	MG	2A	3435	1/1	0.97	0.17	-	38,38,38,38	0
59	MG	1A	3437	1/1	0.87	0.09	-	49,49,49,49	0
59	MG	2A	3477	1/1	0.94	0.10	-	54,54,54,54	0
59	MG	2a	1719	1/1	0.98	0.12	-	56,56,56,56	0
59	MG	1P	202	1/1	0.94	0.18	-	36,36,36,36	0
59	MG	1A	3449	1/1	0.98	0.15	-	47,47,47,47	0
59	MG	2A	3295	1/1	0.95	0.20	-	52,52,52,52	0
59	MG	2A	3448	1/1	0.93	0.14	-	37,37,37,37	0
59	MG	1A	3639	1/1	0.99	0.10	-	54,54,54,54	0
59	MG	2A	3312	1/1	0.98	0.20	-	60,60,60,60	0
59	MG	2A	3081	1/1	0.85	0.13	-	63,63,63,63	0
59	MG	2F	302	1/1	0.88	0.16	-	46,46,46,46	0
59	MG	2A	3088	1/1	0.80	0.19	-	41,41,41,41	0
59	MG	1A	3072	1/1	0.81	0.39	-	61,61,61,61	0
59	MG	1A	3172	1/1	0.97	0.19	-	53,53,53,53	0
59	MG	1A	3100	1/1	0.94	0.25	-	38,38,38,38	0
59	MG	2a	1616	1/1	0.81	0.26	-	57,57,57,57	0
59	MG	1A	3333	1/1	0.91	0.15	-	45,45,45,45	0
59	MG	1A	3412	1/1	0.89	0.17	-	54,54,54,54	0

Continued on next page...

Continued from previous page...

Mol	Type	Chain	Res	Atoms	RSCC	RSR	LLDF	B-factors(\AA^2)	Q<0.9
59	MG	2A	3004	1/1	0.96	0.12	-	53,53,53,53	0
59	MG	2A	3044	1/1	0.93	0.15	-	47,47,47,47	0
59	MG	2A	3446	1/1	0.97	0.06	-	45,45,45,45	0
59	MG	1B	212	1/1	0.93	0.06	-	49,49,49,49	0
59	MG	2A	3316	1/1	0.87	0.16	-	65,65,65,65	0
59	MG	1A	3234	1/1	0.83	0.23	-	50,50,50,50	0
59	MG	1A	3116	1/1	0.98	0.20	-	40,40,40,40	0
59	MG	1A	3297	1/1	0.95	0.10	-	45,45,45,45	0
59	MG	1a	1799	1/1	0.79	0.29	-	80,80,80,80	0
59	MG	2a	1676	1/1	0.96	0.49	-	47,47,47,47	0
59	MG	2A	3353	1/1	0.98	0.12	-	44,44,44,44	0
59	MG	2A	3464	1/1	0.97	0.09	-	60,60,60,60	0
59	MG	1A	3060	1/1	0.91	0.19	-	45,45,45,45	0
59	MG	2A	3053	1/1	0.95	0.28	-	44,44,44,44	0
59	MG	1A	3410	1/1	0.95	0.10	-	52,52,52,52	0
59	MG	1A	3534	1/1	0.97	0.08	-	38,38,38,38	0
59	MG	1a	1614	1/1	0.93	0.09	-	53,53,53,53	0
59	MG	2A	3458	1/1	0.92	0.15	-	52,52,52,52	0
59	MG	2A	3368	1/1	0.88	0.16	-	56,56,56,56	0
59	MG	1A	3379	1/1	0.98	0.16	-	38,38,38,38	0
59	MG	2A	3521	1/1	0.93	0.19	-	69,69,69,69	0
59	MG	1A	3696	1/1	0.90	0.13	-	70,70,70,70	0
59	MG	2A	3427	1/1	0.97	0.20	-	44,44,44,44	0
59	MG	1A	3254	1/1	0.97	0.30	-	43,43,43,43	0
59	MG	1A	3128	1/1	0.88	0.19	-	28,28,28,28	0
59	MG	1a	1757	1/1	0.84	0.12	-	56,56,56,56	0
59	MG	1A	3474	1/1	0.97	0.09	-	42,42,42,42	0
59	MG	2A	3197	1/1	0.91	0.53	-	55,55,55,55	0
59	MG	2A	3578	1/1	0.92	0.12	-	46,46,46,46	0
59	MG	2A	3377	1/1	0.92	0.22	-	44,44,44,44	0
59	MG	2A	3098	1/1	0.97	0.28	-	50,50,50,50	0
59	MG	1A	3223	1/1	0.79	0.41	-	59,59,59,59	0
59	MG	2A	3263	1/1	0.60	0.38	-	69,69,69,69	0
59	MG	1A	3352	1/1	0.96	0.14	-	33,33,33,33	0
59	MG	2A	3434	1/1	0.96	0.27	-	54,54,54,54	0
59	MG	1A	3640	1/1	0.98	0.17	-	41,41,41,41	0
59	MG	2a	1605	1/1	0.95	0.13	-	40,40,40,40	0
59	MG	1A	3548	1/1	0.90	0.09	-	61,61,61,61	0
59	MG	1A	3466	1/1	0.89	0.23	-	26,26,26,26	0
59	MG	1A	3633	1/1	0.95	0.14	-	23,23,23,23	0
59	MG	2a	1722	1/1	0.98	0.21	-	45,45,45,45	0
59	MG	1A	3575	1/1	0.95	0.12	-	52,52,52,52	0

Continued on next page...

Continued from previous page...

Mol	Type	Chain	Res	Atoms	RSCC	RSR	LLDF	B-factors(\AA^2)	Q<0.9
59	MG	1A	3771	1/1	0.74	0.37	-	68,68,68,68	0
59	MG	1A	3430	1/1	0.95	0.08	-	63,63,63,63	0
59	MG	2A	3620	1/1	0.93	0.14	-	58,58,58,58	0
59	MG	1A	3714	1/1	0.93	0.12	-	72,72,72,72	0
59	MG	1A	3344	1/1	0.89	0.10	-	42,42,42,42	0
59	MG	2a	1602	1/1	0.91	0.12	-	47,47,47,47	0
59	MG	2a	1710	1/1	0.98	0.16	-	46,46,46,46	0
59	MG	1A	3298	1/1	0.87	0.23	-	43,43,43,43	0
59	MG	2A	3111	1/1	0.91	0.37	-	47,47,47,47	0
59	MG	1A	3697	1/1	0.98	0.33	-	43,43,43,43	0
59	MG	1A	3698	1/1	0.93	0.16	-	33,33,33,33	0
59	MG	1a	1711	1/1	0.93	0.19	-	52,52,52,52	0
59	MG	2A	3154	1/1	0.94	0.22	-	59,59,59,59	0
59	MG	2A	3275	1/1	0.93	0.09	-	58,58,58,58	0
59	MG	2A	3083	1/1	0.91	0.24	-	55,55,55,55	0
59	MG	1A	3581	1/1	0.96	0.12	-	61,61,61,61	0
59	MG	2A	3525	1/1	0.97	0.25	-	41,41,41,41	0
59	MG	2A	3556	1/1	0.97	0.12	-	37,37,37,37	0
59	MG	1A	3652	1/1	0.92	0.27	-	39,39,39,39	0
59	MG	1A	3417	1/1	0.98	0.06	-	51,51,51,51	0
59	MG	1A	3268	1/1	0.96	0.08	-	48,48,48,48	0
59	MG	1A	3316	1/1	0.95	0.07	-	48,48,48,48	0
59	MG	1A	3249	1/1	0.96	0.19	-	40,40,40,40	0
59	MG	1A	3118	1/1	0.83	0.30	-	42,42,42,42	0
59	MG	2A	3361	1/1	0.95	0.10	-	26,26,26,26	0
59	MG	2A	3575	1/1	0.97	0.18	-	36,36,36,36	0
59	MG	1A	3143	1/1	0.95	0.09	-	46,46,46,46	0
59	MG	1A	3081	1/1	0.87	0.20	-	56,56,56,56	0
59	MG	1A	3168	1/1	0.94	0.31	-	60,60,60,60	0
59	MG	1A	3092	1/1	0.97	0.19	-	48,48,48,48	0
59	MG	2A	3561	1/1	0.94	0.25	-	46,46,46,46	0
59	MG	2A	3552	1/1	0.95	0.30	-	39,39,39,39	0
59	MG	1A	3564	1/1	0.99	0.08	-	30,30,30,30	0
59	MG	1A	3598	1/1	0.95	0.21	-	48,48,48,48	0
59	MG	2A	3577	1/1	0.92	0.18	-	56,56,56,56	0
59	MG	1a	1761	1/1	0.98	0.18	-	41,41,41,41	0
59	MG	2A	3486	1/1	0.96	0.17	-	49,49,49,49	0
59	MG	2a	1739	1/1	0.92	0.11	-	51,51,51,51	0
59	MG	2A	3146	1/1	0.92	0.37	-	60,60,60,60	0
59	MG	1a	1652	1/1	0.89	0.11	-	48,48,48,48	0
59	MG	1a	1770	1/1	0.91	0.11	-	67,67,67,67	0
59	MG	1A	3264	1/1	0.97	0.07	-	47,47,47,47	0

Continued on next page...

Continued from previous page...

Mol	Type	Chain	Res	Atoms	RSCC	RSR	LLDF	B-factors(\AA^2)	Q<0.9
59	MG	1B	203	1/1	0.94	0.17	-	43,43,43,43	0
59	MG	2a	1741	1/1	0.96	0.12	-	43,43,43,43	0
59	MG	1A	3296	1/1	0.96	0.21	-	17,17,17,17	0
59	MG	2A	3243	1/1	0.94	0.26	-	39,39,39,39	0
59	MG	2A	3107	1/1	0.97	0.21	-	38,38,38,38	0
59	MG	2A	3068	1/1	0.84	0.29	-	43,43,43,43	0
59	MG	2A	3094	1/1	0.80	0.26	-	53,53,53,53	0
59	MG	2A	3078	1/1	0.90	0.19	-	47,47,47,47	0
59	MG	2a	1692	1/1	0.92	0.31	-	45,45,45,45	0
59	MG	1A	3533	1/1	0.94	0.17	-	53,53,53,53	0
59	MG	1A	3266	1/1	0.89	0.13	-	28,28,28,28	0
59	MG	1A	3305	1/1	0.81	0.13	-	42,42,42,42	0
59	MG	1A	3723	1/1	0.98	0.16	-	36,36,36,36	0
59	MG	2a	1665	1/1	0.92	0.24	-	65,65,65,65	0
59	MG	1A	3531	1/1	0.94	0.17	-	61,61,61,61	0
59	MG	1a	1790	1/1	0.96	0.16	-	51,51,51,51	0
59	MG	1a	1629	1/1	0.86	0.41	-	45,45,45,45	0
59	MG	1A	3650	1/1	0.92	0.17	-	49,49,49,49	0
59	MG	2A	3515	1/1	0.91	0.23	-	48,48,48,48	0
59	MG	1A	3186	1/1	0.95	0.23	-	45,45,45,45	0
59	MG	2A	3286	1/1	0.99	0.19	-	30,30,30,30	0
59	MG	2A	3351	1/1	0.85	0.13	-	43,43,43,43	0
59	MG	1a	1764	1/1	0.86	0.11	-	67,67,67,67	0
59	MG	1A	3408	1/1	0.93	0.12	-	55,55,55,55	0
59	MG	1a	1756	1/1	0.89	0.34	-	67,67,67,67	0
59	MG	1a	1634	1/1	0.85	0.12	-	48,48,48,48	0
59	MG	1A	3505	1/1	0.82	0.18	-	55,55,55,55	0
59	MG	1A	3283	1/1	0.96	0.14	-	33,33,33,33	0
59	MG	2A	3025	1/1	0.93	0.12	-	42,42,42,42	0
59	MG	2a	1725	1/1	0.87	0.12	-	64,64,64,64	0
59	MG	1A	3653	1/1	0.90	0.17	-	62,62,62,62	0
59	MG	1A	3763	1/1	0.87	0.35	-	38,38,38,38	0
59	MG	2a	1713	1/1	0.97	0.11	-	43,43,43,43	0
59	MG	1a	1783	1/1	0.96	0.23	-	44,44,44,44	0
59	MG	1A	3041	1/1	0.93	0.18	-	52,52,52,52	0
59	MG	2A	3599	1/1	0.99	0.18	-	46,46,46,46	0
59	MG	2A	3012	1/1	0.95	0.24	-	39,39,39,39	0
59	MG	1A	3165	1/1	0.96	0.08	-	40,40,40,40	0
59	MG	2z	701	1/1	0.94	0.19	-	76,76,76,76	0
59	MG	1A	3288	1/1	0.97	0.17	-	45,45,45,45	0
59	MG	1A	3607	1/1	0.97	0.33	-	27,27,27,27	0
59	MG	2B	211	1/1	0.94	0.23	-	56,56,56,56	0

Continued on next page...

Continued from previous page...

Mol	Type	Chain	Res	Atoms	RSCC	RSR	LLDF	B-factors(\AA^2)	Q<0.9
59	MG	15	102	1/1	0.95	0.12	-	40,40,40,40	0
59	MG	1A	3689	1/1	0.94	0.26	-	57,57,57,57	0
59	MG	1A	3080	1/1	0.97	0.11	-	43,43,43,43	0
59	MG	1A	3420	1/1	0.98	0.14	-	38,38,38,38	0
59	MG	1a	1662	1/1	0.94	0.20	-	58,58,58,58	0
59	MG	1a	1782	1/1	0.94	0.10	-	48,48,48,48	0
59	MG	2a	1609	1/1	0.92	0.27	-	53,53,53,53	0
59	MG	1A	3375	1/1	0.96	0.16	-	12,12,12,12	0
59	MG	1A	3362	1/1	0.89	0.27	-	40,40,40,40	0
59	MG	1a	1728	1/1	0.94	0.13	-	44,44,44,44	0
59	MG	1a	1776	1/1	0.94	0.18	-	66,66,66,66	0
59	MG	2A	3221	1/1	0.88	0.22	-	41,41,41,41	0
59	MG	1a	1681	1/1	0.80	0.19	-	60,60,60,60	0
59	MG	2A	3580	1/1	0.96	0.07	-	53,53,53,53	0
59	MG	1L	3001	1/1	0.97	0.13	-	38,38,38,38	0
59	MG	1A	3222	1/1	0.84	0.23	-	49,49,49,49	0
59	MG	1B	213	1/1	0.91	0.14	-	39,39,39,39	0
59	MG	1A	3656	1/1	0.94	0.17	-	45,45,45,45	0
59	MG	2D	301	1/1	0.87	0.30	-	48,48,48,48	0
59	MG	1A	3625	1/1	0.95	0.14	-	58,58,58,58	0
59	MG	1a	1647	1/1	0.86	0.20	-	73,73,73,73	0
59	MG	1A	3425	1/1	0.91	0.14	-	68,68,68,68	0
59	MG	2A	3131	1/1	0.97	0.36	-	40,40,40,40	0
59	MG	1a	1651	1/1	0.97	0.26	-	54,54,54,54	0
59	MG	2A	3104	1/1	0.92	0.15	-	53,53,53,53	0
59	MG	1A	3530	1/1	0.94	0.22	-	34,34,34,34	0
59	MG	1A	3427	1/1	0.96	0.06	-	30,30,30,30	0
59	MG	1A	3378	1/1	0.94	0.19	-	24,24,24,24	0
59	MG	1A	3189	1/1	0.96	0.05	-	44,44,44,44	0
59	MG	1A	3755	1/1	0.95	0.19	-	53,53,53,53	0
59	MG	1a	1759	1/1	0.88	0.17	-	65,65,65,65	0
59	MG	1A	3721	1/1	0.96	0.10	-	31,31,31,31	0
59	MG	1A	3706	1/1	0.93	0.14	-	46,46,46,46	0
59	MG	2A	3145	1/1	0.78	0.24	-	55,55,55,55	0
59	MG	2A	3547	1/1	0.99	0.25	-	42,42,42,42	0
59	MG	2A	3460	1/1	0.85	0.18	-	59,59,59,59	0
59	MG	2A	3532	1/1	0.98	0.37	-	35,35,35,35	0
59	MG	2A	3564	1/1	0.91	0.33	-	72,72,72,72	0
59	MG	2A	3496	1/1	0.98	0.36	-	41,41,41,41	0
59	MG	2A	3297	1/1	0.97	0.09	-	29,29,29,29	0
59	MG	2A	3440	1/1	0.94	0.14	-	51,51,51,51	0
59	MG	1A	3372	1/1	0.98	0.11	-	19,19,19,19	0

Continued on next page...

Continued from previous page...

Mol	Type	Chain	Res	Atoms	RSCC	RSR	LLDF	B-factors(\AA^2)	Q<0.9
59	MG	2P	8001	1/1	0.95	0.09	-	30,30,30,30	0
59	MG	1a	1788	1/1	0.98	0.19	-	45,45,45,45	0
59	MG	1A	3670	1/1	0.88	0.16	-	60,60,60,60	0
59	MG	2A	3404	1/1	0.88	0.22	-	30,30,30,30	0
59	MG	2A	3385	1/1	0.95	0.10	-	45,45,45,45	0
59	MG	1a	1699	1/1	0.91	0.22	-	60,60,60,60	0
59	MG	2A	3550	1/1	0.88	0.23	-	50,50,50,50	0
59	MG	1O	3002	1/1	0.95	0.22	-	27,27,27,27	0
59	MG	1A	3432	1/1	0.97	0.22	-	47,47,47,47	0
59	MG	2A	3136	1/1	0.78	0.32	-	52,52,52,52	0
59	MG	1A	3162	1/1	0.86	0.34	-	46,46,46,46	0
59	MG	1A	3107	1/1	0.94	0.20	-	37,37,37,37	0
59	MG	1A	3132	1/1	0.97	0.14	-	36,36,36,36	0
59	MG	1A	3611	1/1	0.83	0.14	-	46,46,46,46	0
59	MG	2A	3588	1/1	0.97	0.24	-	32,32,32,32	0
59	MG	1A	3734	1/1	0.95	0.24	-	45,45,45,45	0
59	MG	1a	1674	1/1	0.94	0.12	-	54,54,54,54	0
59	MG	2B	203	1/1	0.97	0.07	-	62,62,62,62	0
59	MG	1A	3108	1/1	0.94	0.36	-	38,38,38,38	0
59	MG	1A	3221	1/1	0.94	0.29	-	38,38,38,38	0
59	MG	1A	3311	1/1	0.86	0.16	-	40,40,40,40	0
59	MG	2a	1608	1/1	0.96	0.26	-	56,56,56,56	0
59	MG	1A	3467	1/1	0.88	0.21	-	27,27,27,27	0
59	MG	2A	3510	1/1	0.91	0.18	-	35,35,35,35	0
59	MG	1a	1729	1/1	0.88	0.41	-	83,83,83,83	0
59	MG	10	102	1/1	0.90	0.19	-	44,44,44,44	0
59	MG	1A	3749	1/1	0.90	0.26	-	54,54,54,54	0
59	MG	1A	3198	1/1	0.92	0.09	-	60,60,60,60	0
59	MG	1A	3641	1/1	0.94	0.30	-	49,49,49,49	0
59	MG	2D	304	1/1	0.93	0.25	-	51,51,51,51	0
59	MG	1A	3036	1/1	0.86	0.28	-	38,38,38,38	0
59	MG	1w	3003	1/1	0.89	0.12	-	54,54,54,54	0
59	MG	1A	3431	1/1	0.96	0.05	-	44,44,44,44	0
59	MG	2A	3120	1/1	0.95	0.19	-	53,53,53,53	0
59	MG	1a	1701	1/1	0.78	0.24	-	65,65,65,65	0
59	MG	2a	1754	1/1	0.70	0.63	-	61,61,61,61	0
59	MG	1a	1646	1/1	0.95	0.32	-	43,43,43,43	0
59	MG	2a	1730	1/1	0.92	0.11	-	47,47,47,47	0
59	MG	1a	1618	1/1	0.89	0.29	-	42,42,42,42	0
59	MG	1A	3024	1/1	0.94	0.07	-	47,47,47,47	0
59	MG	1a	1719	1/1	0.94	0.24	-	59,59,59,59	0
59	MG	1A	3747	1/1	0.95	0.11	-	42,42,42,42	0

Continued on next page...

Continued from previous page...

Mol	Type	Chain	Res	Atoms	RSCC	RSR	LLDF	B-factors(\AA^2)	Q<0.9
59	MG	1A	3511	1/1	0.94	0.13	-	37,37,37,37	0
59	MG	2A	3264	1/1	0.88	0.24	-	49,49,49,49	0
59	MG	2A	3569	1/1	0.93	0.12	-	60,60,60,60	0
59	MG	1A	3111	1/1	0.97	0.39	-	39,39,39,39	0
59	MG	2a	1761	1/1	0.94	0.12	-	39,39,39,39	0
59	MG	2a	1652	1/1	0.92	0.16	-	36,36,36,36	0
59	MG	2A	3389	1/1	0.95	0.20	-	39,39,39,39	0
59	MG	1A	3014	1/1	0.94	0.11	-	41,41,41,41	0
59	MG	1a	1645	1/1	0.94	0.21	-	45,45,45,45	0
59	MG	1A	3751	1/1	0.90	0.13	-	43,43,43,43	0
59	MG	1A	3016	1/1	0.96	0.27	-	37,37,37,37	0
59	MG	2a	1759	1/1	0.86	0.31	-	62,62,62,62	0
59	MG	1A	3680	1/1	0.86	0.30	-	46,46,46,46	0
59	MG	2q	201	1/1	0.92	0.17	-	52,52,52,52	0
59	MG	2a	1751	1/1	0.86	0.36	-	104,104,104,104	0
59	MG	1A	3461	1/1	0.83	0.17	-	31,31,31,31	0
59	MG	1a	1796	1/1	0.94	0.22	-	55,55,55,55	0
59	MG	1A	3720	1/1	0.95	0.14	-	64,64,64,64	0
59	MG	1a	1664	1/1	0.94	0.11	-	48,48,48,48	0
59	MG	2a	1707	1/1	0.92	0.20	-	49,49,49,49	0
59	MG	1A	3046	1/1	0.88	0.27	-	57,57,57,57	0
59	MG	1A	3113	1/1	0.90	0.28	-	27,27,27,27	0
59	MG	1W	201	1/1	0.94	0.20	-	32,32,32,32	0
59	MG	2a	1740	1/1	0.95	0.31	-	53,53,53,53	0
59	MG	2A	3014	1/1	0.98	0.16	-	34,34,34,34	0
59	MG	2A	3173	1/1	0.92	0.12	-	52,52,52,52	0
59	MG	1A	3646	1/1	0.90	0.18	-	48,48,48,48	0
59	MG	1A	3577	1/1	0.94	0.14	-	60,60,60,60	0
59	MG	2A	3505	1/1	0.94	0.14	-	46,46,46,46	0
59	MG	2A	3181	1/1	0.90	0.20	-	37,37,37,37	0
59	MG	1A	3083	1/1	0.90	0.38	-	55,55,55,55	0
59	MG	2A	3208	1/1	0.93	0.31	-	47,47,47,47	0
59	MG	2A	3313	1/1	0.96	0.22	-	30,30,30,30	0
59	MG	1a	1643	1/1	0.73	0.12	-	50,50,50,50	0
59	MG	1A	3606	1/1	0.88	0.34	-	60,60,60,60	0
59	MG	1A	3259	1/1	0.77	0.14	-	45,45,45,45	0
59	MG	1A	3326	1/1	0.97	0.14	-	34,34,34,34	0
59	MG	1A	3390	1/1	0.89	0.21	-	53,53,53,53	0
59	MG	1A	3572	1/1	0.97	0.13	-	43,43,43,43	0
59	MG	1A	3717	1/1	0.83	0.35	-	89,89,89,89	0
59	MG	2a	1716	1/1	0.95	0.18	-	62,62,62,62	0
59	MG	2A	3063	1/1	0.81	0.28	-	52,52,52,52	0

Continued on next page...

Continued from previous page...

Mol	Type	Chain	Res	Atoms	RSCC	RSR	LLDF	B-factors(\AA^2)	Q<0.9
59	MG	1A	3597	1/1	0.95	0.11	-	50,50,50,50	0
59	MG	2a	1772	1/1	0.97	0.17	-	64,64,64,64	0
59	MG	1a	1750	1/1	0.97	0.11	-	86,86,86,86	0
59	MG	1A	3027	1/1	0.84	0.53	-	34,34,34,34	0
59	MG	1A	3666	1/1	0.98	0.17	-	32,32,32,32	0
59	MG	2A	3463	1/1	0.96	0.10	-	45,45,45,45	0
59	MG	2A	3563	1/1	0.98	0.20	-	41,41,41,41	0
59	MG	1A	3424	1/1	0.99	0.19	-	34,34,34,34	0
59	MG	1A	3255	1/1	0.90	0.23	-	63,63,63,63	0
59	MG	1w	3001	1/1	0.96	0.07	-	55,55,55,55	0
59	MG	1A	3058	1/1	0.97	0.48	-	34,34,34,34	0
59	MG	2a	1745	1/1	0.96	0.21	-	60,60,60,60	0
59	MG	2A	3445	1/1	0.93	0.12	-	52,52,52,52	0
59	MG	1A	3662	1/1	0.97	0.08	-	31,31,31,31	0
59	MG	1A	3630	1/1	0.90	0.11	-	51,51,51,51	0
59	MG	1a	1725	1/1	0.98	0.15	-	50,50,50,50	0
59	MG	1A	3458	1/1	0.97	0.09	-	47,47,47,47	0
59	MG	10	101	1/1	0.91	0.18	-	38,38,38,38	0
59	MG	1A	3302	1/1	0.95	0.20	-	29,29,29,29	0
59	MG	1A	3242	1/1	0.97	0.73	-	51,51,51,51	0
59	MG	1A	3750	1/1	0.92	0.21	-	53,53,53,53	0
59	MG	2A	3115	1/1	0.89	0.31	-	42,42,42,42	0
59	MG	1a	1609	1/1	0.97	0.23	-	37,37,37,37	0
59	MG	2a	1771	1/1	0.98	0.17	-	72,72,72,72	0
59	MG	2A	3051	1/1	0.96	0.15	-	35,35,35,35	0
59	MG	1A	3200	1/1	0.94	0.15	-	40,40,40,40	0
59	MG	1A	3728	1/1	0.98	0.21	-	35,35,35,35	0
59	MG	1A	3476	1/1	0.90	0.19	-	29,29,29,29	0
59	MG	2A	3554	1/1	0.96	0.16	-	47,47,47,47	0
59	MG	2a	1753	1/1	0.95	0.09	-	39,39,39,39	0
59	MG	1A	3506	1/1	0.86	0.26	-	33,33,33,33	0
59	MG	1A	3599	1/1	0.93	0.21	-	51,51,51,51	0
59	MG	2A	3408	1/1	0.95	0.14	-	33,33,33,33	0
59	MG	1A	3214	1/1	0.95	0.84	-	61,61,61,61	0
59	MG	1A	3486	1/1	0.93	0.07	-	65,65,65,65	0
59	MG	1B	222	1/1	0.96	0.09	-	41,41,41,41	0
59	MG	2M	202	1/1	0.90	0.17	-	55,55,55,55	0
59	MG	1a	1762	1/1	0.90	0.32	-	62,62,62,62	0
59	MG	2A	3049	1/1	0.93	0.19	-	38,38,38,38	0
59	MG	1A	3161	1/1	0.91	0.27	-	54,54,54,54	0
59	MG	2a	1627	1/1	0.88	0.39	-	44,44,44,44	0
59	MG	1B	211	1/1	0.95	0.10	-	32,32,32,32	0

Continued on next page...

Continued from previous page...

Mol	Type	Chain	Res	Atoms	RSCC	RSR	LLDF	B-factors(\AA^2)	Q<0.9
59	MG	1a	1755	1/1	0.98	0.11	-	42,42,42,42	0
59	MG	2a	1611	1/1	0.94	0.43	-	70,70,70,70	0
59	MG	1A	3704	1/1	0.85	0.38	-	71,71,71,71	0
59	MG	2A	3040	1/1	0.90	0.23	-	45,45,45,45	0
59	MG	2A	3469	1/1	0.92	0.17	-	60,60,60,60	0
59	MG	2w	3002	1/1	0.94	0.07	-	52,52,52,52	0
59	MG	1A	3106	1/1	0.93	0.21	-	48,48,48,48	0
59	MG	2A	3438	1/1	0.89	0.23	-	54,54,54,54	0
59	MG	1A	3245	1/1	0.92	0.46	-	31,31,31,31	0
59	MG	1A	3180	1/1	0.86	0.23	-	50,50,50,50	0
59	MG	2A	3462	1/1	0.96	0.28	-	40,40,40,40	0
59	MG	1A	3247	1/1	0.93	0.42	-	35,35,35,35	0
59	MG	2A	3054	1/1	0.89	0.29	-	48,48,48,48	0
59	MG	1A	3578	1/1	0.96	0.19	-	40,40,40,40	0
59	MG	2A	3099	1/1	0.95	0.18	-	58,58,58,58	0
59	MG	2a	1659	1/1	0.84	0.22	-	46,46,46,46	0
59	MG	1B	214	1/1	0.99	0.15	-	41,41,41,41	0
59	MG	2A	3418	1/1	0.98	0.13	-	46,46,46,46	0
59	MG	2a	1643	1/1	0.93	0.29	-	39,39,39,39	0
59	MG	1A	3726	1/1	0.92	0.28	-	34,34,34,34	0
59	MG	1A	3145	1/1	0.93	0.16	-	47,47,47,47	0
59	MG	1a	1735	1/1	0.97	0.12	-	69,69,69,69	0
59	MG	2A	3437	1/1	0.94	0.12	-	37,37,37,37	0
59	MG	2A	3036	1/1	0.87	0.14	-	53,53,53,53	0
59	MG	1a	1768	1/1	0.98	0.17	-	56,56,56,56	0
59	MG	1a	1738	1/1	0.96	0.18	-	66,66,66,66	0
59	MG	2A	3254	1/1	0.94	0.26	-	35,35,35,35	0
59	MG	1A	3312	1/1	0.97	0.14	-	30,30,30,30	0
59	MG	2A	3431	1/1	0.95	0.22	-	46,46,46,46	0
59	MG	1A	3097	1/1	0.90	0.17	-	55,55,55,55	0
59	MG	2A	3607	1/1	0.93	0.20	-	32,32,32,32	0
59	MG	1A	3627	1/1	0.98	0.07	-	34,34,34,34	0
59	MG	2A	3032	1/1	0.79	0.33	-	57,57,57,57	0
59	MG	2a	1736	1/1	0.89	0.11	-	42,42,42,42	0
59	MG	2A	3516	1/1	0.81	0.08	-	78,78,78,78	0
59	MG	2A	3116	1/1	0.94	0.12	-	34,34,34,34	0
59	MG	1A	3428	1/1	0.98	0.18	-	64,64,64,64	0
59	MG	1B	206	1/1	0.96	0.08	-	33,33,33,33	0
59	MG	2A	3506	1/1	0.97	0.11	-	56,56,56,56	0
59	MG	1Y	102	1/1	0.97	0.07	-	31,31,31,31	0
59	MG	1A	3154	1/1	0.94	0.09	-	64,64,64,64	0
59	MG	2A	3380	1/1	0.97	0.10	-	36,36,36,36	0

Continued on next page...

Continued from previous page...

Mol	Type	Chain	Res	Atoms	RSCC	RSR	LLDF	B-factors(\AA^2)	Q<0.9
59	MG	2A	3123	1/1	0.97	0.20	-	39,39,39,39	0
59	MG	1A	3063	1/1	0.95	0.09	-	47,47,47,47	0
59	MG	2a	1683	1/1	0.91	0.36	-	59,59,59,59	0
59	MG	2A	3576	1/1	0.91	0.15	-	40,40,40,40	0
59	MG	2A	3089	1/1	0.92	0.15	-	51,51,51,51	0
59	MG	1a	1777	1/1	0.93	0.18	-	53,53,53,53	0
59	MG	1A	3104	1/1	0.52	0.48	-	52,52,52,52	0
59	MG	2w	3001	1/1	0.84	0.15	-	64,64,64,64	0
59	MG	1A	3385	1/1	0.96	0.14	-	43,43,43,43	0
59	MG	1z	702	1/1	0.97	0.33	-	39,39,39,39	0
59	MG	2a	1728	1/1	0.93	0.15	-	60,60,60,60	0
59	MG	2a	1720	1/1	0.91	0.13	-	63,63,63,63	0
59	MG	2A	3442	1/1	0.97	0.14	-	49,49,49,49	0
59	MG	2A	3340	1/1	0.96	0.17	-	44,44,44,44	0
59	MG	1A	3323	1/1	0.95	0.27	-	33,33,33,33	0
59	MG	2A	3005	1/1	0.99	0.09	-	27,27,27,27	0
59	MG	2a	1714	1/1	0.95	0.26	-	60,60,60,60	0
59	MG	1A	3510	1/1	0.97	0.10	-	42,42,42,42	0
59	MG	1a	1794	1/1	0.96	0.08	-	71,71,71,71	0
59	MG	1A	3513	1/1	0.92	0.18	-	43,43,43,43	0
59	MG	2A	3235	1/1	0.90	0.24	-	39,39,39,39	0
59	MG	2A	3349	1/1	0.81	0.28	-	56,56,56,56	0
59	MG	2A	3038	1/1	0.83	0.22	-	43,43,43,43	0
59	MG	1A	3719	1/1	0.90	0.12	-	68,68,68,68	0
59	MG	1A	3134	1/1	0.93	0.15	-	54,54,54,54	0
59	MG	2A	3338	1/1	0.95	0.18	-	31,31,31,31	0
59	MG	1A	3237	1/1	0.91	0.14	-	55,55,55,55	0
59	MG	2a	1695	1/1	0.85	0.23	-	61,61,61,61	0
59	MG	1a	1683	1/1	0.86	0.15	-	75,75,75,75	0
59	MG	1A	3077	1/1	0.96	0.22	-	38,38,38,38	0
59	MG	2A	3218	1/1	0.88	0.18	-	50,50,50,50	0
59	MG	1A	3051	1/1	0.98	0.15	-	35,35,35,35	0
59	MG	1a	1775	1/1	0.99	0.34	-	46,46,46,46	0
59	MG	1A	3687	1/1	0.99	0.18	-	69,69,69,69	0
59	MG	1A	3205	1/1	0.91	0.39	-	56,56,56,56	0
59	MG	2A	3140	1/1	0.92	0.27	-	39,39,39,39	0
59	MG	1a	1639	1/1	0.82	0.18	-	67,67,67,67	0
59	MG	2a	1746	1/1	0.98	0.21	-	43,43,43,43	0
59	MG	1A	3540	1/1	0.97	0.19	-	47,47,47,47	0
59	MG	2A	3230	1/1	0.93	0.09	-	54,54,54,54	0
59	MG	1A	3528	1/1	0.96	0.18	-	49,49,49,49	0
59	MG	2A	3210	1/1	0.85	0.09	-	45,45,45,45	0

Continued on next page...

Continued from previous page...

Mol	Type	Chain	Res	Atoms	RSCC	RSR	LLDF	B-factors(\AA^2)	Q<0.9
59	MG	1A	3293	1/1	0.91	0.08	-	41,41,41,41	0
59	MG	2I	201	1/1	0.85	0.16	-	64,64,64,64	0
59	MG	2A	3270	1/1	0.90	0.18	-	52,52,52,52	0
59	MG	2A	3545	1/1	0.97	0.17	-	38,38,38,38	0
59	MG	1A	3277	1/1	0.96	0.12	-	36,36,36,36	0
59	MG	1A	3557	1/1	0.96	0.14	-	44,44,44,44	0
59	MG	1B	219	1/1	0.90	0.21	-	71,71,71,71	0
59	MG	1A	3155	1/1	0.92	0.13	-	31,31,31,31	0
59	MG	2A	3149	1/1	0.96	0.30	-	46,46,46,46	0
59	MG	1A	3341	1/1	0.98	0.15	-	29,29,29,29	0
59	MG	1A	3745	1/1	0.88	0.17	-	87,87,87,87	0
59	MG	1A	3110	1/1	0.95	0.27	-	61,61,61,61	0
59	MG	1A	3672	1/1	0.95	0.06	-	47,47,47,47	0
59	MG	2a	1631	1/1	0.96	0.15	-	48,48,48,48	0
59	MG	2A	3522	1/1	0.94	0.11	-	38,38,38,38	0
59	MG	1A	3183	1/1	0.95	0.24	-	33,33,33,33	0
59	MG	1a	1723	1/1	0.98	0.16	-	43,43,43,43	0
59	MG	2A	3395	1/1	0.92	0.09	-	53,53,53,53	0
59	MG	2A	3002	1/1	0.81	0.20	-	40,40,40,40	0
59	MG	1A	3061	1/1	0.96	0.35	-	21,21,21,21	0
59	MG	2a	1610	1/1	0.94	0.36	-	52,52,52,52	0
59	MG	1A	3686	1/1	0.93	0.12	-	62,62,62,62	0
59	MG	1A	3062	1/1	0.97	0.17	-	17,17,17,17	0
59	MG	2A	3560	1/1	0.94	0.35	-	32,32,32,32	0
59	MG	1a	1660	1/1	0.83	0.37	-	59,59,59,59	0
59	MG	2A	3034	1/1	0.92	0.18	-	47,47,47,47	0
59	MG	1H	3001	1/1	0.86	0.15	-	51,51,51,51	0
59	MG	2a	1656	1/1	0.91	0.24	-	61,61,61,61	0
59	MG	14	101	1/1	0.97	0.08	-	46,46,46,46	0
59	MG	16	101	1/1	0.98	0.15	-	24,24,24,24	0
59	MG	1E	304	1/1	0.94	0.21	-	58,58,58,58	0
59	MG	1A	3231	1/1	0.92	0.69	-	45,45,45,45	0
59	MG	1A	3538	1/1	0.91	0.13	-	63,63,63,63	0
59	MG	1A	3213	1/1	0.89	0.16	-	47,47,47,47	0
59	MG	2A	3544	1/1	0.88	0.33	-	53,53,53,53	0
59	MG	2A	3585	1/1	0.97	0.11	-	49,49,49,49	0
59	MG	2A	3311	1/1	0.77	0.31	-	63,63,63,63	0
59	MG	2A	3075	1/1	0.91	0.09	-	46,46,46,46	0
59	MG	2A	3101	1/1	0.84	0.21	-	50,50,50,50	0
59	MG	1A	3400	1/1	0.95	0.06	-	66,66,66,66	0
59	MG	2A	3604	1/1	0.93	0.16	-	40,40,40,40	0
59	MG	2A	3519	1/1	0.96	0.06	-	31,31,31,31	0

Continued on next page...

Continued from previous page...

Mol	Type	Chain	Res	Atoms	RSCC	RSR	LLDF	B-factors(\AA^2)	Q<0.9
59	MG	1P	201	1/1	0.95	0.31	-	52,52,52,52	0
59	MG	2A	3612	1/1	0.91	0.21	-	46,46,46,46	0
59	MG	1A	3133	1/1	0.89	0.27	-	44,44,44,44	0
59	MG	1a	1751	1/1	0.96	0.42	-	48,48,48,48	0
59	MG	1B	220	1/1	0.93	0.09	-	38,38,38,38	0
59	MG	2A	3321	1/1	0.94	0.09	-	31,31,31,31	0
59	MG	2A	3305	1/1	0.97	0.09	-	46,46,46,46	0
59	MG	1A	3483	1/1	0.71	0.20	-	40,40,40,40	0
59	MG	2a	1705	1/1	0.86	0.17	-	52,52,52,52	0
59	MG	1A	3637	1/1	0.89	0.14	-	59,59,59,59	0
59	MG	1A	3610	1/1	0.95	0.31	-	46,46,46,46	0
59	MG	2A	3483	1/1	0.97	0.10	-	47,47,47,47	0
59	MG	2A	3137	1/1	0.96	0.23	-	40,40,40,40	0
59	MG	1A	3690	1/1	0.96	0.07	-	56,56,56,56	0
59	MG	1A	3294	1/1	0.90	0.18	-	18,18,18,18	0
59	MG	1A	3594	1/1	0.87	0.11	-	22,22,22,22	0
59	MG	1A	3054	1/1	0.97	0.37	-	43,43,43,43	0
59	MG	2A	3171	1/1	0.90	0.23	-	54,54,54,54	0
59	MG	2A	3571	1/1	0.96	0.33	-	36,36,36,36	0
59	MG	2A	3066	1/1	0.88	0.23	-	45,45,45,45	0
59	MG	2A	3364	1/1	0.97	0.13	-	30,30,30,30	0
59	MG	1A	3096	1/1	0.94	0.18	-	47,47,47,47	0
59	MG	1A	3235	1/1	0.89	0.15	-	49,49,49,49	0
59	MG	2A	3308	1/1	0.95	0.23	-	29,29,29,29	0
59	MG	2j	8001	1/1	0.84	0.22	-	65,65,65,65	0
59	MG	1A	3668	1/1	0.92	0.11	-	48,48,48,48	0
59	MG	1A	3592	1/1	0.97	0.16	-	44,44,44,44	0
59	MG	2A	3206	1/1	0.95	0.31	-	39,39,39,39	0
59	MG	1A	3629	1/1	0.97	0.12	-	27,27,27,27	0
59	MG	2A	3135	1/1	0.89	0.16	-	45,45,45,45	0
59	MG	1a	1758	1/1	0.93	0.12	-	79,79,79,79	0
59	MG	2a	1703	1/1	0.86	0.16	-	50,50,50,50	0
59	MG	2A	3424	1/1	0.95	0.14	-	23,23,23,23	0
59	MG	2a	1681	1/1	0.93	0.56	-	58,58,58,58	0
59	MG	1A	3287	1/1	0.93	0.19	-	22,22,22,22	0
59	MG	1A	3695	1/1	0.91	0.18	-	38,38,38,38	0
59	MG	1A	3006	1/1	0.94	0.15	-	33,33,33,33	0
59	MG	2a	1622	1/1	0.94	0.24	-	33,33,33,33	0
59	MG	2A	3180	1/1	0.78	0.15	-	56,56,56,56	0
59	MG	2A	3163	1/1	0.92	0.21	-	47,47,47,47	0
59	MG	1A	3342	1/1	0.94	0.10	-	48,48,48,48	0
59	MG	1F	306	1/1	0.70	0.34	-	46,46,46,46	0

Continued on next page...

Continued from previous page...

Mol	Type	Chain	Res	Atoms	RSCC	RSR	LLDF	B-factors(\AA^2)	Q<0.9
59	MG	1A	3673	1/1	0.77	0.20	-	70,70,70,70	0
59	MG	2W	502	1/1	0.94	0.13	-	45,45,45,45	0
59	MG	2A	3182	1/1	0.89	0.17	-	41,41,41,41	0
59	MG	1A	3541	1/1	0.95	0.10	-	53,53,53,53	0
59	MG	2a	1657	1/1	0.57	0.45	-	66,66,66,66	0
59	MG	1a	1785	1/1	0.95	0.32	-	41,41,41,41	0
59	MG	2A	3495	1/1	0.95	0.07	-	56,56,56,56	0
59	MG	1a	1734	1/1	0.96	0.15	-	36,36,36,36	0
59	MG	1A	3491	1/1	0.99	0.09	-	41,41,41,41	0
59	MG	2A	3168	1/1	0.96	0.22	-	45,45,45,45	0
59	MG	1A	3684	1/1	0.94	0.18	-	57,57,57,57	0
59	MG	2A	3381	1/1	0.95	0.16	-	42,42,42,42	0
59	MG	2A	3602	1/1	0.88	0.26	-	62,62,62,62	0
59	MG	1a	1752	1/1	0.92	0.28	-	75,75,75,75	0
59	MG	13	102	1/1	0.94	0.17	-	34,34,34,34	0
59	MG	1a	1654	1/1	0.83	0.14	-	42,42,42,42	0
59	MG	1A	3608	1/1	0.93	0.21	-	59,59,59,59	0
59	MG	2A	3591	1/1	0.99	0.13	-	31,31,31,31	0
59	MG	1A	3025	1/1	0.94	0.17	-	42,42,42,42	0
59	MG	1A	3443	1/1	0.97	0.11	-	49,49,49,49	0
59	MG	2A	3367	1/1	0.89	0.16	-	45,45,45,45	0
59	MG	1a	1623	1/1	0.93	0.65	-	65,65,65,65	0
59	MG	2B	206	1/1	0.41	0.27	-	67,67,67,67	0
59	MG	1A	3725	1/1	0.94	0.12	-	43,43,43,43	0
59	MG	1A	3257	1/1	0.91	0.26	-	34,34,34,34	0
59	MG	2B	205	1/1	0.95	0.30	-	56,56,56,56	0
59	MG	2a	1644	1/1	0.94	0.28	-	50,50,50,50	0
59	MG	1A	3645	1/1	0.93	0.42	-	40,40,40,40	0
59	MG	2A	3582	1/1	0.94	0.13	-	62,62,62,62	0
59	MG	2a	1756	1/1	0.96	0.28	-	73,73,73,73	0
59	MG	1a	1712	1/1	0.92	0.21	-	69,69,69,69	0
59	MG	1A	3192	1/1	0.90	0.23	-	47,47,47,47	0
59	MG	1A	3708	1/1	0.96	0.18	-	51,51,51,51	0
59	MG	1A	3002	1/1	0.79	0.22	-	44,44,44,44	0
59	MG	2A	3531	1/1	0.97	0.29	-	38,38,38,38	0
59	MG	2A	3467	1/1	0.96	0.10	-	35,35,35,35	0
59	MG	2A	3176	1/1	0.86	0.15	-	38,38,38,38	0
59	MG	2A	3127	1/1	0.96	0.20	-	38,38,38,38	0
59	MG	2A	3114	1/1	0.95	0.46	-	37,37,37,37	0
59	MG	2A	3538	1/1	0.87	0.31	-	28,28,28,28	0
59	MG	2A	3196	1/1	0.97	0.22	-	51,51,51,51	0
59	MG	1A	3413	1/1	0.96	0.29	-	47,47,47,47	0

Continued on next page...

Continued from previous page...

Mol	Type	Chain	Res	Atoms	RSCC	RSR	LLDF	B-factors(\AA^2)	Q<0.9
59	MG	1a	1622	1/1	0.70	0.41	-	64,64,64,64	0
59	MG	2A	3356	1/1	0.91	0.09	-	58,58,58,58	0
59	MG	2A	3387	1/1	0.98	0.12	-	46,46,46,46	0
59	MG	1A	3035	1/1	0.93	0.10	-	38,38,38,38	0
59	MG	1a	1694	1/1	0.95	0.14	-	39,39,39,39	0
59	MG	2A	3227	1/1	0.92	0.21	-	49,49,49,49	0
59	MG	1A	3665	1/1	0.91	0.10	-	70,70,70,70	0
59	MG	1d	502	1/1	0.95	0.36	-	39,39,39,39	0
59	MG	2A	3133	1/1	0.94	0.14	-	52,52,52,52	0
59	MG	2A	3376	1/1	0.94	0.12	-	41,41,41,41	0
59	MG	2a	1670	1/1	0.92	0.15	-	51,51,51,51	0
59	MG	2O	3001	1/1	0.95	0.24	-	42,42,42,42	0
59	MG	1a	1640	1/1	0.94	0.11	-	44,44,44,44	0
59	MG	1a	1730	1/1	0.97	0.15	-	49,49,49,49	0
59	MG	2A	3609	1/1	0.91	0.12	-	51,51,51,51	0
59	MG	17	103	1/1	0.94	0.18	-	34,34,34,34	0
59	MG	1X	3001	1/1	0.92	0.28	-	55,55,55,55	0
59	MG	1A	3736	1/1	0.93	0.16	-	69,69,69,69	0
59	MG	1A	3542	1/1	0.96	0.23	-	67,67,67,67	0
59	MG	2a	1685	1/1	0.95	0.25	-	51,51,51,51	0
59	MG	2A	3573	1/1	0.95	0.26	-	43,43,43,43	0
59	MG	1A	3238	1/1	0.94	0.23	-	29,29,29,29	0
59	MG	2a	1619	1/1	0.95	0.51	-	46,46,46,46	0
59	MG	1A	3384	1/1	0.93	0.10	-	25,25,25,25	0
59	MG	1A	3335	1/1	0.92	0.12	-	46,46,46,46	0
59	MG	1a	1746	1/1	0.96	0.06	-	76,76,76,76	0
59	MG	2A	3459	1/1	0.98	0.08	-	48,48,48,48	0
59	MG	1A	3485	1/1	0.98	0.12	-	29,29,29,29	0
59	MG	1a	1707	1/1	0.85	0.20	-	60,60,60,60	0
59	MG	1A	3250	1/1	0.92	0.18	-	51,51,51,51	0
59	MG	1A	3281	1/1	0.94	0.15	-	42,42,42,42	0
59	MG	1A	3504	1/1	0.96	0.19	-	21,21,21,21	0
59	MG	2A	3363	1/1	0.88	0.12	-	53,53,53,53	0
59	MG	2A	3241	1/1	0.85	0.13	-	52,52,52,52	0
59	MG	1A	3094	1/1	0.95	0.23	-	43,43,43,43	0
59	MG	1A	3087	1/1	0.95	0.56	-	48,48,48,48	0
59	MG	1a	1637	1/1	0.97	0.39	-	42,42,42,42	0
59	MG	2a	1632	1/1	0.95	0.12	-	45,45,45,45	0
59	MG	1w	3006	1/1	0.95	0.19	-	72,72,72,72	0
59	MG	2A	3212	1/1	0.89	0.23	-	46,46,46,46	0
59	MG	2E	301	1/1	0.96	0.26	-	20,20,20,20	0
59	MG	2A	3284	1/1	0.95	0.15	-	53,53,53,53	0

Continued on next page...

Continued from previous page...

Mol	Type	Chain	Res	Atoms	RSCC	RSR	LLDF	B-factors(\AA^2)	Q<0.9
59	MG	2A	3155	1/1	0.99	0.21	-	27,27,27,27	0
59	MG	1A	3395	1/1	0.96	0.22	-	42,42,42,42	0
59	MG	2A	3378	1/1	0.98	0.23	-	35,35,35,35	0
59	MG	1a	1742	1/1	0.89	0.17	-	43,43,43,43	0
59	MG	1a	1791	1/1	0.94	0.17	-	52,52,52,52	0
59	MG	1a	1772	1/1	0.96	0.20	-	59,59,59,59	0
59	MG	2a	1648	1/1	0.95	0.24	-	61,61,61,61	0
59	MG	1a	1766	1/1	0.87	0.37	-	67,67,67,67	0
59	MG	2A	3276	1/1	0.89	0.17	-	61,61,61,61	0
59	MG	1a	1655	1/1	0.89	0.25	-	53,53,53,53	0
59	MG	2a	1765	1/1	0.63	0.34	-	79,79,79,79	0
59	MG	2A	3109	1/1	0.94	0.26	-	47,47,47,47	0
59	MG	2A	3245	1/1	0.94	0.20	-	51,51,51,51	0
59	MG	2A	3334	1/1	0.89	0.19	-	54,54,54,54	0
59	MG	1B	223	1/1	0.96	0.16	-	46,46,46,46	0
59	MG	1B	208	1/1	0.90	0.23	-	38,38,38,38	0
59	MG	1A	3252	1/1	0.96	0.11	-	45,45,45,45	0
59	MG	2A	3166	1/1	0.89	0.12	-	43,43,43,43	0
59	MG	2A	3415	1/1	0.95	0.30	-	34,34,34,34	0
59	MG	1A	3246	1/1	0.91	0.15	-	39,39,39,39	0
59	MG	2A	3260	1/1	0.95	0.09	-	49,49,49,49	0
59	MG	1A	3560	1/1	0.93	0.14	-	56,56,56,56	0
59	MG	2A	3084	1/1	0.97	0.09	-	33,33,33,33	0
59	MG	1A	3351	1/1	0.96	0.09	-	29,29,29,29	0
59	MG	2A	3061	1/1	0.87	0.23	-	31,31,31,31	0
59	MG	1A	3279	1/1	0.96	0.12	-	45,45,45,45	0
59	MG	1a	1610	1/1	0.82	0.17	-	50,50,50,50	0
59	MG	2a	1654	1/1	0.93	0.22	-	29,29,29,29	0
59	MG	2A	3433	1/1	0.98	0.10	-	35,35,35,35	0
59	MG	2A	3283	1/1	0.96	0.08	-	32,32,32,32	0
59	MG	2A	3597	1/1	0.96	0.21	-	43,43,43,43	0
59	MG	1A	3623	1/1	0.96	0.20	-	16,16,16,16	0
59	MG	1a	1663	1/1	0.91	0.20	-	79,79,79,79	0
59	MG	1A	3777	1/1	0.94	0.11	-	45,45,45,45	0
59	MG	1a	1601	1/1	0.93	0.12	-	30,30,30,30	0
59	MG	1a	1692	1/1	0.94	0.28	-	57,57,57,57	0
59	MG	2A	3600	1/1	0.92	0.25	-	47,47,47,47	0
59	MG	1A	3367	1/1	0.99	0.15	-	49,49,49,49	0
59	MG	2a	1639	1/1	0.91	0.26	-	43,43,43,43	0
59	MG	1a	1716	1/1	0.87	0.39	-	63,63,63,63	0
59	MG	2a	1603	1/1	0.79	0.74	-	65,65,65,65	0
59	MG	2a	1763	1/1	0.93	0.32	-	71,71,71,71	0

Continued on next page...

Continued from previous page...

Mol	Type	Chain	Res	Atoms	RSCC	RSR	LLDF	B-factors(\AA^2)	Q<0.9
59	MG	2a	1662	1/1	0.71	0.38	-	62,62,62,62	0
59	MG	2A	3209	1/1	0.93	0.23	-	46,46,46,46	0
59	MG	2A	3336	1/1	0.95	0.13	-	30,30,30,30	0
59	MG	1a	1702	1/1	0.88	0.15	-	51,51,51,51	0
59	MG	2A	3271	1/1	0.95	0.17	-	58,58,58,58	0
59	MG	1a	1648	1/1	0.97	0.17	-	60,60,60,60	0
59	MG	1A	3003	1/1	0.98	0.09	-	29,29,29,29	0
59	MG	2A	3310	1/1	0.93	0.16	-	55,55,55,55	0
59	MG	1A	3225	1/1	0.95	0.17	-	39,39,39,39	0
59	MG	1f	3001	1/1	0.98	0.30	-	39,39,39,39	0
59	MG	2A	3499	1/1	0.95	0.12	-	53,53,53,53	0
59	MG	1A	3636	1/1	0.61	0.52	-	56,56,56,56	0
59	MG	2A	3317	1/1	0.99	0.28	-	37,37,37,37	0
59	MG	2A	3178	1/1	0.91	0.21	-	50,50,50,50	0
59	MG	2A	3529	1/1	0.99	0.14	-	28,28,28,28	0
59	MG	1A	3049	1/1	0.94	0.30	-	41,41,41,41	0
59	MG	1a	1603	1/1	0.91	0.24	-	69,69,69,69	0
59	MG	2A	3452	1/1	0.94	0.34	-	52,52,52,52	0
59	MG	2A	3491	1/1	0.95	0.24	-	42,42,42,42	0
59	MG	2A	3204	1/1	0.98	0.14	-	26,26,26,26	0
59	MG	2a	1764	1/1	0.98	0.21	-	61,61,61,61	0
59	MG	1a	1780	1/1	0.96	0.26	-	33,33,33,33	0
59	MG	2A	3195	1/1	0.88	0.22	-	53,53,53,53	0
59	MG	2A	3409	1/1	0.96	0.06	-	48,48,48,48	0
59	MG	2A	3144	1/1	0.84	0.47	-	50,50,50,50	0
59	MG	1A	3357	1/1	0.87	0.14	-	22,22,22,22	0
59	MG	2A	3511	1/1	0.97	0.22	-	39,39,39,39	0
59	MG	2A	3169	1/1	0.89	0.36	-	54,54,54,54	0
59	MG	1A	3381	1/1	0.91	0.09	-	23,23,23,23	0
59	MG	2A	3357	1/1	0.86	0.17	-	27,27,27,27	0
59	MG	2A	3091	1/1	0.83	0.31	-	60,60,60,60	0
59	MG	1A	3624	1/1	0.94	0.20	-	48,48,48,48	0
59	MG	2a	1702	1/1	0.94	0.25	-	53,53,53,53	0
59	MG	1A	3117	1/1	0.99	0.15	-	38,38,38,38	0
59	MG	1A	3464	1/1	0.87	0.14	-	43,43,43,43	0
59	MG	1a	1763	1/1	0.88	0.27	-	55,55,55,55	0
59	MG	2A	3475	1/1	0.95	0.15	-	51,51,51,51	0
59	MG	2A	3179	1/1	0.83	0.40	-	50,50,50,50	0
59	MG	2a	1620	1/1	0.85	0.24	-	63,63,63,63	0
59	MG	1a	1611	1/1	0.87	0.26	-	84,84,84,84	0
59	MG	1A	3240	1/1	0.97	0.35	-	37,37,37,37	0
59	MG	2A	3142	1/1	0.88	0.20	-	48,48,48,48	0

Continued on next page...

Continued from previous page...

Mol	Type	Chain	Res	Atoms	RSCC	RSR	LLDF	B-factors(\AA^2)	Q<0.9
59	MG	2A	3039	1/1	0.84	0.58	-	43,43,43,43	0
59	MG	2A	3217	1/1	0.92	0.13	-	45,45,45,45	0
59	MG	2a	1614	1/1	0.85	0.20	-	49,49,49,49	0
59	MG	1A	3562	1/1	0.98	0.06	-	38,38,38,38	0
59	MG	2A	3184	1/1	0.94	0.34	-	56,56,56,56	0
59	MG	1A	3308	1/1	0.92	0.13	-	52,52,52,52	0
59	MG	2A	3416	1/1	0.92	0.15	-	50,50,50,50	0
59	MG	2A	3122	1/1	0.77	0.24	-	42,42,42,42	0
59	MG	1A	3142	1/1	0.93	0.26	-	55,55,55,55	0
59	MG	2A	3248	1/1	0.94	0.17	-	49,49,49,49	0
59	MG	1A	3320	1/1	0.98	0.12	-	35,35,35,35	0
59	MG	2A	3100	1/1	0.95	0.21	-	32,32,32,32	0
59	MG	1a	1781	1/1	0.92	0.13	-	48,48,48,48	0
59	MG	1A	3403	1/1	0.81	0.19	-	57,57,57,57	0
59	MG	1A	3064	1/1	0.91	0.18	-	52,52,52,52	0
59	MG	1T	201	1/1	0.93	0.27	-	40,40,40,40	0
59	MG	2A	3249	1/1	0.91	0.19	-	39,39,39,39	0
59	MG	2A	3557	1/1	0.97	0.18	-	60,60,60,60	0
59	MG	1a	1744	1/1	0.87	0.24	-	64,64,64,64	0
59	MG	2a	1625	1/1	0.84	0.43	-	60,60,60,60	0
59	MG	2A	3279	1/1	0.97	0.28	-	37,37,37,37	0
59	MG	2A	3601	1/1	0.96	0.25	-	53,53,53,53	0
59	MG	1A	3475	1/1	0.88	0.15	-	50,50,50,50	0
59	MG	2A	3273	1/1	0.79	0.18	-	63,63,63,63	0
59	MG	1A	3480	1/1	0.96	0.07	-	26,26,26,26	0
59	MG	2a	1724	1/1	0.97	0.27	-	52,52,52,52	0
59	MG	2A	3388	1/1	0.93	0.09	-	55,55,55,55	0
59	MG	2z	703	1/1	0.95	0.17	-	41,41,41,41	0
59	MG	1A	3079	1/1	0.94	0.19	-	22,22,22,22	0
59	MG	1a	1774	1/1	0.94	0.09	-	68,68,68,68	0
59	MG	2a	1660	1/1	0.98	0.39	-	36,36,36,36	0
59	MG	2A	3490	1/1	0.97	0.09	-	32,32,32,32	0
59	MG	1A	3501	1/1	0.93	0.08	-	49,49,49,49	0
59	MG	2A	3030	1/1	0.91	0.17	-	37,37,37,37	0
59	MG	1A	3536	1/1	0.97	0.27	-	31,31,31,31	0
59	MG	26	102	1/1	0.95	0.25	-	47,47,47,47	0
59	MG	1A	3042	1/1	0.97	0.23	-	19,19,19,19	0
59	MG	1A	3005	1/1	0.91	0.22	-	52,52,52,52	0
59	MG	2a	1757	1/1	0.84	0.11	-	64,64,64,64	0
59	MG	2A	3450	1/1	0.98	0.07	-	45,45,45,45	0
59	MG	1A	3253	1/1	0.96	0.13	-	40,40,40,40	0
59	MG	2A	3299	1/1	0.96	0.10	-	38,38,38,38	0

Continued on next page...

Continued from previous page...

Mol	Type	Chain	Res	Atoms	RSCC	RSR	LLDF	B-factors(\AA^2)	Q<0.9
59	MG	2A	3287	1/1	0.95	0.22	-	55,55,55,55	0
59	MG	1A	3753	1/1	0.96	0.06	-	54,54,54,54	0
59	MG	1A	3593	1/1	0.95	0.17	-	53,53,53,53	0
59	MG	1A	3570	1/1	0.97	0.23	-	54,54,54,54	0
59	MG	1A	3166	1/1	0.98	0.24	-	45,45,45,45	0
59	MG	1A	3158	1/1	0.96	0.26	-	29,29,29,29	0
59	MG	1A	3768	1/1	0.92	0.25	-	50,50,50,50	0
59	MG	2w	3003	1/1	0.66	0.20	-	80,80,80,80	0
59	MG	1A	3618	1/1	0.98	0.09	-	33,33,33,33	0
59	MG	2A	3225	1/1	0.93	0.12	-	45,45,45,45	0
59	MG	1a	1698	1/1	0.95	0.16	-	45,45,45,45	0
59	MG	2A	3281	1/1	0.94	0.22	-	43,43,43,43	0
59	MG	2A	3194	1/1	0.93	0.28	-	35,35,35,35	0
59	MG	1A	3136	1/1	0.98	0.17	-	41,41,41,41	0
59	MG	1A	3579	1/1	0.95	0.12	-	44,44,44,44	0
59	MG	1A	3286	1/1	0.89	0.23	-	71,71,71,71	0
59	MG	2A	3232	1/1	0.92	0.10	-	52,52,52,52	0
59	MG	1A	3547	1/1	0.96	0.10	-	42,42,42,42	0
59	MG	1a	1605	1/1	0.91	0.11	-	40,40,40,40	0
59	MG	2A	3229	1/1	0.94	0.19	-	44,44,44,44	0
59	MG	1A	3667	1/1	0.93	0.20	-	52,52,52,52	0
59	MG	1B	201	1/1	0.96	0.17	-	54,54,54,54	0
59	MG	2A	3439	1/1	0.90	0.18	-	52,52,52,52	0
59	MG	1A	3448	1/1	0.94	0.08	-	41,41,41,41	0
59	MG	2A	3205	1/1	0.90	0.33	-	58,58,58,58	0
59	MG	1A	3340	1/1	0.98	0.14	-	19,19,19,19	0
59	MG	1A	3565	1/1	0.93	0.12	-	46,46,46,46	0
59	MG	1a	1706	1/1	0.85	0.29	-	57,57,57,57	0
59	MG	2A	3520	1/1	0.88	0.17	-	54,54,54,54	0
59	MG	2A	3535	1/1	0.96	0.06	-	55,55,55,55	0
59	MG	2A	3148	1/1	0.92	0.18	-	40,40,40,40	0
59	MG	1A	3207	1/1	0.79	0.47	-	45,45,45,45	0
59	MG	1A	3426	1/1	0.97	0.11	-	57,57,57,57	0
59	MG	2a	1706	1/1	0.96	0.18	-	87,87,87,87	0
59	MG	1A	3700	1/1	0.98	0.06	-	66,66,66,66	0
59	MG	1A	3407	1/1	0.98	0.09	-	32,32,32,32	0
59	MG	2a	1677	1/1	0.88	0.69	-	52,52,52,52	0
59	MG	1A	3251	1/1	0.98	0.23	-	48,48,48,48	0
59	MG	2A	3189	1/1	0.96	0.37	-	29,29,29,29	0
59	MG	1B	202	1/1	0.91	0.28	-	59,59,59,59	0
59	MG	2a	1601	1/1	0.90	0.08	-	68,68,68,68	0
59	MG	2A	3296	1/1	0.95	0.11	-	45,45,45,45	0

Continued on next page...

Continued from previous page...

Mol	Type	Chain	Res	Atoms	RSCC	RSR	LLDF	B-factors(\AA^2)	Q<0.9
59	MG	1A	3218	1/1	0.97	0.21	-	58,58,58,58	0
59	MG	1B	224	1/1	0.98	0.07	-	56,56,56,56	0
59	MG	2A	3572	1/1	0.87	0.19	-	61,61,61,61	0
59	MG	2A	3219	1/1	0.96	0.21	-	43,43,43,43	0
59	MG	1A	3586	1/1	0.90	0.11	-	56,56,56,56	0
59	MG	2a	1735	1/1	0.88	0.14	-	50,50,50,50	0
59	MG	2A	3190	1/1	0.93	0.39	-	34,34,34,34	0
59	MG	1A	3497	1/1	0.75	0.25	-	30,30,30,30	0
59	MG	1A	3391	1/1	0.94	0.22	-	55,55,55,55	0
59	MG	2a	1630	1/1	0.85	0.42	-	55,55,55,55	0
59	MG	1a	1693	1/1	0.86	0.11	-	57,57,57,57	0
59	MG	1A	3224	1/1	0.97	0.42	-	35,35,35,35	0
59	MG	1A	3612	1/1	0.93	0.25	-	48,48,48,48	0
59	MG	1A	3642	1/1	0.95	0.22	-	45,45,45,45	0
59	MG	2A	3406	1/1	0.93	0.16	-	43,43,43,43	0
59	MG	2A	3517	1/1	0.87	0.12	-	50,50,50,50	0
59	MG	2A	3343	1/1	0.95	0.14	-	43,43,43,43	0
59	MG	2A	3425	1/1	0.95	0.28	-	50,50,50,50	0
59	MG	1a	1797	1/1	0.97	0.25	-	66,66,66,66	0
59	MG	2A	3593	1/1	0.88	0.10	-	73,73,73,73	0
59	MG	2A	3228	1/1	0.78	0.31	-	46,46,46,46	0
59	MG	1A	3711	1/1	0.97	0.17	-	41,41,41,41	0
59	MG	1A	3710	1/1	0.72	0.37	-	60,60,60,60	0
59	MG	1A	3152	1/1	0.89	0.14	-	24,24,24,24	0
59	MG	2A	3617	1/1	0.92	0.26	-	62,62,62,62	0
59	MG	1A	3301	1/1	0.78	0.19	-	65,65,65,65	0
59	MG	1L	3002	1/1	0.97	0.13	-	29,29,29,29	0
59	MG	1A	3153	1/1	0.92	0.34	-	33,33,33,33	0
59	MG	1a	1789	1/1	0.96	0.22	-	43,43,43,43	0
59	MG	2A	3383	1/1	0.98	0.10	-	39,39,39,39	0
59	MG	2A	3193	1/1	0.87	0.25	-	51,51,51,51	0
59	MG	1A	3535	1/1	0.86	0.27	-	54,54,54,54	0
59	MG	1A	3737	1/1	0.77	0.12	-	65,65,65,65	0
59	MG	1A	3743	1/1	0.97	0.09	-	53,53,53,53	0
59	MG	1A	3015	1/1	0.96	0.21	-	45,45,45,45	0
59	MG	2A	3041	1/1	0.95	0.23	-	22,22,22,22	0
59	MG	2A	3405	1/1	0.98	0.25	-	45,45,45,45	0
59	MG	1A	3615	1/1	0.98	0.05	-	59,59,59,59	0
59	MG	1A	3605	1/1	0.90	0.18	-	67,67,67,67	0
59	MG	2A	3006	1/1	0.94	0.19	-	29,29,29,29	0
59	MG	1A	3418	1/1	0.96	0.11	-	37,37,37,37	0
59	MG	1A	3270	1/1	0.95	0.16	-	47,47,47,47	0

Continued on next page...

Continued from previous page...

Mol	Type	Chain	Res	Atoms	RSCC	RSR	LLDF	B-factors(\AA^2)	Q<0.9
59	MG	1A	3376	1/1	0.98	0.04	-	45,45,45,45	0
59	MG	2A	3035	1/1	0.79	0.25	-	45,45,45,45	0
59	MG	1A	3529	1/1	0.94	0.14	-	53,53,53,53	0
59	MG	1A	3707	1/1	0.98	0.12	-	51,51,51,51	0
59	MG	1a	1737	1/1	0.97	0.07	-	40,40,40,40	0
59	MG	1a	1717	1/1	0.96	0.12	-	56,56,56,56	0
59	MG	2A	3555	1/1	0.98	0.40	-	42,42,42,42	0
59	MG	2A	3141	1/1	0.97	0.44	-	49,49,49,49	0
59	MG	2A	3301	1/1	0.84	0.12	-	30,30,30,30	0
59	MG	2A	3164	1/1	0.93	0.18	-	48,48,48,48	0
59	MG	1A	3179	1/1	0.90	0.20	-	51,51,51,51	0
59	MG	1A	3498	1/1	0.97	0.11	-	70,70,70,70	0
59	MG	2a	1634	1/1	0.94	0.27	-	52,52,52,52	0
59	MG	1A	3465	1/1	0.98	0.16	-	33,33,33,33	0
59	MG	2A	3240	1/1	0.93	0.19	-	42,42,42,42	0
59	MG	2a	1663	1/1	0.94	0.14	-	51,51,51,51	0
59	MG	1A	3203	1/1	0.92	0.28	-	36,36,36,36	0
59	MG	1A	3674	1/1	0.90	0.15	-	48,48,48,48	0
59	MG	1A	3131	1/1	0.90	0.18	-	47,47,47,47	0
59	MG	1A	3405	1/1	0.92	0.14	-	55,55,55,55	0
59	MG	2A	3402	1/1	0.90	0.17	-	45,45,45,45	0
59	MG	2B	213	1/1	0.92	0.13	-	64,64,64,64	0
59	MG	1A	3590	1/1	0.95	0.13	-	44,44,44,44	0
59	MG	2A	3400	1/1	0.95	0.06	-	46,46,46,46	0
59	MG	1A	3619	1/1	0.95	0.18	-	49,49,49,49	0
59	MG	1A	3206	1/1	0.97	0.18	-	34,34,34,34	0
59	MG	1A	3324	1/1	0.98	0.11	-	51,51,51,51	0
59	MG	2A	3047	1/1	0.90	0.23	-	48,48,48,48	0
59	MG	2A	3482	1/1	0.91	0.10	-	53,53,53,53	0
59	MG	2A	3553	1/1	0.97	0.26	-	40,40,40,40	0
59	MG	1A	3591	1/1	0.92	0.12	-	47,47,47,47	0
59	MG	2A	3278	1/1	0.93	0.26	-	44,44,44,44	0
59	MG	2A	3203	1/1	0.97	0.38	-	36,36,36,36	0
59	MG	1a	1606	1/1	0.87	0.12	-	63,63,63,63	0
59	MG	2A	3087	1/1	0.90	0.14	-	56,56,56,56	0
59	MG	2a	1661	1/1	0.72	0.15	-	67,67,67,67	0
59	MG	1A	3397	1/1	0.94	0.19	-	49,49,49,49	0
59	MG	2A	3397	1/1	0.89	0.15	-	46,46,46,46	0
59	MG	2A	3583	1/1	0.94	0.12	-	38,38,38,38	0
59	MG	2a	1680	1/1	0.86	0.27	-	52,52,52,52	0
59	MG	1A	3216	1/1	0.92	0.30	-	47,47,47,47	0
59	MG	2A	3266	1/1	0.91	0.18	-	38,38,38,38	0

Continued on next page...

Continued from previous page...

Mol	Type	Chain	Res	Atoms	RSCC	RSR	LLDF	B-factors(\AA^2)	Q<0.9
59	MG	2B	201	1/1	0.75	0.32	-	62,62,62,62	0
59	MG	1A	3228	1/1	0.98	0.15	-	44,44,44,44	0
59	MG	1A	3099	1/1	0.92	0.18	-	63,63,63,63	0
59	MG	1A	3399	1/1	0.96	0.12	-	55,55,55,55	0
59	MG	2a	1727	1/1	0.93	0.10	-	63,63,63,63	0
59	MG	2A	3323	1/1	0.91	0.15	-	50,50,50,50	0
59	MG	1A	3211	1/1	0.78	0.40	-	59,59,59,59	0
59	MG	2A	3489	1/1	0.94	0.10	-	47,47,47,47	0
59	MG	1A	3693	1/1	0.96	0.14	-	48,48,48,48	0
59	MG	1A	3682	1/1	0.82	0.14	-	97,97,97,97	0
59	MG	1A	3487	1/1	0.96	0.18	-	47,47,47,47	0
59	MG	1a	1682	1/1	0.89	0.22	-	55,55,55,55	0
59	MG	2A	3466	1/1	0.96	0.09	-	51,51,51,51	0
59	MG	2A	3045	1/1	0.90	0.28	-	56,56,56,56	0
59	MG	1A	3735	1/1	0.92	0.30	-	32,32,32,32	0
59	MG	1A	3374	1/1	0.96	0.15	-	35,35,35,35	0
59	MG	2A	3242	1/1	0.94	0.20	-	38,38,38,38	0
59	MG	2A	3533	1/1	0.99	0.36	-	23,23,23,23	0
59	MG	1A	3660	1/1	0.95	0.19	-	55,55,55,55	0
59	MG	2A	3231	1/1	0.84	0.21	-	56,56,56,56	0
59	MG	2N	201	1/1	0.89	0.21	-	42,42,42,42	0
59	MG	2A	3170	1/1	0.86	0.30	-	54,54,54,54	0
59	MG	2A	3392	1/1	0.96	0.15	-	39,39,39,39	0
59	MG	2A	3282	1/1	0.91	0.12	-	26,26,26,26	0
59	MG	2A	3382	1/1	0.96	0.18	-	34,34,34,34	0
59	MG	1A	3065	1/1	0.94	0.09	-	36,36,36,36	0
59	MG	1a	1718	1/1	0.97	0.13	-	39,39,39,39	0
59	MG	2a	1668	1/1	0.86	0.18	-	43,43,43,43	0
59	MG	2a	1737	1/1	0.96	0.24	-	63,63,63,63	0
59	MG	2A	3373	1/1	0.90	0.17	-	47,47,47,47	0
59	MG	2a	1747	1/1	0.97	0.21	-	39,39,39,39	0
59	MG	1a	1620	1/1	0.98	0.07	-	40,40,40,40	0
59	MG	1A	3703	1/1	0.93	0.34	-	42,42,42,42	0
59	MG	2A	3360	1/1	0.97	0.19	-	34,34,34,34	0
59	MG	2D	302	1/1	0.93	0.27	-	62,62,62,62	0
59	MG	1A	3373	1/1	0.97	0.13	-	37,37,37,37	0
59	MG	1a	1669	1/1	0.97	0.21	-	44,44,44,44	0
59	MG	2a	1717	1/1	0.92	0.22	-	52,52,52,52	0
59	MG	2a	1749	1/1	0.94	0.17	-	59,59,59,59	0
59	MG	1A	3601	1/1	0.95	0.11	-	33,33,33,33	0
59	MG	1A	3460	1/1	0.94	0.16	-	47,47,47,47	0
59	MG	2a	1734	1/1	0.96	0.19	-	70,70,70,70	0

Continued on next page...

Continued from previous page...

Mol	Type	Chain	Res	Atoms	RSCC	RSR	LLDF	B-factors(\AA^2)	Q<0.9
59	MG	2a	1766	1/1	0.94	0.28	-	61,61,61,61	0
59	MG	1A	3149	1/1	0.98	0.10	-	36,36,36,36	0
59	MG	1A	3045	1/1	0.90	0.31	-	44,44,44,44	0
59	MG	1A	3563	1/1	0.89	0.23	-	53,53,53,53	0
59	MG	2A	3426	1/1	0.91	0.29	-	58,58,58,58	0
59	MG	1A	3558	1/1	0.97	0.14	-	42,42,42,42	0
59	MG	2A	3546	1/1	0.88	0.39	-	56,56,56,56	0
59	MG	2A	3527	1/1	0.94	0.26	-	32,32,32,32	0
59	MG	1N	201	1/1	0.92	0.17	-	40,40,40,40	0
59	MG	1A	3325	1/1	0.98	0.27	-	64,64,64,64	0
59	MG	2A	3139	1/1	0.95	0.21	-	42,42,42,42	0
59	MG	1A	3744	1/1	0.91	0.15	-	45,45,45,45	0
59	MG	2z	705	1/1	0.86	0.31	-	67,67,67,67	0
59	MG	2A	3253	1/1	0.90	0.27	-	53,53,53,53	0
59	MG	2A	3082	1/1	0.89	0.27	-	45,45,45,45	0
59	MG	2A	3057	1/1	0.96	0.16	-	41,41,41,41	0
59	MG	2A	3565	1/1	0.94	0.32	-	25,25,25,25	0
59	MG	2A	3430	1/1	0.94	0.34	-	40,40,40,40	0
59	MG	1A	3544	1/1	0.88	0.22	-	43,43,43,43	0
59	MG	1A	3447	1/1	0.94	0.04	-	30,30,30,30	0
59	MG	1A	3515	1/1	0.69	0.12	-	48,48,48,48	0
59	MG	1A	3359	1/1	0.91	0.13	-	22,22,22,22	0
59	MG	1a	1602	1/1	0.91	0.13	-	49,49,49,49	0
59	MG	1A	3638	1/1	0.73	0.23	-	89,89,89,89	0
59	MG	2O	3002	1/1	0.90	0.27	-	59,59,59,59	0
59	MG	1A	3722	1/1	0.97	0.19	-	27,27,27,27	0
59	MG	1a	1635	1/1	0.91	0.24	-	55,55,55,55	0
59	MG	1A	3740	1/1	0.95	0.07	-	45,45,45,45	0
59	MG	1M	201	1/1	0.95	0.21	-	48,48,48,48	0
59	MG	2a	1636	1/1	0.94	0.16	-	42,42,42,42	0
59	MG	2A	3471	1/1	0.90	0.15	-	56,56,56,56	0
59	MG	1A	3392	1/1	0.94	0.14	-	31,31,31,31	0
59	MG	1a	1722	1/1	0.90	0.26	-	78,78,78,78	0
59	MG	2A	3191	1/1	0.97	0.22	-	44,44,44,44	0
59	MG	1A	3102	1/1	0.95	0.34	-	43,43,43,43	0
59	MG	1B	218	1/1	0.86	0.18	-	65,65,65,65	0
59	MG	1A	3678	1/1	0.99	0.08	-	16,16,16,16	0
59	MG	2A	3421	1/1	0.95	0.11	-	48,48,48,48	0
59	MG	2A	3551	1/1	0.94	0.14	-	58,58,58,58	0
59	MG	2A	3234	1/1	0.96	0.52	-	56,56,56,56	0
59	MG	1a	1743	1/1	0.97	0.14	-	64,64,64,64	0
59	MG	1A	3681	1/1	0.97	0.12	-	30,30,30,30	0

Continued on next page...

Continued from previous page...

Mol	Type	Chain	Res	Atoms	RSCC	RSR	LLDF	B-factors(\AA^2)	Q<0.9
59	MG	1A	3429	1/1	0.98	0.12	-	44,44,44,44	0
59	MG	1A	3574	1/1	0.95	0.16	-	47,47,47,47	0
59	MG	1A	3169	1/1	0.95	0.15	-	55,55,55,55	0
59	MG	1A	3331	1/1	0.91	0.27	-	53,53,53,53	0
59	MG	1A	3404	1/1	0.97	0.11	-	40,40,40,40	0
59	MG	1E	303	1/1	0.92	0.33	-	41,41,41,41	0
59	MG	2A	3567	1/1	0.97	0.19	-	45,45,45,45	0
59	MG	1A	3701	1/1	0.96	0.13	-	47,47,47,47	0
59	MG	1A	3261	1/1	0.95	0.06	-	34,34,34,34	0
59	MG	2A	3250	1/1	0.92	0.21	-	45,45,45,45	0
59	MG	2A	3537	1/1	0.91	0.29	-	38,38,38,38	0
59	MG	2A	3371	1/1	0.99	0.14	-	26,26,26,26	0
59	MG	2A	3059	1/1	0.95	0.13	-	49,49,49,49	0
59	MG	2a	1770	1/1	0.98	0.10	-	59,59,59,59	0
59	MG	2A	3303	1/1	0.91	0.10	-	43,43,43,43	0
59	MG	2A	3033	1/1	0.89	0.13	-	50,50,50,50	0
59	MG	2F	301	1/1	0.71	0.31	-	58,58,58,58	0
59	MG	2A	3247	1/1	0.94	0.19	-	45,45,45,45	0

6.5 Other polymers [i](#)

There are no such residues in this entry.