



Full wwPDB/EMDatabank EM Map/Model Validation Report ⓘ

Sep 23, 2017 – 08:14 AM EDT

PDB ID : 5HI9
EMDB ID: : EMD-6580
Title : Structure of the full-length TRPV2 channel by cryo-electron microscopy
Authors : Huynh, K.W.; Cohen, M.R.; Jiansen, J.; Samanta, A.; Lodowski, D.T.; Zhou, Z.H.; Moiseenkova-Bell, V.Y.
Deposited on : unknown
Resolution : 4.40 Å(reported)

This is a Full wwPDB/EMDatabank EM Map/Model Validation Report
for a publicly released PDB/EMDB entry.

We welcome your comments at validation@mail.wwpdb.org
A user guide is available at
<http://wwpdb.org/validation/2016/EMValidationReportHelp>
with specific help available everywhere you see the ⓘ symbol.

MolProbity : 4.02b-467
Percentile statistics : 20161228.v01 (using entries in the PDB archive December 28th 2016)
Ideal geometry (proteins) : Engh & Huber (2001)
Ideal geometry (DNA, RNA) : Parkinson et. al. (1996)
Validation Pipeline (wwPDB-VP) : rb-20029824

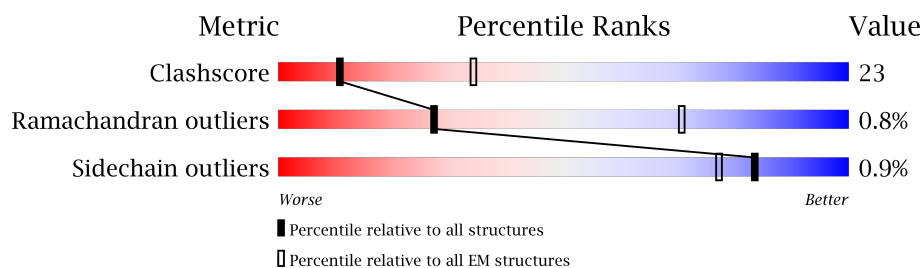
1 Overall quality at a glance

The following experimental techniques were used to determine the structure:

ELECTRON MICROSCOPY

The reported resolution of this entry is 4.40 Å.

Percentile scores (ranging between 0-100) for global validation metrics of the entry are shown in the following graphic. The table shows the number of entries on which the scores are based.



Metric	Whole archive (#Entries)	EM structures (#Entries)
Clashscore	125131	1336
Ramachandran outliers	121729	1120
Sidechain outliers	121581	1026

The table below summarises the geometric issues observed across the polymeric chains. The red, orange, yellow and green segments on the bar indicate the fraction of residues that contain outliers for ≥ 3 , 2, 1 and 0 types of geometric quality criteria. A grey segment represents the fraction of residues that are not modelled. The numeric value for each fraction is indicated below the corresponding segment, with a dot representing fractions $\leq 5\%$.

Mol	Chain	Length	Quality of chain
1	A	770	
1	B	770	
1	C	770	
1	D	770	

2 Entry composition

There is only 1 type of molecule in this entry. The entry contains 19636 atoms, of which 0 are hydrogens and 0 are deuteriums.

In the tables below, the AltConf column contains the number of residues with at least one atom in alternate conformation and the Trace column contains the number of residues modelled with at most 2 atoms.

- Molecule 1 is a protein called Transient Receptor Potential Cation Channel Subfamily V Member 2.

Mol	Chain	Residues	Atoms					AltConf	Trace
1	A	602	Total	C	N	O	S	0	0
			4909	3207	825	849	28		
1	B	602	Total	C	N	O	S	0	0
			4909	3207	825	849	28		
1	C	602	Total	C	N	O	S	0	0
			4909	3207	825	849	28		
1	D	602	Total	C	N	O	S	0	0
			4909	3207	825	849	28		

There are 40 discrepancies between the modelled and reference sequences:

Chain	Residue	Modelled	Actual	Comment	Reference
A	151	PRO	LEU	conflict	UNP Q9WUD2
A	762	THR	-	expression tag	UNP Q9WUD2
A	763	GLU	-	expression tag	UNP Q9WUD2
A	764	THR	-	expression tag	UNP Q9WUD2
A	765	SER	-	expression tag	UNP Q9WUD2
A	766	GLN	-	expression tag	UNP Q9WUD2
A	767	VAL	-	expression tag	UNP Q9WUD2
A	768	ALA	-	expression tag	UNP Q9WUD2
A	769	PRO	-	expression tag	UNP Q9WUD2
A	770	ALA	-	expression tag	UNP Q9WUD2
B	151	PRO	LEU	conflict	UNP Q9WUD2
B	762	THR	-	expression tag	UNP Q9WUD2
B	763	GLU	-	expression tag	UNP Q9WUD2
B	764	THR	-	expression tag	UNP Q9WUD2
B	765	SER	-	expression tag	UNP Q9WUD2
B	766	GLN	-	expression tag	UNP Q9WUD2
B	767	VAL	-	expression tag	UNP Q9WUD2
B	768	ALA	-	expression tag	UNP Q9WUD2
B	769	PRO	-	expression tag	UNP Q9WUD2
B	770	ALA	-	expression tag	UNP Q9WUD2
C	151	PRO	LEU	conflict	UNP Q9WUD2

Continued on next page...

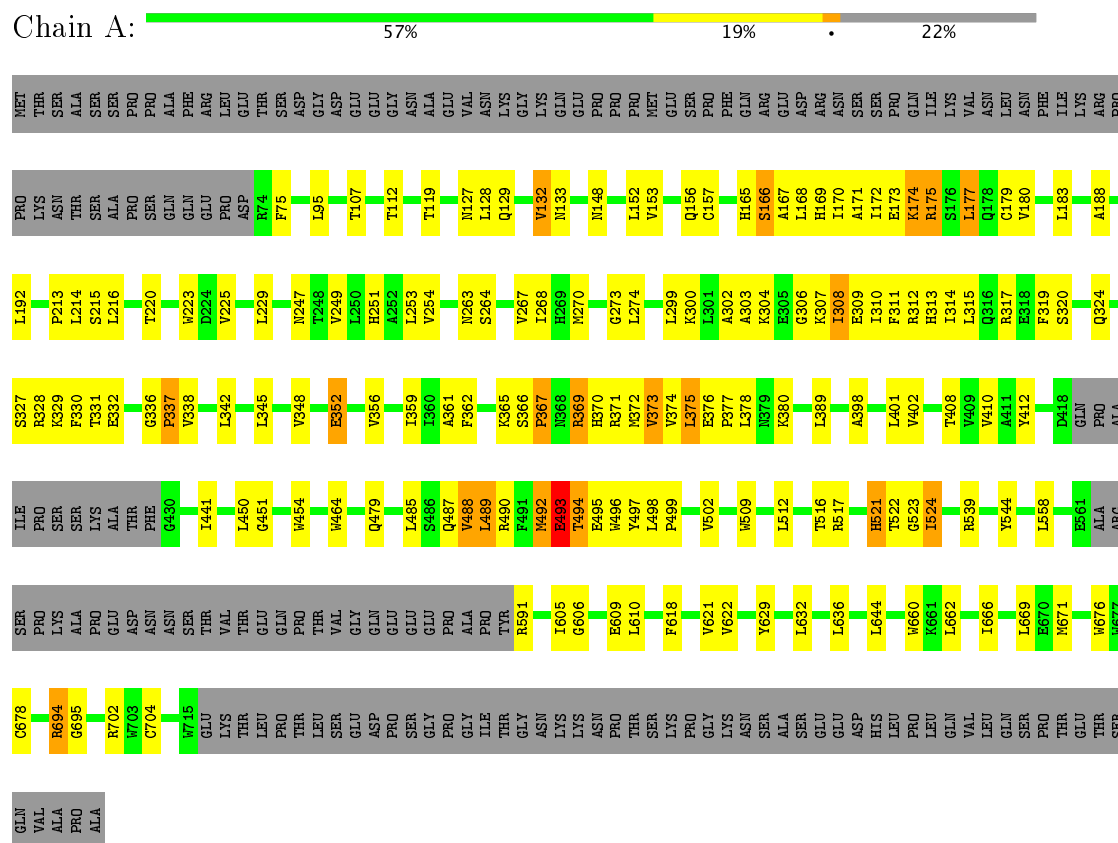
Continued from previous page...

Chain	Residue	Modelled	Actual	Comment	Reference
C	762	THR	-	expression tag	UNP Q9WUD2
C	763	GLU	-	expression tag	UNP Q9WUD2
C	764	THR	-	expression tag	UNP Q9WUD2
C	765	SER	-	expression tag	UNP Q9WUD2
C	766	GLN	-	expression tag	UNP Q9WUD2
C	767	VAL	-	expression tag	UNP Q9WUD2
C	768	ALA	-	expression tag	UNP Q9WUD2
C	769	PRO	-	expression tag	UNP Q9WUD2
C	770	ALA	-	expression tag	UNP Q9WUD2
D	151	PRO	LEU	conflict	UNP Q9WUD2
D	762	THR	-	expression tag	UNP Q9WUD2
D	763	GLU	-	expression tag	UNP Q9WUD2
D	764	THR	-	expression tag	UNP Q9WUD2
D	765	SER	-	expression tag	UNP Q9WUD2
D	766	GLN	-	expression tag	UNP Q9WUD2
D	767	VAL	-	expression tag	UNP Q9WUD2
D	768	ALA	-	expression tag	UNP Q9WUD2
D	769	PRO	-	expression tag	UNP Q9WUD2
D	770	ALA	-	expression tag	UNP Q9WUD2

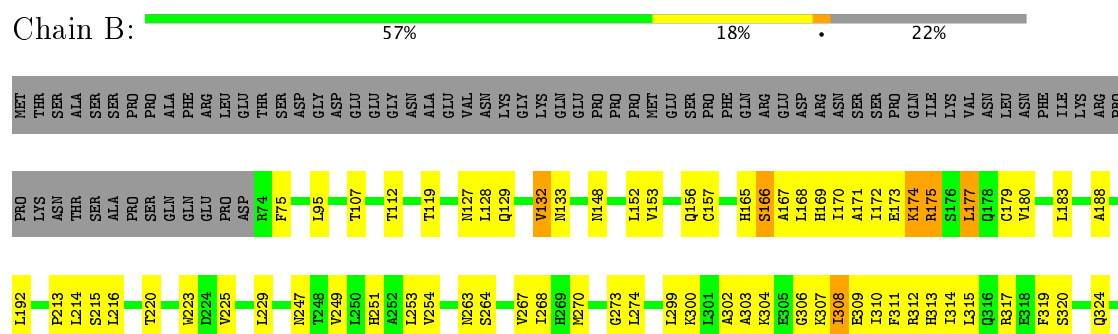
3 Residue-property plots

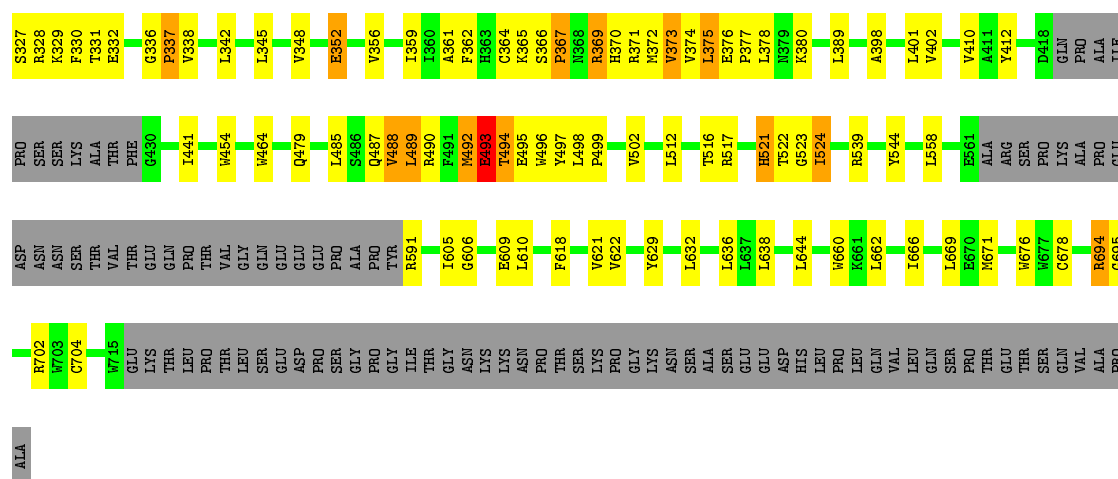
These plots are drawn for all protein, RNA and DNA chains in the entry. The first graphic for a chain summarises the proportions of the various outlier classes displayed in the second graphic. The second graphic shows the sequence view annotated by issues in geometry. Residues are color-coded according to the number of geometric quality criteria for which they contain at least one outlier: green = 0, yellow = 1, orange = 2 and red = 3 or more. Stretches of 2 or more consecutive residues without any outlier are shown as a green connector. Residues present in the sample, but not in the model, are shown in grey.

- Molecule 1: Transient Receptor Potential Cation Channel Subfamily V Member 2



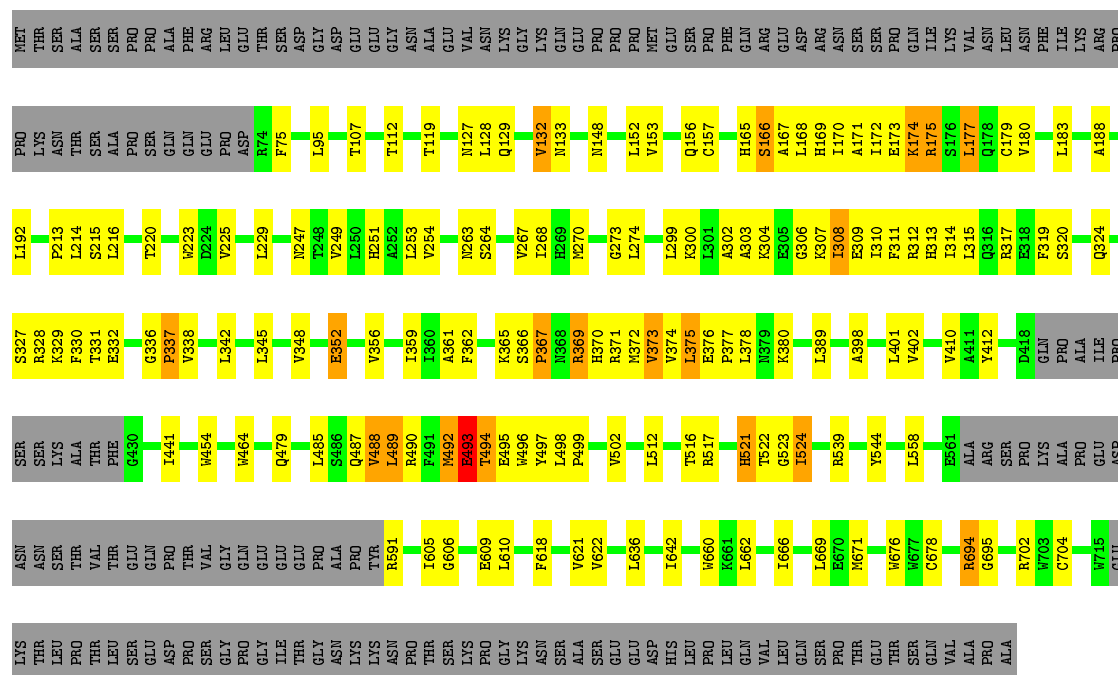
- Molecule 1: Transient Receptor Potential Cation Channel Subfamily V Member 2





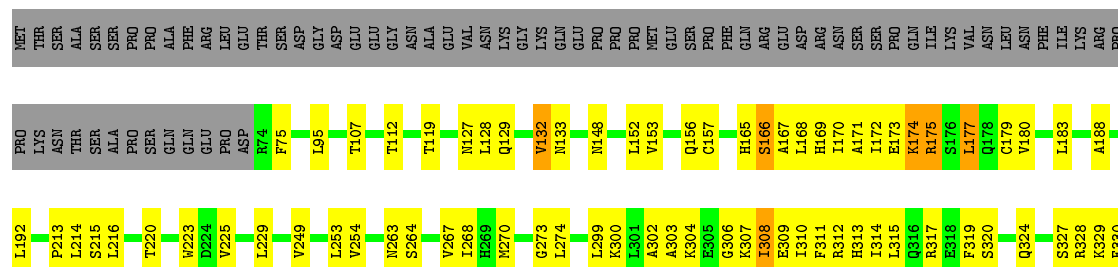
• Molecule 1: Transient Receptor Potential Cation Channel Subfamily V Member 2

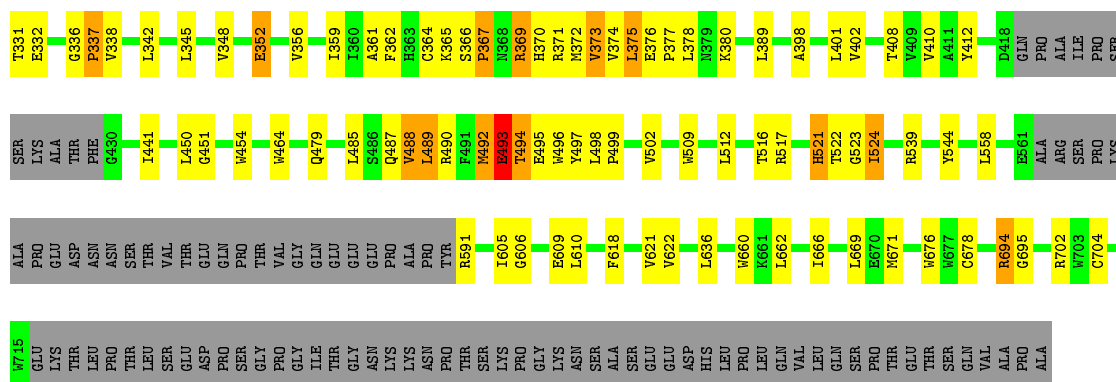
Chain C: 58% 18% 22%



• Molecule 1: Transient Receptor Potential Cation Channel Subfamily V Member 2

Chain D: 58% 18% 22%





4 Experimental information

Property	Value	Source
Reconstruction method	SINGLE PARTICLE	Depositor
Imposed symmetry	POINT, C4	Depositor
Number of particles used	42550	Depositor
Resolution determination method	FSC 0.143 CUT-OFF	Depositor
CTF correction method	NONE	Depositor
Microscope	FEI TITAN KRIOS	Depositor
Voltage (kV)	300	Depositor
Electron dose ($e^-/\text{\AA}^2$)	21	Depositor
Minimum defocus (nm)	Not provided	Depositor
Maximum defocus (nm)	Not provided	Depositor
Magnification	31000	Depositor
Image detector	GATAN K2 SUMMIT (4k x 4k)	Depositor

5 Model quality

5.1 Standard geometry

The Z score for a bond length (or angle) is the number of standard deviations the observed value is removed from the expected value. A bond length (or angle) with $|Z| > 5$ is considered an outlier worth inspection. RMSZ is the root-mean-square of all Z scores of the bond lengths (or angles).

Mol	Chain	Bond lengths		Bond angles	
		RMSZ	$\# Z > 2$	RMSZ	$\# Z > 2$
1	A	0.41	0/5031	0.69	8/6822 (0.1%)
1	B	0.41	0/5031	0.69	8/6822 (0.1%)
1	C	0.41	0/5031	0.69	8/6822 (0.1%)
1	D	0.41	0/5031	0.69	8/6822 (0.1%)
All	All	0.41	0/20124	0.69	32/27288 (0.1%)

Chiral center outliers are detected by calculating the chiral volume of a chiral center and verifying if the center is modelled as a planar moiety or with the opposite hand. A planarity outlier is detected by checking planarity of atoms in a peptide group, atoms in a mainchain group or atoms of a sidechain that are expected to be planar.

Mol	Chain	#Chirality outliers	#Planarity outliers
1	A	0	16
1	B	0	16
1	C	0	16
1	D	0	16
All	All	0	64

There are no bond length outliers.

All (32) bond angle outliers are listed below:

Mol	Chain	Res	Type	Atoms	Z	Observed(°)	Ideal(°)
1	B	307	LYS	CB-CA-C	9.96	130.32	110.40
1	A	307	LYS	CB-CA-C	9.95	130.30	110.40
1	D	307	LYS	CB-CA-C	9.95	130.30	110.40
1	C	307	LYS	CB-CA-C	9.93	130.27	110.40
1	A	493	GLU	CB-CA-C	-6.84	96.72	110.40
1	C	493	GLU	CB-CA-C	-6.84	96.72	110.40
1	B	493	GLU	CB-CA-C	-6.82	96.76	110.40
1	D	493	GLU	CB-CA-C	-6.81	96.77	110.40
1	C	494	THR	N-CA-C	6.71	129.13	111.00
1	B	494	THR	N-CA-C	6.70	129.09	111.00

Continued on next page...

Continued from previous page...

Mol	Chain	Res	Type	Atoms	Z	Observed(°)	Ideal(°)
1	A	494	THR	N-CA-C	6.70	129.08	111.00
1	D	494	THR	N-CA-C	6.68	129.04	111.00
1	D	307	LYS	N-CA-C	-6.22	94.21	111.00
1	A	307	LYS	N-CA-C	-6.20	94.25	111.00
1	B	307	LYS	N-CA-C	-6.20	94.27	111.00
1	C	307	LYS	N-CA-C	-6.20	94.27	111.00
1	B	493	GLU	N-CA-C	6.00	127.21	111.00
1	A	493	GLU	N-CA-C	6.00	127.20	111.00
1	C	493	GLU	N-CA-C	6.00	127.20	111.00
1	D	493	GLU	N-CA-C	6.00	127.19	111.00
1	B	524	ILE	N-CA-C	-5.64	95.77	111.00
1	C	524	ILE	N-CA-C	-5.63	95.79	111.00
1	A	524	ILE	N-CA-C	-5.63	95.81	111.00
1	D	524	ILE	N-CA-C	-5.62	95.81	111.00
1	B	132	VAL	CB-CA-C	-5.50	100.96	111.40
1	A	132	VAL	CB-CA-C	-5.49	100.97	111.40
1	C	132	VAL	CB-CA-C	-5.49	100.98	111.40
1	D	132	VAL	CB-CA-C	-5.49	100.98	111.40
1	A	308	ILE	N-CA-C	5.43	125.67	111.00
1	D	308	ILE	N-CA-C	5.43	125.67	111.00
1	C	308	ILE	N-CA-C	5.43	125.66	111.00
1	B	308	ILE	N-CA-C	5.43	125.65	111.00

There are no chirality outliers.

All (64) planarity outliers are listed below:

Mol	Chain	Res	Type	Group
1	A	166	SER	Peptide
1	A	174	LYS	Peptide
1	A	175	ARG	Peptide
1	A	177	LEU	Peptide
1	A	308	ILE	Peptide
1	A	309	GLU	Peptide
1	A	336	GLY	Peptide
1	A	352	GLU	Peptide
1	A	367	PRO	Peptide
1	A	369	ARG	Peptide
1	A	375	LEU	Peptide
1	A	488	VAL	Peptide
1	A	489	LEU	Peptide
1	A	492	MET	Peptide
1	A	493	GLU	Peptide

Continued on next page...

Continued from previous page...

Mol	Chain	Res	Type	Group
1	A	521	HIS	Peptide
1	B	166	SER	Peptide
1	B	174	LYS	Peptide
1	B	175	ARG	Peptide
1	B	177	LEU	Peptide
1	B	308	ILE	Peptide
1	B	309	GLU	Peptide
1	B	336	GLY	Peptide
1	B	352	GLU	Peptide
1	B	367	PRO	Peptide
1	B	369	ARG	Peptide
1	B	375	LEU	Peptide
1	B	488	VAL	Peptide
1	B	489	LEU	Peptide
1	B	492	MET	Peptide
1	B	493	GLU	Peptide
1	B	521	HIS	Peptide
1	C	166	SER	Peptide
1	C	174	LYS	Peptide
1	C	175	ARG	Peptide
1	C	177	LEU	Peptide
1	C	308	ILE	Peptide
1	C	309	GLU	Peptide
1	C	336	GLY	Peptide
1	C	352	GLU	Peptide
1	C	367	PRO	Peptide
1	C	369	ARG	Peptide
1	C	375	LEU	Peptide
1	C	488	VAL	Peptide
1	C	489	LEU	Peptide
1	C	492	MET	Peptide
1	C	493	GLU	Peptide
1	C	521	HIS	Peptide
1	D	166	SER	Peptide
1	D	174	LYS	Peptide
1	D	175	ARG	Peptide
1	D	177	LEU	Peptide
1	D	308	ILE	Peptide
1	D	309	GLU	Peptide
1	D	336	GLY	Peptide
1	D	352	GLU	Peptide
1	D	367	PRO	Peptide

Continued on next page...

Continued from previous page...

Mol	Chain	Res	Type	Group
1	D	369	ARG	Peptide
1	D	375	LEU	Peptide
1	D	488	VAL	Peptide
1	D	489	LEU	Peptide
1	D	492	MET	Peptide
1	D	493	GLU	Peptide
1	D	521	HIS	Peptide

5.2 Too-close contacts [i](#)

In the following table, the Non-H and H(model) columns list the number of non-hydrogen atoms and hydrogen atoms in the chain respectively. The H(added) column lists the number of hydrogen atoms added and optimized by MolProbity. The Clashes column lists the number of clashes within the asymmetric unit, whereas Symm-Clashes lists symmetry related clashes.

Mol	Chain	Non-H	H(model)	H(added)	Clashes	Symm-Clashes
1	A	4909	0	4965	236	0
1	B	4909	0	4965	243	0
1	C	4909	0	4965	241	0
1	D	4909	0	4965	234	0
All	All	19636	0	19860	918	0

The all-atom clashscore is defined as the number of clashes found per 1000 atoms (including hydrogen atoms). The all-atom clashscore for this structure is 23.

All (918) close contacts within the same asymmetric unit are listed below, sorted by their clash magnitude.

Atom-1	Atom-2	Interatomic distance (Å)	Clash overlap (Å)
1:A:223:TRP:HE3	1:A:270:MET:SD	1.54	1.30
1:D:223:TRP:HE3	1:D:270:MET:SD	1.54	1.30
1:C:223:TRP:HE3	1:C:270:MET:SD	1.54	1.28
1:B:223:TRP:HE3	1:B:270:MET:SD	1.54	1.28
1:A:223:TRP:CE3	1:A:270:MET:SD	2.34	1.20
1:B:223:TRP:CE3	1:B:270:MET:SD	2.34	1.20
1:D:223:TRP:CE3	1:D:270:MET:SD	2.34	1.20
1:C:223:TRP:CE3	1:C:270:MET:SD	2.34	1.19
1:B:168:LEU:HD13	1:B:183:LEU:HD22	1.20	1.14
1:C:168:LEU:HD13	1:C:183:LEU:HD22	1.20	1.12
1:D:361:ALA:HB1	1:D:669:LEU:HD11	1.20	1.11
1:A:361:ALA:HB1	1:A:669:LEU:HD11	1.20	1.11

Continued on next page...

Continued from previous page...

Atom-1	Atom-2	Interatomic distance (Å)	Clash overlap (Å)
1:D:168:LEU:HD13	1:D:183:LEU:HD22	1.20	1.11
1:A:168:LEU:HD13	1:A:183:LEU:HD22	1.20	1.10
1:C:361:ALA:HB1	1:C:669:LEU:HD11	1.20	1.07
1:B:361:ALA:HB1	1:B:669:LEU:HD11	1.19	1.06
1:B:694:ARG:NH1	1:B:695:GLY:N	2.03	1.06
1:A:263:ASN:O	1:A:267:VAL:HG23	1.55	1.06
1:D:694:ARG:NH1	1:D:695:GLY:N	2.03	1.06
1:C:694:ARG:NH1	1:C:695:GLY:N	2.03	1.06
1:A:169:HIS:CE1	1:A:192:LEU:HD12	1.91	1.05
1:D:169:HIS:CE1	1:D:192:LEU:HD12	1.91	1.05
1:A:441:ILE:HG22	1:A:487:GLN:NE2	1.71	1.05
1:D:441:ILE:HG22	1:D:487:GLN:NE2	1.71	1.05
1:D:263:ASN:O	1:D:267:VAL:HG23	1.55	1.04
1:A:694:ARG:NH1	1:A:695:GLY:N	2.03	1.04
1:B:441:ILE:HG22	1:B:487:GLN:NE2	1.71	1.04
1:C:263:ASN:O	1:C:267:VAL:HG23	1.55	1.04
1:C:169:HIS:CE1	1:C:192:LEU:HD12	1.91	1.04
1:B:169:HIS:CE1	1:B:192:LEU:HD12	1.91	1.04
1:C:169:HIS:HE1	1:C:192:LEU:HD12	1.23	1.04
1:C:441:ILE:HG22	1:C:487:GLN:NE2	1.71	1.04
1:B:263:ASN:O	1:B:267:VAL:HG23	1.55	1.03
1:C:264:SER:O	1:C:268:ILE:HG13	1.59	1.03
1:A:169:HIS:HE1	1:A:192:LEU:HD12	1.23	1.02
1:A:694:ARG:NH1	1:A:695:GLY:CA	2.23	1.02
1:B:694:ARG:NH1	1:B:695:GLY:CA	2.23	1.02
1:B:264:SER:O	1:B:268:ILE:HG13	1.59	1.02
1:D:694:ARG:NH1	1:D:695:GLY:CA	2.23	1.02
1:B:317:ARG:HD2	1:B:319:PHE:CE2	1.95	1.02
1:C:694:ARG:NH1	1:C:695:GLY:CA	2.23	1.02
1:D:264:SER:O	1:D:268:ILE:HG13	1.59	1.01
1:D:317:ARG:HD2	1:D:319:PHE:CE2	1.95	1.01
1:A:502:VAL:HG21	1:B:558:LEU:HD21	1.43	1.01
1:A:317:ARG:HD2	1:A:319:PHE:CE2	1.95	1.01
1:A:264:SER:O	1:A:268:ILE:HG13	1.59	1.00
1:C:317:ARG:HD2	1:C:319:PHE:CE2	1.95	1.00
1:A:165:HIS:HB2	1:A:170:ILE:HD11	1.43	1.00
1:C:165:HIS:HB2	1:C:170:ILE:HD11	1.43	0.99
1:D:169:HIS:HE1	1:D:192:LEU:HD12	1.23	0.99
1:D:165:HIS:HB2	1:D:170:ILE:HD11	1.42	0.99
1:B:165:HIS:HB2	1:B:170:ILE:HD11	1.43	0.98
1:B:169:HIS:HE1	1:B:192:LEU:HD12	1.23	0.96

Continued on next page...

Continued from previous page...

Atom-1	Atom-2	Interatomic distance (Å)	Clash overlap (Å)
1:C:299:LEU:HD11	1:C:314:ILE:HG13	1.47	0.96
1:D:299:LEU:HD11	1:D:314:ILE:HG13	1.47	0.95
1:A:485:LEU:O	1:A:489:LEU:HD13	1.67	0.95
1:B:299:LEU:HD11	1:B:314:ILE:HG13	1.47	0.95
1:B:485:LEU:O	1:B:489:LEU:HD13	1.67	0.95
1:D:485:LEU:O	1:D:489:LEU:HD13	1.67	0.94
1:A:299:LEU:HD11	1:A:314:ILE:HG13	1.47	0.94
1:C:485:LEU:O	1:C:489:LEU:HD13	1.67	0.94
1:A:317:ARG:HD2	1:A:319:PHE:HE2	1.31	0.94
1:C:317:ARG:HD2	1:C:319:PHE:HE2	1.31	0.92
1:B:317:ARG:HD2	1:B:319:PHE:HE2	1.31	0.92
1:B:168:LEU:HD22	1:B:183:LEU:HD23	1.54	0.89
1:D:168:LEU:CD1	1:D:183:LEU:HD22	2.03	0.89
1:A:168:LEU:HD22	1:A:183:LEU:HD23	1.54	0.89
1:D:317:ARG:HD2	1:D:319:PHE:HE2	1.31	0.89
1:A:694:ARG:HH11	1:A:695:GLY:N	1.70	0.89
1:B:317:ARG:NH1	1:B:330:PHE:CE1	2.41	0.89
1:C:694:ARG:HH11	1:C:695:GLY:N	1.70	0.89
1:A:168:LEU:CD1	1:A:183:LEU:HD22	2.03	0.88
1:B:168:LEU:CD1	1:B:183:LEU:HD22	2.03	0.88
1:D:317:ARG:NH1	1:D:330:PHE:CE1	2.42	0.88
1:C:317:ARG:NH1	1:C:330:PHE:CE1	2.41	0.88
1:C:168:LEU:HD22	1:C:183:LEU:HD23	1.54	0.88
1:D:694:ARG:HH12	1:D:695:GLY:HA3	1.38	0.88
1:A:317:ARG:NH1	1:A:330:PHE:CE1	2.41	0.88
1:C:168:LEU:CD1	1:C:183:LEU:HD22	2.03	0.87
1:D:168:LEU:HD22	1:D:183:LEU:HD23	1.54	0.87
1:B:157:CYS:HB2	1:B:165:HIS:CD2	2.10	0.87
1:A:157:CYS:HB2	1:A:165:HIS:CD2	2.10	0.86
1:C:694:ARG:HH12	1:C:695:GLY:HA3	1.38	0.86
1:A:558:LEU:HD21	1:D:502:VAL:HG21	1.58	0.86
1:A:694:ARG:HH12	1:A:695:GLY:HA3	1.38	0.86
1:B:694:ARG:HH11	1:B:695:GLY:N	1.70	0.86
1:B:694:ARG:HH12	1:B:695:GLY:HA3	1.38	0.86
1:A:310:ILE:HD12	1:A:311:PHE:N	1.92	0.85
1:B:310:ILE:HD12	1:B:311:PHE:N	1.92	0.85
1:C:157:CYS:HB2	1:C:165:HIS:CD2	2.11	0.85
1:D:694:ARG:HH11	1:D:695:GLY:N	1.70	0.85
1:D:157:CYS:HB2	1:D:165:HIS:CD2	2.10	0.85
1:B:618:PHE:O	1:B:621:VAL:HG22	1.78	0.84
1:C:310:ILE:HD12	1:C:311:PHE:N	1.92	0.84

Continued on next page...

Continued from previous page...

Atom-1	Atom-2	Interatomic distance (Å)	Clash overlap (Å)
1:D:618:PHE:O	1:D:621:VAL:HG22	1.77	0.84
1:D:441:ILE:HG22	1:D:487:GLN:HE22	1.42	0.84
1:A:618:PHE:O	1:A:621:VAL:HG22	1.78	0.84
1:D:310:ILE:HD12	1:D:311:PHE:N	1.92	0.84
1:A:441:ILE:HG22	1:A:487:GLN:HE22	1.42	0.83
1:C:328:ARG:NE	1:C:702:ARG:HD3	1.93	0.83
1:B:169:HIS:CD2	1:B:213:PRO:HG3	2.13	0.83
1:B:328:ARG:NE	1:B:702:ARG:HD3	1.93	0.83
1:C:169:HIS:CD2	1:C:213:PRO:HG3	2.14	0.83
1:B:441:ILE:HG22	1:B:487:GLN:HE22	1.42	0.83
1:A:169:HIS:CD2	1:A:213:PRO:HG3	2.14	0.83
1:A:502:VAL:CG2	1:B:558:LEU:HD21	2.08	0.83
1:B:342:LEU:HD21	1:B:704:CYS:HB3	1.60	0.83
1:C:618:PHE:O	1:C:621:VAL:HG22	1.78	0.83
1:A:342:LEU:HD21	1:A:704:CYS:HB3	1.60	0.82
1:A:328:ARG:NE	1:A:702:ARG:HD3	1.93	0.82
1:A:558:LEU:HD21	1:D:502:VAL:CG2	2.09	0.82
1:C:342:LEU:HD21	1:C:704:CYS:HB3	1.60	0.82
1:A:539:ARG:HD2	1:D:522:THR:OG1	1.80	0.82
1:C:441:ILE:HG22	1:C:487:GLN:HE22	1.42	0.82
1:C:502:VAL:HG21	1:D:558:LEU:HD21	1.60	0.82
1:D:328:ARG:NE	1:D:702:ARG:HD3	1.93	0.82
1:B:311:PHE:O	1:B:314:ILE:HG22	1.80	0.82
1:D:311:PHE:O	1:D:314:ILE:HG22	1.80	0.81
1:A:223:TRP:HB2	1:A:270:MET:HE2	1.62	0.81
1:A:311:PHE:O	1:A:314:ILE:HG22	1.80	0.81
1:D:169:HIS:CD2	1:D:213:PRO:HG3	2.14	0.81
1:B:168:LEU:HD22	1:B:183:LEU:CD2	2.11	0.81
1:A:168:LEU:HD22	1:A:183:LEU:CD2	2.11	0.81
1:C:168:LEU:HD22	1:C:183:LEU:CD2	2.11	0.81
1:D:342:LEU:HD21	1:D:704:CYS:HB3	1.60	0.81
1:C:311:PHE:O	1:C:314:ILE:HG22	1.80	0.80
1:A:270:MET:O	1:A:274:LEU:HD23	1.82	0.80
1:D:168:LEU:HD22	1:D:183:LEU:CD2	2.11	0.80
1:D:312:ARG:HB2	1:D:375:LEU:HD11	1.64	0.80
1:A:312:ARG:HB2	1:A:375:LEU:HD11	1.64	0.79
1:A:169:HIS:HE1	1:A:192:LEU:CD1	1.96	0.79
1:C:312:ARG:HB2	1:C:375:LEU:HD11	1.64	0.79
1:B:270:MET:O	1:B:274:LEU:HD23	1.82	0.78
1:D:270:MET:O	1:D:274:LEU:HD23	1.82	0.78
1:A:223:TRP:HE3	1:A:270:MET:CE	1.96	0.78

Continued on next page...

Continued from previous page...

Atom-1	Atom-2	Interatomic distance (Å)	Clash overlap (Å)
1:B:223:TRP:HE3	1:B:270:MET:CE	1.96	0.78
1:B:169:HIS:HE1	1:B:192:LEU:CD1	1.96	0.78
1:C:502:VAL:CG2	1:D:558:LEU:HD21	2.13	0.78
1:B:502:VAL:HG21	1:C:558:LEU:HD21	1.66	0.78
1:C:694:ARG:HH12	1:C:695:GLY:CA	1.93	0.78
1:D:169:HIS:HE1	1:D:192:LEU:CD1	1.96	0.78
1:D:223:TRP:HE3	1:D:270:MET:CE	1.96	0.78
1:C:223:TRP:HE3	1:C:270:MET:CE	1.96	0.78
1:D:170:ILE:O	1:D:173:GLU:HB3	1.84	0.77
1:B:312:ARG:HB2	1:B:375:LEU:HD11	1.64	0.77
1:D:361:ALA:HB1	1:D:669:LEU:CD1	2.10	0.77
1:D:223:TRP:HB2	1:D:270:MET:HE2	1.64	0.77
1:B:172:ILE:O	1:B:175:ARG:HB2	1.85	0.77
1:B:694:ARG:HH12	1:B:695:GLY:CA	1.93	0.77
1:C:522:THR:OG1	1:D:539:ARG:HD2	1.84	0.77
1:A:694:ARG:HH12	1:A:695:GLY:CA	1.93	0.77
1:C:270:MET:O	1:C:274:LEU:HD23	1.82	0.77
1:A:361:ALA:HB1	1:A:669:LEU:CD1	2.10	0.77
1:C:172:ILE:O	1:C:175:ARG:HB2	1.85	0.77
1:A:172:ILE:O	1:A:175:ARG:HB2	1.85	0.77
1:C:170:ILE:O	1:C:173:GLU:HB3	1.84	0.77
1:B:502:VAL:CG2	1:C:558:LEU:HD21	2.15	0.77
1:D:172:ILE:O	1:D:175:ARG:HB2	1.85	0.77
1:B:366:SER:OG	1:B:369:ARG:HG3	1.85	0.77
1:A:170:ILE:O	1:A:173:GLU:HB3	1.84	0.76
1:B:170:ILE:O	1:B:173:GLU:HB3	1.84	0.76
1:C:223:TRP:HB2	1:C:270:MET:HE2	1.66	0.76
1:A:324:GLN:NE2	1:A:327:SER:HB2	2.01	0.76
1:B:324:GLN:NE2	1:B:327:SER:HB2	2.01	0.76
1:C:362:PHE:CE2	1:C:669:LEU:HD13	2.21	0.76
1:D:317:ARG:CD	1:D:319:PHE:HE2	1.99	0.76
1:A:366:SER:OG	1:A:369:ARG:HG3	1.85	0.76
1:A:362:PHE:CE2	1:A:669:LEU:HD13	2.21	0.76
1:C:169:HIS:HE1	1:C:192:LEU:CD1	1.96	0.76
1:B:317:ARG:CD	1:B:319:PHE:HE2	1.99	0.76
1:D:362:PHE:CE2	1:D:669:LEU:HD13	2.21	0.76
1:A:317:ARG:CD	1:A:319:PHE:HE2	1.99	0.76
1:C:366:SER:OG	1:C:369:ARG:HG3	1.85	0.76
1:B:362:PHE:CE2	1:B:669:LEU:HD13	2.21	0.75
1:D:324:GLN:NE2	1:D:327:SER:HB2	2.01	0.75
1:D:361:ALA:CB	1:D:669:LEU:HD21	2.17	0.75

Continued on next page...

Continued from previous page...

Atom-1	Atom-2	Interatomic distance (Å)	Clash overlap (Å)
1:C:310:ILE:HD12	1:C:311:PHE:CA	2.17	0.75
1:C:361:ALA:CB	1:C:669:LEU:HD21	2.17	0.75
1:D:310:ILE:HD12	1:D:311:PHE:CA	2.17	0.75
1:D:366:SER:OG	1:D:369:ARG:HG3	1.85	0.75
1:C:324:GLN:NE2	1:C:327:SER:HB2	2.01	0.75
1:C:371:ARG:O	1:C:374:VAL:HG22	1.87	0.75
1:D:371:ARG:O	1:D:374:VAL:HG22	1.87	0.75
1:A:361:ALA:CB	1:A:669:LEU:HD21	2.17	0.75
1:C:317:ARG:CD	1:C:319:PHE:HE2	1.99	0.75
1:B:310:ILE:HD12	1:B:311:PHE:CA	2.17	0.75
1:A:299:LEU:HD11	1:A:314:ILE:CG1	2.17	0.75
1:B:299:LEU:HD11	1:B:314:ILE:CG1	2.17	0.75
1:D:694:ARG:HH12	1:D:695:GLY:CA	1.93	0.75
1:C:299:LEU:HD11	1:C:314:ILE:CG1	2.17	0.74
1:D:299:LEU:HD11	1:D:314:ILE:CG1	2.17	0.74
1:D:328:ARG:CD	1:D:702:ARG:HD3	2.17	0.74
1:A:310:ILE:HD12	1:A:311:PHE:CA	2.17	0.74
1:C:328:ARG:CD	1:C:702:ARG:HD3	2.17	0.74
1:D:317:ARG:NH1	1:D:330:PHE:HE1	1.85	0.74
1:B:371:ARG:O	1:B:374:VAL:HG22	1.87	0.74
1:A:522:THR:OG1	1:B:539:ARG:HD2	1.87	0.74
1:B:361:ALA:CB	1:B:669:LEU:HD21	2.17	0.73
1:B:268:ILE:HG23	1:B:313:HIS:CD2	2.23	0.73
1:B:328:ARG:CD	1:B:702:ARG:HD3	2.17	0.73
1:B:621:VAL:HG23	1:B:622:VAL:H	1.54	0.73
1:A:621:VAL:HG23	1:A:622:VAL:H	1.54	0.73
1:A:328:ARG:CD	1:A:702:ARG:HD3	2.17	0.73
1:A:317:ARG:NH1	1:A:330:PHE:HE1	1.85	0.72
1:A:371:ARG:O	1:A:374:VAL:HG22	1.87	0.72
1:C:317:ARG:NH1	1:C:330:PHE:HE1	1.85	0.72
1:C:268:ILE:HG23	1:C:313:HIS:CD2	2.23	0.72
1:C:621:VAL:HG23	1:C:622:VAL:H	1.54	0.72
1:A:268:ILE:HG23	1:A:313:HIS:CD2	2.23	0.72
1:D:621:VAL:HG23	1:D:622:VAL:H	1.54	0.72
1:B:317:ARG:NH1	1:B:330:PHE:HE1	1.85	0.72
1:D:268:ILE:HG23	1:D:313:HIS:CD2	2.23	0.72
1:D:177:LEU:HD13	1:D:225:VAL:HG12	1.72	0.72
1:B:223:TRP:HB2	1:B:270:MET:HE2	1.72	0.71
1:B:177:LEU:HD13	1:B:225:VAL:HG12	1.72	0.71
1:C:177:LEU:HD13	1:C:225:VAL:HG12	1.72	0.70
1:A:177:LEU:HD13	1:A:225:VAL:HG12	1.71	0.70

Continued on next page...

Continued from previous page...

Atom-1	Atom-2	Interatomic distance (Å)	Clash overlap (Å)
1:B:165:HIS:HB2	1:B:170:ILE:CD1	2.22	0.70
1:A:223:TRP:CZ3	1:A:270:MET:SD	2.85	0.69
1:B:223:TRP:CZ3	1:B:270:MET:SD	2.85	0.69
1:D:361:ALA:CB	1:D:669:LEU:HD11	2.12	0.69
1:C:223:TRP:CZ3	1:C:270:MET:SD	2.85	0.69
1:B:522:THR:OG1	1:C:539:ARG:HD2	1.92	0.69
1:A:361:ALA:CB	1:A:669:LEU:HD11	2.12	0.69
1:D:223:TRP:CZ3	1:D:270:MET:SD	2.85	0.69
1:A:591:ARG:N	1:D:412:TYR:HH	1.91	0.69
1:C:165:HIS:HB2	1:C:170:ILE:CD1	2.21	0.69
1:A:329:LYS:HB3	1:A:331:THR:OG1	1.93	0.68
1:D:310:ILE:HD12	1:D:311:PHE:HA	1.76	0.68
1:A:621:VAL:HG23	1:A:622:VAL:N	2.09	0.68
1:B:361:ALA:HB1	1:B:669:LEU:CD1	2.10	0.68
1:C:361:ALA:HB1	1:C:669:LEU:CD1	2.10	0.68
1:C:329:LYS:HB3	1:C:331:THR:OG1	1.93	0.68
1:D:165:HIS:HB2	1:D:170:ILE:CD1	2.21	0.68
1:A:223:TRP:HB2	1:A:270:MET:CE	2.24	0.68
1:D:621:VAL:HG23	1:D:622:VAL:N	2.09	0.68
1:B:361:ALA:CB	1:B:669:LEU:HD11	2.12	0.67
1:B:329:LYS:HB3	1:B:331:THR:OG1	1.93	0.67
1:A:310:ILE:HD12	1:A:311:PHE:HA	1.76	0.67
1:B:621:VAL:HG23	1:B:622:VAL:N	2.09	0.67
1:C:310:ILE:HD12	1:C:311:PHE:HA	1.76	0.67
1:D:329:LYS:HB3	1:D:331:THR:OG1	1.93	0.67
1:C:621:VAL:HG23	1:C:622:VAL:N	2.09	0.67
1:B:223:TRP:HB2	1:B:270:MET:CE	2.24	0.67
1:C:223:TRP:HB2	1:C:270:MET:CE	2.24	0.67
1:B:328:ARG:HD2	1:B:702:ARG:CG	2.25	0.67
1:D:223:TRP:HB2	1:D:270:MET:CE	2.24	0.67
1:B:310:ILE:HD12	1:B:311:PHE:HA	1.76	0.66
1:A:489:LEU:N	1:A:489:LEU:HD12	2.11	0.66
1:D:214:LEU:HD23	1:D:229:LEU:HD11	1.78	0.66
1:D:489:LEU:HD12	1:D:489:LEU:N	2.11	0.66
1:A:328:ARG:HD2	1:A:702:ARG:CG	2.25	0.66
1:B:165:HIS:CB	1:B:170:ILE:HD11	2.23	0.66
1:C:489:LEU:HD12	1:C:489:LEU:N	2.11	0.66
1:B:412:TYR:HH	1:C:591:ARG:N	1.93	0.66
1:C:214:LEU:HD23	1:C:229:LEU:HD11	1.78	0.66
1:A:214:LEU:HD23	1:A:229:LEU:HD11	1.78	0.66
1:B:328:ARG:HG2	1:B:694:ARG:HH22	1.61	0.66

Continued on next page...

Continued from previous page...

Atom-1	Atom-2	Interatomic distance (Å)	Clash overlap (Å)
1:B:214:LEU:HD23	1:B:229:LEU:HD11	1.78	0.66
1:B:489:LEU:HD12	1:B:489:LEU:N	2.11	0.66
1:B:342:LEU:HD21	1:B:704:CYS:CB	2.26	0.66
1:D:342:LEU:HD21	1:D:704:CYS:CB	2.26	0.66
1:A:177:LEU:CD1	1:A:225:VAL:HG12	2.26	0.66
1:C:177:LEU:CD1	1:C:225:VAL:HG12	2.26	0.66
1:C:328:ARG:HD2	1:C:702:ARG:CG	2.25	0.66
1:A:342:LEU:HD21	1:A:704:CYS:CB	2.26	0.65
1:C:412:TYR:HH	1:D:591:ARG:N	1.95	0.65
1:C:328:ARG:HG2	1:C:694:ARG:HH22	1.61	0.65
1:A:328:ARG:HG2	1:A:694:ARG:HH22	1.61	0.65
1:B:177:LEU:CD1	1:B:225:VAL:HG12	2.26	0.65
1:D:165:HIS:CB	1:D:170:ILE:HD11	2.22	0.65
1:C:165:HIS:CB	1:C:170:ILE:HD11	2.23	0.65
1:D:328:ARG:HD2	1:D:702:ARG:CG	2.25	0.65
1:D:177:LEU:CD1	1:D:225:VAL:HG12	2.26	0.65
1:A:165:HIS:HB2	1:A:170:ILE:CD1	2.21	0.65
1:C:361:ALA:CB	1:C:669:LEU:HD11	2.12	0.65
1:D:610:LEU:O	1:D:610:LEU:HD23	1.97	0.65
1:C:342:LEU:HD21	1:C:704:CYS:CB	2.26	0.65
1:A:412:TYR:HH	1:B:591:ARG:N	1.95	0.64
1:B:223:TRP:CH2	1:B:273:GLY:HA3	2.33	0.64
1:C:610:LEU:O	1:C:610:LEU:HD23	1.97	0.64
1:A:223:TRP:HZ3	1:A:274:LEU:HD22	1.63	0.64
1:A:610:LEU:O	1:A:610:LEU:HD23	1.97	0.64
1:D:223:TRP:HZ3	1:D:274:LEU:HD22	1.63	0.64
1:B:389:LEU:HD22	1:B:671:MET:HB3	1.79	0.64
1:C:487:GLN:O	1:C:490:ARG:HG2	1.98	0.64
1:D:223:TRP:CH2	1:D:273:GLY:HA3	2.33	0.64
1:B:128:LEU:HD21	1:B:174:LYS:HG3	1.80	0.64
1:B:610:LEU:HD23	1:B:610:LEU:O	1.97	0.64
1:C:223:TRP:CH2	1:C:273:GLY:HA3	2.33	0.64
1:D:328:ARG:HG2	1:D:694:ARG:HH22	1.61	0.64
1:A:165:HIS:CB	1:A:170:ILE:HD11	2.23	0.64
1:D:168:LEU:HD11	1:D:180:VAL:HA	1.80	0.64
1:D:487:GLN:O	1:D:490:ARG:HG2	1.98	0.64
1:C:168:LEU:HD11	1:C:180:VAL:HA	1.80	0.63
1:A:487:GLN:O	1:A:490:ARG:HG2	1.98	0.63
1:B:694:ARG:HH11	1:B:695:GLY:H	1.46	0.63
1:B:270:MET:O	1:B:274:LEU:CD2	2.47	0.63
1:B:487:GLN:O	1:B:490:ARG:HG2	1.98	0.63

Continued on next page...

Continued from previous page...

Atom-1	Atom-2	Interatomic distance (Å)	Clash overlap (Å)
1:A:666:ILE:O	1:A:669:LEU:HG	1.99	0.63
1:C:128:LEU:HD21	1:C:174:LYS:HG3	1.80	0.63
1:A:389:LEU:HD22	1:A:671:MET:HB3	1.79	0.63
1:A:694:ARG:HH11	1:A:695:GLY:H	1.46	0.63
1:C:223:TRP:HZ3	1:C:274:LEU:HD22	1.63	0.63
1:D:270:MET:O	1:D:274:LEU:CD2	2.47	0.63
1:A:168:LEU:HD11	1:A:180:VAL:HA	1.80	0.63
1:A:223:TRP:CH2	1:A:273:GLY:HA3	2.32	0.63
1:C:666:ILE:O	1:C:669:LEU:HG	1.99	0.63
1:D:324:GLN:CD	1:D:327:SER:HB2	2.19	0.63
1:D:329:LYS:O	1:D:330:PHE:HB2	1.99	0.62
1:B:329:LYS:O	1:B:330:PHE:HB2	1.99	0.62
1:B:522:THR:O	1:B:524:ILE:N	2.32	0.62
1:C:694:ARG:HH11	1:C:695:GLY:H	1.46	0.62
1:D:522:THR:O	1:D:524:ILE:N	2.33	0.62
1:A:128:LEU:HD21	1:A:174:LYS:HG3	1.80	0.62
1:A:270:MET:O	1:A:274:LEU:CD2	2.47	0.62
1:B:223:TRP:HZ3	1:B:274:LEU:HD22	1.63	0.62
1:C:389:LEU:HD22	1:C:671:MET:HB3	1.79	0.62
1:D:389:LEU:HD22	1:D:671:MET:HB3	1.79	0.62
1:A:317:ARG:HD2	1:A:319:PHE:CZ	2.34	0.62
1:A:522:THR:O	1:A:524:ILE:N	2.32	0.62
1:B:666:ILE:O	1:B:669:LEU:HG	1.99	0.62
1:C:522:THR:O	1:C:524:ILE:N	2.33	0.62
1:B:168:LEU:HD11	1:B:180:VAL:HA	1.80	0.62
1:D:317:ARG:HD2	1:D:319:PHE:CZ	2.34	0.62
1:D:666:ILE:O	1:D:669:LEU:HG	1.99	0.62
1:C:270:MET:O	1:C:274:LEU:CD2	2.47	0.62
1:C:329:LYS:O	1:C:330:PHE:HB2	1.99	0.62
1:A:329:LYS:O	1:A:330:PHE:HB2	1.99	0.62
1:B:324:GLN:CD	1:B:327:SER:HB2	2.19	0.62
1:B:337:PRO:HB3	1:C:173:GLU:OE2	1.99	0.61
1:D:128:LEU:HD21	1:D:174:LYS:HG3	1.80	0.61
1:C:156:GLN:HG2	1:C:166:SER:OG	2.00	0.61
1:C:324:GLN:CD	1:C:327:SER:HB2	2.19	0.61
1:B:317:ARG:HD2	1:B:319:PHE:CZ	2.34	0.61
1:B:312:ARG:CB	1:B:375:LEU:HD11	2.30	0.61
1:B:488:VAL:HG12	1:B:488:VAL:O	2.01	0.61
1:C:317:ARG:HD2	1:C:319:PHE:CZ	2.34	0.61
1:A:488:VAL:O	1:A:488:VAL:HG12	2.01	0.61
1:D:694:ARG:HH11	1:D:695:GLY:H	1.46	0.61

Continued on next page...

Continued from previous page...

Atom-1	Atom-2	Interatomic distance (Å)	Clash overlap (Å)
1:A:329:LYS:HB2	1:A:331:THR:H	1.65	0.61
1:B:502:VAL:HG21	1:C:558:LEU:HD11	1.82	0.61
1:A:324:GLN:CD	1:A:327:SER:HB2	2.19	0.61
1:D:156:GLN:HG2	1:D:166:SER:OG	2.00	0.61
1:D:488:VAL:HG12	1:D:488:VAL:O	2.01	0.61
1:B:156:GLN:HG2	1:B:166:SER:OG	2.00	0.61
1:C:157:CYS:CB	1:C:165:HIS:CD2	2.84	0.61
1:D:312:ARG:CB	1:D:375:LEU:HD11	2.30	0.61
1:A:312:ARG:CB	1:A:375:LEU:HD11	2.30	0.60
1:A:516:THR:O	1:A:516:THR:HG23	2.01	0.60
1:A:156:GLN:HG2	1:A:166:SER:OG	2.00	0.60
1:B:329:LYS:HB2	1:B:331:THR:H	1.65	0.60
1:B:370:HIS:HA	1:B:662:LEU:HD21	1.83	0.60
1:D:516:THR:O	1:D:516:THR:HG23	2.01	0.60
1:B:170:ILE:O	1:B:173:GLU:CB	2.49	0.60
1:C:170:ILE:O	1:C:173:GLU:CB	2.49	0.60
1:C:329:LYS:HB2	1:C:331:THR:H	1.65	0.60
1:D:171:ALA:O	1:D:174:LYS:N	2.35	0.60
1:A:157:CYS:CB	1:A:165:HIS:CD2	2.84	0.60
1:C:370:HIS:HA	1:C:662:LEU:HD21	1.83	0.60
1:A:370:HIS:HA	1:A:662:LEU:HD21	1.83	0.60
1:B:516:THR:HG23	1:B:516:THR:O	2.01	0.60
1:C:488:VAL:O	1:C:488:VAL:HG12	2.01	0.60
1:C:516:THR:O	1:C:516:THR:HG23	2.01	0.60
1:A:171:ALA:O	1:A:174:LYS:N	2.35	0.59
1:C:312:ARG:CB	1:C:375:LEU:HD11	2.30	0.59
1:D:329:LYS:HB2	1:D:331:THR:H	1.65	0.59
1:B:348:VAL:HG23	1:B:356:VAL:HG22	1.84	0.59
1:C:171:ALA:O	1:C:174:LYS:N	2.35	0.59
1:A:170:ILE:O	1:A:173:GLU:CB	2.49	0.59
1:A:348:VAL:HG23	1:A:356:VAL:HG22	1.84	0.59
1:B:171:ALA:O	1:B:174:LYS:N	2.35	0.59
1:C:348:VAL:HG23	1:C:356:VAL:HG22	1.84	0.59
1:D:170:ILE:O	1:D:173:GLU:CB	2.49	0.59
1:D:370:HIS:HA	1:D:662:LEU:HD21	1.83	0.59
1:B:172:ILE:HG13	1:B:180:VAL:HG21	1.85	0.59
1:C:312:ARG:HA	1:C:375:LEU:CD1	2.33	0.59
1:A:166:SER:O	1:A:168:LEU:N	2.36	0.59
1:A:489:LEU:HG	1:A:494:THR:HB	1.85	0.59
1:B:312:ARG:HA	1:B:375:LEU:HD13	1.85	0.59
1:B:489:LEU:HG	1:B:494:THR:HB	1.85	0.59

Continued on next page...

Continued from previous page...

Atom-1	Atom-2	Interatomic distance (Å)	Clash overlap (Å)
1:D:366:SER:CB	1:D:369:ARG:HG3	2.33	0.59
1:A:312:ARG:HA	1:A:375:LEU:HD13	1.85	0.58
1:B:166:SER:O	1:B:168:LEU:N	2.36	0.58
1:C:166:SER:O	1:C:168:LEU:N	2.36	0.58
1:B:694:ARG:HD3	1:B:694:ARG:H	1.68	0.58
1:D:166:SER:O	1:D:168:LEU:N	2.36	0.58
1:A:694:ARG:HD3	1:A:694:ARG:H	1.68	0.58
1:C:172:ILE:HG13	1:C:180:VAL:HG21	1.85	0.58
1:D:348:VAL:HG23	1:D:356:VAL:HG22	1.84	0.58
1:D:157:CYS:CB	1:D:165:HIS:CD2	2.84	0.58
1:A:172:ILE:HG13	1:A:180:VAL:HG21	1.85	0.58
1:B:609:GLU:O	1:B:610:LEU:HB3	2.04	0.58
1:C:441:ILE:CG2	1:C:487:GLN:HE22	2.15	0.58
1:D:168:LEU:O	1:D:172:ILE:HD12	2.04	0.58
1:D:694:ARG:HD3	1:D:694:ARG:H	1.68	0.58
1:A:312:ARG:HA	1:A:375:LEU:CD1	2.33	0.58
1:D:312:ARG:HA	1:D:375:LEU:HD13	1.85	0.58
1:D:312:ARG:HA	1:D:375:LEU:CD1	2.33	0.58
1:A:168:LEU:O	1:A:172:ILE:HD12	2.04	0.58
1:C:312:ARG:HA	1:C:375:LEU:HD13	1.85	0.58
1:C:489:LEU:HG	1:C:494:THR:HB	1.85	0.58
1:C:361:ALA:HB2	1:C:669:LEU:HD21	1.85	0.58
1:C:366:SER:CB	1:C:369:ARG:HG3	2.33	0.58
1:C:609:GLU:O	1:C:610:LEU:HB3	2.04	0.58
1:D:361:ALA:HB2	1:D:669:LEU:HD21	1.85	0.58
1:B:312:ARG:HA	1:B:375:LEU:CD1	2.33	0.57
1:D:489:LEU:HG	1:D:494:THR:HB	1.85	0.57
1:B:328:ARG:HD2	1:B:702:ARG:HG3	1.86	0.57
1:B:157:CYS:CB	1:B:165:HIS:CD2	2.84	0.57
1:B:361:ALA:HB2	1:B:669:LEU:HD21	1.85	0.57
1:C:328:ARG:HD2	1:C:702:ARG:HG3	1.86	0.57
1:D:172:ILE:HG13	1:D:180:VAL:HG21	1.85	0.57
1:A:361:ALA:HB2	1:A:669:LEU:HD21	1.85	0.57
1:C:168:LEU:O	1:C:172:ILE:HD12	2.04	0.57
1:B:168:LEU:O	1:B:172:ILE:HD12	2.04	0.57
1:B:441:ILE:CG2	1:B:487:GLN:HE22	2.15	0.57
1:A:366:SER:CB	1:A:369:ARG:HG3	2.33	0.57
1:D:268:ILE:CG2	1:D:313:HIS:NE2	2.67	0.57
1:D:328:ARG:HD2	1:D:702:ARG:HG3	1.86	0.57
1:A:223:TRP:CE3	1:A:270:MET:CE	2.83	0.57
1:C:169:HIS:CE1	1:C:192:LEU:CD1	2.77	0.57

Continued on next page...

Continued from previous page...

Atom-1	Atom-2	Interatomic distance (Å)	Clash overlap (Å)
1:C:312:ARG:HD2	1:C:375:LEU:HD21	1.87	0.57
1:B:312:ARG:HD2	1:B:375:LEU:HD21	1.87	0.57
1:C:268:ILE:CG2	1:C:313:HIS:NE2	2.67	0.57
1:C:694:ARG:H	1:C:694:ARG:HD3	1.68	0.57
1:B:366:SER:CB	1:B:369:ARG:HG3	2.33	0.57
1:B:494:THR:HG22	1:B:495:GLU:N	2.20	0.57
1:C:157:CYS:HB2	1:C:165:HIS:HD2	1.67	0.57
1:D:223:TRP:CE3	1:D:270:MET:CE	2.83	0.57
1:A:268:ILE:CG2	1:A:313:HIS:NE2	2.67	0.56
1:D:157:CYS:HB2	1:D:165:HIS:HD2	1.67	0.56
1:A:312:ARG:HD2	1:A:375:LEU:HD21	1.87	0.56
1:A:328:ARG:HD2	1:A:702:ARG:HG3	1.86	0.56
1:A:494:THR:HG22	1:A:495:GLU:N	2.20	0.56
1:A:609:GLU:O	1:A:610:LEU:HB3	2.04	0.56
1:B:268:ILE:CG2	1:B:313:HIS:NE2	2.67	0.56
1:D:328:ARG:HD2	1:D:702:ARG:CD	2.36	0.56
1:A:539:ARG:CD	1:D:522:THR:OG1	2.52	0.56
1:C:370:HIS:O	1:C:373:VAL:HG22	2.06	0.56
1:D:312:ARG:HD2	1:D:375:LEU:HD21	1.87	0.56
1:A:441:ILE:CG2	1:A:487:GLN:HE22	2.15	0.56
1:B:337:PRO:CA	1:C:173:GLU:OE2	2.54	0.56
1:C:328:ARG:HD2	1:C:702:ARG:CD	2.36	0.56
1:D:609:GLU:O	1:D:610:LEU:HB3	2.04	0.56
1:B:370:HIS:O	1:B:373:VAL:HG22	2.06	0.56
1:C:263:ASN:O	1:C:267:VAL:CG2	2.44	0.56
1:D:268:ILE:HG21	1:D:313:HIS:CE1	2.41	0.56
1:D:370:HIS:O	1:D:373:VAL:HG22	2.06	0.56
1:A:328:ARG:HD2	1:A:702:ARG:CD	2.36	0.56
1:C:489:LEU:HB3	1:C:494:THR:O	2.06	0.56
1:D:489:LEU:HB3	1:D:494:THR:O	2.06	0.56
1:A:370:HIS:O	1:A:373:VAL:HG22	2.06	0.56
1:B:328:ARG:HD2	1:B:702:ARG:CD	2.36	0.56
1:D:315:LEU:HD21	1:D:377:PRO:HG2	1.88	0.56
1:D:441:ILE:CG2	1:D:487:GLN:HE22	2.15	0.56
1:B:310:ILE:HD12	1:B:310:ILE:C	2.27	0.55
1:B:268:ILE:HG21	1:B:313:HIS:CE1	2.41	0.55
1:C:157:CYS:CB	1:C:165:HIS:HD2	2.19	0.55
1:A:558:LEU:HD11	1:D:502:VAL:HG21	1.88	0.55
1:D:494:THR:HG22	1:D:495:GLU:N	2.20	0.55
1:A:268:ILE:HG21	1:A:313:HIS:CE1	2.41	0.55
1:B:315:LEU:HD21	1:B:377:PRO:HG2	1.88	0.55

Continued on next page...

Continued from previous page...

Atom-1	Atom-2	Interatomic distance (Å)	Clash overlap (Å)
1:A:694:ARG:NH1	1:A:695:GLY:H	1.99	0.55
1:C:315:LEU:HD21	1:C:377:PRO:HG2	1.88	0.55
1:C:494:THR:HG22	1:C:495:GLU:N	2.20	0.55
1:C:328:ARG:HD2	1:C:702:ARG:HD3	1.88	0.55
1:A:270:MET:HG3	1:A:274:LEU:CD2	2.37	0.55
1:B:263:ASN:O	1:B:267:VAL:CG2	2.44	0.55
1:C:312:ARG:HG3	1:C:375:LEU:HD22	1.89	0.55
1:A:312:ARG:HG3	1:A:375:LEU:HD22	1.89	0.55
1:B:270:MET:HG3	1:B:274:LEU:CD2	2.37	0.55
1:B:694:ARG:HD3	1:B:694:ARG:N	2.22	0.55
1:C:310:ILE:HD12	1:C:310:ILE:C	2.27	0.55
1:D:310:ILE:HD12	1:D:310:ILE:C	2.27	0.55
1:A:310:ILE:HD12	1:A:310:ILE:C	2.27	0.55
1:A:315:LEU:HD21	1:A:377:PRO:HG2	1.88	0.55
1:A:489:LEU:HB3	1:A:494:THR:O	2.06	0.55
1:D:270:MET:HG3	1:D:274:LEU:CD2	2.37	0.55
1:A:179:CYS:O	1:A:183:LEU:HD13	2.07	0.55
1:B:179:CYS:O	1:B:183:LEU:HD13	2.07	0.55
1:B:268:ILE:HG23	1:B:313:HIS:NE2	2.22	0.55
1:C:694:ARG:N	1:C:694:ARG:HD3	2.22	0.55
1:B:157:CYS:CB	1:B:165:HIS:HD2	2.19	0.54
1:C:172:ILE:HG22	1:C:220:THR:HG21	1.89	0.54
1:C:270:MET:HG3	1:C:274:LEU:CD2	2.37	0.54
1:B:489:LEU:HB3	1:B:494:THR:O	2.06	0.54
1:B:521:HIS:O	1:B:523:GLY:N	2.41	0.54
1:A:521:HIS:O	1:A:523:GLY:N	2.41	0.54
1:A:694:ARG:HD3	1:A:694:ARG:N	2.22	0.54
1:D:175:ARG:HD2	1:D:220:THR:HB	1.89	0.54
1:D:521:HIS:O	1:D:523:GLY:N	2.41	0.54
1:B:328:ARG:HD2	1:B:702:ARG:HD3	1.88	0.54
1:D:328:ARG:HD2	1:D:702:ARG:HD3	1.88	0.54
1:A:175:ARG:HD2	1:A:220:THR:HB	1.89	0.54
1:B:223:TRP:CA	1:B:270:MET:HE1	2.37	0.54
1:D:179:CYS:O	1:D:183:LEU:HD13	2.07	0.54
1:D:694:ARG:NH1	1:D:695:GLY:H	1.99	0.54
1:C:175:ARG:HD2	1:C:220:THR:HB	1.89	0.54
1:C:268:ILE:HG21	1:C:313:HIS:CE1	2.41	0.54
1:D:268:ILE:HG23	1:D:313:HIS:NE2	2.22	0.54
1:D:694:ARG:HD3	1:D:694:ARG:N	2.22	0.54
1:B:175:ARG:HD2	1:B:220:THR:HB	1.89	0.54
1:B:312:ARG:HG3	1:B:375:LEU:HD22	1.89	0.54

Continued on next page...

Continued from previous page...

Atom-1	Atom-2	Interatomic distance (Å)	Clash overlap (Å)
1:D:312:ARG:HG3	1:D:375:LEU:HD22	1.89	0.54
1:A:172:ILE:HG22	1:A:220:THR:HG21	1.89	0.54
1:C:268:ILE:HG23	1:C:313:HIS:NE2	2.22	0.54
1:B:223:TRP:CE3	1:B:270:MET:CE	2.83	0.54
1:D:157:CYS:CB	1:D:165:HIS:HD2	2.19	0.54
1:D:172:ILE:HG22	1:D:220:THR:HG21	1.89	0.54
1:A:342:LEU:CD2	1:A:704:CYS:HB3	2.36	0.53
1:C:494:THR:CG2	1:C:495:GLU:H	2.21	0.53
1:C:521:HIS:O	1:C:523:GLY:N	2.41	0.53
1:A:268:ILE:CG2	1:A:313:HIS:CE1	2.92	0.53
1:A:494:THR:CG2	1:A:495:GLU:H	2.21	0.53
1:B:268:ILE:CG2	1:B:313:HIS:CE1	2.92	0.53
1:A:157:CYS:CB	1:A:165:HIS:HD2	2.19	0.53
1:D:299:LEU:CD1	1:D:314:ILE:CG1	2.85	0.53
1:B:299:LEU:CD1	1:B:314:ILE:HG13	2.31	0.53
1:C:179:CYS:O	1:C:183:LEU:HD13	2.07	0.53
1:B:223:TRP:HH2	1:B:273:GLY:C	2.12	0.53
1:A:398:ALA:O	1:A:402:VAL:HG22	2.09	0.53
1:A:263:ASN:O	1:A:267:VAL:CG2	2.45	0.52
1:A:299:LEU:CD1	1:A:314:ILE:CG1	2.85	0.52
1:B:172:ILE:HG22	1:B:220:THR:HG21	1.89	0.52
1:B:694:ARG:NH1	1:B:695:GLY:H	1.99	0.52
1:C:268:ILE:CG2	1:C:313:HIS:CE1	2.92	0.52
1:A:223:TRP:HH2	1:A:273:GLY:C	2.12	0.52
1:D:494:THR:CG2	1:D:495:GLU:H	2.21	0.52
1:C:223:TRP:HH2	1:C:273:GLY:C	2.12	0.52
1:C:299:LEU:CD1	1:C:314:ILE:CG1	2.85	0.52
1:D:268:ILE:CG2	1:D:313:HIS:CE1	2.92	0.52
1:A:268:ILE:HG23	1:A:313:HIS:NE2	2.22	0.52
1:B:494:THR:CG2	1:B:495:GLU:H	2.21	0.52
1:B:398:ALA:O	1:B:402:VAL:HG22	2.09	0.52
1:C:253:LEU:HD12	1:C:267:VAL:HG13	1.91	0.52
1:C:328:ARG:HG2	1:C:694:ARG:NH2	2.25	0.52
1:A:489:LEU:CD1	1:A:489:LEU:N	2.73	0.52
1:C:175:ARG:O	1:C:175:ARG:HG2	2.10	0.52
1:D:489:LEU:N	1:D:489:LEU:CD1	2.73	0.52
1:B:328:ARG:HG2	1:B:694:ARG:NH2	2.25	0.52
1:B:342:LEU:CD2	1:B:704:CYS:HB3	2.36	0.52
1:D:303:ALA:HA	1:D:372:MET:CE	2.40	0.52
1:C:398:ALA:O	1:C:402:VAL:HG22	2.09	0.52
1:D:329:LYS:CB	1:D:331:THR:H	2.23	0.52

Continued on next page...

Continued from previous page...

Atom-1	Atom-2	Interatomic distance (Å)	Clash overlap (Å)
1:D:75:PHE:CE2	1:D:95:LEU:HD11	2.45	0.52
1:A:328:ARG:O	1:A:330:PHE:N	2.42	0.52
1:A:521:HIS:O	1:A:522:THR:C	2.48	0.52
1:B:175:ARG:O	1:B:175:ARG:HG2	2.10	0.52
1:B:215:SER:HA	1:B:249:VAL:HG23	1.92	0.52
1:C:215:SER:HA	1:C:249:VAL:HG23	1.92	0.52
1:C:303:ALA:HA	1:C:372:MET:CE	2.40	0.52
1:A:215:SER:HA	1:A:249:VAL:HG23	1.92	0.51
1:A:253:LEU:HD12	1:A:267:VAL:HG13	1.91	0.51
1:B:157:CYS:HB2	1:B:165:HIS:HD2	1.67	0.51
1:C:223:TRP:CE3	1:C:270:MET:CE	2.83	0.51
1:D:253:LEU:HD12	1:D:267:VAL:HG13	1.91	0.51
1:D:328:ARG:O	1:D:330:PHE:N	2.42	0.51
1:A:370:HIS:CB	1:A:662:LEU:HD21	2.40	0.51
1:D:223:TRP:HH2	1:D:273:GLY:C	2.12	0.51
1:D:370:HIS:CB	1:D:662:LEU:HD21	2.40	0.51
1:B:489:LEU:N	1:B:489:LEU:CD1	2.73	0.51
1:B:521:HIS:O	1:B:522:THR:C	2.48	0.51
1:C:694:ARG:NH1	1:C:695:GLY:H	1.99	0.51
1:D:215:SER:HA	1:D:249:VAL:HG23	1.92	0.51
1:A:303:ALA:HA	1:A:372:MET:CE	2.40	0.51
1:A:328:ARG:HG2	1:A:694:ARG:NH2	2.25	0.51
1:A:75:PHE:CE2	1:A:95:LEU:HD11	2.45	0.51
1:B:303:ALA:HA	1:B:372:MET:CE	2.40	0.51
1:C:312:ARG:HG3	1:C:375:LEU:HD13	1.93	0.51
1:D:398:ALA:O	1:D:402:VAL:HG22	2.09	0.51
1:D:517:ARG:O	1:D:660:TRP:NE1	2.31	0.51
1:A:175:ARG:O	1:A:175:ARG:HG2	2.10	0.51
1:A:268:ILE:CG2	1:A:313:HIS:CD2	2.94	0.51
1:A:312:ARG:HG3	1:A:375:LEU:HD13	1.93	0.51
1:C:329:LYS:CB	1:C:331:THR:H	2.23	0.51
1:C:370:HIS:CB	1:C:662:LEU:HD21	2.40	0.51
1:A:522:THR:OG1	1:B:539:ARG:CD	2.58	0.51
1:C:489:LEU:N	1:C:489:LEU:CD1	2.73	0.51
1:D:175:ARG:HG2	1:D:175:ARG:O	2.10	0.51
1:B:370:HIS:CB	1:B:662:LEU:HD21	2.40	0.51
1:C:75:PHE:CE2	1:C:95:LEU:HD11	2.45	0.51
1:D:521:HIS:O	1:D:522:THR:C	2.48	0.51
1:A:175:ARG:CD	1:A:220:THR:HB	2.41	0.51
1:B:253:LEU:HD12	1:B:267:VAL:HG13	1.91	0.51
1:D:175:ARG:CD	1:D:220:THR:HB	2.41	0.51

Continued on next page...

Continued from previous page...

Atom-1	Atom-2	Interatomic distance (Å)	Clash overlap (Å)
1:B:299:LEU:CD1	1:B:314:ILE:CG1	2.85	0.50
1:B:75:PHE:CE2	1:B:95:LEU:HD11	2.45	0.50
1:C:521:HIS:O	1:C:522:THR:C	2.48	0.50
1:A:328:ARG:HD2	1:A:702:ARG:HD3	1.88	0.50
1:B:268:ILE:CG2	1:B:313:HIS:CD2	2.94	0.50
1:B:312:ARG:HG3	1:B:375:LEU:HD13	1.93	0.50
1:B:494:THR:CG2	1:B:495:GLU:N	2.75	0.50
1:C:494:THR:CG2	1:C:495:GLU:N	2.75	0.50
1:A:329:LYS:CB	1:A:331:THR:H	2.23	0.50
1:B:329:LYS:CB	1:B:331:THR:H	2.23	0.50
1:C:268:ILE:CG2	1:C:313:HIS:CD2	2.94	0.50
1:D:312:ARG:HG3	1:D:375:LEU:HD13	1.93	0.50
1:B:337:PRO:CB	1:C:173:GLU:OE2	2.59	0.50
1:D:494:THR:CG2	1:D:495:GLU:N	2.75	0.50
1:A:644:LEU:HD12	1:B:638:LEU:HD11	1.93	0.50
1:A:401:LEU:HG	1:A:512:LEU:HD13	1.94	0.50
1:B:175:ARG:CD	1:B:220:THR:HB	2.41	0.50
1:C:223:TRP:CA	1:C:270:MET:HE1	2.41	0.50
1:C:522:THR:OG1	1:D:539:ARG:CD	2.57	0.50
1:B:401:LEU:HG	1:B:512:LEU:HD13	1.94	0.50
1:C:401:LEU:HG	1:C:512:LEU:HD13	1.94	0.50
1:B:489:LEU:H	1:B:489:LEU:CD1	2.25	0.50
1:C:175:ARG:CD	1:C:220:THR:HB	2.41	0.50
1:C:75:PHE:CZ	1:C:95:LEU:HD11	2.47	0.50
1:C:517:ARG:O	1:C:660:TRP:NE1	2.31	0.50
1:D:401:LEU:HG	1:D:512:LEU:HD13	1.94	0.50
1:A:517:ARG:O	1:A:660:TRP:NE1	2.31	0.49
1:C:502:VAL:HG21	1:D:558:LEU:HD11	1.94	0.49
1:D:254:VAL:HG21	1:D:302:ALA:HA	1.94	0.49
1:B:517:ARG:O	1:B:660:TRP:NE1	2.31	0.49
1:C:489:LEU:H	1:C:489:LEU:CD1	2.25	0.49
1:D:75:PHE:CZ	1:D:95:LEU:HD11	2.47	0.49
1:A:299:LEU:CD1	1:A:314:ILE:HG13	2.31	0.49
1:D:342:LEU:CD2	1:D:704:CYS:HB3	2.36	0.49
1:B:75:PHE:CZ	1:B:95:LEU:HD11	2.47	0.49
1:D:306:GLY:HA2	1:D:372:MET:SD	2.53	0.49
1:D:328:ARG:HG2	1:D:694:ARG:NH2	2.25	0.49
1:A:254:VAL:HG21	1:A:302:ALA:HA	1.95	0.49
1:C:129:GLN:HA	1:C:129:GLN:NE2	2.28	0.49
1:D:489:LEU:CD1	1:D:489:LEU:H	2.25	0.49
1:A:312:ARG:CB	1:A:375:LEU:CD1	2.91	0.49

Continued on next page...

Continued from previous page...

Atom-1	Atom-2	Interatomic distance (Å)	Clash overlap (Å)
1:C:328:ARG:O	1:C:330:PHE:N	2.42	0.49
1:D:263:ASN:O	1:D:267:VAL:CG2	2.44	0.49
1:D:268:ILE:CG2	1:D:313:HIS:CD2	2.94	0.49
1:A:75:PHE:CZ	1:A:95:LEU:HD11	2.47	0.49
1:C:306:GLY:HA2	1:C:372:MET:SD	2.53	0.49
1:C:522:THR:C	1:C:524:ILE:H	2.16	0.49
1:C:362:PHE:CZ	1:C:669:LEU:HD13	2.48	0.49
1:A:494:THR:CG2	1:A:495:GLU:N	2.75	0.49
1:B:270:MET:SD	1:B:274:LEU:HD21	2.53	0.49
1:B:328:ARG:O	1:B:330:PHE:N	2.42	0.49
1:B:362:PHE:CZ	1:B:669:LEU:HD13	2.48	0.49
1:C:254:VAL:HG21	1:C:302:ALA:HA	1.95	0.49
1:C:312:ARG:CB	1:C:375:LEU:CD1	2.91	0.49
1:B:522:THR:HG23	1:C:539:ARG:NH2	2.28	0.49
1:D:312:ARG:CB	1:D:375:LEU:CD1	2.91	0.49
1:D:522:THR:C	1:D:524:ILE:H	2.16	0.49
1:D:362:PHE:CZ	1:D:669:LEU:HD13	2.48	0.49
1:A:441:ILE:HG22	1:A:487:GLN:HE21	1.70	0.49
1:B:172:ILE:O	1:B:175:ARG:CB	2.60	0.49
1:D:129:GLN:NE2	1:D:129:GLN:HA	2.28	0.49
1:D:270:MET:SD	1:D:274:LEU:HD21	2.53	0.49
1:D:329:LYS:O	1:D:330:PHE:CB	2.61	0.49
1:A:315:LEU:CD2	1:A:377:PRO:HG2	2.43	0.48
1:B:129:GLN:NE2	1:B:129:GLN:HA	2.28	0.48
1:B:169:HIS:CE1	1:B:192:LEU:CD1	2.77	0.48
1:B:315:LEU:CD2	1:B:377:PRO:HG2	2.43	0.48
1:B:522:THR:OG1	1:C:539:ARG:CD	2.61	0.48
1:C:270:MET:HG3	1:C:274:LEU:HD21	1.96	0.48
1:C:270:MET:SD	1:C:274:LEU:HD21	2.53	0.48
1:C:315:LEU:CD2	1:C:377:PRO:HG2	2.44	0.48
1:D:172:ILE:O	1:D:175:ARG:CB	2.60	0.48
1:A:129:GLN:NE2	1:A:129:GLN:HA	2.28	0.48
1:D:315:LEU:CD2	1:D:377:PRO:HG2	2.43	0.48
1:A:362:PHE:CZ	1:A:669:LEU:HD13	2.48	0.48
1:A:157:CYS:HB2	1:A:165:HIS:HD2	1.67	0.48
1:A:216:LEU:O	1:A:220:THR:HG23	2.14	0.48
1:A:306:GLY:HA2	1:A:372:MET:SD	2.53	0.48
1:B:254:VAL:HG21	1:B:302:ALA:HA	1.95	0.48
1:B:312:ARG:CB	1:B:375:LEU:CD1	2.91	0.48
1:D:169:HIS:CE1	1:D:192:LEU:CD1	2.77	0.48
1:D:216:LEU:O	1:D:220:THR:HG23	2.14	0.48

Continued on next page...

Continued from previous page...

Atom-1	Atom-2	Interatomic distance (Å)	Clash overlap (Å)
1:A:489:LEU:CD1	1:A:489:LEU:H	2.25	0.48
1:B:306:GLY:HA2	1:B:372:MET:SD	2.53	0.48
1:B:441:ILE:HG22	1:B:487:GLN:HE21	1.70	0.48
1:C:329:LYS:O	1:C:330:PHE:CB	2.61	0.48
1:D:223:TRP:CA	1:D:270:MET:HE1	2.43	0.48
1:A:270:MET:SD	1:A:274:LEU:HD21	2.53	0.48
1:A:320:SER:HB3	1:A:329:LYS:HG2	1.95	0.48
1:B:223:TRP:HA	1:B:270:MET:HE1	1.95	0.48
1:B:320:SER:HB3	1:B:329:LYS:HG2	1.95	0.48
1:C:320:SER:HB3	1:C:329:LYS:HG2	1.95	0.48
1:D:320:SER:HB3	1:D:329:LYS:HG2	1.95	0.48
1:D:370:HIS:CA	1:D:662:LEU:HD21	2.44	0.48
1:C:216:LEU:O	1:C:220:THR:HG23	2.14	0.48
1:A:522:THR:C	1:A:524:ILE:H	2.16	0.47
1:B:216:LEU:O	1:B:220:THR:HG23	2.14	0.47
1:C:129:GLN:HB3	1:C:132:VAL:O	2.14	0.47
1:C:376:GLU:O	1:C:380:LYS:HG2	2.14	0.47
1:D:129:GLN:HB3	1:D:132:VAL:O	2.14	0.47
1:D:376:GLU:O	1:D:380:LYS:HG2	2.14	0.47
1:A:329:LYS:O	1:A:330:PHE:CB	2.61	0.47
1:A:621:VAL:CG2	1:A:622:VAL:H	2.24	0.47
1:B:370:HIS:CA	1:B:662:LEU:HD21	2.44	0.47
1:B:312:ARG:HG3	1:B:375:LEU:CD2	2.44	0.47
1:C:410:VAL:HG21	1:C:441:ILE:HD11	1.96	0.47
1:D:270:MET:HG3	1:D:274:LEU:HD21	1.95	0.47
1:D:376:GLU:N	1:D:377:PRO:CD	2.78	0.47
1:D:410:VAL:HG21	1:D:441:ILE:HD11	1.97	0.47
1:A:312:ARG:HG3	1:A:375:LEU:CD2	2.44	0.47
1:A:376:GLU:O	1:A:380:LYS:HG2	2.14	0.47
1:A:410:VAL:HG21	1:A:441:ILE:HD11	1.96	0.47
1:B:376:GLU:N	1:B:377:PRO:CD	2.77	0.47
1:B:410:VAL:HG21	1:B:441:ILE:HD11	1.96	0.47
1:B:621:VAL:CG2	1:B:622:VAL:N	2.78	0.47
1:C:342:LEU:CD2	1:C:704:CYS:HB3	2.36	0.47
1:B:129:GLN:HB3	1:B:132:VAL:O	2.14	0.47
1:B:376:GLU:O	1:B:380:LYS:HG2	2.14	0.47
1:C:370:HIS:CA	1:C:662:LEU:HD21	2.44	0.47
1:A:621:VAL:CG2	1:A:622:VAL:N	2.78	0.47
1:B:270:MET:HG3	1:B:274:LEU:HD21	1.95	0.47
1:B:494:THR:HG22	1:B:495:GLU:H	1.80	0.47
1:A:129:GLN:HB3	1:A:132:VAL:O	2.14	0.47

Continued on next page...

Continued from previous page...

Atom-1	Atom-2	Interatomic distance (Å)	Clash overlap (Å)
1:A:270:MET:HG3	1:A:274:LEU:HD21	1.95	0.47
1:C:494:THR:HG22	1:C:495:GLU:H	1.80	0.47
1:D:299:LEU:CD1	1:D:314:ILE:HG13	2.31	0.47
1:A:605:ILE:N	1:A:606:GLY:HA2	2.30	0.47
1:D:605:ILE:N	1:D:606:GLY:HA2	2.30	0.47
1:A:376:GLU:N	1:A:377:PRO:CD	2.78	0.47
1:A:223:TRP:CA	1:A:270:MET:HE1	2.45	0.46
1:C:376:GLU:N	1:C:377:PRO:CD	2.78	0.46
1:B:522:THR:C	1:B:524:ILE:H	2.16	0.46
1:B:605:ILE:N	1:B:606:GLY:HA2	2.30	0.46
1:C:312:ARG:HG3	1:C:375:LEU:CD2	2.44	0.46
1:B:303:ALA:HA	1:B:372:MET:HE3	1.98	0.46
1:D:312:ARG:HG3	1:D:375:LEU:CD2	2.44	0.46
1:A:494:THR:HG22	1:A:495:GLU:H	1.80	0.46
1:B:489:LEU:HD12	1:B:489:LEU:H	1.79	0.46
1:A:370:HIS:CA	1:A:662:LEU:HD21	2.44	0.46
1:C:605:ILE:N	1:C:606:GLY:HA2	2.30	0.46
1:D:494:THR:HG22	1:D:495:GLU:H	1.80	0.46
1:B:112:THR:HG22	1:B:119:THR:HG22	1.98	0.46
1:B:621:VAL:CG2	1:B:622:VAL:H	2.24	0.46
1:C:327:SER:O	1:C:328:ARG:HB2	2.16	0.46
1:C:522:THR:C	1:C:524:ILE:N	2.70	0.46
1:D:327:SER:O	1:D:328:ARG:HB2	2.16	0.46
1:D:621:VAL:CG2	1:D:622:VAL:N	2.78	0.45
1:A:223:TRP:HH2	1:A:273:GLY:HA3	1.79	0.45
1:A:539:ARG:NH2	1:D:522:THR:HG23	2.32	0.45
1:A:112:THR:HG22	1:A:119:THR:HG22	1.98	0.45
1:B:327:SER:O	1:B:328:ARG:HB2	2.16	0.45
1:A:327:SER:O	1:A:328:ARG:HB2	2.16	0.45
1:C:441:ILE:HG22	1:C:487:GLN:HE21	1.70	0.45
1:C:621:VAL:CG2	1:C:622:VAL:H	2.24	0.45
1:C:337:PRO:HB3	1:D:173:GLU:OE2	2.16	0.45
1:B:522:THR:C	1:B:524:ILE:N	2.70	0.45
1:C:329:LYS:HB3	1:C:331:THR:HG1	1.81	0.45
1:D:487:GLN:OE1	1:D:490:ARG:NE	2.48	0.45
1:A:489:LEU:H	1:A:489:LEU:HD12	1.79	0.45
1:C:172:ILE:O	1:C:175:ARG:CB	2.60	0.45
1:C:112:THR:HG22	1:C:119:THR:HG22	1.98	0.45
1:C:310:ILE:CD1	1:C:311:PHE:N	2.73	0.45
1:D:544:TYR:HB2	1:D:636:LEU:HD11	1.99	0.45
1:A:373:VAL:HB	1:A:378:LEU:HD12	1.99	0.45

Continued on next page...

Continued from previous page...

Atom-1	Atom-2	Interatomic distance (Å)	Clash overlap (Å)
1:C:312:ARG:HG3	1:C:375:LEU:CD1	2.47	0.45
1:A:492:MET:O	1:A:493:GLU:HB2	2.17	0.44
1:A:544:TYR:HB2	1:A:636:LEU:HD11	1.99	0.44
1:B:223:TRP:CD1	1:B:223:TRP:O	2.70	0.44
1:C:127:ASN:HD22	1:C:133:ASN:ND2	2.16	0.44
1:C:223:TRP:CG	1:C:223:TRP:O	2.70	0.44
1:D:492:MET:O	1:D:493:GLU:HB2	2.18	0.44
1:B:544:TYR:HB2	1:B:636:LEU:HD11	1.99	0.44
1:D:223:TRP:O	1:D:223:TRP:CD1	2.70	0.44
1:D:223:TRP:O	1:D:223:TRP:CG	2.71	0.44
1:D:223:TRP:HH2	1:D:273:GLY:HA3	1.79	0.44
1:A:223:TRP:CD1	1:A:223:TRP:O	2.70	0.44
1:A:312:ARG:HG3	1:A:375:LEU:CD1	2.47	0.44
1:C:223:TRP:O	1:C:223:TRP:CD1	2.70	0.44
1:A:408:THR:HG1	1:A:509:TRP:HE1	1.65	0.44
1:B:487:GLN:OE1	1:B:490:ARG:NE	2.48	0.44
1:D:112:THR:HG22	1:D:119:THR:HG22	1.98	0.44
1:D:373:VAL:HB	1:D:378:LEU:HD12	1.99	0.44
1:A:315:LEU:HD21	1:A:377:PRO:CG	2.48	0.44
1:B:223:TRP:HH2	1:B:273:GLY:HA3	1.79	0.44
1:D:522:THR:C	1:D:524:ILE:N	2.70	0.44
1:D:621:VAL:CG2	1:D:622:VAL:H	2.24	0.44
1:B:315:LEU:HD21	1:B:377:PRO:CG	2.48	0.44
1:C:373:VAL:HB	1:C:378:LEU:HD12	1.99	0.44
1:B:127:ASN:HD22	1:B:133:ASN:ND2	2.16	0.44
1:C:492:MET:O	1:C:493:GLU:HB2	2.17	0.44
1:C:544:TYR:HB2	1:C:636:LEU:HD11	1.99	0.44
1:A:331:THR:O	1:A:332:GLU:HG2	2.18	0.44
1:B:329:LYS:O	1:B:330:PHE:CB	2.61	0.44
1:A:522:THR:C	1:A:524:ILE:N	2.70	0.44
1:C:401:LEU:HD12	1:C:512:LEU:HD22	2.00	0.44
1:D:127:ASN:HD22	1:D:133:ASN:ND2	2.15	0.44
1:B:223:TRP:CG	1:B:223:TRP:O	2.70	0.43
1:B:352:GLU:OE1	1:B:352:GLU:HA	2.18	0.43
1:B:401:LEU:HD12	1:B:512:LEU:HD22	2.00	0.43
1:D:312:ARG:HG3	1:D:375:LEU:CD1	2.47	0.43
1:D:331:THR:O	1:D:332:GLU:HG2	2.18	0.43
1:B:312:ARG:HG3	1:B:375:LEU:CD1	2.47	0.43
1:B:492:MET:O	1:B:493:GLU:HB2	2.18	0.43
1:A:223:TRP:CG	1:A:223:TRP:O	2.70	0.43
1:C:223:TRP:HH2	1:C:273:GLY:HA3	1.79	0.43

Continued on next page...

Continued from previous page...

Atom-1	Atom-2	Interatomic distance (Å)	Clash overlap (Å)
1:D:401:LEU:HD12	1:D:512:LEU:HD22	2.00	0.43
1:D:662:LEU:O	1:D:666:ILE:N	2.45	0.43
1:A:352:GLU:OE1	1:A:352:GLU:HA	2.18	0.43
1:A:401:LEU:HD12	1:A:512:LEU:HD22	2.00	0.43
1:A:497:TYR:CD2	1:A:498:LEU:N	2.87	0.43
1:D:497:TYR:CD2	1:D:498:LEU:N	2.87	0.43
1:B:497:TYR:CD2	1:B:498:LEU:N	2.87	0.43
1:C:223:TRP:HA	1:C:270:MET:HE1	1.99	0.43
1:C:489:LEU:H	1:C:489:LEU:HD12	1.79	0.43
1:D:352:GLU:OE1	1:D:352:GLU:HA	2.19	0.43
1:A:332:GLU:OE1	1:A:342:LEU:HD22	2.19	0.43
1:B:373:VAL:HB	1:B:378:LEU:HD12	1.99	0.43
1:C:497:TYR:CD2	1:C:498:LEU:N	2.87	0.43
1:B:129:GLN:HE21	1:B:129:GLN:HA	1.84	0.43
1:B:329:LYS:HB2	1:B:331:THR:O	2.19	0.43
1:C:303:ALA:HA	1:C:372:MET:HE1	2.01	0.43
1:C:299:LEU:CD1	1:C:314:ILE:HG13	2.31	0.43
1:C:331:THR:O	1:C:332:GLU:HG2	2.18	0.43
1:A:127:ASN:HD22	1:A:133:ASN:ND2	2.15	0.43
1:A:487:GLN:OE1	1:A:490:ARG:NE	2.47	0.43
1:C:153:VAL:HG22	1:C:188:ALA:HB2	2.01	0.43
1:C:352:GLU:OE1	1:C:352:GLU:HA	2.18	0.43
1:D:410:VAL:HG11	1:D:441:ILE:HD11	2.01	0.43
1:C:314:ILE:HG23	1:C:315:LEU:N	2.34	0.42
1:C:337:PRO:HG2	1:C:338:VAL:H	1.84	0.42
1:C:522:THR:HG23	1:D:539:ARG:NH2	2.34	0.42
1:A:157:CYS:HB2	1:A:165:HIS:NE2	2.33	0.42
1:B:337:PRO:HG2	1:B:338:VAL:H	1.84	0.42
1:B:454:TRP:CE2	1:B:676:TRP:HB2	2.55	0.42
1:C:621:VAL:CG2	1:C:622:VAL:N	2.78	0.42
1:D:153:VAL:HG22	1:D:188:ALA:HB2	2.01	0.42
1:D:332:GLU:OE1	1:D:342:LEU:HD22	2.19	0.42
1:D:314:ILE:HG23	1:D:315:LEU:N	2.34	0.42
1:D:454:TRP:CE2	1:D:676:TRP:HB2	2.55	0.42
1:A:172:ILE:O	1:A:175:ARG:CB	2.60	0.42
1:A:337:PRO:HG2	1:A:338:VAL:H	1.84	0.42
1:A:410:VAL:HG11	1:A:441:ILE:HD11	2.01	0.42
1:B:331:THR:O	1:B:332:GLU:HG2	2.18	0.42
1:C:662:LEU:O	1:C:666:ILE:N	2.45	0.42
1:D:304:LYS:HA	1:D:359:ILE:HD13	2.01	0.42
1:B:223:TRP:HH2	1:B:273:GLY:CA	2.33	0.42

Continued on next page...

Continued from previous page...

Atom-1	Atom-2	Interatomic distance (Å)	Clash overlap (Å)
1:C:223:TRP:HH2	1:C:273:GLY:CA	2.33	0.42
1:A:173:GLU:OE2	1:D:337:PRO:HB3	2.20	0.42
1:D:337:PRO:HG2	1:D:338:VAL:H	1.84	0.42
1:D:498:LEU:N	1:D:499:PRO:CD	2.83	0.42
1:A:153:VAL:HG22	1:A:188:ALA:HB2	2.01	0.42
1:A:329:LYS:HB2	1:A:331:THR:O	2.19	0.42
1:B:107:THR:HG23	1:B:148:ASN:HD21	1.85	0.42
1:B:153:VAL:HG22	1:B:188:ALA:HB2	2.01	0.42
1:A:337:PRO:HB3	1:B:173:GLU:OE2	2.19	0.42
1:B:332:GLU:OE1	1:B:342:LEU:HD22	2.19	0.42
1:C:129:GLN:HE21	1:C:129:GLN:HA	1.84	0.42
1:C:315:LEU:HD21	1:C:377:PRO:CG	2.48	0.42
1:C:329:LYS:HB2	1:C:331:THR:O	2.19	0.42
1:C:454:TRP:CE2	1:C:676:TRP:HB2	2.55	0.42
1:D:223:TRP:HA	1:D:270:MET:HE1	2.01	0.42
1:D:345:LEU:CD2	1:D:348:VAL:HG12	2.50	0.42
1:A:107:THR:HG23	1:A:148:ASN:HD21	1.85	0.42
1:A:454:TRP:CE2	1:A:676:TRP:HB2	2.55	0.42
1:A:441:ILE:CG2	1:A:487:GLN:NE2	2.62	0.42
1:A:498:LEU:N	1:A:499:PRO:CD	2.83	0.42
1:B:410:VAL:HG11	1:B:441:ILE:HD11	2.01	0.42
1:D:315:LEU:HD21	1:D:377:PRO:CG	2.48	0.42
1:A:223:TRP:HH2	1:A:273:GLY:CA	2.33	0.41
1:A:345:LEU:CD2	1:A:348:VAL:HG12	2.50	0.41
1:B:644:LEU:HD11	1:C:642:ILE:HG13	2.01	0.41
1:C:332:GLU:OE1	1:C:342:LEU:HD22	2.19	0.41
1:D:310:ILE:CD1	1:D:311:PHE:N	2.73	0.41
1:D:329:LYS:HB2	1:D:331:THR:O	2.19	0.41
1:D:489:LEU:HD12	1:D:489:LEU:H	1.79	0.41
1:A:223:TRP:CE3	1:A:270:MET:HE2	2.54	0.41
1:B:331:THR:O	1:B:332:GLU:CG	2.68	0.41
1:B:345:LEU:CD2	1:B:348:VAL:HG12	2.50	0.41
1:C:331:THR:O	1:C:332:GLU:CG	2.69	0.41
1:D:331:THR:O	1:D:332:GLU:CG	2.69	0.41
1:B:498:LEU:N	1:B:499:PRO:CD	2.83	0.41
1:C:498:LEU:N	1:C:499:PRO:CD	2.83	0.41
1:D:157:CYS:HB2	1:D:165:HIS:NE2	2.33	0.41
1:D:408:THR:HG1	1:D:509:TRP:HE1	1.68	0.41
1:A:314:ILE:HG23	1:A:315:LEU:N	2.34	0.41
1:A:304:LYS:HA	1:A:359:ILE:HD13	2.01	0.41
1:C:107:THR:HG23	1:C:148:ASN:HD21	1.85	0.41

Continued on next page...

Continued from previous page...

Atom-1	Atom-2	Interatomic distance (Å)	Clash overlap (Å)
1:D:223:TRP:HH2	1:D:273:GLY:CA	2.33	0.41
1:C:410:VAL:HG11	1:C:441:ILE:HD11	2.01	0.41
1:A:331:THR:O	1:A:332:GLU:CG	2.68	0.41
1:B:304:LYS:HA	1:B:359:ILE:HD13	2.01	0.41
1:B:365:LYS:O	1:B:367:PRO:HD3	2.21	0.41
1:A:365:LYS:O	1:A:367:PRO:HD3	2.21	0.41
1:B:157:CYS:HB2	1:B:165:HIS:NE2	2.33	0.41
1:C:157:CYS:HB2	1:C:165:HIS:NE2	2.33	0.41
1:C:304:LYS:HA	1:C:359:ILE:HD13	2.01	0.41
1:C:365:LYS:O	1:C:367:PRO:HD3	2.21	0.41
1:D:107:THR:HG23	1:D:148:ASN:HD21	1.85	0.41
1:A:168:LEU:CG	1:A:183:LEU:HD22	2.50	0.41
1:A:247:ASN:HB3	1:A:251:HIS:HB2	2.03	0.41
1:B:314:ILE:HG23	1:B:315:LEU:N	2.34	0.41
1:B:337:PRO:HA	1:C:173:GLU:OE2	2.21	0.41
1:D:450:LEU:HD12	1:D:451:GLY:N	2.36	0.41
1:A:223:TRP:HA	1:A:270:MET:HE1	2.03	0.41
1:B:270:MET:HG3	1:B:274:LEU:HD23	2.03	0.41
1:B:299:LEU:CD1	1:B:314:ILE:HG12	2.51	0.41
1:D:129:GLN:HE21	1:D:129:GLN:HA	1.84	0.41
1:B:310:ILE:CD1	1:B:311:PHE:N	2.73	0.41
1:B:324:GLN:HG2	1:B:327:SER:CB	2.51	0.41
1:C:299:LEU:CD1	1:C:314:ILE:HG12	2.51	0.41
1:C:345:LEU:CD2	1:C:348:VAL:HG12	2.50	0.41
1:D:168:LEU:CD2	1:D:183:LEU:CD2	2.93	0.41
1:C:317:ARG:CG	1:C:319:PHE:HE2	2.34	0.40
1:C:694:ARG:NH1	1:C:695:GLY:HA2	2.29	0.40
1:A:129:GLN:HE21	1:A:129:GLN:HA	1.84	0.40
1:A:450:LEU:HD12	1:A:451:GLY:N	2.36	0.40
1:A:502:VAL:HG21	1:B:558:LEU:CD2	2.33	0.40
1:B:168:LEU:CG	1:B:183:LEU:HD22	2.50	0.40
1:B:629:TYR:HA	1:B:632:LEU:HG	2.04	0.40
1:C:247:ASN:HB3	1:C:251:HIS:HB2	2.03	0.40
1:D:365:LYS:O	1:D:367:PRO:HD3	2.21	0.40
1:D:364:CYS:SG	1:D:369:ARG:NH2	2.94	0.40
1:A:270:MET:HG3	1:A:274:LEU:HD23	2.03	0.40
1:B:168:LEU:HD22	1:B:183:LEU:HD22	2.01	0.40
1:A:303:ALA:HA	1:A:372:MET:HE3	2.02	0.40
1:A:629:TYR:HA	1:A:632:LEU:HG	2.04	0.40
1:B:168:LEU:CD2	1:B:183:LEU:CD2	2.93	0.40
1:B:247:ASN:HB3	1:B:251:HIS:HB2	2.03	0.40

Continued on next page...

Continued from previous page...

Atom-1	Atom-2	Interatomic distance (Å)	Clash overlap (Å)
1:B:364:CYS:SG	1:B:369:ARG:NH2	2.94	0.40
1:C:168:LEU:CG	1:C:183:LEU:HD22	2.50	0.40
1:C:314:ILE:HD12	1:C:317:ARG:CZ	2.52	0.40
1:D:441:ILE:HG22	1:D:487:GLN:HE21	1.70	0.40

There are no symmetry-related clashes.

5.3 Torsion angles

5.3.1 Protein backbone

In the following table, the Percentiles column shows the percent Ramachandran outliers of the chain as a percentile score with respect to all PDB entries followed by that with respect to all EM entries.

The Analysed column shows the number of residues for which the backbone conformation was analysed, and the total number of residues.

Mol	Chain	Analysed	Favoured	Allowed	Outliers	Percentiles	
1	A	596/770 (77%)	545 (91%)	46 (8%)	5 (1%)	22	67
1	B	596/770 (77%)	545 (91%)	46 (8%)	5 (1%)	22	67
1	C	596/770 (77%)	545 (91%)	46 (8%)	5 (1%)	22	67
1	D	596/770 (77%)	545 (91%)	46 (8%)	5 (1%)	22	67
All	All	2384/3080 (77%)	2180 (91%)	184 (8%)	20 (1%)	27	67

All (20) Ramachandran outliers are listed below:

Mol	Chain	Res	Type
1	A	167	ALA
1	A	464	TRP
1	B	167	ALA
1	B	464	TRP
1	C	167	ALA
1	C	464	TRP
1	D	167	ALA
1	D	464	TRP
1	A	337	PRO
1	A	496	TRP
1	A	678	CYS

Continued on next page...

Continued from previous page...

Mol	Chain	Res	Type
1	B	337	PRO
1	B	496	TRP
1	B	678	CYS
1	C	337	PRO
1	C	678	CYS
1	D	337	PRO
1	D	496	TRP
1	D	678	CYS
1	C	496	TRP

5.3.2 Protein sidechains ⓘ

In the following table, the Percentiles column shows the percent sidechain outliers of the chain as a percentile score with respect to all PDB entries followed by that with respect to all EM entries.

The Analysed column shows the number of residues for which the sidechain conformation was analysed, and the total number of residues.

Mol	Chain	Analysed	Rotameric	Outliers	Percentiles	
1	A	535/683 (78%)	530 (99%)	5 (1%)	82	91
1	B	535/683 (78%)	530 (99%)	5 (1%)	82	91
1	C	535/683 (78%)	530 (99%)	5 (1%)	82	91
1	D	535/683 (78%)	530 (99%)	5 (1%)	82	91
All	All	2140/2732 (78%)	2120 (99%)	20 (1%)	83	91

All (20) residues with a non-rotameric sidechain are listed below:

Mol	Chain	Res	Type
1	A	152	LEU
1	A	300	LYS
1	A	373	VAL
1	A	479	GLN
1	A	694	ARG
1	B	152	LEU
1	B	300	LYS
1	B	373	VAL
1	B	479	GLN
1	B	694	ARG
1	C	152	LEU
1	C	300	LYS

Continued on next page...

Continued from previous page...

Mol	Chain	Res	Type
1	C	373	VAL
1	C	479	GLN
1	C	694	ARG
1	D	152	LEU
1	D	300	LYS
1	D	373	VAL
1	D	479	GLN
1	D	694	ARG

Some sidechains can be flipped to improve hydrogen bonding and reduce clashes. All (24) such sidechains are listed below:

Mol	Chain	Res	Type
1	A	127	ASN
1	A	129	GLN
1	A	165	HIS
1	A	169	HIS
1	A	396	ASN
1	A	452	GLN
1	B	127	ASN
1	B	129	GLN
1	B	165	HIS
1	B	169	HIS
1	B	396	ASN
1	B	452	GLN
1	C	127	ASN
1	C	129	GLN
1	C	165	HIS
1	C	169	HIS
1	C	396	ASN
1	C	452	GLN
1	D	127	ASN
1	D	129	GLN
1	D	165	HIS
1	D	169	HIS
1	D	396	ASN
1	D	452	GLN

5.3.3 RNA ⓘ

There are no RNA molecules in this entry.

5.4 Non-standard residues in protein, DNA, RNA chains [i](#)

There are no non-standard protein/DNA/RNA residues in this entry.

5.5 Carbohydrates [i](#)

There are no carbohydrates in this entry.

5.6 Ligand geometry [i](#)

There are no ligands in this entry.

5.7 Other polymers [i](#)

There are no such residues in this entry.

5.8 Polymer linkage issues [i](#)

There are no chain breaks in this entry.