



Full wwPDB X-ray Structure Validation Report ⓘ

Nov 7, 2017 – 12:43 AM EST

PDB ID : 4I3V
Title : Structure of phosphonoacetaldehyde dehydrogenase in complex with phosphonoacetaldehyde and cofactor NAD⁺
Authors : Nair, S.K.; Agarwal, V.
Deposited on : unknown
Resolution : 2.00 Å(reported)

This is a Full wwPDB X-ray Structure Validation Report for a publicly released PDB entry.

We welcome your comments at validation@mail.wwpdb.org

A user guide is available at

<http://wwpdb.org/validation/2016/XrayValidationReportHelp>

with specific help available everywhere you see the ⓘ symbol.

The following versions of software and data (see [references ⓘ](#)) were used in the production of this report:

MolProbity : 4.02b-467
Mogul : 1.7.2 (RC1), CSD as538be (2017)
Xtriage (Phenix) : 1.9-1692
EDS : rb-20030345
Percentile statistics : 20161228.v01 (using entries in the PDB archive December 28th 2016)
Refmac : 5.8.0135
CCP4 : 6.5.0
Ideal geometry (proteins) : Engh & Huber (2001)
Ideal geometry (DNA, RNA) : Parkinson et al. (1996)
Validation Pipeline (wwPDB-VP) : rb-20030345

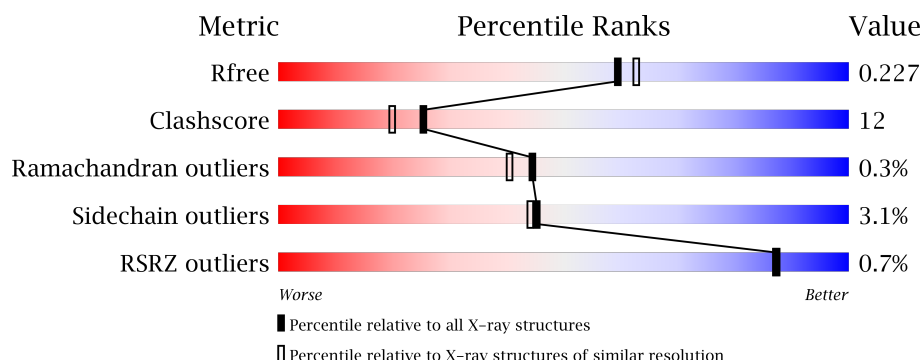
1 Overall quality at a glance

The following experimental techniques were used to determine the structure:

X-RAY DIFFRACTION

The reported resolution of this entry is 2.00 Å.

Percentile scores (ranging between 0-100) for global validation metrics of the entry are shown in the following graphic. The table shows the number of entries on which the scores are based.



Metric	Whole archive (#Entries)	Similar resolution (#Entries, resolution range(Å))
R_{free}	100719	6609 (2.00-2.00)
Clashscore	112137	7775 (2.00-2.00)
Ramachandran outliers	110173	7679 (2.00-2.00)
Sidechain outliers	110143	7678 (2.00-2.00)
RSRZ outliers	101464	6696 (2.00-2.00)

The table below summarises the geometric issues observed across the polymeric chains and their fit to the electron density. The red, orange, yellow and green segments on the lower bar indicate the fraction of residues that contain outliers for ≥ 3 , 2, 1 and 0 types of geometric quality criteria. A grey segment represents the fraction of residues that are not modelled. The numeric value for each fraction is indicated below the corresponding segment, with a dot representing fractions $\leq 5\%$. The upper red bar (where present) indicates the fraction of residues that have poor fit to the electron density. The numeric value is given above the bar.

Mol	Chain	Length	Quality of chain
1	A	488	<div> <div style="width: 100%; height: 10px; background: linear-gradient(to right, red 1%, orange 1%, yellow 14%, green 82%, grey 13%);"></div> <div style="display: flex; justify-content: space-between; width: 100%;"> 100% 82% 14% 13% </div> </div>
1	B	488	<div> <div style="width: 100%; height: 10px; background: linear-gradient(to right, yellow 13%, green 83%, grey 4%);"></div> <div style="display: flex; justify-content: space-between; width: 100%;"> 100% 83% 13% 4% </div> </div>
1	C	488	<div> <div style="width: 100%; height: 10px; background: linear-gradient(to right, yellow 13%, green 82%, orange 5%, grey 2%);"></div> <div style="display: flex; justify-content: space-between; width: 100%;"> 100% 82% 13% 5% </div> </div>
1	D	488	<div> <div style="width: 100%; height: 10px; background: linear-gradient(to right, red 1%, orange 1%, yellow 14%, green 82%, grey 13%);"></div> <div style="display: flex; justify-content: space-between; width: 100%;"> 100% 82% 14% 13% </div> </div>
1	E	488	<div> <div style="width: 100%; height: 10px; background: linear-gradient(to right, yellow 13%, green 83%, grey 4%);"></div> <div style="display: flex; justify-content: space-between; width: 100%;"> 100% 83% 13% 4% </div> </div>

Continued on next page...

Continued from previous page...

Mol	Chain	Length	Quality of chain
1	F	488	<div> <div></div> <div>78%</div> <div>16%</div> <div>• •</div> </div>
1	G	488	<div> <div></div> <div>80%</div> <div>15%</div> <div>• •</div> </div>
1	H	488	<div> <div></div> <div>74%</div> <div>22%</div> <div>• •</div> </div>

2 Entry composition

There are 4 unique types of molecules in this entry. The entry contains 31824 atoms, of which 0 are hydrogens and 0 are deuteriums.

In the tables below, the ZeroOcc column contains the number of atoms modelled with zero occupancy, the AltConf column contains the number of residues with at least one atom in alternate conformation and the Trace column contains the number of residues modelled with at most 2 atoms.

- Molecule 1 is a protein called Aldehyde dehydrogenase (NAD+).

Mol	Chain	Residues	Atoms					ZeroOcc	AltConf	Trace
1	A	473	Total	C	N	O	S	0	0	0
			3626	2294	630	683	19			
1	B	473	Total	C	N	O	S	0	0	0
			3626	2294	630	683	19			
1	C	473	Total	C	N	O	S	0	0	0
			3626	2294	630	683	19			
1	D	473	Total	C	N	O	S	0	0	0
			3626	2294	630	683	19			
1	E	473	Total	C	N	O	S	0	0	0
			3626	2294	630	683	19			
1	F	473	Total	C	N	O	S	0	0	0
			3626	2294	630	683	19			
1	G	473	Total	C	N	O	S	0	0	0
			3626	2294	630	683	19			
1	H	473	Total	C	N	O	S	0	0	0
			3626	2294	630	683	19			

There are 24 discrepancies between the modelled and reference sequences:

Chain	Residue	Modelled	Actual	Comment	Reference
A	-2	GLY	-	EXPRESSION TAG	UNP Q92UV7
A	-1	SER	-	EXPRESSION TAG	UNP Q92UV7
A	0	HIS	-	EXPRESSION TAG	UNP Q92UV7
B	-2	GLY	-	EXPRESSION TAG	UNP Q92UV7
B	-1	SER	-	EXPRESSION TAG	UNP Q92UV7
B	0	HIS	-	EXPRESSION TAG	UNP Q92UV7
C	-2	GLY	-	EXPRESSION TAG	UNP Q92UV7
C	-1	SER	-	EXPRESSION TAG	UNP Q92UV7
C	0	HIS	-	EXPRESSION TAG	UNP Q92UV7
D	-2	GLY	-	EXPRESSION TAG	UNP Q92UV7
D	-1	SER	-	EXPRESSION TAG	UNP Q92UV7
D	0	HIS	-	EXPRESSION TAG	UNP Q92UV7
E	-2	GLY	-	EXPRESSION TAG	UNP Q92UV7

Continued on next page...

Chain	Residue	Modelled	Actual	Comment	Reference
E	-1	SER	-	EXPRESSION TAG	UNP Q92UV7
E	0	HIS	-	EXPRESSION TAG	UNP Q92UV7
F	-2	GLY	-	EXPRESSION TAG	UNP Q92UV7
F	-1	SER	-	EXPRESSION TAG	UNP Q92UV7
F	0	HIS	-	EXPRESSION TAG	UNP Q92UV7
G	-2	GLY	-	EXPRESSION TAG	UNP Q92UV7
G	-1	SER	-	EXPRESSION TAG	UNP Q92UV7
G	0	HIS	-	EXPRESSION TAG	UNP Q92UV7
H	-2	GLY	-	EXPRESSION TAG	UNP Q92UV7
H	-1	SER	-	EXPRESSION TAG	UNP Q92UV7
H	0	HIS	-	EXPRESSION TAG	UNP Q92UV7

- # NAD

Mol	Chain	Residues	Atoms					ZeroOcc	AltConf
2	A	1	Total 27	C 10	N 5	O 10	P 2	0	0
2	B	1	Total 27	C 10	N 5	O 10	P 2	0	0
2	C	1	Total 27	C 10	N 5	O 10	P 2	0	0
2	D	1	Total 27	C 10	N 5	O 10	P 2	0	0
2	E	1	Total 27	C 10	N 5	O 10	P 2	0	0

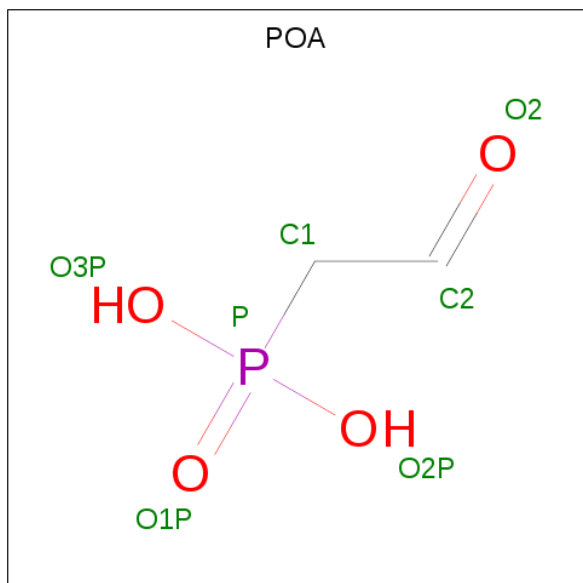


WORLD WIDE
PDB
PROTEIN DATA BANK

Continued from previous page...

Mol	Chain	Residues	Atoms				ZeroOcc	AltConf	
2	F	1	Total	C	N	O	P	0	0
			27	10	5	10	2		
2	G	1	Total	C	N	O	P	0	0
			27	10	5	10	2		

- Molecule 3 is PHOSPHONOACETALDEHYDE (three-letter code: POA) (formula: $C_2H_5O_4P$).



Mol	Chain	Residues	Atoms				ZeroOcc	AltConf
3	A	1	Total	C	O	P	0	0
			7	2	4	1		
3	B	1	Total	C	O	P	0	0
			7	2	4	1		
3	C	1	Total	C	O	P	0	0
			7	2	4	1		
3	D	1	Total	C	O	P	0	0
			7	2	4	1		
3	E	1	Total	C	O	P	0	0
			7	2	4	1		
3	F	1	Total	C	O	P	0	0
			7	2	4	1		
3	G	1	Total	C	O	P	0	0
			7	2	4	1		
3	H	1	Total	C	O	P	0	0
			7	2	4	1		

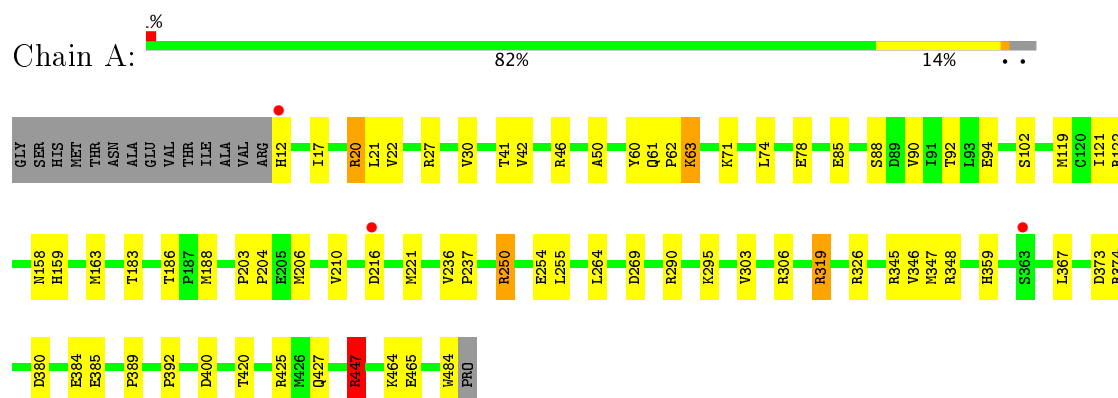
- Molecule 4 is water.

Mol	Chain	Residues	Atoms		ZeroOcc	AltConf
4	A	331	Total 331	O 331	0	0
4	B	382	Total 382	O 382	0	0
4	C	376	Total 376	O 376	0	0
4	D	315	Total 315	O 315	0	0
4	E	306	Total 306	O 306	0	0
4	F	274	Total 274	O 274	0	0
4	G	308	Total 308	O 308	0	0
4	H	279	Total 279	O 279	0	0

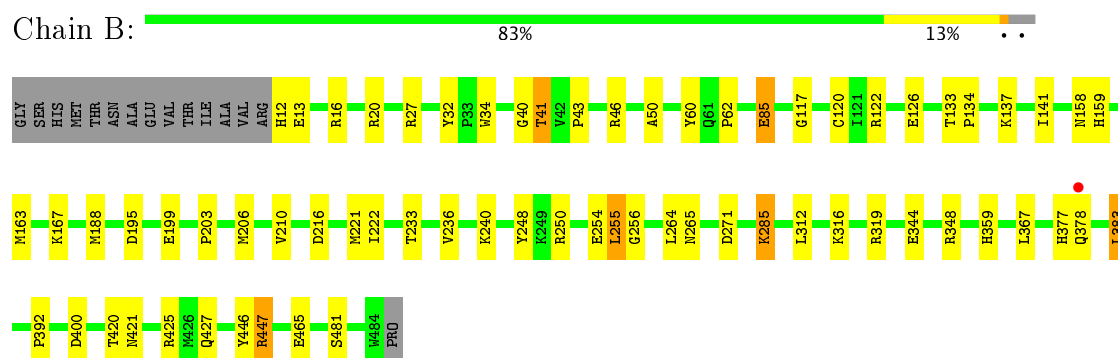
3 Residue-property plots [i](#)

These plots are drawn for all protein, RNA and DNA chains in the entry. The first graphic for a chain summarises the proportions of the various outlier classes displayed in the second graphic. The second graphic shows the sequence view annotated by issues in geometry and electron density. Residues are color-coded according to the number of geometric quality criteria for which they contain at least one outlier: green = 0, yellow = 1, orange = 2 and red = 3 or more. A red dot above a residue indicates a poor fit to the electron density ($RSRZ > 2$). Stretches of 2 or more consecutive residues without any outlier are shown as a green connector. Residues present in the sample, but not in the model, are shown in grey.

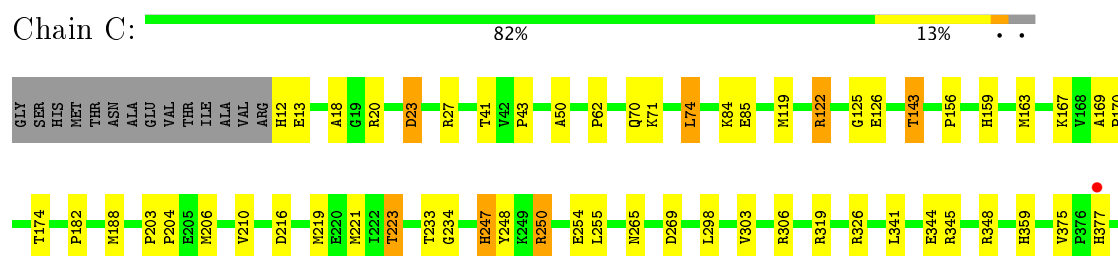
• Molecule 1: Aldehyde dehydrogenase (NAD+)

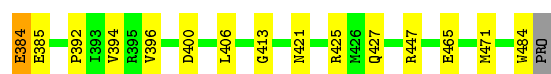


• Molecule 1: Aldehyde dehydrogenase (NAD+)

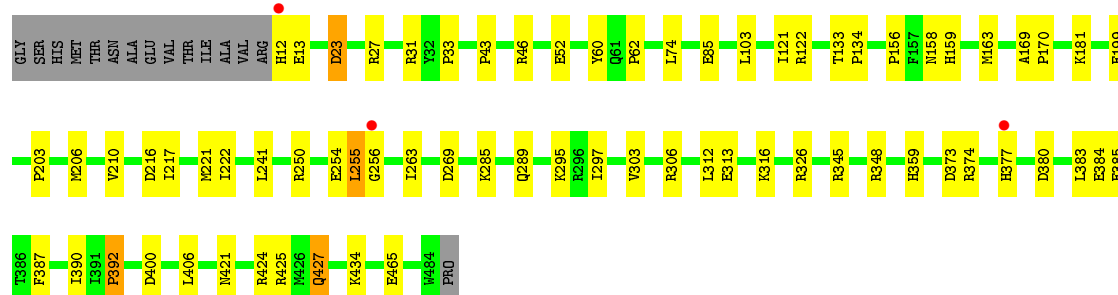
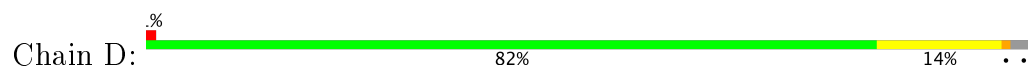


• Molecule 1: Aldehyde dehydrogenase (NAD+)

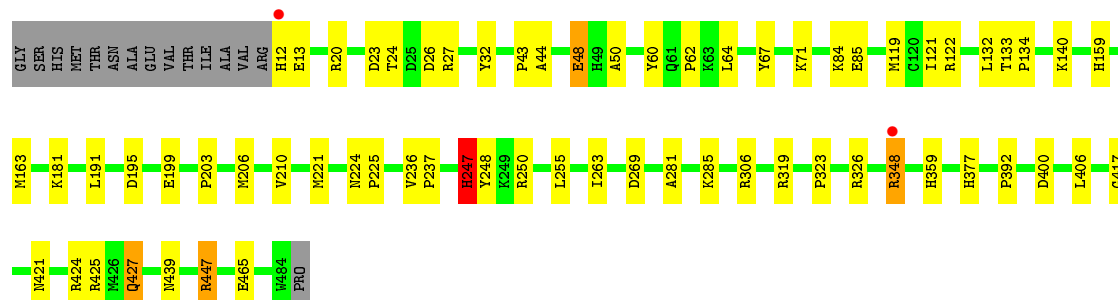
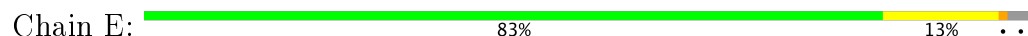




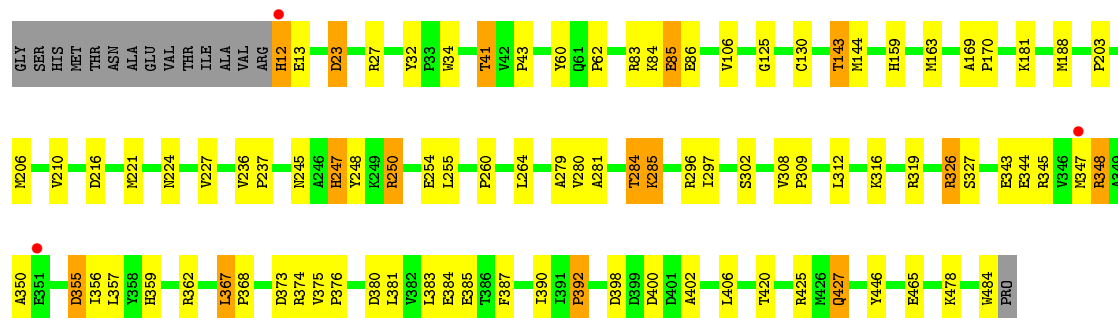
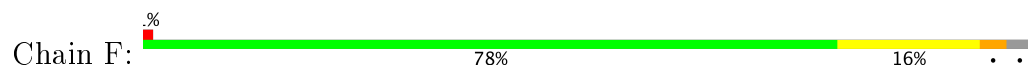
• Molecule 1: Aldehyde dehydrogenase (NAD⁺)



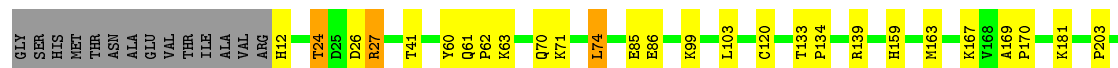
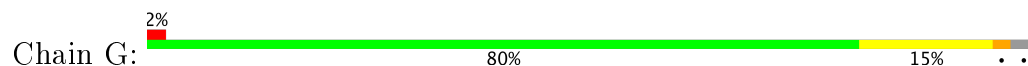
• Molecule 1: Aldehyde dehydrogenase (NAD⁺)

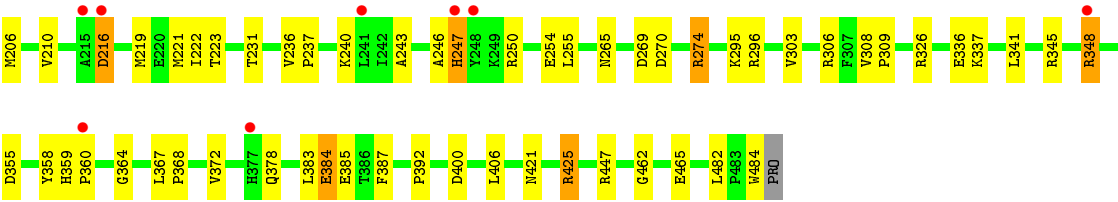


• Molecule 1: Aldehyde dehydrogenase (NAD⁺)

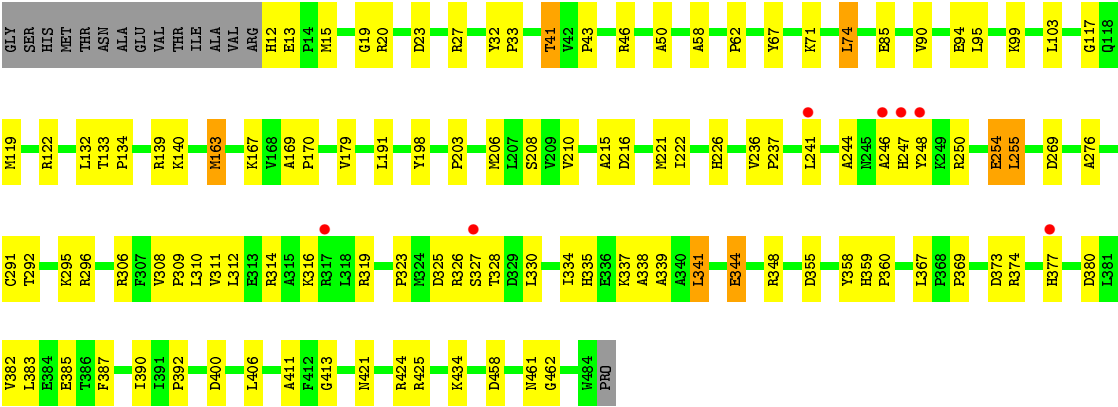


• Molecule 1: Aldehyde dehydrogenase (NAD⁺)





● Molecule 1: Aldehyde dehydrogenase (NAD⁺)



4 Data and refinement statistics

Property	Value	Source
Space group	P 1 21 1	Depositor
Cell constants a, b, c, α , β , γ	94.74Å 172.13Å 140.06Å 90.00° 107.75° 90.00°	Depositor
Resolution (Å)	39.50 – 2.00 39.50 – 2.00	Depositor EDS
% Data completeness (in resolution range)	99.9 (39.50-2.00) 99.9 (39.50-2.00)	Depositor EDS
R_{merge}	0.13	Depositor
R_{sym}	(Not available)	Depositor
$\langle I/\sigma(I) \rangle$ ¹	2.39 (at 2.00Å)	Xtriage
Refinement program	REFMAC, PHENIX 1.7.1_743	Depositor
R, R_{free}	0.182 , 0.230 0.182 , 0.227	Depositor DCC
R_{free} test set	14498 reflections (5.32%)	DCC
Wilson B-factor (Å ²)	24.6	Xtriage
Anisotropy	0.030	Xtriage
Bulk solvent k_{sol} (e/Å ³), B_{sol} (Å ²)	0.36 , 49.9	EDS
L-test for twinning ²	$\langle L \rangle = 0.48$, $\langle L^2 \rangle = 0.31$	Xtriage
Estimated twinning fraction	0.021 for h,-k,-h-l	Xtriage
F_o, F_c correlation	0.95	EDS
Total number of atoms	31824	wwPDB-VP
Average B, all atoms (Å ²)	27.0	wwPDB-VP

Xtriage's analysis on translational NCS is as follows: *The largest off-origin peak in the Patterson function is 2.48% of the height of the origin peak. No significant pseudotranslation is detected.*

¹Intensities estimated from amplitudes.

²Theoretical values of $\langle |L| \rangle$, $\langle L^2 \rangle$ for acentric reflections are 0.5, 0.333 respectively for untwinned datasets, and 0.375, 0.2 for perfectly twinned datasets.

5 Model quality ⓘ

5.1 Standard geometry ⓘ

Bond lengths and bond angles in the following residue types are not validated in this section: NAD, POA

The Z score for a bond length (or angle) is the number of standard deviations the observed value is removed from the expected value. A bond length (or angle) with $|Z| > 5$ is considered an outlier worth inspection. RMSZ is the root-mean-square of all Z scores of the bond lengths (or angles).

Mol	Chain	Bond lengths		Bond angles	
		RMSZ	# Z >5	RMSZ	# Z >5
1	A	0.42	0/3698	0.60	2/5030 (0.0%)
1	B	0.43	0/3698	0.60	0/5030
1	C	0.42	0/3698	0.58	0/5030
1	D	0.39	0/3698	0.55	0/5030
1	E	0.37	0/3698	0.56	0/5030
1	F	0.39	0/3698	0.56	0/5030
1	G	0.40	1/3698 (0.0%)	0.58	2/5030 (0.0%)
1	H	0.39	0/3698	0.57	1/5030 (0.0%)
All	All	0.40	1/29584 (0.0%)	0.58	5/40240 (0.0%)

All (1) bond length outliers are listed below:

Mol	Chain	Res	Type	Atoms	Z	Observed(Å)	Ideal(Å)
1	G	120	CYS	CB-SG	-5.44	1.73	1.81

All (5) bond angle outliers are listed below:

Mol	Chain	Res	Type	Atoms	Z	Observed(°)	Ideal(°)
1	G	425	ARG	NE-CZ-NH2	-7.51	116.54	120.30
1	G	425	ARG	NE-CZ-NH1	5.77	123.18	120.30
1	A	447	ARG	NE-CZ-NH1	5.62	123.11	120.30
1	H	139	ARG	NE-CZ-NH2	-5.28	117.66	120.30
1	A	447	ARG	NE-CZ-NH2	-5.26	117.67	120.30

There are no chirality outliers.

There are no planarity outliers.

5.2 Too-close contacts ⓘ

In the following table, the Non-H and H(model) columns list the number of non-hydrogen atoms and hydrogen atoms in the chain respectively. The H(added) column lists the number of hydrogen atoms added and optimized by MolProbity. The Clashes column lists the number of clashes within the asymmetric unit, whereas Symm-Clashes lists symmetry related clashes.

Mol	Chain	Non-H	H(model)	H(added)	Clashes	Symm-Clashes
1	A	3626	0	3654	82	0
1	B	3626	0	3654	75	0
1	C	3626	0	3654	94	0
1	D	3626	0	3654	84	0
1	E	3626	0	3654	76	0
1	F	3626	0	3654	109	0
1	G	3626	0	3654	98	0
1	H	3626	0	3654	116	0
2	A	27	0	12	0	0
2	B	27	0	12	0	0
2	C	27	0	12	2	0
2	D	27	0	12	0	0
2	E	27	0	12	0	0
2	F	27	0	12	0	0
2	G	27	0	12	1	0
3	A	7	0	2	0	0
3	B	7	0	2	0	0
3	C	7	0	2	0	0
3	D	7	0	2	0	0
3	E	7	0	2	0	0
3	F	7	0	2	0	0
3	G	7	0	2	2	0
3	H	7	0	2	0	0
4	A	331	0	0	17	0
4	B	382	0	0	22	0
4	C	376	0	0	32	0
4	D	315	0	0	30	0
4	E	306	0	0	18	0
4	F	274	0	0	17	0
4	G	308	0	0	25	0
4	H	279	0	0	27	0
All	All	31824	0	29332	705	0

The all-atom clashscore is defined as the number of clashes found per 1000 atoms (including hydrogen atoms). The all-atom clashscore for this structure is 12.

All (705) close contacts within the same asymmetric unit are listed below, sorted by their clash magnitude.

Atom-1	Atom-2	Interatomic distance (Å)	Clash overlap (Å)
1:F:254:GLU:HG3	1:F:465:GLU:OE2	1.31	1.28
1:G:167:LYS:NZ	1:G:465:GLU:OE2	1.71	1.23
1:C:85:GLU:OE1	4:C:617:HOH:O	1.53	1.23
1:D:221:MET:SD	4:D:900:HOH:O	1.96	1.21
1:H:119:MET:SD	1:H:122:ARG:NH1	2.15	1.19
1:B:222:ILE:HG13	4:B:977:HOH:O	1.43	1.18
1:D:206:MET:SD	4:D:902:HOH:O	2.05	1.15
1:B:221:MET:SD	4:B:966:HOH:O	2.05	1.15
1:H:406:LEU:HG	4:H:835:HOH:O	0.99	1.15
1:G:221:MET:SD	4:G:883:HOH:O	2.05	1.14
1:F:250:ARG:HH11	1:F:250:ARG:HG3	1.14	1.09
1:F:206:MET:SD	4:F:854:HOH:O	2.10	1.06
1:A:221:MET:SD	4:A:916:HOH:O	2.12	1.06
1:H:295:LYS:HE2	1:H:385:GLU:HG3	1.37	1.02
1:H:62:PRO:HB3	1:H:206:MET:HE2	1.42	1.02
1:D:216:ASP:OD2	4:D:645:HOH:O	1.74	1.02
1:A:348:ARG:NH1	1:A:380:ASP:OD2	1.94	1.01
1:A:250:ARG:HH11	1:A:250:ARG:HG3	1.25	1.01
1:C:250:ARG:HH11	1:C:250:ARG:HG3	1.23	1.00
1:C:12:HIS:N	4:C:947:HOH:O	1.95	1.00
1:G:206:MET:SD	4:G:889:HOH:O	2.18	1.00
1:C:174:THR:HG23	4:C:959:HOH:O	1.62	0.99
1:G:85:GLU:OE1	4:G:848:HOH:O	1.81	0.99
1:H:210:VAL:HG21	1:H:221:MET:HE1	1.44	0.98
1:H:206:MET:SD	4:H:954:HOH:O	2.19	0.98
4:A:764:HOH:O	1:D:421:ASN:HB3	1.64	0.96
1:F:350:ALA:HB2	1:F:356:ILE:HD11	1.48	0.95
1:A:85:GLU:OE1	1:A:326:ARG:NH2	1.99	0.95
1:E:85:GLU:OE1	1:E:326:ARG:NH1	2.00	0.95
1:E:319:ARG:NE	4:E:893:HOH:O	2.00	0.94
1:F:344:GLU:OE1	4:F:782:HOH:O	1.83	0.94
1:G:216:ASP:OD2	4:G:675:HOH:O	1.84	0.94
1:H:27:ARG:HE	1:H:41:THR:CG2	1.80	0.94
1:A:85:GLU:OE2	4:A:767:HOH:O	1.85	0.94
1:H:221:MET:SD	4:H:767:HOH:O	2.26	0.92
1:D:434:LYS:NZ	4:D:906:HOH:O	2.02	0.92
1:F:319:ARG:HH21	1:F:327:SER:HB2	1.35	0.92
1:F:344:GLU:OE2	1:F:348:ARG:NH2	2.01	0.92
1:G:243:ALA:HB3	4:G:858:HOH:O	1.68	0.92
1:D:424:ARG:NH1	4:D:905:HOH:O	2.01	0.91
1:D:345:ARG:NH1	1:D:348:ARG:HH12	1.67	0.91
1:E:163:MET:SD	4:E:764:HOH:O	2.29	0.91

Continued on next page...

Continued from previous page...

Atom-1	Atom-2	Interatomic distance (Å)	Clash overlap (Å)
1:G:210:VAL:HG21	1:G:221:MET:HE1	1.53	0.90
1:B:27:ARG:HE	1:B:41:THR:HG23	1.36	0.90
1:C:122:ARG:HG2	1:D:122:ARG:NH2	1.87	0.89
1:G:250:ARG:HH11	1:G:250:ARG:HG3	1.37	0.89
1:E:27:ARG:NH2	4:E:881:HOH:O	2.04	0.89
1:C:345:ARG:NH1	1:C:384:GLU:OE2	2.05	0.88
1:B:27:ARG:HH21	1:B:41:THR:HG22	1.36	0.88
1:F:27:ARG:HE	1:F:41:THR:HG23	1.39	0.88
1:A:210:VAL:HG21	1:A:221:MET:CE	2.03	0.87
1:A:385:GLU:HB3	4:A:807:HOH:O	1.73	0.87
1:F:216:ASP:HB3	4:F:842:HOH:O	1.72	0.87
1:D:156:PRO:HD2	1:D:163:MET:HG2	1.55	0.87
1:E:62:PRO:HB3	1:E:206:MET:HE2	1.57	0.87
1:G:222:ILE:HD12	1:G:223:THR:HG23	1.55	0.86
1:F:181:LYS:HB2	1:F:221:MET:HE2	1.58	0.85
4:C:917:HOH:O	1:E:421:ASN:HB3	1.75	0.85
1:A:210:VAL:HG21	1:A:221:MET:HE1	1.57	0.85
1:B:27:ARG:HE	1:B:41:THR:CG2	1.90	0.85
1:A:345:ARG:NE	1:A:384:GLU:OE1	2.09	0.85
1:G:421:ASN:HB3	4:G:882:HOH:O	1.76	0.84
1:B:216:ASP:OD1	4:B:948:HOH:O	1.93	0.84
1:G:159:HIS:HB2	1:G:163:MET:HG2	1.60	0.83
1:H:311:VAL:HA	4:H:964:HOH:O	1.77	0.83
1:A:119:MET:HE3	1:E:121:ILE:HD11	1.59	0.83
1:H:276:ALA:HB1	4:H:964:HOH:O	1.78	0.83
1:C:174:THR:CG2	4:C:959:HOH:O	2.20	0.82
1:F:181:LYS:HB2	1:F:221:MET:CE	2.08	0.82
1:H:334:ILE:HD12	4:H:967:HOH:O	1.78	0.82
1:H:85:GLU:OE1	4:H:708:HOH:O	1.96	0.82
1:G:181:LYS:HB2	1:G:221:MET:CE	2.10	0.82
1:G:181:LYS:HB2	1:G:221:MET:HE2	1.62	0.81
1:E:67:TYR:CE1	1:E:71:LYS:HE3	2.15	0.81
1:G:27:ARG:HD3	4:G:693:HOH:O	1.81	0.81
1:H:103:LEU:HD11	4:H:708:HOH:O	1.79	0.81
1:G:345:ARG:NE	1:G:384:GLU:OE1	2.15	0.80
1:C:27:ARG:HE	1:C:41:THR:CG2	1.94	0.80
1:B:122:ARG:NH1	4:B:982:HOH:O	2.14	0.79
1:H:210:VAL:HG21	1:H:221:MET:CE	2.12	0.79
1:F:319:ARG:HD2	4:F:778:HOH:O	1.83	0.79
1:B:210:VAL:HG21	1:B:221:MET:HE1	1.64	0.78
1:B:447:ARG:NH1	4:B:972:HOH:O	1.82	0.78

Continued on next page...

Continued from previous page...

Atom-1	Atom-2	Interatomic distance (Å)	Clash overlap (Å)
1:F:210:VAL:CG2	1:F:221:MET:HE1	2.12	0.78
4:A:678:HOH:O	1:F:247:HIS:HB2	1.83	0.78
1:F:319:ARG:NH2	1:F:327:SER:HB2	1.97	0.78
1:D:385:GLU:O	4:D:894:HOH:O	2.01	0.77
1:G:341:LEU:HD21	1:G:345:ARG:HH22	1.50	0.77
1:G:210:VAL:CG2	1:G:221:MET:HE1	2.15	0.77
1:A:345:ARG:NH1	4:A:785:HOH:O	2.17	0.76
1:A:122:ARG:HB2	1:E:122:ARG:NH2	2.01	0.76
1:C:250:ARG:HD2	4:C:646:HOH:O	1.85	0.76
1:D:12:HIS:N	4:D:901:HOH:O	2.19	0.76
1:E:250:ARG:HG3	1:E:250:ARG:HH11	1.51	0.76
1:F:250:ARG:HG3	1:F:250:ARG:NH1	1.94	0.76
1:D:400:ASP:OD2	1:D:425:ARG:HD3	1.86	0.75
1:C:23:ASP:OD1	1:C:27:ARG:NH1	2.20	0.75
1:C:471:MET:HE3	4:C:959:HOH:O	1.85	0.75
1:D:210:VAL:HG21	1:D:221:MET:HE1	1.69	0.75
1:F:159:HIS:HB2	1:F:163:MET:HG2	1.67	0.75
1:D:254:GLU:OE1	4:D:891:HOH:O	2.06	0.74
1:H:334:ILE:HA	4:H:967:HOH:O	1.87	0.73
1:F:210:VAL:HG21	1:F:221:MET:HE1	1.68	0.73
1:A:50:ALA:HB2	1:A:221:MET:HE2	1.69	0.73
1:D:103:LEU:HD11	4:D:612:HOH:O	1.88	0.73
1:D:23:ASP:OD1	1:D:27:ARG:NH1	2.21	0.73
1:G:85:GLU:OE2	1:G:326:ARG:NH2	2.21	0.73
1:D:163:MET:HE3	4:D:909:HOH:O	1.87	0.73
1:D:85:GLU:OE1	4:D:612:HOH:O	2.07	0.73
1:B:27:ARG:HH21	1:B:41:THR:CG2	2.02	0.72
1:D:465:GLU:HG2	4:D:660:HOH:O	1.89	0.72
1:G:355:ASP:HB2	4:G:899:HOH:O	1.89	0.72
1:F:27:ARG:HH21	1:F:41:THR:CG2	2.02	0.72
1:E:319:ARG:CZ	4:E:893:HOH:O	2.35	0.72
1:A:119:MET:HE3	1:E:121:ILE:CD1	2.19	0.72
1:D:285:LYS:HE2	4:D:678:HOH:O	1.89	0.72
1:C:384:GLU:HB2	4:C:841:HOH:O	1.89	0.71
1:G:71:LYS:HD2	4:G:805:HOH:O	1.89	0.71
1:A:319:ARG:CZ	1:A:319:ARG:HB3	2.20	0.71
1:F:373:ASP:OD1	1:F:374:ARG:N	2.22	0.71
1:G:384:GLU:HG2	1:G:385:GLU:N	2.04	0.71
1:A:119:MET:CE	1:E:121:ILE:HD11	2.21	0.71
1:F:27:ARG:NE	1:F:41:THR:HG23	2.04	0.71
1:A:62:PRO:HB3	1:A:206:MET:HE2	1.72	0.71

Continued on next page...

Continued from previous page...

Atom-1	Atom-2	Interatomic distance (Å)	Clash overlap (Å)
1:G:295:LYS:HE2	1:G:385:GLU:HG3	1.72	0.71
1:A:484:TRP:HA	1:E:427:GLN:OE1	1.90	0.71
1:H:247:HIS:HB3	4:H:947:HOH:O	1.90	0.71
1:F:254:GLU:CG	1:F:465:GLU:OE2	2.26	0.71
1:A:27:ARG:HH21	1:A:41:THR:C	1.95	0.70
1:B:447:ARG:HD3	4:B:604:HOH:O	1.91	0.70
1:A:12:HIS:CD2	1:A:12:HIS:C	2.64	0.70
1:C:159:HIS:HB2	1:C:163:MET:HG2	1.73	0.70
1:F:280:VAL:O	1:F:284:THR:HB	1.90	0.70
1:B:12:HIS:CD2	1:B:41:THR:HB	2.27	0.70
1:G:210:VAL:CG2	1:G:221:MET:CE	2.70	0.70
1:G:12:HIS:HA	1:G:27:ARG:NH2	2.07	0.69
1:C:345:ARG:NH2	1:C:384:GLU:OE1	2.24	0.69
1:G:250:ARG:NH1	1:G:250:ARG:HG3	2.06	0.69
1:H:13:GLU:O	1:H:43:PRO:HD3	1.92	0.69
1:G:27:ARG:NE	1:G:41:THR:HG23	2.06	0.69
1:H:341:LEU:HD12	1:H:341:LEU:O	1.92	0.69
1:C:27:ARG:HB3	1:C:41:THR:HG23	1.74	0.68
1:D:46:ARG:NH1	4:D:884:HOH:O	2.20	0.68
1:G:222:ILE:CD1	1:G:223:THR:HG23	2.23	0.68
1:H:348:ARG:HH12	1:H:380:ASP:HB2	1.58	0.68
1:B:400:ASP:OD2	1:B:425:ARG:HD3	1.93	0.68
1:F:350:ALA:HB2	1:F:356:ILE:CD1	2.23	0.68
1:C:345:ARG:CZ	1:C:384:GLU:OE2	2.41	0.68
1:A:216:ASP:HB2	4:A:669:HOH:O	1.94	0.68
1:F:60:TYR:HE2	1:F:206:MET:HE2	1.59	0.68
1:H:341:LEU:O	1:H:344:GLU:HB2	1.93	0.68
1:C:20:ARG:HD3	4:C:840:HOH:O	1.94	0.67
1:H:27:ARG:HE	1:H:41:THR:HG23	1.55	0.67
1:B:137:LYS:HD2	1:F:446:TYR:CE1	2.30	0.67
1:H:163:MET:HE3	1:H:163:MET:HA	1.77	0.67
1:D:85:GLU:OE1	1:D:326:ARG:NH2	2.27	0.66
1:F:188:MET:HE3	4:F:710:HOH:O	1.95	0.66
1:F:210:VAL:CG2	1:F:221:MET:CE	2.73	0.66
1:G:85:GLU:CD	1:G:326:ARG:HH22	1.99	0.66
1:C:62:PRO:HB3	1:C:206:MET:HE2	1.77	0.66
1:G:341:LEU:HD21	1:G:345:ARG:NH2	2.10	0.66
1:G:400:ASP:OD2	1:G:425:ARG:CD	2.44	0.66
1:D:60:TYR:HE2	1:D:206:MET:HE2	1.61	0.66
1:E:24:THR:HG23	1:E:26:ASP:O	1.96	0.66
1:D:345:ARG:NE	1:D:384:GLU:OE1	2.29	0.66

Continued on next page...

Continued from previous page...

Atom-1	Atom-2	Interatomic distance (Å)	Clash overlap (Å)
1:B:159:HIS:HB2	1:B:163:MET:HG2	1.78	0.65
1:F:12:HIS:HA	1:F:41:THR:HG22	1.78	0.65
1:D:400:ASP:OD2	1:D:425:ARG:CD	2.44	0.65
1:F:27:ARG:HH21	1:F:41:THR:HG23	1.59	0.65
1:G:345:ARG:CZ	1:G:384:GLU:OE1	2.44	0.65
1:C:27:ARG:HE	1:C:41:THR:HG22	1.61	0.65
1:C:71:LYS:HE3	4:C:832:HOH:O	1.95	0.65
1:H:400:ASP:OD2	1:H:425:ARG:CD	2.44	0.65
1:A:250:ARG:HG3	1:A:250:ARG:NH1	1.97	0.65
1:G:12:HIS:N	1:G:41:THR:HG22	2.11	0.65
1:H:140:LYS:HE3	4:H:976:HOH:O	1.96	0.65
1:F:345:ARG:NH1	1:F:348:ARG:HH12	1.95	0.64
1:C:447:ARG:HD3	4:C:606:HOH:O	1.96	0.64
1:E:62:PRO:CB	1:E:206:MET:HE2	2.26	0.64
1:G:240:LYS:HA	4:G:858:HOH:O	1.97	0.64
1:D:181:LYS:HB2	1:D:221:MET:HE3	1.79	0.64
1:H:296:ARG:HD2	1:H:377:HIS:HE1	1.62	0.64
1:D:377:HIS:HB2	4:D:667:HOH:O	1.97	0.64
1:F:383:LEU:O	4:F:862:HOH:O	2.14	0.64
1:A:348:ARG:HD3	4:A:785:HOH:O	1.97	0.64
1:E:159:HIS:HB2	1:E:163:MET:HG2	1.79	0.63
1:F:27:ARG:HE	1:F:41:THR:CG2	2.10	0.63
1:A:46:ARG:NH1	4:A:864:HOH:O	2.24	0.63
1:H:296:ARG:HG2	1:H:382:VAL:HG13	1.79	0.63
1:A:210:VAL:HG21	1:A:221:MET:HE3	1.78	0.63
1:A:92:THR:HG1	1:A:102:SER:HG	1.41	0.63
1:G:303:VAL:HG12	1:G:306:ARG:NH2	2.14	0.63
1:F:250:ARG:HH11	1:F:250:ARG:CG	2.02	0.63
1:G:269:ASP:OD1	1:G:306:ARG:HD2	1.99	0.63
1:B:27:ARG:NH2	1:B:41:THR:HG22	2.13	0.63
1:H:95:LEU:O	4:H:967:HOH:O	2.15	0.63
1:H:12:HIS:N	4:H:955:HOH:O	2.32	0.62
1:H:348:ARG:NH1	1:H:380:ASP:OD2	2.33	0.62
1:C:250:ARG:NH1	1:C:250:ARG:HG3	2.03	0.62
1:G:400:ASP:OD2	1:G:425:ARG:HD3	1.99	0.62
1:H:400:ASP:OD2	1:H:425:ARG:HD3	1.98	0.62
1:A:62:PRO:HB3	1:A:206:MET:CE	2.29	0.62
1:C:394:VAL:HG13	4:C:967:HOH:O	2.00	0.62
1:D:348:ARG:HD2	4:D:652:HOH:O	1.97	0.62
1:F:62:PRO:HB3	1:F:206:MET:HE2	1.82	0.62
1:E:50:ALA:HB2	1:E:221:MET:HE2	1.82	0.61

Continued on next page...

Continued from previous page...

Atom-1	Atom-2	Interatomic distance (Å)	Clash overlap (Å)
1:E:210:VAL:HG21	1:E:221:MET:CE	2.29	0.61
1:F:12:HIS:HD1	1:F:12:HIS:C	2.04	0.61
1:F:250:ARG:NE	4:F:701:HOH:O	2.33	0.61
1:F:355:ASP:OD2	1:F:357:LEU:HD21	2.00	0.61
1:B:12:HIS:HD2	1:B:41:THR:HB	1.64	0.61
1:A:484:TRP:C	4:A:898:HOH:O	2.39	0.61
1:E:210:VAL:HG21	1:E:221:MET:HE3	1.81	0.61
1:G:86:GLU:OE1	4:G:724:HOH:O	2.16	0.61
1:H:250:ARG:HH11	1:H:250:ARG:HG3	1.65	0.61
1:B:20:ARG:HD3	4:B:912:HOH:O	2.01	0.61
1:D:13:GLU:O	1:D:43:PRO:HD3	2.01	0.61
1:F:12:HIS:CE1	1:F:23:ASP:OD2	2.53	0.61
1:E:163:MET:HE2	4:E:877:HOH:O	2.01	0.61
1:H:373:ASP:OD1	1:H:374:ARG:N	2.33	0.61
1:A:303:VAL:HG12	1:A:306:ARG:NH2	2.15	0.60
1:D:295:LYS:HE2	1:D:385:GLU:HG3	1.83	0.60
1:A:122:ARG:NH1	4:A:927:HOH:O	2.34	0.60
1:C:471:MET:CE	4:C:959:HOH:O	2.47	0.60
1:C:269:ASP:OD1	1:C:306:ARG:NH1	2.30	0.60
1:A:61:GLN:O	1:A:63:LYS:HD3	2.02	0.60
1:E:62:PRO:HB3	1:E:206:MET:CE	2.30	0.60
1:E:250:ARG:HG3	1:E:250:ARG:NH1	2.12	0.60
1:F:27:ARG:NH2	1:F:41:THR:HG23	2.17	0.60
1:C:27:ARG:HH21	1:C:41:THR:HG22	1.67	0.60
1:A:250:ARG:HH11	1:A:250:ARG:CG	2.09	0.59
1:C:125:GLY:HA2	1:C:143:THR:HG22	1.84	0.59
1:B:400:ASP:OD2	1:B:425:ARG:CD	2.51	0.59
1:B:62:PRO:HB3	1:B:206:MET:HE2	1.84	0.59
1:G:345:ARG:CZ	1:G:384:GLU:OE2	2.50	0.59
1:C:119:MET:HE3	1:D:121:ILE:HD11	1.84	0.59
1:D:12:HIS:HB3	4:D:893:HOH:O	2.02	0.59
1:G:219:MET:SD	1:G:222:ILE:HD11	2.42	0.59
1:E:447:ARG:HD3	4:E:623:HOH:O	2.02	0.59
1:A:188:MET:HE3	4:A:782:HOH:O	2.01	0.59
1:B:12:HIS:HD2	1:B:41:THR:CG2	2.15	0.59
1:C:384:GLU:HG2	1:C:385:GLU:N	2.16	0.59
1:C:13:GLU:O	1:C:43:PRO:HD3	2.03	0.59
1:D:156:PRO:CD	1:D:163:MET:HG2	2.31	0.59
1:G:181:LYS:HB2	1:G:221:MET:HE3	1.85	0.59
1:G:85:GLU:CD	1:G:326:ARG:NH2	2.55	0.59
1:B:46:ARG:NH1	4:B:811:HOH:O	2.28	0.58

Continued on next page...

Continued from previous page...

Atom-1	Atom-2	Interatomic distance (Å)	Clash overlap (Å)
1:C:119:MET:HE1	1:D:122:ARG:HD3	1.84	0.58
1:F:384:GLU:HG2	1:F:385:GLU:N	2.18	0.58
4:G:897:HOH:O	1:H:461:ASN:HB2	2.02	0.58
1:A:295:LYS:HE2	1:A:385:GLU:HG3	1.83	0.58
1:E:163:MET:CE	4:E:877:HOH:O	2.50	0.58
1:A:74:LEU:O	1:A:78:GLU:HG2	2.03	0.58
1:E:281:ALA:O	1:E:285:LYS:HG2	2.03	0.58
1:H:163:MET:HE1	4:H:821:HOH:O	2.03	0.58
1:H:12:HIS:HD2	1:H:41:THR:CG2	2.16	0.58
1:B:27:ARG:NE	1:B:41:THR:HG23	2.14	0.58
1:B:312:LEU:HG	1:B:316:LYS:HE3	1.86	0.58
1:A:21:LEU:HB2	1:F:247:HIS:HE1	1.69	0.58
1:F:60:TYR:HE2	1:F:206:MET:CE	2.16	0.58
1:C:156:PRO:HB3	2:C:501:NAD:O5D	2.04	0.58
1:A:384:GLU:HG2	1:A:385:GLU:N	2.18	0.57
1:C:484:TRP:C	4:C:956:HOH:O	2.43	0.57
1:D:222:ILE:CD1	4:D:903:HOH:O	2.51	0.57
1:E:71:LYS:NZ	4:E:672:HOH:O	2.29	0.57
1:F:319:ARG:HH11	1:F:319:ARG:HG2	1.68	0.57
1:B:141:ILE:CD1	1:B:481:SER:HB3	2.34	0.57
1:C:377:HIS:N	4:C:967:HOH:O	2.37	0.57
1:A:269:ASP:OD1	1:A:306:ARG:HD2	2.04	0.57
1:E:377:HIS:CG	1:E:406:LEU:HD11	2.38	0.57
1:A:27:ARG:HG3	4:A:699:HOH:O	2.04	0.57
1:C:210:VAL:HG21	1:C:221:MET:CE	2.33	0.57
1:G:12:HIS:NE2	4:G:884:HOH:O	2.33	0.57
1:F:348:ARG:HD2	4:F:866:HOH:O	2.03	0.57
1:H:383:LEU:O	1:H:383:LEU:HG	2.05	0.57
1:D:345:ARG:HH12	1:D:348:ARG:HH12	1.50	0.56
1:E:195:ASP:O	1:E:199:GLU:HG3	2.04	0.56
1:D:62:PRO:HB3	1:D:206:MET:HE2	1.87	0.56
1:H:424:ARG:NH1	4:H:849:HOH:O	2.23	0.56
1:B:210:VAL:HG21	1:B:221:MET:CE	2.35	0.56
1:E:48:GLU:OE2	1:E:48:GLU:N	2.39	0.56
1:F:12:HIS:CG	1:F:27:ARG:NH2	2.74	0.56
1:G:400:ASP:OD2	1:G:425:ARG:HD2	2.05	0.56
1:B:447:ARG:NH2	4:B:972:HOH:O	2.39	0.56
1:C:303:VAL:HG12	1:C:306:ARG:NH2	2.21	0.56
1:E:400:ASP:OD2	1:E:425:ARG:CD	2.53	0.56
1:E:50:ALA:CB	1:E:221:MET:HE2	2.36	0.56
1:H:421:ASN:HB3	4:H:963:HOH:O	2.05	0.56

Continued on next page...

Continued from previous page...

Atom-1	Atom-2	Interatomic distance (Å)	Clash overlap (Å)
1:H:62:PRO:CB	1:H:206:MET:HE2	2.27	0.56
1:H:339:ALA:HB1	1:H:367:LEU:HD11	1.88	0.56
1:D:380:ASP:OD2	4:D:652:HOH:O	2.18	0.56
1:D:210:VAL:HG21	1:D:221:MET:CE	2.36	0.56
1:F:345:ARG:NH1	4:F:743:HOH:O	2.39	0.55
1:A:62:PRO:CB	1:A:206:MET:HE2	2.35	0.55
1:B:250:ARG:HG3	1:B:250:ARG:HH11	1.71	0.55
1:F:12:HIS:ND1	1:F:12:HIS:C	2.59	0.55
1:G:295:LYS:CE	1:G:385:GLU:HG3	2.37	0.55
1:D:326:ARG:NH2	4:D:612:HOH:O	2.28	0.55
1:C:375:VAL:O	4:C:967:HOH:O	2.18	0.55
1:H:339:ALA:HB1	1:H:367:LEU:CD1	2.37	0.55
1:F:390:ILE:O	1:F:392:PRO:HD3	2.07	0.55
1:E:250:ARG:HD2	4:E:691:HOH:O	2.06	0.55
1:F:367:LEU:HD12	1:F:368:PRO:HD2	1.89	0.55
1:F:62:PRO:HB3	1:F:206:MET:CE	2.37	0.55
1:G:447:ARG:HD3	4:G:606:HOH:O	2.06	0.55
1:B:250:ARG:NE	4:B:967:HOH:O	2.38	0.54
1:B:27:ARG:NE	1:B:41:THR:CG2	2.65	0.54
1:B:50:ALA:HB2	1:B:221:MET:CE	2.37	0.54
1:C:421:ASN:HB3	4:E:763:HOH:O	2.06	0.54
1:F:181:LYS:HB2	1:F:221:MET:HE3	1.88	0.54
1:G:250:ARG:NH1	1:H:462:GLY:HA3	2.22	0.54
1:H:348:ARG:HH12	1:H:380:ASP:CB	2.19	0.54
1:A:88:SER:HB2	1:A:102:SER:CB	2.38	0.54
1:G:85:GLU:OE2	1:G:99:LYS:NZ	2.19	0.54
1:C:126:GLU:H	1:C:143:THR:HG22	1.72	0.54
1:B:62:PRO:CB	1:B:206:MET:HE2	2.37	0.54
1:D:27:ARG:NH2	4:D:893:HOH:O	2.40	0.54
1:F:12:HIS:HE1	1:F:23:ASP:OD2	1.91	0.54
1:F:400:ASP:OD2	1:F:425:ARG:CD	2.56	0.54
1:A:159:HIS:HB2	1:A:163:MET:HG2	1.88	0.54
1:A:21:LEU:H	1:F:247:HIS:CE1	2.25	0.54
1:G:236:VAL:HB	1:G:237:PRO:HD3	1.90	0.54
1:B:319:ARG:HD3	4:B:746:HOH:O	2.08	0.54
1:C:122:ARG:NE	4:C:692:HOH:O	2.41	0.54
1:D:384:GLU:HG2	1:D:385:GLU:N	2.23	0.54
1:H:99:LYS:HE3	4:H:708:HOH:O	2.07	0.54
1:D:312:LEU:HG	1:D:316:LYS:HE2	1.90	0.54
1:H:326:ARG:NH1	4:H:708:HOH:O	2.34	0.54
1:A:12:HIS:HD2	1:A:12:HIS:C	2.10	0.53

Continued on next page...

Continued from previous page...

Atom-1	Atom-2	Interatomic distance (Å)	Clash overlap (Å)
1:A:85:GLU:CD	1:A:326:ARG:HH22	2.08	0.53
1:G:62:PRO:HB3	1:G:206:MET:CE	2.38	0.53
1:C:250:ARG:HH11	1:C:250:ARG:CG	2.07	0.53
1:F:348:ARG:NH1	1:F:380:ASP:OD2	2.42	0.53
2:G:501:NAD:H8A	4:G:722:HOH:O	2.07	0.53
1:H:296:ARG:CD	1:H:377:HIS:HE1	2.21	0.53
1:C:400:ASP:OD2	1:C:425:ARG:CD	2.56	0.53
1:F:279:ALA:HB1	1:F:297:ILE:HD13	1.89	0.53
1:A:236:VAL:HB	1:A:237:PRO:HD3	1.89	0.53
1:C:400:ASP:OD2	1:C:425:ARG:HD2	2.09	0.53
1:E:210:VAL:CG2	1:E:221:MET:HE3	2.38	0.53
1:B:158:ASN:ND2	4:B:831:HOH:O	2.19	0.53
1:B:254:GLU:OE2	1:B:255:LEU:O	2.27	0.53
1:B:12:HIS:HD2	1:B:41:THR:CB	2.20	0.53
1:G:367:LEU:HD12	1:G:368:PRO:HD2	1.91	0.53
1:D:60:TYR:HE2	1:D:206:MET:CE	2.21	0.53
1:H:400:ASP:OD2	1:H:425:ARG:HD2	2.09	0.53
1:G:247:HIS:CE1	1:H:247:HIS:HE1	2.27	0.53
1:A:345:ARG:HD3	1:A:380:ASP:HB3	1.91	0.53
1:E:48:GLU:CD	1:E:48:GLU:H	2.12	0.53
1:H:222:ILE:HG23	1:H:246:ALA:HB2	1.91	0.53
1:H:319:ARG:HH21	1:H:327:SER:HB3	1.74	0.53
1:E:20:ARG:HD3	4:E:821:HOH:O	2.08	0.52
1:G:345:ARG:CZ	1:G:384:GLU:CD	2.77	0.52
1:G:60:TYR:HE2	1:G:206:MET:HE2	1.73	0.52
1:A:27:ARG:NH2	1:A:41:THR:O	2.43	0.52
1:G:254:GLU:HG3	1:G:465:GLU:OE1	2.09	0.52
1:B:85:GLU:HG2	4:B:747:HOH:O	2.09	0.52
1:F:281:ALA:O	1:F:285:LYS:HG2	2.08	0.52
1:H:210:VAL:CG2	1:H:221:MET:CE	2.85	0.52
1:H:50:ALA:HB2	1:H:221:MET:HE2	1.91	0.52
1:H:27:ARG:HB3	1:H:41:THR:HG23	1.90	0.52
1:A:254:GLU:HB2	1:A:465:GLU:OE2	2.10	0.52
1:A:60:TYR:HE2	1:A:206:MET:HE2	1.75	0.52
1:H:163:MET:CE	1:H:163:MET:HA	2.39	0.52
1:C:210:VAL:HG21	1:C:221:MET:HE1	1.92	0.52
1:C:84:LYS:HE2	4:C:826:HOH:O	2.08	0.52
1:E:12:HIS:HB3	4:E:881:HOH:O	2.10	0.52
1:A:30:VAL:HG11	1:A:188:MET:HE2	1.90	0.51
1:D:210:VAL:CG2	1:D:221:MET:CE	2.88	0.51
1:D:263:ILE:HD11	1:D:297:ILE:HG23	1.91	0.51

Continued on next page...

Continued from previous page...

Atom-1	Atom-2	Interatomic distance (Å)	Clash overlap (Å)
1:E:24:THR:HG21	1:E:44:ALA:H	1.75	0.51
1:G:254:GLU:HB3	4:G:906:HOH:O	2.10	0.51
1:F:345:ARG:NE	1:F:384:GLU:OE1	2.43	0.51
1:H:27:ARG:HE	1:H:41:THR:HG21	1.66	0.51
1:H:19:GLY:HA2	1:H:198:TYR:CE2	2.45	0.51
1:F:308:VAL:HB	1:F:309:PRO:HD3	1.92	0.51
1:F:381:LEU:HD11	1:F:390:ILE:HG21	1.93	0.51
1:G:250:ARG:HD2	4:G:663:HOH:O	2.10	0.51
4:G:858:HOH:O	1:H:248:TYR:CE1	2.54	0.51
1:H:296:ARG:HH11	1:H:377:HIS:CE1	2.28	0.51
1:A:50:ALA:CB	1:A:221:MET:HE2	2.39	0.51
1:C:126:GLU:H	1:C:143:THR:CG2	2.23	0.51
1:C:203:PRO:HG2	1:C:206:MET:CE	2.41	0.51
1:C:341:LEU:HD21	1:C:345:ARG:NH2	2.26	0.51
1:H:250:ARG:NH1	1:H:250:ARG:HG3	2.25	0.51
1:E:400:ASP:OD2	1:E:425:ARG:HD3	2.11	0.51
1:F:27:ARG:CZ	1:F:41:THR:HG23	2.41	0.51
1:D:427:GLN:HG2	4:D:624:HOH:O	2.11	0.50
1:G:62:PRO:HB3	1:G:206:MET:HE2	1.92	0.50
1:G:378:GLN:HA	1:G:383:LEU:HD22	1.93	0.50
1:H:62:PRO:HB3	1:H:206:MET:CE	2.29	0.50
1:B:27:ARG:NH2	1:B:41:THR:CG2	2.73	0.50
1:C:122:ARG:CG	1:D:122:ARG:NH2	2.68	0.50
1:E:85:GLU:CD	1:E:326:ARG:HH12	2.06	0.50
1:H:133:THR:HB	1:H:134:PRO:HD2	1.93	0.50
1:B:16:ARG:NH2	1:B:195:ASP:OD2	2.38	0.50
1:E:400:ASP:OD2	1:E:425:ARG:HD2	2.12	0.50
1:G:163:MET:HE2	3:G:502:POA:H11	1.93	0.50
1:F:347:MET:O	1:F:350:ALA:HB3	2.12	0.50
1:H:250:ARG:HD2	4:H:779:HOH:O	2.11	0.50
1:A:210:VAL:CG2	1:A:221:MET:HE3	2.41	0.50
1:A:447:ARG:HD3	4:A:618:HOH:O	2.11	0.50
1:C:396:VAL:HG12	1:C:406:LEU:HD23	1.94	0.50
1:H:32:TYR:OH	1:H:323:PRO:HG2	2.12	0.50
1:G:348:ARG:HG3	4:G:763:HOH:O	2.12	0.50
1:G:384:GLU:HG3	4:G:900:HOH:O	2.11	0.50
1:E:427:GLN:HG2	4:E:616:HOH:O	2.12	0.50
1:F:125:GLY:HA2	1:F:143:THR:HG22	1.94	0.50
1:F:348:ARG:NH2	4:F:743:HOH:O	2.29	0.50
1:H:133:THR:HB	1:H:134:PRO:CD	2.42	0.50
1:H:67:TYR:CZ	1:H:71:LYS:HD3	2.47	0.50

Continued on next page...

Continued from previous page...

Atom-1	Atom-2	Interatomic distance (Å)	Clash overlap (Å)
1:C:85:GLU:OE2	1:C:326:ARG:NH2	2.39	0.49
1:F:203:PRO:HG2	1:F:206:MET:HE3	1.94	0.49
1:C:384:GLU:HG2	4:C:750:HOH:O	2.12	0.49
1:G:27:ARG:HE	1:G:41:THR:CG2	2.25	0.49
1:B:50:ALA:HB2	1:B:221:MET:HE2	1.92	0.49
1:D:62:PRO:HB3	1:D:206:MET:CE	2.43	0.49
1:D:85:GLU:CD	4:D:612:HOH:O	2.48	0.49
1:G:203:PRO:HG2	1:G:206:MET:HE3	1.94	0.49
1:A:88:SER:HB2	1:A:102:SER:HB3	1.95	0.49
1:E:13:GLU:O	1:E:43:PRO:HD3	2.12	0.49
1:H:335:HIS:CE1	1:H:338:ALA:H	2.30	0.49
1:A:373:ASP:OD1	1:A:374:ARG:N	2.42	0.49
1:D:295:LYS:HE2	1:D:385:GLU:CG	2.43	0.49
1:G:358:TYR:CE1	1:G:360:PRO:HG3	2.48	0.49
1:H:27:ARG:HH21	1:H:41:THR:HG22	1.76	0.49
1:F:13:GLU:O	1:F:43:PRO:HD3	2.12	0.49
1:F:326:ARG:NH2	4:F:801:HOH:O	2.36	0.49
1:F:484:TRP:C	4:F:861:HOH:O	2.50	0.49
1:G:337:LYS:HG2	4:G:690:HOH:O	2.12	0.49
1:A:400:ASP:OD2	1:A:425:ARG:CD	2.61	0.49
1:E:236:VAL:HB	1:E:237:PRO:HD3	1.95	0.48
1:G:24:THR:CG2	1:G:26:ASP:O	2.61	0.48
1:C:344:GLU:HG3	1:C:348:ARG:NH1	2.28	0.48
1:E:24:THR:HG21	1:E:44:ALA:N	2.28	0.48
1:F:400:ASP:OD2	1:F:425:ARG:HD3	2.12	0.48
1:G:12:HIS:HA	1:G:27:ARG:HH21	1.78	0.48
1:H:319:ARG:HH21	1:H:327:SER:CB	2.26	0.48
1:H:358:TYR:CZ	1:H:360:PRO:HG3	2.49	0.48
1:H:46:ARG:HH11	1:H:46:ARG:HG3	1.78	0.48
1:B:271:ASP:OD2	1:B:421:ASN:ND2	2.41	0.48
1:D:345:ARG:NH1	1:D:348:ARG:NH1	2.49	0.48
1:G:27:ARG:NE	1:G:41:THR:CG2	2.75	0.48
1:D:263:ILE:N	1:D:263:ILE:HD12	2.28	0.48
1:D:217:ILE:HG12	1:D:221:MET:HE2	1.94	0.48
1:F:319:ARG:HH21	1:F:327:SER:CB	2.17	0.48
1:F:83:ARG:HD3	1:F:86:GLU:OE1	2.13	0.48
1:C:163:MET:SD	1:C:233:THR:HG21	2.53	0.48
1:E:250:ARG:CG	1:E:250:ARG:HH11	2.24	0.48
1:H:335:HIS:CE1	1:H:337:LYS:HB3	2.49	0.48
1:H:67:TYR:CE1	1:H:71:LYS:HD3	2.49	0.48
1:C:143:THR:HG23	4:C:823:HOH:O	2.14	0.48

Continued on next page...

Continued from previous page...

Atom-1	Atom-2	Interatomic distance (Å)	Clash overlap (Å)
1:C:50:ALA:HB2	1:C:221:MET:HE2	1.96	0.48
1:E:133:THR:HB	1:E:134:PRO:HD2	1.95	0.48
1:B:250:ARG:HG3	1:B:250:ARG:NH1	2.28	0.48
1:C:188:MET:HE3	4:C:805:HOH:O	2.14	0.48
1:G:163:MET:CE	3:G:502:POA:H11	2.44	0.48
1:H:119:MET:HA	1:H:119:MET:CE	2.44	0.48
1:F:348:ARG:HD3	1:H:216:ASP:OD1	2.14	0.48
1:D:210:VAL:CG2	1:D:221:MET:HE3	2.44	0.47
1:F:169:ALA:HB3	1:F:170:PRO:HD3	1.95	0.47
1:H:411:ALA:O	1:H:458:ASP:HB2	2.14	0.47
1:F:312:LEU:HG	1:F:316:LYS:HE3	1.94	0.47
1:B:378:GLN:HA	1:B:383:LEU:HD22	1.96	0.47
1:F:250:ARG:CG	1:F:250:ARG:NH1	2.71	0.47
1:G:484:TRP:C	4:G:896:HOH:O	2.53	0.47
1:B:158:ASN:ND2	4:B:896:HOH:O	2.46	0.47
1:H:390:ILE:O	1:H:392:PRO:HD3	2.14	0.47
1:A:400:ASP:OD2	1:A:425:ARG:HD2	2.15	0.47
1:A:427:GLN:HG2	4:A:611:HOH:O	2.13	0.47
1:D:241:LEU:CD2	4:D:903:HOH:O	2.62	0.47
1:E:12:HIS:N	4:E:714:HOH:O	2.47	0.47
1:A:203:PRO:HG2	1:A:206:MET:HE3	1.97	0.47
1:E:32:TYR:OH	1:E:323:PRO:HG2	2.14	0.47
1:H:295:LYS:HE2	1:H:385:GLU:CG	2.27	0.47
1:C:119:MET:HE3	1:D:121:ILE:CD1	2.45	0.47
1:G:308:VAL:HB	1:G:309:PRO:HD3	1.96	0.47
1:H:210:VAL:CG2	1:H:221:MET:HE1	2.31	0.47
1:D:241:LEU:HD23	4:D:903:HOH:O	2.14	0.47
1:D:424:ARG:NH2	4:D:847:HOH:O	2.47	0.47
1:F:224:ASN:HB3	1:F:227:VAL:HG23	1.95	0.47
1:F:400:ASP:OD2	1:F:425:ARG:HD2	2.14	0.47
1:G:484:TRP:C	4:G:740:HOH:O	2.52	0.47
1:H:203:PRO:HG2	1:H:206:MET:CE	2.45	0.47
1:D:326:ARG:NH1	4:D:612:HOH:O	2.47	0.47
1:D:62:PRO:CB	1:D:206:MET:HE2	2.44	0.47
1:F:23:ASP:OD1	1:F:27:ARG:NH1	2.48	0.47
1:C:384:GLU:HG3	4:C:841:HOH:O	2.14	0.47
1:C:50:ALA:HB2	1:C:221:MET:CE	2.45	0.47
1:F:62:PRO:CB	1:F:206:MET:HE2	2.44	0.47
1:G:139:ARG:HB2	1:G:482:LEU:O	2.14	0.47
1:G:103:LEU:HD11	4:G:848:HOH:O	2.15	0.47
1:H:12:HIS:HD2	1:H:41:THR:HG21	1.79	0.47

Continued on next page...

Continued from previous page...

Atom-1	Atom-2	Interatomic distance (Å)	Clash overlap (Å)
1:B:344:GLU:OE2	1:E:84:LYS:NZ	2.41	0.46
1:D:159:HIS:HB2	1:D:163:MET:HE1	1.96	0.46
1:E:377:HIS:CD2	1:E:406:LEU:HD11	2.50	0.46
1:F:302:SER:OG	1:F:398:ASP:OD1	2.29	0.46
1:F:85:GLU:H	1:F:85:GLU:CD	2.19	0.46
1:H:12:HIS:CD2	1:H:41:THR:HB	2.50	0.46
1:B:12:HIS:HD2	1:B:41:THR:HG21	1.79	0.46
1:C:234:GLY:HA2	2:C:501:NAD:O5D	2.16	0.46
1:D:133:THR:HB	1:D:134:PRO:HD2	1.96	0.46
1:D:52:GLU:HG3	4:D:910:HOH:O	2.16	0.46
1:G:62:PRO:CB	1:G:206:MET:HE2	2.46	0.46
1:A:50:ALA:HB2	1:A:221:MET:CE	2.42	0.46
1:D:380:ASP:O	1:D:384:GLU:HB3	2.16	0.46
1:B:117:GLY:O	1:B:120:CYS:HB2	2.16	0.46
1:C:447:ARG:CD	4:C:606:HOH:O	2.57	0.46
1:B:383:LEU:HD12	1:B:383:LEU:HA	1.49	0.46
1:E:140:LYS:HE3	4:E:719:HOH:O	2.15	0.46
1:G:358:TYR:CZ	1:G:360:PRO:HG3	2.51	0.46
1:B:203:PRO:HG2	1:B:206:MET:HE3	1.98	0.46
1:A:21:LEU:HB2	1:F:247:HIS:CE1	2.49	0.46
1:F:27:ARG:HH21	1:F:41:THR:HG22	1.79	0.46
1:F:343:GLU:OE1	1:F:362:ARG:HD3	2.15	0.46
1:F:144:MET:CE	1:F:478:LYS:HD2	2.45	0.46
1:D:210:VAL:HG23	1:D:221:MET:HE3	1.98	0.46
1:G:167:LYS:HE3	1:G:231:THR:OG1	2.16	0.46
1:F:302:SER:HG	1:F:398:ASP:CG	2.16	0.46
1:G:270:ASP:O	1:G:274:ARG:HG3	2.16	0.46
1:G:462:GLY:HA3	1:H:250:ARG:NH1	2.31	0.46
1:C:27:ARG:NH2	4:C:963:HOH:O	2.43	0.45
1:F:345:ARG:HH12	1:F:348:ARG:HH12	1.62	0.45
1:H:377:HIS:ND1	1:H:382:VAL:HG11	2.32	0.45
1:H:46:ARG:HG3	1:H:46:ARG:NH1	2.31	0.45
1:A:326:ARG:HG3	4:A:789:HOH:O	2.15	0.45
1:B:141:ILE:HD13	1:B:481:SER:HB3	1.98	0.45
1:C:12:HIS:ND1	1:C:41:THR:HB	2.31	0.45
1:G:169:ALA:HB3	1:G:170:PRO:HD3	1.99	0.45
1:G:247:HIS:ND1	1:H:244:ALA:HA	2.31	0.45
1:A:367:LEU:HD23	1:A:389:PRO:HD2	1.99	0.45
1:B:188:MET:HE1	4:B:707:HOH:O	2.16	0.45
1:F:264:LEU:HD12	1:F:420:THR:HB	1.99	0.45
1:G:219:MET:HE2	1:G:219:MET:HA	1.99	0.45

Continued on next page...

Continued from previous page...

Atom-1	Atom-2	Interatomic distance (Å)	Clash overlap (Å)
1:H:15:MET:H	1:H:43:PRO:HG2	1.82	0.45
1:A:88:SER:HB2	1:A:102:SER:HB2	1.98	0.45
1:C:216:ASP:OD2	4:C:661:HOH:O	2.21	0.45
1:G:70:GLN:CG	1:G:74:LEU:HD22	2.45	0.45
1:B:348:ARG:HG3	4:B:776:HOH:O	2.15	0.45
1:F:216:ASP:CB	4:F:842:HOH:O	2.49	0.45
1:H:348:ARG:HH12	1:H:380:ASP:CG	2.19	0.45
1:C:210:VAL:HG21	1:C:221:MET:HE3	1.97	0.45
1:F:84:LYS:HB2	1:F:106:VAL:HG11	1.98	0.45
1:A:183:THR:HG23	1:A:186:THR:H	1.82	0.45
1:B:199:GLU:HG3	4:B:855:HOH:O	2.16	0.45
1:D:133:THR:HB	1:D:134:PRO:CD	2.47	0.45
1:E:24:THR:CG2	1:E:26:ASP:O	2.64	0.45
1:H:226:HIS:HE1	4:H:900:HOH:O	1.99	0.45
1:C:254:GLU:HG3	1:C:465:GLU:CD	2.38	0.45
1:D:269:ASP:OD1	1:D:306:ARG:HD2	2.17	0.45
1:E:417:GLY:HA2	1:E:439:ASN:O	2.17	0.45
1:E:50:ALA:HB2	1:E:221:MET:CE	2.47	0.45
1:F:319:ARG:NH2	1:F:327:SER:CB	2.75	0.45
1:H:269:ASP:OD1	1:H:306:ARG:HD2	2.17	0.45
1:F:203:PRO:HG2	1:F:206:MET:CE	2.47	0.45
1:G:24:THR:HG23	1:G:26:ASP:O	2.17	0.44
1:H:314:ARG:HD2	4:H:964:HOH:O	2.17	0.44
1:B:265:ASN:OD1	1:B:425:ARG:NH2	2.36	0.44
1:D:158:ASN:OD1	1:D:289:GLN:O	2.35	0.44
1:E:348:ARG:HA	1:E:348:ARG:HD3	1.76	0.44
1:H:169:ALA:HB3	1:H:170:PRO:HD3	1.99	0.44
1:B:141:ILE:HD13	1:B:481:SER:CB	2.46	0.44
1:E:269:ASP:OD1	1:E:306:ARG:HD2	2.17	0.44
1:A:464:LYS:HE2	4:A:684:HOH:O	2.17	0.44
1:D:373:ASP:OD1	1:D:374:ARG:N	2.51	0.44
1:G:246:ALA:O	1:G:247:HIS:C	2.55	0.44
1:D:390:ILE:O	1:D:392:PRO:HD3	2.17	0.44
1:B:383:LEU:HD11	4:B:975:HOH:O	2.17	0.44
1:D:256:GLY:HA3	4:D:705:HOH:O	2.18	0.44
1:H:179:VAL:HG22	1:H:208:SER:HB2	2.00	0.44
1:E:424:ARG:NH2	4:E:779:HOH:O	2.49	0.44
1:H:254:GLU:OE1	1:H:255:LEU:O	2.35	0.44
1:H:33:PRO:HG2	1:H:95:LEU:O	2.17	0.44
1:B:85:GLU:H	1:B:85:GLU:CD	2.20	0.44
1:E:247:HIS:HB3	1:E:248:TYR:H	1.23	0.44

Continued on next page...

Continued from previous page...

Atom-1	Atom-2	Interatomic distance (Å)	Clash overlap (Å)
1:F:250:ARG:NH1	4:F:764:HOH:O	2.51	0.43
1:G:295:LYS:HE2	1:G:385:GLU:CG	2.44	0.43
1:A:158:ASN:HD21	1:A:290:ARG:HA	1.82	0.43
1:D:303:VAL:HG12	1:D:306:ARG:NH2	2.33	0.43
1:A:27:ARG:NH2	1:A:42:VAL:HA	2.33	0.43
1:A:346:VAL:HG12	1:A:347:MET:HE2	2.01	0.43
1:C:250:ARG:CD	4:C:646:HOH:O	2.55	0.43
1:H:67:TYR:O	1:H:71:LYS:HG2	2.18	0.43
1:C:27:ARG:NE	1:C:41:THR:HG22	2.30	0.43
1:C:18:ALA:HA	1:C:204:PRO:O	2.18	0.43
1:C:265:ASN:OD1	1:C:425:ARG:NH2	2.49	0.43
1:C:427:GLN:HG2	4:C:607:HOH:O	2.18	0.43
1:F:375:VAL:HG12	1:F:376:PRO:O	2.18	0.43
1:G:85:GLU:CD	4:G:848:HOH:O	2.44	0.43
1:B:377:HIS:HE1	4:B:975:HOH:O	2.00	0.43
1:C:384:GLU:CD	4:C:843:HOH:O	2.57	0.43
1:C:400:ASP:OD2	1:C:425:ARG:HD3	2.18	0.43
1:F:236:VAL:HB	1:F:237:PRO:HD3	2.01	0.43
1:A:20:ARG:NH2	1:F:245:ASN:O	2.51	0.43
1:H:236:VAL:HB	1:H:237:PRO:HD3	2.00	0.43
1:A:119:MET:CE	1:E:122:ARG:HE	2.31	0.43
1:B:203:PRO:HG2	1:B:206:MET:CE	2.49	0.43
1:B:60:TYR:HE2	1:B:206:MET:HE2	1.84	0.43
1:B:40:GLY:HA3	1:B:188:MET:SD	2.59	0.43
1:C:182:PRO:HD2	1:C:210:VAL:O	2.19	0.43
1:C:377:HIS:CA	4:C:967:HOH:O	2.67	0.43
1:H:330:LEU:HD23	1:H:369:PRO:HD3	2.01	0.43
1:B:32:TYR:CE2	1:B:34:TRP:HB3	2.54	0.43
1:B:377:HIS:CE1	4:B:975:HOH:O	2.72	0.43
1:B:62:PRO:HB3	1:B:206:MET:CE	2.48	0.43
1:C:384:GLU:HG2	1:C:385:GLU:H	1.80	0.43
1:C:70:GLN:HG3	1:C:74:LEU:HD22	2.01	0.43
1:A:203:PRO:HA	1:A:204:PRO:HD3	1.90	0.43
1:A:90:VAL:O	1:A:94:GLU:HG2	2.19	0.43
1:D:85:GLU:CD	1:D:326:ARG:HH22	2.22	0.43
1:E:377:HIS:HD2	4:E:873:HOH:O	2.01	0.43
1:B:133:THR:HB	1:B:134:PRO:HD2	2.01	0.42
1:C:122:ARG:HG2	1:D:122:ARG:CZ	2.47	0.42
1:C:85:GLU:CD	4:C:617:HOH:O	2.28	0.42
1:F:144:MET:HE3	1:F:478:LYS:HD2	2.01	0.42
1:H:314:ARG:CD	4:H:964:HOH:O	2.67	0.42

Continued on next page...

Continued from previous page...

Atom-1	Atom-2	Interatomic distance (Å)	Clash overlap (Å)
1:B:13:GLU:O	1:B:43:PRO:HD3	2.19	0.42
1:D:400:ASP:OD2	1:D:425:ARG:HD2	2.20	0.42
1:F:84:LYS:HE3	1:F:84:LYS:HB2	1.49	0.42
1:D:203:PRO:HB2	1:D:206:MET:HE3	2.01	0.42
1:E:210:VAL:HG21	1:E:221:MET:HE1	2.01	0.42
1:F:326:ARG:NE	4:F:827:HOH:O	2.49	0.42
1:F:32:TYR:CZ	1:F:34:TRP:HB3	2.54	0.42
1:G:384:GLU:CG	1:G:385:GLU:N	2.77	0.42
1:C:169:ALA:HB3	1:C:170:PRO:HD3	2.00	0.42
1:F:326:ARG:HH11	1:F:326:ARG:CG	2.32	0.42
1:F:345:ARG:CZ	4:F:743:HOH:O	2.66	0.42
1:A:121:ILE:HD11	1:E:119:MET:CE	2.49	0.42
1:B:60:TYR:HE2	1:B:206:MET:CE	2.32	0.42
1:C:50:ALA:CB	1:C:221:MET:HE2	2.49	0.42
1:E:203:PRO:HG2	1:E:206:MET:CE	2.50	0.42
1:A:295:LYS:HE2	1:A:385:GLU:CG	2.50	0.42
1:A:264:LEU:HD12	1:A:420:THR:HB	2.01	0.42
1:B:248:TYR:N	4:B:961:HOH:O	1.75	0.42
1:C:27:ARG:NH2	1:C:41:THR:HG22	2.33	0.42
1:E:60:TYR:HE2	1:E:206:MET:CE	2.33	0.42
1:G:27:ARG:CZ	1:G:41:THR:HG23	2.49	0.42
1:H:291:CYS:SG	1:H:292:THR:HG23	2.60	0.42
1:B:256:GLY:HA3	4:B:719:HOH:O	2.20	0.42
1:E:224:ASN:HA	1:E:225:PRO:HD3	1.82	0.42
1:C:122:ARG:CG	1:D:122:ARG:CZ	2.97	0.42
1:E:50:ALA:CB	1:E:221:MET:CE	2.98	0.42
1:F:260:PRO:HA	1:F:296:ARG:O	2.19	0.42
1:H:325:ASP:HB3	1:H:328:THR:OG1	2.19	0.42
1:D:31:ARG:O	1:D:33:PRO:HD3	2.20	0.42
1:G:133:THR:HB	1:G:134:PRO:HD2	2.01	0.42
1:C:203:PRO:HG2	1:C:206:MET:HE3	2.02	0.41
1:A:121:ILE:HG13	1:E:122:ARG:NH2	2.35	0.41
1:G:159:HIS:O	1:G:163:MET:HB2	2.20	0.41
1:A:17:ILE:HD12	1:A:22:VAL:HG21	2.03	0.41
1:B:236:VAL:HA	1:B:255:LEU:HG	2.01	0.41
1:H:167:LYS:NZ	4:H:751:HOH:O	2.53	0.41
1:E:24:THR:HG22	1:E:43:PRO:HB3	2.01	0.41
1:E:447:ARG:CD	4:E:623:HOH:O	2.66	0.41
1:F:402:ALA:O	1:F:406:LEU:HD13	2.19	0.41
1:G:265:ASN:OD1	1:G:425:ARG:NH2	2.48	0.41
1:G:60:TYR:HE2	1:G:206:MET:CE	2.32	0.41

Continued on next page...

Continued from previous page...

Atom-1	Atom-2	Interatomic distance (Å)	Clash overlap (Å)
1:A:210:VAL:CG2	1:A:221:MET:CE	2.87	0.41
1:A:384:GLU:HG2	1:A:385:GLU:H	1.83	0.41
1:D:383:LEU:HA	1:D:383:LEU:HD12	1.89	0.41
1:H:226:HIS:CE1	4:H:900:HOH:O	2.73	0.41
1:H:95:LEU:HD12	4:H:967:HOH:O	2.20	0.41
1:E:119:MET:HA	1:E:119:MET:CE	2.51	0.41
1:G:345:ARG:NH1	1:G:384:GLU:OE2	2.53	0.41
1:C:143:THR:HG21	4:C:733:HOH:O	2.20	0.41
1:C:50:ALA:CB	1:C:221:MET:CE	2.98	0.41
1:E:203:PRO:HG2	1:E:206:MET:HE3	2.03	0.41
1:E:64:LEU:HG	1:E:206:MET:HE1	2.03	0.41
1:F:348:ARG:HB2	1:H:215:ALA:HB1	2.02	0.41
1:B:446:TYR:OH	1:F:130:CYS:HB3	2.21	0.41
1:H:308:VAL:HB	1:H:309:PRO:HD3	2.03	0.41
1:B:285:LYS:HD2	1:B:285:LYS:HA	1.72	0.41
1:B:264:LEU:HD12	1:B:420:THR:HB	2.02	0.41
1:E:263:ILE:N	1:E:263:ILE:HD12	2.36	0.41
1:E:67:TYR:HE1	1:E:71:LYS:HE3	1.77	0.41
1:G:378:GLN:OE1	1:G:378:GLN:N	2.44	0.41
1:H:203:PRO:HG2	1:H:206:MET:HE1	2.02	0.41
1:C:345:ARG:CZ	1:C:384:GLU:CD	2.89	0.41
1:D:255:LEU:HB3	1:D:256:GLY:H	1.79	0.41
1:D:295:LYS:HD3	4:D:627:HOH:O	2.20	0.41
1:G:336:GLU:HG3	1:G:364:GLY:HA2	2.02	0.41
1:G:62:PRO:O	1:G:63:LYS:HD3	2.21	0.41
1:B:167:LYS:NZ	1:B:233:THR:OG1	2.44	0.40
1:C:219:MET:O	1:C:223:THR:HB	2.21	0.40
1:C:384:GLU:OE2	1:C:385:GLU:O	2.39	0.40
1:H:377:HIS:CE1	1:H:382:VAL:HG11	2.57	0.40
1:H:406:LEU:CG	4:H:835:HOH:O	1.90	0.40
1:H:90:VAL:O	1:H:94:GLU:HG2	2.21	0.40
1:A:400:ASP:OD2	1:A:425:ARG:HD3	2.22	0.40
1:D:169:ALA:HB3	1:D:170:PRO:HD3	2.03	0.40
1:E:67:TYR:OH	1:E:71:LYS:NZ	2.25	0.40
1:B:240:LYS:HE2	1:F:248:TYR:CE2	2.56	0.40
1:C:247:HIS:HB3	1:C:248:TYR:CD1	2.56	0.40
1:C:298:LEU:HD23	1:C:394:VAL:HB	2.03	0.40
1:G:345:ARG:NE	1:G:384:GLU:CD	2.73	0.40
1:H:74:LEU:HD13	1:H:117:GLY:HA3	2.03	0.40
1:H:140:LYS:HG3	1:H:140:LYS:HZ3	1.72	0.40
1:C:167:LYS:HD3	4:C:705:HOH:O	2.19	0.40

Continued on next page...

Continued from previous page...

Atom-1	Atom-2	Interatomic distance (Å)	Clash overlap (Å)
1:C:119:MET:CE	1:D:121:ILE:HD11	2.50	0.40
1:F:427:GLN:HG2	4:F:625:HOH:O	2.22	0.40
1:H:312:LEU:HD11	1:H:316:LYS:HE3	2.04	0.40
1:H:310:LEU:O	1:H:314:ARG:HD2	2.22	0.40
1:H:58:ALA:HB2	1:H:226:HIS:HB3	2.04	0.40
1:H:316:LYS:HE2	1:H:358:TYR:CD1	2.56	0.40
1:H:355:ASP:HB2	4:H:815:HOH:O	2.21	0.40

There are no symmetry-related clashes.

5.3 Torsion angles [i](#)

5.3.1 Protein backbone [i](#)

In the following table, the Percentiles column shows the percent Ramachandran outliers of the chain as a percentile score with respect to all X-ray entries followed by that with respect to entries of similar resolution.

The Analysed column shows the number of residues for which the backbone conformation was analysed, and the total number of residues.

Mol	Chain	Analysed	Favoured	Allowed	Outliers	Percentiles	
1	A	471/488 (96%)	453 (96%)	17 (4%)	1 (0%)	51	48
1	B	471/488 (96%)	452 (96%)	18 (4%)	1 (0%)	51	48
1	C	471/488 (96%)	454 (96%)	14 (3%)	3 (1%)	28	21
1	D	471/488 (96%)	455 (97%)	15 (3%)	1 (0%)	51	48
1	E	471/488 (96%)	454 (96%)	15 (3%)	2 (0%)	38	33
1	F	471/488 (96%)	447 (95%)	22 (5%)	2 (0%)	38	33
1	G	471/488 (96%)	453 (96%)	16 (3%)	2 (0%)	38	33
1	H	471/488 (96%)	445 (94%)	25 (5%)	1 (0%)	51	48
All	All	3768/3904 (96%)	3613 (96%)	142 (4%)	13 (0%)	44	40

All (13) Ramachandran outliers are listed below:

Mol	Chain	Res	Type
1	C	247	HIS
1	G	247	HIS
1	F	247	HIS

Continued on next page...

Continued from previous page...

Mol	Chain	Res	Type
1	E	247	HIS
1	D	392	PRO
1	G	392	PRO
1	B	392	PRO
1	E	392	PRO
1	A	392	PRO
1	F	392	PRO
1	C	413	GLY
1	H	413	GLY
1	C	392	PRO

5.3.2 Protein sidechains [i](#)

In the following table, the Percentiles column shows the percent sidechain outliers of the chain as a percentile score with respect to all X-ray entries followed by that with respect to entries of similar resolution.

The Analysed column shows the number of residues for which the sidechain conformation was analysed, and the total number of residues.

Mol	Chain	Analysed	Rotameric	Outliers	Percentiles	
1	A	389/401 (97%)	381 (98%)	8 (2%)	59	62
1	B	389/401 (97%)	378 (97%)	11 (3%)	49	49
1	C	389/401 (97%)	379 (97%)	10 (3%)	51	52
1	D	389/401 (97%)	379 (97%)	10 (3%)	51	52
1	E	389/401 (97%)	377 (97%)	12 (3%)	45	44
1	F	389/401 (97%)	373 (96%)	16 (4%)	35	31
1	G	389/401 (97%)	375 (96%)	14 (4%)	40	38
1	H	389/401 (97%)	374 (96%)	15 (4%)	37	34
All	All	3112/3208 (97%)	3016 (97%)	96 (3%)	45	44

All (96) residues with a non-rotameric sidechain are listed below:

Mol	Chain	Res	Type
1	A	20	ARG
1	A	63	LYS
1	A	71	LYS
1	A	250	ARG
1	A	255	LEU

Continued on next page...

Continued from previous page...

Mol	Chain	Res	Type
1	A	319	ARG
1	A	359	HIS
1	A	447	ARG
1	B	41	THR
1	B	85	GLU
1	B	126	GLU
1	B	255	LEU
1	B	285	LYS
1	B	359	HIS
1	B	367	LEU
1	B	383	LEU
1	B	427	GLN
1	B	447	ARG
1	B	465	GLU
1	C	23	ASP
1	C	74	LEU
1	C	122	ARG
1	C	143	THR
1	C	223	THR
1	C	250	ARG
1	C	255	LEU
1	C	319	ARG
1	C	359	HIS
1	C	384	GLU
1	D	23	ASP
1	D	74	LEU
1	D	199	GLU
1	D	250	ARG
1	D	255	LEU
1	D	313	GLU
1	D	359	HIS
1	D	387	PHE
1	D	406	LEU
1	D	427	GLN
1	E	23	ASP
1	E	48	GLU
1	E	132	LEU
1	E	181	LYS
1	E	191	LEU
1	E	247	HIS
1	E	255	LEU
1	E	348	ARG

Continued on next page...

Continued from previous page...

Mol	Chain	Res	Type
1	E	359	HIS
1	E	427	GLN
1	E	447	ARG
1	E	465	GLU
1	F	12	HIS
1	F	23	ASP
1	F	41	THR
1	F	85	GLU
1	F	143	THR
1	F	250	ARG
1	F	255	LEU
1	F	284	THR
1	F	285	LYS
1	F	326	ARG
1	F	348	ARG
1	F	355	ASP
1	F	359	HIS
1	F	367	LEU
1	F	387	PHE
1	F	427	GLN
1	G	24	THR
1	G	27	ARG
1	G	61	GLN
1	G	74	LEU
1	G	216	ASP
1	G	255	LEU
1	G	274	ARG
1	G	296	ARG
1	G	348	ARG
1	G	359	HIS
1	G	372	VAL
1	G	384	GLU
1	G	387	PHE
1	G	406	LEU
1	H	20	ARG
1	H	23	ASP
1	H	41	THR
1	H	74	LEU
1	H	132	LEU
1	H	163	MET
1	H	191	LEU
1	H	241	LEU

Continued on next page...

Continued from previous page...

Mol	Chain	Res	Type
1	H	254	GLU
1	H	255	LEU
1	H	341	LEU
1	H	344	GLU
1	H	359	HIS
1	H	387	PHE
1	H	434	LYS

Some sidechains can be flipped to improve hydrogen bonding and reduce clashes. All (7) such sidechains are listed below:

Mol	Chain	Res	Type
1	A	12	HIS
1	B	12	HIS
1	E	377	HIS
1	E	378	GLN
1	H	12	HIS
1	H	247	HIS
1	H	377	HIS

5.3.3 RNA ⓘ

There are no RNA molecules in this entry.

5.4 Non-standard residues in protein, DNA, RNA chains ⓘ

There are no non-standard protein/DNA/RNA residues in this entry.

5.5 Carbohydrates ⓘ

There are no carbohydrates in this entry.

5.6 Ligand geometry ⓘ

15 ligands are modelled in this entry.

In the following table, the Counts columns list the number of bonds (or angles) for which Mogul statistics could be retrieved, the number of bonds (or angles) that are observed in the model and the number of bonds (or angles) that are defined in the Chemical Component Dictionary. The Link column lists molecule types, if any, to which the group is linked. The Z score for a bond

length (or angle) is the number of standard deviations the observed value is removed from the expected value. A bond length (or angle) with $|Z| > 2$ is considered an outlier worth inspection. RMSZ is the root-mean-square of all Z scores of the bond lengths (or angles).

Mol	Type	Chain	Res	Link	Bond lengths			Bond angles		
					Counts	RMSZ	# Z > 2	Counts	RMSZ	# Z > 2
2	NAD	A	501	-	25,29,48	1.48	4 (16%)	24,45,73	2.14	3 (12%)
3	POA	A	502	1	6,6,6	1.49	2 (33%)	8,8,8	2.38	5 (62%)
2	NAD	B	501	-	25,29,48	1.50	5 (20%)	24,45,73	2.27	2 (8%)
3	POA	B	502	1	6,6,6	1.36	0	8,8,8	2.80	5 (62%)
2	NAD	C	501	-	25,29,48	1.59	5 (20%)	24,45,73	2.38	2 (8%)
3	POA	C	502	1	6,6,6	1.42	2 (33%)	8,8,8	2.85	4 (50%)
2	NAD	D	501	-	25,29,48	1.52	6 (24%)	24,45,73	2.15	3 (12%)
3	POA	D	502	1	6,6,6	1.40	1 (16%)	8,8,8	2.80	5 (62%)
2	NAD	E	501	-	25,29,48	1.50	4 (16%)	24,45,73	2.35	2 (8%)
3	POA	E	502	1	6,6,6	1.47	1 (16%)	8,8,8	2.95	5 (62%)
2	NAD	F	501	-	25,29,48	1.54	5 (20%)	24,45,73	2.33	3 (12%)
3	POA	F	502	1	6,6,6	1.43	1 (16%)	8,8,8	2.70	5 (62%)
2	NAD	G	501	-	25,29,48	1.55	6 (24%)	24,45,73	2.33	3 (12%)
3	POA	G	502	1	6,6,6	1.40	1 (16%)	8,8,8	2.47	6 (75%)
3	POA	H	501	1	6,6,6	1.19	0	8,8,8	2.90	5 (62%)

In the following table, the Chirals column lists the number of chiral outliers, the number of chiral centers analysed, the number of these observed in the model and the number defined in the Chemical Component Dictionary. Similar counts are reported in the Torsion and Rings columns. '-' means no outliers of that kind were identified.

Mol	Type	Chain	Res	Link	Chirals	Torsions	Rings
2	NAD	A	501	-	-	0/12/32/62	0/3/3/5
3	POA	A	502	1	-	0/3/4/4	0/0/0/0
2	NAD	B	501	-	-	0/12/32/62	0/3/3/5
3	POA	B	502	1	-	0/3/4/4	0/0/0/0
2	NAD	C	501	-	-	0/12/32/62	0/3/3/5
3	POA	C	502	1	-	0/3/4/4	0/0/0/0
2	NAD	D	501	-	-	0/12/32/62	0/3/3/5
3	POA	D	502	1	-	0/3/4/4	0/0/0/0
2	NAD	E	501	-	-	0/12/32/62	0/3/3/5
3	POA	E	502	1	-	0/3/4/4	0/0/0/0
2	NAD	F	501	-	-	0/12/32/62	0/3/3/5
3	POA	F	502	1	-	0/3/4/4	0/0/0/0
2	NAD	G	501	-	-	0/12/32/62	0/3/3/5

Continued on next page...

Continued from previous page...

Mol	Type	Chain	Res	Link	Chirals	Torsions	Rings
3	POA	G	502	1	-	0/3/4/4	0/0/0/0
3	POA	H	501	1	-	0/3/4/4	0/0/0/0

All (43) bond length outliers are listed below:

Mol	Chain	Res	Type	Atoms	Z	Observed(Å)	Ideal(Å)
2	A	501	NAD	C2B-C3B	-4.72	1.40	1.53
2	G	501	NAD	C2B-C3B	-4.62	1.41	1.53
2	C	501	NAD	C2B-C3B	-4.59	1.41	1.53
2	E	501	NAD	C2B-C3B	-4.54	1.41	1.53
2	F	501	NAD	C2B-C3B	-4.47	1.41	1.53
2	B	501	NAD	C2B-C3B	-4.38	1.41	1.53
2	D	501	NAD	C2B-C3B	-4.26	1.42	1.53
2	C	501	NAD	PN-O3	-2.98	1.55	1.60
2	C	501	NAD	C2B-C1B	-2.91	1.49	1.53
2	E	501	NAD	C2B-C1B	-2.72	1.49	1.53
2	D	501	NAD	C2B-C1B	-2.62	1.49	1.53
2	F	501	NAD	C2B-C1B	-2.57	1.49	1.53
2	G	501	NAD	C2B-C1B	-2.55	1.49	1.53
2	G	501	NAD	PN-O3	-2.52	1.56	1.60
2	B	501	NAD	C2B-C1B	-2.45	1.49	1.53
2	E	501	NAD	C5B-C4B	-2.39	1.44	1.51
2	F	501	NAD	C5B-C4B	-2.37	1.44	1.51
3	E	502	POA	P-O3P	-2.29	1.49	1.54
2	A	501	NAD	C2B-C1B	-2.25	1.50	1.53
2	G	501	NAD	C5B-C4B	-2.23	1.44	1.51
2	D	501	NAD	C5B-C4B	-2.19	1.44	1.51
2	C	501	NAD	C5B-C4B	-2.13	1.44	1.51
2	A	501	NAD	PN-O3	-2.13	1.56	1.60
2	B	501	NAD	PN-O3	-2.13	1.56	1.60
3	A	502	POA	P-O2P	-2.12	1.49	1.54
3	C	502	POA	P-O3P	-2.11	1.49	1.54
2	E	501	NAD	PN-O3	-2.11	1.56	1.60
3	C	502	POA	P-O2P	-2.11	1.49	1.54
2	A	501	NAD	C5B-C4B	-2.05	1.45	1.51
2	G	501	NAD	O4B-C4B	-2.03	1.40	1.45
2	D	501	NAD	PN-O3	-2.00	1.56	1.60
2	F	501	NAD	C6A-N6A	2.00	1.42	1.34
2	B	501	NAD	C6A-N6A	2.06	1.42	1.34
2	C	501	NAD	C6A-N6A	2.08	1.42	1.34
2	D	501	NAD	C6A-N6A	2.13	1.42	1.34
3	D	502	POA	P-C1	2.15	1.83	1.79

Continued on next page...

Continued from previous page...

Mol	Chain	Res	Type	Atoms	Z	Observed(Å)	Ideal(Å)
2	G	501	NAD	C6A-N6A	2.17	1.43	1.34
3	A	502	POA	P-C1	2.21	1.83	1.79
3	G	502	POA	P-C1	2.23	1.83	1.79
2	F	501	NAD	PN-O1N	2.30	1.58	1.50
3	F	502	POA	P-C1	2.32	1.83	1.79
2	D	501	NAD	PN-O1N	2.37	1.58	1.50
2	B	501	NAD	PN-O1N	2.38	1.58	1.50

All (58) bond angle outliers are listed below:

Mol	Chain	Res	Type	Atoms	Z	Observed(°)	Ideal(°)
2	C	501	NAD	N3A-C2A-N1A	-10.62	119.61	128.86
2	F	501	NAD	N3A-C2A-N1A	-10.36	119.83	128.86
2	G	501	NAD	N3A-C2A-N1A	-10.31	119.88	128.86
2	B	501	NAD	N3A-C2A-N1A	-10.20	119.97	128.86
2	E	501	NAD	N3A-C2A-N1A	-10.11	120.06	128.86
2	A	501	NAD	N3A-C2A-N1A	-9.52	120.56	128.86
2	D	501	NAD	N3A-C2A-N1A	-9.46	120.62	128.86
3	E	502	POA	P-C1-C2	-5.76	102.50	114.06
3	H	501	POA	P-C1-C2	-5.35	103.33	114.06
3	C	502	POA	P-C1-C2	-5.18	103.67	114.06
3	F	502	POA	P-C1-C2	-4.76	104.51	114.06
3	B	502	POA	P-C1-C2	-4.60	104.83	114.06
3	D	502	POA	P-C1-C2	-4.48	105.07	114.06
3	B	502	POA	O3P-P-O1P	-3.70	102.39	112.32
3	G	502	POA	P-C1-C2	-3.48	107.08	114.06
2	E	501	NAD	C4B-O4B-C1B	-3.31	106.24	109.77
3	D	502	POA	O2P-P-O1P	-3.20	103.73	112.32
3	F	502	POA	O3P-P-O1P	-2.98	104.33	112.32
3	A	502	POA	P-C1-C2	-2.97	108.09	114.06
3	H	501	POA	O2P-P-O1P	-2.83	104.72	112.32
3	G	502	POA	O3P-P-O1P	-2.78	104.86	112.32
3	E	502	POA	O2-C2-C1	-2.77	114.01	126.57
3	E	502	POA	O3P-P-O1P	-2.76	104.91	112.32
3	D	502	POA	O2-C2-C1	-2.75	114.07	126.57
3	B	502	POA	O2-C2-C1	-2.71	114.25	126.57
3	A	502	POA	O3P-P-O1P	-2.69	105.10	112.32
3	H	501	POA	O3P-P-O1P	-2.59	105.38	112.32
3	A	502	POA	O2-C2-C1	-2.58	114.87	126.57
3	C	502	POA	O3P-P-O1P	-2.56	105.46	112.32
3	C	502	POA	O2-C2-C1	-2.51	115.16	126.57
3	H	501	POA	O2-C2-C1	-2.43	115.55	126.57

Continued on next page...

Continued from previous page...

Mol	Chain	Res	Type	Atoms	Z	Observed(°)	Ideal(°)
3	F	502	POA	O2-C2-C1	-2.33	116.01	126.57
2	D	501	NAD	C4B-O4B-C1B	-2.30	107.32	109.77
2	G	501	NAD	C4B-O4B-C1B	-2.29	107.33	109.77
2	F	501	NAD	C4B-O4B-C1B	-2.29	107.33	109.77
3	G	502	POA	O2P-P-O1P	-2.21	106.41	112.32
2	C	501	NAD	C4B-O4B-C1B	-2.21	107.42	109.77
3	G	502	POA	O2-C2-C1	-2.14	116.83	126.57
2	A	501	NAD	C4B-O4B-C1B	-2.08	107.56	109.77
3	A	502	POA	O2P-P-O1P	-2.02	106.90	112.32
2	A	501	NAD	O5B-C5B-C4B	2.02	116.18	109.00
2	F	501	NAD	O5B-C5B-C4B	2.03	116.19	109.00
2	D	501	NAD	O5B-C5B-C4B	2.08	116.38	109.00
3	E	502	POA	O2P-P-C1	2.20	112.15	106.92
3	G	502	POA	O2P-P-C1	2.26	112.30	106.92
2	G	501	NAD	O5B-C5B-C4B	2.27	117.05	109.00
3	B	502	POA	O2P-P-C1	2.28	112.34	106.92
3	F	502	POA	O2P-P-C1	2.37	112.54	106.92
2	B	501	NAD	O5B-C5B-C4B	2.51	117.90	109.00
3	D	502	POA	O3P-P-C1	3.02	114.10	106.92
3	D	502	POA	O2P-P-C1	3.29	114.73	106.92
3	A	502	POA	O3P-P-C1	3.30	114.76	106.92
3	E	502	POA	O3P-P-C1	3.35	114.87	106.92
3	F	502	POA	O3P-P-C1	3.35	114.89	106.92
3	H	501	POA	O3P-P-C1	3.48	115.20	106.92
3	G	502	POA	O3P-P-C1	3.57	115.41	106.92
3	B	502	POA	O3P-P-C1	3.58	115.43	106.92
3	C	502	POA	O3P-P-C1	4.14	116.75	106.92

There are no chirality outliers.

There are no torsion outliers.

There are no ring outliers.

3 monomers are involved in 5 short contacts:

Mol	Chain	Res	Type	Clashes	Symm-Clashes
2	C	501	NAD	2	0
2	G	501	NAD	1	0
3	G	502	POA	2	0

5.7 Other polymers ⓘ

There are no such residues in this entry.

5.8 Polymer linkage issues ⓘ

There are no chain breaks in this entry.

6 Fit of model and data ⓘ

6.1 Protein, DNA and RNA chains ⓘ

In the following table, the column labelled ‘#RSRZ> 2’ contains the number (and percentage) of RSRZ outliers, followed by percent RSRZ outliers for the chain as percentile scores relative to all X-ray entries and entries of similar resolution. The OWAB column contains the minimum, median, 95th percentile and maximum values of the occupancy-weighted average B-factor per residue. The column labelled ‘Q< 0.9’ lists the number of (and percentage) of residues with an average occupancy less than 0.9.

Mol	Chain	Analysed	<RSRZ>	#RSRZ>2	OWAB(Å ²)	Q<0.9
1	A	473/488 (96%)	-0.45	3 (0%) 89 88	15, 23, 39, 52	0
1	B	473/488 (96%)	-0.61	1 (0%) 94 94	13, 21, 32, 47	0
1	C	473/488 (96%)	-0.50	1 (0%) 94 94	14, 22, 34, 44	0
1	D	473/488 (96%)	-0.34	3 (0%) 89 88	18, 25, 38, 49	0
1	E	473/488 (96%)	-0.38	2 (0%) 92 92	17, 26, 39, 54	0
1	F	473/488 (96%)	-0.35	3 (0%) 89 88	15, 26, 45, 58	0
1	G	473/488 (96%)	-0.31	8 (1%) 70 69	16, 26, 42, 58	0
1	H	473/488 (96%)	0.02	7 (1%) 74 73	15, 30, 45, 58	0
All	All	3784/3904 (96%)	-0.37	28 (0%) 87 87	13, 25, 41, 58	0

All (28) RSRZ outliers are listed below:

Mol	Chain	Res	Type	RSRZ
1	G	247	HIS	4.2
1	G	248	TYR	4.0
1	A	12	HIS	3.6
1	A	216	ASP	3.6
1	G	215	ALA	3.5
1	E	348	ARG	3.1
1	H	246	ALA	2.9
1	H	247	HIS	2.9
1	H	241	LEU	2.9
1	D	377	HIS	2.8
1	G	377	HIS	2.8
1	F	12	HIS	2.8
1	H	248	TYR	2.8
1	F	347	MET	2.7
1	H	327	SER	2.7
1	D	12	HIS	2.6

Continued on next page...

Continued from previous page...

Mol	Chain	Res	Type	RSRZ
1	H	317	ARG	2.4
1	G	216	ASP	2.4
1	D	256	GLY	2.3
1	E	12	HIS	2.3
1	A	363	SER	2.3
1	F	351	GLU	2.2
1	B	378	GLN	2.1
1	G	241	LEU	2.1
1	G	348	ARG	2.1
1	H	377	HIS	2.1
1	G	360	PRO	2.1
1	C	377	HIS	2.1

6.2 Non-standard residues in protein, DNA, RNA chains ⓘ

There are no non-standard protein/DNA/RNA residues in this entry.

6.3 Carbohydrates ⓘ

There are no carbohydrates in this entry.

6.4 Ligands ⓘ

In the following table, the Atoms column lists the number of modelled atoms in the group and the number defined in the chemical component dictionary. LLDF column lists the quality of electron density of the group with respect to its neighbouring residues in protein, DNA or RNA chains. The B-factors column lists the minimum, median, 95th percentile and maximum values of B factors of atoms in the group. The column labelled 'Q< 0.9' lists the number of atoms with occupancy less than 0.9.

Mol	Type	Chain	Res	Atoms	RSCC	RSR	LLDF	B-factors(Å ²)	Q<0.9
3	POA	H	501	7/7	0.96	0.18	1.51	29,31,33,36	0
2	NAD	A	501	27/44	0.95	0.11	0.39	22,28,33,38	0
3	POA	A	502	7/7	0.98	0.14	0.37	23,23,25,27	0
2	NAD	F	501	27/44	0.93	0.10	0.17	24,33,43,45	0
2	NAD	C	501	27/44	0.92	0.12	0.06	19,26,41,50	0
3	POA	C	502	7/7	0.98	0.14	-0.07	18,21,22,23	0
2	NAD	E	501	27/44	0.93	0.11	-0.14	25,33,41,46	0
3	POA	G	502	7/7	0.98	0.14	-0.54	20,24,27,34	0
2	NAD	D	501	27/44	0.94	0.09	-0.57	23,33,39,43	0

Continued on next page...

Continued from previous page...

Mol	Type	Chain	Res	Atoms	RSCC	RSR	LLDF	B-factors(\AA^2)	Q<0.9
2	NAD	G	501	27/44	0.95	0.10	-0.63	28,34,45,46	0
3	POA	D	502	7/7	0.97	0.13	-0.92	23,24,28,29	0
3	POA	B	502	7/7	0.99	0.11	-0.95	19,21,25,26	0
3	POA	E	502	7/7	0.99	0.12	-1.30	24,26,29,29	0
2	NAD	B	501	27/44	0.96	0.08	-1.33	18,26,32,33	0
3	POA	F	502	7/7	0.98	0.07	-2.10	23,23,27,29	0

6.5 Other polymers [i](#)

There are no such residues in this entry.