



Full wwPDB X-ray Structure Validation Report ⓘ

Feb 15, 2017 – 02:15 am GMT

PDB ID : 2IB6
Title : Structural characterization of a blue chromoprotein and its yellow mutant from the sea anemone *Cnidopus japonicus*
Authors : Chan, M.C.Y.; Bosanac, I.; Ho, D.; Prive, G.; Ikura, M.
Deposited on : 2006-09-10
Resolution : 2.00 Å(reported)

This is a Full wwPDB X-ray Structure Validation Report for a publicly released PDB entry.

We welcome your comments at validation@mail.wwpdb.org

A user guide is available at

<http://wwpdb.org/validation/2016/XrayValidationReportHelp>

with specific help available everywhere you see the ⓘ symbol.

The following versions of software and data (see [references ⓘ](#)) were used in the production of this report:

MolProbity : 4.02b-467
Mogul : 1.7.2 (RC1), CSD as538be (2017)
Xtriage (Phenix) : 1.9-1692
EDS : trunk28620
Percentile statistics : 20161228.v01 (using entries in the PDB archive December 28th 2016)
Refmac : 5.8.0135
CCP4 : 6.5.0
Ideal geometry (proteins) : Engh & Huber (2001)
Ideal geometry (DNA, RNA) : Parkinson et al. (1996)
Validation Pipeline (wwPDB-VP) : recalc28949

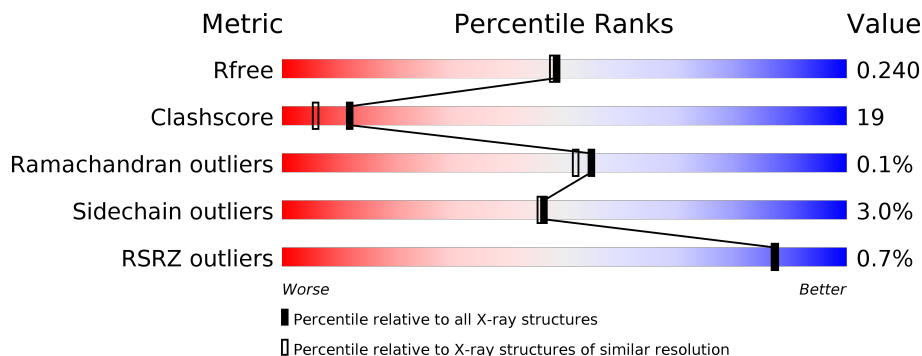
1 Overall quality at a glance

The following experimental techniques were used to determine the structure:

X-RAY DIFFRACTION

The reported resolution of this entry is 2.00 Å.

Percentile scores (ranging between 0-100) for global validation metrics of the entry are shown in the following graphic. The table shows the number of entries on which the scores are based.



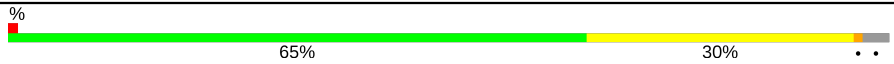

Metric	Whole archive (#Entries)	Similar resolution (#Entries, resolution range(Å))
R_{free}	100719	6609 (2.00-2.00)
Clashscore	112137	7775 (2.00-2.00)
Ramachandran outliers	110173	7679 (2.00-2.00)
Sidechain outliers	110143	7678 (2.00-2.00)
RSRZ outliers	101464	6696 (2.00-2.00)

The table below summarises the geometric issues observed across the polymeric chains and their fit to the electron density. The red, orange, yellow and green segments on the lower bar indicate the fraction of residues that contain outliers for ≥ 3 , 2, 1 and 0 types of geometric quality criteria. A grey segment represents the fraction of residues that are not modelled. The numeric value for each fraction is indicated below the corresponding segment, with a dot representing fractions $\leq 5\%$. The upper red bar (where present) indicates the fraction of residues that have poor fit to the electron density. The numeric value is given above the bar.

Mol	Chain	Length	Quality of chain
1	A	233	
1	B	233	
1	C	233	
1	D	233	
1	E	233	
1	F	233	

Continued on next page...

Continued from previous page...

Mol	Chain	Length	Quality of chain
1	G	233	
1	H	233	

The following table lists non-polymeric compounds, carbohydrate monomers and non-standard residues in protein, DNA, RNA chains that are outliers for geometric or electron-density-fit criteria:

Mol	Type	Chain	Res	Chirality	Geometry	Clashes	Electron density
1	QLG	A	65	-	-	X	-
1	QLG	B	65	-	-	X	-
1	QLG	C	65	-	-	X	-
1	QLG	D	65	-	-	X	-
1	QLG	E	65	-	-	X	-
1	QLG	F	65	-	-	X	-
1	QLG	G	65	-	-	X	-
1	QLG	H	65	-	-	X	-
2	PO4	A	2001	-	-	X	-
2	PO4	B	2002	-	-	X	-
2	PO4	B	2010	-	-	-	X
2	PO4	G	2016	-	-	-	X
2	PO4	H	2013	-	-	-	X
2	PO4	H	2014	-	-	-	X

2 Entry composition

There are 3 unique types of molecules in this entry. The entry contains 15772 atoms, of which 0 are hydrogens and 0 are deuteriums.

In the tables below, the ZeroOcc column contains the number of atoms modelled with zero occupancy, the AltConf column contains the number of residues with at least one atom in alternate conformation and the Trace column contains the number of residues modelled with at most 2 atoms.

- Molecule 1 is a protein called Yellow mutant chromo protein.

Mol	Chain	Residues	Atoms						ZeroOcc	AltConf	Trace
1	A	226	Total	C	N	O	S	Se	0	0	0
			1794	1129	308	339	11	7			
1	B	226	Total	C	N	O	S	Se	0	0	0
			1794	1129	308	339	11	7			
1	C	226	Total	C	N	O	S	Se	0	0	0
			1794	1129	308	339	11	7			
1	D	226	Total	C	N	O	S	Se	0	0	0
			1794	1129	308	339	11	7			
1	E	226	Total	C	N	O	S	Se	0	0	0
			1794	1129	308	339	11	7			
1	F	226	Total	C	N	O	S	Se	0	0	0
			1794	1129	308	339	11	7			
1	G	226	Total	C	N	O	S	Se	0	0	0
			1794	1129	308	339	11	7			
1	H	226	Total	C	N	O	S	Se	0	0	0
			1794	1129	308	339	11	7			

There are 48 discrepancies between the modelled and reference sequences:

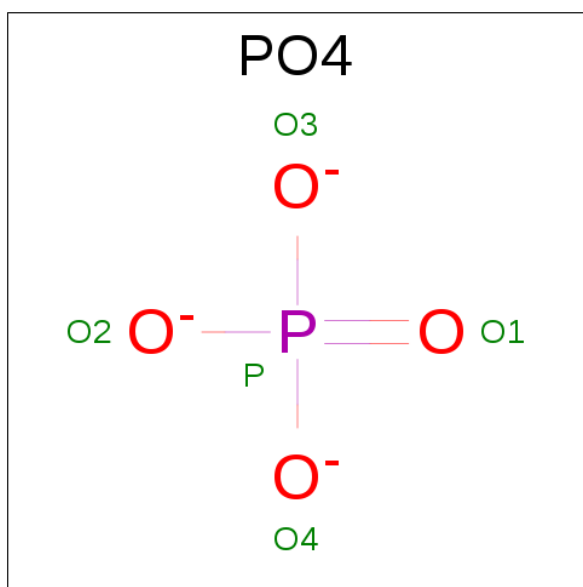
Chain	Residue	Modelled	Actual	Comment	Reference
A	-2	GLY	-	EXPRESSION TAG	UNP A0AQQ8
A	-1	SER	-	EXPRESSION TAG	UNP A0AQQ8
A	0	HIS	-	EXPRESSION TAG	UNP A0AQQ8
A	65	QLG	GLN	CHROMOPHORE	UNP A0AQQ8
A	65	QLG	LEU	CHROMOPHORE	UNP A0AQQ8
A	65	QLG	GLY	CHROMOPHORE	UNP A0AQQ8
B	-2	GLY	-	EXPRESSION TAG	UNP A0AQQ8
B	-1	SER	-	EXPRESSION TAG	UNP A0AQQ8
B	0	HIS	-	EXPRESSION TAG	UNP A0AQQ8
B	65	QLG	GLN	CHROMOPHORE	UNP A0AQQ8
B	65	QLG	LEU	CHROMOPHORE	UNP A0AQQ8
B	65	QLG	GLY	CHROMOPHORE	UNP A0AQQ8
C	-2	GLY	-	EXPRESSION TAG	UNP A0AQQ8

Continued on next page...

Continued from previous page...

Chain	Residue	Modelled	Actual	Comment	Reference
C	-1	SER	-	EXPRESSION TAG	UNP A0AQQ8
C	0	HIS	-	EXPRESSION TAG	UNP A0AQQ8
C	65	QLG	GLN	CHROMOPHORE	UNP A0AQQ8
C	65	QLG	LEU	CHROMOPHORE	UNP A0AQQ8
C	65	QLG	GLY	CHROMOPHORE	UNP A0AQQ8
D	-2	GLY	-	EXPRESSION TAG	UNP A0AQQ8
D	-1	SER	-	EXPRESSION TAG	UNP A0AQQ8
D	0	HIS	-	EXPRESSION TAG	UNP A0AQQ8
D	65	QLG	GLN	CHROMOPHORE	UNP A0AQQ8
D	65	QLG	LEU	CHROMOPHORE	UNP A0AQQ8
D	65	QLG	GLY	CHROMOPHORE	UNP A0AQQ8
E	-2	GLY	-	EXPRESSION TAG	UNP A0AQQ8
E	-1	SER	-	EXPRESSION TAG	UNP A0AQQ8
E	0	HIS	-	EXPRESSION TAG	UNP A0AQQ8
E	65	QLG	GLN	CHROMOPHORE	UNP A0AQQ8
E	65	QLG	LEU	CHROMOPHORE	UNP A0AQQ8
E	65	QLG	GLY	CHROMOPHORE	UNP A0AQQ8
F	-2	GLY	-	EXPRESSION TAG	UNP A0AQQ8
F	-1	SER	-	EXPRESSION TAG	UNP A0AQQ8
F	0	HIS	-	EXPRESSION TAG	UNP A0AQQ8
F	65	QLG	GLN	CHROMOPHORE	UNP A0AQQ8
F	65	QLG	LEU	CHROMOPHORE	UNP A0AQQ8
F	65	QLG	GLY	CHROMOPHORE	UNP A0AQQ8
G	-2	GLY	-	EXPRESSION TAG	UNP A0AQQ8
G	-1	SER	-	EXPRESSION TAG	UNP A0AQQ8
G	0	HIS	-	EXPRESSION TAG	UNP A0AQQ8
G	65	QLG	GLN	CHROMOPHORE	UNP A0AQQ8
G	65	QLG	LEU	CHROMOPHORE	UNP A0AQQ8
G	65	QLG	GLY	CHROMOPHORE	UNP A0AQQ8
H	-2	GLY	-	EXPRESSION TAG	UNP A0AQQ8
H	-1	SER	-	EXPRESSION TAG	UNP A0AQQ8
H	0	HIS	-	EXPRESSION TAG	UNP A0AQQ8
H	65	QLG	GLN	CHROMOPHORE	UNP A0AQQ8
H	65	QLG	LEU	CHROMOPHORE	UNP A0AQQ8
H	65	QLG	GLY	CHROMOPHORE	UNP A0AQQ8

- Molecule 2 is PHOSPHATE ION (three-letter code: PO4) (formula: O₄P).



Mol	Chain	Residues	Atoms			ZeroOcc	AltConf
2	A	1	Total	O	P	0	0
			5	4	1		
2	A	1	Total	O	P	0	0
			5	4	1		
2	A	1	Total	O	P	0	0
			5	4	1		
2	B	1	Total	O	P	0	0
			5	4	1		
2	B	1	Total	O	P	0	0
			5	4	1		
2	C	1	Total	O	P	0	0
			5	4	1		
2	D	1	Total	O	P	0	0
			5	4	1		
2	D	1	Total	O	P	0	0
			5	4	1		
2	F	1	Total	O	P	0	0
			5	4	1		
2	F	1	Total	O	P	0	0
			5	4	1		
2	F	1	Total	O	P	0	0
			5	4	1		
2	G	1	Total	O	P	0	0
			5	4	1		
2	G	1	Total	O	P	0	0
			5	4	1		
2	H	1	Total	O	P	0	0
			5	4	1		

Continued on next page...

Continued from previous page...

Mol	Chain	Residues	Atoms			ZeroOcc	AltConf
2	H	1	Total	O	P	0	0
			5	4	1		
2	H	1	Total	O	P	0	0
			5	4	1		

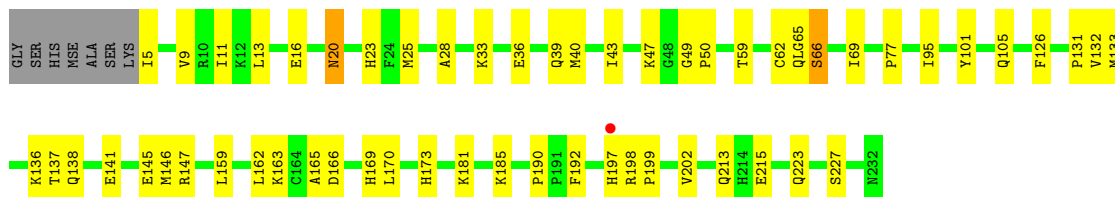
- Molecule 3 is water.

Mol	Chain	Residues	Atoms		ZeroOcc	AltConf
3	A	178	Total	O	0	0
			178	178		
3	B	168	Total	O	0	0
			168	168		
3	C	183	Total	O	0	0
			183	183		
3	D	180	Total	O	0	0
			180	180		
3	E	165	Total	O	0	0
			165	165		
3	F	149	Total	O	0	0
			149	149		
3	G	152	Total	O	0	0
			152	152		
3	H	165	Total	O	0	0
			165	165		



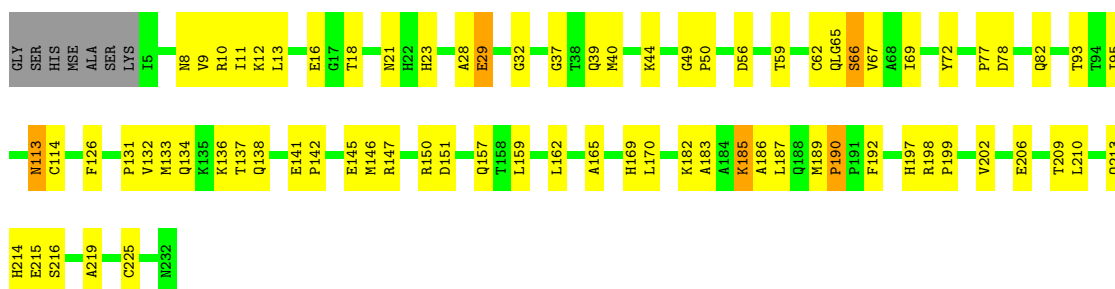
- Molecule 1: Yellow mutant chromo protein

Chain E: 73% 24%



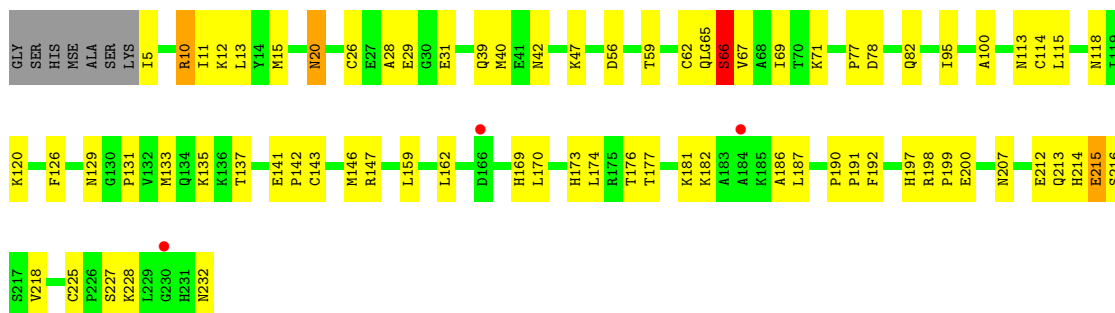
- Molecule 1: Yellow mutant chromo protein

Chain F: 64% 30%



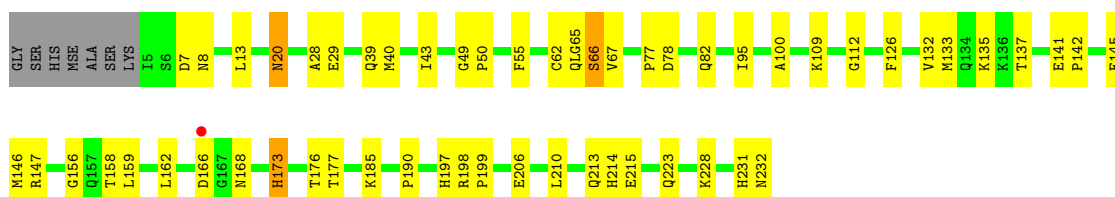
- Molecule 1: Yellow mutant chromo protein

Chain G: 65% 30%



- Molecule 1: Yellow mutant chromo protein

Chain H: 73% 23%



4 Data and refinement statistics

Property	Value	Source
Space group	P 1 21 1	Depositor
Cell constants a, b, c, α , β , γ	74.08Å 126.93Å 100.08Å 90.00° 101.97° 90.00°	Depositor
Resolution (Å)	50.00 – 2.00 77.52 – 1.90	Depositor EDS
% Data completeness (in resolution range)	80.3 (50.00-2.00) 89.3 (77.52-1.90)	Depositor EDS
R_{merge}	0.06	Depositor
R_{sym}	(Not available)	Depositor
$\langle I/\sigma(I) \rangle$ ¹	0.71 (at 1.90Å)	Xtriage
Refinement program	CNS 1.1	Depositor
R, R_{free}	0.198 , 0.244 0.196 , 0.240	Depositor DCC
R_{free} test set	5761 reflections (5.07%)	DCC
Wilson B-factor (Å ²)	10.2	Xtriage
Anisotropy	0.406	Xtriage
Bulk solvent k_{sol} (e/Å ³), B_{sol} (Å ²)	0.39 , 61.2	EDS
L-test for twinning ²	$\langle L \rangle = 0.49$, $\langle L^2 \rangle = 0.32$	Xtriage
Estimated twinning fraction	No twinning to report.	Xtriage
F_o, F_c correlation	0.93	EDS
Total number of atoms	15772	wwPDB-VP
Average B, all atoms (Å ²)	15.0	wwPDB-VP

Xtriage's analysis on translational NCS is as follows: *The largest off-origin peak in the Patterson function is 18.68% of the height of the origin peak. No significant pseudotranslation is detected.*

¹Intensities estimated from amplitudes.

²Theoretical values of $\langle |L| \rangle$, $\langle L^2 \rangle$ for acentric reflections are 0.5, 0.333 respectively for untwinned datasets, and 0.375, 0.2 for perfectly twinned datasets.

5 Model quality

5.1 Standard geometry

Bond lengths and bond angles in the following residue types are not validated in this section: QL6, PO4

The Z score for a bond length (or angle) is the number of standard deviations the observed value is removed from the expected value. A bond length (or angle) with $|Z| > 5$ is considered an outlier worth inspection. RMSZ is the root-mean-square of all Z scores of the bond lengths (or angles).

Mol	Chain	Bond lengths		Bond angles	
		RMSZ	$\# Z > 5$	RMSZ	$\# Z > 5$
1	A	0.35	0/1811	0.69	0/2436
1	B	0.36	0/1811	0.77	5/2436 (0.2%)
1	C	0.35	0/1811	0.70	1/2436 (0.0%)
1	D	0.44	1/1811 (0.1%)	0.69	0/2436
1	E	0.35	0/1811	0.67	0/2436
1	F	0.33	0/1811	0.65	0/2436
1	G	0.44	1/1811 (0.1%)	0.68	1/2436 (0.0%)
1	H	0.36	0/1811	0.66	0/2436
All	All	0.37	2/14488 (0.0%)	0.69	7/19488 (0.0%)

Chiral center outliers are detected by calculating the chiral volume of a chiral center and verifying if the center is modelled as a planar moiety or with the opposite hand. A planarity outlier is detected by checking planarity of atoms in a peptide group, atoms in a mainchain group or atoms of a sidechain that are expected to be planar.

Mol	Chain	#Chirality outliers	#Planarity outliers
1	A	0	1
1	B	0	2
1	C	0	1
1	D	0	1
1	E	0	1
1	F	0	1
1	G	0	1
1	H	0	1
All	All	0	9

All (2) bond length outliers are listed below:

Mol	Chain	Res	Type	Atoms	Z	Observed(Å)	Ideal(Å)
1	G	66	SER	N-CA	-11.83	1.22	1.46
1	D	66	SER	N-CA	-10.63	1.25	1.46

All (7) bond angle outliers are listed below:

Mol	Chain	Res	Type	Atoms	Z	Observed(°)	Ideal(°)
1	B	66	SER	C-N-CA	8.31	142.48	121.70
1	B	66	SER	N-CA-CB	8.09	122.63	110.50
1	G	66	SER	N-CA-CB	6.42	120.14	110.50
1	B	66	SER	N-CA-C	6.16	127.64	111.00
1	B	67	VAL	CA-CB-CG1	-6.01	101.88	110.90
1	B	67	VAL	O-C-N	-5.66	113.65	122.70
1	C	187	LEU	CA-CB-CG	5.19	127.23	115.30

There are no chirality outliers.

All (9) planarity outliers are listed below:

Mol	Chain	Res	Type	Group
1	A	62	CYS	Mainchain
1	B	62	CYS	Mainchain
1	B	66	SER	Peptide
1	C	62	CYS	Mainchain
1	D	62	CYS	Mainchain
1	E	62	CYS	Mainchain
1	F	62	CYS	Mainchain
1	G	62	CYS	Mainchain
1	H	62	CYS	Mainchain

5.2 Too-close contacts

In the following table, the Non-H and H(model) columns list the number of non-hydrogen atoms and hydrogen atoms in the chain respectively. The H(added) column lists the number of hydrogen atoms added and optimized by MolProbity. The Clashes column lists the number of clashes within the asymmetric unit, whereas Symm-Clashes lists symmetry related clashes.

Mol	Chain	Non-H	H(model)	H(added)	Clashes	Symm-Clashes
1	A	1794	0	1731	65	0
1	B	1794	0	1732	73	0
1	C	1794	0	1732	71	0
1	D	1794	0	1732	65	0
1	E	1794	0	1732	70	0
1	F	1794	0	1731	88	0
1	G	1794	0	1732	97	0
1	H	1794	0	1732	66	0
2	A	15	0	0	2	0
2	B	10	0	0	3	0

Continued on next page...

Continued from previous page...

Mol	Chain	Non-H	H(model)	H(added)	Clashes	Symm-Clashes
2	C	5	0	0	0	0
2	D	10	0	0	0	0
2	F	15	0	0	1	0
2	G	10	0	0	0	0
2	H	15	0	0	2	0
3	A	178	0	0	8	0
3	B	168	0	0	9	0
3	C	183	0	0	13	0
3	D	180	0	0	14	0
3	E	165	0	0	8	0
3	F	149	0	0	5	0
3	G	152	0	0	14	0
3	H	165	0	0	16	0
All	All	15772	0	13854	543	0

The all-atom clashscore is defined as the number of clashes found per 1000 atoms (including hydrogen atoms). The all-atom clashscore for this structure is 19.

All (543) close contacts within the same asymmetric unit are listed below, sorted by their clash magnitude.

Atom-1	Atom-2	Interatomic distance (Å)	Clash overlap (Å)
1:E:65:QLG:HD13	3:E:292:HOH:O	1.33	1.23
1:G:65:QLG:C1	1:G:66:SER:H	1.42	1.21
1:D:65:QLG:C1	1:D:66:SER:H	1.53	1.19
1:A:39:GLN:HG2	1:A:215:GLU:OE2	1.42	1.17
1:C:65:QLG:HD13	3:C:2041:HOH:O	1.45	1.16
1:E:65:QLG:HB2	1:E:197:HIS:CE1	1.82	1.15
1:F:65:QLG:HD13	3:F:2058:HOH:O	1.47	1.15
1:D:65:QLG:HD13	3:D:2090:HOH:O	1.45	1.14
1:B:65:QLG:N2	3:B:2157:HOH:O	1.78	1.11
1:H:65:QLG:HD13	3:H:2034:HOH:O	1.50	1.10
1:E:181:LYS:HE3	3:E:381:HOH:O	1.51	1.09
1:C:223:GLN:HG2	3:C:2151:HOH:O	1.49	1.08
1:D:12:LYS:HE2	3:D:2181:HOH:O	1.55	1.07
1:C:65:QLG:C1	1:C:66:SER:H	1.66	1.06
1:B:65:QLG:C1	1:B:66:SER:H	1.69	1.05
1:A:65:QLG:HE12	1:A:199:PRO:HB3	1.23	1.03
1:C:165:ALA:O	3:C:2117:HOH:O	1.77	1.03
1:B:182:LYS:HB3	1:B:187:LEU:HD21	1.42	1.02
1:E:65:QLG:HB2	1:E:197:HIS:ND1	1.74	1.02
1:E:65:QLG:CD1	3:E:292:HOH:O	1.96	1.01

Continued on next page...

Continued from previous page...

Atom-1	Atom-2	Interatomic distance (Å)	Clash overlap (Å)
1:G:65:QLG:C1	1:G:66:SER:N	2.14	1.00
1:E:65:QLG:C1	1:E:66:SER:H	1.76	0.99
1:G:65:QLG:HD13	3:G:2046:HOH:O	1.63	0.98
1:B:65:QLG:HD13	3:B:2046:HOH:O	1.64	0.98
1:H:65:QLG:C1	1:H:66:SER:H	1.77	0.98
1:F:40:MSE:HG2	1:F:214:HIS:CE1	1.98	0.97
1:H:65:QLG:HE12	1:H:199:PRO:CB	1.78	0.96
1:C:160:MSE:HE2	1:C:174:LEU:HD11	1.46	0.96
1:B:65:QLG:HE12	1:B:199:PRO:HB3	1.27	0.94
1:A:160:MSE:HE2	1:A:174:LEU:HD11	1.49	0.94
1:E:65:QLG:HE12	1:E:199:PRO:HB3	1.29	0.93
1:D:160:MSE:HE2	1:D:174:LEU:HD11	1.51	0.92
1:A:65:QLG:HD13	3:A:2073:HOH:O	1.67	0.92
1:A:65:QLG:NE1	1:A:199:PRO:HB3	1.84	0.91
1:H:65:QLG:HE12	1:H:199:PRO:HB3	1.34	0.91
1:H:223:GLN:HG2	3:H:2096:HOH:O	1.70	0.91
1:A:65:QLG:HE12	1:A:199:PRO:CB	1.83	0.91
1:C:65:QLG:HE12	1:C:199:PRO:HB3	1.36	0.91
1:H:65:QLG:NE1	1:H:199:PRO:HB3	1.85	0.91
1:E:131:PRO:HG2	1:E:170:LEU:HD22	1.53	0.90
2:H:2013:PO4:O2	3:H:2166:HOH:O	1.88	0.90
1:D:65:QLG:C1	1:D:66:SER:N	2.30	0.90
1:A:62:CYS:O	1:A:66:SER:OG	1.90	0.89
1:F:225:CYS:HB2	1:G:198:ARG:NH1	1.87	0.89
1:G:65:QLG:HE12	1:G:199:PRO:HB3	1.37	0.89
1:E:197:HIS:NE2	1:E:215:GLU:HG3	1.88	0.89
1:F:65:QLG:HE12	1:F:199:PRO:HB3	1.35	0.89
1:D:65:QLG:HE12	1:D:199:PRO:HB3	1.36	0.88
1:B:65:QLG:NE1	1:B:199:PRO:HB3	1.89	0.87
1:E:5:ILE:N	3:E:286:HOH:O	2.08	0.86
1:F:39:GLN:HE21	1:F:69:ILE:HD12	1.38	0.86
1:C:65:QLG:C1	1:C:66:SER:N	2.30	0.86
1:B:65:QLG:HE12	1:B:199:PRO:CB	1.86	0.86
1:D:78:ASP:OD1	1:D:81:LYS:HD3	1.76	0.85
1:H:65:QLG:C1	1:H:66:SER:N	2.35	0.85
1:F:141:GLU:HG3	1:F:142:PRO:HD2	1.57	0.85
1:G:141:GLU:HG3	1:G:142:PRO:HD2	1.58	0.84
1:F:65:QLG:CD1	3:F:2058:HOH:O	2.11	0.84
1:A:231:HIS:HB3	3:A:2099:HOH:O	1.77	0.84
1:C:65:QLG:CD1	3:C:2041:HOH:O	2.11	0.84
1:F:192:PHE:CD2	1:G:141:GLU:HG2	2.12	0.84

Continued on next page...

Continued from previous page...

Atom-1	Atom-2	Interatomic distance (Å)	Clash overlap (Å)
1:A:192:PHE:CD2	1:D:141:GLU:HG2	2.13	0.83
1:B:141:GLU:HG2	1:C:192:PHE:CD2	2.14	0.82
1:B:131:PRO:HG2	1:B:170:LEU:HD22	1.59	0.82
1:B:138:GLN:NE2	1:B:165:ALA:HA	1.95	0.82
1:E:65:QLG:C1	1:E:66:SER:N	2.35	0.82
1:F:65:QLG:HE12	1:F:199:PRO:CB	1.92	0.82
1:E:65:QLG:NE1	1:E:199:PRO:HB3	1.94	0.81
1:F:65:QLG:NE1	1:F:199:PRO:HB3	1.95	0.81
1:G:5:ILE:N	3:G:2024:HOH:O	2.13	0.80
1:A:141:GLU:HG2	1:D:192:PHE:CD2	2.17	0.80
1:A:39:GLN:HG2	1:A:215:GLU:CD	2.01	0.80
1:D:65:QLG:HE12	1:D:199:PRO:CB	1.94	0.79
1:G:198:ARG:NE	3:G:2041:HOH:O	2.16	0.79
1:D:65:QLG:CD1	3:D:2090:HOH:O	2.10	0.79
1:G:39:GLN:HB3	1:G:215:GLU:OE1	1.82	0.79
1:G:10:ARG:HD2	1:G:10:ARG:H	1.48	0.78
1:D:65:QLG:NE1	1:D:199:PRO:HB3	1.96	0.78
1:B:192:PHE:CD2	1:C:141:GLU:HG2	2.19	0.77
1:B:138:GLN:HE21	1:B:165:ALA:HA	1.46	0.77
1:D:113:ASN:HB2	3:D:2062:HOH:O	1.83	0.77
1:F:141:GLU:HG2	1:G:192:PHE:CD2	2.18	0.77
1:F:40:MSE:HG2	1:F:214:HIS:HE1	1.46	0.77
1:E:65:QLG:HE12	1:E:199:PRO:CB	1.97	0.77
1:F:202:VAL:HG11	1:G:228:LYS:HD3	1.66	0.77
1:C:65:QLG:HE12	1:C:199:PRO:CB	1.97	0.77
1:G:65:QLG:NE1	1:G:199:PRO:HB3	2.00	0.76
1:C:65:QLG:NE1	1:C:199:PRO:HB3	1.98	0.76
1:G:65:QLG:CD1	3:G:2046:HOH:O	2.26	0.76
1:G:65:QLG:HE12	1:G:199:PRO:CB	1.97	0.76
1:F:65:QLG:HB2	1:F:197:HIS:CE1	2.20	0.76
1:H:7:ASP:HB3	3:H:2128:HOH:O	1.83	0.76
1:D:39:GLN:OE1	1:D:69:ILE:HD12	1.85	0.76
1:A:131:PRO:HG2	1:A:170:LEU:HD22	1.69	0.75
1:B:136:LYS:HG2	1:E:136:LYS:HG2	1.67	0.75
1:B:65:QLG:CD1	3:B:2046:HOH:O	2.28	0.75
1:C:223:GLN:CG	3:C:2151:HOH:O	2.19	0.75
1:A:198:ARG:NH2	1:D:232:ASN:O	2.18	0.74
1:H:65:QLG:CD1	3:H:2034:HOH:O	2.18	0.74
1:E:39:GLN:NE2	1:E:69:ILE:HD12	2.02	0.74
1:B:228:LYS:O	1:B:228:LYS:HD3	1.88	0.74
1:C:226:PRO:HD3	3:C:2162:HOH:O	1.88	0.73

Continued on next page...

Continued from previous page...

Atom-1	Atom-2	Interatomic distance (Å)	Clash overlap (Å)
1:E:185:LYS:H	1:E:185:LYS:HD2	1.53	0.73
1:F:65:QLG:C1	1:F:66:SER:N	2.49	0.73
1:H:65:QLG:CA2	3:H:2167:HOH:O	2.36	0.73
1:B:59:THR:HG23	1:B:213:GLN:NE2	2.03	0.73
1:C:39:GLN:NE2	1:C:69:ILE:HD12	2.02	0.73
1:E:11:ILE:HD13	1:E:39:GLN:HE21	1.54	0.73
1:A:137:THR:HG21	1:A:162:LEU:HD13	1.71	0.72
1:B:65:QLG:CA2	3:B:2157:HOH:O	2.28	0.72
1:F:59:THR:HG23	1:F:213:GLN:NE2	2.05	0.72
3:F:2151:HOH:O	1:G:169:HIS:HD2	1.70	0.72
1:G:200:GLU:OE2	3:G:2134:HOH:O	2.05	0.72
1:H:197:HIS:CD2	1:H:199:PRO:HD3	2.25	0.72
1:B:109:LYS:HG2	1:B:116:VAL:HB	1.71	0.72
1:C:185:LYS:HG3	3:C:2160:HOH:O	1.88	0.72
1:B:65:QLG:C1	1:B:66:SER:N	2.44	0.72
1:G:198:ARG:CZ	3:G:2041:HOH:O	2.38	0.71
1:E:192:PHE:CD2	1:H:141:GLU:HG2	2.26	0.71
1:H:65:QLG:HD21	1:H:147:ARG:NH2	2.06	0.71
1:A:65:QLG:HD23	1:A:67:VAL:HG12	1.72	0.71
1:A:141:GLU:OE2	3:A:2150:HOH:O	2.08	0.71
1:E:59:THR:HG23	1:E:213:GLN:NE2	2.06	0.71
1:F:151:ASP:OD2	3:F:2148:HOH:O	2.08	0.71
1:H:65:QLG:CB2	3:H:2167:HOH:O	2.38	0.71
1:D:20:ASN:HD21	1:D:126:PHE:H	1.38	0.70
1:H:141:GLU:OE2	3:H:2116:HOH:O	2.08	0.70
1:B:141:GLU:HG2	1:C:192:PHE:CE2	2.26	0.70
1:F:9:VAL:HG12	1:F:113:ASN:ND2	2.07	0.70
1:H:65:QLG:CD2	1:H:67:VAL:HG12	2.22	0.70
1:G:181:LYS:CE	3:G:2161:HOH:O	2.40	0.70
1:C:59:THR:HG23	1:C:213:GLN:NE2	2.07	0.69
1:G:71:LYS:HZ3	1:G:71:LYS:HB3	1.57	0.69
1:F:39:GLN:NE2	1:F:69:ILE:HD12	2.08	0.69
1:G:20:ASN:HD21	1:G:126:PHE:H	1.41	0.69
1:A:141:GLU:HG3	1:A:142:PRO:HD2	1.73	0.69
1:H:77:PRO:HG2	1:H:190:PRO:HB3	1.73	0.68
1:A:65:QLG:CD2	1:A:67:VAL:HG12	2.22	0.68
1:C:39:GLN:HE21	1:C:69:ILE:HD12	1.58	0.68
1:H:65:QLG:HD23	1:H:67:VAL:HG12	1.75	0.68
1:E:11:ILE:CD1	1:E:39:GLN:HE21	2.06	0.67
1:F:65:QLG:HD21	1:F:147:ARG:NH2	2.09	0.67
1:B:39:GLN:OE1	1:B:69:ILE:HD12	1.94	0.67

Continued on next page...

Continued from previous page...

Atom-1	Atom-2	Interatomic distance (Å)	Clash overlap (Å)
1:A:5:ILE:N	3:A:2128:HOH:O	2.27	0.67
1:A:141:GLU:HG2	1:D:192:PHE:CE2	2.30	0.67
1:H:197:HIS:NE2	1:H:199:PRO:HB3	2.10	0.67
1:D:13:LEU:HB3	1:D:28:ALA:HB3	1.77	0.66
1:G:47:LYS:HD2	3:G:2112:HOH:O	1.95	0.66
1:B:43:ILE:H	1:B:43:ILE:HD12	1.61	0.66
1:E:202:VAL:HG11	1:H:228:LYS:HD3	1.77	0.66
1:D:181:LYS:HE3	3:D:2190:HOH:O	1.96	0.66
1:E:11:ILE:HD13	1:E:39:GLN:NE2	2.10	0.66
1:E:77:PRO:HG2	1:E:190:PRO:HA	1.78	0.66
1:E:65:QLG:HD21	1:E:147:ARG:NH2	2.11	0.65
1:B:206:GLU:OE2	1:H:185:LYS:HD2	1.96	0.65
1:D:223:GLN:HG2	3:D:2088:HOH:O	1.96	0.65
1:D:65:QLG:HD23	1:D:67:VAL:HG12	1.78	0.64
1:F:182:LYS:HB2	1:F:187:LEU:HD11	1.77	0.64
1:B:228:LYS:HD2	1:C:202:VAL:HG11	1.79	0.64
1:D:157:GLN:HE21	1:D:173:HIS:CE1	2.15	0.64
1:F:182:LYS:CB	1:F:187:LEU:HD11	2.27	0.64
1:F:225:CYS:HB2	1:G:198:ARG:HH11	1.61	0.64
1:A:197:HIS:CE1	1:A:199:PRO:HB3	2.33	0.64
1:E:198:ARG:NH2	1:H:232:ASN:O	2.23	0.63
1:F:18:THR:HG23	3:F:2092:HOH:O	1.97	0.63
1:G:198:ARG:HH11	1:G:198:ARG:HB2	1.64	0.63
1:D:5:ILE:N	3:D:2073:HOH:O	2.31	0.62
1:B:131:PRO:HA	1:B:136:LYS:HD3	1.82	0.62
1:G:31:GLU:HG3	1:G:40:MSE:HE3	1.80	0.62
1:B:20:ASN:HD21	1:B:126:PHE:H	1.46	0.62
1:A:118:ASN:ND2	3:A:2089:HOH:O	2.26	0.62
1:H:20:ASN:HD21	1:H:126:PHE:H	1.48	0.62
1:F:198:ARG:HE	1:G:227:SER:HB2	1.65	0.61
1:B:146:MSE:HG3	1:B:192:PHE:CZ	2.35	0.61
1:C:146:MSE:HG3	1:C:192:PHE:CZ	2.34	0.61
1:E:20:ASN:HD21	1:E:126:PHE:H	1.47	0.61
1:F:95:ILE:N	1:F:95:ILE:HD12	2.15	0.61
1:B:109:LYS:CG	1:B:116:VAL:HB	2.30	0.61
1:G:65:QLG:HB12	1:G:66:SER:OG	2.00	0.61
1:B:202:VAL:HG12	1:C:229:LEU:HD21	1.81	0.61
1:D:141:GLU:HG3	1:D:142:PRO:HD2	1.82	0.61
1:A:65:QLG:CD1	3:A:2073:HOH:O	2.36	0.61
1:B:232:ASN:O	1:C:198:ARG:NH2	2.28	0.61
1:H:109:LYS:NZ	3:H:2060:HOH:O	2.31	0.61

Continued on next page...

Continued from previous page...

Atom-1	Atom-2	Interatomic distance (Å)	Clash overlap (Å)
1:G:197:HIS:HE1	1:G:215:GLU:HG3	1.66	0.61
1:E:169:HIS:HD2	3:H:2051:HOH:O	1.85	0.60
1:B:59:THR:HG23	1:B:213:GLN:CD	2.21	0.60
1:A:197:HIS:CE1	1:A:199:PRO:HD3	2.37	0.60
1:B:43:ILE:N	1:B:43:ILE:HD12	2.17	0.60
1:E:59:THR:HG23	1:E:213:GLN:CD	2.21	0.60
1:E:137:THR:HG21	1:E:162:LEU:HD13	1.83	0.60
1:G:77:PRO:HG2	1:G:190:PRO:HA	1.83	0.60
1:E:192:PHE:CE2	1:H:141:GLU:HG2	2.37	0.60
1:A:65:QLG:HD21	1:A:147:ARG:NH2	2.16	0.59
1:G:65:QLG:HD21	1:G:147:ARG:NH2	2.17	0.59
1:D:65:QLG:CD2	1:D:67:VAL:HG12	2.31	0.59
1:H:28:ALA:HB2	1:H:43:ILE:HA	1.84	0.59
1:C:22:HIS:HB2	3:C:2157:HOH:O	2.02	0.59
1:D:65:QLG:HD21	1:D:147:ARG:NH2	2.17	0.59
1:G:12:LYS:HD3	1:G:114:CYS:SG	2.42	0.59
1:F:192:PHE:CE2	1:G:141:GLU:HG2	2.37	0.59
1:A:192:PHE:CE2	1:D:141:GLU:HG2	2.37	0.59
1:C:164:CYS:HB2	1:C:168:ASN:C	2.22	0.59
1:F:65:QLG:HB2	1:F:197:HIS:ND1	2.17	0.59
1:G:59:THR:HG23	1:G:213:GLN:CD	2.23	0.59
1:D:77:PRO:HG2	1:D:190:PRO:HA	1.85	0.59
1:G:129:ASN:HB2	3:G:2057:HOH:O	2.01	0.59
2:B:2010:PO4:O3	3:B:2055:HOH:O	2.17	0.59
1:G:69:ILE:HD11	1:G:115:LEU:CD1	2.33	0.59
1:B:131:PRO:CG	1:B:170:LEU:HD22	2.29	0.59
1:C:10:ARG:HD2	1:C:113:ASN:HD21	1.67	0.59
1:D:135:LYS:HE2	3:D:2049:HOH:O	2.03	0.58
1:B:77:PRO:HG2	1:B:190:PRO:HB3	1.85	0.58
1:D:65:QLG:HB12	1:D:66:SER:OG	2.02	0.58
1:D:135:LYS:CE	3:D:2049:HOH:O	2.52	0.58
1:F:132:VAL:HG12	1:F:133:MSE:HE2	1.84	0.58
1:F:141:GLU:HG2	1:G:192:PHE:CE2	2.38	0.58
1:G:59:THR:HG23	1:G:213:GLN:NE2	2.19	0.58
1:F:65:QLG:CD3	1:F:213:GLN:HE21	2.17	0.58
1:H:77:PRO:HG2	1:H:190:PRO:CB	2.33	0.58
1:G:11:ILE:HD13	1:G:115:LEU:HB2	1.85	0.58
1:F:13:LEU:HB3	1:F:28:ALA:HB3	1.86	0.58
1:F:183:ALA:O	1:F:187:LEU:HD13	2.03	0.58
1:G:197:HIS:CD2	1:G:199:PRO:HD3	2.39	0.58
1:D:13:LEU:HD23	1:D:13:LEU:C	2.25	0.57

Continued on next page...

Continued from previous page...

Atom-1	Atom-2	Interatomic distance (Å)	Clash overlap (Å)
1:G:69:ILE:N	1:G:69:ILE:HD12	2.19	0.57
1:G:137:THR:HG21	1:G:162:LEU:HD13	1.86	0.57
1:G:181:LYS:HE3	3:G:2161:HOH:O	2.04	0.57
1:H:141:GLU:HG3	1:H:142:PRO:HD2	1.87	0.57
1:D:77:PRO:HG2	1:D:190:PRO:CA	2.34	0.57
1:B:39:GLN:HB3	1:B:69:ILE:HG21	1.87	0.57
1:H:49:GLY:HA2	1:H:50:PRO:C	2.26	0.57
1:H:77:PRO:HG2	1:H:190:PRO:CA	2.35	0.56
1:H:132:VAL:HG12	1:H:133:MSE:HE2	1.86	0.56
1:E:163:LYS:HG2	3:H:2125:HOH:O	2.05	0.56
1:G:198:ARG:NH2	3:G:2041:HOH:O	2.38	0.56
1:A:65:QLG:C1	1:A:66:SER:N	2.68	0.56
1:B:140:TRP:CZ3	1:B:162:LEU:HG	2.40	0.56
1:B:198:ARG:HH22	1:C:232:ASN:C	2.08	0.56
1:F:137:THR:HG21	1:F:162:LEU:HD13	1.87	0.56
1:B:77:PRO:HG2	1:B:190:PRO:CA	2.35	0.56
3:B:2056:HOH:O	1:C:169:HIS:HD2	1.89	0.56
1:B:5:ILE:HD11	1:B:9:VAL:HG11	1.87	0.56
1:H:197:HIS:HE1	1:H:215:GLU:CG	2.18	0.55
1:F:13:LEU:HD23	1:F:13:LEU:C	2.27	0.55
1:H:65:QLG:HE12	1:H:199:PRO:HB2	1.68	0.55
1:C:65:QLG:HD21	1:C:147:ARG:NH2	2.21	0.55
1:A:146:MSE:HG3	1:A:192:PHE:CZ	2.41	0.55
1:A:198:ARG:HH22	1:D:232:ASN:C	2.08	0.55
1:D:77:PRO:HG2	1:D:190:PRO:HB3	1.89	0.55
1:B:192:PHE:CE2	1:C:141:GLU:HG2	2.42	0.54
1:C:77:PRO:HG2	1:C:190:PRO:HA	1.88	0.54
1:E:65:QLG:CB2	1:E:197:HIS:CE1	2.73	0.54
1:E:131:PRO:CG	1:E:170:LEU:HD22	2.32	0.54
1:C:163:LYS:CD	3:C:2134:HOH:O	2.54	0.54
1:G:197:HIS:CE1	1:G:215:GLU:HG3	2.42	0.54
1:A:77:PRO:HG2	1:A:190:PRO:HB3	1.90	0.54
1:B:141:GLU:HG3	1:B:142:PRO:HD2	1.90	0.54
1:B:65:QLG:HB2	1:B:197:HIS:CE1	2.43	0.54
1:C:77:PRO:HG2	1:C:190:PRO:CA	2.38	0.54
1:G:77:PRO:HG2	1:G:190:PRO:CA	2.38	0.54
1:A:39:GLN:OE1	1:A:69:ILE:HD12	2.07	0.54
1:D:113:ASN:O	1:D:113:ASN:CG	2.46	0.54
1:D:95:ILE:HD12	1:D:95:ILE:N	2.23	0.54
1:D:146:MSE:HG3	1:D:192:PHE:CZ	2.43	0.54
1:H:65:QLG:HD21	1:H:147:ARG:HH21	1.72	0.54

Continued on next page...

Continued from previous page...

Atom-1	Atom-2	Interatomic distance (Å)	Clash overlap (Å)
1:A:39:GLN:HB3	1:A:69:ILE:HG21	1.89	0.53
1:C:31:GLU:HG2	1:C:40:MSE:HE3	1.88	0.53
1:E:65:QLG:HD21	1:E:147:ARG:HH21	1.73	0.53
1:H:78:ASP:O	1:H:82:GLN:HG3	2.07	0.53
1:C:49:GLY:HA2	1:C:50:PRO:C	2.29	0.53
1:E:77:PRO:HG2	1:E:190:PRO:CA	2.37	0.53
1:D:129:ASN:HB2	3:D:2056:HOH:O	2.09	0.53
1:F:72:TYR:HA	1:F:219:ALA:HB3	1.91	0.53
1:A:44:LYS:HE2	1:A:206:GLU:OE1	2.09	0.53
1:B:185:LYS:HG3	3:B:2177:HOH:O	2.08	0.53
1:E:47:LYS:NZ	3:E:345:HOH:O	2.40	0.53
1:G:131:PRO:HG2	1:G:170:LEU:HD22	1.91	0.52
1:B:77:PRO:HG2	1:B:190:PRO:HA	1.91	0.52
1:F:9:VAL:HG12	1:F:113:ASN:HD21	1.73	0.52
1:H:206:GLU:OE2	1:H:210:LEU:HD22	2.10	0.52
1:B:198:ARG:NE	1:C:227:SER:HB2	2.24	0.52
1:A:13:LEU:HD23	1:A:13:LEU:C	2.30	0.52
1:D:39:GLN:HB3	1:D:69:ILE:HG21	1.91	0.52
1:F:10:ARG:CZ	1:F:29:GLU:HG2	2.40	0.52
1:E:159:LEU:HG	1:H:159:LEU:HG	1.92	0.52
1:D:12:LYS:HB3	1:D:12:LYS:NZ	2.24	0.52
1:E:223:GLN:HG2	3:E:279:HOH:O	2.09	0.52
1:D:113:ASN:CB	3:D:2062:HOH:O	2.52	0.51
1:D:157:GLN:HE21	1:D:173:HIS:HE1	1.57	0.51
1:E:166:ASP:HB2	3:E:304:HOH:O	2.10	0.51
1:F:32:GLY:HA3	1:F:69:ILE:HD13	1.92	0.51
1:F:65:QLG:CD2	1:F:67:VAL:HG12	2.40	0.51
1:E:95:ILE:N	1:E:95:ILE:HD12	2.25	0.51
1:E:198:ARG:HH22	1:H:232:ASN:C	2.13	0.51
1:G:100:ALA:HB2	1:G:126:PHE:HA	1.93	0.51
1:A:65:QLG:HD23	1:A:67:VAL:CG1	2.38	0.51
1:B:39:GLN:OE1	1:B:66:SER:HB3	2.10	0.51
1:F:197:HIS:NE2	1:F:215:GLU:HG3	2.26	0.51
1:F:225:CYS:HB2	1:G:198:ARG:HH12	1.70	0.51
1:H:197:HIS:CE1	1:H:215:GLU:CG	2.94	0.51
1:B:65:QLG:HD21	1:B:147:ARG:NH2	2.26	0.51
1:C:131:PRO:HG2	1:C:170:LEU:HD22	1.92	0.51
1:B:77:PRO:HG2	1:B:190:PRO:CB	2.40	0.51
1:C:39:GLN:HE21	1:C:69:ILE:CD1	2.23	0.51
1:E:227:SER:HA	1:H:198:ARG:HD3	1.92	0.51
1:C:141:GLU:HG3	1:C:142:PRO:HD2	1.92	0.50

Continued on next page...

Continued from previous page...

Atom-1	Atom-2	Interatomic distance (Å)	Clash overlap (Å)
1:C:10:ARG:HB3	1:C:10:ARG:HH11	1.76	0.50
1:D:25:MSE:SE	1:D:47:LYS:HD3	2.60	0.50
1:H:197:HIS:CE1	1:H:215:GLU:HG2	2.46	0.50
1:B:65:QLG:HB2	1:B:197:HIS:ND1	2.27	0.50
1:D:39:GLN:HG2	1:D:215:GLU:CG	2.41	0.50
3:E:366:HOH:O	1:H:231:HIS:HD2	1.93	0.50
1:B:136:LYS:HG2	1:E:136:LYS:CG	2.41	0.50
1:E:132:VAL:HG12	1:E:133:MSE:HE2	1.94	0.50
1:F:11:ILE:HD13	1:F:39:GLN:NE2	2.26	0.50
1:F:65:QLG:HD11	1:F:145:GLU:OE2	2.12	0.50
1:F:65:QLG:HD23	1:F:67:VAL:HG12	1.93	0.50
1:F:49:GLY:HA2	1:F:50:PRO:C	2.32	0.50
1:E:197:HIS:CD2	1:E:215:GLU:HG3	2.46	0.50
1:F:137:THR:HB	1:F:162:LEU:HD22	1.93	0.50
1:E:28:ALA:HB2	1:E:43:ILE:HA	1.93	0.50
1:F:126:PHE:CB	1:F:133:MSE:HE3	2.42	0.49
1:A:173:HIS:HD2	2:A:2001:PO4:O3	1.95	0.49
1:B:169:HIS:HD2	3:B:2027:HOH:O	1.94	0.49
1:C:228:LYS:HG2	1:C:228:LYS:O	2.11	0.49
1:C:65:QLG:HD13	3:C:2119:HOH:O	2.11	0.49
1:H:145:GLU:HG3	1:H:158:THR:OG1	2.12	0.49
1:B:183:ALA:O	1:B:187:LEU:HD23	2.13	0.49
1:F:206:GLU:OE2	1:F:210:LEU:HD22	2.11	0.49
1:G:71:LYS:HZ3	1:G:218:VAL:HG22	1.76	0.49
1:H:77:PRO:HG2	1:H:190:PRO:HA	1.94	0.49
1:G:120:LYS:HE2	3:H:2057:HOH:O	2.13	0.49
1:G:65:QLG:HD23	1:G:67:VAL:HG12	1.93	0.49
1:G:65:QLG:CD2	1:G:67:VAL:HG12	2.42	0.49
1:F:10:ARG:NH1	1:F:29:GLU:HG2	2.27	0.49
1:E:39:GLN:HE21	1:E:69:ILE:HD12	1.76	0.48
1:C:113:ASN:ND2	3:C:2163:HOH:O	2.38	0.48
1:G:13:LEU:C	1:G:13:LEU:HD23	2.33	0.48
1:G:10:ARG:HD2	1:G:113:ASN:O	2.14	0.48
1:E:33:LYS:HB2	1:E:36:GLU:HB2	1.94	0.48
1:G:42:ASN:HD21	1:G:212:GLU:HG3	1.78	0.48
1:H:65:QLG:HD23	1:H:67:VAL:CG1	2.43	0.48
1:D:77:PRO:HG2	1:D:190:PRO:CB	2.43	0.48
1:F:146:MSE:HG3	1:F:192:PHE:CZ	2.49	0.48
1:G:146:MSE:HG3	1:G:192:PHE:CZ	2.49	0.48
1:G:56:ASP:HB3	1:G:162:LEU:HD21	1.96	0.48
1:C:163:LYS:HD2	3:C:2134:HOH:O	2.13	0.48

Continued on next page...

Continued from previous page...

Atom-1	Atom-2	Interatomic distance (Å)	Clash overlap (Å)
1:H:13:LEU:C	1:H:13:LEU:HD23	2.34	0.48
1:D:197:HIS:NE2	1:D:199:PRO:HB3	2.29	0.48
1:A:136:LYS:HD2	3:A:2107:HOH:O	2.14	0.47
1:G:69:ILE:O	1:G:69:ILE:HG22	2.13	0.47
1:B:65:QLG:CD3	1:B:213:GLN:HE21	2.27	0.47
1:G:215:GLU:HG2	1:G:216:SER:N	2.28	0.47
1:G:39:GLN:CB	1:G:215:GLU:OE1	2.58	0.47
1:H:126:PHE:CB	1:H:133:MSE:HE3	2.43	0.47
1:H:214:HIS:HD2	3:H:2099:HOH:O	1.97	0.47
1:F:150:ARG:HG2	1:F:151:ASP:OD2	2.14	0.47
1:F:182:LYS:HB3	1:F:187:LEU:HD11	1.96	0.47
1:H:100:ALA:HB2	1:H:126:PHE:HA	1.95	0.47
1:C:13:LEU:C	1:C:13:LEU:HD23	2.35	0.47
1:G:126:PHE:CB	1:G:133:MSE:HE3	2.45	0.47
1:A:39:GLN:HG2	1:A:215:GLU:CG	2.44	0.47
1:G:212:GLU:OE2	1:G:214:HIS:HE1	1.97	0.47
1:A:65:QLG:HG12	1:A:215:GLU:HG2	1.96	0.47
1:H:166:ASP:HB3	1:H:168:ASN:HD22	1.79	0.47
1:F:10:ARG:NH2	1:F:29:GLU:HG2	2.30	0.47
1:G:77:PRO:HG2	1:G:190:PRO:HB3	1.97	0.47
1:F:126:PHE:CG	1:F:133:MSE:HE3	2.50	0.47
1:B:137:THR:HG21	1:B:162:LEU:HD13	1.97	0.46
1:D:22:HIS:HB2	3:D:2179:HOH:O	2.14	0.46
1:F:44:LYS:NZ	1:F:206:GLU:OE1	2.48	0.46
1:H:137:THR:HG21	1:H:162:LEU:HD13	1.97	0.46
1:H:197:HIS:HE1	1:H:215:GLU:HG3	1.79	0.46
1:C:95:ILE:N	1:C:95:ILE:HD12	2.29	0.46
1:E:16:GLU:OE2	1:E:23:HIS:HE1	1.98	0.46
1:F:77:PRO:HG2	1:F:190:PRO:HA	1.97	0.46
1:G:71:LYS:HZ3	1:G:71:LYS:CB	2.28	0.46
1:A:131:PRO:CG	1:A:170:LEU:HD22	2.43	0.46
1:F:198:ARG:HD2	1:G:225:CYS:O	2.15	0.46
1:G:65:QLG:CB1	1:G:66:SER:OG	2.64	0.46
2:A:2001:PO4:O2	1:D:173:HIS:HD2	1.98	0.46
1:B:159:LEU:HD22	1:C:159:LEU:HD13	1.98	0.46
1:D:197:HIS:CD2	1:D:199:PRO:HD3	2.51	0.46
1:E:146:MSE:HG3	1:E:192:PHE:CZ	2.51	0.46
1:E:65:QLG:CB2	1:E:197:HIS:ND1	2.64	0.46
1:E:49:GLY:HA2	1:E:50:PRO:C	2.36	0.46
1:G:15:MSE:HB3	1:G:26:CYS:HB2	1.98	0.46
1:E:23:HIS:HD2	1:E:47:LYS:NZ	2.14	0.46

Continued on next page...

Continued from previous page...

Atom-1	Atom-2	Interatomic distance (Å)	Clash overlap (Å)
1:B:49:GLY:HA2	1:B:50:PRO:C	2.36	0.46
1:G:198:ARG:HB2	1:G:198:ARG:NH1	2.28	0.46
1:F:198:ARG:NH2	1:G:232:ASN:O	2.45	0.46
1:B:173:HIS:HD2	2:B:2002:PO4:O1	1.99	0.46
1:D:56:ASP:HB3	1:D:162:LEU:HD21	1.97	0.46
1:F:69:ILE:HG22	1:F:69:ILE:O	2.15	0.46
1:G:11:ILE:CD1	1:G:115:LEU:HB2	2.46	0.46
1:A:39:GLN:HG3	1:A:215:GLU:HG3	1.98	0.45
1:C:39:GLN:HG3	1:C:40:MSE:N	2.30	0.45
1:F:198:ARG:NE	1:G:227:SER:HB2	2.30	0.45
1:E:126:PHE:CB	1:E:133:MSE:HE3	2.46	0.45
1:E:197:HIS:CD2	1:E:215:GLU:CG	2.99	0.45
1:E:5:ILE:HD11	1:E:9:VAL:HG11	1.99	0.45
1:B:27:GLU:HG3	3:B:2144:HOH:O	2.17	0.45
1:E:65:QLG:HD11	1:E:145:GLU:OE2	2.16	0.45
1:G:228:LYS:HG2	1:G:228:LYS:O	2.17	0.45
1:H:135:LYS:HD3	3:H:2078:HOH:O	2.16	0.45
1:H:65:QLG:HB2	1:H:197:HIS:CD2	2.52	0.45
1:E:105:GLN:HE22	1:F:21:ASN:ND2	2.15	0.45
1:B:216:SER:OG	1:C:225:CYS:HB3	2.17	0.45
1:C:65:QLG:HB12	1:C:66:SER:OG	2.16	0.45
1:F:44:LYS:HA	1:F:209:THR:O	2.16	0.45
1:G:198:ARG:CB	1:G:198:ARG:HH11	2.28	0.45
1:G:69:ILE:N	1:G:69:ILE:CD1	2.80	0.45
1:C:65:QLG:CD2	1:C:67:VAL:HG12	2.46	0.45
1:D:39:GLN:HG2	1:D:215:GLU:HG3	1.98	0.45
1:E:141:GLU:OE2	1:E:169:HIS:HE1	2.00	0.45
1:A:77:PRO:HG2	1:A:190:PRO:CA	2.47	0.45
1:A:232:ASN:O	1:D:198:ARG:NH2	2.43	0.44
1:C:13:LEU:HB3	1:C:28:ALA:HB3	1.99	0.44
1:F:134:GLN:HB3	1:F:136:LYS:HE3	1.98	0.44
1:F:159:LEU:HG	1:G:159:LEU:HG	1.99	0.44
1:F:138:GLN:NE2	1:F:165:ALA:HA	2.33	0.44
1:F:186:ALA:C	1:F:187:LEU:HD12	2.37	0.44
1:B:134:GLN:NE2	1:E:136:LYS:NZ	2.65	0.44
1:F:77:PRO:HG2	1:F:190:PRO:HB3	1.99	0.44
1:B:13:LEU:C	1:B:13:LEU:HD23	2.37	0.44
1:C:145:GLU:HG3	1:C:158:THR:OG1	2.18	0.44
1:C:212:GLU:OE1	1:C:214:HIS:HE1	1.99	0.44
1:F:77:PRO:HG2	1:F:190:PRO:CA	2.48	0.44
1:F:56:ASP:HB3	1:F:162:LEU:HD21	1.99	0.44

Continued on next page...

Continued from previous page...

Atom-1	Atom-2	Interatomic distance (Å)	Clash overlap (Å)
1:G:10:ARG:HG2	1:G:114:CYS:SG	2.58	0.44
1:G:176:THR:HG22	1:G:177:THR:N	2.33	0.44
1:E:101:TYR:CD2	1:F:93:THR:HG21	2.52	0.44
1:G:65:QLG:C1	1:G:66:SER:OG	2.66	0.44
1:D:141:GLU:OE1	1:D:169:HIS:HE1	2.01	0.44
1:F:12:LYS:HG2	1:F:114:CYS:SG	2.57	0.44
1:G:95:ILE:HD12	1:G:95:ILE:N	2.33	0.44
1:C:65:QLG:HD11	1:C:145:GLU:OE2	2.17	0.44
1:D:49:GLY:HA2	1:D:50:PRO:C	2.39	0.44
1:H:112:GLY:HA2	3:H:2067:HOH:O	2.17	0.44
1:A:56:ASP:HB3	1:A:162:LEU:HD21	1.99	0.44
1:E:13:LEU:C	1:E:13:LEU:HD23	2.38	0.44
1:E:185:LYS:H	1:E:185:LYS:CD	2.24	0.44
1:A:192:PHE:CG	1:D:141:GLU:HG2	2.51	0.43
1:F:185:LYS:C	1:F:185:LYS:HD2	2.38	0.43
1:D:137:THR:HG21	1:D:162:LEU:HD13	2.00	0.43
1:D:65:QLG:HD21	1:D:147:ARG:HH21	1.83	0.43
1:A:13:LEU:HD23	1:A:14:TYR:N	2.34	0.43
1:A:65:QLG:HD21	1:A:147:ARG:HH21	1.80	0.43
1:B:138:GLN:HE21	1:B:165:ALA:CA	2.25	0.43
1:C:77:PRO:HG2	1:C:190:PRO:HB3	1.98	0.43
1:H:176:THR:HG22	1:H:177:THR:N	2.34	0.43
1:C:197:HIS:CD2	1:C:198:ARG:N	2.86	0.43
1:G:65:QLG:HD21	1:G:147:ARG:HH21	1.81	0.43
1:F:131:PRO:HG2	1:F:170:LEU:HD22	2.00	0.43
1:G:182:LYS:HG2	1:G:186:ALA:HB3	2.00	0.43
1:H:197:HIS:CE1	1:H:215:GLU:HG3	2.53	0.43
1:A:39:GLN:CG	1:A:215:GLU:OE2	2.36	0.43
1:D:22:HIS:CD2	3:D:2179:HOH:O	2.71	0.43
1:A:39:GLN:CG	1:A:215:GLU:CG	2.97	0.43
1:A:65:QLG:HE12	1:A:199:PRO:HB2	1.78	0.43
1:C:65:QLG:HD21	1:C:147:ARG:HH21	1.84	0.43
1:G:78:ASP:O	1:G:82:GLN:HG3	2.19	0.43
1:H:173:HIS:HD2	2:H:2005:PO4:O1	2.02	0.43
1:A:92:ARG:HG2	1:A:93:THR:N	2.34	0.43
1:A:197:HIS:ND1	1:A:199:PRO:HD3	2.33	0.42
2:B:2002:PO4:O2	1:C:173:HIS:HD2	2.02	0.42
1:G:135:LYS:NZ	3:G:2044:HOH:O	2.52	0.42
1:A:95:ILE:N	1:A:95:ILE:HD12	2.33	0.42
1:B:16:GLU:OE2	1:B:23:HIS:HE1	2.02	0.42
1:C:65:QLG:CA2	3:C:2194:HOH:O	2.67	0.42

Continued on next page...

Continued from previous page...

Atom-1	Atom-2	Interatomic distance (Å)	Clash overlap (Å)
1:D:32:GLY:HA3	1:D:69:ILE:HD13	2.01	0.42
1:E:11:ILE:HD11	1:E:69:ILE:HD11	2.00	0.42
1:G:13:LEU:HB3	1:G:28:ALA:HB3	2.01	0.42
1:B:232:ASN:C	1:C:198:ARG:HH22	2.17	0.42
1:C:65:QLG:HB2	1:C:197:HIS:ND1	2.34	0.42
1:D:133:MSE:HE3	3:D:2091:HOH:O	2.19	0.42
1:D:65:QLG:HD11	1:D:145:GLU:OE2	2.19	0.42
1:F:65:QLG:HD21	1:F:147:ARG:HH21	1.81	0.42
1:F:78:ASP:O	1:F:82:GLN:HG3	2.19	0.42
1:G:174:LEU:HD12	1:G:174:LEU:N	2.35	0.42
1:G:71:LYS:NZ	1:G:218:VAL:HG22	2.34	0.42
1:F:65:QLG:HB2	1:F:197:HIS:CG	2.54	0.42
1:A:77:PRO:HG2	1:A:190:PRO:HA	2.01	0.42
1:F:39:GLN:HE21	1:F:69:ILE:CD1	2.21	0.42
1:H:95:ILE:HD12	1:H:95:ILE:N	2.34	0.42
1:G:77:PRO:HG2	1:G:190:PRO:CB	2.50	0.42
1:G:118:ASN:ND2	3:G:2079:HOH:O	2.37	0.42
1:H:55:PHE:HE2	1:H:213:GLN:OE1	2.03	0.42
1:B:176:THR:HG22	1:B:177:THR:N	2.35	0.42
1:B:65:QLG:CD3	1:B:215:GLU:HB2	2.49	0.42
1:E:16:GLU:HG3	1:E:25:MSE:HG2	2.02	0.42
1:F:157:GLN:HB3	1:G:159:LEU:HD13	2.02	0.42
1:G:10:ARG:HD2	1:G:10:ARG:N	2.24	0.42
1:A:177:THR:OG1	1:B:125:ASN:ND2	2.53	0.41
1:A:59:THR:N	1:A:60:PRO:HD2	2.35	0.41
1:F:37:GLY:O	1:F:216:SER:HA	2.20	0.41
1:C:10:ARG:CB	1:C:10:ARG:HH11	2.32	0.41
1:E:227:SER:HA	1:H:198:ARG:CD	2.50	0.41
1:A:197:HIS:NE2	1:A:199:PRO:HB3	2.35	0.41
1:G:186:ALA:C	1:G:187:LEU:HD22	2.41	0.41
1:A:13:LEU:HB3	1:A:28:ALA:HB3	2.03	0.41
1:A:160:MSE:HE2	1:A:174:LEU:CD1	2.36	0.41
1:A:65:QLG:HD11	1:A:145:GLU:OE2	2.20	0.41
1:B:159:LEU:CD2	1:C:159:LEU:HD13	2.50	0.41
1:G:137:THR:HB	1:G:162:LEU:HD22	2.03	0.41
1:H:7:ASP:OD1	1:H:8:ASN:ND2	2.53	0.41
1:A:175:ARG:NH2	3:A:2070:HOH:O	2.53	0.41
1:D:109:LYS:NZ	1:D:116:VAL:HG11	2.34	0.41
1:A:77:PRO:HG2	1:A:190:PRO:CB	2.49	0.41
1:B:140:TRP:CH2	1:B:162:LEU:HG	2.55	0.41
1:D:78:ASP:O	1:D:82:GLN:HG3	2.20	0.41

Continued on next page...

Continued from previous page...

Atom-1	Atom-2	Interatomic distance (Å)	Clash overlap (Å)
1:A:212:GLU:HG2	1:A:214:HIS:HE1	1.86	0.41
1:C:10:ARG:HB3	1:C:10:ARG:NH1	2.35	0.41
1:B:198:ARG:HD3	1:C:226:PRO:O	2.21	0.41
1:E:138:GLN:NE2	1:E:165:ALA:HA	2.35	0.41
1:E:40:MSE:SE	1:E:40:MSE:C	3.09	0.41
1:F:197:HIS:CD2	1:F:215:GLU:CG	3.04	0.41
1:H:39:GLN:HG2	1:H:40:MSE:N	2.35	0.41
1:A:59:THR:HG23	1:A:213:GLN:NE2	2.35	0.41
1:B:8:ASN:HD21	1:B:33:LYS:HE2	1.85	0.41
1:C:59:THR:HG23	1:C:213:GLN:CD	2.41	0.41
1:F:10:ARG:NH2	1:F:29:GLU:CG	2.84	0.41
2:F:2007:PO4:O1	1:G:173:HIS:HD2	2.04	0.41
1:A:65:QLG:NE1	1:A:197:HIS:NE2	2.68	0.41
1:F:141:GLU:OE1	1:F:169:HIS:HE1	2.04	0.41
1:H:29:GLU:HG3	3:H:2090:HOH:O	2.21	0.41
1:G:71:LYS:NZ	1:G:71:LYS:CB	2.84	0.41
1:B:228:LYS:HD2	1:C:202:VAL:CG1	2.50	0.40
1:C:174:LEU:HD12	1:C:174:LEU:N	2.35	0.40
1:E:105:GLN:HE22	1:F:21:ASN:HD22	1.67	0.40
1:G:143:CYS:SG	1:G:197:HIS:HB3	2.61	0.40
1:G:95:ILE:HG23	3:G:2099:HOH:O	2.20	0.40
1:E:192:PHE:CG	1:H:141:GLU:HG2	2.56	0.40
1:H:146:MSE:O	1:H:156:GLY:HA2	2.22	0.40
1:C:72:TYR:HA	1:C:219:ALA:HB3	2.03	0.40
1:D:140:TRP:CH2	1:D:162:LEU:HG	2.56	0.40
1:F:16:GLU:OE1	1:F:23:HIS:HE1	2.04	0.40
1:F:187:LEU:HD12	1:F:187:LEU:N	2.37	0.40
1:B:212:GLU:OE2	1:B:214:HIS:HE1	2.04	0.40
1:F:197:HIS:CD2	1:F:215:GLU:HG3	2.56	0.40
1:C:77:PRO:HG2	1:C:190:PRO:CB	2.51	0.40
1:F:10:ARG:HH22	1:F:29:GLU:CG	2.34	0.40

There are no symmetry-related clashes.

5.3 Torsion angles

5.3.1 Protein backbone

In the following table, the Percentiles column shows the percent Ramachandran outliers of the chain as a percentile score with respect to all X-ray entries followed by that with respect to entries of similar resolution.

The Analysed column shows the number of residues for which the backbone conformation was analysed, and the total number of residues.

Mol	Chain	Analysed	Favoured	Allowed	Outliers	Percentiles	
1	A	223/233 (96%)	219 (98%)	4 (2%)	0	100	100
1	B	223/233 (96%)	220 (99%)	3 (1%)	0	100	100
1	C	223/233 (96%)	214 (96%)	7 (3%)	2 (1%)	20	12
1	D	223/233 (96%)	219 (98%)	4 (2%)	0	100	100
1	E	223/233 (96%)	219 (98%)	4 (2%)	0	100	100
1	F	223/233 (96%)	219 (98%)	4 (2%)	0	100	100
1	G	223/233 (96%)	217 (97%)	6 (3%)	0	100	100
1	H	223/233 (96%)	217 (97%)	6 (3%)	0	100	100
All	All	1784/1864 (96%)	1744 (98%)	38 (2%)	2 (0%)	55	52

All (2) Ramachandran outliers are listed below:

Mol	Chain	Res	Type
1	C	165	ALA
1	C	166	ASP

5.3.2 Protein sidechains ⓘ

In the following table, the Percentiles column shows the percent sidechain outliers of the chain as a percentile score with respect to all X-ray entries followed by that with respect to entries of similar resolution.

The Analysed column shows the number of residues for which the sidechain conformation was analysed, and the total number of residues.

Mol	Chain	Analysed	Rotameric	Outliers	Percentiles	
1	A	197/195 (101%)	194 (98%)	3 (2%)	70	74
1	B	197/195 (101%)	190 (96%)	7 (4%)	40	38
1	C	197/195 (101%)	187 (95%)	10 (5%)	28	22
1	D	197/195 (101%)	190 (96%)	7 (4%)	40	38
1	E	197/195 (101%)	194 (98%)	3 (2%)	70	74
1	F	197/195 (101%)	190 (96%)	7 (4%)	40	38
1	G	197/195 (101%)	190 (96%)	7 (4%)	40	38
1	H	197/195 (101%)	194 (98%)	3 (2%)	70	74

Continued on next page...

Continued from previous page...

Mol	Chain	Analysed	Rotameric	Outliers	Percentiles
All	All	1576/1560 (101%)	1529 (97%)	47 (3%)	46 46

All (47) residues with a non-rotameric sidechain are listed below:

Mol	Chain	Res	Type
1	A	185	LYS
1	A	198	ARG
1	A	215	GLU
1	B	20	ASN
1	B	36	GLU
1	B	66	SER
1	B	110	LEU
1	B	159	LEU
1	B	173	HIS
1	B	190	PRO
1	C	8	ASN
1	C	10	ARG
1	C	39	GLN
1	C	66	SER
1	C	118	ASN
1	C	159	LEU
1	C	162	LEU
1	C	173	HIS
1	C	189	MSE
1	C	190	PRO
1	D	20	ASN
1	D	66	SER
1	D	72	TYR
1	D	113	ASN
1	D	158	THR
1	D	173	HIS
1	D	175	ARG
1	E	20	ASN
1	E	66	SER
1	E	173	HIS
1	F	8	ASN
1	F	29	GLU
1	F	66	SER
1	F	113	ASN
1	F	185	LYS
1	F	189	MSE
1	F	190	PRO

Continued on next page...

Continued from previous page...

Mol	Chain	Res	Type
1	G	10	ARG
1	G	20	ASN
1	G	29	GLU
1	G	66	SER
1	G	191	PRO
1	G	207	ASN
1	G	215	GLU
1	H	20	ASN
1	H	66	SER
1	H	173	HIS

Some sidechains can be flipped to improve hydrogen bonding and reduce clashes. All (90) such sidechains are listed below:

Mol	Chain	Res	Type
1	A	21	ASN
1	A	22	HIS
1	A	42	ASN
1	A	138	GLN
1	A	157	GLN
1	A	169	HIS
1	A	173	HIS
1	A	214	HIS
1	A	223	GLN
1	A	232	ASN
1	B	8	ASN
1	B	20	ASN
1	B	21	ASN
1	B	22	HIS
1	B	23	HIS
1	B	105	GLN
1	B	125	ASN
1	B	129	ASN
1	B	134	GLN
1	B	138	GLN
1	B	169	HIS
1	B	173	HIS
1	B	214	HIS
1	B	223	GLN
1	B	232	ASN
1	C	8	ASN
1	C	21	ASN
1	C	22	HIS

Continued on next page...

Continued from previous page...

Mol	Chain	Res	Type
1	C	23	HIS
1	C	39	GLN
1	C	42	ASN
1	C	138	GLN
1	C	169	HIS
1	C	173	HIS
1	C	207	ASN
1	C	214	HIS
1	D	20	ASN
1	D	42	ASN
1	D	129	ASN
1	D	157	GLN
1	D	169	HIS
1	D	173	HIS
1	D	223	GLN
1	D	232	ASN
1	E	20	ASN
1	E	21	ASN
1	E	23	HIS
1	E	39	GLN
1	E	42	ASN
1	E	138	GLN
1	E	157	GLN
1	E	169	HIS
1	E	173	HIS
1	E	214	HIS
1	E	232	ASN
1	F	8	ASN
1	F	21	ASN
1	F	22	HIS
1	F	23	HIS
1	F	39	GLN
1	F	42	ASN
1	F	113	ASN
1	F	138	GLN
1	F	169	HIS
1	F	207	ASN
1	F	223	GLN
1	F	232	ASN
1	G	20	ASN
1	G	21	ASN
1	G	42	ASN

Continued on next page...

Continued from previous page...

Mol	Chain	Res	Type
1	G	113	ASN
1	G	169	HIS
1	G	173	HIS
1	G	207	ASN
1	G	214	HIS
1	G	232	ASN
1	H	8	ASN
1	H	20	ASN
1	H	21	ASN
1	H	42	ASN
1	H	113	ASN
1	H	129	ASN
1	H	138	GLN
1	H	157	GLN
1	H	168	ASN
1	H	169	HIS
1	H	173	HIS
1	H	214	HIS
1	H	223	GLN
1	H	231	HIS

5.3.3 RNA ⓘ

There are no RNA molecules in this entry.

5.4 Non-standard residues in protein, DNA, RNA chains ⓘ

8 non-standard protein/DNA/RNA residues are modelled in this entry.

In the following table, the Counts columns list the number of bonds (or angles) for which Mogul statistics could be retrieved, the number of bonds (or angles) that are observed in the model and the number of bonds (or angles) that are defined in the chemical component dictionary. The Link column lists molecule types, if any, to which the group is linked. The Z score for a bond length (or angle) is the number of standard deviations the observed value is removed from the expected value. A bond length (or angle) with $|Z| > 2$ is considered an outlier worth inspection. RMSZ is the root-mean-square of all Z scores of the bond lengths (or angles).

Mol	Type	Chain	Res	Link	Bond lengths			Bond angles		
					Counts	RMSZ	# Z > 2	Counts	RMSZ	# Z > 2
1	QLG	A	65	1	18,20,21	1.48	3 (16%)	19,27,29	4.69	13 (68%)
1	QLG	B	65	1	18,20,21	2.32	3 (16%)	19,27,29	4.76	13 (68%)
1	QLG	C	65	1	18,20,21	2.69	3 (16%)	19,27,29	4.89	13 (68%)

Mol	Type	Chain	Res	Link	Bond lengths			Bond angles		
					Counts	RMSZ	# Z > 2	Counts	RMSZ	# Z > 2
1	QLG	D	65	1	18,20,21	3.43	3 (16%)	19,27,29	4.82	13 (68%)
1	QLG	E	65	1	18,20,21	2.76	3 (16%)	19,27,29	4.76	13 (68%)
1	QLG	F	65	1	18,20,21	1.55	3 (16%)	19,27,29	4.80	13 (68%)
1	QLG	G	65	1	18,20,21	2.71	3 (16%)	19,27,29	4.88	13 (68%)
1	QLG	H	65	1	18,20,21	3.04	3 (16%)	19,27,29	4.86	13 (68%)

In the following table, the Chirals column lists the number of chiral outliers, the number of chiral centers analysed, the number of these observed in the model and the number defined in the chemical component dictionary. Similar counts are reported in the Torsion and Rings columns. '-' means no outliers of that kind were identified.

Mol	Type	Chain	Res	Link	Chirals	Torsions	Rings
1	QLG	A	65	1	-	0/10/32/33	0/1/1/1
1	QLG	B	65	1	-	0/10/32/33	0/1/1/1
1	QLG	C	65	1	-	0/10/32/33	0/1/1/1
1	QLG	D	65	1	-	0/10/32/33	0/1/1/1
1	QLG	E	65	1	-	0/10/32/33	0/1/1/1
1	QLG	F	65	1	-	0/10/32/33	0/1/1/1
1	QLG	G	65	1	-	0/10/32/33	0/1/1/1
1	QLG	H	65	1	-	0/10/32/33	0/1/1/1

All (24) bond length outliers are listed below:

Mol	Chain	Res	Type	Atoms	Z	Observed(Å)	Ideal(Å)
1	A	65	QLG	OE1-CD3	2.43	1.31	1.24
1	D	65	QLG	OE1-CD3	2.43	1.31	1.24
1	C	65	QLG	OE1-CD3	2.43	1.31	1.24
1	B	65	QLG	OE1-CD3	2.43	1.31	1.24
1	E	65	QLG	OE1-CD3	2.44	1.31	1.24
1	F	65	QLG	OE1-CD3	2.44	1.31	1.24
1	H	65	QLG	OE1-CD3	2.45	1.31	1.24
1	G	65	QLG	OE1-CD3	2.46	1.31	1.24
1	F	65	QLG	C1-N3	2.61	1.43	1.38
1	G	65	QLG	C1-N3	2.62	1.43	1.38
1	C	65	QLG	C1-N3	2.64	1.43	1.38
1	E	65	QLG	C1-N3	2.64	1.43	1.38
1	H	65	QLG	C1-N3	2.64	1.43	1.38
1	B	65	QLG	C1-N3	2.64	1.43	1.38
1	D	65	QLG	C1-N3	2.66	1.43	1.38
1	A	65	QLG	C1-N3	2.69	1.43	1.38
1	A	65	QLG	CA1-N	4.58	1.39	1.27

Continued on next page...

Continued from previous page...

Mol	Chain	Res	Type	Atoms	Z	Observed(Å)	Ideal(Å)
1	F	65	QLG	CA1-N	5.04	1.40	1.27
1	B	65	QLG	CA1-N	8.90	1.49	1.27
1	C	65	QLG	CA1-N	10.60	1.53	1.27
1	G	65	QLG	CA1-N	10.68	1.54	1.27
1	E	65	QLG	CA1-N	10.93	1.54	1.27
1	H	65	QLG	CA1-N	12.16	1.57	1.27
1	D	65	QLG	CA1-N	13.92	1.62	1.27

All (104) bond angle outliers are listed below:

Mol	Chain	Res	Type	Atoms	Z	Observed(°)	Ideal(°)
1	C	65	QLG	CB1-CA1-N	-12.03	83.83	125.34
1	G	65	QLG	CB1-CA1-N	-11.98	84.00	125.34
1	H	65	QLG	CB1-CA1-N	-11.90	84.31	125.34
1	D	65	QLG	CB1-CA1-N	-11.50	85.67	125.34
1	F	65	QLG	CB1-CA1-N	-11.29	86.40	125.34
1	B	65	QLG	CB1-CA1-N	-11.07	87.15	125.34
1	E	65	QLG	CB1-CA1-N	-10.95	87.57	125.34
1	A	65	QLG	CB1-CA1-N	-10.48	89.20	125.34
1	B	65	QLG	CA3-N3-C1	-7.18	113.75	128.19
1	E	65	QLG	CA3-N3-C1	-7.18	113.76	128.19
1	D	65	QLG	CA3-N3-C1	-7.17	113.77	128.19
1	A	65	QLG	CA3-N3-C1	-7.17	113.78	128.19
1	G	65	QLG	CA3-N3-C1	-7.17	113.79	128.19
1	C	65	QLG	CA3-N3-C1	-7.17	113.79	128.19
1	F	65	QLG	CA3-N3-C1	-7.16	113.79	128.19
1	H	65	QLG	CA3-N3-C1	-7.16	113.80	128.19
1	F	65	QLG	O2-C2-CA2	-6.90	127.25	130.97
1	E	65	QLG	O2-C2-CA2	-6.89	127.26	130.97
1	C	65	QLG	O2-C2-CA2	-6.86	127.27	130.97
1	H	65	QLG	O2-C2-CA2	-6.84	127.28	130.97
1	B	65	QLG	O2-C2-CA2	-6.82	127.30	130.97
1	D	65	QLG	O2-C2-CA2	-6.81	127.30	130.97
1	G	65	QLG	O2-C2-CA2	-6.81	127.30	130.97
1	A	65	QLG	O2-C2-CA2	-6.79	127.31	130.97
1	E	65	QLG	CD2-CG2-CD1	-5.12	90.41	110.79
1	H	65	QLG	CD2-CG2-CD1	-5.12	90.42	110.79
1	A	65	QLG	CD2-CG2-CD1	-5.11	90.43	110.79
1	B	65	QLG	CD2-CG2-CD1	-5.11	90.45	110.79
1	D	65	QLG	CD2-CG2-CD1	-5.11	90.45	110.79
1	F	65	QLG	CD2-CG2-CD1	-5.11	90.46	110.79
1	G	65	QLG	CD2-CG2-CD1	-5.10	90.47	110.79

Continued on next page...

Continued from previous page...

Mol	Chain	Res	Type	Atoms	Z	Observed(°)	Ideal(°)
1	C	65	QLG	CD2-CG2-CD1	-5.10	90.47	110.79
1	D	65	QLG	O-C-CA3	-4.68	110.92	126.38
1	F	65	QLG	O-C-CA3	-4.67	110.95	126.38
1	E	65	QLG	O-C-CA3	-4.67	110.95	126.38
1	A	65	QLG	O-C-CA3	-4.66	110.98	126.38
1	B	65	QLG	O-C-CA3	-4.66	110.98	126.38
1	H	65	QLG	O-C-CA3	-4.66	110.99	126.38
1	C	65	QLG	O-C-CA3	-4.65	111.00	126.38
1	G	65	QLG	O-C-CA3	-4.65	111.02	126.38
1	G	65	QLG	CG2-CB2-CA2	-3.97	121.16	127.47
1	F	65	QLG	CG2-CB2-CA2	-3.96	121.17	127.47
1	B	65	QLG	CG2-CB2-CA2	-3.94	121.20	127.47
1	C	65	QLG	CG2-CB2-CA2	-3.94	121.20	127.47
1	D	65	QLG	CG2-CB2-CA2	-3.94	121.20	127.47
1	A	65	QLG	CG2-CB2-CA2	-3.94	121.21	127.47
1	H	65	QLG	CG2-CB2-CA2	-3.93	121.21	127.47
1	E	65	QLG	CG2-CB2-CA2	-3.93	121.23	127.47
1	A	65	QLG	CB2-CA2-N2	-3.00	116.55	125.09
1	H	65	QLG	CB2-CA2-N2	-2.99	116.57	125.09
1	D	65	QLG	CB2-CA2-N2	-2.99	116.57	125.09
1	C	65	QLG	CB2-CA2-N2	-2.99	116.57	125.09
1	B	65	QLG	CB2-CA2-N2	-2.98	116.59	125.09
1	F	65	QLG	CB2-CA2-N2	-2.98	116.59	125.09
1	E	65	QLG	CB2-CA2-N2	-2.98	116.61	125.09
1	G	65	QLG	CB2-CA2-N2	-2.97	116.62	125.09
1	F	65	QLG	C2-CA2-N2	-2.67	106.98	108.93
1	G	65	QLG	C2-CA2-N2	-2.67	106.98	108.93
1	E	65	QLG	C2-CA2-N2	-2.66	106.99	108.93
1	C	65	QLG	C2-CA2-N2	-2.63	107.01	108.93
1	B	65	QLG	C2-CA2-N2	-2.62	107.01	108.93
1	D	65	QLG	C2-CA2-N2	-2.62	107.01	108.93
1	H	65	QLG	C2-CA2-N2	-2.59	107.04	108.93
1	A	65	QLG	C2-CA2-N2	-2.56	107.05	108.93
1	G	65	QLG	N3-C1-N2	-2.43	110.19	113.31
1	B	65	QLG	N3-C1-N2	-2.42	110.20	113.31
1	D	65	QLG	N3-C1-N2	-2.42	110.20	113.31
1	A	65	QLG	N3-C1-N2	-2.40	110.22	113.31
1	E	65	QLG	N3-C1-N2	-2.40	110.23	113.31
1	C	65	QLG	N3-C1-N2	-2.39	110.23	113.31
1	H	65	QLG	N3-C1-N2	-2.38	110.26	113.31
1	F	65	QLG	N3-C1-N2	-2.37	110.27	113.31
1	D	65	QLG	CD1-CG2-CB2	2.05	116.48	110.32

Continued on next page...

Continued from previous page...

Mol	Chain	Res	Type	Atoms	Z	Observed(°)	Ideal(°)
1	G	65	QLG	CD1-CG2-CB2	2.05	116.48	110.32
1	E	65	QLG	CD1-CG2-CB2	2.05	116.49	110.32
1	H	65	QLG	CD1-CG2-CB2	2.05	116.49	110.32
1	F	65	QLG	CD1-CG2-CB2	2.05	116.49	110.32
1	C	65	QLG	CD1-CG2-CB2	2.06	116.50	110.32
1	A	65	QLG	CD1-CG2-CB2	2.06	116.51	110.32
1	B	65	QLG	CD1-CG2-CB2	2.06	116.51	110.32
1	F	65	QLG	CA2-N2-C1	3.74	111.19	104.21
1	A	65	QLG	CA2-N2-C1	3.74	111.19	104.21
1	H	65	QLG	CA2-N2-C1	3.74	111.20	104.21
1	C	65	QLG	CA2-N2-C1	3.75	111.20	104.21
1	E	65	QLG	CA2-N2-C1	3.75	111.21	104.21
1	B	65	QLG	CA2-N2-C1	3.76	111.23	104.21
1	D	65	QLG	CA2-N2-C1	3.77	111.25	104.21
1	G	65	QLG	CA2-N2-C1	3.77	111.25	104.21
1	H	65	QLG	CA2-C2-N3	4.07	105.11	103.30
1	G	65	QLG	CA2-C2-N3	4.08	105.12	103.30
1	C	65	QLG	CA2-C2-N3	4.08	105.12	103.30
1	D	65	QLG	CA2-C2-N3	4.09	105.12	103.30
1	B	65	QLG	CA2-C2-N3	4.09	105.12	103.30
1	A	65	QLG	CA2-C2-N3	4.11	105.13	103.30
1	E	65	QLG	CA2-C2-N3	4.14	105.14	103.30
1	F	65	QLG	CA2-C2-N3	4.15	105.15	103.30
1	G	65	QLG	CB2-CA2-C2	9.10	135.43	122.48
1	H	65	QLG	CB2-CA2-C2	9.11	135.43	122.48
1	B	65	QLG	CB2-CA2-C2	9.11	135.44	122.48
1	A	65	QLG	CB2-CA2-C2	9.11	135.44	122.48
1	E	65	QLG	CB2-CA2-C2	9.12	135.45	122.48
1	D	65	QLG	CB2-CA2-C2	9.12	135.45	122.48
1	F	65	QLG	CB2-CA2-C2	9.13	135.46	122.48
1	C	65	QLG	CB2-CA2-C2	9.13	135.47	122.48

There are no chirality outliers.

There are no torsion outliers.

There are no ring outliers.

8 monomers are involved in 116 short contacts:

Mol	Chain	Res	Type	Clashes	Symm-Clashes
1	A	65	QLG	15	0
1	B	65	QLG	14	0
1	C	65	QLG	15	0

Continued on next page...

Continued from previous page...

Mol	Chain	Res	Type	Clashes	Symm-Clashes
1	D	65	QLG	13	0
1	E	65	QLG	14	0
1	F	65	QLG	15	0
1	G	65	QLG	14	0
1	H	65	QLG	16	0

5.5 Carbohydrates [i](#)

There are no carbohydrates in this entry.

5.6 Ligand geometry [i](#)

16 ligands are modelled in this entry.

In the following table, the Counts columns list the number of bonds (or angles) for which Mogul statistics could be retrieved, the number of bonds (or angles) that are observed in the model and the number of bonds (or angles) that are defined in the chemical component dictionary. The Link column lists molecule types, if any, to which the group is linked. The Z score for a bond length (or angle) is the number of standard deviations the observed value is removed from the expected value. A bond length (or angle) with $|Z| > 2$ is considered an outlier worth inspection. RMSZ is the root-mean-square of all Z scores of the bond lengths (or angles).

Mol	Type	Chain	Res	Link	Bond lengths			Bond angles		
					Counts	RMSZ	$\# Z > 2$	Counts	RMSZ	$\# Z > 2$
2	PO4	A	2001	-	4,4,4	1.35	0	6,6,6	0.38	0
2	PO4	A	2004	-	4,4,4	1.35	0	6,6,6	0.38	0
2	PO4	A	2009	-	4,4,4	1.29	0	6,6,6	0.40	0
2	PO4	B	2002	-	4,4,4	1.41	0	6,6,6	0.39	0
2	PO4	B	2010	-	4,4,4	1.29	0	6,6,6	0.38	0
2	PO4	C	2011	-	4,4,4	1.34	0	6,6,6	0.39	0
2	PO4	D	2003	-	4,4,4	1.40	0	6,6,6	0.40	0
2	PO4	D	2012	-	4,4,4	1.31	0	6,6,6	0.39	0
2	PO4	F	2007	-	4,4,4	1.41	0	6,6,6	0.39	0
2	PO4	F	2008	-	4,4,4	1.48	0	6,6,6	0.39	0
2	PO4	F	2015	-	4,4,4	1.33	0	6,6,6	0.39	0
2	PO4	G	2006	-	4,4,4	1.35	0	6,6,6	0.39	0
2	PO4	G	2016	-	4,4,4	1.34	0	6,6,6	0.40	0
2	PO4	H	2005	-	4,4,4	1.34	0	6,6,6	0.39	0
2	PO4	H	2013	-	4,4,4	1.33	0	6,6,6	0.39	0
2	PO4	H	2014	-	4,4,4	1.33	0	6,6,6	0.39	0

In the following table, the Chirals column lists the number of chiral outliers, the number of chiral

centers analysed, the number of these observed in the model and the number defined in the chemical component dictionary. Similar counts are reported in the Torsion and Rings columns. '-' means no outliers of that kind were identified.

Mol	Type	Chain	Res	Link	Chirals	Torsions	Rings
2	PO4	A	2001	-	-	0/0/0/0	0/0/0/0
2	PO4	A	2004	-	-	0/0/0/0	0/0/0/0
2	PO4	A	2009	-	-	0/0/0/0	0/0/0/0
2	PO4	B	2002	-	-	0/0/0/0	0/0/0/0
2	PO4	B	2010	-	-	0/0/0/0	0/0/0/0
2	PO4	C	2011	-	-	0/0/0/0	0/0/0/0
2	PO4	D	2003	-	-	0/0/0/0	0/0/0/0
2	PO4	D	2012	-	-	0/0/0/0	0/0/0/0
2	PO4	F	2007	-	-	0/0/0/0	0/0/0/0
2	PO4	F	2008	-	-	0/0/0/0	0/0/0/0
2	PO4	F	2015	-	-	0/0/0/0	0/0/0/0
2	PO4	G	2006	-	-	0/0/0/0	0/0/0/0
2	PO4	G	2016	-	-	0/0/0/0	0/0/0/0
2	PO4	H	2005	-	-	0/0/0/0	0/0/0/0
2	PO4	H	2013	-	-	0/0/0/0	0/0/0/0
2	PO4	H	2014	-	-	0/0/0/0	0/0/0/0

There are no bond length outliers.

There are no bond angle outliers.

There are no chirality outliers.

There are no torsion outliers.

There are no ring outliers.

6 monomers are involved in 8 short contacts:

Mol	Chain	Res	Type	Clashes	Symm-Clashes
2	A	2001	PO4	2	0
2	B	2002	PO4	2	0
2	B	2010	PO4	1	0
2	F	2007	PO4	1	0
2	H	2005	PO4	1	0
2	H	2013	PO4	1	0

5.7 Other polymers

There are no such residues in this entry.

5.8 Polymer linkage issues ⓘ

There are no chain breaks in this entry.

6 Fit of model and data

6.1 Protein, DNA and RNA chains

In the following table, the column labelled ‘#RSRZ > 2’ contains the number (and percentage) of RSRZ outliers, followed by percent RSRZ outliers for the chain as percentile scores relative to all X-ray entries and entries of similar resolution. The OWAB column contains the minimum, median, 95th percentile and maximum values of the occupancy-weighted average B-factor per residue. The column labelled ‘Q < 0.9’ lists the number of (and percentage) of residues with an average occupancy less than 0.9.

Mol	Chain	Analysed	<RSRZ>	#RSRZ>2	OWAB(Å ²)	Q<0.9
1	A	218/233 (93%)	-0.39	1 (0%) 90 90	5, 11, 24, 34	0
1	B	218/233 (93%)	-0.36	0 100 100	5, 13, 25, 37	0
1	C	218/233 (93%)	-0.25	7 (3%) 48 48	4, 11, 25, 51	0
1	D	218/233 (93%)	-0.37	0 100 100	4, 11, 22, 34	0
1	E	218/233 (93%)	-0.29	1 (0%) 90 90	4, 14, 26, 33	0
1	F	218/233 (93%)	-0.22	0 100 100	4, 16, 27, 38	0
1	G	218/233 (93%)	-0.14	3 (1%) 75 75	6, 16, 31, 41	0
1	H	218/233 (93%)	-0.16	1 (0%) 90 90	6, 16, 28, 39	0
All	All	1744/1864 (93%)	-0.27	13 (0%) 87 87	4, 13, 27, 51	0

All (13) RSRZ outliers are listed below:

Mol	Chain	Res	Type	RSRZ
1	C	230	GLY	4.7
1	C	165	ALA	4.1
1	C	231	HIS	3.9
1	C	227	SER	3.8
1	G	184	ALA	3.6
1	G	230	GLY	3.5
1	G	166	ASP	3.4
1	C	229	LEU	2.9
1	C	164	CYS	2.7
1	A	165	ALA	2.5
1	C	232	ASN	2.3
1	H	166	ASP	2.1
1	E	197	HIS	2.0

6.2 Non-standard residues in protein, DNA, RNA chains [i](#)

In the following table, the Atoms column lists the number of modelled atoms in the group and the number defined in the chemical component dictionary. LLDF column lists the quality of electron density of the group with respect to its neighbouring residues in protein, DNA or RNA chains. The B-factors column lists the minimum, median, 95th percentile and maximum values of B factors of atoms in the group. The column labelled 'Q < 0.9' lists the number of atoms with occupancy less than 0.9.

Mol	Type	Chain	Res	Atoms	RSCC	RSR	LLDF	B-factors(Å ²)	Q<0.9
1	QLG	H	65	20/21	0.78	0.24	-	10,38,54,54	0
1	QLG	F	65	20/21	0.83	0.23	-	10,38,54,54	0
1	QLG	D	65	20/21	0.83	0.24	-	10,38,54,54	0
1	QLG	G	65	20/21	0.86	0.28	-	10,38,54,54	0
1	QLG	B	65	20/21	0.82	0.27	-	10,38,54,54	0
1	QLG	E	65	20/21	0.82	0.28	-	10,38,54,54	0
1	QLG	C	65	20/21	0.80	0.28	-	10,38,54,54	0
1	QLG	A	65	20/21	0.84	0.23	-	10,38,54,54	0

6.3 Carbohydrates [i](#)

There are no carbohydrates in this entry.

6.4 Ligands [i](#)

In the following table, the Atoms column lists the number of modelled atoms in the group and the number defined in the chemical component dictionary. LLDF column lists the quality of electron density of the group with respect to its neighbouring residues in protein, DNA or RNA chains. The B-factors column lists the minimum, median, 95th percentile and maximum values of B factors of atoms in the group. The column labelled 'Q < 0.9' lists the number of atoms with occupancy less than 0.9.

Mol	Type	Chain	Res	Atoms	RSCC	RSR	LLDF	B-factors(Å ²)	Q<0.9
2	PO4	H	2013	5/5	0.59	0.61	41.85	76,77,77,77	0
2	PO4	G	2016	5/5	0.77	0.23	5.86	51,51,53,54	0
2	PO4	B	2010	5/5	0.72	0.33	2.97	38,39,42,43	0
2	PO4	H	2014	5/5	0.84	0.21	2.03	38,38,39,41	0
2	PO4	B	2002	5/5	0.96	0.11	0.74	20,22,23,23	0
2	PO4	A	2001	5/5	0.96	0.12	0.62	23,24,24,26	0
2	PO4	F	2007	5/5	0.97	0.10	0.13	22,23,23,24	0
2	PO4	F	2008	5/5	0.98	0.09	0.10	15,15,17,18	0
2	PO4	A	2004	5/5	0.96	0.10	0.00	15,15,17,18	0
2	PO4	D	2003	5/5	0.98	0.09	-0.56	17,19,20,20	0

Continued on next page...

Continued from previous page...

Mol	Type	Chain	Res	Atoms	RSCC	RSR	LLDF	B-factors(\AA^2)	Q<0.9
2	PO4	H	2005	5/5	0.95	0.09	-0.86	18,19,20,22	0
2	PO4	G	2006	5/5	0.96	0.08	-1.66	11,15,16,18	0
2	PO4	D	2012	5/5	0.79	0.22	-	37,37,41,41	0
2	PO4	F	2015	5/5	0.73	0.26	-	52,52,53,53	0
2	PO4	C	2011	5/5	0.84	0.21	-	40,41,42,44	0
2	PO4	A	2009	5/5	0.83	0.21	-	25,26,30,31	0

6.5 Other polymers [i](#)

There are no such residues in this entry.