



Full wwPDB X-ray Structure Validation Report ⓘ

Feb 15, 2017 – 05:30 am GMT

PDB ID : 5IPN
Title : SigmaS-transcription initiation complex with 4-nt nascent RNA
Authors : Liu, B.; Zuo, Y.; Steitz, T.A.
Deposited on : 2016-03-09
Resolution : 4.61 Å(reported)

This is a Full wwPDB X-ray Structure Validation Report for a publicly released PDB entry.

We welcome your comments at validation@mail.wwpdb.org

A user guide is available at

<http://wwpdb.org/validation/2016/XrayValidationReportHelp>

with specific help available everywhere you see the ⓘ symbol.

The following versions of software and data (see [references ⓘ](#)) were used in the production of this report:

MolProbity : 4.02b-467
Xtriage (Phenix) : 1.9-1692
EDS : trunk28620
Percentile statistics : 20161228.v01 (using entries in the PDB archive December 28th 2016)
Refmac : 5.8.0135
CCP4 : 6.5.0
Ideal geometry (proteins) : Engh & Huber (2001)
Ideal geometry (DNA, RNA) : Parkinson et al. (1996)
Validation Pipeline (wwPDB-VP) : recalc28949

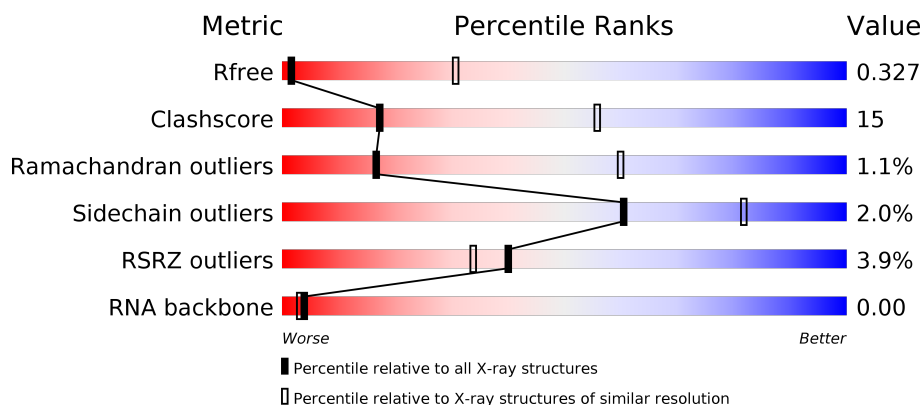
1 Overall quality at a glance

The following experimental techniques were used to determine the structure:

X-RAY DIFFRACTION

The reported resolution of this entry is 4.61 Å.

Percentile scores (ranging between 0-100) for global validation metrics of the entry are shown in the following graphic. The table shows the number of entries on which the scores are based.






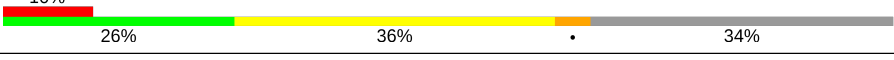

Metric	Whole archive (#Entries)	Similar resolution (#Entries, resolution range(Å))
R_{free}	100719	1006 (5.58-3.66)
Clashscore	112137	1053 (5.52-3.70)
Ramachandran outliers	110173	1042 (5.58-3.66)
Sidechain outliers	110143	1022 (5.58-3.66)
RSRZ outliers	101464	1015 (5.58-3.66)
RNA backbone	2435	1039 (6.22-2.90)

The table below summarises the geometric issues observed across the polymeric chains and their fit to the electron density. The red, orange, yellow and green segments on the lower bar indicate the fraction of residues that contain outliers for ≥ 3 , 2, 1 and 0 types of geometric quality criteria. A grey segment represents the fraction of residues that are not modelled. The numeric value for each fraction is indicated below the corresponding segment, with a dot representing fractions $\leq 5\%$. The upper red bar (where present) indicates the fraction of residues that have poor fit to the electron density. The numeric value is given above the bar.

Mol	Chain	Length	Quality of chain
1	A	242	
1	B	242	
2	C	1342	
3	D	1407	

Continued on next page...

Continued from previous page...

Mol	Chain	Length	Quality of chain
4	E	90	
5	F	336	
6	1	50	
7	2	50	
8	3	4	

The following table lists non-polymeric compounds, carbohydrate monomers and non-standard residues in protein, DNA, RNA chains that are outliers for geometric or electron-density-fit criteria:

Mol	Type	Chain	Res	Chirality	Geometry	Clashes	Electron density
9	ZN	D	1502	-	-	X	-

2 Entry composition

There are 10 unique types of molecules in this entry. The entry contains 29027 atoms, of which 0 are hydrogens and 0 are deuteriums.

In the tables below, the ZeroOcc column contains the number of atoms modelled with zero occupancy, the AltConf column contains the number of residues with at least one atom in alternate conformation and the Trace column contains the number of residues modelled with at most 2 atoms.

- Molecule 1 is a protein called DNA-directed RNA polymerase subunit alpha.

Mol	Chain	Residues	Atoms					ZeroOcc	AltConf	Trace
1	A	230	Total	C	N	O	S	0	0	0
			1787	1112	317	352	6			
1	B	228	Total	C	N	O	S	0	0	0
			1767	1100	312	349	6			

There are 14 discrepancies between the modelled and reference sequences:

Chain	Residue	Modelled	Actual	Comment	Reference
A	-6	ALA	-	expression tag	UNP P0A7Z4
A	-5	HIS	-	expression tag	UNP P0A7Z4
A	-4	HIS	-	expression tag	UNP P0A7Z4
A	-3	HIS	-	expression tag	UNP P0A7Z4
A	-2	HIS	-	expression tag	UNP P0A7Z4
A	-1	HIS	-	expression tag	UNP P0A7Z4
A	0	HIS	-	expression tag	UNP P0A7Z4
B	-6	ALA	-	expression tag	UNP P0A7Z4
B	-5	HIS	-	expression tag	UNP P0A7Z4
B	-4	HIS	-	expression tag	UNP P0A7Z4
B	-3	HIS	-	expression tag	UNP P0A7Z4
B	-2	HIS	-	expression tag	UNP P0A7Z4
B	-1	HIS	-	expression tag	UNP P0A7Z4
B	0	HIS	-	expression tag	UNP P0A7Z4

- Molecule 2 is a protein called DNA-directed RNA polymerase subunit beta.

Mol	Chain	Residues	Atoms					ZeroOcc	AltConf	Trace
2	C	1340	Total	C	N	O	S	0	0	0
			10570	6631	1841	2055	43			

- Molecule 3 is a protein called DNA-directed RNA polymerase subunit beta'.

Mol	Chain	Residues	Atoms					ZeroOcc	AltConf	Trace
3	D	1362	Total	C	N	O	S	0	0	0
			10568	6633	1887	1998	50			

- Molecule 4 is a protein called DNA-directed RNA polymerase subunit omega.

Mol	Chain	Residues	Atoms					ZeroOcc	AltConf	Trace
4	E	79	Total	C	N	O	S	0	0	0
			627	382	118	126	1			

- Molecule 5 is a protein called RNA polymerase sigma factor RpoS.

Mol	Chain	Residues	Atoms					ZeroOcc	AltConf	Trace
5	F	277	Total	C	N	O	S	0	0	0
			2253	1411	415	423	4			

There are 9 discrepancies between the modelled and reference sequences:

Chain	Residue	Modelled	Actual	Comment	Reference
F	2	GLY	SER	conflict	UNP P13445
F	33	GLU	GLN	conflict	UNP P13445
F	329	LEU	ARG	conflict	UNP P13445
F	331	HIS	-	expression tag	UNP P13445
F	332	HIS	-	expression tag	UNP P13445
F	333	HIS	-	expression tag	UNP P13445
F	334	HIS	-	expression tag	UNP P13445
F	335	HIS	-	expression tag	UNP P13445
F	336	HIS	-	expression tag	UNP P13445

- Molecule 6 is a DNA chain called synthetic non-template strand DNA (50-MER).

Mol	Chain	Residues	Atoms					ZeroOcc	AltConf	Trace
6	1	33	Total	C	N	O	P	0	0	0
			680	323	124	200	33			

- Molecule 7 is a DNA chain called synthetic template strand DNA (50-MER).

Mol	Chain	Residues	Atoms					ZeroOcc	AltConf	Trace
7	2	33	Total	C	N	O	P	0	0	0
			675	322	125	196	32			

- Molecule 8 is a RNA chain called Nascent RNA 4-mer.

Mol	Chain	Residues	Atoms					ZeroOcc	AltConf	Trace
8	3	4	Total	C	N	O	P	0	0	0
			97	39	17	35	6			

- Molecule 9 is ZINC ION (three-letter code: ZN) (formula: Zn).

Mol	Chain	Residues	Atoms		ZeroOcc	AltConf
9	D	2	Total	Zn	0	0
			2	2		

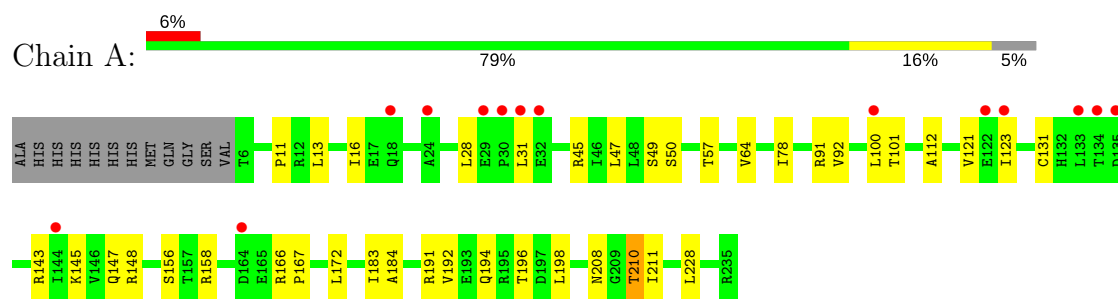
- Molecule 10 is MAGNESIUM ION (three-letter code: MG) (formula: Mg).

Mol	Chain	Residues	Atoms		ZeroOcc	AltConf
10	D	1	Total	Mg	0	0
			1	1		

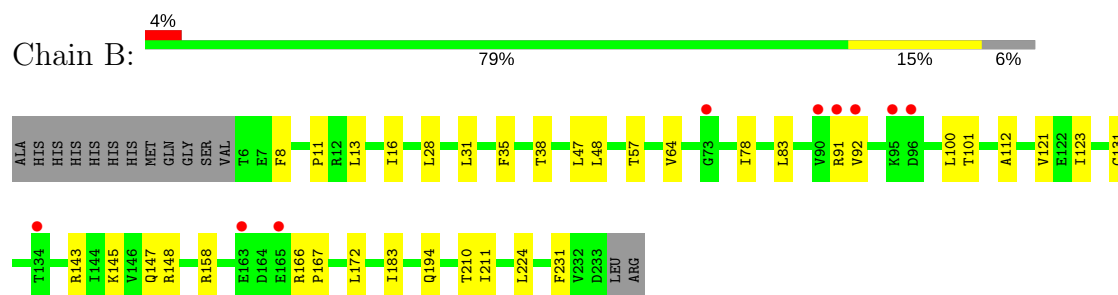
3 Residue-property plots

These plots are drawn for all protein, RNA and DNA chains in the entry. The first graphic for a chain summarises the proportions of the various outlier classes displayed in the second graphic. The second graphic shows the sequence view annotated by issues in geometry and electron density. Residues are color-coded according to the number of geometric quality criteria for which they contain at least one outlier: green = 0, yellow = 1, orange = 2 and red = 3 or more. A red dot above a residue indicates a poor fit to the electron density ($RSRZ > 2$). Stretches of 2 or more consecutive residues without any outlier are shown as a green connector. Residues present in the sample, but not in the model, are shown in grey.

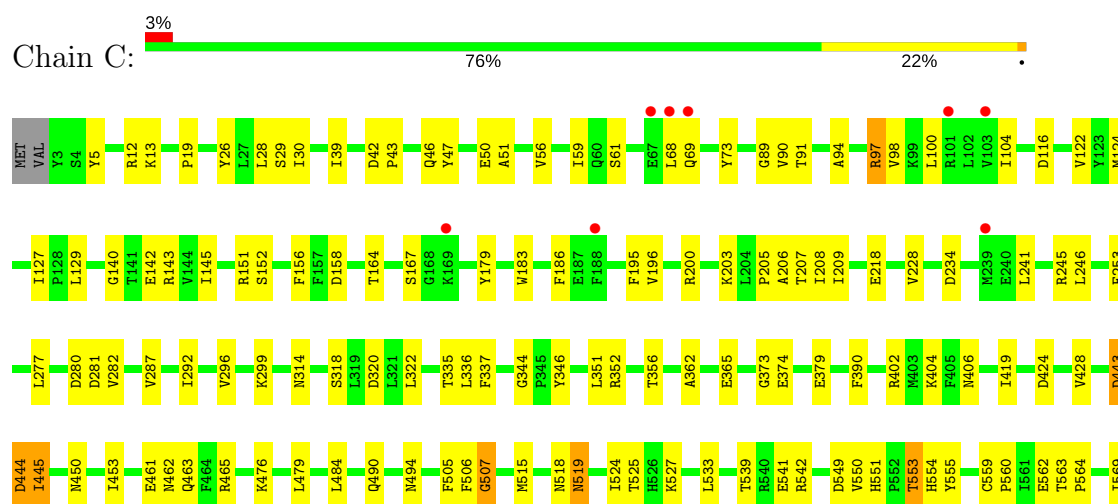
• Molecule 1: DNA-directed RNA polymerase subunit alpha



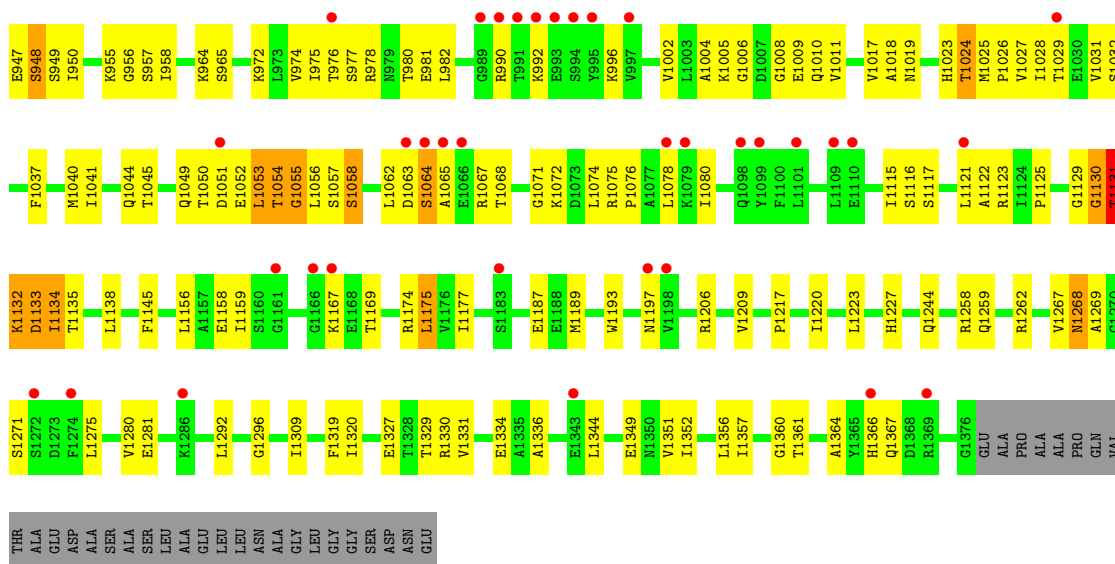
• Molecule 1: DNA-directed RNA polymerase subunit alpha



• Molecule 2: DNA-directed RNA polymerase subunit beta



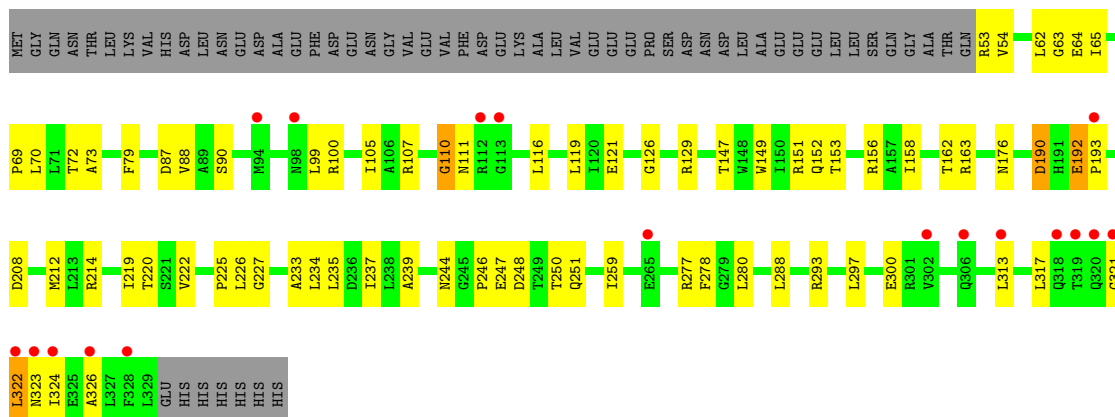




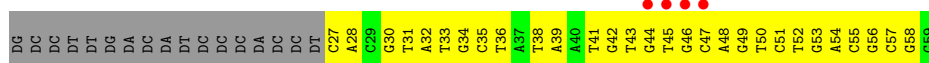
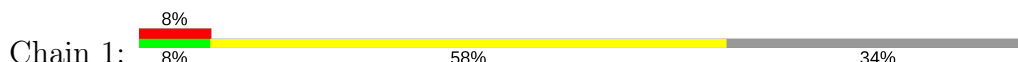
- Molecule 4: DNA-directed RNA polymerase subunit omega



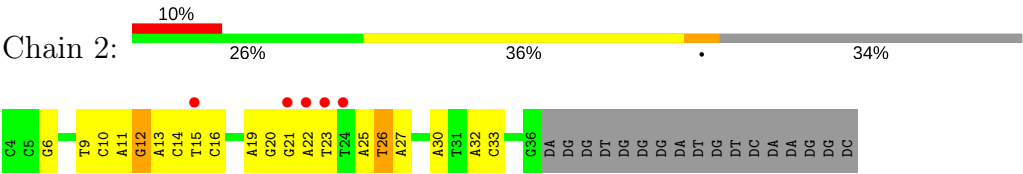
- Molecule 5: RNA polymerase sigma factor RpoS



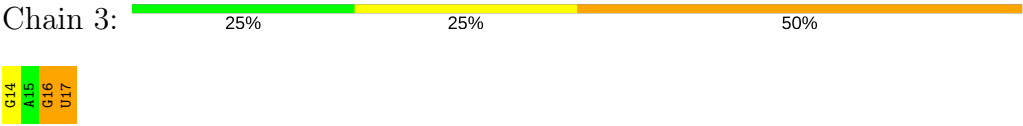
- Molecule 6: synthetic non-template strand DNA (50-MER)



- Molecule 7: synthetic template strand DNA (50-MER)



● Molecule 8: Nascent RNA 4-mer



4 Data and refinement statistics

Property	Value	Source
Space group	P 21 21 21	Depositor
Cell constants a, b, c, α , β , γ	132.87Å 152.17Å 229.12Å 90.00° 90.00° 90.00°	Depositor
Resolution (Å)	126.76 – 4.61 50.04 – 4.61	Depositor EDS
% Data completeness (in resolution range)	98.8 (126.76-4.61) 98.9 (50.04-4.61)	Depositor EDS
R_{merge}	(Not available)	Depositor
R_{sym}	(Not available)	Depositor
$\langle I/\sigma(I) \rangle$ ¹	1.26 (at 4.64Å)	Xtriage
Refinement program	REFMAC 5.8.0123	Depositor
R, R_{free}	0.280 , 0.345 0.266 , 0.327	Depositor DCC
R_{free} test set	1233 reflections (4.98%)	DCC
Wilson B-factor (Å ²)	192.7	Xtriage
Anisotropy	0.811	Xtriage
Bulk solvent k_{sol} (e/Å ³), B_{sol} (Å ²)	0.26 , 280.0	EDS
L-test for twinning ²	$\langle L \rangle = 0.38$, $\langle L^2 \rangle = 0.21$	Xtriage
Estimated twinning fraction	No twinning to report.	Xtriage
F_o, F_c correlation	0.92	EDS
Total number of atoms	29027	wwPDB-VP
Average B, all atoms (Å ²)	321.0	wwPDB-VP

Xtriage's analysis on translational NCS is as follows: *The largest off-origin peak in the Patterson function is 1.98% of the height of the origin peak. No significant pseudotranslation is detected.*

¹Intensities estimated from amplitudes.

²Theoretical values of $\langle |L| \rangle$, $\langle L^2 \rangle$ for acentric reflections are 0.5, 0.333 respectively for untwinned datasets, and 0.375, 0.2 for perfectly twinned datasets.

5 Model quality

5.1 Standard geometry

Bond lengths and bond angles in the following residue types are not validated in this section: GTP, ZN, MG

The Z score for a bond length (or angle) is the number of standard deviations the observed value is removed from the expected value. A bond length (or angle) with $|Z| > 5$ is considered an outlier worth inspection. RMSZ is the root-mean-square of all Z scores of the bond lengths (or angles).

Mol	Chain	Bond lengths		Bond angles	
		RMSZ	# $ Z > 5$	RMSZ	# $ Z > 5$
1	A	0.51	0/1809	0.69	0/2450
1	B	0.47	0/1789	0.67	0/2425
2	C	0.60	6/10736 (0.1%)	0.76	6/14480 (0.0%)
3	D	0.70	12/10729 (0.1%)	0.86	8/14487 (0.1%)
4	E	0.51	0/629	0.69	0/847
5	F	0.52	0/2282	0.78	0/3076
6	1	0.33	0/762	0.59	0/1175
7	2	0.53	2/756 (0.3%)	0.66	0/1163
8	3	0.34	0/72	0.64	0/110
All	All	0.61	20/29564 (0.1%)	0.78	14/40213 (0.0%)

All (20) bond length outliers are listed below:

Mol	Chain	Res	Type	Atoms	Z	Observed(Å)	Ideal(Å)
3	D	1131	THR	C-N	27.85	1.98	1.34
3	D	15	GLU	CG-CD	19.01	1.80	1.51
3	D	739	GLN	C-N	15.48	1.69	1.34
3	D	780	ARG	NE-CZ	15.25	1.52	1.33
3	D	780	ARG	CD-NE	13.89	1.70	1.46
2	C	1192	GLU	CB-CG	10.07	1.71	1.52
3	D	780	ARG	CZ-NH2	9.02	1.44	1.33
2	C	445	ILE	N-CA	-8.57	1.29	1.46
2	C	1272	GLU	CB-CG	7.74	1.66	1.52
3	D	780	ARG	CZ-NH1	-7.67	1.23	1.33
7	2	12	DG	O3'-P	-7.50	1.52	1.61
2	C	444	ASP	CA-C	-7.08	1.34	1.52
3	D	346	ARG	NE-CZ	-6.94	1.24	1.33
7	2	26	DT	O3'-P	-5.94	1.54	1.61
3	D	534	GLU	CD-OE2	5.61	1.31	1.25
3	D	15	GLU	CD-OE1	5.46	1.31	1.25
3	D	773	PHE	CG-CD1	5.38	1.46	1.38

Continued on next page...

Continued from previous page...

Mol	Chain	Res	Type	Atoms	Z	Observed(Å)	Ideal(Å)
3	D	939	GLY	N-CA	-5.37	1.38	1.46
2	C	444	ASP	C-N	-5.25	1.22	1.34
2	C	1281	TYR	CG-CD1	5.00	1.45	1.39

All (14) bond angle outliers are listed below:

Mol	Chain	Res	Type	Atoms	Z	Observed(°)	Ideal(°)
3	D	1131	THR	C-N-CA	-35.47	33.02	121.70
3	D	1131	THR	CA-C-N	-26.62	58.64	117.20
3	D	1131	THR	O-C-N	-22.28	87.05	122.70
3	D	780	ARG	CD-NE-CZ	12.93	141.71	123.60
3	D	346	ARG	NE-CZ-NH2	-9.26	115.67	120.30
3	D	15	GLU	OE1-CD-OE2	-9.04	112.45	123.30
2	C	444	ASP	C-N-CA	-7.75	102.32	121.70
2	C	444	ASP	CA-C-N	-7.49	100.71	117.20
2	C	444	ASP	CA-C-O	6.62	134.01	120.10
3	D	938	GLY	C-N-CA	-5.95	109.80	122.30
2	C	1192	GLU	CG-CD-OE1	5.77	129.85	118.30
2	C	1281	TYR	CB-CG-CD1	5.41	124.25	121.00
3	D	943	ARG	NE-CZ-NH2	-5.19	117.71	120.30
2	C	97	ARG	NE-CZ-NH2	-5.15	117.72	120.30

There are no chirality outliers.

There are no planarity outliers.

5.2 Too-close contacts ⓘ

In the following table, the Non-H and H(model) columns list the number of non-hydrogen atoms and hydrogen atoms in the chain respectively. The H(added) column lists the number of hydrogen atoms added and optimized by MolProbity. The Clashes column lists the number of clashes within the asymmetric unit, whereas Symm-Clashes lists symmetry related clashes.

Mol	Chain	Non-H	H(model)	H(added)	Clashes	Symm-Clashes
1	A	1787	0	1813	31	0
1	B	1767	0	1789	26	0
2	C	10570	0	10579	260	1
3	D	10568	0	10778	517	1
4	E	627	0	634	10	0
5	F	2253	0	2298	73	2
6	1	680	0	373	66	1
7	2	675	0	374	34	0

Continued on next page...

Continued from previous page...

Mol	Chain	Non-H	H(model)	H(added)	Clashes	Symm-Clashes
8	3	97	0	44	7	0
9	D	2	0	0	2	0
10	D	1	0	0	0	0
All	All	29027	0	28682	891	3

The all-atom clashscore is defined as the number of clashes found per 1000 atoms (including hydrogen atoms). The all-atom clashscore for this structure is 15.

All (891) close contacts within the same asymmetric unit are listed below, sorted by their clash magnitude.

Atom-1	Atom-2	Interatomic distance (Å)	Clash overlap (Å)
3:D:750:PRO:HA	3:D:781:LYS:CD	1.25	1.65
3:D:785:ASP:HB3	3:D:935:PHE:CZ	1.24	1.62
3:D:780:ARG:NE	3:D:780:ARG:CD	1.70	1.55
3:D:15:GLU:CG	3:D:15:GLU:CD	1.80	1.49
3:D:739:GLN:C	3:D:740:LEU:N	1.69	1.43
3:D:785:ASP:CB	3:D:935:PHE:CZ	2.05	1.39
3:D:750:PRO:CA	3:D:781:LYS:HD2	1.53	1.36
3:D:1133:ASP:O	3:D:1244:GLN:NE2	1.58	1.34
3:D:785:ASP:HB2	3:D:935:PHE:CE1	1.62	1.34
3:D:750:PRO:C	3:D:781:LYS:HE3	1.45	1.33
3:D:680:ASN:ND2	3:D:1023:HIS:ND1	1.73	1.33
3:D:690:ASN:OD1	3:D:738:ARG:NH1	1.61	1.30
3:D:785:ASP:CB	3:D:935:PHE:CE1	2.15	1.30
3:D:690:ASN:CG	3:D:738:ARG:NH1	1.86	1.29
3:D:519:ASN:ND2	3:D:710:ASP:HB2	1.44	1.29
3:D:749:LYS:O	3:D:781:LYS:NZ	1.63	1.29
3:D:750:PRO:CA	3:D:781:LYS:CD	2.11	1.27
3:D:750:PRO:C	3:D:781:LYS:CE	2.03	1.25
3:D:517:CYS:C	3:D:716:GLN:HE22	1.43	1.21
3:D:519:ASN:HD22	3:D:710:ASP:CB	1.56	1.18
3:D:750:PRO:O	3:D:781:LYS:HE3	1.02	1.16
3:D:690:ASN:ND2	3:D:738:ARG:NH1	1.94	1.15
3:D:750:PRO:O	3:D:781:LYS:CE	1.94	1.15
3:D:931:THR:O	3:D:935:PHE:HD2	1.27	1.13
3:D:680:ASN:HD21	3:D:1023:HIS:CG	1.67	1.12
3:D:517:CYS:CA	3:D:716:GLN:HE22	1.65	1.10
3:D:752:GLY:N	3:D:781:LYS:NZ	1.99	1.10
3:D:518:VAL:HG21	3:D:708:ASN:HD21	1.13	1.09
3:D:680:ASN:ND2	3:D:1023:HIS:CG	2.18	1.08
3:D:750:PRO:HA	3:D:781:LYS:CE	1.85	1.07

Continued on next page...

Continued from previous page...

Atom-1	Atom-2	Interatomic distance (Å)	Clash overlap (Å)
3:D:750:PRO:HA	3:D:781:LYS:CG	1.84	1.07
3:D:751:ASP:N	3:D:781:LYS:HZ2	1.52	1.06
3:D:750:PRO:CA	3:D:781:LYS:CE	2.33	1.06
3:D:708:ASN:HD22	3:D:714:GLU:HG2	1.17	1.04
3:D:518:VAL:N	3:D:716:GLN:HE22	1.57	1.02
3:D:517:CYS:HA	3:D:716:GLN:NE2	1.74	1.02
3:D:1132:LYS:HG2	3:D:1133:ASP:H	1.26	1.00
3:D:826:ILE:HD13	3:D:992:LYS:O	1.59	0.99
3:D:464:ASP:OD1	8:3:16:G:O2'	1.79	0.99
3:D:518:VAL:N	3:D:716:GLN:NE2	2.10	0.99
3:D:931:THR:O	3:D:935:PHE:CD2	2.15	0.98
3:D:680:ASN:OD1	3:D:1023:HIS:CE1	2.15	0.98
3:D:750:PRO:C	3:D:781:LYS:NZ	2.17	0.97
3:D:708:ASN:HD22	3:D:714:GLU:CG	1.77	0.97
2:C:560:PRO:HB2	3:D:776:THR:HG21	1.47	0.97
3:D:750:PRO:C	3:D:781:LYS:HZ2	1.69	0.96
3:D:965:SER:HB3	3:D:975:ILE:HA	1.46	0.96
3:D:750:PRO:N	3:D:781:LYS:HD2	1.81	0.95
3:D:708:ASN:ND2	3:D:714:GLU:HG2	1.82	0.94
2:C:245:ARG:HD3	2:C:337:PHE:CE1	2.02	0.94
3:D:518:VAL:HG21	3:D:708:ASN:ND2	1.81	0.94
2:C:1284:ALA:HA	3:D:1357:ILE:HD12	1.48	0.94
3:D:752:GLY:N	3:D:781:LYS:HZ1	1.59	0.94
3:D:739:GLN:HG3	3:D:744:ARG:HD2	1.49	0.94
3:D:957:SER:OG	3:D:1008:GLY:O	1.83	0.94
3:D:785:ASP:HB3	3:D:935:PHE:HZ	1.17	0.93
3:D:701:LEU:CD1	3:D:720:ASN:HD22	1.81	0.92
6:1:47:DC:C2'	6:1:48:DA:H5'	1.99	0.92
7:2:22:DA:O3'	7:2:23:DT:P	2.27	0.92
3:D:750:PRO:HA	3:D:781:LYS:HD2	0.95	0.92
3:D:1050:THR:HG23	3:D:1056:LEU:O	1.72	0.90
3:D:519:ASN:HD22	3:D:710:ASP:HB2	0.73	0.89
2:C:967:LEU:HD21	2:C:1021:LEU:HD13	1.55	0.89
3:D:1029:THR:HG22	3:D:1121:LEU:HD11	1.55	0.89
2:C:894:GLN:HA	3:D:77:ARG:HH21	1.35	0.88
3:D:1005:LYS:HB3	3:D:1009:GLU:OE1	1.74	0.88
3:D:1023:HIS:O	3:D:1024:THR:HB	1.71	0.88
3:D:517:CYS:CA	3:D:716:GLN:NE2	2.35	0.88
3:D:142:GLU:OE2	5:F:53:ARG:NH1	2.06	0.88
3:D:690:ASN:ND2	3:D:738:ARG:CZ	2.38	0.86
3:D:517:CYS:C	3:D:716:GLN:NE2	2.27	0.86

Continued on next page...

Continued from previous page...

Atom-1	Atom-2	Interatomic distance (Å)	Clash overlap (Å)
3:D:690:ASN:HD21	3:D:738:ARG:NH1	1.72	0.85
6:1:50:DT:H3'	6:1:51:DC:C5'	2.07	0.84
3:D:690:ASN:C	3:D:738:ARG:NH2	2.32	0.83
2:C:1273:MET:HG3	7:2:14:DC:H4'	1.60	0.83
3:D:173:GLY:O	3:D:175:GLU:N	2.12	0.83
3:D:1067:ARG:HD3	3:D:1071:GLY:O	1.76	0.83
3:D:517:CYS:HA	3:D:716:GLN:HE22	1.37	0.83
3:D:1029:THR:CG2	3:D:1121:LEU:HG	2.09	0.82
3:D:1029:THR:HG23	3:D:1121:LEU:HG	1.61	0.82
3:D:523:GLU:OE1	3:D:710:ASP:OD2	1.98	0.82
5:F:317:LEU:O	5:F:321:GLY:HA3	1.80	0.81
6:1:30:DG:N2	7:2:33:DC:O2	2.14	0.81
3:D:752:GLY:N	3:D:781:LYS:HZ2	1.79	0.81
3:D:680:ASN:ND2	3:D:1023:HIS:CE1	2.49	0.80
3:D:739:GLN:CG	3:D:744:ARG:HD2	2.12	0.80
3:D:786:THR:OG1	3:D:935:PHE:HB3	1.82	0.80
3:D:933:ARG:O	3:D:937:ILE:HG13	1.82	0.80
3:D:752:GLY:H	3:D:781:LYS:NZ	1.76	0.80
6:1:47:DC:H2''	6:1:48:DA:H5'	1.63	0.79
3:D:1029:THR:HG22	3:D:1121:LEU:CD1	2.12	0.79
3:D:965:SER:HB2	3:D:974:VAL:O	1.82	0.79
2:C:549:ASP:OD2	3:D:750:PRO:CB	2.31	0.79
3:D:898:CYS:HG	9:D:1502:ZN:ZN	0.96	0.79
2:C:901:LEU:HD13	5:F:278:PHE:CE2	2.18	0.78
3:D:949:SER:HB2	3:D:1018:ALA:O	1.83	0.78
5:F:192:GLU:HG3	5:F:193:PRO:HD2	1.63	0.78
3:D:933:ARG:C	3:D:935:PHE:H	1.86	0.78
2:C:245:ARG:CD	2:C:337:PHE:CE1	2.67	0.78
3:D:1132:LYS:CG	3:D:1133:ASP:H	1.97	0.77
3:D:1133:ASP:O	3:D:1134:ILE:HD13	1.84	0.77
3:D:517:CYS:HB2	3:D:719:PHE:HZ	1.49	0.77
3:D:749:LYS:C	3:D:781:LYS:HZ3	1.86	0.77
3:D:708:ASN:HB2	3:D:714:GLU:O	1.83	0.77
3:D:1050:THR:OG1	3:D:1057:SER:HB3	1.83	0.77
3:D:518:VAL:HG23	3:D:716:GLN:HB2	1.65	0.77
3:D:1032:SER:OG	3:D:1117:SER:N	2.18	0.76
2:C:200:ARG:HD3	6:1:50:DT:O2	1.86	0.76
3:D:690:ASN:CG	3:D:738:ARG:CZ	2.53	0.76
3:D:749:LYS:O	3:D:781:LYS:CE	2.34	0.76
3:D:957:SER:HB2	3:D:1010:GLN:HE22	1.51	0.76
2:C:373:GLY:HA3	5:F:54:VAL:HG21	1.68	0.75

Continued on next page...

Continued from previous page...

Atom-1	Atom-2	Interatomic distance (Å)	Clash overlap (Å)
6:1:45:DT:O3'	6:1:46:DG:O4'	2.04	0.75
5:F:107:ARG:NH1	6:1:43:DT:OP1	2.20	0.75
1:B:13:LEU:HD21	1:B:16:ILE:HD11	1.67	0.75
3:D:974:VAL:HG11	3:D:1028:ILE:HD13	1.69	0.75
3:D:1344:LEU:HD23	3:D:1349:GLU:HB3	1.69	0.75
2:C:891:GLY:C	2:C:892:GLU:N	2.39	0.74
3:D:750:PRO:CA	3:D:781:LYS:HE3	2.09	0.74
3:D:826:ILE:CD1	3:D:992:LYS:O	2.34	0.74
3:D:1132:LYS:HG2	3:D:1133:ASP:N	2.01	0.74
3:D:680:ASN:CG	3:D:1023:HIS:CE1	2.60	0.74
3:D:1037:PHE:CZ	3:D:1040:MET:HE1	2.23	0.74
2:C:549:ASP:OD2	3:D:750:PRO:HB3	1.87	0.74
3:D:747:MET:HE3	3:D:939:GLY:O	1.88	0.74
3:D:1029:THR:CG2	3:D:1121:LEU:CG	2.66	0.73
1:A:13:LEU:HD21	1:A:16:ILE:HD11	1.68	0.73
3:D:490:ILE:HD11	3:D:614:LEU:CD1	2.18	0.73
3:D:518:VAL:HG11	3:D:714:GLU:OE1	1.88	0.73
3:D:701:LEU:CD1	3:D:720:ASN:ND2	2.51	0.73
2:C:911:SER:C	2:C:912:ASP:N	2.42	0.73
2:C:577:VAL:HG23	2:C:661:VAL:O	1.88	0.73
3:D:749:LYS:O	3:D:781:LYS:CD	2.36	0.73
3:D:708:ASN:ND2	3:D:714:GLU:CG	2.48	0.73
3:D:823:THR:HB	3:D:824:PRO:CD	2.19	0.73
2:C:542:ARG:NH1	6:1:51:DC:OP2	2.20	0.73
3:D:1023:HIS:O	3:D:1024:THR:CB	2.37	0.72
3:D:517:CYS:HB2	3:D:719:PHE:CZ	2.25	0.72
2:C:1259:LEU:HD11	5:F:239:ALA:HB2	1.71	0.72
2:C:46:GLN:HB2	2:C:51:ALA:HA	1.71	0.72
3:D:691:ASP:HA	3:D:738:ARG:HH21	1.54	0.72
2:C:887:VAL:HB	2:C:913:VAL:CG1	2.19	0.72
3:D:957:SER:HB2	3:D:1010:GLN:NE2	2.05	0.72
3:D:518:VAL:CG1	3:D:714:GLU:OE1	2.37	0.72
3:D:697:MET:SD	3:D:737:ILE:HG22	2.30	0.72
3:D:747:MET:CE	3:D:939:GLY:O	2.38	0.72
2:C:205:PRO:O	2:C:208:ILE:HG22	1.89	0.72
3:D:708:ASN:HB2	3:D:714:GLU:C	2.10	0.71
5:F:227:GLY:HA2	7:2:20:DG:O6	1.89	0.71
3:D:752:GLY:CA	3:D:781:LYS:HZ1	2.02	0.71
2:C:1333:LEU:O	3:D:113:HIS:NE2	2.22	0.71
3:D:749:LYS:C	3:D:781:LYS:HD2	2.10	0.71
3:D:452:LEU:HB3	3:D:500:ILE:HG23	1.73	0.71

Continued on next page...

Continued from previous page...

Atom-1	Atom-2	Interatomic distance (Å)	Clash overlap (Å)
6:1:34:DG:C2	7:2:30:DA:C2	2.79	0.70
3:D:1050:THR:HG22	3:D:1051:ASP:N	2.05	0.70
3:D:739:GLN:C	3:D:740:LEU:CA	2.59	0.70
5:F:317:LEU:O	5:F:321:GLY:N	2.25	0.70
3:D:609:TYR:OH	3:D:905:ARG:O	2.10	0.70
3:D:1052:GLU:HG2	3:D:1053:LEU:H	1.57	0.69
3:D:856:ILE:HG23	3:D:858:VAL:HG23	1.73	0.69
5:F:317:LEU:O	5:F:321:GLY:CA	2.39	0.69
1:A:11:PRO:HG2	1:B:231:PHE:HZ	1.56	0.69
2:C:1251:TYR:OH	3:D:348:ASP:OD2	2.11	0.69
3:D:518:VAL:CG2	3:D:716:GLN:HB2	2.22	0.69
2:C:564:PRO:HB3	8:3:14:GTP:O1A	1.92	0.69
2:C:241:LEU:HD21	2:C:277:LEU:HD21	1.75	0.69
3:D:381:ILE:HD11	3:D:412:LEU:HD13	1.75	0.69
2:C:245:ARG:HD3	2:C:337:PHE:CD1	2.27	0.68
3:D:739:GLN:HG3	3:D:744:ARG:HA	1.75	0.68
3:D:898:CYS:SG	9:D:1502:ZN:ZN	1.81	0.68
2:C:336:LEU:C	2:C:337:PHE:N	2.47	0.68
3:D:690:ASN:O	3:D:738:ARG:NH2	2.26	0.68
2:C:841:ARG:NH1	3:D:257:GLY:HA2	2.09	0.68
3:D:708:ASN:HB3	3:D:714:GLU:HB3	1.74	0.68
2:C:241:LEU:CD2	2:C:277:LEU:HD21	2.24	0.67
2:C:156:PHE:CZ	2:C:445:ILE:HG13	2.29	0.67
3:D:518:VAL:H	3:D:716:GLN:NE2	1.92	0.67
2:C:672:GLU:HG3	2:C:673:HIS:CD2	2.29	0.67
3:D:1134:ILE:CD1	3:D:1244:GLN:HG3	2.25	0.67
3:D:708:ASN:HD22	3:D:714:GLU:CB	2.07	0.67
2:C:292:ILE:HD12	2:C:322:LEU:HD22	1.76	0.67
3:D:782:GLY:O	3:D:935:PHE:CD1	2.48	0.66
3:D:1037:PHE:CE2	3:D:1040:MET:CE	2.78	0.66
3:D:519:ASN:ND2	3:D:710:ASP:CB	2.33	0.66
6:1:44:DG:H4'	6:1:45:DT:OP2	1.94	0.66
6:1:49:DG:C2'	6:1:50:DT:H5''	2.26	0.66
6:1:45:DT:H2''	6:1:46:DG:N9	2.11	0.66
6:1:32:DA:C2	7:2:32:DA:C2	2.84	0.66
3:D:1006:GLY:N	3:D:1009:GLU:OE1	2.29	0.66
6:1:47:DC:H2'	6:1:48:DA:H5'	1.76	0.66
3:D:320:ASN:O	3:D:321:LYS:HB3	1.96	0.66
2:C:559:CYS:HB2	2:C:662:SER:HB3	1.76	0.66
3:D:1133:ASP:O	3:D:1244:GLN:CD	2.31	0.66
3:D:392:THR:HB	5:F:323:ASN:HA	1.76	0.66

Continued on next page...

Continued from previous page...

Atom-1	Atom-2	Interatomic distance (Å)	Clash overlap (Å)
3:D:134:ASP:HB3	3:D:159:ILE:HD11	1.79	0.65
3:D:876:SER:OG	3:D:990:ARG:NH1	2.29	0.65
3:D:1029:THR:HG21	3:D:1121:LEU:HD21	1.76	0.65
3:D:517:CYS:HA	3:D:716:GLN:CD	2.16	0.65
5:F:147:THR:O	5:F:151:ARG:HG2	1.97	0.65
5:F:317:LEU:HD22	5:F:324:ILE:HG21	1.78	0.65
3:D:1067:ARG:NH2	3:D:1076:PRO:HD3	2.11	0.64
2:C:812:PHE:HB2	3:D:357:VAL:HG11	1.79	0.64
3:D:720:ASN:O	3:D:724:MET:SD	2.55	0.64
1:A:210:THR:HG22	1:A:211:ILE:N	2.12	0.64
3:D:59:ALA:HB3	3:D:71:LEU:HD11	1.79	0.64
3:D:615:LYS:HB2	3:D:616:PRO:HD3	1.80	0.64
2:C:1287:LEU:HD23	3:D:1357:ILE:CG1	2.27	0.64
3:D:645:VAL:HG21	3:D:701:LEU:HB2	1.79	0.64
3:D:964:LYS:O	3:D:976:THR:OG1	2.11	0.64
6:1:44:DG:H3'	6:1:45:DT:H5''	1.80	0.64
1:A:11:PRO:HG2	1:B:231:PHE:CZ	2.33	0.64
3:D:331:ILE:N	3:D:331:ILE:HD12	2.13	0.63
3:D:701:LEU:HD12	3:D:720:ASN:HD22	1.63	0.63
2:C:19:PRO:HA	2:C:1156:ARG:HD2	1.80	0.63
3:D:644:MET:CE	3:D:740:LEU:HD13	2.29	0.63
3:D:339:ARG:NH1	7:2:12:DG:OP1	2.31	0.63
3:D:791:ALA:HA	7:2:13:DA:C8	2.33	0.63
3:D:458:ASN:ND2	8:3:17:U:O3'	2.31	0.63
3:D:1005:LYS:CB	3:D:1009:GLU:OE1	2.46	0.63
2:C:443:ASP:HB3	2:C:450:ASN:HD21	1.64	0.63
2:C:745:GLU:HA	2:C:1017:GLN:HE22	1.64	0.62
6:1:38:DT:H2''	6:1:39:DA:C8	2.35	0.62
2:C:848:GLU:HG2	2:C:888:THR:HG22	1.81	0.62
2:C:196:VAL:HG23	2:C:206:ALA:HA	1.80	0.62
2:C:206:ALA:O	2:C:209:ILE:HG22	1.99	0.62
2:C:356:THR:HG21	2:C:362:ALA:HA	1.82	0.62
3:D:205:LEU:HD23	3:D:205:LEU:O	2.00	0.62
3:D:943:ARG:HG2	3:D:944:ALA:H	1.63	0.62
2:C:892:GLU:OE2	3:D:77:ARG:NH2	2.32	0.61
6:1:46:DG:H2''	6:1:47:DC:O4'	2.00	0.61
3:D:591:ILE:HD11	3:D:604:MET:HA	1.82	0.61
3:D:646:ILE:HG23	3:D:647:PRO:HD2	1.82	0.61
3:D:714:GLU:HG2	3:D:715:LYS:N	2.16	0.61
3:D:1067:ARG:CD	3:D:1071:GLY:O	2.48	0.61
2:C:525:THR:HG21	2:C:687:ARG:CD	2.30	0.61

Continued on next page...

Continued from previous page...

Atom-1	Atom-2	Interatomic distance (Å)	Clash overlap (Å)
3:D:1044:GLN:O	3:D:1067:ARG:HG2	2.00	0.61
3:D:1330:ARG:NH2	7:2:10:DC:H5'	2.15	0.61
2:C:156:PHE:CE2	2:C:158:ASP:HB2	2.35	0.61
2:C:245:ARG:HG2	2:C:337:PHE:CZ	2.36	0.61
3:D:955:LYS:HG2	3:D:956:GLY:N	2.15	0.61
3:D:582:ILE:HG23	3:D:623:GLN:HB3	1.81	0.61
2:C:894:GLN:HA	3:D:77:ARG:NH2	2.14	0.61
3:D:645:VAL:CG2	3:D:701:LEU:HB2	2.31	0.61
2:C:1314:GLN:HA	4:E:28:ARG:NH2	2.16	0.61
2:C:94:ALA:HB2	2:C:129:LEU:HD11	1.83	0.60
3:D:981:GLU:OE2	3:D:996:LYS:NZ	2.29	0.60
7:2:15:DT:H5''	7:2:15:DT:H6	1.66	0.60
2:C:151:ARG:NH2	2:C:156:PHE:CD2	2.69	0.60
3:D:1134:ILE:HD11	3:D:1244:GLN:HG3	1.83	0.60
2:C:902:LEU:HD11	5:F:259:ILE:HD11	1.82	0.60
3:D:1068:THR:O	3:D:1072:LYS:HG2	2.02	0.60
3:D:686:TRP:CG	3:D:758:PRO:HG3	2.36	0.60
2:C:1308:ILE:HG23	3:D:380:PHE:CE1	2.35	0.60
2:C:1255:THR:O	2:C:1256:GLN:HB2	2.02	0.60
2:C:142:GLU:OE1	2:C:515:MET:HE2	2.02	0.60
2:C:142:GLU:OE1	2:C:515:MET:CE	2.49	0.60
3:D:977:SER:HG	3:D:980:THR:HG1	1.45	0.60
3:D:739:GLN:HG2	3:D:744:ARG:HH11	1.66	0.60
5:F:110:GLY:HA2	5:F:119:LEU:HD11	1.84	0.59
2:C:975:ILE:HD13	2:C:998:LEU:HD21	1.83	0.59
6:1:33:DT:H2''	6:1:34:DG:H5'	1.84	0.59
3:D:1027:VAL:O	3:D:1027:VAL:HG12	2.02	0.59
3:D:708:ASN:CB	3:D:714:GLU:HB3	2.32	0.59
3:D:1071:GLY:HA2	3:D:1074:LEU:HD12	1.84	0.59
2:C:1287:LEU:HD21	3:D:1351:VAL:HG22	1.84	0.59
2:C:967:LEU:HD21	2:C:1021:LEU:CD1	2.29	0.59
2:C:494:ASN:ND2	7:2:25:DA:OP1	2.36	0.59
2:C:1284:ALA:HA	3:D:1357:ILE:CD1	2.29	0.59
2:C:164:THR:OG1	2:C:167:SER:OG	2.20	0.59
2:C:179:TYR:OH	2:C:462:ASN:ND2	2.28	0.59
2:C:390:PHE:HA	2:C:419:ILE:HG23	1.83	0.59
3:D:958:ILE:O	3:D:1008:GLY:N	2.35	0.59
3:D:93:THR:HG22	3:D:94:GLN:H	1.66	0.59
2:C:638:SER:O	2:C:639:LYS:CG	2.51	0.59
2:C:1287:LEU:CD2	3:D:1357:ILE:HD11	2.33	0.59
2:C:562:GLU:HG2	2:C:574:SER:HB2	1.84	0.59

Continued on next page...

Continued from previous page...

Atom-1	Atom-2	Interatomic distance (Å)	Clash overlap (Å)
5:F:244:ASN:ND2	5:F:248:ASP:OD2	2.34	0.59
2:C:296:VAL:HG13	2:C:352:ARG:HH22	1.68	0.58
3:D:974:VAL:HG11	3:D:1028:ILE:HG21	1.84	0.58
3:D:1032:SER:HB3	3:D:1116:SER:HA	1.84	0.58
2:C:1277:ALA:HB3	3:D:434:ILE:HD12	1.84	0.58
1:B:83:LEU:HD21	3:D:526:VAL:HB	1.84	0.58
2:C:967:LEU:CD2	2:C:1021:LEU:HD13	2.30	0.58
2:C:541:GLU:OE2	6:1:51:DC:N3	2.35	0.58
3:D:933:ARG:CD	3:D:937:ILE:HD11	2.33	0.58
3:D:965:SER:CB	3:D:974:VAL:O	2.50	0.58
2:C:314:ASN:HD21	2:C:352:ARG:HG3	1.68	0.58
3:D:1050:THR:CG2	3:D:1051:ASP:N	2.65	0.58
3:D:831:VAL:O	3:D:834:PRO:HD3	2.03	0.58
3:D:785:ASP:HB3	3:D:935:PHE:CE2	2.19	0.58
4:E:65:ASP:HB3	4:E:69:ARG:HH21	1.68	0.58
6:1:48:DA:H8	6:1:48:DA:OP2	1.86	0.58
2:C:1081:PRO:HB2	2:C:1083:GLU:OE1	2.04	0.58
3:D:933:ARG:HG3	3:D:937:ILE:HD12	1.84	0.58
3:D:943:ARG:HG2	3:D:944:ALA:N	2.18	0.58
2:C:1277:ALA:CB	3:D:434:ILE:HD12	2.34	0.58
3:D:749:LYS:C	3:D:781:LYS:NZ	2.52	0.58
3:D:396:ALA:HB2	5:F:326:ALA:HB1	1.85	0.58
1:B:47:LEU:HD13	1:B:183:ILE:HD12	1.86	0.58
2:C:1105:SER:HB2	3:D:731:ARG:HD2	1.85	0.57
2:C:69:GLN:O	2:C:100:LEU:HD12	2.04	0.57
2:C:156:PHE:CZ	2:C:445:ILE:CG1	2.86	0.57
3:D:1064:SER:O	3:D:1072:LYS:NZ	2.37	0.57
2:C:1306:LYS:HG2	5:F:250:THR:OG1	2.04	0.57
2:C:1271:GLY:O	2:C:1275:VAL:HG23	2.04	0.57
2:C:245:ARG:CG	2:C:337:PHE:CE1	2.87	0.57
2:C:700:VAL:HG21	2:C:1114:GLU:HG2	1.87	0.57
2:C:618:GLN:HE21	3:D:769:VAL:HB	1.68	0.57
3:D:24:LEU:HD12	3:D:232:ASN:HB3	1.87	0.57
3:D:644:MET:HE2	3:D:740:LEU:HD13	1.86	0.57
3:D:937:ILE:HG22	3:D:937:ILE:O	2.04	0.57
2:C:1151:LEU:HD11	2:C:1197:GLU:HG2	1.87	0.57
6:1:52:DT:H2''	6:1:53:DG:C8	2.40	0.57
3:D:1330:ARG:CZ	7:2:10:DC:C5'	2.83	0.57
2:C:653:MET:HG2	2:C:654:ASP:N	2.19	0.57
3:D:1075:ARG:NH2	3:D:1193:TRP:CZ3	2.73	0.57
3:D:1267:VAL:O	3:D:1268:ASN:CB	2.53	0.57

Continued on next page...

Continued from previous page...

Atom-1	Atom-2	Interatomic distance (Å)	Clash overlap (Å)
3:D:388:ARG:HB3	3:D:390:LEU:HD13	1.86	0.57
5:F:100:ARG:HB3	6:1:42:DG:H5''	1.87	0.57
1:A:228:LEU:HD11	1:B:224:LEU:HD23	1.87	0.57
2:C:1005:GLU:HG2	2:C:1006:GLU:H	1.70	0.57
3:D:363:LEU:HB2	3:D:622:ASP:OD1	2.03	0.57
3:D:647:PRO:O	3:D:650:LYS:HB2	2.05	0.57
2:C:143:ARG:HH12	2:C:507:GLY:HA2	1.70	0.56
3:D:972:LYS:HD3	3:D:1002:VAL:HG11	1.87	0.56
3:D:242:LEU:HD12	3:D:243:PRO:HD2	1.85	0.56
2:C:549:ASP:OD2	3:D:750:PRO:HB2	2.02	0.56
6:1:35:DC:H2''	6:1:36:DT:OP2	2.06	0.56
6:1:53:DG:H2''	6:1:54:DA:H5'	1.87	0.56
2:C:967:LEU:HD21	2:C:1021:LEU:HD22	1.87	0.56
3:D:1050:THR:CG2	3:D:1051:ASP:H	2.18	0.56
3:D:1129:GLY:O	3:D:1130:GLY:C	2.44	0.56
3:D:572:THR:HG22	3:D:593:ASN:OD1	2.06	0.56
2:C:1145:ILE:HG22	2:C:1161:LEU:HD11	1.87	0.56
2:C:241:LEU:HD11	2:C:246:LEU:HD11	1.86	0.56
2:C:1149:TYR:HB3	2:C:1159:VAL:CG1	2.36	0.56
3:D:716:GLN:OE1	3:D:719:PHE:HE2	1.89	0.56
5:F:190:ASP:OD1	5:F:190:ASP:C	2.43	0.56
5:F:227:GLY:CA	7:2:20:DG:O6	2.54	0.55
3:D:555:TYR:CD1	3:D:565:ALA:HB2	2.41	0.55
5:F:152:GLN:HG3	6:1:36:DT:O4	2.06	0.55
2:C:1273:MET:HG3	7:2:14:DC:C4'	2.36	0.55
2:C:576:SER:OG	2:C:659:GLN:O	2.23	0.55
3:D:678:ARG:NH1	3:D:756:GLU:OE2	2.38	0.55
3:D:739:GLN:HG2	3:D:744:ARG:NH1	2.21	0.55
3:D:751:ASP:CA	3:D:781:LYS:HZ2	2.17	0.55
1:A:47:LEU:HD13	1:A:183:ILE:HD12	1.88	0.55
2:C:1129:ASN:OD1	2:C:1177:ARG:NH2	2.36	0.55
3:D:965:SER:CB	3:D:975:ILE:HA	2.30	0.55
2:C:782:VAL:HG21	2:C:792:GLY:HA2	1.89	0.55
3:D:958:ILE:HG23	3:D:982:LEU:CD1	2.36	0.55
1:A:50:SER:OG	1:B:35:PHE:HZ	1.89	0.55
2:C:533:LEU:HD21	2:C:571:LEU:HD13	1.88	0.55
6:1:31:DT:H2''	6:1:32:DA:OP2	2.07	0.55
5:F:313:LEU:O	5:F:317:LEU:HG	2.06	0.55
7:2:19:DA:H2'	7:2:20:DG:O4'	2.07	0.55
7:2:16:DC:H6	7:2:16:DC:H5''	1.72	0.55
3:D:716:GLN:HG2	3:D:717:VAL:N	2.22	0.55

Continued on next page...

Continued from previous page...

Atom-1	Atom-2	Interatomic distance (Å)	Clash overlap (Å)
2:C:745:GLU:CB	2:C:1017:GLN:HE22	2.20	0.55
3:D:1330:ARG:CZ	7:2:10:DC:H5''	2.37	0.55
3:D:752:GLY:HA2	3:D:781:LYS:HZ1	1.72	0.55
6:1:48:DA:H2'	6:1:49:DG:C1'	2.36	0.54
2:C:56:VAL:HG12	2:C:59:ILE:HD11	1.88	0.54
2:C:808:ASN:HA	3:D:629:PHE:HB3	1.89	0.54
3:D:1037:PHE:CE2	3:D:1040:MET:HE2	2.42	0.54
3:D:1131:THR:N	3:D:1132:LYS:HB2	1.86	0.54
3:D:750:PRO:HA	3:D:781:LYS:HG3	1.86	0.54
5:F:277:ARG:HE	5:F:288:LEU:HD21	1.73	0.54
3:D:978:ARG:HH12	3:D:1025:MET:CE	2.20	0.54
2:C:1313:HIS:HB3	3:D:473:THR:HA	1.89	0.54
6:1:45:DT:H2''	6:1:46:DG:C4	2.42	0.54
1:A:210:THR:O	1:A:211:ILE:C	2.46	0.54
3:D:1133:ASP:O	3:D:1134:ILE:CD1	2.55	0.54
5:F:317:LEU:CD2	5:F:324:ILE:HD12	2.37	0.54
5:F:72:THR:HG22	5:F:73:ALA:H	1.72	0.54
3:D:1050:THR:HG22	3:D:1051:ASP:H	1.72	0.54
3:D:1049:GLN:O	3:D:1057:SER:HA	2.08	0.54
3:D:1029:THR:CG2	3:D:1121:LEU:HD11	2.34	0.54
2:C:525:THR:HG21	2:C:687:ARG:HD3	1.88	0.54
2:C:745:GLU:CA	2:C:1017:GLN:HE22	2.21	0.54
2:C:812:PHE:CB	3:D:357:VAL:HG11	2.37	0.54
3:D:751:ASP:C	3:D:781:LYS:NZ	2.60	0.54
3:D:816:THR:HG22	3:D:818:GLU:H	1.72	0.54
3:D:933:ARG:C	3:D:935:PHE:N	2.56	0.54
3:D:1024:THR:HG22	3:D:1026:PRO:HD3	1.90	0.54
3:D:1130:GLY:C	3:D:1132:LYS:HB2	2.27	0.54
3:D:646:ILE:CG2	3:D:647:PRO:HD2	2.38	0.54
2:C:1264:GLN:HG3	5:F:237:ILE:HG23	1.90	0.54
3:D:1132:LYS:CG	3:D:1133:ASP:N	2.66	0.53
6:1:32:DA:C2	7:2:32:DA:N3	2.76	0.53
2:C:638:SER:O	2:C:639:LYS:HG2	2.08	0.53
3:D:680:ASN:CG	3:D:1023:HIS:ND1	2.50	0.53
3:D:1067:ARG:HH22	3:D:1076:PRO:HD3	1.73	0.53
2:C:797:GLY:HA3	2:C:1233:LEU:HD23	1.90	0.53
2:C:390:PHE:HA	2:C:419:ILE:CG2	2.38	0.53
3:D:739:GLN:O	3:D:762:ASN:HB2	2.09	0.53
3:D:334:LYS:NZ	7:2:14:DC:OP2	2.33	0.53
3:D:48:THR:O	3:D:50:LYS:N	2.37	0.53
3:D:845:ALA:O	3:D:846:GLU:CB	2.53	0.53

Continued on next page...

Continued from previous page...

Atom-1	Atom-2	Interatomic distance (Å)	Clash overlap (Å)
3:D:1327:GLU:O	3:D:1331:VAL:HG23	2.09	0.53
3:D:334:LYS:HA	3:D:339:ARG:HD2	1.91	0.53
3:D:1037:PHE:CE2	3:D:1040:MET:HE1	2.43	0.53
3:D:367:GLY:HA3	3:D:448:GLN:HB2	1.91	0.53
3:D:1123:ARG:O	3:D:1125:PRO:HD3	2.08	0.53
3:D:1330:ARG:CZ	7:2:10:DC:H5'	2.39	0.53
3:D:694:SER:HB2	3:D:738:ARG:NE	2.23	0.53
3:D:517:CYS:SG	3:D:716:GLN:OE1	2.63	0.53
3:D:1052:GLU:CG	3:D:1053:LEU:H	2.18	0.52
5:F:116:LEU:HA	5:F:119:LEU:HD12	1.90	0.52
2:C:1061:GLN:HB2	2:C:1062:PRO:HD2	1.91	0.52
2:C:907:GLY:O	2:C:909:LYS:N	2.42	0.52
3:D:518:VAL:H	3:D:716:GLN:CD	2.13	0.52
2:C:208:ILE:HD11	2:C:365:GLU:HB2	1.92	0.52
3:D:1360:GLY:HA2	4:E:17:PHE:CZ	2.44	0.52
3:D:416:ILE:CD1	3:D:441:LEU:HD21	2.39	0.52
2:C:318:SER:OG	2:C:320:ASP:OD1	2.21	0.52
3:D:1067:ARG:NH1	3:D:1074:LEU:O	2.43	0.52
5:F:70:LEU:HD11	6:1:41:DT:N3	2.25	0.52
2:C:424:ASP:O	2:C:428:VAL:HG23	2.09	0.52
3:D:749:LYS:HB3	3:D:750:PRO:HD2	1.92	0.52
5:F:149:TRP:HH2	6:1:35:DC:OP2	1.92	0.52
2:C:1269:ARG:HB2	3:D:346:ARG:HH11	1.74	0.52
3:D:843:VAL:HG13	3:D:861:ASN:HA	1.91	0.52
3:D:691:ASP:N	3:D:738:ARG:NH2	2.57	0.52
6:1:49:DG:H2''	6:1:50:DT:C5'	2.40	0.52
3:D:946:ALA:C	3:D:948:SER:H	2.13	0.52
5:F:110:GLY:HA2	5:F:119:LEU:CD1	2.40	0.52
3:D:836:ARG:HG3	3:D:869:CYS:HB3	1.92	0.52
2:C:253:PHE:CZ	2:C:287:VAL:HG12	2.45	0.52
2:C:373:GLY:CA	5:F:54:VAL:HG21	2.40	0.52
2:C:28:LEU:HD21	2:C:524:ILE:HG13	1.91	0.51
3:D:974:VAL:CG1	3:D:1028:ILE:HD13	2.38	0.51
3:D:1053:LEU:O	3:D:1054:THR:C	2.48	0.51
3:D:320:ASN:OD1	7:2:22:DA:N6	2.44	0.51
2:C:1287:LEU:HD22	3:D:1357:ILE:HD11	1.93	0.51
2:C:1302:THR:HG22	5:F:246:PRO:HA	1.92	0.51
6:1:53:DG:H1'	6:1:54:DA:H5''	1.93	0.51
7:2:22:DA:H2''	7:2:23:DT:P	2.51	0.51
3:D:1045:THR:HG22	3:D:1067:ARG:NE	2.26	0.51
3:D:797:THR:O	3:D:801:VAL:HG23	2.10	0.51

Continued on next page...

Continued from previous page...

Atom-1	Atom-2	Interatomic distance (Å)	Clash overlap (Å)
3:D:418:GLU:CD	4:E:48:VAL:HG21	2.31	0.51
3:D:1049:GLN:O	3:D:1058:SER:N	2.40	0.51
3:D:715:LYS:HG2	3:D:716:GLN:N	2.25	0.51
3:D:690:ASN:C	3:D:738:ARG:HH22	2.10	0.51
6:1:32:DA:C2	7:2:32:DA:C4	2.99	0.51
2:C:186:PHE:CE1	2:C:196:VAL:HG22	2.46	0.51
3:D:649:LYS:O	3:D:653:ILE:HG13	2.11	0.51
3:D:701:LEU:HD11	3:D:720:ASN:ND2	2.25	0.51
3:D:714:GLU:HG2	3:D:715:LYS:H	1.75	0.51
3:D:690:ASN:CG	3:D:738:ARG:NH2	2.64	0.51
3:D:750:PRO:HA	3:D:781:LYS:HE3	1.80	0.51
3:D:978:ARG:CG	3:D:1197:ASN:HD21	2.23	0.51
2:C:590:PRO:HG3	2:C:605:TYR:CE1	2.46	0.51
3:D:1004:ALA:CB	3:D:1017:VAL:HA	2.40	0.51
3:D:839:VAL:HG13	3:D:882:VAL:HG11	1.93	0.51
5:F:317:LEU:HD13	5:F:324:ILE:HD13	1.93	0.51
2:C:104:ILE:HD12	2:C:116:ASP:HB2	1.92	0.51
3:D:320:ASN:O	3:D:321:LYS:CB	2.57	0.51
3:D:423:LEU:HD12	3:D:437:PHE:CD2	2.46	0.51
5:F:70:LEU:HD11	6:1:41:DT:C2	2.46	0.51
3:D:1067:ARG:HH22	3:D:1076:PRO:CD	2.24	0.51
3:D:751:ASP:C	3:D:781:LYS:HZ2	2.13	0.51
1:B:92:VAL:O	1:B:148:ARG:NH2	2.44	0.50
1:B:47:LEU:HD13	1:B:183:ILE:CD1	2.41	0.50
3:D:363:LEU:HD23	3:D:618:VAL:HG13	1.93	0.50
3:D:450:HIS:CE1	3:D:625:MET:CE	2.94	0.50
3:D:620:PHE:CE2	3:D:624:ILE:HD11	2.47	0.50
2:C:443:ASP:N	2:C:443:ASP:OD1	2.43	0.50
2:C:39:ILE:O	2:C:73:TYR:OH	2.29	0.50
3:D:1063:ASP:O	3:D:1065:ALA:N	2.45	0.50
2:C:1342:GLU:HG2	3:D:18:ASP:HB2	1.94	0.50
3:D:845:ALA:O	3:D:846:GLU:HB3	2.10	0.50
3:D:927:GLY:O	3:D:931:THR:OG1	2.23	0.50
6:1:50:DT:H3'	6:1:51:DC:H5''	1.91	0.50
3:D:1037:PHE:CG	3:D:1040:MET:SD	3.04	0.50
3:D:885:VAL:HG13	3:D:894:VAL:HG11	1.91	0.50
6:1:49:DG:H2''	6:1:50:DT:OP1	2.11	0.50
7:2:21:DG:H2''	7:2:22:DA:OP2	2.12	0.50
1:A:92:VAL:O	1:A:148:ARG:NH2	2.44	0.50
2:C:1136:GLN:O	2:C:1137:GLU:HB2	2.11	0.50
2:C:183:TRP:CH2	6:1:49:DG:C5	3.00	0.50

Continued on next page...

Continued from previous page...

Atom-1	Atom-2	Interatomic distance (Å)	Clash overlap (Å)
2:C:1258:PRO:HG2	3:D:346:ARG:C	2.32	0.50
2:C:218:GLU:OE2	2:C:299:LYS:HD3	2.10	0.50
3:D:1052:GLU:HG2	3:D:1053:LEU:N	2.23	0.50
2:C:1268:GLN:OE1	3:D:352:ARG:HD2	2.11	0.50
3:D:958:ILE:HG23	3:D:982:LEU:HD11	1.93	0.50
5:F:321:GLY:CA	5:F:324:ILE:HG22	2.42	0.50
1:A:158:ARG:NE	1:A:172:LEU:HD11	2.27	0.50
1:A:191:ARG:HG3	1:A:196:THR:HG22	1.94	0.50
2:C:152:SER:OG	2:C:404:LYS:HD2	2.12	0.50
2:C:696:ASP:O	2:C:795:ALA:HB1	2.12	0.50
2:C:145:ILE:HD11	2:C:506:PHE:CD1	2.47	0.50
2:C:700:VAL:HG21	2:C:1114:GLU:CG	2.42	0.50
3:D:1271:SER:OG	3:D:1292:LEU:HD21	2.12	0.50
3:D:755:ILE:HD12	3:D:755:ILE:H	1.77	0.50
3:D:978:ARG:NH1	3:D:1025:MET:CE	2.74	0.50
6:1:51:DC:H2''	6:1:52:DT:O5'	2.11	0.50
3:D:701:LEU:O	3:D:718:SER:CB	2.60	0.50
3:D:1361:THR:HA	4:E:17:PHE:HB3	1.93	0.50
5:F:158:ILE:O	5:F:158:ILE:HG22	2.12	0.50
3:D:1175:LEU:HD12	3:D:1177:ILE:HG12	1.94	0.49
3:D:1280:VAL:HG12	3:D:1281:GLU:N	2.27	0.49
2:C:46:GLN:HB2	2:C:51:ALA:CA	2.42	0.49
3:D:452:LEU:HD11	3:D:625:MET:HB2	1.93	0.49
3:D:934:THR:HB	3:D:1133:ASP:OD2	2.12	0.49
3:D:357:VAL:HG12	3:D:461:PHE:CE2	2.46	0.49
7:2:20:DG:H2''	7:2:21:DG:H5'	1.94	0.49
2:C:936:ARG:HD2	2:C:1046:VAL:O	2.11	0.49
3:D:849:LEU:HD23	3:D:857:LEU:HD23	1.95	0.49
5:F:317:LEU:HD21	5:F:324:ILE:HD12	1.95	0.49
2:C:461:GLU:OE2	2:C:465:ARG:NH2	2.46	0.49
2:C:518:ASN:O	2:C:519:ASN:HB2	2.11	0.49
3:D:1029:THR:CG2	3:D:1121:LEU:CD1	2.86	0.49
3:D:392:THR:HG21	5:F:322:LEU:O	2.12	0.49
3:D:582:ILE:HG23	3:D:623:GLN:CB	2.41	0.49
3:D:555:TYR:HA	3:D:565:ALA:HA	1.95	0.49
3:D:619:ILE:O	3:D:623:GLN:HG2	2.12	0.49
3:D:646:ILE:HG23	3:D:647:PRO:CD	2.42	0.49
3:D:705:THR:OG1	3:D:718:SER:HA	2.12	0.49
2:C:463:GLN:HG3	2:C:505:PHE:HB2	1.95	0.49
2:C:716:ALA:HB3	2:C:784:ALA:HB3	1.95	0.49
3:D:71:LEU:HG	3:D:90:VAL:HG21	1.95	0.49

Continued on next page...

Continued from previous page...

Atom-1	Atom-2	Interatomic distance (Å)	Clash overlap (Å)
1:A:50:SER:OG	1:B:35:PHE:CZ	2.66	0.49
2:C:1287:LEU:O	2:C:1291:LEU:HG	2.13	0.49
2:C:200:ARG:CG	2:C:200:ARG:O	2.61	0.49
3:D:70:CYS:SG	3:D:74:LYS:N	2.85	0.49
6:1:49:DG:H2''	6:1:50:DT:H5''	1.94	0.49
7:2:13:DA:H2''	7:2:14:DC:H5'	1.94	0.49
1:A:50:SER:HG	1:B:35:PHE:HZ	1.59	0.49
3:D:1134:ILE:HD11	3:D:1244:GLN:CG	2.43	0.49
3:D:813:ASP:OD1	3:D:883:ARG:NH2	2.41	0.49
5:F:79:PHE:O	5:F:90:SER:OG	2.24	0.49
2:C:1269:ARG:NH1	3:D:340:GLN:O	2.44	0.48
2:C:245:ARG:HB3	2:C:337:PHE:HE1	1.78	0.48
2:C:563:THR:H	2:C:680:LEU:HD11	1.78	0.48
2:C:715:THR:HG22	2:C:786:GLY:H	1.79	0.48
2:C:745:GLU:HA	2:C:1017:GLN:NE2	2.27	0.48
3:D:490:ILE:O	3:D:499:ILE:HG22	2.13	0.48
3:D:644:MET:HE1	3:D:740:LEU:HD13	1.94	0.48
3:D:739:GLN:CA	3:D:740:LEU:N	2.69	0.48
2:C:1103:VAL:HG22	2:C:1111:GLN:NE2	2.28	0.48
3:D:458:ASN:CG	3:D:458:ASN:O	2.52	0.48
3:D:518:VAL:O	3:D:520:ALA:N	2.46	0.48
3:D:716:GLN:HG2	3:D:717:VAL:H	1.79	0.48
5:F:151:ARG:HG3	5:F:152:GLN:N	2.28	0.48
6:1:34:DG:H2''	6:1:35:DC:C6	2.49	0.48
2:C:26:TYR:O	2:C:29:SER:OG	2.16	0.48
3:D:108:ALA:HB3	3:D:279:LEU:HD23	1.94	0.48
3:D:1156:LEU:HD23	3:D:1209:VAL:HA	1.94	0.48
2:C:374:GLU:OE2	6:1:43:DT:H72	2.13	0.48
3:D:1269:ALA:HB2	3:D:1275:LEU:HD23	1.96	0.48
3:D:432:LEU:HD13	3:D:499:ILE:HG21	1.96	0.48
3:D:831:VAL:HB	3:D:834:PRO:HG3	1.94	0.48
3:D:977:SER:OG	3:D:980:THR:OG1	2.17	0.48
3:D:1050:THR:HA	3:D:1057:SER:HA	1.96	0.48
3:D:1067:ARG:NH2	3:D:1076:PRO:CD	2.75	0.48
3:D:140:TYR:OH	3:D:312:ARG:NH1	2.46	0.48
1:A:47:LEU:HD13	1:A:183:ILE:CD1	2.42	0.48
2:C:186:PHE:CD1	2:C:196:VAL:HG22	2.48	0.48
2:C:245:ARG:CD	2:C:337:PHE:CD1	2.96	0.48
3:D:1167:LYS:HB2	3:D:1174:ARG:HD2	1.95	0.48
3:D:555:TYR:CE1	3:D:565:ALA:HB2	2.48	0.48
3:D:716:GLN:CG	3:D:717:VAL:H	2.26	0.48

Continued on next page...

Continued from previous page...

Atom-1	Atom-2	Interatomic distance (Å)	Clash overlap (Å)
1:B:158:ARG:NE	1:B:172:LEU:HD11	2.28	0.48
2:C:1210:ILE:CG2	2:C:1211:ARG:N	2.77	0.48
6:1:48:DA:H2'	6:1:49:DG:N9	2.28	0.48
3:D:395:LYS:HE3	5:F:251:GLN:OE1	2.14	0.48
1:A:112:ALA:HB1	1:A:123:ILE:HG21	1.96	0.47
2:C:1101:LEU:HD13	3:D:504:GLN:HG3	1.95	0.47
2:C:799:ASN:HA	2:C:1231:TYR:HA	1.96	0.47
2:C:840:SER:OG	2:C:840:SER:O	2.23	0.47
3:D:1132:LYS:O	3:D:1133:ASP:HB3	2.14	0.47
3:D:1158:GLU:HA	3:D:1223:LEU:HD22	1.95	0.47
3:D:120:LEU:HA	3:D:121:PRO:C	2.34	0.47
3:D:134:ASP:CB	3:D:159:ILE:HD11	2.42	0.47
6:1:49:DG:H4'	6:1:49:DG:OP1	2.14	0.47
1:B:166:ARG:HB3	1:B:167:PRO:HD2	1.96	0.47
1:A:49:SER:HB3	2:C:1083:GLU:OE2	2.14	0.47
2:C:615:VAL:HG13	2:C:615:VAL:O	2.14	0.47
3:D:620:PHE:CZ	3:D:624:ILE:HD11	2.49	0.47
2:C:245:ARG:HB3	2:C:337:PHE:CE1	2.49	0.47
3:D:1031:VAL:HG23	3:D:1080:ILE:HG21	1.97	0.47
3:D:478:LEU:HB3	4:E:20:VAL:HG13	1.96	0.47
6:1:48:DA:H2'	6:1:49:DG:O4'	2.14	0.47
2:C:42:ASP:O	2:C:50:GLU:HG2	2.13	0.47
3:D:803:VAL:HG21	3:D:1309:ILE:O	2.15	0.47
6:1:54:DA:N7	6:1:55:DC:N4	2.63	0.47
1:B:100:LEU:HD11	1:B:121:VAL:HG11	1.97	0.47
5:F:226:LEU:HD11	5:F:234:LEU:HD23	1.97	0.47
6:1:45:DT:H2''	6:1:46:DG:C8	2.50	0.47
1:A:100:LEU:HD11	1:A:121:VAL:HG11	1.97	0.47
2:C:590:PRO:HB2	2:C:655:VAL:HG21	1.95	0.47
2:C:671:LEU:HD23	2:C:1186:VAL:CG1	2.44	0.47
2:C:1284:ALA:CA	3:D:1357:ILE:HD12	2.33	0.47
3:D:646:ILE:CG2	3:D:647:PRO:CD	2.92	0.47
3:D:1064:SER:HA	3:D:1067:ARG:HB2	1.96	0.47
3:D:1067:ARG:NH1	3:D:1071:GLY:O	2.48	0.47
3:D:703:THR:HG23	3:D:703:THR:O	2.15	0.47
3:D:716:GLN:CG	3:D:717:VAL:N	2.77	0.47
6:1:57:DC:H2''	6:1:58:DG:OP2	2.14	0.47
3:D:1217:PRO:HA	3:D:1220:ILE:HD12	1.97	0.47
5:F:225:PRO:HA	5:F:233:ALA:HA	1.97	0.47
2:C:1210:ILE:HG22	2:C:1211:ARG:N	2.29	0.47
2:C:1064:ASP:OD1	2:C:1239:VAL:HG12	2.15	0.47

Continued on next page...

Continued from previous page...

Atom-1	Atom-2	Interatomic distance (Å)	Clash overlap (Å)
2:C:1286:THR:O	2:C:1290:MET:HG3	2.15	0.47
2:C:444:ASP:O	2:C:445:ILE:C	2.41	0.47
2:C:660:VAL:HG13	2:C:661:VAL:HG13	1.96	0.47
2:C:817:LEU:HD11	2:C:1080:ASN:HB2	1.97	0.47
2:C:892:GLU:HG2	2:C:893:THR:N	2.30	0.47
2:C:841:ARG:NH1	3:D:257:GLY:CA	2.78	0.47
3:D:57:PHE:O	3:D:98:ARG:NH2	2.47	0.47
3:D:836:ARG:HB2	3:D:873:GLU:OE2	2.14	0.47
5:F:321:GLY:HA2	5:F:324:ILE:HG22	1.95	0.47
3:D:943:ARG:NH1	3:D:1130:GLY:HA3	2.30	0.46
5:F:317:LEU:HD22	5:F:324:ILE:CG2	2.46	0.46
1:B:112:ALA:HB1	1:B:123:ILE:HG21	1.96	0.46
2:C:241:LEU:HD23	2:C:277:LEU:HD21	1.97	0.46
3:D:1134:ILE:O	3:D:1135:THR:C	2.51	0.46
3:D:334:LYS:HG2	3:D:339:ARG:HD2	1.98	0.46
2:C:1044:PRO:HB2	5:F:214:ARG:HG2	1.96	0.46
5:F:277:ARG:HE	5:F:288:LEU:CD2	2.29	0.46
3:D:827:GLU:HB3	3:D:832:LYS:HG3	1.97	0.46
1:A:91:ARG:HB2	1:A:210:THR:OG1	2.14	0.46
1:B:64:VAL:HG13	1:B:78:ILE:HD13	1.96	0.46
2:C:839:VAL:HG13	2:C:839:VAL:O	2.15	0.46
2:C:90:VAL:HG12	2:C:91:THR:N	2.30	0.46
3:D:1259:GLN:OE1	3:D:1262:ARG:NH2	2.49	0.46
2:C:195:PHE:CG	2:C:203:LYS:HD3	2.51	0.46
2:C:573:ASN:HD21	3:D:780:ARG:HH22	1.62	0.46
3:D:1050:THR:HG1	3:D:1057:SER:HB3	1.78	0.46
3:D:1159:ILE:HA	3:D:1206:ARG:HG2	1.97	0.46
3:D:290:ILE:HG23	3:D:291:ILE:HG13	1.97	0.46
5:F:208:ASP:O	5:F:212:MET:HG2	2.16	0.46
6:1:34:DG:H2"	6:1:35:DC:C5	2.51	0.46
2:C:1223:ARG:HD3	3:D:635:SER:O	2.15	0.46
3:D:331:ILE:N	3:D:331:ILE:CD1	2.79	0.46
3:D:839:VAL:HG12	3:D:864:LEU:HD12	1.97	0.46
3:D:123:ARG:HH22	3:D:1334:GLU:HG2	1.81	0.46
2:C:98:VAL:HG21	2:C:124:MET:HE3	1.96	0.46
3:D:245:LEU:HG	3:D:246:PRO:HD2	1.97	0.46
3:D:739:GLN:HG3	3:D:744:ARG:CD	2.32	0.46
3:D:933:ARG:HD2	3:D:937:ILE:HD11	1.97	0.46
5:F:227:GLY:N	7:2:20:DG:O6	2.49	0.46
1:B:8:PHE:CD1	1:B:8:PHE:O	2.69	0.46
2:C:1281:TYR:OH	3:D:432:LEU:HD23	2.14	0.46

Continued on next page...

Continued from previous page...

Atom-1	Atom-2	Interatomic distance (Å)	Clash overlap (Å)
3:D:1006:GLY:H	3:D:1009:GLU:CD	2.17	0.46
3:D:754:ILE:N	3:D:754:ILE:HD12	2.31	0.46
3:D:294:ASN:ND2	5:F:121:GLU:OE2	2.47	0.46
1:A:45:ARG:HD3	1:B:38:THR:HA	1.98	0.46
1:A:64:VAL:HG13	1:A:78:ILE:HD13	1.98	0.46
5:F:87:ASP:O	5:F:88:VAL:HB	2.16	0.46
6:1:49:DG:H2''	6:1:50:DT:C4'	2.46	0.45
2:C:1287:LEU:HD23	3:D:1357:ILE:HG13	1.96	0.45
2:C:1061:GLN:HE22	3:D:445:LYS:HE2	1.80	0.45
3:D:823:THR:HB	3:D:824:PRO:HD2	1.95	0.45
3:D:807:LEU:HD11	3:D:894:VAL:HG13	1.97	0.45
6:1:27:DC:H2''	6:1:28:DA:C8	2.50	0.45
3:D:1075:ARG:NH2	3:D:1193:TRP:CE3	2.84	0.45
3:D:721:SER:O	3:D:725:MET:SD	2.74	0.45
5:F:323:ASN:OD1	5:F:324:ILE:N	2.50	0.45
2:C:453:ILE:HD12	2:C:587:LEU:HD21	1.97	0.45
3:D:1145:PHE:HB3	3:D:1309:ILE:HD12	1.98	0.45
3:D:1364:ALA:O	3:D:1367:GLN:HG2	2.16	0.45
3:D:709:ARG:HG2	3:D:709:ARG:HH11	1.80	0.45
3:D:903:LEU:H	3:D:903:LEU:HD12	1.81	0.45
2:C:61:SER:HB3	2:C:479:LEU:HB3	1.99	0.45
3:D:1045:THR:HG22	3:D:1067:ARG:CZ	2.47	0.45
3:D:1040:MET:SD	3:D:1078:LEU:HD23	2.56	0.45
3:D:691:ASP:CA	3:D:738:ARG:HH21	2.26	0.45
3:D:1054:THR:OG1	3:D:1055:GLY:N	2.49	0.45
5:F:222:VAL:HG12	5:F:235:LEU:HB2	1.98	0.45
7:2:10:DC:H2'	7:2:11:DA:C8	2.51	0.45
2:C:68:LEU:HD13	2:C:100:LEU:HD21	1.99	0.45
2:C:992:LEU:HB3	2:C:993:PRO:HD2	1.98	0.45
6:1:56:DG:O6	7:2:6:DG:O6	2.35	0.45
2:C:89:GLY:HA2	2:C:140:GLY:HA3	1.99	0.45
1:A:166:ARG:HB3	1:A:167:PRO:HD2	1.98	0.45
2:C:280:ASP:O	2:C:281:ASP:HB3	2.17	0.45
3:D:1041:ILE:HB	3:D:1044:GLN:HB2	1.98	0.45
3:D:1175:LEU:HD12	3:D:1177:ILE:CG1	2.47	0.45
3:D:518:VAL:HG13	3:D:714:GLU:OE1	2.15	0.45
2:C:1157:GLN:O	2:C:1157:GLN:HG3	2.16	0.45
3:D:749:LYS:C	3:D:781:LYS:CD	2.77	0.45
3:D:747:MET:HE1	3:D:939:GLY:O	2.15	0.45
2:C:127:ILE:O	2:C:127:ILE:HG13	2.16	0.44
2:C:277:LEU:CD1	2:C:282:VAL:HG21	2.47	0.44

Continued on next page...

Continued from previous page...

Atom-1	Atom-2	Interatomic distance (Å)	Clash overlap (Å)
2:C:960:LEU:HD11	2:C:1032:LYS:HG3	1.99	0.44
3:D:1029:THR:CG2	3:D:1121:LEU:CD2	2.95	0.44
3:D:22:ILE:HG22	3:D:1336:ALA:HA	1.99	0.44
3:D:612:LEU:HB3	3:D:616:PRO:HG2	1.98	0.44
1:A:156:SER:OG	2:C:1059:ARG:NH1	2.49	0.44
2:C:685:MET:SD	2:C:1073:LYS:HG2	2.57	0.44
3:D:943:ARG:CG	3:D:944:ALA:H	2.30	0.44
6:1:53:DG:H1'	6:1:54:DA:C5'	2.47	0.44
2:C:1107:MET:HE1	3:D:739:GLN:HB2	2.00	0.44
2:C:914:LYS:HG2	2:C:915:ASP:H	1.82	0.44
3:D:464:ASP:CG	8:3:16:G:O2'	2.51	0.44
2:C:1269:ARG:HB2	3:D:346:ARG:NH1	2.32	0.44
5:F:129:ARG:HD2	5:F:149:TRP:CZ3	2.52	0.44
1:B:145:LYS:HD3	1:B:147:GLN:HE21	1.81	0.44
3:D:958:ILE:HD11	3:D:1011:VAL:HG21	1.99	0.44
3:D:518:VAL:HG23	3:D:716:GLN:CB	2.42	0.44
3:D:643:ASP:O	3:D:645:VAL:N	2.50	0.44
2:C:676:ALA:HA	3:D:772:TYR:OH	2.17	0.44
3:D:803:VAL:CG2	3:D:1309:ILE:O	2.65	0.44
2:C:564:PRO:O	2:C:569:ILE:HA	2.16	0.44
2:C:718:ALA:HB2	2:C:783:LEU:HD21	2.00	0.44
2:C:907:GLY:O	2:C:909:LYS:HG3	2.18	0.44
3:D:1050:THR:OG1	3:D:1057:SER:CB	2.58	0.44
3:D:213:LYS:HD3	3:D:213:LYS:HA	1.82	0.44
1:A:11:PRO:HB3	1:A:31:LEU:HD23	2.00	0.44
2:C:296:VAL:CG1	2:C:352:ARG:HH22	2.30	0.44
1:A:145:LYS:HD3	1:A:147:GLN:HE21	1.82	0.44
2:C:551:HIS:CE1	2:C:553:THR:HG1	2.35	0.44
3:D:129:ASP:HB2	3:D:220:ARG:NH1	2.33	0.44
3:D:714:GLU:CG	3:D:715:LYS:N	2.80	0.44
3:D:868:TRP:O	3:D:872:LEU:HG	2.17	0.44
3:D:933:ARG:HG3	3:D:937:ILE:CD1	2.47	0.44
2:C:1101:LEU:HD21	3:D:508:LEU:HD22	2.00	0.44
3:D:701:LEU:HD11	3:D:720:ASN:HD22	1.69	0.44
3:D:720:ASN:O	3:D:724:MET:CG	2.66	0.44
8:3:14:GTP:N3	8:3:14:GTP:H2'	2.33	0.43
2:C:122:VAL:HG22	2:C:490:GLN:HB3	1.99	0.43
3:D:1175:LEU:O	3:D:1187:GLU:HA	2.18	0.43
6:1:50:DT:H3'	6:1:51:DC:H5'	1.95	0.43
2:C:1268:GLN:OE1	3:D:352:ARG:HB3	2.18	0.43
2:C:515:MET:SD	2:C:527:LYS:HE3	2.59	0.43

Continued on next page...

Continued from previous page...

Atom-1	Atom-2	Interatomic distance (Å)	Clash overlap (Å)
3:D:115:TRP:O	3:D:119:SER:HB3	2.17	0.43
3:D:1133:ASP:C	3:D:1244:GLN:HE22	2.18	0.43
3:D:1292:LEU:O	3:D:1296:GLY:N	2.52	0.43
5:F:321:GLY:O	5:F:324:ILE:HG22	2.18	0.43
3:D:1330:ARG:NH2	7:2:9:DT:O3'	2.51	0.43
2:C:1151:LEU:HD11	2:C:1197:GLU:CG	2.49	0.43
3:D:809:VAL:HB	3:D:911:LYS:HA	1.99	0.43
5:F:219:ILE:HG22	5:F:220:THR:N	2.32	0.43
5:F:70:LEU:HD11	6:1:41:DT:C4	2.53	0.43
5:F:72:THR:HG22	5:F:73:ALA:N	2.33	0.43
2:C:634:VAL:HG12	2:C:636:CYS:SG	2.58	0.43
3:D:1050:THR:HA	3:D:1056:LEU:O	2.18	0.43
4:E:29:GLN:HB3	4:E:35:LYS:HG3	2.01	0.43
2:C:726:TYR:CE2	2:C:728:ASP:HB2	2.54	0.43
3:D:809:VAL:HG22	3:D:915:ILE:CD1	2.48	0.43
4:E:6:VAL:O	4:E:6:VAL:HG12	2.19	0.43
5:F:162:THR:HG23	5:F:163:ARG:HG3	2.00	0.43
5:F:321:GLY:O	5:F:324:ILE:N	2.51	0.43
5:F:176:ASN:OD1	7:2:26:DT:H71	2.18	0.43
1:B:91:ARG:HB2	1:B:210:THR:OG1	2.19	0.43
2:C:142:GLU:OE1	2:C:515:MET:HE1	2.16	0.43
5:F:65:ILE:HG22	5:F:99:LEU:HD13	2.00	0.43
2:C:314:ASN:O	2:C:352:ARG:NH1	2.50	0.43
3:D:474:LEU:HD12	4:E:28:ARG:HE	1.83	0.43
1:A:184:ALA:HB2	2:C:1091:GLY:HA3	2.01	0.43
1:A:228:LEU:HD11	1:B:224:LEU:CD2	2.48	0.43
2:C:745:GLU:HA	2:C:1017:GLN:OE1	2.19	0.43
2:C:402:ARG:HD2	2:C:406:ASN:HD21	1.83	0.43
2:C:97:ARG:HH22	5:F:190:ASP:HB3	1.83	0.43
3:D:785:ASP:HB2	3:D:935:PHE:HE1	1.61	0.43
3:D:943:ARG:CG	3:D:944:ALA:N	2.81	0.43
5:F:105:ILE:HD11	5:F:147:THR:HG22	2.00	0.43
7:2:16:DC:H6	7:2:16:DC:C5'	2.32	0.43
2:C:228:VAL:HG23	2:C:337:PHE:HA	2.01	0.43
3:D:572:THR:CG2	3:D:593:ASN:OD1	2.67	0.43
6:1:38:DT:C2'	6:1:39:DA:C8	3.01	0.42
2:C:673:HIS:CD2	2:C:1113:LEU:HD13	2.54	0.42
2:C:782:VAL:HG21	2:C:792:GLY:CA	2.48	0.42
3:D:1037:PHE:CD2	3:D:1040:MET:SD	3.12	0.42
3:D:126:LEU:HD23	3:D:223:LEU:HD11	2.01	0.42
2:C:1287:LEU:CD2	3:D:1357:ILE:CG1	2.95	0.42

Continued on next page...

Continued from previous page...

Atom-1	Atom-2	Interatomic distance (Å)	Clash overlap (Å)
3:D:588:PRO:O	3:D:591:ILE:HG22	2.19	0.42
3:D:809:VAL:HG22	3:D:915:ILE:HD11	2.00	0.42
3:D:831:VAL:CG1	3:D:834:PRO:HG3	2.49	0.42
3:D:950:ILE:HB	3:D:1018:ALA:HB3	2.01	0.42
6:1:49:DG:H2'	6:1:50:DT:H5''	1.99	0.42
3:D:22:ILE:HD11	3:D:1319:PHE:CE1	2.53	0.42
3:D:416:ILE:HD13	3:D:441:LEU:HD21	1.99	0.42
3:D:708:ASN:HD22	3:D:715:LYS:N	2.17	0.42
6:1:48:DA:C6	6:1:49:DG:O6	2.72	0.42
6:1:51:DC:H42	7:2:12:DG:H1	1.67	0.42
2:C:200:ARG:HG2	2:C:200:ARG:O	2.19	0.42
2:C:1077:SER:HA	3:D:356:THR:OG1	2.20	0.42
2:C:550:VAL:HB	3:D:777:HIS:ND1	2.34	0.42
2:C:811:ASN:OD1	2:C:811:ASN:N	2.53	0.42
3:D:250:ARG:HD2	3:D:266:ASN:OD1	2.20	0.42
2:C:674:ASP:O	3:D:772:TYR:HE1	2.03	0.42
1:B:11:PRO:HB3	1:B:31:LEU:HD23	2.02	0.42
2:C:1070:HIS:NE2	2:C:1114:GLU:OE1	2.49	0.42
2:C:344:GLY:HA3	2:C:346:TYR:CZ	2.55	0.42
3:D:1080:ILE:HD12	3:D:1115:ILE:HD11	2.01	0.42
3:D:1267:VAL:O	3:D:1268:ASN:HB2	2.18	0.42
3:D:714:GLU:CG	3:D:715:LYS:H	2.33	0.42
3:D:515:ARG:NH1	3:D:724:MET:HG2	2.35	0.42
3:D:949:SER:HB3	3:D:1019:ASN:HA	2.02	0.42
5:F:126:GLY:HA3	5:F:153:THR:HG21	2.02	0.42
2:C:1243:MET:HG2	2:C:1244:HIS:N	2.35	0.42
2:C:828:PHE:HB2	2:C:1060:ILE:HD13	2.01	0.42
2:C:1334:GLY:O	3:D:25:ALA:HB3	2.20	0.42
3:D:36:GLY:HA3	3:D:61:ILE:HG23	2.01	0.42
3:D:490:ILE:HD11	3:D:614:LEU:HD11	1.98	0.42
6:1:31:DT:H2''	6:1:32:DA:H5'	2.02	0.42
6:1:54:DA:C8	6:1:55:DC:C5	3.07	0.42
2:C:539:THR:HB	2:C:542:ARG:HG3	2.01	0.42
3:D:1063:ASP:OD1	3:D:1065:ALA:HB3	2.20	0.42
3:D:30:ILE:HD13	3:D:243:PRO:HD3	2.01	0.42
6:1:45:DT:H3'	6:1:45:DT:H6	1.84	0.42
1:B:57:THR:O	1:B:172:LEU:HD12	2.20	0.42
2:C:1296:ASP:O	2:C:1297:ASP:C	2.58	0.42
2:C:241:LEU:HD21	2:C:277:LEU:CD2	2.44	0.42
2:C:5:TYR:CD2	2:C:778:GLU:HB2	2.55	0.42
2:C:1119:MET:HG2	2:C:1204:LEU:HD13	2.01	0.41

Continued on next page...

Continued from previous page...

Atom-1	Atom-2	Interatomic distance (Å)	Clash overlap (Å)
2:C:1337:ILE:O	2:C:1337:ILE:HG23	2.20	0.41
3:D:22:ILE:HG13	3:D:1319:PHE:CZ	2.55	0.41
3:D:1280:VAL:CG1	3:D:1281:GLU:N	2.82	0.41
1:A:57:THR:O	1:A:172:LEU:HD12	2.20	0.41
2:C:1116:HIS:CE1	2:C:1226:THR:HG23	2.56	0.41
3:D:584:PRO:HD3	3:D:620:PHE:CD1	2.55	0.41
3:D:839:VAL:HG12	3:D:839:VAL:O	2.20	0.41
6:1:31:DT:H1'	6:1:32:DA:H5''	2.01	0.41
2:C:104:ILE:HD13	2:C:484:LEU:HB3	2.02	0.41
2:C:807:TRP:CZ3	2:C:1086:PRO:HG3	2.55	0.41
3:D:220:ARG:O	3:D:224:LEU:HG	2.21	0.41
3:D:126:LEU:HG	3:D:223:LEU:CD1	2.51	0.41
3:D:664:ILE:HD11	3:D:685:ILE:HD11	2.02	0.41
3:D:746:LEU:HD12	3:D:746:LEU:N	2.35	0.41
3:D:823:THR:HB	3:D:824:PRO:HD3	1.99	0.41
6:1:47:DC:H2''	6:1:48:DA:C5'	2.44	0.41
3:D:1029:THR:CG2	3:D:1121:LEU:HD21	2.45	0.41
3:D:125:GLY:HA2	3:D:135:ILE:HD11	2.02	0.41
3:D:706:VAL:O	3:D:714:GLU:O	2.37	0.41
2:C:525:THR:HG21	2:C:687:ARG:HD2	2.03	0.41
3:D:1032:SER:CB	3:D:1116:SER:HA	2.50	0.41
3:D:518:VAL:HG21	3:D:708:ASN:CG	2.37	0.41
3:D:694:SER:CB	3:D:738:ARG:HE	2.33	0.41
3:D:750:PRO:CA	3:D:781:LYS:NZ	2.77	0.41
3:D:808:VAL:HG12	3:D:809:VAL:N	2.36	0.41
4:E:19:LEU:HD12	4:E:54:ILE:HD13	2.02	0.41
2:C:657:THR:HG21	2:C:1188:ASP:HB2	2.02	0.41
2:C:195:PHE:CD2	2:C:203:LYS:HD3	2.55	0.41
3:D:1052:GLU:O	3:D:1053:LEU:C	2.59	0.41
3:D:1027:VAL:N	3:D:1122:ALA:O	2.49	0.41
3:D:849:LEU:HD23	3:D:857:LEU:CD2	2.51	0.41
5:F:317:LEU:HD22	5:F:324:ILE:CD1	2.51	0.41
2:C:1337:ILE:HA	3:D:22:ILE:HA	2.03	0.41
2:C:555:TYR:CD2	2:C:637:ARG:NH2	2.89	0.41
3:D:1050:THR:CG2	3:D:1056:LEU:O	2.56	0.41
3:D:29:MET:HG3	3:D:33:TRP:CZ2	2.56	0.41
2:C:564:PRO:CB	8:3:14:GTP:O1A	2.66	0.41
2:C:1305:TYR:CZ	5:F:247:GLU:HG2	2.55	0.41
2:C:205:PRO:O	2:C:208:ILE:CG2	2.65	0.41
3:D:615:LYS:N	3:D:616:PRO:CD	2.84	0.41
3:D:739:GLN:CG	3:D:744:ARG:HH11	2.31	0.41

Continued on next page...

Continued from previous page...

Atom-1	Atom-2	Interatomic distance (Å)	Clash overlap (Å)
3:D:793:SER:OG	3:D:928:THR:HA	2.20	0.41
2:C:1004:ASP:OD1	2:C:1004:ASP:N	2.54	0.41
2:C:1002:LEU:CD1	2:C:1011:LEU:HD11	2.51	0.41
2:C:1313:HIS:HB2	3:D:474:LEU:HG	2.03	0.41
3:D:1005:LYS:HD2	3:D:1011:VAL:HG12	2.01	0.41
3:D:926:PRO:O	3:D:930:LEU:HG	2.21	0.41
3:D:290:ILE:HG13	5:F:64:GLU:OE1	2.21	0.41
1:A:192:VAL:CG2	1:A:198:LEU:HD12	2.51	0.41
1:A:210:THR:HG22	1:A:211:ILE:CA	2.50	0.41
2:C:13:LYS:NZ	2:C:1149:TYR:O	2.54	0.41
2:C:878:THR:HG22	2:C:879:GLY:N	2.35	0.41
3:D:1169:THR:OG1	3:D:1174:ARG:NH2	2.54	0.41
3:D:885:VAL:HG12	3:D:1258:ARG:HD2	2.02	0.41
2:C:1294:LYS:HD3	3:D:347:VAL:HG13	2.02	0.41
2:C:1259:LEU:HD13	5:F:237:ILE:O	2.21	0.41
2:C:183:TRP:CZ2	6:1:49:DG:C6	3.09	0.40
1:A:101:THR:HG22	1:A:143:ARG:HG2	2.03	0.40
2:C:59:ILE:HG21	2:C:476:LYS:HE3	2.02	0.40
2:C:690:VAL:HA	2:C:691:PRO:HD3	1.94	0.40
2:C:207:THR:HG21	2:C:351:LEU:HG	2.03	0.40
2:C:671:LEU:HD23	2:C:1186:VAL:HG13	2.04	0.40
3:D:591:ILE:HG23	3:D:592:VAL:N	2.35	0.40
3:D:648:GLU:HG3	3:D:648:GLU:H	1.66	0.40
3:D:94:GLN:O	3:D:97:VAL:HG22	2.21	0.40
5:F:63:GLY:HA2	6:1:42:DG:N1	2.36	0.40
3:D:1004:ALA:HB2	3:D:1017:VAL:HA	2.03	0.40
3:D:1133:ASP:OD1	3:D:1134:ILE:HG12	2.21	0.40
3:D:1134:ILE:CG2	3:D:1138:LEU:HG	2.51	0.40
5:F:62:LEU:O	5:F:65:ILE:HG12	2.21	0.40
1:A:228:LEU:HD21	1:B:224:LEU:HD23	2.04	0.40
2:C:228:VAL:HB	2:C:335:THR:OG1	2.22	0.40
2:C:788:SER:OG	2:C:795:ALA:O	2.25	0.40
2:C:696:ASP:HB3	2:C:798:GLN:HG2	2.03	0.40
3:D:115:TRP:CZ2	3:D:1329:THR:HG22	2.56	0.40
1:B:48:LEU:HD22	3:D:535:ARG:HG3	2.02	0.40
5:F:162:THR:HG23	5:F:163:ARG:N	2.36	0.40
7:2:26:DT:H5'	7:2:27:DA:OP1	2.21	0.40
3:D:932:MET:SD	8:3:17:U:H2'	2.62	0.40
1:B:101:THR:HG22	1:B:143:ARG:HG2	2.03	0.40
2:C:1137:GLU:HG3	2:C:1138:VAL:H	1.85	0.40
3:D:1320:ILE:HG22	3:D:1352:ILE:HD12	2.04	0.40

All (3) symmetry-related close contacts are listed below. The label for Atom-2 includes the symmetry operator and encoded unit-cell translations to be applied.

Atom-1	Atom-2	Interatomic distance (Å)	Clash overlap (Å)
5:F:69:PRO:CB	5:F:300:GLU:OE2[3_454]	2.01	0.19
2:C:379:GLU:N	5:F:293:ARG:NH1[3_454]	2.12	0.08
3:D:212:THR:OG1	6:1:27:DC:OP1[3_454]	2.19	0.01

5.3 Torsion angles ⓘ

5.3.1 Protein backbone ⓘ

In the following table, the Percentiles column shows the percent Ramachandran outliers of the chain as a percentile score with respect to all X-ray entries followed by that with respect to entries of similar resolution.

The Analysed column shows the number of residues for which the backbone conformation was analysed, and the total number of residues.

Mol	Chain	Analysed	Favoured	Allowed	Outliers	Percentiles	
1	A	228/242 (94%)	216 (95%)	10 (4%)	2 (1%)	20	63
1	B	226/242 (93%)	213 (94%)	13 (6%)	0	100	100
2	C	1332/1342 (99%)	1244 (93%)	78 (6%)	10 (1%)	22	66
3	D	1360/1407 (97%)	1249 (92%)	90 (7%)	21 (2%)	12	54
4	E	77/90 (86%)	74 (96%)	3 (4%)	0	100	100
5	F	275/336 (82%)	257 (94%)	14 (5%)	4 (2%)	12	54
All	All	3498/3659 (96%)	3253 (93%)	208 (6%)	37 (1%)	17	60

All (37) Ramachandran outliers are listed below:

Mol	Chain	Res	Type
2	C	756	TYR
2	C	908	GLU
3	D	174	ASP
3	D	519	ASN
3	D	1024	THR
3	D	1053	LEU
3	D	1130	GLY
3	D	1132	LYS
3	D	1268	ASN
5	F	322	LEU

Continued on next page...

Continued from previous page...

Mol	Chain	Res	Type
2	C	519	ASN
3	D	829	GLY
3	D	948	SER
3	D	1054	THR
3	D	1064	SER
5	F	110	GLY
5	F	297	LEU
1	A	208	ASN
2	C	1297	ASP
3	D	710	ASP
3	D	947	GLU
3	D	1133	ASP
1	A	210	THR
2	C	986	ALA
2	C	1103	VAL
3	D	49	PHE
3	D	321	LYS
5	F	111	ASN
2	C	234	ASP
3	D	846	GLU
3	D	858	VAL
3	D	1055	GLY
2	C	507	GLY
2	C	1186	VAL
3	D	823	THR
3	D	1134	ILE
2	C	43	PRO

5.3.2 Protein sidechains ⓘ

In the following table, the Percentiles column shows the percent sidechain outliers of the chain as a percentile score with respect to all X-ray entries followed by that with respect to entries of similar resolution.

The Analysed column shows the number of residues for which the sidechain conformation was analysed, and the total number of residues.

Mol	Chain	Analysed	Rotameric	Outliers	Percentiles	
1	A	198/208 (95%)	195 (98%)	3 (2%)	70	86
1	B	196/208 (94%)	192 (98%)	4 (2%)	60	82
2	C	1155/1157 (100%)	1144 (99%)	11 (1%)	80	90

Continued on next page...

Continued from previous page...

Mol	Chain	Analysed	Rotameric	Outliers	Percentiles	
3	D	1135/1168 (97%)	1101 (97%)	34 (3%)	46	73
4	E	67/74 (90%)	64 (96%)	3 (4%)	32	64
5	F	240/292 (82%)	236 (98%)	4 (2%)	66	85
All	All	2991/3107 (96%)	2932 (98%)	59 (2%)	60	82

All (59) residues with a non-rotameric sidechain are listed below:

Mol	Chain	Res	Type
1	A	28	LEU
1	A	131	CYS
1	A	194	GLN
1	B	28	LEU
1	B	131	CYS
1	B	194	GLN
1	B	211	ILE
2	C	12	ARG
2	C	30	ILE
2	C	47	TYR
2	C	443	ASP
2	C	553	THR
2	C	554	HIS
2	C	700	VAL
2	C	851	THR
2	C	1197	GLU
2	C	1207	SER
2	C	1223	ARG
3	D	86	GLU
3	D	93	THR
3	D	153	ASN
3	D	163	GLU
3	D	216	LYS
3	D	223	LEU
3	D	227	PHE
3	D	240	THR
3	D	321	LYS
3	D	384	LYS
3	D	398	LYS
3	D	399	LYS
3	D	417	ARG
3	D	504	GLN
3	D	505	ASP

Continued on next page...

Continued from previous page...

Mol	Chain	Res	Type
3	D	538	ARG
3	D	551	ARG
3	D	599	LYS
3	D	641	ILE
3	D	648	GLU
3	D	649	LYS
3	D	695	LYS
3	D	707	ILE
3	D	798	ARG
3	D	850	LYS
3	D	935	PHE
3	D	1058	SER
3	D	1062	LEU
3	D	1131	THR
3	D	1175	LEU
3	D	1189	MET
3	D	1227	HIS
3	D	1356	LEU
3	D	1366	HIS
4	E	11	GLU
4	E	43	ASN
4	E	45	LYS
5	F	156	ARG
5	F	190	ASP
5	F	192	GLU
5	F	280	LEU

Some sidechains can be flipped to improve hydrogen bonding and reduce clashes. All (36) such sidechains are listed below:

Mol	Chain	Res	Type
1	A	147	GLN
1	B	147	GLN
2	C	343	HIS
2	C	450	ASN
2	C	462	ASN
2	C	618	GLN
2	C	824	GLN
2	C	1061	GLN
2	C	1116	HIS
2	C	1220	GLN
2	C	1257	GLN
2	C	1313	HIS

Continued on next page...

Continued from previous page...

Mol	Chain	Res	Type
3	D	153	ASN
3	D	196	GLN
3	D	341	ASN
3	D	450	HIS
3	D	458	ASN
3	D	504	GLN
3	D	545	HIS
3	D	680	ASN
3	D	690	ASN
3	D	708	ASN
3	D	716	GLN
3	D	720	ASN
3	D	736	GLN
3	D	929	GLN
3	D	954	ASN
3	D	1010	GLN
3	D	1019	ASN
3	D	1023	HIS
3	D	1098	GLN
3	D	1197	ASN
3	D	1218	HIS
3	D	1244	GLN
4	E	15	ASN
4	E	43	ASN

5.3.3 RNA ⓘ

Mol	Chain	Analysed	Backbone Outliers	Pucker Outliers
8	3	2/4 (50%)	2 (100%)	0

All (2) RNA backbone outliers are listed below:

Mol	Chain	Res	Type
8	3	16	G
8	3	17	U

There are no RNA pucker outliers to report.

5.4 Non-standard residues in protein, DNA, RNA chains [i](#)

There are no non-standard protein/DNA/RNA residues in this entry.

5.5 Carbohydrates [i](#)

There are no carbohydrates in this entry.

5.6 Ligand geometry [i](#)

Of 3 ligands modelled in this entry, 3 are monoatomic - leaving 0 for Mogul analysis.

There are no bond length outliers.

There are no bond angle outliers.

There are no chirality outliers.

There are no torsion outliers.

There are no ring outliers.

No monomer is involved in short contacts.

5.7 Other polymers [i](#)

There are no such residues in this entry.

5.8 Polymer linkage issues [i](#)

The following chains have linkage breaks:

Mol	Chain	Number of breaks
2	C	3
3	D	2
7	2	1

All chain breaks are listed below:

Model	Chain	Residue-1	Atom-1	Residue-2	Atom-2	Distance (Å)
1	C	336:LEU	C	337:PHE	N	2.47
1	C	911:SER	C	912:ASP	N	2.42
1	C	891:GLY	C	892:GLU	N	2.39
1	2	22:DA	O3'	23:DT	P	2.27
1	D	1131:THR	C	1132:LYS	N	1.98

Continued on next page...

Continued from previous page...

Model	Chain	Residue-1	Atom-1	Residue-2	Atom-2	Distance (Å)
1	D	739:GLN	C	740:LEU	N	1.69

6 Fit of model and data ⓘ

6.1 Protein, DNA and RNA chains ⓘ

In the following table, the column labelled ‘#RSRZ> 2’ contains the number (and percentage) of RSRZ outliers, followed by percent RSRZ outliers for the chain as percentile scores relative to all X-ray entries and entries of similar resolution. The OWAB column contains the minimum, median, 95th percentile and maximum values of the occupancy-weighted average B-factor per residue. The column labelled ‘Q< 0.9’ lists the number of (and percentage) of residues with an average occupancy less than 0.9.

Mol	Chain	Analysed	<RSRZ>	#RSRZ>2			OWAB(Å ²)	Q<0.9
1	A	230/242 (95%)	0.18	14 (6%)	22	19	205, 326, 406, 454	0
1	B	228/242 (94%)	-0.01	9 (3%)	40	34	204, 345, 436, 567	0
2	C	1340/1342 (99%)	-0.13	37 (2%)	53	46	153, 275, 464, 598	0
3	D	1362/1407 (96%)	-0.02	49 (3%)	43	37	148, 303, 466, 628	0
4	E	79/90 (87%)	0.36	5 (6%)	21	18	279, 369, 570, 678	0
5	F	277/336 (82%)	0.36	18 (6%)	20	17	225, 392, 525, 615	0
6	1	33/50 (66%)	0.06	4 (12%)	5	7	294, 392, 503, 560	0
7	2	33/50 (66%)	0.37	5 (15%)	2	5	243, 382, 500, 581	0
8	3	3/4 (75%)	0.74	0	100	100	283, 283, 336, 352	0
All	All	3585/3763 (95%)	-0.00	141 (3%)	40	34	148, 310, 478, 678	0

All (141) RSRZ outliers are listed below:

Mol	Chain	Res	Type	RSRZ
2	C	1004	ASP	10.3
2	C	1003	THR	7.8
5	F	323	ASN	6.6
3	D	991	THR	5.8
5	F	318	GLN	5.8
5	F	320	GLN	5.4
3	D	992	LYS	5.1
2	C	1002	LEU	5.0
3	D	1110	GLU	4.9
1	A	135	ASP	4.8
5	F	319	THR	4.7
5	F	328	PHE	4.7
1	A	134	THR	4.5
3	D	995	TYR	4.5
1	A	133	LEU	4.4

Continued on next page...

Continued from previous page...

Mol	Chain	Res	Type	RSRZ
5	F	324	ILE	4.4
3	D	879	ALA	4.0
3	D	878	ASP	4.0
3	D	976	THR	4.0
3	D	1066	GLU	3.9
4	E	2	ALA	3.8
2	C	169	LYS	3.8
3	D	941	ALA	3.8
3	D	1065	ALA	3.7
2	C	740	GLU	3.7
3	D	748	ALA	3.6
2	C	982	GLY	3.6
2	C	239	MET	3.5
2	C	978	VAL	3.4
5	F	306	GLN	3.4
2	C	992	LEU	3.4
1	A	32	GLU	3.3
3	D	993	GLU	3.3
3	D	891	ASP	3.3
2	C	906	PHE	3.3
3	D	990	ARG	3.3
2	C	909	LYS	3.3
2	C	1180	MET	3.2
1	A	144	ILE	3.2
1	A	24	ALA	3.2
5	F	322	LEU	3.1
3	D	1198	VAL	3.1
3	D	1197	ASN	3.1
2	C	907	GLY	3.1
1	B	163	GLU	3.1
2	C	980	VAL	3.1
3	D	855	ASP	3.1
2	C	913	VAL	3.1
2	C	981	ALA	3.1
3	D	1109	LEU	3.0
3	D	1063	ASP	3.0
3	D	1272	SER	3.0
5	F	112	ARG	3.0
2	C	983	GLY	2.9
2	C	912	ASP	2.9
2	C	990	ASP	2.9
1	A	30	PRO	2.9

Continued on next page...

Continued from previous page...

Mol	Chain	Res	Type	RSRZ
3	D	1121	LEU	2.9
3	D	880	VAL	2.9
3	D	1064	SER	2.9
2	C	976	ARG	2.9
1	A	31	LEU	2.9
3	D	1166	GLY	2.9
5	F	326	ALA	2.9
6	1	45	DT	2.8
2	C	720	ARG	2.8
2	C	67	GLU	2.8
2	C	69	GLN	2.8
7	2	23	DT	2.7
4	E	80	LEU	2.7
6	1	46	DG	2.7
3	D	1098	GLN	2.7
3	D	1078	LEU	2.7
2	C	725	GLN	2.7
3	D	942	SER	2.7
6	1	44	DG	2.7
3	D	1051	ASP	2.6
3	D	1183	SER	2.6
4	E	3	ARG	2.6
1	B	95	LYS	2.6
1	A	18	GLN	2.6
5	F	94	MET	2.6
3	D	1101	LEU	2.6
5	F	98	ASN	2.5
3	D	1369	ARG	2.5
1	A	164	ASP	2.5
3	D	1167	LYS	2.5
4	E	36	ASP	2.5
2	C	748	ILE	2.5
3	D	1029	THR	2.4
5	F	313	LEU	2.4
1	B	165	GLU	2.4
3	D	1079	LYS	2.4
7	2	21	DG	2.4
7	2	24	DT	2.4
3	D	989	GLY	2.4
3	D	994	SER	2.4
5	F	321	GLY	2.4
3	D	319	SER	2.4

Continued on next page...

Continued from previous page...

Mol	Chain	Res	Type	RSRZ
3	D	1099	TYR	2.4
3	D	1161	GLY	2.4
7	2	22	DA	2.3
3	D	1274	PHE	2.3
2	C	188	PHE	2.3
3	D	852	GLY	2.3
5	F	302	VAL	2.3
3	D	849	LEU	2.3
2	C	68	LEU	2.3
1	A	123	ILE	2.2
2	C	905	ILE	2.2
5	F	265	GLU	2.2
1	B	90	VAL	2.2
2	C	911	SER	2.2
1	B	92	VAL	2.2
5	F	113	GLY	2.2
1	A	100	LEU	2.2
3	D	1286	LYS	2.2
2	C	101	ARG	2.2
2	C	991	LYS	2.2
1	B	73	GLY	2.1
1	B	91	ARG	2.1
6	1	47	DC	2.1
2	C	103	VAL	2.1
1	A	122	GLU	2.1
5	F	193	PRO	2.1
2	C	854	ILE	2.1
1	B	134	THR	2.1
3	D	1343	GLU	2.1
4	E	38	LEU	2.1
3	D	261	ALA	2.1
2	C	908	GLU	2.1
3	D	943	ARG	2.0
3	D	1366	HIS	2.0
7	2	15	DT	2.0
2	C	1005	GLU	2.0
2	C	739	ASP	2.0
2	C	853	ASP	2.0
3	D	997	VAL	2.0
1	B	96	ASP	2.0
1	A	29	GLU	2.0
3	D	382	TYR	2.0

6.2 Non-standard residues in protein, DNA, RNA chains [i](#)

There are no non-standard protein/DNA/RNA residues in this entry.

6.3 Carbohydrates [i](#)

There are no carbohydrates in this entry.

6.4 Ligands [i](#)

In the following table, the Atoms column lists the number of modelled atoms in the group and the number defined in the chemical component dictionary. LLDF column lists the quality of electron density of the group with respect to its neighbouring residues in protein, DNA or RNA chains. The B-factors column lists the minimum, median, 95th percentile and maximum values of B factors of atoms in the group. The column labelled 'Q< 0.9' lists the number of atoms with occupancy less than 0.9.

Mol	Type	Chain	Res	Atoms	RSCC	RSR	LLDF	B-factors(\AA^2)	Q<0.9
9	ZN	D	1501	1/1	0.97	0.14	-0.33	339,339,339,339	0
9	ZN	D	1502	1/1	0.93	0.12	-0.47	287,287,287,287	0
10	MG	D	1503	1/1	0.98	0.15	-1.13	251,251,251,251	0

6.5 Other polymers [i](#)

There are no such residues in this entry.