



# Full wwPDB X-ray Structure Validation Report ⓘ

Oct 23, 2017 – 12:49 PM EDT

PDB ID : 3IVK  
Title : Crystal Structure of the Catalytic Core of an RNA Polymerase Ribozyme  
Complexed with an Antigen Binding Antibody Fragment  
Authors : Koldobskaya, Y.; Duguid, E.M.; Shechner, D.M.; Koide, S.; Kossiakoff, A.A.;  
Bartel, D.P.; Piccirilli, J.A.  
Deposited on : unknown  
Resolution : 3.10 Å(reported)

This is a Full wwPDB X-ray Structure Validation Report for a publicly released PDB entry.

We welcome your comments at [validation@mail.wwpdb.org](mailto:validation@mail.wwpdb.org)

A user guide is available at

<http://wwpdb.org/validation/2016/XrayValidationReportHelp>

with specific help available everywhere you see the ⓘ symbol.

---

The following versions of software and data (see [references ⓘ](#)) were used in the production of this report:

MolProbity	:	4.02b-467
Xtriage (Phenix)	:	1.9-1692
EDS	:	rb-20030345
Percentile statistics	:	20161228.v01 (using entries in the PDB archive December 28th 2016)
Refmac	:	5.8.0135
CCP4	:	6.5.0
Ideal geometry (proteins)	:	Engh & Huber (2001)
Ideal geometry (DNA, RNA)	:	Parkinson et al. (1996)
Validation Pipeline (wwPDB-VP)	:	rb-20030345

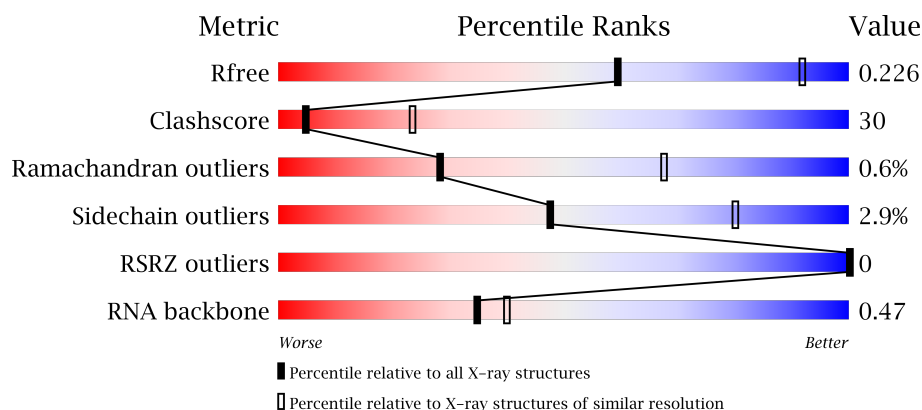
# 1 Overall quality at a glance

The following experimental techniques were used to determine the structure:

*X-RAY DIFFRACTION*

The reported resolution of this entry is 3.10 Å.

Percentile scores (ranging between 0-100) for global validation metrics of the entry are shown in the following graphic. The table shows the number of entries on which the scores are based.



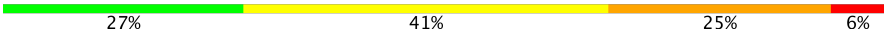
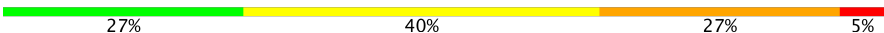
Metric	Whole archive (#Entries)	Similar resolution (#Entries, resolution range(Å))
$R_{free}$	100719	1001 (3.12-3.08)
Clashscore	112137	1099 (3.12-3.08)
Ramachandran outliers	110173	1057 (3.12-3.08)
Sidechain outliers	110143	1057 (3.12-3.08)
RSRZ outliers	101464	1006 (3.12-3.08)
RNA backbone	2435	1112 (3.50-2.70)

The table below summarises the geometric issues observed across the polymeric chains and their fit to the electron density. The red, orange, yellow and green segments on the lower bar indicate the fraction of residues that contain outliers for  $\geq 3$ , 2, 1 and 0 types of geometric quality criteria. A grey segment represents the fraction of residues that are not modelled. The numeric value for each fraction is indicated below the corresponding segment, with a dot representing fractions  $\leq 5\%$ . The upper red bar (where present) indicates the fraction of residues that have poor fit to the electron density. The numeric value is given above the bar.

Mol	Chain	Length	Quality of chain
1	B	213	<div> <div>68%</div> <div>31%</div> <div>.</div> </div>
1	L	213	<div> <div>68%</div> <div>31%</div> <div>.</div> </div>
2	A	224	<div> <div>58%</div> <div>38%</div> <div>.</div> </div>
2	H	224	<div> <div>59%</div> <div>38%</div> <div>.</div> </div>

*Continued on next page...*

*Continued from previous page...*

Mol	Chain	Length	Quality of chain
3	C	128	
3	M	128	

The following table lists non-polymeric compounds, carbohydrate monomers and non-standard residues in protein, DNA, RNA chains that are outliers for geometric or electron-density-fit criteria:

Mol	Type	Chain	Res	Chirality	Geometry	Clashes	Electron density
5	MG	C	131	-	-	-	X

## 2 Entry composition

There are 7 unique types of molecules in this entry. The entry contains 12299 atoms, of which 0 are hydrogens and 0 are deuteriums.

In the tables below, the ZeroOcc column contains the number of atoms modelled with zero occupancy, the AltConf column contains the number of residues with at least one atom in alternate conformation and the Trace column contains the number of residues modelled with at most 2 atoms.

- Molecule 1 is a protein called Fab light chain.

Mol	Chain	Residues	Atoms					ZeroOcc	AltConf	Trace
1	L	213	Total	C	N	O	S	0	0	0
			1629	1017	273	334	5			
1	B	213	Total	C	N	O	S	0	0	0
			1629	1017	273	334	5			

- Molecule 2 is a protein called Fab heavy chain.

Mol	Chain	Residues	Atoms					ZeroOcc	AltConf	Trace
2	H	224	Total	C	N	O	S	0	0	0
			1673	1052	286	330	5			
2	A	224	Total	C	N	O	S	0	0	0
			1673	1052	286	330	5			

- Molecule 3 is a RNA chain called class I ligase product.

Mol	Chain	Residues	Atoms					ZeroOcc	AltConf	Trace
3	M	128	Total	C	N	O	P	0	2	0
			2777	1245	516	887	129			
3	C	128	Total	C	N	O	P	0	2	0
			2777	1245	516	887	129			

- Molecule 4 is CADMIUM ION (three-letter code: CD) (formula: Cd).

Mol	Chain	Residues	Atoms		ZeroOcc	AltConf
4	B	1	Total	Cd	0	0
			1	1		
4	L	1	Total	Cd	0	0
			1	1		

- Molecule 5 is MAGNESIUM ION (three-letter code: MG) (formula: Mg).

Mol	Chain	Residues	Atoms	ZeroOcc	AltConf
5	L	1	Total Mg 1 1	0	0
5	C	16	Total Mg 16 16	0	0
5	M	16	Total Mg 16 16	0	0

- Molecule 6 is CHLORIDE ION (three-letter code: CL) (formula: Cl).

Mol	Chain	Residues	Atoms	ZeroOcc	AltConf
6	B	1	Total Cl 1 1	0	0
6	L	1	Total Cl 1 1	0	0

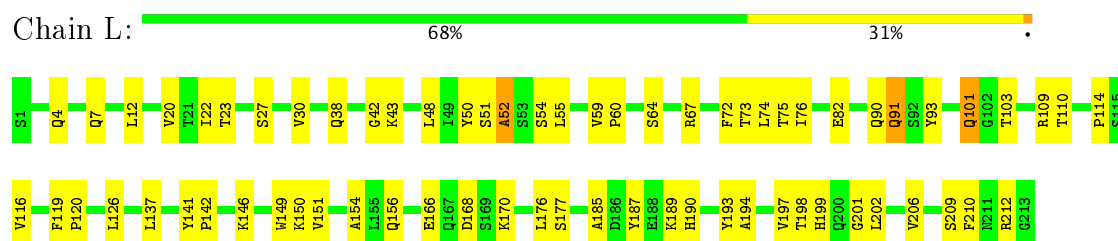
- Molecule 7 is water.

Mol	Chain	Residues	Atoms	ZeroOcc	AltConf
7	H	2	Total O 2 2	0	0
7	A	1	Total O 1 1	0	0
7	M	50	Total O 50 50	0	0
7	C	51	Total O 51 51	0	0

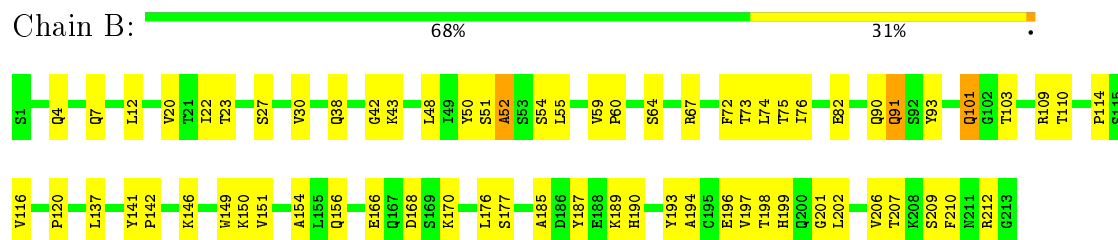
### 3 Residue-property plots

These plots are drawn for all protein, RNA and DNA chains in the entry. The first graphic for a chain summarises the proportions of the various outlier classes displayed in the second graphic. The second graphic shows the sequence view annotated by issues in geometry and electron density. Residues are color-coded according to the number of geometric quality criteria for which they contain at least one outlier: green = 0, yellow = 1, orange = 2 and red = 3 or more. A red dot above a residue indicates a poor fit to the electron density ( $RSRZ > 2$ ). Stretches of 2 or more consecutive residues without any outlier are shown as a green connector. Residues present in the sample, but not in the model, are shown in grey.


- Molecule 1: Fab light chain



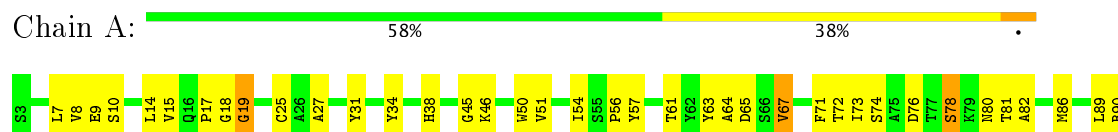
- Molecule 1: Fab light chain

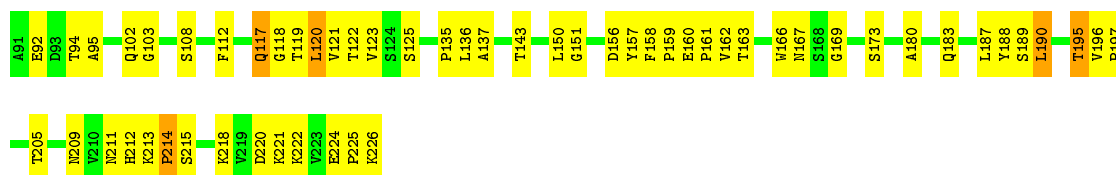


- Molecule 2: Fab heavy chain



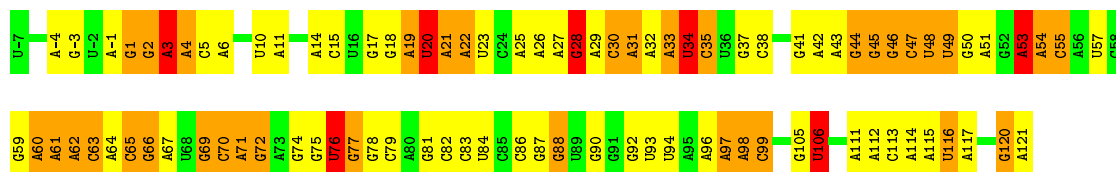
- Molecule 2: Fab heavy chain





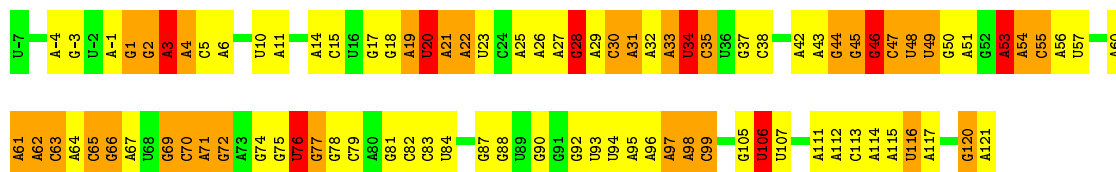
- Molecule 3: class I ligase product

Chain M: 27% 40% 27% 5%



- Molecule 3: class I ligase product

Chain C: 27% 41% 25% 6%



## 4 Data and refinement statistics

Property	Value	Source
Space group	C 2 2 21	Depositor
Cell constants a, b, c, $\alpha$ , $\beta$ , $\gamma$	207.50Å 206.45Å 135.93Å 90.00° 90.00° 90.00°	Depositor
Resolution (Å)	50.00 – 3.10 49.80 – 3.10	Depositor EDS
% Data completeness (in resolution range)	98.2 (50.00-3.10) 96.9 (49.80-3.10)	Depositor EDS
$R_{merge}$	0.15	Depositor
$R_{sym}$	(Not available)	Depositor
$\langle I/\sigma(I) \rangle$ <sup>1</sup>	2.26 (at 3.12Å)	Xtriage
Refinement program	REFMAC 5.4.0073	Depositor
R, $R_{free}$	0.207 , 0.225 0.206 , 0.226	Depositor DCC
$R_{free}$ test set	2648 reflections (5.34%)	DCC
Wilson B-factor (Å <sup>2</sup> )	68.5	Xtriage
Anisotropy	0.120	Xtriage
Bulk solvent $k_{sol}$ (e/Å <sup>3</sup> ), $B_{sol}$ (Å <sup>2</sup> )	0.26 , 43.8	EDS
L-test for twinning <sup>2</sup>	$\langle  L  \rangle = 0.49$ , $\langle L^2 \rangle = 0.33$	Xtriage
Estimated twinning fraction	0.407 for -k,-h,-l	Xtriage
$F_o, F_c$ correlation	0.93	EDS
Total number of atoms	12299	wwPDB-VP
Average B, all atoms (Å <sup>2</sup> )	68.0	wwPDB-VP

Xtriage's analysis on translational NCS is as follows: *The largest off-origin peak in the Patterson function is 3.43% of the height of the origin peak. No significant pseudotranslation is detected.*

<sup>1</sup>Intensities estimated from amplitudes.

<sup>2</sup>Theoretical values of  $\langle |L| \rangle$ ,  $\langle L^2 \rangle$  for acentric reflections are 0.5, 0.333 respectively for untwinned datasets, and 0.375, 0.2 for perfectly twinned datasets.



## 5 Model quality

### 5.1 Standard geometry

Bond lengths and bond angles in the following residue types are not validated in this section: MG, CL, CD

The Z score for a bond length (or angle) is the number of standard deviations the observed value is removed from the expected value. A bond length (or angle) with  $|Z| > 5$  is considered an outlier worth inspection. RMSZ is the root-mean-square of all Z scores of the bond lengths (or angles).

Mol	Chain	Bond lengths		Bond angles	
		RMSZ	# Z  >5	RMSZ	# Z  >5
1	B	0.37	0/1664	0.53	0/2257
1	L	0.36	0/1664	0.53	0/2257
2	A	0.34	0/1714	0.50	0/2331
2	H	0.33	0/1714	0.51	0/2331
3	C	0.58	0/3111	1.28	28/4847 (0.6%)
3	M	0.58	0/3111	1.29	26/4847 (0.5%)
All	All	0.48	0/12978	0.99	54/18870 (0.3%)

There are no bond length outliers.

All (54) bond angle outliers are listed below:

Mol	Chain	Res	Type	Atoms	Z	Observed(°)	Ideal(°)
3	C	34	U	O5'-P-OP1	-14.11	93.00	105.70
3	M	34	U	O5'-P-OP1	13.12	126.44	110.70
3	M	4[A]	A	OP1-P-OP2	12.40	138.21	119.60
3	M	4[B]	A	OP1-P-OP2	12.40	138.21	119.60
3	C	4[A]	A	O5'-P-OP1	-12.35	94.59	105.70
3	C	4[B]	A	O5'-P-OP1	-12.35	94.59	105.70
3	C	34	U	O5'-P-OP2	12.21	125.36	110.70
3	C	3	A	O3'-P-O5'	12.18	127.15	104.00
3	M	4[A]	A	O5'-P-OP2	-12.00	94.90	105.70
3	M	4[B]	A	O5'-P-OP2	-12.00	94.90	105.70
3	C	4[A]	A	OP1-P-OP2	11.39	136.68	119.60
3	C	4[B]	A	OP1-P-OP2	11.39	136.68	119.60
3	M	4[A]	A	O5'-P-OP1	-10.96	95.84	105.70
3	M	4[B]	A	O5'-P-OP1	-10.96	95.84	105.70
3	M	34	U	O5'-P-OP2	-10.89	95.89	105.70
3	M	3	A	O3'-P-O5'	10.46	123.87	104.00
3	M	34	U	OP1-P-OP2	-10.33	104.11	119.60
3	C	34	U	OP1-P-OP2	-9.79	104.91	119.60

*Continued on next page...*

*Continued from previous page...*

Mol	Chain	Res	Type	Atoms	Z	Observed(°)	Ideal(°)
3	C	4[A]	A	O5'-P-OP2	-8.92	97.67	105.70
3	C	4[B]	A	O5'-P-OP2	-8.92	97.67	105.70
3	M	53	A	C3'-C2'-C1'	-8.85	94.42	101.50
3	C	53	A	C3'-C2'-C1'	-8.78	94.47	101.50
3	C	20	U	P-O5'-C5'	-7.78	108.45	120.90
3	M	61	A	P-O3'-C3'	7.76	129.01	119.70
3	C	61	A	P-O3'-C3'	7.76	129.01	119.70
3	C	53	A	C4'-C3'-C2'	-7.47	95.13	102.60
3	C	33	A	OP1-P-O3'	7.22	121.08	105.20
3	M	20	U	P-O5'-C5'	-7.09	109.56	120.90
3	M	53	A	C4'-C3'-C2'	-7.03	95.57	102.60
3	C	3	A	P-O3'-C3'	-6.76	111.59	119.70
3	M	34	U	P-O3'-C3'	6.72	127.77	119.70
3	C	33	A	P-O3'-C3'	-6.61	111.77	119.70
3	M	76	U	C1'-O4'-C4'	-6.42	104.77	109.90
3	C	76	U	C1'-O4'-C4'	-6.25	104.90	109.90
3	C	34	U	P-O3'-C3'	6.22	127.17	119.70
3	C	28	G	P-O3'-C3'	6.18	127.12	119.70
3	M	28	G	P-O3'-C3'	5.81	126.67	119.70
3	M	74	G	C4'-C3'-C2'	-5.76	96.83	102.60
3	M	33	A	OP2-P-O3'	5.75	117.85	105.20
3	M	3	A	C3'-C2'-C1'	-5.60	97.02	101.50
3	M	106	U	C3'-C2'-C1'	5.55	105.94	101.50
3	M	75	G	C4'-C3'-C2'	-5.55	97.05	102.60
3	C	75	G	C4'-C3'-C2'	-5.55	97.05	102.60
3	M	106	U	P-O3'-C3'	5.53	126.33	119.70
3	C	74	G	C4'-C3'-C2'	-5.33	97.27	102.60
3	C	106	U	P-O3'-C3'	5.27	126.03	119.70
3	M	4[A]	A	C3'-C2'-C1'	5.24	105.69	101.50
3	M	4[B]	A	C3'-C2'-C1'	5.24	105.69	101.50
3	C	75	G	O4'-C1'-N9	5.17	112.34	108.20
3	C	106	U	C3'-C2'-C1'	5.17	105.64	101.50
3	C	4[A]	A	C3'-C2'-C1'	5.14	105.62	101.50
3	C	4[B]	A	C3'-C2'-C1'	5.14	105.62	101.50
3	C	46	G	O4'-C1'-N9	5.03	112.22	108.20
3	M	57	U	P-O3'-C3'	-5.02	113.67	119.70

There are no chirality outliers.

There are no planarity outliers.

## 5.2 Too-close contacts ⓘ

In the following table, the Non-H and H(model) columns list the number of non-hydrogen atoms and hydrogen atoms in the chain respectively. The H(added) column lists the number of hydrogen atoms added and optimized by MolProbity. The Clashes column lists the number of clashes within the asymmetric unit, whereas Symm-Clashes lists symmetry related clashes.

Mol	Chain	Non-H	H(model)	H(added)	Clashes	Symm-Clashes
1	B	1629	0	1584	65	0
1	L	1629	0	1584	66	0
2	A	1673	0	1633	98	0
2	H	1673	0	1633	98	0
3	C	2777	0	1408	163	1
3	M	2777	0	1407	163	1
4	B	1	0	0	0	1
4	L	1	0	0	0	1
5	C	16	0	0	0	0
5	L	1	0	0	0	0
5	M	16	0	0	0	0
6	B	1	0	0	0	0
6	L	1	0	0	0	0
7	A	1	0	0	0	0
7	C	51	0	0	0	0
7	H	2	0	0	0	0
7	M	50	0	0	0	0
All	All	12299	0	9249	651	2

The all-atom clashscore is defined as the number of clashes found per 1000 atoms (including hydrogen atoms). The all-atom clashscore for this structure is 30.

All (651) close contacts within the same asymmetric unit are listed below, sorted by their clash magnitude.

Atom-1	Atom-2	Interatomic distance (Å)	Clash overlap (Å)
3:M:5[A]:C:O2	3:M:120:G:N2	1.60	1.33
3:C:5[B]:C:O2	3:C:120:G:N2	1.73	1.22
1:L:187:TYR:O	1:L:212:ARG:NH2	1.77	1.18
3:M:4[A]:A:C4'	3:M:5[A]:C:OP2	1.92	1.17
3:C:4[A]:A:C4'	3:C:5[A]:C:OP2	1.87	1.17
3:M:5[B]:C:N3	3:M:120:G:N1	1.93	1.17
3:C:4[B]:A:H4'	3:C:5[B]:C:OP2	1.39	1.16
1:B:187:TYR:O	1:B:212:ARG:NH2	1.77	1.16
2:H:67:VAL:HG21	2:H:71:PHE:CE2	1.83	1.14
2:A:67:VAL:CG2	2:A:71:PHE:CD2	2.32	1.12

*Continued on next page...*

*Continued from previous page...*

Atom-1	Atom-2	Interatomic distance (Å)	Clash overlap (Å)
3:M:4[B]:A:H4'	3:M:5[B]:C:OP2	1.40	1.12
2:H:67:VAL:CG2	2:H:71:PHE:CD2	2.31	1.12
2:A:158:PHE:HD1	2:A:159:PRO:HA	1.14	1.12
2:A:67:VAL:HG21	2:A:71:PHE:CE2	1.83	1.12
3:M:4[A]:A:H4'	3:M:5[A]:C:OP2	1.34	1.11
1:L:101:GLN:H	1:L:101:GLN:NE2	1.48	1.11
3:C:5[A]:C:O2	3:C:120:G:N2	1.82	1.10
3:C:22:A:H5'	3:C:23:U:H5'	1.33	1.10
2:A:67:VAL:HG21	2:A:71:PHE:CD2	1.87	1.09
2:H:67:VAL:HG21	2:H:71:PHE:CD2	1.86	1.08
3:M:22:A:H5'	3:M:23:U:H5'	1.33	1.08
1:B:101:GLN:NE2	1:B:101:GLN:H	1.52	1.07
3:C:1:G:H2'	3:C:2:G:H5'	1.35	1.07
2:A:67:VAL:CG2	2:A:71:PHE:CE2	2.36	1.07
2:H:67:VAL:CG2	2:H:71:PHE:CE2	2.36	1.07
3:C:5[B]:C:N3	3:C:120:G:N1	2.02	1.06
3:C:4[A]:A:H4'	3:C:5[A]:C:OP2	1.28	1.06
2:A:54:ILE:HD11	2:A:73:ILE:HG12	1.38	1.04
3:M:1:G:H2'	3:M:2:G:H5'	1.36	1.03
2:A:117:GLN:H	2:A:117:GLN:NE2	1.53	1.03
3:M:71:A:H4'	3:M:72:G:OP1	1.52	1.03
2:H:117:GLN:H	2:H:117:GLN:NE2	1.55	1.02
3:C:71:A:H4'	3:C:72:G:OP1	1.52	1.01
3:M:37:G:H2'	3:M:38:C:C6	1.96	1.01
3:C:37:G:H2'	3:C:38:C:C6	1.94	1.01
2:H:54:ILE:HD11	2:H:73:ILE:HG12	1.40	1.00
1:L:101:GLN:H	1:L:101:GLN:HE21	1.00	0.99
1:B:101:GLN:HE21	1:B:101:GLN:H	1.07	0.98
2:H:67:VAL:HG22	2:H:71:PHE:CD2	1.99	0.97
2:H:158:PHE:HD1	2:H:159:PRO:HA	1.29	0.96
3:M:5[A]:C:N3	3:M:120:G:N1	2.14	0.95
1:B:190:HIS:O	1:B:212:ARG:NH2	1.98	0.95
1:L:190:HIS:O	1:L:212:ARG:NH2	1.99	0.94
3:C:19:A:C8	3:C:19:A:H5'	2.02	0.94
3:C:19:A:H8	3:C:19:A:H5'	1.33	0.94
2:A:158:PHE:CD1	2:A:159:PRO:HA	2.02	0.94
2:A:67:VAL:HG22	2:A:71:PHE:CD2	2.00	0.93
3:C:46:G:H4'	3:C:47:C:OP1	1.64	0.93
2:H:51:VAL:HG23	2:H:67:VAL:HG11	1.49	0.93
3:M:46:G:H4'	3:M:47:C:OP1	1.66	0.93
2:A:51:VAL:HG23	2:A:67:VAL:HG11	1.51	0.92

*Continued on next page...*

*Continued from previous page...*

Atom-1	Atom-2	Interatomic distance (Å)	Clash overlap (Å)
3:M:22:A:H5''	3:M:22:A:H8	1.36	0.91
3:C:4[B]:A:C4'	3:C:5[B]:C:OP2	2.18	0.90
3:M:19:A:H5'	3:M:19:A:C8	2.06	0.90
3:M:3:A:H5''	3:M:4[A]:A:OP2	1.73	0.89
3:C:22:A:H8	3:C:22:A:H5''	1.36	0.89
3:M:19:A:H5'	3:M:19:A:H8	1.38	0.88
1:B:194:ALA:HB2	1:B:209:SER:HB3	1.57	0.86
2:H:158:PHE:CD1	2:H:159:PRO:HA	2.09	0.86
3:M:96:A:H2'	3:M:97:A:H5''	1.58	0.85
3:C:50:G:H2'	3:C:51:A:C8	2.12	0.84
3:C:96:A:H2'	3:C:97:A:H5''	1.59	0.84
1:L:194:ALA:HB2	1:L:209:SER:HB3	1.59	0.84
2:H:9:GLU:OE2	2:H:118:GLY:N	2.11	0.84
3:M:37:G:H2'	3:M:38:C:H6	1.39	0.84
2:A:54:ILE:HG13	2:A:73:ILE:HD13	1.59	0.84
3:M:50:G:H2'	3:M:51:A:C8	2.12	0.84
3:M:50:G:H2'	3:M:51:A:H8	1.40	0.84
3:C:37:G:H2'	3:C:38:C:H6	1.37	0.84
2:H:54:ILE:HG13	2:H:73:ILE:HD13	1.57	0.84
2:A:190:LEU:C	2:A:190:LEU:HD12	1.97	0.83
2:H:160:GLU:OE2	2:H:180:ALA:HB3	1.79	0.83
3:C:50:G:H2'	3:C:51:A:H8	1.41	0.82
2:A:160:GLU:OE2	2:A:180:ALA:HB3	1.79	0.82
3:M:44:G:O2'	3:M:45:G:OP1	1.98	0.82
2:A:9:GLU:OE2	2:A:118:GLY:N	2.13	0.81
2:A:38:HIS:HD1	2:A:50:TRP:HE1	1.28	0.81
3:C:5[A]:C:N3	3:C:120:G:N1	2.25	0.80
1:B:202:LEU:HD13	1:B:206:VAL:HG23	1.64	0.80
1:L:202:LEU:HD13	1:L:206:VAL:HG23	1.63	0.79
2:H:190:LEU:HD12	2:H:190:LEU:C	2.00	0.79
2:H:38:HIS:HD1	2:H:50:TRP:HE1	1.27	0.79
3:M:1:G:H2'	3:M:2:G:C5'	2.13	0.78
2:A:9:GLU:OE2	2:A:118:GLY:HA2	1.83	0.78
3:M:4[B]:A:C4'	3:M:5[B]:C:OP2	2.26	0.77
1:L:30:VAL:HG12	1:L:30:VAL:O	1.84	0.76
1:L:101:GLN:N	1:L:101:GLN:HE21	1.81	0.76
2:A:54:ILE:CD1	2:A:73:ILE:HG12	2.13	0.76
2:H:54:ILE:CD1	2:H:73:ILE:HG12	2.15	0.76
2:A:9:GLU:OE2	2:A:118:GLY:CA	2.34	0.76
1:B:109:ARG:NH1	1:B:110:THR:O	2.18	0.76
1:B:30:VAL:O	1:B:30:VAL:HG12	1.86	0.76

*Continued on next page...*

*Continued from previous page...*

Atom-1	Atom-2	Interatomic distance (Å)	Clash overlap (Å)
2:H:9:GLU:OE2	2:H:118:GLY:HA2	1.86	0.76
2:A:158:PHE:CD1	2:A:159:PRO:CA	2.67	0.75
1:B:194:ALA:HB2	1:B:209:SER:CB	2.17	0.75
3:M:18:G:O2'	3:M:22:A:O2'	2.03	0.75
1:B:12:LEU:HD21	1:B:20:VAL:HG13	1.67	0.75
2:H:9:GLU:OE2	2:H:118:GLY:CA	2.35	0.75
3:C:111:A:O2'	3:C:112:A:H5'	1.87	0.75
1:B:194:ALA:CB	1:B:209:SER:HB3	2.17	0.75
1:L:109:ARG:NH1	1:L:110:THR:O	2.19	0.75
3:M:111:A:O2'	3:M:112:A:H5'	1.87	0.75
1:B:91:GLN:NE2	1:B:93:TYR:H	1.85	0.74
3:C:44:G:O2'	3:C:45:G:OP1	2.03	0.74
3:C:1:G:H2'	3:C:2:G:C5'	2.14	0.74
3:C:27:A:C2'	3:C:28:G:H5'	2.17	0.74
1:L:194:ALA:CB	1:L:209:SER:HB3	2.18	0.74
2:A:158:PHE:HD1	2:A:159:PRO:CA	1.95	0.74
3:M:27:A:O2'	3:M:28:G:H5'	1.88	0.73
1:L:194:ALA:HB2	1:L:209:SER:CB	2.18	0.73
1:L:12:LEU:HD21	1:L:20:VAL:HG13	1.68	0.73
3:C:76:U:H4'	3:C:77:G:OP1	1.88	0.73
3:M:27:A:C2'	3:M:28:G:H5'	2.18	0.73
3:M:76:U:H4'	3:M:77:G:OP1	1.87	0.73
1:L:101:GLN:N	1:L:101:GLN:NE2	2.31	0.73
3:M:72:G:OP2	3:M:106:U:H5"	1.89	0.73
3:C:72:G:OP2	3:C:106:U:H5"	1.88	0.72
3:C:4[B]:A:N6	3:C:114:A:H61	1.88	0.72
3:C:18:G:O2'	3:C:22:A:O2'	2.08	0.72
2:H:163:THR:OG1	2:H:211:ASN:HB2	1.90	0.71
3:M:76:U:O2'	3:M:77:G:P	2.48	0.71
1:L:137:LEU:HD21	1:L:197:VAL:CG2	2.20	0.71
2:H:160:GLU:OE2	2:H:180:ALA:CB	2.39	0.71
1:L:137:LEU:HD21	1:L:197:VAL:HG21	1.70	0.71
3:C:115:A:H2'	3:C:116:U:C6	2.25	0.71
1:L:91:GLN:NE2	1:L:93:TYR:H	1.89	0.71
3:M:115:A:H2'	3:M:116:U:C6	2.25	0.71
3:C:76:U:O2'	3:C:77:G:P	2.50	0.70
3:C:71:A:C4'	3:C:72:G:OP1	2.36	0.70
3:M:22:A:H5"	3:M:22:A:C8	2.25	0.70
3:C:4[A]:A:O4'	3:C:5[A]:C:OP2	2.10	0.70
3:C:27:A:O2'	3:C:28:G:H5'	1.91	0.70
3:M:96:A:C2'	3:M:97:A:H5"	2.22	0.70

*Continued on next page...*

*Continued from previous page...*

Atom-1	Atom-2	Interatomic distance (Å)	Clash overlap (Å)
1:B:101:GLN:NE2	1:B:101:GLN:N	2.35	0.69
3:C:96:A:C2'	3:C:97:A:H5''	2.23	0.69
2:A:160:GLU:OE2	2:A:180:ALA:CB	2.41	0.69
3:C:22:A:C8	3:C:22:A:H5''	2.26	0.68
2:A:163:THR:OG1	2:A:211:ASN:HB2	1.94	0.68
2:H:103:GLY:HA3	2:H:108:SER:OG	1.93	0.68
3:M:4[B]:A:N6	3:M:114:A:H61	1.91	0.68
3:C:4[B]:A:C6	3:C:114:A:N6	2.62	0.68
3:M:4[A]:A:O4'	3:M:5[A]:C:OP2	2.11	0.68
2:A:123:VAL:HG12	2:A:123:VAL:O	1.92	0.68
2:H:123:VAL:O	2:H:123:VAL:HG12	1.94	0.68
2:A:103:GLY:HA3	2:A:108:SER:OG	1.93	0.67
1:B:137:LEU:HD21	1:B:197:VAL:HG21	1.74	0.67
3:C:69:G:O2'	3:C:70:C:OP2	2.11	0.67
3:C:81:G:H2'	3:C:82:C:H6	1.58	0.67
2:A:151:GLY:HA2	2:A:166:TRP:CH2	2.30	0.67
1:L:176:LEU:C	1:L:176:LEU:HD23	2.16	0.66
3:M:69:G:O2'	3:M:70:C:OP2	2.12	0.66
1:B:137:LEU:HD21	1:B:197:VAL:CG2	2.24	0.66
1:L:120:PRO:HB3	1:L:210:PHE:CE1	2.31	0.66
2:H:158:PHE:CD1	2:H:159:PRO:CA	2.79	0.66
3:C:112:A:H2'	3:C:113:C:C6	2.31	0.66
1:L:114:PRO:HD3	1:L:199:HIS:CD2	2.31	0.66
1:B:176:LEU:HD23	1:B:176:LEU:C	2.17	0.65
1:B:120:PRO:HB3	1:B:210:PHE:CE1	2.32	0.65
3:C:53:A:H2'	3:C:54:A:O4'	1.96	0.65
3:M:53:A:H2'	3:M:54:A:O4'	1.96	0.65
2:H:90:ARG:HG3	2:H:92:GLU:HB3	1.77	0.65
3:M:81:G:H2'	3:M:82:C:H6	1.60	0.65
2:A:71:PHE:CD1	2:A:86:MET:HA	2.32	0.65
1:B:59:VAL:HG13	1:B:60:PRO:HD2	1.79	0.65
3:C:94:U:H2'	3:C:96:A:OP2	1.96	0.65
2:H:71:PHE:CD1	2:H:86:MET:HA	2.31	0.65
3:M:94:U:H2'	3:M:96:A:OP2	1.97	0.65
3:M:4[B]:A:H2'	3:M:4[B]:A:N3	2.11	0.65
2:H:151:GLY:HA2	2:H:166:TRP:CH2	2.31	0.65
3:C:4[B]:A:N3	3:C:4[B]:A:H2'	2.11	0.64
3:M:71:A:C4'	3:M:72:G:OP1	2.36	0.64
3:M:116:U:H2'	3:M:117:A:O4'	1.97	0.64
3:M:4[B]:A:C6	3:M:114:A:N6	2.65	0.64
3:M:112:A:H2'	3:M:113:C:C6	2.32	0.64

*Continued on next page...*

*Continued from previous page...*

Atom-1	Atom-2	Interatomic distance (Å)	Clash overlap (Å)
2:A:86:MET:HB3	2:A:89:LEU:HD21	1.79	0.64
3:M:76:U:OP2	3:M:76:U:O4'	2.16	0.64
3:M:18:G:C2'	3:M:22:A:O2'	2.46	0.64
3:C:116:U:H2'	3:C:117:A:O4'	1.97	0.64
3:C:26:A:N6	3:C:27:A:C2	2.66	0.64
2:A:117:GLN:H	2:A:117:GLN:HE21	1.45	0.64
3:C:5[B]:C:C2	3:C:120:G:N2	2.44	0.63
3:C:76:U:O4'	3:C:76:U:OP2	2.16	0.63
2:H:86:MET:HB3	2:H:89:LEU:HD21	1.80	0.63
3:C:87:G:H2'	3:C:88:G:C8	2.34	0.63
3:M:87:G:H2'	3:M:88:G:C8	2.33	0.63
1:B:114:PRO:HD3	1:B:199:HIS:CD2	2.34	0.63
2:A:190:LEU:CD1	2:A:190:LEU:C	2.67	0.63
2:A:90:ARG:HG3	2:A:92:GLU:HB3	1.79	0.63
3:C:81:G:H2'	3:C:82:C:C6	2.34	0.62
3:C:18:G:C2'	3:C:19:A:H5''	2.29	0.62
3:M:26:A:N6	3:M:27:A:C2	2.68	0.62
3:C:5[B]:C:N4	3:C:120:G:O6	2.20	0.62
3:C:18:G:C2'	3:C:22:A:O2'	2.48	0.62
3:C:49:U:H2'	3:C:49:U:O2	2.00	0.62
2:A:190:LEU:O	2:A:190:LEU:HD12	1.99	0.62
1:B:193:TYR:O	1:B:209:SER:HB2	2.00	0.62
3:C:34:U:H4'	3:C:35:C:H5'	1.81	0.62
2:H:190:LEU:HD12	2:H:190:LEU:O	2.00	0.62
3:M:49:U:H2'	3:M:49:U:O2	1.98	0.62
2:A:117:GLN:NE2	2:A:117:GLN:N	2.38	0.61
2:H:54:ILE:HG13	2:H:73:ILE:CD1	2.30	0.61
3:M:81:G:H2'	3:M:82:C:C6	2.36	0.61
2:A:14:LEU:HD23	2:A:15:VAL:N	2.15	0.61
3:C:46:G:C4'	3:C:47:C:OP1	2.46	0.61
1:L:193:TYR:O	1:L:209:SER:HB2	2.01	0.61
2:H:14:LEU:HD23	2:H:15:VAL:N	2.16	0.60
3:C:4[A]:A:C6	3:C:114:A:C6	2.89	0.60
3:M:18:G:C2'	3:M:19:A:H5''	2.31	0.60
2:H:196:VAL:HB	2:H:197:PRO:HD2	1.83	0.60
2:A:213:LYS:HB2	2:A:214:PRO:HD3	1.83	0.60
3:C:47:C:H5''	3:C:48:U:OP2	2.02	0.60
3:M:1:G:C2'	3:M:2:G:H5'	2.21	0.60
2:A:160:GLU:HB3	2:A:161:PRO:HA	1.84	0.60
1:L:137:LEU:CD2	1:L:197:VAL:HG21	2.32	0.59
3:C:26:A:C6	3:C:27:A:C2	2.90	0.59

*Continued on next page...*



*Continued from previous page...*

Atom-1	Atom-2	Interatomic distance (Å)	Clash overlap (Å)
1:B:190:HIS:O	1:B:212:ARG:CZ	2.49	0.59
3:M:47:C:H5''	3:M:48:U:OP2	2.02	0.59
3:M:26:A:C6	3:M:27:A:C2	2.91	0.59
2:H:190:LEU:CD1	2:H:190:LEU:C	2.70	0.59
1:L:51:SER:O	1:L:52:ALA:HB3	2.02	0.59
3:M:97:A:O2'	3:M:98:A:P	2.61	0.59
2:H:117:GLN:N	2:H:117:GLN:NE2	2.39	0.59
3:M:46:G:C2	3:M:114:A:C2	2.91	0.58
2:H:160:GLU:HB3	2:H:161:PRO:HA	1.85	0.58
1:L:190:HIS:O	1:L:212:ARG:CZ	2.50	0.58
3:M:49:U:H2'	3:M:50:G:C8	2.39	0.58
1:B:51:SER:O	1:B:52:ALA:HB3	2.04	0.58
1:L:59:VAL:HG13	1:L:60:PRO:HD2	1.85	0.58
3:M:116:U:C2'	3:M:117:A:H5'	2.33	0.58
3:C:116:U:H6	3:C:116:U:OP2	1.86	0.58
2:H:213:LYS:HB2	2:H:214:PRO:HD3	1.84	0.58
3:M:4[A]:A:C6	3:M:114:A:C6	2.92	0.58
2:A:205:THR:HG23	2:A:222:LYS:HE3	1.86	0.58
3:M:116:U:O2'	3:M:117:A:H5'	2.03	0.58
3:C:116:U:OP2	3:C:116:U:C6	2.57	0.58
3:C:1:G:C2'	3:C:2:G:H5'	2.21	0.58
1:L:141:TYR:CG	1:L:142:PRO:HA	2.39	0.58
1:L:30:VAL:O	1:L:30:VAL:CG1	2.52	0.58
3:C:4[B]:A:N1	3:C:114:A:N6	2.51	0.57
3:C:48:U:C2	3:C:49:U:C5	2.92	0.57
3:C:112:A:H2'	3:C:113:C:H6	1.68	0.57
2:A:196:VAL:HB	2:A:197:PRO:HD2	1.85	0.57
2:A:212:HIS:CE1	2:A:214:PRO:HB2	2.39	0.57
3:M:48:U:C2	3:M:49:U:C5	2.92	0.57
2:H:205:THR:HG23	2:H:222:LYS:HE3	1.87	0.57
3:C:20:U:C2	3:C:22:A:N1	2.72	0.57
3:M:116:U:H6	3:M:116:U:OP2	1.87	0.57
3:M:34:U:H4'	3:M:35:C:H5'	1.86	0.57
2:H:17:PRO:C	2:H:19:GLY:H	2.07	0.57
3:M:116:U:C6	3:M:116:U:OP2	2.57	0.57
3:M:44:G:O2'	3:M:45:G:P	2.63	0.57
3:C:49:U:H2'	3:C:50:G:C8	2.39	0.57
3:C:116:U:C2'	3:C:117:A:H5'	2.35	0.57
2:H:150:LEU:HD12	2:H:150:LEU:C	2.25	0.57
1:B:141:TYR:CG	1:B:142:PRO:HA	2.40	0.56
3:C:99:C:O5'	3:C:99:C:H6	1.88	0.56

*Continued on next page...*

*Continued from previous page...*

Atom-1	Atom-2	Interatomic distance (Å)	Clash overlap (Å)
3:M:20:U:C2	3:M:22:A:N1	2.74	0.56
3:C:116:U:O2'	3:C:117:A:H5'	2.05	0.56
3:M:4[B]:A:N1	3:M:114:A:N6	2.53	0.56
2:A:54:ILE:HG13	2:A:73:ILE:CD1	2.32	0.56
1:B:42:GLY:O	1:B:43:LYS:HG3	2.06	0.56
3:M:20:U:C5'	3:M:20:U:H6	2.18	0.56
1:B:137:LEU:CD2	1:B:197:VAL:HG21	2.36	0.56
3:C:5[B]:C:N3	3:C:120:G:C2	2.72	0.56
1:L:150:LYS:HA	1:L:154:ALA:O	2.06	0.56
1:B:151:VAL:HG22	1:B:156:GLN:NE2	2.21	0.56
1:L:30:VAL:HG13	1:L:93:TYR:HB2	1.88	0.55
3:M:112:A:H2'	3:M:113:C:H6	1.68	0.55
3:M:30:C:H4'	3:M:31:A:OP2	2.06	0.55
3:M:49:U:H2'	3:M:50:G:H8	1.71	0.55
2:H:212:HIS:CE1	2:H:214:PRO:HB2	2.42	0.55
2:A:102:GLN:NE2	3:C:62:A:H62	2.04	0.55
2:H:15:VAL:HG21	2:H:89:LEU:HD12	1.88	0.55
3:M:32:A:H2'	3:M:33:A:O4'	2.07	0.55
3:C:32:A:H2'	3:C:33:A:O4'	2.07	0.55
3:M:46:G:C4'	3:M:47:C:OP1	2.47	0.55
2:H:117:GLN:CD	2:H:117:GLN:H	2.09	0.55
1:B:30:VAL:HG13	1:B:93:TYR:HB2	1.88	0.55
3:M:22:A:C5'	3:M:22:A:H8	2.16	0.55
2:A:17:PRO:C	2:A:19:GLY:H	2.09	0.55
1:B:30:VAL:O	1:B:30:VAL:CG1	2.54	0.54
3:M:111:A:O2'	3:M:112:A:C5'	2.54	0.54
3:M:99:C:O5'	3:M:99:C:H6	1.91	0.54
2:A:150:LEU:HD12	2:A:150:LEU:C	2.28	0.54
3:C:97:A:O2'	3:C:98:A:P	2.65	0.54
2:A:15:VAL:HG21	2:A:89:LEU:HD12	1.88	0.54
1:L:166:GLU:OE2	1:L:166:GLU:HA	2.08	0.54
3:M:76:U:O2'	3:M:77:G:OP1	2.23	0.54
1:L:151:VAL:HG22	1:L:156:GLN:NE2	2.23	0.54
3:C:14:A:H2'	3:C:15:C:C6	2.43	0.54
3:C:116:U:H3'	3:C:116:U:OP2	2.08	0.54
1:L:55:LEU:HD11	1:L:59:VAL:CG1	2.38	0.54
3:M:14:A:H2'	3:M:15:C:C6	2.43	0.53
3:C:44:G:O2'	3:C:45:G:P	2.66	0.53
2:H:63:TYR:OH	2:H:72:THR:HA	2.08	0.53
2:A:117:GLN:H	2:A:117:GLN:CD	2.10	0.53
1:B:150:LYS:HA	1:B:154:ALA:O	2.09	0.53

*Continued on next page...*

*Continued from previous page...*

Atom-1	Atom-2	Interatomic distance (Å)	Clash overlap (Å)
1:B:91:GLN:HE22	1:B:93:TYR:H	1.53	0.53
2:H:120:LEU:HD23	2:H:121:VAL:N	2.24	0.53
3:C:18:G:H2'	3:C:22:A:O2'	2.08	0.53
3:C:30:C:H4'	3:C:31:A:OP2	2.09	0.53
3:C:76:U:O2'	3:C:77:G:OP1	2.24	0.53
3:M:48:U:H3'	3:M:49:U:H6	1.74	0.53
2:A:151:GLY:HA2	2:A:166:TRP:HH2	1.72	0.53
3:C:69:G:H4'	3:C:70:C:O5'	2.09	0.53
3:C:20:U:C5'	3:C:20:U:H6	2.22	0.53
2:H:136:LEU:N	2:H:151:GLY:O	2.34	0.53
3:C:83:C:O2'	3:C:84:U:H5'	2.08	0.52
3:M:49:U:C2	3:M:50:G:N7	2.77	0.52
3:M:83:C:O2'	3:M:84:U:H5'	2.08	0.52
2:A:94:THR:HG23	2:A:122:THR:HA	1.91	0.52
1:B:166:GLU:HA	1:B:166:GLU:OE2	2.08	0.52
3:C:49:U:H2'	3:C:50:G:H8	1.72	0.52
1:L:142:PRO:HD2	1:L:199:HIS:CE1	2.44	0.52
3:M:3:A:H5''	3:M:4[B]:A:OP2	2.09	0.52
3:M:113:C:H42	3:M:114:A:N6	2.06	0.52
3:M:2:G:H1'	3:M:11:A:N6	2.25	0.52
2:H:94:THR:HG23	2:H:122:THR:HA	1.90	0.52
3:M:18:G:H2'	3:M:22:A:O2'	2.08	0.52
3:C:48:U:H3'	3:C:49:U:H6	1.74	0.52
3:M:98:A:H2'	3:M:99:C:O5'	2.10	0.52
3:C:111:A:O2'	3:C:112:A:C5'	2.55	0.52
2:A:54:ILE:HD11	2:A:74:SER:N	2.25	0.52
3:C:46:G:C2	3:C:114:A:C2	2.97	0.52
3:C:4[B]:A:N6	3:C:114:A:N6	2.58	0.52
1:L:151:VAL:HG23	1:L:151:VAL:O	2.10	0.52
2:A:63:TYR:OH	2:A:72:THR:HA	2.10	0.52
3:C:2:G:H1'	3:C:11:A:N6	2.25	0.52
3:M:42:A:H2'	3:M:43:A:C8	2.45	0.52
2:A:120:LEU:HD23	2:A:121:VAL:N	2.25	0.52
3:C:42:A:H2'	3:C:43:A:C8	2.45	0.52
1:B:55:LEU:HD11	1:B:59:VAL:CG1	2.40	0.51
2:H:120:LEU:CD2	2:H:121:VAL:N	2.73	0.51
3:C:18:G:H2'	3:C:19:A:C5'	2.40	0.51
3:C:98:A:H2'	3:C:99:C:O5'	2.09	0.51
3:M:5[A]:C:H2'	3:M:6:A:C8	2.46	0.51
2:H:18:GLY:N	2:H:89:LEU:O	2.38	0.51
3:M:116:U:H3'	3:M:116:U:OP2	2.10	0.51

*Continued on next page...*

*Continued from previous page...*

Atom-1	Atom-2	Interatomic distance (Å)	Clash overlap (Å)
3:M:18:G:H2'	3:M:19:A:C5'	2.40	0.51
2:H:54:ILE:HD11	2:H:74:SER:N	2.26	0.51
3:C:19:A:H8	3:C:19:A:C5'	2.16	0.51
3:C:54:A:H2'	3:C:55:C:O4'	2.10	0.51
1:L:23:THR:HG23	1:L:73:THR:HG22	1.93	0.51
2:A:136:LEU:N	2:A:151:GLY:O	2.34	0.51
3:M:69:G:H4'	3:M:70:C:O5'	2.10	0.51
3:C:111:A:C2	3:C:112:A:C4	2.99	0.51
1:L:4:GLN:HB2	1:L:27:SER:HB3	1.93	0.50
1:L:55:LEU:HD11	1:L:59:VAL:HB	1.93	0.50
2:A:162:VAL:HG13	2:A:211:ASN:O	2.11	0.50
2:A:18:GLY:N	2:A:89:LEU:O	2.35	0.50
1:B:4:GLN:HB2	1:B:27:SER:HB3	1.91	0.50
3:C:22:A:H8	3:C:22:A:C5'	2.17	0.50
3:C:49:U:C2	3:C:50:G:N7	2.80	0.50
2:H:187:LEU:N	2:H:187:LEU:HD23	2.27	0.50
2:A:183:GLN:NE2	2:A:189:SER:HB2	2.26	0.50
3:M:111:A:C2	3:M:112:A:C4	2.99	0.50
3:M:76:U:H2'	3:M:76:U:O2	2.10	0.50
2:H:8:VAL:HA	2:H:117:GLN:HE22	1.77	0.50
3:C:18:G:H2'	3:C:19:A:H5''	1.94	0.50
2:H:151:GLY:HA2	2:H:166:TRP:HH2	1.74	0.50
3:M:4[B]:A:C2'	3:M:4[B]:A:N3	2.74	0.50
2:A:76:ASP:C	2:A:76:ASP:OD1	2.49	0.50
3:C:4[B]:A:N3	3:C:4[B]:A:C2'	2.75	0.50
2:H:117:GLN:HE21	2:H:117:GLN:H	1.49	0.50
2:H:76:ASP:C	2:H:76:ASP:OD1	2.49	0.50
2:A:8:VAL:HA	2:A:117:GLN:HE22	1.76	0.49
3:C:113:C:H42	3:C:114:A:N6	2.09	0.49
2:A:120:LEU:CD2	2:A:121:VAL:N	2.74	0.49
3:C:76:U:O2	3:C:76:U:H2'	2.12	0.49
2:A:10:SER:HA	2:A:119:THR:HG21	1.93	0.49
3:M:69:G:HO2'	3:M:70:C:P	2.35	0.49
3:C:20:U:O2	3:C:22:A:N1	2.45	0.49
2:H:67:VAL:HG22	2:H:71:PHE:CG	2.46	0.49
2:A:162:VAL:HG22	2:A:212:HIS:HD2	1.78	0.49
1:B:190:HIS:O	1:B:212:ARG:NH1	2.45	0.49
3:C:5[A]:C:H2'	3:C:6:A:C8	2.48	0.49
3:M:-1:A:H2'	3:M:1:G:O5'	2.13	0.49
2:A:218:LYS:HE2	2:A:220:ASP:OD1	2.12	0.49
1:B:151:VAL:HG23	1:B:151:VAL:O	2.12	0.49

*Continued on next page...*

*Continued from previous page...*

Atom-1	Atom-2	Interatomic distance (Å)	Clash overlap (Å)
3:C:115:A:H2'	3:C:116:U:C5	2.48	0.49
2:H:218:LYS:HE2	2:H:220:ASP:OD1	2.12	0.49
1:L:190:HIS:O	1:L:212:ARG:NH1	2.46	0.49
3:M:115:A:O2'	3:M:116:U:H5'	2.13	0.49
2:A:135:PRO:HD3	2:A:221:LYS:HE2	1.94	0.49
3:C:4[B]:A:N1	3:C:114:A:C6	2.81	0.49
3:M:113:C:N4	3:M:114:A:N6	2.61	0.49
3:M:115:A:H2'	3:M:116:U:C5	2.47	0.49
2:A:180:ALA:HA	2:A:190:LEU:HB3	1.95	0.48
2:H:10:SER:HA	2:H:119:THR:HG21	1.94	0.48
1:B:23:THR:HG23	1:B:73:THR:HG22	1.95	0.48
3:M:4[B]:A:N6	3:M:114:A:N6	2.60	0.48
3:C:45:G:H4'	3:C:46:G:OP2	2.11	0.48
3:M:54:A:H2'	3:M:55:C:O4'	2.12	0.48
2:A:51:VAL:CG2	2:A:67:VAL:HG11	2.35	0.48
3:C:66:G:H2'	3:C:67:A:C8	2.48	0.48
1:L:75:THR:CG2	1:L:76:ILE:N	2.77	0.48
2:A:162:VAL:CG2	2:A:212:HIS:HD2	2.26	0.48
2:A:81:THR:CG2	2:A:82:ALA:N	2.76	0.48
2:A:81:THR:HG22	2:A:82:ALA:N	2.29	0.48
1:B:38:GLN:HB2	1:B:48:LEU:HD11	1.96	0.48
3:M:-4:A:H2'	3:M:-3:G:C8	2.48	0.48
2:A:158:PHE:CE1	2:A:159:PRO:HB3	2.49	0.48
3:C:115:A:O2'	3:C:116:U:H5'	2.14	0.48
3:C:48:U:C3'	3:C:49:U:H6	2.26	0.48
3:C:-4:A:H2'	3:C:-3:G:C8	2.48	0.48
3:M:19:A:C5'	3:M:19:A:H8	2.19	0.48
2:H:102:GLN:NE2	3:M:62:A:H62	2.11	0.48
2:H:8:VAL:O	2:H:8:VAL:HG23	2.14	0.48
3:M:97:A:O2'	3:M:98:A:OP2	2.32	0.48
3:C:53:A:C8	3:C:53:A:H3'	2.49	0.47
2:H:135:PRO:HD3	2:H:221:LYS:HE2	1.95	0.47
3:M:20:U:C5'	3:M:20:U:C6	2.96	0.47
1:B:199:HIS:CD2	1:B:201:GLY:H	2.32	0.47
3:C:69:G:HO2'	3:C:70:C:P	2.34	0.47
2:H:162:VAL:HG22	2:H:212:HIS:HD2	1.79	0.47
2:A:31:TYR:HB2	2:A:34:TYR:HD1	1.79	0.47
3:C:50:G:C2	3:C:51:A:C5	3.03	0.47
1:B:101:GLN:HE21	1:B:101:GLN:N	1.91	0.47
1:B:75:THR:CG2	1:B:76:ILE:N	2.77	0.47
2:H:31:TYR:HB2	2:H:34:TYR:HD1	1.78	0.47

*Continued on next page...*

*Continued from previous page...*

Atom-1	Atom-2	Interatomic distance (Å)	Clash overlap (Å)
1:L:42:GLY:O	1:L:43:LYS:HG3	2.14	0.47
3:C:-1:A:H2'	3:C:1:G:O5'	2.14	0.47
2:H:17:PRO:HD2	2:H:125:SER:HB3	1.96	0.47
3:M:48:U:C3'	3:M:49:U:H6	2.26	0.47
3:M:20:U:H5''	3:M:20:U:H6	1.80	0.47
3:M:5[A]:C:C2	3:M:120:G:N2	2.50	0.47
3:M:66:G:H2'	3:M:67:A:C8	2.50	0.47
1:B:7:GLN:H	1:B:101:GLN:NE2	2.12	0.47
2:H:136:LEU:HB2	2:H:151:GLY:O	2.14	0.47
3:M:20:U:O2	3:M:22:A:N1	2.48	0.47
2:A:8:VAL:O	2:A:8:VAL:HG23	2.15	0.47
3:C:5[B]:C:N3	3:C:120:G:N2	2.61	0.47
3:M:20:U:H5'	3:M:20:U:H6	1.80	0.47
3:C:4[A]:A:N1	3:C:114:A:N6	2.62	0.47
2:A:67:VAL:HG22	2:A:71:PHE:CG	2.46	0.47
1:B:55:LEU:HD11	1:B:59:VAL:HB	1.97	0.47
2:H:162:VAL:HG13	2:H:211:ASN:O	2.15	0.46
1:L:64:SER:O	1:L:74:LEU:HD12	2.15	0.46
3:M:19:A:O4'	3:M:22:A:H1'	2.16	0.46
3:M:4[B]:A:N1	3:M:114:A:C6	2.83	0.46
3:M:5[A]:C:H2'	3:M:6:A:H8	1.78	0.46
1:B:146:LYS:HB3	1:B:198:THR:HB	1.96	0.46
1:L:91:GLN:HE22	1:L:93:TYR:H	1.60	0.46
2:A:213:LYS:N	2:A:214:PRO:HD2	2.30	0.46
3:C:113:C:N4	3:C:114:A:N6	2.63	0.46
1:L:176:LEU:HD23	1:L:177:SER:N	2.31	0.46
3:M:5[B]:C:N4	3:M:120:G:O6	2.24	0.46
3:M:65:C:C2'	3:M:66:G:O5'	2.63	0.46
3:C:48:U:N3	3:C:49:U:C4	2.83	0.46
2:H:81:THR:CG2	2:H:82:ALA:N	2.79	0.46
3:M:18:G:H2'	3:M:19:A:H5''	1.98	0.46
2:H:160:GLU:CB	2:H:161:PRO:HA	2.44	0.46
2:A:136:LEU:HB2	2:A:151:GLY:O	2.16	0.46
2:A:187:LEU:N	2:A:187:LEU:HD23	2.30	0.46
2:H:54:ILE:HG12	2:H:73:ILE:HG23	1.98	0.46
2:H:180:ALA:HA	2:H:190:LEU:HB3	1.96	0.46
2:H:213:LYS:N	2:H:214:PRO:HD2	2.31	0.46
3:M:111:A:C6	3:M:112:A:C5	3.04	0.46
3:M:53:A:H3'	3:M:53:A:C8	2.49	0.46
3:C:111:A:C6	3:C:112:A:C5	3.03	0.46
2:H:81:THR:HG22	2:H:82:ALA:N	2.30	0.46

*Continued on next page...*

*Continued from previous page...*

Atom-1	Atom-2	Interatomic distance (Å)	Clash overlap (Å)
3:M:50:G:C2	3:M:51:A:C5	3.03	0.46
2:A:27:ALA:O	2:A:80:ASN:ND2	2.44	0.46
3:M:78:G:H2'	3:M:79:C:C6	2.51	0.46
1:B:67:ARG:HG3	1:B:72:PHE:CE2	2.51	0.46
2:H:156:ASP:HB3	2:H:187:LEU:HD12	1.97	0.46
2:H:183:GLN:NE2	2:H:189:SER:HB2	2.30	0.46
1:L:48:LEU:HA	1:L:59:VAL:HG21	1.98	0.46
2:H:157:TYR:CE2	2:H:162:VAL:HG23	2.50	0.45
3:C:3:A:H5''	3:C:4[B]:A:OP1	2.17	0.45
3:M:81:G:O2'	3:M:82:C:H5'	2.15	0.45
3:C:17:G:H2'	3:C:18:G:O4'	2.16	0.45
3:C:20:U:H5'	3:C:20:U:H6	1.82	0.45
2:H:112:PHE:N	2:H:112:PHE:CD1	2.85	0.45
3:C:19:A:C8	3:C:19:A:C5'	2.89	0.45
3:C:5[A]:C:H2'	3:C:6:A:H8	1.81	0.45
2:H:160:GLU:HG3	2:H:188:TYR:CE2	2.52	0.45
1:L:67:ARG:HG3	1:L:72:PHE:CE2	2.51	0.45
3:C:19:A:O4'	3:C:22:A:H1'	2.17	0.45
2:H:224:GLU:CG	2:H:225:PRO:HD2	2.46	0.45
3:M:113:C:N4	3:M:114:A:H62	2.14	0.45
1:B:176:LEU:HD23	1:B:177:SER:N	2.32	0.45
3:M:48:U:N3	3:M:49:U:C4	2.84	0.45
2:A:160:GLU:HG3	2:A:188:TYR:CE2	2.52	0.45
3:C:34:U:O2'	3:C:35:C:P	2.75	0.45
3:C:78:G:H2'	3:C:79:C:C6	2.52	0.45
2:H:162:VAL:CG2	2:H:212:HIS:HD2	2.30	0.45
1:L:38:GLN:HB2	1:L:48:LEU:HD11	1.98	0.45
3:M:20:U:H5''	3:M:20:U:C6	2.51	0.45
1:B:149:TRP:HB2	1:B:156:GLN:HB2	1.98	0.45
2:H:143:THR:O	2:H:143:THR:CG2	2.65	0.44
1:L:137:LEU:HD21	1:L:197:VAL:HG22	1.97	0.44
1:B:50:TYR:CZ	1:B:54:SER:HB3	2.51	0.44
3:M:18:G:C2'	3:M:19:A:C5'	2.95	0.44
2:A:54:ILE:HG12	2:A:73:ILE:HG23	1.99	0.44
1:B:90:GLN:HG2	1:B:91:GLN:N	2.32	0.44
2:H:27:ALA:O	2:H:80:ASN:ND2	2.46	0.44
1:L:146:LYS:HB3	1:L:198:THR:HB	1.99	0.44
3:C:34:U:O2'	3:C:35:C:OP2	2.29	0.44
3:C:65:C:C2'	3:C:66:G:O5'	2.66	0.44
2:H:143:THR:O	2:H:143:THR:HG23	2.17	0.44
1:L:149:TRP:HB2	1:L:156:GLN:HB2	1.99	0.44

*Continued on next page...*

*Continued from previous page...*

Atom-1	Atom-2	Interatomic distance (Å)	Clash overlap (Å)
3:M:112:A:C5	3:M:113:C:C4	3.05	0.44
3:C:112:A:C5	3:C:113:C:C4	3.06	0.44
3:M:5[B]:C:N3	3:M:120:G:C2	2.61	0.44
3:C:20:U:C5'	3:C:20:U:C6	3.00	0.44
2:A:76:ASP:OD1	2:A:78:SER:N	2.51	0.44
3:C:98:A:C2'	3:C:99:C:O5'	2.65	0.44
2:H:56:PRO:HB2	2:H:57:TYR:CD2	2.52	0.44
2:A:160:GLU:CB	2:A:161:PRO:HA	2.44	0.44
2:A:213:LYS:O	2:A:215:SER:N	2.50	0.44
1:L:126:LEU:HA	1:L:126:LEU:HD23	1.80	0.44
1:L:90:GLN:HG2	1:L:91:GLN:N	2.33	0.44
3:M:-1:A:C2'	3:M:1:G:O5'	2.65	0.44
3:M:76:U:C2'	3:M:76:U:O2	2.66	0.44
3:M:18:G:C3'	3:M:19:A:H5''	2.48	0.44
3:M:17:G:H2'	3:M:18:G:O4'	2.18	0.43
3:M:44:G:O2'	3:M:77:G:H5'	2.18	0.43
2:A:112:PHE:CD1	2:A:112:PHE:N	2.86	0.43
2:A:156:ASP:HB3	2:A:187:LEU:HD12	1.99	0.43
2:A:56:PRO:HB2	2:A:57:TYR:CD2	2.53	0.43
3:M:18:G:H2'	3:M:19:A:H5'	2.00	0.43
3:M:4[A]:A:N1	3:M:114:A:N6	2.66	0.43
1:B:116:VAL:HG22	1:B:137:LEU:CD2	2.48	0.43
1:B:142:PRO:HD2	1:B:199:HIS:CE1	2.53	0.43
3:M:98:A:C2'	3:M:99:C:O5'	2.65	0.43
2:A:17:PRO:HD2	2:A:125:SER:HB3	1.99	0.43
2:A:224:GLU:CG	2:A:225:PRO:HD2	2.48	0.43
3:C:10:U:H2'	3:C:11:A:O4'	2.18	0.43
3:M:19:A:C5'	3:M:19:A:C8	2.92	0.43
3:M:45:G:H4'	3:M:46:G:OP2	2.16	0.43
3:M:49:U:O2	3:M:49:U:C2'	2.66	0.43
3:M:93:U:H2'	3:M:94:U:O5'	2.18	0.43
2:A:120:LEU:CD2	2:A:120:LEU:C	2.87	0.43
2:A:45:GLY:O	2:A:46:LYS:HD3	2.18	0.43
2:A:64:ALA:O	2:A:65:ASP:C	2.57	0.43
3:C:113:C:N4	3:C:114:A:H62	2.16	0.43
3:C:48:U:N3	3:C:49:U:C5	2.87	0.43
3:C:48:U:H5''	3:C:49:U:OP1	2.19	0.43
1:L:119:PHE:HA	1:L:120:PRO:HD3	1.89	0.43
2:H:64:ALA:O	2:H:65:ASP:C	2.57	0.43
2:A:167:ASN:C	2:A:169:GLY:H	2.22	0.43
3:C:2:G:N2	3:C:10:U:C5	2.87	0.43

*Continued on next page...*



*Continued from previous page...*

Atom-1	Atom-2	Interatomic distance (Å)	Clash overlap (Å)
3:C:-1:A:C2'	3:C:1:G:O5'	2.67	0.43
3:C:90:G:O6	3:C:97:A:N1	2.51	0.43
1:B:168:ASP:C	1:B:170:LYS:H	2.22	0.42
2:H:120:LEU:CD2	2:H:120:LEU:C	2.87	0.42
1:L:199:HIS:CD2	1:L:201:GLY:H	2.37	0.42
3:M:48:U:N3	3:M:49:U:C5	2.87	0.42
3:M:65:C:H2'	3:M:66:G:O5'	2.19	0.42
3:C:92:G:O2'	3:C:93:U:H5'	2.19	0.42
3:C:97:A:HO2'	3:C:98:A:P	2.42	0.42
1:L:50:TYR:CZ	1:L:54:SER:HB3	2.54	0.42
3:C:18:G:C3'	3:C:19:A:H5''	2.47	0.42
2:H:34:TYR:HD2	2:H:57:TYR:HH	1.67	0.42
1:L:151:VAL:O	1:L:151:VAL:CG2	2.67	0.42
3:M:76:U:O2'	3:M:77:G:O5'	2.36	0.42
3:M:90:G:O6	3:M:97:A:N1	2.51	0.42
3:C:44:G:O2'	3:C:77:G:H5'	2.20	0.42
3:M:92:G:O2'	3:M:93:U:H5'	2.20	0.42
1:B:22:ILE:HD13	1:B:103:THR:HB	2.01	0.42
2:H:94:THR:O	2:H:95:ALA:HB2	2.20	0.42
3:M:10:U:H2'	3:M:11:A:O4'	2.18	0.42
3:M:20:U:C3'	3:M:21:A:H5'	2.50	0.42
3:M:1:G:C2'	3:M:2:G:C5'	2.92	0.42
1:B:137:LEU:HD21	1:B:197:VAL:HG22	1.99	0.42
3:C:81:G:O2'	3:C:82:C:H5'	2.20	0.42
2:H:137:ALA:HB3	2:H:226:LYS:HE3	2.01	0.42
3:M:48:U:H5''	3:M:49:U:OP1	2.18	0.42
2:A:157:TYR:CE2	2:A:162:VAL:HG23	2.54	0.42
1:B:48:LEU:HA	1:B:59:VAL:HG21	2.02	0.42
3:C:56:A:H2'	3:C:57:U:C6	2.55	0.42
3:C:76:U:C2'	3:C:76:U:O2	2.67	0.42
3:C:76:U:O2'	3:C:77:G:O5'	2.37	0.42
2:H:76:ASP:OD1	2:H:78:SER:N	2.53	0.42
1:L:168:ASP:C	1:L:170:LYS:H	2.23	0.42
3:M:64:A:H2'	3:M:65:C:O5'	2.20	0.42
2:A:94:THR:O	2:A:95:ALA:HB2	2.20	0.42
1:B:59:VAL:HA	1:B:60:PRO:HD3	1.88	0.42
3:C:18:G:C2'	3:C:19:A:C5'	2.96	0.42
3:C:21:A:H2'	3:C:21:A:N3	2.34	0.42
1:L:194:ALA:HB2	1:L:209:SER:HB2	2.00	0.42
1:L:75:THR:HG22	1:L:76:ILE:N	2.33	0.42
3:M:41:G:N2	3:M:44:G:OP2	2.35	0.42

*Continued on next page...*

*Continued from previous page...*

Atom-1	Atom-2	Interatomic distance (Å)	Clash overlap (Å)
1:L:116:VAL:HG22	1:L:137:LEU:CD2	2.50	0.42
3:C:54:A:H2	3:C:106:U:O2	2.02	0.42
3:M:21:A:H2'	3:M:21:A:N3	2.35	0.42
2:H:195:THR:C	2:H:196:VAL:HG13	2.40	0.41
1:L:114:PRO:HD3	1:L:199:HIS:HD2	1.79	0.41
3:M:34:U:O2'	3:M:35:C:P	2.78	0.41
2:A:143:THR:CG2	2:A:143:THR:O	2.68	0.41
2:A:17:PRO:CD	2:A:125:SER:HB3	2.50	0.41
1:B:116:VAL:HG22	1:B:137:LEU:HD22	2.01	0.41
3:C:64:A:H2'	3:C:65:C:O5'	2.20	0.41
2:H:215:SER:C	2:H:217:THR:N	2.74	0.41
2:A:137:ALA:HB3	2:A:226:LYS:HE3	2.02	0.41
2:A:213:LYS:N	2:A:214:PRO:CD	2.84	0.41
3:C:34:U:O5'	3:C:34:U:H6	2.04	0.41
1:L:7:GLN:H	1:L:101:GLN:NE2	2.18	0.41
1:L:82:GLU:H	1:L:82:GLU:CD	2.24	0.41
3:M:63:C:O2'	3:M:64:A:H5'	2.20	0.41
1:B:64:SER:O	1:B:74:LEU:HD12	2.20	0.41
3:C:111:A:C6	3:C:112:A:C6	3.08	0.41
2:H:213:LYS:O	2:H:215:SER:N	2.53	0.41
3:M:93:U:C2'	3:M:94:U:O5'	2.69	0.41
1:B:82:GLU:H	1:B:82:GLU:CD	2.24	0.41
3:C:20:U:C2	3:C:22:A:C2	3.08	0.41
1:L:142:PRO:HD2	1:L:199:HIS:HE1	1.85	0.41
3:M:20:U:H5'	3:M:20:U:H2'	1.70	0.41
2:A:195:THR:C	2:A:196:VAL:HG13	2.41	0.41
3:C:20:U:H6	3:C:20:U:H5''	1.85	0.41
2:H:167:ASN:C	2:H:169:GLY:H	2.22	0.41
1:B:202:LEU:HD13	1:B:206:VAL:CG2	2.44	0.41
1:B:30:VAL:HG13	1:B:93:TYR:CB	2.49	0.41
1:B:75:THR:HG22	1:B:76:ILE:N	2.35	0.41
3:C:20:U:H2'	3:C:20:U:H5'	1.76	0.41
3:C:65:C:H2'	3:C:66:G:O5'	2.21	0.41
2:H:51:VAL:CG2	2:H:67:VAL:HG11	2.34	0.41
1:L:185:ALA:O	1:L:189:LYS:HG2	2.21	0.41
2:A:7:LEU:HD22	2:A:25:CYS:SG	2.61	0.41
1:B:185:ALA:O	1:B:189:LYS:HG2	2.21	0.41
1:B:51:SER:O	1:B:52:ALA:CB	2.69	0.41
3:M:20:U:C2	3:M:22:A:C2	3.09	0.41
3:C:114:A:H5''	3:C:115:A:H5'	2.02	0.41
3:C:63:C:O2'	3:C:64:A:H5'	2.21	0.41

*Continued on next page...*

Continued from previous page...

Atom-1	Atom-2	Interatomic distance (Å)	Clash overlap (Å)
3:M:2:G:N2	3:M:10:U:C5	2.89	0.41
3:M:59:G:H3'	3:M:60:A:H5''	2.03	0.41
2:A:162:VAL:HG22	2:A:212:HIS:CD2	2.56	0.41
2:H:17:PRO:CD	2:H:125:SER:HB3	2.51	0.41
2:A:120:LEU:HD23	2:A:121:VAL:H	1.85	0.40
3:C:4[B]:A:C6	3:C:114:A:C6	3.09	0.40
2:H:120:LEU:HD23	2:H:121:VAL:H	1.84	0.40
1:L:59:VAL:HA	1:L:60:PRO:HD3	1.93	0.40
3:M:114:A:H5''	3:M:115:A:H5'	2.02	0.40
3:M:18:G:C2'	3:M:22:A:HO2'	2.33	0.40
1:B:196:GLU:HG2	1:B:207:THR:OG1	2.21	0.40
3:C:20:U:C3'	3:C:21:A:H5'	2.49	0.40
3:C:20:U:H5''	3:C:20:U:C6	2.56	0.40
2:H:136:LEU:CB	2:H:151:GLY:O	2.69	0.40
1:L:30:VAL:HG13	1:L:93:TYR:CB	2.50	0.40
2:A:143:THR:HG23	2:A:143:THR:O	2.20	0.40
1:B:168:ASP:C	1:B:170:LYS:N	2.75	0.40
3:C:95:A:N1	3:C:96:A:C2	2.89	0.40
2:H:17:PRO:C	2:H:19:GLY:N	2.74	0.40
2:H:95:ALA:O	2:H:120:LEU:HD23	2.22	0.40
2:H:166:TRP:CH2	2:H:208:CYS:HB3	2.57	0.40
1:L:22:ILE:HD13	1:L:103:THR:HB	2.03	0.40
3:M:18:G:C3'	3:M:19:A:C5'	2.99	0.40
3:C:106:U:O2'	3:C:107:U:O4'	2.34	0.40
3:C:5[B]:C:OP2	3:C:45:G:H2'	2.21	0.40
3:M:71:A:H2	3:M:86:C:O2	2.05	0.40

All (2) symmetry-related close contacts are listed below. The label for Atom-2 includes the symmetry operator and encoded unit-cell translations to be applied.

Atom-1	Atom-2	Interatomic distance (Å)	Clash overlap (Å)
3:C:21:A:N7	4:L:214:CD:CD[4_555]	2.16	0.04
3:M:21:A:N7	4:B:214:CD:CD[3_554]	2.17	0.03

## 5.3 Torsion angles ⓘ

### 5.3.1 Protein backbone ⓘ

In the following table, the Percentiles column shows the percent Ramachandran outliers of the chain as a percentile score with respect to all X-ray entries followed by that with respect to entries

of similar resolution.

The Analysed column shows the number of residues for which the backbone conformation was analysed, and the total number of residues.

Mol	Chain	Analysed	Favoured	Allowed	Outliers	Percentiles	
1	B	211/213 (99%)	197 (93%)	13 (6%)	1 (0%)	32	71
1	L	211/213 (99%)	197 (93%)	13 (6%)	1 (0%)	32	71
2	A	222/224 (99%)	202 (91%)	18 (8%)	2 (1%)	20	60
2	H	222/224 (99%)	202 (91%)	19 (9%)	1 (0%)	32	71
All	All	866/874 (99%)	798 (92%)	63 (7%)	5 (1%)	28	67

All (5) Ramachandran outliers are listed below:

Mol	Chain	Res	Type
1	B	52	ALA
1	L	52	ALA
2	A	19	GLY
2	H	19	GLY
2	A	214	PRO

### 5.3.2 Protein sidechains [i](#)

In the following table, the Percentiles column shows the percent sidechain outliers of the chain as a percentile score with respect to all X-ray entries followed by that with respect to entries of similar resolution.

The Analysed column shows the number of residues for which the sidechain conformation was analysed, and the total number of residues.

Mol	Chain	Analysed	Rotameric	Outliers	Percentiles	
1	B	188/188 (100%)	186 (99%)	2 (1%)	78	92
1	L	188/188 (100%)	186 (99%)	2 (1%)	78	92
2	A	185/185 (100%)	176 (95%)	9 (5%)	29	66
2	H	185/185 (100%)	176 (95%)	9 (5%)	29	66
All	All	746/746 (100%)	724 (97%)	22 (3%)	48	80

All (22) residues with a non-rotameric sidechain are listed below:

Mol	Chain	Res	Type
1	L	91	GLN

*Continued on next page...*

*Continued from previous page...*

Mol	Chain	Res	Type
1	L	101	GLN
2	H	61	THR
2	H	67	VAL
2	H	78	SER
2	H	117	GLN
2	H	120	LEU
2	H	173	SER
2	H	190	LEU
2	H	195	THR
2	H	209	ASN
1	B	91	GLN
1	B	101	GLN
2	A	61	THR
2	A	67	VAL
2	A	78	SER
2	A	117	GLN
2	A	120	LEU
2	A	173	SER
2	A	190	LEU
2	A	195	THR
2	A	209	ASN

Some sidechains can be flipped to improve hydrogen bonding and reduce clashes. All (11) such sidechains are listed below:

Mol	Chain	Res	Type
1	L	91	GLN
1	L	101	GLN
1	L	199	HIS
2	H	6	GLN
2	H	102	GLN
2	H	183	GLN
1	B	91	GLN
1	B	101	GLN
1	B	199	HIS
2	A	6	GLN
2	A	102	GLN

### 5.3.3 RNA ⓘ

Mol	Chain	Analysed	Backbone Outliers	Pucker Outliers
3	C	125/128 (97%)	40 (32%)	15 (12%)
3	M	125/128 (97%)	39 (31%)	16 (12%)
All	All	250/256 (97%)	79 (31%)	31 (12%)

All (79) RNA backbone outliers are listed below:

Mol	Chain	Res	Type
3	M	1	G
3	M	2	G
3	M	3	A
3	M	19	A
3	M	20	U
3	M	21	A
3	M	22	A
3	M	25	A
3	M	28	G
3	M	29	A
3	M	31	A
3	M	35	C
3	M	44	G
3	M	45	G
3	M	46	G
3	M	47	C
3	M	48	U
3	M	49	U
3	M	53	A
3	M	54	A
3	M	55	C
3	M	60	A
3	M	62	A
3	M	63	C
3	M	65	C
3	M	66	G
3	M	69	G
3	M	70	C
3	M	71	A
3	M	72	G
3	M	76	U
3	M	77	G
3	M	88	G
3	M	98	A
3	M	99	C
3	M	106	U

*Continued on next page...*

*Continued from previous page...*

Mol	Chain	Res	Type
3	M	116	U
3	M	120	G
3	M	121	A
3	C	1	G
3	C	2	G
3	C	3	A
3	C	19	A
3	C	20	U
3	C	21	A
3	C	22	A
3	C	25	A
3	C	28	G
3	C	29	A
3	C	31	A
3	C	34	U
3	C	35	C
3	C	44	G
3	C	45	G
3	C	46	G
3	C	47	C
3	C	48	U
3	C	49	U
3	C	53	A
3	C	54	A
3	C	55	C
3	C	60	A
3	C	61	A
3	C	62	A
3	C	63	C
3	C	65	C
3	C	66	G
3	C	69	G
3	C	70	C
3	C	71	A
3	C	72	G
3	C	76	U
3	C	77	G
3	C	98	A
3	C	99	C
3	C	106	U
3	C	116	U
3	C	120	G

*Continued on next page...*

*Continued from previous page...*

Mol	Chain	Res	Type
3	C	121	A

All (31) RNA pucker outliers are listed below:

Mol	Chain	Res	Type
3	M	3	A
3	M	19	A
3	M	20	U
3	M	28	G
3	M	30	C
3	M	34	U
3	M	45	G
3	M	46	G
3	M	47	C
3	M	53	A
3	M	61	A
3	M	69	G
3	M	71	A
3	M	76	U
3	M	97	A
3	M	105	G
3	C	19	A
3	C	20	U
3	C	28	G
3	C	30	C
3	C	34	U
3	C	45	G
3	C	46	G
3	C	47	C
3	C	53	A
3	C	61	A
3	C	69	G
3	C	71	A
3	C	76	U
3	C	97	A
3	C	105	G

## 5.4 Non-standard residues in protein, DNA, RNA chains ⓘ

There are no non-standard protein/DNA/RNA residues in this entry.



## 5.5 Carbohydrates [i](#)

There are no carbohydrates in this entry.

## 5.6 Ligand geometry [i](#)

Of 37 ligands modelled in this entry, 37 are monoatomic - leaving 0 for Mogul analysis.

There are no bond length outliers.

There are no bond angle outliers.

There are no chirality outliers.

There are no torsion outliers.

There are no ring outliers.

No monomer is involved in short contacts.

## 5.7 Other polymers [i](#)

There are no such residues in this entry.

## 5.8 Polymer linkage issues [i](#)

There are no chain breaks in this entry.

## 6 Fit of model and data [i](#)

### 6.1 Protein, DNA and RNA chains [i](#)

In the following table, the column labelled ‘#RSRZ> 2’ contains the number (and percentage) of RSRZ outliers, followed by percent RSRZ outliers for the chain as percentile scores relative to all X-ray entries and entries of similar resolution. The OWAB column contains the minimum, median, 95<sup>th</sup> percentile and maximum values of the occupancy-weighted average B-factor per residue. The column labelled ‘Q< 0.9’ lists the number of (and percentage) of residues with an average occupancy less than 0.9.

Mol	Chain	Analysed	<RSRZ>	#RSRZ>2	OWAB(Å <sup>2</sup> )	Q<0.9
1	B	213/213 (100%)	-0.47	0 100 100	60, 64, 69, 71	2 (0%)
1	L	213/213 (100%)	-0.49	0 100 100	60, 64, 69, 71	2 (0%)
2	A	224/224 (100%)	-0.49	0 100 100	59, 66, 70, 72	1 (0%)
2	H	224/224 (100%)	-0.47	0 100 100	59, 66, 70, 72	1 (0%)
3	C	128/128 (100%)	-0.70	0 100 100	57, 69, 96, 109	0
3	M	128/128 (100%)	-0.70	0 100 100	57, 69, 96, 109	0
All	All	1130/1130 (100%)	-0.53	0 100 100	57, 66, 74, 109	6 (0%)

There are no RSRZ outliers to report.

### 6.2 Non-standard residues in protein, DNA, RNA chains [i](#)

There are no non-standard protein/DNA/RNA residues in this entry.

### 6.3 Carbohydrates [i](#)

There are no carbohydrates in this entry.

### 6.4 Ligands [i](#)

In the following table, the Atoms column lists the number of modelled atoms in the group and the number defined in the chemical component dictionary. LLDF column lists the quality of electron density of the group with respect to its neighbouring residues in protein, DNA or RNA chains. The B-factors column lists the minimum, median, 95<sup>th</sup> percentile and maximum values of B factors of atoms in the group. The column labelled ‘Q< 0.9’ lists the number of atoms with occupancy less than 0.9.

Mol	Type	Chain	Res	Atoms	RSCC	RSR	LLDF	B-factors( $\text{\AA}^2$ )	Q<0.9
5	MG	C	131	1/1	0.85	0.18	3.06	68,68,68,68	0
6	CL	B	215	1/1	0.94	0.19	0.56	58,58,58,58	0
5	MG	M	131	1/1	0.82	0.15	0.51	68,68,68,68	0
6	CL	L	216	1/1	0.94	0.18	0.16	64,64,64,64	0
5	MG	M	137	1/1	0.96	0.10	-	65,65,65,65	0
5	MG	C	132	1/1	0.90	0.24	-	73,73,73,73	0
5	MG	C	137	1/1	0.92	0.12	-	65,65,65,65	0
5	MG	M	135	1/1	0.90	0.12	-	68,68,68,68	0
5	MG	M	129	1/1	0.95	0.09	-	72,72,72,72	0
5	MG	M	130	1/1	0.83	0.14	-	71,71,71,71	0
5	MG	M	125	1/1	0.94	0.14	-	70,70,70,70	0
5	MG	M	132	1/1	0.93	0.22	-	73,73,73,73	0
5	MG	M	133	1/1	0.85	0.16	-	73,73,73,73	0
5	MG	C	136	1/1	0.95	0.13	-	69,69,69,69	0
5	MG	C	135	1/1	0.84	0.10	-	68,68,68,68	0
5	MG	C	128	1/1	0.88	0.06	-	72,72,72,72	0
5	MG	M	134	1/1	0.93	0.24	-	86,86,86,86	0
5	MG	C	123	1/1	0.92	0.07	-	60,60,60,60	0
5	MG	M	123	1/1	0.90	0.06	-	60,60,60,60	0
5	MG	C	122	1/1	0.80	0.07	-	72,72,72,72	0
5	MG	L	215	1/1	0.93	0.07	-	68,68,68,68	0
4	CD	L	214	1/1	0.99	0.08	-	82,82,82,82	0
5	MG	M	128	1/1	0.94	0.04	-	72,72,72,72	0
5	MG	M	124	1/1	0.93	0.06	-	66,66,66,66	0
5	MG	C	124	1/1	0.97	0.15	-	66,66,66,66	0
5	MG	M	126	1/1	0.97	0.07	-	68,68,68,68	1
5	MG	C	127	1/1	0.87	0.18	-	62,62,62,62	0
5	MG	M	122	1/1	0.96	0.09	-	72,72,72,72	0
5	MG	M	136	1/1	0.97	0.07	-	69,69,69,69	0
5	MG	C	129	1/1	0.87	0.12	-	72,72,72,72	0
4	CD	B	214	1/1	0.98	0.09	-	88,88,88,88	0
5	MG	C	126	1/1	0.95	0.05	-	69,69,69,69	1
5	MG	C	134	1/1	0.88	0.31	-	86,86,86,86	0
5	MG	C	133	1/1	0.83	0.10	-	73,73,73,73	0
5	MG	C	125	1/1	0.89	0.20	-	70,70,70,70	0
5	MG	M	127	1/1	0.95	0.20	-	62,62,62,62	0
5	MG	C	130	1/1	0.86	0.11	-	71,71,71,71	0

## 6.5 Other polymers ⓘ

There are no such residues in this entry.