



# Full wwPDB/EMDatabank EM Map/Model Validation Report ⓘ

Mar 2, 2017 – 11:24 am GMT

PDB ID : 3IZX  
EMDB ID: : EMD-5256  
Title : 3.1 Angstrom cryoEM structure of cytoplasmic polyhedrosis virus  
Authors : Yu, X.; Ge, P.; Jiang, J.; Atanasov, I.; Zhou, Z.H.  
Deposited on : 2011-01-15  
Resolution : 3.10 Å(reported)

This is a Full wwPDB/EMDatabank EM Map/Model Validation Report  
for a publicly released PDB/EMDB entry.

We welcome your comments at [validation@mail.wwpdb.org](mailto:validation@mail.wwpdb.org)  
A user guide is available at  
<http://wwpdb.org/validation/2016/EMValidationReportHelp>  
with specific help available everywhere you see the ⓘ symbol.

---

MolProbity : 4.02b-467  
Percentile statistics : 20161228.v01 (using entries in the PDB archive December 28th 2016)  
Ideal geometry (proteins) : Engh & Huber (2001)  
Ideal geometry (DNA, RNA) : Parkinson et. al. (1996)  
Validation Pipeline (wwPDB-VP) : recalc29047

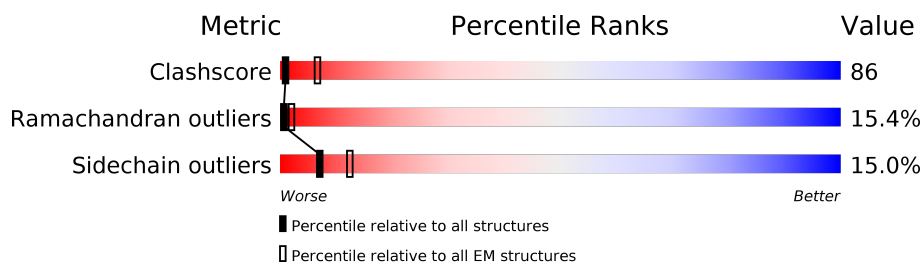
# 1 Overall quality at a glance

The following experimental techniques were used to determine the structure:

*ELECTRON MICROSCOPY*

The reported resolution of this entry is 3.10 Å.

Percentile scores (ranging between 0-100) for global validation metrics of the entry are shown in the following graphic. The table shows the number of entries on which the scores are based.



Metric	Whole archive (#Entries)	EM structures (#Entries)
Clashscore	125131	1336
Ramachandran outliers	121729	1120
Sidechain outliers	121581	1026

The table below summarises the geometric issues observed across the polymeric chains. The red, orange, yellow and green segments on the bar indicate the fraction of residues that contain outliers for  $\geq 3$ , 2, 1 and 0 types of geometric quality criteria. A grey segment represents the fraction of residues that are not modelled. The numeric value for each fraction is indicated below the corresponding segment, with a dot representing fractions  $\leq 5\%$ .

Mol	Chain	Length	Quality of chain
1	A	1058	
2	B	1333	
2	C	1333	
3	D	448	
3	E	448	

## 2 Entry composition

There are 3 unique types of molecules in this entry. The entry contains 32209 atoms, of which 0 are hydrogens and 0 are deuteriums.

In the tables below, the AltConf column contains the number of residues with at least one atom in alternate conformation and the Trace column contains the number of residues modelled with at most 2 atoms.

- Molecule 1 is a protein called Structural protein VP3.

Mol	Chain	Residues	Atoms					AltConf	Trace
1	A	1057	Total	C	N	O	S	0	0
			8434	5345	1457	1587	45		

- Molecule 2 is a protein called Capsid protein VP1.

Mol	Chain	Residues	Atoms					AltConf	Trace
2	B	1191	Total	C	N	O	S	0	0
			9397	5937	1634	1789	37		
2	C	1249	Total	C	N	O	S	0	0
			9844	6213	1712	1882	37		

- Molecule 3 is a protein called Viral structural protein 5.

Mol	Chain	Residues	Atoms					AltConf	Trace
3	D	290	Total	C	N	O	S	0	0
			2267	1440	398	422	7		
3	E	290	Total	C	N	O	S	0	0
			2267	1440	398	422	7		

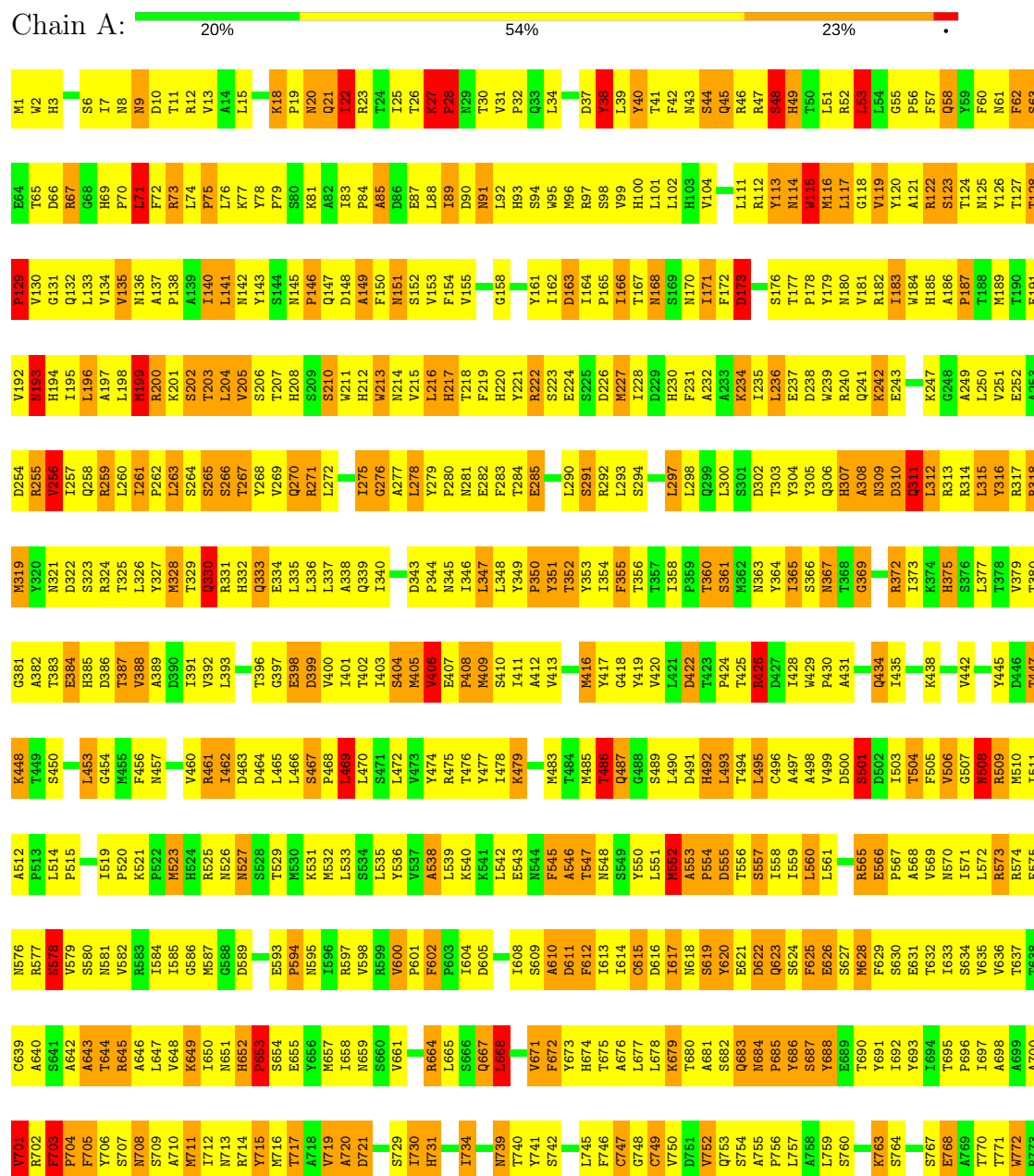
There are 2 discrepancies between the modelled and reference sequences:

Chain	Residue	Modelled	Actual	Comment	Reference
D	37	TRP	TYR	ENGINEERED MUTATION	UNP C6K2M8
E	37	TRP	TYR	ENGINEERED MUTATION	UNP C6K2M8

### 3 Residue-property plots

These plots are drawn for all protein, RNA and DNA chains in the entry. The first graphic for a chain summarises the proportions of the various outlier classes displayed in the second graphic. The second graphic shows the sequence view annotated by issues in geometry. Residues are color-coded according to the number of geometric quality criteria for which they contain at least one outlier: green = 0, yellow = 1, orange = 2 and red = 3 or more. Stretches of 2 or more consecutive residues without any outlier are shown as a green connector. Residues present in the sample, but not in the model, are shown in grey.

#### • Molecule 1: Structural protein VP3

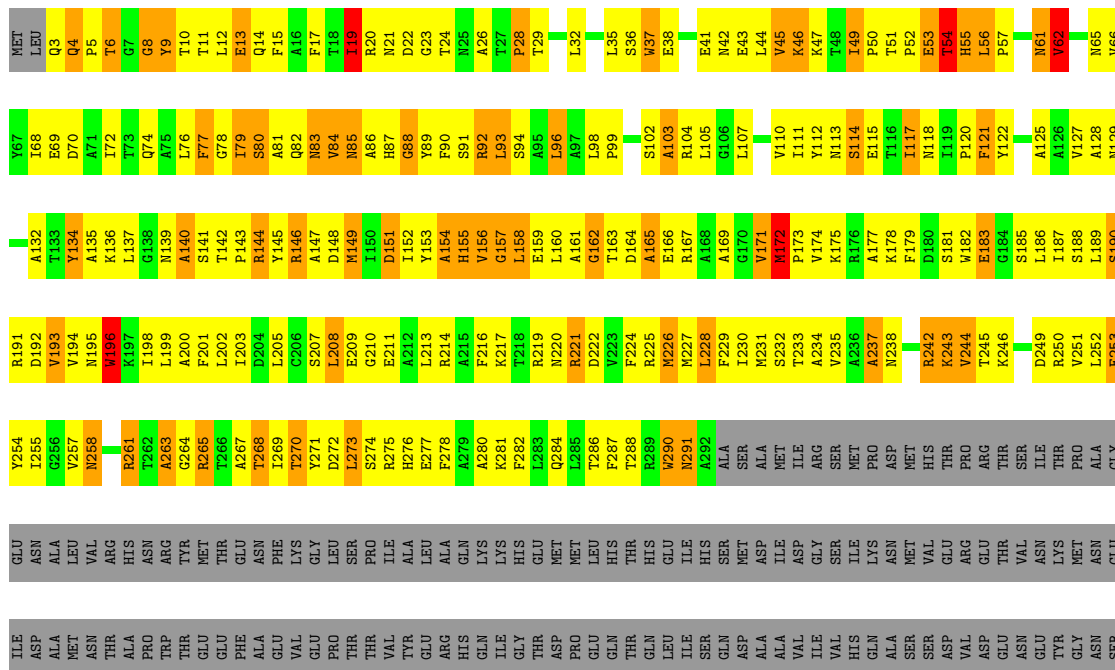
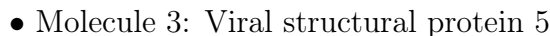









Chain D: 15% 34% 14% . 35%





VAL
SER
GLU
LEU
THR
ILE
ASP
THR
GLN
SER
ASP
SER
VAL
LEU

## 4 Experimental information

Property	Value	Source
Reconstruction method	Not provided	Depositor
Imposed symmetry	POINT, I	Depositor
Number of images used	28993	Depositor
Resolution determination method	FSC at 0.143 cut-off	Depositor
CTF correction method	Each particle	Depositor
Microscope	OTHER	Depositor
Voltage (kV)	300	Depositor
Electron dose ( $e^-/\text{\AA}^2$ )	25	Depositor
Minimum defocus (nm)	1000	Depositor
Maximum defocus (nm)	2500	Depositor
Magnification	59000	Depositor
Image detector	Kodak SO 163 film	Depositor

## 5 Model quality [i](#)

### 5.1 Standard geometry [i](#)

The Z score for a bond length (or angle) is the number of standard deviations the observed value is removed from the expected value. A bond length (or angle) with  $|Z| > 5$  is considered an outlier worth inspection. RMSZ is the root-mean-square of all Z scores of the bond lengths (or angles).

Mol	Chain	Bond lengths		Bond angles	
		RMSZ	$\# Z  > 2$	RMSZ	$\# Z  > 2$
1	A	0.68	9/8619 (0.1%)	1.04	42/11737 (0.4%)
2	B	0.77	16/9590 (0.2%)	1.08	49/13056 (0.4%)
2	C	0.69	7/10045 (0.1%)	1.07	42/13678 (0.3%)
3	D	0.63	0/2314	1.03	17/3147 (0.5%)
3	E	0.65	0/2314	0.98	12/3147 (0.4%)
All	All	0.71	32/32882 (0.1%)	1.06	162/44765 (0.4%)

All (32) bond length outliers are listed below:

Mol	Chain	Res	Type	Atoms	Z	Observed(Å)	Ideal(Å)
2	B	202	ALA	CA-CB	11.75	1.77	1.52
2	B	1098	ALA	CA-CB	8.29	1.69	1.52
2	C	114	VAL	CA-CB	8.29	1.72	1.54
2	C	1320	VAL	CA-CB	7.62	1.70	1.54
1	A	232	ALA	CA-CB	-7.29	1.37	1.52
2	B	185	ALA	CA-CB	7.14	1.67	1.52
1	A	639	CYS	CB-SG	6.80	1.93	1.82
2	B	203	VAL	CA-CB	-6.63	1.40	1.54
1	A	615	CYS	CB-SG	6.61	1.93	1.82
2	B	1320	VAL	CA-CB	6.57	1.68	1.54
2	B	194	VAL	CA-CB	-6.49	1.41	1.54
2	C	347	ALA	CA-CB	-6.11	1.39	1.52
2	B	943	GLU	CB-CG	5.84	1.63	1.52
2	C	1317	VAL	C-O	5.83	1.34	1.23
2	C	917	VAL	CA-CB	5.77	1.66	1.54
2	B	1141	ILE	CA-CB	5.68	1.68	1.54
2	B	1152	ALA	CA-CB	-5.68	1.40	1.52
1	A	860	SER	CA-CB	5.67	1.61	1.52
2	B	1017	ALA	CA-CB	-5.66	1.40	1.52
2	B	249	SER	CA-CB	5.63	1.61	1.52
2	B	733	VAL	CA-CB	-5.62	1.43	1.54
2	B	1316	ALA	CA-CB	-5.40	1.41	1.52
1	A	557	SER	CA-CB	-5.39	1.44	1.52

*Continued on next page...*

*Continued from previous page...*

Mol	Chain	Res	Type	Atoms	Z	Observed(Å)	Ideal(Å)
2	C	1193	ILE	CA-CB	5.31	1.67	1.54
2	C	865	ILE	CA-CB	-5.29	1.42	1.54
2	B	945	VAL	CA-CB	5.29	1.65	1.54
2	B	829	SER	CA-CB	-5.16	1.45	1.52
1	A	163	ASP	CB-CG	5.11	1.62	1.51
1	A	556	THR	CA-CB	-5.08	1.40	1.53
1	A	538	ALA	CA-CB	5.06	1.63	1.52
1	A	261	ILE	CA-CB	5.06	1.66	1.54
2	B	947	GLU	CB-CG	5.02	1.61	1.52

All (162) bond angle outliers are listed below:

Mol	Chain	Res	Type	Atoms	Z	Observed(°)	Ideal(°)
2	C	550	ILE	CB-CA-C	-9.49	92.62	111.60
2	C	1059	LEU	CA-CB-CG	9.28	136.65	115.30
2	C	1316	ALA	CB-CA-C	8.39	122.68	110.10
1	A	971	LEU	CA-CB-CG	-8.22	96.39	115.30
2	B	863	LEU	CA-CB-CG	-8.15	96.55	115.30
1	A	422	ASP	N-CA-C	-8.05	89.27	111.00
1	A	844	LEU	CA-CB-CG	8.03	133.78	115.30
2	C	942	HIS	N-CA-C	-7.94	89.57	111.00
3	E	156	VAL	CB-CA-C	-7.88	96.43	111.40
1	A	205	VAL	CB-CA-C	-7.43	97.27	111.40
3	D	248	VAL	N-CA-C	-7.39	91.05	111.00
2	C	171	GLU	N-CA-C	-7.37	91.09	111.00
1	A	920	LEU	CA-CB-CG	7.36	132.23	115.30
3	D	162	GLY	N-CA-C	7.34	131.46	113.10
1	A	263	LEU	CA-CB-CG	7.33	132.16	115.30
2	B	1074	VAL	CB-CA-C	-7.31	97.51	111.40
2	C	1243	ARG	N-CA-CB	7.22	123.60	110.60
2	C	865	ILE	CB-CA-C	-7.21	97.17	111.60
3	D	179	PHE	CB-CG-CD2	-7.19	115.77	120.80
1	A	881	ILE	N-CA-C	-7.17	91.64	111.00
3	D	249	ASP	N-CA-C	-7.17	91.64	111.00
2	B	736	SER	N-CA-CB	-7.16	99.76	110.50
3	E	157	GLY	N-CA-C	6.99	130.57	113.10
1	A	679	LYS	N-CA-C	-6.95	92.22	111.00
1	A	1053	ILE	CB-CA-C	-6.94	97.71	111.60
3	E	149	MET	N-CA-C	6.93	129.70	111.00
2	B	767	LEU	CA-CB-CG	6.92	131.22	115.30
1	A	897	ILE	CB-CA-C	-6.86	97.89	111.60
2	B	872	ILE	CB-CA-C	-6.84	97.93	111.60

*Continued on next page...*

*Continued from previous page...*

Mol	Chain	Res	Type	Atoms	Z	Observed(°)	Ideal(°)
3	D	38	GLU	N-CA-C	-6.83	92.56	111.00
1	A	582	VAL	N-CA-C	-6.82	92.58	111.00
1	A	405	MET	N-CA-C	6.76	129.25	111.00
2	C	178	ASP	N-CA-C	-6.70	92.90	111.00
2	B	1223	SER	N-CA-C	6.68	129.04	111.00
1	A	781	VAL	CB-CA-C	-6.65	98.77	111.40
2	B	1201	LEU	CA-CB-CG	6.63	130.54	115.30
2	C	376	ILE	CB-CA-C	-6.60	98.41	111.60
1	A	372	ARG	N-CA-C	-6.56	93.29	111.00
1	A	1055	LEU	N-CA-C	-6.49	93.48	111.00
2	B	249	SER	CB-CA-C	6.47	122.39	110.10
3	D	273	LEU	CA-CB-CG	6.44	130.11	115.30
2	C	533	GLN	N-CA-C	-6.42	93.67	111.00
1	A	747	CYS	N-CA-C	-6.40	93.73	111.00
3	D	157	GLY	N-CA-C	6.40	129.09	113.10
2	C	273	PRO	N-CA-C	-6.38	95.50	112.10
2	B	686	HIS	CB-CA-C	6.26	122.93	110.40
1	A	917	SER	N-CA-CB	6.26	119.89	110.50
3	E	38	GLU	CB-CA-C	6.21	122.82	110.40
2	B	628	SER	N-CA-C	-6.19	94.29	111.00
2	B	833	ARG	CB-CA-C	-6.17	98.06	110.40
2	C	734	ILE	N-CA-C	-6.17	94.34	111.00
2	B	434	VAL	CB-CA-C	-6.13	99.75	111.40
1	A	205	VAL	N-CA-C	-6.12	94.47	111.00
2	C	115	GLN	C-N-CA	-6.04	106.61	121.70
2	B	1138	HIS	N-CA-C	-6.02	94.75	111.00
2	B	967	LEU	CA-CB-CG	6.02	129.14	115.30
2	B	1016	ASN	N-CA-C	-6.00	94.79	111.00
2	C	858	HIS	N-CA-C	5.99	127.17	111.00
2	B	301	LEU	CA-CB-CG	5.99	129.07	115.30
3	D	77	PHE	N-CA-C	-5.99	94.84	111.00
1	A	749	CYS	N-CA-CB	-5.95	99.88	110.60
2	C	180	LEU	CA-CB-CG	-5.94	101.63	115.30
1	A	880	VAL	CB-CA-C	-5.94	100.12	111.40
3	E	38	GLU	N-CA-C	-5.94	94.97	111.00
1	A	856	THR	N-CA-C	5.93	127.02	111.00
3	D	155	HIS	CB-CA-C	-5.88	98.63	110.40
2	C	459	ALA	CB-CA-C	-5.88	101.28	110.10
2	B	339	LEU	N-CA-C	5.86	126.81	111.00
2	B	1188	VAL	N-CA-C	-5.81	95.31	111.00
3	D	113	ASN	N-CA-C	-5.80	95.35	111.00
2	B	657	ALA	CB-CA-C	-5.79	101.42	110.10

*Continued on next page...*

*Continued from previous page...*

Mol	Chain	Res	Type	Atoms	Z	Observed(°)	Ideal(°)
1	A	843	ALA	O-C-N	-5.78	113.45	122.70
2	B	942	HIS	N-CA-C	-5.77	95.42	111.00
2	B	345	GLY	N-CA-C	-5.75	98.73	113.10
2	C	1241	SER	N-CA-CB	-5.73	101.91	110.50
2	B	1225	GLU	N-CA-C	-5.72	95.54	111.00
3	E	193	VAL	CB-CA-C	-5.72	100.53	111.40
2	C	426	ILE	CB-CA-C	-5.72	100.16	111.60
3	E	190	SER	CB-CA-C	-5.71	99.24	110.10
3	D	174	VAL	N-CA-C	-5.70	95.62	111.00
2	B	463	VAL	CB-CA-C	5.70	122.22	111.40
1	A	278	LEU	N-CA-C	5.69	126.38	111.00
2	B	805	SER	CB-CA-C	-5.69	99.28	110.10
2	B	427	VAL	CB-CA-C	-5.67	100.63	111.40
2	C	549	GLY	N-CA-C	-5.67	98.94	113.10
2	C	675	ALA	N-CA-CB	-5.66	102.17	110.10
2	C	252	LEU	CA-CB-CG	-5.65	102.31	115.30
2	B	620	ILE	CB-CA-C	-5.64	100.32	111.60
3	D	179	PHE	CB-CG-CD1	5.63	124.75	120.80
2	B	1301	VAL	CB-CA-C	-5.62	100.72	111.40
2	B	309	TRP	N-CA-C	-5.62	95.83	111.00
3	D	193	VAL	CB-CA-C	-5.62	100.72	111.40
2	C	970	LEU	CB-CA-C	-5.61	99.55	110.20
1	A	805	TYR	N-CA-C	5.60	126.11	111.00
2	B	895	VAL	N-CA-C	-5.59	95.91	111.00
2	C	774	LEU	CA-CB-CG	5.55	128.07	115.30
2	C	758	ILE	C-N-CA	-5.54	107.84	121.70
1	A	141	LEU	CA-CB-CG	-5.51	102.64	115.30
1	A	956	CYS	N-CA-C	-5.50	96.15	111.00
1	A	375	HIS	CB-CA-C	-5.49	99.41	110.40
1	A	447	THR	N-CA-C	5.49	125.83	111.00
3	D	248	VAL	CB-CA-C	5.49	121.83	111.40
2	C	113	VAL	N-CA-C	-5.49	96.19	111.00
2	B	365	LEU	CA-CB-CG	5.47	127.89	115.30
2	C	896	LEU	CA-CB-CG	5.47	127.88	115.30
3	E	273	LEU	CA-CB-CG	-5.45	102.77	115.30
2	B	768	CYS	N-CA-C	5.43	125.67	111.00
2	B	1169	LEU	N-CA-C	5.42	125.64	111.00
2	C	798	THR	N-CA-C	-5.42	96.36	111.00
2	C	462	LEU	CA-CB-CG	-5.41	102.85	115.30
1	A	956	CYS	N-CA-CB	5.41	120.33	110.60
2	B	188	ARG	C-N-CA	-5.39	108.23	121.70
2	C	309	TRP	N-CA-C	-5.37	96.49	111.00

*Continued on next page...*

*Continued from previous page...*

Mol	Chain	Res	Type	Atoms	Z	Observed(°)	Ideal(°)
2	C	1258	VAL	N-CA-C	5.37	125.51	111.00
1	A	53	LEU	N-CA-C	5.37	125.50	111.00
2	C	635	ILE	N-CA-C	-5.35	96.55	111.00
1	A	668	LEU	CA-CB-CG	5.35	127.60	115.30
2	B	989	ILE	CB-CA-C	-5.34	100.91	111.60
2	C	769	GLN	N-CA-C	5.33	125.40	111.00
3	E	155	HIS	CB-CA-C	-5.32	99.77	110.40
2	C	967	LEU	CA-CB-CG	-5.31	103.09	115.30
2	B	246	GLU	N-CA-C	-5.29	96.72	111.00
2	C	434	VAL	CB-CA-C	-5.28	101.38	111.40
2	B	1320	VAL	CB-CA-C	5.24	121.36	111.40
1	A	469	LEU	CA-CB-CG	5.24	127.34	115.30
2	C	122	ASN	C-N-CA	5.24	134.79	121.70
3	D	178	LYS	N-CA-C	-5.23	96.87	111.00
2	B	462	LEU	CA-CB-CG	-5.23	103.27	115.30
2	B	1229	LEU	CA-CB-CG	5.21	127.29	115.30
2	B	858	HIS	N-CA-C	5.21	125.06	111.00
3	E	242	ARG	C-N-CA	-5.19	108.72	121.70
1	A	404	SER	CB-CA-C	5.19	119.96	110.10
3	D	190	SER	CB-CA-C	-5.17	100.27	110.10
2	C	344	VAL	C-N-CA	-5.17	111.45	122.30
3	E	154	ALA	CB-CA-C	-5.16	102.35	110.10
2	B	352	HIS	CB-CA-C	5.16	120.71	110.40
2	B	688	GLU	N-CA-C	-5.13	97.14	111.00
1	A	615	CYS	CA-CB-SG	5.13	123.24	114.00
2	B	360	ILE	CB-CA-C	5.13	121.85	111.60
1	A	965	ALA	CB-CA-C	-5.12	102.41	110.10
2	C	1138	HIS	N-CA-C	-5.12	97.16	111.00
2	B	440	ILE	CB-CA-C	-5.09	101.42	111.60
3	E	8	GLY	N-CA-C	-5.09	100.38	113.10
2	C	681	LYS	N-CA-C	-5.08	97.27	111.00
2	B	1077	MET	N-CA-C	-5.08	97.28	111.00
3	D	239	VAL	N-CA-C	-5.07	97.31	111.00
1	A	921	PHE	CB-CG-CD2	5.07	124.35	120.80
2	C	121	PHE	N-CA-C	-5.07	97.33	111.00
1	A	48	SER	N-CA-C	-5.06	97.33	111.00
1	A	560	LEU	CA-CB-CG	5.06	126.94	115.30
2	C	1183	GLY	N-CA-C	5.06	125.74	113.10
2	B	1191	GLU	CA-CB-CG	5.04	124.50	113.40
2	B	565	GLU	N-CA-C	-5.04	97.39	111.00
1	A	261	ILE	N-CA-C	5.03	124.59	111.00
1	A	639	CYS	CA-CB-SG	5.03	123.06	114.00

*Continued on next page...*

*Continued from previous page...*

Mol	Chain	Res	Type	Atoms	Z	Observed(°)	Ideal(°)
2	B	1250	GLU	N-CA-C	-5.03	97.42	111.00
2	B	1097	VAL	CB-CA-C	-5.02	101.85	111.40
1	A	1046	PHE	CB-CG-CD2	-5.02	117.29	120.80
2	C	413	MET	CB-CG-SD	-5.01	97.38	112.40
2	C	558	TYR	CB-CG-CD1	-5.01	118.00	121.00
1	A	263	LEU	N-CA-C	-5.00	97.49	111.00
2	B	894	VAL	CB-CA-C	-5.00	101.90	111.40

There are no chirality outliers.

There are no planarity outliers.

## 5.2 Too-close contacts

In the following table, the Non-H and H(model) columns list the number of non-hydrogen atoms and hydrogen atoms in the chain respectively. The H(added) column lists the number of hydrogen atoms added and optimized by MolProbity. The Clashes column lists the number of clashes within the asymmetric unit, whereas Symm-Clashes lists symmetry related clashes.

Mol	Chain	Non-H	H(model)	H(added)	Clashes	Symm-Clashes
1	A	8434	0	8395	1501	0
2	B	9397	0	9313	1584	0
2	C	9844	0	9749	1701	0
3	D	2267	0	2260	343	0
3	E	2267	0	2260	348	0
All	All	32209	0	31977	5388	0

The all-atom clashscore is defined as the number of clashes found per 1000 atoms (including hydrogen atoms). The all-atom clashscore for this structure is 86.

All (5388) close contacts within the same asymmetric unit are listed below, sorted by their clash magnitude.

Atom-1	Atom-2	Interatomic distance (Å)	Clash overlap (Å)
2:C:1242:MET:HE1	2:C:1260:PRO:CD	1.25	1.60
2:C:615:THR:CG2	2:C:632:GLN:HB3	1.26	1.60
3:D:26:ALA:CB	3:D:30:GLN:HE21	1.13	1.60
2:C:832:MET:CE	2:C:946:LEU:HD12	1.34	1.56
2:B:202:ALA:CA	2:B:202:ALA:CB	1.77	1.56
2:C:1242:MET:CE	2:C:1260:PRO:HD3	1.36	1.56
2:C:615:THR:HG22	2:C:632:GLN:CB	1.31	1.54
2:C:1242:MET:CE	2:C:1260:PRO:CD	1.87	1.49

*Continued on next page...*



*Continued from previous page...*

Atom-1	Atom-2	Interatomic distance (Å)	Clash overlap (Å)
2:C:286:LEU:CD2	2:C:288:THR:H	1.27	1.46
1:A:967:ILE:HD11	1:A:1049:TYR:CB	1.43	1.46
1:A:161:TYR:CD1	1:A:182:ARG:HD3	1.47	1.46
2:B:409:ILE:HD12	2:B:410:ARG:N	1.33	1.42
2:C:1137:VAL:HG12	2:C:1164:TRP:NE1	1.31	1.41
3:D:26:ALA:HB1	3:D:30:GLN:NE2	1.08	1.40
1:A:303:THR:CG2	1:A:753:GLN:HE22	1.34	1.39
2:C:1242:MET:CE	2:C:1260:PRO:CG	2.01	1.38
2:C:462:LEU:CD2	2:C:680:THR:HG22	1.53	1.37
2:B:147:VAL:CG2	2:B:379:LEU:HD21	1.53	1.37
2:B:652:PHE:CG	2:B:691:PHE:HE1	1.40	1.37
2:C:1137:VAL:CG1	2:C:1164:TRP:CE2	2.10	1.34
1:A:1049:TYR:O	1:A:1051:PRO:HD3	1.26	1.33
1:A:429:TRP:CZ2	1:A:434:GLN:OE1	1.80	1.33
2:C:1150:LEU:HD12	2:C:1151:VAL:N	1.40	1.32
1:A:429:TRP:CE2	1:A:434:GLN:OE1	1.83	1.32
2:B:310:LEU:HD23	2:B:311:ASN:N	1.41	1.32
2:C:1137:VAL:HG11	2:C:1164:TRP:CE2	1.63	1.31
2:B:1076:ILE:CD1	2:B:1230:ILE:HG22	1.61	1.31
2:B:458:SER:O	2:B:676:THR:HG22	1.14	1.29
2:B:458:SER:O	2:B:676:THR:CG2	1.79	1.29
2:C:342:THR:O	2:C:1306:THR:HG22	1.22	1.29
1:A:966:GLY:O	1:A:970:ARG:HG2	1.31	1.27
1:A:1043:LEU:HD23	1:A:1043:LEU:O	1.35	1.26
2:C:531:ASP:O	2:C:534:ASN:HB3	1.16	1.26
2:B:652:PHE:CG	2:B:691:PHE:CE1	2.23	1.25
1:A:305:TYR:O	1:A:308:ALA:HB2	1.36	1.25
1:A:161:TYR:CE1	1:A:182:ARG:NH1	2.05	1.24
1:A:236:LEU:HD13	1:A:236:LEU:C	1.54	1.24
2:C:533:GLN:NE2	2:C:537:LEU:HD11	1.49	1.24
2:B:1156:ILE:O	2:B:1159:VAL:HG12	1.35	1.24
2:C:832:MET:CE	2:C:946:LEU:CD1	2.16	1.24
2:C:286:LEU:HD23	2:C:287:ARG:N	1.52	1.23
2:C:287:ARG:O	2:C:288:THR:HG23	1.37	1.23
2:C:362:LEU:HD23	2:C:362:LEU:C	1.53	1.23
2:C:462:LEU:HD22	2:C:680:THR:CG2	1.68	1.23
1:A:184:TRP:CD2	1:A:195:ILE:HD11	1.74	1.23
2:C:269:GLU:O	2:C:292:ASN:HB2	1.34	1.23
2:C:859:ILE:HD13	2:C:859:ILE:O	1.37	1.23
1:A:967:ILE:CD1	1:A:1049:TYR:HB2	1.68	1.22
2:B:888:GLN:OE1	3:D:242:ARG:NH1	1.71	1.22

*Continued on next page...*

*Continued from previous page...*

Atom-1	Atom-2	Interatomic distance (Å)	Clash overlap (Å)
2:B:652:PHE:CB	2:B:691:PHE:HE1	1.53	1.22
2:C:301:LEU:HD23	2:C:301:LEU:O	1.36	1.21
2:C:767:LEU:C	2:C:767:LEU:HD13	1.52	1.20
1:A:882:ASP:HB2	1:A:885:THR:CG2	1.70	1.20
1:A:967:ILE:CD1	1:A:1049:TYR:CB	2.20	1.19
2:B:975:SER:O	2:B:979:ILE:HG13	1.43	1.19
2:B:515:ILE:HG21	2:B:655:ILE:CD1	1.72	1.19
2:C:265:VAL:CG2	2:C:1304:MET:HB3	1.71	1.18
1:A:236:LEU:HD13	1:A:237:GLU:N	1.57	1.18
2:B:656:VAL:HG13	2:B:684:LEU:CD1	1.73	1.18
2:B:708:THR:O	2:B:711:ASN:ND2	1.77	1.18
2:B:579:LEU:HD13	2:B:579:LEU:O	1.40	1.18
1:A:470:LEU:HD23	1:A:470:LEU:O	1.42	1.17
2:C:1137:VAL:HG12	2:C:1164:TRP:CD1	1.78	1.17
3:E:273:LEU:HD23	3:E:273:LEU:O	1.42	1.17
2:C:733:VAL:CG1	2:C:1022:ILE:HG21	1.74	1.17
2:C:506:SER:O	2:C:509:VAL:HG23	1.45	1.17
1:A:42:PHE:HD1	1:A:49:HIS:HB3	1.03	1.17
2:B:1055:LEU:O	2:B:1055:LEU:HD13	1.44	1.17
2:B:147:VAL:HG22	2:B:379:LEU:HD21	1.25	1.17
2:C:286:LEU:HD21	2:C:288:THR:N	1.61	1.16
2:B:515:ILE:CG2	2:B:655:ILE:HD11	1.74	1.16
2:C:1150:LEU:HD12	2:C:1150:LEU:C	1.61	1.16
2:C:843:LEU:HB3	2:C:942:HIS:CE1	1.81	1.16
2:B:860:ARG:HB3	2:B:860:ARG:HH11	1.06	1.16
2:C:1242:MET:CE	2:C:1260:PRO:CB	2.24	1.16
2:B:695:ALA:O	2:B:699:THR:HG22	1.42	1.15
2:C:228:VAL:HG23	2:C:250:GLY:HA2	1.25	1.15
2:B:248:VAL:CG2	2:B:970:LEU:HD22	1.76	1.15
2:C:808:GLN:O	2:C:812:LYS:HG2	1.46	1.15
2:B:954:GLN:HE21	3:D:240:VAL:HG12	1.12	1.15
1:A:668:LEU:O	1:A:668:LEU:HD12	1.44	1.14
2:C:180:LEU:HD23	2:C:181:ARG:N	1.61	1.14
1:A:237:GLU:O	1:A:240:ARG:HB2	1.44	1.14
1:A:303:THR:CG2	1:A:753:GLN:NE2	2.11	1.14
2:C:286:LEU:CD2	2:C:288:THR:N	2.09	1.14
2:C:679:CYS:O	2:C:682:GLN:HB3	1.46	1.14
2:B:147:VAL:HG21	2:B:379:LEU:HD21	1.28	1.14
2:C:1139:MET:CB	2:C:1166:VAL:HG12	1.76	1.14
1:A:453:LEU:C	1:A:453:LEU:HD23	1.64	1.13
1:A:806:HIS:O	1:A:809:GLN:HB2	1.43	1.13

*Continued on next page...*

*Continued from previous page...*

Atom-1	Atom-2	Interatomic distance (Å)	Clash overlap (Å)
2:C:269:GLU:O	2:C:292:ASN:CB	1.97	1.13
2:B:676:THR:O	2:B:680:THR:HG22	1.46	1.13
1:A:474:TYR:OH	1:A:478:ILE:HD12	1.49	1.12
2:C:495:LEU:O	2:C:497:LYS:N	1.82	1.12
2:C:820:ILE:HD12	2:C:983:ILE:HG12	1.30	1.12
2:C:1242:MET:HE3	2:C:1260:PRO:CG	1.68	1.11
2:B:458:SER:C	2:B:676:THR:HG22	1.70	1.11
1:A:422:ASP:HA	1:A:970:ARG:HH12	1.16	1.11
2:B:1190:ALA:HA	2:B:1193:ILE:HG22	1.31	1.11
2:B:1236:ILE:HG22	2:B:1237:SER:H	1.09	1.11
2:C:180:LEU:C	2:C:180:LEU:HD23	1.67	1.11
2:B:462:LEU:O	2:B:462:LEU:HG	1.46	1.11
1:A:270:GLN:HA	1:A:270:GLN:HE21	1.13	1.11
3:E:273:LEU:C	3:E:273:LEU:HD23	1.68	1.10
2:B:652:PHE:CD2	2:B:691:PHE:CD1	2.39	1.10
2:B:863:LEU:N	2:B:863:LEU:HD12	1.54	1.10
2:C:893:ALA:O	2:C:915:VAL:HA	1.48	1.10
3:D:29:THR:HG22	3:D:222:ASP:CB	1.80	1.10
2:B:377:LYS:O	2:B:380:GLN:HB3	1.52	1.10
2:C:217:THR:O	2:C:253:MET:HE1	1.49	1.10
2:C:533:GLN:HE22	2:C:537:LEU:CD1	1.63	1.10
1:A:13:VAL:HG22	1:A:213:TRP:H	1.12	1.10
2:C:733:VAL:HG11	2:C:1022:ILE:HG21	1.13	1.10
2:C:832:MET:HE3	2:C:946:LEU:HB2	1.17	1.10
2:B:830:VAL:HB	2:B:854:GLN:HE21	1.06	1.10
2:C:462:LEU:HD11	2:C:466:VAL:HG23	1.34	1.10
2:B:1139:MET:SD	2:B:1164:TRP:CZ3	2.45	1.10
3:D:29:THR:HG22	3:D:222:ASP:HB2	1.25	1.10
2:C:1137:VAL:CG1	2:C:1164:TRP:NE1	2.10	1.09
1:A:794:LEU:C	1:A:794:LEU:HD13	1.72	1.09
2:C:1152:ALA:O	2:C:1155:ILE:HG22	1.52	1.09
2:B:241:ALA:HA	2:B:1199:GLY:HA3	1.32	1.09
1:A:184:TRP:HB2	1:A:216:LEU:HD23	1.14	1.09
1:A:463:ASP:HB2	1:A:527:ASN:HB2	1.33	1.09
1:A:470:LEU:HD21	1:A:498:ALA:HB2	1.25	1.09
2:C:409:ILE:HD13	2:C:626:ARG:H	1.10	1.09
2:C:1242:MET:HE2	2:C:1260:PRO:CB	1.83	1.08
2:C:832:MET:HE1	2:C:946:LEU:HD12	1.17	1.08
1:A:303:THR:HG21	1:A:753:GLN:HE22	0.93	1.08
2:B:693:ASN:O	2:B:696:VAL:HG12	1.50	1.08
2:B:860:ARG:NH1	2:B:860:ARG:HB3	1.65	1.08

*Continued on next page...*

*Continued from previous page...*

Atom-1	Atom-2	Interatomic distance (Å)	Clash overlap (Å)
2:B:1076:ILE:HD12	2:B:1230:ILE:HG22	1.14	1.08
2:B:619:ALA:HB2	2:B:711:ASN:HB2	1.28	1.08
2:C:265:VAL:HG23	2:C:1304:MET:CB	1.83	1.07
3:D:26:ALA:CB	3:D:30:GLN:NE2	1.84	1.07
2:B:148:GLN:NE2	2:B:149:PRO:HD2	1.69	1.07
2:B:154:PHE:CE1	2:B:361:ASN:HB3	1.89	1.07
2:B:674:LYS:HA	2:B:677:ARG:NH1	1.68	1.07
2:B:886:SER:O	2:B:890:THR:HG22	1.54	1.07
1:A:1049:TYR:O	1:A:1051:PRO:CD	2.01	1.07
1:A:856:THR:O	1:A:876:MET:SD	2.11	1.07
1:A:794:LEU:O	1:A:794:LEU:HD13	1.54	1.07
2:B:148:GLN:HE21	2:B:149:PRO:HD2	1.07	1.07
2:C:531:ASP:O	2:C:534:ASN:CB	2.03	1.07
2:B:948:ILE:HD11	2:B:952:PHE:CD2	1.89	1.07
2:B:863:LEU:CD1	2:B:863:LEU:H	1.65	1.06
2:C:832:MET:CE	2:C:946:LEU:HB2	1.85	1.06
2:C:1242:MET:HE3	2:C:1260:PRO:HG3	1.29	1.06
3:E:237:ALA:HB3	3:E:253:GLU:HG2	1.35	1.06
2:C:1242:MET:CE	2:C:1260:PRO:HB3	1.85	1.06
2:C:1066:ARG:HH11	2:C:1066:ARG:HB2	1.10	1.06
2:B:702:LEU:HD13	2:B:702:LEU:O	1.54	1.06
2:B:383:SER:HB3	2:B:796:PRO:HB3	1.38	1.06
2:B:830:VAL:HB	2:B:854:GLN:NE2	1.69	1.06
2:B:652:PHE:CB	2:B:691:PHE:CE1	2.38	1.06
2:B:948:ILE:HD11	2:B:952:PHE:CE2	1.90	1.06
1:A:799:ARG:HB3	1:A:799:ARG:HH11	1.16	1.05
2:C:733:VAL:CG1	2:C:1022:ILE:HD13	1.85	1.05
2:B:690:GLN:O	2:B:694:ILE:HD13	1.54	1.05
2:C:668:VAL:HG23	2:C:674:LYS:HD3	1.36	1.05
2:C:831:VAL:HG12	2:C:832:MET:H	0.92	1.05
2:C:832:MET:HE2	2:C:946:LEU:HD12	1.10	1.05
2:B:147:VAL:HG22	2:B:379:LEU:CD2	1.85	1.05
1:A:42:PHE:CD1	1:A:49:HIS:HB3	1.90	1.05
2:C:1226:ASP:O	2:C:1227:MET:HE2	1.57	1.05
3:E:68:ILE:HD12	3:E:111:ILE:HD11	1.38	1.05
2:B:674:LYS:HA	2:B:677:ARG:HH12	1.16	1.04
2:B:656:VAL:CG1	2:B:684:LEU:CD1	2.34	1.04
1:A:653:PRO:HB2	1:A:658:ILE:HB	1.39	1.04
2:C:265:VAL:HG21	2:C:1304:MET:HB3	1.33	1.04
1:A:239:TRP:O	1:A:243:GLU:HG3	1.55	1.04
2:C:798:THR:O	2:C:799:THR:HG22	1.55	1.04

*Continued on next page...*

*Continued from previous page...*

Atom-1	Atom-2	Interatomic distance (Å)	Clash overlap (Å)
2:B:737:PRO:HA	2:B:861:GLU:HG3	1.40	1.04
1:A:416:MET:HE3	1:A:416:MET:HA	1.37	1.04
2:C:286:LEU:HD21	2:C:288:THR:H	0.88	1.04
2:B:1288:ILE:HG13	3:D:20:ARG:NH2	1.70	1.04
2:C:1139:MET:HB2	2:C:1166:VAL:HG12	1.34	1.04
1:A:255:ARG:HG2	1:A:255:ARG:HH11	1.20	1.03
2:B:465:ALA:O	2:B:468:ALA:HB3	1.58	1.03
1:A:151:ASN:O	1:A:155:VAL:HG23	1.57	1.03
2:C:1236:ILE:HG22	2:C:1237:SER:H	0.89	1.03
3:D:265:ARG:HB2	3:D:265:ARG:HH11	1.24	1.03
2:B:1159:VAL:HG23	2:B:1164:TRP:O	1.57	1.03
2:B:1273:ASN:HD22	3:D:191:ARG:HG3	1.23	1.03
2:C:286:LEU:C	2:C:286:LEU:HD23	1.73	1.03
2:C:362:LEU:HD23	2:C:363:ARG:N	1.72	1.03
2:C:253:MET:SD	2:C:989:ILE:HD12	1.98	1.03
3:D:49:ILE:HG22	3:D:152:ILE:CD1	1.88	1.02
2:C:299:ALA:O	2:C:300:LEU:HB3	1.59	1.02
3:D:20:ARG:HA	3:D:25:ASN:HA	1.39	1.02
3:D:277:GLU:O	3:D:280:ALA:HB3	1.56	1.02
3:D:213:LEU:C	3:D:213:LEU:HD13	1.79	1.02
1:A:303:THR:HG21	1:A:753:GLN:NE2	1.70	1.02
2:B:690:GLN:O	2:B:694:ILE:CD1	2.08	1.02
1:A:882:ASP:HB2	1:A:885:THR:HG23	1.42	1.02
1:A:161:TYR:CD1	1:A:182:ARG:CD	2.43	1.02
1:A:633:ILE:HG13	1:A:664:ARG:NH1	1.74	1.02
2:B:1134:ARG:HH22	2:B:1154:ASN:HD21	1.08	1.02
2:B:407:HIS:CE1	2:B:411:CYS:HB2	1.94	1.02
2:C:441:ARG:NH1	2:C:441:ARG:HB3	1.74	1.02
1:A:373:ILE:HG13	1:A:817:GLY:N	1.75	1.01
2:C:649:ALA:HB2	2:C:695:ALA:HB2	1.41	1.01
1:A:189:MET:HE3	1:A:192:VAL:CG1	1.90	1.01
1:A:418:GLY:O	1:A:681:ALA:HB2	1.59	1.01
2:C:225:ILE:HG23	2:C:247:TYR:HD1	1.23	1.01
2:C:82:ARG:HH22	2:C:209:ASN:HA	1.25	1.01
2:B:652:PHE:CD2	2:B:691:PHE:CE1	2.49	1.01
2:C:733:VAL:HG13	2:C:1022:ILE:HD13	1.43	1.01
2:C:1156:ILE:HD11	2:C:1194:MET:HE3	1.42	1.01
2:C:256:PHE:O	2:C:259:MET:HB3	1.57	1.01
1:A:184:TRP:CG	1:A:195:ILE:HD11	1.95	1.01
2:B:384:MET:HG3	2:B:793:TYR:HD1	1.23	1.01
2:B:863:LEU:HD12	2:B:863:LEU:H	0.85	1.01

*Continued on next page...*

*Continued from previous page...*

Atom-1	Atom-2	Interatomic distance (Å)	Clash overlap (Å)
1:A:921:PHE:HB2	1:A:959:TYR:O	1.61	1.00
2:C:371:THR:O	2:C:374:ASP:HB2	1.61	1.00
2:B:387:THR:HA	2:B:1322:PRO:HD3	1.42	1.00
3:E:84:VAL:HG12	3:E:85:ASN:H	1.20	1.00
2:C:1242:MET:HE2	2:C:1260:PRO:HB3	1.41	1.00
2:C:843:LEU:CB	2:C:942:HIS:CE1	2.44	1.00
2:C:819:PHE:O	2:C:823:ILE:CD1	2.09	1.00
1:A:47:ARG:HH22	1:A:76:LEU:HA	1.23	1.00
1:A:649:LYS:HB2	1:A:691:TYR:CE1	1.96	1.00
3:E:110:VAL:HG12	3:E:111:ILE:H	1.23	1.00
2:B:310:LEU:O	2:B:314:ILE:HG12	1.61	1.00
2:B:829:SER:HA	2:B:946:LEU:O	1.61	1.00
2:C:1236:ILE:HG22	2:C:1237:SER:N	1.72	0.99
2:C:898:GLN:HG2	2:C:898:GLN:O	1.61	0.99
2:C:157:ILE:C	2:C:157:ILE:HD12	1.83	0.99
1:A:470:LEU:HD21	1:A:498:ALA:CB	1.90	0.99
2:B:262:ASN:HB3	2:B:1054:ARG:NH2	1.76	0.99
1:A:373:ILE:HG13	1:A:817:GLY:H	1.23	0.99
2:C:530:GLY:HA3	2:C:575:TRP:CE3	1.98	0.99
1:A:553:ALA:HB1	1:A:554:PRO:HD2	1.45	0.99
2:B:1055:LEU:C	2:B:1055:LEU:HD13	1.83	0.99
2:B:652:PHE:O	2:B:655:ILE:HG22	1.62	0.99
2:C:832:MET:HE1	2:C:946:LEU:CD1	1.87	0.99
3:D:81:ALA:HB3	3:D:275:ARG:HE	1.24	0.99
1:A:703:PHE:H	1:A:704:PRO:HD2	1.27	0.98
2:C:831:VAL:HG12	2:C:832:MET:N	1.72	0.98
2:B:714:LEU:HD12	2:B:714:LEU:O	1.63	0.98
2:C:1226:ASP:O	2:C:1227:MET:CE	2.11	0.98
2:B:1240:ARG:HB3	2:B:1240:ARG:HH11	1.29	0.98
2:B:249:SER:O	2:B:252:LEU:HD12	1.62	0.98
2:C:124:GLN:HE22	2:C:126:ALA:CB	1.76	0.98
1:A:270:GLN:HA	1:A:270:GLN:NE2	1.77	0.98
2:C:668:VAL:CG2	2:C:674:LYS:HD3	1.93	0.98
3:D:49:ILE:HG22	3:D:152:ILE:HD11	1.45	0.98
1:A:184:TRP:HB2	1:A:216:LEU:CD2	1.93	0.98
2:C:362:LEU:CD2	2:C:362:LEU:C	2.30	0.98
2:C:736:SER:HG	2:C:740:SER:CB	1.76	0.98
1:A:593:GLU:HA	1:A:595:ASN:H	1.28	0.97
1:A:132:GLN:HB2	2:B:641:ARG:HH21	1.29	0.97
1:A:757:LEU:O	1:A:757:LEU:HD23	1.64	0.97
2:C:733:VAL:CG1	2:C:1022:ILE:CG2	2.42	0.97

*Continued on next page...*

*Continued from previous page...*

Atom-1	Atom-2	Interatomic distance (Å)	Clash overlap (Å)
1:A:127:THR:HA	2:B:641:ARG:CZ	1.95	0.97
2:B:168:VAL:HG12	2:B:204:VAL:HG22	1.43	0.97
1:A:205:VAL:HG23	1:A:263:LEU:HB2	1.46	0.97
1:A:881:ILE:HA	1:A:900:GLN:O	1.65	0.97
2:B:228:VAL:HG23	2:B:250:GLY:HA2	1.46	0.97
2:B:409:ILE:CD1	2:B:410:ARG:N	2.27	0.97
2:B:1267:THR:HB	2:B:1299:SER:OG	1.65	0.97
3:D:38:GLU:HB3	3:D:176:ARG:CG	1.94	0.97
2:C:378:ALA:HA	2:C:622:ALA:HB2	1.41	0.97
2:C:952:PHE:HB2	2:C:958:ILE:HD11	1.47	0.97
3:D:153:TYR:HD1	3:D:156:VAL:HG11	1.27	0.97
1:A:184:TRP:CE3	1:A:195:ILE:HD11	2.00	0.96
1:A:204:LEU:HB3	1:A:227:MET:HE2	1.43	0.96
1:A:303:THR:HG22	1:A:753:GLN:HE22	1.29	0.96
2:C:1236:ILE:CG2	2:C:1237:SER:H	1.75	0.96
2:C:213:PHE:CE1	2:C:254:VAL:HG13	1.99	0.96
2:C:859:ILE:HD13	2:C:859:ILE:C	1.86	0.96
2:B:619:ALA:CB	2:B:711:ASN:HB2	1.94	0.96
2:B:154:PHE:CE2	2:B:365:LEU:HD23	2.01	0.96
2:C:1242:MET:HE2	2:C:1260:PRO:CD	1.92	0.96
2:C:831:VAL:CG1	2:C:832:MET:H	1.77	0.96
2:C:529:LYS:HE2	2:C:586:PRO:HD2	1.47	0.96
2:C:832:MET:HE3	2:C:946:LEU:CB	1.96	0.96
2:B:835:TYR:OH	2:B:941:TYR:HE1	1.48	0.96
2:C:225:ILE:HG23	2:C:247:TYR:CD1	2.01	0.96
2:B:310:LEU:HD23	2:B:311:ASN:CA	1.94	0.95
2:B:248:VAL:HG21	2:B:970:LEU:HD22	1.46	0.95
2:C:1137:VAL:HG12	2:C:1164:TRP:CE2	1.90	0.95
2:C:967:LEU:O	2:C:967:LEU:HD23	1.65	0.95
2:C:489:MET:HE2	2:C:491:ASN:H	1.31	0.95
1:A:944:ARG:HB2	1:A:944:ARG:HH11	1.30	0.95
3:D:242:ARG:NH2	3:D:251:VAL:HG21	1.81	0.95
1:A:472:LEU:HD13	1:A:472:LEU:C	1.87	0.95
2:B:407:HIS:CE1	2:B:411:CYS:CB	2.48	0.95
1:A:18:LYS:HG3	1:A:19:PRO:HD2	1.47	0.95
1:A:373:ILE:CG1	1:A:817:GLY:H	1.79	0.95
2:B:147:VAL:CG2	2:B:379:LEU:CD2	2.42	0.95
3:E:158:LEU:HD23	3:E:158:LEU:H	1.30	0.95
2:B:548:TYR:O	2:B:552:VAL:HG12	1.66	0.95
2:C:217:THR:O	2:C:253:MET:CE	2.14	0.95
1:A:429:TRP:CH2	1:A:434:GLN:OE1	2.19	0.95

*Continued on next page...*



*Continued from previous page...*

Atom-1	Atom-2	Interatomic distance (Å)	Clash overlap (Å)
1:A:797:ARG:HB2	1:A:797:ARG:HH11	1.32	0.95
1:A:604:ILE:HD12	1:A:604:ILE:H	1.30	0.95
2:C:1156:ILE:HD11	2:C:1194:MET:CE	1.97	0.95
1:A:264:SER:O	1:A:265:SER:O	1.86	0.94
2:B:148:GLN:HE21	2:B:149:PRO:CD	1.81	0.94
2:C:398:ARG:HH11	2:C:398:ARG:HG2	1.30	0.94
3:E:175:LYS:O	3:E:255:ILE:HG22	1.67	0.94
2:B:656:VAL:HG13	2:B:684:LEU:HD11	1.46	0.94
3:E:189:LEU:HD23	3:E:189:LEU:C	1.87	0.94
1:A:257:ILE:HD11	1:A:328:MET:HB3	1.47	0.94
1:A:256:VAL:CG1	1:A:335:LEU:HD13	1.98	0.94
2:B:428:GLN:OE1	2:B:428:GLN:HA	1.67	0.94
2:C:1137:VAL:CG1	2:C:1164:TRP:CD1	2.50	0.94
1:A:179:TYR:HB2	1:A:220:HIS:O	1.67	0.94
1:A:377:LEU:HD11	1:A:759:LEU:CD1	1.97	0.94
1:A:127:THR:HA	2:B:641:ARG:NH2	1.83	0.94
2:C:1137:VAL:CG1	2:C:1164:TRP:CD2	2.51	0.94
2:C:209:ASN:ND2	2:C:211:ASP:HB2	1.81	0.94
2:C:342:THR:O	2:C:1306:THR:CG2	2.14	0.94
1:A:746:PHE:N	1:A:785:ALA:O	2.01	0.94
2:C:1037:ILE:HG22	2:C:1039:ALA:H	1.32	0.94
2:C:373:ASP:HB2	2:C:394:GLN:HB2	1.50	0.94
1:A:750:VAL:HG12	1:A:783:ILE:HD11	1.48	0.94
2:B:686:HIS:O	2:B:690:GLN:HB3	1.68	0.94
2:B:995:THR:HG22	2:B:997:TYR:H	1.31	0.94
2:C:1150:LEU:C	2:C:1150:LEU:CD1	2.35	0.94
2:C:843:LEU:HA	2:C:942:HIS:NE2	1.81	0.94
1:A:8:ASN:HB3	1:A:339:GLN:NE2	1.81	0.93
2:C:287:ARG:O	2:C:288:THR:CG2	2.16	0.93
1:A:561:LEU:HB2	1:A:614:ILE:O	1.68	0.93
1:A:129:PRO:HB2	2:B:1332:ASN:HD22	1.32	0.93
2:B:652:PHE:CD2	2:B:691:PHE:HD1	1.83	0.93
2:C:517:PHE:HB2	2:C:763:VAL:HG21	1.49	0.93
2:B:265:VAL:HG23	2:B:1304:MET:CB	1.97	0.93
2:C:1150:LEU:CD1	2:C:1151:VAL:N	2.30	0.93
3:D:38:GLU:HB3	3:D:176:ARG:HG2	1.50	0.93
1:A:38:TYR:OH	1:A:89:ILE:HG12	1.68	0.93
2:B:806:VAL:HA	2:B:809:VAL:HG12	1.49	0.93
2:B:872:ILE:HG12	2:B:873:TYR:N	1.81	0.93
2:B:872:ILE:HG12	2:B:873:TYR:H	1.31	0.93
2:C:736:SER:CB	2:C:740:SER:HG	1.82	0.93

*Continued on next page...*



*Continued from previous page...*

Atom-1	Atom-2	Interatomic distance (Å)	Clash overlap (Å)
2:B:1290:LYS:NZ	2:B:1300:ASN:HB3	1.83	0.93
2:C:311:ASN:O	2:C:312:ARG:HD2	1.66	0.93
2:C:533:GLN:HE22	2:C:537:LEU:HD11	0.77	0.93
2:B:398:ARG:NH1	2:B:1310:ARG:HB3	1.83	0.93
2:B:674:LYS:CA	2:B:677:ARG:HH12	1.82	0.93
2:C:462:LEU:HD12	2:C:462:LEU:O	1.69	0.93
1:A:236:LEU:HD22	1:A:236:LEU:O	1.69	0.93
2:C:656:VAL:O	2:C:660:ALA:HB2	1.69	0.93
2:C:658:THR:O	2:C:662:VAL:HG23	1.68	0.93
2:C:1137:VAL:HG11	2:C:1164:TRP:CZ2	2.03	0.93
1:A:401:ILE:HD13	1:A:823:THR:OG1	1.67	0.92
2:B:310:LEU:CD2	2:B:311:ASN:N	2.30	0.92
2:C:1152:ALA:O	2:C:1155:ILE:CG2	2.17	0.92
2:C:124:GLN:HE22	2:C:126:ALA:HB3	1.34	0.92
2:B:385:ILE:H	2:B:708:THR:CG2	1.82	0.92
1:A:377:LEU:HD11	1:A:759:LEU:HD11	1.50	0.92
2:B:473:ALA:HB1	2:B:762:ILE:HD13	1.51	0.92
1:A:303:THR:HG22	1:A:753:GLN:NE2	1.80	0.92
2:B:414:LEU:HD23	2:B:1046:PHE:HD1	1.31	0.92
2:B:249:SER:HA	2:B:252:LEU:HD11	1.51	0.92
2:C:180:LEU:C	2:C:180:LEU:CD2	2.36	0.92
2:C:82:ARG:NH2	2:C:209:ASN:HA	1.84	0.92
2:B:571:ARG:HD2	2:B:571:ARG:H	1.34	0.92
2:C:767:LEU:C	2:C:767:LEU:CD1	2.30	0.92
2:B:515:ILE:HG21	2:B:655:ILE:HD11	0.92	0.91
2:C:1276:LEU:O	2:C:1289:PRO:HD2	1.69	0.91
1:A:750:VAL:HG12	1:A:783:ILE:CD1	1.99	0.91
2:C:286:LEU:HD23	2:C:288:THR:H	1.28	0.91
2:C:409:ILE:HD13	2:C:626:ARG:N	1.84	0.91
2:C:862:ARG:HD2	2:C:952:PHE:CE2	2.05	0.91
1:A:429:TRP:CE2	1:A:434:GLN:CD	2.42	0.91
1:A:472:LEU:O	1:A:472:LEU:HD13	1.70	0.91
1:A:70:PRO:O	1:A:71:LEU:HB2	1.68	0.91
2:C:297:ASN:O	2:C:299:ALA:O	1.88	0.91
2:C:389:PHE:CE1	2:C:1319:ARG:HD3	2.05	0.91
1:A:302:ASP:O	1:A:306:GLN:HB2	1.71	0.91
1:A:453:LEU:HD23	1:A:454:GLY:N	1.86	0.91
2:C:1066:ARG:NH1	2:C:1066:ARG:HB2	1.86	0.91
1:A:196:LEU:HD12	1:A:197:ALA:N	1.84	0.91
1:A:966:GLY:O	1:A:970:ARG:CG	2.17	0.91
2:B:1156:ILE:HD11	2:B:1194:MET:SD	2.11	0.91

*Continued on next page...*

*Continued from previous page...*

Atom-1	Atom-2	Interatomic distance (Å)	Clash overlap (Å)
2:C:685:ARG:O	2:C:688:GLU:HG2	1.69	0.91
1:A:192:VAL:HG23	1:A:216:LEU:HD13	1.53	0.91
1:A:612:PHE:HA	1:A:645:ARG:O	1.69	0.91
2:B:652:PHE:C	2:B:655:ILE:HG22	1.91	0.91
2:C:461:ARG:HB3	2:C:676:THR:HG21	1.49	0.91
1:A:565:ARG:CZ	1:A:565:ARG:HA	2.01	0.91
1:A:630:SER:HA	1:A:633:ILE:HG22	1.53	0.91
1:A:925:ILE:HG23	1:A:942:LYS:HD2	1.53	0.91
2:B:187:ASP:O	2:B:191:GLY:CA	2.19	0.91
2:C:615:THR:H	2:C:1333:ALA:C	1.72	0.91
2:C:751:THR:HA	2:C:1002:LEU:HA	1.52	0.91
3:E:175:LYS:HB2	3:E:175:LYS:HZ2	1.33	0.91
1:A:300:LEU:O	1:A:300:LEU:HD23	1.72	0.90
2:B:447:ARG:HB2	2:B:768:CYS:O	1.72	0.90
2:C:1242:MET:HE3	2:C:1260:PRO:CB	1.95	0.90
1:A:243:GLU:O	1:A:247:LYS:HG2	1.71	0.90
2:C:1097:VAL:O	2:C:1138:HIS:HB3	1.69	0.90
1:A:379:VAL:HG12	1:A:380:THR:HG23	1.52	0.90
1:A:403:ILE:HD12	1:A:825:GLU:O	1.71	0.90
2:B:270:THR:HG22	2:B:291:HIS:HA	1.50	0.90
2:B:687:LEU:N	2:B:687:LEU:HD23	1.86	0.90
1:A:136:ASN:O	1:A:138:PRO:HD3	1.70	0.90
1:A:805:TYR:C	1:A:805:TYR:CD2	2.44	0.90
2:B:696:VAL:HG13	2:B:697:ALA:H	1.36	0.90
2:B:704:VAL:O	2:B:707:ALA:HB3	1.70	0.90
2:B:806:VAL:O	2:B:809:VAL:HG12	1.71	0.90
2:C:1321:ASN:HD22	2:C:1321:ASN:N	1.63	0.90
2:C:516:LEU:HB3	2:C:763:VAL:HG11	1.52	0.90
3:D:213:LEU:HD13	3:D:214:ARG:N	1.87	0.90
2:B:409:ILE:HD13	2:B:1040:PHE:CE1	2.07	0.90
2:C:767:LEU:HD13	2:C:768:CYS:N	1.86	0.90
1:A:623:GLN:HG2	1:A:627:SER:OG	1.72	0.90
2:B:196:LEU:HD22	2:B:296:VAL:HG11	1.54	0.90
2:B:846:GLY:HA2	2:B:911:ARG:HG3	1.54	0.90
2:C:260:THR:HA	2:C:1054:ARG:HH12	1.37	0.90
2:C:872:ILE:HG12	2:C:873:TYR:N	1.84	0.90
1:A:161:TYR:HD1	1:A:182:ARG:CD	1.84	0.90
2:B:414:LEU:O	2:B:414:LEU:HD12	1.71	0.90
2:C:1321:ASN:HD22	2:C:1321:ASN:H	0.90	0.90
3:E:189:LEU:HD23	3:E:189:LEU:O	1.70	0.90
2:C:668:VAL:HG23	2:C:674:LYS:CD	2.01	0.90

*Continued on next page...*

*Continued from previous page...*

Atom-1	Atom-2	Interatomic distance (Å)	Clash overlap (Å)
2:B:712:PHE:O	2:B:713:MET:O	1.90	0.90
2:C:198:LYS:HB2	2:C:198:LYS:NZ	1.84	0.90
2:C:414:LEU:O	2:C:414:LEU:HD12	1.70	0.90
1:A:265:SER:HB2	1:A:269:VAL:HB	1.54	0.89
2:B:735:THR:HG22	2:B:1018:GLN:O	1.71	0.89
2:B:334:LEU:HB3	2:B:341:LYS:HA	1.52	0.89
2:C:774:LEU:HD12	2:C:774:LEU:O	1.71	0.89
2:B:908:THR:HA	2:B:911:ARG:HH12	1.37	0.89
2:C:1321:ASN:ND2	2:C:1321:ASN:H	1.68	0.89
1:A:805:TYR:C	1:A:805:TYR:HD2	1.76	0.89
2:B:187:ASP:O	2:B:191:GLY:N	2.05	0.89
2:B:702:LEU:C	2:B:702:LEU:HD13	1.92	0.89
2:C:1150:LEU:HD12	2:C:1151:VAL:CA	2.01	0.89
3:E:83:ASN:H	3:E:83:ASN:HD22	1.19	0.89
3:D:149:MET:O	3:D:152:ILE:HG22	1.73	0.89
2:C:648:PHE:CD2	2:C:699:THR:CG2	2.55	0.89
2:C:897:TYR:CD2	2:C:919:MET:HE2	2.08	0.89
1:A:861:ILE:HG21	1:A:921:PHE:CE2	2.07	0.89
2:B:1077:MET:HG2	2:B:1078:TYR:H	1.38	0.89
2:B:716:PHE:H	2:B:716:PHE:HD2	1.20	0.89
2:B:948:ILE:CD1	2:B:952:PHE:CD2	2.55	0.89
2:C:872:ILE:HG23	2:C:895:VAL:HG13	1.54	0.89
1:A:117:LEU:HD23	1:A:117:LEU:C	1.92	0.89
1:A:799:ARG:HB3	1:A:799:ARG:NH1	1.88	0.89
2:C:193:THR:HG21	2:C:300:LEU:HD22	1.54	0.89
3:E:273:LEU:C	3:E:273:LEU:CD2	2.40	0.89
3:E:29:THR:HG22	3:E:222:ASP:HB2	1.52	0.89
1:A:318:ARG:HG3	1:A:318:ARG:HH11	1.37	0.88
1:A:88:LEU:C	1:A:88:LEU:HD13	1.92	0.88
1:A:349:TYR:CD1	1:A:350:PRO:HD2	2.08	0.88
2:B:1037:ILE:O	2:B:1040:PHE:HB2	1.73	0.88
2:B:859:ILE:O	2:B:863:LEU:HD11	1.73	0.88
2:B:975:SER:O	2:B:979:ILE:CG1	2.20	0.88
2:C:890:THR:O	2:C:891:HIS:HD2	1.56	0.88
2:B:409:ILE:C	2:B:409:ILE:HD12	1.93	0.88
1:A:623:GLN:HB3	1:A:627:SER:HB3	1.53	0.88
2:B:382:HIS:O	2:B:796:PRO:HB3	1.73	0.88
1:A:633:ILE:HG13	1:A:664:ARG:HH11	1.35	0.88
2:B:349:ASN:HA	2:B:1299:SER:HA	1.55	0.88
2:C:945:VAL:HG11	2:C:962:ASP:CB	2.04	0.88
1:A:239:TRP:CH2	1:A:297:LEU:HD21	2.09	0.88

*Continued on next page...*

*Continued from previous page...*

Atom-1	Atom-2	Interatomic distance (Å)	Clash overlap (Å)
3:E:6:THR:HG22	3:E:9:TYR:CD1	2.07	0.88
1:A:199:MET:HA	1:A:199:MET:CE	2.02	0.88
1:A:236:LEU:C	1:A:236:LEU:CD1	2.30	0.88
1:A:270:GLN:CA	1:A:270:GLN:HE21	1.82	0.88
2:C:767:LEU:HD13	2:C:767:LEU:O	1.71	0.88
1:A:164:ILE:HG12	1:A:183:ILE:HD13	1.55	0.88
1:A:833:VAL:HG21	1:A:1039:GLY:HA2	1.56	0.88
1:A:978:LYS:HE2	1:A:978:LYS:HA	1.56	0.88
2:B:1212:ARG:HB2	2:B:1212:ARG:HH11	1.37	0.88
2:C:820:ILE:HA	2:C:823:ILE:HD13	1.56	0.88
3:E:191:ARG:NH1	3:E:191:ARG:CB	2.37	0.88
3:E:191:ARG:NH1	3:E:191:ARG:HB3	1.88	0.88
1:A:561:LEU:HB3	1:A:615:CYS:HA	1.54	0.87
1:A:13:VAL:CG2	1:A:213:TRP:H	1.86	0.87
3:E:268:THR:HG22	3:E:269:ILE:H	1.39	0.87
2:C:115:GLN:HB3	2:C:117:ARG:NH1	1.88	0.87
1:A:1012:ILE:HD12	1:A:1012:ILE:H	1.37	0.87
2:B:310:LEU:HD23	2:B:310:LEU:C	1.94	0.87
1:A:132:GLN:HB2	2:B:641:ARG:NH2	1.88	0.87
3:E:191:ARG:HB2	3:E:191:ARG:CZ	2.04	0.87
1:A:401:ILE:CD1	1:A:823:THR:OG1	2.23	0.87
2:C:319:GLN:HE21	2:C:319:GLN:HA	1.38	0.87
1:A:204:LEU:HD21	1:A:224:GLU:HA	1.54	0.87
2:B:382:HIS:O	2:B:796:PRO:CB	2.23	0.87
1:A:47:ARG:O	1:A:48:SER:HB3	1.75	0.87
2:B:428:GLN:O	2:B:431:THR:HG22	1.75	0.87
1:A:429:TRP:NE1	1:A:434:GLN:NE2	2.22	0.86
1:A:45:GLN:HA	1:A:45:GLN:HE21	1.40	0.86
2:C:558:TYR:CE1	2:C:585:PHE:HB2	2.09	0.86
1:A:104:VAL:HG23	1:A:138:PRO:HB2	1.57	0.86
2:C:556:ALA:HB3	2:C:572:ASN:HA	1.55	0.86
2:C:897:TYR:CD2	2:C:919:MET:CE	2.58	0.86
3:E:107:LEU:HD22	3:E:122:TYR:HE2	1.37	0.86
2:C:832:MET:HE2	2:C:946:LEU:CD1	1.91	0.86
1:A:74:LEU:HD11	1:A:83:ILE:HG21	1.56	0.86
2:B:242:GLU:O	2:B:243:GLN:HG3	1.75	0.86
2:C:1037:ILE:HG22	2:C:1038:GLU:N	1.91	0.86
3:D:74:GLN:O	3:D:78:GLY:CA	2.23	0.86
2:B:656:VAL:CG1	2:B:684:LEU:HD12	2.05	0.86
2:C:300:LEU:O	2:C:300:LEU:HD23	1.74	0.86
2:C:412:LEU:O	2:C:412:LEU:HD23	1.74	0.86

*Continued on next page...*

*Continued from previous page...*

Atom-1	Atom-2	Interatomic distance (Å)	Clash overlap (Å)
1:A:373:ILE:CD1	1:A:817:GLY:H	1.89	0.86
2:B:995:THR:HB	2:B:998:GLY:H	1.41	0.86
3:E:69:GLU:HG3	3:E:199:LEU:HG	1.56	0.86
1:A:1038:THR:O	1:A:1042:VAL:HG12	1.74	0.86
2:C:302:ARG:HB2	2:C:314:ILE:CG2	2.06	0.86
2:C:462:LEU:HD22	2:C:680:THR:HG22	0.86	0.86
2:C:815:LEU:HD11	2:C:1051:GLN:HE22	1.40	0.86
1:A:597:ARG:O	1:A:597:ARG:HG2	1.73	0.86
1:A:651:ASN:O	1:A:652:HIS:CG	2.28	0.86
2:B:265:VAL:HG23	2:B:1304:MET:HB2	1.57	0.86
1:A:1043:LEU:HD23	1:A:1043:LEU:C	1.96	0.85
2:B:1298:PHE:O	2:B:1299:SER:HB3	1.76	0.85
2:C:1061:LEU:HD23	2:C:1061:LEU:O	1.74	0.85
1:A:250:LEU:H	1:A:250:LEU:HD22	1.41	0.85
1:A:786:ARG:O	1:A:786:ARG:HG2	1.74	0.85
2:B:1077:MET:CE	2:B:1165:VAL:HG11	2.06	0.85
3:D:282:PHE:O	3:D:286:THR:HG22	1.76	0.85
2:C:428:GLN:HA	2:C:431:THR:HG22	1.56	0.85
2:C:736:SER:CB	2:C:740:SER:OG	2.23	0.85
2:C:373:ASP:HB2	2:C:394:GLN:CB	2.06	0.85
2:C:832:MET:O	2:C:943:GLU:HA	1.75	0.85
3:E:284:GLN:O	3:E:288:THR:HG23	1.75	0.85
1:A:688:TYR:CD1	1:A:688:TYR:O	2.30	0.85
2:B:622:ALA:O	2:B:623:ASN:HB2	1.75	0.85
2:C:135:LYS:NZ	2:C:135:LYS:HB2	1.92	0.85
1:A:184:TRP:HB3	1:A:195:ILE:CD1	2.07	0.85
2:B:1263:TYR:C	2:B:1265:MET:H	1.79	0.85
2:B:398:ARG:HH12	2:B:1310:ARG:HB3	1.36	0.85
2:B:190:VAL:HG12	2:B:194:VAL:HG23	1.58	0.85
2:B:529:LYS:HE2	2:B:586:PRO:HD2	1.57	0.85
2:C:1002:LEU:N	2:C:1002:LEU:HD23	1.92	0.85
2:C:228:VAL:HG12	2:C:229:GLN:N	1.88	0.85
2:C:523:THR:HA	2:C:720:PHE:HD2	1.40	0.85
2:C:843:LEU:HA	2:C:942:HIS:CD2	2.12	0.85
1:A:485:MET:HE3	1:A:492:HIS:HA	1.59	0.85
2:B:1236:ILE:HG22	2:B:1237:SER:N	1.90	0.85
2:C:286:LEU:CD2	2:C:286:LEU:C	2.44	0.85
2:B:687:LEU:HA	2:B:690:GLN:HB3	1.59	0.85
2:B:830:VAL:CB	2:B:854:GLN:NE2	2.40	0.85
2:C:530:GLY:HA3	2:C:575:TRP:CZ3	2.11	0.85
2:C:890:THR:O	2:C:891:HIS:CD2	2.30	0.85

*Continued on next page...*

*Continued from previous page...*

Atom-1	Atom-2	Interatomic distance (Å)	Clash overlap (Å)
2:B:954:GLN:NE2	3:D:240:VAL:HG12	1.92	0.85
1:A:967:ILE:HG22	1:A:971:LEU:HD12	1.58	0.85
1:A:983:GLU:HG3	1:A:988:LYS:NZ	1.91	0.85
2:B:835:TYR:HH	2:B:941:TYR:HE1	0.86	0.85
1:A:429:TRP:CD2	1:A:434:GLN:OE1	2.30	0.84
1:A:420:VAL:HA	1:A:974:SER:OG	1.77	0.84
2:B:835:TYR:CZ	2:B:941:TYR:HE1	1.95	0.84
2:C:462:LEU:HD11	2:C:466:VAL:CG2	2.07	0.84
2:B:368:ALA:HA	3:D:82:GLN:HB2	1.59	0.84
1:A:205:VAL:HA	1:A:219:PHE:O	1.76	0.84
2:B:1273:ASN:ND2	3:D:191:ARG:HG3	1.91	0.84
1:A:145:ASN:HD22	1:A:146:PRO:HD2	1.42	0.84
1:A:84:PRO:HG2	1:A:87:GLU:HB3	1.58	0.84
2:B:414:LEU:HD23	2:B:1046:PHE:CD1	2.11	0.84
3:D:174:VAL:O	3:D:174:VAL:HG23	1.75	0.84
2:C:373:ASP:HB2	2:C:394:GLN:CA	2.06	0.84
1:A:7:ILE:HB	1:A:252:GLU:HG3	1.58	0.84
2:B:652:PHE:HA	2:B:655:ILE:CG2	2.07	0.84
1:A:569:VAL:HG23	1:A:584:ILE:HG22	1.60	0.84
2:B:832:MET:SD	2:B:848:ARG:HD3	2.18	0.84
2:C:1075:ARG:HG3	2:C:1075:ARG:HH11	1.41	0.84
2:C:875:THR:HA	2:C:899:SER:HB3	1.59	0.84
3:E:107:LEU:HD22	3:E:122:TYR:CE2	2.11	0.84
1:A:553:ALA:HB1	1:A:554:PRO:CD	2.07	0.84
2:C:1037:ILE:HG22	2:C:1038:GLU:H	1.42	0.84
2:C:1073:GLY:O	2:C:1233:LEU:HB3	1.78	0.84
1:A:388:VAL:HG11	1:A:757:LEU:HD11	1.57	0.84
2:B:948:ILE:CD1	2:B:952:PHE:HD2	1.90	0.84
2:C:1201:LEU:O	2:C:1201:LEU:HD23	1.78	0.84
2:C:287:ARG:C	2:C:288:THR:HG23	1.97	0.84
1:A:796:PHE:O	1:A:797:ARG:O	1.96	0.84
2:B:1116:ARG:HA	2:B:1116:ARG:HH11	1.41	0.84
2:C:169:LYS:HB2	2:C:169:LYS:NZ	1.93	0.84
2:C:294:VAL:HG12	2:C:295:GLY:H	1.40	0.84
2:B:1263:TYR:O	2:B:1265:MET:N	2.11	0.83
2:B:1331:ARG:HH11	2:B:1331:ARG:HB2	1.42	0.83
2:B:612:PHE:H	2:B:612:PHE:HD2	1.25	0.83
2:B:725:ALA:O	2:B:726:THR:HB	1.77	0.83
2:B:1001:THR:O	2:B:1005:LEU:HB2	1.78	0.83
2:B:1134:ARG:NH2	2:B:1154:ASN:HD21	1.75	0.83
2:C:835:TYR:OH	2:C:925:VAL:HG21	1.78	0.83

*Continued on next page...*



*Continued from previous page...*

Atom-1	Atom-2	Interatomic distance (Å)	Clash overlap (Å)
3:E:238:ASN:O	3:E:253:GLU:HB2	1.78	0.83
3:E:269:ILE:HG22	3:E:270:THR:N	1.93	0.83
1:A:472:LEU:HD23	1:A:475:ARG:HH22	1.43	0.83
1:A:781:VAL:HG12	1:A:782:ASN:N	1.92	0.83
2:B:806:VAL:HA	2:B:809:VAL:CG1	2.08	0.83
1:A:204:LEU:CD2	1:A:224:GLU:HA	2.08	0.83
2:B:154:PHE:HE2	2:B:365:LEU:HD23	1.43	0.83
2:B:962:ASP:O	2:B:965:ARG:HB3	1.78	0.83
2:C:791:ILE:HG13	2:C:1325:VAL:HG11	1.57	0.83
1:A:491:ASP:O	1:A:494:THR:HG22	1.78	0.83
2:B:407:HIS:CE1	2:B:411:CYS:SG	2.71	0.83
2:B:694:ILE:N	2:B:694:ILE:HD12	1.93	0.83
2:C:302:ARG:HG3	2:C:315:THR:HG22	1.60	0.83
3:D:74:GLN:O	3:D:78:GLY:HA2	1.77	0.83
2:B:806:VAL:CA	2:B:809:VAL:HG12	2.07	0.83
2:B:806:VAL:HG23	2:B:997:TYR:HE2	1.41	0.83
3:E:79:ILE:HD11	3:E:187:ILE:HD11	1.60	0.83
1:A:15:LEU:HD23	1:A:15:LEU:O	1.78	0.83
2:B:1050:LEU:HD13	2:B:1050:LEU:C	1.99	0.83
2:C:1168:ILE:HD11	2:C:1194:MET:CE	2.08	0.83
2:C:179:LYS:HB2	2:C:179:LYS:NZ	1.94	0.83
3:E:191:ARG:HH11	3:E:191:ARG:HB3	1.39	0.83
3:D:153:TYR:CD2	3:D:258:ASN:HB2	2.14	0.83
2:B:256:PHE:O	2:B:259:MET:HB3	1.78	0.83
2:B:846:GLY:O	2:B:911:ARG:HA	1.79	0.83
2:C:656:VAL:HG21	2:C:688:GLU:HB3	1.61	0.83
1:A:453:LEU:C	1:A:453:LEU:CD2	2.42	0.82
2:B:525:PHE:C	2:B:525:PHE:CD2	2.51	0.82
2:C:493:HIS:HB3	2:C:758:ILE:HG13	1.61	0.82
2:B:697:ALA:HB1	2:B:774:LEU:HB3	1.61	0.82
2:C:460:ALA:HA	2:C:463:VAL:HB	1.61	0.82
3:E:175:LYS:CB	3:E:175:LYS:HZ2	1.92	0.82
1:A:234:LYS:HZ2	1:A:234:LYS:HB2	1.42	0.82
2:B:336:TYR:CZ	3:D:66:VAL:HG23	2.13	0.82
2:B:694:ILE:H	2:B:694:ILE:HD12	1.44	0.82
2:C:342:THR:N	2:C:1306:THR:CG2	2.43	0.82
2:C:872:ILE:HG12	2:C:873:TYR:H	1.44	0.82
3:D:265:ARG:CB	3:D:265:ARG:HH11	1.91	0.82
2:B:1076:ILE:CD1	2:B:1230:ILE:CG2	2.54	0.82
2:B:1177:VAL:O	2:B:1177:VAL:HG12	1.77	0.82
1:A:686:TYR:HA	1:A:714:ARG:HH21	1.43	0.82

*Continued on next page...*

*Continued from previous page...*

Atom-1	Atom-2	Interatomic distance (Å)	Clash overlap (Å)
2:C:342:THR:C	2:C:1306:THR:HG22	1.99	0.82
2:C:170:TYR:HA	2:C:201:ALA:HA	1.61	0.82
2:C:1228:ARG:NH1	2:C:1231:TYR:CE1	2.47	0.82
2:C:198:LYS:HZ2	2:C:198:LYS:HB2	1.39	0.82
2:C:362:LEU:CD2	2:C:363:ARG:N	2.43	0.82
3:E:264:GLY:HA2	3:E:270:THR:HG21	1.60	0.82
1:A:675:THR:HA	1:A:693:TYR:O	1.79	0.82
1:A:794:LEU:CD1	1:A:794:LEU:C	2.47	0.82
2:B:227:LEU:HD23	2:B:247:TYR:HA	1.62	0.82
2:B:832:MET:SD	2:B:946:LEU:HD23	2.20	0.82
1:A:13:VAL:HG22	1:A:213:TRP:N	1.94	0.82
2:B:409:ILE:HD12	2:B:410:ARG:CA	2.10	0.82
2:B:693:ASN:O	2:B:696:VAL:CG1	2.28	0.82
2:C:1276:LEU:CD2	2:C:1276:LEU:H	1.93	0.82
3:D:190:SER:HB2	3:D:230:ILE:HD11	1.61	0.82
2:B:1198:LYS:HD2	2:B:1198:LYS:O	1.79	0.82
2:C:433:TYR:O	2:C:436:SER:HB3	1.79	0.82
1:A:633:ILE:CG1	1:A:664:ARG:NH1	2.42	0.81
2:B:148:GLN:NE2	2:B:148:GLN:HA	1.93	0.81
3:E:161:ALA:HB1	3:E:175:LYS:HZ3	1.43	0.81
1:A:495:LEU:O	1:A:495:LEU:HD12	1.79	0.81
1:A:654:SER:O	1:A:658:ILE:HG22	1.80	0.81
1:A:99:VAL:HG23	1:A:122:ARG:NE	1.95	0.81
2:B:835:TYR:OH	2:B:941:TYR:CE1	2.28	0.81
1:A:184:TRP:CG	1:A:195:ILE:CD1	2.63	0.81
2:B:1050:LEU:HD13	2:B:1050:LEU:O	1.78	0.81
2:C:422:LEU:O	2:C:422:LEU:HD12	1.80	0.81
2:C:714:LEU:O	2:C:716:PHE:N	2.12	0.81
2:B:696:VAL:HG13	2:B:697:ALA:N	1.96	0.81
3:D:261:ARG:HH22	3:D:270:THR:HA	1.44	0.81
3:D:65:ASN:CB	3:D:111:ILE:O	2.28	0.81
3:E:265:ARG:HG3	3:E:265:ARG:HH11	1.45	0.81
2:B:409:ILE:HD12	2:B:410:ARG:H	1.45	0.81
2:C:360:ILE:HD12	2:C:360:ILE:N	1.95	0.81
2:C:389:PHE:CZ	2:C:1319:ARG:HD3	2.15	0.81
2:B:144:ASN:HD21	2:B:1319:ARG:H	1.29	0.81
2:B:687:LEU:H	2:B:687:LEU:HD23	1.42	0.81
2:C:1180:PRO:HD3	2:C:1208:ASP:HB3	1.62	0.81
1:A:593:GLU:HA	1:A:595:ASN:N	1.96	0.81
2:B:256:PHE:HE1	2:B:815:LEU:HD22	1.44	0.81
1:A:497:ALA:O	1:A:523:MET:HG2	1.81	0.81

*Continued on next page...*



*Continued from previous page...*

Atom-1	Atom-2	Interatomic distance (Å)	Clash overlap (Å)
2:C:378:ALA:HA	2:C:622:ALA:CB	2.09	0.81
2:C:644:VAL:O	2:C:645:THR:HG23	1.80	0.81
1:A:396:THR:HG21	1:A:747:CYS:SG	2.20	0.81
1:A:764:SER:HA	1:A:795:GLU:HG3	1.63	0.81
1:A:983:GLU:HG3	1:A:988:LYS:HZ3	1.45	0.81
2:B:1139:MET:HG3	2:B:1166:VAL:HG12	1.62	0.81
2:B:826:GLY:HA3	2:B:949:ALA:HB2	1.63	0.81
2:C:92:VAL:HG13	2:C:1311:THR:HG22	1.60	0.81
2:B:652:PHE:CE2	2:B:691:PHE:HD1	1.98	0.81
3:D:221:ARG:NH1	3:D:225:ARG:HD2	1.96	0.81
1:A:192:VAL:O	1:A:193:ASN:C	2.18	0.81
1:A:811:TYR:HB3	1:A:815:GLY:O	1.81	0.81
2:C:833:ARG:HD2	2:C:922:TYR:CZ	2.16	0.81
1:A:262:PRO:HB2	1:A:265:SER:HB3	1.61	0.80
1:A:74:LEU:HD13	1:A:74:LEU:O	1.81	0.80
1:A:913:LEU:HB2	1:A:953:ARG:HH11	1.46	0.80
2:C:265:VAL:CG2	2:C:1304:MET:CB	2.44	0.80
2:C:506:SER:O	2:C:509:VAL:CG2	2.27	0.80
2:C:615:THR:N	2:C:1333:ALA:O	2.12	0.80
1:A:192:VAL:CG2	1:A:216:LEU:HD13	2.11	0.80
2:B:356:SER:HB2	2:B:1276:LEU:HD11	1.63	0.80
3:D:258:ASN:HD22	3:D:259:SER:N	1.78	0.80
2:B:374:ASP:O	2:B:377:LYS:HB2	1.82	0.80
2:B:652:PHE:O	2:B:655:ILE:CG2	2.28	0.80
2:B:855:TYR:CZ	2:B:860:ARG:CG	2.65	0.80
2:C:82:ARG:HH22	2:C:209:ASN:CA	1.93	0.80
1:A:377:LEU:CD1	1:A:759:LEU:HD11	2.10	0.80
1:A:373:ILE:HG13	1:A:817:GLY:CA	2.11	0.80
2:B:458:SER:O	2:B:676:THR:HG21	1.80	0.80
2:B:806:VAL:C	2:B:809:VAL:HG12	2.01	0.80
2:C:251:LEU:HG	2:C:1062:ILE:HG23	1.63	0.80
2:C:1168:ILE:HD11	2:C:1194:MET:HE1	1.61	0.80
2:C:945:VAL:HG11	2:C:962:ASP:HB3	1.62	0.80
2:B:287:ARG:HH21	2:B:330:THR:HB	1.43	0.80
2:B:544:TYR:OH	2:B:662:VAL:HG13	1.81	0.80
2:C:428:GLN:HA	2:C:431:THR:CG2	2.11	0.80
3:E:175:LYS:NZ	3:E:175:LYS:HB2	1.95	0.80
1:A:8:ASN:HB3	1:A:339:GLN:HE21	1.43	0.80
2:B:1001:THR:O	2:B:1005:LEU:N	2.14	0.80
1:A:964:GLU:HG2	1:A:1049:TYR:O	1.80	0.80
1:A:861:ILE:HG21	1:A:921:PHE:CZ	2.17	0.80

*Continued on next page...*

*Continued from previous page...*

Atom-1	Atom-2	Interatomic distance (Å)	Clash overlap (Å)
2:B:1045:TYR:O	2:B:1046:PHE:HB2	1.82	0.80
2:B:243:GLN:HA	2:B:246:GLU:HB2	1.63	0.80
2:B:512:LEU:HD11	2:B:684:LEU:CD2	2.11	0.80
2:C:648:PHE:HB3	2:C:699:THR:HG21	1.64	0.80
2:C:810:LEU:O	2:C:810:LEU:HD23	1.81	0.80
2:C:812:LYS:O	2:C:815:LEU:HB2	1.82	0.80
2:B:231:LEU:HB3	2:B:249:SER:HB2	1.64	0.80
2:B:428:GLN:OE1	2:B:428:GLN:CA	2.30	0.80
2:C:959:GLN:NE2	2:C:1052:LEU:HD21	1.96	0.80
1:A:598:VAL:HG21	1:A:602:PHE:HE2	1.46	0.80
1:A:651:ASN:O	1:A:652:HIS:CD2	2.34	0.80
2:C:705:VAL:O	2:C:708:THR:HG22	1.81	0.80
2:C:736:SER:OG	2:C:740:SER:OG	1.58	0.80
3:D:204:ASP:O	3:D:208:LEU:HD23	1.82	0.80
1:A:921:PHE:CB	1:A:959:TYR:O	2.29	0.79
2:B:1159:VAL:CG2	2:B:1164:TRP:O	2.30	0.79
2:C:492:VAL:HG21	2:C:581:LEU:HD11	1.65	0.79
2:C:668:VAL:HG11	2:C:673:GLN:HB3	1.64	0.79
2:C:949:ALA:HA	2:C:958:ILE:HD13	1.63	0.79
1:A:555:ASP:HA	1:A:581:ASN:O	1.81	0.79
1:A:668:LEU:O	1:A:668:LEU:CD1	2.30	0.79
1:A:967:ILE:HD11	1:A:1049:TYR:HB3	1.61	0.79
2:B:1067:ILE:HG12	2:B:1067:ILE:O	1.83	0.79
2:B:560:ILE:HG13	2:B:585:PHE:HE2	1.46	0.79
2:B:658:THR:O	2:B:662:VAL:HG23	1.81	0.79
2:C:798:THR:O	2:C:799:THR:CG2	2.30	0.79
3:E:193:VAL:HG13	3:E:196:TRP:HE3	1.47	0.79
1:A:196:LEU:HD12	1:A:196:LEU:C	2.03	0.79
1:A:28:PRO:HA	1:A:97:ARG:HG2	1.62	0.79
2:B:1074:VAL:HG12	2:B:1075:ARG:N	1.95	0.79
2:B:530:GLY:HA3	2:B:575:TRP:CZ3	2.18	0.79
2:C:1242:MET:CE	2:C:1260:PRO:HG3	1.94	0.79
1:A:422:ASP:HA	1:A:970:ARG:NH1	1.97	0.79
1:A:467:SER:HB3	1:A:468:PRO:HD3	1.65	0.79
1:A:630:SER:HA	1:A:633:ILE:CG2	2.12	0.79
2:B:1159:VAL:HG13	2:B:1160:ILE:N	1.97	0.79
2:B:190:VAL:HG12	2:B:194:VAL:CG2	2.11	0.79
2:B:208:LEU:HD23	2:B:221:LEU:HD11	1.63	0.79
2:C:1139:MET:HB3	2:C:1166:VAL:HG12	1.62	0.79
3:E:110:VAL:HG12	3:E:111:ILE:N	1.94	0.79
2:C:404:ASP:O	2:C:408:ILE:HG22	1.82	0.79

*Continued on next page...*

*Continued from previous page...*

Atom-1	Atom-2	Interatomic distance (Å)	Clash overlap (Å)
3:D:153:TYR:CD1	3:D:156:VAL:HG11	2.17	0.79
1:A:664:ARG:HA	1:A:667:GLN:HE21	1.47	0.79
2:B:265:VAL:CG2	2:B:1304:MET:CB	2.60	0.79
2:C:738:GLU:CB	2:C:1015:GLN:HG3	2.12	0.79
2:C:1206:PHE:HD2	2:C:1206:PHE:N	1.80	0.79
1:A:565:ARG:HE	1:A:568:ALA:HB3	1.47	0.79
1:A:560:LEU:O	1:A:586:GLY:HA2	1.82	0.79
1:A:806:HIS:O	1:A:809:GLN:CB	2.29	0.79
2:B:515:ILE:CG2	2:B:655:ILE:CD1	2.45	0.79
2:B:774:LEU:O	2:B:774:LEU:HD23	1.83	0.79
2:C:462:LEU:CD1	2:C:462:LEU:O	2.30	0.79
2:C:641:ARG:HB3	2:C:641:ARG:HH11	1.47	0.79
2:C:856:LEU:HD23	2:C:860:ARG:NH1	1.97	0.79
2:B:145:THR:HG22	2:B:146:GLU:N	1.97	0.79
2:C:190:VAL:O	2:C:190:VAL:HG12	1.83	0.79
2:C:377:LYS:O	2:C:380:GLN:HB3	1.82	0.79
2:C:836:GLN:NE2	2:C:843:LEU:N	2.31	0.79
3:E:233:THR:HG22	3:E:252:LEU:CD2	2.12	0.79
2:B:652:PHE:O	2:B:656:VAL:HG23	1.82	0.79
2:C:174:PHE:O	2:C:175:THR:HG23	1.83	0.79
2:C:856:LEU:CD2	2:C:860:ARG:HH12	1.95	0.79
1:A:236:LEU:CD1	1:A:237:GLU:N	2.42	0.79
1:A:470:LEU:HD23	1:A:470:LEU:C	2.01	0.79
1:A:526:ASN:O	1:A:527:ASN:HB3	1.82	0.79
2:B:1278:TYR:O	2:B:1287:GLY:HA3	1.84	0.78
2:B:190:VAL:CG1	2:B:194:VAL:CG2	2.61	0.78
2:B:612:PHE:N	2:B:612:PHE:HD2	1.79	0.78
2:C:450:PRO:HD2	2:C:453:LEU:HD12	1.65	0.78
3:E:193:VAL:HG13	3:E:196:TRP:CE3	2.17	0.78
2:B:1240:ARG:HE	2:B:1243:ARG:HD2	1.48	0.78
2:B:414:LEU:CD2	2:B:1046:PHE:CD1	2.67	0.78
2:B:1228:ARG:CB	2:C:120:VAL:HG22	2.13	0.78
2:C:282:VAL:O	2:C:285:VAL:HB	1.83	0.78
2:C:800:LEU:HD12	2:C:800:LEU:O	1.81	0.78
1:A:745:LEU:HA	1:A:786:ARG:HA	1.64	0.78
2:B:462:LEU:CG	2:B:462:LEU:O	2.30	0.78
2:C:171:GLU:HB2	2:C:1211:LEU:HD12	1.64	0.78
2:C:168:VAL:HG12	2:C:204:VAL:HG13	1.66	0.78
2:C:377:LYS:HD3	2:C:621:ALA:HB1	1.64	0.78
2:C:625:PRO:O	2:C:626:ARG:HB2	1.83	0.78
2:C:985:ARG:HD2	2:C:985:ARG:O	1.83	0.78

*Continued on next page...*

*Continued from previous page...*

Atom-1	Atom-2	Interatomic distance (Å)	Clash overlap (Å)
1:A:192:VAL:HA	1:A:195:ILE:HG22	1.63	0.78
2:B:694:ILE:CD1	2:B:694:ILE:H	1.96	0.78
2:C:832:MET:CE	2:C:946:LEU:CB	2.58	0.78
3:E:6:THR:HG22	3:E:9:TYR:HD1	1.44	0.78
1:A:49:HIS:HE1	1:A:75:PRO:O	1.66	0.78
2:B:738:GLU:HB2	2:B:1015:GLN:HB3	1.64	0.78
2:B:806:VAL:O	2:B:809:VAL:CG1	2.32	0.78
2:C:1240:ARG:HD3	2:C:1258:VAL:HG21	1.64	0.78
2:C:836:GLN:NE2	2:C:843:LEU:H	1.81	0.78
3:E:37:TRP:HB3	3:E:175:LYS:HB3	1.65	0.78
3:E:84:VAL:HG12	3:E:85:ASN:N	1.96	0.78
1:A:203:THR:O	1:A:264:SER:HB3	1.84	0.78
2:B:249:SER:O	2:B:252:LEU:CD1	2.30	0.78
1:A:550:TYR:O	1:A:551:LEU:HD23	1.82	0.78
2:B:317:MET:O	2:B:320:GLN:HG2	1.84	0.78
2:C:1075:ARG:C	2:C:1076:ILE:HD12	2.04	0.78
2:C:1287:GLY:O	2:C:1288:ILE:HD12	1.84	0.78
2:C:228:VAL:HG23	2:C:250:GLY:CA	2.12	0.78
3:D:38:GLU:HB3	3:D:176:ARG:HG3	1.65	0.78
1:A:407:GLU:HA	1:A:826:PHE:CD2	2.19	0.78
2:B:855:TYR:CZ	2:B:860:ARG:HG2	2.18	0.78
2:C:736:SER:OG	2:C:740:SER:CB	2.27	0.78
2:B:1241:SER:O	2:B:1258:VAL:HG11	1.84	0.78
2:C:264:LEU:HD21	2:C:362:LEU:HB2	1.65	0.78
2:C:668:VAL:HG23	2:C:674:LYS:CE	2.13	0.78
1:A:755:ALA:N	1:A:756:PRO:HD2	1.99	0.77
1:A:420:VAL:HA	1:A:974:SER:CB	2.14	0.77
2:C:307:VAL:HG21	2:C:1245:ILE:CG2	2.14	0.77
2:C:733:VAL:HG13	2:C:1022:ILE:CG2	2.14	0.77
3:E:137:LEU:HD21	3:E:278:PHE:CZ	2.19	0.77
1:A:212:HIS:O	1:A:214:ASN:N	2.17	0.77
1:A:469:LEU:HD23	1:A:470:LEU:N	1.99	0.77
1:A:72:PHE:HE1	1:A:171:ILE:CG2	1.95	0.77
2:B:550:ILE:O	2:B:553:GLN:HB3	1.84	0.77
2:B:579:LEU:O	2:B:579:LEU:CD1	2.30	0.77
1:A:200:ARG:O	1:A:201:LYS:HD3	1.84	0.77
1:A:688:TYR:O	1:A:688:TYR:HD1	1.67	0.77
1:A:967:ILE:CG1	1:A:1049:TYR:HB3	2.14	0.77
2:B:175:THR:HG22	2:B:200:GLY:HA3	1.65	0.77
2:C:362:LEU:O	2:C:362:LEU:HD23	1.83	0.77
2:C:856:LEU:CD2	2:C:860:ARG:NH1	2.47	0.77

*Continued on next page...*

*Continued from previous page...*

Atom-1	Atom-2	Interatomic distance (Å)	Clash overlap (Å)
2:B:282:VAL:O	2:B:285:VAL:HB	1.83	0.77
2:C:715:ASN:N	2:C:715:ASN:HD22	1.82	0.77
2:B:953:ASP:HB2	3:D:241:ASN:O	1.85	0.77
1:A:71:LEU:O	1:A:172:PHE:HE1	1.68	0.77
1:A:277:ALA:HB3	1:A:319:MET:CE	2.14	0.77
2:B:1159:VAL:HA	2:B:1164:TRP:HB2	1.66	0.77
2:B:265:VAL:CG2	2:B:1304:MET:HB3	2.14	0.77
2:B:652:PHE:CA	2:B:655:ILE:HG22	2.15	0.77
2:B:924:ASP:HB3	2:B:927:SER:OG	1.85	0.77
2:C:849:MET:HA	2:C:917:VAL:O	1.84	0.77
3:D:153:TYR:HD1	3:D:156:VAL:CG1	1.96	0.77
1:A:347:LEU:H	1:A:347:LEU:HD12	1.49	0.77
2:C:529:LYS:HE2	2:C:586:PRO:CD	2.14	0.77
2:C:870:ASP:HB2	2:C:871:PRO:HD2	1.65	0.77
2:B:1228:ARG:HB2	2:C:120:VAL:HG22	1.64	0.77
2:B:385:ILE:H	2:B:708:THR:HG22	1.47	0.77
2:B:677:ARG:HH11	2:B:677:ARG:HB2	1.49	0.77
2:C:364:ALA:O	2:C:367:GLU:HG2	1.84	0.77
3:D:258:ASN:ND2	3:D:260:MET:H	1.83	0.77
1:A:967:ILE:CD1	1:A:1049:TYR:HB3	2.13	0.77
3:D:19:ILE:HD11	3:D:31:PHE:HB2	1.67	0.77
2:B:1080:THR:HA	2:B:1227:MET:HB3	1.65	0.77
3:E:77:PHE:CE1	3:E:231:MET:CE	2.68	0.77
1:A:372:ARG:HB2	1:A:772:TRP:HD1	1.50	0.77
1:A:92:LEU:HD11	1:A:96:MET:HG2	1.66	0.77
2:B:1077:MET:HE3	2:B:1165:VAL:HG11	1.65	0.77
2:B:235:ILE:HG23	2:B:978:GLN:NE2	1.99	0.77
2:C:334:LEU:N	2:C:334:LEU:HD23	1.96	0.77
2:C:462:LEU:CD1	2:C:466:VAL:HG23	2.15	0.77
1:A:111:LEU:HD13	1:A:142:ASN:HB3	1.67	0.76
1:A:72:PHE:HE1	1:A:171:ILE:HG22	1.49	0.76
2:B:1139:MET:CG	2:B:1166:VAL:HG12	2.15	0.76
2:C:627:ALA:HB3	2:C:717:THR:HA	1.67	0.76
2:C:832:MET:HE1	2:C:946:LEU:CG	2.15	0.76
1:A:184:TRP:CB	1:A:195:ILE:CD1	2.63	0.76
1:A:200:ARG:HH11	1:A:200:ARG:HG2	1.50	0.76
2:C:966:GLN:OE1	2:C:1063:THR:HB	1.85	0.76
2:C:342:THR:H	2:C:1306:THR:HG21	1.50	0.76
1:A:1004:THR:HG22	1:A:1016:ILE:HD11	1.67	0.76
1:A:752:VAL:HG12	1:A:753:GLN:H	1.50	0.76
2:B:612:PHE:N	2:B:612:PHE:CD2	2.50	0.76

*Continued on next page...*

*Continued from previous page...*

Atom-1	Atom-2	Interatomic distance (Å)	Clash overlap (Å)
3:E:93:LEU:O	3:E:93:LEU:HD22	1.86	0.76
1:A:198:LEU:O	1:A:201:LYS:HG2	1.85	0.76
1:A:710:ALA:HB1	1:A:1045:VAL:HA	1.68	0.76
1:A:985:GLY:O	1:A:986:ARG:HG3	1.85	0.76
1:A:834:THR:HG21	1:A:990:ALA:HB2	1.67	0.76
2:B:265:VAL:HG21	2:B:1304:MET:HB3	1.66	0.76
2:B:235:ILE:HG23	2:B:978:GLN:HE21	1.50	0.76
2:C:1254:PRO:HG2	2:C:1257:ALA:HB2	1.68	0.76
2:C:615:THR:HG22	2:C:632:GLN:CA	2.14	0.76
1:A:401:ILE:HB	1:A:772:TRP:HH2	1.49	0.76
1:A:890:LEU:HD13	1:A:890:LEU:O	1.85	0.76
2:C:250:GLY:O	2:C:254:VAL:HG23	1.85	0.76
2:C:523:THR:HA	2:C:720:PHE:CD2	2.20	0.76
2:C:836:GLN:HE21	2:C:843:LEU:H	1.33	0.76
2:C:309:TRP:HZ2	2:C:1244:ALA:O	1.69	0.76
1:A:205:VAL:CG2	1:A:263:LEU:HB2	2.15	0.76
1:A:234:LYS:NZ	1:A:234:LYS:HB2	1.98	0.76
2:B:148:GLN:NE2	2:B:149:PRO:CD	2.42	0.76
2:C:655:ILE:O	2:C:659:LEU:HB2	1.86	0.76
1:A:182:ARG:HH21	1:A:220:HIS:CD2	2.02	0.76
1:A:231:PHE:O	1:A:235:ILE:HG12	1.86	0.76
1:A:45:GLN:HE21	1:A:45:GLN:CA	1.99	0.76
1:A:497:ALA:HA	1:A:571:ILE:HD12	1.68	0.76
1:A:664:ARG:O	1:A:667:GLN:NE2	2.19	0.76
2:B:240:GLY:O	2:B:242:GLU:N	2.17	0.76
2:B:847:ILE:HD13	2:B:929:PHE:CE1	2.21	0.76
2:C:1003:ARG:O	2:C:1004:PHE:HB2	1.85	0.76
2:C:265:VAL:HG23	2:C:1304:MET:HB2	1.68	0.76
3:D:49:ILE:CG2	3:D:152:ILE:HD11	2.14	0.76
3:E:269:ILE:HG22	3:E:270:THR:H	1.50	0.76
1:A:536:TYR:CE2	1:A:572:LEU:HD22	2.21	0.76
2:B:309:TRP:O	2:B:310:LEU:HB3	1.85	0.76
2:C:301:LEU:HD23	2:C:301:LEU:C	2.07	0.76
1:A:861:ILE:HD13	1:A:921:PHE:CZ	2.21	0.76
2:B:154:PHE:HE1	2:B:361:ASN:HB3	1.49	0.76
2:B:897:TYR:OH	2:B:900:GLY:HA2	1.86	0.76
2:C:1018:GLN:HE21	2:C:1042:TRP:HA	1.51	0.76
2:C:341:LYS:HB3	2:C:1306:THR:HG23	1.68	0.76
2:C:1152:ALA:C	2:C:1155:ILE:HG22	2.06	0.75
2:C:1206:PHE:N	2:C:1206:PHE:CD2	2.52	0.75
2:C:194:VAL:HG22	2:C:301:LEU:HG	1.68	0.75

*Continued on next page...*

*Continued from previous page...*

Atom-1	Atom-2	Interatomic distance (Å)	Clash overlap (Å)
2:C:155:LYS:O	2:C:264:LEU:N	2.17	0.75
2:C:687:LEU:O	2:C:690:GLN:HB3	1.86	0.75
3:D:81:ALA:HB3	3:D:275:ARG:NE	1.99	0.75
2:B:256:PHE:HB2	2:B:819:PHE:CE2	2.21	0.75
2:B:252:LEU:O	2:B:256:PHE:N	2.18	0.75
2:B:612:PHE:HE2	2:B:635:ILE:HB	1.51	0.75
2:B:528:ILE:HD11	2:B:758:ILE:HG21	1.66	0.75
2:B:806:VAL:CG2	2:B:997:TYR:HE2	1.99	0.75
2:C:168:VAL:HG22	2:C:196:LEU:HD11	1.67	0.75
3:D:34:LEU:HG	3:D:34:LEU:O	1.86	0.75
1:A:757:LEU:C	1:A:757:LEU:HD23	2.06	0.75
1:A:948:THR:O	1:A:951:LEU:HB3	1.86	0.75
3:E:253:GLU:HG3	3:E:254:TYR:CD2	2.22	0.75
2:C:1001:THR:C	2:C:1002:LEU:HD23	2.07	0.75
1:A:921:PHE:N	1:A:959:TYR:O	2.19	0.75
2:B:1300:ASN:HD22	2:B:1300:ASN:N	1.85	0.75
2:B:835:TYR:CZ	2:B:941:TYR:CE1	2.74	0.75
2:C:269:GLU:O	2:C:292:ASN:HB3	1.86	0.75
3:D:73:THR:HG21	3:D:198:ILE:HD13	1.68	0.75
1:A:882:ASP:HB2	1:A:885:THR:HG21	1.68	0.75
2:B:1283:ASN:C	2:B:1285:GLN:H	1.86	0.75
2:B:416:ALA:HB2	2:B:422:LEU:HD23	1.68	0.75
1:A:185:HIS:O	1:A:185:HIS:CG	2.32	0.75
1:A:593:GLU:HG2	1:A:594:PRO:HA	1.68	0.75
2:C:1287:GLY:O	2:C:1288:ILE:CG1	2.35	0.75
2:C:137:ILE:N	2:C:137:ILE:HD12	2.02	0.75
3:E:83:ASN:N	3:E:83:ASN:HD22	1.83	0.75
1:A:204:LEU:N	1:A:204:LEU:HD12	2.02	0.75
1:A:263:LEU:O	1:A:264:SER:HB2	1.87	0.75
1:A:865:ASN:O	1:A:866:LEU:HD12	1.86	0.75
2:C:333:ARG:HG2	2:C:333:ARG:HH11	1.50	0.75
2:C:638:THR:HG21	2:C:1331:ARG:HH22	1.52	0.75
1:A:212:HIS:C	1:A:214:ASN:H	1.86	0.75
2:B:974:LEU:HB2	2:C:644:VAL:CG2	2.17	0.75
2:C:302:ARG:HB2	2:C:314:ILE:HG21	1.68	0.75
2:C:968:ARG:O	2:C:968:ARG:HG2	1.84	0.75
1:A:1004:THR:CG2	1:A:1016:ILE:HD11	2.17	0.74
1:A:485:MET:HG3	1:A:511:ILE:HD11	1.66	0.74
1:A:858:VAL:HG21	1:A:872:VAL:HG23	1.69	0.74
2:C:157:ILE:CD1	2:C:157:ILE:C	2.56	0.74
2:C:461:ARG:O	2:C:464:SER:HB3	1.87	0.74

*Continued on next page...*



*Continued from previous page...*

Atom-1	Atom-2	Interatomic distance (Å)	Clash overlap (Å)
2:C:884:ALA:O	2:C:888:GLN:HG2	1.87	0.74
1:A:419:TYR:O	1:A:420:VAL:HG13	1.87	0.74
2:B:1290:LYS:HZ1	2:B:1300:ASN:HB3	1.48	0.74
2:B:815:LEU:HD23	2:B:815:LEU:O	1.85	0.74
1:A:73:ARG:C	1:A:75:PRO:HD2	2.06	0.74
1:A:404:SER:OG	1:A:824:ARG:NH1	2.20	0.74
2:C:1064:ASN:HD22	2:C:1065:PRO:CD	2.00	0.74
2:C:1286:VAL:O	2:C:1288:ILE:HG13	1.87	0.74
1:A:236:LEU:HD13	1:A:237:GLU:CA	2.15	0.74
1:A:47:ARG:O	1:A:48:SER:CB	2.35	0.74
1:A:962:PHE:CD1	1:A:998:LEU:HD11	2.22	0.74
2:B:615:THR:O	2:B:617:ASP:N	2.19	0.74
2:C:1061:LEU:CD2	2:C:1061:LEU:C	2.55	0.74
2:C:256:PHE:C	2:C:259:MET:HB3	2.08	0.74
2:C:271:THR:HG22	2:C:272:THR:N	2.01	0.74
3:E:105:LEU:HD22	3:E:110:VAL:O	1.87	0.74
3:E:68:ILE:HD11	3:E:93:LEU:HB2	1.69	0.74
1:A:434:GLN:O	1:A:438:LYS:HG2	1.88	0.74
1:A:466:LEU:CD1	1:A:469:LEU:HD22	2.18	0.74
2:C:1171:ILE:HD11	2:C:1202:PHE:CZ	2.22	0.74
2:C:648:PHE:CB	2:C:699:THR:HG21	2.18	0.74
1:A:161:TYR:HD1	1:A:182:ARG:HD3	0.97	0.74
1:A:189:MET:CE	1:A:192:VAL:HG13	2.18	0.74
2:C:819:PHE:O	2:C:823:ILE:HD13	1.87	0.74
1:A:136:ASN:C	1:A:138:PRO:HD3	2.08	0.74
1:A:466:LEU:O	1:A:466:LEU:HG	1.88	0.74
1:A:774:VAL:O	1:A:775:ASP:HB2	1.85	0.74
2:B:1139:MET:SD	2:B:1164:TRP:HZ3	2.11	0.74
2:B:529:LYS:HG3	2:B:586:PRO:HG2	1.69	0.74
2:B:843:LEU:HB3	2:B:942:HIS:ND1	2.02	0.74
2:C:1075:ARG:HG3	2:C:1075:ARG:NH1	2.01	0.74
2:B:1055:LEU:C	2:B:1055:LEU:CD1	2.55	0.74
2:B:866:THR:HG22	2:B:1042:TRP:HH2	1.53	0.74
2:C:360:ILE:HD12	2:C:360:ILE:H	1.52	0.74
1:A:22:ILE:HD13	1:A:22:ILE:O	1.86	0.74
2:B:1077:MET:HG3	2:B:1165:VAL:HG12	1.70	0.74
2:B:1153:ASP:HA	2:C:138:PHE:CD1	2.23	0.74
2:B:574:LYS:HG3	2:B:575:TRP:H	1.53	0.74
1:A:224:GLU:O	1:A:227:MET:HB3	1.88	0.74
1:A:28:PRO:HA	1:A:97:ARG:CG	2.17	0.74
2:B:652:PHE:HA	2:B:655:ILE:HG22	1.70	0.74

*Continued on next page...*



*Continued from previous page...*

Atom-1	Atom-2	Interatomic distance (Å)	Clash overlap (Å)
2:C:559:THR:CG2	2:C:567:GLU:HB3	2.18	0.74
1:A:783:ILE:N	1:A:783:ILE:HD12	2.03	0.73
2:B:1232:PRO:HB3	2:B:1236:ILE:HD11	1.70	0.73
2:B:376:ILE:HG21	2:B:1317:VAL:HG11	1.68	0.73
2:B:713:MET:SD	2:B:804:LEU:HD23	2.28	0.73
2:C:375:ARG:O	2:C:375:ARG:HD3	1.87	0.73
3:D:89:TYR:O	3:D:91:SER:N	2.20	0.73
1:A:453:LEU:HD12	1:A:1021:THR:HG21	1.68	0.73
1:A:189:MET:HE3	1:A:192:VAL:HG13	1.69	0.73
2:B:381:ALA:HA	2:B:618:LEU:HD13	1.68	0.73
2:C:1276:LEU:HD23	2:C:1276:LEU:H	1.52	0.73
2:C:340:VAL:O	2:C:341:LYS:HG2	1.87	0.73
2:C:795:ASP:O	2:C:797:SER:N	2.19	0.73
1:A:461:ARG:HA	1:A:461:ARG:HH11	1.52	0.73
2:B:164:LEU:CD1	2:B:1296:ILE:HD11	2.18	0.73
2:C:260:THR:HA	2:C:1054:ARG:NH1	2.03	0.73
2:C:923:TYR:H	2:C:925:VAL:HG13	1.52	0.73
3:D:26:ALA:HB2	3:D:30:GLN:NE2	1.97	0.73
1:A:189:MET:CE	1:A:192:VAL:CG1	2.66	0.73
1:A:703:PHE:N	1:A:704:PRO:HD2	1.95	0.73
2:B:1191:GLU:HA	2:C:138:PHE:CE2	2.23	0.73
2:B:549:GLY:O	2:B:553:GLN:HB2	1.88	0.73
2:C:342:THR:N	2:C:1306:THR:HG21	2.02	0.73
2:C:701:HIS:HB2	2:C:774:LEU:HD21	1.69	0.73
3:E:77:PHE:CE1	3:E:231:MET:HE2	2.23	0.73
1:A:239:TRP:HH2	1:A:297:LEU:HD21	1.52	0.73
1:A:797:ARG:HD2	1:A:798:THR:HG23	1.71	0.73
2:B:866:THR:HG22	2:B:1042:TRP:CH2	2.23	0.73
2:C:597:ALA:O	2:C:600:ILE:HG22	1.87	0.73
3:D:186:LEU:HD11	3:D:252:LEU:HD21	1.68	0.73
1:A:1024:LEU:HD13	1:A:1024:LEU:C	2.08	0.73
1:A:183:ILE:N	1:A:183:ILE:HD12	2.03	0.73
1:A:417:TYR:CD2	1:A:490:LEU:HD22	2.24	0.73
1:A:628:MET:SD	1:A:628:MET:C	2.67	0.73
2:B:544:TYR:HB3	2:B:547:GLU:HB2	1.71	0.73
3:E:191:ARG:CZ	3:E:191:ARG:CB	2.65	0.73
1:A:199:MET:HA	1:A:199:MET:HE3	1.70	0.73
1:A:846:ARG:HG2	1:A:847:GLU:N	2.03	0.73
2:B:964:VAL:O	2:B:964:VAL:HG12	1.87	0.73
2:C:342:THR:OG1	2:C:1306:THR:HG21	1.88	0.73
2:C:385:ILE:HG23	2:C:386:SER:H	1.53	0.73

*Continued on next page...*

*Continued from previous page...*

Atom-1	Atom-2	Interatomic distance (Å)	Clash overlap (Å)
1:A:114:ASN:HD21	1:A:117:LEU:HB3	1.54	0.73
2:B:1034:GLN:C	2:B:1035:ILE:HD12	2.08	0.73
2:B:409:ILE:CD1	2:B:1040:PHE:CE1	2.72	0.73
2:B:1232:PRO:CB	2:B:1236:ILE:HD11	2.18	0.73
2:C:469:ARG:HD2	2:C:510:VAL:HG22	1.70	0.73
2:C:843:LEU:CA	2:C:942:HIS:CE1	2.71	0.73
1:A:377:LEU:CD1	1:A:759:LEU:CD1	2.65	0.73
1:A:429:TRP:CZ2	1:A:434:GLN:CD	2.62	0.73
2:B:510:VAL:O	2:B:513:GLU:HB3	1.89	0.73
2:C:1066:ARG:HH11	2:C:1066:ARG:CB	1.95	0.73
2:C:1080:THR:HA	2:C:1227:MET:HE2	1.69	0.73
3:E:46:LYS:HB2	3:E:46:LYS:HZ2	1.54	0.73
1:A:1021:THR:N	1:A:1022:PRO:HD2	2.04	0.73
2:C:373:ASP:CB	2:C:394:GLN:HB2	2.18	0.73
2:C:441:ARG:CZ	2:C:441:ARG:HB3	2.14	0.73
2:C:409:ILE:CD1	2:C:626:ARG:H	1.97	0.73
3:D:213:LEU:C	3:D:213:LEU:CD1	2.54	0.73
3:D:235:VAL:HG23	3:D:235:VAL:O	1.88	0.73
3:E:107:LEU:HA	3:E:122:TYR:CE2	2.24	0.73
1:A:118:GLY:O	1:A:121:ALA:N	2.20	0.72
1:A:431:ALA:O	1:A:435:ILE:HG13	1.88	0.72
2:C:443:VAL:HG22	2:C:445:GLU:H	1.53	0.72
2:C:533:GLN:HG2	2:C:588:LEU:HD12	1.71	0.72
3:E:255:ILE:O	3:E:255:ILE:HG23	1.89	0.72
3:E:56:LEU:HB2	3:E:57:PRO:HD2	1.69	0.72
1:A:275:ILE:HG22	1:A:276:GLY:N	2.04	0.72
2:B:1331:ARG:HB2	2:B:1331:ARG:NH1	2.03	0.72
1:A:1012:ILE:HD12	1:A:1012:ILE:N	2.04	0.72
1:A:418:GLY:O	1:A:681:ALA:CB	2.37	0.72
2:B:190:VAL:CG1	2:B:194:VAL:HG23	2.18	0.72
2:B:389:PHE:CE1	2:B:1319:ARG:HB2	2.23	0.72
2:B:958:ILE:O	2:B:960:THR:HG23	1.89	0.72
1:A:168:ASN:H	1:A:168:ASN:HD22	1.38	0.72
1:A:438:LYS:O	1:A:442:VAL:HG23	1.89	0.72
1:A:47:ARG:NH2	1:A:76:LEU:HA	2.01	0.72
1:A:967:ILE:HD11	1:A:1049:TYR:HB2	0.74	0.72
2:B:994:SER:O	2:B:995:THR:O	2.06	0.72
2:C:491:ASN:O	2:C:492:VAL:HB	1.89	0.72
1:A:249:ALA:O	1:A:251:VAL:HG23	1.88	0.72
1:A:631:GLU:O	1:A:634:SER:HB3	1.89	0.72
2:C:733:VAL:CG2	2:C:1022:ILE:CG2	2.68	0.72

*Continued on next page...*

*Continued from previous page...*

Atom-1	Atom-2	Interatomic distance (Å)	Clash overlap (Å)
2:C:1242:MET:HE2	2:C:1260:PRO:N	2.05	0.72
2:C:124:GLN:HE22	2:C:126:ALA:HB2	1.53	0.72
2:B:612:PHE:CE1	2:B:1331:ARG:HB3	2.24	0.72
2:B:612:PHE:CE2	2:B:635:ILE:HB	2.25	0.72
2:B:701:HIS:HB2	2:B:774:LEU:HD12	1.70	0.72
2:C:461:ARG:CB	2:C:676:THR:HG21	2.18	0.72
2:C:732:TYR:HB2	2:C:744:ILE:HD12	1.72	0.72
3:D:258:ASN:HD22	3:D:258:ASN:C	1.93	0.72
1:A:293:LEU:O	1:A:293:LEU:HD13	1.88	0.72
1:A:882:ASP:CB	1:A:885:THR:CG2	2.60	0.72
2:B:1124:THR:O	2:B:1126:MET:N	2.20	0.72
2:B:559:THR:HB	2:B:583:GLU:HG2	1.72	0.72
2:B:860:ARG:HH11	2:B:860:ARG:CB	1.95	0.72
2:C:1242:MET:HE3	2:C:1260:PRO:HB3	1.62	0.72
2:C:831:VAL:O	2:C:832:MET:HB2	1.89	0.72
1:A:15:LEU:HD21	1:A:56:PRO:HA	1.72	0.72
1:A:255:ARG:HG2	1:A:255:ARG:NH1	1.95	0.72
1:A:329:THR:O	1:A:331:ARG:N	2.23	0.72
1:A:750:VAL:CG1	1:A:783:ILE:HD11	2.18	0.72
2:B:558:TYR:CE1	2:B:585:PHE:HB2	2.23	0.72
2:B:557:THR:HA	2:B:587:ALA:HB2	1.72	0.72
2:B:855:TYR:CD1	2:B:859:ILE:HG23	2.25	0.72
2:C:144:ASN:HD22	2:C:1318:GLU:HB2	1.54	0.72
1:A:161:TYR:CZ	1:A:182:ARG:NH1	2.57	0.72
1:A:203:THR:HB	1:A:204:LEU:HD12	1.71	0.72
1:A:305:TYR:O	1:A:308:ALA:CB	2.27	0.72
2:B:1078:TYR:HE1	2:C:121:PHE:HZ	1.37	0.72
3:E:233:THR:HG22	3:E:252:LEU:HD23	1.70	0.72
1:A:891:THR:HA	1:A:894:LYS:NZ	2.05	0.72
2:B:241:ALA:HA	2:B:1199:GLY:CA	2.16	0.72
2:B:1228:ARG:NH1	2:C:120:VAL:HG21	2.05	0.72
2:C:286:LEU:HD21	2:C:288:THR:CA	2.19	0.72
1:A:134:VAL:HG11	1:A:141:LEU:HD11	1.72	0.71
1:A:861:ILE:CG2	1:A:921:PHE:CE2	2.72	0.71
2:C:1116:ARG:HG2	2:C:1116:ARG:HH11	1.55	0.71
2:C:559:THR:HG23	2:C:567:GLU:HB3	1.71	0.71
2:B:656:VAL:HG12	2:B:684:LEU:HD12	1.70	0.71
2:B:659:LEU:O	2:B:659:LEU:HD23	1.90	0.71
2:B:696:VAL:CG1	2:B:697:ALA:H	2.02	0.71
2:B:385:ILE:H	2:B:708:THR:HG21	1.55	0.71
2:C:656:VAL:O	2:C:660:ALA:CB	2.38	0.71

*Continued on next page...*

*Continued from previous page...*

Atom-1	Atom-2	Interatomic distance (Å)	Clash overlap (Å)
2:C:843:LEU:HB3	2:C:942:HIS:HE1	1.51	0.71
3:D:11:THR:HG22	3:D:219:ARG:NH1	2.05	0.71
3:E:29:THR:HG22	3:E:222:ASP:CB	2.20	0.71
1:A:134:VAL:CG1	1:A:141:LEU:HD11	2.21	0.71
1:A:259:ARG:CG	1:A:259:ARG:HH11	2.02	0.71
1:A:578:ASN:ND2	1:A:579:VAL:H	1.88	0.71
2:B:1240:ARG:CB	2:B:1240:ARG:HH11	2.00	0.71
2:B:264:LEU:HD22	2:B:362:LEU:HD13	1.71	0.71
2:B:698:HIS:O	2:B:702:LEU:HB3	1.88	0.71
2:B:856:LEU:O	2:B:858:HIS:N	2.23	0.71
2:B:887:VAL:HG13	2:B:893:ALA:HA	1.71	0.71
2:C:395:GLY:O	3:E:263:ALA:HB1	1.90	0.71
1:A:1024:LEU:HD13	1:A:1025:ILE:N	2.04	0.71
1:A:125:ASN:HD21	2:B:647:GLU:HG3	1.54	0.71
1:A:625:PHE:O	1:A:626:GLU:C	2.28	0.71
1:A:688:TYR:C	1:A:688:TYR:CD1	2.62	0.71
2:C:146:GLU:HB2	2:C:1317:VAL:O	1.91	0.71
2:C:676:THR:HA	2:C:679:CYS:SG	2.30	0.71
2:B:1323:ASP:O	2:B:1324:ASP:HB2	1.90	0.71
2:C:1137:VAL:CG1	2:C:1164:TRP:CG	2.73	0.71
2:C:679:CYS:O	2:C:682:GLN:CB	2.34	0.71
1:A:416:MET:HA	1:A:416:MET:CE	2.19	0.71
1:A:559:ILE:HG22	1:A:585:ILE:HD13	1.71	0.71
2:B:153:ASP:O	2:B:154:PHE:CG	2.44	0.71
2:B:267:VAL:HG13	2:B:1304:MET:HG3	1.71	0.71
2:C:1117:VAL:O	2:C:1117:VAL:HG12	1.91	0.71
2:C:298:PRO:O	2:C:301:LEU:HB3	1.91	0.71
3:D:107:LEU:HD12	3:D:122:TYR:CZ	2.26	0.71
3:D:4:GLN:O	3:D:4:GLN:HG3	1.89	0.71
2:C:259:MET:HG3	2:C:260:THR:HG23	1.73	0.71
2:C:585:PHE:CE1	2:C:728:LYS:HD2	2.26	0.71
3:E:148:ASP:O	3:E:152:ILE:HD13	1.91	0.71
3:E:161:ALA:HB1	3:E:175:LYS:NZ	2.05	0.71
1:A:164:ILE:CG1	1:A:183:ILE:HD13	2.20	0.71
1:A:904:PHE:N	1:A:904:PHE:CD2	2.55	0.71
2:B:385:ILE:O	2:B:385:ILE:HG23	1.90	0.71
2:B:685:ARG:HG3	2:B:685:ARG:HH11	1.55	0.71
2:B:855:TYR:CZ	2:B:860:ARG:HG3	2.26	0.71
2:B:985:ARG:O	2:B:989:ILE:HG13	1.90	0.71
2:C:815:LEU:HD11	2:C:1051:GLN:NE2	2.06	0.71
2:C:699:THR:O	2:C:703:SER:HB2	1.89	0.71

*Continued on next page...*

*Continued from previous page...*

Atom-1	Atom-2	Interatomic distance (Å)	Clash overlap (Å)
1:A:60:PHE:HZ	1:A:99:VAL:HG21	1.56	0.71
1:A:861:ILE:CG2	1:A:921:PHE:CZ	2.73	0.71
2:B:686:HIS:O	2:B:690:GLN:CB	2.38	0.71
2:C:302:ARG:HB2	2:C:314:ILE:HG22	1.72	0.71
3:E:149:MET:HB3	3:E:280:ALA:CB	2.21	0.71
1:A:429:TRP:CE2	1:A:434:GLN:NE2	2.57	0.70
1:A:493:LEU:HD23	1:A:493:LEU:C	2.10	0.70
1:A:539:LEU:O	1:A:543:GLU:HG2	1.91	0.70
1:A:330:GLN:OE1	1:A:330:GLN:HA	1.91	0.70
1:A:561:LEU:HG	1:A:615:CYS:SG	2.31	0.70
2:C:547:GLU:HG3	2:C:597:ALA:HA	1.73	0.70
2:C:649:ALA:HB2	2:C:695:ALA:CB	2.18	0.70
1:A:275:ILE:HD12	1:A:280:PRO:HG3	1.72	0.70
1:A:504:THR:HG22	1:A:505:PHE:H	1.56	0.70
2:B:148:GLN:HA	2:B:148:GLN:HE21	1.53	0.70
2:B:820:ILE:HD11	2:B:986:ILE:HD12	1.73	0.70
2:C:210:ARG:H	2:C:210:ARG:HD2	1.54	0.70
2:C:332:THR:O	2:C:334:LEU:N	2.23	0.70
3:E:193:VAL:O	3:E:193:VAL:HG12	1.91	0.70
1:A:192:VAL:HG13	1:A:193:ASN:N	2.06	0.70
2:B:408:ILE:O	2:B:412:LEU:N	2.22	0.70
2:C:1076:ILE:HD12	2:C:1076:ILE:N	2.07	0.70
2:C:820:ILE:HD12	2:C:983:ILE:CG1	2.16	0.70
1:A:701:VAL:O	1:A:702:ARG:HG2	1.91	0.70
2:B:350:ILE:HG23	2:B:355:ALA:HB2	1.72	0.70
2:B:357:VAL:HA	2:B:360:ILE:HG12	1.74	0.70
2:B:492:VAL:HG13	2:B:580:TYR:HD2	1.56	0.70
2:B:808:GLN:C	2:B:808:GLN:OE1	2.30	0.70
2:B:812:LYS:NZ	2:B:812:LYS:HB3	2.06	0.70
3:D:283:LEU:O	3:D:287:PHE:HB2	1.91	0.70
1:A:406:VAL:HG11	1:A:460:VAL:HG22	1.72	0.70
2:C:1278:TYR:CE2	2:C:1289:PRO:HG3	2.26	0.70
2:C:348:LEU:HD12	2:C:348:LEU:N	2.06	0.70
2:C:650:SER:O	2:C:653:ARG:HB3	1.92	0.70
3:D:260:MET:O	3:D:262:THR:HG23	1.92	0.70
1:A:306:GLN:C	1:A:306:GLN:OE1	2.30	0.70
1:A:472:LEU:CD1	1:A:472:LEU:C	2.59	0.70
2:B:1242:MET:SD	2:B:1245:ILE:HD11	2.31	0.70
2:B:226:PRO:O	2:B:227:LEU:HB2	1.90	0.70
2:B:384:MET:HG3	2:B:793:TYR:CD1	2.16	0.70
2:B:652:PHE:HA	2:B:655:ILE:HG21	1.71	0.70

*Continued on next page...*

*Continued from previous page...*

Atom-1	Atom-2	Interatomic distance (Å)	Clash overlap (Å)
2:C:627:ALA:O	2:C:1037:ILE:HD11	1.92	0.70
2:B:739:GLY:HA2	2:C:653:ARG:HD3	1.74	0.70
2:C:832:MET:CE	2:C:946:LEU:CG	2.70	0.70
1:A:235:ILE:O	1:A:238:ASP:HB2	1.92	0.70
1:A:62:PHE:O	1:A:63:SER:HB2	1.91	0.70
1:A:754:SER:C	1:A:756:PRO:HD2	2.12	0.70
2:B:1300:ASN:ND2	2:B:1300:ASN:N	2.36	0.70
2:C:1042:TRP:HZ3	2:C:1044:ARG:HD3	1.55	0.70
2:C:644:VAL:O	2:C:645:THR:CG2	2.40	0.70
1:A:336:LEU:HD22	1:A:348:LEU:HD22	1.73	0.70
1:A:536:TYR:CD2	1:A:572:LEU:CD2	2.74	0.70
2:B:656:VAL:HG13	2:B:684:LEU:HD13	1.72	0.70
2:B:585:PHE:HE1	2:B:728:LYS:HG2	1.57	0.70
2:C:1226:ASP:O	2:C:1227:MET:HE3	1.92	0.70
1:A:267:THR:HA	1:A:270:GLN:HB2	1.73	0.70
2:B:430:ASN:HD21	2:B:715:ASN:HD21	1.38	0.70
2:C:360:ILE:CD1	2:C:360:ILE:H	2.04	0.70
3:E:190:SER:HA	3:E:230:ILE:HG12	1.74	0.70
1:A:967:ILE:HG12	1:A:1049:TYR:HB3	1.73	0.69
2:B:385:ILE:O	2:B:386:SER:HB2	1.92	0.69
2:B:248:VAL:HG22	2:B:970:LEU:HD22	1.74	0.69
2:C:362:LEU:HD23	2:C:363:ARG:CA	2.22	0.69
2:C:441:ARG:HB3	2:C:441:ARG:HH11	1.54	0.69
2:C:960:THR:O	2:C:961:SER:HB3	1.92	0.69
3:E:167:ARG:NH1	3:E:175:LYS:HE2	2.07	0.69
3:E:189:LEU:CD2	3:E:189:LEU:C	2.60	0.69
3:E:83:ASN:H	3:E:83:ASN:ND2	1.89	0.69
1:A:551:LEU:HA	1:A:576:ASN:HD21	1.57	0.69
2:B:832:MET:HB3	2:B:850:THR:OG1	1.92	0.69
1:A:135:VAL:O	1:A:138:PRO:HG3	1.91	0.69
1:A:154:PHE:CE1	1:A:162:ILE:HG13	2.26	0.69
1:A:351:TYR:CD1	1:A:351:TYR:N	2.58	0.69
2:C:189:ILE:C	2:C:191:GLY:H	1.96	0.69
2:C:967:LEU:C	2:C:967:LEU:HD23	2.09	0.69
3:D:11:THR:HG22	3:D:219:ARG:HH12	1.58	0.69
3:D:238:ASN:O	3:D:253:GLU:HB2	1.91	0.69
1:A:182:ARG:NH2	1:A:220:HIS:NE2	2.39	0.69
1:A:560:LEU:N	1:A:585:ILE:O	2.22	0.69
2:B:737:PRO:CG	2:B:1016:ASN:HB2	2.22	0.69
2:B:867:ASN:O	2:B:868:VAL:HG22	1.92	0.69
1:A:1020:SER:HB2	1:A:1022:PRO:HD2	1.73	0.69

*Continued on next page...*

*Continued from previous page...*

Atom-1	Atom-2	Interatomic distance (Å)	Clash overlap (Å)
2:B:357:VAL:CG2	2:B:1054:ARG:HD3	2.22	0.69
2:B:199:TYR:CE1	2:B:1246:VAL:HA	2.28	0.69
2:B:860:ARG:HA	2:B:863:LEU:HD13	1.74	0.69
2:C:157:ILE:O	2:C:157:ILE:HD12	1.91	0.69
2:C:493:HIS:CB	2:C:758:ILE:HD11	2.22	0.69
3:D:98:LEU:HB3	3:D:99:PRO:HD2	1.74	0.69
3:E:103:ALA:HA	3:E:112:TYR:O	1.93	0.69
3:E:137:LEU:CD2	3:E:278:PHE:CZ	2.75	0.69
1:A:800:SER:O	1:A:801:ASN:HB2	1.92	0.69
2:B:512:LEU:HD11	2:B:684:LEU:HD21	1.73	0.69
2:C:243:GLN:HE21	2:C:245:ALA:HB3	1.57	0.69
1:A:154:PHE:HE1	1:A:162:ILE:HG13	1.58	0.69
1:A:561:LEU:CB	1:A:615:CYS:HA	2.23	0.69
1:A:746:PHE:HB2	1:A:785:ALA:HB3	1.74	0.69
1:A:845:ILE:HG21	1:A:920:LEU:HD21	1.73	0.69
2:B:1077:MET:HE2	2:B:1165:VAL:HG11	1.74	0.69
2:B:988:GLN:OE1	2:B:988:GLN:C	2.31	0.69
2:C:1249:ASN:C	2:C:1249:ASN:HD22	1.95	0.69
2:B:1159:VAL:CG1	2:B:1160:ILE:N	2.54	0.69
2:B:829:SER:CA	2:B:946:LEU:O	2.38	0.69
3:E:107:LEU:HA	3:E:122:TYR:HE2	1.57	0.69
2:B:1076:ILE:HD11	2:B:1230:ILE:HG22	1.70	0.69
2:B:286:LEU:HG	2:B:287:ARG:H	1.56	0.69
2:B:428:GLN:O	2:B:431:THR:CG2	2.41	0.69
2:B:693:ASN:OD1	2:B:694:ILE:HD12	1.93	0.69
2:C:1045:TYR:O	2:C:1046:PHE:HB2	1.91	0.69
2:C:1228:ARG:HD3	2:C:1231:TYR:CZ	2.28	0.69
2:C:124:GLN:CD	2:C:124:GLN:O	2.30	0.69
2:C:575:TRP:CE3	2:C:575:TRP:O	2.46	0.69
1:A:255:ARG:HE	1:A:258:GLN:HE22	1.39	0.69
1:A:347:LEU:O	1:A:347:LEU:HD13	1.91	0.69
2:B:430:ASN:HD21	2:B:715:ASN:ND2	1.91	0.69
2:B:424:GLY:HA3	2:B:752:VAL:HG11	1.74	0.69
2:C:1171:ILE:HD11	2:C:1202:PHE:HZ	1.57	0.69
2:C:307:VAL:HG21	2:C:1245:ILE:HG23	1.74	0.69
2:C:264:LEU:CD2	2:C:362:LEU:HB2	2.22	0.69
3:E:20:ARG:HG2	3:E:20:ARG:HH11	1.56	0.69
1:A:658:ILE:HD11	1:A:677:LEU:HD11	1.75	0.69
2:B:1267:THR:HB	2:B:1299:SER:HG	1.57	0.69
2:C:612:PHE:HE1	2:C:1331:ARG:HA	1.58	0.69
2:C:883:ILE:HG23	2:C:895:VAL:HG21	1.75	0.69

*Continued on next page...*



*Continued from previous page...*

Atom-1	Atom-2	Interatomic distance (Å)	Clash overlap (Å)
3:D:178:LYS:HA	3:D:250:ARG:O	1.91	0.69
1:A:210:SER:O	1:A:211:TRP:CG	2.45	0.68
1:A:658:ILE:CD1	1:A:677:LEU:HD11	2.23	0.68
1:A:869:ILE:HG23	1:A:870:SER:N	2.08	0.68
1:A:913:LEU:HB2	1:A:953:ARG:HD2	1.75	0.68
1:A:967:ILE:CD1	1:A:1049:TYR:CG	2.76	0.68
2:B:266:ILE:HG22	2:B:1305:MET:HG3	1.73	0.68
2:B:1319:ARG:HB3	2:B:1319:ARG:HH11	1.57	0.68
2:B:269:GLU:O	2:B:292:ASN:HB3	1.92	0.68
2:B:299:ALA:C	2:B:301:LEU:H	1.95	0.68
2:B:695:ALA:O	2:B:699:THR:CG2	2.33	0.68
3:D:38:GLU:O	3:D:176:ARG:N	2.25	0.68
1:A:805:TYR:HD2	1:A:806:HIS:N	1.90	0.68
2:B:334:LEU:HB2	2:B:340:VAL:O	1.93	0.68
2:B:408:ILE:O	2:B:412:LEU:CB	2.42	0.68
2:C:1122:PRO:HB2	2:C:1123:PRO:HD3	1.74	0.68
2:C:135:LYS:HZ2	2:C:135:LYS:HB2	1.57	0.68
2:C:843:LEU:HA	2:C:942:HIS:CE1	2.27	0.68
3:D:146:ARG:NH1	3:D:146:ARG:HB2	2.07	0.68
1:A:587:MET:N	1:A:587:MET:SD	2.65	0.68
2:B:600:ILE:O	2:B:603:ILE:HG22	1.93	0.68
2:B:697:ALA:HB2	2:B:774:LEU:HD22	1.73	0.68
2:C:1154:ASN:C	2:C:1154:ASN:OD1	2.30	0.68
3:E:92:ARG:C	3:E:92:ARG:HD3	2.13	0.68
1:A:161:TYR:CE1	1:A:182:ARG:HD3	2.23	0.68
1:A:536:TYR:CD2	1:A:572:LEU:HD22	2.29	0.68
2:B:661:ASN:OD1	2:B:661:ASN:C	2.30	0.68
2:C:342:THR:H	2:C:1306:THR:CG2	2.04	0.68
1:A:195:ILE:HD13	1:A:216:LEU:CD2	2.23	0.68
1:A:222:ARG:HA	1:A:222:ARG:HH11	1.59	0.68
1:A:560:LEU:HD12	1:A:569:VAL:HB	1.76	0.68
1:A:649:LYS:HB2	1:A:691:TYR:HE1	1.56	0.68
1:A:845:ILE:HG21	1:A:920:LEU:CD2	2.23	0.68
2:B:1154:ASN:C	2:B:1154:ASN:OD1	2.32	0.68
2:B:630:ASN:HD22	2:B:630:ASN:H	1.40	0.68
2:C:170:TYR:HD1	2:C:201:ALA:HB2	1.57	0.68
2:C:208:LEU:HB3	2:C:221:LEU:HD21	1.73	0.68
2:C:279:SER:O	2:C:283:ASN:HB2	1.94	0.68
2:C:388:GLN:HB2	2:C:1320:VAL:CG2	2.23	0.68
2:C:652:PHE:HD2	2:C:691:PHE:CD2	2.12	0.68
2:C:795:ASP:C	2:C:797:SER:H	1.96	0.68

*Continued on next page...*



*Continued from previous page...*

Atom-1	Atom-2	Interatomic distance (Å)	Clash overlap (Å)
3:D:137:LEU:HD11	3:D:278:PHE:CZ	2.29	0.68
3:E:160:LEU:O	3:E:160:LEU:HD23	1.93	0.68
1:A:349:TYR:HD1	1:A:350:PRO:HD2	1.56	0.68
1:A:49:HIS:NE2	1:A:75:PRO:HB2	2.08	0.68
1:A:887:ILE:HG22	1:A:888:GLU:O	1.94	0.68
2:C:325:TYR:CG	2:C:326:GLY:N	2.61	0.68
2:C:264:LEU:HD11	2:C:365:LEU:CD2	2.23	0.68
2:C:646:ASN:ND2	2:C:695:ALA:HB3	2.08	0.68
3:D:128:ALA:O	3:D:132:ALA:HB2	1.93	0.68
2:B:1141:ILE:HD13	2:B:1147:MET:HE1	1.75	0.68
2:B:1153:ASP:O	2:B:1157:ALA:HB2	1.94	0.68
2:B:1308:ASN:C	2:B:1309:ILE:HD13	2.13	0.68
2:B:652:PHE:HB2	2:B:691:PHE:CE1	2.25	0.68
2:C:1042:TRP:CZ3	2:C:1044:ARG:HA	2.28	0.68
2:C:1066:ARG:C	2:C:1067:ILE:HD12	2.14	0.68
2:C:1242:MET:HE2	2:C:1260:PRO:CA	2.24	0.68
2:C:1305:MET:HE2	2:C:1309:ILE:HG12	1.76	0.68
2:C:217:THR:HG22	2:C:253:MET:HE2	1.76	0.68
2:B:376:ILE:CG2	2:B:1317:VAL:HG11	2.23	0.68
2:C:350:ILE:HG12	2:C:350:ILE:O	1.93	0.68
2:C:415:ALA:O	2:C:419:TYR:HB3	1.94	0.68
2:C:450:PRO:CD	2:C:453:LEU:HD12	2.23	0.68
2:C:253:MET:SD	2:C:989:ILE:CD1	2.78	0.68
3:D:98:LEU:HD22	3:D:99:PRO:HD2	1.75	0.68
1:A:43:ASN:C	1:A:45:GLN:H	1.97	0.68
1:A:805:TYR:CD2	1:A:806:HIS:N	2.62	0.68
2:B:1104:ARG:HH12	2:B:1105:LEU:HD23	1.59	0.68
2:B:522:PRO:HG2	2:B:523:THR:H	1.59	0.68
2:B:580:TYR:C	2:B:580:TYR:CD1	2.68	0.68
2:C:462:LEU:HD23	2:C:680:THR:HG22	1.69	0.68
1:A:212:HIS:C	1:A:214:ASN:N	2.44	0.68
1:A:621:GLU:HB3	1:A:623:GLN:NE2	2.09	0.68
1:A:763:LYS:HD2	1:A:764:SER:N	2.09	0.68
2:B:1190:ALA:O	2:B:1191:GLU:C	2.33	0.68
2:C:1147:MET:HB3	2:C:1152:ALA:HB2	1.75	0.68
1:A:207:THR:O	1:A:260:LEU:HB2	1.94	0.67
1:A:771:THR:OG1	1:A:781:VAL:CG1	2.42	0.67
1:A:797:ARG:CB	1:A:797:ARG:HH11	2.06	0.67
2:B:1031:TYR:CE2	2:B:1041:ARG:HB2	2.29	0.67
2:C:1054:ARG:HH11	2:C:1054:ARG:HG3	1.58	0.67
2:C:1090:PRO:HD3	2:C:1231:TYR:CD1	2.29	0.67

*Continued on next page...*

*Continued from previous page...*

Atom-1	Atom-2	Interatomic distance (Å)	Clash overlap (Å)
2:C:1137:VAL:HG11	2:C:1164:TRP:CD2	2.19	0.67
2:C:306:GLN:O	2:C:307:VAL:C	2.31	0.67
2:C:319:GLN:CA	2:C:319:GLN:HE21	2.04	0.67
2:C:529:LYS:HB2	2:C:589:PHE:CE2	2.28	0.67
2:C:801:SER:O	2:C:804:LEU:HB2	1.93	0.67
1:A:461:ARG:HD3	1:A:527:ASN:ND2	2.09	0.67
2:B:197:PHE:N	2:B:197:PHE:HD2	1.91	0.67
2:C:1061:LEU:HD23	2:C:1061:LEU:C	2.14	0.67
2:C:1293:VAL:HG11	2:C:1295:HIS:CE1	2.28	0.67
3:D:174:VAL:CG2	3:D:174:VAL:O	2.42	0.67
3:D:3:GLN:NE2	3:D:4:GLN:N	2.42	0.67
2:B:1272:ARG:HH11	3:D:70:ASP:HB3	1.59	0.67
1:A:311:GLN:HG3	1:A:312:LEU:N	2.09	0.67
1:A:453:LEU:O	1:A:453:LEU:HD23	1.94	0.67
2:B:226:PRO:O	2:B:227:LEU:CB	2.42	0.67
2:B:702:LEU:C	2:B:702:LEU:CD1	2.62	0.67
2:B:806:VAL:CG2	2:B:1001:THR:HG21	2.24	0.67
2:C:237:VAL:HG12	2:C:238:THR:H	1.59	0.67
2:C:705:VAL:O	2:C:708:THR:CG2	2.42	0.67
1:A:630:SER:O	1:A:633:ILE:HG22	1.93	0.67
2:B:637:TYR:CD2	2:B:637:TYR:N	2.61	0.67
2:B:908:THR:HA	2:B:911:ARG:NH1	2.08	0.67
3:E:56:LEU:HD13	3:E:56:LEU:H	1.58	0.67
1:A:366:SER:O	1:A:367:ASN:HB3	1.95	0.67
1:A:400:VAL:HG12	1:A:772:TRP:HZ3	1.59	0.67
2:B:350:ILE:O	2:B:351:ASP:O	2.12	0.67
2:B:757:ILE:HG22	2:B:757:ILE:O	1.94	0.67
2:B:872:ILE:CG1	2:B:873:TYR:H	2.03	0.67
2:C:300:LEU:C	2:C:300:LEU:HD23	2.14	0.67
2:C:823:ILE:N	2:C:823:ILE:HD12	2.09	0.67
2:B:1155:ILE:CG2	2:B:1166:VAL:HG11	2.25	0.67
2:B:1081:ASP:H	2:B:1227:MET:HA	1.60	0.67
2:B:320:GLN:HA	2:B:320:GLN:OE1	1.93	0.67
2:B:382:HIS:O	2:B:796:PRO:HB2	1.95	0.67
2:C:1277:LEU:HA	2:C:1289:PRO:CD	2.25	0.67
2:C:306:GLN:O	2:C:308:ASN:N	2.28	0.67
2:C:461:ARG:HB3	2:C:676:THR:CG2	2.21	0.67
2:C:832:MET:HB3	2:C:944:SER:O	1.93	0.67
2:C:895:VAL:HG23	2:C:915:VAL:HG12	1.77	0.67
3:E:137:LEU:HD21	3:E:278:PHE:CE1	2.29	0.67
2:C:1132:THR:HB	2:C:1161:LYS:HD3	1.75	0.67

*Continued on next page...*

*Continued from previous page...*

Atom-1	Atom-2	Interatomic distance (Å)	Clash overlap (Å)
2:C:1288:ILE:HD13	2:C:1291:LEU:HD23	1.76	0.67
2:C:347:ALA:HA	2:C:1300:ASN:O	1.95	0.67
2:C:317:MET:C	2:C:319:GLN:H	1.98	0.67
2:C:337:VAL:HG12	2:C:343:ILE:HD12	1.76	0.67
2:C:428:GLN:CA	2:C:431:THR:HG22	2.25	0.67
2:C:558:TYR:HB3	2:C:568:PHE:CD1	2.28	0.67
2:C:836:GLN:HE21	2:C:843:LEU:N	1.92	0.67
1:A:625:PHE:O	1:A:627:SER:N	2.28	0.67
2:B:1048:ASP:HB3	2:B:1051:GLN:HG2	1.76	0.67
2:B:926:VAL:HG11	2:B:936:MET:O	1.94	0.67
2:C:1041:ARG:CB	2:C:1041:ARG:HH11	2.07	0.67
2:C:217:THR:HG22	2:C:253:MET:CE	2.25	0.67
2:C:979:ILE:HD12	2:C:1013:LYS:HG2	1.77	0.67
1:A:508:ASN:O	1:A:510:MET:N	2.27	0.67
1:A:92:LEU:HD11	1:A:96:MET:CG	2.25	0.67
2:B:1106:PHE:CE2	2:B:1119:TYR:HD1	2.13	0.67
2:B:183:SER:O	2:B:187:ASP:HB2	1.95	0.67
2:B:302:ARG:HH21	2:B:315:THR:HG23	1.58	0.67
2:C:1289:PRO:O	2:C:1290:LYS:HB2	1.95	0.67
2:C:78:ALA:HB2	2:C:1182:GLU:HB3	1.77	0.67
2:C:859:ILE:CD1	2:C:859:ILE:C	2.58	0.67
1:A:781:VAL:HG12	1:A:782:ASN:H	1.56	0.67
2:B:1198:LYS:NZ	2:B:1198:LYS:HB3	2.10	0.67
2:B:1277:LEU:HB3	2:B:1289:PRO:HA	1.77	0.67
2:B:598:ASN:HA	2:B:601:ILE:HG22	1.77	0.67
2:B:603:ILE:O	2:B:606:LEU:HG	1.95	0.67
2:B:701:HIS:HB2	2:B:774:LEU:CD1	2.25	0.67
2:C:213:PHE:HE1	2:C:254:VAL:HG13	1.55	0.67
2:C:414:LEU:HB2	2:C:1046:PHE:CE1	2.29	0.67
2:B:1283:ASN:C	2:B:1285:GLN:N	2.45	0.66
2:B:652:PHE:HB3	2:B:691:PHE:CE1	2.29	0.66
2:C:198:LYS:CB	2:C:198:LYS:NZ	2.58	0.66
2:C:301:LEU:CD2	2:C:301:LEU:O	2.30	0.66
1:A:53:LEU:HD23	1:A:171:ILE:CD1	2.26	0.66
1:A:200:ARG:NH1	1:A:200:ARG:HG2	2.06	0.66
1:A:256:VAL:HG21	1:A:336:LEU:HG	1.75	0.66
1:A:419:TYR:HD2	1:A:419:TYR:H	1.41	0.66
1:A:485:MET:CE	1:A:492:HIS:HA	2.24	0.66
1:A:377:LEU:HD11	1:A:759:LEU:HD13	1.76	0.66
1:A:928:GLU:HB3	1:A:929:PRO:HD2	1.76	0.66
2:B:1043:SER:O	2:B:1045:TYR:N	2.28	0.66

*Continued on next page...*

*Continued from previous page...*

Atom-1	Atom-2	Interatomic distance (Å)	Clash overlap (Å)
2:C:733:VAL:HG22	2:C:1022:ILE:HG23	1.77	0.66
1:A:73:ARG:HH11	1:A:73:ARG:CB	2.08	0.66
1:A:880:VAL:HG23	1:A:880:VAL:O	1.94	0.66
2:B:1141:ILE:HD13	2:B:1147:MET:CE	2.25	0.66
2:B:348:LEU:HD12	2:B:348:LEU:O	1.95	0.66
2:B:676:THR:O	2:B:680:THR:CG2	2.34	0.66
2:B:841:ASP:HB2	2:B:845:GLU:CG	2.25	0.66
1:A:625:PHE:O	1:A:628:MET:N	2.28	0.66
1:A:75:PRO:HG2	1:A:76:LEU:H	1.61	0.66
1:A:880:VAL:CG2	1:A:899:VAL:HG22	2.24	0.66
2:C:378:ALA:CB	2:C:622:ALA:HB1	2.25	0.66
3:D:44:LEU:O	3:D:44:LEU:HD23	1.95	0.66
1:A:284:THR:HG23	1:A:285:GLU:H	1.60	0.66
1:A:501:SER:HB3	1:A:520:PRO:HB3	1.77	0.66
1:A:597:ARG:O	1:A:597:ARG:CG	2.42	0.66
2:B:1212:ARG:HB2	2:B:1212:ARG:NH1	2.08	0.66
2:B:174:PHE:CD2	2:B:174:PHE:N	2.64	0.66
2:C:179:LYS:HZ2	2:C:179:LYS:HB2	1.58	0.66
2:C:388:GLN:HB2	2:C:1320:VAL:HG23	1.78	0.66
2:C:873:TYR:HA	2:C:896:LEU:O	1.95	0.66
3:E:144:ARG:HB2	3:E:144:ARG:CZ	2.25	0.66
3:E:211:GLU:HA	3:E:214:ARG:HH12	1.59	0.66
1:A:259:ARG:NH1	1:A:259:ARG:CB	2.59	0.66
1:A:453:LEU:CD2	1:A:454:GLY:N	2.58	0.66
1:A:613:ILE:O	1:A:646:ALA:HB1	1.96	0.66
2:B:380:GLN:OE1	2:B:380:GLN:HA	1.94	0.66
2:C:124:GLN:C	2:C:124:GLN:OE1	2.34	0.66
2:C:649:ALA:HA	2:C:691:PHE:HE2	1.60	0.66
1:A:195:ILE:HG23	1:A:196:LEU:H	1.61	0.66
1:A:559:ILE:HG13	1:A:613:ILE:HG23	1.78	0.66
1:A:72:PHE:CE1	1:A:171:ILE:HG22	2.31	0.66
2:B:1109:SER:HB3	2:B:1118:THR:CG2	2.26	0.66
2:B:578:ALA:HA	2:B:747:ARG:HD3	1.78	0.66
2:B:948:ILE:HG23	2:B:949:ALA:N	2.11	0.66
2:C:1139:MET:HG3	2:C:1155:ILE:HD11	1.78	0.66
2:C:463:VAL:O	2:C:467:LYS:HB2	1.95	0.66
3:E:161:ALA:CB	3:E:175:LYS:NZ	2.59	0.66
3:E:92:ARG:HD3	3:E:92:ARG:O	1.96	0.66
1:A:569:VAL:HG23	1:A:584:ILE:CG2	2.26	0.66
2:B:253:MET:CE	2:B:989:ILE:HD12	2.26	0.66
2:B:388:GLN:HE21	2:B:388:GLN:HA	1.61	0.66

*Continued on next page...*

*Continued from previous page...*

Atom-1	Atom-2	Interatomic distance (Å)	Clash overlap (Å)
2:B:473:ALA:CB	2:B:762:ILE:HD13	2.24	0.66
2:C:253:MET:HE1	2:C:989:ILE:HD13	1.78	0.66
2:C:733:VAL:HG11	2:C:1022:ILE:CG2	2.03	0.66
2:C:859:ILE:CD1	2:C:859:ILE:O	2.30	0.66
2:C:872:ILE:CG1	2:C:873:TYR:N	2.56	0.66
1:A:239:TRP:CZ3	1:A:297:LEU:HD21	2.30	0.66
1:A:861:ILE:HD13	1:A:921:PHE:HZ	1.58	0.66
2:B:334:LEU:CB	2:B:341:LYS:HA	2.25	0.66
2:B:691:PHE:HA	2:B:694:ILE:HD13	1.78	0.66
2:B:614:ARG:NH1	2:B:707:ALA:O	2.28	0.66
2:B:894:VAL:HG12	2:B:895:VAL:N	2.09	0.66
2:C:1054:ARG:NH1	2:C:1054:ARG:HG3	2.10	0.66
2:C:1064:ASN:HD22	2:C:1065:PRO:HD2	1.59	0.66
2:C:615:THR:HA	2:C:632:GLN:HA	1.77	0.66
3:E:46:LYS:NZ	3:E:155:HIS:ND1	2.42	0.66
2:C:336:TYR:HD1	3:E:191:ARG:CZ	2.09	0.66
3:E:43:GLU:O	3:E:44:LEU:HD23	1.96	0.66
1:A:117:LEU:CD2	1:A:117:LEU:C	2.63	0.66
1:A:578:ASN:HD21	1:A:579:VAL:HG23	1.62	0.66
2:B:1050:LEU:C	2:B:1050:LEU:CD1	2.63	0.66
2:B:1057:VAL:O	2:B:1060:ARG:HB3	1.96	0.66
2:C:1168:ILE:CD1	2:C:1194:MET:HE1	2.25	0.66
2:C:125:PHE:N	2:C:125:PHE:CD2	2.63	0.66
2:C:548:TYR:O	2:C:548:TYR:CG	2.48	0.66
2:C:897:TYR:CE2	2:C:919:MET:HE1	2.31	0.66
1:A:113:TYR:O	1:A:115:TRP:N	2.24	0.65
1:A:426:ARG:HA	1:A:426:ARG:CZ	2.26	0.65
1:A:506:VAL:HG23	1:A:507:GLY:N	2.10	0.65
1:A:963:TYR:O	1:A:997:THR:HB	1.96	0.65
2:B:228:VAL:HG21	2:B:253:MET:HG2	1.79	0.65
2:C:1104:ARG:HH11	2:C:1104:ARG:HG2	1.60	0.65
2:C:372:ALA:O	2:C:376:ILE:HG13	1.95	0.65
2:C:405:HIS:HB2	2:C:623:ASN:HD22	1.61	0.65
2:C:433:TYR:CE1	2:C:794:PRO:HG3	2.30	0.65
3:E:269:ILE:N	3:E:269:ILE:HD12	2.12	0.65
1:A:205:VAL:HG22	1:A:263:LEU:O	1.95	0.65
2:C:1156:ILE:CD1	2:C:1194:MET:HE3	2.23	0.65
2:C:206:ILE:HD12	2:C:1066:ARG:HD3	1.78	0.65
2:C:527:ARG:HG3	2:C:527:ARG:HH11	1.61	0.65
2:C:641:ARG:NH1	2:C:641:ARG:HB3	2.09	0.65
2:C:865:ILE:CD1	2:C:1042:TRP:HB2	2.27	0.65

*Continued on next page...*

*Continued from previous page...*

Atom-1	Atom-2	Interatomic distance (Å)	Clash overlap (Å)
1:A:598:VAL:HG21	1:A:602:PHE:CE2	2.28	0.65
2:B:342:THR:HA	2:B:1309:ILE:HD11	1.78	0.65
2:B:173:GLN:HB3	2:B:174:PHE:CD2	2.31	0.65
2:B:262:ASN:HA	2:B:361:ASN:HD21	1.60	0.65
2:B:458:SER:OG	2:B:675:ALA:HB1	1.97	0.65
2:B:911:ARG:HB3	2:B:911:ARG:NH1	2.11	0.65
2:B:806:VAL:CG2	2:B:997:TYR:CE2	2.79	0.65
2:C:299:ALA:HB2	2:C:1265:MET:SD	2.36	0.65
2:C:336:TYR:CD1	3:E:191:ARG:CZ	2.79	0.65
2:C:350:ILE:O	2:C:351:ASP:HB2	1.96	0.65
2:C:533:GLN:OE1	2:C:533:GLN:C	2.34	0.65
2:C:478:ILE:HG22	2:C:762:ILE:HD11	1.78	0.65
3:D:278:PHE:CD1	3:D:278:PHE:C	2.70	0.65
1:A:1049:TYR:C	1:A:1051:PRO:HD3	2.14	0.65
1:A:67:ARG:HH11	1:A:67:ARG:HG3	1.62	0.65
1:A:688:TYR:C	1:A:688:TYR:HD1	1.98	0.65
1:A:856:THR:C	1:A:876:MET:SD	2.75	0.65
2:B:1068:ALA:O	2:B:1070:ARG:N	2.29	0.65
2:B:571:ARG:CD	2:B:571:ARG:H	2.06	0.65
2:C:835:TYR:CZ	2:C:925:VAL:HG21	2.31	0.65
2:C:843:LEU:CA	2:C:942:HIS:NE2	2.58	0.65
1:A:115:TRP:O	1:A:118:GLY:N	2.30	0.65
1:A:189:MET:O	1:A:192:VAL:HG12	1.96	0.65
1:A:318:ARG:CG	1:A:318:ARG:HH11	2.09	0.65
1:A:630:SER:CA	1:A:633:ILE:HG22	2.25	0.65
2:B:842:ASP:O	2:B:844:ASP:N	2.30	0.65
2:C:137:ILE:H	2:C:137:ILE:HD12	1.60	0.65
2:C:603:ILE:O	2:C:606:LEU:HG	1.96	0.65
1:A:204:LEU:HB3	1:A:227:MET:CE	2.25	0.65
1:A:300:LEU:HD23	1:A:300:LEU:C	2.16	0.65
1:A:309:ASN:HB3	1:A:312:LEU:HD22	1.77	0.65
1:A:416:MET:SD	1:A:466:LEU:HD22	2.37	0.65
1:A:715:TYR:O	1:A:715:TYR:CD2	2.49	0.65
2:B:250:GLY:O	2:B:254:VAL:HG23	1.97	0.65
2:B:855:TYR:OH	2:B:860:ARG:CG	2.45	0.65
2:C:174:PHE:HD2	2:C:174:PHE:N	1.95	0.65
2:C:219:ILE:HD12	2:C:219:ILE:H	1.60	0.65
2:C:493:HIS:CG	2:C:758:ILE:HD11	2.32	0.65
2:C:728:LYS:HG3	2:C:729:PRO:HD2	1.78	0.65
2:C:433:TYR:HE1	2:C:794:PRO:HG3	1.61	0.65
3:E:149:MET:N	3:E:149:MET:SD	2.67	0.65

*Continued on next page...*



*Continued from previous page...*

Atom-1	Atom-2	Interatomic distance (Å)	Clash overlap (Å)
1:A:849:ILE:HG12	1:A:918:ILE:HD13	1.77	0.65
2:B:897:TYR:OH	2:B:928:ARG:HB2	1.97	0.65
2:C:1287:GLY:O	2:C:1288:ILE:CD1	2.45	0.65
2:C:452:ASN:OD1	2:C:453:LEU:N	2.30	0.65
2:C:897:TYR:CD2	2:C:919:MET:HE1	2.30	0.65
3:E:77:PHE:CD1	3:E:231:MET:HE2	2.32	0.65
1:A:205:VAL:CG2	1:A:263:LEU:CB	2.75	0.65
1:A:27:LYS:HA	1:A:27:LYS:NZ	2.11	0.65
1:A:964:GLU:HG3	1:A:1049:TYR:HD1	1.62	0.65
2:B:732:TYR:O	2:B:744:ILE:HG12	1.97	0.65
2:B:836:GLN:OE1	2:B:836:GLN:N	2.30	0.65
2:B:882:GLN:OE1	2:B:882:GLN:N	2.30	0.65
2:C:701:HIS:O	2:C:701:HIS:ND1	2.30	0.65
3:D:176:ARG:NH2	3:D:254:TYR:OH	2.30	0.65
1:A:195:ILE:HG23	1:A:196:LEU:N	2.10	0.65
1:A:561:LEU:CB	1:A:614:ILE:O	2.44	0.65
2:C:1037:ILE:HG22	2:C:1039:ALA:N	2.06	0.65
2:C:231:LEU:HD23	2:C:232:LEU:N	2.11	0.65
2:C:243:GLN:HG2	2:C:244:SER:N	2.12	0.65
2:C:720:PHE:CD1	2:C:721:SER:N	2.65	0.65
2:C:812:LYS:O	2:C:815:LEU:CB	2.45	0.65
2:C:872:ILE:CG2	2:C:895:VAL:HG13	2.27	0.65
2:C:910:LEU:HD22	2:C:915:VAL:HB	1.78	0.65
2:B:953:ASP:HB3	3:D:241:ASN:HB3	1.79	0.65
3:E:198:ILE:HG22	3:E:199:LEU:N	2.11	0.65
1:A:129:PRO:HB2	2:B:1332:ASN:ND2	2.10	0.65
1:A:61:ASN:O	1:A:62:PHE:HB2	1.96	0.65
1:A:796:PHE:C	1:A:797:ARG:O	2.34	0.65
2:B:190:VAL:CG1	2:B:194:VAL:HG21	2.26	0.65
2:B:666:ARG:O	2:B:669:GLN:HB3	1.97	0.65
2:C:1156:ILE:HA	2:C:1159:VAL:HG23	1.79	0.65
2:C:547:GLU:HG2	2:C:599:THR:OG1	1.97	0.65
2:C:720:PHE:HD1	2:C:721:SER:N	1.94	0.65
3:D:142:THR:OG1	3:D:145:TYR:HB2	1.96	0.65
3:D:56:LEU:HD12	3:D:56:LEU:H	1.62	0.65
3:E:86:ALA:O	3:E:88:GLY:N	2.27	0.65
1:A:259:ARG:HH11	1:A:259:ARG:HG2	1.61	0.64
1:A:462:ILE:HD12	1:A:465:LEU:HD23	1.77	0.64
1:A:760:SER:O	1:A:763:LYS:HG3	1.97	0.64
2:B:1077:MET:HE3	2:B:1165:VAL:CG1	2.27	0.64
2:B:345:GLY:HA2	2:B:1303:SER:HA	1.79	0.64

*Continued on next page...*



*Continued from previous page...*

Atom-1	Atom-2	Interatomic distance (Å)	Clash overlap (Å)
2:B:347:ALA:HA	2:B:1301:VAL:HA	1.77	0.64
2:B:423:GLU:O	2:B:427:VAL:HG23	1.96	0.64
2:C:342:THR:C	2:C:1306:THR:CG2	2.63	0.64
2:C:495:LEU:C	2:C:497:LYS:N	2.45	0.64
2:C:819:PHE:O	2:C:823:ILE:HD12	1.97	0.64
1:A:203:THR:CB	1:A:204:LEU:HD12	2.27	0.64
1:A:257:ILE:CD1	1:A:328:MET:HB3	2.26	0.64
1:A:37:ASP:O	1:A:38:TYR:HB3	1.97	0.64
1:A:393:LEU:HB3	1:A:748:GLY:HA3	1.78	0.64
1:A:88:LEU:HD13	1:A:89:ILE:N	2.11	0.64
2:B:373:ASP:O	2:B:376:ILE:HG13	1.98	0.64
2:B:975:SER:HG	2:B:978:GLN:HG3	1.62	0.64
2:C:1278:TYR:HB2	2:C:1286:VAL:CG1	2.27	0.64
1:A:752:VAL:C	1:A:754:SER:H	1.97	0.64
1:A:88:LEU:C	1:A:88:LEU:CD1	2.64	0.64
2:B:1149:LYS:HE2	2:C:141:LEU:HD13	1.78	0.64
2:B:376:ILE:HA	2:B:379:LEU:HD11	1.79	0.64
2:B:526:ASN:ND2	2:B:526:ASN:O	2.30	0.64
2:B:547:GLU:HA	2:B:597:ALA:HB2	1.78	0.64
2:C:1148:SER:O	2:C:1150:LEU:N	2.30	0.64
2:C:1276:LEU:HD12	2:C:1300:ASN:HB3	1.79	0.64
2:C:310:LEU:C	2:C:312:ARG:H	2.01	0.64
2:C:360:ILE:N	2:C:360:ILE:CD1	2.61	0.64
2:C:835:TYR:O	2:C:846:GLY:HA3	1.96	0.64
3:E:265:ARG:HG3	3:E:265:ARG:NH1	2.12	0.64
1:A:10:ASP:HB3	1:A:13:VAL:CG2	2.27	0.64
1:A:196:LEU:HA	1:A:199:MET:HB2	1.79	0.64
1:A:236:LEU:HD13	1:A:236:LEU:O	1.96	0.64
1:A:967:ILE:CG2	1:A:971:LEU:HD12	2.26	0.64
1:A:986:ARG:HB3	1:A:994:PRO:HB2	1.78	0.64
2:B:1103:HIS:CE1	2:B:1146:GLY:HA3	2.32	0.64
2:B:557:THR:CA	2:B:587:ALA:HB2	2.28	0.64
2:B:678:SER:O	2:B:682:GLN:HB2	1.98	0.64
2:C:1067:ILE:O	2:C:1067:ILE:HG22	1.96	0.64
3:D:271:TYR:HD2	3:D:275:ARG:HB3	1.63	0.64
1:A:1043:LEU:CD2	1:A:1043:LEU:C	2.65	0.64
1:A:196:LEU:CD1	1:A:196:LEU:C	2.66	0.64
1:A:466:LEU:HD11	1:A:469:LEU:HD22	1.77	0.64
1:A:569:VAL:HG13	1:A:570:ASN:N	2.12	0.64
1:A:809:GLN:O	1:A:812:VAL:HG23	1.98	0.64
2:B:839:ALA:HB3	2:B:935:GLN:NE2	2.12	0.64

*Continued on next page...*

*Continued from previous page...*

Atom-1	Atom-2	Interatomic distance (Å)	Clash overlap (Å)
2:B:859:ILE:O	2:B:863:LEU:CD1	2.45	0.64
2:B:929:PHE:O	2:B:930:ALA:C	2.35	0.64
2:B:995:THR:HG22	2:B:997:TYR:N	2.09	0.64
3:D:210:GLY:O	3:D:211:GLU:C	2.36	0.64
1:A:134:VAL:HG23	1:A:135:VAL:N	2.12	0.64
2:C:455:GLN:N	2:C:455:GLN:HE21	1.96	0.64
2:C:550:ILE:HG22	2:C:594:LEU:HD21	1.80	0.64
2:C:617:ASP:HA	2:C:620:ILE:HG22	1.80	0.64
3:D:137:LEU:HD11	3:D:278:PHE:CE1	2.32	0.64
3:D:187:ILE:O	3:D:190:SER:HB3	1.97	0.64
3:D:261:ARG:HH11	3:D:261:ARG:HG2	1.62	0.64
3:D:77:PHE:O	3:D:78:GLY:O	2.14	0.64
1:A:1010:ILE:CG2	1:A:1012:ILE:HD11	2.28	0.64
1:A:255:ARG:CG	1:A:255:ARG:HH11	2.03	0.64
1:A:790:ALA:HA	1:A:870:SER:HB3	1.79	0.64
2:B:187:ASP:O	2:B:191:GLY:HA2	1.98	0.64
2:C:1119:TYR:CE2	2:C:1121:HIS:HB2	2.33	0.64
2:C:855:TYR:HA	2:C:859:ILE:HG22	1.79	0.64
3:D:213:LEU:CD1	3:D:214:ARG:N	2.60	0.64
3:D:259:SER:O	3:D:260:MET:HB2	1.98	0.64
3:E:191:ARG:CB	3:E:191:ARG:HH11	2.06	0.64
1:A:420:VAL:HG22	1:A:679:LYS:HB3	1.78	0.64
1:A:889:THR:O	1:A:892:GLN:HB3	1.96	0.64
1:A:912:ASP:O	1:A:914:GLU:N	2.30	0.64
2:B:1186:GLN:O	2:B:1187:HIS:HB2	1.98	0.64
2:B:1290:LYS:HZ2	2:B:1300:ASN:HB3	1.58	0.64
2:B:240:GLY:C	2:B:242:GLU:H	2.01	0.64
2:C:156:GLN:N	2:C:156:GLN:OE1	2.31	0.64
2:C:533:GLN:NE2	2:C:537:LEU:CD1	2.37	0.64
2:C:588:LEU:HD13	2:C:604:MET:HE1	1.79	0.64
2:C:378:ALA:HB2	2:C:622:ALA:HB1	1.80	0.64
2:C:652:PHE:CD2	2:C:691:PHE:CD2	2.85	0.64
2:C:872:ILE:CG1	2:C:873:TYR:H	2.10	0.64
3:D:143:PRO:HA	3:D:146:ARG:HH12	1.63	0.64
1:A:192:VAL:CA	1:A:195:ILE:HG22	2.28	0.64
1:A:667:GLN:OE1	1:A:668:LEU:N	2.30	0.64
1:A:986:ARG:HD3	1:A:994:PRO:HB2	1.80	0.64
2:B:1153:ASP:O	2:B:1157:ALA:CB	2.45	0.64
2:B:367:GLU:HG3	3:D:81:ALA:HA	1.80	0.64
2:C:1163:ASN:OD1	2:C:1163:ASN:N	2.30	0.64
2:C:1249:ASN:O	2:C:1250:GLU:HB2	1.97	0.64

*Continued on next page...*

*Continued from previous page...*

Atom-1	Atom-2	Interatomic distance (Å)	Clash overlap (Å)
2:C:253:MET:O	2:C:256:PHE:HB3	1.98	0.64
2:C:353:PHE:O	2:C:357:VAL:HG23	1.98	0.64
3:D:253:GLU:C	3:D:254:TYR:CD2	2.71	0.64
3:E:278:PHE:C	3:E:278:PHE:CD1	2.69	0.64
3:E:79:ILE:HD11	3:E:187:ILE:CD1	2.28	0.64
1:A:844:LEU:HD21	1:A:1017:ILE:HG22	1.80	0.64
1:A:897:ILE:HG22	1:A:898:GLU:N	2.13	0.64
2:B:176:LYS:HD2	2:B:176:LYS:N	2.13	0.64
2:C:1290:LYS:HB2	2:C:1290:LYS:NZ	2.12	0.64
2:C:237:VAL:HG12	2:C:238:THR:N	2.13	0.64
2:C:550:ILE:O	2:C:550:ILE:HG22	1.96	0.64
2:C:461:ARG:CG	2:C:676:THR:HG21	2.27	0.64
3:D:84:VAL:HG21	3:D:275:ARG:HG3	1.79	0.64
1:A:179:TYR:N	1:A:179:TYR:CD2	2.64	0.63
1:A:409:MET:HG3	1:A:411:ILE:HG22	1.79	0.63
1:A:419:TYR:O	1:A:420:VAL:CG1	2.46	0.63
1:A:424:PRO:HG3	1:A:706:TYR:OH	1.98	0.63
1:A:475:ARG:O	1:A:478:ILE:HG22	1.97	0.63
1:A:831:ARG:HG3	1:A:1033:ILE:HD11	1.79	0.63
2:B:716:PHE:CD2	2:B:716:PHE:N	2.61	0.63
2:C:1037:ILE:CG2	2:C:1038:GLU:N	2.61	0.63
2:C:333:ARG:HG2	2:C:333:ARG:NH1	2.12	0.63
2:C:648:PHE:HD2	2:C:699:THR:CG2	2.06	0.63
1:A:1030:ASN:N	1:A:1030:ASN:OD1	2.30	0.63
1:A:70:PRO:O	1:A:71:LEU:CB	2.46	0.63
1:A:912:ASP:HA	1:A:919:TYR:OH	1.97	0.63
2:B:965:ARG:HB2	2:B:965:ARG:NH1	2.13	0.63
2:B:975:SER:OG	2:B:978:GLN:HG3	1.97	0.63
2:C:1041:ARG:HH11	2:C:1041:ARG:HB2	1.63	0.63
2:C:856:LEU:HD21	2:C:860:ARG:HH12	1.63	0.63
3:E:233:THR:CG2	3:E:252:LEU:HD21	2.28	0.63
1:A:461:ARG:C	1:A:463:ASP:H	2.01	0.63
1:A:796:PHE:O	1:A:797:ARG:C	2.37	0.63
2:B:1138:HIS:HA	2:B:1165:VAL:CG2	2.27	0.63
2:B:352:HIS:HA	2:B:1300:ASN:OD1	1.98	0.63
2:C:190:VAL:HG22	2:C:300:LEU:O	1.97	0.63
2:C:556:ALA:CB	2:C:572:ASN:HA	2.27	0.63
3:D:65:ASN:HA	3:D:111:ILE:O	1.98	0.63
1:A:419:TYR:N	1:A:419:TYR:CD2	2.64	0.63
1:A:806:HIS:C	1:A:809:GLN:HB2	2.17	0.63
2:B:217:THR:O	2:B:219:ILE:HG13	1.98	0.63

*Continued on next page...*

*Continued from previous page...*

Atom-1	Atom-2	Interatomic distance (Å)	Clash overlap (Å)
2:B:515:ILE:HG12	2:B:607:PHE:CE1	2.34	0.63
2:B:974:LEU:HB2	2:C:644:VAL:HG22	1.80	0.63
2:C:1325:VAL:HA	2:C:1328:ILE:HD11	1.80	0.63
2:C:493:HIS:HB3	2:C:758:ILE:CG1	2.29	0.63
2:C:493:HIS:CB	2:C:758:ILE:CD1	2.76	0.63
1:A:373:ILE:HD12	1:A:816:LEU:HA	1.79	0.63
2:B:288:THR:HG22	2:B:289:THR:H	1.64	0.63
2:B:465:ALA:O	2:B:468:ALA:CB	2.41	0.63
2:C:1042:TRP:CZ3	2:C:1044:ARG:HD3	2.34	0.63
2:C:967:LEU:C	2:C:967:LEU:CD2	2.66	0.63
3:D:91:SER:C	3:D:93:LEU:H	1.99	0.63
3:E:162:GLY:HA2	3:E:167:ARG:CD	2.28	0.63
3:E:191:ARG:HB2	3:E:191:ARG:NH1	2.12	0.63
1:A:331:ARG:HG3	1:A:331:ARG:HH11	1.63	0.63
1:A:652:HIS:HB2	1:A:653:PRO:HA	1.81	0.63
2:B:210:ARG:NH1	2:B:210:ARG:HB2	2.13	0.63
2:B:694:ILE:O	2:B:698:HIS:HB2	1.99	0.63
2:C:1243:ARG:O	2:C:1244:ALA:HB3	1.98	0.63
2:C:1305:MET:CE	2:C:1309:ILE:HG12	2.28	0.63
2:C:217:THR:O	2:C:217:THR:HG22	1.99	0.63
2:C:410:ARG:O	2:C:413:MET:HB3	1.99	0.63
3:E:158:LEU:CD2	3:E:158:LEU:H	2.07	0.63
1:A:826:PHE:C	1:A:828:TYR:H	1.99	0.63
1:A:992:TYR:O	1:A:993:VAL:HB	1.97	0.63
2:B:259:MET:CE	2:B:1055:LEU:HD23	2.29	0.63
2:B:633:THR:CG2	2:B:710:SER:OG	2.47	0.63
2:C:1064:ASN:HD21	2:C:1294:ASP:HB3	1.63	0.63
2:C:699:THR:O	2:C:703:SER:CB	2.46	0.63
2:C:732:TYR:CB	2:C:744:ILE:HD12	2.28	0.63
2:C:916:LEU:HD23	2:C:916:LEU:O	1.99	0.63
3:D:136:LYS:O	3:D:138:GLY:N	2.31	0.63
1:A:34:LEU:HA	1:A:38:TYR:CE1	2.34	0.63
1:A:514:LEU:HD11	1:A:520:PRO:HD3	1.81	0.63
1:A:658:ILE:HD11	1:A:677:LEU:HD21	1.81	0.63
2:B:746:GLU:HG2	2:B:747:ARG:H	1.62	0.63
2:B:884:ALA:O	2:B:888:GLN:HB3	1.99	0.63
2:C:1286:VAL:O	2:C:1287:GLY:C	2.37	0.63
2:C:427:VAL:O	2:C:431:THR:HG22	1.99	0.63
2:C:405:HIS:CB	2:C:623:ASN:HD22	2.11	0.63
3:D:29:THR:HG22	3:D:222:ASP:HB3	1.77	0.63
3:E:134:TYR:OH	3:E:286:THR:HG22	1.98	0.63

*Continued on next page...*

*Continued from previous page...*

Atom-1	Atom-2	Interatomic distance (Å)	Clash overlap (Å)
1:A:247:LYS:NZ	1:A:247:LYS:HB3	2.14	0.63
1:A:312:LEU:C	1:A:312:LEU:HD23	2.19	0.63
1:A:495:LEU:C	1:A:495:LEU:HD12	2.18	0.63
1:A:678:LEU:CD2	1:A:680:THR:HB	2.29	0.63
2:B:1074:VAL:CG1	2:B:1075:ARG:N	2.62	0.63
2:B:1104:ARG:HG2	2:B:1104:ARG:HH11	1.62	0.63
2:B:154:PHE:CD2	2:B:365:LEU:HD23	2.34	0.63
2:B:512:LEU:HD11	2:B:684:LEU:HD22	1.79	0.63
2:B:948:ILE:HD11	2:B:952:PHE:HE2	1.58	0.63
2:C:826:GLY:HA2	2:C:964:VAL:CG1	2.29	0.63
2:C:931:ASN:HB3	2:C:936:MET:CG	2.28	0.63
3:E:269:ILE:CG2	3:E:270:THR:N	2.62	0.63
1:A:664:ARG:HA	1:A:667:GLN:NE2	2.13	0.62
2:B:1278:TYR:HB2	2:B:1287:GLY:O	1.99	0.62
2:B:381:ALA:CB	2:B:618:LEU:HB3	2.29	0.62
2:B:693:ASN:OD1	2:B:694:ILE:CD1	2.47	0.62
2:C:1037:ILE:CG2	2:C:1038:GLU:H	2.11	0.62
2:C:1287:GLY:O	2:C:1288:ILE:CB	2.46	0.62
2:C:439:VAL:HB	2:C:702:LEU:CD1	2.29	0.62
2:C:733:VAL:HG13	2:C:1022:ILE:HG23	1.81	0.62
2:C:415:ALA:CB	2:C:810:LEU:HD21	2.29	0.62
2:C:828:ASP:O	2:C:829:SER:HB3	1.99	0.62
3:D:178:LYS:HB3	3:D:251:VAL:HG22	1.81	0.62
3:D:90:PHE:O	3:D:93:LEU:HB3	1.98	0.62
1:A:1001:ALA:O	1:A:1005:LEU:HG	1.99	0.62
1:A:189:MET:O	1:A:189:MET:HE3	1.98	0.62
2:B:1155:ILE:HG21	2:B:1166:VAL:HG11	1.81	0.62
2:B:1190:ALA:HA	2:B:1193:ILE:CG2	2.21	0.62
2:B:354:ALA:O	2:B:357:VAL:HG12	1.98	0.62
2:B:407:HIS:O	2:B:411:CYS:N	2.31	0.62
2:B:537:LEU:HD22	2:B:548:TYR:CE2	2.34	0.62
2:B:759:ASP:O	2:B:761:SER:N	2.32	0.62
2:C:446:LYS:HA	2:C:769:GLN:NE2	2.14	0.62
3:D:65:ASN:N	3:D:65:ASN:OD1	2.31	0.62
2:B:1272:ARG:HD3	3:D:70:ASP:HA	1.81	0.62
1:A:197:ALA:O	1:A:200:ARG:HD3	1.99	0.62
1:A:604:ILE:CD1	1:A:604:ILE:H	2.05	0.62
2:B:704:VAL:HA	2:B:1330:ILE:HD11	1.82	0.62
2:B:473:ALA:HB2	2:B:761:SER:O	1.99	0.62
2:C:537:LEU:HB3	2:C:548:TYR:CE2	2.35	0.62
2:C:937:ASN:O	2:C:939:ASN:N	2.30	0.62

*Continued on next page...*

*Continued from previous page...*

Atom-1	Atom-2	Interatomic distance (Å)	Clash overlap (Å)
3:D:113:ASN:N	3:D:113:ASN:OD1	2.32	0.62
3:D:3:GLN:HE21	3:D:3:GLN:CA	2.13	0.62
1:A:192:VAL:HG13	1:A:193:ASN:H	1.64	0.62
1:A:22:ILE:HG23	1:A:22:ILE:O	1.99	0.62
2:B:319:GLN:HA	2:B:319:GLN:OE1	1.99	0.62
2:B:326:GLY:O	2:B:327:LEU:HB2	1.98	0.62
2:B:541:SER:HA	2:B:548:TYR:CD1	2.33	0.62
2:B:601:ILE:O	2:B:604:MET:HB3	1.99	0.62
2:C:1131:PRO:O	2:C:1134:ARG:HG2	1.99	0.62
3:D:242:ARG:CZ	3:D:251:VAL:HG21	2.29	0.62
3:E:191:ARG:HA	3:E:194:VAL:HG23	1.82	0.62
1:A:470:LEU:CD2	1:A:470:LEU:C	2.67	0.62
1:A:791:ARG:HG3	1:A:791:ARG:HH11	1.64	0.62
1:A:882:ASP:CB	1:A:885:THR:HG23	2.23	0.62
2:B:388:GLN:HE21	2:B:388:GLN:CA	2.10	0.62
2:C:1245:ILE:O	2:C:1246:VAL:HG23	1.99	0.62
1:A:428:ILE:C	1:A:430:PRO:HD3	2.20	0.62
1:A:578:ASN:ND2	1:A:579:VAL:N	2.47	0.62
1:A:704:PRO:O	1:A:705:PHE:O	2.17	0.62
1:A:981:ARG:HD2	1:A:988:LYS:HZ1	1.63	0.62
2:B:407:HIS:HE1	2:B:411:CYS:SG	2.22	0.62
2:B:897:TYR:CE1	2:B:902:ILE:HD11	2.34	0.62
2:B:1227:MET:O	2:C:120:VAL:HG13	1.99	0.62
2:C:648:PHE:CD2	2:C:699:THR:HG21	2.35	0.62
1:A:844:LEU:CD2	1:A:1017:ILE:HG22	2.29	0.62
1:A:613:ILE:H	1:A:646:ALA:HB2	1.64	0.62
1:A:710:ALA:CB	1:A:1045:VAL:HA	2.29	0.62
1:A:788:ASP:O	1:A:790:ALA:N	2.32	0.62
2:B:235:ILE:CG2	2:B:978:GLN:HE21	2.12	0.62
2:B:558:TYR:H	2:B:558:TYR:HD1	1.48	0.62
2:B:613:LEU:HD13	2:B:721:SER:O	1.99	0.62
2:C:440:ILE:O	2:C:440:ILE:HG23	1.99	0.62
2:C:646:ASN:ND2	2:C:695:ALA:CB	2.63	0.62
2:C:898:GLN:CG	2:C:898:GLN:O	2.38	0.62
3:E:136:LYS:O	3:E:139:ASN:HB2	1.99	0.62
2:B:1137:VAL:HG23	2:B:1164:TRP:NE1	2.14	0.62
2:B:144:ASN:H	2:B:144:ASN:HD22	1.47	0.62
2:B:581:LEU:O	2:B:582:SER:HB3	2.00	0.62
2:B:880:PRO:HG3	2:B:909:TYR:HB2	1.80	0.62
2:C:1031:TYR:CE2	2:C:1041:ARG:HB2	2.35	0.62
2:C:243:GLN:NE2	2:C:245:ALA:HB3	2.15	0.62

*Continued on next page...*

*Continued from previous page...*

Atom-1	Atom-2	Interatomic distance (Å)	Clash overlap (Å)
2:C:286:LEU:HD23	2:C:287:ARG:CA	2.28	0.62
2:C:676:THR:O	2:C:680:THR:HG23	2.00	0.62
3:D:65:ASN:HB3	3:D:111:ILE:O	1.98	0.62
3:D:89:TYR:O	3:D:92:ARG:N	2.30	0.62
3:E:53:GLU:HG3	3:E:281:LYS:NZ	2.14	0.62
1:A:113:TYR:C	1:A:115:TRP:H	2.03	0.62
1:A:115:TRP:O	1:A:116:MET:C	2.38	0.62
1:A:263:LEU:O	1:A:264:SER:CB	2.48	0.62
1:A:577:ARG:O	1:A:578:ASN:HB3	2.00	0.62
1:A:719:VAL:O	1:A:720:ALA:HB3	2.00	0.62
1:A:89:ILE:O	1:A:90:ASP:C	2.37	0.62
2:C:228:VAL:HG12	2:C:229:GLN:H	1.65	0.62
1:A:201:LYS:O	1:A:202:SER:O	2.17	0.62
1:A:868:ASP:HB2	1:A:878:TYR:OH	1.99	0.62
1:A:986:ARG:HG2	1:A:996:ASP:N	2.15	0.62
2:B:1110:LEU:C	2:B:1110:LEU:HD23	2.20	0.62
2:B:1116:ARG:HH11	2:B:1116:ARG:CA	2.12	0.62
2:B:1080:THR:HA	2:B:1227:MET:CB	2.29	0.62
2:B:382:HIS:O	2:B:383:SER:CB	2.46	0.62
2:C:1078:TYR:OH	2:C:1227:MET:HG3	1.99	0.62
2:C:1248:HIS:HB3	2:C:1252:ASP:O	2.00	0.62
2:C:741:TYR:CD2	2:C:741:TYR:O	2.53	0.62
3:E:6:THR:HG22	3:E:9:TYR:CE1	2.34	0.62
3:E:79:ILE:HD13	3:E:191:ARG:HD3	1.82	0.62
1:A:957:VAL:HG12	1:A:1056:VAL:HG13	1.82	0.61
1:A:118:GLY:O	1:A:119:VAL:C	2.38	0.61
1:A:184:TRP:HB3	1:A:195:ILE:HD12	1.81	0.61
1:A:393:LEU:H	1:A:393:LEU:HD12	1.65	0.61
1:A:636:VAL:O	1:A:640:ALA:HB2	2.00	0.61
1:A:913:LEU:CD1	1:A:953:ARG:HA	2.30	0.61
1:A:986:ARG:CB	1:A:994:PRO:HB2	2.29	0.61
2:B:1106:PHE:CD1	2:B:1151:VAL:HG13	2.35	0.61
2:B:1236:ILE:CG2	2:B:1237:SER:H	1.89	0.61
2:B:585:PHE:CE1	2:B:728:LYS:HG2	2.35	0.61
2:B:528:ILE:CD1	2:B:758:ILE:HG21	2.30	0.61
2:B:874:ILE:HG22	2:B:896:LEU:O	2.00	0.61
2:C:1245:ILE:O	2:C:1246:VAL:CG2	2.48	0.61
2:C:174:PHE:CD2	2:C:174:PHE:N	2.68	0.61
3:E:162:GLY:HA2	3:E:167:ARG:HD3	1.81	0.61
1:A:391:ILE:N	1:A:391:ILE:HD12	2.15	0.61
1:A:491:ASP:O	1:A:494:THR:CG2	2.47	0.61

*Continued on next page...*



*Continued from previous page...*

Atom-1	Atom-2	Interatomic distance (Å)	Clash overlap (Å)
1:A:713:ASN:HA	1:A:716:MET:HB3	1.82	0.61
1:A:779:ASN:C	1:A:780:LEU:HD12	2.21	0.61
1:A:892:GLN:HE21	1:A:898:GLU:HA	1.64	0.61
1:A:881:ILE:HG12	1:A:900:GLN:HB2	1.82	0.61
2:B:1111:ALA:O	2:B:1112:ASN:HB3	2.00	0.61
2:B:1138:HIS:HA	2:B:1165:VAL:HG23	1.80	0.61
2:B:306:GLN:O	2:B:307:VAL:C	2.39	0.61
2:B:685:ARG:NH1	2:B:685:ARG:HG3	2.12	0.61
2:C:307:VAL:HG21	2:C:1245:ILE:HG22	1.81	0.61
2:C:193:THR:HG21	2:C:300:LEU:CD2	2.27	0.61
2:C:523:THR:HG21	2:C:634:TYR:HB3	1.83	0.61
1:A:128:THR:O	1:A:131:GLY:N	2.33	0.61
1:A:261:ILE:HD11	1:A:326:LEU:HD13	1.83	0.61
1:A:405:MET:O	1:A:406:VAL:HG13	2.00	0.61
1:A:435:ILE:HA	1:A:438:LYS:NZ	2.15	0.61
1:A:926:MET:CE	1:A:939:GLN:NE2	2.63	0.61
1:A:949:ALA:O	1:A:953:ARG:HG2	1.99	0.61
1:A:987:LEU:O	1:A:989:VAL:N	2.33	0.61
2:B:1124:THR:O	2:B:1126:MET:HG3	2.00	0.61
2:B:338:ARG:O	2:B:340:VAL:N	2.33	0.61
2:B:522:PRO:HG2	2:B:523:THR:N	2.15	0.61
2:C:738:GLU:HB2	2:C:1015:GLN:HG3	1.79	0.61
2:C:1031:TYR:CZ	2:C:1041:ARG:HB2	2.35	0.61
2:C:1053:ARG:O	2:C:1057:VAL:HG23	2.00	0.61
2:C:1100:GLN:HA	2:C:1100:GLN:OE1	2.00	0.61
2:C:1278:TYR:HB2	2:C:1286:VAL:HG12	1.81	0.61
2:C:530:GLY:CA	2:C:575:TRP:CE3	2.81	0.61
2:C:622:ALA:O	2:C:623:ASN:HB2	2.00	0.61
2:C:849:MET:CB	2:C:917:VAL:O	2.48	0.61
3:E:149:MET:HB3	3:E:280:ALA:HB1	1.82	0.61
1:A:311:GLN:HG3	1:A:312:LEU:H	1.65	0.61
1:A:315:LEU:HD22	1:A:315:LEU:O	1.99	0.61
1:A:316:TYR:C	1:A:316:TYR:CD2	2.72	0.61
1:A:858:VAL:CG2	1:A:872:VAL:HG23	2.30	0.61
1:A:913:LEU:CB	1:A:953:ARG:HD2	2.30	0.61
1:A:979:THR:O	1:A:980:ILE:HD13	2.00	0.61
2:B:738:GLU:HB2	2:B:1015:GLN:CB	2.30	0.61
2:B:640:GLN:O	2:B:642:GLY:N	2.30	0.61
2:B:697:ALA:CB	2:B:774:LEU:HB3	2.29	0.61
2:B:850:THR:OG1	2:B:916:LEU:HD11	2.00	0.61
2:B:884:ALA:O	2:B:888:GLN:CB	2.48	0.61

*Continued on next page...*

*Continued from previous page...*

Atom-1	Atom-2	Interatomic distance (Å)	Clash overlap (Å)
2:B:910:LEU:HD13	2:B:917:VAL:HG21	1.81	0.61
2:C:752:VAL:HG23	2:C:1001:THR:HB	1.82	0.61
2:C:373:ASP:HB2	2:C:394:GLN:HA	1.81	0.61
2:C:414:LEU:C	2:C:414:LEU:HD12	2.20	0.61
3:D:49:ILE:N	3:D:49:ILE:HD13	2.16	0.61
3:E:139:ASN:O	3:E:141:SER:N	2.34	0.61
1:A:372:ARG:HB2	1:A:772:TRP:CD1	2.34	0.61
1:A:74:LEU:N	1:A:75:PRO:CD	2.63	0.61
2:B:145:THR:CG2	2:B:146:GLU:N	2.61	0.61
2:C:105:MET:SD	2:C:106:GLN:N	2.74	0.61
2:C:169:LYS:HZ2	2:C:169:LYS:HB2	1.64	0.61
2:C:218:GLY:O	2:C:219:ILE:C	2.39	0.61
2:C:439:VAL:HG23	2:C:440:ILE:HG22	1.82	0.61
3:D:20:ARG:CA	3:D:25:ASN:HA	2.24	0.61
1:A:321:ASN:O	1:A:323:SER:N	2.34	0.61
1:A:466:LEU:O	1:A:466:LEU:CG	2.47	0.61
1:A:600:VAL:HB	1:A:601:PRO:CD	2.31	0.61
1:A:940:MET:O	1:A:940:MET:SD	2.59	0.61
2:B:633:THR:CB	2:B:710:SER:HG	2.10	0.61
2:B:897:TYR:HD2	2:B:919:MET:HG3	1.65	0.61
2:C:715:ASN:H	2:C:715:ASN:HD22	1.48	0.61
2:C:823:ILE:H	2:C:823:ILE:HD12	1.64	0.61
3:D:62:VAL:HG13	3:D:92:ARG:HE	1.66	0.61
3:E:74:GLN:O	3:E:78:GLY:HA3	2.01	0.61
1:A:1020:SER:CB	1:A:1022:PRO:HD2	2.30	0.61
1:A:88:LEU:CD1	1:A:89:ILE:N	2.64	0.61
1:A:861:ILE:O	1:A:924:VAL:HG21	2.00	0.61
1:A:926:MET:HE2	1:A:939:GLN:NE2	2.14	0.61
1:A:952:THR:O	1:A:953:ARG:HD3	2.01	0.61
2:B:1149:LYS:HE2	2:C:141:LEU:HB3	1.82	0.61
2:B:361:ASN:OD1	2:B:361:ASN:N	2.33	0.61
2:B:383:SER:CB	2:B:796:PRO:HB3	2.24	0.61
2:B:820:ILE:O	2:B:823:ILE:HG22	2.01	0.61
2:B:855:TYR:HD1	2:B:859:ILE:HG23	1.63	0.61
2:C:1199:GLY:O	2:C:1200:LYS:C	2.39	0.61
2:C:865:ILE:HD13	2:C:1042:TRP:HB2	1.82	0.61
3:D:158:LEU:O	3:D:161:ALA:O	2.18	0.61
3:E:36:SER:OG	3:E:178:LYS:HG3	2.00	0.61
3:E:233:THR:HG22	3:E:252:LEU:HD21	1.80	0.61
3:E:79:ILE:O	3:E:80:SER:HB3	1.99	0.61
2:B:1204:LEU:HD12	2:B:1204:LEU:C	2.20	0.61

*Continued on next page...*

*Continued from previous page...*

Atom-1	Atom-2	Interatomic distance (Å)	Clash overlap (Å)
2:B:414:LEU:C	2:B:414:LEU:HD12	2.20	0.61
2:C:179:LYS:CB	2:C:179:LYS:NZ	2.64	0.61
2:C:348:LEU:HD12	2:C:348:LEU:H	1.64	0.61
2:C:629:ARG:HG3	2:C:629:ARG:O	2.00	0.61
2:C:851:THR:HG23	2:C:854:GLN:HB2	1.83	0.61
3:D:269:ILE:O	3:D:269:ILE:HG13	2.00	0.61
1:A:192:VAL:O	1:A:195:ILE:N	2.34	0.61
1:A:367:ASN:ND2	1:A:369:GLY:H	1.97	0.61
2:B:453:LEU:C	2:B:455:GLN:H	2.04	0.61
2:B:439:VAL:HG11	2:B:705:VAL:HG21	1.83	0.61
2:B:839:ALA:O	2:B:840:ASP:HB2	2.01	0.61
2:C:398:ARG:HH11	2:C:398:ARG:CG	2.09	0.61
2:C:661:ASN:C	2:C:661:ASN:OD1	2.39	0.61
3:E:193:VAL:O	3:E:193:VAL:CG1	2.48	0.61
1:A:114:ASN:HD21	1:A:117:LEU:CB	2.13	0.61
1:A:494:THR:HG23	1:A:495:LEU:N	2.16	0.61
1:A:628:MET:O	1:A:628:MET:SD	2.59	0.61
1:A:856:THR:HA	1:A:876:MET:SD	2.40	0.61
2:B:1121:HIS:CD2	2:B:1123:PRO:HD2	2.36	0.61
2:B:833:ARG:HB2	2:B:849:MET:HB3	1.83	0.61
2:C:1073:GLY:O	2:C:1233:LEU:CB	2.48	0.61
2:C:309:TRP:CZ2	2:C:1244:ALA:O	2.52	0.61
1:A:612:PHE:CA	1:A:645:ARG:O	2.48	0.60
1:A:63:SER:HB3	1:A:66:ASP:H	1.66	0.60
2:B:287:ARG:NH2	2:B:330:THR:HB	2.16	0.60
2:B:426:ILE:HG12	2:B:714:LEU:HD13	1.83	0.60
2:B:628:SER:O	2:B:630:ASN:N	2.34	0.60
2:B:704:VAL:HA	2:B:707:ALA:HB2	1.83	0.60
2:C:905:PRO:O	2:C:907:SER:N	2.32	0.60
3:D:146:ARG:HH11	3:D:146:ARG:HB2	1.65	0.60
3:E:189:LEU:HD21	3:E:226:MET:HE3	1.83	0.60
1:A:401:ILE:HB	1:A:772:TRP:CH2	2.35	0.60
1:A:47:ARG:HE	1:A:79:PRO:HB3	1.65	0.60
1:A:750:VAL:HG12	1:A:783:ILE:HD13	1.81	0.60
2:B:273:PRO:HB2	2:B:278:LEU:HD11	1.83	0.60
2:C:400:GLU:HG2	2:C:401:LEU:N	2.16	0.60
2:C:460:ALA:HA	2:C:463:VAL:CB	2.31	0.60
2:C:454:GLU:HA	2:C:463:VAL:HG11	1.82	0.60
2:C:657:ALA:O	2:C:661:ASN:HB3	2.01	0.60
2:C:97:GLU:O	2:C:98:ASN:ND2	2.34	0.60
2:C:985:ARG:NH2	2:C:989:ILE:HD11	2.16	0.60

*Continued on next page...*

*Continued from previous page...*

Atom-1	Atom-2	Interatomic distance (Å)	Clash overlap (Å)
3:D:68:ILE:HG13	3:D:111:ILE:HD11	1.82	0.60
1:A:166:ILE:CG2	1:A:166:ILE:O	2.49	0.60
1:A:116:MET:HG2	1:A:213:TRP:CZ2	2.36	0.60
1:A:578:ASN:ND2	1:A:579:VAL:HG23	2.15	0.60
1:A:731:HIS:HE1	1:A:742:SER:O	1.84	0.60
1:A:913:LEU:HD13	1:A:953:ARG:HA	1.83	0.60
2:B:1173:TYR:O	2:B:1173:TYR:CG	2.53	0.60
2:B:197:PHE:CD2	2:B:197:PHE:N	2.66	0.60
2:B:253:MET:HE1	2:B:989:ILE:HD12	1.84	0.60
2:C:1084:PRO:HG2	2:C:1085:ASP:H	1.66	0.60
2:C:289:THR:HG21	2:C:329:LEU:HD23	1.83	0.60
2:C:949:ALA:HB2	2:C:958:ILE:HG21	1.82	0.60
1:A:333:GLN:HG3	1:A:354:ILE:HG12	1.83	0.60
1:A:536:TYR:CD2	1:A:572:LEU:HD21	2.36	0.60
2:B:267:VAL:CG2	2:B:1306:THR:HA	2.31	0.60
2:B:409:ILE:CG2	2:B:625:PRO:HB2	2.32	0.60
2:C:117:ARG:HH11	2:C:117:ARG:HG2	1.67	0.60
2:C:311:ASN:C	2:C:312:ARG:HD2	2.22	0.60
2:C:336:TYR:HD1	3:E:191:ARG:NH2	2.00	0.60
2:C:384:MET:HG2	2:C:793:TYR:CE1	2.36	0.60
3:E:149:MET:HB3	3:E:280:ALA:HB2	1.84	0.60
3:E:235:VAL:HG12	3:E:276:HIS:HE1	1.66	0.60
1:A:386:ASP:O	1:A:387:THR:HG23	2.01	0.60
2:C:225:ILE:HG22	2:C:227:LEU:HG	1.84	0.60
3:E:269:ILE:CG2	3:E:270:THR:H	2.13	0.60
1:A:22:ILE:HA	1:A:25:ILE:HD13	1.82	0.60
1:A:40:TYR:C	1:A:40:TYR:CD2	2.75	0.60
1:A:923:ALA:O	1:A:925:ILE:N	2.34	0.60
2:B:1109:SER:HB3	2:B:1118:THR:HG21	1.84	0.60
2:B:1139:MET:HE1	2:B:1155:ILE:HD11	1.84	0.60
2:B:796:PRO:O	2:B:796:PRO:HG2	1.99	0.60
2:C:1250:GLU:O	2:C:1251:VAL:HG13	2.01	0.60
2:C:135:LYS:CB	2:C:135:LYS:NZ	2.63	0.60
2:C:219:ILE:HD12	2:C:219:ILE:N	2.16	0.60
3:D:250:ARG:HH12	3:D:267:ALA:HB1	1.66	0.60
3:E:61:ASN:O	3:E:62:VAL:HG12	2.02	0.60
2:B:1241:SER:O	2:B:1258:VAL:CG1	2.49	0.60
2:B:281:VAL:O	2:B:285:VAL:HG23	2.01	0.60
2:B:752:VAL:O	2:B:753:ASP:C	2.40	0.60
2:C:1116:ARG:NH1	2:C:1116:ARG:HG2	2.16	0.60
2:C:209:ASN:HD21	2:C:211:ASP:HB2	1.62	0.60

*Continued on next page...*

*Continued from previous page...*

Atom-1	Atom-2	Interatomic distance (Å)	Clash overlap (Å)
2:C:264:LEU:HD11	2:C:365:LEU:HD23	1.82	0.60
2:C:389:PHE:HZ	2:C:796:PRO:HG3	1.67	0.60
1:A:230:HIS:CD2	1:A:234:LYS:HZ1	2.20	0.60
2:B:309:TRP:CZ3	2:B:1259:ALA:HB2	2.36	0.60
2:B:148:GLN:CA	2:B:148:GLN:HE21	2.10	0.60
2:B:163:TYR:CE2	2:B:354:ALA:HA	2.37	0.60
2:C:1064:ASN:ND2	2:C:1294:ASP:HB3	2.17	0.60
2:C:523:THR:CG2	2:C:634:TYR:HB3	2.32	0.60
3:D:67:TYR:CD1	3:D:110:VAL:HG12	2.37	0.60
1:A:197:ALA:HB1	3:D:150:ILE:CD1	2.32	0.60
1:A:83:ILE:CG2	1:A:84:PRO:HD2	2.30	0.60
1:A:987:LEU:O	1:A:989:VAL:HG23	2.01	0.60
2:B:1024:PRO:O	2:B:1025:ASP:HB2	2.01	0.60
2:B:1076:ILE:HD12	2:B:1230:ILE:CG2	2.09	0.60
2:B:141:LEU:N	2:B:141:LEU:HD22	2.16	0.60
2:C:1278:TYR:C	2:C:1286:VAL:HG11	2.22	0.60
2:C:298:PRO:HB3	2:C:1260:PRO:HG3	1.83	0.60
2:C:319:GLN:NE2	2:C:319:GLN:HA	2.12	0.60
3:D:62:VAL:HG13	3:D:62:VAL:O	2.01	0.60
1:A:492:HIS:HE1	1:A:503:ILE:HG21	1.67	0.60
1:A:779:ASN:ND2	1:A:779:ASN:H	1.98	0.60
2:B:1173:TYR:HD2	2:B:1204:LEU:HG	1.66	0.60
2:B:560:ILE:HG13	2:B:585:PHE:CE2	2.35	0.60
2:C:924:ASP:HB3	2:C:927:SER:OG	2.02	0.60
3:D:19:ILE:HD11	3:D:31:PHE:CB	2.32	0.60
3:D:68:ILE:HG22	3:D:69:GLU:N	2.15	0.60
1:A:456:PHE:CE2	1:A:1025:ILE:HD11	2.36	0.59
1:A:350:PRO:O	1:A:352:THR:HG22	2.02	0.59
1:A:830:HIS:O	1:A:831:ARG:HG2	2.01	0.59
2:B:389:PHE:HZ	2:B:796:PRO:HG3	1.66	0.59
2:B:983:ILE:HA	2:B:986:ILE:HG22	1.81	0.59
2:C:1023:ARG:HB2	2:C:1024:PRO:HD2	1.84	0.59
2:C:203:VAL:HA	2:C:1243:ARG:HB2	1.83	0.59
2:C:271:THR:CG2	2:C:272:THR:N	2.64	0.59
2:C:694:ILE:HG23	2:C:698:HIS:HB2	1.83	0.59
3:E:12:LEU:HD23	3:E:12:LEU:O	2.01	0.59
3:E:178:LYS:HB3	3:E:251:VAL:HG22	1.84	0.59
1:A:122:ARG:O	1:A:124:THR:O	2.20	0.59
1:A:372:ARG:HE	1:A:819:LYS:NZ	2.00	0.59
2:B:1134:ARG:HH22	2:B:1154:ASN:ND2	1.90	0.59
2:B:368:ALA:O	2:B:370:VAL:N	2.35	0.59

*Continued on next page...*

*Continued from previous page...*

Atom-1	Atom-2	Interatomic distance (Å)	Clash overlap (Å)
2:B:812:LYS:HD2	2:B:992:VAL:HG21	1.84	0.59
2:C:1305:MET:HE3	2:C:1309:ILE:CG1	2.33	0.59
2:C:170:TYR:CA	2:C:201:ALA:HA	2.29	0.59
2:C:327:LEU:HG	2:C:328:GLY:N	2.17	0.59
2:C:337:VAL:HG11	2:C:366:MET:SD	2.43	0.59
3:E:110:VAL:CG1	3:E:111:ILE:H	2.08	0.59
3:E:80:SER:HA	3:E:275:ARG:NH1	2.16	0.59
1:A:256:VAL:HG12	1:A:335:LEU:HD13	1.84	0.59
1:A:632:THR:HA	1:A:635:VAL:HG23	1.84	0.59
2:B:1149:LYS:HE2	2:C:141:LEU:CB	2.32	0.59
2:B:157:ILE:HD13	2:B:263:ARG:HD2	1.82	0.59
2:B:518:ALA:O	2:B:522:PRO:HA	2.01	0.59
2:B:544:TYR:OH	2:B:662:VAL:CG1	2.50	0.59
2:B:923:TYR:HE1	2:B:928:ARG:NH2	2.01	0.59
2:C:732:TYR:CE1	2:C:1021:ARG:HB2	2.37	0.59
2:C:1105:LEU:O	2:C:1120:THR:HG23	2.02	0.59
2:C:144:ASN:ND2	2:C:1318:GLU:HB2	2.17	0.59
2:C:281:VAL:CG1	2:C:302:ARG:HD2	2.32	0.59
2:C:517:PHE:HB2	2:C:763:VAL:CG2	2.28	0.59
1:A:27:LYS:N	1:A:28:PRO:HD3	2.17	0.59
1:A:434:GLN:N	1:A:434:GLN:HE21	2.00	0.59
1:A:585:ILE:N	1:A:585:ILE:HD12	2.18	0.59
1:A:623:GLN:OE1	1:A:628:MET:HA	2.02	0.59
1:A:759:LEU:O	1:A:759:LEU:HD13	2.01	0.59
1:A:820:VAL:O	1:A:821:ARG:HB2	2.03	0.59
1:A:926:MET:HE2	1:A:939:GLN:HE21	1.68	0.59
2:B:1311:THR:HG22	2:B:1312:GLY:N	2.17	0.59
2:B:357:VAL:HA	2:B:360:ILE:CG1	2.32	0.59
2:C:1109:SER:OG	2:C:1118:THR:HG21	2.03	0.59
3:D:96:LEU:HD21	3:D:111:ILE:HG23	1.84	0.59
1:A:72:PHE:CE1	1:A:171:ILE:CG2	2.84	0.59
1:A:343:ASP:HB3	1:A:345:ASN:ND2	2.17	0.59
1:A:7:ILE:O	1:A:252:GLU:HA	2.02	0.59
2:B:1022:ILE:HG12	2:B:1022:ILE:O	2.02	0.59
2:C:1002:LEU:N	2:C:1002:LEU:CD2	2.61	0.59
2:C:733:VAL:HG21	2:C:1022:ILE:CG2	2.33	0.59
2:C:1131:PRO:HA	2:C:1134:ARG:NH1	2.17	0.59
2:C:228:VAL:CG1	2:C:229:GLN:N	2.59	0.59
2:C:260:THR:CG2	2:C:1051:GLN:HE21	2.15	0.59
2:C:564:GLY:O	2:C:565:GLU:C	2.38	0.59
2:C:612:PHE:HD2	2:C:612:PHE:H	1.49	0.59

*Continued on next page...*

*Continued from previous page...*

Atom-1	Atom-2	Interatomic distance (Å)	Clash overlap (Å)
3:E:261:ARG:NH1	3:E:265:ARG:NH1	2.51	0.59
1:A:600:VAL:HB	1:A:601:PRO:HD3	1.85	0.59
2:B:242:GLU:O	2:B:242:GLU:HG2	2.03	0.59
2:C:1277:LEU:HB3	2:C:1288:ILE:HA	1.85	0.59
2:C:594:LEU:HB3	2:C:601:ILE:HD11	1.83	0.59
2:C:624:PHE:CE2	2:C:713:MET:HA	2.38	0.59
2:C:638:THR:HG21	2:C:1331:ARG:NH2	2.18	0.59
2:C:738:GLU:CG	2:C:1015:GLN:HG3	2.32	0.59
2:C:815:LEU:HD23	2:C:815:LEU:O	2.01	0.59
1:A:1039:GLY:O	1:A:1043:LEU:N	2.30	0.59
1:A:170:ASN:O	1:A:172:PHE:N	2.35	0.59
1:A:470:LEU:CD2	1:A:470:LEU:O	2.35	0.59
1:A:861:ILE:HD11	1:A:904:PHE:CE2	2.38	0.59
2:B:1159:VAL:CG1	2:B:1160:ILE:H	2.16	0.59
2:B:267:VAL:HG21	2:B:1306:THR:HA	1.84	0.59
2:B:225:ILE:HD12	2:B:247:TYR:CD1	2.38	0.59
2:C:169:LYS:HB2	2:C:169:LYS:HZ3	1.65	0.59
1:A:400:VAL:HG12	1:A:772:TRP:CZ3	2.38	0.59
1:A:659:ASN:OD1	1:A:705:PHE:HA	2.03	0.59
2:B:1035:ILE:N	2:B:1035:ILE:HD12	2.17	0.59
2:B:1137:VAL:HG23	2:B:1164:TRP:HE1	1.68	0.59
2:B:1271:SER:HB2	2:B:1277:LEU:CD2	2.31	0.59
2:B:826:GLY:CA	2:B:949:ALA:HB2	2.32	0.59
2:C:171:GLU:CB	2:C:1211:LEU:HD12	2.30	0.59
2:C:137:ILE:CD1	2:C:137:ILE:H	2.15	0.59
2:C:417:ALA:HB2	2:C:744:ILE:HG12	1.85	0.59
2:C:850:THR:HA	2:C:922:TYR:OH	2.03	0.59
3:D:78:GLY:HA3	3:D:275:ARG:NH2	2.17	0.59
3:E:107:LEU:C	3:E:107:LEU:HD13	2.23	0.59
3:E:20:ARG:HG2	3:E:20:ARG:NH1	2.16	0.59
3:E:221:ARG:HH11	3:E:225:ARG:HD2	1.67	0.59
1:A:883:PRO:HD3	1:A:903:PRO:HG3	1.83	0.59
2:B:1043:SER:O	2:B:1044:ARG:C	2.39	0.59
2:B:1245:ILE:HG22	2:B:1245:ILE:O	2.03	0.59
2:B:268:GLY:O	2:B:270:THR:HG23	2.02	0.59
2:B:528:ILE:O	2:B:528:ILE:HG13	2.02	0.59
2:C:1290:LYS:C	2:C:1292:GLU:H	2.06	0.59
2:C:112:THR:HG22	2:C:134:THR:OG1	2.03	0.59
2:C:314:ILE:C	2:C:316:ASN:H	2.05	0.59
2:C:443:VAL:HG22	2:C:444:SER:N	2.17	0.59
2:C:866:THR:O	2:C:867:ASN:HB2	2.03	0.59

*Continued on next page...*



*Continued from previous page...*

Atom-1	Atom-2	Interatomic distance (Å)	Clash overlap (Å)
3:D:68:ILE:O	3:D:72:ILE:HG13	2.03	0.59
2:B:1248:HIS:HD2	2:B:1250:GLU:O	1.85	0.59
2:B:199:TYR:O	2:B:199:TYR:CD2	2.56	0.59
2:B:333:ARG:HH11	2:B:333:ARG:HB2	1.68	0.59
2:B:409:ILE:CD1	2:B:409:ILE:C	2.62	0.59
2:B:418:ASN:O	2:B:420:PRO:HD3	2.03	0.59
2:C:1018:GLN:NE2	2:C:1042:TRP:HA	2.18	0.59
2:C:1143:GLU:O	2:C:1144:ARG:HB3	2.02	0.59
2:C:378:ALA:CA	2:C:622:ALA:HB2	2.26	0.59
3:D:74:GLN:O	3:D:78:GLY:HA3	2.02	0.59
1:A:272:LEU:HD23	1:A:272:LEU:C	2.24	0.58
1:A:578:ASN:N	1:A:578:ASN:HD22	1.99	0.58
1:A:821:ARG:HB3	1:A:821:ARG:CZ	2.33	0.58
1:A:944:ARG:CB	1:A:944:ARG:HH11	2.11	0.58
2:B:1157:ALA:CB	2:C:137:ILE:HG12	2.33	0.58
2:B:173:GLN:HB3	2:B:174:PHE:CE2	2.37	0.58
2:B:195:ASN:O	2:B:198:LYS:HG3	2.03	0.58
2:B:841:ASP:HB2	2:B:845:GLU:HG3	1.85	0.58
2:B:843:LEU:HD13	2:B:942:HIS:CD2	2.38	0.58
2:C:1055:LEU:O	2:C:1059:LEU:HG	2.03	0.58
2:C:287:ARG:O	2:C:288:THR:CB	2.51	0.58
2:C:561:ASN:HB2	2:C:565:GLU:O	2.03	0.58
2:C:612:PHE:O	2:C:612:PHE:CD2	2.56	0.58
2:C:838:GLU:HG3	2:C:911:ARG:NH1	2.18	0.58
3:E:182:TRP:O	3:E:182:TRP:CD1	2.56	0.58
1:A:117:LEU:O	1:A:117:LEU:HD23	2.02	0.58
1:A:391:ILE:H	1:A:391:ILE:HD12	1.68	0.58
1:A:401:ILE:HD12	1:A:823:THR:OG1	2.04	0.58
1:A:679:LYS:CD	1:A:690:THR:HG22	2.33	0.58
2:B:410:ARG:HD2	2:B:1043:SER:CB	2.34	0.58
2:B:559:THR:HG22	2:B:584:HIS:ND1	2.18	0.58
2:B:843:LEU:HB3	2:B:942:HIS:CG	2.38	0.58
2:C:810:LEU:C	2:C:810:LEU:HD23	2.23	0.58
2:C:826:GLY:HA2	2:C:964:VAL:HG12	1.85	0.58
3:D:285:LEU:O	3:D:288:THR:HG22	2.03	0.58
1:A:196:LEU:HD22	1:A:349:TYR:HE1	1.67	0.58
1:A:182:ARG:HE	1:A:220:HIS:CE1	2.21	0.58
1:A:284:THR:O	1:A:285:GLU:HB2	2.02	0.58
1:A:567:PRO:O	1:A:568:ALA:C	2.41	0.58
1:A:819:LYS:HG2	1:A:820:VAL:N	2.18	0.58
2:B:1030:ARG:HH11	2:B:1030:ARG:HG3	1.68	0.58

*Continued on next page...*

*Continued from previous page...*

Atom-1	Atom-2	Interatomic distance (Å)	Clash overlap (Å)
2:B:1296:ILE:HG23	2:B:1297:SER:N	2.18	0.58
2:B:1324:ASP:O	2:B:1325:VAL:HB	2.03	0.58
2:B:168:VAL:HG12	2:B:204:VAL:CG2	2.25	0.58
2:C:1071:PHE:HB3	2:C:1234:GLN:NE2	2.18	0.58
2:C:1325:VAL:HG13	2:C:1325:VAL:O	2.03	0.58
2:C:546:VAL:HG23	2:C:547:GLU:N	2.17	0.58
3:D:224:PHE:O	3:D:227:MET:HB3	2.04	0.58
1:A:966:GLY:HA3	1:A:1049:TYR:CE1	2.38	0.58
1:A:255:ARG:CG	1:A:255:ARG:NH1	2.64	0.58
1:A:456:PHE:CD2	1:A:1025:ILE:HD11	2.38	0.58
1:A:45:GLN:HA	1:A:45:GLN:NE2	2.16	0.58
1:A:821:ARG:HG2	1:A:821:ARG:HH11	1.66	0.58
1:A:833:VAL:HG21	1:A:1039:GLY:CA	2.30	0.58
2:B:806:VAL:HG21	2:B:1001:THR:HG21	1.84	0.58
2:B:259:MET:HE2	2:B:1055:LEU:HD23	1.85	0.58
2:B:449:PHE:HB3	2:B:453:LEU:HB2	1.85	0.58
2:B:690:GLN:O	2:B:694:ILE:HD11	2.00	0.58
2:C:564:GLY:O	2:C:566:PHE:HD2	1.87	0.58
1:A:27:LYS:HA	1:A:27:LYS:HZ3	1.67	0.58
1:A:506:VAL:HG23	1:A:507:GLY:H	1.69	0.58
1:A:604:ILE:HD12	1:A:604:ILE:N	2.11	0.58
1:A:701:VAL:C	1:A:702:ARG:HG2	2.23	0.58
2:B:1106:PHE:N	2:B:1106:PHE:CD2	2.71	0.58
2:B:1210:LEU:HD12	2:B:1210:LEU:O	2.04	0.58
2:C:1113:LYS:HD2	2:C:1113:LYS:N	2.19	0.58
2:C:1243:ARG:HG2	2:C:1244:ALA:N	2.17	0.58
2:C:1264:GLU:O	2:C:1265:MET:HB3	2.03	0.58
2:C:1277:LEU:HA	2:C:1289:PRO:HD2	1.85	0.58
2:C:169:LYS:CB	2:C:169:LYS:NZ	2.64	0.58
2:C:412:LEU:C	2:C:412:LEU:HD23	2.24	0.58
2:C:617:ASP:O	2:C:620:ILE:HG22	2.04	0.58
2:C:901:VAL:HG12	2:C:903:ASN:H	1.67	0.58
3:D:29:THR:HA	3:D:222:ASP:HB3	1.86	0.58
3:D:81:ALA:O	3:D:82:GLN:O	2.21	0.58
1:A:122:ARG:O	1:A:123:SER:C	2.42	0.58
1:A:211:TRP:CZ2	1:A:216:LEU:HD12	2.37	0.58
1:A:757:LEU:C	1:A:757:LEU:CD2	2.71	0.58
2:B:1212:ARG:CB	2:B:1212:ARG:HH11	2.14	0.58
2:B:165:THR:HG22	2:B:209:ASN:H	1.68	0.58
2:B:530:GLY:HA3	2:B:575:TRP:CH2	2.39	0.58
2:B:533:GLN:HG3	2:B:588:LEU:HB2	1.85	0.58

*Continued on next page...*

*Continued from previous page...*

Atom-1	Atom-2	Interatomic distance (Å)	Clash overlap (Å)
2:C:225:ILE:CG2	2:C:227:LEU:HG	2.33	0.58
2:C:350:ILE:O	2:C:351:ASP:CB	2.51	0.58
2:C:992:VAL:HG13	2:C:992:VAL:O	2.03	0.58
1:A:472:LEU:HD23	1:A:475:ARG:NH2	2.17	0.58
1:A:617:ILE:HG13	1:A:618:ASN:OD1	2.04	0.58
2:B:1323:ASP:O	2:B:1324:ASP:CB	2.52	0.58
2:C:579:LEU:HB2	2:C:582:SER:OG	2.04	0.58
2:C:540:PHE:CE1	2:C:600:ILE:HG13	2.38	0.58
2:C:697:ALA:O	2:C:701:HIS:HB3	2.03	0.58
3:D:148:ASP:O	3:D:149:MET:CB	2.51	0.58
1:A:216:LEU:HD23	1:A:216:LEU:O	2.04	0.58
1:A:715:TYR:CD2	1:A:715:TYR:C	2.76	0.58
1:A:971:LEU:HB3	1:A:982:VAL:CG2	2.33	0.58
2:B:548:TYR:CG	2:B:548:TYR:O	2.56	0.58
2:B:847:ILE:HG21	2:B:929:PHE:CZ	2.39	0.58
2:C:1292:GLU:HG3	2:C:1293:VAL:HG23	1.86	0.58
3:D:26:ALA:CB	3:D:30:GLN:HE22	2.09	0.58
1:A:213:TRP:HB2	1:A:215:VAL:HG23	1.84	0.58
1:A:256:VAL:HG11	1:A:335:LEU:HD13	1.83	0.58
1:A:506:VAL:CG2	1:A:510:MET:HB2	2.34	0.58
1:A:60:PHE:CZ	1:A:99:VAL:HG21	2.36	0.58
1:A:781:VAL:CG1	1:A:782:ASN:N	2.62	0.58
1:A:77:LYS:C	1:A:79:PRO:HD2	2.24	0.58
1:A:970:ARG:HH11	1:A:970:ARG:HB3	1.68	0.58
2:B:162:GLY:HA2	2:B:354:ALA:CB	2.34	0.58
2:B:316:ASN:O	2:B:319:GLN:HB2	2.04	0.58
2:B:336:TYR:O	2:B:338:ARG:N	2.37	0.58
2:B:558:TYR:HB3	2:B:568:PHE:CD1	2.38	0.58
2:B:837:THR:HA	2:B:935:GLN:O	2.04	0.58
2:C:821:ASN:OD1	2:C:1014:MET:HB3	2.04	0.58
3:D:224:PHE:CE2	3:D:228:LEU:HD11	2.39	0.58
3:E:113:ASN:O	3:E:114:SER:C	2.42	0.58
3:E:232:SER:O	3:E:235:VAL:HG22	2.03	0.58
1:A:10:ASP:HB3	1:A:13:VAL:HG21	1.85	0.58
1:A:179:TYR:HB3	1:A:221:TYR:HD1	1.69	0.58
1:A:545:PHE:O	1:A:547:THR:HG22	2.03	0.58
2:B:273:PRO:HG3	2:B:286:LEU:CD2	2.34	0.58
2:B:491:ASN:HB3	2:B:756:THR:HG21	1.84	0.58
2:B:1078:TYR:CE1	2:C:121:PHE:HZ	2.19	0.58
2:C:496:LYS:HG2	2:C:496:LYS:O	2.04	0.58
2:C:618:LEU:O	2:C:621:ALA:HB3	2.04	0.58

*Continued on next page...*

*Continued from previous page...*

Atom-1	Atom-2	Interatomic distance (Å)	Clash overlap (Å)
2:C:733:VAL:CG2	2:C:1022:ILE:HG23	2.31	0.58
2:C:979:ILE:CD1	2:C:1013:LYS:HG2	2.33	0.58
3:E:147:ALA:HB2	3:E:281:LYS:HA	1.86	0.58
1:A:830:HIS:ND1	1:A:831:ARG:N	2.51	0.57
1:A:906:PHE:O	1:A:910:ASN:HB2	2.04	0.57
2:B:630:ASN:HD22	2:B:630:ASN:N	2.01	0.57
2:C:1058:GLY:O	2:C:1062:ILE:HG12	2.04	0.57
2:C:348:LEU:H	2:C:348:LEU:CD1	2.12	0.57
2:C:652:PHE:O	2:C:655:ILE:HB	2.04	0.57
2:C:772:TYR:HB3	2:C:773:PRO:HD2	1.85	0.57
3:D:221:ARG:HH12	3:D:225:ARG:HD2	1.67	0.57
3:E:261:ARG:HD3	3:E:261:ARG:O	2.04	0.57
1:A:466:LEU:HD12	1:A:469:LEU:HD22	1.86	0.57
1:A:587:MET:HB3	1:A:598:VAL:HG22	1.84	0.57
1:A:686:TYR:HA	1:A:714:ARG:NH2	2.15	0.57
2:B:302:ARG:HD2	2:B:318:LEU:HD12	1.86	0.57
2:B:414:LEU:HD22	2:B:1046:PHE:CD1	2.39	0.57
2:C:1018:GLN:HB3	2:C:1020:ARG:HG2	1.86	0.57
2:C:253:MET:HE1	2:C:989:ILE:HG21	1.86	0.57
3:D:146:ARG:CB	3:D:146:ARG:HH11	2.17	0.57
3:D:156:VAL:CG2	3:D:228:LEU:HB3	2.33	0.57
3:D:3:GLN:C	3:D:3:GLN:HE21	2.08	0.57
3:D:91:SER:C	3:D:93:LEU:N	2.57	0.57
3:E:140:ALA:HB2	3:E:281:LYS:CB	2.34	0.57
1:A:143:TYR:C	1:A:143:TYR:CD1	2.77	0.57
1:A:114:ASN:N	1:A:143:TYR:HE2	2.02	0.57
1:A:150:PHE:O	1:A:152:SER:N	2.37	0.57
1:A:800:SER:OG	1:A:801:ASN:N	2.37	0.57
2:B:1061:LEU:O	2:B:1061:LEU:HD23	2.04	0.57
2:B:362:LEU:HD23	2:B:1303:SER:O	2.04	0.57
2:B:222:THR:O	2:B:224:GLY:N	2.37	0.57
2:B:548:TYR:O	2:B:552:VAL:CG1	2.46	0.57
2:C:1286:VAL:HG12	2:C:1287:GLY:N	2.19	0.57
2:C:344:VAL:HG21	2:C:346:HIS:NE2	2.20	0.57
2:C:382:HIS:O	2:C:796:PRO:HB3	2.04	0.57
3:E:68:ILE:CD1	3:E:111:ILE:HD11	2.24	0.57
3:E:174:VAL:HG23	3:E:174:VAL:O	2.04	0.57
3:E:87:HIS:O	3:E:90:PHE:N	2.37	0.57
1:A:239:TRP:HD1	1:A:279:TYR:HD1	1.51	0.57
2:B:212:PHE:CD1	2:B:212:PHE:C	2.78	0.57
2:B:385:ILE:HB	2:B:708:THR:HG22	1.85	0.57

*Continued on next page...*

*Continued from previous page...*

Atom-1	Atom-2	Interatomic distance (Å)	Clash overlap (Å)
2:B:539:PHE:C	2:B:539:PHE:CD2	2.78	0.57
2:B:755:LEU:HG	2:B:756:THR:H	1.69	0.57
2:B:252:LEU:HD23	2:B:823:ILE:HD13	1.86	0.57
2:C:1042:TRP:HZ3	2:C:1044:ARG:HA	1.70	0.57
2:C:1188:VAL:HB	2:C:1193:ILE:HD11	1.85	0.57
2:C:168:VAL:HG22	2:C:196:LEU:CD1	2.34	0.57
2:C:398:ARG:NH1	2:C:398:ARG:HG2	2.08	0.57
2:C:576:ASP:O	2:C:579:LEU:HD23	2.04	0.57
1:A:828:TYR:HA	1:A:1032:GLY:O	2.04	0.57
1:A:8:ASN:CB	1:A:339:GLN:NE2	2.63	0.57
1:A:420:VAL:HA	1:A:974:SER:HB3	1.86	0.57
1:A:683:GLN:O	1:A:684:ASN:C	2.42	0.57
1:A:774:VAL:O	1:A:775:ASP:CB	2.50	0.57
1:A:913:LEU:CA	1:A:953:ARG:HD2	2.34	0.57
1:A:92:LEU:CD1	1:A:96:MET:HG2	2.33	0.57
2:B:1153:ASP:HA	2:C:138:PHE:CE1	2.38	0.57
2:B:833:ARG:N	2:B:849:MET:O	2.34	0.57
2:B:975:SER:HG	2:B:978:GLN:H	1.51	0.57
2:C:259:MET:SD	2:C:1055:LEU:HD23	2.44	0.57
2:C:1250:GLU:C	2:C:1251:VAL:HG22	2.23	0.57
2:C:1289:PRO:O	2:C:1290:LYS:CB	2.51	0.57
2:C:308:ASN:HB2	2:C:1247:ASN:ND2	2.19	0.57
2:C:414:LEU:HB2	2:C:1046:PHE:CD1	2.40	0.57
2:C:715:ASN:H	2:C:715:ASN:ND2	2.01	0.57
2:C:767:LEU:CD1	2:C:768:CYS:N	2.61	0.57
3:D:65:ASN:CA	3:D:111:ILE:O	2.51	0.57
1:A:102:LEU:HD22	1:A:126:TYR:CZ	2.39	0.57
1:A:259:ARG:CB	1:A:259:ARG:HH11	2.16	0.57
2:B:1030:ARG:HG3	2:B:1030:ARG:NH1	2.20	0.57
2:B:247:TYR:OH	2:B:251:LEU:HD11	2.04	0.57
2:B:299:ALA:C	2:B:301:LEU:N	2.58	0.57
2:B:389:PHE:HE1	2:B:1319:ARG:HB2	1.66	0.57
2:C:1071:PHE:O	2:C:1172:GLU:HA	2.04	0.57
2:C:206:ILE:O	2:C:206:ILE:HG22	2.03	0.57
2:C:219:ILE:HG22	2:C:221:LEU:HD12	1.87	0.57
2:C:281:VAL:CG1	2:C:302:ARG:CD	2.83	0.57
3:D:79:ILE:O	3:D:79:ILE:HG13	2.04	0.57
1:A:179:TYR:HB3	1:A:221:TYR:CD1	2.39	0.57
2:B:388:GLN:NE2	2:B:388:GLN:HA	2.18	0.57
2:B:517:PHE:HD1	2:B:521:PHE:HD2	1.50	0.57
2:B:834:THR:HG21	2:B:843:LEU:O	2.04	0.57

*Continued on next page...*

*Continued from previous page...*

Atom-1	Atom-2	Interatomic distance (Å)	Clash overlap (Å)
3:D:3:GLN:HE21	3:D:4:GLN:N	2.01	0.57
1:A:308:ALA:HB3	1:A:313:ARG:NH1	2.18	0.57
1:A:384:GLU:HA	1:A:802:THR:HG22	1.85	0.57
2:B:1130:SER:O	2:B:1134:ARG:HG2	2.05	0.57
2:B:1230:ILE:HG13	2:B:1230:ILE:O	2.02	0.57
2:B:524:GLU:HG2	2:B:758:ILE:HD12	1.87	0.57
2:B:495:LEU:HD13	2:B:528:ILE:HD12	1.86	0.57
2:B:896:LEU:HD23	2:B:918:VAL:HB	1.86	0.57
2:B:948:ILE:CD1	2:B:952:PHE:CE2	2.78	0.57
2:C:1305:MET:HE3	2:C:1309:ILE:HG13	1.86	0.57
2:C:767:LEU:O	2:C:767:LEU:HD22	2.05	0.57
2:C:813:LEU:O	2:C:816:PRO:HD2	2.04	0.57
2:B:1077:MET:CE	2:B:1165:VAL:CG1	2.80	0.57
2:B:965:ARG:HH11	2:B:965:ARG:HA	1.69	0.57
2:B:979:ILE:O	2:B:983:ILE:HG13	2.05	0.57
2:C:1071:PHE:HD1	2:C:1234:GLN:HE21	1.52	0.57
2:C:894:VAL:HG13	2:C:894:VAL:O	2.05	0.57
2:B:888:GLN:CD	3:D:242:ARG:HH12	2.02	0.57
3:D:265:ARG:NH1	3:D:265:ARG:CB	2.66	0.57
1:A:999:VAL:O	1:A:1003:VAL:HG23	2.03	0.57
1:A:833:VAL:CG2	1:A:1039:GLY:HA2	2.31	0.57
1:A:111:LEU:CD1	1:A:142:ASN:HD22	2.17	0.57
1:A:148:ASP:O	1:A:149:ALA:C	2.43	0.57
1:A:7:ILE:HD11	1:A:250:LEU:HD12	1.87	0.57
1:A:416:MET:HE3	1:A:416:MET:CA	2.26	0.57
1:A:730:ILE:O	1:A:730:ILE:HG12	2.05	0.57
1:A:78:TYR:N	1:A:79:PRO:CD	2.68	0.57
1:A:839:LEU:HD21	1:A:1031:TYR:CE2	2.39	0.57
2:B:225:ILE:HG23	2:B:1069:ARG:O	2.05	0.57
2:B:1111:ALA:HB3	2:B:1116:ARG:HG2	1.87	0.57
2:B:262:ASN:HA	2:B:361:ASN:ND2	2.20	0.57
2:B:630:ASN:ND2	2:B:630:ASN:O	2.37	0.57
2:C:833:ARG:HD2	2:C:922:TYR:CE2	2.39	0.57
1:A:168:ASN:H	1:A:168:ASN:ND2	2.03	0.56
1:A:267:THR:O	1:A:270:GLN:HB2	2.05	0.56
2:B:795:ASP:O	2:B:797:SER:N	2.38	0.56
2:B:948:ILE:CG2	2:B:949:ALA:N	2.68	0.56
2:C:1003:ARG:O	2:C:1004:PHE:CB	2.52	0.56
2:C:714:LEU:O	2:C:716:PHE:HD2	1.87	0.56
2:C:849:MET:CA	2:C:917:VAL:O	2.51	0.56
1:A:181:VAL:HG23	1:A:181:VAL:O	2.05	0.56

*Continued on next page...*



*Continued from previous page...*

Atom-1	Atom-2	Interatomic distance (Å)	Clash overlap (Å)
1:A:565:ARG:HG3	1:A:566:GLU:H	1.70	0.56
1:A:74:LEU:N	1:A:75:PRO:HD2	2.20	0.56
1:A:921:PHE:CA	1:A:959:TYR:O	2.53	0.56
2:B:1212:ARG:CB	2:B:1212:ARG:NH1	2.68	0.56
2:B:228:VAL:HG23	2:B:250:GLY:CA	2.28	0.56
2:C:118:THR:O	2:C:119:ASP:C	2.43	0.56
2:C:874:ILE:HG12	2:C:895:VAL:CG1	2.35	0.56
3:D:162:GLY:O	3:D:166:GLU:HB2	2.05	0.56
1:A:340:ILE:HD11	1:A:348:LEU:HD21	1.86	0.56
1:A:372:ARG:HD2	1:A:772:TRP:CD1	2.40	0.56
1:A:393:LEU:N	1:A:393:LEU:HD12	2.20	0.56
2:B:1296:ILE:CG2	2:B:1297:SER:N	2.68	0.56
2:B:225:ILE:O	2:B:226:PRO:O	2.23	0.56
2:B:815:LEU:N	2:B:816:PRO:HD2	2.20	0.56
2:C:218:GLY:O	2:C:220:ASP:N	2.38	0.56
2:C:299:ALA:HB1	2:C:318:LEU:HD11	1.87	0.56
2:C:337:VAL:CG1	2:C:343:ILE:HD12	2.36	0.56
2:C:371:THR:O	2:C:374:ASP:CB	2.45	0.56
2:C:466:VAL:HG22	2:C:509:VAL:CG1	2.35	0.56
2:C:469:ARG:CD	2:C:510:VAL:HG22	2.36	0.56
2:C:798:THR:O	2:C:799:THR:CB	2.53	0.56
2:C:865:ILE:HD11	2:C:1042:TRP:HD1	1.71	0.56
3:E:66:VAL:HG13	3:E:89:TYR:CD1	2.41	0.56
1:A:164:ILE:CG1	1:A:183:ILE:CD1	2.83	0.56
1:A:426:ARG:H	1:A:703:PHE:HD1	1.53	0.56
1:A:967:ILE:HD13	1:A:1049:TYR:CG	2.41	0.56
1:A:986:ARG:CD	1:A:994:PRO:HB2	2.36	0.56
2:B:920:PRO:O	2:B:921:ASP:HB2	2.04	0.56
2:C:1249:ASN:C	2:C:1249:ASN:ND2	2.58	0.56
2:C:271:THR:O	2:C:289:THR:HA	2.05	0.56
3:E:207:SER:O	3:E:208:LEU:C	2.43	0.56
1:A:151:ASN:O	1:A:155:VAL:CG2	2.44	0.56
1:A:373:ILE:HD12	1:A:816:LEU:CA	2.36	0.56
1:A:419:TYR:HB2	1:A:679:LYS:O	2.05	0.56
1:A:429:TRP:CZ3	1:A:434:GLN:OE1	2.58	0.56
1:A:897:ILE:HG22	1:A:898:GLU:H	1.70	0.56
1:A:892:GLN:NE2	1:A:899:VAL:H	2.03	0.56
1:A:926:MET:HE1	1:A:939:GLN:HE22	1.70	0.56
2:B:275:SER:O	2:B:277:THR:N	2.34	0.56
2:B:414:LEU:HD22	2:B:1046:PHE:CE1	2.39	0.56
2:B:737:PRO:CD	2:B:1016:ASN:HB2	2.35	0.56

*Continued on next page...*



*Continued from previous page...*

Atom-1	Atom-2	Interatomic distance (Å)	Clash overlap (Å)
2:C:1242:MET:HE1	2:C:1260:PRO:CG	1.93	0.56
2:C:1321:ASN:ND2	2:C:1321:ASN:N	2.31	0.56
2:C:498:ILE:HG23	2:C:498:ILE:O	2.04	0.56
2:C:504:ASP:O	2:C:506:SER:N	2.38	0.56
3:D:261:ARG:HG2	3:D:261:ARG:NH1	2.20	0.56
3:D:9:TYR:CZ	3:D:122:TYR:HD1	2.23	0.56
3:E:115:GLU:O	3:E:117:ILE:HG13	2.05	0.56
1:A:284:THR:HG23	1:A:285:GLU:N	2.20	0.56
1:A:314:ARG:O	1:A:317:ARG:N	2.38	0.56
1:A:331:ARG:HG3	1:A:331:ARG:NH1	2.18	0.56
1:A:826:PHE:C	1:A:828:TYR:N	2.58	0.56
1:A:91:ASN:O	1:A:92:LEU:C	2.43	0.56
2:B:1020:ARG:HG2	2:B:1020:ARG:HH11	1.70	0.56
2:B:1197:PRO:HG2	2:B:1200:LYS:HB2	1.88	0.56
2:B:850:THR:CG2	2:B:854:GLN:HG3	2.36	0.56
2:C:1110:LEU:C	2:C:1110:LEU:HD13	2.26	0.56
2:C:493:HIS:HB3	2:C:758:ILE:CD1	2.36	0.56
2:C:577:GLN:O	2:C:579:LEU:N	2.39	0.56
3:D:96:LEU:HD21	3:D:111:ILE:CG2	2.35	0.56
3:E:76:LEU:HD11	3:E:282:PHE:CD2	2.40	0.56
3:E:68:ILE:CD1	3:E:93:LEU:HB2	2.35	0.56
1:A:1046:PHE:O	1:A:1046:PHE:HD1	1.88	0.56
1:A:41:THR:O	1:A:49:HIS:HA	2.06	0.56
1:A:565:ARG:HE	1:A:568:ALA:CB	2.17	0.56
2:B:1199:GLY:O	2:B:1200:LYS:O	2.23	0.56
2:B:163:TYR:O	2:B:164:LEU:HG	2.05	0.56
2:B:200:GLY:O	2:B:201:ALA:O	2.23	0.56
2:B:251:LEU:HD22	2:B:1062:ILE:HG23	1.87	0.56
2:B:725:ALA:O	2:B:726:THR:CB	2.52	0.56
2:B:836:GLN:HB3	2:B:940:ARG:CZ	2.35	0.56
2:B:926:VAL:O	2:B:926:VAL:HG12	2.06	0.56
2:C:1072:ASN:O	2:C:1171:ILE:CG2	2.54	0.56
2:C:124:GLN:NE2	2:C:126:ALA:HB2	2.19	0.56
2:C:849:MET:HB3	2:C:917:VAL:HG23	1.87	0.56
3:D:130:PHE:CG	3:D:131:ALA:N	2.73	0.56
1:A:193:ASN:OD1	1:A:350:PRO:HB3	2.05	0.56
1:A:199:MET:HA	1:A:199:MET:HE2	1.86	0.56
1:A:55:GLY:H	1:A:58:GLN:HE21	1.53	0.56
2:B:737:PRO:HD2	2:B:1016:ASN:HB2	1.88	0.56
2:B:273:PRO:CB	2:B:278:LEU:HD11	2.36	0.56
2:B:451:GLU:O	2:B:452:ASN:HB3	2.05	0.56

*Continued on next page...*

*Continued from previous page...*

Atom-1	Atom-2	Interatomic distance (Å)	Clash overlap (Å)
2:B:614:ARG:O	2:B:614:ARG:HG3	2.05	0.56
2:B:652:PHE:CA	2:B:655:ILE:CG2	2.78	0.56
2:B:689:THR:O	2:B:692:ASP:HB2	2.06	0.56
2:C:738:GLU:HG2	2:C:1015:GLN:HG3	1.86	0.56
2:C:1179:THR:HA	2:C:1208:ASP:CB	2.35	0.56
2:C:210:ARG:H	2:C:210:ARG:CD	2.19	0.56
2:C:233:VAL:HB	2:C:234:PRO:HD2	1.88	0.56
2:C:705:VAL:C	2:C:708:THR:HG22	2.26	0.56
2:C:517:PHE:CB	2:C:763:VAL:HG21	2.31	0.56
2:C:805:SER:O	2:C:809:VAL:HG23	2.05	0.56
2:C:856:LEU:O	2:C:857:SER:C	2.43	0.56
3:D:213:LEU:HD13	3:D:214:ARG:CA	2.35	0.56
3:D:221:ARG:O	3:D:225:ARG:HG3	2.05	0.56
3:E:55:HIS:O	3:E:55:HIS:ND1	2.38	0.56
1:A:343:ASP:O	1:A:345:ASN:N	2.38	0.56
1:A:408:PRO:HD2	1:A:826:PHE:CZ	2.41	0.56
1:A:526:ASN:O	1:A:527:ASN:CB	2.54	0.56
1:A:804:ALA:HB3	1:A:808:TYR:CE1	2.40	0.56
1:A:959:TYR:CZ	1:A:1054:LYS:HD3	2.41	0.56
2:B:1258:VAL:HG12	2:B:1259:ALA:N	2.21	0.56
2:B:256:PHE:HE2	2:B:990:THR:HG21	1.70	0.56
2:B:828:ASP:HA	2:C:645:THR:HG22	1.86	0.56
2:C:247:TYR:C	2:C:247:TYR:CD2	2.78	0.56
2:C:253:MET:CE	2:C:989:ILE:HG21	2.36	0.56
2:C:995:THR:O	2:C:997:TYR:N	2.39	0.56
3:D:176:ARG:HB2	3:D:252:LEU:O	2.06	0.56
3:E:226:MET:O	3:E:226:MET:SD	2.64	0.56
1:A:250:LEU:H	1:A:250:LEU:CD2	2.17	0.56
1:A:311:GLN:CG	1:A:312:LEU:N	2.68	0.56
1:A:561:LEU:HD22	1:A:587:MET:HG2	1.86	0.56
1:A:650:ILE:HG22	1:A:690:THR:O	2.06	0.56
1:A:842:TYR:CD1	1:A:871:VAL:HG21	2.41	0.56
1:A:977:HIS:ND1	1:A:977:HIS:O	2.39	0.56
2:B:1045:TYR:O	2:B:1046:PHE:CB	2.53	0.56
2:B:1250:GLU:O	2:B:1251:VAL:HB	2.05	0.56
2:B:1331:ARG:CB	2:B:1331:ARG:NH1	2.69	0.56
2:B:368:ALA:C	2:B:370:VAL:H	2.09	0.56
2:C:1137:VAL:HG13	2:C:1164:TRP:CG	2.39	0.56
2:C:135:LYS:HB2	2:C:135:LYS:HZ3	1.71	0.56
2:C:302:ARG:HG2	2:C:303:ASP:N	2.11	0.56
2:C:795:ASP:C	2:C:797:SER:N	2.59	0.56

*Continued on next page...*

*Continued from previous page...*

Atom-1	Atom-2	Interatomic distance (Å)	Clash overlap (Å)
2:C:806:VAL:O	2:C:810:LEU:HB2	2.05	0.56
2:C:865:ILE:HD11	2:C:1042:TRP:CD1	2.41	0.56
3:D:271:TYR:CD2	3:D:275:ARG:HB3	2.41	0.56
3:D:81:ALA:CB	3:D:275:ARG:HE	2.08	0.56
1:A:210:SER:O	1:A:211:TRP:CD2	2.58	0.56
2:B:1282:ALA:O	2:B:1283:ASN:HB3	2.05	0.56
2:B:302:ARG:O	2:B:303:ASP:C	2.43	0.56
2:B:741:TYR:CD2	2:B:741:TYR:C	2.79	0.56
2:C:1148:SER:C	2:C:1150:LEU:H	2.09	0.56
2:C:1206:PHE:HE1	2:C:1232:PRO:HD3	1.71	0.56
2:C:836:GLN:HE22	2:C:843:LEU:HA	1.71	0.56
2:C:862:ARG:HD2	2:C:952:PHE:HE2	1.68	0.56
2:C:974:LEU:H	2:C:974:LEU:HD12	1.71	0.56
3:E:261:ARG:HG2	3:E:261:ARG:HH11	1.71	0.56
1:A:131:GLY:O	1:A:134:VAL:HG22	2.05	0.55
1:A:354:ILE:HG22	1:A:355:PHE:N	2.21	0.55
1:A:461:ARG:O	1:A:463:ASP:N	2.39	0.55
1:A:462:ILE:CD1	1:A:465:LEU:HD23	2.36	0.55
1:A:623:GLN:HG2	1:A:627:SER:CB	2.36	0.55
1:A:840:MET:SD	1:A:1024:LEU:HB2	2.46	0.55
1:A:904:PHE:HD2	1:A:904:PHE:H	1.52	0.55
2:B:1265:MET:O	2:B:1265:MET:HG3	2.05	0.55
2:B:202:ALA:C	2:B:202:ALA:CB	2.69	0.55
2:B:249:SER:CA	2:B:252:LEU:HD11	2.32	0.55
2:B:970:LEU:HD23	2:B:970:LEU:O	2.05	0.55
2:C:1168:ILE:HD11	2:C:1194:MET:HE2	1.87	0.55
2:C:148:GLN:HG3	2:C:1315:MET:CE	2.36	0.55
2:C:866:THR:O	2:C:867:ASN:CB	2.54	0.55
2:C:985:ARG:CZ	2:C:989:ILE:HD11	2.36	0.55
1:A:114:ASN:ND2	1:A:117:LEU:HB3	2.18	0.55
1:A:259:ARG:HB2	1:A:259:ARG:CZ	2.36	0.55
1:A:360:THR:O	1:A:361:SER:HB3	2.05	0.55
1:A:44:SER:C	1:A:46:ARG:H	2.09	0.55
1:A:678:LEU:HD21	1:A:680:THR:HB	1.88	0.55
2:B:1271:SER:HB2	2:B:1277:LEU:HD21	1.88	0.55
2:B:206:ILE:H	2:B:1239:ALA:HB1	1.70	0.55
2:B:469:ARG:O	2:B:472:GLU:HB3	2.06	0.55
2:B:972:PRO:O	2:B:973:THR:C	2.44	0.55
2:C:1008:LEU:H	2:C:1008:LEU:HD23	1.71	0.55
2:C:1018:GLN:HG3	2:C:1020:ARG:NH2	2.21	0.55
2:C:1253:ARG:O	2:C:1253:ARG:HG3	2.05	0.55

*Continued on next page...*

*Continued from previous page...*

Atom-1	Atom-2	Interatomic distance (Å)	Clash overlap (Å)
2:C:169:LYS:CB	2:C:169:LYS:HZ3	2.19	0.55
2:C:441:ARG:CB	2:C:441:ARG:HH11	2.20	0.55
3:D:130:PHE:O	3:D:132:ALA:N	2.40	0.55
3:D:224:PHE:HE2	3:D:228:LEU:HD11	1.72	0.55
3:E:96:LEU:HD22	3:E:127:VAL:HG11	1.87	0.55
1:A:840:MET:CE	1:A:1047:ASN:ND2	2.70	0.55
1:A:881:ILE:CD1	1:A:900:GLN:OE1	2.55	0.55
1:A:944:ARG:O	1:A:947:ALA:HB3	2.07	0.55
2:B:1074:VAL:O	2:B:1168:ILE:O	2.24	0.55
2:B:1150:LEU:O	2:B:1150:LEU:HD23	2.06	0.55
2:B:1184:TYR:OH	2:B:1207:MET:HB2	2.07	0.55
2:B:653:ARG:HA	2:B:688:GLU:HG3	1.87	0.55
2:B:491:ASN:CB	2:B:756:THR:HG21	2.36	0.55
2:B:855:TYR:OH	2:B:860:ARG:HG2	2.06	0.55
2:C:115:GLN:HB3	2:C:117:ARG:HH11	1.67	0.55
2:C:1276:LEU:HD23	2:C:1276:LEU:N	2.17	0.55
2:C:960:THR:O	2:C:961:SER:CB	2.53	0.55
3:D:103:ALA:HB1	3:D:112:TYR:O	2.07	0.55
3:D:136:LYS:C	3:D:138:GLY:N	2.60	0.55
3:D:46:LYS:HB3	3:D:158:LEU:HD21	1.87	0.55
1:A:630:SER:C	1:A:633:ILE:HG22	2.26	0.55
2:B:313:ASP:O	2:B:317:MET:N	2.30	0.55
2:B:742:LYS:HE3	2:B:748:GLN:NE2	2.22	0.55
2:B:752:VAL:O	2:B:754:GLY:N	2.39	0.55
2:C:1034:GLN:C	2:C:1035:ILE:HD12	2.27	0.55
2:C:1293:VAL:HG12	2:C:1294:ASP:N	2.20	0.55
2:C:369:ASN:ND2	2:C:369:ASN:O	2.40	0.55
2:C:887:VAL:O	2:C:891:HIS:HA	2.06	0.55
3:D:261:ARG:NH2	3:D:270:THR:HA	2.19	0.55
1:A:164:ILE:HG12	1:A:183:ILE:CD1	2.34	0.55
1:A:31:VAL:HG22	1:A:93:HIS:CD2	2.42	0.55
1:A:426:ARG:HG3	1:A:426:ARG:HH11	1.72	0.55
1:A:499:VAL:O	1:A:574:ARG:NH2	2.40	0.55
1:A:679:LYS:HD3	1:A:690:THR:HG22	1.89	0.55
1:A:907:ASP:C	1:A:909:ALA:H	2.09	0.55
2:B:286:LEU:HG	2:B:287:ARG:N	2.21	0.55
2:B:890:THR:O	2:B:891:HIS:HB2	2.07	0.55
2:C:1280:PRO:HA	2:C:1286:VAL:HG22	1.88	0.55
2:C:247:TYR:O	2:C:248:VAL:C	2.43	0.55
2:C:967:LEU:O	2:C:967:LEU:CD2	2.48	0.55
1:A:199:MET:C	1:A:201:LYS:H	2.10	0.55

*Continued on next page...*

*Continued from previous page...*

Atom-1	Atom-2	Interatomic distance (Å)	Clash overlap (Å)
1:A:935:PRO:HG2	1:A:938:MET:HB2	1.89	0.55
2:B:200:GLY:O	2:B:201:ALA:C	2.43	0.55
2:B:502:PHE:CD1	2:B:539:PHE:HD1	2.25	0.55
2:B:566:PHE:HD1	2:B:592:VAL:HG21	1.70	0.55
2:C:372:ALA:HB1	2:C:1315:MET:SD	2.47	0.55
2:C:623:ASN:O	2:C:624:PHE:HB2	2.06	0.55
3:D:277:GLU:O	3:D:280:ALA:CB	2.45	0.55
3:D:27:THR:O	3:D:30:GLN:HG2	2.07	0.55
3:D:56:LEU:O	3:D:57:PRO:O	2.24	0.55
1:A:145:ASN:HD22	1:A:146:PRO:CD	2.16	0.55
1:A:858:VAL:HG21	1:A:872:VAL:CG2	2.35	0.55
2:B:1052:LEU:O	2:B:1055:LEU:HB3	2.07	0.55
2:B:1059:LEU:O	2:B:1063:THR:HG23	2.07	0.55
2:B:376:ILE:HA	2:B:379:LEU:CD1	2.37	0.55
2:C:999:LYS:O	2:C:1000:LEU:HD23	2.06	0.55
3:E:77:PHE:O	3:E:194:VAL:HG22	2.06	0.55
1:A:565:ARG:NE	1:A:565:ARG:HA	2.22	0.55
2:C:1016:ASN:OD1	2:C:1016:ASN:N	2.40	0.55
2:C:314:ILE:C	2:C:316:ASN:N	2.59	0.55
2:C:334:LEU:N	2:C:334:LEU:CD2	2.65	0.55
3:E:187:ILE:CG2	3:E:188:SER:N	2.70	0.55
1:A:665:LEU:HB3	1:A:673:TYR:CD2	2.41	0.55
1:A:817:GLY:O	1:A:818:PHE:HB2	2.06	0.55
1:A:372:ARG:HD3	1:A:819:LYS:HE3	1.89	0.55
1:A:97:ARG:HD2	1:A:97:ARG:O	2.06	0.55
2:B:1106:PHE:N	2:B:1106:PHE:HD2	2.04	0.55
2:B:385:ILE:N	2:B:708:THR:CG2	2.61	0.55
2:B:762:ILE:O	2:B:762:ILE:HG23	2.05	0.55
2:C:1086:PRO:HG3	2:C:1177:VAL:HG13	1.89	0.55
2:C:1293:VAL:HG12	2:C:1294:ASP:H	1.72	0.55
2:C:384:MET:HG2	2:C:793:TYR:CD1	2.41	0.55
2:C:461:ARG:HG2	2:C:676:THR:HG21	1.88	0.55
2:C:882:GLN:N	2:C:882:GLN:OE1	2.40	0.55
3:E:17:PHE:HD1	3:E:196:TRP:CD1	2.24	0.55
3:E:46:LYS:HB2	3:E:46:LYS:NZ	2.21	0.55
3:E:56:LEU:O	3:E:56:LEU:HD22	2.07	0.55
1:A:1007:LEU:HD12	1:A:1008:ARG:N	2.22	0.55
1:A:206:SER:HA	1:A:261:ILE:O	2.07	0.55
1:A:408:PRO:HD2	1:A:826:PHE:CE2	2.42	0.55
1:A:814:ASN:O	1:A:816:LEU:N	2.39	0.55
1:A:91:ASN:O	1:A:94:SER:N	2.36	0.55

*Continued on next page...*

*Continued from previous page...*

Atom-1	Atom-2	Interatomic distance (Å)	Clash overlap (Å)
2:B:476:SER:OG	2:B:477:SER:N	2.38	0.55
2:B:622:ALA:O	2:B:623:ASN:CB	2.52	0.55
2:B:802:GLN:O	2:B:805:SER:HB3	2.07	0.55
2:C:1000:LEU:HD12	2:C:1008:LEU:CD1	2.37	0.55
2:C:1001:THR:O	2:C:1002:LEU:C	2.45	0.55
2:C:1305:MET:CE	2:C:1309:ILE:CG1	2.85	0.55
2:C:137:ILE:CD1	2:C:137:ILE:N	2.70	0.55
2:C:243:GLN:HG2	2:C:244:SER:H	1.72	0.55
2:C:219:ILE:HG12	2:C:254:VAL:HG22	1.88	0.55
2:C:294:VAL:HG12	2:C:295:GLY:N	2.17	0.55
2:C:583:GLU:HG2	2:C:583:GLU:O	2.07	0.55
2:C:948:ILE:CG2	2:C:949:ALA:N	2.69	0.55
2:C:990:THR:O	2:C:991:ASP:HB2	2.06	0.55
3:E:79:ILE:HG23	3:E:79:ILE:O	2.07	0.55
1:A:255:ARG:HE	1:A:258:GLN:NE2	2.05	0.54
1:A:275:ILE:CG2	1:A:276:GLY:N	2.69	0.54
1:A:304:TYR:OH	1:A:312:LEU:HD11	2.07	0.54
1:A:559:ILE:O	1:A:559:ILE:HG13	2.07	0.54
1:A:642:ALA:O	1:A:643:ALA:HB2	2.07	0.54
1:A:531:LYS:HD3	1:A:691:TYR:OH	2.07	0.54
1:A:980:ILE:O	1:A:981:ARG:O	2.26	0.54
2:B:491:ASN:O	2:B:492:VAL:HB	2.07	0.54
2:B:867:ASN:O	2:B:868:VAL:O	2.25	0.54
2:B:982:ALA:O	2:B:986:ILE:HG22	2.06	0.54
2:C:1078:TYR:CZ	2:C:1227:MET:HG3	2.42	0.54
2:C:389:PHE:CZ	2:C:1319:ARG:CD	2.89	0.54
2:C:400:GLU:HG2	2:C:401:LEU:H	1.73	0.54
2:C:153:ASP:HB3	2:C:401:LEU:HD12	1.88	0.54
2:C:867:ASN:O	2:C:868:VAL:C	2.46	0.54
3:E:190:SER:OG	3:E:191:ARG:N	2.40	0.54
1:A:236:LEU:CD2	1:A:236:LEU:O	2.48	0.54
2:C:1281:VAL:O	2:C:1282:ALA:HB3	2.08	0.54
2:C:385:ILE:HD13	2:C:614:ARG:HH21	1.72	0.54
2:C:615:THR:CG2	2:C:632:GLN:CB	2.22	0.54
2:C:992:VAL:O	2:C:992:VAL:HG22	2.06	0.54
3:D:177:ALA:HB3	3:D:252:LEU:HB2	1.89	0.54
3:D:261:ARG:NE	3:D:265:ARG:NH1	2.55	0.54
3:E:172:MET:HG2	3:E:173:PRO:N	2.20	0.54
1:A:195:ILE:HD13	1:A:216:LEU:HD21	1.90	0.54
1:A:333:GLN:HG3	1:A:354:ILE:CD1	2.36	0.54
1:A:745:LEU:HB2	1:A:785:ALA:O	2.07	0.54

*Continued on next page...*



*Continued from previous page...*

Atom-1	Atom-2	Interatomic distance (Å)	Clash overlap (Å)
2:B:1100:GLN:HA	2:B:1100:GLN:OE1	2.06	0.54
2:B:1263:TYR:C	2:B:1265:MET:N	2.47	0.54
2:B:349:ASN:HB3	2:B:1299:SER:HB2	1.88	0.54
2:B:190:VAL:HG11	2:B:194:VAL:HG21	1.89	0.54
2:B:255:LEU:HD21	2:B:1059:LEU:HD23	1.90	0.54
2:B:309:TRP:HA	2:B:312:ARG:NH1	2.23	0.54
2:B:695:ALA:HA	2:B:698:HIS:HB3	1.90	0.54
2:B:831:VAL:HG12	2:B:945:VAL:HG12	1.89	0.54
2:C:1070:ARG:O	2:C:1070:ARG:HD2	2.06	0.54
2:C:168:VAL:HG12	2:C:204:VAL:CG1	2.35	0.54
2:C:555:GLY:HA3	2:C:569:SER:O	2.07	0.54
2:C:697:ALA:HA	2:C:774:LEU:HD11	1.89	0.54
3:D:216:PHE:HE1	3:D:220:ASN:HD22	1.54	0.54
3:E:80:SER:N	3:E:275:ARG:HH12	2.05	0.54
1:A:195:ILE:HG21	1:A:216:LEU:HD22	1.90	0.54
1:A:270:GLN:CA	1:A:270:GLN:NE2	2.52	0.54
1:A:34:LEU:C	1:A:34:LEU:HD23	2.26	0.54
1:A:755:ALA:HB2	1:A:781:VAL:HG21	1.90	0.54
2:B:733:VAL:HG11	2:B:1022:ILE:HB	1.90	0.54
2:B:356:SER:CB	2:B:1276:LEU:HD11	2.36	0.54
2:B:855:TYR:CE1	2:B:860:ARG:HG2	2.42	0.54
2:C:175:THR:O	2:C:176:LYS:C	2.45	0.54
2:C:379:LEU:CD1	2:C:796:PRO:HB2	2.38	0.54
2:C:462:LEU:CG	2:C:462:LEU:O	2.51	0.54
2:C:668:VAL:HG21	2:C:674:LYS:HD3	1.86	0.54
2:C:823:ILE:CD1	2:C:823:ILE:H	2.21	0.54
2:C:862:ARG:HG2	2:C:862:ARG:HH11	1.73	0.54
3:D:139:ASN:OD1	3:D:139:ASN:O	2.25	0.54
1:A:192:VAL:HA	1:A:195:ILE:CG2	2.34	0.54
1:A:462:ILE:HG13	1:A:462:ILE:O	2.07	0.54
1:A:654:SER:O	1:A:658:ILE:CG2	2.55	0.54
2:B:1041:ARG:HD3	2:B:1042:TRP:NE1	2.21	0.54
2:B:580:TYR:O	2:B:580:TYR:CD1	2.61	0.54
2:B:689:THR:O	2:B:692:ASP:CB	2.56	0.54
3:D:192:ASP:O	3:D:195:ASN:HB2	2.07	0.54
1:A:73:ARG:CG	1:A:73:ARG:HH11	2.20	0.54
1:A:940:MET:C	1:A:940:MET:SD	2.86	0.54
2:B:1176:GLU:HG3	2:B:1177:VAL:N	2.22	0.54
2:B:1205:GLN:O	2:B:1205:GLN:HG3	2.08	0.54
2:B:1310:ARG:CZ	2:B:1310:ARG:HB2	2.38	0.54
1:A:128:THR:OG1	2:B:1332:ASN:HB2	2.07	0.54

*Continued on next page...*



*Continued from previous page...*

Atom-1	Atom-2	Interatomic distance (Å)	Clash overlap (Å)
2:B:320:GLN:CA	2:B:320:GLN:OE1	2.54	0.54
2:B:441:ARG:NH1	2:B:441:ARG:HB2	2.22	0.54
2:C:1055:LEU:O	2:C:1055:LEU:HD13	2.08	0.54
2:C:1064:ASN:HB3	2:C:1067:ILE:HD13	1.90	0.54
2:C:1294:ASP:O	2:C:1296:ILE:HD13	2.07	0.54
2:C:286:LEU:HD23	2:C:288:THR:N	1.95	0.54
3:D:107:LEU:HD12	3:D:122:TYR:CE2	2.43	0.54
2:B:1143:GLU:O	2:B:1144:ARG:HB3	2.08	0.54
2:B:417:ALA:HB2	2:B:744:ILE:HD13	1.89	0.54
2:C:1024:PRO:C	2:C:1026:GLY:H	2.11	0.54
2:C:1037:ILE:CG2	2:C:1039:ALA:H	2.12	0.54
2:C:887:VAL:HG13	2:C:893:ALA:H	1.73	0.54
3:E:76:LEU:HD11	3:E:282:PHE:CE2	2.42	0.54
1:A:129:PRO:O	1:A:130:VAL:C	2.47	0.54
1:A:405:MET:C	1:A:406:VAL:HG22	2.28	0.54
1:A:550:TYR:O	1:A:575:PHE:CE2	2.61	0.54
1:A:688:TYR:CG	1:A:715:TYR:HB2	2.43	0.54
1:A:649:LYS:HA	1:A:691:TYR:CD1	2.42	0.54
1:A:799:ARG:CB	1:A:799:ARG:HH11	2.05	0.54
2:B:1192:SER:O	2:B:1193:ILE:C	2.43	0.54
2:B:1191:GLU:HA	2:C:138:PHE:CD2	2.42	0.54
3:D:182:TRP:O	3:D:182:TRP:CD1	2.60	0.54
3:E:228:LEU:HD12	3:E:228:LEU:C	2.28	0.54
3:E:80:SER:HA	3:E:275:ARG:HH11	1.72	0.54
1:A:71:LEU:HA	1:A:74:LEU:HB3	1.90	0.54
1:A:75:PRO:HG2	1:A:76:LEU:N	2.22	0.54
2:B:1022:ILE:HG23	2:B:1022:ILE:O	2.08	0.54
2:B:1191:GLU:O	2:C:138:PHE:HE2	1.91	0.54
2:B:1276:LEU:N	2:B:1276:LEU:HD12	2.22	0.54
2:B:397:LEU:O	2:B:398:ARG:HD3	2.07	0.54
2:B:407:HIS:NE2	2:B:411:CYS:CB	2.71	0.54
2:C:1021:ARG:O	2:C:1029:LEU:HB2	2.08	0.54
2:C:1116:ARG:HB2	2:C:1129:PRO:HB3	1.89	0.54
2:C:612:PHE:CE1	2:C:1331:ARG:HA	2.43	0.54
2:C:639:ASN:OD1	2:C:640:GLN:N	2.39	0.54
2:C:869:PRO:O	2:C:890:THR:HG22	2.08	0.54
2:C:913:ASN:O	2:C:914:GLU:C	2.44	0.54
3:D:79:ILE:O	3:D:80:SER:HB3	2.07	0.54
1:A:293:LEU:HD13	1:A:293:LEU:C	2.28	0.54
1:A:636:VAL:O	1:A:640:ALA:CB	2.56	0.54
1:A:913:LEU:O	1:A:915:ASN:N	2.41	0.54

*Continued on next page...*

*Continued from previous page...*

Atom-1	Atom-2	Interatomic distance (Å)	Clash overlap (Å)
1:A:986:ARG:C	1:A:987:LEU:HD23	2.29	0.54
2:B:1196:ALA:HB1	2:B:1197:PRO:HD2	1.89	0.54
2:B:417:ALA:HB2	2:B:744:ILE:CD1	2.38	0.54
2:B:910:LEU:CD2	2:B:915:VAL:HB	2.38	0.54
2:B:957:PHE:O	2:B:958:ILE:HG13	2.08	0.54
3:D:104:ARG:NH1	3:D:104:ARG:HG2	2.22	0.54
3:E:3:GLN:HB2	3:E:121:PHE:CE1	2.43	0.54
3:E:84:VAL:CG1	3:E:85:ASN:H	2.01	0.54
3:E:87:HIS:O	3:E:88:GLY:C	2.47	0.54
1:A:87:GLU:O	1:A:91:ASN:HB2	2.08	0.53
1:A:927:ASN:HB3	1:A:932:ALA:O	2.08	0.53
2:B:1092:VAL:HG13	2:B:1092:VAL:O	2.08	0.53
2:B:174:PHE:O	2:B:175:THR:OG1	2.22	0.53
2:B:309:TRP:HA	2:B:312:ARG:HH12	1.74	0.53
2:B:489:MET:O	2:B:489:MET:SD	2.66	0.53
2:B:714:LEU:O	2:B:715:ASN:HB2	2.08	0.53
2:C:498:ILE:CG2	2:C:498:ILE:O	2.55	0.53
2:C:644:VAL:C	2:C:645:THR:HG23	2.27	0.53
2:C:702:LEU:O	2:C:705:VAL:HG12	2.07	0.53
3:D:3:GLN:NE2	3:D:4:GLN:H	2.04	0.53
3:E:160:LEU:C	3:E:160:LEU:CD2	2.76	0.53
1:A:267:THR:CA	1:A:270:GLN:HB2	2.38	0.53
1:A:523:MET:CE	1:A:574:ARG:HH21	2.22	0.53
1:A:998:LEU:HD22	1:A:1003:VAL:CG2	2.38	0.53
2:B:1079:LEU:O	2:B:1227:MET:HB2	2.09	0.53
2:B:1157:ALA:O	2:B:1160:ILE:HB	2.08	0.53
2:B:371:THR:OG1	2:B:372:ALA:N	2.39	0.53
2:C:212:PHE:CD2	2:C:212:PHE:O	2.61	0.53
2:C:334:LEU:O	2:C:336:TYR:N	2.41	0.53
3:D:86:ALA:C	3:D:88:GLY:H	2.12	0.53
3:E:45:VAL:HG22	3:E:171:VAL:CG1	2.38	0.53
3:E:253:GLU:O	3:E:254:TYR:CG	2.61	0.53
1:A:45:GLN:NE2	1:A:45:GLN:CA	2.70	0.53
1:A:554:PRO:HG2	1:A:555:ASP:H	1.74	0.53
1:A:755:ALA:N	1:A:756:PRO:CD	2.71	0.53
1:A:925:ILE:HG22	1:A:939:GLN:CG	2.39	0.53
2:B:1161:LYS:NZ	2:B:1161:LYS:HB2	2.23	0.53
2:B:698:HIS:O	2:B:702:LEU:CB	2.56	0.53
2:B:437:ALA:HA	2:B:794:PRO:HD3	1.91	0.53
2:C:250:GLY:O	2:C:254:VAL:CG2	2.55	0.53
2:C:427:VAL:O	2:C:431:THR:CG2	2.57	0.53

*Continued on next page...*

*Continued from previous page...*

Atom-1	Atom-2	Interatomic distance (Å)	Clash overlap (Å)
2:C:532:ILE:C	2:C:534:ASN:N	2.54	0.53
2:C:555:GLY:CA	2:C:569:SER:O	2.56	0.53
2:C:874:ILE:N	2:C:896:LEU:O	2.39	0.53
3:E:193:VAL:O	3:E:196:TRP:HB2	2.08	0.53
3:E:35:LEU:HD11	3:E:229:PHE:CE2	2.43	0.53
1:A:128:THR:HA	2:B:1331:ARG:HD3	1.89	0.53
1:A:192:VAL:O	1:A:195:ILE:HG22	2.08	0.53
1:A:800:SER:O	1:A:801:ASN:CB	2.56	0.53
1:A:985:GLY:O	1:A:986:ARG:CG	2.56	0.53
2:B:1014:MET:O	2:B:1014:MET:HG2	2.08	0.53
2:B:1141:ILE:CD1	2:B:1147:MET:HE1	2.39	0.53
2:B:690:GLN:O	2:B:693:ASN:OD1	2.27	0.53
2:B:887:VAL:CG1	2:B:893:ALA:HA	2.36	0.53
2:B:964:VAL:CG1	2:B:964:VAL:O	2.57	0.53
2:C:1043:SER:OG	2:C:1043:SER:O	2.25	0.53
2:C:1067:ILE:HD12	2:C:1067:ILE:N	2.23	0.53
2:C:209:ASN:HD22	2:C:211:ASP:HB2	1.66	0.53
2:C:235:ILE:HG13	2:C:235:ILE:O	2.09	0.53
2:C:299:ALA:O	2:C:300:LEU:CB	2.42	0.53
2:C:408:ILE:HA	2:C:411:CYS:HB3	1.90	0.53
2:C:439:VAL:HB	2:C:702:LEU:HD11	1.90	0.53
2:C:875:THR:HG22	2:C:877:ALA:H	1.72	0.53
3:E:107:LEU:HB2	3:E:120:PRO:O	2.09	0.53
3:E:17:PHE:HA	3:E:196:TRP:HE1	1.72	0.53
3:E:198:ILE:O	3:E:201:PHE:N	2.35	0.53
1:A:164:ILE:O	1:A:165:PRO:C	2.44	0.53
1:A:756:PRO:HG2	1:A:757:LEU:H	1.74	0.53
2:B:1019:ILE:O	2:B:1020:ARG:HG2	2.09	0.53
2:B:1173:TYR:CD1	2:B:1173:TYR:N	2.76	0.53
2:B:1188:VAL:O	2:C:119:ASP:N	2.37	0.53
2:B:1090:PRO:HG2	2:B:1231:TYR:CD2	2.44	0.53
2:B:641:ARG:HD3	2:B:641:ARG:N	2.24	0.53
2:C:1277:LEU:HA	2:C:1289:PRO:HD3	1.91	0.53
2:C:329:LEU:HD12	2:C:329:LEU:C	2.29	0.53
2:C:491:ASN:O	2:C:492:VAL:CB	2.53	0.53
2:C:588:LEU:HB3	2:C:604:MET:HE2	1.89	0.53
2:C:512:LEU:HD13	2:C:659:LEU:CD2	2.38	0.53
2:C:774:LEU:CD1	2:C:774:LEU:O	2.52	0.53
2:C:820:ILE:CA	2:C:823:ILE:HD13	2.34	0.53
3:D:26:ALA:HB1	3:D:30:GLN:HE21	0.41	0.53
3:E:78:GLY:O	3:E:79:ILE:HB	2.08	0.53

*Continued on next page...*

*Continued from previous page...*

Atom-1	Atom-2	Interatomic distance (Å)	Clash overlap (Å)
1:A:49:HIS:CE1	1:A:75:PRO:HA	2.44	0.53
2:B:1023:ARG:HG3	2:B:1023:ARG:HH11	1.74	0.53
2:B:951:ILE:HG23	2:B:951:ILE:O	2.09	0.53
2:C:648:PHE:CD2	2:C:699:THR:HG22	2.42	0.53
2:C:919:MET:HB2	2:C:920:PRO:HD2	1.91	0.53
3:D:62:VAL:HG11	3:D:92:ARG:HD3	1.90	0.53
3:E:189:LEU:HD21	3:E:226:MET:CE	2.38	0.53
1:A:334:GLU:O	1:A:337:LEU:HB2	2.09	0.53
1:A:352:THR:OG1	1:A:353:TYR:N	2.42	0.53
1:A:752:VAL:C	1:A:754:SER:N	2.61	0.53
1:A:99:VAL:O	1:A:99:VAL:HG13	2.08	0.53
2:B:1075:ARG:HG3	2:B:1075:ARG:NH1	2.23	0.53
2:B:144:ASN:N	2:B:144:ASN:HD22	2.03	0.53
2:B:198:LYS:O	2:B:200:GLY:N	2.41	0.53
2:B:212:PHE:HE2	2:B:263:ARG:NH1	2.07	0.53
2:B:350:ILE:CG2	2:B:355:ALA:HB2	2.39	0.53
2:B:354:ALA:O	2:B:357:VAL:CG1	2.56	0.53
2:B:377:LYS:C	2:B:380:GLN:HB3	2.26	0.53
2:C:1020:ARG:HA	2:C:1020:ARG:HH11	1.74	0.53
2:C:194:VAL:O	2:C:197:PHE:C	2.47	0.53
2:C:78:ALA:CB	2:C:1182:GLU:HB3	2.39	0.53
2:C:83:GLN:O	2:C:84:ALA:O	2.25	0.53
2:C:931:ASN:C	2:C:933:ASN:H	2.12	0.53
3:D:69:GLU:HB3	3:D:109:GLY:HA3	1.90	0.53
3:D:6:THR:HG22	3:D:9:TYR:CE1	2.44	0.53
3:E:182:TRP:O	3:E:183:GLU:O	2.27	0.53
1:A:492:HIS:O	1:A:492:HIS:ND1	2.42	0.53
1:A:561:LEU:O	1:A:616:ASP:N	2.24	0.53
1:A:720:ALA:O	1:A:721:ASP:HB3	2.09	0.53
1:A:783:ILE:CD1	1:A:783:ILE:N	2.72	0.53
1:A:373:ILE:CG1	1:A:817:GLY:N	2.51	0.53
2:B:1149:LYS:CE	2:C:141:LEU:HD13	2.38	0.53
2:B:156:GLN:HB3	2:B:266:ILE:HD13	1.91	0.53
2:B:379:LEU:HA	2:B:382:HIS:HB2	1.91	0.53
2:C:1090:PRO:CD	2:C:1231:TYR:CD1	2.92	0.53
2:C:651:ARG:HD2	2:C:651:ARG:O	2.09	0.53
2:C:496:LYS:HD2	2:C:759:ASP:HB3	1.90	0.53
3:D:92:ARG:HG3	3:D:92:ARG:O	2.08	0.53
1:A:1007:LEU:CD2	1:A:1055:LEU:HD21	2.39	0.53
1:A:954:THR:HA	1:A:1057:ARG:HG2	1.90	0.53
1:A:205:VAL:CA	1:A:219:PHE:O	2.54	0.53

*Continued on next page...*

*Continued from previous page...*

Atom-1	Atom-2	Interatomic distance (Å)	Clash overlap (Å)
1:A:236:LEU:C	1:A:236:LEU:HD22	2.21	0.53
1:A:39:LEU:HB2	1:A:52:ARG:HB3	1.90	0.53
1:A:404:SER:O	1:A:827:ARG:N	2.38	0.53
2:B:380:GLN:CA	2:B:380:GLN:OE1	2.54	0.53
2:B:495:LEU:HD11	2:B:760:THR:HG23	1.91	0.53
2:B:533:GLN:HG3	2:B:588:LEU:CG	2.39	0.53
2:B:611:GLY:HA3	2:B:635:ILE:O	2.09	0.53
2:B:677:ARG:HB2	2:B:677:ARG:NH1	2.22	0.53
2:B:864:HIS:CD2	2:B:1030:ARG:HE	2.25	0.53
2:B:888:GLN:HE21	3:D:38:GLU:HG2	1.74	0.53
2:C:489:MET:CE	2:C:491:ASN:H	2.14	0.53
2:C:523:THR:HG22	2:C:720:PHE:CD2	2.43	0.53
2:C:897:TYR:HD2	2:C:919:MET:HE2	1.70	0.53
2:C:959:GLN:NE2	2:C:1052:LEU:CD2	2.70	0.53
1:A:197:ALA:HB1	3:D:150:ILE:HD11	1.90	0.53
3:E:192:ASP:O	3:E:195:ASN:HB3	2.09	0.53
1:A:116:MET:HE1	1:A:164:ILE:HG21	1.91	0.53
1:A:833:VAL:CG2	1:A:1039:GLY:CA	2.86	0.53
2:B:225:ILE:HD12	2:B:247:TYR:HD1	1.74	0.53
2:B:302:ARG:O	2:B:304:PHE:HB2	2.09	0.53
2:B:384:MET:O	2:B:385:ILE:C	2.48	0.53
2:B:532:ILE:HG22	2:B:533:GLN:N	2.22	0.53
2:C:1043:SER:O	2:C:1044:ARG:C	2.48	0.53
2:C:1277:LEU:O	2:C:1277:LEU:HD12	2.09	0.53
2:C:1287:GLY:O	2:C:1288:ILE:HB	2.08	0.53
2:C:163:TYR:CE2	2:C:212:PHE:HE1	2.27	0.53
2:C:736:SER:HB3	2:C:740:SER:OG	2.08	0.53
2:C:934:LEU:O	2:C:935:GLN:HG3	2.08	0.53
2:C:995:THR:C	2:C:997:TYR:N	2.60	0.53
3:E:91:SER:O	3:E:94:SER:HB3	2.09	0.53
1:A:1021:THR:N	1:A:1022:PRO:CD	2.71	0.52
1:A:236:LEU:HD13	1:A:237:GLU:HA	1.90	0.52
1:A:43:ASN:O	1:A:45:GLN:N	2.42	0.52
1:A:474:TYR:OH	1:A:478:ILE:CD1	2.39	0.52
1:A:565:ARG:NH1	1:A:565:ARG:HA	2.24	0.52
1:A:686:TYR:O	1:A:687:SER:O	2.27	0.52
1:A:981:ARG:NH1	1:A:988:LYS:HE2	2.24	0.52
2:B:1186:GLN:O	2:B:1187:HIS:CB	2.57	0.52
2:B:171:GLU:O	2:B:173:GLN:N	2.42	0.52
2:B:290:TYR:CD1	2:B:290:TYR:C	2.83	0.52
2:B:196:LEU:CD2	2:B:296:VAL:HG11	2.35	0.52

*Continued on next page...*

*Continued from previous page...*

Atom-1	Atom-2	Interatomic distance (Å)	Clash overlap (Å)
2:B:539:PHE:CD2	2:B:540:PHE:N	2.77	0.52
2:B:615:THR:HG22	2:B:632:GLN:HB3	1.91	0.52
2:B:928:ARG:HG2	2:B:928:ARG:O	2.09	0.52
2:C:161:LYS:HG3	2:C:161:LYS:O	2.09	0.52
2:C:470:ALA:HA	2:C:764:TRP:HD1	1.75	0.52
2:C:931:ASN:HD22	2:C:934:LEU:HA	1.74	0.52
3:D:98:LEU:HB3	3:D:99:PRO:CD	2.38	0.52
3:D:99:PRO:HG2	3:D:100:ASN:H	1.74	0.52
3:E:242:ARG:HB2	3:E:251:VAL:HG21	1.91	0.52
3:E:81:ALA:O	3:E:83:ASN:N	2.42	0.52
1:A:1012:ILE:CD1	1:A:1012:ILE:H	2.14	0.52
1:A:272:LEU:HD23	1:A:272:LEU:O	2.09	0.52
1:A:329:THR:O	1:A:330:GLN:C	2.46	0.52
1:A:476:THR:O	1:A:479:LYS:HG2	2.09	0.52
1:A:47:ARG:NE	1:A:79:PRO:HA	2.24	0.52
1:A:84:PRO:O	1:A:85:ALA:C	2.48	0.52
2:B:1139:MET:CE	2:B:1155:ILE:CD1	2.87	0.52
2:B:1171:ILE:HG22	2:B:1172:GLU:N	2.24	0.52
2:B:273:PRO:HD3	2:B:290:TYR:HE2	1.74	0.52
2:B:498:ILE:HG22	2:B:498:ILE:O	2.09	0.52
2:B:741:TYR:CD2	2:B:741:TYR:O	2.62	0.52
2:C:1064:ASN:HD22	2:C:1065:PRO:N	2.07	0.52
2:C:1192:SER:O	2:C:1193:ILE:C	2.46	0.52
2:C:282:VAL:CG2	2:C:304:PHE:HE2	2.22	0.52
2:C:426:ILE:HD12	2:C:488:PRO:HG3	1.90	0.52
2:C:588:LEU:HD22	2:C:604:MET:SD	2.49	0.52
3:D:3:GLN:O	3:D:4:GLN:CB	2.57	0.52
1:A:145:ASN:HB3	1:A:148:ASP:HB3	1.91	0.52
1:A:264:SER:O	1:A:265:SER:C	2.47	0.52
1:A:653:PRO:O	1:A:654:SER:HB2	2.09	0.52
2:B:235:ILE:HD11	2:C:1326:ARG:NH1	2.24	0.52
2:B:973:THR:O	2:B:973:THR:HG23	2.09	0.52
2:C:1056:SER:O	2:C:1060:ARG:HB2	2.09	0.52
2:C:939:ASN:C	2:C:939:ASN:HD22	2.11	0.52
2:C:836:GLN:NE2	2:C:942:HIS:NE2	2.57	0.52
3:D:9:TYR:HH	3:D:122:TYR:HD1	1.56	0.52
3:E:53:GLU:HG3	3:E:281:LYS:HZ1	1.74	0.52
1:A:118:GLY:O	1:A:120:TYR:N	2.42	0.52
1:A:348:LEU:C	1:A:348:LEU:HD12	2.29	0.52
1:A:485:MET:CG	1:A:511:ILE:HD11	2.39	0.52
1:A:49:HIS:CE1	1:A:75:PRO:CA	2.92	0.52

*Continued on next page...*

*Continued from previous page...*

Atom-1	Atom-2	Interatomic distance (Å)	Clash overlap (Å)
1:A:782:ASN:C	1:A:783:ILE:HD12	2.30	0.52
1:A:869:ILE:CG2	1:A:870:SER:N	2.72	0.52
2:B:731:GLN:HB3	2:B:1022:ILE:CG2	2.39	0.52
2:B:1258:VAL:O	2:B:1259:ALA:HB3	2.08	0.52
2:B:1288:ILE:HG13	3:D:20:ARG:HH22	1.68	0.52
2:B:425:ILE:HA	2:B:428:GLN:HB2	1.91	0.52
2:B:612:PHE:CD2	2:B:612:PHE:C	2.80	0.52
2:C:1069:ARG:NH1	2:C:1069:ARG:HG3	2.24	0.52
2:C:109:LYS:HB3	2:C:110:PRO:HD2	1.90	0.52
2:C:831:VAL:H	2:C:854:GLN:HG2	1.74	0.52
2:C:902:ILE:HD12	2:C:902:ILE:N	2.25	0.52
3:D:258:ASN:ND2	3:D:260:MET:N	2.56	0.52
3:D:28:PRO:HB3	3:D:226:MET:HG3	1.91	0.52
3:D:3:GLN:O	3:D:4:GLN:HG2	2.09	0.52
1:A:168:ASN:N	1:A:168:ASN:ND2	2.58	0.52
1:A:228:ILE:HD11	1:A:268:TYR:HB3	1.92	0.52
2:B:1309:ILE:O	2:B:1310:ARG:C	2.47	0.52
2:B:533:GLN:HG3	2:B:588:LEU:HG	1.91	0.52
1:A:125:ASN:ND2	2:B:647:GLU:HG3	2.23	0.52
2:C:1277:LEU:CB	2:C:1288:ILE:HA	2.39	0.52
2:C:906:ALA:HA	2:C:909:TYR:HB3	1.92	0.52
2:C:931:ASN:O	2:C:933:ASN:N	2.43	0.52
3:E:195:ASN:OD1	3:E:195:ASN:C	2.48	0.52
1:A:327:TYR:CE1	1:A:353:TYR:HD2	2.27	0.52
1:A:531:LYS:O	1:A:535:LEU:HG	2.09	0.52
2:B:1105:LEU:HB2	2:B:1106:PHE:HD2	1.75	0.52
2:B:1228:ARG:NH1	2:C:120:VAL:CG2	2.73	0.52
2:B:1240:ARG:NE	2:B:1243:ARG:HD2	2.21	0.52
2:B:168:VAL:CG1	2:B:204:VAL:HG22	2.29	0.52
2:B:716:PHE:O	2:B:717:THR:OG1	2.26	0.52
2:C:1101:TYR:CG	2:C:1102:ALA:N	2.77	0.52
2:C:226:PRO:O	2:C:227:LEU:HB2	2.10	0.52
2:C:309:TRP:CG	2:C:309:TRP:O	2.63	0.52
2:C:460:ALA:HA	2:C:463:VAL:CG2	2.39	0.52
2:C:875:THR:HG23	2:C:899:SER:OG	2.10	0.52
2:C:926:VAL:HG21	2:C:938:ASN:N	2.25	0.52
3:D:98:LEU:HD22	3:D:99:PRO:CD	2.40	0.52
1:A:493:LEU:HD21	1:A:533:LEU:HD21	1.91	0.52
1:A:799:ARG:O	1:A:800:SER:HB3	2.08	0.52
1:A:900:GLN:HB3	1:A:902:ARG:HG2	1.91	0.52
2:B:273:PRO:HD3	2:B:290:TYR:CE2	2.45	0.52

*Continued on next page...*



*Continued from previous page...*

Atom-1	Atom-2	Interatomic distance (Å)	Clash overlap (Å)
2:B:410:ARG:HD2	2:B:1043:SER:HA	1.92	0.52
2:B:525:PHE:CD2	2:B:525:PHE:O	2.62	0.52
2:B:755:LEU:CG	2:B:756:THR:H	2.21	0.52
2:C:1286:VAL:HG12	2:C:1287:GLY:H	1.74	0.52
2:C:210:ARG:HD2	2:C:210:ARG:N	2.23	0.52
2:C:575:TRP:HE3	2:C:575:TRP:O	1.93	0.52
2:C:82:ARG:NH2	2:C:210:ARG:HD2	2.24	0.52
2:C:854:GLN:HE22	2:C:965:ARG:NH2	2.07	0.52
2:C:910:LEU:CD2	2:C:915:VAL:HB	2.40	0.52
3:D:113:ASN:O	3:D:114:SER:OG	2.25	0.52
3:E:83:ASN:ND2	3:E:83:ASN:N	2.45	0.52
1:A:207:THR:HB	1:A:218:THR:HG22	1.91	0.52
1:A:613:ILE:HG22	1:A:614:ILE:N	2.24	0.52
1:A:73:ARG:N	1:A:75:PRO:HD2	2.25	0.52
2:B:1229:LEU:HD23	2:B:1229:LEU:O	2.09	0.52
2:B:189:ILE:HD12	2:B:282:VAL:HG11	1.92	0.52
2:B:231:LEU:CB	2:B:249:SER:HB2	2.36	0.52
2:B:234:PRO:HG3	2:B:972:PRO:HG3	1.91	0.52
2:B:274:MET:O	2:B:275:SER:HB3	2.09	0.52
2:B:288:THR:HG22	2:B:289:THR:N	2.24	0.52
2:B:397:LEU:O	2:B:398:ARG:CD	2.58	0.52
1:A:127:THR:CA	2:B:641:ARG:NH2	2.66	0.52
2:C:115:GLN:OE1	2:C:115:GLN:HA	2.09	0.52
2:C:1137:VAL:HG13	2:C:1164:TRP:CD2	2.40	0.52
2:C:1178:MET:HG3	2:C:1178:MET:O	2.10	0.52
2:C:383:SER:O	2:C:384:MET:C	2.48	0.52
2:C:421:ARG:HG2	2:C:421:ARG:HH11	1.75	0.52
2:C:558:TYR:CD1	2:C:558:TYR:N	2.77	0.52
2:C:558:TYR:HB3	2:C:568:PHE:CE1	2.44	0.52
3:D:40:THR:HG22	3:D:41:GLU:N	2.24	0.52
3:E:229:PHE:C	3:E:229:PHE:CD1	2.83	0.52
1:A:239:TRP:HD1	1:A:279:TYR:CD1	2.28	0.52
1:A:314:ARG:O	1:A:316:TYR:N	2.43	0.52
1:A:343:ASP:HB3	1:A:345:ASN:HD22	1.75	0.52
1:A:261:ILE:HG21	1:A:349:TYR:OH	2.09	0.52
1:A:842:TYR:CG	1:A:871:VAL:HG21	2.45	0.52
2:B:1126:MET:HB3	3:E:149:MET:SD	2.50	0.52
2:B:394:GLN:O	2:B:395:GLY:O	2.28	0.52
2:B:462:LEU:C	2:B:462:LEU:HD23	2.30	0.52
2:B:609:PRO:HB2	2:B:634:TYR:OH	2.10	0.52
2:B:965:ARG:HB2	2:B:965:ARG:HH11	1.75	0.52

*Continued on next page...*

*Continued from previous page...*

Atom-1	Atom-2	Interatomic distance (Å)	Clash overlap (Å)
2:C:1061:LEU:CD2	2:C:1061:LEU:O	2.50	0.52
2:C:1089:VAL:HG22	2:C:1232:PRO:O	2.10	0.52
2:C:228:VAL:O	2:C:229:GLN:HB2	2.10	0.52
2:C:887:VAL:CG1	2:C:893:ALA:HA	2.40	0.52
1:A:355:PHE:O	1:A:356:THR:HG23	2.09	0.52
1:A:373:ILE:HG13	1:A:817:GLY:HA2	1.92	0.52
1:A:560:LEU:HD12	1:A:569:VAL:CB	2.40	0.52
1:A:560:LEU:CD1	1:A:569:VAL:HA	2.40	0.52
1:A:384:GLU:HG2	1:A:802:THR:HG22	1.92	0.52
2:B:1078:TYR:HE1	2:C:121:PHE:CZ	2.25	0.52
2:B:1287:GLY:O	2:B:1288:ILE:HB	2.10	0.52
2:B:153:ASP:O	2:B:154:PHE:CD1	2.63	0.52
2:B:381:ALA:HB2	2:B:618:LEU:HB3	1.91	0.52
2:B:526:ASN:C	2:B:526:ASN:ND2	2.63	0.52
2:B:598:ASN:O	2:B:601:ILE:HG22	2.09	0.52
2:B:256:PHE:CE2	2:B:990:THR:HG21	2.45	0.52
2:C:664:ASN:CG	2:C:681:LYS:HZ1	2.14	0.52
2:C:800:LEU:CD1	2:C:800:LEU:O	2.54	0.52
2:C:902:ILE:O	2:C:903:ASN:O	2.28	0.52
3:E:160:LEU:C	3:E:160:LEU:HD23	2.29	0.52
3:E:198:ILE:CG2	3:E:199:LEU:N	2.74	0.52
3:E:213:LEU:HD13	3:E:213:LEU:O	2.09	0.52
3:E:269:ILE:O	3:E:270:THR:HG23	2.10	0.52
3:E:77:PHE:CD1	3:E:231:MET:CE	2.93	0.52
3:E:90:PHE:O	3:E:91:SER:C	2.47	0.52
1:A:300:LEU:CD2	1:A:300:LEU:C	2.79	0.51
1:A:372:ARG:HH11	1:A:372:ARG:HG3	1.74	0.51
1:A:393:LEU:HB3	1:A:748:GLY:CA	2.40	0.51
1:A:514:LEU:HD12	1:A:515:PRO:HD2	1.90	0.51
1:A:739:ASN:C	1:A:739:ASN:HD22	2.13	0.51
1:A:771:THR:C	1:A:772:TRP:CD1	2.83	0.51
2:B:1232:PRO:HG3	2:B:1236:ILE:HD11	1.91	0.51
2:B:424:GLY:CA	2:B:752:VAL:HG11	2.40	0.51
2:C:1152:ALA:HA	2:C:1155:ILE:HG22	1.92	0.51
2:C:1212:ARG:HG3	2:C:1212:ARG:HH11	1.75	0.51
2:C:378:ALA:CA	2:C:622:ALA:CB	2.85	0.51
2:C:522:PRO:HG2	2:C:523:THR:N	2.25	0.51
2:C:652:PHE:HA	2:C:655:ILE:HD12	1.91	0.51
3:D:56:LEU:N	3:D:56:LEU:HD12	2.24	0.51
3:E:76:LEU:HD22	3:E:231:MET:SD	2.50	0.51
1:A:189:MET:CE	1:A:189:MET:O	2.57	0.51

*Continued on next page...*

*Continued from previous page...*

Atom-1	Atom-2	Interatomic distance (Å)	Clash overlap (Å)
2:B:1111:ALA:CB	3:E:273:LEU:HB3	2.40	0.51
2:B:1288:ILE:N	2:B:1288:ILE:HD12	2.25	0.51
2:B:169:LYS:NZ	2:B:1178:MET:HA	2.26	0.51
2:B:628:SER:O	2:B:629:ARG:C	2.48	0.51
2:B:897:TYR:CD2	2:B:919:MET:HG3	2.44	0.51
2:B:926:VAL:HG21	2:B:937:ASN:C	2.29	0.51
2:C:1288:ILE:O	2:C:1289:PRO:C	2.44	0.51
2:C:833:ARG:NH1	2:C:941:TYR:CE1	2.79	0.51
1:A:1034:ARG:HG2	1:A:1035:LEU:N	2.25	0.51
1:A:142:ASN:O	1:A:143:TYR:HB3	2.09	0.51
1:A:179:TYR:CB	1:A:220:HIS:O	2.51	0.51
1:A:456:PHE:HD1	1:A:686:TYR:CE2	2.29	0.51
1:A:501:SER:HB3	1:A:520:PRO:CB	2.41	0.51
1:A:506:VAL:HG22	1:A:510:MET:O	2.11	0.51
1:A:573:ARG:HG3	1:A:573:ARG:NH1	2.25	0.51
1:A:926:MET:CE	1:A:939:GLN:HE22	2.23	0.51
2:B:968:ARG:HA	2:B:971:MET:CE	2.40	0.51
2:B:990:THR:O	2:B:992:VAL:HG22	2.10	0.51
2:C:197:PHE:HD1	2:C:197:PHE:N	2.08	0.51
3:D:3:GLN:O	3:D:4:GLN:HB3	2.09	0.51
3:E:104:ARG:HG2	3:E:104:ARG:HH11	1.75	0.51
3:E:84:VAL:HG11	3:E:278:PHE:CD2	2.46	0.51
1:A:1000:GLU:O	1:A:1004:THR:HG23	2.10	0.51
2:B:1112:ASN:O	2:B:1113:LYS:C	2.47	0.51
2:B:1139:MET:CE	2:B:1155:ILE:HD13	2.41	0.51
2:B:1277:LEU:O	2:B:1277:LEU:HD12	2.10	0.51
2:B:180:LEU:HD23	2:B:181:ARG:N	2.26	0.51
2:B:310:LEU:HD23	2:B:311:ASN:HA	1.86	0.51
2:B:332:THR:CG2	2:B:341:LYS:HG3	2.40	0.51
2:B:385:ILE:HD12	2:B:614:ARG:HH12	1.74	0.51
2:B:459:ALA:HB2	2:B:679:CYS:HB2	1.92	0.51
2:C:1156:ILE:O	2:C:1159:VAL:HB	2.10	0.51
2:B:1228:ARG:HH12	2:C:120:VAL:HG21	1.71	0.51
2:C:1325:VAL:O	2:C:1325:VAL:HG22	2.11	0.51
2:C:219:ILE:HG12	2:C:254:VAL:CG2	2.40	0.51
2:C:275:SER:O	2:C:277:THR:N	2.43	0.51
2:C:910:LEU:O	2:C:913:ASN:O	2.28	0.51
3:D:89:TYR:O	3:D:90:PHE:C	2.49	0.51
1:A:1010:ILE:HG21	1:A:1012:ILE:HD11	1.93	0.51
1:A:204:LEU:CD1	1:A:204:LEU:N	2.72	0.51
1:A:411:ILE:HG23	1:A:469:LEU:CD1	2.40	0.51

*Continued on next page...*

*Continued from previous page...*

Atom-1	Atom-2	Interatomic distance (Å)	Clash overlap (Å)
1:A:493:LEU:CD2	1:A:493:LEU:C	2.79	0.51
1:A:558:ILE:O	1:A:558:ILE:HG13	2.10	0.51
1:A:842:TYR:HB3	1:A:871:VAL:CG2	2.40	0.51
2:B:911:ARG:HB3	2:B:911:ARG:HH11	1.71	0.51
2:C:1201:LEU:O	2:C:1201:LEU:CD2	2.53	0.51
2:C:455:GLN:CA	2:C:455:GLN:HE21	2.21	0.51
2:C:560:ILE:HG12	2:C:585:PHE:CE2	2.45	0.51
2:C:735:THR:O	2:C:735:THR:HG23	2.09	0.51
2:C:856:LEU:O	2:C:857:SER:O	2.29	0.51
3:D:73:THR:HG21	3:D:198:ILE:CD1	2.39	0.51
3:E:257:VAL:HG12	3:E:257:VAL:O	2.09	0.51
3:E:137:LEU:HD11	3:E:282:PHE:HD1	1.75	0.51
1:A:1002:ASP:O	1:A:1006:MET:HG2	2.10	0.51
1:A:314:ARG:C	1:A:316:TYR:N	2.64	0.51
1:A:393:LEU:CB	1:A:748:GLY:HA3	2.41	0.51
1:A:700:ALA:C	1:A:701:VAL:HG22	2.30	0.51
1:A:768:GLU:O	1:A:768:GLU:HG3	2.11	0.51
1:A:863:GLY:O	1:A:864:ARG:CB	2.58	0.51
2:B:356:SER:O	2:B:360:ILE:HG12	2.11	0.51
2:B:787:ILE:N	2:B:787:ILE:HD12	2.26	0.51
2:B:894:VAL:HG13	2:B:918:VAL:HG23	1.93	0.51
2:B:855:TYR:HB3	2:B:918:VAL:HG13	1.93	0.51
2:C:1050:LEU:O	2:C:1050:LEU:HD23	2.11	0.51
2:C:332:THR:C	2:C:334:LEU:H	2.10	0.51
2:C:648:PHE:HD2	2:C:699:THR:HG23	1.75	0.51
2:C:892:VAL:HG13	2:C:951:ILE:HG23	1.92	0.51
3:D:136:LYS:C	3:D:138:GLY:H	2.13	0.51
3:D:213:LEU:HD11	3:D:217:LYS:CE	2.40	0.51
3:E:183:GLU:HG3	3:E:183:GLU:O	2.08	0.51
3:E:224:PHE:CD2	3:E:290:TRP:NE1	2.79	0.51
3:E:79:ILE:O	3:E:80:SER:CB	2.57	0.51
1:A:154:PHE:CG	1:A:185:HIS:HB2	2.45	0.51
1:A:47:ARG:HE	1:A:79:PRO:CB	2.22	0.51
1:A:470:LEU:CD2	1:A:498:ALA:HB2	2.18	0.51
2:B:1024:PRO:O	2:B:1025:ASP:CB	2.59	0.51
2:B:388:GLN:HB2	2:B:1320:VAL:HB	1.93	0.51
2:B:243:GLN:O	2:B:244:SER:C	2.48	0.51
2:B:419:TYR:HB3	2:B:1005:LEU:HD22	1.92	0.51
2:B:675:ALA:O	2:B:679:CYS:SG	2.57	0.51
2:C:1041:ARG:HH11	2:C:1041:ARG:CG	2.24	0.51
2:C:1152:ALA:CA	2:C:1155:ILE:HG22	2.40	0.51

*Continued on next page...*

*Continued from previous page...*

Atom-1	Atom-2	Interatomic distance (Å)	Clash overlap (Å)
2:C:190:VAL:O	2:C:190:VAL:CG1	2.55	0.51
2:C:440:ILE:O	2:C:440:ILE:HG12	2.11	0.51
2:C:541:SER:HB3	2:C:548:TYR:CE1	2.46	0.51
2:C:548:TYR:O	2:C:552:VAL:HG12	2.11	0.51
2:C:630:ASN:O	2:C:632:GLN:HG3	2.11	0.51
2:C:931:ASN:HB3	2:C:936:MET:HG3	1.93	0.51
3:D:153:TYR:CD1	3:D:156:VAL:CG1	2.86	0.51
3:D:156:VAL:HG23	3:D:228:LEU:HB3	1.91	0.51
3:D:258:ASN:C	3:D:258:ASN:ND2	2.57	0.51
1:A:1007:LEU:HD22	1:A:1055:LEU:HD21	1.92	0.51
1:A:125:ASN:HD21	2:B:647:GLU:CG	2.23	0.51
1:A:170:ASN:ND2	1:A:173:ASP:HB2	2.25	0.51
2:B:1021:ARG:NH1	2:B:1029:LEU:HD12	2.26	0.51
2:B:346:HIS:HB2	2:B:1304:MET:SD	2.51	0.51
2:B:222:THR:OG1	2:B:223:LYS:N	2.44	0.51
2:B:262:ASN:HB3	2:B:1054:ARG:CZ	2.39	0.51
2:B:463:VAL:O	2:B:467:LYS:HG2	2.10	0.51
2:B:581:LEU:HB3	2:B:731:GLN:HE22	1.75	0.51
2:B:385:ILE:N	2:B:708:THR:HG22	2.23	0.51
2:C:1139:MET:HB2	2:C:1166:VAL:CG1	2.24	0.51
2:C:168:VAL:HG12	2:C:204:VAL:HG22	1.92	0.51
2:C:901:VAL:HA	2:C:928:ARG:O	2.10	0.51
3:D:179:PHE:CE2	3:D:250:ARG:HG2	2.45	0.51
3:D:38:GLU:O	3:D:175:LYS:HA	2.11	0.51
3:E:11:THR:HG22	3:E:219:ARG:CD	2.40	0.51
1:A:189:MET:O	1:A:192:VAL:CG1	2.59	0.51
1:A:333:GLN:HG3	1:A:354:ILE:CG1	2.41	0.51
1:A:861:ILE:HG23	1:A:921:PHE:CE1	2.45	0.51
2:B:1270:LEU:HD12	2:B:1301:VAL:HG11	1.93	0.51
2:B:343:ILE:HG22	2:B:1305:MET:HA	1.92	0.51
2:B:427:VAL:O	2:B:427:VAL:HG12	2.10	0.51
2:B:433:TYR:O	2:B:436:SER:HB3	2.10	0.51
2:B:690:GLN:HE21	2:B:768:CYS:HA	1.76	0.51
2:C:301:LEU:CD2	2:C:301:LEU:C	2.75	0.51
2:C:459:ALA:C	2:C:463:VAL:HG23	2.30	0.51
2:C:619:ALA:HB2	2:C:711:ASN:HB3	1.93	0.51
3:D:257:VAL:O	3:D:257:VAL:HG12	2.09	0.51
3:D:261:ARG:CZ	3:D:265:ARG:NH1	2.74	0.51
1:A:183:ILE:N	1:A:183:ILE:CD1	2.72	0.51
1:A:184:TRP:CE3	1:A:195:ILE:CD1	2.85	0.51
1:A:43:ASN:C	1:A:45:GLN:N	2.61	0.51

*Continued on next page...*

*Continued from previous page...*

Atom-1	Atom-2	Interatomic distance (Å)	Clash overlap (Å)
1:A:716:MET:HE3	1:A:716:MET:O	2.11	0.51
2:B:1142:ASN:OD1	2:B:1142:ASN:N	2.43	0.51
2:B:522:PRO:HD2	2:B:636:PRO:HG3	1.93	0.51
2:B:696:VAL:CG1	2:B:697:ALA:N	2.65	0.51
2:C:507:SER:C	2:C:509:VAL:H	2.14	0.51
2:C:612:PHE:CE2	2:C:635:ILE:HB	2.46	0.51
2:C:905:PRO:O	2:C:906:ALA:HB3	2.11	0.51
3:E:167:ARG:NH1	3:E:175:LYS:CE	2.73	0.51
3:E:37:TRP:HB2	3:E:175:LYS:HD2	1.93	0.51
1:A:1017:ILE:N	1:A:1052:VAL:O	2.43	0.50
1:A:195:ILE:CG2	1:A:196:LEU:H	2.24	0.50
1:A:266:SER:O	1:A:268:TYR:N	2.44	0.50
1:A:474:TYR:O	1:A:474:TYR:CD1	2.64	0.50
1:A:500:ASP:HA	1:A:523:MET:CE	2.41	0.50
1:A:604:ILE:HG22	1:A:605:ASP:N	2.26	0.50
1:A:621:GLU:HB3	1:A:623:GLN:HE22	1.74	0.50
1:A:817:GLY:O	1:A:818:PHE:CB	2.59	0.50
1:A:420:VAL:CA	1:A:974:SER:OG	2.55	0.50
2:B:1077:MET:HG2	2:B:1078:TYR:N	2.17	0.50
2:B:1154:ASN:OD1	2:B:1155:ILE:N	2.44	0.50
2:B:1267:THR:O	2:B:1267:THR:HG23	2.11	0.50
2:B:537:LEU:HD22	2:B:548:TYR:HE2	1.72	0.50
2:B:849:MET:SD	2:B:919:MET:CE	2.99	0.50
2:C:1179:THR:HA	2:C:1208:ASP:HB3	1.91	0.50
2:C:285:VAL:HG13	2:C:325:TYR:CD1	2.45	0.50
2:C:530:GLY:O	2:C:534:ASN:HB2	2.11	0.50
2:C:733:VAL:HG21	2:C:1022:ILE:HG22	1.93	0.50
2:C:433:TYR:HE1	2:C:794:PRO:CG	2.24	0.50
3:E:3:GLN:NE2	3:E:121:PHE:HE1	2.09	0.50
3:E:159:GLU:HG3	3:E:287:PHE:HE1	1.76	0.50
3:E:49:ILE:N	3:E:49:ILE:HD12	2.26	0.50
3:E:53:GLU:O	3:E:55:HIS:N	2.44	0.50
1:A:1037:SER:OG	1:A:1038:THR:N	2.37	0.50
1:A:53:LEU:HD23	1:A:171:ILE:HD11	1.91	0.50
1:A:265:SER:CB	1:A:269:VAL:HB	2.35	0.50
1:A:461:ARG:HA	1:A:461:ARG:NH1	2.23	0.50
1:A:557:SER:O	1:A:611:ASP:HB2	2.12	0.50
1:A:393:LEU:HD11	1:A:734:ILE:CD1	2.41	0.50
2:B:1249:ASN:OD1	2:B:1249:ASN:O	2.29	0.50
2:B:144:ASN:ND2	2:B:1318:GLU:HA	2.26	0.50
2:B:616:ASP:O	2:B:618:LEU:N	2.45	0.50

*Continued on next page...*

*Continued from previous page...*

Atom-1	Atom-2	Interatomic distance (Å)	Clash overlap (Å)
2:B:894:VAL:CG1	2:B:895:VAL:N	2.74	0.50
2:C:1116:ARG:CB	2:C:1129:PRO:HB3	2.42	0.50
2:C:1132:THR:CB	2:C:1161:LYS:HD3	2.40	0.50
2:C:1242:MET:HE1	2:C:1260:PRO:HD3	0.55	0.50
2:C:1243:ARG:O	2:C:1244:ALA:CB	2.57	0.50
2:C:1244:ALA:HB3	2:C:1257:ALA:HA	1.93	0.50
2:C:459:ALA:O	2:C:462:LEU:N	2.44	0.50
2:C:930:ALA:O	2:C:932:ALA:N	2.44	0.50
3:E:216:PHE:HA	3:E:219:ARG:NH1	2.26	0.50
3:E:77:PHE:CE1	3:E:231:MET:HE3	2.47	0.50
1:A:1031:TYR:C	1:A:1033:ILE:H	2.14	0.50
1:A:236:LEU:C	1:A:236:LEU:CD2	2.78	0.50
1:A:529:THR:HG21	1:A:567:PRO:HG2	1.93	0.50
1:A:652:HIS:O	1:A:715:TYR:CG	2.65	0.50
1:A:928:GLU:HB2	1:A:932:ALA:HB3	1.93	0.50
1:A:925:ILE:HG22	1:A:939:GLN:HG3	1.94	0.50
2:B:408:ILE:O	2:B:412:LEU:HB3	2.10	0.50
2:B:965:ARG:HH11	2:B:965:ARG:CB	2.25	0.50
2:C:410:ARG:HD3	2:C:1043:SER:HB2	1.93	0.50
2:C:353:PHE:HE2	2:C:1296:ILE:HG23	1.76	0.50
2:C:496:LYS:HB2	2:C:757:ILE:CG2	2.41	0.50
2:C:822:MET:HG3	2:C:823:ILE:N	2.18	0.50
1:A:122:ARG:O	1:A:123:SER:O	2.30	0.50
1:A:40:TYR:CD2	1:A:41:THR:N	2.79	0.50
1:A:472:LEU:CD2	1:A:475:ARG:HH22	2.19	0.50
1:A:883:PRO:HA	1:A:901:SER:HB2	1.94	0.50
1:A:944:ARG:HB2	1:A:944:ARG:NH1	2.13	0.50
1:A:95:TRP:O	1:A:98:SER:N	2.30	0.50
2:B:1061:LEU:O	2:B:1061:LEU:CD2	2.58	0.50
2:B:828:ASP:O	2:B:948:ILE:HB	2.11	0.50
2:B:833:ARG:HB3	2:B:835:TYR:HE1	1.76	0.50
2:B:887:VAL:O	2:B:891:HIS:N	2.39	0.50
2:B:995:THR:HB	2:B:998:GLY:N	2.19	0.50
2:C:648:PHE:CG	2:C:699:THR:HG21	2.45	0.50
3:D:129:ASN:O	3:D:132:ALA:HB3	2.11	0.50
3:E:161:ALA:CB	3:E:175:LYS:HZ3	2.15	0.50
3:E:245:THR:O	3:E:246:LYS:HB2	2.11	0.50
3:E:35:LEU:CD2	3:E:179:PHE:HB3	2.41	0.50
3:E:65:ASN:ND2	3:E:112:TYR:CE1	2.79	0.50
1:A:200:ARG:HH11	1:A:200:ARG:CG	2.23	0.50
1:A:377:LEU:HD22	1:A:377:LEU:H	1.75	0.50

*Continued on next page...*



*Continued from previous page...*

Atom-1	Atom-2	Interatomic distance (Å)	Clash overlap (Å)
1:A:623:GLN:CB	1:A:627:SER:HB3	2.34	0.50
2:B:1139:MET:SD	2:B:1164:TRP:CE3	3.03	0.50
2:B:332:THR:HG21	2:B:341:LYS:HG3	1.92	0.50
2:B:409:ILE:HG23	2:B:625:PRO:HB2	1.92	0.50
2:B:598:ASN:OD1	2:B:598:ASN:O	2.30	0.50
2:B:640:GLN:CD	2:B:640:GLN:O	2.50	0.50
2:B:647:GLU:HA	2:B:650:SER:OG	2.11	0.50
2:C:103:GLY:O	2:C:104:ILE:HB	2.12	0.50
2:C:391:GLY:HA3	2:C:1317:VAL:HG12	1.93	0.50
2:C:334:LEU:HD11	2:C:363:ARG:NH1	2.26	0.50
2:C:341:LYS:HG3	2:C:1307:ALA:HB3	1.93	0.50
2:C:447:ARG:HD2	2:C:447:ARG:N	2.27	0.50
2:C:661:ASN:O	2:C:661:ASN:OD1	2.30	0.50
3:D:107:LEU:CD1	3:D:122:TYR:CZ	2.93	0.50
3:E:125:ALA:O	3:E:128:ALA:HB3	2.12	0.50
3:E:195:ASN:O	3:E:195:ASN:OD1	2.30	0.50
1:A:170:ASN:O	1:A:170:ASN:CG	2.50	0.50
1:A:178:PRO:O	1:A:222:ARG:HB2	2.12	0.50
1:A:317:ARG:NH1	1:A:317:ARG:HB3	2.26	0.50
1:A:327:TYR:HB3	1:A:355:PHE:CE2	2.46	0.50
1:A:363:ASN:O	1:A:365:ILE:N	2.45	0.50
1:A:365:ILE:CG2	1:A:366:SER:N	2.75	0.50
1:A:429:TRP:CE3	1:A:434:GLN:OE1	2.64	0.50
1:A:393:LEU:CD2	1:A:748:GLY:HA3	2.42	0.50
1:A:819:LYS:NZ	1:A:823:THR:HG22	2.27	0.50
2:B:1190:ALA:O	2:B:1191:GLU:O	2.29	0.50
2:B:301:LEU:O	2:B:301:LEU:CD1	2.59	0.50
2:C:197:PHE:CD1	2:C:197:PHE:N	2.80	0.50
2:C:287:ARG:C	2:C:288:THR:CG2	2.70	0.50
2:C:385:ILE:HG22	2:C:704:VAL:HG13	1.94	0.50
2:C:875:THR:HA	2:C:899:SER:CB	2.38	0.50
2:C:901:VAL:HG12	2:C:903:ASN:N	2.27	0.50
3:E:162:GLY:HA2	3:E:167:ARG:HD2	1.94	0.50
3:E:237:ALA:HB3	3:E:253:GLU:CG	2.23	0.50
3:E:238:ASN:N	3:E:253:GLU:HB2	2.27	0.50
3:E:258:ASN:C	3:E:258:ASN:OD1	2.49	0.50
1:A:688:TYR:CE2	1:A:715:TYR:HD1	2.30	0.50
1:A:49:HIS:NE2	1:A:75:PRO:CB	2.73	0.50
1:A:365:ILE:HD12	1:A:811:TYR:HE1	1.77	0.50
2:B:206:ILE:HD12	2:B:1066:ARG:HH11	1.77	0.50
2:B:385:ILE:O	2:B:386:SER:CB	2.59	0.50

*Continued on next page...*

*Continued from previous page...*

Atom-1	Atom-2	Interatomic distance (Å)	Clash overlap (Å)
2:B:423:GLU:HB2	2:B:490:PHE:CE2	2.45	0.50
2:B:747:ARG:O	2:B:749:GLY:N	2.44	0.50
2:B:988:GLN:O	2:B:988:GLN:OE1	2.30	0.50
2:C:1276:LEU:HD22	2:C:1276:LEU:H	1.76	0.50
2:C:179:LYS:HB2	2:C:179:LYS:HZ3	1.73	0.50
2:C:437:ALA:HB3	2:C:439:VAL:HG13	1.94	0.50
2:C:832:MET:O	2:C:943:GLU:CA	2.55	0.50
3:D:193:VAL:C	3:D:195:ASN:N	2.63	0.50
3:D:42:ASN:O	3:D:43:GLU:HB3	2.12	0.50
3:D:91:SER:O	3:D:93:LEU:N	2.45	0.50
3:E:13:GLU:O	3:E:15:PHE:N	2.45	0.50
1:A:192:VAL:CG1	1:A:193:ASN:N	2.74	0.50
1:A:203:THR:O	1:A:264:SER:CB	2.56	0.50
1:A:781:VAL:CG1	1:A:782:ASN:H	2.24	0.50
1:A:913:LEU:HB2	1:A:953:ARG:NH1	2.21	0.50
2:B:1277:LEU:HD13	2:B:1287:GLY:H	1.77	0.50
2:B:145:THR:O	2:B:1316:ALA:HA	2.11	0.50
2:B:434:VAL:HG12	2:B:435:ALA:N	2.24	0.50
2:B:461:ARG:O	2:B:464:SER:HB3	2.11	0.50
2:C:624:PHE:CD2	2:C:713:MET:HA	2.46	0.50
2:C:874:ILE:HB	2:C:897:TYR:HA	1.93	0.50
3:D:258:ASN:HD21	3:D:260:MET:H	1.58	0.50
3:E:202:LEU:O	3:E:205:LEU:N	2.45	0.50
1:A:1004:THR:O	1:A:1007:LEU:HD12	2.12	0.50
1:A:398:GLU:O	1:A:399:ASP:CB	2.60	0.50
1:A:734:ILE:HA	1:A:741:TYR:OH	2.12	0.50
1:A:75:PRO:CG	1:A:76:LEU:H	2.24	0.50
1:A:83:ILE:HG23	1:A:84:PRO:HD2	1.94	0.50
2:B:731:GLN:HB3	2:B:1022:ILE:HG23	1.93	0.50
2:B:262:ASN:CB	2:B:1054:ARG:NH2	2.64	0.50
2:B:210:ARG:HH11	2:B:210:ARG:HB2	1.76	0.50
2:B:659:LEU:HD23	2:B:659:LEU:C	2.31	0.50
2:B:737:PRO:HA	2:B:861:GLU:CG	2.26	0.50
2:B:884:ALA:HB2	2:B:909:TYR:OH	2.12	0.50
2:C:1109:SER:OG	2:C:1118:THR:CG2	2.60	0.50
2:C:1124:THR:O	2:C:1126:MET:HG3	2.12	0.50
2:C:1277:LEU:HA	2:C:1288:ILE:HA	1.94	0.50
2:C:1278:TYR:O	2:C:1286:VAL:HG21	2.12	0.50
2:C:189:ILE:C	2:C:191:GLY:N	2.65	0.50
2:C:194:VAL:O	2:C:197:PHE:O	2.29	0.50
2:C:209:ASN:O	2:C:209:ASN:OD1	2.30	0.50

*Continued on next page...*

*Continued from previous page...*

Atom-1	Atom-2	Interatomic distance (Å)	Clash overlap (Å)
2:C:533:GLN:OE1	2:C:533:GLN:O	2.30	0.50
2:C:830:VAL:O	2:C:831:VAL:O	2.30	0.50
2:C:903:ASN:HA	2:C:930:ALA:HB3	1.92	0.50
3:D:84:VAL:CG2	3:D:275:ARG:HG3	2.40	0.50
3:E:229:PHE:CD1	3:E:230:ILE:N	2.80	0.50
1:A:178:PRO:HG2	1:A:179:TYR:CE2	2.47	0.49
1:A:282:GLU:HB2	1:A:363:ASN:HB3	1.94	0.49
1:A:419:TYR:CB	1:A:679:LYS:O	2.60	0.49
1:A:719:VAL:O	1:A:720:ALA:CB	2.59	0.49
1:A:759:LEU:C	1:A:759:LEU:HD13	2.33	0.49
2:B:1092:VAL:O	2:B:1093:PRO:O	2.30	0.49
2:B:203:VAL:O	2:B:203:VAL:HG23	2.11	0.49
2:B:926:VAL:HG21	2:B:937:ASN:HA	1.94	0.49
2:C:980:ARG:HH11	2:C:980:ARG:HG2	1.77	0.49
2:C:981:HIS:C	2:C:981:HIS:HD1	2.15	0.49
3:E:205:LEU:HD22	3:E:205:LEU:O	2.12	0.49
3:E:4:GLN:NE2	3:E:4:GLN:O	2.45	0.49
3:E:77:PHE:HE1	3:E:231:MET:CE	2.19	0.49
1:A:1022:PRO:HG2	1:A:1023:GLU:H	1.78	0.49
1:A:154:PHE:CD2	1:A:185:HIS:HB2	2.46	0.49
1:A:247:LYS:HZ2	1:A:247:LYS:HB3	1.76	0.49
1:A:469:LEU:C	1:A:469:LEU:HD23	2.32	0.49
1:A:809:GLN:O	1:A:812:VAL:CG2	2.60	0.49
2:B:289:THR:HG23	2:B:329:LEU:HB2	1.93	0.49
2:B:425:ILE:HG13	2:B:1004:PHE:HE2	1.77	0.49
2:C:1069:ARG:HH11	2:C:1069:ARG:HG3	1.77	0.49
2:C:1267:THR:HB	2:C:1299:SER:OG	2.12	0.49
2:C:310:LEU:C	2:C:312:ARG:N	2.65	0.49
2:C:396:ALA:O	2:C:397:LEU:HB3	2.12	0.49
2:C:470:ALA:HA	2:C:764:TRP:CD1	2.47	0.49
2:C:939:ASN:HD22	2:C:940:ARG:HG3	1.75	0.49
3:E:243:LYS:HB2	3:E:243:LYS:NZ	2.26	0.49
1:A:531:LYS:HG2	1:A:532:MET:N	2.21	0.49
2:B:1094:GLU:O	2:B:1096:TYR:N	2.46	0.49
2:B:307:VAL:HG21	2:B:1245:ILE:HG23	1.94	0.49
2:B:135:LYS:HD3	2:B:135:LYS:C	2.33	0.49
2:B:302:ARG:NH2	2:B:315:THR:HG23	2.25	0.49
2:B:448:TYR:OH	2:B:769:GLN:HG2	2.12	0.49
2:B:643:THR:O	2:B:644:VAL:O	2.29	0.49
2:C:1017:ALA:O	2:C:1018:GLN:OE1	2.30	0.49
2:C:959:GLN:HE22	2:C:1044:ARG:HD2	1.77	0.49

*Continued on next page...*

*Continued from previous page...*

Atom-1	Atom-2	Interatomic distance (Å)	Clash overlap (Å)
2:C:1076:ILE:N	2:C:1076:ILE:CD1	2.75	0.49
2:C:1152:ALA:O	2:C:1156:ILE:HG12	2.11	0.49
2:C:1249:ASN:HD21	2:C:1251:VAL:HG23	1.75	0.49
2:C:342:THR:CA	2:C:1306:THR:HG21	2.41	0.49
2:C:310:LEU:O	2:C:313:ASP:N	2.40	0.49
2:C:285:VAL:O	2:C:326:GLY:HA2	2.12	0.49
2:C:368:ALA:O	2:C:370:VAL:HG23	2.11	0.49
2:C:526:ASN:OD1	2:C:526:ASN:O	2.30	0.49
2:C:675:ALA:O	2:C:678:SER:OG	2.21	0.49
2:C:823:ILE:CD1	2:C:823:ILE:N	2.76	0.49
3:E:80:SER:CA	3:E:275:ARG:NH1	2.74	0.49
2:B:1232:PRO:CG	2:B:1236:ILE:HD11	2.42	0.49
2:B:309:TRP:HZ3	2:B:1259:ALA:HB2	1.76	0.49
2:B:214:ASP:C	2:B:216:ALA:H	2.16	0.49
2:B:488:PRO:HA	2:B:719:ASN:HD21	1.78	0.49
2:C:1021:ARG:HG2	2:C:1021:ARG:O	2.13	0.49
2:C:148:GLN:HG3	2:C:1315:MET:HE3	1.94	0.49
2:C:179:LYS:CB	2:C:179:LYS:HZ3	2.25	0.49
2:C:193:THR:HA	2:C:296:VAL:HG22	1.93	0.49
2:C:382:HIS:ND1	2:C:800:LEU:HB2	2.27	0.49
2:C:527:ARG:CG	2:C:527:ARG:HH11	2.26	0.49
2:C:686:HIS:CD2	2:C:687:LEU:N	2.80	0.49
2:C:789:GLU:O	2:C:790:GLU:HB3	2.12	0.49
2:C:82:ARG:CZ	2:C:210:ARG:HD2	2.43	0.49
2:C:820:ILE:CD1	2:C:983:ILE:HG12	2.21	0.49
3:D:86:ALA:C	3:D:88:GLY:N	2.62	0.49
3:E:117:ILE:O	3:E:118:ASN:HB2	2.11	0.49
3:E:21:ASN:C	3:E:23:GLY:H	2.14	0.49
1:A:649:LYS:CA	1:A:691:TYR:CD1	2.96	0.49
2:B:414:LEU:CD2	2:B:1046:PHE:CE1	2.96	0.49
2:B:1288:ILE:HG13	3:D:20:ARG:CZ	2.37	0.49
2:B:409:ILE:HG22	2:B:625:PRO:HB2	1.94	0.49
2:B:543:TRP:CD2	2:B:666:ARG:HG2	2.48	0.49
2:C:1325:VAL:HA	2:C:1328:ILE:CD1	2.43	0.49
2:C:351:ASP:O	2:C:1300:ASN:ND2	2.46	0.49
2:C:445:GLU:HB2	2:C:447:ARG:HE	1.78	0.49
3:D:142:THR:HG1	3:D:145:TYR:HB2	1.77	0.49
1:A:1034:ARG:C	1:A:1034:ARG:HD3	2.33	0.49
1:A:113:TYR:O	1:A:113:TYR:CG	2.66	0.49
1:A:453:LEU:HD23	1:A:454:GLY:CA	2.42	0.49
1:A:47:ARG:NH2	1:A:76:LEU:HD23	2.28	0.49

*Continued on next page...*

*Continued from previous page...*

Atom-1	Atom-2	Interatomic distance (Å)	Clash overlap (Å)
1:A:813:PRO:HG2	1:A:814:ASN:H	1.76	0.49
1:A:826:PHE:O	1:A:828:TYR:N	2.46	0.49
2:B:612:PHE:CD1	2:B:1331:ARG:HB3	2.47	0.49
2:B:231:LEU:O	2:B:233:VAL:N	2.38	0.49
2:B:489:MET:HE3	2:B:527:ARG:NH1	2.28	0.49
2:C:1293:VAL:HG21	2:C:1295:HIS:NE2	2.27	0.49
2:C:842:ASP:C	2:C:843:LEU:HD23	2.33	0.49
2:C:855:TYR:O	2:C:856:LEU:O	2.31	0.49
1:A:228:ILE:HG22	1:A:294:SER:OG	2.13	0.49
1:A:239:TRP:CE3	1:A:281:ASN:ND2	2.81	0.49
1:A:493:LEU:HD23	1:A:493:LEU:O	2.11	0.49
1:A:553:ALA:CB	1:A:554:PRO:HD2	2.31	0.49
1:A:652:HIS:CB	1:A:653:PRO:HA	2.42	0.49
1:A:384:GLU:HG2	1:A:802:THR:CG2	2.43	0.49
1:A:806:HIS:O	1:A:809:GLN:N	2.46	0.49
1:A:861:ILE:HG23	1:A:921:PHE:CZ	2.46	0.49
2:B:244:SER:OG	2:B:1199:GLY:HA2	2.13	0.49
2:B:1206:PHE:CE1	2:B:1232:PRO:HD3	2.48	0.49
2:B:301:LEU:HD13	2:B:301:LEU:O	2.13	0.49
2:B:336:TYR:CE2	3:D:66:VAL:HG23	2.47	0.49
2:B:426:ILE:HG22	2:B:488:PRO:HD2	1.95	0.49
2:B:792:VAL:HG12	2:B:793:TYR:N	2.27	0.49
2:C:1050:LEU:C	2:C:1050:LEU:HD23	2.33	0.49
2:C:645:THR:O	2:C:646:ASN:O	2.31	0.49
3:D:73:THR:HG22	3:D:198:ILE:HG12	1.94	0.49
3:D:6:THR:CG2	3:D:9:TYR:CE1	2.96	0.49
3:E:269:ILE:H	3:E:269:ILE:HD12	1.76	0.49
3:E:291:ASN:N	3:E:291:ASN:OD1	2.45	0.49
3:E:65:ASN:ND2	3:E:112:TYR:HE1	2.10	0.49
1:A:1008:ARG:HH21	1:A:1014:HIS:CE1	2.31	0.49
1:A:419:TYR:HB3	1:A:680:THR:HA	1.94	0.49
1:A:649:LYS:HB2	1:A:691:TYR:CD1	2.47	0.49
1:A:700:ALA:O	1:A:701:VAL:HG13	2.13	0.49
1:A:712:ILE:O	1:A:716:MET:N	2.44	0.49
1:A:894:LYS:HB2	1:A:894:LYS:HZ2	1.78	0.49
1:A:992:TYR:O	1:A:993:VAL:O	2.30	0.49
2:B:1103:HIS:ND1	2:C:388:GLN:NE2	2.61	0.49
2:B:461:ARG:HD3	2:B:504:ASP:HB3	1.95	0.49
2:B:691:PHE:CD2	2:B:691:PHE:O	2.65	0.49
2:C:1053:ARG:NH1	2:C:1053:ARG:HG3	2.27	0.49
2:C:256:PHE:HA	2:C:259:MET:HB3	1.94	0.49

*Continued on next page...*

*Continued from previous page...*

Atom-1	Atom-2	Interatomic distance (Å)	Clash overlap (Å)
2:C:489:MET:HE2	2:C:491:ASN:N	2.14	0.49
2:C:687:LEU:O	2:C:687:LEU:HD13	2.12	0.49
3:D:206:CYS:O	3:D:207:SER:HB3	2.13	0.49
3:D:56:LEU:H	3:D:56:LEU:CD1	2.24	0.49
1:A:117:LEU:HD22	1:A:141:LEU:HD21	1.94	0.49
1:A:553:ALA:CB	1:A:554:PRO:CD	2.84	0.49
1:A:684:ASN:O	1:A:685:PRO:C	2.51	0.49
1:A:658:ILE:HG13	1:A:692:ILE:HD11	1.93	0.49
1:A:971:LEU:HB3	1:A:982:VAL:HG21	1.94	0.49
2:B:798:THR:O	2:B:802:GLN:HB2	2.13	0.49
2:B:832:MET:HA	2:B:849:MET:O	2.13	0.49
2:B:910:LEU:HD13	2:B:917:VAL:CG2	2.43	0.49
2:C:1306:THR:O	2:C:1307:ALA:HB2	2.13	0.49
2:C:270:THR:HG22	2:C:291:HIS:HA	1.95	0.49
2:C:419:TYR:CG	2:C:419:TYR:O	2.64	0.49
2:C:486:VAL:O	2:C:486:VAL:HG23	2.12	0.49
2:C:828:ASP:HB3	2:C:948:ILE:CG2	2.43	0.49
3:D:19:ILE:O	3:D:20:ARG:HB3	2.12	0.49
1:A:111:LEU:HD13	1:A:142:ASN:HD22	1.77	0.49
1:A:134:VAL:HG12	1:A:141:LEU:HD11	1.94	0.49
1:A:372:ARG:HG3	1:A:372:ARG:NH1	2.28	0.49
1:A:445:TYR:CE2	1:A:624:SER:HA	2.48	0.49
1:A:867:ALA:O	1:A:869:ILE:N	2.45	0.49
1:A:793:ALA:HA	1:A:874:LEU:HD21	1.95	0.49
1:A:925:ILE:O	1:A:926:MET:HE2	2.13	0.49
2:B:1019:ILE:HD12	2:B:1040:PHE:CE1	2.47	0.49
2:B:1156:ILE:CD1	2:B:1194:MET:SD	2.93	0.49
2:B:204:VAL:HB	2:B:1242:MET:HB3	1.95	0.49
2:B:170:TYR:HA	2:B:201:ALA:HA	1.94	0.49
2:B:163:TYR:HE1	2:B:212:PHE:CZ	2.31	0.49
2:B:502:PHE:CD1	2:B:539:PHE:HB2	2.48	0.49
2:B:580:TYR:O	2:B:580:TYR:HD1	1.95	0.49
2:B:832:MET:SD	2:B:946:LEU:CD2	2.96	0.49
2:C:1119:TYR:HE2	2:C:1121:HIS:HB2	1.73	0.49
2:C:163:TYR:CZ	2:C:354:ALA:HA	2.48	0.49
2:C:362:LEU:HD23	2:C:363:ARG:HA	1.95	0.49
3:E:61:ASN:O	3:E:62:VAL:O	2.30	0.49
1:A:383:THR:O	1:A:383:THR:HG22	2.13	0.48
1:A:487:GLN:HA	1:A:492:HIS:CD2	2.47	0.48
1:A:613:ILE:O	1:A:646:ALA:CB	2.61	0.48
1:A:720:ALA:O	1:A:721:ASP:CB	2.60	0.48

*Continued on next page...*

*Continued from previous page...*

Atom-1	Atom-2	Interatomic distance (Å)	Clash overlap (Å)
1:A:84:PRO:HG2	1:A:87:GLU:CB	2.37	0.48
1:A:879:VAL:HG13	1:A:898:GLU:HB2	1.94	0.48
1:A:92:LEU:HD12	1:A:92:LEU:O	2.13	0.48
2:B:1184:TYR:O	2:B:1185:THR:HG23	2.11	0.48
2:B:359:ASN:O	2:B:363:ARG:HB2	2.13	0.48
2:C:1280:PRO:CA	2:C:1286:VAL:HG22	2.43	0.48
2:C:192:PRO:HG2	2:C:193:THR:H	1.78	0.48
2:C:414:LEU:O	2:C:414:LEU:CD1	2.53	0.48
2:C:434:VAL:HG12	2:C:435:ALA:N	2.22	0.48
2:C:507:SER:C	2:C:509:VAL:N	2.66	0.48
2:C:838:GLU:O	2:C:840:ASP:N	2.46	0.48
2:C:94:PHE:HB3	2:C:105:MET:HE2	1.95	0.48
2:C:959:GLN:NE2	2:C:1044:ARG:HD2	2.28	0.48
1:A:112:ARG:O	1:A:113:TYR:HB2	2.13	0.48
1:A:184:TRP:CB	1:A:216:LEU:CD2	2.80	0.48
1:A:426:ARG:NH1	1:A:426:ARG:HA	2.28	0.48
1:A:560:LEU:HD11	1:A:569:VAL:HA	1.95	0.48
1:A:567:PRO:O	1:A:571:ILE:HG12	2.14	0.48
1:A:648:VAL:O	1:A:691:TYR:HA	2.11	0.48
1:A:962:PHE:CD1	1:A:998:LEU:CD1	2.94	0.48
2:B:1118:THR:OG1	2:B:1127:ALA:HB1	2.13	0.48
2:B:363:ARG:NH1	2:B:363:ARG:HB3	2.27	0.48
2:B:874:ILE:O	2:B:874:ILE:HG23	2.13	0.48
2:B:959:GLN:OE1	2:B:959:GLN:HA	2.12	0.48
2:C:1271:SER:C	2:C:1273:ASN:H	2.15	0.48
2:C:317:MET:C	2:C:319:GLN:N	2.64	0.48
2:C:330:THR:OG1	2:C:331:GLU:N	2.46	0.48
2:C:441:ARG:NH1	2:C:441:ARG:CB	2.62	0.48
2:C:816:PRO:HG2	2:C:817:ASP:H	1.78	0.48
2:C:874:ILE:HG12	2:C:895:VAL:HG12	1.95	0.48
3:D:145:TYR:O	3:D:146:ARG:O	2.31	0.48
3:D:162:GLY:O	3:D:163:THR:O	2.31	0.48
3:D:234:ALA:HB1	3:D:271:TYR:CD1	2.48	0.48
3:E:151:ASP:O	3:E:154:ALA:HB3	2.13	0.48
3:E:228:LEU:HA	3:E:231:MET:CB	2.43	0.48
1:A:42:PHE:CE2	1:A:81:LYS:HA	2.48	0.48
1:A:57:PHE:O	1:A:58:GLN:C	2.50	0.48
2:B:1022:ILE:CG1	2:B:1022:ILE:O	2.57	0.48
2:B:1311:THR:HG22	2:B:1312:GLY:H	1.78	0.48
2:B:502:PHE:CE1	2:B:539:PHE:HB2	2.49	0.48
2:B:755:LEU:HG	2:B:756:THR:N	2.27	0.48

*Continued on next page...*



*Continued from previous page...*

Atom-1	Atom-2	Interatomic distance (Å)	Clash overlap (Å)
2:C:1159:VAL:HA	2:C:1164:TRP:HB2	1.95	0.48
2:C:135:LYS:CB	2:C:135:LYS:HZ3	2.25	0.48
2:C:182:ALA:O	2:C:183:SER:C	2.48	0.48
2:C:855:TYR:CB	2:C:918:VAL:HG11	2.43	0.48
2:C:979:ILE:HD12	2:C:1013:LYS:CG	2.42	0.48
1:A:126:TYR:HB3	1:A:135:VAL:CG2	2.42	0.48
1:A:140:ILE:HD13	1:A:140:ILE:O	2.13	0.48
1:A:372:ARG:HA	1:A:817:GLY:HA3	1.95	0.48
1:A:53:LEU:HG	1:A:171:ILE:HD11	1.94	0.48
1:A:731:HIS:CE1	1:A:742:SER:O	2.66	0.48
1:A:377:LEU:CD1	1:A:759:LEU:HD13	2.40	0.48
1:A:6:SER:C	1:A:7:ILE:HD12	2.33	0.48
1:A:880:VAL:CG2	1:A:880:VAL:O	2.61	0.48
1:A:888:GLU:HB2	1:A:891:THR:HG22	1.94	0.48
1:A:980:ILE:C	1:A:981:ARG:O	2.52	0.48
2:B:1077:MET:O	2:B:1078:TYR:HB2	2.13	0.48
2:B:1281:VAL:O	2:B:1282:ALA:HB3	2.13	0.48
2:B:289:THR:OG1	2:B:290:TYR:N	2.47	0.48
2:B:410:ARG:HG2	2:B:410:ARG:NH1	2.29	0.48
2:B:425:ILE:HA	2:B:428:GLN:CB	2.44	0.48
2:B:670:ASP:O	2:B:671:ASP:C	2.52	0.48
2:B:952:PHE:HB3	2:B:958:ILE:HD12	1.94	0.48
2:C:1104:ARG:HG2	2:C:1104:ARG:NH1	2.28	0.48
2:C:1321:ASN:O	2:C:1322:PRO:C	2.48	0.48
2:C:225:ILE:CD1	2:C:1201:LEU:HD11	2.42	0.48
2:C:373:ASP:HB2	2:C:394:GLN:C	2.34	0.48
2:C:592:VAL:HG13	2:C:593:PRO:HD2	1.95	0.48
2:C:907:SER:O	2:C:910:LEU:HB2	2.13	0.48
2:C:862:ARG:HE	2:C:948:ILE:HD13	1.78	0.48
3:E:45:VAL:HG22	3:E:171:VAL:HG12	1.95	0.48
3:E:174:VAL:CG2	3:E:174:VAL:O	2.61	0.48
1:A:184:TRP:CB	1:A:195:ILE:HD13	2.43	0.48
1:A:397:GLY:O	1:A:398:GLU:C	2.52	0.48
1:A:411:ILE:HG12	1:A:412:ALA:N	2.28	0.48
2:B:1074:VAL:HG23	2:B:1171:ILE:HG21	1.95	0.48
2:B:1216:SER:O	2:B:1218:PHE:N	2.47	0.48
2:B:407:HIS:ND1	2:B:411:CYS:HB2	2.28	0.48
2:B:461:ARG:HG3	2:B:461:ARG:HH11	1.79	0.48
2:B:477:SER:HB2	2:B:480:LEU:HB3	1.95	0.48
2:B:542:ARG:HG2	2:B:542:ARG:H	1.40	0.48
2:B:644:VAL:HG12	2:B:645:THR:HG23	1.95	0.48

*Continued on next page...*

*Continued from previous page...*

Atom-1	Atom-2	Interatomic distance (Å)	Clash overlap (Å)
2:C:1287:GLY:O	2:C:1288:ILE:HG13	2.12	0.48
2:B:1191:GLU:CA	2:C:138:PHE:CE2	2.95	0.48
2:C:169:LYS:HD2	2:C:1179:THR:HG23	1.96	0.48
2:C:289:THR:CG2	2:C:329:LEU:HD23	2.44	0.48
3:D:149:MET:HE2	3:D:260:MET:SD	2.53	0.48
3:D:291:ASN:N	3:D:291:ASN:OD1	2.45	0.48
1:A:1033:ILE:HG23	1:A:1034:ARG:O	2.13	0.48
1:A:134:VAL:HG23	1:A:135:VAL:H	1.79	0.48
1:A:104:VAL:CG2	1:A:138:PRO:HB2	2.36	0.48
1:A:237:GLU:O	1:A:240:ARG:CB	2.37	0.48
1:A:27:LYS:N	1:A:28:PRO:CD	2.76	0.48
1:A:332:HIS:O	1:A:333:GLN:C	2.51	0.48
1:A:73:ARG:CA	1:A:75:PRO:HD2	2.43	0.48
1:A:764:SER:CA	1:A:795:GLU:HG3	2.39	0.48
2:B:1116:ARG:HA	2:B:1116:ARG:NH1	2.20	0.48
2:B:1183:GLY:O	2:B:1184:TYR:HB2	2.13	0.48
2:B:339:LEU:HD11	3:D:63:PRO:HB2	1.96	0.48
2:B:926:VAL:HG21	2:B:938:ASN:N	2.28	0.48
2:C:1045:TYR:O	2:C:1046:PHE:CB	2.60	0.48
2:C:617:ASP:CA	2:C:620:ILE:HG22	2.44	0.48
2:C:806:VAL:O	2:C:810:LEU:N	2.40	0.48
2:C:926:VAL:HG21	2:C:937:ASN:CA	2.44	0.48
1:A:134:VAL:HA	1:A:137:ALA:O	2.13	0.48
1:A:314:ARG:HA	1:A:317:ARG:NH1	2.29	0.48
1:A:333:GLN:HG3	1:A:354:ILE:HD11	1.96	0.48
1:A:644:THR:O	1:A:696:PRO:HD2	2.13	0.48
2:B:1050:LEU:O	2:B:1053:ARG:HB2	2.13	0.48
2:B:1101:TYR:CZ	2:B:1147:MET:HE2	2.48	0.48
2:B:144:ASN:ND2	2:B:144:ASN:N	2.61	0.48
2:B:272:THR:O	2:B:273:PRO:C	2.52	0.48
2:B:625:PRO:O	2:B:625:PRO:HG2	2.13	0.48
2:B:812:LYS:HB3	2:B:812:LYS:HZ2	1.79	0.48
2:B:874:ILE:O	2:B:875:THR:HB	2.13	0.48
2:C:163:TYR:CG	2:C:354:ALA:HB2	2.48	0.48
2:C:265:VAL:HG23	2:C:1304:MET:CA	2.44	0.48
2:C:278:LEU:HD12	2:C:278:LEU:O	2.13	0.48
2:C:533:GLN:HA	2:C:588:LEU:HD12	1.95	0.48
2:C:645:THR:OG1	2:C:646:ASN:N	2.46	0.48
2:C:484:ARG:HH11	2:C:758:ILE:HG12	1.78	0.48
3:E:182:TRP:O	3:E:183:GLU:HG2	2.13	0.48
1:A:1046:PHE:O	1:A:1046:PHE:CD1	2.66	0.48

*Continued on next page...*

*Continued from previous page...*

Atom-1	Atom-2	Interatomic distance (Å)	Clash overlap (Å)
1:A:130:VAL:HG11	1:A:162:ILE:HD13	1.96	0.48
1:A:560:LEU:HD12	1:A:569:VAL:CA	2.44	0.48
1:A:578:ASN:HD22	1:A:579:VAL:H	1.60	0.48
1:A:703:PHE:O	1:A:704:PRO:O	2.31	0.48
1:A:73:ARG:HB3	1:A:73:ARG:HH11	1.79	0.48
1:A:881:ILE:HG21	1:A:904:PHE:CZ	2.49	0.48
1:A:99:VAL:HG23	1:A:122:ARG:HE	1.76	0.48
2:B:256:PHE:HE2	2:B:990:THR:CG2	2.27	0.48
2:B:298:PRO:O	2:B:299:ALA:HB2	2.13	0.48
2:C:1248:HIS:CB	2:C:1252:ASP:O	2.62	0.48
2:C:1278:TYR:HB2	2:C:1286:VAL:HG11	1.95	0.48
2:C:392:PRO:O	2:C:393:ASN:C	2.50	0.48
3:D:167:ARG:CB	3:D:167:ARG:HH11	2.26	0.48
3:E:144:ARG:HB2	3:E:144:ARG:NH1	2.28	0.48
1:A:715:TYR:O	1:A:715:TYR:CG	2.67	0.48
1:A:817:GLY:O	1:A:818:PHE:CD2	2.67	0.48
1:A:849:ILE:HD12	1:A:871:VAL:HG12	1.95	0.48
2:B:1286:VAL:HG12	2:B:1288:ILE:H	1.78	0.48
2:B:1278:TYR:CZ	2:B:1290:LYS:HG3	2.49	0.48
2:B:171:GLU:HG3	2:B:1211:LEU:HB3	1.95	0.48
2:B:213:PHE:CZ	2:B:254:VAL:HG13	2.49	0.48
2:B:276:ASN:CG	2:B:276:ASN:O	2.51	0.48
2:B:542:ARG:HB3	2:B:542:ARG:NH1	2.28	0.48
2:B:600:ILE:O	2:B:603:ILE:CG2	2.60	0.48
2:B:815:LEU:HD23	2:B:815:LEU:C	2.34	0.48
2:C:1265:MET:HG3	2:C:1265:MET:O	2.14	0.48
2:C:168:VAL:CG1	2:C:204:VAL:HG13	2.41	0.48
2:C:82:ARG:HH22	2:C:209:ASN:CB	2.26	0.48
2:C:229:GLN:HG3	2:C:230:ASP:H	1.79	0.48
2:C:334:LEU:HD11	2:C:363:ARG:HH12	1.77	0.48
3:D:110:VAL:HG21	3:D:112:TYR:CZ	2.49	0.48
3:D:133:THR:O	3:D:136:LYS:HB2	2.14	0.48
1:A:234:LYS:CB	1:A:234:LYS:NZ	2.72	0.48
1:A:428:ILE:O	1:A:430:PRO:HD3	2.13	0.48
1:A:492:HIS:CE1	1:A:503:ILE:HG21	2.46	0.48
1:A:418:GLY:O	1:A:681:ALA:N	2.47	0.48
1:A:821:ARG:CG	1:A:821:ARG:HH11	2.27	0.48
2:B:1240:ARG:CG	2:B:1240:ARG:HH11	2.26	0.48
2:B:186:ASP:O	2:B:187:ASP:C	2.45	0.48
2:B:855:TYR:O	2:B:856:LEU:O	2.32	0.48
2:B:833:ARG:HD2	2:B:922:TYR:CZ	2.47	0.48

*Continued on next page...*

*Continued from previous page...*

Atom-1	Atom-2	Interatomic distance (Å)	Clash overlap (Å)
2:C:1000:LEU:HD12	2:C:1008:LEU:HD11	1.96	0.48
2:C:1171:ILE:HD11	2:C:1202:PHE:CE1	2.49	0.48
2:C:767:LEU:O	2:C:767:LEU:CD1	2.53	0.48
2:C:87:GLU:HG2	2:C:157:ILE:HB	1.96	0.48
3:D:148:ASP:O	3:D:149:MET:HB2	2.14	0.48
3:D:21:ASN:O	3:D:22:ASP:HB3	2.13	0.48
3:D:78:GLY:HA3	3:D:275:ARG:HH21	1.79	0.48
1:A:125:ASN:O	1:A:126:TYR:HB2	2.14	0.47
1:A:130:VAL:O	1:A:133:LEU:HB3	2.14	0.47
1:A:527:ASN:CG	1:A:527:ASN:O	2.51	0.47
1:A:881:ILE:CA	1:A:900:GLN:O	2.52	0.47
2:B:1159:VAL:HA	2:B:1164:TRP:CB	2.39	0.47
2:B:1171:ILE:CG2	2:B:1172:GLU:N	2.77	0.47
2:B:1270:LEU:HD12	2:B:1301:VAL:CG1	2.44	0.47
2:B:297:ASN:OD1	2:B:297:ASN:C	2.51	0.47
2:B:410:ARG:HD2	2:B:1043:SER:HB2	1.96	0.47
2:B:983:ILE:HA	2:B:986:ILE:CG2	2.44	0.47
2:C:1078:TYR:O	2:C:1079:LEU:HB2	2.13	0.47
2:C:1113:LYS:O	2:C:1114:ARG:O	2.32	0.47
2:C:327:LEU:CG	2:C:328:GLY:N	2.77	0.47
2:C:442:PRO:HB3	2:C:478:ILE:HD11	1.96	0.47
2:C:617:ASP:HA	2:C:620:ILE:CG2	2.44	0.47
2:C:680:THR:O	2:C:684:LEU:HB2	2.14	0.47
2:C:694:ILE:HG22	2:C:695:ALA:N	2.25	0.47
2:C:772:TYR:HB2	2:C:775:VAL:HB	1.94	0.47
3:D:98:LEU:CB	3:D:99:PRO:HD2	2.42	0.47
3:E:135:ALA:C	3:E:137:LEU:N	2.65	0.47
3:E:161:ALA:O	3:E:162:GLY:C	2.53	0.47
1:A:182:ARG:O	1:A:217:HIS:HA	2.14	0.47
1:A:333:GLN:CG	1:A:354:ILE:HG12	2.44	0.47
1:A:559:ILE:HD11	1:A:613:ILE:HD13	1.96	0.47
1:A:61:ASN:O	1:A:62:PHE:CB	2.58	0.47
1:A:869:ILE:C	1:A:871:VAL:H	2.17	0.47
2:B:1075:ARG:HH11	2:B:1075:ARG:HG3	1.80	0.47
2:B:1261:SER:O	2:B:1263:TYR:N	2.40	0.47
2:B:307:VAL:HG12	2:B:309:TRP:O	2.13	0.47
2:B:659:LEU:O	2:B:662:VAL:HB	2.14	0.47
2:B:473:ALA:CB	2:B:761:SER:O	2.61	0.47
2:B:961:SER:O	2:B:964:VAL:N	2.46	0.47
2:C:1206:PHE:CE1	2:C:1232:PRO:HD3	2.49	0.47
2:C:1234:GLN:HB2	2:C:1235:PRO:HD2	1.96	0.47

*Continued on next page...*

*Continued from previous page...*

Atom-1	Atom-2	Interatomic distance (Å)	Clash overlap (Å)
2:C:1246:VAL:HG12	2:C:1247:ASN:N	2.29	0.47
2:C:302:ARG:CG	2:C:315:THR:HG22	2.39	0.47
1:A:21:GLN:O	1:A:21:GLN:OE1	2.32	0.47
1:A:267:THR:O	1:A:270:GLN:N	2.48	0.47
1:A:73:ARG:CG	1:A:73:ARG:NH1	2.77	0.47
1:A:752:VAL:O	1:A:753:GLN:HB2	2.13	0.47
1:A:885:THR:OG1	1:A:899:VAL:HG11	2.14	0.47
2:B:1055:LEU:CD1	2:B:1055:LEU:O	2.38	0.47
2:B:1146:GLY:O	2:B:1147:MET:O	2.33	0.47
2:B:1149:LYS:HE2	2:C:141:LEU:CD1	2.44	0.47
2:B:208:LEU:CD1	2:B:1067:ILE:HD12	2.44	0.47
2:B:265:VAL:HG23	2:B:1304:MET:CA	2.43	0.47
2:B:382:HIS:C	2:B:383:SER:OG	2.51	0.47
2:B:719:ASN:O	2:B:720:PHE:HB3	2.14	0.47
2:B:772:TYR:HB2	2:B:775:VAL:HB	1.96	0.47
2:B:934:LEU:HB3	2:B:935:GLN:H	1.48	0.47
2:C:1101:TYR:HB3	2:C:1140:THR:O	2.14	0.47
2:C:139:ASN:O	2:C:141:LEU:N	2.47	0.47
2:C:384:MET:O	2:C:386:SER:N	2.47	0.47
2:C:715:ASN:ND2	2:C:715:ASN:N	2.50	0.47
2:C:822:MET:HG2	2:C:823:ILE:HD12	1.96	0.47
3:D:20:ARG:HB2	3:D:25:ASN:HB3	1.96	0.47
3:E:269:ILE:N	3:E:269:ILE:CD1	2.77	0.47
3:E:278:PHE:C	3:E:278:PHE:HD1	2.16	0.47
3:E:4:GLN:HE21	3:E:4:GLN:C	2.17	0.47
1:A:840:MET:HE1	1:A:1047:ASN:ND2	2.30	0.47
1:A:150:PHE:C	1:A:152:SER:N	2.68	0.47
1:A:53:LEU:HD23	1:A:171:ILE:HD12	1.94	0.47
1:A:277:ALA:HB3	1:A:319:MET:HE2	1.94	0.47
1:A:365:ILE:HG22	1:A:366:SER:N	2.29	0.47
1:A:552:MET:HB2	1:A:576:ASN:OD1	2.13	0.47
1:A:675:THR:CA	1:A:693:TYR:O	2.57	0.47
1:A:881:ILE:HD13	1:A:900:GLN:OE1	2.14	0.47
2:B:1184:TYR:CZ	2:B:1207:MET:HB2	2.49	0.47
2:B:196:LEU:HD23	2:B:197:PHE:HE2	1.79	0.47
2:B:797:SER:O	2:B:798:THR:C	2.51	0.47
2:C:1298:PHE:O	2:C:1299:SER:HB2	2.15	0.47
2:C:88:LYS:HG2	2:C:158:SER:HB3	1.96	0.47
2:C:379:LEU:HD11	2:C:796:PRO:HB2	1.95	0.47
2:C:476:SER:OG	2:C:477:SER:N	2.46	0.47
2:C:810:LEU:C	2:C:810:LEU:CD2	2.82	0.47

*Continued on next page...*

*Continued from previous page...*

Atom-1	Atom-2	Interatomic distance (Å)	Clash overlap (Å)
3:D:198:ILE:HD12	3:D:198:ILE:H	1.79	0.47
3:D:229:PHE:CD1	3:D:229:PHE:C	2.84	0.47
2:B:333:ARG:NH1	3:D:67:TYR:CD2	2.82	0.47
3:E:104:ARG:HA	3:E:104:ARG:HD3	1.70	0.47
3:E:161:ALA:O	3:E:162:GLY:O	2.31	0.47
3:E:178:LYS:HA	3:E:250:ARG:O	2.14	0.47
3:E:274:SER:O	3:E:277:GLU:HB2	2.13	0.47
1:A:111:LEU:HD13	1:A:142:ASN:CB	2.41	0.47
1:A:99:VAL:HG23	1:A:122:ARG:CZ	2.43	0.47
1:A:130:VAL:HG13	2:B:1332:ASN:ND2	2.29	0.47
2:B:656:VAL:CG1	2:B:684:LEU:HD13	2.34	0.47
2:B:720:PHE:HA	2:B:727:PHE:CE2	2.49	0.47
2:C:226:PRO:HB2	2:C:250:GLY:HA3	1.95	0.47
2:C:284:ASN:OD1	2:C:284:ASN:N	2.44	0.47
2:C:678:SER:O	2:C:681:LYS:HB3	2.14	0.47
2:C:801:SER:O	2:C:805:SER:N	2.47	0.47
3:D:104:ARG:HH11	3:D:104:ARG:HG2	1.79	0.47
3:E:278:PHE:CD1	3:E:278:PHE:O	2.66	0.47
1:A:113:TYR:C	1:A:115:TRP:N	2.65	0.47
1:A:261:ILE:HD11	1:A:326:LEU:CD1	2.44	0.47
1:A:434:GLN:CA	1:A:434:GLN:HE21	2.26	0.47
1:A:963:TYR:HE1	1:A:1050:SER:HG	1.61	0.47
2:B:1266:ASP:O	2:B:1267:THR:C	2.53	0.47
2:B:171:GLU:HG3	2:B:1211:LEU:CB	2.45	0.47
2:B:408:ILE:O	2:B:412:LEU:HB2	2.14	0.47
2:B:443:VAL:HG22	2:B:444:SER:H	1.79	0.47
2:C:752:VAL:CG2	2:C:1001:THR:HB	2.44	0.47
2:C:1328:ILE:O	2:C:1329:ASN:C	2.52	0.47
2:C:327:LEU:HG	2:C:328:GLY:H	1.78	0.47
2:C:540:PHE:CZ	2:C:600:ILE:HG13	2.50	0.47
2:C:648:PHE:CD2	2:C:699:THR:HG23	2.47	0.47
2:C:767:LEU:HD13	2:C:768:CYS:CA	2.44	0.47
2:C:913:ASN:C	2:C:915:VAL:HG23	2.34	0.47
2:C:966:GLN:OE1	2:C:1063:THR:CB	2.60	0.47
3:D:144:ARG:O	3:D:145:TYR:HD1	1.98	0.47
3:D:153:TYR:O	3:D:154:ALA:C	2.50	0.47
3:D:177:ALA:O	3:D:252:LEU:N	2.28	0.47
3:D:10:THR:CG2	3:D:201:PHE:HA	2.45	0.47
3:D:214:ARG:HH11	3:D:214:ARG:HG3	1.79	0.47
3:D:221:ARG:NH1	3:D:225:ARG:CD	2.74	0.47
3:E:153:TYR:CD2	3:E:258:ASN:HB2	2.49	0.47

*Continued on next page...*

*Continued from previous page...*

Atom-1	Atom-2	Interatomic distance (Å)	Clash overlap (Å)
1:A:113:TYR:O	1:A:114:ASN:HB3	2.13	0.47
1:A:179:TYR:CD1	1:A:180:ASN:N	2.83	0.47
1:A:192:VAL:CG1	1:A:193:ASN:H	2.28	0.47
1:A:355:PHE:HB3	1:A:356:THR:H	1.49	0.47
1:A:461:ARG:C	1:A:463:ASP:N	2.66	0.47
1:A:779:ASN:HD22	1:A:779:ASN:H	1.63	0.47
2:B:1137:VAL:CG2	2:B:1164:TRP:NE1	2.78	0.47
2:B:1204:LEU:HD11	2:B:1206:PHE:CE2	2.49	0.47
2:B:252:LEU:HA	2:B:255:LEU:HB3	1.97	0.47
2:B:413:MET:HG2	2:B:1019:ILE:HG21	1.97	0.47
2:B:443:VAL:HG22	2:B:444:SER:N	2.30	0.47
2:B:649:ALA:HB1	2:B:692:ASP:HA	1.97	0.47
2:B:855:TYR:CE2	2:B:860:ARG:HG3	2.50	0.47
2:C:259:MET:HE1	2:C:1051:GLN:HG2	1.97	0.47
2:C:1119:TYR:OH	2:C:1121:HIS:HA	2.14	0.47
2:C:1156:ILE:HA	2:C:1159:VAL:CG2	2.42	0.47
2:C:1290:LYS:HB2	2:C:1290:LYS:HZ2	1.77	0.47
2:C:232:LEU:HD12	2:C:232:LEU:O	2.14	0.47
2:C:385:ILE:H	2:C:708:THR:HB	1.80	0.47
2:C:612:PHE:N	2:C:612:PHE:CD2	2.83	0.47
3:D:197:LYS:O	3:D:198:ILE:C	2.52	0.47
3:E:221:ARG:HG3	3:E:222:ASP:N	2.30	0.47
1:A:114:ASN:C	1:A:114:ASN:OD1	2.53	0.47
1:A:536:TYR:CE1	1:A:540:LYS:HG3	2.50	0.47
1:A:609:SER:O	1:A:610:ALA:HB2	2.15	0.47
1:A:292:ARG:HH12	1:A:775:ASP:HA	1.79	0.47
2:B:1276:LEU:O	2:B:1290:LYS:HB2	2.14	0.47
2:B:1282:ALA:O	2:B:1283:ASN:CB	2.62	0.47
2:B:266:ILE:O	2:B:267:VAL:C	2.52	0.47
2:B:377:LYS:NZ	2:B:377:LYS:CB	2.73	0.47
2:B:574:LYS:HG3	2:B:575:TRP:N	2.26	0.47
2:B:652:PHE:HE2	2:B:687:LEU:O	1.97	0.47
2:B:636:PRO:HD2	2:B:706:TYR:CD2	2.49	0.47
2:B:720:PHE:CD2	2:B:722:GLY:N	2.79	0.47
2:B:733:VAL:HG21	2:B:741:TYR:CD2	2.50	0.47
2:B:732:TYR:C	2:B:744:ILE:HG12	2.35	0.47
2:B:879:THR:HB	2:B:880:PRO:CD	2.45	0.47
2:C:1309:ILE:O	2:C:1309:ILE:HG22	2.14	0.47
2:C:237:VAL:CG1	2:C:238:THR:H	2.22	0.47
2:C:282:VAL:HG21	2:C:304:PHE:HE2	1.80	0.47
2:C:370:VAL:O	2:C:370:VAL:HG12	2.14	0.47

*Continued on next page...*



*Continued from previous page...*

Atom-1	Atom-2	Interatomic distance (Å)	Clash overlap (Å)
2:C:540:PHE:HB3	2:C:548:TYR:HB2	1.95	0.47
2:C:557:THR:CA	2:C:587:ALA:HB2	2.44	0.47
2:C:657:ALA:O	2:C:661:ASN:N	2.35	0.47
2:C:772:TYR:HB3	2:C:773:PRO:CD	2.45	0.47
3:D:38:GLU:O	3:D:175:LYS:CA	2.63	0.47
3:D:28:PRO:CB	3:D:226:MET:HG3	2.45	0.47
3:E:228:LEU:HA	3:E:231:MET:HB3	1.96	0.47
3:E:84:VAL:O	3:E:85:ASN:C	2.52	0.47
1:A:840:MET:HE1	1:A:1043:LEU:HD21	1.95	0.47
1:A:161:TYR:CD2	1:A:161:TYR:N	2.82	0.47
1:A:53:LEU:CD2	1:A:171:ILE:HD11	2.45	0.47
1:A:316:TYR:O	1:A:316:TYR:CD2	2.68	0.47
1:A:418:GLY:C	1:A:681:ALA:HB2	2.33	0.47
1:A:869:ILE:O	1:A:872:VAL:HG12	2.15	0.47
2:B:1065:PRO:O	2:B:1067:ILE:N	2.47	0.47
2:B:1076:ILE:HB	2:B:1166:VAL:CG2	2.45	0.47
2:B:1133:GLY:O	2:B:1134:ARG:O	2.32	0.47
2:B:217:THR:HG22	2:B:217:THR:O	2.15	0.47
2:B:382:HIS:O	2:B:383:SER:OG	2.33	0.47
2:B:419:TYR:CB	2:B:1005:LEU:HD22	2.45	0.47
2:B:704:VAL:HA	2:B:707:ALA:CB	2.44	0.47
2:C:802:GLN:O	2:C:805:SER:HB3	2.15	0.47
2:C:924:ASP:C	2:C:926:VAL:H	2.17	0.47
3:D:234:ALA:CB	3:D:271:TYR:CE1	2.97	0.47
3:E:198:ILE:O	3:E:199:LEU:C	2.53	0.47
1:A:418:GLY:O	1:A:681:ALA:CA	2.62	0.47
1:A:976:ALA:O	1:A:978:LYS:N	2.48	0.47
2:B:280:THR:HA	2:B:283:ASN:HB2	1.97	0.47
2:B:284:ASN:OD1	2:B:284:ASN:N	2.48	0.47
2:B:409:ILE:O	2:B:413:MET:HB2	2.14	0.47
2:B:410:ARG:HG2	2:B:410:ARG:HH11	1.79	0.47
2:B:760:THR:O	2:B:762:ILE:N	2.37	0.47
2:B:806:VAL:HG23	2:B:997:TYR:CE2	2.33	0.47
2:C:733:VAL:CG1	2:C:1022:ILE:HG23	2.33	0.47
2:C:1076:ILE:HD11	2:C:1168:ILE:HD12	1.96	0.47
2:C:228:VAL:CG2	2:C:249:SER:O	2.63	0.47
3:D:12:LEU:HD23	3:D:13:GLU:N	2.30	0.47
3:D:193:VAL:O	3:D:194:VAL:C	2.52	0.47
2:B:1272:ARG:HD2	3:D:194:VAL:HG12	1.97	0.47
3:D:79:ILE:O	3:D:79:ILE:CG1	2.63	0.47
1:A:1047:ASN:C	1:A:1047:ASN:OD1	2.52	0.47

*Continued on next page...*

*Continued from previous page...*

Atom-1	Atom-2	Interatomic distance (Å)	Clash overlap (Å)
1:A:235:ILE:HD12	1:A:259:ARG:HG2	1.96	0.47
1:A:335:LEU:O	1:A:338:ALA:N	2.47	0.47
1:A:925:ILE:O	1:A:939:GLN:NE2	2.43	0.47
2:B:1042:TRP:O	2:B:1043:SER:HB3	2.15	0.47
2:B:1119:TYR:CE2	2:B:1121:HIS:HB2	2.50	0.47
2:B:271:THR:HG23	2:B:292:ASN:HB2	1.96	0.47
2:B:409:ILE:CD1	2:B:1040:PHE:HE1	2.24	0.47
2:B:755:LEU:O	2:B:757:ILE:N	2.48	0.47
2:B:863:LEU:N	2:B:863:LEU:CD1	2.30	0.47
2:C:1150:LEU:HD12	2:C:1151:VAL:HA	1.89	0.47
2:C:1180:PRO:CD	2:C:1208:ASP:HB3	2.38	0.47
3:D:130:PHE:C	3:D:132:ALA:N	2.68	0.47
2:C:336:TYR:CD1	3:E:191:ARG:NH2	2.81	0.47
1:A:435:ILE:HA	1:A:438:LYS:HE3	1.97	0.46
1:A:655:GLU:O	1:A:659:ASN:HB2	2.15	0.46
2:B:419:TYR:CB	2:B:1005:LEU:CD2	2.93	0.46
2:B:1110:LEU:HD23	2:B:1111:ALA:N	2.30	0.46
2:B:1275:ASP:CB	3:D:191:ARG:HD2	2.45	0.46
2:B:1283:ASN:O	2:B:1285:GLN:N	2.48	0.46
2:B:143:VAL:HG13	2:B:1316:ALA:HB1	1.96	0.46
2:B:421:ARG:HG3	2:B:421:ARG:HH11	1.79	0.46
2:B:694:ILE:O	2:B:698:HIS:CB	2.63	0.46
2:C:1001:THR:O	2:C:1002:LEU:O	2.33	0.46
2:C:150:LEU:CD1	2:C:400:GLU:HB2	2.45	0.46
2:C:208:LEU:CB	2:C:221:LEU:HD21	2.41	0.46
2:C:226:PRO:HG2	2:C:251:LEU:CD1	2.45	0.46
2:C:255:LEU:CD2	2:C:1055:LEU:HD22	2.45	0.46
2:C:378:ALA:O	2:C:381:ALA:HB3	2.15	0.46
2:C:489:MET:CE	2:C:492:VAL:H	2.28	0.46
2:C:617:ASP:O	2:C:620:ILE:CG2	2.63	0.46
2:C:687:LEU:HD13	2:C:687:LEU:C	2.35	0.46
2:C:742:LYS:HG3	2:C:742:LYS:O	2.14	0.46
2:C:901:VAL:HG13	2:C:928:ARG:O	2.15	0.46
3:D:11:THR:HG22	3:D:219:ARG:CZ	2.46	0.46
3:E:164:ASP:O	3:E:166:GLU:N	2.48	0.46
3:E:3:GLN:HG3	3:E:3:GLN:O	2.16	0.46
1:A:651:ASN:O	1:A:652:HIS:CB	2.62	0.46
1:A:460:VAL:CG1	1:A:685:PRO:HG2	2.44	0.46
1:A:792:ILE:HG23	1:A:796:PHE:CD2	2.50	0.46
1:A:983:GLU:O	1:A:984:GLU:C	2.53	0.46
2:B:1074:VAL:HG21	2:B:1193:ILE:HD11	1.95	0.46

*Continued on next page...*

*Continued from previous page...*

Atom-1	Atom-2	Interatomic distance (Å)	Clash overlap (Å)
2:B:190:VAL:HG12	2:B:194:VAL:HG21	1.91	0.46
2:B:540:PHE:CZ	2:B:600:ILE:HG13	2.50	0.46
2:B:761:SER:O	2:B:761:SER:OG	2.28	0.46
2:C:1180:PRO:HB2	2:C:1212:ARG:HH12	1.79	0.46
2:C:124:GLN:O	2:C:124:GLN:OE1	2.30	0.46
2:C:153:ASP:O	2:C:154:PHE:CD1	2.68	0.46
2:C:192:PRO:O	2:C:193:THR:C	2.54	0.46
2:C:260:THR:HG22	2:C:1051:GLN:HE21	1.78	0.46
2:C:266:ILE:O	2:C:267:VAL:C	2.54	0.46
2:C:320:GLN:N	2:C:320:GLN:OE1	2.48	0.46
2:C:558:TYR:HD1	2:C:558:TYR:N	2.13	0.46
2:C:742:LYS:HA	2:C:743:PRO:HD2	1.81	0.46
2:C:972:PRO:O	2:C:973:THR:C	2.54	0.46
3:D:52:PRO:HB2	3:D:136:LYS:HD2	1.96	0.46
1:A:189:MET:HE3	1:A:192:VAL:HG11	1.86	0.46
1:A:538:ALA:O	1:A:542:LEU:HB2	2.16	0.46
1:A:648:VAL:O	1:A:692:ILE:N	2.46	0.46
1:A:71:LEU:O	1:A:172:PHE:CE1	2.59	0.46
1:A:820:VAL:O	1:A:821:ARG:CB	2.62	0.46
2:B:1061:LEU:CD2	2:B:1061:LEU:C	2.84	0.46
2:B:1158:SER:O	2:B:1159:VAL:C	2.47	0.46
2:B:1283:ASN:O	2:B:1283:ASN:CG	2.53	0.46
2:B:791:ILE:CG2	2:B:792:VAL:N	2.78	0.46
2:B:921:ASP:O	2:B:922:TYR:CG	2.68	0.46
2:B:248:VAL:HG22	2:B:970:LEU:HD13	1.98	0.46
2:C:1278:TYR:CB	2:C:1286:VAL:HG11	2.45	0.46
2:C:199:TYR:CZ	2:C:1246:VAL:HG13	2.50	0.46
2:C:217:THR:HG21	2:C:257:LYS:NZ	2.30	0.46
2:C:543:TRP:N	2:C:543:TRP:CD1	2.84	0.46
3:D:65:ASN:HB2	3:D:111:ILE:O	2.13	0.46
3:E:110:VAL:CG1	3:E:111:ILE:N	2.68	0.46
1:A:168:ASN:HD22	1:A:168:ASN:N	2.00	0.46
1:A:407:GLU:HA	1:A:826:PHE:CE2	2.49	0.46
1:A:868:ASP:HB3	1:A:920:LEU:CD1	2.46	0.46
2:B:1022:ILE:O	2:B:1023:ARG:C	2.53	0.46
2:B:233:VAL:HG22	2:B:234:PRO:O	2.16	0.46
2:B:594:LEU:HD12	2:B:594:LEU:C	2.36	0.46
2:C:1245:ILE:C	2:C:1246:VAL:HG23	2.35	0.46
2:C:1249:ASN:O	2:C:1250:GLU:CB	2.63	0.46
2:C:625:PRO:O	2:C:626:ARG:CB	2.58	0.46
2:C:708:THR:HG23	2:C:709:MET:N	2.31	0.46

*Continued on next page...*

*Continued from previous page...*

Atom-1	Atom-2	Interatomic distance (Å)	Clash overlap (Å)
3:E:102:SER:O	3:E:104:ARG:NH1	2.48	0.46
1:A:184:TRP:O	1:A:186:ALA:N	2.48	0.46
1:A:419:TYR:C	1:A:420:VAL:HG13	2.35	0.46
1:A:523:MET:HE3	1:A:574:ARG:HH21	1.78	0.46
1:A:602:PHE:CE1	1:A:608:ILE:HD11	2.51	0.46
1:A:610:ALA:O	1:A:612:PHE:N	2.49	0.46
1:A:620:TYR:CZ	1:A:622:ASP:HA	2.51	0.46
1:A:774:VAL:HG13	1:A:820:VAL:HG22	1.96	0.46
1:A:981:ARG:HH11	1:A:988:LYS:HE2	1.81	0.46
2:B:1011:SER:O	2:B:1012:LEU:O	2.34	0.46
2:B:334:LEU:O	2:B:334:LEU:HD12	2.14	0.46
2:B:330:THR:CG2	2:B:345:GLY:O	2.63	0.46
2:B:948:ILE:CG2	2:B:949:ALA:H	2.29	0.46
2:C:1240:ARG:HG3	2:C:1240:ARG:HH11	1.80	0.46
2:C:229:GLN:HG3	2:C:230:ASP:N	2.31	0.46
2:B:1103:HIS:CE1	2:C:388:GLN:HG3	2.51	0.46
2:C:524:GLU:O	2:C:527:ARG:HD3	2.15	0.46
2:C:895:VAL:HG23	2:C:915:VAL:CG1	2.43	0.46
2:C:946:LEU:CD2	2:C:946:LEU:O	2.63	0.46
2:C:958:ILE:O	2:C:959:GLN:HG3	2.15	0.46
3:E:37:TRP:CE3	3:E:177:ALA:HB2	2.50	0.46
3:E:213:LEU:HD12	3:E:217:LYS:HE3	1.98	0.46
1:A:708:ASN:HB2	1:A:1048:HIS:NE2	2.31	0.46
1:A:331:ARG:H	1:A:331:ARG:HG2	1.41	0.46
2:B:1126:MET:SD	2:B:1126:MET:O	2.74	0.46
2:B:205:ASN:HA	2:B:1239:ALA:O	2.16	0.46
2:B:728:LYS:HA	2:B:728:LYS:HD3	1.60	0.46
2:B:835:TYR:CE1	2:B:941:TYR:CD1	3.04	0.46
2:C:1114:ARG:CZ	2:C:1116:ARG:HH12	2.28	0.46
2:C:1180:PRO:HB2	2:C:1212:ARG:NH1	2.31	0.46
2:C:281:VAL:CG1	2:C:302:ARG:HD3	2.45	0.46
2:C:577:GLN:O	2:C:580:TYR:N	2.48	0.46
2:C:612:PHE:CD1	2:C:1331:ARG:NH1	2.84	0.46
2:C:948:ILE:HG23	2:C:949:ALA:N	2.30	0.46
3:E:107:LEU:O	3:E:107:LEU:HD13	2.16	0.46
1:A:114:ASN:H	1:A:143:TYR:HE2	1.64	0.46
1:A:192:VAL:O	1:A:194:HIS:N	2.48	0.46
1:A:425:THR:HA	1:A:703:PHE:CD1	2.51	0.46
1:A:566:GLU:HG3	1:A:570:ASN:HB2	1.98	0.46
1:A:559:ILE:CG1	1:A:613:ILE:HG23	2.44	0.46
1:A:831:ARG:HD2	1:A:835:PHE:CD2	2.51	0.46

*Continued on next page...*

*Continued from previous page...*

Atom-1	Atom-2	Interatomic distance (Å)	Clash overlap (Å)
1:A:894:LYS:CB	1:A:894:LYS:NZ	2.79	0.46
2:B:1319:ARG:NH1	2:B:1319:ARG:HB3	2.27	0.46
2:B:385:ILE:HD12	2:B:614:ARG:NH1	2.30	0.46
2:B:436:SER:C	2:B:438:ASN:H	2.18	0.46
2:B:461:ARG:HG3	2:B:461:ARG:NH1	2.31	0.46
2:B:487:SER:HB2	2:B:488:PRO:HD2	1.96	0.46
2:B:495:LEU:HD12	2:B:496:LYS:H	1.81	0.46
2:B:711:ASN:HD22	2:B:711:ASN:H	1.61	0.46
2:C:1156:ILE:CA	2:C:1159:VAL:HG23	2.45	0.46
2:C:1294:ASP:O	2:C:1296:ILE:N	2.49	0.46
2:C:385:ILE:HG13	2:C:386:SER:N	2.31	0.46
2:C:500:GLU:HB3	2:C:502:PHE:CE2	2.51	0.46
2:C:646:ASN:HD22	2:C:695:ALA:HB3	1.79	0.46
2:C:812:LYS:HE2	2:C:992:VAL:HB	1.96	0.46
3:E:19:ILE:HG22	3:E:192:ASP:HB2	1.98	0.46
3:E:269:ILE:H	3:E:269:ILE:CD1	2.29	0.46
1:A:21:GLN:C	1:A:23:ARG:H	2.18	0.46
1:A:275:ILE:O	1:A:276:GLY:C	2.54	0.46
1:A:971:LEU:HA	1:A:971:LEU:HD23	1.43	0.46
2:B:1322:PRO:HG2	2:B:1328:ILE:HD11	1.98	0.46
2:B:231:LEU:HB3	2:B:249:SER:CB	2.39	0.46
2:B:815:LEU:N	2:B:816:PRO:CD	2.78	0.46
2:C:1236:ILE:CG2	2:C:1237:SER:N	2.47	0.46
2:C:314:ILE:O	2:C:316:ASN:N	2.48	0.46
2:C:649:ALA:CA	2:C:691:PHE:HE2	2.28	0.46
3:E:17:PHE:CA	3:E:196:TRP:HE1	2.28	0.46
3:E:201:PHE:HD1	3:E:220:ASN:HD22	1.58	0.46
3:E:255:ILE:O	3:E:255:ILE:CG2	2.62	0.46
1:A:999:VAL:HG12	1:A:1002:ASP:H	1.81	0.46
1:A:1014:HIS:HA	1:A:1054:LYS:O	2.16	0.46
1:A:150:PHE:O	1:A:153:VAL:N	2.48	0.46
1:A:194:HIS:CE1	1:A:198:LEU:HD12	2.51	0.46
1:A:309:ASN:O	1:A:310:ASP:HB2	2.16	0.46
1:A:391:ILE:HG22	1:A:392:VAL:N	2.31	0.46
1:A:447:THR:O	1:A:448:LYS:HB2	2.16	0.46
1:A:72:PHE:HE1	1:A:171:ILE:HG21	1.77	0.46
1:A:819:LYS:HZ2	1:A:823:THR:HG22	1.81	0.46
1:A:74:LEU:CD1	1:A:83:ILE:HD13	2.46	0.46
2:B:1032:ASP:O	2:B:1034:GLN:N	2.48	0.46
2:B:274:MET:HB3	2:B:277:THR:HG21	1.97	0.46
2:B:348:LEU:HD12	2:B:348:LEU:C	2.36	0.46

*Continued on next page...*

*Continued from previous page...*

Atom-1	Atom-2	Interatomic distance (Å)	Clash overlap (Å)
2:B:357:VAL:HG13	2:B:358:LEU:N	2.29	0.46
2:B:581:LEU:HD23	2:B:745:ILE:HG22	1.98	0.46
2:B:800:LEU:CD1	2:B:804:LEU:HG	2.46	0.46
2:B:934:LEU:O	2:B:935:GLN:C	2.54	0.46
2:C:1028:VAL:HG12	2:C:1028:VAL:O	2.16	0.46
2:C:1240:ARG:HG3	2:C:1240:ARG:NH1	2.31	0.46
2:C:1258:VAL:O	2:C:1259:ALA:HB3	2.16	0.46
2:C:156:GLN:N	2:C:156:GLN:CD	2.69	0.46
2:C:295:GLY:O	2:C:296:VAL:HG23	2.15	0.46
2:C:547:GLU:HA	2:C:597:ALA:HB2	1.98	0.46
2:C:720:PHE:O	2:C:721:SER:HB3	2.16	0.46
2:C:415:ALA:HB2	2:C:810:LEU:HD21	1.96	0.46
2:C:816:PRO:HB3	2:C:986:ILE:CG2	2.46	0.46
2:C:862:ARG:HE	2:C:948:ILE:CD1	2.28	0.46
2:C:931:ASN:ND2	2:C:934:LEU:HA	2.30	0.46
2:B:953:ASP:O	3:D:241:ASN:HB2	2.16	0.46
3:D:79:ILE:O	3:D:80:SER:CB	2.63	0.46
1:A:1034:ARG:HG2	1:A:1035:LEU:H	1.81	0.46
1:A:235:ILE:HD12	1:A:259:ARG:CG	2.46	0.46
1:A:21:GLN:O	1:A:25:ILE:HD13	2.15	0.46
1:A:309:ASN:CG	1:A:309:ASN:O	2.54	0.46
1:A:472:LEU:CD2	1:A:475:ARG:NH2	2.78	0.46
1:A:767:SER:O	1:A:768:GLU:HB3	2.16	0.46
1:A:805:TYR:HE2	1:A:809:GLN:HG2	1.81	0.46
1:A:856:THR:N	1:A:916:ASN:O	2.48	0.46
1:A:995:VAL:O	1:A:996:ASP:C	2.53	0.46
2:B:1287:GLY:C	2:B:1288:ILE:HD12	2.36	0.46
2:B:453:LEU:O	2:B:455:GLN:N	2.49	0.46
2:B:426:ILE:CG2	2:B:488:PRO:HD2	2.46	0.46
2:B:720:PHE:CE2	2:B:722:GLY:N	2.84	0.46
2:C:165:THR:HG23	2:C:209:ASN:HB3	1.97	0.46
2:C:816:PRO:HG3	2:C:987:ALA:HB2	1.97	0.46
3:E:155:HIS:O	3:E:156:VAL:C	2.53	0.46
3:E:253:GLU:HG3	3:E:254:TYR:HD2	1.71	0.46
3:E:49:ILE:H	3:E:49:ILE:HD12	1.81	0.46
1:A:267:THR:O	1:A:268:TYR:C	2.54	0.45
1:A:435:ILE:HA	1:A:438:LYS:CE	2.46	0.45
1:A:786:ARG:CZ	1:A:786:ARG:HB2	2.46	0.45
2:B:226:PRO:O	2:B:227:LEU:HG	2.16	0.45
2:B:274:MET:HB3	2:B:277:THR:CG2	2.45	0.45
2:B:453:LEU:C	2:B:455:GLN:N	2.69	0.45

*Continued on next page...*

*Continued from previous page...*

Atom-1	Atom-2	Interatomic distance (Å)	Clash overlap (Å)
2:B:652:PHE:CE2	2:B:691:PHE:CD1	2.83	0.45
2:B:633:THR:CB	2:B:710:SER:OG	2.62	0.45
2:B:720:PHE:HD2	2:B:721:SER:N	2.15	0.45
2:C:1113:LYS:O	2:C:1114:ARG:HB2	2.17	0.45
2:C:264:LEU:HD11	2:C:365:LEU:HD22	1.97	0.45
2:C:353:PHE:CE2	2:C:1296:ILE:HG23	2.51	0.45
2:C:395:GLY:O	3:E:263:ALA:CB	2.60	0.45
3:D:9:TYR:OH	3:D:122:TYR:HD1	1.99	0.45
3:E:181:SER:HB2	3:E:185:SER:CB	2.47	0.45
1:A:472:LEU:CD2	1:A:475:ARG:HH12	2.29	0.45
1:A:457:ASN:HB3	1:A:687:SER:H	1.81	0.45
1:A:849:ILE:HG23	1:A:918:ILE:CD1	2.46	0.45
2:B:1220:PRO:HA	2:B:1221:PRO:HD3	1.75	0.45
2:B:335:ASP:H	2:B:342:THR:HG23	1.81	0.45
2:B:264:LEU:HD21	2:B:362:LEU:HA	1.97	0.45
2:B:438:ASN:HD21	2:B:441:ARG:HE	1.63	0.45
2:B:699:THR:O	2:B:703:SER:CB	2.63	0.45
2:B:443:VAL:HG11	2:B:771:THR:HG23	1.98	0.45
2:B:910:LEU:HD23	2:B:915:VAL:HB	1.97	0.45
2:C:1077:MET:O	2:C:1229:LEU:HA	2.16	0.45
2:C:225:ILE:HD13	2:C:1201:LEU:HD11	1.97	0.45
2:C:173:GLN:HG2	2:C:174:PHE:CD2	2.51	0.45
2:C:301:LEU:CD2	2:C:305:THR:HB	2.46	0.45
2:C:302:ARG:HH21	2:C:318:LEU:HB2	1.82	0.45
2:C:720:PHE:CD1	2:C:722:GLY:N	2.85	0.45
2:C:832:MET:HE1	2:C:946:LEU:CB	2.41	0.45
3:D:133:THR:O	3:D:136:LYS:HE2	2.15	0.45
1:A:1017:ILE:O	1:A:1052:VAL:HB	2.15	0.45
1:A:372:ARG:CB	1:A:772:TRP:CD1	2.99	0.45
1:A:442:VAL:HG22	1:A:625:PHE:CD2	2.51	0.45
1:A:536:TYR:CE2	1:A:572:LEU:CD2	2.97	0.45
1:A:460:VAL:HG11	1:A:685:PRO:HG2	1.98	0.45
1:A:969:THR:O	1:A:973:GLN:HG3	2.15	0.45
2:B:1155:ILE:HG12	2:B:1164:TRP:HZ3	1.81	0.45
2:B:1191:GLU:O	2:C:138:PHE:CE2	2.69	0.45
2:B:1298:PHE:O	2:B:1299:SER:CB	2.55	0.45
2:B:144:ASN:ND2	2:B:144:ASN:H	2.14	0.45
2:B:206:ILE:O	2:B:207:ASP:O	2.34	0.45
2:B:231:LEU:HB3	2:B:232:LEU:H	1.51	0.45
2:B:727:PHE:CD2	2:B:727:PHE:O	2.69	0.45
2:B:830:VAL:CB	2:B:854:GLN:HE22	2.27	0.45

*Continued on next page...*



*Continued from previous page...*

Atom-1	Atom-2	Interatomic distance (Å)	Clash overlap (Å)
2:B:922:TYR:CD2	2:B:925:VAL:HG21	2.51	0.45
2:C:1058:GLY:O	2:C:1061:LEU:HB3	2.16	0.45
2:C:166:TYR:HE1	2:C:1241:SER:OG	1.99	0.45
2:C:228:VAL:HG21	2:C:249:SER:O	2.16	0.45
2:C:217:THR:HG21	2:C:257:LYS:CE	2.46	0.45
2:C:849:MET:HB3	2:C:917:VAL:CG2	2.46	0.45
2:C:253:MET:CE	2:C:989:ILE:CD1	2.94	0.45
3:D:67:TYR:CE1	3:D:110:VAL:CG1	2.99	0.45
3:D:49:ILE:CD1	3:D:49:ILE:N	2.80	0.45
3:E:84:VAL:CG1	3:E:85:ASN:N	2.67	0.45
1:A:66:ASP:O	1:A:72:PHE:HE2	1.99	0.45
1:A:75:PRO:CG	1:A:76:LEU:N	2.80	0.45
1:A:883:PRO:HB3	1:A:903:PRO:HG2	1.98	0.45
2:B:1179:THR:O	2:B:1181:SER:N	2.49	0.45
2:B:208:LEU:HD13	2:B:1067:ILE:HD12	1.98	0.45
2:B:651:ARG:CD	2:B:651:ARG:C	2.81	0.45
2:B:892:VAL:HG12	2:B:894:VAL:HG23	1.98	0.45
2:C:256:PHE:CA	2:C:259:MET:HB3	2.47	0.45
2:C:296:VAL:O	2:C:297:ASN:HB2	2.17	0.45
2:C:193:THR:CG2	2:C:300:LEU:HD22	2.37	0.45
2:C:341:LYS:HB3	2:C:1306:THR:CG2	2.42	0.45
2:C:643:THR:O	2:C:644:VAL:HB	2.16	0.45
3:D:156:VAL:HG13	3:D:157:GLY:N	2.32	0.45
1:A:166:ILE:HG23	1:A:166:ILE:O	2.16	0.45
1:A:346:ILE:HA	1:A:346:ILE:HD13	1.88	0.45
1:A:377:LEU:HB3	1:A:763:LYS:CB	2.47	0.45
1:A:401:ILE:HD13	1:A:823:THR:HG1	1.79	0.45
1:A:477:TYR:CD2	1:A:477:TYR:C	2.90	0.45
1:A:525:ARG:HB3	1:A:529:THR:OG1	2.17	0.45
1:A:569:VAL:CG1	1:A:570:ASN:N	2.78	0.45
2:B:255:LEU:CD2	2:B:1059:LEU:HD23	2.46	0.45
2:B:212:PHE:C	2:B:212:PHE:HD1	2.20	0.45
2:B:316:ASN:HA	2:B:319:GLN:HG2	1.99	0.45
2:B:552:VAL:HG22	2:B:572:ASN:HB2	1.99	0.45
2:B:800:LEU:HD11	2:B:804:LEU:HG	1.99	0.45
2:B:808:GLN:OE1	2:B:809:VAL:N	2.50	0.45
2:C:1184:TYR:O	2:C:1185:THR:HG23	2.17	0.45
2:C:384:MET:O	2:C:385:ILE:C	2.54	0.45
2:C:422:LEU:C	2:C:422:LEU:HD12	2.33	0.45
2:C:612:PHE:HD2	2:C:612:PHE:N	2.13	0.45
3:D:152:ILE:HD12	3:D:152:ILE:HA	1.88	0.45

*Continued on next page...*

*Continued from previous page...*

Atom-1	Atom-2	Interatomic distance (Å)	Clash overlap (Å)
3:D:38:GLU:CB	3:D:176:ARG:CG	2.82	0.45
3:D:28:PRO:HG2	3:D:223:VAL:HA	1.99	0.45
1:A:195:ILE:CG2	1:A:196:LEU:N	2.77	0.45
1:A:628:MET:HE1	1:A:652:HIS:CD2	2.51	0.45
2:B:1007:THR:O	2:B:1008:LEU:C	2.55	0.45
2:B:1093:PRO:HB2	2:B:1096:TYR:CE2	2.51	0.45
2:B:1327:ALA:O	2:B:1328:ILE:C	2.54	0.45
2:B:382:HIS:O	2:B:383:SER:HB3	2.16	0.45
2:B:409:ILE:HD13	2:B:1040:PHE:HE1	1.76	0.45
2:B:425:ILE:C	2:B:427:VAL:N	2.68	0.45
2:B:469:ARG:O	2:B:472:GLU:CB	2.64	0.45
2:B:553:GLN:HA	2:B:553:GLN:OE1	2.17	0.45
2:B:736:SER:O	2:B:737:PRO:C	2.53	0.45
2:B:855:TYR:HB3	2:B:918:VAL:CG1	2.47	0.45
2:C:180:LEU:HD23	2:C:181:ARG:CA	2.40	0.45
2:C:369:ASN:N	2:C:369:ASN:HD22	2.13	0.45
3:E:250:ARG:NH1	3:E:267:ALA:HB1	2.32	0.45
1:A:118:GLY:C	1:A:120:TYR:N	2.70	0.45
1:A:150:PHE:CD2	1:A:215:VAL:HG21	2.50	0.45
1:A:200:ARG:C	1:A:201:LYS:HD3	2.37	0.45
1:A:208:HIS:HE1	1:A:234:LYS:HE2	1.82	0.45
1:A:211:TRP:CH2	1:A:216:LEU:HD12	2.51	0.45
1:A:327:TYR:HB3	1:A:355:PHE:HE2	1.81	0.45
1:A:604:ILE:O	1:A:605:ASP:HB3	2.16	0.45
1:A:678:LEU:C	1:A:678:LEU:HD23	2.36	0.45
1:A:752:VAL:HG12	1:A:753:GLN:N	2.24	0.45
1:A:779:ASN:ND2	1:A:779:ASN:N	2.64	0.45
1:A:746:PHE:O	1:A:784:ILE:HA	2.16	0.45
1:A:791:ARG:CG	1:A:791:ARG:HH11	2.26	0.45
1:A:792:ILE:HG23	1:A:796:PHE:HD2	1.82	0.45
1:A:95:TRP:O	1:A:96:MET:C	2.54	0.45
2:B:1288:ILE:O	2:B:1289:PRO:C	2.54	0.45
2:B:255:LEU:HD21	2:B:1059:LEU:CD2	2.46	0.45
2:B:265:VAL:HB	2:B:1304:MET:HE3	1.99	0.45
2:B:266:ILE:HG13	2:B:266:ILE:O	2.17	0.45
2:B:299:ALA:O	2:B:301:LEU:N	2.49	0.45
2:B:409:ILE:HG12	2:B:627:ALA:HB2	1.99	0.45
2:B:566:PHE:HD1	2:B:592:VAL:CG2	2.30	0.45
2:B:544:TYR:HH	2:B:662:VAL:HG13	1.78	0.45
2:C:1112:ASN:O	2:C:1113:LYS:HB2	2.17	0.45
2:C:1137:VAL:HG22	2:C:1138:HIS:N	2.32	0.45

*Continued on next page...*

*Continued from previous page...*

Atom-1	Atom-2	Interatomic distance (Å)	Clash overlap (Å)
2:C:1072:ASN:O	2:C:1171:ILE:HG23	2.17	0.45
2:C:1199:GLY:O	2:C:1200:LYS:O	2.34	0.45
2:C:170:TYR:CD1	2:C:201:ALA:HB2	2.45	0.45
2:C:163:TYR:CD2	2:C:354:ALA:HB2	2.52	0.45
2:C:632:GLN:HG3	2:C:632:GLN:H	1.62	0.45
3:D:198:ILE:CD1	3:D:198:ILE:H	2.29	0.45
3:D:62:VAL:CG1	3:D:92:ARG:HD3	2.47	0.45
3:E:179:PHE:O	3:E:249:ASP:HA	2.17	0.45
3:E:84:VAL:CG1	3:E:278:PHE:CD2	2.99	0.45
1:A:831:ARG:HG3	1:A:1033:ILE:CD1	2.46	0.45
1:A:1042:VAL:HG22	1:A:1042:VAL:O	2.17	0.45
1:A:271:ARG:HB3	1:A:271:ARG:CZ	2.47	0.45
1:A:550:TYR:N	1:A:550:TYR:CD2	2.82	0.45
1:A:671:VAL:O	1:A:671:VAL:HG12	2.17	0.45
1:A:677:LEU:HD23	1:A:677:LEU:HA	1.76	0.45
1:A:871:VAL:HG12	1:A:871:VAL:O	2.16	0.45
2:B:175:THR:O	2:B:176:LYS:HB2	2.16	0.45
2:B:350:ILE:C	2:B:351:ASP:O	2.54	0.45
2:B:491:ASN:HD22	2:B:491:ASN:HA	1.59	0.45
2:B:836:GLN:OE1	2:B:940:ARG:O	2.35	0.45
2:C:115:GLN:HB3	2:C:117:ARG:HH12	1.74	0.45
2:C:1155:ILE:HG13	2:C:1164:TRP:HZ3	1.80	0.45
2:C:259:MET:CE	2:C:1047:LEU:HD22	2.46	0.45
2:C:404:ASP:HB3	2:C:407:HIS:HB3	1.99	0.45
2:C:494:GLU:CG	2:C:757:ILE:HG12	2.47	0.45
2:C:884:ALA:O	2:C:888:GLN:CG	2.60	0.45
1:A:1024:LEU:CD1	1:A:1025:ILE:N	2.77	0.45
1:A:212:HIS:HB2	1:A:213:TRP:CE3	2.52	0.45
1:A:500:ASP:HA	1:A:523:MET:HE1	1.98	0.45
1:A:703:PHE:O	1:A:704:PRO:C	2.56	0.45
1:A:849:ILE:HG23	1:A:918:ILE:HD12	1.99	0.45
1:A:861:ILE:CD1	1:A:904:PHE:CZ	3.00	0.45
2:B:184:GLU:O	2:B:188:ARG:HG2	2.17	0.45
2:B:800:LEU:O	2:B:800:LEU:HD12	2.17	0.45
2:C:1075:ARG:CG	2:C:1075:ARG:NH1	2.71	0.45
2:C:1325:VAL:O	2:C:1326:ARG:HG2	2.16	0.45
2:B:1157:ALA:HB2	2:C:137:ILE:HG12	1.98	0.45
2:C:198:LYS:CB	2:C:198:LYS:HZ3	2.28	0.45
2:C:310:LEU:HD23	2:C:310:LEU:HA	1.49	0.45
2:C:577:GLN:C	2:C:579:LEU:N	2.71	0.45
3:D:90:PHE:HB2	3:D:138:GLY:HA2	1.98	0.45

*Continued on next page...*

*Continued from previous page...*

Atom-1	Atom-2	Interatomic distance (Å)	Clash overlap (Å)
1:A:114:ASN:N	1:A:143:TYR:CE2	2.85	0.45
1:A:303:THR:HA	1:A:306:GLN:HB3	1.99	0.45
1:A:317:ARG:CZ	1:A:317:ARG:CB	2.95	0.45
1:A:385:HIS:HB2	1:A:801:ASN:ND2	2.32	0.45
1:A:463:ASP:O	1:A:464:ASP:C	2.55	0.45
2:B:698:HIS:O	2:B:702:LEU:N	2.50	0.45
2:C:124:GLN:CD	2:C:124:GLN:C	2.76	0.45
2:C:164:LEU:HD13	2:C:1296:ILE:HG21	1.98	0.45
2:C:393:ASN:ND2	3:E:263:ALA:HB2	2.32	0.45
2:C:641:ARG:HG2	2:C:642:GLY:H	1.81	0.45
2:C:657:ALA:O	2:C:661:ASN:CB	2.65	0.45
2:C:775:VAL:HG12	2:C:776:ARG:N	2.32	0.45
2:C:812:LYS:HE3	2:C:812:LYS:HB2	1.71	0.45
2:C:897:TYR:HD2	2:C:919:MET:CB	2.30	0.45
1:A:1047:ASN:O	1:A:1047:ASN:OD1	2.34	0.44
1:A:134:VAL:CG2	1:A:135:VAL:N	2.79	0.44
1:A:474:TYR:HD1	1:A:499:VAL:HG22	1.81	0.44
1:A:573:ARG:HD3	1:A:584:ILE:HD12	1.98	0.44
1:A:69:HIS:ND1	1:A:70:PRO:O	2.45	0.44
1:A:988:LYS:O	1:A:990:ALA:N	2.50	0.44
2:B:1026:GLY:O	2:B:1028:VAL:N	2.44	0.44
2:B:141:LEU:HD22	2:B:141:LEU:H	1.82	0.44
2:B:243:GLN:HA	2:B:246:GLU:CB	2.40	0.44
2:B:212:PHE:CE2	2:B:263:ARG:NH1	2.85	0.44
2:B:547:GLU:HA	2:B:597:ALA:CB	2.46	0.44
2:B:605:ARG:HH11	2:B:605:ARG:HG3	1.82	0.44
2:B:723:ASN:C	2:B:723:ASN:HD22	2.19	0.44
2:B:853:ASP:O	2:B:856:LEU:HB2	2.17	0.44
2:B:895:VAL:HG22	2:B:917:VAL:HA	1.98	0.44
2:B:986:ILE:HG23	2:B:987:ALA:N	2.31	0.44
2:C:1106:PHE:N	2:C:1106:PHE:CD2	2.85	0.44
2:C:282:VAL:HG21	2:C:304:PHE:CE2	2.51	0.44
2:C:459:ALA:O	2:C:463:VAL:HG23	2.17	0.44
2:C:833:ARG:HD2	2:C:922:TYR:CE1	2.53	0.44
2:C:887:VAL:HG13	2:C:893:ALA:N	2.32	0.44
2:C:885:ALA:O	2:C:888:GLN:HB2	2.17	0.44
2:C:839:ALA:H	2:C:935:GLN:HG2	1.81	0.44
2:C:995:THR:C	2:C:997:TYR:H	2.21	0.44
3:D:213:LEU:HD11	3:D:217:LYS:HE3	1.99	0.44
3:D:273:LEU:HD23	3:D:274:SER:N	2.32	0.44
2:B:367:GLU:HB3	3:D:80:SER:O	2.18	0.44

*Continued on next page...*

*Continued from previous page...*

Atom-1	Atom-2	Interatomic distance (Å)	Clash overlap (Å)
3:E:153:TYR:CD1	3:E:156:VAL:HG21	2.52	0.44
3:E:165:ALA:O	3:E:166:GLU:C	2.56	0.44
3:E:37:TRP:CB	3:E:175:LYS:HD2	2.46	0.44
3:E:43:GLU:HA	3:E:172:MET:O	2.16	0.44
1:A:426:ARG:HB3	1:A:705:PHE:HB2	1.99	0.44
1:A:577:ARG:O	1:A:578:ASN:CB	2.65	0.44
1:A:65:THR:HG23	1:A:66:ASP:H	1.83	0.44
1:A:424:PRO:HG3	1:A:706:TYR:CZ	2.52	0.44
1:A:375:HIS:O	1:A:768:GLU:HA	2.17	0.44
1:A:987:LEU:HD23	1:A:987:LEU:N	2.32	0.44
2:B:208:LEU:O	2:B:209:ASN:C	2.56	0.44
2:B:441:ARG:HH21	2:B:773:PRO:HB3	1.83	0.44
2:B:812:LYS:O	2:B:812:LYS:HG2	2.17	0.44
2:C:1041:ARG:NH1	2:C:1041:ARG:CG	2.79	0.44
2:C:1122:PRO:HB2	2:C:1123:PRO:CD	2.46	0.44
2:C:164:LEU:H	2:C:164:LEU:HD12	1.82	0.44
2:C:551:PHE:CZ	2:C:588:LEU:HD23	2.52	0.44
2:C:874:ILE:CG2	2:C:902:ILE:HG13	2.47	0.44
1:A:53:LEU:CG	1:A:171:ILE:HD11	2.47	0.44
1:A:239:TRP:CD1	1:A:279:TYR:HD1	2.34	0.44
1:A:406:VAL:O	1:A:407:GLU:C	2.55	0.44
1:A:493:LEU:O	1:A:496:CYS:HB3	2.17	0.44
1:A:73:ARG:C	1:A:75:PRO:CD	2.83	0.44
1:A:772:TRP:CZ2	1:A:784:ILE:HD11	2.52	0.44
1:A:844:LEU:HD23	1:A:1019:PRO:HA	1.99	0.44
2:B:1113:LYS:O	2:B:1114:ARG:HG3	2.18	0.44
2:B:1141:ILE:HG22	2:B:1144:ARG:HB2	1.98	0.44
2:B:174:PHE:C	2:B:175:THR:HG23	2.38	0.44
2:B:431:THR:HG23	2:B:432:GLY:N	2.32	0.44
2:B:453:LEU:HA	2:B:456:ASN:HD22	1.81	0.44
2:B:522:PRO:CG	2:B:523:THR:N	2.79	0.44
2:B:579:LEU:HD11	2:B:584:HIS:CB	2.47	0.44
2:C:1152:ALA:O	2:C:1155:ILE:HG23	2.09	0.44
2:C:255:LEU:HD11	2:C:1059:LEU:HB3	2.00	0.44
2:C:301:LEU:HD21	2:C:305:THR:HB	2.00	0.44
2:C:612:PHE:HE2	2:C:635:ILE:HB	1.82	0.44
2:C:775:VAL:CG1	2:C:776:ARG:N	2.80	0.44
2:C:828:ASP:O	2:C:829:SER:CB	2.65	0.44
2:C:848:ARG:C	2:C:849:MET:HG2	2.34	0.44
2:C:926:VAL:HG21	2:C:937:ASN:C	2.36	0.44
2:C:979:ILE:O	2:C:980:ARG:C	2.54	0.44

*Continued on next page...*

*Continued from previous page...*

Atom-1	Atom-2	Interatomic distance (Å)	Clash overlap (Å)
3:D:123:ASP:C	3:D:125:ALA:H	2.21	0.44
3:D:239:VAL:HG22	3:D:252:LEU:HD13	1.98	0.44
3:D:270:THR:OG1	3:D:271:TYR:N	2.50	0.44
3:E:15:PHE:HZ	3:E:107:LEU:HD21	1.82	0.44
3:E:276:HIS:O	3:E:277:GLU:C	2.55	0.44
3:E:28:PRO:HB3	3:E:226:MET:HG3	1.99	0.44
1:A:265:SER:O	1:A:266:SER:HB3	2.18	0.44
1:A:419:TYR:CA	1:A:679:LYS:O	2.65	0.44
1:A:729:SER:O	1:A:730:ILE:HB	2.16	0.44
1:A:895:LYS:HD3	1:A:895:LYS:HA	1.78	0.44
1:A:971:LEU:CB	1:A:982:VAL:HG21	2.48	0.44
2:B:419:TYR:HB3	2:B:1005:LEU:CD2	2.47	0.44
2:B:175:THR:CG2	2:B:200:GLY:HA3	2.42	0.44
2:B:253:MET:HE3	2:B:989:ILE:HD12	1.99	0.44
2:B:502:PHE:CD2	2:B:502:PHE:N	2.86	0.44
2:B:540:PHE:O	2:B:541:SER:C	2.54	0.44
2:B:581:LEU:O	2:B:582:SER:CB	2.64	0.44
2:B:968:ARG:HA	2:B:971:MET:HE3	1.99	0.44
2:C:1005:LEU:HD23	2:C:1005:LEU:HA	1.82	0.44
2:C:1012:LEU:HA	2:C:1012:LEU:HD23	1.68	0.44
2:C:865:ILE:HD11	2:C:1042:TRP:HB2	1.99	0.44
2:C:1171:ILE:HG23	2:C:1172:GLU:N	2.32	0.44
2:C:297:ASN:O	2:C:299:ALA:N	2.50	0.44
2:C:397:LEU:HD12	2:C:398:ARG:O	2.18	0.44
2:C:526:ASN:HD21	2:C:727:PHE:HD2	1.64	0.44
2:C:813:LEU:HD12	2:C:813:LEU:O	2.18	0.44
2:C:849:MET:HB3	2:C:917:VAL:O	2.17	0.44
3:D:156:VAL:HG23	3:D:228:LEU:HD13	1.99	0.44
3:D:213:LEU:O	3:D:213:LEU:HD13	2.13	0.44
3:D:58:SER:O	3:D:60:ARG:N	2.50	0.44
3:D:65:ASN:HD22	3:D:112:TYR:HE1	1.61	0.44
3:E:140:ALA:HB2	3:E:281:LYS:HG2	2.00	0.44
3:E:145:TYR:O	3:E:146:ARG:C	2.54	0.44
3:E:167:ARG:C	3:E:169:ALA:H	2.21	0.44
3:E:199:LEU:O	3:E:200:ALA:C	2.55	0.44
3:E:56:LEU:HD13	3:E:56:LEU:N	2.31	0.44
3:E:65:ASN:HD22	3:E:112:TYR:HE1	1.64	0.44
1:A:9:ASN:O	1:A:10:ASP:HB2	2.17	0.44
1:A:314:ARG:O	1:A:315:LEU:C	2.54	0.44
1:A:323:SER:C	1:A:325:THR:N	2.71	0.44
1:A:454:GLY:O	1:A:457:ASN:OD1	2.35	0.44

*Continued on next page...*

*Continued from previous page...*

Atom-1	Atom-2	Interatomic distance (Å)	Clash overlap (Å)
1:A:550:TYR:C	1:A:551:LEU:HD23	2.38	0.44
1:A:642:ALA:O	1:A:643:ALA:CB	2.66	0.44
1:A:795:GLU:O	1:A:895:LYS:HE3	2.18	0.44
2:B:1106:PHE:HD1	2:B:1151:VAL:HG13	1.82	0.44
2:B:1206:PHE:CE2	2:B:1236:ILE:CD1	3.00	0.44
2:B:243:GLN:C	2:B:245:ALA:N	2.68	0.44
2:B:318:LEU:HD23	2:B:318:LEU:HA	1.80	0.44
2:B:687:LEU:HA	2:B:690:GLN:CB	2.40	0.44
2:B:757:ILE:O	2:B:758:ILE:C	2.56	0.44
2:B:860:ARG:HA	2:B:863:LEU:CD1	2.44	0.44
2:C:1075:ARG:HE	2:C:1165:VAL:HG11	1.82	0.44
2:C:1137:VAL:HG13	2:C:1137:VAL:O	2.17	0.44
2:C:1240:ARG:NH1	2:C:1243:ARG:HD2	2.31	0.44
2:C:131:HIS:O	2:C:132:PRO:C	2.54	0.44
2:C:196:LEU:HG	2:C:197:PHE:CD1	2.52	0.44
2:C:281:VAL:HG13	2:C:302:ARG:HD3	1.99	0.44
2:C:309:TRP:O	2:C:310:LEU:HG	2.17	0.44
2:C:375:ARG:C	2:C:375:ARG:HD3	2.37	0.44
2:C:469:ARG:HH11	2:C:513:GLU:HG3	1.82	0.44
2:C:541:SER:HA	2:C:548:TYR:CD1	2.53	0.44
2:C:544:TYR:O	2:C:545:PRO:C	2.55	0.44
2:C:594:LEU:O	2:C:595:ALA:C	2.55	0.44
2:C:826:GLY:HA2	2:C:964:VAL:HG11	1.99	0.44
3:D:103:ALA:HB2	3:D:113:ASN:HA	2.00	0.44
3:D:213:LEU:HD13	3:D:214:ARG:HA	1.99	0.44
3:D:234:ALA:HB3	3:D:271:TYR:CE1	2.53	0.44
3:D:62:VAL:HG13	3:D:92:ARG:NE	2.30	0.44
1:A:154:PHE:O	1:A:155:VAL:C	2.54	0.44
1:A:242:LYS:C	1:A:242:LYS:HD3	2.38	0.44
1:A:817:GLY:O	1:A:818:PHE:HD2	2.00	0.44
1:A:982:VAL:HG13	1:A:986:ARG:O	2.18	0.44
2:B:1198:LYS:HZ3	2:B:1198:LYS:HB3	1.81	0.44
2:B:1231:TYR:HB3	2:B:1232:PRO:HD2	2.00	0.44
2:B:746:GLU:HG2	2:B:747:ARG:N	2.31	0.44
2:B:835:TYR:CE1	2:B:941:TYR:HD1	2.35	0.44
2:C:1284:GLY:O	2:C:1285:GLN:O	2.35	0.44
2:C:656:VAL:HG21	2:C:688:GLU:CB	2.39	0.44
2:C:626:ARG:NH1	2:C:716:PHE:HA	2.32	0.44
2:C:836:GLN:HE22	2:C:843:LEU:N	2.14	0.44
2:C:905:PRO:C	2:C:907:SER:H	2.18	0.44
3:D:166:GLU:HB3	3:D:172:MET:HB2	1.98	0.44

*Continued on next page...*



*Continued from previous page...*

Atom-1	Atom-2	Interatomic distance (Å)	Clash overlap (Å)
3:D:130:PHE:HB2	3:D:203:ILE:HA	1.99	0.44
2:B:367:GLU:CG	3:D:80:SER:O	2.65	0.44
3:E:271:TYR:C	3:E:272:ASP:O	2.55	0.44
1:A:203:THR:HB	1:A:204:LEU:CD1	2.44	0.44
1:A:241:GLN:NE2	1:A:256:VAL:O	2.51	0.44
1:A:259:ARG:CB	1:A:259:ARG:CZ	2.95	0.44
1:A:411:ILE:H	1:A:469:LEU:HD12	1.81	0.44
1:A:536:TYR:HD2	1:A:572:LEU:HD21	1.82	0.44
1:A:577:ARG:C	1:A:578:ASN:HD22	2.21	0.44
1:A:647:LEU:HA	1:A:647:LEU:HD23	1.78	0.44
1:A:684:ASN:O	1:A:686:TYR:N	2.51	0.44
1:A:686:TYR:O	1:A:687:SER:C	2.56	0.44
1:A:806:HIS:HA	1:A:809:GLN:CG	2.48	0.44
1:A:863:GLY:O	1:A:864:ARG:HB3	2.18	0.44
2:B:181:ARG:HG3	2:B:181:ARG:HH11	1.83	0.44
2:B:709:MET:O	2:B:710:SER:C	2.52	0.44
2:B:902:ILE:O	2:B:903:ASN:O	2.36	0.44
2:C:274:MET:N	2:C:274:MET:SD	2.91	0.44
2:C:958:ILE:C	2:C:959:GLN:HG3	2.38	0.44
3:D:278:PHE:C	3:D:278:PHE:HD1	2.18	0.44
3:E:19:ILE:HB	3:E:20:ARG:H	1.33	0.44
1:A:396:THR:HB	1:A:401:ILE:CG2	2.48	0.44
1:A:879:VAL:HG22	1:A:898:GLU:HB2	2.00	0.44
1:A:892:GLN:NE2	1:A:899:VAL:N	2.66	0.44
2:B:1119:TYR:HE2	2:B:1121:HIS:HB2	1.83	0.44
2:B:383:SER:O	2:B:384:MET:C	2.55	0.44
2:B:496:LYS:O	2:B:496:LYS:HG2	2.18	0.44
2:B:529:LYS:HE2	2:B:586:PRO:CD	2.40	0.44
2:B:719:ASN:O	2:B:720:PHE:CB	2.65	0.44
2:B:720:PHE:CE2	2:B:722:GLY:CA	3.01	0.44
2:B:819:PHE:O	2:B:822:MET:HB3	2.17	0.44
2:C:1003:ARG:O	2:C:1004:PHE:HD2	2.00	0.44
2:C:455:GLN:CA	2:C:455:GLN:NE2	2.80	0.44
2:C:527:ARG:CG	2:C:527:ARG:NH1	2.80	0.44
2:C:612:PHE:C	2:C:612:PHE:CD2	2.89	0.44
2:C:694:ILE:O	2:C:698:HIS:HB2	2.18	0.44
2:C:716:PHE:CE1	2:C:717:THR:HG23	2.53	0.44
1:A:112:ARG:HH11	1:A:112:ARG:HG2	1.83	0.44
1:A:282:GLU:O	1:A:284:THR:N	2.51	0.44
1:A:485:MET:HB3	1:A:492:HIS:HB2	1.99	0.44
1:A:490:LEU:HG	1:A:550:TYR:CE1	2.53	0.44

*Continued on next page...*

*Continued from previous page...*

Atom-1	Atom-2	Interatomic distance (Å)	Clash overlap (Å)
1:A:713:ASN:HA	1:A:716:MET:CB	2.46	0.44
1:A:868:ASP:HB3	1:A:920:LEU:HD12	2.00	0.44
1:A:978:LYS:CD	1:A:1038:THR:HG21	2.48	0.44
2:B:240:GLY:C	2:B:242:GLU:N	2.68	0.44
2:B:309:TRP:O	2:B:310:LEU:CB	2.59	0.44
2:B:392:PRO:CD	2:B:393:ASN:H	2.31	0.44
2:B:398:ARG:O	2:B:399:PRO:C	2.57	0.44
2:B:402:ALA:O	2:B:403:PHE:HB2	2.18	0.44
2:B:416:ALA:HB2	2:B:422:LEU:CD2	2.41	0.44
2:B:709:MET:HA	2:B:712:PHE:CD1	2.52	0.44
2:B:983:ILE:CA	2:B:986:ILE:HG22	2.48	0.44
2:C:1086:PRO:HG3	2:C:1177:VAL:CG1	2.48	0.44
2:C:418:ASN:OD1	2:C:418:ASN:C	2.56	0.44
2:C:462:LEU:HG	2:C:462:LEU:O	2.08	0.44
2:C:747:ARG:NH1	2:C:747:ARG:HG2	2.31	0.44
2:C:822:MET:CG	2:C:823:ILE:HD12	2.48	0.44
2:C:920:PRO:O	2:C:921:ASP:O	2.36	0.44
2:C:829:SER:OG	2:C:965:ARG:HD3	2.18	0.44
3:D:38:GLU:CB	3:D:176:ARG:HG2	2.35	0.44
3:D:252:LEU:HA	3:D:252:LEU:HD13	1.93	0.44
3:D:67:TYR:CE1	3:D:110:VAL:HG12	2.53	0.44
3:E:54:THR:O	3:E:136:LYS:HE2	2.18	0.44
3:E:220:ASN:O	3:E:221:ARG:C	2.55	0.44
1:A:181:VAL:HG12	1:A:219:PHE:CE1	2.53	0.43
1:A:620:TYR:OH	1:A:622:ASP:HA	2.17	0.43
1:A:787:ILE:O	1:A:789:PRO:HD3	2.18	0.43
2:B:1204:LEU:CD1	2:B:1204:LEU:C	2.87	0.43
2:B:453:LEU:HD23	2:B:456:ASN:ND2	2.33	0.43
2:B:493:HIS:ND1	2:B:527:ARG:HD2	2.33	0.43
2:B:816:PRO:HG3	2:B:987:ALA:HB2	1.99	0.43
2:B:888:GLN:HE21	3:D:38:GLU:CG	2.30	0.43
2:B:896:LEU:CD2	2:B:918:VAL:HB	2.47	0.43
2:C:92:VAL:CG1	2:C:1311:THR:HG22	2.42	0.43
2:C:420:PRO:O	2:C:421:ARG:CB	2.65	0.43
2:C:557:THR:N	2:C:587:ALA:HB2	2.33	0.43
2:C:855:TYR:HA	2:C:859:ILE:CG2	2.45	0.43
2:C:895:VAL:O	2:C:917:VAL:HA	2.18	0.43
2:C:855:TYR:CE2	2:C:896:LEU:HD21	2.52	0.43
3:D:142:THR:HA	3:D:143:PRO:HD2	1.86	0.43
3:D:193:VAL:O	3:D:193:VAL:HG12	2.18	0.43
3:D:65:ASN:HB3	3:D:112:TYR:HA	2.00	0.43

*Continued on next page...*

*Continued from previous page...*

Atom-1	Atom-2	Interatomic distance (Å)	Clash overlap (Å)
3:E:104:ARG:HG2	3:E:104:ARG:NH1	2.33	0.43
3:E:186:LEU:HB2	3:E:267:ALA:O	2.18	0.43
3:E:190:SER:HB3	3:E:269:ILE:HD11	2.00	0.43
3:E:98:LEU:HB3	3:E:99:PRO:HD2	2.00	0.43
1:A:474:TYR:CE1	1:A:478:ILE:HB	2.54	0.43
1:A:565:ARG:O	1:A:566:GLU:HB3	2.18	0.43
1:A:745:LEU:H	1:A:745:LEU:CD2	2.31	0.43
1:A:83:ILE:HG22	1:A:84:PRO:HD2	1.98	0.43
2:B:1199:GLY:O	2:B:1200:LYS:C	2.56	0.43
2:B:141:LEU:N	2:B:141:LEU:CD2	2.82	0.43
2:B:376:ILE:O	2:B:380:GLN:HB2	2.18	0.43
2:B:413:MET:CB	2:B:1019:ILE:HD13	2.48	0.43
2:B:631:PRO:C	2:B:632:GLN:HG3	2.37	0.43
2:B:808:GLN:CD	2:B:808:GLN:C	2.75	0.43
2:C:1036:ASP:O	2:C:1037:ILE:O	2.36	0.43
2:C:232:LEU:CD1	2:C:232:LEU:O	2.66	0.43
2:C:251:LEU:HD12	2:C:251:LEU:HA	1.62	0.43
2:C:385:ILE:HG23	2:C:1328:ILE:HG21	2.00	0.43
3:E:224:PHE:O	3:E:227:MET:HB3	2.18	0.43
1:A:178:PRO:HG2	1:A:179:TYR:CD2	2.53	0.43
1:A:20:ASN:HD22	1:A:20:ASN:C	2.21	0.43
1:A:311:GLN:C	1:A:311:GLN:OE1	2.56	0.43
2:B:228:VAL:HG12	2:B:229:GLN:N	2.33	0.43
2:B:428:GLN:C	2:B:431:THR:HG22	2.38	0.43
2:B:525:PHE:CD2	2:B:526:ASN:N	2.86	0.43
2:B:549:GLY:O	2:B:553:GLN:CB	2.60	0.43
2:B:711:ASN:ND2	2:B:711:ASN:H	2.17	0.43
2:B:734:ILE:O	2:B:741:TYR:HB2	2.18	0.43
2:B:777:GLN:HA	2:B:786:SER:HA	1.99	0.43
2:C:1024:PRO:O	2:C:1026:GLY:N	2.51	0.43
2:C:285:VAL:HG13	2:C:325:TYR:CE1	2.53	0.43
2:C:406:ASP:HA	2:C:409:ILE:HG22	2.00	0.43
2:C:533:GLN:HG2	2:C:588:LEU:CD1	2.45	0.43
2:C:828:ASP:HB3	2:C:948:ILE:HG21	2.00	0.43
2:C:926:VAL:HG21	2:C:937:ASN:N	2.33	0.43
3:D:117:ILE:HG22	3:D:117:ILE:O	2.17	0.43
3:D:181:SER:HB2	3:D:250:ARG:HB3	2.00	0.43
3:E:214:ARG:CZ	3:E:214:ARG:HB2	2.48	0.43
1:A:129:PRO:HA	1:A:132:GLN:HB3	2.00	0.43
1:A:247:LYS:NZ	1:A:247:LYS:CB	2.81	0.43
1:A:612:PHE:N	1:A:612:PHE:CD1	2.86	0.43

*Continued on next page...*

*Continued from previous page...*

Atom-1	Atom-2	Interatomic distance (Å)	Clash overlap (Å)
1:A:445:TYR:HE2	1:A:625:PHE:H	1.66	0.43
1:A:77:LYS:C	1:A:79:PRO:CD	2.86	0.43
2:B:1020:ARG:NH1	2:B:1020:ARG:HG2	2.34	0.43
2:B:1176:GLU:HB2	2:B:1203:HIS:NE2	2.32	0.43
1:A:128:THR:CA	2:B:1331:ARG:HD3	2.49	0.43
2:B:341:LYS:HD3	2:B:344:VAL:CG1	2.49	0.43
2:B:533:GLN:HG3	2:B:588:LEU:CB	2.47	0.43
2:B:644:VAL:O	2:B:645:THR:O	2.37	0.43
2:B:656:VAL:CG1	2:B:684:LEU:HD11	2.25	0.43
2:B:731:GLN:CB	2:B:1022:ILE:HG23	2.48	0.43
2:B:701:HIS:CB	2:B:774:LEU:CD1	2.95	0.43
2:B:890:THR:O	2:B:891:HIS:CB	2.66	0.43
2:C:1045:TYR:C	2:C:1046:PHE:HD2	2.22	0.43
2:C:1093:PRO:HD2	2:C:1096:TYR:CE2	2.54	0.43
2:C:1262:SER:O	2:C:1264:GLU:N	2.51	0.43
2:C:1293:VAL:CG1	2:C:1294:ASP:H	2.29	0.43
2:C:816:PRO:HG2	2:C:817:ASP:N	2.33	0.43
2:C:913:ASN:O	2:C:915:VAL:HG23	2.18	0.43
2:C:922:TYR:O	2:C:923:TYR:HB3	2.18	0.43
3:D:271:TYR:CD2	3:D:275:ARG:NH1	2.86	0.43
3:E:261:ARG:CZ	3:E:261:ARG:HB2	2.48	0.43
1:A:141:LEU:C	1:A:142:ASN:O	2.56	0.43
1:A:150:PHE:C	1:A:152:SER:H	2.22	0.43
1:A:205:VAL:CG2	1:A:263:LEU:HB3	2.48	0.43
1:A:767:SER:HB3	1:A:791:ARG:CD	2.49	0.43
2:B:1201:LEU:O	2:B:1201:LEU:HD13	2.18	0.43
2:B:1278:TYR:CE2	2:B:1290:LYS:HG3	2.53	0.43
2:B:264:LEU:HD23	2:B:264:LEU:HA	1.78	0.43
2:B:376:ILE:O	2:B:379:LEU:HD12	2.19	0.43
2:B:409:ILE:HG23	2:B:625:PRO:CB	2.47	0.43
2:B:714:LEU:CD1	2:B:714:LEU:O	2.52	0.43
2:B:925:VAL:O	2:B:925:VAL:HG12	2.18	0.43
2:C:203:VAL:HG23	2:C:203:VAL:O	2.17	0.43
2:C:266:ILE:HD11	2:C:1309:ILE:HD12	2.01	0.43
2:C:268:GLY:O	2:C:269:GLU:HB2	2.17	0.43
2:C:623:ASN:O	2:C:624:PHE:O	2.37	0.43
2:C:835:TYR:HD2	2:C:849:MET:SD	2.42	0.43
2:C:88:LYS:HA	2:C:89:PRO:HD3	1.86	0.43
3:D:198:ILE:O	3:D:199:LEU:C	2.55	0.43
3:D:258:ASN:HD22	3:D:260:MET:H	1.61	0.43
1:A:1049:TYR:O	1:A:1051:PRO:HD2	2.09	0.43

*Continued on next page...*

*Continued from previous page...*

Atom-1	Atom-2	Interatomic distance (Å)	Clash overlap (Å)
1:A:290:LEU:HA	1:A:293:LEU:HB2	2.00	0.43
1:A:628:MET:HE3	1:A:652:HIS:NE2	2.34	0.43
1:A:422:ASP:HB2	1:A:711:MET:SD	2.59	0.43
1:A:771:THR:OG1	1:A:781:VAL:HG12	2.18	0.43
1:A:92:LEU:C	1:A:92:LEU:HD12	2.39	0.43
1:A:930:ASN:O	1:A:931:GLY:C	2.56	0.43
2:B:1077:MET:CG	2:B:1078:TYR:H	2.16	0.43
2:B:164:LEU:HD12	2:B:1296:ILE:HD11	1.97	0.43
2:B:1300:ASN:ND2	2:B:1300:ASN:O	2.51	0.43
2:B:176:LYS:O	2:B:177:LYS:HB2	2.18	0.43
2:B:230:ASP:O	2:B:231:LEU:HD23	2.19	0.43
2:B:500:GLU:HG2	2:B:510:VAL:HG21	2.01	0.43
1:A:127:THR:CA	2:B:641:ARG:CZ	2.84	0.43
2:B:696:VAL:CG1	2:B:775:VAL:HG22	2.49	0.43
2:C:1176:GLU:O	2:C:1177:VAL:C	2.56	0.43
2:C:127:ASN:O	2:C:128:GLU:C	2.56	0.43
2:C:1294:ASP:O	2:C:1295:HIS:C	2.54	0.43
2:C:151:SER:O	2:C:153:ASP:N	2.49	0.43
2:C:544:TYR:N	2:C:545:PRO:CD	2.82	0.43
2:C:614:ARG:HG2	2:C:614:ARG:NH1	2.32	0.43
2:C:830:VAL:C	2:C:831:VAL:O	2.56	0.43
3:D:118:ASN:O	3:D:119:ILE:HG13	2.18	0.43
3:D:32:LEU:C	3:D:34:LEU:H	2.22	0.43
3:E:53:GLU:HG3	3:E:281:LYS:HZ3	1.82	0.43
1:A:1034:ARG:CG	1:A:1035:LEU:N	2.82	0.43
1:A:215:VAL:O	1:A:216:LEU:C	2.57	0.43
1:A:418:GLY:H	1:A:681:ALA:CB	2.32	0.43
1:A:676:ALA:HB3	1:A:693:TYR:HB3	2.00	0.43
2:B:806:VAL:CG1	2:B:1001:THR:HG21	2.48	0.43
2:B:1192:SER:C	2:B:1194:MET:N	2.66	0.43
2:B:1173:TYR:CD2	2:B:1204:LEU:HG	2.50	0.43
2:B:1249:ASN:O	2:B:1250:GLU:CB	2.67	0.43
2:B:1249:ASN:O	2:B:1250:GLU:HB2	2.19	0.43
2:B:164:LEU:HB2	2:B:351:ASP:HB3	2.01	0.43
2:B:558:TYR:CD1	2:B:558:TYR:N	2.85	0.43
2:B:897:TYR:HH	2:B:900:GLY:HA2	1.83	0.43
2:C:1152:ALA:HA	2:C:1155:ILE:CG2	2.48	0.43
2:C:339:LEU:HB3	2:C:340:VAL:H	1.50	0.43
2:C:392:PRO:C	2:C:393:ASN:O	2.55	0.43
2:C:416:ALA:HB2	2:C:422:LEU:HD23	2.00	0.43
2:C:537:LEU:HB3	2:C:548:TYR:HE2	1.81	0.43

*Continued on next page...*

*Continued from previous page...*

Atom-1	Atom-2	Interatomic distance (Å)	Clash overlap (Å)
2:C:835:TYR:CD2	2:C:849:MET:SD	3.12	0.43
3:D:167:ARG:HB3	3:D:167:ARG:NH1	2.34	0.43
1:A:1020:SER:C	1:A:1022:PRO:HD2	2.39	0.43
1:A:116:MET:SD	1:A:117:LEU:N	2.92	0.43
1:A:126:TYR:HB3	1:A:135:VAL:HG21	2.00	0.43
1:A:284:THR:O	1:A:285:GLU:CB	2.65	0.43
1:A:314:ARG:HD3	3:D:41:GLU:HG3	2.00	0.43
1:A:521:LYS:HB2	1:A:521:LYS:HE3	1.78	0.43
1:A:559:ILE:HG12	1:A:613:ILE:HG12	2.00	0.43
1:A:625:PHE:CD2	1:A:626:GLU:N	2.87	0.43
1:A:682:SER:O	1:A:683:GLN:CB	2.67	0.43
2:B:1006:GLY:O	2:B:1007:THR:C	2.56	0.43
2:B:1021:ARG:HH12	2:B:1029:LEU:HD12	1.83	0.43
2:B:1211:LEU:HD22	2:B:1211:LEU:N	2.34	0.43
2:B:1271:SER:HB2	2:B:1277:LEU:HD23	1.98	0.43
2:B:359:ASN:O	2:B:363:ARG:CB	2.66	0.43
2:B:532:ILE:HG23	2:B:536:LEU:HD23	2.01	0.43
2:B:641:ARG:HD3	2:B:641:ARG:H	1.82	0.43
2:B:687:LEU:N	2:B:687:LEU:CD2	2.60	0.43
2:B:707:ALA:HB2	2:B:1330:ILE:HD13	2.01	0.43
2:B:763:VAL:O	2:B:764:TRP:C	2.56	0.43
2:B:830:VAL:HA	2:B:854:GLN:HE22	1.84	0.43
2:B:872:ILE:HG12	2:B:873:TYR:O	2.19	0.43
2:B:928:ARG:O	2:B:928:ARG:CG	2.64	0.43
2:B:957:PHE:O	2:B:958:ILE:CG1	2.67	0.43
2:C:731:GLN:HB2	2:C:1022:ILE:HG12	2.00	0.43
2:C:1053:ARG:HH11	2:C:1053:ARG:HG3	1.83	0.43
2:C:1179:THR:HA	2:C:1208:ASP:HB2	2.00	0.43
2:C:649:ALA:HA	2:C:691:PHE:CE2	2.46	0.43
2:C:748:GLN:O	2:C:749:GLY:O	2.37	0.43
2:C:493:HIS:HB2	2:C:758:ILE:HD11	1.97	0.43
2:C:906:ALA:O	2:C:909:TYR:HB3	2.19	0.43
2:C:931:ASN:HB3	2:C:936:MET:HG2	1.99	0.43
3:E:202:LEU:O	3:E:203:ILE:C	2.56	0.43
3:E:232:SER:O	3:E:235:VAL:CG2	2.67	0.43
3:E:233:THR:HG21	3:E:252:LEU:HD21	1.99	0.43
3:E:287:PHE:O	3:E:288:THR:C	2.57	0.43
3:E:49:ILE:CD1	3:E:49:ILE:H	2.29	0.43
1:A:1003:VAL:O	1:A:1007:LEU:HG	2.19	0.43
1:A:1033:ILE:HG23	1:A:1034:ARG:N	2.34	0.43
1:A:130:VAL:HG13	2:B:1332:ASN:HD21	1.83	0.43

*Continued on next page...*

*Continued from previous page...*

Atom-1	Atom-2	Interatomic distance (Å)	Clash overlap (Å)
1:A:290:LEU:O	1:A:291:SER:CB	2.66	0.43
1:A:65:THR:HG23	1:A:66:ASP:N	2.34	0.43
1:A:791:ARG:CG	1:A:791:ARG:NH1	2.80	0.43
2:B:1079:LEU:HB2	2:B:1231:TYR:OH	2.19	0.43
2:B:1296:ILE:HG21	2:B:1298:PHE:CE2	2.54	0.43
2:B:177:LYS:C	2:B:179:LYS:H	2.21	0.43
2:B:199:TYR:CG	2:B:199:TYR:O	2.66	0.43
2:B:248:VAL:CG2	2:B:970:LEU:CD2	2.70	0.43
2:B:290:TYR:CG	2:B:290:TYR:O	2.72	0.43
2:B:489:MET:HG3	2:B:527:ARG:HD3	2.01	0.43
2:B:543:TRP:CD1	2:B:543:TRP:N	2.85	0.43
2:B:385:ILE:N	2:B:708:THR:HG21	2.29	0.43
2:B:723:ASN:C	2:B:723:ASN:ND2	2.71	0.43
2:B:733:VAL:HG23	2:B:743:PRO:HA	2.00	0.43
2:B:764:TRP:CE3	2:B:764:TRP:HA	2.54	0.43
2:B:772:TYR:N	2:B:772:TYR:CD2	2.86	0.43
2:B:837:THR:HG22	2:B:846:GLY:HA3	2.01	0.43
2:C:1040:PHE:O	2:C:1041:ARG:C	2.57	0.43
2:C:1293:VAL:CG1	2:C:1294:ASP:N	2.82	0.43
2:C:1305:MET:CB	2:C:1309:ILE:HD11	2.47	0.43
2:C:163:TYR:N	2:C:163:TYR:CD2	2.87	0.43
2:C:209:ASN:O	2:C:209:ASN:CG	2.57	0.43
2:C:297:ASN:O	2:C:298:PRO:C	2.57	0.43
2:C:412:LEU:C	2:C:412:LEU:CD2	2.86	0.43
2:C:443:VAL:CG2	2:C:444:SER:N	2.82	0.43
2:C:523:THR:HG22	2:C:720:PHE:HD2	1.84	0.43
2:C:82:ARG:HH22	2:C:209:ASN:HB2	1.83	0.43
3:D:198:ILE:HD12	3:D:198:ILE:N	2.34	0.43
3:E:148:ASP:O	3:E:152:ILE:CD1	2.65	0.43
3:E:201:PHE:HD1	3:E:220:ASN:ND2	2.17	0.43
3:E:228:LEU:CD1	3:E:228:LEU:C	2.87	0.43
3:E:47:LYS:NZ	3:E:151:ASP:HB3	2.34	0.43
1:A:112:ARG:NH1	1:A:112:ARG:HG2	2.34	0.43
1:A:630:SER:O	1:A:633:ILE:CG2	2.66	0.43
1:A:67:ARG:NH1	1:A:67:ARG:CG	2.79	0.43
1:A:882:ASP:O	1:A:901:SER:HA	2.19	0.43
2:B:1010:ARG:O	2:B:1011:SER:C	2.57	0.43
2:B:1076:ILE:HB	2:B:1166:VAL:HG23	2.00	0.43
2:B:1097:VAL:HG12	2:B:1098:ALA:N	2.33	0.43
2:B:1105:LEU:CD2	2:B:1122:PRO:HG3	2.49	0.43
2:B:1259:ALA:HA	2:B:1260:PRO:HD2	1.67	0.43

*Continued on next page...*



*Continued from previous page...*

Atom-1	Atom-2	Interatomic distance (Å)	Clash overlap (Å)
2:B:165:THR:CG2	2:B:209:ASN:HA	2.49	0.43
2:B:278:LEU:O	2:B:279:SER:C	2.55	0.43
2:B:325:TYR:HA	2:B:1267:THR:CG2	2.49	0.43
2:B:656:VAL:O	2:B:660:ALA:HB2	2.19	0.43
2:B:698:HIS:HD2	2:B:772:TYR:CE1	2.36	0.43
2:C:1052:LEU:O	2:C:1055:LEU:HB3	2.18	0.43
2:C:1118:THR:HG22	2:C:1129:PRO:HG3	2.01	0.43
2:C:1169:LEU:HD21	2:C:1233:LEU:HD21	2.01	0.43
2:C:264:LEU:HD21	2:C:362:LEU:CB	2.44	0.43
2:C:282:VAL:CG2	2:C:304:PHE:CE2	3.01	0.43
2:C:385:ILE:HG23	2:C:386:SER:N	2.27	0.43
2:C:404:ASP:CB	2:C:407:HIS:HB3	2.49	0.43
2:C:428:GLN:C	2:C:431:THR:HG22	2.38	0.43
2:C:626:ARG:O	2:C:627:ALA:O	2.36	0.43
2:C:832:MET:HE1	2:C:946:LEU:HB2	1.88	0.43
2:C:990:THR:O	2:C:991:ASP:CB	2.67	0.43
3:D:190:SER:HA	3:D:230:ILE:HG12	2.01	0.43
3:E:8:GLY:HA2	3:E:208:LEU:HD21	2.01	0.43
1:A:828:TYR:HD1	1:A:1032:GLY:O	2.02	0.42
1:A:145:ASN:HA	1:A:146:PRO:HD2	1.81	0.42
1:A:170:ASN:C	1:A:172:PHE:N	2.72	0.42
1:A:752:VAL:O	1:A:754:SER:N	2.52	0.42
1:A:797:ARG:HH11	1:A:797:ARG:CG	2.31	0.42
1:A:967:ILE:O	1:A:971:LEU:HB2	2.19	0.42
1:A:978:LYS:HA	1:A:978:LYS:CE	2.35	0.42
2:B:362:LEU:CD1	2:B:1305:MET:HE3	2.48	0.42
2:B:362:LEU:HD11	2:B:1305:MET:HE3	2.00	0.42
2:B:1321:ASN:O	2:B:1322:PRO:C	2.56	0.42
2:B:288:THR:CG2	2:B:289:THR:H	2.27	0.42
2:B:615:THR:HA	2:B:632:GLN:HB3	2.00	0.42
2:B:651:ARG:HD2	2:B:651:ARG:O	2.18	0.42
2:B:699:THR:O	2:B:703:SER:HB3	2.19	0.42
2:B:711:ASN:HD22	2:B:711:ASN:N	2.16	0.42
2:B:846:GLY:O	2:B:911:ARG:CA	2.60	0.42
2:C:1044:ARG:O	2:C:1045:TYR:CD2	2.72	0.42
2:C:1092:VAL:HG23	2:C:1092:VAL:O	2.19	0.42
2:C:187:ASP:O	2:C:191:GLY:HA2	2.19	0.42
2:C:341:LYS:HD3	2:C:341:LYS:HA	1.66	0.42
2:C:527:ARG:NH1	2:C:527:ARG:HG3	2.33	0.42
2:C:613:LEU:HA	2:C:613:LEU:HD12	1.87	0.42
2:C:728:LYS:CG	2:C:729:PRO:HD2	2.48	0.42

*Continued on next page...*

*Continued from previous page...*

Atom-1	Atom-2	Interatomic distance (Å)	Clash overlap (Å)
2:C:747:ARG:HH11	2:C:747:ARG:HG2	1.84	0.42
2:C:863:LEU:HA	2:C:863:LEU:HD23	1.79	0.42
2:C:957:PHE:O	2:C:959:GLN:HG3	2.18	0.42
3:D:145:TYR:O	3:D:146:ARG:C	2.57	0.42
3:E:265:ARG:NH1	3:E:265:ARG:CG	2.80	0.42
3:E:76:LEU:CD1	3:E:282:PHE:CE2	3.02	0.42
1:A:1010:ILE:HG22	1:A:1012:ILE:HD11	1.98	0.42
1:A:134:VAL:HG12	1:A:141:LEU:CD1	2.49	0.42
1:A:398:GLU:HB3	1:A:402:THR:HG22	2.01	0.42
1:A:67:ARG:CG	1:A:67:ARG:HH11	2.25	0.42
1:A:755:ALA:CB	1:A:781:VAL:HG21	2.48	0.42
1:A:74:LEU:CD1	1:A:83:ILE:HG21	2.39	0.42
1:A:918:ILE:HG23	1:A:957:VAL:HG23	2.01	0.42
2:B:1270:LEU:O	2:B:1271:SER:O	2.37	0.42
2:B:221:LEU:O	2:B:221:LEU:HD23	2.19	0.42
2:B:414:LEU:HB2	2:B:1046:PHE:HE1	1.83	0.42
2:B:701:HIS:O	2:B:704:VAL:HG12	2.18	0.42
2:B:812:LYS:HZ3	2:B:812:LYS:HB3	1.82	0.42
2:C:1233:LEU:HD12	2:C:1233:LEU:O	2.19	0.42
2:C:302:ARG:HG3	2:C:315:THR:CG2	2.39	0.42
2:C:309:TRP:CH2	2:C:1257:ALA:HB1	2.54	0.42
2:C:397:LEU:HG	2:C:397:LEU:O	2.19	0.42
2:C:515:ILE:HG21	2:C:655:ILE:HG21	2.01	0.42
2:C:868:VAL:HB	2:C:890:THR:HA	2.02	0.42
3:D:92:ARG:NH2	3:D:113:ASN:ND2	2.67	0.42
3:D:104:ARG:CD	3:D:115:GLU:HG2	2.49	0.42
3:E:139:ASN:C	3:E:141:SER:N	2.72	0.42
3:E:250:ARG:HH11	3:E:267:ALA:HB1	1.84	0.42
1:A:128:THR:O	1:A:129:PRO:C	2.58	0.42
1:A:31:VAL:HG13	1:A:93:HIS:HB2	2.00	0.42
1:A:372:ARG:NH1	1:A:770:THR:OG1	2.52	0.42
1:A:485:MET:CE	1:A:495:LEU:HD23	2.49	0.42
1:A:617:ILE:O	1:A:618:ASN:HB2	2.19	0.42
1:A:632:THR:O	1:A:633:ILE:C	2.55	0.42
1:A:679:LYS:HA	1:A:679:LYS:HD2	1.77	0.42
1:A:811:TYR:O	1:A:813:PRO:HD2	2.20	0.42
1:A:906:PHE:HD1	1:A:907:ASP:O	2.01	0.42
1:A:950:MET:HE1	1:A:1057:ARG:HB2	2.01	0.42
2:B:1041:ARG:NH1	2:B:1041:ARG:HG3	2.35	0.42
2:B:1071:PHE:CZ	2:B:1236:ILE:HG23	2.54	0.42
2:B:1116:ARG:HB3	2:B:1116:ARG:NH1	2.34	0.42

*Continued on next page...*

*Continued from previous page...*

Atom-1	Atom-2	Interatomic distance (Å)	Clash overlap (Å)
2:B:327:LEU:HD12	2:B:327:LEU:HA	1.78	0.42
2:B:410:ARG:HD2	2:B:1043:SER:CA	2.49	0.42
2:B:659:LEU:CD2	2:B:659:LEU:C	2.88	0.42
2:B:806:VAL:HA	2:B:809:VAL:HG11	1.94	0.42
2:B:253:MET:HE3	2:B:989:ILE:CD1	2.50	0.42
2:C:1133:GLY:O	2:C:1134:ARG:O	2.37	0.42
2:C:1211:LEU:HD22	2:C:1211:LEU:HA	1.84	0.42
2:C:1329:ASN:O	2:C:1330:ILE:HG22	2.19	0.42
2:C:212:PHE:C	2:C:212:PHE:CD2	2.89	0.42
2:C:240:GLY:O	2:C:241:ALA:C	2.57	0.42
2:C:243:GLN:CG	2:C:244:SER:N	2.81	0.42
2:C:310:LEU:O	2:C:314:ILE:N	2.52	0.42
2:C:340:VAL:O	2:C:341:LYS:CG	2.61	0.42
2:C:398:ARG:NH1	2:C:398:ARG:CG	2.71	0.42
2:C:559:THR:HG22	2:C:567:GLU:HB3	1.96	0.42
2:C:652:PHE:CD2	2:C:691:PHE:CG	3.06	0.42
2:C:379:LEU:HD12	2:C:796:PRO:HB2	2.02	0.42
2:C:854:GLN:HE22	2:C:965:ARG:HH22	1.65	0.42
3:D:155:HIS:O	3:D:156:VAL:C	2.56	0.42
3:D:195:ASN:O	3:D:196:TRP:C	2.57	0.42
3:D:48:THR:O	3:D:49:ILE:C	2.57	0.42
1:A:708:ASN:CB	1:A:1048:HIS:NE2	2.83	0.42
1:A:327:TYR:CE1	1:A:353:TYR:CD2	3.07	0.42
1:A:77:LYS:HE2	1:A:77:LYS:HB2	1.88	0.42
1:A:821:ARG:CG	1:A:821:ARG:NH1	2.83	0.42
2:B:1105:LEU:HD21	2:B:1122:PRO:HG3	2.00	0.42
2:B:1232:PRO:O	2:B:1232:PRO:HG2	2.19	0.42
2:B:178:ASP:O	2:B:179:LYS:C	2.58	0.42
2:B:357:VAL:O	2:B:360:ILE:N	2.51	0.42
2:B:425:ILE:O	2:B:428:GLN:HB3	2.19	0.42
2:B:455:GLN:HE21	2:B:455:GLN:HA	1.84	0.42
2:B:825:SER:OG	2:B:826:GLY:N	2.52	0.42
2:C:1124:THR:OG1	2:C:1126:MET:HE1	2.19	0.42
2:C:176:LYS:HB2	2:C:176:LYS:NZ	2.35	0.42
2:C:716:PHE:CD1	2:C:717:THR:HG23	2.53	0.42
2:C:733:VAL:HG13	2:C:1022:ILE:CD1	2.31	0.42
2:C:946:LEU:C	2:C:946:LEU:HD23	2.39	0.42
3:D:167:ARG:HB2	3:D:167:ARG:HH11	1.83	0.42
3:D:259:SER:O	3:D:260:MET:CB	2.67	0.42
1:A:254:ASP:C	1:A:255:ARG:HG3	2.40	0.42
1:A:745:LEU:H	1:A:745:LEU:HD23	1.84	0.42

*Continued on next page...*

*Continued from previous page...*

Atom-1	Atom-2	Interatomic distance (Å)	Clash overlap (Å)
2:B:1041:ARG:HG3	2:B:1041:ARG:HH11	1.84	0.42
2:B:1285:GLN:O	2:B:1286:VAL:C	2.56	0.42
2:B:291:HIS:C	2:B:293:ASN:H	2.23	0.42
2:B:845:GLU:CG	2:B:845:GLU:O	2.68	0.42
2:B:975:SER:O	2:B:979:ILE:CD1	2.65	0.42
2:B:231:LEU:CD2	2:B:985:ARG:HB3	2.49	0.42
2:B:995:THR:HG22	2:B:996:ASP:N	2.35	0.42
2:C:1061:LEU:C	2:C:1061:LEU:HD22	2.36	0.42
2:C:894:VAL:HG23	2:C:916:LEU:HD21	2.00	0.42
2:C:954:GLN:N	2:C:954:GLN:OE1	2.52	0.42
3:D:173:PRO:HG2	3:D:175:LYS:HZ1	1.85	0.42
3:D:235:VAL:HG11	3:D:276:HIS:CE1	2.54	0.42
3:E:238:ASN:O	3:E:253:GLU:N	2.45	0.42
3:E:66:VAL:HG21	3:E:92:ARG:HB3	2.01	0.42
1:A:1033:ILE:CG2	1:A:1034:ARG:N	2.82	0.42
1:A:147:GLN:NE2	1:A:187:PRO:HA	2.34	0.42
1:A:217:HIS:C	1:A:217:HIS:HD1	2.23	0.42
1:A:411:ILE:CG1	1:A:412:ALA:N	2.83	0.42
1:A:67:ARG:NH1	1:A:67:ARG:HG3	2.33	0.42
2:B:145:THR:CG2	2:B:146:GLU:H	2.32	0.42
2:B:226:PRO:CG	2:B:254:VAL:HG21	2.50	0.42
2:B:489:MET:HE3	2:B:527:ARG:HH11	1.84	0.42
2:B:630:ASN:N	2:B:630:ASN:ND2	2.67	0.42
2:B:832:MET:CA	2:B:849:MET:O	2.67	0.42
2:B:926:VAL:HG21	2:B:937:ASN:CA	2.49	0.42
2:C:140:GLY:O	2:C:141:LEU:C	2.58	0.42
2:C:649:ALA:CB	2:C:695:ALA:CB	2.94	0.42
2:C:901:VAL:HG11	2:C:930:ALA:HB2	2.01	0.42
2:C:980:ARG:NH1	2:C:980:ARG:HG2	2.33	0.42
3:D:167:ARG:CB	3:D:167:ARG:NH1	2.83	0.42
3:D:46:LYS:HD2	3:D:155:HIS:CE1	2.55	0.42
3:D:62:VAL:HG22	3:D:62:VAL:O	2.20	0.42
3:E:268:THR:HG22	3:E:269:ILE:N	2.20	0.42
1:A:177:THR:O	1:A:178:PRO:C	2.54	0.42
1:A:231:PHE:CE1	1:A:260:LEU:O	2.72	0.42
1:A:354:ILE:HG22	1:A:355:PHE:O	2.20	0.42
1:A:426:ARG:HE	1:A:707:SER:HB3	1.85	0.42
1:A:806:HIS:HA	1:A:809:GLN:HB2	2.02	0.42
2:B:1021:ARG:HH12	2:B:1029:LEU:CD1	2.33	0.42
2:B:238:THR:OG1	2:B:1197:PRO:HB3	2.19	0.42
2:B:1277:LEU:CB	2:B:1289:PRO:HA	2.45	0.42

*Continued on next page...*

*Continued from previous page...*

Atom-1	Atom-2	Interatomic distance (Å)	Clash overlap (Å)
2:B:226:PRO:O	2:B:227:LEU:CG	2.68	0.42
2:B:259:MET:SD	2:B:1055:LEU:HB2	2.59	0.42
2:B:363:ARG:HH11	2:B:363:ARG:HB3	1.84	0.42
2:B:426:ILE:HG21	2:B:488:PRO:CD	2.49	0.42
2:B:492:VAL:O	2:B:492:VAL:HG12	2.19	0.42
2:B:517:PHE:HD1	2:B:521:PHE:CD2	2.34	0.42
2:B:704:VAL:HG22	2:B:704:VAL:O	2.19	0.42
2:C:259:MET:CE	2:C:1051:GLN:HG2	2.49	0.42
2:C:1281:VAL:HG12	2:C:1281:VAL:O	2.20	0.42
2:C:1281:VAL:O	2:C:1282:ALA:CB	2.68	0.42
2:C:299:ALA:C	2:C:301:LEU:H	2.22	0.42
2:C:332:THR:C	2:C:334:LEU:N	2.71	0.42
2:C:561:ASN:O	2:C:563:ALA:N	2.53	0.42
2:C:493:HIS:HB2	2:C:758:ILE:CD1	2.49	0.42
2:C:897:TYR:CE2	2:C:928:ARG:HG2	2.55	0.42
2:C:945:VAL:O	2:C:946:LEU:C	2.58	0.42
2:C:981:HIS:C	2:C:981:HIS:ND1	2.73	0.42
3:D:123:ASP:C	3:D:125:ALA:N	2.72	0.42
3:D:289:ARG:O	3:D:289:ARG:HD3	2.20	0.42
3:E:46:LYS:NZ	3:E:155:HIS:CE1	2.88	0.42
3:E:163:THR:N	3:E:167:ARG:HD2	2.35	0.42
1:A:2:TRP:O	1:A:3:HIS:C	2.58	0.42
2:B:1091:ASP:O	2:B:1093:PRO:HD3	2.19	0.42
2:B:1139:MET:HE2	2:B:1155:ILE:HD13	2.01	0.42
2:B:1255:ARG:HG2	2:B:1255:ARG:HH11	1.85	0.42
2:B:349:ASN:CA	2:B:1299:SER:HA	2.38	0.42
2:B:551:PHE:CZ	2:B:588:LEU:HD23	2.55	0.42
2:B:775:VAL:O	2:B:777:GLN:HG3	2.20	0.42
2:B:791:ILE:H	2:B:791:ILE:HD12	1.84	0.42
2:B:412:LEU:CD1	2:B:810:LEU:CD1	2.97	0.42
2:B:953:ASP:HB3	3:D:241:ASN:CB	2.46	0.42
2:C:1044:ARG:HA	2:C:1044:ARG:HD3	1.64	0.42
2:C:260:THR:HG21	2:C:1051:GLN:HE21	1.85	0.42
2:C:156:GLN:HA	2:C:264:LEU:O	2.20	0.42
2:C:308:ASN:HB2	2:C:1247:ASN:HD21	1.83	0.42
2:C:440:ILE:HD13	2:C:478:ILE:HD12	2.02	0.42
2:C:544:TYR:OH	2:C:603:ILE:HD11	2.19	0.42
2:C:546:VAL:CG2	2:C:547:GLU:N	2.83	0.42
2:C:523:THR:CA	2:C:720:PHE:HD2	2.22	0.42
2:C:747:ARG:C	2:C:748:GLN:HG3	2.40	0.42
2:C:765:PRO:O	2:C:770:CYS:HB2	2.20	0.42

*Continued on next page...*

*Continued from previous page...*

Atom-1	Atom-2	Interatomic distance (Å)	Clash overlap (Å)
2:C:905:PRO:C	2:C:907:SER:N	2.73	0.42
3:D:59:ALA:O	3:D:60:ARG:HB3	2.20	0.42
3:D:93:LEU:O	3:D:93:LEU:CG	2.68	0.42
3:D:96:LEU:HD23	3:D:96:LEU:N	2.34	0.42
3:E:237:ALA:CB	3:E:253:GLU:HG2	2.26	0.42
3:E:268:THR:HG22	3:E:269:ILE:CD1	2.50	0.42
3:E:66:VAL:HG13	3:E:89:TYR:CG	2.55	0.42
1:A:491:ASP:C	1:A:494:THR:HG22	2.38	0.42
1:A:574:ARG:HH11	1:A:574:ARG:HB3	1.84	0.42
2:B:754:GLY:O	2:B:755:LEU:C	2.58	0.42
2:B:701:HIS:CB	2:B:774:LEU:HD12	2.43	0.42
2:B:837:THR:CG2	2:B:846:GLY:HA3	2.50	0.42
2:B:830:VAL:CG1	2:B:854:GLN:NE2	2.82	0.42
2:C:1020:ARG:HH11	2:C:1020:ARG:CA	2.32	0.42
2:C:1022:ILE:HG13	2:C:1022:ILE:O	2.20	0.42
2:C:231:LEU:C	2:C:231:LEU:HD23	2.40	0.42
2:C:275:SER:O	2:C:276:ASN:C	2.58	0.42
2:C:286:LEU:CD2	2:C:287:ARG:N	2.48	0.42
2:C:557:THR:O	2:C:569:SER:OG	2.24	0.42
2:C:617:ASP:C	2:C:620:ILE:HG22	2.40	0.42
2:C:663:VAL:HG12	2:C:663:VAL:O	2.19	0.42
2:C:478:ILE:CG2	2:C:762:ILE:HD11	2.47	0.42
3:D:160:LEU:CD1	3:D:229:PHE:HB2	2.50	0.42
3:E:163:THR:H	3:E:167:ARG:HD2	1.84	0.42
3:E:35:LEU:HD22	3:E:179:PHE:HB3	2.02	0.42
3:E:235:VAL:HG12	3:E:276:HIS:CE1	2.51	0.42
3:E:261:ARG:NH1	3:E:265:ARG:HH11	2.17	0.42
1:A:19:PRO:O	1:A:22:ILE:HG22	2.20	0.42
1:A:27:LYS:HA	1:A:27:LYS:CE	2.49	0.42
1:A:585:ILE:HG22	1:A:586:GLY:N	2.34	0.42
1:A:618:ASN:O	1:A:619:SER:C	2.58	0.42
2:B:188:ARG:H	2:B:188:ARG:HG2	1.63	0.42
2:B:401:LEU:O	2:B:402:ALA:HB2	2.19	0.42
2:C:1000:LEU:HD12	2:C:1008:LEU:HD12	2.02	0.42
2:C:169:LYS:O	2:C:202:ALA:N	2.51	0.42
3:E:153:TYR:HD1	3:E:156:VAL:HG21	1.85	0.42
3:E:21:ASN:C	3:E:23:GLY:N	2.73	0.42
2:B:1111:ALA:HB2	3:E:273:LEU:HB3	2.02	0.42
3:E:80:SER:H	3:E:275:ARG:HH12	1.66	0.42
1:A:134:VAL:O	1:A:135:VAL:C	2.57	0.41
1:A:13:VAL:CG2	1:A:213:TRP:N	2.69	0.41

*Continued on next page...*

*Continued from previous page...*

Atom-1	Atom-2	Interatomic distance (Å)	Clash overlap (Å)
1:A:576:ASN:HD22	1:A:576:ASN:HA	1.59	0.41
1:A:745:LEU:HD23	1:A:745:LEU:N	2.35	0.41
2:B:1015:GLN:HA	2:B:1015:GLN:OE1	2.20	0.41
2:B:1109:SER:HB3	2:B:1118:THR:HG22	1.99	0.41
2:B:398:ARG:N	2:B:399:PRO:CD	2.82	0.41
2:B:494:GLU:O	2:B:495:LEU:O	2.38	0.41
2:B:655:ILE:O	2:B:659:LEU:HB2	2.19	0.41
2:B:806:VAL:O	2:B:809:VAL:HG13	2.17	0.41
2:B:880:PRO:HG3	2:B:909:TYR:CB	2.48	0.41
2:B:926:VAL:HG11	2:B:937:ASN:HA	2.02	0.41
2:B:997:TYR:O	2:B:997:TYR:CG	2.71	0.41
2:C:1309:ILE:N	2:C:1309:ILE:HD12	2.35	0.41
2:C:189:ILE:HB	2:C:190:VAL:H	1.68	0.41
2:C:574:LYS:HE2	2:C:574:LYS:HB3	1.76	0.41
2:C:896:LEU:HD23	2:C:918:VAL:HB	2.02	0.41
3:E:135:ALA:O	3:E:137:LEU:N	2.53	0.41
1:A:117:LEU:HD23	1:A:118:GLY:N	2.35	0.41
1:A:993:VAL:O	1:A:994:PRO:C	2.58	0.41
2:B:462:LEU:CD2	2:B:462:LEU:C	2.78	0.41
2:B:561:ASN:CG	2:B:562:ALA:H	2.23	0.41
2:B:849:MET:SD	2:B:919:MET:HE1	2.60	0.41
2:C:1143:GLU:HG3	2:C:1145:ALA:H	1.85	0.41
2:C:1206:PHE:HE1	2:C:1232:PRO:CD	2.33	0.41
2:C:253:MET:HE1	2:C:989:ILE:CD1	2.47	0.41
2:C:256:PHE:HA	2:C:259:MET:CB	2.50	0.41
2:C:445:GLU:HB2	2:C:447:ARG:HH21	1.84	0.41
2:C:466:VAL:HG22	2:C:509:VAL:HG11	2.01	0.41
2:C:720:PHE:O	2:C:721:SER:CB	2.69	0.41
2:C:762:ILE:O	2:C:762:ILE:HG13	2.20	0.41
3:D:97:ALA:O	3:D:98:LEU:HG	2.20	0.41
3:E:173:PRO:O	3:E:175:LYS:HG3	2.20	0.41
1:A:469:LEU:CD2	1:A:470:LEU:N	2.79	0.41
1:A:628:MET:CE	1:A:652:HIS:CD2	3.02	0.41
1:A:381:GLY:HA3	1:A:804:ALA:HA	2.02	0.41
2:B:495:LEU:HD11	2:B:760:THR:CG2	2.50	0.41
2:C:1003:ARG:O	2:C:1004:PHE:CD2	2.73	0.41
2:C:1042:TRP:CE3	2:C:1042:TRP:O	2.73	0.41
2:C:1078:TYR:O	2:C:1079:LEU:CB	2.66	0.41
2:C:1101:TYR:OH	2:C:1147:MET:SD	2.71	0.41
2:C:1072:ASN:O	2:C:1173:TYR:CE2	2.73	0.41
2:C:342:THR:CA	2:C:1306:THR:CG2	2.96	0.41

*Continued on next page...*



*Continued from previous page...*

Atom-1	Atom-2	Interatomic distance (Å)	Clash overlap (Å)
2:C:1325:VAL:O	2:C:1326:ARG:CG	2.69	0.41
2:C:136:VAL:HG12	2:C:138:PHE:O	2.19	0.41
2:C:389:PHE:CE1	2:C:1319:ARG:CD	2.92	0.41
2:C:371:THR:HB	2:C:395:GLY:HA2	2.01	0.41
2:C:655:ILE:O	2:C:659:LEU:CB	2.62	0.41
2:C:995:THR:O	2:C:996:ASP:C	2.57	0.41
3:D:62:VAL:CG1	3:D:92:ARG:NE	2.83	0.41
3:E:129:ASN:O	3:E:132:ALA:HB3	2.20	0.41
3:E:233:THR:O	3:E:234:ALA:C	2.56	0.41
3:E:268:THR:HG22	3:E:269:ILE:HD13	2.02	0.41
3:E:32:LEU:HD23	3:E:32:LEU:HA	1.86	0.41
1:A:1006:MET:O	1:A:1010:ILE:HG13	2.21	0.41
1:A:134:VAL:CG1	1:A:141:LEU:CD1	2.95	0.41
2:B:164:LEU:HD13	2:B:1296:ILE:HD11	1.98	0.41
2:B:590:SER:HB2	2:B:592:VAL:HG23	2.03	0.41
2:B:732:TYR:O	2:B:744:ILE:CG1	2.68	0.41
2:B:690:GLN:NE2	2:B:768:CYS:HA	2.35	0.41
2:B:961:SER:O	2:B:962:ASP:C	2.57	0.41
2:C:155:LYS:H	2:C:263:ARG:HA	1.86	0.41
2:C:267:VAL:HG12	2:C:270:THR:HG23	2.02	0.41
2:C:382:HIS:CD2	2:C:382:HIS:N	2.88	0.41
2:C:532:ILE:O	2:C:533:GLN:C	2.59	0.41
2:C:843:LEU:CB	2:C:942:HIS:ND1	2.82	0.41
2:C:874:ILE:HG21	2:C:902:ILE:HG13	2.01	0.41
2:C:974:LEU:HB3	2:C:978:GLN:HG2	2.02	0.41
3:D:104:ARG:CG	3:D:104:ARG:HH11	2.34	0.41
3:E:50:PRO:O	3:E:51:THR:C	2.59	0.41
1:A:115:TRP:HB3	1:A:116:MET:H	1.74	0.41
1:A:11:THR:OG1	1:A:12:ARG:N	2.54	0.41
1:A:53:LEU:CD2	1:A:171:ILE:CD1	2.97	0.41
1:A:19:PRO:HG2	1:A:20:ASN:H	1.85	0.41
1:A:318:ARG:CG	1:A:318:ARG:NH1	2.73	0.41
1:A:45:GLN:C	1:A:47:ARG:H	2.24	0.41
1:A:49:HIS:HE1	1:A:75:PRO:C	2.24	0.41
1:A:509:ARG:H	1:A:509:ARG:HD3	1.86	0.41
1:A:637:THR:HG23	1:A:668:LEU:CD2	2.51	0.41
2:B:1106:PHE:CD1	2:B:1151:VAL:CG1	3.03	0.41
2:B:165:THR:HG21	2:B:209:ASN:HA	2.03	0.41
2:B:368:ALA:C	2:B:370:VAL:N	2.73	0.41
2:B:377:LYS:HE2	2:B:377:LYS:HB3	1.96	0.41
2:B:517:PHE:C	2:B:517:PHE:CD1	2.93	0.41

*Continued on next page...*

*Continued from previous page...*

Atom-1	Atom-2	Interatomic distance (Å)	Clash overlap (Å)
2:B:522:PRO:CD	2:B:636:PRO:HG3	2.51	0.41
2:B:830:VAL:CA	2:B:854:GLN:NE2	2.82	0.41
2:B:933:ASN:O	2:B:933:ASN:OD1	2.38	0.41
2:C:1023:ARG:HB3	2:C:1029:LEU:HD21	2.03	0.41
2:C:1175:ALA:CB	2:C:1236:ILE:HD13	2.51	0.41
2:C:1272:ARG:HE	2:C:1272:ARG:HB3	1.63	0.41
2:C:246:GLU:O	2:C:249:SER:HB3	2.20	0.41
2:C:352:HIS:CE1	2:C:1297:SER:H	2.38	0.41
2:C:923:TYR:CD1	2:C:923:TYR:O	2.73	0.41
3:D:92:ARG:NH2	3:D:113:ASN:HD21	2.19	0.41
3:D:181:SER:HB2	3:D:250:ARG:CB	2.50	0.41
3:D:205:LEU:HD22	3:D:289:ARG:CG	2.51	0.41
1:A:227:MET:SD	1:A:231:PHE:CE2	3.13	0.41
1:A:416:MET:CA	1:A:416:MET:CE	2.92	0.41
1:A:565:ARG:HG3	1:A:566:GLU:N	2.33	0.41
1:A:636:VAL:O	1:A:640:ALA:N	2.48	0.41
1:A:883:PRO:HB3	1:A:903:PRO:CG	2.50	0.41
1:A:998:LEU:HD12	1:A:998:LEU:H	1.85	0.41
2:B:1054:ARG:O	2:B:1057:VAL:HB	2.21	0.41
2:B:1250:GLU:O	2:B:1251:VAL:CB	2.67	0.41
2:B:313:ASP:O	2:B:316:ASN:HB3	2.20	0.41
2:B:433:TYR:C	2:B:433:TYR:CD2	2.94	0.41
2:B:614:ARG:HE	2:B:614:ARG:HB2	1.47	0.41
2:B:954:GLN:O	2:B:956:ASP:N	2.54	0.41
2:B:974:LEU:HD23	2:B:974:LEU:HA	1.86	0.41
2:C:1064:ASN:C	2:C:1064:ASN:HD22	2.23	0.41
2:C:300:LEU:CD2	2:C:300:LEU:C	2.85	0.41
2:C:558:TYR:CZ	2:C:585:PHE:HB2	2.53	0.41
3:D:29:THR:OG1	3:D:30:GLN:N	2.53	0.41
3:D:73:THR:CG2	3:D:198:ILE:HG12	2.50	0.41
3:E:147:ALA:O	3:E:148:ASP:HB2	2.20	0.41
3:E:253:GLU:O	3:E:254:TYR:CD2	2.73	0.41
1:A:239:TRP:HH2	1:A:297:LEU:HD11	1.85	0.41
1:A:372:ARG:HE	1:A:819:LYS:HZ1	1.66	0.41
1:A:373:ILE:CD1	1:A:817:GLY:N	2.72	0.41
1:A:467:SER:O	1:A:470:LEU:N	2.54	0.41
1:A:470:LEU:HD21	1:A:498:ALA:HB1	1.90	0.41
1:A:492:HIS:ND1	1:A:492:HIS:C	2.72	0.41
1:A:586:GLY:HA3	1:A:595:ASN:OD1	2.20	0.41
2:B:1011:SER:O	2:B:1012:LEU:C	2.58	0.41
2:B:1013:LYS:O	2:B:1014:MET:HB3	2.20	0.41

*Continued on next page...*

*Continued from previous page...*

Atom-1	Atom-2	Interatomic distance (Å)	Clash overlap (Å)
2:B:1270:LEU:O	2:B:1271:SER:C	2.58	0.41
2:B:150:LEU:HD22	2:B:804:LEU:CD1	2.50	0.41
2:B:639:ASN:HD22	2:B:639:ASN:C	2.23	0.41
2:B:947:GLU:O	2:B:950:ASP:N	2.46	0.41
2:B:958:ILE:O	2:B:960:THR:N	2.54	0.41
2:C:1064:ASN:OD1	2:C:1296:ILE:CD1	2.68	0.41
2:C:1078:TYR:O	2:C:1079:LEU:CD1	2.68	0.41
2:C:392:PRO:HD2	2:C:1317:VAL:HG12	2.01	0.41
2:C:401:LEU:HD23	2:C:401:LEU:C	2.41	0.41
2:C:413:MET:HG2	2:C:1019:ILE:HD13	2.03	0.41
2:C:608:THR:HA	2:C:609:PRO:HD3	1.90	0.41
2:C:651:ARG:O	2:C:655:ILE:HG13	2.21	0.41
2:C:525:PHE:CE2	2:C:724:HIS:CE1	3.08	0.41
2:C:868:VAL:HA	2:C:869:PRO:HD3	1.88	0.41
3:E:158:LEU:HD23	3:E:158:LEU:N	2.14	0.41
3:E:216:PHE:HA	3:E:219:ARG:HH12	1.85	0.41
3:E:228:LEU:HD12	3:E:229:PHE:N	2.36	0.41
3:E:147:ALA:CB	3:E:281:LYS:HA	2.50	0.41
1:A:335:LEU:C	1:A:337:LEU:N	2.72	0.41
1:A:379:VAL:CG1	1:A:380:THR:HG23	2.36	0.41
1:A:38:TYR:HE2	1:A:88:LEU:HD11	1.86	0.41
1:A:486:THR:OG1	1:A:489:SER:HB2	2.21	0.41
1:A:697:ILE:HG13	1:A:698:ALA:N	2.36	0.41
1:A:772:TRP:CE3	1:A:782:ASN:ND2	2.84	0.41
2:B:1035:ILE:N	2:B:1035:ILE:CD1	2.84	0.41
2:B:1085:ASP:O	2:B:1087:ASP:N	2.54	0.41
2:B:1242:MET:HG3	2:B:1260:PRO:HD3	2.03	0.41
2:B:262:ASN:O	2:B:262:ASN:OD1	2.39	0.41
2:B:330:THR:HG21	2:B:1301:VAL:HG22	2.02	0.41
2:B:385:ILE:O	2:B:385:ILE:CG2	2.62	0.41
2:B:551:PHE:CD2	2:B:552:VAL:N	2.89	0.41
2:B:577:GLN:OE1	2:B:580:TYR:HB2	2.20	0.41
2:B:598:ASN:CA	2:B:601:ILE:HG22	2.48	0.41
2:B:626:ARG:O	2:B:716:PHE:HB2	2.21	0.41
2:C:734:ILE:HG23	2:C:1017:ALA:HB1	2.02	0.41
2:C:266:ILE:HD11	2:C:1309:ILE:CD1	2.50	0.41
2:C:317:MET:HA	2:C:320:GLN:HE22	1.86	0.41
2:C:408:ILE:O	2:C:409:ILE:C	2.59	0.41
2:C:466:VAL:HG22	2:C:509:VAL:HG13	2.02	0.41
2:C:555:GLY:HA2	2:C:569:SER:O	2.20	0.41
2:C:609:PRO:HD3	2:C:724:HIS:CD2	2.56	0.41

*Continued on next page...*

*Continued from previous page...*

Atom-1	Atom-2	Interatomic distance (Å)	Clash overlap (Å)
2:C:626:ARG:HA	2:C:716:PHE:HB2	2.03	0.41
2:C:713:MET:HB3	2:C:803:SER:HB3	2.03	0.41
2:C:939:ASN:ND2	2:C:940:ARG:HG3	2.35	0.41
2:C:833:ARG:NH1	2:C:941:TYR:CZ	2.89	0.41
3:D:112:TYR:CE2	3:D:119:ILE:HG21	2.56	0.41
3:D:202:LEU:O	3:D:205:LEU:N	2.53	0.41
3:D:91:SER:O	3:D:94:SER:N	2.52	0.41
3:E:11:THR:HG22	3:E:219:ARG:HD3	2.03	0.41
1:A:833:VAL:HG22	1:A:1039:GLY:HA3	2.02	0.41
1:A:27:LYS:NZ	1:A:27:LYS:CA	2.80	0.41
1:A:453:LEU:HD12	1:A:1021:THR:CG2	2.43	0.41
1:A:511:ILE:O	1:A:512:ALA:C	2.57	0.41
1:A:674:HIS:HB2	1:A:697:ILE:CG2	2.51	0.41
1:A:812:VAL:HB	1:A:813:PRO:CD	2.50	0.41
2:B:425:ILE:HD13	2:B:1001:THR:HG22	2.03	0.41
2:B:1060:ARG:HH11	2:B:1060:ARG:HB2	1.84	0.41
2:B:1130:SER:HB2	2:B:1131:PRO:CD	2.50	0.41
2:B:1321:ASN:N	2:B:1321:ASN:OD1	2.53	0.41
2:B:252:LEU:HD23	2:B:823:ILE:CD1	2.50	0.41
2:B:392:PRO:HG2	2:B:393:ASN:N	2.35	0.41
2:B:594:LEU:O	2:B:595:ALA:C	2.58	0.41
2:B:847:ILE:HD13	2:B:929:PHE:CZ	2.56	0.41
2:B:892:VAL:HG21	2:B:952:PHE:CE1	2.56	0.41
2:B:836:GLN:O	2:B:936:MET:HG3	2.21	0.41
2:C:1078:TYR:O	2:C:1079:LEU:HD13	2.20	0.41
2:C:1104:ARG:NH1	2:C:1104:ARG:CG	2.84	0.41
2:C:1148:SER:C	2:C:1150:LEU:N	2.69	0.41
2:C:1287:GLY:C	2:C:1288:ILE:HG13	2.40	0.41
2:C:145:THR:O	2:C:146:GLU:HG2	2.21	0.41
2:C:557:THR:HA	2:C:587:ALA:HB2	2.02	0.41
2:C:648:PHE:CG	2:C:699:THR:CG2	3.01	0.41
2:C:792:VAL:HG23	2:C:793:TYR:N	2.36	0.41
3:D:205:LEU:HD22	3:D:289:ARG:HG2	2.03	0.41
3:E:142:THR:HB	3:E:143:PRO:HD2	2.02	0.41
3:E:147:ALA:HB2	3:E:281:LYS:CA	2.50	0.41
3:E:157:GLY:C	3:E:159:GLU:N	2.71	0.41
3:E:219:ARG:HB2	3:E:219:ARG:CZ	2.51	0.41
1:A:208:HIS:HE1	1:A:234:LYS:CD	2.34	0.41
1:A:37:ASP:O	1:A:38:TYR:CB	2.65	0.41
1:A:447:THR:O	1:A:448:LYS:CB	2.68	0.41
1:A:467:SER:HB3	1:A:468:PRO:CD	2.42	0.41

*Continued on next page...*

*Continued from previous page...*

Atom-1	Atom-2	Interatomic distance (Å)	Clash overlap (Å)
1:A:925:ILE:HG22	1:A:939:GLN:HG2	2.02	0.41
2:B:1072:ASN:O	2:B:1171:ILE:HG22	2.20	0.41
2:B:255:LEU:HB2	2:B:1062:ILE:HG13	2.02	0.41
2:B:425:ILE:O	2:B:426:ILE:C	2.60	0.41
2:B:556:ALA:O	2:B:557:THR:HG22	2.21	0.41
2:B:633:THR:HG21	2:B:710:SER:OG	2.18	0.41
2:B:697:ALA:CB	2:B:774:LEU:HD22	2.48	0.41
2:B:791:ILE:H	2:B:791:ILE:CD1	2.34	0.41
2:B:855:TYR:O	2:B:856:LEU:C	2.58	0.41
2:B:884:ALA:O	2:B:888:GLN:HB2	2.19	0.41
2:C:1144:ARG:HG2	2:C:1144:ARG:O	2.21	0.41
2:C:1285:GLN:N	2:C:1285:GLN:CD	2.74	0.41
2:C:148:GLN:HG3	2:C:1315:MET:HE2	2.02	0.41
2:C:558:TYR:HD1	2:C:558:TYR:H	1.68	0.41
2:C:560:ILE:HG12	2:C:585:PHE:HE2	1.85	0.41
2:C:621:ALA:C	2:C:623:ASN:H	2.23	0.41
2:C:634:TYR:HB2	2:C:720:PHE:HB3	2.03	0.41
2:C:643:THR:O	2:C:644:VAL:CB	2.68	0.41
2:C:656:VAL:O	2:C:656:VAL:HG12	2.21	0.41
2:C:680:THR:O	2:C:684:LEU:CB	2.68	0.41
2:C:835:TYR:CE1	2:C:941:TYR:CE1	3.09	0.41
2:C:872:ILE:HB	2:C:886:SER:HB2	2.03	0.41
2:C:946:LEU:O	2:C:946:LEU:HD23	2.21	0.41
3:D:130:PHE:C	3:D:132:ALA:H	2.24	0.41
3:D:195:ASN:O	3:D:196:TRP:O	2.39	0.41
3:D:215:ALA:O	3:D:218:THR:OG1	2.30	0.41
1:A:1024:LEU:CD1	1:A:1024:LEU:C	2.81	0.41
1:A:1034:ARG:NH1	1:A:1034:ARG:HG3	2.35	0.41
1:A:1046:PHE:C	1:A:1046:PHE:CD1	2.92	0.41
1:A:60:PHE:CE1	1:A:119:VAL:HG13	2.55	0.41
1:A:304:TYR:O	1:A:308:ALA:HA	2.21	0.41
1:A:330:GLN:CA	1:A:330:GLN:OE1	2.67	0.41
1:A:34:LEU:O	1:A:34:LEU:HD23	2.21	0.41
1:A:434:GLN:CA	1:A:434:GLN:NE2	2.83	0.41
1:A:497:ALA:O	1:A:523:MET:CG	2.60	0.41
1:A:545:PHE:HB3	1:A:546:ALA:H	1.61	0.41
1:A:682:SER:O	1:A:683:GLN:HB2	2.21	0.41
1:A:712:ILE:HG22	1:A:716:MET:HB2	2.03	0.41
2:B:1178:MET:HE3	2:B:1178:MET:HB3	1.86	0.41
2:B:163:TYR:H	2:B:354:ALA:HB2	1.86	0.41
2:B:253:MET:O	2:B:257:LYS:HB2	2.21	0.41

*Continued on next page...*

*Continued from previous page...*

Atom-1	Atom-2	Interatomic distance (Å)	Clash overlap (Å)
2:B:526:ASN:O	2:B:527:ARG:C	2.54	0.41
2:B:720:PHE:HD2	2:B:721:SER:H	1.69	0.41
2:B:760:THR:C	2:B:762:ILE:H	2.19	0.41
2:B:767:LEU:HB3	2:B:768:CYS:H	1.80	0.41
2:B:824:LEU:O	2:B:825:SER:C	2.58	0.41
2:B:968:ARG:HA	2:B:971:MET:HE2	2.02	0.41
2:C:1001:THR:N	2:C:1002:LEU:HD23	2.36	0.41
2:C:258:VAL:O	2:C:1054:ARG:HB2	2.21	0.41
2:C:1292:GLU:CG	2:C:1293:VAL:HG23	2.48	0.41
2:C:351:ASP:HA	2:C:1297:SER:O	2.20	0.41
2:C:170:TYR:CB	2:C:201:ALA:HA	2.50	0.41
2:C:281:VAL:HG13	2:C:302:ARG:CD	2.51	0.41
2:C:325:TYR:CD2	2:C:326:GLY:N	2.81	0.41
2:C:529:LYS:HE2	2:C:586:PRO:CG	2.51	0.41
2:C:495:LEU:HB3	2:C:531:ASP:HB3	2.03	0.41
2:C:536:LEU:O	2:C:539:PHE:HB3	2.21	0.41
2:C:550:ILE:CG2	2:C:550:ILE:O	2.62	0.41
2:C:89:PRO:O	2:C:90:ALA:O	2.39	0.41
3:D:21:ASN:O	3:D:21:ASN:CG	2.60	0.41
3:E:261:ARG:CZ	3:E:265:ARG:HH11	2.33	0.41
3:E:3:GLN:O	3:E:3:GLN:CG	2.69	0.41
1:A:573:ARG:HH11	1:A:573:ARG:HG3	1.85	0.40
1:A:845:ILE:CG2	1:A:920:LEU:HD21	2.46	0.40
1:A:959:TYR:OH	1:A:1054:LYS:HD3	2.21	0.40
1:A:999:VAL:CG1	1:A:1001:ALA:HB3	2.51	0.40
2:B:1044:ARG:HH12	2:B:1049:GLU:HG3	1.86	0.40
2:B:1104:ARG:HH12	2:B:1105:LEU:CD2	2.31	0.40
2:B:1211:LEU:CD2	2:B:1211:LEU:N	2.84	0.40
2:B:1236:ILE:O	2:B:1237:SER:C	2.60	0.40
2:B:313:ASP:O	2:B:317:MET:HB2	2.21	0.40
2:B:423:GLU:O	2:B:424:GLY:C	2.59	0.40
2:B:655:ILE:HG23	2:B:656:VAL:N	2.36	0.40
2:B:909:TYR:O	2:B:913:ASN:HB2	2.21	0.40
2:B:929:PHE:O	2:B:931:ASN:N	2.54	0.40
2:B:945:VAL:CG1	2:C:641:ARG:HG3	2.52	0.40
2:C:1076:ILE:CD1	2:C:1168:ILE:HG13	2.51	0.40
2:C:1148:SER:OG	2:C:1151:VAL:HG23	2.21	0.40
2:C:1286:VAL:O	2:C:1287:GLY:O	2.38	0.40
2:C:489:MET:HE2	2:C:490:PHE:N	2.36	0.40
2:C:773:PRO:HG2	2:C:774:LEU:N	2.36	0.40
2:C:862:ARG:NH1	2:C:862:ARG:HG2	2.36	0.40

*Continued on next page...*

*Continued from previous page...*

Atom-1	Atom-2	Interatomic distance (Å)	Clash overlap (Å)
3:D:3:GLN:HA	3:D:3:GLN:HE21	1.86	0.40
1:A:304:TYR:O	1:A:308:ALA:N	2.54	0.40
1:A:445:TYR:HE2	1:A:625:PHE:N	2.19	0.40
1:A:540:LYS:O	1:A:543:GLU:CG	2.69	0.40
1:A:573:ARG:HH11	1:A:573:ARG:CG	2.35	0.40
1:A:657:MET:O	1:A:661:VAL:HG23	2.21	0.40
1:A:633:ILE:HG12	1:A:664:ARG:NH1	2.32	0.40
1:A:677:LEU:HD23	1:A:692:ILE:HA	2.03	0.40
1:A:717:THR:C	1:A:719:VAL:N	2.73	0.40
1:A:858:VAL:CG2	1:A:872:VAL:CG2	2.97	0.40
1:A:872:VAL:CG2	1:A:873:PRO:HD2	2.52	0.40
2:B:1113:LYS:O	2:B:1114:ARG:CB	2.69	0.40
2:B:435:ALA:HB2	2:B:479:HIS:CD2	2.57	0.40
2:B:495:LEU:HA	2:B:495:LEU:HD12	1.80	0.40
2:B:498:ILE:HG21	2:B:510:VAL:HG13	2.03	0.40
2:B:540:PHE:CE2	2:B:600:ILE:HG13	2.57	0.40
2:B:762:ILE:HD12	2:B:762:ILE:HA	1.67	0.40
2:B:787:ILE:HG22	2:B:788:MET:N	2.36	0.40
2:B:868:VAL:HG23	2:B:869:PRO:O	2.21	0.40
2:C:421:ARG:NH1	2:C:421:ARG:HG2	2.36	0.40
2:C:685:ARG:O	2:C:688:GLU:CG	2.55	0.40
2:C:716:PHE:O	2:C:717:THR:OG1	2.32	0.40
3:E:102:SER:HB2	3:E:114:SER:N	2.36	0.40
3:E:178:LYS:HE3	3:E:178:LYS:HB2	1.90	0.40
3:E:244:VAL:HG12	3:E:245:THR:N	2.35	0.40
1:A:49:HIS:O	1:A:49:HIS:CD2	2.74	0.40
1:A:799:ARG:NH1	1:A:800:SER:H	2.19	0.40
1:A:816:LEU:HA	1:A:816:LEU:HD23	1.77	0.40
1:A:876:MET:HA	1:A:876:MET:HE2	2.04	0.40
2:B:181:ARG:HG3	2:B:181:ARG:NH1	2.36	0.40
2:B:868:VAL:O	2:B:869:PRO:O	2.39	0.40
2:B:887:VAL:HA	2:B:890:THR:CG2	2.52	0.40
2:C:1042:TRP:HE3	2:C:1042:TRP:O	2.05	0.40
2:C:1155:ILE:HG13	2:C:1164:TRP:CZ3	2.57	0.40
2:C:170:TYR:O	2:C:171:GLU:C	2.55	0.40
2:C:327:LEU:C	2:C:327:LEU:HD23	2.41	0.40
2:C:375:ARG:HG3	2:C:375:ARG:HH11	1.85	0.40
2:C:382:HIS:O	2:C:383:SER:CB	2.68	0.40
2:C:420:PRO:O	2:C:421:ARG:HB2	2.21	0.40
2:C:577:GLN:C	2:C:579:LEU:H	2.25	0.40
2:C:836:GLN:HE22	2:C:843:LEU:CA	2.32	0.40

*Continued on next page...*



*Continued from previous page...*

Atom-1	Atom-2	Interatomic distance (Å)	Clash overlap (Å)
3:D:147:ALA:HB2	3:D:281:LYS:HA	2.03	0.40
3:D:171:VAL:O	3:D:172:MET:HB2	2.22	0.40
1:A:127:THR:HG22	2:B:641:ARG:NH1	2.37	0.40
1:A:391:ILE:CD1	1:A:391:ILE:H	2.34	0.40
1:A:497:ALA:HA	1:A:571:ILE:CG2	2.52	0.40
1:A:672:PHE:HB3	1:A:673:TYR:H	1.44	0.40
2:B:1121:HIS:CG	2:B:1123:PRO:HD2	2.56	0.40
2:B:1152:ALA:O	2:B:1153:ASP:C	2.59	0.40
2:B:1139:MET:CE	2:B:1155:ILE:HD11	2.48	0.40
2:B:141:LEU:CD2	2:B:141:LEU:H	2.35	0.40
2:B:197:PHE:CE1	2:B:1242:MET:SD	3.14	0.40
2:C:407:HIS:O	2:C:411:CYS:N	2.42	0.40
2:C:716:PHE:CD1	2:C:717:THR:N	2.90	0.40
2:C:734:ILE:CD1	2:C:1019:ILE:HG12	2.51	0.40
2:C:874:ILE:HA	2:C:874:ILE:HD13	1.91	0.40
2:C:88:LYS:HB3	2:C:88:LYS:HE2	1.93	0.40
3:D:103:ALA:CB	3:D:113:ASN:HA	2.50	0.40
3:D:208:LEU:HD22	3:D:208:LEU:N	2.36	0.40
3:D:254:TYR:CD2	3:D:254:TYR:N	2.86	0.40
3:D:93:LEU:O	3:D:93:LEU:HG	2.21	0.40
3:E:140:ALA:HB2	3:E:281:LYS:HB2	2.03	0.40
3:E:213:LEU:HD13	3:E:213:LEU:C	2.42	0.40
1:A:999:VAL:HG12	1:A:1001:ALA:HB3	2.04	0.40
1:A:1010:ILE:CG2	1:A:1012:ILE:CD1	2.97	0.40
1:A:844:LEU:HD22	1:A:1017:ILE:HG22	2.01	0.40
1:A:223:SER:OG	1:A:226:ASP:HB2	2.22	0.40
1:A:275:ILE:O	1:A:278:LEU:N	2.52	0.40
1:A:306:GLN:OE1	1:A:307:HIS:N	2.55	0.40
1:A:38:TYR:HD2	1:A:51:LEU:CD1	2.35	0.40
1:A:413:VAL:HG11	1:A:494:THR:HG21	2.04	0.40
1:A:494:THR:CG2	1:A:495:LEU:N	2.83	0.40
1:A:546:ALA:O	1:A:547:THR:HB	2.22	0.40
1:A:621:GLU:HB3	1:A:623:GLN:CD	2.40	0.40
1:A:630:SER:HA	1:A:633:ILE:HG21	1.98	0.40
1:A:400:VAL:CG1	1:A:772:TRP:HZ3	2.30	0.40
1:A:407:GLU:CA	1:A:826:PHE:CD2	2.98	0.40
2:B:1141:ILE:HD13	2:B:1147:MET:HE3	2.01	0.40
2:B:265:VAL:HG23	2:B:1304:MET:HA	2.04	0.40
2:B:543:TRP:CE3	2:B:666:ARG:HG2	2.56	0.40
2:B:646:ASN:HB3	2:B:647:GLU:H	1.66	0.40
2:B:775:VAL:O	2:B:776:ARG:C	2.60	0.40

*Continued on next page...*

Continued from previous page...

Atom-1	Atom-2	Interatomic distance (Å)	Clash overlap (Å)
2:C:1019:ILE:O	2:C:1019:ILE:HG22	2.21	0.40
2:C:212:PHE:HD2	2:C:212:PHE:O	2.02	0.40
2:C:226:PRO:HG2	2:C:251:LEU:HD12	2.02	0.40
2:C:344:VAL:HG23	2:C:346:HIS:CD2	2.56	0.40
2:C:400:GLU:CG	2:C:401:LEU:N	2.84	0.40
2:C:837:THR:O	2:C:838:GLU:HB2	2.21	0.40
2:C:850:THR:O	2:C:918:VAL:HA	2.22	0.40
3:D:176:ARG:NH2	3:D:254:TYR:CZ	2.88	0.40
3:E:107:LEU:C	3:E:107:LEU:CD1	2.89	0.40

There are no symmetry-related clashes.

## 5.3 Torsion angles

### 5.3.1 Protein backbone

In the following table, the Percentiles column shows the percent Ramachandran outliers of the chain as a percentile score with respect to all PDB entries followed by that with respect to all EM entries.

The Analysed column shows the number of residues for which the backbone conformation was analysed, and the total number of residues.

Mol	Chain	Analysed	Favoured	Allowed	Outliers	Percentiles	
1	A	1055/1058 (100%)	659 (62%)	233 (22%)	163 (16%)	0	0
2	B	1187/1333 (89%)	800 (67%)	183 (15%)	204 (17%)	0	0
2	C	1245/1333 (93%)	861 (69%)	207 (17%)	177 (14%)	0	1
3	D	288/448 (64%)	203 (70%)	46 (16%)	39 (14%)	0	1
3	E	288/448 (64%)	191 (66%)	55 (19%)	42 (15%)	0	1
All	All	4063/4620 (88%)	2714 (67%)	724 (18%)	625 (15%)	1	0

All (625) Ramachandran outliers are listed below:

Mol	Chain	Res	Type
1	A	48	SER
1	A	63	SER
1	A	123	SER
1	A	135	VAL
1	A	202	SER

Continued on next page...

*Continued from previous page...*

Mol	Chain	Res	Type
1	A	203	THR
1	A	213	TRP
1	A	256	VAL
1	A	265	SER
1	A	266	SER
1	A	267	THR
1	A	283	PHE
1	A	291	SER
1	A	309	ASN
1	A	330	GLN
1	A	360	THR
1	A	364	TYR
1	A	367	ASN
1	A	384	GLU
1	A	399	ASP
1	A	406	VAL
1	A	486	THR
1	A	506	VAL
1	A	509	ARG
1	A	552	MET
1	A	553	ALA
1	A	554	PRO
1	A	580	SER
1	A	600	VAL
1	A	617	ILE
1	A	620	TYR
1	A	623	GLN
1	A	626	GLU
1	A	643	ALA
1	A	652	HIS
1	A	683	GLN
1	A	685	PRO
1	A	687	SER
1	A	701	VAL
1	A	704	PRO
1	A	705	PHE
1	A	730	ILE
1	A	740	THR
1	A	768	GLU
1	A	789	PRO
1	A	797	ARG
1	A	799	ARG

*Continued on next page...*

*Continued from previous page...*

Mol	Chain	Res	Type
1	A	801	ASN
1	A	805	TYR
1	A	812	VAL
1	A	818	PHE
1	A	821	ARG
1	A	896	ASN
1	A	913	LEU
1	A	988	LYS
1	A	1037	SER
1	A	1050	SER
2	B	143	VAL
2	B	154	PHE
2	B	172	ASP
2	B	180	LEU
2	B	201	ALA
2	B	207	ASP
2	B	223	LYS
2	B	226	PRO
2	B	227	LEU
2	B	241	ALA
2	B	267	VAL
2	B	299	ALA
2	B	307	VAL
2	B	335	ASP
2	B	339	LEU
2	B	351	ASP
2	B	369	ASN
2	B	383	SER
2	B	384	MET
2	B	385	ILE
2	B	386	SER
2	B	391	GLY
2	B	395	GLY
2	B	401	LEU
2	B	402	ALA
2	B	404	ASP
2	B	452	ASN
2	B	495	LEU
2	B	555	GLY
2	B	582	SER
2	B	583	GLU
2	B	595	ALA

*Continued on next page...*

*Continued from previous page...*

Mol	Chain	Res	Type
2	B	616	ASP
2	B	617	ASP
2	B	629	ARG
2	B	641	ARG
2	B	644	VAL
2	B	645	THR
2	B	671	ASP
2	B	713	MET
2	B	715	ASN
2	B	726	THR
2	B	738	GLU
2	B	748	GLN
2	B	753	ASP
2	B	756	THR
2	B	760	THR
2	B	840	ASP
2	B	843	LEU
2	B	856	LEU
2	B	857	SER
2	B	903	ASN
2	B	923	TYR
2	B	939	ASN
2	B	951	ILE
2	B	955	ALA
2	B	995	THR
2	B	1011	SER
2	B	1012	LEU
2	B	1025	ASP
2	B	1043	SER
2	B	1069	ARG
2	B	1093	PRO
2	B	1125	GLY
2	B	1134	ARG
2	B	1147	MET
2	B	1200	LYS
2	B	1217	ALA
2	B	1250	GLU
2	B	1264	GLU
2	B	1265	MET
2	B	1324	ASP
2	C	84	ALA
2	C	90	ALA

*Continued on next page...*

*Continued from previous page...*

Mol	Chain	Res	Type
2	C	141	LEU
2	C	143	VAL
2	C	152	ASP
2	C	207	ASP
2	C	219	ILE
2	C	221	LEU
2	C	228	VAL
2	C	229	GLN
2	C	276	ASN
2	C	294	VAL
2	C	298	PRO
2	C	307	VAL
2	C	339	LEU
2	C	384	MET
2	C	385	ILE
2	C	446	LYS
2	C	496	LYS
2	C	505	PRO
2	C	574	LYS
2	C	595	ALA
2	C	609	PRO
2	C	626	ARG
2	C	627	ALA
2	C	631	PRO
2	C	715	ASN
2	C	721	SER
2	C	827	GLY
2	C	831	VAL
2	C	839	ALA
2	C	840	ASP
2	C	843	LEU
2	C	857	SER
2	C	871	PRO
2	C	903	ASN
2	C	921	ASP
2	C	923	TYR
2	C	932	ALA
2	C	934	LEU
2	C	938	ASN
2	C	939	ASN
2	C	1002	LEU
2	C	1004	PHE

*Continued on next page...*

*Continued from previous page...*

Mol	Chain	Res	Type
2	C	1028	VAL
2	C	1037	ILE
2	C	1044	ARG
2	C	1069	ARG
2	C	1093	PRO
2	C	1134	ARG
2	C	1135	PRO
2	C	1143	GLU
2	C	1185	THR
2	C	1250	GLU
2	C	1251	VAL
2	C	1265	MET
2	C	1269	THR
2	C	1288	ILE
2	C	1329	ASN
3	D	4	GLN
3	D	5	PRO
3	D	13	GLU
3	D	57	PRO
3	D	79	ILE
3	D	80	SER
3	D	82	GLN
3	D	83	ASN
3	D	90	PHE
3	D	146	ARG
3	D	149	MET
3	D	207	SER
3	D	209	GLU
3	D	237	ALA
3	E	5	PRO
3	E	14	GLN
3	E	19	ILE
3	E	24	THR
3	E	54	THR
3	E	79	ILE
3	E	80	SER
3	E	84	VAL
3	E	85	ASN
3	E	114	SER
3	E	121	PHE
3	E	140	ALA
3	E	183	GLU

*Continued on next page...*



*Continued from previous page...*

Mol	Chain	Res	Type
3	E	196	TRP
3	E	209	GLU
3	E	237	ALA
1	A	28	PRO
1	A	38	TYR
1	A	44	SER
1	A	62	PHE
1	A	71	LEU
1	A	116	MET
1	A	129	PRO
1	A	151	ASN
1	A	158	GLY
1	A	167	THR
1	A	171	ILE
1	A	187	PRO
1	A	199	MET
1	A	276	GLY
1	A	308	ALA
1	A	322	ASP
1	A	328	MET
1	A	350	PRO
1	A	369	GLY
1	A	388	VAL
1	A	398	GLU
1	A	426	ARG
1	A	462	ILE
1	A	501	SER
1	A	546	ALA
1	A	578	ASN
1	A	610	ALA
1	A	619	SER
1	A	622	ASP
1	A	625	PHE
1	A	671	VAL
1	A	672	PHE
1	A	709	SER
1	A	798	THR
1	A	815	GLY
1	A	822	LYS
1	A	864	ARG
1	A	868	ASP
1	A	914	GLU

*Continued on next page...*

*Continued from previous page...*

Mol	Chain	Res	Type
1	A	924	VAL
1	A	981	ARG
1	A	984	GLU
1	A	989	VAL
2	B	183	SER
2	B	191	GLY
2	B	209	ASN
2	B	232	LEU
2	B	238	THR
2	B	276	ASN
2	B	329	LEU
2	B	337	VAL
2	B	393	ASN
2	B	403	PHE
2	B	446	LYS
2	B	454	GLU
2	B	477	SER
2	B	491	ASN
2	B	573	GLU
2	B	574	LYS
2	B	584	HIS
2	B	596	GLY
2	B	597	ALA
2	B	628	SER
2	B	632	GLN
2	B	729	PRO
2	B	751	THR
2	B	755	LEU
2	B	757	ILE
2	B	761	SER
2	B	766	ILE
2	B	776	ARG
2	B	791	ILE
2	B	797	SER
2	B	921	ASP
2	B	922	TYR
2	B	929	PHE
2	B	930	ALA
2	B	973	THR
2	B	1007	THR
2	B	1033	ASP
2	B	1066	ARG

*Continued on next page...*

*Continued from previous page...*

Mol	Chain	Res	Type
2	B	1088	PHE
2	B	1095	GLY
2	B	1113	LYS
2	B	1114	ARG
2	B	1183	GLY
2	B	1187	HIS
2	B	1237	SER
2	B	1256	GLY
2	B	1262	SER
2	B	1267	THR
2	B	1271	SER
2	B	1299	SER
2	B	1306	THR
2	B	1328	ILE
2	B	1332	ASN
2	C	76	ALA
2	C	128	GLU
2	C	140	GLY
2	C	175	THR
2	C	190	VAL
2	C	235	ILE
2	C	288	THR
2	C	310	LEU
2	C	314	ILE
2	C	335	ASP
2	C	421	ARG
2	C	440	ILE
2	C	473	ALA
2	C	578	ALA
2	C	628	SER
2	C	644	VAL
2	C	645	THR
2	C	749	GLY
2	C	796	PRO
2	C	829	SER
2	C	856	LEU
2	C	867	ASN
2	C	900	GLY
2	C	905	PRO
2	C	948	ILE
2	C	996	ASP
2	C	1025	ASP

*Continued on next page...*

*Continued from previous page...*

Mol	Chain	Res	Type
2	C	1096	TYR
2	C	1114	ARG
2	C	1129	PRO
2	C	1149	LYS
2	C	1160	ILE
2	C	1200	LYS
2	C	1209	GLY
2	C	1236	ILE
2	C	1237	SER
2	C	1244	ALA
2	C	1263	TYR
2	C	1267	THR
2	C	1285	GLN
2	C	1287	GLY
2	C	1290	LYS
2	C	1293	VAL
2	C	1299	SER
2	C	1306	THR
2	C	1312	GLY
3	D	59	ALA
3	D	78	GLY
3	D	117	ILE
3	D	131	ALA
3	D	137	LEU
3	D	183	GLU
3	D	198	ILE
3	D	210	GLY
3	E	26	ALA
3	E	41	GLU
3	E	82	GLN
3	E	146	ARG
3	E	162	GLY
3	E	165	ALA
3	E	208	LEU
1	A	75	PRO
1	A	91	ASN
1	A	113	TYR
1	A	115	TRP
1	A	311	GLN
1	A	361	SER
1	A	382	ALA
1	A	409	MET

*Continued on next page...*

*Continued from previous page...*

Mol	Chain	Res	Type
1	A	450	SER
1	A	487	GLN
1	A	523	MET
1	A	611	ASP
1	A	686	TYR
1	A	703	PHE
1	A	720	ALA
1	A	721	ASP
1	A	870	SER
1	A	993	VAL
1	A	1038	THR
2	B	175	THR
2	B	222	THR
2	B	229	GLN
2	B	277	THR
2	B	293	ASN
2	B	300	LEU
2	B	306	GLN
2	B	368	ALA
2	B	623	ASN
2	B	724	HIS
2	B	869	PRO
2	B	876	GLY
2	B	901	VAL
2	B	913	ASN
2	B	959	GLN
2	B	1009	THR
2	B	1027	THR
2	B	1032	ASP
2	B	1077	MET
2	B	1086	PRO
2	B	1181	SER
2	B	1197	PRO
2	B	1219	ASP
2	B	1251	VAL
2	B	1260	PRO
2	B	1283	ASN
2	B	1300	ASN
2	B	1331	ARG
2	C	103	GLY
2	C	107	GLN
2	C	117	ARG

*Continued on next page...*

*Continued from previous page...*

Mol	Chain	Res	Type
2	C	119	ASP
2	C	241	ALA
2	C	273	PRO
2	C	442	PRO
2	C	497	LYS
2	C	623	ASN
2	C	646	ASN
2	C	799	THR
2	C	832	MET
2	C	1010	ARG
2	C	1014	MET
2	C	1084	PRO
2	C	1179	THR
2	C	1216	SER
2	C	1274	GLY
2	C	1295	HIS
2	C	1326	ARG
2	C	1332	ASN
3	D	8	GLY
3	D	9	TYR
3	D	47	LYS
3	D	60	ARG
3	D	120	PRO
3	D	121	PHE
3	D	163	THR
3	E	52	PRO
3	E	88	GLY
3	E	117	ILE
3	E	134	TYR
3	E	253	GLU
3	E	263	ALA
1	A	53	LEU
1	A	149	ALA
1	A	193	ASN
1	A	285	GLU
1	A	315	LEU
1	A	344	PRO
1	A	358	ILE
1	A	387	THR
1	A	389	ALA
1	A	410	SER
1	A	448	LYS

*Continued on next page...*

*Continued from previous page...*

Mol	Chain	Res	Type
1	A	508	ASN
1	A	594	PRO
1	A	684	ASN
1	A	717	THR
2	B	178	ASP
2	B	231	LEU
2	B	274	MET
2	B	275	SER
2	B	322	GLY
2	B	327	LEU
2	B	493	HIS
2	B	767	LEU
2	B	935	GLN
2	B	936	MET
2	B	958	ILE
2	B	974	LEU
2	B	1008	LEU
2	B	1013	LYS
2	B	1081	ASP
2	B	1121	HIS
2	B	1146	GLY
2	B	1191	GLU
2	B	1236	ILE
2	B	1259	ALA
2	B	1278	TYR
2	C	98	ASN
2	C	209	ASN
2	C	222	THR
2	C	325	TYR
2	C	350	ILE
2	C	402	ALA
2	C	449	PHE
2	C	504	ASP
2	C	630	ASN
2	C	773	PRO
2	C	925	VAL
2	C	931	ASN
2	C	955	ALA
2	C	1278	TYR
3	D	20	ARG
3	D	196	TRP
3	D	199	LEU

*Continued on next page...*



*Continued from previous page...*

Mol	Chain	Res	Type
3	E	13	GLU
3	E	62	VAL
3	E	96	LEU
3	E	103	ALA
3	E	265	ARG
1	A	22	ILE
1	A	32	PRO
1	A	58	GLN
1	A	85	ALA
1	A	101	LEU
1	A	119	VAL
1	A	173	ASP
1	A	176	SER
1	A	310	ASP
1	A	467	SER
1	A	547	THR
1	A	566	GLU
1	A	790	ALA
1	A	800	SER
1	A	853	GLU
2	B	200	GLY
2	B	342	THR
2	B	492	VAL
2	B	825	SER
2	B	931	ASN
2	B	938	ASN
2	B	1024	PRO
2	B	1030	ARG
2	B	1109	SER
2	B	1118	THR
2	B	1160	ILE
2	B	1172	GLU
2	B	1180	PRO
2	B	1280	PRO
2	C	132	PRO
2	C	237	VAL
2	C	317	MET
2	C	340	VAL
2	C	544	TYR
2	C	545	PRO
2	C	616	ASP
2	C	716	PHE

*Continued on next page...*

*Continued from previous page...*

Mol	Chain	Res	Type
2	C	738	GLU
2	C	756	THR
2	C	790	GLU
2	C	947	GLU
2	C	993	ASP
2	C	1031	TYR
2	C	1083	ASP
2	C	1186	GLN
2	C	1259	ALA
2	C	1282	ALA
3	D	99	PRO
3	D	114	SER
3	E	6	THR
3	E	42	ASN
3	E	45	VAL
1	A	146	PRO
1	A	719	VAL
1	A	752	VAL
1	A	903	PRO
1	A	930	ASN
1	A	1036	GLY
2	B	451	GLU
2	B	497	LYS
2	B	1044	ARG
2	B	1078	TYR
2	B	1210	LEU
2	B	1258	VAL
2	C	395	GLY
2	C	401	LEU
2	C	492	VAL
2	C	828	ASP
2	C	937	ASN
2	C	1172	GLU
2	C	1291	LEU
2	C	1330	ILE
3	D	92	ARG
3	D	130	PHE
3	D	172	MET
3	E	10	THR
3	E	28	PRO
3	E	210	GLY
3	E	244	VAL

*Continued on next page...*

*Continued from previous page...*

Mol	Chain	Res	Type
2	B	398	ARG
2	B	545	PRO
2	B	868	VAL
2	C	240	GLY
2	C	624	PHE
2	C	668	VAL
2	C	951	ILE
2	C	1183	GLY
3	E	172	MET
1	A	1019	PRO
2	B	773	PRO
2	B	1028	VAL
1	A	89	ILE
1	A	734	ILE
2	B	298	PRO
2	B	796	PRO
2	B	1289	PRO
2	C	1177	VAL
3	D	244	VAL
1	A	27	LYS
1	A	365	ILE
1	A	928	GLU
1	A	980	ILE
2	B	611	GLY
2	B	1268	GLY
2	C	234	PRO
2	C	1035	ILE
2	C	1125	GLY
2	C	1232	PRO
3	D	257	VAL
2	C	870	ASP
1	A	653	PRO

### 5.3.2 Protein sidechains ⓘ

In the following table, the Percentiles column shows the percent sidechain outliers of the chain as a percentile score with respect to all PDB entries followed by that with respect to all EM entries.

The Analysed column shows the number of residues for which the sidechain conformation was analysed, and the total number of residues.

Mol	Chain	Analysed	Rotameric	Outliers	Percentiles	
1	A	942/943 (100%)	786 (83%)	156 (17%)	2	11
2	B	1038/1153 (90%)	891 (86%)	147 (14%)	4	17
2	C	1088/1153 (94%)	928 (85%)	160 (15%)	3	16
3	D	238/379 (63%)	204 (86%)	34 (14%)	4	17
3	E	238/379 (63%)	203 (85%)	35 (15%)	3	16
All	All	3544/4007 (88%)	3012 (85%)	532 (15%)	7	15

All (532) residues with a non-rotameric sidechain are listed below:

Mol	Chain	Res	Type
1	A	1	MET
1	A	9	ASN
1	A	18	LYS
1	A	20	ASN
1	A	21	GLN
1	A	22	ILE
1	A	26	THR
1	A	27	LYS
1	A	28	PRO
1	A	30	THR
1	A	38	TYR
1	A	40	TYR
1	A	45	GLN
1	A	49	HIS
1	A	67	ARG
1	A	71	LEU
1	A	73	ARG
1	A	100	HIS
1	A	114	ASN
1	A	115	TRP
1	A	117	LEU
1	A	122	ARG
1	A	128	THR
1	A	129	PRO
1	A	140	ILE
1	A	163	ASP
1	A	166	ILE
1	A	168	ASN
1	A	173	ASP
1	A	183	ILE
1	A	191	GLU

*Continued on next page...*

*Continued from previous page...*

Mol	Chain	Res	Type
1	A	193	ASN
1	A	196	LEU
1	A	199	MET
1	A	200	ARG
1	A	204	LEU
1	A	210	SER
1	A	216	LEU
1	A	217	HIS
1	A	222	ARG
1	A	227	MET
1	A	234	LYS
1	A	236	LEU
1	A	242	LYS
1	A	255	ARG
1	A	256	VAL
1	A	259	ARG
1	A	270	GLN
1	A	271	ARG
1	A	275	ILE
1	A	297	LEU
1	A	298	LEU
1	A	307	HIS
1	A	311	GLN
1	A	312	LEU
1	A	316	TYR
1	A	318	ARG
1	A	319	MET
1	A	324	ARG
1	A	330	GLN
1	A	333	GLN
1	A	347	LEU
1	A	351	TYR
1	A	352	THR
1	A	355	PHE
1	A	406	VAL
1	A	408	PRO
1	A	416	MET
1	A	426	ARG
1	A	434	GLN
1	A	453	LEU
1	A	461	ARG
1	A	469	LEU

*Continued on next page...*

*Continued from previous page...*

Mol	Chain	Res	Type
1	A	479	LYS
1	A	483	MET
1	A	486	THR
1	A	492	HIS
1	A	493	LEU
1	A	495	LEU
1	A	501	SER
1	A	504	THR
1	A	508	ASN
1	A	519	ILE
1	A	527	ASN
1	A	545	PHE
1	A	548	ASN
1	A	552	MET
1	A	555	ASP
1	A	565	ARG
1	A	573	ARG
1	A	578	ASN
1	A	589	ASP
1	A	602	PHE
1	A	612	PHE
1	A	628	MET
1	A	629	PHE
1	A	644	THR
1	A	645	ARG
1	A	649	LYS
1	A	653	PRO
1	A	664	ARG
1	A	667	GLN
1	A	668	LEU
1	A	688	TYR
1	A	695	THR
1	A	701	VAL
1	A	703	PHE
1	A	708	ASN
1	A	711	MET
1	A	715	TYR
1	A	731	HIS
1	A	739	ASN
1	A	749	CYS
1	A	763	LYS
1	A	772	TRP

*Continued on next page...*

*Continued from previous page...*

Mol	Chain	Res	Type
1	A	779	ASN
1	A	783	ILE
1	A	786	ARG
1	A	797	ARG
1	A	799	ARG
1	A	805	TYR
1	A	818	PHE
1	A	825	GLU
1	A	832	GLU
1	A	838	LYS
1	A	844	LEU
1	A	846	ARG
1	A	855	MET
1	A	864	ARG
1	A	865	ASN
1	A	866	LEU
1	A	890	LEU
1	A	903	PRO
1	A	904	PHE
1	A	910	ASN
1	A	916	ASN
1	A	927	ASN
1	A	944	ARG
1	A	970	ARG
1	A	977	HIS
1	A	978	LYS
1	A	980	ILE
1	A	987	LEU
1	A	998	LEU
1	A	1007	LEU
1	A	1008	ARG
1	A	1015	GLU
1	A	1024	LEU
1	A	1028	CYS
1	A	1030	ASN
1	A	1033	ILE
1	A	1034	ARG
1	A	1035	LEU
1	A	1046	PHE
1	A	1054	LYS
1	A	1057	ARG
2	B	137	ILE

*Continued on next page...*



*Continued from previous page...*

Mol	Chain	Res	Type
2	B	144	ASN
2	B	160	PRO
2	B	161	LYS
2	B	171	GLU
2	B	174	PHE
2	B	188	ARG
2	B	197	PHE
2	B	207	ASP
2	B	212	PHE
2	B	231	LEU
2	B	252	LEU
2	B	267	VAL
2	B	274	MET
2	B	284	ASN
2	B	289	THR
2	B	294	VAL
2	B	301	LEU
2	B	304	PHE
2	B	306	GLN
2	B	310	LEU
2	B	330	THR
2	B	333	ARG
2	B	334	LEU
2	B	352	HIS
2	B	361	ASN
2	B	363	ARG
2	B	371	THR
2	B	377	LYS
2	B	379	LEU
2	B	382	HIS
2	B	388	GLN
2	B	393	ASN
2	B	401	LEU
2	B	414	LEU
2	B	419	TYR
2	B	428	GLN
2	B	438	ASN
2	B	462	LEU
2	B	467	LYS
2	B	469	ARG
2	B	484	ARG
2	B	486	VAL

*Continued on next page...*

*Continued from previous page...*

Mol	Chain	Res	Type
2	B	490	PHE
2	B	491	ASN
2	B	522	PRO
2	B	525	PHE
2	B	527	ARG
2	B	532	ILE
2	B	539	PHE
2	B	542	ARG
2	B	546	VAL
2	B	557	THR
2	B	558	TYR
2	B	565	GLU
2	B	571	ARG
2	B	580	TYR
2	B	581	LEU
2	B	610	GLN
2	B	612	PHE
2	B	626	ARG
2	B	630	ASN
2	B	632	GLN
2	B	637	TYR
2	B	639	ASN
2	B	640	GLN
2	B	641	ARG
2	B	651	ARG
2	B	661	ASN
2	B	664	ASN
2	B	677	ARG
2	B	684	LEU
2	B	686	HIS
2	B	687	LEU
2	B	691	PHE
2	B	711	ASN
2	B	716	PHE
2	B	720	PHE
2	B	723	ASN
2	B	741	TYR
2	B	747	ARG
2	B	748	GLN
2	B	762	ILE
2	B	767	LEU
2	B	773	PRO

*Continued on next page...*

*Continued from previous page...*

Mol	Chain	Res	Type
2	B	777	GLN
2	B	813	LEU
2	B	855	TYR
2	B	860	ARG
2	B	861	GLU
2	B	868	VAL
2	B	922	TYR
2	B	923	TYR
2	B	928	ARG
2	B	931	ASN
2	B	933	ASN
2	B	934	LEU
2	B	946	LEU
2	B	957	PHE
2	B	961	SER
2	B	965	ARG
2	B	985	ARG
2	B	1005	LEU
2	B	1010	ARG
2	B	1012	LEU
2	B	1018	GLN
2	B	1022	ILE
2	B	1060	ARG
2	B	1061	LEU
2	B	1067	ILE
2	B	1072	ASN
2	B	1075	ARG
2	B	1086	PRO
2	B	1106	PHE
2	B	1112	ASN
2	B	1116	ARG
2	B	1119	TYR
2	B	1135	PRO
2	B	1142	ASN
2	B	1150	LEU
2	B	1154	ASN
2	B	1164	TRP
2	B	1171	ILE
2	B	1172	GLU
2	B	1179	THR
2	B	1186	GLN
2	B	1198	LYS

*Continued on next page...*

*Continued from previous page...*

Mol	Chain	Res	Type
2	B	1202	PHE
2	B	1204	LEU
2	B	1210	LEU
2	B	1212	ARG
2	B	1225	GLU
2	B	1227	MET
2	B	1238	VAL
2	B	1240	ARG
2	B	1250	GLU
2	B	1255	ARG
2	B	1270	LEU
2	B	1275	ASP
2	B	1276	LEU
2	B	1279	SER
2	B	1290	LYS
2	B	1296	ILE
2	B	1300	ASN
2	B	1319	ARG
2	B	1321	ASN
2	B	1331	ARG
2	C	98	ASN
2	C	105	MET
2	C	117	ARG
2	C	124	GLN
2	C	125	PHE
2	C	127	ASN
2	C	137	ILE
2	C	139	ASN
2	C	144	ASN
2	C	157	ILE
2	C	164	LEU
2	C	169	LYS
2	C	170	TYR
2	C	171	GLU
2	C	174	PHE
2	C	175	THR
2	C	176	LYS
2	C	198	LYS
2	C	207	ASP
2	C	209	ASN
2	C	210	ARG
2	C	251	LEU

*Continued on next page...*

*Continued from previous page...*

Mol	Chain	Res	Type
2	C	274	MET
2	C	277	THR
2	C	278	LEU
2	C	291	HIS
2	C	294	VAL
2	C	298	PRO
2	C	300	LEU
2	C	301	LEU
2	C	302	ARG
2	C	304	PHE
2	C	310	LEU
2	C	319	GLN
2	C	320	GLN
2	C	327	LEU
2	C	330	THR
2	C	334	LEU
2	C	337	VAL
2	C	339	LEU
2	C	348	LEU
2	C	362	LEU
2	C	369	ASN
2	C	373	ASP
2	C	375	ARG
2	C	384	MET
2	C	398	ARG
2	C	406	ASP
2	C	407	HIS
2	C	427	VAL
2	C	434	VAL
2	C	441	ARG
2	C	447	ARG
2	C	455	GLN
2	C	489	MET
2	C	491	ASN
2	C	498	ILE
2	C	503	GLU
2	C	513	GLU
2	C	516	LEU
2	C	521	PHE
2	C	522	PRO
2	C	525	PHE
2	C	527	ARG

*Continued on next page...*

*Continued from previous page...*

Mol	Chain	Res	Type
2	C	548	TYR
2	C	558	TYR
2	C	579	LEU
2	C	581	LEU
2	C	612	PHE
2	C	630	ASN
2	C	632	GLN
2	C	634	TYR
2	C	637	TYR
2	C	641	ARG
2	C	661	ASN
2	C	668	VAL
2	C	686	HIS
2	C	701	HIS
2	C	706	TYR
2	C	715	ASN
2	C	718	ASN
2	C	720	PHE
2	C	728	LYS
2	C	738	GLU
2	C	742	LYS
2	C	746	GLU
2	C	768	CYS
2	C	769	GLN
2	C	770	CYS
2	C	775	VAL
2	C	808	GLN
2	C	822	MET
2	C	836	GLN
2	C	848	ARG
2	C	849	MET
2	C	851	THR
2	C	853	ASP
2	C	856	LEU
2	C	859	ILE
2	C	860	ARG
2	C	891	HIS
2	C	903	ASN
2	C	915	VAL
2	C	937	ASN
2	C	939	ASN
2	C	941	TYR

*Continued on next page...*

*Continued from previous page...*

Mol	Chain	Res	Type
2	C	951	ILE
2	C	974	LEU
2	C	985	ARG
2	C	1001	THR
2	C	1002	LEU
2	C	1008	LEU
2	C	1010	ARG
2	C	1018	GLN
2	C	1020	ARG
2	C	1041	ARG
2	C	1042	TRP
2	C	1044	ARG
2	C	1054	ARG
2	C	1055	LEU
2	C	1059	LEU
2	C	1060	ARG
2	C	1061	LEU
2	C	1064	ASN
2	C	1066	ARG
2	C	1075	ARG
2	C	1110	LEU
2	C	1113	LYS
2	C	1116	ARG
2	C	1119	TYR
2	C	1131	PRO
2	C	1132	THR
2	C	1134	ARG
2	C	1135	PRO
2	C	1136	HIS
2	C	1139	MET
2	C	1150	LEU
2	C	1154	ASN
2	C	1163	ASN
2	C	1164	TRP
2	C	1176	GLU
2	C	1185	THR
2	C	1201	LEU
2	C	1202	PHE
2	C	1205	GLN
2	C	1206	PHE
2	C	1211	LEU
2	C	1226	ASP

*Continued on next page...*



*Continued from previous page...*

Mol	Chain	Res	Type
2	C	1238	VAL
2	C	1243	ARG
2	C	1249	ASN
2	C	1251	VAL
2	C	1253	ARG
2	C	1267	THR
2	C	1276	LEU
2	C	1277	LEU
2	C	1297	SER
2	C	1321	ASN
2	C	1330	ILE
2	C	1332	ASN
3	D	3	GLN
3	D	9	TYR
3	D	42	ASN
3	D	44	LEU
3	D	49	ILE
3	D	56	LEU
3	D	65	ASN
3	D	68	ILE
3	D	70	ASP
3	D	77	PHE
3	D	104	ARG
3	D	113	ASN
3	D	127	VAL
3	D	130	PHE
3	D	133	THR
3	D	136	LYS
3	D	151	ASP
3	D	158	LEU
3	D	164	ASP
3	D	167	ARG
3	D	175	LYS
3	D	205	LEU
3	D	213	LEU
3	D	214	ARG
3	D	216	PHE
3	D	250	ARG
3	D	258	ASN
3	D	265	ARG
3	D	271	TYR
3	D	273	LEU

*Continued on next page...*

*Continued from previous page...*

Mol	Chain	Res	Type
3	D	275	ARG
3	D	287	PHE
3	D	290	TRP
3	D	291	ASN
3	E	4	GLN
3	E	9	TYR
3	E	19	ILE
3	E	22	ASP
3	E	37	TRP
3	E	46	LYS
3	E	49	ILE
3	E	53	GLU
3	E	54	THR
3	E	55	HIS
3	E	56	LEU
3	E	61	ASN
3	E	62	VAL
3	E	70	ASP
3	E	72	ILE
3	E	77	PHE
3	E	83	ASN
3	E	92	ARG
3	E	93	LEU
3	E	144	ARG
3	E	151	ASP
3	E	158	LEU
3	E	171	VAL
3	E	172	MET
3	E	196	TRP
3	E	221	ARG
3	E	226	MET
3	E	228	LEU
3	E	243	LYS
3	E	258	ASN
3	E	261	ARG
3	E	268	THR
3	E	270	THR
3	E	290	TRP
3	E	291	ASN

Some sidechains can be flipped to improve hydrogen bonding and reduce clashes. All (136) such sidechains are listed below:

Mol	Chain	Res	Type
1	A	20	ASN
1	A	45	GLN
1	A	49	HIS
1	A	58	GLN
1	A	125	ASN
1	A	142	ASN
1	A	145	ASN
1	A	147	GLN
1	A	168	ASN
1	A	194	HIS
1	A	208	HIS
1	A	212	HIS
1	A	214	ASN
1	A	230	HIS
1	A	258	GLN
1	A	270	GLN
1	A	281	ASN
1	A	309	ASN
1	A	339	GLN
1	A	345	ASN
1	A	363	ASN
1	A	367	ASN
1	A	385	HIS
1	A	395	GLN
1	A	434	GLN
1	A	487	GLN
1	A	492	HIS
1	A	526	ASN
1	A	576	ASN
1	A	578	ASN
1	A	652	HIS
1	A	731	HIS
1	A	739	ASN
1	A	753	GLN
1	A	779	ASN
1	A	801	ASN
1	A	837	HIS
1	A	875	ASN
1	A	892	GLN
1	A	910	ASN
1	A	939	GLN
1	A	991	ASN
1	A	1047	ASN

*Continued on next page...*

*Continued from previous page...*

Mol	Chain	Res	Type
2	B	144	ASN
2	B	148	GLN
2	B	291	HIS
2	B	306	GLN
2	B	352	HIS
2	B	388	GLN
2	B	407	HIS
2	B	438	ASN
2	B	455	GLN
2	B	456	ASN
2	B	479	HIS
2	B	491	ASN
2	B	526	ASN
2	B	630	ASN
2	B	646	ASN
2	B	664	ASN
2	B	690	GLN
2	B	698	HIS
2	B	711	ASN
2	B	715	ASN
2	B	719	ASN
2	B	723	ASN
2	B	724	HIS
2	B	731	GLN
2	B	748	GLN
2	B	777	GLN
2	B	854	GLN
2	B	864	HIS
2	B	898	GLN
2	B	931	ASN
2	B	935	GLN
2	B	954	GLN
2	B	966	GLN
2	B	978	GLN
2	B	1016	ASN
2	B	1034	GLN
2	B	1154	ASN
2	B	1205	GLN
2	B	1234	GLN
2	B	1248	HIS
2	B	1249	ASN
2	B	1295	HIS

*Continued on next page...*

*Continued from previous page...*

Mol	Chain	Res	Type
2	B	1332	ASN
2	C	98	ASN
2	C	124	GLN
2	C	139	ASN
2	C	144	ASN
2	C	209	ASN
2	C	243	GLN
2	C	308	ASN
2	C	319	GLN
2	C	349	ASN
2	C	369	ASN
2	C	388	GLN
2	C	390	HIS
2	C	393	ASN
2	C	455	GLN
2	C	491	ASN
2	C	623	ASN
2	C	646	ASN
2	C	669	GLN
2	C	686	HIS
2	C	715	ASN
2	C	724	HIS
2	C	769	GLN
2	C	836	GLN
2	C	854	GLN
2	C	858	HIS
2	C	891	HIS
2	C	903	ASN
2	C	937	ASN
2	C	939	ASN
2	C	959	GLN
2	C	1034	GLN
2	C	1051	GLN
2	C	1064	ASN
2	C	1203	HIS
2	C	1205	GLN
2	C	1234	GLN
2	C	1249	ASN
2	C	1321	ASN
3	D	3	GLN
3	D	25	ASN
3	D	30	GLN

*Continued on next page...*

*Continued from previous page...*

Mol	Chain	Res	Type
3	D	139	ASN
3	D	155	HIS
3	D	258	ASN
3	D	276	HIS
3	E	4	GLN
3	E	30	GLN
3	E	83	ASN
3	E	139	ASN
3	E	276	HIS

### 5.3.3 RNA [i](#)

There are no RNA molecules in this entry.

### 5.4 Non-standard residues in protein, DNA, RNA chains [i](#)

There are no non-standard protein/DNA/RNA residues in this entry.

### 5.5 Carbohydrates [i](#)

There are no carbohydrates in this entry.

### 5.6 Ligand geometry [i](#)

There are no ligands in this entry.

### 5.7 Other polymers [i](#)

There are no such residues in this entry.

### 5.8 Polymer linkage issues [i](#)

There are no chain breaks in this entry.