



# Full wwPDB X-ray Structure Validation Report ⓘ

Feb 14, 2017 – 11:56 pm GMT

PDB ID : 1J0C  
Title : ACC deaminase mutated to catalytic residue  
Authors : Ose, T.; Fujino, A.; Yao, M.; Honma, M.; Tanaka, I.  
Deposited on : 2002-11-12  
Resolution : 2.75 Å(reported)

This is a Full wwPDB X-ray Structure Validation Report for a publicly released PDB entry.

We welcome your comments at [validation@mail.wwpdb.org](mailto:validation@mail.wwpdb.org)

A user guide is available at

<http://wwpdb.org/validation/2016/XrayValidationReportHelp>

with specific help available everywhere you see the ⓘ symbol.

---

The following versions of software and data (see [references ⓘ](#)) were used in the production of this report:

MolProbity : 4.02b-467  
Mogul : 1.7.2 (RC1), CSD as538be (2017)  
Xtriage (Phenix) : **NOT EXECUTED**  
EDS : **NOT EXECUTED**  
Percentile statistics : 20161228.v01 (using entries in the PDB archive December 28th 2016)  
Ideal geometry (proteins) : Engh & Huber (2001)  
Ideal geometry (DNA, RNA) : Parkinson et al. (1996)  
Validation Pipeline (wwPDB-VP) : recalc28949

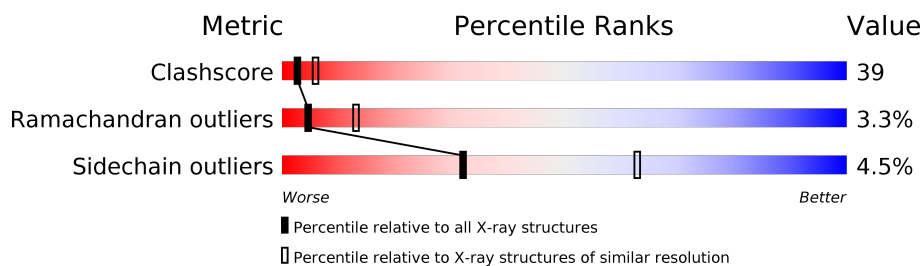
# 1 Overall quality at a glance

The following experimental techniques were used to determine the structure:

*X-RAY DIFFRACTION*

The reported resolution of this entry is 2.75 Å.

Percentile scores (ranging between 0-100) for global validation metrics of the entry are shown in the following graphic. The table shows the number of entries on which the scores are based.



Metric	Whole archive (#Entries)	Similar resolution (#Entries, resolution range(Å))
Clashscore	112137	4174 (2.80-2.72)
Ramachandran outliers	110173	4103 (2.80-2.72)
Sidechain outliers	110143	4106 (2.80-2.72)

The table below summarises the geometric issues observed across the polymeric chains and their fit to the electron density. The red, orange, yellow and green segments on the lower bar indicate the fraction of residues that contain outliers for  $\geq 3$ , 2, 1 and 0 types of geometric quality criteria. A grey segment represents the fraction of residues that are not modelled. The numeric value for each fraction is indicated below the corresponding segment, with a dot representing fractions  $\leq 5\%$ . The upper red bar (where present) indicates the fraction of residues that have poor fit to the electron density. The numeric value is given above the bar.

Note EDS was not executed.

Mol	Chain	Length	Quality of chain
1	A	341	
1	B	341	
1	C	341	
1	D	341	

## 2 Entry composition

There are 3 unique types of molecules in this entry. The entry contains 10853 atoms, of which 0 are hydrogens and 0 are deuteriums.

In the tables below, the ZeroOcc column contains the number of atoms modelled with zero occupancy, the AltConf column contains the number of residues with at least one atom in alternate conformation and the Trace column contains the number of residues modelled with at most 2 atoms.

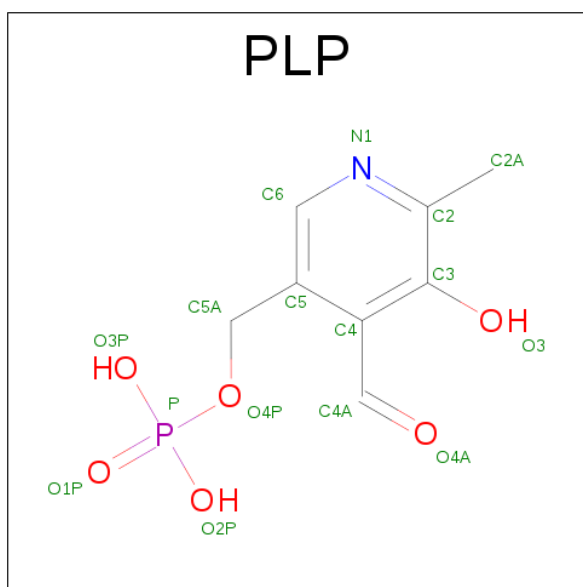
- Molecule 1 is a protein called 1-aminocyclopropane-1-carboxylate deaminase.

Mol	Chain	Residues	Atoms					ZeroOcc	AltConf	Trace
1	A	341	Total	C	N	O	S	0	0	0
			2605	1653	440	500	12			
1	B	341	Total	C	N	O	S	0	0	0
			2605	1653	440	500	12			
1	C	341	Total	C	N	O	S	0	0	0
			2605	1653	440	500	12			
1	D	341	Total	C	N	O	S	0	0	0
			2605	1653	440	500	12			

There are 8 discrepancies between the modelled and reference sequences:

Chain	Residue	Modelled	Actual	Comment	Reference
A	1	ALA	SER	ENGINEERED	UNP Q7M523
A	51	THR	LYS	ENGINEERED	UNP Q7M523
B	1	ALA	SER	ENGINEERED	UNP Q7M523
B	51	THR	LYS	ENGINEERED	UNP Q7M523
C	1	ALA	SER	ENGINEERED	UNP Q7M523
C	51	THR	LYS	ENGINEERED	UNP Q7M523
D	1	ALA	SER	ENGINEERED	UNP Q7M523
D	51	THR	LYS	ENGINEERED	UNP Q7M523

- Molecule 2 is PYRIDOXAL-5'-PHOSPHATE (three-letter code: PLP) (formula: C<sub>8</sub>H<sub>10</sub>NO<sub>6</sub>P).



Mol	Chain	Residues	Atoms					ZeroOcc	AltConf
2	A	1	Total	C	N	O	P	0	0
			15	8	1	5	1		
2	B	1	Total	C	N	O	P	0	0
			15	8	1	5	1		
2	C	1	Total	C	N	O	P	0	0
			15	8	1	5	1		
2	D	1	Total	C	N	O	P	0	0
			15	8	1	5	1		

- Molecule 3 is water.

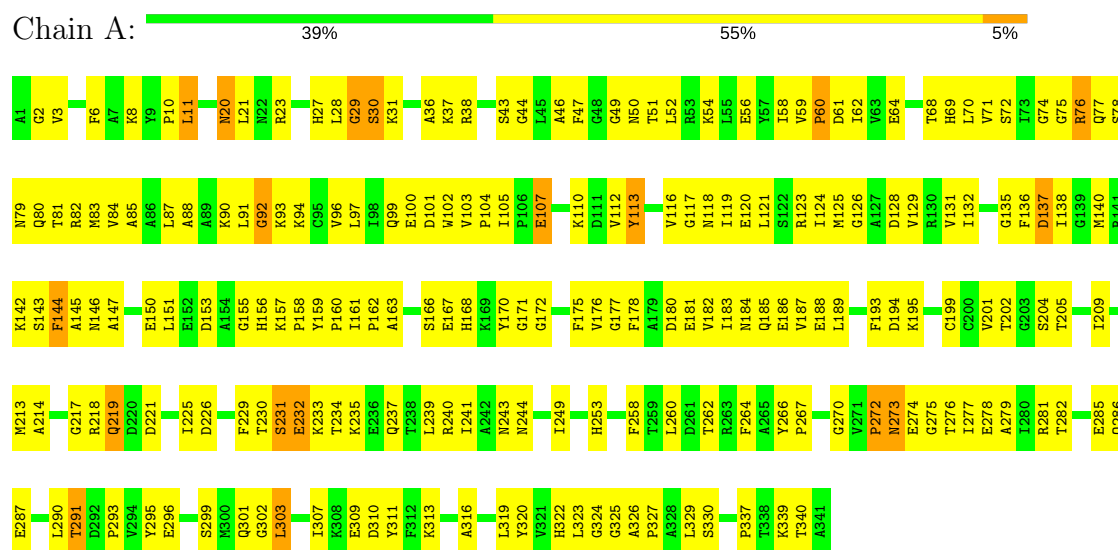
Mol	Chain	Residues	Atoms		ZeroOcc	AltConf
3	A	47	Total	O	0	0
			47	47		
3	B	44	Total	O	0	0
			44	44		
3	C	132	Total	O	0	0
			132	132		
3	D	150	Total	O	0	0
			150	150		

### 3 Residue-property plots

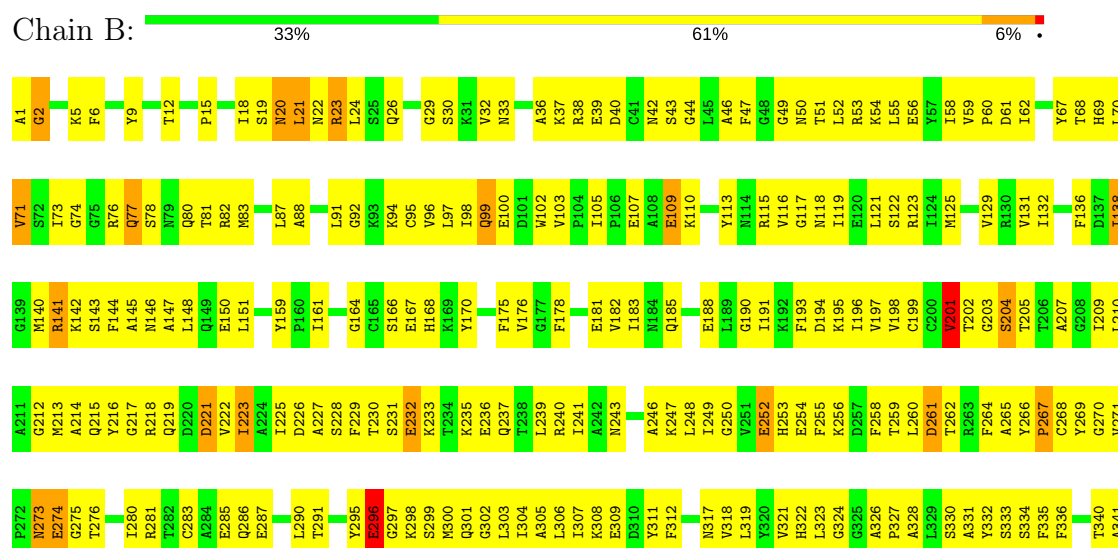
These plots are drawn for all protein, RNA and DNA chains in the entry. The first graphic for a chain summarises the proportions of the various outlier classes displayed in the second graphic. The second graphic shows the sequence view annotated by issues in geometry and electron density. Residues are color-coded according to the number of geometric quality criteria for which they contain at least one outlier: green = 0, yellow = 1, orange = 2 and red = 3 or more. A red dot above a residue indicates a poor fit to the electron density ( $RSRZ > 2$ ). Stretches of 2 or more consecutive residues without any outlier are shown as a green connector. Residues present in the sample, but not in the model, are shown in grey.

Note EDS was not executed.

- Molecule 1: 1-aminocyclopropane-1-carboxylate deaminase

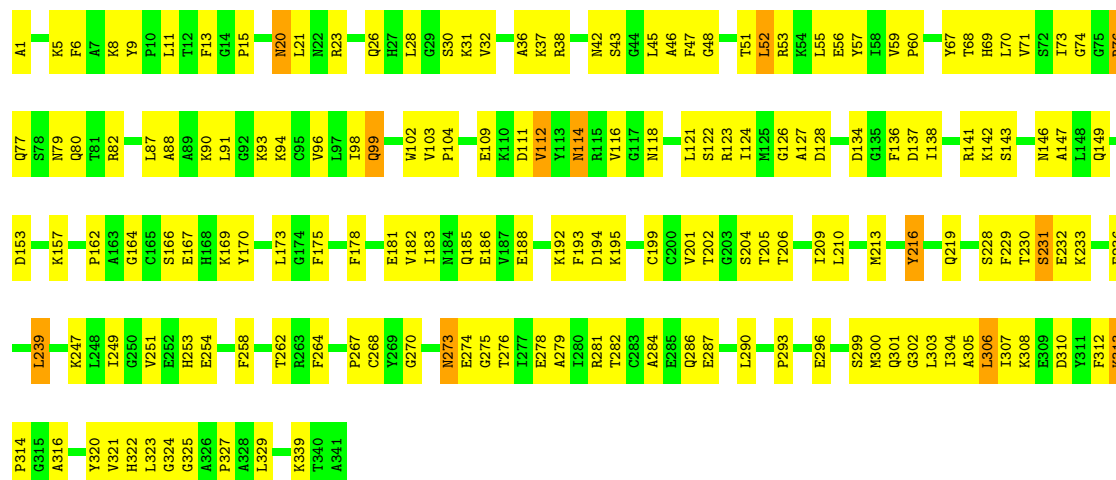


- Molecule 1: 1-aminocyclopropane-1-carboxylate deaminase



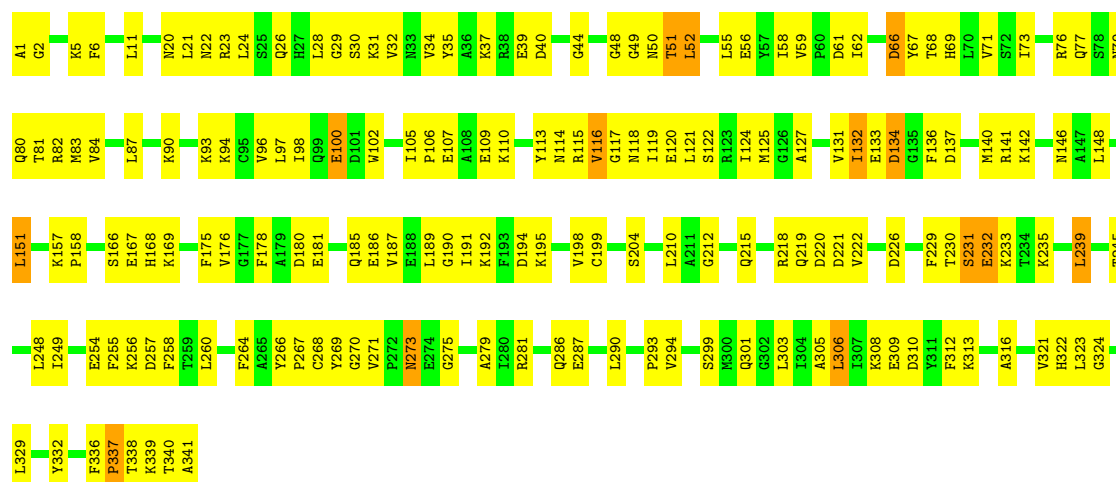
- Molecule 1: 1-aminocyclopropane-1-carboxylate deaminase

Chain C:  50% 46% .



- Molecule 1: 1-aminocyclopropane-1-carboxylate deaminase

Chain D:  49% 47% .



## 4 Data and refinement statistics

Xtrriage (Phenix) and EDS were not executed - this section is therefore incomplete.

Property	Value	Source
Space group	C 2 2 21	Depositor
Cell constants a, b, c, $\alpha$ , $\beta$ , $\gamma$	65.17Å 268.26Å 186.77Å 90.00° 90.00° 90.00°	Depositor
Resolution (Å)	10.00 – 2.75	Depositor
% Data completeness (in resolution range)	99.9 (10.00-2.75)	Depositor
$R_{merge}$	0.07	Depositor
$R_{sym}$	0.07	Depositor
Refinement program	CNS	Depositor
R, $R_{free}$	0.224 , 0.298	Depositor
Estimated twinning fraction	No twinning to report.	Xtrriage
Total number of atoms	10853	wwPDB-VP
Average B, all atoms (Å <sup>2</sup> )	47.0	wwPDB-VP

## 5 Model quality [i](#)

### 5.1 Standard geometry [i](#)

Bond lengths and bond angles in the following residue types are not validated in this section: PLP

The Z score for a bond length (or angle) is the number of standard deviations the observed value is removed from the expected value. A bond length (or angle) with  $|Z| > 5$  is considered an outlier worth inspection. RMSZ is the root-mean-square of all Z scores of the bond lengths (or angles).

Mol	Chain	Bond lengths		Bond angles	
		RMSZ	$\# Z  > 5$	RMSZ	$\# Z  > 5$
1	A	0.34	0/2656	0.60	0/3593
1	B	0.33	0/2656	0.60	0/3593
1	C	0.40	0/2656	0.64	0/3593
1	D	0.41	0/2656	0.65	0/3593
All	All	0.37	0/10624	0.62	0/14372

There are no bond length outliers.

There are no bond angle outliers.

There are no chirality outliers.

There are no planarity outliers.

### 5.2 Too-close contacts [i](#)

In the following table, the Non-H and H(model) columns list the number of non-hydrogen atoms and hydrogen atoms in the chain respectively. The H(added) column lists the number of hydrogen atoms added and optimized by MolProbity. The Clashes column lists the number of clashes within the asymmetric unit, whereas Symm-Clashes lists symmetry related clashes.

Mol	Chain	Non-H	H(model)	H(added)	Clashes	Symm-Clashes
1	A	2605	0	2589	227	0
1	B	2605	0	2589	288	0
1	C	2605	0	2589	162	0
1	D	2605	0	2589	171	0
2	A	15	0	7	2	0
2	B	15	0	7	2	0
2	C	15	0	7	1	0
2	D	15	0	7	1	0
3	A	47	0	0	9	0

*Continued on next page...*



*Continued from previous page...*

Mol	Chain	Non-H	H(model)	H(added)	Clashes	Symm-Clashes
3	B	44	0	0	11	0
3	C	132	0	0	24	0
3	D	150	0	0	27	0
All	All	10853	0	10384	819	0

The all-atom clashscore is defined as the number of clashes found per 1000 atoms (including hydrogen atoms). The all-atom clashscore for this structure is 39.

All (819) close contacts within the same asymmetric unit are listed below, sorted by their clash magnitude.

Atom-1	Atom-2	Interatomic distance (Å)	Clash overlap (Å)
1:B:23:ARG:HH11	1:B:23:ARG:HB3	1.20	1.05
1:B:217:GLY:HA2	1:B:219:GLN:HE22	1.19	1.04
1:D:132:ILE:HG22	1:D:133:GLU:H	1.29	0.98
1:B:196:ILE:HG22	1:B:319:LEU:HB3	1.45	0.97
1:B:273:ASN:ND2	1:B:276:THR:H	1.61	0.96
1:B:237:GLN:HG3	1:B:240:ARG:HH12	1.32	0.95
1:D:151:LEU:HD23	1:D:158:PRO:HB3	1.46	0.94
1:C:142:LYS:HG2	1:C:146:ASN:HD21	1.33	0.94
1:A:51:THR:HG21	1:A:80:GLN:HA	1.50	0.94
1:A:11:LEU:HB2	1:A:56:GLU:HG2	1.49	0.92
1:C:37:LYS:HG2	1:C:178:PHE:HE1	1.35	0.91
1:B:42:ASN:HD22	1:B:49:GLY:H	1.18	0.90
1:B:205:THR:O	1:B:209:ILE:HG13	1.72	0.90
1:B:281:ARG:HD3	3:B:527:HOH:O	1.70	0.89
1:B:239:LEU:HD13	1:B:258:PHE:HD2	1.38	0.88
1:D:100:GLU:HG2	1:D:134:ASP:HB2	1.57	0.86
1:A:322:HIS:HD2	1:A:324:GLY:H	1.20	0.86
1:C:37:LYS:HG2	1:C:178:PHE:CE1	2.11	0.85
1:D:226:ASP:HB2	1:D:260:LEU:HD11	1.57	0.85
1:D:21:LEU:HD22	1:D:287:GLU:HG3	1.58	0.85
1:B:201:VAL:HB	1:B:228:SER:HB2	1.59	0.84
1:A:116:VAL:HG13	1:B:330:SER:HB3	1.59	0.83
1:D:271:VAL:HG23	3:D:836:HOH:O	1.77	0.83
1:C:23:ARG:HB3	1:C:23:ARG:NH1	1.93	0.82
1:A:69:HIS:HD1	1:A:94:LYS:HB2	1.44	0.82
1:B:214:ALA:HA	1:B:219:GLN:HE21	1.42	0.82
1:B:268:CYS:HB3	3:B:540:HOH:O	1.78	0.82
1:B:18:ILE:HA	1:B:37:LYS:HA	1.60	0.81
1:A:62:ILE:HD13	1:A:70:LEU:HD21	1.62	0.80
1:A:23:ARG:HH12	1:A:286:GLN:HA	1.45	0.80

*Continued on next page...*

*Continued from previous page...*

Atom-1	Atom-2	Interatomic distance (Å)	Clash overlap (Å)
1:A:81:THR:HB	1:A:97:LEU:HD13	1.62	0.80
1:A:120:GLU:OE2	1:B:333:SER:HA	1.82	0.79
1:C:185:GLN:HA	1:C:188:GLU:HG2	1.65	0.79
1:B:281:ARG:O	1:B:285:GLU:HG3	1.83	0.78
1:D:22:ASN:O	1:D:26:GLN:HG3	1.83	0.78
1:C:99:GLN:HA	1:C:99:GLN:HE21	1.50	0.77
1:B:76:ARG:NH1	1:B:131:VAL:HG13	1.99	0.77
1:B:217:GLY:HA2	1:B:219:GLN:NE2	1.97	0.77
1:D:293:PRO:HD3	1:D:329:LEU:HD23	1.67	0.77
1:B:217:GLY:CA	1:B:219:GLN:HE22	1.94	0.77
1:A:230:THR:HA	3:A:438:HOH:O	1.84	0.77
1:A:166:SER:HA	1:A:204:SER:HB3	1.67	0.77
1:C:194:ASP:O	1:C:195:LYS:HD3	1.84	0.76
1:B:239:LEU:HD13	1:B:258:PHE:CD2	2.20	0.76
1:B:199:CYS:SG	1:B:299:SER:HB3	2.26	0.76
1:C:51:THR:HG21	1:C:80:GLN:HA	1.68	0.76
1:D:67:TYR:O	1:D:93:LYS:HE3	1.86	0.76
1:A:322:HIS:CD2	1:A:324:GLY:H	2.03	0.75
1:B:185:GLN:HA	1:B:188:GLU:HG2	1.68	0.75
1:A:232:GLU:N	1:A:232:GLU:OE1	2.20	0.75
1:B:100:GLU:HA	1:B:132:ILE:O	1.87	0.75
1:B:21:LEU:HD22	1:B:287:GLU:HG3	1.69	0.75
1:A:273:ASN:HD22	1:A:275:GLY:H	1.33	0.74
1:C:274:GLU:O	1:C:278:GLU:HG3	1.86	0.74
1:D:313:LYS:HG2	1:D:316:ALA:HB2	1.69	0.74
1:A:116:VAL:HG12	1:A:117:GLY:N	2.03	0.74
1:D:190:GLY:C	1:D:191:ILE:HD12	2.08	0.74
1:A:69:HIS:CE1	1:A:94:LYS:HD2	2.23	0.74
1:B:175:PHE:O	1:B:178:PHE:HB3	1.87	0.73
1:C:170:TYR:HB3	1:C:173:LEU:HD12	1.69	0.73
1:B:32:VAL:HG11	1:B:312:PHE:HD1	1.51	0.73
1:A:273:ASN:HD22	1:A:275:GLY:N	1.86	0.73
1:B:260:LEU:O	1:B:262:THR:HG23	1.89	0.73
1:B:195:LYS:HD3	1:B:221:ASP:HA	1.69	0.73
1:B:21:LEU:HA	1:B:287:GLU:OE1	1.89	0.72
1:B:107:GLU:O	1:B:110:LYS:HG2	1.89	0.72
1:B:103:VAL:HG22	1:B:269:TYR:O	1.88	0.72
1:C:76:ARG:HD2	1:C:114:ASN:OD1	1.89	0.72
1:A:281:ARG:O	1:A:285:GLU:HG3	1.90	0.72
1:B:70:LEU:HD11	1:B:87:LEU:HD12	1.70	0.72
1:D:146:ASN:HB2	3:D:842:HOH:O	1.89	0.72

*Continued on next page...*

*Continued from previous page...*

Atom-1	Atom-2	Interatomic distance (Å)	Clash overlap (Å)
1:C:77:GLN:HE22	1:C:118:ASN:H	1.37	0.72
1:D:212:GLY:O	1:D:215:GLN:HG3	1.90	0.72
1:A:116:VAL:O	1:A:119:ILE:HG22	1.90	0.71
1:B:252:GLU:H	1:B:252:GLU:CD	1.92	0.71
1:A:59:VAL:HG13	1:A:91:LEU:HD11	1.71	0.71
1:A:70:LEU:HD12	1:A:88:ALA:HA	1.71	0.71
1:A:76:ARG:NE	1:A:131:VAL:HG13	2.06	0.71
1:A:11:LEU:HD21	1:A:87:LEU:HD23	1.70	0.71
1:A:23:ARG:NH1	1:A:286:GLN:HA	2.05	0.71
1:A:119:ILE:HG23	1:A:120:GLU:N	2.05	0.71
1:A:166:SER:HB3	1:A:241:ILE:HD11	1.72	0.71
1:B:70:LEU:CD1	1:B:87:LEU:HD12	2.20	0.70
1:B:273:ASN:HD21	1:B:276:THR:H	1.40	0.70
1:C:339:LYS:HA	3:C:726:HOH:O	1.91	0.70
1:A:37:LYS:HD3	1:A:178:PHE:CZ	2.26	0.70
1:C:80:GLN:HG2	3:C:603:HOH:O	1.91	0.70
1:B:23:ARG:HH11	1:B:23:ARG:CB	1.99	0.70
1:B:210:LEU:HD23	1:B:222:VAL:HG21	1.74	0.69
1:C:9:TYR:CD2	1:C:59:VAL:HG11	2.27	0.69
1:B:15:PRO:HA	1:B:181:GLU:OE1	1.92	0.69
1:C:232:GLU:HB2	3:C:667:HOH:O	1.92	0.69
1:C:273:ASN:ND2	1:C:276:THR:H	1.91	0.69
1:C:321:VAL:HG12	1:C:323:LEU:HD21	1.74	0.69
1:D:308:LYS:HG3	3:D:840:HOH:O	1.91	0.69
1:A:21:LEU:HA	1:A:287:GLU:OE2	1.93	0.69
1:B:32:VAL:HG11	1:B:312:PHE:CD1	2.27	0.69
1:C:121:LEU:HD22	1:D:290:LEU:HD13	1.74	0.69
1:B:42:ASN:HD22	1:B:49:GLY:N	1.88	0.69
1:C:23:ARG:HH11	1:C:23:ARG:CB	2.05	0.69
1:A:176:VAL:HG11	1:A:249:ILE:HG21	1.74	0.69
1:A:29:GLY:O	1:A:31:LYS:N	2.26	0.69
1:B:107:GLU:HG2	1:B:110:LYS:HE3	1.72	0.68
1:A:217:GLY:C	1:A:219:GLN:HE21	1.96	0.68
1:A:49:GLY:HA3	1:A:83:MET:CE	2.23	0.68
1:D:132:ILE:HG22	1:D:133:GLU:N	2.06	0.68
1:B:301:GLN:HG3	1:B:302:GLY:N	2.09	0.68
1:C:53:ARG:HB2	3:C:720:HOH:O	1.93	0.68
1:A:121:LEU:HD22	1:B:290:LEU:HD13	1.74	0.68
1:C:68:THR:HG23	1:C:157:LYS:HB2	1.76	0.68
1:A:147:ALA:HA	1:A:150:GLU:HB3	1.76	0.68
1:D:186:GLU:CD	1:D:218:ARG:HH22	1.97	0.68

*Continued on next page...*

*Continued from previous page...*

Atom-1	Atom-2	Interatomic distance (Å)	Clash overlap (Å)
1:C:134:ASP:HB3	1:C:141:ARG:HH21	1.60	0.67
1:A:77:GLN:NE2	1:A:118:ASN:HB2	2.08	0.67
1:D:308:LYS:HD3	3:D:823:HOH:O	1.93	0.67
1:B:19:SER:N	1:B:36:ALA:O	2.23	0.67
1:A:123:ARG:HG3	1:A:129:VAL:HG21	1.77	0.67
1:C:23:ARG:NH1	1:C:286:GLN:O	2.28	0.66
1:C:290:LEU:HD13	1:D:121:LEU:HD22	1.78	0.66
1:D:293:PRO:HD3	1:D:329:LEU:CD2	2.26	0.66
1:A:214:ALA:HA	1:A:219:GLN:HG3	1.77	0.66
1:A:239:LEU:HD13	1:A:258:PHE:HD2	1.61	0.66
1:B:199:CYS:HB3	3:B:545:HOH:O	1.95	0.66
1:B:81:THR:HB	1:B:97:LEU:HD13	1.76	0.66
1:A:20:ASN:HD22	1:A:20:ASN:C	1.98	0.65
1:B:264:PHE:CZ	1:B:302:GLY:HA2	2.32	0.65
1:D:198:VAL:HG23	1:D:321:VAL:HB	1.78	0.65
1:D:77:GLN:NE2	1:D:77:GLN:HA	2.12	0.65
1:B:183:ILE:H	1:B:183:ILE:HD12	1.62	0.64
1:B:144:PHE:HZ	1:B:161:ILE:H	1.46	0.64
1:C:321:VAL:HG12	1:C:323:LEU:CD2	2.28	0.64
1:B:274:GLU:HG3	3:B:515:HOH:O	1.95	0.64
1:C:51:THR:HG22	3:C:732:HOH:O	1.96	0.64
1:A:274:GLU:O	1:A:278:GLU:HB2	1.97	0.64
1:A:59:VAL:HG21	1:A:87:LEU:HD21	1.80	0.64
1:B:140:MET:HG2	1:B:167:GLU:OE1	1.97	0.64
1:B:219:GLN:CD	1:B:219:GLN:H	2.01	0.64
1:C:103:VAL:CG2	1:C:270:GLY:HA3	2.27	0.64
1:B:117:GLY:O	1:B:121:LEU:HG	1.98	0.64
1:B:214:ALA:HB2	1:B:255:PHE:HZ	1.62	0.64
1:B:24:LEU:HD21	1:B:300:MET:HE1	1.79	0.64
1:C:143:SER:HA	1:C:146:ASN:HD22	1.62	0.64
1:C:76:ARG:HG2	1:C:76:ARG:HH11	1.63	0.64
1:D:322:HIS:HD2	1:D:324:GLY:H	1.46	0.63
1:B:67:TYR:HE1	1:B:159:TYR:HD1	1.46	0.63
1:B:183:ILE:HG12	1:B:216:TYR:CE2	2.34	0.63
1:A:21:LEU:HD22	1:A:287:GLU:HG3	1.79	0.63
1:B:228:SER:HB3	3:B:526:HOH:O	1.98	0.63
3:C:701:HOH:O	1:D:341:ALA:HB1	1.99	0.63
1:C:15:PRO:HA	1:C:181:GLU:OE1	1.97	0.63
1:D:186:GLU:OE1	1:D:218:ARG:NH2	2.32	0.63
1:B:143:SER:HA	1:B:146:ASN:HD22	1.64	0.63
1:B:239:LEU:HD21	1:B:256:LYS:O	1.99	0.63

*Continued on next page...*

*Continued from previous page...*

Atom-1	Atom-2	Interatomic distance (Å)	Clash overlap (Å)
1:B:267:PRO:HG2	1:B:271:VAL:HB	1.80	0.63
1:C:175:PHE:O	1:C:178:PHE:HB3	1.99	0.63
1:C:23:ARG:HH11	1:C:23:ARG:HB3	1.59	0.63
1:B:235:LYS:HB2	1:B:260:LEU:HD23	1.78	0.62
1:A:96:VAL:HG21	1:A:151:LEU:HD21	1.80	0.62
1:C:20:ASN:ND2	3:C:675:HOH:O	2.31	0.62
1:D:23:ARG:NH1	1:D:286:GLN:HA	2.14	0.62
1:A:107:GLU:HA	1:A:110:LYS:HD3	1.81	0.62
1:B:196:ILE:HG13	1:B:222:VAL:HA	1.80	0.62
1:A:69:HIS:HD2	1:A:158:PRO:HG3	1.64	0.62
1:A:8:LYS:HE3	1:A:56:GLU:OE1	1.99	0.62
1:A:72:SER:HA	1:A:161:ILE:O	2.00	0.62
1:A:138:ILE:H	1:A:233:LYS:HZ2	1.46	0.62
1:B:312:PHE:CE1	1:B:318:VAL:HG21	2.35	0.62
1:B:37:LYS:NZ	1:B:185:GLN:OE1	2.30	0.62
1:D:59:VAL:HG22	1:D:87:LEU:HD21	1.80	0.62
1:A:194:ASP:O	1:A:195:LYS:HD3	2.00	0.61
1:B:216:TYR:HB3	3:B:510:HOH:O	1.99	0.61
1:A:120:GLU:OE1	1:B:330:SER:HA	1.99	0.61
1:C:153:ASP:HB2	3:C:691:HOH:O	2.00	0.61
1:C:169:LYS:HA	3:C:650:HOH:O	2.00	0.61
1:B:322:HIS:CD2	1:B:324:GLY:H	2.17	0.61
1:A:119:ILE:HG23	1:A:120:GLU:H	1.66	0.61
1:A:107:GLU:O	1:A:110:LYS:HE2	2.00	0.61
1:A:186:GLU:OE1	1:A:218:ARG:NH2	2.29	0.61
1:A:23:ARG:HE	1:B:92:GLY:HA3	1.66	0.61
1:A:50:ASN:HB3	1:A:323:LEU:HB3	1.83	0.61
1:C:69:HIS:ND1	1:C:94:LYS:HB2	2.16	0.61
1:D:37:LYS:HD3	1:D:178:PHE:CE1	2.35	0.61
1:B:50:ASN:HB3	1:B:323:LEU:HD22	1.82	0.61
1:A:80:GLN:O	1:A:84:VAL:HG23	2.00	0.60
1:A:82:ARG:HD2	1:A:82:ARG:O	2.02	0.60
1:B:176:VAL:HG11	1:B:249:ILE:HG21	1.82	0.60
1:B:185:GLN:HA	1:B:188:GLU:CG	2.29	0.60
1:A:273:ASN:ND2	1:A:276:THR:H	1.99	0.60
1:C:103:VAL:HG21	1:C:270:GLY:HA3	1.83	0.60
1:D:21:LEU:HD12	1:D:34:VAL:HG12	1.84	0.60
1:A:233:LYS:HG3	1:A:234:THR:N	2.16	0.60
1:A:99:GLN:HA	1:A:99:GLN:HE21	1.67	0.60
1:A:116:VAL:HG12	1:A:117:GLY:H	1.66	0.60
1:B:29:GLY:O	1:B:30:SER:HB2	2.00	0.60

*Continued on next page...*

*Continued from previous page...*

Atom-1	Atom-2	Interatomic distance (Å)	Clash overlap (Å)
1:A:69:HIS:HD1	1:A:94:LYS:CB	2.13	0.60
1:B:141:ARG:HA	1:B:141:ARG:HH11	1.66	0.60
1:A:195:LYS:HE2	3:A:413:HOH:O	2.00	0.59
1:B:266:TYR:HA	1:B:267:PRO:O	2.02	0.59
1:C:230:THR:CB	1:C:233:LYS:HE2	2.32	0.59
1:C:79:ASN:OD1	1:C:325:GLY:HA2	2.01	0.59
1:A:182:VAL:O	1:A:186:GLU:HG3	2.01	0.59
1:D:191:ILE:HD12	1:D:191:ILE:N	2.17	0.59
1:A:49:GLY:HA3	1:A:83:MET:SD	2.42	0.59
1:B:303:LEU:O	1:B:307:ILE:HG13	2.02	0.59
1:B:138:ILE:HG21	1:B:201:VAL:O	2.03	0.59
1:C:46:ALA:O	1:C:47:PHE:HB2	2.01	0.59
1:C:278:GLU:HB3	3:C:722:HOH:O	2.03	0.59
1:B:273:ASN:HD22	1:B:276:THR:H	1.49	0.59
1:D:68:THR:OG1	1:D:69:HIS:HD2	1.86	0.59
1:B:62:ILE:HG21	1:B:70:LEU:HD21	1.83	0.59
1:B:143:SER:CA	1:B:146:ASN:HD22	2.16	0.58
1:B:193:PHE:CE1	1:B:319:LEU:HD22	2.37	0.58
1:C:142:LYS:HG2	1:C:146:ASN:ND2	2.12	0.58
1:A:193:PHE:CE2	1:A:319:LEU:HD13	2.38	0.58
1:A:232:GLU:HG2	1:A:233:LYS:H	1.69	0.58
1:A:185:GLN:HA	1:A:188:GLU:HG2	1.85	0.58
1:B:296:GLU:HG2	1:B:322:HIS:HD2	1.68	0.58
1:C:231:SER:OG	1:C:262:THR:HG21	2.04	0.58
1:C:310:ASP:HA	3:C:621:HOH:O	2.02	0.58
1:B:18:ILE:HG12	1:B:37:LYS:HG3	1.86	0.58
1:D:187:VAL:HG12	1:D:187:VAL:O	2.02	0.58
1:D:77:GLN:CA	1:D:77:GLN:HE21	2.16	0.58
1:A:119:ILE:HD11	1:A:123:ARG:NH2	2.19	0.57
1:B:71:VAL:HG11	1:B:148:LEU:HD23	1.85	0.57
1:A:100:GLU:HA	1:A:132:ILE:HG23	1.86	0.57
1:A:201:VAL:HG21	1:A:295:TYR:CE2	2.39	0.57
1:B:296:GLU:HG2	1:B:322:HIS:CD2	2.38	0.57
1:A:142:LYS:HG2	1:A:146:ASN:ND2	2.19	0.57
1:A:79:ASN:HA	1:A:118:ASN:ND2	2.20	0.57
1:B:49:GLY:HA3	1:B:83:MET:CE	2.34	0.57
1:D:37:LYS:HD3	1:D:178:PHE:CZ	2.39	0.57
1:C:182:VAL:O	1:C:186:GLU:HG3	2.05	0.57
1:C:239:LEU:HD13	1:C:258:PHE:CD2	2.39	0.57
1:B:107:GLU:HG2	1:B:110:LYS:CE	2.34	0.57
1:D:61:ASP:HB2	3:D:788:HOH:O	2.04	0.57

*Continued on next page...*

*Continued from previous page...*

Atom-1	Atom-2	Interatomic distance (Å)	Clash overlap (Å)
1:B:183:ILE:HG23	1:D:187:VAL:HG11	1.85	0.57
1:A:186:GLU:HG2	1:A:193:PHE:CD1	2.39	0.57
1:D:273:ASN:HD22	1:D:275:GLY:H	1.51	0.57
1:A:105:ILE:HG21	1:A:110:LYS:HA	1.85	0.57
1:C:112:VAL:O	1:C:116:VAL:HG22	2.05	0.57
1:A:116:VAL:CG1	1:A:117:GLY:N	2.67	0.57
1:C:321:VAL:CG1	1:C:323:LEU:HD21	2.35	0.57
1:A:282:THR:O	1:A:286:GLN:HG2	2.05	0.57
1:C:239:LEU:HD13	1:C:258:PHE:HD2	1.70	0.57
1:D:1:ALA:HB3	3:D:791:HOH:O	2.04	0.57
1:D:21:LEU:HD22	1:D:287:GLU:CG	2.33	0.57
1:A:140:MET:HG2	1:A:167:GLU:OE2	2.04	0.56
1:A:166:SER:HB3	1:A:241:ILE:CD1	2.35	0.56
1:A:291:THR:HG22	1:A:296:GLU:CB	2.35	0.56
1:A:291:THR:HG22	1:A:296:GLU:HB3	1.85	0.56
1:D:50:ASN:HB2	1:D:175:PHE:HZ	1.69	0.56
1:A:36:ALA:HA	1:A:320:TYR:O	2.05	0.56
1:B:98:ILE:HD11	1:B:147:ALA:HB2	1.87	0.56
1:C:111:ASP:O	1:C:112:VAL:HG23	2.06	0.56
1:C:149:GLN:HG3	1:C:153:ASP:OD2	2.04	0.56
1:C:70:LEU:HD12	1:C:88:ALA:HB2	1.87	0.56
1:A:123:ARG:CG	1:A:129:VAL:HG21	2.36	0.56
1:B:216:TYR:HA	3:B:522:HOH:O	2.04	0.56
1:B:164:GLY:C	1:B:166:SER:H	2.09	0.56
1:B:235:LYS:HB2	1:B:260:LEU:CD2	2.36	0.56
1:A:124:ILE:C	1:A:126:GLY:H	2.09	0.56
1:A:293:PRO:HD3	1:A:329:LEU:HD13	1.87	0.56
1:B:96:VAL:HG21	1:B:151:LEU:HD11	1.88	0.56
1:B:302:GLY:O	1:B:306:LEU:HD13	2.06	0.56
1:B:237:GLN:HA	1:B:240:ARG:CZ	2.36	0.56
1:B:298:LYS:O	1:B:301:GLN:HG2	2.06	0.56
1:B:237:GLN:HB2	1:B:240:ARG:HH22	1.71	0.56
1:B:147:ALA:O	1:B:150:GLU:HB3	2.05	0.55
1:A:23:ARG:NH2	1:B:92:GLY:HA2	2.21	0.55
1:B:226:ASP:HB2	1:B:262:THR:HG22	1.88	0.55
1:B:209:ILE:O	1:B:213:MET:HG2	2.05	0.55
1:B:228:SER:O	1:B:230:THR:HG23	2.05	0.55
1:B:76:ARG:CZ	1:B:131:VAL:HG13	2.37	0.55
1:A:235:LYS:O	1:A:239:LEU:HB2	2.05	0.55
1:A:290:LEU:O	1:A:322:HIS:HE1	1.89	0.55
1:B:214:ALA:HA	1:B:219:GLN:NE2	2.18	0.55

*Continued on next page...*



*Continued from previous page...*

Atom-1	Atom-2	Interatomic distance (Å)	Clash overlap (Å)
1:D:50:ASN:HB2	1:D:175:PHE:CZ	2.42	0.55
1:D:339:LYS:NZ	1:D:341:ALA:HB2	2.22	0.55
1:A:85:ALA:HB3	1:A:125:MET:HE1	1.88	0.55
1:A:46:ALA:O	1:A:47:PHE:HB2	2.07	0.55
1:D:290:LEU:HD12	3:D:720:HOH:O	2.07	0.55
1:C:310:ASP:HB2	3:C:682:HOH:O	2.07	0.55
1:B:198:VAL:CG2	1:B:323:LEU:HD11	2.37	0.55
1:D:192:LYS:HG3	3:D:817:HOH:O	2.06	0.55
1:B:51:THR:O	1:B:55:LEU:HG	2.07	0.55
1:D:6:PHE:N	1:D:6:PHE:CD1	2.73	0.55
1:A:266:TYR:CD1	1:A:267:PRO:HA	2.42	0.54
1:A:70:LEU:HD12	1:A:88:ALA:CA	2.36	0.54
1:C:192:LYS:HD3	1:C:193:PHE:N	2.23	0.54
1:A:119:ILE:CG2	1:A:120:GLU:N	2.70	0.54
1:B:239:LEU:HD21	1:B:256:LYS:C	2.27	0.54
1:D:221:ASP:HA	3:D:834:HOH:O	2.07	0.54
1:D:254:GLU:HG2	1:D:255:PHE:N	2.22	0.54
1:A:150:GLU:OE1	1:A:151:LEU:HD12	2.08	0.54
1:A:49:GLY:HA3	1:A:83:MET:HE2	1.88	0.54
1:D:20:ASN:ND2	1:D:35:TYR:CE2	2.75	0.54
1:A:186:GLU:HG2	1:A:193:PHE:HD1	1.73	0.54
1:B:46:ALA:O	1:B:47:PHE:HB2	2.07	0.54
1:D:271:VAL:N	3:D:836:HOH:O	2.39	0.54
1:A:264:PHE:CZ	1:A:302:GLY:HA2	2.42	0.54
1:B:76:ARG:NH1	1:B:99:GLN:O	2.41	0.54
1:A:69:HIS:ND1	1:A:94:LYS:HB2	2.20	0.54
1:B:194:ASP:O	1:B:195:LYS:HD3	2.08	0.54
1:C:138:ILE:H	1:C:233:LYS:NZ	2.06	0.54
1:B:24:LEU:HB2	1:B:287:GLU:HG2	1.90	0.54
1:B:40:ASP:HB3	1:B:324:GLY:CA	2.38	0.54
1:C:37:LYS:HE3	1:C:178:PHE:CE1	2.42	0.54
1:B:23:ARG:HH22	1:B:286:GLN:HA	1.73	0.53
1:C:28:LEU:HD22	1:C:308:LYS:HE3	1.89	0.53
1:A:101:ASP:O	1:A:135:GLY:HA2	2.09	0.53
1:A:237:GLN:HG3	1:A:240:ARG:NH2	2.24	0.53
1:A:38:ARG:NH1	1:B:44:GLY:HA3	2.23	0.53
1:C:102:TRP:CD1	1:C:136:PHE:HA	2.43	0.53
1:A:119:ILE:CG2	1:A:120:GLU:H	2.22	0.53
1:B:203:GLY:O	1:B:205:THR:N	2.41	0.53
1:B:304:ILE:O	1:B:308:LYS:HG2	2.08	0.53
1:D:137:ASP:HB3	1:D:141:ARG:NH1	2.23	0.53

*Continued on next page...*



*Continued from previous page...*

Atom-1	Atom-2	Interatomic distance (Å)	Clash overlap (Å)
1:D:210:LEU:HD23	1:D:222:VAL:HG21	1.89	0.53
1:D:230:THR:HB	1:D:233:LYS:HD3	1.90	0.53
1:D:51:THR:HG23	3:D:851:HOH:O	2.09	0.53
1:D:189:LEU:HB3	1:D:191:ILE:HD13	1.89	0.53
1:D:109:GLU:OE2	1:D:332:TYR:HA	2.09	0.53
1:B:237:GLN:HA	1:B:240:ARG:NH2	2.23	0.53
1:B:33:ASN:HB2	1:B:317:ASN:OD1	2.08	0.53
1:B:51:THR:HG21	1:B:80:GLN:HA	1.88	0.53
1:D:166:SER:HA	1:D:204:SER:HB3	1.89	0.53
1:B:214:ALA:HB2	1:B:255:PHE:CZ	2.44	0.53
1:D:120:GLU:O	1:D:124:ILE:HG13	2.08	0.53
1:D:66:ASP:O	1:D:157:LYS:HD3	2.09	0.53
1:A:100:GLU:HA	1:A:132:ILE:CG2	2.39	0.53
1:A:147:ALA:HA	1:A:150:GLU:CB	2.38	0.53
1:B:136:PHE:HZ	1:B:228:SER:HG	1.55	0.53
1:A:229:PHE:O	1:A:230:THR:HG23	2.09	0.53
1:D:194:ASP:O	1:D:195:LYS:HD3	2.07	0.53
1:A:79:ASN:ND2	2:A:401:PLP:H2A1	2.24	0.53
1:C:67:TYR:O	1:C:93:LYS:NZ	2.42	0.53
1:A:132:ILE:CD1	1:A:143:SER:HB3	2.39	0.53
1:B:69:HIS:CD2	1:B:94:LYS:HB2	2.44	0.53
1:C:205:THR:O	1:C:209:ILE:HG13	2.09	0.53
1:D:339:LYS:HZ1	1:D:341:ALA:HB2	1.74	0.53
1:D:81:THR:HB	1:D:97:LEU:HD13	1.91	0.53
1:B:217:GLY:CA	1:B:219:GLN:NE2	2.65	0.52
1:D:23:ARG:HH12	1:D:286:GLN:HA	1.74	0.52
1:D:254:GLU:OE2	1:D:256:LYS:HE3	2.09	0.52
1:B:22:ASN:CG	1:B:23:ARG:N	2.62	0.52
1:D:77:GLN:HE21	1:D:77:GLN:HA	1.71	0.52
1:B:40:ASP:HB3	1:B:324:GLY:HA2	1.90	0.52
1:C:5:LYS:HG3	1:C:6:PHE:CD1	2.45	0.52
1:A:231:SER:OG	1:A:262:THR:HG21	2.09	0.52
1:B:37:LYS:HD3	1:B:178:PHE:CE1	2.44	0.52
1:B:239:LEU:HB2	1:B:258:PHE:HE2	1.73	0.52
1:B:261:ASP:OD2	1:B:306:LEU:HD11	2.09	0.52
1:B:214:ALA:HA	1:B:219:GLN:HG3	1.92	0.52
1:D:29:GLY:O	1:D:31:LYS:N	2.42	0.52
1:A:124:ILE:HG12	1:B:336:PHE:CD2	2.44	0.52
1:D:305:ALA:O	1:D:309:GLU:HG2	2.10	0.52
1:A:167:GLU:HG3	3:A:439:HOH:O	2.09	0.52
1:A:226:ASP:HB2	1:A:260:LEU:HD11	1.91	0.52

*Continued on next page...*

*Continued from previous page...*

Atom-1	Atom-2	Interatomic distance (Å)	Clash overlap (Å)
1:A:29:GLY:O	1:A:31:LYS:HG2	2.10	0.52
1:C:273:ASN:HD22	1:C:275:GLY:N	2.08	0.52
1:D:235:LYS:HG3	1:D:258:PHE:CE2	2.45	0.52
1:C:1:ALA:HB3	3:C:687:HOH:O	2.10	0.52
1:C:313:LYS:HD2	1:C:314:PRO:O	2.10	0.52
1:D:116:VAL:HG23	1:D:117:GLY:N	2.25	0.52
1:B:123:ARG:HG3	1:B:129:VAL:HG21	1.91	0.51
1:C:123:ARG:NH1	3:C:626:HOH:O	2.43	0.51
1:A:116:VAL:CG1	1:A:117:GLY:H	2.21	0.51
1:A:138:ILE:HG12	1:A:233:LYS:HD2	1.91	0.51
1:B:226:ASP:CB	1:B:262:THR:HG22	2.40	0.51
1:B:291:THR:HA	3:B:536:HOH:O	2.09	0.51
1:D:115:ARG:O	1:D:120:GLU:HB2	2.11	0.51
1:A:205:THR:O	1:A:209:ILE:HG13	2.11	0.51
1:A:326:ALA:N	1:A:327:PRO:CD	2.73	0.51
1:B:235:LYS:HA	1:B:258:PHE:HZ	1.75	0.51
1:A:44:GLY:HA3	1:B:38:ARG:NH1	2.25	0.51
1:B:145:ALA:HA	1:B:148:LEU:HD12	1.93	0.51
1:B:67:TYR:CE1	1:B:159:TYR:HD1	2.27	0.51
1:C:300:MET:O	1:C:304:ILE:HG13	2.10	0.51
1:D:218:ARG:HD2	1:D:221:ASP:OD2	2.11	0.51
1:A:103:VAL:HG22	1:A:270:GLY:HA3	1.92	0.51
1:A:79:ASN:CG	1:A:118:ASN:HD21	2.12	0.51
1:B:193:PHE:CD1	1:B:319:LEU:HD22	2.46	0.51
1:A:79:ASN:HA	1:A:118:ASN:HD22	1.75	0.51
1:B:76:ARG:C	1:B:78:SER:H	2.14	0.51
1:D:77:GLN:HE22	1:D:118:ASN:H	1.58	0.51
1:C:230:THR:OG1	1:C:233:LYS:HE2	2.11	0.51
1:D:51:THR:OG1	1:D:83:MET:SD	2.64	0.51
1:B:212:GLY:HA2	1:B:215:GLN:HE21	1.76	0.51
1:B:216:TYR:CD1	1:B:216:TYR:N	2.79	0.51
1:B:326:ALA:N	1:B:327:PRO:CD	2.74	0.51
1:D:219:GLN:HG2	1:D:220:ASP:N	2.26	0.51
1:C:169:LYS:HG2	1:C:170:TYR:CE2	2.46	0.50
1:D:82:ARG:HA	1:D:122:SER:OG	2.12	0.50
1:D:270:GLY:HA2	1:D:294:VAL:HG13	1.93	0.50
1:B:273:ASN:HD22	1:B:273:ASN:C	2.15	0.50
1:A:69:HIS:CD2	1:A:158:PRO:HG3	2.46	0.50
1:A:58:ILE:HG23	1:A:168:HIS:NE2	2.26	0.50
1:A:20:ASN:ND2	1:A:20:ASN:C	2.62	0.50
1:B:1:ALA:HA	1:B:249:ILE:O	2.12	0.50

*Continued on next page...*

*Continued from previous page...*

Atom-1	Atom-2	Interatomic distance (Å)	Clash overlap (Å)
1:B:87:LEU:HD13	1:B:87:LEU:C	2.31	0.50
1:A:184:ASN:O	1:A:187:VAL:HB	2.11	0.50
1:B:69:HIS:ND1	1:B:151:LEU:HD13	2.27	0.50
1:C:31:LYS:HD3	1:C:310:ASP:OD1	2.11	0.50
1:C:284:ALA:HB1	1:D:125:MET:HG2	1.94	0.50
1:D:140:MET:SD	1:D:167:GLU:HG3	2.51	0.50
1:B:295:TYR:O	1:B:297:GLY:N	2.44	0.50
1:A:225:ILE:HG21	1:A:299:SER:HA	1.94	0.50
1:A:59:VAL:N	1:A:60:PRO:CD	2.75	0.50
1:B:67:TYR:HE1	1:B:159:TYR:CD1	2.27	0.50
1:B:107:GLU:C	1:B:109:GLU:H	2.15	0.49
1:A:11:LEU:CB	1:A:56:GLU:HG2	2.31	0.49
1:C:166:SER:HA	1:C:204:SER:HB3	1.94	0.49
1:D:66:ASP:HA	3:D:815:HOH:O	2.11	0.49
1:B:76:ARG:HH12	1:B:131:VAL:HG13	1.74	0.49
1:C:249:ILE:HG13	1:C:251:VAL:HG23	1.94	0.49
1:B:2:GLY:O	1:B:5:LYS:HG2	2.12	0.49
1:C:43:SER:HB3	1:C:52:LEU:HD23	1.94	0.49
1:C:8:LYS:HD3	1:C:57:TYR:CZ	2.47	0.49
1:C:73:ILE:HG13	1:C:98:ILE:HB	1.94	0.49
1:B:119:ILE:HG22	3:B:529:HOH:O	2.11	0.49
1:B:312:PHE:CD1	1:B:318:VAL:HG21	2.47	0.49
1:D:79:ASN:HB2	2:D:701:PLP:O3	2.12	0.49
1:B:237:GLN:CB	1:B:240:ARG:HH22	2.26	0.49
1:B:275:GLY:O	1:B:276:THR:C	2.51	0.49
1:D:40:ASP:HB3	1:D:324:GLY:HA2	1.95	0.49
1:A:325:GLY:C	1:A:327:PRO:HD2	2.34	0.49
1:A:69:HIS:HE1	1:A:94:LYS:HD2	1.75	0.49
1:B:235:LYS:O	1:B:239:LEU:HB2	2.12	0.49
1:B:5:LYS:HG3	1:B:6:PHE:CE1	2.47	0.49
1:C:296:GLU:HG3	1:C:322:HIS:CD2	2.48	0.49
1:D:2:GLY:O	1:D:249:ILE:HA	2.13	0.49
1:C:15:PRO:CA	1:C:181:GLU:OE1	2.61	0.49
1:B:19:SER:HB2	1:B:38:ARG:HD3	1.95	0.48
1:B:61:ASP:OD2	1:B:159:TYR:CE1	2.66	0.48
1:C:98:ILE:HD11	1:C:147:ALA:HB2	1.94	0.48
1:D:59:VAL:CG2	1:D:87:LEU:HD21	2.42	0.48
1:A:181:GLU:O	1:A:185:GLN:HG3	2.12	0.48
1:B:98:ILE:HD11	1:B:147:ALA:CB	2.43	0.48
1:A:123:ARG:O	1:A:126:GLY:N	2.47	0.48
1:B:61:ASP:OD2	1:B:159:TYR:HE1	1.96	0.48

*Continued on next page...*

*Continued from previous page...*

Atom-1	Atom-2	Interatomic distance (Å)	Clash overlap (Å)
1:B:68:THR:C	1:B:69:HIS:HD2	2.17	0.48
1:C:199:CYS:HB2	1:C:299:SER:HB3	1.93	0.48
1:D:24:LEU:O	1:D:28:LEU:HG	2.14	0.48
1:D:76:ARG:NH2	1:D:132:ILE:O	2.45	0.48
1:B:204:SER:H	1:B:241:ILE:CD1	2.26	0.48
1:C:23:ARG:CB	1:C:23:ARG:NH1	2.65	0.48
1:D:273:ASN:HD22	1:D:275:GLY:N	2.12	0.48
1:A:27:HIS:C	1:A:29:GLY:H	2.17	0.48
1:D:71:VAL:HG21	1:D:158:PRO:HB2	1.96	0.48
1:D:245:THR:O	1:D:248:LEU:HB2	2.13	0.48
1:D:55:LEU:HD13	1:D:87:LEU:HD22	1.94	0.48
1:A:103:VAL:CG2	1:A:270:GLY:HA3	2.44	0.48
1:B:218:ARG:O	1:B:219:GLN:C	2.51	0.48
1:A:82:ARG:NH1	1:A:83:MET:HG3	2.29	0.48
1:A:330:SER:HB3	1:B:116:VAL:CG1	2.44	0.48
1:B:215:GLN:HB2	1:B:216:TYR:CD1	2.49	0.48
1:B:74:GLY:O	1:B:99:GLN:HA	2.14	0.48
1:C:279:ALA:HB2	1:C:301:GLN:HB2	1.95	0.48
1:D:229:PHE:CE2	1:D:267:PRO:O	2.66	0.48
1:A:311:TYR:CD2	1:A:311:TYR:O	2.67	0.48
1:B:254:GLU:HG2	1:B:255:PHE:N	2.29	0.48
1:C:232:GLU:OE1	1:C:232:GLU:N	2.47	0.48
1:D:114:ASN:ND2	3:D:828:HOH:O	2.47	0.48
1:A:21:LEU:HD22	1:A:287:GLU:CG	2.44	0.47
1:A:75:GLY:O	1:A:77:GLN:N	2.47	0.47
1:A:80:GLN:HG2	3:A:445:HOH:O	2.14	0.47
1:B:62:ILE:HD13	1:B:70:LEU:HD21	1.96	0.47
1:B:178:PHE:O	1:B:182:VAL:HG23	2.13	0.47
1:B:195:LYS:HD2	1:B:221:ASP:O	2.14	0.47
1:C:20:ASN:C	1:C:20:ASN:HD22	2.18	0.47
1:C:51:THR:O	1:C:55:LEU:HG	2.14	0.47
1:D:6:PHE:H	1:D:6:PHE:HD1	1.61	0.47
1:C:59:VAL:N	1:C:60:PRO:CD	2.77	0.47
1:D:175:PHE:O	1:D:178:PHE:HB3	2.14	0.47
1:D:235:LYS:HG3	1:D:258:PHE:HE2	1.79	0.47
1:A:153:ASP:C	1:A:155:GLY:H	2.16	0.47
1:A:193:PHE:CD2	1:A:319:LEU:HB2	2.49	0.47
1:B:166:SER:HA	1:B:204:SER:HB3	1.96	0.47
1:B:264:PHE:CE1	1:B:302:GLY:HA2	2.50	0.47
1:C:11:LEU:HB2	1:C:56:GLU:HG2	1.95	0.47
1:A:202:THR:N	2:A:401:PLP:O3P	2.45	0.47

*Continued on next page...*

*Continued from previous page...*

Atom-1	Atom-2	Interatomic distance (Å)	Clash overlap (Å)
1:B:185:GLN:HA	1:B:188:GLU:CD	2.34	0.47
1:B:225:ILE:HD13	1:B:261:ASP:HB3	1.97	0.47
1:B:12:THR:HA	1:B:43:SER:HB3	1.95	0.47
1:A:157:LYS:N	1:A:158:PRO:HD3	2.29	0.47
1:B:243:ASN:O	1:B:246:ALA:HB3	2.14	0.47
1:B:5:LYS:HE3	1:B:248:LEU:O	2.15	0.47
1:C:267:PRO:O	1:C:268:CYS:HB3	2.13	0.47
1:C:96:VAL:HA	1:C:128:ASP:HB3	1.96	0.47
1:A:199:CYS:HB2	1:A:299:SER:HB3	1.96	0.47
1:A:303:LEU:O	1:A:307:ILE:HG13	2.15	0.47
1:A:99:GLN:HA	1:A:99:GLN:NE2	2.29	0.47
1:B:102:TRP:CD1	1:B:136:PHE:HA	2.50	0.47
1:A:38:ARG:HH12	1:B:44:GLY:HA3	1.79	0.47
1:C:262:THR:HB	3:C:681:HOH:O	2.14	0.47
1:C:306:LEU:HB3	1:C:312:PHE:CE1	2.50	0.47
1:A:138:ILE:H	1:A:233:LYS:NZ	2.12	0.47
1:A:281:ARG:HH21	1:A:337:PRO:HD2	1.80	0.47
1:B:24:LEU:O	1:B:24:LEU:HD12	2.14	0.47
1:C:80:GLN:OE1	1:C:164:GLY:HA2	2.15	0.47
1:D:77:GLN:CA	1:D:77:GLN:NE2	2.73	0.47
1:B:118:ASN:ND2	1:B:328:ALA:HB2	2.30	0.47
1:B:226:ASP:OD2	1:B:227:ALA:N	2.47	0.47
1:B:58:ILE:HG23	1:B:168:HIS:NE2	2.30	0.47
1:C:21:LEU:HB3	1:C:287:GLU:HG3	1.95	0.47
1:C:281:ARG:HD3	3:C:705:HOH:O	2.14	0.47
1:D:308:LYS:HD2	3:D:785:HOH:O	2.14	0.47
1:B:21:LEU:HA	1:B:287:GLU:CD	2.35	0.47
1:A:54:LYS:NZ	1:A:204:SER:OG	2.44	0.47
1:B:161:ILE:O	1:B:161:ILE:HG22	2.14	0.47
1:B:240:ARG:HH11	1:B:240:ARG:HG2	1.79	0.46
1:B:32:VAL:HG21	1:B:307:ILE:HG12	1.97	0.46
1:B:322:HIS:HD2	1:B:324:GLY:H	1.61	0.46
1:C:91:LEU:O	1:C:93:LYS:HD3	2.15	0.46
1:D:199:CYS:HB2	1:D:299:SER:HB3	1.96	0.46
1:A:163:ALA:HA	3:A:445:HOH:O	2.15	0.46
1:C:239:LEU:CD1	1:C:258:PHE:HD2	2.28	0.46
1:A:144:PHE:O	1:A:146:ASN:N	2.48	0.46
1:A:175:PHE:O	1:A:178:PHE:HB3	2.14	0.46
1:A:187:VAL:O	1:D:169:LYS:NZ	2.45	0.46
1:B:197:VAL:HG13	1:B:223:ILE:O	2.15	0.46
1:A:70:LEU:HD12	1:A:88:ALA:CB	2.45	0.46

*Continued on next page...*

*Continued from previous page...*

Atom-1	Atom-2	Interatomic distance (Å)	Clash overlap (Å)
1:B:230:THR:O	1:B:232:GLU:N	2.49	0.46
1:C:103:VAL:HG22	1:C:270:GLY:HA3	1.97	0.46
1:C:99:GLN:HA	1:C:99:GLN:NE2	2.25	0.46
1:D:192:LYS:HE3	3:D:806:HOH:O	2.14	0.46
1:D:266:TYR:HD2	3:D:716:HOH:O	1.99	0.46
1:D:39:GLU:HB2	1:D:322:HIS:O	2.16	0.46
1:B:229:PHE:CA	1:B:265:ALA:HB1	2.45	0.46
1:A:239:LEU:HD13	1:A:258:PHE:CD2	2.47	0.46
1:B:204:SER:H	1:B:241:ILE:HD13	1.80	0.46
1:D:127:ALA:HA	3:D:783:HOH:O	2.14	0.46
1:D:168:HIS:ND1	1:D:169:LYS:N	2.63	0.46
1:D:80:GLN:O	1:D:84:VAL:HG23	2.15	0.46
1:A:183:ILE:HD12	1:A:183:ILE:N	2.31	0.46
1:B:145:ALA:O	1:B:148:LEU:HB2	2.16	0.46
1:B:201:VAL:HG22	1:B:202:THR:HG23	1.97	0.46
1:B:229:PHE:HD1	1:B:265:ALA:HB3	1.80	0.46
1:B:276:THR:O	1:B:280:ILE:HG13	2.16	0.46
1:B:77:GLN:HE22	1:B:117:GLY:HA3	1.80	0.46
1:C:322:HIS:CD2	1:C:324:GLY:H	2.34	0.46
1:A:132:ILE:HD13	1:A:143:SER:HB3	1.97	0.46
1:A:172:GLY:O	1:A:176:VAL:HG23	2.16	0.46
1:A:264:PHE:N	1:A:264:PHE:CD1	2.84	0.46
1:B:115:ARG:HB2	1:B:115:ARG:NH1	2.30	0.46
1:B:20:ASN:O	1:B:22:ASN:N	2.41	0.46
1:B:280:ILE:HG23	1:B:291:THR:OG1	2.16	0.46
1:C:26:GLN:HA	1:C:30:SER:OG	2.16	0.46
1:A:62:ILE:HG12	1:A:159:TYR:CD2	2.51	0.46
1:C:253:HIS:ND1	1:C:254:GLU:N	2.64	0.46
1:D:134:ASP:HB3	1:D:141:ARG:HH21	1.80	0.46
1:D:310:ASP:HA	3:D:782:HOH:O	2.16	0.46
1:A:90:LYS:O	1:B:23:ARG:HD3	2.16	0.45
1:B:69:HIS:CE1	1:B:151:LEU:HD22	2.51	0.45
1:C:192:LYS:HG3	3:C:694:HOH:O	2.15	0.45
1:C:231:SER:HB3	1:C:232:GLU:OE1	2.14	0.45
1:D:77:GLN:NE2	1:D:118:ASN:HB2	2.32	0.45
1:A:3:VAL:HG22	1:A:3:VAL:O	2.15	0.45
1:B:119:ILE:N	3:B:529:HOH:O	2.49	0.45
1:B:103:VAL:CG1	1:B:270:GLY:HA3	2.46	0.45
1:C:13:PHE:CE1	1:C:43:SER:C	2.89	0.45
1:A:28:LEU:HD12	1:A:307:ILE:HD12	1.97	0.45
1:B:103:VAL:CG2	1:B:270:GLY:HA3	2.47	0.45

*Continued on next page...*

*Continued from previous page...*

Atom-1	Atom-2	Interatomic distance (Å)	Clash overlap (Å)
1:B:39:GLU:O	1:B:42:ASN:ND2	2.50	0.45
1:A:71:VAL:HG23	1:A:96:VAL:O	2.16	0.45
1:C:183:ILE:HG12	1:C:216:TYR:CE2	2.51	0.45
1:D:71:VAL:HG21	1:D:148:LEU:HD23	1.99	0.45
1:A:105:ILE:HG12	1:A:113:TYR:CD2	2.52	0.45
1:B:20:ASN:C	1:B:20:ASN:HD22	2.19	0.45
1:B:235:LYS:HA	1:B:258:PHE:CZ	2.50	0.45
1:D:308:LYS:HB3	3:D:823:HOH:O	2.16	0.45
1:D:81:THR:HB	1:D:97:LEU:HD22	1.99	0.45
1:A:58:ILE:HG23	1:A:168:HIS:HE2	1.81	0.45
1:A:209:ILE:O	1:A:213:MET:HG2	2.17	0.45
1:B:12:THR:HG23	1:B:56:GLU:OE2	2.17	0.45
1:B:164:GLY:C	1:B:166:SER:N	2.68	0.45
1:B:67:TYR:HD1	1:B:159:TYR:HB2	1.81	0.45
1:C:138:ILE:HG12	1:C:233:LYS:HE3	1.98	0.45
1:A:243:ASN:O	1:A:244:ASN:C	2.55	0.45
1:C:305:ALA:O	1:C:308:LYS:N	2.50	0.45
1:D:256:LYS:N	1:D:256:LYS:HD2	2.31	0.45
1:D:313:LYS:NZ	1:D:316:ALA:HA	2.32	0.45
1:D:82:ARG:NH1	1:D:83:MET:HG3	2.32	0.45
1:B:303:LEU:HD13	1:B:307:ILE:HD11	1.98	0.45
1:D:239:LEU:HD13	1:D:258:PHE:CD2	2.52	0.45
1:A:290:LEU:HD13	1:B:121:LEU:HD22	1.99	0.45
1:C:137:ASP:HA	1:C:233:LYS:NZ	2.32	0.45
1:B:201:VAL:CG2	1:B:202:THR:HG23	2.47	0.44
1:D:100:GLU:CG	1:D:134:ASP:HB2	2.37	0.44
1:D:20:ASN:ND2	3:D:719:HOH:O	2.49	0.44
1:A:112:VAL:HG13	1:A:116:VAL:HG21	1.99	0.44
1:A:231:SER:O	1:A:232:GLU:C	2.55	0.44
1:B:340:THR:O	1:B:341:ALA:C	2.55	0.44
1:B:82:ARG:HB3	1:B:82:ARG:HE	1.64	0.44
1:A:23:ARG:NE	1:B:92:GLY:HA3	2.30	0.44
1:C:230:THR:O	1:C:233:LYS:HG2	2.18	0.44
1:D:77:GLN:HE22	1:D:118:ASN:N	2.14	0.44
1:D:76:ARG:CZ	1:D:131:VAL:HG13	2.47	0.44
1:A:100:GLU:HB2	1:A:102:TRP:NE1	2.32	0.44
1:A:121:LEU:HD13	1:B:290:LEU:HD11	1.99	0.44
1:A:185:GLN:HA	1:A:188:GLU:CG	2.48	0.44
1:A:92:GLY:C	1:A:93:LYS:HG2	2.37	0.44
1:C:210:LEU:HA	1:C:210:LEU:HD23	1.78	0.44
1:C:216:TYR:N	1:C:216:TYR:CD1	2.86	0.44

*Continued on next page...*



*Continued from previous page...*

Atom-1	Atom-2	Interatomic distance (Å)	Clash overlap (Å)
1:D:109:GLU:O	1:D:113:TYR:HB2	2.17	0.44
1:D:142:LYS:HE3	3:D:842:HOH:O	2.18	0.44
1:D:198:VAL:HG22	1:D:323:LEU:HD11	1.99	0.44
1:A:6:PHE:CD1	1:A:6:PHE:N	2.86	0.44
1:B:334:SER:O	1:B:336:PHE:N	2.50	0.44
1:D:32:VAL:HG11	1:D:312:PHE:HB2	1.99	0.44
1:D:48:GLY:HA2	1:D:52:LEU:CD2	2.48	0.44
1:B:18:ILE:HG12	1:B:37:LYS:CG	2.46	0.44
1:D:107:GLU:O	1:D:110:LYS:HG2	2.17	0.44
1:D:336:PHE:O	1:D:337:PRO:O	2.34	0.44
1:A:151:LEU:C	1:A:153:ASP:H	2.21	0.44
1:C:38:ARG:NH1	1:D:44:GLY:HA3	2.33	0.44
1:D:49:GLY:HA3	1:D:83:MET:HE2	1.99	0.44
1:A:166:SER:CA	1:A:204:SER:HB3	2.45	0.44
1:B:116:VAL:HG12	1:B:117:GLY:N	2.32	0.44
1:B:87:LEU:HD13	1:B:87:LEU:O	2.18	0.44
1:C:247:LYS:HB3	1:C:247:LYS:HE2	1.75	0.44
1:C:202:THR:N	2:C:601:PLP:O3P	2.48	0.44
1:A:156:HIS:O	1:A:157:LYS:HD2	2.18	0.44
1:A:232:GLU:HB3	3:A:405:HOH:O	2.18	0.44
1:A:339:LYS:HG2	1:A:340:THR:N	2.33	0.44
1:B:131:VAL:O	1:B:132:ILE:HD13	2.18	0.44
1:B:141:ARG:NH1	1:B:141:ARG:HB3	2.33	0.44
1:B:24:LEU:HD21	1:B:300:MET:CE	2.45	0.44
1:B:9:TYR:HB3	1:B:59:VAL:HB	1.99	0.44
1:B:59:VAL:HG13	1:B:91:LEU:HD11	1.98	0.44
1:B:59:VAL:O	1:B:60:PRO:C	2.55	0.44
1:D:235:LYS:NZ	1:D:257:ASP:OD2	2.46	0.44
1:B:54:LYS:NZ	1:B:164:GLY:O	2.44	0.44
1:B:219:GLN:N	1:B:219:GLN:CD	2.70	0.44
1:B:195:LYS:CD	1:B:221:ASP:HA	2.45	0.44
1:B:166:SER:HB3	1:B:241:ILE:HD11	1.99	0.44
1:C:138:ILE:H	1:C:233:LYS:HZ2	1.65	0.44
1:C:273:ASN:HD22	1:C:275:GLY:H	1.65	0.44
1:D:29:GLY:C	1:D:31:LYS:N	2.71	0.44
1:A:102:TRP:CD1	1:A:136:PHE:HA	2.52	0.43
1:A:159:TYR:CD1	1:A:160:PRO:HD2	2.53	0.43
1:A:217:GLY:C	1:A:219:GLN:NE2	2.70	0.43
1:A:37:LYS:NZ	1:A:185:GLN:OE1	2.48	0.43
1:B:269:TYR:HA	3:B:532:HOH:O	2.18	0.43
1:B:9:TYR:CG	1:B:59:VAL:HG11	2.53	0.43

*Continued on next page...*



*Continued from previous page...*

Atom-1	Atom-2	Interatomic distance (Å)	Clash overlap (Å)
1:D:21:LEU:HD12	1:D:34:VAL:CG1	2.48	0.43
1:D:308:LYS:HE3	3:D:840:HOH:O	2.16	0.43
1:D:290:LEU:O	1:D:322:HIS:HE1	2.01	0.43
1:A:103:VAL:HA	1:A:104:PRO:HD3	1.91	0.43
1:C:32:VAL:CG2	1:C:307:ILE:HD13	2.48	0.43
1:D:116:VAL:O	1:D:119:ILE:HG22	2.18	0.43
3:C:618:HOH:O	1:D:281:ARG:HD2	2.18	0.43
1:A:58:ILE:C	1:A:60:PRO:HD2	2.38	0.43
1:B:283:CYS:HB2	1:B:300:MET:HE3	1.99	0.43
1:B:300:MET:O	1:B:304:ILE:HG13	2.18	0.43
1:B:40:ASP:CB	1:B:324:GLY:HA2	2.48	0.43
1:C:20:ASN:C	1:C:20:ASN:ND2	2.72	0.43
1:D:68:THR:OG1	1:D:69:HIS:CD2	2.67	0.43
1:D:73:ILE:HG13	1:D:98:ILE:HB	1.99	0.43
1:D:69:HIS:CE1	1:D:94:LYS:HD2	2.53	0.43
1:A:324:GLY:HA2	3:A:407:HOH:O	2.19	0.43
1:B:267:PRO:HG2	1:B:268:CYS:H	1.84	0.43
1:C:219:GLN:NE2	1:C:253:HIS:CD2	2.86	0.43
1:A:23:ARG:NH1	1:A:23:ARG:HG2	2.34	0.43
1:A:21:LEU:CA	1:A:287:GLU:OE2	2.65	0.43
1:B:283:CYS:O	1:B:287:GLU:HB2	2.18	0.43
1:C:143:SER:CA	1:C:146:ASN:HD22	2.31	0.43
1:C:73:ILE:HG12	1:C:74:GLY:N	2.33	0.43
1:D:5:LYS:HB2	1:D:6:PHE:CD1	2.53	0.43
1:A:112:VAL:CG1	1:A:116:VAL:HG21	2.48	0.43
1:A:43:SER:OG	1:A:44:GLY:N	2.51	0.43
1:B:207:ALA:O	1:B:210:LEU:HB2	2.19	0.43
1:C:13:PHE:CD1	1:C:42:ASN:O	2.71	0.43
1:D:340:THR:O	1:D:340:THR:HG22	2.18	0.43
1:A:2:GLY:HA3	1:A:249:ILE:O	2.19	0.43
1:A:313:LYS:O	1:A:316:ALA:HB2	2.19	0.43
1:B:142:LYS:HG2	1:B:142:LYS:O	2.19	0.43
1:B:175:PHE:CZ	1:B:205:THR:HG23	2.53	0.43
1:B:113:TYR:HE1	1:B:332:TYR:CE1	2.37	0.43
1:C:290:LEU:HD11	1:D:121:LEU:HD13	2.01	0.43
1:B:185:GLN:CA	1:B:188:GLU:HG2	2.44	0.43
1:B:280:ILE:HG12	1:B:291:THR:OG1	2.18	0.43
1:B:202:THR:N	2:B:501:PLP:O3P	2.49	0.43
1:B:230:THR:HB	1:B:233:LYS:HE2	2.01	0.43
1:B:49:GLY:HA3	1:B:83:MET:HE1	2.01	0.43
1:B:51:THR:OG1	1:B:83:MET:SD	2.77	0.43

*Continued on next page...*

*Continued from previous page...*

Atom-1	Atom-2	Interatomic distance (Å)	Clash overlap (Å)
1:C:279:ALA:CB	1:C:301:GLN:HB2	2.49	0.43
1:A:272:PRO:CG	1:A:277:ILE:HD11	2.48	0.43
1:A:87:LEU:C	1:A:87:LEU:HD13	2.39	0.43
1:C:103:VAL:HA	1:C:104:PRO:HD3	1.82	0.43
1:A:120:GLU:OE2	1:B:333:SER:CA	2.61	0.42
1:A:29:GLY:O	1:A:30:SER:C	2.57	0.42
1:A:77:GLN:HA	1:A:77:GLN:NE2	2.34	0.42
1:B:311:TYR:CD2	1:B:311:TYR:O	2.72	0.42
1:B:59:VAL:HB	1:B:60:PRO:HD3	1.99	0.42
1:C:15:PRO:HB3	1:C:181:GLU:OE1	2.19	0.42
1:D:255:PHE:N	1:D:255:PHE:CD1	2.86	0.42
1:D:269:TYR:C	1:D:269:TYR:CD2	2.93	0.42
1:D:191:ILE:N	1:D:191:ILE:CD1	2.82	0.42
1:C:166:SER:HG	1:C:202:THR:CB	2.32	0.42
1:C:46:ALA:C	1:C:48:GLY:H	2.22	0.42
1:B:175:PHE:HA	1:B:178:PHE:HB2	2.00	0.42
1:C:36:ALA:HA	1:C:320:TYR:O	2.20	0.42
1:A:187:VAL:O	1:D:169:LYS:CE	2.67	0.42
1:D:268:CYS:HB2	3:D:727:HOH:O	2.19	0.42
1:D:59:VAL:HA	1:D:62:ILE:HD12	2.01	0.42
1:A:199:CYS:HB2	1:A:295:TYR:O	2.19	0.42
1:A:279:ALA:HB2	1:A:301:GLN:HB3	2.02	0.42
1:B:109:GLU:HG2	1:B:331:ALA:O	2.19	0.42
1:B:175:PHE:C	1:B:178:PHE:H	2.22	0.42
1:B:195:LYS:HA	1:B:221:ASP:O	2.20	0.42
1:A:116:VAL:CG1	1:B:330:SER:HB3	2.42	0.42
1:C:124:ILE:C	1:C:126:GLY:H	2.23	0.42
1:C:314:PRO:C	1:C:316:ALA:H	2.23	0.42
1:D:73:ILE:HD11	1:D:100:GLU:OE2	2.19	0.42
1:A:287:GLU:HA	1:A:287:GLU:OE1	2.19	0.42
1:B:197:VAL:HA	1:B:223:ILE:O	2.18	0.42
1:D:11:LEU:HB2	1:D:56:GLU:HG2	2.00	0.42
1:D:232:GLU:HB2	3:D:847:HOH:O	2.18	0.42
1:A:153:ASP:C	1:A:155:GLY:N	2.73	0.42
1:B:235:LYS:CE	1:B:260:LEU:HB3	2.49	0.42
1:B:18:ILE:HG23	1:B:319:LEU:HD11	2.02	0.42
1:C:28:LEU:HD22	1:C:308:LYS:CE	2.50	0.42
1:C:32:VAL:HG21	1:C:307:ILE:CD1	2.49	0.42
1:D:102:TRP:CD1	1:D:136:PHE:HA	2.54	0.42
1:B:102:TRP:HB3	1:B:269:TYR:CE2	2.54	0.42
1:A:136:PHE:O	1:A:137:ASP:HB2	2.20	0.42

*Continued on next page...*

*Continued from previous page...*

Atom-1	Atom-2	Interatomic distance (Å)	Clash overlap (Å)
1:A:150:GLU:O	1:A:153:ASP:HB2	2.19	0.42
1:B:334:SER:C	1:B:336:PHE:H	2.23	0.42
1:C:209:ILE:O	1:C:213:MET:HG2	2.18	0.42
1:B:53:ARG:NH1	1:B:181:GLU:OE2	2.47	0.42
1:B:26:GLN:HA	1:B:30:SER:OG	2.20	0.42
1:B:77:GLN:HA	1:B:77:GLN:OE1	2.19	0.42
1:D:105:ILE:O	1:D:106:PRO:C	2.58	0.42
1:A:121:LEU:HD22	1:B:290:LEU:CD1	2.48	0.41
1:C:109:GLU:OE1	1:C:109:GLU:HA	2.20	0.41
1:C:219:GLN:OE1	1:C:219:GLN:N	2.42	0.41
1:C:264:PHE:CZ	1:C:302:GLY:HA2	2.55	0.41
1:C:71:VAL:HG22	1:C:96:VAL:HB	2.01	0.41
1:D:180:ASP:OD2	1:D:215:GLN:NE2	2.52	0.41
1:D:187:VAL:CG1	1:D:187:VAL:O	2.68	0.41
1:D:29:GLY:C	1:D:31:LYS:H	2.23	0.41
1:C:23:ARG:HD3	1:D:90:LYS:O	2.20	0.41
1:A:68:THR:OG1	1:A:69:HIS:CD2	2.74	0.41
1:A:75:GLY:H	1:A:78:SER:HB2	1.85	0.41
1:A:74:GLY:O	1:A:99:GLN:HA	2.20	0.41
1:B:82:ARG:O	1:B:125:MET:HE1	2.20	0.41
1:C:142:LYS:O	1:C:146:ASN:ND2	2.53	0.41
1:A:105:ILE:CG2	1:A:110:LYS:HA	2.48	0.41
1:A:69:HIS:NE2	1:A:156:HIS:CG	2.88	0.41
1:B:248:LEU:C	1:B:250:GLY:H	2.23	0.41
1:C:82:ARG:HA	1:C:122:SER:OG	2.20	0.41
1:C:122:SER:O	1:C:127:ALA:HB3	2.20	0.41
1:C:201:VAL:HG13	1:C:228:SER:HB3	2.02	0.41
1:C:293:PRO:HD3	1:C:329:LEU:CD2	2.50	0.41
1:C:293:PRO:HD3	1:C:329:LEU:HD23	2.01	0.41
1:C:53:ARG:CB	3:C:720:HOH:O	2.61	0.41
1:D:181:GLU:O	1:D:185:GLN:HG3	2.21	0.41
3:C:721:HOH:O	1:D:23:ARG:HD2	2.20	0.41
1:C:164:GLY:C	1:C:166:SER:H	2.23	0.41
1:D:290:LEU:O	1:D:322:HIS:CE1	2.74	0.41
1:D:55:LEU:HD13	1:D:87:LEU:CD2	2.51	0.41
1:A:99:GLN:CA	1:A:99:GLN:NE2	2.84	0.41
1:B:235:LYS:HE3	1:B:260:LEU:HB3	2.03	0.41
1:A:290:LEU:HG	1:B:46:ALA:HA	2.03	0.41
1:C:164:GLY:C	1:C:166:SER:N	2.73	0.41
1:C:43:SER:HB3	1:C:52:LEU:CD2	2.50	0.41
1:A:177:GLY:O	1:A:180:ASP:HB2	2.20	0.41

*Continued on next page...*

*Continued from previous page...*

Atom-1	Atom-2	Interatomic distance (Å)	Clash overlap (Å)
1:A:137:ASP:HA	1:A:233:LYS:NZ	2.36	0.41
1:A:99:GLN:CA	1:A:99:GLN:HE21	2.29	0.41
1:B:42:ASN:HD22	1:B:49:GLY:CA	2.33	0.41
1:B:67:TYR:CE1	1:B:159:TYR:CD1	3.07	0.41
1:D:58:ILE:HG23	3:D:837:HOH:O	2.19	0.41
1:C:162:PRO:HG3	3:C:656:HOH:O	2.20	0.41
1:C:8:LYS:HD3	1:C:57:TYR:CE1	2.56	0.41
1:D:226:ASP:CB	1:D:260:LEU:HD11	2.38	0.41
1:D:76:ARG:HD3	1:D:76:ARG:HA	1.80	0.41
1:D:49:GLY:HA3	1:D:83:MET:CE	2.51	0.41
1:A:96:VAL:HA	1:A:128:ASP:HB3	2.03	0.41
1:B:97:LEU:HD12	1:B:122:SER:HB3	2.03	0.41
1:B:185:GLN:HA	1:B:188:GLU:OE2	2.20	0.41
1:B:190:GLY:C	1:B:191:ILE:HG13	2.41	0.41
1:B:281:ARG:HH21	1:B:336:PHE:HA	1.86	0.41
1:B:18:ILE:CG1	1:B:37:LYS:HG3	2.50	0.41
1:C:112:VAL:HG13	1:C:116:VAL:CG2	2.51	0.41
1:C:167:GLU:HG3	3:C:642:HOH:O	2.21	0.41
1:C:282:THR:O	1:C:286:GLN:HG2	2.21	0.41
1:D:58:ILE:HA	3:D:837:HOH:O	2.20	0.41
1:A:170:TYR:O	1:A:172:GLY:N	2.53	0.41
1:A:23:ARG:HH11	1:A:23:ARG:HG2	1.86	0.41
1:B:118:ASN:OD1	1:B:327:PRO:HB2	2.21	0.41
1:B:42:ASN:ND2	1:B:49:GLY:C	2.75	0.41
1:C:43:SER:CB	1:C:52:LEU:HD23	2.51	0.41
1:C:45:LEU:HD21	1:C:90:LYS:HD3	2.03	0.41
1:D:176:VAL:HG11	1:D:249:ILE:HG21	2.02	0.41
1:D:96:VAL:HG21	1:D:151:LEU:HD21	2.01	0.41
1:A:138:ILE:HG23	1:A:233:LYS:HZ1	1.85	0.40
1:B:202:THR:OG1	2:B:501:PLP:O3P	2.38	0.40
1:C:324:GLY:HA2	3:C:622:HOH:O	2.20	0.40
1:C:69:HIS:ND1	1:C:94:LYS:CB	2.84	0.40
1:A:232:GLU:CD	3:A:438:HOH:O	2.60	0.40
1:B:73:ILE:HB	1:B:144:PHE:HD1	1.85	0.40
1:B:305:ALA:O	1:B:308:LYS:HB2	2.21	0.40
1:D:51:THR:HG21	1:D:80:GLN:CB	2.51	0.40
1:A:310:ASP:HA	3:A:403:HOH:O	2.21	0.40
1:B:70:LEU:HD11	1:B:87:LEU:CD1	2.46	0.40
1:B:88:ALA:CB	1:B:95:CYS:HB2	2.52	0.40
1:C:229:PHE:CB	1:C:268:CYS:HA	2.51	0.40
1:C:38:ARG:HH12	1:D:44:GLY:HA3	1.86	0.40

*Continued on next page...*

Continued from previous page...

Atom-1	Atom-2	Interatomic distance (Å)	Clash overlap (Å)
1:C:42:ASN:HB2	3:C:708:HOH:O	2.21	0.40
1:D:264:PHE:HB3	1:D:301:GLN:NE2	2.36	0.40
1:D:279:ALA:HB2	1:D:301:GLN:HA	2.03	0.40
1:B:198:VAL:HB	1:B:321:VAL:HB	2.02	0.40
1:D:306:LEU:HD12	1:D:306:LEU:HA	1.82	0.40
1:D:80:GLN:HB3	3:D:743:HOH:O	2.22	0.40
1:A:189:LEU:HA	1:A:189:LEU:HD23	1.94	0.40
1:B:170:TYR:CD2	1:B:170:TYR:N	2.89	0.40
1:B:80:GLN:OE1	1:B:164:GLY:HA2	2.20	0.40
1:C:206:THR:HG22	1:C:210:LEU:HG	2.04	0.40

There are no symmetry-related clashes.

## 5.3 Torsion angles [i](#)

### 5.3.1 Protein backbone [i](#)

In the following table, the Percentiles column shows the percent Ramachandran outliers of the chain as a percentile score with respect to all X-ray entries followed by that with respect to entries of similar resolution.

The Analysed column shows the number of residues for which the backbone conformation was analysed, and the total number of residues.

Mol	Chain	Analysed	Favoured	Allowed	Outliers	Percentiles	
1	A	339/341 (99%)	271 (80%)	51 (15%)	17 (5%)	2	6
1	B	339/341 (99%)	257 (76%)	63 (19%)	19 (6%)	2	5
1	C	339/341 (99%)	303 (89%)	34 (10%)	2 (1%)	28	59
1	D	339/341 (99%)	296 (87%)	36 (11%)	7 (2%)	8	24
All	All	1356/1364 (99%)	1127 (83%)	184 (14%)	45 (3%)	4	13

All (45) Ramachandran outliers are listed below:

Mol	Chain	Res	Type
1	A	30	SER
1	A	232	GLU
1	B	204	SER
1	B	231	SER
1	B	267	PRO

Continued on next page...

*Continued from previous page...*

Mol	Chain	Res	Type
1	D	30	SER
1	A	76	ARG
1	A	113	TYR
1	A	137	ASP
1	A	144	PHE
1	A	145	ALA
1	A	171	GLY
1	A	231	SER
1	B	109	GLU
1	B	259	THR
1	B	261	ASP
1	B	296	GLU
1	B	335	PHE
1	D	337	PRO
1	A	10	PRO
1	A	64	GLU
1	A	162	PRO
1	A	253	HIS
1	B	232	GLU
1	C	112	VAL
1	C	231	SER
1	D	66	ASP
1	D	100	GLU
1	D	231	SER
1	A	309	GLU
1	B	253	HIS
1	B	274	GLU
1	B	309	GLU
1	D	132	ILE
1	B	2	GLY
1	B	77	GLN
1	B	201	VAL
1	B	21	LEU
1	B	105	ILE
1	B	138	ILE
1	A	92	GLY
1	A	272	PRO
1	B	223	ILE
1	D	116	VAL
1	A	29	GLY

### 5.3.2 Protein sidechains ⓘ

In the following table, the Percentiles column shows the percent sidechain outliers of the chain as a percentile score with respect to all X-ray entries followed by that with respect to entries of similar resolution.

The Analysed column shows the number of residues for which the sidechain conformation was analysed, and the total number of residues.

Mol	Chain	Analysed	Rotameric	Outliers	Percentiles	
1	A	275/275 (100%)	264 (96%)	11 (4%)	36	68
1	B	275/275 (100%)	262 (95%)	13 (5%)	30	61
1	C	275/275 (100%)	261 (95%)	14 (5%)	28	58
1	D	275/275 (100%)	264 (96%)	11 (4%)	36	68
All	All	1100/1100 (100%)	1051 (96%)	49 (4%)	32	63

All (49) residues with a non-rotameric sidechain are listed below:

Mol	Chain	Res	Type
1	A	11	LEU
1	A	20	ASN
1	A	52	LEU
1	A	60	PRO
1	A	61	ASP
1	A	107	GLU
1	A	219	GLN
1	A	221	ASP
1	A	273	ASN
1	A	291	THR
1	A	303	LEU
1	B	20	ASN
1	B	23	ARG
1	B	52	LEU
1	B	71	VAL
1	B	99	GLN
1	B	141	ARG
1	B	201	VAL
1	B	221	ASP
1	B	236	GLU
1	B	247	LYS
1	B	252	GLU
1	B	273	ASN
1	B	296	GLU

*Continued on next page...*

*Continued from previous page...*

Mol	Chain	Res	Type
1	C	20	ASN
1	C	52	LEU
1	C	76	ARG
1	C	87	LEU
1	C	99	GLN
1	C	114	ASN
1	C	216	TYR
1	C	236	GLU
1	C	239	LEU
1	C	273	ASN
1	C	303	LEU
1	C	306	LEU
1	C	313	LYS
1	C	327	PRO
1	D	51	THR
1	D	52	LEU
1	D	134	ASP
1	D	151	LEU
1	D	231	SER
1	D	232	GLU
1	D	239	LEU
1	D	273	ASN
1	D	303	LEU
1	D	306	LEU
1	D	338	THR

Some sidechains can be flipped to improve hydrogen bonding and reduce clashes. All (39) such sidechains are listed below:

Mol	Chain	Res	Type
1	A	20	ASN
1	A	77	GLN
1	A	99	GLN
1	A	146	ASN
1	A	215	GLN
1	A	219	GLN
1	A	273	ASN
1	A	301	GLN
1	A	322	HIS
1	B	20	ASN
1	B	26	GLN
1	B	42	ASN
1	B	77	GLN

*Continued on next page...*



*Continued from previous page...*

Mol	Chain	Res	Type
1	B	99	GLN
1	B	146	ASN
1	B	156	HIS
1	B	215	GLN
1	B	219	GLN
1	B	273	ASN
1	B	301	GLN
1	B	322	HIS
1	C	20	ASN
1	C	69	HIS
1	C	77	GLN
1	C	99	GLN
1	C	146	ASN
1	C	149	GLN
1	C	156	HIS
1	C	273	ASN
1	C	301	GLN
1	C	322	HIS
1	D	20	ASN
1	D	69	HIS
1	D	77	GLN
1	D	184	ASN
1	D	253	HIS
1	D	273	ASN
1	D	301	GLN
1	D	322	HIS

### 5.3.3 RNA ⓘ

There are no RNA molecules in this entry.

### 5.4 Non-standard residues in protein, DNA, RNA chains ⓘ

There are no non-standard protein/DNA/RNA residues in this entry.

### 5.5 Carbohydrates ⓘ

There are no carbohydrates in this entry.

## 5.6 Ligand geometry

4 ligands are modelled in this entry.

In the following table, the Counts columns list the number of bonds (or angles) for which Mogul statistics could be retrieved, the number of bonds (or angles) that are observed in the model and the number of bonds (or angles) that are defined in the chemical component dictionary. The Link column lists molecule types, if any, to which the group is linked. The Z score for a bond length (or angle) is the number of standard deviations the observed value is removed from the expected value. A bond length (or angle) with  $|Z| > 2$  is considered an outlier worth inspection. RMSZ is the root-mean-square of all Z scores of the bond lengths (or angles).

Mol	Type	Chain	Res	Link	Bond lengths			Bond angles		
					Counts	RMSZ	# $ Z  > 2$	Counts	RMSZ	# $ Z  > 2$
2	PLP	A	401	-	15,15,16	1.63	4 (26%)	20,22,23	1.75	3 (15%)
2	PLP	B	501	-	15,15,16	1.69	5 (33%)	20,22,23	1.80	3 (15%)
2	PLP	C	601	-	15,15,16	1.58	3 (20%)	20,22,23	1.90	4 (20%)
2	PLP	D	701	-	15,15,16	1.46	2 (13%)	20,22,23	1.95	3 (15%)

In the following table, the Chirals column lists the number of chiral outliers, the number of chiral centers analysed, the number of these observed in the model and the number defined in the chemical component dictionary. Similar counts are reported in the Torsion and Rings columns. '-' means no outliers of that kind were identified.

Mol	Type	Chain	Res	Link	Chirals	Torsions	Rings
2	PLP	A	401	-	-	0/6/6/8	0/1/1/1
2	PLP	B	501	-	-	0/6/6/8	0/1/1/1
2	PLP	C	601	-	-	0/6/6/8	0/1/1/1
2	PLP	D	701	-	-	0/6/6/8	0/1/1/1

All (14) bond length outliers are listed below:

Mol	Chain	Res	Type	Atoms	Z	Observed(Å)	Ideal(Å)
2	C	601	PLP	P-O3P	-2.24	1.45	1.54
2	D	701	PLP	P-O3P	-2.18	1.45	1.54
2	B	501	PLP	P-O3P	-2.16	1.45	1.54
2	B	501	PLP	C3-C2	-2.11	1.39	1.40
2	A	401	PLP	P-O3P	-2.09	1.46	1.54
2	A	401	PLP	C2A-C2	2.04	1.54	1.50
2	B	501	PLP	C2A-C2	2.20	1.54	1.50
2	C	601	PLP	C2-N1	2.53	1.39	1.33
2	A	401	PLP	C2-N1	2.73	1.39	1.33
2	B	501	PLP	C2-N1	2.75	1.39	1.33
2	D	701	PLP	C5-C4	3.12	1.44	1.40

*Continued on next page...*

*Continued from previous page...*

Mol	Chain	Res	Type	Atoms	Z	Observed(Å)	Ideal(Å)
2	A	401	PLP	C5-C4	3.35	1.44	1.40
2	C	601	PLP	C5-C4	3.37	1.44	1.40
2	B	501	PLP	C5-C4	3.55	1.44	1.40

All (13) bond angle outliers are listed below:

Mol	Chain	Res	Type	Atoms	Z	Observed(°)	Ideal(°)
2	B	501	PLP	C5-C6-N1	-2.29	120.00	123.87
2	C	601	PLP	C5A-C5-C6	-2.28	115.41	119.33
2	A	401	PLP	C5-C6-N1	-2.27	120.03	123.87
2	C	601	PLP	C5-C6-N1	-2.16	120.22	123.87
2	D	701	PLP	C5-C6-N1	-2.14	120.25	123.87
2	D	701	PLP	C5A-C5-C6	-2.09	115.73	119.33
2	A	401	PLP	C5A-C5-C6	-2.03	115.84	119.33
2	B	501	PLP	C5A-C5-C6	-2.02	115.85	119.33
2	C	601	PLP	C4A-C4-C5	2.23	123.11	120.86
2	A	401	PLP	O4P-C5A-C5	5.40	120.17	109.32
2	B	501	PLP	O4P-C5A-C5	5.71	120.80	109.32
2	C	601	PLP	O4P-C5A-C5	6.03	121.45	109.32
2	D	701	PLP	O4P-C5A-C5	6.68	122.76	109.32

There are no chirality outliers.

There are no torsion outliers.

There are no ring outliers.

4 monomers are involved in 6 short contacts:

Mol	Chain	Res	Type	Clashes	Symm-Clashes
2	A	401	PLP	2	0
2	B	501	PLP	2	0
2	C	601	PLP	1	0
2	D	701	PLP	1	0

## 5.7 Other polymers [i](#)

There are no such residues in this entry.

## 5.8 Polymer linkage issues [i](#)

There are no chain breaks in this entry.

## 6 Fit of model and data

### 6.1 Protein, DNA and RNA chains

EDS was not executed - this section is therefore empty.

### 6.2 Non-standard residues in protein, DNA, RNA chains

EDS was not executed - this section is therefore empty.

### 6.3 Carbohydrates

EDS was not executed - this section is therefore empty.

### 6.4 Ligands

EDS was not executed - this section is therefore empty.

### 6.5 Other polymers

EDS was not executed - this section is therefore empty.