



Full wwPDB/EMDatabank EM Map/Model Validation Report ⓘ

Mar 2, 2017 – 11:29 am GMT

PDB ID : 3J2U
EMDB ID: : EMD-5565
Title : Kinesin-13 KLP10A HD in complex with CS-tubulin and a microtubule
Authors : Asenjo, A.B.; Chatterjee, C.; Tan, D.; DePaoli, V.; Rice, W.J.; Diaz-Avalos, R.; Silvestry, M.; Sosa, H.
Deposited on : 2013-01-10
Resolution : 10.80 Å (reported)
Based on PDB ID : 1JFF

This is a Full wwPDB/EMDatabank EM Map/Model Validation Report
for a publicly released PDB/EMDB entry.

We welcome your comments at validation@mail.wwpdb.org

A user guide is available at

<http://wwpdb.org/validation/2016/EMValidationReportHelp>
with specific help available everywhere you see the ⓘ symbol.

MolProbity : 4.02b-467
Percentile statistics : 20161228.v01 (using entries in the PDB archive December 28th 2016)
Ideal geometry (proteins) : Engh & Huber (2001)
Ideal geometry (DNA, RNA) : Parkinson et. al. (1996)
Validation Pipeline (wwPDB-VP) : recalc29047

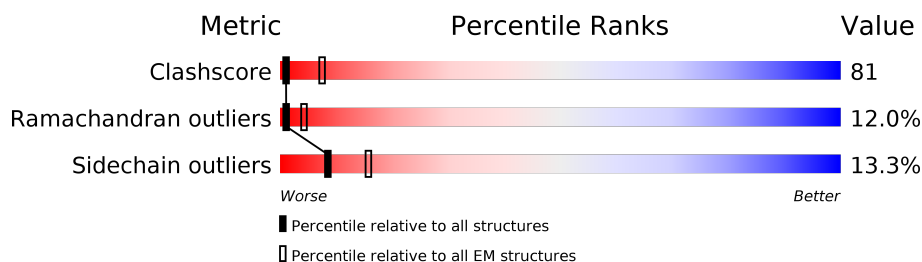
1 Overall quality at a glance

The following experimental techniques were used to determine the structure:

ELECTRON MICROSCOPY

The reported resolution of this entry is 10.80 Å.

Percentile scores (ranging between 0-100) for global validation metrics of the entry are shown in the following graphic. The table shows the number of entries on which the scores are based.



Metric	Whole archive (#Entries)	EM structures (#Entries)
Clashscore	125131	1336
Ramachandran outliers	121729	1120
Sidechain outliers	121581	1026

The table below summarises the geometric issues observed across the polymeric chains. The red, orange, yellow and green segments on the bar indicate the fraction of residues that contain outliers for ≥ 3 , 2, 1 and 0 types of geometric quality criteria. A grey segment represents the fraction of residues that are not modelled. The numeric value for each fraction is indicated below the corresponding segment, with a dot representing fractions $\leq 5\%$.

Mol	Chain	Length	Quality of chain
1	K	374	<div> <div>27%</div> <div>52%</div> <div>•</div> <div>17%</div> </div>
2	A	451	<div> <div>18%</div> <div>55%</div> <div>17%</div> <div>•</div> <div>9%</div> </div>
2	C	451	<div> <div>17%</div> <div>56%</div> <div>17%</div> <div>•</div> <div>9%</div> </div>
3	B	445	<div> <div>21%</div> <div>55%</div> <div>18%</div> <div>•</div> <div>•</div> </div>
3	D	445	<div> <div>21%</div> <div>55%</div> <div>18%</div> <div>•</div> <div>•</div> </div>

2 Entry composition

There are 3 unique types of molecules in this entry. The entry contains 15575 atoms, of which 0 are hydrogens and 0 are deuteriums.

In the tables below, the AltConf column contains the number of residues with at least one atom in alternate conformation and the Trace column contains the number of residues modelled with at most 2 atoms.

- Molecule 1 is a protein called Kinesin-like protein Klp10A.

Mol	Chain	Residues	Atoms					AltConf	Trace
1	K	309	Total	C	N	O	S	0	0
			2419	1525	432	446	16		

There are 37 discrepancies between the modelled and reference sequences:

Chain	Residue	Modelled	Actual	Comment	Reference
K	242	MET	-	EXPRESSION TAG	UNP Q960Z0
K	243	ARG	-	EXPRESSION TAG	UNP Q960Z0
K	244	GLY	-	EXPRESSION TAG	UNP Q960Z0
K	245	SER	-	EXPRESSION TAG	UNP Q960Z0
K	246	HIS	-	EXPRESSION TAG	UNP Q960Z0
K	247	HIS	-	EXPRESSION TAG	UNP Q960Z0
K	248	HIS	-	EXPRESSION TAG	UNP Q960Z0
K	249	HIS	-	EXPRESSION TAG	UNP Q960Z0
K	250	HIS	-	EXPRESSION TAG	UNP Q960Z0
K	251	HIS	-	EXPRESSION TAG	UNP Q960Z0
K	252	GLY	-	EXPRESSION TAG	UNP Q960Z0
K	253	MET	-	EXPRESSION TAG	UNP Q960Z0
K	254	ALA	-	EXPRESSION TAG	UNP Q960Z0
K	255	SER	-	EXPRESSION TAG	UNP Q960Z0
K	256	MET	-	EXPRESSION TAG	UNP Q960Z0
K	257	THR	-	EXPRESSION TAG	UNP Q960Z0
K	258	GLY	-	EXPRESSION TAG	UNP Q960Z0
K	259	GLY	-	EXPRESSION TAG	UNP Q960Z0
K	260	GLN	-	EXPRESSION TAG	UNP Q960Z0
K	261	GLN	-	EXPRESSION TAG	UNP Q960Z0
K	262	MET	-	EXPRESSION TAG	UNP Q960Z0
K	263	GLY	-	EXPRESSION TAG	UNP Q960Z0
K	264	ARG	-	EXPRESSION TAG	UNP Q960Z0
K	265	ASP	-	EXPRESSION TAG	UNP Q960Z0
K	266	LEU	-	EXPRESSION TAG	UNP Q960Z0
K	267	TYR	-	EXPRESSION TAG	UNP Q960Z0
K	268	ASP	-	EXPRESSION TAG	UNP Q960Z0
K	269	ASP	-	EXPRESSION TAG	UNP Q960Z0

Continued on next page...

Continued from previous page...

Chain	Residue	Modelled	Actual	Comment	Reference
K	270	ASP	-	EXPRESSION TAG	UNP Q960Z0
K	271	ASP	-	EXPRESSION TAG	UNP Q960Z0
K	272	LYS	-	EXPRESSION TAG	UNP Q960Z0
K	273	ASP	-	EXPRESSION TAG	UNP Q960Z0
K	274	PRO	-	EXPRESSION TAG	UNP Q960Z0
K	275	SER	-	EXPRESSION TAG	UNP Q960Z0
K	276	SER	-	EXPRESSION TAG	UNP Q960Z0
K	277	ARG	-	EXPRESSION TAG	UNP Q960Z0
K	278	SER	-	EXPRESSION TAG	UNP Q960Z0

- Molecule 2 is a protein called Tubulin alpha-1A chain.

Mol	Chain	Residues	Atoms					AltConf	Trace
2	A	412	Total	C	N	O	S	0	0
			3227	2043	551	613	20		
2	C	412	Total	C	N	O	S	0	0
			3227	2043	551	613	20		

There are 10 discrepancies between the modelled and reference sequences:

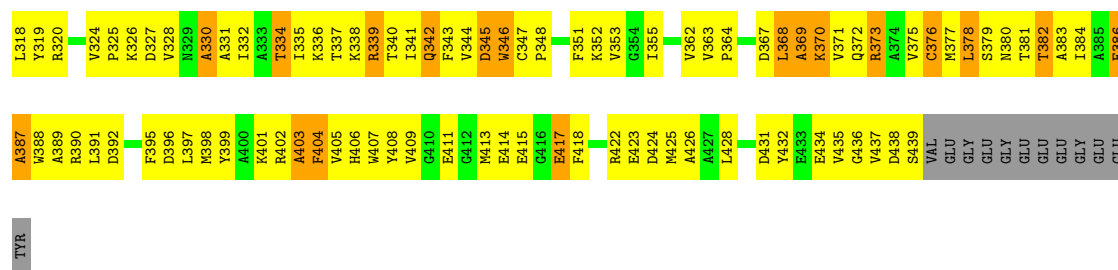
Chain	Residue	Modelled	Actual	Comment	Reference
A	136	SER	LEU	CONFLICT	UNP P81947
A	232	GLY	SER	CONFLICT	UNP P81947
A	265	GLY	ILE	CONFLICT	UNP P81947
A	340	THR	SER	CONFLICT	UNP P81947
A	358	GLU	GLN	CONFLICT	UNP P81947
C	136	SER	LEU	CONFLICT	UNP P81947
C	232	GLY	SER	CONFLICT	UNP P81947
C	265	GLY	ILE	CONFLICT	UNP P81947
C	340	THR	SER	CONFLICT	UNP P81947
C	358	GLU	GLN	CONFLICT	UNP P81947

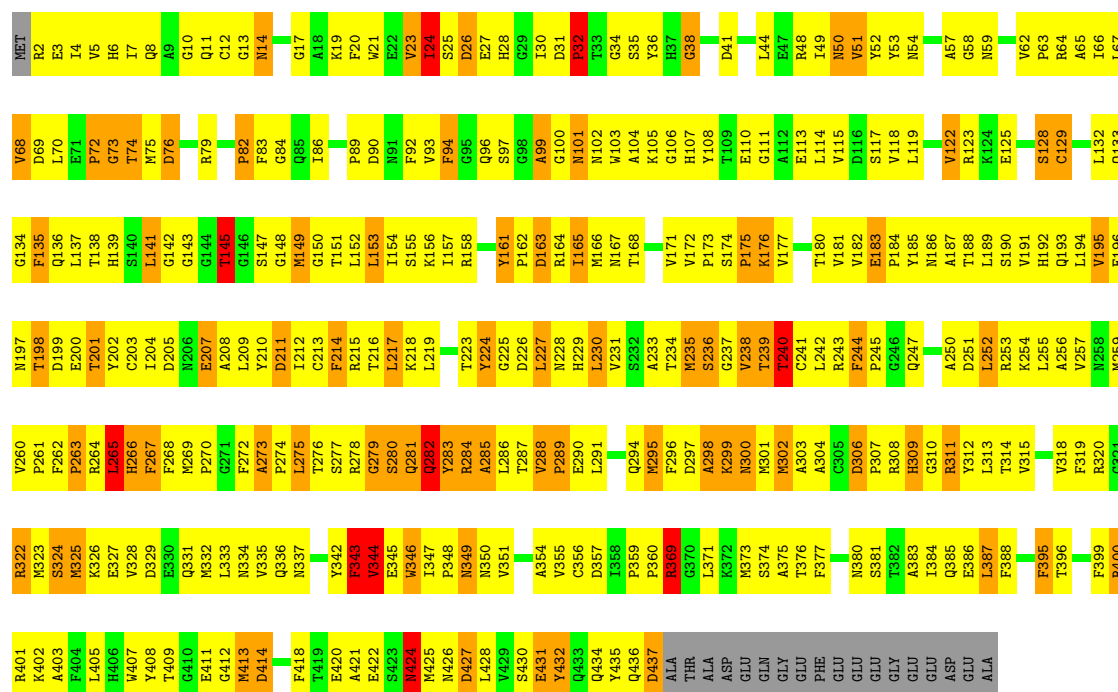
- Molecule 3 is a protein called Tubulin beta-2B chain.

Mol	Chain	Residues	Atoms					AltConf	Trace
3	B	426	Total	C	N	O	S	0	0
			3351	2105	575	646	25		
3	D	426	Total	C	N	O	S	0	0
			3351	2105	575	646	25		

There are 12 discrepancies between the modelled and reference sequences:

Chain	Residue	Modelled	Actual	Comment	Reference
B	57	ALA	THR	CONFLICT	UNP Q6B856
B	172	VAL	MET	CONFLICT	UNP Q6B856
B	298	ALA	SER	CONFLICT	UNP Q6B856
B	318	VAL	ILE	CONFLICT	UNP Q6B856
B	450	GLY	GLU	CONFLICT	UNP Q6B856
B	451	GLU	GLY	CONFLICT	UNP Q6B856
D	57	ALA	THR	CONFLICT	UNP Q6B856
D	172	VAL	MET	CONFLICT	UNP Q6B856
D	298	ALA	SER	CONFLICT	UNP Q6B856
D	318	VAL	ILE	CONFLICT	UNP Q6B856
D	450	GLY	GLU	CONFLICT	UNP Q6B856
D	451	GLU	GLY	CONFLICT	UNP Q6B856





4 Experimental information

Property	Value	Source
Reconstruction method	HELICAL	Depositor
Imposed symmetry	POINT, Not provided	Depositor
Number of segments used	54584	Depositor
Resolution determination method	FSC calculated from two independently re-fined maps at 0.143 cut-off.	Depositor
CTF correction method	each particle	Depositor
Microscope	JEOL 3200FSC, FEI TECNAI F20	Depositor
Voltage (kV)	300, 200	Depositor
Electron dose ($e^-/\text{\AA}^2$)	Not provided, Not provided	Depositor
Minimum defocus (nm)	Not provided, Not provided	Depositor
Maximum defocus (nm)	Not provided, Not provided	Depositor
Magnification	Not provided, Not provided	Depositor
Image detector	Not provided	Depositor

5 Model quality [i](#)

5.1 Standard geometry [i](#)

The Z score for a bond length (or angle) is the number of standard deviations the observed value is removed from the expected value. A bond length (or angle) with $|Z| > 5$ is considered an outlier worth inspection. RMSZ is the root-mean-square of all Z scores of the bond lengths (or angles).

Mol	Chain	Bond lengths		Bond angles	
		RMSZ	$\# Z > 2$	RMSZ	$\# Z > 2$
1	K	0.93	0/2453	1.10	1/3290 (0.0%)
2	A	0.51	0/3300	0.73	0/4482
2	C	0.51	0/3300	0.73	0/4482
3	B	0.51	0/3426	0.76	2/4642 (0.0%)
3	D	0.51	0/3426	0.76	2/4642 (0.0%)
All	All	0.59	0/15905	0.81	5/21538 (0.0%)

There are no bond length outliers.

All (5) bond angle outliers are listed below:

Mol	Chain	Res	Type	Atoms	Z	Observed(°)	Ideal(°)
3	D	235	MET	CG-SD-CE	6.08	109.92	100.20
3	B	235	MET	CG-SD-CE	6.07	109.92	100.20
1	K	384	GLY	N-CA-C	-5.47	99.43	113.10
3	D	217	LEU	N-CA-C	-5.36	96.54	111.00
3	B	217	LEU	N-CA-C	-5.35	96.56	111.00

There are no chirality outliers.

There are no planarity outliers.

5.2 Too-close contacts [i](#)

In the following table, the Non-H and H(model) columns list the number of non-hydrogen atoms and hydrogen atoms in the chain respectively. The H(added) column lists the number of hydrogen atoms added and optimized by MolProbity. The Clashes column lists the number of clashes within the asymmetric unit, whereas Symm-Clashes lists symmetry related clashes.

Mol	Chain	Non-H	H(model)	H(added)	Clashes	Symm-Clashes
1	K	2419	0	2487	389	0
2	A	3227	0	3143	520	0
2	C	3227	0	3143	569	0

Continued on next page...

Continued from previous page...

Mol	Chain	Non-H	H(model)	H(added)	Clashes	Symm-Clashes
3	B	3351	0	3229	563	0
3	D	3351	0	3229	568	0
All	All	15575	0	15231	2506	0

The all-atom clashscore is defined as the number of clashes found per 1000 atoms (including hydrogen atoms). The all-atom clashscore for this structure is 81.

All (2506) close contacts within the same asymmetric unit are listed below, sorted by their clash magnitude.

Atom-1	Atom-2	Interatomic distance (Å)	Clash overlap (Å)
1:K:444:ASP:HA	3:B:419:THR:CG2	1.37	1.48
1:K:444:ASP:N	3:B:416:MET:HE1	1.26	1.43
1:K:444:ASP:N	3:B:416:MET:CE	1.87	1.37
1:K:444:ASP:CA	3:B:419:THR:CG2	2.01	1.35
2:C:407:TRP:CZ2	3:D:257:VAL:HA	1.60	1.34
2:C:181:VAL:HG13	3:D:349:ASN:O	1.29	1.32
2:C:407:TRP:CD2	3:D:257:VAL:HG13	1.67	1.28
1:K:443:GLU:C	3:B:416:MET:CE	2.05	1.24
1:K:444:ASP:CA	3:B:419:THR:HG22	1.63	1.23
1:K:442:LEU:HG	3:B:420:GLU:OE1	1.39	1.22
1:K:444:ASP:CG	3:B:419:THR:HG21	1.61	1.19
2:C:407:TRP:CE3	3:D:257:VAL:HG13	1.79	1.16
3:D:234:THR:HG21	3:D:270:PRO:HB2	1.22	1.16
1:K:445:GLY:N	3:B:419:THR:HG23	1.63	1.14
3:B:234:THR:HG21	3:B:270:PRO:HB2	1.23	1.14
1:K:444:ASP:CA	3:B:419:THR:HG21	1.69	1.14
2:C:243:ARG:NH2	2:C:252:LEU:H	1.45	1.13
2:A:243:ARG:NH2	2:A:252:LEU:H	1.45	1.12
1:K:553:GLY:HA3	1:K:610:LEU:HD11	1.15	1.12
2:A:404:PHE:HE2	3:B:253:ARG:HD3	1.14	1.11
1:K:445:GLY:N	3:B:419:THR:CG2	2.13	1.10
3:B:93:VAL:HG11	3:B:118:VAL:HG22	1.30	1.09
1:K:443:GLU:C	3:B:416:MET:HE3	1.66	1.07
1:K:445:GLY:H	3:B:419:THR:CG2	1.67	1.07
1:K:378:MET:HA	1:K:393:ILE:HG12	1.34	1.07
2:A:109:THR:HG22	2:A:110:ILE:N	1.70	1.07
2:C:181:VAL:CG1	3:D:349:ASN:O	2.01	1.06
1:K:444:ASP:CB	3:B:419:THR:HG21	1.86	1.06
3:D:93:VAL:HG11	3:D:118:VAL:HG22	1.30	1.05
1:K:384:GLY:HA2	1:K:485:SER:HA	1.10	1.05
2:C:407:TRP:CE2	3:D:257:VAL:HA	1.92	1.04

Continued on next page...

Continued from previous page...

Atom-1	Atom-2	Interatomic distance (Å)	Clash overlap (Å)
1:K:445:GLY:H	3:B:419:THR:HG23	0.96	1.04
3:B:172:VAL:HG11	3:B:387:LEU:HD21	1.37	1.04
2:C:181:VAL:HA	3:D:349:ASN:HB3	1.36	1.04
1:K:444:ASP:H	3:B:416:MET:HE1	1.21	1.03
2:C:181:VAL:HG13	3:D:349:ASN:C	1.78	1.03
3:D:299:LYS:HD3	3:D:299:LYS:H	1.24	1.03
3:D:172:VAL:HG11	3:D:387:LEU:HD21	1.37	1.02
1:K:444:ASP:HA	3:B:419:THR:HG22	1.03	1.02
1:K:443:GLU:O	3:B:420:GLU:HA	1.59	1.02
3:B:299:LYS:H	3:B:299:LYS:HD3	1.24	1.02
2:C:109:THR:HG22	2:C:110:ILE:N	1.70	1.02
1:K:441:VAL:HG22	1:K:451:VAL:HG12	1.42	1.01
1:K:279:ILE:HG23	1:K:611:VAL:HG22	1.38	1.01
1:K:445:GLY:HA2	3:B:423:SER:OG	1.58	1.01
2:A:243:ARG:HH21	2:A:252:LEU:N	1.57	1.01
2:C:11:GLN:HG3	2:C:74:VAL:HG11	1.43	1.00
2:C:243:ARG:HH21	2:C:252:LEU:N	1.57	1.00
1:K:291:LYS:H	1:K:291:LYS:HD2	1.27	1.00
1:K:375:THR:HB	1:K:385:LYS:HB3	1.45	0.99
2:A:11:GLN:HG3	2:A:74:VAL:HG11	1.43	0.99
3:D:236:SER:O	3:D:240:THR:HG23	1.61	0.99
3:B:236:SER:O	3:B:240:THR:HG23	1.61	0.98
2:A:404:PHE:CE2	3:B:253:ARG:HD3	1.98	0.98
1:K:444:ASP:HA	3:B:419:THR:HG21	1.29	0.98
2:A:259:LEU:HD11	2:A:378:LEU:HD13	1.47	0.96
2:A:98:ASP:HB2	2:A:105:ARG:HH21	1.31	0.96
2:C:181:VAL:HG22	3:D:349:ASN:O	1.64	0.95
3:B:273:ALA:HB3	3:B:274:PRO:HD3	1.48	0.95
2:C:316:CYS:HB3	2:C:378:LEU:HD11	1.49	0.95
2:C:407:TRP:CZ3	3:D:257:VAL:HG22	2.01	0.95
2:C:251:ASP:N	2:C:254:GLU:HG3	1.81	0.95
3:D:273:ALA:HB3	3:D:274:PRO:HD3	1.48	0.94
3:B:281:GLN:O	3:B:283:TYR:N	2.00	0.94
1:K:444:ASP:C	3:B:419:THR:CG2	2.34	0.94
1:K:442:LEU:CG	3:B:420:GLU:OE1	2.13	0.94
3:D:132:LEU:HD23	3:D:164:ARG:HG3	1.50	0.94
3:D:281:GLN:O	3:D:283:TYR:N	2.00	0.93
2:A:237:SER:HB2	2:A:376:CYS:SG	2.08	0.93
2:A:251:ASP:N	2:A:254:GLU:HG3	1.82	0.93
1:K:449:VAL:HG23	1:K:571:ARG:HD3	1.50	0.93
2:C:251:ASP:H	2:C:254:GLU:HG3	1.33	0.93

Continued on next page...

Continued from previous page...

Atom-1	Atom-2	Interatomic distance (Å)	Clash overlap (Å)
2:C:237:SER:HB2	2:C:376:CYS:SG	2.08	0.93
2:C:151:SER:HB3	2:C:193:THR:HG21	1.50	0.93
3:B:70:LEU:H	3:B:145:THR:HG21	1.33	0.93
1:K:605:ASP:HA	1:K:608:LYS:HE2	1.48	0.93
1:K:444:ASP:C	3:B:419:THR:HG22	1.87	0.92
2:A:109:THR:HG22	2:A:110:ILE:H	1.33	0.92
2:A:316:CYS:HB3	2:A:378:LEU:HD11	1.49	0.92
2:C:259:LEU:HD11	2:C:378:LEU:HD13	1.47	0.92
2:C:98:ASP:HB2	2:C:105:ARG:HH21	1.31	0.92
3:D:70:LEU:H	3:D:145:THR:HG21	1.33	0.92
3:D:264:ARG:O	3:D:265:LEU:HB3	1.69	0.92
2:A:151:SER:HB3	2:A:193:THR:HG21	1.51	0.91
2:C:31:GLN:HB3	2:C:32:PRO:HD2	1.51	0.91
1:K:384:GLY:HA2	1:K:485:SER:CA	1.99	0.91
1:K:457:LYS:HD3	1:K:468:LEU:HD11	1.53	0.91
2:A:31:GLN:HB3	2:A:32:PRO:HD2	1.51	0.91
3:B:132:LEU:HD23	3:B:164:ARG:HG3	1.50	0.91
2:C:109:THR:HG22	2:C:110:ILE:H	1.33	0.90
3:B:264:ARG:O	3:B:265:LEU:HB3	1.69	0.90
3:B:147:SER:O	3:B:151:THR:HB	1.71	0.90
3:D:147:SER:O	3:D:151:THR:HB	1.71	0.90
2:C:401:LYS:HD2	3:D:346:TRP:HB3	1.53	0.90
3:D:8:GLN:OE1	3:D:67:LEU:HD22	1.72	0.89
1:K:378:MET:HG3	1:K:393:ILE:HD11	1.54	0.89
2:C:343:PHE:CZ	2:C:351:PHE:CE1	2.60	0.89
1:K:492:ALA:HB3	1:K:514:ASP:HB3	1.52	0.89
2:A:184:PRO:HG2	2:A:398:MET:HE1	1.55	0.89
2:C:119:LEU:HD23	2:C:122:ILE:HD11	1.53	0.89
2:A:251:ASP:H	2:A:254:GLU:HG3	1.33	0.89
3:B:102:ASN:HD21	3:B:408:TYR:HA	1.38	0.88
2:A:110:ILE:HG23	2:A:111:GLY:H	1.38	0.88
3:D:102:ASN:HD21	3:D:408:TYR:HA	1.38	0.88
2:A:147:SER:HB2	2:A:190:THR:OG1	1.73	0.88
2:A:343:PHE:CZ	2:A:351:PHE:CE1	2.60	0.88
2:C:122:ILE:HD12	2:C:157:LEU:HD21	1.54	0.88
3:D:276:THR:HB	3:D:281:GLN:HG3	1.56	0.88
3:B:101:ASN:HD21	3:B:143:GLY:HA2	1.38	0.88
3:B:264:ARG:HB2	3:B:266:HIS:CD2	2.08	0.88
3:B:93:VAL:HG11	3:B:118:VAL:CG2	2.03	0.88
3:D:264:ARG:HB2	3:D:266:HIS:CD2	2.08	0.88
3:B:8:GLN:OE1	3:B:67:LEU:HD22	1.72	0.88

Continued on next page...

Continued from previous page...

Atom-1	Atom-2	Interatomic distance (Å)	Clash overlap (Å)
3:D:93:VAL:HG11	3:D:118:VAL:CG2	2.03	0.88
2:C:110:ILE:HG23	2:C:111:GLY:H	1.38	0.88
2:A:122:ILE:HD12	2:A:157:LEU:HD21	1.54	0.88
3:D:10:GLY:HA2	3:D:145:THR:HB	1.55	0.87
2:A:119:LEU:HD23	2:A:122:ILE:HD11	1.53	0.87
3:D:101:ASN:HD21	3:D:143:GLY:HA2	1.38	0.87
3:B:360:PRO:HG2	3:B:371:LEU:HB3	1.56	0.87
3:B:276:THR:HB	3:B:281:GLN:HG3	1.56	0.87
3:D:360:PRO:HG2	3:D:371:LEU:HB3	1.56	0.87
2:C:407:TRP:CD2	3:D:257:VAL:CG1	2.57	0.86
3:D:153:LEU:O	3:D:157:ILE:HG12	1.75	0.86
3:B:311:ARG:HD3	3:B:342:TYR:HA	1.56	0.86
3:D:311:ARG:HD3	3:D:342:TYR:HA	1.56	0.86
3:B:19:LYS:HG3	3:B:228:ASN:HB3	1.57	0.86
1:K:279:ILE:CG2	1:K:611:VAL:HG22	2.05	0.86
3:B:153:LEU:O	3:B:157:ILE:HG12	1.75	0.86
2:C:147:SER:HB2	2:C:190:THR:OG1	1.73	0.86
2:C:401:LYS:HD2	3:D:346:TRP:CB	2.05	0.86
3:D:6:HIS:CE1	3:D:8:GLN:HG2	2.10	0.86
1:K:375:THR:CB	1:K:385:LYS:HB3	2.06	0.86
3:B:10:GLY:HA2	3:B:145:THR:HB	1.56	0.86
1:K:366:ALA:HB2	1:K:378:MET:SD	2.16	0.86
1:K:420:SER:HA	1:K:433:LEU:HD11	1.55	0.86
2:C:264:ARG:O	2:C:266:HIS:N	2.09	0.85
1:K:300:VAL:HG23	1:K:301:ILE:HG13	1.58	0.85
3:D:19:LYS:HG3	3:D:228:ASN:HB3	1.57	0.85
1:K:444:ASP:CA	3:B:416:MET:CE	2.53	0.85
3:B:6:HIS:CE1	3:B:8:GLN:HG2	2.10	0.85
3:B:209:LEU:HB3	3:B:227:LEU:HD22	1.59	0.85
3:B:195:VAL:HG13	3:B:196:GLU:HG2	1.57	0.85
3:D:4:ILE:HD13	3:D:136:GLN:HE21	1.42	0.85
1:K:384:GLY:CA	1:K:485:SER:HA	2.04	0.84
3:D:209:LEU:HB3	3:D:227:LEU:HD22	1.59	0.84
3:B:20:PHE:CD2	3:B:235:MET:SD	2.71	0.84
3:B:242:LEU:HD22	3:B:250:ALA:H	1.41	0.84
2:C:316:CYS:HB3	2:C:378:LEU:CD1	2.08	0.84
3:D:242:LEU:HD22	3:D:250:ALA:H	1.41	0.84
2:A:264:ARG:O	2:A:266:HIS:N	2.09	0.84
1:K:407:MET:HB2	1:K:408:PRO:HD2	1.60	0.84
3:D:3:GLU:O	3:D:133:GLN:HB3	1.78	0.83
1:K:540:LYS:HE2	1:K:564:SER:HA	1.57	0.83

Continued on next page...

Continued from previous page...

Atom-1	Atom-2	Interatomic distance (Å)	Clash overlap (Å)
3:D:20:PHE:CD2	3:D:235:MET:SD	2.71	0.83
3:D:156:LYS:HA	3:D:156:LYS:HE2	1.61	0.83
1:K:357:PHE:HB3	1:K:410:TYR:CE1	2.12	0.83
2:A:106:GLY:O	2:A:111:GLY:HA3	1.78	0.83
3:B:156:LYS:HE2	3:B:156:LYS:HA	1.61	0.83
2:C:151:SER:CB	2:C:193:THR:HG21	2.09	0.83
3:D:324:SER:HB3	3:D:327:GLU:HG2	1.60	0.83
3:B:147:SER:HB2	3:B:190:SER:HB3	1.60	0.83
2:C:398:MET:CG	3:D:348:PRO:HD2	2.08	0.83
3:D:147:SER:HB2	3:D:190:SER:HB3	1.60	0.83
1:K:553:GLY:CA	1:K:610:LEU:HD11	2.04	0.83
2:C:181:VAL:CG2	3:D:349:ASN:O	2.25	0.83
1:K:323:PHE:HE2	1:K:325:GLU:HG2	1.44	0.83
2:A:264:ARG:HB2	2:A:266:HIS:CD2	2.13	0.83
3:B:101:ASN:ND2	3:B:143:GLY:HA2	1.94	0.83
3:B:234:THR:HG21	3:B:270:PRO:CB	2.06	0.83
3:B:3:GLU:O	3:B:133:GLN:HB3	1.78	0.83
2:C:234:ILE:HG13	2:C:270:ALA:HB1	1.60	0.83
3:D:195:VAL:HG13	3:D:196:GLU:HG2	1.57	0.83
3:D:150:GLY:HA2	3:D:153:LEU:HD22	1.59	0.83
2:A:23:LEU:HD23	2:A:236:SER:HB2	1.61	0.83
3:B:191:VAL:HG11	3:B:425:MET:HG3	1.60	0.83
2:C:106:GLY:O	2:C:111:GLY:HA3	1.78	0.83
3:D:191:VAL:HG11	3:D:425:MET:HG3	1.60	0.83
1:K:546:LYS:NZ	1:K:606:ARG:HD3	1.94	0.83
2:C:23:LEU:HD23	2:C:236:SER:HB2	1.61	0.83
1:K:381:GLU:HB2	1:K:391:ASN:ND2	1.93	0.82
3:B:4:ILE:HD13	3:B:136:GLN:HE21	1.42	0.82
3:B:150:GLY:HA2	3:B:153:LEU:HD22	1.60	0.82
2:C:264:ARG:HB2	2:C:266:HIS:CD2	2.12	0.82
2:A:204:VAL:HG11	2:A:231:ILE:HD12	1.59	0.82
2:A:234:ILE:HG13	2:A:270:ALA:HB1	1.59	0.82
2:A:316:CYS:HB3	2:A:378:LEU:CD1	2.08	0.82
3:D:234:THR:HG21	3:D:270:PRO:CB	2.06	0.82
1:K:285:LYS:HD2	1:K:301:ILE:HB	1.61	0.82
2:A:151:SER:CB	2:A:193:THR:HG21	2.09	0.82
3:B:287:THR:O	3:B:288:VAL:HG23	1.79	0.82
1:K:416:VAL:CG1	1:K:499:ARG:HG2	2.08	0.82
3:D:101:ASN:ND2	3:D:143:GLY:HA2	1.94	0.82
1:K:421:PHE:CE2	1:K:494:PHE:HB2	2.14	0.82
2:C:204:VAL:HG11	2:C:231:ILE:HD12	1.59	0.82

Continued on next page...

Continued from previous page...

Atom-1	Atom-2	Interatomic distance (Å)	Clash overlap (Å)
2:C:248:LEU:HD23	2:C:353:VAL:O	1.80	0.81
3:D:20:PHE:CZ	3:D:24:ILE:HD12	2.15	0.81
3:B:148:GLY:O	3:B:151:THR:HG22	1.79	0.81
3:D:148:GLY:O	3:D:151:THR:HG22	1.79	0.81
3:B:20:PHE:CZ	3:B:24:ILE:HD12	2.15	0.81
3:B:110:GLU:O	3:B:113:GLU:HG2	1.79	0.81
3:D:54:ASN:HD21	3:D:64:ARG:HD3	1.45	0.81
3:B:324:SER:HB3	3:B:327:GLU:HG2	1.60	0.81
3:D:264:ARG:HB2	3:D:266:HIS:HD2	1.45	0.81
3:D:287:THR:O	3:D:288:VAL:HG23	1.79	0.81
2:C:313:MET:HB3	2:C:344:VAL:HG21	1.63	0.81
2:C:7:ILE:HG22	2:C:66:VAL:HG22	1.63	0.81
2:A:313:MET:HB3	2:A:344:VAL:HG21	1.63	0.81
2:C:109:THR:CG2	2:C:110:ILE:N	2.44	0.81
2:A:132:LEU:HD23	2:A:132:LEU:H	1.46	0.81
2:A:7:ILE:HG22	2:A:66:VAL:HG22	1.63	0.81
3:D:236:SER:O	3:D:240:THR:CG2	2.29	0.81
2:C:220:GLU:C	2:C:222:PRO:HD3	2.02	0.81
2:A:220:GLU:C	2:A:222:PRO:HD3	2.02	0.80
2:A:234:ILE:HD13	2:A:234:ILE:O	1.81	0.80
2:A:6:SER:HB3	2:A:136:SER:OG	1.81	0.80
2:C:132:LEU:H	2:C:132:LEU:HD23	1.46	0.80
3:D:68:VAL:HG12	3:D:149:MET:SD	2.22	0.80
2:A:241:SER:O	2:A:244:PHE:HB3	1.82	0.80
3:D:110:GLU:O	3:D:113:GLU:HG2	1.79	0.80
2:C:6:SER:HB3	2:C:136:SER:OG	1.81	0.80
2:A:248:LEU:HD23	2:A:353:VAL:O	1.80	0.79
2:C:234:ILE:O	2:C:234:ILE:HD13	1.81	0.79
2:C:241:SER:O	2:C:244:PHE:HB3	1.82	0.79
3:D:234:THR:CG2	3:D:270:PRO:HB2	2.10	0.79
1:K:367:TYR:HE2	1:K:542:LEU:HD12	1.45	0.79
2:C:267:PHE:CD1	2:C:267:PHE:N	2.49	0.79
3:B:413:MET:HG3	3:B:414:ASP:H	1.47	0.79
2:C:181:VAL:CB	3:D:349:ASN:O	2.31	0.79
1:K:538:ILE:O	1:K:542:LEU:HD23	1.83	0.79
3:B:236:SER:O	3:B:240:THR:CG2	2.30	0.79
2:C:184:PRO:HG2	2:C:398:MET:HE1	1.65	0.79
3:D:265:LEU:HD12	3:D:265:LEU:O	1.83	0.79
2:A:267:PHE:CD1	2:A:267:PHE:N	2.49	0.79
3:B:68:VAL:HG12	3:B:149:MET:SD	2.22	0.79
2:C:11:GLN:HG3	2:C:74:VAL:CG1	2.13	0.79

Continued on next page...

Continued from previous page...

Atom-1	Atom-2	Interatomic distance (Å)	Clash overlap (Å)
3:D:259:MET:HA	3:D:314:THR:HG21	1.65	0.79
1:K:421:PHE:CD1	1:K:432:LEU:HD12	2.17	0.79
3:B:264:ARG:HB2	3:B:266:HIS:HD2	1.45	0.79
2:A:199:ASP:HB3	2:A:256:GLN:NE2	1.98	0.78
2:A:69:ASP:HA	2:A:145:THR:HG21	1.66	0.78
1:K:444:ASP:CG	3:B:419:THR:CG2	2.48	0.78
2:A:109:THR:CG2	2:A:110:ILE:N	2.44	0.78
2:C:172:TYR:C	2:C:172:TYR:HD1	1.87	0.78
1:K:459:VAL:HG12	1:K:464:GLU:HG2	1.63	0.78
2:A:11:GLN:HG3	2:A:74:VAL:CG1	2.13	0.78
3:D:413:MET:HG3	3:D:414:ASP:H	1.46	0.78
1:K:457:LYS:HD3	1:K:468:LEU:CD1	2.13	0.78
3:B:265:LEU:HD12	3:B:265:LEU:O	1.83	0.78
3:B:396:THR:HG23	3:B:422:GLU:OE2	1.83	0.78
3:B:205:ASP:OD1	3:B:304:ALA:HB2	1.84	0.78
3:D:35:SER:HB3	3:D:59:ASN:HA	1.65	0.78
3:B:35:SER:HB3	3:B:59:ASN:HA	1.65	0.78
2:C:425:MET:HE2	2:C:428:LEU:HD23	1.66	0.78
3:B:54:ASN:HD21	3:B:64:ARG:HD3	1.46	0.78
2:C:204:VAL:HG13	2:C:209:ILE:HD11	1.66	0.77
3:B:198:THR:O	3:B:265:LEU:HD22	1.85	0.77
3:D:396:THR:HG23	3:D:422:GLU:OE2	1.83	0.77
2:A:172:TYR:HD1	2:A:172:TYR:C	1.87	0.77
2:A:204:VAL:HG13	2:A:209:ILE:HD11	1.66	0.77
2:C:69:ASP:HA	2:C:145:THR:HG21	1.66	0.77
3:D:198:THR:O	3:D:265:LEU:HD22	1.85	0.77
1:K:610:LEU:HD13	1:K:610:LEU:O	1.83	0.77
2:A:110:ILE:HG23	2:A:111:GLY:N	1.99	0.77
2:C:199:ASP:HB3	2:C:256:GLN:NE2	1.98	0.77
2:A:155:GLU:HA	2:A:197:HIS:ND1	2.00	0.77
2:A:231:ILE:HA	2:A:234:ILE:HG22	1.66	0.77
2:A:425:MET:HE2	2:A:428:LEU:HD23	1.66	0.77
2:C:110:ILE:HG23	2:C:111:GLY:N	1.99	0.77
1:K:422:PHE:CZ	1:K:493:VAL:HG21	2.19	0.77
3:D:192:HIS:ND1	3:D:424:ASN:OD1	2.18	0.77
2:A:225:THR:O	2:A:229:ARG:HG3	1.85	0.76
3:B:259:MET:HA	3:B:314:THR:HG21	1.65	0.76
3:B:234:THR:CG2	3:B:270:PRO:HB2	2.11	0.76
2:C:331:ALA:O	2:C:335:ILE:HG12	1.86	0.76
3:B:250:ALA:HA	3:B:254:LYS:HE2	1.68	0.76
3:D:205:ASP:OD1	3:D:304:ALA:HB2	1.84	0.76

Continued on next page...

Continued from previous page...

Atom-1	Atom-2	Interatomic distance (Å)	Clash overlap (Å)
2:C:231:ILE:HA	2:C:234:ILE:HG22	1.66	0.76
2:C:155:GLU:HA	2:C:197:HIS:ND1	2.00	0.76
2:C:344:VAL:HG11	2:C:346:TRP:CE2	2.21	0.76
3:D:259:MET:HG2	3:D:314:THR:HG21	1.67	0.76
2:A:221:ARG:HD3	2:A:221:ARG:O	1.85	0.76
3:B:192:HIS:ND1	3:B:424:ASN:OD1	2.18	0.76
1:K:422:PHE:CE2	1:K:493:VAL:HG21	2.20	0.76
1:K:307:ASP:HB2	1:K:331:PHE:O	1.86	0.76
2:A:276:ILE:HG23	2:A:369:ALA:CB	2.16	0.76
3:B:176:LYS:HE3	3:B:207:GLU:HG3	1.68	0.76
2:C:276:ILE:HG23	2:C:369:ALA:CB	2.16	0.76
2:A:344:VAL:HG11	2:A:346:TRP:CE2	2.21	0.76
2:A:7:ILE:HD12	2:A:153:LEU:HD21	1.68	0.76
2:C:362:VAL:HG13	2:C:368:LEU:HD12	1.68	0.76
2:C:407:TRP:CZ2	3:D:257:VAL:CA	2.56	0.76
2:C:221:ARG:HD3	2:C:221:ARG:O	1.85	0.75
1:K:466:LEU:O	1:K:466:LEU:HD23	1.86	0.75
2:A:163:LYS:O	2:A:164:LYS:HG2	1.86	0.75
2:A:205:ASP:CB	2:A:303:VAL:HA	2.17	0.75
2:C:167:LEU:HG	2:C:200:CYS:HB3	1.69	0.75
3:D:176:LYS:HE3	3:D:207:GLU:HG3	1.68	0.75
1:K:425:TYR:HE1	1:K:489:ARG:HB3	1.51	0.75
3:B:19:LYS:HG3	3:B:228:ASN:CB	2.17	0.75
2:C:163:LYS:O	2:C:164:LYS:HG2	1.86	0.75
2:C:223:THR:HB	2:C:225:THR:HG22	1.67	0.75
2:A:172:TYR:OH	2:A:387:ALA:HB1	1.87	0.75
3:B:6:HIS:HE1	3:B:8:GLN:HG2	1.52	0.75
2:A:243:ARG:HH21	2:A:252:LEU:H	0.79	0.75
2:C:243:ARG:HH21	2:C:252:LEU:H	0.79	0.75
2:C:306:ASP:O	2:C:308:ARG:N	2.20	0.75
3:D:209:LEU:HG	3:D:230:LEU:HD22	1.69	0.75
3:B:217:LEU:C	3:B:219:LEU:H	1.90	0.74
1:K:444:ASP:CA	3:B:416:MET:HE1	2.14	0.74
3:D:103:TRP:CZ3	3:D:108:TYR:HE1	2.05	0.74
1:K:310:ILE:HD13	1:K:328:LYS:HA	1.68	0.74
1:K:540:LYS:CE	1:K:564:SER:HA	2.17	0.74
2:A:223:THR:HB	2:A:225:THR:HG22	1.67	0.74
3:D:250:ALA:HA	3:D:254:LYS:HE2	1.68	0.74
3:B:103:TRP:CZ3	3:B:108:TYR:HE1	2.05	0.74
2:C:205:ASP:CB	2:C:303:VAL:HA	2.17	0.74
2:A:362:VAL:HG13	2:A:368:LEU:HD12	1.68	0.74

Continued on next page...

Continued from previous page...

Atom-1	Atom-2	Interatomic distance (Å)	Clash overlap (Å)
2:C:172:TYR:OH	2:C:387:ALA:HB1	1.87	0.74
2:C:225:THR:O	2:C:229:ARG:HG3	1.86	0.74
2:C:4:CYS:SG	2:C:252:LEU:HD11	2.27	0.74
3:D:19:LYS:HG3	3:D:228:ASN:CB	2.17	0.74
3:D:8:GLN:CD	3:D:67:LEU:HD22	2.07	0.74
2:C:73:THR:HG21	3:D:245:PRO:HA	1.69	0.74
3:D:168:THR:HB	3:D:201:THR:HG23	1.68	0.74
2:C:398:MET:HG2	3:D:348:PRO:HD2	1.69	0.74
1:K:300:VAL:HG22	1:K:589:PRO:O	1.87	0.74
1:K:353:VAL:O	1:K:356:ILE:HG12	1.87	0.74
1:K:367:TYR:CE2	1:K:542:LEU:HD12	2.22	0.74
3:B:242:LEU:HD13	3:B:250:ALA:C	2.08	0.74
2:C:317:LEU:HB3	2:C:319:TYR:HE1	1.52	0.74
3:D:242:LEU:HD13	3:D:250:ALA:C	2.08	0.74
3:B:259:MET:HG2	3:B:314:THR:HG21	1.67	0.74
3:B:8:GLN:CD	3:B:67:LEU:HD22	2.08	0.74
2:A:331:ALA:O	2:A:335:ILE:HG12	1.85	0.74
2:C:407:TRP:CH2	3:D:257:VAL:HG22	2.23	0.74
1:K:399:LYS:CD	1:K:462:VAL:HG21	2.18	0.74
2:A:172:TYR:C	2:A:172:TYR:CD1	2.61	0.74
2:A:306:ASP:O	2:A:308:ARG:N	2.20	0.74
2:A:31:GLN:HB3	2:A:32:PRO:CD	2.18	0.74
2:C:242:LEU:HG	2:C:250:VAL:O	1.88	0.74
3:D:274:PRO:HG2	3:D:371:LEU:HD21	1.70	0.74
3:B:209:LEU:HG	3:B:230:LEU:HD22	1.69	0.73
1:K:288:ILE:HG23	1:K:292:GLU:HB2	1.69	0.73
2:A:242:LEU:HG	2:A:250:VAL:O	1.88	0.73
2:A:103:TYR:CD2	2:A:189:LEU:HD13	2.24	0.73
3:B:168:THR:HB	3:B:201:THR:HG23	1.68	0.73
2:C:7:ILE:HD12	2:C:153:LEU:HD21	1.68	0.73
2:C:104:ALA:CB	2:C:413:MET:HG3	2.18	0.73
1:K:415:LEU:CD2	1:K:500:PRO:HG3	2.18	0.73
2:A:167:LEU:HG	2:A:200:CYS:HB3	1.68	0.73
3:B:217:LEU:O	3:B:219:LEU:N	2.22	0.73
1:K:443:GLU:O	3:B:420:GLU:CA	2.35	0.73
1:K:284:ARG:HD3	1:K:344:VAL:HG21	1.70	0.73
2:A:4:CYS:SG	2:A:252:LEU:HD11	2.28	0.73
2:C:105:ARG:O	2:C:110:ILE:HG22	1.89	0.73
2:C:112:LYS:O	2:C:115:ILE:HG22	1.89	0.73
3:D:76:ASP:HA	3:D:79:ARG:HG2	1.70	0.73
2:A:105:ARG:O	2:A:110:ILE:HG22	1.89	0.73

Continued on next page...

Continued from previous page...

Atom-1	Atom-2	Interatomic distance (Å)	Clash overlap (Å)
2:A:264:ARG:C	2:A:266:HIS:H	1.91	0.73
2:A:104:ALA:CB	2:A:413:MET:HG3	2.18	0.73
2:C:63:PRO:O	2:C:64:ARG:HG2	1.89	0.73
3:D:217:LEU:C	3:D:219:LEU:H	1.90	0.73
2:C:104:ALA:HB2	2:C:413:MET:HG3	1.70	0.73
2:A:112:LYS:O	2:A:115:ILE:HG22	1.89	0.73
2:C:25:CYS:HB2	2:C:30:ILE:O	1.89	0.73
2:A:317:LEU:HB3	2:A:319:TYR:HE1	1.52	0.73
2:A:63:PRO:O	2:A:64:ARG:HG2	1.88	0.73
1:K:442:LEU:CB	3:B:420:GLU:OE1	2.37	0.73
1:K:513:ILE:HD12	1:K:566:LEU:HD11	1.70	0.73
3:B:111:GLY:O	3:B:115:VAL:HG23	1.89	0.72
2:C:31:GLN:HB3	2:C:32:PRO:CD	2.18	0.72
3:D:111:GLY:O	3:D:115:VAL:HG23	1.89	0.72
3:B:191:VAL:CG1	3:B:425:MET:HG3	2.19	0.72
3:B:325:MET:HA	3:B:325:MET:HE3	1.71	0.72
2:C:172:TYR:C	2:C:172:TYR:CD1	2.61	0.72
2:A:104:ALA:HB2	2:A:413:MET:HG3	1.70	0.72
2:C:404:PHE:CZ	3:D:347:ILE:HG23	2.24	0.72
3:D:70:LEU:HG	3:D:145:THR:CG2	2.19	0.72
3:D:217:LEU:O	3:D:219:LEU:N	2.22	0.72
3:D:356:CYS:SG	3:D:357:ASP:N	2.62	0.72
3:B:70:LEU:HG	3:B:145:THR:CG2	2.20	0.72
3:B:274:PRO:HG2	3:B:371:LEU:HD21	1.69	0.72
1:K:443:GLU:O	3:B:416:MET:HE3	1.88	0.72
2:C:103:TYR:CD2	2:C:189:LEU:HD13	2.24	0.72
2:C:398:MET:SD	3:D:348:PRO:CG	2.78	0.72
3:D:191:VAL:CG1	3:D:425:MET:HG3	2.19	0.72
2:A:25:CYS:HB2	2:A:30:ILE:O	1.89	0.72
3:B:356:CYS:SG	3:B:357:ASP:N	2.63	0.72
2:C:264:ARG:C	2:C:266:HIS:H	1.91	0.72
2:C:312:TYR:O	2:C:344:VAL:HG23	1.90	0.72
3:D:243:ARG:NH2	3:D:252:LEU:HG	2.04	0.72
2:C:7:ILE:HD11	2:C:137:VAL:HG22	1.71	0.72
2:A:7:ILE:HD11	2:A:137:VAL:HG22	1.71	0.72
1:K:405:LEU:O	1:K:405:LEU:HD23	1.90	0.72
3:B:243:ARG:NH2	3:B:252:LEU:HG	2.04	0.72
2:C:234:ILE:HG21	2:C:302:MET:HE3	1.70	0.72
1:K:355:THR:HA	1:K:358:GLU:OE1	1.90	0.72
2:C:242:LEU:HD21	2:C:250:VAL:HB	1.71	0.71
1:K:416:VAL:HG12	1:K:499:ARG:O	1.90	0.71

Continued on next page...

Continued from previous page...

Atom-1	Atom-2	Interatomic distance (Å)	Clash overlap (Å)
1:K:550:ARG:HA	1:K:610:LEU:HG	1.72	0.71
2:A:312:TYR:O	2:A:344:VAL:HG23	1.90	0.71
2:C:166:LYS:HE3	2:C:199:ASP:OD1	1.89	0.71
3:D:237:GLY:O	3:D:241:CYS:HB3	1.90	0.71
2:A:259:LEU:HD11	2:A:378:LEU:CD1	2.20	0.71
2:A:317:LEU:HD12	2:A:351:PHE:HD2	1.56	0.71
3:D:10:GLY:O	3:D:14:ASN:HB2	1.90	0.71
3:D:175:PRO:HD2	3:D:207:GLU:OE2	1.91	0.71
3:D:48:ARG:HG2	3:D:243:ARG:O	1.90	0.71
1:K:381:GLU:O	1:K:387:GLN:HB2	1.90	0.71
1:K:591:LEU:O	1:K:591:LEU:HD23	1.91	0.71
3:B:48:ARG:HG2	3:B:243:ARG:O	1.91	0.71
2:A:166:LYS:HE3	2:A:199:ASP:OD1	1.89	0.71
3:B:237:GLY:O	3:B:241:CYS:HB3	1.90	0.71
3:B:76:ASP:HA	3:B:79:ARG:HG2	1.71	0.71
1:K:317:LYS:HD3	1:K:321:THR:HB	1.71	0.71
3:B:291:LEU:O	3:B:295:MET:HG3	1.91	0.71
1:K:312:HIS:O	1:K:314:PRO:HD3	1.90	0.71
1:K:386:VAL:O	1:K:387:GLN:HG2	1.90	0.71
2:A:148:GLY:O	2:A:151:SER:HB2	1.91	0.71
2:A:205:ASP:HB3	2:A:303:VAL:HA	1.73	0.71
3:B:201:THR:OG1	3:B:265:LEU:HD11	1.90	0.71
2:C:244:PHE:HD2	2:C:245:ASP:N	1.89	0.71
2:C:7:ILE:CG1	2:C:137:VAL:HG22	2.20	0.71
3:D:201:THR:OG1	3:D:265:LEU:HD11	1.90	0.71
3:D:255:LEU:O	3:D:259:MET:HG3	1.91	0.71
3:D:299:LYS:HD3	3:D:299:LYS:N	2.04	0.71
2:A:7:ILE:CG1	2:A:137:VAL:HG22	2.20	0.71
2:A:242:LEU:HD21	2:A:250:VAL:HB	1.71	0.71
1:K:374:LYS:H	1:K:374:LYS:HD3	1.56	0.71
2:A:12:ALA:HB3	2:A:140:SER:OG	1.91	0.70
2:C:148:GLY:O	2:C:151:SER:HB2	1.91	0.70
1:K:415:LEU:HD23	1:K:500:PRO:HG3	1.72	0.70
2:C:317:LEU:HD12	2:C:351:PHE:HD2	1.56	0.70
2:C:88:HIS:C	2:C:90:GLU:H	1.95	0.70
3:D:70:LEU:HG	3:D:145:THR:HG23	1.73	0.70
2:A:244:PHE:HD2	2:A:245:ASP:N	1.89	0.70
2:A:88:HIS:C	2:A:90:GLU:H	1.94	0.70
3:B:8:GLN:NE2	3:B:17:GLY:HA3	2.06	0.70
1:K:444:ASP:HB2	3:B:416:MET:SD	2.31	0.70
2:C:5:ILE:HG22	2:C:6:SER:N	2.07	0.70

Continued on next page...

Continued from previous page...

Atom-1	Atom-2	Interatomic distance (Å)	Clash overlap (Å)
1:K:416:VAL:HG12	1:K:499:ARG:HG2	1.72	0.70
3:B:10:GLY:O	3:B:14:ASN:HB2	1.90	0.70
3:D:431:GLU:OE1	3:D:432:TYR:HA	1.91	0.70
3:B:359:PRO:HB2	3:B:360:PRO:HD2	1.74	0.70
3:D:291:LEU:O	3:D:295:MET:HG3	1.91	0.70
1:K:377:THR:HG23	1:K:378:MET:SD	2.32	0.70
2:A:133:GLN:HG2	2:A:243:ARG:HH22	1.57	0.70
3:B:255:LEU:O	3:B:259:MET:HG3	1.91	0.70
3:B:431:GLU:OE1	3:B:432:TYR:HA	1.91	0.70
1:K:288:ILE:CG2	1:K:292:GLU:HB2	2.22	0.70
1:K:305:ARG:HG2	1:K:306:LYS:H	1.56	0.70
2:C:298:PRO:HB3	2:C:307:PRO:HD2	1.74	0.70
2:C:371:VAL:HG12	2:C:372:GLN:H	1.57	0.70
3:D:8:GLN:NE2	3:D:17:GLY:HA3	2.06	0.70
1:K:441:VAL:HB	1:K:565:LYS:NZ	2.05	0.70
2:A:5:ILE:HG22	2:A:6:SER:N	2.07	0.70
3:B:70:LEU:HG	3:B:145:THR:HG23	1.74	0.70
2:C:243:ARG:NH2	2:C:252:LEU:N	2.28	0.70
2:C:381:THR:C	2:C:383:ALA:H	1.95	0.70
1:K:382:PHE:HB2	1:K:387:GLN:HB2	1.74	0.70
2:A:234:ILE:HG21	2:A:302:MET:HE3	1.72	0.69
2:A:237:SER:CB	2:A:376:CYS:SG	2.80	0.69
2:A:315:CYS:HB3	2:A:377:MET:HE2	1.73	0.69
2:A:371:VAL:HG12	2:A:372:GLN:H	1.57	0.69
1:K:365:PHE:CD2	1:K:513:ILE:HG21	2.26	0.69
3:B:234:THR:O	3:B:238:VAL:HG23	1.92	0.69
2:C:12:ALA:HB3	2:C:140:SER:OG	1.91	0.69
2:C:133:GLN:HG2	2:C:243:ARG:HH22	1.57	0.69
1:K:323:PHE:CE2	1:K:325:GLU:HG2	2.27	0.69
1:K:443:GLU:CA	3:B:416:MET:CE	2.71	0.69
2:C:343:PHE:HZ	2:C:351:PHE:CE1	2.10	0.69
3:B:175:PRO:HD2	3:B:207:GLU:OE2	1.91	0.69
3:D:180:THR:HG22	3:D:181:VAL:N	2.07	0.69
1:K:457:LYS:HD3	1:K:468:LEU:HD21	1.73	0.69
2:C:237:SER:CB	2:C:376:CYS:SG	2.80	0.69
3:D:6:HIS:HE1	3:D:8:GLN:HG2	1.52	0.69
1:K:289:SER:O	1:K:293:VAL:HG23	1.93	0.69
2:A:199:ASP:HB3	2:A:256:GLN:HE21	1.57	0.69
3:D:234:THR:O	3:D:238:VAL:HG23	1.92	0.69
2:A:63:PRO:C	2:A:64:ARG:HG2	2.12	0.69
2:C:11:GLN:NE2	3:D:247:GLN:O	2.24	0.69

Continued on next page...

Continued from previous page...

Atom-1	Atom-2	Interatomic distance (Å)	Clash overlap (Å)
3:B:24:ILE:HD11	3:B:52:TYR:CE1	2.28	0.69
1:K:440:ARG:HB3	1:K:440:ARG:CZ	2.23	0.69
1:K:597:THR:HG23	1:K:598:LEU:HD22	1.73	0.69
2:C:205:ASP:HB3	2:C:303:VAL:HA	1.73	0.69
3:D:251:ASP:O	3:D:253:ARG:N	2.26	0.69
1:K:459:VAL:HG12	1:K:464:GLU:CG	2.23	0.69
3:B:209:LEU:HD23	3:B:227:LEU:HB3	1.75	0.68
3:B:299:LYS:N	3:B:299:LYS:HD3	2.04	0.68
2:C:259:LEU:HD11	2:C:378:LEU:CD1	2.20	0.68
2:C:63:PRO:C	2:C:64:ARG:HG2	2.12	0.68
2:A:343:PHE:HZ	2:A:351:PHE:CE1	2.10	0.68
3:B:204:ILE:HD13	3:B:231:VAL:HG22	1.76	0.68
3:B:257:VAL:O	3:B:257:VAL:HG12	1.93	0.68
2:C:217:LEU:HD12	2:C:277:SER:HB3	1.75	0.68
3:D:243:ARG:HH22	3:D:252:LEU:HG	1.59	0.68
1:K:301:ILE:CD1	1:K:587:ILE:HG21	2.23	0.68
2:A:175:PRO:HG3	2:A:304:LYS:HG2	1.76	0.68
2:A:343:PHE:CZ	2:A:351:PHE:HE1	2.08	0.68
3:B:180:THR:HG22	3:B:181:VAL:N	2.07	0.68
3:D:24:ILE:HD11	3:D:52:TYR:CE1	2.28	0.68
1:K:285:LYS:HE3	1:K:589:PRO:HB3	1.75	0.68
1:K:279:ILE:HD12	1:K:549:ILE:HG22	1.75	0.68
3:B:250:ALA:HB1	3:B:254:LYS:HB2	1.76	0.68
1:K:306:LYS:HE3	1:K:333:TYR:HD1	1.58	0.68
2:A:141:PHE:O	2:A:147:SER:HB3	1.94	0.68
3:B:251:ASP:O	3:B:253:ARG:N	2.26	0.68
2:C:7:ILE:HD12	2:C:153:LEU:CD2	2.24	0.68
3:D:256:ALA:O	3:D:260:VAL:HG22	1.94	0.68
3:D:359:PRO:HB2	3:D:360:PRO:HD2	1.74	0.68
2:A:381:THR:C	2:A:383:ALA:H	1.95	0.68
2:C:102:ASN:HB2	2:C:408:TYR:CE2	2.29	0.68
1:K:309:LEU:HD23	1:K:310:ILE:N	2.09	0.68
2:A:217:LEU:HD12	2:A:277:SER:HB3	1.76	0.68
2:A:298:PRO:HB3	2:A:307:PRO:HD2	1.74	0.68
2:C:199:ASP:HB3	2:C:256:GLN:HE21	1.56	0.68
2:C:343:PHE:CZ	2:C:351:PHE:HE1	2.08	0.68
3:D:325:MET:HE3	3:D:325:MET:HA	1.76	0.68
2:A:115:ILE:CD1	2:A:119:LEU:HG	2.23	0.68
2:C:141:PHE:O	2:C:147:SER:HB3	1.94	0.68
3:D:209:LEU:HD23	3:D:227:LEU:HB3	1.75	0.68
3:D:242:LEU:CD2	3:D:250:ALA:H	2.06	0.68

Continued on next page...

Continued from previous page...

Atom-1	Atom-2	Interatomic distance (Å)	Clash overlap (Å)
3:D:257:VAL:O	3:D:257:VAL:HG12	1.93	0.68
3:D:325:MET:CE	3:D:355:VAL:HG21	2.24	0.67
1:K:284:ARG:CD	1:K:344:VAL:HG21	2.24	0.67
1:K:441:VAL:HG21	1:K:565:LYS:HE3	1.74	0.67
1:K:605:ASP:O	1:K:609:GLU:HG3	1.94	0.67
2:A:152:LEU:HA	2:A:155:GLU:HB2	1.76	0.67
2:A:221:ARG:N	2:A:222:PRO:HD3	2.09	0.67
3:B:325:MET:CE	3:B:355:VAL:HG21	2.24	0.67
3:D:107:HIS:CD2	3:D:151:THR:CG2	2.77	0.67
3:D:310:GLY:HA3	3:D:436:GLN:HE21	1.59	0.67
3:B:243:ARG:HH22	3:B:252:LEU:HG	1.59	0.67
2:C:115:ILE:CD1	2:C:119:LEU:HG	2.23	0.67
2:C:251:ASP:O	2:C:254:GLU:HB2	1.94	0.67
2:C:95:GLY:O	2:C:97:GLU:N	2.27	0.67
2:A:7:ILE:HD12	2:A:153:LEU:CD2	2.24	0.67
3:B:310:GLY:HA3	3:B:436:GLN:HE21	1.59	0.67
2:A:102:ASN:HB2	2:A:408:TYR:CE2	2.29	0.67
3:B:107:HIS:CD2	3:B:151:THR:CG2	2.78	0.67
3:D:204:ILE:HD13	3:D:231:VAL:HG22	1.76	0.67
3:D:230:LEU:HD23	3:D:231:VAL:N	2.10	0.67
2:A:251:ASP:O	2:A:254:GLU:HB2	1.94	0.67
3:B:256:ALA:O	3:B:260:VAL:HG22	1.94	0.67
2:C:221:ARG:N	2:C:222:PRO:HD3	2.09	0.67
2:C:406:HIS:HE1	3:D:260:VAL:O	1.76	0.67
1:K:377:THR:HG21	1:K:586:MET:HE3	1.75	0.67
3:D:267:PHE:N	3:D:267:PHE:CD1	2.62	0.67
3:B:265:LEU:HD12	3:B:265:LEU:C	2.16	0.67
3:B:328:VAL:O	3:B:332:MET:HG2	1.94	0.67
2:C:68:VAL:HG11	2:C:149:PHE:CZ	2.30	0.67
2:C:276:ILE:O	2:C:369:ALA:HB2	1.95	0.67
3:D:44:LEU:HD12	3:D:49:ILE:HD13	1.76	0.67
2:A:95:GLY:O	2:A:97:GLU:N	2.27	0.67
2:C:100:ALA:CB	2:C:105:ARG:HD3	2.25	0.67
2:C:341:ILE:O	2:C:341:ILE:HG12	1.95	0.67
3:B:267:PHE:CD1	3:B:267:PHE:N	2.62	0.66
2:C:152:LEU:HA	2:C:155:GLU:HB2	1.77	0.66
3:D:66:ILE:C	3:D:67:LEU:HD23	2.15	0.66
3:B:242:LEU:CD2	3:B:250:ALA:H	2.07	0.66
2:C:175:PRO:HG3	2:C:304:LYS:HG2	1.76	0.66
3:D:182:VAL:HG23	3:D:186:ASN:HD21	1.60	0.66
3:D:242:LEU:CD1	3:D:255:LEU:HD11	2.25	0.66

Continued on next page...

Continued from previous page...

Atom-1	Atom-2	Interatomic distance (Å)	Clash overlap (Å)
3:D:4:ILE:HG21	3:D:136:GLN:HG2	1.76	0.66
2:C:398:MET:CG	3:D:348:PRO:CD	2.73	0.66
1:K:457:LYS:CD	1:K:468:LEU:HD11	2.24	0.66
3:B:276:THR:HB	3:B:281:GLN:CG	2.25	0.66
3:B:44:LEU:HD12	3:B:49:ILE:HD13	1.76	0.66
3:D:103:TRP:HZ3	3:D:108:TYR:HE1	1.42	0.66
3:D:281:GLN:O	3:D:283:TYR:HB2	1.96	0.66
3:D:328:VAL:O	3:D:332:MET:HG2	1.95	0.66
1:K:407:MET:CG	1:K:410:TYR:HD2	2.09	0.66
3:B:66:ILE:C	3:B:67:LEU:HD23	2.15	0.66
3:D:242:LEU:HD12	3:D:255:LEU:HD11	1.78	0.66
3:D:265:LEU:HD12	3:D:265:LEU:C	2.16	0.66
2:A:341:ILE:HG12	2:A:341:ILE:O	1.95	0.66
3:B:230:LEU:HD23	3:B:231:VAL:N	2.10	0.66
2:C:172:TYR:HD1	2:C:173:PRO:N	1.93	0.66
3:D:250:ALA:HB1	3:D:254:LYS:HB2	1.75	0.66
2:C:406:HIS:CE1	3:D:260:VAL:O	2.49	0.66
1:K:382:PHE:HB2	1:K:387:GLN:CG	2.25	0.66
3:B:172:VAL:HG11	3:B:387:LEU:CD2	2.22	0.66
3:B:242:LEU:CD1	3:B:255:LEU:HD11	2.25	0.66
1:K:540:LYS:HE2	1:K:564:SER:CA	2.26	0.66
1:K:605:ASP:CA	1:K:608:LYS:HE2	2.24	0.66
2:A:100:ALA:CB	2:A:105:ARG:HD3	2.26	0.66
3:B:182:VAL:HG23	3:B:186:ASN:HD21	1.60	0.66
3:B:35:SER:HB3	3:B:59:ASN:CA	2.26	0.66
3:B:4:ILE:HG21	3:B:136:GLN:HG2	1.76	0.66
2:C:313:MET:HB3	2:C:344:VAL:CG2	2.26	0.66
3:D:276:THR:HB	3:D:281:GLN:CG	2.25	0.66
3:B:103:TRP:HZ3	3:B:108:TYR:HE1	1.42	0.65
1:K:384:GLY:O	1:K:486:ASN:HB2	1.96	0.65
3:B:242:LEU:HD12	3:B:255:LEU:HD11	1.77	0.65
1:K:449:VAL:CG2	1:K:571:ARG:HD3	2.25	0.65
2:A:172:TYR:HD1	2:A:173:PRO:N	1.93	0.65
2:A:305:CYS:SG	2:A:384:ILE:HD13	2.37	0.65
2:C:305:CYS:SG	2:C:384:ILE:HD13	2.37	0.65
3:D:413:MET:HG2	3:D:418:PHE:HE1	1.61	0.65
1:K:552:LEU:HD13	1:K:552:LEU:O	1.97	0.65
1:K:555:GLN:HE22	1:K:577:GLU:HA	1.61	0.65
2:A:344:VAL:HG12	2:A:345:ASP:N	2.12	0.65
2:A:372:GLN:O	2:A:373:ARG:HB3	1.96	0.65
2:C:404:PHE:HZ	3:D:347:ILE:CG2	2.10	0.65

Continued on next page...

Continued from previous page...

Atom-1	Atom-2	Interatomic distance (Å)	Clash overlap (Å)
2:A:271:THR:HG23	2:A:300:ASN:O	1.97	0.65
2:A:68:VAL:HG11	2:A:149:PHE:CZ	2.30	0.65
2:C:206:ASN:OD1	2:C:227:LEU:HD13	1.97	0.65
3:D:325:MET:HE2	3:D:355:VAL:HG21	1.79	0.65
2:C:271:THR:HG23	2:C:300:ASN:O	1.97	0.65
2:C:217:LEU:HD11	2:C:367:ASP:O	1.97	0.65
2:C:315:CYS:HB3	2:C:377:MET:HE2	1.79	0.65
2:A:276:ILE:O	2:A:369:ALA:HB2	1.95	0.65
2:A:217:LEU:HD11	2:A:367:ASP:O	1.96	0.65
1:K:375:THR:CG2	1:K:385:LYS:HB3	2.26	0.65
2:A:317:LEU:HD12	2:A:351:PHE:CD2	2.32	0.65
3:B:281:GLN:O	3:B:283:TYR:HB2	1.96	0.65
3:B:431:GLU:O	3:B:434:GLN:HG2	1.97	0.65
3:B:66:ILE:HD13	3:B:122:VAL:HG12	1.79	0.65
2:C:317:LEU:HD12	2:C:351:PHE:CD2	2.32	0.65
3:D:66:ILE:CD1	3:D:122:VAL:HG12	2.26	0.65
3:D:422:GLU:O	3:D:426:ASN:HB2	1.97	0.65
2:A:209:ILE:HG23	2:A:230:LEU:HD23	1.79	0.65
2:A:313:MET:HB3	2:A:344:VAL:CG2	2.26	0.65
3:B:158:ARG:NE	3:B:197:ASN:O	2.30	0.65
2:C:209:ILE:HG23	2:C:230:LEU:HD23	1.79	0.65
2:C:372:GLN:O	2:C:373:ARG:HB3	1.96	0.65
3:D:158:ARG:NE	3:D:197:ASN:O	2.30	0.65
1:K:492:ALA:O	1:K:513:ILE:HG13	1.97	0.65
3:B:413:MET:HG2	3:B:418:PHE:HE1	1.61	0.64
3:B:66:ILE:CD1	3:B:122:VAL:HG12	2.26	0.64
2:C:344:VAL:HG12	2:C:345:ASP:N	2.12	0.64
3:B:180:THR:CG2	3:B:181:VAL:N	2.61	0.64
3:D:105:LYS:O	3:D:110:GLU:HB2	1.97	0.64
2:A:402:ARG:O	2:A:403:ALA:C	2.35	0.64
3:D:114:LEU:O	3:D:118:VAL:HG23	1.97	0.64
1:K:378:MET:HE3	1:K:393:ILE:HD11	1.80	0.64
3:B:427:ASP:O	3:B:430:SER:HB3	1.97	0.64
3:D:192:HIS:O	3:D:195:VAL:HG12	1.98	0.64
2:A:151:SER:O	2:A:155:GLU:HB2	1.98	0.64
2:A:317:LEU:HD11	2:A:351:PHE:HE2	1.63	0.64
3:B:282:GLN:O	3:B:282:GLN:HG2	1.97	0.64
1:K:444:ASP:OD2	3:B:419:THR:HG21	1.97	0.64
1:K:425:TYR:CE1	1:K:489:ARG:HB3	2.32	0.64
2:A:115:ILE:HG23	2:A:116:ASP:N	2.12	0.64
2:A:206:ASN:OD1	2:A:227:LEU:HD13	1.96	0.64

Continued on next page...

Continued from previous page...

Atom-1	Atom-2	Interatomic distance (Å)	Clash overlap (Å)
3:B:114:LEU:O	3:B:118:VAL:HG23	1.97	0.64
3:B:133:GLN:HG3	3:B:165:ILE:HD11	1.80	0.64
3:B:192:HIS:O	3:B:195:VAL:HG12	1.98	0.64
3:B:241:CYS:O	3:B:244:PHE:HB2	1.97	0.64
3:B:422:GLU:O	3:B:426:ASN:HB2	1.97	0.64
2:C:234:ILE:C	2:C:234:ILE:HD13	2.18	0.64
3:D:427:ASP:O	3:D:430:SER:HB3	1.97	0.64
3:B:105:LYS:O	3:B:110:GLU:HB2	1.97	0.64
2:C:386:GLU:O	2:C:389:ALA:N	2.31	0.64
3:D:284:ARG:O	3:D:286:LEU:N	2.31	0.64
3:D:35:SER:HB3	3:D:59:ASN:CA	2.26	0.64
1:K:407:MET:HG2	1:K:410:TYR:HD2	1.61	0.64
2:A:269:LEU:O	2:A:378:LEU:HA	1.98	0.64
3:B:137:LEU:HD22	3:B:154:ILE:CG2	2.28	0.64
1:K:444:ASP:N	3:B:416:MET:HE3	1.82	0.64
2:C:175:PRO:HG2	2:C:207:GLU:OE1	1.98	0.64
3:D:180:THR:CG2	3:D:181:VAL:N	2.61	0.64
2:A:175:PRO:HG2	2:A:207:GLU:OE1	1.98	0.64
2:C:151:SER:O	2:C:155:GLU:HB2	1.98	0.64
3:B:63:PRO:HD2	3:B:86:ILE:HG12	1.80	0.63
3:D:241:CYS:O	3:D:244:PHE:HB2	1.97	0.63
3:B:284:ARG:O	3:B:286:LEU:N	2.31	0.63
2:C:402:ARG:O	2:C:403:ALA:C	2.35	0.63
3:D:107:HIS:HD2	3:D:151:THR:CG2	2.12	0.63
3:D:299:LYS:O	3:D:300:ASN:HB2	1.97	0.63
3:D:66:ILE:HD13	3:D:122:VAL:HG12	1.79	0.63
1:K:382:PHE:HB2	1:K:387:GLN:CB	2.28	0.63
2:A:276:ILE:HG23	2:A:369:ALA:HB2	1.80	0.63
2:A:386:GLU:O	2:A:389:ALA:N	2.31	0.63
2:C:115:ILE:HG23	2:C:116:ASP:N	2.12	0.63
2:A:234:ILE:HD13	2:A:234:ILE:C	2.18	0.63
2:A:7:ILE:HG22	2:A:66:VAL:CG2	2.28	0.63
3:B:70:LEU:H	3:B:145:THR:CG2	2.10	0.63
3:D:137:LEU:HD22	3:D:154:ILE:CG2	2.28	0.63
2:C:317:LEU:HB3	2:C:319:TYR:CE1	2.33	0.63
2:C:317:LEU:HD11	2:C:351:PHE:HE2	1.63	0.63
3:D:243:ARG:HH21	3:D:252:LEU:H	1.45	0.63
3:D:315:VAL:HG13	3:D:377:PHE:CE1	2.34	0.63
1:K:378:MET:CG	1:K:393:ILE:HD11	2.26	0.63
1:K:418:SER:OG	1:K:456:GLU:HB3	1.98	0.63
1:K:279:ILE:HD11	1:K:607:VAL:HG12	1.80	0.63

Continued on next page...

Continued from previous page...

Atom-1	Atom-2	Interatomic distance (Å)	Clash overlap (Å)
3:B:107:HIS:HD2	3:B:151:THR:CG2	2.12	0.63
2:C:236:SER:O	2:C:240:ALA:HB3	1.99	0.63
3:D:133:GLN:HG3	3:D:165:ILE:HD11	1.80	0.63
3:D:282:GLN:HG2	3:D:282:GLN:O	1.97	0.63
1:K:404:THR:O	1:K:407:MET:HG2	1.98	0.63
2:A:273:ALA:HB3	2:A:274:PRO:HD3	1.81	0.63
3:B:243:ARG:HH21	3:B:252:LEU:H	1.45	0.63
2:C:152:LEU:HD12	2:C:153:LEU:N	2.14	0.63
3:D:205:ASP:OD1	3:D:304:ALA:N	2.32	0.63
2:A:102:ASN:OD1	2:A:105:ARG:HB3	1.99	0.63
2:A:236:SER:O	2:A:240:ALA:HB3	1.99	0.63
2:A:278:ALA:HA	2:A:282:TYR:OH	1.99	0.63
3:D:431:GLU:O	3:D:434:GLN:HG2	1.97	0.63
3:D:63:PRO:HD2	3:D:86:ILE:HG12	1.80	0.63
1:K:546:LYS:HD3	1:K:606:ARG:CD	2.29	0.63
2:A:115:ILE:HG13	2:A:152:LEU:HD13	1.81	0.62
2:A:7:ILE:CD1	2:A:137:VAL:HG22	2.29	0.62
2:C:119:LEU:CD2	2:C:122:ILE:HD11	2.28	0.62
2:C:181:VAL:CG1	3:D:347:ILE:CG2	2.77	0.62
2:C:23:LEU:HD22	2:C:232:GLY:O	1.99	0.62
2:C:315:CYS:HB3	2:C:377:MET:CE	2.29	0.62
1:K:288:ILE:HD11	1:K:299:ASP:HB2	1.80	0.62
1:K:425:TYR:HE1	1:K:489:ARG:CB	2.12	0.62
1:K:459:VAL:HA	1:K:464:GLU:HG2	1.81	0.62
3:B:230:LEU:O	3:B:233:ALA:HB3	2.00	0.62
1:K:516:ALA:HB3	1:K:538:ILE:HD12	1.81	0.62
3:B:315:VAL:HG13	3:B:377:PHE:CE1	2.34	0.62
3:B:4:ILE:HA	3:B:134:GLY:O	1.99	0.62
2:C:288:VAL:O	2:C:290:GLU:N	2.33	0.62
3:D:253:ARG:O	3:D:256:ALA:N	2.33	0.62
1:K:457:LYS:HD3	1:K:468:LEU:CD2	2.29	0.62
3:B:4:ILE:HG23	3:B:134:GLY:O	2.00	0.62
1:K:287:PRO:HB3	1:K:337:ASP:HB2	1.82	0.62
2:A:166:LYS:H	2:A:199:ASP:CG	2.03	0.62
1:K:442:LEU:HA	3:B:420:GLU:OE1	2.00	0.62
2:C:407:TRP:CH2	3:D:257:VAL:HA	2.26	0.62
3:B:205:ASP:OD1	3:B:304:ALA:N	2.32	0.62
3:B:211:ASP:OD1	3:B:212:ILE:N	2.33	0.62
2:C:269:LEU:O	2:C:378:LEU:HA	1.98	0.62
2:C:273:ALA:HB3	2:C:274:PRO:HD3	1.81	0.62
3:D:4:ILE:HG23	3:D:134:GLY:O	2.00	0.62

Continued on next page...

Continued from previous page...

Atom-1	Atom-2	Interatomic distance (Å)	Clash overlap (Å)
3:B:108:TYR:CD1	3:B:413:MET:HE1	2.34	0.62
3:B:299:LYS:O	3:B:300:ASN:HB2	1.98	0.62
3:B:318:VAL:HA	3:B:354:ALA:HB3	1.81	0.62
2:C:7:ILE:HG22	2:C:66:VAL:CG2	2.28	0.62
3:D:332:MET:HE3	3:D:351:VAL:HG11	1.82	0.62
1:K:382:PHE:CE2	1:K:384:GLY:HA3	2.33	0.62
2:A:119:LEU:CD2	2:A:122:ILE:HD11	2.28	0.62
2:A:205:ASP:HB2	2:A:303:VAL:HA	1.82	0.62
2:A:288:VAL:O	2:A:290:GLU:N	2.33	0.62
2:A:88:HIS:O	2:A:90:GLU:N	2.33	0.62
3:D:93:VAL:CG1	3:D:118:VAL:HG22	2.19	0.62
3:D:114:LEU:HD23	3:D:149:MET:CE	2.30	0.62
3:D:115:VAL:HG21	3:D:152:LEU:CD2	2.29	0.62
1:K:279:ILE:HD12	1:K:549:ILE:CG2	2.29	0.62
2:A:118:VAL:HG11	2:A:149:PHE:HZ	1.65	0.62
2:A:404:PHE:HE2	3:B:253:ARG:CD	2.02	0.62
3:B:114:LEU:HD23	3:B:149:MET:CE	2.30	0.62
3:D:4:ILE:HA	3:D:134:GLY:O	1.99	0.62
3:D:70:LEU:CG	3:D:145:THR:HG23	2.30	0.62
3:D:230:LEU:O	3:D:233:ALA:HB3	2.00	0.62
3:D:70:LEU:H	3:D:145:THR:CG2	2.10	0.62
2:A:317:LEU:HB3	2:A:319:TYR:CE1	2.33	0.61
2:C:166:LYS:H	2:C:199:ASP:CG	2.03	0.61
2:C:276:ILE:HG23	2:C:369:ALA:HB2	1.80	0.61
2:C:278:ALA:HA	2:C:282:TYR:OH	2.00	0.61
2:C:345:ASP:C	2:C:347:CYS:H	2.04	0.61
2:C:88:HIS:O	2:C:90:GLU:N	2.33	0.61
3:B:253:ARG:O	3:B:256:ALA:N	2.33	0.61
1:K:495:GLN:OE1	1:K:509:LYS:HD2	2.00	0.61
2:A:152:LEU:HD12	2:A:153:LEU:N	2.14	0.61
2:A:23:LEU:HD22	2:A:232:GLY:O	1.99	0.61
3:D:324:SER:C	3:D:326:LYS:H	2.03	0.61
1:K:382:PHE:CD1	1:K:387:GLN:HG3	2.36	0.61
2:A:315:CYS:HB3	2:A:377:MET:CE	2.29	0.61
3:B:115:VAL:HG21	3:B:152:LEU:CD2	2.30	0.61
3:B:285:ALA:HB1	3:B:290:GLU:HG2	1.82	0.61
3:B:54:ASN:ND2	3:B:64:ARG:HD3	2.15	0.61
2:C:7:ILE:CD1	2:C:137:VAL:HG22	2.29	0.61
3:D:211:ASP:OD1	3:D:212:ILE:N	2.33	0.61
3:D:285:ALA:HB1	3:D:290:GLU:HG2	1.83	0.61
3:D:318:VAL:HA	3:D:354:ALA:HB3	1.81	0.61

Continued on next page...

Continued from previous page...

Atom-1	Atom-2	Interatomic distance (Å)	Clash overlap (Å)
1:K:505:LYS:O	1:K:506:ILE:HG12	2.00	0.61
2:A:345:ASP:C	2:A:347:CYS:H	2.04	0.61
3:B:324:SER:C	3:B:326:LYS:H	2.03	0.61
2:C:168:GLU:OE1	2:C:198:SER:HB2	2.01	0.61
1:K:365:PHE:HD2	1:K:513:ILE:HG21	1.64	0.61
3:B:204:ILE:CD1	3:B:231:VAL:HG13	2.30	0.61
2:C:118:VAL:HG11	2:C:149:PHE:HZ	1.65	0.61
3:D:204:ILE:CD1	3:D:231:VAL:HG13	2.30	0.61
1:K:305:ARG:HG2	1:K:306:LYS:N	2.16	0.61
2:A:169:PHE:CE1	2:A:235:VAL:HG22	2.36	0.61
2:C:115:ILE:HG13	2:C:152:LEU:HD13	1.81	0.61
2:C:169:PHE:CE1	2:C:235:VAL:HG22	2.36	0.61
3:B:128:SER:OG	3:B:129:CYS:N	2.34	0.61
2:C:205:ASP:HB2	2:C:303:VAL:HA	1.82	0.61
1:K:457:LYS:CD	1:K:468:LEU:HD21	2.31	0.61
1:K:553:GLY:HA3	1:K:610:LEU:CD1	2.10	0.61
2:A:344:VAL:HG11	2:A:346:TRP:NE1	2.16	0.61
3:B:324:SER:CB	3:B:327:GLU:HG2	2.30	0.61
2:C:102:ASN:OD1	2:C:105:ARG:HB3	1.99	0.61
2:C:267:PHE:H	2:C:267:PHE:HD1	1.47	0.61
3:D:70:LEU:N	3:D:145:THR:HG21	2.11	0.61
3:D:204:ILE:HG21	3:D:231:VAL:HG22	1.83	0.60
1:K:335:PHE:HZ	1:K:347:TYR:HB2	1.65	0.60
1:K:543:LEU:HD12	1:K:562:ARG:NH1	2.15	0.60
1:K:552:LEU:HD21	1:K:579:SER:OG	2.01	0.60
2:A:167:LEU:HA	2:A:200:CYS:O	2.01	0.60
2:A:11:GLN:HE21	2:A:74:VAL:HG22	1.66	0.60
2:C:229:ARG:NH1	2:C:363:VAL:HG21	2.16	0.60
1:K:288:ILE:HG23	1:K:292:GLU:CB	2.31	0.60
1:K:546:LYS:HZ3	1:K:606:ARG:HD3	1.66	0.60
1:K:423:GLU:OE2	1:K:477:THR:HB	2.01	0.60
2:A:267:PHE:H	2:A:267:PHE:HD1	1.47	0.60
2:A:311:LYS:HE3	2:A:342:GLN:CD	2.22	0.60
3:B:93:VAL:CG1	3:B:118:VAL:HG22	2.19	0.60
1:K:546:LYS:HE3	1:K:603:TYR:CE1	2.36	0.60
3:B:324:SER:O	3:B:328:VAL:HG23	2.01	0.60
2:C:311:LYS:HE3	2:C:342:GLN:CD	2.22	0.60
2:C:362:VAL:HG13	2:C:368:LEU:HB2	1.84	0.60
2:C:404:PHE:HZ	3:D:347:ILE:HG23	1.66	0.60
1:K:505:LYS:O	1:K:506:ILE:HG23	2.01	0.60
2:A:168:GLU:OE1	2:A:198:SER:HB2	2.01	0.60

Continued on next page...

Continued from previous page...

Atom-1	Atom-2	Interatomic distance (Å)	Clash overlap (Å)
3:B:115:VAL:HG21	3:B:152:LEU:HD23	1.83	0.60
2:C:344:VAL:HG11	2:C:346:TRP:NE1	2.16	0.60
3:D:324:SER:O	3:D:328:VAL:HG23	2.01	0.60
3:B:325:MET:HE2	3:B:355:VAL:HG21	1.83	0.60
2:C:435:VAL:O	2:C:435:VAL:HG12	2.01	0.60
3:D:54:ASN:ND2	3:D:64:ARG:HD3	2.15	0.60
2:C:248:LEU:CD2	2:C:353:VAL:O	2.49	0.60
3:D:161:TYR:C	3:D:163:ASP:H	2.05	0.60
3:D:172:VAL:HG11	3:D:387:LEU:CD2	2.22	0.60
3:D:279:GLY:O	3:D:282:GLN:HB3	2.01	0.60
2:A:413:MET:O	2:A:414:GLU:HG3	2.02	0.60
3:B:70:LEU:CG	3:B:145:THR:HG23	2.30	0.60
3:B:204:ILE:HG21	3:B:231:VAL:HG22	1.84	0.60
3:B:332:MET:CE	3:B:351:VAL:HG11	2.31	0.60
2:C:167:LEU:HA	2:C:200:CYS:O	2.01	0.60
3:D:332:MET:CE	3:D:351:VAL:HG11	2.32	0.60
1:K:376:HIS:NE2	1:K:381:GLU:HG3	2.15	0.60
1:K:374:LYS:O	1:K:377:THR:HG22	2.02	0.60
1:K:378:MET:CE	1:K:393:ILE:HD11	2.32	0.60
2:A:229:ARG:NH1	2:A:363:VAL:HG21	2.16	0.60
3:B:49:ILE:O	3:B:51:VAL:N	2.35	0.60
2:C:413:MET:O	2:C:414:GLU:HG3	2.02	0.60
2:C:191:THR:HG21	2:C:425:MET:SD	2.41	0.60
3:D:324:SER:CB	3:D:327:GLU:HG2	2.30	0.60
2:A:119:LEU:O	2:A:122:ILE:HG12	2.02	0.59
2:A:6:SER:HA	2:A:136:SER:O	2.02	0.59
2:C:284:GLU:O	2:C:286:LEU:N	2.35	0.59
3:D:102:ASN:ND2	3:D:407:TRP:O	2.35	0.59
3:D:49:ILE:O	3:D:51:VAL:N	2.35	0.59
2:A:435:VAL:HG12	2:A:435:VAL:O	2.02	0.59
3:D:205:ASP:OD1	3:D:304:ALA:CB	2.50	0.59
3:D:408:TYR:CG	3:D:418:PHE:HZ	2.20	0.59
1:K:493:VAL:O	1:K:493:VAL:HG23	2.02	0.59
1:K:555:GLN:NE2	1:K:577:GLU:HA	2.16	0.59
2:A:371:VAL:HG12	2:A:372:GLN:N	2.17	0.59
2:A:407:TRP:O	2:A:411:GLU:HG2	2.03	0.59
3:B:205:ASP:OD1	3:B:304:ALA:CB	2.50	0.59
3:D:30:ILE:HD13	3:D:53:TYR:CE2	2.38	0.59
2:A:284:GLU:O	2:A:286:LEU:N	2.35	0.59
2:A:191:THR:HG21	2:A:425:MET:SD	2.41	0.59
2:A:278:ALA:HB2	2:A:369:ALA:HA	1.85	0.59

Continued on next page...

Continued from previous page...

Atom-1	Atom-2	Interatomic distance (Å)	Clash overlap (Å)
2:C:11:GLN:HE21	2:C:74:VAL:HG22	1.66	0.59
3:D:89:PRO:HA	3:D:92:PHE:CD1	2.38	0.59
1:K:371:GLY:H	1:K:374:LYS:NZ	2.01	0.59
1:K:476:ARG:HD3	1:K:486:ASN:HD21	1.67	0.59
2:A:362:VAL:HG13	2:A:368:LEU:HB2	1.83	0.59
2:A:369:ALA:O	2:A:370:LYS:HB3	2.03	0.59
3:B:408:TYR:CG	3:B:418:PHE:HZ	2.20	0.59
2:C:119:LEU:O	2:C:122:ILE:HG12	2.02	0.59
3:D:183:GLU:HB3	3:D:184:PRO:CD	2.33	0.59
3:D:217:LEU:C	3:D:219:LEU:N	2.55	0.59
1:K:298:ILE:N	1:K:298:ILE:HD12	2.16	0.59
1:K:488:SER:HB2	1:K:516:ALA:HA	1.84	0.59
1:K:597:THR:CG2	1:K:598:LEU:HD22	2.33	0.59
2:A:115:ILE:HD13	2:A:115:ILE:O	2.02	0.59
2:A:248:LEU:CD2	2:A:353:VAL:O	2.49	0.59
3:B:161:TYR:C	3:B:163:ASP:H	2.05	0.59
2:C:371:VAL:HG12	2:C:372:GLN:N	2.17	0.59
3:D:115:VAL:HG21	3:D:152:LEU:HD23	1.83	0.59
3:D:151:THR:OG1	3:D:193:GLN:HB3	2.03	0.59
3:B:183:GLU:HB3	3:B:184:PRO:CD	2.33	0.59
3:B:279:GLY:O	3:B:282:GLN:HB3	2.01	0.59
3:B:89:PRO:HA	3:B:92:PHE:CD1	2.38	0.59
3:D:299:LYS:O	3:D:300:ASN:CB	2.51	0.59
1:K:380:GLY:HA3	1:K:388:ASP:O	2.03	0.59
1:K:497:VAL:HG22	1:K:509:LYS:HG3	1.85	0.59
2:A:243:ARG:NH2	2:A:252:LEU:N	2.28	0.59
2:C:2:ARG:N	2:C:131:GLY:O	2.36	0.59
1:K:346:LYS:HE2	1:K:346:LYS:O	2.03	0.59
3:B:299:LYS:O	3:B:300:ASN:CB	2.51	0.58
3:B:332:MET:HE3	3:B:351:VAL:HG11	1.85	0.58
2:C:369:ALA:O	2:C:370:LYS:HB3	2.03	0.58
3:D:68:VAL:CG1	3:D:149:MET:SD	2.90	0.58
2:A:264:ARG:HB2	2:A:266:HIS:HD2	1.67	0.58
2:A:317:LEU:HD11	2:A:351:PHE:CE2	2.38	0.58
3:B:141:LEU:N	3:B:141:LEU:CD1	2.65	0.58
3:B:30:ILE:HD13	3:B:53:TYR:CE2	2.38	0.58
2:C:407:TRP:CE3	3:D:257:VAL:CG1	2.72	0.58
1:K:420:SER:HA	1:K:433:LEU:CD1	2.31	0.58
1:K:436:LYS:HE3	1:K:475:ALA:O	2.02	0.58
2:A:202:PHE:CE2	2:A:378:LEU:HD22	2.38	0.58
3:B:102:ASN:ND2	3:B:407:TRP:O	2.35	0.58

Continued on next page...

Continued from previous page...

Atom-1	Atom-2	Interatomic distance (Å)	Clash overlap (Å)
2:C:278:ALA:HB2	2:C:369:ALA:HA	1.85	0.58
2:C:97:GLU:O	3:D:2:ARG:NH2	2.37	0.58
1:K:449:VAL:HG21	1:K:568:GLN:CG	2.33	0.58
2:A:165:SER:HA	2:A:199:ASP:OD2	2.04	0.58
2:A:381:THR:C	2:A:383:ALA:N	2.56	0.58
2:C:6:SER:HA	2:C:136:SER:O	2.02	0.58
2:C:63:PRO:HD3	2:C:86:LEU:O	2.04	0.58
3:D:141:LEU:N	3:D:141:LEU:CD1	2.65	0.58
3:D:307:PRO:HB3	3:D:312:TYR:OH	2.04	0.58
1:K:310:ILE:CD1	1:K:328:LYS:HA	2.34	0.58
1:K:594:CYS:O	1:K:597:THR:HG22	2.02	0.58
2:C:115:ILE:HD13	2:C:115:ILE:O	2.02	0.58
2:C:268:PRO:HA	2:C:379:SER:O	2.03	0.58
2:C:407:TRP:O	2:C:411:GLU:HG2	2.02	0.58
2:C:11:GLN:CG	2:C:74:VAL:HG11	2.28	0.58
1:K:315:ARG:HB2	1:K:323:PHE:CZ	2.39	0.58
1:K:449:VAL:HG21	1:K:568:GLN:HG2	1.86	0.58
2:A:313:MET:O	2:A:314:ALA:HB2	2.04	0.58
2:A:268:PRO:HA	2:A:379:SER:O	2.03	0.58
2:C:404:PHE:CE1	3:D:347:ILE:HG23	2.39	0.58
3:B:70:LEU:C	3:B:99:ALA:HB2	2.24	0.58
1:K:399:LYS:HD3	1:K:462:VAL:HG21	1.84	0.58
3:B:253:ARG:O	3:B:254:LYS:C	2.42	0.58
3:B:307:PRO:HB3	3:B:312:TYR:OH	2.03	0.58
2:C:317:LEU:HD11	2:C:351:PHE:CE2	2.38	0.58
3:D:180:THR:CG2	3:D:181:VAL:H	2.17	0.58
3:D:198:THR:HG22	3:D:265:LEU:HD22	1.85	0.58
1:K:357:PHE:CE1	1:K:404:THR:HG21	2.38	0.58
2:A:2:ARG:N	2:A:131:GLY:O	2.37	0.58
3:B:273:ALA:HB3	3:B:274:PRO:CD	2.29	0.58
3:B:319:PHE:HA	3:B:375:ALA:HA	1.86	0.58
2:C:165:SER:HA	2:C:199:ASP:OD2	2.04	0.58
1:K:286:ARG:O	1:K:589:PRO:HG3	2.04	0.58
3:B:299:LYS:CD	3:B:299:LYS:H	2.07	0.57
3:B:68:VAL:CG1	3:B:149:MET:SD	2.90	0.57
2:C:202:PHE:CE2	2:C:378:LEU:HD22	2.38	0.57
3:D:274:PRO:CG	3:D:371:LEU:HD21	2.34	0.57
1:K:287:PRO:CB	1:K:337:ASP:HB2	2.34	0.57
2:C:345:ASP:O	2:C:347:CYS:N	2.37	0.57
2:A:436:GLY:C	2:A:438:ASP:H	2.08	0.57
2:A:88:HIS:C	2:A:90:GLU:N	2.57	0.57

Continued on next page...

Continued from previous page...

Atom-1	Atom-2	Interatomic distance (Å)	Clash overlap (Å)
3:B:270:PRO:HA	3:B:377:PHE:O	2.04	0.57
3:D:19:LYS:CG	3:D:228:ASN:HB3	2.31	0.57
3:D:283:TYR:C	3:D:284:ARG:HG2	2.24	0.57
3:D:270:PRO:HA	3:D:377:PHE:O	2.04	0.57
1:K:382:PHE:CD2	1:K:384:GLY:HA3	2.40	0.57
3:B:149:MET:O	3:B:153:LEU:HD13	2.04	0.57
3:B:259:MET:CA	3:B:314:THR:HG21	2.35	0.57
2:C:362:VAL:HG11	2:C:368:LEU:O	2.05	0.57
2:C:381:THR:C	2:C:383:ALA:N	2.57	0.57
3:D:14:ASN:OD1	3:D:75:MET:HG2	2.05	0.57
3:D:253:ARG:O	3:D:254:LYS:C	2.42	0.57
2:A:166:LYS:HD2	2:A:197:HIS:O	2.04	0.57
3:D:30:ILE:HA	3:D:35:SER:O	2.05	0.57
1:K:378:MET:HA	1:K:393:ILE:CG1	2.22	0.57
1:K:382:PHE:CG	1:K:387:GLN:HG2	2.39	0.57
3:B:319:PHE:CD2	3:B:375:ALA:HB2	2.40	0.57
2:C:139:HIS:CE1	2:C:170:SER:HB3	2.39	0.57
2:C:209:ILE:CG2	2:C:227:LEU:HD22	2.35	0.57
3:D:301:MET:CE	3:D:377:PHE:HE2	2.18	0.57
2:A:152:LEU:HA	2:A:155:GLU:CB	2.35	0.57
3:B:283:TYR:C	3:B:284:ARG:HG2	2.24	0.57
3:B:312:TYR:O	3:B:344:VAL:HB	2.05	0.57
3:B:349:ASN:HD22	3:B:349:ASN:C	2.06	0.57
3:B:30:ILE:HA	3:B:35:SER:O	2.05	0.57
2:C:175:PRO:HG3	2:C:304:LYS:CG	2.35	0.57
2:C:407:TRP:CE2	3:D:257:VAL:CA	2.77	0.57
3:D:216:THR:O	3:D:217:LEU:HD12	2.05	0.57
3:D:70:LEU:C	3:D:99:ALA:HB2	2.24	0.57
2:A:338:LYS:O	2:A:340:THR:N	2.34	0.57
2:A:345:ASP:O	2:A:347:CYS:N	2.37	0.57
3:B:6:HIS:HB3	3:B:65:ALA:HB2	1.87	0.57
3:B:70:LEU:CD1	3:B:145:THR:HG23	2.35	0.57
2:C:216:ASN:O	2:C:217:LEU:HB2	2.05	0.57
3:D:108:TYR:CD1	3:D:413:MET:HE1	2.39	0.57
3:D:182:VAL:HG23	3:D:186:ASN:ND2	2.20	0.57
3:D:349:ASN:HD22	3:D:349:ASN:C	2.06	0.57
3:D:5:VAL:CG2	3:D:135:PHE:HD2	2.18	0.57
2:A:139:HIS:CE1	2:A:170:SER:HB3	2.40	0.57
2:A:331:ALA:O	2:A:334:THR:HG22	2.05	0.57
2:A:362:VAL:CG1	2:A:368:LEU:HB2	2.35	0.57
2:A:63:PRO:HD3	2:A:86:LEU:O	2.04	0.57

Continued on next page...

Continued from previous page...

Atom-1	Atom-2	Interatomic distance (Å)	Clash overlap (Å)
3:D:6:HIS:HB3	3:D:65:ALA:HB2	1.87	0.57
1:K:433:LEU:HB2	1:K:455:THR:CG2	2.35	0.57
2:A:382:THR:O	2:A:382:THR:HG22	2.05	0.57
2:C:436:GLY:C	2:C:438:ASP:H	2.08	0.57
1:K:399:LYS:HD2	1:K:462:VAL:HG21	1.87	0.57
2:A:388:TRP:HA	2:A:388:TRP:CE3	2.40	0.56
3:B:70:LEU:N	3:B:145:THR:HG21	2.11	0.56
3:B:151:THR:OG1	3:B:193:GLN:HB3	2.03	0.56
3:B:274:PRO:CG	3:B:371:LEU:HD21	2.34	0.56
2:C:218:ASP:O	2:C:219:ILE:HG23	2.04	0.56
2:C:313:MET:O	2:C:314:ALA:HB2	2.04	0.56
3:D:319:PHE:CD2	3:D:375:ALA:HB2	2.40	0.56
3:B:19:LYS:CG	3:B:228:ASN:HB3	2.31	0.56
3:B:301:MET:CE	3:B:377:PHE:HE2	2.18	0.56
2:C:110:ILE:CG2	2:C:111:GLY:H	2.15	0.56
2:C:16:ILE:HD12	2:C:171:ILE:HD11	1.87	0.56
3:D:50:ASN:O	3:D:64:ARG:NH2	2.38	0.56
3:B:320:ARG:O	3:B:359:PRO:HA	2.05	0.56
2:C:152:LEU:HA	2:C:155:GLU:CB	2.35	0.56
2:C:166:LYS:HD2	2:C:197:HIS:O	2.04	0.56
3:D:312:TYR:O	3:D:344:VAL:HB	2.05	0.56
1:K:400:ASP:HA	1:K:403:VAL:HG22	1.87	0.56
2:A:16:ILE:HD12	2:A:171:ILE:HD11	1.87	0.56
2:A:19:ALA:CB	2:A:228:ASN:HB3	2.35	0.56
2:A:218:ASP:O	2:A:219:ILE:HG23	2.04	0.56
3:B:139:HIS:HE1	3:B:168:THR:HG23	1.71	0.56
3:B:253:ARG:O	3:B:257:VAL:N	2.33	0.56
2:C:382:THR:O	2:C:382:THR:HG22	2.05	0.56
2:C:409:VAL:C	2:C:411:GLU:H	2.09	0.56
2:A:117:LEU:HD11	2:A:121:ARG:HH22	1.70	0.56
3:B:191:VAL:HA	3:B:194:LEU:HD12	1.88	0.56
3:B:198:THR:HG22	3:B:265:LEU:HD22	1.86	0.56
3:B:324:SER:C	3:B:326:LYS:N	2.59	0.56
3:B:5:VAL:CG2	3:B:135:PHE:HD2	2.18	0.56
3:D:149:MET:O	3:D:153:LEU:HD13	2.04	0.56
2:C:398:MET:SD	3:D:348:PRO:HD2	2.45	0.56
2:A:362:VAL:HG11	2:A:368:LEU:O	2.04	0.56
3:B:182:VAL:HG23	3:B:186:ASN:ND2	2.20	0.56
3:B:50:ASN:O	3:B:64:ARG:NH2	2.38	0.56
1:K:594:CYS:O	1:K:598:LEU:HD23	2.06	0.56
2:A:216:ASN:O	2:A:217:LEU:HB2	2.05	0.56

Continued on next page...

Continued from previous page...

Atom-1	Atom-2	Interatomic distance (Å)	Clash overlap (Å)
2:C:209:ILE:HG22	2:C:227:LEU:HD22	1.88	0.56
2:C:210:TYR:CE2	2:C:227:LEU:HD11	2.40	0.56
2:C:331:ALA:O	2:C:334:THR:HG22	2.05	0.56
3:D:223:THR:HG22	3:D:224:TYR:N	2.21	0.56
3:D:250:ALA:CA	3:D:254:LYS:HE2	2.36	0.56
3:D:172:VAL:CG1	3:D:387:LEU:HD21	2.24	0.56
3:B:119:LEU:O	3:B:123:ARG:HG3	2.06	0.56
3:B:311:ARG:HG2	3:B:311:ARG:HH11	1.71	0.56
3:B:31:ASP:O	3:B:32:PRO:C	2.44	0.56
3:B:172:VAL:CG1	3:B:387:LEU:HD21	2.24	0.56
2:C:117:LEU:HD11	2:C:121:ARG:HH22	1.69	0.56
3:D:70:LEU:CD1	3:D:145:THR:HG23	2.35	0.56
3:D:166:MET:HB3	3:D:198:THR:OG1	2.06	0.56
3:D:320:ARG:O	3:D:359:PRO:HA	2.05	0.56
2:A:209:ILE:CG2	2:A:227:LEU:HD22	2.35	0.56
2:A:210:TYR:CE2	2:A:227:LEU:HD11	2.40	0.56
2:A:231:ILE:HA	2:A:234:ILE:CG2	2.35	0.56
2:C:286:LEU:HD12	2:C:290:GLU:HG2	1.87	0.56
3:D:151:THR:OG1	3:D:193:GLN:CB	2.54	0.56
3:D:324:SER:C	3:D:326:LYS:N	2.59	0.56
1:K:465:VAL:O	1:K:469:ILE:HG12	2.05	0.56
1:K:595:GLU:HG2	1:K:596:HIS:N	2.20	0.56
2:A:408:TYR:CD1	2:A:418:PHE:HZ	2.24	0.56
2:C:242:LEU:C	2:C:244:PHE:H	2.09	0.56
2:C:362:VAL:CG1	2:C:368:LEU:HB2	2.35	0.56
2:C:388:TRP:HA	2:C:388:TRP:CE3	2.41	0.56
3:D:119:LEU:O	3:D:123:ARG:HG3	2.06	0.56
3:D:19:LYS:O	3:D:23:VAL:HG23	2.06	0.56
3:D:319:PHE:HA	3:D:375:ALA:HA	1.86	0.56
1:K:354:LYS:O	1:K:358:GLU:HG3	2.06	0.56
2:A:110:ILE:CG2	2:A:111:GLY:H	2.15	0.56
2:A:286:LEU:HD12	2:A:290:GLU:HG2	1.87	0.56
3:B:223:THR:HG22	3:B:224:TYR:N	2.21	0.56
2:C:19:ALA:CB	2:C:228:ASN:HB3	2.35	0.56
3:D:31:ASP:O	3:D:32:PRO:C	2.44	0.56
1:K:386:VAL:HG23	1:K:386:VAL:O	2.05	0.56
1:K:399:LYS:HD2	1:K:462:VAL:HB	1.88	0.56
2:A:242:LEU:C	2:A:244:PHE:H	2.09	0.55
3:B:14:ASN:OD1	3:B:75:MET:HG2	2.05	0.55
3:B:180:THR:CG2	3:B:181:VAL:H	2.17	0.55
3:B:272:PHE:HB3	3:B:275:LEU:HD22	1.88	0.55

Continued on next page...

Continued from previous page...

Atom-1	Atom-2	Interatomic distance (Å)	Clash overlap (Å)
3:D:259:MET:CA	3:D:314:THR:HG21	2.35	0.55
3:D:67:LEU:N	3:D:67:LEU:HD23	2.22	0.55
1:K:505:LYS:HG3	1:K:505:LYS:O	2.06	0.55
2:A:175:PRO:HG3	2:A:304:LYS:CG	2.35	0.55
3:B:19:LYS:O	3:B:23:VAL:HG23	2.06	0.55
2:C:408:TYR:CD1	2:C:418:PHE:HZ	2.24	0.55
2:C:5:ILE:CG2	2:C:6:SER:N	2.70	0.55
3:D:139:HIS:HE1	3:D:168:THR:HG23	1.71	0.55
3:D:165:ILE:HD13	3:D:165:ILE:H	1.71	0.55
1:K:350:LYS:HB3	1:K:351:PRO:HD3	1.88	0.55
3:B:151:THR:OG1	3:B:193:GLN:CB	2.54	0.55
3:B:210:TYR:HD2	3:B:227:LEU:HD21	1.71	0.55
1:K:357:PHE:HZ	1:K:401:VAL:HG13	1.71	0.55
1:K:504:THR:HG23	1:K:504:THR:O	2.05	0.55
2:A:253:THR:O	2:A:256:GLN:HG2	2.06	0.55
3:B:190:SER:O	3:B:194:LEU:HG	2.06	0.55
3:D:311:ARG:HD2	3:D:344:VAL:H	1.71	0.55
1:K:407:MET:CB	1:K:408:PRO:HD2	2.35	0.55
2:A:209:ILE:HG22	2:A:227:LEU:HD22	1.88	0.55
3:B:216:THR:O	3:B:217:LEU:HD12	2.05	0.55
1:K:318:VAL:HG13	1:K:319:ASP:N	2.21	0.55
3:B:204:ILE:HD13	3:B:231:VAL:HG13	1.89	0.55
1:K:345:TYR:CD1	1:K:349:ALA:HB3	2.42	0.55
1:K:365:PHE:CE2	1:K:545:LEU:HD11	2.42	0.55
3:B:325:MET:HE1	3:B:355:VAL:HG11	1.89	0.55
3:B:5:VAL:HG22	3:B:135:PHE:CD2	2.42	0.55
2:C:231:ILE:HA	2:C:234:ILE:CG2	2.36	0.55
2:C:253:THR:O	2:C:256:GLN:HG2	2.06	0.55
2:C:338:LYS:O	2:C:340:THR:N	2.34	0.55
3:D:297:ASP:OD1	3:D:298:ALA:N	2.39	0.55
3:D:5:VAL:HG22	3:D:135:PHE:CD2	2.42	0.55
1:K:345:TYR:CE1	1:K:349:ALA:HB3	2.42	0.55
1:K:397:ALA:O	1:K:401:VAL:HG23	2.06	0.55
3:B:204:ILE:HG21	3:B:231:VAL:CG2	2.36	0.55
3:B:31:ASP:HB3	3:B:32:PRO:HD2	1.89	0.55
3:D:191:VAL:HA	3:D:194:LEU:HD12	1.87	0.55
3:D:204:ILE:HG21	3:D:231:VAL:CG2	2.36	0.55
1:K:283:VAL:HG11	1:K:309:LEU:HD12	1.89	0.55
1:K:381:GLU:HB2	1:K:391:ASN:HD22	1.72	0.55
1:K:444:ASP:CA	3:B:416:MET:HE3	2.29	0.55
1:K:513:ILE:CD1	1:K:566:LEU:HD11	2.36	0.55

Continued on next page...

Continued from previous page...

Atom-1	Atom-2	Interatomic distance (Å)	Clash overlap (Å)
1:K:301:ILE:HD13	1:K:587:ILE:HG21	1.89	0.55
3:B:107:HIS:HD2	3:B:151:THR:HG22	1.72	0.55
3:B:239:THR:HG22	3:B:240:THR:N	2.22	0.55
3:B:250:ALA:CA	3:B:254:LYS:HE2	2.36	0.55
2:C:408:TYR:O	2:C:411:GLU:N	2.39	0.55
3:D:190:SER:O	3:D:194:LEU:HG	2.06	0.55
3:B:166:MET:HB3	3:B:198:THR:OG1	2.06	0.54
3:B:311:ARG:HD2	3:B:344:VAL:H	1.71	0.54
3:B:310:GLY:CA	3:B:436:GLN:HE21	2.20	0.54
3:D:422:GLU:O	3:D:426:ASN:N	2.37	0.54
3:D:4:ILE:HD13	3:D:136:GLN:NE2	2.17	0.54
1:K:303:VAL:O	1:K:303:VAL:HG13	2.06	0.54
2:A:11:GLN:CG	2:A:74:VAL:HG11	2.28	0.54
2:C:381:THR:OG1	2:C:383:ALA:HB3	2.07	0.54
2:C:172:TYR:OH	2:C:387:ALA:O	2.24	0.54
3:D:107:HIS:HD2	3:D:151:THR:HG22	1.72	0.54
3:D:210:TYR:HD2	3:D:227:LEU:HD21	1.71	0.54
3:D:272:PHE:HB3	3:D:275:LEU:HD22	1.88	0.54
1:K:291:LYS:N	1:K:291:LYS:HD2	2.09	0.54
2:A:150:THR:O	2:A:153:LEU:N	2.40	0.54
3:B:325:MET:O	3:B:329:ASP:HB2	2.08	0.54
2:C:118:VAL:HG21	2:C:149:PHE:CZ	2.42	0.54
2:C:150:THR:O	2:C:153:LEU:N	2.40	0.54
2:C:5:ILE:O	2:C:136:SER:N	2.40	0.54
3:D:204:ILE:HD13	3:D:231:VAL:HG13	1.89	0.54
3:D:311:ARG:HH11	3:D:311:ARG:HG2	1.71	0.54
1:K:279:ILE:HG23	1:K:611:VAL:CG2	2.26	0.54
2:A:118:VAL:HG21	2:A:149:PHE:CZ	2.42	0.54
3:B:68:VAL:HG12	3:B:149:MET:CE	2.38	0.54
3:B:165:ILE:HD13	3:B:165:ILE:H	1.71	0.54
3:B:44:LEU:O	3:B:49:ILE:HG12	2.07	0.54
3:D:68:VAL:HG12	3:D:149:MET:CE	2.38	0.54
3:D:325:MET:O	3:D:329:ASP:HB2	2.08	0.54
3:D:424:ASN:HD22	3:D:424:ASN:C	2.09	0.54
2:A:381:THR:OG1	2:A:383:ALA:HB3	2.07	0.54
3:B:67:LEU:HD23	3:B:67:LEU:N	2.22	0.54
2:C:17:GLY:O	2:C:21:TRP:HB2	2.08	0.54
3:D:273:ALA:CB	3:D:274:PRO:HD3	2.30	0.54
2:A:408:TYR:O	2:A:411:GLU:N	2.39	0.54
2:A:5:ILE:CG2	2:A:6:SER:N	2.70	0.54
3:B:213:CYS:SG	3:B:219:LEU:HD23	2.48	0.54

Continued on next page...

Continued from previous page...

Atom-1	Atom-2	Interatomic distance (Å)	Clash overlap (Å)
3:B:27:GLU:HG2	3:B:27:GLU:O	2.08	0.54
3:B:424:ASN:HD22	3:B:424:ASN:C	2.09	0.54
3:B:431:GLU:O	3:B:434:GLN:CG	2.56	0.54
2:C:9:VAL:CG1	2:C:139:HIS:HB3	2.38	0.54
3:D:239:THR:HG22	3:D:240:THR:N	2.22	0.54
2:A:110:ILE:O	2:A:112:LYS:N	2.41	0.54
2:A:324:VAL:O	2:A:327:ASP:HB2	2.08	0.54
2:A:6:SER:O	2:A:65:ALA:HB1	2.07	0.54
2:C:339:ARG:C	2:C:341:ILE:H	2.11	0.54
3:D:27:GLU:HG2	3:D:27:GLU:O	2.08	0.54
3:D:310:GLY:CA	3:D:436:GLN:HE21	2.20	0.54
1:K:500:PRO:HD3	1:K:507:HIS:HB2	1.90	0.54
1:K:563:VAL:HG12	1:K:564:SER:N	2.23	0.54
2:A:115:ILE:C	2:A:115:ILE:HD13	2.28	0.54
2:A:147:SER:CB	2:A:190:THR:OG1	2.52	0.54
2:C:147:SER:CB	2:C:190:THR:OG1	2.52	0.54
2:C:264:ARG:HB2	2:C:266:HIS:HD2	1.67	0.54
3:D:239:THR:O	3:D:241:CYS:N	2.41	0.54
3:D:20:PHE:CE2	3:D:24:ILE:HD12	2.43	0.54
3:D:343:PHE:O	3:D:344:VAL:O	2.26	0.54
1:K:399:LYS:HD2	1:K:462:VAL:CG2	2.37	0.54
2:A:172:TYR:OH	2:A:387:ALA:O	2.24	0.54
2:A:17:GLY:O	2:A:21:TRP:HB2	2.08	0.54
2:A:409:VAL:C	2:A:411:GLU:H	2.09	0.54
3:B:194:LEU:C	3:B:196:GLU:H	2.11	0.54
3:B:239:THR:O	3:B:241:CYS:N	2.41	0.54
3:B:322:ARG:HH11	3:B:322:ARG:HG3	1.73	0.54
2:C:110:ILE:O	2:C:112:LYS:N	2.41	0.54
3:D:226:ASP:O	3:D:227:LEU:C	2.46	0.54
3:D:323:MET:HG3	3:D:328:VAL:HG21	1.90	0.54
3:D:325:MET:CE	3:D:355:VAL:HG11	2.38	0.54
1:K:377:THR:HG23	1:K:378:MET:N	2.23	0.54
1:K:500:PRO:CD	1:K:507:HIS:HB2	2.38	0.54
2:A:98:ASP:O	2:A:110:ILE:HD13	2.08	0.54
3:B:323:MET:HG3	3:B:328:VAL:HG21	1.90	0.54
3:B:343:PHE:O	3:B:344:VAL:O	2.26	0.54
3:D:259:MET:HG2	3:D:314:THR:CG2	2.38	0.54
3:D:31:ASP:HB3	3:D:32:PRO:HD2	1.89	0.54
1:K:402:PHE:HZ	1:K:459:VAL:HG23	1.72	0.54
1:K:421:PHE:CD2	1:K:494:PHE:HD1	2.26	0.54
1:K:441:VAL:HB	1:K:565:LYS:HZ2	1.72	0.54

Continued on next page...

Continued from previous page...

Atom-1	Atom-2	Interatomic distance (Å)	Clash overlap (Å)
1:K:451:VAL:O	1:K:451:VAL:HG23	2.08	0.54
2:A:182:VAL:O	2:A:184:PRO:N	2.41	0.53
3:B:4:ILE:HD13	3:B:136:GLN:NE2	2.18	0.53
2:C:324:VAL:O	2:C:327:ASP:HB2	2.08	0.53
2:C:248:LEU:HB3	2:C:355:ILE:H	1.73	0.53
3:D:424:ASN:ND2	3:D:424:ASN:C	2.62	0.53
1:K:394:TYR:HE1	1:K:512:PHE:CB	2.21	0.53
1:K:394:TYR:CE1	1:K:512:PHE:HB2	2.42	0.53
3:B:20:PHE:CE2	3:B:24:ILE:HD12	2.43	0.53
2:C:179:THR:O	3:D:349:ASN:OD1	2.26	0.53
2:C:243:ARG:CZ	2:C:252:LEU:HG	2.39	0.53
3:D:210:TYR:CD2	3:D:227:LEU:HD21	2.44	0.53
2:A:121:ARG:O	2:A:125:LEU:HB2	2.08	0.53
2:A:243:ARG:CZ	2:A:252:LEU:HG	2.39	0.53
3:B:259:MET:HG2	3:B:314:THR:CG2	2.38	0.53
3:B:331:GLN:O	3:B:335:VAL:HG23	2.08	0.53
2:C:115:ILE:HD13	2:C:115:ILE:C	2.28	0.53
3:D:427:ASP:OD1	3:D:428:LEU:N	2.41	0.53
3:D:44:LEU:O	3:D:49:ILE:HG12	2.07	0.53
1:K:389:CYS:SG	1:K:469:ILE:HB	2.48	0.53
3:B:36:TYR:CZ	3:B:38:GLY:HA3	2.43	0.53
3:B:424:ASN:C	3:B:424:ASN:ND2	2.62	0.53
3:D:253:ARG:O	3:D:257:VAL:N	2.33	0.53
3:D:331:GLN:O	3:D:335:VAL:HG23	2.08	0.53
1:K:279:ILE:HG23	1:K:279:ILE:O	2.08	0.53
1:K:284:ARG:HD3	1:K:344:VAL:CG2	2.36	0.53
2:A:163:LYS:O	2:A:163:LYS:HG2	2.08	0.53
2:A:275:VAL:HG21	2:A:300:ASN:OD1	2.09	0.53
3:B:133:GLN:HE21	3:B:252:LEU:HB2	1.73	0.53
3:D:168:THR:CB	3:D:201:THR:HG23	2.38	0.53
1:K:440:ARG:HB3	1:K:440:ARG:NH1	2.22	0.53
1:K:562:ARG:O	1:K:562:ARG:HG2	2.09	0.53
2:A:173:PRO:HB2	2:A:391:LEU:CD1	2.38	0.53
3:B:297:ASP:OD1	3:B:298:ALA:N	2.39	0.53
2:C:121:ARG:O	2:C:125:LEU:HB2	2.08	0.53
3:D:36:TYR:CZ	3:D:38:GLY:HA3	2.43	0.53
1:K:610:LEU:C	1:K:610:LEU:HD13	2.28	0.53
3:B:70:LEU:HD12	3:B:145:THR:HG23	1.91	0.53
3:B:226:ASP:O	3:B:227:LEU:C	2.46	0.53
3:B:427:ASP:OD1	3:B:428:LEU:N	2.41	0.53
2:C:182:VAL:O	2:C:184:PRO:N	2.41	0.53

Continued on next page...

Continued from previous page...

Atom-1	Atom-2	Interatomic distance (Å)	Clash overlap (Å)
2:C:6:SER:O	2:C:65:ALA:HB1	2.07	0.53
3:D:198:THR:HG22	3:D:265:LEU:CD2	2.39	0.53
3:D:213:CYS:SG	3:D:219:LEU:HD23	2.48	0.53
3:D:229:HIS:C	3:D:229:HIS:ND1	2.62	0.53
3:D:431:GLU:OE1	3:D:432:TYR:CA	2.57	0.53
1:K:350:LYS:HB3	1:K:351:PRO:CD	2.38	0.53
3:B:21:TRP:CZ2	3:B:65:ALA:HB2	2.44	0.53
3:B:229:HIS:ND1	3:B:229:HIS:C	2.62	0.53
3:B:8:GLN:OE1	3:B:14:ASN:ND2	2.42	0.53
2:C:98:ASP:O	2:C:110:ILE:HD13	2.08	0.53
1:K:300:VAL:HG11	1:K:591:LEU:HA	1.90	0.53
2:A:9:VAL:CG1	2:A:139:HIS:HB3	2.38	0.53
2:A:5:ILE:O	2:A:135:PHE:HA	2.09	0.53
3:B:422:GLU:O	3:B:426:ASN:N	2.37	0.53
2:C:122:ILE:CD1	2:C:157:LEU:HD21	2.35	0.53
2:C:173:PRO:HB2	2:C:391:LEU:CD1	2.38	0.53
2:C:196:GLU:C	2:C:197:HIS:CD2	2.82	0.53
2:C:5:ILE:O	2:C:135:PHE:HA	2.08	0.53
3:D:132:LEU:CD2	3:D:164:ARG:HG3	2.32	0.53
2:A:110:ILE:CG2	2:A:111:GLY:N	2.71	0.53
3:B:4:ILE:CG2	3:B:136:GLN:HG2	2.38	0.53
3:B:209:LEU:O	3:B:210:TYR:C	2.48	0.53
3:B:217:LEU:C	3:B:219:LEU:N	2.55	0.53
3:B:259:MET:CG	3:B:314:THR:HG21	2.36	0.53
1:K:442:LEU:CA	3:B:420:GLU:OE1	2.56	0.53
2:C:163:LYS:O	2:C:163:LYS:HG2	2.08	0.53
2:C:283:HIS:O	2:C:284:GLU:C	2.47	0.53
3:D:141:LEU:HA	3:D:147:SER:HB3	1.91	0.53
3:D:133:GLN:HE21	3:D:252:LEU:HB2	1.73	0.53
3:D:322:ARG:HH11	3:D:322:ARG:HG3	1.73	0.53
3:D:431:GLU:O	3:D:434:GLN:CG	2.56	0.53
2:A:215:ARG:C	2:A:216:ASN:HD22	2.12	0.52
2:A:283:HIS:O	2:A:284:GLU:C	2.47	0.52
2:A:339:ARG:C	2:A:341:ILE:H	2.11	0.52
3:B:198:THR:HG22	3:B:265:LEU:CD2	2.39	0.52
2:C:181:VAL:CG1	3:D:347:ILE:HG22	2.38	0.52
3:B:132:LEU:CD2	3:B:164:ARG:HG3	2.32	0.52
2:C:119:LEU:HD11	2:C:156:ARG:CD	2.40	0.52
2:C:231:ILE:CA	2:C:234:ILE:HG22	2.38	0.52
2:C:275:VAL:HG21	2:C:300:ASN:OD1	2.09	0.52
3:D:212:ILE:O	3:D:216:THR:HB	2.10	0.52

Continued on next page...

Continued from previous page...

Atom-1	Atom-2	Interatomic distance (Å)	Clash overlap (Å)
2:A:119:LEU:HD11	2:A:156:ARG:CD	2.40	0.52
2:A:344:VAL:HG12	2:A:345:ASP:H	1.74	0.52
2:A:8:HIS:HB3	2:A:13:GLY:O	2.10	0.52
3:B:212:ILE:O	3:B:216:THR:HB	2.10	0.52
3:B:325:MET:CE	3:B:355:VAL:HG11	2.38	0.52
1:K:445:GLY:CA	3:B:423:SER:OG	2.47	0.52
3:B:5:VAL:HG23	3:B:5:VAL:O	2.09	0.52
2:C:231:ILE:N	2:C:231:ILE:HD13	2.25	0.52
3:D:259:MET:CG	3:D:314:THR:HG21	2.36	0.52
2:A:150:THR:O	2:A:151:SER:C	2.47	0.52
2:A:196:GLU:C	2:A:197:HIS:CD2	2.82	0.52
3:B:273:ALA:CB	3:B:274:PRO:HD3	2.30	0.52
3:D:188:THR:HA	3:D:425:MET:CE	2.40	0.52
3:D:425:MET:O	3:D:428:LEU:HB3	2.10	0.52
1:K:420:SER:OG	1:K:495:GLN:HG2	2.10	0.52
2:A:23:LEU:HD23	2:A:236:SER:CB	2.37	0.52
2:A:251:ASP:OD1	2:A:252:LEU:N	2.43	0.52
3:B:200:GLU:N	3:B:265:LEU:HD13	2.25	0.52
3:B:210:TYR:CD2	3:B:227:LEU:HD21	2.44	0.52
2:C:345:ASP:OD2	2:C:439:SER:HB3	2.10	0.52
3:D:8:GLN:OE1	3:D:14:ASN:ND2	2.42	0.52
3:D:264:ARG:HE	3:D:264:ARG:HA	1.75	0.52
1:K:378:MET:SD	1:K:393:ILE:HD11	2.49	0.52
1:K:371:GLY:HA2	1:K:385:LYS:NZ	2.24	0.52
2:A:264:ARG:C	2:A:266:HIS:N	2.60	0.52
3:B:226:ASP:O	3:B:229:HIS:N	2.43	0.52
3:B:425:MET:O	3:B:428:LEU:HB3	2.09	0.52
1:K:540:LYS:HA	1:K:562:ARG:NH1	2.25	0.52
2:A:248:LEU:HB3	2:A:355:ILE:H	1.73	0.52
3:B:264:ARG:HA	3:B:264:ARG:HE	1.75	0.52
3:B:320:ARG:HA	3:B:356:CYS:HB3	1.92	0.52
2:C:150:THR:O	2:C:151:SER:C	2.47	0.52
2:C:201:ALA:O	2:C:267:PHE:HA	2.10	0.52
3:D:149:MET:O	3:D:149:MET:HG2	2.10	0.52
3:D:194:LEU:C	3:D:196:GLU:H	2.11	0.52
3:D:277:SER:OG	3:D:281:GLN:HB2	2.10	0.52
2:A:244:PHE:C	2:A:244:PHE:CD2	2.83	0.52
2:C:244:PHE:CD2	2:C:244:PHE:C	2.83	0.52
2:C:417:GLU:HA	2:C:417:GLU:OE1	2.10	0.52
2:C:4:CYS:HA	2:C:134:GLY:O	2.10	0.52
2:A:140:SER:O	2:A:142:GLY:N	2.43	0.52

Continued on next page...

Continued from previous page...

Atom-1	Atom-2	Interatomic distance (Å)	Clash overlap (Å)
2:A:407:TRP:HZ2	3:B:164:ARG:HH12	1.56	0.52
3:D:103:TRP:CE2	3:D:189:LEU:HB3	2.45	0.52
3:D:4:ILE:CG2	3:D:136:GLN:HG2	2.38	0.52
3:D:226:ASP:O	3:D:229:HIS:N	2.42	0.52
3:D:49:ILE:O	3:D:50:ASN:C	2.48	0.52
2:A:24:TYR:CE2	2:A:240:ALA:HB2	2.45	0.52
3:B:188:THR:HA	3:B:425:MET:CE	2.40	0.52
3:B:314:THR:CG2	3:B:315:VAL:N	2.73	0.52
2:C:215:ARG:C	2:C:216:ASN:HD22	2.12	0.52
2:C:24:TYR:CE2	2:C:240:ALA:HB2	2.45	0.52
3:D:21:TRP:CZ2	3:D:65:ALA:HB2	2.44	0.52
1:K:497:VAL:HG11	1:K:506:ILE:HG21	1.92	0.52
2:A:4:CYS:HA	2:A:134:GLY:O	2.10	0.51
2:C:171:ILE:HG22	2:C:171:ILE:O	2.10	0.51
3:D:70:LEU:HD12	3:D:145:THR:HG23	1.91	0.51
1:K:365:PHE:CD2	1:K:513:ILE:CG2	2.93	0.51
2:A:9:VAL:HG21	2:A:149:PHE:CD1	2.46	0.51
2:A:239:THR:O	2:A:240:ALA:C	2.48	0.51
3:B:103:TRP:CE2	3:B:189:LEU:HB3	2.45	0.51
3:B:251:ASP:O	3:B:252:LEU:C	2.49	0.51
2:C:191:THR:HG23	2:C:192:HIS:N	2.25	0.51
2:C:251:ASP:OD1	2:C:252:LEU:N	2.43	0.51
3:D:314:THR:CG2	3:D:315:VAL:N	2.73	0.51
3:D:5:VAL:O	3:D:5:VAL:HG23	2.09	0.51
2:A:231:ILE:HD13	2:A:231:ILE:N	2.25	0.51
2:A:201:ALA:O	2:A:267:PHE:HA	2.10	0.51
3:B:147:SER:O	3:B:151:THR:CB	2.51	0.51
3:B:5:VAL:CG2	3:B:135:PHE:CD2	2.94	0.51
3:D:260:VAL:HG23	3:D:260:VAL:O	2.10	0.51
3:D:295:MET:SD	3:D:375:ALA:O	2.68	0.51
1:K:303:VAL:CG1	1:K:336:ASN:HD22	2.22	0.51
3:B:296:PHE:CZ	3:B:315:VAL:HG11	2.46	0.51
3:B:295:MET:SD	3:B:375:ALA:O	2.68	0.51
2:C:23:LEU:HD23	2:C:236:SER:CB	2.37	0.51
2:C:344:VAL:HG12	2:C:345:ASP:H	1.74	0.51
2:A:191:THR:HG23	2:A:192:HIS:N	2.25	0.51
2:A:345:ASP:OD2	2:A:439:SER:HB3	2.10	0.51
2:A:417:GLU:OE1	2:A:417:GLU:HA	2.10	0.51
3:B:49:ILE:O	3:B:50:ASN:C	2.48	0.51
3:B:21:TRP:HZ2	3:B:65:ALA:HB2	1.76	0.51
2:C:206:ASN:OD1	2:C:227:LEU:CD1	2.58	0.51

Continued on next page...

Continued from previous page...

Atom-1	Atom-2	Interatomic distance (Å)	Clash overlap (Å)
2:C:238:ILE:O	2:C:242:LEU:HB2	2.11	0.51
2:C:173:PRO:HB2	2:C:391:LEU:HD11	1.91	0.51
3:D:5:VAL:CG2	3:D:135:PHE:CD2	2.94	0.51
3:D:251:ASP:O	3:D:252:LEU:C	2.49	0.51
3:D:345:GLU:C	3:D:347:ILE:H	2.13	0.51
1:K:382:PHE:CD1	1:K:387:GLN:CG	2.93	0.51
1:K:406:ASN:O	1:K:411:ARG:HD3	2.10	0.51
2:A:206:ASN:OD1	2:A:227:LEU:CD1	2.58	0.51
3:B:149:MET:O	3:B:153:LEU:HD22	2.10	0.51
2:C:239:THR:O	2:C:240:ALA:C	2.48	0.51
2:C:243:ARG:NH2	2:C:251:ASP:OD1	2.43	0.51
3:D:200:GLU:N	3:D:265:LEU:HD13	2.25	0.51
3:D:296:PHE:CZ	3:D:315:VAL:HG11	2.46	0.51
3:D:320:ARG:HA	3:D:356:CYS:HB3	1.92	0.51
1:K:306:LYS:HE3	1:K:333:TYR:CD1	2.41	0.51
1:K:546:LYS:HZ2	1:K:606:ARG:HD3	1.73	0.51
2:A:119:LEU:HA	2:A:122:ILE:HG12	1.93	0.51
2:A:173:PRO:HB2	2:A:391:LEU:HD11	1.91	0.51
2:A:243:ARG:NH2	2:A:251:ASP:OD1	2.44	0.51
3:B:260:VAL:HG23	3:B:260:VAL:O	2.11	0.51
3:B:413:MET:HG3	3:B:414:ASP:N	2.22	0.51
3:D:21:TRP:HZ2	3:D:65:ALA:HB2	1.76	0.51
3:D:265:LEU:O	3:D:266:HIS:O	2.29	0.51
1:K:425:TYR:CE1	1:K:489:ARG:CB	2.92	0.51
2:A:231:ILE:CA	2:A:234:ILE:HG22	2.38	0.51
2:C:140:SER:O	2:C:142:GLY:N	2.43	0.51
2:C:407:TRP:HZ2	3:D:260:VAL:CG2	2.24	0.51
2:A:234:ILE:HB	2:A:302:MET:HE1	1.92	0.51
2:A:402:ARG:O	2:A:403:ALA:O	2.29	0.51
3:B:141:LEU:HA	3:B:147:SER:HB3	1.91	0.51
2:A:407:TRP:CZ2	3:B:164:ARG:NH1	2.78	0.51
3:B:168:THR:CB	3:B:201:THR:HG23	2.38	0.51
2:C:398:MET:SD	3:D:348:PRO:CD	2.99	0.51
3:D:240:THR:HG23	3:D:241:CYS:H	1.76	0.51
3:D:273:ALA:HB3	3:D:274:PRO:CD	2.29	0.51
1:K:443:GLU:CG	1:K:447:GLN:HA	2.41	0.51
3:B:156:LYS:CE	3:B:156:LYS:HA	2.38	0.51
2:C:119:LEU:HA	2:C:122:ILE:HG12	1.93	0.51
2:C:9:VAL:HG21	2:C:149:PHE:CD1	2.46	0.51
3:D:369:ARG:C	3:D:369:ARG:HD2	2.32	0.51
3:B:240:THR:HG23	3:B:241:CYS:H	1.76	0.50

Continued on next page...

Continued from previous page...

Atom-1	Atom-2	Interatomic distance (Å)	Clash overlap (Å)
3:B:345:GLU:C	3:B:347:ILE:H	2.12	0.50
2:C:305:CYS:O	2:C:306:ASP:C	2.49	0.50
2:C:362:VAL:HG13	2:C:368:LEU:CD1	2.39	0.50
3:D:24:ILE:HG22	3:D:25:SER:N	2.27	0.50
3:D:298:ALA:O	3:D:299:LYS:C	2.50	0.50
1:K:442:LEU:HD21	3:B:417:GLU:OE1	2.11	0.50
1:K:554:LYS:O	1:K:555:GLN:HB2	2.10	0.50
2:A:305:CYS:O	2:A:306:ASP:C	2.49	0.50
2:A:310:GLY:HA3	2:A:383:ALA:N	2.27	0.50
3:B:277:SER:OG	3:B:281:GLN:HB2	2.10	0.50
3:D:149:MET:O	3:D:153:LEU:HD22	2.10	0.50
2:C:407:TRP:CG	3:D:257:VAL:HG13	2.39	0.50
3:D:3:GLU:HA	3:D:51:VAL:HA	1.93	0.50
1:K:446:LYS:O	1:K:447:GLN:HB2	2.11	0.50
2:A:261:PRO:HB2	2:A:262:TYR:CD1	2.46	0.50
3:B:49:ILE:HG13	3:B:50:ASN:H	1.76	0.50
2:C:115:ILE:HD11	2:C:119:LEU:HG	1.92	0.50
2:C:133:GLN:HB3	2:C:243:ARG:HH12	1.76	0.50
2:C:310:GLY:HA3	2:C:383:ALA:N	2.27	0.50
3:B:113:GLU:HG3	3:B:114:LEU:N	2.26	0.50
3:B:149:MET:HG2	3:B:149:MET:O	2.10	0.50
3:B:345:GLU:O	3:B:347:ILE:N	2.45	0.50
3:B:369:ARG:C	3:B:369:ARG:HD2	2.32	0.50
2:C:8:HIS:HB3	2:C:13:GLY:O	2.10	0.50
2:C:196:GLU:O	2:C:197:HIS:CD2	2.65	0.50
2:C:402:ARG:O	2:C:403:ALA:O	2.29	0.50
2:C:67:PHE:HE1	2:C:87:PHE:CE2	2.29	0.50
3:D:333:LEU:O	3:D:336:GLN:N	2.45	0.50
2:A:132:LEU:CD2	2:A:164:LYS:HE3	2.41	0.50
2:A:133:GLN:HB3	2:A:243:ARG:HH12	1.76	0.50
3:B:24:ILE:HG22	3:B:25:SER:N	2.27	0.50
2:C:133:GLN:CB	2:C:243:ARG:HH12	2.24	0.50
2:C:261:PRO:HB2	2:C:262:TYR:CD1	2.46	0.50
3:D:209:LEU:O	3:D:210:TYR:C	2.48	0.50
3:D:4:ILE:HD12	3:D:239:THR:CG2	2.42	0.50
2:A:115:ILE:HD11	2:A:119:LEU:HG	1.92	0.50
3:B:265:LEU:O	3:B:266:HIS:O	2.29	0.50
3:B:265:LEU:HD12	3:B:266:HIS:O	2.12	0.50
3:B:387:LEU:HD23	3:B:388:PHE:CD2	2.47	0.50
2:C:132:LEU:CD2	2:C:164:LYS:HE3	2.41	0.50
1:K:319:ASP:O	1:K:320:LEU:HB2	2.11	0.50

Continued on next page...

Continued from previous page...

Atom-1	Atom-2	Interatomic distance (Å)	Clash overlap (Å)
1:K:315:ARG:CB	1:K:323:PHE:CZ	2.94	0.50
1:K:378:MET:HB3	1:K:394:TYR:CZ	2.47	0.50
1:K:357:PHE:CZ	1:K:404:THR:CG2	2.94	0.50
1:K:394:TYR:HE1	1:K:512:PHE:HB2	1.75	0.50
2:A:12:ALA:CB	2:A:140:SER:OG	2.59	0.50
2:A:227:LEU:O	2:A:231:ILE:HG12	2.12	0.50
3:B:176:LYS:CE	3:B:207:GLU:HG3	2.39	0.50
3:D:336:GLN:HE22	3:D:349:ASN:ND2	2.10	0.50
3:D:49:ILE:HG13	3:D:50:ASN:H	1.76	0.50
1:K:394:TYR:CE1	1:K:512:PHE:CB	2.95	0.50
1:K:459:VAL:CG1	1:K:464:GLU:HG2	2.38	0.50
2:A:149:PHE:HE1	2:A:153:LEU:HD22	1.77	0.50
2:A:16:ILE:HG23	2:A:17:GLY:N	2.26	0.50
2:A:171:ILE:O	2:A:171:ILE:HG22	2.11	0.50
2:A:196:GLU:O	2:A:197:HIS:CD2	2.65	0.50
2:A:238:ILE:O	2:A:242:LEU:HB2	2.11	0.50
3:B:262:PHE:O	3:B:264:ARG:N	2.45	0.50
3:B:3:GLU:HA	3:B:51:VAL:HA	1.93	0.50
3:D:173:PRO:HB3	3:D:183:GLU:HG2	1.93	0.50
1:K:389:CYS:HB3	1:K:466:LEU:HG	1.94	0.50
2:A:133:GLN:CB	2:A:243:ARG:HH12	2.24	0.50
3:B:269:MET:HB3	3:B:303:ALA:HB2	1.94	0.50
3:B:336:GLN:HE22	3:B:349:ASN:ND2	2.10	0.50
2:C:115:ILE:CG2	2:C:116:ASP:N	2.75	0.50
3:D:173:PRO:HB3	3:D:183:GLU:CG	2.42	0.50
3:D:262:PHE:O	3:D:264:ARG:N	2.45	0.50
1:K:341:ASN:HD22	1:K:391:ASN:ND2	2.09	0.50
1:K:348:THR:HG21	1:K:584:ILE:HG12	1.94	0.50
3:B:107:HIS:CD2	3:B:151:THR:HG22	2.45	0.49
3:B:4:ILE:HD12	3:B:239:THR:CG2	2.42	0.49
2:C:231:ILE:O	2:C:235:VAL:HG23	2.12	0.49
3:D:4:ILE:HG22	3:D:5:VAL:N	2.27	0.49
1:K:286:ARG:HG2	1:K:287:PRO:O	2.12	0.49
1:K:583:MET:HE1	1:K:607:VAL:HG21	1.93	0.49
3:B:298:ALA:O	3:B:299:LYS:C	2.50	0.49
3:B:333:LEU:O	3:B:336:GLN:N	2.45	0.49
3:D:168:THR:O	3:D:201:THR:HA	2.12	0.49
3:D:387:LEU:HD23	3:D:388:PHE:CD2	2.47	0.49
1:K:336:ASN:OD1	1:K:338:THR:HG23	2.11	0.49
1:K:497:VAL:HG13	1:K:506:ILE:HD12	1.93	0.49
3:B:173:PRO:HB3	3:B:183:GLU:HG2	1.93	0.49

Continued on next page...

Continued from previous page...

Atom-1	Atom-2	Interatomic distance (Å)	Clash overlap (Å)
3:B:280:SER:O	3:B:282:GLN:N	2.45	0.49
3:B:431:GLU:OE1	3:B:432:TYR:CA	2.57	0.49
2:C:11:GLN:O	2:C:14:VAL:HB	2.12	0.49
3:D:269:MET:HB3	3:D:303:ALA:HB2	1.94	0.49
3:D:383:ALA:C	3:D:385:GLN:H	2.15	0.49
3:D:413:MET:HG3	3:D:414:ASP:N	2.22	0.49
1:K:422:PHE:CZ	1:K:493:VAL:CG2	2.94	0.49
1:K:546:LYS:HD3	1:K:606:ARG:HD3	1.93	0.49
2:A:11:GLN:O	2:A:14:VAL:HB	2.12	0.49
2:A:192:HIS:CD2	2:A:424:ASP:OD2	2.66	0.49
2:A:283:HIS:O	2:A:285:GLN:N	2.45	0.49
2:A:414:GLU:OE1	2:A:414:GLU:N	2.46	0.49
3:B:323:MET:HG3	3:B:328:VAL:CG2	2.41	0.49
2:C:149:PHE:HE1	2:C:153:LEU:HD22	1.77	0.49
2:C:16:ILE:HG23	2:C:17:GLY:N	2.26	0.49
2:C:283:HIS:O	2:C:285:GLN:N	2.46	0.49
3:D:113:GLU:HG3	3:D:114:LEU:N	2.26	0.49
3:D:323:MET:HG3	3:D:328:VAL:CG2	2.41	0.49
3:D:69:ASP:HA	3:D:145:THR:HG21	1.94	0.49
1:K:506:ILE:CD1	1:K:509:LYS:HB2	2.42	0.49
1:K:546:LYS:CD	1:K:606:ARG:HD3	2.42	0.49
2:A:132:LEU:CD2	2:A:132:LEU:H	2.23	0.49
3:B:173:PRO:HB3	3:B:183:GLU:CG	2.42	0.49
3:B:399:PHE:O	3:B:402:LYS:N	2.29	0.49
2:C:105:ARG:HG3	2:C:105:ARG:HH11	1.77	0.49
2:C:227:LEU:O	2:C:231:ILE:HG12	2.12	0.49
1:K:457:LYS:CE	1:K:468:LEU:HD21	2.43	0.49
2:A:118:VAL:HG21	2:A:149:PHE:CE2	2.48	0.49
2:A:231:ILE:O	2:A:235:VAL:HG23	2.12	0.49
2:A:67:PHE:HE1	2:A:87:PHE:CE2	2.29	0.49
2:C:414:GLU:OE1	2:C:414:GLU:N	2.46	0.49
3:D:128:SER:OG	3:D:129:CYS:N	2.34	0.49
3:D:176:LYS:CE	3:D:207:GLU:HG3	2.39	0.49
3:D:176:LYS:HG3	3:D:177:VAL:H	1.78	0.49
3:D:431:GLU:HA	3:D:434:GLN:CG	2.43	0.49
3:B:4:ILE:HG22	3:B:5:VAL:N	2.27	0.49
2:C:392:ASP:O	2:C:395:PHE:HB3	2.13	0.49
1:K:341:ASN:HD21	1:K:376:HIS:CE1	2.30	0.49
1:K:449:VAL:HG12	1:K:450:GLN:N	2.28	0.49
3:B:8:GLN:HB3	3:B:14:ASN:HA	1.94	0.49
3:B:168:THR:O	3:B:201:THR:HA	2.12	0.49

Continued on next page...

Continued from previous page...

Atom-1	Atom-2	Interatomic distance (Å)	Clash overlap (Å)
2:C:96:LYS:O	2:C:97:GLU:O	2.31	0.49
3:D:265:LEU:HD12	3:D:266:HIS:O	2.12	0.49
3:D:280:SER:O	3:D:282:GLN:N	2.45	0.49
1:K:356:ILE:HG13	1:K:357:PHE:CD1	2.47	0.49
2:A:104:ALA:CB	2:A:408:TYR:HD2	2.26	0.49
3:B:199:ASP:O	3:B:200:GLU:HG3	2.13	0.49
3:B:383:ALA:C	3:B:385:GLN:H	2.15	0.49
2:C:118:VAL:HG21	2:C:149:PHE:CE2	2.48	0.49
2:C:203:MET:SD	2:C:267:PHE:HB3	2.53	0.49
2:C:234:ILE:HB	2:C:302:MET:HE1	1.95	0.49
3:D:175:PRO:CD	3:D:207:GLU:OE1	2.61	0.49
1:K:455:THR:HG23	1:K:455:THR:O	2.12	0.49
2:A:155:GLU:OE1	2:A:197:HIS:HE1	1.96	0.49
2:A:96:LYS:O	2:A:97:GLU:O	2.31	0.49
3:B:102:ASN:HB3	3:B:105:LYS:HB2	1.95	0.49
3:B:431:GLU:HA	3:B:434:GLN:CG	2.42	0.49
2:C:158:SER:OG	2:C:197:HIS:HB3	2.13	0.49
2:C:104:ALA:CB	2:C:408:TYR:HD2	2.26	0.49
3:D:431:GLU:OE1	3:D:432:TYR:N	2.46	0.49
1:K:382:PHE:HB3	1:K:386:VAL:N	2.26	0.49
1:K:399:LYS:HD2	1:K:462:VAL:CB	2.43	0.49
2:A:362:VAL:HG13	2:A:368:LEU:CD1	2.39	0.48
3:B:133:GLN:NE2	3:B:252:LEU:HB2	2.28	0.48
3:B:308:ARG:HG3	3:B:342:TYR:OH	2.13	0.48
2:C:188:ILE:O	2:C:191:THR:HG22	2.13	0.48
2:C:242:LEU:C	2:C:244:PHE:N	2.66	0.48
3:D:107:HIS:CD2	3:D:151:THR:HG22	2.45	0.48
3:D:345:GLU:O	3:D:347:ILE:N	2.45	0.48
1:K:282:CYS:SG	1:K:333:TYR:HB2	2.53	0.48
1:K:313:GLU:CD	1:K:315:ARG:HE	2.16	0.48
1:K:443:GLU:CA	3:B:416:MET:HE2	2.43	0.48
1:K:497:VAL:HG12	1:K:498:LEU:N	2.28	0.48
2:A:122:ILE:CD1	2:A:157:LEU:HD21	2.35	0.48
2:A:188:ILE:O	2:A:191:THR:HG22	2.13	0.48
3:B:2:ARG:NH1	3:B:251:ASP:OD2	2.46	0.48
3:D:103:TRP:HZ3	3:D:108:TYR:CE1	2.27	0.48
3:D:250:ALA:HB1	3:D:254:LYS:CB	2.44	0.48
1:K:295:ARG:O	1:K:296:LYS:HB2	2.11	0.48
2:C:244:PHE:CD2	2:C:245:ASP:N	2.76	0.48
3:D:20:PHE:CG	3:D:235:MET:SD	3.07	0.48
3:D:209:LEU:CD2	3:D:227:LEU:HD13	2.44	0.48

Continued on next page...

Continued from previous page...

Atom-1	Atom-2	Interatomic distance (Å)	Clash overlap (Å)
1:K:404:THR:HG23	1:K:405:LEU:N	2.28	0.48
2:A:158:SER:OG	2:A:197:HIS:HB3	2.13	0.48
3:B:115:VAL:CG2	3:B:152:LEU:HD23	2.43	0.48
3:B:211:ASP:OD1	3:B:212:ILE:HG13	2.13	0.48
3:B:431:GLU:OE1	3:B:432:TYR:N	2.46	0.48
2:C:12:ALA:CB	2:C:140:SER:OG	2.59	0.48
2:C:191:THR:CG2	2:C:192:HIS:N	2.76	0.48
3:D:102:ASN:HB3	3:D:105:LYS:HB2	1.95	0.48
3:D:296:PHE:HZ	3:D:315:VAL:HG11	1.78	0.48
1:K:422:PHE:CE2	1:K:493:VAL:CG2	2.95	0.48
2:A:115:ILE:CG2	2:A:116:ASP:N	2.75	0.48
3:B:142:GLY:HA3	3:B:183:GLU:OE2	2.13	0.48
3:B:168:THR:N	3:B:200:GLU:O	2.43	0.48
2:C:274:PRO:CB	2:C:371:VAL:HG21	2.43	0.48
3:D:137:LEU:HD22	3:D:154:ILE:HG21	1.95	0.48
3:D:142:GLY:HA3	3:D:183:GLU:OE2	2.13	0.48
3:D:199:ASP:O	3:D:200:GLU:HG3	2.13	0.48
3:D:242:LEU:HD22	3:D:250:ALA:N	2.19	0.48
3:D:133:GLN:NE2	3:D:252:LEU:HB2	2.28	0.48
1:K:363:THR:HG21	1:K:365:PHE:CZ	2.48	0.48
1:K:476:ARG:HD3	1:K:486:ASN:ND2	2.29	0.48
2:A:203:MET:SD	2:A:267:PHE:HB3	2.53	0.48
2:A:99:ALA:O	2:A:100:ALA:HB3	2.13	0.48
3:B:154:ILE:HG22	3:B:166:MET:CE	2.44	0.48
2:C:369:ALA:O	2:C:370:LYS:CB	2.62	0.48
2:C:99:ALA:O	2:C:100:ALA:HB3	2.13	0.48
3:D:2:ARG:NH1	3:D:251:ASP:OD2	2.46	0.48
1:K:407:MET:SD	1:K:409:ARG:HG2	2.54	0.48
1:K:552:LEU:HD13	1:K:552:LEU:C	2.33	0.48
2:A:386:GLU:O	2:A:388:TRP:N	2.47	0.48
3:B:176:LYS:HG3	3:B:177:VAL:H	1.78	0.48
3:B:188:THR:HA	3:B:425:MET:HE3	1.95	0.48
3:B:20:PHE:CG	3:B:235:MET:SD	3.07	0.48
3:B:274:PRO:HG2	3:B:371:LEU:CD2	2.43	0.48
3:B:281:GLN:C	3:B:283:TYR:N	2.67	0.48
3:B:49:ILE:HG13	3:B:50:ASN:N	2.28	0.48
3:D:175:PRO:O	3:D:176:LYS:C	2.52	0.48
3:D:209:LEU:O	3:D:213:CYS:N	2.47	0.48
3:D:264:ARG:NE	3:D:264:ARG:HA	2.29	0.48
3:D:308:ARG:HG3	3:D:342:TYR:OH	2.13	0.48
3:D:399:PHE:O	3:D:400:ARG:C	2.52	0.48

Continued on next page...

Continued from previous page...

Atom-1	Atom-2	Interatomic distance (Å)	Clash overlap (Å)
1:K:407:MET:CG	1:K:410:TYR:CD2	2.94	0.48
2:A:151:SER:OG	2:A:193:THR:HG21	2.13	0.48
2:A:242:LEU:C	2:A:244:PHE:N	2.66	0.48
2:A:274:PRO:CB	2:A:371:VAL:HG21	2.43	0.48
3:B:384:ILE:HG23	3:B:384:ILE:O	2.14	0.48
2:C:147:SER:O	2:C:190:THR:HG23	2.14	0.48
2:C:155:GLU:OE1	2:C:197:HIS:HE1	1.96	0.48
1:K:497:VAL:HG22	1:K:509:LYS:CG	2.44	0.48
2:A:132:LEU:HD21	2:A:164:LYS:HE3	1.96	0.48
2:A:147:SER:O	2:A:190:THR:HG23	2.14	0.48
2:A:369:ALA:O	2:A:370:LYS:CB	2.62	0.48
3:B:243:ARG:HD3	3:B:243:ARG:N	2.26	0.48
3:B:263:PRO:O	3:B:264:ARG:C	2.52	0.48
3:B:307:PRO:HB3	3:B:312:TYR:CZ	2.49	0.48
3:B:296:PHE:HZ	3:B:315:VAL:HG11	1.78	0.48
2:C:192:HIS:CD2	2:C:424:ASP:OD2	2.66	0.48
2:C:241:SER:HB3	2:C:320:ARG:NH2	2.29	0.48
2:C:6:SER:OG	2:C:65:ALA:HB2	2.14	0.48
1:K:584:ILE:CG2	1:K:586:MET:HE2	2.43	0.48
2:A:191:THR:CG2	2:A:192:HIS:N	2.76	0.48
2:A:392:ASP:O	2:A:395:PHE:HB3	2.13	0.48
2:C:328:VAL:C	2:C:330:ALA:H	2.16	0.48
3:D:188:THR:HA	3:D:425:MET:HE3	1.95	0.48
3:D:226:ASP:O	3:D:229:HIS:HB3	2.14	0.48
1:K:549:ILE:O	1:K:552:LEU:HB3	2.14	0.48
2:A:328:VAL:C	2:A:330:ALA:H	2.16	0.47
2:A:406:HIS:CD2	3:B:163:ASP:OD2	2.42	0.47
3:B:198:THR:HG23	3:B:200:GLU:H	1.79	0.47
3:B:175:PRO:CD	3:B:207:GLU:OE1	2.61	0.47
3:B:209:LEU:CD2	3:B:227:LEU:HD13	2.44	0.47
2:C:210:TYR:CE2	2:C:227:LEU:HD21	2.49	0.47
2:C:386:GLU:O	2:C:388:TRP:N	2.47	0.47
2:C:5:ILE:HG22	2:C:6:SER:H	1.78	0.47
3:D:230:LEU:HD21	3:D:302:MET:HE2	1.96	0.47
3:D:237:GLY:O	3:D:241:CYS:CB	2.61	0.47
2:A:105:ARG:HG3	2:A:105:ARG:HH11	1.78	0.47
2:A:107:HIS:CE1	2:A:152:LEU:HB3	2.49	0.47
2:A:163:LYS:C	2:A:164:LYS:HG2	2.33	0.47
2:A:210:TYR:CE2	2:A:227:LEU:HD21	2.49	0.47
2:A:255:PHE:O	2:A:256:GLN:C	2.53	0.47
2:A:104:ALA:HB1	2:A:413:MET:HG3	1.95	0.47

Continued on next page...

Continued from previous page...

Atom-1	Atom-2	Interatomic distance (Å)	Clash overlap (Å)
3:B:69:ASP:HA	3:B:145:THR:HG21	1.95	0.47
2:C:115:ILE:O	2:C:116:ASP:C	2.51	0.47
2:C:255:PHE:O	2:C:256:GLN:C	2.53	0.47
2:C:316:CYS:HB3	2:C:378:LEU:HD12	1.95	0.47
3:D:198:THR:HG23	3:D:200:GLU:H	1.79	0.47
3:D:307:PRO:HB3	3:D:312:TYR:CZ	2.49	0.47
3:D:49:ILE:HG13	3:D:50:ASN:N	2.28	0.47
1:K:421:PHE:CD2	1:K:494:PHE:HB2	2.49	0.47
1:K:606:ARG:HA	1:K:609:GLU:HG3	1.96	0.47
2:A:115:ILE:O	2:A:116:ASP:C	2.51	0.47
2:A:175:PRO:HD2	2:A:207:GLU:HB3	1.97	0.47
2:A:230:LEU:O	2:A:233:GLN:N	2.36	0.47
2:A:335:ILE:O	2:A:337:THR:N	2.47	0.47
3:B:237:GLY:O	3:B:241:CYS:CB	2.61	0.47
3:B:250:ALA:HB1	3:B:254:LYS:CB	2.44	0.47
3:D:147:SER:O	3:D:151:THR:CB	2.52	0.47
3:D:115:VAL:CG2	3:D:152:LEU:HD23	2.43	0.47
3:D:211:ASP:OD1	3:D:212:ILE:HG13	2.13	0.47
2:A:155:GLU:HG2	2:A:197:HIS:CE1	2.49	0.47
2:A:19:ALA:HB2	2:A:228:ASN:HB3	1.96	0.47
3:B:209:LEU:O	3:B:213:CYS:N	2.47	0.47
3:B:264:ARG:HA	3:B:264:ARG:NE	2.29	0.47
2:C:132:LEU:H	2:C:132:LEU:CD2	2.23	0.47
2:C:154:MET:HA	2:C:157:LEU:HD12	1.96	0.47
2:C:163:LYS:C	2:C:164:LYS:HG2	2.33	0.47
2:C:345:ASP:C	2:C:347:CYS:N	2.68	0.47
2:C:398:MET:SD	3:D:348:PRO:HG2	2.53	0.47
3:D:8:GLN:HB3	3:D:14:ASN:HA	1.95	0.47
2:C:398:MET:SD	3:D:348:PRO:HG3	2.53	0.47
1:K:466:LEU:C	1:K:466:LEU:HD23	2.34	0.47
2:A:97:GLU:HB2	2:A:110:ILE:HD11	1.96	0.47
2:A:148:GLY:O	2:A:151:SER:CB	2.61	0.47
2:A:151:SER:HB3	2:A:193:THR:CG2	2.34	0.47
2:A:286:LEU:CD1	2:A:290:GLU:HG2	2.44	0.47
3:B:137:LEU:HD22	3:B:154:ILE:HG21	1.95	0.47
2:C:155:GLU:HG2	2:C:197:HIS:CE1	2.49	0.47
2:C:217:LEU:CD1	2:C:277:SER:HA	2.44	0.47
3:D:101:ASN:O	3:D:101:ASN:ND2	2.48	0.47
2:A:244:PHE:CD2	2:A:245:ASP:N	2.76	0.47
2:A:256:GLN:HA	2:A:260:VAL:HG13	1.97	0.47
2:A:317:LEU:CD1	2:A:351:PHE:CD2	2.97	0.47

Continued on next page...

Continued from previous page...

Atom-1	Atom-2	Interatomic distance (Å)	Clash overlap (Å)
2:A:396:ASP:O	2:A:397:LEU:C	2.53	0.47
2:A:9:VAL:HG11	2:A:150:THR:OG1	2.13	0.47
3:B:154:ILE:HG22	3:B:166:MET:HE1	1.97	0.47
3:B:191:VAL:HG13	3:B:192:HIS:N	2.28	0.47
3:B:226:ASP:O	3:B:229:HIS:HB3	2.14	0.47
2:C:226:ASN:O	2:C:229:ARG:N	2.48	0.47
2:C:253:THR:O	2:C:254:GLU:C	2.52	0.47
2:C:34:GLY:C	2:C:61:HIS:N	2.68	0.47
2:C:384:ILE:HG22	2:C:388:TRP:CD1	2.49	0.47
2:C:88:HIS:C	2:C:90:GLU:N	2.57	0.47
2:C:9:VAL:HG11	2:C:150:THR:OG1	2.14	0.47
1:K:288:ILE:HG22	1:K:293:VAL:HG23	1.96	0.47
1:K:317:LYS:HZ2	1:K:323:PHE:HB3	1.79	0.47
2:A:145:THR:O	2:A:149:PHE:HB3	2.15	0.47
2:A:241:SER:HB3	2:A:320:ARG:NH2	2.29	0.47
2:A:217:LEU:CD1	2:A:277:SER:HA	2.44	0.47
2:A:384:ILE:HG22	2:A:388:TRP:CD1	2.49	0.47
2:A:6:SER:OG	2:A:65:ALA:HB2	2.14	0.47
3:B:287:THR:N	3:B:290:GLU:OE1	2.48	0.47
2:C:145:THR:O	2:C:149:PHE:HB3	2.15	0.47
2:C:175:PRO:HD2	2:C:207:GLU:HB3	1.97	0.47
2:C:404:PHE:N	2:C:404:PHE:CD1	2.83	0.47
3:D:154:ILE:HG22	3:D:166:MET:CE	2.44	0.47
3:D:175:PRO:HD2	3:D:207:GLU:CD	2.35	0.47
3:D:191:VAL:HG13	3:D:192:HIS:N	2.28	0.47
3:D:297:ASP:OD2	3:D:299:LYS:HE2	2.14	0.47
3:D:185:TYR:HD2	3:D:395:PHE:CE1	2.33	0.47
1:K:367:TYR:CE1	1:K:600:THR:HG23	2.49	0.47
2:A:339:ARG:C	2:A:341:ILE:N	2.67	0.47
3:B:101:ASN:O	3:B:101:ASN:ND2	2.48	0.47
3:B:399:PHE:O	3:B:400:ARG:C	2.52	0.47
2:C:119:LEU:HD11	2:C:156:ARG:HD2	1.97	0.47
2:C:11:GLN:O	2:C:15:GLN:HG3	2.15	0.47
2:C:286:LEU:CD1	2:C:290:GLU:HG2	2.44	0.47
3:D:384:ILE:O	3:D:384:ILE:HG23	2.14	0.47
1:K:367:TYR:CE2	1:K:542:LEU:CD1	2.95	0.47
2:A:166:LYS:CE	2:A:199:ASP:OD1	2.62	0.47
2:A:278:ALA:O	2:A:279:GLU:HG2	2.15	0.47
2:A:25:CYS:SG	2:A:83:TYR:HE2	2.38	0.47
3:B:103:TRP:CE3	3:B:189:LEU:HD13	2.50	0.47
3:B:134:GLY:HA3	3:B:165:ILE:HG12	1.97	0.47

Continued on next page...

Continued from previous page...

Atom-1	Atom-2	Interatomic distance (Å)	Clash overlap (Å)
3:B:360:PRO:HG2	3:B:371:LEU:CB	2.38	0.47
3:B:70:LEU:O	3:B:99:ALA:HB2	2.15	0.47
2:C:115:ILE:HG23	2:C:116:ASP:H	1.79	0.47
2:C:117:LEU:HD12	2:C:121:ARG:HH12	1.80	0.47
2:C:19:ALA:HB2	2:C:228:ASN:HB3	1.96	0.47
2:C:278:ALA:O	2:C:279:GLU:HG2	2.15	0.47
2:C:384:ILE:HG22	2:C:384:ILE:O	2.15	0.47
2:C:407:TRP:O	2:C:411:GLU:CG	2.63	0.47
3:D:20:PHE:O	3:D:24:ILE:HB	2.14	0.47
1:K:305:ARG:HD3	1:K:307:ASP:OD1	2.15	0.47
2:A:154:MET:HA	2:A:157:LEU:HD12	1.96	0.47
2:A:11:GLN:O	2:A:15:GLN:HG3	2.15	0.47
2:A:226:ASN:O	2:A:229:ARG:N	2.48	0.47
2:A:253:THR:O	2:A:254:GLU:C	2.52	0.47
2:A:265:GLY:O	2:A:266:HIS:O	2.33	0.47
2:A:5:ILE:O	2:A:136:SER:N	2.40	0.47
3:B:230:LEU:HD21	3:B:302:MET:HE2	1.95	0.47
3:B:94:PHE:CD2	3:B:94:PHE:N	2.83	0.47
2:C:286:LEU:HG	2:C:290:GLU:HB2	1.97	0.47
2:C:388:TRP:HA	2:C:388:TRP:HE3	1.79	0.47
2:C:434:GLU:C	2:C:436:GLY:H	2.18	0.47
3:D:224:TYR:O	3:D:225:GLY:C	2.53	0.47
2:C:407:TRP:CE2	3:D:257:VAL:HG13	2.40	0.47
3:D:70:LEU:O	3:D:99:ALA:HB2	2.15	0.47
1:K:422:PHE:HE1	1:K:495:GLN:NE2	2.13	0.47
2:A:256:GLN:O	2:A:260:VAL:HG13	2.15	0.47
2:A:95:GLY:C	2:A:97:GLU:N	2.69	0.47
3:B:387:LEU:O	3:B:387:LEU:HG	2.15	0.47
2:C:98:ASP:CB	2:C:105:ARG:HH21	2.14	0.47
2:C:107:HIS:CE1	2:C:152:LEU:HB3	2.49	0.47
2:C:97:GLU:HB2	2:C:110:ILE:HD11	1.96	0.47
2:C:10:GLY:O	2:C:11:GLN:C	2.53	0.47
2:C:392:ASP:OD2	2:C:422:ARG:NE	2.48	0.47
3:D:237:GLY:HA3	3:D:376:THR:OG1	2.15	0.47
1:K:374:LYS:CD	1:K:374:LYS:H	2.27	0.47
1:K:407:MET:O	1:K:411:ARG:HG3	2.15	0.47
1:K:458:VAL:HG13	1:K:458:VAL:O	2.15	0.47
2:A:191:THR:O	2:A:195:LEU:HB2	2.15	0.46
2:A:34:GLY:C	2:A:61:HIS:N	2.68	0.46
2:A:407:TRP:O	2:A:411:GLU:CG	2.63	0.46
2:C:155:GLU:HA	2:C:197:HIS:CE1	2.49	0.46

Continued on next page...

Continued from previous page...

Atom-1	Atom-2	Interatomic distance (Å)	Clash overlap (Å)
2:C:256:GLN:O	2:C:260:VAL:HG13	2.15	0.46
2:C:436:GLY:O	2:C:438:ASP:N	2.48	0.46
2:C:98:ASP:OD2	3:D:2:ARG:NH1	2.47	0.46
2:A:98:ASP:CB	2:A:105:ARG:HH21	2.14	0.46
2:A:114:ILE:O	2:A:118:VAL:HG23	2.16	0.46
2:A:119:LEU:HD11	2:A:156:ARG:HD2	1.96	0.46
2:A:204:VAL:HG21	2:A:231:ILE:HG23	1.97	0.46
2:A:210:TYR:CZ	2:A:227:LEU:HD11	2.51	0.46
2:A:243:ARG:NH2	2:A:252:LEU:HB2	2.31	0.46
2:A:345:ASP:C	2:A:347:CYS:N	2.68	0.46
2:A:392:ASP:OD2	2:A:422:ARG:NE	2.48	0.46
3:B:185:TYR:HD2	3:B:395:PHE:CE1	2.33	0.46
2:C:120:ASP:O	2:C:124:LYS:HB2	2.15	0.46
2:C:151:SER:OG	2:C:193:THR:HG21	2.14	0.46
2:C:204:VAL:HG21	2:C:231:ILE:HG23	1.98	0.46
2:C:260:VAL:CG2	2:C:260:VAL:O	2.62	0.46
2:C:264:ARG:C	2:C:266:HIS:N	2.60	0.46
2:C:278:ALA:HB2	2:C:369:ALA:CA	2.45	0.46
2:C:335:ILE:O	2:C:337:THR:N	2.47	0.46
3:D:134:GLY:HA3	3:D:165:ILE:HG12	1.97	0.46
3:D:24:ILE:CD1	3:D:52:TYR:CE1	2.97	0.46
2:A:120:ASP:O	2:A:124:LYS:HB2	2.15	0.46
2:A:117:LEU:HD12	2:A:121:ARG:HH12	1.80	0.46
3:B:175:PRO:O	3:B:176:LYS:C	2.52	0.46
3:B:242:LEU:CD1	3:B:250:ALA:HB3	2.45	0.46
3:B:242:LEU:HD11	3:B:250:ALA:HB3	1.97	0.46
2:C:22:GLU:O	2:C:23:LEU:C	2.54	0.46
2:C:243:ARG:NH2	2:C:252:LEU:CB	2.78	0.46
2:C:256:GLN:HA	2:C:260:VAL:HG13	1.97	0.46
3:D:102:ASN:ND2	3:D:104:ALA:HB3	2.31	0.46
2:A:115:ILE:HG23	2:A:116:ASP:H	1.79	0.46
2:A:243:ARG:NH2	2:A:252:LEU:CB	2.78	0.46
2:A:288:VAL:HA	2:A:291:ILE:HG12	1.98	0.46
2:A:278:ALA:HB2	2:A:369:ALA:CA	2.45	0.46
3:B:307:PRO:C	3:B:309:HIS:H	2.18	0.46
2:C:117:LEU:HD11	2:C:121:ARG:NH2	2.31	0.46
2:C:243:ARG:NH2	2:C:252:LEU:HB2	2.30	0.46
2:C:265:GLY:O	2:C:266:HIS:O	2.33	0.46
3:D:156:LYS:HA	3:D:156:LYS:CE	2.38	0.46
2:A:434:GLU:C	2:A:436:GLY:H	2.18	0.46
2:A:436:GLY:O	2:A:438:ASP:N	2.48	0.46

Continued on next page...

Continued from previous page...

Atom-1	Atom-2	Interatomic distance (Å)	Clash overlap (Å)
3:B:113:GLU:CG	3:B:114:LEU:N	2.79	0.46
3:B:133:GLN:O	3:B:165:ILE:CD1	2.64	0.46
3:B:196:GLU:O	3:B:197:ASN:OD1	2.34	0.46
3:B:324:SER:OG	3:B:326:LYS:HB3	2.15	0.46
2:C:185:TYR:OH	2:C:399:TYR:HA	2.15	0.46
2:C:396:ASP:O	2:C:397:LEU:C	2.53	0.46
3:D:113:GLU:CG	3:D:114:LEU:N	2.79	0.46
3:D:287:THR:N	3:D:290:GLU:OE1	2.48	0.46
3:D:324:SER:OG	3:D:326:LYS:HB3	2.15	0.46
3:D:360:PRO:O	3:D:369:ARG:C	2.54	0.46
1:K:503:SER:HB3	1:K:506:ILE:C	2.35	0.46
2:A:260:VAL:CG2	2:A:260:VAL:O	2.62	0.46
2:A:286:LEU:HG	2:A:290:GLU:HB2	1.98	0.46
3:B:224:TYR:O	3:B:225:GLY:C	2.53	0.46
3:B:242:LEU:C	3:B:244:PHE:H	2.19	0.46
3:B:297:ASP:OD2	3:B:299:LYS:HE2	2.14	0.46
3:B:431:GLU:HA	3:B:434:GLN:HG3	1.98	0.46
2:C:132:LEU:HD21	2:C:164:LYS:HE3	1.96	0.46
2:C:23:LEU:CD2	2:C:232:GLY:O	2.64	0.46
2:C:334:THR:CG2	2:C:335:ILE:N	2.79	0.46
2:C:381:THR:O	2:C:383:ALA:N	2.49	0.46
3:D:204:ILE:HD13	3:D:231:VAL:CG2	2.45	0.46
3:D:242:LEU:CD1	3:D:250:ALA:HB3	2.45	0.46
1:K:316:SER:HA	1:K:321:THR:O	2.16	0.46
1:K:367:TYR:HE2	1:K:542:LEU:CD1	2.20	0.46
2:A:241:SER:C	2:A:244:PHE:HB3	2.36	0.46
2:A:234:ILE:CG1	2:A:270:ALA:HB1	2.38	0.46
3:B:242:LEU:HD22	3:B:250:ALA:N	2.19	0.46
2:C:5:ILE:CG2	2:C:6:SER:H	2.29	0.46
1:K:421:PHE:CD2	1:K:494:PHE:CD1	3.03	0.46
2:A:115:ILE:CG1	2:A:152:LEU:HD13	2.46	0.46
2:A:408:TYR:CG	2:A:418:PHE:HZ	2.34	0.46
3:B:102:ASN:ND2	3:B:104:ALA:HB3	2.31	0.46
3:B:175:PRO:HD2	3:B:207:GLU:CD	2.35	0.46
3:B:208:ALA:O	3:B:212:ILE:HG13	2.16	0.46
3:B:24:ILE:CD1	3:B:52:TYR:CE1	2.97	0.46
3:B:310:GLY:HA3	3:B:436:GLN:NE2	2.29	0.46
2:C:191:THR:O	2:C:195:LEU:HB2	2.15	0.46
2:C:339:ARG:C	2:C:341:ILE:N	2.68	0.46
2:C:317:LEU:CD1	2:C:351:PHE:CD2	2.97	0.46
2:C:104:ALA:HB1	2:C:413:MET:HG3	1.95	0.46

Continued on next page...

Continued from previous page...

Atom-1	Atom-2	Interatomic distance (Å)	Clash overlap (Å)
3:D:263:PRO:O	3:D:264:ARG:C	2.52	0.46
3:D:323:MET:CE	3:D:328:VAL:HG22	2.46	0.46
3:D:387:LEU:O	3:D:387:LEU:HG	2.15	0.46
1:K:350:LYS:N	1:K:351:PRO:HD2	2.31	0.46
2:A:155:GLU:HA	2:A:197:HIS:CE1	2.49	0.46
2:A:23:LEU:CD2	2:A:232:GLY:O	2.64	0.46
2:A:185:TYR:OH	2:A:399:TYR:HA	2.15	0.46
2:A:346:TRP:HZ2	2:A:435:VAL:HG12	1.81	0.46
3:B:11:GLN:O	3:B:14:ASN:HB3	2.16	0.46
3:B:323:MET:CE	3:B:328:VAL:HG22	2.46	0.46
3:B:360:PRO:O	3:B:369:ARG:C	2.54	0.46
3:B:67:LEU:HD12	3:B:92:PHE:CD2	2.51	0.46
2:C:210:TYR:CZ	2:C:227:LEU:HD11	2.51	0.46
2:C:413:MET:C	2:C:414:GLU:HG3	2.36	0.46
2:C:95:GLY:C	2:C:97:GLU:N	2.69	0.46
3:D:103:TRP:CE3	3:D:189:LEU:HD13	2.50	0.46
3:D:307:PRO:C	3:D:309:HIS:H	2.18	0.46
1:K:375:THR:HG21	1:K:385:LYS:HB3	1.98	0.46
1:K:365:PHE:HA	1:K:513:ILE:CG2	2.46	0.46
2:A:199:ASP:CB	2:A:256:GLN:NE2	2.77	0.46
2:A:381:THR:O	2:A:383:ALA:N	2.49	0.46
2:A:5:ILE:CG2	2:A:6:SER:H	2.29	0.46
3:B:243:ARG:HH21	3:B:252:LEU:N	2.12	0.46
3:B:313:LEU:O	3:B:347:ILE:HD12	2.16	0.46
2:C:196:GLU:C	2:C:197:HIS:HD2	2.19	0.46
2:C:7:ILE:HD11	2:C:137:VAL:CG2	2.44	0.46
3:D:313:LEU:O	3:D:347:ILE:HD12	2.16	0.46
2:A:210:TYR:CD2	2:A:227:LEU:HD21	2.51	0.45
2:A:22:GLU:O	2:A:23:LEU:C	2.54	0.45
2:A:203:MET:SD	2:A:267:PHE:CB	3.04	0.45
2:A:413:MET:C	2:A:414:GLU:HG3	2.36	0.45
3:B:6:HIS:HB3	3:B:21:TRP:HZ2	1.81	0.45
2:C:184:PRO:HG2	2:C:398:MET:CE	2.41	0.45
2:C:204:VAL:CG1	2:C:209:ILE:HD11	2.42	0.45
2:C:274:PRO:HB2	2:C:371:VAL:HG21	1.99	0.45
3:D:133:GLN:O	3:D:165:ILE:CD1	2.64	0.45
3:D:196:GLU:O	3:D:197:ASN:OD1	2.34	0.45
3:D:210:TYR:CE2	3:D:227:LEU:HD11	2.51	0.45
1:K:407:MET:HB2	1:K:408:PRO:CD	2.41	0.45
1:K:591:LEU:C	1:K:591:LEU:HD23	2.36	0.45
2:A:308:ARG:O	2:A:309:HIS:HB3	2.17	0.45

Continued on next page...

Continued from previous page...

Atom-1	Atom-2	Interatomic distance (Å)	Clash overlap (Å)
2:A:388:TRP:HA	2:A:388:TRP:HE3	1.79	0.45
3:B:20:PHE:O	3:B:24:ILE:HB	2.15	0.45
3:B:4:ILE:HD12	3:B:239:THR:HG21	1.98	0.45
2:C:230:LEU:O	2:C:233:GLN:N	2.35	0.45
2:C:25:CYS:SG	2:C:83:TYR:HE2	2.38	0.45
3:D:114:LEU:HD23	3:D:149:MET:HE1	1.98	0.45
3:D:288:VAL:N	3:D:289:PRO:CD	2.80	0.45
2:C:98:ASP:HA	3:D:2:ARG:HH22	1.80	0.45
3:D:67:LEU:HD12	3:D:92:PHE:CD2	2.51	0.45
1:K:513:ILE:HD13	1:K:515:LEU:HD21	1.98	0.45
2:A:103:TYR:CD1	2:A:148:GLY:HA2	2.52	0.45
2:A:404:PHE:CD1	2:A:404:PHE:N	2.83	0.45
3:B:106:GLY:O	3:B:149:MET:HB2	2.16	0.45
2:A:406:HIS:NE2	3:B:163:ASP:CB	2.77	0.45
3:B:408:TYR:O	3:B:411:GLU:HB2	2.16	0.45
2:C:203:MET:SD	2:C:267:PHE:CB	3.04	0.45
2:C:423:GLU:O	2:C:426:ALA:HB3	2.16	0.45
2:C:346:TRP:HZ2	2:C:435:VAL:HG12	1.82	0.45
2:C:63:PRO:C	2:C:64:ARG:CG	2.83	0.45
3:D:208:ALA:O	3:D:212:ILE:HG13	2.16	0.45
3:D:209:LEU:HD23	3:D:227:LEU:HD13	1.98	0.45
3:D:6:HIS:HB3	3:D:21:TRP:HZ2	1.81	0.45
3:D:242:LEU:HD11	3:D:250:ALA:HB3	1.97	0.45
3:D:243:ARG:HH21	3:D:252:LEU:N	2.12	0.45
1:K:314:PRO:O	1:K:315:ARG:HG3	2.17	0.45
1:K:444:ASP:OD1	1:K:446:LYS:HG2	2.17	0.45
2:A:182:VAL:O	2:A:184:PRO:CD	2.65	0.45
2:A:224:TYR:HA	2:A:224:TYR:HD2	1.72	0.45
2:A:317:LEU:CD1	2:A:351:PHE:CE2	2.99	0.45
3:B:103:TRP:HZ3	3:B:108:TYR:CE1	2.27	0.45
2:C:148:GLY:O	2:C:151:SER:CB	2.61	0.45
2:C:172:TYR:CD1	2:C:173:PRO:N	2.80	0.45
2:C:344:VAL:CG1	2:C:345:ASP:N	2.78	0.45
3:D:11:GLN:O	3:D:14:ASN:HB3	2.16	0.45
3:D:135:PHE:N	3:D:135:PHE:CD1	2.84	0.45
3:D:175:PRO:HG2	3:D:207:GLU:OE1	2.17	0.45
3:D:413:MET:HA	3:D:413:MET:HE3	1.97	0.45
3:D:4:ILE:HD12	3:D:239:THR:HG21	1.98	0.45
1:K:459:VAL:O	1:K:459:VAL:HG23	2.16	0.45
1:K:462:VAL:HG13	1:K:463:GLU:N	2.31	0.45
1:K:476:ARG:HG2	1:K:477:THR:N	2.31	0.45

Continued on next page...

Continued from previous page...

Atom-1	Atom-2	Interatomic distance (Å)	Clash overlap (Å)
1:K:501:GLN:O	1:K:501:GLN:HG3	2.17	0.45
1:K:513:ILE:HG23	1:K:513:ILE:O	2.14	0.45
2:A:196:GLU:C	2:A:197:HIS:HD2	2.19	0.45
2:A:324:VAL:HG12	2:A:326:LYS:H	1.81	0.45
2:A:344:VAL:CG1	2:A:345:ASP:N	2.78	0.45
3:B:210:TYR:CE2	3:B:227:LEU:HD11	2.51	0.45
3:B:324:SER:O	3:B:326:LYS:N	2.50	0.45
2:C:11:GLN:HE21	2:C:74:VAL:CG2	2.29	0.45
2:C:204:VAL:O	2:C:204:VAL:HG12	2.17	0.45
2:C:288:VAL:HA	2:C:291:ILE:HG12	1.97	0.45
3:D:431:GLU:HA	3:D:434:GLN:HG3	1.98	0.45
1:K:497:VAL:HG22	1:K:509:LYS:CD	2.46	0.45
2:A:148:GLY:O	2:A:149:PHE:C	2.55	0.45
2:A:204:VAL:O	2:A:204:VAL:HG12	2.17	0.45
2:A:229:ARG:HG2	2:A:229:ARG:NH1	2.31	0.45
2:A:286:LEU:O	2:A:287:SER:O	2.34	0.45
2:A:303:VAL:O	2:A:303:VAL:CG1	2.65	0.45
3:B:175:PRO:HG2	3:B:207:GLU:OE1	2.17	0.45
3:B:409:THR:HA	3:B:413:MET:HB3	1.99	0.45
2:C:114:ILE:O	2:C:118:VAL:HG23	2.16	0.45
2:C:317:LEU:CD1	2:C:351:PHE:CE2	2.99	0.45
3:D:115:VAL:HG21	3:D:152:LEU:HD21	1.98	0.45
3:D:154:ILE:HD12	3:D:155:SER:N	2.31	0.45
1:K:420:SER:CA	1:K:433:LEU:HD11	2.39	0.45
1:K:597:THR:HG23	1:K:598:LEU:N	2.30	0.45
2:A:10:GLY:O	2:A:11:GLN:C	2.53	0.45
2:A:286:LEU:O	2:A:287:SER:C	2.55	0.45
2:A:274:PRO:HB2	2:A:371:VAL:HG21	1.98	0.45
3:B:8:GLN:CG	3:B:67:LEU:HD22	2.47	0.45
2:C:229:ARG:HG2	2:C:229:ARG:NH1	2.31	0.45
2:C:291:ILE:HD12	2:C:375:VAL:HG23	1.99	0.45
2:C:271:THR:O	2:C:376:CYS:HA	2.17	0.45
2:C:392:ASP:OD2	2:C:422:ARG:CZ	2.65	0.45
2:C:4:CYS:SG	2:C:252:LEU:CD1	3.02	0.45
3:D:274:PRO:HG2	3:D:371:LEU:CD2	2.43	0.45
3:D:280:SER:OG	3:D:281:GLN:N	2.49	0.45
3:D:288:VAL:N	3:D:289:PRO:HD2	2.32	0.45
3:D:102:ASN:ND2	3:D:408:TYR:HA	2.20	0.45
3:D:408:TYR:O	3:D:411:GLU:HB2	2.16	0.45
1:K:300:VAL:CG1	1:K:591:LEU:HA	2.46	0.45
2:A:276:ILE:HG12	2:A:277:SER:N	2.31	0.45

Continued on next page...

Continued from previous page...

Atom-1	Atom-2	Interatomic distance (Å)	Clash overlap (Å)
2:A:392:ASP:OD2	2:A:422:ARG:CZ	2.65	0.45
3:B:194:LEU:C	3:B:196:GLU:N	2.70	0.45
3:B:237:GLY:HA3	3:B:376:THR:OG1	2.15	0.45
2:C:23:LEU:O	2:C:26:LEU:HB3	2.17	0.45
2:C:303:VAL:CG1	2:C:303:VAL:O	2.65	0.45
2:C:408:TYR:CG	2:C:418:PHE:HZ	2.34	0.45
3:D:194:LEU:C	3:D:196:GLU:N	2.70	0.45
3:D:52:TYR:HE1	3:D:240:THR:HB	1.82	0.45
1:K:298:ILE:HG22	1:K:299:ASP:N	2.32	0.45
1:K:366:ALA:HB2	1:K:378:MET:CE	2.47	0.45
2:A:268:PRO:CA	2:A:379:SER:O	2.65	0.45
2:A:31:GLN:CB	2:A:32:PRO:CD	2.91	0.45
2:A:334:THR:CG2	2:A:335:ILE:N	2.79	0.45
2:A:384:ILE:HG22	2:A:384:ILE:O	2.15	0.45
3:B:167:ASN:HD21	3:B:252:LEU:HD22	1.82	0.45
3:B:209:LEU:HD23	3:B:227:LEU:HD13	1.98	0.45
3:B:82:PRO:C	3:B:84:GLY:H	2.20	0.45
2:C:110:ILE:CG2	2:C:111:GLY:N	2.71	0.45
2:C:148:GLY:O	2:C:149:PHE:C	2.55	0.45
2:C:182:VAL:O	2:C:184:PRO:CD	2.65	0.45
2:C:210:TYR:CD2	2:C:227:LEU:HD21	2.51	0.45
2:C:283:HIS:ND1	2:C:283:HIS:O	2.50	0.45
2:C:308:ARG:O	2:C:309:HIS:HB3	2.16	0.45
3:D:167:ASN:HA	3:D:200:GLU:O	2.17	0.45
3:D:167:ASN:HD21	3:D:252:LEU:HD22	1.82	0.45
3:D:265:LEU:CD1	3:D:265:LEU:C	2.83	0.45
3:D:102:ASN:OD1	3:D:408:TYR:CZ	2.70	0.45
2:A:423:GLU:O	2:A:426:ALA:HB3	2.16	0.45
3:B:135:PHE:CD1	3:B:135:PHE:N	2.84	0.45
3:B:23:VAL:O	3:B:25:SER:N	2.50	0.45
3:B:295:MET:SD	3:B:375:ALA:HB3	2.57	0.45
2:C:103:TYR:CD1	2:C:148:GLY:HA2	2.52	0.45
2:C:286:LEU:O	2:C:287:SER:O	2.34	0.45
2:C:404:PHE:HZ	3:D:347:ILE:HG21	1.81	0.45
1:K:382:PHE:CD2	1:K:384:GLY:CA	3.00	0.45
2:A:121:ARG:HG2	2:A:121:ARG:HH11	1.82	0.44
3:B:154:ILE:HD12	3:B:155:SER:N	2.31	0.44
3:B:288:VAL:N	3:B:289:PRO:CD	2.80	0.44
3:B:72:PRO:O	3:B:74:THR:N	2.49	0.44
2:C:121:ARG:HH11	2:C:121:ARG:HG2	1.82	0.44
2:C:295:CYS:HB3	2:C:377:MET:HG2	2.00	0.44

Continued on next page...

Continued from previous page...

Atom-1	Atom-2	Interatomic distance (Å)	Clash overlap (Å)
2:C:268:PRO:CA	2:C:379:SER:O	2.65	0.44
2:C:11:GLN:NE2	2:C:74:VAL:HG22	2.30	0.44
3:D:106:GLY:O	3:D:149:MET:HB2	2.16	0.44
3:D:23:VAL:O	3:D:25:SER:N	2.50	0.44
2:A:172:TYR:CD1	2:A:173:PRO:N	2.80	0.44
2:A:234:ILE:C	2:A:234:ILE:CD1	2.85	0.44
2:A:63:PRO:HG2	2:A:91:GLN:OE1	2.18	0.44
2:A:9:VAL:HG21	2:A:149:PHE:HD1	1.80	0.44
2:C:276:ILE:HG12	2:C:277:SER:N	2.32	0.44
3:D:194:LEU:O	3:D:265:LEU:HD23	2.16	0.44
1:K:437:GLN:HA	1:K:437:GLN:OE1	2.17	0.44
2:A:291:ILE:HD12	2:A:375:VAL:HG23	1.99	0.44
3:B:167:ASN:HA	3:B:200:GLU:O	2.17	0.44
2:C:212:ILE:HD11	2:C:302:MET:H	1.82	0.44
2:C:324:VAL:HG12	2:C:326:LYS:H	1.81	0.44
2:C:362:VAL:HG13	2:C:368:LEU:CG	2.48	0.44
2:C:63:PRO:HG2	2:C:91:GLN:OE1	2.18	0.44
3:D:324:SER:O	3:D:326:LYS:N	2.50	0.44
3:D:189:LEU:HD23	3:D:421:ALA:CB	2.47	0.44
3:D:35:SER:CB	3:D:59:ASN:HA	2.42	0.44
1:K:457:LYS:HE2	1:K:468:LEU:HD21	2.00	0.44
2:A:117:LEU:HD11	2:A:121:ARG:NH2	2.31	0.44
2:A:154:MET:CE	2:A:166:LYS:HB3	2.48	0.44
2:A:209:ILE:CD1	2:A:231:ILE:HD11	2.47	0.44
2:A:204:VAL:CG1	2:A:209:ILE:HD11	2.42	0.44
3:B:102:ASN:OD1	3:B:408:TYR:CZ	2.70	0.44
2:C:154:MET:CE	2:C:166:LYS:HB3	2.48	0.44
3:D:12:CYS:C	3:D:14:ASN:N	2.71	0.44
3:D:24:ILE:CG2	3:D:25:SER:N	2.80	0.44
3:D:307:PRO:C	3:D:309:HIS:N	2.71	0.44
3:D:359:PRO:CB	3:D:360:PRO:HD2	2.45	0.44
3:D:301:MET:HE1	3:D:377:PHE:HE2	1.83	0.44
3:D:72:PRO:O	3:D:74:THR:N	2.50	0.44
2:A:218:ASP:C	2:A:219:ILE:HG12	2.37	0.44
2:A:252:LEU:O	2:A:253:THR:C	2.56	0.44
2:A:255:PHE:O	2:A:259:LEU:N	2.50	0.44
2:A:283:HIS:O	2:A:283:HIS:ND1	2.50	0.44
2:A:288:VAL:C	2:A:290:GLU:N	2.71	0.44
2:A:407:TRP:HZ2	3:B:164:ARG:NH1	2.14	0.44
3:B:67:LEU:HD12	3:B:92:PHE:CE2	2.52	0.44
2:C:218:ASP:C	2:C:219:ILE:HG12	2.37	0.44

Continued on next page...

Continued from previous page...

Atom-1	Atom-2	Interatomic distance (Å)	Clash overlap (Å)
2:C:363:VAL:CG1	2:C:364:PRO:HD2	2.47	0.44
2:C:398:MET:HG3	3:D:348:PRO:CD	2.47	0.44
3:D:273:ALA:CB	3:D:274:PRO:CD	2.93	0.44
3:D:295:MET:SD	3:D:375:ALA:HB3	2.57	0.44
1:K:382:PHE:CG	1:K:387:GLN:CG	3.01	0.44
1:K:537:GLU:O	1:K:540:LYS:HG2	2.17	0.44
2:A:121:ARG:NH1	2:A:121:ARG:HG2	2.33	0.44
2:A:343:PHE:CE1	2:A:351:PHE:HE1	2.36	0.44
3:B:189:LEU:HD23	3:B:421:ALA:CB	2.47	0.44
3:B:239:THR:O	3:B:240:THR:C	2.56	0.44
3:B:242:LEU:HD22	3:B:250:ALA:O	2.17	0.44
3:B:194:LEU:O	3:B:265:LEU:HD23	2.17	0.44
2:C:152:LEU:HD12	2:C:152:LEU:C	2.38	0.44
2:C:209:ILE:CD1	2:C:231:ILE:HD11	2.47	0.44
2:C:255:PHE:O	2:C:259:LEU:N	2.50	0.44
2:C:272:TYR:CE2	2:C:274:PRO:HD2	2.53	0.44
3:D:14:ASN:O	3:D:17:GLY:N	2.51	0.44
3:D:26:ASP:C	3:D:28:HIS:H	2.21	0.44
3:D:306:ASP:HA	3:D:307:PRO:HD3	1.91	0.44
3:D:325:MET:HE2	3:D:355:VAL:CG2	2.47	0.44
3:D:8:GLN:CG	3:D:67:LEU:HD22	2.47	0.44
1:K:606:ARG:HA	1:K:609:GLU:OE1	2.17	0.44
2:A:23:LEU:O	2:A:26:LEU:HB3	2.17	0.44
2:A:7:ILE:HD11	2:A:137:VAL:CG2	2.44	0.44
3:B:204:ILE:HD13	3:B:231:VAL:CG2	2.45	0.44
3:B:257:VAL:O	3:B:257:VAL:CG1	2.64	0.44
2:C:234:ILE:CG1	2:C:270:ALA:HB1	2.38	0.44
2:C:343:PHE:CE1	2:C:351:PHE:HE1	2.36	0.44
2:C:402:ARG:O	2:C:405:VAL:N	2.49	0.44
2:C:425:MET:O	2:C:428:LEU:N	2.45	0.44
3:D:239:THR:O	3:D:240:THR:C	2.56	0.44
1:K:377:THR:HG21	1:K:586:MET:CE	2.46	0.44
1:K:378:MET:HG3	1:K:393:ILE:CD1	2.35	0.44
2:A:152:LEU:C	2:A:152:LEU:HD12	2.38	0.44
3:B:12:CYS:C	3:B:14:ASN:N	2.71	0.44
3:B:182:VAL:O	3:B:183:GLU:C	2.56	0.44
3:B:288:VAL:N	3:B:289:PRO:HD2	2.32	0.44
2:C:407:TRP:HZ2	3:D:260:VAL:HG22	1.82	0.44
2:C:409:VAL:C	2:C:411:GLU:N	2.71	0.44
3:D:141:LEU:N	3:D:141:LEU:HD12	2.33	0.44
3:D:182:VAL:O	3:D:183:GLU:C	2.56	0.44

Continued on next page...

Continued from previous page...

Atom-1	Atom-2	Interatomic distance (Å)	Clash overlap (Å)
3:D:242:LEU:C	3:D:244:PHE:H	2.19	0.44
1:K:288:ILE:CD1	1:K:299:ASP:HB2	2.48	0.44
2:A:149:PHE:O	2:A:150:THR:C	2.56	0.44
2:A:21:TRP:HE1	2:A:63:PRO:HB3	1.83	0.44
2:A:363:VAL:CG1	2:A:364:PRO:HD2	2.48	0.44
3:B:301:MET:O	3:B:303:ALA:N	2.51	0.44
2:C:231:ILE:HD13	2:C:231:ILE:H	1.82	0.44
2:C:241:SER:C	2:C:244:PHE:HB3	2.36	0.44
2:C:286:LEU:O	2:C:287:SER:C	2.55	0.44
2:C:428:LEU:HA	2:C:428:LEU:HD12	1.79	0.44
2:C:72:PRO:HG2	2:C:73:THR:H	1.83	0.44
3:D:301:MET:O	3:D:303:ALA:N	2.51	0.44
3:D:312:TYR:HA	3:D:381:SER:HA	1.99	0.44
3:D:399:PHE:O	3:D:402:LYS:N	2.29	0.44
3:D:67:LEU:HD12	3:D:92:PHE:CE2	2.52	0.44
3:D:72:PRO:HG2	3:D:73:GLY:H	1.83	0.44
3:D:82:PRO:C	3:D:84:GLY:H	2.20	0.44
1:K:449:VAL:HG21	1:K:568:GLN:HG3	1.98	0.44
2:A:409:VAL:C	2:A:411:GLU:N	2.71	0.43
2:A:4:CYS:SG	2:A:252:LEU:CD1	3.02	0.43
2:A:11:GLN:HE21	2:A:74:VAL:CG2	2.29	0.43
3:B:161:TYR:O	3:B:163:ASP:N	2.51	0.43
3:B:307:PRO:C	3:B:309:HIS:N	2.71	0.43
2:C:121:ARG:HG2	2:C:121:ARG:NH1	2.33	0.43
2:C:404:PHE:CZ	3:D:347:ILE:CG2	2.90	0.43
2:C:407:TRP:CZ2	3:D:260:VAL:CG2	3.00	0.43
3:D:242:LEU:HD22	3:D:250:ALA:O	2.17	0.43
3:D:409:THR:C	3:D:411:GLU:H	2.22	0.43
1:K:365:PHE:HA	1:K:513:ILE:HG22	2.00	0.43
1:K:431:ASP:OD2	1:K:455:THR:HG22	2.17	0.43
1:K:563:VAL:CG1	1:K:564:SER:N	2.81	0.43
2:A:262:TYR:HB3	2:A:263:PRO:HD2	2.00	0.43
3:B:105:LYS:HG2	3:B:110:GLU:CG	2.48	0.43
3:B:14:ASN:O	3:B:17:GLY:N	2.50	0.43
3:D:168:THR:CG2	3:D:201:THR:HG23	2.48	0.43
3:D:262:PHE:HA	3:D:263:PRO:HD2	1.65	0.43
1:K:378:MET:HB3	1:K:394:TYR:CE2	2.53	0.43
1:K:587:ILE:HG23	1:K:597:THR:OG1	2.19	0.43
2:A:153:LEU:O	2:A:157:LEU:HG	2.18	0.43
2:A:212:ILE:HD11	2:A:302:MET:H	1.82	0.43
2:A:287:SER:N	2:A:290:GLU:OE1	2.51	0.43

Continued on next page...

Continued from previous page...

Atom-1	Atom-2	Interatomic distance (Å)	Clash overlap (Å)
2:A:295:CYS:HB3	2:A:377:MET:HG2	2.00	0.43
2:A:304:LYS:HG3	2:A:304:LYS:O	2.19	0.43
2:A:362:VAL:HG13	2:A:368:LEU:CG	2.48	0.43
3:B:103:TRP:HB2	3:B:186:ASN:HA	2.00	0.43
3:B:273:ALA:CB	3:B:274:PRO:CD	2.93	0.43
2:C:13:GLY:C	2:C:16:ILE:HG22	2.38	0.43
2:C:166:LYS:CE	2:C:199:ASP:OD1	2.62	0.43
1:K:317:LYS:HD2	1:K:323:PHE:CD1	2.53	0.43
1:K:400:ASP:O	1:K:403:VAL:HG22	2.18	0.43
2:A:175:PRO:CG	2:A:304:LYS:HG2	2.47	0.43
2:A:402:ARG:O	2:A:405:VAL:N	2.49	0.43
2:A:63:PRO:C	2:A:64:ARG:CG	2.83	0.43
3:B:332:MET:HE2	3:B:351:VAL:HG11	2.00	0.43
3:B:72:PRO:HG2	3:B:73:GLY:H	1.83	0.43
2:C:105:ARG:O	2:C:110:ILE:CG2	2.64	0.43
2:C:8:HIS:CD2	2:C:138:PHE:CD1	3.07	0.43
2:C:263:PRO:O	2:C:264:ARG:C	2.56	0.43
2:C:175:PRO:CG	2:C:304:LYS:HG2	2.47	0.43
2:C:8:HIS:HA	2:C:138:PHE:HB2	2.00	0.43
3:D:7:ILE:N	3:D:136:GLN:O	2.51	0.43
3:D:310:GLY:HA3	3:D:436:GLN:NE2	2.29	0.43
3:D:68:VAL:HG11	3:D:153:LEU:HD21	2.00	0.43
2:A:103:TYR:O	2:A:104:ALA:C	2.57	0.43
2:A:209:ILE:CD1	2:A:231:ILE:CD1	2.97	0.43
2:A:231:ILE:H	2:A:231:ILE:HD13	1.82	0.43
2:A:271:THR:O	2:A:376:CYS:HA	2.17	0.43
2:A:11:GLN:NE2	2:A:74:VAL:HG22	2.30	0.43
3:B:26:ASP:C	3:B:28:HIS:H	2.21	0.43
2:C:149:PHE:O	2:C:150:THR:C	2.56	0.43
2:C:153:LEU:O	2:C:157:LEU:HG	2.18	0.43
2:C:252:LEU:O	2:C:253:THR:C	2.56	0.43
2:C:288:VAL:C	2:C:290:GLU:N	2.71	0.43
2:C:310:GLY:HA3	2:C:383:ALA:CA	2.49	0.43
3:D:161:TYR:O	3:D:163:ASP:N	2.51	0.43
3:D:212:ILE:HG22	3:D:212:ILE:O	2.18	0.43
3:D:243:ARG:N	3:D:243:ARG:HD3	2.25	0.43
1:K:317:LYS:NZ	1:K:323:PHE:HB3	2.34	0.43
1:K:389:CYS:SG	1:K:469:ILE:CB	3.07	0.43
1:K:409:ARG:HG3	1:K:410:TYR:CD2	2.53	0.43
1:K:352:LEU:HD22	1:K:580:LYS:HB2	2.00	0.43
2:A:272:TYR:CE2	2:A:274:PRO:HD2	2.53	0.43

Continued on next page...

Continued from previous page...

Atom-1	Atom-2	Interatomic distance (Å)	Clash overlap (Å)
2:A:72:PRO:HG2	2:A:73:THR:H	1.83	0.43
2:A:8:HIS:CD2	2:A:138:PHE:CD1	3.07	0.43
2:A:8:HIS:HA	2:A:138:PHE:HB2	2.00	0.43
3:B:212:ILE:O	3:B:212:ILE:HG22	2.18	0.43
3:B:52:TYR:HE1	3:B:240:THR:HB	1.82	0.43
3:B:312:TYR:HA	3:B:381:SER:HA	1.99	0.43
3:B:409:THR:C	3:B:411:GLU:H	2.21	0.43
2:C:238:ILE:O	2:C:242:LEU:CB	2.67	0.43
2:C:304:LYS:O	2:C:304:LYS:HG3	2.19	0.43
2:C:343:PHE:HZ	2:C:351:PHE:CZ	2.36	0.43
3:D:154:ILE:HG22	3:D:166:MET:HE1	2.01	0.43
3:D:168:THR:O	3:D:202:TYR:N	2.44	0.43
3:D:409:THR:HA	3:D:413:MET:HB3	1.99	0.43
3:D:422:GLU:O	3:D:426:ASN:CB	2.67	0.43
1:K:357:PHE:CZ	1:K:401:VAL:HG13	2.49	0.43
1:K:477:THR:O	1:K:478:SER:HB2	2.19	0.43
1:K:486:ASN:CG	1:K:487:SER:H	2.22	0.43
2:A:238:ILE:HD11	2:A:378:LEU:HD23	2.01	0.43
2:A:263:PRO:O	2:A:264:ARG:C	2.56	0.43
3:B:115:VAL:HG21	3:B:152:LEU:HD21	1.98	0.43
3:B:137:LEU:HD22	3:B:154:ILE:HG23	1.98	0.43
3:B:24:ILE:CG2	3:B:25:SER:N	2.80	0.43
2:C:151:SER:HB3	2:C:193:THR:CG2	2.34	0.43
2:C:397:LEU:HA	2:C:397:LEU:HD23	1.81	0.43
3:D:180:THR:HG22	3:D:181:VAL:H	1.81	0.43
3:D:383:ALA:C	3:D:385:GLN:N	2.72	0.43
1:K:375:THR:HG22	1:K:385:LYS:O	2.19	0.43
1:K:550:ARG:CA	1:K:610:LEU:HG	2.44	0.43
2:A:143:GLY:O	2:A:147:SER:OG	2.33	0.43
3:B:240:THR:HG23	3:B:241:CYS:N	2.33	0.43
3:B:48:ARG:HG2	3:B:243:ARG:HB3	2.01	0.43
2:C:287:SER:N	2:C:290:GLU:OE1	2.51	0.43
2:C:378:LEU:O	2:C:378:LEU:HD12	2.19	0.43
3:D:118:VAL:O	3:D:122:VAL:HG13	2.19	0.43
3:D:161:TYR:C	3:D:163:ASP:N	2.71	0.43
3:D:240:THR:HG23	3:D:241:CYS:N	2.33	0.43
3:D:435:TYR:C	3:D:437:ASP:N	2.72	0.43
3:B:153:LEU:HD13	3:B:153:LEU:N	2.34	0.43
3:B:187:ALA:O	3:B:188:THR:C	2.57	0.43
3:B:409:THR:O	3:B:412:GLY:N	2.48	0.43
3:B:6:HIS:HB3	3:B:65:ALA:CB	2.48	0.43

Continued on next page...

Continued from previous page...

Atom-1	Atom-2	Interatomic distance (Å)	Clash overlap (Å)
2:C:7:ILE:HG13	2:C:137:VAL:HG22	1.98	0.43
3:D:161:TYR:N	3:D:161:TYR:CD1	2.86	0.43
3:D:311:ARG:HG2	3:D:311:ARG:NH1	2.34	0.43
1:K:303:VAL:O	1:K:303:VAL:HG22	2.18	0.43
2:A:115:ILE:C	2:A:115:ILE:CD1	2.88	0.43
3:B:114:LEU:HD23	3:B:149:MET:HE1	1.98	0.43
3:B:250:ALA:CB	3:B:254:LYS:HE2	2.49	0.43
3:B:383:ALA:C	3:B:385:GLN:N	2.72	0.43
3:B:70:LEU:HB2	3:B:99:ALA:CB	2.49	0.43
2:A:13:GLY:C	2:A:16:ILE:HG22	2.38	0.42
2:A:278:ALA:CA	2:A:282:TYR:OH	2.65	0.42
2:A:343:PHE:HZ	2:A:351:PHE:CZ	2.36	0.42
3:B:118:VAL:O	3:B:122:VAL:HG13	2.19	0.42
3:B:161:TYR:N	3:B:161:TYR:CD1	2.86	0.42
3:B:269:MET:HE1	3:B:381:SER:OG	2.19	0.42
3:B:102:ASN:ND2	3:B:408:TYR:HA	2.20	0.42
3:B:192:HIS:NE2	3:B:420:GLU:HG2	2.34	0.42
2:C:100:ALA:O	2:C:102:ASN:N	2.49	0.42
2:C:16:ILE:CG2	2:C:17:GLY:N	2.82	0.42
2:C:209:ILE:CD1	2:C:231:ILE:CD1	2.97	0.42
2:C:9:VAL:HG21	2:C:149:PHE:HD1	1.80	0.42
3:D:105:LYS:HG2	3:D:110:GLU:CG	2.48	0.42
3:D:137:LEU:HD22	3:D:154:ILE:HG23	1.98	0.42
2:A:115:ILE:CG2	2:A:116:ASP:H	2.32	0.42
2:A:238:ILE:O	2:A:242:LEU:CB	2.67	0.42
3:B:161:TYR:C	3:B:163:ASP:N	2.72	0.42
3:B:168:THR:CG2	3:B:201:THR:HG23	2.48	0.42
2:C:119:LEU:HD11	2:C:156:ARG:HD3	2.02	0.42
2:C:115:ILE:CG1	2:C:152:LEU:HD13	2.45	0.42
2:C:262:TYR:HB3	2:C:263:PRO:HD2	2.01	0.42
2:C:363:VAL:HG13	2:C:364:PRO:HD2	2.02	0.42
2:C:377:MET:HG3	2:C:377:MET:O	2.18	0.42
1:K:279:ILE:HD11	1:K:607:VAL:CG1	2.46	0.42
1:K:513:ILE:HD13	1:K:515:LEU:CD2	2.49	0.42
1:K:546:LYS:CE	1:K:606:ARG:HD3	2.49	0.42
2:A:251:ASP:CA	2:A:254:GLU:HG3	2.49	0.42
2:A:377:MET:O	2:A:377:MET:HG3	2.18	0.42
2:A:104:ALA:HB3	2:A:408:TYR:HD2	1.83	0.42
3:B:7:ILE:N	3:B:136:GLN:O	2.51	0.42
3:B:138:THR:O	3:B:139:HIS:HB3	2.19	0.42
3:B:287:THR:O	3:B:288:VAL:CG2	2.58	0.42

Continued on next page...

Continued from previous page...

Atom-1	Atom-2	Interatomic distance (Å)	Clash overlap (Å)
2:C:172:TYR:HA	2:C:173:PRO:HD3	1.93	0.42
2:C:251:ASP:CA	2:C:254:GLU:HG3	2.49	0.42
2:C:390:ARG:HG3	2:C:390:ARG:HH11	1.83	0.42
3:D:106:GLY:O	3:D:149:MET:CA	2.68	0.42
3:D:288:VAL:C	3:D:290:GLU:N	2.70	0.42
3:D:72:PRO:O	3:D:73:GLY:C	2.58	0.42
3:D:70:LEU:HB2	3:D:99:ALA:CB	2.49	0.42
2:A:25:CYS:SG	2:A:26:LEU:N	2.92	0.42
2:A:335:ILE:C	2:A:337:THR:N	2.73	0.42
2:A:363:VAL:HG13	2:A:364:PRO:HD2	2.02	0.42
3:B:242:LEU:HB3	3:B:250:ALA:O	2.20	0.42
3:B:333:LEU:HD11	3:B:337:ASN:HD21	1.85	0.42
2:C:147:SER:HB2	2:C:186:ASN:O	2.19	0.42
2:C:21:TRP:HE1	2:C:63:PRO:HB3	1.83	0.42
2:C:25:CYS:SG	2:C:26:LEU:N	2.92	0.42
3:D:138:THR:O	3:D:139:HIS:HB3	2.19	0.42
3:D:153:LEU:HD13	3:D:153:LEU:N	2.34	0.42
1:K:376:HIS:CD2	1:K:381:GLU:HA	2.55	0.42
1:K:443:GLU:HG2	1:K:447:GLN:HA	2.00	0.42
2:A:378:LEU:O	2:A:378:LEU:HD12	2.19	0.42
3:B:261:PRO:HB2	3:B:262:PHE:CD1	2.54	0.42
3:B:2:ARG:NH1	3:B:251:ASP:CG	2.73	0.42
3:B:422:GLU:O	3:B:426:ASN:CB	2.67	0.42
3:B:427:ASP:OD1	3:B:427:ASP:C	2.58	0.42
2:C:110:ILE:O	2:C:111:GLY:C	2.57	0.42
3:D:2:ARG:NH1	3:D:251:ASP:CG	2.73	0.42
3:D:6:HIS:HB3	3:D:65:ALA:CB	2.49	0.42
1:K:597:THR:CG2	1:K:598:LEU:N	2.83	0.42
2:A:310:GLY:HA3	2:A:383:ALA:CA	2.49	0.42
2:A:390:ARG:HG3	2:A:390:ARG:HH11	1.83	0.42
3:B:343:PHE:CD2	3:B:350:ASN:ND2	2.88	0.42
3:B:68:VAL:HG11	3:B:153:LEU:HD21	2.00	0.42
2:C:231:ILE:C	2:C:233:GLN:N	2.73	0.42
3:D:187:ALA:O	3:D:188:THR:C	2.57	0.42
3:D:192:HIS:NE2	3:D:420:GLU:HG2	2.34	0.42
3:D:48:ARG:HG2	3:D:243:ARG:HB3	2.01	0.42
3:D:94:PHE:N	3:D:94:PHE:CD2	2.83	0.42
1:K:301:ILE:HG22	1:K:302:SER:N	2.35	0.42
1:K:371:GLY:HA2	1:K:385:LYS:HZ2	1.83	0.42
1:K:449:VAL:CG1	1:K:450:GLN:N	2.83	0.42
1:K:543:LEU:HA	1:K:543:LEU:HD23	1.87	0.42

Continued on next page...

Continued from previous page...

Atom-1	Atom-2	Interatomic distance (Å)	Clash overlap (Å)
2:A:7:ILE:HG13	2:A:137:VAL:HG22	1.98	0.42
2:A:172:TYR:HA	2:A:173:PRO:HD3	1.93	0.42
2:A:231:ILE:C	2:A:233:GLN:N	2.73	0.42
2:A:255:PHE:O	2:A:257:THR:N	2.53	0.42
3:B:106:GLY:O	3:B:149:MET:CA	2.68	0.42
3:B:171:VAL:O	3:B:171:VAL:HG12	2.20	0.42
3:B:262:PHE:HA	3:B:263:PRO:HD2	1.65	0.42
3:B:72:PRO:O	3:B:73:GLY:C	2.58	0.42
2:C:13:GLY:HA2	2:C:16:ILE:CG2	2.50	0.42
3:D:281:GLN:C	3:D:283:TYR:N	2.67	0.42
3:D:333:LEU:O	3:D:334:ASN:C	2.58	0.42
3:D:269:MET:HE1	3:D:381:SER:OG	2.20	0.42
3:D:427:ASP:OD1	3:D:427:ASP:C	2.58	0.42
2:A:305:CYS:SG	2:A:383:ALA:HB1	2.60	0.42
2:A:406:HIS:NE2	3:B:163:ASP:HB3	2.35	0.42
2:C:115:ILE:CD1	2:C:115:ILE:C	2.88	0.42
2:C:213:CYS:O	2:C:219:ILE:HG13	2.20	0.42
2:C:328:VAL:C	2:C:330:ALA:N	2.73	0.42
2:C:436:GLY:C	2:C:438:ASP:N	2.72	0.42
3:D:133:GLN:CG	3:D:165:ILE:HD11	2.49	0.42
3:D:175:PRO:O	3:D:177:VAL:N	2.53	0.42
3:D:210:TYR:O	3:D:214:PHE:N	2.52	0.42
1:K:493:VAL:HG12	1:K:513:ILE:HG13	2.01	0.42
2:A:16:ILE:CG2	2:A:17:GLY:N	2.82	0.42
2:A:67:PHE:HB2	2:A:92:LEU:HD23	2.02	0.42
3:B:199:ASP:C	3:B:265:LEU:HD13	2.40	0.42
2:C:103:TYR:O	2:C:104:ALA:C	2.57	0.42
2:C:238:ILE:HD11	2:C:378:LEU:HD23	2.01	0.42
2:C:67:PHE:HB2	2:C:92:LEU:HD23	2.02	0.42
3:D:62:VAL:HA	3:D:63:PRO:HD2	1.92	0.42
1:K:405:LEU:C	1:K:405:LEU:HD23	2.39	0.42
2:A:147:SER:HB2	2:A:186:ASN:O	2.19	0.42
2:A:13:GLY:HA2	2:A:16:ILE:CG2	2.50	0.42
2:A:213:CYS:O	2:A:219:ILE:HG13	2.20	0.42
2:A:289:ALA:HB3	2:A:290:GLU:OE2	2.20	0.42
3:B:210:TYR:O	3:B:214:PHE:N	2.52	0.42
3:B:288:VAL:C	3:B:290:GLU:N	2.70	0.42
3:B:35:SER:CB	3:B:59:ASN:HA	2.42	0.42
2:C:166:LYS:HB2	2:C:199:ASP:OD1	2.20	0.42
2:C:234:ILE:C	2:C:234:ILE:CD1	2.86	0.42
2:C:67:PHE:CE1	2:C:87:PHE:CE2	3.08	0.42

Continued on next page...

Continued from previous page...

Atom-1	Atom-2	Interatomic distance (Å)	Clash overlap (Å)
3:D:147:SER:CB	3:D:190:SER:HB3	2.42	0.42
3:D:261:PRO:HB2	3:D:262:PHE:CD1	2.54	0.42
2:C:98:ASP:HA	3:D:2:ARG:NH2	2.35	0.42
3:D:333:LEU:HD11	3:D:337:ASN:HD21	1.85	0.42
1:K:441:VAL:HB	1:K:565:LYS:HZ1	1.81	0.42
1:K:463:GLU:CG	1:K:464:GLU:N	2.83	0.42
1:K:540:LYS:HE2	1:K:564:SER:CB	2.50	0.42
1:K:547:GLU:HA	1:K:550:ARG:HG2	2.02	0.42
2:A:362:VAL:HG13	2:A:368:LEU:CB	2.50	0.41
2:A:95:GLY:C	2:A:97:GLU:H	2.23	0.41
3:B:274:PRO:HD3	3:B:374:SER:HA	2.02	0.41
3:D:343:PHE:CD2	3:D:350:ASN:ND2	2.88	0.41
1:K:335:PHE:HE1	1:K:347:TYR:CD2	2.38	0.41
2:A:175:PRO:HG3	2:A:304:LYS:CB	2.50	0.41
2:A:166:LYS:HB2	2:A:199:ASP:OD1	2.20	0.41
2:A:401:LYS:C	2:A:403:ALA:H	2.24	0.41
3:B:68:VAL:HG12	3:B:149:MET:HE1	2.01	0.41
3:B:175:PRO:O	3:B:177:VAL:N	2.53	0.41
3:B:25:SER:O	3:B:28:HIS:N	2.53	0.41
3:B:307:PRO:O	3:B:309:HIS:N	2.53	0.41
2:C:175:PRO:HG3	2:C:304:LYS:CB	2.50	0.41
2:C:95:GLY:C	2:C:97:GLU:H	2.23	0.41
3:D:242:LEU:HB3	3:D:250:ALA:O	2.20	0.41
1:K:443:GLU:HG2	1:K:444:ASP:O	2.20	0.41
2:A:67:PHE:CE1	2:A:87:PHE:CE2	3.08	0.41
3:B:409:THR:C	3:B:411:GLU:N	2.73	0.41
2:C:278:ALA:CA	2:C:282:TYR:OH	2.65	0.41
2:C:104:ALA:HB3	2:C:408:TYR:HD2	1.84	0.41
3:D:250:ALA:CB	3:D:254:LYS:HE2	2.49	0.41
3:D:307:PRO:O	3:D:309:HIS:N	2.53	0.41
2:A:152:LEU:C	2:A:152:LEU:CD1	2.89	0.41
2:A:243:ARG:NH2	2:A:252:LEU:HG	2.36	0.41
2:A:397:LEU:HD23	2:A:397:LEU:HA	1.81	0.41
2:A:76:ASP:O	2:A:80:THR:N	2.53	0.41
3:B:141:LEU:N	3:B:141:LEU:HD12	2.33	0.41
3:B:282:GLN:O	3:B:282:GLN:CG	2.65	0.41
2:C:243:ARG:NH2	2:C:252:LEU:HG	2.35	0.41
2:C:242:LEU:HD11	2:C:250:VAL:HG23	2.02	0.41
2:C:289:ALA:HB3	2:C:290:GLU:OE2	2.20	0.41
2:C:355:ILE:HD13	2:C:355:ILE:HG21	1.90	0.41
3:D:135:PHE:CD1	3:D:166:MET:SD	3.14	0.41

Continued on next page...

Continued from previous page...

Atom-1	Atom-2	Interatomic distance (Å)	Clash overlap (Å)
3:D:199:ASP:C	3:D:265:LEU:HD13	2.40	0.41
3:D:273:ALA:HB1	3:D:291:LEU:HG	2.01	0.41
1:K:595:GLU:CG	1:K:596:HIS:N	2.83	0.41
2:A:332:ILE:CD1	2:A:353:VAL:HG22	2.51	0.41
2:A:436:GLY:C	2:A:438:ASP:N	2.72	0.41
3:B:291:LEU:HD21	3:B:373:MET:HG2	2.02	0.41
2:C:305:CYS:SG	2:C:383:ALA:HB1	2.60	0.41
2:C:384:ILE:C	2:C:386:GLU:N	2.71	0.41
2:C:76:ASP:O	2:C:80:THR:N	2.53	0.41
3:D:182:VAL:O	3:D:184:PRO:N	2.54	0.41
3:D:103:TRP:HB2	3:D:186:ASN:HA	2.01	0.41
3:D:210:TYR:O	3:D:211:ASP:C	2.57	0.41
3:D:399:PHE:O	3:D:401:ARG:N	2.54	0.41
3:D:409:THR:C	3:D:411:GLU:N	2.73	0.41
1:K:301:ILE:CG2	1:K:302:SER:N	2.83	0.41
3:B:202:TYR:CE2	3:B:268:PHE:HD1	2.38	0.41
3:B:210:TYR:O	3:B:211:ASP:C	2.57	0.41
2:C:23:LEU:HD11	2:C:361:THR:O	2.21	0.41
2:C:362:VAL:HG13	2:C:368:LEU:CB	2.50	0.41
2:C:401:LYS:C	2:C:403:ALA:H	2.24	0.41
3:D:68:VAL:HG12	3:D:149:MET:HE1	2.02	0.41
1:K:584:ILE:HG22	1:K:586:MET:HE2	2.03	0.41
2:A:147:SER:OG	2:A:148:GLY:N	2.54	0.41
2:A:328:VAL:C	2:A:330:ALA:N	2.73	0.41
3:B:135:PHE:CD1	3:B:166:MET:SD	3.14	0.41
3:B:311:ARG:NH1	3:B:311:ARG:HG2	2.34	0.41
3:B:359:PRO:CB	3:B:360:PRO:HD2	2.45	0.41
3:B:421:ALA:O	3:B:422:GLU:C	2.58	0.41
2:C:154:MET:HE3	2:C:166:LYS:HB3	2.01	0.41
2:C:199:ASP:OD2	2:C:256:GLN:NE2	2.46	0.41
2:C:318:LEU:HB2	2:C:376:CYS:SG	2.61	0.41
2:C:335:ILE:C	2:C:337:THR:N	2.73	0.41
1:K:550:ARG:O	1:K:610:LEU:HG	2.21	0.41
2:A:119:LEU:HD11	2:A:156:ARG:HD3	2.01	0.41
2:A:242:LEU:HD11	2:A:250:VAL:HG23	2.02	0.41
2:A:434:GLU:C	2:A:436:GLY:N	2.74	0.41
3:B:118:VAL:O	3:B:121:VAL:N	2.54	0.41
3:B:273:ALA:HB1	3:B:291:LEU:HG	2.01	0.41
3:B:82:PRO:HB2	3:B:83:PHE:H	1.56	0.41
2:C:273:ALA:O	2:C:275:VAL:N	2.54	0.41
2:C:273:ALA:HB2	2:C:375:VAL:HB	2.03	0.41

Continued on next page...

Continued from previous page...

Atom-1	Atom-2	Interatomic distance (Å)	Clash overlap (Å)
3:D:165:ILE:CD1	3:D:165:ILE:H	2.31	0.41
3:D:19:LYS:HG3	3:D:228:ASN:HB2	2.01	0.41
3:D:274:PRO:HD3	3:D:374:SER:HA	2.03	0.41
2:A:149:PHE:CD1	2:A:150:THR:N	2.89	0.41
2:A:282:TYR:HD2	2:A:284:GLU:HG3	1.86	0.41
2:A:288:VAL:O	2:A:289:ALA:C	2.59	0.41
2:A:98:ASP:N	2:A:98:ASP:OD1	2.54	0.41
3:B:132:LEU:O	3:B:164:ARG:HD2	2.21	0.41
3:B:183:GLU:HB3	3:B:184:PRO:HD3	2.03	0.41
3:B:280:SER:OG	3:B:281:GLN:N	2.49	0.41
2:C:255:PHE:O	2:C:257:THR:N	2.53	0.41
3:D:171:VAL:HG12	3:D:171:VAL:O	2.20	0.41
1:K:503:SER:HB3	1:K:506:ILE:O	2.21	0.41
1:K:543:LEU:HD12	1:K:562:ARG:HH11	1.83	0.41
2:A:273:ALA:O	2:A:275:VAL:N	2.54	0.41
3:B:20:PHE:CD2	3:B:235:MET:CG	3.04	0.41
3:B:399:PHE:O	3:B:401:ARG:N	2.53	0.41
1:K:444:ASP:HA	3:B:416:MET:HE3	2.02	0.41
3:B:435:TYR:C	3:B:437:ASP:N	2.72	0.41
2:C:100:ALA:C	2:C:102:ASN:H	2.24	0.41
3:D:12:CYS:O	3:D:13:GLY:C	2.59	0.41
3:D:20:PHE:CD2	3:D:235:MET:CG	3.04	0.41
1:K:355:THR:O	1:K:358:GLU:HB2	2.20	0.41
1:K:377:THR:CG2	1:K:378:MET:N	2.84	0.41
2:A:100:ALA:C	2:A:102:ASN:H	2.24	0.41
2:A:296:PHE:CE2	2:A:341:ILE:HD11	2.56	0.41
2:A:318:LEU:HB2	2:A:376:CYS:SG	2.61	0.41
2:A:271:THR:HB	2:A:377:MET:HG3	2.03	0.41
2:A:413:MET:C	2:A:414:GLU:CG	2.90	0.41
3:B:44:LEU:HD12	3:B:49:ILE:CD1	2.49	0.41
3:B:70:LEU:HB2	3:B:99:ALA:HB2	2.03	0.41
2:C:398:MET:HE3	2:C:398:MET:HB2	1.77	0.41
2:C:76:ASP:O	2:C:79:ARG:N	2.52	0.41
3:D:168:THR:HB	3:D:198:THR:HG21	2.03	0.41
3:D:25:SER:O	3:D:28:HIS:N	2.53	0.41
2:A:30:ILE:HG22	2:A:30:ILE:O	2.21	0.40
2:A:401:LYS:O	2:A:402:ARG:HB2	2.21	0.40
3:B:125:GLU:O	3:B:128:SER:HB3	2.21	0.40
3:B:176:LYS:HD2	3:B:207:GLU:HB2	2.03	0.40
1:K:444:ASP:CB	3:B:416:MET:HE1	2.50	0.40
2:C:115:ILE:CG2	2:C:116:ASP:H	2.32	0.40

Continued on next page...

Continued from previous page...

Atom-1	Atom-2	Interatomic distance (Å)	Clash overlap (Å)
2:C:230:LEU:O	2:C:231:ILE:C	2.57	0.40
2:C:282:TYR:HD2	2:C:284:GLU:HG3	1.86	0.40
2:C:286:LEU:HG	2:C:290:GLU:CB	2.51	0.40
2:C:272:TYR:O	2:C:300:ASN:ND2	2.54	0.40
2:C:393:HIS:O	2:C:394:LYS:C	2.59	0.40
2:C:401:LYS:HD2	3:D:346:TRP:CG	2.55	0.40
3:D:176:LYS:HD2	3:D:207:GLU:HB2	2.04	0.40
3:D:409:THR:O	3:D:412:GLY:N	2.48	0.40
3:D:11:GLN:HA	3:D:74:THR:HG21	2.03	0.40
1:K:389:CYS:SG	1:K:469:ILE:HG13	2.61	0.40
2:A:100:ALA:O	2:A:102:ASN:N	2.49	0.40
2:A:130:THR:O	2:A:131:GLY:C	2.59	0.40
3:B:191:VAL:HG11	3:B:425:MET:CG	2.43	0.40
3:B:168:THR:HB	3:B:198:THR:HG21	2.03	0.40
3:B:333:LEU:O	3:B:334:ASN:C	2.58	0.40
3:B:405:LEU:O	3:B:405:LEU:HD23	2.21	0.40
2:C:332:ILE:CD1	2:C:353:VAL:HG22	2.51	0.40
3:D:413:MET:CG	3:D:414:ASP:H	2.26	0.40
1:K:301:ILE:CD1	1:K:587:ILE:CG2	2.97	0.40
2:A:14:VAL:HG11	2:A:75:ILE:HD13	2.04	0.40
2:A:425:MET:O	2:A:426:ALA:C	2.60	0.40
2:A:425:MET:O	2:A:428:LEU:N	2.45	0.40
3:B:147:SER:HB2	3:B:190:SER:CB	2.41	0.40
3:B:182:VAL:O	3:B:184:PRO:N	2.54	0.40
2:C:130:THR:O	2:C:131:GLY:C	2.59	0.40
2:C:288:VAL:O	2:C:289:ALA:C	2.59	0.40
2:C:425:MET:O	2:C:426:ALA:C	2.60	0.40
2:C:181:VAL:HG11	3:D:347:ILE:CG2	2.51	0.40
1:K:287:PRO:CD	1:K:337:ASP:HB2	2.51	0.40
1:K:318:VAL:CG1	1:K:319:ASP:N	2.84	0.40
1:K:421:PHE:HD1	1:K:432:LEU:HD12	1.77	0.40
1:K:544:ALA:CB	1:K:567:THR:HG21	2.51	0.40
3:B:98:GLY:C	3:B:100:GLY:H	2.24	0.40
3:B:12:CYS:O	3:B:14:ASN:N	2.55	0.40
2:C:209:ILE:HD13	2:C:231:ILE:HD11	2.04	0.40
2:C:296:PHE:CE2	2:C:341:ILE:HD11	2.56	0.40
3:D:114:LEU:HD12	3:D:117:SER:OG	2.22	0.40
3:D:119:LEU:O	3:D:122:VAL:HG22	2.21	0.40
3:D:139:HIS:HE1	3:D:168:THR:CG2	2.34	0.40
3:D:202:TYR:CE2	3:D:268:PHE:HD1	2.39	0.40
1:K:540:LYS:HE2	1:K:563:VAL:O	2.22	0.40

Continued on next page...

Continued from previous page...

Atom-1	Atom-2	Interatomic distance (Å)	Clash overlap (Å)
1:K:602:ARG:HA	1:K:602:ARG:HD3	1.91	0.40
2:A:110:ILE:O	2:A:111:GLY:C	2.57	0.40
2:A:76:ASP:O	2:A:79:ARG:N	2.52	0.40
3:B:23:VAL:O	3:B:24:ILE:C	2.60	0.40
3:B:274:PRO:CB	3:B:371:LEU:HD21	2.52	0.40
2:C:413:MET:C	2:C:414:GLU:CG	2.89	0.40
2:C:434:GLU:C	2:C:436:GLY:N	2.74	0.40
3:D:125:GLU:O	3:D:128:SER:HB3	2.22	0.40
3:D:188:THR:O	3:D:191:VAL:HG12	2.21	0.40
3:D:204:ILE:HG23	3:D:209:LEU:HD11	2.03	0.40
3:D:282:GLN:CG	3:D:282:GLN:O	2.65	0.40
3:D:291:LEU:HD21	3:D:373:MET:HG2	2.03	0.40
3:D:360:PRO:HG2	3:D:371:LEU:CB	2.38	0.40
3:D:274:PRO:CB	3:D:371:LEU:HD21	2.52	0.40
3:D:405:LEU:HD23	3:D:405:LEU:O	2.21	0.40

There are no symmetry-related clashes.

5.3 Torsion angles [i](#)

5.3.1 Protein backbone [i](#)

In the following table, the Percentiles column shows the percent Ramachandran outliers of the chain as a percentile score with respect to all PDB entries followed by that with respect to all EM entries.

The Analysed column shows the number of residues for which the backbone conformation was analysed, and the total number of residues.

Mol	Chain	Analysed	Favoured	Allowed	Outliers	Percentiles	
1	K	303/374 (81%)	285 (94%)	12 (4%)	6 (2%)	9	46
2	A	408/451 (90%)	265 (65%)	84 (21%)	59 (14%)	0	5
2	C	408/451 (90%)	266 (65%)	83 (20%)	59 (14%)	0	5
3	B	424/445 (95%)	274 (65%)	94 (22%)	56 (13%)	0	6
3	D	424/445 (95%)	274 (65%)	94 (22%)	56 (13%)	0	6
All	All	1967/2166 (91%)	1364 (69%)	367 (19%)	236 (12%)	1	7

All (236) Ramachandran outliers are listed below:

Mol	Chain	Res	Type
1	K	501	GLN
1	K	503	SER
1	K	506	ILE
2	A	96	LYS
2	A	97	GLU
2	A	108	TYR
2	A	109	THR
2	A	141	PHE
2	A	183	GLU
2	A	217	LEU
2	A	240	ALA
2	A	249	ASN
2	A	255	PHE
2	A	266	HIS
2	A	280	LYS
2	A	284	GLU
2	A	285	GLN
2	A	289	ALA
2	A	309	HIS
2	A	346	TRP
2	A	370	LYS
2	A	387	ALA
2	A	403	ALA
2	A	437	VAL
3	B	23	VAL
3	B	24	ILE
3	B	32	PRO
3	B	50	ASN
3	B	82	PRO
3	B	97	SER
3	B	128	SER
3	B	176	LYS
3	B	183	GLU
3	B	218	LYS
3	B	238	VAL
3	B	239	THR
3	B	240	THR
3	B	252	LEU
3	B	263	PRO
3	B	266	HIS
3	B	273	ALA
3	B	278	ARG
3	B	280	SER

Continued on next page...

Continued from previous page...

Mol	Chain	Res	Type
3	B	281	GLN
3	B	282	GLN
3	B	288	VAL
3	B	294	GLN
3	B	295	MET
3	B	343	PHE
3	B	344	VAL
3	B	346	TRP
3	B	369	ARG
3	B	403	ALA
2	C	96	LYS
2	C	97	GLU
2	C	108	TYR
2	C	109	THR
2	C	141	PHE
2	C	183	GLU
2	C	217	LEU
2	C	240	ALA
2	C	249	ASN
2	C	255	PHE
2	C	266	HIS
2	C	280	LYS
2	C	284	GLU
2	C	285	GLN
2	C	289	ALA
2	C	309	HIS
2	C	346	TRP
2	C	370	LYS
2	C	387	ALA
2	C	403	ALA
2	C	437	VAL
3	D	23	VAL
3	D	24	ILE
3	D	32	PRO
3	D	50	ASN
3	D	82	PRO
3	D	97	SER
3	D	128	SER
3	D	176	LYS
3	D	183	GLU
3	D	218	LYS
3	D	238	VAL

Continued on next page...

Continued from previous page...

Mol	Chain	Res	Type
3	D	239	THR
3	D	240	THR
3	D	252	LEU
3	D	263	PRO
3	D	266	HIS
3	D	273	ALA
3	D	278	ARG
3	D	280	SER
3	D	281	GLN
3	D	282	GLN
3	D	288	VAL
3	D	294	GLN
3	D	295	MET
3	D	311	ARG
3	D	343	PHE
3	D	344	VAL
3	D	346	TRP
3	D	369	ARG
3	D	403	ALA
1	K	387	GLN
2	A	24	TYR
2	A	63	PRO
2	A	103	TYR
2	A	111	GLY
2	A	131	GLY
2	A	218	ASP
2	A	219	ILE
2	A	238	ILE
2	A	265	GLY
2	A	287	SER
2	A	314	ALA
2	A	339	ARG
2	A	342	GLN
2	A	386	GLU
3	B	38	GLY
3	B	73	GLY
3	B	175	PRO
3	B	265	LEU
3	B	279	GLY
3	B	298	ALA
3	B	300	ASN
3	B	311	ARG

Continued on next page...

Continued from previous page...

Mol	Chain	Res	Type
2	C	24	TYR
2	C	63	PRO
2	C	103	TYR
2	C	111	GLY
2	C	131	GLY
2	C	218	ASP
2	C	219	ILE
2	C	238	ILE
2	C	265	GLY
2	C	287	SER
2	C	314	ALA
2	C	339	ARG
2	C	342	GLN
2	C	373	ARG
2	C	386	GLU
3	D	38	GLY
3	D	73	GLY
3	D	175	PRO
3	D	265	LEU
3	D	279	GLY
3	D	298	ALA
3	D	300	ASN
2	A	104	ALA
2	A	148	GLY
2	A	149	PHE
2	A	173	PRO
2	A	239	THR
2	A	245	ASP
2	A	263	PRO
2	A	279	GLU
2	A	288	VAL
2	A	330	ALA
2	A	336	LYS
2	A	369	ALA
2	A	373	ARG
3	B	83	PHE
3	B	99	ALA
3	B	100	GLY
3	B	302	MET
3	B	386	GLU
2	C	104	ALA
2	C	148	GLY

Continued on next page...

Continued from previous page...

Mol	Chain	Res	Type
2	C	149	PHE
2	C	173	PRO
2	C	239	THR
2	C	245	ASP
2	C	263	PRO
2	C	279	GLU
2	C	288	VAL
2	C	330	ALA
2	C	336	LYS
2	C	369	ALA
3	D	83	PHE
3	D	99	ALA
3	D	100	GLY
3	D	302	MET
3	D	386	GLU
2	A	89	PRO
2	A	129	CYS
2	A	300	ASN
2	A	348	PRO
3	B	34	GLY
3	B	96	GLN
3	B	395	PHE
2	C	89	PRO
2	C	129	CYS
2	C	300	ASN
2	C	348	PRO
3	D	34	GLY
3	D	74	THR
3	D	96	GLN
3	D	395	PHE
2	A	256	GLN
2	A	303	VAL
2	A	307	PRO
2	A	382	THR
3	B	57	ALA
3	B	74	THR
3	B	285	ALA
3	B	424	ASN
2	C	256	GLN
2	C	303	VAL
2	C	307	PRO
2	C	382	THR

Continued on next page...

Continued from previous page...

Mol	Chain	Res	Type
3	D	57	ALA
3	D	285	ALA
2	A	31	GLN
2	A	273	ALA
3	B	51	VAL
3	B	58	GLY
3	B	145	THR
3	B	162	PRO
3	B	400	ARG
2	C	31	GLN
2	C	273	ALA
3	D	51	VAL
3	D	58	GLY
3	D	145	THR
3	D	162	PRO
3	D	400	ARG
3	D	424	ASN
3	B	195	VAL
3	D	195	VAL
2	A	115	ILE
2	C	115	ILE
3	B	72	PRO
3	D	72	PRO
1	K	500	PRO
1	K	563	VAL

5.3.2 Protein sidechains ⓘ

In the following table, the Percentiles column shows the percent sidechain outliers of the chain as a percentile score with respect to all PDB entries followed by that with respect to all EM entries.

The Analysed column shows the number of residues for which the sidechain conformation was analysed, and the total number of residues.

Mol	Chain	Analysed	Rotameric	Outliers	Percentiles	
1	K	269/323 (83%)	261 (97%)	8 (3%)	46	72
2	A	347/377 (92%)	298 (86%)	49 (14%)	4	22
2	C	347/377 (92%)	298 (86%)	49 (14%)	4	22
3	B	367/381 (96%)	308 (84%)	59 (16%)	3	17
3	D	367/381 (96%)	307 (84%)	60 (16%)	3	17

Continued on next page...

Continued from previous page...

Mol	Chain	Analysed	Rotameric	Outliers	Percentiles
All	All	1697/1839 (92%)	1472 (87%)	225 (13%)	8 24

All (225) residues with a non-rotameric sidechain are listed below:

Mol	Chain	Res	Type
1	K	291	LYS
1	K	295	ARG
1	K	346	LYS
1	K	374	LYS
1	K	378	MET
1	K	499	ARG
1	K	510	PHE
1	K	595	GLU
2	A	6	SER
2	A	20	CYS
2	A	21	TRP
2	A	32	PRO
2	A	76	ASP
2	A	82	THR
2	A	98	ASP
2	A	115	ILE
2	A	120	ASP
2	A	125	LEU
2	A	127	ASP
2	A	130	THR
2	A	135	PHE
2	A	141	PHE
2	A	150	THR
2	A	152	LEU
2	A	155	GLU
2	A	169	PHE
2	A	172	TYR
2	A	173	PRO
2	A	183	GLU
2	A	192	HIS
2	A	204	VAL
2	A	219	ILE
2	A	224	TYR
2	A	231	ILE
2	A	234	ILE
2	A	243	ARG
2	A	244	PHE

Continued on next page...

Continued from previous page...

Mol	Chain	Res	Type
2	A	253	THR
2	A	260	VAL
2	A	267	PHE
2	A	269	LEU
2	A	276	ILE
2	A	284	GLU
2	A	303	VAL
2	A	325	PRO
2	A	334	THR
2	A	345	ASP
2	A	352	LYS
2	A	368	LEU
2	A	376	CYS
2	A	378	LEU
2	A	380	ASN
2	A	404	PHE
2	A	415	GLU
2	A	417	GLU
2	A	431	ASP
2	A	432	TYR
3	B	14	ASN
3	B	24	ILE
3	B	26	ASP
3	B	32	PRO
3	B	41	ASP
3	B	68	VAL
3	B	76	ASP
3	B	90	ASP
3	B	94	PHE
3	B	101	ASN
3	B	122	VAL
3	B	129	CYS
3	B	135	PHE
3	B	141	LEU
3	B	145	THR
3	B	149	MET
3	B	153	LEU
3	B	161	TYR
3	B	163	ASP
3	B	165	ILE
3	B	174	SER
3	B	198	THR

Continued on next page...

Continued from previous page...

Mol	Chain	Res	Type
3	B	201	THR
3	B	203	CYS
3	B	207	GLU
3	B	211	ASP
3	B	214	PHE
3	B	215	ARG
3	B	224	TYR
3	B	227	LEU
3	B	230	LEU
3	B	236	SER
3	B	240	THR
3	B	244	PHE
3	B	265	LEU
3	B	267	PHE
3	B	275	LEU
3	B	282	GLN
3	B	283	TYR
3	B	284	ARG
3	B	299	LYS
3	B	306	ASP
3	B	309	HIS
3	B	322	ARG
3	B	324	SER
3	B	325	MET
3	B	343	PHE
3	B	344	VAL
3	B	349	ASN
3	B	369	ARG
3	B	380	ASN
3	B	387	LEU
3	B	413	MET
3	B	414	ASP
3	B	424	ASN
3	B	427	ASP
3	B	431	GLU
3	B	432	TYR
3	B	437	ASP
2	C	6	SER
2	C	20	CYS
2	C	21	TRP
2	C	32	PRO
2	C	76	ASP

Continued on next page...

Continued from previous page...

Mol	Chain	Res	Type
2	C	82	THR
2	C	98	ASP
2	C	115	ILE
2	C	120	ASP
2	C	125	LEU
2	C	127	ASP
2	C	130	THR
2	C	135	PHE
2	C	141	PHE
2	C	150	THR
2	C	152	LEU
2	C	155	GLU
2	C	169	PHE
2	C	172	TYR
2	C	173	PRO
2	C	183	GLU
2	C	192	HIS
2	C	204	VAL
2	C	219	ILE
2	C	224	TYR
2	C	231	ILE
2	C	234	ILE
2	C	243	ARG
2	C	244	PHE
2	C	253	THR
2	C	260	VAL
2	C	267	PHE
2	C	269	LEU
2	C	276	ILE
2	C	284	GLU
2	C	303	VAL
2	C	325	PRO
2	C	334	THR
2	C	345	ASP
2	C	352	LYS
2	C	368	LEU
2	C	376	CYS
2	C	378	LEU
2	C	380	ASN
2	C	404	PHE
2	C	415	GLU
2	C	417	GLU

Continued on next page...

Continued from previous page...

Mol	Chain	Res	Type
2	C	431	ASP
2	C	432	TYR
3	D	14	ASN
3	D	24	ILE
3	D	26	ASP
3	D	32	PRO
3	D	41	ASP
3	D	68	VAL
3	D	76	ASP
3	D	90	ASP
3	D	94	PHE
3	D	101	ASN
3	D	122	VAL
3	D	129	CYS
3	D	135	PHE
3	D	141	LEU
3	D	145	THR
3	D	149	MET
3	D	153	LEU
3	D	161	TYR
3	D	163	ASP
3	D	165	ILE
3	D	174	SER
3	D	198	THR
3	D	201	THR
3	D	203	CYS
3	D	207	GLU
3	D	211	ASP
3	D	214	PHE
3	D	215	ARG
3	D	224	TYR
3	D	227	LEU
3	D	230	LEU
3	D	236	SER
3	D	240	THR
3	D	244	PHE
3	D	265	LEU
3	D	267	PHE
3	D	275	LEU
3	D	282	GLN
3	D	283	TYR
3	D	284	ARG

Continued on next page...

Continued from previous page...

Mol	Chain	Res	Type
3	D	289	PRO
3	D	299	LYS
3	D	306	ASP
3	D	309	HIS
3	D	322	ARG
3	D	324	SER
3	D	325	MET
3	D	343	PHE
3	D	344	VAL
3	D	349	ASN
3	D	369	ARG
3	D	380	ASN
3	D	387	LEU
3	D	413	MET
3	D	414	ASP
3	D	424	ASN
3	D	427	ASP
3	D	431	GLU
3	D	432	TYR
3	D	437	ASP

Some sidechains can be flipped to improve hydrogen bonding and reduce clashes. All (63) such sidechains are listed below:

Mol	Chain	Res	Type
1	K	327	HIS
1	K	376	HIS
1	K	391	ASN
1	K	484	ASN
1	K	501	GLN
1	K	555	GLN
1	K	596	HIS
2	A	11	GLN
2	A	15	GLN
2	A	61	HIS
2	A	101	ASN
2	A	128	GLN
2	A	133	GLN
2	A	139	HIS
2	A	197	HIS
2	A	216	ASN
2	A	226	ASN
2	A	256	GLN

Continued on next page...

Continued from previous page...

Mol	Chain	Res	Type
2	A	309	HIS
2	A	380	ASN
3	B	14	ASN
3	B	91	ASN
3	B	101	ASN
3	B	102	ASN
3	B	107	HIS
3	B	136	GLN
3	B	139	HIS
3	B	282	GLN
3	B	331	GLN
3	B	334	ASN
3	B	337	ASN
3	B	349	ASN
3	B	380	ASN
3	B	406	HIS
3	B	436	GLN
2	C	11	GLN
2	C	15	GLN
2	C	128	GLN
2	C	133	GLN
2	C	139	HIS
2	C	197	HIS
2	C	216	ASN
2	C	226	ASN
2	C	256	GLN
2	C	309	HIS
2	C	380	ASN
2	C	406	HIS
3	D	14	ASN
3	D	91	ASN
3	D	101	ASN
3	D	102	ASN
3	D	107	HIS
3	D	136	GLN
3	D	139	HIS
3	D	197	ASN
3	D	282	GLN
3	D	331	GLN
3	D	334	ASN
3	D	337	ASN
3	D	349	ASN

Continued on next page...

Continued from previous page...

Mol	Chain	Res	Type
3	D	380	ASN
3	D	406	HIS
3	D	436	GLN

5.3.3 RNA ⓘ

There are no RNA molecules in this entry.

5.4 Non-standard residues in protein, DNA, RNA chains ⓘ

There are no non-standard protein/DNA/RNA residues in this entry.

5.5 Carbohydrates ⓘ

There are no carbohydrates in this entry.

5.6 Ligand geometry ⓘ

There are no ligands in this entry.

5.7 Other polymers ⓘ

There are no such residues in this entry.

5.8 Polymer linkage issues ⓘ

There are no chain breaks in this entry.