



# Full wwPDB NMR Structure Validation Report ⓘ

Feb 13, 2017 – 02:40 am GMT

PDB ID : 5J2W  
Title : Intermediate state lying on the pathway of release of Tat from HIV-1 TAR.  
Authors : Borkar, A.N.; Bardaro Jr., M.F.; Varani, G.; Vendruscolo, M.  
Deposited on : 2016-03-30

This is a Full wwPDB NMR Structure Validation Report for a publicly released PDB entry.

We welcome your comments at [validation@mail.wwpdb.org](mailto:validation@mail.wwpdb.org)

A user guide is available at

<http://wwpdb.org/validation/2016/NMRValidationReportHelp>

with specific help available everywhere you see the ⓘ symbol.

---

The following versions of software and data (see [references ⓘ](#)) were used in the production of this report:

Cyrange : Kirchner and Güntert (2011)  
NmrClust : Kelley et al. (1996)  
MolProbity : 4.02b-467  
Mogul : 1.7.2 (RC1), CSD as538be (2017)  
Percentile statistics : 20161228.v01 (using entries in the PDB archive December 28th 2016)  
RCI : v\_1n\_11\_5\_13\_A (Berjanski et al., 2005)  
PANAV : Wang et al. (2010)  
ShiftChecker : trunk28760  
Ideal geometry (proteins) : Engh & Huber (2001)  
Ideal geometry (DNA, RNA) : Parkinson et al. (1996)  
Validation Pipeline (wwPDB-VP) : recalc28949

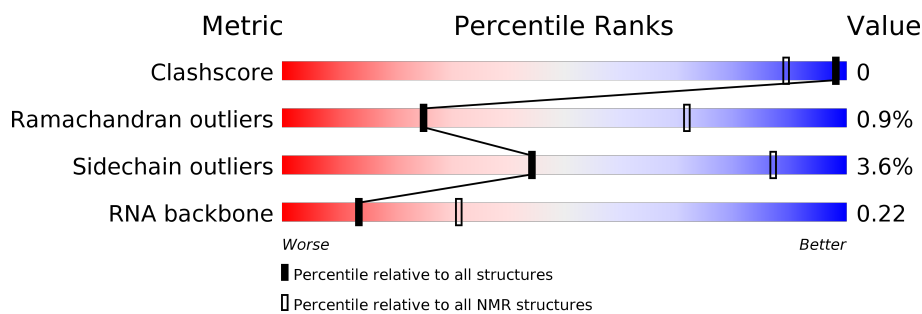
# 1 Overall quality at a glance

The following experimental techniques were used to determine the structure:

*SOLUTION NMR*

The overall completeness of chemical shifts assignment is 67%.

Percentile scores (ranging between 0-100) for global validation metrics of the entry are shown in the following graphic. The table shows the number of entries on which the scores are based.



| Metric                | Whole archive<br>(#Entries) | NMR archive<br>(#Entries) |
|-----------------------|-----------------------------|---------------------------|
| Clashscore            | 125131                      | 11601                     |
| Ramachandran outliers | 121729                      | 10391                     |
| Sidechain outliers    | 121581                      | 10367                     |
| RNA backbone          | 3398                        | 623                       |

The table below summarises the geometric issues observed across the polymeric chains and their fit to the experimental data. The red, orange, yellow and green segments indicate the fraction of residues that contain outliers for  $\geq 3$ , 2, 1 and 0 types of geometric quality criteria. A cyan segment indicates the fraction of residues that are not part of the well-defined cores, and a grey segment represents the fraction of residues that are not modelled. The numeric value for each fraction is indicated below the corresponding segment, with a dot representing fractions  $\leq 5\%$

| Mol | Chain | Length | Quality of chain |
|-----|-------|--------|------------------|
| 1   | A     | 14     |                  |
| 2   | B     | 29     |                  |

## 2 Ensemble composition and analysis

This entry contains 10 models. Model 8 is the overall representative, medoid model (most similar to other models). The authors have identified model 1 as representative, based on the following criterion: *target function*.

The following residues are included in the computation of the global validation metrics.

| Well-defined (core) protein residues |                       |                   |              |
|--------------------------------------|-----------------------|-------------------|--------------|
| Well-defined core                    | Residue range (total) | Backbone RMSD (Å) | Medoid model |
| 1                                    | A:1-A:12 (12)         | 0.26              | 8            |

Ill-defined regions of proteins are excluded from the global statistics.

Ligands and non-protein polymers are included in the analysis.

The models can be grouped into 3 clusters and 2 single-model clusters were found.

| Cluster number        | Models      |
|-----------------------|-------------|
| 1                     | 3, 6, 8, 10 |
| 2                     | 2, 5        |
| 3                     | 1, 4        |
| Single-model clusters | 7; 9        |

### 3 Entry composition

There are 2 unique types of molecules in this entry. The entry contains 1198 atoms, of which 460 are hydrogens and 0 are deuteriums.

- Molecule 1 is a protein called Cyclic peptide mimetic of HIV-1 Tat.

| Mol | Chain | Residues | Atoms |    |     |    |    | Trace |
|-----|-------|----------|-------|----|-----|----|----|-------|
| 1   | A     | 14       | Total | C  | H   | N  | O  | 0     |
|     |       |          | 269   | 75 | 146 | 33 | 15 |       |

- Molecule 2 is a RNA chain called Apical region (29mer) of the HIV-1 TAR RNA element.

| Mol | Chain | Residues | Atoms |     |     |     |     |    | Trace |
|-----|-------|----------|-------|-----|-----|-----|-----|----|-------|
| 2   | B     | 29       | Total | C   | H   | N   | O   | P  | 0     |
|     |       |          | 929   | 275 | 314 | 109 | 203 | 28 |       |

## 4 Residue-property plots

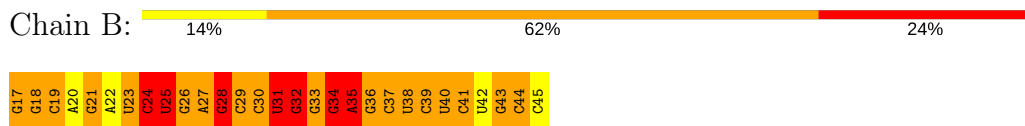
### 4.1 Average score per residue in the NMR ensemble

These plots are provided for all protein, RNA and DNA chains in the entry. The first graphic is the same as shown in the summary in section 1 of this report. The second graphic shows the sequence where residues are colour-coded according to the number of geometric quality criteria for which they contain at least one outlier: green = 0, yellow = 1, orange = 2 and red = 3 or more. Stretches of 2 or more consecutive residues without any outliers are shown as green connectors. Residues which are classified as ill-defined in the NMR ensemble, are shown in cyan with an underline colour-coded according to the previous scheme. Residues which were present in the experimental sample, but not modelled in the final structure are shown in grey.

- Molecule 1: Cyclic peptide mimetic of HIV-1 Tat



- Molecule 2: Apical region (29mer) of the HIV-1 TAR RNA element



### 4.2 Scores per residue for each member of the ensemble

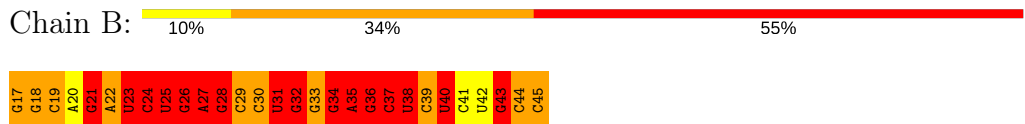
Colouring as in section 4.1 above.

#### 4.2.1 Score per residue for model 1

- Molecule 1: Cyclic peptide mimetic of HIV-1 Tat

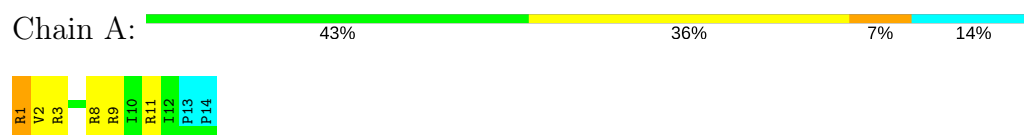


- Molecule 2: Apical region (29mer) of the HIV-1 TAR RNA element

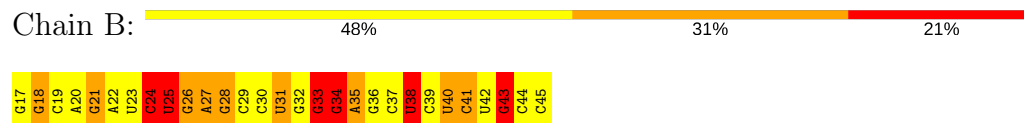


### 4.2.2 Score per residue for model 2

- Molecule 1: Cyclic peptide mimetic of HIV-1 Tat



- Molecule 2: Apical region (29mer) of the HIV-1 TAR RNA element

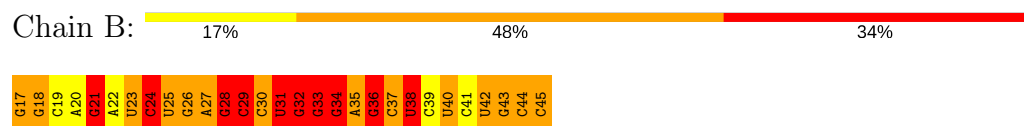


### 4.2.3 Score per residue for model 3

- Molecule 1: Cyclic peptide mimetic of HIV-1 Tat

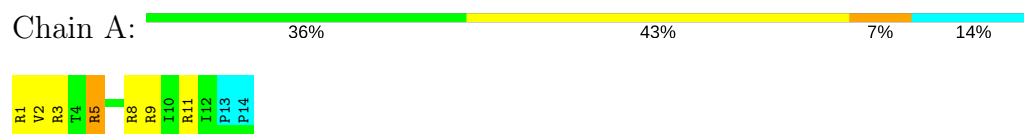


- Molecule 2: Apical region (29mer) of the HIV-1 TAR RNA element

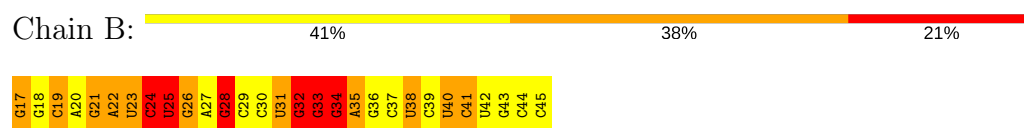


### 4.2.4 Score per residue for model 4

- Molecule 1: Cyclic peptide mimetic of HIV-1 Tat

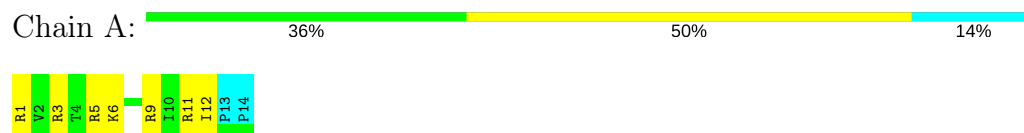


- Molecule 2: Apical region (29mer) of the HIV-1 TAR RNA element

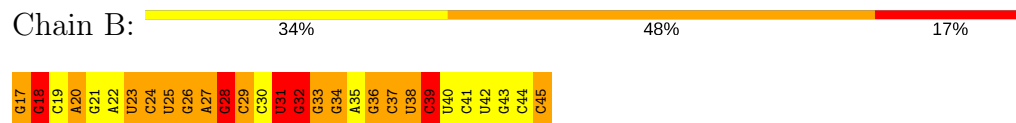


### 4.2.5 Score per residue for model 5

- Molecule 1: Cyclic peptide mimetic of HIV-1 Tat



- Molecule 2: Apical region (29mer) of the HIV-1 TAR RNA element

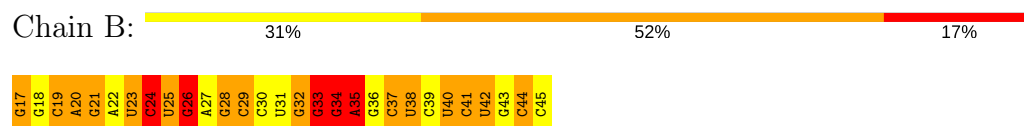


### 4.2.6 Score per residue for model 6

- Molecule 1: Cyclic peptide mimetic of HIV-1 Tat

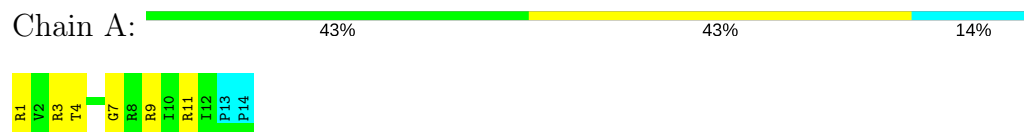


- Molecule 2: Apical region (29mer) of the HIV-1 TAR RNA element

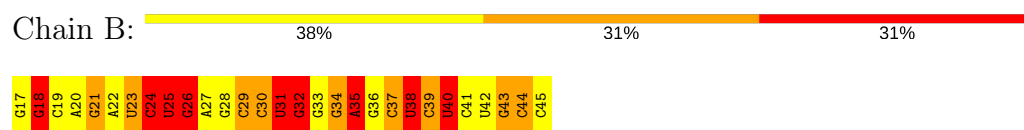


### 4.2.7 Score per residue for model 7

- Molecule 1: Cyclic peptide mimetic of HIV-1 Tat

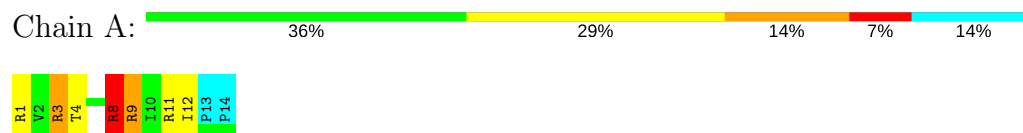


- Molecule 2: Apical region (29mer) of the HIV-1 TAR RNA element

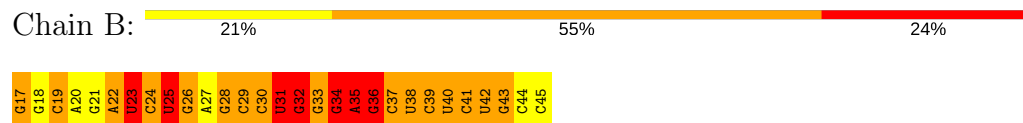


#### 4.2.8 Score per residue for model 8 (medoid)

- Molecule 1: Cyclic peptide mimetic of HIV-1 Tat



- Molecule 2: Apical region (29mer) of the HIV-1 TAR RNA element

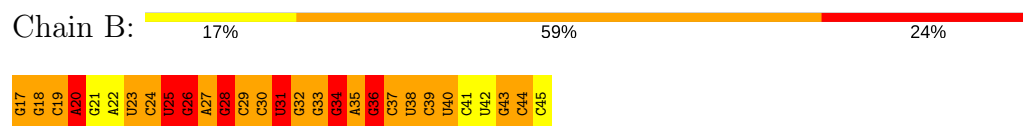


#### 4.2.9 Score per residue for model 9

- Molecule 1: Cyclic peptide mimetic of HIV-1 Tat



- Molecule 2: Apical region (29mer) of the HIV-1 TAR RNA element

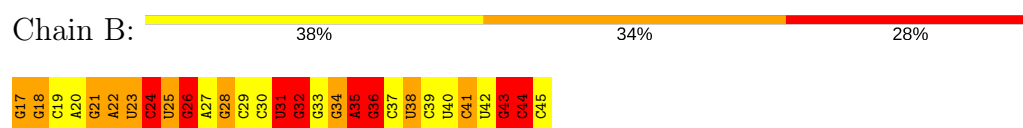


#### 4.2.10 Score per residue for model 10

- Molecule 1: Cyclic peptide mimetic of HIV-1 Tat



- Molecule 2: Apical region (29mer) of the HIV-1 TAR RNA element



## 5 Refinement protocol and experimental data overview

The models were refined using the following method: *molecular dynamics*.

Of the 3871 calculated structures, 10 were deposited, based on the following criterion: *structures with the lowest energy*.

The authors did not provide any information on software used for structure solution, optimization or refinement.

The following table shows chemical shift validation statistics as aggregates over all chemical shift files. Detailed validation can be found in section 7 of this report.

|  |             |
|--|-------------|
| Chemical shift file(s)                       | 5j2w_cs.str |
| Number of chemical shift lists               | 1           |
| Total number of shifts                       | 550         |
| Number of shifts mapped to atoms             | 550         |
| Number of unparsed shifts                    | 0           |
| Number of shifts with mapping errors         | 0           |
| Number of shifts with mapping warnings       | 0           |
| Assignment completeness (well-defined parts) | 67%         |

No validations of the models with respect to experimental NMR restraints is performed at this time.

## 6 Model quality [i](#)

### 6.1 Standard geometry [i](#)

Bond lengths and bond angles in the following residue types are not validated in this section: DPR

The Z score for a bond length (or angle) is the number of standard deviations the observed value is removed from the expected value. A bond length (or angle) with  $|Z| > 5$  is considered an outlier worth inspection. RMSZ is the (average) root-mean-square of all Z scores of the bond lengths (or angles).

| Mol | Chain | Bond lengths |                    | Bond angles |                         |
|-----|-------|--------------|--------------------|-------------|-------------------------|
|     |       | RMSZ         | #Z>5               | RMSZ        | #Z>5                    |
| 1   | A     | 0.59±0.02    | 0±0/108 (0.0±0.0%) | 2.74±0.37   | 8±3/139 (5.7±2.1%)      |
| 2   | B     | 1.13±0.01    | 0±0/686 (0.0±0.0%) | 3.68±0.14   | 164±13/1068 (15.4±1.2%) |
| All | All   | 1.07         | 0/7940 (0.0%)      | 3.59        | 1721/12070 (14.3%)      |

Chiral center outliers are detected by calculating the chiral volume of a chiral center and verifying if the center is modelled as a planar moiety or with the opposite hand. A planarity outlier is detected by checking planarity of atoms in a peptide group, atoms in a mainchain group or atoms of a sidechain that are expected to be planar.

| Mol | Chain | Chirality | Planarity |
|-----|-------|-----------|-----------|
| 1   | A     | 0.0±0.0   | 0.8±0.9   |
| 2   | B     | 0.0±0.0   | 16.8±3.9  |
| All | All   | 0         | 176       |

There are no bond-length outliers.

All unique angle outliers are listed below. They are sorted according to the Z-score of the worst occurrence in the ensemble.

| Mol | Chain | Res | Type | Atoms      | Z      | Observed(°) | Ideal(°) | Models |       |
|-----|-------|-----|------|------------|--------|-------------|----------|--------|-------|
|     |       |     |      |            |        |             |          | Worst  | Total |
| 1   | A     | 11  | ARG  | NE-CZ-NH1  | 23.14  | 131.87      | 120.30   | 8      | 5     |
| 2   | B     | 27  | A    | N1-C6-N6   | -22.36 | 105.19      | 118.60   | 3      | 7     |
| 2   | B     | 20  | A    | N1-C6-N6   | -22.26 | 105.24      | 118.60   | 7      | 10    |
| 2   | B     | 33  | G    | O4'-C1'-N9 | 18.58  | 123.07      | 108.20   | 3      | 6     |
| 1   | A     | 3   | ARG  | NE-CZ-NH1  | 18.34  | 129.47      | 120.30   | 3      | 6     |
| 1   | A     | 8   | ARG  | NE-CZ-NH1  | 18.28  | 129.44      | 120.30   | 9      | 3     |
| 2   | B     | 32  | G    | N3-C4-C5   | -18.19 | 119.51      | 128.60   | 10     | 2     |
| 2   | B     | 35  | A    | N1-C6-N6   | -16.80 | 108.52      | 118.60   | 6      | 7     |
| 2   | B     | 22  | A    | N1-C6-N6   | -16.79 | 108.53      | 118.60   | 5      | 9     |
| 2   | B     | 20  | A    | C5-C6-N1   | 16.75  | 126.08      | 117.70   | 7      | 9     |

*Continued on next page...*

Continued from previous page...

| Mol | Chain | Res | Type | Atoms      | Z      | Observed(°) | Ideal(°) | Models |       |
|-----|-------|-----|------|------------|--------|-------------|----------|--------|-------|
|     |       |     |      |            |        |             |          | Worst  | Total |
| 2   | B     | 22  | A    | C5-C6-N1   | 16.59  | 126.00      | 117.70   | 4      | 6     |
| 2   | B     | 31  | U    | O4'-C1'-N1 | 15.97  | 120.97      | 108.20   | 1      | 6     |
| 2   | B     | 17  | G    | O4'-C1'-N9 | 15.52  | 120.62      | 108.20   | 1      | 4     |
| 1   | A     | 1   | ARG  | NE-CZ-NH1  | 15.08  | 127.84      | 120.30   | 7      | 8     |
| 2   | B     | 23  | U    | N3-C2-O2   | -15.04 | 111.67      | 122.20   | 10     | 6     |
| 2   | B     | 27  | A    | C4-C5-C6   | -15.01 | 109.49      | 117.00   | 9      | 7     |
| 2   | B     | 38  | U    | O4'-C1'-N1 | 14.85  | 120.08      | 108.20   | 8      | 8     |
| 2   | B     | 33  | G    | N3-C4-C5   | -14.73 | 121.23      | 128.60   | 2      | 3     |
| 2   | B     | 44  | C    | C2-N3-C4   | -14.71 | 112.55      | 119.90   | 3      | 6     |
| 2   | B     | 20  | A    | C4-C5-C6   | -14.44 | 109.78      | 117.00   | 5      | 9     |
| 2   | B     | 19  | C    | N3-C2-O2   | -14.30 | 111.89      | 121.90   | 8      | 7     |
| 2   | B     | 39  | C    | O4'-C1'-N1 | 14.23  | 119.58      | 108.20   | 1      | 7     |
| 2   | B     | 31  | U    | N3-C2-O2   | -13.89 | 112.47      | 122.20   | 10     | 6     |
| 2   | B     | 45  | C    | N3-C2-O2   | -13.89 | 112.18      | 121.90   | 8      | 6     |
| 2   | B     | 37  | C    | N3-C2-O2   | -13.84 | 112.21      | 121.90   | 3      | 6     |
| 2   | B     | 34  | G    | O4'-C1'-N9 | 13.76  | 119.21      | 108.20   | 5      | 5     |
| 2   | B     | 43  | G    | C5-C6-N1   | 13.73  | 118.37      | 111.50   | 3      | 5     |
| 2   | B     | 24  | C    | O4'-C1'-N1 | 13.58  | 119.06      | 108.20   | 5      | 5     |
| 2   | B     | 22  | A    | C4-C5-C6   | -13.52 | 110.24      | 117.00   | 4      | 5     |
| 2   | B     | 42  | U    | N3-C2-O2   | -13.49 | 112.76      | 122.20   | 1      | 4     |
| 1   | A     | 9   | ARG  | NE-CZ-NH2  | 13.47  | 127.04      | 120.30   | 8      | 6     |
| 2   | B     | 24  | C    | C6-N1-C2   | -13.32 | 114.97      | 120.30   | 3      | 3     |
| 2   | B     | 27  | A    | C5-C6-N1   | 13.19  | 124.29      | 117.70   | 9      | 8     |
| 2   | B     | 44  | C    | O4'-C1'-N1 | 13.19  | 118.75      | 108.20   | 3      | 6     |
| 2   | B     | 20  | A    | O4'-C1'-N9 | 13.18  | 118.75      | 108.20   | 8      | 4     |
| 2   | B     | 26  | G    | O4'-C1'-N9 | 13.12  | 118.70      | 108.20   | 2      | 6     |
| 2   | B     | 27  | A    | C2-N3-C4   | 13.09  | 117.14      | 110.60   | 10     | 3     |
| 2   | B     | 35  | A    | C5-C6-N1   | 13.04  | 124.22      | 117.70   | 8      | 8     |
| 2   | B     | 44  | C    | N3-C2-O2   | -13.04 | 112.77      | 121.90   | 3      | 7     |
| 2   | B     | 32  | G    | N1-C6-O6   | -13.00 | 112.10      | 119.90   | 9      | 7     |
| 2   | B     | 39  | C    | C2-N3-C4   | -12.87 | 113.46      | 119.90   | 7      | 3     |
| 2   | B     | 43  | G    | C8-N9-C4   | -12.78 | 101.29      | 106.40   | 7      | 3     |
| 2   | B     | 36  | G    | O4'-C1'-N9 | 12.68  | 118.34      | 108.20   | 1      | 3     |
| 2   | B     | 25  | U    | O4'-C1'-N1 | 12.65  | 118.32      | 108.20   | 3      | 4     |
| 2   | B     | 35  | A    | C4-C5-C6   | -12.63 | 110.69      | 117.00   | 8      | 6     |
| 2   | B     | 34  | G    | C4-C5-N7   | -12.62 | 105.75      | 110.80   | 7      | 1     |
| 2   | B     | 17  | G    | N3-C4-C5   | -12.58 | 122.31      | 128.60   | 7      | 3     |
| 2   | B     | 27  | A    | O4'-C1'-N9 | 12.52  | 118.21      | 108.20   | 3      | 5     |
| 1   | A     | 3   | ARG  | NE-CZ-NH2  | -12.51 | 114.04      | 120.30   | 3      | 4     |
| 2   | B     | 28  | G    | O4'-C1'-N9 | 12.51  | 118.21      | 108.20   | 6      | 3     |
| 2   | B     | 23  | U    | O4'-C1'-N1 | 12.50  | 118.20      | 108.20   | 9      | 7     |

Continued on next page...

*Continued from previous page...*

| Mol | Chain | Res | Type | Atoms       | Z      | Observed(°) | Ideal(°) | Models |       |
|-----|-------|-----|------|-------------|--------|-------------|----------|--------|-------|
|     |       |     |      |             |        |             |          | Worst  | Total |
| 2   | B     | 45  | C    | C4-C5-C6    | -12.49 | 111.16      | 117.40   | 4      | 2     |
| 2   | B     | 41  | C    | O4'-C1'-N1  | 12.38  | 118.10      | 108.20   | 3      | 6     |
| 2   | B     | 18  | G    | C6-N1-C2    | -12.33 | 117.70      | 125.10   | 1      | 4     |
| 2   | B     | 30  | C    | N3-C4-N4    | -12.32 | 109.38      | 118.00   | 8      | 2     |
| 1   | A     | 9   | ARG  | NE-CZ-NH1   | 12.30  | 126.45      | 120.30   | 4      | 4     |
| 2   | B     | 27  | A    | N1-C2-N3    | -12.22 | 123.19      | 129.30   | 10     | 5     |
| 2   | B     | 37  | C    | N3-C4-C5    | 12.13  | 126.75      | 121.90   | 1      | 8     |
| 2   | B     | 37  | C    | N1-C2-O2    | 12.11  | 126.17      | 118.90   | 3      | 4     |
| 2   | B     | 21  | G    | C5'-C4'-O4' | 12.06  | 123.58      | 109.10   | 10     | 6     |
| 2   | B     | 19  | C    | C1'-O4'-C4' | 11.97  | 119.48      | 109.90   | 3      | 3     |
| 2   | B     | 32  | G    | C8-N9-C4    | -11.95 | 101.62      | 106.40   | 1      | 4     |
| 2   | B     | 21  | G    | N1-C6-O6    | -11.90 | 112.76      | 119.90   | 6      | 5     |
| 2   | B     | 24  | C    | N3-C2-O2    | -11.90 | 113.57      | 121.90   | 7      | 9     |
| 2   | B     | 30  | C    | C6-N1-C2    | -11.88 | 115.55      | 120.30   | 1      | 2     |
| 2   | B     | 18  | G    | N1-C6-O6    | -11.83 | 112.80      | 119.90   | 8      | 8     |
| 2   | B     | 29  | C    | N1-C2-O2    | 11.80  | 125.98      | 118.90   | 3      | 7     |
| 2   | B     | 30  | C    | O4'-C1'-N1  | 11.78  | 117.63      | 108.20   | 8      | 5     |
| 2   | B     | 32  | G    | N3-C4-N9    | 11.75  | 133.05      | 126.00   | 10     | 2     |
| 2   | B     | 17  | G    | N3-C2-N2    | -11.71 | 111.70      | 119.90   | 4      | 3     |
| 2   | B     | 32  | G    | C4-C5-C6    | 11.69  | 125.81      | 118.80   | 10     | 3     |
| 2   | B     | 40  | U    | O4'-C1'-N1  | 11.69  | 117.55      | 108.20   | 5      | 6     |
| 2   | B     | 17  | G    | N3-C4-N9    | 11.62  | 132.97      | 126.00   | 7      | 1     |
| 2   | B     | 29  | C    | O4'-C1'-N1  | 11.61  | 117.49      | 108.20   | 8      | 5     |
| 2   | B     | 41  | C    | N1-C2-O2    | 11.57  | 125.84      | 118.90   | 9      | 6     |
| 2   | B     | 23  | U    | C5-C6-N1    | -11.54 | 116.93      | 122.70   | 7      | 5     |
| 2   | B     | 45  | C    | C2-N3-C4    | -11.52 | 114.14      | 119.90   | 8      | 5     |
| 2   | B     | 33  | G    | C6-N1-C2    | -11.52 | 118.19      | 125.10   | 2      | 6     |
| 2   | B     | 44  | C    | N3-C4-C5    | -11.52 | 117.29      | 121.90   | 6      | 8     |
| 2   | B     | 17  | G    | C5-N7-C8    | -11.48 | 98.56       | 104.30   | 6      | 2     |
| 2   | B     | 18  | G    | C5-C6-N1    | 11.48  | 117.24      | 111.50   | 1      | 5     |
| 2   | B     | 19  | C    | C2-N3-C4    | -11.48 | 114.16      | 119.90   | 9      | 4     |
| 2   | B     | 35  | A    | O4'-C1'-N9  | 11.45  | 117.36      | 108.20   | 1      | 5     |
| 2   | B     | 29  | C    | C6-N1-C2    | -11.44 | 115.72      | 120.30   | 10     | 4     |
| 2   | B     | 34  | G    | C6-N1-C2    | -11.42 | 118.25      | 125.10   | 10     | 5     |
| 2   | B     | 19  | C    | C6-N1-C2    | -11.41 | 115.74      | 120.30   | 9      | 4     |
| 2   | B     | 37  | C    | C6-N1-C2    | -11.39 | 115.74      | 120.30   | 4      | 2     |
| 2   | B     | 32  | G    | C5-C6-N1    | 11.37  | 117.19      | 111.50   | 5      | 5     |
| 2   | B     | 32  | G    | O4'-C1'-N9  | 11.37  | 117.30      | 108.20   | 1      | 6     |
| 2   | B     | 35  | A    | C2-N3-C4    | 11.36  | 116.28      | 110.60   | 7      | 4     |
| 2   | B     | 37  | C    | N3-C4-N4    | -11.34 | 110.06      | 118.00   | 1      | 2     |
| 2   | B     | 29  | C    | N3-C2-O2    | -11.32 | 113.98      | 121.90   | 2      | 10    |

*Continued on next page...*

*Continued from previous page...*

| Mol | Chain | Res | Type | Atoms       | Z      | Observed(°) | Ideal(°) | Models |       |
|-----|-------|-----|------|-------------|--------|-------------|----------|--------|-------|
|     |       |     |      |             |        |             |          | Worst  | Total |
| 2   | B     | 29  | C    | N3-C4-C5    | -11.31 | 117.38      | 121.90   | 10     | 2     |
| 2   | B     | 22  | A    | C4'-C3'-C2' | -11.26 | 91.34       | 102.60   | 3      | 2     |
| 2   | B     | 28  | G    | N3-C4-C5    | -11.18 | 123.01      | 128.60   | 1      | 3     |
| 2   | B     | 45  | C    | C6-N1-C2    | -11.13 | 115.85      | 120.30   | 2      | 3     |
| 2   | B     | 32  | G    | C2-N3-C4    | 11.11  | 117.45      | 111.90   | 10     | 5     |
| 2   | B     | 17  | G    | N7-C8-N9    | 11.06  | 118.63      | 113.10   | 6      | 2     |
| 2   | B     | 19  | C    | N1-C2-N3    | 11.00  | 126.90      | 119.20   | 9      | 3     |
| 2   | B     | 41  | C    | N3-C2-O2    | -10.99 | 114.21      | 121.90   | 1      | 7     |
| 2   | B     | 17  | G    | N9-C4-C5    | -10.97 | 101.01      | 105.40   | 3      | 3     |
| 2   | B     | 24  | C    | N1-C2-O2    | 10.96  | 125.47      | 118.90   | 8      | 8     |
| 2   | B     | 39  | C    | C4-C5-C6    | 10.94  | 122.87      | 117.40   | 3      | 3     |
| 2   | B     | 17  | G    | C5-C6-N1    | 10.91  | 116.95      | 111.50   | 7      | 4     |
| 2   | B     | 19  | C    | C4-C5-C6    | 10.90  | 122.85      | 117.40   | 8      | 3     |
| 2   | B     | 32  | G    | N7-C8-N9    | 10.86  | 118.53      | 113.10   | 1      | 2     |
| 2   | B     | 25  | U    | C5'-C4'-O4' | 10.78  | 122.04      | 109.10   | 5      | 3     |
| 2   | B     | 40  | U    | C5-C4-O4    | 10.76  | 132.36      | 125.90   | 9      | 2     |
| 2   | B     | 17  | G    | N1-C6-O6    | -10.75 | 113.45      | 119.90   | 6      | 3     |
| 1   | A     | 11  | ARG  | NE-CZ-NH2   | 10.74  | 125.67      | 120.30   | 1      | 4     |
| 2   | B     | 43  | G    | C2-N3-C4    | -10.73 | 106.53      | 111.90   | 10     | 7     |
| 2   | B     | 20  | A    | C6-N1-C2    | -10.73 | 112.16      | 118.60   | 7      | 2     |
| 2   | B     | 22  | A    | C5-C6-N6    | 10.73  | 132.28      | 123.70   | 9      | 6     |
| 2   | B     | 17  | G    | C6-N1-C2    | -10.72 | 118.67      | 125.10   | 7      | 4     |
| 2   | B     | 37  | C    | O4'-C1'-N1  | 10.67  | 116.73      | 108.20   | 3      | 5     |
| 2   | B     | 45  | C    | C5-C4-N4    | -10.59 | 112.79      | 120.20   | 4      | 2     |
| 2   | B     | 43  | G    | O4'-C1'-N9  | 10.57  | 116.65      | 108.20   | 6      | 5     |
| 2   | B     | 43  | G    | C6-N1-C2    | -10.55 | 118.77      | 125.10   | 8      | 6     |
| 2   | B     | 43  | G    | N3-C2-N2    | -10.48 | 112.57      | 119.90   | 4      | 5     |
| 2   | B     | 28  | G    | C8-N9-C4    | -10.47 | 102.21      | 106.40   | 3      | 4     |
| 2   | B     | 43  | G    | N1-C6-O6    | -10.45 | 113.63      | 119.90   | 9      | 5     |
| 2   | B     | 45  | C    | N1-C2-O2    | 10.43  | 125.16      | 118.90   | 10     | 8     |
| 2   | B     | 43  | G    | C4-C5-N7    | -10.42 | 106.63      | 110.80   | 2      | 3     |
| 2   | B     | 43  | G    | N9-C4-C5    | 10.36  | 109.54      | 105.40   | 7      | 4     |
| 2   | B     | 24  | C    | C5-C6-N1    | -10.31 | 115.84      | 121.00   | 5      | 3     |
| 2   | B     | 17  | G    | C2-N3-C4    | 10.30  | 117.05      | 111.90   | 2      | 4     |
| 2   | B     | 24  | C    | N1-C1'-C2'  | -10.30 | 100.61      | 114.00   | 6      | 2     |
| 2   | B     | 30  | C    | N3-C2-O2    | -10.30 | 114.69      | 121.90   | 6      | 8     |
| 2   | B     | 24  | C    | C2-N3-C4    | -10.26 | 114.77      | 119.90   | 5      | 4     |
| 2   | B     | 34  | G    | C5-C6-N1    | 10.26  | 116.63      | 111.50   | 10     | 5     |
| 2   | B     | 21  | G    | C8-N9-C4    | -10.24 | 102.30      | 106.40   | 6      | 4     |
| 2   | B     | 26  | G    | N1-C6-O6    | -10.23 | 113.76      | 119.90   | 8      | 4     |
| 2   | B     | 21  | G    | C6-C5-N7    | -10.21 | 124.28      | 130.40   | 4      | 2     |

*Continued on next page...*

Continued from previous page...

| Mol | Chain | Res | Type | Atoms       | Z      | Observed(°) | Ideal(°) | Models |       |
|-----|-------|-----|------|-------------|--------|-------------|----------|--------|-------|
|     |       |     |      |             |        |             |          | Worst  | Total |
| 2   | B     | 28  | G    | C6-N1-C2    | -10.20 | 118.98      | 125.10   | 6      | 4     |
| 2   | B     | 33  | G    | N1-C6-O6    | -10.18 | 113.79      | 119.90   | 5      | 3     |
| 2   | B     | 45  | C    | N3-C4-C5    | 10.14  | 125.96      | 121.90   | 4      | 5     |
| 2   | B     | 26  | G    | C5-C6-N1    | 10.13  | 116.56      | 111.50   | 7      | 4     |
| 2   | B     | 41  | C    | N3-C4-N4    | -10.12 | 110.91      | 118.00   | 3      | 5     |
| 2   | B     | 30  | C    | N3-C4-C5    | -10.12 | 117.85      | 121.90   | 5      | 2     |
| 2   | B     | 21  | G    | N9-C4-C5    | 10.12  | 109.45      | 105.40   | 8      | 3     |
| 2   | B     | 43  | G    | C6-C5-N7    | 10.08  | 136.45      | 130.40   | 3      | 1     |
| 2   | B     | 41  | C    | C6-N1-C2    | 10.07  | 124.33      | 120.30   | 9      | 3     |
| 2   | B     | 31  | U    | C2-N3-C4    | -10.00 | 121.00      | 127.00   | 8      | 6     |
| 1   | A     | 8   | ARG  | NE-CZ-NH2   | -9.98  | 115.31      | 120.30   | 1      | 3     |
| 2   | B     | 29  | C    | C4'-C3'-C2' | -9.97  | 92.63       | 102.60   | 5      | 1     |
| 2   | B     | 45  | C    | C3'-C2'-C1' | 9.96   | 109.47      | 101.50   | 2      | 2     |
| 2   | B     | 34  | G    | N3-C4-N9    | -9.95  | 120.03      | 126.00   | 1      | 3     |
| 2   | B     | 19  | C    | C5-C4-N4    | -9.95  | 113.23      | 120.20   | 9      | 2     |
| 2   | B     | 20  | A    | C2-N3-C4    | 9.90   | 115.55      | 110.60   | 9      | 3     |
| 2   | B     | 40  | U    | C2-N3-C4    | -9.90  | 121.06      | 127.00   | 4      | 5     |
| 2   | B     | 33  | G    | N9-C4-C5    | 9.89   | 109.36      | 105.40   | 9      | 5     |
| 2   | B     | 26  | G    | C8-N9-C4    | -9.88  | 102.45      | 106.40   | 1      | 3     |
| 2   | B     | 23  | U    | C4-C5-C6    | 9.86   | 125.62      | 119.70   | 7      | 3     |
| 2   | B     | 23  | U    | N1-C2-O2    | 9.86   | 129.70      | 122.80   | 10     | 3     |
| 2   | B     | 28  | G    | C5-C6-O6    | -9.84  | 122.69      | 128.60   | 3      | 4     |
| 2   | B     | 22  | A    | C8-N9-C4    | -9.80  | 101.88      | 105.80   | 5      | 6     |
| 2   | B     | 21  | G    | C5-C6-N1    | 9.79   | 116.40      | 111.50   | 7      | 3     |
| 2   | B     | 21  | G    | C6-N1-C2    | -9.79  | 119.22      | 125.10   | 7      | 2     |
| 2   | B     | 36  | G    | C6-N1-C2    | -9.75  | 119.25      | 125.10   | 1      | 3     |
| 2   | B     | 20  | A    | C6-C5-N7    | 9.75   | 139.12      | 132.30   | 3      | 7     |
| 2   | B     | 27  | A    | C1'-O4'-C4' | -9.73  | 102.11      | 109.90   | 10     | 4     |
| 2   | B     | 22  | A    | N1-C2-N3    | -9.73  | 124.44      | 129.30   | 6      | 5     |
| 2   | B     | 34  | G    | N1-C6-O6    | -9.72  | 114.06      | 119.90   | 9      | 4     |
| 2   | B     | 29  | C    | N3-C4-N4    | -9.72  | 111.20      | 118.00   | 3      | 4     |
| 2   | B     | 20  | A    | N1-C2-N3    | 9.72   | 134.16      | 129.30   | 2      | 3     |
| 2   | B     | 27  | A    | C5-C6-N6    | 9.71   | 131.47      | 123.70   | 3      | 3     |
| 2   | B     | 34  | G    | N9-C4-C5    | 9.66   | 109.27      | 105.40   | 7      | 2     |
| 2   | B     | 30  | C    | N1-C2-O2    | 9.66   | 124.70      | 118.90   | 2      | 6     |
| 2   | B     | 42  | U    | N3-C4-O4    | 9.65   | 126.15      | 119.40   | 8      | 4     |
| 2   | B     | 22  | A    | N9-C4-C5    | 9.62   | 109.65      | 105.80   | 5      | 3     |
| 2   | B     | 40  | U    | N3-C4-C5    | -9.62  | 108.83      | 114.60   | 9      | 1     |
| 2   | B     | 43  | G    | N7-C8-N9    | 9.61   | 117.91      | 113.10   | 10     | 4     |
| 2   | B     | 18  | G    | O4'-C4'-C3' | 9.61   | 113.79      | 106.10   | 6      | 1     |
| 2   | B     | 40  | U    | C4-C5-C6    | 9.59   | 125.45      | 119.70   | 10     | 3     |

Continued on next page...

*Continued from previous page...*

| Mol | Chain | Res | Type | Atoms       | Z     | Observed(°) | Ideal(°) | Models |       |
|-----|-------|-----|------|-------------|-------|-------------|----------|--------|-------|
|     |       |     |      |             |       |             |          | Worst  | Total |
| 2   | B     | 24  | C    | N3-C4-N4    | 9.58  | 124.71      | 118.00   | 1      | 3     |
| 2   | B     | 39  | C    | N1-C2-N3    | 9.57  | 125.90      | 119.20   | 3      | 3     |
| 2   | B     | 17  | G    | C4-C5-N7    | 9.56  | 114.62      | 110.80   | 3      | 5     |
| 2   | B     | 42  | U    | N1-C2-O2    | 9.55  | 129.48      | 122.80   | 1      | 2     |
| 2   | B     | 21  | G    | C4-C5-N7    | -9.54 | 106.99      | 110.80   | 8      | 5     |
| 2   | B     | 21  | G    | C2-N3-C4    | 9.47  | 116.64      | 111.90   | 10     | 3     |
| 2   | B     | 29  | C    | O4'-C4'-C3' | 9.47  | 113.68      | 106.10   | 5      | 1     |
| 2   | B     | 36  | G    | N3-C4-C5    | -9.46 | 123.87      | 128.60   | 1      | 4     |
| 2   | B     | 32  | G    | N9-C4-C5    | 9.44  | 109.18      | 105.40   | 8      | 3     |
| 2   | B     | 32  | G    | C6-N1-C2    | -9.44 | 119.44      | 125.10   | 3      | 3     |
| 2   | B     | 18  | G    | C8-N9-C4    | -9.38 | 102.65      | 106.40   | 3      | 2     |
| 2   | B     | 30  | C    | C4-C5-C6    | 9.36  | 122.08      | 117.40   | 5      | 3     |
| 2   | B     | 18  | G    | O4'-C1'-N9  | 9.35  | 115.68      | 108.20   | 6      | 3     |
| 2   | B     | 31  | U    | C1'-O4'-C4' | -9.34 | 102.43      | 109.90   | 10     | 3     |
| 2   | B     | 40  | U    | C5'-C4'-O4' | 9.33  | 120.30      | 109.10   | 2      | 2     |
| 1   | A     | 5   | ARG  | NE-CZ-NH2   | -9.33 | 115.64      | 120.30   | 6      | 3     |
| 2   | B     | 39  | C    | N3-C2-O2    | -9.33 | 115.37      | 121.90   | 4      | 6     |
| 2   | B     | 38  | U    | C5-C6-N1    | -9.30 | 118.05      | 122.70   | 10     | 3     |
| 2   | B     | 28  | G    | C2-N3-C4    | 9.28  | 116.54      | 111.90   | 1      | 2     |
| 2   | B     | 21  | G    | C5-N7-C8    | -9.28 | 99.66       | 104.30   | 4      | 2     |
| 2   | B     | 27  | A    | C6-C5-N7    | 9.28  | 138.79      | 132.30   | 9      | 7     |
| 2   | B     | 33  | G    | C4-C5-N7    | -9.27 | 107.09      | 110.80   | 9      | 5     |
| 2   | B     | 44  | C    | N1-C2-N3    | 9.25  | 125.68      | 119.20   | 3      | 4     |
| 2   | B     | 31  | U    | C6-N1-C2    | -9.25 | 115.45      | 121.00   | 5      | 2     |
| 2   | B     | 22  | A    | C2-N3-C4    | 9.25  | 115.22      | 110.60   | 6      | 5     |
| 2   | B     | 40  | U    | C5-C6-N1    | -9.20 | 118.10      | 122.70   | 10     | 3     |
| 2   | B     | 18  | G    | C5-C6-O6    | 9.20  | 134.12      | 128.60   | 6      | 3     |
| 2   | B     | 26  | G    | N3-C2-N2    | -9.19 | 113.47      | 119.90   | 3      | 4     |
| 2   | B     | 24  | C    | C4'-C3'-C2' | -9.19 | 93.41       | 102.60   | 9      | 2     |
| 2   | B     | 19  | C    | N1-C2-O2    | 9.16  | 124.40      | 118.90   | 5      | 4     |
| 2   | B     | 35  | A    | C8-N9-C4    | -9.14 | 102.14      | 105.80   | 1      | 4     |
| 2   | B     | 34  | G    | C6-C5-N7    | 9.14  | 135.88      | 130.40   | 7      | 2     |
| 2   | B     | 28  | G    | C5-C6-N1    | 9.12  | 116.06      | 111.50   | 1      | 3     |
| 2   | B     | 28  | G    | N1-C6-O6    | -9.10 | 114.44      | 119.90   | 2      | 2     |
| 2   | B     | 18  | G    | N7-C8-N9    | 9.09  | 117.64      | 113.10   | 3      | 1     |
| 2   | B     | 23  | U    | C3'-C2'-C1' | 9.07  | 108.76      | 101.50   | 5      | 3     |
| 2   | B     | 34  | G    | C8-N9-C4    | -9.04 | 102.78      | 106.40   | 5      | 3     |
| 2   | B     | 34  | G    | C5-N7-C8    | 9.03  | 108.81      | 104.30   | 7      | 3     |
| 2   | B     | 32  | G    | C6-C5-N7    | -9.02 | 124.99      | 130.40   | 10     | 1     |
| 2   | B     | 25  | U    | C2-N3-C4    | -9.02 | 121.59      | 127.00   | 1      | 4     |
| 2   | B     | 30  | C    | C5-C4-N4    | 8.98  | 126.49      | 120.20   | 8      | 3     |

*Continued on next page...*

*Continued from previous page...*

| Mol | Chain | Res | Type | Atoms       | Z     | Observed(°) | Ideal(°) | Models |       |
|-----|-------|-----|------|-------------|-------|-------------|----------|--------|-------|
|     |       |     |      |             |       |             |          | Worst  | Total |
| 2   | B     | 31  | U    | N1-C2-N3    | 8.94  | 120.26      | 114.90   | 10     | 4     |
| 2   | B     | 31  | U    | O4'-C1'-C2' | -8.89 | 96.91       | 105.80   | 6      | 3     |
| 2   | B     | 36  | G    | C5-C6-N1    | 8.86  | 115.93      | 111.50   | 9      | 3     |
| 1   | A     | 9   | ARG  | NH1-CZ-NH2  | -8.86 | 109.66      | 119.40   | 4      | 3     |
| 2   | B     | 21  | G    | N3-C2-N2    | -8.86 | 113.70      | 119.90   | 8      | 2     |
| 2   | B     | 26  | G    | C5'-C4'-O4' | 8.81  | 119.68      | 109.10   | 6      | 2     |
| 2   | B     | 21  | G    | C5-C6-O6    | 8.80  | 133.88      | 128.60   | 6      | 4     |
| 2   | B     | 33  | G    | C8-N9-C4    | -8.78 | 102.89      | 106.40   | 8      | 2     |
| 2   | B     | 28  | G    | C5'-C4'-O4' | 8.77  | 119.63      | 109.10   | 7      | 6     |
| 2   | B     | 42  | U    | N1-C2-N3    | 8.76  | 120.16      | 114.90   | 6      | 4     |
| 2   | B     | 44  | C    | C5'-C4'-O4' | 8.76  | 119.61      | 109.10   | 9      | 2     |
| 2   | B     | 29  | C    | C5-C4-N4    | 8.73  | 126.31      | 120.20   | 3      | 4     |
| 2   | B     | 19  | C    | C3'-C2'-C1' | 8.72  | 108.48      | 101.50   | 3      | 4     |
| 2   | B     | 22  | A    | C3'-C2'-C1' | -8.72 | 94.53       | 101.50   | 10     | 3     |
| 2   | B     | 19  | C    | O4'-C1'-N1  | 8.71  | 115.16      | 108.20   | 4      | 6     |
| 2   | B     | 45  | C    | O4'-C1'-N1  | 8.71  | 115.16      | 108.20   | 2      | 3     |
| 2   | B     | 36  | G    | N3-C2-N2    | -8.70 | 113.81      | 119.90   | 5      | 3     |
| 2   | B     | 43  | G    | C5-C6-O6    | 8.69  | 133.81      | 128.60   | 6      | 2     |
| 2   | B     | 33  | G    | C1'-O4'-C4' | -8.69 | 102.95      | 109.90   | 8      | 1     |
| 2   | B     | 25  | U    | N1-C2-N3    | 8.68  | 120.11      | 114.90   | 1      | 4     |
| 2   | B     | 32  | G    | N3-C2-N2    | 8.67  | 125.97      | 119.90   | 7      | 3     |
| 2   | B     | 33  | G    | N3-C4-N9    | 8.66  | 131.20      | 126.00   | 2      | 3     |
| 2   | B     | 27  | A    | N9-C1'-C2'  | -8.66 | 102.48      | 112.00   | 7      | 1     |
| 2   | B     | 29  | C    | C3'-C2'-C1' | 8.63  | 108.41      | 101.50   | 5      | 1     |
| 2   | B     | 27  | A    | O4'-C4'-C3' | 8.63  | 113.01      | 106.10   | 10     | 2     |
| 2   | B     | 18  | G    | C1'-O4'-C4' | -8.63 | 103.00      | 109.90   | 6      | 1     |
| 2   | B     | 24  | C    | N3-C4-C5    | 8.62  | 125.35      | 121.90   | 5      | 5     |
| 1   | A     | 1   | ARG  | CD-NE-CZ    | 8.59  | 135.62      | 123.60   | 3      | 1     |
| 2   | B     | 41  | C    | C5-C4-N4    | 8.58  | 126.21      | 120.20   | 1      | 3     |
| 2   | B     | 39  | C    | N1-C2-O2    | 8.51  | 124.01      | 118.90   | 10     | 3     |
| 2   | B     | 38  | U    | N3-C2-O2    | -8.51 | 116.24      | 122.20   | 1      | 4     |
| 2   | B     | 32  | G    | C3'-C2'-C1' | -8.50 | 94.70       | 101.50   | 6      | 3     |
| 2   | B     | 37  | C    | C2-N3-C4    | -8.47 | 115.67      | 119.90   | 2      | 3     |
| 2   | B     | 19  | C    | C5-C6-N1    | -8.44 | 116.78      | 121.00   | 8      | 3     |
| 2   | B     | 42  | U    | C2-N3-C4    | -8.43 | 121.94      | 127.00   | 4      | 4     |
| 2   | B     | 43  | G    | C5-N7-C8    | 8.43  | 108.52      | 104.30   | 3      | 2     |
| 2   | B     | 28  | G    | N3-C4-N9    | 8.42  | 131.05      | 126.00   | 1      | 1     |
| 2   | B     | 23  | U    | N1-C2-N3    | 8.40  | 119.94      | 114.90   | 9      | 5     |
| 2   | B     | 25  | U    | C4'-C3'-C2' | -8.40 | 94.20       | 102.60   | 6      | 2     |
| 2   | B     | 17  | G    | C6-C5-N7    | -8.39 | 125.36      | 130.40   | 3      | 3     |
| 2   | B     | 19  | C    | C4'-C3'-C2' | -8.39 | 94.21       | 102.60   | 4      | 2     |

*Continued on next page...*

Continued from previous page...

| Mol | Chain | Res | Type | Atoms       | Z     | Observed(°) | Ideal(°) | Models |       |
|-----|-------|-----|------|-------------|-------|-------------|----------|--------|-------|
|     |       |     |      |             |       |             |          | Worst  | Total |
| 2   | B     | 34  | G    | N7-C8-N9    | 8.39  | 117.29      | 113.10   | 5      | 5     |
| 2   | B     | 36  | G    | C5'-C4'-O4' | 8.39  | 119.16      | 109.10   | 8      | 3     |
| 2   | B     | 39  | C    | N3-C4-N4    | -8.37 | 112.14      | 118.00   | 2      | 4     |
| 2   | B     | 19  | C    | N3-C4-C5    | 8.37  | 125.25      | 121.90   | 6      | 5     |
| 2   | B     | 17  | G    | C8-N9-C4    | 8.36  | 109.74      | 106.40   | 3      | 4     |
| 2   | B     | 43  | G    | N3-C4-C5    | -8.35 | 124.42      | 128.60   | 1      | 1     |
| 2   | B     | 43  | G    | N1-C2-N3    | 8.35  | 128.91      | 123.90   | 10     | 3     |
| 2   | B     | 29  | C    | N1-C1'-C2'  | -8.33 | 102.84      | 112.00   | 8      | 2     |
| 2   | B     | 36  | G    | C5-C6-O6    | -8.32 | 123.61      | 128.60   | 5      | 1     |
| 2   | B     | 26  | G    | C2-N3-C4    | 8.32  | 116.06      | 111.90   | 7      | 1     |
| 1   | A     | 3   | ARG  | NH1-CZ-NH2  | -8.32 | 110.25      | 119.40   | 8      | 3     |
| 2   | B     | 18  | G    | C5'-C4'-O4' | 8.32  | 119.08      | 109.10   | 3      | 5     |
| 2   | B     | 40  | U    | N1-C1'-C2'  | -8.30 | 102.87      | 112.00   | 5      | 2     |
| 2   | B     | 18  | G    | C4-C5-N7    | 8.30  | 114.12      | 110.80   | 7      | 1     |
| 2   | B     | 28  | G    | N9-C4-C5    | 8.29  | 108.72      | 105.40   | 6      | 3     |
| 2   | B     | 19  | C    | C5'-C4'-O4' | 8.29  | 119.05      | 109.10   | 8      | 4     |
| 2   | B     | 42  | U    | C5-C6-N1    | -8.29 | 118.56      | 122.70   | 9      | 5     |
| 2   | B     | 31  | U    | C5'-C4'-O4' | 8.29  | 119.04      | 109.10   | 4      | 1     |
| 2   | B     | 35  | A    | N1-C2-N3    | -8.27 | 125.17      | 129.30   | 7      | 3     |
| 2   | B     | 38  | U    | N1-C2-O2    | 8.26  | 128.58      | 122.80   | 1      | 3     |
| 2   | B     | 32  | G    | C5-N7-C8    | -8.25 | 100.17      | 104.30   | 1      | 2     |
| 2   | B     | 39  | C    | C5-C6-N1    | -8.23 | 116.88      | 121.00   | 9      | 3     |
| 2   | B     | 31  | U    | C3'-C2'-C1' | 8.22  | 108.07      | 101.50   | 7      | 4     |
| 2   | B     | 33  | G    | C4-C5-C6    | 8.19  | 123.71      | 118.80   | 10     | 4     |
| 2   | B     | 44  | C    | C6-N1-C2    | -8.18 | 117.03      | 120.30   | 3      | 3     |
| 2   | B     | 26  | G    | N7-C8-N9    | 8.16  | 117.18      | 113.10   | 1      | 2     |
| 2   | B     | 41  | C    | N3-C4-C5    | -8.15 | 118.64      | 121.90   | 7      | 2     |
| 2   | B     | 33  | G    | O4'-C4'-C3' | 8.15  | 112.62      | 106.10   | 6      | 2     |
| 2   | B     | 33  | G    | C5-C6-N1    | 8.14  | 115.57      | 111.50   | 6      | 5     |
| 2   | B     | 20  | A    | C8-N9-C4    | 8.13  | 109.05      | 105.80   | 7      | 1     |
| 2   | B     | 23  | U    | C2-N3-C4    | -8.12 | 122.13      | 127.00   | 9      | 6     |
| 2   | B     | 33  | G    | C2-N3-C4    | 8.11  | 115.95      | 111.90   | 8      | 3     |
| 2   | B     | 43  | G    | C3'-C2'-C1' | -8.11 | 95.01       | 101.50   | 10     | 2     |
| 2   | B     | 31  | U    | C5-C6-N1    | -8.11 | 118.65      | 122.70   | 3      | 6     |
| 2   | B     | 42  | U    | C6-N1-C2    | 8.09  | 125.85      | 121.00   | 9      | 3     |
| 2   | B     | 31  | U    | N3-C4-C5    | 8.06  | 119.43      | 114.60   | 4      | 2     |
| 2   | B     | 43  | G    | O4'-C4'-C3' | 8.05  | 112.54      | 106.10   | 3      | 1     |
| 2   | B     | 28  | G    | N3-C2-N2    | -8.04 | 114.27      | 119.90   | 4      | 1     |
| 2   | B     | 36  | G    | N1-C6-O6    | -8.04 | 115.08      | 119.90   | 9      | 4     |
| 2   | B     | 32  | G    | C5-C6-O6    | 8.01  | 133.40      | 128.60   | 7      | 1     |
| 2   | B     | 33  | G    | N3-C2-N2    | -7.96 | 114.33      | 119.90   | 1      | 5     |

Continued on next page...

*Continued from previous page...*

| Mol | Chain | Res | Type | Atoms       | Z     | Observed(°) | Ideal(°) | Models |       |
|-----|-------|-----|------|-------------|-------|-------------|----------|--------|-------|
|     |       |     |      |             |       |             |          | Worst  | Total |
| 2   | B     | 22  | A    | C5-N7-C8    | -7.95 | 99.92       | 103.90   | 1      | 2     |
| 2   | B     | 37  | C    | C4-C5-C6    | -7.94 | 113.43      | 117.40   | 1      | 6     |
| 2   | B     | 44  | C    | C5-C4-N4    | 7.93  | 125.75      | 120.20   | 7      | 1     |
| 2   | B     | 38  | U    | N1-C1'-C2'  | -7.92 | 103.29      | 112.00   | 8      | 5     |
| 2   | B     | 33  | G    | C5-N7-C8    | -7.92 | 100.34      | 104.30   | 3      | 1     |
| 2   | B     | 45  | C    | C5'-C4'-O4' | 7.91  | 118.60      | 109.10   | 7      | 3     |
| 2   | B     | 40  | U    | N3-C4-O4    | -7.91 | 113.87      | 119.40   | 6      | 2     |
| 1   | A     | 11  | ARG  | NH1-CZ-NH2  | -7.90 | 110.71      | 119.40   | 8      | 3     |
| 2   | B     | 22  | A    | C5'-C4'-O4' | 7.89  | 118.57      | 109.10   | 4      | 2     |
| 2   | B     | 21  | G    | O4'-C1'-N9  | 7.87  | 114.49      | 108.20   | 6      | 4     |
| 2   | B     | 21  | G    | N1-C2-N2    | 7.83  | 123.25      | 116.20   | 8      | 2     |
| 2   | B     | 39  | C    | N3-C4-C5    | 7.83  | 125.03      | 121.90   | 7      | 4     |
| 2   | B     | 25  | U    | N3-C4-O4    | 7.81  | 124.86      | 119.40   | 4      | 3     |
| 2   | B     | 21  | G    | C3'-C2'-C1' | 7.80  | 107.74      | 101.50   | 9      | 2     |
| 2   | B     | 40  | U    | N1-C2-N3    | 7.80  | 119.58      | 114.90   | 4      | 7     |
| 2   | B     | 22  | A    | O4'-C1'-N9  | 7.80  | 114.44      | 108.20   | 8      | 3     |
| 2   | B     | 30  | C    | C5-C6-N1    | -7.80 | 117.10      | 121.00   | 10     | 4     |
| 2   | B     | 17  | G    | C2'-C3'-O3' | 7.79  | 126.65      | 109.50   | 5      | 1     |
| 2   | B     | 42  | U    | C5-C4-O4    | -7.75 | 121.25      | 125.90   | 8      | 2     |
| 2   | B     | 27  | A    | N9-C4-C5    | -7.75 | 102.70      | 105.80   | 2      | 3     |
| 2   | B     | 35  | A    | C5-C6-N6    | 7.71  | 129.87      | 123.70   | 6      | 2     |
| 2   | B     | 36  | G    | P-O3'-C3'   | 7.70  | 128.94      | 119.70   | 5      | 2     |
| 2   | B     | 42  | U    | C4-C5-C6    | 7.66  | 124.30      | 119.70   | 3      | 3     |
| 2   | B     | 27  | A    | C4'-C3'-C2' | -7.65 | 94.95       | 102.60   | 5      | 3     |
| 2   | B     | 31  | U    | C4-C5-C6    | -7.65 | 115.11      | 119.70   | 4      | 3     |
| 2   | B     | 25  | U    | C5-C4-O4    | -7.65 | 121.31      | 125.90   | 5      | 5     |
| 2   | B     | 30  | C    | N1-C2-N3    | 7.64  | 124.55      | 119.20   | 1      | 2     |
| 2   | B     | 40  | U    | C3'-C2'-C1' | 7.63  | 107.61      | 101.50   | 8      | 2     |
| 2   | B     | 35  | A    | C1'-O4'-C4' | -7.61 | 103.81      | 109.90   | 3      | 4     |
| 2   | B     | 31  | U    | C6-N1-C1'   | -7.59 | 110.57      | 121.20   | 7      | 1     |
| 2   | B     | 19  | C    | C6-N1-C1'   | 7.59  | 129.91      | 120.80   | 4      | 1     |
| 2   | B     | 23  | U    | P-O3'-C3'   | 7.58  | 128.79      | 119.70   | 1      | 3     |
| 2   | B     | 36  | G    | N9-C4-C5    | 7.57  | 108.43      | 105.40   | 3      | 3     |
| 2   | B     | 35  | A    | O4'-C1'-C2' | 7.54  | 114.38      | 107.60   | 2      | 3     |
| 2   | B     | 25  | U    | N1-C2-O2    | 7.53  | 128.07      | 122.80   | 5      | 2     |
| 2   | B     | 19  | C    | O4'-C1'-C2' | -7.52 | 98.28       | 105.80   | 3      | 2     |
| 2   | B     | 36  | G    | C8-N9-C4    | -7.51 | 103.39      | 106.40   | 8      | 3     |
| 2   | B     | 41  | C    | C2-N3-C4    | 7.51  | 123.66      | 119.90   | 7      | 3     |
| 2   | B     | 37  | C    | C4'-C3'-C2' | -7.49 | 95.11       | 102.60   | 6      | 4     |
| 2   | B     | 37  | C    | C5-C6-N1    | -7.45 | 117.28      | 121.00   | 6      | 3     |
| 2   | B     | 22  | A    | N3-C4-N9    | -7.44 | 121.45      | 127.40   | 5      | 1     |

*Continued on next page...*

Continued from previous page...

| Mol | Chain | Res | Type | Atoms       | Z     | Observed(°) | Ideal(°) | Models |       |
|-----|-------|-----|------|-------------|-------|-------------|----------|--------|-------|
|     |       |     |      |             |       |             |          | Worst  | Total |
| 2   | B     | 40  | U    | C4'-C3'-C2' | -7.44 | 95.16       | 102.60   | 5      | 4     |
| 2   | B     | 20  | A    | N9-C1'-C2'  | -7.43 | 103.83      | 112.00   | 6      | 2     |
| 2   | B     | 29  | C    | C5'-C4'-O4' | 7.40  | 117.98      | 109.10   | 6      | 1     |
| 2   | B     | 34  | G    | O4'-C1'-C2' | 7.39  | 114.25      | 107.60   | 6      | 1     |
| 2   | B     | 35  | A    | N7-C8-N9    | 7.38  | 117.49      | 113.80   | 1      | 2     |
| 2   | B     | 37  | C    | N1-C2-N3    | 7.38  | 124.36      | 119.20   | 4      | 2     |
| 2   | B     | 32  | G    | C4-C5-N7    | -7.37 | 107.85      | 110.80   | 8      | 3     |
| 2   | B     | 27  | A    | C5'-C4'-O4' | 7.36  | 117.94      | 109.10   | 1      | 2     |
| 2   | B     | 42  | U    | O4'-C1'-N1  | 7.35  | 114.08      | 108.20   | 8      | 3     |
| 2   | B     | 45  | C    | N1-C2-N3    | 7.34  | 124.34      | 119.20   | 8      | 2     |
| 2   | B     | 32  | G    | C5'-C4'-O4' | -7.33 | 100.31      | 109.10   | 7      | 1     |
| 2   | B     | 20  | A    | N3-C4-N9    | 7.32  | 133.26      | 127.40   | 7      | 1     |
| 2   | B     | 24  | C    | C5-C4-N4    | 7.30  | 125.31      | 120.20   | 2      | 4     |
| 2   | B     | 45  | C    | C4'-C3'-C2' | -7.30 | 95.30       | 102.60   | 2      | 1     |
| 2   | B     | 37  | C    | N1-C1'-C2'  | -7.30 | 103.97      | 112.00   | 5      | 4     |
| 2   | B     | 19  | C    | N3-C4-N4    | -7.29 | 112.89      | 118.00   | 5      | 2     |
| 2   | B     | 22  | A    | N7-C8-N9    | 7.27  | 117.44      | 113.80   | 6      | 4     |
| 2   | B     | 32  | G    | N1-C2-N3    | -7.26 | 119.54      | 123.90   | 2      | 2     |
| 2   | B     | 34  | G    | N3-C2-N2    | -7.23 | 114.84      | 119.90   | 9      | 3     |
| 2   | B     | 37  | C    | C5'-C4'-C3' | -7.23 | 104.43      | 116.00   | 4      | 1     |
| 2   | B     | 18  | G    | C2-N3-C4    | -7.23 | 108.29      | 111.90   | 2      | 1     |
| 2   | B     | 43  | G    | C4'-C3'-C2' | -7.22 | 95.38       | 102.60   | 8      | 4     |
| 2   | B     | 22  | A    | C6-C5-N7    | 7.22  | 137.35      | 132.30   | 4      | 4     |
| 2   | B     | 44  | C    | N3-C4-N4    | -7.22 | 112.95      | 118.00   | 4      | 2     |
| 2   | B     | 26  | G    | O4'-C4'-C3' | 7.21  | 111.86      | 106.10   | 6      | 2     |
| 2   | B     | 18  | G    | C5-N7-C8    | -7.20 | 100.70      | 104.30   | 3      | 2     |
| 2   | B     | 31  | U    | C2-N1-C1'   | 7.20  | 126.34      | 117.70   | 7      | 1     |
| 2   | B     | 40  | U    | N3-C2-O2    | -7.18 | 117.17      | 122.20   | 10     | 4     |
| 2   | B     | 43  | G    | N3-C4-N9    | -7.17 | 121.70      | 126.00   | 7      | 2     |
| 2   | B     | 38  | U    | N3-C4-O4    | 7.16  | 124.41      | 119.40   | 1      | 2     |
| 2   | B     | 39  | C    | C5'-C4'-C3' | -7.16 | 104.55      | 116.00   | 6      | 2     |
| 1   | A     | 9   | ARG  | CD-NE-CZ    | 7.16  | 133.62      | 123.60   | 4      | 2     |
| 2   | B     | 25  | U    | N3-C2-O2    | -7.15 | 117.19      | 122.20   | 8      | 2     |
| 2   | B     | 22  | A    | C2'-C3'-O3' | 7.15  | 125.23      | 109.50   | 3      | 1     |
| 2   | B     | 25  | U    | C5'-C4'-C3' | -7.14 | 104.57      | 116.00   | 4      | 2     |
| 2   | B     | 32  | G    | C1'-O4'-C4' | -7.13 | 104.19      | 109.90   | 4      | 3     |
| 2   | B     | 24  | C    | C5'-C4'-O4' | 7.13  | 117.66      | 109.10   | 1      | 2     |
| 2   | B     | 34  | G    | C2-N3-C4    | -7.13 | 108.34      | 111.90   | 1      | 4     |
| 2   | B     | 29  | C    | C1'-O4'-C4' | -7.12 | 104.20      | 109.90   | 5      | 1     |
| 2   | B     | 35  | A    | C5-N7-C8    | -7.11 | 100.35      | 103.90   | 3      | 2     |
| 2   | B     | 41  | C    | C5-C6-N1    | -7.10 | 117.45      | 121.00   | 9      | 1     |

Continued on next page...

*Continued from previous page...*

| Mol | Chain | Res | Type | Atoms       | Z     | Observed(°) | Ideal(°) | Models |       |
|-----|-------|-----|------|-------------|-------|-------------|----------|--------|-------|
|     |       |     |      |             |       |             |          | Worst  | Total |
| 1   | A     | 1   | ARG  | NH1-CZ-NH2  | -7.10 | 111.59      | 119.40   | 9      | 4     |
| 2   | B     | 26  | G    | C5-N7-C8    | -7.10 | 100.75      | 104.30   | 1      | 3     |
| 2   | B     | 33  | G    | N1-C2-N3    | -7.07 | 119.66      | 123.90   | 7      | 2     |
| 2   | B     | 21  | G    | N3-C4-C5    | -7.07 | 125.07      | 128.60   | 10     | 6     |
| 1   | A     | 4   | THR  | CA-CB-CG2   | 7.04  | 122.25      | 112.40   | 9      | 2     |
| 2   | B     | 35  | A    | C3'-C2'-C1' | -7.03 | 95.88       | 101.50   | 2      | 2     |
| 1   | A     | 8   | ARG  | NH1-CZ-NH2  | -7.02 | 111.68      | 119.40   | 9      | 2     |
| 2   | B     | 23  | U    | C5'-C4'-C3' | -6.99 | 104.82      | 116.00   | 10     | 2     |
| 2   | B     | 27  | A    | N3-C4-C5    | -6.97 | 121.92      | 126.80   | 6      | 1     |
| 2   | B     | 45  | C    | C5-C6-N1    | 6.97  | 124.48      | 121.00   | 4      | 2     |
| 2   | B     | 44  | C    | C1'-O4'-C4' | 6.96  | 115.47      | 109.90   | 9      | 1     |
| 2   | B     | 43  | G    | N1-C2-N2    | 6.96  | 122.46      | 116.20   | 4      | 1     |
| 2   | B     | 35  | A    | O4'-C4'-C3' | 6.96  | 111.67      | 106.10   | 9      | 2     |
| 2   | B     | 40  | U    | N1-C2-O2    | -6.95 | 117.93      | 122.80   | 4      | 1     |
| 2   | B     | 42  | U    | C3'-C2'-C1' | 6.94  | 107.05      | 101.50   | 5      | 1     |
| 2   | B     | 38  | U    | C4-C5-C6    | 6.88  | 123.83      | 119.70   | 6      | 3     |
| 2   | B     | 38  | U    | N3-C4-C5    | -6.88 | 110.47      | 114.60   | 7      | 3     |
| 2   | B     | 38  | U    | C4'-C3'-C2' | -6.88 | 95.72       | 102.60   | 7      | 3     |
| 1   | A     | 5   | ARG  | NE-CZ-NH1   | -6.88 | 116.86      | 120.30   | 4      | 3     |
| 2   | B     | 40  | U    | C6-N1-C2    | -6.87 | 116.88      | 121.00   | 5      | 2     |
| 2   | B     | 41  | C    | N1-C2-N3    | 6.87  | 124.01      | 119.20   | 8      | 1     |
| 2   | B     | 37  | C    | C5-C4-N4    | -6.86 | 115.40      | 120.20   | 2      | 3     |
| 2   | B     | 24  | C    | N1-C2-N3    | 6.85  | 124.00      | 119.20   | 3      | 1     |
| 2   | B     | 36  | G    | C4-C5-N7    | -6.83 | 108.07      | 110.80   | 3      | 2     |
| 1   | A     | 10  | ILE  | CA-CB-CG1   | 6.83  | 123.97      | 111.00   | 10     | 1     |
| 2   | B     | 17  | G    | C5-C6-O6    | -6.81 | 124.52      | 128.60   | 2      | 3     |
| 2   | B     | 34  | G    | N3-C4-C5    | -6.78 | 125.21      | 128.60   | 3      | 3     |
| 2   | B     | 21  | G    | N7-C8-N9    | 6.77  | 116.48      | 113.10   | 4      | 2     |
| 2   | B     | 30  | C    | OP1-P-O3'   | 6.77  | 120.09      | 105.20   | 3      | 1     |
| 2   | B     | 27  | A    | C8-N9-C4    | -6.76 | 103.09      | 105.80   | 6      | 3     |
| 2   | B     | 24  | C    | C1'-O4'-C4' | -6.76 | 104.49      | 109.90   | 3      | 3     |
| 2   | B     | 45  | C    | N3-C4-N4    | -6.74 | 113.28      | 118.00   | 8      | 2     |
| 2   | B     | 34  | G    | N1-C2-N3    | 6.74  | 127.94      | 123.90   | 10     | 2     |
| 2   | B     | 33  | G    | C3'-C2'-C1' | 6.72  | 106.88      | 101.50   | 5      | 3     |
| 2   | B     | 36  | G    | C2-N3-C4    | 6.72  | 115.26      | 111.90   | 9      | 1     |
| 2   | B     | 23  | U    | C1'-O4'-C4' | -6.72 | 104.53      | 109.90   | 1      | 1     |
| 2   | B     | 25  | U    | C5-C6-N1    | -6.71 | 119.34      | 122.70   | 9      | 2     |
| 2   | B     | 29  | C    | C4-C5-C6    | 6.70  | 120.75      | 117.40   | 9      | 2     |
| 2   | B     | 39  | C    | C5'-C4'-O4' | 6.69  | 117.13      | 109.10   | 10     | 1     |
| 2   | B     | 23  | U    | N1-C1'-C2'  | -6.65 | 104.69      | 112.00   | 7      | 2     |
| 2   | B     | 28  | G    | N1-C2-N3    | -6.62 | 119.93      | 123.90   | 8      | 1     |

*Continued on next page...*

Continued from previous page...

| Mol | Chain | Res | Type | Atoms       | Z     | Observed(°) | Ideal(°) | Models |       |
|-----|-------|-----|------|-------------|-------|-------------|----------|--------|-------|
|     |       |     |      |             |       |             |          | Worst  | Total |
| 2   | B     | 17  | G    | C4'-C3'-C2' | -6.62 | 95.98       | 102.60   | 9      | 1     |
| 2   | B     | 38  | U    | C5'-C4'-O4' | 6.61  | 117.03      | 109.10   | 8      | 1     |
| 2   | B     | 41  | C    | C3'-C2'-C1' | 6.60  | 106.78      | 101.50   | 4      | 3     |
| 2   | B     | 23  | U    | C5'-C4'-O4' | 6.60  | 117.02      | 109.10   | 10     | 3     |
| 2   | B     | 45  | C    | N1-C1'-C2'  | -6.58 | 104.76      | 112.00   | 3      | 1     |
| 2   | B     | 43  | G    | O4'-C1'-C2' | -6.58 | 99.22       | 105.80   | 8      | 1     |
| 2   | B     | 38  | U    | C5'-C4'-C3' | -6.58 | 105.47      | 116.00   | 10     | 2     |
| 2   | B     | 38  | U    | C5-C4-O4    | -6.56 | 121.96      | 125.90   | 1      | 1     |
| 2   | B     | 41  | C    | C1'-O4'-C4' | 6.55  | 115.14      | 109.90   | 4      | 2     |
| 2   | B     | 39  | C    | C6-N1-C2    | -6.54 | 117.68      | 120.30   | 4      | 2     |
| 2   | B     | 17  | G    | N1-C2-N3    | -6.54 | 119.98      | 123.90   | 2      | 4     |
| 2   | B     | 20  | A    | C4'-C3'-C2' | -6.53 | 96.08       | 102.60   | 9      | 2     |
| 2   | B     | 26  | G    | C3'-C2'-C1' | 6.52  | 106.72      | 101.50   | 1      | 2     |
| 2   | B     | 39  | C    | C5-C4-N4    | -6.51 | 115.64      | 120.20   | 8      | 3     |
| 2   | B     | 35  | A    | C5'-C4'-O4' | -6.51 | 101.28      | 109.10   | 10     | 1     |
| 2   | B     | 43  | G    | C2'-C3'-O3' | 6.48  | 124.06      | 113.70   | 3      | 1     |
| 2   | B     | 28  | G    | N1-C2-N2    | 6.48  | 122.03      | 116.20   | 4      | 1     |
| 2   | B     | 18  | G    | N3-C4-C5    | 6.47  | 131.84      | 128.60   | 7      | 3     |
| 2   | B     | 30  | C    | C5'-C4'-O4' | 6.47  | 116.87      | 109.10   | 8      | 5     |
| 2   | B     | 25  | U    | N3-C4-C5    | -6.44 | 110.74      | 114.60   | 6      | 2     |
| 2   | B     | 43  | G    | C8-N9-C1'   | 6.43  | 135.36      | 127.00   | 10     | 1     |
| 2   | B     | 31  | U    | P-O3'-C3'   | 6.40  | 127.38      | 119.70   | 4      | 1     |
| 2   | B     | 42  | U    | N1-C1'-C2'  | -6.39 | 104.97      | 112.00   | 7      | 2     |
| 2   | B     | 27  | A    | C5-N7-C8    | -6.39 | 100.70      | 103.90   | 5      | 2     |
| 2   | B     | 27  | A    | C6-N1-C2    | -6.39 | 114.77      | 118.60   | 6      | 2     |
| 2   | B     | 27  | A    | N7-C8-N9    | -6.37 | 110.61      | 113.80   | 10     | 2     |
| 2   | B     | 34  | G    | C5'-C4'-O4' | -6.36 | 101.47      | 109.10   | 3      | 2     |
| 2   | B     | 35  | A    | N9-C4-C5    | 6.36  | 108.34      | 105.80   | 7      | 3     |
| 2   | B     | 20  | A    | C5'-C4'-O4' | 6.36  | 116.72      | 109.10   | 4      | 2     |
| 2   | B     | 42  | U    | N3-C4-C5    | -6.33 | 110.81      | 114.60   | 3      | 1     |
| 2   | B     | 26  | G    | C1'-O4'-C4' | -6.33 | 104.84      | 109.90   | 6      | 1     |
| 1   | A     | 1   | ARG  | NE-CZ-NH2   | 6.33  | 123.46      | 120.30   | 9      | 2     |
| 2   | B     | 20  | A    | N7-C8-N9    | -6.31 | 110.64      | 113.80   | 7      | 1     |
| 2   | B     | 25  | U    | C6-N1-C2    | 6.31  | 124.78      | 121.00   | 5      | 3     |
| 2   | B     | 26  | G    | C4-C5-C6    | -6.31 | 115.02      | 118.80   | 7      | 2     |
| 2   | B     | 31  | U    | C5-C4-O4    | 6.30  | 129.68      | 125.90   | 2      | 3     |
| 2   | B     | 26  | G    | N9-C4-C5    | 6.30  | 107.92      | 105.40   | 6      | 2     |
| 2   | B     | 17  | G    | C4-C5-C6    | 6.30  | 122.58      | 118.80   | 5      | 1     |
| 2   | B     | 20  | A    | C5-C6-N6    | 6.29  | 128.73      | 123.70   | 3      | 3     |
| 2   | B     | 42  | U    | C5'-C4'-O4' | 6.26  | 116.61      | 109.10   | 8      | 2     |
| 2   | B     | 39  | C    | C4'-C3'-C2' | -6.26 | 96.34       | 102.60   | 6      | 4     |

Continued on next page...

*Continued from previous page...*

| Mol | Chain | Res | Type | Atoms       | Z     | Observed(°) | Ideal(°) | Models |       |
|-----|-------|-----|------|-------------|-------|-------------|----------|--------|-------|
|     |       |     |      |             |       |             |          | Worst  | Total |
| 2   | B     | 43  | G    | C1'-O4'-C4' | -6.25 | 104.90      | 109.90   | 3      | 2     |
| 2   | B     | 28  | G    | N7-C8-N9    | 6.25  | 116.23      | 113.10   | 3      | 2     |
| 2   | B     | 32  | G    | N9-C1'-C2'  | -6.25 | 105.13      | 112.00   | 8      | 1     |
| 2   | B     | 38  | U    | C6-N1-C2    | 6.22  | 124.73      | 121.00   | 10     | 1     |
| 2   | B     | 37  | C    | C6-N1-C1'   | 6.21  | 128.26      | 120.80   | 4      | 1     |
| 2   | B     | 28  | G    | C4-C5-N7    | -6.21 | 108.32      | 110.80   | 2      | 3     |
| 2   | B     | 32  | G    | O4'-C1'-C2' | -6.20 | 99.60       | 105.80   | 3      | 1     |
| 2   | B     | 33  | G    | C4'-C3'-C2' | 6.19  | 108.79      | 102.60   | 7      | 1     |
| 2   | B     | 35  | A    | C6-C5-N7    | 6.18  | 136.63      | 132.30   | 10     | 3     |
| 2   | B     | 37  | C    | C5'-C4'-O4' | 6.17  | 116.50      | 109.10   | 4      | 2     |
| 2   | B     | 23  | U    | O4'-C4'-C3' | -6.16 | 97.84       | 104.00   | 8      | 3     |
| 2   | B     | 30  | C    | C3'-C2'-C1' | -6.16 | 96.57       | 101.50   | 3      | 4     |
| 2   | B     | 31  | U    | N1-C2-O2    | 6.14  | 127.10      | 122.80   | 10     | 2     |
| 2   | B     | 26  | G    | C6-C5-N7    | -6.14 | 126.72      | 130.40   | 1      | 2     |
| 2   | B     | 18  | G    | N9-C4-C5    | 6.12  | 107.85      | 105.40   | 9      | 2     |
| 2   | B     | 21  | G    | N1-C2-N3    | 6.07  | 127.54      | 123.90   | 5      | 2     |
| 2   | B     | 36  | G    | O4'-C4'-C3' | 6.07  | 110.95      | 106.10   | 10     | 1     |
| 2   | B     | 33  | G    | N7-C8-N9    | 6.04  | 116.12      | 113.10   | 3      | 1     |
| 2   | B     | 21  | G    | O4'-C1'-C2' | -6.04 | 99.76       | 105.80   | 9      | 1     |
| 2   | B     | 25  | U    | C4-C5-C6    | 6.04  | 123.33      | 119.70   | 3      | 2     |
| 2   | B     | 34  | G    | N1-C2-N2    | 6.03  | 121.62      | 116.20   | 9      | 1     |
| 2   | B     | 35  | A    | O3'-P-O5'   | 6.02  | 115.43      | 104.00   | 9      | 3     |
| 2   | B     | 19  | C    | C2-N1-C1'   | -6.01 | 112.19      | 118.80   | 4      | 1     |
| 2   | B     | 40  | U    | C5'-C4'-C3' | -6.01 | 106.38      | 116.00   | 8      | 1     |
| 2   | B     | 19  | C    | N1-C1'-C2'  | -6.01 | 105.39      | 112.00   | 1      | 3     |
| 2   | B     | 44  | C    | C4'-C3'-C2' | -6.00 | 96.59       | 102.60   | 3      | 3     |
| 2   | B     | 45  | C    | O4'-C4'-C3' | -6.00 | 98.00       | 104.00   | 8      | 1     |
| 2   | B     | 30  | C    | C2-N3-C4    | -6.00 | 116.90      | 119.90   | 8      | 3     |
| 2   | B     | 26  | G    | C6-N1-C2    | -5.99 | 121.51      | 125.10   | 3      | 2     |
| 2   | B     | 35  | A    | N3-C4-C5    | -5.99 | 122.61      | 126.80   | 7      | 1     |
| 2   | B     | 18  | G    | C4-N9-C1'   | -5.99 | 118.72      | 126.50   | 10     | 2     |
| 2   | B     | 18  | G    | N1-C2-N3    | 5.98  | 127.49      | 123.90   | 5      | 1     |
| 2   | B     | 29  | C    | C5-C6-N1    | -5.97 | 118.01      | 121.00   | 8      | 2     |
| 2   | B     | 33  | G    | C6-C5-N7    | 5.97  | 133.98      | 130.40   | 9      | 4     |
| 2   | B     | 34  | G    | C1'-O4'-C4' | -5.97 | 105.12      | 109.90   | 6      | 2     |
| 2   | B     | 34  | G    | P-O3'-C3'   | 5.96  | 126.85      | 119.70   | 10     | 1     |
| 2   | B     | 35  | A    | N9-C1'-C2'  | -5.94 | 105.46      | 112.00   | 4      | 1     |
| 2   | B     | 34  | G    | C8-N9-C1'   | 5.94  | 134.72      | 127.00   | 4      | 1     |
| 2   | B     | 26  | G    | C5'-C4'-C3' | -5.93 | 106.51      | 116.00   | 8      | 2     |
| 2   | B     | 24  | C    | O4'-C4'-C3' | 5.93  | 110.84      | 106.10   | 3      | 1     |
| 2   | B     | 19  | C    | C5'-C4'-C3' | -5.93 | 106.52      | 116.00   | 10     | 1     |

*Continued on next page...*

*Continued from previous page...*

| Mol | Chain | Res | Type | Atoms       | Z     | Observed(°) | Ideal(°) | Models |       |
|-----|-------|-----|------|-------------|-------|-------------|----------|--------|-------|
|     |       |     |      |             |       |             |          | Worst  | Total |
| 2   | B     | 23  | U    | C2-N1-C1'   | 5.92  | 124.80      | 117.70   | 10     | 1     |
| 2   | B     | 17  | G    | C1'-O4'-C4' | 5.91  | 114.63      | 109.90   | 4      | 2     |
| 2   | B     | 33  | G    | C5-C6-O6    | 5.89  | 132.14      | 128.60   | 5      | 2     |
| 2   | B     | 35  | A    | O5'-C5'-C4' | 5.88  | 122.87      | 111.70   | 1      | 2     |
| 2   | B     | 20  | A    | N3-C4-C5    | 5.87  | 130.91      | 126.80   | 4      | 3     |
| 2   | B     | 26  | G    | N1-C2-N3    | -5.86 | 120.38      | 123.90   | 7      | 1     |
| 2   | B     | 23  | U    | O4'-C1'-C2' | -5.86 | 99.94       | 105.80   | 5      | 1     |
| 2   | B     | 44  | C    | O4'-C4'-C3' | -5.85 | 98.15       | 104.00   | 2      | 1     |
| 2   | B     | 20  | A    | N9-C4-C5    | -5.85 | 103.46      | 105.80   | 5      | 2     |
| 2   | B     | 32  | G    | C5'-C4'-C3' | -5.84 | 106.66      | 116.00   | 10     | 1     |
| 2   | B     | 29  | C    | N1-C2-N3    | 5.82  | 123.27      | 119.20   | 10     | 2     |
| 2   | B     | 36  | G    | C4-N9-C1'   | -5.81 | 118.94      | 126.50   | 2      | 1     |
| 2   | B     | 44  | C    | C4-C5-C6    | -5.80 | 114.50      | 117.40   | 4      | 1     |
| 2   | B     | 17  | G    | N1-C2-N2    | -5.79 | 110.99      | 116.20   | 1      | 1     |
| 2   | B     | 34  | G    | C5-C6-O6    | -5.78 | 125.13      | 128.60   | 5      | 2     |
| 2   | B     | 28  | G    | C5'-C4'-C3' | -5.73 | 106.83      | 116.00   | 3      | 1     |
| 2   | B     | 35  | A    | C4-C5-N7    | 5.72  | 113.56      | 110.70   | 3      | 1     |
| 2   | B     | 28  | G    | N9-C1'-C2'  | -5.70 | 105.73      | 112.00   | 8      | 1     |
| 2   | B     | 36  | G    | C5'-C4'-C3' | -5.69 | 106.89      | 116.00   | 7      | 1     |
| 2   | B     | 41  | C    | O5'-C5'-C4' | -5.69 | 100.89      | 111.70   | 4      | 1     |
| 2   | B     | 17  | G    | C3'-C2'-C1' | -5.67 | 96.97       | 101.50   | 1      | 1     |
| 2   | B     | 43  | G    | C4'-C3'-O3' | 5.67  | 124.33      | 113.00   | 8      | 1     |
| 2   | B     | 18  | G    | N3-C4-N9    | -5.66 | 122.60      | 126.00   | 3      | 1     |
| 2   | B     | 33  | G    | N9-C1'-C2'  | 5.66  | 121.36      | 114.00   | 8      | 1     |
| 2   | B     | 22  | A    | C6-N1-C2    | -5.65 | 115.21      | 118.60   | 4      | 3     |
| 2   | B     | 19  | C    | O4'-C4'-C3' | -5.64 | 98.36       | 104.00   | 9      | 3     |
| 2   | B     | 43  | G    | C4-C5-C6    | 5.64  | 122.18      | 118.80   | 7      | 2     |
| 2   | B     | 23  | U    | N3-C4-O4    | 5.63  | 123.34      | 119.40   | 7      | 2     |
| 2   | B     | 45  | C    | C5'-C4'-C3' | -5.62 | 107.00      | 116.00   | 2      | 1     |
| 2   | B     | 18  | G    | P-O5'-C5'   | -5.62 | 111.90      | 120.90   | 6      | 1     |
| 2   | B     | 25  | U    | C1'-O4'-C4' | -5.60 | 105.42      | 109.90   | 6      | 1     |
| 2   | B     | 18  | G    | C5'-C4'-C3' | -5.60 | 107.04      | 116.00   | 9      | 1     |
| 2   | B     | 21  | G    | C4'-C3'-C2' | -5.59 | 97.01       | 102.60   | 9      | 1     |
| 2   | B     | 27  | A    | C4-C5-N7    | 5.58  | 113.49      | 110.70   | 5      | 1     |
| 2   | B     | 42  | U    | P-O3'-C3'   | 5.58  | 126.39      | 119.70   | 7      | 1     |
| 2   | B     | 36  | G    | C8-N9-C1'   | 5.57  | 134.24      | 127.00   | 2      | 1     |
| 1   | A     | 2   | VAL  | CG1-CB-CG2  | -5.56 | 102.00      | 110.90   | 4      | 2     |
| 2   | B     | 43  | G    | C5'-C4'-O4' | 5.56  | 115.77      | 109.10   | 2      | 1     |
| 2   | B     | 24  | C    | C2-N1-C1'   | -5.55 | 112.70      | 118.80   | 6      | 1     |
| 2   | B     | 28  | G    | C1'-O4'-C4' | -5.53 | 105.47      | 109.90   | 10     | 1     |
| 2   | B     | 38  | U    | P-O3'-C3'   | -5.53 | 113.07      | 119.70   | 5      | 1     |

*Continued on next page...*

*Continued from previous page...*

| Mol | Chain | Res | Type | Atoms       | Z     | Observed(°) | Ideal(°) | Models |       |
|-----|-------|-----|------|-------------|-------|-------------|----------|--------|-------|
|     |       |     |      |             |       |             |          | Worst  | Total |
| 2   | B     | 26  | G    | C5-C6-O6    | 5.53  | 131.92      | 128.60   | 8      | 1     |
| 2   | B     | 18  | G    | N3-C2-N2    | -5.52 | 116.04      | 119.90   | 6      | 1     |
| 2   | B     | 23  | U    | C6-N1-C2    | -5.50 | 117.70      | 121.00   | 10     | 1     |
| 2   | B     | 38  | U    | C2-N1-C1'   | -5.50 | 111.10      | 117.70   | 5      | 1     |
| 2   | B     | 39  | C    | C1'-O4'-C4' | -5.49 | 105.51      | 109.90   | 2      | 1     |
| 2   | B     | 18  | G    | C8-N9-C1'   | 5.49  | 134.13      | 127.00   | 8      | 1     |
| 2   | B     | 40  | U    | O4'-C4'-C3' | -5.48 | 98.52       | 104.00   | 4      | 1     |
| 2   | B     | 17  | G    | N9-C1'-C2'  | -5.48 | 105.97      | 112.00   | 2      | 1     |
| 2   | B     | 26  | G    | N3-C4-C5    | -5.48 | 125.86      | 128.60   | 1      | 1     |
| 2   | B     | 25  | U    | N1-C1'-C2'  | 5.47  | 121.11      | 114.00   | 7      | 1     |
| 2   | B     | 21  | G    | C1'-O4'-C4' | 5.46  | 114.27      | 109.90   | 9      | 1     |
| 2   | B     | 33  | G    | O3'-P-O5'   | 5.45  | 114.35      | 104.00   | 9      | 1     |
| 1   | A     | 3   | ARG  | CB-CA-C     | 5.44  | 121.28      | 110.40   | 3      | 1     |
| 2   | B     | 36  | G    | C4'-C3'-C2' | -5.43 | 97.17       | 102.60   | 3      | 2     |
| 2   | B     | 37  | C    | C2-N1-C1'   | -5.43 | 112.82      | 118.80   | 6      | 1     |
| 2   | B     | 22  | A    | O4'-C4'-C3' | 5.43  | 110.44      | 106.10   | 3      | 1     |
| 2   | B     | 35  | A    | OP1-P-O3'   | 5.37  | 117.01      | 105.20   | 7      | 1     |
| 2   | B     | 29  | C    | P-O3'-C3'   | 5.36  | 126.13      | 119.70   | 1      | 1     |
| 2   | B     | 41  | C    | N1-C1'-C2'  | -5.35 | 106.11      | 112.00   | 2      | 1     |
| 2   | B     | 30  | C    | C4'-C3'-C2' | -5.33 | 97.27       | 102.60   | 1      | 2     |
| 2   | B     | 22  | A    | O4'-C1'-C2' | 5.33  | 112.40      | 107.60   | 10     | 1     |
| 2   | B     | 34  | G    | OP1-P-OP2   | -5.31 | 111.64      | 119.60   | 3      | 1     |
| 2   | B     | 26  | G    | N1-C2-N2    | -5.31 | 111.42      | 116.20   | 1      | 1     |
| 2   | B     | 31  | U    | C5'-C4'-C3' | -5.29 | 107.53      | 116.00   | 8      | 1     |
| 2   | B     | 30  | C    | P-O3'-C3'   | 5.26  | 126.01      | 119.70   | 5      | 1     |
| 1   | A     | 11  | ARG  | CD-NE-CZ    | 5.25  | 130.96      | 123.60   | 9      | 1     |
| 2   | B     | 36  | G    | C6-C5-N7    | -5.25 | 127.25      | 130.40   | 4      | 1     |
| 2   | B     | 18  | G    | O4'-C1'-C2' | 5.25  | 112.32      | 107.60   | 6      | 1     |
| 2   | B     | 45  | C    | C2-N1-C1'   | -5.24 | 113.04      | 118.80   | 10     | 1     |
| 2   | B     | 42  | U    | C4'-C3'-C2' | -5.24 | 97.36       | 102.60   | 1      | 1     |
| 2   | B     | 42  | U    | C1'-O4'-C4' | 5.23  | 114.08      | 109.90   | 8      | 1     |
| 2   | B     | 37  | C    | O3'-P-O5'   | -5.22 | 94.07       | 104.00   | 7      | 1     |
| 2   | B     | 37  | C    | C3'-C2'-C1' | 5.22  | 105.68      | 101.50   | 4      | 1     |
| 2   | B     | 21  | G    | P-O3'-C3'   | 5.21  | 125.96      | 119.70   | 4      | 1     |
| 1   | A     | 12  | ILE  | CA-CB-CG1   | 5.20  | 120.88      | 111.00   | 9      | 1     |
| 2   | B     | 18  | G    | C4-C5-C6    | 5.19  | 121.92      | 118.80   | 6      | 2     |
| 2   | B     | 34  | G    | O4'-C4'-C3' | 5.18  | 110.24      | 106.10   | 8      | 1     |
| 2   | B     | 36  | G    | C4-C5-C6    | 5.16  | 121.90      | 118.80   | 1      | 1     |
| 1   | A     | 11  | ARG  | O-C-N       | 5.16  | 130.96      | 122.70   | 4      | 1     |
| 2   | B     | 30  | C    | N1-C1'-C2'  | 5.13  | 120.67      | 114.00   | 9      | 2     |
| 2   | B     | 38  | U    | C2-N3-C4    | -5.13 | 123.92      | 127.00   | 8      | 1     |

*Continued on next page...*

*Continued from previous page...*

| Mol | Chain | Res | Type | Atoms       | Z     | Observed(°) | Ideal(°) | Models |       |
|-----|-------|-----|------|-------------|-------|-------------|----------|--------|-------|
|     |       |     |      |             |       |             |          | Worst  | Total |
| 2   | B     | 37  | C    | C1'-O4'-C4' | -5.13 | 105.80      | 109.90   | 6      | 1     |
| 2   | B     | 21  | G    | N3-C4-N9    | 5.13  | 129.08      | 126.00   | 4      | 1     |
| 2   | B     | 21  | G    | C4-C5-C6    | 5.12  | 121.87      | 118.80   | 5      | 1     |
| 2   | B     | 27  | A    | O5'-C5'-C4' | 5.11  | 121.41      | 111.70   | 6      | 1     |
| 2   | B     | 24  | C    | O4'-C1'-C2' | -5.09 | 100.71      | 105.80   | 9      | 1     |
| 2   | B     | 26  | G    | O5'-C5'-C4' | 5.08  | 121.35      | 111.70   | 9      | 1     |
| 2   | B     | 22  | A    | C1'-O4'-C4' | -5.08 | 105.84      | 109.90   | 2      | 1     |
| 2   | B     | 41  | C    | O4'-C1'-C2' | -5.08 | 100.72      | 105.80   | 4      | 1     |
| 2   | B     | 30  | C    | C5'-C4'-C3' | -5.08 | 107.88      | 116.00   | 3      | 1     |
| 2   | B     | 34  | G    | C3'-C2'-C1' | 5.07  | 105.55      | 101.50   | 1      | 1     |
| 2   | B     | 44  | C    | N1-C2-O2    | 5.07  | 121.94      | 118.90   | 4      | 2     |
| 2   | B     | 22  | A    | N9-C1'-C2'  | -5.06 | 106.43      | 112.00   | 9      | 1     |
| 2   | B     | 35  | A    | C5'-C4'-C3' | -5.06 | 107.90      | 116.00   | 10     | 1     |
| 2   | B     | 23  | U    | C4'-C3'-C2' | -5.05 | 97.55       | 102.60   | 1      | 1     |
| 2   | B     | 28  | G    | P-O3'-C3'   | -5.04 | 113.65      | 119.70   | 8      | 1     |
| 2   | B     | 32  | G    | N1-C2-N2    | -5.04 | 111.67      | 116.20   | 7      | 1     |
| 2   | B     | 28  | G    | C3'-C2'-C1' | -5.03 | 97.48       | 101.50   | 2      | 1     |
| 1   | A     | 1   | ARG  | CA-CB-CG    | 5.02  | 124.44      | 113.40   | 8      | 1     |
| 2   | B     | 32  | G    | P-O3'-C3'   | 5.02  | 125.72      | 119.70   | 3      | 1     |
| 2   | B     | 22  | A    | C4-C5-N7    | -5.01 | 108.20      | 110.70   | 10     | 1     |

There are no chirality outliers.

All unique planar outliers are listed below. They are sorted by the frequency of occurrence in the ensemble.

| Mol | Chain | Res | Type | Group     | Models (Total) |
|-----|-------|-----|------|-----------|----------------|
| 2   | B     | 25  | U    | Sidechain | 10             |
| 2   | B     | 32  | G    | Sidechain | 9              |
| 2   | B     | 26  | G    | Sidechain | 8              |
| 2   | B     | 17  | G    | Sidechain | 8              |
| 2   | B     | 35  | A    | Sidechain | 8              |
| 2   | B     | 31  | U    | Sidechain | 8              |
| 2   | B     | 28  | G    | Sidechain | 8              |
| 2   | B     | 40  | U    | Sidechain | 8              |
| 2   | B     | 29  | C    | Sidechain | 7              |
| 2   | B     | 24  | C    | Sidechain | 7              |
| 2   | B     | 34  | G    | Sidechain | 7              |
| 2   | B     | 18  | G    | Sidechain | 7              |
| 2   | B     | 33  | G    | Sidechain | 7              |
| 2   | B     | 43  | G    | Sidechain | 7              |
| 2   | B     | 36  | G    | Sidechain | 6              |

*Continued on next page...*

*Continued from previous page...*

| Mol | Chain | Res | Type | Group     | Models (Total) |
|-----|-------|-----|------|-----------|----------------|
| 2   | B     | 38  | U    | Sidechain | 5              |
| 2   | B     | 41  | C    | Sidechain | 5              |
| 2   | B     | 44  | C    | Sidechain | 5              |
| 2   | B     | 37  | C    | Sidechain | 5              |
| 2   | B     | 23  | U    | Sidechain | 5              |
| 2   | B     | 27  | A    | Sidechain | 4              |
| 2   | B     | 19  | C    | Sidechain | 4              |
| 2   | B     | 21  | G    | Sidechain | 4              |
| 2   | B     | 45  | C    | Sidechain | 3              |
| 2   | B     | 30  | C    | Sidechain | 3              |
| 2   | B     | 22  | A    | Sidechain | 3              |
| 2   | B     | 42  | U    | Sidechain | 3              |
| 2   | B     | 39  | C    | Sidechain | 3              |
| 1   | A     | 5   | ARG  | Sidechain | 2              |
| 2   | B     | 20  | A    | Sidechain | 1              |
| 1   | A     | 6   | LYS  | Mainchain | 1              |
| 1   | A     | 8   | ARG  | Sidechain | 1              |
| 1   | A     | 1   | ARG  | Sidechain | 1              |
| 1   | A     | 3   | ARG  | Sidechain | 1              |
| 1   | A     | 7   | GLY  | Mainchain | 1              |
| 1   | A     | 9   | ARG  | Sidechain | 1              |

## 6.2 Too-close contacts ⓘ

In the following table, the Non-H and H(model) columns list the number of non-hydrogen atoms and hydrogen atoms in each chain respectively. The H(added) column lists the number of hydrogen atoms added and optimized by MolProbity. The Clashes column lists the number of clashes averaged over the ensemble.

| Mol | Chain | Non-H | H(model) | H(added) | Clashes |
|-----|-------|-------|----------|----------|---------|
| 1   | A     | 109   | 132      | 132      | 0±0     |
| 2   | B     | 615   | 314      | 315      | 0±1     |
| All | All   | 7240  | 4460     | 4470     | 5       |

The all-atom clashscore is defined as the number of clashes found per 1000 atoms (including hydrogen atoms). The all-atom clashscore for this structure is 0.

All unique clashes are listed below, sorted by their clash magnitude.

| Atom-1          | Atom-2       | Clash(Å) | Distance(Å) | Models |       |
|-----------------|--------------|----------|-------------|--------|-------|
|                 |              |          |             | Worst  | Total |
| 1:A:12:ILE:HG22 | 2:B:35:A:H1' | 0.67     | 1.66        | 8      | 1     |

*Continued on next page...*

Continued from previous page...

| Atom-1          | Atom-2       | Clash(Å) | Distance(Å) | Models |       |
|-----------------|--------------|----------|-------------|--------|-------|
|                 |              |          |             | Worst  | Total |
| 2:B:28:G:C5     | 2:B:29:C:C5  | 0.43     | 3.07        | 3      | 1     |
| 2:B:19:C:H2'    | 2:B:20:A:O4' | 0.43     | 2.13        | 9      | 1     |
| 1:A:3:ARG:HH21  | 2:B:24:C:P   | 0.40     | 2.39        | 3      | 1     |
| 1:A:10:ILE:HG22 | 2:B:33:G:H1' | 0.40     | 1.92        | 6      | 1     |

## 6.3 Torsion angles [i](#)

### 6.3.1 Protein backbone [i](#)

In the following table, the Percentiles column shows the percent Ramachandran outliers of the chain as a percentile score with respect to all PDB entries followed by that with respect to all NMR entries. The Analysed column shows the number of residues for which the backbone conformation was analysed and the total number of residues.

| Mol | Chain | Analysed      | Favoured     | Allowed    | Outliers   | Percentiles |    |
|-----|-------|---------------|--------------|------------|------------|-------------|----|
| 1   | A     | 11/14 (79%)   | 10±1 (91±6%) | 1±1 (8±5%) | 0±0 (1±3%) | 25          | 72 |
| All | All   | 110/140 (79%) | 100 (91%)    | 9 (8%)     | 1 (1%)     | 25          | 72 |

All 1 unique Ramachandran outliers are listed below.

| Mol | Chain | Res | Type | Models (Total) |
|-----|-------|-----|------|----------------|
| 1   | A     | 6   | LYS  | 1              |

### 6.3.2 Protein sidechains [i](#)

In the following table, the Percentiles column shows the percent sidechain outliers of the chain as a percentile score with respect to all PDB entries followed by that with respect to all NMR entries. The Analysed column shows the number of residues for which the sidechain conformation was analysed and the total number of residues.

| Mol | Chain | Analysed      | Rotameric    | Outliers   | Percentiles |    |
|-----|-------|---------------|--------------|------------|-------------|----|
| 1   | A     | 11/12 (92%)   | 11±1 (96±6%) | 0±1 (4±6%) | 44          | 87 |
| All | All   | 110/120 (92%) | 106 (96%)    | 4 (4%)     | 44          | 87 |

All 4 unique residues with a non-rotameric sidechain are listed below. They are sorted by the frequency of occurrence in the ensemble.

| Mol | Chain | Res | Type | Models (Total) |
|-----|-------|-----|------|----------------|
| 1   | A     | 2   | VAL  | 1              |

Continued on next page...

*Continued from previous page...*

| Mol | Chain | Res | Type | Models (Total) |
|-----|-------|-----|------|----------------|
| 1   | A     | 8   | ARG  | 1              |
| 1   | A     | 4   | THR  | 1              |
| 1   | A     | 12  | ILE  | 1              |

### 6.3.3 RNA

| Mol | Chain | Analysed      | Backbone Outliers | Pucker Outliers | Suiteness |
|-----|-------|---------------|-------------------|-----------------|-----------|
| 2   | B     | 28/29 (97%)   | 11±3 (40±11%)     | 0±0 (0±0%)      | 0.22±0.06 |
| All | All   | 280/290 (97%) | 113 (40%)         | 0 (0%)          | 0.23      |

The overall RNA backbone suiteness is 0.22.

All unique RNA backbone outliers are listed below:

| Mol | Chain | Res | Type | Models (Total) |
|-----|-------|-----|------|----------------|
| 2   | B     | 34  | G    | 10             |
| 2   | B     | 38  | U    | 9              |
| 2   | B     | 24  | C    | 9              |
| 2   | B     | 31  | U    | 8              |
| 2   | B     | 32  | G    | 7              |
| 2   | B     | 23  | U    | 7              |
| 2   | B     | 26  | G    | 7              |
| 2   | B     | 36  | G    | 6              |
| 2   | B     | 28  | G    | 6              |
| 2   | B     | 35  | A    | 6              |
| 2   | B     | 25  | U    | 6              |
| 2   | B     | 21  | G    | 5              |
| 2   | B     | 33  | G    | 4              |
| 2   | B     | 37  | C    | 3              |
| 2   | B     | 39  | C    | 3              |
| 2   | B     | 43  | G    | 3              |
| 2   | B     | 18  | G    | 2              |
| 2   | B     | 20  | A    | 2              |
| 2   | B     | 44  | C    | 2              |
| 2   | B     | 30  | C    | 2              |
| 2   | B     | 40  | U    | 2              |
| 2   | B     | 27  | A    | 2              |
| 2   | B     | 41  | C    | 1              |
| 2   | B     | 22  | A    | 1              |

There are no RNA pucker outliers to report.

## 6.4 Non-standard residues in protein, DNA, RNA chains ⓘ

1 non-standard protein/DNA/RNA residue is modelled in this entry.

In the following table, the Counts columns list the number of bonds for which Mogul statistics could be retrieved, the number of bonds that are observed in the model and the number of bonds that are defined in the chemical component dictionary. The Link column lists molecule types, if any, to which the group is linked. The Z score for a bond length is the number of standard deviations the observed value is removed from the expected value. A bond length with  $|Z| > 2$  is considered an outlier worth inspection. RMSZ is the average root-mean-square of all Z scores of the bond lengths.

| Mol | Type | Chain | Res | Link | Bond lengths |           |            |
|-----|------|-------|-----|------|--------------|-----------|------------|
|     |      |       |     |      | Counts       | RMSZ      | #Z>2       |
| 1   | DPR  | A     | 13  | 1    | 6,7,8        | 0.95±0.07 | 0±0 (0±0%) |

In the following table, the Counts columns list the number of angles for which Mogul statistics could be retrieved, the number of angles that are observed in the model and the number of angles that are defined in the chemical component dictionary. The Link column lists molecule types, if any, to which the group is linked. The Z score for a bond angle is the number of standard deviations the observed value is removed from the expected value. A bond angle with  $|Z| > 2$  is considered an outlier worth inspection. RMSZ is the average root-mean-square of all Z scores of the bond angles.

| Mol | Type | Chain | Res | Link | Bond angles |           |            |
|-----|------|-------|-----|------|-------------|-----------|------------|
|     |      |       |     |      | Counts      | RMSZ      | #Z>2       |
| 1   | DPR  | A     | 13  | 1    | 7,8,10      | 1.68±0.47 | 0±0 (2±5%) |

In the following table, the Chirals column lists the number of chiral outliers, the number of chiral centers analysed, the number of these observed in the model and the number defined in the chemical component dictionary. Similar counts are reported in the Torsion and Rings columns. '-' means no outliers of that kind were identified.

| Mol | Type | Chain | Res | Link | Chirals | Torsions   | Rings     |
|-----|------|-------|-----|------|---------|------------|-----------|
| 1   | DPR  | A     | 13  | 1    | -       | 0±0,0,9,11 | 0±0,1,1,1 |

There are no bond-length outliers.

All unique angle outliers are listed below. They are sorted according to the Z-score of the worst occurrence in the ensemble.

| Mol | Chain | Res | Type | Atoms   | Z    | Observed(°) | Ideal(°) | Models |       |
|-----|-------|-----|------|---------|------|-------------|----------|--------|-------|
|     |       |     |      |         |      |             |          | Worst  | Total |
| 1   | A     | 13  | DPR  | CB-CA-C | 5.66 | 104.92      | 112.70   | 4      | 1     |
| 1   | A     | 13  | DPR  | O-C-CA  | 5.33 | 112.72      | 125.15   | 5      | 1     |

There are no chirality outliers.

There are no torsion outliers.

There are no ring outliers.

## 6.5 Carbohydrates [i](#)

There are no carbohydrates in this entry.

## 6.6 Ligand geometry [i](#)

There are no ligands in this entry.

## 6.7 Other polymers [i](#)

There are no such molecules in this entry.

## 6.8 Polymer linkage issues [i](#)

There are no chain breaks in this entry.

## 7 Chemical shift validation

The completeness of assignment taking into account all chemical shift lists is 67% for the well-defined parts and 67% for the entire structure.

### 7.1 Chemical shift list 1

File name: 5j2w\_cs.str

Chemical shift list name: *TARpRAM\_CS.txt*

#### 7.1.1 Bookkeeping

The following table shows the results of parsing the chemical shift list and reports the number of nuclei with statistically unusual chemical shifts.

|   |     |
|---|-----|
| Total number of shifts                  | 550 |
| Number of shifts mapped to atoms        | 550 |
| Number of unparsed shifts               | 0   |
| Number of shifts with mapping errors    | 0   |
| Number of shifts with mapping warnings  | 0   |
| Number of shift outliers (ShiftChecker) | 92  |

#### 7.1.2 Chemical shift referencing

No chemical shift referencing corrections were calculated (not enough data).

#### 7.1.3 Completeness of resonance assignments

The following table shows the completeness of the chemical shift assignments for the well-defined regions of the structure. The overall completeness is 67%, i.e. 509 atoms were assigned a chemical shift out of a possible 758. 0 out of 1 assigned methyl groups (LEU and VAL) were assigned stereospecifically.

|           | Total         | <sup>1</sup> H | <sup>13</sup> C | <sup>15</sup> N |
|-----------|---------------|----------------|-----------------|-----------------|
| Backbone  | 24/60 (40%)   | 24/24 (100%)   | 0/24 (0%)       | 0/12 (0%)       |
| Sidechain | 82/149 (55%)  | 82/89 (92%)    | 0/41 (0%)       | 0/19 (0%)       |
| Aromatic  | 0/0 (—%)      | 0/0 (—%)       | 0/0 (—%)        | 0/0 (—%)        |
| Overall   | 509/758 (67%) | 353/430 (82%)  | 156/258 (60%)   | 0/70 (0%)       |

The following table shows the completeness of the chemical shift assignments for the full structure. The overall completeness is 67%, i.e. 516 atoms were assigned a chemical shift out of a possible 770. 0 out of 1 assigned methyl groups (LEU and VAL) were assigned stereospecifically.

|           | Total         | <sup>1</sup> H | <sup>13</sup> C | <sup>15</sup> N |
|-----------|---------------|----------------|-----------------|-----------------|
| Backbone  | 25/63 (40%)   | 25/25 (100%)   | 0/26 (0%)       | 0/12 (0%)       |
| Sidechain | 88/158 (56%)  | 88/95 (93%)    | 0/44 (0%)       | 0/19 (0%)       |
| Aromatic  | 0/0 (—%)      | 0/0 (—%)       | 0/0 (—%)        | 0/0 (—%)        |
| Overall   | 516/770 (67%) | 360/437 (82%)  | 156/263 (59%)   | 0/70 (0%)       |

### 7.1.4 Statistically unusual chemical shifts ⓘ

The following table lists the statistically unusual chemical shifts. These are statistical measures, and large deviations from the mean do not necessarily imply incorrect assignments. Molecules containing paramagnetic centres or hemes are expected to give rise to anomalous chemical shifts.

| Mol | Chain | Res | Type | Atom | Shift, ppm | Expected range, ppm | Z-score |
|-----|-------|-----|------|------|------------|---------------------|---------|
| 2   | B     | 29  | C    | C6   | 93.40      | 148.60 – 132.80     | -29.9   |
| 2   | B     | 19  | C    | C6   | 93.60      | 148.60 – 132.80     | -29.8   |
| 2   | B     | 44  | C    | C6   | 94.10      | 148.60 – 132.80     | -29.5   |
| 2   | B     | 39  | C    | C6   | 94.20      | 148.60 – 132.80     | -29.4   |
| 2   | B     | 45  | C    | C6   | 94.50      | 148.60 – 132.80     | -29.2   |
| 2   | B     | 37  | C    | C6   | 94.60      | 148.60 – 132.80     | -29.2   |
| 2   | B     | 41  | C    | C6   | 94.80      | 148.60 – 132.80     | -29.1   |
| 2   | B     | 30  | C    | C6   | 95.00      | 148.60 – 132.80     | -28.9   |
| 2   | B     | 24  | C    | C6   | 97.20      | 148.60 – 132.80     | -27.5   |
| 2   | B     | 20  | A    | C2   | 105.30     | 161.87 – 144.47     | -27.5   |
| 2   | B     | 22  | A    | C8   | 91.80      | 148.09 – 130.69     | -27.4   |
| 2   | B     | 20  | A    | C8   | 92.30      | 148.09 – 130.69     | -27.1   |
| 2   | B     | 23  | U    | C6   | 92.80      | 150.24 – 132.24     | -26.9   |
| 2   | B     | 27  | A    | C2   | 106.40     | 161.87 – 144.47     | -26.9   |
| 2   | B     | 27  | A    | C8   | 92.80      | 148.09 – 130.69     | -26.8   |
| 2   | B     | 22  | A    | C2   | 106.90     | 161.87 – 144.47     | -26.6   |
| 2   | B     | 38  | U    | C6   | 94.20      | 150.24 – 132.24     | -26.1   |
| 2   | B     | 42  | U    | C6   | 95.00      | 150.24 – 132.24     | -25.7   |
| 2   | B     | 35  | A    | C2   | 108.50     | 161.87 – 144.47     | -25.7   |
| 2   | B     | 31  | U    | C6   | 95.20      | 150.24 – 132.24     | -25.6   |
| 2   | B     | 40  | U    | C6   | 95.40      | 150.24 – 132.24     | -25.5   |
| 2   | B     | 35  | A    | C8   | 95.30      | 148.09 – 130.69     | -25.3   |
| 2   | B     | 21  | G    | C8   | 88.40      | 146.33 – 126.73     | -24.6   |
| 2   | B     | 25  | U    | C6   | 97.40      | 150.24 – 132.24     | -24.4   |
| 2   | B     | 28  | G    | C8   | 89.20      | 146.33 – 126.73     | -24.1   |
| 2   | B     | 43  | G    | C8   | 89.50      | 146.33 – 126.73     | -24.0   |
| 2   | B     | 18  | G    | C8   | 89.80      | 146.33 – 126.73     | -23.8   |
| 2   | B     | 36  | G    | C8   | 90.50      | 146.33 – 126.73     | -23.5   |
| 2   | B     | 26  | G    | C8   | 90.90      | 146.33 – 126.73     | -23.3   |
| 2   | B     | 34  | G    | C8   | 91.60      | 146.33 – 126.73     | -22.9   |
| 2   | B     | 17  | G    | C8   | 92.40      | 146.33 – 126.73     | -22.5   |

*Continued on next page...*

*Continued from previous page...*

| Mol | Chain | Res | Type | Atom | Shift, ppm | Expected range, ppm | Z-score |
|-----|-------|-----|------|------|------------|---------------------|---------|
| 2   | B     | 33  | G    | C8   | 92.80      | 146.33 – 126.73     | -22.3   |
| 2   | B     | 32  | G    | C8   | 93.80      | 146.33 – 126.73     | -21.8   |
| 2   | B     | 45  | C    | C5'  | 4.08       | 79.13 – 47.73       | -18.9   |
| 2   | B     | 41  | C    | C5'  | 110.20     | 79.13 – 47.73       | 14.9    |
| 2   | B     | 29  | C    | C5'  | 109.90     | 79.13 – 47.73       | 14.8    |
| 2   | B     | 24  | C    | C5'  | 106.60     | 79.13 – 47.73       | 13.7    |
| 2   | B     | 25  | U    | C5'  | 106.60     | 79.45 – 47.95       | 13.6    |
| 2   | B     | 39  | C    | C5'  | 105.80     | 79.13 – 47.73       | 13.5    |
| 2   | B     | 27  | A    | C5'  | 109.20     | 82.41 – 46.31       | 12.4    |
| 2   | B     | 20  | A    | C5'  | 109.20     | 82.41 – 46.31       | 12.4    |
| 2   | B     | 40  | U    | C2'  | 99.80      | 84.81 – 63.51       | 12.0    |
| 2   | B     | 42  | U    | C2'  | 99.40      | 84.81 – 63.51       | 11.8    |
| 2   | B     | 35  | A    | C5'  | 106.00     | 82.41 – 46.31       | 11.5    |
| 2   | B     | 25  | U    | C2'  | 98.60      | 84.81 – 63.51       | 11.5    |
| 2   | B     | 23  | U    | C2'  | 98.40      | 84.81 – 63.51       | 11.4    |
| 2   | B     | 21  | G    | C5'  | 108.20     | 83.89 – 44.79       | 11.2    |
| 2   | B     | 45  | C    | C3'  | 104.90     | 86.45 – 56.55       | 11.2    |
| 2   | B     | 17  | G    | C5'  | 107.80     | 83.89 – 44.79       | 11.1    |
| 2   | B     | 40  | U    | C3'  | 102.50     | 86.21 – 58.51       | 10.9    |
| 2   | B     | 38  | U    | C3'  | 102.40     | 86.21 – 58.51       | 10.8    |
| 2   | B     | 34  | G    | C5'  | 106.60     | 83.89 – 44.79       | 10.8    |
| 2   | B     | 42  | U    | C3'  | 102.20     | 86.21 – 58.51       | 10.8    |
| 2   | B     | 33  | G    | C5'  | 106.30     | 83.89 – 44.79       | 10.7    |
| 2   | B     | 29  | C    | C3'  | 102.50     | 86.45 – 56.55       | 10.4    |
| 2   | B     | 41  | C    | C3'  | 102.40     | 86.45 – 56.55       | 10.3    |
| 2   | B     | 37  | C    | C3'  | 102.40     | 86.45 – 56.55       | 10.3    |
| 2   | B     | 27  | A    | C2'  | 99.00      | 86.37 – 62.67       | 10.3    |
| 2   | B     | 19  | C    | C3'  | 102.20     | 86.45 – 56.55       | 10.3    |
| 2   | B     | 44  | C    | C3'  | 102.20     | 86.45 – 56.55       | 10.3    |
| 2   | B     | 20  | A    | C2'  | 98.80      | 86.37 – 62.67       | 10.2    |
| 2   | B     | 22  | A    | C2'  | 98.80      | 86.37 – 62.67       | 10.2    |
| 2   | B     | 28  | G    | C3'  | 102.20     | 86.98 – 57.68       | 10.2    |
| 2   | B     | 43  | G    | C3'  | 102.20     | 86.98 – 57.68       | 10.2    |
| 2   | B     | 20  | A    | C3'  | 101.40     | 86.77 – 58.27       | 10.1    |
| 2   | B     | 27  | A    | C3'  | 101.20     | 86.77 – 58.27       | 10.1    |
| 2   | B     | 26  | G    | C5'  | 103.60     | 83.89 – 44.79       | 10.0    |
| 2   | B     | 18  | G    | C3'  | 101.70     | 86.98 – 57.68       | 10.0    |
| 2   | B     | 35  | A    | C2'  | 98.20      | 86.37 – 62.67       | 10.0    |
| 2   | B     | 21  | G    | C3'  | 101.40     | 86.98 – 57.68       | 9.9     |
| 2   | B     | 39  | C    | C3'  | 100.60     | 86.45 – 56.55       | 9.7     |
| 2   | B     | 25  | U    | C3'  | 98.80      | 86.21 – 58.51       | 9.5     |
| 2   | B     | 17  | G    | C2'  | 99.40      | 87.27 – 60.57       | 9.5     |

*Continued on next page...*

Continued from previous page...

| Mol | Chain | Res | Type | Atom | Shift, ppm | Expected range, ppm | Z-score |
|-----|-------|-----|------|------|------------|---------------------|---------|
| 2   | B     | 34  | G    | C2'  | 99.20      | 87.27 – 60.57       | 9.5     |
| 2   | B     | 39  | C    | C2'  | 99.40      | 87.72 – 61.32       | 9.4     |
| 2   | B     | 28  | G    | C2'  | 99.00      | 87.27 – 60.57       | 9.4     |
| 2   | B     | 32  | G    | C2'  | 99.00      | 87.27 – 60.57       | 9.4     |
| 2   | B     | 43  | G    | C2'  | 99.00      | 87.27 – 60.57       | 9.4     |
| 2   | B     | 37  | C    | C2'  | 99.20      | 87.72 – 61.32       | 9.3     |
| 2   | B     | 26  | G    | C2'  | 98.80      | 87.27 – 60.57       | 9.3     |
| 2   | B     | 18  | G    | C2'  | 98.70      | 87.27 – 60.57       | 9.3     |
| 2   | B     | 29  | C    | C2'  | 99.00      | 87.72 – 61.32       | 9.3     |
| 2   | B     | 41  | C    | C2'  | 99.00      | 87.72 – 61.32       | 9.3     |
| 2   | B     | 26  | G    | C3'  | 99.20      | 86.98 – 57.68       | 9.2     |
| 2   | B     | 24  | C    | C3'  | 98.80      | 86.45 – 56.55       | 9.1     |
| 2   | B     | 30  | C    | C2'  | 98.60      | 87.72 – 61.32       | 9.1     |
| 2   | B     | 24  | C    | C2'  | 98.40      | 87.72 – 61.32       | 9.0     |
| 2   | B     | 44  | C    | C2'  | 98.30      | 87.72 – 61.32       | 9.0     |
| 2   | B     | 35  | A    | C3'  | 98.00      | 86.77 – 58.27       | 8.9     |
| 2   | B     | 34  | G    | C3'  | 97.80      | 86.98 – 57.68       | 8.7     |
| 2   | B     | 45  | C    | C2'  | 97.00      | 87.72 – 61.32       | 8.5     |
| 2   | B     | 21  | G    | C2'  | 92.20      | 87.27 – 60.57       | 6.8     |

### 7.1.5 Random Coil Index (RCI) plots [i](#)

The image below reports *random coil index* values for the protein chains in the structure. The height of each bar gives a probability of a given residue to be disordered, as predicted from the available chemical shifts and the amino acid sequence. A value above 0.2 is an indication of significant predicted disorder. The colour of the bar shows whether the residue is in the well-defined core (black) or in the ill-defined residue ranges (cyan), as described in section 2 on ensemble composition.

Random coil index (RCI) for chain A:

