



Full wwPDB/EMDatabank EM Map/Model Validation Report ⓘ

Mar 2, 2017 – 11:30 am GMT

PDB ID : 3J45
EMDB ID: : EMD-5692
Title : Structure of a non-translocating SecY protein channel with the 70S ribosome
Authors : Menetret, J.F.; Park, E.; Gumbart, J.C.; Ludtke, S.J.; Li, W.; Whynot, A.;
Rapoport, T.A.; Akey, C.W.
Deposited on : 2013-06-18
Resolution : 9.50 Å(reported)
Based on PDB ID : 2I2P, 3J01

This is a Full wwPDB/EMDatabank EM Map/Model Validation Report
for a publicly released PDB/EMDB entry.

We welcome your comments at validation@mail.wwpdb.org
A user guide is available at
<http://wwpdb.org/validation/2016/EMValidationReportHelp>
with specific help available everywhere you see the ⓘ symbol.

MolProbity : 4.02b-467
Percentile statistics : 20161228.v01 (using entries in the PDB archive December 28th 2016)
Ideal geometry (proteins) : Engh & Huber (2001)
Ideal geometry (DNA, RNA) : Parkinson et. al. (1996)
Validation Pipeline (wwPDB-VP) : recalc29047

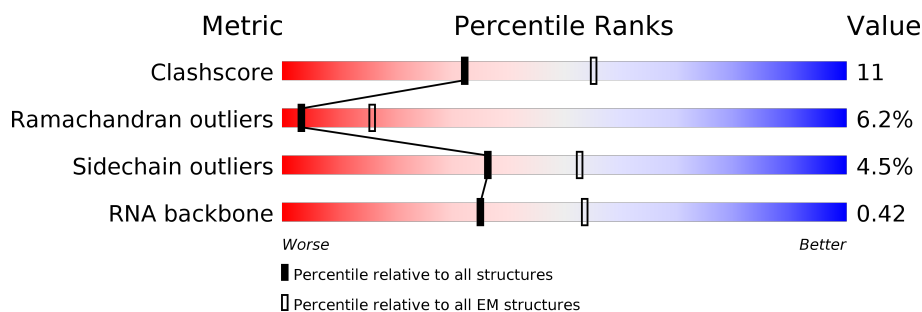
1 Overall quality at a glance

The following experimental techniques were used to determine the structure:

ELECTRON MICROSCOPY

The reported resolution of this entry is 9.50 Å.

Percentile scores (ranging between 0-100) for global validation metrics of the entry are shown in the following graphic. The table shows the number of entries on which the scores are based.



Metric	Whole archive (#Entries)	EM structures (#Entries)
Clashscore	125131	1336
Ramachandran outliers	121729	1120
Sidechain outliers	121581	1026
RNA backbone	3398	335

The table below summarises the geometric issues observed across the polymeric chains. The red, orange, yellow and green segments on the bar indicate the fraction of residues that contain outliers for ≥ 3 , 2, 1 and 0 types of geometric quality criteria. A grey segment represents the fraction of residues that are not modelled. The numeric value for each fraction is indicated below the corresponding segment, with a dot representing fractions $\leq 5\%$

Mol	Chain	Length	Quality of chain
1	y	437	74% 21% .
2	E	56	64% 32% .
3	G	65	51% 34% 12% .
4	T	100	67% 26% 7%
5	U	103	68% 22% 9% .
6	Y	63	71% 25% .
7	1	63	46% 38% 16%
8	2	36	53% 33% 14%

Continued on next page...

Continued from previous page...

Mol	Chain	Length	Quality of chain
9	3	18	<div><div></div><div>33%</div><div>50%</div><div>17%</div></div>
10	4	61	<div><div></div><div>56%</div><div>43%</div><div></div></div>
11	5	108	<div><div></div><div>29%</div><div>54%</div><div>18%</div></div>

2 Entry composition

There are 11 unique types of molecules in this entry. The entry contains 12465 atoms, of which 0 are hydrogens and 0 are deuteriums.

In the tables below, the AltConf column contains the number of residues with at least one atom in alternate conformation and the Trace column contains the number of residues modelled with at most 2 atoms.

- Molecule 1 is a protein called Protein translocase subunit SecY.

Mol	Chain	Residues	Atoms					AltConf	Trace
1	y	437	Total	C	N	O	S	0	1
			3361	2220	554	570	17		

There are 2 discrepancies between the modelled and reference sequences:

Chain	Residue	Modelled	Actual	Comment	Reference
y	5	ACE	-	ACETYLATION	UNP P0AGA2
y	441	NH2	-	AMIDATION	UNP P0AGA2

- Molecule 2 is a protein called Preprotein translocase subunit SecE.

Mol	Chain	Residues	Atoms					AltConf	Trace
2	E	56	Total	C	N	O	S	0	1
			433	283	76	73	1		

There are 2 discrepancies between the modelled and reference sequences:

Chain	Residue	Modelled	Actual	Comment	Reference
E	73	ACE	-	ACETYLATION	UNP P0AG96
E	128	NH2	-	AMIDATION	UNP P0AG96

- Molecule 3 is a protein called Protein-export membrane protein SecG.

Mol	Chain	Residues	Atoms					AltConf	Trace
3	G	65	Total	C	N	O	S	0	0
			457	299	73	81	4		

- Molecule 4 is a protein called 50S ribosomal protein L23.

Mol	Chain	Residues	Atoms					AltConf	Trace
4	T	100	Total	C	N	O	S	0	0
			787	496	146	143	2		

- Molecule 5 is a protein called 50S ribosomal protein L24.

Mol	Chain	Residues	Atoms				AltConf	Trace
5	U	103	Total	C	N	O	0	0
			789	498	148	143		

- Molecule 6 is a protein called 50S ribosomal protein L29.

Mol	Chain	Residues	Atoms					AltConf	Trace
6	Y	63	Total	C	N	O	S	0	0
			509	313	99	95	2		

- Molecule 7 is a RNA chain called 23S ribosomal RNA.

Mol	Chain	Residues	Atoms					AltConf	Trace
7	1	63	Total	C	N	O	P	0	0
			1350	603	245	439	63		

- Molecule 8 is a RNA chain called 23S ribosomal RNA.

Mol	Chain	Residues	Atoms					AltConf	Trace
8	2	36	Total	C	N	O	P	0	0
			775	345	142	252	36		

- Molecule 9 is a RNA chain called 23S ribosomal RNA.

Mol	Chain	Residues	Atoms					AltConf	Trace
9	3	18	Total	C	N	O	P	0	0
			387	172	71	126	18		

- Molecule 10 is a RNA chain called 23S ribosomal RNA.

Mol	Chain	Residues	Atoms					AltConf	Trace
10	4	61	Total	C	N	O	P	0	0
			1312	584	240	427	61		

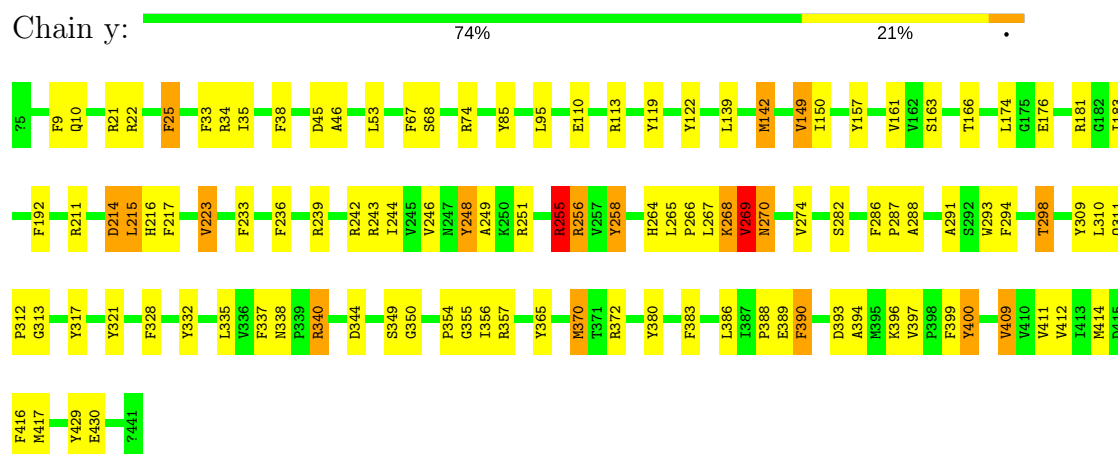
- Molecule 11 is a RNA chain called 23S ribosomal RNA.

Mol	Chain	Residues	Atoms					AltConf	Trace
11	5	108	Total	C	N	O	P	0	0
			2305	1029	406	762	108		

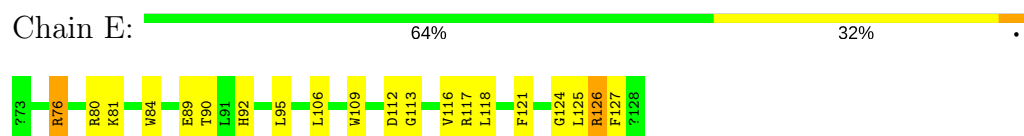
3 Residue-property plots

These plots are drawn for all protein, RNA and DNA chains in the entry. The first graphic for a chain summarises the proportions of the various outlier classes displayed in the second graphic. The second graphic shows the sequence view annotated by issues in geometry. Residues are color-coded according to the number of geometric quality criteria for which they contain at least one outlier: green = 0, yellow = 1, orange = 2 and red = 3 or more. Stretches of 2 or more consecutive residues without any outlier are shown as a green connector. Residues present in the sample, but not in the model, are shown in grey.

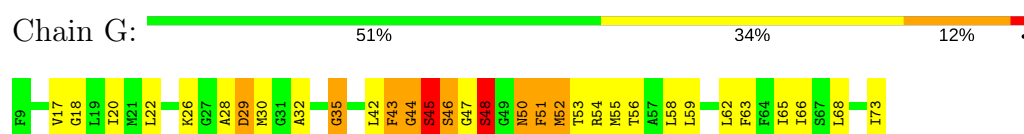
- Molecule 1: Protein translocase subunit SecY



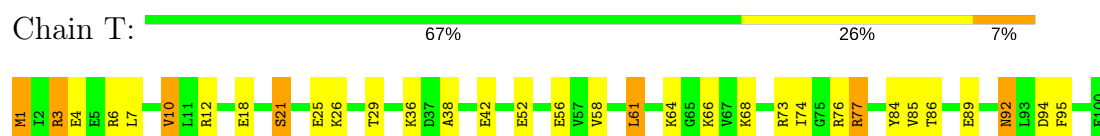
- Molecule 2: Preprotein translocase subunit SecE



- Molecule 3: Protein-export membrane protein SecG

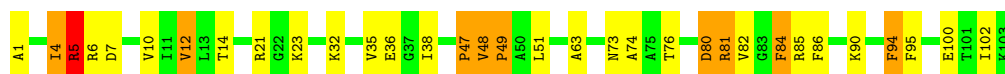


- Molecule 4: 50S ribosomal protein L23



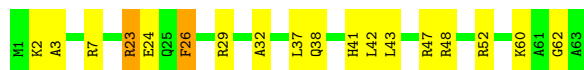
- Molecule 5: 50S ribosomal protein L24






• Molecule 6: 50S ribosomal protein L29

Chain Y: 71% 25% .



• Molecule 7: 23S ribosomal RNA

Chain 1: 46% 38% 16%



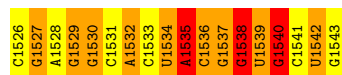
• Molecule 8: 23S ribosomal RNA

Chain 2: 53% 33% 14%



• Molecule 9: 23S ribosomal RNA

Chain 3: 33% 50% 17%



• Molecule 10: 23S ribosomal RNA

Chain 4: 56% 43% .



• Molecule 11: 23S ribosomal RNA

Chain 5: 29% 54% 18%



G2152	C2153	A2154	U2155	G2156	A2157	A2158	G2159	C2160	C2161	G2162	A2163	C2164	C2165	U2166	U2167	G2168	A2169	A2170	A2171	U2172	A2173	C2174	C2175	A2176	C2177	C2178	C2179	U2180	U2181	U2182	A2183	A2184	U2185	G2186	U2187	U2188	U2189	G2190	A2191	U2192	G2193	U2194	U2195	C2196	U2197	A2198	A2199
-------	-------	-------	-------	-------	-------	-------	-------	-------	-------	-------	-------	-------	-------	-------	-------	-------	-------	-------	-------	-------	-------	-------	-------	-------	-------	-------	-------	-------	-------	-------	-------	-------	-------	-------	-------	-------	-------	-------	-------	-------	-------	-------	-------	-------	-------	-------	-------

4 Experimental information

Property	Value	Source
Reconstruction method	SINGLE PARTICLE	Depositor
Imposed symmetry	POINT, Not provided	Depositor
Number of particles used	39000	Depositor
Resolution determination method	Comparison of 3D map with calculated map of docked ribosomal components, with the second map made with EMAN at 7 Angstrom resolution	Depositor
CTF correction method	per micrograph	Depositor
Microscope	FEI TECNAI F20	Depositor
Voltage (kV)	200	Depositor
Electron dose ($e^-/\text{\AA}^2$)	20	Depositor
Minimum defocus (nm)	1000	Depositor
Maximum defocus (nm)	2500	Depositor
Magnification	51000	Depositor
Image detector	Not provided	Depositor

5 Model quality ⓘ

5.1 Standard geometry ⓘ

Bond lengths and bond angles in the following residue types are not validated in this section: ACE, NH2

The Z score for a bond length (or angle) is the number of standard deviations the observed value is removed from the expected value. A bond length (or angle) with $|Z| > 5$ is considered an outlier worth inspection. RMSZ is the root-mean-square of all Z scores of the bond lengths (or angles).

Mol	Chain	Bond lengths		Bond angles	
		RMSZ	$\# Z > 2$	RMSZ	$\# Z > 2$
1	y	1.70	23/3434 (0.7%)	2.02	104/4657 (2.2%)
10	4	3.59	206/1468 (14.0%)	3.69	312/2289 (13.6%)
11	5	3.40	375/2577 (14.6%)	3.71	573/4015 (14.3%)
2	E	1.79	5/437 (1.1%)	2.35	17/596 (2.9%)
3	G	0.27	0/462	1.57	12/620 (1.9%)
4	T	1.64	7/794 (0.9%)	1.92	16/1060 (1.5%)
5	U	1.71	7/797 (0.9%)	1.95	20/1062 (1.9%)
6	Y	1.80	5/510 (1.0%)	1.93	13/677 (1.9%)
7	1	3.51	207/1511 (13.7%)	3.45	299/2354 (12.7%)
8	2	3.40	117/867 (13.5%)	3.56	188/1351 (13.9%)
9	3	3.68	75/432 (17.4%)	3.86	100/672 (14.9%)
All	All	2.75	1027/13289 (7.7%)	3.01	1654/19353 (8.5%)

Chiral center outliers are detected by calculating the chiral volume of a chiral center and verifying if the center is modelled as a planar moiety or with the opposite hand. A planarity outlier is detected by checking planarity of atoms in a peptide group, atoms in a mainchain group or atoms of a sidechain that are expected to be planar.

Mol	Chain	#Chirality outliers	#Planarity outliers
1	y	0	6
10	4	0	20
11	5	0	54
2	E	0	1
3	G	3	0
4	T	0	1
5	U	0	3
6	Y	0	1
7	1	0	30
8	2	0	15
9	3	0	10
All	All	3	141

All (1027) bond length outliers are listed below:

Mol	Chain	Res	Type	Atoms	Z	Observed(Å)	Ideal(Å)
10	4	1892	C	N1-C6	18.20	1.48	1.37
7	1	114	U	C2-N3	16.37	1.49	1.37
9	3	1532	A	N3-C4	-15.69	1.25	1.34
10	4	1854	A	N9-C4	-15.56	1.28	1.37
10	4	1850	G	N7-C5	-15.20	1.30	1.39
8	2	1322	A	N7-C5	-14.95	1.30	1.39
7	1	91	A	C6-N6	14.35	1.45	1.33
11	5	2183	A	N7-C5	-13.92	1.30	1.39
10	4	1849	G	C6-N1	13.75	1.49	1.39
10	4	1843	C	N1-C6	-13.60	1.28	1.37
11	5	2179	C	N1-C6	13.39	1.45	1.37
7	1	73	A	N7-C5	-13.33	1.31	1.39
7	1	53	A	N7-C5	13.26	1.47	1.39
11	5	2162	G	N7-C5	-13.21	1.31	1.39
11	5	2125	G	N9-C8	-13.11	1.28	1.37
7	1	84	A	C6-N1	13.05	1.44	1.35
11	5	2112	G	N9-C4	12.97	1.48	1.38
11	5	2178	C	N1-C6	12.91	1.44	1.37
7	1	71	A	N9-C4	12.87	1.45	1.37
10	4	1868	C	N3-C4	12.62	1.42	1.33
7	1	69	C	N1-C6	12.57	1.44	1.37
11	5	2198	A	C6-N1	12.46	1.44	1.35
8	2	1324	G	N1-C2	12.38	1.47	1.37
11	5	2098	U	N3-C4	12.35	1.49	1.38
7	1	66	C	N1-C6	12.22	1.44	1.37
7	1	104	A	N7-C5	-12.17	1.31	1.39
10	4	1877	A	N7-C5	-12.11	1.31	1.39
10	4	1866	A	N7-C5	-11.98	1.32	1.39
10	4	1844	C	P-O5'	-11.61	1.48	1.59
10	4	1857	G	C2-N3	11.54	1.42	1.32
11	5	2103	C	N3-C4	11.53	1.42	1.33
11	5	2099	U	C2-N3	11.50	1.45	1.37
7	1	76	C	N3-C4	11.44	1.42	1.33
7	1	75	G	C5-C4	11.44	1.46	1.38
10	4	1878	G	C6-N1	11.29	1.47	1.39
11	5	2141	G	N1-C2	11.25	1.46	1.37
7	1	109	C	N1-C6	11.18	1.43	1.37
11	5	2199	A	C6-N6	11.16	1.42	1.33
10	4	1861	G	N7-C5	-11.13	1.32	1.39
7	1	77	G	C5'-C4'	11.12	1.64	1.51
7	1	86	G	C2-N3	11.09	1.41	1.32
10	4	1853	A	N7-C5	-11.04	1.32	1.39

Continued on next page...

Continued from previous page...

Mol	Chain	Res	Type	Atoms	Z	Observed(Å)	Ideal(Å)
8	2	1333	G	C8-N7	11.04	1.37	1.30
7	1	86	G	N1-C2	10.95	1.46	1.37
11	5	2104	C	N1-C6	10.93	1.43	1.37
10	4	1890	A	N7-C5	-10.81	1.32	1.39
11	5	2129	C	C4-N4	10.80	1.43	1.33
10	4	1846	G	N1-C2	10.78	1.46	1.37
10	4	1889	A	C6-N6	10.78	1.42	1.33
7	1	58	G	N9-C8	10.73	1.45	1.37
10	4	1871	A	C5-C4	10.71	1.46	1.38
10	4	1894	C	C4-C5	10.64	1.51	1.43
7	1	90	U	N3-C4	10.63	1.48	1.38
8	2	1342	A	C6-N6	10.59	1.42	1.33
11	5	2147	A	C6-N6	10.58	1.42	1.33
11	5	2148	G	C8-N7	10.56	1.37	1.30
10	4	1884	G	C6-N1	10.48	1.46	1.39
11	5	2172	U	C2'-C1'	-10.41	1.41	1.53
10	4	1867	G	N1-C2	10.40	1.46	1.37
7	1	53	A	N9-C4	10.36	1.44	1.37
7	1	80	G	N9-C4	-10.30	1.29	1.38
8	2	1318	U	C2-N3	10.29	1.45	1.37
7	1	85	G	P-O5'	-10.23	1.49	1.59
7	1	82	U	C4-C5	10.19	1.52	1.43
7	1	96	C	C2-N3	10.18	1.43	1.35
11	5	2152	G	N9-C8	10.15	1.45	1.37
7	1	85	G	C8-N7	-10.13	1.24	1.30
10	4	1867	G	N9-C8	-10.07	1.30	1.37
10	4	1894	C	C4-N4	10.06	1.43	1.33
10	4	1848	A	N3-C4	-10.06	1.28	1.34
9	3	1538	G	N1-C2	10.05	1.45	1.37
11	5	2132	U	C2-N3	10.02	1.44	1.37
11	5	2190	G	C5'-C4'	10.02	1.63	1.51
7	1	70	G	N9-C8	-9.98	1.30	1.37
11	5	2147	A	C6-N1	9.96	1.42	1.35
9	3	1542	U	C2-N3	9.90	1.44	1.37
7	1	55	G	N3-C4	-9.88	1.28	1.35
11	5	2154	A	N7-C5	-9.82	1.33	1.39
8	2	1315	C	N1-C6	9.79	1.43	1.37
10	4	1872	A	N9-C4	9.78	1.43	1.37
7	1	66	C	N3-C4	9.77	1.40	1.33
7	1	85	G	C2-N3	9.77	1.40	1.32
8	2	1328	A	N3-C4	-9.77	1.28	1.34
8	2	1339	G	N9-C4	-9.74	1.30	1.38

Continued on next page...

Continued from previous page...

Mol	Chain	Res	Type	Atoms	Z	Observed(Å)	Ideal(Å)
11	5	2104	C	N3-C4	9.71	1.40	1.33
7	1	74	A	C8-N7	9.71	1.38	1.31
7	1	92	U	C5'-C4'	9.67	1.62	1.51
7	1	97	C	C2-N3	9.66	1.43	1.35
11	5	2111	U	N3-C4	9.64	1.47	1.38
11	5	2168	G	C5-C4	9.58	1.45	1.38
7	1	80	G	N9-C8	9.56	1.44	1.37
11	5	2191	A	N7-C5	-9.56	1.33	1.39
7	1	112	U	C2-N3	9.52	1.44	1.37
8	2	1341	G	C5-C6	-9.49	1.32	1.42
9	3	1529	G	C6-N1	9.46	1.46	1.39
11	5	2129	C	N1-C6	9.46	1.42	1.37
7	1	92	U	C2-N3	9.39	1.44	1.37
11	5	2117	A	N7-C5	-9.35	1.33	1.39
10	4	1895	C	C2-N3	9.34	1.43	1.35
10	4	1866	A	C8-N7	-9.33	1.25	1.31
7	1	76	C	N1-C6	9.33	1.42	1.37
11	5	2109	U	C2-N3	9.31	1.44	1.37
10	4	1888	G	C5-C4	9.30	1.44	1.38
10	4	1862	G	C2-N2	9.29	1.43	1.34
9	3	1539	U	C2-N3	9.28	1.44	1.37
8	2	1339	G	N1-C2	9.28	1.45	1.37
7	1	58	G	N7-C5	9.21	1.44	1.39
7	1	75	G	C6-N1	9.21	1.46	1.39
7	1	59	U	C2-N3	9.20	1.44	1.37
11	5	2112	G	C2-N3	9.15	1.40	1.32
7	1	75	G	N1-C2	9.15	1.45	1.37
8	2	1341	G	C5-C4	9.13	1.44	1.38
10	4	1896	G	N7-C5	-9.11	1.33	1.39
11	5	2159	G	N1-C2	9.09	1.45	1.37
11	5	2181	U	N1-C6	9.07	1.46	1.38
10	4	1860	G	C2-N2	9.06	1.43	1.34
11	5	2158	A	N9-C8	9.05	1.45	1.37
11	5	2173	A	N7-C5	-9.03	1.33	1.39
7	1	83	A	N3-C4	-9.02	1.29	1.34
7	1	54	G	C5-C6	-9.02	1.33	1.42
11	5	2194	U	C2-N3	9.01	1.44	1.37
7	1	62	U	C4-C5	9.01	1.51	1.43
9	3	1537	G	N7-C5	-9.00	1.33	1.39
10	4	1845	G	N7-C5	-8.98	1.33	1.39
11	5	2101	A	C5-C4	-8.98	1.32	1.38
9	3	1535	A	C6-N1	8.98	1.41	1.35

Continued on next page...

Continued from previous page...

Mol	Chain	Res	Type	Atoms	Z	Observed(Å)	Ideal(Å)
10	4	1897	G	C6-N1	8.95	1.45	1.39
10	4	1841	U	C2-N3	8.95	1.44	1.37
7	1	76	C	C2-N3	8.94	1.42	1.35
7	1	96	C	C4-C5	8.94	1.50	1.43
11	5	2152	G	N9-C4	-8.93	1.30	1.38
8	2	1330	C	N3-C4	8.91	1.40	1.33
11	5	2120	G	C2-N3	8.90	1.39	1.32
11	5	2112	G	N1-C2	8.88	1.44	1.37
10	4	1884	G	C2-N3	8.87	1.39	1.32
7	1	97	C	C4-N4	8.87	1.42	1.33
10	4	1854	A	C2'-C1'	-8.82	1.43	1.53
10	4	1858	A	N7-C5	-8.81	1.33	1.39
7	1	74	A	C2'-C1'	-8.81	1.43	1.53
9	3	1526	C	C4-N4	8.77	1.41	1.33
7	1	84	A	C4'-C3'	8.76	1.62	1.53
10	4	1847	A	C5'-C4'	8.76	1.61	1.51
9	3	1543	G	N3-C4	8.76	1.41	1.35
10	4	1881	C	C2-N3	8.74	1.42	1.35
1	y	85	TYR	CE1-CZ	8.73	1.50	1.38
7	1	104	A	C6-N1	8.72	1.41	1.35
8	2	1323	C	C5'-C4'	8.71	1.61	1.51
11	5	2094	A	C5-C6	-8.70	1.33	1.41
11	5	2100	G	N7-C5	-8.69	1.34	1.39
8	2	1320	C	N1-C6	-8.68	1.31	1.37
11	5	2147	A	C2'-C1'	8.68	1.62	1.53
11	5	2118	U	C2-N3	8.65	1.43	1.37
9	3	1535	A	N9-C4	8.63	1.43	1.37
9	3	1542	U	C4-C5	8.60	1.51	1.43
7	1	103	A	N3-C4	-8.58	1.29	1.34
10	4	1889	A	C5-C6	8.57	1.48	1.41
10	4	1846	G	C5-C4	8.55	1.44	1.38
10	4	1847	A	N7-C5	-8.52	1.34	1.39
8	2	1331	G	C2-N2	8.52	1.43	1.34
7	1	62	U	P-O5'	-8.50	1.51	1.59
11	5	2142	A	N3-C4	8.50	1.40	1.34
8	2	1334	G	C2-N3	8.50	1.39	1.32
10	4	1882	U	N1-C6	8.49	1.45	1.38
11	5	2148	G	O3'-P	-8.49	1.50	1.61
8	2	1336	A	C2-N3	8.47	1.41	1.33
9	3	1529	G	N7-C5	-8.45	1.34	1.39
10	4	1843	C	C5'-C4'	8.45	1.61	1.51
11	5	2134	A	N7-C5	-8.45	1.34	1.39

Continued on next page...

Continued from previous page...

Mol	Chain	Res	Type	Atoms	Z	Observed(Å)	Ideal(Å)
9	3	1532	A	C6-N6	8.44	1.40	1.33
8	2	1334	G	N9-C8	8.43	1.43	1.37
10	4	1842	G	N7-C5	-8.43	1.34	1.39
10	4	1898	U	C2-N3	8.43	1.43	1.37
7	1	58	G	O3'-P	-8.41	1.51	1.61
7	1	103	A	C8-N7	-8.40	1.25	1.31
10	4	1897	G	C2-N3	8.39	1.39	1.32
10	4	1848	A	C6-N1	8.38	1.41	1.35
11	5	2136	G	C2-N3	8.37	1.39	1.32
11	5	2144	G	C2-N3	8.35	1.39	1.32
10	4	1843	C	C4-C5	8.34	1.49	1.43
9	3	1529	G	N9-C4	8.34	1.44	1.38
8	2	1337	G	N3-C4	8.32	1.41	1.35
9	3	1538	G	N7-C5	-8.31	1.34	1.39
8	2	1310	G	N9-C8	8.31	1.43	1.37
8	2	1312	U	C4-C5	8.31	1.51	1.43
10	4	1852	U	C3'-C2'	-8.30	1.43	1.52
11	5	2122	U	P-O5'	-8.28	1.51	1.59
11	5	2191	A	C6-N6	8.24	1.40	1.33
9	3	1529	G	C4'-C3'	-8.22	1.44	1.53
11	5	2107	G	N3-C4	-8.21	1.29	1.35
10	4	1862	G	N9-C4	-8.19	1.31	1.38
11	5	2107	G	C8-N7	-8.18	1.26	1.30
10	4	1850	G	C2-N3	8.17	1.39	1.32
7	1	111	A	C6-N6	8.17	1.40	1.33
8	2	1312	U	C2-N3	8.16	1.43	1.37
11	5	2170	A	N9-C8	-8.13	1.31	1.37
8	2	1307	A	C5-C4	8.12	1.44	1.38
10	4	1884	G	N9-C8	-8.12	1.32	1.37
11	5	2098	U	C2-N3	8.11	1.43	1.37
11	5	2154	A	C6-N1	8.11	1.41	1.35
10	4	1855	U	C2-N3	8.11	1.43	1.37
10	4	1858	A	N9-C4	-8.08	1.32	1.37
11	5	2096	C	P-O5'	-8.07	1.51	1.59
10	4	1845	G	N1-C2	8.05	1.44	1.37
9	3	1531	C	C4-N4	8.04	1.41	1.33
10	4	1896	G	C2'-C1'	-8.03	1.44	1.53
11	5	2141	G	C5'-C4'	8.03	1.60	1.51
11	5	2162	G	N9-C8	8.03	1.43	1.37
10	4	1869	G	N9-C8	8.02	1.43	1.37
11	5	2123	G	N1-C2	7.99	1.44	1.37
7	1	93	G	C6-N1	7.97	1.45	1.39

Continued on next page...

Continued from previous page...

Mol	Chain	Res	Type	Atoms	Z	Observed(Å)	Ideal(Å)
11	5	2099	U	C2'-C1'	-7.97	1.44	1.53
11	5	2183	A	C6-N1	7.97	1.41	1.35
7	1	103	A	N7-C5	-7.96	1.34	1.39
7	1	67	U	N1-C2	7.96	1.45	1.38
11	5	2144	G	C5'-C4'	7.95	1.60	1.51
10	4	1878	G	C5-C4	7.94	1.44	1.38
11	5	2146	C	C5'-C4'	7.94	1.60	1.51
7	1	104	A	C5-C4	7.94	1.44	1.38
10	4	1884	G	N3-C4	-7.93	1.29	1.35
9	3	1543	G	C5-C4	-7.92	1.32	1.38
10	4	1868	C	C4-N4	7.92	1.41	1.33
10	4	1889	A	C4'-C3'	7.91	1.61	1.53
11	5	2159	G	N7-C5	-7.90	1.34	1.39
11	5	2182	U	C2-N3	7.88	1.43	1.37
8	2	1314	C	O4'-C1'	7.85	1.51	1.41
8	2	1331	G	C6-N1	-7.85	1.34	1.39
8	2	1310	G	N1-C2	7.84	1.44	1.37
7	1	113	U	N3-C4	7.81	1.45	1.38
10	4	1860	G	P-O5'	7.80	1.67	1.59
11	5	2173	A	C5-C4	7.80	1.44	1.38
8	2	1328	A	C6-N1	7.80	1.41	1.35
10	4	1838	C	N1-C2	-7.79	1.32	1.40
11	5	2128	G	P-O5'	-7.79	1.51	1.59
11	5	2138	G	C2-N3	7.77	1.39	1.32
8	2	1308	A	C2-N3	7.77	1.40	1.33
11	5	2130	U	O3'-P	-7.76	1.51	1.61
11	5	2186	G	C2-N2	7.76	1.42	1.34
8	2	1334	G	N3-C4	-7.75	1.30	1.35
10	4	1870	C	N1-C2	7.75	1.47	1.40
1	y	430	GLU	CD-OE1	7.75	1.34	1.25
7	1	60	G	N9-C8	-7.73	1.32	1.37
7	1	57	C	C2-N3	7.73	1.42	1.35
10	4	1846	G	N7-C5	-7.72	1.34	1.39
7	1	104	A	N9-C4	-7.71	1.33	1.37
7	1	72	U	C2-N3	7.71	1.43	1.37
11	5	2093	G	C6-N1	7.71	1.45	1.39
7	1	87	U	C2-N3	7.70	1.43	1.37
11	5	2104	C	P-O5'	7.70	1.67	1.59
9	3	1529	G	N3-C4	-7.69	1.30	1.35
10	4	1852	U	C5'-C4'	7.69	1.60	1.51
8	2	1317	G	P-O5'	-7.68	1.52	1.59
11	5	2133	G	C4'-C3'	7.65	1.61	1.53

Continued on next page...

Continued from previous page...

Mol	Chain	Res	Type	Atoms	Z	Observed(Å)	Ideal(Å)
10	4	1839	G	N7-C5	-7.64	1.34	1.39
8	2	1336	A	N7-C5	-7.63	1.34	1.39
11	5	2137	U	C2'-C1'	7.62	1.61	1.53
7	1	73	A	C6-N1	7.62	1.40	1.35
9	3	1526	C	N3-C4	7.62	1.39	1.33
10	4	1863	G	C8-N7	7.62	1.35	1.30
7	1	63	A	N7-C5	7.61	1.43	1.39
8	2	1314	C	C4-C5	7.61	1.49	1.43
11	5	2172	U	N1-C6	7.61	1.44	1.38
7	1	74	A	N9-C4	7.60	1.42	1.37
11	5	2153	C	C5'-C4'	7.60	1.60	1.51
10	4	1892	C	N3-C4	7.59	1.39	1.33
11	5	2164	C	C4-N4	7.58	1.40	1.33
11	5	2199	A	N1-C2	7.58	1.41	1.34
7	1	54	G	C8-N7	7.58	1.35	1.30
9	3	1543	G	C5'-C4'	7.55	1.60	1.51
8	2	1334	G	N7-C5	-7.54	1.34	1.39
8	2	1332	G	N9-C8	7.54	1.43	1.37
11	5	2120	G	C2'-C1'	-7.52	1.45	1.53
8	2	1320	C	C4-N4	7.51	1.40	1.33
11	5	2121	G	N1-C2	7.51	1.43	1.37
11	5	2102	G	C2-N3	7.50	1.38	1.32
7	1	91	A	N7-C5	-7.50	1.34	1.39
11	5	2163	A	N3-C4	7.49	1.39	1.34
11	5	2116	G	C2-N3	7.49	1.38	1.32
11	5	2107	G	C2-N3	7.48	1.38	1.32
8	2	1326	U	C2-N3	7.47	1.43	1.37
11	5	2126	A	C4'-C3'	7.47	1.61	1.53
11	5	2180	U	C4-C5	7.47	1.50	1.43
7	1	74	A	P-O5'	-7.47	1.52	1.59
11	5	2153	C	C2'-C1'	-7.45	1.45	1.53
11	5	2155	U	N1-C2	7.45	1.45	1.38
11	5	2097	A	C6-N6	7.45	1.40	1.33
9	3	1534	U	C2-N3	7.44	1.43	1.37
9	3	1539	U	C1'-N1	7.44	1.59	1.48
9	3	1528	A	N9-C4	7.44	1.42	1.37
8	2	1339	G	C5'-C4'	7.43	1.60	1.51
7	1	89	A	C4'-C3'	7.43	1.61	1.53
1	y	380	TYR	CG-CD1	7.42	1.48	1.39
7	1	68	G	C3'-C2'	7.42	1.61	1.52
9	3	1543	G	N7-C5	-7.42	1.34	1.39
11	5	2107	G	C5-C4	7.41	1.43	1.38

Continued on next page...

Continued from previous page...

Mol	Chain	Res	Type	Atoms	Z	Observed(Å)	Ideal(Å)
11	5	2113	U	O4'-C1'	7.41	1.51	1.41
8	2	1328	A	C8-N7	-7.40	1.26	1.31
10	4	1876	A	P-O5'	-7.40	1.52	1.59
11	5	2097	A	C5-C4	7.40	1.44	1.38
11	5	2132	U	C4'-O4'	7.39	1.55	1.45
11	5	2173	A	C5'-C4'	7.39	1.60	1.51
8	2	1311	G	C2-N2	7.37	1.42	1.34
10	4	1849	G	C5-C4	7.35	1.43	1.38
7	1	55	G	C8-N7	-7.35	1.26	1.30
7	1	63	A	C2'-C1'	-7.35	1.45	1.53
7	1	112	U	C4'-C3'	7.34	1.61	1.53
8	2	1328	A	N7-C5	-7.34	1.34	1.39
9	3	1541	C	P-O5'	-7.34	1.52	1.59
8	2	1328	A	C6-N6	7.33	1.39	1.33
11	5	2113	U	C2-N3	7.33	1.42	1.37
11	5	2158	A	C5-C4	7.33	1.43	1.38
11	5	2127	G	N9-C4	-7.32	1.32	1.38
9	3	1538	G	C5-C4	-7.32	1.33	1.38
8	2	1333	G	N1-C2	7.32	1.43	1.37
11	5	2124	G	C2-N3	7.32	1.38	1.32
11	5	2149	U	C5'-C4'	7.31	1.60	1.51
7	1	58	G	N9-C4	7.30	1.43	1.38
10	4	1878	G	N1-C2	7.30	1.43	1.37
7	1	70	G	C6-N1	7.30	1.44	1.39
9	3	1539	U	C2'-C1'	-7.29	1.45	1.53
8	2	1340	U	C3'-O3'	7.29	1.52	1.42
8	2	1316	U	C2'-C1'	-7.29	1.45	1.53
11	5	2112	G	N3-C4	-7.29	1.30	1.35
8	2	1311	G	C8-N7	7.28	1.35	1.30
11	5	2193	G	N9-C4	-7.28	1.32	1.38
7	1	93	G	O4'-C1'	7.27	1.51	1.41
1	y	239	ARG	NE-CZ	7.25	1.42	1.33
9	3	1534	U	C4'-C3'	-7.24	1.45	1.53
10	4	1844	C	C3'-C2'	-7.24	1.44	1.52
10	4	1859	U	C5-C6	7.23	1.40	1.34
9	3	1539	U	C3'-C2'	7.22	1.60	1.52
7	1	60	G	C5'-C4'	7.22	1.60	1.51
10	4	1890	A	O3'-P	7.21	1.69	1.61
9	3	1537	G	C2-N3	7.21	1.38	1.32
11	5	2102	G	C8-N7	-7.21	1.26	1.30
9	3	1541	C	N3-C4	7.20	1.39	1.33
9	3	1538	G	C2-N3	7.19	1.38	1.32

Continued on next page...

Continued from previous page...

Mol	Chain	Res	Type	Atoms	Z	Observed(Å)	Ideal(Å)
10	4	1895	C	N3-C4	7.18	1.39	1.33
11	5	2096	C	N1-C2	7.17	1.47	1.40
11	5	2130	U	C2-N3	7.17	1.42	1.37
7	1	76	C	C2'-C1'	-7.17	1.45	1.53
10	4	1860	G	C2'-C1'	-7.14	1.45	1.53
9	3	1530	G	C5-C4	-7.13	1.33	1.38
10	4	1863	G	C2-N3	7.13	1.38	1.32
8	2	1336	A	N3-C4	7.12	1.39	1.34
11	5	2126	A	N7-C5	7.11	1.43	1.39
11	5	2157	G	C5-C6	-7.11	1.35	1.42
10	4	1881	C	C4-N4	7.11	1.40	1.33
11	5	2132	U	C4'-C3'	7.09	1.60	1.53
8	2	1338	G	N1-C2	7.02	1.43	1.37
11	5	2104	C	C5'-C4'	7.01	1.59	1.51
11	5	2181	U	C5-C6	-7.01	1.27	1.34
8	2	1324	G	N3-C4	7.01	1.40	1.35
9	3	1541	C	N1-C6	7.01	1.41	1.37
8	2	1333	G	N9-C8	7.00	1.42	1.37
9	3	1533	C	N1-C6	6.99	1.41	1.37
11	5	2112	G	N9-C8	6.99	1.42	1.37
11	5	2142	A	C5-C6	6.99	1.47	1.41
11	5	2166	U	C2-N3	6.99	1.42	1.37
7	1	70	G	P-O5'	-6.98	1.52	1.59
10	4	1881	C	N3-C4	6.98	1.38	1.33
11	5	2100	G	C6-N1	6.98	1.44	1.39
7	1	84	A	C5-C4	6.97	1.43	1.38
8	2	1330	C	C4'-C3'	-6.96	1.45	1.53
10	4	1865	U	O3'-P	-6.96	1.52	1.61
9	3	1540	G	C2-N3	6.95	1.38	1.32
7	1	71	A	P-O5'	-6.95	1.52	1.59
10	4	1860	G	N7-C5	-6.95	1.35	1.39
11	5	2144	G	C8-N7	-6.94	1.26	1.30
11	5	2173	A	N9-C4	6.94	1.42	1.37
11	5	2119	A	C6-N1	6.94	1.40	1.35
7	1	81	G	N1-C2	6.93	1.43	1.37
7	1	65	U	N3-C4	6.93	1.44	1.38
11	5	2107	G	N1-C2	6.93	1.43	1.37
8	2	1317	G	C2-N3	6.92	1.38	1.32
10	4	1873	G	C2-N3	6.92	1.38	1.32
10	4	1868	C	C2'-C1'	-6.91	1.45	1.53
7	1	88	G	C6-N1	6.90	1.44	1.39
11	5	2121	G	C2-N2	6.88	1.41	1.34

Continued on next page...

Continued from previous page...

Mol	Chain	Res	Type	Atoms	Z	Observed(Å)	Ideal(Å)
11	5	2170	A	C5-C4	6.87	1.43	1.38
10	4	1885	A	N7-C5	-6.86	1.35	1.39
11	5	2114	A	N9-C8	6.86	1.43	1.37
11	5	2096	C	C2'-C1'	-6.86	1.45	1.53
11	5	2136	G	C2-N2	6.86	1.41	1.34
11	5	2105	U	N1-C6	-6.86	1.31	1.38
11	5	2144	G	C2-N2	6.86	1.41	1.34
10	4	1886	U	C4-C5	6.85	1.49	1.43
11	5	2154	A	C5-C4	-6.85	1.33	1.38
8	2	1311	G	N3-C4	-6.85	1.30	1.35
11	5	2159	G	P-O5'	-6.85	1.52	1.59
8	2	1325	U	C2'-C1'	-6.84	1.45	1.53
11	5	2143	C	P-O5'	-6.84	1.52	1.59
9	3	1526	C	N1-C2	6.83	1.47	1.40
10	4	1888	G	C6-N1	6.83	1.44	1.39
11	5	2187	U	N3-C4	6.83	1.44	1.38
7	1	70	G	N1-C2	6.82	1.43	1.37
9	3	1537	G	C5-C6	6.82	1.49	1.42
10	4	1843	C	P-O5'	-6.82	1.52	1.59
7	1	80	G	C2-N3	6.82	1.38	1.32
7	1	86	G	C5-C4	6.80	1.43	1.38
8	2	1321	A	P-O5'	-6.80	1.52	1.59
7	1	91	A	N9-C4	6.80	1.42	1.37
10	4	1848	A	C6-N6	6.80	1.39	1.33
10	4	1878	G	N3-C4	6.79	1.40	1.35
11	5	2134	A	N9-C8	6.79	1.43	1.37
8	2	1334	G	C6-N1	6.78	1.44	1.39
11	5	2106	U	N3-C4	6.78	1.44	1.38
11	5	2158	A	N7-C5	-6.78	1.35	1.39
8	2	1311	G	N7-C5	-6.76	1.35	1.39
10	4	1885	A	N9-C8	-6.76	1.32	1.37
11	5	2094	A	N7-C5	-6.76	1.35	1.39
11	5	2117	A	C8-N7	6.75	1.36	1.31
10	4	1891	G	C2-N3	6.75	1.38	1.32
11	5	2176	A	C6-N1	6.75	1.40	1.35
1	y	383	PHE	CG-CD2	6.74	1.48	1.38
11	5	2114	A	C6-N6	6.74	1.39	1.33
10	4	1854	A	C6-N6	6.74	1.39	1.33
11	5	2183	A	C4'-O4'	-6.74	1.36	1.45
10	4	1867	G	C5-C4	6.73	1.43	1.38
10	4	1870	C	C3'-C2'	6.73	1.60	1.52
11	5	2124	G	C2-N2	6.73	1.41	1.34

Continued on next page...

Continued from previous page...

Mol	Chain	Res	Type	Atoms	Z	Observed(Å)	Ideal(Å)
8	2	1337	G	C5-C4	6.73	1.43	1.38
7	1	55	G	C2-N3	6.73	1.38	1.32
7	1	56	A	C4'-C3'	6.73	1.60	1.53
11	5	2194	U	N3-C4	6.73	1.44	1.38
9	3	1543	G	C4'-O4'	6.72	1.54	1.45
8	2	1312	U	C2'-C1'	-6.72	1.46	1.53
4	T	3	ARG	NE-CZ	6.71	1.41	1.33
7	1	73	A	P-O5'	-6.71	1.53	1.59
10	4	1863	G	N1-C2	6.71	1.43	1.37
10	4	1867	G	O3'-P	-6.70	1.53	1.61
11	5	2149	U	N3-C4	6.69	1.44	1.38
7	1	80	G	C5-C4	6.69	1.43	1.38
11	5	2156	G	C8-N7	-6.69	1.26	1.30
8	2	1313	U	N3-C4	6.67	1.44	1.38
8	2	1327	A	N9-C8	6.67	1.43	1.37
11	5	2167	U	N3-C4	6.67	1.44	1.38
10	4	1891	G	C6-N1	6.66	1.44	1.39
7	1	106	C	C4'-C3'	-6.66	1.45	1.53
8	2	1324	G	C8-N7	-6.66	1.26	1.30
10	4	1864	U	N3-C4	6.65	1.44	1.38
7	1	93	G	C3'-O3'	6.64	1.51	1.42
11	5	2103	C	C4'-O4'	-6.64	1.36	1.45
11	5	2175	C	C5'-C4'	6.64	1.59	1.51
9	3	1530	G	C8-N7	-6.64	1.26	1.30
10	4	1887	C	C2-N3	6.64	1.41	1.35
11	5	2159	G	C5'-C4'	6.63	1.59	1.51
11	5	2094	A	O3'-P	-6.62	1.53	1.61
8	2	1324	G	C5-C4	6.62	1.43	1.38
6	Y	52	ARG	CZ-NH1	6.61	1.41	1.33
8	2	1339	G	C5-C4	6.61	1.43	1.38
7	1	106	C	C2-N3	6.61	1.41	1.35
11	5	2114	A	P-O5'	-6.60	1.53	1.59
11	5	2162	G	O3'-P	-6.60	1.53	1.61
8	2	1337	G	N7-C5	-6.60	1.35	1.39
7	1	70	G	N3-C4	6.59	1.40	1.35
10	4	1890	A	C6-N6	6.59	1.39	1.33
11	5	2184	A	C1'-N9	6.59	1.58	1.48
7	1	77	G	C5-C4	6.58	1.43	1.38
10	4	1871	A	C8-N7	6.58	1.36	1.31
11	5	2197	U	N3-C4	6.56	1.44	1.38
4	T	77	ARG	NE-CZ	6.55	1.41	1.33
11	5	2153	C	C4-N4	6.55	1.39	1.33

Continued on next page...

Continued from previous page...

Mol	Chain	Res	Type	Atoms	Z	Observed(Å)	Ideal(Å)
4	T	3	ARG	CZ-NH1	6.54	1.41	1.33
8	2	1332	G	C2'-O2'	6.54	1.50	1.41
11	5	2119	A	C5'-C4'	6.53	1.59	1.51
11	5	2154	A	N9-C4	6.53	1.41	1.37
7	1	81	G	C6-N1	6.53	1.44	1.39
7	1	94	A	P-O5'	-6.52	1.53	1.59
7	1	113	U	C4-C5	6.52	1.49	1.43
11	5	2160	C	C4-C5	6.52	1.48	1.43
11	5	2156	G	N9-C8	6.51	1.42	1.37
10	4	1863	G	C6-N1	6.51	1.44	1.39
11	5	2112	G	C6-N1	6.51	1.44	1.39
7	1	67	U	C2-O2	6.50	1.28	1.22
7	1	78	U	C2-N3	6.50	1.42	1.37
11	5	2114	A	N9-C4	-6.49	1.33	1.37
10	4	1891	G	O3'-P	6.49	1.69	1.61
10	4	1850	G	C6-N1	6.49	1.44	1.39
11	5	2115	G	C3'-C2'	-6.48	1.45	1.52
11	5	2152	G	N7-C5	-6.48	1.35	1.39
10	4	1868	C	C4-C5	-6.47	1.37	1.43
7	1	105	C	C2'-C1'	-6.47	1.46	1.53
11	5	2133	G	N1-C2	6.47	1.43	1.37
10	4	1842	G	C5-C4	6.46	1.42	1.38
7	1	52	A	C6-N6	6.46	1.39	1.33
7	1	54	G	C2-N3	6.46	1.38	1.32
10	4	1896	G	C5'-C4'	6.46	1.59	1.51
11	5	2199	A	C5'-C4'	6.46	1.59	1.51
10	4	1842	G	N1-C2	6.46	1.43	1.37
11	5	2103	C	C2'-C1'	-6.46	1.46	1.53
11	5	2127	G	C2'-C1'	-6.46	1.46	1.53
11	5	2184	A	N7-C5	-6.46	1.35	1.39
7	1	70	G	C8-N7	6.46	1.34	1.30
11	5	2164	C	N1-C6	6.45	1.41	1.37
11	5	2102	G	N9-C8	-6.44	1.33	1.37
7	1	56	A	N7-C5	-6.44	1.35	1.39
7	1	75	G	C4'-C3'	6.44	1.60	1.53
10	4	1883	U	C2-N3	6.44	1.42	1.37
11	5	2183	A	C5-C4	6.43	1.43	1.38
11	5	2143	C	C4-N4	6.43	1.39	1.33
7	1	63	A	C2-N3	6.42	1.39	1.33
11	5	2104	C	N1-C2	6.42	1.46	1.40
1	y	388	PRO	N-CD	6.41	1.56	1.47
11	5	2185	U	N1-C6	6.41	1.43	1.38

Continued on next page...

Continued from previous page...

Mol	Chain	Res	Type	Atoms	Z	Observed(Å)	Ideal(Å)
7	1	90	U	O3'-P	-6.41	1.53	1.61
7	1	61	C	C4-C5	6.40	1.48	1.43
9	3	1526	C	C4'-C3'	6.40	1.60	1.53
10	4	1877	A	N3-C4	6.40	1.38	1.34
7	1	60	G	N9-C4	-6.39	1.32	1.38
8	2	1324	G	C2'-C1'	6.38	1.60	1.53
10	4	1898	U	C4-C5	6.38	1.49	1.43
7	1	114	U	C1'-N1	6.37	1.58	1.48
11	5	2121	G	N9-C8	6.36	1.42	1.37
8	2	1337	G	C3'-C2'	-6.35	1.45	1.52
10	4	1854	A	N7-C5	-6.35	1.35	1.39
10	4	1858	A	C3'-O3'	6.34	1.51	1.42
7	1	98	G	N9-C4	-6.33	1.32	1.38
11	5	2134	A	C6-N1	6.33	1.40	1.35
10	4	1896	G	C2-N3	6.33	1.37	1.32
7	1	52	A	N7-C5	-6.33	1.35	1.39
2	E	112	ASP	C-N	6.33	1.44	1.33
7	1	95	A	C3'-C2'	-6.32	1.45	1.52
1	y	122	TYR	CG-CD2	6.32	1.47	1.39
2	E	124	GLY	CA-C	-6.31	1.41	1.51
11	5	2139	U	C2-N3	6.30	1.42	1.37
11	5	2141	G	C8-N7	-6.29	1.27	1.30
10	4	1850	G	C3'-O3'	6.29	1.50	1.42
11	5	2094	A	C3'-O3'	6.29	1.50	1.42
8	2	1308	A	N9-C8	-6.29	1.32	1.37
11	5	2110	G	C5'-C4'	6.29	1.58	1.51
11	5	2099	U	N1-C2	6.28	1.44	1.38
11	5	2113	U	C4-C5	6.27	1.49	1.43
10	4	1876	A	C6-N1	-6.27	1.31	1.35
7	1	102	U	C4-C5	6.26	1.49	1.43
11	5	2152	G	N3-C4	6.25	1.39	1.35
10	4	1847	A	N1-C2	-6.25	1.28	1.34
11	5	2173	A	N1-C2	6.25	1.40	1.34
11	5	2182	U	C4-C5	6.25	1.49	1.43
9	3	1533	C	C2-N3	6.25	1.40	1.35
11	5	2120	G	C6-N1	6.25	1.44	1.39
11	5	2192	U	C5'-C4'	6.25	1.58	1.51
10	4	1896	G	C8-N7	-6.25	1.27	1.30
11	5	2136	G	C8-N7	6.25	1.34	1.30
11	5	2192	U	C4-C5	6.25	1.49	1.43
8	2	1322	A	C2'-C1'	-6.24	1.46	1.53
9	3	1532	A	C5-C4	6.24	1.43	1.38

Continued on next page...

Continued from previous page...

Mol	Chain	Res	Type	Atoms	Z	Observed(Å)	Ideal(Å)
7	1	76	C	C4-C5	-6.24	1.38	1.43
11	5	2115	G	N1-C2	6.24	1.42	1.37
11	5	2135	A	N7-C5	-6.24	1.35	1.39
11	5	2173	A	C4'-C3'	-6.24	1.46	1.53
11	5	2184	A	N3-C4	6.24	1.38	1.34
7	1	88	G	C8-N7	-6.23	1.27	1.30
11	5	2114	A	N7-C5	-6.23	1.35	1.39
7	1	91	A	C5'-C4'	6.22	1.58	1.51
7	1	91	A	C5-C4	6.22	1.43	1.38
9	3	1540	G	C2'-C1'	-6.22	1.46	1.53
11	5	2134	A	C8-N7	-6.22	1.27	1.31
7	1	55	G	N1-C2	6.22	1.42	1.37
10	4	1856	U	C4-C5	6.22	1.49	1.43
7	1	71	A	C4'-C3'	6.21	1.59	1.53
10	4	1838	C	P-O5'	-6.20	1.53	1.59
11	5	2191	A	O4'-C1'	6.20	1.49	1.41
7	1	88	G	O3'-P	-6.20	1.53	1.61
1	y	242	ARG	CD-NE	6.20	1.56	1.46
7	1	67	U	C2-N3	6.18	1.42	1.37
11	5	2192	U	C4'-C3'	6.18	1.59	1.53
10	4	1857	G	C5'-C4'	6.18	1.58	1.51
11	5	2095	A	C6-N6	6.17	1.38	1.33
7	1	85	G	C1'-N9	6.17	1.58	1.48
10	4	1890	A	P-O5'	-6.17	1.53	1.59
7	1	88	G	C6-O6	6.16	1.29	1.24
7	1	103	A	N9-C4	-6.16	1.34	1.37
10	4	1889	A	C6-N1	6.16	1.39	1.35
7	1	81	G	N3-C4	-6.16	1.31	1.35
11	5	2185	U	C2-N3	6.15	1.42	1.37
9	3	1527	G	C6-N1	6.15	1.43	1.39
11	5	2130	U	N3-C4	6.15	1.44	1.38
11	5	2199	A	N9-C4	6.15	1.41	1.37
7	1	91	A	C3'-O3'	6.15	1.50	1.42
10	4	1862	G	O3'-P	-6.14	1.53	1.61
10	4	1843	C	N3-C4	6.14	1.38	1.33
11	5	2153	C	C3'-C2'	-6.14	1.46	1.52
11	5	2131	U	C4-O4	-6.14	1.18	1.23
11	5	2184	A	N1-C2	6.13	1.39	1.34
11	5	2183	A	P-O5'	-6.13	1.53	1.59
8	2	1309	G	C6-N1	6.13	1.43	1.39
11	5	2135	A	C5'-C4'	6.13	1.58	1.51
10	4	1838	C	C4-N4	6.12	1.39	1.33

Continued on next page...

Continued from previous page...

Mol	Chain	Res	Type	Atoms	Z	Observed(Å)	Ideal(Å)
11	5	2166	U	P-O5'	-6.12	1.53	1.59
10	4	1846	G	C5'-C4'	6.12	1.58	1.51
11	5	2163	A	N9-C8	6.11	1.42	1.37
7	1	68	G	C5'-C4'	6.11	1.58	1.51
7	1	113	U	C5'-C4'	6.11	1.58	1.51
10	4	1897	G	C8-N7	6.11	1.34	1.30
8	2	1342	A	C2'-C1'	-6.11	1.46	1.53
7	1	63	A	C5'-C4'	6.10	1.58	1.51
9	3	1537	G	P-O5'	-6.10	1.53	1.59
9	3	1541	C	C4-N4	6.10	1.39	1.33
5	U	95	PHE	CG-CD1	6.10	1.47	1.38
7	1	99	U	C4-C5	6.10	1.49	1.43
8	2	1328	A	N9-C4	-6.09	1.34	1.37
11	5	2142	A	C2'-C1'	-6.09	1.46	1.53
10	4	1861	G	C2-N3	6.09	1.37	1.32
11	5	2101	A	C4'-C3'	6.09	1.59	1.53
11	5	2190	G	N3-C4	6.09	1.39	1.35
7	1	52	A	N3-C4	-6.08	1.31	1.34
10	4	1873	G	C6-N1	6.08	1.43	1.39
11	5	2149	U	C4'-C3'	-6.08	1.46	1.53
7	1	87	U	C5-C6	-6.08	1.28	1.34
8	2	1332	G	N3-C4	6.08	1.39	1.35
10	4	1894	C	O3'-P	-6.07	1.53	1.61
11	5	2128	G	C8-N7	-6.07	1.27	1.30
10	4	1858	A	C2'-C1'	-6.07	1.46	1.53
7	1	74	A	C6-N6	6.07	1.38	1.33
8	2	1342	A	N3-C4	6.07	1.38	1.34
11	5	2105	U	C2-N3	6.06	1.42	1.37
7	1	71	A	C6-N6	6.06	1.38	1.33
11	5	2156	G	C2-N3	6.06	1.37	1.32
11	5	2187	U	C2-N3	6.05	1.42	1.37
11	5	2140	G	N7-C5	-6.04	1.35	1.39
7	1	100	U	N1-C6	-6.04	1.32	1.38
9	3	1537	G	C8-N7	-6.03	1.27	1.30
11	5	2125	G	C3'-C2'	-6.03	1.46	1.52
8	2	1323	C	C2'-C1'	-6.02	1.46	1.53
11	5	2156	G	N1-C2	6.02	1.42	1.37
10	4	1862	G	C2-N3	6.02	1.37	1.32
9	3	1533	C	O3'-P	-6.02	1.53	1.61
11	5	2152	G	C3'-O3'	6.02	1.50	1.42
11	5	2120	G	N9-C4	-6.02	1.33	1.38
11	5	2144	G	C4'-O4'	-6.01	1.37	1.45

Continued on next page...

Continued from previous page...

Mol	Chain	Res	Type	Atoms	Z	Observed(Å)	Ideal(Å)
10	4	1876	A	C8-N7	-6.01	1.27	1.31
11	5	2144	G	C5-C6	-6.01	1.36	1.42
9	3	1529	G	N9-C8	-6.01	1.33	1.37
10	4	1863	G	P-O5'	6.01	1.65	1.59
8	2	1322	A	N9-C8	-6.00	1.32	1.37
11	5	2139	U	C2'-C1'	-6.00	1.46	1.53
10	4	1893	C	C5'-C4'	6.00	1.58	1.51
10	4	1860	G	N9-C8	6.00	1.42	1.37
11	5	2157	G	C5-C4	6.00	1.42	1.38
8	2	1322	A	C6-N6	5.99	1.38	1.33
8	2	1327	A	C6-N6	5.99	1.38	1.33
11	5	2160	C	C2'-C1'	-5.98	1.46	1.53
11	5	2175	C	C4-C5	-5.98	1.38	1.43
11	5	2123	G	N3-C4	5.98	1.39	1.35
7	1	107	G	C2'-C1'	-5.98	1.46	1.53
11	5	2145	C	N3-C4	5.97	1.38	1.33
10	4	1884	G	C5-C4	5.96	1.42	1.38
11	5	2125	G	N9-C4	-5.96	1.33	1.38
7	1	52	A	C5'-C4'	5.95	1.58	1.51
10	4	1864	U	C2-N3	5.95	1.42	1.37
11	5	2145	C	N1-C6	5.95	1.40	1.37
8	2	1308	A	C8-N7	5.94	1.35	1.31
10	4	1870	C	C4'-C3'	5.94	1.59	1.53
11	5	2172	U	C3'-C2'	-5.94	1.46	1.52
8	2	1326	U	C4'-O4'	-5.94	1.37	1.45
10	4	1861	G	C2'-C1'	-5.94	1.46	1.53
10	4	1896	G	N9-C4	-5.94	1.33	1.38
1	y	176	GLU	N-CA	-5.94	1.34	1.46
11	5	2161	C	C4-N4	5.94	1.39	1.33
11	5	2100	G	C2-N3	5.93	1.37	1.32
11	5	2142	A	C4'-C3'	5.92	1.59	1.53
7	1	78	U	C2-O2	5.91	1.27	1.22
9	3	1536	C	C2'-C1'	-5.91	1.46	1.53
1	y	357	ARG	CD-NE	5.91	1.56	1.46
10	4	1840	G	N1-C2	5.91	1.42	1.37
10	4	1840	G	N7-C5	-5.90	1.35	1.39
8	2	1333	G	C2'-C1'	-5.90	1.46	1.53
11	5	2092	U	N3-C4	5.90	1.43	1.38
11	5	2103	C	N1-C6	-5.90	1.33	1.37
11	5	2142	A	O3'-P	-5.90	1.54	1.61
11	5	2176	A	N9-C4	5.90	1.41	1.37
10	4	1845	G	C5'-C4'	5.88	1.58	1.51

Continued on next page...

Continued from previous page...

Mol	Chain	Res	Type	Atoms	Z	Observed(Å)	Ideal(Å)
8	2	1317	G	C8-N7	5.88	1.34	1.30
7	1	88	G	N9-C8	-5.88	1.33	1.37
7	1	97	C	C4-C5	5.87	1.47	1.43
7	1	100	U	P-O5'	5.87	1.65	1.59
11	5	2163	A	N7-C5	5.86	1.42	1.39
11	5	2168	G	C8-N7	-5.86	1.27	1.30
11	5	2094	A	N9-C8	-5.86	1.33	1.37
11	5	2156	G	P-O5'	-5.86	1.53	1.59
11	5	2194	U	N1-C2	5.85	1.43	1.38
10	4	1854	A	P-O5'	-5.85	1.53	1.59
11	5	2127	G	C8-N7	-5.85	1.27	1.30
1	y	248	TYR	CZ-OH	5.84	1.47	1.37
8	2	1341	G	C2-N2	5.84	1.40	1.34
1	y	74	ARG	CZ-NH2	5.84	1.40	1.33
11	5	2139	U	N1-C2	5.84	1.43	1.38
11	5	2150	C	O3'-P	-5.84	1.54	1.61
11	5	2136	G	N7-C5	-5.84	1.35	1.39
11	5	2160	C	C4-N4	5.84	1.39	1.33
8	2	1334	G	C2-N2	5.84	1.40	1.34
11	5	2124	G	N3-C4	-5.83	1.31	1.35
11	5	2163	A	C6-N6	5.83	1.38	1.33
7	1	78	U	P-O5'	-5.82	1.53	1.59
7	1	100	U	C3'-C2'	-5.82	1.46	1.52
11	5	2146	C	N3-C4	5.82	1.38	1.33
11	5	2151	U	C4-C5	5.82	1.48	1.43
8	2	1322	A	C5-C4	-5.82	1.34	1.38
7	1	107	G	N7-C5	5.82	1.42	1.39
11	5	2170	A	O4'-C1'	5.82	1.49	1.41
10	4	1852	U	C5-C6	5.82	1.39	1.34
11	5	2193	G	C4'-C3'	-5.81	1.46	1.52
7	1	73	A	N3-C4	5.81	1.38	1.34
11	5	2167	U	N1-C6	-5.81	1.32	1.38
7	1	88	G	N1-C2	5.80	1.42	1.37
9	3	1531	C	O3'-P	-5.79	1.54	1.61
11	5	2128	G	O3'-P	-5.79	1.54	1.61
8	2	1321	A	C3'-O3'	5.79	1.50	1.42
10	4	1859	U	C1'-N1	5.79	1.57	1.48
10	4	1862	G	C6-N1	5.78	1.43	1.39
11	5	2199	A	N3-C4	5.78	1.38	1.34
11	5	2122	U	O3'-P	-5.77	1.54	1.61
11	5	2185	U	C2'-C1'	-5.77	1.47	1.53
7	1	94	A	C6-N1	5.77	1.39	1.35

Continued on next page...

Continued from previous page...

Mol	Chain	Res	Type	Atoms	Z	Observed(Å)	Ideal(Å)
11	5	2128	G	N7-C5	-5.77	1.35	1.39
10	4	1873	G	C2-N2	5.77	1.40	1.34
10	4	1846	G	C2'-C1'	-5.76	1.47	1.53
5	U	5	ARG	CD-NE	5.76	1.56	1.46
6	Y	23	ARG	NE-CZ	5.75	1.40	1.33
11	5	2117	A	C4'-C3'	5.75	1.59	1.53
7	1	112	U	C2'-C1'	-5.75	1.47	1.53
8	2	1342	A	N7-C5	5.75	1.42	1.39
9	3	1540	G	C2-N2	5.75	1.40	1.34
11	5	2193	G	C8-N7	-5.74	1.27	1.30
7	1	68	G	N7-C5	5.74	1.42	1.39
11	5	2119	A	C5-C6	5.74	1.46	1.41
7	1	101	A	N9-C4	-5.74	1.34	1.37
7	1	77	G	N9-C4	-5.74	1.33	1.38
9	3	1540	G	N1-C2	5.74	1.42	1.37
11	5	2153	C	O3'-P	-5.74	1.54	1.61
10	4	1872	A	C6-N6	5.73	1.38	1.33
10	4	1873	G	C2'-C1'	-5.73	1.47	1.53
10	4	1896	G	N9-C8	-5.73	1.33	1.37
10	4	1885	A	N9-C4	5.73	1.41	1.37
7	1	57	C	O4'-C1'	-5.72	1.34	1.41
11	5	2102	G	C6-N1	5.72	1.43	1.39
11	5	2185	U	O3'-P	-5.72	1.54	1.61
11	5	2186	G	C4'-C3'	5.72	1.59	1.53
7	1	113	U	C4'-C3'	-5.72	1.46	1.52
10	4	1847	A	C8-N7	-5.72	1.27	1.31
7	1	85	G	C6-N1	5.72	1.43	1.39
11	5	2171	A	N1-C2	5.71	1.39	1.34
11	5	2147	A	C5'-C4'	5.71	1.58	1.51
11	5	2182	U	N1-C2	-5.71	1.33	1.38
11	5	2171	A	N3-C4	-5.71	1.31	1.34
11	5	2127	G	N9-C8	5.70	1.41	1.37
10	4	1877	A	C6-N6	5.70	1.38	1.33
10	4	1852	U	C2'-C1'	-5.70	1.47	1.53
11	5	2131	U	N1-C2	5.70	1.43	1.38
10	4	1867	G	C2'-C1'	-5.70	1.47	1.53
11	5	2100	G	C2-N2	5.70	1.40	1.34
7	1	56	A	C6-N1	-5.69	1.31	1.35
11	5	2161	C	C4-C5	5.69	1.47	1.43
11	5	2180	U	O3'-P	-5.68	1.54	1.61
11	5	2174	C	C2'-O2'	-5.68	1.34	1.41
7	1	102	U	P-O5'	5.68	1.65	1.59

Continued on next page...

Continued from previous page...

Mol	Chain	Res	Type	Atoms	Z	Observed(Å)	Ideal(Å)
11	5	2181	U	C4-C5	5.68	1.48	1.43
10	4	1851	U	O3'-P	-5.67	1.54	1.61
7	1	89	A	N9-C4	5.66	1.41	1.37
10	4	1869	G	N1-C2	5.66	1.42	1.37
11	5	2116	G	C4'-C3'	-5.66	1.46	1.52
7	1	73	A	C3'-C2'	5.66	1.59	1.52
11	5	2160	C	C1'-N1	5.66	1.57	1.48
10	4	1862	G	N1-C2	5.66	1.42	1.37
7	1	62	U	C5'-C4'	5.65	1.58	1.51
8	2	1341	G	C6-N1	5.64	1.43	1.39
8	2	1341	G	C2-N3	5.64	1.37	1.32
11	5	2121	G	O3'-P	-5.63	1.54	1.61
11	5	2165	C	C1'-N1	5.63	1.57	1.48
11	5	2171	A	C5'-C4'	5.63	1.58	1.51
2	E	84	TRP	NE1-CE2	5.63	1.44	1.37
10	4	1858	A	C4'-O4'	-5.63	1.38	1.45
7	1	114	U	N3-C4	5.63	1.43	1.38
7	1	60	G	C2'-C1'	-5.62	1.47	1.53
11	5	2131	U	C5-C6	5.62	1.39	1.34
9	3	1534	U	C5'-C4'	5.62	1.58	1.51
5	U	85	ARG	NE-CZ	5.62	1.40	1.33
11	5	2100	G	P-O5'	5.61	1.65	1.59
11	5	2150	C	C4'-C3'	5.61	1.59	1.53
11	5	2170	A	C2'-C1'	-5.61	1.47	1.53
9	3	1527	G	C5-C4	5.61	1.42	1.38
11	5	2159	G	C6-O6	5.61	1.29	1.24
7	1	93	G	N3-C4	5.61	1.39	1.35
10	4	1849	G	C5-C6	-5.61	1.36	1.42
10	4	1860	G	C6-N1	5.60	1.43	1.39
11	5	2138	G	C6-N1	5.60	1.43	1.39
11	5	2162	G	N1-C2	5.60	1.42	1.37
11	5	2141	G	N3-C4	5.60	1.39	1.35
11	5	2186	G	C2-N3	5.60	1.37	1.32
11	5	2133	G	N9-C4	-5.60	1.33	1.38
11	5	2134	A	N3-C4	5.59	1.38	1.34
11	5	2179	C	N3-C4	5.59	1.37	1.33
10	4	1881	C	N1-C6	5.59	1.40	1.37
7	1	107	G	N3-C4	5.58	1.39	1.35
10	4	1891	G	C5-C4	5.58	1.42	1.38
11	5	2112	G	N7-C5	-5.58	1.35	1.39
8	2	1309	G	P-O5'	-5.58	1.54	1.59
11	5	2161	C	O3'-P	-5.58	1.54	1.61

Continued on next page...

Continued from previous page...

Mol	Chain	Res	Type	Atoms	Z	Observed(Å)	Ideal(Å)
7	1	56	A	N9-C4	5.57	1.41	1.37
7	1	80	G	N1-C2	5.57	1.42	1.37
9	3	1529	G	C2-N2	5.57	1.40	1.34
10	4	1871	A	C6-N6	5.57	1.38	1.33
7	1	69	C	N3-C4	5.56	1.37	1.33
11	5	2168	G	P-O5'	5.56	1.65	1.59
11	5	2158	A	N3-C4	5.56	1.38	1.34
9	3	1543	G	C2-N2	5.56	1.40	1.34
10	4	1878	G	C8-N7	5.55	1.34	1.30
1	y	255	ARG	CZ-NH2	5.55	1.40	1.33
7	1	108	G	C8-N7	-5.55	1.27	1.30
6	Y	7	ARG	NE-CZ	5.54	1.40	1.33
11	5	2196	C	O4'-C1'	5.54	1.48	1.41
1	y	389	GLU	CB-CG	5.54	1.62	1.52
11	5	2178	C	C4-C5	5.54	1.47	1.43
11	5	2191	A	C2'-C1'	-5.53	1.47	1.53
10	4	1889	A	C5-C4	5.53	1.42	1.38
10	4	1848	A	C8-N7	-5.53	1.27	1.31
11	5	2155	U	C4'-C3'	5.52	1.59	1.53
11	5	2140	G	C2-N3	5.52	1.37	1.32
11	5	2132	U	C2'-C1'	-5.51	1.47	1.53
11	5	2159	G	C2'-O2'	5.51	1.48	1.41
7	1	68	G	C6-N1	5.51	1.43	1.39
9	3	1527	G	N1-C2	5.50	1.42	1.37
11	5	2113	U	C2'-O2'	-5.50	1.34	1.41
11	5	2185	U	C5'-C4'	5.50	1.57	1.51
9	3	1533	C	C4-C5	-5.50	1.38	1.43
11	5	2135	A	C6-N6	5.50	1.38	1.33
7	1	81	G	C2-N3	5.49	1.37	1.32
11	5	2176	A	C5'-C4'	5.49	1.57	1.51
8	2	1331	G	C3'-C2'	5.48	1.58	1.52
10	4	1882	U	C5'-C4'	-5.48	1.44	1.51
10	4	1882	U	N1-C2	5.48	1.43	1.38
8	2	1320	C	P-O5'	5.47	1.65	1.59
10	4	1856	U	C1'-N1	5.47	1.56	1.48
7	1	90	U	C4-O4	5.47	1.28	1.23
8	2	1310	G	C2-N2	-5.47	1.29	1.34
8	2	1324	G	N9-C8	-5.47	1.34	1.37
10	4	1860	G	N9-C4	-5.47	1.33	1.38
5	U	5	ARG	CZ-NH1	5.46	1.40	1.33
7	1	53	A	C5'-C4'	5.46	1.57	1.51
10	4	1840	G	O4'-C1'	5.46	1.48	1.41

Continued on next page...

Continued from previous page...

Mol	Chain	Res	Type	Atoms	Z	Observed(Å)	Ideal(Å)
7	1	67	U	C4'-C3'	5.46	1.59	1.53
7	1	111	A	O4'-C1'	5.46	1.48	1.41
7	1	100	U	C2-N3	5.45	1.41	1.37
10	4	1869	G	C5-C6	-5.44	1.36	1.42
11	5	2097	A	C2'-C1'	-5.44	1.47	1.53
11	5	2126	A	O3'-P	-5.43	1.54	1.61
8	2	1309	G	N9-C4	-5.43	1.33	1.38
10	4	1876	A	C5-C6	5.42	1.46	1.41
10	4	1847	A	N3-C4	-5.42	1.31	1.34
11	5	2116	G	O4'-C1'	5.42	1.48	1.41
11	5	2179	C	C3'-C2'	-5.42	1.46	1.52
7	1	57	C	C4-N4	-5.41	1.29	1.33
1	y	10	GLN	CA-CB	5.40	1.65	1.53
11	5	2138	G	C3'-O3'	5.40	1.49	1.42
11	5	2158	A	C6-N1	5.39	1.39	1.35
7	1	110	G	C2'-C1'	-5.39	1.47	1.53
7	1	59	U	O3'-P	-5.39	1.54	1.61
11	5	2155	U	O3'-P	-5.39	1.54	1.61
9	3	1539	U	C3'-O3'	-5.39	1.34	1.42
11	5	2155	U	N3-C4	5.39	1.43	1.38
11	5	2180	U	P-O5'	-5.39	1.54	1.59
9	3	1541	C	C4'-O4'	5.38	1.52	1.45
9	3	1530	G	N9-C8	-5.38	1.34	1.37
4	T	56	GLU	CG-CD	5.38	1.60	1.51
10	4	1893	C	C5-C6	-5.38	1.30	1.34
5	U	82	VAL	CB-CG1	-5.37	1.41	1.52
9	3	1532	A	C4'-O4'	5.37	1.52	1.45
11	5	2156	G	C2'-C1'	-5.37	1.47	1.53
10	4	1851	U	N1-C2	5.36	1.43	1.38
7	1	106	C	C5'-C4'	5.36	1.57	1.51
6	Y	52	ARG	CD-NE	5.36	1.55	1.46
8	2	1328	A	C5-C4	-5.36	1.35	1.38
11	5	2173	A	C2-N3	5.36	1.38	1.33
9	3	1527	G	P-O5'	-5.35	1.54	1.59
11	5	2137	U	N1-C6	-5.35	1.33	1.38
7	1	94	A	C2-N3	5.35	1.38	1.33
10	4	1887	C	N1-C6	5.35	1.40	1.37
8	2	1338	G	C6-N1	5.34	1.43	1.39
8	2	1314	C	C4'-O4'	-5.34	1.38	1.45
7	1	85	G	C2'-C1'	-5.34	1.47	1.53
11	5	2162	G	P-O5'	-5.34	1.54	1.59
10	4	1848	A	O4'-C1'	-5.34	1.34	1.41

Continued on next page...

Continued from previous page...

Mol	Chain	Res	Type	Atoms	Z	Observed(Å)	Ideal(Å)
7	1	56	A	C5'-C4'	5.34	1.57	1.51
4	T	21	SER	CA-CB	5.33	1.60	1.52
7	1	67	U	C5-C6	-5.33	1.29	1.34
11	5	2110	G	C4'-C3'	5.33	1.59	1.53
2	E	117	ARG	CZ-NH2	5.33	1.40	1.33
7	1	85	G	O3'-P	-5.32	1.54	1.61
11	5	2093	G	C5'-C4'	5.32	1.57	1.51
11	5	2160	C	N1-C2	5.32	1.45	1.40
2	E	113	GLY	N-CA	5.32	1.54	1.46
11	5	2100	G	O3'-P	-5.31	1.54	1.61
7	1	56	A	C8-N7	-5.31	1.27	1.31
9	3	1533	C	C4-N4	5.31	1.38	1.33
11	5	2114	A	C2'-C1'	-5.31	1.47	1.53
11	5	2146	C	C4'-C3'	-5.31	1.47	1.52
10	4	1854	A	C4'-C3'	-5.31	1.47	1.52
1	y	365	TYR	CD2-CE2	5.31	1.47	1.39
10	4	1892	C	C5-C6	-5.31	1.30	1.34
8	2	1329	U	P-O5'	-5.30	1.54	1.59
11	5	2157	G	C2-N3	5.30	1.36	1.32
11	5	2126	A	C8-N7	5.30	1.35	1.31
11	5	2194	U	C5-C6	5.30	1.39	1.34
4	T	26	LYS	CA-CB	5.29	1.65	1.53
10	4	1874	C	N3-C4	5.29	1.37	1.33
11	5	2151	U	C2-N3	5.29	1.41	1.37
7	1	87	U	C1'-N1	5.29	1.56	1.48
11	5	2136	G	N9-C8	5.29	1.41	1.37
8	2	1322	A	C6-N1	5.29	1.39	1.35
11	5	2117	A	O4'-C1'	5.29	1.48	1.41
11	5	2136	G	O3'-P	-5.28	1.54	1.61
8	2	1312	U	C5'-C4'	5.28	1.57	1.51
11	5	2142	A	C6-N6	5.28	1.38	1.33
11	5	2176	A	P-O5'	-5.28	1.54	1.59
1	y	321	TYR	CG-CD2	5.27	1.46	1.39
9	3	1538	G	N3-C4	-5.27	1.31	1.35
6	Y	48	ARG	CZ-NH1	5.27	1.39	1.33
10	4	1838	C	C2-N3	5.26	1.40	1.35
7	1	87	U	N3-C4	5.26	1.43	1.38
7	1	70	G	O4'-C1'	5.25	1.48	1.41
11	5	2161	C	C3'-C2'	5.25	1.58	1.52
8	2	1311	G	C5-C4	5.24	1.42	1.38
11	5	2133	G	C8-N7	-5.24	1.27	1.30
11	5	2157	G	C6-N1	5.24	1.43	1.39

Continued on next page...

Continued from previous page...

Mol	Chain	Res	Type	Atoms	Z	Observed(Å)	Ideal(Å)
7	1	100	U	C2'-C1'	5.24	1.59	1.53
8	2	1310	G	C3'-O3'	5.24	1.49	1.42
10	4	1845	G	C5-C4	5.24	1.42	1.38
11	5	2186	G	C5-C6	-5.24	1.37	1.42
7	1	59	U	N1-C2	-5.24	1.33	1.38
8	2	1310	G	P-O5'	-5.23	1.54	1.59
10	4	1843	C	C4-N4	5.23	1.38	1.33
11	5	2136	G	C5-C4	5.23	1.42	1.38
10	4	1870	C	C4-N4	5.22	1.38	1.33
5	U	94	PHE	CG-CD1	5.22	1.46	1.38
10	4	1888	G	N7-C5	5.21	1.42	1.39
1	y	293	TRP	CG-CD2	5.21	1.52	1.43
10	4	1874	C	C3'-O3'	5.20	1.49	1.42
1	y	22	ARG	NE-CZ	5.20	1.39	1.33
8	2	1341	G	N3-C4	-5.20	1.31	1.35
9	3	1536	C	P-O5'	-5.20	1.54	1.59
10	4	1847	A	N9-C4	5.20	1.41	1.37
10	4	1883	U	C4-C5	5.20	1.48	1.43
10	4	1844	C	C5'-C4'	5.19	1.57	1.51
7	1	52	A	C4'-O4'	5.19	1.52	1.45
11	5	2188	U	O5'-C5'	5.19	1.52	1.44
10	4	1890	A	C1'-N9	5.18	1.56	1.48
8	2	1326	U	C2-O2	5.18	1.27	1.22
1	y	110	GLU	CB-CG	5.18	1.61	1.52
1	y	286	PHE	CG-CD2	5.18	1.46	1.38
8	2	1338	G	C4'-C3'	5.18	1.58	1.53
11	5	2163	A	O3'-P	-5.18	1.54	1.61
11	5	2167	U	C2'-C1'	-5.18	1.47	1.53
11	5	2177	C	N1-C6	5.18	1.40	1.37
11	5	2178	C	P-O5'	-5.18	1.54	1.59
7	1	92	U	O3'-P	-5.17	1.54	1.61
10	4	1885	A	C5-C4	5.17	1.42	1.38
11	5	2127	G	C4'-O4'	-5.17	1.38	1.45
11	5	2199	A	C2'-C1'	-5.17	1.47	1.53
10	4	1865	U	C5'-C4'	5.16	1.57	1.51
11	5	2153	C	N3-C4	5.16	1.37	1.33
9	3	1542	U	O3'-P	-5.15	1.54	1.61
11	5	2140	G	C5'-C4'	5.15	1.57	1.51
7	1	88	G	N7-C5	-5.15	1.36	1.39
8	2	1341	G	N9-C4	-5.15	1.33	1.38
8	2	1308	A	C6-N1	5.14	1.39	1.35
11	5	2154	A	P-O5'	5.14	1.64	1.59

Continued on next page...

Continued from previous page...

Mol	Chain	Res	Type	Atoms	Z	Observed(Å)	Ideal(Å)
11	5	2112	G	C1'-N9	5.14	1.56	1.48
7	1	110	G	C3'-C2'	5.13	1.58	1.52
8	2	1327	A	C5-C6	5.13	1.45	1.41
9	3	1527	G	N7-C5	-5.13	1.36	1.39
1	y	68	SER	C-N	5.13	1.42	1.33
10	4	1888	G	C1'-N9	5.13	1.56	1.48
11	5	2149	U	N1-C2	-5.13	1.33	1.38
11	5	2128	G	C3'-C2'	5.13	1.58	1.52
11	5	2147	A	N9-C4	5.13	1.41	1.37
11	5	2165	C	N1-C6	5.13	1.40	1.37
11	5	2173	A	C6-N6	5.13	1.38	1.33
11	5	2105	U	C2'-C1'	-5.12	1.47	1.53
4	T	68	LYS	N-CA	-5.12	1.36	1.46
11	5	2190	G	N9-C4	-5.12	1.33	1.38
11	5	2180	U	C5'-C4'	5.12	1.57	1.51
1	y	181	ARG	CD-NE	5.12	1.55	1.46
11	5	2102	G	C5'-C4'	5.12	1.57	1.51
7	1	66	C	C4-N4	5.11	1.38	1.33
11	5	2188	U	C3'-C2'	-5.11	1.47	1.52
7	1	72	U	C1'-N1	-5.11	1.39	1.46
9	3	1528	A	C6-N1	5.11	1.39	1.35
8	2	1311	G	C4'-O4'	5.11	1.52	1.45
11	5	2118	U	C3'-O3'	5.10	1.49	1.42
8	2	1309	G	N3-C4	5.10	1.39	1.35
8	2	1340	U	C5-C6	5.09	1.38	1.34
7	1	74	A	C6-N1	5.09	1.39	1.35
7	1	54	G	O4'-C1'	-5.09	1.35	1.41
10	4	1866	A	C5-C4	5.09	1.42	1.38
8	2	1340	U	C2-N3	5.08	1.41	1.37
11	5	2156	G	C4'-C3'	5.08	1.58	1.53
11	5	2185	U	C5-C6	5.08	1.38	1.34
7	1	84	A	N7-C5	-5.08	1.36	1.39
9	3	1538	G	C4'-O4'	5.08	1.52	1.45
10	4	1898	U	C5-C6	5.08	1.38	1.34
10	4	1866	A	C5-C6	5.07	1.45	1.41
7	1	74	A	C5-C4	5.07	1.42	1.38
11	5	2123	G	P-O5'	-5.07	1.54	1.59
7	1	99	U	N1-C2	5.07	1.43	1.38
10	4	1888	G	N9-C4	-5.06	1.33	1.38
11	5	2114	A	C5-C6	-5.06	1.36	1.41
8	2	1332	G	C5-C4	5.05	1.41	1.38
11	5	2194	U	C3'-O3'	5.05	1.49	1.42

Continued on next page...

Continued from previous page...

Mol	Chain	Res	Type	Atoms	Z	Observed(Å)	Ideal(Å)
8	2	1338	G	C6-O6	5.04	1.28	1.24
8	2	1326	U	O4'-C1'	5.04	1.48	1.41
11	5	2147	A	C8-N7	-5.04	1.28	1.31
7	1	55	G	C5-C4	5.04	1.41	1.38
9	3	1543	G	C6-N1	5.04	1.43	1.39
11	5	2189	U	C3'-C2'	-5.04	1.47	1.52
11	5	2184	A	N9-C8	-5.03	1.33	1.37
10	4	1882	U	C2-N3	-5.03	1.34	1.37
5	U	21	ARG	CZ-NH2	5.03	1.39	1.33
11	5	2136	G	N1-C2	5.03	1.41	1.37
11	5	2191	A	C5-C4	5.03	1.42	1.38
11	5	2163	A	C8-N7	5.03	1.35	1.31
10	4	1838	C	C4-C5	-5.02	1.39	1.43
11	5	2165	C	C2'-C1'	5.01	1.58	1.53
9	3	1534	U	C3'-C2'	5.01	1.58	1.52
7	1	61	C	P-O5'	-5.01	1.54	1.59
11	5	2162	G	C2-N3	5.00	1.36	1.32
7	1	100	U	C5'-C4'	5.00	1.57	1.51
11	5	2174	C	N1-C6	5.00	1.40	1.37

All (1654) bond angle outliers are listed below:

Mol	Chain	Res	Type	Atoms	Z	Observed(°)	Ideal(°)
9	3	1540	G	N1-C6-O6	26.41	135.75	119.90
11	5	2198	A	N1-C6-N6	26.09	134.26	118.60
10	4	1857	G	N1-C6-O6	24.56	134.64	119.90
10	4	1857	G	C5-C6-O6	-22.03	115.38	128.60
11	5	2171	A	N1-C6-N6	21.65	131.59	118.60
7	1	73	A	N1-C6-N6	21.64	131.58	118.60
2	E	80	ARG	NE-CZ-NH2	-21.35	109.62	120.30
9	3	1540	G	C5-C6-O6	-20.64	116.22	128.60
11	5	2097	A	N1-C6-N6	20.50	130.90	118.60
10	4	1850	G	N1-C6-O6	19.55	131.63	119.90
11	5	2115	G	N1-C6-O6	19.17	131.40	119.90
7	1	70	G	N1-C6-O6	18.82	131.19	119.90
7	1	91	A	N1-C6-N6	18.77	129.87	118.60
11	5	2101	A	N1-C6-N6	18.38	129.62	118.60
10	4	1871	A	N1-C6-N6	18.17	129.50	118.60
8	2	1334	G	N1-C6-O6	18.15	130.79	119.90
10	4	1842	G	N1-C6-O6	18.13	130.78	119.90
11	5	2135	A	N1-C6-N6	18.12	129.47	118.60
7	1	73	A	C5-C6-N6	-17.64	109.59	123.70

Continued on next page...

Continued from previous page...

Mol	Chain	Res	Type	Atoms	Z	Observed(°)	Ideal(°)
6	Y	48	ARG	NE-CZ-NH2	17.29	128.95	120.30
3	G	52	MET	N-CA-CB	17.12	141.41	110.60
1	y	243	ARG	NE-CZ-NH2	-17.09	111.75	120.30
2	E	80	ARG	NE-CZ-NH1	17.00	128.80	120.30
10	4	1873	G	N1-C6-O6	16.96	130.07	119.90
7	1	74	A	N1-C6-N6	16.88	128.73	118.60
11	5	2097	A	C5-C6-N6	-16.85	110.22	123.70
11	5	2193	G	C5-C6-O6	-16.74	118.56	128.60
10	4	1877	A	C8-N9-C4	-16.59	99.16	105.80
11	5	2144	G	C5-C6-O6	-16.33	118.80	128.60
11	5	2161	C	N3-C4-C5	-16.33	115.37	121.90
11	5	2137	U	O4'-C1'-N1	15.88	120.91	108.20
1	y	85	TYR	CB-CG-CD1	-15.71	111.57	121.00
8	2	1327	A	N1-C6-N6	15.60	127.96	118.60
11	5	2156	G	N1-C6-O6	15.44	129.16	119.90
10	4	1850	G	C5-C6-O6	-15.17	119.50	128.60
10	4	1854	A	C4-C5-C6	15.16	124.58	117.00
9	3	1538	G	C2-N3-C4	15.16	119.48	111.90
11	5	2199	A	N1-C6-N6	15.15	127.69	118.60
11	5	2173	A	N1-C6-N6	15.11	127.67	118.60
3	G	46	SER	N-CA-CB	-15.09	87.87	110.50
10	4	1890	A	N1-C6-N6	15.07	127.64	118.60
10	4	1866	A	N1-C6-N6	14.98	127.59	118.60
11	5	2186	G	C5-C6-O6	-14.96	119.62	128.60
10	4	1876	A	C4-C5-C6	14.92	124.46	117.00
7	1	70	G	C5-C6-O6	-14.88	119.67	128.60
7	1	52	A	N1-C6-N6	14.87	127.52	118.60
10	4	1889	A	N1-C6-N6	14.83	127.50	118.60
11	5	2156	G	C5-C6-O6	-14.74	119.76	128.60
10	4	1860	G	C5-C6-O6	-14.64	119.81	128.60
7	1	88	G	C4-C5-N7	-14.61	104.95	110.80
11	5	2124	G	N1-C6-O6	14.60	128.66	119.90
11	5	2193	G	N1-C6-O6	14.59	128.66	119.90
7	1	89	A	N1-C6-N6	14.57	127.34	118.60
11	5	2127	G	N1-C6-O6	14.55	128.63	119.90
11	5	2144	G	N1-C6-O6	14.49	128.59	119.90
9	3	1537	G	N1-C6-O6	14.44	128.56	119.90
11	5	2095	A	N1-C6-N6	14.36	127.22	118.60
11	5	2173	A	C5-C6-N6	-14.36	112.21	123.70
11	5	2121	G	N1-C6-O6	14.32	128.49	119.90
10	4	1873	G	C5-C6-O6	-14.32	120.01	128.60
10	4	1871	A	C5-C6-N1	-14.31	110.55	117.70

Continued on next page...

Continued from previous page...

Mol	Chain	Res	Type	Atoms	Z	Observed(°)	Ideal(°)
10	4	1839	G	N1-C6-O6	14.27	128.46	119.90
10	4	1842	G	C6-N1-C2	14.10	133.56	125.10
10	4	1854	A	N9-C4-C5	14.10	111.44	105.80
7	1	57	C	O4'-C1'-N1	14.09	119.47	108.20
8	2	1338	G	N1-C6-O6	14.09	128.35	119.90
9	3	1543	G	C5-C6-O6	-13.99	120.20	128.60
10	4	1874	C	O4'-C1'-N1	13.92	119.34	108.20
11	5	2186	G	N1-C6-O6	13.85	128.21	119.90
11	5	2119	A	O4'-C1'-N9	13.85	119.28	108.20
11	5	2115	G	C5-C6-O6	-13.83	120.30	128.60
1	y	21	ARG	NE-CZ-NH1	13.82	127.21	120.30
1	y	74	ARG	NE-CZ-NH2	-13.79	113.40	120.30
11	5	2142	A	N1-C6-N6	13.74	126.85	118.60
11	5	2176	A	C5-C6-N1	-13.73	110.84	117.70
1	y	243	ARG	NE-CZ-NH1	13.68	127.14	120.30
11	5	2158	A	N1-C6-N6	13.61	126.77	118.60
11	5	2184	A	C5-C6-N1	-13.61	110.89	117.70
5	U	86	PHE	CB-CG-CD1	13.52	130.27	120.80
11	5	2183	A	N1-C6-N6	13.52	126.71	118.60
11	5	2184	A	C4-C5-C6	13.38	123.69	117.00
7	1	103	A	N1-C6-N6	13.37	126.62	118.60
11	5	2176	A	N1-C6-N6	13.30	126.58	118.60
7	1	83	A	N1-C6-N6	13.28	126.57	118.60
11	5	2132	U	O4'-C1'-N1	13.26	118.81	108.20
8	2	1342	A	N1-C6-N6	13.24	126.54	118.60
8	2	1321	A	C8-N9-C4	-13.22	100.51	105.80
11	5	2147	A	P-O3'-C3'	13.17	135.50	119.70
10	4	1877	A	N1-C6-N6	13.15	126.49	118.60
11	5	2198	A	C5-C6-N1	-13.13	111.13	117.70
11	5	2174	C	N3-C4-C5	-13.11	116.66	121.90
11	5	2162	G	C4-C5-N7	13.09	116.04	110.80
10	4	1839	G	C5-C6-O6	-13.09	120.75	128.60
8	2	1315	C	P-O3'-C3'	13.05	135.37	119.70
3	G	51	PHE	N-CA-C	13.03	146.18	111.00
8	2	1341	G	C4-C5-N7	-13.00	105.60	110.80
3	G	44	GLY	N-CA-C	12.92	145.39	113.10
1	y	236	PHE	CB-CG-CD2	-12.90	111.77	120.80
10	4	1840	G	C8-N9-C4	-12.86	101.26	106.40
11	5	2171	A	C5-C6-N6	-12.85	113.42	123.70
7	1	79	C	O4'-C1'-N1	12.82	118.46	108.20
11	5	2174	C	O4'-C1'-N1	12.80	118.44	108.20
10	4	1852	U	O4'-C1'-N1	12.69	118.35	108.20

Continued on next page...

Continued from previous page...

Mol	Chain	Res	Type	Atoms	Z	Observed(°)	Ideal(°)
8	2	1309	G	N1-C6-O6	12.67	127.50	119.90
9	3	1527	G	N1-C6-O6	12.65	127.49	119.90
9	3	1533	C	O4'-C1'-N1	12.62	118.30	108.20
10	4	1842	G	N1-C2-N3	-12.62	116.33	123.90
9	3	1531	C	N3-C4-C5	-12.61	116.86	121.90
7	1	68	G	N1-C6-O6	12.59	127.45	119.90
9	3	1537	G	C5-C6-O6	-12.56	121.06	128.60
7	1	91	A	C5-C6-N6	-12.56	113.65	123.70
11	5	2177	C	O4'-C1'-N1	12.54	118.23	108.20
7	1	111	A	O4'-C1'-N9	12.52	118.22	108.20
7	1	95	A	N1-C6-N6	12.46	126.08	118.60
8	2	1338	G	C5-C6-O6	-12.46	121.12	128.60
11	5	2168	G	N1-C6-O6	12.46	127.38	119.90
4	T	77	ARG	NE-CZ-NH2	-12.44	114.08	120.30
2	E	117	ARG	NE-CZ-NH2	-12.43	114.08	120.30
10	4	1861	G	C5-C6-O6	-12.43	121.14	128.60
11	5	2176	A	C6-C5-N7	-12.39	123.62	132.30
11	5	2102	G	O4'-C1'-N9	12.38	118.11	108.20
1	y	255	ARG	NE-CZ-NH1	12.33	126.46	120.30
11	5	2158	A	C8-N9-C4	-12.30	100.88	105.80
11	5	2121	G	C5-N7-C8	12.29	110.44	104.30
11	5	2146	C	O4'-C1'-N1	12.24	117.99	108.20
7	1	58	G	N1-C6-O6	12.14	127.18	119.90
11	5	2159	G	N1-C2-N3	-12.14	116.62	123.90
10	4	1861	G	O4'-C1'-N9	12.14	117.91	108.20
11	5	2124	G	C5-C6-O6	-12.12	121.33	128.60
7	1	88	G	N1-C6-O6	12.09	127.15	119.90
11	5	2155	U	C5-C4-O4	-12.09	118.65	125.90
11	5	2174	C	C6-N1-C2	-11.99	115.50	120.30
1	y	74	ARG	NE-CZ-NH1	11.97	126.29	120.30
11	5	2178	C	O4'-C1'-N1	11.97	117.77	108.20
9	3	1543	G	C4-C5-N7	11.95	115.58	110.80
9	3	1535	A	N1-C6-N6	11.95	125.77	118.60
1	y	372	ARG	NE-CZ-NH1	-11.93	114.34	120.30
8	2	1310	G	C6-C5-N7	-11.83	123.30	130.40
8	2	1322	A	N1-C6-N6	11.81	125.69	118.60
11	5	2121	G	N7-C8-N9	-11.81	107.20	113.10
7	1	56	A	O4'-C1'-N9	11.79	117.63	108.20
3	G	48	SER	CB-CA-C	11.77	132.47	110.10
8	2	1333	G	P-O3'-C3'	11.77	133.82	119.70
8	2	1333	G	C4-C5-N7	11.75	115.50	110.80
11	5	2167	U	O4'-C1'-N1	11.75	117.60	108.20

Continued on next page...

Continued from previous page...

Mol	Chain	Res	Type	Atoms	Z	Observed(°)	Ideal(°)
8	2	1334	G	C5-C6-O6	-11.73	121.56	128.60
8	2	1321	A	C4-C5-C6	11.73	122.86	117.00
11	5	2148	G	N1-C6-O6	11.73	126.94	119.90
11	5	2159	G	N1-C6-O6	11.68	126.91	119.90
11	5	2125	G	N3-C2-N2	11.63	128.04	119.90
8	2	1308	A	C4-C5-C6	11.62	122.81	117.00
10	4	1855	U	C5-C6-N1	11.60	128.50	122.70
10	4	1845	G	O4'-C1'-N9	11.55	117.44	108.20
10	4	1847	A	N1-C6-N6	11.54	125.53	118.60
11	5	2199	A	C4-C5-C6	11.52	122.76	117.00
7	1	106	C	C6-N1-C2	-11.46	115.71	120.30
11	5	2177	C	N3-C4-N4	11.46	126.02	118.00
11	5	2199	A	C5-C6-N6	-11.40	114.58	123.70
7	1	97	C	O4'-C1'-N1	11.40	117.32	108.20
9	3	1538	G	N1-C2-N3	-11.38	117.07	123.90
10	4	1840	G	C4-C5-C6	11.38	125.63	118.80
11	5	2112	G	N1-C6-O6	11.38	126.72	119.90
11	5	2198	A	C5-C6-N6	-11.37	114.60	123.70
11	5	2120	G	N1-C6-O6	11.36	126.72	119.90
7	1	85	G	N1-C6-O6	11.34	126.70	119.90
11	5	2127	G	C5-C6-N1	-11.29	105.85	111.50
7	1	94	A	C5-C6-N1	-11.29	112.06	117.70
11	5	2137	U	C5-C4-O4	-11.28	119.13	125.90
10	4	1842	G	C5-C6-O6	-11.27	121.84	128.60
10	4	1893	C	O4'-C1'-N1	11.22	117.18	108.20
7	1	112	U	O4'-C1'-N1	11.21	117.17	108.20
10	4	1843	C	O4'-C1'-N1	11.21	117.17	108.20
11	5	2113	U	C5-C6-N1	11.21	128.30	122.70
8	2	1323	C	O4'-C1'-N1	11.17	117.14	108.20
1	y	321	TYR	CB-CG-CD1	11.13	127.68	121.00
10	4	1858	A	N9-C4-C5	11.13	110.25	105.80
7	1	88	G	C5-C6-O6	-11.08	121.95	128.60
7	1	100	U	C2-N3-C4	-11.08	120.35	127.00
7	1	63	A	O4'-C1'-N9	11.05	117.04	108.20
11	5	2122	U	C5-C6-N1	11.02	128.21	122.70
7	1	66	C	C2-N3-C4	11.00	125.40	119.90
1	y	34	ARG	NE-CZ-NH2	-11.00	114.80	120.30
11	5	2141	G	N3-C2-N2	11.00	127.60	119.90
7	1	90	U	O4'-C1'-N1	10.96	116.97	108.20
9	3	1543	G	N1-C6-O6	10.92	126.45	119.90
11	5	2193	G	O4'-C1'-N9	10.92	116.94	108.20
7	1	106	C	N3-C4-C5	-10.91	117.53	121.90

Continued on next page...

Continued from previous page...

Mol	Chain	Res	Type	Atoms	Z	Observed(°)	Ideal(°)
10	4	1895	C	C5-C6-N1	10.90	126.45	121.00
7	1	64	A	N1-C6-N6	10.84	125.11	118.60
11	5	2101	A	C4-C5-C6	10.83	122.42	117.00
10	4	1870	C	O4'-C1'-N1	10.82	116.85	108.20
11	5	2093	G	N3-C4-C5	10.82	134.01	128.60
7	1	52	A	C5-C6-N1	-10.80	112.30	117.70
10	4	1866	A	C5-C6-N1	-10.80	112.30	117.70
8	2	1307	A	N1-C6-N6	10.78	125.07	118.60
5	U	86	PHE	CB-CG-CD2	-10.78	113.26	120.80
10	4	1840	G	N9-C4-C5	10.77	109.71	105.40
10	4	1873	G	N1-C2-N3	-10.77	117.44	123.90
11	5	2181	U	O4'-C1'-N1	10.76	116.81	108.20
8	2	1309	G	C5-C6-O6	-10.76	122.14	128.60
11	5	2170	A	C4-C5-C6	10.75	122.38	117.00
11	5	2148	G	P-O3'-C3'	10.75	132.60	119.70
7	1	53	A	N1-C6-N6	10.72	125.03	118.60
11	5	2108	A	N1-C6-N6	10.71	125.03	118.60
11	5	2123	G	O4'-C1'-N9	10.71	116.77	108.20
11	5	2157	G	N1-C6-O6	10.69	126.31	119.90
5	U	6	ARG	NE-CZ-NH1	10.68	125.64	120.30
10	4	1840	G	C5-C6-N1	-10.68	106.16	111.50
11	5	2148	G	C5-C6-O6	-10.67	122.20	128.60
11	5	2135	A	C4-C5-N7	-10.65	105.38	110.70
11	5	2139	U	O4'-C1'-N1	10.65	116.72	108.20
7	1	111	A	C5-C6-N6	-10.65	115.18	123.70
10	4	1858	A	N1-C6-N6	10.65	124.99	118.60
7	1	53	A	O4'-C1'-N9	10.59	116.67	108.20
11	5	2155	U	N3-C4-O4	10.59	126.81	119.40
8	2	1324	G	N7-C8-N9	10.58	118.39	113.10
10	4	1858	A	C4-C5-C6	10.58	122.29	117.00
7	1	86	G	N3-C2-N2	10.56	127.29	119.90
10	4	1871	A	C6-N1-C2	10.53	124.92	118.60
11	5	2133	G	C4-C5-N7	-10.52	106.59	110.80
7	1	58	G	C5-C6-O6	-10.51	122.29	128.60
10	4	1843	C	N3-C4-N4	10.51	125.35	118.00
10	4	1857	G	C2-N3-C4	-10.47	106.66	111.90
4	T	6	ARG	NE-CZ-NH2	-10.47	115.07	120.30
8	2	1332	G	C5-C6-O6	-10.47	122.32	128.60
7	1	101	A	O4'-C1'-N9	10.45	116.56	108.20
10	4	1888	G	C5-C6-N1	-10.45	106.27	111.50
11	5	2119	A	C5-C6-N1	-10.44	112.48	117.70
10	4	1849	G	C5-C6-O6	-10.43	122.34	128.60

Continued on next page...

Continued from previous page...

Mol	Chain	Res	Type	Atoms	Z	Observed(°)	Ideal(°)
10	4	1863	G	N1-C6-O6	10.41	126.15	119.90
10	4	1861	G	N1-C6-O6	10.41	126.15	119.90
10	4	1872	A	O4'-C1'-N9	10.41	116.53	108.20
11	5	2163	A	N1-C6-N6	10.39	124.84	118.60
11	5	2184	A	O4'-C1'-N9	10.39	116.52	108.20
7	1	111	A	N1-C6-N6	10.37	124.82	118.60
11	5	2108	A	O4'-C1'-N9	10.37	116.50	108.20
10	4	1843	C	C6-N1-C2	10.36	124.44	120.30
9	3	1534	U	O4'-C1'-N1	10.34	116.47	108.20
11	5	2188	U	O4'-C1'-N1	10.32	116.46	108.20
11	5	2135	A	C5-N7-C8	10.31	109.05	103.90
11	5	2094	A	C4-C5-C6	10.29	122.14	117.00
4	T	95	PHE	CB-CG-CD2	10.29	128.00	120.80
1	y	340	ARG	NE-CZ-NH1	-10.28	115.16	120.30
7	1	88	G	C5-N7-C8	10.23	109.42	104.30
7	1	71	A	N1-C6-N6	10.23	124.74	118.60
9	3	1531	C	C2-N3-C4	10.23	125.01	119.90
8	2	1333	G	C4'-C3'-C2'	-10.22	92.38	102.60
8	2	1318	U	O4'-C1'-N1	10.20	116.36	108.20
7	1	73	A	C5-N7-C8	10.15	108.98	103.90
7	1	63	A	C5-C6-N1	-10.13	112.64	117.70
11	5	2158	A	C5-C6-N1	-10.13	112.64	117.70
8	2	1325	U	O4'-C1'-N1	10.12	116.30	108.20
11	5	2116	G	N1-C6-O6	10.12	125.97	119.90
9	3	1528	A	N1-C6-N6	10.11	124.67	118.60
9	3	1541	C	O4'-C1'-N1	10.10	116.28	108.20
8	2	1319	C	O4'-C1'-N1	10.09	116.27	108.20
11	5	2098	U	N3-C4-C5	-10.08	108.55	114.60
7	1	84	A	N1-C6-N6	10.07	124.64	118.60
9	3	1542	U	O4'-C1'-N1	10.06	116.25	108.20
7	1	68	G	C5-C6-O6	-10.05	122.57	128.60
10	4	1885	A	C5-C6-N1	-10.05	112.68	117.70
11	5	2125	G	C4-C5-N7	-10.05	106.78	110.80
10	4	1845	G	C5-C6-N1	-10.04	106.48	111.50
11	5	2171	A	O4'-C1'-N9	10.03	116.23	108.20
8	2	1325	U	N3-C4-O4	10.00	126.40	119.40
10	4	1875	G	C5-N7-C8	10.00	109.30	104.30
10	4	1847	A	O4'-C1'-N9	10.00	116.20	108.20
7	1	56	A	C5-N7-C8	9.99	108.90	103.90
11	5	2176	A	C4-C5-C6	9.99	122.00	117.00
10	4	1884	G	N1-C2-N3	-9.99	117.91	123.90
11	5	2155	U	O4'-C1'-N1	9.99	116.19	108.20

Continued on next page...

Continued from previous page...

Mol	Chain	Res	Type	Atoms	Z	Observed(°)	Ideal(°)
7	1	63	A	C4-C5-C6	9.98	121.99	117.00
9	3	1533	C	N3-C4-N4	9.97	124.98	118.00
8	2	1308	A	N1-C6-N6	9.96	124.57	118.60
10	4	1849	G	N1-C6-O6	9.96	125.87	119.90
7	1	61	C	N3-C4-C5	-9.94	117.93	121.90
1	y	211	ARG	NE-CZ-NH2	-9.93	115.33	120.30
11	5	2182	U	N1-C2-N3	9.92	120.85	114.90
8	2	1337	G	N9-C4-C5	-9.91	101.44	105.40
8	2	1309	G	N1-C2-N3	-9.89	117.96	123.90
11	5	2162	G	C6-C5-N7	-9.89	124.46	130.40
7	1	101	A	C4-C5-C6	9.89	121.94	117.00
8	2	1339	G	N1-C2-N3	-9.89	117.97	123.90
10	4	1879	C	O4'-C1'-N1	9.88	116.10	108.20
7	1	73	A	O4'-C1'-N9	9.87	116.09	108.20
11	5	2151	U	O4'-C1'-N1	9.85	116.08	108.20
7	1	94	A	C4-C5-C6	9.85	121.92	117.00
7	1	98	G	C5-C6-O6	-9.83	122.70	128.60
10	4	1888	G	N7-C8-N9	9.82	118.01	113.10
11	5	2190	G	N3-C2-N2	9.82	126.77	119.90
8	2	1335	C	C2-N3-C4	9.80	124.80	119.90
8	2	1324	G	N1-C6-O6	9.80	125.78	119.90
8	2	1329	U	C5-C4-O4	-9.79	120.03	125.90
7	1	54	G	C5-C6-O6	-9.77	122.74	128.60
9	3	1532	A	C5-C6-N1	-9.75	112.82	117.70
11	5	2159	G	N3-C4-C5	9.75	133.47	128.60
7	1	97	C	N3-C4-C5	-9.73	118.01	121.90
8	2	1327	A	C5-C6-N6	-9.70	115.94	123.70
11	5	2161	C	P-O3'-C3'	9.70	131.34	119.70
11	5	2179	C	O4'-C1'-N1	9.69	115.95	108.20
7	1	95	A	C4-C5-C6	9.69	121.84	117.00
11	5	2162	G	C5-C6-O6	-9.69	122.79	128.60
1	y	22	ARG	NE-CZ-NH2	-9.68	115.46	120.30
10	4	1880	U	N3-C4-O4	9.68	126.17	119.40
1	y	429	TYR	CB-CG-CD1	-9.67	115.20	121.00
11	5	2122	U	C4-C5-C6	-9.67	113.90	119.70
10	4	1849	G	O4'-C1'-N9	9.66	115.93	108.20
8	2	1335	C	N3-C4-N4	9.63	124.74	118.00
11	5	2172	U	C5-C4-O4	9.62	131.67	125.90
11	5	2129	C	O4'-C1'-N1	9.62	115.89	108.20
10	4	1845	G	N3-C4-C5	9.62	133.41	128.60
9	3	1539	U	N3-C4-O4	9.61	126.13	119.40
11	5	2159	G	C5-C6-O6	-9.57	122.86	128.60

Continued on next page...

Continued from previous page...

Mol	Chain	Res	Type	Atoms	Z	Observed(°)	Ideal(°)
9	3	1540	G	N3-C2-N2	9.56	126.59	119.90
11	5	2123	G	C5-C6-O6	-9.54	122.88	128.60
9	3	1528	A	C5-C6-N1	-9.51	112.94	117.70
11	5	2160	C	C5-C4-N4	-9.51	113.55	120.20
11	5	2182	U	O4'-C1'-N1	9.50	115.80	108.20
9	3	1529	G	C5-C6-N1	-9.50	106.75	111.50
11	5	2128	G	N1-C6-O6	9.48	125.59	119.90
1	y	38	PHE	CB-CG-CD1	9.48	127.44	120.80
7	1	82	U	O4'-C1'-N1	9.48	115.79	108.20
11	5	2095	A	C4-C5-C6	9.48	121.74	117.00
10	4	1889	A	C5-C6-N1	-9.48	112.96	117.70
10	4	1843	C	N3-C4-C5	-9.47	118.11	121.90
7	1	69	C	N3-C4-C5	-9.46	118.12	121.90
11	5	2142	A	C5-C6-N1	-9.45	112.97	117.70
10	4	1854	A	C4-C5-N7	-9.43	105.98	110.70
11	5	2177	C	C6-N1-C2	-9.42	116.53	120.30
10	4	1848	A	N1-C6-N6	9.42	124.25	118.60
11	5	2134	A	O4'-C1'-N9	9.42	115.73	108.20
10	4	1896	G	C5-C6-O6	-9.42	122.95	128.60
8	2	1321	A	C5-C6-N1	-9.41	113.00	117.70
1	y	317	TYR	CB-CG-CD1	9.39	126.63	121.00
11	5	2110	G	P-O3'-C3'	9.39	130.96	119.70
10	4	1871	A	C4-C5-C6	9.38	121.69	117.00
8	2	1310	G	C4-C5-C6	9.37	124.42	118.80
10	4	1888	G	N1-C6-O6	9.37	125.52	119.90
11	5	2176	A	O4'-C1'-N9	9.36	115.69	108.20
11	5	2107	G	N1-C6-O6	9.36	125.51	119.90
11	5	2103	C	N3-C4-C5	-9.35	118.16	121.90
8	2	1310	G	C5-C6-N1	-9.34	106.83	111.50
11	5	2162	G	N1-C6-O6	9.32	125.49	119.90
7	1	95	A	C5-C6-N1	-9.26	113.07	117.70
10	4	1842	G	C5-C6-N1	-9.24	106.88	111.50
8	2	1335	C	P-O3'-C3'	9.24	130.78	119.70
11	5	2133	G	N3-C2-N2	9.23	126.36	119.90
11	5	2122	U	O4'-C1'-N1	9.23	115.58	108.20
9	3	1527	G	P-O3'-C3'	9.21	130.76	119.70
8	2	1320	C	N3-C4-C5	-9.21	118.22	121.90
10	4	1892	C	O4'-C1'-N1	9.21	115.56	108.20
7	1	54	G	N9-C4-C5	9.19	109.08	105.40
9	3	1527	G	O4'-C1'-N9	9.19	115.55	108.20
11	5	2100	G	O4'-C1'-N9	9.17	115.53	108.20
8	2	1323	C	N3-C4-N4	9.16	124.41	118.00

Continued on next page...

Continued from previous page...

Mol	Chain	Res	Type	Atoms	Z	Observed(°)	Ideal(°)
10	4	1870	C	C5'-C4'-O4'	9.16	120.09	109.10
11	5	2112	G	C8-N9-C4	-9.16	102.74	106.40
11	5	2095	A	C5-C6-N1	-9.15	113.12	117.70
11	5	2171	A	C3'-C2'-C1'	-9.14	94.18	101.50
9	3	1532	A	N1-C6-N6	9.14	124.08	118.60
9	3	1539	U	C5-C4-O4	-9.14	120.42	125.90
11	5	2115	G	N1-C2-N3	-9.13	118.42	123.90
1	y	317	TYR	CB-CG-CD2	-9.13	115.52	121.00
11	5	2118	U	N3-C2-O2	9.11	128.58	122.20
11	5	2155	U	N1-C2-N3	-9.11	109.44	114.90
7	1	59	U	O4'-C1'-N1	9.10	115.48	108.20
10	4	1887	C	N3-C4-N4	9.09	124.36	118.00
11	5	2169	A	C8-N9-C4	-9.09	102.16	105.80
10	4	1897	G	N9-C4-C5	-9.07	101.77	105.40
10	4	1858	A	C5-C6-N1	-9.07	113.17	117.70
11	5	2135	A	O4'-C1'-N9	9.07	115.45	108.20
11	5	2098	U	C5-C6-N1	9.06	127.23	122.70
11	5	2115	G	C4-C5-N7	9.04	114.42	110.80
7	1	88	G	C2-N3-C4	9.03	116.42	111.90
11	5	2137	U	N3-C4-O4	9.03	125.72	119.40
7	1	100	U	N1-C2-N3	9.02	120.31	114.90
8	2	1342	A	C5-C6-N6	-9.00	116.50	123.70
10	4	1882	U	O4'-C1'-N1	9.00	115.40	108.20
10	4	1897	G	C8-N9-C4	8.99	109.99	106.40
10	4	1885	A	C6-N1-C2	8.98	123.99	118.60
11	5	2128	G	O4'-C1'-N9	8.98	115.39	108.20
11	5	2169	A	C4-C5-N7	-8.98	106.21	110.70
11	5	2128	G	C5-C6-O6	-8.97	123.22	128.60
10	4	1876	A	C5-N7-C8	8.97	108.39	103.90
11	5	2101	A	C5-C6-N1	-8.96	113.22	117.70
8	2	1331	G	C8-N9-C4	-8.95	102.82	106.40
9	3	1543	G	N9-C4-C5	-8.94	101.82	105.40
7	1	88	G	C6-C5-N7	8.93	135.76	130.40
1	y	268	LYS	N-CA-C	8.93	135.10	111.00
10	4	1872	A	C8-N9-C4	-8.92	102.23	105.80
11	5	2119	A	N1-C6-N6	8.90	123.94	118.60
11	5	2123	G	N1-C6-O6	8.89	125.24	119.90
11	5	2156	G	N1-C2-N3	-8.88	118.57	123.90
11	5	2158	A	C4-C5-C6	8.88	121.44	117.00
11	5	2161	C	N3-C4-N4	8.88	124.22	118.00
10	4	1845	G	N1-C6-O6	8.85	125.21	119.90
11	5	2115	G	C5-C6-N1	-8.85	107.08	111.50

Continued on next page...

Continued from previous page...

Mol	Chain	Res	Type	Atoms	Z	Observed(°)	Ideal(°)
10	4	1867	G	C4-C5-N7	-8.83	107.27	110.80
11	5	2145	C	N3-C4-N4	8.83	124.18	118.00
11	5	2112	G	C5-N7-C8	8.82	108.71	104.30
3	G	45	SER	N-CA-C	8.81	134.78	111.00
10	4	1847	A	N1-C2-N3	8.80	133.70	129.30
10	4	1870	C	C5'-C4'-C3'	-8.79	101.93	116.00
10	4	1890	A	C6-C5-N7	-8.79	126.15	132.30
11	5	2134	A	N1-C2-N3	8.79	133.70	129.30
1	y	157	TYR	CB-CG-CD1	8.79	126.27	121.00
11	5	2134	A	C2-N3-C4	-8.79	106.20	110.60
11	5	2144	G	O4'-C1'-N9	8.79	115.23	108.20
7	1	113	U	O4'-C1'-N1	8.78	115.22	108.20
10	4	1893	C	N3-C4-C5	-8.77	118.39	121.90
11	5	2198	A	C4-C5-C6	8.77	121.38	117.00
11	5	2147	A	C6-C5-N7	-8.76	126.17	132.30
10	4	1860	G	N1-C6-O6	8.76	125.16	119.90
6	Y	23	ARG	NE-CZ-NH1	8.76	124.68	120.30
11	5	2147	A	N1-C6-N6	8.76	123.85	118.60
11	5	2199	A	N1-C2-N3	8.76	133.68	129.30
11	5	2174	C	C2-N1-C1'	8.75	128.43	118.80
11	5	2111	U	P-O3'-C3'	8.74	130.19	119.70
8	2	1309	G	O4'-C1'-N9	8.74	115.19	108.20
7	1	99	U	O4'-C1'-N1	8.73	115.18	108.20
1	y	181	ARG	NE-CZ-NH1	-8.72	115.94	120.30
8	2	1339	G	C2-N3-C4	8.72	116.26	111.90
7	1	74	A	C2-N3-C4	-8.72	106.24	110.60
11	5	2177	C	C5-C4-N4	-8.72	114.10	120.20
7	1	74	A	C5-C6-N1	-8.71	113.34	117.70
2	E	121	PHE	CB-CG-CD1	8.71	126.90	120.80
1	y	321	TYR	CB-CG-CD2	-8.71	115.78	121.00
7	1	101	A	N1-C6-N6	8.70	123.82	118.60
8	2	1331	G	N3-C2-N2	8.70	125.99	119.90
7	1	91	A	O4'-C1'-N9	8.68	115.15	108.20
2	E	76	ARG	NE-CZ-NH2	-8.68	115.96	120.30
9	3	1531	C	P-O3'-C3'	8.68	130.12	119.70
7	1	81	G	C5-C6-N1	-8.68	107.16	111.50
11	5	2175	C	P-O3'-C3'	8.68	130.12	119.70
7	1	53	A	N9-C4-C5	-8.68	102.33	105.80
11	5	2097	A	O4'-C1'-N9	8.67	115.14	108.20
11	5	2129	C	C4-C5-C6	-8.66	113.07	117.40
11	5	2189	U	N1-C2-O2	-8.66	116.74	122.80
7	1	63	A	N1-C6-N6	8.66	123.80	118.60

Continued on next page...

Continued from previous page...

Mol	Chain	Res	Type	Atoms	Z	Observed(°)	Ideal(°)
7	1	110	G	N1-C6-O6	8.66	125.10	119.90
10	4	1876	A	N3-C4-C5	-8.66	120.74	126.80
8	2	1341	G	C5-N7-C8	8.65	108.62	104.30
1	y	429	TYR	CB-CG-CD2	8.64	126.18	121.00
11	5	2135	A	C5-C6-N6	-8.64	116.79	123.70
8	2	1321	A	N9-C4-C5	8.63	109.25	105.80
8	2	1335	C	N3-C4-C5	-8.63	118.45	121.90
11	5	2161	C	C4'-C3'-C2'	-8.63	93.97	102.60
9	3	1527	G	C5-C6-O6	-8.62	123.42	128.60
11	5	2162	G	C8-N9-C4	-8.61	102.95	106.40
11	5	2102	G	C2-N3-C4	-8.61	107.60	111.90
8	2	1308	A	C5-C6-N1	-8.60	113.40	117.70
8	2	1324	G	C5-C6-O6	-8.60	123.44	128.60
2	E	126	ARG	NE-CZ-NH1	8.57	124.59	120.30
7	1	76	C	C4-C5-C6	8.56	121.68	117.40
11	5	2143	C	C5-C4-N4	-8.56	114.20	120.20
1	y	256	ARG	NE-CZ-NH1	8.56	124.58	120.30
7	1	92	U	O4'-C1'-N1	8.56	115.05	108.20
10	4	1890	A	C4-C5-C6	8.56	121.28	117.00
2	E	117	ARG	N-CA-CB	8.55	125.99	110.60
7	1	105	C	O4'-C1'-N1	8.54	115.03	108.20
7	1	79	C	N3-C4-C5	-8.53	118.49	121.90
10	4	1846	G	N3-C2-N2	8.53	125.87	119.90
11	5	2114	A	C8-N9-C4	-8.53	102.39	105.80
10	4	1885	A	C4-C5-N7	-8.53	106.44	110.70
11	5	2184	A	N1-C6-N6	8.52	123.71	118.60
7	1	66	C	N3-C4-C5	-8.52	118.49	121.90
11	5	2189	U	N3-C2-O2	8.50	128.15	122.20
10	4	1848	A	C5-C6-N6	-8.49	116.91	123.70
8	2	1338	G	C2-N3-C4	8.48	116.14	111.90
10	4	1870	C	C2-N1-C1'	8.48	128.13	118.80
8	2	1322	A	O4'-C1'-N9	8.47	114.97	108.20
6	Y	52	ARG	NE-CZ-NH2	8.46	124.53	120.30
7	1	94	A	N1-C6-N6	8.44	123.66	118.60
8	2	1329	U	C2-N3-C4	-8.43	121.94	127.00
1	y	416	PHE	CB-CG-CD1	-8.43	114.90	120.80
8	2	1339	G	N1-C6-O6	8.43	124.96	119.90
11	5	2125	G	C4-C5-C6	8.43	123.86	118.80
10	4	1860	G	N3-C2-N2	8.43	125.80	119.90
8	2	1326	U	O4'-C1'-N1	8.41	114.93	108.20
11	5	2120	G	C5-C6-O6	-8.41	123.56	128.60
11	5	2171	A	C4-C5-C6	8.40	121.20	117.00

Continued on next page...

Continued from previous page...

Mol	Chain	Res	Type	Atoms	Z	Observed(°)	Ideal(°)
9	3	1533	C	C4-C5-C6	8.39	121.60	117.40
11	5	2098	U	O4'-C1'-N1	8.39	114.92	108.20
11	5	2121	G	N3-C2-N2	8.39	125.77	119.90
8	2	1336	A	O4'-C1'-N9	8.39	114.91	108.20
7	1	69	C	O4'-C1'-N1	8.38	114.91	108.20
7	1	58	G	C8-N9-C4	-8.36	103.06	106.40
9	3	1540	G	C5-C6-N1	-8.36	107.32	111.50
8	2	1331	G	N1-C2-N3	-8.36	118.89	123.90
11	5	2116	G	C1'-O4'-C4'	-8.35	103.22	109.90
10	4	1862	G	N3-C2-N2	8.35	125.74	119.90
11	5	2098	U	C5-C4-O4	8.34	130.91	125.90
7	1	114	U	C5-C6-N1	8.34	126.87	122.70
1	y	399	PHE	CB-CG-CD1	8.33	126.63	120.80
8	2	1308	A	O4'-C1'-N9	8.33	114.86	108.20
10	4	1840	G	C6-C5-N7	-8.33	125.40	130.40
7	1	56	A	N1-C6-N6	8.33	123.60	118.60
7	1	58	G	N1-C2-N3	-8.31	118.91	123.90
11	5	2199	A	C6-N1-C2	-8.31	113.61	118.60
11	5	2168	G	C5-C6-N1	-8.30	107.35	111.50
1	y	248	TYR	CB-CG-CD1	-8.29	116.02	121.00
1	y	113	ARG	NE-CZ-NH2	-8.29	116.15	120.30
11	5	2137	U	N3-C2-O2	8.29	128.00	122.20
8	2	1321	A	N3-C4-C5	-8.29	121.00	126.80
10	4	1842	G	N3-C2-N2	8.29	125.70	119.90
10	4	1876	A	O4'-C1'-N9	8.27	114.82	108.20
11	5	2159	G	C6-N1-C2	8.27	130.06	125.10
6	Y	47	ARG	NE-CZ-NH1	-8.27	116.17	120.30
10	4	1891	G	C2-N3-C4	-8.27	107.77	111.90
7	1	86	G	N1-C2-N3	-8.25	118.95	123.90
11	5	2115	G	C6-C5-N7	-8.25	125.45	130.40
11	5	2169	A	N9-C4-C5	8.24	109.10	105.80
8	2	1307	A	C4-C5-C6	8.23	121.12	117.00
10	4	1866	A	C8-N9-C4	-8.23	102.51	105.80
7	1	81	G	N3-C4-N9	-8.22	121.07	126.00
11	5	2101	A	C5-C6-N6	-8.22	117.12	123.70
10	4	1848	A	N7-C8-N9	8.22	117.91	113.80
11	5	2190	G	C5-C6-O6	-8.21	123.67	128.60
11	5	2121	G	C5-C6-O6	-8.21	123.68	128.60
7	1	99	U	C5-C6-N1	8.20	126.80	122.70
8	2	1316	U	O4'-C1'-N1	8.18	114.74	108.20
10	4	1858	A	C8-N9-C4	-8.17	102.53	105.80
11	5	2157	G	C5-C6-O6	-8.17	123.70	128.60

Continued on next page...

Continued from previous page...

Mol	Chain	Res	Type	Atoms	Z	Observed(°)	Ideal(°)
11	5	2122	U	C5-C4-O4	-8.16	121.00	125.90
10	4	1870	C	C1'-O4'-C4'	8.16	116.42	109.90
11	5	2182	U	N1-C2-O2	-8.16	117.09	122.80
11	5	2174	C	C2-N3-C4	8.15	123.98	119.90
10	4	1871	A	C8-N9-C4	-8.15	102.54	105.80
10	4	1850	G	C6-N1-C2	8.14	129.98	125.10
10	4	1897	G	C5-C6-O6	-8.14	123.72	128.60
1	y	269	VAL	N-CA-CB	8.13	129.40	111.50
11	5	2127	G	C6-N1-C2	8.13	129.98	125.10
11	5	2154	A	N1-C6-N6	8.13	123.48	118.60
11	5	2166	U	N3-C2-O2	8.13	127.89	122.20
1	y	67	PHE	CB-CG-CD1	-8.13	115.11	120.80
11	5	2113	U	C6-N1-C2	-8.12	116.13	121.00
10	4	1850	G	N3-C4-C5	8.11	132.65	128.60
7	1	95	A	N1-C2-N3	-8.10	125.25	129.30
10	4	1844	C	C5-C4-N4	8.09	125.86	120.20
10	4	1847	A	C5-N7-C8	8.09	107.95	103.90
10	4	1848	A	C8-N9-C4	-8.09	102.56	105.80
7	1	83	A	N7-C8-N9	-8.09	109.76	113.80
8	2	1334	G	N7-C8-N9	-8.09	109.06	113.10
11	5	2092	U	N3-C4-O4	8.09	125.06	119.40
7	1	83	A	C4-C5-C6	8.07	121.03	117.00
8	2	1311	G	N1-C6-O6	8.07	124.74	119.90
10	4	1870	C	C2-N3-C4	8.07	123.94	119.90
10	4	1879	C	C6-N1-C2	-8.07	117.07	120.30
9	3	1543	G	C6-C5-N7	-8.05	125.57	130.40
10	4	1873	G	C2-N3-C4	8.05	115.92	111.90
11	5	2154	A	C6-N1-C2	-8.05	113.77	118.60
10	4	1885	A	O4'-C1'-N9	8.05	114.64	108.20
11	5	2147	A	C4-C5-C6	8.03	121.02	117.00
7	1	52	A	C4-C5-C6	8.03	121.01	117.00
7	1	104	A	N1-C6-N6	8.02	123.41	118.60
9	3	1527	G	N3-C2-N2	8.02	125.51	119.90
11	5	2114	A	C5-N7-C8	-8.02	99.89	103.90
11	5	2175	C	O4'-C1'-N1	8.00	114.60	108.20
7	1	57	C	C2-N3-C4	8.00	123.90	119.90
7	1	72	U	N3-C4-O4	8.00	125.00	119.40
11	5	2141	G	N1-C2-N2	-8.00	109.00	116.20
7	1	106	C	C5-C6-N1	7.99	125.00	121.00
8	2	1330	C	O4'-C1'-N1	7.99	114.59	108.20
1	y	400	TYR	CB-CG-CD2	7.99	125.79	121.00
11	5	2197	U	C6-N1-C2	7.99	125.79	121.00

Continued on next page...

Continued from previous page...

Mol	Chain	Res	Type	Atoms	Z	Observed(°)	Ideal(°)
10	4	1840	G	N1-C6-O6	7.98	124.69	119.90
10	4	1867	G	C2-N3-C4	7.97	115.89	111.90
11	5	2121	G	C4-C5-C6	7.97	123.58	118.80
11	5	2129	C	C5-C6-N1	7.97	124.99	121.00
10	4	1843	C	C6-N1-C1'	-7.97	111.24	120.80
11	5	2103	C	C4-C5-C6	7.97	121.39	117.40
7	1	62	U	P-O3'-C3'	7.95	129.24	119.70
7	1	81	G	O4'-C1'-N9	7.95	114.56	108.20
8	2	1338	G	C8-N9-C4	-7.95	103.22	106.40
7	1	55	G	N1-C6-O6	7.94	124.67	119.90
10	4	1871	A	N7-C8-N9	7.94	117.77	113.80
7	1	95	A	N3-C4-C5	-7.94	121.24	126.80
10	4	1880	U	O4'-C1'-N1	7.94	114.55	108.20
11	5	2114	A	N1-C6-N6	7.94	123.36	118.60
10	4	1878	G	N1-C6-O6	7.93	124.66	119.90
11	5	2135	A	C5-C6-N1	-7.93	113.74	117.70
7	1	55	G	O4'-C1'-N9	7.92	114.54	108.20
11	5	2130	U	N1-C2-N3	-7.92	110.15	114.90
9	3	1541	C	C5-C6-N1	-7.92	117.04	121.00
7	1	110	G	C5-C6-O6	-7.91	123.85	128.60
10	4	1895	C	N3-C4-N4	7.91	123.53	118.00
10	4	1874	C	N1-C2-O2	-7.90	114.16	118.90
7	1	80	G	C5-C6-N1	-7.90	107.55	111.50
10	4	1862	G	O4'-C1'-N9	7.89	114.51	108.20
8	2	1333	G	C3'-C2'-C1'	7.89	107.81	101.50
7	1	89	A	C5-C6-N1	-7.87	113.76	117.70
7	1	73	A	N7-C8-N9	-7.87	109.87	113.80
7	1	57	C	C5-C6-N1	7.86	124.93	121.00
3	G	50	ASN	N-CA-CB	-7.86	96.46	110.60
10	4	1866	A	C4-C5-C6	7.84	120.92	117.00
8	2	1330	C	C5-C6-N1	7.83	124.92	121.00
9	3	1530	G	C8-N9-C4	-7.81	103.28	106.40
9	3	1530	G	N1-C2-N3	-7.81	119.22	123.90
11	5	2164	C	C2-N3-C4	7.81	123.80	119.90
7	1	84	A	C5-C6-N6	-7.79	117.47	123.70
10	4	1842	G	O4'-C1'-N9	7.79	114.43	108.20
8	2	1342	A	C4-C5-C6	7.76	120.88	117.00
10	4	1860	G	C2-N3-C4	7.76	115.78	111.90
10	4	1871	A	P-O3'-C3'	7.76	129.01	119.70
10	4	1891	G	O4'-C1'-N9	7.74	114.39	108.20
11	5	2120	G	N3-C2-N2	7.73	125.31	119.90
10	4	1884	G	C4-C5-N7	-7.72	107.71	110.80

Continued on next page...

Continued from previous page...

Mol	Chain	Res	Type	Atoms	Z	Observed(°)	Ideal(°)
8	2	1334	G	C5-C6-N1	-7.72	107.64	111.50
11	5	2182	U	C6-N1-C2	-7.72	116.37	121.00
8	2	1333	G	C5-N7-C8	-7.72	100.44	104.30
11	5	2102	G	C6-N1-C2	-7.71	120.47	125.10
11	5	2113	U	N3-C4-O4	7.71	124.80	119.40
1	y	157	TYR	CB-CG-CD2	-7.70	116.38	121.00
8	2	1334	G	N1-C2-N3	-7.70	119.28	123.90
7	1	76	C	O4'-C1'-N1	7.70	114.36	108.20
11	5	2133	G	C5-C6-O6	-7.70	123.98	128.60
11	5	2152	G	O4'-C1'-N9	7.69	114.35	108.20
9	3	1539	U	N3-C2-O2	7.69	127.58	122.20
11	5	2101	A	C6-C5-N7	-7.68	126.92	132.30
11	5	2153	C	C5'-C4'-C3'	-7.68	103.71	116.00
11	5	2184	A	C2-N3-C4	-7.67	106.77	110.60
7	1	66	C	O4'-C1'-N1	7.66	114.33	108.20
11	5	2170	A	O4'-C1'-N9	7.66	114.33	108.20
7	1	53	A	C5-C6-N6	-7.66	117.57	123.70
7	1	98	G	O4'-C1'-N9	7.66	114.32	108.20
9	3	1538	G	C6-C5-N7	-7.65	125.81	130.40
11	5	2126	A	N1-C6-N6	7.65	123.19	118.60
11	5	2106	U	C2-N3-C4	-7.65	122.41	127.00
11	5	2154	A	N7-C8-N9	-7.65	109.98	113.80
11	5	2147	A	C5-C6-N1	-7.64	113.88	117.70
11	5	2109	U	N3-C4-O4	7.63	124.74	119.40
11	5	2118	U	P-O3'-C3'	-7.63	110.54	119.70
7	1	70	G	N1-C2-N3	-7.63	119.32	123.90
10	4	1844	C	N3-C4-C5	-7.63	118.85	121.90
11	5	2150	C	C5-C4-N4	-7.63	114.86	120.20
7	1	74	A	C5-C6-N6	-7.61	117.61	123.70
11	5	2093	G	C4-C5-N7	7.60	113.84	110.80
11	5	2116	G	C4'-C3'-C2'	7.60	110.20	102.60
8	2	1322	A	C5-C6-N6	-7.60	117.62	123.70
7	1	102	U	P-O3'-C3'	7.59	128.80	119.70
11	5	2163	A	C5-C6-N6	-7.58	117.63	123.70
11	5	2133	G	N1-C6-O6	7.58	124.45	119.90
11	5	2177	C	C5'-C4'-O4'	7.58	118.20	109.10
7	1	89	A	C4-C5-C6	7.58	120.79	117.00
11	5	2113	U	C5-C4-O4	-7.58	121.35	125.90
11	5	2114	A	C4-C5-N7	7.58	114.49	110.70
11	5	2109	U	O4'-C1'-N1	7.57	114.26	108.20
11	5	2167	U	C5-C6-N1	7.57	126.49	122.70
11	5	2157	G	O4'-C1'-N9	7.57	114.25	108.20

Continued on next page...

Continued from previous page...

Mol	Chain	Res	Type	Atoms	Z	Observed(°)	Ideal(°)
10	4	1863	G	N9-C4-C5	7.57	108.43	105.40
10	4	1885	A	C5-N7-C8	7.56	107.68	103.90
8	2	1338	G	N1-C2-N3	-7.55	119.37	123.90
1	y	217	PHE	CB-CG-CD2	-7.55	115.52	120.80
11	5	2158	A	N9-C4-C5	7.55	108.82	105.80
11	5	2105	U	N3-C4-C5	-7.55	110.07	114.60
11	5	2127	G	C4-C5-C6	7.54	123.33	118.80
7	1	69	C	C2-N3-C4	7.54	123.67	119.90
10	4	1875	G	N7-C8-N9	-7.54	109.33	113.10
11	5	2146	C	N3-C4-N4	7.54	123.28	118.00
11	5	2111	U	O4'-C1'-N1	7.53	114.22	108.20
11	5	2101	A	O4'-C1'-N9	7.53	114.22	108.20
11	5	2136	G	C6-C5-N7	-7.53	125.88	130.40
10	4	1853	A	O4'-C1'-N9	7.52	114.22	108.20
11	5	2121	G	C5-C6-N1	-7.52	107.74	111.50
4	T	3	ARG	NE-CZ-NH1	7.51	124.06	120.30
10	4	1857	G	N3-C4-C5	7.51	132.36	128.60
4	T	25	GLU	OE1-CD-OE2	7.51	132.31	123.30
11	5	2095	A	C5-N7-C8	7.51	107.65	103.90
1	y	332	TYR	CB-CG-CD1	-7.50	116.50	121.00
7	1	71	A	O4'-C1'-N9	7.50	114.20	108.20
9	3	1530	G	C6-C5-N7	-7.48	125.91	130.40
9	3	1529	G	C5-N7-C8	7.48	108.04	104.30
7	1	96	C	N3-C4-C5	-7.48	118.91	121.90
11	5	2115	G	O4'-C1'-N9	7.48	114.18	108.20
11	5	2194	U	C5-C4-O4	-7.47	121.42	125.90
10	4	1890	A	C5-C6-N1	-7.47	113.96	117.70
2	E	117	ARG	NE-CZ-NH1	7.47	124.03	120.30
7	1	63	A	N7-C8-N9	7.47	117.53	113.80
10	4	1872	A	N7-C8-N9	7.46	117.53	113.80
11	5	2114	A	C6-C5-N7	-7.46	127.08	132.30
10	4	1845	G	N3-C4-N9	-7.46	121.52	126.00
10	4	1875	G	C4-C5-N7	-7.46	107.82	110.80
11	5	2164	C	C6-N1-C1'	-7.46	111.85	120.80
10	4	1845	G	C2-N3-C4	-7.46	108.17	111.90
11	5	2093	G	C5-C6-O6	-7.46	124.13	128.60
7	1	53	A	C8-N9-C4	7.45	108.78	105.80
11	5	2160	C	O4'-C1'-N1	7.44	114.15	108.20
11	5	2112	G	C5-C6-N1	-7.43	107.78	111.50
7	1	91	A	N9-C4-C5	-7.42	102.83	105.80
8	2	1329	U	N3-C4-C5	7.42	119.05	114.60
9	3	1538	G	N3-C4-C5	-7.42	124.89	128.60

Continued on next page...

Continued from previous page...

Mol	Chain	Res	Type	Atoms	Z	Observed(°)	Ideal(°)
7	1	93	G	C5-C6-O6	-7.42	124.15	128.60
8	2	1315	C	O4'-C1'-N1	7.42	114.14	108.20
11	5	2147	A	N9-C4-C5	-7.42	102.83	105.80
11	5	2160	C	N3-C4-N4	7.42	123.19	118.00
10	4	1868	C	C6-N1-C2	7.41	123.27	120.30
4	T	29	THR	CA-CB-CG2	-7.41	102.03	112.40
11	5	2116	G	C6-C5-N7	-7.41	125.96	130.40
7	1	85	G	C5-C6-O6	-7.40	124.16	128.60
10	4	1855	U	O4'-C1'-N1	7.40	114.12	108.20
10	4	1854	A	C5-C6-N1	-7.40	114.00	117.70
8	2	1342	A	C5'-C4'-O4'	7.39	117.97	109.10
8	2	1334	G	C5-N7-C8	7.39	107.99	104.30
9	3	1533	C	C5-C4-N4	-7.38	115.03	120.20
11	5	2191	A	C5-N7-C8	7.38	107.59	103.90
10	4	1895	C	C6-N1-C2	-7.37	117.35	120.30
9	3	1538	G	C5-N7-C8	7.37	107.99	104.30
9	3	1531	C	N3-C4-N4	7.37	123.16	118.00
11	5	2127	G	P-O3'-C3'	-7.37	110.86	119.70
8	2	1308	A	C2-N3-C4	-7.37	106.92	110.60
7	1	68	G	C4'-C3'-C2'	-7.36	95.24	102.60
11	5	2143	C	O4'-C1'-N1	7.36	114.09	108.20
7	1	106	C	N3-C4-N4	7.36	123.15	118.00
10	4	1869	G	C6-C5-N7	-7.36	125.99	130.40
10	4	1840	G	N3-C4-C5	-7.36	124.92	128.60
11	5	2169	A	C4-C5-C6	7.35	120.67	117.00
7	1	77	G	O4'-C1'-N9	7.34	114.07	108.20
9	3	1532	A	C4-C5-C6	7.34	120.67	117.00
10	4	1876	A	C5-C6-N1	-7.34	114.03	117.70
11	5	2099	U	C4'-C3'-C2'	-7.34	95.26	102.60
10	4	1875	G	C5-C6-O6	-7.34	124.20	128.60
9	3	1533	C	N1-C2-O2	7.33	123.30	118.90
10	4	1850	G	N1-C2-N3	-7.33	119.50	123.90
10	4	1886	U	N3-C4-O4	7.33	124.53	119.40
1	y	255	ARG	N-CA-CB	7.33	123.79	110.60
8	2	1342	A	C3'-C2'-C1'	-7.32	95.64	101.50
7	1	82	U	C5-C6-N1	7.32	126.36	122.70
7	1	101	A	C6-C5-N7	-7.32	127.18	132.30
8	2	1332	G	N9-C4-C5	-7.32	102.47	105.40
9	3	1543	G	C2-N3-C4	-7.31	108.25	111.90
11	5	2116	G	C4-C5-C6	7.31	123.19	118.80
10	4	1868	C	C5-C4-N4	-7.31	115.08	120.20
11	5	2105	U	N3-C4-O4	7.30	124.51	119.40

Continued on next page...

Continued from previous page...

Mol	Chain	Res	Type	Atoms	Z	Observed(°)	Ideal(°)
11	5	2166	U	N1-C2-O2	-7.29	117.69	122.80
11	5	2107	G	C4-C5-N7	-7.29	107.88	110.80
9	3	1538	G	N7-C8-N9	-7.28	109.46	113.10
10	4	1863	G	C4-C5-C6	7.27	123.16	118.80
7	1	84	A	C5'-C4'-O4'	7.27	117.83	109.10
9	3	1529	G	O4'-C1'-N9	7.27	114.02	108.20
8	2	1312	U	C1'-O4'-C4'	-7.25	104.10	109.90
7	1	99	U	C2-N1-C1'	7.24	126.39	117.70
9	3	1540	G	N1-C2-N3	-7.24	119.56	123.90
11	5	2139	U	C5-C4-O4	-7.24	121.56	125.90
9	3	1528	A	C4-C5-C6	7.24	120.62	117.00
11	5	2160	C	C4-C5-C6	-7.23	113.78	117.40
11	5	2180	U	O4'-C1'-N1	7.23	113.98	108.20
8	2	1340	U	C5-C4-O4	-7.23	121.56	125.90
9	3	1540	G	O4'-C1'-N9	7.22	113.98	108.20
9	3	1537	G	P-O3'-C3'	7.22	128.36	119.70
11	5	2093	G	O4'-C1'-N9	7.22	113.97	108.20
11	5	2118	U	C2-N1-C1'	7.22	126.36	117.70
1	y	251	ARG	NE-CZ-NH2	-7.21	116.70	120.30
10	4	1888	G	C5-N7-C8	-7.20	100.70	104.30
9	3	1535	A	O4'-C1'-N9	7.20	113.96	108.20
11	5	2096	C	C4-C5-C6	7.19	121.00	117.40
7	1	103	A	O4'-C1'-N9	7.18	113.95	108.20
11	5	2133	G	N9-C4-C5	7.18	108.27	105.40
7	1	80	G	C6-N1-C2	7.18	129.41	125.10
8	2	1310	G	N1-C2-N3	-7.18	119.59	123.90
9	3	1537	G	N9-C4-C5	-7.17	102.53	105.40
11	5	2143	C	N3-C4-N4	7.17	123.02	118.00
1	y	192	PHE	CB-CG-CD2	-7.16	115.79	120.80
10	4	1839	G	N1-C2-N3	-7.16	119.60	123.90
11	5	2115	G	C6-N1-C2	7.16	129.39	125.10
8	2	1336	A	P-O5'-C5'	7.16	132.35	120.90
11	5	2169	A	C5-N7-C8	7.15	107.48	103.90
10	4	1870	C	C6-N1-C1'	-7.15	112.22	120.80
11	5	2159	G	N7-C8-N9	7.15	116.67	113.10
1	y	166	THR	CA-CB-CG2	7.14	122.40	112.40
8	2	1324	G	N3-C4-N9	7.14	130.28	126.00
3	G	45	SER	N-CA-CB	-7.13	99.80	110.50
11	5	2147	A	C3'-C2'-C1'	-7.13	95.80	101.50
9	3	1539	U	O4'-C1'-N1	7.13	113.90	108.20
10	4	1893	C	C4-C5-C6	7.13	120.97	117.40
10	4	1870	C	OP1-P-OP2	-7.12	108.92	119.60

Continued on next page...

Continued from previous page...

Mol	Chain	Res	Type	Atoms	Z	Observed(°)	Ideal(°)
11	5	2154	A	C5-N7-C8	7.12	107.46	103.90
7	1	74	A	C6-C5-N7	-7.12	127.32	132.30
11	5	2142	A	C4-C5-C6	7.11	120.55	117.00
9	3	1534	U	N3-C2-O2	7.10	127.17	122.20
10	4	1842	G	N7-C8-N9	-7.10	109.55	113.10
11	5	2166	U	C4'-C3'-C2'	-7.10	95.50	102.60
6	Y	23	ARG	NE-CZ-NH2	-7.10	116.75	120.30
7	1	81	G	N1-C6-O6	7.09	124.16	119.90
11	5	2115	G	N3-C2-N2	7.09	124.86	119.90
10	4	1877	A	C6-N1-C2	7.08	122.85	118.60
11	5	2116	G	O4'-C1'-N9	7.08	113.87	108.20
11	5	2177	C	C4-C5-C6	7.08	120.94	117.40
11	5	2150	C	P-O3'-C3'	7.07	128.19	119.70
11	5	2181	U	C2-N3-C4	7.07	131.24	127.00
8	2	1311	G	N1-C2-N3	-7.07	119.66	123.90
8	2	1311	G	O4'-C1'-N9	7.07	113.85	108.20
11	5	2117	A	C8-N9-C4	-7.06	102.97	105.80
8	2	1308	A	N1-C2-N3	7.06	132.83	129.30
10	4	1866	A	C4-C5-N7	-7.05	107.17	110.70
11	5	2125	G	N3-C4-C5	-7.04	125.08	128.60
11	5	2166	U	N3-C4-O4	7.04	124.33	119.40
11	5	2096	C	O4'-C1'-N1	7.04	113.83	108.20
7	1	81	G	N3-C4-C5	7.03	132.12	128.60
11	5	2192	U	N3-C4-O4	7.02	124.32	119.40
1	y	383	PHE	CB-CG-CD2	7.01	125.71	120.80
8	2	1312	U	O4'-C1'-N1	7.01	113.81	108.20
11	5	2125	G	N9-C4-C5	7.01	108.20	105.40
11	5	2178	C	C2-N1-C1'	7.00	126.50	118.80
8	2	1339	G	N3-C2-N2	7.00	124.80	119.90
11	5	2170	A	N3-C4-N9	7.00	133.00	127.40
10	4	1895	C	N3-C4-C5	-6.99	119.10	121.90
11	5	2140	G	N3-C2-N2	6.99	124.79	119.90
10	4	1880	U	N3-C4-C5	-6.99	110.41	114.60
10	4	1888	G	O4'-C1'-N9	6.98	113.78	108.20
8	2	1309	G	N3-C2-N2	6.98	124.79	119.90
10	4	1838	C	N3-C4-C5	-6.97	119.11	121.90
8	2	1323	C	C5-C4-N4	-6.95	115.33	120.20
11	5	2164	C	C2-N1-C1'	6.95	126.45	118.80
7	1	86	G	O4'-C1'-N9	6.95	113.76	108.20
7	1	108	G	N1-C6-O6	6.95	124.07	119.90
9	3	1538	G	C4-C5-C6	6.94	122.97	118.80
11	5	2150	C	N1-C1'-C2'	-6.94	104.36	112.00

Continued on next page...

Continued from previous page...

Mol	Chain	Res	Type	Atoms	Z	Observed(°)	Ideal(°)
11	5	2138	G	N7-C8-N9	-6.94	109.63	113.10
8	2	1315	C	N1-C2-O2	6.93	123.06	118.90
10	4	1896	G	N9-C4-C5	-6.93	102.63	105.40
11	5	2097	A	N3-C4-C5	-6.93	121.95	126.80
8	2	1307	A	N3-C4-C5	-6.92	121.95	126.80
10	4	1846	G	N7-C8-N9	6.91	116.56	113.10
9	3	1537	G	N3-C2-N2	6.90	124.73	119.90
11	5	2157	G	C4-C5-N7	-6.90	108.04	110.80
11	5	2112	G	O4'-C1'-N9	6.90	113.72	108.20
7	1	83	A	C5-C6-N6	-6.89	118.19	123.70
11	5	2095	A	C4-C5-N7	-6.89	107.25	110.70
11	5	2180	U	N1-C2-O2	6.89	127.62	122.80
11	5	2154	A	C4-C5-C6	6.89	120.45	117.00
10	4	1876	A	C6-C5-N7	-6.89	127.48	132.30
11	5	2120	G	P-O5'-C5'	-6.89	109.88	120.90
4	T	1	MET	CG-SD-CE	-6.89	89.18	100.20
7	1	93	G	N9-C4-C5	6.89	108.15	105.40
10	4	1859	U	N3-C4-C5	-6.89	110.47	114.60
11	5	2095	A	N9-C4-C5	6.88	108.55	105.80
8	2	1308	A	P-O3'-C3'	6.88	127.95	119.70
11	5	2127	G	C6-C5-N7	-6.88	126.27	130.40
10	4	1890	A	C5-C6-N6	-6.87	118.20	123.70
7	1	95	A	C6-N1-C2	6.87	122.72	118.60
7	1	68	G	C2-N3-C4	-6.85	108.47	111.90
9	3	1537	G	N3-C4-N9	6.85	130.11	126.00
7	1	80	G	N1-C6-O6	6.85	124.01	119.90
7	1	77	G	N7-C8-N9	6.84	116.52	113.10
8	2	1311	G	O3'-P-O5'	-6.84	91.01	104.00
11	5	2125	G	C1'-O4'-C4'	-6.84	104.43	109.90
7	1	55	G	N3-C2-N2	6.83	124.68	119.90
7	1	104	A	C5-C6-N1	-6.83	114.29	117.70
10	4	1868	C	N3-C4-N4	6.83	122.78	118.00
11	5	2195	U	O4'-C1'-N1	6.82	113.66	108.20
8	2	1337	G	N3-C4-N9	6.82	130.09	126.00
10	4	1856	U	C5-C4-O4	6.80	129.98	125.90
1	y	270	ASN	N-CA-CB	6.79	122.83	110.60
7	1	85	G	C6-C5-N7	-6.79	126.32	130.40
11	5	2170	A	N3-C4-C5	-6.79	122.05	126.80
1	y	282	SER	N-CA-CB	6.79	120.68	110.50
11	5	2138	G	C5-N7-C8	6.79	107.69	104.30
11	5	2154	A	O4'-C1'-N9	6.79	113.63	108.20
7	1	99	U	N3-C4-O4	6.78	124.15	119.40

Continued on next page...

Continued from previous page...

Mol	Chain	Res	Type	Atoms	Z	Observed(°)	Ideal(°)
7	1	72	U	C1'-O4'-C4'	-6.78	104.47	109.90
11	5	2183	A	C5-C6-N6	-6.78	118.28	123.70
9	3	1526	C	N3-C4-C5	-6.78	119.19	121.90
8	2	1322	A	C8-N9-C4	-6.78	103.09	105.80
11	5	2118	U	C6-N1-C1'	-6.77	111.72	121.20
10	4	1839	G	C6-N1-C2	6.76	129.16	125.10
10	4	1863	G	N1-C2-N3	-6.76	119.84	123.90
11	5	2125	G	C2-N3-C4	6.76	115.28	111.90
8	2	1339	G	C6-N1-C2	6.75	129.15	125.10
9	3	1528	A	O4'-C1'-N9	6.75	113.60	108.20
10	4	1876	A	N1-C6-N6	6.75	122.65	118.60
11	5	2154	A	N1-C2-N3	6.75	132.67	129.30
11	5	2152	G	C2-N3-C4	-6.75	108.53	111.90
7	1	98	G	N1-C6-O6	6.74	123.94	119.90
7	1	99	U	N3-C4-C5	-6.74	110.56	114.60
10	4	1869	G	N3-C2-N2	6.72	124.61	119.90
7	1	85	G	C4-C5-C6	6.72	122.83	118.80
7	1	103	A	C5-C6-N1	-6.72	114.34	117.70
2	E	126	ARG	NE-CZ-NH2	-6.71	116.94	120.30
11	5	2174	C	C5-C6-N1	6.71	124.36	121.00
11	5	2136	G	C4-C5-C6	6.71	122.83	118.80
7	1	89	A	O4'-C1'-N9	6.70	113.56	108.20
10	4	1886	U	O4'-C1'-N1	6.70	113.56	108.20
11	5	2107	G	C5-C6-O6	-6.70	124.58	128.60
7	1	54	G	C8-N9-C4	-6.70	103.72	106.40
11	5	2159	G	C4-C5-N7	6.69	113.48	110.80
10	4	1879	C	N1-C2-O2	-6.69	114.89	118.90
7	1	57	C	C1'-O4'-C4'	6.69	115.25	109.90
11	5	2095	A	P-O5'-C5'	-6.69	110.20	120.90
8	2	1325	U	N3-C4-C5	-6.68	110.59	114.60
11	5	2106	U	O4'-C1'-N1	6.68	113.55	108.20
7	1	80	G	C5-N7-C8	-6.68	100.96	104.30
11	5	2168	G	C5-C6-O6	-6.68	124.59	128.60
10	4	1894	C	O4'-C1'-N1	6.68	113.54	108.20
11	5	2175	C	C5-C4-N4	-6.68	115.53	120.20
10	4	1895	C	O4'-C1'-N1	6.67	113.54	108.20
11	5	2150	C	N3-C4-N4	6.67	122.67	118.00
7	1	86	G	P-O3'-C3'	6.67	127.70	119.70
7	1	74	A	C4-C5-C6	6.66	120.33	117.00
8	2	1331	G	O4'-C1'-N9	6.66	113.53	108.20
10	4	1861	G	N7-C8-N9	-6.66	109.77	113.10
11	5	2097	A	C4'-C3'-C2'	-6.64	95.96	102.60

Continued on next page...

Continued from previous page...

Mol	Chain	Res	Type	Atoms	Z	Observed(°)	Ideal(°)
11	5	2102	G	N1-C2-N3	6.64	127.88	123.90
10	4	1878	G	O4'-C1'-N9	6.63	113.50	108.20
10	4	1845	G	C6-N1-C2	6.62	129.07	125.10
11	5	2121	G	C6-N1-C2	6.62	129.07	125.10
8	2	1339	G	C5-C6-O6	-6.62	124.63	128.60
11	5	2094	A	C6-C5-N7	-6.62	127.67	132.30
11	5	2194	U	N3-C4-O4	6.61	124.03	119.40
9	3	1529	G	C4-C5-N7	-6.60	108.16	110.80
3	G	45	SER	CB-CA-C	6.60	122.63	110.10
9	3	1540	G	C8-N9-C4	-6.59	103.76	106.40
8	2	1333	G	C5-C6-N1	6.59	114.80	111.50
8	2	1330	C	C6-N1-C2	-6.59	117.66	120.30
7	1	80	G	C6-C5-N7	-6.58	126.45	130.40
11	5	2141	G	N9-C4-C5	-6.58	102.77	105.40
11	5	2099	U	O4'-C1'-N1	6.57	113.45	108.20
11	5	2189	U	C5-C4-O4	-6.56	121.96	125.90
1	y	233	PHE	CB-CG-CD1	-6.56	116.21	120.80
11	5	2113	U	C4-C5-C6	-6.55	115.77	119.70
1	y	291	ALA	N-CA-CB	6.55	119.26	110.10
6	Y	48	ARG	NH1-CZ-NH2	-6.55	112.20	119.40
11	5	2176	A	C5'-C4'-C3'	-6.54	105.54	116.00
5	U	80	ASP	CB-CG-OD2	-6.54	112.42	118.30
9	3	1537	G	C8-N9-C1'	-6.53	118.51	127.00
8	2	1332	G	N3-C4-N9	6.53	129.92	126.00
11	5	2198	A	C8-N9-C4	-6.53	103.19	105.80
11	5	2152	G	C6-C5-N7	-6.53	126.48	130.40
7	1	71	A	P-O3'-C3'	6.53	127.53	119.70
11	5	2179	C	N3-C4-C5	6.53	124.51	121.90
1	y	380	TYR	CG-CD2-CE2	6.52	126.52	121.30
11	5	2153	C	N1-C2-O2	-6.52	114.99	118.90
11	5	2172	U	O4'-C1'-N1	6.51	113.41	108.20
1	y	95	LEU	N-CA-CB	6.51	123.42	110.40
7	1	109	C	C2-N3-C4	6.51	123.16	119.90
7	1	72	U	C5-C4-O4	-6.51	122.00	125.90
11	5	2169	A	O4'-C1'-N9	6.50	113.40	108.20
7	1	112	U	C1'-O4'-C4'	-6.50	104.70	109.90
10	4	1877	A	N9-C4-C5	6.50	108.40	105.80
10	4	1889	A	N1-C2-N3	6.50	132.55	129.30
11	5	2104	C	C5'-C4'-O4'	6.50	116.90	109.10
1	y	344	ASP	CB-CG-OD2	-6.49	112.46	118.30
11	5	2093	G	N1-C6-O6	6.48	123.79	119.90
11	5	2191	A	N1-C6-N6	6.48	122.49	118.60

Continued on next page...

Continued from previous page...

Mol	Chain	Res	Type	Atoms	Z	Observed(°)	Ideal(°)
10	4	1887	C	C5-C4-N4	-6.48	115.67	120.20
9	3	1527	G	C5-C6-N1	-6.47	108.26	111.50
11	5	2111	U	P-O5'-C5'	6.47	131.26	120.90
1	y	429	TYR	CG-CD1-CE1	6.47	126.47	121.30
9	3	1534	U	N1-C2-O2	-6.47	118.27	122.80
10	4	1884	G	C2-N3-C4	6.47	115.13	111.90
11	5	2184	A	C4-C5-N7	-6.46	107.47	110.70
11	5	2193	G	N7-C8-N9	6.46	116.33	113.10
11	5	2181	U	C1'-O4'-C4'	-6.46	104.74	109.90
9	3	1535	A	C5-C6-N1	-6.45	114.47	117.70
8	2	1307	A	C5-C6-N1	-6.45	114.47	117.70
7	1	63	A	C5'-C4'-C3'	-6.45	105.68	116.00
10	4	1843	C	C5-C4-N4	-6.45	115.69	120.20
10	4	1863	G	C5-C6-O6	-6.45	124.73	128.60
9	3	1537	G	C6-N1-C2	6.43	128.96	125.10
10	4	1891	G	C5-C6-N1	-6.43	108.29	111.50
7	1	73	A	P-O3'-C3'	-6.43	111.99	119.70
5	U	6	ARG	NE-CZ-NH2	-6.42	117.09	120.30
7	1	54	G	N1-C2-N3	-6.42	120.05	123.90
1	y	288	ALA	CB-CA-C	-6.42	100.47	110.10
11	5	2114	A	O4'-C1'-N9	6.42	113.34	108.20
7	1	104	A	C3'-C2'-C1'	-6.42	96.36	101.50
10	4	1894	C	C6-N1-C2	6.41	122.86	120.30
7	1	57	C	N1-C2-N3	-6.40	114.72	119.20
11	5	2180	U	N1-C2-N3	-6.39	111.06	114.90
1	y	429	TYR	CG-CD2-CE2	-6.39	116.19	121.30
7	1	103	A	C5-C6-N6	-6.39	118.59	123.70
11	5	2121	G	C6-C5-N7	-6.39	126.57	130.40
11	5	2141	G	C5-C6-O6	-6.39	124.77	128.60
11	5	2140	G	C3'-C2'-C1'	6.38	106.61	101.50
10	4	1854	A	N3-C4-C5	-6.38	122.33	126.80
10	4	1877	A	C5-C6-N6	-6.38	118.60	123.70
11	5	2164	C	C3'-C2'-C1'	-6.37	96.40	101.50
11	5	2104	C	O4'-C1'-N1	6.37	113.29	108.20
9	3	1536	C	N3-C4-C5	-6.37	119.35	121.90
8	2	1337	G	C5-C6-O6	-6.36	124.78	128.60
11	5	2114	A	P-O3'-C3'	6.36	127.33	119.70
11	5	2115	G	P-O5'-C5'	-6.36	110.73	120.90
8	2	1330	C	N3-C4-N4	6.35	122.45	118.00
1	y	393	ASP	CB-CG-OD2	6.35	124.01	118.30
11	5	2183	A	C4'-C3'-C2'	-6.35	96.25	102.60
10	4	1862	G	C6-C5-N7	-6.35	126.59	130.40

Continued on next page...

Continued from previous page...

Mol	Chain	Res	Type	Atoms	Z	Observed(°)	Ideal(°)
11	5	2120	G	N1-C2-N3	-6.35	120.09	123.90
11	5	2133	G	P-O3'-C3'	6.35	127.32	119.70
10	4	1867	G	N1-C2-N3	-6.35	120.09	123.90
5	U	81	ARG	NE-CZ-NH2	-6.34	117.13	120.30
8	2	1342	A	N9-C4-C5	6.34	108.34	105.80
11	5	2134	A	C6-N1-C2	-6.34	114.80	118.60
8	2	1333	G	C5-C6-O6	-6.34	124.80	128.60
11	5	2160	C	C3'-C2'-C1'	-6.34	96.43	101.50
10	4	1875	G	N1-C6-O6	6.33	123.70	119.90
11	5	2125	G	N1-C2-N3	-6.33	120.10	123.90
8	2	1341	G	N7-C8-N9	-6.33	109.94	113.10
8	2	1324	G	N3-C4-C5	-6.33	125.44	128.60
7	1	100	U	C6-N1-C2	-6.32	117.21	121.00
11	5	2124	G	C6-C5-N7	-6.32	126.61	130.40
7	1	97	C	C5-C6-N1	6.32	124.16	121.00
9	3	1536	C	C6-N1-C2	-6.32	117.77	120.30
11	5	2192	U	O4'-C1'-N1	6.32	113.25	108.20
11	5	2119	A	C4-C5-C6	6.31	120.16	117.00
11	5	2098	U	N3-C2-O2	6.31	126.62	122.20
11	5	2130	U	N3-C4-C5	-6.31	110.82	114.60
10	4	1891	G	C6-C5-N7	-6.31	126.62	130.40
7	1	93	G	N1-C6-O6	6.30	123.68	119.90
10	4	1862	G	C4-C5-N7	6.30	113.32	110.80
8	2	1309	G	C6-N1-C2	6.29	128.88	125.10
8	2	1338	G	C6-C5-N7	-6.29	126.63	130.40
11	5	2133	G	O4'-C1'-N9	6.28	113.23	108.20
7	1	54	G	O4'-C1'-N9	6.28	113.22	108.20
11	5	2154	A	C5-C6-N6	-6.28	118.68	123.70
7	1	74	A	N1-C2-N3	6.27	132.44	129.30
8	2	1324	G	P-O5'-C5'	-6.27	110.87	120.90
7	1	60	G	C1'-O4'-C4'	-6.26	104.89	109.90
10	4	1849	G	N7-C8-N9	6.26	116.23	113.10
7	1	92	U	C5-C4-O4	-6.26	122.15	125.90
10	4	1881	C	N3-C4-C5	-6.26	119.40	121.90
5	U	76	THR	CA-CB-CG2	-6.25	103.65	112.40
7	1	67	U	O4'-C1'-N1	6.25	113.20	108.20
7	1	69	C	N3-C4-N4	6.23	122.36	118.00
7	1	68	G	N7-C8-N9	6.23	116.21	113.10
10	4	1844	C	C2-N3-C4	6.23	123.01	119.90
11	5	2187	U	O4'-C1'-N1	6.23	113.18	108.20
10	4	1865	U	P-O3'-C3'	6.22	127.16	119.70
11	5	2097	A	N3-C4-N9	6.21	132.37	127.40

Continued on next page...

Continued from previous page...

Mol	Chain	Res	Type	Atoms	Z	Observed(°)	Ideal(°)
11	5	2116	G	C5-C6-O6	-6.21	124.87	128.60
11	5	2192	U	N3-C4-C5	-6.21	110.88	114.60
8	2	1307	A	C8-N9-C4	-6.20	103.32	105.80
10	4	1886	U	N1-C2-O2	-6.20	118.46	122.80
7	1	79	C	N3-C4-N4	6.20	122.34	118.00
11	5	2092	U	O4'-C1'-N1	6.20	113.16	108.20
10	4	1898	U	P-O5'-C5'	6.20	130.81	120.90
1	y	414	MET	N-CA-CB	6.19	121.75	110.60
7	1	83	A	P-O5'-C5'	6.19	130.81	120.90
8	2	1311	G	C6-N1-C2	6.19	128.81	125.10
10	4	1884	G	C6-N1-C2	6.19	128.81	125.10
11	5	2134	A	N9-C4-C5	-6.19	103.32	105.80
10	4	1876	A	N3-C4-N9	6.18	132.35	127.40
2	E	84	TRP	CA-CB-CG	6.18	125.45	113.70
7	1	60	G	O4'-C1'-N9	6.18	113.15	108.20
7	1	71	A	C5-C6-N1	-6.18	114.61	117.70
7	1	63	A	P-O3'-C3'	6.18	127.11	119.70
5	U	48	VAL	CA-CB-CG2	-6.18	101.63	110.90
11	5	2188	U	P-O3'-C3'	-6.17	112.29	119.70
1	y	223	VAL	CG1-CB-CG2	6.17	120.78	110.90
7	1	77	G	C5-C6-O6	-6.17	124.90	128.60
10	4	1871	A	C4-C5-N7	-6.17	107.61	110.70
10	4	1886	U	N3-C2-O2	6.17	126.52	122.20
10	4	1888	G	P-O3'-C3'	6.17	127.10	119.70
10	4	1862	G	C8-N9-C4	6.17	108.87	106.40
10	4	1881	C	O4'-C1'-N1	6.16	113.13	108.20
11	5	2121	G	O4'-C1'-N9	6.16	113.13	108.20
11	5	2145	C	O4'-C1'-N1	6.16	113.13	108.20
7	1	89	A	C5-C6-N6	-6.15	118.78	123.70
8	2	1339	G	C4-N9-C1'	-6.15	118.50	126.50
10	4	1850	G	N3-C4-N9	-6.15	122.31	126.00
11	5	2146	C	C5-C4-N4	-6.15	115.89	120.20
11	5	2179	C	C5-C4-N4	-6.15	115.90	120.20
7	1	68	G	O4'-C1'-N9	6.14	113.12	108.20
7	1	95	A	C2-N3-C4	6.14	113.67	110.60
10	4	1874	C	C4'-C3'-C2'	-6.14	96.46	102.60
11	5	2150	C	O4'-C1'-N1	6.14	113.11	108.20
7	1	103	A	C4-C5-C6	6.13	120.07	117.00
1	y	161	VAL	CA-CB-CG2	-6.13	101.71	110.90
8	2	1331	G	N7-C8-N9	6.13	116.17	113.10
10	4	1848	A	C4'-C3'-C2'	-6.13	96.47	102.60
11	5	2154	A	C5'-C4'-O4'	6.13	116.45	109.10

Continued on next page...

Continued from previous page...

Mol	Chain	Res	Type	Atoms	Z	Observed(°)	Ideal(°)
8	2	1336	A	C5-C6-N1	6.12	120.76	117.70
10	4	1857	G	N9-C4-C5	-6.12	102.95	105.40
11	5	2132	U	C6-N1-C1'	-6.12	112.63	121.20
11	5	2199	A	N3-C4-C5	-6.12	122.52	126.80
7	1	55	G	N1-C2-N3	-6.12	120.23	123.90
7	1	85	G	N3-C2-N2	6.12	124.18	119.90
10	4	1844	C	O4'-C1'-N1	6.12	113.09	108.20
7	1	99	U	C6-N1-C2	-6.11	117.33	121.00
8	2	1337	G	C4-C5-N7	6.11	113.25	110.80
10	4	1871	A	N9-C4-C5	6.11	108.25	105.80
10	4	1846	G	N1-C2-N3	-6.11	120.23	123.90
11	5	2114	A	N7-C8-N9	6.11	116.85	113.80
7	1	85	G	C5-C6-N1	-6.10	108.45	111.50
7	1	94	A	O4'-C1'-N9	6.09	113.08	108.20
11	5	2093	G	N9-C4-C5	-6.09	102.96	105.40
11	5	2166	U	O4'-C1'-N1	6.09	113.07	108.20
11	5	2100	G	C3'-C2'-C1'	-6.09	96.63	101.50
11	5	2120	G	O4'-C1'-N9	6.09	113.07	108.20
11	5	2188	U	C5-C6-N1	-6.09	119.66	122.70
11	5	2155	U	C5'-C4'-O4'	6.09	116.41	109.10
8	2	1324	G	C6-C5-N7	-6.08	126.75	130.40
10	4	1847	A	C5-C6-N6	-6.08	118.83	123.70
1	y	337	PHE	CB-CG-CD1	6.08	125.06	120.80
11	5	2168	G	P-O3'-C3'	-6.08	112.41	119.70
10	4	1861	G	C3'-C2'-C1'	-6.08	96.64	101.50
11	5	2197	U	N3-C4-O4	6.07	123.65	119.40
8	2	1336	A	C6-N1-C2	-6.07	114.96	118.60
10	4	1884	G	N1-C6-O6	6.06	123.54	119.90
2	E	116	VAL	CA-CB-CG2	-6.06	101.81	110.90
8	2	1334	G	O4'-C1'-N9	6.06	113.05	108.20
11	5	2192	U	C6-N1-C2	-6.06	117.37	121.00
11	5	2191	A	N1-C2-N3	6.05	132.33	129.30
11	5	2115	G	C5-N7-C8	-6.05	101.28	104.30
7	1	107	G	N1-C6-O6	6.05	123.53	119.90
8	2	1311	G	N3-C4-C5	6.05	131.62	128.60
8	2	1316	U	C5-C4-O4	6.04	129.53	125.90
7	1	52	A	P-O3'-C3'	-6.04	112.45	119.70
8	2	1330	C	C2-N3-C4	6.04	122.92	119.90
8	2	1313	U	C2-N1-C1'	6.04	124.95	117.70
11	5	2180	U	C2-N3-C4	6.04	130.62	127.00
8	2	1328	A	C2-N3-C4	6.02	113.61	110.60
10	4	1840	G	C4-C5-N7	-6.02	108.39	110.80

Continued on next page...

Continued from previous page...

Mol	Chain	Res	Type	Atoms	Z	Observed(°)	Ideal(°)
10	4	1884	G	C5-C6-N1	-6.02	108.49	111.50
11	5	2109	U	N1-C2-N3	-6.02	111.29	114.90
11	5	2154	A	C6-C5-N7	-6.02	128.09	132.30
10	4	1888	G	C6-N1-C2	6.01	128.71	125.10
11	5	2175	C	C6-N1-C2	-6.01	117.89	120.30
8	2	1337	G	O4'-C1'-N9	6.00	113.00	108.20
9	3	1543	G	N7-C8-N9	-6.00	110.10	113.10
4	T	84	TYR	CB-CG-CD1	-6.00	117.40	121.00
8	2	1327	A	P-O5'-C5'	-6.00	111.30	120.90
11	5	2168	G	C4-C5-N7	-6.00	108.40	110.80
11	5	2092	U	N3-C4-C5	-6.00	111.00	114.60
11	5	2139	U	N3-C4-C5	5.99	118.20	114.60
11	5	2155	U	C6-N1-C2	5.99	124.59	121.00
11	5	2133	G	N1-C2-N3	-5.98	120.31	123.90
11	5	2194	U	O4'-C1'-N1	5.98	112.99	108.20
1	y	287	PRO	N-CA-CB	5.98	110.48	103.30
10	4	1850	G	O4'-C1'-N9	5.98	112.98	108.20
11	5	2125	G	C5-C6-N1	-5.98	108.51	111.50
1	y	85	TYR	CG-CD1-CE1	-5.98	116.52	121.30
11	5	2182	U	C5'-C4'-O4'	5.98	116.27	109.10
9	3	1539	U	C1'-O4'-C4'	5.97	114.68	109.90
11	5	2159	G	N3-C4-N9	-5.97	122.42	126.00
11	5	2174	C	C6-N1-C1'	-5.97	113.64	120.80
1	y	416	PHE	CB-CG-CD2	5.96	124.98	120.80
8	2	1332	G	C4-C5-N7	5.96	113.18	110.80
11	5	2137	U	C5-C6-N1	5.96	125.68	122.70
10	4	1855	U	C2-N1-C1'	5.96	124.85	117.70
7	1	111	A	C6-N1-C2	-5.95	115.03	118.60
11	5	2166	U	N3-C4-C5	-5.95	111.03	114.60
7	1	105	C	N3-C2-O2	5.95	126.06	121.90
10	4	1863	G	P-O5'-C5'	-5.95	111.39	120.90
11	5	2103	C	N3-C4-N4	5.95	122.16	118.00
11	5	2151	U	C5-C4-O4	-5.94	122.33	125.90
11	5	2111	U	N3-C4-O4	5.94	123.56	119.40
7	1	75	G	C1'-O4'-C4'	5.94	114.65	109.90
10	4	1892	C	N1-C2-O2	-5.94	115.34	118.90
11	5	2158	A	C4'-C3'-C2'	-5.94	96.66	102.60
10	4	1840	G	N3-C2-N2	5.94	124.06	119.90
7	1	63	A	C6-N1-C2	5.93	122.16	118.60
4	T	25	GLU	CG-CD-OE2	-5.93	106.44	118.30
7	1	91	A	N3-C4-N9	5.93	132.14	127.40
7	1	98	G	C2-N3-C4	5.93	114.86	111.90

Continued on next page...

Continued from previous page...

Mol	Chain	Res	Type	Atoms	Z	Observed(°)	Ideal(°)
11	5	2117	A	O4'-C1'-N9	5.92	112.94	108.20
7	1	95	A	C8-N9-C4	-5.92	103.43	105.80
11	5	2118	U	N1-C2-O2	-5.92	118.65	122.80
10	4	1896	G	C8-N9-C4	5.92	108.77	106.40
11	5	2141	G	N1-C6-O6	5.91	123.45	119.90
10	4	1896	G	N1-C6-O6	5.91	123.45	119.90
11	5	2109	U	C5'-C4'-O4'	5.91	116.19	109.10
10	4	1866	A	C6-N1-C2	5.91	122.14	118.60
5	U	84	PHE	CB-CG-CD2	-5.91	116.67	120.80
10	4	1892	C	C6-N1-C2	-5.91	117.94	120.30
7	1	95	A	C6-C5-N7	-5.90	128.17	132.30
10	4	1866	A	C5-C6-N6	-5.90	118.98	123.70
10	4	1880	U	C5'-C4'-O4'	5.90	116.18	109.10
2	E	81	LYS	N-CA-CB	5.90	121.21	110.60
1	y	248	TYR	CG-CD2-CE2	-5.90	116.58	121.30
10	4	1897	G	C5-C6-N1	5.89	114.45	111.50
7	1	64	A	C5-C6-N6	-5.89	118.99	123.70
10	4	1866	A	N7-C8-N9	5.89	116.75	113.80
2	E	127	PHE	CG-CD1-CE1	-5.89	114.32	120.80
7	1	77	G	N1-C6-O6	5.89	123.43	119.90
1	y	370	MET	CG-SD-CE	-5.89	90.78	100.20
7	1	53	A	C3'-C2'-C1'	5.89	106.21	101.50
10	4	1876	A	N1-C2-N3	5.88	132.24	129.30
10	4	1848	A	C6-N1-C2	-5.88	115.07	118.60
11	5	2140	G	N9-C4-C5	-5.88	103.05	105.40
7	1	54	G	C5-C6-N1	5.87	114.44	111.50
7	1	79	C	C2-N1-C1'	5.87	125.26	118.80
10	4	1877	A	N3-C4-C5	-5.87	122.69	126.80
11	5	2122	U	C6-N1-C2	-5.87	117.48	121.00
7	1	110	G	O4'-C1'-N9	5.86	112.89	108.20
9	3	1535	A	C4-C5-C6	5.86	119.93	117.00
1	y	38	PHE	CG-CD2-CE2	5.85	127.24	120.80
9	3	1530	G	N7-C8-N9	5.85	116.03	113.10
11	5	2112	G	C6-C5-N7	-5.85	126.89	130.40
9	3	1541	C	C6-N1-C2	5.85	122.64	120.30
7	1	80	G	C4-C5-N7	5.85	113.14	110.80
7	1	83	A	O4'-C1'-N9	5.85	112.88	108.20
11	5	2197	U	N1-C2-N3	-5.84	111.39	114.90
7	1	101	A	N3-C4-N9	5.84	132.07	127.40
11	5	2130	U	C2-N3-C4	5.84	130.50	127.00
10	4	1859	U	N3-C2-O2	5.84	126.28	122.20
11	5	2176	A	C4-C5-N7	5.84	113.62	110.70

Continued on next page...

Continued from previous page...

Mol	Chain	Res	Type	Atoms	Z	Observed(°)	Ideal(°)
7	1	101	A	C8-N9-C4	5.83	108.13	105.80
8	2	1323	C	P-O3'-C3'	5.83	126.70	119.70
7	1	68	G	C4-C5-N7	-5.83	108.47	110.80
11	5	2094	A	C5-C6-N1	-5.83	114.78	117.70
9	3	1542	U	N1-C2-O2	-5.83	118.72	122.80
8	2	1330	C	N3-C4-C5	-5.83	119.57	121.90
9	3	1539	U	N1-C2-N3	-5.82	111.41	114.90
7	1	100	U	N3-C2-O2	-5.82	118.13	122.20
10	4	1889	A	C4-C5-C6	5.82	119.91	117.00
7	1	64	A	N9-C4-C5	-5.81	103.48	105.80
11	5	2170	A	C5-C6-N1	-5.81	114.80	117.70
11	5	2165	C	P-O3'-C3'	5.81	126.67	119.70
9	3	1530	G	O4'-C1'-N9	5.81	112.84	108.20
10	4	1858	A	N3-C4-N9	-5.80	122.76	127.40
11	5	2105	U	O4'-C1'-N1	5.80	112.84	108.20
1	y	85	TYR	CB-CG-CD2	5.80	124.48	121.00
7	1	84	A	O4'-C1'-N9	5.79	112.83	108.20
10	4	1891	G	C4-C5-C6	5.79	122.27	118.80
11	5	2145	C	C5-C4-N4	-5.79	116.15	120.20
8	2	1310	G	C6-N1-C2	5.78	128.57	125.10
11	5	2176	A	N9-C4-C5	-5.78	103.49	105.80
10	4	1895	C	C5-C4-N4	-5.78	116.16	120.20
11	5	2108	A	C5-C6-N6	-5.78	119.08	123.70
8	2	1310	G	N1-C6-O6	5.77	123.36	119.90
11	5	2167	U	P-O5'-C5'	5.77	130.13	120.90
6	Y	29	ARG	CG-CD-NE	-5.77	99.69	111.80
7	1	99	U	C2-N3-C4	5.77	130.46	127.00
11	5	2096	C	C6-N1-C2	-5.77	117.99	120.30
7	1	100	U	C3'-C2'-C1'	5.76	106.11	101.50
6	Y	3	ALA	N-CA-CB	5.76	118.16	110.10
11	5	2148	G	O4'-C1'-N9	5.76	112.81	108.20
10	4	1883	U	C5-C6-N1	5.75	125.58	122.70
10	4	1884	G	C3'-C2'-C1'	5.75	106.10	101.50
1	y	9	PHE	CB-CG-CD2	5.75	124.83	120.80
11	5	2134	A	C4-C5-N7	5.75	113.58	110.70
7	1	64	A	C6-C5-N7	-5.75	128.28	132.30
9	3	1541	C	C4-C5-C6	5.75	120.27	117.40
10	4	1891	G	N1-C6-O6	5.75	123.35	119.90
9	3	1531	C	O4'-C1'-N1	5.74	112.80	108.20
11	5	2186	G	C5-N7-C8	5.74	107.17	104.30
1	y	45	ASP	N-CA-CB	5.74	120.93	110.60
7	1	81	G	C4-N9-C1'	5.74	133.96	126.50

Continued on next page...

Continued from previous page...

Mol	Chain	Res	Type	Atoms	Z	Observed(°)	Ideal(°)
8	2	1326	U	C5'-C4'-O4'	5.74	115.99	109.10
7	1	107	G	C5-C6-O6	-5.74	125.16	128.60
8	2	1307	A	N1-C2-N3	5.74	132.17	129.30
10	4	1877	A	C5-C6-N1	-5.73	114.83	117.70
11	5	2124	G	C3'-C2'-C1'	5.73	106.08	101.50
11	5	2180	U	C3'-C2'-C1'	-5.73	96.92	101.50
11	5	2193	G	C5-N7-C8	-5.73	101.44	104.30
11	5	2156	G	C2-N3-C4	5.73	114.76	111.90
7	1	87	U	C5-C6-N1	5.72	125.56	122.70
8	2	1335	C	O4'-C1'-N1	5.72	112.78	108.20
9	3	1542	U	C2-N3-C4	-5.72	123.56	127.00
1	y	113	ARG	NE-CZ-NH1	5.72	123.16	120.30
10	4	1846	G	C8-N9-C4	-5.72	104.11	106.40
7	1	101	A	C5-C6-N1	-5.72	114.84	117.70
4	T	66	LYS	N-CA-C	-5.71	95.57	111.00
10	4	1876	A	C4'-C3'-C2'	5.71	108.31	102.60
8	2	1340	U	N3-C4-O4	5.71	123.40	119.40
11	5	2106	U	C4'-C3'-C2'	-5.71	96.89	102.60
11	5	2177	C	N1-C2-O2	-5.71	115.47	118.90
6	Y	32	ALA	CB-CA-C	-5.71	101.53	110.10
8	2	1317	G	C5-C6-N1	-5.71	108.65	111.50
11	5	2105	U	P-O3'-C3'	5.71	126.55	119.70
10	4	1893	C	N3-C4-N4	5.71	121.99	118.00
11	5	2112	G	C4-C5-C6	5.70	122.22	118.80
7	1	106	C	N1-C2-O2	-5.70	115.48	118.90
11	5	2168	G	C2-N3-C4	-5.70	109.05	111.90
11	5	2196	C	C6-N1-C2	5.70	122.58	120.30
11	5	2167	U	N3-C4-O4	5.70	123.39	119.40
10	4	1860	G	N1-C2-N3	-5.69	120.48	123.90
8	2	1327	A	O4'-C1'-N9	5.69	112.75	108.20
8	2	1317	G	N1-C2-N3	-5.68	120.49	123.90
11	5	2159	G	C8-N9-C4	-5.67	104.13	106.40
11	5	2171	A	N1-C2-N3	-5.67	126.46	129.30
11	5	2118	U	C5-C6-N1	5.67	125.54	122.70
11	5	2171	A	C5-C6-N1	-5.67	114.86	117.70
8	2	1309	G	N3-C4-N9	-5.67	122.60	126.00
8	2	1325	U	O3'-P-O5'	-5.67	93.23	104.00
8	2	1337	G	P-O5'-C5'	-5.67	111.83	120.90
11	5	2145	C	N3-C4-C5	-5.66	119.63	121.90
1	y	119	TYR	CA-CB-CG	5.66	124.16	113.40
1	y	390	PHE	CB-CG-CD2	-5.66	116.84	120.80
9	3	1538	G	N3-C4-N9	5.66	129.39	126.00

Continued on next page...

Continued from previous page...

Mol	Chain	Res	Type	Atoms	Z	Observed(°)	Ideal(°)
4	T	77	ARG	NH1-CZ-NH2	5.65	125.62	119.40
4	T	12	ARG	NE-CZ-NH1	5.65	123.13	120.30
7	1	63	A	C6-C5-N7	-5.65	128.34	132.30
10	4	1898	U	O4'-C1'-N1	5.65	112.72	108.20
11	5	2169	A	N1-C6-N6	5.65	121.99	118.60
8	2	1324	G	C4-C5-C6	5.64	122.19	118.80
7	1	105	C	N3-C4-C5	-5.64	119.64	121.90
10	4	1846	G	C6-C5-N7	-5.64	127.02	130.40
10	4	1866	A	C5-N7-C8	5.64	106.72	103.90
8	2	1333	G	P-O5'-C5'	5.63	129.91	120.90
10	4	1860	G	C5-C6-N1	5.63	114.31	111.50
10	4	1842	G	C5-N7-C8	5.63	107.11	104.30
10	4	1884	G	O4'-C1'-N9	5.63	112.70	108.20
10	4	1863	G	C2-N3-C4	5.62	114.71	111.90
7	1	68	G	N3-C4-N9	-5.62	122.63	126.00
5	U	102	ILE	N-CA-C	-5.62	95.82	111.00
9	3	1528	A	C6-C5-N7	-5.62	128.37	132.30
11	5	2175	C	C5-C6-N1	5.62	123.81	121.00
8	2	1311	G	C5-C6-O6	-5.62	125.23	128.60
8	2	1332	G	N1-C6-O6	5.62	123.27	119.90
8	2	1313	U	C6-N1-C1'	-5.61	113.34	121.20
11	5	2119	A	C1'-O4'-C4'	5.61	114.39	109.90
11	5	2122	U	N3-C4-C5	5.61	117.96	114.60
11	5	2168	G	P-O5'-C5'	5.61	129.87	120.90
5	U	90	LYS	N-CA-CB	5.60	120.69	110.60
8	2	1334	G	N3-C4-N9	-5.60	122.64	126.00
10	4	1864	U	C5-C6-N1	5.60	125.50	122.70
3	G	52	MET	N-CA-C	-5.59	95.89	111.00
10	4	1859	U	C5'-C4'-O4'	5.59	115.81	109.10
1	y	35	ILE	CA-CB-CG1	-5.59	100.38	111.00
11	5	2161	C	OP1-P-O3'	5.59	117.50	105.20
1	y	139	LEU	CA-C-N	5.58	132.74	117.10
1	y	344	ASP	CB-CG-OD1	5.58	123.32	118.30
7	1	84	A	C5'-C4'-C3'	-5.58	107.07	116.00
7	1	87	U	C6-N1-C2	-5.58	117.65	121.00
7	1	55	G	N9-C4-C5	-5.58	103.17	105.40
7	1	64	A	O4'-C1'-N9	5.58	112.66	108.20
7	1	78	U	C5'-C4'-O4'	5.58	115.79	109.10
11	5	2157	G	N3-C2-N2	5.58	123.81	119.90
11	5	2142	A	C5-C6-N6	-5.58	119.24	123.70
11	5	2126	A	C5-C6-N6	-5.57	119.24	123.70
11	5	2126	A	P-O5'-C5'	-5.57	111.99	120.90

Continued on next page...

Continued from previous page...

Mol	Chain	Res	Type	Atoms	Z	Observed(°)	Ideal(°)
1	y	149	VAL	CA-CB-CG1	-5.56	102.56	110.90
7	1	74	A	O4'-C1'-N9	5.56	112.65	108.20
11	5	2134	A	P-O3'-C3'	5.56	126.38	119.70
8	2	1321	A	C4-C5-N7	-5.56	107.92	110.70
11	5	2147	A	P-O5'-C5'	5.56	129.80	120.90
7	1	86	G	N9-C4-C5	-5.56	103.18	105.40
7	1	83	A	C5-C6-N1	-5.56	114.92	117.70
10	4	1863	G	O4'-C1'-N9	5.56	112.65	108.20
7	1	83	A	C6-C5-N7	-5.55	128.41	132.30
11	5	2190	G	N1-C6-O6	5.55	123.23	119.90
8	2	1341	G	N1-C2-N3	-5.55	120.57	123.90
7	1	105	C	C4-C5-C6	5.54	120.17	117.40
9	3	1540	G	C6-N1-C2	5.54	128.43	125.10
11	5	2121	G	N1-C2-N3	-5.54	120.58	123.90
1	y	258	TYR	CB-CG-CD1	-5.54	117.68	121.00
2	E	121	PHE	C-N-CA	5.54	135.54	121.70
11	5	2188	U	C1'-O4'-C4'	-5.54	105.47	109.90
11	5	2196	C	N1-C2-O2	5.53	122.22	118.90
9	3	1535	A	C5-C6-N6	-5.53	119.28	123.70
11	5	2151	U	N3-C4-O4	5.53	123.27	119.40
8	2	1324	G	C5-N7-C8	-5.52	101.54	104.30
11	5	2101	A	P-O3'-C3'	-5.52	113.07	119.70
11	5	2140	G	O4'-C1'-N9	5.52	112.62	108.20
7	1	94	A	C6-C5-N7	-5.52	128.44	132.30
11	5	2173	A	OP1-P-OP2	-5.52	111.32	119.60
8	2	1310	G	N3-C2-N2	5.52	123.76	119.90
8	2	1339	G	C8-N9-C1'	5.52	134.18	127.00
10	4	1854	A	O4'-C1'-N9	5.52	112.62	108.20
11	5	2129	C	N3-C4-N4	-5.52	114.14	118.00
11	5	2181	U	C5'-C4'-O4'	5.52	115.72	109.10
7	1	79	C	C4-C5-C6	5.51	120.16	117.40
9	3	1529	G	C8-N9-C4	-5.51	104.19	106.40
11	5	2138	G	O4'-C1'-N9	5.51	112.61	108.20
11	5	2161	C	O4'-C1'-N1	5.51	112.61	108.20
1	y	46	ALA	CB-CA-C	-5.50	101.85	110.10
11	5	2165	C	N3-C4-N4	5.50	121.85	118.00
11	5	2189	U	N3-C4-O4	5.50	123.25	119.40
10	4	1873	G	C6-N1-C2	5.50	128.40	125.10
9	3	1532	A	C2-N3-C4	5.50	113.35	110.60
10	4	1850	G	C5-C6-N1	-5.50	108.75	111.50
11	5	2184	A	C5-N7-C8	5.50	106.65	103.90
8	2	1307	A	N9-C4-C5	5.49	108.00	105.80

Continued on next page...

Continued from previous page...

Mol	Chain	Res	Type	Atoms	Z	Observed(°)	Ideal(°)
7	1	57	C	O4'-C4'-C3'	-5.49	98.51	104.00
11	5	2171	A	C2-N3-C4	5.49	113.34	110.60
11	5	2177	C	OP1-P-O3'	5.49	117.28	105.20
1	y	122	TYR	CB-CG-CD2	-5.49	117.71	121.00
1	y	400	TYR	CB-CG-CD1	-5.49	117.71	121.00
10	4	1882	U	N3-C2-O2	5.49	126.04	122.20
10	4	1897	G	C4-C5-N7	5.48	112.99	110.80
7	1	109	C	N3-C2-O2	5.48	125.74	121.90
8	2	1319	C	C1'-O4'-C4'	-5.48	105.51	109.90
4	T	95	PHE	CB-CG-CD1	-5.48	116.96	120.80
11	5	2113	U	C1'-O4'-C4'	-5.48	105.52	109.90
10	4	1853	A	N1-C6-N6	5.48	121.89	118.60
6	Y	3	ALA	CB-CA-C	-5.47	101.89	110.10
11	5	2116	G	N7-C8-N9	-5.47	110.36	113.10
11	5	2119	A	N7-C8-N9	-5.47	111.06	113.80
7	1	100	U	C5'-C4'-C3'	-5.47	107.24	116.00
11	5	2102	G	N7-C8-N9	5.47	115.83	113.10
11	5	2110	G	C4-N9-C1'	-5.47	119.39	126.50
8	2	1324	G	C5'-C4'-C3'	-5.47	107.25	116.00
7	1	70	G	C4-C5-C6	5.46	122.08	118.80
8	2	1308	A	C4-C5-N7	-5.46	107.97	110.70
1	y	249	ALA	CB-CA-C	5.46	118.29	110.10
7	1	103	A	C5-N7-C8	5.46	106.63	103.90
8	2	1327	A	C5-N7-C8	5.46	106.63	103.90
1	y	383	PHE	CB-CG-CD1	-5.46	116.98	120.80
5	U	5	ARG	NE-CZ-NH1	5.46	123.03	120.30
11	5	2167	U	C4-C5-C6	-5.46	116.43	119.70
1	y	192	PHE	CB-CG-CD1	5.45	124.62	120.80
11	5	2111	U	N3-C4-C5	-5.45	111.33	114.60
7	1	86	G	C8-N9-C4	5.45	108.58	106.40
11	5	2105	U	C5-C6-N1	5.45	125.42	122.70
8	2	1324	G	O4'-C4'-C3'	5.45	110.46	106.10
7	1	72	U	C4-C5-C6	5.44	122.97	119.70
8	2	1317	G	C6-N1-C2	5.44	128.37	125.10
11	5	2102	G	N9-C4-C5	-5.44	103.22	105.40
10	4	1870	C	N1-C2-N3	-5.43	115.40	119.20
11	5	2178	C	C6-N1-C2	-5.43	118.13	120.30
1	y	85	TYR	CD1-CG-CD2	5.42	123.86	117.90
7	1	101	A	N3-C4-C5	-5.42	123.01	126.80
11	5	2134	A	N1-C6-N6	5.42	121.85	118.60
8	2	1331	G	C4-N9-C1'	5.42	133.54	126.50
1	y	411	VAL	CA-CB-CG2	-5.41	102.78	110.90

Continued on next page...

Continued from previous page...

Mol	Chain	Res	Type	Atoms	Z	Observed(°)	Ideal(°)
10	4	1885	A	C8-N9-C4	-5.41	103.64	105.80
11	5	2196	C	P-O3'-C3'	5.41	126.19	119.70
5	U	51	LEU	CB-CG-CD1	-5.40	101.83	111.00
11	5	2135	A	C6-C5-N7	5.40	136.08	132.30
1	y	294	PHE	CG-CD1-CE1	-5.39	114.87	120.80
11	5	2196	C	N3-C4-N4	5.39	121.78	118.00
8	2	1320	C	C4-C5-C6	5.39	120.09	117.40
11	5	2128	G	C2-N3-C4	5.39	114.59	111.90
7	1	111	A	C4-C5-C6	-5.38	114.31	117.00
11	5	2183	A	C5-C6-N1	-5.38	115.01	117.70
8	2	1310	G	N3-C4-C5	-5.38	125.91	128.60
10	4	1854	A	C5-C6-N6	5.38	128.00	123.70
10	4	1896	G	O4'-C1'-N9	5.38	112.50	108.20
7	1	75	G	N3-C4-C5	5.38	131.29	128.60
11	5	2176	A	C6-N1-C2	5.38	121.83	118.60
1	y	335	LEU	CB-CG-CD2	5.38	120.14	111.00
7	1	108	G	N3-C2-N2	5.37	123.66	119.90
11	5	2130	U	C4-C5-C6	5.37	122.92	119.70
10	4	1889	A	C5-C6-N6	-5.37	119.40	123.70
11	5	2163	A	C5'-C4'-O4'	5.37	115.55	109.10
7	1	113	U	N1-C2-O2	-5.37	119.04	122.80
1	y	258	TYR	N-CA-CB	5.37	120.26	110.60
7	1	83	A	C1'-O4'-C4'	5.37	114.19	109.90
8	2	1332	G	C5-C6-N1	5.37	114.18	111.50
10	4	1845	G	C5-N7-C8	5.37	106.98	104.30
11	5	2198	A	N7-C8-N9	5.36	116.48	113.80
8	2	1341	G	C6-C5-N7	5.36	133.62	130.40
5	U	36	GLU	CB-CA-C	-5.36	99.68	110.40
11	5	2190	G	N1-C2-N3	-5.36	120.69	123.90
7	1	93	G	C4-C5-N7	-5.36	108.66	110.80
11	5	2105	U	C6-N1-C2	-5.36	117.79	121.00
10	4	1854	A	C5'-C4'-O4'	5.35	115.53	109.10
11	5	2140	G	C6-N1-C2	5.35	128.31	125.10
11	5	2116	G	N1-C2-N3	-5.35	120.69	123.90
1	y	214	ASP	CB-CG-OD1	5.34	123.11	118.30
8	2	1309	G	N9-C4-C5	5.34	107.54	105.40
10	4	1876	A	C4-C5-N7	-5.34	108.03	110.70
8	2	1340	U	O4'-C1'-N1	5.34	112.47	108.20
11	5	2110	G	C8-N9-C1'	5.33	133.94	127.00
1	y	399	PHE	CB-CG-CD2	-5.33	117.07	120.80
10	4	1861	G	N9-C4-C5	-5.33	103.27	105.40
7	1	55	G	C5-C6-N1	-5.33	108.83	111.50

Continued on next page...

Continued from previous page...

Mol	Chain	Res	Type	Atoms	Z	Observed(°)	Ideal(°)
11	5	2117	A	N1-C6-N6	5.33	121.80	118.60
2	E	118	LEU	N-CA-CB	5.33	121.06	110.40
8	2	1310	G	C8-N9-C4	-5.33	104.27	106.40
7	1	76	C	N3-C4-N4	5.33	121.73	118.00
7	1	94	A	C2-N3-C4	-5.33	107.94	110.60
11	5	2192	U	C5-C6-N1	5.32	125.36	122.70
1	y	317	TYR	N-CA-CB	5.32	120.18	110.60
9	3	1543	G	C6-N1-C2	-5.32	121.91	125.10
10	4	1861	G	C8-N9-C4	5.32	108.53	106.40
6	Y	24	GLU	O-C-N	-5.31	114.20	122.70
10	4	1874	C	N3-C4-N4	5.31	121.72	118.00
11	5	2179	C	C4-C5-C6	-5.31	114.75	117.40
11	5	2187	U	N3-C4-C5	-5.31	111.42	114.60
7	1	63	A	C8-N9-C4	-5.31	103.68	105.80
11	5	2135	A	N9-C4-C5	5.30	107.92	105.80
7	1	67	U	P-O3'-C3'	5.30	126.06	119.70
11	5	2139	U	N1-C1'-C2'	-5.30	106.17	112.00
11	5	2164	C	N3-C4-C5	-5.29	119.78	121.90
11	5	2173	A	C8-N9-C4	-5.29	103.68	105.80
11	5	2102	G	C5-C6-O6	-5.29	125.42	128.60
11	5	2144	G	N1-C2-N3	-5.29	120.72	123.90
1	y	163	SER	N-CA-CB	5.29	118.44	110.50
10	4	1859	U	N1-C2-O2	-5.29	119.10	122.80
11	5	2127	G	C5-C6-O6	-5.29	125.43	128.60
6	Y	7	ARG	NE-CZ-NH2	-5.29	117.66	120.30
8	2	1326	U	N3-C4-C5	5.29	117.77	114.60
11	5	2157	G	P-O3'-C3'	5.29	126.05	119.70
7	1	112	U	OP1-P-OP2	-5.29	111.67	119.60
5	U	10	VAL	CA-CB-CG1	5.28	118.82	110.90
7	1	99	U	O4'-C4'-C3'	-5.28	98.72	104.00
7	1	69	C	OP1-P-OP2	-5.28	111.68	119.60
9	3	1528	A	C4'-C3'-C2'	-5.28	97.32	102.60
1	y	328	PHE	CB-CG-CD1	-5.28	117.11	120.80
10	4	1842	G	P-O5'-C5'	-5.27	112.47	120.90
10	4	1847	A	C2-N3-C4	-5.27	107.97	110.60
11	5	2156	G	N3-C2-N2	5.27	123.59	119.90
7	1	55	G	N3-C4-C5	5.26	131.23	128.60
11	5	2106	U	N1-C2-O2	-5.26	119.12	122.80
11	5	2182	U	C5'-C4'-C3'	-5.26	107.59	116.00
7	1	97	C	C2-N3-C4	5.25	122.53	119.90
10	4	1855	U	C4-C5-C6	-5.25	116.55	119.70
11	5	2151	U	C4-C5-C6	-5.25	116.55	119.70

Continued on next page...

Continued from previous page...

Mol	Chain	Res	Type	Atoms	Z	Observed(°)	Ideal(°)
8	2	1321	A	N7-C8-N9	5.25	116.43	113.80
11	5	2171	A	C6-C5-N7	-5.25	128.62	132.30
11	5	2160	C	N1-C2-N3	-5.25	115.53	119.20
7	1	108	G	C5-C6-N1	-5.24	108.88	111.50
8	2	1307	A	C3'-C2'-C1'	-5.24	97.31	101.50
9	3	1528	A	C8-N9-C4	-5.24	103.70	105.80
11	5	2188	U	C5-C4-O4	5.24	129.05	125.90
11	5	2189	U	OP1-P-OP2	-5.24	111.74	119.60
5	U	100	GLU	CB-CG-CD	-5.24	100.05	114.20
7	1	93	G	C2-N3-C4	5.24	114.52	111.90
1	y	412	VAL	CA-CB-CG1	5.24	118.76	110.90
1	y	298	THR	CA-CB-CG2	-5.24	105.07	112.40
7	1	57	C	C4'-C3'-C2'	-5.24	97.36	102.60
8	2	1328	A	N1-C6-N6	5.24	121.74	118.60
11	5	2162	G	N1-C2-N3	-5.24	120.76	123.90
10	4	1876	A	N7-C8-N9	-5.23	111.18	113.80
11	5	2112	G	C5-C6-O6	-5.23	125.46	128.60
11	5	2131	U	O4'-C1'-N1	5.23	112.39	108.20
1	y	321	TYR	CD1-CE1-CZ	5.23	124.51	119.80
11	5	2109	U	N3-C4-C5	-5.23	111.46	114.60
10	4	1870	C	O4'-C4'-C3'	-5.23	98.77	104.00
7	1	58	G	O5'-P-OP1	5.22	116.97	110.70
7	1	61	C	C5'-C4'-O4'	5.22	115.36	109.10
7	1	58	G	N3-C4-C5	-5.22	125.99	128.60
1	y	25	PHE	CB-CG-CD1	5.21	124.45	120.80
7	1	73	A	N1-C2-N3	5.21	131.91	129.30
10	4	1850	G	N7-C8-N9	-5.21	110.49	113.10
11	5	2143	C	N1-C2-N3	-5.21	115.55	119.20
1	y	293	TRP	CE3-CZ3-CH2	-5.21	115.47	121.20
11	5	2176	A	C1'-O4'-C4'	5.21	114.07	109.90
7	1	71	A	C6-N1-C2	5.21	121.73	118.60
7	1	77	G	C4-C5-N7	-5.21	108.72	110.80
10	4	1853	A	C5-N7-C8	5.21	106.50	103.90
11	5	2108	A	N9-C4-C5	-5.21	103.72	105.80
10	4	1861	G	C5-N7-C8	5.21	106.90	104.30
10	4	1862	G	C4-N9-C1'	-5.21	119.73	126.50
11	5	2152	G	C4-C5-N7	5.20	112.88	110.80
11	5	2101	A	C4'-C3'-C2'	-5.19	97.41	102.60
11	5	2149	U	P-O3'-C3'	5.19	125.93	119.70
2	E	109	TRP	CE3-CZ3-CH2	-5.19	115.49	121.20
11	5	2185	U	C4-C5-C6	5.19	122.81	119.70
7	1	76	C	O5'-C5'-C4'	-5.19	101.84	111.70

Continued on next page...

Continued from previous page...

Mol	Chain	Res	Type	Atoms	Z	Observed(°)	Ideal(°)
11	5	2196	C	O4'-C1'-N1	5.19	112.35	108.20
7	1	76	C	N3-C4-C5	-5.19	119.83	121.90
8	2	1317	G	N3-C2-N2	5.19	123.53	119.90
11	5	2161	C	C4-C5-C6	5.19	119.99	117.40
11	5	2178	C	P-O3'-C3'	5.19	125.92	119.70
4	T	92	ASN	N-CA-C	-5.19	97.00	111.00
10	4	1887	C	C4'-C3'-C2'	-5.18	97.42	102.60
1	y	417	MET	O-C-N	-5.18	114.41	122.70
3	G	29	ASP	CB-CG-OD2	5.18	122.96	118.30
10	4	1853	A	N9-C4-C5	-5.17	103.73	105.80
11	5	2092	U	C5-C6-N1	5.17	125.28	122.70
1	y	119	TYR	CB-CG-CD2	-5.17	117.90	121.00
8	2	1337	G	N1-C6-O6	5.17	123.00	119.90
7	1	91	A	C4-C5-C6	5.16	119.58	117.00
11	5	2113	U	O4'-C1'-N1	5.16	112.33	108.20
10	4	1885	A	N1-C6-N6	5.16	121.70	118.60
8	2	1317	G	C6-C5-N7	-5.16	127.30	130.40
7	1	63	A	C5-N7-C8	-5.16	101.32	103.90
10	4	1870	C	C4-C5-C6	5.16	119.98	117.40
10	4	1870	C	N3-C4-C5	-5.16	119.84	121.90
7	1	65	U	C1'-O4'-C4'	-5.15	105.78	109.90
1	y	215	LEU	N-CA-C	-5.15	97.09	111.00
5	U	47	PRO	N-CD-CG	5.15	110.93	103.20
10	4	1872	A	C6-C5-N7	-5.15	128.69	132.30
11	5	2137	U	N1-C2-O2	-5.15	119.19	122.80
8	2	1325	U	C5-C4-O4	-5.14	122.82	125.90
10	4	1874	C	O5'-P-OP2	-5.14	101.07	105.70
7	1	107	G	O4'-C1'-N9	5.14	112.31	108.20
5	U	36	GLU	N-CA-CB	5.14	119.85	110.60
11	5	2132	U	N1-C1'-C2'	-5.14	106.35	112.00
11	5	2100	G	N3-C4-N9	5.14	129.08	126.00
10	4	1877	A	C4-C5-C6	5.13	119.57	117.00
11	5	2106	U	N1-C2-N3	5.13	117.98	114.90
11	5	2116	G	C3'-C2'-C1'	-5.13	97.39	101.50
7	1	66	C	N1-C2-N3	-5.13	115.61	119.20
8	2	1328	A	P-O5'-C5'	5.13	129.11	120.90
11	5	2147	A	O4'-C1'-N9	5.13	112.31	108.20
7	1	55	G	C1'-O4'-C4'	-5.13	105.80	109.90
2	E	106	LEU	CB-CA-C	5.13	119.95	110.20
7	1	75	G	N7-C8-N9	5.13	115.67	113.10
10	4	1838	C	C4'-C3'-C2'	-5.13	97.47	102.60
7	1	57	C	N3-C4-C5	-5.13	119.85	121.90

Continued on next page...

Continued from previous page...

Mol	Chain	Res	Type	Atoms	Z	Observed(°)	Ideal(°)
7	1	62	U	N3-C4-O4	5.13	122.99	119.40
7	1	88	G	C3'-C2'-C1'	-5.13	97.40	101.50
1	y	53	LEU	CB-CG-CD1	-5.12	102.29	111.00
7	1	93	G	N1-C2-N3	-5.12	120.83	123.90
10	4	1860	G	P-O3'-C3'	-5.12	113.56	119.70
7	1	60	G	C8-N9-C4	5.11	108.44	106.40
7	1	104	A	C4-C5-C6	5.11	119.56	117.00
11	5	2130	U	O4'-C1'-N1	5.11	112.29	108.20
7	1	59	U	N3-C4-O4	5.11	122.97	119.40
10	4	1869	G	N1-C6-O6	5.11	122.96	119.90
7	1	55	G	C6-C5-N7	-5.11	127.34	130.40
8	2	1333	G	C6-C5-N7	-5.10	127.34	130.40
11	5	2160	C	C6-N1-C1'	-5.10	114.68	120.80
11	5	2184	A	C6-C5-N7	-5.10	128.73	132.30
7	1	53	A	C6-C5-N7	-5.10	128.73	132.30
9	3	1535	A	N1-C2-N3	5.10	131.85	129.30
6	Y	42	LEU	CB-CG-CD1	-5.09	102.35	111.00
8	2	1316	U	C5-C6-N1	5.09	125.25	122.70
11	5	2114	A	C6-N1-C2	5.09	121.65	118.60
7	1	68	G	N9-C4-C5	5.09	107.43	105.40
1	y	429	TYR	CD1-CE1-CZ	-5.08	115.22	119.80
11	5	2104	C	C4-C5-C6	5.08	119.94	117.40
9	3	1529	G	C5-C6-O6	5.08	131.65	128.60
1	y	181	ARG	NE-CZ-NH2	5.07	122.83	120.30
4	T	89	GLU	C-N-CA	5.07	132.95	122.30
11	5	2095	A	C5-C6-N6	-5.07	119.64	123.70
11	5	2152	G	N1-C6-O6	5.07	122.94	119.90
9	3	1543	G	N3-C4-C5	5.07	131.13	128.60
7	1	59	U	N3-C4-C5	-5.07	111.56	114.60
10	4	1859	U	N1-C1'-C2'	-5.06	106.43	112.00
11	5	2119	A	C5-N7-C8	5.06	106.43	103.90
5	U	4	ILE	CA-CB-CG1	5.06	120.62	111.00
10	4	1844	C	P-O5'-C5'	5.06	129.00	120.90
3	G	50	ASN	N-CA-C	-5.06	97.33	111.00
7	1	85	G	C4-C5-N7	-5.06	108.78	110.80
1	y	386	LEU	N-CA-CB	5.06	120.51	110.40
9	3	1537	G	C8-N9-C4	5.06	108.42	106.40
7	1	63	A	N9-C4-C5	5.05	107.82	105.80
10	4	1873	G	N3-C2-N2	5.05	123.44	119.90
11	5	2184	A	C6-N1-C2	5.05	121.63	118.60
11	5	2183	A	C6-N1-C2	5.05	121.63	118.60
10	4	1889	A	O4'-C1'-N9	5.05	112.24	108.20

Continued on next page...

Continued from previous page...

Mol	Chain	Res	Type	Atoms	Z	Observed(°)	Ideal(°)
10	4	1891	G	P-O5'-C5'	5.05	128.98	120.90
11	5	2177	C	N3-C4-C5	-5.05	119.88	121.90
10	4	1856	U	C1'-O4'-C4'	-5.04	105.86	109.90
11	5	2178	C	C6-N1-C1'	-5.04	114.75	120.80
11	5	2176	A	C3'-C2'-C1'	5.04	105.53	101.50
4	T	64	LYS	CB-CA-C	-5.03	100.33	110.40
9	3	1527	G	C5-N7-C8	5.03	106.82	104.30
11	5	2170	A	C6-C5-N7	-5.03	128.78	132.30
5	U	80	ASP	N-CA-CB	5.03	119.66	110.60
11	5	2144	G	C1'-O4'-C4'	-5.03	105.88	109.90
1	y	142	MET	CA-C-N	5.03	131.18	117.10
11	5	2137	U	N1-C1'-C2'	-5.03	106.47	112.00
9	3	1537	G	C4-N9-C1'	5.03	133.03	126.50
10	4	1842	G	N9-C4-C5	-5.03	103.39	105.40
11	5	2177	C	C5'-C4'-C3'	-5.03	107.96	116.00
7	1	64	A	C4-C5-N7	5.02	113.21	110.70
10	4	1881	C	C6-N1-C2	-5.02	118.29	120.30
1	y	409	VAL	CA-CB-CG1	5.02	118.43	110.90
9	3	1527	G	C4-C5-C6	5.02	121.81	118.80
8	2	1314	C	C5-C6-N1	5.02	123.51	121.00
11	5	2093	G	N3-C4-N9	-5.02	122.99	126.00
11	5	2159	G	C5-N7-C8	-5.02	101.79	104.30
1	y	33	PHE	CB-CG-CD1	-5.02	117.29	120.80
10	4	1876	A	P-O3'-C3'	-5.02	113.68	119.70
11	5	2124	G	C4'-C3'-C2'	-5.02	97.58	102.60
1	y	380	TYR	CD1-CE1-CZ	5.01	124.31	119.80
11	5	2186	G	N3-C4-N9	5.01	129.01	126.00
7	1	73	A	N9-C4-C5	-5.01	103.80	105.80
8	2	1309	G	P-O3'-C3'	-5.01	113.69	119.70
11	5	2153	C	O4'-C1'-N1	5.01	112.21	108.20
10	4	1898	U	C5-C4-O4	5.01	128.91	125.90
7	1	66	C	N3-C4-N4	5.01	121.50	118.00
11	5	2172	U	N3-C4-O4	-5.01	115.89	119.40
11	5	2176	A	C5-N7-C8	-5.00	101.40	103.90
8	2	1326	U	C5'-C4'-C3'	-5.00	108.00	116.00
10	4	1881	C	N3-C4-N4	5.00	121.50	118.00
1	y	150	ILE	N-CA-C	-5.00	97.50	111.00
8	2	1342	A	O4'-C1'-N9	5.00	112.20	108.20
11	5	2183	A	C8-N9-C4	-5.00	103.80	105.80

All (3) chirality outliers are listed below:

Mol	Chain	Res	Type	Atom
3	G	45	SER	CA
3	G	48	SER	CA
3	G	51	PHE	CA

All (141) planarity outliers are listed below:

Mol	Chain	Res	Type	Group
7	1	100	U	Sidechain
7	1	103	A	Sidechain
7	1	106	C	Sidechain
7	1	107	G	Sidechain
7	1	108	G	Sidechain
7	1	109	C	Sidechain
7	1	113	U	Sidechain
7	1	52	A	Sidechain
7	1	55	G	Sidechain
7	1	58	G	Sidechain
7	1	59	U	Sidechain
7	1	60	G	Sidechain
7	1	63	A	Sidechain
7	1	64	A	Sidechain
7	1	68	G	Sidechain
7	1	72	U	Sidechain
7	1	73	A	Sidechain
7	1	74	A	Sidechain
7	1	75	G	Sidechain
7	1	77	G	Sidechain
7	1	79	C	Sidechain
7	1	84	A	Sidechain
7	1	87	U	Sidechain
7	1	88	G	Sidechain
7	1	91	A	Sidechain
7	1	92	U	Sidechain
7	1	94	A	Sidechain
7	1	95	A	Sidechain
7	1	97	C	Sidechain
7	1	99	U	Sidechain
8	2	1310	G	Sidechain
8	2	1311	G	Sidechain
8	2	1312	U	Sidechain
8	2	1314	C	Sidechain
8	2	1324	G	Sidechain
8	2	1325	U	Sidechain

Continued on next page...

Continued from previous page...

Mol	Chain	Res	Type	Group
8	2	1326	U	Sidechain
8	2	1327	A	Sidechain
8	2	1328	A	Sidechain
8	2	1333	G	Sidechain
8	2	1334	G	Sidechain
8	2	1336	A	Sidechain
8	2	1337	G	Sidechain
8	2	1338	G	Sidechain
8	2	1341	G	Sidechain
9	3	1527	G	Sidechain
9	3	1529	G	Sidechain
9	3	1530	G	Sidechain
9	3	1534	U	Sidechain
9	3	1535	A	Sidechain
9	3	1537	G	Sidechain
9	3	1538	G	Sidechain
9	3	1539	U	Sidechain
9	3	1540	G	Sidechain
9	3	1542	U	Sidechain
10	4	1838	C	Sidechain
10	4	1840	G	Sidechain
10	4	1841	U	Sidechain
10	4	1846	G	Sidechain
10	4	1857	G	Sidechain
10	4	1858	A	Sidechain
10	4	1859	U	Sidechain
10	4	1860	G	Sidechain
10	4	1862	G	Sidechain
10	4	1864	U	Sidechain
10	4	1877	A	Sidechain
10	4	1878	G	Sidechain
10	4	1880	U	Sidechain
10	4	1881	C	Sidechain
10	4	1886	U	Sidechain
10	4	1887	C	Sidechain
10	4	1890	A	Sidechain
10	4	1891	G	Sidechain
10	4	1895	C	Sidechain
10	4	1898	U	Sidechain
11	5	2094	A	Sidechain
11	5	2099	U	Sidechain
11	5	2100	G	Sidechain

Continued on next page...

Continued from previous page...

Mol	Chain	Res	Type	Group
11	5	2101	A	Sidechain
11	5	2104	C	Sidechain
11	5	2105	U	Sidechain
11	5	2107	G	Sidechain
11	5	2110	G	Sidechain
11	5	2111	U	Sidechain
11	5	2113	U	Sidechain
11	5	2117	A	Sidechain
11	5	2119	A	Sidechain
11	5	2121	G	Sidechain
11	5	2123	G	Sidechain
11	5	2124	G	Sidechain
11	5	2125	G	Sidechain
11	5	2126	A	Sidechain
11	5	2127	G	Sidechain
11	5	2129	C	Sidechain
11	5	2130	U	Sidechain
11	5	2133	G	Sidechain
11	5	2139	U	Sidechain
11	5	2140	G	Sidechain
11	5	2142	A	Sidechain
11	5	2143	C	Sidechain
11	5	2146	C	Sidechain
11	5	2147	A	Sidechain
11	5	2148	G	Sidechain
11	5	2150	C	Sidechain
11	5	2151	U	Sidechain
11	5	2153	C	Sidechain
11	5	2157	G	Sidechain
11	5	2159	G	Sidechain
11	5	2160	C	Sidechain
11	5	2161	C	Sidechain
11	5	2162	G	Sidechain
11	5	2165	C	Sidechain
11	5	2169	A	Sidechain
11	5	2170	A	Sidechain
11	5	2171	A	Sidechain
11	5	2172	U	Sidechain
11	5	2174	C	Sidechain
11	5	2175	C	Sidechain
11	5	2179	C	Sidechain
11	5	2180	U	Sidechain

Continued on next page...

Continued from previous page...

Mol	Chain	Res	Type	Group
11	5	2182	U	Sidechain
11	5	2184	A	Sidechain
11	5	2187	U	Sidechain
11	5	2188	U	Sidechain
11	5	2189	U	Sidechain
11	5	2190	G	Sidechain
11	5	2192	U	Sidechain
11	5	2193	G	Sidechain
11	5	2194	U	Sidechain
2	E	92	HIS	Sidechain
4	T	77	ARG	Sidechain
5	U	48	VAL	Peptide
5	U	5	ARG	Sidechain
5	U	94	PHE	Sidechain
6	Y	26	PHE	Sidechain
1	y	216	HIS	Sidechain
1	y	248	TYR	Sidechain
1	y	25	PHE	Sidechain
1	y	309	TYR	Sidechain
1	y	390	PHE	Sidechain
1	y	400	TYR	Sidechain

5.2 Too-close contacts ⓘ

In the following table, the Non-H and H(model) columns list the number of non-hydrogen atoms and hydrogen atoms in the chain respectively. The H(added) column lists the number of hydrogen atoms added and optimized by MolProbity. The Clashes column lists the number of clashes within the asymmetric unit, whereas Symm-Clashes lists symmetry related clashes.

Mol	Chain	Non-H	H(model)	H(added)	Clashes	Symm-Clashes
1	y	3361	0	3514	0	0
2	E	433	0	466	24	0
3	G	457	0	481	63	0
4	T	787	0	846	5	0
5	U	789	0	847	4	0
6	Y	509	0	543	3	0
7	1	1350	0	676	1	0
8	2	775	0	385	0	0
9	3	387	0	196	0	0
10	4	1312	0	659	3	0
11	5	2305	0	1156	4	0
All	All	12465	0	9769	84	0

The all-atom clashscore is defined as the number of clashes found per 1000 atoms (including hydrogen atoms). The all-atom clashscore for this structure is 11.

All (84) close contacts within the same asymmetric unit are listed below, sorted by their clash magnitude.

Atom-1	Atom-2	Interatomic distance (Å)	Clash overlap (Å)
2:E:126:ARG:HE	3:G:68:LEU:CD2	1.54	1.20
2:E:126:ARG:CB	3:G:68:LEU:HD21	1.73	1.18
2:E:126:ARG:NH2	3:G:65:ILE:HG12	1.68	1.08
2:E:126:ARG:HE	3:G:68:LEU:HD22	1.02	1.08
2:E:126:ARG:HB3	3:G:68:LEU:CD2	1.87	1.04
3:G:22:LEU:CG	3:G:26:LYS:HE3	1.91	1.00
3:G:28:ALA:O	3:G:32:ALA:CB	2.12	0.98
2:E:126:ARG:NE	3:G:68:LEU:HD22	1.79	0.95
2:E:126:ARG:HB3	3:G:68:LEU:HD21	0.95	0.95
3:G:55:MET:O	3:G:59:LEU:HG	1.65	0.94
3:G:62:LEU:O	3:G:66:ILE:HG13	1.69	0.93
3:G:29:ASP:OD1	3:G:30:MET:N	2.03	0.92
3:G:28:ALA:O	3:G:32:ALA:HB2	1.70	0.91
2:E:126:ARG:NE	3:G:68:LEU:CD2	2.33	0.87
3:G:22:LEU:HG	3:G:26:LYS:HE3	1.57	0.85
3:G:22:LEU:CD1	3:G:26:LYS:HE3	2.05	0.85
3:G:47:GLY:O	3:G:48:SER:HB3	1.76	0.85
3:G:50:ASN:OD1	3:G:54:ARG:NH1	2.11	0.84
3:G:18:GLY:HA2	3:G:63:PHE:CZ	2.14	0.82
3:G:22:LEU:HD11	3:G:26:LYS:HE3	1.62	0.81
2:E:126:ARG:CZ	3:G:65:ILE:HG12	2.11	0.79
2:E:126:ARG:HH22	3:G:65:ILE:HG12	1.43	0.79
3:G:28:ALA:O	3:G:32:ALA:HB3	1.83	0.78
3:G:53:THR:O	3:G:56:THR:OG1	2.03	0.75
3:G:73:ILE:HG22	3:G:73:ILE:O	1.88	0.71
3:G:47:GLY:O	3:G:48:SER:CB	2.38	0.71
2:E:126:ARG:CG	3:G:68:LEU:HD21	2.24	0.67
3:G:62:LEU:O	3:G:66:ILE:CG1	2.43	0.66
3:G:18:GLY:CA	3:G:63:PHE:CZ	2.78	0.65
3:G:22:LEU:HD21	3:G:26:LYS:NZ	2.12	0.64
2:E:126:ARG:NH2	3:G:65:ILE:CG1	2.54	0.64
3:G:26:LYS:O	3:G:29:ASP:OD1	2.16	0.64
2:E:126:ARG:CG	3:G:68:LEU:CD2	2.76	0.63
3:G:43:PHE:CD2	3:G:43:PHE:N	2.63	0.63
2:E:126:ARG:NH1	3:G:65:ILE:HG12	2.14	0.62
2:E:126:ARG:CB	3:G:68:LEU:CD2	2.63	0.62
3:G:22:LEU:CD2	3:G:26:LYS:HE3	2.31	0.60

Continued on next page...

Continued from previous page...

Atom-1	Atom-2	Interatomic distance (Å)	Clash overlap (Å)
2:E:126:ARG:O	3:G:68:LEU:HD11	2.01	0.60
2:E:126:ARG:HE	3:G:68:LEU:HD23	1.56	0.59
3:G:43:PHE:HD2	3:G:43:PHE:N	1.99	0.59
3:G:22:LEU:HD11	3:G:26:LYS:CE	2.34	0.57
11:5:2162:G:H22	11:5:2164:C:H4'	1.69	0.57
3:G:65:ILE:O	3:G:68:LEU:HB3	2.04	0.57
3:G:43:PHE:H	3:G:43:PHE:HD2	1.53	0.56
3:G:17:VAL:HA	3:G:20:ILE:HD12	1.88	0.55
3:G:63:PHE:HA	3:G:66:ILE:HD12	1.88	0.55
4:T:3:ARG:HE	4:T:42:GLU:HG2	1.73	0.54
5:U:12:VAL:HG12	5:U:14:THR:H	1.72	0.54
3:G:22:LEU:HD21	3:G:26:LYS:CE	2.38	0.53
2:E:126:ARG:NH2	3:G:65:ILE:HA	2.24	0.53
3:G:35:GLY:HA2	3:G:42:LEU:HD12	1.92	0.52
3:G:22:LEU:HG	3:G:26:LYS:CE	2.37	0.52
3:G:58:LEU:O	3:G:62:LEU:HG	2.11	0.51
4:T:4:GLU:H	4:T:7:LEU:HD23	1.76	0.50
3:G:22:LEU:HD21	3:G:26:LYS:HE3	1.93	0.49
3:G:55:MET:O	3:G:59:LEU:CG	2.52	0.48
4:T:58:VAL:HG22	4:T:85:VAL:HG13	1.94	0.48
2:E:126:ARG:HH21	3:G:65:ILE:HA	1.78	0.48
3:G:26:LYS:O	3:G:30:MET:HG3	2.15	0.47
10:4:1885:A:C8	10:4:1886:U:C5	3.03	0.47
11:5:2104:C:OP1	11:5:2104:C:H4'	2.14	0.46
3:G:58:LEU:O	3:G:62:LEU:CG	2.64	0.46
11:5:2196:C:H2'	11:5:2197:U:C6	2.51	0.46
10:4:1865:U:C5	10:4:1875:G:C6	3.04	0.45
3:G:18:GLY:CA	3:G:63:PHE:HZ	2.28	0.45
11:5:2128:G:C6	11:5:2160:C:C5	3.05	0.45
7:1:80:G:C2	7:1:107:G:C2	3.05	0.45
3:G:22:LEU:O	3:G:26:LYS:HG3	2.16	0.45
4:T:61:LEU:HD23	4:T:61:LEU:N	2.32	0.44
2:E:95:LEU:HD12	2:E:95:LEU:H	1.82	0.44
2:E:126:ARG:HG2	3:G:68:LEU:CD2	2.48	0.43
2:E:126:ARG:HH22	3:G:65:ILE:CG1	2.22	0.43
3:G:29:ASP:HA	3:G:32:ALA:HB3	2.01	0.42
6:Y:60:LYS:HG3	6:Y:62:GLY:O	2.20	0.42
10:4:1873:G:C6	10:4:1874:C:C4	3.08	0.42
3:G:35:GLY:HA2	3:G:42:LEU:CD1	2.50	0.42
5:U:35:VAL:HB	5:U:38:ILE:HD11	2.02	0.41
6:Y:23:ARG:H	6:Y:26:PHE:HB3	1.85	0.41

Continued on next page...

Continued from previous page...

Atom-1	Atom-2	Interatomic distance (Å)	Clash overlap (Å)
5:U:1:ALA:HB3	5:U:84:PHE:CE1	2.55	0.41
5:U:32:LYS:HB3	5:U:63:ALA:HB1	2.03	0.41
2:E:126:ARG:NE	3:G:68:LEU:HD23	2.25	0.41
4:T:92:ASN:HD22	4:T:94:ASP:H	1.68	0.41
2:E:126:ARG:HG2	3:G:68:LEU:HD23	2.03	0.41
6:Y:38:GLN:HE21	6:Y:43:LEU:CD1	2.34	0.40

There are no symmetry-related clashes.

5.3 Torsion angles [i](#)

5.3.1 Protein backbone [i](#)

In the following table, the Percentiles column shows the percent Ramachandran outliers of the chain as a percentile score with respect to all PDB entries followed by that with respect to all EM entries.

The Analysed column shows the number of residues for which the backbone conformation was analysed, and the total number of residues.

Mol	Chain	Analysed	Favoured	Allowed	Outliers	Percentiles	
1	y	435/437 (100%)	386 (89%)	27 (6%)	22 (5%)	2	26
2	E	54/56 (96%)	49 (91%)	3 (6%)	2 (4%)	4	33
3	G	63/65 (97%)	50 (79%)	7 (11%)	6 (10%)	1	14
4	T	98/100 (98%)	71 (72%)	18 (18%)	9 (9%)	1	15
5	U	101/103 (98%)	79 (78%)	13 (13%)	9 (9%)	1	15
6	Y	61/63 (97%)	48 (79%)	11 (18%)	2 (3%)	4	35
All	All	812/824 (98%)	683 (84%)	79 (10%)	50 (6%)	3	22

All (50) Ramachandran outliers are listed below:

Mol	Chain	Res	Type
1	y	142	MET
1	y	258	TYR
1	y	266	PRO
1	y	338	ASN
1	y	340	ARG
1	y	355	GLY

Continued on next page...

Continued from previous page...

Mol	Chain	Res	Type
1	y	356	ILE
3	G	44	GLY
3	G	48	SER
3	G	51	PHE
5	U	49	PRO
1	y	215	LEU
1	y	270	ASN
1	y	354	PRO
1	y	394	ALA
3	G	45	SER
3	G	52	MET
4	T	10	VAL
4	T	21	SER
5	U	12	VAL
5	U	47	PRO
1	y	313	GLY
2	E	89	GLU
2	E	125	LEU
3	G	35	GLY
4	T	18	GLU
4	T	52	GLU
4	T	86	THR
5	U	73	ASN
5	U	80	ASP
6	Y	2	LYS
6	Y	37	LEU
1	y	183	ILE
1	y	311	GLN
1	y	396	LYS
4	T	36	LYS
5	U	7	ASP
5	U	81	ARG
1	y	214	ASP
1	y	255	ARG
1	y	269	VAL
4	T	38	ALA
4	T	76	ARG
5	U	5	ARG
5	U	74	ALA
1	y	256	ARG
1	y	350	GLY
1	y	246	VAL

Continued on next page...

Continued from previous page...

Mol	Chain	Res	Type
4	T	74	ILE
1	y	274	VAL

5.3.2 Protein sidechains ⓘ

In the following table, the Percentiles column shows the percent sidechain outliers of the chain as a percentile score with respect to all PDB entries followed by that with respect to all EM entries.

The Analysed column shows the number of residues for which the sidechain conformation was analysed, and the total number of residues.

Mol	Chain	Analysed	Rotameric	Outliers	Percentiles	
1	y	353/353 (100%)	336 (95%)	17 (5%)	30	61
2	E	47/47 (100%)	45 (96%)	2 (4%)	33	64
3	G	46/46 (100%)	43 (94%)	3 (6%)	20	52
4	T	84/84 (100%)	80 (95%)	4 (5%)	30	61
5	U	84/84 (100%)	81 (96%)	3 (4%)	40	68
6	Y	55/55 (100%)	54 (98%)	1 (2%)	64	84
All	All	669/669 (100%)	639 (96%)	30 (4%)	36	63

All (30) residues with a non-rotameric sidechain are listed below:

Mol	Chain	Res	Type
1	y	149	VAL
1	y	174	LEU
1	y	223	VAL
1	y	244	ILE
1	y	255	ARG
1	y	264	HIS
1	y	265	LEU
1	y	267	LEU
1	y	268	LYS
1	y	269	VAL
1	y	298	THR
1	y	310	LEU
1	y	312	PRO
1	y	349	SER
1	y	370	MET
1	y	397	VAL

Continued on next page...

Continued from previous page...

Mol	Chain	Res	Type
1	y	409	VAL
2	E	76	ARG
2	E	90	THR
3	G	43	PHE
3	G	45	SER
3	G	46	SER
4	T	1	MET
4	T	10	VAL
4	T	61	LEU
4	T	73	ARG
5	U	4	ILE
5	U	23	LYS
5	U	49	PRO
6	Y	41	HIS

Some sidechains can be flipped to improve hydrogen bonding and reduce clashes. All (8) such sidechains are listed below:

Mol	Chain	Res	Type
1	y	10	GLN
1	y	252	GLN
4	T	15	HIS
4	T	59	ASN
4	T	70	HIS
4	T	92	ASN
6	Y	38	GLN
6	Y	41	HIS

5.3.3 RNA [i](#)

Mol	Chain	Analysed	Backbone Outliers	Pucker Outliers
10	4	60/61 (98%)	2 (3%)	0
11	5	107/108 (99%)	37 (34%)	0
7	1	62/63 (98%)	12 (19%)	0
8	2	35/36 (97%)	7 (20%)	0
9	3	17/18 (94%)	5 (29%)	0
All	All	281/286 (98%)	63 (22%)	0

All (63) RNA backbone outliers are listed below:

Mol	Chain	Res	Type
7	1	63	A
7	1	64	A
7	1	71	A
7	1	74	A
7	1	75	G
7	1	84	A
7	1	90	U
7	1	92	U
7	1	95	A
7	1	100	U
7	1	102	U
7	1	103	A
8	2	1312	U
8	2	1313	U
8	2	1316	U
8	2	1325	U
8	2	1326	U
8	2	1334	G
8	2	1336	A
9	3	1532	A
9	3	1535	A
9	3	1536	C
9	3	1538	G
9	3	1540	G
10	4	1870	C
10	4	1896	G
11	5	2102	G
11	5	2104	C
11	5	2111	U
11	5	2116	G
11	5	2117	A
11	5	2118	U
11	5	2119	A
11	5	2120	G
11	5	2121	G
11	5	2126	A
11	5	2127	G
11	5	2128	G
11	5	2130	U
11	5	2132	U
11	5	2135	A
11	5	2136	G
11	5	2137	U

Continued on next page...

Continued from previous page...

Mol	Chain	Res	Type
11	5	2145	C
11	5	2146	C
11	5	2147	A
11	5	2148	G
11	5	2149	U
11	5	2153	C
11	5	2155	U
11	5	2158	A
11	5	2160	C
11	5	2163	A
11	5	2164	C
11	5	2165	C
11	5	2166	U
11	5	2167	U
11	5	2176	A
11	5	2179	C
11	5	2181	U
11	5	2192	U
11	5	2198	A
11	5	2199	A

There are no RNA pucker outliers to report.

5.4 Non-standard residues in protein, DNA, RNA chains [i](#)

There are no non-standard protein/DNA/RNA residues in this entry.

5.5 Carbohydrates [i](#)

There are no carbohydrates in this entry.

5.6 Ligand geometry [i](#)

There are no ligands in this entry.

5.7 Other polymers [i](#)

There are no such residues in this entry.

5.8 Polymer linkage issues ⓘ

There are no chain breaks in this entry.