



wwPDB X-ray Structure Validation Summary Report ⓘ

Sep 7, 2017 – 06:42 AM EDT

PDB ID : 5J4B
Title : Crystal structure of the *Thermus thermophilus* 70S ribosome in complex with cisplatin (co-crystallized) and bound to mRNA and A-, P- and E-site tRNAs at 2.6Å resolution
Authors : Melnikov, S.V.; Soll, D.; Steitz, T.A.; Polikanov, Y.S.
Deposited on : unknown
Resolution : 2.60 Å(reported)

This is a wwPDB X-ray Structure Validation Summary Report for a publicly released PDB entry.

We welcome your comments at validation@mail.wwpdb.org

A user guide is available at

<http://wwpdb.org/validation/2016/XrayValidationReportHelp>

with specific help available everywhere you see the ⓘ symbol.

The following versions of software and data (see [references ⓘ](#)) were used in the production of this report:

MolProbity : 4.02b-467
Mogul : 1.7.2 (RC1), CSD as538be (2017)
Xtriage (Phenix) : 1.9-1692
EDS : rb-20029824
Percentile statistics : 20161228.v01 (using entries in the PDB archive December 28th 2016)
Refmac : 5.8.0135
CCP4 : 6.5.0
Ideal geometry (proteins) : Engh & Huber (2001)
Ideal geometry (DNA, RNA) : Parkinson et al. (1996)
Validation Pipeline (wwPDB-VP) : rb-20029824

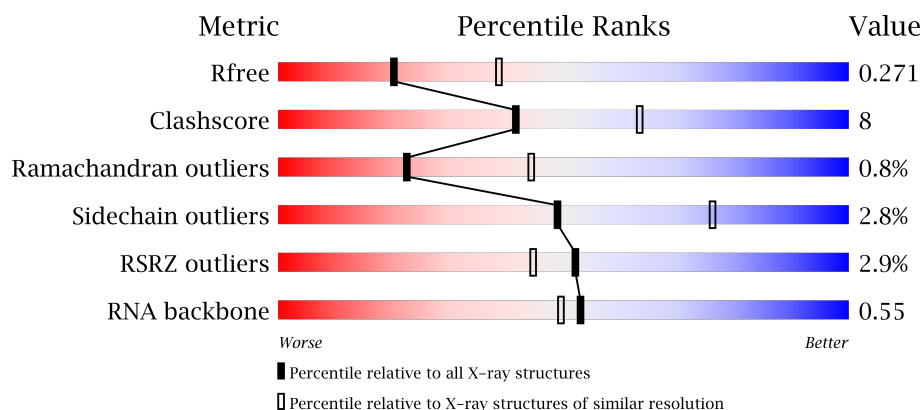
1 Overall quality at a glance

The following experimental techniques were used to determine the structure:

X-RAY DIFFRACTION

The reported resolution of this entry is 2.60 Å.

Percentile scores (ranging between 0-100) for global validation metrics of the entry are shown in the following graphic. The table shows the number of entries on which the scores are based.



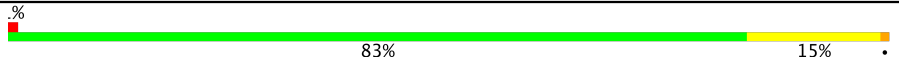

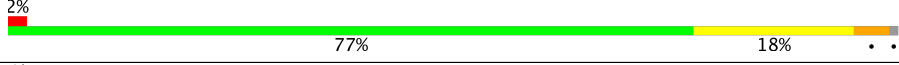

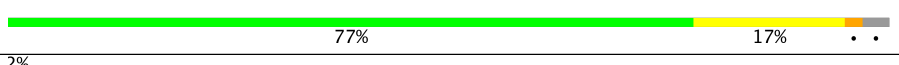
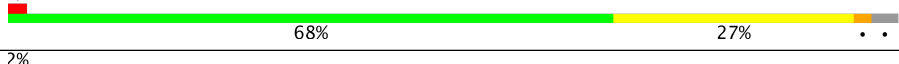
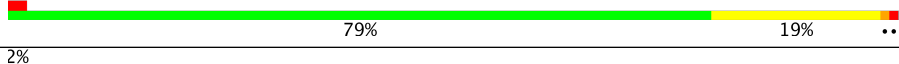

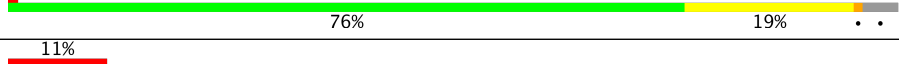



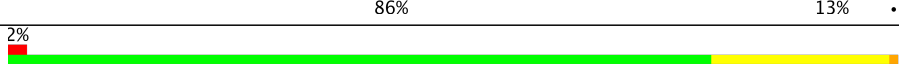
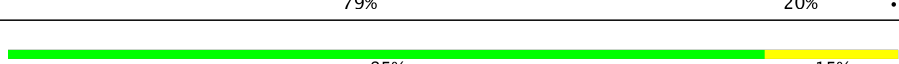

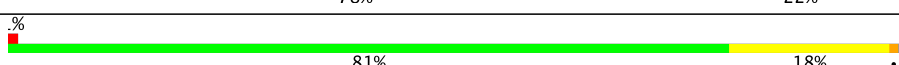
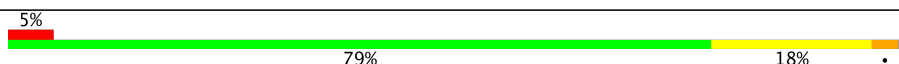
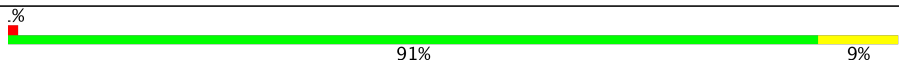
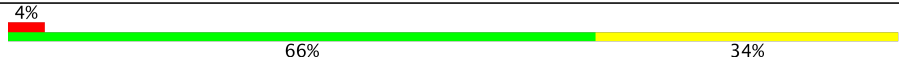


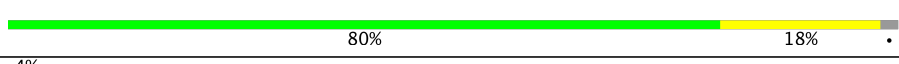
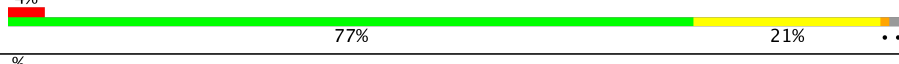


Metric	Whole archive (#Entries)	Similar resolution (#Entries, resolution range(Å))
R_{free}	100719	2542 (2.60-2.60)
Clashscore	112137	2895 (2.60-2.60)
Ramachandran outliers	110173	2848 (2.60-2.60)
Sidechain outliers	110143	2848 (2.60-2.60)
RSRZ outliers	101464	2550 (2.60-2.60)
RNA backbone	2435	1140 (3.00-2.20)

The table below summarises the geometric issues observed across the polymeric chains and their fit to the electron density. The red, orange, yellow and green segments on the lower bar indicate the fraction of residues that contain outliers for ≥ 3 , 2, 1 and 0 types of geometric quality criteria. A grey segment represents the fraction of residues that are not modelled. The numeric value for each fraction is indicated below the corresponding segment, with a dot representing fractions $\leq 5\%$. The upper red bar (where present) indicates the fraction of residues that have poor fit to the electron density. The numeric value is given above the bar.

Mol	Chain	Length	Quality of chain
1	1A	2915	 2% 66% 25% 7% .
1	2A	2915	 2% 56% 33% 7% .
2	1B	121	 76% 21% ..
2	2B	121	 46% 45% 8% .

Continued on next page...

Continued from previous page...

Mol	Chain	Length	Quality of chain
3	1D	276	
3	2D	276	
4	1E	206	
4	2E	206	
5	1F	210	
5	2F	210	
6	1G	182	
6	2G	182	
7	1H	180	
7	2H	180	
8	1I	148	
8	2I	148	
9	1N	140	
9	2N	140	
10	1O	122	
10	2O	122	
11	1P	150	
11	2P	150	
12	1Q	141	
12	2Q	141	
13	1R	118	
13	2R	118	
14	1S	112	
14	2S	112	
15	1T	146	







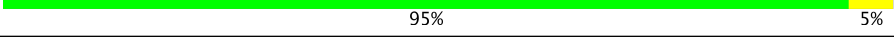







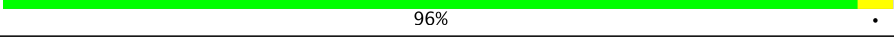
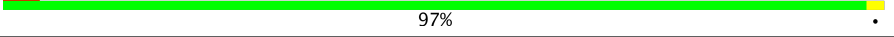
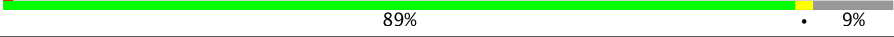

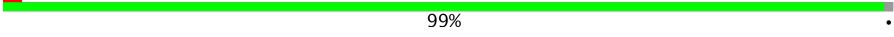
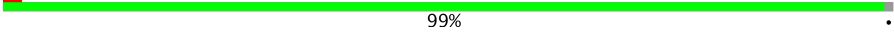
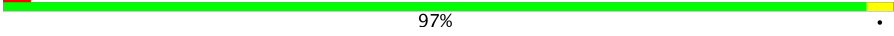
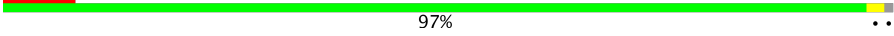
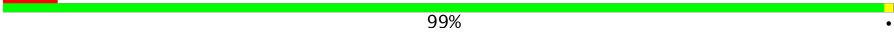
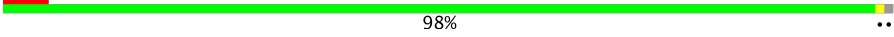
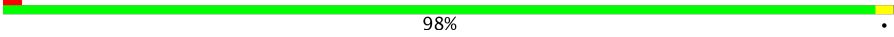
Continued on next page...

Continued from previous page...

Mol	Chain	Length	Quality of chain
15	2T	146	
16	1U	118	
16	2U	118	
17	1V	101	
17	2V	101	
18	1W	113	
18	2W	113	
19	1X	96	
19	2X	96	
20	1Y	110	
20	2Y	110	
21	1Z	206	
21	2Z	206	
22	10	85	
22	20	85	
23	11	98	
23	21	98	
24	12	72	
24	22	72	
25	13	60	
25	23	60	
26	14	71	
26	24	71	
27	15	60	
27	25	60	

Continued on next page...

Continued from previous page...

Mol	Chain	Length	Quality of chain
28	16	54	
28	26	54	
29	17	49	
29	27	49	
30	18	65	
30	28	65	
31	19	37	
31	29	37	
32	1a	1521	
32	2a	1521	
33	1b	256	
33	2b	256	
34	1c	239	
34	2c	239	
35	1d	209	
35	2d	209	
36	1e	162	
36	2e	162	
37	1f	101	
37	2f	101	
38	1g	156	
38	2g	156	
39	1h	138	
39	2h	138	
40	1i	128	

Continued on next page...

Continued from previous page...

Mol	Chain	Length	Quality of chain
40	2i	128	
41	1j	105	
41	2j	105	
42	1k	129	
42	2k	129	
43	1l	132	
43	2l	132	
44	1m	126	
44	2m	126	
45	1n	61	
45	2n	61	
46	1o	89	
46	2o	89	
47	1p	88	
47	2p	88	
48	1q	105	
48	2q	105	
49	1r	88	
49	2r	88	
50	1s	93	
50	2s	93	
51	1t	106	
51	2t	106	
52	1u	27	
52	2u	27	

Continued on next page...

Continued from previous page...

Mol	Chain	Length	Quality of chain
53	1v	24	
53	2v	24	
54	1w	76	
54	1y	76	
54	2w	76	
54	2y	76	
55	1x	77	
55	2x	77	

The following table lists non-polymeric compounds, carbohydrate monomers and non-standard residues in protein, DNA, RNA chains that are outliers for geometric or electron-density-fit criteria:

Mol	Type	Chain	Res	Chirality	Geometry	Clashes	Electron density
56	MG	10	103	-	-	-	X
56	MG	13	101	-	-	-	X
56	MG	18	102	-	-	-	X
56	MG	19	103	-	-	-	X
56	MG	1A	3013	-	-	-	X
56	MG	1A	3016	-	-	-	X
56	MG	1A	3032	-	-	-	X
56	MG	1A	3033	-	-	-	X
56	MG	1A	3038	-	-	-	X
56	MG	1A	3067	-	-	-	X
56	MG	1A	3075	-	-	-	X
56	MG	1A	3102	-	-	-	X
56	MG	1A	3124	-	-	-	X
56	MG	1A	3127	-	-	-	X
56	MG	1A	3133	-	-	-	X
56	MG	1A	3152	-	-	-	X
56	MG	1A	3160	-	-	-	X
56	MG	1A	3163	-	-	-	X
56	MG	1A	3166	-	-	-	X
56	MG	1A	3167	-	-	-	X
56	MG	1A	3172	-	-	-	X
56	MG	1A	3176	-	-	-	X
56	MG	1A	3177	-	-	-	X

Continued on next page...

Continued from previous page...

Mol	Type	Chain	Res	Chirality	Geometry	Clashes	Electron density
56	MG	1A	3189	-	-	-	X
56	MG	1A	3191	-	-	-	X
56	MG	1A	3195	-	-	-	X
56	MG	1A	3196	-	-	-	X
56	MG	1A	3197	-	-	-	X
56	MG	1A	3200	-	-	-	X
56	MG	1A	3202	-	-	-	X
56	MG	1A	3231	-	-	-	X
56	MG	1A	3232	-	-	-	X
56	MG	1A	3238	-	-	-	X
56	MG	1A	3242	-	-	-	X
56	MG	1A	3246	-	-	-	X
56	MG	1A	3249	-	-	-	X
56	MG	1A	3283	-	-	-	X
56	MG	1A	3303	-	-	-	X
56	MG	1A	3305	-	-	-	X
56	MG	1A	3307	-	-	-	X
56	MG	1A	3342	-	-	-	X
56	MG	1A	3345	-	-	-	X
56	MG	1A	3349	-	-	-	X
56	MG	1A	3354	-	-	-	X
56	MG	1A	3388	-	-	-	X
56	MG	1A	3398	-	-	-	X
56	MG	1A	3450	-	-	-	X
56	MG	1A	3452	-	-	-	X
56	MG	1A	3473	-	-	-	X
56	MG	1A	3501	-	-	-	X
56	MG	1A	3506	-	-	-	X
56	MG	1A	3516	-	-	-	X
56	MG	1A	3524	-	-	-	X
56	MG	1A	3525	-	-	-	X
56	MG	1A	3546	-	-	-	X
56	MG	1A	3552	-	-	-	X
56	MG	1A	3568	-	-	-	X
56	MG	1A	3570	-	-	-	X
56	MG	1A	3573	-	-	-	X
56	MG	1A	3598	-	-	-	X
56	MG	1A	3676	-	-	-	X
56	MG	1A	3679	-	-	-	X
56	MG	1A	3699	-	-	-	X
56	MG	1A	3836	-	-	-	X
56	MG	1A	3871	-	-	-	X

Continued on next page...

Continued from previous page...

Mol	Type	Chain	Res	Chirality	Geometry	Clashes	Electron density
56	MG	1A	3910	-	-	-	X
56	MG	1A	3913	-	-	-	X
56	MG	1A	3923	-	-	-	X
56	MG	1A	3931	-	-	-	X
56	MG	1A	3937	-	-	-	X
56	MG	1A	4013	-	-	-	X
56	MG	1A	4110	-	-	-	X
56	MG	1A	4154	-	-	-	X
56	MG	1A	4160	-	-	-	X
56	MG	1A	4163	-	-	-	X
56	MG	1A	4186	-	-	-	X
56	MG	1A	4190	-	-	-	X
56	MG	1A	4192	-	-	-	X
56	MG	1A	4194	-	-	-	X
56	MG	1A	4198	-	-	-	X
56	MG	1A	4200	-	-	-	X
56	MG	1A	4201	-	-	-	X
56	MG	1A	4203	-	-	-	X
56	MG	1A	4208	-	-	-	X
56	MG	1A	4213	-	-	-	X
56	MG	1A	4215	-	-	-	X
56	MG	1A	4216	-	-	-	X
56	MG	1A	4220	-	-	-	X
56	MG	1B	3009	-	-	-	X
56	MG	1B	3018	-	-	-	X
56	MG	1B	3021	-	-	-	X
56	MG	1D	302	-	-	-	X
56	MG	1D	303	-	-	-	X
56	MG	1D	310	-	-	-	X
56	MG	1D	312	-	-	-	X
56	MG	1E	311	-	-	-	X
56	MG	1F	304	-	-	-	X
56	MG	1F	307	-	-	-	X
56	MG	1N	201	-	-	-	X
56	MG	1N	204	-	-	-	X
56	MG	1N	205	-	-	-	X
56	MG	1O	3002	-	-	-	X
56	MG	1R	202	-	-	-	X
56	MG	1S	3001	-	-	-	X
56	MG	1S	3002	-	-	-	X
56	MG	1U	204	-	-	-	X
56	MG	1U	205	-	-	-	X

Continued on next page...

Continued from previous page...

Mol	Type	Chain	Res	Chirality	Geometry	Clashes	Electron density
56	MG	1U	208	-	-	-	X
56	MG	1W	203	-	-	-	X
56	MG	1X	101	-	-	-	X
56	MG	1X	103	-	-	-	X
56	MG	1Y	205	-	-	-	X
56	MG	1Z	301	-	-	-	X
56	MG	1a	1614	-	-	-	X
56	MG	1a	1634	-	-	-	X
56	MG	1a	1636	-	-	-	X
56	MG	1a	1641	-	-	-	X
56	MG	1a	1689	-	-	-	X
56	MG	1a	1725	-	-	-	X
56	MG	1a	1750	-	-	-	X
56	MG	1a	1758	-	-	-	X
56	MG	1a	1785	-	-	-	X
56	MG	1a	1819	-	-	-	X
56	MG	1a	1874	-	-	-	X
56	MG	1a	1880	-	-	-	X
56	MG	1a	1884	-	-	-	X
56	MG	1n	101	-	-	-	X
56	MG	1x	109	-	-	-	X
56	MG	1x	118	-	-	-	X
56	MG	2A	3025	-	-	-	X
56	MG	2A	3028	-	-	-	X
56	MG	2A	3049	-	-	-	X
56	MG	2A	3082	-	-	-	X
56	MG	2A	3091	-	-	-	X
56	MG	2A	3106	-	-	-	X
56	MG	2A	3110	-	-	-	X
56	MG	2A	3119	-	-	-	X
56	MG	2A	3129	-	-	-	X
56	MG	2A	3138	-	-	-	X
56	MG	2A	3178	-	-	-	X
56	MG	2A	3341	-	-	-	X
56	MG	2A	3364	-	-	-	X
56	MG	2A	3401	-	-	-	X
56	MG	2A	3402	-	-	-	X
56	MG	2A	3412	-	-	-	X
56	MG	2A	3433	-	-	-	X
56	MG	2A	3436	-	-	-	X
56	MG	2A	3437	-	-	-	X
56	MG	2A	3441	-	-	-	X

Continued on next page...

Continued from previous page...

Mol	Type	Chain	Res	Chirality	Geometry	Clashes	Electron density
56	MG	2A	3444	-	-	-	X
56	MG	2A	3447	-	-	-	X
56	MG	2A	3453	-	-	-	X
56	MG	2A	3467	-	-	-	X
56	MG	2A	3483	-	-	-	X
56	MG	2A	3594	-	-	-	X
56	MG	2A	3649	-	-	-	X
56	MG	2A	3650	-	-	-	X
56	MG	2A	3664	-	-	-	X
56	MG	2A	3729	-	-	-	X
56	MG	2A	3773	-	-	-	X
56	MG	2A	3826	-	-	-	X
56	MG	2A	3827	-	-	-	X
56	MG	2A	3852	-	-	-	X
56	MG	2A	3900	-	-	-	X
56	MG	2A	3907	-	-	-	X
56	MG	2A	3908	-	-	-	X
56	MG	2A	3909	-	-	-	X
56	MG	2A	3920	-	-	-	X
56	MG	2A	3924	-	-	-	X
56	MG	2A	3925	-	-	-	X
56	MG	2A	3926	-	-	-	X
56	MG	2A	3930	-	-	-	X
56	MG	2A	3931	-	-	-	X
56	MG	2A	3932	-	-	-	X
56	MG	2A	3936	-	-	-	X
56	MG	2A	3937	-	-	-	X
56	MG	2B	3006	-	-	-	X
56	MG	2B	3008	-	-	-	X
56	MG	2D	304	-	-	-	X
56	MG	2E	307	-	-	-	X
56	MG	2F	305	-	-	-	X
56	MG	2F	307	-	-	-	X
56	MG	2T	201	-	-	-	X
56	MG	2U	3001	-	-	-	X
56	MG	2U	3002	-	-	-	X
56	MG	2U	3003	-	-	-	X
56	MG	2a	1641	-	-	-	X
56	MG	2a	1646	-	-	-	X
56	MG	2a	1647	-	-	-	X
56	MG	2a	1701	-	-	-	X
56	MG	2a	1750	-	-	-	X

Continued on next page...

Continued from previous page...

Mol	Type	Chain	Res	Chirality	Geometry	Clashes	Electron density
56	MG	2a	1764	-	-	-	X
56	MG	2a	1806	-	-	-	X
59	ZN	15	101	-	-	-	X

2 Entry composition

There are 61 unique types of molecules in this entry. The entry contains 301328 atoms, of which 0 are hydrogens and 0 are deuteriums.

In the tables below, the ZeroOcc column contains the number of atoms modelled with zero occupancy, the AltConf column contains the number of residues with at least one atom in alternate conformation and the Trace column contains the number of residues modelled with at most 2 atoms.

- Molecule 1 is a RNA chain called 23S ribosomal RNA.

Mol	Chain	Residues	Atoms					ZeroOcc	AltConf	Trace
1	1A	2871	Total	C	N	O	P	0	1	0
			61875	27541	11577	19885	2872			
1	2A	2800	Total	C	N	O	P	0	0	0
			60322	26848	11284	19390	2800			

- Molecule 2 is a RNA chain called 5S ribosomal RNA.

Mol	Chain	Residues	Atoms					ZeroOcc	AltConf	Trace
2	1B	120	Total	C	N	O	P	0	0	0
			2577	1146	476	835	120			
2	2B	120	Total	C	N	O	P	0	0	0
			2575	1146	476	833	120			

- Molecule 3 is a protein called 50S ribosomal protein L2.

Mol	Chain	Residues	Atoms					ZeroOcc	AltConf	Trace
3	1D	275	Total	C	N	O	S	0	0	0
			2136	1349	423	361	3			
3	2D	275	Total	C	N	O	S	0	0	0
			2136	1349	423	361	3			

- Molecule 4 is a protein called 50S ribosomal protein L3.

Mol	Chain	Residues	Atoms					ZeroOcc	AltConf	Trace
4	1E	204	Total	C	N	O	S	0	0	0
			1559	985	298	270	6			
4	2E	204	Total	C	N	O	S	0	0	0
			1559	985	298	270	6			

- Molecule 5 is a protein called 50S ribosomal protein L4.

Mol	Chain	Residues	Atoms					ZeroOcc	AltConf	Trace
5	1F	203	Total	C	N	O	S	0	0	1
			1584	1009	298	275	2			
5	2F	203	Total	C	N	O	S	0	0	1
			1580	1007	297	274	2			

- Molecule 6 is a protein called 50S ribosomal protein L5.

Mol	Chain	Residues	Atoms					ZeroOcc	AltConf	Trace
6	1G	181	Total	C	N	O	S	0	0	0
			1423	913	253	253	4			
6	2G	181	Total	C	N	O	S	0	0	0
			1428	913	258	253	4			

- Molecule 7 is a protein called 50S ribosomal protein L6.

Mol	Chain	Residues	Atoms					ZeroOcc	AltConf	Trace
7	1H	173	Total	C	N	O	S	0	0	0
			1321	839	246	235	1			
7	2H	173	Total	C	N	O	S	0	0	0
			1321	839	246	235	1			

- Molecule 8 is a protein called 50S ribosomal protein L9.

Mol	Chain	Residues	Atoms					ZeroOcc	AltConf	Trace
8	1I	146	Total	C	N	O	S	0	0	0
			1097	701	191	204	1			
8	2I	146	Total	C	N	O	S	0	0	0
			1064	681	186	196	1			

- Molecule 9 is a protein called 50S ribosomal protein L13.

Mol	Chain	Residues	Atoms					ZeroOcc	AltConf	Trace
9	1N	140	Total	C	N	O	S	0	0	0
			1117	719	207	187	4			
9	2N	140	Total	C	N	O	S	0	0	0
			1117	719	207	187	4			

- Molecule 10 is a protein called 50S ribosomal protein L14.

Mol	Chain	Residues	Atoms					ZeroOcc	AltConf	Trace
10	1O	122	Total	C	N	O	S	0	0	0
			933	588	171	170	4			

Continued on next page...

Continued from previous page...

Mol	Chain	Residues	Atoms					ZeroOcc	AltConf	Trace
10	2O	122	Total	C	N	O	S	0	0	0
			933	588	171	170	4			

- Molecule 11 is a protein called 50S ribosomal protein L15.

Mol	Chain	Residues	Atoms					ZeroOcc	AltConf	Trace
11	1P	149	Total	C	N	O	S	0	0	0
			1135	706	230	196	3			
11	2P	149	Total	C	N	O	S	0	0	0
			1135	706	230	196	3			

- Molecule 12 is a protein called 50S ribosomal protein L16.

Mol	Chain	Residues	Atoms					ZeroOcc	AltConf	Trace
12	1Q	141	Total	C	N	O	S	0	0	0
			1122	715	212	188	7			
12	2Q	141	Total	C	N	O	S	0	0	0
			1122	715	212	188	7			

- Molecule 13 is a protein called 50S ribosomal protein L17.

Mol	Chain	Residues	Atoms					ZeroOcc	AltConf	Trace
13	1R	118	Total	C	N	O	S	0	0	0
			968	604	203	160	1			
13	2R	118	Total	C	N	O	S	0	0	0
			968	604	203	160	1			

- Molecule 14 is a protein called 50S ribosomal protein L18.

Mol	Chain	Residues	Atoms				ZeroOcc	AltConf	Trace
14	1S	110	Total	C	N	O	0	0	0
			873	550	174	149			
14	2S	110	Total	C	N	O	0	0	0
			870	549	173	148			

- Molecule 15 is a protein called 50S ribosomal protein L19.

Mol	Chain	Residues	Atoms					ZeroOcc	AltConf	Trace
15	1T	131	Total	C	N	O	S	0	0	0
			1091	680	225	185	1			
15	2T	131	Total	C	N	O	S	0	0	0
			1083	675	224	183	1			

- Molecule 16 is a protein called 50S ribosomal protein L20.

Mol	Chain	Residues	Atoms					ZeroOcc	AltConf	Trace
16	1U	116	Total	C	N	O	S	0	0	0
			959	608	201	149	1			
16	2U	116	Total	C	N	O	S	0	0	0
			959	608	201	149	1			

- Molecule 17 is a protein called 50S ribosomal protein L21.

Mol	Chain	Residues	Atoms					ZeroOcc	AltConf	Trace
17	1V	101	Total	C	N	O	S	0	0	0
			771	495	140	135	1			
17	2V	101	Total	C	N	O	S	0	0	0
			771	495	140	135	1			

- Molecule 18 is a protein called 50S ribosomal protein L22.

Mol	Chain	Residues	Atoms					ZeroOcc	AltConf	Trace
18	1W	112	Total	C	N	O	S	0	0	0
			886	557	174	153	2			
18	2W	112	Total	C	N	O	S	0	0	0
			886	557	174	153	2			

- Molecule 19 is a protein called 50S ribosomal protein L23.

Mol	Chain	Residues	Atoms					ZeroOcc	AltConf	Trace
19	1X	95	Total	C	N	O	S	0	0	0
			750	488	135	126	1			
19	2X	95	Total	C	N	O	S	0	0	0
			750	488	135	126	1			

- Molecule 20 is a protein called 50S ribosomal protein L24.

Mol	Chain	Residues	Atoms					ZeroOcc	AltConf	Trace
20	1Y	107	Total	C	N	O	S	0	0	0
			806	517	152	131	6			
20	2Y	107	Total	C	N	O	S	0	0	0
			806	517	152	131	6			

- Molecule 21 is a protein called 50S ribosomal protein L25.

Mol	Chain	Residues	Atoms					ZeroOcc	AltConf	Trace
21	1Z	154	Total	C	N	O	S	0	0	0
			1240	795	222	220	3			
21	2Z	160	Total	C	N	O	S	0	0	0
			1271	814	228	227	2			

- Molecule 22 is a protein called 50S ribosomal protein L27.

Mol	Chain	Residues	Atoms					ZeroOcc	AltConf	Trace
22	10	83	Total	C	N	O	S	0	0	0
			653	404	139	109	1			
22	20	83	Total	C	N	O	S	0	0	0
			653	404	139	109	1			

- Molecule 23 is a protein called 50S ribosomal protein L28.

Mol	Chain	Residues	Atoms					ZeroOcc	AltConf	Trace
23	11	97	Total	C	N	O	S	0	0	0
			755	475	148	131	1			
23	21	97	Total	C	N	O	S	0	0	0
			755	475	148	131	1			

- Molecule 24 is a protein called 50S ribosomal protein L29.

Mol	Chain	Residues	Atoms					ZeroOcc	AltConf	Trace
24	12	70	Total	C	N	O	S	0	0	0
			588	365	118	103	2			
24	22	70	Total	C	N	O	S	0	0	0
			588	365	118	103	2			

- Molecule 25 is a protein called 50S ribosomal protein L30.

Mol	Chain	Residues	Atoms				ZeroOcc	AltConf	Trace
25	13	59	Total	C	N	O	0	0	0
			469	298	90	81			
25	23	59	Total	C	N	O	0	0	0
			464	296	90	78			

- Molecule 26 is a protein called 50S ribosomal protein L31.

Mol	Chain	Residues	Atoms					ZeroOcc	AltConf	Trace
26	14	69	Total	C	N	O	S	0	0	0
			552	349	99	99	5			

Continued on next page...

Continued from previous page...

Mol	Chain	Residues	Atoms					ZeroOcc	AltConf	Trace
26	24	69	Total	C	N	O	S	0	0	0
			532	339	97	91	5			

- Molecule 27 is a protein called 50S ribosomal protein L32.

Mol	Chain	Residues	Atoms					ZeroOcc	AltConf	Trace
27	15	59	Total	C	N	O	S	0	0	0
			455	285	89	76	5			
27	25	59	Total	C	N	O	S	0	0	0
			455	285	89	76	5			

- Molecule 28 is a protein called 50S ribosomal protein L33.

Mol	Chain	Residues	Atoms					ZeroOcc	AltConf	Trace
28	16	53	Total	C	N	O	S	0	0	0
			453	281	91	77	4			
28	26	53	Total	C	N	O	S	0	0	0
			449	279	91	75	4			

- Molecule 29 is a protein called 50S ribosomal protein L34.

Mol	Chain	Residues	Atoms					ZeroOcc	AltConf	Trace
29	17	48	Total	C	N	O	S	0	0	0
			418	257	104	55	2			
29	27	48	Total	C	N	O	S	0	0	0
			418	257	104	55	2			

- Molecule 30 is a protein called 50S ribosomal protein L35.

Mol	Chain	Residues	Atoms					ZeroOcc	AltConf	Trace
30	18	64	Total	C	N	O	S	0	0	0
			517	331	102	82	2			
30	28	64	Total	C	N	O	S	0	0	0
			517	331	102	82	2			

- Molecule 31 is a protein called 50S ribosomal protein L36.

Mol	Chain	Residues	Atoms					ZeroOcc	AltConf	Trace
31	19	37	Total	C	N	O	S	0	0	0
			307	188	68	47	4			
31	29	37	Total	C	N	O	S	0	0	0
			307	188	68	47	4			

- Molecule 32 is a RNA chain called 16S ribosomal RNA.

Mol	Chain	Residues	Atoms					ZeroOcc	AltConf	Trace
32	1a	1500	Total	C	N	O	P	0	0	0
			32246	14358	5975	10413	1500			
32	2a	1503	Total	C	N	O	P	0	0	0
			32327	14396	5990	10438	1503			

- Molecule 33 is a protein called 30S ribosomal protein S2.

Mol	Chain	Residues	Atoms					ZeroOcc	AltConf	Trace
33	1b	231	Total	C	N	O	S	0	0	0
			1846	1179	331	331	5			
33	2b	231	Total	C	N	O	S	0	0	0
			1825	1167	326	327	5			

- Molecule 34 is a protein called 30S ribosomal protein S3.

Mol	Chain	Residues	Atoms					ZeroOcc	AltConf	Trace
34	1c	206	Total	C	N	O	S	0	0	0
			1548	973	301	273	1			
34	2c	206	Total	C	N	O	S	0	0	0
			1542	968	300	273	1			

- Molecule 35 is a protein called 30S ribosomal protein S4.

Mol	Chain	Residues	Atoms					ZeroOcc	AltConf	Trace
35	1d	208	Total	C	N	O	S	0	0	0
			1655	1038	326	284	7			
35	2d	208	Total	C	N	O	S	0	0	0
			1674	1050	333	284	7			

- Molecule 36 is a protein called 30S ribosomal protein S5.

Mol	Chain	Residues	Atoms					ZeroOcc	AltConf	Trace
36	1e	148	Total	C	N	O	S	0	0	0
			1129	714	213	198	4			
36	2e	148	Total	C	N	O	S	0	0	0
			1133	716	214	199	4			

- Molecule 37 is a protein called 30S ribosomal protein S6.

Mol	Chain	Residues	Atoms					ZeroOcc	AltConf	Trace
37	1f	100	Total	C	N	O	S	0	0	0
			810	514	144	149	3			
37	2f	100	Total	C	N	O	S	0	0	0
			816	516	146	151	3			

- Molecule 38 is a protein called 30S ribosomal protein S7.

Mol	Chain	Residues	Atoms					ZeroOcc	AltConf	Trace
38	1g	155	Total	C	N	O	S	0	0	0
			1231	766	243	216	6			
38	2g	155	Total	C	N	O	S	0	0	0
			1235	769	244	216	6			

- Molecule 39 is a protein called 30S ribosomal protein S8.

Mol	Chain	Residues	Atoms					ZeroOcc	AltConf	Trace
39	1h	137	Total	C	N	O	S	0	0	0
			1088	689	206	191	2			
39	2h	137	Total	C	N	O	S	0	0	0
			1088	689	206	191	2			

- Molecule 40 is a protein called 30S ribosomal protein S9.

Mol	Chain	Residues	Atoms				ZeroOcc	AltConf	Trace
40	1i	127	Total	C	N	O	0	0	0
			983	623	193	167			
40	2i	127	Total	C	N	O	0	0	0
			978	619	190	169			

- Molecule 41 is a protein called 30S ribosomal protein S10.

Mol	Chain	Residues	Atoms				ZeroOcc	AltConf	Trace
41	1j	97	Total	C	N	O	0	0	0
			709	440	138	131			
41	2j	96	Total	C	N	O	0	0	0
			714	445	138	131			

- Molecule 42 is a protein called 30S ribosomal protein S11.

Mol	Chain	Residues	Atoms					ZeroOcc	AltConf	Trace
42	1k	114	Total	C	N	O	S	0	0	0
			829	516	155	155	3			

Continued on next page...

Continued from previous page...

Mol	Chain	Residues	Atoms					ZeroOcc	AltConf	Trace
42	2k	114	Total	C	N	O	S	0	0	0
			833	519	156	155	3			

- Molecule 43 is a protein called 30S ribosomal protein S12.

Mol	Chain	Residues	Atoms					ZeroOcc	AltConf	Trace
43	1l	122	Total	C	N	O	S	0	0	0
			932	586	185	159	2			
43	2l	122	Total	C	N	O	S	0	0	0
			932	586	185	159	2			

- Molecule 44 is a protein called 30S ribosomal protein S13.

Mol	Chain	Residues	Atoms					ZeroOcc	AltConf	Trace
44	1m	123	Total	C	N	O	S	0	0	0
			958	592	198	166	2			
44	2m	122	Total	C	N	O	S	0	0	0
			950	586	197	165	2			

- Molecule 45 is a protein called 30S ribosomal protein S14 type Z.

Mol	Chain	Residues	Atoms					ZeroOcc	AltConf	Trace
45	1n	60	Total	C	N	O	S	0	0	0
			492	312	104	72	4			
45	2n	60	Total	C	N	O	S	0	0	0
			492	312	104	72	4			

- Molecule 46 is a protein called 30S ribosomal protein S15.

Mol	Chain	Residues	Atoms					ZeroOcc	AltConf	Trace
46	1o	88	Total	C	N	O	S	0	0	0
			728	456	144	126	2			
46	2o	88	Total	C	N	O	S	0	0	0
			728	456	144	126	2			

- Molecule 47 is a protein called 30S ribosomal protein S16.

Mol	Chain	Residues	Atoms					ZeroOcc	AltConf	Trace
47	1p	82	Total	C	N	O	S	0	0	0
			681	433	134	113	1			
47	2p	82	Total	C	N	O	S	0	0	0
			677	430	133	113	1			

- Molecule 48 is a protein called 30S ribosomal protein S17.

Mol	Chain	Residues	Atoms					ZeroOcc	AltConf	Trace
48	1q	99	Total	C	N	O	S	0	0	0
			823	528	151	142	2			
48	2q	99	Total	C	N	O	S	0	0	0
			823	528	151	142	2			

- Molecule 49 is a protein called 30S ribosomal protein S18.

Mol	Chain	Residues	Atoms					ZeroOcc	AltConf	Trace
49	1r	68	Total	C	N	O		0	0	0
			555	355	108	92				
49	2r	68	Total	C	N	O		0	0	0
			555	355	108	92				

- Molecule 50 is a protein called 30S ribosomal protein S19.

Mol	Chain	Residues	Atoms					ZeroOcc	AltConf	Trace
50	1s	83	Total	C	N	O	S	0	0	0
			652	417	120	113	2			
50	2s	83	Total	C	N	O	S	0	0	0
			646	412	119	113	2			

- Molecule 51 is a protein called 30S ribosomal protein S20.

Mol	Chain	Residues	Atoms					ZeroOcc	AltConf	Trace
51	1t	96	Total	C	N	O	S	0	0	0
			728	446	156	124	2			
51	2t	96	Total	C	N	O	S	0	0	0
			727	446	155	124	2			

- Molecule 52 is a protein called 30S ribosomal protein Thx.

Mol	Chain	Residues	Atoms					ZeroOcc	AltConf	Trace
52	1u	23	Total	C	N	O		0	0	0
			199	122	48	29				
52	2u	23	Total	C	N	O		0	0	0
			199	122	48	29				

- Molecule 53 is a RNA chain called mRNA.

Mol	Chain	Residues	Atoms					ZeroOcc	AltConf	Trace
53	1v	13	Total	C	N	O	P	0	0	0
			277	125	51	88	13			
53	2v	13	Total	C	N	O	P	0	0	0
			277	125	51	88	13			

- Molecule 54 is a RNA chain called A-site and E-site tRNAs.

Mol	Chain	Residues	Atoms						ZeroOcc	AltConf	Trace
54	1w	74	Total	C	N	O	P	S	0	0	0
			1592	713	285	518	74	2			
54	1y	74	Total	C	N	O	P	S	0	0	0
			1585	707	285	518	74	1			
54	2w	72	Total	C	N	O	P	S	0	0	0
			1544	690	278	502	72	2			
54	2y	73	Total	C	N	O	P	S	0	0	0
			1565	698	283	510	73	1			

- Molecule 55 is a RNA chain called P-site tRNA.

Mol	Chain	Residues	Atoms						ZeroOcc	AltConf	Trace
55	1x	76	Total	C	N	O	P	S	0	0	0
			1625	725	294	529	76	1			
55	2x	76	Total	C	N	O	P	S	0	0	0
			1625	725	294	529	76	1			

- Molecule 56 is MAGNESIUM ION (three-letter code: MG) (formula: Mg).

Mol	Chain	Residues	Atoms		ZeroOcc	AltConf
56	2E	9	Total	Mg	0	0
			9	9		
56	17	4	Total	Mg	0	0
			4	4		
56	2d	2	Total	Mg	0	0
			2	2		
56	1T	2	Total	Mg	0	0
			2	2		
56	1N	6	Total	Mg	0	0
			6	6		
56	20	2	Total	Mg	0	0
			2	2		
56	18	3	Total	Mg	0	0
			3	3		
56	1Y	4	Total	Mg	0	0
			4	4		

Continued on next page...

Continued from previous page...

Mol	Chain	Residues	Atoms		ZeroOcc	AltConf
56	13	2	Total 2	Mg 2	0	0
56	1f	1	Total 1	Mg 1	0	0
56	1P	3	Total 3	Mg 3	0	0
56	2B	20	Total 20	Mg 20	0	0
56	2w	8	Total 8	Mg 8	0	0
56	2a	256	Total 256	Mg 256	0	0
56	1E	11	Total 11	Mg 11	0	0
56	1b	2	Total 2	Mg 2	0	0
56	2l	3	Total 3	Mg 3	0	0
56	2F	7	Total 7	Mg 7	0	0
56	16	2	Total 2	Mg 2	0	0
56	28	1	Total 1	Mg 1	0	0
56	2e	1	Total 1	Mg 1	0	0
56	1W	4	Total 4	Mg 4	0	0
56	1A	1220	Total 1220	Mg 1220	0	0
56	1t	1	Total 1	Mg 1	0	0
56	2p	1	Total 1	Mg 1	0	0
56	1n	3	Total 3	Mg 3	0	0
56	2P	3	Total 3	Mg 3	0	0
56	1X	5	Total 5	Mg 5	0	0
56	12	1	Total 1	Mg 1	0	0

Continued on next page...

Continued from previous page...

Mol	Chain	Residues	Atoms		ZeroOcc	AltConf
56	1y	5	Total 5	Mg 5	0	0
56	1S	3	Total 3	Mg 3	0	0
56	25	4	Total 4	Mg 4	0	0
56	2T	2	Total 2	Mg 2	0	0
56	1D	12	Total 12	Mg 12	0	0
56	2N	1	Total 1	Mg 1	0	0
56	1e	1	Total 1	Mg 1	0	0
56	2G	1	Total 1	Mg 1	0	0
56	1I	1	Total 1	Mg 1	0	0
56	2f	2	Total 2	Mg 2	0	0
56	1V	2	Total 2	Mg 2	0	0
56	2X	2	Total 2	Mg 2	0	0
56	1w	11	Total 11	Mg 11	0	0
56	1a	284	Total 284	Mg 284	0	0
56	2Q	4	Total 4	Mg 4	0	0
56	15	2	Total 2	Mg 2	0	0
56	1x	18	Total 18	Mg 18	0	0
56	2j	2	Total 2	Mg 2	0	0
56	1R	3	Total 3	Mg 3	0	0
56	26	1	Total 1	Mg 1	0	0
56	2v	4	Total 4	Mg 4	0	0

Continued on next page...

Continued from previous page...

Mol	Chain	Residues	Atoms		ZeroOcc	AltConf
56	2U	3	Total 3	Mg 3	0	0
56	1G	5	Total 5	Mg 5	0	0
56	2O	1	Total 1	Mg 1	0	0
56	11	5	Total 5	Mg 5	0	0
56	2n	1	Total 1	Mg 1	0	0
56	2q	4	Total 4	Mg 4	0	0
56	2g	1	Total 1	Mg 1	0	0
56	1v	1	Total 1	Mg 1	0	0
56	2x	5	Total 5	Mg 5	0	0
56	2R	3	Total 3	Mg 3	0	0
56	1Z	4	Total 4	Mg 4	0	0
56	2D	5	Total 5	Mg 5	0	0
56	14	1	Total 1	Mg 1	0	0
56	1U	8	Total 8	Mg 8	0	0
56	2r	1	Total 1	Mg 1	0	0
56	1O	6	Total 6	Mg 6	0	0
56	1r	1	Total 1	Mg 1	0	0
56	19	2	Total 2	Mg 2	0	0
56	1l	3	Total 3	Mg 3	0	0
56	2V	1	Total 1	Mg 1	0	0
56	1F	7	Total 7	Mg 7	0	0

Continued on next page...

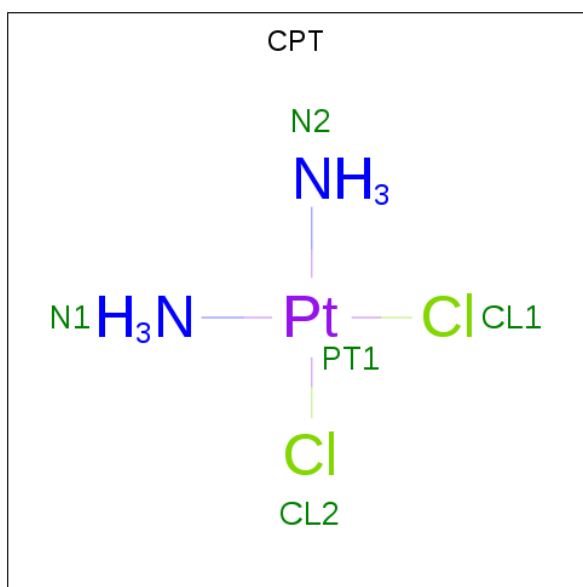
Continued from previous page...

Mol	Chain	Residues	Atoms		ZeroOcc	AltConf
56	10	6	Total 6	Mg 6	0	0
56	2t	1	Total 1	Mg 1	0	0
56	1Q	5	Total 5	Mg 5	0	0
56	2A	937	Total 937	Mg 937	0	0
56	23	2	Total 2	Mg 2	0	0
56	2Z	1	Total 1	Mg 1	0	0
56	1B	36	Total 36	Mg 36	0	0
56	2y	7	Total 7	Mg 7	0	0
56	27	1	Total 1	Mg 1	0	0
56	2S	1	Total 1	Mg 1	0	0

- Molecule 57 is POTASSIUM ION (three-letter code: K) (formula: K).

Mol	Chain	Residues	Atoms		ZeroOcc	AltConf
57	1A	1	Total 1	K 1	0	0
57	2A	1	Total 1	K 1	0	0

- Molecule 58 is Cisplatin (three-letter code: CPT) (formula: Cl₂H₆N₂Pt).



Mol	Chain	Residues	Atoms				ZeroOcc	AltConf
58	1A	1	Total	Cl	N	Pt	0	0
			4	1	2	1		
58	1A	1	Total	Cl	N	Pt	0	0
			4	1	2	1		
58	1A	1	Total	Cl	N	Pt	0	0
			4	1	2	1		
58	1A	1	Total	Cl	N	Pt	0	0
			4	1	2	1		
58	1A	1	Total	N	Pt		0	0
			3	2	1			
58	1A	1	Total	Cl	N	Pt	0	0
			4	1	2	1		
58	1I	1	Total	Cl	N	Pt	0	0
			4	1	2	1		
58	1a	1	Total	Cl	N	Pt	0	0
			4	1	2	1		
58	1a	1	Total	Cl	N	Pt	0	0
			4	1	2	1		
58	2A	1	Total	Cl	N	Pt	0	0
			4	1	2	1		
58	2A	1	Total	Cl	N	Pt	0	0
			4	1	2	1		
58	2A	1	Total	Cl	N	Pt	0	0
			4	1	2	1		
58	2A	1	Total	N	Pt		0	0
			3	2	1			

Continued on next page...

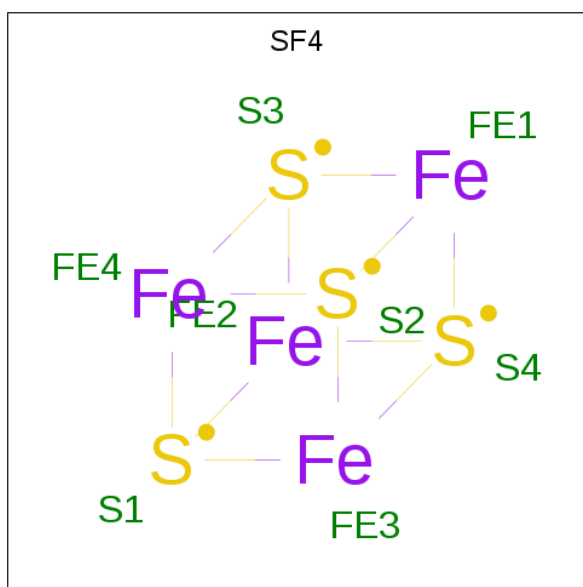
Continued from previous page...

Mol	Chain	Residues	Atoms				ZeroOcc	AltConf
58	2A	1	Total	Cl	N	Pt	0	0
			4	1	2	1		
58	2I	1	Total	Cl	N	Pt	0	0
			4	1	2	1		

- Molecule 59 is ZINC ION (three-letter code: ZN) (formula: Zn).

Mol	Chain	Residues	Atoms		ZeroOcc	AltConf
59	1Y	1	Total	Zn	0	0
			1	1		
59	14	1	Total	Zn	0	0
			1	1		
59	1n	1	Total	Zn	0	0
			1	1		
59	15	1	Total	Zn	0	0
			1	1		
59	29	1	Total	Zn	0	0
			1	1		
59	19	1	Total	Zn	0	0
			1	1		
59	26	1	Total	Zn	0	0
			1	1		
59	25	1	Total	Zn	0	0
			1	1		
59	24	1	Total	Zn	0	0
			1	1		
59	2n	1	Total	Zn	0	0
			1	1		
59	2Y	1	Total	Zn	0	0
			1	1		
59	16	1	Total	Zn	0	0
			1	1		

- Molecule 60 is IRON/SULFUR CLUSTER (three-letter code: SF4) (formula: Fe₄S₄).



Mol	Chain	Residues	Atoms			ZeroOcc	AltConf
60	1d	1	Total	Fe	S	0	0
			8	4	4		
60	2d	1	Total	Fe	S	0	0
			8	4	4		

- Molecule 61 is water.

Mol	Chain	Residues	Atoms		ZeroOcc	AltConf
61	1A	2299	Total	O	0	0
			2299	2299		
61	1B	68	Total	O	0	0
			68	68		
61	1D	29	Total	O	0	0
			29	29		
61	1E	30	Total	O	0	0
			30	30		
61	1F	17	Total	O	0	0
			17	17		
61	1G	8	Total	O	0	0
			8	8		
61	1H	1	Total	O	0	0
			1	1		
61	1I	2	Total	O	0	0
			2	2		
61	1N	5	Total	O	0	0
			5	5		
61	1O	7	Total	O	0	0
			7	7		

Continued on next page...

Continued from previous page...

Mol	Chain	Residues	Atoms		ZeroOcc	AltConf
61	1P	21	Total 21	O 21	0	0
61	1Q	13	Total 13	O 13	0	0
61	1R	13	Total 13	O 13	0	0
61	1S	5	Total 5	O 5	0	0
61	1T	8	Total 8	O 8	0	0
61	1U	14	Total 14	O 14	0	0
61	1V	12	Total 12	O 12	0	0
61	1W	7	Total 7	O 7	0	0
61	1X	8	Total 8	O 8	0	0
61	1Y	9	Total 9	O 9	0	0
61	1Z	1	Total 1	O 1	0	0
61	10	10	Total 10	O 10	0	0
61	11	11	Total 11	O 11	0	0
61	12	4	Total 4	O 4	0	0
61	13	5	Total 5	O 5	0	0
61	14	1	Total 1	O 1	0	0
61	15	6	Total 6	O 6	0	0
61	16	3	Total 3	O 3	0	0
61	17	10	Total 10	O 10	0	0
61	18	11	Total 11	O 11	0	0
61	1a	516	Total 516	O 516	0	0

Continued on next page...

Continued from previous page...

Mol	Chain	Residues	Atoms		ZeroOcc	AltConf
61	1b	1	Total 1	O 1	0	0
61	1c	1	Total 1	O 1	0	0
61	1d	3	Total 3	O 3	0	0
61	1e	2	Total 2	O 2	0	0
61	1g	2	Total 2	O 2	0	0
61	1i	1	Total 1	O 1	0	0
61	1l	8	Total 8	O 8	0	0
61	1m	2	Total 2	O 2	0	0
61	1o	1	Total 1	O 1	0	0
61	1p	1	Total 1	O 1	0	0
61	1q	3	Total 3	O 3	0	0
61	1u	1	Total 1	O 1	0	0
61	1v	6	Total 6	O 6	0	0
61	1w	21	Total 21	O 21	0	0
61	1x	14	Total 14	O 14	0	0
61	1y	3	Total 3	O 3	0	0
61	2A	1402	Total 1402	O 1402	0	0
61	2B	27	Total 27	O 27	0	0
61	2D	26	Total 26	O 26	0	0
61	2E	17	Total 17	O 17	0	0
61	2F	17	Total 17	O 17	0	0

Continued on next page...


Continued from previous page...

Mol	Chain	Residues	Atoms		ZeroOcc	AltConf
61	2I	4	Total 4	O 4	0	0
61	2N	3	Total 3	O 3	0	0
61	2O	1	Total 1	O 1	0	0
61	2P	15	Total 15	O 15	0	0
61	2Q	2	Total 2	O 2	0	0
61	2R	2	Total 2	O 2	0	0
61	2T	6	Total 6	O 6	0	0
61	2U	2	Total 2	O 2	0	0
61	2V	1	Total 1	O 1	0	0
61	2W	3	Total 3	O 3	0	0
61	2X	2	Total 2	O 2	0	0
61	2Y	1	Total 1	O 1	0	0
61	2Z	2	Total 2	O 2	0	0
61	20	6	Total 6	O 6	0	0
61	21	12	Total 12	O 12	0	0
61	22	1	Total 1	O 1	0	0
61	23	1	Total 1	O 1	0	0
61	25	3	Total 3	O 3	0	0
61	27	4	Total 4	O 4	0	0
61	28	4	Total 4	O 4	0	0
61	29	1	Total 1	O 1	0	0

Continued on next page...

Continued from previous page...


Mol	Chain	Residues	Atoms		ZeroOcc	AltConf
61	2a	380	Total 380	O 380	0	0
61	2c	1	Total 1	O 1	0	0
61	2d	4	Total 4	O 4	0	0
61	2e	2	Total 2	O 2	0	0
61	2f	1	Total 1	O 1	0	0
61	2g	2	Total 2	O 2	0	0
61	2i	1	Total 1	O 1	0	0
61	2j	4	Total 4	O 4	0	0
61	2l	7	Total 7	O 7	0	0
61	2p	1	Total 1	O 1	0	0
61	2q	1	Total 1	O 1	0	0
61	2t	3	Total 3	O 3	0	0
61	2u	2	Total 2	O 2	0	0
61	2v	2	Total 2	O 2	0	0
61	2w	2	Total 2	O 2	0	0
61	2x	7	Total 7	O 7	0	0
61	2y	20	Total 20	O 20	0	0



A1253	C1147	U	A1020	G938	G864	A783	C	C589	A503	A402	A289	C234	G94A	G
A1256	A1148	U	A1021	A941	C865	A784	G652T	G599	U504	U403	G290	U235	G95	U
G1256	C1150	A	U1022	A942	C867	G785	G652V	G600	A505	U405	A294	C236	G96	C
G1266	G1153	G	G1024	U943	U868	A788	A655	G601	G508	G406	A300	G242	G98	A6
U1267	G1154	A	G1025	G944	G869	A789	G656	G602	C509	G407	G301	G247	U99	G7
A1268	A1155	G	U1026	A945	A870	C790	U657	A603	C510	G408	G302	G248	G100	A8
A1269	U1156	U	A1027	G946	G871	G792	G660	G604	U511	G409		G249	G102	U9
C1270	U1165	G	G1028	G947	G875	A793	G661	U606	G512	A412	G307	C250	C105	G10
G1271	C1166	C	G1030	G948	C876	G796	G662	A608	C517	C413	G308	G251	C106	U12
A1272	G1169	U	G1031	A953	U877	C797	G668	A609	A526	C414	G309		G117	G15
U1273	G1170	A	U1032	G954	A878		G669		C527	A415	A310	A262	G118	
A1286	G1171	A	U1033	G955	G879	A800	G688	G613	A528	C416	A311	A263	A119	G27
A1287	G	U	G1037	U958	G880	G801	G689	U614	A529			A264	U120	A28
A1288	A	A	C1038	A959	G881	C812	G674	G614B	G530	C420	G317	C265	A118	
U1300	U	G	G1039	A960	G882	C813	A675	U614A	A531	U421	G318	C266	G121	U29
A1301	G	C	C1040	G961	C883	G805	A676	A614C	C531	A422	C319	G267	G122	G30
A1302	A	U	C1041	G962	C884	G809	A677	G615	G532	A423	A322	C268	C31	C31
G1303	C1178	C	G1042	G963	C885	G812	G686	G616	G533	G424	G323		A141	
G1309	C1181	A	C1043	G966	A887	U813			A536	G425	A324	A271A	G143	C34
G1310	G1187	U	A	C967	C888	C698	C698	C624	C537	U427	A325	G271D	G143A	G35
G1311	U1188	G	A	G974	A890	C816	A699	G625	G538		U328	U271E	C144	C39
U1312	U1189	G	G	C975	G892	C817		U626	G539	U634	A330	C271F	C40	C41
U1313	C1201	U	A	G975A	C893	G818	G717	G628	C540	C435	A331	C271G	C154A	G42
C1314	C1202	C	C	A	C894	A819	G629	G629	G545	C436	A332	C271H	U	A43
G1324	A1204	G	A	A981	U895	A820	C721	G630	C		G333	C271I	U	G44
U1325	U1205	C	C	C982	C897	A821	A722	A631	A	U441	C334	C271J	G171	C45
U1326	A983	C	C	A983	C998	U827	G726	A637	A	A442	G338	U271K	C172	A56
C1327	G987	A	A	A989	C999	U828	G828	G638	G549	A443	U339	U271L	G172	C57
C1328	A1210	G	G	A990	A901	A829	C730	U639	G551	C444	A340	G271M	A181	G58
C1329	U1211	G	G	G988	A901	G830	C731	C640		G446	G341	C271N		
C1330	G1212	A	A	A990	C902	G831	G734	C641	U557	A447		C271O	A191	A64
C1331	A1213	G	G	C903	C903	G836	A734	G642	G558	U448	G352	C271P	C192	
C1332	G993	G	G	C904	C904			A643	G561	A449		G271Q	G192	G68
C1333	C1217	U	U	C994	U907	U839	U740	A644	U562	G450	G361	G271R	A196	C69
C1334	G1218	U	U	C995	C908	C840	G741	C645	G563	C451	U362	C271T	G70	G70
C1335	G1219	G	G	A996	A909	G845	G744	A646			A71	C271U	A199	U72
C1336	C1221	C	C	A1000	A910	G845	G745	G647	U568	C455	A363A	G271V	G205	A73
C1337	C1224	U	U	A1001	A911	G848	A746	A652B	G570	A457	G363B	U272A	G205	A74
C1338	A1128	A	A	G1002	C912	A949		G652C	G573	G467	G375	G272B	G215	G75
C1339	U1129	G	A	G1003	G912	A848	A752	G652D	C574		C376	C272C	A216	C76
C1340	U1130	G	G	C1004	A917	C850	C753	G652E	G579	G473	G376	C272D	A217	C77
C1341	G1230	A	A	G1005	A918	U851	C754	G	C580	G474	G382	C272E	A218	A78
C1342	G1231	C	C	C1006	G919	G852	C755	C	A575				G221	G79
C1343	G1232	C	C	C1007	G920	G853		C	U576				A221	G80
C1344	G1233	C	C	G1011	G921	G854	G763	C	G579	A478	G386	A276	A222	G81
C1345	G1234	A	A	U1012	U922	G855	A764	G	C581	G481	G391	C277	A223	G82
C1346	U1142	C	C	C1013	C923	C856	G771	A	C581	A482	C392	A278	G224	G83
C1347	U1143	A	A	U1014	G927	U858	G771	C	G582	A483	G396	C279	A225	A84
C1348	A1144A	U	U	G1015	G928	G859	A774	G	G583		G397	G280	A225	
C1349	G1143	C	C	G1016	G932	U860	G775	C	A586	A492	G400	G281	A228	G89
C1350	G1144	C	C	C1018	A933	G862	G776	G	C587	G493	G400	C286	A229	U90
C1351	G1248	U	U	U1019	G933	A863	A782	C	U588	G500	A401	C287	U230	A92
												C288	A233	C94

G2846	U2756	A2632	A2518	A2425	G2337	U2244	G2151	C2064	U1946	G1816	G1696	A1580	A1486	A1384
U2847	A2757	G2633	U2519	G2429	G2340	A2247	G2152	C2065	C1947	G1817	G1697	G1581	G1487	G1385
U2848	A2758	G2634	C2520	G2429	G2341	A2248	G2153	G2069	C1947	U1818	A1698	A1582	G1488	G1386
U2849	G2760	U2637	G2524	A2430	C2342	U2249	G2154	G2095	U1955	A1829	G1699	C1834	U1490	U1405
C2853	G2761	G2646	G2525	A2435	C2343	G2250	G2155	C2096	C1968	G1831	A1700	A1586	U1491	U1406
G2854	A2764	U2647	G2529	A2439	U2344	G2251	G2156	U2097	G1963	G1832	G1703	C1830	G1492	C1407
A2860	A2765	A2654	A2530	A2440	G2345	U2262	A2158	C2098	U1963	U1833	C1711	U1590	C1493	C1408
G2861	G2766	G2654	A2531	C2441	C2347	A2268	G2159	U2099	G1964	U1834	C1712	G1591	C1494	C1409
C2870	G2769	G2663	G2532	G2441	C2347	A2268	G2160	G2100	C1965	U1835	C1711	U1592	G1497	G1410
C2871	G2770	G2664	U2537	G2445	C2350	G2271	G2162	C2103	U1967	G1839	G1721	U1593	A1412	A1412
G2872	A2778	A2674	C2538	G2446	C2355	U2272	G2166	G2104	G1968	U1846	A1722	C1504	C1504	G1413
C2879	U2779	A2675	C2539	G2447	C2356	A2273	U2167	C2105	A1969	U1847	U1739	A1507	A1507	G1416
C2880	G2780	G2676	C2540	A2448	U2357	A2274	G2168	G2106	C1970	G1852	G1756	A1508	A1508	G1418
C2881	A2781	C2677	A2541	U2449	G2358	G2275	A2169	C2107	A1971	A1843	G1757	C1509	C1509	A1419
A2882	G2782	C2678	A2542	A2450	C2359	G2276	A2170	C2108	U1972	U1851	A1759	A1509A	A1509A	U1420
C2883	A2785	A2679	U2552	A2453	A2360	G2277	A2171	U2109	G1973	C1852	A1760	A1509B	A1509B	U1421
U2884	G2786	C2680	G2553	C2465	C2364	A2278	U2172	G2110	U1981	G1857	G1761	A1609	A1609	G1422
C2888	U2787	C2683	U2554	C2466	G2365	G2280	C2174	U2112	G1992	U1858	G1762	A1610	A1610	G1423
C2889	G2788	U2684	U2555	A2467	A2366	C2283	C2175	U2113	U1993	G1859	G1763	G1517	G1517	G1424
C2891	C2789	G2686	C2558	A2468	G2367	C2284	A2176	A2114	C1986	G1860	G1764	U1520	U1520	G1425
A2892	A	U2687	C2559	A2469	G2370	C2285	C2177	G2115	G1997	U1861	G1769	U1523	U1523	A1427
C2893	C	U2688	A2566	G2472	G2371	A2286	C2178	C2116	C2002	C1866	A1773	G1529	G1529	G1428
C2894	G2792	U2689	G2567	U2473	G2372	A2287	U2180	U2118	A1876	A1877	U1778	C1530	C1530	G1429
U2895	G2793	U2690	C2568	U2474	G2373	C2287	G2182	G2120	C2006	G1878	U1779	C1531	C1531	C1430
C2896	G2794	C2691	G2569	C2475	G2374	U2291	C2183	G2121	C2006	U1889	A1780	C1532	C1532	U1431
U2897	C	C2692	U2572	A2476	A2376	C2292	U2184	U2122	A2014	A1890	G1781	G1533	G1533	A1434
U	U	G2693	A2573	A2477	A2377	G2302	C2185	G2123	A2019	A1891	C1782	U	A	C1437
G	A	C2694	C2573	A2478	G2378	G2303	U2189	G2124	A2020	G1891	A1783	C1536	C1536	C1437
A	A2801A	G2694	G2578	C2483	C2379	G2304	G2190	G2125	G2021	G1899	A1784	G1645	G1645	G1442
C	G2802	U2702	U2580	G2484	A2380	A2305	G2191	G2126	C2022	G1900	A1785	G1646	G1646	A1445
C	C2803	C2703	U2585	G2485	G2382	G2306	G2192	G2127	U2022	G1906	A1786	G1647	G1647	G1448
C	G2804	G2704	U2592	G2486	G2383	G2307	G2193	C2128	G2023	U1913	U1790	U1540	U1540	A1449
C	G2805	A2705	G2593	G2487	G2384	G2308	G2194	C2129	G2024	A1914	C1791	A1541	A1541	G1450
U	G2807	C2709	U2598	A2488	C2385	U2312	A2198	U2130	C2025	A1915	U1794	A1544	A1544	G1455
C	G2811	C2710	A2598	G2490	U2390	C2317	U2203	U2132	G2029	A1916	C1795	A1545	A1545	G1460
C2815	U2712	U2711	U2603	U2491	G2391	G2318	C2205	G2133	A2030	U1917	U1796	C1546	C1546	C1462
C2816	A2712A	A2713	G2603	G2494	A2392	G2319	G2206	A2134	A2031	G1927	U1797	A1557	A1557	G1461
G2817	G2714	U2604	U2604	G2499	G2396	A2320	G2207	C2136	A2033	A1928	U1798	A1558	A1558	C1462
G2818	G2715	U2605	G2605	C2499	C2402	G2321	A2208	C2137	A2042	G1929	U1799	A1566	A1566	G1466
G2819	U2726	U2606	U2610	G2502	C2403	G2322	G2219	C2138	C2043	G1930	C1800	A1567	A1567	C1467
A2820	G2727	C2510	C2612	U2504	U2406	A2327	G2220	C2139	C2044	G1931	G1801	A1568	A1568	A1469
A2821	G2732	A2733	C2617	U2505	G2407	A2328	G2221	C2140	G2049	U1932	A1802	A1569	A1569	G1470
G2822	A2734	G2735	C2618	U2506	U2408	G2329	A2225	U2144	C2055	U1933	U1803	A1570	A1570	A1471
A2823	G2736	G2737	C2619	U2507	G2409	G2330	U2232	U2145	G2056	G1934	U1804	A1571	A1571	A1472
G2824	U2738	A2739	G2620	G2508	G2410	G2331	G2238	C2146	A2060	U1935	A1810	A1572	A1572	G1473
G2825	A2740	A2741	G2621	G2509	G2411	G2332	G2239	G2147	G2061	U1936	G1811	A1573	A1573	C1474
G2826	U2742	A2743	G2622	G2510	G2412	G2333	G2240	G2148	C2062	U1937	A1812	U1578	U1578	C1474
G2827	G2744	A2745	G2623	G2511	G2413	G2334	G2241	U2150	C2063	U1938	A1813	U1579	U1579	G1482
G2828	U2746	A2747	G2624	G2512	G2414	G2335	G2242			U1939	A1814			
G2829	A2748	A2749	G2625	G2513	U2415	A2336	U2243							
G2830	U2750	A2751	G2626	G2514	U2416	A2337								
G2831	G2752	A2753	G2627	G2515	U2417	A2338								
G2832	U2754	A2755	G2628	G2516	U2418	A2339								
G2833	G2756	A2757	G2629	G2517	U2419	A2340								
G2834	U2758	A2759	G2630	G2518	U2420	A2341								
G2835	G2760	A2761	G2631	G2519	U2421	A2342								
G2836	U2762	A2763	G2632	G2520	U2422	A2343								
G2837	G2764	A2765	G2633	G2521	U2423	A2344								
G2838	A2766	A2767	G2634	G2522	U2424	A2345								
G2839	G2768	A2769	G2635	G2523	U2425	A2346								
G2840	U2770	A2771	G2636	G2524	U2426	A2347								
G2841	G2772	A2773	G2637	G2525	U2427	A2348								
G2842	A2774	A2775	G2638	G2526	U2428	A2349								
G2843	U2776	A2777	G2639	G2527	U2429	A2350								
G2844	G2778	A2779	G2640	G2528	U2430	A2351								
G2845	U2780	A2781	G2641	G2529	U2431	A2352								
G2846	G2782	A2783	G2642	G2530	U2432	A2353								
G2847	U2784	A2785	G2643	G2531	U2433	A2354								
G2848	A2786	A2787	G2644	G2532	U2434	A2355								
G2849	G2788	A2789	G2645	G2533	U2435	A2356								
G2850	U2790	A2791	G2646	G2534	U2436	A2357								
G2851	G2792	A2793	G2647	G2535	U2437	A2358								
G2852	A2794	A2795	G2648	G2536	U2438	A2359								
G2853	U2796	A2797	G2649	G2537	U2439	A2360								
G2854	G2798	A2799	G2650	G2538	U2440	A2361								
G2855	U2800	A2801	G2651	G2539	U2441	A2362								
G2856	G2802	A2803	G2652	G2540	U2442	A2363								
G2857	A2804	A2805	G2653	G2541	U2443	A2364								
G2858	U2806	A2807	G2654	G2542	U2444	A2365								
G2859	G2808	A2809	G2655	G2543	U2445	A2366								
G2860	U2810	A2811	G2656	G2544	U2446	A2367								
G2861	G2812	A2813	G2657	G2545	U2447	A2368								
G2862	A2814	A2815	G2658	G2546	U2448	A2369								
G2863	U2816	A2817	G2659	G2547	U2449	A2370								
G2864	G2818	A2819	G2660	G2548	U2450	A2371								
G2865	U2820	A2821	G2661	G2549	U2451	A2372								
G2866	G2822	A2823	G2662	G2550	U2452	A2373								
G2867	U2824	A2825	G2663	G2551	U2453	A2374								
G2868	G2826	A2827	G2664	G2552	U2454	A2375								
G2869	U2828	A2829	G2665	G2553	U2455	A2376								
G2870	G2830	A2831	G2666	G2554	U2456	A2377								
G2871	U2832	A2833	G2667	G2555	U2457	A2378								
G2872	G2834	A2835	G2668	G2556	U2458	A2379								
G2873	U2836	A2837	G2669	G2557	U2459	A2380								
G2874	G2838	A2839	G2670	G2558	U2460	A2381								
G2875	U2840	A2841	G2671	G2559	U2461	A2382								
G2876	G2842	A2843	G2672	G2560	U2462	A2383								
G2877	U2844	A2845	G2673	G2561	U2463	A2384								
G2878	G2846	A2847	G2674	G2562	U2464	A2385								
G2879	U2848	A2849	G2675	G2563	U2465	A2386								
G2880	G2850	A2851	G2676	G2564	U2466	A2387								
G2881	U2852	A2853	G2677	G2565	U2467	A2388								
G2882	G2854	A2855	G2678	G2566	U2468	A								

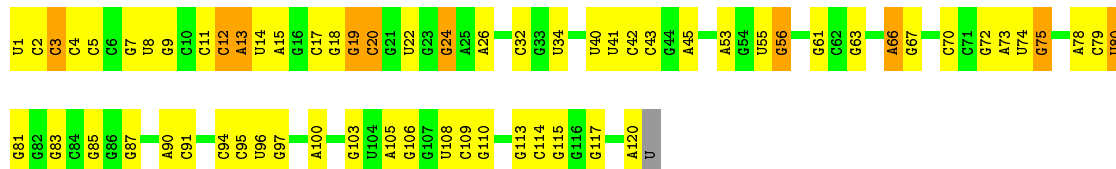
- Molecule 2: 5S ribosomal RNA

Chain 1B:  76% 21% ..




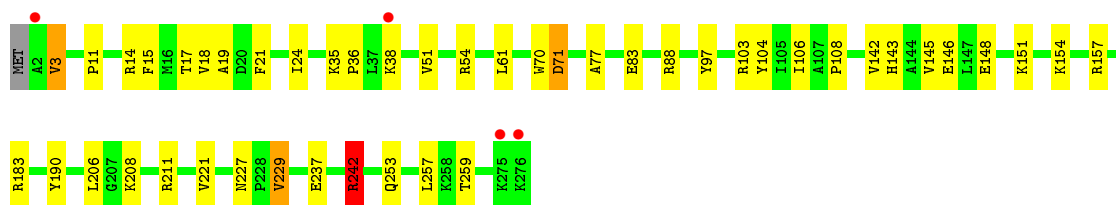
- Molecule 2: 5S ribosomal RNA

Chain 2B:  46% 45% 8% .




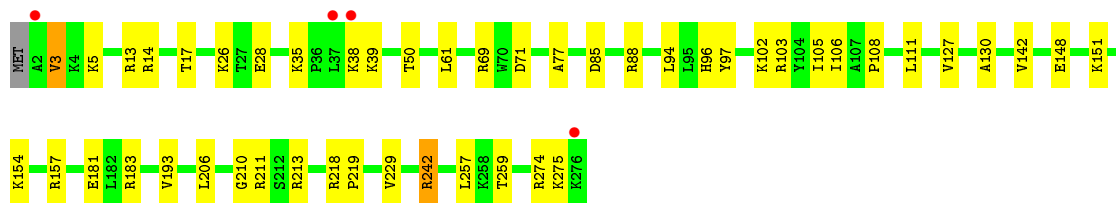
- Molecule 3: 50S ribosomal protein L2

Chain 1D:  83% 15% .




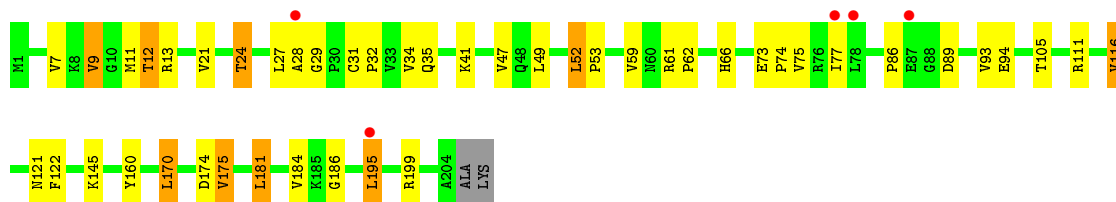
- Molecule 3: 50S ribosomal protein L2

Chain 2D:  82% 17% .

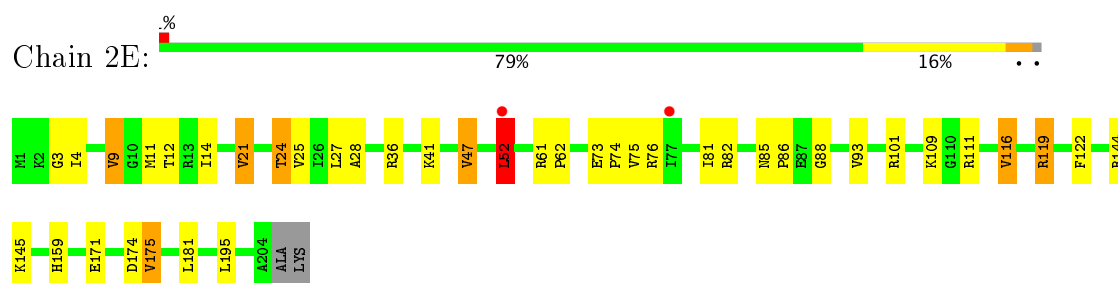


- Molecule 4: 50S ribosomal protein L3

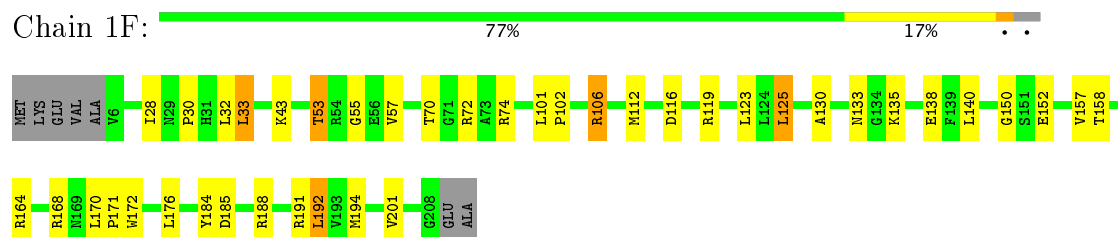
Chain 1E:  77% 18% ..



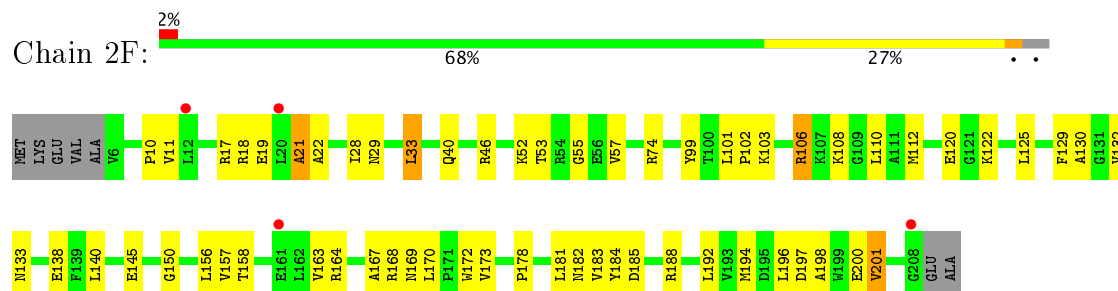
- Molecule 4: 50S ribosomal protein L3



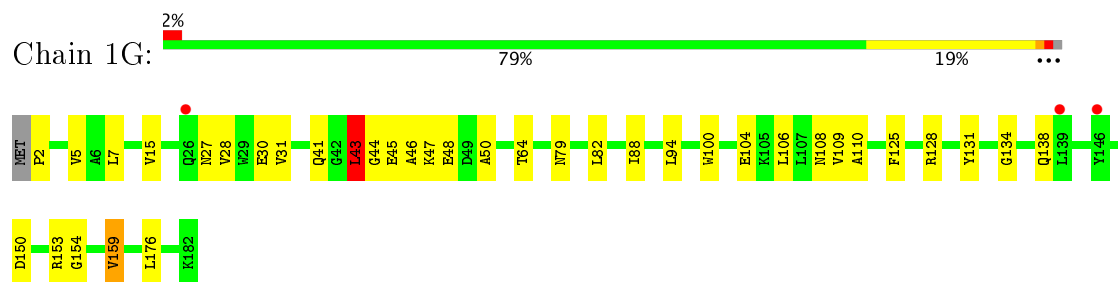
- Molecule 5: 50S ribosomal protein L4



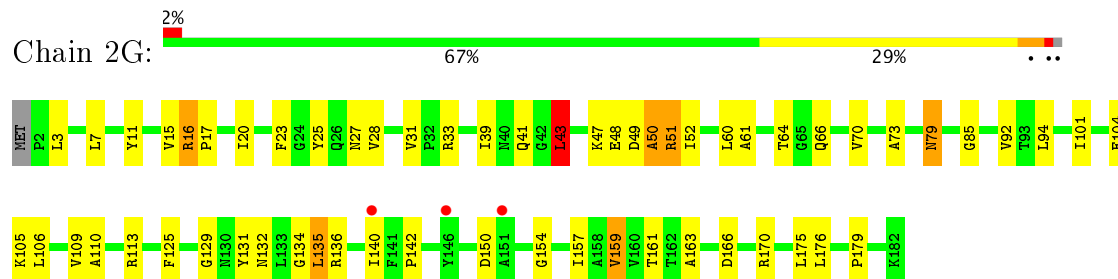
- Molecule 5: 50S ribosomal protein L4



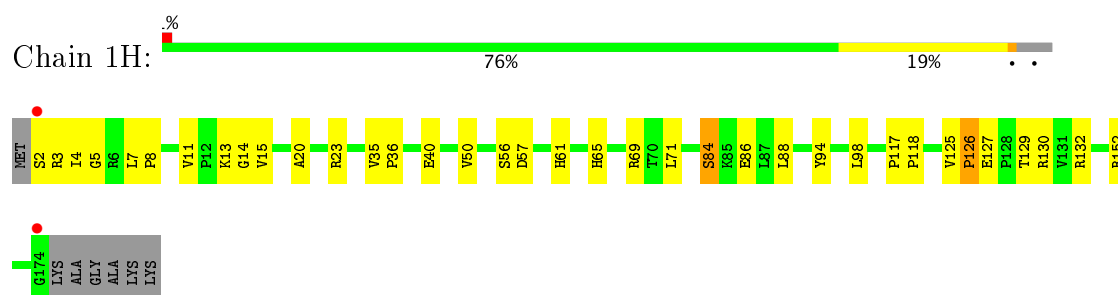
- Molecule 6: 50S ribosomal protein L5



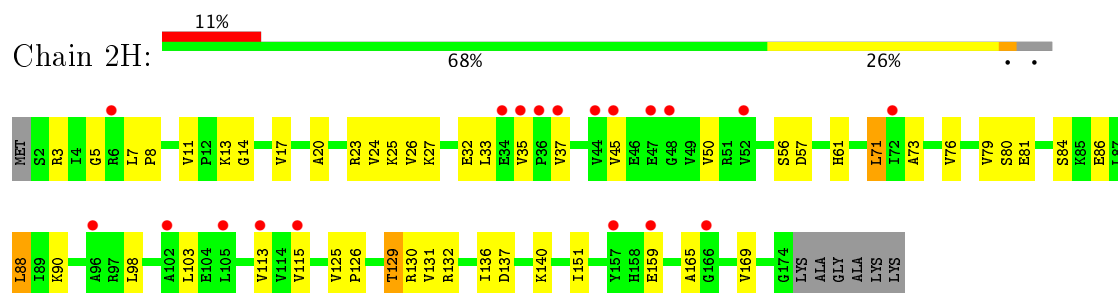
- Molecule 6: 50S ribosomal protein L5



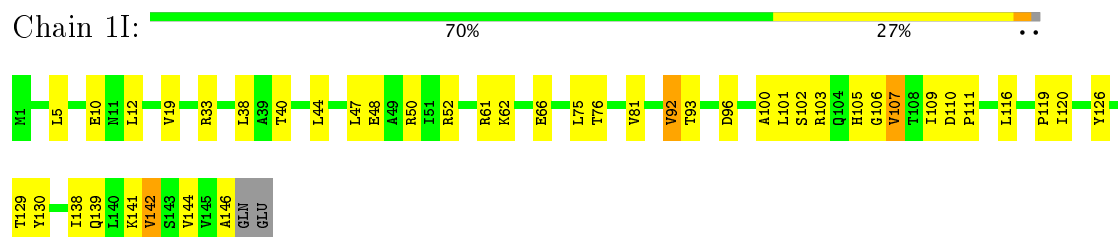
- Molecule 7: 50S ribosomal protein L6



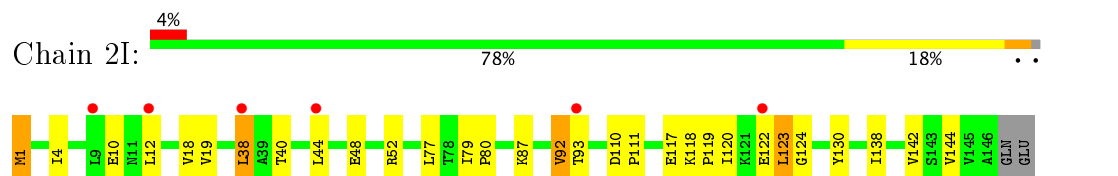
• Molecule 7: 50S ribosomal protein L6



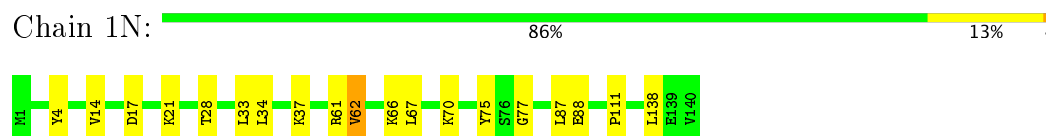
• Molecule 8: 50S ribosomal protein L9



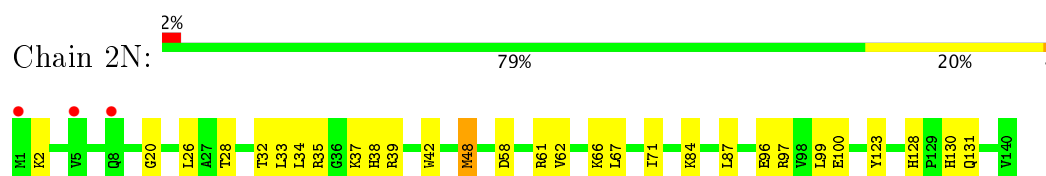
• Molecule 8: 50S ribosomal protein L9




• Molecule 9: 50S ribosomal protein L13



• Molecule 9: 50S ribosomal protein L13




- Molecule 10: 50S ribosomal protein L14

Chain 1O:  85% 15%




- Molecule 10: 50S ribosomal protein L14

Chain 2O:  2% 78% 22%




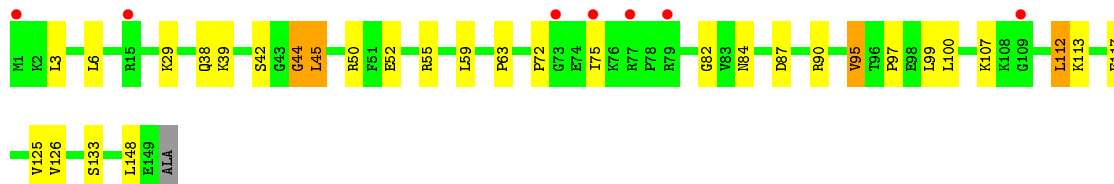
- Molecule 11: 50S ribosomal protein L15

Chain 1P:  .% 81% 18% ..



- Molecule 11: 50S ribosomal protein L15

Chain 2P:  5% 79% 18% ..



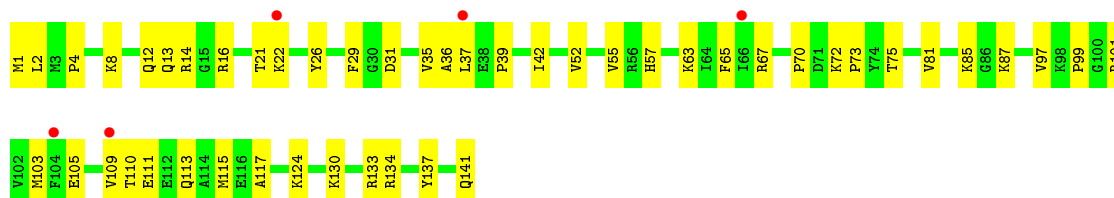
- Molecule 12: 50S ribosomal protein L16

Chain 1Q:  .% 91% 9%




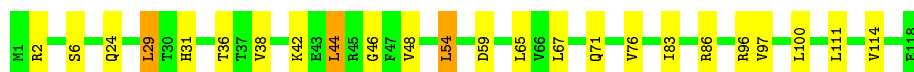
- Molecule 12: 50S ribosomal protein L16

Chain 2Q:  4% 66% 34%




- Molecule 13: 50S ribosomal protein L17

Chain 1R:  80% 18%




- Molecule 13: 50S ribosomal protein L17

Chain 2R:  76% 21%




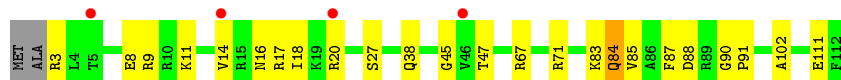
- Molecule 14: 50S ribosomal protein L18

Chain 1S:  80% 18%



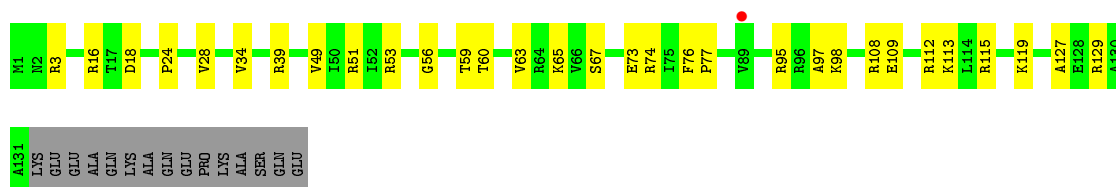
- Molecule 14: 50S ribosomal protein L18

Chain 2S:  4% 77% 21%



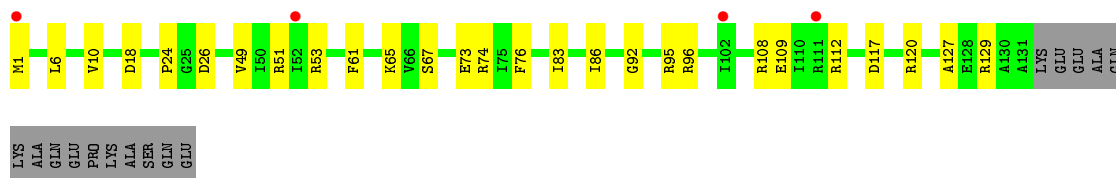
- Molecule 15: 50S ribosomal protein L19

Chain 1T:  0% 68% 21% 10%



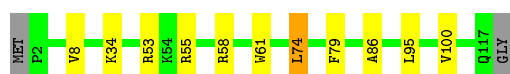
- Molecule 15: 50S ribosomal protein L19

Chain 2T:  3% 71% 18% 10%

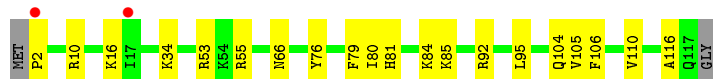
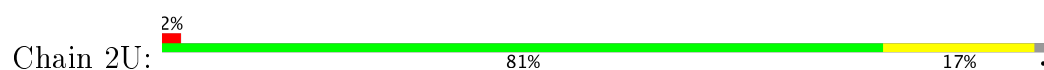


- Molecule 16: 50S ribosomal protein L20

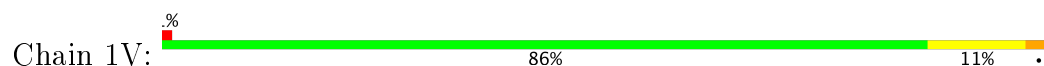
Chain 1U:  89% 8%




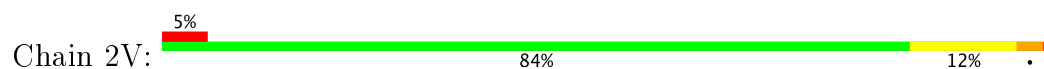
- Molecule 16: 50S ribosomal protein L20



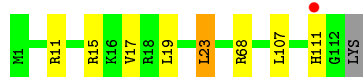
- Molecule 17: 50S ribosomal protein L21



- Molecule 17: 50S ribosomal protein L21



- Molecule 18: 50S ribosomal protein L22



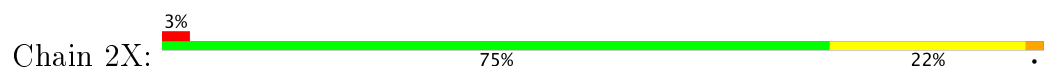
- Molecule 18: 50S ribosomal protein L22

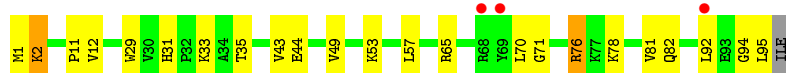


- Molecule 19: 50S ribosomal protein L23

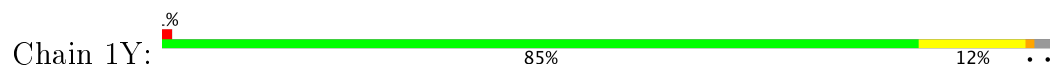


- Molecule 19: 50S ribosomal protein L23

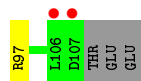
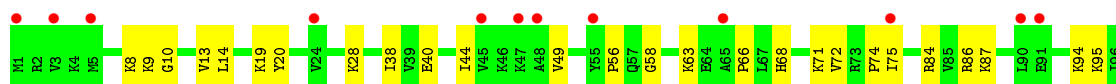




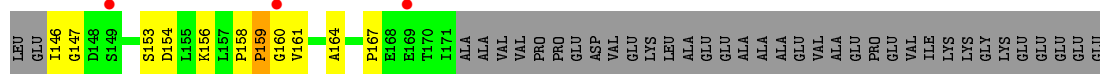
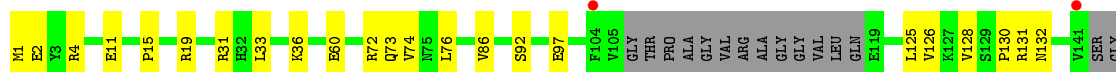
- Molecule 20: 50S ribosomal protein L24




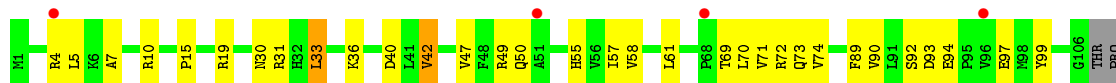
- Molecule 20: 50S ribosomal protein L24



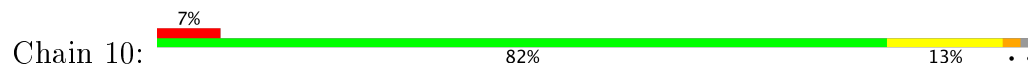
- Molecule 21: 50S ribosomal protein L25

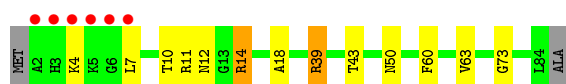


- Molecule 21: 50S ribosomal protein L25

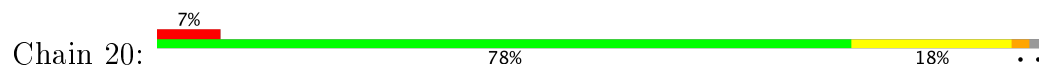


- Molecule 22: 50S ribosomal protein L27

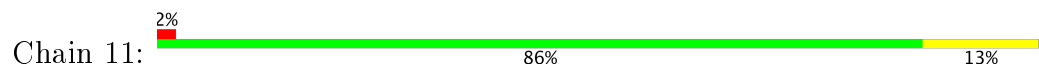




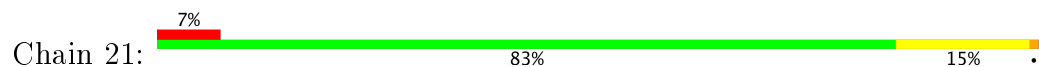
- Molecule 22: 50S ribosomal protein L27



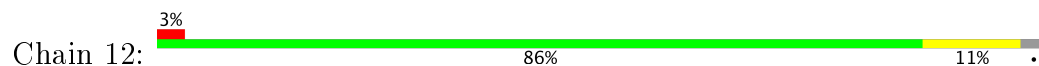
- Molecule 23: 50S ribosomal protein L28



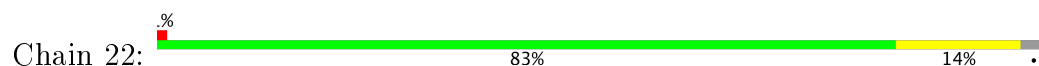
- Molecule 23: 50S ribosomal protein L28



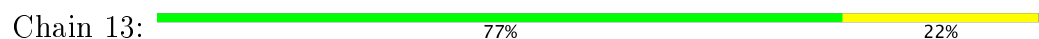
- Molecule 24: 50S ribosomal protein L29



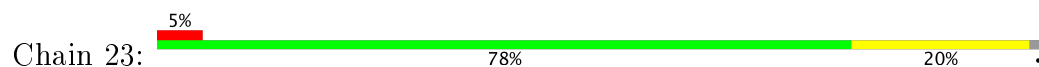
- Molecule 24: 50S ribosomal protein L29

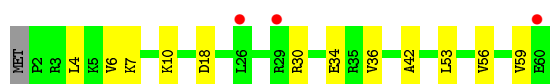


- Molecule 25: 50S ribosomal protein L30

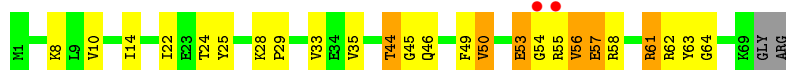


- Molecule 25: 50S ribosomal protein L30





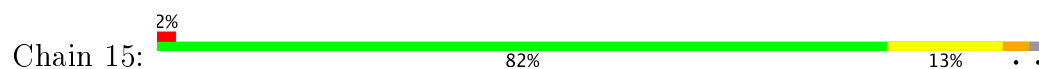
- Molecule 26: 50S ribosomal protein L31



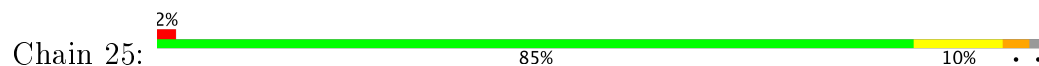
- Molecule 26: 50S ribosomal protein L31



- Molecule 27: 50S ribosomal protein L32



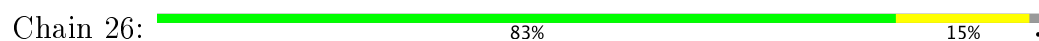
- Molecule 27: 50S ribosomal protein L32



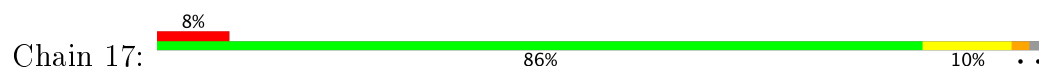
- Molecule 28: 50S ribosomal protein L33



- Molecule 28: 50S ribosomal protein L33

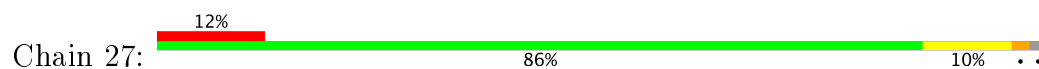


- Molecule 29: 50S ribosomal protein L34

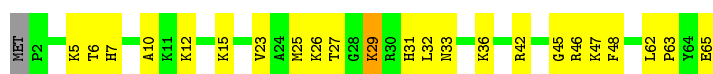




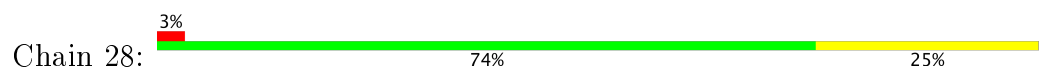
- Molecule 29: 50S ribosomal protein L34



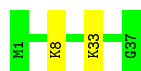
- Molecule 30: 50S ribosomal protein L35



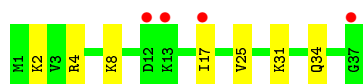
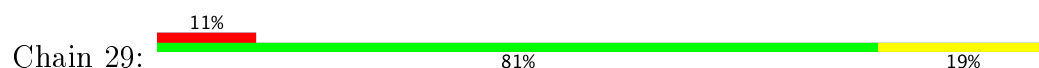
- Molecule 30: 50S ribosomal protein L35



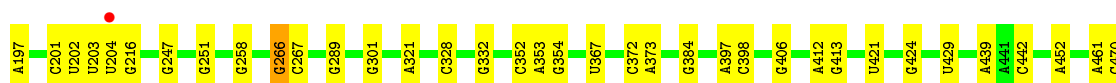
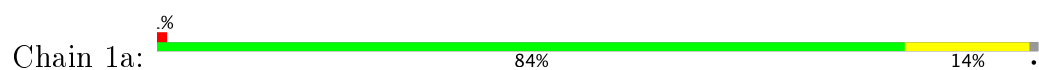
- Molecule 31: 50S ribosomal protein L36

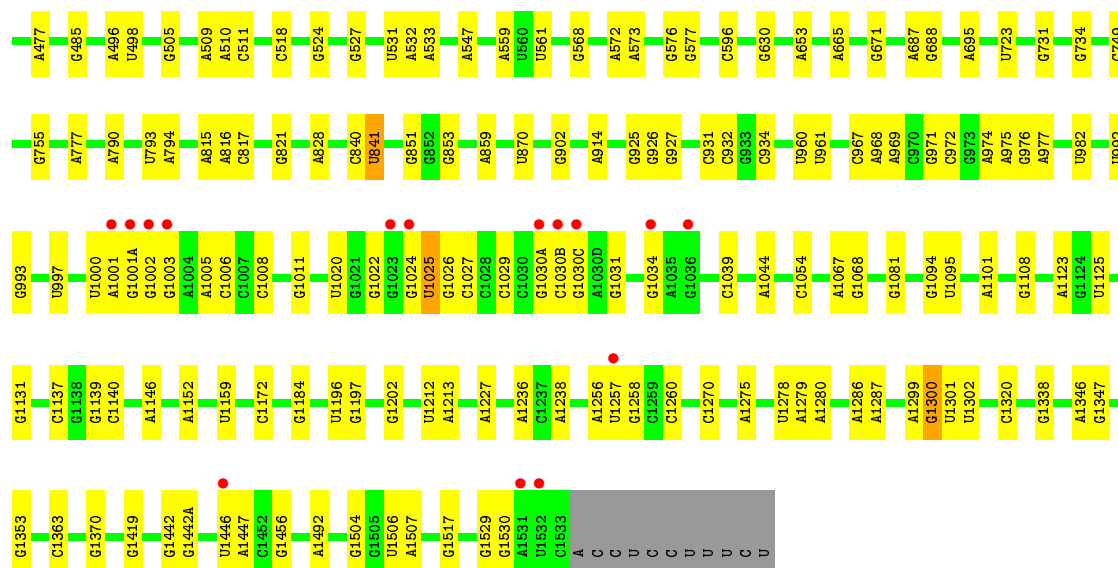


- Molecule 31: 50S ribosomal protein L36

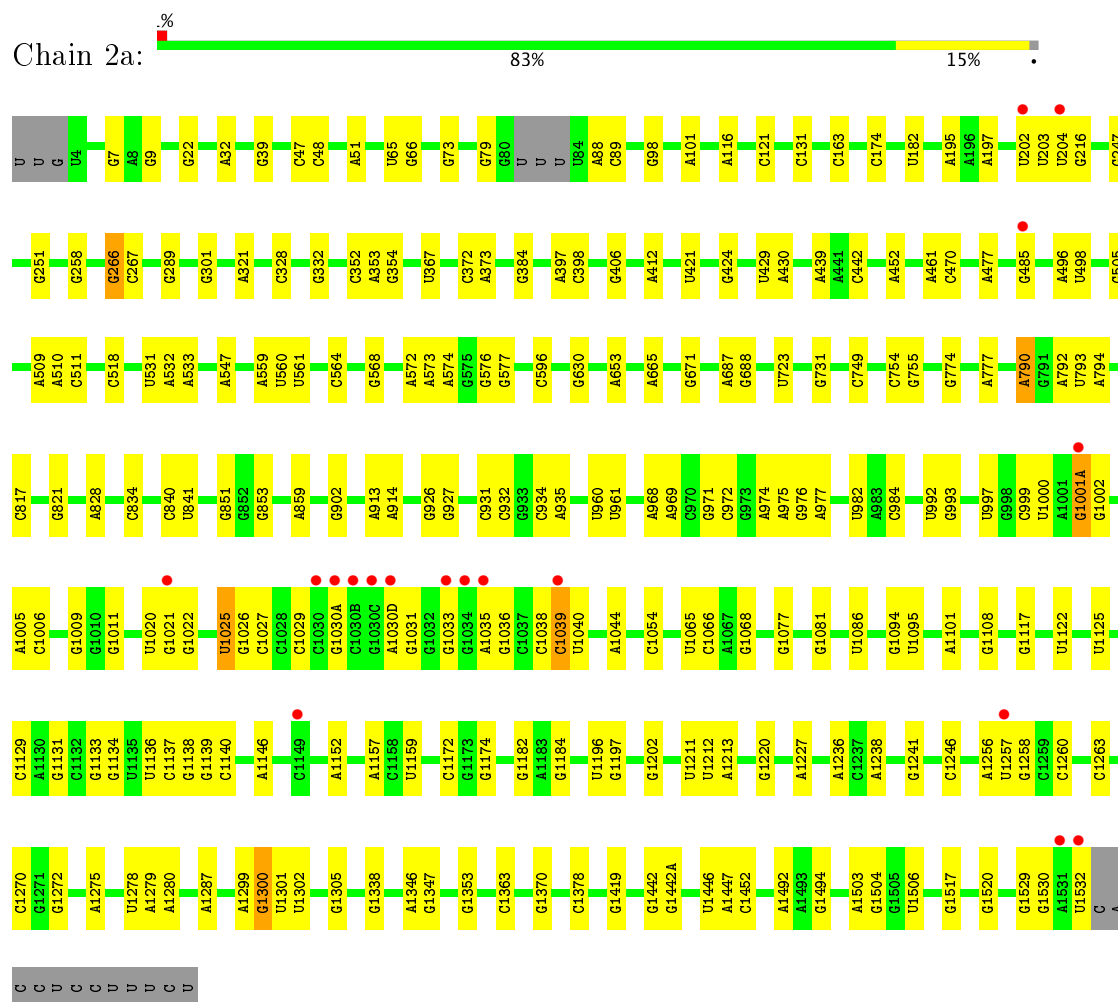


- Molecule 32: 16S ribosomal RNA

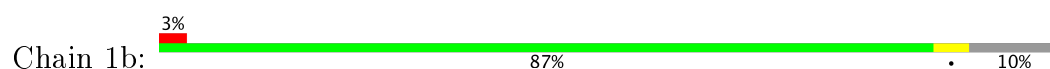


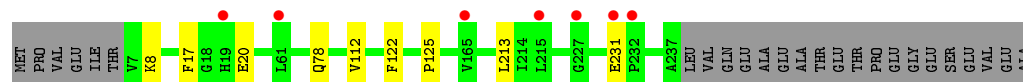


• Molecule 32: 16S ribosomal RNA

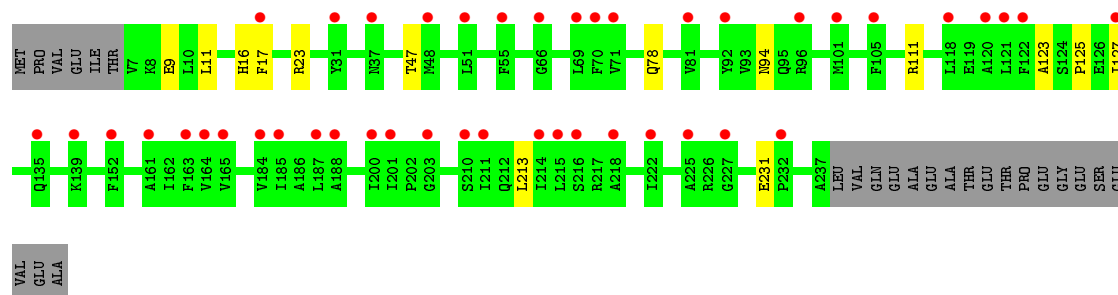
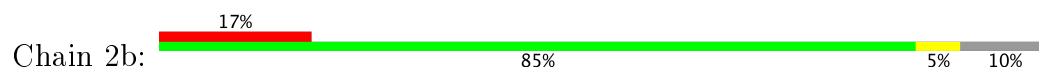


• Molecule 33: 30S ribosomal protein S2

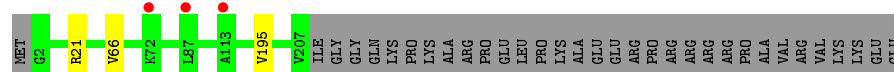
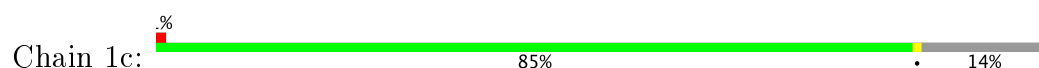




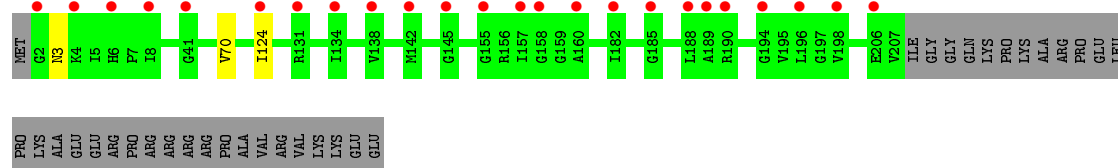
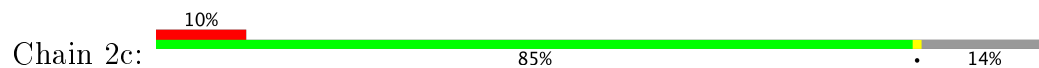
- Molecule 33: 30S ribosomal protein S2



- Molecule 34: 30S ribosomal protein S3



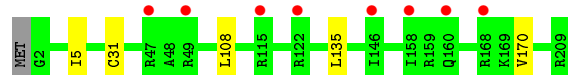
- Molecule 34: 30S ribosomal protein S3



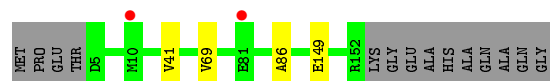
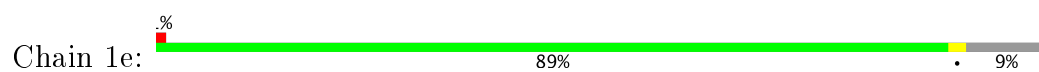
- Molecule 35: 30S ribosomal protein S4



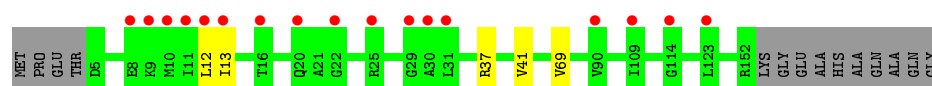
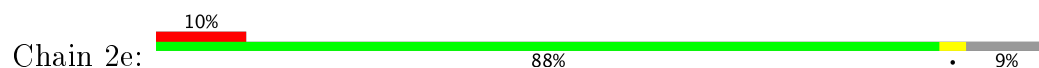
- Molecule 35: 30S ribosomal protein S4



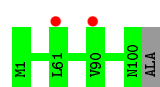
- Molecule 36: 30S ribosomal protein S5



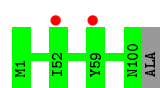
- Molecule 36: 30S ribosomal protein S5



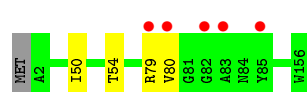
- Molecule 37: 30S ribosomal protein S6



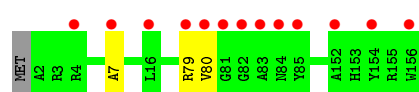
- Molecule 37: 30S ribosomal protein S6



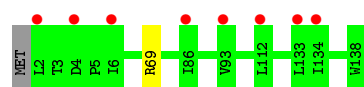
- Molecule 38: 30S ribosomal protein S7



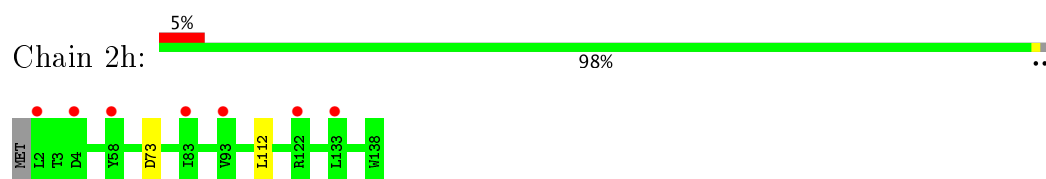
- Molecule 38: 30S ribosomal protein S7



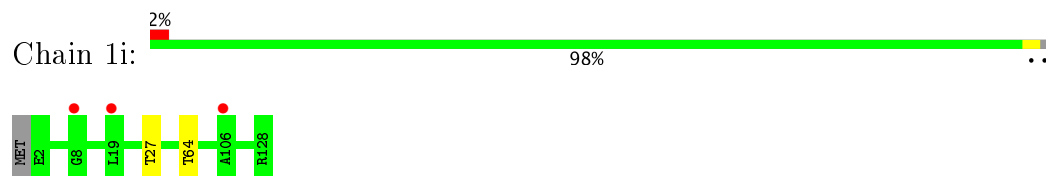
- Molecule 39: 30S ribosomal protein S8



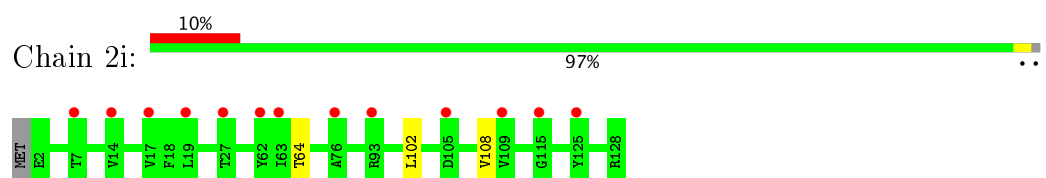
- Molecule 39: 30S ribosomal protein S8



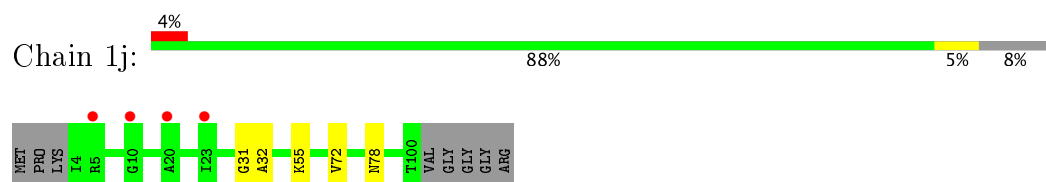
- Molecule 40: 30S ribosomal protein S9



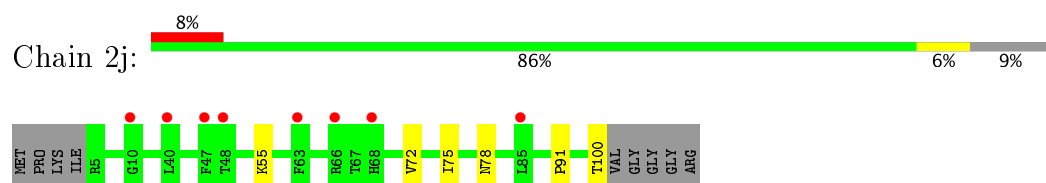
- Molecule 40: 30S ribosomal protein S9



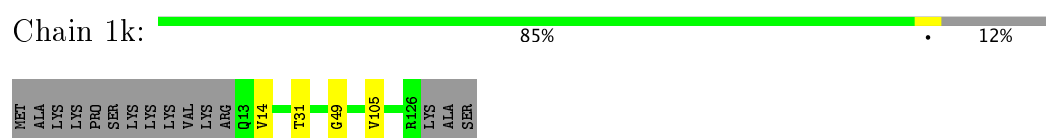
- Molecule 41: 30S ribosomal protein S10



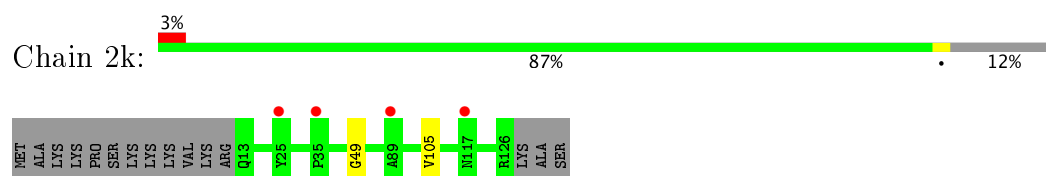
- Molecule 41: 30S ribosomal protein S10



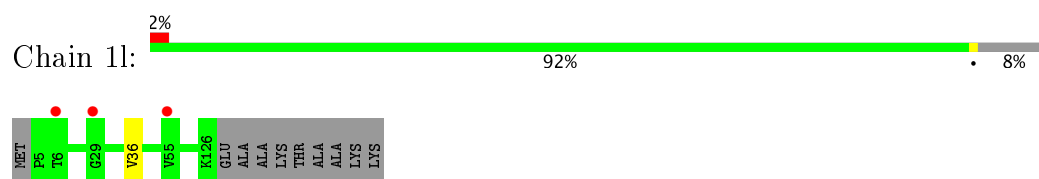
- Molecule 42: 30S ribosomal protein S11



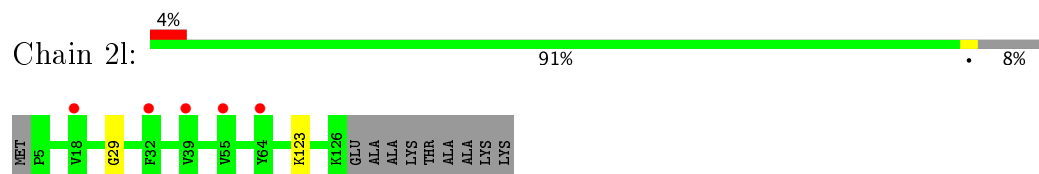
- Molecule 42: 30S ribosomal protein S11



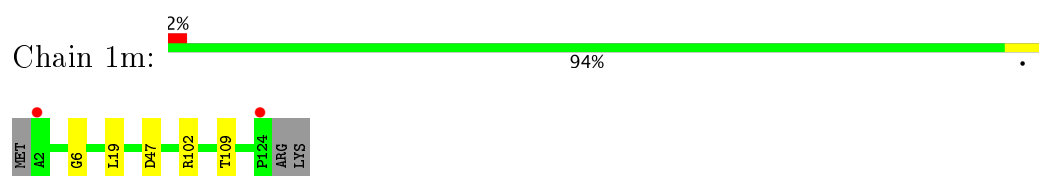
- Molecule 43: 30S ribosomal protein S12



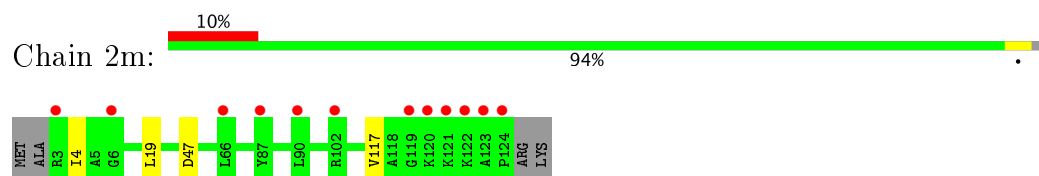
- Molecule 43: 30S ribosomal protein S12



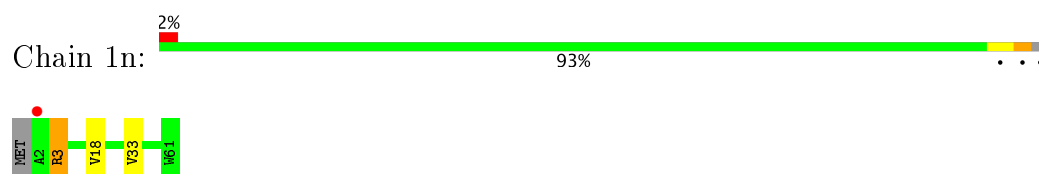
- Molecule 44: 30S ribosomal protein S13



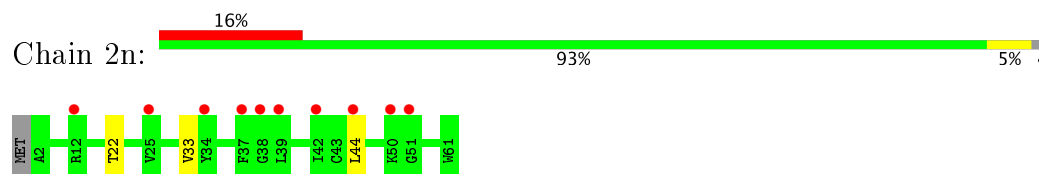
- Molecule 44: 30S ribosomal protein S13



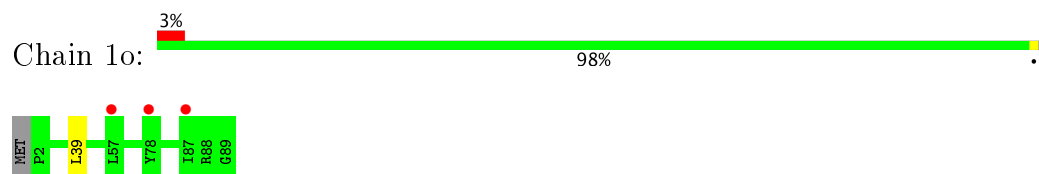
- Molecule 45: 30S ribosomal protein S14 type Z



- Molecule 45: 30S ribosomal protein S14 type Z



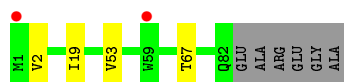
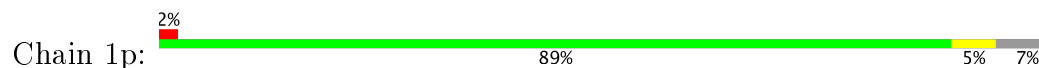
- Molecule 46: 30S ribosomal protein S15



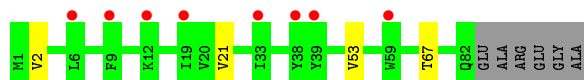
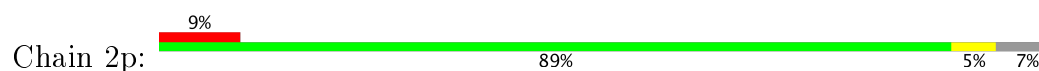
- Molecule 46: 30S ribosomal protein S15



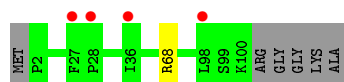
- Molecule 47: 30S ribosomal protein S16



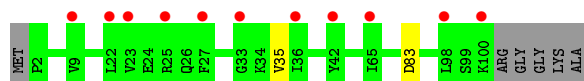
- Molecule 47: 30S ribosomal protein S16



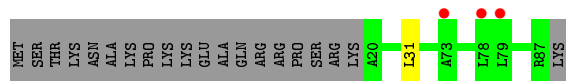
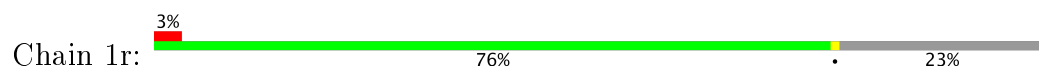
- Molecule 48: 30S ribosomal protein S17




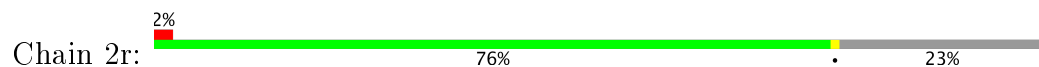
- Molecule 48: 30S ribosomal protein S17



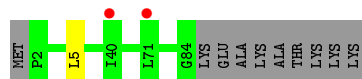
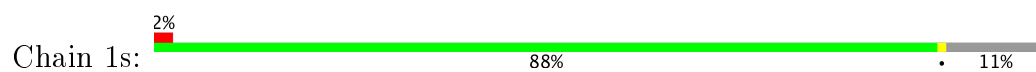
- Molecule 49: 30S ribosomal protein S18



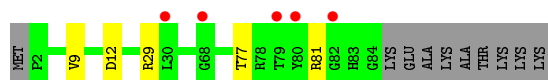
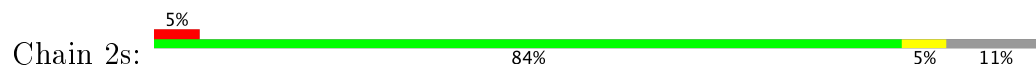
- Molecule 49: 30S ribosomal protein S18



- Molecule 50: 30S ribosomal protein S19



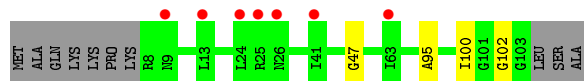
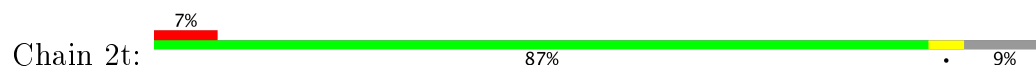
- Molecule 50: 30S ribosomal protein S19



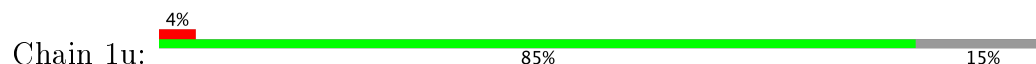
- Molecule 51: 30S ribosomal protein S20



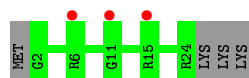
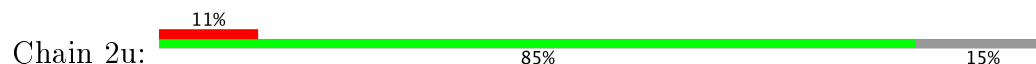
- Molecule 51: 30S ribosomal protein S20



- Molecule 52: 30S ribosomal protein Thx



- Molecule 52: 30S ribosomal protein Thx



- Molecule 53: mRNA

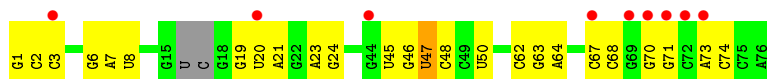


- Molecule 53: mRNA

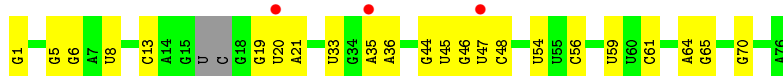




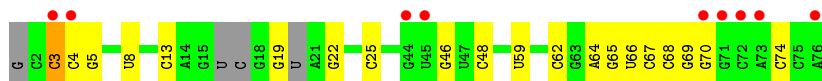
- Molecule 54: A-site and E-site tRNAs



- Molecule 54: A-site and E-site tRNAs



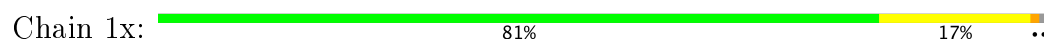
- Molecule 54: A-site and E-site tRNAs



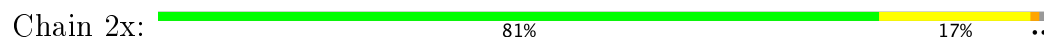
- Molecule 54: A-site and E-site tRNAs



- Molecule 55: P-site tRNA



- Molecule 55: P-site tRNA



4 Data and refinement statistics

Property	Value	Source
Space group	P 21 21 21	Depositor
Cell constants a, b, c, α , β , γ	210.24Å 450.36Å 625.28Å 90.00° 90.00° 90.00°	Depositor
Resolution (Å)	147.68 – 2.60 365.44 – 2.60	Depositor EDS
% Data completeness (in resolution range)	99.3 (147.68-2.60) 99.3 (365.44-2.60)	Depositor EDS
R_{merge}	0.12	Depositor
R_{sym}	(Not available)	Depositor
$\langle I/\sigma(I) \rangle$ ¹	1.30 (at 2.62Å)	Xtriage
Refinement program	PHENIX 1.8.2	Depositor
R, R_{free}	0.217 , 0.264 0.227 , 0.271	Depositor DCC
R_{free} test set	89454 reflections (5.29%)	DCC
Wilson B-factor (Å ²)	56.3	Xtriage
Anisotropy	0.191	Xtriage
Bulk solvent k_{sol} (e/Å ³), B_{sol} (Å ²)	0.28 , 56.9	EDS
L-test for twinning ²	$\langle L \rangle = 0.43$, $\langle L^2 \rangle = 0.25$	Xtriage
Estimated twinning fraction	No twinning to report.	Xtriage
F_o, F_c correlation	0.92	EDS
Total number of atoms	301328	wwPDB-VP
Average B, all atoms (Å ²)	60.0	wwPDB-VP

Xtriage's analysis on translational NCS is as follows: *The largest off-origin peak in the Patterson function is 1.51% of the height of the origin peak. No significant pseudotranslation is detected.*

¹Intensities estimated from amplitudes.

²Theoretical values of $\langle |L| \rangle$, $\langle L^2 \rangle$ for acentric reflections are 0.5, 0.333 respectively for untwinned datasets, and 0.375, 0.2 for perfectly twinned datasets.

5 Model quality ⓘ

5.1 Standard geometry ⓘ

Bond lengths and bond angles in the following residue types are not validated in this section: 5MU, ZN, M2G, OMG, 2MU, MIA, CPT, SF4, 0TD, MG, 2MA, 2MG, 5MC, UR3, MA6, 4OC, 4SU, 7MG, K, PSU

The Z score for a bond length (or angle) is the number of standard deviations the observed value is removed from the expected value. A bond length (or angle) with $|Z| > 5$ is considered an outlier worth inspection. RMSZ is the root-mean-square of all Z scores of the bond lengths (or angles).

Mol	Chain	Bond lengths		Bond angles	
		RMSZ	# Z >5	RMSZ	# Z >5
1	1A	0.49	6/69035 (0.0%)	0.92	66/107753 (0.1%)
1	2A	0.42	6/67293 (0.0%)	0.90	45/105034 (0.0%)
2	1B	0.41	1/2882 (0.0%)	0.81	0/4494
2	2B	0.47	1/2879 (0.0%)	0.89	1/4487 (0.0%)
3	1D	0.36	0/2186	0.58	1/2944 (0.0%)
3	2D	0.32	0/2186	0.55	0/2944
4	1E	0.36	0/1592	0.55	0/2149
4	2E	0.31	0/1592	0.57	0/2149
5	1F	0.33	0/1619	0.54	1/2193 (0.0%)
5	2F	0.32	0/1615	0.54	0/2188
6	1G	0.30	0/1448	0.51	0/1957
6	2G	0.30	0/1453	0.54	0/1963
7	1H	0.31	0/1347	0.50	0/1823
7	2H	0.29	0/1347	0.51	0/1823
8	1I	0.28	0/1112	0.52	0/1514
8	2I	0.25	0/1079	0.50	0/1475
9	1N	0.33	0/1144	0.52	0/1543
9	2N	0.30	0/1144	0.50	0/1543
10	1O	0.35	0/943	0.52	0/1269
10	2O	0.29	0/943	0.49	0/1269
11	1P	0.34	0/1152	0.58	0/1533
11	2P	0.30	0/1152	0.60	1/1533 (0.1%)
12	1Q	0.35	0/1143	0.51	0/1527
12	2Q	0.32	0/1143	0.57	0/1527
13	1R	0.33	0/982	0.55	0/1312
13	2R	0.30	0/982	0.53	0/1312
14	1S	0.30	0/883	0.53	0/1176
14	2S	0.31	0/880	0.52	0/1172
15	1T	0.33	0/1105	0.52	0/1477
15	2T	0.29	0/1097	0.53	0/1468
16	1U	0.39	0/977	0.54	0/1301

Mol	Chain	Bond lengths		Bond angles	
		RMSZ	# Z >5	RMSZ	# Z >5
16	2U	0.34	0/977	0.51	0/1301
17	1V	0.36	0/782	0.52	0/1049
17	2V	0.33	0/782	0.55	0/1049
18	1W	0.37	0/897	0.53	0/1205
18	2W	0.33	0/897	0.50	0/1205
19	1X	0.36	0/764	0.55	0/1025
19	2X	0.33	0/764	0.52	0/1025
20	1Y	0.33	0/819	0.55	0/1095
20	2Y	0.31	0/819	0.50	0/1095
21	1Z	0.30	0/1267	0.54	0/1717
21	2Z	0.29	0/1299	0.55	0/1763
22	10	0.34	0/662	0.56	0/881
22	20	0.30	0/662	0.49	0/881
23	11	0.31	0/762	0.52	0/1014
23	21	0.30	0/762	0.51	0/1014
24	12	0.29	0/590	0.51	0/781
24	22	0.29	0/590	0.42	0/781
25	13	0.32	0/474	0.52	0/635
25	23	0.29	0/469	0.51	0/630
26	14	0.33	0/565	0.64	0/761
26	24	0.32	0/545	0.56	0/737
27	15	0.33	0/469	0.54	0/635
27	25	0.31	0/469	0.55	0/635
28	16	0.36	0/460	0.53	0/613
28	26	0.30	0/456	0.47	0/608
29	17	0.36	0/426	0.56	0/561
29	27	0.35	0/426	0.65	0/561
30	18	0.35	0/525	0.54	0/691
30	28	0.33	0/525	0.52	0/691
31	19	0.34	0/310	0.49	0/407
31	29	0.30	0/310	0.51	0/407
32	1a	0.35	2/35795 (0.0%)	0.85	24/55864 (0.0%)
32	2a	0.35	4/35886 (0.0%)	0.86	31/56005 (0.1%)
33	1b	0.28	0/1881	0.52	0/2542
33	2b	0.30	0/1860	0.53	0/2518
34	1c	0.26	0/1572	0.47	0/2126
34	2c	0.29	0/1566	0.50	0/2119
35	1d	0.28	0/1685	0.49	0/2262
35	2d	0.28	0/1704	0.50	0/2284
36	1e	0.29	0/1145	0.51	0/1543
36	2e	0.30	0/1149	0.55	0/1548
37	1f	0.28	0/823	0.47	0/1115
37	2f	0.29	0/829	0.47	0/1123

Mol	Chain	Bond lengths		Bond angles	
		RMSZ	# Z >5	RMSZ	# Z >5
38	1g	0.26	0/1250	0.46	0/1679
38	2g	0.27	0/1254	0.49	0/1683
39	1h	0.26	0/1108	0.50	0/1494
39	2h	0.27	0/1108	0.50	0/1494
40	1i	0.29	0/1002	0.53	0/1346
40	2i	0.28	0/997	0.53	0/1343
41	1j	0.27	0/722	0.54	0/982
41	2j	0.28	0/727	0.57	0/988
42	1k	0.27	0/844	0.48	0/1145
42	2k	0.28	0/848	0.48	0/1149
43	1l	0.29	0/937	0.50	0/1260
43	2l	0.28	0/937	0.57	1/1260 (0.1%)
44	1m	0.28	0/969	0.53	0/1302
44	2m	0.28	0/961	0.55	0/1291
45	1n	0.30	0/501	0.57	1/664 (0.2%)
45	2n	0.28	0/501	0.51	0/664
46	1o	0.26	0/739	0.45	0/985
46	2o	0.27	0/739	0.49	0/985
47	1p	0.28	0/697	0.51	0/939
47	2p	0.28	0/693	0.48	0/935
48	1q	0.28	0/836	0.50	0/1117
48	2q	0.28	0/836	0.48	0/1117
49	1r	0.27	0/560	0.49	0/746
49	2r	0.28	0/560	0.46	0/746
50	1s	0.26	0/667	0.52	0/900
50	2s	0.31	0/661	0.62	0/893
51	1t	0.25	0/730	0.52	0/965
51	2t	0.26	0/729	0.48	0/965
52	1u	0.24	0/203	0.41	0/266
52	2u	0.28	0/203	0.50	0/266
53	1v	0.34	0/310	0.86	0/480
53	2v	0.36	0/310	0.79	0/480
54	1w	0.51	1/1606 (0.1%)	1.05	3/2497 (0.1%)
54	1y	0.49	1/1606 (0.1%)	1.03	4/2497 (0.2%)
54	2w	0.46	0/1556	1.08	1/2418 (0.0%)
54	2y	0.52	1/1583 (0.1%)	1.05	4/2459 (0.2%)
55	1x	0.52	0/1725	1.15	19/2689 (0.7%)
55	2x	0.44	0/1725	1.06	13/2689 (0.5%)
All	All	0.40	23/316694 (0.0%)	0.82	216/474132 (0.0%)

The worst 5 of 23 bond length outliers are listed below:

Mol	Chain	Res	Type	Atoms	Z	Observed(Å)	Ideal(Å)
1	2A	2221	G	C8-N7	13.29	1.39	1.30
1	1A	2233	G	C8-N7	13.14	1.38	1.30
1	2A	27	G	C8-N7	12.76	1.38	1.30
1	1A	452	G	C8-N7	12.71	1.38	1.30
1	2A	425	G	C8-N7	12.41	1.38	1.30

The worst 5 of 216 bond angle outliers are listed below:

Mol	Chain	Res	Type	Atoms	Z	Observed(°)	Ideal(°)
32	2a	1272	G	C5-C6-O6	16.34	138.40	128.60
32	2a	1272	G	N1-C2-N2	-13.94	103.65	116.20
32	2a	1272	G	N3-C2-N2	13.71	129.50	119.90
32	2a	1263	C	N1-C2-O2	12.43	126.36	118.90
32	2a	1272	G	N1-C6-O6	-11.45	113.03	119.90

There are no chirality outliers.

There are no planarity outliers.

5.2 Too-close contacts ⓘ

In the following table, the Non-H and H(model) columns list the number of non-hydrogen atoms and hydrogen atoms in the chain respectively. The H(added) column lists the number of hydrogen atoms added and optimized by MolProbity. The Clashes column lists the number of clashes within the asymmetric unit, whereas Symm-Clashes lists symmetry related clashes.

Mol	Chain	Non-H	H(model)	H(added)	Clashes	Symm-Clashes
1	1A	61875	0	31204	574	0
1	2A	60322	0	30425	760	0
2	1B	2577	0	1305	16	0
2	2B	2575	0	1303	38	0
3	1D	2136	0	2218	36	0
3	2D	2136	0	2218	45	0
4	1E	1559	0	1618	28	0
4	2E	1559	0	1618	27	0
5	1F	1584	0	1625	28	0
5	2F	1580	0	1619	44	0
6	1G	1423	0	1436	26	0
6	2G	1428	0	1438	45	0
7	1H	1321	0	1394	21	0
7	2H	1321	0	1394	32	0
8	1I	1097	0	1140	26	0
8	2I	1064	0	1082	18	0

Continued on next page...

Continued from previous page...

Mol	Chain	Non-H	H(model)	H(added)	Clashes	Symm-Clashes
9	1N	1117	0	1184	13	0
9	2N	1117	0	1184	17	0
10	1O	933	0	996	14	0
10	2O	933	0	996	18	0
11	1P	1135	0	1212	25	0
11	2P	1135	0	1212	29	0
12	1Q	1122	0	1179	9	0
12	2Q	1122	0	1179	34	0
13	1R	968	0	1033	13	0
13	2R	968	0	1033	20	0
14	1S	873	0	927	14	0
14	2S	870	0	923	18	0
15	1T	1091	0	1151	23	0
15	2T	1083	0	1136	17	0
16	1U	959	0	1019	9	0
16	2U	959	0	1019	16	0
17	1V	771	0	829	7	0
17	2V	771	0	830	12	0
18	1W	886	0	940	4	0
18	2W	886	0	940	7	0
19	1X	750	0	814	13	0
19	2X	750	0	814	19	0
20	1Y	806	0	881	9	0
20	2Y	806	0	881	17	0
21	1Z	1240	0	1240	19	0
21	2Z	1271	0	1273	47	0
22	10	653	0	674	12	0
22	20	653	0	674	12	0
23	11	755	0	826	10	0
23	21	755	0	826	11	0
24	12	588	0	643	6	0
24	22	588	0	643	7	0
25	13	469	0	518	8	0
25	23	464	0	514	6	0
26	14	552	0	533	16	0
26	24	532	0	503	27	0
27	15	455	0	465	7	0
27	25	455	0	465	7	0
28	16	453	0	473	9	0
28	26	449	0	469	9	0
29	17	418	0	467	4	0
29	27	418	0	467	6	0

Continued on next page...

Continued from previous page...

Mol	Chain	Non-H	H(model)	H(added)	Clashes	Symm-Clashes
30	18	517	0	582	17	0
30	28	517	0	582	13	0
31	19	307	0	335	2	0
31	29	307	0	335	6	0
32	1a	32246	0	16295	0	0
32	2a	32327	0	16339	0	0
33	1b	1846	0	1867	0	0
33	2b	1825	0	1828	0	0
34	1c	1548	0	1535	0	0
34	2c	1542	0	1517	0	0
35	1d	1655	0	1672	0	0
35	2d	1674	0	1714	0	0
36	1e	1129	0	1185	0	0
36	2e	1133	0	1191	0	0
37	1f	810	0	804	0	0
37	2f	816	0	808	0	0
38	1g	1231	0	1238	0	0
38	2g	1235	0	1249	0	0
39	1h	1088	0	1126	0	0
39	2h	1088	0	1126	0	0
40	1i	983	0	986	0	0
40	2i	978	0	966	0	0
41	1j	709	0	650	0	0
41	2j	714	0	672	0	0
42	1k	829	0	825	0	0
42	2k	833	0	836	0	0
43	1l	932	0	981	0	0
43	2l	932	0	980	0	0
44	1m	958	0	1002	0	0
44	2m	950	0	988	0	0
45	1n	492	0	529	0	0
45	2n	492	0	529	0	0
46	1o	728	0	760	0	0
46	2o	728	0	760	0	0
47	1p	681	0	697	0	0
47	2p	677	0	686	0	0
48	1q	823	0	891	0	0
48	2q	823	0	891	0	0
49	1r	555	0	618	0	0
49	2r	555	0	618	0	0
50	1s	652	0	662	0	0
50	2s	646	0	644	0	0

Continued on next page...

Continued from previous page...

Mol	Chain	Non-H	H(model)	H(added)	Clashes	Symm-Clashes
51	1t	728	0	798	0	0
51	2t	727	0	796	0	0
52	1u	199	0	208	0	0
52	2u	199	0	208	0	0
53	1v	277	0	140	0	0
53	2v	277	0	140	0	0
54	1w	1592	0	819	0	0
54	1y	1585	0	804	0	0
54	2w	1544	0	788	0	0
54	2y	1565	0	795	0	0
55	1x	1625	0	829	0	0
55	2x	1625	0	829	0	0
56	10	6	0	0	0	0
56	11	5	0	0	0	0
56	12	1	0	0	0	0
56	13	2	0	0	0	0
56	14	1	0	0	0	0
56	15	2	0	0	0	0
56	16	2	0	0	0	0
56	17	4	0	0	0	0
56	18	3	0	0	0	0
56	19	2	0	0	0	0
56	1A	1220	0	0	0	0
56	1B	36	0	0	0	0
56	1D	12	0	0	0	0
56	1E	11	0	0	0	0
56	1F	7	0	0	0	0
56	1G	5	0	0	0	0
56	1I	1	0	0	0	0
56	1N	6	0	0	0	0
56	1O	6	0	0	0	0
56	1P	3	0	0	0	0
56	1Q	5	0	0	0	0
56	1R	3	0	0	0	0
56	1S	3	0	0	0	0
56	1T	2	0	0	0	0
56	1U	8	0	0	0	0
56	1V	2	0	0	0	0
56	1W	4	0	0	0	0
56	1X	5	0	0	0	0
56	1Y	4	0	0	0	0
56	1Z	4	0	0	0	0

Continued on next page...

Continued from previous page...

Mol	Chain	Non-H	H(model)	H(added)	Clashes	Symm-Clashes
56	1a	284	0	0	0	0
56	1b	2	0	0	0	0
56	1e	1	0	0	0	0
56	1f	1	0	0	0	0
56	1l	3	0	0	0	0
56	1n	3	0	0	0	0
56	1r	1	0	0	0	0
56	1t	1	0	0	0	0
56	1v	1	0	0	0	0
56	1w	11	0	0	0	0
56	1x	18	0	0	0	0
56	1y	5	0	0	0	0
56	20	2	0	0	0	0
56	23	2	0	0	0	0
56	25	4	0	0	0	0
56	26	1	0	0	0	0
56	27	1	0	0	0	0
56	28	1	0	0	0	0
56	2A	937	0	0	0	0
56	2B	20	0	0	0	0
56	2D	5	0	0	0	0
56	2E	9	0	0	0	0
56	2F	7	0	0	0	0
56	2G	1	0	0	0	0
56	2N	1	0	0	0	0
56	2O	1	0	0	0	0
56	2P	3	0	0	0	0
56	2Q	4	0	0	0	0
56	2R	3	0	0	0	0
56	2S	1	0	0	0	0
56	2T	2	0	0	0	0
56	2U	3	0	0	0	0
56	2V	1	0	0	0	0
56	2X	2	0	0	0	0
56	2Z	1	0	0	0	0
56	2a	256	0	0	0	0
56	2d	2	0	0	0	0
56	2e	1	0	0	0	0
56	2f	2	0	0	0	0
56	2g	1	0	0	0	0
56	2j	2	0	0	0	0
56	2l	3	0	0	0	0

Continued on next page...

Continued from previous page...

Mol	Chain	Non-H	H(model)	H(added)	Clashes	Symm-Clashes
56	2n	1	0	0	0	0
56	2p	1	0	0	0	0
56	2q	4	0	0	0	0
56	2r	1	0	0	0	0
56	2t	1	0	0	0	0
56	2v	4	0	0	0	0
56	2w	8	0	0	0	0
56	2x	5	0	0	0	0
56	2y	7	0	0	0	0
57	1A	1	0	0	0	0
57	2A	1	0	0	0	0
58	1A	23	0	0	3	0
58	1I	4	0	0	0	0
58	1a	8	0	0	0	0
58	2A	23	0	0	2	0
58	2I	4	0	0	1	0
59	14	1	0	0	0	0
59	15	1	0	0	0	0
59	16	1	0	0	0	0
59	19	1	0	0	0	0
59	1Y	1	0	0	0	0
59	1n	1	0	0	0	0
59	24	1	0	0	0	0
59	25	1	0	0	0	0
59	26	1	0	0	0	0
59	29	1	0	0	0	0
59	2Y	1	0	0	0	0
59	2n	1	0	0	0	0
60	1d	8	0	0	0	0
60	2d	8	0	0	0	0
61	10	10	0	0	1	0
61	11	11	0	0	0	0
61	12	4	0	0	0	0
61	13	5	0	0	0	0
61	14	1	0	0	0	0
61	15	6	0	0	0	0
61	16	3	0	0	0	0
61	17	10	0	0	0	0
61	18	11	0	0	1	0
61	1A	2299	0	0	81	0
61	1B	68	0	0	2	0
61	1D	29	0	0	1	0

Continued on next page...

Continued from previous page...

Mol	Chain	Non-H	H(model)	H(added)	Clashes	Symm-Clashes
61	1E	30	0	0	3	0
61	1F	17	0	0	0	0
61	1G	8	0	0	4	0
61	1H	1	0	0	0	0
61	1I	2	0	0	0	0
61	1N	5	0	0	0	0
61	1O	7	0	0	1	0
61	1P	21	0	0	2	0
61	1Q	13	0	0	0	0
61	1R	13	0	0	2	0
61	1S	5	0	0	0	0
61	1T	8	0	0	1	0
61	1U	14	0	0	0	0
61	1V	12	0	0	0	0
61	1W	7	0	0	0	0
61	1X	8	0	0	0	0
61	1Y	9	0	0	0	0
61	1Z	1	0	0	0	0
61	1a	516	0	0	0	0
61	1b	1	0	0	0	0
61	1c	1	0	0	0	0
61	1d	3	0	0	0	0
61	1e	2	0	0	0	0
61	1g	2	0	0	0	0
61	1i	1	0	0	0	0
61	1l	8	0	0	0	0
61	1m	2	0	0	0	0
61	1o	1	0	0	0	0
61	1p	1	0	0	0	0
61	1q	3	0	0	0	0
61	1u	1	0	0	0	0
61	1v	6	0	0	0	0
61	1w	21	0	0	0	0
61	1x	14	0	0	0	0
61	1y	3	0	0	0	0
61	20	6	0	0	0	0
61	21	12	0	0	0	0
61	22	1	0	0	0	0
61	23	1	0	0	0	0
61	25	3	0	0	0	0
61	27	4	0	0	0	0
61	28	4	0	0	0	0

Continued on next page...

Continued from previous page...

Mol	Chain	Non-H	H(model)	H(added)	Clashes	Symm-Clashes
61	29	1	0	0	0	0
61	2A	1402	0	0	77	0
61	2B	27	0	0	0	0
61	2D	26	0	0	0	0
61	2E	17	0	0	0	0
61	2F	17	0	0	0	0
61	2I	4	0	0	0	0
61	2N	3	0	0	0	0
61	2O	1	0	0	0	0
61	2P	15	0	0	2	0
61	2Q	2	0	0	0	0
61	2R	2	0	0	0	0
61	2T	6	0	0	0	0
61	2U	2	0	0	0	0
61	2V	1	0	0	0	0
61	2W	3	0	0	0	0
61	2X	2	0	0	0	0
61	2Y	1	0	0	1	0
61	2Z	2	0	0	0	0
61	2a	380	0	0	0	0
61	2c	1	0	0	0	0
61	2d	4	0	0	0	0
61	2e	2	0	0	0	0
61	2f	1	0	0	0	0
61	2g	2	0	0	0	0
61	2i	1	0	0	0	0
61	2j	4	0	0	0	0
61	2l	7	0	0	0	0
61	2p	1	0	0	0	0
61	2q	1	0	0	0	0
61	2t	3	0	0	0	0
61	2u	2	0	0	0	0
61	2v	2	0	0	0	0
61	2w	2	0	0	0	0
61	2x	7	0	0	0	0
61	2y	20	0	0	0	0
All	All	301328	0	196675	2120	0

The all-atom clashscore is defined as the number of clashes found per 1000 atoms (including hydrogen atoms). The all-atom clashscore for this structure is 8.

The worst 5 of 2120 close contacts within the same asymmetric unit are listed below, sorted by their clash magnitude.

Atom-1	Atom-2	Interatomic distance (Å)	Clash overlap (Å)
1:2A:2138:C:N4	1:2A:2153:G:H1	1.42	1.17
1:1A:1128:U:H3	1:1A:1132:A:N6	1.53	1.05
1:1A:2149:G:H1	1:1A:2183:C:N4	1.55	1.01
1:2A:1002:G:H1	1:2A:1038:C:N4	42.60	0.99
1:1A:1101:G:H1	1:1A:1150:C:H42	1.01	0.97

There are no symmetry-related clashes.

5.3 Torsion angles ⓘ

5.3.1 Protein backbone ⓘ

In the following table, the Percentiles column shows the percent Ramachandran outliers of the chain as a percentile score with respect to all X-ray entries followed by that with respect to entries of similar resolution.

The Analysed column shows the number of residues for which the backbone conformation was analysed, and the total number of residues.

Mol	Chain	Analysed	Favoured	Allowed	Outliers	Percentiles	
3	1D	273/276 (99%)	263 (96%)	10 (4%)	0	100	100
3	2D	273/276 (99%)	260 (95%)	12 (4%)	1 (0%)	38	63
4	1E	202/206 (98%)	193 (96%)	8 (4%)	1 (0%)	32	58
4	2E	202/206 (98%)	192 (95%)	9 (4%)	1 (0%)	32	58
5	1F	201/210 (96%)	196 (98%)	4 (2%)	1 (0%)	32	58
5	2F	201/210 (96%)	194 (96%)	5 (2%)	2 (1%)	18	37
6	1G	179/182 (98%)	166 (93%)	12 (7%)	1 (1%)	28	53
6	2G	179/182 (98%)	164 (92%)	12 (7%)	3 (2%)	11	21
7	1H	171/180 (95%)	161 (94%)	9 (5%)	1 (1%)	28	53
7	2H	171/180 (95%)	162 (95%)	8 (5%)	1 (1%)	28	53
8	1I	144/148 (97%)	134 (93%)	9 (6%)	1 (1%)	25	49
8	2I	144/148 (97%)	132 (92%)	11 (8%)	1 (1%)	25	49
9	1N	138/140 (99%)	134 (97%)	4 (3%)	0	100	100
9	2N	138/140 (99%)	132 (96%)	5 (4%)	1 (1%)	25	49
10	1O	120/122 (98%)	113 (94%)	7 (6%)	0	100	100
10	2O	120/122 (98%)	114 (95%)	6 (5%)	0	100	100

Continued on next page...

Continued from previous page...

Mol	Chain	Analysed	Favoured	Allowed	Outliers	Percentiles	
11	1P	147/150 (98%)	139 (95%)	7 (5%)	1 (1%)	25	49
11	2P	147/150 (98%)	137 (93%)	8 (5%)	2 (1%)	13	26
12	1Q	139/141 (99%)	133 (96%)	6 (4%)	0	100	100
12	2Q	139/141 (99%)	131 (94%)	8 (6%)	0	100	100
13	1R	116/118 (98%)	113 (97%)	3 (3%)	0	100	100
13	2R	116/118 (98%)	113 (97%)	3 (3%)	0	100	100
14	1S	108/112 (96%)	103 (95%)	5 (5%)	0	100	100
14	2S	108/112 (96%)	103 (95%)	4 (4%)	1 (1%)	20	40
15	1T	129/146 (88%)	122 (95%)	7 (5%)	0	100	100
15	2T	129/146 (88%)	122 (95%)	7 (5%)	0	100	100
16	1U	114/118 (97%)	114 (100%)	0	0	100	100
16	2U	114/118 (97%)	114 (100%)	0	0	100	100
17	1V	99/101 (98%)	95 (96%)	3 (3%)	1 (1%)	18	37
17	2V	99/101 (98%)	96 (97%)	2 (2%)	1 (1%)	18	37
18	1W	110/113 (97%)	110 (100%)	0	0	100	100
18	2W	110/113 (97%)	110 (100%)	0	0	100	100
19	1X	93/96 (97%)	91 (98%)	2 (2%)	0	100	100
19	2X	93/96 (97%)	89 (96%)	3 (3%)	1 (1%)	17	35
20	1Y	105/110 (96%)	98 (93%)	7 (7%)	0	100	100
20	2Y	105/110 (96%)	100 (95%)	5 (5%)	0	100	100
21	1Z	148/206 (72%)	133 (90%)	14 (10%)	1 (1%)	25	49
21	2Z	156/206 (76%)	137 (88%)	17 (11%)	2 (1%)	14	29
22	10	81/85 (95%)	80 (99%)	1 (1%)	0	100	100
22	20	81/85 (95%)	78 (96%)	2 (2%)	1 (1%)	15	32
23	11	95/98 (97%)	92 (97%)	3 (3%)	0	100	100
23	21	95/98 (97%)	91 (96%)	4 (4%)	0	100	100
24	12	68/72 (94%)	67 (98%)	1 (2%)	0	100	100
24	22	68/72 (94%)	68 (100%)	0	0	100	100
25	13	57/60 (95%)	55 (96%)	2 (4%)	0	100	100
25	23	57/60 (95%)	54 (95%)	2 (4%)	1 (2%)	10	19
26	14	67/71 (94%)	54 (81%)	7 (10%)	6 (9%)	1	1

Continued on next page...

Continued from previous page...

Mol	Chain	Analysed	Favoured	Allowed	Outliers	Percentiles	
26	24	67/71 (94%)	53 (79%)	9 (13%)	5 (8%)	1	1
27	15	57/60 (95%)	55 (96%)	2 (4%)	0	100	100
27	25	57/60 (95%)	55 (96%)	2 (4%)	0	100	100
28	16	51/54 (94%)	49 (96%)	2 (4%)	0	100	100
28	26	51/54 (94%)	50 (98%)	1 (2%)	0	100	100
29	17	46/49 (94%)	45 (98%)	1 (2%)	0	100	100
29	27	46/49 (94%)	45 (98%)	0	1 (2%)	8	14
30	18	62/65 (95%)	62 (100%)	0	0	100	100
30	28	62/65 (95%)	62 (100%)	0	0	100	100
31	19	35/37 (95%)	35 (100%)	0	0	100	100
31	29	35/37 (95%)	35 (100%)	0	0	100	100
33	1b	229/256 (90%)	199 (87%)	24 (10%)	6 (3%)	6	10
33	2b	229/256 (90%)	195 (85%)	26 (11%)	8 (4%)	4	6
34	1c	204/239 (85%)	191 (94%)	12 (6%)	1 (0%)	32	58
34	2c	204/239 (85%)	186 (91%)	17 (8%)	1 (0%)	32	58
35	1d	206/209 (99%)	197 (96%)	8 (4%)	1 (0%)	32	58
35	2d	206/209 (99%)	199 (97%)	6 (3%)	1 (0%)	32	58
36	1e	146/162 (90%)	139 (95%)	5 (3%)	2 (1%)	13	26
36	2e	146/162 (90%)	139 (95%)	5 (3%)	2 (1%)	13	26
37	1f	98/101 (97%)	95 (97%)	3 (3%)	0	100	100
37	2f	98/101 (97%)	95 (97%)	3 (3%)	0	100	100
38	1g	153/156 (98%)	146 (95%)	4 (3%)	3 (2%)	9	17
38	2g	153/156 (98%)	142 (93%)	8 (5%)	3 (2%)	9	17
39	1h	135/138 (98%)	132 (98%)	3 (2%)	0	100	100
39	2h	135/138 (98%)	131 (97%)	3 (2%)	1 (1%)	25	49
40	1i	125/128 (98%)	112 (90%)	13 (10%)	0	100	100
40	2i	125/128 (98%)	111 (89%)	14 (11%)	0	100	100
41	1j	95/105 (90%)	81 (85%)	10 (10%)	4 (4%)	3	4
41	2j	94/105 (90%)	83 (88%)	7 (7%)	4 (4%)	3	4
42	1k	112/129 (87%)	107 (96%)	3 (3%)	2 (2%)	10	19
42	2k	112/129 (87%)	106 (95%)	4 (4%)	2 (2%)	10	19

Continued on next page...

Continued from previous page...

Mol	Chain	Analysed	Favoured	Allowed	Outliers	Percentiles	
43	1l	119/132 (90%)	113 (95%)	6 (5%)	0	100	100
43	2l	119/132 (90%)	111 (93%)	8 (7%)	0	100	100
44	1m	121/126 (96%)	110 (91%)	10 (8%)	1 (1%)	22	44
44	2m	120/126 (95%)	111 (92%)	8 (7%)	1 (1%)	22	44
45	1n	58/61 (95%)	55 (95%)	3 (5%)	0	100	100
45	2n	58/61 (95%)	54 (93%)	4 (7%)	0	100	100
46	1o	86/89 (97%)	83 (96%)	3 (4%)	0	100	100
46	2o	86/89 (97%)	82 (95%)	4 (5%)	0	100	100
47	1p	80/88 (91%)	72 (90%)	7 (9%)	1 (1%)	14	29
47	2p	80/88 (91%)	71 (89%)	8 (10%)	1 (1%)	14	29
48	1q	97/105 (92%)	95 (98%)	2 (2%)	0	100	100
48	2q	97/105 (92%)	94 (97%)	3 (3%)	0	100	100
49	1r	66/88 (75%)	64 (97%)	2 (3%)	0	100	100
49	2r	66/88 (75%)	64 (97%)	2 (3%)	0	100	100
50	1s	81/93 (87%)	72 (89%)	9 (11%)	0	100	100
50	2s	81/93 (87%)	72 (89%)	6 (7%)	3 (4%)	4	5
51	1t	94/106 (89%)	88 (94%)	2 (2%)	4 (4%)	3	4
51	2t	94/106 (89%)	87 (93%)	3 (3%)	4 (4%)	3	4
52	1u	21/27 (78%)	20 (95%)	1 (5%)	0	100	100
52	2u	21/27 (78%)	20 (95%)	1 (5%)	0	100	100
All	All	11368/12128 (94%)	10722 (94%)	551 (5%)	95 (1%)	22	44

5 of 95 Ramachandran outliers are listed below:

Mol	Chain	Res	Type
5	1F	130	ALA
7	1H	126	PRO
26	14	53	GLU
26	14	61	ARG
26	14	62	ARG

5.3.2 Protein sidechains ⓘ

In the following table, the Percentiles column shows the percent sidechain outliers of the chain as a percentile score with respect to all X-ray entries followed by that with respect to entries of similar

resolution.

The Analysed column shows the number of residues for which the sidechain conformation was analysed, and the total number of residues.

Mol	Chain	Analysed	Rotameric	Outliers	Percentiles	
3	1D	215/218 (99%)	205 (95%)	10 (5%)	30	57
3	2D	215/218 (99%)	210 (98%)	5 (2%)	56	81
4	1E	164/166 (99%)	151 (92%)	13 (8%)	14	28
4	2E	164/166 (99%)	152 (93%)	12 (7%)	16	33
5	1F	160/166 (96%)	153 (96%)	7 (4%)	33	60
5	2F	159/166 (96%)	152 (96%)	7 (4%)	33	60
6	1G	143/156 (92%)	140 (98%)	3 (2%)	59	83
6	2G	143/156 (92%)	138 (96%)	5 (4%)	41	68
7	1H	143/148 (97%)	139 (97%)	4 (3%)	49	76
7	2H	143/148 (97%)	140 (98%)	3 (2%)	59	83
8	1I	113/124 (91%)	108 (96%)	5 (4%)	33	60
8	2I	105/124 (85%)	101 (96%)	4 (4%)	38	66
9	1N	118/119 (99%)	114 (97%)	4 (3%)	42	69
9	2N	118/119 (99%)	114 (97%)	4 (3%)	42	69
10	1O	100/100 (100%)	100 (100%)	0	100	100
10	2O	100/100 (100%)	100 (100%)	0	100	100
11	1P	115/116 (99%)	113 (98%)	2 (2%)	66	86
11	2P	115/116 (99%)	113 (98%)	2 (2%)	66	86
12	1Q	111/111 (100%)	110 (99%)	1 (1%)	82	93
12	2Q	111/111 (100%)	106 (96%)	5 (4%)	32	59
13	1R	101/101 (100%)	91 (90%)	10 (10%)	9	17
13	2R	101/101 (100%)	94 (93%)	7 (7%)	18	36
14	1S	86/88 (98%)	85 (99%)	1 (1%)	75	91
14	2S	85/88 (97%)	84 (99%)	1 (1%)	75	91
15	1T	115/127 (91%)	114 (99%)	1 (1%)	82	93
15	2T	113/127 (89%)	111 (98%)	2 (2%)	64	85
16	1U	93/94 (99%)	90 (97%)	3 (3%)	44	72
16	2U	93/94 (99%)	93 (100%)	0	100	100
17	1V	80/82 (98%)	74 (92%)	6 (8%)	16	31

Continued on next page...

Continued from previous page...

Mol	Chain	Analysed	Rotameric	Outliers	Percentiles	
17	2V	80/82 (98%)	75 (94%)	5 (6%)	21	42
18	1W	90/92 (98%)	85 (94%)	5 (6%)	25	48
18	2W	90/92 (98%)	84 (93%)	6 (7%)	19	38
19	1X	77/78 (99%)	76 (99%)	1 (1%)	73	90
19	2X	77/78 (99%)	76 (99%)	1 (1%)	73	90
20	1Y	85/91 (93%)	83 (98%)	2 (2%)	54	80
20	2Y	85/91 (93%)	83 (98%)	2 (2%)	54	80
21	1Z	135/179 (75%)	133 (98%)	2 (2%)	70	88
21	2Z	137/179 (76%)	134 (98%)	3 (2%)	57	81
22	10	65/67 (97%)	63 (97%)	2 (3%)	45	73
22	20	65/67 (97%)	63 (97%)	2 (3%)	45	73
23	11	80/83 (96%)	79 (99%)	1 (1%)	73	90
23	21	80/83 (96%)	77 (96%)	3 (4%)	38	66
24	12	65/67 (97%)	65 (100%)	0	100	100
24	22	65/67 (97%)	65 (100%)	0	100	100
25	13	51/52 (98%)	50 (98%)	1 (2%)	60	83
25	23	50/52 (96%)	49 (98%)	1 (2%)	60	83
26	14	59/63 (94%)	57 (97%)	2 (3%)	42	69
26	24	53/63 (84%)	52 (98%)	1 (2%)	62	84
27	15	50/52 (96%)	46 (92%)	4 (8%)	14	27
27	25	50/52 (96%)	47 (94%)	3 (6%)	22	44
28	16	51/52 (98%)	50 (98%)	1 (2%)	60	83
28	26	50/52 (96%)	49 (98%)	1 (2%)	60	83
29	17	41/42 (98%)	38 (93%)	3 (7%)	16	33
29	27	41/42 (98%)	38 (93%)	3 (7%)	16	33
30	18	54/55 (98%)	51 (94%)	3 (6%)	25	48
30	28	54/55 (98%)	53 (98%)	1 (2%)	62	84
31	19	34/34 (100%)	34 (100%)	0	100	100
31	29	34/34 (100%)	34 (100%)	0	100	100
33	1b	192/220 (87%)	189 (98%)	3 (2%)	68	87
33	2b	187/220 (85%)	181 (97%)	6 (3%)	44	72

Continued on next page...

Continued from previous page...

Mol	Chain	Analysed	Rotameric	Outliers	Percentiles	
34	1c	142/188 (76%)	140 (99%)	2 (1%)	71	89
34	2c	140/188 (74%)	138 (99%)	2 (1%)	71	89
35	1d	169/181 (93%)	162 (96%)	7 (4%)	35	63
35	2d	173/181 (96%)	169 (98%)	4 (2%)	56	81
36	1e	113/123 (92%)	111 (98%)	2 (2%)	64	85
36	2e	114/123 (93%)	111 (97%)	3 (3%)	51	78
37	1f	84/90 (93%)	84 (100%)	0	100	100
37	2f	85/90 (94%)	85 (100%)	0	100	100
38	1g	119/127 (94%)	118 (99%)	1 (1%)	85	94
38	2g	120/127 (94%)	120 (100%)	0	100	100
39	1h	114/119 (96%)	113 (99%)	1 (1%)	82	93
39	2h	114/119 (96%)	113 (99%)	1 (1%)	82	93
40	1i	90/99 (91%)	88 (98%)	2 (2%)	57	81
40	2i	89/99 (90%)	86 (97%)	3 (3%)	42	69
41	1j	66/92 (72%)	65 (98%)	1 (2%)	70	88
41	2j	69/92 (75%)	67 (97%)	2 (3%)	48	75
42	1k	82/99 (83%)	80 (98%)	2 (2%)	54	80
42	2k	83/99 (84%)	83 (100%)	0	100	100
43	1l	96/108 (89%)	95 (99%)	1 (1%)	80	93
43	2l	96/108 (89%)	95 (99%)	1 (1%)	80	93
44	1m	93/101 (92%)	89 (96%)	4 (4%)	33	61
44	2m	92/101 (91%)	89 (97%)	3 (3%)	43	70
45	1n	49/50 (98%)	46 (94%)	3 (6%)	22	43
45	2n	49/50 (98%)	46 (94%)	3 (6%)	22	43
46	1o	78/80 (98%)	77 (99%)	1 (1%)	73	90
46	2o	78/80 (98%)	76 (97%)	2 (3%)	51	78
47	1p	69/74 (93%)	66 (96%)	3 (4%)	33	61
47	2p	68/74 (92%)	65 (96%)	3 (4%)	33	60
48	1q	94/97 (97%)	93 (99%)	1 (1%)	78	92
48	2q	94/97 (97%)	92 (98%)	2 (2%)	59	83
49	1r	59/77 (77%)	58 (98%)	1 (2%)	66	86

Continued on next page...

Continued from previous page...

Mol	Chain	Analysed	Rotameric	Outliers	Percentiles	
49	2r	59/77 (77%)	58 (98%)	1 (2%)	66	86
50	1s	69/80 (86%)	68 (99%)	1 (1%)	71	89
50	2s	67/80 (84%)	65 (97%)	2 (3%)	46	74
51	1t	70/82 (85%)	70 (100%)	0	100	100
51	2t	70/82 (85%)	70 (100%)	0	100	100
52	1u	18/22 (82%)	18 (100%)	0	100	100
52	2u	18/22 (82%)	18 (100%)	0	100	100
All	All	9301/10064 (92%)	9041 (97%)	260 (3%)	49	76

5 of 260 residues with a non-rotameric sidechain are listed below:

Mol	Chain	Res	Type
42	1k	31	THR
4	2E	116	VAL
40	2i	108	VAL
44	1m	102	ARG
50	1s	5	LEU

Some sidechains can be flipped to improve hydrogen bonding and reduce clashes. 5 of 85 such sidechains are listed below:

Mol	Chain	Res	Type
4	2E	48	GLN
16	2U	94	ASN
46	2o	28	GLN
5	2F	40	GLN
12	2Q	57	HIS

5.3.3 RNA ⓘ

Mol	Chain	Analysed	Backbone Outliers	Pucker Outliers
1	1A	2860/2915 (98%)	427 (14%)	39 (1%)
1	2A	2788/2915 (95%)	476 (17%)	27 (0%)
2	1B	120/121 (99%)	9 (7%)	1 (0%)
2	2B	118/121 (97%)	26 (22%)	0
32	1a	1494/1521 (98%)	210 (14%)	0
32	2a	1498/1521 (98%)	233 (15%)	0
53	1v	12/24 (50%)	2 (16%)	0

Continued on next page...

Continued from previous page...

Mol	Chain	Analysed	Backbone Outliers	Pucker Outliers
53	2v	12/24 (50%)	1 (8%)	0
54	1w	71/76 (93%)	24 (33%)	0
54	1y	71/76 (93%)	21 (29%)	0
54	2w	68/76 (89%)	20 (29%)	0
54	2y	69/76 (90%)	23 (33%)	0
55	1x	75/77 (97%)	11 (14%)	0
55	2x	75/77 (97%)	11 (14%)	0
All	All	9331/9620 (96%)	1494 (16%)	67 (0%)

5 of 1494 RNA backbone outliers are listed below:

Mol	Chain	Res	Type
1	1A	12	U
1	1A	13	A
1	1A	27	G
1	1A	28	A
1	1A	34	C

5 of 67 RNA pucker outliers are listed below:

Mol	Chain	Res	Type
1	1A	2156	A
1	1A	2701	U
1	2A	2119	A
1	1A	2203	G
1	1A	2418	U

5.4 Non-standard residues in protein, DNA, RNA chains [i](#)

84 non-standard protein/DNA/RNA residues are modelled in this entry.

In the following table, the Counts columns list the number of bonds (or angles) for which Mogul statistics could be retrieved, the number of bonds (or angles) that are observed in the model and the number of bonds (or angles) that are defined in the chemical component dictionary. The Link column lists molecule types, if any, to which the group is linked. The Z score for a bond length (or angle) is the number of standard deviations the observed value is removed from the expected value. A bond length (or angle) with $|Z| > 2$ is considered an outlier worth inspection. RMSZ is the root-mean-square of all Z scores of the bond lengths (or angles).

Mol	Type	Chain	Res	Link	Bond lengths			Bond angles		
					Counts	RMSZ	$\# Z > 2$	Counts	RMSZ	$\# Z > 2$
1	PSU	1A	1933	1	16,21,22	1.37	2 (12%)	20,30,33	3.46	7 (35%)

Mol	Type	Chain	Res	Link	Bond lengths			Bond angles		
					Counts	RMSZ	# Z > 2	Counts	RMSZ	# Z > 2
1	5MU	1A	1937	1	14,22,23	0.73	0	16,32,35	2.10	3 (18%)
1	PSU	1A	1939	1	16,21,22	1.39	3 (18%)	20,30,33	3.42	6 (30%)
1	4OC	1A	1942	1	15,22,24	0.79	1 (6%)	19,31,35	0.97	1 (5%)
1	5MU	1A	1961	1,56	14,22,23	0.77	1 (7%)	16,32,35	2.09	3 (18%)
1	5MC	1A	1964	1,56	15,22,23	1.37	1 (6%)	17,32,35	1.27	2 (11%)
1	5MC	1A	1984	1	15,22,23	1.40	1 (6%)	17,32,35	0.97	2 (11%)
1	OMG	1A	2263	1,55,56	18,26,27	1.29	3 (16%)	22,38,41	2.25	6 (27%)
1	2MA	1A	2515	1,56	18,25,26	1.52	4 (22%)	17,37,40	1.81	2 (11%)
1	2MU	1A	2564	1,56	14,22,24	1.00	1 (7%)	18,31,36	1.89	1 (5%)
1	PSU	1A	2617	1,56	16,21,22	1.69	2 (12%)	20,30,33	3.33	6 (30%)
32	2MG	1a	1207	32	19,26,27	1.33	2 (10%)	20,38,41	2.46	8 (40%)
32	5MC	1a	1400	32	15,22,23	1.40	1 (6%)	17,32,35	1.15	2 (11%)
32	4OC	1a	1402	32	16,23,24	0.68	0	19,32,35	1.20	1 (5%)
32	5MC	1a	1404	32	15,22,23	1.44	1 (6%)	17,32,35	1.18	2 (11%)
32	5MC	1a	1407	32	15,22,23	1.34	1 (6%)	17,32,35	1.14	1 (5%)
32	UR3	1a	1498	32	14,22,23	0.86	1 (7%)	16,32,35	0.71	0
32	MA6	1a	1518	32	16,26,27	0.94	1 (6%)	18,38,41	2.43	7 (38%)
32	MA6	1a	1519	32	16,26,27	1.06	1 (6%)	18,38,41	2.19	5 (27%)
32	PSU	1a	516	32	16,21,22	1.45	3 (18%)	20,30,33	3.53	6 (30%)
32	7MG	1a	527	32,56	20,26,27	1.65	2 (10%)	22,39,42	2.61	4 (18%)
32	M2G	1a	966	32	20,27,28	1.48	3 (15%)	21,40,43	2.19	5 (23%)
32	5MC	1a	967	32	15,22,23	1.46	2 (13%)	17,32,35	0.99	2 (11%)
43	0TD	1l	92	43	5,9,10	2.99	2 (40%)	3,11,13	4.40	1 (33%)
54	PSU	1w	32	54	16,21,22	1.37	1 (6%)	20,30,33	3.56	7 (35%)
54	MIA	1w	37	54	23,31,32	1.68	2 (8%)	25,44,47	1.61	5 (20%)
54	PSU	1w	39	54	16,21,22	1.42	1 (6%)	20,30,33	3.51	6 (30%)
54	7MG	1w	46	54	20,26,27	1.67	2 (10%)	22,39,42	2.88	6 (27%)
54	5MU	1w	54	54	14,22,23	0.80	0	16,32,35	2.38	2 (12%)
54	PSU	1w	55	54	16,21,22	1.20	1 (6%)	20,30,33	3.78	6 (30%)
54	4SU	1w	8	54	14,21,22	1.22	1 (7%)	15,30,33	1.58	2 (13%)
55	5MC	1x	32	55	15,22,23	1.34	1 (6%)	17,32,35	1.28	2 (11%)
55	5MU	1x	54	55,56	14,22,23	0.77	0	16,32,35	2.42	3 (18%)
55	PSU	1x	55	55,56	16,21,22	1.43	1 (6%)	20,30,33	3.62	6 (30%)
55	4SU	1x	8	55	14,21,22	1.42	2 (14%)	15,30,33	2.58	2 (13%)
54	PSU	1y	32	54	16,21,22	1.15	1 (6%)	20,30,33	3.58	6 (30%)

Mol	Type	Chain	Res	Link	Bond lengths			Bond angles		
					Counts	RMSZ	# Z > 2	Counts	RMSZ	# Z > 2
54	MIA	1y	37	54	18,24,32	1.21	2 (11%)	17,35,47	1.85	2 (11%)
54	PSU	1y	39	54	16,21,22	1.22	1 (6%)	20,30,33	3.54	6 (30%)
54	7MG	1y	46	54	20,26,27	1.78	2 (10%)	22,39,42	3.04	6 (27%)
54	5MU	1y	54	54	14,22,23	0.80	1 (7%)	16,32,35	2.53	3 (18%)
54	PSU	1y	55	54	16,21,22	1.38	1 (6%)	20,30,33	3.59	6 (30%)
54	4SU	1y	8	54	14,21,22	1.23	1 (7%)	15,30,33	1.69	2 (13%)
1	PSU	2A	1911	1	16,21,22	1.43	1 (6%)	20,30,33	3.64	7 (35%)
1	5MU	2A	1915	1	14,22,23	0.70	0	16,32,35	2.19	3 (18%)
1	PSU	2A	1917	1,56	16,21,22	1.25	1 (6%)	20,30,33	3.67	6 (30%)
1	4OC	2A	1920	1	15,22,24	0.70	0	19,31,35	0.80	0
1	5MU	2A	1939	1,56	14,22,23	0.76	1 (7%)	16,32,35	2.12	3 (18%)
1	5MC	2A	1942	1	15,22,23	1.41	1 (6%)	17,32,35	1.10	2 (11%)
1	5MC	2A	1962	1	15,22,23	1.39	1 (6%)	17,32,35	1.10	2 (11%)
1	OMG	2A	2251	1,55,56	18,26,27	1.32	2 (11%)	22,38,41	2.08	6 (27%)
1	2MA	2A	2503	1,56	18,25,26	1.56	4 (22%)	17,37,40	1.70	2 (11%)
1	2MU	2A	2552	1,56	14,22,24	1.00	1 (7%)	18,31,36	2.13	1 (5%)
1	PSU	2A	2605	1	16,21,22	1.36	2 (12%)	20,30,33	3.38	6 (30%)
32	2MG	2a	1207	32,56	19,26,27	1.26	2 (10%)	20,38,41	2.36	7 (35%)
32	5MC	2a	1400	32	15,22,23	1.47	1 (6%)	17,32,35	1.15	2 (11%)
32	4OC	2a	1402	32	16,23,24	0.71	0	19,32,35	1.31	1 (5%)
32	5MC	2a	1404	32	15,22,23	1.51	1 (6%)	17,32,35	1.12	2 (11%)
32	5MC	2a	1407	32,56	15,22,23	1.35	1 (6%)	17,32,35	1.19	2 (11%)
32	UR3	2a	1498	32	14,22,23	0.89	1 (7%)	16,32,35	0.74	1 (6%)
32	MA6	2a	1518	32	16,26,27	1.05	1 (6%)	18,38,41	2.38	5 (27%)
32	MA6	2a	1519	32	16,26,27	1.02	1 (6%)	18,38,41	2.33	4 (22%)
32	PSU	2a	516	32	16,21,22	1.26	1 (6%)	20,30,33	3.52	7 (35%)
32	7MG	2a	527	32,56	20,26,27	1.71	2 (10%)	22,39,42	2.66	5 (22%)
32	M2G	2a	966	32	20,27,28	1.42	3 (15%)	21,40,43	2.16	6 (28%)
32	5MC	2a	967	32	15,22,23	1.49	1 (6%)	17,32,35	0.91	1 (5%)
43	0TD	2l	92	43	5,9,10	3.07	2 (40%)	3,11,13	3.87	1 (33%)
54	PSU	2w	32	54	16,21,22	1.24	1 (6%)	20,30,33	3.55	5 (25%)
54	MIA	2w	37	54	20,27,32	1.82	3 (15%)	21,39,47	1.57	5 (23%)
54	PSU	2w	39	54	16,21,22	1.26	1 (6%)	20,30,33	3.67	7 (35%)
54	7MG	2w	46	54	20,26,27	1.62	2 (10%)	22,39,42	2.65	5 (22%)
54	5MU	2w	54	54	14,22,23	0.72	0	16,32,35	2.32	3 (18%)

Mol	Type	Chain	Res	Link	Bond lengths			Bond angles		
					Counts	RMSZ	# Z > 2	Counts	RMSZ	# Z > 2
54	PSU	2w	55	54	16,21,22	1.16	1 (6%)	20,30,33	3.64	6 (30%)
54	4SU	2w	8	54	14,21,22	1.21	1 (7%)	15,30,33	1.26	2 (13%)
55	5MC	2x	32	55	15,22,23	1.35	1 (6%)	17,32,35	1.17	1 (5%)
55	5MU	2x	54	55	14,22,23	0.77	0	16,32,35	2.31	3 (18%)
55	PSU	2x	55	55	16,21,22	1.38	1 (6%)	20,30,33	3.59	7 (35%)
55	4SU	2x	8	55,56	14,21,22	1.34	2 (14%)	15,30,33	2.33	2 (13%)
54	PSU	2y	32	54	16,21,22	1.16	1 (6%)	20,30,33	3.63	6 (30%)
54	MIA	2y	37	54	18,24,32	1.23	2 (11%)	17,35,47	1.86	2 (11%)
54	PSU	2y	39	54	16,21,22	1.32	1 (6%)	20,30,33	3.76	6 (30%)
54	7MG	2y	46	54	20,26,27	1.75	3 (15%)	22,39,42	3.19	8 (36%)
54	5MU	2y	54	54	14,22,23	0.66	0	16,32,35	2.32	2 (12%)
54	PSU	2y	55	54	16,21,22	1.31	1 (6%)	20,30,33	3.59	7 (35%)
54	4SU	2y	8	54	14,21,22	1.28	1 (7%)	15,30,33	1.31	2 (13%)

In the following table, the Chirals column lists the number of chiral outliers, the number of chiral centers analysed, the number of these observed in the model and the number defined in the chemical component dictionary. Similar counts are reported in the Torsion and Rings columns. '-' means no outliers of that kind were identified.

Mol	Type	Chain	Res	Link	Chirals	Torsions	Rings
1	PSU	1A	1933	1	-	0/7/25/26	0/2/2/2
1	5MU	1A	1937	1	-	0/3/25/26	0/2/2/2
1	PSU	1A	1939	1	-	0/7/25/26	0/2/2/2
1	4OC	1A	1942	1	-	0/5/27/30	0/2/2/2
1	5MU	1A	1961	1,56	-	0/3/25/26	0/2/2/2
1	5MC	1A	1964	1,56	-	0/3/25/26	0/2/2/2
1	5MC	1A	1984	1	-	0/3/25/26	0/2/2/2
1	OMG	1A	2263	1,55,56	-	0/5/27/28	0/3/3/3
1	2MA	1A	2515	1,56	-	0/3/25/26	0/3/3/3
1	2MU	1A	2564	1,56	-	0/5/27/28	0/2/2/2
1	PSU	1A	2617	1,56	-	0/7/25/26	0/2/2/2
32	2MG	1a	1207	32	-	0/5/27/28	0/3/3/3
32	5MC	1a	1400	32	-	0/3/25/26	0/2/2/2
32	4OC	1a	1402	32	-	0/7/29/30	0/2/2/2
32	5MC	1a	1404	32	-	0/3/25/26	0/2/2/2
32	5MC	1a	1407	32	-	0/3/25/26	0/2/2/2
32	UR3	1a	1498	32	-	0/3/25/26	0/2/2/2
32	MA6	1a	1518	32	-	0/7/29/30	0/3/3/3
32	MA6	1a	1519	32	-	0/7/29/30	0/3/3/3
32	PSU	1a	516	32	-	0/7/25/26	0/2/2/2

Continued on next page...

Continued from previous page...

Mol	Type	Chain	Res	Link	Chirals	Torsions	Rings
32	7MG	1a	527	32,56	-	0/7/37/38	0/3/3/3
32	M2G	1a	966	32	-	0/7/29/30	0/3/3/3
32	5MC	1a	967	32	-	0/3/25/26	0/2/2/2
43	0TD	1l	92	43	-	0/2/12/14	0/0/0/0
54	PSU	1w	32	54	-	0/7/25/26	0/2/2/2
54	MIA	1w	37	54	-	0/11/33/34	0/3/3/3
54	PSU	1w	39	54	-	0/7/25/26	0/2/2/2
54	7MG	1w	46	54	-	0/7/37/38	0/3/3/3
54	5MU	1w	54	54	-	0/3/25/26	0/2/2/2
54	PSU	1w	55	54	-	0/7/25/26	0/2/2/2
54	4SU	1w	8	54	-	0/3/25/26	0/2/2/2
55	5MC	1x	32	55	-	0/3/25/26	0/2/2/2
55	5MU	1x	54	55,56	-	0/3/25/26	0/2/2/2
55	PSU	1x	55	55,56	-	0/7/25/26	0/2/2/2
55	4SU	1x	8	55	-	0/3/25/26	0/2/2/2
54	PSU	1y	32	54	-	0/7/25/26	0/2/2/2
54	MIA	1y	37	54	-	0/3/25/34	0/3/3/3
54	PSU	1y	39	54	-	0/7/25/26	0/2/2/2
54	7MG	1y	46	54	-	0/7/37/38	0/3/3/3
54	5MU	1y	54	54	-	0/3/25/26	0/2/2/2
54	PSU	1y	55	54	-	0/7/25/26	0/2/2/2
54	4SU	1y	8	54	-	0/3/25/26	0/2/2/2
1	PSU	2A	1911	1	-	0/7/25/26	0/2/2/2
1	5MU	2A	1915	1	-	0/3/25/26	0/2/2/2
1	PSU	2A	1917	1,56	-	0/7/25/26	0/2/2/2
1	4OC	2A	1920	1	-	0/5/27/30	0/2/2/2
1	5MU	2A	1939	1,56	-	0/3/25/26	0/2/2/2
1	5MC	2A	1942	1	-	0/3/25/26	0/2/2/2
1	5MC	2A	1962	1	-	0/3/25/26	0/2/2/2
1	OMG	2A	2251	1,55,56	-	0/5/27/28	0/3/3/3
1	2MA	2A	2503	1,56	-	0/3/25/26	0/3/3/3
1	2MU	2A	2552	1,56	-	0/5/27/28	0/2/2/2
1	PSU	2A	2605	1	-	0/7/25/26	0/2/2/2
32	2MG	2a	1207	32,56	-	0/5/27/28	0/3/3/3
32	5MC	2a	1400	32	-	0/3/25/26	0/2/2/2
32	4OC	2a	1402	32	-	0/7/29/30	0/2/2/2
32	5MC	2a	1404	32	-	0/3/25/26	0/2/2/2
32	5MC	2a	1407	32,56	-	0/3/25/26	0/2/2/2
32	UR3	2a	1498	32	-	0/3/25/26	0/2/2/2
32	MA6	2a	1518	32	-	0/7/29/30	0/3/3/3
32	MA6	2a	1519	32	-	0/7/29/30	0/3/3/3
32	PSU	2a	516	32	-	0/7/25/26	0/2/2/2

Continued on next page...

Continued from previous page...

Mol	Type	Chain	Res	Link	Chirals	Torsions	Rings
32	7MG	2a	527	32,56	-	0/7/37/38	0/3/3/3
32	M2G	2a	966	32	-	0/7/29/30	0/3/3/3
32	5MC	2a	967	32	-	0/3/25/26	0/2/2/2
43	0TD	2l	92	43	-	0/2/12/14	0/0/0/0
54	PSU	2w	32	54	-	0/7/25/26	0/2/2/2
54	MIA	2w	37	54	-	0/7/29/34	0/3/3/3
54	PSU	2w	39	54	-	0/7/25/26	0/2/2/2
54	7MG	2w	46	54	-	0/7/37/38	0/3/3/3
54	5MU	2w	54	54	-	0/3/25/26	0/2/2/2
54	PSU	2w	55	54	-	0/7/25/26	0/2/2/2
54	4SU	2w	8	54	-	0/3/25/26	0/2/2/2
55	5MC	2x	32	55	-	0/3/25/26	0/2/2/2
55	5MU	2x	54	55	-	0/3/25/26	0/2/2/2
55	PSU	2x	55	55	-	0/7/25/26	0/2/2/2
55	4SU	2x	8	55,56	-	0/3/25/26	0/2/2/2
54	PSU	2y	32	54	-	0/7/25/26	0/2/2/2
54	MIA	2y	37	54	-	0/3/25/34	0/3/3/3
54	PSU	2y	39	54	-	0/7/25/26	0/2/2/2
54	7MG	2y	46	54	-	0/7/37/38	0/3/3/3
54	5MU	2y	54	54	-	0/3/25/26	0/2/2/2
54	PSU	2y	55	54	-	0/7/25/26	0/2/2/2
54	4SU	2y	8	54	-	0/3/25/26	0/2/2/2

The worst 5 of 113 bond length outliers are listed below:

Mol	Chain	Res	Type	Atoms	Z	Observed(Å)	Ideal(Å)
54	1w	37	MIA	C2-S10	-6.55	1.70	1.75
54	2w	37	MIA	C2-S10	-6.31	1.70	1.75
43	2l	92	0TD	CB-SB	-5.88	1.69	1.84
43	1l	92	0TD	CB-SB	-5.81	1.69	1.84
1	1A	2617	PSU	C5-C1'	-5.43	1.47	1.52

The worst 5 of 322 bond angle outliers are listed below:

Mol	Chain	Res	Type	Atoms	Z	Observed(°)	Ideal(°)
54	2y	32	PSU	N1-C2-N3	-9.89	121.29	128.40
32	2a	516	PSU	N1-C2-N3	-9.80	121.35	128.40
54	2w	39	PSU	N1-C2-N3	-9.75	121.39	128.40
1	2A	1917	PSU	N1-C2-N3	-9.72	121.41	128.40
32	1a	516	PSU	N1-C2-N3	-9.66	121.45	128.40

There are no chirality outliers.

There are no torsion outliers.

There are no ring outliers.

11 monomers are involved in 11 short contacts:

Mol	Chain	Res	Type	Clashes	Symm-Clashes
1	1A	1942	4OC	1	0
1	1A	1961	5MU	1	0
1	1A	2564	2MU	1	0
1	1A	2617	PSU	1	0
1	2A	1915	5MU	1	0
1	2A	1917	PSU	1	0
1	2A	1920	4OC	1	0
1	2A	1939	5MU	1	0
1	2A	2251	OMG	1	0
1	2A	2503	2MA	1	0
1	2A	2552	2MU	1	0

5.5 Carbohydrates [i](#)

There are no carbohydrates in this entry.

5.6 Ligand geometry [i](#)

Of 3049 ligands modelled in this entry, 3031 are monoatomic - leaving 18 for Mogul analysis.

In the following table, the Counts columns list the number of bonds (or angles) for which Mogul statistics could be retrieved, the number of bonds (or angles) that are observed in the model and the number of bonds (or angles) that are defined in the chemical component dictionary. The Link column lists molecule types, if any, to which the group is linked. The Z score for a bond length (or angle) is the number of standard deviations the observed value is removed from the expected value. A bond length (or angle) with $|Z| > 2$ is considered an outlier worth inspection. RMSZ is the root-mean-square of all Z scores of the bond lengths (or angles).

Mol	Type	Chain	Res	Link	Bond lengths			Bond angles		
					Counts	RMSZ	$\# Z > 2$	Counts	RMSZ	$\# Z > 2$
58	CPT	1A	4177	1	0,3,4	0.00	-	0,3,6	0.00	-
58	CPT	1A	4178	1	0,3,4	0.00	-	0,3,6	0.00	-
58	CPT	1A	4179	1	0,3,4	0.00	-	0,3,6	0.00	-
58	CPT	1A	4180	1	0,3,4	0.00	-	0,3,6	0.00	-
58	CPT	1A	4181	1	0,2,4	0.00	-	0,1,6	0.00	-
58	CPT	1A	4182	1	0,3,4	0.00	-	0,3,6	0.00	-
58	CPT	1I	3002	8	0,3,4	0.00	-	0,3,6	0.00	-
58	CPT	1a	1882	32	0,3,4	0.00	-	0,3,6	0.00	-
58	CPT	1a	1883	32	0,3,4	0.00	-	0,3,6	0.00	-

Mol	Type	Chain	Res	Link	Bond lengths			Bond angles		
					Counts	RMSZ	# Z > 2	Counts	RMSZ	# Z > 2
60	SF4	1d	501	35	0,12,12	0.00	-	0,24,24	0.00	-
58	CPT	2A	3914	1	0,3,4	0.00	-	0,3,6	0.00	-
58	CPT	2A	3915	1	0,3,4	0.00	-	0,3,6	0.00	-
58	CPT	2A	3916	1	0,3,4	0.00	-	0,3,6	0.00	-
58	CPT	2A	3917	1	0,3,4	0.00	-	0,3,6	0.00	-
58	CPT	2A	3918	1	0,2,4	0.00	-	0,1,6	0.00	-
58	CPT	2A	3919	1	0,3,4	0.00	-	0,3,6	0.00	-
58	CPT	2I	201	8	0,3,4	0.00	-	0,3,6	0.00	-
60	SF4	2d	302	35	0,12,12	0.00	-	0,24,24	0.00	-

In the following table, the Chirals column lists the number of chiral outliers, the number of chiral centers analysed, the number of these observed in the model and the number defined in the chemical component dictionary. Similar counts are reported in the Torsion and Rings columns. '-' means no outliers of that kind were identified.

Mol	Type	Chain	Res	Link	Chirals	Torsions	Rings
58	CPT	1A	4177	1	-	0/0/0/0	0/0/0/0
58	CPT	1A	4178	1	-	0/0/0/0	0/0/0/0
58	CPT	1A	4179	1	-	0/0/0/0	0/0/0/0
58	CPT	1A	4180	1	-	0/0/0/0	0/0/0/0
58	CPT	1A	4181	1	-	0/0/0/0	0/0/0/0
58	CPT	1A	4182	1	-	0/0/0/0	0/0/0/0
58	CPT	1I	3002	8	-	0/0/0/0	0/0/0/0
58	CPT	1a	1882	32	-	0/0/0/0	0/0/0/0
58	CPT	1a	1883	32	-	0/0/0/0	0/0/0/0
60	SF4	1d	501	35	-	0/0/48/48	0/6/5/5
58	CPT	2A	3914	1	-	0/0/0/0	0/0/0/0
58	CPT	2A	3915	1	-	0/0/0/0	0/0/0/0
58	CPT	2A	3916	1	-	0/0/0/0	0/0/0/0
58	CPT	2A	3917	1	-	0/0/0/0	0/0/0/0
58	CPT	2A	3918	1	-	0/0/0/0	0/0/0/0
58	CPT	2A	3919	1	-	0/0/0/0	0/0/0/0
58	CPT	2I	201	8	-	0/0/0/0	0/0/0/0
60	SF4	2d	302	35	-	0/0/48/48	0/6/5/5

There are no bond length outliers.

There are no bond angle outliers.

There are no chirality outliers.

There are no torsion outliers.

There are no ring outliers.

6 monomers are involved in 6 short contacts:

Mol	Chain	Res	Type	Clashes	Symm-Clashes
58	1A	4179	CPT	1	0
58	1A	4180	CPT	1	0
58	1A	4181	CPT	1	0
58	2A	3917	CPT	1	0
58	2A	3919	CPT	1	0
58	2I	201	CPT	1	0

5.7 Other polymers [i](#)

There are no such residues in this entry.

5.8 Polymer linkage issues [i](#)

There are no chain breaks in this entry.

6 Fit of model and data ⓘ

6.1 Protein, DNA and RNA chains ⓘ

In the following table, the column labelled ‘#RSRZ> 2’ contains the number (and percentage) of RSRZ outliers, followed by percent RSRZ outliers for the chain as percentile scores relative to all X-ray entries and entries of similar resolution. The OWAB column contains the minimum, median, 95th percentile and maximum values of the occupancy-weighted average B-factor per residue. The column labelled ‘Q< 0.9’ lists the number of (and percentage) of residues with an average occupancy less than 0.9.

Mol	Chain	Analysed	<RSRZ>	#RSRZ>2	OWAB(Å ²)	Q<0.9
1	1A	2860/2915 (98%)	0.39	44 (1%) 74 69	23, 44, 93, 105	0
1	2A	2789/2915 (95%)	-0.13	52 (1%) 67 61	28, 48, 91, 104	0
2	1B	120/121 (99%)	0.15	0 100 100	39, 61, 73, 91	0
2	2B	120/121 (99%)	-0.70	0 100 100	46, 67, 77, 91	0
3	1D	275/276 (99%)	0.52	4 (1%) 74 69	24, 42, 58, 81	0
3	2D	275/276 (99%)	0.42	4 (1%) 74 69	26, 44, 60, 80	0
4	1E	204/206 (99%)	0.60	5 (2%) 58 50	25, 48, 65, 80	0
4	2E	204/206 (99%)	0.41	2 (0%) 82 79	28, 51, 68, 80	0
5	1F	203/210 (96%)	0.35	0 100 100	24, 53, 74, 86	0
5	2F	203/210 (96%)	0.46	4 (1%) 65 59	27, 57, 76, 86	0
6	1G	181/182 (99%)	0.34	3 (1%) 70 65	51, 70, 80, 92	0
6	2G	181/182 (99%)	0.08	3 (1%) 70 65	55, 73, 83, 93	0
7	1H	173/180 (96%)	0.53	2 (1%) 79 75	53, 66, 76, 84	0
7	2H	173/180 (96%)	0.76	19 (10%) 6 3	57, 71, 80, 84	0
8	1I	146/148 (98%)	0.03	0 100 100	52, 74, 83, 90	0
8	2I	146/148 (98%)	0.52	6 (4%) 38 30	54, 74, 83, 86	0
9	1N	140/140 (100%)	0.53	0 100 100	33, 50, 69, 76	0
9	2N	140/140 (100%)	0.34	3 (2%) 64 58	37, 54, 70, 77	0
10	1O	122/122 (100%)	0.38	0 100 100	27, 40, 59, 66	0
10	2O	122/122 (100%)	0.51	2 (1%) 72 67	46, 61, 75, 78	0
11	1P	149/150 (99%)	0.36	1 (0%) 87 85	26, 56, 76, 82	0
11	2P	149/150 (99%)	0.47	7 (4%) 32 25	28, 60, 79, 83	0
12	1Q	141/141 (100%)	0.47	1 (0%) 87 85	37, 52, 69, 79	0
12	2Q	141/141 (100%)	0.32	5 (3%) 44 36	41, 58, 71, 81	0

Continued on next page...

Continued from previous page...

Mol	Chain	Analysed	<RSRZ>	#RSRZ>2	OWAB(Å ²)	Q<0.9
13	1R	118/118 (100%)	0.38	0 100 100	30, 41, 55, 63	0
13	2R	118/118 (100%)	0.19	0 100 100	33, 44, 57, 66	0
14	1S	110/112 (98%)	0.41	0 100 100	47, 60, 71, 75	0
14	2S	110/112 (98%)	0.21	4 (3%) 43 35	51, 64, 75, 79	0
15	1T	131/146 (89%)	0.42	1 (0%) 86 83	39, 52, 73, 80	0
15	2T	131/146 (89%)	0.51	4 (3%) 49 41	44, 55, 75, 80	0
16	1U	116/118 (98%)	0.63	0 100 100	26, 42, 60, 72	0
16	2U	116/118 (98%)	0.28	2 (1%) 70 65	33, 47, 64, 74	0
17	1V	101/101 (100%)	0.40	1 (0%) 82 79	29, 52, 67, 76	0
17	2V	101/101 (100%)	0.40	5 (4%) 30 23	34, 58, 71, 76	0
18	1W	112/113 (99%)	0.57	1 (0%) 84 81	26, 37, 61, 85	0
18	2W	112/113 (99%)	0.48	3 (2%) 55 48	31, 40, 63, 87	0
19	1X	95/96 (98%)	0.44	0 100 100	30, 45, 64, 83	0
19	2X	95/96 (98%)	0.25	3 (3%) 48 40	33, 49, 67, 83	0
20	1Y	107/110 (97%)	0.46	1 (0%) 84 81	41, 59, 74, 83	0
20	2Y	107/110 (97%)	0.93	14 (13%) 4 2	44, 63, 76, 85	0
21	1Z	154/206 (74%)	0.33	5 (3%) 48 40	37, 65, 87, 93	0
21	2Z	160/206 (77%)	0.78	16 (10%) 8 5	67, 83, 93, 103	0
22	10	83/85 (97%)	0.49	6 (7%) 16 12	26, 40, 64, 76	0
22	20	83/85 (97%)	0.69	6 (7%) 16 12	53, 66, 77, 84	0
23	11	97/98 (98%)	0.34	2 (2%) 64 58	27, 46, 72, 81	0
23	21	97/98 (98%)	0.75	7 (7%) 16 12	37, 57, 76, 82	0
24	12	70/72 (97%)	0.59	2 (2%) 52 45	41, 58, 69, 79	0
24	22	70/72 (97%)	0.01	1 (1%) 75 71	46, 63, 72, 79	0
25	13	59/60 (98%)	0.41	0 100 100	33, 49, 67, 82	0
25	23	59/60 (98%)	0.32	3 (5%) 29 22	40, 54, 71, 84	0
26	14	69/71 (97%)	0.19	2 (2%) 52 45	65, 80, 89, 93	0
26	24	69/71 (97%)	-0.08	3 (4%) 36 28	70, 81, 90, 94	0
27	15	59/60 (98%)	0.43	1 (1%) 70 65	26, 37, 59, 70	0
27	25	59/60 (98%)	0.15	1 (1%) 70 65	30, 41, 62, 70	0
28	16	53/54 (98%)	0.28	0 100 100	39, 51, 67, 71	0

Continued on next page...

Continued from previous page...

Mol	Chain	Analysed	<RSRZ>	#RSRZ>2	OWAB(Å ²)	Q<0.9
28	26	53/54 (98%)	0.15	0 100 100	41, 55, 65, 72	0
29	17	48/49 (97%)	0.88	4 (8%) 12 8	23, 32, 58, 71	0
29	27	48/49 (97%)	0.87	6 (12%) 4 2	25, 35, 60, 72	0
30	18	64/65 (98%)	0.41	0 100 100	33, 43, 54, 68	0
30	28	64/65 (98%)	0.40	2 (3%) 49 41	37, 46, 57, 68	0
31	19	37/37 (100%)	0.81	0 100 100	39, 52, 67, 71	0
31	29	37/37 (100%)	0.87	4 (10%) 6 4	46, 58, 69, 75	0
32	1a	1488/1521 (97%)	-0.16	18 (1%) 79 75	35, 67, 91, 106	0
32	2a	1491/1521 (98%)	-0.17	18 (1%) 79 75	49, 77, 95, 105	0
33	1b	231/256 (90%)	0.23	7 (3%) 51 43	65, 82, 89, 91	0
33	2b	231/256 (90%)	1.02	44 (19%) 1 1	67, 83, 90, 93	0
34	1c	206/239 (86%)	0.32	3 (1%) 74 69	67, 78, 85, 91	0
34	2c	206/239 (86%)	0.58	24 (11%) 5 3	69, 80, 87, 90	0
35	1d	208/209 (99%)	0.46	8 (3%) 41 33	59, 72, 80, 87	0
35	2d	208/209 (99%)	0.42	8 (3%) 41 33	60, 72, 80, 88	0
36	1e	148/162 (91%)	0.40	2 (1%) 75 71	58, 71, 81, 86	0
36	2e	148/162 (91%)	0.70	17 (11%) 5 3	62, 73, 82, 87	0
37	1f	100/101 (99%)	0.28	2 (2%) 65 59	52, 67, 77, 82	0
37	2f	100/101 (99%)	0.18	2 (2%) 65 59	59, 70, 80, 83	0
38	1g	155/156 (99%)	0.16	5 (3%) 48 40	65, 75, 84, 94	0
38	2g	155/156 (99%)	0.24	13 (8%) 12 8	66, 76, 85, 96	0
39	1h	137/138 (99%)	0.48	8 (5%) 24 18	60, 72, 78, 84	0
39	2h	137/138 (99%)	0.62	7 (5%) 29 22	62, 74, 80, 86	0
40	1i	127/128 (99%)	0.15	3 (2%) 59 52	52, 76, 85, 86	0
40	2i	127/128 (99%)	0.84	13 (10%) 7 4	67, 84, 90, 93	0
41	1j	97/105 (92%)	0.45	4 (4%) 38 30	57, 78, 87, 93	0
41	2j	96/105 (91%)	0.54	8 (8%) 12 8	73, 86, 92, 95	0
42	1k	114/129 (88%)	0.15	0 100 100	52, 70, 80, 83	0
42	2k	114/129 (88%)	0.24	4 (3%) 44 36	53, 71, 81, 83	0
43	1l	121/132 (91%)	0.38	3 (2%) 58 50	51, 61, 73, 81	0
43	2l	121/132 (91%)	0.36	5 (4%) 38 30	53, 64, 74, 82	0

Continued on next page...

Continued from previous page...

Mol	Chain	Analysed	<RSRZ>	#RSRZ>2	OWAB(Å ²)	Q<0.9
44	1m	123/126 (97%)	0.13	2 (1%) 72 67	57, 70, 80, 88	0
44	2m	122/126 (96%)	0.49	12 (9%) 8 5	71, 84, 90, 92	0
45	1n	60/61 (98%)	0.30	1 (1%) 70 65	59, 68, 75, 78	0
45	2n	60/61 (98%)	1.19	10 (16%) 2 1	72, 84, 90, 93	0
46	1o	88/89 (98%)	0.54	3 (3%) 46 38	55, 69, 79, 82	0
46	2o	88/89 (98%)	0.52	4 (4%) 34 26	58, 70, 80, 83	0
47	1p	82/88 (93%)	0.44	2 (2%) 59 52	57, 71, 80, 83	0
47	2p	82/88 (93%)	0.74	8 (9%) 8 5	58, 71, 80, 83	0
48	1q	99/105 (94%)	0.40	4 (4%) 39 31	58, 71, 81, 84	0
48	2q	99/105 (94%)	0.79	11 (11%) 6 3	62, 72, 80, 85	0
49	1r	68/88 (77%)	0.46	3 (4%) 35 27	60, 69, 80, 81	0
49	2r	68/88 (77%)	0.28	2 (2%) 52 45	61, 70, 80, 83	0
50	1s	83/93 (89%)	0.01	2 (2%) 59 52	68, 79, 85, 91	0
50	2s	83/93 (89%)	0.42	5 (6%) 23 17	71, 81, 87, 91	0
51	1t	96/106 (90%)	0.24	0 100 100	61, 71, 82, 84	0
51	2t	96/106 (90%)	0.74	7 (7%) 16 11	61, 71, 82, 85	0
52	1u	23/27 (85%)	0.58	1 (4%) 36 28	69, 73, 77, 79	0
52	2u	23/27 (85%)	0.90	3 (13%) 4 2	73, 75, 79, 81	0
53	1v	13/24 (54%)	0.40	0 100 100	56, 67, 85, 95	0
53	2v	13/24 (54%)	0.72	2 (15%) 2 1	60, 72, 88, 95	0
54	1w	67/76 (88%)	0.82	9 (13%) 4 2	51, 88, 97, 101	0
54	1y	67/76 (88%)	-0.10	3 (4%) 34 26	37, 92, 99, 103	0
54	2w	65/76 (85%)	0.48	9 (13%) 3 2	63, 94, 101, 103	0
54	2y	66/76 (86%)	0.62	9 (13%) 3 2	50, 96, 100, 102	0
55	1x	72/77 (93%)	-0.15	0 100 100	33, 67, 85, 91	0
55	2x	72/77 (93%)	-0.42	0 100 100	53, 81, 90, 95	0
All	All	20873/21748 (95%)	0.26	615 (2%) 52 45	23, 63, 89, 106	0

The worst 5 of 615 RSRZ outliers are listed below:

Mol	Chain	Res	Type	RSRZ
44	2m	124	PRO	10.0
38	2g	82	GLY	8.6

Continued on next page...

Continued from previous page...

Mol	Chain	Res	Type	RSRZ
44	2m	123	ALA	8.1
1	2A	2802	G	7.9
45	2n	39	LEU	7.8

6.2 Non-standard residues in protein, DNA, RNA chains [i](#)

In the following table, the Atoms column lists the number of modelled atoms in the group and the number defined in the chemical component dictionary. LLDF column lists the quality of electron density of the group with respect to its neighbouring residues in protein, DNA or RNA chains. The B-factors column lists the minimum, median, 95th percentile and maximum values of B factors of atoms in the group. The column labelled 'Q< 0.9' lists the number of atoms with occupancy less than 0.9.

Mol	Type	Chain	Res	Atoms	RSCC	RSR	LLDF	B-factors(Å ²)	Q<0.9
1	5MC	2A	1942	21/22	0.97	0.15	-	49,54,59,64	0
32	4OC	1a	1402	22/23	0.98	0.18	-	38,47,55,64	0
1	2MA	1A	2515	23/24	0.98	0.23	-	19,26,31,32	0
32	5MC	1a	1404	21/22	0.97	0.18	-	37,44,49,52	0
32	PSU	1a	516	20/21	0.97	0.15	-	48,58,65,70	0
54	PSU	2w	32	20/21	0.91	0.20	-	66,80,98,99	0
32	UR3	1a	1498	21/22	0.99	0.18	-	35,46,50,57	0
54	4SU	1w	8	20/21	0.86	0.19	-	80,86,108,116	0
1	2MA	2A	2503	23/24	0.98	0.18	-	24,29,34,40	0
1	5MU	1A	1961	21/22	0.99	0.22	-	28,34,41,42	0
54	PSU	1y	32	20/21	0.90	0.16	-	76,91,99,99	0
1	2MU	2A	2552	21/23	0.98	0.17	-	32,36,44,51	0
54	PSU	2w	55	20/21	0.85	0.16	-	73,84,98,98	0
1	5MU	2A	1939	21/22	0.98	0.18	-	29,36,40,43	0
32	UR3	2a	1498	21/22	0.96	0.21	-	51,59,70,72	0
54	PSU	1w	32	20/21	0.95	0.16	-	58,70,78,82	0
54	4SU	2w	8	20/21	0.81	0.19	-	85,97,111,115	0
32	2MG	2a	1207	24/25	0.90	0.14	-	73,86,90,101	0
32	MA6	2a	1518	24/25	0.96	0.20	-	53,67,75,80	0
1	4OC	2A	1920	21/23	0.98	0.16	-	45,57,62,65	0
54	5MU	1w	54	21/22	0.96	0.15	-	43,64,74,80	0
1	5MC	1A	1984	21/22	0.98	0.19	-	27,41,49,56	0
32	MA6	1a	1519	24/25	0.98	0.21	-	38,45,51,54	0
54	4SU	1y	8	20/21	0.83	0.16	-	80,95,102,108	0
32	5MC	2a	1407	21/22	0.96	0.18	-	40,56,69,76	0
1	5MU	2A	1915	21/22	0.93	0.12	-	62,69,75,82	0
54	PSU	1w	39	20/21	0.97	0.18	-	55,68,77,79	0
54	PSU	2y	55	20/21	0.79	0.28	-	88,97,113,114	0

Continued on next page...

Continued from previous page...

Mol	Type	Chain	Res	Atoms	RSCC	RSR	LLDF	B-factors(\AA^2)	Q<0.9
1	PSU	2A	2605	20/21	0.98	0.18	-	29,35,43,48	0
1	PSU	1A	2617	20/21	0.98	0.20	-	27,32,41,41	0
54	PSU	1y	55	20/21	0.79	0.24	-	86,96,105,118	0
32	M2G	2a	966	25/26	0.93	0.19	-	55,70,86,91	0
55	5MC	2x	32	21/22	0.95	0.19	-	68,77,83,89	0
43	0TD	2l	92	10/11	0.93	0.20	-	62,64,70,87	0
54	PSU	1w	55	20/21	0.88	0.16	-	64,78,85,90	0
32	5MC	1a	967	21/22	0.97	0.17	-	44,52,68,72	0
1	5MC	1A	1964	21/22	0.98	0.19	-	45,50,57,58	0
1	OMG	2A	2251	24/25	0.98	0.19	-	29,35,40,47	0
32	MA6	1a	1518	24/25	0.98	0.20	-	30,41,50,51	0
1	OMG	1A	2263	24/25	0.98	0.21	-	26,30,36,39	0
32	M2G	1a	966	25/26	0.97	0.17	-	44,57,68,77	0
54	PSU	2w	39	20/21	0.93	0.24	-	72,83,93,94	0
32	PSU	2a	516	20/21	0.93	0.13	-	63,75,81,88	0
54	PSU	2y	32	20/21	0.79	0.15	-	67,90,100,108	0
32	2MG	1a	1207	24/25	0.97	0.13	-	60,68,75,76	0
55	PSU	2x	55	20/21	0.89	0.14	-	77,86,93,98	0
54	7MG	1w	46	24/25	0.81	0.20	-	74,88,107,126	0
55	PSU	1x	55	20/21	0.92	0.16	-	54,69,89,90	0
32	5MC	1a	1400	21/22	0.97	0.17	-	41,53,58,62	0
1	5MC	2A	1962	21/22	0.97	0.17	-	28,44,54,61	0
55	4SU	1x	8	20/21	0.95	0.16	-	58,70,80,91	0
1	PSU	2A	1911	20/21	0.95	0.14	-	53,61,67,68	0
32	5MC	2a	967	21/22	0.92	0.14	-	66,74,80,89	0
54	4SU	2y	8	20/21	0.81	0.14	-	82,99,109,121	0
54	PSU	1y	39	20/21	0.92	0.18	-	77,83,87,97	0
54	MIA	1y	37	22/30	0.88	0.15	-	77,86,92,97	0
32	5MC	2a	1400	21/22	0.97	0.19	-	66,70,79,87	0
1	PSU	1A	1939	20/21	0.96	0.18	-	54,61,64,67	0
32	7MG	1a	527	24/25	0.97	0.16	-	33,46,53,62	0
32	5MC	1a	1407	21/22	0.98	0.19	-	34,42,47,48	0
32	MA6	2a	1519	24/25	0.96	0.23	-	44,68,73,79	0
54	5MU	1y	54	21/22	0.85	0.20	-	84,90,99,116	0
1	PSU	2A	1917	20/21	0.95	0.15	-	56,65,69,73	0
43	0TD	1l	92	10/11	0.92	0.19	-	56,62,65,85	0
54	7MG	1y	46	24/25	0.81	0.20	-	79,97,103,116	0
54	5MU	2w	54	21/22	0.88	0.14	-	71,81,87,95	0
55	5MU	1x	54	21/22	0.95	0.13	-	59,70,77,78	0
32	4OC	2a	1402	22/23	0.95	0.17	-	50,64,75,79	0
54	7MG	2y	46	24/25	0.79	0.19	-	83,97,105,122	0
32	7MG	2a	527	24/25	0.95	0.14	-	52,60,75,82	0

Continued on next page...

Continued from previous page...

Mol	Type	Chain	Res	Atoms	RSCC	RSR	LLDF	B-factors(\AA^2)	Q<0.9
54	MIA	2w	37	25/30	0.92	0.17	-	61,76,85,87	0
1	2MU	1A	2564	21/23	0.98	0.22	-	26,35,40,42	0
1	5MU	1A	1937	21/22	0.95	0.18	-	57,65,71,73	0
1	4OC	1A	1942	21/23	0.97	0.20	-	39,56,58,62	0
55	5MC	1x	32	21/22	0.97	0.18	-	49,54,65,69	0
54	MIA	1w	37	29/30	0.96	0.20	-	46,57,69,76	0
54	MIA	2y	37	22/30	0.80	0.22	-	66,89,94,118	0
55	4SU	2x	8	20/21	0.88	0.14	-	72,85,92,94	0
1	PSU	1A	1933	20/21	0.96	0.21	-	50,57,63,64	0
54	PSU	2y	39	20/21	0.89	0.19	-	83,88,96,110	0
54	7MG	2w	46	24/25	0.74	0.19	-	85,97,104,130	0
32	5MC	2a	1404	21/22	0.95	0.18	-	53,58,65,72	0
55	5MU	2x	54	21/22	0.91	0.18	-	72,87,94,102	0
54	5MU	2y	54	21/22	0.86	0.28	-	83,92,101,129	0

6.3 Carbohydrates [i](#)

There are no carbohydrates in this entry.

6.4 Ligands [i](#)

In the following table, the Atoms column lists the number of modelled atoms in the group and the number defined in the chemical component dictionary. LLDF column lists the quality of electron density of the group with respect to its neighbouring residues in protein, DNA or RNA chains. The B-factors column lists the minimum, median, 95th percentile and maximum values of B factors of atoms in the group. The column labelled 'Q< 0.9' lists the number of atoms with occupancy less than 0.9.

Mol	Type	Chain	Res	Atoms	RSCC	RSR	LLDF	B-factors(\AA^2)	Q<0.9
56	MG	1A	3398	1/1	0.90	0.77	100.04	49,49,49,49	0
56	MG	2A	3138	1/1	0.97	0.51	41.35	42,42,42,42	0
56	MG	1A	3452	1/1	0.92	0.58	40.27	52,52,52,52	0
56	MG	1A	3038	1/1	0.96	0.74	39.87	39,39,39,39	0
56	MG	1A	3172	1/1	0.97	0.91	37.27	54,54,54,54	0
56	MG	1A	3501	1/1	0.83	0.63	34.13	58,58,58,58	0
56	MG	2A	3341	1/1	0.75	0.89	33.85	59,59,59,59	0
56	MG	1A	3032	1/1	0.97	0.55	33.36	37,37,37,37	0
56	MG	2A	3937	1/1	0.97	0.60	33.07	41,41,41,41	0
56	MG	1A	3152	1/1	0.89	0.42	31.83	42,42,42,42	0
56	MG	1A	3189	1/1	0.90	0.64	30.04	51,51,51,51	0
56	MG	1A	3197	1/1	0.93	0.43	27.51	45,45,45,45	0

Continued on next page...

Continued from previous page...

Mol	Type	Chain	Res	Atoms	RSCC	RSR	LLDF	B-factors(\AA^2)	Q<0.9
56	MG	1A	3923	1/1	0.91	0.37	26.47	47,47,47,47	0
56	MG	2A	3729	1/1	0.79	0.66	25.08	66,66,66,66	0
56	MG	1N	201	1/1	0.85	0.98	23.79	58,58,58,58	0
56	MG	1A	3246	1/1	0.95	0.32	21.77	65,65,65,65	0
56	MG	1A	4201	1/1	0.94	0.54	20.60	43,43,43,43	0
56	MG	1A	3196	1/1	0.95	0.44	19.73	36,36,36,36	0
56	MG	1A	4208	1/1	0.96	0.54	19.19	50,50,50,50	0
56	MG	1A	3191	1/1	0.91	0.42	18.70	47,47,47,47	0
56	MG	2A	3025	1/1	0.92	0.34	18.25	50,50,50,50	0
56	MG	1A	3570	1/1	0.98	0.46	18.10	41,41,41,41	0
56	MG	2A	3907	1/1	0.97	0.51	16.95	39,39,39,39	0
56	MG	1S	3001	1/1	0.95	0.70	16.91	54,54,54,54	0
56	MG	2D	304	1/1	0.94	0.81	16.78	45,45,45,45	0
56	MG	1A	3176	1/1	0.93	0.48	16.58	42,42,42,42	0
56	MG	1A	3200	1/1	0.92	0.37	16.30	46,46,46,46	0
56	MG	1A	3160	1/1	0.94	0.38	15.96	38,38,38,38	0
56	MG	18	102	1/1	0.85	0.34	15.46	54,54,54,54	0
56	MG	1A	3163	1/1	0.98	0.44	15.37	34,34,34,34	0
56	MG	1A	3349	1/1	0.96	0.52	15.20	50,50,50,50	0
56	MG	1B	3018	1/1	0.94	0.35	14.44	30,30,30,30	0
56	MG	1A	3249	1/1	0.93	0.39	14.14	41,41,41,41	0
56	MG	2A	3925	1/1	0.98	0.71	13.98	43,43,43,43	0
56	MG	1A	3232	1/1	0.95	0.41	13.78	47,47,47,47	0
56	MG	1A	3283	1/1	0.94	0.47	13.78	45,45,45,45	0
56	MG	2A	3926	1/1	0.97	0.40	13.23	47,47,47,47	0
56	MG	2A	3900	1/1	0.91	0.56	12.96	41,41,41,41	0
56	MG	2a	1750	1/1	0.85	0.36	12.91	83,83,83,83	0
56	MG	2A	3437	1/1	0.97	0.35	12.64	55,55,55,55	0
56	MG	2A	3091	1/1	0.95	0.30	12.63	42,42,42,42	0
56	MG	2A	3412	1/1	0.95	0.30	12.53	48,48,48,48	0
56	MG	2F	307	1/1	0.94	0.69	12.52	53,53,53,53	0
56	MG	1A	4110	1/1	0.87	0.39	12.34	54,54,54,54	0
56	MG	1a	1725	1/1	0.93	0.32	12.15	72,72,72,72	0
56	MG	1W	203	1/1	0.99	0.40	11.98	34,34,34,34	0
56	MG	1N	205	1/1	0.85	0.33	11.78	61,61,61,61	0
56	MG	2U	3003	1/1	0.95	0.65	11.54	48,48,48,48	0
56	MG	1A	3913	1/1	0.93	0.34	11.38	43,43,43,43	0
56	MG	1A	3075	1/1	0.94	0.33	11.38	48,48,48,48	0
56	MG	1A	4203	1/1	0.98	0.40	11.10	31,31,31,31	0
56	MG	1a	1689	1/1	0.95	0.27	11.06	42,42,42,42	0
56	MG	1A	3303	1/1	0.94	0.38	11.05	38,38,38,38	0

Continued on next page...

Continued from previous page...

Mol	Type	Chain	Res	Atoms	RSCC	RSR	LLDF	B-factors(\AA^2)	Q<0.9
56	MG	1B	3009	1/1	0.93	0.37	11.02	59,59,59,59	0
56	MG	1A	3598	1/1	0.94	0.27	10.96	51,51,51,51	0
56	MG	1A	3067	1/1	0.95	0.26	10.80	30,30,30,30	0
56	MG	1A	3033	1/1	0.96	0.39	10.61	39,39,39,39	0
56	MG	1a	1758	1/1	0.90	0.32	10.38	76,76,76,76	0
56	MG	1A	3195	1/1	0.96	0.42	9.93	49,49,49,49	0
56	MG	1a	1641	1/1	0.89	0.47	9.76	61,61,61,61	0
56	MG	1A	3177	1/1	0.99	0.38	9.57	42,42,42,42	0
56	MG	1A	3546	1/1	0.93	0.25	9.51	52,52,52,52	0
56	MG	2A	3924	1/1	0.97	0.52	9.51	49,49,49,49	0
56	MG	1N	204	1/1	0.97	0.50	9.39	55,55,55,55	0
56	MG	1D	310	1/1	0.92	0.39	9.24	34,34,34,34	0
56	MG	1A	4194	1/1	0.94	0.35	9.23	47,47,47,47	0
56	MG	2A	3444	1/1	0.97	0.26	9.11	39,39,39,39	0
56	MG	1U	208	1/1	0.94	0.42	8.98	44,44,44,44	0
56	MG	1A	4163	1/1	0.99	0.41	8.82	35,35,35,35	0
56	MG	1a	1636	1/1	0.87	0.28	8.54	70,70,70,70	0
56	MG	2A	3447	1/1	0.88	0.24	8.42	61,61,61,61	0
56	MG	1A	3124	1/1	0.93	0.44	8.34	46,46,46,46	0
56	MG	1A	3573	1/1	0.99	0.31	8.33	40,40,40,40	0
56	MG	2A	3453	1/1	0.96	0.26	8.30	64,64,64,64	0
56	MG	10	103	1/1	0.96	0.38	8.30	49,49,49,49	0
56	MG	2A	3826	1/1	0.84	0.26	8.29	56,56,56,56	0
56	MG	2A	3483	1/1	0.96	0.50	8.10	59,59,59,59	0
56	MG	1O	3002	1/1	0.91	0.44	7.92	55,55,55,55	0
56	MG	1A	4160	1/1	0.97	0.39	7.90	34,34,34,34	0
56	MG	19	103	1/1	0.95	0.55	7.84	64,64,64,64	0
56	MG	2A	3110	1/1	0.94	0.19	7.77	38,38,38,38	0
56	MG	1U	204	1/1	0.87	0.30	7.63	38,38,38,38	0
56	MG	1A	3133	1/1	0.98	0.29	7.56	34,34,34,34	0
56	MG	1A	3167	1/1	0.96	0.38	7.55	41,41,41,41	0
56	MG	1A	3202	1/1	0.98	0.29	7.53	28,28,28,28	0
59	ZN	15	101	1/1	0.98	0.27	7.29	61,61,61,61	0
56	MG	2A	3920	1/1	0.91	0.30	7.23	39,39,39,39	0
56	MG	1A	3354	1/1	0.99	0.36	7.12	39,39,39,39	0
56	MG	1A	3345	1/1	0.85	0.34	7.01	61,61,61,61	0
56	MG	1A	3102	1/1	0.93	0.28	6.92	41,41,41,41	0
56	MG	1A	4220	1/1	0.96	0.46	6.86	42,42,42,42	0
56	MG	2A	3908	1/1	0.89	0.26	6.82	71,71,71,71	0
56	MG	1A	3516	1/1	0.85	0.34	6.78	61,61,61,61	0
56	MG	1A	4213	1/1	0.92	0.47	6.71	49,49,49,49	0

Continued on next page...

Continued from previous page...

Mol	Type	Chain	Res	Atoms	RSCC	RSR	LLDF	B-factors(\AA^2)	Q<0.9
56	MG	1D	312	1/1	0.88	0.38	6.67	46,46,46,46	0
56	MG	2a	1641	1/1	0.98	0.27	6.65	52,52,52,52	0
56	MG	2A	3909	1/1	0.91	0.45	6.59	72,72,72,72	0
56	MG	1A	4216	1/1	0.89	0.39	6.59	40,40,40,40	0
56	MG	1A	4154	1/1	0.93	0.41	6.55	49,49,49,49	0
56	MG	1A	3506	1/1	0.95	0.44	6.46	52,52,52,52	0
56	MG	1A	3127	1/1	0.96	0.31	6.39	41,41,41,41	0
56	MG	1a	1880	1/1	0.97	0.27	6.39	39,39,39,39	0
56	MG	1Z	301	1/1	0.94	0.32	6.13	46,46,46,46	0
56	MG	1A	3166	1/1	0.88	0.32	6.06	44,44,44,44	0
56	MG	2a	1806	1/1	0.94	0.24	6.01	73,73,73,73	0
56	MG	2A	3049	1/1	0.86	0.36	5.97	43,43,43,43	0
56	MG	1A	3524	1/1	0.96	0.30	5.88	32,32,32,32	0
56	MG	1X	101	1/1	0.92	0.36	5.82	45,45,45,45	0
56	MG	1A	3473	1/1	0.89	0.30	5.80	44,44,44,44	0
56	MG	2a	1764	1/1	0.80	0.26	5.78	89,89,89,89	0
56	MG	1F	307	1/1	0.84	0.33	5.62	67,67,67,67	0
56	MG	1A	4192	1/1	0.98	0.32	5.55	38,38,38,38	0
56	MG	1A	3231	1/1	0.98	0.29	5.54	45,45,45,45	0
56	MG	2E	307	1/1	0.93	0.36	5.44	49,49,49,49	0
56	MG	2A	3773	1/1	0.93	0.61	5.40	48,48,48,48	0
56	MG	1A	3305	1/1	0.98	0.26	5.39	35,35,35,35	0
56	MG	2A	3402	1/1	0.88	0.28	5.26	48,48,48,48	0
56	MG	1A	3307	1/1	0.98	0.25	5.23	47,47,47,47	0
56	MG	2U	3002	1/1	0.97	0.64	5.23	54,54,54,54	0
56	MG	2A	3129	1/1	0.95	0.21	5.02	48,48,48,48	0
56	MG	2T	201	1/1	0.95	0.49	4.98	64,64,64,64	0
56	MG	1A	3525	1/1	0.80	0.31	4.95	39,39,39,39	0
56	MG	1A	3679	1/1	0.95	0.23	4.70	57,57,57,57	0
56	MG	1S	3002	1/1	0.95	0.36	4.70	61,61,61,61	0
56	MG	1A	4190	1/1	0.98	0.32	4.69	40,40,40,40	0
56	MG	1A	4215	1/1	0.98	0.33	4.67	33,33,33,33	0
56	MG	1R	202	1/1	0.88	0.35	4.53	40,40,40,40	0
56	MG	1A	3242	1/1	0.98	0.34	4.48	34,34,34,34	0
56	MG	13	101	1/1	0.95	0.28	4.41	48,48,48,48	0
56	MG	1A	3931	1/1	0.93	0.40	4.40	46,46,46,46	0
56	MG	2a	1646	1/1	0.89	0.24	4.36	67,67,67,67	0
56	MG	1D	303	1/1	0.96	0.37	4.36	51,51,51,51	0
56	MG	1X	103	1/1	0.95	0.40	4.32	45,45,45,45	0
56	MG	2A	3364	1/1	0.93	0.26	4.29	57,57,57,57	0
56	MG	1a	1750	1/1	0.90	0.28	4.21	63,63,63,63	0

Continued on next page...

Continued from previous page...

Mol	Type	Chain	Res	Atoms	RSCC	RSR	LLDF	B-factors(\AA^2)	Q<0.9
56	MG	1F	304	1/1	0.97	0.33	4.21	36,36,36,36	0
56	MG	2A	3650	1/1	0.92	0.24	3.99	48,48,48,48	0
56	MG	2A	3664	1/1	0.97	0.30	3.95	45,45,45,45	0
56	MG	1A	3699	1/1	0.97	0.26	3.89	28,28,28,28	0
56	MG	1Y	205	1/1	0.99	0.40	3.84	49,49,49,49	0
56	MG	2A	3931	1/1	0.79	0.39	3.74	44,44,44,44	0
56	MG	1A	4013	1/1	0.84	0.26	3.70	53,53,53,53	0
56	MG	1A	4200	1/1	0.87	0.33	3.66	45,45,45,45	0
56	MG	1D	302	1/1	0.88	0.28	3.62	53,53,53,53	0
56	MG	1a	1634	1/1	0.93	0.23	3.61	52,52,52,52	0
56	MG	2A	3649	1/1	0.95	0.21	3.60	36,36,36,36	0
56	MG	2A	3467	1/1	0.90	0.22	3.55	49,49,49,49	0
56	MG	1E	311	1/1	0.91	0.34	3.55	48,48,48,48	0
56	MG	1a	1874	1/1	0.79	0.20	3.53	55,55,55,55	0
56	MG	1A	3910	1/1	0.98	0.22	3.52	29,29,29,29	0
56	MG	1a	1614	1/1	0.83	0.18	3.45	76,76,76,76	0
56	MG	1U	205	1/1	0.93	0.35	3.39	33,33,33,33	0
56	MG	2A	3106	1/1	0.96	0.23	3.38	50,50,50,50	0
56	MG	2A	3936	1/1	0.89	0.27	3.36	47,47,47,47	0
56	MG	2A	3852	1/1	0.89	0.22	3.34	44,44,44,44	0
56	MG	1A	3388	1/1	0.94	0.27	3.31	45,45,45,45	0
56	MG	1A	3937	1/1	0.83	0.26	3.28	45,45,45,45	0
56	MG	2A	3594	1/1	0.87	0.19	3.27	60,60,60,60	0
56	MG	2A	3441	1/1	0.92	0.32	3.26	48,48,48,48	0
56	MG	1A	3013	1/1	0.94	0.28	3.25	33,33,33,33	0
56	MG	1a	1884	1/1	0.87	0.27	3.23	62,62,62,62	0
56	MG	1A	3552	1/1	0.97	0.26	3.11	32,32,32,32	0
56	MG	2B	3008	1/1	0.75	0.15	3.11	69,69,69,69	0
56	MG	2a	1647	1/1	0.69	0.25	3.08	63,63,63,63	0
56	MG	2A	3930	1/1	0.89	0.36	3.03	58,58,58,58	0
56	MG	2a	1701	1/1	0.60	0.26	2.89	84,84,84,84	0
56	MG	2A	3401	1/1	0.94	0.22	2.81	45,45,45,45	0
56	MG	2A	3028	1/1	0.90	0.20	2.72	49,49,49,49	0
56	MG	1A	3871	1/1	0.99	0.23	2.70	32,32,32,32	0
56	MG	1A	4198	1/1	0.96	0.26	2.66	34,34,34,34	0
56	MG	1a	1819	1/1	0.82	0.17	2.62	63,63,63,63	0
56	MG	1x	109	1/1	0.95	0.15	2.55	57,57,57,57	0
56	MG	1A	3568	1/1	0.94	0.24	2.52	54,54,54,54	0
56	MG	1A	3450	1/1	0.85	0.23	2.44	54,54,54,54	0
56	MG	2A	3178	1/1	0.99	0.21	2.42	34,34,34,34	0
56	MG	2A	3827	1/1	0.92	0.22	2.42	40,40,40,40	0

Continued on next page...

Continued from previous page...

Mol	Type	Chain	Res	Atoms	RSCC	RSR	LLDF	B-factors(\AA^2)	Q<0.9
56	MG	1n	101	1/1	0.98	0.28	2.41	52,52,52,52	0
56	MG	1a	1785	1/1	0.97	0.23	2.40	41,41,41,41	0
56	MG	1A	4186	1/1	0.93	0.25	2.39	40,40,40,40	0
56	MG	1A	3342	1/1	0.89	0.22	2.35	58,58,58,58	0
56	MG	2F	305	1/1	0.90	0.28	2.35	42,42,42,42	0
56	MG	2A	3119	1/1	0.90	0.22	2.34	40,40,40,40	0
56	MG	1A	3676	1/1	0.97	0.21	2.34	37,37,37,37	0
56	MG	1A	3836	1/1	0.94	0.23	2.32	70,70,70,70	0
56	MG	2U	3001	1/1	0.89	0.34	2.30	56,56,56,56	0
56	MG	1A	3016	1/1	0.77	0.21	2.27	61,61,61,61	0
56	MG	2B	3006	1/1	0.91	0.22	2.27	71,71,71,71	0
56	MG	1B	3021	1/1	0.94	0.21	2.23	65,65,65,65	0
56	MG	2A	3082	1/1	0.93	0.28	2.15	50,50,50,50	0
56	MG	2A	3433	1/1	0.91	0.20	2.15	53,53,53,53	0
56	MG	2A	3436	1/1	0.92	0.25	2.08	53,53,53,53	0
56	MG	1x	118	1/1	0.91	0.20	2.08	72,72,72,72	0
56	MG	1A	3238	1/1	0.93	0.28	2.07	42,42,42,42	0
56	MG	2A	3932	1/1	0.98	0.35	2.06	39,39,39,39	0
56	MG	2A	3021	1/1	0.94	0.23	2.00	40,40,40,40	0
56	MG	2A	3635	1/1	0.81	0.17	1.93	73,73,73,73	0
56	MG	1X	104	1/1	0.91	0.24	1.92	52,52,52,52	0
56	MG	1A	3350	1/1	0.94	0.23	1.91	48,48,48,48	0
56	MG	2A	3098	1/1	0.99	0.21	1.89	46,46,46,46	0
56	MG	1U	203	1/1	0.90	0.28	1.88	49,49,49,49	0
56	MG	1A	4189	1/1	0.98	0.30	1.87	46,46,46,46	0
56	MG	1A	3309	1/1	0.86	0.23	1.85	59,59,59,59	0
56	MG	1A	3056	1/1	0.96	0.22	1.84	33,33,33,33	0
56	MG	2A	3732	1/1	0.95	0.20	1.84	65,65,65,65	0
56	MG	2a	1710	1/1	0.97	0.27	1.83	47,47,47,47	0
56	MG	1A	4202	1/1	0.97	0.28	1.83	35,35,35,35	0
56	MG	2A	3158	1/1	0.95	0.20	1.83	37,37,37,37	0
56	MG	1A	3306	1/1	0.81	0.23	1.80	38,38,38,38	0
56	MG	2A	3507	1/1	0.88	0.16	1.79	50,50,50,50	0
56	MG	1D	301	1/1	0.92	0.25	1.77	29,29,29,29	0
56	MG	1x	107	1/1	0.96	0.20	1.74	68,68,68,68	0
56	MG	2A	3777	1/1	0.88	0.21	1.73	65,65,65,65	0
56	MG	1D	307	1/1	0.94	0.25	1.72	41,41,41,41	0
56	MG	2A	3014	1/1	0.96	0.24	1.67	38,38,38,38	0
56	MG	1A	4187	1/1	0.98	0.26	1.60	33,33,33,33	0
56	MG	1F	303	1/1	0.95	0.26	1.57	38,38,38,38	0
56	MG	2A	3244	1/1	0.87	0.21	1.54	40,40,40,40	0
56	MG	2A	3142	1/1	0.98	0.21	1.34	41,41,41,41	0

Continued on next page...

Continued from previous page...

Mol	Type	Chain	Res	Atoms	RSCC	RSR	LLDF	B-factors(\AA^2)	Q<0.9
56	MG	2a	1716	1/1	0.83	0.22	1.32	66,66,66,66	0
56	MG	1a	1796	1/1	0.96	0.20	1.24	65,65,65,65	0
56	MG	1x	105	1/1	0.78	0.18	1.18	65,65,65,65	0
56	MG	2A	3644	1/1	0.96	0.21	1.18	31,31,31,31	0
56	MG	1A	3069	1/1	0.90	0.23	1.12	39,39,39,39	0
56	MG	1A	3951	1/1	0.94	0.27	1.12	38,38,38,38	0
56	MG	1A	3796	1/1	0.92	0.23	1.11	23,23,23,23	0
56	MG	1A	3861	1/1	0.98	0.24	1.08	37,37,37,37	0
56	MG	2A	3039	1/1	0.89	0.17	1.06	56,56,56,56	0
58	CPT	1a	1882	4/5	1.00	0.21	1.00	60,68,79,89	0
56	MG	1P	202	1/1	0.95	0.24	0.99	29,29,29,29	0
56	MG	2A	3529	1/1	0.96	0.17	0.97	29,29,29,29	0
56	MG	1U	206	1/1	0.98	0.25	0.95	29,29,29,29	0
56	MG	1D	304	1/1	0.96	0.25	0.93	33,33,33,33	0
59	ZN	14	501	1/1	0.96	0.19	0.92	84,84,84,84	0
56	MG	1A	4206	1/1	0.98	0.22	0.90	44,44,44,44	0
56	MG	1A	3737	1/1	0.94	0.23	0.88	30,30,30,30	0
56	MG	1A	3119	1/1	0.94	0.21	0.87	46,46,46,46	0
56	MG	1A	3192	1/1	0.93	0.26	0.86	44,44,44,44	0
56	MG	1a	1674	1/1	0.93	0.18	0.85	74,74,74,74	0
56	MG	1D	305	1/1	0.90	0.22	0.83	49,49,49,49	0
56	MG	1A	4222	1/1	0.95	0.23	0.82	45,45,45,45	0
56	MG	1A	3554	1/1	0.88	0.23	0.81	27,27,27,27	0
59	ZN	25	103	1/1	0.98	0.19	0.80	53,53,53,53	0
56	MG	2R	202	1/1	0.87	0.24	0.80	57,57,57,57	0
56	MG	1A	3008	1/1	0.94	0.22	0.78	31,31,31,31	0
56	MG	1A	3077	1/1	0.96	0.21	0.73	23,23,23,23	0
56	MG	2a	1689	1/1	0.98	0.17	0.68	69,69,69,69	0
56	MG	1l	201	1/1	0.98	0.19	0.68	39,39,39,39	0
58	CPT	1A	4181	3/5	0.94	0.19	0.63	61,61,64,93	3
56	MG	1A	3210	1/1	0.79	0.20	0.62	55,55,55,55	0
56	MG	1a	1797	1/1	0.97	0.20	0.61	57,57,57,57	0
56	MG	1O	3001	1/1	0.87	0.29	0.60	70,70,70,70	0
56	MG	1A	4034	1/1	0.93	0.20	0.60	42,42,42,42	0
56	MG	1A	4170	1/1	0.92	0.19	0.59	44,44,44,44	0
56	MG	1A	3858	1/1	0.98	0.23	0.59	30,30,30,30	0
56	MG	2a	1679	1/1	0.93	0.17	0.56	58,58,58,58	0
56	MG	1A	3932	1/1	0.92	0.22	0.55	55,55,55,55	0
56	MG	1A	4199	1/1	0.95	0.23	0.54	41,41,41,41	0
56	MG	2X	101	1/1	0.93	0.15	0.53	52,52,52,52	0
56	MG	1P	201	1/1	0.96	0.25	0.51	38,38,38,38	0
56	MG	2a	1611	1/1	0.96	0.15	0.50	75,75,75,75	0

Continued on next page...

Continued from previous page...

Mol	Type	Chain	Res	Atoms	RSCC	RSR	LLDF	B-factors(\AA^2)	Q<0.9
56	MG	1A	3566	1/1	0.97	0.22	0.46	34,34,34,34	0
56	MG	2A	3634	1/1	0.93	0.19	0.45	39,39,39,39	0
56	MG	1Q	202	1/1	0.95	0.24	0.45	46,46,46,46	0
56	MG	2a	1696	1/1	0.96	0.17	0.42	56,56,56,56	0
56	MG	1A	3500	1/1	0.96	0.21	0.42	52,52,52,52	0
56	MG	1A	4204	1/1	0.97	0.23	0.41	38,38,38,38	0
56	MG	1A	3630	1/1	0.79	0.29	0.41	60,60,60,60	0
59	ZN	26	102	1/1	0.97	0.18	0.40	63,63,63,63	0
56	MG	2A	3567	1/1	0.94	0.18	0.38	40,40,40,40	0
56	MG	1A	4114	1/1	0.84	0.21	0.37	41,41,41,41	0
56	MG	2A	3899	1/1	0.97	0.19	0.35	52,52,52,52	0
56	MG	1a	1624	1/1	0.95	0.18	0.34	60,60,60,60	0
56	MG	2A	3944	1/1	0.80	0.23	0.30	58,58,58,58	0
56	MG	2A	3768	1/1	0.88	0.17	0.27	46,46,46,46	0
56	MG	1A	3868	1/1	0.97	0.18	0.27	52,52,52,52	0
56	MG	1A	3947	1/1	0.79	0.23	0.26	49,49,49,49	0
59	ZN	16	102	1/1	1.00	0.21	0.25	40,40,40,40	0
56	MG	1A	3608	1/1	0.85	0.21	0.24	60,60,60,60	0
56	MG	1A	4227	1/1	0.97	0.23	0.24	41,41,41,41	0
56	MG	2a	1841	1/1	0.92	0.17	0.19	72,72,72,72	0
56	MG	2A	3189	1/1	0.88	0.17	0.18	47,47,47,47	0
56	MG	1A	4219	1/1	0.97	0.23	0.17	35,35,35,35	0
56	MG	2a	1703	1/1	0.96	0.19	0.16	37,37,37,37	0
56	MG	1r	101	1/1	0.82	0.20	0.15	71,71,71,71	0
56	MG	1A	3821	1/1	0.93	0.22	0.15	34,34,34,34	0
56	MG	2A	3399	1/1	0.66	0.18	0.15	60,60,60,60	0
58	CPT	2I	201	4/5	0.97	0.21	0.14	38,50,68,87	4
56	MG	2a	1670	1/1	0.85	0.19	0.14	71,71,71,71	0
56	MG	2A	3868	1/1	0.88	0.18	0.13	61,61,61,61	0
56	MG	2a	1853	1/1	0.96	0.17	0.11	52,52,52,52	0
56	MG	1A	4065	1/1	0.95	0.21	0.10	32,32,32,32	0
56	MG	1A	3244	1/1	0.91	0.20	0.10	57,57,57,57	0
56	MG	2a	1780	1/1	0.90	0.20	0.07	75,75,75,75	0
56	MG	1a	1714	1/1	0.96	0.19	0.07	42,42,42,42	0
56	MG	1A	3062	1/1	0.95	0.18	0.02	38,38,38,38	0
56	MG	1A	3441	1/1	0.97	0.25	0.01	44,44,44,44	0
56	MG	2A	3750	1/1	0.90	0.14	0.00	81,81,81,81	0
56	MG	1A	3946	1/1	0.94	0.23	-0.02	36,36,36,36	0
56	MG	1I	104	1/1	0.81	0.19	-0.06	66,66,66,66	0
56	MG	2a	1693	1/1	0.95	0.16	-0.07	73,73,73,73	0
56	MG	2a	1774	1/1	0.98	0.18	-0.10	52,52,52,52	0
56	MG	1a	1661	1/1	0.90	0.20	-0.11	57,57,57,57	0

Continued on next page...

Continued from previous page...

Mol	Type	Chain	Res	Atoms	RSCC	RSR	LLDF	B-factors(\AA^2)	Q<0.9
56	MG	1E	309	1/1	0.95	0.23	-0.14	40,40,40,40	0
56	MG	1A	3816	1/1	0.93	0.21	-0.17	23,23,23,23	0
56	MG	2n	101	1/1	0.94	0.15	-0.18	74,74,74,74	0
56	MG	1A	3877	1/1	0.92	0.21	-0.19	42,42,42,42	0
56	MG	1A	4197	1/1	0.93	0.20	-0.23	50,50,50,50	0
59	ZN	1n	103	1/1	0.97	0.16	-0.26	63,63,63,63	0
56	MG	1A	3036	1/1	0.97	0.20	-0.27	24,24,24,24	0
56	MG	1A	3745	1/1	0.77	0.21	-0.27	37,37,37,37	0
56	MG	2A	3733	1/1	0.94	0.19	-0.27	48,48,48,48	0
56	MG	1A	4149	1/1	0.88	0.21	-0.31	30,30,30,30	0
56	MG	2A	3140	1/1	0.98	0.18	-0.31	41,41,41,41	0
56	MG	2A	3097	1/1	0.88	0.15	-0.32	37,37,37,37	0
56	MG	2X	102	1/1	0.96	0.16	-0.32	56,56,56,56	0
56	MG	1Q	201	1/1	0.99	0.20	-0.33	36,36,36,36	0
56	MG	1A	4171	1/1	0.93	0.20	-0.36	41,41,41,41	0
56	MG	2A	3652	1/1	0.93	0.19	-0.36	43,43,43,43	0
56	MG	1A	4047	1/1	0.93	0.20	-0.39	37,37,37,37	0
56	MG	1A	3668	1/1	0.94	0.21	-0.40	47,47,47,47	0
56	MG	2A	3463	1/1	0.91	0.17	-0.42	65,65,65,65	0
56	MG	1a	1647	1/1	0.94	0.16	-0.43	62,62,62,62	0
59	ZN	2Y	501	1/1	0.95	0.15	-0.44	80,80,80,80	0
56	MG	2A	3120	1/1	0.95	0.19	-0.46	45,45,45,45	0
56	MG	1D	306	1/1	0.95	0.22	-0.48	34,34,34,34	0
56	MG	2A	3075	1/1	0.95	0.19	-0.50	29,29,29,29	0
56	MG	1T	202	1/1	0.82	0.17	-0.51	59,59,59,59	0
56	MG	2A	3895	1/1	0.93	0.18	-0.52	52,52,52,52	0
56	MG	2r	3001	1/1	0.86	0.13	-0.54	81,81,81,81	0
56	MG	1a	1650	1/1	0.97	0.17	-0.54	40,40,40,40	0
56	MG	1b	3002	1/1	0.91	0.15	-0.56	69,69,69,69	0
56	MG	1A	3667	1/1	0.95	0.20	-0.56	52,52,52,52	0
56	MG	2A	3923	1/1	0.88	0.18	-0.57	39,39,39,39	0
56	MG	2A	3161	1/1	0.96	0.15	-0.57	53,53,53,53	0
56	MG	2e	3001	1/1	0.97	0.12	-0.57	73,73,73,73	0
56	MG	2A	3051	1/1	0.94	0.17	-0.58	51,51,51,51	0
56	MG	2A	3596	1/1	0.96	0.18	-0.60	22,22,22,22	0
56	MG	1n	104	1/1	0.91	0.17	-0.61	50,50,50,50	0
59	ZN	24	501	1/1	0.91	0.11	-0.62	95,95,95,95	0
56	MG	1a	1660	1/1	0.84	0.15	-0.63	63,63,63,63	0
56	MG	2A	3566	1/1	0.95	0.18	-0.64	37,37,37,37	0
56	MG	2q	201	1/1	0.88	0.15	-0.64	61,61,61,61	0
56	MG	1A	3849	1/1	0.97	0.21	-0.66	23,23,23,23	0
56	MG	1A	3812	1/1	0.86	0.20	-0.67	60,60,60,60	0

Continued on next page...

Continued from previous page...

Mol	Type	Chain	Res	Atoms	RSCC	RSR	LLDF	B-factors(\AA^2)	Q<0.9
56	MG	2A	3045	1/1	0.96	0.14	-0.67	46,46,46,46	0
56	MG	1A	3738	1/1	0.92	0.19	-0.68	36,36,36,36	0
56	MG	2A	3706	1/1	0.78	0.15	-0.70	51,51,51,51	0
56	MG	2q	204	1/1	0.82	0.15	-0.72	79,79,79,79	0
56	MG	1A	3919	1/1	0.97	0.18	-0.72	30,30,30,30	0
56	MG	2A	3036	1/1	0.99	0.16	-0.73	40,40,40,40	0
56	MG	1A	4045	1/1	0.93	0.19	-0.73	27,27,27,27	0
56	MG	16	103	1/1	0.80	0.20	-0.73	69,69,69,69	0
56	MG	1A	3545	1/1	0.89	0.17	-0.77	53,53,53,53	0
56	MG	2a	1788	1/1	0.95	0.13	-0.77	73,73,73,73	0
56	MG	1D	308	1/1	0.90	0.17	-0.78	48,48,48,48	0
56	MG	2A	3564	1/1	0.96	0.16	-0.80	37,37,37,37	0
56	MG	1A	3015	1/1	0.95	0.19	-0.81	39,39,39,39	0
56	MG	1A	3324	1/1	0.91	0.18	-0.81	64,64,64,64	0
56	MG	1A	3010	1/1	0.89	0.20	-0.81	37,37,37,37	0
56	MG	1a	1792	1/1	0.80	0.18	-0.81	57,57,57,57	0
60	SF4	1d	501	8/8	0.99	0.17	-0.82	57,62,70,72	0
56	MG	2A	3657	1/1	0.93	0.15	-0.82	35,35,35,35	0
56	MG	1A	3584	1/1	0.93	0.20	-0.84	35,35,35,35	0
56	MG	2A	3466	1/1	0.90	0.16	-0.84	51,51,51,51	0
56	MG	1G	3001	1/1	0.92	0.18	-0.84	47,47,47,47	0
56	MG	1a	1615	1/1	0.91	0.15	-0.85	58,58,58,58	0
56	MG	1A	3567	1/1	0.94	0.21	-0.86	31,31,31,31	0
58	CPT	1I	3002	4/5	0.98	0.19	-0.87	40,48,69,81	4
56	MG	2A	3580	1/1	0.95	0.16	-0.88	31,31,31,31	0
56	MG	2A	3890	1/1	0.95	0.17	-0.93	31,31,31,31	0
56	MG	1A	3173	1/1	0.79	0.19	-0.93	66,66,66,66	0
56	MG	1R	201	1/1	0.94	0.18	-0.95	50,50,50,50	0
56	MG	2A	3094	1/1	0.83	0.17	-0.96	40,40,40,40	0
56	MG	1b	3001	1/1	0.83	0.15	-0.99	75,75,75,75	0
56	MG	2A	3846	1/1	0.79	0.17	-1.00	65,65,65,65	0
56	MG	2A	3546	1/1	0.96	0.17	-1.00	29,29,29,29	0
56	MG	2a	1715	1/1	0.92	0.16	-1.03	60,60,60,60	0
56	MG	1A	3761	1/1	0.88	0.17	-1.04	42,42,42,42	0
56	MG	1A	3733	1/1	0.96	0.17	-1.05	27,27,27,27	0
59	ZN	29	501	1/1	0.95	0.12	-1.06	67,67,67,67	0
56	MG	2G	3001	1/1	0.90	0.14	-1.08	60,60,60,60	0
60	SF4	2d	302	8/8	0.99	0.14	-1.09	61,66,79,85	0
59	ZN	19	102	1/1	1.00	0.18	-1.10	36,36,36,36	0
56	MG	2A	3849	1/1	0.88	0.15	-1.10	51,51,51,51	0
56	MG	2A	3540	1/1	0.91	0.16	-1.17	53,53,53,53	0
56	MG	2a	1723	1/1	0.92	0.11	-1.17	87,87,87,87	0

Continued on next page...

Continued from previous page...

Mol	Type	Chain	Res	Atoms	RSCC	RSR	LLDF	B-factors(\AA^2)	Q<0.9
56	MG	2A	3026	1/1	0.94	0.14	-1.19	37,37,37,37	0
56	MG	2a	1822	1/1	0.75	0.15	-1.20	66,66,66,66	0
59	ZN	1Y	202	1/1	0.98	0.16	-1.21	64,64,64,64	0
56	MG	2A	3913	1/1	0.70	0.15	-1.22	68,68,68,68	0
56	MG	1A	3108	1/1	0.96	0.21	-1.22	39,39,39,39	0
56	MG	2A	3659	1/1	0.96	0.15	-1.22	39,39,39,39	0
56	MG	1A	3825	1/1	0.78	0.20	-1.23	24,24,24,24	0
56	MG	2a	1635	1/1	0.83	0.17	-1.23	62,62,62,62	0
56	MG	1f	3001	1/1	0.88	0.17	-1.23	39,39,39,39	0
56	MG	1A	3929	1/1	0.91	0.20	-1.23	52,52,52,52	0
56	MG	2a	1691	1/1	0.85	0.17	-1.25	72,72,72,72	0
56	MG	2A	3739	1/1	0.82	0.10	-1.26	56,56,56,56	0
56	MG	2A	3848	1/1	0.94	0.11	-1.29	69,69,69,69	0
56	MG	1A	4131	1/1	0.95	0.19	-1.30	42,42,42,42	0
56	MG	1A	3572	1/1	0.93	0.21	-1.30	37,37,37,37	0
56	MG	1A	3212	1/1	0.93	0.17	-1.30	43,43,43,43	0
56	MG	1A	3959	1/1	0.95	0.20	-1.31	29,29,29,29	0
56	MG	2a	1625	1/1	0.59	0.11	-1.31	86,86,86,86	0
56	MG	1a	1782	1/1	0.97	0.12	-1.32	67,67,67,67	0
56	MG	1A	3844	1/1	0.96	0.19	-1.33	40,40,40,40	0
56	MG	1O	3006	1/1	0.94	0.14	-1.35	83,83,83,83	0
56	MG	1A	3121	1/1	0.86	0.20	-1.37	40,40,40,40	0
56	MG	1A	3820	1/1	0.84	0.17	-1.43	36,36,36,36	0
56	MG	1A	4135	1/1	0.89	0.13	-1.43	64,64,64,64	0
56	MG	1A	3527	1/1	0.89	0.17	-1.44	34,34,34,34	0
56	MG	2A	3576	1/1	0.96	0.11	-1.49	68,68,68,68	0
56	MG	1t	3001	1/1	0.94	0.14	-1.51	56,56,56,56	0
56	MG	2a	1719	1/1	0.92	0.14	-1.51	77,77,77,77	0
56	MG	1A	3984	1/1	0.85	0.19	-1.53	37,37,37,37	0
56	MG	1A	3925	1/1	0.90	0.20	-1.53	45,45,45,45	0
56	MG	2A	3550	1/1	0.82	0.16	-1.54	47,47,47,47	0
56	MG	2A	3633	1/1	0.76	0.15	-1.56	47,47,47,47	0
56	MG	1a	1881	1/1	0.94	0.14	-1.56	47,47,47,47	0
56	MG	1A	3678	1/1	0.93	0.17	-1.59	34,34,34,34	0
56	MG	2A	3629	1/1	0.82	0.17	-1.61	33,33,33,33	0
56	MG	2a	1675	1/1	0.93	0.13	-1.61	67,67,67,67	0
56	MG	2A	3592	1/1	0.91	0.16	-1.61	52,52,52,52	0
56	MG	2t	3001	1/1	0.84	0.15	-1.62	54,54,54,54	0
56	MG	1A	3768	1/1	0.97	0.19	-1.63	20,20,20,20	0
56	MG	2A	3616	1/1	0.81	0.17	-1.68	36,36,36,36	0
56	MG	1A	3179	1/1	0.98	0.18	-1.69	32,32,32,32	0
56	MG	1A	3207	1/1	0.92	0.20	-1.71	38,38,38,38	0

Continued on next page...

Continued from previous page...

Mol	Type	Chain	Res	Atoms	RSCC	RSR	LLDF	B-factors(\AA^2)	Q<0.9
56	MG	2a	1771	1/1	0.93	0.09	-1.73	66,66,66,66	0
56	MG	2A	3929	1/1	0.84	0.13	-1.75	53,53,53,53	0
59	ZN	2n	102	1/1	0.88	0.10	-1.76	97,97,97,97	0
56	MG	1A	4025	1/1	0.91	0.20	-1.77	23,23,23,23	0
56	MG	2A	3267	1/1	0.93	0.14	-1.77	52,52,52,52	0
56	MG	2d	303	1/1	0.91	0.09	-1.77	65,65,65,65	0
56	MG	1a	1619	1/1	0.97	0.15	-1.80	45,45,45,45	0
56	MG	2A	3179	1/1	0.66	0.14	-1.81	44,44,44,44	0
56	MG	1a	1649	1/1	0.92	0.16	-1.82	40,40,40,40	0
56	MG	1A	4122	1/1	0.89	0.18	-1.83	34,34,34,34	0
56	MG	2a	1714	1/1	0.85	0.11	-1.84	76,76,76,76	0
56	MG	2a	1766	1/1	0.98	0.10	-1.84	69,69,69,69	0
56	MG	2D	303	1/1	0.97	0.13	-1.85	32,32,32,32	0
56	MG	1A	3104	1/1	0.96	0.17	-1.87	45,45,45,45	0
56	MG	1A	3253	1/1	0.86	0.14	-1.87	53,53,53,53	0
56	MG	2A	3480	1/1	0.96	0.12	-1.89	58,58,58,58	0
56	MG	1a	1803	1/1	0.91	0.14	-1.89	51,51,51,51	0
56	MG	1a	1849	1/1	0.92	0.14	-1.89	75,75,75,75	0
56	MG	1A	3852	1/1	0.84	0.16	-1.92	52,52,52,52	0
56	MG	1A	3798	1/1	0.87	0.12	-1.93	41,41,41,41	0
56	MG	2a	1602	1/1	0.81	0.14	-1.94	75,75,75,75	0
56	MG	2A	3788	1/1	0.92	0.14	-1.95	36,36,36,36	0
56	MG	1a	1648	1/1	0.95	0.16	-1.96	53,53,53,53	0
56	MG	1a	1604	1/1	0.78	0.14	-1.96	68,68,68,68	0
56	MG	1A	3723	1/1	0.97	0.18	-1.98	27,27,27,27	0
56	MG	1A	3174	1/1	0.94	0.18	-1.98	47,47,47,47	0
56	MG	2A	3018	1/1	0.96	0.17	-2.00	35,35,35,35	0
56	MG	1A	3334	1/1	0.85	0.12	-2.00	65,65,65,65	0
56	MG	2Q	3001	1/1	0.96	0.11	-2.01	56,56,56,56	0
56	MG	1G	3003	1/1	0.90	0.07	-2.02	67,67,67,67	0
56	MG	1U	201	1/1	0.92	0.19	-2.03	43,43,43,43	0
56	MG	1A	3991	1/1	0.90	0.16	-2.06	60,60,60,60	0
56	MG	1A	3971	1/1	0.91	0.18	-2.09	48,48,48,48	0
56	MG	1A	3101	1/1	0.94	0.17	-2.12	30,30,30,30	0
56	MG	1a	1652	1/1	0.97	0.15	-2.14	49,49,49,49	0
56	MG	2A	3707	1/1	0.95	0.12	-2.15	47,47,47,47	0
56	MG	2a	1855	1/1	0.96	0.12	-2.16	46,46,46,46	0
56	MG	2A	3927	1/1	0.96	0.12	-2.20	43,43,43,43	0
56	MG	2A	3906	1/1	0.94	0.13	-2.20	52,52,52,52	0
56	MG	2A	3639	1/1	0.93	0.14	-2.22	39,39,39,39	0
56	MG	2f	3002	1/1	0.92	0.07	-2.24	65,65,65,65	0
56	MG	2A	3150	1/1	0.95	0.11	-2.29	64,64,64,64	0

Continued on next page...

Continued from previous page...

Mol	Type	Chain	Res	Atoms	RSCC	RSR	LLDF	B-factors(\AA^2)	Q<0.9
56	MG	2A	3102	1/1	0.95	0.15	-2.34	32,32,32,32	0
56	MG	1A	3690	1/1	0.94	0.19	-2.35	31,31,31,31	0
56	MG	1a	1663	1/1	0.83	0.11	-2.35	66,66,66,66	0
56	MG	1A	4161	1/1	0.92	0.15	-2.37	47,47,47,47	0
56	MG	1A	3759	1/1	0.83	0.20	-2.37	47,47,47,47	0
56	MG	1a	1885	1/1	0.91	0.09	-2.39	48,48,48,48	0
56	MG	1a	1644	1/1	0.95	0.14	-2.40	48,48,48,48	0
56	MG	1A	4128	1/1	0.93	0.14	-2.40	52,52,52,52	0
56	MG	2A	3628	1/1	0.92	0.15	-2.41	34,34,34,34	0
56	MG	1N	202	1/1	0.84	0.18	-2.41	47,47,47,47	0
56	MG	2A	3554	1/1	0.97	0.14	-2.41	44,44,44,44	0
56	MG	2A	3825	1/1	0.69	0.11	-2.41	43,43,43,43	0
56	MG	2f	3001	1/1	0.95	0.15	-2.44	45,45,45,45	0
56	MG	1B	3035	1/1	0.97	0.15	-2.45	66,66,66,66	0
56	MG	1A	3875	1/1	0.96	0.19	-2.47	38,38,38,38	0
56	MG	1A	4214	1/1	0.99	0.16	-2.49	44,44,44,44	0
56	MG	2A	3646	1/1	0.98	0.16	-2.50	41,41,41,41	0
56	MG	1A	3042	1/1	0.96	0.18	-2.51	32,32,32,32	0
56	MG	2a	1672	1/1	0.84	0.12	-2.52	74,74,74,74	0
56	MG	1A	3705	1/1	0.95	0.17	-2.57	42,42,42,42	0
56	MG	1A	3854	1/1	0.77	0.16	-2.57	64,64,64,64	0
56	MG	2a	1760	1/1	0.91	0.17	-2.58	80,80,80,80	0
56	MG	1A	3093	1/1	0.72	0.12	-2.59	50,50,50,50	0
56	MG	1B	3026	1/1	0.91	0.14	-2.59	41,41,41,41	0
56	MG	2A	3602	1/1	0.98	0.15	-2.60	37,37,37,37	0
56	MG	2A	3668	1/1	0.97	0.11	-2.61	63,63,63,63	0
56	MG	2F	306	1/1	0.85	0.08	-2.61	51,51,51,51	0
56	MG	1A	4193	1/1	0.94	0.14	-2.63	41,41,41,41	0
56	MG	2A	3630	1/1	0.84	0.12	-2.63	49,49,49,49	0
56	MG	1A	4226	1/1	0.94	0.14	-2.64	42,42,42,42	0
56	MG	2A	3941	1/1	0.95	0.13	-2.65	28,28,28,28	0
56	MG	1X	105	1/1	0.96	0.17	-2.66	35,35,35,35	0
56	MG	1A	4205	1/1	0.97	0.18	-2.68	35,35,35,35	0
56	MG	2a	1813	1/1	0.83	0.13	-2.68	78,78,78,78	0
56	MG	1Z	304	1/1	0.98	0.15	-2.69	56,56,56,56	0
56	MG	2A	3935	1/1	0.97	0.09	-2.69	53,53,53,53	0
56	MG	1a	1662	1/1	0.93	0.13	-2.72	71,71,71,71	0
56	MG	2l	202	1/1	0.98	0.10	-2.73	64,64,64,64	0
56	MG	1A	3813	1/1	0.94	0.19	-2.75	16,16,16,16	0
56	MG	2A	3760	1/1	0.84	0.10	-2.79	55,55,55,55	0
56	MG	2A	3821	1/1	0.98	0.12	-2.80	39,39,39,39	0
56	MG	2A	3164	1/1	0.92	0.10	-2.82	54,54,54,54	0

Continued on next page...

Continued from previous page...

Mol	Type	Chain	Res	Atoms	RSCC	RSR	LLDF	B-factors(\AA^2)	Q<0.9
56	MG	1A	3714	1/1	0.96	0.16	-2.82	35,35,35,35	0
56	MG	1A	4195	1/1	0.96	0.16	-2.82	29,29,29,29	0
56	MG	1a	1617	1/1	0.95	0.12	-2.83	46,46,46,46	0
56	MG	1A	3953	1/1	0.93	0.17	-2.86	38,38,38,38	0
56	MG	2A	3563	1/1	0.92	0.14	-2.86	42,42,42,42	0
56	MG	2A	3922	1/1	0.77	0.13	-2.88	38,38,38,38	0
56	MG	1A	3835	1/1	0.97	0.17	-2.90	60,60,60,60	0
56	MG	1A	3833	1/1	0.95	0.17	-2.91	28,28,28,28	0
56	MG	1A	3741	1/1	0.97	0.18	-2.92	33,33,33,33	0
56	MG	2A	3143	1/1	0.87	0.14	-2.93	31,31,31,31	0
56	MG	1A	4185	1/1	0.97	0.18	-2.99	30,30,30,30	0
56	MG	1A	3677	1/1	0.94	0.18	-3.02	51,51,51,51	0
56	MG	2a	1812	1/1	0.96	0.14	-3.03	66,66,66,66	0
56	MG	1A	4183	1/1	0.86	0.14	-3.05	38,38,38,38	0
56	MG	1A	3001	1/1	0.87	0.17	-3.07	51,51,51,51	0
56	MG	2A	3579	1/1	0.93	0.14	-3.08	30,30,30,30	0
56	MG	1A	3095	1/1	0.97	0.16	-3.08	36,36,36,36	0
56	MG	2A	3149	1/1	0.98	0.13	-3.09	36,36,36,36	0
56	MG	2A	3185	1/1	0.96	0.11	-3.11	44,44,44,44	0
56	MG	1A	3696	1/1	0.98	0.17	-3.11	10,10,10,10	0
56	MG	1w	106	1/1	0.93	0.12	-3.12	81,81,81,81	0
56	MG	20	102	1/1	0.96	0.13	-3.15	58,58,58,58	0
56	MG	2A	3561	1/1	0.90	0.12	-3.15	56,56,56,56	0
56	MG	2A	3794	1/1	0.87	0.12	-3.16	45,45,45,45	0
56	MG	1A	3818	1/1	0.85	0.18	-3.19	34,34,34,34	0
56	MG	1A	3065	1/1	0.97	0.17	-3.19	35,35,35,35	0
56	MG	2A	3497	1/1	0.82	0.14	-3.20	53,53,53,53	0
56	MG	1A	4153	1/1	0.98	0.18	-3.23	27,27,27,27	0
56	MG	2A	3560	1/1	0.83	0.08	-3.23	43,43,43,43	0
56	MG	1A	3587	1/1	0.93	0.13	-3.24	67,67,67,67	0
56	MG	2A	3638	1/1	0.96	0.15	-3.27	52,52,52,52	0
56	MG	1a	1787	1/1	0.97	0.11	-3.27	55,55,55,55	0
56	MG	2A	3156	1/1	0.94	0.14	-3.31	46,46,46,46	0
56	MG	1B	3005	1/1	0.95	0.11	-3.34	40,40,40,40	0
56	MG	1A	4073	1/1	0.87	0.20	-3.35	22,22,22,22	0
56	MG	2a	1821	1/1	0.83	0.11	-3.36	74,74,74,74	0
56	MG	2A	3867	1/1	0.80	0.11	-3.37	66,66,66,66	0
56	MG	2A	3853	1/1	0.92	0.14	-3.40	30,30,30,30	0
56	MG	1a	1816	1/1	0.91	0.12	-3.40	72,72,72,72	0
56	MG	1A	3775	1/1	0.99	0.17	-3.42	24,24,24,24	0
56	MG	1A	3047	1/1	0.88	0.17	-3.43	27,27,27,27	0
56	MG	1a	1838	1/1	0.74	0.12	-3.43	61,61,61,61	0

Continued on next page...

Continued from previous page...

Mol	Type	Chain	Res	Atoms	RSCC	RSR	LLDF	B-factors(\AA^2)	Q<0.9
56	MG	1A	3216	1/1	0.86	0.13	-3.45	50,50,50,50	0
56	MG	1A	3054	1/1	0.90	0.18	-3.46	42,42,42,42	0
56	MG	1A	3927	1/1	0.98	0.17	-3.47	30,30,30,30	0
56	MG	1A	4139	1/1	0.34	0.19	-3.51	70,70,70,70	0
56	MG	2A	3673	1/1	0.88	0.11	-3.54	59,59,59,59	0
56	MG	1A	3695	1/1	0.92	0.19	-3.55	31,31,31,31	0
56	MG	2a	1803	1/1	0.95	0.13	-3.57	46,46,46,46	0
56	MG	1A	3111	1/1	0.96	0.15	-3.59	43,43,43,43	0
56	MG	2A	3124	1/1	0.77	0.16	-3.65	58,58,58,58	0
56	MG	1A	3034	1/1	0.90	0.15	-3.66	51,51,51,51	0
56	MG	1A	3135	1/1	0.96	0.10	-3.68	39,39,39,39	0
56	MG	2A	3748	1/1	0.90	0.09	-3.70	51,51,51,51	0
56	MG	1A	3939	1/1	0.97	0.17	-3.73	40,40,40,40	0
56	MG	1A	3754	1/1	0.87	0.17	-3.74	36,36,36,36	0
56	MG	2A	3011	1/1	0.94	0.09	-3.74	46,46,46,46	0
56	MG	2A	3007	1/1	0.96	0.13	-3.75	48,48,48,48	0
56	MG	2w	107	1/1	0.91	0.06	-3.76	78,78,78,78	0
56	MG	1a	1786	1/1	0.93	0.15	-3.81	43,43,43,43	0
56	MG	1A	3178	1/1	0.95	0.18	-3.82	32,32,32,32	0
56	MG	1A	4167	1/1	0.91	0.11	-3.82	46,46,46,46	0
56	MG	2A	3730	1/1	0.94	0.12	-3.82	31,31,31,31	0
56	MG	1l	103	1/1	0.93	0.13	-3.83	40,40,40,40	0
56	MG	1a	1799	1/1	0.92	0.13	-3.85	45,45,45,45	0
56	MG	2A	3892	1/1	0.75	0.12	-3.85	39,39,39,39	0
56	MG	1a	1627	1/1	0.81	0.11	-3.86	51,51,51,51	0
56	MG	2a	1711	1/1	0.93	0.11	-3.86	69,69,69,69	0
56	MG	1A	3728	1/1	0.95	0.19	-3.88	32,32,32,32	0
56	MG	1a	1848	1/1	0.95	0.11	-3.89	47,47,47,47	0
56	MG	2A	3073	1/1	0.70	0.14	-3.91	57,57,57,57	0
56	MG	2A	3568	1/1	0.98	0.14	-3.91	62,62,62,62	0
56	MG	2A	3860	1/1	0.94	0.12	-3.92	38,38,38,38	0
56	MG	2A	3586	1/1	0.97	0.10	-3.93	36,36,36,36	0
56	MG	1A	3970	1/1	0.94	0.17	-3.94	54,54,54,54	0
56	MG	1A	3878	1/1	0.91	0.14	-3.96	39,39,39,39	0
56	MG	2A	3034	1/1	0.91	0.12	-3.96	36,36,36,36	0
56	MG	1a	1790	1/1	0.96	0.10	-3.97	52,52,52,52	0
56	MG	1a	1843	1/1	0.82	0.09	-4.00	81,81,81,81	0
56	MG	1A	4223	1/1	0.84	0.18	-4.01	35,35,35,35	0
56	MG	1A	3743	1/1	0.85	0.18	-4.04	32,32,32,32	0
56	MG	1A	3186	1/1	0.93	0.09	-4.11	72,72,72,72	0
56	MG	2a	1851	1/1	0.91	0.09	-4.13	71,71,71,71	0
56	MG	2A	3680	1/1	0.92	0.12	-4.13	32,32,32,32	0

Continued on next page...

Continued from previous page...

Mol	Type	Chain	Res	Atoms	RSCC	RSR	LLDF	B-factors(\AA^2)	Q<0.9
56	MG	2A	3861	1/1	0.99	0.12	-4.15	34,34,34,34	0
56	MG	1a	1832	1/1	0.89	0.13	-4.16	65,65,65,65	0
56	MG	1a	1862	1/1	0.71	0.11	-4.17	59,59,59,59	0
56	MG	2A	3070	1/1	0.94	0.11	-4.19	41,41,41,41	0
56	MG	1A	4147	1/1	0.99	0.18	-4.19	10,10,10,10	0
56	MG	1A	3799	1/1	0.97	0.15	-4.22	19,19,19,19	0
56	MG	1A	3719	1/1	0.92	0.16	-4.27	47,47,47,47	0
56	MG	1A	3739	1/1	0.96	0.16	-4.28	31,31,31,31	0
56	MG	2A	3514	1/1	0.93	0.09	-4.29	54,54,54,54	0
56	MG	1A	3899	1/1	0.78	0.13	-4.32	61,61,61,61	0
56	MG	2A	3710	1/1	0.95	0.11	-4.36	27,27,27,27	0
56	MG	1A	3691	1/1	0.98	0.16	-4.38	32,32,32,32	0
56	MG	1I	101	1/1	0.88	0.17	-4.41	44,44,44,44	0
56	MG	1E	306	1/1	0.99	0.16	-4.43	38,38,38,38	0
56	MG	2a	1808	1/1	0.95	0.13	-4.46	56,56,56,56	0
56	MG	1A	3729	1/1	0.91	0.14	-4.46	27,27,27,27	0
56	MG	1A	3046	1/1	0.97	0.15	-4.47	34,34,34,34	0
56	MG	1A	3278	1/1	0.93	0.17	-4.49	59,59,59,59	0
56	MG	2A	3844	1/1	0.98	0.08	-4.53	53,53,53,53	0
56	MG	1A	4102	1/1	0.98	0.16	-4.63	20,20,20,20	0
56	MG	1A	3731	1/1	0.96	0.16	-4.65	34,34,34,34	0
56	MG	1A	3310	1/1	0.95	0.14	-4.66	35,35,35,35	0
56	MG	2A	3888	1/1	0.88	0.12	-4.70	53,53,53,53	0
56	MG	2A	3351	1/1	0.92	0.11	-4.71	50,50,50,50	0
56	MG	1A	3880	1/1	0.93	0.12	-4.75	55,55,55,55	0
56	MG	1A	3724	1/1	0.96	0.17	-4.76	38,38,38,38	0
56	MG	2A	3683	1/1	0.97	0.11	-4.79	37,37,37,37	0
56	MG	2A	3740	1/1	0.98	0.13	-4.80	50,50,50,50	0
56	MG	2A	3020	1/1	0.94	0.13	-4.80	34,34,34,34	0
56	MG	2A	3716	1/1	0.94	0.08	-4.81	46,46,46,46	0
56	MG	2A	3682	1/1	0.94	0.08	-4.85	46,46,46,46	0
56	MG	10	101	1/1	0.95	0.08	-4.87	45,45,45,45	0
56	MG	2A	3079	1/1	0.79	0.13	-4.89	62,62,62,62	0
56	MG	1A	3708	1/1	0.91	0.12	-4.90	58,58,58,58	0
56	MG	1A	3879	1/1	0.94	0.14	-4.91	46,46,46,46	0
56	MG	2A	3125	1/1	0.96	0.06	-4.94	51,51,51,51	0
56	MG	1A	3103	1/1	0.98	0.11	-4.95	52,52,52,52	0
56	MG	1a	1834	1/1	0.96	0.10	-5.00	53,53,53,53	0
56	MG	2A	3571	1/1	0.79	0.13	-5.01	42,42,42,42	0
56	MG	1a	1612	1/1	0.96	0.14	-5.03	23,23,23,23	0
56	MG	1A	3727	1/1	0.95	0.13	-5.03	25,25,25,25	0
56	MG	1A	3020	1/1	0.94	0.15	-5.04	26,26,26,26	0

Continued on next page...

Continued from previous page...

Mol	Type	Chain	Res	Atoms	RSCC	RSR	LLDF	B-factors(Å ²)	Q<0.9
56	MG	1a	1633	1/1	0.89	0.10	-5.05	50,50,50,50	0
56	MG	1A	3012	1/1	0.98	0.13	-5.05	30,30,30,30	0
56	MG	1B	3017	1/1	0.92	0.12	-5.05	36,36,36,36	0
56	MG	1a	1821	1/1	0.83	0.08	-5.06	81,81,81,81	0
56	MG	1A	3969	1/1	0.95	0.15	-5.06	44,44,44,44	0
56	MG	2A	3722	1/1	0.87	0.14	-5.12	39,39,39,39	0
56	MG	2a	1683	1/1	0.97	0.13	-5.13	49,49,49,49	0
56	MG	1A	3241	1/1	0.95	0.15	-5.13	42,42,42,42	0
56	MG	1A	3797	1/1	0.88	0.13	-5.13	42,42,42,42	0
56	MG	2A	3688	1/1	0.88	0.10	-5.16	41,41,41,41	0
56	MG	1A	3840	1/1	0.89	0.10	-5.18	33,33,33,33	0
56	MG	1A	3215	1/1	0.72	0.14	-5.20	51,51,51,51	0
56	MG	2A	3031	1/1	0.96	0.11	-5.21	40,40,40,40	0
56	MG	2A	3530	1/1	0.99	0.07	-5.23	34,34,34,34	0
56	MG	2A	3558	1/1	0.92	0.11	-5.25	36,36,36,36	0
56	MG	1A	4003	1/1	0.87	0.10	-5.25	67,67,67,67	0
56	MG	1A	3979	1/1	0.88	0.16	-5.26	56,56,56,56	0
56	MG	1A	3431	1/1	0.97	0.17	-5.28	40,40,40,40	0
56	MG	2A	3537	1/1	0.89	0.14	-5.29	51,51,51,51	0
56	MG	1a	1618	1/1	0.97	0.10	-5.32	40,40,40,40	0
56	MG	1A	3716	1/1	0.91	0.17	-5.33	26,26,26,26	0
56	MG	2a	1790	1/1	0.82	0.10	-5.37	73,73,73,73	0
56	MG	1A	3129	1/1	0.92	0.12	-5.39	34,34,34,34	0
56	MG	2A	3690	1/1	0.98	0.14	-5.47	34,34,34,34	0
56	MG	1A	3859	1/1	0.98	0.13	-5.52	45,45,45,45	0
56	MG	2A	3879	1/1	0.83	0.07	-5.54	42,42,42,42	0
56	MG	1A	3204	1/1	0.94	0.13	-5.62	32,32,32,32	0
56	MG	1A	3832	1/1	0.95	0.10	-5.64	33,33,33,33	0
56	MG	2A	3609	1/1	0.87	0.09	-5.64	36,36,36,36	0
56	MG	1A	3874	1/1	0.93	0.14	-5.70	33,33,33,33	0
56	MG	1A	3198	1/1	0.91	0.10	-5.70	56,56,56,56	0
56	MG	2A	3538	1/1	0.91	0.06	-5.70	62,62,62,62	0
56	MG	1A	3187	1/1	0.88	0.14	-5.72	49,49,49,49	0
56	MG	1A	3990	1/1	0.96	0.16	-5.74	9,9,9,9	0
56	MG	2A	3012	1/1	0.99	0.10	-5.76	32,32,32,32	0
56	MG	2a	1690	1/1	0.94	0.12	-5.77	65,65,65,65	0
56	MG	2A	3061	1/1	0.89	0.09	-5.81	50,50,50,50	0
56	MG	1D	309	1/1	0.94	0.12	-5.92	43,43,43,43	0
56	MG	1A	3674	1/1	0.90	0.16	-5.93	50,50,50,50	0
56	MG	1A	3301	1/1	0.95	0.14	-5.97	41,41,41,41	0
56	MG	1A	3004	1/1	0.84	0.13	-6.03	41,41,41,41	0
56	MG	1A	4076	1/1	0.93	0.12	-6.04	29,29,29,29	0

Continued on next page...

Continued from previous page...

Mol	Type	Chain	Res	Atoms	RSCC	RSR	LLDF	B-factors(\AA^2)	Q<0.9
56	MG	2A	3754	1/1	0.93	0.09	-6.06	54,54,54,54	0
56	MG	1A	4118	1/1	0.94	0.11	-6.12	42,42,42,42	0
56	MG	1A	3041	1/1	0.98	0.19	-6.18	40,40,40,40	0
56	MG	1A	3995	1/1	0.91	0.15	-6.19	43,43,43,43	0
56	MG	2A	3894	1/1	0.93	0.08	-6.21	38,38,38,38	0
56	MG	1a	1865	1/1	0.94	0.14	-6.23	55,55,55,55	0
56	MG	2A	3033	1/1	0.95	0.09	-6.29	47,47,47,47	0
56	MG	1A	4026	1/1	0.98	0.12	-6.30	45,45,45,45	0
56	MG	1W	204	1/1	0.96	0.14	-6.45	41,41,41,41	0
56	MG	2a	1681	1/1	0.84	0.09	-6.48	54,54,54,54	0
56	MG	1A	3223	1/1	0.92	0.14	-6.50	59,59,59,59	0
56	MG	2A	3631	1/1	0.93	0.09	-6.56	51,51,51,51	0
56	MG	1A	3814	1/1	0.98	0.16	-6.57	52,52,52,52	0
56	MG	2A	3648	1/1	0.95	0.10	-6.71	56,56,56,56	0
56	MG	2a	1695	1/1	0.73	0.11	-6.71	67,67,67,67	0
56	MG	1A	3843	1/1	0.92	0.09	-6.77	49,49,49,49	0
56	MG	2A	3515	1/1	0.80	0.10	-6.78	50,50,50,50	0
56	MG	1A	4074	1/1	0.97	0.11	-6.88	31,31,31,31	0
56	MG	1A	3720	1/1	0.97	0.15	-6.89	36,36,36,36	0
56	MG	1a	1616	1/1	0.94	0.09	-6.90	55,55,55,55	0
56	MG	2A	3610	1/1	0.91	0.08	-6.92	54,54,54,54	0
56	MG	2A	3679	1/1	0.96	0.07	-7.03	50,50,50,50	0
56	MG	1A	4218	1/1	0.97	0.11	-7.05	32,32,32,32	0
56	MG	1A	3706	1/1	0.96	0.18	-7.14	37,37,37,37	0
56	MG	1a	1609	1/1	0.96	0.06	-7.14	52,52,52,52	0
56	MG	1A	3756	1/1	0.96	0.13	-7.15	24,24,24,24	0
56	MG	2A	3728	1/1	0.98	0.11	-7.17	27,27,27,27	0
56	MG	1A	3809	1/1	0.93	0.09	-7.32	44,44,44,44	0
56	MG	1A	4064	1/1	0.98	0.14	-7.39	9,9,9,9	0
56	MG	2A	3856	1/1	0.87	0.12	-7.44	46,46,46,46	0
56	MG	2A	3019	1/1	0.97	0.09	-7.52	40,40,40,40	0
56	MG	1A	3888	1/1	0.98	0.10	-7.53	42,42,42,42	0
56	MG	2A	3675	1/1	0.95	0.10	-7.64	49,49,49,49	0
56	MG	2A	3532	1/1	0.92	0.10	-7.64	57,57,57,57	0
56	MG	1A	3474	1/1	0.96	0.14	-7.73	50,50,50,50	0
56	MG	1B	3022	1/1	0.95	0.09	-7.76	58,58,58,58	0
56	MG	1A	3911	1/1	0.94	0.12	-7.89	43,43,43,43	0
56	MG	1A	3697	1/1	0.93	0.09	-7.98	59,59,59,59	0
56	MG	2a	1850	1/1	0.93	0.08	-8.05	55,55,55,55	0
56	MG	2A	3013	1/1	0.99	0.07	-8.07	37,37,37,37	0
56	MG	1A	3974	1/1	0.77	0.10	-8.10	38,38,38,38	0
56	MG	1A	4134	1/1	0.97	0.12	-8.11	20,20,20,20	0

Continued on next page...

Continued from previous page...

Mol	Type	Chain	Res	Atoms	RSCC	RSR	LLDF	B-factors(\AA^2)	Q<0.9
56	MG	1A	4125	1/1	0.92	0.14	-8.15	17,17,17,17	0
56	MG	1A	3824	1/1	0.86	0.16	-8.16	40,40,40,40	0
56	MG	2A	3093	1/1	0.91	0.10	-8.34	39,39,39,39	0
56	MG	1A	3958	1/1	0.77	0.16	-8.35	51,51,51,51	0
56	MG	1A	4061	1/1	0.49	0.11	-8.47	72,72,72,72	0
56	MG	2A	3520	1/1	0.96	0.07	-8.70	41,41,41,41	0
56	MG	1A	3803	1/1	0.97	0.11	-8.83	47,47,47,47	0
56	MG	1A	4144	1/1	0.97	0.09	-8.97	53,53,53,53	0
56	MG	1A	4095	1/1	0.93	0.06	-8.97	70,70,70,70	0
56	MG	2a	1772	1/1	0.92	0.06	-9.01	75,75,75,75	0
56	MG	1A	3701	1/1	0.97	0.14	-9.55	31,31,31,31	0
56	MG	17	101	1/1	0.95	0.09	-9.61	38,38,38,38	0
56	MG	2A	3577	1/1	0.97	0.07	-9.67	55,55,55,55	0
56	MG	1A	4079	1/1	0.95	0.07	-9.72	46,46,46,46	0
56	MG	2A	3495	1/1	0.96	0.12	-9.80	50,50,50,50	0
56	MG	1A	3806	1/1	0.96	0.11	-9.92	44,44,44,44	0
56	MG	2A	3641	1/1	0.94	0.10	-9.97	43,43,43,43	0
56	MG	1A	3893	1/1	0.97	0.12	-10.15	64,64,64,64	0
56	MG	1A	4012	1/1	0.73	0.10	-10.61	57,57,57,57	0
56	MG	1A	3205	1/1	0.86	0.08	-10.64	46,46,46,46	0
56	MG	1A	4137	1/1	0.77	0.13	-10.69	67,67,67,67	0
56	MG	1A	3021	1/1	0.96	0.11	-10.72	35,35,35,35	0
56	MG	2A	3545	1/1	0.94	0.08	-10.78	52,52,52,52	0
56	MG	1a	1620	1/1	0.86	0.08	-11.02	58,58,58,58	0
56	MG	1A	3785	1/1	0.96	0.13	-11.30	23,23,23,23	0
56	MG	1A	3361	1/1	0.95	0.15	-11.89	58,58,58,58	0
56	MG	1A	3692	1/1	0.97	0.08	-12.06	50,50,50,50	0
56	MG	2A	3858	1/1	0.93	0.04	-12.46	56,56,56,56	0
56	MG	2A	3799	1/1	0.95	0.05	-15.00	51,51,51,51	0
56	MG	2A	3583	1/1	0.92	0.10	-15.09	38,38,38,38	0
56	MG	1A	4188	1/1	0.89	0.09	-15.92	40,40,40,40	0
56	MG	1A	4126	1/1	0.94	0.04	-16.91	69,69,69,69	0
56	MG	1A	3722	1/1	0.92	0.09	-26.56	32,32,32,32	0
56	MG	1A	3894	1/1	0.89	0.14	-	37,37,37,37	0
56	MG	1A	3508	1/1	0.89	0.32	-	34,34,34,34	0
56	MG	2a	1786	1/1	0.98	0.13	-	66,66,66,66	0
56	MG	2A	3214	1/1	0.72	0.25	-	64,64,64,64	0
56	MG	1A	3002	1/1	0.85	0.23	-	52,52,52,52	0
56	MG	1A	3022	1/1	0.97	0.13	-	27,27,27,27	0
56	MG	1A	3801	1/1	0.91	0.15	-	47,47,47,47	0
56	MG	1A	3425	1/1	0.87	0.16	-	50,50,50,50	0
56	MG	1a	1693	1/1	0.61	0.28	-	63,63,63,63	0

Continued on next page...

Continued from previous page...

Mol	Type	Chain	Res	Atoms	RSCC	RSR	LLDF	B-factors(\AA^2)	Q<0.9
56	MG	1A	3393	1/1	0.92	0.20	-	57,57,57,57	0
56	MG	2A	3787	1/1	0.94	0.11	-	36,36,36,36	0
56	MG	2a	1785	1/1	0.84	0.08	-	89,89,89,89	0
56	MG	2A	3597	1/1	0.91	0.10	-	49,49,49,49	0
56	MG	2A	3834	1/1	0.88	0.13	-	49,49,49,49	0
56	MG	2a	1636	1/1	0.96	0.08	-	81,81,81,81	0
56	MG	2A	3115	1/1	0.58	0.33	-	56,56,56,56	0
56	MG	2A	3699	1/1	0.93	0.06	-	61,61,61,61	0
56	MG	12	101	1/1	0.92	0.20	-	56,56,56,56	0
56	MG	2A	3299	1/1	0.88	0.15	-	62,62,62,62	0
56	MG	2A	3177	1/1	0.96	0.13	-	53,53,53,53	0
56	MG	2A	3461	1/1	0.94	0.25	-	60,60,60,60	0
56	MG	1A	3355	1/1	0.87	0.19	-	62,62,62,62	0
56	MG	2a	1779	1/1	0.92	0.08	-	61,61,61,61	0
56	MG	2A	3417	1/1	0.79	0.17	-	56,56,56,56	0
56	MG	1A	3758	1/1	0.98	0.19	-	31,31,31,31	0
56	MG	2a	1676	1/1	0.96	0.13	-	57,57,57,57	0
56	MG	2A	3004	1/1	0.86	0.21	-	50,50,50,50	0
56	MG	2A	3015	1/1	0.90	0.18	-	40,40,40,40	0
56	MG	2A	3116	1/1	0.91	0.07	-	52,52,52,52	0
56	MG	2A	3903	1/1	0.91	0.12	-	62,62,62,62	0
56	MG	1A	3145	1/1	0.76	0.24	-	52,52,52,52	0
56	MG	1B	3006	1/1	0.73	0.12	-	70,70,70,70	0
56	MG	1A	4085	1/1	0.96	0.08	-	81,81,81,81	0
56	MG	1A	3511	1/1	0.82	0.14	-	58,58,58,58	0
56	MG	1A	3082	1/1	0.95	0.22	-	46,46,46,46	0
56	MG	2A	3421	1/1	0.88	0.14	-	65,65,65,65	0
56	MG	1A	3718	1/1	0.78	0.15	-	60,60,60,60	0
56	MG	1A	3700	1/1	0.99	0.17	-	38,38,38,38	0
56	MG	2w	104	1/1	0.64	0.17	-	73,73,73,73	0
56	MG	2a	1848	1/1	0.85	0.15	-	75,75,75,75	0
56	MG	26	101	1/1	0.95	0.14	-	61,61,61,61	0
56	MG	2A	3660	1/1	0.77	0.18	-	66,66,66,66	0
56	MG	1A	3494	1/1	0.91	0.15	-	54,54,54,54	0
56	MG	1a	1686	1/1	0.80	0.22	-	67,67,67,67	0
56	MG	2a	1622	1/1	0.95	0.10	-	65,65,65,65	0
56	MG	2A	3009	1/1	0.99	0.16	-	34,34,34,34	0
56	MG	1A	3773	1/1	0.96	0.14	-	38,38,38,38	0
56	MG	1A	3881	1/1	0.92	0.12	-	51,51,51,51	0
56	MG	1A	4138	1/1	0.96	0.08	-	59,59,59,59	0
56	MG	1a	1863	1/1	0.84	0.06	-	63,63,63,63	0
56	MG	2A	3522	1/1	0.87	0.21	-	33,33,33,33	0

Continued on next page...

Continued from previous page...

Mol	Type	Chain	Res	Atoms	RSCC	RSR	LLDF	B-factors(\AA^2)	Q<0.9
56	MG	2A	3420	1/1	0.73	0.28	-	60,60,60,60	0
56	MG	2A	3092	1/1	0.76	0.65	-	53,53,53,53	0
56	MG	1a	1605	1/1	0.78	0.12	-	63,63,63,63	0
56	MG	2A	3598	1/1	0.98	0.12	-	64,64,64,64	0
56	MG	1A	3631	1/1	0.92	0.19	-	66,66,66,66	0
56	MG	1A	3079	1/1	0.87	0.26	-	44,44,44,44	0
56	MG	2a	1739	1/1	0.85	0.24	-	71,71,71,71	0
56	MG	1a	1685	1/1	0.92	0.20	-	60,60,60,60	0
56	MG	2A	3551	1/1	0.81	0.13	-	63,63,63,63	0
56	MG	2A	3050	1/1	0.88	0.18	-	52,52,52,52	0
56	MG	1v	3001	1/1	0.93	0.16	-	70,70,70,70	0
56	MG	1A	3304	1/1	0.76	0.23	-	58,58,58,58	0
56	MG	1A	4050	1/1	0.84	0.16	-	30,30,30,30	0
56	MG	1A	3694	1/1	0.88	0.15	-	65,65,65,65	0
56	MG	2A	3349	1/1	0.94	0.08	-	64,64,64,64	0
56	MG	2A	3361	1/1	0.94	0.10	-	58,58,58,58	0
58	CPT	2A	3915	4/5	0.96	0.17	-	54,71,73,90	4
56	MG	1A	3009	1/1	0.96	0.19	-	23,23,23,23	0
56	MG	1a	1608	1/1	0.83	0.24	-	66,66,66,66	0
56	MG	1A	3793	1/1	0.93	0.13	-	54,54,54,54	0
56	MG	1A	3161	1/1	0.91	0.28	-	42,42,42,42	0
56	MG	2V	201	1/1	0.97	0.12	-	62,62,62,62	0
56	MG	1a	1831	1/1	0.60	0.15	-	88,88,88,88	0
56	MG	1A	3426	1/1	0.87	0.15	-	50,50,50,50	0
56	MG	2a	1755	1/1	0.86	0.07	-	65,65,65,65	0
56	MG	2A	3062	1/1	0.95	0.17	-	56,56,56,56	0
56	MG	2A	3221	1/1	0.90	0.17	-	58,58,58,58	0
56	MG	2A	3416	1/1	0.90	0.21	-	51,51,51,51	0
56	MG	1A	4060	1/1	0.82	0.17	-	48,48,48,48	0
56	MG	1A	3592	1/1	0.86	0.19	-	49,49,49,49	0
56	MG	1A	4172	1/1	0.87	0.22	-	60,60,60,60	0
56	MG	1A	4209	1/1	0.64	0.10	-	84,84,84,84	0
56	MG	1A	3314	1/1	0.69	0.19	-	60,60,60,60	0
56	MG	1A	4132	1/1	0.77	0.67	-	62,62,62,62	0
56	MG	1A	3455	1/1	0.90	0.24	-	62,62,62,62	0
56	MG	2A	3883	1/1	0.91	0.16	-	41,41,41,41	0
56	MG	2a	1767	1/1	0.73	0.10	-	99,99,99,99	0
56	MG	2a	1685	1/1	0.90	0.25	-	66,66,66,66	0
56	MG	2a	1839	1/1	0.95	0.17	-	59,59,59,59	0
56	MG	1A	3583	1/1	0.95	0.35	-	63,63,63,63	0
56	MG	1A	3423	1/1	0.71	0.20	-	59,59,59,59	0
56	MG	1A	3633	1/1	0.88	0.09	-	62,62,62,62	0

Continued on next page...

Continued from previous page...

Mol	Type	Chain	Res	Atoms	RSCC	RSR	LLDF	B-factors(\AA^2)	Q<0.9
56	MG	1A	4043	1/1	0.97	0.16	-	66,66,66,66	0
56	MG	1A	4001	1/1	0.94	0.16	-	28,28,28,28	0
56	MG	1A	3960	1/1	0.92	0.11	-	74,74,74,74	0
56	MG	1A	3746	1/1	0.95	0.07	-	72,72,72,72	0
56	MG	2A	3727	1/1	0.98	0.13	-	53,53,53,53	0
56	MG	1A	3855	1/1	0.93	0.06	-	57,57,57,57	0
56	MG	1a	1724	1/1	0.73	0.21	-	74,74,74,74	0
56	MG	1A	3031	1/1	0.96	0.30	-	32,32,32,32	0
56	MG	1A	3158	1/1	0.93	0.17	-	41,41,41,41	0
56	MG	1A	3978	1/1	0.86	0.17	-	72,72,72,72	0
56	MG	2A	3037	1/1	0.98	0.14	-	36,36,36,36	0
56	MG	1A	3496	1/1	0.88	0.16	-	55,55,55,55	0
56	MG	1A	3347	1/1	0.96	0.23	-	51,51,51,51	0
56	MG	2A	3260	1/1	0.92	0.08	-	53,53,53,53	0
56	MG	1A	3317	1/1	0.95	0.32	-	63,63,63,63	0
56	MG	2A	3003	1/1	0.96	0.15	-	40,40,40,40	0
56	MG	1a	1696	1/1	0.86	0.16	-	58,58,58,58	0
56	MG	1a	1822	1/1	0.95	0.12	-	64,64,64,64	0
56	MG	1A	3120	1/1	0.95	0.55	-	49,49,49,49	0
56	MG	1a	1866	1/1	0.95	0.06	-	65,65,65,65	0
56	MG	2A	3759	1/1	0.90	0.12	-	44,44,44,44	0
56	MG	2A	3282	1/1	0.70	0.18	-	67,67,67,67	0
56	MG	2A	3328	1/1	0.80	0.21	-	66,66,66,66	0
56	MG	1A	4000	1/1	0.97	0.09	-	42,42,42,42	0
56	MG	1A	3565	1/1	0.78	0.11	-	60,60,60,60	0
56	MG	1A	3571	1/1	0.89	0.26	-	46,46,46,46	0
56	MG	2A	3893	1/1	0.86	0.13	-	60,60,60,60	0
56	MG	1A	3114	1/1	0.94	0.33	-	54,54,54,54	0
56	MG	2A	3127	1/1	0.83	0.20	-	56,56,56,56	0
56	MG	2A	3600	1/1	0.99	0.13	-	42,42,42,42	0
56	MG	2A	3362	1/1	0.92	0.12	-	59,59,59,59	0
56	MG	1A	3171	1/1	0.86	0.14	-	43,43,43,43	0
56	MG	2A	3147	1/1	0.90	0.14	-	47,47,47,47	0
56	MG	1A	3302	1/1	0.90	0.33	-	59,59,59,59	0
56	MG	1A	4008	1/1	0.92	0.12	-	59,59,59,59	0
56	MG	1A	3675	1/1	0.98	0.12	-	59,59,59,59	0
56	MG	2A	3725	1/1	0.64	0.13	-	76,76,76,76	0
56	MG	1A	3626	1/1	0.84	0.17	-	49,49,49,49	0
56	MG	1A	3149	1/1	0.72	0.53	-	51,51,51,51	0
56	MG	2A	3159	1/1	0.95	0.09	-	45,45,45,45	0
56	MG	16	101	1/1	0.94	0.26	-	62,62,62,62	0
56	MG	2a	1817	1/1	0.84	0.10	-	73,73,73,73	0

Continued on next page...

Continued from previous page...

Mol	Type	Chain	Res	Atoms	RSCC	RSR	LLDF	B-factors(\AA^2)	Q<0.9
56	MG	1A	3862	1/1	0.83	0.12	-	73,73,73,73	0
56	MG	2A	3607	1/1	0.98	0.18	-	66,66,66,66	0
56	MG	1A	3397	1/1	0.77	0.13	-	63,63,63,63	0
56	MG	2A	3271	1/1	0.83	0.19	-	62,62,62,62	0
56	MG	1A	4158	1/1	0.90	0.18	-	45,45,45,45	0
56	MG	1A	3487	1/1	0.93	0.32	-	48,48,48,48	0
56	MG	1a	1684	1/1	0.92	0.12	-	73,73,73,73	0
56	MG	1A	4075	1/1	0.79	0.15	-	33,33,33,33	0
56	MG	2A	3248	1/1	0.79	0.28	-	54,54,54,54	0
56	MG	2a	1644	1/1	0.77	0.22	-	70,70,70,70	0
56	MG	2A	3171	1/1	0.89	0.10	-	58,58,58,58	0
56	MG	1A	3536	1/1	0.85	0.10	-	80,80,80,80	0
56	MG	2A	3486	1/1	0.94	0.13	-	64,64,64,64	0
56	MG	1A	3644	1/1	0.84	0.13	-	56,56,56,56	0
56	MG	1A	3885	1/1	0.97	0.25	-	57,57,57,57	0
56	MG	2A	3192	1/1	0.86	0.10	-	59,59,59,59	0
56	MG	1A	3999	1/1	0.88	0.14	-	55,55,55,55	0
56	MG	1A	3237	1/1	0.93	0.76	-	45,45,45,45	0
56	MG	1A	3662	1/1	0.90	0.15	-	59,59,59,59	0
56	MG	1a	1722	1/1	0.83	0.24	-	58,58,58,58	0
56	MG	2a	1797	1/1	0.96	0.11	-	70,70,70,70	0
56	MG	2A	3065	1/1	0.76	0.34	-	58,58,58,58	0
56	MG	1a	1857	1/1	0.86	0.11	-	66,66,66,66	0
56	MG	1A	3887	1/1	0.95	0.16	-	58,58,58,58	0
56	MG	2A	3528	1/1	0.94	0.08	-	54,54,54,54	0
56	MG	2a	1661	1/1	0.78	0.13	-	69,69,69,69	0
56	MG	1A	3432	1/1	0.96	0.16	-	35,35,35,35	0
56	MG	2A	3454	1/1	0.92	0.20	-	53,53,53,53	0
56	MG	2a	1744	1/1	0.82	0.20	-	66,66,66,66	0
56	MG	1A	3853	1/1	0.87	0.11	-	48,48,48,48	0
56	MG	2y	3006	1/1	0.80	0.15	-	104,104,104,104	0
56	MG	1A	4100	1/1	0.87	0.22	-	60,60,60,60	0
56	MG	2v	101	1/1	0.92	0.16	-	68,68,68,68	0
56	MG	1A	3558	1/1	0.61	0.22	-	75,75,75,75	0
56	MG	1A	3213	1/1	0.92	0.18	-	60,60,60,60	0
56	MG	2B	3004	1/1	0.86	0.12	-	68,68,68,68	0
56	MG	2A	3344	1/1	0.84	0.15	-	62,62,62,62	0
56	MG	1A	3311	1/1	0.92	0.24	-	58,58,58,58	0
56	MG	2a	1674	1/1	0.88	0.14	-	43,43,43,43	0
56	MG	2A	3813	1/1	0.77	0.14	-	68,68,68,68	0
56	MG	1A	3224	1/1	0.91	0.42	-	60,60,60,60	0
56	MG	1w	108	1/1	0.89	0.12	-	73,73,73,73	0

Continued on next page...

Continued from previous page...

Mol	Type	Chain	Res	Atoms	RSCC	RSR	LLDF	B-factors(\AA^2)	Q<0.9
56	MG	2A	3367	1/1	0.86	0.10	-	62,62,62,62	0
56	MG	2A	3173	1/1	0.98	0.09	-	53,53,53,53	0
56	MG	2a	1724	1/1	0.91	0.24	-	57,57,57,57	0
56	MG	1A	3447	1/1	0.97	0.17	-	41,41,41,41	0
56	MG	2A	3509	1/1	0.86	0.13	-	62,62,62,62	0
56	MG	1A	3627	1/1	0.91	0.21	-	49,49,49,49	0
56	MG	2A	3163	1/1	0.95	0.08	-	49,49,49,49	0
56	MG	1A	3326	1/1	0.96	0.19	-	60,60,60,60	0
56	MG	1A	3654	1/1	0.93	0.38	-	46,46,46,46	0
56	MG	1x	114	1/1	0.98	0.20	-	76,76,76,76	0
56	MG	1A	4217	1/1	0.94	0.42	-	47,47,47,47	0
56	MG	2A	3266	1/1	0.92	0.13	-	64,64,64,64	0
56	MG	2j	8001	1/1	0.95	0.15	-	66,66,66,66	0
56	MG	1a	1738	1/1	0.86	0.20	-	64,64,64,64	0
56	MG	1A	4057	1/1	0.78	0.42	-	90,90,90,90	0
56	MG	2A	3591	1/1	0.94	0.13	-	36,36,36,36	0
56	MG	1A	3751	1/1	0.95	0.17	-	47,47,47,47	0
56	MG	1A	3767	1/1	0.92	0.26	-	64,64,64,64	0
56	MG	2A	3354	1/1	0.92	0.28	-	63,63,63,63	0
56	MG	1A	3819	1/1	0.97	0.18	-	46,46,46,46	0
56	MG	1A	3491	1/1	0.88	0.26	-	64,64,64,64	0
56	MG	2A	3809	1/1	0.92	0.17	-	55,55,55,55	0
56	MG	2a	1823	1/1	0.94	0.19	-	68,68,68,68	0
56	MG	2A	3338	1/1	0.90	0.12	-	57,57,57,57	0
56	MG	2A	3234	1/1	0.93	0.41	-	46,46,46,46	0
56	MG	1A	4096	1/1	0.92	0.09	-	75,75,75,75	0
56	MG	1A	3449	1/1	0.93	0.41	-	63,63,63,63	0
56	MG	1A	3147	1/1	0.98	0.28	-	34,34,34,34	0
56	MG	2A	3709	1/1	0.96	0.16	-	47,47,47,47	0
56	MG	1A	3164	1/1	0.93	0.31	-	49,49,49,49	0
56	MG	1A	3378	1/1	0.79	0.34	-	68,68,68,68	0
56	MG	1A	3277	1/1	0.93	0.31	-	44,44,44,44	0
56	MG	1A	3982	1/1	0.92	0.08	-	59,59,59,59	0
56	MG	1A	3503	1/1	0.92	0.50	-	60,60,60,60	0
56	MG	1x	101	1/1	0.92	0.08	-	56,56,56,56	0
56	MG	2A	3038	1/1	0.68	0.16	-	61,61,61,61	0
56	MG	2A	3236	1/1	0.90	0.27	-	56,56,56,56	0
56	MG	2A	3822	1/1	0.94	0.07	-	73,73,73,73	0
56	MG	1A	4094	1/1	0.87	0.10	-	79,79,79,79	0
56	MG	1A	3944	1/1	0.94	0.20	-	34,34,34,34	0
56	MG	1a	1877	1/1	0.62	0.10	-	76,76,76,76	0
56	MG	1A	3209	1/1	0.87	0.13	-	49,49,49,49	0

Continued on next page...

Continued from previous page...

Mol	Type	Chain	Res	Atoms	RSCC	RSR	LLDF	B-factors(\AA^2)	Q<0.9
56	MG	2a	1820	1/1	0.96	0.20	-	73,73,73,73	0
56	MG	2A	3757	1/1	0.90	0.20	-	54,54,54,54	0
56	MG	2A	3199	1/1	0.78	0.19	-	56,56,56,56	0
56	MG	2A	3325	1/1	0.77	0.67	-	53,53,53,53	0
56	MG	2A	3565	1/1	0.91	0.10	-	58,58,58,58	0
56	MG	2A	3373	1/1	0.95	0.15	-	60,60,60,60	0
56	MG	2A	3291	1/1	0.86	0.17	-	53,53,53,53	0
56	MG	1A	3562	1/1	0.80	0.15	-	60,60,60,60	0
56	MG	1A	3234	1/1	0.90	0.12	-	61,61,61,61	0
56	MG	1A	3673	1/1	0.97	0.17	-	35,35,35,35	0
56	MG	1A	3876	1/1	0.88	0.15	-	34,34,34,34	0
56	MG	1A	3262	1/1	0.98	0.14	-	56,56,56,56	0
56	MG	1Z	303	1/1	0.86	0.11	-	73,73,73,73	0
56	MG	2A	3261	1/1	0.80	0.33	-	72,72,72,72	0
56	MG	1A	4067	1/1	0.98	0.14	-	29,29,29,29	0
56	MG	1A	3433	1/1	0.93	0.10	-	46,46,46,46	0
56	MG	1a	1770	1/1	0.90	0.38	-	66,66,66,66	0
56	MG	2F	303	1/1	0.96	0.27	-	44,44,44,44	0
56	MG	1A	3498	1/1	0.80	0.20	-	52,52,52,52	0
56	MG	2A	3438	1/1	0.98	0.29	-	42,42,42,42	0
56	MG	1A	4041	1/1	0.88	0.05	-	70,70,70,70	0
56	MG	1A	4092	1/1	0.48	0.11	-	76,76,76,76	0
56	MG	2a	1666	1/1	0.81	0.25	-	69,69,69,69	0
56	MG	2A	3208	1/1	0.91	0.11	-	50,50,50,50	0
56	MG	1A	3369	1/1	0.84	0.33	-	63,63,63,63	0
56	MG	2A	3704	1/1	0.81	0.18	-	69,69,69,69	0
56	MG	2a	1783	1/1	0.79	0.07	-	87,87,87,87	0
56	MG	2A	3350	1/1	0.95	0.63	-	57,57,57,57	0
56	MG	1A	3417	1/1	0.92	0.12	-	53,53,53,53	0
56	MG	1a	1721	1/1	0.88	0.37	-	70,70,70,70	0
56	MG	1A	3725	1/1	0.94	0.14	-	35,35,35,35	0
56	MG	1a	1814	1/1	0.90	0.12	-	58,58,58,58	0
56	MG	1A	3044	1/1	0.82	0.15	-	42,42,42,42	0
56	MG	1A	3520	1/1	0.95	0.16	-	61,61,61,61	0
56	MG	1A	3956	1/1	0.80	0.14	-	62,62,62,62	0
56	MG	1A	3670	1/1	0.95	0.18	-	19,19,19,19	0
56	MG	1A	4133	1/1	0.98	0.16	-	31,31,31,31	0
56	MG	1A	3569	1/1	0.99	0.17	-	27,27,27,27	0
56	MG	1A	3363	1/1	0.73	0.15	-	66,66,66,66	0
56	MG	1A	3157	1/1	0.97	0.52	-	43,43,43,43	0
56	MG	1A	3256	1/1	0.78	0.13	-	61,61,61,61	0
56	MG	2A	3663	1/1	0.87	0.11	-	68,68,68,68	0

Continued on next page...

Continued from previous page...

Mol	Type	Chain	Res	Atoms	RSCC	RSR	LLDF	B-factors(\AA^2)	Q<0.9
56	MG	1A	3787	1/1	0.74	0.16	-	53,53,53,53	0
56	MG	1x	112	1/1	0.71	0.15	-	77,77,77,77	0
56	MG	1A	3926	1/1	0.99	0.21	-	44,44,44,44	0
56	MG	1a	1653	1/1	0.97	0.20	-	63,63,63,63	0
56	MG	1A	3549	1/1	0.97	0.25	-	49,49,49,49	0
56	MG	2A	3339	1/1	0.81	0.21	-	64,64,64,64	0
56	MG	2A	3615	1/1	0.92	0.18	-	49,49,49,49	0
56	MG	2P	201	1/1	0.93	0.09	-	45,45,45,45	0
56	MG	1A	3329	1/1	0.75	0.18	-	59,59,59,59	0
56	MG	1A	3379	1/1	0.94	0.17	-	65,65,65,65	0
56	MG	2a	1609	1/1	0.94	0.17	-	68,68,68,68	0
56	MG	2A	3702	1/1	0.97	0.07	-	53,53,53,53	0
56	MG	1A	3747	1/1	0.93	0.22	-	39,39,39,39	0
56	MG	2a	1621	1/1	0.58	0.24	-	77,77,77,77	0
56	MG	1A	3019	1/1	0.94	0.17	-	41,41,41,41	0
56	MG	2A	3235	1/1	0.88	0.51	-	55,55,55,55	0
56	MG	2A	3464	1/1	0.87	0.08	-	69,69,69,69	0
56	MG	1A	3181	1/1	0.94	0.15	-	38,38,38,38	0
56	MG	2E	302	1/1	0.85	0.18	-	54,54,54,54	0
56	MG	1A	3052	1/1	0.87	0.11	-	52,52,52,52	0
56	MG	2A	3498	1/1	0.93	0.26	-	54,54,54,54	0
56	MG	1A	4152	1/1	0.87	0.09	-	46,46,46,46	0
56	MG	1A	3826	1/1	0.91	0.11	-	62,62,62,62	0
56	MG	1A	4143	1/1	0.93	0.14	-	48,48,48,48	0
56	MG	1A	3098	1/1	0.92	0.22	-	74,74,74,74	0
56	MG	2a	1665	1/1	0.71	0.54	-	90,90,90,90	0
56	MG	2A	3718	1/1	0.76	0.18	-	61,61,61,61	0
56	MG	2A	3751	1/1	0.96	0.14	-	62,62,62,62	0
56	MG	2a	1697	1/1	0.91	0.26	-	69,69,69,69	0
56	MG	2A	3455	1/1	0.87	0.29	-	62,62,62,62	0
56	MG	2A	3541	1/1	0.92	0.15	-	35,35,35,35	0
56	MG	1A	3884	1/1	0.89	0.16	-	64,64,64,64	0
56	MG	1B	3024	1/1	0.81	0.14	-	69,69,69,69	0
56	MG	1A	3585	1/1	0.71	0.14	-	68,68,68,68	0
56	MG	2a	1799	1/1	0.95	0.17	-	65,65,65,65	0
56	MG	2a	1770	1/1	0.86	0.06	-	78,78,78,78	0
56	MG	2A	3490	1/1	0.84	0.11	-	68,68,68,68	0
56	MG	2A	3796	1/1	0.65	0.18	-	71,71,71,71	0
56	MG	1a	1638	1/1	0.95	0.30	-	56,56,56,56	0
56	MG	2A	3068	1/1	0.91	0.18	-	39,39,39,39	0
56	MG	1A	3266	1/1	0.70	0.12	-	64,64,64,64	0
56	MG	2A	3389	1/1	0.81	0.11	-	59,59,59,59	0

Continued on next page...

Continued from previous page...

Mol	Type	Chain	Res	Atoms	RSCC	RSR	LLDF	B-factors(\AA^2)	Q<0.9
56	MG	2A	3836	1/1	0.79	0.09	-	74,74,74,74	0
56	MG	1A	4016	1/1	0.97	0.10	-	62,62,62,62	0
56	MG	2A	3912	1/1	0.68	0.27	-	88,88,88,88	0
56	MG	1a	1602	1/1	0.90	0.21	-	62,62,62,62	0
56	MG	1B	3004	1/1	0.80	0.28	-	67,67,67,67	0
56	MG	1a	1807	1/1	0.85	0.10	-	85,85,85,85	0
56	MG	1A	4191	1/1	0.95	0.15	-	45,45,45,45	0
56	MG	2x	101	1/1	0.48	0.19	-	82,82,82,82	0
56	MG	1A	3822	1/1	0.92	0.16	-	43,43,43,43	0
56	MG	1a	1859	1/1	0.84	0.15	-	65,65,65,65	0
56	MG	2A	3590	1/1	0.93	0.08	-	36,36,36,36	0
56	MG	1A	3030	1/1	0.96	0.19	-	32,32,32,32	0
56	MG	1E	307	1/1	0.90	0.25	-	73,73,73,73	0
56	MG	1x	111	1/1	0.91	0.07	-	73,73,73,73	0
56	MG	1A	3606	1/1	0.84	0.13	-	55,55,55,55	0
56	MG	2a	1731	1/1	0.73	0.28	-	80,80,80,80	0
56	MG	2A	3395	1/1	0.90	0.14	-	65,65,65,65	0
56	MG	1A	3616	1/1	0.97	0.07	-	51,51,51,51	0
56	MG	1A	3972	1/1	0.99	0.33	-	49,49,49,49	0
56	MG	1A	4109	1/1	0.94	0.13	-	28,28,28,28	0
56	MG	1D	311	1/1	0.89	0.12	-	78,78,78,78	0
56	MG	1A	3581	1/1	0.90	0.19	-	45,45,45,45	0
56	MG	1Q	203	1/1	0.85	0.16	-	64,64,64,64	0
56	MG	1A	4174	1/1	0.97	0.12	-	53,53,53,53	0
56	MG	2a	1633	1/1	0.76	0.26	-	76,76,76,76	0
56	MG	1a	1673	1/1	0.93	0.21	-	74,74,74,74	0
56	MG	2A	3523	1/1	0.88	0.18	-	57,57,57,57	0
56	MG	2A	3661	1/1	0.80	0.18	-	53,53,53,53	0
56	MG	2A	3942	1/1	0.96	0.10	-	54,54,54,54	0
56	MG	1A	4212	1/1	0.67	0.21	-	53,53,53,53	0
56	MG	1A	3873	1/1	0.90	0.18	-	60,60,60,60	0
56	MG	1A	3523	1/1	0.90	0.12	-	72,72,72,72	0
56	MG	1A	4176	1/1	0.88	0.18	-	54,54,54,54	0
56	MG	1A	3646	1/1	0.95	0.18	-	35,35,35,35	0
56	MG	1A	3275	1/1	0.98	0.36	-	35,35,35,35	0
56	MG	1A	4056	1/1	0.94	0.17	-	44,44,44,44	0
56	MG	1a	1752	1/1	0.85	0.32	-	65,65,65,65	0
56	MG	2A	3053	1/1	0.83	0.15	-	64,64,64,64	0
56	MG	2A	3306	1/1	0.94	0.09	-	51,51,51,51	0
56	MG	1A	3791	1/1	0.92	0.11	-	53,53,53,53	0
56	MG	1A	3374	1/1	0.91	0.41	-	48,48,48,48	0
56	MG	1a	1876	1/1	0.94	0.09	-	74,74,74,74	0

Continued on next page...

Continued from previous page...

Mol	Type	Chain	Res	Atoms	RSCC	RSR	LLDF	B-factors(\AA^2)	Q<0.9
56	MG	1A	3156	1/1	0.87	0.20	-	46,46,46,46	0
56	MG	2a	1842	1/1	0.86	0.47	-	75,75,75,75	0
56	MG	2A	3368	1/1	0.65	0.22	-	69,69,69,69	0
56	MG	1A	3586	1/1	0.91	0.20	-	62,62,62,62	0
56	MG	1a	1757	1/1	0.96	0.09	-	69,69,69,69	0
56	MG	1A	4036	1/1	0.75	0.12	-	84,84,84,84	0
56	MG	2a	1631	1/1	0.62	0.47	-	74,74,74,74	0
56	MG	1A	4062	1/1	0.86	0.17	-	56,56,56,56	0
56	MG	2A	3207	1/1	0.91	0.20	-	56,56,56,56	0
56	MG	1a	1613	1/1	0.90	0.18	-	52,52,52,52	0
56	MG	1A	3652	1/1	0.91	0.34	-	42,42,42,42	0
56	MG	1A	3299	1/1	0.83	0.10	-	61,61,61,61	0
56	MG	2A	3044	1/1	0.94	0.09	-	52,52,52,52	0
56	MG	1A	3532	1/1	0.87	0.17	-	56,56,56,56	0
56	MG	2A	3593	1/1	0.91	0.13	-	48,48,48,48	0
56	MG	2A	3183	1/1	0.88	0.12	-	43,43,43,43	0
56	MG	1B	3002	1/1	0.79	0.25	-	58,58,58,58	0
56	MG	2A	3292	1/1	0.80	1.00	-	58,58,58,58	0
56	MG	1N	203	1/1	0.90	0.22	-	53,53,53,53	0
56	MG	2A	3708	1/1	0.92	0.10	-	42,42,42,42	0
56	MG	1A	3811	1/1	0.85	0.25	-	58,58,58,58	0
56	MG	2A	3549	1/1	0.95	0.17	-	54,54,54,54	0
56	MG	1A	3225	1/1	0.92	0.43	-	44,44,44,44	0
56	MG	2A	3449	1/1	0.96	0.24	-	56,56,56,56	0
56	MG	2a	1811	1/1	0.79	0.17	-	83,83,83,83	0
56	MG	1a	1668	1/1	0.84	0.14	-	63,63,63,63	0
56	MG	1A	3315	1/1	0.78	0.15	-	68,68,68,68	0
56	MG	1A	3726	1/1	0.96	0.10	-	42,42,42,42	0
56	MG	1A	3381	1/1	0.87	0.52	-	50,50,50,50	0
56	MG	2A	3801	1/1	0.88	0.11	-	64,64,64,64	0
56	MG	1a	1728	1/1	0.89	0.21	-	77,77,77,77	0
56	MG	1a	1637	1/1	0.88	0.21	-	62,62,62,62	0
56	MG	1O	3005	1/1	0.82	0.25	-	66,66,66,66	0
56	MG	1A	3264	1/1	0.86	0.17	-	56,56,56,56	0
56	MG	1A	3089	1/1	0.86	0.14	-	49,49,49,49	0
56	MG	1a	1869	1/1	0.92	0.08	-	66,66,66,66	0
56	MG	2A	3784	1/1	0.98	0.09	-	55,55,55,55	0
56	MG	2R	203	1/1	0.74	0.16	-	54,54,54,54	0
56	MG	2a	1782	1/1	0.71	0.11	-	86,86,86,86	0
56	MG	2A	3347	1/1	0.69	0.13	-	58,58,58,58	0
56	MG	2A	3557	1/1	0.77	0.12	-	34,34,34,34	0
56	MG	2a	1801	1/1	0.89	0.16	-	64,64,64,64	0

Continued on next page...

Continued from previous page...

Mol	Type	Chain	Res	Atoms	RSCC	RSR	LLDF	B-factors(\AA^2)	Q<0.9
56	MG	2A	3896	1/1	0.89	0.21	-	59,59,59,59	0
56	MG	1A	3544	1/1	0.98	0.29	-	50,50,50,50	0
56	MG	1a	1646	1/1	0.93	0.24	-	71,71,71,71	0
56	MG	1a	1778	1/1	0.98	0.18	-	47,47,47,47	0
56	MG	1a	1665	1/1	0.89	0.29	-	69,69,69,69	0
56	MG	2A	3485	1/1	0.95	0.16	-	59,59,59,59	0
56	MG	2A	3575	1/1	0.90	0.17	-	40,40,40,40	0
56	MG	1x	102	1/1	0.93	0.14	-	58,58,58,58	0
56	MG	2A	3305	1/1	0.94	0.13	-	57,57,57,57	0
56	MG	2A	3559	1/1	0.69	0.10	-	43,43,43,43	0
56	MG	17	104	1/1	0.89	0.14	-	60,60,60,60	0
56	MG	1A	3352	1/1	0.88	0.53	-	42,42,42,42	0
56	MG	2A	3223	1/1	0.92	0.09	-	62,62,62,62	0
56	MG	1A	4044	1/1	0.75	0.08	-	55,55,55,55	0
56	MG	2A	3345	1/1	0.89	0.09	-	58,58,58,58	0
56	MG	2A	3601	1/1	0.96	0.13	-	58,58,58,58	0
56	MG	2P	203	1/1	0.80	0.15	-	56,56,56,56	0
56	MG	1A	4196	1/1	0.75	0.21	-	64,64,64,64	0
56	MG	1A	3617	1/1	0.73	0.24	-	80,80,80,80	0
57	K	2A	3939	1/1	0.96	0.08	-	75,75,75,75	0
56	MG	2a	1819	1/1	0.90	0.12	-	63,63,63,63	0
56	MG	2A	3830	1/1	0.81	0.62	-	71,71,71,71	0
56	MG	2A	3891	1/1	0.95	0.11	-	54,54,54,54	0
56	MG	2A	3797	1/1	0.94	0.07	-	56,56,56,56	0
56	MG	1A	3453	1/1	0.92	0.32	-	45,45,45,45	0
56	MG	2A	3724	1/1	0.92	0.09	-	55,55,55,55	0
56	MG	1A	3142	1/1	0.97	0.21	-	13,13,13,13	0
56	MG	1A	3989	1/1	0.97	0.08	-	58,58,58,58	0
56	MG	2a	1805	1/1	0.91	0.13	-	84,84,84,84	0
56	MG	2A	3228	1/1	0.94	0.12	-	59,59,59,59	0
56	MG	1A	3084	1/1	0.87	0.48	-	44,44,44,44	0
56	MG	2A	3817	1/1	0.81	0.05	-	53,53,53,53	0
56	MG	2A	3232	1/1	0.89	0.18	-	59,59,59,59	0
56	MG	2a	1614	1/1	0.84	0.17	-	65,65,65,65	0
56	MG	1A	3685	1/1	0.88	0.13	-	42,42,42,42	0
56	MG	1A	3920	1/1	0.83	0.15	-	52,52,52,52	0
56	MG	2A	3057	1/1	0.91	0.17	-	58,58,58,58	0
56	MG	2A	3736	1/1	0.89	0.08	-	52,52,52,52	0
56	MG	1A	3464	1/1	0.78	0.10	-	69,69,69,69	0
56	MG	1A	4140	1/1	0.98	0.13	-	57,57,57,57	0
56	MG	1A	3336	1/1	0.90	0.14	-	64,64,64,64	0
56	MG	2A	3517	1/1	0.92	0.11	-	60,60,60,60	0

Continued on next page...

Continued from previous page...

Mol	Type	Chain	Res	Atoms	RSCC	RSR	LLDF	B-factors(\AA^2)	Q<0.9
56	MG	2a	1658	1/1	0.73	0.21	-	81,81,81,81	0
56	MG	2A	3458	1/1	0.73	0.17	-	57,57,57,57	0
56	MG	1a	1741	1/1	0.92	0.12	-	61,61,61,61	0
56	MG	1a	1751	1/1	0.75	0.18	-	70,70,70,70	0
56	MG	2A	3737	1/1	0.96	0.10	-	51,51,51,51	0
56	MG	1a	1824	1/1	0.73	0.06	-	75,75,75,75	0
56	MG	2A	3195	1/1	0.98	0.12	-	52,52,52,52	0
56	MG	1A	3218	1/1	0.85	0.28	-	49,49,49,49	0
56	MG	1A	4027	1/1	0.75	0.18	-	66,66,66,66	0
56	MG	1A	3968	1/1	0.96	0.19	-	32,32,32,32	0
56	MG	2A	3398	1/1	0.95	0.25	-	58,58,58,58	0
56	MG	1a	1815	1/1	0.86	0.12	-	74,74,74,74	0
56	MG	2A	3677	1/1	0.92	0.17	-	57,57,57,57	0
56	MG	1a	1715	1/1	0.89	0.23	-	62,62,62,62	0
56	MG	27	101	1/1	0.95	0.10	-	43,43,43,43	0
56	MG	1A	3330	1/1	0.89	0.16	-	65,65,65,65	0
56	MG	2A	3786	1/1	0.88	0.12	-	57,57,57,57	0
56	MG	1U	202	1/1	0.91	1.22	-	88,88,88,88	0
56	MG	1A	3541	1/1	0.69	0.18	-	58,58,58,58	0
56	MG	2A	3573	1/1	0.95	0.10	-	38,38,38,38	0
56	MG	1A	3935	1/1	0.91	0.11	-	42,42,42,42	0
56	MG	2A	3396	1/1	0.74	0.14	-	58,58,58,58	0
56	MG	2a	1831	1/1	0.92	0.20	-	75,75,75,75	0
56	MG	2A	3343	1/1	0.71	1.03	-	63,63,63,63	0
56	MG	2a	1657	1/1	0.72	0.22	-	67,67,67,67	0
56	MG	1A	4210	1/1	0.94	0.32	-	45,45,45,45	0
56	MG	2A	3695	1/1	0.86	0.08	-	58,58,58,58	0
56	MG	1A	3955	1/1	0.97	0.20	-	44,44,44,44	0
56	MG	2A	3379	1/1	0.89	0.06	-	69,69,69,69	0
56	MG	2a	1751	1/1	0.92	0.16	-	54,54,54,54	0
56	MG	1a	1734	1/1	0.83	0.14	-	62,62,62,62	0
56	MG	2A	3815	1/1	0.99	0.09	-	64,64,64,64	0
56	MG	2B	3018	1/1	0.98	0.14	-	61,61,61,61	0
56	MG	2A	3845	1/1	0.77	0.11	-	54,54,54,54	0
56	MG	1A	3459	1/1	0.86	0.20	-	49,49,49,49	0
56	MG	1A	3420	1/1	0.81	0.09	-	65,65,65,65	0
56	MG	1A	3424	1/1	0.86	0.36	-	68,68,68,68	0
56	MG	2A	3519	1/1	0.90	0.16	-	60,60,60,60	0
56	MG	2A	3104	1/1	0.93	0.21	-	57,57,57,57	0
56	MG	2a	1733	1/1	0.94	0.15	-	48,48,48,48	0
56	MG	2a	1663	1/1	0.87	0.14	-	79,79,79,79	0
56	MG	2a	1655	1/1	0.87	0.16	-	79,79,79,79	0

Continued on next page...

Continued from previous page...

Mol	Type	Chain	Res	Atoms	RSCC	RSR	LLDF	B-factors(\AA^2)	Q<0.9
56	MG	2A	3040	1/1	0.92	0.12	-	52,52,52,52	0
56	MG	2A	3240	1/1	0.92	0.46	-	56,56,56,56	0
56	MG	2A	3069	1/1	0.91	0.15	-	31,31,31,31	0
56	MG	1A	3261	1/1	0.93	0.15	-	67,67,67,67	0
56	MG	2A	3193	1/1	0.66	0.19	-	70,70,70,70	0
56	MG	1A	3194	1/1	0.88	0.15	-	53,53,53,53	0
56	MG	2A	3099	1/1	0.78	0.22	-	71,71,71,71	0
56	MG	2A	3654	1/1	0.89	0.13	-	37,37,37,37	0
56	MG	2A	3603	1/1	0.93	0.25	-	51,51,51,51	0
56	MG	1A	4111	1/1	0.82	0.10	-	63,63,63,63	0
56	MG	2A	3556	1/1	0.91	0.09	-	43,43,43,43	0
56	MG	1A	4175	1/1	0.82	0.22	-	72,72,72,72	0
56	MG	1a	1657	1/1	0.82	0.19	-	60,60,60,60	0
56	MG	1A	3904	1/1	0.91	0.18	-	56,56,56,56	0
56	MG	1A	3817	1/1	0.94	0.13	-	45,45,45,45	0
56	MG	2A	3802	1/1	0.80	0.10	-	62,62,62,62	0
56	MG	2A	3348	1/1	0.82	0.12	-	75,75,75,75	0
56	MG	2A	3186	1/1	0.87	0.12	-	50,50,50,50	0
56	MG	1a	1766	1/1	0.77	0.14	-	67,67,67,67	0
56	MG	1A	3930	1/1	0.96	0.26	-	45,45,45,45	0
56	MG	1A	3023	1/1	0.79	0.15	-	59,59,59,59	0
56	MG	1A	4010	1/1	0.85	0.20	-	43,43,43,43	0
56	MG	2A	3255	1/1	0.89	0.12	-	64,64,64,64	0
56	MG	1A	3906	1/1	0.92	0.22	-	56,56,56,56	0
56	MG	2A	3734	1/1	0.87	0.16	-	51,51,51,51	0
56	MG	2A	3605	1/1	0.82	0.13	-	70,70,70,70	0
56	MG	1A	3068	1/1	0.98	0.16	-	17,17,17,17	0
56	MG	2a	1606	1/1	0.86	0.19	-	68,68,68,68	0
56	MG	2a	1833	1/1	0.78	0.15	-	79,79,79,79	0
56	MG	1A	3279	1/1	0.96	0.41	-	36,36,36,36	0
56	MG	2a	1653	1/1	0.84	0.31	-	66,66,66,66	0
56	MG	1w	107	1/1	0.97	0.07	-	58,58,58,58	0
56	MG	2A	3321	1/1	0.96	0.13	-	57,57,57,57	0
56	MG	1A	3621	1/1	0.92	0.15	-	48,48,48,48	0
56	MG	1A	3066	1/1	0.92	0.23	-	58,58,58,58	0
56	MG	2A	3414	1/1	0.84	0.19	-	58,58,58,58	0
56	MG	2A	3123	1/1	0.94	0.22	-	64,64,64,64	0
56	MG	1A	3736	1/1	0.96	0.12	-	59,59,59,59	0
56	MG	2a	1840	1/1	0.95	0.11	-	73,73,73,73	0
56	MG	1A	3760	1/1	0.98	0.17	-	40,40,40,40	0
56	MG	2A	3647	1/1	0.85	0.12	-	67,67,67,67	0
56	MG	1A	4066	1/1	0.94	0.17	-	19,19,19,19	0

Continued on next page...

Continued from previous page...

Mol	Type	Chain	Res	Atoms	RSCC	RSR	LLDF	B-factors(\AA^2)	Q<0.9
56	MG	1A	3480	1/1	0.75	0.22	-	64,64,64,64	0
56	MG	1A	3712	1/1	0.89	0.11	-	48,48,48,48	0
56	MG	2A	3300	1/1	0.75	0.14	-	68,68,68,68	0
56	MG	1A	3683	1/1	0.97	0.10	-	54,54,54,54	0
56	MG	2a	1680	1/1	0.90	0.23	-	48,48,48,48	0
56	MG	2A	3372	1/1	0.85	0.28	-	68,68,68,68	0
56	MG	1A	3258	1/1	0.88	0.14	-	40,40,40,40	0
56	MG	1A	3595	1/1	0.94	0.22	-	59,59,59,59	0
56	MG	19	101	1/1	0.91	0.18	-	49,49,49,49	0
56	MG	1A	3064	1/1	0.94	0.24	-	44,44,44,44	0
56	MG	1V	202	1/1	0.96	0.05	-	59,59,59,59	0
56	MG	1A	3094	1/1	0.98	0.33	-	50,50,50,50	0
56	MG	2A	3222	1/1	0.82	0.27	-	58,58,58,58	0
56	MG	1A	3640	1/1	0.91	0.17	-	53,53,53,53	0
56	MG	1A	3428	1/1	0.89	0.12	-	39,39,39,39	0
56	MG	2A	3862	1/1	0.88	0.09	-	65,65,65,65	0
56	MG	2A	3621	1/1	0.91	0.14	-	57,57,57,57	0
56	MG	1A	4031	1/1	0.74	0.10	-	76,76,76,76	0
56	MG	2A	3863	1/1	0.97	0.10	-	54,54,54,54	0
56	MG	2a	1686	1/1	0.94	0.08	-	68,68,68,68	0
56	MG	1A	3180	1/1	0.96	0.18	-	27,27,27,27	0
56	MG	1A	3408	1/1	0.88	0.11	-	55,55,55,55	0
56	MG	1A	4042	1/1	0.68	0.24	-	74,74,74,74	0
56	MG	2A	3803	1/1	0.62	0.26	-	52,52,52,52	0
56	MG	2a	1832	1/1	0.89	0.23	-	61,61,61,61	0
56	MG	1A	3340	1/1	0.95	0.18	-	52,52,52,52	0
56	MG	2A	3366	1/1	0.91	0.53	-	59,59,59,59	0
56	MG	2A	3672	1/1	0.94	0.10	-	61,61,61,61	0
56	MG	1A	3481	1/1	0.84	0.27	-	61,61,61,61	0
56	MG	1A	4156	1/1	0.75	0.16	-	71,71,71,71	0
56	MG	2x	104	1/1	0.87	0.22	-	56,56,56,56	0
56	MG	1A	3543	1/1	0.91	0.37	-	36,36,36,36	0
56	MG	1A	3254	1/1	0.80	0.34	-	61,61,61,61	0
56	MG	1A	3680	1/1	0.95	0.12	-	57,57,57,57	0
56	MG	2a	1673	1/1	0.90	0.09	-	79,79,79,79	0
56	MG	2A	3090	1/1	0.80	0.10	-	57,57,57,57	0
56	MG	1A	3965	1/1	0.86	0.19	-	61,61,61,61	0
56	MG	2A	3169	1/1	0.92	0.10	-	52,52,52,52	0
56	MG	1A	3045	1/1	0.93	0.14	-	38,38,38,38	0
56	MG	1A	3165	1/1	0.93	0.15	-	53,53,53,53	0
56	MG	2A	3272	1/1	0.83	0.13	-	68,68,68,68	0
56	MG	1A	3123	1/1	0.96	0.33	-	44,44,44,44	0

Continued on next page...

Continued from previous page...

Mol	Type	Chain	Res	Atoms	RSCC	RSR	LLDF	B-factors(\AA^2)	Q<0.9
56	MG	2A	3510	1/1	0.90	0.28	-	61,61,61,61	0
56	MG	1a	1642	1/1	0.91	0.18	-	67,67,67,67	0
56	MG	2A	3504	1/1	0.95	0.13	-	69,69,69,69	0
56	MG	2a	1742	1/1	0.90	0.21	-	68,68,68,68	0
58	CPT	1A	4182	4/5	0.98	0.20	-	64,84,85,87	4
56	MG	2A	3187	1/1	0.89	0.11	-	54,54,54,54	0
56	MG	1A	4108	1/1	0.84	0.30	-	60,60,60,60	0
56	MG	1A	3375	1/1	0.88	0.55	-	66,66,66,66	0
56	MG	1A	4009	1/1	0.93	0.12	-	62,62,62,62	0
56	MG	1A	3917	1/1	0.95	0.10	-	64,64,64,64	0
56	MG	1A	3007	1/1	0.90	0.12	-	45,45,45,45	0
56	MG	1A	4184	1/1	0.97	0.17	-	57,57,57,57	0
56	MG	1E	308	1/1	0.72	0.21	-	69,69,69,69	0
56	MG	1a	1851	1/1	0.87	0.11	-	45,45,45,45	0
56	MG	1a	1808	1/1	0.92	0.14	-	59,59,59,59	0
56	MG	2A	3499	1/1	0.89	0.22	-	59,59,59,59	0
56	MG	1I	3001	1/1	0.85	0.10	-	66,66,66,66	0
56	MG	2A	3492	1/1	0.72	0.14	-	68,68,68,68	0
56	MG	2A	3854	1/1	0.95	0.09	-	44,44,44,44	0
56	MG	2A	3203	1/1	0.80	0.17	-	53,53,53,53	0
56	MG	1a	1762	1/1	0.97	0.28	-	66,66,66,66	0
56	MG	2a	1608	1/1	0.90	0.20	-	72,72,72,72	0
56	MG	2a	1649	1/1	0.91	0.17	-	69,69,69,69	0
56	MG	1A	4097	1/1	0.94	0.21	-	50,50,50,50	0
56	MG	1A	3422	1/1	0.86	0.31	-	63,63,63,63	0
56	MG	2A	3460	1/1	0.93	0.11	-	65,65,65,65	0
56	MG	1A	3292	1/1	0.83	0.24	-	61,61,61,61	0
56	MG	1A	4055	1/1	0.62	0.32	-	81,81,81,81	0
56	MG	2A	3017	1/1	0.90	0.15	-	49,49,49,49	0
56	MG	1a	1767	1/1	0.85	0.29	-	66,66,66,66	0
56	MG	1A	3829	1/1	0.95	0.10	-	37,37,37,37	0
56	MG	1A	3948	1/1	0.97	0.14	-	19,19,19,19	0
56	MG	1A	3263	1/1	0.61	0.17	-	76,76,76,76	0
56	MG	1a	1842	1/1	0.70	0.08	-	56,56,56,56	0
56	MG	1A	3353	1/1	0.87	0.13	-	46,46,46,46	0
56	MG	2w	102	1/1	0.68	0.15	-	81,81,81,81	0
56	MG	1A	3575	1/1	0.80	0.23	-	63,63,63,63	0
56	MG	1A	3882	1/1	0.92	0.12	-	56,56,56,56	0
56	MG	1A	3141	1/1	0.97	0.23	-	35,35,35,35	0
56	MG	1A	3088	1/1	0.86	0.19	-	50,50,50,50	0
56	MG	1A	3049	1/1	0.92	0.21	-	41,41,41,41	0
56	MG	2A	3642	1/1	0.94	0.20	-	46,46,46,46	0

Continued on next page...

Continued from previous page...

Mol	Type	Chain	Res	Atoms	RSCC	RSR	LLDF	B-factors(\AA^2)	Q<0.9
56	MG	2E	308	1/1	0.98	0.09	-	45,45,45,45	0
56	MG	2A	3103	1/1	0.83	0.13	-	58,58,58,58	0
56	MG	1A	3105	1/1	0.91	0.13	-	32,32,32,32	0
56	MG	2A	3371	1/1	0.86	0.28	-	65,65,65,65	0
56	MG	2A	3352	1/1	0.85	0.09	-	67,67,67,67	0
56	MG	1a	1707	1/1	0.88	0.14	-	68,68,68,68	0
56	MG	2A	3431	1/1	0.80	0.23	-	70,70,70,70	0
56	MG	1A	3635	1/1	0.91	0.18	-	51,51,51,51	0
56	MG	1A	3140	1/1	0.95	0.27	-	47,47,47,47	0
56	MG	2A	3336	1/1	0.92	0.10	-	47,47,47,47	0
56	MG	2A	3778	1/1	0.92	0.07	-	42,42,42,42	0
56	MG	1A	3188	1/1	0.90	0.38	-	49,49,49,49	0
56	MG	1w	105	1/1	0.85	0.12	-	75,75,75,75	0
56	MG	2A	3166	1/1	0.79	0.28	-	58,58,58,58	0
56	MG	1A	3553	1/1	0.95	0.35	-	58,58,58,58	0
56	MG	2A	3731	1/1	0.88	0.16	-	57,57,57,57	0
56	MG	1A	4130	1/1	0.82	0.36	-	85,85,85,85	0
56	MG	1a	1828	1/1	0.85	0.07	-	68,68,68,68	0
56	MG	1a	1784	1/1	0.98	0.11	-	33,33,33,33	0
56	MG	1A	4030	1/1	0.89	0.10	-	59,59,59,59	0
56	MG	1A	4105	1/1	0.94	0.06	-	41,41,41,41	0
56	MG	2A	3086	1/1	0.88	0.16	-	44,44,44,44	0
56	MG	13	102	1/1	0.86	0.10	-	51,51,51,51	0
56	MG	1A	3628	1/1	0.85	0.36	-	56,56,56,56	0
56	MG	1A	3637	1/1	0.92	0.21	-	42,42,42,42	0
56	MG	1V	201	1/1	0.90	0.19	-	59,59,59,59	0
56	MG	1B	3028	1/1	0.77	0.18	-	82,82,82,82	0
56	MG	1A	3444	1/1	0.97	0.31	-	58,58,58,58	0
56	MG	1a	1720	1/1	0.91	0.15	-	60,60,60,60	0
56	MG	2B	3007	1/1	0.91	0.18	-	57,57,57,57	0
56	MG	2A	3023	1/1	0.89	0.14	-	60,60,60,60	0
56	MG	1A	3528	1/1	0.75	0.38	-	67,67,67,67	0
56	MG	2A	3308	1/1	0.92	0.09	-	54,54,54,54	0
56	MG	1A	4002	1/1	0.84	0.21	-	55,55,55,55	0
56	MG	2A	3242	1/1	0.80	0.38	-	61,61,61,61	0
56	MG	1a	1695	1/1	0.96	0.21	-	54,54,54,54	0
56	MG	2A	3448	1/1	0.90	0.21	-	56,56,56,56	0
56	MG	1A	4221	1/1	0.89	0.18	-	29,29,29,29	0
56	MG	1A	4082	1/1	0.94	0.18	-	46,46,46,46	0
56	MG	1a	1623	1/1	0.79	0.13	-	49,49,49,49	0
56	MG	1a	1837	1/1	0.94	0.17	-	53,53,53,53	0
56	MG	1A	4033	1/1	0.66	0.26	-	80,80,80,80	0

Continued on next page...

Continued from previous page...

Mol	Type	Chain	Res	Atoms	RSCC	RSR	LLDF	B-factors(\AA^2)	Q<0.9
56	MG	1A	3983	1/1	0.97	0.15	-	60,60,60,60	0
56	MG	1A	3619	1/1	0.93	0.28	-	63,63,63,63	0
56	MG	1A	3076	1/1	0.98	0.26	-	33,33,33,33	0
56	MG	1A	3765	1/1	0.95	0.13	-	50,50,50,50	0
56	MG	1A	3360	1/1	0.82	0.15	-	64,64,64,64	0
56	MG	2A	3669	1/1	0.58	0.18	-	70,70,70,70	0
56	MG	2a	1798	1/1	0.64	0.07	-	85,85,85,85	0
56	MG	2a	1796	1/1	0.93	0.12	-	71,71,71,71	0
56	MG	1F	301	1/1	0.93	0.27	-	78,78,78,78	0
56	MG	1A	3842	1/1	0.86	0.07	-	59,59,59,59	0
56	MG	1A	3992	1/1	0.83	0.07	-	51,51,51,51	0
56	MG	2A	3327	1/1	0.78	0.21	-	54,54,54,54	0
56	MG	28	101	1/1	0.83	0.18	-	54,54,54,54	0
56	MG	2A	3265	1/1	0.84	0.61	-	70,70,70,70	0
56	MG	2A	3814	1/1	0.84	0.21	-	61,61,61,61	0
56	MG	1A	3477	1/1	0.89	0.31	-	47,47,47,47	0
56	MG	2a	1749	1/1	0.68	0.16	-	68,68,68,68	0
56	MG	1A	3112	1/1	0.89	0.26	-	38,38,38,38	0
56	MG	1A	3774	1/1	0.97	0.14	-	44,44,44,44	0
56	MG	2A	3427	1/1	0.93	0.12	-	68,68,68,68	0
56	MG	2a	1734	1/1	0.83	0.19	-	68,68,68,68	0
56	MG	1A	3519	1/1	0.94	0.29	-	42,42,42,42	0
56	MG	1A	3364	1/1	0.82	0.13	-	70,70,70,70	0
56	MG	1A	3883	1/1	0.96	0.17	-	41,41,41,41	0
56	MG	1a	1769	1/1	0.93	0.32	-	60,60,60,60	0
56	MG	1x	103	1/1	0.87	0.14	-	50,50,50,50	0
56	MG	1A	3387	1/1	0.94	0.19	-	32,32,32,32	0
56	MG	2a	1682	1/1	0.79	0.17	-	70,70,70,70	0
56	MG	1A	3322	1/1	0.94	0.28	-	46,46,46,46	0
56	MG	1A	3168	1/1	0.94	0.16	-	36,36,36,36	0
56	MG	1a	1811	1/1	0.96	0.24	-	66,66,66,66	0
56	MG	1A	3909	1/1	0.92	0.20	-	32,32,32,32	0
56	MG	1A	3504	1/1	0.77	0.08	-	66,66,66,66	0
56	MG	1A	4069	1/1	0.86	0.12	-	87,87,87,87	0
56	MG	1A	3222	1/1	0.84	0.20	-	51,51,51,51	0
56	MG	1A	3272	1/1	0.96	0.19	-	52,52,52,52	0
56	MG	2A	3250	1/1	0.85	0.38	-	71,71,71,71	0
56	MG	1A	3316	1/1	0.94	0.26	-	56,56,56,56	0
56	MG	2A	3452	1/1	0.95	0.33	-	61,61,61,61	0
56	MG	2A	3582	1/1	0.91	0.10	-	48,48,48,48	0
56	MG	1A	3561	1/1	0.92	0.08	-	43,43,43,43	0
56	MG	1A	4005	1/1	0.74	0.11	-	54,54,54,54	0

Continued on next page...

Continued from previous page...

Mol	Type	Chain	Res	Atoms	RSCC	RSR	LLDF	B-factors(\AA^2)	Q<0.9
56	MG	1a	1688	1/1	0.95	0.17	-	69,69,69,69	0
56	MG	2A	3311	1/1	0.96	0.17	-	52,52,52,52	0
56	MG	2A	3360	1/1	0.93	0.07	-	55,55,55,55	0
56	MG	2y	3007	1/1	0.77	0.14	-	82,82,82,82	0
56	MG	1A	3622	1/1	0.89	0.33	-	57,57,57,57	0
56	MG	2A	3805	1/1	0.18	0.40	-	54,54,54,54	0
56	MG	1B	3025	1/1	0.93	0.11	-	43,43,43,43	0
56	MG	1A	3402	1/1	0.93	0.22	-	65,65,65,65	0
56	MG	1A	3214	1/1	0.97	0.45	-	39,39,39,39	0
56	MG	1A	3998	1/1	0.71	0.09	-	57,57,57,57	0
56	MG	2A	3721	1/1	0.96	0.14	-	73,73,73,73	0
56	MG	2a	1762	1/1	0.91	0.15	-	62,62,62,62	0
56	MG	2a	1721	1/1	0.95	0.10	-	69,69,69,69	0
56	MG	1A	4029	1/1	0.95	0.09	-	59,59,59,59	0
56	MG	1A	3430	1/1	0.88	0.16	-	60,60,60,60	0
56	MG	2A	3276	1/1	0.81	0.28	-	66,66,66,66	0
56	MG	2A	3662	1/1	0.96	0.09	-	43,43,43,43	0
56	MG	1A	4124	1/1	0.67	0.24	-	86,86,86,86	0
56	MG	2y	3004	1/1	0.65	0.18	-	86,86,86,86	0
56	MG	2a	1847	1/1	0.95	0.09	-	74,74,74,74	0
56	MG	2Z	8001	1/1	0.94	0.14	-	79,79,79,79	0
56	MG	1A	3483	1/1	0.87	0.32	-	58,58,58,58	0
56	MG	1A	3639	1/1	0.88	0.31	-	63,63,63,63	0
56	MG	2a	1816	1/1	0.92	0.21	-	71,71,71,71	0
56	MG	2A	3277	1/1	0.96	0.21	-	64,64,64,64	0
56	MG	1A	3367	1/1	0.78	0.13	-	66,66,66,66	0
56	MG	1B	3019	1/1	0.89	0.09	-	58,58,58,58	0
56	MG	1a	1628	1/1	0.87	0.12	-	75,75,75,75	0
56	MG	1A	4104	1/1	0.79	0.41	-	81,81,81,81	0
56	MG	2A	3445	1/1	0.87	0.28	-	49,49,49,49	0
56	MG	1a	1666	1/1	0.86	0.14	-	59,59,59,59	0
56	MG	1A	3384	1/1	0.94	0.15	-	43,43,43,43	0
56	MG	1A	3907	1/1	0.93	0.14	-	67,67,67,67	0
56	MG	1A	3138	1/1	0.94	0.45	-	40,40,40,40	0
56	MG	1A	3421	1/1	0.95	0.32	-	51,51,51,51	0
56	MG	1A	3556	1/1	0.89	0.16	-	63,63,63,63	0
56	MG	1a	1804	1/1	0.97	0.34	-	38,38,38,38	0
56	MG	1A	3891	1/1	0.92	0.18	-	73,73,73,73	0
56	MG	1A	3776	1/1	0.90	0.13	-	78,78,78,78	0
56	MG	2A	3144	1/1	0.88	0.22	-	58,58,58,58	0
56	MG	2A	3808	1/1	0.90	0.09	-	44,44,44,44	0
56	MG	1a	1820	1/1	0.92	0.13	-	76,76,76,76	0

Continued on next page...

Continued from previous page...

Mol	Type	Chain	Res	Atoms	RSCC	RSR	LLDF	B-factors(\AA^2)	Q<0.9
56	MG	1A	3550	1/1	0.97	0.30	-	45,45,45,45	0
56	MG	1A	3993	1/1	0.96	0.13	-	33,33,33,33	0
56	MG	2A	3085	1/1	0.95	0.10	-	56,56,56,56	0
56	MG	2a	1637	1/1	0.96	0.14	-	76,76,76,76	0
56	MG	1A	4072	1/1	0.96	0.16	-	26,26,26,26	0
56	MG	1A	3351	1/1	0.86	0.23	-	55,55,55,55	0
56	MG	1A	3599	1/1	0.82	0.21	-	48,48,48,48	0
56	MG	1B	3011	1/1	0.75	0.41	-	78,78,78,78	0
56	MG	1A	3338	1/1	0.80	0.22	-	60,60,60,60	0
56	MG	2a	1642	1/1	0.95	0.37	-	41,41,41,41	0
56	MG	2A	3771	1/1	0.94	0.09	-	41,41,41,41	0
56	MG	2A	3076	1/1	0.85	0.14	-	46,46,46,46	0
56	MG	1A	4018	1/1	0.83	0.11	-	45,45,45,45	0
56	MG	1A	3358	1/1	0.91	0.18	-	66,66,66,66	0
56	MG	1a	1626	1/1	0.92	0.20	-	62,62,62,62	0
56	MG	1A	3333	1/1	0.82	0.14	-	44,44,44,44	0
56	MG	2a	1648	1/1	0.83	0.10	-	80,80,80,80	0
56	MG	1A	3975	1/1	0.68	0.06	-	90,90,90,90	0
56	MG	1A	3106	1/1	0.91	0.27	-	44,44,44,44	0
56	MG	2A	3758	1/1	0.87	0.06	-	78,78,78,78	0
56	MG	2A	3626	1/1	0.96	0.27	-	60,60,60,60	0
56	MG	1A	3938	1/1	0.91	0.19	-	38,38,38,38	0
56	MG	1A	3579	1/1	0.82	0.20	-	54,54,54,54	0
56	MG	2A	3157	1/1	0.92	0.17	-	56,56,56,56	0
56	MG	1A	3513	1/1	0.84	0.11	-	74,74,74,74	0
56	MG	1a	1878	1/1	0.94	0.29	-	64,64,64,64	0
56	MG	2v	102	1/1	0.82	0.21	-	69,69,69,69	0
56	MG	1A	3097	1/1	0.86	0.12	-	54,54,54,54	0
56	MG	1A	3792	1/1	0.94	0.16	-	47,47,47,47	0
56	MG	1A	3985	1/1	0.92	0.16	-	49,49,49,49	0
56	MG	2a	1761	1/1	0.78	0.27	-	86,86,86,86	0
56	MG	2a	1795	1/1	0.87	0.09	-	81,81,81,81	0
56	MG	1A	3897	1/1	0.90	0.08	-	71,71,71,71	0
56	MG	2a	1629	1/1	0.73	0.83	-	88,88,88,88	0
56	MG	1A	3650	1/1	0.94	0.13	-	52,52,52,52	0
56	MG	2A	3478	1/1	0.85	0.61	-	62,62,62,62	0
56	MG	1B	3036	1/1	0.93	0.15	-	38,38,38,38	0
56	MG	1A	4087	1/1	0.83	0.14	-	81,81,81,81	0
56	MG	15	102	1/1	0.93	0.33	-	44,44,44,44	0
56	MG	2A	3155	1/1	0.84	0.10	-	47,47,47,47	0
56	MG	1A	3005	1/1	0.95	0.13	-	50,50,50,50	0
56	MG	1a	1656	1/1	0.95	0.10	-	66,66,66,66	0

Continued on next page...

Continued from previous page...

Mol	Type	Chain	Res	Atoms	RSCC	RSR	LLDF	B-factors(\AA^2)	Q<0.9
56	MG	1a	1872	1/1	0.96	0.08	-	47,47,47,47	0
56	MG	1A	3060	1/1	0.89	0.12	-	53,53,53,53	0
56	MG	2a	1732	1/1	0.89	0.32	-	74,74,74,74	0
56	MG	1a	1754	1/1	0.92	0.29	-	61,61,61,61	0
56	MG	1E	304	1/1	0.92	0.20	-	29,29,29,29	0
56	MG	1A	3468	1/1	0.94	0.19	-	61,61,61,61	0
56	MG	2A	3333	1/1	0.91	0.16	-	60,60,60,60	0
56	MG	1A	4117	1/1	0.93	0.10	-	69,69,69,69	0
56	MG	2A	3056	1/1	0.65	0.18	-	56,56,56,56	0
56	MG	2A	3046	1/1	0.89	0.18	-	45,45,45,45	0
56	MG	1Z	302	1/1	0.88	0.16	-	69,69,69,69	0
56	MG	2A	3765	1/1	0.93	0.15	-	67,67,67,67	0
56	MG	1x	117	1/1	0.93	0.08	-	79,79,79,79	0
56	MG	2A	3132	1/1	0.89	0.20	-	66,66,66,66	0
56	MG	1A	3981	1/1	0.73	0.10	-	53,53,53,53	0
56	MG	2a	1758	1/1	0.89	0.09	-	83,83,83,83	0
56	MG	2A	3623	1/1	0.95	0.09	-	49,49,49,49	0
56	MG	1A	3488	1/1	0.89	0.49	-	58,58,58,58	0
56	MG	1A	4015	1/1	0.76	0.09	-	62,62,62,62	0
56	MG	2a	1729	1/1	0.85	0.12	-	75,75,75,75	0
56	MG	1a	1835	1/1	0.86	0.06	-	64,64,64,64	0
56	MG	1a	1825	1/1	0.89	0.09	-	68,68,68,68	0
56	MG	1A	3986	1/1	0.97	0.16	-	50,50,50,50	0
56	MG	1A	3109	1/1	0.96	0.11	-	51,51,51,51	0
56	MG	2A	3167	1/1	0.95	0.08	-	49,49,49,49	0
56	MG	2A	3800	1/1	0.86	0.04	-	60,60,60,60	0
56	MG	2A	3462	1/1	0.97	0.21	-	56,56,56,56	0
56	MG	1A	4207	1/1	0.91	0.15	-	24,24,24,24	0
56	MG	1a	1791	1/1	0.82	0.16	-	88,88,88,88	0
56	MG	2A	3691	1/1	0.89	0.07	-	43,43,43,43	0
56	MG	2A	3136	1/1	0.93	0.10	-	46,46,46,46	0
56	MG	1A	3116	1/1	0.96	0.31	-	38,38,38,38	0
56	MG	2A	3081	1/1	0.94	0.10	-	59,59,59,59	0
56	MG	2A	3384	1/1	0.77	0.29	-	64,64,64,64	0
56	MG	2A	3310	1/1	0.95	0.88	-	57,57,57,57	0
56	MG	1A	4173	1/1	0.84	0.17	-	50,50,50,50	0
56	MG	1A	3100	1/1	0.93	0.22	-	58,58,58,58	0
56	MG	2a	1687	1/1	0.90	0.16	-	76,76,76,76	0
56	MG	1A	4113	1/1	0.97	0.17	-	36,36,36,36	0
56	MG	1A	3522	1/1	0.76	0.18	-	64,64,64,64	0
56	MG	1A	4039	1/1	0.70	0.13	-	80,80,80,80	0
56	MG	1A	3872	1/1	0.92	0.11	-	55,55,55,55	0

Continued on next page...

Continued from previous page...

Mol	Type	Chain	Res	Atoms	RSCC	RSR	LLDF	B-factors(\AA^2)	Q<0.9
56	MG	2A	3599	1/1	0.93	0.15	-	42,42,42,42	0
56	MG	1A	3964	1/1	0.92	0.14	-	46,46,46,46	0
56	MG	1A	3730	1/1	0.93	0.21	-	33,33,33,33	0
56	MG	2A	3819	1/1	0.87	0.05	-	78,78,78,78	0
56	MG	10	105	1/1	0.94	0.19	-	63,63,63,63	0
56	MG	1A	3185	1/1	0.89	0.17	-	56,56,56,56	0
56	MG	1A	3465	1/1	0.94	0.19	-	46,46,46,46	0
56	MG	1A	3348	1/1	0.95	0.40	-	60,60,60,60	0
56	MG	1A	3918	1/1	0.91	0.15	-	72,72,72,72	0
56	MG	1A	3057	1/1	0.83	0.15	-	65,65,65,65	0
56	MG	2A	3865	1/1	0.95	0.12	-	53,53,53,53	0
56	MG	2A	3369	1/1	0.86	0.18	-	61,61,61,61	0
56	MG	2A	3489	1/1	0.98	0.16	-	56,56,56,56	0
56	MG	2A	3060	1/1	0.96	0.18	-	55,55,55,55	0
56	MG	2a	1652	1/1	0.94	0.15	-	61,61,61,61	0
56	MG	2A	3067	1/1	0.85	0.20	-	59,59,59,59	0
56	MG	1A	3332	1/1	0.87	0.21	-	66,66,66,66	0
56	MG	1a	1651	1/1	0.90	0.09	-	59,59,59,59	0
56	MG	1a	1879	1/1	0.89	0.15	-	82,82,82,82	0
56	MG	1A	3328	1/1	0.91	0.25	-	62,62,62,62	0
56	MG	1A	3139	1/1	0.95	0.09	-	36,36,36,36	0
56	MG	1a	1712	1/1	0.73	0.18	-	83,83,83,83	0
56	MG	2E	303	1/1	0.95	0.12	-	44,44,44,44	0
56	MG	2A	3869	1/1	0.94	0.09	-	43,43,43,43	0
56	MG	1A	3607	1/1	0.80	0.13	-	64,64,64,64	0
56	MG	1a	1655	1/1	0.82	0.11	-	56,56,56,56	0
56	MG	1A	3392	1/1	0.87	0.20	-	58,58,58,58	0
56	MG	1A	3203	1/1	0.95	0.22	-	45,45,45,45	0
56	MG	2A	3295	1/1	0.74	0.17	-	50,50,50,50	0
56	MG	1y	103	1/1	0.64	0.15	-	89,89,89,89	0
56	MG	1a	1732	1/1	0.91	0.08	-	66,66,66,66	0
56	MG	2A	3692	1/1	0.94	0.06	-	59,59,59,59	0
56	MG	1A	4121	1/1	0.76	0.11	-	54,54,54,54	0
56	MG	1A	3490	1/1	0.81	0.17	-	48,48,48,48	0
56	MG	1A	3922	1/1	0.66	0.26	-	54,54,54,54	0
56	MG	2a	1667	1/1	0.61	0.16	-	70,70,70,70	0
56	MG	1A	3331	1/1	0.86	0.26	-	69,69,69,69	0
56	MG	1a	1709	1/1	0.84	0.22	-	62,62,62,62	0
56	MG	2A	3767	1/1	0.93	0.34	-	53,53,53,53	0
56	MG	2A	3806	1/1	0.43	0.17	-	67,67,67,67	0
56	MG	1A	3153	1/1	0.95	0.29	-	49,49,49,49	0
56	MG	1a	1875	1/1	0.76	0.10	-	83,83,83,83	0

Continued on next page...

Continued from previous page...

Mol	Type	Chain	Res	Atoms	RSCC	RSR	LLDF	B-factors(\AA^2)	Q<0.9
56	MG	1O	3003	1/1	0.97	0.13	-	53,53,53,53	0
56	MG	2a	1753	1/1	0.78	0.12	-	77,77,77,77	0
56	MG	1A	3557	1/1	0.93	0.34	-	61,61,61,61	0
56	MG	2A	3792	1/1	0.93	0.21	-	70,70,70,70	0
56	MG	2a	1830	1/1	0.98	0.17	-	60,60,60,60	0
56	MG	2A	3063	1/1	0.90	0.10	-	59,59,59,59	0
56	MG	2A	3121	1/1	0.89	0.12	-	56,56,56,56	0
56	MG	1A	4004	1/1	0.95	0.22	-	61,61,61,61	0
56	MG	1a	1779	1/1	0.85	0.12	-	77,77,77,77	0
56	MG	2a	1818	1/1	0.93	0.23	-	64,64,64,64	0
56	MG	1A	3320	1/1	0.84	0.17	-	52,52,52,52	0
56	MG	1A	3962	1/1	0.95	0.18	-	34,34,34,34	0
56	MG	1A	3201	1/1	0.85	0.17	-	45,45,45,45	0
56	MG	2A	3933	1/1	0.96	0.25	-	47,47,47,47	0
56	MG	1a	1687	1/1	0.90	0.32	-	60,60,60,60	0
56	MG	2A	3850	1/1	0.90	0.12	-	28,28,28,28	0
56	MG	2B	3010	1/1	0.85	0.11	-	71,71,71,71	0
56	MG	1A	3740	1/1	0.74	0.16	-	71,71,71,71	0
56	MG	1a	1806	1/1	0.87	0.17	-	67,67,67,67	0
56	MG	2A	3249	1/1	0.94	0.40	-	59,59,59,59	0
56	MG	1A	3003	1/1	0.98	0.20	-	29,29,29,29	0
56	MG	2A	3857	1/1	0.90	0.13	-	37,37,37,37	0
56	MG	2A	3505	1/1	0.94	0.17	-	59,59,59,59	0
56	MG	2a	1699	1/1	0.89	0.17	-	57,57,57,57	0
56	MG	1A	3014	1/1	0.97	0.14	-	31,31,31,31	0
56	MG	2A	3370	1/1	0.67	1.20	-	71,71,71,71	0
56	MG	1A	3437	1/1	0.67	0.31	-	60,60,60,60	0
56	MG	1a	1718	1/1	0.94	0.26	-	51,51,51,51	0
56	MG	2A	3190	1/1	0.89	0.32	-	69,69,69,69	0
56	MG	1A	3074	1/1	0.90	0.12	-	28,28,28,28	0
56	MG	2a	1632	1/1	0.86	0.69	-	63,63,63,63	0
56	MG	1A	3766	1/1	0.81	0.18	-	64,64,64,64	0
56	MG	1A	3085	1/1	0.93	0.61	-	41,41,41,41	0
56	MG	2E	306	1/1	0.84	0.15	-	59,59,59,59	0
56	MG	1A	3647	1/1	0.95	0.29	-	53,53,53,53	0
56	MG	1a	1789	1/1	0.95	0.10	-	59,59,59,59	0
56	MG	1A	3660	1/1	0.93	0.13	-	54,54,54,54	0
56	MG	2A	3131	1/1	0.91	0.27	-	81,81,81,81	0
56	MG	2a	1668	1/1	0.92	0.28	-	53,53,53,53	0
56	MG	1A	3770	1/1	0.97	0.26	-	36,36,36,36	0
56	MG	1A	3484	1/1	0.70	0.18	-	73,73,73,73	0
56	MG	1a	1746	1/1	0.76	0.25	-	70,70,70,70	0

Continued on next page...

Continued from previous page...

Mol	Type	Chain	Res	Atoms	RSCC	RSR	LLDF	B-factors(\AA^2)	Q<0.9
56	MG	1A	4127	1/1	0.87	0.08	-	71,71,71,71	0
56	MG	1E	303	1/1	0.82	0.22	-	39,39,39,39	0
56	MG	1A	3337	1/1	0.87	0.31	-	64,64,64,64	0
56	MG	1A	3605	1/1	0.92	0.24	-	55,55,55,55	0
56	MG	2A	3901	1/1	0.83	0.15	-	57,57,57,57	0
56	MG	2A	3761	1/1	0.96	0.10	-	55,55,55,55	0
56	MG	2a	1726	1/1	0.85	0.14	-	76,76,76,76	0
56	MG	2A	3842	1/1	0.87	0.10	-	54,54,54,54	0
56	MG	1E	305	1/1	0.93	0.24	-	59,59,59,59	0
56	MG	1a	1818	1/1	0.89	0.12	-	87,87,87,87	0
56	MG	2A	3030	1/1	0.89	0.14	-	43,43,43,43	0
56	MG	1a	1761	1/1	0.82	0.28	-	71,71,71,71	0
56	MG	2a	1852	1/1	0.99	0.11	-	64,64,64,64	0
56	MG	1A	3415	1/1	0.76	0.16	-	68,68,68,68	0
56	MG	2A	3798	1/1	0.84	0.33	-	56,56,56,56	0
56	MG	2A	3828	1/1	0.94	0.17	-	60,60,60,60	0
56	MG	1A	3227	1/1	0.91	0.25	-	53,53,53,53	0
56	MG	2a	1757	1/1	0.83	0.10	-	68,68,68,68	0
56	MG	1A	3533	1/1	0.82	0.25	-	50,50,50,50	0
56	MG	1B	3001	1/1	0.96	0.18	-	42,42,42,42	0
56	MG	2a	1615	1/1	0.91	0.25	-	73,73,73,73	0
56	MG	1A	3837	1/1	0.81	0.22	-	33,33,33,33	0
56	MG	1A	3576	1/1	0.80	0.19	-	69,69,69,69	0
56	MG	2A	3440	1/1	0.98	0.23	-	47,47,47,47	0
56	MG	1A	4022	1/1	0.93	0.08	-	68,68,68,68	0
56	MG	1A	3175	1/1	0.97	0.29	-	42,42,42,42	0
56	MG	2x	105	1/1	0.91	0.20	-	63,63,63,63	0
56	MG	2a	1707	1/1	0.96	0.23	-	69,69,69,69	0
56	MG	1B	3008	1/1	0.52	0.27	-	51,51,51,51	0
56	MG	2A	3381	1/1	0.93	0.19	-	66,66,66,66	0
56	MG	2A	3043	1/1	0.90	0.17	-	46,46,46,46	0
56	MG	1A	3509	1/1	0.85	0.21	-	60,60,60,60	0
56	MG	2A	3083	1/1	0.93	0.17	-	46,46,46,46	0
56	MG	2A	3864	1/1	0.95	0.11	-	58,58,58,58	0
56	MG	1A	4037	1/1	0.86	0.12	-	74,74,74,74	0
56	MG	1A	3823	1/1	0.88	0.22	-	34,34,34,34	0
56	MG	2B	3019	1/1	0.97	0.22	-	79,79,79,79	0
56	MG	1A	3518	1/1	0.94	0.27	-	59,59,59,59	0
56	MG	2A	3182	1/1	0.96	0.18	-	46,46,46,46	0
56	MG	2A	3705	1/1	0.94	0.08	-	59,59,59,59	0
56	MG	1A	4142	1/1	0.59	0.16	-	56,56,56,56	0
56	MG	2B	3003	1/1	0.81	0.32	-	75,75,75,75	0

Continued on next page...

Continued from previous page...

Mol	Type	Chain	Res	Atoms	RSCC	RSR	LLDF	B-factors(\AA^2)	Q<0.9
56	MG	1A	3663	1/1	0.90	0.22	-	21,21,21,21	0
56	MG	1a	1852	1/1	0.96	0.10	-	65,65,65,65	0
56	MG	1A	3588	1/1	0.94	0.10	-	49,49,49,49	0
56	MG	2A	3283	1/1	0.79	0.29	-	57,57,57,57	0
56	MG	1a	1795	1/1	0.94	0.09	-	75,75,75,75	0
56	MG	2a	1773	1/1	0.91	0.08	-	52,52,52,52	0
56	MG	1A	3597	1/1	0.86	0.14	-	48,48,48,48	0
56	MG	2A	3687	1/1	0.92	0.12	-	49,49,49,49	0
56	MG	2a	1645	1/1	0.61	0.14	-	82,82,82,82	0
56	MG	1A	3555	1/1	0.86	0.27	-	46,46,46,46	0
56	MG	2A	3383	1/1	0.88	0.12	-	64,64,64,64	0
56	MG	1A	3273	1/1	0.86	0.19	-	52,52,52,52	0
56	MG	2P	202	1/1	0.88	0.14	-	51,51,51,51	0
56	MG	1a	1817	1/1	0.98	0.09	-	43,43,43,43	0
56	MG	1A	4103	1/1	0.94	0.08	-	52,52,52,52	0
56	MG	2A	3745	1/1	0.98	0.08	-	39,39,39,39	0
56	MG	1A	3113	1/1	0.97	0.14	-	42,42,42,42	0
56	MG	2A	3547	1/1	0.97	0.17	-	48,48,48,48	0
56	MG	1a	1676	1/1	0.76	0.35	-	80,80,80,80	0
56	MG	1A	3582	1/1	0.94	0.20	-	43,43,43,43	0
56	MG	1A	4032	1/1	0.90	0.15	-	78,78,78,78	0
56	MG	1A	3169	1/1	0.97	0.32	-	43,43,43,43	0
56	MG	2A	3411	1/1	0.77	1.04	-	63,63,63,63	0
56	MG	2A	3304	1/1	0.88	0.22	-	63,63,63,63	0
56	MG	2A	3408	1/1	0.88	0.16	-	67,67,67,67	0
56	MG	2A	3191	1/1	0.80	0.20	-	63,63,63,63	0
56	MG	1A	3732	1/1	0.94	0.20	-	33,33,33,33	0
56	MG	1W	201	1/1	0.87	0.22	-	56,56,56,56	0
56	MG	1A	3458	1/1	0.91	0.18	-	64,64,64,64	0
56	MG	1A	3006	1/1	0.90	0.19	-	56,56,56,56	0
56	MG	1A	3151	1/1	0.94	0.24	-	38,38,38,38	0
56	MG	1a	1727	1/1	0.88	0.11	-	62,62,62,62	0
56	MG	1A	3027	1/1	0.97	0.32	-	33,33,33,33	0
56	MG	2a	1835	1/1	0.94	0.22	-	77,77,77,77	0
56	MG	1A	3434	1/1	0.69	0.86	-	56,56,56,56	0
56	MG	2A	3457	1/1	0.92	0.16	-	54,54,54,54	0
56	MG	2A	3793	1/1	0.93	0.12	-	66,66,66,66	0
56	MG	2A	3284	1/1	0.87	0.21	-	64,64,64,64	0
56	MG	2A	3807	1/1	0.93	0.09	-	41,41,41,41	0
56	MG	2A	3904	1/1	0.93	0.17	-	57,57,57,57	0
56	MG	2A	3766	1/1	0.83	0.19	-	58,58,58,58	0
56	MG	2A	3838	1/1	0.83	0.13	-	78,78,78,78	0

Continued on next page...

Continued from previous page...

Mol	Type	Chain	Res	Atoms	RSCC	RSR	LLDF	B-factors(\AA^2)	Q<0.9
56	MG	1a	1798	1/1	0.91	0.09	-	61,61,61,61	0
56	MG	1a	1768	1/1	0.93	0.28	-	69,69,69,69	0
56	MG	1a	1856	1/1	0.81	0.16	-	63,63,63,63	0
56	MG	2A	3289	1/1	0.90	0.32	-	53,53,53,53	0
56	MG	2A	3365	1/1	0.87	0.13	-	65,65,65,65	0
56	MG	1A	3784	1/1	0.92	0.16	-	31,31,31,31	0
56	MG	1A	3502	1/1	0.94	0.16	-	50,50,50,50	0
56	MG	2A	3535	1/1	0.91	0.12	-	33,33,33,33	0
56	MG	1A	3994	1/1	0.89	0.10	-	39,39,39,39	0
56	MG	2A	3078	1/1	0.97	0.16	-	35,35,35,35	0
56	MG	1A	3537	1/1	0.90	0.13	-	67,67,67,67	0
56	MG	1A	3600	1/1	0.93	0.23	-	58,58,58,58	0
56	MG	2A	3608	1/1	0.99	0.14	-	35,35,35,35	0
56	MG	1a	1864	1/1	0.83	0.10	-	61,61,61,61	0
56	MG	2A	3897	1/1	0.90	0.13	-	67,67,67,67	0
56	MG	2B	3015	1/1	0.87	0.20	-	70,70,70,70	0
56	MG	1a	1744	1/1	0.88	0.16	-	67,67,67,67	0
56	MG	1a	1629	1/1	0.87	0.25	-	61,61,61,61	0
56	MG	1A	3371	1/1	0.88	0.35	-	62,62,62,62	0
56	MG	25	101	1/1	0.93	0.11	-	49,49,49,49	0
56	MG	1a	1771	1/1	0.86	0.13	-	55,55,55,55	0
56	MG	1A	3376	1/1	0.90	0.28	-	64,64,64,64	0
56	MG	2A	3130	1/1	0.97	0.38	-	41,41,41,41	0
56	MG	1B	3016	1/1	0.98	0.20	-	47,47,47,47	0
56	MG	2a	1763	1/1	0.83	0.18	-	85,85,85,85	0
56	MG	1a	1776	1/1	0.95	0.13	-	50,50,50,50	0
56	MG	1A	3936	1/1	0.86	0.12	-	77,77,77,77	0
56	MG	1A	3526	1/1	0.94	0.52	-	48,48,48,48	0
56	MG	2a	1728	1/1	0.63	0.23	-	63,63,63,63	0
56	MG	2A	3665	1/1	0.96	0.11	-	45,45,45,45	0
56	MG	1A	3783	1/1	0.95	0.08	-	51,51,51,51	0
56	MG	2A	3262	1/1	0.96	0.18	-	54,54,54,54	0
56	MG	1w	111	1/1	0.90	0.10	-	74,74,74,74	0
56	MG	1A	3463	1/1	0.92	0.15	-	66,66,66,66	0
56	MG	1A	3613	1/1	0.87	0.36	-	56,56,56,56	0
56	MG	1A	3122	1/1	0.70	0.27	-	60,60,60,60	0
56	MG	2A	3804	1/1	0.94	0.09	-	53,53,53,53	0
56	MG	1A	3240	1/1	0.97	0.14	-	34,34,34,34	0
56	MG	2A	3101	1/1	0.92	0.13	-	58,58,58,58	0
56	MG	1a	1692	1/1	0.90	0.35	-	57,57,57,57	0
56	MG	1A	3702	1/1	0.90	0.16	-	39,39,39,39	0
56	MG	2A	3246	1/1	0.97	0.36	-	40,40,40,40	0

Continued on next page...

Continued from previous page...

Mol	Type	Chain	Res	Atoms	RSCC	RSR	LLDF	B-factors(\AA^2)	Q<0.9
56	MG	2A	3279	1/1	0.90	0.26	-	60,60,60,60	0
56	MG	1A	3949	1/1	0.95	0.10	-	53,53,53,53	0
56	MG	1A	3656	1/1	0.94	0.09	-	70,70,70,70	0
56	MG	2A	3780	1/1	0.82	0.36	-	63,63,63,63	0
56	MG	1A	3385	1/1	0.84	0.26	-	74,74,74,74	0
56	MG	1a	1731	1/1	0.98	0.14	-	68,68,68,68	0
56	MG	2A	3782	1/1	0.88	0.16	-	51,51,51,51	0
56	MG	2A	3296	1/1	0.91	0.11	-	53,53,53,53	0
56	MG	1A	4023	1/1	0.95	0.19	-	44,44,44,44	0
56	MG	2p	101	1/1	0.88	0.23	-	65,65,65,65	0
56	MG	2a	1792	1/1	0.91	0.13	-	72,72,72,72	0
56	MG	2a	1610	1/1	0.96	0.29	-	92,92,92,92	0
56	MG	2A	3873	1/1	0.86	0.06	-	66,66,66,66	0
56	MG	2N	8001	1/1	0.87	0.14	-	55,55,55,55	0
56	MG	1a	1625	1/1	0.94	0.26	-	50,50,50,50	0
56	MG	2A	3324	1/1	0.85	0.52	-	51,51,51,51	0
56	MG	1B	3033	1/1	0.85	0.34	-	82,82,82,82	0
56	MG	1A	3682	1/1	0.99	0.24	-	30,30,30,30	0
56	MG	1A	3028	1/1	0.85	0.20	-	44,44,44,44	0
56	MG	2A	3589	1/1	0.93	0.12	-	41,41,41,41	0
56	MG	1A	3693	1/1	0.88	0.23	-	41,41,41,41	0
56	MG	1A	3856	1/1	0.82	0.13	-	67,67,67,67	0
56	MG	1a	1711	1/1	0.88	0.10	-	58,58,58,58	0
56	MG	1A	3110	1/1	0.93	0.22	-	38,38,38,38	0
56	MG	1A	3144	1/1	0.78	0.21	-	64,64,64,64	0
56	MG	1a	1643	1/1	0.81	0.11	-	59,59,59,59	0
56	MG	1A	3539	1/1	0.94	0.32	-	56,56,56,56	0
56	MG	2A	3258	1/1	0.93	0.10	-	59,59,59,59	0
56	MG	2A	3134	1/1	0.94	0.08	-	37,37,37,37	0
56	MG	1A	3411	1/1	0.79	0.14	-	67,67,67,67	0
56	MG	2A	3829	1/1	0.78	0.11	-	50,50,50,50	0
56	MG	2A	3697	1/1	0.68	0.11	-	43,43,43,43	0
56	MG	2a	1688	1/1	0.83	0.47	-	72,72,72,72	0
56	MG	2A	3342	1/1	0.90	0.62	-	54,54,54,54	0
56	MG	1a	1698	1/1	0.92	0.14	-	61,61,61,61	0
56	MG	1Q	205	1/1	0.88	0.12	-	44,44,44,44	0
56	MG	1A	3864	1/1	0.81	0.11	-	51,51,51,51	0
56	MG	2A	3459	1/1	0.94	0.11	-	49,49,49,49	0
56	MG	2a	1713	1/1	0.92	0.12	-	69,69,69,69	0
56	MG	2w	101	1/1	0.93	0.23	-	66,66,66,66	0
56	MG	2a	1844	1/1	0.95	0.07	-	72,72,72,72	0
56	MG	2A	3230	1/1	0.96	0.40	-	44,44,44,44	0

Continued on next page...

Continued from previous page...

Mol	Type	Chain	Res	Atoms	RSCC	RSR	LLDF	B-factors(\AA^2)	Q<0.9
56	MG	2A	3405	1/1	0.86	0.11	-	60,60,60,60	0
56	MG	1A	3286	1/1	0.76	0.22	-	59,59,59,59	0
56	MG	2a	1698	1/1	0.94	0.10	-	60,60,60,60	0
56	MG	2A	3513	1/1	0.92	0.08	-	70,70,70,70	0
56	MG	1A	4048	1/1	0.96	0.17	-	25,25,25,25	0
56	MG	1A	3789	1/1	0.93	0.14	-	44,44,44,44	0
56	MG	2A	3785	1/1	0.88	0.10	-	59,59,59,59	0
56	MG	2w	103	1/1	0.77	0.44	-	75,75,75,75	0
56	MG	1A	3131	1/1	0.69	0.29	-	55,55,55,55	0
56	MG	1a	1773	1/1	0.89	0.27	-	64,64,64,64	0
56	MG	2A	3241	1/1	0.81	0.11	-	53,53,53,53	0
56	MG	1A	3715	1/1	0.89	0.19	-	33,33,33,33	0
56	MG	1A	3436	1/1	0.97	0.12	-	64,64,64,64	0
56	MG	2A	3317	1/1	0.74	0.16	-	64,64,64,64	0
56	MG	1B	3032	1/1	0.98	0.13	-	48,48,48,48	0
56	MG	2A	3286	1/1	0.88	0.27	-	43,43,43,43	0
56	MG	1A	3847	1/1	0.86	0.22	-	59,59,59,59	0
56	MG	1A	3440	1/1	0.87	0.18	-	58,58,58,58	0
56	MG	2A	3882	1/1	0.92	0.06	-	67,67,67,67	0
56	MG	1A	3499	1/1	0.92	0.17	-	57,57,57,57	0
56	MG	1a	1764	1/1	0.95	0.06	-	67,67,67,67	0
56	MG	2a	1759	1/1	0.78	0.16	-	91,91,91,91	0
56	MG	1A	4129	1/1	0.70	0.21	-	76,76,76,76	0
56	MG	1a	1611	1/1	0.84	0.12	-	64,64,64,64	0
56	MG	2a	1737	1/1	0.77	0.34	-	64,64,64,64	0
56	MG	2A	3552	1/1	0.96	0.06	-	52,52,52,52	0
56	MG	2A	3818	1/1	0.93	0.10	-	51,51,51,51	0
56	MG	2F	301	1/1	0.68	0.57	-	66,66,66,66	0
56	MG	2a	1741	1/1	0.85	0.25	-	69,69,69,69	0
56	MG	2a	1748	1/1	0.86	0.28	-	60,60,60,60	0
56	MG	1a	1658	1/1	0.82	0.10	-	79,79,79,79	0
56	MG	2A	3278	1/1	0.72	0.27	-	64,64,64,64	0
56	MG	2A	3712	1/1	0.95	0.11	-	51,51,51,51	0
56	MG	1a	1800	1/1	0.91	0.13	-	61,61,61,61	0
56	MG	1a	1733	1/1	0.93	0.26	-	74,74,74,74	0
56	MG	1a	1677	1/1	0.97	0.07	-	72,72,72,72	0
56	MG	1A	3184	1/1	0.95	0.13	-	65,65,65,65	0
56	MG	2A	3423	1/1	0.78	0.20	-	77,77,77,77	0
56	MG	2A	3494	1/1	0.88	0.39	-	57,57,57,57	0
56	MG	1A	3684	1/1	0.82	0.11	-	33,33,33,33	0
56	MG	2A	3747	1/1	0.87	0.19	-	50,50,50,50	0
56	MG	1A	3294	1/1	0.80	0.26	-	66,66,66,66	0

Continued on next page...

Continued from previous page...

Mol	Type	Chain	Res	Atoms	RSCC	RSR	LLDF	B-factors(\AA^2)	Q<0.9
56	MG	1a	1827	1/1	0.85	0.29	-	92,92,92,92	0
56	MG	1A	4049	1/1	0.92	0.17	-	36,36,36,36	0
56	MG	2B	3017	1/1	0.87	0.07	-	58,58,58,58	0
56	MG	1A	3966	1/1	0.88	0.26	-	44,44,44,44	0
56	MG	2a	1854	1/1	0.93	0.23	-	58,58,58,58	0
56	MG	1A	3830	1/1	0.92	0.08	-	57,57,57,57	0
56	MG	1A	3717	1/1	0.80	0.18	-	30,30,30,30	0
56	MG	1a	1867	1/1	0.98	0.09	-	59,59,59,59	0
56	MG	1a	1794	1/1	0.99	0.10	-	35,35,35,35	0
56	MG	2a	1638	1/1	0.92	0.29	-	86,86,86,86	0
56	MG	1A	3867	1/1	0.87	0.17	-	57,57,57,57	0
56	MG	2A	3346	1/1	0.78	0.14	-	63,63,63,63	0
56	MG	1a	1802	1/1	0.93	0.12	-	53,53,53,53	0
56	MG	1A	3472	1/1	0.85	0.37	-	64,64,64,64	0
56	MG	1A	3183	1/1	0.92	0.11	-	59,59,59,59	0
56	MG	2A	3212	1/1	0.48	1.16	-	74,74,74,74	0
56	MG	1A	3072	1/1	0.86	0.25	-	58,58,58,58	0
56	MG	1A	3786	1/1	0.91	0.07	-	70,70,70,70	0
56	MG	1A	3288	1/1	0.92	0.46	-	52,52,52,52	0
56	MG	1A	3591	1/1	0.76	0.21	-	51,51,51,51	0
56	MG	1a	1858	1/1	0.95	0.05	-	70,70,70,70	0
56	MG	2A	3139	1/1	0.96	0.10	-	48,48,48,48	0
56	MG	1a	1747	1/1	0.85	0.29	-	70,70,70,70	0
56	MG	1A	3623	1/1	0.83	0.17	-	44,44,44,44	0
56	MG	1A	4081	1/1	0.78	0.20	-	84,84,84,84	0
56	MG	2A	3696	1/1	0.93	0.11	-	72,72,72,72	0
56	MG	1A	3293	1/1	0.89	0.28	-	67,67,67,67	0
56	MG	2a	1640	1/1	0.94	0.21	-	49,49,49,49	0
56	MG	2A	3118	1/1	0.91	0.12	-	59,59,59,59	0
56	MG	2A	3726	1/1	0.91	0.18	-	67,67,67,67	0
56	MG	1A	4040	1/1	0.86	0.19	-	52,52,52,52	0
56	MG	2A	3585	1/1	0.96	0.07	-	51,51,51,51	0
56	MG	1A	4101	1/1	0.95	0.08	-	48,48,48,48	0
56	MG	2A	3298	1/1	0.99	0.21	-	68,68,68,68	0
56	MG	1A	4077	1/1	0.99	0.07	-	38,38,38,38	0
56	MG	2A	3340	1/1	0.78	0.34	-	74,74,74,74	0
56	MG	2A	3006	1/1	0.96	0.24	-	56,56,56,56	0
56	MG	1A	4093	1/1	0.84	0.12	-	49,49,49,49	0
56	MG	2A	3269	1/1	0.81	0.42	-	69,69,69,69	0
56	MG	2A	3315	1/1	0.88	0.28	-	53,53,53,53	0
56	MG	1A	3470	1/1	0.94	0.10	-	63,63,63,63	0
56	MG	2A	3779	1/1	0.92	0.10	-	52,52,52,52	0

Continued on next page...

Continued from previous page...

Mol	Type	Chain	Res	Atoms	RSCC	RSR	LLDF	B-factors(\AA^2)	Q<0.9
56	MG	1a	1697	1/1	0.83	0.16	-	71,71,71,71	0
56	MG	2A	3253	1/1	0.89	0.11	-	67,67,67,67	0
56	MG	2j	8002	1/1	0.62	0.12	-	74,74,74,74	0
56	MG	1A	3810	1/1	0.93	0.25	-	63,63,63,63	0
56	MG	1A	3507	1/1	0.95	0.22	-	52,52,52,52	0
56	MG	2A	3881	1/1	0.37	0.17	-	86,86,86,86	0
56	MG	1A	3548	1/1	0.84	0.26	-	54,54,54,54	0
56	MG	2A	3202	1/1	0.79	0.12	-	56,56,56,56	0
56	MG	1A	3886	1/1	0.90	0.15	-	47,47,47,47	0
56	MG	1a	1708	1/1	0.70	0.21	-	66,66,66,66	0
56	MG	1A	3479	1/1	0.64	0.23	-	72,72,72,72	0
56	MG	2a	1630	1/1	0.92	0.18	-	70,70,70,70	0
56	MG	1x	110	1/1	0.81	0.19	-	71,71,71,71	0
56	MG	1a	1654	1/1	0.70	0.19	-	81,81,81,81	0
56	MG	2E	309	1/1	0.97	0.15	-	56,56,56,56	0
56	MG	2A	3645	1/1	0.84	0.15	-	68,68,68,68	0
56	MG	1A	4068	1/1	0.83	0.28	-	80,80,80,80	0
56	MG	2A	3215	1/1	0.69	0.12	-	78,78,78,78	0
56	MG	1a	1607	1/1	0.94	0.12	-	58,58,58,58	0
56	MG	2v	103	1/1	0.85	0.20	-	60,60,60,60	0
56	MG	2a	1752	1/1	0.57	0.42	-	101,101,101,101	0
56	MG	1A	3912	1/1	0.89	0.18	-	57,57,57,57	0
56	MG	2A	3113	1/1	0.96	0.14	-	56,56,56,56	0
58	CPT	1A	4177	4/5	0.98	0.24	-	33,49,52,60	4
56	MG	2w	108	1/1	0.93	0.19	-	70,70,70,70	0
56	MG	2A	3217	1/1	0.96	0.29	-	69,69,69,69	0
56	MG	2A	3488	1/1	0.96	0.28	-	50,50,50,50	0
56	MG	2a	1626	1/1	0.86	0.55	-	71,71,71,71	0
56	MG	1A	3609	1/1	0.83	0.15	-	58,58,58,58	0
56	MG	2a	1712	1/1	0.94	0.06	-	69,69,69,69	0
56	MG	1A	3671	1/1	0.86	0.17	-	45,45,45,45	0
56	MG	2A	3353	1/1	0.86	0.22	-	61,61,61,61	0
56	MG	2A	3746	1/1	0.71	0.11	-	58,58,58,58	0
56	MG	1A	3451	1/1	0.80	0.21	-	46,46,46,46	0
58	CPT	1a	1883	4/5	0.98	0.14	-	75,75,78,117	4
56	MG	1a	1745	1/1	0.96	0.11	-	60,60,60,60	0
56	MG	2A	3080	1/1	0.87	0.37	-	53,53,53,53	0
56	MG	1a	1840	1/1	0.85	0.16	-	61,61,61,61	0
56	MG	2A	3406	1/1	0.92	0.12	-	62,62,62,62	0
56	MG	2a	1616	1/1	0.89	0.24	-	66,66,66,66	0
56	MG	1A	3193	1/1	0.96	0.26	-	36,36,36,36	0
56	MG	2T	202	1/1	0.93	0.21	-	55,55,55,55	0

Continued on next page...

Continued from previous page...

Mol	Type	Chain	Res	Atoms	RSCC	RSR	LLDF	B-factors(\AA^2)	Q<0.9
56	MG	2A	3588	1/1	0.80	0.12	-	36,36,36,36	0
56	MG	2A	3640	1/1	0.92	0.12	-	59,59,59,59	0
56	MG	2A	3285	1/1	0.90	0.13	-	40,40,40,40	0
56	MG	1A	3896	1/1	0.98	0.12	-	45,45,45,45	0
56	MG	1a	1705	1/1	0.73	0.21	-	60,60,60,60	0
56	MG	2A	3319	1/1	0.91	0.46	-	57,57,57,57	0
56	MG	1A	3373	1/1	0.91	0.14	-	64,64,64,64	0
56	MG	1A	3239	1/1	0.92	0.14	-	58,58,58,58	0
56	MG	2a	1743	1/1	0.35	0.20	-	72,72,72,72	0
56	MG	1A	4224	1/1	0.96	0.37	-	50,50,50,50	0
56	MG	1A	3928	1/1	0.97	0.22	-	36,36,36,36	0
56	MG	2A	3196	1/1	0.88	0.18	-	41,41,41,41	0
56	MG	1a	1781	1/1	0.94	0.14	-	48,48,48,48	0
56	MG	2O	8001	1/1	0.97	0.14	-	50,50,50,50	0
56	MG	1A	3255	1/1	0.91	0.21	-	67,67,67,67	0
56	MG	1A	4024	1/1	0.95	0.13	-	52,52,52,52	0
56	MG	1A	3589	1/1	0.90	0.23	-	45,45,45,45	0
56	MG	2A	3866	1/1	0.91	0.09	-	62,62,62,62	0
56	MG	1A	3560	1/1	0.85	0.28	-	63,63,63,63	0
56	MG	1A	4107	1/1	0.89	0.26	-	64,64,64,64	0
56	MG	1B	3029	1/1	0.95	0.07	-	64,64,64,64	0
56	MG	1A	3099	1/1	0.90	0.23	-	52,52,52,52	0
56	MG	1A	3285	1/1	0.94	0.32	-	40,40,40,40	0
56	MG	2D	301	1/1	0.94	0.17	-	46,46,46,46	0
56	MG	1A	4078	1/1	0.90	0.10	-	46,46,46,46	0
56	MG	1A	3590	1/1	0.94	0.10	-	71,71,71,71	0
56	MG	1A	3795	1/1	0.96	0.09	-	48,48,48,48	0
56	MG	2A	3833	1/1	0.94	0.08	-	68,68,68,68	0
56	MG	2A	3435	1/1	0.95	0.27	-	40,40,40,40	0
56	MG	2A	3165	1/1	0.77	0.15	-	48,48,48,48	0
56	MG	2A	3297	1/1	0.94	0.10	-	67,67,67,67	0
56	MG	1A	3521	1/1	0.93	0.25	-	59,59,59,59	0
56	MG	1A	3290	1/1	0.94	0.21	-	56,56,56,56	0
56	MG	1A	3657	1/1	0.85	0.20	-	59,59,59,59	0
56	MG	1A	4157	1/1	0.92	0.26	-	44,44,44,44	0
56	MG	2E	301	1/1	0.91	0.20	-	69,69,69,69	0
56	MG	2a	1605	1/1	0.93	0.17	-	64,64,64,64	0
56	MG	1a	1826	1/1	0.77	0.20	-	89,89,89,89	0
56	MG	2g	8001	1/1	0.90	0.20	-	82,82,82,82	0
56	MG	1A	3655	1/1	0.91	0.09	-	69,69,69,69	0
56	MG	2R	201	1/1	0.98	0.10	-	47,47,47,47	0
56	MG	2A	3237	1/1	0.97	0.34	-	46,46,46,46	0

Continued on next page...

Continued from previous page...

Mol	Type	Chain	Res	Atoms	RSCC	RSR	LLDF	B-factors(\AA^2)	Q<0.9
56	MG	2A	3715	1/1	0.96	0.11	-	70,70,70,70	0
56	MG	1F	305	1/1	0.86	0.28	-	50,50,50,50	0
56	MG	1A	3846	1/1	0.96	0.14	-	65,65,65,65	0
56	MG	1a	1850	1/1	0.90	0.09	-	62,62,62,62	0
56	MG	1A	3580	1/1	0.86	0.16	-	49,49,49,49	0
56	MG	2a	1736	1/1	0.69	0.23	-	69,69,69,69	0
56	MG	1a	1841	1/1	0.80	0.17	-	50,50,50,50	0
56	MG	2A	3314	1/1	0.99	0.14	-	59,59,59,59	0
56	MG	1A	3866	1/1	0.95	0.08	-	67,67,67,67	0
56	MG	2l	203	1/1	0.93	0.14	-	76,76,76,76	0
56	MG	2A	3611	1/1	0.95	0.12	-	46,46,46,46	0
56	MG	1B	3013	1/1	0.89	0.13	-	62,62,62,62	0
56	MG	2A	3811	1/1	0.76	0.23	-	56,56,56,56	0
56	MG	1A	4086	1/1	0.85	0.10	-	60,60,60,60	0
56	MG	1A	3578	1/1	0.72	0.22	-	54,54,54,54	0
56	MG	1Y	203	1/1	0.91	0.14	-	62,62,62,62	0
56	MG	1A	3661	1/1	0.85	0.23	-	32,32,32,32	0
56	MG	1A	3471	1/1	0.93	0.27	-	50,50,50,50	0
56	MG	2A	3442	1/1	0.91	0.31	-	60,60,60,60	0
56	MG	1A	4119	1/1	0.98	0.08	-	53,53,53,53	0
56	MG	1A	3957	1/1	0.94	0.11	-	42,42,42,42	0
56	MG	1A	3435	1/1	0.99	0.24	-	66,66,66,66	0
56	MG	1a	1772	1/1	0.74	0.19	-	68,68,68,68	0
56	MG	2A	3152	1/1	0.95	0.20	-	46,46,46,46	0
56	MG	2A	3218	1/1	0.84	0.16	-	53,53,53,53	0
56	MG	1A	4116	1/1	0.91	0.45	-	47,47,47,47	0
56	MG	2a	1843	1/1	0.92	0.10	-	64,64,64,64	0
56	MG	1A	3429	1/1	0.82	0.33	-	59,59,59,59	0
56	MG	1w	110	1/1	0.68	0.16	-	85,85,85,85	0
56	MG	1A	3252	1/1	0.86	0.10	-	68,68,68,68	0
56	MG	1A	3206	1/1	0.93	0.19	-	36,36,36,36	0
56	MG	2A	3174	1/1	0.47	0.17	-	77,77,77,77	0
56	MG	1A	3780	1/1	0.95	0.10	-	44,44,44,44	0
56	MG	1a	1759	1/1	0.87	0.12	-	79,79,79,79	0
56	MG	1a	1809	1/1	0.92	0.11	-	56,56,56,56	0
56	MG	2A	3711	1/1	0.82	0.11	-	65,65,65,65	0
56	MG	1A	3963	1/1	0.92	0.17	-	67,67,67,67	0
56	MG	2A	3176	1/1	0.86	0.65	-	53,53,53,53	0
56	MG	2A	3843	1/1	0.95	0.10	-	53,53,53,53	0
56	MG	1A	3827	1/1	0.97	0.17	-	21,21,21,21	0
56	MG	1a	1690	1/1	0.92	0.26	-	51,51,51,51	0
58	CPT	2A	3916	4/5	0.99	0.28	-	62,65,84,86	4

Continued on next page...

Continued from previous page...

Mol	Type	Chain	Res	Atoms	RSCC	RSR	LLDF	B-factors(\AA^2)	Q<0.9
56	MG	2l	201	1/1	0.82	0.42	-	76,76,76,76	0
56	MG	2A	3885	1/1	0.93	0.12	-	53,53,53,53	0
56	MG	2A	3928	1/1	0.87	0.15	-	48,48,48,48	0
56	MG	1A	4169	1/1	0.98	0.19	-	49,49,49,49	0
56	MG	2a	1784	1/1	0.96	0.09	-	48,48,48,48	0
56	MG	1B	3020	1/1	0.97	0.13	-	57,57,57,57	0
56	MG	1A	3669	1/1	0.94	0.14	-	45,45,45,45	0
56	MG	2A	3247	1/1	0.89	0.21	-	57,57,57,57	0
56	MG	2A	3763	1/1	0.97	0.08	-	64,64,64,64	0
56	MG	2A	3059	1/1	0.95	0.13	-	49,49,49,49	0
56	MG	2A	3074	1/1	0.86	0.24	-	39,39,39,39	0
56	MG	1A	3323	1/1	0.93	0.32	-	41,41,41,41	0
56	MG	2a	1725	1/1	0.62	0.17	-	75,75,75,75	0
56	MG	2A	3290	1/1	0.69	0.14	-	59,59,59,59	0
56	MG	1A	3115	1/1	0.86	0.39	-	42,42,42,42	0
56	MG	1a	1670	1/1	0.69	0.22	-	72,72,72,72	0
56	MG	1A	3933	1/1	0.69	0.17	-	56,56,56,56	0
56	MG	2A	3303	1/1	0.80	0.20	-	63,63,63,63	0
56	MG	1A	3061	1/1	0.97	0.19	-	53,53,53,53	0
56	MG	1A	3226	1/1	0.95	0.21	-	51,51,51,51	0
56	MG	1a	1830	1/1	0.83	0.10	-	79,79,79,79	0
56	MG	1a	1748	1/1	0.96	0.25	-	69,69,69,69	0
56	MG	1a	1706	1/1	0.80	0.23	-	79,79,79,79	0
56	MG	2A	3430	1/1	0.91	0.15	-	62,62,62,62	0
56	MG	1W	202	1/1	0.93	0.15	-	50,50,50,50	0
56	MG	2A	3251	1/1	0.82	0.17	-	69,69,69,69	0
56	MG	1x	116	1/1	0.95	0.10	-	73,73,73,73	0
56	MG	17	103	1/1	0.95	0.09	-	50,50,50,50	0
56	MG	25	105	1/1	0.68	0.45	-	81,81,81,81	0
56	MG	1A	3848	1/1	0.97	0.18	-	52,52,52,52	0
56	MG	1B	3031	1/1	0.92	0.20	-	54,54,54,54	0
56	MG	1A	3815	1/1	0.96	0.12	-	56,56,56,56	0
56	MG	1a	1847	1/1	0.75	0.09	-	79,79,79,79	0
56	MG	10	102	1/1	0.91	0.13	-	52,52,52,52	0
56	MG	1A	3641	1/1	0.95	0.33	-	67,67,67,67	0
56	MG	1P	203	1/1	0.83	0.32	-	53,53,53,53	0
56	MG	1A	3287	1/1	0.98	0.22	-	52,52,52,52	0
56	MG	2A	3835	1/1	0.69	0.12	-	88,88,88,88	0
56	MG	2a	1601	1/1	0.94	0.24	-	59,59,59,59	0
56	MG	2A	3148	1/1	0.91	0.25	-	33,33,33,33	0
56	MG	1n	102	1/1	0.64	0.27	-	69,69,69,69	0
56	MG	1A	3229	1/1	0.70	0.29	-	56,56,56,56	0

Continued on next page...

Continued from previous page...

Mol	Type	Chain	Res	Atoms	RSCC	RSR	LLDF	B-factors(\AA^2)	Q<0.9
56	MG	1A	3649	1/1	0.83	0.28	-	53,53,53,53	0
56	MG	1A	4006	1/1	0.94	0.16	-	57,57,57,57	0
56	MG	2A	3005	1/1	0.92	0.30	-	57,57,57,57	0
56	MG	1X	102	1/1	0.98	0.28	-	52,52,52,52	0
56	MG	1A	4155	1/1	0.93	0.20	-	48,48,48,48	0
56	MG	1a	1678	1/1	0.93	0.10	-	58,58,58,58	0
56	MG	2A	3656	1/1	0.81	0.19	-	45,45,45,45	0
56	MG	1A	4084	1/1	0.64	0.45	-	94,94,94,94	0
56	MG	2A	3781	1/1	0.94	0.07	-	66,66,66,66	0
56	MG	1A	3905	1/1	0.94	0.20	-	21,21,21,21	0
56	MG	2a	1834	1/1	0.82	0.10	-	71,71,71,71	0
56	MG	1A	3485	1/1	0.91	0.20	-	63,63,63,63	0
56	MG	1A	3295	1/1	0.90	0.24	-	31,31,31,31	0
56	MG	2A	3753	1/1	0.91	0.08	-	55,55,55,55	0
56	MG	2A	3471	1/1	0.82	0.15	-	58,58,58,58	0
56	MG	10	104	1/1	0.86	0.20	-	57,57,57,57	0
56	MG	2A	3390	1/1	0.93	0.40	-	46,46,46,46	0
56	MG	1A	4070	1/1	0.98	0.07	-	74,74,74,74	0
56	MG	1a	1812	1/1	0.94	0.11	-	72,72,72,72	0
56	MG	1A	3410	1/1	0.85	0.33	-	47,47,47,47	0
56	MG	1a	1710	1/1	0.88	0.15	-	66,66,66,66	0
56	MG	2A	3200	1/1	0.83	0.10	-	50,50,50,50	0
56	MG	2A	3752	1/1	0.96	0.06	-	73,73,73,73	0
56	MG	2A	3820	1/1	0.83	0.17	-	70,70,70,70	0
56	MG	2F	304	1/1	0.90	0.27	-	51,51,51,51	0
56	MG	1A	3148	1/1	0.88	0.17	-	41,41,41,41	0
56	MG	1A	4106	1/1	0.82	0.08	-	50,50,50,50	0
56	MG	2a	1740	1/1	0.91	0.21	-	67,67,67,67	0
56	MG	1A	3055	1/1	0.82	0.17	-	53,53,53,53	0
56	MG	1A	3051	1/1	0.63	0.33	-	51,51,51,51	0
56	MG	2A	3374	1/1	0.83	0.20	-	70,70,70,70	0
56	MG	1A	3742	1/1	0.92	0.15	-	50,50,50,50	0
56	MG	1A	3805	1/1	0.92	0.17	-	61,61,61,61	0
56	MG	2A	3126	1/1	0.95	0.10	-	55,55,55,55	0
56	MG	2A	3613	1/1	0.92	0.31	-	48,48,48,48	0
56	MG	2A	3837	1/1	0.75	0.32	-	75,75,75,75	0
56	MG	2a	1846	1/1	0.91	0.12	-	63,63,63,63	0
56	MG	2A	3859	1/1	0.78	0.07	-	49,49,49,49	0
56	MG	2a	1781	1/1	0.93	0.09	-	82,82,82,82	0
56	MG	1A	3703	1/1	0.92	0.10	-	36,36,36,36	0
56	MG	2A	3330	1/1	0.74	0.25	-	66,66,66,66	0
56	MG	1A	3366	1/1	0.72	0.19	-	61,61,61,61	0

Continued on next page...

Continued from previous page...

Mol	Type	Chain	Res	Atoms	RSCC	RSR	LLDF	B-factors(\AA^2)	Q<0.9
56	MG	1A	3563	1/1	0.79	0.12	-	67,67,67,67	0
56	MG	1A	4083	1/1	0.91	0.09	-	56,56,56,56	0
56	MG	1A	4123	1/1	0.20	0.21	-	79,79,79,79	0
56	MG	1a	1680	1/1	0.88	0.10	-	73,73,73,73	0
56	MG	2A	3516	1/1	0.95	0.11	-	44,44,44,44	0
56	MG	1A	3943	1/1	0.87	0.06	-	49,49,49,49	0
56	MG	1A	4007	1/1	0.89	0.16	-	67,67,67,67	0
56	MG	2A	3108	1/1	0.88	0.08	-	57,57,57,57	0
56	MG	1A	3409	1/1	0.80	0.22	-	49,49,49,49	0
56	MG	2A	3064	1/1	0.83	0.12	-	74,74,74,74	0
56	MG	2A	3875	1/1	0.80	0.05	-	68,68,68,68	0
56	MG	2A	3052	1/1	0.91	0.12	-	54,54,54,54	0
56	MG	2A	3832	1/1	0.96	0.11	-	55,55,55,55	0
56	MG	2A	3426	1/1	0.82	0.14	-	52,52,52,52	0
56	MG	2A	3084	1/1	0.80	0.26	-	46,46,46,46	0
56	MG	2A	3889	1/1	0.81	0.10	-	62,62,62,62	0
56	MG	1A	3461	1/1	0.92	0.20	-	58,58,58,58	0
56	MG	1a	1681	1/1	0.90	0.14	-	56,56,56,56	0
56	MG	2A	3481	1/1	0.88	0.18	-	68,68,68,68	0
56	MG	1A	4165	1/1	0.96	0.32	-	43,43,43,43	0
56	MG	1A	3270	1/1	0.68	0.15	-	67,67,67,67	0
56	MG	2A	3252	1/1	0.54	0.52	-	63,63,63,63	0
56	MG	1A	4063	1/1	0.92	0.19	-	41,41,41,41	0
56	MG	2A	3287	1/1	0.90	0.14	-	54,54,54,54	0
56	MG	1A	3086	1/1	0.89	0.27	-	41,41,41,41	0
56	MG	2A	3181	1/1	0.93	0.27	-	53,53,53,53	0
56	MG	1A	3243	1/1	0.94	0.32	-	45,45,45,45	0
56	MG	2A	3153	1/1	0.90	0.21	-	57,57,57,57	0
56	MG	1A	3159	1/1	0.85	0.12	-	52,52,52,52	0
56	MG	2A	3500	1/1	0.92	0.17	-	59,59,59,59	0
56	MG	1A	3146	1/1	0.94	0.27	-	35,35,35,35	0
56	MG	11	105	1/1	0.91	0.28	-	65,65,65,65	0
56	MG	1A	3298	1/1	0.85	0.09	-	59,59,59,59	0
56	MG	1A	3763	1/1	0.92	0.08	-	59,59,59,59	0
56	MG	2A	3087	1/1	0.86	0.32	-	53,53,53,53	0
56	MG	1A	3800	1/1	0.95	0.20	-	59,59,59,59	0
56	MG	2A	3902	1/1	0.93	0.57	-	51,51,51,51	0
56	MG	1A	3024	1/1	0.85	0.33	-	46,46,46,46	0
56	MG	1a	1601	1/1	0.90	0.14	-	47,47,47,47	0
56	MG	2A	3400	1/1	0.91	0.30	-	52,52,52,52	0
56	MG	2A	3653	1/1	0.95	0.12	-	39,39,39,39	0
56	MG	1A	3482	1/1	0.87	0.17	-	59,59,59,59	0

Continued on next page...

Continued from previous page...

Mol	Type	Chain	Res	Atoms	RSCC	RSR	LLDF	B-factors(\AA^2)	Q<0.9
56	MG	1A	3070	1/1	0.98	0.34	-	35,35,35,35	0
56	MG	2A	3880	1/1	0.98	0.14	-	34,34,34,34	0
56	MG	2A	3206	1/1	0.94	0.09	-	48,48,48,48	0
56	MG	1N	206	1/1	0.88	0.18	-	46,46,46,46	0
56	MG	1A	3395	1/1	0.95	0.29	-	47,47,47,47	0
56	MG	1A	4145	1/1	0.89	0.11	-	80,80,80,80	0
56	MG	2A	3910	1/1	0.74	0.62	-	76,76,76,76	0
56	MG	1A	3460	1/1	0.88	0.21	-	56,56,56,56	0
56	MG	1A	3321	1/1	0.85	0.29	-	58,58,58,58	0
56	MG	2A	3231	1/1	0.73	0.14	-	58,58,58,58	0
56	MG	1A	3037	1/1	0.98	0.20	-	35,35,35,35	0
56	MG	2a	1634	1/1	0.88	0.18	-	67,67,67,67	0
56	MG	1y	101	1/1	0.96	0.31	-	43,43,43,43	0
56	MG	1B	3003	1/1	0.84	0.21	-	58,58,58,58	0
56	MG	2a	1777	1/1	0.90	0.07	-	75,75,75,75	0
56	MG	1A	3772	1/1	0.90	0.17	-	52,52,52,52	0
56	MG	1A	3658	1/1	0.86	0.21	-	36,36,36,36	0
56	MG	1A	3090	1/1	0.85	0.16	-	45,45,45,45	0
56	MG	2A	3921	1/1	0.92	0.23	-	38,38,38,38	0
56	MG	1w	109	1/1	0.95	0.09	-	68,68,68,68	0
56	MG	1G	3005	1/1	0.81	0.17	-	69,69,69,69	0
56	MG	1a	1749	1/1	0.85	0.22	-	61,61,61,61	0
56	MG	2A	3105	1/1	0.88	0.12	-	46,46,46,46	0
56	MG	2A	3816	1/1	0.88	0.08	-	42,42,42,42	0
56	MG	1A	3143	1/1	0.94	0.07	-	59,59,59,59	0
56	MG	1a	1871	1/1	0.82	0.11	-	72,72,72,72	0
56	MG	1A	3753	1/1	0.88	0.15	-	61,61,61,61	0
56	MG	1A	3808	1/1	0.98	0.18	-	33,33,33,33	0
56	MG	2A	3741	1/1	0.78	0.15	-	59,59,59,59	0
56	MG	1A	3236	1/1	0.91	0.15	-	53,53,53,53	0
56	MG	1A	3370	1/1	0.88	0.55	-	52,52,52,52	0
56	MG	1A	3666	1/1	0.94	0.13	-	59,59,59,59	0
56	MG	1A	3117	1/1	0.96	0.23	-	37,37,37,37	0
56	MG	1Y	204	1/1	0.95	0.10	-	71,71,71,71	0
56	MG	2A	3109	1/1	0.97	0.25	-	59,59,59,59	0
56	MG	1A	4088	1/1	0.71	0.11	-	89,89,89,89	0
56	MG	2A	3473	1/1	0.88	0.15	-	63,63,63,63	0
56	MG	1A	4014	1/1	0.65	0.10	-	69,69,69,69	0
56	MG	1a	1886	1/1	0.83	0.21	-	71,71,71,71	0
56	MG	1A	3902	1/1	0.90	0.09	-	52,52,52,52	0
56	MG	2A	3469	1/1	0.81	0.13	-	67,67,67,67	0
56	MG	1A	3634	1/1	0.93	0.40	-	41,41,41,41	0

Continued on next page...

Continued from previous page...

Mol	Type	Chain	Res	Atoms	RSCC	RSR	LLDF	B-factors(\AA^2)	Q<0.9
56	MG	1A	3327	1/1	0.71	0.36	-	65,65,65,65	0
56	MG	1A	4059	1/1	0.92	0.09	-	45,45,45,45	0
56	MG	2a	1730	1/1	0.75	0.13	-	76,76,76,76	0
56	MG	1w	103	1/1	0.73	0.16	-	79,79,79,79	0
56	MG	2a	1620	1/1	0.85	0.23	-	68,68,68,68	0
56	MG	1A	4019	1/1	0.85	0.08	-	67,67,67,67	0
56	MG	1A	3802	1/1	0.89	0.14	-	61,61,61,61	0
56	MG	2A	3501	1/1	0.80	0.32	-	61,61,61,61	0
56	MG	2A	3010	1/1	0.93	0.08	-	48,48,48,48	0
56	MG	2A	3693	1/1	0.92	0.11	-	68,68,68,68	0
56	MG	1e	3001	1/1	0.91	0.19	-	72,72,72,72	0
56	MG	2A	3029	1/1	0.93	0.14	-	40,40,40,40	0
56	MG	1a	1606	1/1	0.89	0.28	-	61,61,61,61	0
56	MG	2B	3016	1/1	0.92	0.18	-	70,70,70,70	0
56	MG	1A	4035	1/1	0.73	0.12	-	79,79,79,79	0
56	MG	1B	3007	1/1	0.91	0.15	-	65,65,65,65	0
56	MG	2A	3055	1/1	0.92	0.36	-	56,56,56,56	0
56	MG	1A	3976	1/1	0.70	0.10	-	75,75,75,75	0
56	MG	1A	3390	1/1	0.83	0.19	-	51,51,51,51	0
56	MG	1a	1805	1/1	0.94	0.07	-	65,65,65,65	0
56	MG	1A	3540	1/1	0.94	0.13	-	53,53,53,53	0
56	MG	1A	3900	1/1	0.95	0.07	-	56,56,56,56	0
56	MG	1A	3372	1/1	0.97	0.43	-	51,51,51,51	0
56	MG	2A	3378	1/1	0.96	0.19	-	63,63,63,63	0
56	MG	2a	1628	1/1	0.95	0.38	-	61,61,61,61	0
56	MG	2A	3133	1/1	0.93	0.19	-	48,48,48,48	0
56	MG	2A	3870	1/1	0.87	0.07	-	56,56,56,56	0
56	MG	1a	1667	1/1	0.88	0.13	-	71,71,71,71	0
56	MG	2A	3197	1/1	0.73	0.11	-	60,60,60,60	0
56	MG	1A	3538	1/1	0.88	0.11	-	79,79,79,79	0
56	MG	1A	3642	1/1	0.86	0.23	-	62,62,62,62	0
56	MG	2A	3511	1/1	0.90	0.09	-	61,61,61,61	0
56	MG	2Q	3004	1/1	0.93	0.17	-	61,61,61,61	0
56	MG	1a	1630	1/1	0.75	0.17	-	65,65,65,65	0
56	MG	1a	1639	1/1	0.88	0.15	-	59,59,59,59	0
56	MG	1A	4141	1/1	0.98	0.25	-	17,17,17,17	0
56	MG	1A	3445	1/1	0.91	0.11	-	62,62,62,62	0
56	MG	2D	305	1/1	0.90	0.52	-	47,47,47,47	0
56	MG	1A	3247	1/1	0.91	0.57	-	63,63,63,63	0
56	MG	1A	3071	1/1	0.97	0.19	-	16,16,16,16	0
56	MG	1A	3601	1/1	0.90	0.22	-	61,61,61,61	0
56	MG	2A	3443	1/1	0.92	0.41	-	58,58,58,58	0

Continued on next page...

Continued from previous page...

Mol	Type	Chain	Res	Atoms	RSCC	RSR	LLDF	B-factors(\AA^2)	Q<0.9
56	MG	2A	3474	1/1	0.91	0.21	-	61,61,61,61	0
56	MG	2A	3774	1/1	0.77	0.13	-	62,62,62,62	0
56	MG	2a	1787	1/1	0.79	0.15	-	63,63,63,63	0
56	MG	1A	3764	1/1	0.93	0.17	-	48,48,48,48	0
56	MG	1A	3529	1/1	0.99	0.34	-	34,34,34,34	0
56	MG	1A	3547	1/1	0.81	0.19	-	50,50,50,50	0
56	MG	1a	1719	1/1	0.88	0.27	-	73,73,73,73	0
56	MG	2A	3434	1/1	0.96	0.28	-	49,49,49,49	0
56	MG	2A	3770	1/1	0.97	0.22	-	48,48,48,48	0
56	MG	2a	1708	1/1	0.88	0.14	-	83,83,83,83	0
56	MG	1A	3807	1/1	0.91	0.14	-	45,45,45,45	0
56	MG	1A	3380	1/1	0.71	0.25	-	56,56,56,56	0
56	MG	1A	3356	1/1	0.76	0.33	-	65,65,65,65	0
56	MG	2A	3681	1/1	0.79	0.11	-	45,45,45,45	0
56	MG	1a	1823	1/1	0.94	0.12	-	57,57,57,57	0
56	MG	1A	3593	1/1	0.96	0.28	-	58,58,58,58	0
56	MG	1A	3407	1/1	0.97	0.12	-	50,50,50,50	0
56	MG	1A	3446	1/1	0.80	0.17	-	67,67,67,67	0
56	MG	2A	3022	1/1	0.87	0.09	-	55,55,55,55	0
56	MG	2A	3667	1/1	0.97	0.16	-	53,53,53,53	0
56	MG	1a	1829	1/1	0.82	0.25	-	73,73,73,73	0
56	MG	1A	3132	1/1	0.89	0.29	-	54,54,54,54	0
56	MG	1a	1743	1/1	0.82	0.21	-	77,77,77,77	0
56	MG	1A	3614	1/1	0.88	0.30	-	44,44,44,44	0
56	MG	1A	3794	1/1	0.98	0.14	-	44,44,44,44	0
56	MG	1A	3664	1/1	0.97	0.11	-	59,59,59,59	0
56	MG	2A	3543	1/1	0.91	0.11	-	24,24,24,24	0
56	MG	2a	1650	1/1	0.98	0.18	-	60,60,60,60	0
56	MG	1a	1735	1/1	0.79	0.20	-	50,50,50,50	0
56	MG	1A	4028	1/1	0.88	0.38	-	58,58,58,58	0
56	MG	1A	3053	1/1	0.68	0.22	-	61,61,61,61	0
56	MG	1A	3681	1/1	0.89	0.14	-	55,55,55,55	0
56	MG	1A	3961	1/1	0.90	0.15	-	59,59,59,59	0
56	MG	1A	3418	1/1	0.88	0.35	-	62,62,62,62	0
56	MG	1A	3629	1/1	0.70	0.31	-	72,72,72,72	0
56	MG	1A	4020	1/1	0.91	0.16	-	34,34,34,34	0
56	MG	1A	3945	1/1	0.93	0.16	-	43,43,43,43	0
56	MG	1A	3645	1/1	0.85	0.24	-	51,51,51,51	0
58	CPT	2A	3918	3/5	0.85	0.20	-	62,62,65,108	3
56	MG	1A	3260	1/1	0.74	0.24	-	64,64,64,64	0
56	MG	1A	3083	1/1	0.92	0.17	-	34,34,34,34	0
56	MG	2A	3112	1/1	0.96	0.11	-	54,54,54,54	0

Continued on next page...

Continued from previous page...

Mol	Type	Chain	Res	Atoms	RSCC	RSR	LLDF	B-factors(\AA^2)	Q<0.9
56	MG	1A	3535	1/1	0.89	0.16	-	75,75,75,75	0
56	MG	2A	3425	1/1	0.85	0.63	-	63,63,63,63	0
56	MG	2A	3938	1/1	0.81	0.37	-	81,81,81,81	0
56	MG	2A	3714	1/1	0.92	0.22	-	60,60,60,60	0
56	MG	1A	3245	1/1	0.88	0.18	-	66,66,66,66	0
56	MG	1A	3467	1/1	0.89	0.39	-	56,56,56,56	0
56	MG	1A	4162	1/1	0.87	0.16	-	42,42,42,42	0
56	MG	2A	3612	1/1	0.85	0.18	-	58,58,58,58	0
56	MG	2A	3624	1/1	0.95	0.17	-	43,43,43,43	0
56	MG	2a	1746	1/1	0.94	0.19	-	71,71,71,71	0
56	MG	2A	3791	1/1	0.89	0.16	-	60,60,60,60	0
56	MG	1A	3018	1/1	0.78	0.17	-	42,42,42,42	0
56	MG	2A	3151	1/1	0.86	0.29	-	52,52,52,52	0
56	MG	2A	3482	1/1	0.70	0.30	-	71,71,71,71	0
56	MG	1a	1716	1/1	0.81	0.14	-	75,75,75,75	0
56	MG	1A	3128	1/1	0.87	0.26	-	53,53,53,53	0
56	MG	2A	3531	1/1	0.98	0.21	-	56,56,56,56	0
56	MG	1A	3845	1/1	0.87	0.08	-	81,81,81,81	0
56	MG	1A	3199	1/1	0.83	0.10	-	60,60,60,60	0
56	MG	2A	3219	1/1	0.94	0.45	-	49,49,49,49	0
56	MG	2A	3027	1/1	0.96	0.39	-	46,46,46,46	0
56	MG	1A	3564	1/1	0.95	0.14	-	56,56,56,56	0
56	MG	1A	3091	1/1	0.90	0.09	-	53,53,53,53	0
56	MG	2A	3562	1/1	0.79	0.13	-	40,40,40,40	0
56	MG	1A	3611	1/1	0.84	0.10	-	61,61,61,61	0
56	MG	2a	1618	1/1	0.87	0.11	-	71,71,71,71	0
56	MG	1A	3777	1/1	0.75	0.13	-	59,59,59,59	0
56	MG	2A	3578	1/1	0.96	0.15	-	45,45,45,45	0
56	MG	2A	3107	1/1	0.94	0.12	-	36,36,36,36	0
56	MG	2a	1684	1/1	0.87	0.14	-	67,67,67,67	0
56	MG	2A	3407	1/1	0.95	0.08	-	69,69,69,69	0
56	MG	1A	3233	1/1	0.83	0.46	-	55,55,55,55	0
56	MG	2A	3839	1/1	0.78	0.12	-	62,62,62,62	0
56	MG	2A	3764	1/1	0.79	0.10	-	63,63,63,63	0
56	MG	2a	1824	1/1	0.96	0.19	-	72,72,72,72	0
56	MG	1A	3282	1/1	0.90	0.55	-	46,46,46,46	0
56	MG	2q	202	1/1	0.89	0.14	-	62,62,62,62	0
56	MG	1A	3339	1/1	0.92	0.22	-	54,54,54,54	0
56	MG	1A	4017	1/1	0.78	0.15	-	53,53,53,53	0
56	MG	1A	3274	1/1	0.94	0.36	-	55,55,55,55	0
56	MG	2A	3429	1/1	0.89	0.23	-	69,69,69,69	0
56	MG	2A	3243	1/1	0.89	0.14	-	55,55,55,55	0

Continued on next page...

Continued from previous page...

Mol	Type	Chain	Res	Atoms	RSCC	RSR	LLDF	B-factors(\AA^2)	Q<0.9
56	MG	1I	102	1/1	0.91	0.12	-	56,56,56,56	0
56	MG	1A	3493	1/1	0.89	0.23	-	68,68,68,68	0
56	MG	2A	3617	1/1	0.97	0.21	-	50,50,50,50	0
56	MG	1A	3889	1/1	0.95	0.14	-	42,42,42,42	0
56	MG	1A	3107	1/1	0.96	0.35	-	40,40,40,40	0
56	MG	2A	3337	1/1	0.91	0.76	-	69,69,69,69	0
56	MG	1a	1632	1/1	0.86	0.38	-	69,69,69,69	0
56	MG	2A	3620	1/1	0.98	0.13	-	54,54,54,54	0
56	MG	1A	3643	1/1	0.89	0.09	-	70,70,70,70	0
56	MG	2A	3162	1/1	0.88	0.65	-	58,58,58,58	0
56	MG	2a	1765	1/1	0.96	0.07	-	69,69,69,69	0
56	MG	1A	3211	1/1	0.62	0.16	-	76,76,76,76	0
56	MG	2A	3180	1/1	0.93	0.12	-	60,60,60,60	0
56	MG	2A	3789	1/1	0.82	0.18	-	49,49,49,49	0
56	MG	1A	3940	1/1	0.91	0.21	-	49,49,49,49	0
56	MG	1A	4058	1/1	0.75	0.24	-	74,74,74,74	0
56	MG	2A	3698	1/1	0.91	0.13	-	49,49,49,49	0
56	MG	1a	1753	1/1	0.82	0.33	-	73,73,73,73	0
56	MG	2A	3146	1/1	0.86	0.11	-	59,59,59,59	0
56	MG	2a	1643	1/1	0.95	0.09	-	79,79,79,79	0
56	MG	1A	3404	1/1	0.92	0.42	-	55,55,55,55	0
56	MG	1A	3170	1/1	0.96	0.21	-	58,58,58,58	0
56	MG	2a	1809	1/1	0.93	0.26	-	54,54,54,54	0
56	MG	1a	1813	1/1	0.92	0.11	-	55,55,55,55	0
56	MG	1w	101	1/1	0.84	0.13	-	69,69,69,69	0
56	MG	2a	1639	1/1	0.97	0.19	-	68,68,68,68	0
56	MG	1O	3004	1/1	0.91	0.25	-	56,56,56,56	0
56	MG	2A	3216	1/1	0.96	0.12	-	50,50,50,50	0
56	MG	1E	301	1/1	0.95	0.19	-	25,25,25,25	0
56	MG	1T	201	1/1	0.96	0.16	-	62,62,62,62	0
56	MG	1a	1801	1/1	0.83	0.16	-	67,67,67,67	0
56	MG	1A	3704	1/1	0.90	0.12	-	65,65,65,65	0
56	MG	2A	3391	1/1	0.90	0.20	-	75,75,75,75	0
56	MG	2A	3326	1/1	0.80	0.47	-	69,69,69,69	0
56	MG	2A	3224	1/1	0.84	0.13	-	64,64,64,64	0
56	MG	1A	3162	1/1	0.98	0.26	-	35,35,35,35	0
56	MG	2A	3268	1/1	0.69	0.27	-	75,75,75,75	0
56	MG	2A	3548	1/1	0.89	0.15	-	53,53,53,53	0
56	MG	2a	1776	1/1	0.88	0.07	-	90,90,90,90	0
56	MG	2A	3743	1/1	0.94	0.11	-	71,71,71,71	0
56	MG	1A	3413	1/1	0.97	0.28	-	56,56,56,56	0
56	MG	2A	3533	1/1	0.96	0.08	-	48,48,48,48	0

Continued on next page...

Continued from previous page...

Mol	Type	Chain	Res	Atoms	RSCC	RSR	LLDF	B-factors(\AA^2)	Q<0.9
58	CPT	1A	4180	4/5	0.98	0.20	-	60,66,67,81	4
56	MG	2A	3323	1/1	0.94	0.07	-	60,60,60,60	0
56	MG	2A	3776	1/1	0.92	0.23	-	70,70,70,70	0
56	MG	2A	3088	1/1	0.90	0.27	-	58,58,58,58	0
56	MG	2A	3614	1/1	0.93	0.13	-	50,50,50,50	0
56	MG	2A	3137	1/1	0.94	0.33	-	46,46,46,46	0
56	MG	2A	3769	1/1	0.80	0.10	-	58,58,58,58	0
56	MG	1A	3638	1/1	0.92	0.32	-	70,70,70,70	0
56	MG	2A	3521	1/1	0.96	0.14	-	56,56,56,56	0
56	MG	1A	3782	1/1	0.99	0.14	-	40,40,40,40	0
56	MG	1A	3383	1/1	0.96	0.51	-	44,44,44,44	0
56	MG	1A	3973	1/1	0.93	0.13	-	56,56,56,56	0
56	MG	1a	1699	1/1	0.90	0.33	-	68,68,68,68	0
56	MG	2d	301	1/1	0.90	0.31	-	65,65,65,65	0
56	MG	1B	3027	1/1	0.27	0.19	-	87,87,87,87	0
56	MG	2A	3168	1/1	0.94	0.18	-	36,36,36,36	0
56	MG	2A	3357	1/1	0.84	0.15	-	53,53,53,53	0
56	MG	1A	3296	1/1	0.87	0.21	-	51,51,51,51	0
56	MG	1A	3346	1/1	0.89	0.23	-	54,54,54,54	0
56	MG	1A	3454	1/1	0.70	0.46	-	55,55,55,55	0
56	MG	2y	3003	1/1	0.88	0.16	-	80,80,80,80	0
56	MG	2A	3095	1/1	0.79	0.13	-	58,58,58,58	0
56	MG	1a	1845	1/1	0.96	0.10	-	50,50,50,50	0
56	MG	1a	1645	1/1	0.89	0.21	-	63,63,63,63	0
56	MG	2A	3041	1/1	0.94	0.17	-	41,41,41,41	0
56	MG	1A	4168	1/1	0.89	0.16	-	57,57,57,57	0
56	MG	2A	3359	1/1	0.78	0.11	-	59,59,59,59	0
56	MG	1A	3267	1/1	0.89	0.16	-	50,50,50,50	0
56	MG	1A	3478	1/1	0.75	0.15	-	71,71,71,71	0
56	MG	1A	3092	1/1	0.97	0.23	-	22,22,22,22	0
56	MG	2A	3280	1/1	0.90	0.15	-	60,60,60,60	0
56	MG	2a	1778	1/1	0.82	0.06	-	83,83,83,83	0
56	MG	1A	3078	1/1	0.96	0.16	-	63,63,63,63	0
56	MG	2A	3294	1/1	0.92	0.32	-	53,53,53,53	0
56	MG	2a	1815	1/1	0.91	0.15	-	63,63,63,63	0
56	MG	1a	1622	1/1	0.88	0.10	-	79,79,79,79	0
56	MG	2A	3209	1/1	0.88	0.12	-	49,49,49,49	0
56	MG	1E	302	1/1	0.88	0.34	-	65,65,65,65	0
56	MG	1A	3039	1/1	0.96	0.22	-	60,60,60,60	0
56	MG	2A	3823	1/1	0.77	0.23	-	54,54,54,54	0
56	MG	1a	1765	1/1	0.88	0.22	-	64,64,64,64	0
56	MG	2A	3024	1/1	0.95	1.09	-	53,53,53,53	0

Continued on next page...

Continued from previous page...

Mol	Type	Chain	Res	Atoms	RSCC	RSR	LLDF	B-factors(\AA^2)	Q<0.9
56	MG	1A	3686	1/1	0.95	0.18	-	20,20,20,20	0
56	MG	14	502	1/1	0.87	0.27	-	73,73,73,73	0
56	MG	1A	3300	1/1	0.82	0.27	-	54,54,54,54	0
56	MG	1A	3778	1/1	0.88	0.14	-	64,64,64,64	0
56	MG	1A	3534	1/1	0.66	0.31	-	92,92,92,92	0
56	MG	2A	3322	1/1	0.86	0.12	-	67,67,67,67	0
56	MG	1A	4011	1/1	0.86	0.05	-	57,57,57,57	0
56	MG	1A	3291	1/1	0.96	0.24	-	54,54,54,54	0
56	MG	1A	3834	1/1	0.90	0.12	-	54,54,54,54	0
56	MG	2B	3002	1/1	0.78	0.14	-	67,67,67,67	0
56	MG	1a	1675	1/1	0.82	0.45	-	70,70,70,70	0
56	MG	1A	3934	1/1	0.96	0.15	-	37,37,37,37	0
56	MG	1a	1755	1/1	0.87	0.30	-	83,83,83,83	0
56	MG	2A	3632	1/1	0.93	0.13	-	35,35,35,35	0
56	MG	1A	4120	1/1	0.83	0.16	-	52,52,52,52	0
56	MG	2A	3783	1/1	0.93	0.09	-	46,46,46,46	0
56	MG	2A	3117	1/1	0.85	0.25	-	44,44,44,44	0
56	MG	1a	1777	1/1	0.96	0.16	-	63,63,63,63	0
56	MG	1A	3996	1/1	0.84	0.14	-	52,52,52,52	0
56	MG	1A	3594	1/1	0.94	0.30	-	32,32,32,32	0
56	MG	1A	3625	1/1	0.91	0.11	-	70,70,70,70	0
56	MG	2A	3905	1/1	0.88	0.04	-	68,68,68,68	0
56	MG	2B	3001	1/1	0.91	0.11	-	65,65,65,65	0
56	MG	1A	4136	1/1	0.99	0.12	-	57,57,57,57	0
56	MG	1A	3466	1/1	0.90	0.22	-	62,62,62,62	0
56	MG	1A	3988	1/1	0.71	0.13	-	65,65,65,65	0
56	MG	1A	3850	1/1	0.94	0.21	-	30,30,30,30	0
56	MG	1A	3636	1/1	0.89	0.13	-	35,35,35,35	0
56	MG	2A	3943	1/1	0.93	0.12	-	39,39,39,39	0
56	MG	1A	3749	1/1	0.92	0.10	-	40,40,40,40	0
56	MG	1A	3721	1/1	0.94	0.20	-	30,30,30,30	0
56	MG	1A	3757	1/1	0.93	0.13	-	45,45,45,45	0
56	MG	2A	3636	1/1	0.89	0.17	-	62,62,62,62	0
56	MG	1A	3709	1/1	0.96	0.08	-	45,45,45,45	0
56	MG	2a	1775	1/1	0.86	0.11	-	47,47,47,47	0
56	MG	1A	3987	1/1	0.96	0.11	-	34,34,34,34	0
56	MG	2a	1671	1/1	0.86	0.16	-	60,60,60,60	0
56	MG	1a	1855	1/1	0.87	0.17	-	83,83,83,83	0
56	MG	2A	3555	1/1	0.96	0.18	-	61,61,61,61	0
56	MG	1A	3841	1/1	0.94	0.07	-	55,55,55,55	0
56	MG	2A	3795	1/1	0.92	0.09	-	48,48,48,48	0
56	MG	1A	3257	1/1	0.79	0.28	-	40,40,40,40	0

Continued on next page...

Continued from previous page...

Mol	Type	Chain	Res	Atoms	RSCC	RSR	LLDF	B-factors(\AA^2)	Q<0.9
56	MG	2A	3619	1/1	0.87	0.15	-	50,50,50,50	0
56	MG	2A	3210	1/1	0.98	0.10	-	51,51,51,51	0
56	MG	2A	3042	1/1	0.95	0.12	-	55,55,55,55	0
56	MG	1x	108	1/1	0.90	0.17	-	58,58,58,58	0
56	MG	2A	3527	1/1	0.92	0.15	-	21,21,21,21	0
56	MG	1A	3297	1/1	0.52	0.19	-	58,58,58,58	0
56	MG	1A	3419	1/1	0.89	0.20	-	43,43,43,43	0
56	MG	1a	1704	1/1	0.90	0.24	-	59,59,59,59	0
56	MG	1A	3251	1/1	0.96	0.21	-	46,46,46,46	0
56	MG	1a	1640	1/1	0.90	1.38	-	94,94,94,94	0
56	MG	1A	3870	1/1	0.90	0.10	-	67,67,67,67	0
56	MG	2A	3418	1/1	0.90	0.12	-	67,67,67,67	0
56	MG	1a	1860	1/1	0.79	0.09	-	92,92,92,92	0
56	MG	2B	3013	1/1	0.80	0.18	-	77,77,77,77	0
56	MG	1A	3495	1/1	0.82	0.34	-	47,47,47,47	0
56	MG	1A	3863	1/1	0.89	0.23	-	51,51,51,51	0
56	MG	1a	1679	1/1	0.91	0.11	-	58,58,58,58	0
56	MG	2a	1791	1/1	0.95	0.13	-	84,84,84,84	0
56	MG	1B	3034	1/1	0.81	0.25	-	82,82,82,82	0
56	MG	2A	3008	1/1	0.92	0.10	-	48,48,48,48	0
56	MG	1A	3710	1/1	0.95	0.14	-	44,44,44,44	0
58	CPT	2A	3917	4/5	0.98	0.15	-	59,63,68,93	4
56	MG	2A	3001	1/1	0.95	0.28	-	61,61,61,61	0
56	MG	2A	3512	1/1	0.78	0.26	-	68,68,68,68	0
56	MG	1E	310	1/1	0.85	0.16	-	62,62,62,62	0
56	MG	2y	3001	1/1	0.86	0.17	-	77,77,77,77	0
56	MG	1A	3942	1/1	0.93	0.15	-	52,52,52,52	0
56	MG	2a	1838	1/1	0.94	0.18	-	58,58,58,58	0
56	MG	1a	1631	1/1	0.91	0.22	-	75,75,75,75	0
56	MG	2A	3301	1/1	0.85	0.11	-	46,46,46,46	0
56	MG	2A	3595	1/1	0.91	0.18	-	48,48,48,48	0
56	MG	2A	3755	1/1	0.94	0.10	-	76,76,76,76	0
56	MG	2A	3446	1/1	0.92	0.31	-	56,56,56,56	0
56	MG	1A	3688	1/1	0.94	0.17	-	35,35,35,35	0
56	MG	1A	3618	1/1	0.96	0.21	-	49,49,49,49	0
56	MG	2A	3841	1/1	0.92	0.11	-	51,51,51,51	0
56	MG	2A	3213	1/1	0.74	0.11	-	58,58,58,58	0
56	MG	1A	3497	1/1	0.83	0.09	-	55,55,55,55	0
56	MG	2A	3254	1/1	0.94	0.19	-	49,49,49,49	0
56	MG	1A	3950	1/1	0.85	0.11	-	52,52,52,52	0
56	MG	2A	3496	1/1	0.84	0.23	-	58,58,58,58	0
56	MG	1A	3924	1/1	0.84	0.12	-	45,45,45,45	0

Continued on next page...

Continued from previous page...

Mol	Type	Chain	Res	Atoms	RSCC	RSR	LLDF	B-factors(\AA^2)	Q<0.9
56	MG	2A	3032	1/1	0.74	0.14	-	47,47,47,47	0
56	MG	1A	3997	1/1	0.98	0.15	-	41,41,41,41	0
56	MG	1x	113	1/1	0.86	0.09	-	66,66,66,66	0
56	MG	1A	3980	1/1	0.94	0.11	-	57,57,57,57	0
56	MG	1x	106	1/1	0.88	0.15	-	67,67,67,67	0
56	MG	2A	3293	1/1	0.95	0.38	-	55,55,55,55	0
56	MG	1B	3014	1/1	0.96	0.19	-	53,53,53,53	0
56	MG	1a	1694	1/1	0.94	0.25	-	57,57,57,57	0
56	MG	1A	3457	1/1	0.71	0.16	-	69,69,69,69	0
56	MG	2A	3898	1/1	0.90	0.28	-	53,53,53,53	0
56	MG	2x	102	1/1	0.51	0.17	-	88,88,88,88	0
56	MG	2a	1612	1/1	0.88	0.14	-	79,79,79,79	0
56	MG	2A	3451	1/1	0.79	0.14	-	59,59,59,59	0
56	MG	1A	3771	1/1	0.88	0.12	-	59,59,59,59	0
56	MG	2a	1662	1/1	0.67	0.17	-	81,81,81,81	0
56	MG	1R	203	1/1	0.91	0.27	-	44,44,44,44	0
56	MG	2a	1747	1/1	0.86	0.38	-	73,73,73,73	0
56	MG	2A	3536	1/1	0.89	0.16	-	63,63,63,63	0
56	MG	1G	3002	1/1	0.91	0.14	-	56,56,56,56	0
56	MG	1A	3921	1/1	0.92	0.08	-	54,54,54,54	0
56	MG	2A	3114	1/1	0.91	0.24	-	61,61,61,61	0
56	MG	1A	3735	1/1	0.97	0.11	-	52,52,52,52	0
56	MG	2a	1794	1/1	0.54	0.33	-	101,101,101,101	0
56	MG	2a	1756	1/1	0.67	0.12	-	95,95,95,95	0
56	MG	2A	3054	1/1	0.94	0.10	-	55,55,55,55	0
56	MG	1a	1671	1/1	0.91	0.10	-	72,72,72,72	0
56	MG	1A	3860	1/1	0.90	0.13	-	34,34,34,34	0
56	MG	1A	3276	1/1	0.70	0.14	-	65,65,65,65	0
56	MG	2A	3484	1/1	0.92	0.49	-	55,55,55,55	0
56	MG	1a	1763	1/1	0.86	0.17	-	67,67,67,67	0
56	MG	2A	3627	1/1	0.96	0.08	-	47,47,47,47	0
56	MG	2x	103	1/1	0.74	0.16	-	77,77,77,77	0
56	MG	1a	1810	1/1	0.95	0.12	-	55,55,55,55	0
56	MG	1A	3118	1/1	0.95	0.39	-	55,55,55,55	0
56	MG	1A	3603	1/1	0.92	0.11	-	60,60,60,60	0
56	MG	1A	3901	1/1	0.82	0.14	-	71,71,71,71	0
56	MG	1A	3895	1/1	0.94	0.25	-	53,53,53,53	0
56	MG	1a	1844	1/1	0.57	0.09	-	59,59,59,59	0
56	MG	1A	4071	1/1	0.93	0.10	-	58,58,58,58	0
56	MG	1A	3134	1/1	0.97	0.19	-	45,45,45,45	0
56	MG	2A	3479	1/1	0.91	0.16	-	49,49,49,49	0
56	MG	2E	304	1/1	0.70	0.26	-	72,72,72,72	0

Continued on next page...

Continued from previous page...

Mol	Type	Chain	Res	Atoms	RSCC	RSR	LLDF	B-factors(\AA^2)	Q<0.9
56	MG	1A	3150	1/1	0.86	0.33	-	44,44,44,44	0
56	MG	1A	3713	1/1	0.94	0.16	-	32,32,32,32	0
56	MG	2A	3245	1/1	0.71	0.38	-	56,56,56,56	0
56	MG	2A	3772	1/1	0.85	0.46	-	73,73,73,73	0
56	MG	1B	3010	1/1	0.95	0.15	-	40,40,40,40	0
56	MG	1A	3284	1/1	0.99	0.49	-	46,46,46,46	0
56	MG	1U	207	1/1	0.91	0.11	-	56,56,56,56	0
56	MG	1w	102	1/1	0.73	0.15	-	78,78,78,78	0
56	MG	2A	3226	1/1	0.88	0.12	-	55,55,55,55	0
56	MG	1A	3790	1/1	0.95	0.21	-	45,45,45,45	0
56	MG	2a	1700	1/1	0.94	0.23	-	59,59,59,59	0
56	MG	2A	3655	1/1	0.97	0.26	-	50,50,50,50	0
56	MG	2y	3005	1/1	0.73	0.11	-	94,94,94,94	0
56	MG	2A	3524	1/1	0.84	0.09	-	56,56,56,56	0
56	MG	2A	3035	1/1	0.95	0.11	-	43,43,43,43	0
56	MG	2A	3812	1/1	0.75	0.15	-	51,51,51,51	0
56	MG	1A	4115	1/1	0.84	0.18	-	35,35,35,35	0
56	MG	1A	3137	1/1	0.98	0.31	-	32,32,32,32	0
56	MG	1A	3804	1/1	0.91	0.17	-	43,43,43,43	0
56	MG	1A	3289	1/1	0.95	0.10	-	49,49,49,49	0
56	MG	1A	3126	1/1	0.97	0.66	-	48,48,48,48	0
56	MG	1a	1760	1/1	0.84	0.21	-	75,75,75,75	0
56	MG	1A	3396	1/1	0.98	0.16	-	37,37,37,37	0
56	MG	1A	3517	1/1	0.91	0.15	-	58,58,58,58	0
56	MG	2y	3002	1/1	0.84	0.15	-	79,79,79,79	0
56	MG	2B	3005	1/1	0.95	0.17	-	68,68,68,68	0
56	MG	2A	3320	1/1	0.79	0.18	-	64,64,64,64	0
56	MG	1A	3559	1/1	0.89	0.31	-	62,62,62,62	0
56	MG	1A	3048	1/1	0.87	0.17	-	43,43,43,43	0
56	MG	1a	1683	1/1	0.91	0.14	-	69,69,69,69	0
56	MG	2A	3257	1/1	0.65	0.23	-	69,69,69,69	0
56	MG	1y	102	1/1	0.89	0.12	-	61,61,61,61	0
56	MG	1A	3365	1/1	0.77	0.23	-	59,59,59,59	0
56	MG	2A	3145	1/1	0.94	0.12	-	66,66,66,66	0
56	MG	1A	3220	1/1	0.89	0.16	-	58,58,58,58	0
56	MG	1A	3514	1/1	0.83	0.14	-	67,67,67,67	0
56	MG	1A	3265	1/1	0.88	0.15	-	64,64,64,64	0
56	MG	1A	3040	1/1	0.97	0.10	-	54,54,54,54	0
56	MG	1A	3081	1/1	0.92	0.31	-	46,46,46,46	0
56	MG	1A	3475	1/1	0.96	0.15	-	51,51,51,51	0
56	MG	1a	1610	1/1	0.81	0.27	-	60,60,60,60	0
56	MG	2A	3201	1/1	0.89	0.25	-	42,42,42,42	0

Continued on next page...

Continued from previous page...

Mol	Type	Chain	Res	Atoms	RSCC	RSR	LLDF	B-factors(\AA^2)	Q<0.9
56	MG	1A	3665	1/1	0.87	0.12	-	39,39,39,39	0
56	MG	1A	3615	1/1	0.89	0.14	-	59,59,59,59	0
56	MG	1A	3414	1/1	0.73	0.44	-	62,62,62,62	0
56	MG	1A	3612	1/1	0.82	0.11	-	67,67,67,67	0
56	MG	1a	1669	1/1	0.68	0.16	-	60,60,60,60	0
56	MG	2A	3194	1/1	0.78	0.26	-	63,63,63,63	0
56	MG	1a	1723	1/1	0.83	0.15	-	65,65,65,65	0
56	MG	2A	3911	1/1	0.91	0.16	-	70,70,70,70	0
56	MG	1A	3744	1/1	0.94	0.20	-	28,28,28,28	0
56	MG	1A	3748	1/1	0.98	0.20	-	59,59,59,59	0
56	MG	1S	3003	1/1	0.83	0.24	-	74,74,74,74	0
56	MG	2A	3288	1/1	0.92	0.44	-	55,55,55,55	0
56	MG	1A	3359	1/1	0.70	0.28	-	66,66,66,66	0
56	MG	1a	1833	1/1	0.88	0.17	-	73,73,73,73	0
56	MG	1A	3512	1/1	0.85	0.17	-	56,56,56,56	0
56	MG	2A	3713	1/1	0.71	0.15	-	66,66,66,66	0
56	MG	2A	3684	1/1	0.94	0.28	-	52,52,52,52	0
56	MG	2A	3717	1/1	0.97	0.05	-	51,51,51,51	0
56	MG	2A	3810	1/1	0.98	0.11	-	48,48,48,48	0
56	MG	2A	3264	1/1	0.71	0.40	-	63,63,63,63	0
56	MG	1A	3406	1/1	0.87	0.17	-	47,47,47,47	0
56	MG	1A	3604	1/1	0.89	0.18	-	66,66,66,66	0
56	MG	2A	3318	1/1	0.90	0.12	-	64,64,64,64	0
56	MG	1A	4098	1/1	0.90	0.11	-	38,38,38,38	0
56	MG	2A	3493	1/1	0.93	0.42	-	55,55,55,55	0
56	MG	2A	3618	1/1	0.96	0.12	-	56,56,56,56	0
56	MG	2E	305	1/1	0.95	0.22	-	55,55,55,55	0
56	MG	1a	1756	1/1	0.80	0.26	-	75,75,75,75	0
56	MG	1A	3892	1/1	0.80	0.33	-	55,55,55,55	0
56	MG	1x	115	1/1	0.95	0.28	-	64,64,64,64	0
56	MG	25	104	1/1	0.97	0.36	-	49,49,49,49	0
56	MG	2a	1704	1/1	0.84	0.22	-	71,71,71,71	0
56	MG	2A	3472	1/1	0.83	0.20	-	61,61,61,61	0
56	MG	1A	4080	1/1	0.96	0.16	-	35,35,35,35	0
56	MG	15	103	1/1	0.95	0.09	-	57,57,57,57	0
56	MG	2A	3790	1/1	0.92	0.15	-	55,55,55,55	0
56	MG	10	106	1/1	0.96	0.10	-	58,58,58,58	0
56	MG	1A	3869	1/1	0.91	0.17	-	27,27,27,27	0
56	MG	1A	3389	1/1	0.81	0.12	-	53,53,53,53	0
56	MG	2A	3382	1/1	0.83	0.17	-	52,52,52,52	0
56	MG	1A	3752	1/1	0.96	0.25	-	33,33,33,33	0
56	MG	1A	3659	1/1	0.92	0.21	-	34,34,34,34	0

Continued on next page...

Continued from previous page...

Mol	Type	Chain	Res	Atoms	RSCC	RSR	LLDF	B-factors(\AA^2)	Q<0.9
56	MG	2A	3016	1/1	0.85	0.11	-	64,64,64,64	0
56	MG	1A	3026	1/1	0.98	0.14	-	51,51,51,51	0
56	MG	1y	104	1/1	0.93	0.38	-	79,79,79,79	0
56	MG	2a	1604	1/1	0.81	0.16	-	80,80,80,80	0
56	MG	1A	3063	1/1	0.86	0.24	-	69,69,69,69	0
56	MG	1A	3476	1/1	0.76	0.17	-	57,57,57,57	0
56	MG	1a	1737	1/1	0.95	0.09	-	52,52,52,52	0
56	MG	2A	3071	1/1	0.92	0.12	-	44,44,44,44	0
56	MG	2A	3393	1/1	0.97	0.09	-	47,47,47,47	0
56	MG	1A	3456	1/1	0.83	0.32	-	48,48,48,48	0
56	MG	1A	3308	1/1	0.88	0.21	-	55,55,55,55	0
56	MG	1A	3377	1/1	0.47	0.17	-	68,68,68,68	0
56	MG	2a	1800	1/1	0.95	0.08	-	74,74,74,74	0
56	MG	1a	1868	1/1	0.58	0.08	-	83,83,83,83	0
56	MG	2A	3701	1/1	0.81	0.10	-	51,51,51,51	0
56	MG	2D	302	1/1	0.93	0.21	-	58,58,58,58	0
56	MG	18	101	1/1	0.78	0.41	-	84,84,84,84	0
56	MG	2A	3775	1/1	0.95	0.19	-	54,54,54,54	0
56	MG	1A	3952	1/1	0.94	0.13	-	55,55,55,55	0
56	MG	1a	1726	1/1	0.82	0.14	-	63,63,63,63	0
56	MG	1a	1846	1/1	0.43	0.16	-	74,74,74,74	0
56	MG	2A	3824	1/1	0.91	0.09	-	59,59,59,59	0
56	MG	1A	3401	1/1	0.86	0.30	-	67,67,67,67	0
56	MG	2a	1825	1/1	0.94	0.15	-	76,76,76,76	0
56	MG	2A	3403	1/1	0.77	0.19	-	63,63,63,63	0
56	MG	2A	3392	1/1	0.91	0.19	-	67,67,67,67	0
56	MG	2a	1627	1/1	0.78	0.15	-	74,74,74,74	0
56	MG	2a	1845	1/1	0.73	0.18	-	74,74,74,74	0
56	MG	2A	3506	1/1	0.94	0.07	-	61,61,61,61	0
56	MG	2A	3387	1/1	0.73	0.18	-	54,54,54,54	0
56	MG	2A	3358	1/1	0.95	0.15	-	60,60,60,60	0
56	MG	1A	3335	1/1	0.92	0.23	-	53,53,53,53	0
56	MG	1A	3624	1/1	0.91	0.27	-	61,61,61,61	0
56	MG	2A	3940	1/1	0.97	0.19	-	50,50,50,50	0
56	MG	2A	3625	1/1	0.80	0.16	-	60,60,60,60	0
56	MG	2A	3385	1/1	0.68	0.27	-	70,70,70,70	0
56	MG	2A	3570	1/1	0.97	0.10	-	43,43,43,43	0
56	MG	1a	1702	1/1	0.77	0.23	-	92,92,92,92	0
56	MG	2A	3686	1/1	0.98	0.17	-	32,32,32,32	0
56	MG	2B	3011	1/1	0.86	0.10	-	69,69,69,69	0
56	MG	2a	1738	1/1	0.82	0.18	-	61,61,61,61	0
56	MG	2a	1656	1/1	0.63	0.37	-	86,86,86,86	0

Continued on next page...

Continued from previous page...

Mol	Type	Chain	Res	Atoms	RSCC	RSR	LLDF	B-factors(\AA^2)	Q<0.9
56	MG	1A	3515	1/1	0.93	0.21	-	46,46,46,46	0
56	MG	2A	3363	1/1	0.93	0.21	-	71,71,71,71	0
56	MG	1a	1672	1/1	0.71	0.19	-	71,71,71,71	0
56	MG	1A	3505	1/1	0.90	0.21	-	73,73,73,73	0
56	MG	1a	1682	1/1	0.80	0.16	-	72,72,72,72	0
56	MG	25	102	1/1	0.78	0.12	-	60,60,60,60	0
56	MG	1a	1742	1/1	0.98	0.28	-	59,59,59,59	0
56	MG	1a	1736	1/1	0.94	0.12	-	65,65,65,65	0
56	MG	2a	1603	1/1	0.68	0.16	-	70,70,70,70	0
56	MG	1A	3439	1/1	0.77	0.15	-	55,55,55,55	0
56	MG	2A	3205	1/1	0.91	0.10	-	57,57,57,57	0
56	MG	2A	3335	1/1	0.86	0.10	-	68,68,68,68	0
56	MG	1A	4211	1/1	0.96	0.40	-	43,43,43,43	0
56	MG	1A	3427	1/1	0.91	0.30	-	56,56,56,56	0
56	MG	2A	3220	1/1	0.95	0.10	-	52,52,52,52	0
56	MG	1A	3394	1/1	0.93	0.35	-	35,35,35,35	0
56	MG	2a	1829	1/1	0.89	0.11	-	74,74,74,74	0
56	MG	2A	3878	1/1	0.85	0.08	-	68,68,68,68	0
56	MG	2A	3735	1/1	0.93	0.07	-	44,44,44,44	0
56	MG	1A	4150	1/1	0.97	0.19	-	30,30,30,30	0
56	MG	1A	3391	1/1	0.94	0.16	-	52,52,52,52	0
56	MG	1a	1717	1/1	0.96	0.14	-	53,53,53,53	0
56	MG	1A	3182	1/1	0.93	0.41	-	41,41,41,41	0
56	MG	2A	3670	1/1	0.96	0.20	-	50,50,50,50	0
56	MG	1A	3755	1/1	0.75	0.13	-	34,34,34,34	0
56	MG	1A	3050	1/1	0.97	0.23	-	38,38,38,38	0
56	MG	2B	3014	1/1	0.82	0.18	-	75,75,75,75	0
56	MG	2A	3263	1/1	0.96	0.06	-	50,50,50,50	0
56	MG	2A	3422	1/1	0.80	0.28	-	67,67,67,67	0
56	MG	1A	3551	1/1	0.74	0.23	-	61,61,61,61	0
56	MG	2A	3394	1/1	0.92	0.34	-	51,51,51,51	0
56	MG	2a	1814	1/1	0.95	0.16	-	69,69,69,69	0
56	MG	2A	3227	1/1	0.77	0.42	-	66,66,66,66	0
56	MG	2A	3332	1/1	0.93	0.17	-	52,52,52,52	0
56	MG	2A	3491	1/1	0.78	0.30	-	61,61,61,61	0
56	MG	2a	1678	1/1	0.97	0.22	-	58,58,58,58	0
56	MG	1A	4089	1/1	0.57	0.10	-	62,62,62,62	0
56	MG	2A	3281	1/1	0.96	0.28	-	54,54,54,54	0
56	MG	2a	1659	1/1	0.92	0.12	-	80,80,80,80	0
56	MG	1a	1873	1/1	0.62	0.10	-	69,69,69,69	0
56	MG	2a	1709	1/1	0.93	0.09	-	57,57,57,57	0
56	MG	2A	3313	1/1	0.92	0.07	-	61,61,61,61	0

Continued on next page...

Continued from previous page...

Mol	Type	Chain	Res	Atoms	RSCC	RSR	LLDF	B-factors(\AA^2)	Q<0.9
56	MG	2A	3256	1/1	0.82	0.46	-	58,58,58,58	0
56	MG	1A	3059	1/1	0.94	0.10	-	65,65,65,65	0
56	MG	2A	3380	1/1	0.91	0.25	-	62,62,62,62	0
56	MG	1A	3343	1/1	0.94	0.21	-	65,65,65,65	0
56	MG	2A	3239	1/1	0.92	0.23	-	56,56,56,56	0
56	MG	2A	3700	1/1	0.40	0.56	-	68,68,68,68	0
56	MG	1a	1854	1/1	0.91	0.06	-	86,86,86,86	0
56	MG	2A	3334	1/1	0.82	0.25	-	65,65,65,65	0
56	MG	2A	3534	1/1	0.86	0.11	-	63,63,63,63	0
56	MG	1A	3542	1/1	0.94	0.26	-	47,47,47,47	0
56	MG	1A	3043	1/1	0.96	0.10	-	38,38,38,38	0
56	MG	2A	3851	1/1	0.73	0.17	-	46,46,46,46	0
56	MG	2A	3884	1/1	0.85	0.12	-	51,51,51,51	0
56	MG	2A	3397	1/1	0.95	0.20	-	40,40,40,40	0
56	MG	1a	1775	1/1	0.91	0.21	-	65,65,65,65	0
56	MG	2A	3676	1/1	0.97	0.10	-	48,48,48,48	0
56	MG	23	101	1/1	0.78	0.64	-	57,57,57,57	0
56	MG	1A	3400	1/1	0.94	0.29	-	68,68,68,68	0
56	MG	2A	3840	1/1	0.77	0.06	-	64,64,64,64	0
56	MG	2A	3229	1/1	0.90	0.16	-	60,60,60,60	0
56	MG	1A	3271	1/1	0.85	0.26	-	57,57,57,57	0
56	MG	1A	3916	1/1	0.90	0.12	-	53,53,53,53	0
56	MG	1A	3903	1/1	0.82	0.14	-	53,53,53,53	0
56	MG	2A	3468	1/1	0.93	0.27	-	56,56,56,56	0
56	MG	2A	3312	1/1	0.91	0.13	-	60,60,60,60	0
56	MG	2a	1849	1/1	0.94	0.20	-	82,82,82,82	0
56	MG	2A	3404	1/1	0.90	0.16	-	55,55,55,55	0
56	MG	2A	3309	1/1	0.95	0.26	-	59,59,59,59	0
56	MG	2A	3270	1/1	0.91	0.12	-	57,57,57,57	0
56	MG	1Q	204	1/1	0.76	0.14	-	56,56,56,56	0
56	MG	1A	3651	1/1	0.81	0.17	-	61,61,61,61	0
56	MG	1A	3025	1/1	0.94	0.09	-	54,54,54,54	0
56	MG	2A	3439	1/1	0.96	0.23	-	36,36,36,36	0
56	MG	2A	3419	1/1	0.94	0.20	-	58,58,58,58	0
56	MG	1A	3403	1/1	0.87	0.36	-	55,55,55,55	0
56	MG	1a	1691	1/1	0.76	0.32	-	69,69,69,69	0
56	MG	1A	4053	1/1	0.46	0.18	-	67,67,67,67	0
56	MG	1A	3838	1/1	0.97	0.06	-	70,70,70,70	0
56	MG	1a	1703	1/1	0.64	0.38	-	81,81,81,81	0
56	MG	2a	1718	1/1	0.76	0.15	-	66,66,66,66	0
56	MG	1A	3344	1/1	0.96	0.35	-	49,49,49,49	0
56	MG	2a	1735	1/1	0.69	0.36	-	72,72,72,72	0

Continued on next page...

Continued from previous page...

Mol	Type	Chain	Res	Atoms	RSCC	RSR	LLDF	B-factors(\AA^2)	Q<0.9
56	MG	1A	3734	1/1	0.98	0.19	-	42,42,42,42	0
56	MG	2A	3762	1/1	0.98	0.35	-	30,30,30,30	0
56	MG	1A	3574	1/1	0.95	0.18	-	43,43,43,43	0
56	MG	2A	3666	1/1	0.96	0.36	-	47,47,47,47	0
56	MG	2A	3388	1/1	0.90	0.12	-	60,60,60,60	0
56	MG	2A	3508	1/1	0.84	0.23	-	64,64,64,64	0
56	MG	2A	3409	1/1	0.90	0.12	-	62,62,62,62	0
56	MG	2A	3738	1/1	0.94	0.06	-	57,57,57,57	0
56	MG	2A	3643	1/1	0.93	0.13	-	49,49,49,49	0
56	MG	1A	3228	1/1	0.83	0.23	-	53,53,53,53	0
56	MG	1A	3486	1/1	0.85	0.20	-	48,48,48,48	0
58	CPT	1A	4179	4/5	0.79	0.59	-	54,72,88,231	4
56	MG	2a	1836	1/1	0.87	0.16	-	70,70,70,70	0
56	MG	1A	3531	1/1	0.88	0.21	-	66,66,66,66	0
56	MG	2S	201	1/1	0.80	0.23	-	83,83,83,83	0
56	MG	2A	3410	1/1	0.86	0.14	-	65,65,65,65	0
58	CPT	2A	3919	4/5	0.97	0.17	-	68,86,92,111	4
56	MG	1A	3416	1/1	0.69	0.33	-	78,78,78,78	0
56	MG	1A	3325	1/1	0.78	0.29	-	51,51,51,51	0
56	MG	2A	3198	1/1	0.86	0.11	-	48,48,48,48	0
56	MG	2q	203	1/1	0.86	0.22	-	73,73,73,73	0
56	MG	2a	1827	1/1	0.93	0.11	-	74,74,74,74	0
56	MG	2A	3487	1/1	0.81	0.33	-	65,65,65,65	0
56	MG	2a	1807	1/1	0.88	0.14	-	66,66,66,66	0
56	MG	1y	105	1/1	0.79	0.12	-	88,88,88,88	0
56	MG	2A	3415	1/1	0.85	0.23	-	61,61,61,61	0
56	MG	1A	3596	1/1	0.83	0.38	-	69,69,69,69	0
56	MG	2a	1768	1/1	0.92	0.10	-	72,72,72,72	0
56	MG	2a	1722	1/1	0.92	0.12	-	71,71,71,71	0
56	MG	2a	1717	1/1	0.91	0.29	-	58,58,58,58	0
56	MG	1A	3510	1/1	0.93	0.24	-	52,52,52,52	0
56	MG	1a	1861	1/1	0.97	0.08	-	55,55,55,55	0
56	MG	2A	3377	1/1	0.90	0.15	-	67,67,67,67	0
56	MG	2A	3934	1/1	0.93	0.52	-	44,44,44,44	0
56	MG	2a	1651	1/1	0.91	0.21	-	71,71,71,71	0
56	MG	1A	4051	1/1	0.70	0.11	-	93,93,93,93	0
56	MG	2A	3606	1/1	0.96	0.05	-	56,56,56,56	0
56	MG	1A	4021	1/1	0.92	0.40	-	58,58,58,58	0
56	MG	1A	3602	1/1	0.87	0.26	-	70,70,70,70	0
56	MG	1A	3469	1/1	0.84	0.27	-	60,60,60,60	0
58	CPT	2A	3914	4/5	0.97	0.19	-	44,54,55,67	4
56	MG	2A	3694	1/1	0.73	0.17	-	63,63,63,63	0

Continued on next page...

Continued from previous page...

Mol	Type	Chain	Res	Atoms	RSCC	RSR	LLDF	B-factors(\AA^2)	Q<0.9
56	MG	2A	3329	1/1	0.83	0.10	-	61,61,61,61	0
56	MG	2A	3569	1/1	0.93	0.10	-	69,69,69,69	0
56	MG	2a	1804	1/1	0.98	0.07	-	77,77,77,77	0
56	MG	1a	1853	1/1	0.98	0.08	-	59,59,59,59	0
56	MG	1A	3136	1/1	0.98	0.08	-	48,48,48,48	0
56	MG	2A	3502	1/1	0.73	0.10	-	69,69,69,69	0
56	MG	2A	3259	1/1	0.86	0.13	-	63,63,63,63	0
56	MG	2A	3525	1/1	0.91	0.14	-	39,39,39,39	0
56	MG	1x	104	1/1	0.84	0.24	-	65,65,65,65	0
56	MG	2a	1692	1/1	0.81	0.17	-	73,73,73,73	0
56	MG	1A	3155	1/1	0.92	0.47	-	45,45,45,45	0
56	MG	1A	3839	1/1	0.95	0.14	-	48,48,48,48	0
56	MG	2a	1623	1/1	0.56	0.36	-	81,81,81,81	0
56	MG	2A	3874	1/1	0.94	0.24	-	66,66,66,66	0
56	MG	1A	4159	1/1	0.86	0.17	-	49,49,49,49	0
56	MG	1A	3405	1/1	0.89	0.46	-	42,42,42,42	0
56	MG	1l	203	1/1	0.84	0.13	-	57,57,57,57	0
56	MG	1F	302	1/1	0.91	0.22	-	51,51,51,51	0
56	MG	2w	105	1/1	0.97	0.08	-	74,74,74,74	0
56	MG	1a	1870	1/1	0.99	0.15	-	30,30,30,30	0
56	MG	2A	3184	1/1	0.90	0.16	-	43,43,43,43	0
56	MG	2A	3275	1/1	0.89	0.28	-	48,48,48,48	0
56	MG	2A	3048	1/1	0.96	0.16	-	31,31,31,31	0
56	MG	2A	3058	1/1	0.84	0.19	-	65,65,65,65	0
56	MG	1A	4046	1/1	0.93	0.17	-	31,31,31,31	0
56	MG	1A	3954	1/1	0.83	0.15	-	58,58,58,58	0
56	MG	1A	3096	1/1	0.96	0.18	-	27,27,27,27	0
56	MG	2A	3872	1/1	0.99	0.16	-	34,34,34,34	0
56	MG	1a	1739	1/1	0.92	0.11	-	70,70,70,70	0
56	MG	1A	3190	1/1	0.71	0.29	-	67,67,67,67	0
56	MG	1A	3489	1/1	0.77	0.32	-	49,49,49,49	0
56	MG	1A	3769	1/1	0.90	0.14	-	47,47,47,47	0
56	MG	1a	1780	1/1	0.95	0.20	-	51,51,51,51	0
56	MG	23	102	1/1	0.93	0.24	-	53,53,53,53	0
56	MG	2A	3886	1/1	0.93	0.28	-	67,67,67,67	0
56	MG	2A	3225	1/1	0.86	0.23	-	58,58,58,58	0
56	MG	2A	3584	1/1	0.94	0.10	-	38,38,38,38	0
56	MG	1A	3442	1/1	0.93	0.16	-	53,53,53,53	0
56	MG	2A	3685	1/1	0.91	0.08	-	66,66,66,66	0
56	MG	2A	3386	1/1	0.92	0.32	-	51,51,51,51	0
56	MG	2A	3877	1/1	0.88	0.11	-	57,57,57,57	0
56	MG	1A	4148	1/1	0.97	0.25	-	42,42,42,42	0

Continued on next page...

Continued from previous page...

Mol	Type	Chain	Res	Atoms	RSCC	RSR	LLDF	B-factors(\AA^2)	Q<0.9
56	MG	2A	3424	1/1	0.92	0.10	-	68,68,68,68	0
56	MG	2A	3316	1/1	0.95	0.16	-	62,62,62,62	0
56	MG	2a	1745	1/1	0.90	0.15	-	64,64,64,64	0
56	MG	1A	3035	1/1	0.98	0.23	-	33,33,33,33	0
56	MG	1a	1730	1/1	0.87	0.31	-	72,72,72,72	0
56	MG	1A	3781	1/1	0.96	0.18	-	55,55,55,55	0
56	MG	2A	3518	1/1	0.94	0.11	-	36,36,36,36	0
56	MG	1A	3908	1/1	0.76	0.17	-	67,67,67,67	0
56	MG	2A	3100	1/1	0.91	0.21	-	59,59,59,59	0
56	MG	17	102	1/1	0.67	0.26	-	70,70,70,70	0
56	MG	1a	1839	1/1	0.76	0.06	-	88,88,88,88	0
56	MG	2a	1694	1/1	0.90	0.17	-	72,72,72,72	0
56	MG	2A	3375	1/1	0.93	0.22	-	66,66,66,66	0
56	MG	2a	1789	1/1	0.81	0.27	-	76,76,76,76	0
56	MG	2A	3678	1/1	0.96	0.08	-	53,53,53,53	0
56	MG	1A	3610	1/1	0.89	0.09	-	63,63,63,63	0
56	MG	1a	1635	1/1	0.91	0.21	-	64,64,64,64	0
56	MG	2A	3128	1/1	0.84	0.26	-	49,49,49,49	0
56	MG	1a	1793	1/1	0.95	0.13	-	47,47,47,47	0
56	MG	2A	3604	1/1	0.97	0.08	-	46,46,46,46	0
56	MG	2A	3674	1/1	0.90	0.10	-	46,46,46,46	0
56	MG	1a	1783	1/1	0.85	0.14	-	69,69,69,69	0
56	MG	2B	3020	1/1	0.93	0.08	-	76,76,76,76	0
56	MG	1A	3125	1/1	0.95	0.48	-	48,48,48,48	0
56	MG	2A	3651	1/1	0.96	0.16	-	45,45,45,45	0
56	MG	1A	3313	1/1	0.83	0.14	-	60,60,60,60	0
56	MG	2a	1810	1/1	0.69	0.14	-	74,74,74,74	0
56	MG	2a	1802	1/1	0.92	0.05	-	73,73,73,73	0
56	MG	1A	3080	1/1	0.91	0.16	-	46,46,46,46	0
56	MG	2A	3002	1/1	0.90	0.20	-	59,59,59,59	0
56	MG	2A	3175	1/1	0.97	0.14	-	48,48,48,48	0
56	MG	1A	3462	1/1	0.85	0.15	-	50,50,50,50	0
56	MG	2a	1706	1/1	0.59	0.17	-	82,82,82,82	0
56	MG	2A	3096	1/1	0.87	0.08	-	52,52,52,52	0
56	MG	1l	202	1/1	0.81	0.14	-	82,82,82,82	0
56	MG	1A	4164	1/1	0.98	0.21	-	33,33,33,33	0
58	CPT	1A	4178	4/5	0.96	0.20	-	54,68,71,73	4
56	MG	2A	3587	1/1	0.95	0.11	-	46,46,46,46	0
56	MG	1A	3087	1/1	0.85	0.21	-	59,59,59,59	0
56	MG	1a	1729	1/1	0.88	0.12	-	65,65,65,65	0
56	MG	2A	3658	1/1	0.97	0.10	-	58,58,58,58	0
56	MG	2a	1660	1/1	0.82	0.15	-	64,64,64,64	0

Continued on next page...

Continued from previous page...

Mol	Type	Chain	Res	Atoms	RSCC	RSR	LLDF	B-factors(\AA^2)	Q<0.9
56	MG	1A	3208	1/1	0.86	0.13	-	67,67,67,67	0
56	MG	1A	3412	1/1	0.87	0.23	-	57,57,57,57	0
56	MG	1A	4166	1/1	0.82	0.10	-	56,56,56,56	0
56	MG	1a	1701	1/1	0.98	0.34	-	62,62,62,62	0
56	MG	2A	3160	1/1	0.92	0.18	-	56,56,56,56	0
56	MG	1A	3221	1/1	0.92	0.13	-	52,52,52,52	0
56	MG	2A	3719	1/1	0.90	0.11	-	51,51,51,51	0
56	MG	2B	3012	1/1	0.87	0.32	-	65,65,65,65	0
56	MG	2A	3871	1/1	0.95	0.15	-	53,53,53,53	0
56	MG	2a	1754	1/1	0.97	0.11	-	72,72,72,72	0
56	MG	2A	3111	1/1	0.85	0.13	-	52,52,52,52	0
56	MG	1A	3672	1/1	0.99	0.13	-	11,11,11,11	0
56	MG	1A	3779	1/1	0.58	0.26	-	80,80,80,80	0
56	MG	1B	3015	1/1	0.83	0.11	-	55,55,55,55	0
56	MG	2A	3089	1/1	0.85	0.12	-	62,62,62,62	0
56	MG	1A	3977	1/1	0.87	0.30	-	77,77,77,77	0
56	MG	2a	1677	1/1	0.81	0.15	-	76,76,76,76	0
56	MG	1A	3898	1/1	0.70	0.15	-	72,72,72,72	0
56	MG	1A	3073	1/1	0.94	0.13	-	29,29,29,29	0
56	MG	2A	3503	1/1	0.94	0.09	-	63,63,63,63	0
56	MG	2A	3876	1/1	0.65	0.20	-	61,61,61,61	0
56	MG	1Y	201	1/1	0.46	0.14	-	69,69,69,69	0
56	MG	1A	4091	1/1	0.81	0.10	-	71,71,71,71	0
56	MG	1A	3058	1/1	0.94	0.31	-	49,49,49,49	0
56	MG	2a	1654	1/1	0.79	0.20	-	83,83,83,83	0
56	MG	1A	3707	1/1	0.95	0.05	-	42,42,42,42	0
56	MG	1A	3632	1/1	0.59	0.15	-	65,65,65,65	0
56	MG	1A	3011	1/1	0.96	0.14	-	42,42,42,42	0
56	MG	1a	1700	1/1	0.92	0.28	-	62,62,62,62	0
56	MG	2A	3671	1/1	0.97	0.07	-	30,30,30,30	0
56	MG	1A	3967	1/1	0.95	0.27	-	42,42,42,42	0
56	MG	1A	3386	1/1	0.74	0.60	-	60,60,60,60	0
56	MG	1A	3828	1/1	0.93	0.19	-	34,34,34,34	0
56	MG	1A	3217	1/1	0.84	0.15	-	58,58,58,58	0
56	MG	2A	3413	1/1	0.95	0.10	-	56,56,56,56	0
56	MG	2Q	3002	1/1	0.83	0.16	-	44,44,44,44	0
56	MG	1G	3004	1/1	0.97	0.10	-	53,53,53,53	0
56	MG	2A	3077	1/1	0.88	0.22	-	32,32,32,32	0
56	MG	1A	3230	1/1	0.96	0.29	-	40,40,40,40	0
56	MG	2a	1613	1/1	0.91	0.18	-	67,67,67,67	0
56	MG	2A	3211	1/1	0.86	0.37	-	54,54,54,54	0
56	MG	2A	3376	1/1	0.59	0.32	-	68,68,68,68	0

Continued on next page...

Continued from previous page...

Mol	Type	Chain	Res	Atoms	RSCC	RSR	LLDF	B-factors(\AA^2)	Q<0.9
56	MG	1A	4038	1/1	0.52	0.39	-	97,97,97,97	0
56	MG	1A	3029	1/1	0.96	0.30	-	35,35,35,35	0
56	MG	1A	3687	1/1	0.91	0.15	-	38,38,38,38	0
56	MG	1A	3341	1/1	0.87	0.16	-	60,60,60,60	0
56	MG	1A	3762	1/1	0.63	0.13	-	56,56,56,56	0
56	MG	2a	1720	1/1	0.99	0.17	-	72,72,72,72	0
56	MG	1w	104	1/1	0.91	0.14	-	45,45,45,45	0
56	MG	2A	3154	1/1	0.99	0.13	-	55,55,55,55	0
56	MG	2A	3331	1/1	0.73	0.22	-	67,67,67,67	0
56	MG	1A	3443	1/1	0.95	0.18	-	49,49,49,49	0
56	MG	1A	3280	1/1	0.94	0.18	-	31,31,31,31	0
56	MG	1a	1836	1/1	0.86	0.05	-	75,75,75,75	0
56	MG	1A	4054	1/1	0.88	0.25	-	56,56,56,56	0
56	MG	2A	3477	1/1	0.90	0.19	-	60,60,60,60	0
56	MG	1A	3281	1/1	0.97	0.26	-	39,39,39,39	0
56	MG	1A	3130	1/1	0.88	0.14	-	76,76,76,76	0
56	MG	2A	3233	1/1	0.93	0.16	-	61,61,61,61	0
56	MG	2A	3539	1/1	0.89	0.11	-	31,31,31,31	0
56	MG	2A	3450	1/1	0.95	0.16	-	49,49,49,49	0
56	MG	1A	3750	1/1	0.88	0.16	-	32,32,32,32	0
56	MG	2A	3238	1/1	0.94	0.70	-	56,56,56,56	0
56	MG	2A	3356	1/1	0.86	0.13	-	58,58,58,58	0
56	MG	1A	3250	1/1	0.92	0.21	-	55,55,55,55	0
56	MG	2A	3476	1/1	0.79	0.28	-	70,70,70,70	0
56	MG	2a	1619	1/1	0.93	0.13	-	62,62,62,62	0
56	MG	2A	3742	1/1	0.93	0.11	-	34,34,34,34	0
56	MG	1a	1621	1/1	0.91	0.12	-	36,36,36,36	0
56	MG	1A	4112	1/1	0.94	0.10	-	49,49,49,49	0
56	MG	2A	3553	1/1	0.89	0.08	-	42,42,42,42	0
56	MG	1a	1713	1/1	0.80	0.22	-	73,73,73,73	0
56	MG	2B	3009	1/1	0.94	0.14	-	65,65,65,65	0
56	MG	2a	1705	1/1	0.93	0.18	-	65,65,65,65	0
56	MG	2A	3637	1/1	0.94	0.17	-	66,66,66,66	0
56	MG	2A	3887	1/1	0.81	0.15	-	50,50,50,50	0
56	MG	1A	3711	1/1	0.93	0.14	-	68,68,68,68	0
56	MG	2A	3273	1/1	0.97	0.13	-	53,53,53,53	0
56	MG	2a	1826	1/1	0.91	0.08	-	77,77,77,77	0
56	MG	2a	1727	1/1	0.92	0.18	-	54,54,54,54	0
56	MG	2a	1664	1/1	0.92	0.51	-	78,78,78,78	0
56	MG	2A	3720	1/1	0.95	0.05	-	55,55,55,55	0
56	MG	1A	4225	1/1	0.95	0.20	-	58,58,58,58	0
56	MG	1A	3914	1/1	0.92	0.20	-	78,78,78,78	0

Continued on next page...

Continued from previous page...

Mol	Type	Chain	Res	Atoms	RSCC	RSR	LLDF	B-factors(\AA^2)	Q<0.9
56	MG	2A	3581	1/1	0.85	0.11	-	40,40,40,40	0
56	MG	2a	1769	1/1	0.65	0.12	-	76,76,76,76	0
56	MG	1A	3653	1/1	0.79	0.17	-	62,62,62,62	0
56	MG	2A	3622	1/1	0.89	0.10	-	60,60,60,60	0
56	MG	2A	3047	1/1	0.87	0.11	-	47,47,47,47	0
56	MG	2A	3703	1/1	0.96	0.15	-	78,78,78,78	0
56	MG	2A	3066	1/1	0.95	0.11	-	46,46,46,46	0
56	MG	1A	3890	1/1	0.92	0.15	-	60,60,60,60	0
56	MG	1A	3915	1/1	0.95	0.08	-	48,48,48,48	0
56	MG	2a	1617	1/1	0.86	0.10	-	71,71,71,71	0
56	MG	2A	3172	1/1	0.92	0.06	-	60,60,60,60	0
56	MG	2A	3744	1/1	0.97	0.09	-	61,61,61,61	0
56	MG	2w	106	1/1	0.85	0.19	-	65,65,65,65	0
56	MG	1a	1774	1/1	0.89	0.13	-	56,56,56,56	0
56	MG	2A	3855	1/1	0.84	0.20	-	56,56,56,56	0
56	MG	1A	3312	1/1	0.60	0.24	-	63,63,63,63	0
56	MG	1A	3248	1/1	0.93	0.24	-	59,59,59,59	0
56	MG	1B	3030	1/1	0.85	0.05	-	69,69,69,69	0
56	MG	1A	3492	1/1	0.86	0.23	-	62,62,62,62	0
56	MG	1A	3319	1/1	0.83	0.11	-	57,57,57,57	0
56	MG	2A	3274	1/1	0.97	0.07	-	67,67,67,67	0
56	MG	20	101	1/1	0.74	0.12	-	71,71,71,71	0
56	MG	1A	3268	1/1	0.81	0.20	-	64,64,64,64	0
56	MG	2F	302	1/1	0.86	0.51	-	58,58,58,58	0
56	MG	1A	3851	1/1	0.87	0.20	-	21,21,21,21	0
56	MG	1A	3865	1/1	0.94	0.11	-	51,51,51,51	0
56	MG	1a	1659	1/1	0.76	0.12	-	65,65,65,65	0
56	MG	2A	3135	1/1	0.98	0.14	-	46,46,46,46	0
56	MG	1A	3357	1/1	0.77	0.17	-	59,59,59,59	0
56	MG	1A	3941	1/1	0.94	0.19	-	52,52,52,52	0
56	MG	2A	3526	1/1	0.89	0.15	-	46,46,46,46	0
56	MG	2A	3749	1/1	0.82	0.12	-	70,70,70,70	0
56	MG	1A	3530	1/1	0.90	0.12	-	53,53,53,53	0
56	MG	2a	1793	1/1	0.87	0.15	-	71,71,71,71	0
56	MG	2A	3723	1/1	0.91	0.07	-	62,62,62,62	0
56	MG	2A	3470	1/1	0.88	0.21	-	63,63,63,63	0
56	MG	2A	3432	1/1	0.92	0.22	-	45,45,45,45	0
56	MG	1A	3154	1/1	0.92	0.15	-	35,35,35,35	0
56	MG	1A	3438	1/1	0.62	0.22	-	52,52,52,52	0
56	MG	1A	3448	1/1	0.89	0.24	-	47,47,47,47	0
56	MG	2A	3572	1/1	0.95	0.18	-	43,43,43,43	0
56	MG	2Q	3003	1/1	0.93	0.17	-	51,51,51,51	0

Continued on next page...

Continued from previous page...

Mol	Type	Chain	Res	Atoms	RSCC	RSR	LLDF	B-factors(\AA^2)	Q<0.9
56	MG	2A	3170	1/1	0.90	0.12	-	58,58,58,58	0
56	MG	1A	3382	1/1	0.97	0.11	-	51,51,51,51	0
56	MG	1A	3788	1/1	0.76	0.26	-	80,80,80,80	0
56	MG	1A	3259	1/1	0.91	0.44	-	54,54,54,54	0
56	MG	2A	3542	1/1	0.98	0.11	-	47,47,47,47	0
56	MG	1F	306	1/1	0.85	0.16	-	46,46,46,46	0
56	MG	2A	3465	1/1	0.94	0.09	-	53,53,53,53	0
56	MG	1A	3368	1/1	0.91	0.15	-	57,57,57,57	0
56	MG	2A	3756	1/1	0.88	0.10	-	66,66,66,66	0
56	MG	2A	3355	1/1	0.95	0.10	-	57,57,57,57	0
56	MG	2A	3204	1/1	0.63	0.23	-	68,68,68,68	0
56	MG	2A	3847	1/1	0.98	0.06	-	35,35,35,35	0
56	MG	1A	3620	1/1	0.90	0.38	-	56,56,56,56	0
56	MG	2a	1837	1/1	0.91	0.12	-	71,71,71,71	0
56	MG	2A	3072	1/1	0.92	0.09	-	41,41,41,41	0
56	MG	2a	1856	1/1	0.88	0.15	-	60,60,60,60	0
56	MG	2a	1624	1/1	0.89	0.09	-	53,53,53,53	0
56	MG	1a	1788	1/1	0.89	0.13	-	78,78,78,78	0
56	MG	2A	3307	1/1	0.81	0.11	-	59,59,59,59	0
56	MG	2a	1702	1/1	0.82	0.11	-	72,72,72,72	0
56	MG	1A	4151	1/1	0.76	0.27	-	51,51,51,51	0
56	MG	1A	3219	1/1	0.95	0.65	-	51,51,51,51	0
56	MG	2a	1669	1/1	0.71	0.10	-	75,75,75,75	0
56	MG	2A	3428	1/1	0.91	0.22	-	55,55,55,55	0
56	MG	1A	4146	1/1	0.97	0.10	-	60,60,60,60	0
56	MG	1A	3689	1/1	0.96	0.11	-	49,49,49,49	0
56	MG	18	103	1/1	0.96	0.23	-	48,48,48,48	0
56	MG	2A	3475	1/1	0.87	0.17	-	56,56,56,56	0
56	MG	1A	3235	1/1	0.95	0.14	-	53,53,53,53	0
56	MG	1A	3831	1/1	0.95	0.11	-	46,46,46,46	0
56	MG	1A	3318	1/1	0.85	0.18	-	55,55,55,55	0
57	K	1A	3577	1/1	0.91	0.12	-	56,56,56,56	0
56	MG	2A	3831	1/1	0.94	0.15	-	58,58,58,58	0
56	MG	2v	104	1/1	0.80	0.12	-	70,70,70,70	0
56	MG	2A	3188	1/1	0.94	0.22	-	66,66,66,66	0
56	MG	2A	3122	1/1	0.91	0.08	-	52,52,52,52	0
56	MG	2A	3456	1/1	0.76	0.27	-	62,62,62,62	0
56	MG	1A	3269	1/1	0.96	0.22	-	47,47,47,47	0
56	MG	2A	3544	1/1	0.97	0.21	-	50,50,50,50	0
56	MG	1A	4099	1/1	0.90	0.10	-	54,54,54,54	0
56	MG	1A	3648	1/1	0.82	0.24	-	41,41,41,41	0
56	MG	1a	1740	1/1	0.84	0.18	-	72,72,72,72	0

Continued on next page...

Continued from previous page...

Mol	Type	Chain	Res	Atoms	RSCC	RSR	LLDF	B-factors(\AA^2)	Q<0.9
56	MG	1A	3362	1/1	0.85	0.14	-	62,62,62,62	0
56	MG	1a	1664	1/1	0.94	0.09	-	52,52,52,52	0
56	MG	1A	3698	1/1	0.88	0.17	-	64,64,64,64	0
56	MG	1A	4052	1/1	0.87	0.08	-	58,58,58,58	0
56	MG	1a	1603	1/1	0.93	0.13	-	74,74,74,74	0
56	MG	2a	1828	1/1	0.91	0.08	-	69,69,69,69	0
56	MG	2A	3302	1/1	0.80	0.26	-	67,67,67,67	0
56	MG	2a	1607	1/1	0.94	0.14	-	77,77,77,77	0
56	MG	1A	3017	1/1	0.85	0.23	-	41,41,41,41	0
56	MG	1B	3023	1/1	0.80	0.08	-	66,66,66,66	0
56	MG	2A	3141	1/1	0.95	0.08	-	57,57,57,57	0
56	MG	1A	3857	1/1	0.98	0.16	-	30,30,30,30	0
56	MG	2A	3574	1/1	0.92	0.16	-	32,32,32,32	0
56	MG	1A	4090	1/1	0.90	0.40	-	77,77,77,77	0
56	MG	2A	3689	1/1	0.76	0.21	-	52,52,52,52	0
56	MG	1B	3012	1/1	0.93	0.09	-	55,55,55,55	0
56	MG	1A	3399	1/1	0.90	0.33	-	52,52,52,52	0

6.5 Other polymers [i](#)

There are no such residues in this entry.