



Full wwPDB/EMDatabank EM Map/Model Validation Report ⓘ

Mar 2, 2017 – 11:32 am GMT

PDB ID : 3J5R
EMDB ID: : EMD-5777
Title : Reconstruction of TRPV1 ion channel in complex with capsaicin by single particle cryo-microscopy
Authors : Liao, M.; Cao, E.; Julius, D.; Cheng, Y.
Deposited on : 2013-10-28
Resolution : 4.20 Å(reported)

This is a Full wwPDB/EMDatabank EM Map/Model Validation Report
for a publicly released PDB/EMDB entry.

We welcome your comments at validation@mail.wwpdb.org
A user guide is available at
<http://wwpdb.org/validation/2016/EMValidationReportHelp>
with specific help available everywhere you see the ⓘ symbol.

MolProbity : 4.02b-467
Percentile statistics : 20161228.v01 (using entries in the PDB archive December 28th 2016)
Ideal geometry (proteins) : Engh & Huber (2001)
Ideal geometry (DNA, RNA) : Parkinson et. al. (1996)
Validation Pipeline (wwPDB-VP) : recalc29047

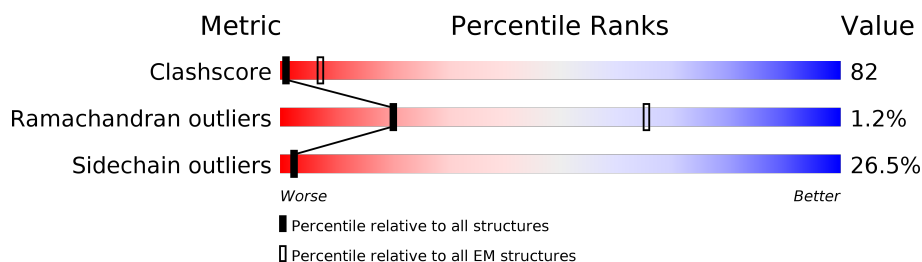
1 Overall quality at a glance

The following experimental techniques were used to determine the structure:

ELECTRON MICROSCOPY

The reported resolution of this entry is 4.20 Å.

Percentile scores (ranging between 0-100) for global validation metrics of the entry are shown in the following graphic. The table shows the number of entries on which the scores are based.



Metric	Whole archive (#Entries)	EM structures (#Entries)
Clashscore	125131	1336
Ramachandran outliers	121729	1120
Sidechain outliers	121581	1026

The table below summarises the geometric issues observed across the polymeric chains. The red, orange, yellow and green segments on the bar indicate the fraction of residues that contain outliers for ≥ 3 , 2, 1 and 0 types of geometric quality criteria. A grey segment represents the fraction of residues that are not modelled. The numeric value for each fraction is indicated below the corresponding segment, with a dot representing fractions $\leq 5\%$.

Mol	Chain	Length	Quality of chain
1	A	598	
1	B	598	
1	C	598	
1	D	598	

2 Entry composition

There is only 1 type of molecule in this entry. The entry contains 17564 atoms, of which 0 are hydrogens and 0 are deuteriums.

In the tables below, the AltConf column contains the number of residues with at least one atom in alternate conformation and the Trace column contains the number of residues modelled with at most 2 atoms.

- Molecule 1 is a protein called Transient receptor potential cation channel subfamily V member 1.

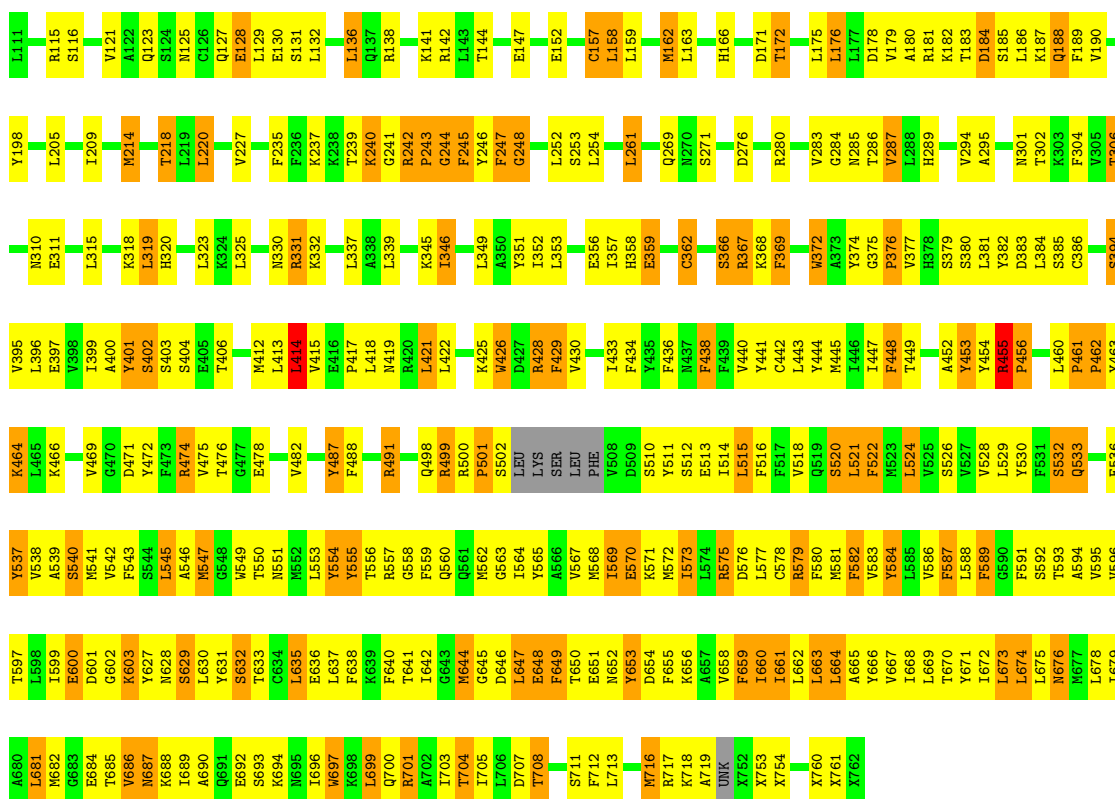
Mol	Chain	Residues	Atoms					AltConf	Trace
1	B	592	Total	C	N	O	S	0	0
			4391	2847	726	798	20		
1	A	592	Total	C	N	O	S	0	0
			4391	2847	726	798	20		
1	C	592	Total	C	N	O	S	0	0
			4391	2847	726	798	20		
1	D	592	Total	C	N	O	S	0	0
			4391	2847	726	798	20		

3 Residue-property plots

These plots are drawn for all protein, RNA and DNA chains in the entry. The first graphic for a chain summarises the proportions of the various outlier classes displayed in the second graphic. The second graphic shows the sequence view annotated by issues in geometry. Residues are color-coded according to the number of geometric quality criteria for which they contain at least one outlier: green = 0, yellow = 1, orange = 2 and red = 3 or more. Stretches of 2 or more consecutive residues without any outlier are shown as a green connector. Residues present in the sample, but not in the model, are shown in grey.

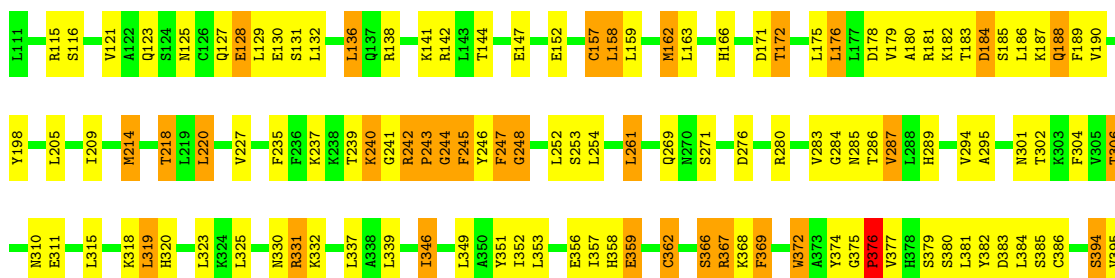
- Molecule 1: Transient receptor potential cation channel subfamily V member 1

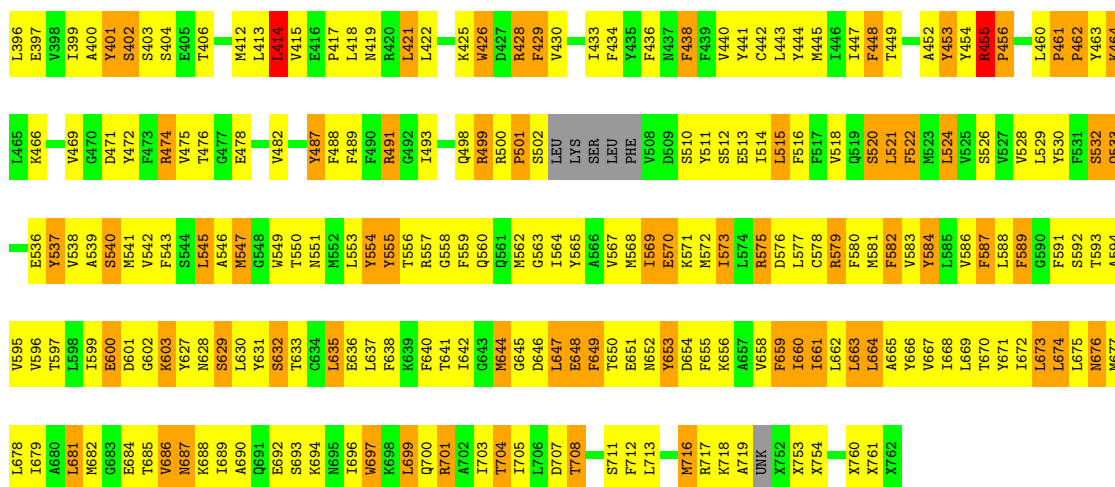
Chain B: 



- Molecule 1: Transient receptor potential cation channel subfamily V member 1

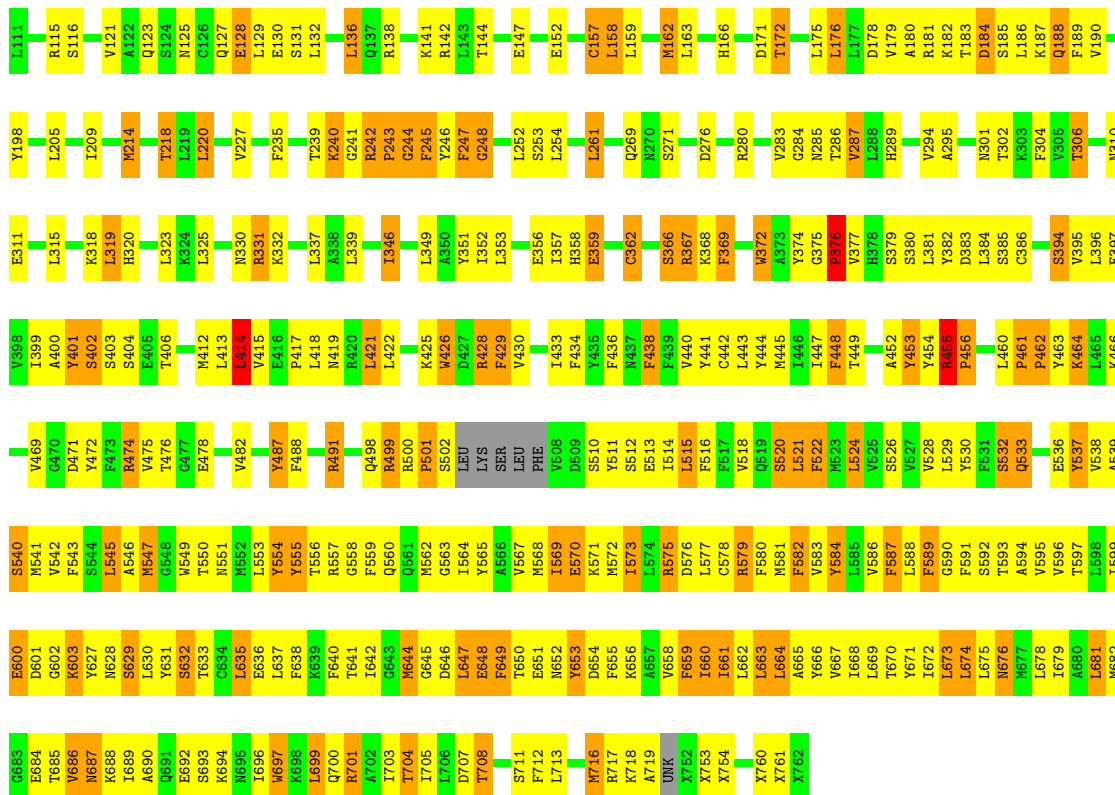
Chain A: 





• Molecule 1: Transient receptor potential cation channel subfamily V member 1

Chain C: 42% 40% 17% ..



• Molecule 1: Transient receptor potential cation channel subfamily V member 1

Chain D: 41% 41% 17% ..



L681	M682	G683	E684	T685	V686	N687	K688	L689	A690	Q691	E692	S693	K694	M695	E696	M697	L698	Q700	R701	A702	I703	T704	I705	L706	D707	T708	S711	F712	L713	M716	R717	K718	A719	UNK	X752	X753	X754	X760	X761	X762																			
L598	I599	E600	D601	S602	K603	G602	N628	S629	L630	Y631	S632	T633	G634	L635	E636	L637	F638	K639	F640	T641	I642	G643	M644	G645	D646	L647	E648	F649	T650	E651	N652	Y653	D654	F655	K656	A657	V658	F659	I660	L661	L662	L663	L664	A665	G666	V667	I668	L669	T670	Y671	L672	L673	L674	L675	N676	M677	L678	I679	A680
V537	V538	A539	S540	M541	V542	F543	S544	L545	A546	M547	G548	M549	T550	M551	M552	L553	V554	V555	T556	M557	G558	F559	G560	G561	M562	G563	L564	V567	M568	T569	E570	K571	M572	L573	L574	R575	D576	L577	C578	R579	F580	M581	F582	V583	Y584	L585	V586	F587	L588	F589	G590	V591	S592	T593	A594	V595	V596	T597	
K464	L465	K466	V469	G470	D471	Y472	F473	R474	V475	G476	G477	E478	V482	V487	F488	R491	Q498	R499	R500	F501	S502	LEU	LYS	SER	F429	L353	E356	I357	H358	E359	C362	S366	R367	K368	F369	M372	A373	Y374	G375	P376	V377	H378	S379	S380	L381	Y382	D383	L384	S385	C386	S394	L391	Y392	D393	L394	S395	C396	S397	Y463
V395	L396	E397	V398	I399	A400	Y401	S402	S403	S404	E405	T406	M412	L413	L414	V415	E416	P417	L418	M419	R420	L421	L422	K425	W426	D427	Y351	I352	L252	S253	L254	L261	Q269	N270	S271	D276	R280	V283	G284	N285	T286	V287	L288	H289	V294	A295	N301	K303	T302	F304	V305	T306								

4 Experimental information

Property	Value	Source
Reconstruction method	SINGLE PARTICLE	Depositor
Imposed symmetry	POINT, Not provided	Depositor
Number of particles used	33238	Depositor
Resolution determination method	Gold standard FSC at 0.143 criteria	Depositor
CTF correction method	Each particle	Depositor
Microscope	FEI POLARA 300	Depositor
Voltage (kV)	300	Depositor
Electron dose ($e^-/\text{\AA}^2$)	21	Depositor
Minimum defocus (nm)	1500	Depositor
Maximum defocus (nm)	3000	Depositor
Magnification	31000	Depositor
Image detector	Gatan K2 Summit	Depositor

5 Model quality i

5.1 Standard geometry i

The Z score for a bond length (or angle) is the number of standard deviations the observed value is removed from the expected value. A bond length (or angle) with $|Z| > 5$ is considered an outlier worth inspection. RMSZ is the root-mean-square of all Z scores of the bond lengths (or angles).

Mol	Chain	Bond lengths		Bond angles	
		RMSZ	$\# Z > 2$	RMSZ	$\# Z > 2$
1	A	0.50	6/4425 (0.1%)	0.66	6/6016 (0.1%)
1	B	0.50	5/4425 (0.1%)	0.66	6/6016 (0.1%)
1	C	0.50	6/4425 (0.1%)	0.66	6/6016 (0.1%)
1	D	0.50	6/4425 (0.1%)	0.66	6/6016 (0.1%)
All	All	0.50	23/17700 (0.1%)	0.66	24/24064 (0.1%)

Chiral center outliers are detected by calculating the chiral volume of a chiral center and verifying if the center is modelled as a planar moiety or with the opposite hand. A planarity outlier is detected by checking planarity of atoms in a peptide group, atoms in a mainchain group or atoms of a sidechain that are expected to be planar.

Mol	Chain	#Chirality outliers	#Planarity outliers
1	A	0	7
1	B	0	7
1	C	0	7
1	D	0	7
All	All	0	28

All (23) bond length outliers are listed below:

Mol	Chain	Res	Type	Atoms	Z	Observed(Å)	Ideal(Å)
1	A	162	MET	CG-SD	7.70	2.01	1.81
1	D	162	MET	CG-SD	7.69	2.01	1.81
1	B	162	MET	CG-SD	7.68	2.01	1.81
1	C	162	MET	CG-SD	7.66	2.01	1.81
1	B	214	MET	CG-SD	6.28	1.97	1.81
1	A	214	MET	CG-SD	6.28	1.97	1.81
1	D	214	MET	CG-SD	6.27	1.97	1.81
1	C	214	MET	CG-SD	6.26	1.97	1.81
1	B	461	PRO	N-CD	5.39	1.55	1.47
1	C	461	PRO	N-CD	5.38	1.55	1.47
1	D	461	PRO	N-CD	5.38	1.55	1.47
1	A	456	PRO	N-CD	5.36	1.55	1.47

Continued on next page...

Continued from previous page...

Mol	Chain	Res	Type	Atoms	Z	Observed(Å)	Ideal(Å)
1	A	461	PRO	N-CD	5.35	1.55	1.47
1	D	456	PRO	N-CD	5.35	1.55	1.47
1	C	456	PRO	N-CD	5.34	1.55	1.47
1	B	456	PRO	N-CD	5.32	1.55	1.47
1	A	462	PRO	N-CD	5.19	1.55	1.47
1	C	462	PRO	N-CD	5.19	1.55	1.47
1	D	462	PRO	N-CD	5.18	1.55	1.47
1	B	462	PRO	N-CD	5.13	1.55	1.47
1	C	376	PRO	N-CD	5.04	1.54	1.47
1	D	376	PRO	N-CD	5.02	1.54	1.47
1	A	376	PRO	N-CD	5.01	1.54	1.47

All (24) bond angle outliers are listed below:

Mol	Chain	Res	Type	Atoms	Z	Observed(°)	Ideal(°)
1	A	359	GLU	C-N-CD	5.83	140.65	128.40
1	C	359	GLU	C-N-CD	5.83	140.65	128.40
1	B	359	GLU	C-N-CD	5.83	140.65	128.40
1	D	359	GLU	C-N-CD	5.83	140.63	128.40
1	A	460	LEU	C-N-CD	5.56	140.08	128.40
1	B	460	LEU	C-N-CD	5.54	140.04	128.40
1	C	414	LEU	N-CA-C	5.54	125.95	111.00
1	D	460	LEU	C-N-CD	5.54	140.03	128.40
1	B	414	LEU	N-CA-C	5.53	125.92	111.00
1	D	414	LEU	N-CA-C	5.53	125.93	111.00
1	A	414	LEU	N-CA-C	5.52	125.89	111.00
1	C	460	LEU	C-N-CD	5.51	139.98	128.40
1	B	455	ARG	C-N-CD	5.50	139.94	128.40
1	C	455	ARG	C-N-CD	5.50	139.94	128.40
1	A	455	ARG	C-N-CD	5.50	139.94	128.40
1	D	455	ARG	C-N-CD	5.49	139.93	128.40
1	A	184	ASP	CB-CG-OD2	5.22	123.00	118.30
1	B	184	ASP	CB-CG-OD2	5.22	122.99	118.30
1	C	184	ASP	CB-CG-OD2	5.20	122.98	118.30
1	D	184	ASP	CB-CG-OD2	5.20	122.98	118.30
1	C	415	VAL	N-CA-C	5.04	124.61	111.00
1	A	415	VAL	N-CA-C	5.04	124.61	111.00
1	B	415	VAL	N-CA-C	5.04	124.60	111.00
1	D	415	VAL	N-CA-C	5.04	124.60	111.00

There are no chirality outliers.

All (28) planarity outliers are listed below:

Mol	Chain	Res	Type	Group
1	A	243	PRO	Peptide
1	A	244	GLY	Peptide
1	A	247	PHE	Peptide
1	A	248	GLY	Peptide
1	A	376	PRO	Peptide
1	A	686	VAL	Mainchain,Peptide
1	B	243	PRO	Peptide
1	B	244	GLY	Peptide
1	B	247	PHE	Peptide
1	B	248	GLY	Peptide
1	B	376	PRO	Peptide
1	B	686	VAL	Mainchain,Peptide
1	C	243	PRO	Peptide
1	C	244	GLY	Peptide
1	C	247	PHE	Peptide
1	C	248	GLY	Peptide
1	C	376	PRO	Peptide
1	C	686	VAL	Mainchain,Peptide
1	D	243	PRO	Peptide
1	D	244	GLY	Peptide
1	D	247	PHE	Peptide
1	D	248	GLY	Peptide
1	D	376	PRO	Peptide
1	D	686	VAL	Mainchain,Peptide

5.2 Too-close contacts ⓘ

In the following table, the Non-H and H(model) columns list the number of non-hydrogen atoms and hydrogen atoms in the chain respectively. The H(added) column lists the number of hydrogen atoms added and optimized by MolProbity. The Clashes column lists the number of clashes within the asymmetric unit, whereas Symm-Clashes lists symmetry related clashes.

Mol	Chain	Non-H	H(model)	H(added)	Clashes	Symm-Clashes
1	A	4391	0	4117	749	0
1	B	4391	0	4117	751	0
1	C	4391	0	4117	739	0
1	D	4391	0	4117	758	0
All	All	17564	0	16468	2807	0

The all-atom clashscore is defined as the number of clashes found per 1000 atoms (including hydrogen atoms). The all-atom clashscore for this structure is 82.

All (2807) close contacts within the same asymmetric unit are listed below, sorted by their clash magnitude.

Atom-1	Atom-2	Interatomic distance (Å)	Clash overlap (Å)
1:B:376:PRO:HG3	1:D:245:PHE:CD2	1.23	1.70
1:A:655:PHE:CE2	1:C:536:GLU:HA	1.29	1.66
1:C:655:PHE:CE1	1:D:539:ALA:HB2	1.15	1.64
1:B:539:ALA:HB2	1:D:655:PHE:CE1	1.18	1.62
1:B:655:PHE:CD1	1:A:539:ALA:HB2	1.32	1.62
1:B:376:PRO:CG	1:D:245:PHE:CD2	1.76	1.62
1:B:539:ALA:HB2	1:D:655:PHE:CD1	1.27	1.61
1:A:655:PHE:CE2	1:C:536:GLU:CA	1.84	1.61
1:B:536:GLU:HA	1:D:655:PHE:CE2	1.15	1.61
1:B:655:PHE:CE2	1:A:536:GLU:HA	1.35	1.59
1:A:655:PHE:CZ	1:C:536:GLU:CB	1.80	1.57
1:B:536:GLU:CA	1:D:655:PHE:CZ	1.87	1.57
1:B:539:ALA:CB	1:D:655:PHE:CE1	1.81	1.56
1:B:655:PHE:CE1	1:A:539:ALA:HB2	1.06	1.55
1:C:655:PHE:HE1	1:D:539:ALA:CB	1.18	1.53
1:B:655:PHE:HE1	1:A:539:ALA:CB	1.05	1.52
1:A:396:LEU:CD1	1:A:418:LEU:HD22	1.40	1.51
1:C:396:LEU:CD1	1:C:418:LEU:HD22	1.40	1.48
1:B:655:PHE:CE1	1:A:539:ALA:CB	1.77	1.48
1:D:396:LEU:CD1	1:D:418:LEU:HD22	1.40	1.48
1:A:655:PHE:CE2	1:C:536:GLU:CB	1.96	1.47
1:B:396:LEU:CD1	1:B:418:LEU:HD22	1.40	1.46
1:B:376:PRO:HG2	1:D:245:PHE:CG	1.48	1.45
1:B:539:ALA:CB	1:D:655:PHE:HE1	1.16	1.45
1:A:655:PHE:CZ	1:C:536:GLU:CA	1.96	1.42
1:B:536:GLU:CA	1:D:655:PHE:CE2	1.91	1.42
1:B:655:PHE:CZ	1:A:536:GLU:CA	2.00	1.42
1:B:655:PHE:CZ	1:A:536:GLU:CB	2.04	1.41
1:B:536:GLU:CB	1:D:655:PHE:CZ	2.04	1.40
1:D:426:TRP:HA	1:D:430:VAL:CG1	1.51	1.39
1:B:376:PRO:HG2	1:D:245:PHE:CB	1.53	1.37
1:C:426:TRP:HA	1:C:430:VAL:CG1	1.51	1.37
1:A:426:TRP:HA	1:A:430:VAL:CG1	1.51	1.37
1:B:655:PHE:CE2	1:A:536:GLU:CA	2.07	1.36
1:B:426:TRP:HA	1:B:430:VAL:CG1	1.52	1.36
1:B:376:PRO:CG	1:D:245:PHE:CG	2.02	1.35
1:A:337:LEU:HD21	1:A:395:VAL:CG2	1.57	1.34
1:B:337:LEU:HD21	1:B:395:VAL:CG2	1.57	1.33
1:C:655:PHE:CZ	1:D:536:GLU:CB	2.10	1.33
1:C:337:LEU:HD21	1:C:395:VAL:CG2	1.57	1.33
1:B:536:GLU:C	1:D:655:PHE:CZ	2.01	1.32
1:D:337:LEU:HD21	1:D:395:VAL:CG2	1.57	1.31

Continued on next page...

Continued from previous page...

Atom-1	Atom-2	Interatomic distance (Å)	Clash overlap (Å)
1:D:516:PHE:HE2	1:D:554:TYR:CD2	1.48	1.31
1:C:396:LEU:CD1	1:C:418:LEU:CD2	2.08	1.31
1:B:516:PHE:HE2	1:B:554:TYR:CD2	1.48	1.31
1:C:516:PHE:HE2	1:C:554:TYR:CD2	1.48	1.31
1:D:396:LEU:CD1	1:D:418:LEU:CD2	2.07	1.31
1:A:396:LEU:CD1	1:A:418:LEU:CD2	2.07	1.30
1:A:516:PHE:HE2	1:A:554:TYR:CD2	1.48	1.30
1:B:536:GLU:C	1:D:655:PHE:HZ	1.31	1.30
1:B:396:LEU:CD1	1:B:418:LEU:CD2	2.07	1.30
1:C:655:PHE:HZ	1:D:536:GLU:CB	1.39	1.28
1:C:235:PHE:CZ	1:D:374:TYR:CB	2.17	1.26
1:B:536:GLU:O	1:D:655:PHE:CZ	1.90	1.25
1:D:708:THR:O	1:D:712:PHE:CB	1.85	1.24
1:A:708:THR:O	1:A:712:PHE:CB	1.85	1.24
1:B:708:THR:O	1:B:712:PHE:CB	1.86	1.23
1:C:708:THR:O	1:C:712:PHE:CB	1.85	1.23
1:A:655:PHE:CZ	1:C:536:GLU:C	2.13	1.22
1:C:655:PHE:CE1	1:D:539:ALA:CB	2.02	1.21
1:C:693:SER:O	1:C:696:ILE:HG22	1.02	1.20
1:C:678:LEU:O	1:C:681:LEU:CD1	1.90	1.20
1:B:516:PHE:CE2	1:B:554:TYR:HD2	1.60	1.20
1:D:678:LEU:O	1:D:681:LEU:CD1	1.90	1.20
1:A:516:PHE:CE2	1:A:554:TYR:HD2	1.60	1.19
1:D:516:PHE:CE2	1:D:554:TYR:HD2	1.60	1.19
1:D:693:SER:O	1:D:696:ILE:HG22	1.02	1.19
1:C:516:PHE:CE2	1:C:554:TYR:HD2	1.60	1.18
1:B:678:LEU:O	1:B:681:LEU:CD1	1.90	1.18
1:C:655:PHE:CD1	1:D:539:ALA:HB2	1.77	1.18
1:B:560:GLN:NE2	1:B:697:TRP:CZ3	2.12	1.18
1:C:560:GLN:NE2	1:C:697:TRP:CZ3	2.12	1.18
1:A:678:LEU:O	1:A:681:LEU:CD1	1.90	1.18
1:D:664:LEU:O	1:D:668:ILE:HG23	1.44	1.17
1:A:693:SER:O	1:A:696:ILE:CG2	1.93	1.17
1:B:693:SER:O	1:B:696:ILE:CG2	1.93	1.17
1:B:693:SER:O	1:B:696:ILE:HG22	1.02	1.17
1:C:664:LEU:O	1:C:668:ILE:HG23	1.44	1.17
1:A:560:GLN:NE2	1:A:697:TRP:CZ3	2.12	1.17
1:D:560:GLN:NE2	1:D:697:TRP:CZ3	2.12	1.17
1:A:664:LEU:O	1:A:668:ILE:HG23	1.44	1.16
1:B:670:THR:O	1:B:674:LEU:HB2	1.44	1.16
1:B:664:LEU:O	1:B:668:ILE:HG23	1.44	1.16

Continued on next page...

Continued from previous page...

Atom-1	Atom-2	Interatomic distance (Å)	Clash overlap (Å)
1:B:596:VAL:HG22	1:B:633:THR:HG21	1.21	1.16
1:B:655:PHE:HE1	1:A:539:ALA:HB3	0.99	1.16
1:A:693:SER:O	1:A:696:ILE:HG22	1.02	1.15
1:B:516:PHE:CE2	1:B:554:TYR:CD2	2.33	1.15
1:C:461:PRO:O	1:C:533:GLN:OE1	1.65	1.15
1:A:516:PHE:CE2	1:A:554:TYR:CD2	2.33	1.15
1:A:461:PRO:O	1:A:533:GLN:OE1	1.65	1.15
1:A:647:LEU:HD12	1:A:648:GLU:HG3	1.22	1.15
1:D:693:SER:O	1:D:696:ILE:CG2	1.93	1.15
1:D:461:PRO:O	1:D:533:GLN:OE1	1.65	1.14
1:C:672:ILE:O	1:C:676:ASN:ND2	1.79	1.14
1:C:693:SER:O	1:C:696:ILE:CG2	1.93	1.14
1:A:670:THR:O	1:A:674:LEU:HB2	1.44	1.14
1:C:516:PHE:CE2	1:C:554:TYR:CD2	2.33	1.14
1:B:376:PRO:HG2	1:D:245:PHE:HB3	1.18	1.14
1:B:376:PRO:HG3	1:D:245:PHE:CE2	1.82	1.14
1:D:670:THR:O	1:D:674:LEU:HB2	1.44	1.14
1:C:685:THR:O	1:C:688:LYS:N	1.81	1.13
1:D:516:PHE:CE2	1:D:554:TYR:CD2	2.33	1.13
1:B:539:ALA:HB3	1:D:655:PHE:HE1	1.02	1.13
1:B:645:GLY:O	1:A:644:MET:HG3	1.48	1.13
1:A:359:GLU:H	1:A:362:CYS:CB	1.62	1.13
1:B:359:GLU:H	1:B:362:CYS:CB	1.62	1.13
1:B:678:LEU:O	1:B:681:LEU:HD11	1.49	1.13
1:C:596:VAL:HG22	1:C:633:THR:HG21	1.21	1.13
1:B:461:PRO:O	1:B:533:GLN:OE1	1.65	1.13
1:B:430:VAL:O	1:B:433:ILE:HG22	1.48	1.12
1:A:596:VAL:CG2	1:A:633:THR:HG21	1.80	1.12
1:A:678:LEU:O	1:A:681:LEU:HD11	1.49	1.12
1:C:243:PRO:HB2	1:C:244:GLY:HA3	1.30	1.12
1:D:596:VAL:HG22	1:D:633:THR:HG21	1.21	1.12
1:B:596:VAL:CG2	1:B:633:THR:HG21	1.80	1.12
1:C:670:THR:O	1:C:674:LEU:HB2	1.44	1.12
1:A:243:PRO:HB2	1:A:244:GLY:HA3	1.30	1.11
1:A:645:GLY:O	1:C:644:MET:HG3	1.49	1.11
1:D:685:THR:O	1:D:688:LYS:N	1.81	1.11
1:B:645:GLY:O	1:A:644:MET:CG	1.98	1.11
1:A:685:THR:O	1:A:688:LYS:N	1.81	1.11
1:B:685:THR:O	1:B:688:LYS:N	1.81	1.11
1:B:655:PHE:HZ	1:A:536:GLU:C	1.54	1.11
1:C:359:GLU:H	1:C:362:CYS:CB	1.62	1.11

Continued on next page...

Continued from previous page...

Atom-1	Atom-2	Interatomic distance (Å)	Clash overlap (Å)
1:C:471:ASP:O	1:C:475:VAL:HG23	1.49	1.11
1:C:596:VAL:CG2	1:C:633:THR:HG21	1.80	1.11
1:D:359:GLU:H	1:D:362:CYS:CB	1.62	1.11
1:D:596:VAL:CG2	1:D:633:THR:HG21	1.80	1.11
1:D:426:TRP:HA	1:D:430:VAL:HG12	1.28	1.10
1:D:414:LEU:O	1:D:419:ASN:CB	1.99	1.10
1:D:430:VAL:O	1:D:433:ILE:HG22	1.48	1.10
1:A:430:VAL:O	1:A:433:ILE:HG22	1.48	1.10
1:C:430:VAL:O	1:C:433:ILE:HG22	1.48	1.10
1:C:560:GLN:OE1	1:C:564:ILE:HD11	1.52	1.10
1:C:655:PHE:CZ	1:D:536:GLU:CA	2.34	1.10
1:C:414:LEU:O	1:C:419:ASN:CB	1.99	1.10
1:A:471:ASP:O	1:A:475:VAL:HG23	1.49	1.10
1:A:414:LEU:O	1:A:419:ASN:CB	1.99	1.10
1:C:647:LEU:HD12	1:C:648:GLU:HG3	1.22	1.10
1:B:243:PRO:HB2	1:B:244:GLY:HA3	1.29	1.10
1:B:647:LEU:HD12	1:B:648:GLU:HG3	1.22	1.10
1:B:655:PHE:CZ	1:A:536:GLU:C	2.22	1.10
1:B:414:LEU:O	1:B:419:ASN:CB	1.99	1.10
1:A:560:GLN:OE1	1:A:564:ILE:HD11	1.52	1.09
1:B:376:PRO:HG2	1:D:245:PHE:CD2	1.60	1.09
1:A:596:VAL:HG22	1:A:633:THR:HG21	1.21	1.09
1:B:426:TRP:HA	1:B:430:VAL:HG12	1.28	1.09
1:D:471:ASP:O	1:D:475:VAL:HG23	1.49	1.09
1:A:426:TRP:HA	1:A:430:VAL:HG12	1.28	1.09
1:D:596:VAL:HG13	1:D:628:ASN:O	1.52	1.09
1:D:647:LEU:HD12	1:D:648:GLU:HG3	1.22	1.09
1:B:681:LEU:HD13	1:B:682:MET:H	1.16	1.09
1:C:596:VAL:HG13	1:C:628:ASN:O	1.51	1.09
1:B:471:ASP:O	1:B:475:VAL:HG23	1.49	1.08
1:B:560:GLN:OE1	1:B:564:ILE:HD11	1.52	1.08
1:C:678:LEU:O	1:C:681:LEU:HD11	1.49	1.08
1:D:428:ARG:HD2	1:D:429:PHE:CG	1.89	1.08
1:B:596:VAL:HG13	1:B:628:ASN:O	1.51	1.08
1:D:560:GLN:OE1	1:D:564:ILE:HD11	1.52	1.08
1:D:678:LEU:O	1:D:681:LEU:HD11	1.49	1.08
1:B:536:GLU:HA	1:D:655:PHE:CZ	1.71	1.08
1:B:428:ARG:HD2	1:B:429:PHE:CG	1.89	1.08
1:D:243:PRO:HB2	1:D:244:GLY:HA3	1.30	1.08
1:A:428:ARG:HD2	1:A:429:PHE:CG	1.89	1.08
1:A:596:VAL:HG13	1:A:628:ASN:O	1.51	1.08

Continued on next page...

Continued from previous page...

Atom-1	Atom-2	Interatomic distance (Å)	Clash overlap (Å)
1:A:396:LEU:HD12	1:A:418:LEU:CD2	1.78	1.07
1:D:681:LEU:HD13	1:D:682:MET:H	1.16	1.07
1:D:708:THR:O	1:D:712:PHE:N	1.88	1.07
1:C:380:SER:O	1:C:754:UNK:CA	2.03	1.06
1:A:359:GLU:O	1:A:362:CYS:HB3	1.55	1.06
1:C:428:ARG:HD2	1:C:429:PHE:CG	1.89	1.06
1:A:700:GLN:O	1:A:704:THR:HG23	1.54	1.06
1:D:396:LEU:HD12	1:D:418:LEU:CD2	1.78	1.06
1:B:359:GLU:O	1:B:362:CYS:HB3	1.55	1.06
1:C:386:CYS:CB	1:C:395:VAL:HB	1.86	1.06
1:B:700:GLN:O	1:B:704:THR:HG23	1.54	1.06
1:D:359:GLU:O	1:D:362:CYS:HB3	1.55	1.06
1:D:533:GLN:NE2	1:D:533:GLN:O	1.89	1.06
1:A:380:SER:O	1:A:754:UNK:CA	2.03	1.05
1:C:426:TRP:HA	1:C:430:VAL:HG12	1.28	1.05
1:C:655:PHE:CE2	1:D:536:GLU:HA	1.91	1.05
1:A:386:CYS:CB	1:A:395:VAL:HB	1.86	1.05
1:A:533:GLN:NE2	1:A:533:GLN:O	1.89	1.05
1:A:645:GLY:O	1:C:644:MET:CG	2.03	1.05
1:A:708:THR:O	1:A:712:PHE:N	1.88	1.05
1:D:700:GLN:O	1:D:704:THR:HG23	1.54	1.05
1:B:533:GLN:O	1:B:533:GLN:NE2	1.89	1.05
1:D:380:SER:O	1:D:754:UNK:CA	2.03	1.05
1:B:337:LEU:HD21	1:B:395:VAL:HG22	1.33	1.05
1:D:337:LEU:HD21	1:D:395:VAL:HG22	1.33	1.05
1:C:708:THR:O	1:C:712:PHE:N	1.88	1.05
1:A:676:ASN:HB2	1:C:572:MET:HE1	1.39	1.05
1:A:681:LEU:HD13	1:A:682:MET:H	1.16	1.05
1:B:380:SER:O	1:B:754:UNK:CA	2.03	1.05
1:C:533:GLN:O	1:C:533:GLN:NE2	1.89	1.05
1:C:700:GLN:O	1:C:704:THR:HG23	1.54	1.05
1:A:337:LEU:HD21	1:A:395:VAL:HG22	1.33	1.04
1:C:235:PHE:HZ	1:D:374:TYR:CB	1.60	1.04
1:B:515:LEU:CD2	1:B:551:ASN:OD1	2.05	1.04
1:C:359:GLU:O	1:C:362:CYS:HB3	1.55	1.04
1:A:396:LEU:O	1:A:400:ALA:N	1.91	1.04
1:A:515:LEU:CD2	1:A:551:ASN:OD1	2.05	1.04
1:C:515:LEU:CD2	1:C:551:ASN:OD1	2.05	1.04
1:D:386:CYS:CB	1:D:395:VAL:HB	1.86	1.04
1:C:396:LEU:O	1:C:400:ALA:N	1.91	1.04
1:D:515:LEU:CD2	1:D:551:ASN:OD1	2.05	1.04

Continued on next page...

Continued from previous page...

Atom-1	Atom-2	Interatomic distance (Å)	Clash overlap (Å)
1:B:708:THR:O	1:B:712:PHE:N	1.88	1.04
1:B:386:CYS:CB	1:B:395:VAL:HB	1.86	1.03
1:B:655:PHE:CZ	1:A:536:GLU:O	2.10	1.03
1:C:337:LEU:HD21	1:C:395:VAL:HG22	1.33	1.03
1:D:560:GLN:NE2	1:D:697:TRP:CH2	2.26	1.03
1:B:560:GLN:NE2	1:B:697:TRP:CH2	2.26	1.02
1:B:396:LEU:O	1:B:400:ALA:N	1.91	1.02
1:D:707:ASP:O	1:D:711:SER:HB2	1.59	1.02
1:D:671:TYR:O	1:D:675:LEU:HD23	1.59	1.02
1:B:396:LEU:HD12	1:B:418:LEU:CD2	1.78	1.02
1:B:671:TYR:O	1:B:675:LEU:HD23	1.59	1.02
1:C:681:LEU:HD13	1:C:682:MET:H	1.16	1.02
1:D:359:GLU:H	1:D:362:CYS:HB3	1.24	1.02
1:C:707:ASP:O	1:C:711:SER:HB2	1.60	1.02
1:C:671:TYR:O	1:C:675:LEU:HD23	1.59	1.02
1:C:681:LEU:HD21	1:C:682:MET:CE	1.89	1.02
1:C:396:LEU:HD12	1:C:418:LEU:CD2	1.79	1.02
1:C:560:GLN:NE2	1:C:697:TRP:CH2	2.26	1.02
1:D:396:LEU:O	1:D:400:ALA:N	1.91	1.02
1:C:693:SER:C	1:C:696:ILE:HG22	1.80	1.02
1:B:536:GLU:CB	1:D:655:PHE:CE2	2.32	1.02
1:B:353:LEU:HA	1:B:367:ARG:HD3	1.41	1.01
1:D:693:SER:C	1:D:696:ILE:HG22	1.80	1.01
1:A:681:LEU:HD21	1:A:682:MET:CE	1.89	1.01
1:A:560:GLN:NE2	1:A:697:TRP:CH2	2.26	1.01
1:A:353:LEU:HA	1:A:367:ARG:HD3	1.41	1.01
1:B:655:PHE:CE2	1:A:536:GLU:CB	2.35	1.01
1:B:681:LEU:HD21	1:B:682:MET:CE	1.89	1.01
1:A:655:PHE:CZ	1:C:536:GLU:O	2.13	1.01
1:A:658:VAL:HG13	1:C:543:PHE:CZ	1.95	1.01
1:A:235:PHE:CZ	1:C:374:TYR:CB	2.43	1.01
1:B:239:THR:OG1	1:B:243:PRO:HB3	1.61	1.01
1:D:239:THR:OG1	1:D:243:PRO:HB3	1.61	1.01
1:A:676:ASN:HB2	1:C:572:MET:CE	1.91	1.00
1:B:599:ILE:HD11	1:B:628:ASN:CA	1.91	1.00
1:B:644:MET:HG3	1:D:645:GLY:O	1.61	1.00
1:B:693:SER:C	1:B:696:ILE:HG22	1.80	1.00
1:D:681:LEU:HD21	1:D:682:MET:CE	1.89	1.00
1:B:539:ALA:HB2	1:D:655:PHE:HD1	1.27	1.00
1:A:693:SER:C	1:A:696:ILE:HG22	1.80	1.00
1:B:707:ASP:O	1:B:711:SER:HB2	1.60	1.00

Continued on next page...

Continued from previous page...

Atom-1	Atom-2	Interatomic distance (Å)	Clash overlap (Å)
1:A:671:TYR:O	1:A:675:LEU:HD23	1.59	1.00
1:C:239:THR:OG1	1:C:243:PRO:HB3	1.60	1.00
1:C:359:GLU:H	1:C:362:CYS:HB3	1.24	1.00
1:A:346:ILE:HG12	1:A:412:MET:CB	1.92	0.99
1:A:707:ASP:O	1:A:711:SER:HB2	1.59	0.99
1:C:353:LEU:HA	1:C:367:ARG:HD3	1.41	0.99
1:B:426:TRP:HA	1:B:430:VAL:HG13	1.43	0.99
1:D:346:ILE:HG12	1:D:412:MET:CB	1.93	0.99
1:A:599:ILE:HD11	1:A:628:ASN:CA	1.91	0.99
1:B:235:PHE:CZ	1:A:374:TYR:CB	2.44	0.99
1:B:359:GLU:H	1:B:362:CYS:HB3	1.24	0.99
1:C:599:ILE:HD11	1:C:628:ASN:CA	1.91	0.99
1:D:337:LEU:HD21	1:D:395:VAL:HG21	1.44	0.99
1:D:353:LEU:HA	1:D:367:ARG:HD3	1.41	0.99
1:D:599:ILE:HD11	1:D:628:ASN:CA	1.91	0.99
1:A:239:THR:OG1	1:A:243:PRO:HB3	1.61	0.99
1:D:357:ILE:N	1:D:366:SER:OG	1.95	0.99
1:A:357:ILE:N	1:A:366:SER:OG	1.95	0.99
1:C:357:ILE:N	1:C:366:SER:OG	1.95	0.99
1:C:426:TRP:HA	1:C:430:VAL:HG13	1.43	0.99
1:A:426:TRP:HA	1:A:430:VAL:HG13	1.43	0.99
1:C:599:ILE:HD11	1:C:628:ASN:N	1.78	0.98
1:B:346:ILE:HG12	1:B:412:MET:CB	1.93	0.98
1:B:337:LEU:HD21	1:B:395:VAL:HG21	1.44	0.98
1:A:599:ILE:HD11	1:A:628:ASN:N	1.78	0.98
1:C:337:LEU:HD21	1:C:395:VAL:HG21	1.44	0.98
1:C:346:ILE:HG12	1:C:412:MET:CB	1.93	0.98
1:A:337:LEU:HD21	1:A:395:VAL:HG21	1.44	0.98
1:A:655:PHE:HZ	1:C:536:GLU:C	1.59	0.98
1:B:357:ILE:N	1:B:366:SER:OG	1.95	0.98
1:B:655:PHE:HZ	1:A:536:GLU:CB	1.59	0.98
1:B:198:TYR:CE1	1:B:242:ARG:HD2	1.99	0.98
1:B:599:ILE:HD11	1:B:628:ASN:N	1.78	0.97
1:A:359:GLU:H	1:A:362:CYS:HB3	1.24	0.97
1:B:539:ALA:CB	1:D:655:PHE:CD1	2.22	0.97
1:B:644:MET:CG	1:D:645:GLY:O	2.13	0.97
1:A:198:TYR:CE1	1:A:242:ARG:HD2	1.99	0.97
1:D:599:ILE:HD11	1:D:628:ASN:N	1.78	0.97
1:D:426:TRP:HA	1:D:430:VAL:HG13	1.43	0.97
1:B:636:GLU:HG2	1:B:649:PHE:CD1	2.00	0.96
1:A:636:GLU:HG2	1:A:649:PHE:CD1	2.00	0.96

Continued on next page...

Continued from previous page...

Atom-1	Atom-2	Interatomic distance (Å)	Clash overlap (Å)
1:B:367:ARG:HH22	1:B:385:SER:HB3	1.29	0.96
1:D:198:TYR:CE1	1:D:242:ARG:HD2	1.99	0.96
1:A:560:GLN:O	1:A:564:ILE:HD13	1.66	0.96
1:C:560:GLN:O	1:C:564:ILE:HD13	1.66	0.96
1:A:368:LYS:CB	1:A:381:LEU:O	2.14	0.96
1:D:368:LYS:CB	1:D:381:LEU:O	2.14	0.96
1:B:515:LEU:HD22	1:B:551:ASN:OD1	1.66	0.96
1:D:636:GLU:HG2	1:D:649:PHE:CD1	2.00	0.96
1:B:368:LYS:CB	1:B:381:LEU:O	2.14	0.96
1:B:629:SER:O	1:B:633:THR:HG22	1.66	0.96
1:C:636:GLU:HG2	1:C:649:PHE:CD1	2.00	0.96
1:C:198:TYR:CE1	1:C:242:ARG:HD2	1.99	0.96
1:C:368:LYS:CB	1:C:381:LEU:O	2.14	0.95
1:D:515:LEU:HD22	1:D:551:ASN:OD1	1.66	0.95
1:C:629:SER:O	1:C:633:THR:HG22	1.66	0.95
1:C:655:PHE:HZ	1:D:536:GLU:CA	1.74	0.95
1:C:367:ARG:HH22	1:C:385:SER:HB3	1.29	0.95
1:D:560:GLN:O	1:D:564:ILE:HD13	1.66	0.95
1:D:629:SER:O	1:D:633:THR:HG22	1.66	0.95
1:A:359:GLU:N	1:A:362:CYS:HB3	1.82	0.94
1:B:399:ILE:O	1:B:402:SER:OG	1.85	0.94
1:B:359:GLU:N	1:B:362:CYS:HB3	1.82	0.94
1:D:367:ARG:HH22	1:D:385:SER:HB3	1.29	0.94
1:A:367:ARG:HH22	1:A:385:SER:HB3	1.29	0.94
1:A:386:CYS:O	1:A:394:SER:OG	1.85	0.94
1:C:359:GLU:N	1:C:362:CYS:HB3	1.82	0.94
1:D:399:ILE:O	1:D:402:SER:OG	1.85	0.94
1:A:426:TRP:CA	1:A:430:VAL:CG1	2.46	0.94
1:B:655:PHE:HZ	1:A:536:GLU:CA	1.54	0.94
1:C:515:LEU:HD22	1:C:551:ASN:OD1	1.65	0.94
1:B:707:ASP:O	1:B:711:SER:N	2.01	0.94
1:C:707:ASP:O	1:C:711:SER:N	2.01	0.94
1:D:359:GLU:N	1:D:362:CYS:HB3	1.82	0.94
1:A:707:ASP:O	1:A:711:SER:N	2.01	0.94
1:A:655:PHE:HE2	1:C:536:GLU:CA	1.41	0.93
1:B:242:ARG:H	1:B:243:PRO:HA	1.33	0.93
1:B:426:TRP:CA	1:B:430:VAL:CG1	2.46	0.93
1:C:337:LEU:CD2	1:C:395:VAL:CG2	2.46	0.93
1:D:337:LEU:CD2	1:D:395:VAL:CG2	2.46	0.93
1:A:337:LEU:CD2	1:A:395:VAL:CG2	2.46	0.93
1:A:629:SER:O	1:A:633:THR:HG22	1.66	0.93

Continued on next page...

Continued from previous page...

Atom-1	Atom-2	Interatomic distance (Å)	Clash overlap (Å)
1:C:655:PHE:HE1	1:D:539:ALA:HB3	1.33	0.93
1:C:386:CYS:O	1:C:394:SER:OG	1.85	0.93
1:D:684:GLU:O	1:D:687:ASN:HB3	1.69	0.93
1:A:399:ILE:O	1:A:402:SER:OG	1.85	0.93
1:C:399:ILE:O	1:C:402:SER:OG	1.85	0.93
1:B:337:LEU:CD2	1:B:395:VAL:CG2	2.46	0.93
1:C:684:GLU:O	1:C:687:ASN:HB3	1.69	0.93
1:A:515:LEU:HD22	1:A:551:ASN:OD1	1.66	0.93
1:B:376:PRO:CG	1:D:245:PHE:HD2	1.71	0.93
1:B:386:CYS:O	1:B:394:SER:OG	1.85	0.93
1:B:560:GLN:O	1:B:564:ILE:HD13	1.66	0.93
1:D:386:CYS:O	1:D:394:SER:OG	1.85	0.93
1:B:684:GLU:O	1:B:687:ASN:HB3	1.69	0.92
1:D:242:ARG:H	1:D:243:PRO:HA	1.34	0.92
1:D:707:ASP:O	1:D:711:SER:N	2.01	0.92
1:B:652:ASN:O	1:B:653:TYR:HB3	1.70	0.92
1:D:652:ASN:O	1:D:653:TYR:HB3	1.70	0.92
1:A:640:PHE:CD1	1:A:667:VAL:CG2	2.53	0.92
1:A:652:ASN:O	1:A:653:TYR:HB3	1.70	0.92
1:A:684:GLU:O	1:A:687:ASN:HB3	1.69	0.92
1:B:359:GLU:N	1:B:362:CYS:CB	2.33	0.92
1:C:666:TYR:O	1:C:670:THR:HG22	1.69	0.92
1:A:601:ASP:OD1	1:A:602:GLY:N	2.04	0.91
1:C:428:ARG:HG2	1:C:428:ARG:HH11	1.36	0.91
1:C:640:PHE:CD1	1:C:667:VAL:CG2	2.53	0.91
1:D:452:ALA:O	1:D:455:ARG:HG2	1.70	0.91
1:A:242:ARG:H	1:A:243:PRO:HA	1.34	0.91
1:D:426:TRP:CA	1:D:430:VAL:CG1	2.46	0.91
1:A:681:LEU:HD21	1:A:682:MET:HE2	1.51	0.91
1:A:359:GLU:N	1:A:362:CYS:CB	2.33	0.91
1:D:359:GLU:N	1:D:362:CYS:CB	2.32	0.91
1:D:428:ARG:HG2	1:D:428:ARG:HH11	1.35	0.91
1:D:601:ASP:OD1	1:D:602:GLY:N	2.04	0.91
1:D:666:TYR:O	1:D:670:THR:HG22	1.69	0.91
1:B:428:ARG:HG2	1:B:428:ARG:HH11	1.36	0.91
1:C:242:ARG:H	1:C:243:PRO:HA	1.34	0.91
1:C:426:TRP:CA	1:C:430:VAL:CG1	2.46	0.91
1:C:601:ASP:OD1	1:C:602:GLY:N	2.04	0.91
1:D:640:PHE:CD1	1:D:667:VAL:CG2	2.53	0.90
1:A:452:ALA:O	1:A:455:ARG:HG2	1.70	0.90
1:B:640:PHE:CD1	1:B:667:VAL:CG2	2.53	0.90

Continued on next page...

Continued from previous page...

Atom-1	Atom-2	Interatomic distance (Å)	Clash overlap (Å)
1:B:666:TYR:O	1:B:670:THR:HG22	1.69	0.90
1:D:510:SER:OG	1:D:513:GLU:CB	2.19	0.90
1:C:452:ALA:O	1:C:455:ARG:HG2	1.70	0.90
1:B:376:PRO:CG	1:D:245:PHE:HB3	2.01	0.90
1:B:452:ALA:O	1:B:455:ARG:HG2	1.70	0.90
1:D:640:PHE:CD1	1:D:667:VAL:HG22	2.07	0.90
1:B:601:ASP:OD1	1:B:602:GLY:N	2.04	0.90
1:B:640:PHE:CE1	1:B:667:VAL:HG21	2.07	0.90
1:A:666:TYR:O	1:A:670:THR:HG22	1.69	0.90
1:C:510:SER:OG	1:C:513:GLU:CB	2.19	0.90
1:A:510:SER:OG	1:A:513:GLU:CB	2.19	0.90
1:B:681:LEU:HD21	1:B:682:MET:HE2	1.52	0.90
1:A:640:PHE:CE1	1:A:667:VAL:HG21	2.07	0.89
1:B:510:SER:OG	1:B:513:GLU:CB	2.19	0.89
1:A:428:ARG:HG2	1:A:428:ARG:HH11	1.36	0.89
1:A:640:PHE:CD1	1:A:667:VAL:HG22	2.07	0.89
1:B:547:MET:O	1:B:551:ASN:ND2	2.06	0.89
1:C:640:PHE:CE1	1:C:667:VAL:HG21	2.07	0.89
1:A:396:LEU:HD11	1:A:418:LEU:CD2	2.02	0.89
1:B:704:THR:O	1:B:708:THR:HG23	1.72	0.89
1:D:515:LEU:HD23	1:D:551:ASN:OD1	1.72	0.89
1:A:704:THR:O	1:A:708:THR:HG23	1.72	0.89
1:C:640:PHE:CD1	1:C:667:VAL:HG22	2.07	0.89
1:A:708:THR:O	1:A:712:PHE:CA	2.21	0.89
1:B:560:GLN:O	1:B:564:ILE:CD1	2.21	0.89
1:D:640:PHE:CE1	1:D:667:VAL:HG21	2.07	0.89
1:A:547:MET:O	1:A:551:ASN:ND2	2.06	0.89
1:C:547:MET:O	1:C:551:ASN:ND2	2.05	0.89
1:C:704:THR:O	1:C:708:THR:HG23	1.72	0.89
1:C:359:GLU:N	1:C:362:CYS:CB	2.32	0.88
1:C:515:LEU:HD23	1:C:551:ASN:OD1	1.72	0.88
1:C:708:THR:O	1:C:712:PHE:CA	2.21	0.88
1:D:396:LEU:HD11	1:D:418:LEU:CD2	2.03	0.88
1:D:704:THR:O	1:D:708:THR:HG23	1.72	0.88
1:C:560:GLN:O	1:C:564:ILE:CD1	2.21	0.88
1:A:515:LEU:HD23	1:A:551:ASN:OD1	1.72	0.88
1:A:560:GLN:O	1:A:564:ILE:CD1	2.21	0.88
1:D:560:GLN:O	1:D:564:ILE:CD1	2.21	0.88
1:C:652:ASN:O	1:C:653:TYR:HB3	1.70	0.88
1:A:401:TYR:CA	1:A:402:SER:HB2	2.04	0.88
1:B:708:THR:O	1:B:712:PHE:CA	2.21	0.88

Continued on next page...

Continued from previous page...

Atom-1	Atom-2	Interatomic distance (Å)	Clash overlap (Å)
1:D:693:SER:O	1:D:696:ILE:N	2.07	0.88
1:D:547:MET:O	1:D:551:ASN:ND2	2.06	0.88
1:C:396:LEU:HD11	1:C:418:LEU:CD2	2.03	0.87
1:C:396:LEU:CD1	1:C:418:LEU:HD23	2.05	0.87
1:C:235:PHE:CE2	1:D:374:TYR:CB	2.58	0.87
1:B:401:TYR:CA	1:B:402:SER:HB2	2.04	0.87
1:B:640:PHE:CD1	1:B:667:VAL:HG22	2.07	0.87
1:C:655:PHE:CZ	1:D:536:GLU:HA	2.04	0.87
1:D:367:ARG:HH22	1:D:385:SER:CB	1.88	0.87
1:D:536:GLU:O	1:D:538:VAL:N	2.08	0.87
1:B:536:GLU:O	1:B:538:VAL:N	2.08	0.87
1:B:515:LEU:HD23	1:B:551:ASN:OD1	1.72	0.87
1:D:401:TYR:CA	1:D:402:SER:HB2	2.04	0.87
1:D:708:THR:O	1:D:712:PHE:CA	2.21	0.87
1:B:396:LEU:HD11	1:B:418:LEU:CD2	2.03	0.87
1:C:401:TYR:HA	1:C:402:SER:HB2	1.57	0.87
1:A:396:LEU:CD1	1:A:418:LEU:HD23	2.05	0.87
1:A:658:VAL:HG13	1:C:543:PHE:HZ	1.38	0.87
1:A:693:SER:O	1:A:696:ILE:N	2.07	0.87
1:A:701:ARG:CB	1:A:701:ARG:HH11	1.88	0.87
1:C:367:ARG:HH22	1:C:385:SER:CB	1.88	0.87
1:C:401:TYR:CA	1:C:402:SER:HB2	2.04	0.87
1:C:693:SER:O	1:C:696:ILE:N	2.07	0.87
1:B:693:SER:O	1:B:696:ILE:N	2.07	0.86
1:C:478:GLU:O	1:C:482:VAL:HG23	1.75	0.86
1:D:401:TYR:HA	1:D:402:SER:HB2	1.57	0.86
1:A:478:GLU:O	1:A:482:VAL:HG23	1.75	0.86
1:B:701:ARG:CB	1:B:701:ARG:HH11	1.88	0.86
1:D:426:TRP:CD1	1:D:430:VAL:HG13	2.11	0.86
1:D:560:GLN:HE22	1:D:694:LYS:HD3	1.40	0.86
1:C:560:GLN:HE22	1:C:694:LYS:HD3	1.40	0.86
1:C:337:LEU:CD2	1:C:395:VAL:HG22	2.06	0.86
1:A:121:VAL:HG22	1:A:172:THR:HG21	1.58	0.86
1:B:367:ARG:HH22	1:B:385:SER:CB	1.88	0.86
1:B:655:PHE:HE2	1:A:536:GLU:CA	1.69	0.86
1:B:560:GLN:NE2	1:B:694:LYS:HD3	1.91	0.86
1:C:426:TRP:CD1	1:C:430:VAL:HG13	2.11	0.86
1:D:121:VAL:HG22	1:D:172:THR:HG21	1.58	0.86
1:D:239:THR:CB	1:D:243:PRO:HB3	2.06	0.86
1:D:396:LEU:CD1	1:D:418:LEU:HD23	2.04	0.86
1:A:560:GLN:NE2	1:A:694:LYS:HD3	1.90	0.86

Continued on next page...

Continued from previous page...

Atom-1	Atom-2	Interatomic distance (Å)	Clash overlap (Å)
1:B:136:LEU:HD23	1:B:136:LEU:H	1.41	0.86
1:B:478:GLU:O	1:B:482:VAL:HG23	1.75	0.86
1:C:536:GLU:O	1:C:538:VAL:N	2.08	0.86
1:D:681:LEU:HD13	1:D:682:MET:N	1.91	0.86
1:B:681:LEU:HD13	1:B:682:MET:N	1.91	0.86
1:A:337:LEU:CD2	1:A:395:VAL:HG22	2.06	0.85
1:A:560:GLN:HE22	1:A:694:LYS:HD3	1.40	0.85
1:A:681:LEU:HD13	1:A:682:MET:N	1.91	0.85
1:B:655:PHE:CD1	1:A:539:ALA:CB	2.27	0.85
1:C:356:GLU:CB	1:C:368:LYS:O	2.24	0.85
1:D:560:GLN:NE2	1:D:694:LYS:HD3	1.91	0.85
1:D:701:ARG:HH11	1:D:701:ARG:CB	1.88	0.85
1:A:367:ARG:HH22	1:A:385:SER:CB	1.88	0.85
1:B:121:VAL:HG22	1:B:172:THR:HG21	1.58	0.85
1:B:239:THR:CB	1:B:243:PRO:HB3	2.06	0.85
1:B:426:TRP:CD1	1:B:430:VAL:HG13	2.11	0.85
1:C:701:ARG:HH11	1:C:701:ARG:CB	1.88	0.85
1:D:337:LEU:CD2	1:D:395:VAL:HG22	2.06	0.85
1:B:543:PHE:CZ	1:D:658:VAL:HG13	2.12	0.85
1:D:400:ALA:O	1:D:703:ILE:HG12	1.77	0.85
1:A:136:LEU:H	1:A:136:LEU:HD23	1.41	0.85
1:A:356:GLU:CB	1:A:368:LYS:O	2.24	0.85
1:A:426:TRP:CD1	1:A:430:VAL:HG13	2.11	0.85
1:A:536:GLU:O	1:A:538:VAL:N	2.08	0.85
1:C:560:GLN:NE2	1:C:694:LYS:HD3	1.91	0.85
1:B:396:LEU:CD1	1:B:418:LEU:HD23	2.04	0.85
1:B:645:GLY:O	1:A:644:MET:HG2	1.74	0.85
1:C:400:ALA:O	1:C:703:ILE:HG12	1.77	0.85
1:D:443:LEU:O	1:D:447:ILE:HD13	1.77	0.85
1:D:478:GLU:O	1:D:482:VAL:HG23	1.75	0.85
1:A:693:SER:OG	1:A:696:ILE:HG21	1.77	0.85
1:B:536:GLU:CA	1:D:655:PHE:HZ	1.45	0.85
1:B:337:LEU:CD2	1:B:395:VAL:HG22	2.06	0.85
1:D:356:GLU:CB	1:D:368:LYS:O	2.24	0.85
1:C:121:VAL:HG22	1:C:172:THR:HG21	1.58	0.85
1:D:395:VAL:O	1:D:399:ILE:HG13	1.77	0.85
1:A:239:THR:CB	1:A:243:PRO:HB3	2.06	0.84
1:B:356:GLU:CB	1:B:368:LYS:O	2.24	0.84
1:B:386:CYS:CB	1:B:395:VAL:CB	2.55	0.84
1:B:401:TYR:HA	1:B:402:SER:HB2	1.57	0.84
1:C:395:VAL:O	1:C:399:ILE:HG13	1.77	0.84

Continued on next page...

Continued from previous page...

Atom-1	Atom-2	Interatomic distance (Å)	Clash overlap (Å)
1:B:395:VAL:O	1:B:399:ILE:HG13	1.77	0.84
1:C:239:THR:OG1	1:C:241:GLY:HA2	1.77	0.84
1:A:401:TYR:HA	1:A:402:SER:HB2	1.57	0.84
1:B:426:TRP:CA	1:B:430:VAL:HG12	2.07	0.84
1:B:400:ALA:O	1:B:703:ILE:HG12	1.77	0.84
1:C:629:SER:HG	1:C:632:SER:HG	1.16	0.84
1:A:239:THR:OG1	1:A:241:GLY:HA2	1.77	0.84
1:A:443:LEU:O	1:A:447:ILE:HD13	1.77	0.84
1:B:511:TYR:O	1:B:514:ILE:HG22	1.78	0.84
1:C:136:LEU:HD23	1:C:136:LEU:H	1.40	0.84
1:C:681:LEU:HD13	1:C:682:MET:N	1.91	0.84
1:D:239:THR:OG1	1:D:241:GLY:HA2	1.77	0.84
1:D:386:CYS:CB	1:D:395:VAL:CB	2.55	0.84
1:C:655:PHE:CE2	1:D:536:GLU:CB	2.60	0.84
1:A:396:LEU:HD12	1:A:418:LEU:HD22	0.84	0.84
1:B:655:PHE:CZ	1:A:536:GLU:HA	1.81	0.84
1:A:243:PRO:HB2	1:A:244:GLY:CA	2.08	0.84
1:A:426:TRP:CA	1:A:430:VAL:HG12	2.07	0.84
1:B:127:GLN:O	1:B:130:GLU:HG3	1.78	0.84
1:B:652:ASN:O	1:B:653:TYR:CB	2.26	0.84
1:C:426:TRP:CA	1:C:430:VAL:HG12	2.07	0.84
1:B:239:THR:OG1	1:B:241:GLY:HA2	1.77	0.84
1:B:693:SER:OG	1:B:696:ILE:HG21	1.77	0.84
1:C:443:LEU:O	1:C:447:ILE:HD13	1.77	0.84
1:D:426:TRP:CA	1:D:430:VAL:HG12	2.07	0.84
1:D:652:ASN:O	1:D:653:TYR:CB	2.26	0.84
1:A:400:ALA:O	1:A:703:ILE:HG12	1.77	0.84
1:C:239:THR:CB	1:C:243:PRO:HB3	2.05	0.84
1:C:681:LEU:HD21	1:C:682:MET:HE2	1.60	0.84
1:D:511:TYR:O	1:D:514:ILE:HG22	1.78	0.84
1:D:127:GLN:O	1:D:130:GLU:HG3	1.78	0.83
1:D:136:LEU:H	1:D:136:LEU:HD23	1.41	0.83
1:B:539:ALA:CA	1:D:655:PHE:CE1	2.61	0.83
1:A:386:CYS:CB	1:A:395:VAL:CB	2.55	0.83
1:A:580:PHE:HD2	1:C:565:TYR:HH	0.87	0.83
1:C:127:GLN:O	1:C:130:GLU:HG3	1.78	0.83
1:C:396:LEU:HD12	1:C:418:LEU:HD22	0.84	0.83
1:D:428:ARG:HD3	1:D:429:PHE:N	1.93	0.83
1:D:681:LEU:HD21	1:D:682:MET:HE2	1.58	0.83
1:A:652:ASN:O	1:A:653:TYR:CB	2.26	0.83
1:B:443:LEU:O	1:B:447:ILE:HD13	1.77	0.83

Continued on next page...

Continued from previous page...

Atom-1	Atom-2	Interatomic distance (Å)	Clash overlap (Å)
1:D:386:CYS:CB	1:D:395:VAL:CG2	2.56	0.83
1:A:472:TYR:O	1:A:476:THR:HG23	1.78	0.83
1:A:665:ALA:O	1:A:669:LEU:HB2	1.79	0.83
1:B:235:PHE:HZ	1:A:374:TYR:CB	1.92	0.83
1:B:396:LEU:HD12	1:B:418:LEU:HD22	0.84	0.83
1:C:386:CYS:CB	1:C:395:VAL:CB	2.55	0.83
1:D:669:LEU:O	1:D:673:LEU:HB2	1.79	0.83
1:A:127:GLN:O	1:A:130:GLU:HG3	1.78	0.83
1:A:395:VAL:O	1:A:399:ILE:HG13	1.77	0.83
1:B:472:TYR:O	1:B:476:THR:HG23	1.78	0.83
1:B:499:ARG:N	1:B:499:ARG:HD2	1.93	0.83
1:C:428:ARG:CD	1:C:429:PHE:CG	2.62	0.83
1:C:701:ARG:HH11	1:C:701:ARG:HB2	1.43	0.83
1:D:243:PRO:HB2	1:D:244:GLY:CA	2.08	0.83
1:D:693:SER:OG	1:D:696:ILE:HG21	1.77	0.83
1:A:346:ILE:CG1	1:A:412:MET:CB	2.57	0.83
1:C:665:ALA:O	1:C:669:LEU:HB2	1.79	0.83
1:C:664:LEU:O	1:C:668:ILE:CG2	2.27	0.83
1:C:693:SER:OG	1:C:696:ILE:HG21	1.77	0.83
1:A:386:CYS:CB	1:A:395:VAL:CG2	2.56	0.83
1:B:374:TYR:CB	1:D:235:PHE:CZ	2.62	0.83
1:B:701:ARG:HB2	1:B:701:ARG:HH11	1.43	0.83
1:A:499:ARG:N	1:A:499:ARG:HD2	1.92	0.83
1:C:386:CYS:CB	1:C:395:VAL:CG2	2.56	0.83
1:C:428:ARG:HD3	1:C:429:PHE:N	1.94	0.83
1:C:669:LEU:O	1:C:669:LEU:HD23	1.78	0.83
1:B:669:LEU:O	1:B:673:LEU:HB2	1.79	0.83
1:D:396:LEU:HD12	1:D:418:LEU:HD22	0.84	0.83
1:D:664:LEU:O	1:D:668:ILE:CG2	2.27	0.83
1:A:701:ARG:HB2	1:A:701:ARG:HH11	1.43	0.82
1:B:428:ARG:HD3	1:B:429:PHE:N	1.94	0.82
1:A:629:SER:HG	1:A:632:SER:HG	1.10	0.82
1:B:386:CYS:CB	1:B:395:VAL:CG2	2.56	0.82
1:A:669:LEU:HD23	1:A:669:LEU:O	1.78	0.82
1:A:669:LEU:O	1:A:673:LEU:HB2	1.79	0.82
1:C:511:TYR:O	1:C:514:ILE:HG22	1.78	0.82
1:B:560:GLN:HE22	1:B:694:LYS:HD3	1.40	0.82
1:C:243:PRO:HB2	1:C:244:GLY:CA	2.08	0.82
1:D:665:ALA:O	1:D:669:LEU:HB2	1.79	0.82
1:B:515:LEU:HD23	1:B:551:ASN:ND2	1.95	0.82
1:B:665:ALA:O	1:B:669:LEU:HB2	1.79	0.82

Continued on next page...

Continued from previous page...

Atom-1	Atom-2	Interatomic distance (Å)	Clash overlap (Å)
1:C:499:ARG:HD2	1:C:499:ARG:N	1.92	0.82
1:D:669:LEU:HD23	1:D:669:LEU:O	1.78	0.82
1:C:346:ILE:CG1	1:C:412:MET:CB	2.57	0.82
1:B:243:PRO:HB2	1:B:244:GLY:CA	2.08	0.82
1:B:428:ARG:CD	1:B:429:PHE:CG	2.62	0.82
1:D:629:SER:HG	1:D:632:SER:HG	1.16	0.82
1:A:511:TYR:O	1:A:514:ILE:HG22	1.78	0.82
1:B:346:ILE:CG1	1:B:412:MET:CB	2.57	0.82
1:B:669:LEU:O	1:B:669:LEU:HD23	1.78	0.82
1:D:499:ARG:N	1:D:499:ARG:HD2	1.93	0.81
1:D:346:ILE:CG1	1:D:412:MET:CB	2.57	0.81
1:D:472:TYR:O	1:D:476:THR:HG23	1.78	0.81
1:B:536:GLU:CB	1:D:655:PHE:HZ	1.67	0.81
1:C:652:ASN:O	1:C:653:TYR:CB	2.26	0.81
1:D:428:ARG:CD	1:D:429:PHE:CG	2.62	0.81
1:A:428:ARG:CD	1:A:429:PHE:CG	2.62	0.81
1:D:760:UNK:HA	1:D:761:UNK:CB	2.11	0.81
1:A:515:LEU:HD23	1:A:551:ASN:ND2	1.95	0.81
1:C:472:TYR:O	1:C:476:THR:HG23	1.78	0.81
1:C:515:LEU:HD23	1:C:551:ASN:ND2	1.95	0.81
1:C:669:LEU:O	1:C:673:LEU:HB2	1.79	0.81
1:D:701:ARG:HH11	1:D:701:ARG:HB2	1.43	0.81
1:A:428:ARG:HD3	1:A:429:PHE:N	1.94	0.81
1:A:664:LEU:O	1:A:668:ILE:CG2	2.27	0.81
1:C:655:PHE:CE2	1:D:536:GLU:CA	2.60	0.81
1:B:546:ALA:O	1:B:550:THR:HG23	1.81	0.81
1:A:563:GLY:O	1:A:567:VAL:HG23	1.82	0.80
1:A:760:UNK:HA	1:A:761:UNK:CB	2.11	0.80
1:B:760:UNK:HA	1:B:761:UNK:CB	2.11	0.80
1:C:665:ALA:O	1:C:669:LEU:N	2.13	0.80
1:B:563:GLY:O	1:B:567:VAL:HG23	1.82	0.80
1:D:515:LEU:HD23	1:D:551:ASN:ND2	1.95	0.80
1:C:546:ALA:O	1:C:550:THR:HG23	1.81	0.80
1:D:462:PRO:HB2	1:D:464:LYS:N	1.97	0.80
1:A:396:LEU:HD13	1:A:418:LEU:CD2	2.12	0.80
1:B:664:LEU:O	1:B:668:ILE:CG2	2.27	0.80
1:D:546:ALA:O	1:D:550:THR:HG23	1.81	0.80
1:D:665:ALA:O	1:D:669:LEU:N	2.13	0.80
1:C:462:PRO:HB2	1:C:464:LYS:N	1.97	0.80
1:D:563:GLY:O	1:D:567:VAL:HG23	1.82	0.80
1:A:546:ALA:O	1:A:550:THR:HG23	1.81	0.80

Continued on next page...

Continued from previous page...

Atom-1	Atom-2	Interatomic distance (Å)	Clash overlap (Å)
1:B:572:MET:CE	1:D:676:ASN:HB2	2.12	0.79
1:A:515:LEU:HD23	1:A:551:ASN:HD21	1.47	0.79
1:C:760:UNK:HA	1:C:761:UNK:CB	2.11	0.79
1:C:591:PHE:CD2	1:C:666:TYR:HB2	2.18	0.79
1:D:358:HIS:HA	1:D:362:CYS:SG	2.23	0.79
1:B:516:PHE:CE2	1:B:554:TYR:CE2	2.70	0.79
1:B:640:PHE:CD1	1:B:667:VAL:HG21	2.18	0.79
1:C:640:PHE:CD1	1:C:667:VAL:HG21	2.17	0.79
1:A:665:ALA:O	1:A:669:LEU:N	2.13	0.79
1:A:235:PHE:CE2	1:C:374:TYR:CB	2.65	0.79
1:A:516:PHE:CE2	1:A:554:TYR:CE2	2.70	0.79
1:A:655:PHE:HZ	1:C:536:GLU:CB	1.49	0.79
1:A:652:ASN:O	1:A:653:TYR:CD2	2.36	0.79
1:B:655:PHE:CE1	1:A:539:ALA:CA	2.66	0.79
1:C:358:HIS:HA	1:C:362:CYS:SG	2.23	0.79
1:C:396:LEU:HD13	1:C:418:LEU:CD2	2.12	0.79
1:C:652:ASN:O	1:C:653:TYR:CD2	2.36	0.79
1:D:515:LEU:HD23	1:D:551:ASN:HD21	1.47	0.79
1:A:358:HIS:HA	1:A:362:CYS:SG	2.23	0.79
1:A:640:PHE:CD1	1:A:667:VAL:HG21	2.18	0.79
1:B:652:ASN:O	1:B:653:TYR:CD2	2.36	0.79
1:C:563:GLY:O	1:C:567:VAL:HG23	1.82	0.79
1:B:358:HIS:HA	1:B:362:CYS:SG	2.23	0.79
1:D:640:PHE:CD1	1:D:667:VAL:HG21	2.18	0.79
1:B:658:VAL:HG13	1:A:543:PHE:CZ	2.18	0.79
1:C:356:GLU:HA	1:C:366:SER:OG	1.83	0.79
1:C:516:PHE:CE2	1:C:554:TYR:CE2	2.70	0.79
1:B:665:ALA:O	1:B:669:LEU:N	2.13	0.78
1:C:661:ILE:HD13	1:C:661:ILE:O	1.83	0.78
1:D:652:ASN:O	1:D:653:TYR:CD2	2.36	0.78
1:B:396:LEU:HD13	1:B:418:LEU:CD2	2.12	0.78
1:B:462:PRO:HB2	1:B:464:LYS:N	1.97	0.78
1:B:515:LEU:HD23	1:B:551:ASN:HD21	1.47	0.78
1:B:591:PHE:CD2	1:B:666:TYR:HB2	2.18	0.78
1:B:658:VAL:O	1:B:661:ILE:HG22	1.84	0.78
1:D:658:VAL:O	1:D:661:ILE:HG22	1.84	0.78
1:A:591:PHE:CD2	1:A:666:TYR:HB2	2.18	0.78
1:A:356:GLU:HA	1:A:366:SER:OG	1.83	0.78
1:B:356:GLU:HA	1:B:366:SER:OG	1.83	0.78
1:B:661:ILE:O	1:B:661:ILE:HD13	1.84	0.78
1:C:647:LEU:HG	1:D:639:LYS:HD3	1.64	0.78

Continued on next page...

Continued from previous page...

Atom-1	Atom-2	Interatomic distance (Å)	Clash overlap (Å)
1:D:516:PHE:CE2	1:D:554:TYR:CE2	2.70	0.78
1:D:591:PHE:CD2	1:D:666:TYR:HB2	2.18	0.78
1:D:661:ILE:O	1:D:661:ILE:HD13	1.84	0.78
1:A:235:PHE:HZ	1:C:374:TYR:CB	1.94	0.78
1:A:462:PRO:HB2	1:A:464:LYS:N	1.97	0.78
1:A:645:GLY:O	1:C:644:MET:HG2	1.82	0.78
1:A:658:VAL:O	1:A:661:ILE:HG22	1.84	0.78
1:B:559:PHE:HB3	1:B:562:MET:H	1.49	0.78
1:C:400:ALA:C	1:C:402:SER:HB2	2.05	0.78
1:A:400:ALA:C	1:A:402:SER:HB2	2.05	0.77
1:A:428:ARG:HD2	1:A:429:PHE:CD2	2.19	0.77
1:D:559:PHE:HB3	1:D:562:MET:H	1.49	0.77
1:B:629:SER:HG	1:B:632:SER:HG	1.13	0.77
1:C:402:SER:HB3	1:C:703:ILE:HD11	1.66	0.77
1:C:428:ARG:HD2	1:C:429:PHE:CD2	2.19	0.77
1:C:515:LEU:HD23	1:C:551:ASN:HD21	1.47	0.77
1:C:587:PHE:HE2	1:C:674:LEU:CD2	1.98	0.77
1:B:235:PHE:CE2	1:A:374:TYR:CB	2.67	0.77
1:A:402:SER:HB3	1:A:703:ILE:HD11	1.66	0.77
1:A:587:PHE:HE2	1:A:674:LEU:CD2	1.97	0.77
1:B:707:ASP:O	1:B:711:SER:CB	2.32	0.77
1:B:514:ILE:O	1:B:518:VAL:HG23	1.85	0.77
1:B:587:PHE:HE2	1:B:674:LEU:CD2	1.98	0.77
1:C:707:ASP:O	1:C:711:SER:CB	2.32	0.77
1:D:367:ARG:NH2	1:D:385:SER:HB3	1.99	0.77
1:A:242:ARG:N	1:A:243:PRO:HA	1.98	0.77
1:B:402:SER:HB3	1:B:703:ILE:HD11	1.66	0.77
1:D:356:GLU:HA	1:D:366:SER:OG	1.83	0.77
1:B:488:PHE:HB2	1:B:520:SER:HB3	1.66	0.77
1:C:658:VAL:O	1:C:661:ILE:HG22	1.84	0.77
1:B:400:ALA:C	1:B:402:SER:HB2	2.05	0.77
1:C:559:PHE:HB3	1:C:562:MET:H	1.49	0.77
1:D:587:PHE:HE2	1:D:674:LEU:CD2	1.97	0.77
1:D:707:ASP:O	1:D:711:SER:CB	2.32	0.77
1:A:661:ILE:O	1:A:661:ILE:HD13	1.84	0.77
1:B:367:ARG:NH2	1:B:385:SER:HB3	1.99	0.77
1:D:400:ALA:C	1:D:402:SER:HB2	2.05	0.77
1:C:488:PHE:HB2	1:C:520:SER:HB3	1.66	0.76
1:B:572:MET:HE1	1:D:676:ASN:HB2	1.66	0.76
1:A:707:ASP:O	1:A:711:SER:CB	2.32	0.76
1:D:396:LEU:HD13	1:D:418:LEU:CD2	2.12	0.76

Continued on next page...

Continued from previous page...

Atom-1	Atom-2	Interatomic distance (Å)	Clash overlap (Å)
1:B:539:ALA:N	1:D:655:PHE:CE1	2.54	0.76
1:D:359:GLU:C	1:D:362:CYS:HB3	2.06	0.76
1:D:514:ILE:O	1:D:518:VAL:HG23	1.85	0.76
1:A:559:PHE:HB3	1:A:562:MET:H	1.49	0.76
1:B:676:ASN:HB2	1:A:572:MET:HE1	1.65	0.76
1:A:682:MET:O	1:A:685:THR:HG22	1.86	0.76
1:C:665:ALA:O	1:C:669:LEU:CB	2.34	0.76
1:B:682:MET:O	1:B:685:THR:HG22	1.86	0.76
1:A:127:GLN:HG2	1:A:130:GLU:OE2	1.85	0.76
1:A:359:GLU:C	1:A:362:CYS:HB3	2.06	0.76
1:B:376:PRO:CG	1:D:245:PHE:CB	2.42	0.76
1:C:352:ILE:O	1:C:367:ARG:HD2	1.86	0.76
1:D:352:ILE:O	1:D:367:ARG:HD2	1.86	0.76
1:D:428:ARG:HD2	1:D:429:PHE:CD2	2.19	0.76
1:D:515:LEU:HD23	1:D:551:ASN:CG	2.06	0.76
1:B:359:GLU:C	1:B:362:CYS:HB3	2.06	0.76
1:B:428:ARG:HD2	1:B:429:PHE:CD2	2.19	0.76
1:B:647:LEU:HD23	1:A:642:ILE:CD1	2.16	0.76
1:D:488:PHE:HB2	1:D:520:SER:HB3	1.66	0.76
1:A:521:LEU:HD22	1:A:521:LEU:O	1.86	0.76
1:A:488:PHE:HB2	1:A:520:SER:HB3	1.66	0.76
1:B:352:ILE:O	1:B:367:ARG:HD2	1.86	0.76
1:B:665:ALA:O	1:B:669:LEU:CB	2.34	0.76
1:C:514:ILE:O	1:C:518:VAL:HG23	1.85	0.76
1:D:564:ILE:O	1:D:568:MET:HG3	1.86	0.76
1:C:367:ARG:NH2	1:C:385:SER:HB3	2.00	0.76
1:C:564:ILE:O	1:C:568:MET:HG3	1.86	0.76
1:D:359:GLU:O	1:D:362:CYS:CB	2.34	0.76
1:D:665:ALA:O	1:D:669:LEU:CB	2.34	0.76
1:C:127:GLN:HG2	1:C:130:GLU:OE2	1.85	0.75
1:D:127:GLN:HG2	1:D:130:GLU:OE2	1.85	0.75
1:D:402:SER:HB3	1:D:703:ILE:HD11	1.66	0.75
1:A:352:ILE:O	1:A:367:ARG:HD2	1.86	0.75
1:A:367:ARG:NH2	1:A:385:SER:HB3	2.00	0.75
1:A:564:ILE:O	1:A:568:MET:HG3	1.86	0.75
1:B:536:GLU:O	1:D:655:PHE:CE1	2.39	0.75
1:C:521:LEU:O	1:C:521:LEU:HD22	1.86	0.75
1:B:487:TYR:HE1	1:B:491:ARG:CD	1.99	0.75
1:C:359:GLU:C	1:C:362:CYS:HB3	2.06	0.75
1:C:515:LEU:HD23	1:C:551:ASN:CG	2.06	0.75
1:D:487:TYR:HE1	1:D:491:ARG:CD	1.99	0.75

Continued on next page...

Continued from previous page...

Atom-1	Atom-2	Interatomic distance (Å)	Clash overlap (Å)
1:A:514:ILE:O	1:A:518:VAL:HG23	1.85	0.75
1:A:665:ALA:O	1:A:669:LEU:CB	2.34	0.75
1:B:127:GLN:HG2	1:B:130:GLU:OE2	1.85	0.75
1:D:682:MET:O	1:D:685:THR:HG22	1.86	0.75
1:C:676:ASN:H	1:C:676:ASN:HD22	1.31	0.75
1:B:359:GLU:O	1:B:362:CYS:CB	2.34	0.75
1:B:521:LEU:HD22	1:B:521:LEU:O	1.86	0.75
1:A:570:GLU:O	1:A:573:ILE:HG22	1.87	0.75
1:C:682:MET:O	1:C:685:THR:HG22	1.86	0.75
1:B:564:ILE:O	1:B:568:MET:HG3	1.86	0.74
1:B:678:LEU:O	1:B:681:LEU:HD12	1.86	0.74
1:A:658:VAL:CG1	1:C:543:PHE:CZ	2.69	0.74
1:D:668:ILE:HD12	1:D:669:LEU:N	2.02	0.74
1:D:678:LEU:O	1:D:681:LEU:HD12	1.86	0.74
1:C:487:TYR:HE1	1:C:491:ARG:CD	1.99	0.74
1:A:487:TYR:HE1	1:A:491:ARG:CD	1.99	0.74
1:A:515:LEU:HD23	1:A:551:ASN:CG	2.06	0.74
1:A:572:MET:O	1:A:576:ASP:HB2	1.88	0.74
1:B:515:LEU:HD23	1:B:551:ASN:CG	2.06	0.74
1:A:676:ASN:CB	1:C:572:MET:HE1	2.17	0.74
1:D:243:PRO:CB	1:D:244:GLY:HA3	2.15	0.74
1:D:521:LEU:O	1:D:521:LEU:HD22	1.86	0.74
1:C:570:GLU:O	1:C:573:ILE:HG22	1.87	0.74
1:B:572:MET:O	1:B:576:ASP:HB2	1.87	0.74
1:B:644:MET:HG2	1:D:645:GLY:O	1.87	0.74
1:C:572:MET:O	1:C:576:ASP:HB2	1.87	0.74
1:C:668:ILE:HD12	1:C:669:LEU:N	2.02	0.74
1:D:572:MET:O	1:D:576:ASP:HB2	1.87	0.74
1:C:630:LEU:O	1:C:630:LEU:HD13	1.88	0.74
1:D:649:PHE:HD2	1:D:649:PHE:H	1.36	0.74
1:B:243:PRO:CB	1:B:244:GLY:HA3	2.15	0.74
1:C:649:PHE:H	1:C:649:PHE:HD2	1.36	0.74
1:B:352:ILE:O	1:B:367:ARG:CD	2.36	0.73
1:D:452:ALA:O	1:D:455:ARG:CG	2.36	0.73
1:B:655:PHE:HD1	1:A:539:ALA:HB2	1.38	0.73
1:B:589:PHE:O	1:B:593:THR:HG23	1.88	0.73
1:B:668:ILE:HD12	1:B:669:LEU:N	2.02	0.73
1:C:452:ALA:O	1:C:455:ARG:CG	2.36	0.73
1:A:452:ALA:O	1:A:455:ARG:CG	2.36	0.73
1:B:452:ALA:O	1:B:455:ARG:CG	2.36	0.73
1:B:647:LEU:CD1	1:B:648:GLU:HG3	2.12	0.73

Continued on next page...

Continued from previous page...

Atom-1	Atom-2	Interatomic distance (Å)	Clash overlap (Å)
1:C:352:ILE:O	1:C:367:ARG:CD	2.36	0.73
1:D:570:GLU:O	1:D:573:ILE:HG22	1.87	0.73
1:D:589:PHE:O	1:D:593:THR:HG23	1.88	0.73
1:C:647:LEU:HD23	1:D:642:ILE:CD1	2.18	0.73
1:A:352:ILE:O	1:A:367:ARG:CD	2.36	0.73
1:A:630:LEU:O	1:A:630:LEU:HD13	1.88	0.73
1:C:589:PHE:O	1:C:593:THR:HG23	1.88	0.73
1:B:570:GLU:O	1:B:573:ILE:HG22	1.87	0.73
1:D:666:TYR:CE1	1:D:670:THR:HG21	2.24	0.73
1:C:678:LEU:O	1:C:681:LEU:HD12	1.86	0.73
1:D:428:ARG:HD3	1:D:429:PHE:CB	2.19	0.73
1:B:630:LEU:HD13	1:B:630:LEU:O	1.88	0.73
1:C:396:LEU:HD11	1:C:418:LEU:HD22	1.63	0.73
1:A:678:LEU:O	1:A:681:LEU:HD12	1.86	0.73
1:B:376:PRO:CB	1:D:245:PHE:CG	2.71	0.73
1:C:242:ARG:N	1:C:243:PRO:HA	1.98	0.73
1:C:694:LYS:HD2	1:C:694:LYS:C	2.10	0.73
1:C:243:PRO:CB	1:C:244:GLY:HA3	2.15	0.73
1:C:359:GLU:O	1:C:362:CYS:CB	2.34	0.73
1:A:511:TYR:CE1	1:A:515:LEU:HD13	2.24	0.73
1:A:668:ILE:HD12	1:A:669:LEU:N	2.02	0.73
1:A:694:LYS:HD2	1:A:694:LYS:C	2.09	0.73
1:C:136:LEU:HB2	1:C:141:LYS:O	1.89	0.73
1:C:498:GLN:C	1:C:499:ARG:HD2	2.10	0.73
1:D:630:LEU:HD13	1:D:630:LEU:O	1.88	0.73
1:A:243:PRO:CB	1:A:244:GLY:HA3	2.15	0.72
1:A:428:ARG:HD3	1:A:429:PHE:CB	2.19	0.72
1:B:428:ARG:HD3	1:B:429:PHE:CB	2.19	0.72
1:C:666:TYR:CE1	1:C:670:THR:HG21	2.24	0.72
1:A:498:GLN:C	1:A:499:ARG:HD2	2.09	0.72
1:A:666:TYR:CE1	1:A:670:THR:HG21	2.24	0.72
1:B:511:TYR:CE1	1:B:515:LEU:HD13	2.24	0.72
1:B:536:GLU:CA	1:D:655:PHE:HE2	1.55	0.72
1:A:580:PHE:CD2	1:A:678:LEU:HD22	2.24	0.72
1:B:666:TYR:CE1	1:B:670:THR:HG21	2.24	0.72
1:B:676:ASN:HB2	1:A:572:MET:CE	2.19	0.72
1:C:428:ARG:HD3	1:C:429:PHE:CB	2.19	0.72
1:C:511:TYR:CE1	1:C:515:LEU:HD13	2.24	0.72
1:C:580:PHE:CD2	1:C:678:LEU:HD22	2.24	0.72
1:D:694:LYS:C	1:D:694:LYS:HD2	2.10	0.72
1:A:589:PHE:O	1:A:593:THR:HG23	1.88	0.72

Continued on next page...

Continued from previous page...

Atom-1	Atom-2	Interatomic distance (Å)	Clash overlap (Å)
1:D:352:ILE:O	1:D:367:ARG:CD	2.36	0.72
1:A:136:LEU:HB2	1:A:141:LYS:O	1.89	0.72
1:A:567:VAL:O	1:A:571:LYS:HG3	1.90	0.72
1:A:359:GLU:O	1:A:362:CYS:CB	2.34	0.72
1:A:716:MET:SD	1:A:717:ARG:N	2.63	0.72
1:C:567:VAL:O	1:C:571:LYS:HG3	1.90	0.72
1:B:567:VAL:O	1:B:571:LYS:HG3	1.90	0.72
1:D:498:GLN:C	1:D:499:ARG:HD2	2.09	0.72
1:B:580:PHE:HD2	1:A:565:TYR:HH	1.38	0.72
1:B:649:PHE:H	1:B:649:PHE:HD2	1.36	0.72
1:B:587:PHE:HE2	1:B:674:LEU:HD21	1.55	0.72
1:D:136:LEU:HB2	1:D:141:LYS:O	1.89	0.72
1:D:567:VAL:O	1:D:571:LYS:HG3	1.90	0.72
1:D:596:VAL:HG22	1:D:633:THR:CG2	2.13	0.72
1:A:515:LEU:O	1:A:518:VAL:N	2.23	0.72
1:B:515:LEU:O	1:B:518:VAL:N	2.23	0.72
1:B:694:LYS:HD2	1:B:694:LYS:C	2.09	0.72
1:C:596:VAL:CG1	1:C:628:ASN:O	2.35	0.72
1:D:580:PHE:CD2	1:D:678:LEU:HD22	2.24	0.72
1:B:678:LEU:HD12	1:B:678:LEU:O	1.90	0.72
1:C:716:MET:SD	1:C:717:ARG:N	2.63	0.72
1:D:587:PHE:HE2	1:D:674:LEU:HD21	1.55	0.72
1:A:587:PHE:CE2	1:A:674:LEU:CD2	2.73	0.71
1:B:498:GLN:C	1:B:499:ARG:HD2	2.10	0.71
1:B:655:PHE:HE2	1:A:536:GLU:HA	0.94	0.71
1:A:673:LEU:O	1:C:572:MET:SD	2.48	0.71
1:A:359:GLU:CA	1:A:362:CYS:HB3	2.20	0.71
1:A:394:SER:O	1:A:397:GLU:N	2.24	0.71
1:A:678:LEU:HD12	1:A:678:LEU:O	1.90	0.71
1:B:136:LEU:HB2	1:B:141:LYS:O	1.89	0.71
1:C:515:LEU:O	1:C:518:VAL:N	2.23	0.71
1:A:587:PHE:CE2	1:A:674:LEU:HD21	2.25	0.71
1:B:515:LEU:CD2	1:B:551:ASN:CG	2.59	0.71
1:B:580:PHE:CD2	1:B:678:LEU:HD22	2.24	0.71
1:C:425:LYS:CB	1:C:429:PHE:HE2	2.03	0.71
1:A:425:LYS:CB	1:A:429:PHE:HE2	2.03	0.71
1:B:394:SER:O	1:B:397:GLU:N	2.24	0.71
1:C:587:PHE:CE2	1:C:674:LEU:CD2	2.74	0.71
1:D:515:LEU:CD2	1:D:551:ASN:CG	2.59	0.71
1:B:636:GLU:HG2	1:B:649:PHE:CE1	2.26	0.71
1:D:425:LYS:CB	1:D:429:PHE:HE2	2.03	0.71

Continued on next page...

Continued from previous page...

Atom-1	Atom-2	Interatomic distance (Å)	Clash overlap (Å)
1:B:359:GLU:CA	1:B:362:CYS:HB3	2.20	0.71
1:B:716:MET:SD	1:B:717:ARG:N	2.63	0.71
1:C:587:PHE:O	1:C:591:PHE:HD1	1.74	0.71
1:C:678:LEU:O	1:C:678:LEU:HD12	1.90	0.71
1:D:198:TYR:HE1	1:D:242:ARG:HD2	1.55	0.71
1:D:559:PHE:CB	1:D:562:MET:HB2	2.21	0.71
1:D:587:PHE:CE2	1:D:674:LEU:CD2	2.74	0.71
1:B:425:LYS:CB	1:B:429:PHE:HE2	2.03	0.71
1:D:515:LEU:O	1:D:518:VAL:N	2.23	0.71
1:D:402:SER:OG	1:D:699:LEU:HD21	1.91	0.71
1:A:372:TRP:CZ3	1:A:379:SER:OG	2.44	0.71
1:A:649:PHE:HD2	1:A:649:PHE:H	1.36	0.71
1:C:402:SER:OG	1:C:699:LEU:HD21	1.91	0.71
1:C:587:PHE:HE2	1:C:674:LEU:HD21	1.55	0.71
1:D:487:TYR:CE1	1:D:491:ARG:HG3	2.26	0.71
1:D:394:SER:O	1:D:397:GLU:N	2.24	0.71
1:D:587:PHE:O	1:D:591:PHE:HD1	1.74	0.71
1:D:587:PHE:CE2	1:D:674:LEU:HD21	2.25	0.71
1:C:359:GLU:CA	1:C:362:CYS:HB3	2.20	0.71
1:C:587:PHE:CE2	1:C:674:LEU:HD21	2.25	0.71
1:D:511:TYR:CE1	1:D:515:LEU:HD13	2.24	0.71
1:D:538:VAL:HG22	1:D:542:VAL:HG23	1.73	0.71
1:D:716:MET:SD	1:D:717:ARG:N	2.63	0.71
1:B:587:PHE:CE2	1:B:674:LEU:CD2	2.74	0.70
1:B:402:SER:OG	1:B:699:LEU:HD21	1.91	0.70
1:A:429:PHE:H	1:A:429:PHE:HD2	1.39	0.70
1:A:587:PHE:HE2	1:A:674:LEU:HD21	1.55	0.70
1:C:538:VAL:HG22	1:C:542:VAL:HG23	1.73	0.70
1:D:636:GLU:HG2	1:D:649:PHE:CE1	2.26	0.70
1:A:587:PHE:O	1:A:591:PHE:HD1	1.74	0.70
1:B:429:PHE:HD2	1:B:429:PHE:H	1.39	0.70
1:C:372:TRP:CZ3	1:C:379:SER:OG	2.44	0.70
1:C:487:TYR:CE1	1:C:491:ARG:HG3	2.26	0.70
1:D:678:LEU:HD12	1:D:678:LEU:O	1.90	0.70
1:A:198:TYR:HE1	1:A:242:ARG:HD2	1.55	0.70
1:A:636:GLU:HG2	1:A:649:PHE:CE1	2.26	0.70
1:B:487:TYR:CE1	1:B:491:ARG:HG3	2.26	0.70
1:C:647:LEU:HD12	1:C:648:GLU:CG	2.13	0.70
1:D:372:TRP:CZ3	1:D:379:SER:OG	2.44	0.70
1:D:429:PHE:HD2	1:D:429:PHE:H	1.39	0.70
1:A:515:LEU:CD2	1:A:551:ASN:CG	2.59	0.70

Continued on next page...

Continued from previous page...

Atom-1	Atom-2	Interatomic distance (Å)	Clash overlap (Å)
1:A:402:SER:OG	1:A:699:LEU:HD21	1.91	0.70
1:A:487:TYR:CE1	1:A:491:ARG:HG3	2.26	0.70
1:B:306:THR:HG23	1:B:351:TYR:CE1	2.26	0.70
1:C:515:LEU:CD2	1:C:551:ASN:CG	2.59	0.70
1:A:647:LEU:CD1	1:A:648:GLU:HG3	2.12	0.70
1:C:394:SER:O	1:C:397:GLU:N	2.24	0.70
1:D:306:THR:HG23	1:D:351:TYR:CE1	2.27	0.70
1:B:559:PHE:CB	1:B:562:MET:HB2	2.21	0.70
1:A:559:PHE:CB	1:A:562:MET:HB2	2.21	0.70
1:B:198:TYR:HE1	1:B:242:ARG:HD2	1.55	0.70
1:B:436:PHE:O	1:B:440:VAL:HG23	1.92	0.70
1:C:306:THR:HG23	1:C:351:TYR:CE1	2.26	0.70
1:D:359:GLU:CA	1:D:362:CYS:HB3	2.20	0.70
1:B:587:PHE:CE2	1:B:674:LEU:HD21	2.25	0.69
1:C:461:PRO:HA	1:C:462:PRO:C	2.12	0.69
1:C:559:PHE:CB	1:C:562:MET:HB2	2.21	0.69
1:B:372:TRP:CZ3	1:B:379:SER:OG	2.44	0.69
1:B:565:TYR:HH	1:D:580:PHE:HD2	1.39	0.69
1:B:538:VAL:HG22	1:B:542:VAL:HG23	1.73	0.69
1:C:428:ARG:CD	1:C:429:PHE:CD2	2.76	0.69
1:C:681:LEU:HD21	1:C:682:MET:SD	2.32	0.69
1:D:242:ARG:N	1:D:243:PRO:HA	1.98	0.69
1:A:184:ASP:C	1:A:186:LEU:H	1.96	0.69
1:B:184:ASP:C	1:B:186:LEU:H	1.96	0.69
1:B:587:PHE:O	1:B:591:PHE:HD1	1.74	0.69
1:A:306:THR:HG23	1:A:351:TYR:CE1	2.26	0.69
1:A:538:VAL:HG22	1:A:542:VAL:HG23	1.73	0.69
1:C:429:PHE:HD2	1:C:429:PHE:H	1.39	0.69
1:C:647:LEU:HD11	1:D:635:LEU:HD11	1.74	0.69
1:C:647:LEU:CD1	1:C:648:GLU:HG3	2.12	0.69
1:D:428:ARG:HD3	1:D:429:PHE:HB3	1.74	0.69
1:D:461:PRO:HA	1:D:462:PRO:C	2.12	0.69
1:C:436:PHE:O	1:C:440:VAL:HG23	1.92	0.69
1:A:436:PHE:O	1:A:440:VAL:HG23	1.92	0.69
1:C:636:GLU:HG2	1:C:649:PHE:CE1	2.26	0.69
1:D:436:PHE:O	1:D:440:VAL:HG23	1.92	0.69
1:B:428:ARG:CD	1:B:429:PHE:CD2	2.76	0.69
1:B:681:LEU:HD21	1:B:682:MET:SD	2.32	0.69
1:A:461:PRO:HA	1:A:462:PRO:C	2.12	0.69
1:A:596:VAL:CG1	1:A:628:ASN:O	2.35	0.69
1:A:672:ILE:O	1:A:676:ASN:OD1	2.11	0.69

Continued on next page...

Continued from previous page...

Atom-1	Atom-2	Interatomic distance (Å)	Clash overlap (Å)
1:C:681:LEU:HD22	1:C:682:MET:N	2.08	0.69
1:A:428:ARG:HG2	1:A:428:ARG:NH1	2.07	0.69
1:A:428:ARG:CD	1:A:429:PHE:CD2	2.76	0.69
1:B:461:PRO:HA	1:B:462:PRO:C	2.12	0.69
1:C:346:ILE:HG12	1:C:412:MET:CA	2.23	0.69
1:C:428:ARG:HD3	1:C:429:PHE:HB3	1.74	0.69
1:B:346:ILE:HG12	1:B:412:MET:CA	2.23	0.69
1:B:681:LEU:HD22	1:B:682:MET:N	2.08	0.69
1:D:681:LEU:HD21	1:D:682:MET:SD	2.32	0.69
1:A:428:ARG:HD3	1:A:429:PHE:HB3	1.74	0.68
1:A:681:LEU:HD22	1:A:682:MET:N	2.08	0.68
1:B:660:ILE:HG13	1:B:661:ILE:N	2.09	0.68
1:D:428:ARG:CD	1:D:429:PHE:CD2	2.76	0.68
1:D:681:LEU:HD22	1:D:682:MET:N	2.08	0.68
1:A:660:ILE:HG13	1:A:661:ILE:N	2.09	0.68
1:A:681:LEU:HD21	1:A:682:MET:SD	2.32	0.68
1:B:310:ASN:HB2	1:B:351:TYR:OH	1.94	0.68
1:B:642:ILE:CD1	1:D:647:LEU:HD23	2.23	0.68
1:C:462:PRO:HB2	1:C:464:LYS:O	1.94	0.68
1:A:647:LEU:HD23	1:C:642:ILE:CD1	2.22	0.68
1:A:647:LEU:HD23	1:C:642:ILE:HD11	1.74	0.68
1:C:302:THR:O	1:C:306:THR:HB	1.94	0.68
1:A:647:LEU:HD12	1:A:648:GLU:CG	2.13	0.68
1:B:647:LEU:HD12	1:B:648:GLU:CG	2.13	0.68
1:A:346:ILE:HG12	1:A:412:MET:CA	2.23	0.68
1:A:462:PRO:HB2	1:A:464:LYS:O	1.93	0.68
1:B:596:VAL:CG1	1:B:628:ASN:O	2.35	0.68
1:D:647:LEU:CD1	1:D:648:GLU:HG3	2.12	0.68
1:A:302:THR:O	1:A:306:THR:HB	1.94	0.68
1:B:601:ASP:N	1:B:652:ASN:HD21	1.92	0.68
1:B:672:ILE:O	1:B:676:ASN:OD1	2.12	0.68
1:D:310:ASN:HB2	1:D:351:TYR:OH	1.93	0.68
1:D:596:VAL:CG1	1:D:628:ASN:O	2.35	0.68
1:B:428:ARG:HD3	1:B:429:PHE:HB3	1.74	0.68
1:C:516:PHE:HE2	1:C:554:TYR:HD2	0.76	0.68
1:A:310:ASN:HB2	1:A:351:TYR:OH	1.93	0.67
1:A:374:TYR:O	1:A:377:VAL:N	2.26	0.67
1:A:671:TYR:O	1:A:675:LEU:HB2	1.94	0.67
1:C:428:ARG:NH1	1:C:428:ARG:HG2	2.07	0.67
1:C:310:ASN:HB2	1:C:351:TYR:HH	1.59	0.67
1:C:374:TYR:O	1:C:377:VAL:N	2.26	0.67

Continued on next page...

Continued from previous page...

Atom-1	Atom-2	Interatomic distance (Å)	Clash overlap (Å)
1:C:601:ASP:N	1:C:652:ASN:HD21	1.92	0.67
1:D:346:ILE:HG12	1:D:412:MET:CA	2.23	0.67
1:D:462:PRO:HB2	1:D:464:LYS:O	1.94	0.67
1:A:428:ARG:C	1:A:428:ARG:HD3	2.15	0.67
1:B:596:VAL:HG22	1:B:633:THR:CG2	2.13	0.67
1:B:601:ASP:H	1:B:652:ASN:HD21	1.42	0.67
1:C:428:ARG:HD3	1:C:428:ARG:C	2.15	0.67
1:D:671:TYR:O	1:D:675:LEU:HB2	1.94	0.67
1:A:560:GLN:NE2	1:A:697:TRP:CE3	2.61	0.67
1:C:184:ASP:C	1:C:186:LEU:H	1.96	0.67
1:D:280:ARG:HG2	1:D:284:GLY:O	1.95	0.67
1:A:498:GLN:C	1:A:499:ARG:HH11	1.98	0.67
1:D:302:THR:O	1:D:306:THR:HB	1.94	0.67
1:A:580:PHE:HD2	1:C:565:TYR:OH	1.70	0.67
1:A:601:ASP:H	1:A:652:ASN:HD21	1.42	0.67
1:B:428:ARG:C	1:B:428:ARG:HD3	2.15	0.67
1:B:718:LYS:O	1:B:719:ALA:HB2	1.95	0.67
1:C:239:THR:HB	1:C:243:PRO:HB3	1.76	0.67
1:C:426:TRP:CD1	1:C:430:VAL:CG1	2.77	0.67
1:C:521:LEU:HD13	1:C:521:LEU:C	2.15	0.67
1:C:596:VAL:HG22	1:C:633:THR:CG2	2.13	0.67
1:C:660:ILE:HG13	1:C:661:ILE:N	2.09	0.67
1:D:428:ARG:HD3	1:D:428:ARG:C	2.15	0.67
1:D:521:LEU:C	1:D:521:LEU:HD13	2.15	0.67
1:A:521:LEU:C	1:A:521:LEU:HD13	2.15	0.67
1:B:374:TYR:O	1:B:377:VAL:N	2.26	0.67
1:D:498:GLN:C	1:D:499:ARG:HH11	1.98	0.67
1:B:462:PRO:HB2	1:B:464:LYS:O	1.94	0.67
1:A:239:THR:HB	1:A:243:PRO:HB3	1.76	0.67
1:A:601:ASP:N	1:A:652:ASN:HD21	1.92	0.67
1:B:302:THR:O	1:B:306:THR:HB	1.94	0.67
1:B:498:GLN:CB	1:B:499:ARG:NH1	2.58	0.67
1:B:521:LEU:C	1:B:521:LEU:HD13	2.15	0.67
1:C:198:TYR:HE1	1:C:242:ARG:HD2	1.56	0.67
1:C:280:ARG:HG2	1:C:284:GLY:O	1.95	0.67
1:C:310:ASN:HB2	1:C:351:TYR:OH	1.94	0.67
1:D:660:ILE:HG13	1:D:661:ILE:N	2.09	0.67
1:D:498:GLN:CB	1:D:499:ARG:NH1	2.58	0.66
1:A:426:TRP:CD1	1:A:430:VAL:CG1	2.77	0.66
1:B:539:ALA:HB3	1:D:655:PHE:CE1	1.88	0.66
1:C:498:GLN:C	1:C:499:ARG:HH11	1.98	0.66

Continued on next page...

Continued from previous page...

Atom-1	Atom-2	Interatomic distance (Å)	Clash overlap (Å)
1:C:718:LYS:O	1:C:719:ALA:HB2	1.95	0.66
1:D:239:THR:HB	1:D:243:PRO:HB3	1.76	0.66
1:D:601:ASP:H	1:D:652:ASN:HD21	1.42	0.66
1:B:498:GLN:C	1:B:499:ARG:HH11	1.98	0.66
1:B:599:ILE:HD11	1:B:628:ASN:CB	2.25	0.66
1:B:671:TYR:O	1:B:675:LEU:HB2	1.94	0.66
1:B:374:TYR:CB	1:D:235:PHE:HZ	2.07	0.66
1:D:426:TRP:CD1	1:D:430:VAL:CG1	2.77	0.66
1:A:671:TYR:O	1:A:675:LEU:CD2	2.41	0.66
1:A:718:LYS:O	1:A:719:ALA:HB2	1.95	0.66
1:B:142:ARG:HD3	1:B:183:THR:HG21	1.78	0.66
1:B:426:TRP:CD1	1:B:430:VAL:CG1	2.78	0.66
1:B:693:SER:OG	1:B:696:ILE:CG2	2.44	0.66
1:C:428:ARG:HG3	1:C:429:PHE:CD2	2.31	0.66
1:D:142:ARG:HD3	1:D:183:THR:HG21	1.78	0.66
1:D:718:LYS:O	1:D:719:ALA:HB2	1.95	0.66
1:A:386:CYS:CB	1:A:395:VAL:HG23	2.26	0.66
1:B:397:GLU:HA	1:B:400:ALA:HB3	1.78	0.66
1:B:528:VAL:O	1:B:532:SER:OG	2.14	0.66
1:B:599:ILE:HD11	1:B:628:ASN:HA	1.77	0.66
1:C:414:LEU:C	1:C:419:ASN:CB	2.64	0.66
1:C:671:TYR:O	1:C:675:LEU:HB2	1.94	0.66
1:D:184:ASP:C	1:D:186:LEU:H	1.96	0.66
1:A:498:GLN:CB	1:A:499:ARG:NH1	2.58	0.66
1:A:693:SER:OG	1:A:696:ILE:CG2	2.44	0.66
1:A:677:MET:N	1:C:572:MET:HE1	2.10	0.66
1:D:462:PRO:HD2	1:D:464:LYS:H	1.60	0.66
1:D:569:ILE:C	1:D:569:ILE:HD13	2.16	0.66
1:A:599:ILE:HD11	1:A:628:ASN:HA	1.78	0.66
1:C:569:ILE:C	1:C:569:ILE:HD13	2.16	0.66
1:D:694:LYS:O	1:D:697:TRP:HE3	1.79	0.66
1:B:414:LEU:C	1:B:419:ASN:CB	2.64	0.66
1:B:462:PRO:HD2	1:B:464:LYS:H	1.60	0.66
1:C:671:TYR:O	1:C:675:LEU:CD2	2.41	0.66
1:C:694:LYS:O	1:C:697:TRP:HE3	1.79	0.66
1:D:599:ILE:HD11	1:D:628:ASN:CB	2.25	0.66
1:A:599:ILE:HD11	1:A:628:ASN:CB	2.25	0.66
1:C:386:CYS:CB	1:C:395:VAL:HG23	2.26	0.66
1:C:400:ALA:O	1:C:402:SER:HB2	1.96	0.66
1:C:589:PHE:HD2	1:C:589:PHE:O	1.79	0.66
1:D:428:ARG:HG3	1:D:429:PHE:CD2	2.31	0.66

Continued on next page...

Continued from previous page...

Atom-1	Atom-2	Interatomic distance (Å)	Clash overlap (Å)
1:D:516:PHE:HE2	1:D:554:TYR:HD2	0.76	0.66
1:D:589:PHE:O	1:D:589:PHE:HD2	1.79	0.66
1:D:601:ASP:N	1:D:652:ASN:HD21	1.92	0.66
1:A:280:ARG:HG2	1:A:284:GLY:O	1.95	0.65
1:A:372:TRP:CZ3	1:A:379:SER:CB	2.79	0.65
1:B:242:ARG:N	1:B:243:PRO:HA	1.98	0.65
1:C:397:GLU:HA	1:C:400:ALA:HB3	1.78	0.65
1:C:498:GLN:CB	1:C:499:ARG:NH1	2.58	0.65
1:C:498:GLN:CB	1:C:499:ARG:HH11	2.09	0.65
1:A:356:GLU:CA	1:A:366:SER:OG	2.44	0.65
1:C:599:ILE:HD11	1:C:628:ASN:CB	2.25	0.65
1:D:386:CYS:CB	1:D:395:VAL:HG23	2.26	0.65
1:D:528:VAL:O	1:D:532:SER:OG	2.14	0.65
1:B:400:ALA:O	1:B:402:SER:HB2	1.96	0.65
1:C:462:PRO:HD2	1:C:464:LYS:H	1.60	0.65
1:D:428:ARG:NH1	1:D:428:ARG:HG2	2.07	0.65
1:A:142:ARG:HD3	1:A:183:THR:HG21	1.78	0.65
1:A:428:ARG:HG3	1:A:429:PHE:CD2	2.31	0.65
1:A:573:ILE:HD13	1:A:577:LEU:HD23	1.78	0.65
1:A:694:LYS:O	1:A:697:TRP:HE3	1.79	0.65
1:B:239:THR:CB	1:B:243:PRO:CB	2.75	0.65
1:B:280:ARG:HG2	1:B:284:GLY:O	1.95	0.65
1:C:558:GLY:HA3	1:C:697:TRP:CD1	2.31	0.65
1:C:601:ASP:H	1:C:652:ASN:HD21	1.42	0.65
1:D:400:ALA:O	1:D:402:SER:HB2	1.96	0.65
1:D:414:LEU:C	1:D:419:ASN:CB	2.64	0.65
1:D:498:GLN:CB	1:D:499:ARG:HH11	2.09	0.65
1:A:400:ALA:O	1:A:402:SER:HB2	1.96	0.65
1:A:414:LEU:C	1:A:419:ASN:CB	2.64	0.65
1:B:428:ARG:HG3	1:B:429:PHE:CD2	2.31	0.65
1:B:498:GLN:CB	1:B:499:ARG:HH11	2.09	0.65
1:C:573:ILE:HD13	1:C:577:LEU:HD23	1.78	0.65
1:D:356:GLU:CA	1:D:366:SER:OG	2.44	0.65
1:D:647:LEU:HD12	1:D:648:GLU:CG	2.13	0.65
1:B:239:THR:HB	1:B:243:PRO:HB3	1.76	0.65
1:B:671:TYR:O	1:B:675:LEU:CD2	2.41	0.65
1:B:694:LYS:O	1:B:697:TRP:HE3	1.79	0.65
1:C:142:ARG:HD3	1:C:183:THR:HG21	1.78	0.65
1:C:372:TRP:CZ3	1:C:379:SER:CB	2.80	0.65
1:C:693:SER:OG	1:C:696:ILE:CG2	2.44	0.65
1:D:372:TRP:CZ3	1:D:379:SER:CB	2.80	0.65

Continued on next page...

Continued from previous page...

Atom-1	Atom-2	Interatomic distance (Å)	Clash overlap (Å)
1:A:569:ILE:C	1:A:569:ILE:HD13	2.16	0.65
1:B:428:ARG:NH1	1:B:428:ARG:HG2	2.07	0.65
1:B:569:ILE:HD13	1:B:569:ILE:C	2.16	0.65
1:B:558:GLY:HA3	1:B:697:TRP:CD1	2.31	0.65
1:C:158:LEU:HD21	1:C:162:MET:CE	2.27	0.65
1:D:158:LEU:HD21	1:D:162:MET:CE	2.27	0.65
1:D:239:THR:CB	1:D:243:PRO:CB	2.75	0.65
1:A:462:PRO:HD2	1:A:464:LYS:H	1.60	0.65
1:A:498:GLN:CB	1:A:499:ARG:HH11	2.09	0.65
1:B:356:GLU:CA	1:B:366:SER:OG	2.44	0.65
1:B:386:CYS:CB	1:B:395:VAL:HG23	2.26	0.65
1:D:693:SER:OG	1:D:696:ILE:CG2	2.44	0.65
1:B:158:LEU:HD21	1:B:162:MET:CE	2.27	0.65
1:B:589:PHE:O	1:B:589:PHE:HD2	1.79	0.65
1:C:487:TYR:CD1	1:C:491:ARG:HG3	2.32	0.65
1:C:647:LEU:HD23	1:D:642:ILE:HD12	1.78	0.65
1:A:158:LEU:HD21	1:A:162:MET:CE	2.27	0.64
1:A:240:LYS:HB3	1:A:240:LYS:HZ2	1.62	0.64
1:B:372:TRP:CZ3	1:B:379:SER:CB	2.80	0.64
1:D:653:TYR:HD1	1:D:654:ASP:N	1.95	0.64
1:A:428:ARG:CD	1:A:429:PHE:CB	2.76	0.64
1:A:528:VAL:O	1:A:532:SER:OG	2.14	0.64
1:B:653:TYR:HD1	1:B:654:ASP:N	1.95	0.64
1:C:528:VAL:O	1:C:532:SER:OG	2.14	0.64
1:D:558:GLY:HA3	1:D:697:TRP:CD1	2.31	0.64
1:A:558:GLY:HA3	1:A:697:TRP:CD1	2.31	0.64
1:A:589:PHE:HD2	1:A:589:PHE:O	1.79	0.64
1:B:448:PHE:O	1:B:448:PHE:HD2	1.81	0.64
1:B:381:LEU:HA	1:B:753:UNK:O	1.98	0.64
1:C:239:THR:CB	1:C:243:PRO:CB	2.75	0.64
1:C:448:PHE:HD2	1:C:448:PHE:O	1.80	0.64
1:D:487:TYR:HD1	1:D:487:TYR:O	1.81	0.64
1:A:188:GLN:HE21	1:A:188:GLN:H	1.46	0.64
1:A:653:TYR:HD1	1:A:654:ASP:N	1.95	0.64
1:A:381:LEU:HA	1:A:753:UNK:O	1.98	0.64
1:B:487:TYR:CD1	1:B:491:ARG:HG3	2.32	0.64
1:C:668:ILE:C	1:C:668:ILE:HD12	2.18	0.64
1:A:239:THR:CB	1:A:243:PRO:CB	2.75	0.64
1:B:487:TYR:HD1	1:B:487:TYR:O	1.81	0.64
1:C:356:GLU:CA	1:C:366:SER:OG	2.44	0.64
1:C:381:LEU:HA	1:C:753:UNK:O	1.98	0.64

Continued on next page...

Continued from previous page...

Atom-1	Atom-2	Interatomic distance (Å)	Clash overlap (Å)
1:C:681:LEU:CD1	1:C:682:MET:HG2	2.28	0.64
1:D:521:LEU:HD13	1:D:522:PHE:N	2.13	0.64
1:A:668:ILE:C	1:A:668:ILE:HD12	2.18	0.64
1:D:397:GLU:HA	1:D:400:ALA:HB3	1.78	0.64
1:B:521:LEU:HD13	1:B:522:PHE:N	2.13	0.64
1:A:681:LEU:CD1	1:A:682:MET:HG2	2.28	0.64
1:B:638:PHE:CE1	1:B:642:ILE:HD11	2.33	0.64
1:C:428:ARG:CD	1:C:429:PHE:CB	2.76	0.64
1:A:397:GLU:HA	1:A:400:ALA:HB3	1.78	0.64
1:A:487:TYR:CD1	1:A:491:ARG:HG3	2.32	0.64
1:A:521:LEU:HD13	1:A:522:PHE:N	2.13	0.64
1:B:573:ILE:HD13	1:B:577:LEU:HD23	1.78	0.64
1:D:573:ILE:HD13	1:D:577:LEU:HD23	1.78	0.64
1:D:668:ILE:HD12	1:D:668:ILE:C	2.18	0.64
1:D:671:TYR:O	1:D:675:LEU:CD2	2.41	0.64
1:C:487:TYR:HD1	1:C:487:TYR:O	1.81	0.64
1:C:653:TYR:HD1	1:C:654:ASP:N	1.95	0.64
1:D:188:GLN:HE21	1:D:188:GLN:H	1.46	0.64
1:D:638:PHE:CE1	1:D:642:ILE:HD11	2.33	0.64
1:D:681:LEU:CD1	1:D:682:MET:HG2	2.28	0.64
1:A:487:TYR:HD1	1:A:487:TYR:O	1.81	0.63
1:B:188:GLN:H	1:B:188:GLN:HE21	1.46	0.63
1:B:700:GLN:O	1:B:704:THR:CG2	2.41	0.63
1:C:188:GLN:H	1:C:188:GLN:HE21	1.46	0.63
1:A:306:THR:O	1:A:351:TYR:CZ	2.52	0.63
1:A:462:PRO:HD2	1:A:463:TYR:CA	2.28	0.63
1:B:240:LYS:HZ2	1:B:240:LYS:HB3	1.63	0.63
1:D:374:TYR:O	1:D:377:VAL:N	2.26	0.63
1:D:428:ARG:CD	1:D:429:PHE:CB	2.76	0.63
1:D:487:TYR:CD1	1:D:491:ARG:HG3	2.32	0.63
1:A:239:THR:HG1	1:A:243:PRO:HB3	1.63	0.63
1:A:448:PHE:HD2	1:A:448:PHE:O	1.81	0.63
1:A:638:PHE:CE1	1:A:642:ILE:HD11	2.33	0.63
1:B:668:ILE:C	1:B:668:ILE:HD12	2.18	0.63
1:C:521:LEU:HD13	1:C:522:PHE:N	2.13	0.63
1:C:638:PHE:CE1	1:C:642:ILE:HD11	2.33	0.63
1:A:142:ARG:CD	1:A:183:THR:HG21	2.29	0.63
1:B:239:THR:OG1	1:B:241:GLY:CA	2.47	0.63
1:B:462:PRO:HD2	1:B:463:TYR:CA	2.28	0.63
1:D:306:THR:O	1:D:351:TYR:CZ	2.52	0.63
1:D:428:ARG:CD	1:D:429:PHE:N	2.62	0.63

Continued on next page...

Continued from previous page...

Atom-1	Atom-2	Interatomic distance (Å)	Clash overlap (Å)
1:C:239:THR:HB	1:C:243:PRO:CB	2.29	0.63
1:A:372:TRP:HZ3	1:A:379:SER:CB	2.12	0.63
1:A:655:PHE:HE2	1:C:536:GLU:HA	0.89	0.63
1:B:142:ARG:CD	1:B:183:THR:HG21	2.29	0.63
1:C:372:TRP:HZ3	1:C:379:SER:CB	2.12	0.63
1:D:142:ARG:CD	1:D:183:THR:HG21	2.29	0.63
1:D:239:THR:HB	1:D:243:PRO:CB	2.29	0.63
1:D:448:PHE:HD2	1:D:448:PHE:O	1.80	0.63
1:A:596:VAL:HG22	1:A:633:THR:CG2	2.13	0.63
1:B:573:ILE:HG12	1:B:577:LEU:HD21	1.81	0.63
1:B:694:LYS:HD2	1:B:694:LYS:O	1.99	0.63
1:D:381:LEU:HA	1:D:753:UNK:O	1.98	0.63
1:B:239:THR:HB	1:B:243:PRO:CB	2.29	0.63
1:B:515:LEU:CD2	1:B:551:ASN:ND2	2.62	0.63
1:C:306:THR:O	1:C:351:TYR:CZ	2.52	0.63
1:D:401:TYR:N	1:D:402:SER:HB2	2.14	0.63
1:D:462:PRO:HD2	1:D:463:TYR:CA	2.28	0.63
1:A:158:LEU:O	1:A:158:LEU:HD22	1.99	0.63
1:C:158:LEU:O	1:C:158:LEU:HD22	1.99	0.63
1:C:462:PRO:HD2	1:C:463:TYR:CA	2.28	0.63
1:C:515:LEU:CD2	1:C:551:ASN:ND2	2.62	0.63
1:D:654:ASP:O	1:D:655:PHE:HB2	1.98	0.63
1:B:158:LEU:HD22	1:B:158:LEU:O	1.98	0.62
1:A:655:PHE:HZ	1:C:536:GLU:CA	1.67	0.62
1:B:253:SER:HA	1:B:287:VAL:HG13	1.81	0.62
1:B:372:TRP:HZ3	1:B:379:SER:CB	2.12	0.62
1:B:654:ASP:O	1:B:655:PHE:HB2	1.98	0.62
1:B:681:LEU:CD1	1:B:682:MET:HG2	2.28	0.62
1:C:654:ASP:O	1:C:655:PHE:HB2	1.98	0.62
1:D:158:LEU:HD22	1:D:158:LEU:O	1.99	0.62
1:D:515:LEU:CD2	1:D:551:ASN:ND2	2.62	0.62
1:D:599:ILE:HD11	1:D:628:ASN:HA	1.77	0.62
1:A:198:TYR:CE1	1:A:242:ARG:CD	2.81	0.62
1:A:694:LYS:HD2	1:A:694:LYS:O	1.99	0.62
1:B:306:THR:O	1:B:351:TYR:CZ	2.52	0.62
1:B:640:PHE:CE1	1:B:667:VAL:CG2	2.80	0.62
1:C:142:ARG:CD	1:C:183:THR:HG21	2.29	0.62
1:C:599:ILE:HD11	1:C:628:ASN:HA	1.77	0.62
1:D:573:ILE:HG12	1:D:577:LEU:HD21	1.81	0.62
1:D:372:TRP:HZ3	1:D:379:SER:CB	2.12	0.62
1:A:239:THR:OG1	1:A:241:GLY:CA	2.47	0.62

Continued on next page...

Continued from previous page...

Atom-1	Atom-2	Interatomic distance (Å)	Clash overlap (Å)
1:A:428:ARG:CD	1:A:429:PHE:N	2.62	0.62
1:C:253:SER:HA	1:C:287:VAL:HG13	1.81	0.62
1:A:239:THR:HB	1:A:243:PRO:CB	2.29	0.62
1:C:428:ARG:CD	1:C:429:PHE:N	2.62	0.62
1:D:198:TYR:CE1	1:D:242:ARG:CD	2.81	0.62
1:A:320:HIS:HB3	1:A:323:LEU:HD23	1.82	0.62
1:B:320:HIS:HB3	1:B:323:LEU:HD23	1.82	0.62
1:B:401:TYR:N	1:B:402:SER:HB2	2.14	0.62
1:C:401:TYR:N	1:C:402:SER:HB2	2.14	0.62
1:D:239:THR:OG1	1:D:241:GLY:CA	2.47	0.62
1:A:515:LEU:CD2	1:A:551:ASN:ND2	2.62	0.62
1:B:428:ARG:CD	1:B:429:PHE:N	2.62	0.62
1:A:401:TYR:N	1:A:402:SER:HB2	2.14	0.62
1:C:320:HIS:HB3	1:C:323:LEU:HD23	1.82	0.62
1:A:654:ASP:O	1:A:655:PHE:HB2	1.98	0.61
1:C:198:TYR:CE1	1:C:242:ARG:CD	2.81	0.61
1:C:676:ASN:H	1:C:676:ASN:ND2	1.98	0.61
1:D:320:HIS:HB3	1:D:323:LEU:HD23	1.82	0.61
1:D:367:ARG:HH11	1:D:367:ARG:CG	2.14	0.61
1:C:655:PHE:HE2	1:D:536:GLU:HA	1.60	0.61
1:A:418:LEU:O	1:A:422:LEU:HD12	2.00	0.61
1:A:573:ILE:HG12	1:A:577:LEU:HD21	1.81	0.61
1:C:669:LEU:HD23	1:C:669:LEU:C	2.21	0.61
1:C:647:LEU:HG	1:D:639:LYS:CD	2.30	0.61
1:D:669:LEU:C	1:D:669:LEU:HD23	2.21	0.61
1:D:694:LYS:O	1:D:694:LYS:HD2	1.99	0.61
1:A:665:ALA:HA	1:A:668:ILE:HG13	1.82	0.61
1:B:428:ARG:CD	1:B:429:PHE:CB	2.76	0.61
1:B:487:TYR:HE1	1:B:491:ARG:CG	2.13	0.61
1:B:559:PHE:HB3	1:B:562:MET:N	2.15	0.61
1:C:665:ALA:HA	1:C:668:ILE:HG13	1.82	0.61
1:B:462:PRO:HB2	1:B:463:TYR:C	2.20	0.61
1:D:253:SER:HA	1:D:287:VAL:HG13	1.81	0.61
1:D:665:ALA:HA	1:D:668:ILE:HG13	1.82	0.61
1:A:701:ARG:CG	1:A:701:ARG:HH11	2.14	0.61
1:C:573:ILE:HG12	1:C:577:LEU:HD21	1.81	0.61
1:C:694:LYS:O	1:C:694:LYS:HD2	1.99	0.61
1:A:579:ARG:CG	1:A:579:ARG:HH11	2.14	0.61
1:B:418:LEU:O	1:B:422:LEU:HD12	2.00	0.61
1:C:239:THR:OG1	1:C:241:GLY:CA	2.47	0.61
1:A:253:SER:HA	1:A:287:VAL:HG13	1.81	0.61

Continued on next page...

Continued from previous page...

Atom-1	Atom-2	Interatomic distance (Å)	Clash overlap (Å)
1:B:374:TYR:CB	1:D:235:PHE:CE2	2.84	0.61
1:D:462:PRO:HB2	1:D:463:TYR:C	2.20	0.61
1:A:487:TYR:HE1	1:A:491:ARG:CG	2.13	0.61
1:A:669:LEU:HD23	1:A:669:LEU:C	2.21	0.61
1:A:700:GLN:O	1:A:704:THR:CG2	2.41	0.61
1:D:418:LEU:O	1:D:422:LEU:HD12	2.00	0.61
1:A:462:PRO:HB2	1:A:463:TYR:C	2.20	0.61
1:B:579:ARG:CG	1:B:579:ARG:HH11	2.14	0.61
1:C:142:ARG:NE	1:C:183:THR:CG2	2.64	0.61
1:D:142:ARG:NE	1:D:183:THR:CG2	2.64	0.61
1:D:487:TYR:HE1	1:D:491:ARG:CG	2.13	0.61
1:D:579:ARG:CG	1:D:579:ARG:HH11	2.14	0.61
1:A:142:ARG:NE	1:A:183:THR:CG2	2.64	0.61
1:A:367:ARG:CG	1:A:367:ARG:HH11	2.14	0.61
1:C:372:TRP:HZ3	1:C:379:SER:OG	1.84	0.61
1:C:647:LEU:CB	1:D:639:LYS:HE2	2.30	0.61
1:C:700:GLN:O	1:C:704:THR:CG2	2.41	0.61
1:D:242:ARG:HB3	1:D:243:PRO:O	2.01	0.61
1:A:580:PHE:CD2	1:C:565:TYR:OH	2.47	0.60
1:C:418:LEU:O	1:C:422:LEU:HD12	2.01	0.60
1:B:575:ARG:O	1:B:579:ARG:HD3	2.02	0.60
1:B:701:ARG:CG	1:B:701:ARG:HH11	2.14	0.60
1:C:242:ARG:HB3	1:C:243:PRO:O	2.01	0.60
1:C:462:PRO:HB2	1:C:463:TYR:C	2.20	0.60
1:C:579:ARG:CG	1:C:579:ARG:HH11	2.14	0.60
1:A:421:LEU:HD23	1:A:421:LEU:O	2.01	0.60
1:B:665:ALA:HA	1:B:668:ILE:HG13	1.82	0.60
1:A:242:ARG:HB3	1:A:243:PRO:O	2.01	0.60
1:B:142:ARG:NE	1:B:183:THR:CG2	2.64	0.60
1:B:559:PHE:HB2	1:B:562:MET:HB2	1.83	0.60
1:B:382:TYR:N	1:B:753:UNK:O	2.33	0.60
1:C:367:ARG:CG	1:C:367:ARG:HH11	2.14	0.60
1:A:579:ARG:HA	1:C:562:MET:SD	2.41	0.60
1:B:367:ARG:HH11	1:B:367:ARG:CG	2.14	0.60
1:B:669:LEU:C	1:B:669:LEU:HD23	2.21	0.60
1:C:575:ARG:O	1:C:579:ARG:HD3	2.02	0.60
1:D:559:PHE:HB2	1:D:562:MET:HB2	1.83	0.60
1:B:571:LYS:O	1:B:575:ARG:HG2	2.02	0.60
1:C:487:TYR:HE1	1:C:491:ARG:CG	2.13	0.60
1:C:421:LEU:O	1:C:421:LEU:HD23	2.01	0.60
1:A:571:LYS:O	1:A:575:ARG:HG2	2.02	0.60

Continued on next page...

Continued from previous page...

Atom-1	Atom-2	Interatomic distance (Å)	Clash overlap (Å)
1:A:652:ASN:O	1:A:653:TYR:HD2	1.85	0.60
1:B:242:ARG:HB3	1:B:243:PRO:O	2.01	0.60
1:B:655:PHE:CE1	1:A:539:ALA:N	2.69	0.60
1:A:559:PHE:HB3	1:A:562:MET:N	2.15	0.60
1:C:701:ARG:HH11	1:C:701:ARG:CG	2.14	0.60
1:D:596:VAL:HG21	1:D:630:LEU:HA	1.84	0.60
1:C:571:LYS:O	1:C:575:ARG:HG2	2.02	0.59
1:A:575:ARG:O	1:A:579:ARG:HD3	2.02	0.59
1:C:571:LYS:NZ	1:C:693:SER:OG	2.35	0.59
1:D:421:LEU:O	1:D:421:LEU:HD23	2.01	0.59
1:B:596:VAL:HG21	1:B:630:LEU:HA	1.84	0.59
1:C:652:ASN:O	1:C:653:TYR:CG	2.55	0.59
1:A:426:TRP:HD1	1:A:430:VAL:CG1	2.15	0.59
1:B:658:VAL:HG13	1:A:543:PHE:HZ	1.64	0.59
1:A:652:ASN:O	1:A:653:TYR:CG	2.55	0.59
1:B:421:LEU:O	1:B:421:LEU:HD23	2.01	0.59
1:A:559:PHE:HB2	1:A:562:MET:HB2	1.83	0.59
1:B:198:TYR:CE1	1:B:242:ARG:CD	2.81	0.59
1:A:560:GLN:OE1	1:A:564:ILE:CD1	2.41	0.59
1:D:571:LYS:NZ	1:D:693:SER:OG	2.35	0.59
1:D:575:ARG:O	1:D:579:ARG:HD3	2.02	0.59
1:A:596:VAL:HG21	1:A:630:LEU:HA	1.84	0.59
1:B:560:GLN:NE2	1:B:697:TRP:CE3	2.61	0.59
1:C:640:PHE:CE1	1:C:667:VAL:CG2	2.81	0.59
1:D:701:ARG:CG	1:D:701:ARG:HH11	2.14	0.59
1:A:394:SER:O	1:A:395:VAL:C	2.41	0.59
1:A:571:LYS:NZ	1:A:693:SER:OG	2.35	0.59
1:B:462:PRO:HG3	1:B:530:TYR:OH	2.03	0.59
1:B:571:LYS:NZ	1:B:693:SER:OG	2.35	0.59
1:D:246:TYR:CE1	1:D:248:GLY:CA	2.86	0.59
1:D:571:LYS:O	1:D:575:ARG:HG2	2.02	0.59
1:D:382:TYR:N	1:D:753:UNK:O	2.33	0.59
1:B:372:TRP:HZ3	1:B:379:SER:OG	1.84	0.59
1:C:246:TYR:CE1	1:C:248:GLY:CA	2.86	0.59
1:C:559:PHE:HB3	1:C:562:MET:N	2.15	0.59
1:D:372:TRP:HZ3	1:D:379:SER:OG	1.84	0.59
1:D:426:TRP:HD1	1:D:430:VAL:CG1	2.15	0.59
1:D:462:PRO:HG3	1:D:530:TYR:OH	2.03	0.59
1:A:599:ILE:HD11	1:A:628:ASN:HB2	1.85	0.59
1:A:571:LYS:HZ1	1:A:693:SER:HB2	1.68	0.58
1:C:596:VAL:HG21	1:C:630:LEU:HA	1.84	0.58

Continued on next page...

Continued from previous page...

Atom-1	Atom-2	Interatomic distance (Å)	Clash overlap (Å)
1:D:652:ASN:O	1:D:653:TYR:CG	2.55	0.58
1:A:462:PRO:HG3	1:A:530:TYR:OH	2.03	0.58
1:B:357:ILE:N	1:B:366:SER:HG	1.99	0.58
1:C:399:ILE:HD12	1:C:418:LEU:HD13	1.85	0.58
1:D:559:PHE:HB3	1:D:562:MET:N	2.15	0.58
1:A:310:ASN:HB2	1:A:351:TYR:HH	1.68	0.58
1:B:394:SER:O	1:B:395:VAL:C	2.41	0.58
1:B:599:ILE:HD11	1:B:628:ASN:HB2	1.85	0.58
1:C:396:LEU:HD11	1:C:418:LEU:HD23	1.77	0.58
1:C:560:GLN:NE2	1:C:697:TRP:CE3	2.61	0.58
1:B:246:TYR:CE1	1:B:248:GLY:CA	2.86	0.58
1:C:462:PRO:HG3	1:C:530:TYR:OH	2.03	0.58
1:D:396:LEU:HD11	1:D:418:LEU:HD23	1.77	0.58
1:A:487:TYR:CE1	1:A:491:ARG:CD	2.85	0.58
1:A:537:TYR:O	1:A:540:SER:HB2	2.04	0.58
1:B:426:TRP:HD1	1:B:430:VAL:CG1	2.16	0.58
1:C:428:ARG:CD	1:C:429:PHE:HB3	2.34	0.58
1:C:559:PHE:HB2	1:C:562:MET:HB2	1.83	0.58
1:D:587:PHE:CE2	1:D:674:LEU:HD23	2.39	0.58
1:C:394:SER:O	1:C:395:VAL:C	2.41	0.58
1:D:357:ILE:N	1:D:366:SER:HG	1.99	0.58
1:A:246:TYR:CE1	1:A:248:GLY:CA	2.86	0.58
1:A:428:ARG:CD	1:A:429:PHE:HB3	2.34	0.58
1:B:652:ASN:O	1:B:653:TYR:CG	2.55	0.58
1:B:125:ASN:ND2	1:B:128:GLU:HG2	2.18	0.58
1:B:487:TYR:CE1	1:B:491:ARG:CD	2.85	0.58
1:C:125:ASN:ND2	1:C:128:GLU:HG2	2.18	0.58
1:C:426:TRP:HD1	1:C:430:VAL:CG1	2.15	0.58
1:C:536:GLU:O	1:C:537:TYR:C	2.42	0.58
1:D:399:ILE:HD12	1:D:418:LEU:HD13	1.85	0.58
1:D:487:TYR:CE1	1:D:491:ARG:CD	2.85	0.58
1:B:158:LEU:HD21	1:B:162:MET:HE2	1.85	0.58
1:B:557:ARG:NH2	1:B:700:GLN:HG3	2.19	0.58
1:D:560:GLN:NE2	1:D:697:TRP:CE3	2.61	0.58
1:A:125:ASN:ND2	1:A:128:GLU:HG2	2.18	0.58
1:C:564:ILE:N	1:C:564:ILE:HD12	2.19	0.58
1:C:587:PHE:CE2	1:C:674:LEU:HD23	2.39	0.58
1:C:557:ARG:NH2	1:C:700:GLN:HG3	2.19	0.58
1:A:536:GLU:O	1:A:537:TYR:C	2.42	0.57
1:A:564:ILE:N	1:A:564:ILE:HD12	2.19	0.57
1:B:462:PRO:CB	1:B:464:LYS:O	2.52	0.57

Continued on next page...

Continued from previous page...

Atom-1	Atom-2	Interatomic distance (Å)	Clash overlap (Å)
1:B:536:GLU:O	1:B:537:TYR:C	2.42	0.57
1:C:537:TYR:O	1:C:540:SER:HB2	2.04	0.57
1:D:239:THR:OG1	1:D:243:PRO:CB	2.45	0.57
1:D:462:PRO:CB	1:D:464:LYS:O	2.52	0.57
1:D:537:TYR:O	1:D:540:SER:HB2	2.04	0.57
1:A:557:ARG:NH2	1:A:700:GLN:HG3	2.19	0.57
1:B:349:LEU:HD23	1:B:349:LEU:C	2.25	0.57
1:B:587:PHE:CE2	1:B:674:LEU:HD23	2.39	0.57
1:C:175:LEU:O	1:C:179:VAL:HG23	2.04	0.57
1:A:159:LEU:O	1:A:163:LEU:HD22	2.04	0.57
1:A:462:PRO:CB	1:A:464:LYS:O	2.52	0.57
1:D:125:ASN:ND2	1:D:128:GLU:HG2	2.18	0.57
1:A:349:LEU:C	1:A:349:LEU:HD23	2.25	0.57
1:A:694:LYS:HD3	1:A:697:TRP:CZ3	2.40	0.57
1:C:240:LYS:HZ2	1:C:240:LYS:HB3	1.68	0.57
1:C:349:LEU:HD23	1:C:349:LEU:C	2.25	0.57
1:C:352:ILE:O	1:C:367:ARG:HD3	2.05	0.57
1:C:357:ILE:N	1:C:366:SER:HG	1.98	0.57
1:A:245:PHE:CB	1:C:376:PRO:CB	2.67	0.57
1:D:158:LEU:HD21	1:D:162:MET:HE2	1.87	0.57
1:D:557:ARG:NH2	1:D:700:GLN:HG3	2.19	0.57
1:D:700:GLN:O	1:D:704:THR:CG2	2.41	0.57
1:A:399:ILE:HD12	1:A:418:LEU:HD13	1.85	0.57
1:A:382:TYR:N	1:A:753:UNK:O	2.33	0.57
1:B:537:TYR:O	1:B:540:SER:HB2	2.04	0.57
1:C:429:PHE:CD2	1:C:430:VAL:N	2.73	0.57
1:C:560:GLN:OE1	1:C:564:ILE:CD1	2.41	0.57
1:D:159:LEU:O	1:D:163:LEU:HD22	2.04	0.57
1:D:536:GLU:O	1:D:537:TYR:C	2.42	0.57
1:B:242:ARG:HH11	1:B:242:ARG:CG	2.17	0.57
1:C:159:LEU:O	1:C:163:LEU:HD22	2.04	0.57
1:C:461:PRO:O	1:C:533:GLN:CD	2.42	0.57
1:C:694:LYS:HD3	1:C:697:TRP:CZ3	2.40	0.57
1:D:121:VAL:HG22	1:D:172:THR:CG2	2.33	0.57
1:A:429:PHE:N	1:A:429:PHE:CD2	2.73	0.57
1:B:536:GLU:HA	1:D:655:PHE:HE2	0.76	0.57
1:B:694:LYS:HD3	1:B:697:TRP:CZ3	2.40	0.57
1:D:175:LEU:O	1:D:179:VAL:HG23	2.04	0.57
1:D:349:LEU:HD23	1:D:349:LEU:C	2.25	0.57
1:D:353:LEU:CA	1:D:367:ARG:HD3	2.26	0.57
1:D:394:SER:O	1:D:395:VAL:C	2.41	0.57

Continued on next page...

Continued from previous page...

Atom-1	Atom-2	Interatomic distance (Å)	Clash overlap (Å)
1:D:429:PHE:CD2	1:D:430:VAL:N	2.73	0.57
1:A:429:PHE:CD2	1:A:430:VAL:N	2.73	0.57
1:A:587:PHE:CE2	1:A:674:LEU:HD23	2.39	0.57
1:B:649:PHE:N	1:B:649:PHE:CD2	2.73	0.57
1:C:592:SER:CB	1:C:637:LEU:HD12	2.35	0.57
1:D:694:LYS:HD3	1:D:697:TRP:CZ3	2.40	0.57
1:A:685:THR:C	1:A:688:LYS:H	1.97	0.57
1:B:399:ILE:HD12	1:B:418:LEU:HD13	1.85	0.57
1:C:205:LEU:HA	1:C:220:LEU:HD23	1.86	0.57
1:C:665:ALA:O	1:C:668:ILE:HG13	2.05	0.57
1:D:599:ILE:HD11	1:D:628:ASN:HB2	1.85	0.57
1:A:372:TRP:HZ3	1:A:379:SER:OG	1.84	0.57
1:A:640:PHE:CE1	1:A:667:VAL:CG2	2.81	0.57
1:A:676:ASN:HB2	1:C:572:MET:HE2	1.84	0.57
1:B:159:LEU:O	1:B:163:LEU:HD22	2.04	0.57
1:C:429:PHE:CD2	1:C:429:PHE:N	2.73	0.57
1:C:462:PRO:CB	1:C:464:LYS:O	2.52	0.57
1:C:599:ILE:HD11	1:C:628:ASN:HB2	1.85	0.57
1:C:652:ASN:OD1	1:C:653:TYR:N	2.38	0.57
1:A:175:LEU:O	1:A:179:VAL:HG23	2.04	0.56
1:A:240:LYS:H	1:A:242:ARG:N	2.03	0.56
1:A:242:ARG:HH11	1:A:242:ARG:CG	2.17	0.56
1:C:184:ASP:C	1:C:186:LEU:N	2.59	0.56
1:A:673:LEU:HD13	1:C:572:MET:CG	2.35	0.56
1:C:652:ASN:O	1:C:653:TYR:HD2	1.85	0.56
1:B:647:LEU:HD23	1:A:642:ILE:HD11	1.87	0.56
1:A:652:ASN:OD1	1:A:653:TYR:N	2.38	0.56
1:B:461:PRO:O	1:B:533:GLN:CD	2.42	0.56
1:B:579:ARG:HG2	1:B:579:ARG:NH1	2.20	0.56
1:C:240:LYS:HB3	1:C:240:LYS:NZ	2.20	0.56
1:D:247:PHE:CE1	1:D:254:LEU:HD13	2.40	0.56
1:D:429:PHE:N	1:D:429:PHE:CD2	2.73	0.56
1:B:543:PHE:HZ	1:D:658:VAL:HG13	1.66	0.56
1:A:592:SER:CB	1:A:637:LEU:HD12	2.35	0.56
1:B:429:PHE:N	1:B:429:PHE:CD2	2.73	0.56
1:B:429:PHE:CD2	1:B:430:VAL:N	2.73	0.56
1:B:564:ILE:HD12	1:B:564:ILE:N	2.19	0.56
1:B:685:THR:C	1:B:688:LYS:H	1.97	0.56
1:A:247:PHE:CE1	1:A:254:LEU:HD13	2.40	0.56
1:B:240:LYS:HB3	1:B:240:LYS:NZ	2.20	0.56
1:B:310:ASN:HB2	1:B:351:TYR:HH	1.71	0.56

Continued on next page...

Continued from previous page...

Atom-1	Atom-2	Interatomic distance (Å)	Clash overlap (Å)
1:B:428:ARG:CD	1:B:429:PHE:HB3	2.34	0.56
1:C:247:PHE:CE1	1:C:254:LEU:HD13	2.40	0.56
1:D:652:ASN:O	1:D:653:TYR:HD2	1.85	0.56
1:D:665:ALA:O	1:D:668:ILE:HG13	2.05	0.56
1:A:286:THR:H	1:A:289:HIS:CD2	2.24	0.56
1:B:175:LEU:O	1:B:179:VAL:HG23	2.04	0.56
1:B:352:ILE:O	1:B:367:ARG:HD3	2.05	0.56
1:B:447:ILE:N	1:B:447:ILE:HD12	2.21	0.56
1:C:571:LYS:HZ3	1:C:693:SER:HB2	1.71	0.56
1:D:242:ARG:CG	1:D:242:ARG:HH11	2.17	0.56
1:D:352:ILE:O	1:D:367:ARG:HD3	2.05	0.56
1:B:180:ALA:O	1:B:185:SER:N	2.39	0.56
1:B:247:PHE:CE1	1:B:254:LEU:HD13	2.40	0.56
1:B:592:SER:CB	1:B:637:LEU:HD12	2.35	0.56
1:C:579:ARG:NH1	1:C:579:ARG:HG2	2.20	0.56
1:D:205:LEU:HA	1:D:220:LEU:HD23	1.86	0.56
1:D:652:ASN:OD1	1:D:653:TYR:N	2.38	0.56
1:A:240:LYS:HB3	1:A:240:LYS:NZ	2.20	0.56
1:A:579:ARG:NH1	1:A:579:ARG:HG2	2.20	0.56
1:B:353:LEU:O	1:B:367:ARG:HG2	2.06	0.56
1:D:353:LEU:O	1:D:367:ARG:HG2	2.06	0.56
1:A:352:ILE:O	1:A:367:ARG:HD3	2.05	0.56
1:B:205:LEU:HA	1:B:220:LEU:HD23	1.86	0.56
1:B:652:ASN:OD1	1:B:653:TYR:N	2.38	0.56
1:B:665:ALA:O	1:B:668:ILE:HG13	2.05	0.56
1:C:383:ASP:CB	1:C:384:LEU:HA	2.36	0.56
1:D:184:ASP:C	1:D:186:LEU:N	2.59	0.56
1:D:240:LYS:H	1:D:242:ARG:N	2.03	0.56
1:D:349:LEU:HD23	1:D:353:LEU:HD12	1.88	0.56
1:D:564:ILE:N	1:D:564:ILE:HD12	2.19	0.56
1:A:357:ILE:N	1:A:366:SER:HG	2.04	0.56
1:B:240:LYS:H	1:B:242:ARG:N	2.03	0.56
1:B:515:LEU:CD2	1:B:551:ASN:HD21	2.18	0.56
1:C:240:LYS:H	1:C:242:ARG:N	2.03	0.56
1:C:286:THR:H	1:C:289:HIS:CD2	2.24	0.56
1:D:592:SER:CB	1:D:637:LEU:HD12	2.35	0.56
1:B:246:TYR:CE1	1:B:248:GLY:HA3	2.41	0.56
1:B:349:LEU:HD23	1:B:353:LEU:HD12	1.88	0.56
1:C:665:ALA:HA	1:C:668:ILE:CG1	2.35	0.56
1:D:447:ILE:HD12	1:D:447:ILE:N	2.21	0.56
1:A:121:VAL:HG22	1:A:172:THR:CG2	2.33	0.56

Continued on next page...

Continued from previous page...

Atom-1	Atom-2	Interatomic distance (Å)	Clash overlap (Å)
1:A:246:TYR:CE1	1:A:248:GLY:HA3	2.41	0.56
1:A:401:TYR:HA	1:A:402:SER:CB	2.33	0.56
1:B:285:ASN:HA	1:B:289:HIS:CD2	2.41	0.56
1:C:180:ALA:O	1:C:185:SER:N	2.39	0.56
1:C:242:ARG:HH11	1:C:242:ARG:CG	2.17	0.56
1:D:240:LYS:HB3	1:D:240:LYS:NZ	2.20	0.56
1:D:367:ARG:NH1	1:D:367:ARG:HG3	2.21	0.56
1:A:205:LEU:HA	1:A:220:LEU:HD23	1.86	0.55
1:A:242:ARG:N	1:A:243:PRO:CA	2.69	0.55
1:B:396:LEU:HD11	1:B:418:LEU:HD23	1.77	0.55
1:C:401:TYR:HA	1:C:402:SER:CB	2.33	0.55
1:D:285:ASN:HA	1:D:289:HIS:CD2	2.41	0.55
1:D:286:THR:H	1:D:289:HIS:CD2	2.24	0.55
1:D:349:LEU:CD2	1:D:353:LEU:HD12	2.36	0.55
1:D:560:GLN:OE1	1:D:564:ILE:CD1	2.41	0.55
1:D:653:TYR:CD1	1:D:654:ASP:N	2.74	0.55
1:D:665:ALA:HA	1:D:668:ILE:CG1	2.36	0.55
1:B:349:LEU:CD2	1:B:353:LEU:HD12	2.36	0.55
1:C:158:LEU:HD21	1:C:162:MET:HE2	1.88	0.55
1:C:239:THR:OG1	1:C:243:PRO:CB	2.45	0.55
1:A:180:ALA:O	1:A:185:SER:N	2.39	0.55
1:B:396:LEU:O	1:B:400:ALA:CB	2.55	0.55
1:B:652:ASN:O	1:B:653:TYR:HD2	1.85	0.55
1:C:353:LEU:O	1:C:367:ARG:HG2	2.06	0.55
1:D:180:ALA:O	1:D:185:SER:N	2.39	0.55
1:D:396:LEU:O	1:D:400:ALA:CB	2.55	0.55
1:A:158:LEU:HD21	1:A:162:MET:HE2	1.87	0.55
1:A:383:ASP:CB	1:A:384:LEU:HA	2.36	0.55
1:A:665:ALA:O	1:A:668:ILE:HG13	2.05	0.55
1:B:242:ARG:N	1:B:243:PRO:CA	2.69	0.55
1:B:286:THR:H	1:B:289:HIS:CD2	2.24	0.55
1:B:571:LYS:HZ3	1:B:693:SER:HB2	1.71	0.55
1:D:246:TYR:CE1	1:D:248:GLY:HA3	2.41	0.55
1:D:579:ARG:HG2	1:D:579:ARG:NH1	2.20	0.55
1:D:685:THR:C	1:D:688:LYS:H	1.97	0.55
1:A:681:LEU:HD11	1:A:682:MET:HG2	1.88	0.55
1:B:653:TYR:CD1	1:B:654:ASP:N	2.74	0.55
1:C:367:ARG:NH1	1:C:367:ARG:HG3	2.21	0.55
1:C:560:GLN:O	1:C:564:ILE:HD11	2.05	0.55
1:C:382:TYR:N	1:C:753:UNK:O	2.33	0.55
1:A:396:LEU:O	1:A:400:ALA:CB	2.55	0.55

Continued on next page...

Continued from previous page...

Atom-1	Atom-2	Interatomic distance (Å)	Clash overlap (Å)
1:B:413:LEU:O	1:B:414:LEU:O	2.25	0.55
1:C:428:ARG:CG	1:C:429:PHE:CD2	2.90	0.55
1:A:285:ASN:HA	1:A:289:HIS:CD2	2.41	0.55
1:A:447:ILE:N	1:A:447:ILE:HD12	2.20	0.55
1:A:653:TYR:CD1	1:A:654:ASP:N	2.74	0.55
1:B:157:CYS:HB2	1:B:176:LEU:HD21	1.89	0.55
1:B:665:ALA:HA	1:B:668:ILE:CG1	2.36	0.55
1:C:246:TYR:CE1	1:C:248:GLY:HA3	2.41	0.55
1:C:285:ASN:HA	1:C:289:HIS:CD2	2.41	0.55
1:C:681:LEU:HD11	1:C:682:MET:HG2	1.88	0.55
1:A:349:LEU:CD2	1:A:353:LEU:HD12	2.36	0.55
1:A:349:LEU:HD23	1:A:353:LEU:HD12	1.88	0.55
1:A:353:LEU:O	1:A:367:ARG:HG2	2.06	0.55
1:B:487:TYR:CE1	1:B:491:ARG:CG	2.90	0.55
1:C:573:ILE:CD1	1:C:577:LEU:HD23	2.37	0.55
1:D:428:ARG:CD	1:D:429:PHE:HB3	2.34	0.55
1:D:584:TYR:CE2	1:D:641:THR:HG21	2.42	0.55
1:D:640:PHE:CE1	1:D:667:VAL:CG2	2.81	0.55
1:A:584:TYR:CE2	1:A:641:THR:HG21	2.42	0.55
1:B:367:ARG:HG3	1:B:367:ARG:NH1	2.21	0.55
1:C:649:PHE:N	1:C:649:PHE:CD2	2.73	0.55
1:D:383:ASP:CB	1:D:384:LEU:HA	2.36	0.55
1:D:461:PRO:O	1:D:533:GLN:CD	2.42	0.55
1:A:157:CYS:HB2	1:A:176:LEU:HD21	1.89	0.55
1:A:367:ARG:NH1	1:A:367:ARG:HG3	2.21	0.55
1:B:401:TYR:HA	1:B:402:SER:CB	2.33	0.55
1:A:592:SER:CA	1:A:637:LEU:HD12	2.38	0.54
1:B:428:ARG:CG	1:B:429:PHE:CD2	2.90	0.54
1:B:592:SER:CA	1:B:637:LEU:HD12	2.38	0.54
1:C:349:LEU:CD2	1:C:353:LEU:HD12	2.36	0.54
1:C:693:SER:O	1:C:696:ILE:CB	2.55	0.54
1:D:157:CYS:HB2	1:D:176:LEU:HD21	1.89	0.54
1:D:401:TYR:HA	1:D:402:SER:CB	2.33	0.54
1:A:573:ILE:CD1	1:A:577:LEU:HD23	2.37	0.54
1:A:647:LEU:HD11	1:C:635:LEU:HD11	1.87	0.54
1:B:239:THR:OG1	1:B:243:PRO:CB	2.45	0.54
1:C:580:PHE:CE2	1:C:678:LEU:HD22	2.43	0.54
1:D:462:PRO:CD	1:D:463:TYR:CA	2.86	0.54
1:A:413:LEU:O	1:A:414:LEU:O	2.25	0.54
1:A:461:PRO:O	1:A:533:GLN:CD	2.42	0.54
1:A:665:ALA:HA	1:A:668:ILE:CG1	2.36	0.54

Continued on next page...

Continued from previous page...

Atom-1	Atom-2	Interatomic distance (Å)	Clash overlap (Å)
1:B:396:LEU:O	1:B:400:ALA:HB2	2.08	0.54
1:C:396:LEU:O	1:C:400:ALA:CB	2.55	0.54
1:C:396:LEU:O	1:C:400:ALA:HB2	2.08	0.54
1:C:413:LEU:O	1:C:414:LEU:O	2.25	0.54
1:C:447:ILE:HD12	1:C:447:ILE:N	2.21	0.54
1:C:584:TYR:CE2	1:C:641:THR:HG21	2.42	0.54
1:D:649:PHE:N	1:D:649:PHE:CD2	2.73	0.54
1:D:681:LEU:HD11	1:D:682:MET:HG2	1.88	0.54
1:B:353:LEU:CA	1:B:367:ARG:HD3	2.26	0.54
1:B:560:GLN:OE1	1:B:564:ILE:CD1	2.41	0.54
1:B:564:ILE:HD12	1:B:564:ILE:H	1.73	0.54
1:B:584:TYR:CE2	1:B:641:THR:HG21	2.42	0.54
1:C:320:HIS:CB	1:C:323:LEU:HD23	2.37	0.54
1:D:573:ILE:CD1	1:D:577:LEU:HD23	2.37	0.54
1:D:580:PHE:CE2	1:D:678:LEU:HD22	2.43	0.54
1:B:383:ASP:CB	1:B:384:LEU:HA	2.36	0.54
1:B:214:MET:CE	1:B:218:THR:OG1	2.56	0.54
1:B:580:PHE:CE2	1:B:678:LEU:HD22	2.42	0.54
1:C:349:LEU:HD23	1:C:353:LEU:HD12	1.88	0.54
1:C:678:LEU:HD12	1:C:681:LEU:HD11	1.90	0.54
1:D:396:LEU:O	1:D:400:ALA:HB2	2.08	0.54
1:A:320:HIS:CB	1:A:323:LEU:HD23	2.38	0.54
1:A:580:PHE:CE2	1:A:678:LEU:HD22	2.43	0.54
1:C:353:LEU:CA	1:C:367:ARG:HD3	2.26	0.54
1:C:653:TYR:CD1	1:C:654:ASP:N	2.74	0.54
1:B:121:VAL:HG22	1:B:172:THR:CG2	2.33	0.54
1:B:374:TYR:O	1:B:376:PRO:N	2.41	0.54
1:B:704:THR:O	1:B:708:THR:CG2	2.52	0.54
1:C:157:CYS:HB2	1:C:176:LEU:HD21	1.89	0.54
1:C:462:PRO:CD	1:C:463:TYR:CA	2.86	0.54
1:C:487:TYR:CE1	1:C:491:ARG:CD	2.86	0.54
1:D:428:ARG:CG	1:D:429:PHE:CD2	2.90	0.54
1:D:693:SER:O	1:D:696:ILE:CB	2.55	0.54
1:D:704:THR:O	1:D:708:THR:CG2	2.52	0.54
1:A:428:ARG:CG	1:A:429:PHE:CD2	2.90	0.54
1:A:462:PRO:CD	1:A:463:TYR:CA	2.86	0.54
1:C:214:MET:CE	1:C:218:THR:OG1	2.56	0.54
1:C:374:TYR:O	1:C:376:PRO:N	2.41	0.54
1:C:601:ASP:H	1:C:652:ASN:ND2	2.06	0.54
1:A:184:ASP:C	1:A:186:LEU:N	2.59	0.54
1:B:240:LYS:N	1:B:241:GLY:CA	2.71	0.54

Continued on next page...

Continued from previous page...

Atom-1	Atom-2	Interatomic distance (Å)	Clash overlap (Å)
1:B:320:HIS:CB	1:B:323:LEU:HD23	2.37	0.54
1:B:678:LEU:HD12	1:B:681:LEU:HD11	1.90	0.54
1:B:681:LEU:HD11	1:B:682:MET:HG2	1.88	0.54
1:D:413:LEU:O	1:D:414:LEU:O	2.25	0.54
1:D:592:SER:CA	1:D:637:LEU:HD12	2.38	0.54
1:A:396:LEU:O	1:A:400:ALA:HB2	2.08	0.53
1:B:516:PHE:HE2	1:B:554:TYR:HD2	0.76	0.53
1:B:560:GLN:O	1:B:564:ILE:HD11	2.05	0.53
1:C:592:SER:CA	1:C:637:LEU:HD12	2.38	0.53
1:D:627:TYR:CD2	1:D:650:THR:HB	2.43	0.53
1:D:214:MET:CE	1:D:218:THR:OG1	2.56	0.53
1:D:240:LYS:N	1:D:241:GLY:CA	2.71	0.53
1:D:242:ARG:N	1:D:243:PRO:CA	2.69	0.53
1:D:564:ILE:HD12	1:D:564:ILE:H	1.73	0.53
1:A:627:TYR:CD2	1:A:650:THR:HB	2.43	0.53
1:A:678:LEU:HD12	1:A:681:LEU:HD11	1.90	0.53
1:B:404:SER:C	1:B:406:THR:H	2.12	0.53
1:D:320:HIS:CB	1:D:323:LEU:HD23	2.37	0.53
1:D:374:TYR:O	1:D:376:PRO:N	2.41	0.53
1:B:682:MET:O	1:B:685:THR:CG2	2.56	0.53
1:C:564:ILE:HD12	1:C:564:ILE:H	1.73	0.53
1:D:310:ASN:HB2	1:D:351:TYR:HH	1.74	0.53
1:D:718:LYS:O	1:D:719:ALA:CB	2.57	0.53
1:B:573:ILE:CD1	1:B:577:LEU:HD23	2.37	0.53
1:C:536:GLU:O	1:C:539:ALA:N	2.39	0.53
1:D:240:LYS:HB3	1:D:240:LYS:HZ2	1.73	0.53
1:A:601:ASP:H	1:A:652:ASN:ND2	2.06	0.53
1:C:240:LYS:N	1:C:241:GLY:CA	2.71	0.53
1:C:627:TYR:CD2	1:C:650:THR:HB	2.43	0.53
1:D:601:ASP:H	1:D:652:ASN:ND2	2.06	0.53
1:A:214:MET:CE	1:A:218:THR:OG1	2.56	0.53
1:A:240:LYS:HE3	1:A:242:ARG:HG2	1.90	0.53
1:A:245:PHE:CD1	1:C:376:PRO:HB3	2.41	0.53
1:A:374:TYR:O	1:A:376:PRO:N	2.41	0.53
1:A:718:LYS:O	1:A:719:ALA:CB	2.57	0.53
1:B:286:THR:H	1:B:289:HIS:HD2	1.57	0.53
1:B:462:PRO:CD	1:B:463:TYR:CA	2.85	0.53
1:B:718:LYS:O	1:B:719:ALA:CB	2.57	0.53
1:C:487:TYR:CE1	1:C:491:ARG:CG	2.90	0.53
1:A:655:PHE:CE1	1:C:536:GLU:O	2.61	0.53
1:A:404:SER:C	1:A:406:THR:H	2.12	0.53

Continued on next page...

Continued from previous page...

Atom-1	Atom-2	Interatomic distance (Å)	Clash overlap (Å)
1:D:559:PHE:CB	1:D:562:MET:CB	2.87	0.53
1:A:142:ARG:CZ	1:A:183:THR:HG22	2.39	0.53
1:A:596:VAL:HG21	1:A:630:LEU:HD22	1.91	0.53
1:B:560:GLN:C	1:B:564:ILE:HD13	2.29	0.53
1:B:627:TYR:CD2	1:B:650:THR:HB	2.43	0.53
1:C:718:LYS:O	1:C:719:ALA:CB	2.57	0.53
1:D:142:ARG:CZ	1:D:183:THR:HG22	2.39	0.53
1:D:678:LEU:HD12	1:D:681:LEU:HD11	1.90	0.53
1:A:564:ILE:HD12	1:A:564:ILE:H	1.73	0.53
1:A:600:GLU:OE1	1:A:653:TYR:HA	2.09	0.53
1:B:559:PHE:CB	1:B:562:MET:CB	2.87	0.53
1:C:121:VAL:HG22	1:C:172:THR:CG2	2.33	0.53
1:A:560:GLN:O	1:A:564:ILE:HD11	2.05	0.52
1:B:240:LYS:HE3	1:B:242:ARG:HG2	1.90	0.52
1:C:404:SER:C	1:C:406:THR:H	2.12	0.52
1:D:659:PHE:O	1:D:662:LEU:HB3	2.09	0.52
1:D:707:ASP:O	1:D:711:SER:CA	2.57	0.52
1:A:647:LEU:CD1	1:C:635:LEU:HD11	2.38	0.52
1:B:659:PHE:O	1:B:662:LEU:HB3	2.09	0.52
1:A:240:LYS:N	1:A:241:GLY:CA	2.71	0.52
1:A:640:PHE:HZ	1:A:647:LEU:HA	1.75	0.52
1:B:640:PHE:HZ	1:B:647:LEU:HA	1.75	0.52
1:C:647:LEU:HB3	1:D:639:LYS:HE2	1.91	0.52
1:D:240:LYS:HE3	1:D:242:ARG:HG2	1.90	0.52
1:C:584:TYR:O	1:C:584:TYR:HD1	1.93	0.52
1:C:647:LEU:HD12	1:C:648:GLU:H	1.75	0.52
1:D:560:GLN:O	1:D:564:ILE:HD11	2.05	0.52
1:D:596:VAL:HG21	1:D:630:LEU:HD22	1.91	0.52
1:D:640:PHE:HZ	1:D:647:LEU:HA	1.75	0.52
1:B:449:THR:OG1	1:B:545:LEU:HD21	2.10	0.52
1:B:601:ASP:H	1:B:652:ASN:ND2	2.06	0.52
1:C:428:ARG:CG	1:C:429:PHE:N	2.72	0.52
1:C:640:PHE:HZ	1:C:647:LEU:HA	1.75	0.52
1:C:600:GLU:OE1	1:C:653:TYR:HA	2.09	0.52
1:D:404:SER:C	1:D:406:THR:H	2.12	0.52
1:A:286:THR:H	1:A:289:HIS:HD2	1.57	0.52
1:A:429:PHE:N	1:A:429:PHE:HD2	2.06	0.52
1:B:655:PHE:CE1	1:A:536:GLU:O	2.61	0.52
1:A:659:PHE:O	1:A:662:LEU:HB3	2.09	0.52
1:A:707:ASP:O	1:A:711:SER:CA	2.57	0.52
1:B:596:VAL:HG21	1:B:630:LEU:HD22	1.91	0.52

Continued on next page...

Continued from previous page...

Atom-1	Atom-2	Interatomic distance (Å)	Clash overlap (Å)
1:B:600:GLU:OE1	1:B:653:TYR:HA	2.09	0.52
1:B:647:LEU:CD1	1:B:648:GLU:N	2.73	0.52
1:B:707:ASP:O	1:B:711:SER:CA	2.57	0.52
1:C:142:ARG:CZ	1:C:183:THR:HG22	2.39	0.52
1:D:560:GLN:C	1:D:564:ILE:HD13	2.29	0.52
1:C:667:VAL:HG11	1:D:642:ILE:HG12	1.91	0.52
1:A:462:PRO:CD	1:A:464:LYS:H	2.22	0.52
1:A:693:SER:O	1:A:696:ILE:CB	2.55	0.52
1:C:158:LEU:HD21	1:C:162:MET:HE3	1.91	0.52
1:C:240:LYS:HE3	1:C:242:ARG:HG2	1.90	0.52
1:D:449:THR:OG1	1:D:545:LEU:HD21	2.10	0.52
1:D:647:LEU:HD12	1:D:648:GLU:H	1.75	0.52
1:A:681:LEU:CD1	1:A:681:LEU:N	2.73	0.52
1:B:142:ARG:CZ	1:B:183:THR:HG22	2.39	0.52
1:B:428:ARG:CG	1:B:429:PHE:N	2.72	0.52
1:B:647:LEU:HD12	1:B:648:GLU:H	1.75	0.52
1:B:693:SER:O	1:B:696:ILE:CB	2.55	0.52
1:A:449:THR:OG1	1:A:545:LEU:HD21	2.10	0.52
1:A:647:LEU:HD12	1:A:648:GLU:H	1.75	0.52
1:C:447:ILE:N	1:C:447:ILE:CD1	2.73	0.52
1:D:462:PRO:CD	1:D:464:LYS:H	2.22	0.52
1:A:447:ILE:N	1:A:447:ILE:CD1	2.73	0.52
1:A:559:PHE:CB	1:A:562:MET:CB	2.87	0.52
1:A:571:LYS:NZ	1:A:693:SER:CB	2.73	0.52
1:B:240:LYS:CB	1:B:240:LYS:NZ	2.73	0.52
1:C:559:PHE:CB	1:C:562:MET:CB	2.87	0.52
1:C:647:LEU:CD1	1:C:648:GLU:N	2.73	0.52
1:C:659:PHE:O	1:C:662:LEU:HB3	2.09	0.52
1:C:681:LEU:HD22	1:C:681:LEU:C	2.30	0.52
1:D:536:GLU:O	1:D:539:ALA:N	2.39	0.52
1:D:584:TYR:O	1:D:584:TYR:HD1	1.93	0.52
1:A:359:GLU:N	1:A:362:CYS:HB2	2.24	0.51
1:A:516:PHE:HE2	1:A:554:TYR:HD2	0.76	0.51
1:A:681:LEU:HD22	1:A:681:LEU:C	2.31	0.51
1:C:245:PHE:CB	1:D:376:PRO:CB	2.75	0.51
1:D:286:THR:H	1:D:289:HIS:HD2	1.57	0.51
1:D:428:ARG:CG	1:D:429:PHE:N	2.72	0.51
1:D:600:GLU:OE1	1:D:653:TYR:HA	2.09	0.51
1:D:647:LEU:CD1	1:D:648:GLU:N	2.73	0.51
1:D:668:ILE:CD1	1:D:669:LEU:N	2.73	0.51
1:A:306:THR:OG1	1:A:351:TYR:CD1	2.55	0.51

Continued on next page...

Continued from previous page...

Atom-1	Atom-2	Interatomic distance (Å)	Clash overlap (Å)
1:A:428:ARG:CG	1:A:429:PHE:N	2.72	0.51
1:B:462:PRO:CD	1:B:464:LYS:H	2.22	0.51
1:C:647:LEU:CD2	1:D:642:ILE:CD1	2.88	0.51
1:C:707:ASP:O	1:C:711:SER:CA	2.57	0.51
1:D:462:PRO:N	1:D:463:TYR:CA	2.73	0.51
1:D:514:ILE:O	1:D:518:VAL:CG2	2.58	0.51
1:D:662:LEU:HD13	1:D:662:LEU:O	2.10	0.51
1:D:571:LYS:NZ	1:D:693:SER:CB	2.73	0.51
1:A:462:PRO:N	1:A:463:TYR:CA	2.73	0.51
1:A:647:LEU:CD1	1:A:648:GLU:N	2.73	0.51
1:B:589:PHE:CE2	1:B:593:THR:CG2	2.94	0.51
1:C:430:VAL:HG21	1:C:705:ILE:HG12	1.92	0.51
1:C:462:PRO:CD	1:C:464:LYS:H	2.22	0.51
1:D:375:GLY:N	1:D:376:PRO:CD	2.74	0.51
1:D:699:LEU:O	1:D:699:LEU:HD23	2.11	0.51
1:C:449:THR:OG1	1:C:545:LEU:HD21	2.10	0.51
1:C:655:PHE:CZ	1:D:536:GLU:C	2.83	0.51
1:C:681:LEU:N	1:C:681:LEU:CD1	2.73	0.51
1:A:353:LEU:CA	1:A:367:ARG:HD3	2.26	0.51
1:A:430:VAL:HG21	1:A:705:ILE:HG12	1.92	0.51
1:B:375:GLY:N	1:B:376:PRO:CD	2.74	0.51
1:B:662:LEU:HD13	1:B:662:LEU:O	2.10	0.51
1:B:699:LEU:O	1:B:699:LEU:HD23	2.11	0.51
1:C:560:GLN:C	1:C:564:ILE:HD13	2.29	0.51
1:C:589:PHE:CE2	1:C:593:THR:CG2	2.94	0.51
1:C:662:LEU:O	1:C:662:LEU:HD13	2.10	0.51
1:B:642:ILE:HD11	1:D:647:LEU:HD23	1.91	0.51
1:D:681:LEU:HD22	1:D:681:LEU:C	2.30	0.51
1:A:673:LEU:HD11	1:C:573:ILE:HB	1.91	0.51
1:B:681:LEU:CD1	1:B:681:LEU:N	2.73	0.51
1:B:571:LYS:NZ	1:B:693:SER:CB	2.73	0.51
1:C:462:PRO:N	1:C:463:TYR:CA	2.73	0.51
1:C:596:VAL:HG21	1:C:630:LEU:HD22	1.91	0.51
1:D:665:ALA:CA	1:D:668:ILE:HG13	2.41	0.51
1:A:239:THR:OG1	1:A:243:PRO:CB	2.45	0.51
1:A:375:GLY:N	1:A:376:PRO:CD	2.74	0.51
1:A:668:ILE:HD12	1:A:669:LEU:CA	2.41	0.51
1:C:242:ARG:N	1:C:243:PRO:CA	2.69	0.51
1:C:367:ARG:NH1	1:C:367:ARG:CG	2.73	0.51
1:C:375:GLY:N	1:C:376:PRO:CD	2.74	0.51
1:D:198:TYR:CD1	1:D:242:ARG:HD2	2.45	0.51

Continued on next page...

Continued from previous page...

Atom-1	Atom-2	Interatomic distance (Å)	Clash overlap (Å)
1:D:682:MET:O	1:D:685:THR:CG2	2.56	0.51
1:A:560:GLN:C	1:A:564:ILE:HD13	2.29	0.51
1:A:665:ALA:CA	1:A:668:ILE:HG13	2.41	0.51
1:A:704:THR:O	1:A:708:THR:CG2	2.52	0.51
1:B:178:ASP:O	1:B:182:LYS:HG2	2.11	0.51
1:B:369:PHE:O	1:B:381:LEU:CB	2.59	0.51
1:B:514:ILE:O	1:B:518:VAL:CG2	2.58	0.51
1:B:668:ILE:HD12	1:B:669:LEU:CA	2.41	0.51
1:C:178:ASP:O	1:C:182:LYS:HG2	2.11	0.51
1:D:589:PHE:CE2	1:D:593:THR:CG2	2.94	0.51
1:A:584:TYR:HD1	1:A:584:TYR:O	1.93	0.51
1:A:699:LEU:O	1:A:699:LEU:HD23	2.11	0.51
1:B:184:ASP:C	1:B:186:LEU:N	2.59	0.51
1:B:447:ILE:N	1:B:447:ILE:CD1	2.73	0.51
1:B:430:VAL:HG21	1:B:705:ILE:HG12	1.92	0.51
1:D:240:LYS:N	1:D:241:GLY:HA2	2.26	0.51
1:D:369:PHE:O	1:D:381:LEU:CB	2.59	0.51
1:D:430:VAL:HG21	1:D:705:ILE:HG12	1.92	0.51
1:A:579:ARG:CG	1:A:579:ARG:NH1	2.73	0.51
1:A:662:LEU:HD13	1:A:662:LEU:O	2.10	0.51
1:A:682:MET:O	1:A:685:THR:CG2	2.56	0.51
1:B:676:ASN:N	1:B:676:ASN:OD1	2.44	0.51
1:C:685:THR:C	1:C:688:LYS:H	1.97	0.51
1:C:571:LYS:NZ	1:C:693:SER:CB	2.73	0.51
1:C:699:LEU:O	1:C:699:LEU:HD23	2.11	0.51
1:D:447:ILE:N	1:D:447:ILE:CD1	2.73	0.51
1:D:487:TYR:HD1	1:D:487:TYR:C	2.15	0.51
1:A:181:ARG:C	1:A:184:ASP:H	2.15	0.50
1:A:369:PHE:O	1:A:381:LEU:CB	2.59	0.50
1:A:676:ASN:OD1	1:A:676:ASN:N	2.44	0.50
1:B:462:PRO:N	1:B:463:TYR:CA	2.73	0.50
1:B:487:TYR:HD1	1:B:487:TYR:C	2.15	0.50
1:C:286:THR:H	1:C:289:HIS:HD2	1.57	0.50
1:C:704:THR:O	1:C:708:THR:CG2	2.52	0.50
1:B:181:ARG:C	1:B:184:ASP:H	2.15	0.50
1:B:681:LEU:C	1:B:681:LEU:HD22	2.30	0.50
1:D:359:GLU:N	1:D:362:CYS:HB2	2.24	0.50
1:D:681:LEU:N	1:D:681:LEU:CD1	2.73	0.50
1:A:136:LEU:CD2	1:A:136:LEU:H	2.19	0.50
1:A:589:PHE:CE2	1:A:593:THR:CG2	2.94	0.50
1:B:240:LYS:N	1:B:241:GLY:HA2	2.26	0.50

Continued on next page...

Continued from previous page...

Atom-1	Atom-2	Interatomic distance (Å)	Clash overlap (Å)
1:B:584:TYR:HD1	1:B:584:TYR:O	1.93	0.50
1:B:640:PHE:CZ	1:B:647:LEU:HA	2.47	0.50
1:C:682:MET:O	1:C:685:THR:CG2	2.56	0.50
1:D:319:LEU:HB3	1:D:320:HIS:CD2	2.47	0.50
1:D:579:ARG:CG	1:D:579:ARG:NH1	2.73	0.50
1:A:158:LEU:HD21	1:A:162:MET:HE3	1.92	0.50
1:A:396:LEU:HD11	1:A:418:LEU:HD23	1.77	0.50
1:D:640:PHE:CZ	1:D:647:LEU:HA	2.47	0.50
1:D:668:ILE:HD12	1:D:669:LEU:CA	2.41	0.50
1:A:487:TYR:HD1	1:A:487:TYR:C	2.15	0.50
1:B:367:ARG:HH22	1:B:385:SER:HB2	1.75	0.50
1:C:181:ARG:C	1:C:184:ASP:H	2.15	0.50
1:C:198:TYR:CD1	1:C:242:ARG:HD2	2.45	0.50
1:C:640:PHE:CZ	1:C:647:LEU:HA	2.47	0.50
1:D:428:ARG:CG	1:D:428:ARG:NH1	2.73	0.50
1:D:672:ILE:O	1:D:676:ASN:OD1	2.29	0.50
1:A:127:GLN:HA	1:A:130:GLU:HG3	1.94	0.50
1:B:536:GLU:O	1:B:539:ALA:N	2.39	0.50
1:C:319:LEU:HB3	1:C:320:HIS:CD2	2.47	0.50
1:C:584:TYR:HE2	1:C:641:THR:HG21	1.76	0.50
1:A:462:PRO:CG	1:A:464:LYS:H	2.25	0.50
1:B:701:ARG:NH1	1:B:701:ARG:CG	2.73	0.50
1:C:359:GLU:N	1:C:362:CYS:HB2	2.24	0.50
1:C:374:TYR:O	1:C:375:GLY:C	2.50	0.50
1:C:369:PHE:O	1:C:381:LEU:CB	2.59	0.50
1:C:462:PRO:CG	1:C:464:LYS:H	2.25	0.50
1:C:665:ALA:CA	1:C:668:ILE:HG13	2.41	0.50
1:D:374:TYR:O	1:D:375:GLY:C	2.50	0.50
1:D:425:LYS:O	1:D:428:ARG:HG3	2.12	0.50
1:D:631:TYR:C	1:D:631:TYR:CD2	2.85	0.50
1:D:571:LYS:HZ3	1:D:693:SER:HB2	1.76	0.50
1:A:400:ALA:C	1:A:401:TYR:CD1	2.86	0.50
1:A:661:ILE:HD13	1:A:661:ILE:C	2.32	0.50
1:A:701:ARG:CG	1:A:701:ARG:NH1	2.73	0.50
1:B:136:LEU:CD2	1:B:136:LEU:H	2.19	0.50
1:B:351:TYR:C	1:B:351:TYR:CD2	2.85	0.50
1:B:462:PRO:CG	1:B:464:LYS:H	2.25	0.50
1:C:240:LYS:N	1:C:241:GLY:HA2	2.26	0.50
1:D:181:ARG:C	1:D:184:ASP:H	2.15	0.50
1:D:448:PHE:CD2	1:D:448:PHE:C	2.86	0.50
1:D:571:LYS:NZ	1:D:693:SER:HB2	2.27	0.50

Continued on next page...

Continued from previous page...

Atom-1	Atom-2	Interatomic distance (Å)	Clash overlap (Å)
1:D:659:PHE:CD1	1:D:659:PHE:C	2.86	0.50
1:A:554:TYR:CD1	1:A:554:TYR:C	2.86	0.50
1:B:127:GLN:HA	1:B:130:GLU:HG3	1.94	0.50
1:B:374:TYR:O	1:B:375:GLY:C	2.50	0.50
1:B:425:LYS:O	1:B:428:ARG:HG3	2.12	0.50
1:B:631:TYR:C	1:B:631:TYR:CD2	2.85	0.50
1:C:367:ARG:HH22	1:C:385:SER:HB2	1.75	0.50
1:C:661:ILE:C	1:C:661:ILE:HD13	2.32	0.50
1:C:681:LEU:CD2	1:C:682:MET:SD	3.00	0.50
1:D:158:LEU:HD21	1:D:162:MET:HE3	1.92	0.50
1:D:178:ASP:O	1:D:182:LYS:HG2	2.11	0.50
1:D:396:LEU:HD11	1:D:418:LEU:HD22	1.63	0.50
1:A:707:ASP:C	1:A:711:SER:HB2	2.31	0.49
1:B:158:LEU:HB2	1:B:189:PHE:CZ	2.47	0.49
1:B:571:LYS:NZ	1:B:693:SER:HB2	2.27	0.49
1:C:487:TYR:HD1	1:C:487:TYR:C	2.15	0.49
1:D:400:ALA:C	1:D:401:TYR:CD1	2.86	0.49
1:D:511:TYR:C	1:D:511:TYR:CD1	2.85	0.49
1:D:653:TYR:C	1:D:653:TYR:CD1	2.86	0.49
1:A:178:ASP:O	1:A:182:LYS:HG2	2.11	0.49
1:A:368:LYS:C	1:A:369:PHE:CD1	2.86	0.49
1:B:400:ALA:C	1:B:401:TYR:CD1	2.86	0.49
1:B:444:TYR:CE1	1:B:488:PHE:HE2	2.30	0.49
1:B:511:TYR:C	1:B:511:TYR:CD1	2.85	0.49
1:D:198:TYR:HE1	1:D:242:ARG:CD	2.23	0.49
1:D:247:PHE:CZ	1:D:254:LEU:HD13	2.48	0.49
1:D:596:VAL:CG2	1:D:633:THR:CG2	2.73	0.49
1:D:584:TYR:HE2	1:D:641:THR:HG21	1.76	0.49
1:A:158:LEU:HB2	1:A:189:PHE:CZ	2.47	0.49
1:A:240:LYS:CB	1:A:240:LYS:NZ	2.73	0.49
1:A:247:PHE:CZ	1:A:254:LEU:HD13	2.48	0.49
1:A:571:LYS:NZ	1:A:693:SER:HB2	2.27	0.49
1:A:599:ILE:CD1	1:A:628:ASN:HB2	2.42	0.49
1:A:649:PHE:CD2	1:A:649:PHE:N	2.73	0.49
1:A:668:ILE:CD1	1:A:669:LEU:N	2.73	0.49
1:B:247:PHE:CZ	1:B:254:LEU:HD13	2.48	0.49
1:B:539:ALA:O	1:B:543:PHE:CD2	2.66	0.49
1:B:659:PHE:CD1	1:B:659:PHE:C	2.85	0.49
1:C:444:TYR:CE1	1:C:488:PHE:HE2	2.30	0.49
1:C:676:ASN:N	1:C:676:ASN:ND2	2.60	0.49
1:D:428:ARG:HD3	1:D:429:PHE:CA	2.43	0.49

Continued on next page...

Continued from previous page...

Atom-1	Atom-2	Interatomic distance (Å)	Clash overlap (Å)
1:D:648:GLU:N	1:D:648:GLU:OE1	2.45	0.49
1:A:487:TYR:C	1:A:487:TYR:CD1	2.85	0.49
1:B:368:LYS:C	1:B:369:PHE:CD1	2.86	0.49
1:B:428:ARG:HD3	1:B:429:PHE:CA	2.43	0.49
1:B:589:PHE:C	1:B:589:PHE:HD2	2.16	0.49
1:C:400:ALA:C	1:C:401:TYR:CD1	2.86	0.49
1:A:676:ASN:C	1:C:572:MET:HE1	2.32	0.49
1:C:599:ILE:CD1	1:C:628:ASN:HB2	2.42	0.49
1:D:444:TYR:CE1	1:D:488:PHE:HE2	2.30	0.49
1:D:487:TYR:CD1	1:D:487:TYR:C	2.85	0.49
1:D:582:PHE:C	1:D:582:PHE:CD1	2.86	0.49
1:A:214:MET:HE3	1:A:218:THR:OG1	2.11	0.49
1:A:428:ARG:HD3	1:A:429:PHE:CA	2.43	0.49
1:A:584:TYR:HE2	1:A:641:THR:HG21	1.76	0.49
1:A:640:PHE:CZ	1:A:647:LEU:HA	2.47	0.49
1:B:536:GLU:O	1:B:538:VAL:HG12	2.13	0.49
1:B:582:PHE:CD1	1:B:582:PHE:C	2.86	0.49
1:B:655:PHE:CE1	1:A:539:ALA:HB3	1.89	0.49
1:B:707:ASP:C	1:B:711:SER:HB2	2.30	0.49
1:C:198:TYR:HE1	1:C:242:ARG:CD	2.23	0.49
1:C:425:LYS:O	1:C:428:ARG:HG3	2.12	0.49
1:C:668:ILE:HD12	1:C:669:LEU:CA	2.41	0.49
1:A:240:LYS:N	1:A:241:GLY:HA2	2.26	0.49
1:A:589:PHE:HD2	1:A:589:PHE:C	2.16	0.49
1:B:579:ARG:HG2	1:B:579:ARG:HH11	1.77	0.49
1:C:158:LEU:HB2	1:C:189:PHE:CZ	2.47	0.49
1:C:368:LYS:C	1:C:369:PHE:CD1	2.86	0.49
1:C:521:LEU:HD22	1:C:521:LEU:C	2.33	0.49
1:C:538:VAL:C	1:C:540:SER:N	2.66	0.49
1:C:685:THR:O	1:C:688:LYS:CA	2.59	0.49
1:C:571:LYS:NZ	1:C:693:SER:HB2	2.27	0.49
1:D:462:PRO:CG	1:D:464:LYS:H	2.25	0.49
1:A:462:PRO:HD2	1:A:464:LYS:N	2.28	0.49
1:A:514:ILE:O	1:A:518:VAL:CG2	2.58	0.49
1:B:158:LEU:HD21	1:B:162:MET:HE3	1.94	0.49
1:B:319:LEU:HB3	1:B:320:HIS:CD2	2.47	0.49
1:B:487:TYR:CD1	1:B:487:TYR:C	2.85	0.49
1:B:579:ARG:NH1	1:B:579:ARG:CG	2.73	0.49
1:B:661:ILE:HD13	1:B:661:ILE:C	2.32	0.49
1:B:591:PHE:CD1	1:B:666:TYR:HD1	2.31	0.49
1:B:668:ILE:CD1	1:B:669:LEU:N	2.73	0.49

Continued on next page...

Continued from previous page...

Atom-1	Atom-2	Interatomic distance (Å)	Clash overlap (Å)
1:C:425:LYS:CB	1:C:429:PHE:CE2	2.92	0.49
1:C:428:ARG:HD3	1:C:429:PHE:CA	2.43	0.49
1:C:511:TYR:CD1	1:C:511:TYR:C	2.85	0.49
1:C:582:PHE:CD1	1:C:582:PHE:C	2.86	0.49
1:A:425:LYS:O	1:A:428:ARG:HG3	2.12	0.49
1:A:521:LEU:C	1:A:521:LEU:HD22	2.33	0.49
1:A:515:LEU:CD2	1:A:551:ASN:HD21	2.18	0.49
1:A:582:PHE:CD1	1:A:582:PHE:C	2.86	0.49
1:B:367:ARG:HG3	1:B:367:ARG:HH11	1.78	0.49
1:B:572:MET:HE1	1:D:676:ASN:CB	2.41	0.49
1:B:665:ALA:CA	1:B:668:ILE:HG13	2.41	0.49
1:C:646:ASP:OD2	1:C:649:PHE:HB3	2.12	0.49
1:D:158:LEU:HB2	1:D:189:PHE:CZ	2.47	0.49
1:D:351:TYR:C	1:D:351:TYR:CD2	2.86	0.49
1:D:559:PHE:HB3	1:D:562:MET:CB	2.43	0.49
1:A:319:LEU:HB3	1:A:320:HIS:CD2	2.47	0.49
1:A:448:PHE:CD2	1:A:448:PHE:C	2.86	0.49
1:A:631:TYR:CD2	1:A:631:TYR:C	2.85	0.49
1:A:648:GLU:N	1:A:648:GLU:OE1	2.45	0.49
1:A:591:PHE:CD1	1:A:666:TYR:HD1	2.31	0.49
1:B:448:PHE:CD2	1:B:448:PHE:C	2.86	0.49
1:B:554:TYR:C	1:B:554:TYR:CD1	2.86	0.49
1:B:599:ILE:CD1	1:B:628:ASN:HB2	2.42	0.49
1:B:648:GLU:N	1:B:648:GLU:OE1	2.46	0.49
1:C:536:GLU:O	1:C:538:VAL:HG12	2.13	0.49
1:A:673:LEU:HD11	1:C:573:ILE:CB	2.43	0.49
1:A:142:ARG:CD	1:A:183:THR:CG2	2.91	0.49
1:B:646:ASP:OD2	1:B:649:PHE:HB3	2.12	0.49
1:B:653:TYR:CD1	1:B:653:TYR:C	2.86	0.49
1:C:515:LEU:CD2	1:C:551:ASN:HD21	2.18	0.49
1:C:631:TYR:C	1:C:631:TYR:CD2	2.86	0.49
1:D:368:LYS:C	1:D:369:PHE:CD1	2.86	0.49
1:D:462:PRO:CB	1:D:464:LYS:N	2.73	0.49
1:D:538:VAL:C	1:D:540:SER:N	2.66	0.49
1:D:602:GLY:O	1:D:603:LYS:HD3	2.13	0.49
1:A:646:ASP:OD2	1:A:649:PHE:HB3	2.12	0.48
1:B:158:LEU:CD2	1:B:158:LEU:O	2.61	0.48
1:B:602:GLY:O	1:B:603:LYS:HD3	2.13	0.48
1:B:584:TYR:HE2	1:B:641:THR:HG21	1.76	0.48
1:C:127:GLN:HA	1:C:130:GLU:HG3	1.94	0.48
1:C:240:LYS:NZ	1:C:240:LYS:CB	2.73	0.48

Continued on next page...

Continued from previous page...

Atom-1	Atom-2	Interatomic distance (Å)	Clash overlap (Å)
1:C:462:PRO:CB	1:C:464:LYS:N	2.73	0.48
1:C:560:GLN:C	1:C:564:ILE:CD1	2.81	0.48
1:C:653:TYR:CD1	1:C:653:TYR:C	2.86	0.48
1:C:659:PHE:CD1	1:C:659:PHE:C	2.86	0.48
1:D:240:LYS:NZ	1:D:240:LYS:CB	2.73	0.48
1:A:351:TYR:CD2	1:A:351:TYR:C	2.86	0.48
1:A:367:ARG:NH1	1:A:367:ARG:CG	2.73	0.48
1:A:374:TYR:O	1:A:375:GLY:C	2.50	0.48
1:A:438:PHE:C	1:A:438:PHE:CD1	2.86	0.48
1:A:511:TYR:C	1:A:511:TYR:CD1	2.85	0.48
1:A:602:GLY:O	1:A:603:LYS:HD3	2.13	0.48
1:A:653:TYR:CD1	1:A:653:TYR:C	2.86	0.48
1:B:198:TYR:CD1	1:B:242:ARG:HD2	2.45	0.48
1:B:560:GLN:C	1:B:564:ILE:CD1	2.81	0.48
1:C:247:PHE:CZ	1:C:254:LEU:HD13	2.48	0.48
1:D:127:GLN:HA	1:D:130:GLU:HG3	1.94	0.48
1:D:521:LEU:C	1:D:521:LEU:HD22	2.33	0.48
1:D:559:PHE:HB3	1:D:562:MET:HB2	1.94	0.48
1:D:589:PHE:C	1:D:589:PHE:HD2	2.16	0.48
1:D:599:ILE:CD1	1:D:628:ASN:HB2	2.42	0.48
1:D:662:LEU:HD13	1:D:662:LEU:C	2.34	0.48
1:A:444:TYR:CE1	1:A:488:PHE:HE2	2.30	0.48
1:A:559:PHE:HB3	1:A:562:MET:HB2	1.94	0.48
1:A:655:PHE:HE2	1:C:536:GLU:CB	1.79	0.48
1:A:659:PHE:CD1	1:A:659:PHE:C	2.86	0.48
1:A:681:LEU:HD13	1:A:682:MET:HG2	1.95	0.48
1:C:142:ARG:CD	1:C:183:THR:CG2	2.91	0.48
1:C:539:ALA:O	1:C:543:PHE:CD2	2.66	0.48
1:C:554:TYR:CD1	1:C:554:TYR:C	2.86	0.48
1:C:559:PHE:HB3	1:C:562:MET:CB	2.43	0.48
1:C:589:PHE:C	1:C:589:PHE:HD2	2.16	0.48
1:C:662:LEU:HD13	1:C:662:LEU:C	2.34	0.48
1:D:536:GLU:O	1:D:538:VAL:HG12	2.13	0.48
1:D:539:ALA:O	1:D:543:PHE:CD2	2.66	0.48
1:B:562:MET:HE3	1:D:583:VAL:CG2	2.44	0.48
1:A:539:ALA:O	1:A:543:PHE:CD2	2.66	0.48
1:A:662:LEU:HD13	1:A:662:LEU:C	2.34	0.48
1:B:214:MET:HE2	1:B:218:THR:OG1	2.13	0.48
1:B:559:PHE:HB3	1:B:562:MET:CB	2.43	0.48
1:B:681:LEU:CD2	1:B:682:MET:SD	3.00	0.48
1:C:158:LEU:O	1:C:158:LEU:CD2	2.61	0.48

Continued on next page...

Continued from previous page...

Atom-1	Atom-2	Interatomic distance (Å)	Clash overlap (Å)
1:C:214:MET:HE3	1:C:218:THR:OG1	2.13	0.48
1:C:462:PRO:HD2	1:C:464:LYS:N	2.28	0.48
1:C:591:PHE:CD1	1:C:666:TYR:HD1	2.31	0.48
1:C:668:ILE:CD1	1:C:669:LEU:N	2.73	0.48
1:D:367:ARG:HH22	1:D:385:SER:HB2	1.75	0.48
1:D:589:PHE:C	1:D:589:PHE:CD2	2.87	0.48
1:D:591:PHE:CD1	1:D:666:TYR:HD1	2.31	0.48
1:D:685:THR:O	1:D:688:LYS:CA	2.59	0.48
1:A:198:TYR:HE1	1:A:242:ARG:CD	2.23	0.48
1:B:589:PHE:C	1:B:589:PHE:CD2	2.87	0.48
1:C:648:GLU:OE1	1:C:648:GLU:N	2.45	0.48
1:D:136:LEU:H	1:D:136:LEU:CD2	2.19	0.48
1:D:158:LEU:CD2	1:D:158:LEU:O	2.61	0.48
1:D:671:TYR:O	1:D:675:LEU:CB	2.62	0.48
1:A:205:LEU:O	1:A:209:ILE:HG13	2.14	0.48
1:C:346:ILE:HG12	1:C:412:MET:HA	1.95	0.48
1:C:351:TYR:C	1:C:351:TYR:CD2	2.86	0.48
1:C:602:GLY:O	1:C:603:LYS:HD3	2.13	0.48
1:C:681:LEU:HD13	1:C:682:MET:HG2	1.95	0.48
1:D:242:ARG:NH1	1:D:242:ARG:CG	2.75	0.48
1:A:198:TYR:CD1	1:A:242:ARG:HD2	2.45	0.48
1:B:205:LEU:O	1:B:209:ILE:HG13	2.14	0.48
1:C:487:TYR:CD1	1:C:487:TYR:C	2.85	0.48
1:D:554:TYR:CD1	1:D:554:TYR:C	2.86	0.48
1:D:668:ILE:O	1:D:672:ILE:HB	2.13	0.48
1:A:536:GLU:O	1:A:538:VAL:HG12	2.13	0.48
1:A:559:PHE:HB3	1:A:562:MET:CB	2.43	0.48
1:B:596:VAL:CG2	1:B:633:THR:CG2	2.72	0.48
1:C:374:TYR:C	1:C:376:PRO:CD	2.82	0.48
1:C:436:PHE:CE1	1:C:440:VAL:HG21	2.49	0.48
1:C:675:LEU:O	1:C:679:ILE:HG13	2.14	0.48
1:C:681:LEU:H	1:C:681:LEU:CD1	2.27	0.48
1:A:374:TYR:C	1:A:376:PRO:CD	2.82	0.48
1:A:396:LEU:O	1:A:400:ALA:CA	2.62	0.48
1:B:142:ARG:CD	1:B:183:THR:CG2	2.91	0.48
1:B:428:ARG:HD2	1:B:429:PHE:CD1	2.44	0.48
1:B:592:SER:O	1:B:596:VAL:HG23	2.14	0.48
1:C:306:THR:HG23	1:C:351:TYR:HE1	1.79	0.48
1:D:560:GLN:C	1:D:564:ILE:CD1	2.81	0.48
1:A:560:GLN:C	1:A:564:ILE:CD1	2.81	0.48
1:A:668:ILE:O	1:A:672:ILE:HB	2.13	0.48

Continued on next page...

Continued from previous page...

Atom-1	Atom-2	Interatomic distance (Å)	Clash overlap (Å)
1:B:662:LEU:HD13	1:B:662:LEU:C	2.34	0.48
1:C:499:ARG:N	1:C:499:ARG:CD	2.73	0.48
1:D:142:ARG:CD	1:D:183:THR:CG2	2.91	0.48
1:C:245:PHE:HB3	1:D:376:PRO:CB	2.42	0.48
1:D:374:TYR:C	1:D:376:PRO:CD	2.82	0.48
1:D:438:PHE:CD1	1:D:438:PHE:C	2.86	0.48
1:D:661:ILE:C	1:D:661:ILE:HD13	2.32	0.48
1:D:681:LEU:H	1:D:681:LEU:CD1	2.27	0.48
1:A:396:LEU:HD13	1:A:418:LEU:HD23	1.88	0.47
1:B:401:TYR:N	1:B:401:TYR:CD1	2.81	0.47
1:B:668:ILE:O	1:B:672:ILE:HB	2.13	0.47
1:C:448:PHE:C	1:C:448:PHE:CD2	2.86	0.47
1:D:436:PHE:CE1	1:D:440:VAL:HG21	2.49	0.47
1:D:580:PHE:O	1:D:581:MET:C	2.52	0.47
1:D:646:ASP:OD2	1:D:649:PHE:HB3	2.12	0.47
1:D:675:LEU:O	1:D:679:ILE:HG13	2.14	0.47
1:A:436:PHE:CE1	1:A:440:VAL:HG21	2.49	0.47
1:A:668:ILE:HD12	1:A:669:LEU:HA	1.96	0.47
1:B:436:PHE:CE1	1:B:440:VAL:HG21	2.49	0.47
1:C:242:ARG:CG	1:C:242:ARG:NH1	2.75	0.47
1:C:428:ARG:HG3	1:C:429:PHE:H	1.80	0.47
1:C:514:ILE:O	1:C:518:VAL:CG2	2.58	0.47
1:C:592:SER:O	1:C:596:VAL:HG23	2.14	0.47
1:A:681:LEU:CD2	1:A:682:MET:SD	3.00	0.47
1:B:374:TYR:C	1:B:376:PRO:CD	2.82	0.47
1:C:136:LEU:CD2	1:C:136:LEU:H	2.19	0.47
1:C:580:PHE:O	1:C:581:MET:C	2.52	0.47
1:D:448:PHE:C	1:D:448:PHE:HD2	2.18	0.47
1:B:539:ALA:CA	1:D:655:PHE:CD1	2.91	0.47
1:B:539:ALA:CA	1:D:655:PHE:HE1	2.02	0.47
1:D:681:LEU:HD13	1:D:682:MET:HG2	1.95	0.47
1:A:239:THR:HA	1:A:243:PRO:HA	1.97	0.47
1:A:367:ARG:HG3	1:A:367:ARG:HH11	1.78	0.47
1:A:589:PHE:CD2	1:A:589:PHE:C	2.87	0.47
1:B:448:PHE:HD2	1:B:448:PHE:C	2.18	0.47
1:B:515:LEU:O	1:B:516:PHE:C	2.53	0.47
1:B:538:VAL:C	1:B:540:SER:N	2.66	0.47
1:B:543:PHE:CZ	1:D:658:VAL:CG1	2.93	0.47
1:B:596:VAL:HG23	1:B:633:THR:HG21	1.88	0.47
1:C:239:THR:HA	1:C:243:PRO:HA	1.97	0.47
1:C:367:ARG:HG3	1:C:367:ARG:HH11	1.78	0.47

Continued on next page...

Continued from previous page...

Atom-1	Atom-2	Interatomic distance (Å)	Clash overlap (Å)
1:C:559:PHE:HB3	1:C:562:MET:HB2	1.94	0.47
1:C:681:LEU:HD11	1:C:682:MET:HE2	1.97	0.47
1:D:668:ILE:HD12	1:D:669:LEU:HA	1.96	0.47
1:D:681:LEU:CD1	1:D:682:MET:N	2.73	0.47
1:D:681:LEU:CD2	1:D:682:MET:SD	3.00	0.47
1:A:367:ARG:HH22	1:A:385:SER:HB2	1.75	0.47
1:A:671:TYR:O	1:A:675:LEU:CB	2.62	0.47
1:D:491:ARG:HB3	1:D:491:ARG:HE	1.53	0.47
1:A:538:VAL:C	1:A:540:SER:N	2.66	0.47
1:B:428:ARG:HG3	1:B:429:PHE:H	1.80	0.47
1:B:675:LEU:O	1:B:679:ILE:HG13	2.14	0.47
1:B:681:LEU:CD1	1:B:681:LEU:H	2.27	0.47
1:C:205:LEU:O	1:C:209:ILE:HG13	2.14	0.47
1:C:668:ILE:O	1:C:672:ILE:HB	2.13	0.47
1:D:205:LEU:O	1:D:209:ILE:HG13	2.14	0.47
1:D:452:ALA:C	1:D:455:ARG:HG2	2.34	0.47
1:D:576:ASP:O	1:D:580:PHE:HB3	2.15	0.47
1:A:448:PHE:HD2	1:A:448:PHE:C	2.18	0.47
1:B:129:LEU:HD22	1:B:132:LEU:HD22	1.97	0.47
1:B:359:GLU:N	1:B:362:CYS:HB2	2.24	0.47
1:B:589:PHE:HE2	1:B:593:THR:CG2	2.28	0.47
1:C:129:LEU:HD22	1:C:132:LEU:HD22	1.97	0.47
1:D:129:LEU:HD22	1:D:132:LEU:HD22	1.97	0.47
1:A:428:ARG:HD2	1:A:429:PHE:CD1	2.44	0.47
1:B:239:THR:HA	1:B:243:PRO:HA	1.97	0.47
1:B:242:ARG:NH1	1:B:242:ARG:CG	2.75	0.47
1:B:396:LEU:O	1:B:400:ALA:CA	2.62	0.47
1:B:438:PHE:C	1:B:438:PHE:CD1	2.86	0.47
1:B:681:LEU:HD13	1:B:682:MET:HG2	1.95	0.47
1:C:589:PHE:CD2	1:C:589:PHE:C	2.87	0.47
1:D:172:THR:O	1:D:176:LEU:HB2	2.15	0.47
1:D:401:TYR:CD1	1:D:401:TYR:N	2.81	0.47
1:A:172:THR:O	1:A:176:LEU:HB2	2.15	0.47
1:A:559:PHE:HB2	1:A:562:MET:CB	2.44	0.47
1:A:576:ASP:O	1:A:580:PHE:HB3	2.15	0.47
1:A:592:SER:O	1:A:596:VAL:HG23	2.14	0.47
1:B:462:PRO:CB	1:B:464:LYS:N	2.73	0.47
1:B:538:VAL:HG13	1:B:539:ALA:N	2.30	0.47
1:C:655:PHE:HZ	1:D:536:GLU:C	2.16	0.47
1:D:499:ARG:N	1:D:499:ARG:CD	2.73	0.47
1:A:536:GLU:O	1:A:539:ALA:N	2.39	0.47

Continued on next page...

Continued from previous page...

Atom-1	Atom-2	Interatomic distance (Å)	Clash overlap (Å)
1:A:538:VAL:HG13	1:A:539:ALA:N	2.30	0.47
1:A:675:LEU:O	1:A:679:ILE:HG13	2.14	0.47
1:B:594:ALA:O	1:B:597:THR:OG1	2.33	0.47
1:C:172:THR:O	1:C:176:LEU:HB2	2.15	0.47
1:C:438:PHE:C	1:C:438:PHE:CD1	2.86	0.47
1:C:448:PHE:HD2	1:C:448:PHE:C	2.17	0.47
1:C:576:ASP:O	1:C:580:PHE:HB3	2.15	0.47
1:D:239:THR:HA	1:D:243:PRO:HA	1.97	0.47
1:D:469:VAL:O	1:D:472:TYR:N	2.48	0.47
1:B:245:PHE:HB3	1:A:376:PRO:HG2	1.13	0.47
1:A:425:LYS:CB	1:A:429:PHE:CE2	2.92	0.47
1:A:428:ARG:HG3	1:A:429:PHE:H	1.80	0.47
1:A:526:SER:HB2	1:A:540:SER:HB3	1.97	0.47
1:A:594:ALA:O	1:A:597:THR:OG1	2.33	0.47
1:A:673:LEU:HD22	1:A:673:LEU:HA	1.73	0.47
1:B:559:PHE:HB3	1:B:562:MET:HB2	1.94	0.47
1:C:545:LEU:O	1:C:545:LEU:HD23	2.15	0.47
1:C:589:PHE:HE2	1:C:593:THR:CG2	2.28	0.47
1:C:668:ILE:HD12	1:C:669:LEU:HA	1.96	0.47
1:C:707:ASP:C	1:C:711:SER:HB2	2.31	0.47
1:D:592:SER:O	1:D:596:VAL:HG23	2.14	0.47
1:A:402:SER:O	1:A:403:SER:C	2.53	0.46
1:A:579:ARG:HG2	1:A:579:ARG:HH11	1.77	0.46
1:A:681:LEU:CD1	1:A:681:LEU:H	2.27	0.46
1:B:562:MET:SD	1:D:579:ARG:HA	2.54	0.46
1:C:515:LEU:O	1:C:516:PHE:C	2.53	0.46
1:D:115:ARG:O	1:D:115:ARG:HD3	2.15	0.46
1:D:428:ARG:HG3	1:D:429:PHE:H	1.80	0.46
1:A:589:PHE:HE2	1:A:593:THR:CG2	2.28	0.46
1:A:685:THR:O	1:A:688:LYS:CA	2.59	0.46
1:C:142:ARG:NE	1:C:183:THR:HG22	2.31	0.46
1:C:526:SER:HB2	1:C:540:SER:HB3	1.97	0.46
1:C:627:TYR:HD2	1:C:650:THR:HB	1.80	0.46
1:D:142:ARG:NE	1:D:183:THR:HG22	2.31	0.46
1:D:515:LEU:O	1:D:516:PHE:C	2.53	0.46
1:D:673:LEU:HA	1:D:673:LEU:HD22	1.73	0.46
1:A:469:VAL:O	1:A:472:TYR:N	2.48	0.46
1:B:674:LEU:CD1	1:A:565:TYR:OH	2.63	0.46
1:A:637:LEU:HD22	1:A:666:TYR:CE2	2.51	0.46
1:A:681:LEU:CD1	1:A:682:MET:N	2.73	0.46
1:B:524:LEU:O	1:B:528:VAL:HG23	2.15	0.46

Continued on next page...

Continued from previous page...

Atom-1	Atom-2	Interatomic distance (Å)	Clash overlap (Å)
1:B:402:SER:CB	1:B:703:ILE:HD11	2.41	0.46
1:C:469:VAL:O	1:C:472:TYR:N	2.48	0.46
1:A:673:LEU:HD11	1:C:573:ILE:CA	2.46	0.46
1:D:214:MET:HE3	1:D:218:THR:OG1	2.16	0.46
1:A:524:LEU:O	1:A:528:VAL:HG23	2.15	0.46
1:A:627:TYR:HD2	1:A:650:THR:HB	1.80	0.46
1:B:469:VAL:O	1:B:472:TYR:N	2.48	0.46
1:B:577:LEU:O	1:B:581:MET:N	2.48	0.46
1:B:637:LEU:HD22	1:B:666:TYR:CE2	2.51	0.46
1:C:559:PHE:HB2	1:C:562:MET:CB	2.45	0.46
1:C:640:PHE:CZ	1:C:663:LEU:HD13	2.51	0.46
1:D:346:ILE:HG12	1:D:412:MET:HA	1.95	0.46
1:D:396:LEU:O	1:D:400:ALA:CA	2.62	0.46
1:D:559:PHE:HB2	1:D:562:MET:CB	2.44	0.46
1:D:591:PHE:CG	1:D:666:TYR:HB2	2.51	0.46
1:D:681:LEU:CD1	1:D:682:MET:H	2.06	0.46
1:D:707:ASP:C	1:D:711:SER:HB2	2.30	0.46
1:A:452:ALA:C	1:A:455:ARG:HG2	2.34	0.46
1:A:595:VAL:HG13	1:A:659:PHE:HE2	1.81	0.46
1:B:136:LEU:N	1:B:136:LEU:HD23	2.21	0.46
1:B:188:GLN:H	1:B:188:GLN:NE2	2.13	0.46
1:B:428:ARG:NH1	1:B:428:ARG:CG	2.73	0.46
1:B:521:LEU:C	1:B:521:LEU:HD22	2.33	0.46
1:B:591:PHE:CG	1:B:666:TYR:HB2	2.51	0.46
1:C:596:VAL:CG2	1:C:633:THR:CG2	2.73	0.46
1:D:577:LEU:O	1:D:581:MET:N	2.48	0.46
1:D:681:LEU:HD11	1:D:682:MET:HE2	1.97	0.46
1:D:701:ARG:NH1	1:D:701:ARG:HB2	2.23	0.46
1:D:716:MET:C	1:D:716:MET:SD	2.94	0.46
1:A:115:ARG:O	1:A:115:ARG:HD3	2.15	0.46
1:A:346:ILE:HG12	1:A:412:MET:HA	1.95	0.46
1:A:529:LEU:O	1:A:533:GLN:N	2.49	0.46
1:B:245:PHE:CB	1:A:376:PRO:CB	2.78	0.46
1:B:576:ASP:O	1:B:580:PHE:HB3	2.15	0.46
1:B:668:ILE:HD12	1:B:669:LEU:HA	1.96	0.46
1:B:685:THR:O	1:B:688:LYS:CA	2.59	0.46
1:C:115:ARG:HD3	1:C:115:ARG:O	2.15	0.46
1:C:428:ARG:HD2	1:C:429:PHE:CD1	2.44	0.46
1:C:591:PHE:CG	1:C:666:TYR:HB2	2.50	0.46
1:D:402:SER:CB	1:D:703:ILE:HD11	2.41	0.46
1:A:545:LEU:HD23	1:A:545:LEU:O	2.15	0.46

Continued on next page...

Continued from previous page...

Atom-1	Atom-2	Interatomic distance (Å)	Clash overlap (Å)
1:A:640:PHE:CZ	1:A:663:LEU:HD13	2.51	0.46
1:B:198:TYR:HE1	1:B:242:ARG:CD	2.23	0.46
1:B:452:ALA:C	1:B:455:ARG:HG2	2.34	0.46
1:B:595:VAL:HG13	1:B:659:PHE:HE2	1.81	0.46
1:B:712:PHE:O	1:B:713:LEU:CB	2.64	0.46
1:C:579:ARG:CB	1:C:579:ARG:HH11	2.29	0.46
1:C:577:LEU:O	1:C:581:MET:N	2.48	0.46
1:C:637:LEU:HD22	1:C:666:TYR:CE2	2.51	0.46
1:D:400:ALA:O	1:D:703:ILE:CG1	2.57	0.46
1:A:129:LEU:HD22	1:A:132:LEU:HD22	1.97	0.46
1:A:580:PHE:O	1:A:581:MET:C	2.52	0.46
1:A:681:LEU:HD13	1:A:681:LEU:N	2.31	0.46
1:B:115:ARG:HD3	1:B:115:ARG:O	2.15	0.46
1:B:579:ARG:CB	1:B:579:ARG:HH11	2.29	0.46
1:B:580:PHE:O	1:B:581:MET:C	2.52	0.46
1:B:673:LEU:HD22	1:B:673:LEU:HA	1.73	0.46
1:C:242:ARG:HB3	1:C:243:PRO:C	2.36	0.46
1:C:428:ARG:CG	1:C:428:ARG:NH1	2.73	0.46
1:C:529:LEU:O	1:C:533:GLN:N	2.49	0.46
1:C:594:ALA:O	1:C:597:THR:OG1	2.33	0.46
1:D:524:LEU:O	1:D:528:VAL:HG23	2.15	0.46
1:D:515:LEU:CD2	1:D:551:ASN:HD21	2.18	0.46
1:D:589:PHE:HE2	1:D:593:THR:CG2	2.28	0.46
1:A:577:LEU:O	1:A:581:MET:N	2.49	0.46
1:A:647:LEU:CD1	1:A:648:GLU:H	2.29	0.46
1:C:240:LYS:HD3	1:C:242:ARG:HG2	1.98	0.46
1:C:401:TYR:N	1:C:401:TYR:CD1	2.81	0.46
1:C:671:TYR:O	1:C:675:LEU:CB	2.62	0.46
1:C:701:ARG:CG	1:C:701:ARG:NH1	2.73	0.46
1:D:545:LEU:HD23	1:D:545:LEU:O	2.15	0.46
1:A:142:ARG:NE	1:A:183:THR:HG22	2.31	0.46
1:A:589:PHE:CE2	1:A:593:THR:HG21	2.51	0.46
1:B:172:THR:O	1:B:176:LEU:HB2	2.15	0.46
1:B:142:ARG:NE	1:B:183:THR:HG22	2.31	0.46
1:B:400:ALA:O	1:B:401:TYR:HD1	1.99	0.46
1:B:529:LEU:HA	1:B:532:SER:OG	2.16	0.46
1:B:545:LEU:HD23	1:B:545:LEU:O	2.15	0.46
1:B:716:MET:SD	1:B:716:MET:C	2.94	0.46
1:C:712:PHE:O	1:C:713:LEU:CB	2.64	0.46
1:C:716:MET:C	1:C:716:MET:SD	2.94	0.46
1:D:214:MET:HE2	1:D:218:THR:OG1	2.15	0.46

Continued on next page...

Continued from previous page...

Atom-1	Atom-2	Interatomic distance (Å)	Clash overlap (Å)
1:D:538:VAL:HG13	1:D:539:ALA:N	2.30	0.46
1:B:425:LYS:CB	1:B:429:PHE:CE2	2.92	0.45
1:B:441:TYR:CG	1:B:555:TYR:HE1	2.35	0.45
1:C:524:LEU:O	1:C:528:VAL:HG23	2.15	0.45
1:C:589:PHE:CE2	1:C:593:THR:HG21	2.51	0.45
1:D:242:ARG:HB3	1:D:243:PRO:C	2.36	0.45
1:D:306:THR:HG23	1:D:351:TYR:HE1	1.79	0.45
1:D:637:LEU:HD22	1:D:666:TYR:CE2	2.51	0.45
1:D:640:PHE:CZ	1:D:663:LEU:HD13	2.51	0.45
1:A:158:LEU:O	1:A:158:LEU:CD2	2.61	0.45
1:A:530:TYR:O	1:A:533:GLN:N	2.50	0.45
1:A:760:UNK:CA	1:A:761:UNK:CB	2.87	0.45
1:C:529:LEU:HA	1:C:532:SER:OG	2.16	0.45
1:C:441:TYR:CG	1:C:555:TYR:HE1	2.34	0.45
1:D:474:ARG:HB3	1:D:474:ARG:HE	1.55	0.45
1:A:579:ARG:CB	1:A:579:ARG:HH11	2.29	0.45
1:A:592:SER:HA	1:A:637:LEU:HD12	1.98	0.45
1:B:346:ILE:HG12	1:B:412:MET:HA	1.95	0.45
1:B:529:LEU:O	1:B:533:GLN:N	2.49	0.45
1:B:559:PHE:HB2	1:B:562:MET:CB	2.45	0.45
1:B:627:TYR:HD2	1:B:650:THR:HB	1.80	0.45
1:D:441:TYR:CG	1:D:555:TYR:HE1	2.34	0.45
1:D:526:SER:HB2	1:D:540:SER:HB3	1.97	0.45
1:D:529:LEU:HA	1:D:532:SER:OG	2.16	0.45
1:A:356:GLU:C	1:A:366:SER:OG	2.53	0.45
1:A:557:ARG:HA	1:A:558:GLY:HA2	1.28	0.45
1:B:242:ARG:HB3	1:B:243:PRO:C	2.36	0.45
1:C:404:SER:C	1:C:406:THR:N	2.70	0.45
1:D:356:GLU:C	1:D:366:SER:OG	2.53	0.45
1:A:242:ARG:HB3	1:A:243:PRO:C	2.36	0.45
1:A:240:LYS:HD3	1:A:242:ARG:HG2	1.98	0.45
1:B:526:SER:HB2	1:B:540:SER:HB3	1.97	0.45
1:B:640:PHE:CZ	1:B:663:LEU:HD13	2.51	0.45
1:C:647:LEU:CD1	1:C:648:GLU:H	2.29	0.45
1:D:462:PRO:HD2	1:D:464:LYS:N	2.28	0.45
1:D:629:SER:OG	1:D:632:SER:OG	2.03	0.45
1:D:647:LEU:CD1	1:D:648:GLU:H	2.29	0.45
1:A:553:LEU:O	1:A:556:THR:HG22	2.17	0.45
1:A:681:LEU:CD1	1:A:682:MET:H	2.06	0.45
1:A:716:MET:SD	1:A:716:MET:C	2.94	0.45
1:A:760:UNK:HA	1:A:761:UNK:C	2.46	0.45

Continued on next page...

Continued from previous page...

Atom-1	Atom-2	Interatomic distance (Å)	Clash overlap (Å)
1:B:491:ARG:HE	1:B:491:ARG:HB3	1.53	0.45
1:B:647:LEU:CD1	1:B:648:GLU:H	2.29	0.45
1:C:429:PHE:HD2	1:C:430:VAL:H	1.64	0.45
1:C:635:LEU:HA	1:C:635:LEU:HD22	1.77	0.45
1:C:760:UNK:HA	1:C:761:UNK:C	2.47	0.45
1:D:240:LYS:HD3	1:D:242:ARG:HG2	1.98	0.45
1:D:579:ARG:CB	1:D:579:ARG:HH11	2.29	0.45
1:A:453:TYR:CD2	1:A:453:TYR:C	2.89	0.45
1:A:515:LEU:O	1:A:516:PHE:C	2.53	0.45
1:A:712:PHE:O	1:A:713:LEU:CB	2.64	0.45
1:B:524:LEU:HD22	1:B:524:LEU:HA	1.81	0.45
1:B:582:PHE:O	1:B:586:VAL:HG23	2.16	0.45
1:B:669:LEU:O	1:B:673:LEU:CB	2.59	0.45
1:B:671:TYR:O	1:B:675:LEU:CB	2.62	0.45
1:C:553:LEU:O	1:C:556:THR:HG22	2.17	0.45
1:C:647:LEU:HG	1:D:639:LYS:HE2	1.98	0.45
1:D:594:ALA:O	1:D:597:THR:OG1	2.33	0.45
1:A:401:TYR:N	1:A:401:TYR:CD1	2.81	0.45
1:A:428:ARG:CG	1:A:428:ARG:NH1	2.73	0.45
1:A:462:PRO:CB	1:A:464:LYS:N	2.73	0.45
1:A:487:TYR:CE1	1:A:491:ARG:CG	2.90	0.45
1:A:529:LEU:HA	1:A:532:SER:OG	2.16	0.45
1:A:591:PHE:CG	1:A:666:TYR:HB2	2.51	0.45
1:B:240:LYS:HD3	1:B:242:ARG:HG2	1.98	0.45
1:B:462:PRO:HD2	1:B:464:LYS:N	2.28	0.45
1:B:530:TYR:O	1:B:533:GLN:N	2.50	0.45
1:B:589:PHE:CE2	1:B:593:THR:HG21	2.51	0.45
1:C:452:ALA:C	1:C:455:ARG:HG2	2.34	0.45
1:D:242:ARG:CB	1:D:243:PRO:CA	2.95	0.45
1:D:529:LEU:O	1:D:533:GLN:N	2.49	0.45
1:D:582:PHE:O	1:D:586:VAL:HG23	2.16	0.45
1:D:589:PHE:CE2	1:D:593:THR:HG21	2.51	0.45
1:A:404:SER:C	1:A:406:THR:N	2.70	0.45
1:A:453:TYR:CD2	1:A:453:TYR:O	2.70	0.45
1:B:658:VAL:CG1	1:A:543:PHE:CZ	2.95	0.45
1:A:582:PHE:O	1:A:586:VAL:HG23	2.16	0.45
1:B:376:PRO:CB	1:D:245:PHE:CB	2.93	0.45
1:B:553:LEU:O	1:B:556:THR:HG22	2.17	0.45
1:B:592:SER:HA	1:B:637:LEU:HD12	1.98	0.45
1:C:396:LEU:O	1:C:400:ALA:CA	2.62	0.45
1:C:530:TYR:O	1:C:533:GLN:N	2.50	0.45

Continued on next page...

Continued from previous page...

Atom-1	Atom-2	Interatomic distance (Å)	Clash overlap (Å)
1:C:595:VAL:HG13	1:C:659:PHE:HE2	1.81	0.45
1:C:647:LEU:CD2	1:D:642:ILE:HD11	2.47	0.45
1:D:346:ILE:HG13	1:D:412:MET:CB	2.45	0.45
1:D:530:TYR:O	1:D:533:GLN:N	2.50	0.45
1:D:573:ILE:O	1:D:577:LEU:CD2	2.65	0.45
1:A:400:ALA:O	1:A:401:TYR:HD1	2.00	0.45
1:A:635:LEU:HA	1:A:635:LEU:HD22	1.77	0.45
1:B:669:LEU:C	1:B:669:LEU:CD2	2.86	0.45
1:B:681:LEU:HD11	1:B:682:MET:HE2	1.99	0.45
1:C:261:LEU:HD21	1:C:311:GLU:HG2	2.00	0.45
1:C:453:TYR:CD2	1:C:453:TYR:O	2.70	0.45
1:C:538:VAL:HG13	1:C:539:ALA:N	2.30	0.45
1:C:592:SER:HA	1:C:637:LEU:HD12	1.98	0.45
1:D:428:ARG:HD2	1:D:429:PHE:CD1	2.44	0.45
1:D:592:SER:HA	1:D:637:LEU:HD12	1.98	0.45
1:D:595:VAL:HG13	1:D:659:PHE:HE2	1.81	0.45
1:A:242:ARG:NH1	1:A:242:ARG:CG	2.75	0.44
1:A:441:TYR:CG	1:A:555:TYR:HE1	2.35	0.44
1:A:573:ILE:CD1	1:A:577:LEU:CD2	2.96	0.44
1:B:237:LYS:HB2	1:B:237:LYS:HE3	1.67	0.44
1:B:554:TYR:O	1:B:554:TYR:CD1	2.70	0.44
1:C:242:ARG:CB	1:C:243:PRO:CA	2.95	0.44
1:D:588:LEU:O	1:D:592:SER:HB3	2.18	0.44
1:B:306:THR:HG23	1:B:351:TYR:HE1	1.79	0.44
1:B:573:ILE:O	1:B:577:LEU:CD2	2.65	0.44
1:C:421:LEU:CD2	1:C:421:LEU:C	2.86	0.44
1:C:573:ILE:CD1	1:C:577:LEU:CD2	2.96	0.44
1:C:670:THR:O	1:C:674:LEU:CB	2.38	0.44
1:C:681:LEU:CD1	1:C:682:MET:N	2.73	0.44
1:D:421:LEU:C	1:D:421:LEU:CD2	2.86	0.44
1:D:453:TYR:CD2	1:D:453:TYR:O	2.70	0.44
1:B:588:LEU:O	1:B:592:SER:HB3	2.18	0.44
1:B:681:LEU:CD1	1:B:682:MET:H	2.06	0.44
1:C:579:ARG:HG2	1:C:579:ARG:HH11	1.77	0.44
1:D:306:THR:O	1:D:351:TYR:OH	2.33	0.44
1:D:400:ALA:O	1:D:401:TYR:HD1	2.00	0.44
1:D:429:PHE:HD2	1:D:430:VAL:H	1.64	0.44
1:D:701:ARG:CG	1:D:701:ARG:NH1	2.73	0.44
1:D:712:PHE:O	1:D:713:LEU:CB	2.64	0.44
1:A:136:LEU:N	1:A:136:LEU:HD23	2.21	0.44
1:A:568:MET:HA	1:A:571:LYS:CD	2.48	0.44

Continued on next page...

Continued from previous page...

Atom-1	Atom-2	Interatomic distance (Å)	Clash overlap (Å)
1:A:630:LEU:C	1:A:630:LEU:HD13	2.37	0.44
1:B:214:MET:HE3	1:B:218:THR:OG1	2.17	0.44
1:B:242:ARG:CB	1:B:243:PRO:CA	2.95	0.44
1:C:453:TYR:C	1:C:453:TYR:CD2	2.89	0.44
1:C:568:MET:HA	1:C:571:LYS:CD	2.48	0.44
1:C:582:PHE:O	1:C:586:VAL:HG23	2.16	0.44
1:D:579:ARG:HG2	1:D:579:ARG:HH11	1.77	0.44
1:A:554:TYR:O	1:A:554:TYR:CD1	2.70	0.44
1:B:402:SER:O	1:B:403:SER:C	2.53	0.44
1:C:400:ALA:O	1:C:401:TYR:HD1	2.00	0.44
1:D:487:TYR:CE1	1:D:491:ARG:HD3	2.53	0.44
1:D:553:LEU:O	1:D:556:THR:HG22	2.17	0.44
1:A:500:ARG:HA	1:A:501:PRO:HA	1.66	0.44
1:A:664:LEU:O	1:A:668:ILE:CG1	2.66	0.44
1:A:681:LEU:HD11	1:A:682:MET:HE2	1.99	0.44
1:B:453:TYR:O	1:B:453:TYR:CD2	2.70	0.44
1:B:584:TYR:CD1	1:B:584:TYR:O	2.70	0.44
1:B:681:LEU:N	1:B:681:LEU:HD13	2.31	0.44
1:C:655:PHE:CD1	1:D:539:ALA:CB	2.70	0.44
1:C:669:LEU:C	1:C:669:LEU:CD2	2.86	0.44
1:C:681:LEU:HD13	1:C:681:LEU:N	2.31	0.44
1:D:425:LYS:CB	1:D:429:PHE:CE2	2.92	0.44
1:B:404:SER:C	1:B:406:THR:N	2.70	0.44
1:C:239:THR:C	1:C:241:GLY:HA2	2.38	0.44
1:D:404:SER:C	1:D:406:THR:N	2.70	0.44
1:D:630:LEU:C	1:D:630:LEU:HD13	2.37	0.44
1:D:627:TYR:HD2	1:D:650:THR:HB	1.80	0.44
1:D:669:LEU:CD2	1:D:669:LEU:C	2.86	0.44
1:D:760:UNK:HA	1:D:761:UNK:C	2.47	0.44
1:A:560:GLN:OE1	1:A:560:GLN:HA	2.18	0.44
1:C:402:SER:O	1:C:403:SER:C	2.53	0.44
1:C:573:ILE:O	1:C:577:LEU:CD2	2.65	0.44
1:D:453:TYR:CD2	1:D:453:TYR:C	2.89	0.44
1:D:681:LEU:N	1:D:681:LEU:HD13	2.31	0.44
1:A:421:LEU:C	1:A:421:LEU:CD2	2.86	0.44
1:B:421:LEU:C	1:B:421:LEU:CD2	2.86	0.44
1:B:568:MET:HA	1:B:571:LYS:CD	2.48	0.44
1:B:573:ILE:CD1	1:B:577:LEU:CD2	2.96	0.44
1:B:689:ILE:HG23	1:B:690:ALA:N	2.33	0.44
1:C:356:GLU:C	1:C:366:SER:OG	2.53	0.44
1:D:261:LEU:HD21	1:D:311:GLU:HG2	2.00	0.44

Continued on next page...

Continued from previous page...

Atom-1	Atom-2	Interatomic distance (Å)	Clash overlap (Å)
1:D:568:MET:HA	1:D:571:LYS:CD	2.48	0.44
1:A:239:THR:C	1:A:241:GLY:HA2	2.39	0.43
1:A:701:ARG:HB2	1:A:701:ARG:NH1	2.23	0.43
1:A:402:SER:CB	1:A:703:ILE:HD11	2.41	0.43
1:B:239:THR:C	1:B:241:GLY:HA2	2.39	0.43
1:B:356:GLU:C	1:B:366:SER:OG	2.53	0.43
1:B:557:ARG:HA	1:B:558:GLY:HA2	1.28	0.43
1:B:568:MET:HA	1:B:571:LYS:HD3	2.00	0.43
1:B:760:UNK:HA	1:B:761:UNK:C	2.47	0.43
1:C:554:TYR:O	1:C:554:TYR:CD1	2.70	0.43
1:C:588:LEU:O	1:C:592:SER:HB3	2.18	0.43
1:D:760:UNK:CA	1:D:761:UNK:CB	2.87	0.43
1:A:242:ARG:CB	1:A:243:PRO:CA	2.95	0.43
1:A:524:LEU:HD22	1:A:524:LEU:HA	1.81	0.43
1:A:573:ILE:O	1:A:577:LEU:CD2	2.65	0.43
1:A:584:TYR:O	1:A:584:TYR:CD1	2.70	0.43
1:C:214:MET:HE2	1:C:218:THR:OG1	2.17	0.43
1:C:306:THR:O	1:C:351:TYR:OH	2.33	0.43
1:D:142:ARG:C	1:D:144:THR:H	2.22	0.43
1:D:188:GLN:NE2	1:D:188:GLN:H	2.13	0.43
1:D:396:LEU:HD13	1:D:418:LEU:HD23	1.89	0.43
1:D:573:ILE:CD1	1:D:577:LEU:CD2	2.96	0.43
1:D:584:TYR:O	1:D:584:TYR:CD1	2.70	0.43
1:D:664:LEU:O	1:D:668:ILE:CG1	2.66	0.43
1:D:676:ASN:OD1	1:D:676:ASN:N	2.51	0.43
1:A:573:ILE:O	1:A:573:ILE:HD13	2.18	0.43
1:A:588:LEU:O	1:A:592:SER:HB3	2.18	0.43
1:C:664:LEU:O	1:C:668:ILE:CG1	2.66	0.43
1:D:426:TRP:HD1	1:D:430:VAL:HG11	1.84	0.43
1:D:560:GLN:HA	1:D:560:GLN:OE1	2.18	0.43
1:A:269:GLN:HE22	1:A:318:LYS:NZ	2.17	0.43
1:A:678:LEU:C	1:A:681:LEU:HD12	2.38	0.43
1:B:158:LEU:HD22	1:B:158:LEU:C	2.38	0.43
1:B:560:GLN:OE1	1:B:560:GLN:HA	2.18	0.43
1:A:673:LEU:CD1	1:C:573:ILE:HB	2.49	0.43
1:D:239:THR:C	1:D:241:GLY:HA2	2.38	0.43
1:D:573:ILE:HD13	1:D:573:ILE:O	2.18	0.43
1:A:568:MET:HA	1:A:571:LYS:HD3	2.01	0.43
1:A:583:VAL:HG23	1:C:562:MET:HE3	2.00	0.43
1:B:453:TYR:C	1:B:453:TYR:CD2	2.89	0.43
1:B:487:TYR:CE1	1:B:491:ARG:HD3	2.53	0.43

Continued on next page...

Continued from previous page...

Atom-1	Atom-2	Interatomic distance (Å)	Clash overlap (Å)
1:B:573:ILE:HD13	1:B:573:ILE:O	2.18	0.43
1:B:681:LEU:CD1	1:B:682:MET:N	2.73	0.43
1:C:158:LEU:HD22	1:C:158:LEU:C	2.38	0.43
1:C:426:TRP:HD1	1:C:430:VAL:HG11	1.84	0.43
1:D:158:LEU:HD22	1:D:158:LEU:C	2.38	0.43
1:D:665:ALA:C	1:D:668:ILE:HG13	2.39	0.43
1:B:579:ARG:O	1:B:583:VAL:HG23	2.19	0.43
1:B:665:ALA:C	1:B:668:ILE:HG13	2.39	0.43
1:B:678:LEU:C	1:B:681:LEU:HD12	2.38	0.43
1:C:142:ARG:C	1:C:144:THR:H	2.22	0.43
1:C:240:LYS:N	1:C:242:ARG:N	2.66	0.43
1:C:330:ASN:O	1:C:331:ARG:C	2.56	0.43
1:C:630:LEU:C	1:C:630:LEU:HD13	2.37	0.43
1:C:669:LEU:O	1:C:673:LEU:CB	2.59	0.43
1:C:687:ASN:HD22	1:C:688:LYS:HB2	1.84	0.43
1:C:689:ILE:HG23	1:C:690:ALA:N	2.33	0.43
1:D:557:ARG:HA	1:D:558:GLY:HA2	1.28	0.43
1:A:261:LEU:HD21	1:A:311:GLU:HG2	1.99	0.43
1:A:306:THR:HG23	1:A:351:TYR:HE1	1.79	0.43
1:B:261:LEU:HD21	1:B:311:GLU:HG2	2.00	0.43
1:B:500:ARG:HA	1:B:501:PRO:HA	1.66	0.43
1:C:269:GLN:HE22	1:C:318:LYS:NZ	2.17	0.43
1:C:701:ARG:HB2	1:C:701:ARG:NH1	2.23	0.43
1:D:669:LEU:O	1:D:673:LEU:CB	2.59	0.43
1:A:237:LYS:HB2	1:A:237:LYS:HE3	1.67	0.43
1:A:295:ALA:HA	1:A:301:ASN:HD21	1.84	0.43
1:B:474:ARG:HB3	1:B:474:ARG:HE	1.55	0.43
1:B:630:LEU:HD13	1:B:630:LEU:C	2.37	0.43
1:B:647:LEU:HD23	1:A:642:ILE:HD12	1.98	0.43
1:B:664:LEU:O	1:B:668:ILE:CG1	2.66	0.43
1:B:687:ASN:HD22	1:B:688:LYS:HB2	1.84	0.43
1:C:295:ALA:HA	1:C:301:ASN:HD21	1.84	0.43
1:D:237:LYS:HB2	1:D:237:LYS:HE3	1.67	0.43
1:D:500:ARG:HA	1:D:501:PRO:HA	1.66	0.43
1:D:569:ILE:HG23	1:D:570:GLU:N	2.34	0.43
1:A:579:ARG:O	1:A:583:VAL:HG23	2.19	0.43
1:A:665:ALA:C	1:A:668:ILE:HG13	2.39	0.43
1:A:681:LEU:CD2	1:A:682:MET:HE2	2.37	0.43
1:B:330:ASN:O	1:B:331:ARG:C	2.56	0.43
1:B:640:PHE:CZ	1:B:663:LEU:CD1	3.02	0.43
1:C:592:SER:HA	1:C:637:LEU:CD1	2.49	0.43

Continued on next page...

Continued from previous page...

Atom-1	Atom-2	Interatomic distance (Å)	Clash overlap (Å)
1:C:627:TYR:HD2	1:C:650:THR:CB	2.31	0.43
1:C:402:SER:CB	1:C:703:ILE:HD11	2.41	0.43
1:A:669:LEU:CD2	1:A:669:LEU:C	2.85	0.43
1:A:689:ILE:HG23	1:A:690:ALA:N	2.33	0.43
1:B:569:ILE:HG23	1:B:570:GLU:N	2.34	0.43
1:B:701:ARG:NH1	1:B:701:ARG:HB2	2.23	0.43
1:C:438:PHE:CD1	1:C:438:PHE:O	2.72	0.43
1:C:487:TYR:CE1	1:C:491:ARG:HD3	2.53	0.43
1:C:557:ARG:HA	1:C:558:GLY:HA2	1.28	0.43
1:C:560:GLN:HA	1:C:560:GLN:OE1	2.18	0.43
1:C:681:LEU:HD12	1:C:681:LEU:H	1.84	0.43
1:D:330:ASN:O	1:D:331:ARG:C	2.56	0.43
1:D:554:TYR:CD1	1:D:554:TYR:O	2.70	0.43
1:A:425:LYS:CA	1:A:429:PHE:HE2	2.32	0.42
1:A:687:ASN:HD22	1:A:688:LYS:HB2	1.84	0.42
1:B:346:ILE:HG13	1:B:412:MET:CB	2.44	0.42
1:B:627:TYR:HD2	1:B:650:THR:CB	2.31	0.42
1:C:142:ARG:NE	1:C:183:THR:HG21	2.34	0.42
1:C:510:SER:HG	1:C:513:GLU:CB	2.28	0.42
1:A:438:PHE:O	1:A:438:PHE:CD1	2.72	0.42
1:A:487:TYR:CE1	1:A:491:ARG:HD3	2.53	0.42
1:B:592:SER:HA	1:B:637:LEU:CD1	2.49	0.42
1:B:599:ILE:CD1	1:B:628:ASN:N	2.67	0.42
1:C:568:MET:HA	1:C:571:LYS:HD3	2.01	0.42
1:D:687:ASN:HD22	1:D:688:LYS:HB2	1.84	0.42
1:A:142:ARG:C	1:A:144:THR:H	2.22	0.42
1:A:592:SER:HA	1:A:637:LEU:CD1	2.49	0.42
1:B:295:ALA:HA	1:B:301:ASN:HD21	1.84	0.42
1:C:425:LYS:CA	1:C:429:PHE:HE2	2.32	0.42
1:C:665:ALA:C	1:C:668:ILE:HG13	2.39	0.42
1:D:158:LEU:CD2	1:D:162:MET:HE2	2.49	0.42
1:D:240:LYS:N	1:D:242:ARG:N	2.66	0.42
1:D:640:PHE:CZ	1:D:663:LEU:CD1	3.02	0.42
1:A:158:LEU:HD22	1:A:158:LEU:C	2.39	0.42
1:A:487:TYR:HE1	1:A:491:ARG:HD2	1.83	0.42
1:B:158:LEU:CD2	1:B:162:MET:HE2	2.48	0.42
1:B:240:LYS:N	1:B:242:ARG:N	2.66	0.42
1:C:579:ARG:O	1:C:583:VAL:HG23	2.19	0.42
1:C:599:ILE:HG13	1:C:599:ILE:O	2.20	0.42
1:A:306:THR:O	1:A:351:TYR:OH	2.33	0.42
1:A:640:PHE:CZ	1:A:663:LEU:CD1	3.02	0.42

Continued on next page...

Continued from previous page...

Atom-1	Atom-2	Interatomic distance (Å)	Clash overlap (Å)
1:A:681:LEU:H	1:A:681:LEU:HD12	1.84	0.42
1:B:349:LEU:HD23	1:B:349:LEU:O	2.20	0.42
1:B:580:PHE:CE2	1:B:678:LEU:CD2	3.03	0.42
1:C:569:ILE:HG23	1:C:570:GLU:N	2.34	0.42
1:C:584:TYR:CD1	1:C:584:TYR:O	2.70	0.42
1:C:687:ASN:C	1:C:687:ASN:ND2	2.73	0.42
1:D:599:ILE:HG13	1:D:599:ILE:O	2.19	0.42
1:A:627:TYR:HD2	1:A:650:THR:CB	2.32	0.42
1:B:425:LYS:CA	1:B:429:PHE:HE2	2.32	0.42
1:B:599:ILE:O	1:B:599:ILE:HG13	2.19	0.42
1:C:573:ILE:O	1:C:573:ILE:HD13	2.18	0.42
1:D:438:PHE:CD1	1:D:438:PHE:O	2.72	0.42
1:D:511:TYR:CZ	1:D:515:LEU:HD13	2.55	0.42
1:D:627:TYR:HD2	1:D:650:THR:CB	2.32	0.42
1:B:565:TYR:OH	1:D:674:LEU:CD1	2.68	0.42
1:A:580:PHE:CE2	1:A:678:LEU:CD2	3.03	0.42
1:B:647:LEU:CD2	1:A:642:ILE:HD11	2.49	0.42
1:A:678:LEU:HD12	1:A:678:LEU:C	2.40	0.42
1:B:142:ARG:C	1:B:144:THR:H	2.22	0.42
1:B:438:PHE:O	1:B:438:PHE:CD1	2.72	0.42
1:C:188:GLN:H	1:C:188:GLN:NE2	2.13	0.42
1:D:269:GLN:HE22	1:D:318:LYS:NZ	2.17	0.42
1:D:579:ARG:O	1:D:583:VAL:HG23	2.19	0.42
1:D:681:LEU:H	1:D:681:LEU:HD12	1.84	0.42
1:D:687:ASN:ND2	1:D:687:ASN:C	2.73	0.42
1:A:330:ASN:O	1:A:331:ARG:C	2.56	0.42
1:B:678:LEU:C	1:B:678:LEU:HD12	2.40	0.42
1:B:681:LEU:H	1:B:681:LEU:HD12	1.84	0.42
1:C:245:PHE:CB	1:D:376:PRO:HB2	2.49	0.42
1:C:536:GLU:C	1:C:538:VAL:N	2.73	0.42
1:D:306:THR:OG1	1:D:351:TYR:CD1	2.55	0.42
1:D:367:ARG:HH11	1:D:367:ARG:HG3	1.78	0.42
1:D:536:GLU:C	1:D:538:VAL:N	2.73	0.42
1:D:568:MET:HA	1:D:571:LYS:HD3	2.00	0.42
1:A:366:SER:HB3	1:A:369:PHE:HE1	1.85	0.42
1:A:569:ILE:HG23	1:A:570:GLU:N	2.34	0.42
1:A:701:ARG:HG2	1:A:705:ILE:HD12	2.02	0.42
1:B:511:TYR:CZ	1:B:515:LEU:HD13	2.55	0.42
1:C:434:PHE:HZ	1:C:555:TYR:O	2.03	0.42
1:C:647:LEU:HD23	1:D:642:ILE:HD11	2.01	0.42
1:D:689:ILE:HG23	1:D:690:ALA:N	2.33	0.42

Continued on next page...

Continued from previous page...

Atom-1	Atom-2	Interatomic distance (Å)	Clash overlap (Å)
1:B:269:GLN:HE22	1:B:318:LYS:NZ	2.17	0.42
1:B:434:PHE:HZ	1:B:555:TYR:O	2.03	0.42
1:B:687:ASN:C	1:B:687:ASN:ND2	2.73	0.42
1:C:349:LEU:HD23	1:C:349:LEU:O	2.20	0.42
1:C:366:SER:HB3	1:C:369:PHE:HE1	1.85	0.42
1:D:295:ALA:HA	1:D:301:ASN:HD21	1.84	0.42
1:D:349:LEU:O	1:D:349:LEU:HD23	2.20	0.42
1:D:434:PHE:HZ	1:D:555:TYR:O	2.03	0.42
1:D:580:PHE:CE2	1:D:678:LEU:CD2	3.03	0.42
1:D:656:LYS:HB3	1:D:657:ALA:H	1.60	0.42
1:A:434:PHE:HZ	1:A:555:TYR:O	2.03	0.41
1:A:596:VAL:CG2	1:A:633:THR:CG2	2.73	0.41
1:A:669:LEU:O	1:A:673:LEU:CB	2.59	0.41
1:A:685:THR:HG23	1:A:686:VAL:N	2.35	0.41
1:B:242:ARG:CB	1:B:243:PRO:HA	2.50	0.41
1:B:456:PRO:HD3	1:B:474:ARG:NH1	2.35	0.41
1:B:670:THR:O	1:B:674:LEU:CB	2.38	0.41
1:B:701:ARG:HG2	1:B:705:ILE:HD12	2.02	0.41
1:C:596:VAL:HG23	1:C:633:THR:HG21	1.88	0.41
1:C:673:LEU:HA	1:C:673:LEU:HD22	1.73	0.41
1:D:276:ASP:OD1	1:D:276:ASP:C	2.59	0.41
1:D:425:LYS:CA	1:D:429:PHE:HE2	2.32	0.41
1:D:456:PRO:HD3	1:D:474:ARG:NH1	2.35	0.41
1:D:545:LEU:CD2	1:D:549:TRP:CD1	3.03	0.41
1:D:592:SER:HA	1:D:637:LEU:CD1	2.49	0.41
1:D:601:ASP:CG	1:D:602:GLY:N	2.73	0.41
1:D:668:ILE:CG1	1:D:669:LEU:N	2.83	0.41
1:A:142:ARG:NE	1:A:183:THR:HG21	2.34	0.41
1:A:214:MET:HE2	1:A:218:THR:OG1	2.19	0.41
1:A:367:ARG:NH2	1:A:385:SER:CB	2.68	0.41
1:A:589:PHE:HE2	1:A:593:THR:HG21	1.86	0.41
1:B:276:ASP:OD1	1:B:276:ASP:C	2.59	0.41
1:C:545:LEU:CD2	1:C:549:TRP:CD1	3.03	0.41
1:C:668:ILE:CG1	1:C:669:LEU:N	2.83	0.41
1:C:701:ARG:HG2	1:C:705:ILE:HD12	2.02	0.41
1:A:240:LYS:N	1:A:242:ARG:N	2.66	0.41
1:A:560:GLN:NE2	1:A:697:TRP:CZ2	2.84	0.41
1:A:663:LEU:HD23	1:A:663:LEU:HA	1.80	0.41
1:A:687:ASN:C	1:A:687:ASN:ND2	2.73	0.41
1:B:366:SER:HB3	1:B:369:PHE:HE1	1.85	0.41
1:B:538:VAL:O	1:B:541:MET:N	2.54	0.41

Continued on next page...

Continued from previous page...

Atom-1	Atom-2	Interatomic distance (Å)	Clash overlap (Å)
1:B:564:ILE:CD1	1:B:564:ILE:H	2.33	0.41
1:C:245:PHE:CD1	1:D:376:PRO:HB3	2.50	0.41
1:C:640:PHE:CZ	1:C:663:LEU:CD1	3.02	0.41
1:C:678:LEU:C	1:C:681:LEU:HD12	2.38	0.41
1:D:670:THR:O	1:D:674:LEU:CB	2.38	0.41
1:A:245:PHE:CB	1:C:376:PRO:HB2	2.48	0.41
1:A:349:LEU:O	1:A:349:LEU:HD23	2.20	0.41
1:A:456:PRO:HD3	1:A:474:ARG:NH1	2.35	0.41
1:A:689:ILE:HD12	1:A:692:GLU:CB	2.51	0.41
1:C:158:LEU:CD2	1:C:158:LEU:C	2.89	0.41
1:C:158:LEU:CD2	1:C:162:MET:HE2	2.51	0.41
1:C:276:ASP:C	1:C:276:ASP:OD1	2.59	0.41
1:C:664:LEU:HD12	1:D:638:PHE:CE1	2.55	0.41
1:C:681:LEU:HD21	1:C:682:MET:HE1	1.92	0.41
1:D:689:ILE:HD12	1:D:692:GLU:CB	2.51	0.41
1:A:158:LEU:CD2	1:A:162:MET:HE2	2.49	0.41
1:B:372:TRP:HZ3	1:B:379:SER:HB2	1.86	0.41
1:B:668:ILE:CG1	1:B:669:LEU:N	2.83	0.41
1:B:689:ILE:HD12	1:B:692:GLU:CB	2.51	0.41
1:C:428:ARG:HG3	1:C:429:PHE:N	2.36	0.41
1:C:538:VAL:O	1:C:541:MET:N	2.53	0.41
1:C:590:GLY:O	1:C:593:THR:OG1	2.31	0.41
1:C:760:UNK:CA	1:C:761:UNK:CB	2.86	0.41
1:D:242:ARG:CB	1:D:243:PRO:HA	2.50	0.41
1:D:358:HIS:HA	1:D:362:CYS:HG	1.86	0.41
1:A:426:TRP:HD1	1:A:430:VAL:HG11	1.84	0.41
1:A:545:LEU:CD2	1:A:549:TRP:CD1	3.03	0.41
1:A:689:ILE:O	1:A:692:GLU:N	2.54	0.41
1:B:158:LEU:CD2	1:B:158:LEU:C	2.89	0.41
1:B:589:PHE:HE2	1:B:593:THR:HG21	1.85	0.41
1:C:374:TYR:C	1:C:376:PRO:HD2	2.41	0.41
1:C:573:ILE:HG12	1:C:577:LEU:CD2	2.50	0.41
1:C:689:ILE:HD12	1:C:692:GLU:CB	2.51	0.41
1:D:136:LEU:N	1:D:136:LEU:HD23	2.21	0.41
1:D:166:HIS:O	1:D:166:HIS:CG	2.74	0.41
1:D:434:PHE:CZ	1:D:555:TYR:O	2.74	0.41
1:A:498:GLN:CA	1:A:499:ARG:HH11	2.34	0.41
1:A:599:ILE:HG13	1:A:599:ILE:O	2.20	0.41
1:B:374:TYR:C	1:B:376:PRO:HD2	2.41	0.41
1:B:637:LEU:HA	1:B:637:LEU:HD23	1.96	0.41
1:C:346:ILE:HG13	1:C:412:MET:CB	2.45	0.41

Continued on next page...

Continued from previous page...

Atom-1	Atom-2	Interatomic distance (Å)	Clash overlap (Å)
1:C:487:TYR:HE1	1:C:491:ARG:HD2	1.84	0.41
1:D:402:SER:O	1:D:403:SER:C	2.53	0.41
1:D:560:GLN:NE2	1:D:697:TRP:CZ2	2.84	0.41
1:D:564:ILE:CD1	1:D:564:ILE:H	2.33	0.41
1:A:242:ARG:CB	1:A:243:PRO:HA	2.50	0.41
1:B:295:ALA:HB3	1:B:345:LYS:HD2	2.02	0.41
1:B:498:GLN:CA	1:B:499:ARG:HH11	2.34	0.41
1:B:673:LEU:HD13	1:A:572:MET:CG	2.50	0.41
1:C:580:PHE:CE2	1:C:678:LEU:CD2	3.03	0.41
1:D:538:VAL:C	1:D:540:SER:H	2.24	0.41
1:A:180:ALA:O	1:A:184:ASP:N	2.54	0.41
1:A:400:ALA:O	1:A:703:ILE:CG1	2.57	0.41
1:C:367:ARG:NH2	1:C:385:SER:CB	2.68	0.41
1:C:397:GLU:HA	1:C:400:ALA:CB	2.50	0.41
1:C:400:ALA:O	1:C:703:ILE:CG1	2.57	0.41
1:C:456:PRO:HD3	1:C:474:ARG:NH1	2.35	0.41
1:D:428:ARG:HG3	1:D:429:PHE:N	2.36	0.41
1:D:538:VAL:O	1:D:541:MET:N	2.53	0.41
1:C:660:ILE:HD13	1:D:631:TYR:OH	2.21	0.41
1:D:701:ARG:HG2	1:D:705:ILE:HD12	2.02	0.41
1:B:689:ILE:O	1:B:690:ALA:C	2.60	0.41
1:D:374:TYR:C	1:D:376:PRO:HD2	2.41	0.41
1:D:685:THR:HG23	1:D:686:VAL:N	2.35	0.41
1:A:511:TYR:CZ	1:A:515:LEU:HD13	2.55	0.41
1:A:536:GLU:C	1:A:538:VAL:N	2.73	0.41
1:A:538:VAL:O	1:A:541:MET:N	2.54	0.41
1:B:166:HIS:CG	1:B:166:HIS:O	2.74	0.41
1:C:242:ARG:CB	1:C:243:PRO:HA	2.50	0.41
1:C:394:SER:O	1:C:396:LEU:N	2.54	0.41
1:C:589:PHE:HE2	1:C:593:THR:HG21	1.86	0.41
1:C:640:PHE:HA	1:C:645:GLY:HA3	2.03	0.41
1:D:394:SER:O	1:D:396:LEU:N	2.54	0.41
1:D:640:PHE:HA	1:D:645:GLY:HA3	2.03	0.41
1:D:678:LEU:C	1:D:681:LEU:HD12	2.38	0.41
1:A:668:ILE:CG1	1:A:669:LEU:N	2.83	0.40
1:B:349:LEU:CD2	1:B:349:LEU:C	2.90	0.40
1:B:306:THR:OG1	1:B:351:TYR:CD1	2.55	0.40
1:B:515:LEU:HA	1:B:518:VAL:HG23	2.03	0.40
1:B:640:PHE:HZ	1:B:647:LEU:CA	2.33	0.40
1:C:689:ILE:O	1:C:692:GLU:N	2.54	0.40
1:C:701:ARG:HG2	1:C:705:ILE:CD1	2.52	0.40

Continued on next page...

Continued from previous page...

Atom-1	Atom-2	Interatomic distance (Å)	Clash overlap (Å)
1:D:158:LEU:CD2	1:D:158:LEU:C	2.89	0.40
1:D:372:TRP:HZ3	1:D:379:SER:HB2	1.85	0.40
1:D:487:TYR:CE1	1:D:491:ARG:CG	2.90	0.40
1:D:584:TYR:C	1:D:584:TYR:CD1	2.95	0.40
1:D:701:ARG:HG2	1:D:705:ILE:CD1	2.52	0.40
1:A:276:ASP:OD1	1:A:276:ASP:C	2.59	0.40
1:A:359:GLU:O	1:A:362:CYS:N	2.48	0.40
1:A:491:ARG:HE	1:A:491:ARG:HB3	1.53	0.40
1:A:564:ILE:CD1	1:A:564:ILE:H	2.33	0.40
1:A:584:TYR:C	1:A:584:TYR:CD1	2.95	0.40
1:A:664:LEU:HD12	1:A:664:LEU:HA	1.91	0.40
1:B:545:LEU:CD2	1:B:549:TRP:CD1	3.03	0.40
1:B:635:LEU:HD22	1:B:635:LEU:HA	1.77	0.40
1:C:396:LEU:HD13	1:C:418:LEU:HD23	1.88	0.40
1:C:434:PHE:CZ	1:C:555:TYR:O	2.74	0.40
1:C:500:ARG:HA	1:C:501:PRO:HA	1.66	0.40
1:C:685:THR:HG23	1:C:686:VAL:N	2.35	0.40
1:D:125:ASN:HD22	1:D:128:GLU:HG2	1.86	0.40
1:D:142:ARG:NE	1:D:183:THR:HG21	2.34	0.40
1:D:180:ALA:O	1:D:184:ASP:N	2.54	0.40
1:D:366:SER:HB3	1:D:369:PHE:HE1	1.85	0.40
1:D:599:ILE:CD1	1:D:628:ASN:N	2.67	0.40
1:D:678:LEU:HD12	1:D:678:LEU:C	2.40	0.40
1:A:434:PHE:CZ	1:A:555:TYR:O	2.74	0.40
1:A:569:ILE:C	1:A:569:ILE:CD1	2.86	0.40
1:B:689:ILE:O	1:B:692:GLU:N	2.54	0.40
1:C:125:ASN:HD22	1:C:128:GLU:HG2	1.87	0.40
1:C:498:GLN:CA	1:C:499:ARG:HH11	2.34	0.40
1:C:601:ASP:CG	1:C:602:GLY:N	2.73	0.40
1:D:461:PRO:HA	1:D:462:PRO:O	2.22	0.40
1:D:640:PHE:HZ	1:D:647:LEU:CA	2.33	0.40
1:A:188:GLN:H	1:A:188:GLN:NE2	2.13	0.40
1:A:461:PRO:HA	1:A:462:PRO:O	2.22	0.40
1:B:673:LEU:O	1:A:572:MET:SD	2.80	0.40
1:A:693:SER:O	1:A:694:LYS:C	2.60	0.40
1:B:180:ALA:O	1:B:184:ASP:N	2.54	0.40
1:B:400:ALA:O	1:B:703:ILE:CG1	2.57	0.40
1:B:434:PHE:CZ	1:B:555:TYR:O	2.74	0.40
1:B:583:VAL:CG2	1:A:562:MET:HE3	2.51	0.40
1:B:640:PHE:HA	1:B:645:GLY:HA3	2.03	0.40
1:C:166:HIS:O	1:C:166:HIS:CG	2.74	0.40

Continued on next page...

Continued from previous page...

Atom-1	Atom-2	Interatomic distance (Å)	Clash overlap (Å)
1:C:180:ALA:O	1:C:184:ASP:N	2.54	0.40
1:C:372:TRP:HZ3	1:C:379:SER:HB2	1.85	0.40
1:C:647:LEU:HG	1:D:639:LYS:CE	2.51	0.40
1:D:349:LEU:C	1:D:349:LEU:CD2	2.90	0.40
1:D:589:PHE:HE2	1:D:593:THR:HG21	1.86	0.40
1:D:664:LEU:O	1:D:668:ILE:HG13	2.21	0.40
1:A:166:HIS:O	1:A:166:HIS:CG	2.74	0.40
1:A:394:SER:O	1:A:396:LEU:N	2.54	0.40
1:A:489:PHE:O	1:A:493:ILE:HG13	2.21	0.40
1:A:515:LEU:HA	1:A:518:VAL:HG23	2.03	0.40
1:A:664:LEU:O	1:A:668:ILE:HG13	2.21	0.40
1:A:689:ILE:O	1:A:690:ALA:C	2.60	0.40
1:B:499:ARG:N	1:B:499:ARG:CD	2.73	0.40
1:B:685:THR:HG23	1:B:686:VAL:N	2.35	0.40
1:C:461:PRO:HA	1:C:462:PRO:O	2.22	0.40
1:D:295:ALA:HB3	1:D:345:LYS:HD2	2.03	0.40
1:B:562:MET:CE	1:D:583:VAL:HG23	2.52	0.40
1:D:590:GLY:O	1:D:593:THR:OG1	2.31	0.40

There are no symmetry-related clashes.

5.3 Torsion angles [i](#)

5.3.1 Protein backbone [i](#)

In the following table, the Percentiles column shows the percent Ramachandran outliers of the chain as a percentile score with respect to all PDB entries followed by that with respect to all EM entries.

The Analysed column shows the number of residues for which the backbone conformation was analysed, and the total number of residues.

Mol	Chain	Analysed	Favoured	Allowed	Outliers	Percentiles	
1	A	577/598 (96%)	525 (91%)	45 (8%)	7 (1%)	15	57
1	B	577/598 (96%)	525 (91%)	45 (8%)	7 (1%)	15	57
1	C	577/598 (96%)	525 (91%)	45 (8%)	7 (1%)	15	57
1	D	577/598 (96%)	525 (91%)	45 (8%)	7 (1%)	15	57
All	All	2308/2392 (96%)	2100 (91%)	180 (8%)	28 (1%)	20	57

All (28) Ramachandran outliers are listed below:

Mol	Chain	Res	Type
1	B	414	LEU
1	B	417	PRO
1	B	466	LYS
1	B	537	TYR
1	B	653	TYR
1	A	414	LEU
1	A	417	PRO
1	A	466	LYS
1	A	537	TYR
1	A	653	TYR
1	C	414	LEU
1	C	417	PRO
1	C	466	LYS
1	C	537	TYR
1	C	653	TYR
1	D	414	LEU
1	D	417	PRO
1	D	466	LYS
1	D	537	TYR
1	D	653	TYR
1	B	464	LYS
1	A	464	LYS
1	C	464	LYS
1	D	464	LYS
1	B	501	PRO
1	A	501	PRO
1	C	501	PRO
1	D	501	PRO

5.3.2 Protein sidechains ⓘ

In the following table, the Percentiles column shows the percent sidechain outliers of the chain as a percentile score with respect to all PDB entries followed by that with respect to all EM entries.

The Analysed column shows the number of residues for which the sidechain conformation was analysed, and the total number of residues.

Mol	Chain	Analysed	Rotameric	Outliers	Percentiles	
1	A	419/519 (81%)	308 (74%)	111 (26%)	0	5
1	B	419/519 (81%)	308 (74%)	111 (26%)	0	5
1	C	419/519 (81%)	308 (74%)	111 (26%)	0	5

Continued on next page...

Continued from previous page...

Mol	Chain	Analysed	Rotameric	Outliers	Percentiles	
1	D	419/519 (81%)	308 (74%)	111 (26%)	0	5
All	All	1676/2076 (81%)	1232 (74%)	444 (26%)	2	5

All (444) residues with a non-rotameric sidechain are listed below:

Mol	Chain	Res	Type
1	B	116	SER
1	B	123	GLN
1	B	128	GLU
1	B	131	SER
1	B	136	LEU
1	B	138	ARG
1	B	147	GLU
1	B	152	GLU
1	B	157	CYS
1	B	158	LEU
1	B	171	ASP
1	B	172	THR
1	B	176	LEU
1	B	187	LYS
1	B	188	GLN
1	B	190	VAL
1	B	218	THR
1	B	220	LEU
1	B	227	VAL
1	B	240	LYS
1	B	242	ARG
1	B	245	PHE
1	B	252	LEU
1	B	261	LEU
1	B	271	SER
1	B	283	VAL
1	B	287	VAL
1	B	294	VAL
1	B	304	PHE
1	B	306	THR
1	B	315	LEU
1	B	319	LEU
1	B	325	LEU
1	B	331	ARG
1	B	332	LYS
1	B	339	LEU

Continued on next page...

Continued from previous page...

Mol	Chain	Res	Type
1	B	346	ILE
1	B	362	CYS
1	B	366	SER
1	B	367	ARG
1	B	369	PHE
1	B	372	TRP
1	B	394	SER
1	B	401	TYR
1	B	402	SER
1	B	421	LEU
1	B	426	TRP
1	B	428	ARG
1	B	429	PHE
1	B	438	PHE
1	B	442	CYS
1	B	445	MET
1	B	448	PHE
1	B	453	TYR
1	B	454	TYR
1	B	455	ARG
1	B	474	ARG
1	B	487	TYR
1	B	491	ARG
1	B	499	ARG
1	B	502	SER
1	B	512	SER
1	B	515	LEU
1	B	520	SER
1	B	521	LEU
1	B	522	PHE
1	B	524	LEU
1	B	532	SER
1	B	533	GLN
1	B	540	SER
1	B	545	LEU
1	B	547	MET
1	B	554	TYR
1	B	555	TYR
1	B	569	ILE
1	B	570	GLU
1	B	573	ILE
1	B	575	ARG

Continued on next page...

Continued from previous page...

Mol	Chain	Res	Type
1	B	578	CYS
1	B	579	ARG
1	B	582	PHE
1	B	584	TYR
1	B	587	PHE
1	B	589	PHE
1	B	600	GLU
1	B	603	LYS
1	B	629	SER
1	B	632	SER
1	B	635	LEU
1	B	644	MET
1	B	647	LEU
1	B	648	GLU
1	B	649	PHE
1	B	651	GLU
1	B	656	LYS
1	B	659	PHE
1	B	660	ILE
1	B	661	ILE
1	B	663	LEU
1	B	664	LEU
1	B	673	LEU
1	B	674	LEU
1	B	676	ASN
1	B	681	LEU
1	B	687	ASN
1	B	697	TRP
1	B	699	LEU
1	B	701	ARG
1	B	704	THR
1	B	708	THR
1	B	716	MET
1	A	116	SER
1	A	123	GLN
1	A	128	GLU
1	A	131	SER
1	A	136	LEU
1	A	138	ARG
1	A	147	GLU
1	A	152	GLU
1	A	157	CYS

Continued on next page...

Continued from previous page...

Mol	Chain	Res	Type
1	A	158	LEU
1	A	171	ASP
1	A	172	THR
1	A	176	LEU
1	A	187	LYS
1	A	188	GLN
1	A	190	VAL
1	A	218	THR
1	A	220	LEU
1	A	227	VAL
1	A	240	LYS
1	A	242	ARG
1	A	245	PHE
1	A	252	LEU
1	A	261	LEU
1	A	271	SER
1	A	283	VAL
1	A	287	VAL
1	A	294	VAL
1	A	304	PHE
1	A	306	THR
1	A	315	LEU
1	A	319	LEU
1	A	325	LEU
1	A	331	ARG
1	A	332	LYS
1	A	339	LEU
1	A	346	ILE
1	A	362	CYS
1	A	366	SER
1	A	367	ARG
1	A	369	PHE
1	A	372	TRP
1	A	394	SER
1	A	401	TYR
1	A	402	SER
1	A	421	LEU
1	A	426	TRP
1	A	428	ARG
1	A	429	PHE
1	A	438	PHE
1	A	442	CYS

Continued on next page...

Continued from previous page...

Mol	Chain	Res	Type
1	A	445	MET
1	A	448	PHE
1	A	453	TYR
1	A	454	TYR
1	A	455	ARG
1	A	474	ARG
1	A	487	TYR
1	A	491	ARG
1	A	499	ARG
1	A	502	SER
1	A	512	SER
1	A	515	LEU
1	A	520	SER
1	A	521	LEU
1	A	522	PHE
1	A	524	LEU
1	A	532	SER
1	A	533	GLN
1	A	540	SER
1	A	545	LEU
1	A	547	MET
1	A	554	TYR
1	A	555	TYR
1	A	569	ILE
1	A	570	GLU
1	A	573	ILE
1	A	575	ARG
1	A	578	CYS
1	A	579	ARG
1	A	582	PHE
1	A	584	TYR
1	A	587	PHE
1	A	589	PHE
1	A	600	GLU
1	A	603	LYS
1	A	629	SER
1	A	632	SER
1	A	635	LEU
1	A	644	MET
1	A	647	LEU
1	A	648	GLU
1	A	649	PHE

Continued on next page...

Continued from previous page...

Mol	Chain	Res	Type
1	A	651	GLU
1	A	656	LYS
1	A	659	PHE
1	A	660	ILE
1	A	661	ILE
1	A	663	LEU
1	A	664	LEU
1	A	673	LEU
1	A	674	LEU
1	A	676	ASN
1	A	681	LEU
1	A	687	ASN
1	A	697	TRP
1	A	699	LEU
1	A	701	ARG
1	A	704	THR
1	A	708	THR
1	A	716	MET
1	C	116	SER
1	C	123	GLN
1	C	128	GLU
1	C	131	SER
1	C	136	LEU
1	C	138	ARG
1	C	147	GLU
1	C	152	GLU
1	C	157	CYS
1	C	158	LEU
1	C	171	ASP
1	C	172	THR
1	C	176	LEU
1	C	187	LYS
1	C	188	GLN
1	C	190	VAL
1	C	218	THR
1	C	220	LEU
1	C	227	VAL
1	C	240	LYS
1	C	242	ARG
1	C	245	PHE
1	C	252	LEU
1	C	261	LEU

Continued on next page...

Continued from previous page...

Mol	Chain	Res	Type
1	C	271	SER
1	C	283	VAL
1	C	287	VAL
1	C	294	VAL
1	C	304	PHE
1	C	306	THR
1	C	315	LEU
1	C	319	LEU
1	C	325	LEU
1	C	331	ARG
1	C	332	LYS
1	C	339	LEU
1	C	346	ILE
1	C	362	CYS
1	C	366	SER
1	C	367	ARG
1	C	369	PHE
1	C	372	TRP
1	C	394	SER
1	C	401	TYR
1	C	402	SER
1	C	421	LEU
1	C	426	TRP
1	C	428	ARG
1	C	429	PHE
1	C	438	PHE
1	C	442	CYS
1	C	445	MET
1	C	448	PHE
1	C	453	TYR
1	C	454	TYR
1	C	455	ARG
1	C	474	ARG
1	C	487	TYR
1	C	491	ARG
1	C	499	ARG
1	C	502	SER
1	C	512	SER
1	C	515	LEU
1	C	520	SER
1	C	521	LEU
1	C	522	PHE

Continued on next page...

Continued from previous page...

Mol	Chain	Res	Type
1	C	524	LEU
1	C	532	SER
1	C	533	GLN
1	C	540	SER
1	C	545	LEU
1	C	547	MET
1	C	554	TYR
1	C	555	TYR
1	C	569	ILE
1	C	570	GLU
1	C	573	ILE
1	C	575	ARG
1	C	578	CYS
1	C	579	ARG
1	C	582	PHE
1	C	584	TYR
1	C	587	PHE
1	C	589	PHE
1	C	600	GLU
1	C	603	LYS
1	C	629	SER
1	C	632	SER
1	C	635	LEU
1	C	644	MET
1	C	647	LEU
1	C	648	GLU
1	C	649	PHE
1	C	651	GLU
1	C	656	LYS
1	C	659	PHE
1	C	660	ILE
1	C	661	ILE
1	C	663	LEU
1	C	664	LEU
1	C	673	LEU
1	C	674	LEU
1	C	676	ASN
1	C	681	LEU
1	C	687	ASN
1	C	697	TRP
1	C	699	LEU
1	C	701	ARG

Continued on next page...

Continued from previous page...

Mol	Chain	Res	Type
1	C	704	THR
1	C	708	THR
1	C	716	MET
1	D	116	SER
1	D	123	GLN
1	D	128	GLU
1	D	131	SER
1	D	136	LEU
1	D	138	ARG
1	D	147	GLU
1	D	152	GLU
1	D	157	CYS
1	D	158	LEU
1	D	171	ASP
1	D	172	THR
1	D	176	LEU
1	D	187	LYS
1	D	188	GLN
1	D	190	VAL
1	D	218	THR
1	D	220	LEU
1	D	227	VAL
1	D	240	LYS
1	D	242	ARG
1	D	245	PHE
1	D	252	LEU
1	D	261	LEU
1	D	271	SER
1	D	283	VAL
1	D	287	VAL
1	D	294	VAL
1	D	304	PHE
1	D	306	THR
1	D	315	LEU
1	D	319	LEU
1	D	325	LEU
1	D	331	ARG
1	D	332	LYS
1	D	339	LEU
1	D	346	ILE
1	D	362	CYS
1	D	366	SER

Continued on next page...

Continued from previous page...

Mol	Chain	Res	Type
1	D	367	ARG
1	D	369	PHE
1	D	372	TRP
1	D	394	SER
1	D	401	TYR
1	D	402	SER
1	D	421	LEU
1	D	426	TRP
1	D	428	ARG
1	D	429	PHE
1	D	438	PHE
1	D	442	CYS
1	D	445	MET
1	D	448	PHE
1	D	453	TYR
1	D	454	TYR
1	D	455	ARG
1	D	474	ARG
1	D	487	TYR
1	D	491	ARG
1	D	499	ARG
1	D	502	SER
1	D	512	SER
1	D	515	LEU
1	D	520	SER
1	D	521	LEU
1	D	522	PHE
1	D	524	LEU
1	D	532	SER
1	D	533	GLN
1	D	540	SER
1	D	545	LEU
1	D	547	MET
1	D	554	TYR
1	D	555	TYR
1	D	569	ILE
1	D	570	GLU
1	D	573	ILE
1	D	575	ARG
1	D	578	CYS
1	D	579	ARG
1	D	582	PHE

Continued on next page...

Continued from previous page...

Mol	Chain	Res	Type
1	D	584	TYR
1	D	587	PHE
1	D	589	PHE
1	D	600	GLU
1	D	603	LYS
1	D	629	SER
1	D	632	SER
1	D	635	LEU
1	D	644	MET
1	D	647	LEU
1	D	648	GLU
1	D	649	PHE
1	D	651	GLU
1	D	656	LYS
1	D	659	PHE
1	D	660	ILE
1	D	661	ILE
1	D	663	LEU
1	D	664	LEU
1	D	673	LEU
1	D	674	LEU
1	D	676	ASN
1	D	681	LEU
1	D	687	ASN
1	D	697	TRP
1	D	699	LEU
1	D	701	ARG
1	D	704	THR
1	D	708	THR
1	D	716	MET

Some sidechains can be flipped to improve hydrogen bonding and reduce clashes. All (24) such sidechains are listed below:

Mol	Chain	Res	Type
1	B	125	ASN
1	B	188	GLN
1	B	269	GLN
1	B	289	HIS
1	B	320	HIS
1	B	423	GLN
1	B	687	ASN
1	A	125	ASN

Continued on next page...

Continued from previous page...

Mol	Chain	Res	Type
1	A	188	GLN
1	A	269	GLN
1	A	289	HIS
1	A	687	ASN
1	C	125	ASN
1	C	188	GLN
1	C	269	GLN
1	C	289	HIS
1	C	676	ASN
1	C	687	ASN
1	D	125	ASN
1	D	188	GLN
1	D	269	GLN
1	D	289	HIS
1	D	423	GLN
1	D	687	ASN

5.3.3 RNA [i](#)

There are no RNA molecules in this entry.

5.4 Non-standard residues in protein, DNA, RNA chains [i](#)

There are no non-standard protein/DNA/RNA residues in this entry.

5.5 Carbohydrates [i](#)

There are no carbohydrates in this entry.

5.6 Ligand geometry [i](#)

There are no ligands in this entry.

5.7 Other polymers [i](#)

There are no such residues in this entry.

5.8 Polymer linkage issues ⓘ

There are no chain breaks in this entry.