



Full wwPDB/EMDatabank EM Map/Model Validation Report ⓘ

Mar 2, 2017 – 11:57 am GMT

PDB ID : 3J7Q
EMDB ID: : EMD-2650
Title : Structure of the idle mammalian ribosome-Sec61 complex
Authors : Voorhees, R.M.; Fernandez, I.S.; Scheres, S.H.W.; Hegde, R.S.
Deposited on : 2014-08-01
Resolution : 3.50 Å(reported)
Based on PDB ID : 3J3B, 3J3F

This is a Full wwPDB/EMDatabank EM Map/Model Validation Report
for a publicly released PDB/EMDB entry.

We welcome your comments at validation@mail.wwpdb.org

A user guide is available at

<http://wwpdb.org/validation/2016/EMValidationReportHelp>
with specific help available everywhere you see the ⓘ symbol.

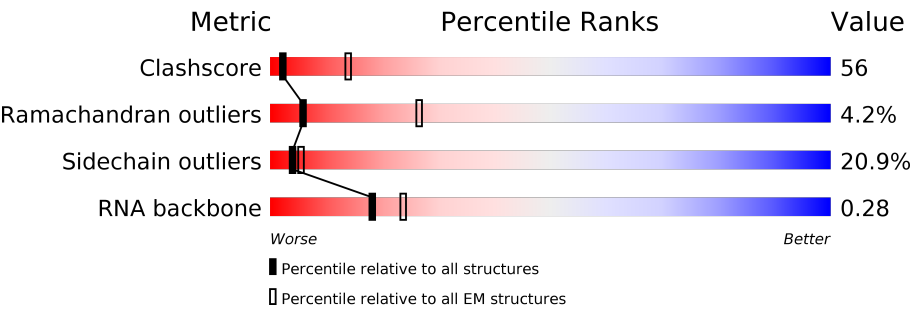
MolProbity : 4.02b-467
Percentile statistics : 20161228.v01 (using entries in the PDB archive December 28th 2016)
Ideal geometry (proteins) : Engh & Huber (2001)
Ideal geometry (DNA, RNA) : Parkinson et. al. (1996)
Validation Pipeline (wwPDB-VP) : recalc29047

1 Overall quality at a glance i

The following experimental techniques were used to determine the structure:
ELECTRON MICROSCOPY

The reported resolution of this entry is 3.50 Å.

Percentile scores (ranging between 0-100) for global validation metrics of the entry are shown in the following graphic. The table shows the number of entries on which the scores are based.









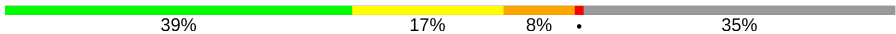


















Metric	Whole archive (#Entries)	EM structures (#Entries)
Clashscore	125131	1336
Ramachandran outliers	121729	1120
Sidechain outliers	121581	1026
RNA backbone	3398	335

The table below summarises the geometric issues observed across the polymeric chains. The red, orange, yellow and green segments on the bar indicate the fraction of residues that contain outliers for ≥ 3 , 2, 1 and 0 types of geometric quality criteria. A grey segment represents the fraction of residues that are not modelled. The numeric value for each fraction is indicated below the corresponding segment, with a dot representing fractions $\leq 5\%$

Mol	Chain	Length	Quality of chain
1	5	3722	<div><div>9%</div><div>46%</div><div>33%</div><div>11%</div><div>.</div></div>
2	7	120	<div><div>18%</div><div>57%</div><div>22%</div><div>.</div></div>
3	8	156	<div><div>8%</div><div>54%</div><div>25%</div><div>13%</div></div>
4	A	257	<div><div>50%</div><div>28%</div><div>12%</div><div>6%</div><div>5%</div></div>
5	B	394	<div><div>48%</div><div>34%</div><div>13%</div><div>5%</div></div>
6	C	367	<div><div>55%</div><div>31%</div><div>11%</div><div>.</div></div>
7	D	297	<div><div>46%</div><div>35%</div><div>12%</div><div>5%</div><div>.</div></div>
8	E	236	<div><div>47%</div><div>27%</div><div>19%</div><div>7%</div></div>

Continued on next page...

Continued from previous page...

Mol	Chain	Length	Quality of chain
9	F	225	
10	G	266	
11	H	192	
12	I	213	
13	J	178	
14	L	211	
15	M	213	
16	N	204	
17	O	204	
18	P	153	
19	Q	188	
20	R	196	
21	S	224	
22	T	160	
23	U	128	
24	V	140	
25	W	157	
26	X	156	
27	Y	145	
28	Z	136	
29	a	148	
30	b	160	
31	c	115	
32	d	125	
33	e	135	

Continued on next page...

Continued from previous page...

Mol	Chain	Length	Quality of chain
34	f	110	 78%15%5% ..
35	g	117	 77%19% ..
36	h	123	 80%12%6% ..
37	i	105	 76%17% ..
38	j	86	 73%21%6%
39	k	70	 71%27% ..
40	l	51	 76%20% ..
41	m	128	 31%8%59% .
42	n	25	 72%20%8%
43	o	106	 69%23%6% ...
44	p	91	 82%15% ..
45	r	125	 73%23% ..
46	1	476	 60%19%18% .
47	2	68	 71%18%9% .
48	3	36	 94%6%

2 Entry composition

There are 50 unique types of molecules in this entry. The entry contains 140540 atoms, of which 0 are hydrogens and 0 are deuteriums.

In the tables below, the AltConf column contains the number of residues with at least one atom in alternate conformation and the Trace column contains the number of residues modelled with at most 2 atoms.

- Molecule 1 is a RNA chain called 28S ribosomal RNA.

Mol	Chain	Residues	Atoms					AltConf	Trace
1	5	3662	Total	C	N	O	P	0	0
			78486	34947	14363	25515	3661		

- Molecule 2 is a RNA chain called 5S ribosomal RNA.

Mol	Chain	Residues	Atoms					AltConf	Trace
2	7	120	Total	C	N	O	P	0	0
			2558	1141	456	842	119		

- Molecule 3 is a RNA chain called 5.8S ribosomal RNA.

Mol	Chain	Residues	Atoms					AltConf	Trace
3	8	156	Total	C	N	O	P	0	0
			3314	1480	585	1094	155		

- Molecule 4 is a protein called Ribosomal protein uL2.

Mol	Chain	Residues	Atoms					AltConf	Trace
4	A	244	Total	C	N	O	S	0	0
			1868	1171	382	309	6		

- Molecule 5 is a protein called Ribosomal protein uL3.

Mol	Chain	Residues	Atoms					AltConf	Trace
5	B	394	Total	C	N	O	S	0	0
			3147	2005	591	538	13		

- Molecule 6 is a protein called Ribosomal protein uL4.

Mol	Chain	Residues	Atoms					AltConf	Trace
6	C	367	Total	C	N	O	S	0	0
			2919	1836	582	486	15		

- Molecule 7 is a protein called Ribosomal protein uL18.

Mol	Chain	Residues	Atoms					AltConf	Trace
7	D	292	Total	C	N	O	S	0	0
			2380	1508	434	426	12		

- Molecule 8 is a protein called Ribosomal protein eL6.

Mol	Chain	Residues	Atoms					AltConf	Trace
8	E	236	Total	C	N	O	S	0	0
			1904	1219	364	316	5		

- Molecule 9 is a protein called Ribosomal protein uL30.

Mol	Chain	Residues	Atoms					AltConf	Trace
9	F	225	Total	C	N	O	S	0	0
			1870	1202	358	301	9		

- Molecule 10 is a protein called Ribosomal protein eL8.

Mol	Chain	Residues	Atoms					AltConf	Trace
10	G	241	Total	C	N	O	S	0	0
			1934	1232	372	326	4		

- Molecule 11 is a protein called Ribosomal protein uL6.

Mol	Chain	Residues	Atoms					AltConf	Trace
11	H	190	Total	C	N	O	S	0	0
			1518	956	284	272	6		

- Molecule 12 is a protein called Ribosomal protein uL16.

Mol	Chain	Residues	Atoms					AltConf	Trace
12	I	213	Total	C	N	O	S	0	0
			1713	1083	331	284	15		

- Molecule 13 is a protein called Ribosomal protein uL5.

Mol	Chain	Residues	Atoms					AltConf	Trace
13	J	170	Total	C	N	O	S	0	0
			1359	856	256	241	6		

- Molecule 14 is a protein called Ribosomal protein eL13.

Mol	Chain	Residues	Atoms					AltConf	Trace
14	L	210	Total	C	N	O	S	0	0
			1703	1064	354	280	5		

- Molecule 15 is a protein called Ribosomal protein eL14.

Mol	Chain	Residues	Atoms					AltConf	Trace
15	M	138	Total	C	N	O	S	0	0
			1131	727	216	181	7		

- Molecule 16 is a protein called Ribosomal protein eL15.

Mol	Chain	Residues	Atoms					AltConf	Trace
16	N	203	Total	C	N	O	S	0	0
			1701	1072	359	266	4		

- Molecule 17 is a protein called Ribosomal protein uL13.

Mol	Chain	Residues	Atoms					AltConf	Trace
17	O	201	Total	C	N	O	S	0	0
			1651	1063	323	260	5		

- Molecule 18 is a protein called Ribosomal protein uL22.

Mol	Chain	Residues	Atoms					AltConf	Trace
18	P	153	Total	C	N	O	S	0	0
			1242	776	241	216	9		

- Molecule 19 is a protein called Ribosomal protein eL18.

Mol	Chain	Residues	Atoms					AltConf	Trace
19	Q	187	Total	C	N	O	S	0	0
			1506	941	311	249	5		

- Molecule 20 is a protein called Ribosomal protein eL19.

Mol	Chain	Residues	Atoms					AltConf	Trace
20	R	180	Total	C	N	O	S	0	0
			1508	933	328	238	9		

- Molecule 21 is a protein called Ribosomal protein eL20.

Mol	Chain	Residues	Atoms					AltConf	Trace
21	S	175	Total	C	N	O	S	0	0
			1454	925	284	235	10		

- Molecule 22 is a protein called Ribosomal protein eL21.

Mol	Chain	Residues	Atoms					AltConf	Trace
22	T	159	Total	C	N	O	S	0	0
			1298	823	252	217	6		

- Molecule 23 is a protein called Ribosomal protein eL22.

Mol	Chain	Residues	Atoms					AltConf	Trace
23	U	99	Total	C	N	O	S	0	0
			808	518	141	147	2		

- Molecule 24 is a protein called Ribosomal protein uL14.

Mol	Chain	Residues	Atoms					AltConf	Trace
24	V	131	Total	C	N	O	S	0	0
			979	618	184	172	5		

- Molecule 25 is a protein called Ribosomal protein eL24.

Mol	Chain	Residues	Atoms					AltConf	Trace
25	W	63	Total	C	N	O	S	0	0
			528	337	103	85	3		

- Molecule 26 is a protein called Ribosomal protein uL23.

Mol	Chain	Residues	Atoms					AltConf	Trace
26	X	119	Total	C	N	O	S	0	0
			976	624	183	168	1		

- Molecule 27 is a protein called Ribosomal protein uL24.

Mol	Chain	Residues	Atoms					AltConf	Trace
27	Y	134	Total	C	N	O	S	0	0
			1115	700	226	186	3		

- Molecule 28 is a protein called Ribosomal protein eL27.

Mol	Chain	Residues	Atoms					AltConf	Trace
28	Z	135	Total	C	N	O	S	0	0
			1107	714	208	182	3		

- Molecule 29 is a protein called Ribosomal protein uL15.

Mol	Chain	Residues	Atoms					AltConf	Trace
29	a	147	Total	C	N	O	S	0	0
			1163	735	239	185	4		

- Molecule 30 is a protein called Ribosomal protein eL29.

Mol	Chain	Residues	Atoms					AltConf	Trace
30	b	75	Total	C	N	O	S	0	0
			610	378	130	99	3		

- Molecule 31 is a protein called Ribosomal protein eL30.

Mol	Chain	Residues	Atoms					AltConf	Trace
31	c	94	Total	C	N	O	S	0	0
			732	465	130	131	6		

- Molecule 32 is a protein called Ribosomal protein eL31.

Mol	Chain	Residues	Atoms					AltConf	Trace
32	d	107	Total	C	N	O	S	0	0
			888	560	171	155	2		

- Molecule 33 is a protein called Ribosomal protein eL32.

Mol	Chain	Residues	Atoms					AltConf	Trace
33	e	128	Total	C	N	O	S	0	0
			1053	667	216	165	5		

- Molecule 34 is a protein called Ribosomal protein eL33.

Mol	Chain	Residues	Atoms					AltConf	Trace
34	f	109	Total	C	N	O	S	0	0
			876	555	174	144	3		

- Molecule 35 is a protein called Ribosomal protein eL34.

Mol	Chain	Residues	Atoms					AltConf	Trace
35	g	114	Total	C	N	O	S	0	0
			906	566	187	147	6		

- Molecule 36 is a protein called Ribosomal protein uL29.

Mol	Chain	Residues	Atoms					AltConf	Trace
36	h	122	Total	C	N	O	S	0	0
			1015	642	205	167	1		

- Molecule 37 is a protein called Ribosomal protein eL36.

Mol	Chain	Residues	Atoms					AltConf	Trace
37	i	102	Total	C	N	O	S	0	0
			832	521	177	129	5		

- Molecule 38 is a protein called Ribosomal protein eL37.

Mol	Chain	Residues	Atoms					AltConf	Trace
38	j	86	Total	C	N	O	S	0	0
			706	436	155	110	5		

- Molecule 39 is a protein called Ribosomal protein eL38.

Mol	Chain	Residues	Atoms					AltConf	Trace
39	k	69	Total	C	N	O	S	0	0
			569	366	103	99	1		

- Molecule 40 is a protein called Ribosomal protein eL39.

Mol	Chain	Residues	Atoms					AltConf	Trace
40	l	50	Total	C	N	O	S	0	0
			444	281	98	64	1		

- Molecule 41 is a protein called Ribosomal protein eL40.

Mol	Chain	Residues	Atoms					AltConf	Trace
41	m	52	Total	C	N	O	S	0	0
			429	266	90	67	6		

- Molecule 42 is a protein called Ribosomal protein eL41.

Mol	Chain	Residues	Atoms					AltConf	Trace
42	n	23	Total	C	N	O	S	0	0
			222	134	61	25	2		

- Molecule 43 is a protein called Ribosomal protein eL42.

Mol	Chain	Residues	Atoms					AltConf	Trace
43	o	104	Total	C	N	O	S	0	0
			851	533	174	138	6		

- Molecule 44 is a protein called Ribosomal protein eL43.

Mol	Chain	Residues	Atoms					AltConf	Trace
44	p	91	Total	C	N	O	S	0	0
			708	445	136	120	7		

- Molecule 45 is a protein called Ribosomal protein eL28.

Mol	Chain	Residues	Atoms					AltConf	Trace
45	r	125	Total	C	N	O	S	0	0
			1001	622	206	168	5		

- Molecule 46 is a protein called Sec61 alpha subunit.

Mol	Chain	Residues	Atoms					AltConf	Trace
46	1	392	Total	C	N	O	S	0	0
			3051	2007	493	532	19		

- Molecule 47 is a protein called Sec61 gamma subunit.

Mol	Chain	Residues	Atoms					AltConf	Trace
47	2	62	Total	C	N	O	S	0	0
			494	326	86	79	3		

- Molecule 48 is a protein called Sec61 beta subunit.

Mol	Chain	Residues	Atoms				AltConf	Trace
48	3	36	Total	C	N	O	0	0
			180	108	36	36		

- Molecule 49 is MAGNESIUM ION (three-letter code: MG) (formula: Mg).

Mol	Chain	Residues	Atoms		AltConf
49	8	4	Total 4	Mg 4	0
49	7	5	Total 5	Mg 5	0
49	P	1	Total 1	Mg 1	0
49	V	1	Total 1	Mg 1	0
49	5	119	Total 119	Mg 119	0

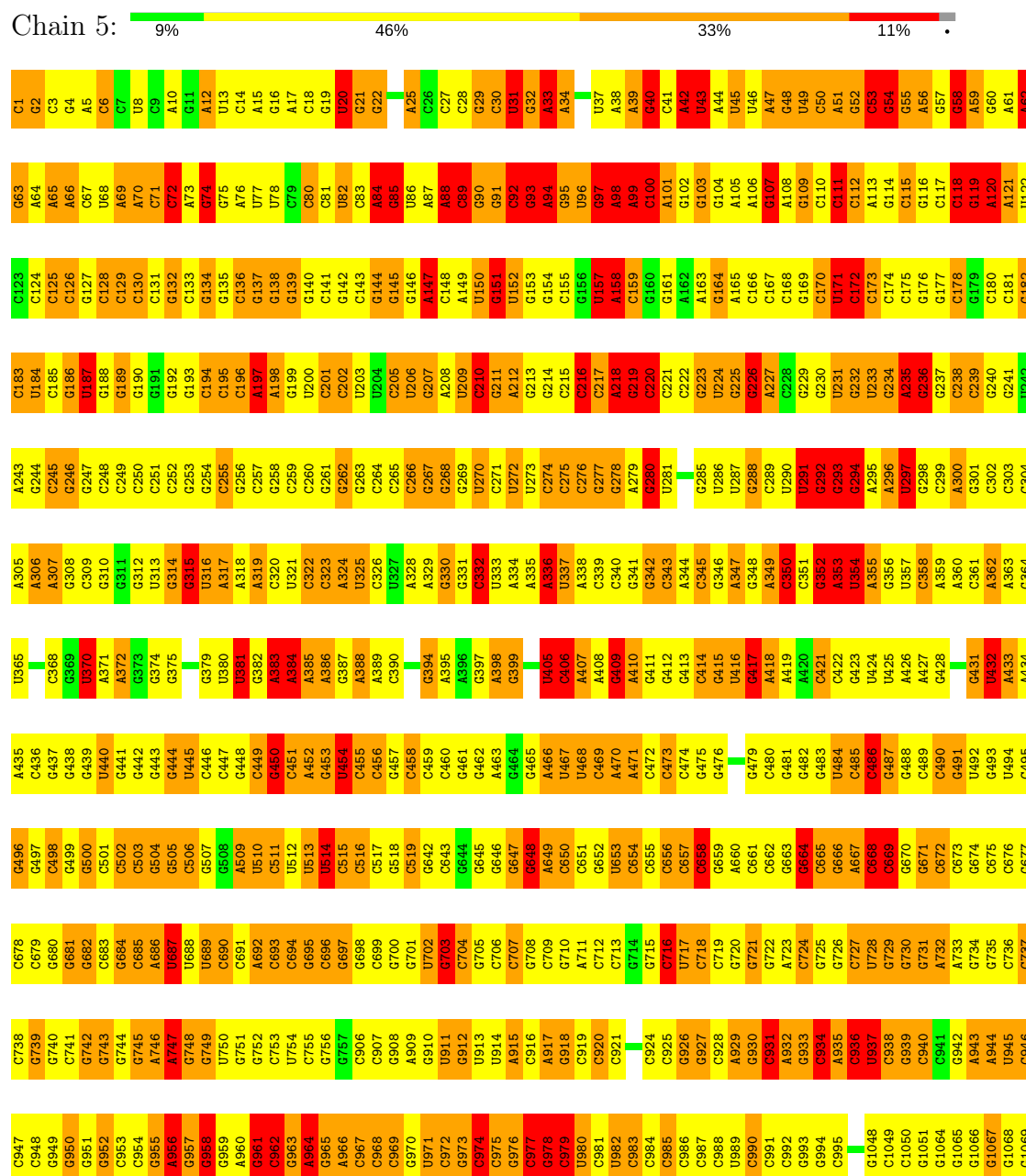
- Molecule 50 is ZINC ION (three-letter code: ZN) (formula: Zn).

Mol	Chain	Residues	Atoms		AltConf
50	o	1	Total 1	Zn 1	0
50	j	1	Total 1	Zn 1	0
50	m	1	Total 1	Zn 1	0

3 Residue-property plots

These plots are drawn for all protein, RNA and DNA chains in the entry. The first graphic for a chain summarises the proportions of the various outlier classes displayed in the second graphic. The second graphic shows the sequence view annotated by issues in geometry. Residues are color-coded according to the number of geometric quality criteria for which they contain at least one outlier: green = 0, yellow = 1, orange = 2 and red = 3 or more. Stretches of 2 or more consecutive residues without any outlier are shown as a green connector. Residues present in the sample, but not in the model, are shown in grey.

• Molecule 1: 28S ribosomal RNA





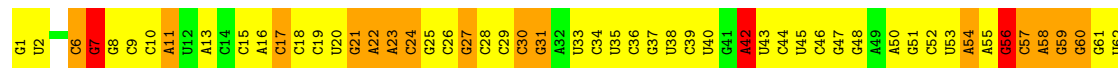

A3856	U3796	U3734	G3674	G3614	C2875	G2808	A2745	G2682	G2619	C2558	C2497	C2437	C2373	U2312	G2252
G3857	C3797	G3735	G3675	G3615	G2876	G2811	A2746	G2683	G2620	G2559	C2498	A2438	C2376	A2313	A2253
G3858	U3798	A3736	G3676	U3616	G2877	A2812	U2747	C2684	A2621	G2560	C2499	U2440	A2376	G2314	G2254
A3859	A3737	G2878	U3677	G3617	G2879	A2813	C2748	C2685	G2622	C2561	G2502	U2441	C2378	G2315	G2255
A3860	A3800	A2879	G3678	G3618	A2880	G2814	G2751	G2686	A2623	C2562	G2503	G2442	G2318	G2316	G2256
A3861	U3801	G3739	U3679	G3619	G2881	G2815	G2752	G2687	G2624	G2563	C2504	G2443	A2382	C2317	C2257
A3862	U3802	G3740	U3680	G3620	G2882	G2816	G2753	G2688	C2627	G2564	C2505	G2444	C2383	G2318	G2258
A3863	A3803	C3741	G3681	A3621	G2884	G2817	G2754	G2689	U2628	A2565	C2506	U2445	C2384	G2319	G2259
A3864	G3804	G3742	A3682	C3622	G2885	G2818	G2755	G2690	G2629	U2566	A2507	C2446	U2385	G2320	G2260
A3865	U3805	G3743	G3683	G3623	G2886	G2819	A2756	G2691	G2630	C2567	U2508	U2447	U2386	G2321	G2261
A3866	G3806	G3744	G3684	A3624	G2889	G2820	G2757	G2692	U2631	C2568	C2509	U2448	G2387	G2322	G2262
A3867	A3807	U3745	G3685	G3625	G2890	G2821	G2758	G2693	U2632	C2569	G2510	A2449	A2388	A2263	G2263
A3868	C3808	A3746	G3686	G3626	U2891	G2822	G2759	G2694	U2633	C2571	G2511	G2450	A2389	C2324	C2264
C3869	G3809	A3747	A3687	G3627	C2892	G2823	G2760	A2695	U2634	C2572	A2512	G2451	G2390	G2325	G2265
A3870	G3810	A3748	U3688	G3628	G2893	G2824	A2761	A2696	G2635	C2573	A2513	G2452	G2391	G2326	G2266
A3871	G3811	C3749	G3689	A3629	A2895	G2825	G2762	A2697	U2636	C2574	G2514	U2453	C2392	G2327	U2267
A3872	C3812	G3750	G3690	A3630	G2896	A2826	G2763	G2698	U2637	C2575	G2515	U2454	G2393	G2328	A2268
A3873	A3813	G3751	G3691	U3631	G2897	G2827	U2764	G2699	G2638	C2576	G2516	U2455	G2394	U2329	C2269
A3874	U3814	C3752	A3692	G3632	G2898	G2828	A2765	G2700	U2639	C2577	G2517	U2456	A2395	G2330	G2270
A3875	G3815	G3753	U3693	G3633	C2899	U2829	A2766	G2701	G2640	C2578	G2518	U2457	A2396	G2331	C2271
A3876	A3816	G3754	G3694	A3634	U2900	U2830	A2767	G2702	U2641	C2579	U2519	C2458	U2398	G2332	C2272
A3877	A3817	G3755	U3695	A3635	G2905	G2831	U2768	G2703	A2642	C2580	C2520	C2459	G2399	G2333	G2273
A3878	U3818	A3756	G3696	C3636	G2906	G2832	C2769	G2704	G2643	C2581	G2521	A2460	G2400	C2334	C2274
A3879	G3819	G3757	U3697	G3637	G2907	A2833	C2770	G2705	G2644	C2582	G2522	G2461	G2401	G2335	A2275
A3880	G3820	U3758	G3698	G3638	G2908	G2834	G2771	G2706	G2645	C2583	G2523	C2462	G2402	C2337	C2277
A3881	A3821	A3759	C3699	U3639	G2909	G2835	G2772	U2707	G2646	C2584	U2524	C2463	A2403	C2339	G2278
A3882	U3822	A3760	C3700	U3640	U2908	A2836	G2773	U2708	A2647	C2585	U2525	C2464	A2404	G2339	A2279
A3883	G3823	C3761	G3701	G3641	C2909	G2837	G2774	U2709	G2648	C2586	C2526	C2465	G2405	C2340	G2280
A3884	A3824	A3762	A3702	A3642	G2910	U2838	C2775	G2710	G2649	C2587	U2527	G2466	G2406	A2341	U2281
A3885	A3825	A3763	G3703	G3643	C3583	G2839	G2776	G2711	G2650	C2588	G2528	U2467	G2407	G2342	A2282
A3886	G3826	G3764	U3704	U3644	C3584	U2840	G2777	G2712	C2651	C2589	U2529	U2468	U2408	G2343	G2283
A3887	G3827	G3765	G3705	A3645	C3585	G2841	G2778	G2713	G2652	C2590	U2530	C2469	U2409	U2344	G2284
A3888	A3828	U3766	C3706	A3646	G3586	G2842	C2779	G2714	C2653	C2591	C2531	C2470	C2410	G2345	A2285
A3889	G3829	A3767	U3707	A3647	C3587	U2843	A2782	G2715	G2654	C2592	C2532	A2471	C2411	A2347	G2286
A3890	A3830	U3770	G3708	A3648	C3588	G2844	A2783	G2716	C2655	C2593	C2533	A2472	U2412	G2348	G2287
A3891	U3831	A3771	G3709	A3649	C3589	A2845	C2784	U2656	G2657	C2594	G2534	A2473	U2413	G2349	G2288
A3892	G3832	C3772	A3711	A3651	C3591	G2846	C2785	G2658	G2659	C2595	G2535	G2474	G2414	A2349	C2289
A3893	C3833	U3773	G3712	A3652	G3592	A2849	C2786	G2721	G2660	C2596	A2536	G2475	U2415	U2350	C2290
A3894	G3834	A3774	U3713	A3653	C3593	U2850	A2787	G2722	A2659	G2597	U2537	G2476	G2416	C2351	G2291
A3895	A3835	G3775	G3714	G3654	C3594	G2851	U2788	G2723	A2660	C2598	U2538	A2477	A2417	U2352	C2292
A3896	G3836	A3776	U3715	C3655	C3595	U2852	A2789	G2724	U2661	C2599	C2539	C2478	A2418	U2353	U2293
A3897	C3837	G3777	G3716	A3656	A3596	G2853	U2790	A2725	G2662	A2600	G2540	C2479	C2419	G2354	G2294
A3898	U3838	U3778	A3717	U3657	G3597	G2854	C2791	G2726	G2663	A2601	G2541	G2480	A2420	C2295	C2295
A3899	G3839	U3779	G3718	U3658	C3598	G2855	C2792	G2727	G2664	G2602	G2542	G2481	G2421	G2296	G2296
A3900	U3840	A3779	A3718	C3658	C3599	G2856	C2793	U2728	U2665	C2603	A2543	C2482	C2422	G2297	G2297
A3901	G3841	G3780	G3719	G3659	A3599	A2857	G2794	G2729	G2666	C2604	G2544	G2483	A2423	U2359	U2298
A3902	C3842	C3782	G3720	C3660	G3600	A2858	C2795	G2730	C2667	C2605	U2545	A2484	G2424	A2360	G2299
A3903	A3843	A3783	U3721	G3661	C3601	G2859	G2796	G2731	G2668	G2606	G2546	U2485	U2425	G2361	A2300
A3904	U3844	G3784	A3722	A3662	C3602	G2860	C2797	U2734	C2669	C2607	G2547	G2486	U2426	U2362	G2301
A3905	A3845	A3785	A3723	A3663	G3603	C2861	A2798	U2735	G2670	C2608	C2548	G2487	U2427	A2363	C2302
A3906	C3846	U3786	A3724	G3664	A3604	G2862	G2799	G2736	G2671	C2609	G2549	C2488	A2428	G2364	C2303
A3907	G3847	A3787	A3725	C3665	C3605	G2863	G2799	G2737	G2672	A2611	G2550	C2489	A2429	C2365	U2304
A3908	U3848	C3789	A3726	G3666	U3606	G2864	G2799	G2738	C2673	G2612	A2551	C2490	C2430	A2366	U2305
A3909	A3849	U3790	G3727	C3667	G3607	G2865	U2800	U2739	G2674	C2613	G2552	C2491	A2431	A2367	G2306
A3910	C3850	A3791	A3728	G3668	A3608	G2866	G2801	U2740	A2675	C2614	A2553	C2492	U2432	A2368	A2307
A3911	U3851	C3792	G3729	G3669	G3609	G2867	U2802	U2741	G2676	C2615	U2554	G2493	G2433	U2369	A2308
A3912	A3852	G3793	A3730	C3670	A3610	A2871	C2804	U2742	A2677	C2616	G2555	U2494	G2434	U2371	G2310
A3913	G3853	C3794	C3731	G3671	A3611	G2872	C2805	G2743	G2678	G2617	G2556	U2495	G2435	U2372	G2311
A3914	U3854	A3795	A3732	C3672	C3612	U2873	A2806	A2743	G2679	G2618	C2557	G2496	U2436	U2373	






• Molecule 2: 5S ribosomal RNA

Chain 7: 18% 57% 22%



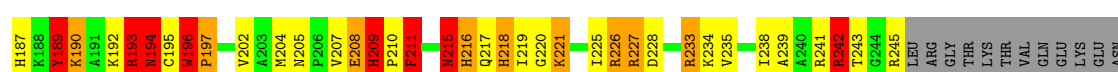

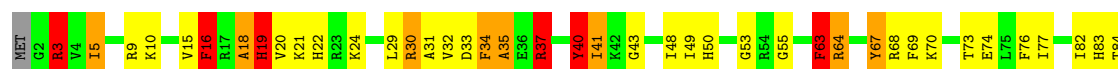
• Molecule 3: 5.8S ribosomal RNA

Chain 8: 8% 54% 25% 13%



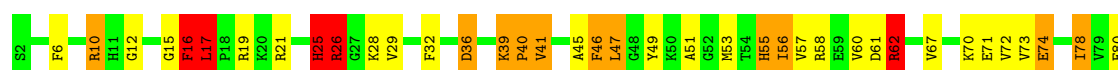
• Molecule 4: Ribosomal protein uL2

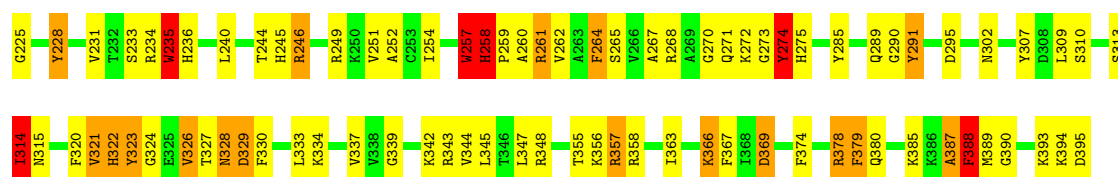
Chain A: 50% 28% 12% 6% 5%



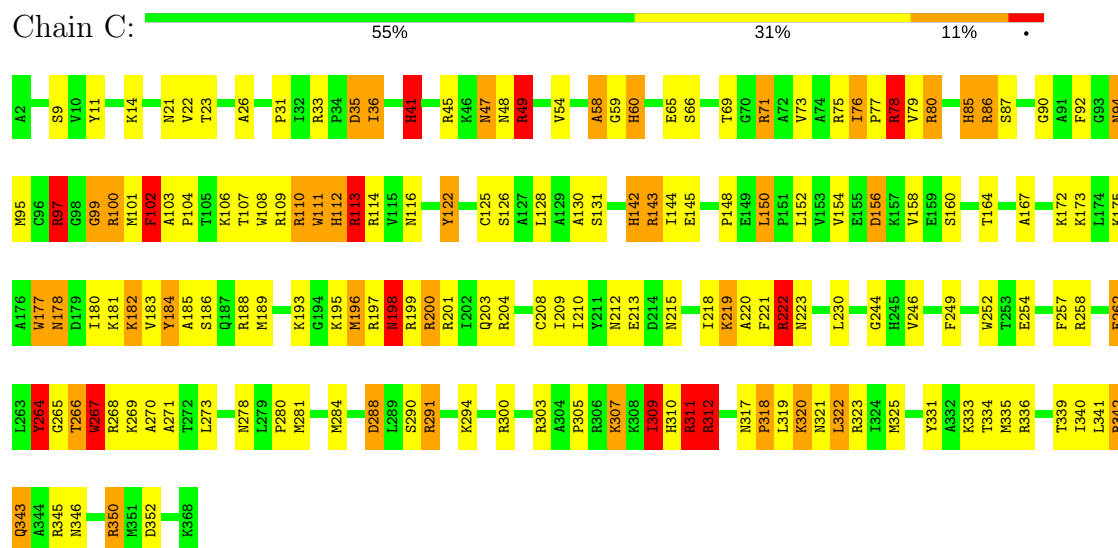
• Molecule 5: Ribosomal protein uL3

Chain B: 48% 34% 13% 5%

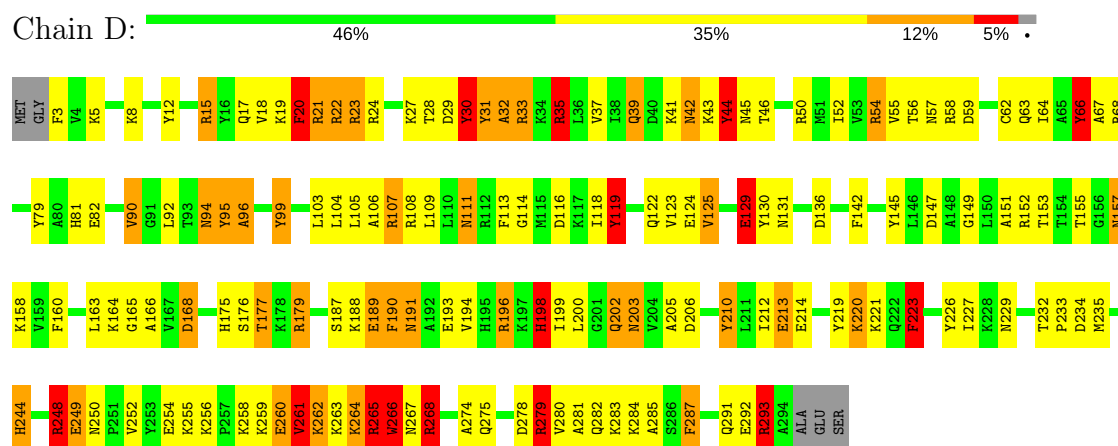




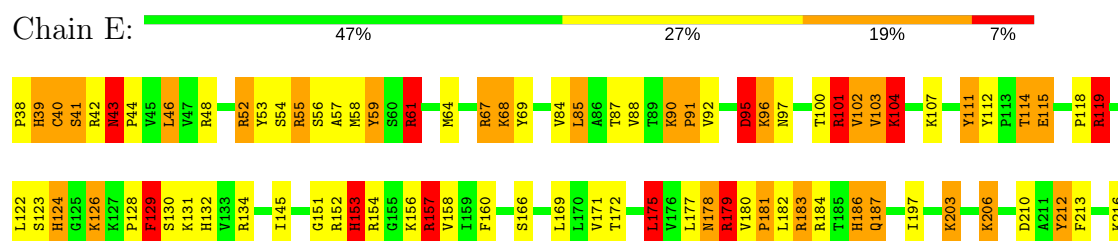
• Molecule 6: Ribosomal protein uL4



• Molecule 7: Ribosomal protein uL18



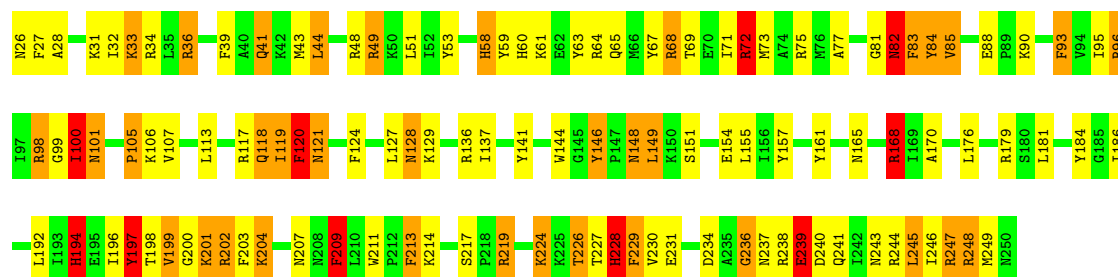
• Molecule 8: Ribosomal protein eL6





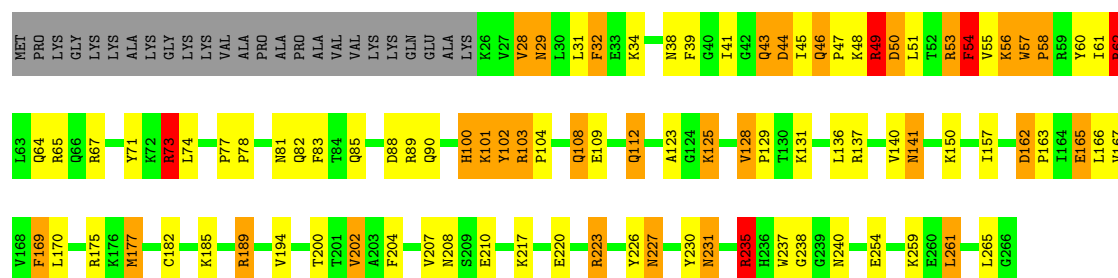
• Molecule 9: Ribosomal protein uL30

Chain F: 48% 32% 16%



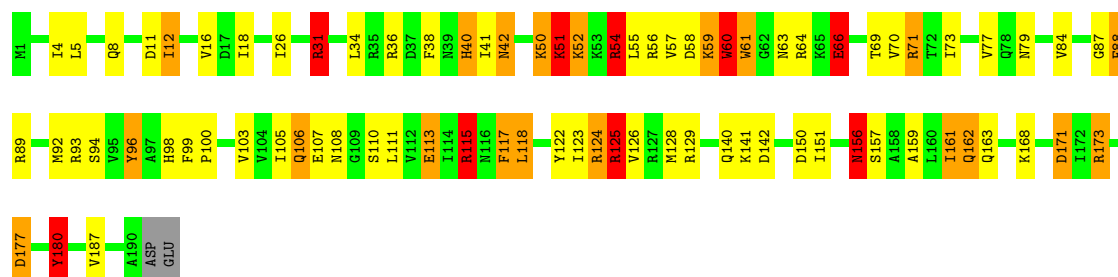
• Molecule 10: Ribosomal protein eL8

Chain G: 55% 22% 11% 9%



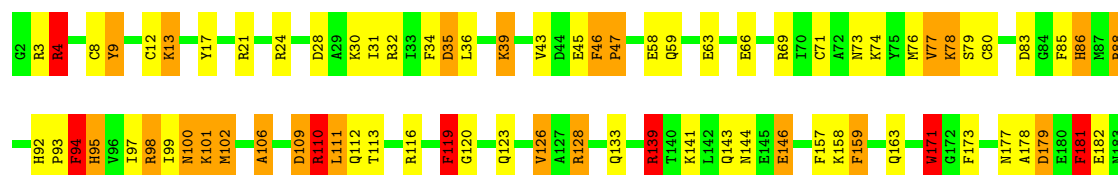
• Molecule 11: Ribosomal protein uL6

Chain H: 57% 27% 10% 5%

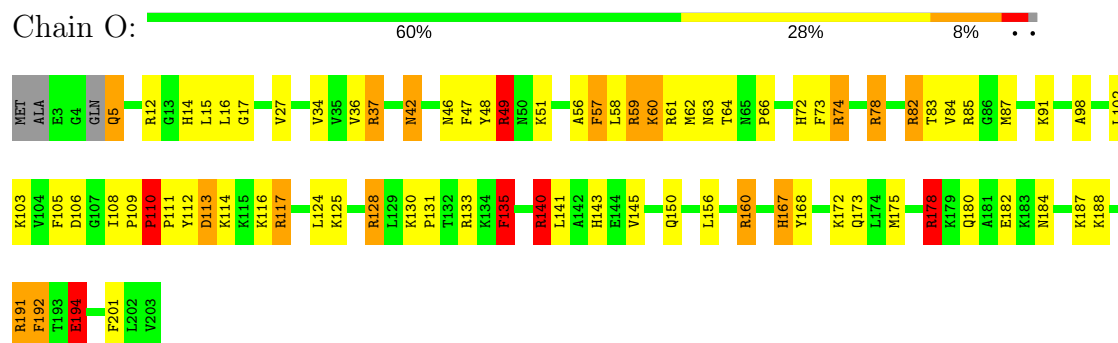


• Molecule 12: Ribosomal protein uL16

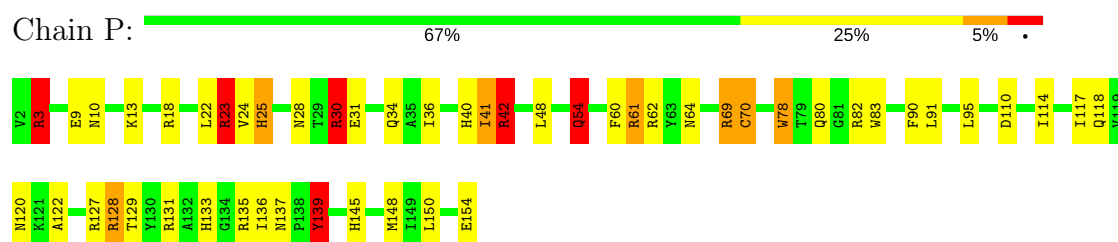
Chain I: 58% 28% 11%



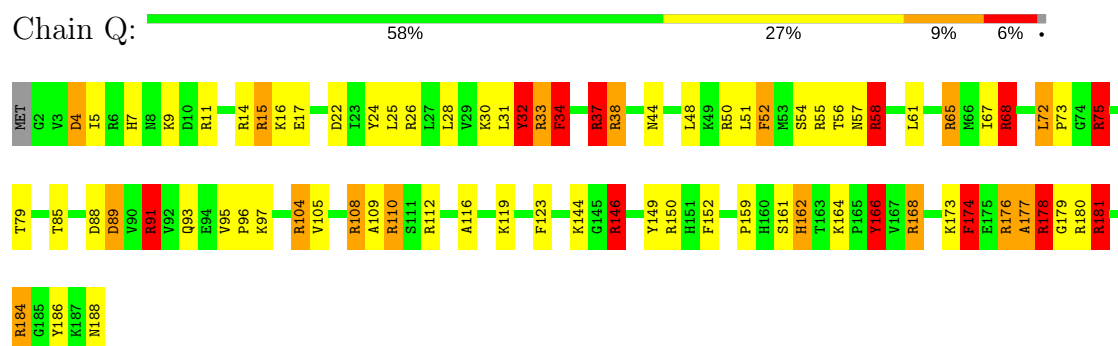
- Molecule 17: Ribosomal protein uL13



- Molecule 18: Ribosomal protein uL22



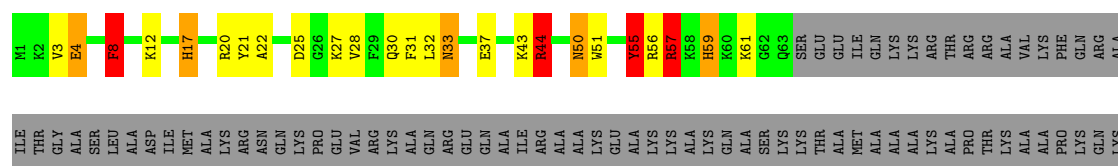
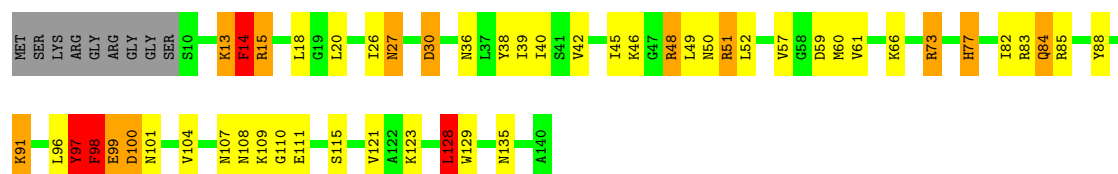
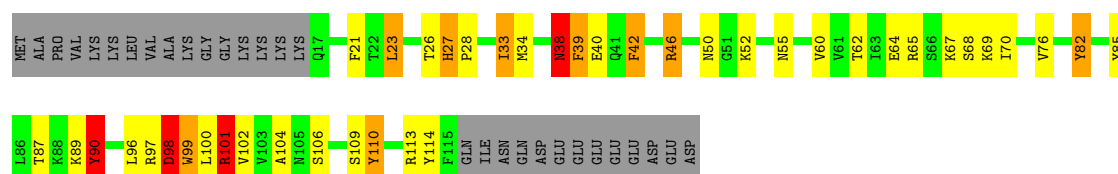
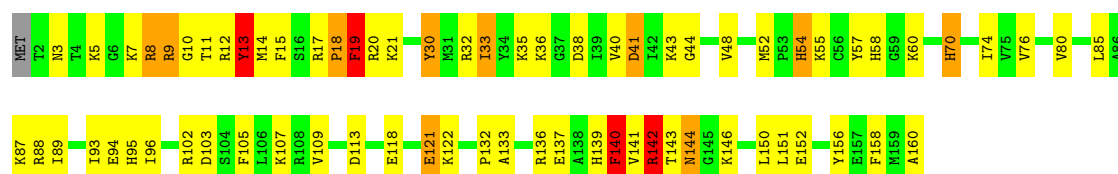
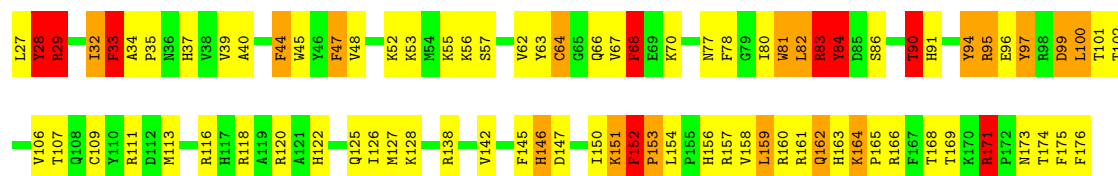
- Molecule 19: Ribosomal protein eL18



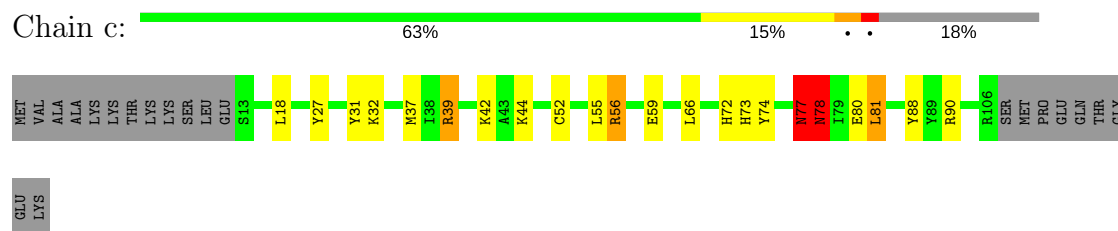
- Molecule 20: Ribosomal protein eL19



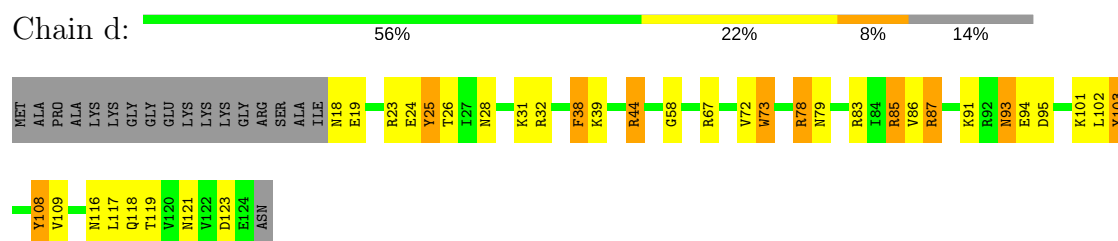
- Molecule 21: Ribosomal protein eL20



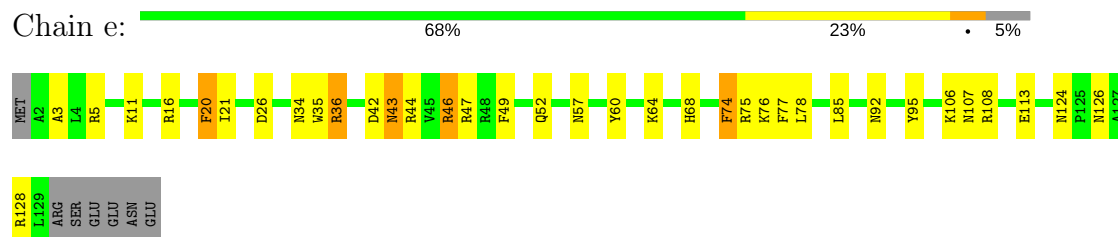
- Molecule 31: Ribosomal protein eL30



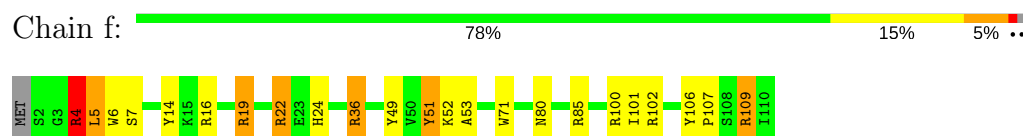
- Molecule 32: Ribosomal protein eL31



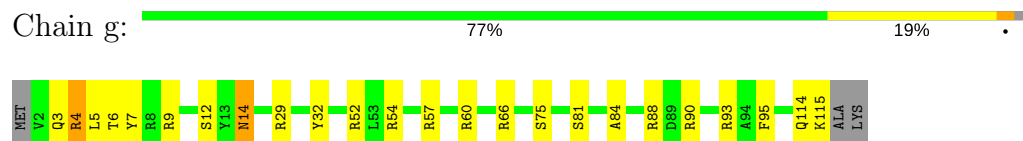
- Molecule 33: Ribosomal protein eL32



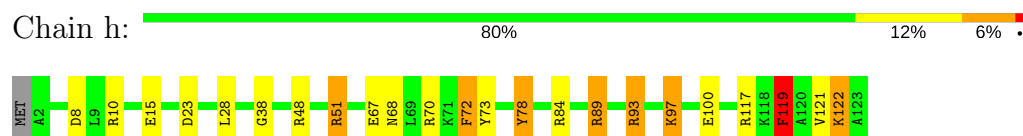
- Molecule 34: Ribosomal protein eL33



- Molecule 35: Ribosomal protein eL34



- Molecule 36: Ribosomal protein uL29



- Molecule 37: Ribosomal protein eL36

- Molecule 38: Ribosomal protein eL37

- Molecule 39: Ribosomal protein eL38


- Molecule 40: Ribosomal protein eL39

- Molecule 41: Ribosomal protein eL40

- Molecule 42: Ribosomal protein eL41

- Molecule 43: Ribosomal protein eL42

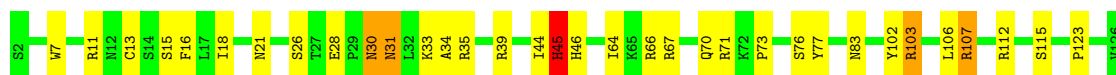
- Molecule 44: Ribosomal protein eL43

Chain p:  82% 15%



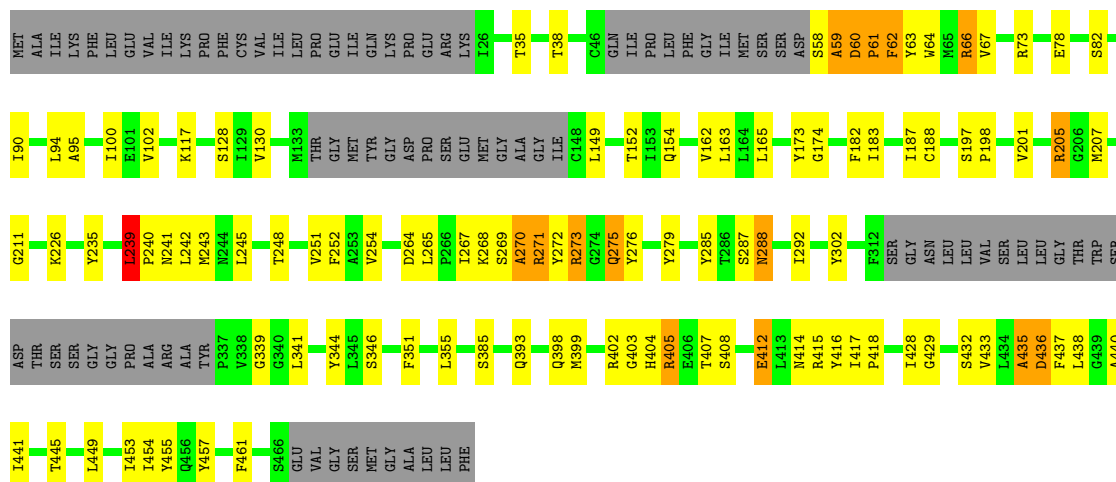
- Molecule 45: Ribosomal protein eL28

Chain r:  73% 23%



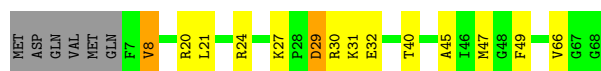
- Molecule 46: Sec61 alpha subunit

Chain 1:  60% 19% 18%



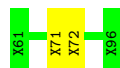
- Molecule 47: Sec61 gamma subunit

Chain 2:  71% 18% 9%



- Molecule 48: Sec61 beta subunit

Chain 3:  94% 6%



4 Experimental information

Property	Value	Source
Reconstruction method	SINGLE PARTICLE	Depositor
Imposed symmetry	POINT, Not provided	Depositor
Number of particles used	80019	Depositor
Resolution determination method	FSC 0.143	Depositor
CTF correction method	Each particle	Depositor
Microscope	FEI TITAN KRIOS	Depositor
Voltage (kV)	300	Depositor
Electron dose ($e^-/\text{\AA}^2$)	27	Depositor
Minimum defocus (nm)	2500	Depositor
Maximum defocus (nm)	3500	Depositor
Magnification	104478	Depositor
Image detector	FEI FALCON II (4k x 4k)	Depositor

5 Model quality ⓘ

5.1 Standard geometry ⓘ

Bond lengths and bond angles in the following residue types are not validated in this section: ZN, MG

The Z score for a bond length (or angle) is the number of standard deviations the observed value is removed from the expected value. A bond length (or angle) with $|Z| > 5$ is considered an outlier worth inspection. RMSZ is the root-mean-square of all Z scores of the bond lengths (or angles).

Mol	Chain	Bond lengths		Bond angles	
		RMSZ	$\# Z > 2$	RMSZ	$\# Z > 2$
1	5	0.64	80/87792 (0.1%)	1.13	742/136945 (0.5%)
10	G	0.76	4/1966 (0.2%)	1.09	14/2645 (0.5%)
11	H	0.77	3/1537 (0.2%)	1.17	10/2066 (0.5%)
12	I	0.66	1/1753 (0.1%)	1.11	12/2343 (0.5%)
13	J	0.63	1/1382 (0.1%)	1.04	11/1849 (0.6%)
14	L	0.71	2/1734 (0.1%)	1.12	15/2318 (0.6%)
15	M	0.76	2/1152 (0.2%)	1.11	5/1539 (0.3%)
16	N	0.84	4/1746 (0.2%)	1.33	23/2338 (1.0%)
17	O	0.72	3/1684 (0.2%)	1.11	12/2251 (0.5%)
18	P	0.74	2/1268 (0.2%)	1.10	9/1701 (0.5%)
19	Q	0.69	0/1530	1.35	31/2041 (1.5%)
2	7	0.54	1/2858 (0.0%)	0.96	9/4455 (0.2%)
20	R	0.79	3/1524 (0.2%)	1.27	21/2013 (1.0%)
21	S	0.95	8/1493 (0.5%)	1.30	19/2002 (0.9%)
22	T	0.67	1/1326 (0.1%)	1.04	7/1770 (0.4%)
23	U	0.63	1/822 (0.1%)	1.03	2/1103 (0.2%)
24	V	0.89	4/993 (0.4%)	1.11	7/1332 (0.5%)
25	W	0.71	0/541	1.23	5/720 (0.7%)
26	X	0.64	0/993	1.09	10/1334 (0.7%)
27	Y	0.72	0/1132	1.24	19/1504 (1.3%)
28	Z	0.63	0/1130	1.11	8/1507 (0.5%)
29	a	0.93	6/1192 (0.5%)	1.37	17/1591 (1.1%)
3	8	0.68	3/3701 (0.1%)	1.20	42/5766 (0.7%)
30	b	0.88	2/620 (0.3%)	1.17	5/819 (0.6%)
31	c	0.70	0/742	1.14	5/996 (0.5%)
32	d	0.84	3/903 (0.3%)	1.37	16/1216 (1.3%)
33	e	0.90	3/1071 (0.3%)	1.23	15/1429 (1.0%)
34	f	1.02	2/895 (0.2%)	1.34	17/1198 (1.4%)
35	g	0.65	0/916	1.08	5/1220 (0.4%)
36	h	0.63	0/1023	1.21	13/1350 (1.0%)
37	i	0.63	0/843	1.19	8/1115 (0.7%)
38	j	0.97	1/721 (0.1%)	1.43	11/953 (1.2%)

Mol	Chain	Bond lengths		Bond angles	
		RMSZ	# Z >2	RMSZ	# Z >2
39	k	0.59	0/575	0.97	1/761 (0.1%)
4	A	0.80	3/1906 (0.2%)	1.26	21/2556 (0.8%)
40	l	0.68	0/454	1.07	3/599 (0.5%)
41	m	0.57	0/435	1.02	3/575 (0.5%)
42	n	0.48	0/223	1.02	0/284
43	o	0.64	0/864	1.27	9/1140 (0.8%)
44	p	0.64	1/718 (0.1%)	1.00	3/953 (0.3%)
45	r	0.68	0/1017	1.12	8/1365 (0.6%)
46	1	0.45	0/3114	0.63	0/4218
47	2	0.47	0/504	0.71	1/673 (0.1%)
5	B	0.81	8/3214 (0.2%)	1.16	26/4308 (0.6%)
6	C	0.73	4/2973 (0.1%)	1.12	18/3990 (0.5%)
7	D	0.73	2/2426 (0.1%)	1.23	27/3252 (0.8%)
8	E	0.73	5/1941 (0.3%)	1.21	20/2601 (0.8%)
9	F	0.80	2/1905 (0.1%)	1.27	26/2539 (1.0%)
All	All	0.68	165/151252 (0.1%)	1.14	1311/223243 (0.6%)

Chiral center outliers are detected by calculating the chiral volume of a chiral center and verifying if the center is modelled as a planar moiety or with the opposite hand. A planarity outlier is detected by checking planarity of atoms in a peptide group, atoms in a mainchain group or atoms of a sidechain that are expected to be planar.

Mol	Chain	#Chirality outliers	#Planarity outliers
1	5	1	158
10	G	0	3
11	H	0	3
12	I	0	5
13	J	0	2
14	L	0	5
15	M	0	4
16	N	0	11
17	O	0	3
18	P	0	1
19	Q	0	5
2	7	0	2
20	R	0	6
21	S	0	11
22	T	0	2
23	U	0	2
24	V	0	3
25	W	0	1
26	X	0	1

Continued on next page...

Continued from previous page...

Mol	Chain	#Chirality outliers	#Planarity outliers
27	Y	0	4
29	a	0	9
3	8	0	11
30	b	0	1
31	c	0	2
32	d	0	4
33	e	0	4
34	f	0	2
35	g	0	1
36	h	0	3
37	i	0	3
38	j	0	4
39	k	0	1
4	A	0	6
43	o	0	6
44	p	0	1
45	r	0	5
46	1	0	1
47	2	0	1
5	B	0	13
6	C	0	5
7	D	0	8
8	E	0	12
9	F	0	5
All	All	1	340

All (165) bond length outliers are listed below:

Mol	Chain	Res	Type	Atoms	Z	Observed(Å)	Ideal(Å)
1	5	1823	G	O3'-P	41.48	2.10	1.61
10	G	109	GLU	CD-OE2	16.17	1.43	1.25
11	H	66	GLU	CD-OE1	15.86	1.43	1.25
34	f	6	TRP	CB-CG	-15.77	1.21	1.50
30	b	16	TRP	CB-CG	-13.52	1.25	1.50
20	R	95	TRP	CB-CG	-12.10	1.28	1.50
24	V	97	TYR	CB-CG	-11.82	1.33	1.51
33	e	35	TRP	CB-CG	-10.24	1.31	1.50
10	G	54	PHE	CB-CG	-9.84	1.34	1.51
16	N	192	TRP	CB-CG	-9.32	1.33	1.50
15	M	6	PHE	CB-CG	-8.96	1.36	1.51
5	B	215	GLU	CD-OE1	8.87	1.35	1.25
24	V	97	TYR	CA-CB	8.62	1.73	1.53

Continued on next page...

Continued from previous page...

Mol	Chain	Res	Type	Atoms	Z	Observed(Å)	Ideal(Å)
8	E	278	TYR	CA-CB	8.50	1.72	1.53
29	a	109	TYR	CA-CB	8.37	1.72	1.53
1	5	4547	C	O3'-P	8.29	1.71	1.61
21	S	81	TRP	CA-CB	8.09	1.71	1.53
21	S	10	TYR	CB-CG	-8.09	1.39	1.51
1	5	45	U	O3'-P	-8.00	1.51	1.61
1	5	3652	A	O3'-P	7.96	1.70	1.61
8	E	278	TYR	CB-CG	-7.90	1.39	1.51
20	R	132	PHE	CB-CG	-7.86	1.38	1.51
29	a	84	GLU	CD-OE1	7.81	1.34	1.25
29	a	109	TYR	CB-CG	-7.64	1.40	1.51
34	f	6	TRP	CA-CB	7.36	1.70	1.53
1	5	4566	U	O3'-P	-7.28	1.52	1.61
1	5	2510	G	O3'-P	-7.20	1.52	1.61
1	5	2361	G	O3'-P	7.11	1.69	1.61
1	5	1851	G	O3'-P	-7.02	1.52	1.61
6	C	267	TRP	CB-CG	-6.99	1.37	1.50
21	S	81	TRP	CB-CG	-6.95	1.37	1.50
5	B	119	TYR	CB-CG	-6.94	1.41	1.51
1	5	1849	U	O3'-P	-6.90	1.52	1.61
1	5	1364	U	O3'-P	6.86	1.69	1.61
13	J	14	GLU	CD-OE1	6.85	1.33	1.25
38	j	49	TRP	CB-CG	-6.79	1.38	1.50
29	a	128	PHE	CB-CG	-6.79	1.39	1.51
1	5	4693	C	O3'-P	6.78	1.69	1.61
22	T	13	TYR	CB-CG	-6.77	1.41	1.51
1	5	2692	U	O3'-P	-6.71	1.53	1.61
1	5	514	U	O3'-P	6.70	1.69	1.61
32	d	25	TYR	CB-CG	-6.67	1.41	1.51
5	B	274	TYR	CA-CB	6.67	1.68	1.53
1	5	3692	A	O3'-P	6.66	1.69	1.61
1	5	964	A	O3'-P	6.64	1.69	1.61
1	5	2053	C	O3'-P	-6.63	1.53	1.61
1	5	1522	G	O3'-P	6.54	1.69	1.61
12	I	171	TRP	CB-CG	-6.54	1.38	1.50
21	S	33	PHE	CB-CG	-6.51	1.40	1.51
1	5	1912	G	O3'-P	-6.50	1.53	1.61
1	5	4375	C	O3'-P	-6.50	1.53	1.61
2	7	90	A	O3'-P	-6.47	1.53	1.61
1	5	2442	G	O3'-P	-6.42	1.53	1.61
6	C	111	TRP	CB-CG	-6.42	1.38	1.50
10	G	54	PHE	CA-CB	6.39	1.68	1.53

Continued on next page...

Continued from previous page...

Mol	Chain	Res	Type	Atoms	Z	Observed(Å)	Ideal(Å)
14	L	17	ASP	CG-OD2	6.37	1.40	1.25
17	O	194	GLU	CD-OE1	6.33	1.32	1.25
1	5	1669	A	O3'-P	-6.29	1.53	1.61
7	D	213	GLU	CG-CD	6.27	1.61	1.51
1	5	207	G	O3'-P	-6.26	1.53	1.61
8	E	101	ARG	CZ-NH2	6.26	1.41	1.33
21	S	10	TYR	CA-CB	6.24	1.67	1.53
17	O	106	ASP	CG-OD2	6.20	1.39	1.25
1	5	171	U	O3'-P	-6.19	1.53	1.61
11	H	61	TRP	CB-CG	-6.15	1.39	1.50
1	5	1756	U	C4-O4	-6.14	1.18	1.23
9	F	120	PHE	CB-CG	-6.09	1.41	1.51
1	5	1591	U	O3'-P	-6.09	1.53	1.61
1	5	2589	C	O3'-P	6.09	1.68	1.61
1	5	3901	A	O3'-P	-6.07	1.53	1.61
7	D	44	TYR	CA-CB	6.06	1.67	1.53
1	5	1636	U	O3'-P	-5.97	1.53	1.61
1	5	4464	A	O3'-P	5.97	1.68	1.61
23	U	99	TRP	CB-CG	-5.93	1.39	1.50
32	d	73	TRP	CB-CG	-5.93	1.39	1.50
1	5	2520	C	O3'-P	-5.90	1.54	1.61
1	5	1395	U	O3'-P	-5.90	1.54	1.61
21	S	152	PHE	CB-CG	-5.89	1.41	1.51
1	5	2811	G	O3'-P	5.88	1.68	1.61
18	P	139	TYR	CB-CG	-5.88	1.42	1.51
30	b	16	TRP	CA-CB	5.87	1.66	1.53
5	B	119	TYR	CA-CB	5.86	1.66	1.53
1	5	1357	C	O3'-P	5.80	1.68	1.61
5	B	274	TYR	CB-CG	-5.79	1.43	1.51
1	5	3635	A	O3'-P	5.78	1.68	1.61
18	P	139	TYR	CA-CB	5.76	1.66	1.53
44	p	18	TYR	CB-CG	-5.72	1.43	1.51
24	V	97	TYR	CD2-CE2	-5.71	1.30	1.39
1	5	147	A	O3'-P	-5.70	1.54	1.61
1	5	90	G	O3'-P	-5.70	1.54	1.61
14	L	173	GLU	CD-OE2	5.70	1.31	1.25
1	5	2394	G	O3'-P	-5.69	1.54	1.61
1	5	32	G	O3'-P	-5.68	1.54	1.61
5	B	235	TRP	CG-CD1	-5.68	1.28	1.36
1	5	2055	G	O3'-P	5.68	1.68	1.61
1	5	2325	C	O3'-P	5.67	1.68	1.61
1	5	2649	G	O3'-P	-5.65	1.54	1.61

Continued on next page...

Continued from previous page...

Mol	Chain	Res	Type	Atoms	Z	Observed(Å)	Ideal(Å)
1	5	4239	A	O3'-P	5.65	1.68	1.61
32	d	25	TYR	CA-CB	5.65	1.66	1.53
1	5	2051	C	O3'-P	5.61	1.67	1.61
1	5	1627	G	O3'-P	5.60	1.67	1.61
1	5	53	C	O3'-P	5.60	1.67	1.61
1	5	2535	G	O3'-P	-5.58	1.54	1.61
16	N	119	TYR	CB-CG	-5.58	1.43	1.51
1	5	5001	U	O3'-P	-5.54	1.54	1.61
10	G	109	GLU	CG-CD	5.52	1.60	1.51
1	5	332	C	O3'-P	-5.50	1.54	1.61
1	5	4326	G	O3'-P	-5.47	1.54	1.61
29	a	79	TRP	CB-CG	-5.47	1.40	1.50
1	5	1282	G	O3'-P	-5.45	1.54	1.61
1	5	4276	G	O3'-P	5.45	1.67	1.61
1	5	3875	G	O3'-P	5.44	1.67	1.61
21	S	29	ARG	CG-CD	5.42	1.65	1.51
3	8	64	U	O3'-P	5.41	1.67	1.61
15	M	6	PHE	CA-CB	5.39	1.65	1.53
1	5	1381	U	O3'-P	-5.39	1.54	1.61
1	5	89	C	O3'-P	-5.38	1.54	1.61
17	O	106	ASP	CG-OD1	5.36	1.37	1.25
33	e	74	PHE	CB-CG	-5.35	1.42	1.51
1	5	372	A	O3'-P	-5.32	1.54	1.61
1	5	2043	A	O3'-P	-5.31	1.54	1.61
1	5	4977	A	O3'-P	-5.29	1.54	1.61
1	5	4548	A	O5'-C5'	5.27	1.52	1.44
24	V	98	PHE	CB-CG	-5.25	1.42	1.51
4	A	40	TYR	CA-CB	5.25	1.65	1.53
8	E	250	ASP	CG-OD2	5.25	1.37	1.25
4	A	211	PHE	CA-CB	5.24	1.65	1.53
1	5	2297	G	O3'-P	-5.23	1.54	1.61
1	5	2368	A	O3'-P	-5.23	1.54	1.61
11	H	66	GLU	CD-OE2	5.23	1.31	1.25
1	5	937	U	O3'-P	-5.22	1.54	1.61
20	R	132	PHE	CA-CB	5.22	1.65	1.53
1	5	943	A	O3'-P	-5.22	1.54	1.61
1	5	4237	C	O3'-P	-5.21	1.54	1.61
5	B	137	TRP	CB-CG	-5.20	1.40	1.50
1	5	1917	A	O3'-P	-5.20	1.54	1.61
8	E	97	ASN	CG-ND2	5.19	1.45	1.32
1	5	1457	G	O3'-P	-5.18	1.54	1.61
3	8	80	A	O3'-P	5.17	1.67	1.61

Continued on next page...

Continued from previous page...

Mol	Chain	Res	Type	Atoms	Z	Observed(Å)	Ideal(Å)
1	5	2037	C	C2-O2	-5.16	1.19	1.24
16	N	130	PHE	CB-CG	-5.16	1.42	1.51
5	B	257	TRP	CE3-CZ3	-5.15	1.29	1.38
4	A	209	HIS	CA-CB	5.15	1.65	1.53
1	5	4275	G	O3'-P	5.14	1.67	1.61
1	5	381	U	O3'-P	-5.12	1.55	1.61
16	N	120	TRP	CE3-CZ3	-5.12	1.29	1.38
9	F	228	HIS	CA-CB	5.11	1.65	1.53
1	5	2406	G	O3'-P	5.10	1.67	1.61
1	5	1682	A	C6-N6	-5.10	1.29	1.33
1	5	2054	U	O3'-P	-5.08	1.55	1.61
1	5	1283	G	O3'-P	-5.08	1.55	1.61
21	S	152	PHE	CG-CD2	-5.07	1.31	1.38
1	5	97	G	O3'-P	5.07	1.67	1.61
1	5	4206	C	O3'-P	-5.07	1.55	1.61
3	8	73	U	O3'-P	5.07	1.67	1.61
1	5	1883	G	O3'-P	-5.06	1.55	1.61
1	5	2324	C	O3'-P	5.06	1.67	1.61
33	e	35	TRP	CG-CD1	-5.05	1.29	1.36
29	a	79	TRP	CA-CB	5.04	1.65	1.53
6	C	102	PHE	CG-CD2	-5.04	1.31	1.38
1	5	2667	C	O3'-P	-5.04	1.55	1.61
1	5	4489	G	O3'-P	5.03	1.67	1.61
6	C	35	ASP	CG-OD1	5.02	1.36	1.25
1	5	4334	U	O3'-P	-5.01	1.55	1.61
1	5	4497	U	O3'-P	5.01	1.67	1.61

All (1311) bond angle outliers are listed below:

Mol	Chain	Res	Type	Atoms	Z	Observed(°)	Ideal(°)
3	8	60	G	N9-C1'-C2'	16.16	135.01	114.00
38	j	11	ARG	NE-CZ-NH2	-13.83	113.38	120.30
19	Q	37	ARG	NE-CZ-NH2	12.90	126.75	120.30
1	5	92	C	N1-C1'-C2'	-12.62	97.59	114.00
12	I	139	ARG	CG-CD-NE	12.29	137.61	111.80
1	5	1214	C	N1-C1'-C2'	11.93	129.51	114.00
1	5	1	C	N1-C1'-C2'	11.85	129.41	114.00
4	A	3	ARG	NE-CZ-NH1	11.74	126.17	120.30
32	d	44	ARG	NE-CZ-NH1	11.27	125.94	120.30
7	D	265	ARG	NE-CZ-NH1	11.20	125.90	120.30
36	h	93	ARG	NE-CZ-NH1	11.14	125.87	120.30
1	5	4693	C	O4'-C1'-N1	-11.14	99.29	108.20

Continued on next page...

Continued from previous page...

Mol	Chain	Res	Type	Atoms	Z	Observed(°)	Ideal(°)
20	R	132	PHE	CB-CA-C	11.11	132.63	110.40
1	5	4275	G	N9-C1'-C2'	-11.10	99.58	114.00
1	5	4373	G	N9-C1'-C2'	11.06	128.37	114.00
29	a	61	TYR	CA-CB-CG	10.98	134.27	113.40
1	5	2361	G	N9-C1'-C2'	-10.96	99.76	114.00
1	5	4871	C	N1-C1'-C2'	10.89	128.16	114.00
1	5	1938	C	N1-C1'-C2'	10.85	128.10	114.00
15	M	6	PHE	CB-CG-CD2	-10.80	113.24	120.80
20	R	108	ARG	NE-CZ-NH1	10.78	125.69	120.30
1	5	151	G	N9-C1'-C2'	-10.78	99.99	114.00
29	a	132	ARG	NE-CZ-NH1	10.71	125.65	120.30
16	N	192	TRP	CA-CB-CG	10.62	133.89	113.70
16	N	131	GLU	CA-CB-CG	10.57	136.65	113.40
27	Y	87	ARG	NE-CZ-NH2	10.53	125.57	120.30
1	5	4528	G	C2'-C3'-O3'	10.50	132.60	109.50
37	i	85	ARG	NE-CZ-NH1	10.49	125.55	120.30
1	5	2513	A	N9-C1'-C2'	10.49	127.63	114.00
1	5	4163	U	C4'-C3'-O3'	10.45	133.91	113.00
3	8	34	U	C4'-C3'-O3'	-10.35	87.67	109.40
1	5	1211	G	C2'-C3'-O3'	10.34	132.25	109.50
29	a	109	TYR	CA-CB-CG	-10.24	93.95	113.40
1	5	62	A	N9-C1'-C2'	10.22	127.28	114.00
1	5	1329	G	C2'-C3'-O3'	10.19	131.92	109.50
43	o	78	ARG	NE-CZ-NH2	10.13	125.36	120.30
1	5	2436	U	N1-C1'-C2'	10.10	127.13	114.00
1	5	2586	G	N9-C1'-C2'	10.09	127.11	114.00
1	5	664	G	O4'-C1'-N9	10.07	116.26	108.20
1	5	1890	G	N9-C1'-C2'	-10.07	100.91	114.00
1	5	4518	A	O5'-P-OP2	-10.03	96.67	105.70
1	5	1358	G	C4'-C3'-O3'	10.02	133.04	113.00
1	5	2389	A	C2'-C3'-O3'	10.02	131.54	109.50
1	5	1887	G	N9-C1'-C2'	-9.99	101.00	112.00
32	d	25	TYR	CA-CB-CG	-9.99	94.41	113.40
10	G	54	PHE	CB-CG-CD1	-9.97	113.82	120.80
11	H	54	ARG	NE-CZ-NH1	9.94	125.27	120.30
8	E	278	TYR	CA-CB-CG	-9.94	94.52	113.40
1	5	1974	U	N1-C1'-C2'	9.91	126.88	114.00
1	5	1379	C	O4'-C1'-N1	9.89	116.11	108.20
1	5	1992	U	N1-C1'-C2'	9.86	126.82	114.00
20	R	132	PHE	CB-CG-CD1	-9.82	113.92	120.80
1	5	2666	U	N1-C1'-C2'	-9.78	101.25	112.00
1	5	4693	C	N1-C1'-C2'	9.77	126.69	114.00

Continued on next page...

Continued from previous page...

Mol	Chain	Res	Type	Atoms	Z	Observed(°)	Ideal(°)
25	W	44	ARG	NE-CZ-NH1	9.76	125.18	120.30
34	f	36	ARG	NE-CZ-NH1	9.75	125.17	120.30
3	8	14	U	N1-C1'-C2'	9.70	126.61	114.00
8	E	278	TYR	CB-CA-C	9.69	129.79	110.40
29	a	128	PHE	CB-CG-CD1	-9.69	114.01	120.80
1	5	2394	G	N9-C1'-C2'	-9.69	101.34	112.00
1	5	2046	G	O4'-C1'-N9	9.69	115.95	108.20
1	5	1398	A	N9-C1'-C2'	9.68	126.58	114.00
1	5	4750	G	N9-C1'-C2'	-9.67	101.37	112.00
1	5	4464	A	O4'-C1'-N9	-9.66	100.47	108.20
29	a	61	TYR	CB-CG-CD1	-9.63	115.22	121.00
28	Z	36	ARG	NE-CZ-NH1	9.61	125.10	120.30
1	5	4677	U	N1-C1'-C2'	-9.59	101.45	112.00
1	5	514	U	N1-C1'-C2'	-9.56	101.48	112.00
14	L	34	ARG	NE-CZ-NH1	9.56	125.08	120.30
1	5	4162	C	N1-C1'-C2'	9.56	126.42	114.00
1	5	1501	C	O4'-C1'-N1	9.54	115.83	108.20
1	5	5040	U	N1-C1'-C2'	9.54	126.40	114.00
1	5	172	C	O4'-C1'-N1	9.51	115.80	108.20
1	5	315	G	O4'-C1'-N9	9.48	115.78	108.20
1	5	1501	C	N1-C1'-C2'	9.45	126.29	114.00
11	H	31	ARG	NE-CZ-NH1	9.45	125.02	120.30
38	j	66	HIS	N-CA-CB	9.44	127.60	110.60
17	O	178	ARG	NE-CZ-NH1	9.43	125.02	120.30
1	5	294	G	O4'-C1'-N9	9.43	115.74	108.20
1	5	2438	A	N9-C1'-C2'	-9.42	101.64	112.00
13	J	32	ARG	NE-CZ-NH2	-9.42	115.59	120.30
20	R	95	TRP	N-CA-CB	9.42	127.55	110.60
1	5	42	A	O4'-C1'-N9	9.40	115.72	108.20
7	D	54	ARG	CG-CD-NE	-9.39	92.08	111.80
12	I	171	TRP	CA-CB-CG	-9.35	95.94	113.70
1	5	4280	A	N9-C1'-C2'	-9.30	101.77	112.00
1	5	5059	C	C2'-C3'-O3'	9.24	129.83	109.50
1	5	1534	A	N9-C1'-C2'	9.21	125.98	114.00
16	N	49	ARG	NE-CZ-NH1	9.19	124.90	120.30
1	5	280	G	O4'-C1'-N9	9.17	115.53	108.20
1	5	2406	G	N9-C1'-C2'	-9.15	101.93	112.00
27	Y	27	ARG	NE-CZ-NH2	9.15	124.87	120.30
1	5	4228	G	N9-C1'-C2'	-9.13	101.95	112.00
1	5	2553	A	N9-C1'-C2'	9.09	125.82	114.00
1	5	1474	C	C2'-C3'-O3'	9.09	129.49	109.50
5	B	100	ARG	NE-CZ-NH2	-9.09	115.76	120.30

Continued on next page...

Continued from previous page...

Mol	Chain	Res	Type	Atoms	Z	Observed(°)	Ideal(°)
1	5	1685	G	N9-C1'-C2'	9.08	125.80	114.00
19	Q	91	ARG	NE-CZ-NH2	9.07	124.84	120.30
1	5	2658	G	N9-C1'-C2'	-9.05	102.05	112.00
29	a	79	TRP	CA-CB-CG	-9.03	96.55	113.70
6	C	78	ARG	NE-CZ-NH1	9.02	124.81	120.30
33	e	46	ARG	NE-CZ-NH1	8.99	124.80	120.30
37	i	4	ARG	NE-CZ-NH1	8.99	124.79	120.30
24	V	97	TYR	CB-CG-CD2	-8.95	115.63	121.00
27	Y	126	ARG	NE-CZ-NH1	8.95	124.77	120.30
6	C	267	TRP	CA-CB-CG	8.94	130.69	113.70
1	5	1882	U	O5'-P-OP1	-8.94	97.66	105.70
5	B	119	TYR	CB-CG-CD1	-8.94	115.64	121.00
3	8	94	G	O4'-C1'-N9	-8.93	101.05	108.20
1	5	4965	U	N1-C1'-C2'	-8.91	102.20	112.00
1	5	4385	A	N9-C1'-C2'	-8.91	102.20	112.00
32	d	85	ARG	NE-CZ-NH1	8.89	124.75	120.30
1	5	125	C	C2'-C3'-O3'	8.89	129.06	109.50
1	5	4911	A	O4'-C1'-N9	8.87	115.29	108.20
32	d	25	TYR	CB-CA-C	8.84	128.07	110.40
22	T	13	TYR	CB-CG-CD2	-8.82	115.71	121.00
1	5	977	C	C2'-C3'-O3'	8.78	128.81	109.50
1	5	1815	G	N9-C1'-C2'	8.78	125.41	114.00
44	p	85	ARG	NE-CZ-NH1	8.78	124.69	120.30
10	G	62	ARG	NE-CZ-NH2	-8.77	115.92	120.30
1	5	1356	U	C2'-C3'-O3'	8.77	128.79	109.50
1	5	1998	A	N9-C1'-C2'	8.77	125.40	114.00
1	5	2268	A	N9-C1'-C2'	8.76	125.39	114.00
17	O	135	PHE	N-CA-C	8.76	134.65	111.00
1	5	1534	A	O4'-C1'-N9	-8.75	101.20	108.20
1	5	978	G	C2'-C3'-O3'	8.75	128.75	109.50
8	E	119	ARG	NE-CZ-NH1	8.75	124.67	120.30
1	5	1668	A	N9-C1'-C2'	8.74	125.36	114.00
1	5	4976	U	O4'-C1'-N1	-8.73	101.22	108.20
1	5	1359	G	C2'-C3'-O3'	8.73	128.70	109.50
21	S	81	TRP	CB-CA-C	8.72	127.85	110.40
6	C	311	ARG	NE-CZ-NH2	-8.71	115.95	120.30
1	5	2517	A	N9-C1'-C2'	8.69	125.30	114.00
19	Q	58	ARG	NE-CZ-NH1	8.68	124.64	120.30
1	5	31	U	N1-C1'-C2'	8.67	125.28	114.00
18	P	54	GLN	CA-CB-CG	8.67	132.48	113.40
1	5	2305	U	O4'-C1'-N1	-8.66	101.27	108.20
1	5	2446	C	N1-C1'-C2'	8.66	125.26	114.00

Continued on next page...

Continued from previous page...

Mol	Chain	Res	Type	Atoms	Z	Observed(°)	Ideal(°)
21	S	81	TRP	CA-CB-CG	-8.65	97.26	113.70
1	5	4234	A	N9-C1'-C2'	8.65	125.24	114.00
1	5	4404	U	N1-C1'-C2'	-8.65	102.49	112.00
2	7	56	G	N9-C1'-C2'	8.63	125.22	114.00
36	h	117	ARG	CG-CD-NE	-8.62	93.69	111.80
43	o	31	ASP	CB-CA-C	8.61	127.62	110.40
4	A	193	ARG	CG-CD-NE	-8.61	93.72	111.80
1	5	1637	A	N9-C1'-C2'	-8.58	102.56	112.00
1	5	352	G	N9-C1'-C2'	-8.57	102.57	112.00
28	Z	121	ARG	NE-CZ-NH1	8.57	124.58	120.30
1	5	4221	C	N1-C1'-C2'	-8.56	102.58	112.00
1	5	1980	U	O4'-C1'-N1	8.56	115.05	108.20
1	5	2851	G	N9-C1'-C2'	-8.55	102.59	112.00
17	O	140	ARG	NE-CZ-NH2	8.50	124.55	120.30
1	5	4563	U	N1-C1'-C2'	8.49	125.04	114.00
1	5	1439	C	C4'-C3'-O3'	-8.48	91.58	109.40
1	5	1733	G	N9-C1'-C2'	-8.48	102.67	112.00
26	X	73	HIS	CB-CA-C	8.47	127.34	110.40
1	5	1296	G	O4'-C1'-N9	8.46	114.97	108.20
33	e	35	TRP	CA-CB-CG	-8.45	97.64	113.70
4	A	67	TYR	CA-CB-CG	8.44	129.43	113.40
1	5	4119	C	C2'-C3'-O3'	8.43	128.06	109.50
1	5	3790	U	N1-C1'-C2'	8.43	124.96	114.00
14	L	74	ARG	NE-CZ-NH1	8.41	124.50	120.30
9	F	120	PHE	CB-CA-C	8.40	127.20	110.40
3	8	85	U	C2'-C3'-O3'	8.40	127.98	109.50
1	5	1937	C	N1-C1'-C2'	8.39	124.90	114.00
36	h	78	TYR	CA-CB-CG	-8.39	97.46	113.40
21	S	29	ARG	CA-CB-CG	8.38	131.84	113.40
8	E	268	ARG	NE-CZ-NH1	8.35	124.48	120.30
7	D	268	ARG	NE-CZ-NH1	8.34	124.47	120.30
43	o	48	TYR	CB-CA-C	8.32	127.04	110.40
20	R	74	ARG	NE-CZ-NH1	-8.28	116.16	120.30
1	5	292	G	N9-C1'-C2'	8.28	124.77	114.00
36	h	78	TYR	CB-CA-C	8.28	126.95	110.40
1	5	958	G	C2'-C3'-O3'	8.27	127.69	109.50
3	8	70	G	N9-C1'-C2'	-8.24	102.94	112.00
21	S	29	ARG	CG-CD-NE	-8.24	94.50	111.80
10	G	53	ARG	NE-CZ-NH2	-8.22	116.19	120.30
21	S	10	TYR	CA-CB-CG	-8.20	97.81	113.40
20	R	132	PHE	N-CA-C	-8.20	88.86	111.00
1	5	3879	G	N9-C1'-C2'	-8.20	102.98	112.00

Continued on next page...

Continued from previous page...

Mol	Chain	Res	Type	Atoms	Z	Observed(°)	Ideal(°)
1	5	93	G	N9-C1'-C2'	8.19	124.65	114.00
1	5	2087	C	N1-C1'-C2'	-8.19	103.00	112.00
43	o	57	ARG	NE-CZ-NH1	8.19	124.39	120.30
1	5	3653	A	N9-C1'-C2'	-8.17	103.01	112.00
1	5	4498	U	N1-C1'-C2'	-8.17	103.02	112.00
1	5	3938	G	N9-C1'-C2'	8.15	124.59	114.00
1	5	2465	C	N1-C1'-C2'	8.15	124.59	114.00
34	f	4	ARG	CA-CB-CG	8.14	131.30	113.40
1	5	2553	A	O4'-C1'-N9	8.12	114.70	108.20
30	b	44	ARG	NE-CZ-NH1	8.12	124.36	120.30
1	5	2797	C	N1-C1'-C2'	-8.12	103.07	112.00
17	O	37	ARG	NE-CZ-NH2	-8.11	116.24	120.30
1	5	2246	C	C2'-C3'-O3'	8.10	127.33	109.50
1	5	3773	U	C4'-C3'-O3'	8.10	129.19	113.00
1	5	2806	A	N9-C1'-C2'	-8.09	103.10	112.00
3	8	34	U	C2'-C3'-O3'	8.08	127.28	109.50
9	F	58	HIS	CB-CA-C	-8.08	94.23	110.40
1	5	3735	G	C2'-C3'-O3'	8.08	127.28	109.50
1	5	4723	A	C4-N9-C1'	8.08	140.84	126.30
3	8	94	G	C2'-C3'-O3'	8.07	127.26	109.50
1	5	235	A	O4'-C1'-N9	8.07	114.66	108.20
1	5	1867	A	N9-C1'-C2'	8.07	124.50	114.00
1	5	3635	A	N9-C1'-C2'	-8.06	103.13	112.00
7	D	44	TYR	CB-CA-C	8.06	126.52	110.40
4	A	193	ARG	NE-CZ-NH2	-8.04	116.28	120.30
16	N	139	HIS	N-CA-CB	8.03	125.06	110.60
7	D	248	ARG	NE-CZ-NH2	-8.03	116.28	120.30
24	V	98	PHE	CB-CG-CD1	-8.02	115.18	120.80
1	5	3908	A	N9-C1'-C2'	8.02	124.42	114.00
1	5	2683	C	C2'-C3'-O3'	8.01	127.13	109.50
1	5	4600	G	N9-C1'-C2'	-8.01	103.19	112.00
1	5	3905	A	C2'-C3'-O3'	8.01	127.12	109.50
1	5	4497	U	N1-C1'-C2'	-8.00	103.20	112.00
16	N	143	ARG	CG-CD-NE	-7.99	95.02	111.80
1	5	4371	G	O4'-C1'-N9	7.99	114.59	108.20
34	f	85	ARG	NE-CZ-NH2	-7.99	116.31	120.30
3	8	34	U	C5'-C4'-O4'	7.97	118.67	109.10
34	f	22	ARG	NE-CZ-NH1	7.96	124.28	120.30
1	5	4885	U	C2'-C3'-O3'	7.96	127.02	109.50
12	I	119	PHE	CB-CG-CD1	7.95	126.37	120.80
5	B	62	ARG	NE-CZ-NH1	7.95	124.28	120.30
15	M	119	ARG	NE-CZ-NH2	7.93	124.27	120.30

Continued on next page...

Continued from previous page...

Mol	Chain	Res	Type	Atoms	Z	Observed(°)	Ideal(°)
19	Q	174	PHE	CB-CA-C	7.93	126.27	110.40
1	5	3692	A	C2'-C3'-O3'	7.93	126.95	109.50
1	5	2394	G	O4'-C1'-N9	7.91	114.53	108.20
17	O	110	PRO	C-N-CD	-7.91	103.20	120.60
1	5	4163	U	N1-C1'-C2'	-7.90	103.31	112.00
1	5	2263	A	C5'-C4'-O4'	7.89	118.57	109.10
27	Y	11	ARG	NE-CZ-NH2	-7.89	116.35	120.30
1	5	4723	A	C8-N9-C1'	-7.89	113.50	127.70
5	B	169	ARG	NE-CZ-NH1	7.89	124.24	120.30
18	P	3	ARG	NE-CZ-NH1	7.88	124.24	120.30
1	5	315	G	C1'-O4'-C4'	-7.87	103.60	109.90
1	5	668	C	C2'-C3'-O3'	7.87	126.81	109.50
1	5	1805	A	N9-C1'-C2'	7.83	124.18	114.00
3	8	64	U	N1-C1'-C2'	7.82	124.16	114.00
1	5	716	C	C2'-C3'-O3'	7.81	126.68	109.50
1	5	353	A	N9-C1'-C2'	-7.81	103.41	112.00
1	5	157	U	O4'-C1'-N1	7.80	114.44	108.20
22	T	13	TYR	N-CA-CB	-7.80	96.56	110.60
1	5	962	C	N1-C1'-C2'	7.78	124.11	114.00
1	5	2263	A	O4'-C1'-N9	-7.76	101.99	108.20
1	5	964	A	C4'-C3'-O3'	7.76	128.51	113.00
1	5	4463	U	N1-C1'-C2'	-7.75	103.48	112.00
1	5	5066	U	N1-C1'-C2'	7.73	124.05	114.00
7	D	198	HIS	CB-CA-C	7.71	125.82	110.40
1	5	43	U	N1-C1'-C2'	-7.71	103.52	112.00
1	5	4282	A	N9-C1'-C2'	7.70	124.01	114.00
9	F	168	ARG	CG-CD-NE	-7.68	95.66	111.80
29	a	128	PHE	CB-CA-C	7.68	125.75	110.40
4	A	37	ARG	NE-CZ-NH2	-7.66	116.47	120.30
1	5	1522	G	N9-C1'-C2'	-7.65	103.58	112.00
1	5	292	G	O4'-C1'-N9	-7.65	102.08	108.20
1	5	4194	U	N1-C1'-C2'	-7.64	103.59	112.00
5	B	116	ARG	CG-CD-NE	7.64	127.85	111.80
34	f	4	ARG	CG-CD-NE	-7.64	95.75	111.80
4	A	211	PHE	CB-CA-C	7.64	125.67	110.40
1	5	1575	A	N9-C1'-C2'	7.62	123.91	114.00
1	5	4238	G	N9-C1'-C2'	-7.62	103.61	112.00
1	5	53	C	C2'-C3'-O3'	7.61	126.25	109.50
1	5	294	G	C1'-O4'-C4'	-7.61	103.81	109.90
1	5	2790	U	N1-C1'-C2'	7.61	123.89	114.00
1	5	4464	A	C5'-C4'-O4'	7.60	118.22	109.10
7	D	210	TYR	CA-CB-CG	-7.58	98.99	113.40

Continued on next page...

Continued from previous page...

Mol	Chain	Res	Type	Atoms	Z	Observed(°)	Ideal(°)
3	8	94	G	C5'-C4'-O4'	7.58	118.19	109.10
36	h	119	PHE	CB-CA-C	-7.57	95.25	110.40
1	5	158	A	N9-C1'-C2'	-7.57	103.67	112.00
9	F	36	ARG	NE-CZ-NH2	7.57	124.08	120.30
1	5	1377	G	C2'-C3'-O3'	7.56	126.13	109.50
1	5	1916	G	N9-C1'-C2'	7.55	123.82	114.00
1	5	4548	A	O4'-C1'-N9	-7.55	102.16	108.20
3	8	38	U	O4'-C1'-N1	7.55	114.24	108.20
1	5	4583	C	N1-C1'-C2'	-7.55	103.70	112.00
1	5	354	U	N1-C1'-C2'	-7.54	103.71	112.00
12	I	4	ARG	CG-CD-NE	-7.54	95.97	111.80
1	5	1881	C	N1-C1'-C2'	7.54	123.80	114.00
3	8	104	A	O4'-C1'-N9	-7.53	102.17	108.20
1	5	4911	A	C1'-O4'-C4'	-7.53	103.87	109.90
1	5	4737	G	N9-C1'-C2'	7.53	123.78	114.00
8	E	179	ARG	NE-CZ-NH1	7.53	124.06	120.30
1	5	5046	U	C2'-C3'-O3'	7.51	126.02	109.50
29	a	79	TRP	CB-CA-C	7.50	125.40	110.40
1	5	1382	G	N9-C1'-C2'	7.50	123.75	114.00
1	5	2588	C	C4'-C3'-O3'	7.49	127.99	113.00
1	5	1724	G	O4'-C4'-C3'	-7.49	96.51	104.00
9	F	228	HIS	N-CA-CB	7.49	124.08	110.60
1	5	3868	G	N9-C1'-C2'	-7.49	103.77	112.00
5	B	117	ARG	NE-CZ-NH2	-7.48	116.56	120.30
6	C	222	ARG	NE-CZ-NH1	7.48	124.04	120.30
12	I	171	TRP	N-CA-CB	7.48	124.06	110.60
1	5	2092	G	N9-C1'-C2'	7.47	123.71	114.00
37	i	28	ARG	CG-CD-NE	-7.47	96.11	111.80
1	5	4212	A	N9-C1'-C2'	7.47	123.71	114.00
1	5	157	U	N1-C1'-C2'	-7.46	103.79	112.00
1	5	4693	C	C5'-C4'-O4'	7.46	118.05	109.10
16	N	131	GLU	CB-CG-CD	-7.46	94.07	114.20
1	5	1378	C	N1-C1'-C2'	7.45	123.69	114.00
1	5	4322	G	N9-C1'-C2'	-7.44	103.81	112.00
19	Q	34	PHE	N-CA-CB	7.44	124.00	110.60
1	5	4535	A	C2'-C3'-O3'	7.44	125.87	109.50
3	8	73	U	N1-C1'-C2'	-7.43	103.83	112.00
1	5	2046	G	C1'-O4'-C4'	-7.43	103.96	109.90
1	5	4120	U	N1-C1'-C2'	-7.43	103.83	112.00
16	N	180	PHE	CB-CA-C	7.42	125.24	110.40
1	5	1521	C	N1-C1'-C2'	-7.42	103.84	112.00
29	a	34	ASN	CB-CA-C	7.42	125.23	110.40

Continued on next page...

Continued from previous page...

Mol	Chain	Res	Type	Atoms	Z	Observed(°)	Ideal(°)
7	D	35	ARG	NE-CZ-NH1	7.41	124.01	120.30
1	5	1445	U	C2'-C3'-O3'	7.40	125.78	109.50
1	5	1266	G	C2'-C3'-O3'	7.40	125.77	109.50
10	G	235	ARG	NE-CZ-NH1	7.39	124.00	120.30
7	D	223	PHE	CB-CG-CD2	-7.38	115.63	120.80
1	5	3871	A	N9-C1'-C2'	7.38	123.59	114.00
1	5	1440	U	C2'-C3'-O3'	7.37	125.72	109.50
4	A	189	TYR	CA-CB-CG	7.36	127.38	113.40
1	5	394	G	N9-C1'-C2'	-7.36	103.91	112.00
7	D	210	TYR	N-CA-CB	7.36	123.84	110.60
1	5	979	C	C2'-C3'-O3'	7.35	125.67	109.50
1	5	1370	G	N9-C1'-C2'	7.35	123.56	114.00
1	5	2124	G	C2'-C3'-O3'	7.35	125.67	109.50
1	5	3938	G	O4'-C1'-N9	-7.35	102.32	108.20
1	5	4981	G	N9-C1'-C2'	-7.35	103.92	112.00
1	5	55	G	N9-C1'-C2'	-7.35	103.92	112.00
1	5	4464	A	N9-C1'-C2'	7.35	123.55	114.00
1	5	450	G	N9-C1'-C2'	-7.34	103.92	112.00
1	5	3843	C	N1-C1'-C2'	7.34	123.55	114.00
1	5	4251	A	N9-C1'-C2'	7.34	123.54	114.00
4	A	242	ARG	NE-CZ-NH1	7.34	123.97	120.30
1	5	147	A	N9-C1'-C2'	7.33	123.53	114.00
1	5	974	C	C2'-C3'-O3'	7.33	125.63	109.50
1	5	5061	A	C2'-C3'-O3'	7.33	125.63	109.50
1	5	4531	U	N1-C1'-C2'	7.32	123.52	114.00
1	5	1601	A	N9-C1'-C2'	-7.32	103.95	112.00
1	5	1379	C	C1'-O4'-C4'	-7.31	104.05	109.90
1	5	2769	U	N1-C1'-C2'	-7.31	103.96	112.00
1	5	97	G	N9-C1'-C2'	-7.30	103.97	112.00
1	5	486	C	C2'-C3'-O3'	7.29	125.55	109.50
1	5	4084	G	C2'-C3'-O3'	7.28	125.51	109.50
1	5	406	C	C2'-C3'-O3'	7.27	125.50	109.50
1	5	4519	C	N1-C1'-C2'	-7.26	104.01	112.00
1	5	2280	G	N9-C1'-C2'	7.26	123.44	114.00
26	X	48	ARG	NE-CZ-NH1	7.25	123.93	120.30
1	5	2848	G	N9-C1'-C2'	-7.25	104.02	112.00
1	5	2796	G	N9-C1'-C2'	7.25	123.42	114.00
1	5	1481	C	C2'-C3'-O3'	7.24	125.43	109.50
1	5	4966	A	N9-C1'-C2'	7.22	123.38	114.00
1	5	664	G	C1'-O4'-C4'	-7.21	104.13	109.90
38	j	71	TYR	CA-CB-CG	7.21	127.09	113.40
1	5	100	C	N1-C1'-C2'	-7.21	104.07	112.00

Continued on next page...

Continued from previous page...

Mol	Chain	Res	Type	Atoms	Z	Observed(°)	Ideal(°)
29	a	109	TYR	CB-CA-C	7.19	124.79	110.40
1	5	4279	A	N9-C1'-C2'	-7.19	104.09	112.00
36	h	51	ARG	NE-CZ-NH1	7.18	123.89	120.30
21	S	28	TYR	CB-CG-CD1	7.18	125.31	121.00
36	h	89	ARG	NE-CZ-NH1	7.17	123.89	120.30
38	j	11	ARG	NE-CZ-NH1	7.17	123.89	120.30
1	5	2812	A	N9-C1'-C2'	7.17	123.32	114.00
1	5	2511	A	C4'-C3'-O3'	-7.17	94.34	109.40
1	5	1359	G	C4'-C3'-O3'	-7.17	94.34	109.40
1	5	1534	A	C5'-C4'-O4'	7.17	117.70	109.10
1	5	4750	G	C1'-O4'-C4'	-7.16	104.17	109.90
6	C	41	HIS	N-CA-CB	7.16	123.49	110.60
13	J	64	ARG	NE-CZ-NH2	7.15	123.88	120.30
26	X	48	ARG	NE-CZ-NH2	-7.15	116.73	120.30
1	5	4750	G	O4'-C1'-N9	7.14	113.91	108.20
3	8	34	U	O4'-C1'-N1	-7.14	102.49	108.20
37	i	39	PHE	N-CA-CB	7.13	123.43	110.60
1	5	350	C	N1-C1'-C2'	7.12	123.26	114.00
32	d	73	TRP	N-CA-CB	-7.12	97.79	110.60
1	5	29	G	N9-C1'-C2'	7.11	123.25	114.00
1	5	383	A	C1'-C2'-O2'	-7.11	89.26	110.60
29	a	62	HIS	N-CA-CB	7.11	123.40	110.60
1	5	1500	A	C4'-C3'-O3'	7.11	127.21	113.00
1	5	1946	G	N9-C1'-C2'	-7.10	104.19	112.00
1	5	2324	C	C2'-C3'-O3'	7.10	125.11	109.50
1	5	2038	U	N1-C1'-C2'	7.09	123.22	114.00
9	F	194	HIS	CB-CA-C	-7.09	96.22	110.40
1	5	4341	C	N1-C1'-C2'	-7.09	104.20	112.00
38	j	27	TYR	CA-CB-CG	-7.08	99.96	113.40
1	5	4500	U	O5'-P-OP1	-7.07	99.33	105.70
3	8	38	U	C1'-O4'-C4'	-7.07	104.24	109.90
1	5	2046	G	C2'-C3'-O3'	7.07	125.06	109.50
14	L	82	ARG	NE-CZ-NH2	-7.07	116.76	120.30
17	O	49	ARG	NE-CZ-NH1	7.07	123.83	120.30
1	5	1355	G	N9-C1'-C2'	7.07	123.19	114.00
1	5	4519	C	O4'-C1'-N1	7.07	113.86	108.20
1	5	514	U	C2'-C3'-O3'	7.07	125.04	109.50
8	E	219	ARG	NE-CZ-NH1	7.07	123.83	120.30
1	5	30	C	N1-C1'-C2'	7.06	123.18	114.00
1	5	4464	A	C2'-C3'-O3'	7.06	125.03	109.50
1	5	4510	A	O4'-C1'-N9	-7.05	102.56	108.20
1	5	291	U	N1-C1'-C2'	7.05	123.16	114.00

Continued on next page...

Continued from previous page...

Mol	Chain	Res	Type	Atoms	Z	Observed(°)	Ideal(°)
4	A	3	ARG	NE-CZ-NH2	-7.05	116.78	120.30
1	5	4589	A	O4'-C1'-N9	-7.04	102.57	108.20
3	8	94	G	N9-C1'-C2'	7.04	123.15	114.00
13	J	32	ARG	NE-CZ-NH1	7.04	123.82	120.30
1	5	1479	G	N9-C1'-C2'	7.04	123.15	114.00
1	5	3817	A	N9-C1'-C2'	7.03	123.14	114.00
11	H	156	ASN	N-CA-CB	7.03	123.26	110.60
33	e	74	PHE	CB-CG-CD1	-7.03	115.88	120.80
1	5	669	C	O4'-C1'-N1	7.03	113.82	108.20
1	5	157	U	C1'-O4'-C4'	-7.02	104.28	109.90
1	5	1455	G	C2'-C3'-O3'	7.02	124.95	109.50
1	5	1625	G	N9-C1'-C2'	7.02	123.13	114.00
1	5	1552	G	N9-C1'-C2'	-7.02	104.28	112.00
1	5	2695	A	C2'-C3'-O3'	7.02	124.94	109.50
25	W	8	PHE	CB-CG-CD1	7.00	125.70	120.80
1	5	42	A	C1'-O4'-C4'	-7.00	104.30	109.90
1	5	235	A	N9-C1'-C2'	-7.00	104.31	112.00
1	5	209	U	O4'-C1'-N1	6.99	113.79	108.20
5	B	100	ARG	NE-CZ-NH1	6.98	123.79	120.30
1	5	1676	C	C1'-C2'-O2'	-6.98	89.66	110.60
43	o	48	TYR	CA-CB-CG	-6.96	100.17	113.40
1	5	332	C	N1-C1'-C2'	6.96	123.05	114.00
9	F	197	TYR	CB-CA-C	-6.96	96.48	110.40
6	C	35	ASP	CB-CG-OD1	6.96	124.56	118.30
32	d	25	TYR	CB-CG-CD1	-6.95	116.83	121.00
1	5	2589	C	C2'-C3'-O3'	6.94	124.81	113.70
1	5	2851	G	C2'-C3'-O3'	6.94	124.81	113.70
1	5	4265	U	N1-C1'-C2'	6.94	123.03	114.00
1	5	4531	U	O4'-C1'-N1	-6.94	102.65	108.20
1	5	4589	A	N9-C1'-C2'	6.94	123.03	114.00
24	V	97	TYR	N-CA-C	-6.94	92.25	111.00
1	5	4270	C	N1-C1'-C2'	-6.94	104.37	112.00
13	J	146	ARG	CG-CD-NE	-6.92	97.26	111.80
1	5	1815	G	O4'-C1'-N9	6.91	113.73	108.20
36	h	93	ARG	NE-CZ-NH2	-6.89	116.85	120.30
20	R	88	ARG	NE-CZ-NH1	6.89	123.74	120.30
1	5	1832	C	C2'-C3'-O3'	6.89	124.72	113.70
1	5	54	G	N9-C1'-C2'	-6.88	104.43	112.00
1	5	5001	U	N1-C1'-C2'	6.88	122.94	114.00
1	5	943	A	N9-C1'-C2'	-6.87	104.44	112.00
11	H	156	ASN	N-CA-C	-6.87	92.44	111.00
1	5	1319	U	N1-C1'-C2'	-6.87	104.44	112.00

Continued on next page...

Continued from previous page...

Mol	Chain	Res	Type	Atoms	Z	Observed(°)	Ideal(°)
5	B	274	TYR	CA-CB-CG	-6.87	100.36	113.40
16	N	49	ARG	NE-CZ-NH2	-6.86	116.87	120.30
1	5	454	U	C2'-C3'-O3'	6.86	124.68	113.70
19	Q	37	ARG	NE-CZ-NH1	-6.85	116.87	120.30
1	5	1631	A	O4'-C1'-N9	-6.85	102.72	108.20
10	G	49	ARG	NE-CZ-NH2	-6.85	116.88	120.30
1	5	226	G	N9-C1'-C2'	-6.84	104.48	112.00
10	G	73	ARG	NE-CZ-NH1	6.84	123.72	120.30
1	5	964	A	O4'-C1'-C2'	-6.83	98.97	105.80
34	f	4	ARG	N-CA-CB	6.83	122.90	110.60
19	Q	75	ARG	NE-CZ-NH1	6.83	123.72	120.30
34	f	85	ARG	NE-CZ-NH1	6.83	123.71	120.30
1	5	4518	A	O5'-P-OP1	6.83	118.89	110.70
10	G	54	PHE	CB-CG-CD2	-6.83	116.02	120.80
1	5	5047	C	O5'-P-OP2	-6.82	99.56	105.70
9	F	219	ARG	NE-CZ-NH1	6.81	123.71	120.30
3	8	64	U	C2'-C3'-O3'	6.81	124.60	113.70
24	V	97	TYR	CA-CB-CG	-6.80	100.48	113.40
1	5	2271	C	N1-C1'-C2'	6.80	122.84	114.00
1	5	3611	A	N9-C1'-C2'	6.79	122.83	114.00
28	Z	65	ARG	CG-CD-NE	-6.79	97.55	111.80
1	5	3625	G	C2'-C3'-O3'	6.78	124.55	113.70
2	7	72	U	C2'-C3'-O3'	6.77	124.54	113.70
9	F	168	ARG	NE-CZ-NH2	-6.77	116.91	120.30
13	J	99	PHE	CB-CA-C	6.77	123.94	110.40
8	E	179	ARG	NE-CZ-NH2	-6.76	116.92	120.30
19	Q	33	ARG	CG-CD-NE	-6.76	97.60	111.80
8	E	101	ARG	NE-CZ-NH1	-6.75	116.92	120.30
1	5	2319	C	N1-C1'-C2'	6.75	122.78	114.00
20	R	74	ARG	NE-CZ-NH2	6.74	123.67	120.30
1	5	1292	C	C2'-C3'-O3'	6.74	124.48	113.70
1	5	1	C	O4'-C1'-N1	6.74	113.59	108.20
1	5	2395	A	N9-C1'-C2'	-6.74	104.59	112.00
1	5	84	A	O4'-C1'-N9	-6.73	102.82	108.20
1	5	3875	G	N9-C1'-C2'	-6.72	104.61	112.00
8	E	278	TYR	N-CA-C	-6.72	92.86	111.00
19	Q	15	ARG	NE-CZ-NH2	-6.72	116.94	120.30
1	5	3901	A	O4'-C1'-N9	-6.72	102.83	108.20
1	5	2827	G	O4'-C1'-N9	-6.72	102.83	108.20
1	5	2675	G	N9-C1'-C2'	-6.71	104.62	112.00
1	5	1364	U	C2'-C3'-O3'	6.71	124.43	113.70
18	P	42	ARG	NE-CZ-NH1	6.70	123.65	120.30

Continued on next page...

Continued from previous page...

Mol	Chain	Res	Type	Atoms	Z	Observed(°)	Ideal(°)
32	d	73	TRP	CA-CB-CG	6.70	126.43	113.70
11	H	125	ARG	NE-CZ-NH1	6.69	123.65	120.30
28	Z	38	TYR	CB-CA-C	6.69	123.78	110.40
1	5	58	G	N9-C1'-C2'	6.69	122.69	114.00
1	5	2305	U	N1-C1'-C2'	6.69	122.69	114.00
1	5	4230	C	O5'-P-OP1	-6.69	99.68	105.70
1	5	4936	G	N9-C1'-C2'	-6.69	104.64	112.00
1	5	1631	A	N9-C1'-C2'	6.68	122.68	114.00
32	d	87	ARG	N-CA-C	-6.68	92.97	111.00
1	5	3882	C	N1-C1'-C2'	6.67	122.67	114.00
1	5	4280	A	C2'-C3'-O3'	6.67	124.37	113.70
1	5	4197	G	N9-C1'-C2'	-6.66	104.67	112.00
30	b	7	HIS	CB-CA-C	-6.64	97.13	110.40
1	5	4325	A	N9-C1'-C2'	6.63	122.62	114.00
1	5	314	G	N9-C1'-C2'	-6.62	104.72	112.00
1	5	336	A	O4'-C1'-N9	6.62	113.50	108.20
1	5	5022	U	C2'-C3'-O3'	6.62	124.29	113.70
34	f	109	ARG	NE-CZ-NH1	6.61	123.61	120.30
1	5	3790	U	O4'-C1'-N1	-6.61	102.91	108.20
1	5	4518	A	C2'-C3'-O3'	-6.61	94.96	109.50
3	8	81	C	C1'-O4'-C4'	-6.61	104.61	109.90
1	5	4693	C	C2'-C3'-O3'	6.61	124.27	113.70
3	8	1	C	C5'-C4'-O4'	6.59	117.01	109.10
5	B	26	ARG	CG-CD-NE	-6.59	97.95	111.80
1	5	1650	A	O4'-C1'-N9	-6.58	102.93	108.20
1	5	514	U	C5'-C4'-O4'	6.57	116.99	109.10
1	5	3883	U	N1-C1'-C2'	6.57	122.55	114.00
1	5	2782	U	C4'-C3'-O3'	6.57	126.14	113.00
27	Y	81	TYR	CA-CB-CG	-6.57	100.93	113.40
1	5	1930	U	N1-C1'-C2'	6.56	122.53	114.00
18	P	23	ARG	NE-CZ-NH1	6.56	123.58	120.30
38	j	27	TYR	CB-CG-CD1	-6.56	117.06	121.00
1	5	927	G	C2'-C3'-O3'	6.56	124.19	113.70
1	5	432	U	N1-C1'-C2'	-6.55	104.80	112.00
16	N	150	TRP	CA-CB-CG	6.55	126.14	113.70
1	5	1215	C	O5'-P-OP2	-6.54	99.81	105.70
1	5	505	G	C2'-C3'-O3'	6.54	124.16	113.70
1	5	4336	A	N9-C1'-C2'	-6.54	104.81	112.00
1	5	187	U	C2'-C3'-O3'	6.54	124.16	113.70
1	5	964	A	N9-C1'-C2'	-6.54	104.81	112.00
1	5	4227	U	C2'-C3'-O3'	6.54	124.16	113.70
35	g	14	ASN	N-CA-CB	6.54	122.36	110.60

Continued on next page...

Continued from previous page...

Mol	Chain	Res	Type	Atoms	Z	Observed(°)	Ideal(°)
1	5	1887	G	C2'-C3'-O3'	6.52	124.14	113.70
1	5	2075	G	C2'-C3'-O3'	6.52	124.13	113.70
1	5	384	A	N9-C1'-C2'	6.52	122.47	114.00
9	F	209	PHE	N-CA-CB	6.51	122.32	110.60
1	5	98	A	N9-C1'-C2'	-6.51	104.84	112.00
1	5	5043	A	N9-C1'-C2'	6.50	122.45	114.00
1	5	1379	C	N1-C1'-C2'	6.50	122.45	114.00
1	5	3827	G	N9-C1'-C2'	-6.50	104.86	112.00
1	5	1671	U	O4'-C1'-C2'	-6.49	99.31	105.80
18	P	25	HIS	CB-CA-C	6.49	123.39	110.40
1	5	119	G	O4'-C4'-C3'	-6.49	97.51	104.00
1	5	4338	G	N9-C1'-C2'	-6.48	104.87	112.00
10	G	223	ARG	NE-CZ-NH1	6.48	123.54	120.30
1	5	209	U	C4'-C3'-O3'	6.48	125.96	113.00
1	5	307	A	N9-C1'-C2'	6.48	122.42	114.00
15	M	109	ARG	NE-CZ-NH2	6.48	123.54	120.30
17	O	37	ARG	NE-CZ-NH1	6.48	123.54	120.30
32	d	85	ARG	NE-CZ-NH2	-6.47	117.06	120.30
1	5	136	C	N1-C1'-C2'	-6.47	104.89	112.00
1	5	2118	G	C4'-C3'-O3'	6.46	125.92	113.00
1	5	4199	C	C4'-C3'-O3'	6.46	125.92	113.00
1	5	946	C	O4'-C1'-N1	6.46	113.37	108.20
3	8	64	U	C5'-C4'-O4'	6.45	116.84	109.10
6	C	143	ARG	NE-CZ-NH2	-6.45	117.08	120.30
1	5	1573	G	N9-C1'-C2'	6.44	122.38	114.00
1	5	2546	G	C4'-C3'-O3'	6.44	125.88	113.00
19	Q	181	ARG	CA-CB-CG	6.43	127.55	113.40
1	5	2665	U	C2'-C3'-O3'	6.42	123.98	113.70
1	5	4534	G	N9-C1'-C2'	-6.42	104.94	112.00
1	5	4976	U	N1-C1'-C2'	6.42	122.35	114.00
3	8	86	U	O4'-C1'-C2'	-6.42	99.38	105.80
1	5	1853	G	N9-C1'-C2'	-6.42	104.94	112.00
45	r	31	ASN	N-CA-CB	6.42	122.15	110.60
1	5	1572	U	N1-C1'-C2'	6.41	122.34	114.00
4	A	63	PHE	CB-CG-CD1	6.41	125.29	120.80
1	5	1724	G	C4'-C3'-O3'	-6.41	95.95	109.40
3	8	35	C	N1-C1'-C2'	6.41	122.33	114.00
1	5	1980	U	C1'-O4'-C4'	-6.41	104.78	109.90
1	5	4519	C	C2'-C3'-O3'	6.40	123.94	113.70
1	5	4076	G	N9-C1'-C2'	-6.40	104.96	112.00
22	T	13	TYR	CA-CB-CG	6.40	125.56	113.40
9	F	168	ARG	CB-CG-CD	6.40	128.24	111.60

Continued on next page...

Continued from previous page...

Mol	Chain	Res	Type	Atoms	Z	Observed(°)	Ideal(°)
1	5	2088	A	C2'-C3'-O3'	6.39	123.93	113.70
1	5	2649	G	N9-C1'-C2'	6.39	122.30	114.00
1	5	1241	C	C2'-C3'-O3'	6.38	123.92	113.70
1	5	2581	A	N9-C1'-C2'	6.38	122.30	114.00
1	5	1642	A	C4'-C3'-O3'	-6.38	96.00	109.40
1	5	4911	A	O5'-P-OP2	-6.38	99.96	105.70
27	Y	81	TYR	CB-CA-C	6.38	123.16	110.40
1	5	4127	A	O4'-C1'-N9	6.38	113.30	108.20
7	D	293	ARG	NE-CZ-NH1	6.38	123.49	120.30
7	D	223	PHE	CB-CG-CD1	6.37	125.26	120.80
1	5	84	A	N9-C1'-C2'	6.36	122.27	114.00
1	5	3671	G	N9-C1'-C2'	6.35	122.25	114.00
1	5	336	A	C1'-O4'-C4'	-6.35	104.82	109.90
1	5	1272	C	O4'-C1'-N1	6.34	113.28	108.20
1	5	2511	A	O4'-C1'-N9	-6.34	103.12	108.20
1	5	2554	U	C2'-C3'-O3'	6.34	123.85	113.70
1	5	1615	C	C2'-C3'-O3'	6.34	123.84	113.70
10	G	235	ARG	CG-CD-NE	6.33	125.09	111.80
29	a	109	TYR	CB-CG-CD2	-6.33	117.20	121.00
27	Y	78	TYR	CB-CA-C	6.33	123.05	110.40
1	5	3901	A	C5'-C4'-O4'	6.31	116.68	109.10
1	5	2874	U	O4'-C1'-N1	-6.31	103.15	108.20
1	5	294	G	N9-C1'-C2'	6.31	122.20	114.00
1	5	3648	A	O4'-C1'-N9	6.30	113.24	108.20
3	8	104	A	N9-C1'-C2'	6.30	122.19	114.00
12	I	34	PHE	CB-CG-CD1	-6.30	116.39	120.80
1	5	3653	A	O5'-P-OP1	-6.30	100.03	105.70
25	W	55	TYR	CB-CG-CD1	6.30	124.78	121.00
1	5	1724	G	N9-C1'-C2'	6.29	122.18	114.00
1	5	4519	C	O4'-C4'-C3'	-6.29	97.71	104.00
33	e	5	ARG	NE-CZ-NH1	6.29	123.44	120.30
4	A	37	ARG	NE-CZ-NH1	6.29	123.44	120.30
9	F	136	ARG	NE-CZ-NH2	-6.28	117.16	120.30
1	5	1672	U	C2-N1-C1'	6.28	125.24	117.70
7	D	35	ARG	CG-CD-NE	6.28	124.99	111.80
1	5	2827	G	N9-C1'-C2'	6.28	122.16	114.00
9	F	36	ARG	NE-CZ-NH1	-6.28	117.16	120.30
7	D	145	TYR	CB-CA-C	6.28	122.95	110.40
18	P	139	TYR	CA-CB-CG	-6.27	101.48	113.40
1	5	2511	A	C2'-C3'-O3'	6.27	123.73	113.70
25	W	8	PHE	CB-CG-CD2	-6.27	116.41	120.80
1	5	417	G	O4'-C1'-N9	6.27	113.21	108.20

Continued on next page...

Continued from previous page...

Mol	Chain	Res	Type	Atoms	Z	Observed(°)	Ideal(°)
1	5	3880	G	N9-C1'-C2'	6.26	122.14	114.00
1	5	4519	C	C4'-C3'-C2'	-6.26	96.33	102.60
19	Q	33	ARG	NE-CZ-NH2	-6.26	117.17	120.30
21	S	83	ARG	CG-CD-NE	6.26	124.94	111.80
7	D	30	TYR	CB-CA-C	6.25	122.91	110.40
1	5	219	G	O5'-P-OP2	-6.25	100.08	105.70
3	8	62	A	C8-N9-C1'	6.25	138.94	127.70
1	5	1279	A	C2'-C3'-O3'	6.24	123.69	113.70
1	5	2403	A	N9-C1'-C2'	6.24	122.12	114.00
1	5	4718	G	N9-C1'-C2'	-6.24	105.14	112.00
1	5	1282	G	O5'-P-OP1	-6.24	100.09	105.70
1	5	220	C	C2'-C3'-O3'	6.23	123.67	113.70
14	L	192	PHE	N-CA-CB	6.23	121.81	110.60
1	5	1961	G	C2'-C3'-O3'	6.22	123.66	113.70
1	5	2673	G	O4'-C1'-C2'	-6.22	99.58	105.80
1	5	4677	U	C3'-C2'-C1'	6.22	106.47	101.50
1	5	4548	A	P-O5'-C5'	6.21	130.84	120.90
36	h	89	ARG	CG-CD-NE	6.21	124.84	111.80
1	5	5056	A	N9-C1'-C2'	6.21	122.07	114.00
20	R	107	ARG	NE-CZ-NH1	6.21	123.40	120.30
31	c	90	ARG	CA-CB-CG	6.21	127.06	113.40
1	5	99	A	N9-C1'-C2'	-6.21	105.17	112.00
1	5	2082	G	N9-C1'-C2'	6.21	122.07	114.00
6	C	80	ARG	NE-CZ-NH1	6.20	123.40	120.30
38	j	11	ARG	CG-CD-NE	-6.20	98.78	111.80
7	D	44	TYR	CA-CB-CG	-6.20	101.62	113.40
1	5	1934	A	N9-C1'-C2'	-6.19	105.19	112.00
3	8	81	C	O4'-C1'-N1	6.19	113.16	108.20
1	5	3791	C	O4'-C1'-N1	-6.19	103.25	108.20
10	G	54	PHE	CB-CA-C	6.19	122.78	110.40
1	5	747	A	C2'-C3'-O3'	6.19	123.60	113.70
1	5	3727	A	N9-C1'-C2'	6.18	122.04	114.00
5	B	137	TRP	CA-CB-CG	-6.18	101.96	113.70
1	5	2107	C	C2'-C3'-O3'	6.18	123.58	113.70
19	Q	4	ASP	CB-CA-C	6.18	122.75	110.40
1	5	5006	U	N1-C1'-C2'	-6.17	105.21	112.00
11	H	31	ARG	NE-CZ-NH2	-6.17	117.21	120.30
1	5	962	C	C4'-C3'-O3'	-6.17	96.44	109.40
1	5	2666	U	C4'-C3'-C2'	-6.17	96.43	102.60
16	N	96	ARG	NE-CZ-NH1	-6.17	117.22	120.30
29	a	61	TYR	CB-CG-CD2	6.17	124.70	121.00
1	5	1379	C	C5'-C4'-O4'	6.17	116.50	109.10

Continued on next page...

Continued from previous page...

Mol	Chain	Res	Type	Atoms	Z	Observed(°)	Ideal(°)
1	5	2470	C	O4'-C1'-C2'	-6.17	99.63	105.80
6	C	35	ASP	CB-CG-OD2	-6.17	112.75	118.30
1	5	409	G	N9-C1'-C2'	-6.16	105.22	112.00
35	g	90	ARG	CG-CD-NE	-6.16	98.86	111.80
1	5	4560	C	O4'-C1'-N1	-6.16	103.27	108.20
1	5	4579	U	C2-N1-C1'	6.16	125.09	117.70
17	O	117	ARG	NE-CZ-NH1	6.16	123.38	120.30
1	5	514	U	C4'-C3'-C2'	-6.15	96.45	102.60
9	F	239	GLU	CA-CB-CG	6.15	126.93	113.40
20	R	9	ARG	NE-CZ-NH1	6.15	123.38	120.30
34	f	19	ARG	NE-CZ-NH2	-6.15	117.22	120.30
1	5	2854	G	C2'-C3'-O3'	6.15	123.53	113.70
1	5	4451	G	N9-C1'-C2'	6.14	121.99	114.00
1	5	4976	U	C5'-C4'-O4'	6.14	116.47	109.10
6	C	311	ARG	NE-CZ-NH1	6.14	123.37	120.30
31	c	39	ARG	CG-CD-NE	-6.14	98.90	111.80
9	F	168	ARG	NE-CZ-NH1	6.14	123.37	120.30
1	5	1379	C	P-O5'-C5'	6.13	130.72	120.90
1	5	4239	A	C2'-C3'-O3'	6.13	123.52	113.70
1	5	2854	G	N9-C1'-C2'	-6.13	105.25	112.00
14	L	82	ARG	NE-CZ-NH1	6.13	123.36	120.30
32	d	87	ARG	CA-CB-CG	6.13	126.88	113.40
8	E	59	TYR	N-CA-C	-6.12	94.46	111.00
27	Y	15	ARG	NE-CZ-NH1	-6.12	117.24	120.30
3	8	62	A	C4-N9-C1'	-6.12	115.29	126.30
3	8	66	A	N9-C1'-C2'	6.12	121.95	114.00
1	5	4880	C	N1-C1'-C2'	6.12	121.95	114.00
1	5	219	G	O4'-C1'-C2'	-6.12	99.69	105.80
5	B	102	PHE	CB-CA-C	-6.11	98.18	110.40
43	o	78	ARG	NE-CZ-NH1	-6.11	117.25	120.30
9	F	98	ARG	NE-CZ-NH2	-6.11	117.25	120.30
45	r	45	HIS	CB-CA-C	-6.10	98.19	110.40
7	D	145	TYR	CA-CB-CG	-6.10	101.81	113.40
19	Q	58	ARG	NE-CZ-NH2	-6.10	117.25	120.30
1	5	1649	U	N1-C1'-C2'	6.09	121.92	114.00
1	5	4731	G	O4'-C1'-N9	6.09	113.07	108.20
1	5	4948	C	C2'-C3'-O3'	6.09	123.44	113.70
38	j	39	TYR	CB-CA-C	-6.09	98.22	110.40
1	5	1614	C	C2'-C3'-O3'	6.09	123.44	113.70
1	5	2119	C	O4'-C1'-N1	6.08	113.07	108.20
1	5	4876	U	N1-C1'-C2'	6.08	121.91	114.00
25	W	57	ARG	NE-CZ-NH1	6.08	123.34	120.30

Continued on next page...

Continued from previous page...

Mol	Chain	Res	Type	Atoms	Z	Observed(°)	Ideal(°)
32	d	87	ARG	CG-CD-NE	-6.07	99.04	111.80
1	5	1488	G	C2'-C3'-O3'	6.07	123.42	113.70
1	5	5040	U	C4'-C3'-O3'	-6.07	96.66	109.40
14	L	36	ARG	NE-CZ-NH1	6.07	123.33	120.30
4	A	83	HIS	N-CA-C	-6.06	94.64	111.00
19	Q	181	ARG	CG-CD-NE	-6.05	99.09	111.80
1	5	3843	C	O4'-C1'-N1	-6.05	103.36	108.20
1	5	235	A	C1'-O4'-C4'	-6.05	105.06	109.90
6	C	78	ARG	NE-CZ-NH2	-6.05	117.28	120.30
1	5	3738	G	N9-C1'-C2'	-6.04	105.36	112.00
1	5	1214	C	O4'-C1'-N1	-6.04	103.37	108.20
1	5	4986	G	N9-C1'-C2'	6.04	121.85	114.00
34	f	36	ARG	NE-CZ-NH2	-6.04	117.28	120.30
1	5	4270	C	C2'-C3'-O3'	6.03	123.35	113.70
1	5	4519	C	C1'-O4'-C4'	-6.03	105.07	109.90
29	a	132	ARG	NE-CZ-NH2	-6.03	117.29	120.30
1	5	4599	A	N9-C1'-C2'	6.02	121.83	114.00
37	i	85	ARG	NE-CZ-NH2	-6.02	117.29	120.30
1	5	4871	C	O4'-C1'-N1	-6.01	103.39	108.20
16	N	71	ARG	NE-CZ-NH1	6.01	123.31	120.30
27	Y	126	ARG	NE-CZ-NH2	-6.01	117.29	120.30
1	5	1210	C	N1-C1'-C2'	6.01	121.82	114.00
2	7	58	A	N9-C1'-C2'	-6.01	105.39	112.00
1	5	1658	G	N9-C1'-C2'	6.01	121.81	114.00
19	Q	166	TYR	CB-CG-CD1	6.01	124.61	121.00
6	C	312	ARG	CG-CD-NE	-6.01	99.19	111.80
8	E	157	ARG	NE-CZ-NH1	-6.00	117.30	120.30
1	5	52	G	C2'-C3'-O3'	6.00	123.30	113.70
1	5	3913	G	C2'-C3'-O3'	6.00	123.30	113.70
3	8	13	G	N9-C1'-C2'	6.00	121.80	114.00
36	h	84	ARG	CG-CD-NE	-6.00	99.20	111.80
1	5	67	C	N1-C1'-C2'	-6.00	105.40	112.00
1	5	3739	C	O4'-C1'-C2'	-6.00	99.80	105.80
3	8	64	U	C2-N1-C1'	6.00	124.89	117.70
1	5	4694	G	O5'-P-OP1	-5.99	100.31	105.70
31	c	56	ARG	NE-CZ-NH1	5.99	123.29	120.30
18	P	127	ARG	NE-CZ-NH2	-5.98	117.31	120.30
20	R	108	ARG	NE-CZ-NH2	-5.98	117.31	120.30
33	e	46	ARG	NE-CZ-NH2	-5.98	117.31	120.30
7	D	265	ARG	NE-CZ-NH2	-5.98	117.31	120.30
1	5	2744	A	N9-C1'-C2'	5.98	121.77	114.00
2	7	58	A	C2'-C3'-O3'	5.98	123.26	113.70

Continued on next page...

Continued from previous page...

Mol	Chain	Res	Type	Atoms	Z	Observed(°)	Ideal(°)
29	a	65	ARG	CG-CD-NE	-5.98	99.25	111.80
45	r	103	ARG	NE-CZ-NH1	5.98	123.29	120.30
1	5	1697	G	O5'-P-OP2	5.97	117.86	110.70
43	o	40	ARG	NE-CZ-NH1	5.97	123.28	120.30
1	5	669	C	C1'-O4'-C4'	-5.96	105.13	109.90
7	D	54	ARG	CB-CG-CD	5.96	127.08	111.60
1	5	1930	U	O4'-C1'-N1	-5.95	103.44	108.20
1	5	4979	A	N9-C1'-C2'	5.95	121.74	114.00
5	B	258	HIS	N-CA-C	5.95	127.07	111.00
1	5	4473	A	C4-N9-C1'	5.95	137.00	126.30
1	5	2307	A	N9-C1'-C2'	5.95	121.73	114.00
33	e	20	PHE	CB-CG-CD1	-5.94	116.64	120.80
1	5	4291	G	N9-C1'-C2'	5.94	121.72	114.00
1	5	1398	A	O5'-P-OP2	-5.94	100.35	105.70
1	5	1523	A	O5'-P-OP1	-5.94	100.36	105.70
1	5	231	U	C4'-C3'-O3'	-5.94	96.93	109.40
1	5	2515	G	N9-C1'-C2'	-5.94	105.47	112.00
1	5	4479	A	N9-C1'-C2'	-5.94	105.47	112.00
15	M	90	ARG	CG-CD-NE	-5.94	99.33	111.80
1	5	1495	G	N9-C1'-C2'	5.93	121.71	114.00
15	M	6	PHE	CB-CA-C	5.93	122.25	110.40
22	T	57	TYR	CA-CB-CG	5.93	124.66	113.40
31	c	56	ARG	CD-NE-CZ	5.92	131.90	123.60
1	5	2373	C	N1-C1'-C2'	5.92	121.69	114.00
1	5	2323	C	N1-C1'-C2'	-5.92	105.49	112.00
1	5	4670	C	O4'-C1'-N1	-5.91	103.47	108.20
1	5	936	C	C4'-C3'-O3'	5.91	124.82	113.00
1	5	2322	G	C2'-C3'-O3'	5.91	123.15	113.70
14	L	82	ARG	CG-CD-NE	-5.91	99.39	111.80
1	5	1992	U	O4'-C1'-N1	5.91	112.92	108.20
1	5	53	C	N1-C1'-C2'	-5.90	105.51	112.00
6	C	102	PHE	N-CA-CB	5.90	121.22	110.60
1	5	2642	A	N9-C1'-C2'	-5.90	105.51	112.00
1	5	4449	A	N9-C1'-C2'	-5.90	105.51	112.00
1	5	40	G	N9-C1'-C2'	5.89	121.66	114.00
1	5	3774	A	N9-C1'-C2'	5.89	121.66	114.00
32	d	78	ARG	NE-CZ-NH1	5.89	123.25	120.30
1	5	2305	U	C5'-C4'-O4'	5.88	116.16	109.10
1	5	4510	A	N9-C1'-C2'	5.88	121.65	114.00
1	5	1894	C	N1-C1'-C2'	5.88	121.65	114.00
8	E	275	ASN	N-CA-CB	5.88	121.19	110.60
1	5	2070	U	N1-C1'-C2'	5.88	121.64	114.00

Continued on next page...

Continued from previous page...

Mol	Chain	Res	Type	Atoms	Z	Observed(°)	Ideal(°)
1	5	1324	A	N9-C1'-C2'	5.88	121.64	114.00
1	5	4201	G	N9-C1'-C2'	5.87	121.63	114.00
1	5	4763	U	O4'-C1'-N1	5.87	112.90	108.20
1	5	2305	U	O4'-C4'-C3'	-5.87	98.13	104.00
1	5	4215	C	O4'-C1'-C2'	-5.86	99.94	105.80
12	I	94	PHE	CB-CG-CD2	-5.86	116.70	120.80
1	5	33	A	N9-C1'-C2'	5.86	121.62	114.00
1	5	1487	G	C2'-C3'-O3'	5.85	123.07	113.70
14	L	34	ARG	NE-CZ-NH2	-5.85	117.37	120.30
1	5	4199	C	O4'-C1'-C2'	-5.85	99.95	105.80
1	5	2268	A	O4'-C1'-N9	-5.84	103.53	108.20
11	H	54	ARG	NE-CZ-NH2	-5.84	117.38	120.30
1	5	4481	U	C5'-C4'-O4'	5.84	116.10	109.10
1	5	934	C	O4'-C1'-N1	-5.83	103.53	108.20
1	5	4548	A	C5'-C4'-O4'	5.83	116.09	109.10
1	5	4074	C	N1-C1'-C2'	5.83	121.57	114.00
3	8	81	C	C5'-C4'-C3'	5.82	125.31	116.00
1	5	2586	G	O4'-C1'-N9	5.82	112.86	108.20
21	S	84	TYR	CB-CG-CD1	5.82	124.49	121.00
33	e	60	TYR	CB-CA-C	5.81	122.03	110.40
1	5	2448	G	N9-C1'-C2'	5.81	121.56	114.00
1	5	1650	A	C4-N9-C1'	-5.81	115.84	126.30
27	Y	121	ARG	NE-CZ-NH1	5.81	123.20	120.30
1	5	657	C	C2'-C3'-O3'	5.81	122.99	113.70
1	5	85	G	N9-C1'-C2'	-5.80	105.62	112.00
1	5	1341	U	N1-C1'-C2'	5.80	121.54	114.00
1	5	920	C	C5'-C4'-O4'	5.80	116.06	109.10
3	8	34	U	C3'-C2'-C1'	5.80	106.14	101.50
1	5	72	C	C1'-O4'-C4'	-5.79	105.26	109.90
1	5	4463	U	O4'-C1'-N1	5.79	112.84	108.20
1	5	2553	A	C1'-O4'-C4'	-5.78	105.27	109.90
5	B	117	ARG	CG-CD-NE	-5.78	99.66	111.80
12	I	119	PHE	CB-CG-CD2	-5.78	116.75	120.80
1	5	1815	G	C1'-O4'-C4'	-5.78	105.28	109.90
1	5	197	A	N9-C1'-C2'	5.77	121.51	114.00
36	h	119	PHE	CB-CG-CD2	-5.77	116.76	120.80
44	p	14	TYR	CB-CA-C	5.77	121.94	110.40
1	5	4481	U	N1-C1'-C2'	5.77	121.50	114.00
1	5	4473	A	C8-N9-C1'	-5.76	117.33	127.70
34	f	6	TRP	N-CA-C	-5.76	95.44	111.00
1	5	2807	A	C2'-C3'-O3'	5.76	122.92	113.70
3	8	115	G	C2'-C3'-O3'	5.76	122.91	113.70

Continued on next page...

Continued from previous page...

Mol	Chain	Res	Type	Atoms	Z	Observed(°)	Ideal(°)
19	Q	32	TYR	CA-CB-CG	5.76	124.34	113.40
16	N	30	TYR	N-CA-CB	-5.75	100.24	110.60
1	5	1506	G	N9-C1'-C2'	-5.75	105.68	112.00
21	S	97	TYR	CA-CB-CG	-5.75	102.48	113.40
1	5	292	G	C4-N9-C1'	-5.74	119.03	126.50
1	5	2769	U	O4'-C1'-N1	5.74	112.80	108.20
1	5	3691	G	N9-C1'-C2'	5.74	121.47	114.00
1	5	3686	G	N9-C1'-C2'	-5.74	105.69	112.00
3	8	135	C	N1-C1'-C2'	5.74	121.46	114.00
1	5	85	G	O4'-C1'-C2'	-5.73	100.07	105.80
1	5	88	A	N9-C1'-C2'	5.73	121.45	114.00
1	5	1398	A	O5'-P-OP1	5.73	117.58	110.70
8	E	268	ARG	NE-CZ-NH2	-5.73	117.44	120.30
1	5	4125	C	C4'-C3'-O3'	-5.72	97.38	109.40
4	A	147	ARG	NE-CZ-NH1	5.72	123.16	120.30
4	A	63	PHE	CB-CG-CD2	-5.72	116.80	120.80
1	5	236	G	N9-C1'-C2'	5.72	121.43	114.00
1	5	1398	A	O4'-C1'-N9	5.71	112.77	108.20
1	5	4385	A	C2'-C3'-O3'	-5.71	96.93	109.50
3	8	79	G	N9-C1'-C2'	5.71	121.43	114.00
27	Y	18	HIS	N-CA-CB	5.71	120.89	110.60
1	5	1285	U	O4'-C1'-N1	5.71	112.77	108.20
4	A	34	PHE	N-CA-CB	5.71	120.87	110.60
1	5	1264	C	C2'-C3'-O3'	5.70	122.83	113.70
1	5	2118	G	O4'-C4'-C3'	-5.70	98.30	104.00
1	5	2119	C	C1'-O4'-C4'	-5.70	105.34	109.90
1	5	2643	G	C2'-C3'-O3'	5.70	122.82	113.70
9	F	100	ILE	CG1-CB-CG2	5.70	123.94	111.40
1	5	2360	A	N9-C1'-C2'	5.70	121.41	114.00
9	F	136	ARG	CG-CD-NE	-5.70	99.83	111.80
1	5	1438	U	C2'-C3'-O3'	5.69	122.81	113.70
19	Q	68	ARG	NE-CZ-NH2	-5.69	117.45	120.30
8	E	278	TYR	CB-CG-CD1	-5.69	117.58	121.00
6	C	200	ARG	NE-CZ-NH2	-5.69	117.45	120.30
1	5	703	G	C1'-O4'-C4'	-5.68	105.35	109.90
20	R	97	ARG	CG-CD-NE	-5.68	99.86	111.80
1	5	111	C	N1-C1'-C2'	-5.68	105.75	112.00
1	5	2282	A	N9-C1'-C2'	5.68	121.39	114.00
1	5	1696	C	C2'-C3'-O3'	5.68	122.79	113.70
27	Y	61	HIS	N-CA-CB	5.68	120.82	110.60
1	5	2405	G	N9-C1'-C2'	-5.68	105.76	112.00
4	A	37	ARG	CG-CD-NE	-5.68	99.88	111.80

Continued on next page...

Continued from previous page...

Mol	Chain	Res	Type	Atoms	Z	Observed(°)	Ideal(°)
1	5	370	U	N1-C1'-C2'	5.67	121.38	114.00
1	5	1849	U	O5'-P-OP1	5.67	117.51	110.70
7	D	35	ARG	NE-CZ-NH2	-5.67	117.46	120.30
1	5	84	A	C4-N9-C1'	-5.67	116.09	126.30
30	b	17	HIS	CB-CA-C	-5.67	99.06	110.40
38	j	27	TYR	N-CA-CB	5.67	120.80	110.60
6	C	350	ARG	NE-CZ-NH2	-5.66	117.47	120.30
26	X	137	TYR	CB-CG-CD1	5.66	124.40	121.00
8	E	101	ARG	NE-CZ-NH2	5.65	123.13	120.30
1	5	100	C	C5'-C4'-O4'	5.65	115.88	109.10
1	5	1876	U	C2'-C3'-O3'	5.65	122.74	113.70
1	5	4114	C	N1-C1'-C2'	5.65	121.34	114.00
2	7	7	G	C5'-C4'-O4'	5.65	115.88	109.10
21	S	10	TYR	CB-CG-CD1	-5.65	117.61	121.00
33	e	75	ARG	CG-CD-NE	-5.65	99.94	111.80
11	H	180	TYR	CA-CB-CG	5.65	124.13	113.40
1	5	1494	U	N1-C1'-C2'	5.64	121.34	114.00
1	5	3776	G	N9-C1'-C2'	-5.64	105.79	112.00
1	5	1281	G	C5'-C4'-O4'	5.64	115.87	109.10
1	5	5062	G	P-O5'-C5'	5.64	129.93	120.90
40	l	12	PHE	CB-CG-CD2	-5.64	116.85	120.80
19	Q	176	ARG	CG-CD-NE	-5.64	99.95	111.80
1	5	1642	A	P-O3'-C3'	5.64	126.47	119.70
1	5	1639	U	N1-C1'-C2'	5.64	121.33	114.00
1	5	4966	A	C8-N9-C1'	-5.63	117.56	127.70
1	5	2383	C	N1-C1'-C2'	5.63	121.32	114.00
1	5	490	C	N1-C1'-C2'	5.63	121.32	114.00
5	B	169	ARG	CG-CD-NE	5.63	123.62	111.80
1	5	514	U	C4'-C3'-O3'	5.63	124.25	113.00
6	C	311	ARG	CG-CD-NE	-5.62	99.99	111.80
21	S	94	TYR	CA-CB-CG	-5.62	102.72	113.40
1	5	4753	U	C2'-C3'-O3'	5.62	122.68	113.70
38	j	66	HIS	CA-CB-CG	-5.61	104.06	113.60
1	5	85	G	O4'-C1'-N9	5.61	112.69	108.20
1	5	2665	U	N1-C1'-C2'	-5.61	105.83	112.00
1	5	2686	G	N9-C1'-C2'	-5.61	105.83	112.00
1	5	3773	U	N1-C1'-C2'	-5.61	105.83	112.00
28	Z	121	ARG	NE-CZ-NH2	-5.61	117.50	120.30
1	5	2077	C	N1-C1'-C2'	-5.60	105.83	112.00
1	5	4950	U	N1-C1'-C2'	5.60	121.28	114.00
5	B	169	ARG	NE-CZ-NH2	-5.60	117.50	120.30
5	B	246	ARG	NE-CZ-NH1	5.60	123.10	120.30

Continued on next page...

Continued from previous page...

Mol	Chain	Res	Type	Atoms	Z	Observed(°)	Ideal(°)
10	G	57	TRP	CA-CB-CG	-5.60	103.06	113.70
1	5	1539	G	C2'-C3'-O3'	5.60	122.66	113.70
1	5	1295	C	N1-C1'-C2'	5.60	121.28	114.00
10	G	235	ARG	NE-CZ-NH2	-5.60	117.50	120.30
20	R	110	ARG	NE-CZ-NH1	5.60	123.10	120.30
14	L	7	GLY	N-CA-C	-5.60	99.11	113.10
1	5	1932	A	N9-C1'-C2'	5.59	121.27	114.00
1	5	118	C	C2'-C3'-O3'	5.59	122.65	113.70
1	5	2857	A	C1'-C2'-O2'	-5.59	93.82	110.60
3	8	39	G	N9-C1'-C2'	-5.59	105.85	112.00
45	r	21	ASN	CB-CA-C	5.59	121.58	110.40
1	5	2487	G	C2'-C3'-O3'	5.59	122.64	113.70
1	5	3773	U	C4'-C3'-C2'	-5.59	97.01	102.60
1	5	2088	A	N9-C1'-C2'	-5.58	105.86	112.00
12	I	213	HIS	CB-CA-C	5.58	121.56	110.40
23	U	101	ARG	NE-CZ-NH1	5.58	123.09	120.30
1	5	3663	A	O4'-C1'-N9	-5.58	103.74	108.20
19	Q	32	TYR	CB-CG-CD2	-5.58	117.65	121.00
35	g	9	ARG	CG-CD-NE	-5.58	100.08	111.80
1	5	4693	C	O4'-C4'-C3'	-5.58	98.42	104.00
1	5	1614	C	N1-C1'-C2'	-5.58	105.87	112.00
11	H	115	ARG	CG-CD-NE	-5.57	100.10	111.80
14	L	6	ASN	N-CA-CB	5.57	120.63	110.60
1	5	977	C	C4'-C3'-C2'	-5.57	97.03	102.60
16	N	182	HIS	N-CA-CB	5.57	120.63	110.60
19	Q	178	ARG	CG-CD-NE	-5.57	100.11	111.80
1	5	1521	C	C2'-C3'-O3'	5.57	122.61	113.70
7	D	210	TYR	CB-CG-CD1	-5.57	117.66	121.00
1	5	2474	G	C2'-C3'-O3'	5.56	122.60	113.70
1	5	1632	A	O4'-C1'-N9	5.56	112.65	108.20
1	5	4723	A	C5'-C4'-O4'	5.56	115.77	109.10
2	7	75	G	O4'-C1'-N9	5.56	112.64	108.20
9	F	72	ARG	NE-CZ-NH2	-5.55	117.52	120.30
28	Z	28	ASN	N-CA-C	-5.55	96.01	111.00
1	5	956	A	N9-C1'-C2'	-5.55	105.90	112.00
1	5	1631	A	C5'-C4'-O4'	5.55	115.76	109.10
1	5	1534	A	P-O5'-C5'	5.54	129.77	120.90
1	5	4326	G	N9-C1'-C2'	5.54	121.21	114.00
1	5	1398	A	C2'-C3'-O3'	5.54	122.57	113.70
1	5	4767	C	C2'-C3'-O3'	5.54	122.57	113.70
19	Q	104	ARG	NE-CZ-NH1	5.54	123.07	120.30
1	5	2396	A	N9-C1'-C2'	5.54	121.20	114.00

Continued on next page...

Continued from previous page...

Mol	Chain	Res	Type	Atoms	Z	Observed(°)	Ideal(°)
1	5	2468	U	C4'-C3'-O3'	5.54	124.08	113.00
1	5	1672	U	C6-N1-C1'	-5.54	113.45	121.20
1	5	1827	C	N1-C1'-C2'	5.53	121.19	114.00
1	5	1734	G	N9-C1'-C2'	-5.53	105.92	112.00
44	p	18	TYR	CA-CB-CG	5.53	123.91	113.40
1	5	3735	G	C4'-C3'-O3'	-5.53	97.79	109.40
14	L	163	ARG	NE-CZ-NH1	5.53	123.06	120.30
29	a	61	TYR	N-CA-C	-5.53	96.08	111.00
1	5	1359	G	N9-C1'-C2'	5.52	121.18	114.00
4	A	211	PHE	CB-CG-CD2	-5.52	116.93	120.80
1	5	687	U	N1-C1'-C2'	-5.52	105.93	112.00
1	5	1501	C	C1'-O4'-C4'	-5.52	105.48	109.90
1	5	2754	G	N9-C1'-C2'	-5.52	105.93	112.00
21	S	152	PHE	CB-CG-CD2	-5.52	116.94	120.80
33	e	35	TRP	CB-CG-CD1	-5.52	119.82	127.00
1	5	2398	U	C2'-C3'-O3'	5.52	122.53	113.70
1	5	3886	G	N9-C1'-C2'	-5.52	105.93	112.00
43	o	26	TYR	CB-CG-CD1	5.52	124.31	121.00
1	5	2450	G	N9-C1'-C2'	-5.51	105.94	112.00
1	5	2673	G	C1'-O4'-C4'	-5.51	105.49	109.90
1	5	2360	A	O4'-C1'-N9	-5.51	103.79	108.20
1	5	4076	G	C1'-O4'-C4'	-5.51	105.49	109.90
45	r	45	HIS	N-CA-CB	-5.51	100.68	110.60
1	5	4944	C	N1-C1'-C2'	5.51	121.16	114.00
19	Q	184	ARG	CB-CG-CD	5.51	125.93	111.60
23	U	90	TYR	CB-CA-C	-5.51	99.38	110.40
1	5	4731	G	N9-C1'-C2'	5.50	121.16	114.00
1	5	3667	C	C2'-C3'-O3'	5.50	122.50	113.70
1	5	977	C	C5'-C4'-O4'	5.50	115.70	109.10
1	5	1282	G	O5'-P-OP2	5.50	117.30	110.70
1	5	4909	A	C1'-O4'-C4'	-5.50	105.50	109.90
1	5	2385	U	N1-C1'-C2'	5.49	121.14	114.00
9	F	98	ARG	NE-CZ-NH1	5.49	123.05	120.30
19	Q	75	ARG	NE-CZ-NH2	-5.49	117.55	120.30
1	5	4076	G	O4'-C1'-N9	5.49	112.59	108.20
1	5	4975	G	O4'-C1'-N9	5.49	112.59	108.20
33	e	36	ARG	NE-CZ-NH1	-5.49	117.56	120.30
1	5	1626	G	N9-C1'-C2'	-5.48	105.97	112.00
1	5	3912	U	C1'-C2'-O2'	-5.48	94.15	110.60
1	5	2858	A	N9-C1'-C2'	5.48	121.13	114.00
1	5	3906	A	N9-C1'-C2'	-5.48	105.97	112.00
31	c	78	ASN	N-CA-CB	5.48	120.47	110.60

Continued on next page...

Continued from previous page...

Mol	Chain	Res	Type	Atoms	Z	Observed(°)	Ideal(°)
8	E	278	TYR	CB-CG-CD2	-5.48	117.71	121.00
1	5	1211	G	N9-C1'-C2'	-5.47	105.98	112.00
8	E	153	HIS	N-CA-CB	-5.47	100.75	110.60
1	5	4978	G	N9-C1'-C2'	5.47	121.11	114.00
1	5	2583	C	C2'-C3'-O3'	5.47	122.45	113.70
45	r	103	ARG	NE-CZ-NH2	-5.47	117.57	120.30
1	5	210	C	N1-C1'-C2'	5.47	121.11	114.00
1	5	3634	G	C2'-C3'-O3'	5.47	122.45	113.70
1	5	2056	G	N9-C1'-C2'	-5.46	105.99	112.00
1	5	398	A	N9-C1'-C2'	5.46	121.10	114.00
1	5	3905	A	N9-C1'-C2'	-5.46	105.99	112.00
1	5	4873	G	N9-C1'-C2'	5.46	121.10	114.00
40	l	45	ARG	CB-CG-CD	5.46	125.80	111.60
1	5	2852	U	O4'-C1'-C2'	-5.46	100.34	105.80
1	5	421	C	C2'-C3'-O3'	5.45	122.42	113.70
1	5	4713	G	C2'-C3'-O3'	5.45	122.42	113.70
33	e	43	ASN	CB-CA-C	5.45	121.30	110.40
1	5	3898	G	C2'-C3'-O3'	5.45	122.42	113.70
1	5	372	A	N9-C1'-C2'	5.45	121.08	114.00
19	Q	26	ARG	NE-CZ-NH1	5.44	123.02	120.30
8	E	129	PHE	CB-CG-CD1	5.44	124.61	120.80
20	R	108	ARG	CD-NE-CZ	5.44	131.22	123.60
1	5	3875	G	C2'-C3'-O3'	5.44	122.40	113.70
34	f	6	TRP	CB-CA-C	5.44	121.28	110.40
1	5	2117	G	O4'-C4'-C3'	-5.44	98.56	104.00
4	A	16	PHE	CB-CA-C	5.43	121.27	110.40
13	J	54	ARG	NE-CZ-NH1	5.43	123.02	120.30
26	X	117	TYR	CB-CA-C	5.43	121.27	110.40
1	5	693	C	C2'-C3'-O3'	5.43	122.39	113.70
24	V	14	PHE	CB-CG-CD2	-5.43	117.00	120.80
33	e	47	ARG	NE-CZ-NH2	-5.43	117.58	120.30
10	G	49	ARG	CG-CD-NE	-5.43	100.40	111.80
1	5	1365	C	C4'-C3'-O3'	5.42	123.85	113.00
1	5	1724	G	C8-N9-C1'	-5.42	119.95	127.00
1	5	4481	U	C2-N1-C1'	5.42	124.21	117.70
37	i	26	HIS	N-CA-CB	5.42	120.36	110.60
1	5	2268	A	C2'-C3'-O3'	5.42	122.37	113.70
1	5	2054	U	C1'-O4'-C4'	-5.42	105.57	109.90
1	5	2325	C	O4'-C1'-C2'	-5.42	100.38	105.80
21	S	171	ARG	CG-CD-NE	5.42	123.17	111.80
1	5	4915	G	C2'-C3'-O3'	5.41	122.36	113.70
5	B	119	TYR	CB-CA-C	5.41	121.22	110.40

Continued on next page...

Continued from previous page...

Mol	Chain	Res	Type	Atoms	Z	Observed(°)	Ideal(°)
1	5	280	G	C1'-O4'-C4'	-5.41	105.57	109.90
1	5	4745	G	N9-C1'-C2'	5.41	121.03	114.00
1	5	4909	A	O4'-C1'-N9	5.41	112.53	108.20
13	J	32	ARG	CG-CD-NE	-5.41	100.45	111.80
17	O	128	ARG	NE-CZ-NH2	5.41	123.00	120.30
1	5	4579	U	C6-N1-C1'	-5.40	113.64	121.20
1	5	293	G	C2'-C3'-O3'	5.40	122.34	113.70
37	i	29	ARG	NE-CZ-NH1	5.40	123.00	120.30
18	P	42	ARG	CG-CD-NE	5.40	123.14	111.80
21	S	28	TYR	CA-CB-CG	5.40	123.65	113.40
1	5	1975	G	O4'-C1'-N9	-5.39	103.88	108.20
1	5	1464	C	N1-C1'-C2'	-5.39	106.07	112.00
1	5	3625	G	C4'-C3'-O3'	-5.39	98.08	109.40
1	5	2272	C	C1'-C2'-O2'	-5.39	94.43	110.60
30	b	6	ASN	CB-CA-C	5.39	121.18	110.40
1	5	1852	U	N1-C1'-C2'	-5.39	106.07	112.00
1	5	3648	A	C1'-O4'-C4'	-5.39	105.59	109.90
1	5	4280	A	C4'-C3'-C2'	-5.39	97.21	102.60
1	5	4975	G	N9-C1'-C2'	-5.38	106.08	112.00
1	5	1588	U	N1-C1'-C2'	5.38	121.00	114.00
5	B	117	ARG	NE-CZ-NH1	5.38	122.99	120.30
33	e	36	ARG	NE-CZ-NH2	5.38	122.99	120.30
1	5	2014	C	C2'-C3'-O3'	5.38	122.31	113.70
3	8	68	G	N9-C1'-C2'	5.38	120.99	114.00
16	N	114	ARG	NE-CZ-NH2	-5.37	117.61	120.30
4	A	19	HIS	N-CA-CB	-5.37	100.94	110.60
1	5	1667	G	C2'-C3'-O3'	5.37	122.29	113.70
21	S	81	TRP	N-CA-C	-5.37	96.51	111.00
1	5	82	U	N1-C1'-C2'	-5.37	106.10	112.00
8	E	236	TYR	CA-CB-CG	-5.36	103.21	113.40
16	N	192	TRP	N-CA-CB	-5.36	100.95	110.60
20	R	60	ARG	NE-CZ-NH1	5.36	122.98	120.30
7	D	66	TYR	CB-CG-CD1	5.36	124.22	121.00
26	X	129	ARG	NE-CZ-NH2	5.36	122.98	120.30
1	5	3626	G	N9-C1'-C2'	-5.36	106.11	112.00
2	7	59	G	N9-C1'-C2'	-5.36	106.11	112.00
12	I	139	ARG	CB-CG-CD	-5.35	97.69	111.60
1	5	215	C	C4'-C3'-O3'	-5.35	98.17	109.40
1	5	1390	G	N9-C1'-C2'	-5.35	106.12	112.00
18	P	30	ARG	NE-CZ-NH2	-5.35	117.63	120.30
1	5	911	U	C2'-C3'-O3'	5.34	122.25	113.70
1	5	2348	G	O4'-C1'-N9	-5.34	103.93	108.20

Continued on next page...

Continued from previous page...

Mol	Chain	Res	Type	Atoms	Z	Observed(°)	Ideal(°)
1	5	3590	G	C2'-C3'-O3'	5.34	122.25	113.70
8	E	212	TYR	CA-CB-CG	5.34	123.55	113.40
11	H	115	ARG	CA-CB-CG	5.34	125.15	113.40
7	D	20	PHE	CB-CA-C	5.34	121.08	110.40
41	m	106	ARG	NE-CZ-NH1	5.34	122.97	120.30
12	I	98	ARG	NE-CZ-NH2	5.34	122.97	120.30
24	V	97	TYR	CB-CA-C	5.34	121.08	110.40
1	5	1272	C	O4'-C1'-C2'	-5.33	100.47	105.80
36	h	70	ARG	NE-CZ-NH2	5.33	122.97	120.30
1	5	703	G	N9-C1'-C2'	-5.33	106.14	112.00
26	X	79	PHE	CB-CG-CD1	5.33	124.53	120.80
1	5	4883	C	O4'-C1'-N1	5.32	112.46	108.20
1	5	416	U	N1-C1'-C2'	5.32	120.91	114.00
22	T	140	PHE	CB-CA-C	-5.31	99.78	110.40
16	N	192	TRP	CB-CG-CD1	-5.31	120.10	127.00
19	Q	168	ARG	NE-CZ-NH1	5.31	122.95	120.30
36	h	72	PHE	CB-CG-CD2	-5.31	117.08	120.80
1	5	3753	G	C2'-C3'-O3'	5.31	122.19	113.70
19	Q	174	PHE	CB-CG-CD1	-5.31	117.09	120.80
1	5	1632	A	N9-C1'-C2'	-5.30	106.17	112.00
1	5	4497	U	C2'-C3'-O3'	5.30	122.19	113.70
1	5	212	A	N9-C1'-C2'	5.30	120.89	114.00
5	B	62	ARG	NE-CZ-NH2	-5.30	117.65	120.30
9	F	228	HIS	CA-CB-CG	-5.30	104.59	113.60
1	5	4302	U	N1-C1'-C2'	-5.30	106.17	112.00
9	F	136	ARG	CA-CB-CG	5.30	125.06	113.40
32	d	44	ARG	NE-CZ-NH2	-5.30	117.65	120.30
1	5	3726	A	N9-C1'-C2'	5.29	120.88	114.00
1	5	3692	A	N9-C1'-C2'	-5.29	106.18	112.00
3	8	34	U	C2-N1-C1'	-5.29	111.35	117.70
40	l	45	ARG	CG-CD-NE	-5.29	100.68	111.80
1	5	1961	G	C4'-C3'-C2'	-5.29	97.31	102.60
5	B	246	ARG	NE-CZ-NH2	-5.29	117.66	120.30
1	5	4528	G	O4'-C1'-C2'	-5.29	100.51	105.80
14	L	198	ARG	NE-CZ-NH2	-5.29	117.66	120.30
1	5	2056	G	P-O5'-C5'	-5.28	112.45	120.90
1	5	2817	C	C2'-C3'-O3'	5.28	122.16	113.70
16	N	143	ARG	NE-CZ-NH2	-5.28	117.66	120.30
1	5	3739	C	C2'-C3'-O3'	5.28	122.14	113.70
27	Y	45	ARG	NE-CZ-NH1	5.28	122.94	120.30
1	5	1390	G	C2'-C3'-O3'	5.27	122.14	113.70
26	X	137	TYR	CA-CB-CG	5.27	123.42	113.40

Continued on next page...

Continued from previous page...

Mol	Chain	Res	Type	Atoms	Z	Observed(°)	Ideal(°)
1	5	4228	G	O4'-C1'-N9	5.27	112.42	108.20
1	5	1211	G	C4'-C3'-C2'	-5.27	97.33	102.60
6	C	110	ARG	NE-CZ-NH1	5.26	122.93	120.30
37	i	39	PHE	CB-CG-CD1	-5.26	117.11	120.80
19	Q	75	ARG	CG-CD-NE	5.26	122.84	111.80
27	Y	87	ARG	CD-NE-CZ	5.26	130.96	123.60
1	5	3666	C	N1-C1'-C2'	-5.25	106.22	112.00
1	5	2263	A	C2'-C3'-O3'	5.25	122.10	113.70
1	5	194	C	N1-C1'-C2'	-5.25	106.22	112.00
45	r	77	TYR	CB-CG-CD2	-5.25	117.85	121.00
5	B	119	TYR	CA-CB-CG	-5.25	103.43	113.40
34	f	19	ARG	CG-CD-NE	-5.25	100.78	111.80
24	V	128	LEU	CA-CB-CG	5.24	127.36	115.30
1	5	2262	G	N9-C1'-C2'	5.24	120.81	114.00
1	5	2753	G	C2'-C3'-O3'	5.24	122.08	113.70
1	5	4463	U	O4'-C1'-C2'	-5.24	100.56	105.80
30	b	45	PHE	CB-CG-CD1	-5.24	117.13	120.80
1	5	4736	C	N1-C1'-C2'	5.24	120.81	114.00
1	5	1484	G	O4'-C4'-C3'	-5.23	98.77	104.00
4	A	89	TYR	CB-CA-C	5.23	120.86	110.40
1	5	216	C	C2'-C3'-O3'	5.23	122.06	113.70
1	5	931	C	N1-C1'-C2'	5.23	120.80	114.00
41	m	97	ARG	NE-CZ-NH2	5.23	122.91	120.30
1	5	2467	U	N1-C1'-C2'	-5.23	106.25	112.00
1	5	4966	A	C4-N9-C1'	5.22	135.70	126.30
5	B	25	HIS	CB-CA-C	5.22	120.84	110.40
1	5	2597	G	N9-C1'-C2'	5.22	120.79	114.00
17	O	178	ARG	NE-CZ-NH2	-5.22	117.69	120.30
1	5	2325	C	C2'-C3'-O3'	5.21	122.04	113.70
34	f	19	ARG	CA-CB-CG	5.21	124.87	113.40
35	g	14	ASN	N-CA-C	-5.21	96.93	111.00
1	5	2529	A	O4'-C1'-N9	5.21	112.36	108.20
1	5	1	C	C3'-C2'-C1'	-5.20	97.34	101.50
1	5	267	G	C2'-C3'-O3'	5.20	122.03	113.70
9	F	58	HIS	N-CA-CB	5.20	119.97	110.60
1	5	223	G	N9-C1'-C2'	-5.20	106.28	112.00
1	5	1886	G	N9-C1'-C2'	-5.20	106.28	112.00
1	5	2310	C	C2'-C3'-O3'	5.20	122.02	113.70
1	5	2443	G	N9-C1'-C2'	5.20	120.76	114.00
34	f	102	ARG	NE-CZ-NH1	5.20	122.90	120.30
1	5	63	G	N9-C1'-C2'	5.19	120.75	114.00
1	5	664	G	C4'-C3'-O3'	5.19	123.38	113.00

Continued on next page...

Continued from previous page...

Mol	Chain	Res	Type	Atoms	Z	Observed(°)	Ideal(°)
1	5	4328	G	N9-C1'-C2'	-5.19	106.29	112.00
13	J	147	ARG	NE-CZ-NH1	5.19	122.89	120.30
34	f	51	TYR	CA-CB-CG	5.19	123.26	113.40
9	F	136	ARG	NE-CZ-NH1	5.19	122.89	120.30
13	J	147	ARG	NE-CZ-NH2	-5.19	117.71	120.30
21	S	77	ASN	CB-CA-C	5.18	120.77	110.40
1	5	1698	C	O5'-P-OP1	-5.18	101.03	105.70
32	d	24	GLU	CA-CB-CG	5.18	124.80	113.40
1	5	172	C	O4'-C1'-C2'	-5.18	100.62	105.80
1	5	1394	G	N9-C1'-C2'	5.18	120.73	114.00
1	5	1642	A	C5'-C4'-O4'	5.18	115.31	109.10
1	5	2044	U	C3'-C2'-C1'	5.18	105.64	101.50
5	B	274	TYR	CB-CG-CD1	-5.18	117.89	121.00
20	R	108	ARG	CG-CD-NE	5.18	122.68	111.80
39	k	16	ARG	NE-CZ-NH1	5.18	122.89	120.30
6	C	143	ARG	NE-CZ-NH1	5.18	122.89	120.30
1	5	4543	G	N9-C1'-C2'	5.18	120.73	114.00
1	5	961	G	C4'-C3'-O3'	5.17	123.34	113.00
7	D	268	ARG	CG-CD-NE	5.17	122.66	111.80
20	R	124	TYR	CA-CB-CG	5.17	123.23	113.40
1	5	2879	A	N9-C1'-C2'	5.17	120.72	114.00
38	j	76	HIS	CB-CA-C	5.17	120.74	110.40
1	5	272	U	N1-C1'-C2'	5.17	120.72	114.00
1	5	4165	C	C2'-C3'-O3'	5.17	121.97	113.70
21	S	29	ARG	CB-CA-C	5.17	120.73	110.40
41	m	97	ARG	NE-CZ-NH1	-5.17	117.72	120.30
1	5	1850	A	N9-C1'-C2'	5.17	120.72	114.00
1	5	2323	C	C2'-C3'-O3'	5.16	121.96	113.70
16	N	59	TYR	CA-CB-CG	5.16	123.21	113.40
1	5	2538	U	O5'-P-OP1	-5.16	101.06	105.70
1	5	2256	C	N1-C1'-C2'	5.16	120.70	114.00
1	5	4436	U	N1-C1'-C2'	-5.16	106.33	112.00
14	L	99	ASP	CB-CG-OD1	-5.16	113.66	118.30
1	5	268	G	C2'-C3'-O3'	5.15	121.95	113.70
1	5	405	U	C2'-C3'-O3'	5.15	121.94	113.70
3	8	1	C	C5'-C4'-C3'	5.15	124.24	116.00
28	Z	36	ARG	NE-CZ-NH2	-5.15	117.72	120.30
16	N	63	ARG	NE-CZ-NH2	-5.15	117.73	120.30
19	Q	68	ARG	CG-CD-NE	-5.15	100.99	111.80
34	f	6	TRP	CA-CB-CG	-5.15	103.92	113.70
1	5	2075	G	N9-C1'-C2'	-5.14	106.34	112.00
2	7	6	C	C2'-C3'-O3'	5.14	121.93	113.70

Continued on next page...

Continued from previous page...

Mol	Chain	Res	Type	Atoms	Z	Observed(°)	Ideal(°)
27	Y	87	ARG	NE-CZ-NH1	-5.14	117.73	120.30
22	T	8	ARG	NE-CZ-NH1	5.14	122.87	120.30
3	8	46	G	N9-C1'-C2'	5.14	120.68	114.00
7	D	130	TYR	CA-CB-CG	-5.14	103.64	113.40
16	N	130	PHE	CB-CA-C	5.14	120.68	110.40
26	X	137	TYR	CB-CG-CD2	-5.14	117.92	121.00
1	5	4163	U	C4'-C3'-C2'	-5.14	97.46	102.60
1	5	658	C	C2'-C3'-O3'	5.13	121.92	113.70
21	S	28	TYR	CB-CG-CD2	-5.13	117.92	121.00
1	5	2785	C	N1-C1'-C2'	5.13	120.67	114.00
9	F	72	ARG	NE-CZ-NH1	5.13	122.86	120.30
33	e	47	ARG	N-CA-C	-5.13	97.15	111.00
20	R	103	ARG	NE-CZ-NH1	5.13	122.86	120.30
35	g	4	ARG	NE-CZ-NH2	-5.13	117.74	120.30
2	7	65	G	C2'-C3'-O3'	5.13	121.90	113.70
14	L	99	ASP	N-CA-C	-5.13	97.16	111.00
1	5	703	G	O4'-C1'-N9	5.12	112.30	108.20
1	5	1577	G	N9-C1'-C2'	-5.12	106.37	112.00
3	8	125	C	O4'-C1'-N1	-5.12	104.11	108.20
21	S	10	TYR	CB-CA-C	5.12	120.64	110.40
1	5	1615	C	N1-C1'-C2'	-5.12	106.37	112.00
9	F	197	TYR	N-CA-CB	5.12	119.81	110.60
1	5	3870	C	N1-C1'-C2'	5.11	120.64	114.00
16	N	65	ARG	NE-CZ-NH2	5.11	122.85	120.30
1	5	3880	G	C1'-C2'-O2'	-5.11	95.28	110.60
1	5	107	G	N9-C1'-C2'	-5.10	106.39	112.00
1	5	4975	G	C1'-O4'-C4'	-5.10	105.82	109.90
4	A	209	HIS	CA-CB-CG	-5.10	104.94	113.60
10	G	53	ARG	NE-CZ-NH1	5.09	122.85	120.30
1	5	2361	G	P-O3'-C3'	5.09	125.81	119.70
1	5	3667	C	N1-C1'-C2'	-5.09	106.40	112.00
27	Y	126	ARG	CD-NE-CZ	5.09	130.73	123.60
1	5	2614	C	N1-C1'-C2'	-5.09	106.40	112.00
7	D	248	ARG	NE-CZ-NH1	5.09	122.85	120.30
20	R	9	ARG	CG-CD-NE	5.09	122.49	111.80
28	Z	36	ARG	CG-CD-NE	5.09	122.49	111.80
1	5	3804	G	N9-C1'-C2'	-5.09	106.40	112.00
1	5	218	A	N9-C1'-C2'	-5.09	106.41	112.00
1	5	297	U	N1-C1'-C2'	-5.09	106.40	112.00
3	8	104	A	P-O5'-C5'	5.09	129.04	120.90
1	5	1359	G	O4'-C4'-C3'	-5.08	98.92	104.00
1	5	4276	G	N9-C1'-C2'	-5.08	106.41	112.00

Continued on next page...

Continued from previous page...

Mol	Chain	Res	Type	Atoms	Z	Observed(°)	Ideal(°)
32	d	85	ARG	CG-CD-NE	5.08	122.47	111.80
1	5	2117	G	C1'-O4'-C4'	-5.08	105.84	109.90
1	5	3666	C	C2'-C3'-O3'	5.08	121.82	113.70
13	J	170	HIS	CB-CA-C	5.08	120.56	110.40
27	Y	87	ARG	CG-CD-NE	5.08	122.46	111.80
45	r	77	TYR	N-CA-CB	-5.07	101.47	110.60
1	5	648	G	C2'-C3'-O3'	5.07	121.81	113.70
1	5	1361	G	C2'-C3'-O3'	5.07	121.81	113.70
1	5	3863	C	N1-C1'-C2'	5.07	120.59	114.00
32	d	87	ARG	N-CA-CB	5.07	119.72	110.60
1	5	1398	A	C3'-C2'-C1'	-5.07	97.45	101.50
1	5	1887	G	C4'-C3'-C2'	-5.07	97.53	102.60
17	O	140	ARG	NE-CZ-NH1	-5.07	117.77	120.30
1	5	4670	C	P-O5'-C5'	5.07	129.00	120.90
16	N	143	ARG	CB-CG-CD	5.07	124.77	111.60
19	Q	33	ARG	CB-CG-CD	5.07	124.77	111.60
1	5	2459	G	N9-C1'-C2'	-5.06	106.43	112.00
20	R	117	ARG	CB-CA-C	5.06	120.53	110.40
5	B	257	TRP	N-CA-CB	5.06	119.71	110.60
17	O	117	ARG	NE-CZ-NH2	-5.06	117.77	120.30
27	Y	126	ARG	CG-CD-NE	5.06	122.43	111.80
1	5	4498	U	C1'-C2'-O2'	5.06	125.77	110.60
1	5	54	G	C2'-C3'-O3'	5.05	121.79	113.70
1	5	1268	G	N9-C1'-C2'	5.05	120.57	114.00
1	5	1896	A	N9-C1'-C2'	-5.05	106.44	112.00
1	5	3627	G	C2'-C3'-O3'	5.05	121.79	113.70
27	Y	74	TYR	N-CA-CB	5.05	119.70	110.60
29	a	6	ARG	NE-CZ-NH1	5.05	122.83	120.30
1	5	2787	A	N9-C1'-C2'	-5.05	106.44	112.00
1	5	4936	G	C4'-C3'-O3'	5.05	123.11	113.00
1	5	1216	C	C2'-C3'-O3'	5.05	121.78	113.70
1	5	1672	U	N1-C1'-C2'	5.05	120.57	114.00
1	5	2054	U	N1-C1'-C2'	5.05	120.57	114.00
19	Q	38	ARG	NE-CZ-NH2	-5.05	117.77	120.30
1	5	20	U	N1-C1'-C2'	-5.05	106.45	112.00
1	5	352	G	C3'-C2'-C1'	5.05	105.54	101.50
47	2	29	ASP	O-C-N	-5.05	114.62	122.70
1	5	74	G	N9-C1'-C2'	5.05	120.56	114.00
1	5	88	A	C1'-C2'-O2'	-5.05	95.46	110.60
1	5	1963	C	C2'-C3'-O3'	5.04	121.77	113.70
1	5	1067	G	C2'-C3'-O3'	5.04	121.76	113.70
1	5	1281	G	C3'-C2'-C1'	5.04	105.53	101.50

Continued on next page...

Continued from previous page...

Mol	Chain	Res	Type	Atoms	Z	Observed(°)	Ideal(°)
1	5	1358	G	O4'-C1'-C2'	-5.04	100.76	105.80
1	5	336	A	N9-C1'-C2'	-5.04	106.46	112.00
1	5	1895	G	N9-C1'-C2'	5.04	120.55	114.00
1	5	4270	C	C5'-C4'-O4'	5.04	115.14	109.10
1	5	1440	U	C4'-C3'-C2'	-5.03	97.57	102.60
22	T	19	PHE	CB-CA-C	-5.03	100.34	110.40
1	5	1947	U	C4'-C3'-O3'	5.03	123.06	113.00
1	5	2275	G	C2'-C3'-O3'	5.03	121.75	113.70
1	5	1591	U	N1-C1'-C2'	5.03	120.53	114.00
1	5	4398	C	C2'-C3'-O3'	5.03	121.75	113.70
14	L	103	ARG	CA-CB-CG	5.03	124.46	113.40
20	R	124	TYR	CB-CG-CD1	5.03	124.02	121.00
5	B	161	ARG	NE-CZ-NH1	5.03	122.81	120.30
12	I	181	PHE	CB-CG-CD1	5.03	124.32	120.80
43	o	78	ARG	CD-NE-CZ	5.03	130.64	123.60
1	5	4404	U	C3'-C2'-C1'	5.02	105.52	101.50
26	X	56	ARG	CG-CD-NE	-5.02	101.25	111.80
1	5	1953	U	N1-C1'-C2'	5.02	120.53	114.00
1	5	2533	C	N1-C1'-C2'	5.02	120.53	114.00
1	5	4373	G	C3'-C2'-C1'	-5.02	97.48	101.50
1	5	4563	U	C2-N1-C1'	5.02	123.72	117.70
33	e	44	ARG	NE-CZ-NH1	5.02	122.81	120.30
1	5	1272	C	C5'-C4'-O4'	5.01	115.12	109.10
1	5	2827	G	O4'-C4'-C3'	-5.01	98.99	104.00
1	5	1479	G	C1'-C2'-O2'	-5.01	95.56	110.60
1	5	1864	G	C2'-C3'-O3'	5.01	121.72	113.70
1	5	4454	G	C2'-C3'-O3'	5.01	121.72	113.70
1	5	4937	C	N1-C1'-C2'	5.01	120.52	114.00
19	Q	33	ARG	N-CA-CB	5.01	119.61	110.60
1	5	514	U	O4'-C4'-C3'	-5.01	98.99	104.00
1	5	2116	C	C2'-C3'-O3'	5.01	121.71	113.70
1	5	3908	A	C3'-C2'-C1'	-5.01	97.49	101.50
1	5	52	G	N9-C1'-C2'	-5.00	106.50	112.00
1	5	4224	A	N9-C1'-C2'	-5.00	106.50	112.00
1	5	1296	G	C1'-O4'-C4'	-5.00	105.90	109.90
5	B	122	TRP	CA-CB-CG	5.00	123.20	113.70
7	D	119	TYR	CB-CA-C	5.00	120.41	110.40
13	J	146	ARG	NE-CZ-NH1	-5.00	117.80	120.30
16	N	6	TYR	CA-CB-CG	-5.00	103.90	113.40

All (1) chirality outliers are listed below:

Mol	Chain	Res	Type	Atom
1	5	1992	U	C1'

All (340) planarity outliers are listed below:

Mol	Chain	Res	Type	Group
46	1	405	ARG	Sidechain
47	2	29	ASP	Peptide
1	5	100	C	Sidechain
1	5	103	G	Sidechain
1	5	1167	C	Sidechain
1	5	120	A	Sidechain
1	5	1214	C	Sidechain
1	5	1281	G	Sidechain
1	5	1319	U	Sidechain
1	5	1324	A	Sidechain
1	5	1355	G	Sidechain
1	5	1398	A	Sidechain
1	5	147	A	Sidechain
1	5	1501	C	Sidechain
1	5	151	G	Sidechain
1	5	1522	G	Sidechain
1	5	1534	A	Sidechain
1	5	1539	G	Sidechain
1	5	157	U	Sidechain
1	5	1625	G	Sidechain
1	5	1627	G	Sidechain
1	5	1631	A	Sidechain
1	5	1658	G	Sidechain
1	5	1668	A	Sidechain
1	5	1671	U	Sidechain
1	5	1676	C	Sidechain
1	5	172	C	Sidechain
1	5	1733	G	Sidechain
1	5	1887	G	Sidechain
1	5	1894	C	Sidechain
1	5	1938	C	Sidechain
1	5	2035	C	Sidechain
1	5	2037	C	Sidechain
1	5	2046	G	Sidechain
1	5	2056	G	Sidechain
1	5	2077	C	Sidechain
1	5	2082	G	Sidechain
1	5	2087	C	Sidechain

Continued on next page...

Continued from previous page...

Mol	Chain	Res	Type	Group
1	5	22	G	Sidechain
1	5	2263	A	Sidechain
1	5	2268	A	Sidechain
1	5	2271	C	Sidechain
1	5	2305	U	Sidechain
1	5	2325	C	Sidechain
1	5	235	A	Sidechain
1	5	2360	A	Sidechain
1	5	2361	G	Sidechain
1	5	2394	G	Sidechain
1	5	2403	A	Sidechain
1	5	2406	G	Sidechain
1	5	2436	U	Sidechain
1	5	2438	A	Sidechain
1	5	2446	C	Sidechain
1	5	2450	G	Sidechain
1	5	2465	C	Sidechain
1	5	2511	A	Sidechain
1	5	2513	A	Sidechain
1	5	2515	G	Sidechain
1	5	2517	A	Sidechain
1	5	2553	A	Sidechain
1	5	2581	A	Sidechain
1	5	2649	G	Sidechain
1	5	2666	U	Sidechain
1	5	2675	G	Sidechain
1	5	2769	U	Sidechain
1	5	2796	G	Sidechain
1	5	280	G	Sidechain
1	5	2812	A	Sidechain
1	5	2827	G	Sidechain
1	5	2851	G	Sidechain
1	5	2858	A	Sidechain
1	5	291	U	Sidechain
1	5	292	G	Sidechain
1	5	293	G	Sidechain
1	5	294	G	Sidechain
1	5	31	U	Sidechain
1	5	315	G	Sidechain
1	5	332	C	Sidechain
1	5	336	A	Sidechain
1	5	352	G	Sidechain

Continued on next page...

Continued from previous page...

Mol	Chain	Res	Type	Group
1	5	354	U	Sidechain
1	5	3621	A	Sidechain
1	5	3635	A	Sidechain
1	5	3648	A	Sidechain
1	5	3653	A	Sidechain
1	5	3692	A	Sidechain
1	5	3726	A	Sidechain
1	5	3774	A	Sidechain
1	5	3790	U	Sidechain
1	5	3791	C	Sidechain
1	5	383	A	Sidechain
1	5	384	A	Sidechain
1	5	3843	C	Sidechain
1	5	3844	U	Sidechain
1	5	3871	A	Sidechain
1	5	3880	G	Sidechain
1	5	3881	G	Sidechain
1	5	3901	A	Sidechain
1	5	3938	G	Sidechain
1	5	405	U	Sidechain
1	5	4076	G	Sidechain
1	5	4162	C	Sidechain
1	5	417	G	Sidechain
1	5	42	A	Sidechain
1	5	4228	G	Sidechain
1	5	4229	U	Sidechain
1	5	4234	A	Sidechain
1	5	4239	A	Sidechain
1	5	4270	C	Sidechain
1	5	4275	G	Sidechain
1	5	4280	A	Sidechain
1	5	4282	A	Sidechain
1	5	43	U	Sidechain
1	5	4330	G	Sidechain
1	5	4341	C	Sidechain
1	5	4371	G	Sidechain
1	5	4373	G	Sidechain
1	5	4385	A	Sidechain
1	5	4463	U	Sidechain
1	5	4464	A	Sidechain
1	5	4497	U	Sidechain
1	5	4498	U	Sidechain

Continued on next page...

Continued from previous page...

Mol	Chain	Res	Type	Group
1	5	4510	A	Sidechain
1	5	4519	C	Sidechain
1	5	4528	G	Sidechain
1	5	4531	U	Sidechain
1	5	4548	A	Sidechain
1	5	4563	U	Sidechain
1	5	4564	A	Sidechain
1	5	4589	A	Sidechain
1	5	4600	G	Sidechain
1	5	4670	C	Sidechain
1	5	4677	U	Sidechain
1	5	4693	C	Sidechain
1	5	4763	U	Sidechain
1	5	4871	C	Sidechain
1	5	4911	A	Sidechain
1	5	4965	U	Sidechain
1	5	4966	A	Sidechain
1	5	4976	U	Sidechain
1	5	4981	G	Sidechain
1	5	5006	U	Sidechain
1	5	5040	U	Sidechain
1	5	5043	A	Sidechain
1	5	5050	C	Sidechain
1	5	5066	U	Sidechain
1	5	514	U	Sidechain
1	5	53	C	Sidechain
1	5	54	G	Sidechain
1	5	62	A	Sidechain
1	5	664	G	Sidechain
1	5	84	A	Sidechain
1	5	85	G	Sidechain
1	5	89	C	Sidechain
1	5	92	C	Sidechain
1	5	93	G	Sidechain
1	5	94	A	Sidechain
1	5	964	A	Sidechain
1	5	97	G	Sidechain
1	5	99	A	Sidechain
2	7	42	A	Sidechain
2	7	56	G	Sidechain
3	8	104	A	Sidechain
3	8	14	U	Sidechain

Continued on next page...

Continued from previous page...

Mol	Chain	Res	Type	Group
3	8	34	U	Sidechain
3	8	35	C	Sidechain
3	8	38	U	Sidechain
3	8	39	G	Sidechain
3	8	60	G	Sidechain
3	8	65	A	Sidechain
3	8	73	U	Sidechain
3	8	9	A	Sidechain
3	8	94	G	Sidechain
4	A	18	ALA	Peptide
4	A	194	ASN	Peptide
4	A	196	TRP	Peptide
4	A	209	HIS	Sidechain
4	A	211	PHE	Sidechain
4	A	215	ASN	Peptide
5	B	100	ARG	Sidechain
5	B	102	PHE	Peptide
5	B	117	ARG	Sidechain
5	B	119	TYR	Sidechain
5	B	142	GLY	Peptide
5	B	15	GLY	Peptide
5	B	16	PHE	Peptide
5	B	179	HIS	Sidechain
5	B	274	TYR	Sidechain
5	B	322	HIS	Peptide
5	B	379	PHE	Peptide
5	B	387	ALA	Peptide
5	B	388	PHE	Peptide
6	C	102	PHE	Sidechain
6	C	113	ARG	Peptide
6	C	264	TYR	Peptide
6	C	309	ILE	Peptide
6	C	41	HIS	Sidechain
7	D	129	GLU	Peptide
7	D	190	PHE	Peptide
7	D	198	HIS	Sidechain
7	D	20	PHE	Peptide
7	D	261	VAL	Peptide
7	D	266	TRP	Peptide
7	D	30	TYR	Peptide
7	D	44	TYR	Sidechain
8	E	102	VAL	Peptide

Continued on next page...

Continued from previous page...

Mol	Chain	Res	Type	Group
8	E	103	VAL	Peptide
8	E	111	TYR	Peptide
8	E	123	SER	Peptide
8	E	152	ARG	Peptide
8	E	177	LEU	Peptide
8	E	216	LYS	Peptide
8	E	224	GLN	Peptide
8	E	230	ASP	Peptide
8	E	235	LYS	Peptide
8	E	278	TYR	Sidechain
8	E	41	SER	Peptide
9	F	127	LEU	Peptide
9	F	197	TYR	Peptide
9	F	228	HIS	Sidechain
9	F	81	GLY	Peptide
9	F	82	ASN	Peptide
10	G	101	LYS	Peptide
10	G	261	LEU	Peptide
10	G	54	PHE	Sidechain
11	H	156	ASN	Sidechain,Peptide
11	H	50	LYS	Peptide
12	I	113	THR	Peptide
12	I	139	ARG	Sidechain
12	I	158	LYS	Peptide
12	I	77	VAL	Peptide
12	I	93	PRO	Peptide
13	J	87	LEU	Peptide
13	J	99	PHE	Sidechain
14	L	146	LEU	Peptide
14	L	147	ALA	Peptide
14	L	192	PHE	Sidechain
14	L	62	PRO	Peptide
14	L	66	TYR	Peptide
15	M	6	PHE	Sidechain
15	M	65	PRO	Peptide
15	M	79	LYS	Peptide
15	M	94	LYS	Peptide
16	N	119	TYR	Sidechain
16	N	130	PHE	Sidechain
16	N	131	GLU	Sidechain
16	N	138	PHE	Peptide
16	N	139	HIS	Sidechain

Continued on next page...

Continued from previous page...

Mol	Chain	Res	Type	Group
16	N	180	PHE	Sidechain
16	N	184	ILE	Peptide
16	N	202	ARG	Peptide
16	N	37	HIS	Sidechain
16	N	90	ASN	Peptide
16	N	94	PHE	Sidechain
17	O	110	PRO	Peptide
17	O	117	ARG	Peptide
17	O	135	PHE	Sidechain
18	P	139	TYR	Sidechain
19	Q	161	SER	Peptide
19	Q	162	HIS	Peptide
19	Q	174	PHE	Sidechain
19	Q	32	TYR	Peptide
19	Q	34	PHE	Sidechain
20	R	118	HIS	Sidechain
20	R	132	PHE	Sidechain
20	R	174	GLU	Peptide
20	R	19	LYS	Peptide
20	R	57	VAL	Peptide
20	R	94	THR	Peptide
21	S	10	TYR	Sidechain
21	S	145	PHE	Sidechain,Peptide
21	S	152	PHE	Peptide
21	S	154	LEU	Peptide
21	S	159	LEU	Peptide
21	S	164	LYS	Peptide
21	S	32	ILE	Peptide
21	S	33	PHE	Peptide
21	S	68	PHE	Peptide
21	S	90	THR	Peptide
22	T	140	PHE	Sidechain
22	T	142	ARG	Peptide
23	U	110	TYR	Peptide
23	U	55	ASN	Peptide
24	V	108	ASN	Peptide
24	V	97	TYR	Sidechain
24	V	98	PHE	Sidechain
25	W	27	LYS	Peptide
26	X	73	HIS	Sidechain
27	Y	18	HIS	Sidechain
27	Y	61	HIS	Sidechain

Continued on next page...

Continued from previous page...

Mol	Chain	Res	Type	Group
27	Y	62	TYR	Peptide
27	Y	81	TYR	Sidechain
29	a	109	TYR	Sidechain
29	a	128	PHE	Sidechain
29	a	34	ASN	Sidechain
29	a	39	HIS	Peptide
29	a	60	HIS	Sidechain
29	a	61	TYR	Sidechain,Peptide
29	a	62	HIS	Sidechain
29	a	91	ALA	Peptide
30	b	6	ASN	Sidechain
31	c	77	ASN	Peptide
31	c	78	ASN	Sidechain
32	d	103	TYR	Peptide
32	d	108	TYR	Peptide
32	d	25	TYR	Sidechain
32	d	72	VAL	Peptide
33	e	20	PHE	Sidechain
33	e	3	ALA	Peptide
33	e	74	PHE	Sidechain
33	e	76	LYS	Peptide
34	f	100	ARG	Peptide
34	f	53	ALA	Peptide
35	g	6	THR	Peptide
36	h	121	VAL	Peptide
36	h	78	TYR	Sidechain
36	h	97	LYS	Peptide
37	i	26	HIS	Sidechain
37	i	39	PHE	Sidechain
37	i	49	GLY	Peptide
38	j	46	LYS	Peptide
38	j	48	ASN	Peptide
38	j	66	HIS	Sidechain
38	j	8	PHE	Sidechain
39	k	28	ASN	Peptide
43	o	31	ASP	Sidechain,Peptide
43	o	43	ARG	Peptide
43	o	47	GLY	Peptide
43	o	48	TYR	Sidechain
43	o	76	ASN	Peptide
44	p	17	ARG	Peptide
45	r	30	ASN	Peptide

Continued on next page...

Continued from previous page...

Mol	Chain	Res	Type	Group
45	r	31	ASN	Sidechain
45	r	45	HIS	Sidechain
45	r	70	GLN	Peptide
45	r	76	SER	Peptide

5.2 Too-close contacts [i](#)

In the following table, the Non-H and H(model) columns list the number of non-hydrogen atoms and hydrogen atoms in the chain respectively. The H(added) column lists the number of hydrogen atoms added and optimized by MolProbity. The Clashes column lists the number of clashes within the asymmetric unit, whereas Symm-Clashes lists symmetry related clashes.

Mol	Chain	Non-H	H(model)	H(added)	Clashes	Symm-Clashes
1	5	78486	0	39661	10163	0
2	7	2558	0	1296	307	0
3	8	3314	0	1683	481	0
4	A	1868	0	1959	156	0
5	B	3147	0	3280	217	0
6	C	2919	0	3100	162	0
7	D	2380	0	2412	171	0
8	E	1904	0	2055	132	0
9	F	1870	0	1996	174	0
10	G	1934	0	2086	102	0
11	H	1518	0	1601	84	0
12	I	1713	0	1752	88	0
13	J	1359	0	1390	63	0
14	L	1703	0	1818	87	0
15	M	1131	0	1209	68	0
16	N	1701	0	1749	116	0
17	O	1651	0	1786	86	0
18	P	1242	0	1269	56	0
19	Q	1506	0	1623	74	0
20	R	1508	0	1664	98	0
21	S	1454	0	1496	120	0
22	T	1298	0	1366	74	0
23	U	808	0	831	25	0
24	V	979	0	1039	51	0
25	W	528	0	541	52	0
26	X	976	0	1053	64	0
27	Y	1115	0	1205	60	0
28	Z	1107	0	1182	49	0
29	a	1163	0	1211	0	0

Continued on next page...

Continued from previous page...

Mol	Chain	Non-H	H(model)	H(added)	Clashes	Symm-Clashes
30	b	610	0	650	0	0
31	c	732	0	769	0	0
32	d	888	0	930	0	0
33	e	1053	0	1147	0	0
34	f	876	0	912	0	0
35	g	906	0	1002	0	0
36	h	1015	0	1149	0	0
37	i	832	0	917	0	0
38	j	706	0	743	0	0
39	k	569	0	637	0	0
40	l	444	0	483	0	0
41	m	429	0	466	0	0
42	n	222	0	264	0	0
43	o	851	0	922	0	0
44	p	708	0	760	0	0
45	r	1001	0	1062	0	0
46	1	3051	0	3158	175	0
47	2	494	0	527	23	0
48	3	180	0	40	1	0
49	5	119	0	0	0	0
49	7	5	0	0	0	0
49	8	4	0	0	0	0
49	P	1	0	0	0	0
49	V	1	0	0	0	0
50	j	1	0	0	0	0
50	m	1	0	0	0	0
50	o	1	0	0	0	0
All	All	140540	0	101851	12655	0

The all-atom clashscore is defined as the number of clashes found per 1000 atoms (including hydrogen atoms). The all-atom clashscore for this structure is 56.

All (12655) close contacts within the same asymmetric unit are listed below, sorted by their clash magnitude.

Atom-1	Atom-2	Interatomic distance (Å)	Clash overlap (Å)
1:5:100:C:C5	1:5:101:A:C8	2.00	1.49
1:5:1174:G:N2	1:5:1175:A:N7	1.67	1.41
1:5:2526:C:C5	46:1:405:ARG:CZ	2.04	1.41
1:5:1266:G:N2	1:5:2111:G:N3	1.67	1.39
1:5:2361:G:O6	18:P:25:HIS:CD2	1.74	1.38
46:1:252:PHE:CZ	47:2:40:THR:HG21	1.58	1.38

Continued on next page...

Continued from previous page...

Atom-1	Atom-2	Interatomic distance (Å)	Clash overlap (Å)
1:5:4283:G:C2	1:5:4284:C:C6	2.13	1.37
3:8:11:C:N3	3:8:12:G:N7	1.70	1.36
26:X:151:ASN:ND2	47:2:20:ARG:HD2	1.39	1.36
26:X:87:MET:HG3	46:1:412:GLU:OE2	1.22	1.35
1:5:2078:C:N3	1:5:2079:G:N7	1.76	1.34
1:5:977:C:C2	1:5:978:G:C8	2.14	1.34
1:5:4283:G:C2	1:5:4284:C:C5	2.15	1.34
2:7:54:A:C2	2:7:55:A:N7	1.96	1.33
1:5:2367:A:N1	1:5:2788:U:O4	1.56	1.33
2:7:18:C:N3	2:7:19:C:C5	1.96	1.33
46:1:252:PHE:HZ	47:2:40:THR:CG2	1.42	1.33
24:V:97:TYR:OH	25:W:21:TYR:HA	1.29	1.33
1:5:4213:A:N1	1:5:4218:U:O4	1.60	1.32
1:5:983:C:O2	1:5:984:C:C6	1.81	1.32
1:5:1388:A:C6	1:5:1396:G:N2	1.96	1.32
1:5:1983:A:N7	1:5:1987:C:OP2	1.64	1.30
1:5:4892:A:N1	1:5:4927:G:O6	1.62	1.30
1:5:4233:A:N1	1:5:4290:U:O4	1.63	1.30
1:5:1964:A:C5	1:5:1965:G:C8	2.20	1.30
1:5:1245:C:O2	1:5:1246:G:C8	1.85	1.29
1:5:977:C:N3	1:5:978:G:N7	1.81	1.29
1:5:1964:A:N7	1:5:1965:G:N7	1.78	1.28
1:5:1478:C:O2	1:5:1479:G:N7	1.62	1.27
1:5:5005:G:O6	25:W:51:TRP:HB3	1.32	1.27
1:5:1936:C:C5	2:7:84:U:C5	2.22	1.26
46:1:59:ALA:O	46:1:62:PHE:HE1	1.16	1.26
1:5:2743:A:C2	1:5:2744:A:C5	2.24	1.25
1:5:1672:U:C2	1:5:1673:U:C5	2.23	1.25
1:5:3702:A:C2	1:5:3703:G:C8	2.24	1.24
1:5:1899:G:C2	1:5:1900:C:C5	2.27	1.23
46:1:268:LYS:HD2	46:1:276:TYR:CE1	1.74	1.23
20:R:131:VAL:HB	20:R:132:PHE:CZ	1.74	1.23
1:5:1268:G:C2	1:5:1270:A:C8	2.28	1.22
1:5:2314:G:C2	1:5:2315:G:N7	2.09	1.21
1:5:2497:C:N3	1:5:2498:C:C5	2.08	1.21
1:5:964:A:N6	1:5:966:A:N7	1.87	1.21
3:8:12:G:C2	3:8:13:G:C8	2.28	1.21
1:5:2784:C:C2	1:5:2785:C:C5	2.28	1.20
24:V:97:TYR:OH	25:W:21:TYR:CA	1.89	1.20
1:5:208:A:O4'	1:5:232:G:N2	1.73	1.20
1:5:4283:G:N1	1:5:4284:C:C5	2.09	1.20

Continued on next page...

Continued from previous page...

Atom-1	Atom-2	Interatomic distance (Å)	Clash overlap (Å)
1:5:1279:A:H2'	1:5:1280:C:C5	1.76	1.20
1:5:469:C:O2	1:5:688:U:H1'	1.36	1.20
46:1:59:ALA:O	46:1:62:PHE:CE1	1.94	1.19
1:5:2361:G:O6	18:P:25:HIS:HD2	1.04	1.19
1:5:106:A:H1'	1:5:336:A:C8	1.76	1.18
1:5:2362:U:C4	1:5:3859:G:N2	2.12	1.18
3:8:119:C:N3	3:8:120:G:N7	1.92	1.18
3:8:64:U:C2	3:8:65:A:N7	2.12	1.18
46:1:267:ILE:HD12	46:1:279:TYR:HB2	1.18	1.18
1:5:207:G:N2	1:5:383:A:N7	1.90	1.18
1:5:1213:G:C4	1:5:1215:C:H1'	1.77	1.17
1:5:4276:G:C6	1:5:4277:G:C8	2.32	1.17
2:7:54:A:C2	2:7:55:A:C8	2.32	1.17
1:5:2724:G:C2	1:5:2726:G:N7	2.13	1.17
1:5:2856:C:C2	1:5:2857:A:N7	2.13	1.17
1:5:1245:C:C5	1:5:1269:G:C6	2.33	1.17
1:5:2856:C:O2	1:5:2857:A:C8	1.98	1.17
1:5:484:U:C4	1:5:486:C:C5	2.32	1.17
1:5:1358:G:H2'	1:5:1359:G:O4'	1.45	1.17
1:5:166:C:O2	1:5:167:C:C5	1.98	1.17
1:5:4767:C:O2'	1:5:4874:A:N6	1.79	1.16
1:5:2035:C:C4	1:5:2036:C:C5	2.32	1.16
3:8:96:C:C2	3:8:97:A:C8	2.33	1.16
1:5:1936:C:C5	2:7:84:U:C6	2.33	1.16
1:5:100:C:C4	1:5:101:A:N7	2.14	1.16
2:7:18:C:O2	2:7:19:C:C6	1.98	1.16
1:5:2080:U:C2	1:5:2081:C:C5	2.34	1.15
1:5:161:G:N2	1:5:275:C:O2	1.80	1.15
1:5:1378:C:H3'	1:5:1379:C:C5'	1.73	1.15
1:5:1358:G:C2'	1:5:1359:G:O4'	1.95	1.15
1:5:1683:U:O2	1:5:1684:A:C8	1.99	1.15
1:5:2508:U:O2	1:5:2509:C:C6	1.99	1.14
1:5:2532:C:C2	1:5:2533:C:C5	2.34	1.14
1:5:1964:A:C8	1:5:1965:G:N7	2.14	1.14
9:F:161:TYR:CE2	9:F:168:ARG:NH2	2.15	1.14
1:5:1628:C:N3	1:5:1629:G:N7	1.94	1.14
1:5:2293:U:O2	1:5:2294:G:C8	2.00	1.14
1:5:2326:G:C2	1:5:2327:G:C8	2.34	1.14
1:5:4757:C:O2	17:O:114:LYS:HA	1.42	1.14
1:5:1598:C:C5	1:5:2798:A:N7	2.16	1.14
1:5:4280:A:H61	7:D:29:ASP:CA	1.59	1.14

Continued on next page...

Continued from previous page...

Atom-1	Atom-2	Interatomic distance (Å)	Clash overlap (Å)
1:5:2468:U:O4	1:5:2473:A:N1	1.80	1.13
1:5:2277:C:O2	1:5:2278:G:C8	2.02	1.13
1:5:3702:A:N1	1:5:3703:G:C8	2.17	1.13
1:5:1214:C:O2'	1:5:2114:G:N1	1.82	1.13
1:5:1966:C:N3	1:5:1967:A:N7	1.97	1.13
1:5:208:A:C1'	1:5:232:G:N2	2.12	1.12
1:5:2314:G:N2	1:5:2315:G:C8	2.17	1.12
1:5:4518:A:C8	5:B:257:TRP:CH2	2.37	1.12
46:1:435:ALA:O	46:1:437:PHE:N	1.82	1.12
3:8:74:U:O4	27:Y:74:TYR:CD1	2.02	1.12
46:1:267:ILE:CD1	46:1:279:TYR:HB2	1.79	1.12
1:5:84:A:N6	1:5:98:A:C8	2.17	1.12
1:5:1598:C:C6	1:5:2798:A:N7	2.18	1.11
1:5:28:C:N3	1:5:29:G:N7	1.97	1.11
1:5:1269:G:H3'	1:5:2111:G:O6	1.50	1.11
46:1:271:ARG:NH2	46:1:398:GLN:HG3	1.64	1.11
2:7:18:C:C2	2:7:19:C:C6	2.38	1.11
1:5:1358:G:N2	1:5:1359:G:O6	1.83	1.11
1:5:4280:A:H61	7:D:29:ASP:HA	1.10	1.11
1:5:1325:C:H4'	1:5:3901:A:N1	1.66	1.11
26:X:156:ILE:HG22	47:2:24:ARG:HE	1.15	1.11
1:5:3909:C:N3	1:5:3910:C:C5	2.19	1.11
1:5:1248:C:N3	1:5:1249:C:C5	2.18	1.11
1:5:1899:G:C8	1:5:2278:G:N1	2.19	1.11
1:5:4276:G:C6	1:5:4277:G:N7	2.18	1.11
1:5:4094:G:H2'	1:5:4095:G:O4'	1.50	1.10
1:5:491:G:N2	1:5:663:G:N1	1.98	1.10
1:5:1379:C:H4'	1:5:1380:G:C8	1.85	1.10
46:1:271:ARG:HH22	46:1:398:GLN:HG3	1.12	1.10
1:5:1475:G:C2	1:5:1476:C:C5	2.39	1.10
1:5:161:G:N2	1:5:275:C:C2	2.19	1.10
3:8:96:C:N3	3:8:97:A:N7	2.00	1.10
1:5:1624:G:N2	1:5:1642:A:O2'	1.85	1.10
1:5:4767:C:HO2'	1:5:4874:A:N6	1.45	1.10
46:1:435:ALA:HB1	46:1:441:ILE:HD11	1.17	1.09
1:5:2367:A:N6	1:5:2788:U:H3	1.50	1.09
1:5:2078:C:C2	1:5:2079:G:C8	2.40	1.09
3:8:64:U:O2	3:8:65:A:C8	2.05	1.09
1:5:2079:G:C2	1:5:2080:U:C5	2.40	1.09
1:5:166:C:O2	1:5:167:C:C6	2.05	1.09
1:5:84:A:N6	1:5:98:A:N7	1.99	1.09

Continued on next page...

Continued from previous page...

Atom-1	Atom-2	Interatomic distance (Å)	Clash overlap (Å)
1:5:1823:G:O3'	1:5:1825:A:P	2.10	1.09
46:1:59:ALA:C	46:1:62:PHE:HE1	1.55	1.09
1:5:1628:C:O2	1:5:1629:G:C8	2.06	1.09
1:5:2105:A:C2	1:5:2106:G:C8	2.40	1.09
1:5:88:A:N6	1:5:97:G:N3	2.01	1.09
1:5:4096:C:C4	1:5:4097:G:C8	2.41	1.09
3:8:43:A:C2	3:8:44:A:C8	2.42	1.08
1:5:4725:C:O2	1:5:4726:G:C8	2.07	1.08
1:5:4537:C:N3	1:5:4538:G:N7	2.01	1.08
1:5:983:C:N3	1:5:984:C:C5	2.22	1.08
1:5:424:U:O2	1:5:425:U:C6	2.07	1.08
1:5:100:C:N4	1:5:101:A:N7	2.01	1.08
1:5:1556:C:O2	1:5:1557:C:C6	2.06	1.08
1:5:291:U:H2'	1:5:292:G:H2'	1.28	1.08
1:5:3785:A:C2	1:5:4536:C:H1'	1.88	1.08
2:7:43:U:N3	2:7:44:C:C5	2.22	1.08
1:5:2604:C:O2	1:5:2605:G:C8	2.07	1.07
1:5:424:U:O2	1:5:425:U:C5	2.05	1.07
1:5:917:A:C2	1:5:919:C:C5	2.42	1.07
1:5:2055:G:O6	21:S:158:VAL:HB	1.53	1.07
1:5:2508:U:O2	1:5:2509:C:C5	2.07	1.07
1:5:77:U:H3	1:5:335:A:N6	1.51	1.07
1:5:88:A:N6	1:5:97:G:C2	2.23	1.07
1:5:982:U:H2'	1:5:983:C:C6	1.90	1.07
1:5:48:G:H5'	16:N:192:TRP:HE1	1.16	1.07
1:5:2314:G:N2	1:5:2315:G:N7	2.01	1.07
1:5:2468:U:N3	1:5:2473:A:N6	2.03	1.07
1:5:2347:A:O2'	1:5:2348:G:N7	1.84	1.07
1:5:4283:G:N1	1:5:4284:C:C4	2.21	1.07
2:7:18:C:C2	2:7:19:C:C5	2.42	1.07
14:L:21:ARG:HB2	46:1:273:ARG:NH1	58.50	1.07
1:5:2095:A:C6	9:F:41:GLN:OE1	2.06	1.07
3:8:10:G:C6	3:8:11:C:C5	2.43	1.07
1:5:28:C:O2	1:5:29:G:C8	2.06	1.07
1:5:4280:A:N6	7:D:29:ASP:HA	1.68	1.07
1:5:173:C:N3	1:5:174:C:C5	2.23	1.06
14:L:21:ARG:HD2	46:1:273:ARG:HD3	58.65	1.06
1:5:1188:C:N3	1:5:1189:G:N7	2.02	1.06
3:8:96:C:O2	3:8:97:A:C8	2.07	1.06
1:5:271:C:N3	1:5:272:U:C5	2.24	1.06
46:1:60:ASP:O	46:1:62:PHE:HD1	1.38	1.06

Continued on next page...

Continued from previous page...

Atom-1	Atom-2	Interatomic distance (Å)	Clash overlap (Å)
1:5:1556:C:N3	1:5:1557:C:C5	2.23	1.06
1:5:4229:U:C4	1:5:4230:C:C5	2.44	1.06
1:5:4213:A:N6	1:5:4218:U:H3	1.54	1.05
1:5:2260:C:H2'	1:5:2261:G:N7	1.71	1.05
1:5:2659:A:N6	1:5:2675:G:O2'	1.89	1.05
2:7:59:G:C6	2:7:60:G:N7	2.24	1.05
1:5:1929:A:N6	1:5:2054:U:H3	1.52	1.05
1:5:4653:C:C2	1:5:4654:C:C5	2.45	1.05
1:5:3739:C:N3	1:5:3740:G:C8	2.24	1.05
1:5:1929:A:N1	1:5:2054:U:O4	1.90	1.05
1:5:1964:A:N7	1:5:1965:G:C8	2.18	1.05
1:5:4113:U:H2'	1:5:4114:C:O4'	1.56	1.04
1:5:4392:G:O2'	1:5:4395:U:O4	1.76	1.04
1:5:2417:A:C2	1:5:2418:A:C8	2.45	1.04
1:5:3912:U:O2'	1:5:3913:G:C5'	2.05	1.04
1:5:2691:U:O2	1:5:2692:U:C5	2.11	1.04
3:8:119:C:C2	3:8:120:G:C8	2.45	1.04
1:5:1444:G:H2'	1:5:1445:U:C6	1.90	1.04
1:5:4284:C:C2	1:5:4285:U:C5	2.45	1.04
1:5:2105:A:C2	1:5:2106:G:N7	2.25	1.04
1:5:77:U:N3	1:5:335:A:N6	2.06	1.04
1:5:1966:C:N3	1:5:1967:A:C8	2.26	1.04
1:5:1964:A:N7	1:5:1965:G:C5	2.26	1.04
1:5:1939:A:N1	1:5:3874:G:H5'	1.71	1.04
1:5:3910:C:O2	1:5:3911:C:C5	2.11	1.04
1:5:1683:U:O2	1:5:1684:A:H8	1.34	1.04
1:5:2854:G:O6	1:5:2856:C:H6	1.40	1.04
3:8:94:G:H5'	3:8:94:G:C8	1.92	1.04
1:5:2078:C:N3	1:5:2079:G:C8	2.25	1.03
1:5:4257:A:H2'	1:5:4258:C:C6	1.91	1.03
1:5:957:G:O5'	1:5:1284:G:C2	2.11	1.03
1:5:2856:C:N3	1:5:2857:A:N7	2.06	1.03
1:5:4276:G:O6	1:5:4277:G:C5	2.11	1.03
1:5:1556:C:C2	1:5:1557:C:C5	2.47	1.03
1:5:2858:A:O2'	1:5:2859:G:O5'	1.77	1.03
11:H:156:ASN:C	11:H:156:ASN:OD1	1.96	1.03
1:5:1899:G:C2	1:5:1900:C:C6	2.47	1.03
1:5:471:A:C6	1:5:472:C:C6	2.46	1.03
1:5:2109:G:O6	1:5:2122:G:O6	1.74	1.03
1:5:4983:C:C2	1:5:4984:C:C5	2.47	1.03
13:J:105:PHE:CE1	13:J:132:VAL:HB	1.93	1.03

Continued on next page...

Continued from previous page...

Atom-1	Atom-2	Interatomic distance (Å)	Clash overlap (Å)
1:5:28:C:O2	1:5:29:G:H8	1.36	1.03
1:5:1632:A:C6	1:5:1634:A:C8	2.47	1.03
1:5:2109:G:C6	1:5:2122:G:O6	2.11	1.03
14:L:21:ARG:HB2	46:1:273:ARG:HH11	58.06	1.02
1:5:2646:C:O2	1:5:2647:A:H8	1.42	1.02
1:5:3597:G:OP1	20:R:109:TYR:OH	1.77	1.02
1:5:2526:C:N4	46:1:405:ARG:HG2	1.75	1.02
1:5:1245:C:C2	1:5:1246:G:N7	2.26	1.02
1:5:2497:C:C2	1:5:2498:C:C6	2.48	1.02
1:5:1190:C:N3	1:5:1191:C:C5	2.28	1.02
3:8:133:G:C2	3:8:134:G:C8	2.47	1.02
1:5:173:C:C2	1:5:174:C:C5	2.45	1.02
1:5:3859:G:O4'	18:P:139:TYR:OH	1.78	1.02
1:5:4284:C:N3	1:5:4285:U:C5	2.28	1.02
1:5:48:G:O2'	1:5:49:U:OP2	1.78	1.02
1:5:3910:C:C2	1:5:3911:C:C5	2.48	1.02
3:8:118:C:N3	3:8:119:C:C5	2.28	1.02
1:5:1392:A:C2	1:5:1393:G:C5	2.48	1.01
1:5:2327:G:C2	1:5:2328:G:C8	2.48	1.01
1:5:1378:C:C3'	1:5:1379:C:H5'	1.90	1.01
1:5:1598:C:O2	1:5:1599:A:H8	1.39	1.01
1:5:173:C:O2	1:5:174:C:C6	2.13	1.01
1:5:1936:C:N3	1:5:1937:C:C5	2.27	1.01
1:5:4080:C:N3	1:5:4081:G:N7	2.06	1.01
1:5:1899:G:N3	1:5:1900:C:C6	2.29	1.01
1:5:2409:U:C4	1:5:2783:A:N1	2.28	1.01
3:8:119:C:N3	3:8:120:G:C8	2.28	1.01
1:5:2367:A:H61	1:5:2788:U:H3	1.03	1.01
1:5:1556:C:C2	1:5:1557:C:C6	2.48	1.01
1:5:2314:G:N2	1:5:2315:G:C5	2.29	1.01
1:5:1618:G:C2	1:5:1619:G:C8	2.48	1.01
1:5:4745:G:O2'	1:5:4746:C:C6	2.13	1.01
1:5:983:C:C2	1:5:984:C:C6	2.48	1.01
1:5:1267:C:H5''	1:5:2110:C:O2	1.61	1.01
1:5:1965:G:O6	1:5:2021:G:O6	1.78	1.01
1:5:2035:C:N3	1:5:2036:C:C5	2.27	1.01
1:5:2078:C:O2	1:5:2079:G:C8	2.12	1.01
1:5:470:A:C5	1:5:471:A:C8	2.47	1.01
1:5:1378:C:H3'	1:5:1379:C:H5'	1.05	1.00
1:5:3723:A:C2	1:5:3724:A:N7	2.29	1.00
1:5:4080:C:C2	1:5:4081:G:C8	2.49	1.00

Continued on next page...

Continued from previous page...

Atom-1	Atom-2	Interatomic distance (Å)	Clash overlap (Å)
2:7:42:A:C2	2:7:43:U:C6	2.48	1.00
3:8:130:C:N3	3:8:131:G:C8	2.28	1.00
1:5:2079:G:C2	1:5:2080:U:C6	2.49	1.00
1:5:4095:G:N2	1:5:4096:C:C4	2.29	1.00
1:5:4283:G:N3	1:5:4284:C:C6	2.28	1.00
1:5:2526:C:C6	46:1:405:ARG:NH2	2.28	1.00
1:5:166:C:C2	1:5:167:C:H5	1.78	1.00
2:7:54:A:N3	2:7:55:A:C8	2.30	1.00
1:5:27:C:H2'	1:5:27:C:O2	1.62	1.00
1:5:4165:C:N3	1:5:4166:G:C8	2.29	1.00
1:5:4283:G:N2	1:5:4284:C:C2	2.29	1.00
1:5:4233:A:N6	1:5:4290:U:H3	1.58	1.00
1:5:1628:C:C2	1:5:1629:G:C8	2.49	1.00
1:5:1672:U:O2	1:5:1673:U:C5	2.15	1.00
1:5:1266:G:H5''	1:5:2112:G:N3	1.75	1.00
1:5:2127:C:H2'	1:5:2128:G:C8	1.97	1.00
1:5:209:U:C2	1:5:233:U:C4	2.49	1.00
2:7:17:C:N3	2:7:18:C:C5	2.30	1.00
1:5:5005:G:N7	25:W:51:TRP:CD1	2.29	1.00
46:1:435:ALA:HB1	46:1:441:ILE:CD1	1.91	1.00
1:5:1601:A:C8	1:5:3643:A:C8	2.50	1.00
1:5:2508:U:C2	1:5:2509:C:C5	2.50	1.00
1:5:1324:A:O2'	1:5:1326:A:OP1	1.79	0.99
1:5:1358:G:N2	1:5:1359:G:C6	2.29	0.99
1:5:2428:A:C5	1:5:2789:A:C2	2.50	0.99
1:5:4165:C:N3	1:5:4166:G:N7	2.10	0.99
1:5:4983:C:O2	1:5:4984:C:C6	2.15	0.99
1:5:1076:C:O3'	1:5:2114:G:O6	1.81	0.99
1:5:4730:C:O5'	1:5:4731:G:N2	1.94	0.99
2:7:18:C:N3	2:7:19:C:H5	1.58	0.99
1:5:4100:C:N3	1:5:4101:C:C5	2.31	0.99
46:1:271:ARG:HH22	46:1:398:GLN:CG	1.75	0.99
1:5:1899:G:N2	1:5:1900:C:C2	2.31	0.99
1:5:2590:G:C2	1:5:2754:G:C2	2.51	0.99
1:5:4166:G:C2	1:5:4167:G:C8	2.51	0.99
1:5:3912:U:O2'	1:5:3913:G:H5'	1.59	0.99
3:8:64:U:N3	3:8:65:A:C6	2.31	0.99
1:5:1390:G:N2	1:5:1394:G:C5	2.31	0.99
1:5:3879:G:C6	1:5:3882:C:C5	2.49	0.99
1:5:1485:C:O2	1:5:4349:C:C5	2.15	0.99
1:5:4414:A:C2	1:5:4427:G:N2	2.31	0.99

Continued on next page...

Continued from previous page...

Atom-1	Atom-2	Interatomic distance (Å)	Clash overlap (Å)
7:D:42:ASN:HA	7:D:44:TYR:OH	1.61	0.99
1:5:291:U:C2'	1:5:292:G:H2'	1.92	0.99
1:5:330:G:C2	1:5:331:G:C8	2.50	0.99
1:5:2784:C:O2	1:5:2785:C:C6	2.16	0.99
1:5:3675:G:C2	1:5:3676:G:N7	2.31	0.99
1:5:4117:U:N3	4:A:40:TYR:CE1	2.31	0.99
2:7:42:A:C6	2:7:43:U:C5	2.51	0.99
1:5:2668:G:H2'	1:5:2669:C:H5'	1.45	0.99
1:5:2673:G:O4'	1:5:2675:G:H1'	1.63	0.99
1:5:484:U:N3	1:5:486:C:C6	2.31	0.99
1:5:1248:C:C2	1:5:1249:C:C5	2.51	0.98
1:5:1840:G:O3'	1:5:1842:G:P	2.21	0.98
1:5:1899:G:N1	1:5:1900:C:C4	2.30	0.98
1:5:1269:G:C8	1:5:2111:G:C6	2.52	0.98
1:5:1629:G:C2	1:5:1631:A:C6	2.50	0.98
1:5:293:G:H2'	1:5:297:U:C6	1.97	0.98
1:5:85:G:O2'	1:5:97:G:O6	1.79	0.98
3:8:11:C:N3	3:8:12:G:C8	2.30	0.98
1:5:1248:C:C2	1:5:1249:C:C6	2.51	0.98
1:5:4174:U:N3	1:5:4175:G:N7	2.10	0.98
1:5:4283:G:N2	1:5:4284:C:N1	2.10	0.98
1:5:4280:A:N6	7:D:29:ASP:CA	2.25	0.98
1:5:2325:C:N3	1:5:2326:G:N7	2.12	0.98
1:5:470:A:C6	1:5:471:A:C8	2.52	0.98
1:5:1217:G:H2'	1:5:1218:G:H8	1.28	0.98
1:5:2058:G:C2	1:5:2059:C:C6	2.52	0.98
1:5:1899:G:C2	1:5:1900:C:C4	2.51	0.98
1:5:3717:A:O2'	1:5:3718:A:O5'	1.81	0.98
46:1:60:ASP:O	46:1:62:PHE:CD1	2.17	0.98
1:5:1340:C:N3	1:5:1341:U:C5	2.32	0.98
3:8:64:U:C2	3:8:65:A:C5	2.50	0.98
1:5:1074:G:C2	1:5:1238:A:C2	2.52	0.97
1:5:2743:A:N3	1:5:2744:A:N7	2.11	0.97
1:5:4982:A:C6	1:5:4983:C:C5	2.52	0.97
1:5:4167:G:C2	1:5:4168:G:C8	2.51	0.97
1:5:4174:U:O2	1:5:4175:G:C8	2.17	0.97
15:M:33:GLN:HA	15:M:33:GLN:NE2	1.77	0.97
1:5:2087:C:C5	19:Q:37:ARG:NH1	2.31	0.97
1:5:4223:C:H4'	12:I:119:PHE:HE2	1.29	0.97
25:W:50:ASN:HB3	25:W:55:TYR:CE2	1.98	0.97
1:5:4283:G:N2	1:5:4284:C:C6	2.31	0.97

Continued on next page...

Continued from previous page...

Atom-1	Atom-2	Interatomic distance (Å)	Clash overlap (Å)
3:8:64:U:O2	3:8:65:A:N7	1.96	0.97
1:5:3740:G:C6	1:5:3741:C:C6	2.52	0.97
3:8:74:U:C4	27:Y:74:TYR:CE1	2.53	0.97
1:5:3731:C:N3	1:5:3732:A:N7	2.13	0.97
1:5:375:G:OP2	13:J:52:LYS:NZ	105.59	0.97
1:5:3702:A:N1	1:5:3703:G:N7	2.10	0.97
1:5:3721:U:O2	1:5:3722:G:C8	2.18	0.97
1:5:4481:U:C2	1:5:4482:U:C5	2.52	0.97
1:5:2437:C:H5''	1:5:2782:U:O4	1.63	0.97
1:5:27:C:O2	1:5:28:C:H6	1.48	0.97
1:5:3694:U:N3	1:5:3695:U:C5	2.33	0.97
1:5:1269:G:C6	1:5:2111:G:C2	2.53	0.96
1:5:1899:G:C8	1:5:2278:G:C2	2.52	0.96
1:5:2658:G:C2	1:5:2675:G:C2	2.53	0.96
9:F:149:LEU:HB2	9:F:197:TYR:OH	1.64	0.96
1:5:1269:G:C5	1:5:2111:G:C2	2.52	0.96
46:1:271:ARG:CZ	46:1:398:GLN:HG3	1.95	0.96
1:5:1078:A:H2	1:5:1079:C:H41	1.01	0.96
1:5:2099:G:C2	1:5:2100:A:C8	2.53	0.96
1:5:2743:A:C2	1:5:2744:A:C6	2.53	0.96
1:5:483:G:C2	1:5:484:U:C5	2.53	0.96
15:M:7:VAL:HB	21:S:152:PHE:HB2	1.44	0.96
3:8:74:U:O4	27:Y:74:TYR:CE1	2.17	0.96
1:5:3702:A:C6	1:5:3703:G:N7	2.33	0.96
1:5:4518:A:C8	5:B:257:TRP:CZ2	2.53	0.96
1:5:1672:U:O2	1:5:1673:U:C6	2.19	0.96
1:5:970:G:O6	1:5:2256:C:N4	1.97	0.96
1:5:2726:G:C2	1:5:2727:C:C4	2.54	0.96
1:5:289:C:N3	1:5:290:U:C5	2.34	0.96
1:5:977:C:N3	1:5:978:G:C8	2.26	0.96
1:5:1240:G:OP1	1:5:1271:G:O2'	1.84	0.96
1:5:2279:A:C2	1:5:2280:G:C5	2.54	0.96
1:5:2832:A:H2'	1:5:2833:A:H5''	1.44	0.96
3:8:85:U:H2'	3:8:87:G:C8	2.00	0.96
1:5:957:G:O5'	1:5:1284:G:N2	1.98	0.96
1:5:1983:A:C8	1:5:1987:C:OP2	2.19	0.96
1:5:2532:C:O2	1:5:2533:C:C6	2.18	0.96
1:5:4966:A:H2'	1:5:4967:A:O4'	1.65	0.96
1:5:977:C:O2	1:5:978:G:C8	2.17	0.96
26:X:151:ASN:ND2	47:2:20:ARG:CD	2.28	0.96
46:1:271:ARG:NH2	46:1:398:GLN:CG	2.29	0.96

Continued on next page...

Continued from previous page...

Atom-1	Atom-2	Interatomic distance (Å)	Clash overlap (Å)
1:5:1280:C:C2	1:5:1282:G:N7	2.34	0.96
1:5:2453:A:C6	1:5:2454:U:C5	2.53	0.96
1:5:4414:A:N1	1:5:4427:G:C2	2.34	0.96
3:8:132:G:C2	3:8:133:G:C8	2.52	0.96
1:5:2526:C:C5	46:1:405:ARG:NE	2.34	0.95
1:5:2743:A:C2	1:5:2744:A:N7	2.34	0.95
3:8:11:C:C2	3:8:12:G:C8	2.54	0.95
14:L:21:ARG:NH1	46:1:273:ARG:HG2	58.20	0.95
16:N:30:TYR:CE1	16:N:63:ARG:HD2	2.01	0.95
26:X:151:ASN:HD22	47:2:20:ARG:HD2	1.00	0.95
1:5:102:G:HO2'	1:5:1381:U:HO2'	1.11	0.95
1:5:2857:A:O2'	1:5:2858:A:O5'	1.82	0.95
1:5:4258:C:C2	1:5:4259:C:C5	2.53	0.95
1:5:3905:A:C2	1:5:4449:A:N6	2.34	0.95
1:5:472:C:C2	1:5:473:C:C6	2.53	0.95
1:5:486:C:C2	1:5:487:G:C8	2.53	0.95
1:5:1340:C:C2	1:5:1341:U:C6	2.55	0.95
1:5:4080:C:O2	1:5:4081:G:C8	2.20	0.95
1:5:4215:C:C2	1:5:4216:G:C8	2.53	0.95
1:5:4285:U:C2	1:5:4286:C:C5	2.54	0.95
1:5:92:C:OP2	1:5:4341:C:O2'	1.84	0.95
1:5:4999:G:C2	1:5:5000:G:C8	2.55	0.95
21:S:45:TRP:CZ3	21:S:56:LYS:HA	2.00	0.95
1:5:1217:G:H2'	1:5:1218:G:C8	2.01	0.95
1:5:2854:G:O6	1:5:2856:C:C6	2.19	0.95
1:5:3726:A:O2'	1:5:3727:A:C8	2.19	0.95
1:5:4369:A:C2	1:5:4370:G:C8	2.55	0.95
1:5:4563:U:C2	1:5:4564:A:N7	2.35	0.95
1:5:969:C:O2'	1:5:970:G:N3	1.98	0.95
3:8:119:C:O2	3:8:120:G:C8	2.19	0.95
1:5:1936:C:C6	2:7:84:U:C6	2.54	0.95
1:5:2089:G:C4	1:5:2262:G:H2'	2.02	0.95
1:5:1198:G:H2'	1:5:1199:G:C8	2.02	0.95
1:5:1984:A:N6	1:5:2011:C:O2'	1.99	0.95
5:B:118:PHE:HB2	5:B:119:TYR:CE1	2.02	0.95
1:5:2127:C:H2'	1:5:2128:G:N7	1.82	0.95
1:5:208:A:C1'	1:5:232:G:H21	1.78	0.95
1:5:2497:C:C2	1:5:2498:C:C5	2.55	0.95
1:5:2526:C:H5	46:1:405:ARG:CZ	1.80	0.95
1:5:4518:A:N7	5:B:257:TRP:CZ2	2.33	0.95
1:5:484:U:C2	1:5:486:C:C6	2.54	0.95

Continued on next page...

Continued from previous page...

Atom-1	Atom-2	Interatomic distance (Å)	Clash overlap (Å)
1:5:983:C:C2	1:5:984:C:C5	2.55	0.95
1:5:3741:C:C2	1:5:3742:G:C8	2.55	0.94
1:5:4194:U:O2'	1:5:4221:C:N4	2.00	0.94
1:5:4414:A:C2	1:5:4427:G:C2	2.55	0.94
1:5:4745:G:HO2'	1:5:4746:C:H6	1.15	0.94
8:E:184:ARG:NH2	8:E:210:ASP:OD1	2.00	0.94
27:Y:15:ARG:HH12	27:Y:19:PHE:HE2	1.09	0.94
46:1:435:ALA:O	46:1:438:LEU:N	1.99	0.94
1:5:1358:G:O2'	1:5:1359:G:O4'	1.84	0.94
1:5:2646:C:O2	1:5:2647:A:C8	2.19	0.94
1:5:2851:G:C5	1:5:2852:U:C6	2.54	0.94
3:8:11:C:O2	3:8:12:G:H8	1.48	0.94
1:5:1238:A:O2'	1:5:1239:C:O5'	1.83	0.94
1:5:3790:U:N3	1:5:3792:G:O4'	2.00	0.94
1:5:4729:A:H4'	1:5:4965:U:O2'	1.68	0.94
1:5:909:A:C2	1:5:910:G:C8	2.55	0.94
1:5:1427:A:H3'	1:5:1428:U:H6	1.30	0.94
1:5:1476:C:N3	1:5:1477:C:C5	2.35	0.94
1:5:3737:A:H2'	1:5:3738:G:O4'	1.68	0.94
1:5:917:A:C6	1:5:919:C:C4	2.55	0.94
1:5:120:A:H1'	1:5:121:A:C2	2.02	0.94
1:5:1245:C:C6	1:5:1269:G:C6	2.55	0.94
1:5:246:G:C2	1:5:247:G:C8	2.55	0.94
1:5:514:U:H5	1:5:515:C:O4'	1.48	0.94
1:5:1390:G:C2	1:5:1394:G:C6	2.55	0.94
1:5:2080:U:O2	1:5:2081:C:C6	2.21	0.94
1:5:2326:G:N1	1:5:2327:G:N7	2.16	0.94
1:5:2504:C:O2	1:5:2505:C:C5	2.21	0.94
1:5:3907:G:N9	1:5:4449:A:H1'	1.82	0.94
1:5:4098:A:C2	1:5:4099:G:C8	2.55	0.94
1:5:42:A:N6	1:5:4379:A:C2	2.36	0.94
1:5:471:A:C5	1:5:472:C:C6	2.55	0.94
1:5:100:C:C4	1:5:101:A:C8	2.52	0.94
1:5:2604:C:O2	1:5:2605:G:H8	1.50	0.94
1:5:43:U:C5	1:5:44:A:C8	2.55	0.94
1:5:4724:A:HO2'	5:B:104:THR:HG1	1.10	0.94
1:5:975:C:OP1	9:F:49:ARG:NH1	2.01	0.94
1:5:1217:G:C2'	1:5:1218:G:H8	1.80	0.94
1:5:2304:U:O2	1:5:2332:A:N6	2.01	0.94
1:5:2843:U:C2	1:5:2844:A:C8	2.56	0.94
1:5:2859:G:N2	1:5:3837:C:O2	2.01	0.94

Continued on next page...

Continued from previous page...

Atom-1	Atom-2	Interatomic distance (Å)	Clash overlap (Å)
1:5:4744:A:C2	1:5:4745:G:C5	2.55	0.94
1:5:208:A:H1'	1:5:232:G:N2	1.83	0.94
1:5:2736:G:C2	1:5:2737:C:C5	2.56	0.94
1:5:4983:C:N3	1:5:4984:C:C5	2.36	0.94
1:5:4601:U:C4	1:5:4609:G:N2	2.36	0.94
1:5:4985:U:H4'	5:B:175:GLN:OE1	1.67	0.94
1:5:1438:U:O2	1:5:2099:G:O6	1.86	0.93
1:5:2509:C:O2'	1:5:2510:G:O5'	1.85	0.93
1:5:4165:C:C2	1:5:4166:G:C8	2.55	0.93
1:5:1247:U:C2	1:5:1248:C:C6	2.55	0.93
1:5:1635:C:H2'	1:5:1636:U:H5'	1.46	0.93
1:5:1667:G:N2	1:5:2283:G:O6	2.01	0.93
1:5:2735:G:C2	1:5:2736:G:C8	2.57	0.93
1:5:4324:A:C2	1:5:4325:A:C5	2.56	0.93
1:5:4988:U:H4'	1:5:4989:U:O2	1.67	0.93
1:5:5044:A:C2'	1:5:5045:G:H5'	1.98	0.93
1:5:4563:U:N3	1:5:4564:A:C6	2.35	0.93
1:5:4725:C:O2	1:5:4726:G:H8	1.45	0.93
1:5:5005:G:O6	25:W:51:TRP:CB	2.16	0.93
1:5:1217:G:N2	1:5:1218:G:O6	2.01	0.93
1:5:1981:G:O2'	1:5:1982:G:O4'	1.85	0.93
1:5:2851:G:H1'	1:5:3840:U:O2	1.67	0.93
1:5:747:A:H2'	1:5:749:G:C8	2.04	0.93
1:5:1408:G:O2'	1:5:1411:C:N4	2.02	0.93
1:5:1671:U:N3	1:5:1672:U:H5	1.66	0.93
1:5:4097:G:C2	1:5:4098:A:C8	2.57	0.93
1:5:983:C:O2	1:5:984:C:H6	1.48	0.93
1:5:4257:A:H2'	1:5:4258:C:H6	1.32	0.93
46:1:252:PHE:CZ	47:2:40:THR:CG2	2.32	0.93
1:5:2604:C:N3	1:5:2605:G:N7	2.16	0.93
1:5:2784:C:O2	1:5:2785:C:C5	2.22	0.93
1:5:4080:C:N3	1:5:4081:G:C8	2.35	0.93
1:5:1739:G:H2'	1:5:1740:C:O4'	1.69	0.93
1:5:173:C:C2	1:5:174:C:C6	2.57	0.93
1:5:2561:C:N3	1:5:2562:G:C8	2.36	0.93
1:5:3617:G:O2'	1:5:3620:G:N7	1.99	0.93
1:5:969:C:O2'	1:5:970:G:O4'	1.86	0.93
1:5:1264:C:C2	1:5:1265:G:C8	2.57	0.93
1:5:2035:C:N4	1:5:2036:C:C4	2.37	0.93
1:5:3731:C:C2	1:5:3732:A:C8	2.57	0.93
1:5:4095:G:C2	1:5:4096:C:C5	2.56	0.93

Continued on next page...

Continued from previous page...

Atom-1	Atom-2	Interatomic distance (Å)	Clash overlap (Å)
1:5:4883:C:O2'	1:5:4884:G:OP2	1.87	0.93
3:8:73:U:C5	3:8:74:U:C6	2.56	0.93
1:5:27:C:N3	1:5:28:C:C5	2.37	0.92
1:5:1371:A:N6	3:8:28:C:O2'	2.02	0.92
1:5:2613:C:N3	1:5:2614:C:C5	2.37	0.92
1:5:3939:G:N3	1:5:4076:G:O6	2.02	0.92
1:5:4275:G:O6	1:5:4276:G:C5	2.22	0.92
1:5:4981:G:C6	1:5:4982:A:C8	2.57	0.92
1:5:1280:C:O4'	6:C:323:ARG:NH2	2.02	0.92
10:G:53:ARG:NH2	10:G:54:PHE:HZ	1.67	0.92
1:5:4911:A:C5'	5:B:100:ARG:HD3	1.99	0.92
1:5:2526:C:C6	46:1:405:ARG:CZ	2.52	0.92
1:5:2251:G:H1'	1:5:2252:G:C2	2.04	0.92
1:5:2446:C:H2'	1:5:2447:U:C6	2.04	0.92
1:5:424:U:C2	1:5:425:U:H5	1.87	0.92
10:G:55:VAL:HB	10:G:57:TRP:HE1	1.34	0.92
20:R:109:TYR:CE1	20:R:114:LYS:HD2	2.04	0.92
1:5:469:C:O2	1:5:688:U:C1'	2.17	0.92
1:5:210:C:N4	1:5:231:U:C2	2.38	0.92
1:5:2326:G:C6	1:5:2327:G:N7	2.38	0.92
2:7:94:C:C2	2:7:95:C:C5	2.57	0.92
46:1:271:ARG:NH1	46:1:398:GLN:HG3	1.82	0.92
1:5:1310:C:N3	1:5:1311:G:C8	2.37	0.92
1:5:1750:G:C2	1:5:1751:A:C8	2.58	0.92
1:5:272:U:C2	1:5:273:U:C5	2.58	0.92
3:8:10:G:C6	3:8:11:C:C6	2.57	0.92
3:8:94:G:HO2'	3:8:95:A:H8	0.98	0.92
8:E:157:ARG:HD2	8:E:266:TYR:CD1	2.04	0.92
1:5:1248:C:O2	1:5:1249:C:C6	2.23	0.92
1:5:144:G:C2	1:5:145:G:C8	2.57	0.92
1:5:3591:C:N4	1:5:3592:G:N7	2.17	0.92
8:E:181:PRO:HA	8:E:246:GLN:HE22	1.34	0.92
1:5:1247:U:N3	1:5:1248:C:C5	2.38	0.91
1:5:3740:G:C6	1:5:3741:C:C5	2.59	0.91
1:5:4888:U:HO2'	1:5:4889:G:H8	0.98	0.91
1:5:4998:G:C2	1:5:4999:G:C8	2.57	0.91
3:8:40:A:N7	3:8:102:G:N2	2.17	0.91
1:5:1245:C:N3	1:5:1246:G:N7	2.18	0.91
1:5:1695:U:H2'	1:5:1696:C:H5'	1.52	0.91
1:5:2081:C:H2'	1:5:2082:G:O5'	1.70	0.91
1:5:2856:C:N4	1:5:2857:A:N6	2.18	0.91

Continued on next page...

Continued from previous page...

Atom-1	Atom-2	Interatomic distance (Å)	Clash overlap (Å)
1:5:3739:C:C4	1:5:3740:G:N7	2.39	0.91
1:5:3905:A:C6	1:5:4449:A:C6	2.58	0.91
1:5:658:C:C2	1:5:659:G:C8	2.58	0.91
1:5:106:A:H1'	1:5:336:A:H8	1.14	0.91
1:5:466:A:C2	1:5:467:U:C5	2.58	0.91
1:5:86:U:O2	1:5:87:A:C8	2.22	0.91
5:B:203:GLN:HA	5:B:203:GLN:HE21	1.33	0.91
1:5:2382:A:N6	1:5:2830:G:O4'	2.04	0.91
1:5:2533:C:OP1	26:X:139:ARG:NH2	2.01	0.91
1:5:2604:C:C2	1:5:2605:G:C8	2.58	0.91
1:5:2851:G:C6	1:5:2852:U:C6	2.58	0.91
1:5:3739:C:N4	1:5:3740:G:N7	2.19	0.91
1:5:2108:G:N2	1:5:2125:C:N3	2.18	0.91
1:5:2294:G:C2	1:5:2295:C:C5	2.57	0.91
1:5:1632:A:N6	1:5:1634:A:C8	2.38	0.91
1:5:1695:U:C2'	1:5:1696:C:H5'	2.01	0.91
1:5:1987:C:N3	1:5:1988:G:C8	2.39	0.91
1:5:962:C:OP2	1:5:2264:C:N3	2.03	0.91
1:5:701:G:C6	1:5:702:U:C6	2.58	0.91
1:5:1669:A:H4'	1:5:1685:G:N2	1.85	0.91
1:5:1673:U:C2	1:5:1674:C:C5	2.59	0.91
1:5:1999:A:O2'	1:5:2000:G:O4'	1.88	0.91
1:5:2095:A:N1	9:F:41:GLN:OE1	2.02	0.91
1:5:2328:G:HO2'	1:5:2329:U:C5'	1.83	0.91
1:5:451:C:N4	1:5:1295:C:H2'	1.86	0.91
1:5:4878:C:C2	1:5:4879:C:C5	2.58	0.91
3:8:12:G:N2	3:8:13:G:H1'	1.84	0.91
1:5:1778:C:O2	1:5:1779:U:C5	2.24	0.91
1:5:2126:G:H1'	1:5:2127:C:C6	2.05	0.91
1:5:2293:U:O2	1:5:2294:G:H8	1.45	0.91
1:5:27:C:O2	1:5:28:C:C6	2.23	0.91
1:5:730:G:N2	1:5:939:G:N2	2.18	0.91
1:5:1268:G:N1	1:5:1270:A:N7	2.18	0.91
1:5:4627:U:N3	1:5:4628:U:C5	2.38	0.91
1:5:1696:C:H1'	1:5:1697:G:H5'	1.53	0.91
1:5:1818:G:C8	1:5:1821:G:O6	2.24	0.91
1:5:2613:C:C4	1:5:2614:C:C5	2.58	0.91
1:5:272:U:O2	1:5:273:U:C5	2.23	0.91
3:8:131:G:C6	3:8:132:G:N7	2.38	0.91
1:5:1176:C:O2	7:D:282:GLN:NE2	2.03	0.91
1:5:4213:A:H61	1:5:4218:U:H3	0.95	0.90

Continued on next page...

Continued from previous page...

Atom-1	Atom-2	Interatomic distance (Å)	Clash overlap (Å)
1:5:753:C:N3	1:5:754:U:C5	2.39	0.90
1:5:100:C:C5	1:5:101:A:N7	2.37	0.90
1:5:2724:G:C2	1:5:2726:G:C5	2.59	0.90
1:5:4172:A:C2	1:5:4173:G:C8	2.60	0.90
1:5:4242:U:O2	1:5:4279:A:H2	1.54	0.90
1:5:489:C:N4	1:5:664:G:O6	2.04	0.90
3:8:119:C:C2	3:8:120:G:H8	1.88	0.90
3:8:12:G:N1	3:8:13:G:N7	2.19	0.90
1:5:2724:G:N2	1:5:2726:G:C5	2.39	0.90
1:5:54:G:C6	1:5:55:G:C8	2.58	0.90
1:5:1266:G:N2	1:5:1268:G:C5	2.39	0.90
1:5:1807:C:N3	1:5:1808:C:C6	2.40	0.90
1:5:4123:C:N3	1:5:4124:G:C8	2.39	0.90
1:5:3723:A:C2	1:5:3724:A:C5	2.59	0.90
1:5:2007:G:O2'	1:5:2008:U:O4'	1.88	0.90
1:5:2565:A:N7	1:5:2566:G:H1'	1.86	0.90
1:5:3791:C:N3	1:5:3802:U:C6	2.40	0.90
1:5:977:C:C4	1:5:978:G:N7	2.38	0.90
1:5:1174:G:N2	1:5:1175:A:C8	2.40	0.90
1:5:2106:G:N2	1:5:2107:C:C5	2.39	0.90
1:5:2529:A:C5	1:5:2532:C:C5	2.59	0.90
1:5:3783:A:H2	1:5:3789:C:H42	1.17	0.90
1:5:4273:A:H2'	1:5:4274:A:O4'	1.70	0.90
1:5:1475:G:N2	1:5:1476:C:C5	2.40	0.90
1:5:1542:U:OP1	1:5:2743:A:C8	2.24	0.90
1:5:2614:C:O2'	1:5:2808:G:OP1	1.88	0.90
1:5:754:U:N3	1:5:755:C:C5	2.40	0.90
2:7:94:C:N3	2:7:95:C:C5	2.40	0.90
1:5:106:A:C1'	1:5:336:A:H8	1.85	0.90
1:5:3899:G:P	5:B:257:TRP:HB2	2.12	0.90
3:8:80:A:H8	3:8:81:C:HO2'	1.12	0.90
1:5:2035:C:N3	1:5:2036:C:C6	2.40	0.90
1:5:4281:A:C2	1:5:4283:G:C5	2.60	0.90
1:5:4355:G:C2	1:5:4356:G:N7	2.40	0.90
1:5:2089:G:O6	1:5:2263:A:C5'	2.20	0.89
1:5:2447:U:O2'	1:5:2448:G:O5'	1.89	0.89
1:5:2568:C:C2	1:5:2569:G:C8	2.59	0.89
1:5:211:G:C2	1:5:212:A:C8	2.60	0.89
1:5:3743:G:H2'	1:5:3744:G:H5'	1.54	0.89
26:X:156:ILE:HG13	46:1:415:ARG:NH2	1.87	0.89
1:5:1966:C:C2	1:5:1967:A:C8	2.60	0.89

Continued on next page...

Continued from previous page...

Atom-1	Atom-2	Interatomic distance (Å)	Clash overlap (Å)
1:5:983:C:N3	1:5:984:C:H5	1.65	0.89
1:5:352:G:O2'	3:8:22:U:O4	1.89	0.89
1:5:1235:G:C2	1:5:1236:C:C5	2.61	0.89
1:5:172:C:C2	1:5:173:C:C6	2.61	0.89
1:5:2370:A:HO2'	1:5:2826:U:H3	1.10	0.89
1:5:1632:A:N6	1:5:1634:A:N9	2.19	0.89
1:5:4228:G:H5''	1:5:4229:U:O4'	1.73	0.89
8:E:157:ARG:HD3	8:E:266:TYR:CE1	2.07	0.89
1:5:1245:C:C2	1:5:1246:G:C8	2.61	0.89
1:5:2328:G:O2'	1:5:2329:U:O5'	1.88	0.89
1:5:2463:G:C2	1:5:2464:C:C4	2.60	0.89
1:5:2724:G:C2	1:5:2726:G:C8	2.61	0.89
7:D:210:TYR:OH	7:D:214:GLU:HG3	1.72	0.89
1:5:2433:G:OP1	46:1:268:LYS:NZ	2.04	0.89
1:5:3680:U:H2'	1:5:3680:U:O2	1.71	0.89
1:5:4580:U:N3	1:5:4581:G:C8	2.41	0.89
3:8:11:C:O2	3:8:12:G:C8	2.26	0.89
1:5:4098:A:N1	1:5:4099:G:C5	2.41	0.89
1:5:4229:U:N3	1:5:4230:C:C6	2.40	0.89
1:5:4241:C:N3	1:5:4242:U:C5	2.41	0.89
1:5:1563:A:H2'	1:5:1564:A:C8	2.08	0.89
1:5:4093:G:H2'	1:5:4094:G:H5''	1.55	0.89
1:5:445:U:H1'	1:5:2313:A:C2	2.07	0.89
1:5:504:G:N1	1:5:654:C:C2	2.41	0.89
1:5:2497:C:O2	1:5:2498:C:C6	2.26	0.89
1:5:28:C:C2	1:5:29:G:C8	2.60	0.89
1:5:4269:G:H1	1:5:4277:G:H1	1.17	0.89
1:5:445:U:C1'	1:5:2313:A:C2	2.56	0.89
1:5:4579:U:C2	1:5:4580:U:C6	2.61	0.89
1:5:5003:U:C2	1:5:5045:G:N2	2.41	0.89
1:5:1284:G:O6	6:C:312:ARG:NH2	2.06	0.89
1:5:1175:A:C2	1:5:1176:C:C6	2.61	0.88
1:5:1269:G:C3'	1:5:2111:G:O6	2.20	0.88
1:5:2325:C:N3	1:5:2326:G:C8	2.41	0.88
1:5:271:C:C2	1:5:272:U:C6	2.60	0.88
1:5:2851:G:C5	1:5:2852:U:H6	1.90	0.88
1:5:3878:C:O2	5:B:258:HIS:HE1	1.54	0.88
1:5:2449:A:C8	1:5:2450:G:H1'	2.08	0.88
1:5:3693:U:C4	1:5:3694:U:C5	2.61	0.88
1:5:4548:A:C5'	1:5:4548:A:C8	2.55	0.88
1:5:4884:G:C2	1:5:4885:U:C6	2.61	0.88

Continued on next page...

Continued from previous page...

Atom-1	Atom-2	Interatomic distance (Å)	Clash overlap (Å)
1:5:733:A:C8	1:5:734:G:C8	2.61	0.88
1:5:751:G:N2	1:5:752:G:C5	2.42	0.88
1:5:1049:C:N3	1:5:1050:C:C5	2.41	0.88
1:5:1245:C:C5	1:5:1269:G:O6	2.25	0.88
1:5:1271:G:H3'	1:5:1272:C:H5'	1.54	0.88
1:5:1213:G:C5	1:5:1215:C:C6	2.62	0.88
1:5:1936:C:H5	2:7:84:U:C5	1.86	0.88
1:5:4934:A:C6	1:5:4935:C:C5	2.61	0.88
1:5:751:G:C2	1:5:752:G:N7	2.42	0.88
1:5:1950:U:C2	1:5:1951:G:C8	2.62	0.88
1:5:2078:C:O2	1:5:2079:G:H8	1.56	0.88
1:5:1340:C:C2	1:5:1341:U:C5	2.61	0.88
1:5:1411:C:O2	1:5:1412:G:C8	2.27	0.88
1:5:1671:U:H3	1:5:1672:U:H5	1.08	0.88
1:5:197:A:H5'	1:5:197:A:H8	1.38	0.88
1:5:689:U:N3	1:5:690:C:C5	2.42	0.88
1:5:1188:C:O2	1:5:1189:G:C8	2.27	0.88
1:5:1929:A:H61	1:5:2054:U:H3	0.89	0.88
1:5:2089:G:C5	1:5:2262:G:H2'	2.08	0.88
26:X:84:GLU:HB2	46:1:408:SER:OG	1.73	0.88
1:5:1475:G:N2	1:5:1476:C:C4	2.41	0.88
1:5:189:G:C2	1:5:190:G:N7	2.42	0.88
1:5:2327:G:C2	1:5:2328:G:N7	2.42	0.88
46:1:252:PHE:HZ	47:2:40:THR:HG21	0.90	0.88
1:5:1478:C:O2	1:5:1479:G:C8	2.26	0.88
1:5:1687:U:O2	1:5:1850:A:C6	2.26	0.88
1:5:1757:U:C2	1:5:1758:G:C8	2.62	0.88
1:5:2294:G:C2	1:5:2295:C:C6	2.62	0.88
1:5:2465:C:H2'	1:5:2466:G:C8	2.08	0.88
1:5:2844:A:C6	1:5:3839:G:C8	2.61	0.88
1:5:4481:U:H2'	1:5:4482:U:H6	1.37	0.88
13:J:99:PHE:CE2	13:J:105:PHE:HB3	2.09	0.88
1:5:1074:G:N2	1:5:1238:A:C2	2.41	0.88
1:5:2468:U:H3	1:5:2473:A:N6	1.67	0.88
1:5:4561:C:H2'	1:5:4561:C:O2	1.73	0.88
1:5:1324:A:C2	1:5:3876:A:H2'	2.09	0.87
1:5:270:U:N3	1:5:271:C:C5	2.42	0.87
1:5:4123:C:C2	1:5:4124:G:C8	2.63	0.87
1:5:5062:G:N2	1:5:5063:G:C8	2.41	0.87
1:5:1866:U:O2'	1:5:1867:A:O5'	1.93	0.87
1:5:3662:A:N6	1:5:3680:U:H3	1.70	0.87

Continued on next page...

Continued from previous page...

Atom-1	Atom-2	Interatomic distance (Å)	Clash overlap (Å)
1:5:3721:U:O2	1:5:3722:G:H8	1.55	0.87
7:D:22:ARG:HG3	7:D:22:ARG:HH11	1.38	0.87
21:S:29:ARG:CZ	21:S:29:ARG:HB3	2.03	0.87
1:5:2613:C:C2	1:5:2614:C:C6	2.62	0.87
1:5:4563:U:C2	1:5:4564:A:C5	2.61	0.87
46:1:271:ARG:NH2	46:1:398:GLN:HB2	1.89	0.87
1:5:126:C:N3	1:5:127:G:N7	2.22	0.87
1:5:1359:G:H2'	1:5:1360:G:C8	2.09	0.87
1:5:2110:C:C6	1:5:2110:C:OP1	2.28	0.87
1:5:4885:U:C2	1:5:4886:C:C6	2.63	0.87
7:D:250:ASN:HD21	7:D:252:VAL:HG12	1.39	0.87
1:5:1699:A:O5'	9:F:179:ARG:NH2	2.07	0.87
1:5:4096:C:O2'	10:G:112:GLN:NE2	81.96	0.87
1:5:1965:G:C2	1:5:1966:C:C6	2.61	0.87
1:5:2035:C:N4	1:5:2036:C:N4	2.22	0.87
1:5:662:C:H2'	1:5:663:G:H8	1.40	0.87
1:5:77:U:O4	1:5:335:A:N1	2.06	0.87
46:1:252:PHE:CE2	46:1:455:TYR:CE1	2.62	0.87
1:5:1174:G:C2	1:5:1175:A:N7	2.42	0.87
1:5:1964:A:C6	1:5:1965:G:N9	2.43	0.87
1:5:2784:C:N3	1:5:2785:C:C5	2.42	0.87
1:5:425:U:N3	1:5:426:A:N7	2.22	0.87
1:5:4269:G:H22	1:5:4277:G:H22	1.18	0.87
1:5:4315:A:C2	1:5:4316:G:C8	2.62	0.87
1:5:5047:C:C2	1:5:5048:A:C6	2.62	0.87
1:5:964:A:C5'	1:5:964:A:H8	1.86	0.87
1:5:1279:A:H2'	1:5:1280:C:C4	2.09	0.87
1:5:4332:C:N3	1:5:4333:C:H5	1.73	0.87
1:5:3907:G:C8	1:5:4449:A:H1'	2.09	0.87
1:5:2361:G:C6	18:P:25:HIS:HD2	1.93	0.87
1:5:1964:A:C8	1:5:1965:G:C8	2.60	0.87
1:5:2434:G:H5'	46:1:403:GLY:HA2	1.55	0.87
1:5:1598:C:C2	1:5:1599:A:H8	1.93	0.87
1:5:4333:C:C2	1:5:4334:U:C5	2.63	0.87
1:5:488:G:C2	1:5:489:C:C6	2.63	0.87
1:5:723:A:C2	1:5:943:A:N1	2.43	0.87
3:8:39:G:O2'	3:8:103:A:N6	2.08	0.87
1:5:2568:C:O2	1:5:2569:G:C8	2.26	0.86
1:5:4230:C:N3	1:5:4231:C:H5	1.72	0.86
1:5:4233:A:H61	1:5:4290:U:H3	1.07	0.86
2:7:59:G:C6	2:7:60:G:C8	2.63	0.86

Continued on next page...

Continued from previous page...

Atom-1	Atom-2	Interatomic distance (Å)	Clash overlap (Å)
1:5:1477:C:N3	1:5:1478:C:C6	2.43	0.86
1:5:1726:U:N3	1:5:1727:U:C5	2.43	0.86
1:5:1983:A:C2	1:5:2010:A:H5''	2.10	0.86
1:5:2011:C:H2'	1:5:2012:A:O4'	1.75	0.86
1:5:2279:A:C2	1:5:2280:G:N7	2.43	0.86
1:5:2526:C:C5	46:1:405:ARG:NH2	2.42	0.86
1:5:2689:C:N3	1:5:2690:C:H5	1.73	0.86
1:5:4215:C:N3	1:5:4216:G:N7	2.23	0.86
1:5:4314:C:N3	1:5:4315:A:C8	2.44	0.86
1:5:4550:G:C6	1:5:4551:U:C5	2.62	0.86
2:7:23:A:O2'	2:7:24:C:O5'	1.94	0.86
1:5:1215:C:N3	1:5:1216:C:C6	2.43	0.86
1:5:1485:C:O2	1:5:4349:C:C4	2.29	0.86
1:5:1899:G:N3	1:5:1900:C:C5	2.40	0.86
1:5:4934:A:C2	1:5:4935:C:C6	2.63	0.86
1:5:1724:G:H21	9:F:105:PRO:HB3	1.39	0.86
46:1:271:ARG:HH12	46:1:398:GLN:HG3	1.38	0.86
1:5:1476:C:C2	1:5:1477:C:C6	2.63	0.86
1:5:2509:C:O2'	1:5:2510:G:C5'	2.23	0.86
1:5:3912:U:O2'	1:5:3913:G:H5''	1.75	0.86
1:5:738:C:N3	1:5:739:G:N7	2.24	0.86
3:8:81:C:O2	3:8:81:C:H2'	1.75	0.86
13:J:99:PHE:CE2	13:J:105:PHE:CB	2.58	0.86
1:5:1625:G:C5	1:5:1642:A:N1	2.42	0.86
1:5:1667:G:C2	1:5:2283:G:O6	2.29	0.86
1:5:1447:C:N3	1:5:2097:U:O4	2.08	0.86
1:5:2508:U:C2	1:5:2509:C:H5	1.93	0.86
16:N:138:PHE:HB3	16:N:143:ARG:HH22	1.40	0.86
1:5:4339:A:O2'	19:Q:178:ARG:NH1	2.08	0.86
1:5:2843:U:N3	1:5:2844:A:N7	2.24	0.86
1:5:4481:U:H2'	1:5:4482:U:C6	2.10	0.86
1:5:4510:A:N6	1:5:4592:C:H4'	1.90	0.86
1:5:4983:C:O2	1:5:4984:C:C5	2.28	0.86
1:5:1598:C:H2'	1:5:1598:C:O2	1.74	0.86
1:5:1213:G:C4	1:5:1215:C:C1'	2.58	0.86
1:5:1240:G:N7	1:5:1271:G:H4'	1.91	0.86
1:5:196:C:N3	1:5:243:A:N6	2.24	0.86
1:5:1583:A:H1'	1:5:2396:A:N6	1.91	0.86
1:5:2568:C:N3	1:5:2569:G:N7	2.23	0.86
1:5:3717:A:C6	1:5:3736:A:C6	2.63	0.86
1:5:4174:U:C2	1:5:4175:G:C8	2.63	0.86

Continued on next page...

Continued from previous page...

Atom-1	Atom-2	Interatomic distance (Å)	Clash overlap (Å)
4:A:89:TYR:HB2	4:A:100:ASN:HD21	1.41	0.86
1:5:1967:A:C2	1:5:1968:G:C8	2.63	0.86
1:5:291:U:H2'	1:5:292:G:C2'	2.05	0.86
1:5:470:A:N6	1:5:471:A:C5	2.44	0.86
1:5:1552:G:O2'	1:5:1575:A:N6	2.09	0.86
1:5:2576:G:C6	1:5:2577:C:C5	2.63	0.86
3:8:65:A:N3	3:8:66:A:C8	2.43	0.86
1:5:1538:U:O2'	1:5:1629:G:OP1	1.94	0.85
1:5:237:G:O2'	1:5:238:C:OP2	1.94	0.85
1:5:3622:C:O2	1:5:3623:C:C2	2.29	0.85
1:5:4240:G:C6	1:5:4241:C:C5	2.63	0.85
1:5:4414:A:C6	1:5:4427:G:N1	2.44	0.85
1:5:4518:A:HO2'	5:B:257:TRP:HZ3	0.93	0.85
28:Z:28:ASN:O	28:Z:28:ASN:ND2	2.07	0.85
1:5:1249:C:N3	1:5:1250:C:C5	2.44	0.85
1:5:2495:U:N3	1:5:2496:G:N7	2.24	0.85
1:5:2639:U:H2'	1:5:2694:G:H1	1.40	0.85
1:5:2736:G:N2	1:5:2737:C:C2	2.44	0.85
1:5:3718:A:H2'	1:5:3719:A:O4'	1.76	0.85
1:5:4092:G:C6	1:5:4093:G:C2	2.63	0.85
1:5:4276:G:N1	1:5:4277:G:C8	2.44	0.85
1:5:86:U:O2	1:5:86:U:H2'	1.76	0.85
20:R:36:ASN:ND2	46:1:407:THR:HB	1.91	0.85
1:5:244:G:C6	1:5:246:G:N7	2.45	0.85
1:5:4165:C:C4	1:5:4166:G:N7	2.45	0.85
3:8:125:C:H4'	3:8:126:C:H3'	1.58	0.85
1:5:5005:G:N7	25:W:51:TRP:HD1	1.71	0.85
1:5:2726:G:C6	1:5:2727:C:N4	2.45	0.85
1:5:3675:G:N2	1:5:3676:G:C5	2.44	0.85
1:5:4100:C:C2	1:5:4101:C:C6	2.65	0.85
1:5:4335:C:H2'	1:5:4336:A:O4'	1.77	0.85
1:5:1339:U:O2	1:5:1340:C:C6	2.30	0.85
1:5:1949:U:O2	1:5:1950:U:C6	2.30	0.85
3:8:12:G:H21	3:8:13:G:H1'	1.37	0.85
3:8:134:G:C2	3:8:135:C:C6	2.64	0.85
1:5:1598:C:N3	1:5:1599:A:C8	2.45	0.85
1:5:1886:G:N2	1:5:1894:C:C2	2.45	0.85
1:5:2452:G:N1	1:5:2467:U:C4	2.44	0.85
1:5:3731:C:N3	1:5:3732:A:C8	2.44	0.85
1:5:4223:C:H4'	12:I:119:PHE:CE2	2.10	0.85
1:5:703:G:O6	1:5:706:C:N4	2.09	0.85

Continued on next page...

Continued from previous page...

Atom-1	Atom-2	Interatomic distance (Å)	Clash overlap (Å)
2:7:112:U:O2	2:7:113:G:C8	2.28	0.85
8:E:157:ARG:CD	8:E:266:TYR:CE1	2.59	0.85
9:F:161:TYR:CD2	9:F:168:ARG:NH2	2.44	0.85
1:5:1439:C:C5'	9:F:36:ARG:HH12	1.88	0.85
11:H:61:TRP:HZ2	21:S:152:PHE:HE2	1.22	0.85
12:I:80:CYS:SG	12:I:144:ASN:ND2	2.50	0.85
1:5:4757:C:O2	17:O:114:LYS:CA	2.25	0.85
20:R:36:ASN:HD21	46:1:407:THR:HB	1.42	0.85
1:5:1188:C:C2	1:5:1189:G:C8	2.64	0.85
1:5:1650:A:C2	6:C:100:ARG:NH2	2.44	0.85
1:5:2568:C:C2	1:5:2569:G:N7	2.44	0.85
1:5:2848:G:O2'	1:5:3838:U:O4	1.94	0.85
1:5:4344:U:C2	1:5:4345:C:C5	2.65	0.85
1:5:4935:C:N4	8:E:179:ARG:HG2	1.90	0.85
1:5:5044:A:H2'	1:5:5045:G:H5'	1.58	0.85
1:5:1214:C:HO2'	1:5:2114:G:H1	1.20	0.85
1:5:1634:A:C2	1:5:1635:C:C6	2.65	0.85
1:5:2529:A:C6	1:5:2532:C:C6	2.64	0.85
1:5:27:C:N3	1:5:28:C:H5	1.75	0.85
1:5:4239:A:N6	1:5:4240:G:C5	2.43	0.85
1:5:1177:U:C2	1:5:1178:G:C8	2.64	0.85
1:5:1266:G:H5''	1:5:2112:G:C2	2.10	0.85
1:5:1764:G:C6	1:5:1766:A:OP2	2.29	0.85
1:5:1964:A:N1	1:5:4694:G:C5	2.45	0.85
1:5:2294:G:N2	1:5:2295:C:C2	2.44	0.85
1:5:4230:C:O2	1:5:4231:C:C6	2.30	0.85
1:5:4548:A:H5'	1:5:4548:A:C8	2.12	0.85
1:5:4601:U:O4	1:5:4609:G:N2	2.10	0.85
1:5:4983:C:C2	1:5:4984:C:H5	1.92	0.85
1:5:94:A:H2'	1:5:95:G:O4'	1.77	0.85
1:5:106:A:C1'	1:5:336:A:C8	2.57	0.85
1:5:1753:G:O6	1:5:1776:A:N6	2.09	0.85
1:5:3653:A:N1	1:5:3692:A:H4'	1.92	0.85
1:5:3717:A:O2'	1:5:3718:A:C5'	2.25	0.85
1:5:3726:A:O2'	1:5:3727:A:N7	2.09	0.85
1:5:957:G:P	1:5:1284:G:N2	2.50	0.85
1:5:982:U:H2'	1:5:983:C:H6	1.40	0.85
1:5:1847:C:H4'	19:Q:152:PHE:CE2	2.12	0.85
1:5:1427:A:H3'	1:5:1428:U:C6	2.11	0.84
1:5:1991:A:C8	1:5:1992:U:O2	2.30	0.84
1:5:4498:U:O2	1:5:4498:U:H2'	1.76	0.84

Continued on next page...

Continued from previous page...

Atom-1	Atom-2	Interatomic distance (Å)	Clash overlap (Å)
1:5:153:G:C2	1:5:154:G:C8	2.65	0.84
1:5:1965:G:C2	1:5:1966:C:C5	2.65	0.84
1:5:1916:G:N2	1:5:2067:C:O2	2.10	0.84
1:5:3662:A:H61	1:5:3680:U:H3	1.23	0.84
1:5:4241:C:O2	1:5:4241:C:H2'	1.77	0.84
2:7:114:U:H2'	2:7:115:A:H5''	1.59	0.84
2:7:22:A:C2	2:7:23:A:C5	2.65	0.84
1:5:1218:G:N1	1:5:1219:G:H1'	1.92	0.84
1:5:1625:G:C4	1:5:1642:A:N1	2.45	0.84
1:5:1683:U:N3	1:5:1684:A:N7	2.25	0.84
1:5:172:C:O4'	1:5:172:C:P	2.35	0.84
1:5:1992:U:O4	1:5:2002:A:H3'	1.75	0.84
1:5:4982:A:C6	1:5:4983:C:C6	2.64	0.84
1:5:1245:C:O2	1:5:1246:G:N7	2.09	0.84
1:5:2457:G:N2	1:5:2465:C:C2	2.44	0.84
1:5:753:C:C2	1:5:754:U:C6	2.65	0.84
1:5:1887:G:O6	1:5:1890:G:N7	2.09	0.84
1:5:3944:G:C2	1:5:3945:A:C8	2.66	0.84
1:5:457:G:C2	1:5:458:C:C6	2.66	0.84
1:5:4653:C:O2	1:5:4654:C:C5	2.30	0.84
26:X:87:MET:CG	46:1:412:GLU:OE2	2.17	0.84
1:5:1388:A:C5	1:5:1396:G:N2	2.33	0.84
1:5:2078:C:C2	1:5:2079:G:H8	1.94	0.84
1:5:2282:A:H2'	1:5:2283:G:O5'	1.76	0.84
1:5:2495:U:O2	1:5:2496:G:C8	2.31	0.84
1:5:2532:C:N3	1:5:2533:C:C5	2.46	0.84
1:5:2586:G:N7	1:5:2587:A:C2	2.46	0.84
1:5:736:C:H2'	1:5:737:C:O4'	1.77	0.84
2:7:43:U:C2	2:7:44:C:C5	2.65	0.84
21:S:83:ARG:NH2	22:T:156:TYR:HB2	1.93	0.84
1:5:100:C:C5	1:5:101:A:H8	1.96	0.84
1:5:2329:U:O2'	1:5:2330:G:C5'	2.25	0.84
1:5:4230:C:O2	1:5:4231:C:H6	1.60	0.84
1:5:4490:C:N3	1:5:4491:G:C8	2.46	0.84
1:5:970:G:H2'	1:5:971:U:O4'	1.78	0.84
3:8:134:G:C6	3:8:135:C:C5	2.66	0.84
1:5:146:G:C2	1:5:147:A:C8	2.65	0.84
1:5:166:C:C2	1:5:167:C:C5	2.59	0.84
1:5:2294:G:N1	1:5:2295:C:C4	2.46	0.84
1:5:3692:A:C5	1:5:3693:U:C6	2.66	0.84
1:5:514:U:C5	1:5:515:C:O4'	2.30	0.84

Continued on next page...

Continued from previous page...

Atom-1	Atom-2	Interatomic distance (Å)	Clash overlap (Å)
2:7:43:U:C2	2:7:44:C:C6	2.65	0.84
1:5:1909:G:OP1	2:7:84:U:O2	1.95	0.84
7:D:17:GLN:HG3	22:T:20:ARG:HA	1.60	0.84
1:5:2055:G:O6	21:S:158:VAL:CB	2.25	0.84
1:5:2089:G:O6	1:5:2263:A:H5''	1.75	0.84
1:5:2108:G:N1	1:5:2125:C:N4	2.25	0.84
1:5:2113:G:C8	1:5:2115:G:H1'	2.12	0.84
1:5:2107:C:C5	1:5:2126:G:C2	2.64	0.84
1:5:278:G:C2	1:5:330:G:C8	2.66	0.84
1:5:4095:G:N3	1:5:4096:C:C5	2.44	0.84
1:5:747:A:O2'	1:5:748:G:H5'	1.78	0.84
1:5:89:C:O2'	1:5:90:G:H5'	1.78	0.84
2:7:54:A:C2	2:7:55:A:C5	2.64	0.84
1:5:4117:U:C6	10:G:41:ILE:O	2.31	0.84
1:5:246:G:C2	1:5:247:G:N7	2.46	0.83
1:5:4145:C:C2	1:5:4146:G:C8	2.66	0.83
1:5:4879:C:C2	1:5:4880:C:C5	2.66	0.83
1:5:5062:G:C2	1:5:5063:G:C8	2.66	0.83
1:5:1994:C:C2	1:5:1995:G:C8	2.66	0.83
1:5:244:G:C6	1:5:246:G:C8	2.66	0.83
1:5:2468:U:H2'	1:5:2506:G:C6	2.13	0.83
1:5:300:A:C2	1:5:301:G:N7	2.45	0.83
1:5:1439:C:H5'	9:F:36:ARG:HH12	1.40	0.83
16:N:138:PHE:N	16:N:138:PHE:CD1	2.43	0.83
46:1:61:PRO:HB2	46:1:64:TRP:HE3	1.43	0.83
1:5:1213:G:C6	1:5:1215:C:C2	2.65	0.83
1:5:1268:G:N2	1:5:1270:A:C8	2.46	0.83
1:5:1280:C:N3	1:5:1282:G:C6	2.45	0.83
1:5:216:C:P	1:5:216:C:O4'	2.35	0.83
1:5:2736:G:N1	1:5:2737:C:C4	2.46	0.83
1:5:2743:A:N1	1:5:2744:A:C6	2.47	0.83
1:5:4275:G:C6	1:5:4276:G:C5	2.65	0.83
1:5:1965:G:N3	1:5:1966:C:C6	2.46	0.83
1:5:2099:G:N2	1:5:2100:A:C8	2.46	0.83
1:5:2325:C:H2'	1:5:2325:C:O2	1.79	0.83
1:5:2326:G:N1	1:5:2327:G:C5	2.46	0.83
1:5:348:G:C2	1:5:350:C:C4	2.67	0.83
1:5:3693:U:N3	1:5:3694:U:C5	2.47	0.83
1:5:3847:C:N3	1:5:3848:U:C5	2.47	0.83
3:8:102:G:P	3:8:104:A:O2'	2.35	0.83
18:P:41:ILE:HD11	18:P:150:LEU:HD13	1.59	0.83

Continued on next page...

Continued from previous page...

Atom-1	Atom-2	Interatomic distance (Å)	Clash overlap (Å)
1:5:1215:C:N3	1:5:1216:C:C5	2.46	0.83
1:5:1673:U:N3	1:5:1674:C:C5	2.47	0.83
1:5:1995:G:O6	1:5:2000:G:N2	2.11	0.83
1:5:2080:U:O2	1:5:2081:C:C5	2.28	0.83
1:5:2301:G:C2	1:5:2302:C:C6	2.66	0.83
1:5:2451:A:C5	1:5:2452:G:C8	2.67	0.83
1:5:2498:C:N3	1:5:2499:C:C5	2.46	0.83
1:5:2633:U:N3	1:5:2634:C:C5	2.46	0.83
1:5:4933:C:N3	1:5:4934:A:C8	2.46	0.83
10:G:53:ARG:HB3	10:G:54:PHE:CZ	2.14	0.83
11:H:156:ASN:OD1	11:H:157:SER:HA	1.77	0.83
46:1:271:ARG:NH2	46:1:398:GLN:CB	2.41	0.83
1:5:1979:A:H3'	1:5:1980:U:H5'	1.61	0.83
1:5:1983:A:C2	1:5:2010:A:C5'	2.62	0.83
1:5:4549:G:C2	1:5:4550:G:C8	2.66	0.83
1:5:497:G:N2	1:5:657:C:C2	2.47	0.83
1:5:755:C:C2	1:5:756:G:C8	2.67	0.83
1:5:4280:A:H61	7:D:29:ASP:N	1.75	0.83
1:5:2433:G:O2'	46:1:402:ARG:O	1.96	0.83
1:5:1387:A:C4	1:5:1397:A:N6	2.45	0.83
1:5:1598:C:N3	1:5:1599:A:N7	2.27	0.83
1:5:1671:U:N3	1:5:1672:U:C5	2.44	0.83
1:5:1876:U:C2	1:5:1877:G:C8	2.67	0.83
1:5:1895:G:H2'	1:5:1896:A:O4'	1.79	0.83
1:5:2743:A:N1	1:5:2744:A:N6	2.26	0.83
1:5:4325:A:H2'	1:5:4326:G:O4'	1.79	0.83
1:5:83:C:OP2	1:5:84:A:O2'	1.96	0.83
3:8:83:C:H4'	3:8:85:U:C2	2.13	0.83
1:5:1683:U:C2	1:5:1684:A:C8	2.66	0.83
1:5:1273:G:N7	8:E:69:TYR:N	2.25	0.83
1:5:1379:C:C4'	1:5:1380:G:C8	2.62	0.83
1:5:2268:A:H4'	1:5:2269:C:C5'	2.09	0.83
1:5:2397:G:C8	1:5:2399:G:C8	2.67	0.83
1:5:3591:C:C4	1:5:3592:G:C8	2.66	0.83
1:5:3910:C:O2	1:5:3911:C:C6	2.32	0.83
1:5:1442:C:C2	1:5:1443:A:C8	2.67	0.83
1:5:2107:C:C4	1:5:2126:G:C2	2.66	0.83
1:5:3732:A:C2	1:5:3733:A:C8	2.66	0.83
1:5:383:A:O2'	1:5:384:A:C8	2.32	0.83
1:5:4601:U:O4	1:5:4609:G:C2	2.32	0.83
1:5:4884:G:C2	1:5:4885:U:C5	2.67	0.83

Continued on next page...

Continued from previous page...

Atom-1	Atom-2	Interatomic distance (Å)	Clash overlap (Å)
9:F:149:LEU:CB	9:F:197:TYR:OH	2.26	0.83
1:5:1671:U:H2'	1:5:1671:U:O2	1.79	0.82
1:5:42:A:C6	1:5:4379:A:C2	2.67	0.82
1:5:4416:G:N2	1:5:4417:C:C2	2.46	0.82
1:5:4772:C:N3	1:5:4773:C:C5	2.47	0.82
1:5:504:G:N2	1:5:654:C:H1'	1.94	0.82
1:5:2327:G:N1	1:5:2328:G:C5	2.47	0.82
1:5:1676:C:O2'	1:5:3914:U:N3	2.02	0.82
4:A:202:VAL:HG12	4:A:217:GLN:HG2	1.60	0.82
11:H:156:ASN:OD1	11:H:157:SER:N	2.12	0.82
1:5:1280:C:C2	1:5:1282:G:C5	2.67	0.82
1:5:2018:C:H2'	1:5:2019:C:O4'	1.78	0.82
1:5:2293:U:N3	1:5:2294:G:N7	2.26	0.82
1:5:43:U:C4	1:5:44:A:C8	2.66	0.82
3:8:10:G:C2	3:8:11:C:H1'	2.15	0.82
1:5:957:G:P	1:5:1284:G:H21	2.02	0.82
1:5:2107:C:C4	1:5:2126:G:N2	2.48	0.82
1:5:2251:G:C1'	1:5:2252:G:N2	2.43	0.82
1:5:2566:G:C2	1:5:2567:G:C8	2.67	0.82
1:5:287:U:N3	1:5:288:G:N7	2.28	0.82
1:5:321:U:N3	1:5:322:C:C5	2.48	0.82
1:5:4623:G:H4'	5:B:16:PHE:HE2	1.43	0.82
3:8:10:G:C5	3:8:11:C:C6	2.67	0.82
3:8:125:C:C4'	3:8:126:C:H3'	2.09	0.82
5:B:321:VAL:HG12	5:B:322:HIS:HB2	1.62	0.82
1:5:1632:A:N1	1:5:1634:A:C8	2.48	0.82
1:5:2632:U:C2	1:5:2633:U:C5	2.68	0.82
1:5:2366:A:C2	1:5:3851:U:H1'	2.14	0.82
46:1:271:ARG:HH12	46:1:398:GLN:CG	1.92	0.82
1:5:1265:G:H5''	1:5:2115:G:N2	1.94	0.82
1:5:1478:C:C2	1:5:1479:G:N7	2.47	0.82
1:5:166:C:N3	1:5:167:C:H5	1.78	0.82
1:5:2507:A:C5	1:5:2508:U:C6	2.67	0.82
1:5:2744:A:C2	1:5:2745:A:C6	2.67	0.82
1:5:2784:C:C2	1:5:2785:C:H5	1.97	0.82
1:5:2395:A:O2'	1:5:2806:A:N3	2.11	0.82
1:5:3873:G:H2'	1:5:3874:G:O4'	1.79	0.82
1:5:3911:C:C2	1:5:3912:U:C5	2.68	0.82
1:5:961:G:N3	1:5:961:G:H2'	1.94	0.82
3:8:95:A:C2	3:8:96:C:C6	2.68	0.82
1:5:4076:G:H21	10:G:74:LEU:HG	1.43	0.82

Continued on next page...

Continued from previous page...

Atom-1	Atom-2	Interatomic distance (Å)	Clash overlap (Å)
1:5:1572:U:H4'	20:R:95:TRP:HE1	1.43	0.82
1:5:723:A:H2	1:5:943:A:N1	1.78	0.82
3:8:12:G:N1	3:8:13:G:C8	2.48	0.82
46:1:248:THR:O	46:1:251:VAL:HG22	1.79	0.82
1:5:2329:U:O2'	1:5:2330:G:O5'	1.97	0.82
1:5:2826:U:H1'	1:5:2827:G:N1	1.95	0.82
1:5:4581:G:C2	1:5:4582:C:C5	2.67	0.82
1:5:470:A:C5	1:5:471:A:N7	2.48	0.82
1:5:690:C:N3	1:5:691:C:C5	2.48	0.82
3:8:119:C:O2	3:8:120:G:H8	1.58	0.82
5:B:119:TYR:N	5:B:119:TYR:CD1	2.46	0.82
1:5:1465:G:C2	1:5:1466:G:H1'	2.14	0.82
1:5:1771:U:H2'	1:5:1772:C:O4'	1.79	0.82
1:5:2457:G:OP1	16:N:65:ARG:NH1	2.12	0.82
1:5:4745:G:O2'	1:5:4746:C:H6	1.54	0.82
11:H:61:TRP:CZ2	21:S:152:PHE:HE2	1.98	0.82
1:5:1751:A:C6	1:5:1752:G:C8	2.67	0.81
1:5:2769:U:O2'	1:5:2770:C:O5'	1.98	0.81
1:5:370:U:C5	1:5:1637:A:C6	2.69	0.81
1:5:987:C:H2'	1:5:988:C:O4'	1.78	0.81
46:1:271:ARG:NH1	46:1:398:GLN:CG	2.42	0.81
1:5:1076:C:C4	1:5:1077:C:C5	2.68	0.81
1:5:2272:C:O2'	1:5:2273:G:H5'	1.80	0.81
1:5:2734:U:C2	1:5:2735:G:C8	2.68	0.81
1:5:728:U:OP1	1:5:728:U:H3'	1.80	0.81
1:5:907:C:C2	1:5:908:G:C8	2.69	0.81
1:5:120:A:C1'	1:5:121:A:N1	2.43	0.81
1:5:1213:G:N1	1:5:1215:C:C2	2.48	0.81
1:5:1340:C:O2	1:5:1341:U:C6	2.33	0.81
1:5:662:C:O2	1:5:663:G:C8	2.33	0.81
3:8:94:G:C5'	3:8:94:G:C8	2.62	0.81
26:X:151:ASN:HD21	47:2:20:ARG:HD2	1.45	0.81
1:5:1625:G:C8	1:5:1642:A:H2	1.99	0.81
1:5:2590:G:C2	1:5:2754:G:N2	2.48	0.81
1:5:484:U:N3	1:5:486:C:C5	2.47	0.81
1:5:5047:C:O4'	1:5:5048:A:C2	2.33	0.81
2:7:42:A:C1'	13:J:75:ARG:NH1	2.43	0.81
18:P:54:GLN:HB3	18:P:83:TRP:HD1	1.45	0.81
1:5:1438:U:C2	1:5:2099:G:O6	2.33	0.81
1:5:3674:G:C2	1:5:3675:G:C8	2.68	0.81
1:5:690:C:C2	1:5:691:C:C6	2.69	0.81

Continued on next page...

Continued from previous page...

Atom-1	Atom-2	Interatomic distance (Å)	Clash overlap (Å)
1:5:94:A:H2'	1:5:95:G:C4'	2.09	0.81
26:X:156:ILE:CG2	46:1:416:TYR:OH	2.29	0.81
1:5:1392:A:C2	1:5:1393:G:C6	2.68	0.81
1:5:2753:G:H3'	1:5:2754:G:H8	1.46	0.81
1:5:3846:C:N3	1:5:3847:C:C5	2.48	0.81
1:5:4283:G:C6	1:5:4284:C:C5	2.69	0.81
1:5:5045:G:H2'	1:5:5046:U:O4'	1.80	0.81
20:R:117:ARG:NH2	20:R:117:ARG:HB2	1.96	0.81
1:5:1280:C:O2'	1:5:1281:G:H3'	1.80	0.81
1:5:1517:G:N2	1:5:1650:A:N1	2.28	0.81
1:5:2294:G:N3	1:5:2295:C:C6	2.48	0.81
1:5:2504:C:O2	1:5:2505:C:C6	2.34	0.81
1:5:4079:C:N3	1:5:4080:C:C5	2.49	0.81
1:5:463:A:N1	1:5:692:A:C2	2.49	0.81
1:5:4731:G:O4'	1:5:4732:G:N2	2.13	0.81
1:5:54:G:C6	1:5:55:G:N7	2.49	0.81
26:X:156:ILE:CG2	47:2:24:ARG:HE	1.92	0.81
1:5:1238:A:H2'	1:5:1239:C:C6	2.14	0.81
1:5:1857:C:O2	1:5:1858:A:C8	2.34	0.81
1:5:1963:C:C4	1:5:1964:A:C8	2.69	0.81
1:5:1967:A:C2	1:5:1968:G:N7	2.48	0.81
1:5:2438:A:C6	1:5:2441:C:C5	2.69	0.81
1:5:2736:G:C2	1:5:2737:C:C6	2.67	0.81
1:5:3668:C:O2	1:5:3668:C:H2'	1.81	0.81
1:5:4276:G:C5	1:5:4277:G:C8	2.69	0.81
1:5:3621:A:H8	1:5:4642:U:H1'	1.45	0.81
1:5:4999:G:C6	1:5:5000:G:N7	2.48	0.81
1:5:504:G:C2	1:5:654:C:O2	2.34	0.81
1:5:967:C:H5	1:5:968:C:O2	1.63	0.81
1:5:1245:C:C6	1:5:1269:G:C5	2.69	0.81
1:5:2532:C:O2	1:5:2533:C:C5	2.32	0.81
1:5:422:C:O2	1:5:423:G:H8	1.64	0.81
1:5:4653:C:O2	1:5:4654:C:C6	2.34	0.81
1:5:3686:G:P	4:A:193:ARG:HH22	2.04	0.81
1:5:1269:G:C6	1:5:2111:G:N2	2.49	0.81
1:5:1310:C:C2	1:5:1311:G:C8	2.69	0.81
1:5:2409:U:C5	1:5:2783:A:C2	2.69	0.81
1:5:2691:U:C2	1:5:2692:U:C5	2.68	0.81
1:5:4080:C:C2	1:5:4081:G:H8	1.96	0.81
1:5:4344:U:O2	1:5:4345:C:C6	2.34	0.81
1:5:4416:G:N1	1:5:4417:C:C4	2.49	0.81

Continued on next page...

Continued from previous page...

Atom-1	Atom-2	Interatomic distance (Å)	Clash overlap (Å)
1:5:1049:C:C2	1:5:1050:C:C6	2.69	0.81
1:5:1174:G:N2	1:5:1175:A:C5	2.49	0.81
1:5:4580:U:C4	1:5:4581:G:N7	2.48	0.81
3:8:64:U:H2'	3:8:65:A:C8	2.15	0.81
16:N:199:GLN:HA	16:N:199:GLN:OE1	1.79	0.81
46:1:59:ALA:C	46:1:62:PHE:CE1	2.47	0.80
1:5:1406:G:O6	1:5:1408:G:O2'	1.97	0.80
1:5:2495:U:C2	1:5:2496:G:C8	2.69	0.80
1:5:3695:U:C4	1:5:3696:C:C5	2.69	0.80
1:5:424:U:O2	1:5:425:U:H6	1.64	0.80
1:5:4332:C:O2	1:5:4333:C:C6	2.34	0.80
1:5:4426:C:C2	1:5:4427:G:C8	2.69	0.80
24:V:97:TYR:CZ	25:W:21:TYR:HA	2.15	0.80
46:1:429:GLY:O	46:1:433:VAL:HG23	1.81	0.80
1:5:100:C:H5	1:5:101:A:C8	1.90	0.80
1:5:1190:C:C2	1:5:1191:C:C6	2.69	0.80
1:5:1967:A:C2	1:5:1968:G:C5	2.69	0.80
1:5:1441:C:OP1	1:5:2109:G:O3'	2.00	0.80
1:5:2515:G:N7	1:5:2516:G:N7	2.28	0.80
1:5:2553:A:N1	1:5:2763:U:C5	2.49	0.80
1:5:3731:C:O2	1:5:3732:A:C8	2.34	0.80
1:5:4233:A:O2'	1:5:4234:A:H3'	1.82	0.80
1:5:4280:A:N6	7:D:29:ASP:OD1	2.14	0.80
1:5:504:G:H22	1:5:654:C:H1'	1.43	0.80
1:5:93:G:C2	1:5:94:A:C2	2.69	0.80
8:E:153:HIS:CE1	8:E:180:VAL:HG22	2.16	0.80
1:5:1279:A:H3'	1:5:1280:C:C5	2.16	0.80
1:5:3741:C:N3	1:5:3742:G:N7	2.29	0.80
1:5:4098:A:N3	1:5:4099:G:C8	2.49	0.80
1:5:4257:A:H2'	1:5:4258:C:C5	2.16	0.80
46:1:268:LYS:CD	46:1:276:TYR:CE1	2.63	0.80
1:5:146:G:C2	1:5:147:A:N7	2.50	0.80
1:5:1756:U:C4	1:5:1776:A:C2	2.70	0.80
1:5:2658:G:H22	1:5:2675:G:H2'	1.46	0.80
1:5:2812:A:H2'	1:5:2813:A:C8	2.16	0.80
1:5:4256:A:N7	13:J:60:PHE:CE1	2.50	0.80
1:5:753:C:N3	1:5:754:U:C6	2.48	0.80
3:8:96:C:C2	3:8:97:A:H8	1.99	0.80
11:H:113:GLU:HA	11:H:113:GLU:OE2	1.81	0.80
26:X:83:THR:HG23	46:1:403:GLY:HA3	1.63	0.80
1:5:1926:C:N3	1:5:1927:U:C5	2.49	0.80

Continued on next page...

Continued from previous page...

Atom-1	Atom-2	Interatomic distance (Å)	Clash overlap (Å)
3:8:96:C:N3	3:8:97:A:C8	2.47	0.80
1:5:1070:G:C6	1:5:1071:C:C5	2.69	0.80
1:5:1279:A:C2'	1:5:1280:C:C5	2.62	0.80
1:5:1687:U:C2	1:5:1850:A:N6	2.49	0.80
1:5:1948:G:O6	1:5:2034:G:O6	2.00	0.80
1:5:33:A:H2'	1:5:34:A:C8	2.16	0.80
1:5:424:U:N3	1:5:425:U:H5	1.79	0.80
1:5:4277:G:C2	1:5:4278:C:C6	2.69	0.80
1:5:4579:U:N3	1:5:4580:U:C5	2.49	0.80
2:7:50:A:C2	2:7:51:G:C8	2.69	0.80
1:5:194:C:O2'	27:Y:121:ARG:NH2	2.15	0.80
1:5:2079:G:N1	1:5:2080:U:C4	2.50	0.80
1:5:2277:C:O2	1:5:2278:G:H8	1.60	0.80
1:5:2279:A:N3	1:5:2280:G:C8	2.49	0.80
1:5:2690:C:C2	1:5:2691:U:C6	2.69	0.80
1:5:3648:A:C4	1:5:3785:A:N6	2.50	0.80
1:5:3739:C:C4	1:5:3740:G:C8	2.70	0.80
1:5:473:C:N3	1:5:474:C:C5	2.50	0.80
1:5:5012:G:N2	1:5:5014:A:C8	2.50	0.80
6:C:143:ARG:NH2	6:C:145:GLU:HG3	1.96	0.80
1:5:4258:C:O2	1:5:4259:C:C6	2.34	0.80
1:5:4510:A:N6	1:5:4592:C:C4'	2.44	0.80
1:5:4772:C:C2	1:5:4773:C:C6	2.70	0.80
1:5:738:C:C4	1:5:739:G:N7	2.50	0.80
3:8:120:G:C2	3:8:121:G:C8	2.69	0.80
3:8:65:A:C2	3:8:66:A:C5	2.69	0.80
3:8:64:U:O2	3:8:65:A:C5	2.35	0.80
1:5:1268:G:C2	1:5:2111:G:C2	2.70	0.80
1:5:2428:A:C5	1:5:2789:A:H2	2.00	0.80
1:5:486:C:N3	1:5:487:G:N7	2.30	0.80
3:8:81:C:O2	3:8:83:C:OP1	1.99	0.80
1:5:504:G:C2	1:5:505:G:C5	2.70	0.80
1:5:4976:U:O4	5:B:342:LYS:HD2	1.81	0.80
8:E:197:ILE:HD12	8:E:257:ILE:HG23	1.63	0.80
1:5:1886:G:C2	1:5:1894:C:N3	2.50	0.79
1:5:2505:C:H1'	1:5:2506:G:C5	2.17	0.79
1:5:235:A:C6	1:5:238:C:C4	2.70	0.79
1:5:4078:C:O2'	1:5:4172:A:N6	2.14	0.79
1:5:4301:U:H4'	22:T:54:HIS:CD2	2.17	0.79
1:5:70:A:C2	1:5:4355:G:O4'	2.35	0.79
1:5:1946:G:N1	1:5:2037:C:C4	2.49	0.79

Continued on next page...

Continued from previous page...

Atom-1	Atom-2	Interatomic distance (Å)	Clash overlap (Å)
1:5:3695:U:N3	1:5:3696:C:C5	2.51	0.79
1:5:4239:A:C6	1:5:4240:G:C8	2.70	0.79
3:8:11:C:H2'	3:8:11:C:O2	1.82	0.79
3:8:12:G:N2	3:8:13:G:N9	2.30	0.79
1:5:982:U:H5'	8:E:69:TYR:OH	1.83	0.79
1:5:1080:C:N3	1:5:1081:C:C5	2.50	0.79
1:5:1247:U:C4	1:5:1248:C:C5	2.70	0.79
1:5:1662:C:C2	1:5:1663:C:C5	2.71	0.79
1:5:1806:G:N2	1:5:1807:C:C2	2.51	0.79
1:5:212:A:H2'	1:5:213:G:H8	1.47	0.79
1:5:2632:U:O2	1:5:2632:U:H2'	1.83	0.79
1:5:4269:G:C6	1:5:4270:C:C5	2.71	0.79
1:5:440:U:C2	1:5:441:G:C8	2.70	0.79
2:7:42:A:C6	2:7:43:U:C4	2.69	0.79
19:Q:37:ARG:HG3	19:Q:38:ARG:N	1.96	0.79
1:5:2089:G:C6	1:5:2263:A:C5	2.70	0.79
1:5:2328:G:O2'	1:5:2329:U:C5'	2.30	0.79
1:5:66:A:C2	1:5:312:G:O4'	2.36	0.79
1:5:4276:G:O6	1:5:4277:G:N7	2.12	0.79
3:8:37:A:O4'	3:8:39:G:H1'	1.82	0.79
3:8:65:A:C2	3:8:66:A:N7	2.50	0.79
1:5:1348:U:O2	1:5:1349:G:C8	2.36	0.79
1:5:153:G:C2	1:5:154:G:N7	2.51	0.79
1:5:1836:G:C2	1:5:1837:A:C8	2.71	0.79
1:5:4098:A:C2	1:5:4099:G:C5	2.70	0.79
1:5:422:C:O2	1:5:423:G:C8	2.35	0.79
1:5:4627:U:C2	1:5:4628:U:C5	2.70	0.79
1:5:4990:C:O3'	1:5:4991:U:H4'	1.82	0.79
1:5:662:C:H2'	1:5:663:G:C8	2.16	0.79
3:8:102:G:OP2	3:8:104:A:O2'	2.00	0.79
11:H:96:TYR:CE2	11:H:100:PRO:HA	2.17	0.79
1:5:1388:A:N6	1:5:1396:G:N2	2.30	0.79
1:5:4114:C:H3'	1:5:4115:G:O4'	1.83	0.79
1:5:4888:U:O2'	1:5:4889:G:H8	1.65	0.79
1:5:4737:G:C6	1:5:4963:G:C2	2.70	0.79
1:5:1177:U:H1'	7:D:282:GLN:NE2	1.98	0.79
1:5:1270:A:H2'	1:5:1271:G:O5'	1.83	0.79
1:5:2277:C:N3	1:5:2278:G:N7	2.30	0.79
1:5:2452:G:C2	1:5:2467:U:C4	2.70	0.79
1:5:4537:C:O2	1:5:4538:G:C8	2.35	0.79
1:5:4744:A:C2	1:5:4745:G:C4	2.71	0.79

Continued on next page...

Continued from previous page...

Atom-1	Atom-2	Interatomic distance (Å)	Clash overlap (Å)
1:5:83:C:O2	1:5:99:A:N6	2.12	0.79
1:5:982:U:C5'	8:E:69:TYR:OH	2.31	0.79
1:5:1516:G:HO2'	14:L:18:TRP:HE1	1.28	0.79
1:5:1964:A:C2	1:5:4694:G:C4	2.71	0.79
1:5:2090:U:O2'	1:5:2091:C:O5'	2.00	0.79
1:5:2463:G:N2	1:5:2464:C:C2	2.51	0.79
1:5:2533:C:C2	1:5:2534:C:C5	2.71	0.79
1:5:4096:C:N4	1:5:4097:G:C5	2.50	0.79
1:5:425:U:O2	1:5:426:A:C8	2.35	0.79
5:B:51:ALA:HA	5:B:323:TYR:CE2	2.18	0.79
1:5:3595:U:O2'	20:R:114:LYS:HG3	1.82	0.79
1:5:1684:A:C6	1:5:1685:G:C8	2.71	0.79
1:5:1866:U:O2'	1:5:1867:A:C8	2.36	0.79
1:5:1899:G:N7	1:5:2278:G:C6	2.51	0.79
1:5:3593:C:H4'	1:5:3594:C:OP2	1.79	0.79
1:5:1358:G:C3'	6:C:114:ARG:HH12	1.96	0.79
1:5:1177:U:O2	1:5:1178:G:C8	2.36	0.78
1:5:1214:C:O2'	1:5:2114:G:C2	2.25	0.78
1:5:2034:G:C5	1:5:2035:C:C5	2.71	0.78
1:5:1898:C:C5	1:5:2279:A:H1'	2.17	0.78
1:5:269:G:C6	1:5:270:U:C5	2.71	0.78
1:5:424:U:C2	1:5:425:U:C5	2.67	0.78
1:5:4332:C:O2	1:5:4333:C:C5	2.35	0.78
1:5:70:A:N1	1:5:4355:G:O4'	2.16	0.78
1:5:917:A:C2	1:5:919:C:C6	2.71	0.78
2:7:30:C:C2	2:7:48:G:N2	2.51	0.78
3:8:131:G:C6	3:8:132:G:C8	2.71	0.78
6:C:210:ILE:HD13	6:C:252:TRP:CH2	2.18	0.78
12:I:9:TYR:HD2	12:I:97:ILE:HG12	1.48	0.78
24:V:20:LEU:HD21	24:V:101:ASN:HD22	1.47	0.78
46:1:252:PHE:HZ	47:2:40:THR:HG22	1.48	0.78
1:5:1339:U:C2	1:5:1340:C:C5	2.71	0.78
1:5:152:U:N3	1:5:153:G:N7	2.30	0.78
1:5:2691:U:C2	1:5:2692:U:H5	2.01	0.78
1:5:3905:A:C5	1:5:4449:A:N1	2.51	0.78
1:5:4563:U:C4	1:5:4564:A:N6	2.51	0.78
1:5:4886:C:N3	1:5:4887:C:H5	1.81	0.78
1:5:688:U:N3	1:5:689:U:C6	2.50	0.78
9:F:120:PHE:CZ	9:F:217:SER:HA	2.18	0.78
16:N:179:LYS:HB2	16:N:180:PHE:CE2	2.18	0.78
10:G:169:PHE:CD2	16:N:6:TYR:HB3	2.19	0.78

Continued on next page...

Continued from previous page...

Atom-1	Atom-2	Interatomic distance (Å)	Clash overlap (Å)
1:5:1791:U:H4'	22:T:19:PHE:CZ	2.19	0.78
1:5:2079:G:N3	1:5:2080:U:C6	2.52	0.78
1:5:2567:G:C2	1:5:2568:C:C6	2.71	0.78
1:5:2690:C:C4	1:5:2691:U:C5	2.72	0.78
1:5:3655:C:N3	1:5:3656:A:C8	2.52	0.78
1:5:4352:U:OP1	14:L:190:ARG:NH2	2.17	0.78
1:5:5047:C:O2	1:5:5048:A:C5	2.37	0.78
3:8:117:C:N3	3:8:118:C:C5	2.51	0.78
1:5:100:C:C6	1:5:101:A:C8	2.70	0.78
1:5:1398:A:OP1	1:5:1398:A:H2'	1.84	0.78
1:5:1735:U:H2'	1:5:1735:U:O2	1.84	0.78
1:5:2361:G:O6	18:P:25:HIS:CG	2.37	0.78
1:5:2509:C:O2'	1:5:2510:G:H5'	1.84	0.78
1:5:917:A:N1	1:5:919:C:C4	2.52	0.78
1:5:1213:G:C5	1:5:1215:C:N1	2.51	0.78
1:5:125:C:N3	1:5:126:C:C5	2.52	0.78
1:5:1382:G:OP1	14:L:65:ARG:NH1	2.16	0.78
1:5:1811:G:N1	1:5:1812:C:C4	2.52	0.78
1:5:3717:A:O2'	1:5:3718:A:O4'	2.00	0.78
1:5:3739:C:C6	1:5:3739:C:C5'	2.66	0.78
1:5:4284:C:O2	1:5:4285:U:C6	2.36	0.78
1:5:966:A:H61	1:5:2252:G:H8	1.29	0.78
10:G:53:ARG:CZ	10:G:54:PHE:HZ	1.95	0.78
1:5:101:A:C2	1:5:102:G:C8	2.72	0.78
1:5:1858:A:C2	1:5:1859:C:C5	2.71	0.78
1:5:2077:C:O2	1:5:2077:C:H2'	1.82	0.78
1:5:3739:C:H5''	1:5:3739:C:H6	1.47	0.78
1:5:5066:U:H2'	1:5:5067:U:C6	2.17	0.78
1:5:964:A:C2	1:5:2252:G:O6	2.36	0.78
4:A:163:ARG:HB2	4:A:163:ARG:CZ	2.14	0.78
1:5:2665:U:OP2	20:R:120:TYR:OH	2.02	0.78
1:5:1734:G:H3'	22:T:13:TYR:CE2	2.18	0.78
1:5:2108:G:C2	1:5:2125:C:N3	2.52	0.78
1:5:2713:C:O2	1:5:2714:G:C8	2.36	0.78
1:5:2724:G:N3	1:5:2726:G:C8	2.52	0.78
1:5:3738:G:C5	1:5:3739:C:C6	2.72	0.78
1:5:3799:A:H2'	1:5:3800:A:C8	2.18	0.78
1:5:425:U:C2	1:5:426:A:C8	2.71	0.78
1:5:3621:A:C8	1:5:4642:U:H1'	2.19	0.78
1:5:4719:G:O2'	1:5:4720:C:H4'	1.83	0.78
1:5:4761:G:H2'	1:5:4762:A:O4'	1.83	0.78

Continued on next page...

Continued from previous page...

Atom-1	Atom-2	Interatomic distance (Å)	Clash overlap (Å)
1:5:4880:C:C2'	1:5:4881:U:H5'	2.14	0.78
1:5:1896:A:C5	9:F:101:ASN:ND2	2.51	0.78
9:F:41:GLN:HA	9:F:41:GLN:HE21	1.48	0.78
1:5:1572:U:H4'	20:R:95:TRP:NE1	1.97	0.78
1:5:1598:C:C2	1:5:1599:A:C8	2.72	0.78
1:5:2327:G:N1	1:5:2328:G:N7	2.32	0.78
1:5:425:U:C2	1:5:426:A:N7	2.52	0.78
1:5:4302:U:H5	1:5:4303:C:C5	2.01	0.78
1:5:4426:C:C4	1:5:4427:G:N7	2.52	0.78
1:5:483:G:C2	1:5:484:U:C4	2.72	0.78
2:7:21:G:C6	2:7:58:A:C2	2.72	0.78
10:G:81:ASN:HD21	10:G:238:GLY:HA3	1.49	0.78
1:5:1438:U:O2	1:5:2099:G:C6	2.37	0.78
1:5:2035:C:H2'	1:5:2035:C:O2	1.84	0.78
1:5:2724:G:N2	1:5:2726:G:C4	2.52	0.78
1:5:2726:G:N3	1:5:2727:C:C5	2.52	0.78
1:5:2367:A:C2	1:5:2788:U:O4	2.37	0.78
1:5:3794:C:C2	1:5:3795:A:C8	2.71	0.78
21:S:94:TYR:OH	21:S:96:GLU:HG2	1.84	0.78
1:5:120:A:H1'	1:5:121:A:N1	1.98	0.78
1:5:1806:G:N1	1:5:1807:C:C4	2.52	0.78
1:5:1965:G:N2	1:5:1966:C:C2	2.52	0.78
1:5:223:G:H4'	1:5:225:G:N7	1.99	0.78
1:5:4076:G:N2	10:G:74:LEU:HG	1.98	0.78
1:5:4216:G:C2	1:5:4217:G:C8	2.72	0.78
1:5:4213:A:C2	1:5:4218:U:O4	2.37	0.78
1:5:4723:A:C2	1:5:4724:A:C5	2.72	0.78
1:5:86:U:C4	1:5:97:G:C2	2.72	0.78
1:5:124:C:N3	1:5:125:C:C5	2.52	0.77
1:5:1807:C:N3	1:5:1808:C:C5	2.52	0.77
1:5:197:A:C8	1:5:197:A:H5'	2.19	0.77
1:5:1214:C:C2'	1:5:2114:G:C2	2.66	0.77
1:5:2264:C:O2'	1:5:2265:G:O5'	2.02	0.77
1:5:2277:C:C2	1:5:2278:G:N7	2.53	0.77
1:5:3607:U:C2	1:5:3608:A:C8	2.72	0.77
1:5:4093:G:C6	1:5:4115:G:O6	2.38	0.77
1:5:4117:U:N3	4:A:40:TYR:HE1	1.81	0.77
1:5:4535:A:C6	1:5:4536:C:C5	2.72	0.77
3:8:64:U:N3	3:8:65:A:C5	2.52	0.77
6:C:111:TRP:HB2	6:C:112:HIS:HD2	1.48	0.77
1:5:1672:U:N3	1:5:1673:U:C5	2.51	0.77

Continued on next page...

Continued from previous page...

Atom-1	Atom-2	Interatomic distance (Å)	Clash overlap (Å)
1:5:1899:G:C4	1:5:1900:C:C5	2.71	0.77
1:5:2438:A:C6	1:5:2441:C:C4	2.72	0.77
1:5:4481:U:C2	1:5:4482:U:C6	2.73	0.77
3:8:86:U:OP1	3:8:87:G:OP1	2.00	0.77
11:H:41:ILE:HD11	11:H:69:THR:CB	2.12	0.77
18:P:54:GLN:HB3	18:P:83:TRP:CD1	2.18	0.77
1:5:1811:G:N2	1:5:1812:C:C2	2.50	0.77
1:5:2054:U:H4'	1:5:2056:G:C1'	2.13	0.77
1:5:208:A:H1'	1:5:232:G:C2	2.18	0.77
1:5:4416:G:C2	1:5:4417:C:C6	2.73	0.77
1:5:4982:A:N1	1:5:4983:C:C6	2.53	0.77
1:5:300:A:O2'	16:N:94:PHE:O	2.02	0.77
1:5:1277:G:C2	1:5:1278:C:C6	2.72	0.77
1:5:1781:U:C2	1:5:1782:U:C6	2.72	0.77
1:5:1791:U:H4'	22:T:19:PHE:CE2	2.17	0.77
1:5:1946:G:N2	1:5:2037:C:C6	2.52	0.77
1:5:1950:U:N3	1:5:1951:G:N7	2.32	0.77
1:5:195:C:N3	1:5:196:C:C5	2.52	0.77
1:5:2291:G:C2	1:5:2292:C:C6	2.73	0.77
1:5:4343:U:N3	1:5:4344:U:C5	2.53	0.77
3:8:127:U:H2'	3:8:128:C:O4'	1.84	0.77
3:8:15:G:H2'	3:8:16:G:C1'	2.14	0.77
1:5:2127:C:C2'	1:5:2128:G:C8	2.68	0.77
1:5:2305:U:C6	1:5:2305:U:H5'	2.20	0.77
1:5:2689:C:H2'	1:5:2689:C:O2	1.84	0.77
1:5:4332:C:H2'	1:5:4332:C:O2	1.82	0.77
1:5:458:C:C2	1:5:459:C:C6	2.73	0.77
1:5:4735:G:N3	1:5:4736:C:C6	2.52	0.77
1:5:54:G:O6	1:5:55:G:N7	2.17	0.77
3:8:117:C:N3	3:8:118:C:C6	2.51	0.77
1:5:1421:G:C2	1:5:1422:G:C8	2.72	0.77
1:5:1674:C:N3	1:5:1675:C:C5	2.53	0.77
1:5:1949:U:N3	1:5:1950:U:C5	2.53	0.77
1:5:287:U:C2	1:5:288:G:C8	2.73	0.77
1:5:321:U:C2	1:5:322:C:C6	2.73	0.77
1:5:4276:G:C6	1:5:4277:G:C5	2.70	0.77
1:5:4332:C:C2	1:5:4333:C:H5	2.03	0.77
1:5:4551:U:C2	1:5:4552:U:C5	2.72	0.77
1:5:4739:C:H2'	1:5:4740:G:O4'	1.85	0.77
1:5:701:G:O6	1:5:702:U:C5	2.38	0.77
2:7:111:C:C4	2:7:112:U:C5	2.73	0.77

Continued on next page...

Continued from previous page...

Atom-1	Atom-2	Interatomic distance (Å)	Clash overlap (Å)
2:7:42:A:C5	2:7:43:U:C5	2.72	0.77
1:5:1502:G:OP1	19:Q:65:ARG:NH1	2.17	0.77
1:5:2663:G:H4'	20:R:117:ARG:HH12	1.49	0.77
1:5:1213:G:N3	1:5:1215:C:H1'	2.00	0.77
1:5:1367:C:C2	1:5:1370:G:H2'	2.20	0.77
1:5:1634:A:N3	1:5:1635:C:C6	2.53	0.77
1:5:2277:C:O2	1:5:2278:G:N7	2.17	0.77
1:5:244:G:N1	1:5:246:G:C8	2.53	0.77
1:5:4098:A:C2	1:5:4099:G:N7	2.53	0.77
1:5:702:U:O2	1:5:703:G:O2'	2.00	0.77
3:8:103:A:C8	3:8:104:A:N7	2.53	0.77
3:8:81:C:H3'	3:8:82:A:H4'	1.66	0.77
7:D:41:LYS:HG3	22:T:93:ILE:HD11	1.67	0.77
1:5:145:G:C2	1:5:146:G:C8	2.73	0.77
1:5:1781:U:N3	1:5:1782:U:C5	2.53	0.77
1:5:182:G:H22	1:5:254:G:H22	1.32	0.77
1:5:1965:G:H1	1:5:2021:G:H1	1.33	0.77
1:5:274:C:O2'	1:5:275:C:O5'	2.02	0.77
1:5:4275:G:O6	1:5:4276:G:C6	2.38	0.77
1:5:4560:C:O2	1:5:4560:C:H2'	1.84	0.77
1:5:4750:G:O6	1:5:4949:G:O6	2.02	0.77
1:5:4908:G:H1	1:5:4913:G:H21	1.31	0.77
3:8:10:G:N2	3:8:11:C:H1'	2.00	0.77
5:B:378:ARG:HD3	25:W:32:LEU:HD21	1.65	0.77
1:5:1289:C:C2	1:5:1290:G:C8	2.73	0.77
1:5:2293:U:C2	1:5:2294:G:C8	2.73	0.77
1:5:2753:G:H3'	1:5:2754:G:C8	2.19	0.77
1:5:4892:A:C2	1:5:4927:G:O6	2.36	0.77
1:5:62:A:H2	1:5:77:U:O2	1.67	0.77
1:5:667:A:H2'	1:5:668:C:O4'	1.85	0.77
3:8:130:C:C2	3:8:131:G:C8	2.72	0.77
1:5:1175:A:H1'	7:D:275:GLN:NE2	2.00	0.77
7:D:284:LYS:HB3	12:I:209:TRP:CZ3	2.20	0.77
1:5:1202:C:C2	1:5:1203:G:C8	2.74	0.77
1:5:1964:A:C5	1:5:1965:G:N9	2.53	0.77
1:5:4123:C:C4	1:5:4124:G:N7	2.53	0.77
1:5:4341:C:C4	1:5:4342:C:C5	2.73	0.77
1:5:1866:U:O4	1:5:4405:G:C8	2.38	0.77
1:5:2041:A:C2	1:5:4464:A:C6	2.73	0.77
1:5:4998:G:C6	1:5:4999:G:N7	2.53	0.77
1:5:5005:G:O2'	1:5:5042:A:N6	2.18	0.77

Continued on next page...

Continued from previous page...

Atom-1	Atom-2	Interatomic distance (Å)	Clash overlap (Å)
2:7:111:C:N3	2:7:112:U:C6	2.53	0.77
2:7:33:U:N3	2:7:34:C:C5	2.53	0.77
1:5:1363:C:OP2	14:L:36:ARG:NH2	2.18	0.77
1:5:1238:A:HO2'	1:5:1239:C:C5'	1.96	0.76
1:5:1262:G:C2	1:5:1263:A:C8	2.72	0.76
1:5:1302:U:C2	1:5:1303:A:C8	2.73	0.76
1:5:1696:C:O2'	1:5:2084:C:N4	2.18	0.76
1:5:1796:U:C4	1:5:1797:G:C8	2.73	0.76
1:5:1985:G:O2'	1:5:2003:G:OP2	2.01	0.76
1:5:2107:C:C5	1:5:2126:G:N1	2.53	0.76
1:5:2327:G:N3	1:5:2328:G:C8	2.53	0.76
1:5:2468:U:C4	1:5:2473:A:N1	2.51	0.76
1:5:4269:G:C5	1:5:4270:C:C6	2.73	0.76
1:5:4920:C:H2'	1:5:4921:C:H6	1.50	0.76
1:5:664:G:N2	1:5:667:A:C6	2.53	0.76
1:5:3899:G:OP1	5:B:257:TRP:HB2	1.85	0.76
1:5:1650:A:N1	6:C:100:ARG:NH2	2.33	0.76
9:F:120:PHE:HZ	9:F:217:SER:HA	1.48	0.76
1:5:1370:G:H4'	1:5:1371:A:H4'	1.67	0.76
1:5:2079:G:N1	1:5:2080:U:C5	2.53	0.76
1:5:271:C:C4	1:5:272:U:C5	2.74	0.76
1:5:4510:A:H61	1:5:4592:C:H4'	1.50	0.76
1:5:709:C:C2	1:5:710:G:C8	2.73	0.76
1:5:88:A:H62	1:5:97:G:N2	1.82	0.76
1:5:964:A:H3'	1:5:964:A:C8	2.19	0.76
1:5:2124:G:N2	9:F:32:ILE:HG13	2.01	0.76
1:5:1870:C:N3	1:5:1871:A:N7	2.34	0.76
1:5:3692:A:N7	1:5:3693:U:C5	2.54	0.76
1:5:4215:C:N3	1:5:4216:G:C8	2.54	0.76
1:5:5012:G:C2	1:5:5014:A:N7	2.53	0.76
9:F:93:PHE:HB2	9:F:124:PHE:CD1	2.21	0.76
20:R:131:VAL:CB	20:R:132:PHE:CZ	2.64	0.76
46:1:271:ARG:CZ	46:1:398:GLN:CG	2.64	0.76
1:5:1217:G:HO2'	1:5:1218:G:H8	1.23	0.76
1:5:1268:G:C2	1:5:1270:A:N7	2.52	0.76
1:5:1625:G:C8	1:5:1642:A:C2	2.74	0.76
1:5:2261:G:H2'	1:5:2262:G:C8	2.21	0.76
1:5:4562:C:N3	1:5:4563:U:C6	2.53	0.76
1:5:495:C:N3	1:5:496:G:C8	2.54	0.76
1:5:4983:C:N3	1:5:4984:C:H5	1.82	0.76
2:7:6:C:N4	2:7:7:G:C8	2.54	0.76

Continued on next page...

Continued from previous page...

Atom-1	Atom-2	Interatomic distance (Å)	Clash overlap (Å)
1:5:1967:A:N3	1:5:1968:G:C8	2.53	0.76
1:5:1316:G:O4'	1:5:2348:G:N2	2.18	0.76
1:5:3863:C:C2	1:5:3864:C:C5	2.73	0.76
1:5:4271:A:H3'	1:5:4272:G:H21	1.50	0.76
1:5:4563:U:O2	1:5:4564:A:C8	2.38	0.76
1:5:497:G:C2	1:5:657:C:N3	2.53	0.76
1:5:665:C:H2'	1:5:665:C:O2	1.85	0.76
1:5:919:C:C4	1:5:920:C:C5	2.74	0.76
1:5:21:G:C5	3:8:36:G:N2	2.54	0.76
24:V:98:PHE:CZ	25:W:22:ALA:HB3	2.20	0.76
1:5:1190:C:C2	1:5:1191:C:C5	2.73	0.76
1:5:125:C:N3	1:5:126:C:C6	2.54	0.76
1:5:1628:C:O2	1:5:1629:G:H8	1.62	0.76
1:5:1720:C:H2'	1:5:1721:G:O4'	1.86	0.76
1:5:2078:C:H2'	1:5:2078:C:O2	1.85	0.76
1:5:2251:G:O4'	1:5:2252:G:N2	2.18	0.76
1:5:4095:G:N2	1:5:4096:C:N4	2.32	0.76
1:5:4343:U:C2	1:5:4344:U:C6	2.73	0.76
1:5:1629:G:N1	4:A:208:GLU:OE1	2.18	0.76
1:5:2526:C:C5	46:1:405:ARG:NH1	2.54	0.76
1:5:1078:A:H2	1:5:1079:C:N4	1.82	0.76
1:5:1216:C:C2	1:5:1217:G:C8	2.73	0.76
1:5:2087:C:H5	19:Q:37:ARG:NH1	1.80	0.76
1:5:209:U:C4	1:5:211:G:C8	2.74	0.76
1:5:2453:A:C2	1:5:2454:U:C6	2.74	0.76
1:5:3717:A:C5	1:5:3736:A:N6	2.54	0.76
1:5:4345:C:N3	1:5:4346:U:C5	2.54	0.76
1:5:4532:U:H5	1:5:4554:G:H21	1.32	0.76
1:5:642:G:N2	1:5:643:C:C2	2.53	0.76
1:5:914:U:H2'	1:5:915:A:O4'	1.86	0.76
1:5:957:G:C5'	1:5:1284:G:N2	2.48	0.76
3:8:79:G:C4	3:8:80:A:C2	2.74	0.76
21:S:29:ARG:CB	21:S:29:ARG:CZ	2.63	0.76
26:X:156:ILE:HG23	46:1:416:TYR:OH	1.85	0.76
1:5:1598:C:O2	1:5:1599:A:C8	2.32	0.76
1:5:1945:G:C6	1:5:1946:G:C8	2.73	0.76
1:5:2279:A:C2	1:5:2280:G:C8	2.73	0.76
1:5:210:C:N4	1:5:231:U:N3	2.33	0.76
1:5:237:G:O2'	1:5:238:C:P	2.43	0.76
1:5:2479:G:C6	1:5:2480:G:N7	2.53	0.76
1:5:2613:C:N3	1:5:2614:C:C6	2.54	0.76

Continued on next page...

Continued from previous page...

Atom-1	Atom-2	Interatomic distance (Å)	Clash overlap (Å)
1:5:3732:A:C2	1:5:3733:A:N7	2.54	0.76
1:5:466:A:C2	1:5:467:U:C6	2.73	0.76
1:5:752:G:C6	1:5:753:C:C6	2.73	0.76
1:5:752:G:C6	1:5:753:C:C5	2.74	0.76
46:1:270:ALA:O	46:1:271:ARG:HG2	1.84	0.76
1:5:1279:A:H3'	1:5:1280:C:H5	1.51	0.76
1:5:1458:C:H2'	1:5:1458:C:O2	1.84	0.76
1:5:1878:G:N2	1:5:1879:C:C2	2.54	0.76
1:5:1899:G:N7	1:5:2278:G:N1	2.33	0.76
1:5:2036:C:H42	1:5:2037:C:H41	1.33	0.76
1:5:2479:G:C6	1:5:2480:G:C5	2.73	0.76
1:5:3693:U:C2	1:5:3694:U:C6	2.74	0.76
1:5:3721:U:C2	1:5:3722:G:C8	2.74	0.76
1:5:4092:G:C5	1:5:4093:G:N2	2.54	0.76
1:5:4563:U:N3	1:5:4564:A:C5	2.53	0.76
1:5:986:C:C2	1:5:1068:G:N2	2.54	0.76
1:5:1596:U:O2	18:P:131:ARG:NH2	2.19	0.76
1:5:1213:G:O6	1:5:1215:C:C4	2.39	0.76
1:5:1217:G:C2'	1:5:1218:G:C8	2.65	0.76
1:5:1625:G:H2'	16:N:81:TYR:OH	1.85	0.76
1:5:2105:A:N3	1:5:2106:G:C8	2.53	0.76
1:5:2316:G:C2	1:5:2317:C:C4	2.74	0.76
1:5:3727:A:O2'	1:5:3728:A:O5'	2.04	0.76
1:5:3909:C:C4	1:5:3910:C:C5	2.74	0.76
1:5:4199:C:N3	1:5:4200:G:C8	2.54	0.76
1:5:752:G:C5	1:5:753:C:C6	2.74	0.76
3:8:106:G:C2	3:8:107:C:C4	2.74	0.76
12:I:47:PRO:CA	12:I:171:TRP:HE1	1.98	0.76
1:5:2433:G:O3'	46:1:402:ARG:O	2.05	0.75
1:5:1410:U:C5	1:5:1815:G:C2	2.74	0.75
1:5:1491:A:C2	1:5:1492:G:C4	2.75	0.75
1:5:1885:G:C2	1:5:1895:G:C2	2.74	0.75
1:5:1893:C:H2'	1:5:1893:C:O2	1.85	0.75
1:5:2101:C:C2	1:5:2102:G:C8	2.73	0.75
1:5:2314:G:C2	1:5:2315:G:C8	2.67	0.75
1:5:2851:G:N7	1:5:2852:U:C5	2.54	0.75
1:5:4283:G:C2	1:5:4284:C:C4	2.70	0.75
1:5:4355:G:C2	1:5:4356:G:C8	2.73	0.75
1:5:4416:G:C2	1:5:4417:C:C5	2.73	0.75
1:5:4117:U:C2	4:A:40:TYR:CE1	2.74	0.75
1:5:1984:A:N7	1:5:2011:C:H4'	2.01	0.75

Continued on next page...

Continued from previous page...

Atom-1	Atom-2	Interatomic distance (Å)	Clash overlap (Å)
1:5:2362:U:C5	1:5:3859:G:N2	2.54	0.75
1:5:2362:U:O2	1:5:2362:U:H2'	1.86	0.75
1:5:2743:A:H2	1:5:2744:A:C5	2.01	0.75
1:5:4735:G:N2	1:5:4736:C:C2	2.54	0.75
1:5:4886:C:O2	1:5:4887:C:C6	2.39	0.75
10:G:53:ARG:NH2	10:G:54:PHE:CZ	2.53	0.75
19:Q:89:ASP:OD1	19:Q:91:ARG:NH2	2.19	0.75
1:5:1490:G:C2	1:5:1491:A:C8	2.74	0.75
1:5:1628:C:O2	1:5:1628:C:H2'	1.84	0.75
1:5:1964:A:C4	1:5:1965:G:C8	2.72	0.75
1:5:2081:C:C2'	1:5:2082:G:O5'	2.35	0.75
1:5:2097:U:H5'	1:5:2097:U:O2	1.87	0.75
1:5:2479:G:N1	1:5:2480:G:C5	2.54	0.75
1:5:4362:A:C2	1:5:4363:A:C8	2.75	0.75
1:5:90:G:C8	1:5:92:C:C6	2.74	0.75
1:5:967:C:C5	1:5:968:C:O2	2.38	0.75
1:5:1440:U:H2'	1:5:1440:U:O2	1.86	0.75
1:5:1598:C:C6	1:5:2798:A:C8	2.74	0.75
1:5:3794:C:N3	1:5:3795:A:N7	2.34	0.75
1:5:4164:C:N3	1:5:4165:C:C5	2.54	0.75
1:5:470:A:N6	1:5:471:A:C4	2.55	0.75
3:8:133:G:N1	3:8:134:G:C5	2.54	0.75
1:5:1445:U:N3	1:5:1446:C:C5	2.54	0.75
1:5:166:C:O2	1:5:167:C:H6	1.70	0.75
1:5:1987:C:C4	1:5:1988:G:C8	2.75	0.75
1:5:2058:G:N2	1:5:2059:C:C2	2.55	0.75
1:5:2857:A:C2	1:5:2858:A:C6	2.74	0.75
1:5:3657:U:N3	1:5:3658:C:C5	2.54	0.75
1:5:3702:A:C2	1:5:3703:G:H8	2.02	0.75
1:5:422:C:H2'	1:5:422:C:O2	1.85	0.75
2:7:56:G:H2'	2:7:57:C:O5'	1.87	0.75
1:5:1447:C:H1'	1:5:2098:G:N2	2.01	0.75
1:5:144:G:C2	1:5:145:G:N7	2.54	0.75
1:5:1757:U:N3	1:5:1758:G:C8	2.55	0.75
1:5:1929:A:N1	1:5:2054:U:C4	2.55	0.75
1:5:2347:A:C2	1:5:2348:G:N1	2.54	0.75
1:5:3717:A:OP2	1:5:3735:G:N2	2.19	0.75
1:5:4097:G:N1	1:5:4098:A:C5	2.55	0.75
1:5:4229:U:C5	1:5:4230:C:C5	2.75	0.75
1:5:4240:G:C5	1:5:4241:C:C5	2.74	0.75
1:5:4368:G:C6	1:5:4369:A:N7	2.55	0.75

Continued on next page...

Continued from previous page...

Atom-1	Atom-2	Interatomic distance (Å)	Clash overlap (Å)
1:5:5047:C:H5''	1:5:5050:C:H5	1.52	0.75
3:8:70:G:N2	3:8:87:G:O2'	2.18	0.75
1:5:1079:C:C4	1:5:1080:C:C5	2.74	0.75
1:5:1261:G:C2	1:5:1262:G:C8	2.75	0.75
1:5:1271:G:C3'	1:5:1272:C:H5'	2.16	0.75
1:5:2101:C:O2	1:5:2102:G:C8	2.40	0.75
1:5:211:G:C2	1:5:212:A:N7	2.55	0.75
1:5:490:C:H2'	1:5:491:G:C8	2.22	0.75
1:5:661:C:C4	1:5:662:C:C5	2.74	0.75
15:M:3:PHE:HB2	15:M:6:PHE:CZ	2.20	0.75
1:5:1265:G:C2'	1:5:1266:G:H5'	2.16	0.75
1:5:1280:C:N4	1:5:1282:G:O6	2.19	0.75
1:5:1359:G:H2'	1:5:1360:G:O4'	1.86	0.75
1:5:1811:G:C2	1:5:1812:C:C5	2.75	0.75
1:5:1877:G:C6	1:5:1878:G:N7	2.55	0.75
1:5:1966:C:C2	1:5:1967:A:H8	2.05	0.75
1:5:2507:A:C6	1:5:2508:U:C6	2.74	0.75
1:5:3721:U:N3	1:5:3722:G:N7	2.35	0.75
1:5:3739:C:H5''	1:5:3739:C:C6	2.22	0.75
1:5:4425:G:C6	1:5:4426:C:C6	2.75	0.75
1:5:4627:U:O2	1:5:4628:U:C6	2.39	0.75
1:5:688:U:C4	1:5:689:U:C5	2.75	0.75
18:P:30:ARG:HD3	18:P:30:ARG:C	2.06	0.75
1:5:1271:G:H3'	1:5:1272:C:C5'	2.16	0.75
1:5:142:G:C2	1:5:144:G:C8	2.74	0.75
1:5:1811:G:C2	1:5:1812:C:C6	2.74	0.75
1:5:1977:C:O2	1:5:1990:A:N1	2.20	0.75
1:5:2524:U:H5''	1:5:2711:G:N2	2.02	0.75
1:5:489:C:C4	1:5:490:C:C5	2.75	0.75
1:5:909:A:C6	1:5:910:G:N7	2.54	0.75
1:5:730:G:N2	1:5:939:G:H22	1.82	0.75
1:5:989:U:H2'	1:5:990:C:H5	1.52	0.75
46:1:271:ARG:CZ	46:1:398:GLN:CB	2.65	0.74
1:5:114:G:H2'	1:5:115:C:H5'	1.69	0.74
1:5:1758:G:C2	1:5:1759:G:C5	2.74	0.74
1:5:331:G:C2	1:5:332:C:C5	2.75	0.74
1:5:3676:G:O2'	1:5:3677:U:C5'	2.35	0.74
1:5:450:G:O2'	1:5:452:A:H4'	1.87	0.74
1:5:4744:A:N1	1:5:4745:G:C6	2.55	0.74
3:8:132:G:N1	3:8:133:G:C5	2.55	0.74
19:Q:34:PHE:CE2	19:Q:38:ARG:HG3	2.22	0.74

Continued on next page...

Continued from previous page...

Atom-1	Atom-2	Interatomic distance (Å)	Clash overlap (Å)
1:5:1287:G:C2	1:5:1289:C:C6	2.74	0.74
1:5:1900:C:N3	1:5:1901:C:C5	2.55	0.74
1:5:2689:C:N3	1:5:2690:C:C5	2.55	0.74
1:5:2366:A:H2	1:5:3851:U:H1'	1.50	0.74
1:5:4217:G:C2'	1:5:4218:U:O5'	2.35	0.74
1:5:4258:C:N3	1:5:4259:C:C5	2.55	0.74
1:5:4490:C:H2'	1:5:4490:C:O2	1.87	0.74
1:5:4933:C:C4	1:5:4934:A:C8	2.74	0.74
1:5:5047:C:O4'	1:5:5048:A:N1	2.20	0.74
1:5:977:C:N3	1:5:978:G:C5	2.55	0.74
2:7:42:A:N9	13:J:75:ARG:NH1	2.36	0.74
3:8:85:U:H2'	3:8:87:G:H8	1.48	0.74
21:S:33:PHE:HE2	21:S:106:VAL:HG11	1.50	0.74
1:5:1485:C:O2	1:5:4349:C:C6	2.40	0.74
1:5:1884:C:H42	1:5:1896:A:H2	1.34	0.74
1:5:348:G:C6	1:5:350:C:N4	2.55	0.74
1:5:3858:C:N4	1:5:3859:G:C5	2.55	0.74
1:5:431:G:O4'	1:5:3889:G:N2	2.20	0.74
1:5:4093:G:H2'	1:5:4094:G:C5'	2.16	0.74
1:5:4257:A:C2'	1:5:4258:C:H6	2.00	0.74
1:5:754:U:C2	1:5:755:C:C6	2.75	0.74
2:7:51:G:N2	2:7:52:C:C2	2.55	0.74
3:8:64:U:C4	3:8:65:A:N6	2.55	0.74
9:F:82:ASN:HD21	22:T:142:ARG:CB	2.00	0.74
21:S:10:TYR:OH	21:S:66:GLN:HG3	1.86	0.74
1:5:5005:G:C6	25:W:51:TRP:HB3	2.20	0.74
28:Z:49:TYR:CE2	28:Z:133:LYS:HA	2.22	0.74
1:5:1074:G:H2'	1:5:1075:G:O4'	1.87	0.74
1:5:1280:C:N3	1:5:1282:G:C5	2.55	0.74
1:5:1965:G:C4	1:5:1966:C:C5	2.75	0.74
1:5:319:A:H2'	1:5:320:C:O4'	1.86	0.74
1:5:4213:A:N1	1:5:4218:U:C4	2.51	0.74
1:5:4368:G:C2	1:5:4369:A:C8	2.76	0.74
1:5:4885:U:N3	1:5:4886:C:C5	2.55	0.74
1:5:1823:G:H4'	7:D:44:TYR:HD2	1.50	0.74
20:R:131:VAL:HB	20:R:132:PHE:CE2	2.23	0.74
1:5:1216:C:H2'	1:5:1217:G:O4'	1.86	0.74
1:5:2270:G:C2	1:5:2271:C:C4	2.75	0.74
1:5:2301:G:N1	1:5:2302:C:C4	2.56	0.74
1:5:2401:A:C2	1:5:2402:G:C8	2.75	0.74
1:5:348:G:N2	1:5:350:C:C2	2.56	0.74

Continued on next page...

Continued from previous page...

Atom-1	Atom-2	Interatomic distance (Å)	Clash overlap (Å)
1:5:4341:C:C4	1:5:4342:C:C6	2.75	0.74
1:5:473:C:C2	1:5:474:C:C5	2.74	0.74
1:5:4920:C:H2'	1:5:4921:C:C6	2.21	0.74
1:5:516:C:C2	1:5:646:G:C2	2.76	0.74
1:5:89:C:O2'	1:5:90:G:C5'	2.34	0.74
14:L:35:ARG:C	14:L:39:ARG:HH12	1.91	0.74
1:5:1269:G:C5	1:5:2111:G:N1	2.56	0.74
1:5:1353:G:N7	19:Q:104:ARG:NH2	2.35	0.74
1:5:1663:C:C2	1:5:1664:U:C5	2.75	0.74
1:5:2035:C:C4	1:5:2036:C:H5	2.05	0.74
1:5:2830:G:C2	1:5:2831:G:C8	2.76	0.74
1:5:3783:A:H2	1:5:3789:C:N4	1.86	0.74
1:5:4200:G:N2	1:5:4201:G:H1'	2.03	0.74
1:5:4426:C:N3	1:5:4427:G:C8	2.56	0.74
1:5:450:G:N2	1:5:1294:A:H2'	2.02	0.74
1:5:4549:G:C6	1:5:4550:G:N7	2.56	0.74
1:5:4606:G:H2'	1:5:4607:A:C8	2.22	0.74
1:5:472:C:N3	1:5:473:C:C5	2.56	0.74
1:5:60:G:C5	1:5:61:A:N7	2.56	0.74
1:5:916:C:C4	1:5:917:A:C8	2.75	0.74
1:5:1823:G:H4'	7:D:44:TYR:CD2	2.22	0.74
1:5:1214:C:N3	1:5:2116:C:N4	2.35	0.74
1:5:1358:G:N3	1:5:1359:G:N7	2.34	0.74
1:5:2290:C:C2	1:5:2291:G:C8	2.76	0.74
1:5:3591:C:N4	1:5:3592:G:C8	2.55	0.74
1:5:3736:A:O2'	1:5:3737:A:O5'	2.05	0.74
1:5:655:C:C2	1:5:656:C:C5	2.75	0.74
1:5:701:G:C6	1:5:702:U:C5	2.76	0.74
3:8:133:G:C6	3:8:134:G:N7	2.56	0.74
1:5:1696:C:H1'	1:5:1697:G:C5'	2.17	0.74
1:5:2108:G:N2	1:5:2125:C:C2	2.56	0.74
1:5:2263:A:O3'	1:5:2264:C:C6	2.41	0.74
1:5:2532:C:N3	1:5:2533:C:C4	2.56	0.74
1:5:2856:C:O2	1:5:2856:C:H2'	1.87	0.74
1:5:4242:U:O2	1:5:4279:A:C2	2.41	0.74
1:5:4406:U:C2	1:5:4407:G:C8	2.76	0.74
1:5:4502:C:C4	1:5:4503:A:C8	2.75	0.74
1:5:5030:U:C2	1:5:5031:G:C8	2.76	0.74
1:5:516:C:C2	1:5:646:G:N2	2.56	0.74
1:5:660:A:C2	1:5:661:C:C6	2.75	0.74
1:5:4223:C:H5'	12:I:119:PHE:HD2	1.53	0.74

Continued on next page...

Continued from previous page...

Atom-1	Atom-2	Interatomic distance (Å)	Clash overlap (Å)
20:R:107:ARG:C	20:R:107:ARG:HD2	3.94	0.74
21:S:10:TYR:CZ	21:S:66:GLN:HG3	2.22	0.74
46:1:267:ILE:CD1	46:1:279:TYR:CB	2.63	0.74
1:5:1201:U:C2	1:5:1202:C:C6	2.76	0.74
1:5:1988:G:C2	1:5:1989:G:C8	2.75	0.74
1:5:1438:U:O2	1:5:2099:G:N7	2.21	0.74
1:5:2367:A:N1	1:5:2788:U:C4	2.51	0.74
1:5:2605:G:C2	1:5:2606:G:C8	2.75	0.74
1:5:467:U:N3	1:5:468:U:C5	2.56	0.74
1:5:4981:G:N1	1:5:4982:A:N7	2.36	0.74
1:5:964:A:C5'	1:5:964:A:C8	2.69	0.74
3:8:10:G:C2	3:8:11:C:N1	2.55	0.74
3:8:55:U:H3	3:8:62:A:H2	1.33	0.74
4:A:163:ARG:HB2	4:A:163:ARG:NH1	2.02	0.74
5:B:258:HIS:O	5:B:260:ALA:N	2.21	0.74
1:5:1076:C:N3	1:5:1077:C:C6	2.56	0.74
1:5:370:U:C4	1:5:1637:A:C6	2.76	0.74
1:5:1818:G:C8	1:5:1821:G:C6	2.75	0.74
1:5:4233:A:N1	1:5:4290:U:C4	2.56	0.74
1:5:4580:U:C2	1:5:4581:G:C8	2.76	0.74
3:8:117:C:C4	3:8:118:C:C5	2.76	0.74
14:L:21:ARG:NH1	46:1:273:ARG:CG	58.82	0.74
1:5:2282:A:C2'	1:5:2283:G:O5'	2.36	0.73
1:5:2452:G:C2	1:5:2467:U:O4	2.41	0.73
1:5:2485:U:O2	1:5:2486:G:C8	2.41	0.73
1:5:2561:C:C2	1:5:2562:G:C8	2.76	0.73
1:5:4537:C:O2	1:5:4537:C:H2'	1.87	0.73
1:5:4733:C:N4	1:5:4734:A:O2'	2.21	0.73
1:5:491:G:N2	1:5:663:G:C2	2.56	0.73
1:5:495:C:C2	1:5:496:G:C8	2.76	0.73
1:5:657:C:H2'	1:5:658:C:O4'	1.87	0.73
16:N:99:GLN:HG3	16:N:130:PHE:CD2	2.22	0.73
1:5:1266:G:O2'	1:5:1267:C:H5'	1.87	0.73
1:5:1390:G:N7	1:5:1392:A:OP2	2.21	0.73
1:5:1442:C:N3	1:5:1443:A:C8	2.55	0.73
1:5:1542:U:C2	1:5:1543:G:C8	2.75	0.73
1:5:1555:G:C5	1:5:1556:C:C5	2.77	0.73
1:5:1661:C:O2	1:5:1662:C:C6	2.41	0.73
1:5:2058:G:N2	1:5:2059:C:N1	2.37	0.73
1:5:1265:G:O2'	1:5:2112:G:H3'	1.87	0.73
1:5:2327:G:C2	1:5:2328:G:C5	2.76	0.73

Continued on next page...

Continued from previous page...

Atom-1	Atom-2	Interatomic distance (Å)	Clash overlap (Å)
1:5:2793:G:C6	1:5:2797:C:C4	2.76	0.73
1:5:4687:A:C2	1:5:4688:C:C5	2.75	0.73
1:5:4878:C:O2	1:5:4879:C:C5	2.40	0.73
1:5:4910:G:H8	1:5:4910:G:O5'	1.71	0.73
1:5:690:C:C4	1:5:691:C:C5	2.77	0.73
20:R:95:TRP:O	20:R:98:ARG:N	2.20	0.73
1:5:1951:G:O2'	21:S:95:ARG:NH2	2.22	0.73
1:5:1268:G:N2	1:5:1270:A:N9	2.36	0.73
1:5:1872:G:C2	1:5:1873:A:C8	2.76	0.73
1:5:2714:G:C2	1:5:2715:G:C8	2.76	0.73
1:5:4166:G:N1	1:5:4167:G:C5	2.55	0.73
1:5:4199:C:O2	1:5:4199:C:H2'	1.88	0.73
1:5:93:G:O2'	1:5:94:A:N7	2.19	0.73
3:8:12:G:N2	3:8:13:G:C1'	2.50	0.73
1:5:2526:C:OP1	46:1:405:ARG:NH1	2.21	0.73
1:5:1070:G:C2	1:5:1071:C:C6	2.76	0.73
1:5:1080:C:C2	1:5:1081:C:C6	2.76	0.73
1:5:1185:G:C6	1:5:1186:U:C6	2.76	0.73
1:5:1982:G:O2'	1:5:2010:A:H5'	1.89	0.73
1:5:2105:A:N1	1:5:2106:G:N7	2.37	0.73
1:5:2368:A:N1	1:5:2788:U:C4	2.57	0.73
1:5:3590:G:C6	1:5:3591:C:C5	2.76	0.73
1:5:3868:G:C6	1:5:4562:C:H1'	2.24	0.73
1:5:4275:G:C5	1:5:4276:G:C8	2.76	0.73
5:B:235:TRP:CD1	5:B:267:ALA:HA	2.23	0.73
1:5:1091:C:C2	1:5:1092:G:C8	2.76	0.73
1:5:1759:G:C2	1:5:1760:G:C8	2.77	0.73
1:5:1965:G:N1	1:5:1966:C:C4	2.57	0.73
1:5:2036:C:N4	1:5:2037:C:H41	1.86	0.73
1:5:218:A:N6	6:C:185:ALA:HB2	2.03	0.73
1:5:2270:G:N2	1:5:2271:C:C2	2.56	0.73
1:5:187:U:C6	1:5:245:C:N3	2.56	0.73
1:5:2842:G:C6	1:5:2843:U:C5	2.75	0.73
1:5:4166:G:C6	1:5:4167:G:N7	2.57	0.73
1:5:4344:U:N3	1:5:4345:C:C5	2.56	0.73
1:5:4563:U:H2'	1:5:4564:A:C8	2.24	0.73
1:5:4686:G:C6	1:5:4687:A:C8	2.76	0.73
2:7:42:A:H1'	13:J:75:ARG:NH1	2.04	0.73
1:5:75:G:O6	14:L:103:ARG:NH2	2.20	0.73
1:5:1726:U:C2	1:5:1727:U:C6	2.76	0.73
1:5:1965:G:C6	1:5:2021:G:O6	2.41	0.73

Continued on next page...

Continued from previous page...

Atom-1	Atom-2	Interatomic distance (Å)	Clash overlap (Å)
1:5:1268:G:H1'	1:5:2111:G:C5	2.23	0.73
1:5:3873:G:N2	1:5:3883:U:C2	2.56	0.73
1:5:4124:G:O6	4:A:64:ARG:HD3	1.88	0.73
1:5:447:C:N3	1:5:448:G:N7	2.36	0.73
1:5:4537:C:C2	1:5:4538:G:C8	2.77	0.73
8:E:184:ARG:HD3	8:E:213:PHE:CB	2.19	0.73
8:E:175:LEU:HB2	8:E:246:GLN:HE21	1.52	0.73
8:E:278:TYR:N	8:E:278:TYR:CD2	2.57	0.73
1:5:126:C:O2	1:5:127:G:C8	2.41	0.73
1:5:1390:G:C2	1:5:1394:G:C5	2.74	0.73
1:5:2364:G:C2	1:5:2365:C:C5	2.76	0.73
1:5:269:G:N1	1:5:270:U:C6	2.57	0.73
1:5:3606:U:N3	1:5:3607:U:C5	2.56	0.73
1:5:4510:A:H61	1:5:4592:C:C4'	2.02	0.73
19:Q:56:THR:HB	19:Q:146:ARG:HH21	1.53	0.73
46:1:61:PRO:HB2	46:1:64:TRP:CE3	2.24	0.73
1:5:1212:G:C2	1:5:1213:G:C8	2.76	0.73
1:5:1474:C:C2	1:5:1475:G:C8	2.77	0.73
1:5:1634:A:C6	1:5:1635:C:C4	2.77	0.73
1:5:2264:C:O2'	1:5:2265:G:H2'	1.88	0.73
1:5:2463:G:C6	1:5:2464:C:N4	2.57	0.73
1:5:270:U:C2	1:5:271:C:C5	2.76	0.73
1:5:4093:G:C3'	1:5:4094:G:C5'	2.67	0.73
1:5:4707:A:C2'	1:5:4708:A:O5'	2.36	0.73
1:5:5006:U:H1'	1:5:5042:A:C5	2.23	0.73
1:5:5063:G:C2	1:5:5064:G:C8	2.77	0.73
3:8:102:G:O5'	3:8:104:A:O2'	2.06	0.73
1:5:2590:G:N1	1:5:2754:G:C2	2.57	0.73
1:5:2632:U:N3	1:5:2633:U:C5	2.57	0.73
1:5:3736:A:O2'	1:5:3737:A:C5'	2.37	0.73
1:5:4093:G:O6	1:5:4115:G:C6	2.42	0.73
1:5:4880:C:H2'	1:5:4881:U:H5'	1.69	0.73
1:5:5047:C:C2	1:5:5048:A:N6	2.57	0.73
2:7:112:U:O2	2:7:113:G:H8	1.69	0.73
1:5:4280:A:N6	7:D:29:ASP:N	2.37	0.73
7:D:29:ASP:O	7:D:33:ARG:HB2	1.89	0.73
1:5:1092:G:C6	1:5:1093:C:C5	2.77	0.73
1:5:1339:U:H2'	1:5:1339:U:O2	1.89	0.73
1:5:1358:G:O3'	6:C:114:ARG:NH1	2.21	0.73
1:5:1404:G:C2	1:5:1414:C:C2	2.76	0.73
1:5:1545:G:C6	1:5:1546:C:N4	2.56	0.73

Continued on next page...

Continued from previous page...

Atom-1	Atom-2	Interatomic distance (Å)	Clash overlap (Å)
1:5:1899:G:N1	1:5:1900:C:C5	2.53	0.73
1:5:2251:G:C1'	1:5:2252:G:C2	2.71	0.73
1:5:2645:G:C2	1:5:2646:C:C6	2.77	0.73
1:5:2843:U:O2	1:5:2844:A:C8	2.42	0.73
1:5:3688:U:C2	1:5:3689:G:C8	2.77	0.73
1:5:3879:G:C6	1:5:3882:C:C4	2.76	0.73
1:5:753:C:C4	1:5:754:U:C5	2.77	0.73
1:5:950:G:C2	1:5:951:G:C8	2.77	0.73
3:8:34:U:O2	3:8:34:U:O4'	1.97	0.73
8:E:38:PRO:HB2	8:E:43:ASN:OD1	17.55	0.73
46:1:268:LYS:HD2	46:1:276:TYR:CZ	2.22	0.72
1:5:1085:C:C4	1:5:1086:C:C5	2.78	0.72
1:5:1936:C:O2	1:5:1936:C:H2'	1.88	0.72
1:5:2857:A:C2	1:5:2858:A:C5	2.77	0.72
1:5:3793:U:N3	1:5:3794:C:C5	2.57	0.72
1:5:440:U:O2	1:5:441:G:C8	2.42	0.72
1:5:4561:C:O2	1:5:4562:C:C5	2.42	0.72
1:5:659:G:C2	1:5:660:A:C8	2.77	0.72
1:5:90:G:C2	1:5:95:G:C6	2.77	0.72
1:5:90:G:N2	1:5:95:G:C6	2.57	0.72
1:5:976:G:C6	1:5:977:C:C5	2.77	0.72
15:M:11:ARG:HH22	15:M:61:ILE:HG23	1.53	0.72
1:5:12:A:C2	1:5:14:C:C5	2.77	0.72
1:5:1887:G:N1	1:5:1890:G:C6	2.57	0.72
1:5:181:C:C2	1:5:256:G:N2	2.57	0.72
1:5:3732:A:N3	1:5:3733:A:C8	2.56	0.72
1:5:4981:G:C6	1:5:4982:A:N9	2.57	0.72
1:5:4982:A:C2	1:5:4983:C:C6	2.77	0.72
1:5:660:A:C6	1:5:661:C:C5	2.77	0.72
1:5:1625:G:N7	1:5:1642:A:C2	2.58	0.72
1:5:2091:C:C2	1:5:2257:C:O2'	2.41	0.72
1:5:2570:U:C2	1:5:2571:C:C5	2.77	0.72
1:5:2606:G:N2	1:5:2607:C:C2	2.58	0.72
1:5:1542:U:H5''	1:5:2743:A:N7	2.03	0.72
1:5:3694:U:C2	1:5:3695:U:C5	2.78	0.72
1:5:85:G:N2	1:5:97:G:C5	2.57	0.72
6:C:106:LYS:HG2	6:C:108:TRP:CZ2	2.24	0.72
1:5:1755:C:H3'	1:5:1756:U:H5''	1.68	0.72
1:5:2281:U:O2	1:5:2281:U:H2'	1.88	0.72
1:5:2631:U:O4'	23:U:82:TYR:CE1	2.41	0.72
1:5:3653:A:N1	1:5:3692:A:C4'	2.53	0.72

Continued on next page...

Continued from previous page...

Atom-1	Atom-2	Interatomic distance (Å)	Clash overlap (Å)
1:5:4455:G:C2	1:5:4456:C:C6	2.77	0.72
1:5:4498:U:O2	1:5:4500:U:H5'	1.89	0.72
1:5:4981:G:N1	1:5:4982:A:C8	2.58	0.72
1:5:5062:G:C2	1:5:5063:G:N7	2.57	0.72
2:7:110:G:N2	2:7:111:C:C2	2.56	0.72
3:8:133:G:N1	3:8:134:G:N7	2.37	0.72
4:A:140:ASN:OD1	4:A:142:GLU:O	2.06	0.72
7:D:94:ASN:HD22	7:D:94:ASN:C	1.91	0.72
24:V:57:VAL:HG23	24:V:84:GLN:HG2	1.71	0.72
1:5:1213:G:C6	1:5:1215:C:C6	2.78	0.72
1:5:2108:G:C6	1:5:2125:C:N4	2.57	0.72
1:5:212:A:H2'	1:5:213:G:C8	2.25	0.72
1:5:2250:C:OP2	1:5:2250:C:H4'	1.88	0.72
1:5:2322:G:H2'	1:5:2323:C:O4'	1.89	0.72
1:5:255:C:H2'	1:5:255:C:O2	1.88	0.72
1:5:504:G:C6	1:5:654:C:C2	2.77	0.72
1:5:88:A:N6	1:5:97:G:N2	2.36	0.72
2:7:51:G:C2	2:7:52:C:C4	2.77	0.72
2:7:94:C:O2	2:7:95:C:C6	2.42	0.72
3:8:43:A:N1	3:8:44:A:N7	2.38	0.72
28:Z:38:TYR:CE2	28:Z:76:ASN:OD1	2.43	0.72
46:1:270:ALA:HB3	46:1:271:ARG:HD3	1.70	0.72
1:5:1249:C:C2	1:5:1250:C:C6	2.78	0.72
1:5:1412:G:N2	1:5:1413:C:C2	2.58	0.72
1:5:2691:U:O2	1:5:2692:U:C6	2.41	0.72
1:5:2735:G:N3	1:5:2736:G:C8	2.57	0.72
1:5:3676:G:O2'	1:5:3677:U:H5'	1.89	0.72
1:5:447:C:C2	1:5:448:G:C8	2.78	0.72
1:5:916:C:N3	1:5:917:A:C8	2.57	0.72
1:5:85:G:N2	1:5:97:G:N7	2.38	0.72
13:J:105:PHE:HE1	13:J:132:VAL:HB	1.54	0.72
16:N:30:TYR:CE1	16:N:63:ARG:CD	2.72	0.72
1:5:1177:U:C2	1:5:1178:G:N7	2.58	0.72
1:5:1618:G:N1	1:5:1619:G:N7	2.37	0.72
1:5:2736:G:C2	1:5:2737:C:C4	2.77	0.72
1:5:3607:U:O2	1:5:3608:A:C8	2.43	0.72
1:5:4166:G:N1	1:5:4167:G:N7	2.37	0.72
1:5:4730:C:O2	1:5:4734:A:N7	2.23	0.72
1:5:4742:G:C6	1:5:4743:G:N7	2.58	0.72
3:8:80:A:H3'	3:8:81:C:H4'	1.72	0.72
9:F:144:TRP:CH2	9:F:237:ASN:HB2	2.25	0.72

Continued on next page...

Continued from previous page...

Atom-1	Atom-2	Interatomic distance (Å)	Clash overlap (Å)
1:5:1926:C:C2	1:5:1927:U:C5	2.77	0.72
1:5:2058:G:C2	1:5:2059:C:C5	2.78	0.72
1:5:300:A:C2	1:5:301:G:C8	2.78	0.72
1:5:423:G:H1'	18:P:120:ASN:OD1	1.90	0.72
1:5:3907:G:H1'	1:5:4449:A:C8	2.24	0.72
1:5:751:G:C2	1:5:752:G:C5	2.77	0.72
1:5:917:A:C6	1:5:919:C:N4	2.57	0.72
1:5:1631:A:H2	4:A:204:MET:SD	2.12	0.72
1:5:1442:C:N3	1:5:1443:A:N7	2.38	0.72
1:5:1451:G:OP1	1:5:1718:C:N4	2.22	0.72
1:5:183:C:O2'	1:5:189:G:N7	2.23	0.72
1:5:2080:U:N3	1:5:2081:C:C5	2.58	0.72
1:5:2459:G:N7	16:N:105:ARG:NH2	2.37	0.72
1:5:2452:G:C6	1:5:2467:U:C5	2.76	0.72
1:5:2856:C:N3	1:5:2857:A:C5	2.57	0.72
1:5:4284:C:C2	1:5:4285:U:C6	2.77	0.72
1:5:4562:C:N3	1:5:4563:U:C5	2.58	0.72
1:5:4579:U:H2'	1:5:4580:U:O4'	1.88	0.72
1:5:4939:C:O2'	8:E:242:ARG:NH2	2.22	0.72
1:5:658:C:O2	1:5:659:G:C8	2.43	0.72
1:5:1964:A:N6	1:5:1965:G:C4	2.57	0.72
1:5:1269:G:C8	1:5:2111:G:C5	2.76	0.72
1:5:2743:A:H2'	1:5:2744:A:C8	2.24	0.72
1:5:4100:C:C2	1:5:4101:C:C5	2.76	0.72
1:5:44:A:C6	1:5:45:U:C4	2.78	0.72
1:5:4759:C:H2'	1:5:4760:G:O4'	1.89	0.72
1:5:4942:C:O5'	1:5:4942:C:O2	2.07	0.72
1:5:1203:G:C6	1:5:1204:C:C5	2.78	0.71
1:5:1217:G:O2'	1:5:1218:G:H8	1.72	0.71
1:5:1990:A:H2'	1:5:1991:A:C4'	2.19	0.71
1:5:2858:A:O2'	1:5:2859:G:C8	2.39	0.71
1:5:3702:A:N3	1:5:3702:A:H2'	2.03	0.71
1:5:4314:C:C2	1:5:4315:A:C8	2.78	0.71
1:5:4455:G:C6	1:5:4456:C:C5	2.78	0.71
1:5:4726:G:H4'	5:B:130:PHE:CE1	2.24	0.71
1:5:4871:C:H5''	1:5:4871:C:O2	1.90	0.71
1:5:489:C:N3	1:5:490:C:C5	2.58	0.71
3:8:10:G:N1	3:8:11:C:C6	2.58	0.71
9:F:248:ARG:CZ	9:F:248:ARG:HB3	2.20	0.71
1:5:1264:C:N3	1:5:1265:G:C8	2.58	0.71
1:5:2362:U:O4	1:5:3859:G:N2	2.22	0.71

Continued on next page...

Continued from previous page...

Atom-1	Atom-2	Interatomic distance (Å)	Clash overlap (Å)
1:5:4123:C:N3	1:5:4124:G:N7	2.38	0.71
1:5:4463:U:C4	1:5:4488:A:C5	2.79	0.71
1:5:4508:C:N3	1:5:4512:U:H5	1.86	0.71
1:5:4767:C:H4'	1:5:4874:A:N1	2.04	0.71
1:5:493:G:C6	1:5:494:U:C5	2.78	0.71
3:8:65:A:C2	3:8:66:A:C8	2.78	0.71
1:5:126:C:C2	1:5:127:G:C8	2.78	0.71
1:5:1392:A:N3	1:5:1393:G:N7	2.38	0.71
1:5:1390:G:N2	1:5:1394:G:C4	2.57	0.71
1:5:2035:C:C2	1:5:2036:C:C6	2.78	0.71
1:5:1946:G:N2	1:5:2037:C:N1	2.37	0.71
1:5:2842:G:C2	1:5:2843:U:C6	2.78	0.71
1:5:4195:G:N3	1:5:4195:G:H5''	2.05	0.71
1:5:4239:A:C5	1:5:4240:G:C8	2.78	0.71
1:5:4771:C:C6	1:5:4772:C:C6	2.78	0.71
2:7:18:C:O2	2:7:19:C:H6	1.71	0.71
1:5:100:C:N4	1:5:101:A:C5	2.56	0.71
1:5:1280:C:C5'	1:5:1280:C:C6	2.73	0.71
1:5:153:G:N3	1:5:154:G:C8	2.58	0.71
1:5:2058:G:N1	1:5:2059:C:C5	2.58	0.71
1:5:300:A:C2	1:5:301:G:C5	2.79	0.71
1:5:3833:C:N3	1:5:3834:C:C5	2.59	0.71
1:5:4151:G:C2	1:5:4152:G:C8	2.79	0.71
1:5:4285:U:O2	1:5:4286:C:C6	2.43	0.71
1:5:4871:C:H4'	1:5:4872:G:O5'	1.90	0.71
1:5:5001:U:C2'	1:5:5002:U:O5'	2.38	0.71
2:7:25:G:H2'	2:7:26:C:O4'	1.90	0.71
8:E:280:HIS:CE1	8:E:281:LYS:HB2	2.25	0.71
11:H:156:ASN:OD1	11:H:157:SER:CA	2.38	0.71
1:5:1843:A:C2	1:5:1844:G:C8	2.79	0.71
1:5:1936:C:N3	1:5:1937:C:H5	1.89	0.71
1:5:2533:C:O2	1:5:2534:C:C5	2.42	0.71
1:5:2734:U:O2	1:5:2735:G:C8	2.43	0.71
1:5:4093:G:H3'	1:5:4094:G:H5'	1.72	0.71
1:5:4196:G:H2'	1:5:4197:G:O4'	1.90	0.71
1:5:4240:G:C5	1:5:4241:C:C6	2.77	0.71
1:5:4743:G:C2	1:5:4744:A:C8	2.79	0.71
1:5:4765:G:H22	1:5:4869:U:H3	1.38	0.71
1:5:4906:C:C2	1:5:4916:G:C2	2.78	0.71
1:5:93:G:O2'	1:5:94:A:C8	2.44	0.71
6:C:197:ARG:C	6:C:198:ASN:ND2	2.43	0.71

Continued on next page...

Continued from previous page...

Atom-1	Atom-2	Interatomic distance (Å)	Clash overlap (Å)
1:5:1183:C:C2	1:5:1184:A:C8	2.78	0.71
1:5:1246:G:C5	1:5:1247:U:C5	2.78	0.71
1:5:1564:A:H2'	1:5:1565:A:C8	2.26	0.71
1:5:161:G:N2	1:5:275:C:N3	2.35	0.71
1:5:1727:U:C2	1:5:1728:U:C5	2.78	0.71
1:5:2515:G:O6	1:5:2516:G:C4	2.43	0.71
1:5:2534:C:O2'	1:5:2535:G:H5'	1.90	0.71
1:5:27:C:C2	1:5:28:C:C6	2.78	0.71
1:5:1601:A:N7	1:5:3643:A:C8	2.59	0.71
1:5:4652:G:N2	1:5:4653:C:C2	2.58	0.71
1:5:4687:A:C2	1:5:4688:C:C6	2.78	0.71
1:5:989:U:H2'	1:5:990:C:C5	2.25	0.71
2:7:33:U:C2	2:7:34:C:C6	2.79	0.71
3:8:132:G:C6	3:8:133:G:N7	2.58	0.71
1:5:1672:U:N3	1:5:1673:U:C4	2.59	0.71
1:5:1839:U:H3'	1:5:1840:G:H21	1.54	0.71
1:5:167:C:C2	1:5:269:G:C2	2.79	0.71
1:5:2784:C:C2	1:5:2785:C:C6	2.78	0.71
1:5:2366:A:C2	1:5:3851:U:C1'	2.73	0.71
1:5:497:G:H3'	1:5:498:C:H5''	1.71	0.71
1:5:936:C:H2'	15:M:46:ARG:NH1	2.03	0.71
3:8:95:A:C6	3:8:96:C:C5	2.79	0.71
11:H:61:TRP:HZ2	21:S:152:PHE:CE2	2.08	0.71
15:M:3:PHE:HB2	15:M:6:PHE:HZ	1.53	0.71
1:5:1948:G:H1	1:5:2034:G:H1	1.36	0.71
1:5:2449:A:C8	1:5:2450:G:C1'	2.73	0.71
1:5:2453:A:N1	1:5:2454:U:C6	2.58	0.71
1:5:2457:G:C2	1:5:2465:C:N3	2.59	0.71
1:5:2497:C:C4	1:5:2498:C:C5	2.78	0.71
1:5:2690:C:N3	1:5:2691:U:C5	2.59	0.71
1:5:158:A:C6	1:5:277:G:C6	2.78	0.71
1:5:289:C:C2	1:5:290:U:C5	2.79	0.71
1:5:330:G:N3	1:5:331:G:C8	2.59	0.71
1:5:348:G:C2	1:5:350:C:C5	2.79	0.71
1:5:986:C:C2	1:5:1068:G:C2	2.79	0.71
2:7:19:C:H2'	2:7:19:C:O2	1.91	0.71
1:5:423:G:H1	3:8:10:G:H1	1.39	0.71
3:8:86:U:C6	3:8:86:U:H3'	2.26	0.71
2:7:42:A:H1'	13:J:75:ARG:HH12	1.56	0.71
7:D:17:GLN:HG3	22:T:20:ARG:CA	2.20	0.71
1:5:171:U:O2	1:5:266:C:N4	2.23	0.71

Continued on next page...

Continued from previous page...

Atom-1	Atom-2	Interatomic distance (Å)	Clash overlap (Å)
1:5:2326:G:N1	1:5:2327:G:C8	2.57	0.71
1:5:2590:G:C6	1:5:2754:G:N1	2.59	0.71
1:5:424:U:H3	1:5:425:U:H5	1.36	0.71
1:5:4315:A:H2'	1:5:4316:G:H5'	1.72	0.71
1:5:4744:A:C6	1:5:4745:G:C6	2.79	0.71
1:5:4884:G:N1	1:5:4885:U:C5	2.59	0.71
1:5:662:C:C2	1:5:663:G:N7	2.58	0.71
1:5:738:C:C2	1:5:739:G:C8	2.79	0.71
2:7:43:U:C4	2:7:44:C:C5	2.78	0.71
2:7:59:G:N1	2:7:60:G:C5	2.59	0.71
3:8:74:U:H2'	3:8:74:U:O2	1.90	0.71
3:8:81:C:O2	3:8:83:C:P	2.49	0.71
1:5:4117:U:C2	4:A:40:TYR:HE1	2.08	0.71
14:L:21:ARG:CB	46:1:273:ARG:NH1	57.86	0.71
1:5:1066:G:H2'	1:5:1067:G:O4'	1.91	0.71
1:5:1358:G:N3	1:5:1359:G:C5	2.58	0.71
1:5:1465:G:N2	1:5:1466:G:H1'	2.06	0.71
1:5:1635:C:C2	1:5:1636:U:C5	2.78	0.71
1:5:1950:U:O2	1:5:1951:G:C8	2.44	0.71
1:5:2290:C:N3	1:5:2291:G:C8	2.58	0.71
1:5:2508:U:N3	1:5:2509:C:C5	2.59	0.71
1:5:4096:C:C5	1:5:4097:G:C8	2.79	0.71
1:5:1866:U:C4	1:5:4405:G:O4'	2.44	0.71
1:5:4932:U:H2'	1:5:4933:C:O4'	1.90	0.71
2:7:43:U:O2	2:7:44:C:C6	2.43	0.71
1:5:1238:A:H2'	1:5:1239:C:C5	2.25	0.70
1:5:1692:C:N3	1:5:1693:U:C5	2.58	0.70
1:5:1971:C:C2	1:5:1972:G:C8	2.78	0.70
1:5:2034:G:C4	1:5:2035:C:C6	2.77	0.70
1:5:2058:G:N1	1:5:2059:C:C4	2.59	0.70
1:5:3762:U:H2'	1:5:3763:A:O4'	1.91	0.70
1:5:4229:U:C4	1:5:4230:C:C6	2.78	0.70
1:5:4561:C:C2	1:5:4562:C:C5	2.79	0.70
1:5:5025:C:H2'	1:5:5028:G:O4'	1.90	0.70
2:7:58:A:C6	2:7:59:G:C5	2.79	0.70
1:5:1074:G:H2'	1:5:1075:G:C1'	2.21	0.70
1:5:1310:C:N3	1:5:1311:G:N7	2.39	0.70
1:5:2105:A:C2	1:5:2106:G:C5	2.78	0.70
1:5:2113:G:H8	1:5:2115:G:H1'	1.53	0.70
1:5:2507:A:N1	1:5:2508:U:H1'	2.05	0.70
1:5:330:G:N2	1:5:331:G:C4	2.58	0.70

Continued on next page...

Continued from previous page...

Atom-1	Atom-2	Interatomic distance (Å)	Clash overlap (Å)
1:5:3729:U:C4	1:5:3730:U:C5	2.79	0.70
1:5:4277:G:C6	1:5:4278:C:C5	2.79	0.70
1:5:4414:A:N6	1:5:4427:G:C6	2.59	0.70
1:5:488:G:N2	1:5:489:C:C2	2.59	0.70
1:5:5003:U:H2'	1:5:5004:C:O4'	1.92	0.70
3:8:15:G:H2'	3:8:16:G:H1'	1.74	0.70
1:5:18:C:H4'	16:N:138:PHE:CE2	2.25	0.70
1:5:1265:G:H2'	1:5:1266:G:H5'	1.73	0.70
1:5:1358:G:H2'	1:5:1359:G:C8	2.26	0.70
1:5:2055:G:C5'	1:5:2056:G:H5'	2.21	0.70
1:5:235:A:C6	1:5:238:C:C5	2.79	0.70
1:5:259:C:C4	1:5:260:C:C5	2.79	0.70
1:5:2726:G:C4	1:5:2727:C:C5	2.79	0.70
1:5:2851:G:H2'	1:5:2851:G:N3	2.06	0.70
1:5:3591:C:H2'	1:5:3591:C:O2	1.91	0.70
1:5:3858:C:O2	1:5:3858:C:H2'	1.92	0.70
1:5:4093:G:C2'	1:5:4094:G:H5''	2.21	0.70
1:5:489:C:C2	1:5:490:C:C6	2.79	0.70
1:5:491:G:N2	1:5:663:G:H1	1.89	0.70
1:5:4729:A:C4'	1:5:4965:U:O2'	2.38	0.70
1:5:69:A:H3'	1:5:70:A:H8	1.54	0.70
3:8:82:A:C6	3:8:83:C:H5''	2.26	0.70
46:1:269:SER:OG	46:1:275:GLN:NE2	2.23	0.70
1:5:1358:G:C2	1:5:1359:G:C6	2.79	0.70
1:5:1476:C:C2	1:5:1477:C:C5	2.79	0.70
1:5:189:G:N2	1:5:190:G:C5	2.59	0.70
1:5:3693:U:N3	1:5:3694:U:C6	2.59	0.70
1:5:5029:C:C2	1:5:5030:U:C6	2.79	0.70
1:5:737:C:H2'	1:5:738:C:O4'	1.91	0.70
1:5:920:C:H2'	1:5:921:C:O4'	1.90	0.70
1:5:964:A:C3'	1:5:964:A:C8	2.74	0.70
1:5:977:C:C2	1:5:978:G:H8	1.97	0.70
1:5:977:C:C2	1:5:978:G:N7	2.42	0.70
2:7:59:G:N1	2:7:60:G:C8	2.59	0.70
3:8:106:G:C6	3:8:107:C:N4	2.59	0.70
7:D:21:ARG:HH12	7:D:22:ARG:HG2	1.55	0.70
14:L:64:VAL:HA	14:L:67:HIS:HD2	1.55	0.70
24:V:97:TYR:OH	25:W:21:TYR:N	2.24	0.70
1:5:1213:G:C6	1:5:1215:C:N1	2.58	0.70
1:5:1629:G:C4	1:5:1631:A:N6	2.60	0.70
1:5:1755:C:O2'	1:5:1756:U:OP1	2.10	0.70

Continued on next page...

Continued from previous page...

Atom-1	Atom-2	Interatomic distance (Å)	Clash overlap (Å)
1:5:1828:C:C2	1:5:1829:G:C8	2.79	0.70
1:5:2035:C:N4	1:5:2036:C:C5	2.60	0.70
1:5:2054:U:H4'	1:5:2056:G:H1'	1.71	0.70
1:5:2266:C:O2'	1:5:2267:U:OP2	2.09	0.70
1:5:2314:G:H2'	1:5:2314:G:N3	2.05	0.70
1:5:3695:U:N3	1:5:3696:C:C6	2.59	0.70
1:5:4230:C:N3	1:5:4231:C:C5	2.57	0.70
1:5:433:A:C2	1:5:3867:A:H4'	2.27	0.70
1:5:4735:G:N1	1:5:4736:C:C4	2.59	0.70
1:5:5010:U:C2	1:5:5011:A:C8	2.80	0.70
6:C:210:ILE:HD13	6:C:252:TRP:CZ3	2.26	0.70
17:O:73:PHE:HB2	17:O:78:ARG:HB3	1.74	0.70
1:5:1266:G:N2	1:5:1268:G:C6	2.59	0.70
1:5:1876:U:N3	1:5:1877:G:C8	2.60	0.70
1:5:189:G:C2	1:5:190:G:C5	2.80	0.70
1:5:208:A:H3'	1:5:209:U:H5''	1.73	0.70
1:5:2089:G:C6	1:5:2263:A:N7	2.60	0.70
1:5:3695:U:C2	1:5:3696:C:C6	2.79	0.70
1:5:4240:G:C4	1:5:4241:C:C6	2.79	0.70
1:5:4484:A:C2	1:5:4485:C:C5	2.79	0.70
10:G:81:ASN:HD21	10:G:238:GLY:CA	2.04	0.70
1:5:1167:C:C2	1:5:1195:G:C2	2.80	0.70
1:5:1475:G:N2	1:5:1489:G:H1	1.89	0.70
1:5:1516:G:C5	1:5:1518:A:C8	2.79	0.70
1:5:1780:A:C2	1:5:1781:U:H1'	2.27	0.70
1:5:2277:C:O2	1:5:2277:C:H2'	1.89	0.70
1:5:3591:C:N3	1:5:3592:G:C8	2.60	0.70
1:5:4285:U:H2'	1:5:4286:C:H6	1.55	0.70
1:5:512:U:H2'	1:5:513:U:H5''	1.73	0.70
1:5:692:A:C2	1:5:693:C:C5	2.79	0.70
1:5:86:U:O2	1:5:86:U:C2'	2.38	0.70
1:5:1724:G:N2	9:F:105:PRO:HB3	2.06	0.70
1:5:2124:G:H22	9:F:32:ILE:HG13	1.56	0.70
18:P:64:ASN:HB2	18:P:80:GLN:OE1	1.91	0.70
1:5:1188:C:O2	1:5:1189:G:H8	1.73	0.70
1:5:1280:C:C4	1:5:1282:G:O6	2.44	0.70
1:5:1339:U:O2	1:5:1340:C:C5	2.45	0.70
1:5:2289:C:H2'	1:5:2289:C:O2	1.90	0.70
1:5:2589:C:C4	1:5:2590:G:C5	2.79	0.70
1:5:2658:G:C6	1:5:2675:G:C6	2.78	0.70
1:5:2770:C:C2	1:5:2771:G:C8	2.80	0.70

Continued on next page...

Continued from previous page...

Atom-1	Atom-2	Interatomic distance (Å)	Clash overlap (Å)
1:5:4355:G:C2	1:5:4356:G:C5	2.79	0.70
1:5:4483:C:C2	1:5:4484:A:C8	2.80	0.70
1:5:472:C:C2	1:5:473:C:C5	2.80	0.70
1:5:473:C:O2	1:5:474:C:C6	2.44	0.70
1:5:488:G:N2	1:5:489:C:N1	2.40	0.70
2:7:17:C:C2	2:7:18:C:C6	2.79	0.70
1:5:4121:G:H22	4:A:84:THR:HB	1.55	0.70
1:5:942:G:OP2	9:F:244:ARG:NH1	2.22	0.70
1:5:208:A:H1'	1:5:232:G:H21	1.48	0.70
1:5:2367:A:C2	1:5:2368:A:C5	2.79	0.70
1:5:2481:G:C2	1:5:2498:C:C2	2.80	0.70
1:5:2529:A:N7	1:5:2532:C:C5	2.60	0.70
1:5:2529:A:C5	1:5:2532:C:C6	2.79	0.70
1:5:3794:C:N3	1:5:3795:A:C8	2.60	0.70
1:5:5031:G:N2	1:5:5032:C:C2	2.59	0.70
1:5:738:C:C2	1:5:739:G:N7	2.60	0.70
3:8:13:G:C2	3:8:14:U:C2	2.80	0.70
1:5:1506:G:O2'	6:C:116:ASN:OD1	2.06	0.70
7:D:123:VAL:HG13	7:D:248:ARG:HH22	1.56	0.70
12:I:47:PRO:HA	12:I:171:TRP:HE1	1.56	0.70
25:W:44:ARG:HH11	25:W:44:ARG:HG3	1.55	0.70
26:X:119:ILE:HD12	26:X:149:VAL:HG21	1.73	0.70
1:5:1410:U:H5	1:5:1815:G:C2	2.08	0.70
1:5:2080:U:N3	1:5:2081:C:C4	2.59	0.70
1:5:2314:G:N2	1:5:2315:G:C4	2.60	0.70
1:5:244:G:N2	1:5:246:G:H1'	2.07	0.70
1:5:2623:A:C2	1:5:2624:G:C8	2.80	0.70
1:5:2713:C:N3	1:5:2714:G:N7	2.40	0.70
1:5:4093:G:O6	1:5:4115:G:O6	2.09	0.70
1:5:4236:G:O2'	1:5:4237:C:O4'	2.08	0.70
1:5:4509:U:H2'	1:5:4510:A:H2'	1.74	0.70
1:5:752:G:C5	1:5:753:C:C5	2.80	0.70
1:5:990:C:N3	1:5:991:C:C5	2.59	0.70
18:P:54:GLN:CB	18:P:83:TRP:CD1	2.75	0.70
26:X:73:HIS:O	26:X:116:LEU:HD11	1.92	0.70
1:5:1049:C:C2	1:5:1050:C:C5	2.79	0.69
1:5:1070:G:C2	1:5:1071:C:N1	2.60	0.69
1:5:1313:C:N3	1:5:1323:A:C8	2.60	0.69
1:5:1444:G:H2'	1:5:1445:U:C5	2.25	0.69
1:5:1629:G:H2'	1:5:1631:A:N7	2.07	0.69
1:5:1673:U:N3	1:5:1682:A:C2	2.59	0.69

Continued on next page...

Continued from previous page...

Atom-1	Atom-2	Interatomic distance (Å)	Clash overlap (Å)
1:5:1780:A:C6	1:5:1781:U:C6	2.80	0.69
1:5:1999:A:O4'	1:5:2019:C:O2'	2.10	0.69
1:5:2086:G:H2'	1:5:2087:C:O4'	1.92	0.69
1:5:2318:G:N2	1:5:2320:G:O2'	2.25	0.69
1:5:2552:G:OP2	1:5:2553:A:H2'	1.91	0.69
1:5:3732:A:C2	1:5:3733:A:C5	2.80	0.69
1:5:3880:G:O2'	1:5:3881:G:C8	2.42	0.69
1:5:4229:U:C2	1:5:4230:C:C6	2.80	0.69
1:5:4342:C:C4	1:5:4343:U:C5	2.80	0.69
1:5:4536:C:N3	1:5:4537:C:C5	2.59	0.69
1:5:4561:C:O2	1:5:4561:C:C2'	2.39	0.69
1:5:60:G:C4	1:5:61:A:C8	2.80	0.69
11:H:156:ASN:CG	11:H:157:SER:N	2.45	0.69
20:R:108:ARG:HG2	20:R:108:ARG:HH11	1.57	0.69
21:S:99:ASP:OD1	21:S:100:LEU:N	2.25	0.69
46:1:435:ALA:O	46:1:436:ASP:C	2.31	0.69
1:5:1447:C:C2	1:5:2098:G:C2	2.80	0.69
1:5:2301:G:N2	1:5:2302:C:C2	2.60	0.69
1:5:231:U:H4'	27:Y:100:HIS:CD2	2.26	0.69
1:5:2347:A:N3	1:5:2348:G:C6	2.60	0.69
1:5:2713:C:C2	1:5:2714:G:C8	2.79	0.69
1:5:2823:G:C6	1:5:2824:C:C5	2.80	0.69
1:5:472:C:C4	1:5:473:C:C5	2.80	0.69
3:8:11:C:C2	3:8:12:G:H8	2.01	0.69
10:G:231:ASN:N	10:G:231:ASN:HD22	1.88	0.69
11:H:41:ILE:HD11	11:H:69:THR:OG1	1.92	0.69
1:5:1264:C:N3	1:5:1265:G:N7	2.40	0.69
1:5:1688:G:N2	1:5:1849:U:O2	2.25	0.69
1:5:1876:U:N3	1:5:1877:G:N7	2.41	0.69
1:5:1899:G:C1'	1:5:2278:G:N2	2.55	0.69
1:5:2726:G:N2	1:5:2727:C:C2	2.60	0.69
1:5:3621:A:C5	1:5:3622:C:C5	2.79	0.69
1:5:4579:U:C2	1:5:4580:U:C5	2.79	0.69
1:5:459:C:C2	1:5:460:C:C6	2.79	0.69
2:7:114:U:C2'	2:7:115:A:H5''	2.21	0.69
10:G:102:TYR:OH	10:G:207:VAL:HA	1.91	0.69
15:M:36:ALA:HB2	15:M:52:PHE:CE1	2.28	0.69
1:5:125:C:C2	1:5:126:C:C6	2.81	0.69
1:5:1598:C:C2'	1:5:1598:C:O2	2.39	0.69
1:5:1625:G:C5	1:5:1642:A:C2	2.80	0.69
1:5:2058:G:C6	1:5:2059:C:C5	2.80	0.69

Continued on next page...

Continued from previous page...

Atom-1	Atom-2	Interatomic distance (Å)	Clash overlap (Å)
1:5:1667:G:N2	1:5:2283:G:C6	2.60	0.69
1:5:2632:U:O2	1:5:2633:U:C6	2.45	0.69
1:5:2685:C:H2'	1:5:2686:G:O4'	1.91	0.69
1:5:2721:G:H2'	1:5:2722:G:H5'	1.75	0.69
1:5:330:G:C2	1:5:331:G:N7	2.59	0.69
1:5:4199:C:C6	1:5:4199:C:O5'	2.45	0.69
1:5:4629:U:C2	1:5:4630:G:C8	2.80	0.69
1:5:469:C:H2'	1:5:470:A:O4'	1.93	0.69
1:5:5021:C:N3	1:5:5022:U:C5	2.59	0.69
2:7:56:G:H2'	2:7:57:C:O4'	1.92	0.69
16:N:124:ASP:OD1	16:N:125:SER:N	2.25	0.69
1:5:1218:G:C6	1:5:1219:G:C1'	2.75	0.69
1:5:1543:G:C2	1:5:1544:G:C8	2.80	0.69
1:5:1994:C:N3	1:5:1995:G:N7	2.41	0.69
1:5:3653:A:C2	1:5:3692:A:H4'	2.27	0.69
1:5:3909:C:N3	1:5:3910:C:C6	2.61	0.69
1:5:445:U:H2'	1:5:446:C:O4'	1.92	0.69
1:5:4743:G:N1	1:5:4744:A:C5	2.61	0.69
1:5:70:A:C2	1:5:4355:G:C1'	2.75	0.69
1:5:917:A:N1	1:5:919:C:C5	2.60	0.69
7:D:210:TYR:OH	7:D:214:GLU:CG	2.41	0.69
7:D:223:PHE:HB2	7:D:226:TYR:HB2	1.73	0.69
1:5:1724:G:H21	9:F:105:PRO:CB	2.04	0.69
1:5:1188:C:N3	1:5:1189:G:C8	2.60	0.69
1:5:1219:G:C2	1:5:1220:G:C8	2.80	0.69
1:5:1346:C:C2	1:5:1347:G:C8	2.80	0.69
1:5:1634:A:N1	1:5:1635:C:C4	2.60	0.69
1:5:1771:U:C2	1:5:1772:C:C6	2.81	0.69
1:5:2424:G:H2'	1:5:2426:U:C5	2.27	0.69
1:5:2735:G:C2	1:5:2736:G:N7	2.61	0.69
1:5:2743:A:N3	1:5:2744:A:C8	2.60	0.69
1:5:3909:C:H2'	1:5:3909:C:O2	1.92	0.69
1:5:4240:G:C6	1:5:4241:C:C4	2.80	0.69
1:5:4281:A:H2'	1:5:4282:A:H2'	1.74	0.69
3:8:100:U:N3	3:8:101:C:C5	2.61	0.69
1:5:1204:C:C2	1:5:1205:G:C8	2.81	0.69
1:5:1216:C:C4	1:5:1217:G:N7	2.61	0.69
1:5:1751:A:H2'	1:5:1752:G:H5'	1.73	0.69
1:5:1267:C:C5'	1:5:2110:C:O2	2.39	0.69
1:5:2494:U:C2	1:5:2495:U:C6	2.81	0.69
1:5:3730:U:N3	1:5:3731:C:C5	2.61	0.69

Continued on next page...

Continued from previous page...

Atom-1	Atom-2	Interatomic distance (Å)	Clash overlap (Å)
1:5:3878:C:O2	5:B:258:HIS:CE1	2.43	0.69
1:5:4878:C:O2	1:5:4879:C:C6	2.45	0.69
1:5:86:U:O4	1:5:97:G:C2	2.44	0.69
10:G:169:PHE:CE2	16:N:6:TYR:CB	2.75	0.69
24:V:82:ILE:HG22	24:V:83:ARG:HG3	1.73	0.69
1:5:1629:G:C2	1:5:1631:A:N1	2.61	0.69
1:5:1840:G:C2'	1:5:1842:G:O5'	2.41	0.69
1:5:1878:G:C2	1:5:1879:C:C4	2.80	0.69
1:5:1899:G:N2	1:5:1900:C:N1	2.40	0.69
1:5:272:U:C2	1:5:273:U:H5	2.10	0.69
1:5:3656:A:C4'	1:5:3747:A:C2	2.76	0.69
1:5:48:G:H5'	16:N:192:TRP:NE1	2.01	0.69
1:5:90:G:N7	1:5:92:C:N1	2.41	0.69
3:8:9:A:C2	3:8:10:G:C8	2.80	0.69
3:8:14:U:H2'	3:8:15:G:C8	2.28	0.69
1:5:146:G:N3	1:5:147:A:C8	2.60	0.69
1:5:2371:U:H2'	1:5:2372:U:H5'	1.73	0.69
1:5:4277:G:N3	1:5:4278:C:C6	2.61	0.69
1:5:4302:U:C5	1:5:4303:C:C6	2.80	0.69
1:5:4549:G:N1	1:5:4550:G:N7	2.40	0.69
1:5:4561:C:O2	1:5:4562:C:C6	2.45	0.69
1:5:483:G:N1	1:5:484:U:C4	2.61	0.69
1:5:924:C:H2'	1:5:925:C:O4'	1.92	0.69
5:B:118:PHE:CB	5:B:119:TYR:CE1	2.75	0.69
1:5:1282:G:N7	8:E:124:HIS:CE1	2.61	0.69
11:H:117:PHE:CD1	11:H:118:LEU:HB2	2.28	0.69
11:H:89:ARG:HG2	11:H:89:ARG:HH11	5.57	0.69
23:U:38:ASN:O	23:U:90:TYR:OH	2.10	0.69
1:5:1084:C:N3	1:5:1085:C:C5	2.61	0.69
1:5:1545:G:C2	1:5:1546:C:C4	2.81	0.69
1:5:1946:G:N2	1:5:2037:C:C2	2.61	0.69
1:5:2316:G:N2	1:5:2317:C:C2	2.61	0.69
1:5:2445:C:O2	1:5:2445:C:H2'	1.93	0.69
1:5:2744:A:H2'	1:5:2745:A:C8	2.28	0.69
1:5:290:U:C2	1:5:291:U:C5	2.81	0.69
1:5:3635:A:N7	1:5:3636:C:C6	2.61	0.69
1:5:4099:G:C6	1:5:4100:C:C4	2.81	0.69
1:5:4167:G:N1	1:5:4168:G:N7	2.41	0.69
1:5:422:C:C2	1:5:423:G:C8	2.81	0.69
1:5:930:G:N3	1:5:931:C:C6	2.61	0.69
1:5:992:C:C2	1:5:993:G:C8	2.81	0.69

Continued on next page...

Continued from previous page...

Atom-1	Atom-2	Interatomic distance (Å)	Clash overlap (Å)
1:5:2741:U:O2'	4:A:50:HIS:HB3	1.93	0.69
5:B:175:GLN:HE21	5:B:179:HIS:HE1	1.41	0.69
1:5:1093:C:C2	1:5:1094:G:C8	2.81	0.69
1:5:1628:C:N3	1:5:1629:G:C8	2.58	0.69
1:5:1632:A:N6	1:5:1634:A:C4	2.61	0.69
1:5:195:C:O2	1:5:195:C:H2'	1.92	0.69
1:5:2077:C:N3	1:5:2078:C:C5	2.61	0.69
1:5:2282:A:H2'	1:5:2283:G:C5'	2.22	0.69
1:5:2627:C:C5	1:5:2628:U:C5	2.81	0.69
1:5:3773:U:H3	1:5:3774:A:H2'	1.58	0.69
1:5:4070:U:N3	1:5:4071:U:C5	2.60	0.69
1:5:4152:G:N2	1:5:4153:C:C2	2.61	0.69
1:5:491:G:N2	1:5:663:G:C6	2.60	0.69
1:5:491:G:C2	1:5:492:U:C5	2.80	0.69
1:5:658:C:N3	1:5:659:G:N7	2.41	0.69
1:5:961:G:N3	1:5:961:G:C2'	2.56	0.69
4:A:209:HIS:NE2	4:A:235:VAL:HG11	2.08	0.69
7:D:29:ASP:HB3	7:D:31:TYR:O	1.92	0.69
21:S:95:ARG:NH1	21:S:97:TYR:OH	2.21	0.69
1:5:187:U:C5	1:5:245:C:N3	2.61	0.68
1:5:2033:A:C2	1:5:2034:G:C8	2.80	0.68
1:5:2034:G:C6	1:5:2035:C:C5	2.81	0.68
1:5:2076:G:C6	1:5:2077:C:C5	2.81	0.68
1:5:2089:G:O2'	1:5:2090:U:O2	2.11	0.68
1:5:2270:G:C4	1:5:2271:C:C5	2.82	0.68
1:5:2529:A:N7	1:5:2532:C:C4	2.61	0.68
1:5:3670:C:O2'	1:5:3671:G:C8	2.46	0.68
1:5:3656:A:O4'	1:5:3747:A:C2	2.45	0.68
1:5:4229:U:C4	1:5:4230:C:C4	2.80	0.68
1:5:4284:C:C2	1:5:4285:U:H5	2.07	0.68
1:5:4550:G:C2	1:5:4551:U:C6	2.80	0.68
1:5:468:U:O2	1:5:469:C:O4'	2.10	0.68
1:5:4879:C:O2	1:5:4880:C:C6	2.45	0.68
1:5:494:U:N3	1:5:495:C:C5	2.61	0.68
1:5:909:A:N1	1:5:910:G:C8	2.62	0.68
5:B:323:TYR:HB3	5:B:342:LYS:HG2	1.74	0.68
9:F:149:LEU:CA	9:F:197:TYR:OH	2.41	0.68
1:5:5005:G:C5	25:W:51:TRP:HD1	2.11	0.68
1:5:1269:G:N7	1:5:2111:G:C5	2.61	0.68
1:5:2279:A:H2'	1:5:2279:A:N3	2.07	0.68
1:5:2294:G:C2	1:5:2295:C:C4	2.80	0.68

Continued on next page...

Continued from previous page...

Atom-1	Atom-2	Interatomic distance (Å)	Clash overlap (Å)
1:5:2688:G:N1	1:5:2689:C:C4	2.61	0.68
1:5:3811:G:H4'	1:5:3812:C:OP2	1.93	0.68
1:5:4345:C:C2	1:5:4346:U:C5	2.81	0.68
1:5:4871:C:C4	21:S:176:PHE:CD2	2.81	0.68
1:5:4871:C:C5	21:S:176:PHE:CE2	2.81	0.68
1:5:938:C:H2'	1:5:939:G:C8	2.27	0.68
1:5:1272:C:O2'	1:5:1273:G:C4	2.46	0.68
1:5:1744:U:C2	1:5:1745:G:C8	2.81	0.68
1:5:1964:A:C6	1:5:1965:G:C1'	2.76	0.68
1:5:2041:A:C2	1:5:4464:A:C5	2.82	0.68
1:5:2248:C:H2'	1:5:2248:C:O2	1.92	0.68
1:5:2316:G:N1	1:5:2317:C:C4	2.61	0.68
1:5:287:U:O2	1:5:288:G:C8	2.47	0.68
1:5:278:G:N1	1:5:330:G:C8	2.61	0.68
1:5:3736:A:O2'	1:5:3737:A:O4'	2.11	0.68
1:5:4735:G:C2	1:5:4736:C:C6	2.81	0.68
1:5:488:G:N1	1:5:489:C:C4	2.61	0.68
1:5:642:G:N1	1:5:643:C:C4	2.61	0.68
1:5:66:A:C2	1:5:312:G:C1'	2.76	0.68
1:5:73:A:C2	1:5:74:G:C8	2.81	0.68
1:5:957:G:OP2	1:5:1284:G:N2	2.23	0.68
16:N:162:ARG:HH21	16:N:164:LEU:HD11	1.58	0.68
1:5:1243:C:O2	1:5:1269:G:N3	2.26	0.68
1:5:1759:G:C6	1:5:1760:G:N7	2.61	0.68
1:5:1811:G:N3	1:5:1812:C:C6	2.62	0.68
1:5:1973:G:O6	1:5:2002:A:C8	2.46	0.68
1:5:1934:A:O2'	1:5:2059:C:OP1	2.11	0.68
1:5:1269:G:C4	1:5:2111:G:N1	2.61	0.68
1:5:209:U:C5	1:5:211:G:C8	2.82	0.68
1:5:2305:U:H4'	1:5:2306:G:OP2	1.93	0.68
1:5:2485:U:C2	1:5:2486:G:C8	2.82	0.68
1:5:3635:A:C6	1:5:3636:C:H1'	2.28	0.68
1:5:3692:A:N7	1:5:3693:U:C6	2.60	0.68
1:5:3857:G:C6	1:5:3858:C:C4	2.81	0.68
1:5:4258:C:C2	1:5:4259:C:C6	2.82	0.68
1:5:4287:G:O2'	1:5:4288:C:O5'	2.10	0.68
1:5:481:G:C2	1:5:482:G:C8	2.82	0.68
1:5:1358:G:C4	1:5:1359:G:N7	2.62	0.68
1:5:2463:G:N3	1:5:2464:C:C5	2.62	0.68
1:5:2498:C:C2	1:5:2499:C:C6	2.81	0.68
1:5:424:U:H2'	1:5:424:U:O2	1.93	0.68

Continued on next page...

Continued from previous page...

Atom-1	Atom-2	Interatomic distance (Å)	Clash overlap (Å)
1:5:4286:C:O2	1:5:4287:G:N7	2.27	0.68
1:5:4189:U:H1'	1:5:4380:A:C2	2.28	0.68
1:5:4384:U:O2'	1:5:4386:C:OP1	2.11	0.68
1:5:442:G:H2'	1:5:443:G:O5'	1.92	0.68
1:5:656:C:N3	1:5:657:C:C5	2.61	0.68
1:5:719:C:C2	1:5:720:G:C8	2.81	0.68
2:7:60:G:C6	2:7:61:G:N7	2.61	0.68
7:D:125:VAL:O	7:D:196:ARG:NH2	2.27	0.68
14:L:69:LYS:HA	14:L:159:ASN:HD21	1.59	0.68
1:5:2891:U:C5	20:R:74:ARG:NH1	2.61	0.68
1:5:99:A:C2	1:5:100:C:C2	2.82	0.68
1:5:1249:C:C2	1:5:1262:G:C2	2.81	0.68
1:5:1412:G:C2	1:5:1413:C:C6	2.81	0.68
1:5:2524:U:H5''	1:5:2711:G:C2	2.28	0.68
1:5:2633:U:C2	1:5:2634:C:C6	2.81	0.68
1:5:28:C:N3	1:5:29:G:C8	2.62	0.68
1:5:316:U:H2'	1:5:316:U:O2	1.93	0.68
1:5:4069:U:H2'	1:5:4070:U:C6	2.29	0.68
1:5:4093:G:H3'	1:5:4094:G:C5'	2.24	0.68
1:5:4096:C:N4	1:5:4097:G:C8	2.61	0.68
1:5:4256:A:N7	13:J:60:PHE:CZ	2.60	0.68
1:5:4763:U:O2	15:M:3:PHE:CE2	2.46	0.68
1:5:5021:C:C2	1:5:5022:U:C6	2.82	0.68
1:5:916:C:C4	1:5:917:A:N7	2.62	0.68
1:5:917:A:C5	1:5:919:C:N4	2.62	0.68
2:7:110:G:C2	2:7:111:C:C6	2.81	0.68
3:8:94:G:H4'	3:8:95:A:OP1	1.93	0.68
10:G:136:LEU:HD21	10:G:204:PHE:CE1	2.28	0.68
1:5:1080:C:C4	1:5:1081:C:C5	2.82	0.68
1:5:1744:U:N3	1:5:1745:G:C8	2.62	0.68
1:5:1807:C:C2	1:5:1808:C:C6	2.81	0.68
1:5:1848:C:H5''	1:5:1848:C:H6	1.59	0.68
1:5:2095:A:N6	9:F:41:GLN:OE1	2.26	0.68
1:5:247:G:N2	1:5:248:C:C2	2.62	0.68
1:5:2904:U:O2	1:5:2905:C:C6	2.46	0.68
1:5:33:A:N6	1:5:50:C:C2	2.62	0.68
1:5:43:U:OP1	16:N:85:VAL:HG23	1.94	0.68
1:5:4707:A:H2'	1:5:4708:A:O5'	1.93	0.68
1:5:659:G:C6	1:5:660:A:N7	2.62	0.68
1:5:750:U:C2	1:5:751:G:C8	2.82	0.68
1:5:909:A:C2	1:5:910:G:N9	2.61	0.68

Continued on next page...

Continued from previous page...

Atom-1	Atom-2	Interatomic distance (Å)	Clash overlap (Å)
6:C:9:SER:HA	6:C:21:ASN:OD1	1.92	0.68
10:G:227:ASN:HD22	10:G:227:ASN:N	1.91	0.68
1:5:1358:G:C2	1:5:1359:G:O6	2.47	0.68
1:5:1387:A:N3	1:5:1397:A:N6	2.41	0.68
1:5:1939:A:C2	1:5:3874:G:OP1	2.47	0.68
1:5:2000:G:O2'	1:5:2017:A:N6	2.27	0.68
1:5:2108:G:H2'	1:5:2109:G:H4'	1.76	0.68
1:5:2263:A:O3'	1:5:2264:C:H6	1.74	0.68
1:5:2567:G:N2	1:5:2568:C:C2	2.62	0.68
1:5:2726:G:C2	1:5:2727:C:C5	2.82	0.68
1:5:4623:G:H4'	5:B:16:PHE:CE2	2.28	0.68
1:5:4627:U:C2	1:5:4628:U:C6	2.82	0.68
1:5:5028:G:C4	1:5:5029:C:C5	2.82	0.68
1:5:5035:U:C4	1:5:5036:C:C5	2.81	0.68
3:8:125:C:C2	3:8:125:C:C5'	2.76	0.68
3:8:43:A:C2	3:8:44:A:N7	2.62	0.68
3:8:68:G:H2'	3:8:69:U:O4'	1.93	0.68
8:E:145:ILE:HD11	8:E:267:LEU:HD21	1.76	0.68
16:N:138:PHE:HB3	16:N:143:ARG:NH2	2.08	0.68
1:5:1170:G:C2	1:5:1192:C:C2	2.82	0.68
1:5:1266:G:H4'	1:5:2112:G:C4	2.28	0.68
1:5:1297:U:OP2	1:5:1297:U:O4'	2.11	0.68
1:5:1421:G:N2	1:5:1422:G:C4	2.62	0.68
1:5:1553:A:C2	1:5:1575:A:H1'	2.28	0.68
1:5:1595:G:C2	1:5:4557:U:H4'	2.28	0.68
1:5:1991:A:H3'	1:5:1992:U:H1'	1.74	0.68
1:5:2093:A:H5''	1:5:2093:A:N3	2.09	0.68
1:5:21:G:C6	3:8:36:G:N2	2.62	0.68
1:5:445:U:O4'	1:5:2313:A:C2	2.47	0.68
1:5:2874:U:H5'	1:5:2874:U:C6	2.29	0.68
1:5:3688:U:N3	1:5:3689:G:N7	2.41	0.68
1:5:4069:U:H2'	1:5:4070:U:C5	2.29	0.68
1:5:4095:G:H2'	1:5:4096:C:H6	1.58	0.68
1:5:4121:G:N2	4:A:85:GLY:N	2.42	0.68
1:5:465:G:C2	1:5:466:A:C8	2.82	0.68
1:5:669:C:C2	1:5:670:G:C8	2.81	0.68
1:5:711:A:C2	1:5:712:C:C5	2.82	0.68
2:7:112:U:O2	2:7:112:U:H2'	1.94	0.68
3:8:106:G:N2	3:8:107:C:C2	2.62	0.68
1:5:1631:A:C2	4:A:204:MET:SD	2.87	0.68
8:E:184:ARG:HD3	8:E:213:PHE:HB3	1.76	0.68

Continued on next page...

Continued from previous page...

Atom-1	Atom-2	Interatomic distance (Å)	Clash overlap (Å)
1:5:1175:A:C6	1:5:1176:C:C5	2.81	0.68
1:5:122:U:H1'	1:5:152:U:O2	1.93	0.68
1:5:1413:C:C2	1:5:1414:C:C5	2.82	0.68
1:5:1694:C:N3	1:5:1695:U:C5	2.62	0.68
1:5:2458:C:H5'	16:N:67:ARG:HD3	1.76	0.68
1:5:2612:G:H2'	1:5:2613:C:O4'	1.94	0.68
1:5:2714:G:C2	1:5:2715:G:N7	2.62	0.68
1:5:289:C:C2	1:5:290:U:C6	2.81	0.68
1:5:3905:A:C6	1:5:4449:A:N1	2.62	0.68
1:5:65:A:C2	1:5:76:A:H4'	2.29	0.68
2:7:56:G:C2'	2:7:57:C:O5'	2.42	0.68
1:5:1171:G:C2	1:5:1191:C:C2	2.82	0.67
1:5:1201:U:N3	1:5:1202:C:C5	2.62	0.67
1:5:1287:G:C2	1:5:1289:C:C5	2.82	0.67
1:5:1877:G:C2	1:5:1878:G:C8	2.82	0.67
1:5:1961:G:O2'	1:5:2025:A:N6	2.26	0.67
1:5:1967:A:N1	1:5:1968:G:C5	2.62	0.67
1:5:2522:G:N2	1:5:2534:C:C2	2.63	0.67
1:5:2745:A:O2'	1:5:2746:A:O5'	2.12	0.67
1:5:3740:G:O6	1:5:3741:C:C5	2.46	0.67
1:5:4112:C:C4	1:5:4113:U:C5	2.82	0.67
1:5:4123:C:H2'	1:5:4123:C:O2	1.92	0.67
1:5:4460:U:OP1	5:B:10:ARG:NH1	2.27	0.67
1:5:4490:C:N3	1:5:4491:G:N7	2.42	0.67
1:5:4745:G:C2'	1:5:4746:C:C6	2.77	0.67
1:5:976:G:C4	1:5:977:C:C6	2.82	0.67
2:7:110:G:N1	2:7:111:C:C4	2.62	0.67
2:7:17:C:C2	2:7:18:C:C5	2.81	0.67
3:8:125:C:H5''	3:8:125:C:C2	2.28	0.67
3:8:134:G:N2	3:8:135:C:H1'	2.09	0.67
3:8:35:C:O5'	3:8:35:C:H6	1.77	0.67
5:B:100:ARG:HH21	5:B:101:THR:C	1.98	0.67
1:5:4985:U:O2	5:B:174:ARG:NH1	2.28	0.67
5:B:235:TRP:HD1	5:B:267:ALA:HA	1.59	0.67
6:C:128:LEU:HD12	6:C:264:TYR:OH	1.94	0.67
1:5:1839:U:H3'	1:5:1840:G:N2	2.10	0.67
1:5:2258:C:H2'	1:5:2258:C:O2	1.95	0.67
1:5:2811:G:N2	1:5:2813:A:C8	2.63	0.67
1:5:3730:U:C2	1:5:3731:C:C6	2.82	0.67
1:5:3912:U:C2'	1:5:3913:G:H5'	2.24	0.67
1:5:4091:G:C6	1:5:4092:G:N7	2.62	0.67

Continued on next page...

Continued from previous page...

Atom-1	Atom-2	Interatomic distance (Å)	Clash overlap (Å)
1:5:4369:A:N1	1:5:4370:G:C5	2.62	0.67
1:5:86:U:O2	1:5:87:A:N7	2.27	0.67
2:7:22:A:C2	2:7:23:A:N7	2.61	0.67
3:8:115:G:C6	3:8:116:C:C5	2.83	0.67
3:8:11:C:C4	3:8:12:G:N7	2.59	0.67
3:8:81:C:O2	3:8:82:A:O3'	2.13	0.67
4:A:89:TYR:CB	4:A:100:ASN:HD21	2.06	0.67
11:H:117:PHE:C	11:H:117:PHE:HD1	1.97	0.67
1:5:1172:C:C2	1:5:1173:G:C8	2.82	0.67
1:5:1186:U:C4	1:5:1187:G:C5	2.83	0.67
1:5:1267:C:O2'	1:5:1271:G:O6	2.13	0.67
1:5:1411:C:C2	1:5:1412:G:C8	2.82	0.67
1:5:1764:G:O6	1:5:1766:A:H5''	1.93	0.67
1:5:2745:A:O2'	1:5:2746:A:C5'	2.43	0.67
1:5:2857:A:N3	1:5:2858:A:C5	2.62	0.67
1:5:4072:C:C2	1:5:4073:A:C8	2.82	0.67
1:5:4094:G:C2'	1:5:4095:G:O4'	2.38	0.67
1:5:4174:U:O2	1:5:4175:G:H8	1.76	0.67
1:5:3878:C:C4	1:5:4518:A:C2	2.83	0.67
2:7:59:G:C2	2:7:60:G:N9	2.62	0.67
3:8:80:A:H2'	3:8:81:C:O2'	1.94	0.67
1:5:1489:G:C6	1:5:1490:G:C8	2.83	0.67
1:5:1491:A:C4	1:5:1492:G:C8	2.83	0.67
1:5:2366:A:H2'	1:5:2367:A:C5'	2.24	0.67
1:5:2453:A:C6	1:5:2454:U:C6	2.82	0.67
1:5:4355:G:N2	1:5:4356:G:C5	2.62	0.67
1:5:440:U:N3	1:5:441:G:N7	2.42	0.67
1:5:4627:U:O2	1:5:4627:U:H2'	1.94	0.67
2:7:19:C:N3	2:7:20:U:C5	2.62	0.67
3:8:83:C:H4'	3:8:85:U:O2	1.95	0.67
1:5:4911:A:H5''	5:B:100:ARG:HD3	1.77	0.67
24:V:20:LEU:HD21	24:V:101:ASN:ND2	2.09	0.67
1:5:1217:G:O2'	1:5:1218:G:C8	2.47	0.67
1:5:1245:C:C4	1:5:1269:G:O6	2.47	0.67
1:5:1277:G:C6	1:5:1278:C:C5	2.83	0.67
1:5:1629:G:N2	1:5:1631:A:C2	2.63	0.67
1:5:1758:G:N2	1:5:1759:G:C4	2.63	0.67
1:5:2314:G:C2	1:5:2315:G:C5	2.80	0.67
1:5:2769:U:HO2'	1:5:2770:C:H6	1.42	0.67
1:5:3910:C:C2	1:5:3911:C:H5	2.07	0.67
1:5:38:A:C6	1:5:41:C:C5	2.83	0.67

Continued on next page...

Continued from previous page...

Atom-1	Atom-2	Interatomic distance (Å)	Clash overlap (Å)
1:5:4276:G:C5	1:5:4277:G:N7	2.63	0.67
1:5:449:C:N3	1:5:450:G:C8	2.62	0.67
1:5:4984:C:N3	1:5:4985:U:C5	2.63	0.67
1:5:68:U:C4	1:5:69:A:C8	2.83	0.67
2:7:18:C:C4	2:7:19:C:H5	2.12	0.67
7:D:29:ASP:HB3	7:D:32:ALA:HB3	1.76	0.67
1:5:99:A:H4'	16:N:181:HIS:ND1	2.09	0.67
1:5:1218:G:C6	1:5:1219:G:H1'	2.30	0.67
1:5:451:C:C4	1:5:1295:C:H2'	2.29	0.67
1:5:1916:G:H21	1:5:2067:C:H1'	1.59	0.67
1:5:218:A:H1'	1:5:219:G:H5''	1.76	0.67
1:5:2325:C:O2	1:5:2326:G:H8	1.77	0.67
1:5:2343:G:C2	6:C:101:MET:HE2	2.30	0.67
1:5:2480:G:C2	1:5:2481:G:C8	2.83	0.67
1:5:2688:G:N2	1:5:2689:C:C2	2.63	0.67
1:5:2736:G:N3	1:5:2737:C:C6	2.62	0.67
1:5:207:G:N2	1:5:383:A:C8	2.61	0.67
1:5:4075:U:O2	1:5:4076:G:N7	2.27	0.67
1:5:4097:G:N3	1:5:4098:A:C8	2.63	0.67
1:5:4314:C:N3	1:5:4315:A:N7	2.43	0.67
1:5:3907:G:C4	1:5:4449:A:H1'	2.28	0.67
1:5:4729:A:C5'	1:5:4965:U:O2'	2.43	0.67
1:5:699:C:N3	1:5:700:G:C8	2.63	0.67
4:A:211:PHE:CE1	4:A:219:ILE:HG23	2.29	0.67
8:E:157:ARG:HD2	8:E:266:TYR:CE1	2.27	0.67
1:5:1069:G:C2	1:5:1070:G:H1'	2.30	0.67
1:5:1271:G:H3'	1:5:1272:C:O4'	1.94	0.67
1:5:1408:G:H2'	1:5:1408:G:N3	2.10	0.67
1:5:1412:G:N3	1:5:1413:C:C6	2.62	0.67
1:5:2457:G:N2	1:5:2465:C:N3	2.43	0.67
1:5:4124:G:N2	10:G:43:GLN:O	2.28	0.67
1:5:4228:G:C5'	1:5:4229:U:O4'	2.43	0.67
1:5:4413:C:H3'	1:5:4414:A:H8	1.60	0.67
1:5:50:C:H2'	1:5:51:A:O5'	1.94	0.67
3:8:73:U:C4	3:8:74:U:C6	2.82	0.67
3:8:91:A:H2'	3:8:92:U:O4'	1.94	0.67
1:5:2274:C:H5'	6:C:312:ARG:HB3	1.77	0.67
1:5:1263:A:C5	1:5:1264:C:C5	2.83	0.67
1:5:1241:C:N4	1:5:1270:A:O2'	2.27	0.67
1:5:957:G:P	1:5:1284:G:C2	2.88	0.67
1:5:2056:G:N1	1:5:2058:G:C5	2.62	0.67

Continued on next page...

Continued from previous page...

Atom-1	Atom-2	Interatomic distance (Å)	Clash overlap (Å)
1:5:2567:G:N3	1:5:2568:C:C6	2.63	0.67
1:5:4562:C:C2	1:5:4563:U:C6	2.83	0.67
1:5:4745:G:H21	1:5:4746:C:N4	1.93	0.67
1:5:4956:A:C6	1:5:4957:C:C5	2.83	0.67
1:5:91:G:N7	1:5:93:G:C6	2.63	0.67
1:5:951:G:C2	1:5:952:G:N7	2.63	0.67
3:8:73:U:C4	3:8:74:U:N1	2.62	0.67
1:5:3899:G:H5''	5:B:257:TRP:CD1	2.30	0.67
23:U:33:ILE:HD11	23:U:96:LEU:HD22	1.76	0.67
1:5:2526:C:C4	46:1:405:ARG:NE	2.62	0.67
1:5:1079:C:N3	1:5:1080:C:C5	2.63	0.67
1:5:125:C:C2	1:5:126:C:H6	2.12	0.67
1:5:1542:U:N3	1:5:1543:G:C8	2.63	0.67
1:5:1725:U:N3	1:5:1726:U:C5	2.63	0.67
1:5:1887:G:N1	1:5:1890:G:O6	2.27	0.67
1:5:2293:U:O2	1:5:2293:U:H2'	1.95	0.67
1:5:2689:C:O2	1:5:2689:C:C2'	2.43	0.67
1:5:4285:U:N3	1:5:4286:C:C5	2.62	0.67
1:5:661:C:C2	1:5:662:C:C6	2.82	0.67
2:7:62:U:C2	2:7:64:G:C8	2.83	0.67
3:8:64:U:N3	3:8:65:A:N6	2.43	0.67
7:D:29:ASP:CB	7:D:32:ALA:HB3	2.25	0.67
3:8:73:U:P	27:Y:75:ARG:HD2	2.35	0.67
1:5:1191:C:N3	1:5:1192:C:C5	2.63	0.67
1:5:1260:G:N1	1:5:1261:G:C5	2.63	0.67
1:5:1268:G:C2	1:5:2111:G:N2	2.63	0.67
1:5:1774:C:C2	1:5:1775:A:C8	2.83	0.67
1:5:2078:C:C4	1:5:2079:G:N7	2.60	0.67
1:5:2279:A:N3	1:5:2280:G:N7	2.43	0.67
1:5:270:U:O2	1:5:271:C:C6	2.47	0.67
1:5:3674:G:C6	1:5:3675:G:N7	2.63	0.67
1:5:3772:U:N3	1:5:3773:U:C5	2.62	0.67
1:5:3879:G:N7	1:5:3882:C:N4	2.43	0.67
1:5:4134:C:O2	1:5:4135:G:C8	2.47	0.67
1:5:4136:G:C6	1:5:4137:C:C4	2.83	0.67
1:5:4490:C:C2	1:5:4491:G:H8	2.13	0.67
1:5:4653:C:N3	1:5:4654:C:C5	2.62	0.67
1:5:4698:C:O2	1:5:4698:C:H2'	1.93	0.67
1:5:650:C:H2'	1:5:651:C:C6	2.30	0.67
1:5:673:C:H2'	1:5:674:G:C8	2.30	0.67
1:5:973:G:O6	1:5:1282:G:C2	2.48	0.67

Continued on next page...

Continued from previous page...

Atom-1	Atom-2	Interatomic distance (Å)	Clash overlap (Å)
2:7:8:G:OP1	7:D:33:ARG:NH2	2.28	0.67
7:D:94:ASN:C	7:D:94:ASN:ND2	2.48	0.67
9:F:168:ARG:HD2	9:F:211:TRP:CD1	2.30	0.67
1:5:1355:G:C6	1:5:1385:G:C2	2.83	0.66
1:5:1380:G:H2'	1:5:1382:G:N7	2.09	0.66
1:5:1742:A:C2	1:5:1743:A:N7	2.63	0.66
1:5:1830:G:C2	1:5:1831:G:C8	2.84	0.66
1:5:2428:A:C4	1:5:2789:A:H2	2.12	0.66
1:5:2811:G:H22	1:5:2813:A:H3'	1.59	0.66
1:5:2826:U:O2	1:5:2826:U:H2'	1.95	0.66
1:5:3857:G:C6	1:5:3858:C:C5	2.82	0.66
1:5:4071:U:N3	1:5:4072:C:C5	2.63	0.66
1:5:4095:G:C2	1:5:4096:C:C4	2.80	0.66
1:5:4745:G:N2	1:5:4746:C:N4	2.43	0.66
1:5:504:G:C6	1:5:654:C:N3	2.63	0.66
3:8:101:C:H2'	3:8:101:C:O2	1.95	0.66
3:8:95:A:C5	3:8:96:C:C5	2.83	0.66
4:A:3:ARG:HG3	4:A:3:ARG:HH11	1.58	0.66
9:F:73:MET:HB3	9:F:84:TYR:HE2	1.60	0.66
1:5:4223:C:H5'	12:I:119:PHE:CD2	2.30	0.66
26:X:84:GLU:HB3	46:1:404:HIS:ND1	2.10	0.66
1:5:1438:U:O2	1:5:2099:G:C5	2.49	0.66
1:5:152:U:O2	1:5:152:U:H2'	1.94	0.66
1:5:1966:C:C4	1:5:1967:A:N7	2.62	0.66
1:5:2108:G:C4	1:5:2109:G:H1'	2.29	0.66
1:5:1268:G:OP2	1:5:2109:G:H3'	1.95	0.66
1:5:2422:C:C2	1:5:2423:A:C8	2.83	0.66
1:5:2605:G:N3	1:5:2606:G:C8	2.63	0.66
1:5:332:C:H4'	16:N:150:TRP:CD1	2.30	0.66
1:5:3731:C:C2	1:5:3732:A:H8	2.14	0.66
1:5:2362:U:O4	1:5:3859:G:C2	2.48	0.66
1:5:4266:G:C2	1:5:4279:A:C6	2.83	0.66
2:7:59:G:H4'	7:D:267:ASN:HD21	1.61	0.66
3:8:131:G:N2	3:8:132:G:H1'	2.09	0.66
3:8:42:G:C2	3:8:43:A:C8	2.84	0.66
10:G:55:VAL:HB	10:G:57:TRP:NE1	2.09	0.66
1:5:4757:C:C2	17:O:114:LYS:HA	2.29	0.66
1:5:1091:C:N3	1:5:1092:G:N7	2.43	0.66
1:5:1280:C:H5''	1:5:1280:C:C6	2.31	0.66
1:5:1298:C:C2	1:5:1299:G:C8	2.83	0.66
1:5:1395:U:O2	1:5:1469:C:H4'	1.94	0.66

Continued on next page...

Continued from previous page...

Atom-1	Atom-2	Interatomic distance (Å)	Clash overlap (Å)
1:5:1840:G:C3'	1:5:1842:G:P	2.83	0.66
1:5:196:C:O2	1:5:196:C:H2'	1.95	0.66
1:5:1999:A:H4'	1:5:2019:C:H4'	1.76	0.66
1:5:2034:G:C6	1:5:2035:C:C4	2.83	0.66
1:5:2307:A:C8	1:5:2332:A:C2	2.84	0.66
1:5:2561:C:N3	1:5:2562:G:N7	2.43	0.66
1:5:28:C:C2	1:5:29:G:N7	2.63	0.66
1:5:2905:C:C2	1:5:3590:G:C2	2.84	0.66
1:5:3730:U:C4	1:5:3731:C:C5	2.83	0.66
1:5:4561:C:C2	1:5:4562:C:H5	2.13	0.66
1:5:4693:C:C6	1:5:4693:C:H5'	2.30	0.66
1:5:471:A:C6	1:5:472:C:C5	2.83	0.66
1:5:4735:G:C4	1:5:4736:C:C6	2.82	0.66
1:5:4939:C:H2'	1:5:4939:C:O2	1.94	0.66
1:5:4999:G:N1	1:5:5000:G:N7	2.44	0.66
1:5:976:G:C5	1:5:977:C:C5	2.84	0.66
3:8:117:C:C2	3:8:118:C:C6	2.83	0.66
8:E:157:ARG:CD	8:E:266:TYR:CD1	2.78	0.66
24:V:100:ASP:N	24:V:100:ASP:OD1	2.26	0.66
24:V:77:HIS:O	24:V:77:HIS:ND1	2.28	0.66
26:X:119:ILE:HA	26:X:144:TYR:HE2	1.60	0.66
47:2:45:ALA:O	47:2:49:PHE:CE2	2.48	0.66
1:5:1517:G:N2	1:5:1650:A:C6	2.64	0.66
1:5:193:G:H2'	1:5:194:C:O4'	1.95	0.66
1:5:2076:G:C5	1:5:2077:C:C6	2.83	0.66
1:5:2077:C:C4	1:5:2078:C:C5	2.83	0.66
1:5:2253:A:C8	1:5:2254:G:H1'	2.30	0.66
1:5:2279:A:N1	1:5:2280:G:C5	2.63	0.66
1:5:2293:U:C2	1:5:2294:G:N7	2.64	0.66
1:5:2744:A:C2	1:5:2745:A:C5	2.83	0.66
1:5:2368:A:C6	1:5:2788:U:C4	2.84	0.66
1:5:4174:U:C2	1:5:4175:G:N7	2.62	0.66
1:5:4466:C:C2	1:5:4467:A:C8	2.82	0.66
1:5:4498:U:H3	1:5:4500:U:P	2.19	0.66
1:5:4511:A:H2'	1:5:4512:U:O4'	1.95	0.66
3:8:134:G:C2	3:8:135:C:N1	2.64	0.66
5:B:116:ARG:HG3	5:B:177:LYS:HG3	1.78	0.66
2:7:11:A:C8	7:D:18:VAL:HG13	2.30	0.66
8:E:43:ASN:C	8:E:43:ASN:ND2	2.48	0.66
1:5:1321:G:N2	1:5:3876:A:C4	2.63	0.66
1:5:1672:U:C2	1:5:1673:U:H5	2.10	0.66

Continued on next page...

Continued from previous page...

Atom-1	Atom-2	Interatomic distance (Å)	Clash overlap (Å)
1:5:1827:C:C2	1:5:1828:C:C5	2.84	0.66
1:5:1214:C:N3	1:5:2116:C:N3	2.42	0.66
1:5:2441:C:O2	1:5:2442:G:C8	2.48	0.66
1:5:2367:A:C5	1:5:2798:A:N3	2.63	0.66
1:5:287:U:C2	1:5:288:G:N7	2.63	0.66
1:5:3728:A:N7	1:5:3729:U:H1'	2.11	0.66
1:5:3740:G:N1	1:5:3741:C:C6	2.64	0.66
1:5:3802:U:H2'	1:5:3802:U:O2	1.95	0.66
1:5:3857:G:C5	1:5:3858:C:C6	2.84	0.66
1:5:4504:C:H2'	1:5:4505:C:H6	1.60	0.66
1:5:4896:G:N1	1:5:4897:G:C5	2.63	0.66
1:5:5001:U:O2'	1:5:5002:U:O5'	2.11	0.66
3:8:118:C:N3	3:8:119:C:H5	1.90	0.66
5:B:10:ARG:HD2	5:B:12:GLY:O	1.95	0.66
20:R:130:ASN:O	20:R:131:VAL:HG22	1.96	0.66
22:T:158:PHE:CZ	22:T:160:ALA:HB2	2.31	0.66
1:5:1172:C:N3	1:5:1173:G:C8	2.64	0.66
1:5:1479:G:C6	1:5:1487:G:C2	2.83	0.66
1:5:1672:U:H2'	1:5:1673:U:H6	1.58	0.66
1:5:1876:U:C4	1:5:1877:G:N7	2.64	0.66
1:5:1987:C:N4	1:5:1988:G:N7	2.43	0.66
1:5:2773:G:N1	1:5:2774:C:C4	2.64	0.66
1:5:1325:C:C4'	1:5:3901:A:N1	2.52	0.66
1:5:3919:C:C5'	4:A:207:VAL:HG12	2.25	0.66
1:5:4199:C:O2	1:5:4199:C:C2'	2.42	0.66
1:5:456:C:C2	1:5:457:G:C8	2.83	0.66
1:5:4904:G:N2	1:5:4905:C:C2	2.64	0.66
1:5:4981:G:O6	1:5:4982:A:C4	2.49	0.66
1:5:4981:G:C5	1:5:4982:A:C8	2.84	0.66
1:5:656:C:C2	1:5:657:C:C5	2.84	0.66
2:7:94:C:C2	2:7:95:C:C6	2.83	0.66
3:8:12:G:N2	3:8:13:G:C8	2.62	0.66
9:F:230:VAL:HA	21:S:39:VAL:HG12	1.77	0.66
9:F:248:ARG:NH1	9:F:248:ARG:HB3	2.11	0.66
9:F:73:MET:HB3	9:F:84:TYR:CE2	2.31	0.66
1:5:1878:G:C4	1:5:1879:C:C5	2.84	0.66
1:5:1912:G:N2	1:5:1913:C:C2	2.64	0.66
1:5:2071:A:C2	1:5:2072:C:C4	2.84	0.66
1:5:1268:G:O4'	1:5:2111:G:C8	2.49	0.66
1:5:2115:G:C8	1:5:2116:C:O4'	2.49	0.66
1:5:2301:G:N1	1:5:2302:C:C5	2.63	0.66

Continued on next page...

Continued from previous page...

Atom-1	Atom-2	Interatomic distance (Å)	Clash overlap (Å)
1:5:2480:G:C6	1:5:2481:G:N7	2.64	0.66
1:5:280:G:C8	16:N:120:TRP:HZ3	2.13	0.66
1:5:2904:U:O2	1:5:2905:C:H6	1.77	0.66
1:5:1798:G:O4'	1:5:4215:C:C6	2.49	0.66
1:5:4255:A:C6	1:5:4256:A:C2	2.83	0.66
1:5:3800:A:C2	1:5:4496:A:O4'	2.48	0.66
1:5:44:A:C5	1:5:45:U:C5	2.83	0.66
1:5:4536:C:C2	1:5:4537:C:C6	2.84	0.66
1:5:500:G:H5''	1:5:501:C:C6	2.30	0.66
1:5:727:C:O2'	1:5:728:U:OP1	2.10	0.66
2:7:110:G:N3	2:7:111:C:C6	2.64	0.66
1:5:120:A:C1'	1:5:121:A:C2	2.77	0.66
1:5:197:A:H2'	1:5:198:A:C8	2.30	0.66
1:5:2410:C:C2	1:5:2411:C:C5	2.84	0.66
1:5:2673:G:C4'	1:5:2675:G:H1'	2.25	0.66
1:5:288:G:N2	1:5:289:C:C2	2.64	0.66
1:5:3845:A:C6	1:5:3846:C:C5	2.83	0.66
1:5:3907:G:H1'	1:5:4449:A:N9	2.10	0.66
1:5:422:C:C2	1:5:423:G:H8	2.12	0.66
1:5:4285:U:C2	1:5:4286:C:C6	2.83	0.66
1:5:3890:A:N7	1:5:4571:A:H1'	2.10	0.66
1:5:4754:G:N2	1:5:4880:C:C2	2.64	0.66
1:5:66:A:N3	1:5:312:G:H1'	2.11	0.66
9:F:148:ASN:HB3	9:F:243:ASN:ND2	2.10	0.66
14:L:39:ARG:HB2	14:L:39:ARG:NH1	2.10	0.66
21:S:9:GLU:OE1	21:S:33:PHE:CD1	2.49	0.66
1:5:101:A:C6	1:5:102:G:N7	2.63	0.66
1:5:1245:C:O2	1:5:1246:G:H8	1.73	0.66
1:5:1583:A:C5	1:5:1584:G:C8	2.84	0.66
1:5:1692:C:O2	1:5:1692:C:H2'	1.95	0.66
1:5:1868:A:C8	1:5:1870:C:C6	2.83	0.66
1:5:2327:G:N2	1:5:2328:G:C4	2.64	0.66
1:5:2428:A:N7	1:5:2789:A:C2	2.64	0.66
1:5:2634:C:C2	1:5:2635:U:C5	2.84	0.66
1:5:288:G:C4	1:5:289:C:C5	2.84	0.66
1:5:3743:G:C2'	1:5:3744:G:H5'	2.25	0.66
1:5:4280:A:C2	7:D:23:ARG:NE	2.64	0.66
1:5:484:U:C4	1:5:486:C:C4	2.83	0.66
1:5:4934:A:N1	1:5:4935:C:C6	2.64	0.66
1:5:4998:G:N1	1:5:4999:G:N7	2.44	0.66
1:5:499:G:C2	1:5:656:C:C2	2.84	0.66

Continued on next page...

Continued from previous page...

Atom-1	Atom-2	Interatomic distance (Å)	Clash overlap (Å)
1:5:956:A:H3'	1:5:957:G:C5	2.31	0.66
2:7:30:C:N3	2:7:48:G:C2	2.64	0.66
1:5:1936:C:C4	2:7:84:U:C5	2.81	0.66
3:8:127:U:C2'	3:8:128:C:O4'	2.44	0.66
7:D:42:ASN:HA	7:D:44:TYR:HH	1.61	0.66
1:5:1260:G:C2	1:5:1261:G:C8	2.84	0.66
1:5:165:A:H3'	1:5:166:C:H6	1.61	0.66
1:5:1733:G:O2'	1:5:4214:A:O2'	2.10	0.66
1:5:1787:A:O2'	1:5:1788:A:C8	2.49	0.66
1:5:1998:A:O2'	1:5:1999:A:O4'	2.14	0.66
1:5:2253:A:H2	1:5:2260:C:H42	1.43	0.66
1:5:348:G:N3	1:5:350:C:C5	2.64	0.66
1:5:3611:A:N3	1:5:5016:A:H8	1.94	0.66
1:5:3727:A:O2'	1:5:3728:A:C5'	2.44	0.66
1:5:4081:G:C2	1:5:4082:G:N7	2.64	0.66
1:5:4217:G:O2'	1:5:4218:U:O5'	2.14	0.66
1:5:5003:U:C2'	1:5:5004:C:O4'	2.44	0.66
1:5:671:G:N2	1:5:672:C:C2	2.64	0.66
1:5:711:A:C2	1:5:712:C:C6	2.84	0.66
1:5:98:A:H1'	1:5:292:G:N7	2.11	0.66
3:8:10:G:C2	3:8:11:C:C1'	2.79	0.66
19:Q:181:ARG:NH2	19:Q:181:ARG:HB3	2.11	0.66
1:5:1272:C:O2'	1:5:1273:G:N9	2.30	0.65
1:5:1478:C:H2'	1:5:1479:G:C8	2.31	0.65
1:5:2034:G:C5	1:5:2035:C:C6	2.83	0.65
1:5:2299:G:N7	6:C:204:ARG:NH1	2.44	0.65
1:5:2650:G:H2'	1:5:2651:C:O4'	1.96	0.65
1:5:31:U:H2'	1:5:32:G:C8	2.31	0.65
1:5:4079:C:O2	1:5:4079:C:H2'	1.96	0.65
1:5:4269:G:C6	1:5:4270:C:C6	2.83	0.65
1:5:4208:U:O2'	1:5:4275:G:H1'	1.95	0.65
1:5:4355:G:N2	1:5:4356:G:C4	2.64	0.65
1:5:42:A:N7	1:5:4379:A:C6	2.64	0.65
1:5:4982:A:C5	1:5:4983:C:C5	2.83	0.65
1:5:5051:C:H2'	1:5:5051:C:O2	1.96	0.65
1:5:908:G:C6	1:5:909:A:N7	2.64	0.65
3:8:95:A:C6	3:8:96:C:C4	2.84	0.65
11:H:88:PHE:CE2	11:H:151:ILE:HB	2.31	0.65
14:L:55:LEU:C	14:L:56:ARG:HG2	2.16	0.65
21:S:94:TYR:OH	21:S:96:GLU:CG	2.44	0.65
46:1:270:ALA:CB	46:1:271:ARG:HD3	2.25	0.65

Continued on next page...

Continued from previous page...

Atom-1	Atom-2	Interatomic distance (Å)	Clash overlap (Å)
1:5:1309:C:N3	1:5:1310:C:C5	2.64	0.65
1:5:1513:U:H2'	1:5:1514:U:O4'	1.96	0.65
1:5:1750:G:N1	1:5:1751:A:N7	2.44	0.65
1:5:1778:C:C2	1:5:1779:U:C5	2.85	0.65
1:5:1973:G:C6	1:5:2002:A:N7	2.64	0.65
1:5:2108:G:N1	1:5:2125:C:C4	2.65	0.65
1:5:2325:C:C2	1:5:2326:G:C8	2.83	0.65
1:5:168:C:C2	1:5:268:G:N2	2.65	0.65
1:5:2712:G:C2	1:5:2713:C:C6	2.84	0.65
1:5:2736:G:H2'	1:5:2737:C:H5'	1.78	0.65
1:5:2851:G:N7	1:5:2852:U:C6	2.64	0.65
1:5:4091:G:C5	1:5:4092:G:C8	2.85	0.65
1:5:4361:U:C2	1:5:4362:A:C8	2.84	0.65
1:5:4884:G:N2	1:5:4885:U:C6	2.64	0.65
1:5:5012:G:C2	1:5:5014:A:C8	2.85	0.65
3:8:130:C:C4	3:8:131:G:N7	2.65	0.65
8:E:43:ASN:C	8:E:43:ASN:HD22	2.27	0.65
1:5:1439:C:C5'	9:F:36:ARG:NH1	2.58	0.65
1:5:1336:G:H2'	1:5:1337:A:N7	2.11	0.65
1:5:145:G:N1	1:5:146:G:C5	2.64	0.65
1:5:1845:U:O2	1:5:1846:G:C8	2.49	0.65
1:5:2463:G:C4	1:5:2464:C:C5	2.83	0.65
1:5:2746:A:H2'	1:5:2747:U:O4'	1.97	0.65
1:5:2826:U:C2'	1:5:2826:U:O2	2.43	0.65
1:5:4081:G:C2	1:5:4082:G:C8	2.84	0.65
1:5:4998:G:N1	1:5:4999:G:C5	2.64	0.65
3:8:55:U:O4	3:8:62:A:N1	2.29	0.65
28:Z:15:ALA:HB3	28:Z:79:HIS:HB3	1.78	0.65
1:5:2431:A:O2'	46:1:271:ARG:HA	1.95	0.65
46:1:405:ARG:HD2	46:1:407:THR:HG22	1.78	0.65
1:5:1684:A:C6	1:5:1685:G:N7	2.64	0.65
1:5:1666:C:O2'	1:5:1688:G:OP1	2.14	0.65
1:5:1964:A:C2	1:5:4694:G:C5	2.84	0.65
1:5:2041:A:N3	1:5:4464:A:C6	2.65	0.65
1:5:445:U:O4'	1:5:2313:A:N1	2.30	0.65
1:5:2455:G:H2'	1:5:2456:G:O5'	1.97	0.65
1:5:2857:A:O2'	1:5:2858:A:C8	2.49	0.65
1:5:3621:A:C4	1:5:3622:C:C6	2.84	0.65
1:5:3821:A:C6	1:5:3822:U:C5	2.85	0.65
1:5:4093:G:C2'	1:5:4094:G:C5'	2.75	0.65
1:5:4693:C:C6	1:5:4693:C:C5'	2.79	0.65

Continued on next page...

Continued from previous page...

Atom-1	Atom-2	Interatomic distance (Å)	Clash overlap (Å)
3:8:132:G:N1	3:8:133:G:N7	2.42	0.65
3:8:13:G:C5	3:8:14:U:C4	2.84	0.65
6:C:318:PRO:O	6:C:320:LYS:N	2.29	0.65
1:5:4937:C:H5'	8:E:179:ARG:HD2	1.79	0.65
1:5:4628:U:H4'	25:W:17:HIS:HB3	1.77	0.65
1:5:101:A:C6	1:5:102:G:C5	2.85	0.65
1:5:1264:C:C2'	1:5:1265:G:H5'	2.27	0.65
1:5:134:G:H5'	1:5:134:G:C8	2.32	0.65
1:5:1542:U:O2	1:5:1543:G:C8	2.49	0.65
1:5:1602:U:H2'	1:5:1602:U:O2	1.96	0.65
1:5:1635:C:N3	1:5:1636:U:C5	2.64	0.65
1:5:1848:C:H5'	1:5:1849:U:OP2	1.97	0.65
1:5:2106:G:C2	1:5:2107:C:C5	2.84	0.65
1:5:2243:C:C2	1:5:2244:C:C5	2.85	0.65
1:5:2307:A:H2'	1:5:2308:A:O5'	1.96	0.65
1:5:307:A:H3'	1:5:308:G:N2	2.11	0.65
1:5:3847:C:C2	1:5:3848:U:C6	2.84	0.65
1:5:4480:A:C6	1:5:4481:U:C6	2.85	0.65
1:5:4628:U:C2	1:5:4629:U:C5	2.85	0.65
1:5:4896:G:N2	1:5:4897:G:C4	2.65	0.65
1:5:86:U:O2	1:5:87:A:H8	1.76	0.65
1:5:980:U:H2'	1:5:981:C:C6	2.31	0.65
16:N:120:TRP:CD1	16:N:121:VAL:N	2.64	0.65
16:N:196:ASN:N	16:N:196:ASN:HD22	1.95	0.65
21:S:83:ARG:HH22	22:T:156:TYR:HB2	1.58	0.65
1:5:1865:G:H22	1:5:1867:A:H3'	1.61	0.65
1:5:2390:G:N2	1:5:2391:G:H1'	2.10	0.65
1:5:2478:C:C2	1:5:2479:G:C8	2.84	0.65
1:5:182:G:N2	1:5:254:G:H22	1.94	0.65
1:5:2567:G:C6	1:5:2568:C:C5	2.84	0.65
1:5:2724:G:N3	1:5:2726:G:N7	2.44	0.65
1:5:274:C:HO2'	1:5:275:C:C5'	2.09	0.65
1:5:3636:C:H2'	1:5:3636:C:O2	1.96	0.65
1:5:4215:C:O2	1:5:4216:G:C8	2.49	0.65
1:5:4373:G:OP2	1:5:4374:U:O2'	2.13	0.65
1:5:662:C:O2	1:5:663:G:N7	2.28	0.65
1:5:755:C:N3	1:5:756:G:N7	2.44	0.65
1:5:913:U:C2	1:5:914:U:C5	2.85	0.65
3:8:118:C:C2	3:8:119:C:C6	2.85	0.65
8:E:236:TYR:HE2	8:E:238:ILE:HA	1.62	0.65
16:N:158:HIS:HB3	16:N:161:MET:HG2	1.78	0.65

Continued on next page...

Continued from previous page...

Atom-1	Atom-2	Interatomic distance (Å)	Clash overlap (Å)
1:5:1290:G:N2	1:5:1291:G:C5	2.65	0.65
1:5:1885:G:C4	1:5:1895:G:N2	2.64	0.65
1:5:1949:U:C2	1:5:1950:U:C5	2.85	0.65
1:5:2384:U:C2	1:5:2385:U:C5	2.83	0.65
1:5:246:G:N2	1:5:247:G:C4	2.65	0.65
1:5:2562:G:H22	1:5:2564:G:H3'	1.62	0.65
1:5:2856:C:H42	1:5:2857:A:N6	1.92	0.65
1:5:320:C:H2'	1:5:321:U:O4'	1.97	0.65
1:5:3606:U:O2	1:5:3607:U:C6	2.50	0.65
1:5:466:A:N1	1:5:467:U:C4	2.65	0.65
1:5:470:A:C6	1:5:471:A:N9	2.65	0.65
1:5:4896:G:C2	1:5:4897:G:C4	2.84	0.65
1:5:4920:C:C2	1:5:4921:C:C5	2.85	0.65
1:5:4901:G:N2	1:5:4921:C:C2	2.65	0.65
1:5:515:C:C2	1:5:647:G:C2	2.85	0.65
1:5:91:G:C8	1:5:93:G:C5	2.85	0.65
1:5:954:C:H2'	1:5:955:G:O4'	1.96	0.65
3:8:133:G:N3	3:8:134:G:C8	2.65	0.65
1:5:4518:A:O2'	5:B:257:TRP:HZ3	1.73	0.65
1:5:938:C:H5	15:M:46:ARG:HE	1.45	0.65
19:Q:17:GLU:HA	19:Q:52:PHE:CE1	2.31	0.65
1:5:1211:G:C2	1:5:1212:G:C5	2.85	0.65
1:5:1216:C:N3	1:5:1217:G:C8	2.64	0.65
1:5:1298:C:N3	1:5:1299:G:N7	2.45	0.65
1:5:1404:G:N2	1:5:1414:C:C2	2.65	0.65
1:5:1445:U:C2	1:5:1446:C:C6	2.85	0.65
1:5:1760:G:C2	1:5:1761:G:H1'	2.31	0.65
1:5:1767:A:C2	1:5:1769:G:H1'	2.32	0.65
1:5:1840:G:H2'	1:5:1842:G:O5'	1.96	0.65
1:5:1899:G:N1	1:5:1900:C:N4	2.45	0.65
1:5:1920:C:H4'	1:5:1921:C:OP2	1.97	0.65
1:5:2037:C:O2	1:5:2037:C:H2'	1.96	0.65
1:5:2050:G:H2'	1:5:2051:C:O4'	1.97	0.65
1:5:2058:G:N3	1:5:2059:C:C6	2.64	0.65
1:5:2445:C:N3	1:5:2446:C:C5	2.64	0.65
1:5:2606:G:N3	1:5:2607:C:C6	2.65	0.65
1:5:2658:G:C2	1:5:2675:G:N2	2.65	0.65
1:5:3805:U:C2	1:5:3806:G:C8	2.85	0.65
1:5:1608:G:O4'	1:5:3828:A:C2	2.50	0.65
1:5:3873:G:N2	1:5:3883:U:N3	2.45	0.65
1:5:4396:A:C2	1:5:4397:A:C8	2.84	0.65

Continued on next page...

Continued from previous page...

Atom-1	Atom-2	Interatomic distance (Å)	Clash overlap (Å)
1:5:4548:A:P	1:5:4548:A:C8	2.89	0.65
1:5:471:A:C2	1:5:472:C:C1'	2.80	0.65
1:5:494:U:C2	1:5:495:C:C6	2.85	0.65
1:5:5029:C:C4	1:5:5030:U:C5	2.85	0.65
1:5:911:U:C2	1:5:912:G:C8	2.85	0.65
3:8:122:G:H2'	3:8:123:U:O4'	1.96	0.65
3:8:131:G:N1	3:8:132:G:C8	2.64	0.65
14:L:28:GLN:HG2	16:N:202:ARG:HH11	1.61	0.65
20:R:7:GLN:N	20:R:7:GLN:OE1	2.30	0.65
1:5:1175:A:N1	1:5:1176:C:C5	2.65	0.65
1:5:1177:U:H2'	1:5:1178:G:H8	1.62	0.65
1:5:1268:G:N1	1:5:1270:A:C5	2.65	0.65
1:5:1366:G:C8	1:5:1367:C:O3'	2.50	0.65
1:5:1683:U:O2	1:5:1683:U:H2'	1.96	0.65
1:5:2509:C:C2'	1:5:2510:G:O5'	2.44	0.65
1:5:2603:C:N3	1:5:2604:C:C5	2.65	0.65
1:5:271:C:N3	1:5:272:U:C6	2.60	0.65
1:5:2768:C:O4'	1:5:2768:C:O2	2.14	0.65
1:5:3846:C:H2'	1:5:3846:C:O2	1.97	0.65
1:5:3857:G:C5	1:5:3858:C:C5	2.85	0.65
1:5:3938:G:C6	1:5:4077:A:H2	2.14	0.65
1:5:4482:U:O2	1:5:4483:C:C6	2.49	0.65
1:5:4547:C:O3'	1:5:4548:A:C8	2.50	0.65
1:5:4879:C:N3	1:5:4880:C:C5	2.65	0.65
1:5:4885:U:C2	1:5:4886:C:C5	2.85	0.65
1:5:489:C:N3	1:5:490:C:C6	2.65	0.65
1:5:691:C:C2	1:5:692:A:C8	2.84	0.65
1:5:951:G:H2'	1:5:952:G:H5''	1.79	0.65
3:8:121:G:H2'	3:8:122:G:O5'	1.96	0.65
1:5:1246:G:C6	1:5:1247:U:C4	2.86	0.65
1:5:1323:A:C2	1:5:1324:A:C4	2.84	0.65
1:5:1380:G:C2	1:5:1382:G:C2	2.84	0.65
1:5:1617:G:C6	1:5:1618:G:C5	2.84	0.65
1:5:1618:G:C6	1:5:1619:G:N7	2.65	0.65
1:5:1686:C:H2'	1:5:1687:U:H5'	1.78	0.65
1:5:1697:G:O2'	9:F:165:ASN:ND2	2.28	0.65
1:5:2562:G:N2	1:5:2564:G:C8	2.65	0.65
1:5:2567:G:N1	1:5:2568:C:C4	2.65	0.65
1:5:2736:G:N2	1:5:2737:C:N1	2.45	0.65
1:5:2859:G:O2'	1:5:2860:C:O5'	2.15	0.65
1:5:288:G:H2'	1:5:289:C:C6	2.32	0.65

Continued on next page...

Continued from previous page...

Atom-1	Atom-2	Interatomic distance (Å)	Clash overlap (Å)
1:5:3717:A:N6	1:5:3736:A:C5	2.65	0.65
1:5:4482:U:N3	1:5:4483:C:C5	2.64	0.65
1:5:4772:C:C2	1:5:4773:C:C5	2.85	0.65
3:8:103:A:N7	3:8:104:A:N7	2.45	0.65
12:I:47:PRO:CB	12:I:171:TRP:HE1	2.10	0.65
1:5:1261:G:N1	1:5:1262:G:C5	2.65	0.64
1:5:1357:C:O2'	1:5:1358:G:H5'	1.96	0.64
1:5:1609:U:C4	1:5:1610:C:C5	2.84	0.64
1:5:1684:A:C2	1:5:1685:G:H1'	2.32	0.64
1:5:1987:C:C4	1:5:1988:G:N7	2.65	0.64
1:5:1934:A:C6	1:5:2048:U:C2	2.85	0.64
1:5:2367:A:O2'	1:5:2368:A:O5'	2.14	0.64
1:5:2392:C:N3	1:5:2393:C:C5	2.65	0.64
1:5:2394:G:O6	1:5:2819:U:P	2.55	0.64
1:5:2463:G:H2'	1:5:2464:C:C6	2.32	0.64
1:5:259:C:H2'	1:5:260:C:O4'	1.97	0.64
1:5:275:C:O2'	1:5:276:C:O4'	2.11	0.64
1:5:4099:G:C5	1:5:4100:C:C5	2.85	0.64
1:5:4510:A:O2'	1:5:4511:A:C8	2.46	0.64
1:5:457:G:N1	1:5:458:C:C5	2.64	0.64
1:5:492:U:C2	1:5:493:G:C8	2.85	0.64
1:5:695:G:H3'	1:5:696:C:H5'	1.77	0.64
1:5:704:C:H5''	1:5:704:C:C6	2.31	0.64
6:C:112:HIS:CE1	16:N:202:ARG:HE	2.14	0.64
20:R:131:VAL:HB	20:R:132:PHE:CE1	2.31	0.64
1:5:1261:G:C6	1:5:1262:G:N7	2.65	0.64
1:5:1388:A:C6	1:5:1396:G:C2	2.81	0.64
1:5:1900:C:C2	1:5:1901:C:C6	2.85	0.64
1:5:2279:A:N1	1:5:2280:G:C6	2.65	0.64
1:5:2367:A:N6	1:5:2788:U:N3	2.27	0.64
1:5:2468:U:N3	1:5:2473:A:C6	2.64	0.64
1:5:2645:G:C6	1:5:2646:C:C5	2.86	0.64
1:5:2665:U:C4	20:R:124:TYR:CZ	2.85	0.64
1:5:2858:A:O2'	1:5:2859:G:C5'	2.44	0.64
1:5:3723:A:C2	1:5:3724:A:C8	2.85	0.64
1:5:422:C:N3	1:5:423:G:C8	2.66	0.64
1:5:4404:U:C5	1:5:4436:U:O4	2.50	0.64
1:5:4532:U:OP2	1:5:4554:G:N2	2.30	0.64
1:5:5029:C:N3	1:5:5030:U:C5	2.66	0.64
1:5:88:A:C2	1:5:89:C:C4	2.85	0.64
9:F:197:TYR:C	9:F:199:VAL:H	2.01	0.64

Continued on next page...

Continued from previous page...

Atom-1	Atom-2	Interatomic distance (Å)	Clash overlap (Å)
1:5:1177:U:N3	1:5:1178:G:N7	2.46	0.64
1:5:1325:C:H4'	1:5:3901:A:C2	2.32	0.64
1:5:2272:C:O2'	1:5:2273:G:C5'	2.45	0.64
1:5:2292:C:C2	1:5:2293:U:C6	2.85	0.64
1:5:2305:U:C5'	1:5:2305:U:C6	2.80	0.64
1:5:247:G:N1	1:5:248:C:C4	2.65	0.64
1:5:2644:G:C6	1:5:2645:G:C5	2.85	0.64
1:5:3652:A:C8	1:5:3691:G:N2	2.65	0.64
1:5:4096:C:N4	1:5:4097:G:C4	2.64	0.64
1:5:459:C:N3	1:5:460:C:C5	2.65	0.64
1:5:4881:U:O2'	1:5:4882:U:C6	2.49	0.64
1:5:661:C:N3	1:5:662:C:C5	2.66	0.64
3:8:21:C:OP1	6:C:195:LYS:NZ	2.31	0.64
10:G:169:PHE:CE2	16:N:6:TYR:HB2	2.31	0.64
24:V:48:ARG:HH21	24:V:48:ARG:HG3	1.61	0.64
1:5:1085:C:N3	1:5:1086:C:C6	2.65	0.64
1:5:1204:C:N3	1:5:1205:G:N7	2.46	0.64
1:5:1554:A:C5	1:5:1555:G:C8	2.86	0.64
1:5:2546:G:O2'	1:5:2547:G:H5''	1.97	0.64
1:5:2570:U:N3	1:5:2571:C:C5	2.66	0.64
1:5:2703:G:C6	1:5:2704:C:C5	2.86	0.64
1:5:2371:U:O4	1:5:2825:A:H2	1.79	0.64
1:5:3694:U:C4	1:5:3695:U:C5	2.85	0.64
1:5:4275:G:C6	1:5:4276:G:N7	2.65	0.64
1:5:4463:U:C5	1:5:4488:A:N7	2.66	0.64
3:8:70:G:C2	3:8:87:G:C2	2.86	0.64
6:C:200:ARG:NH2	27:Y:11:ARG:HD2	2.11	0.64
1:5:984:C:C2	1:5:1070:G:C2	2.86	0.64
1:5:1198:G:H2'	1:5:1199:G:H8	1.60	0.64
1:5:453:G:H22	1:5:1294:A:H62	1.46	0.64
1:5:1412:G:N1	1:5:1413:C:C4	2.65	0.64
1:5:1507:C:C2	1:5:1508:A:C8	2.86	0.64
1:5:1673:U:N3	1:5:1674:C:C4	2.66	0.64
1:5:1878:G:C2	1:5:1879:C:C5	2.86	0.64
1:5:1928:C:H1'	1:5:1929:A:C6	2.33	0.64
1:5:1936:C:O2	1:5:1936:C:C2'	2.46	0.64
1:5:2079:G:N2	1:5:2080:U:C2	2.65	0.64
1:5:2106:G:O2'	1:5:2107:C:O4'	2.11	0.64
1:5:235:A:C5	1:5:238:C:N4	2.66	0.64
1:5:3717:A:N6	1:5:3736:A:C6	2.64	0.64
1:5:4241:C:O2	1:5:4241:C:C2'	2.40	0.64

Continued on next page...

Continued from previous page...

Atom-1	Atom-2	Interatomic distance (Å)	Clash overlap (Å)
1:5:484:U:O4	1:5:486:C:C4	2.51	0.64
2:7:93:G:C2	2:7:94:C:C6	2.85	0.64
1:5:76:A:C8	14:L:74:ARG:NH2	2.66	0.64
1:5:1632:A:O2'	1:5:3641:U:O2	2.14	0.64
1:5:206:U:O2	1:5:208:A:C8	2.51	0.64
1:5:2325:C:C2'	1:5:2325:C:O2	2.45	0.64
1:5:3629:A:C6	1:5:3630:A:C8	2.85	0.64
1:5:364:G:O6	13:J:52:LYS:HE3	108.46	0.64
1:5:3742:G:C2	1:5:3743:G:C8	2.85	0.64
1:5:3779:A:H2'	1:5:3780:G:O4'	1.98	0.64
1:5:3938:G:H4'	1:5:3939:G:O5'	1.97	0.64
1:5:4343:U:C2	1:5:4344:U:C5	2.86	0.64
1:5:4490:C:C2	1:5:4491:G:C8	2.86	0.64
1:5:4510:A:H62	1:5:4592:C:C2'	2.11	0.64
1:5:4547:C:O2	1:5:4549:G:C8	2.51	0.64
1:5:4723:A:N3	1:5:4724:A:C8	2.65	0.64
1:5:5031:G:N1	1:5:5032:C:C4	2.65	0.64
2:7:17:C:O2	2:7:17:C:H2'	1.97	0.64
9:F:209:PHE:CD1	9:F:209:PHE:C	2.70	0.64
12:I:9:TYR:HD2	12:I:97:ILE:CG1	2.11	0.64
46:1:267:ILE:HG22	46:1:399:MET:HE3	1.78	0.64
1:5:1079:C:N3	1:5:1080:C:C6	2.66	0.64
1:5:1167:C:H1'	1:5:1195:G:N2	2.13	0.64
1:5:1245:C:C6	1:5:1269:G:O6	2.49	0.64
1:5:1391:A:C5	1:5:1392:A:N7	2.66	0.64
1:5:1517:G:C2	1:5:1650:A:C6	2.86	0.64
1:5:1516:G:C5	1:5:1518:A:N7	2.66	0.64
1:5:1867:A:N3	1:5:4403:U:O2'	2.27	0.64
1:5:1921:C:C6	21:S:161:ARG:HG2	2.33	0.64
1:5:1926:C:C2	1:5:1927:U:C6	2.85	0.64
1:5:1966:C:H2'	1:5:1966:C:O2	1.98	0.64
1:5:1997:U:H2'	1:5:1998:A:H3'	1.80	0.64
1:5:211:G:N3	1:5:212:A:C8	2.66	0.64
1:5:238:C:C2	1:5:239:C:C5	2.86	0.64
1:5:2399:G:C2	1:5:2400:G:C8	2.85	0.64
1:5:2407:G:O2'	1:5:2409:U:N3	2.30	0.64
1:5:3621:A:C2	1:5:3622:C:C6	2.86	0.64
1:5:3622:C:N3	1:5:3623:C:N3	2.45	0.64
1:5:4275:G:C6	1:5:4276:G:C8	2.85	0.64
1:5:4482:U:N3	1:5:4483:C:H5	1.94	0.64
1:5:4652:G:C4	1:5:4653:C:C5	2.86	0.64

Continued on next page...

Continued from previous page...

Atom-1	Atom-2	Interatomic distance (Å)	Clash overlap (Å)
1:5:4766:C:H2'	1:5:4767:C:O4'	1.98	0.64
1:5:98:A:C1'	1:5:292:G:O6	2.45	0.64
3:8:118:C:O2	3:8:119:C:C6	2.51	0.64
3:8:134:G:H21	3:8:135:C:H1'	1.62	0.64
3:8:63:U:O2	3:8:63:U:C2'	2.45	0.64
6:C:325:MET:HE3	6:C:325:MET:HA	1.78	0.64
1:5:4935:C:H3'	8:E:179:ARG:NH2	2.13	0.64
1:5:75:G:O6	14:L:103:ARG:NH1	2.30	0.64
21:S:15:ARG:HH21	22:T:141:VAL:HG22	1.61	0.64
25:W:4:GLU:CD	25:W:30:GLN:HE21	2.00	0.64
1:5:106:A:H2'	1:5:107:G:O4'	1.98	0.64
1:5:144:G:N3	1:5:145:G:C8	2.65	0.64
1:5:1542:U:N3	1:5:1543:G:N7	2.46	0.64
1:5:1673:U:O4	1:5:1682:A:N1	2.30	0.64
1:5:1878:G:N1	1:5:1879:C:C4	2.66	0.64
1:5:1891:A:H2'	1:5:1892:A:C8	2.33	0.64
1:5:2326:G:C2	1:5:2327:G:N9	2.65	0.64
1:5:2409:U:O4	1:5:2783:A:C6	2.51	0.64
1:5:246:G:N1	1:5:247:G:N7	2.45	0.64
1:5:246:G:N3	1:5:247:G:C8	2.66	0.64
1:5:2612:G:C6	1:5:2613:C:C4	2.86	0.64
1:5:2861:C:O2	1:5:3626:G:H4'	1.98	0.64
1:5:4097:G:C2	1:5:4098:A:N7	2.65	0.64
1:5:4145:C:N3	1:5:4146:G:N7	2.46	0.64
1:5:4255:A:C2	1:5:4256:A:N3	2.66	0.64
1:5:4528:G:C2	1:5:4529:G:C8	2.85	0.64
1:5:690:C:N3	1:5:691:C:C6	2.66	0.64
1:5:911:U:N3	1:5:912:G:N7	2.46	0.64
46:1:271:ARG:O	46:1:272:TYR:CD2	2.51	0.64
1:5:1314:C:C2	1:5:1315:C:C5	2.85	0.64
1:5:1447:C:C1'	1:5:2098:G:N2	2.61	0.64
1:5:1475:G:N3	1:5:1476:C:C5	2.64	0.64
1:5:1807:C:C4	1:5:1808:C:C5	2.85	0.64
1:5:1933:G:H2'	1:5:1934:A:O4'	1.98	0.64
1:5:1963:C:O2'	1:5:2027:U:O2'	2.16	0.64
1:5:966:A:N6	1:5:2252:G:C8	2.56	0.64
1:5:2089:G:C5	1:5:2262:G:C2'	2.79	0.64
1:5:2451:A:C5	1:5:2452:G:N7	2.66	0.64
1:5:2496:G:C6	1:5:2497:C:C4	2.86	0.64
1:5:289:C:C4	1:5:290:U:C5	2.86	0.64
1:5:347:A:C2	1:5:348:G:C5	2.86	0.64

Continued on next page...

Continued from previous page...

Atom-1	Atom-2	Interatomic distance (Å)	Clash overlap (Å)
1:5:3722:G:N1	1:5:3723:A:C5	2.65	0.64
1:5:4139:G:C6	1:5:4140:C:C5	2.85	0.64
1:5:42:A:N6	1:5:4379:A:N3	2.46	0.64
1:5:4342:C:N3	1:5:4343:U:C6	2.66	0.64
1:5:4369:A:C2	1:5:4370:G:N7	2.65	0.64
1:5:4480:A:C2	1:5:4481:U:C1'	2.81	0.64
1:5:4966:A:H2'	1:5:4967:A:C1'	2.27	0.64
1:5:50:C:C2'	1:5:51:A:O5'	2.46	0.64
1:5:964:A:O5'	1:5:964:A:H8	1.80	0.64
1:5:1936:C:C6	2:7:84:U:H6	2.13	0.64
4:A:211:PHE:CD1	4:A:219:ILE:HG23	2.33	0.64
20:R:95:TRP:HZ3	20:R:98:ARG:HH21	1.44	0.64
46:1:288:ASN:OD1	46:1:428:ILE:HG13	1.97	0.64
1:5:107:G:C6	14:L:56:ARG:NH1	2.66	0.64
1:5:1292:C:H3'	1:5:1293:G:H5''	1.80	0.64
1:5:1476:C:O2	1:5:1477:C:C6	2.51	0.64
1:5:1696:C:O2	1:5:1697:G:H5'	1.97	0.64
1:5:1267:C:H2'	1:5:2121:C:H41	1.62	0.64
1:5:2326:G:N2	1:5:2327:G:N9	2.46	0.64
1:5:293:G:H4'	1:5:294:G:C8	2.33	0.64
1:5:298:G:C6	1:5:299:C:C5	2.85	0.64
1:5:3689:G:C6	1:5:3690:U:C4	2.86	0.64
1:5:3741:C:O2	1:5:3742:G:C8	2.49	0.64
1:5:4251:A:H2'	1:5:4252:C:C6	2.31	0.64
1:5:471:A:C5	1:5:472:C:C5	2.85	0.64
1:5:491:G:N2	1:5:492:U:C5	2.66	0.64
1:5:83:C:P	1:5:84:A:O2'	2.55	0.64
3:8:64:U:H2'	3:8:65:A:H8	1.59	0.64
1:5:176:G:H5''	11:H:98:HIS:CE1	177.37	0.64
15:M:11:ARG:NH2	15:M:61:ILE:HG23	2.13	0.64
24:V:97:TYR:OH	25:W:21:TYR:CB	2.45	0.64
1:5:1176:C:O2'	7:D:279:ARG:HG2	1.98	0.63
1:5:1258:G:C2	1:5:1259:G:C8	2.86	0.63
1:5:181:C:C2	1:5:256:G:C2	2.86	0.63
1:5:1877:G:N2	1:5:1878:G:H1'	2.11	0.63
1:5:2079:G:C2	1:5:2080:U:C4	2.85	0.63
1:5:2399:G:N1	1:5:2400:G:C5	2.67	0.63
1:5:2449:A:N7	1:5:2450:G:H1'	2.12	0.63
1:5:2453:A:N6	1:5:2454:U:C4	2.67	0.63
1:5:2690:C:N3	1:5:2691:U:C6	2.66	0.63
1:5:2829:U:C2	1:5:2830:G:C8	2.86	0.63

Continued on next page...

Continued from previous page...

Atom-1	Atom-2	Interatomic distance (Å)	Clash overlap (Å)
1:5:3689:G:C5	1:5:3690:U:C5	2.87	0.63
1:5:3753:G:C6	1:5:3754:G:N7	2.66	0.63
1:5:3927:U:C4	1:5:4182:G:C2	2.87	0.63
1:5:4158:C:H2'	1:5:4158:C:O2	1.96	0.63
1:5:4453:C:C2	1:5:4529:G:C2	2.86	0.63
1:5:4479:A:C2	1:5:4480:A:H1'	2.32	0.63
1:5:4746:C:C4	1:5:4747:C:C5	2.86	0.63
1:5:4886:C:O2	1:5:4887:C:H6	1.80	0.63
1:5:978:G:H5''	8:E:41:SER:O	1.97	0.63
2:7:59:G:C5	2:7:60:G:C8	2.87	0.63
3:8:81:C:C2'	3:8:81:C:O2	2.45	0.63
1:5:1066:G:C4	1:5:1067:G:C8	2.87	0.63
1:5:1476:C:C4	1:5:1477:C:C5	2.86	0.63
1:5:1661:C:O2	1:5:1662:C:C5	2.51	0.63
1:5:189:G:C2	1:5:190:G:C8	2.85	0.63
1:5:1990:A:H2'	1:5:1991:A:H4'	1.80	0.63
1:5:209:U:C5	1:5:211:G:N7	2.66	0.63
1:5:2270:G:N1	1:5:2271:C:C4	2.66	0.63
1:5:2301:G:C6	1:5:2302:C:C5	2.85	0.63
1:5:2316:G:C4	1:5:2317:C:C5	2.86	0.63
1:5:2589:C:H3'	1:5:2590:G:H8	1.63	0.63
1:5:293:G:H5''	1:5:294:G:H8	1.61	0.63
1:5:295:A:N7	1:5:316:U:O2'	2.29	0.63
1:5:3606:U:C2	1:5:3607:U:C5	2.85	0.63
1:5:3674:G:N1	1:5:3675:G:C5	2.67	0.63
1:5:3723:A:N3	1:5:3724:A:C8	2.66	0.63
1:5:3728:A:C8	1:5:3729:U:H1'	2.32	0.63
1:5:3763:A:H2'	1:5:3764:U:O4'	1.98	0.63
1:5:4301:U:H4'	22:T:54:HIS:HD2	1.61	0.63
1:5:4406:U:N3	1:5:4407:G:N7	2.47	0.63
1:5:4426:C:N4	1:5:4427:G:C6	2.66	0.63
1:5:699:C:C2	1:5:700:G:C8	2.86	0.63
1:5:916:C:N4	1:5:917:A:N7	2.46	0.63
7:D:223:PHE:CB	7:D:226:TYR:HB2	2.28	0.63
2:7:42:A:C8	13:J:75:ARG:NH1	2.67	0.63
19:Q:178:ARG:NH2	19:Q:186:TYR:CE1	2.66	0.63
46:1:252:PHE:CE2	46:1:455:TYR:HE1	2.16	0.63
1:5:1091:C:N3	1:5:1092:G:C8	2.66	0.63
1:5:1202:C:N3	1:5:1203:G:N7	2.47	0.63
1:5:1248:C:C4	1:5:1249:C:C5	2.86	0.63
1:5:1411:C:N3	1:5:1412:G:N7	2.45	0.63

Continued on next page...

Continued from previous page...

Atom-1	Atom-2	Interatomic distance (Å)	Clash overlap (Å)
1:5:1509:C:N3	1:5:1510:G:N7	2.47	0.63
1:5:2035:C:C4	1:5:2036:C:C4	2.84	0.63
1:5:280:G:H8	16:N:120:TRP:CZ3	2.17	0.63
1:5:292:G:O2'	1:5:293:G:O5'	2.15	0.63
1:5:30:C:C2'	1:5:31:U:O5'	2.47	0.63
1:5:4114:C:H2'	1:5:4115:G:H1'	1.80	0.63
1:5:4472:G:C6	1:5:4473:A:C8	2.87	0.63
1:5:4583:C:N4	1:5:4718:G:C6	2.67	0.63
1:5:44:A:C2	1:5:45:U:C6	2.86	0.63
1:5:4478:G:O2'	1:5:4602:A:N1	2.26	0.63
1:5:4583:C:C4	1:5:4718:G:N1	2.66	0.63
1:5:65:A:H2	1:5:76:A:H4'	1.63	0.63
2:7:42:A:N1	2:7:43:U:C5	2.66	0.63
3:8:82:A:H2'	3:8:82:A:N3	2.12	0.63
4:A:186:TYR:N	4:A:196:TRP:CZ3	2.66	0.63
1:5:1251:C:N3	1:5:1252:C:C5	2.67	0.63
1:5:2056:G:C6	1:5:2058:G:C5	2.86	0.63
1:5:27:C:C2	1:5:28:C:H6	2.16	0.63
1:5:312:G:H2'	1:5:313:U:O4'	1.99	0.63
1:5:3665:G:H2'	1:5:3666:C:O4'	1.98	0.63
1:5:4091:G:C4	1:5:4092:G:C8	2.86	0.63
1:5:4117:U:H2'	1:5:4117:U:O2	1.97	0.63
1:5:4286:C:C2	1:5:4287:G:N7	2.67	0.63
1:5:4368:G:N1	1:5:4369:A:C8	2.66	0.63
1:5:4929:C:H5''	1:5:4929:C:H6	1.63	0.63
1:5:4730:C:H5''	1:5:4965:U:O2	1.98	0.63
1:5:54:G:N1	1:5:55:G:C8	2.66	0.63
3:8:11:C:O2	3:8:11:C:C2'	2.47	0.63
5:B:106:PHE:CE2	5:B:130:PHE:CZ	2.86	0.63
5:B:337:VAL:HG21	5:B:345:LEU:HD21	1.81	0.63
1:5:2090:U:N3	6:C:307:LYS:HE3	2.12	0.63
1:5:1439:C:C2	9:F:36:ARG:NH1	2.67	0.63
1:5:1246:G:C4	1:5:1247:U:C6	2.87	0.63
1:5:1250:C:C2	1:5:1261:G:C2	2.86	0.63
1:5:1843:A:C6	1:5:1844:G:N7	2.66	0.63
1:5:1946:G:C2	1:5:2037:C:C4	2.86	0.63
1:5:1987:C:H2'	1:5:1987:C:O2	1.99	0.63
1:5:2096:G:N3	1:5:2096:G:H3'	2.13	0.63
1:5:2126:G:C1'	1:5:2127:C:C6	2.80	0.63
1:5:2327:G:C6	1:5:2328:G:N7	2.67	0.63
1:5:2441:C:H2'	1:5:2442:G:C8	2.34	0.63

Continued on next page...

Continued from previous page...

Atom-1	Atom-2	Interatomic distance (Å)	Clash overlap (Å)
1:5:2485:U:C2	1:5:2486:G:N7	2.67	0.63
1:5:2606:G:C4	1:5:2607:C:C5	2.87	0.63
1:5:2688:G:C2	1:5:2689:C:C6	2.86	0.63
1:5:4080:C:O2	1:5:4081:G:H8	1.69	0.63
1:5:4215:C:C4	1:5:4216:G:N7	2.66	0.63
1:5:4426:C:C4	1:5:4427:G:C5	2.86	0.63
1:5:748:G:C6	1:5:918:G:H1'	2.34	0.63
2:7:8:G:C6	2:7:9:C:C4	2.87	0.63
28:Z:78:ASN:N	28:Z:78:ASN:OD1	2.32	0.63
1:5:1671:U:C2'	1:5:1671:U:O2	2.45	0.63
1:5:1321:G:O4'	1:5:1891:A:N6	2.32	0.63
1:5:2422:C:H2'	1:5:2422:C:O2	1.96	0.63
1:5:2496:G:C5	1:5:2497:C:C5	2.87	0.63
1:5:2540:C:C2	1:5:2541:G:C8	2.87	0.63
1:5:2545:U:H5	1:5:2546:G:HO2'	1.46	0.63
1:5:2657:G:C6	1:5:2658:G:C6	2.86	0.63
1:5:31:U:O2'	1:5:32:G:H5'	1.98	0.63
1:5:3590:G:C5	1:5:3591:C:C5	2.87	0.63
1:5:4097:G:N1	1:5:4098:A:N7	2.47	0.63
1:5:4101:C:C2	1:5:4109:G:C2	2.86	0.63
1:5:4345:C:C2	1:5:4346:U:C6	2.87	0.63
1:5:4518:A:N9	5:B:257:TRP:CH2	2.65	0.63
1:5:4735:G:C4	1:5:4736:C:C5	2.87	0.63
1:5:5001:U:H2'	1:5:5002:U:O4'	1.99	0.63
1:5:730:G:H22	1:5:939:G:N2	1.94	0.63
1:5:3899:G:H5''	5:B:257:TRP:HD1	1.63	0.63
1:5:1439:C:H5''	9:F:36:ARG:NH1	2.12	0.63
27:Y:15:ARG:NH1	27:Y:19:PHE:HE2	1.89	0.63
47:2:45:ALA:O	47:2:49:PHE:CD2	2.52	0.63
1:5:1379:C:O3'	1:5:1380:G:H8	1.81	0.63
1:5:1441:C:C2	1:5:1442:C:C6	2.86	0.63
1:5:1556:C:H2'	1:5:1557:C:H6	1.64	0.63
1:5:1771:U:N3	1:5:1772:C:C5	2.66	0.63
1:5:1965:G:C2	1:5:1966:C:C4	2.87	0.63
1:5:2275:G:H5''	1:5:2275:G:H8	1.64	0.63
1:5:2577:C:H2'	1:5:2577:C:O2	1.96	0.63
1:5:3622:C:C2	1:5:3623:C:C2	2.87	0.63
1:5:3858:C:C4	1:5:3859:G:C8	2.86	0.63
1:5:3879:G:O4'	1:5:3879:G:OP1	2.16	0.63
1:5:3911:C:O2'	1:5:3912:U:O5'	2.13	0.63
1:5:4119:C:O5'	1:5:4119:C:O2	2.17	0.63

Continued on next page...

Continued from previous page...

Atom-1	Atom-2	Interatomic distance (Å)	Clash overlap (Å)
1:5:4591:U:H2'	1:5:4592:C:C6	2.34	0.63
1:5:465:G:C6	1:5:466:A:N7	2.67	0.63
1:5:470:A:N6	8:E:101:ARG:NH2	2.46	0.63
1:5:698:G:C2	1:5:699:C:C6	2.86	0.63
2:7:59:G:C2	2:7:60:G:C8	2.86	0.63
3:8:12:G:C6	3:8:13:G:N7	2.67	0.63
25:W:50:ASN:HB3	25:W:55:TYR:HE2	1.60	0.63
1:5:986:C:N3	1:5:1068:G:C2	2.67	0.63
1:5:1093:C:N3	1:5:1094:G:C8	2.66	0.63
1:5:1213:G:N7	1:5:1215:C:C6	2.66	0.63
1:5:1273:G:N7	8:E:68:LYS:C	2.52	0.63
1:5:1334:A:C6	1:5:1335:G:N7	2.67	0.63
1:5:1634:A:C2	1:5:1635:C:N1	2.67	0.63
1:5:1661:C:C2	1:5:1662:C:C5	2.86	0.63
1:5:2056:G:C5	1:5:2058:G:C8	2.87	0.63
1:5:1264:C:O2'	1:5:2114:G:P	2.56	0.63
1:5:2294:G:C4	1:5:2295:C:C5	2.87	0.63
1:5:2549:G:N2	1:5:2770:C:N3	2.46	0.63
1:5:3625:G:N2	1:5:3627:G:H5'	2.13	0.63
1:5:4194:U:O4	1:5:4197:G:H5''	1.98	0.63
1:5:4277:G:N2	1:5:4278:C:C2	2.67	0.63
1:5:4189:U:C1'	1:5:4380:A:C2	2.81	0.63
1:5:4562:C:C4	1:5:4563:U:C5	2.86	0.63
1:5:4724:A:C5	1:5:4725:C:C5	2.86	0.63
1:5:52:G:O5'	1:5:52:G:H8	1.82	0.63
4:A:5:ILE:HG13	4:A:209:HIS:HD2	1.64	0.63
1:5:4987:C:H2'	5:B:123:HIS:CD2	2.34	0.63
1:5:1896:A:N7	9:F:101:ASN:ND2	2.47	0.63
27:Y:11:ARG:HH22	27:Y:15:ARG:HG3	1.63	0.63
1:5:1089:G:H5'	22:T:140:PHE:CE1	2.33	0.63
1:5:1382:G:O2'	1:5:1383:G:H5'	1.98	0.63
1:5:1870:C:C2	1:5:1871:A:C8	2.87	0.63
1:5:1885:G:N1	1:5:1895:G:C2	2.67	0.63
1:5:2453:A:C5	1:5:2454:U:C5	2.86	0.63
1:5:2483:G:C2	1:5:2484:A:C8	2.86	0.63
1:5:2724:G:N2	1:5:2726:G:C8	2.66	0.63
1:5:2726:G:N1	1:5:2727:C:C4	2.67	0.63
1:5:3858:C:C4	1:5:3859:G:N7	2.67	0.63
1:5:4100:C:C4	1:5:4101:C:C5	2.87	0.63
1:5:4132:C:C4	1:5:4133:C:C5	2.87	0.63
1:5:4243:C:O2	1:5:4243:C:H2'	1.99	0.63

Continued on next page...

Continued from previous page...

Atom-1	Atom-2	Interatomic distance (Å)	Clash overlap (Å)
1:5:4874:A:N3	1:5:4874:A:H2'	2.14	0.63
2:7:60:G:C2	2:7:61:G:C8	2.86	0.63
3:8:10:G:O6	3:8:11:C:C5	2.51	0.63
3:8:135:C:C2	3:8:136:U:C5	2.86	0.63
3:8:34:U:C2	3:8:34:U:C5'	2.82	0.63
9:F:219:ARG:HB3	9:F:219:ARG:HH11	1.63	0.63
15:M:36:ALA:HB2	15:M:52:PHE:CZ	2.34	0.63
46:1:78:GLU:OE2	46:1:154:GLN:HG2	1.98	0.62
1:5:112:C:H2'	1:5:112:C:O2	1.99	0.62
1:5:1190:C:O2	1:5:1191:C:C6	2.52	0.62
1:5:1211:G:C2	1:5:1212:G:N7	2.66	0.62
1:5:1758:G:N3	1:5:1759:G:C8	2.67	0.62
1:5:1886:G:N2	1:5:1894:C:N3	2.47	0.62
1:5:1965:G:N2	1:5:1966:C:N1	2.47	0.62
1:5:199:G:C4	1:5:201:C:C5	2.87	0.62
1:5:2329:U:O2'	1:5:2330:G:O4'	2.16	0.62
1:5:2340:C:N3	1:5:2341:A:C8	2.66	0.62
1:5:2506:G:H4'	1:5:2507:A:OP1	1.97	0.62
1:5:2644:G:C6	1:5:2645:G:N7	2.67	0.62
1:5:2826:U:H1'	1:5:2827:G:H1	1.64	0.62
1:5:3689:G:C6	1:5:3690:U:C5	2.87	0.62
1:5:3937:C:O2	1:5:3937:C:H2'	1.99	0.62
1:5:4169:G:H4'	1:5:4171:C:O2	1.98	0.62
1:5:4504:C:H2'	1:5:4505:C:C6	2.34	0.62
3:8:132:G:N3	3:8:133:G:C8	2.66	0.62
5:B:100:ARG:HB3	5:B:100:ARG:CZ	2.29	0.62
7:D:42:ASN:CA	7:D:44:TYR:OH	2.44	0.62
10:G:50:ASP:HB2	26:X:40:ILE:HB	1.81	0.62
11:H:113:GLU:HB3	11:H:115:ARG:HH22	1.63	0.62
16:N:138:PHE:N	16:N:138:PHE:HD1	1.96	0.62
24:V:26:ILE:HG22	24:V:101:ASN:HB3	1.81	0.62
1:5:99:A:C6	1:5:100:C:N3	2.68	0.62
1:5:1070:G:C5	1:5:1071:C:C5	2.87	0.62
1:5:1243:C:H2'	1:5:1244:G:N7	2.14	0.62
1:5:1263:A:C6	1:5:1264:C:C4	2.87	0.62
1:5:1268:G:C6	1:5:1270:A:N7	2.67	0.62
1:5:1642:A:H2'	1:5:1642:A:N3	2.14	0.62
1:5:2000:G:H3'	1:5:2000:G:N3	2.14	0.62
1:5:2253:A:H2	1:5:2260:C:N4	1.97	0.62
1:5:2441:C:C2	1:5:2442:G:N7	2.68	0.62
1:5:2508:U:N3	1:5:2509:C:H5	1.97	0.62

Continued on next page...

Continued from previous page...

Atom-1	Atom-2	Interatomic distance (Å)	Clash overlap (Å)
1:5:2590:G:N1	1:5:2754:G:N1	2.46	0.62
1:5:3859:G:OP2	18:P:25:HIS:NE2	2.31	0.62
1:5:4233:A:C2	1:5:4290:U:O4	2.48	0.62
1:5:4324:A:N1	1:5:4325:A:C6	2.68	0.62
1:5:3901:A:O2'	1:5:4450:U:O3'	2.17	0.62
1:5:4481:U:N3	1:5:4482:U:C4	2.67	0.62
1:5:4481:U:C2'	1:5:4482:U:H6	2.11	0.62
1:5:468:U:O4	1:5:687:U:O4	2.17	0.62
1:5:688:U:C4	1:5:689:U:C6	2.87	0.62
1:5:930:G:C4	1:5:931:C:C5	2.86	0.62
1:5:979:C:H2'	1:5:980:U:O4'	1.98	0.62
2:7:22:A:N3	2:7:22:A:H2'	2.13	0.62
3:8:101:C:C2	3:8:102:G:C8	2.86	0.62
1:5:1304:C:HO2'	3:8:8:U:HO2'	1.47	0.62
7:D:249:GLU:OE1	7:D:250:ASN:N	2.32	0.62
13:J:15:LEU:HB3	13:J:165:TRP:CD1	2.34	0.62
15:M:6:PHE:CD2	15:M:6:PHE:N	2.67	0.62
1:5:1174:G:C2	1:5:1175:A:C8	2.87	0.62
1:5:450:G:O6	1:5:1295:C:C4	2.52	0.62
1:5:1298:C:N3	1:5:1299:G:C8	2.67	0.62
1:5:1480:C:O2	1:5:1484:G:O6	2.16	0.62
1:5:149:A:H4'	1:5:151:G:C8	2.35	0.62
1:5:2099:G:H2'	1:5:2100:A:O4'	1.98	0.62
1:5:962:C:OP1	1:5:2264:C:N4	2.31	0.62
1:5:2423:A:C2	1:5:2424:G:C4	2.86	0.62
1:5:2639:U:H2'	1:5:2694:G:N1	2.12	0.62
1:5:168:C:C2	1:5:268:G:C2	2.87	0.62
1:5:28:C:H2'	1:5:28:C:O2	1.97	0.62
1:5:3712:A:H3'	1:5:3713:U:H5''	1.80	0.62
1:5:4091:G:C6	1:5:4092:G:C5	2.86	0.62
1:5:5047:C:C1'	1:5:5048:A:C2	2.83	0.62
1:5:60:G:C6	1:5:61:A:N7	2.68	0.62
5:B:264:PHE:N	17:O:64:THR:O	2.32	0.62
8:E:55:ARG:O	8:E:58:MET:O	2.17	0.62
46:1:432:SER:OG	46:1:449:LEU:HD21	1.98	0.62
1:5:10:A:H1'	1:5:2472:A:N1	2.14	0.62
1:5:112:C:N3	1:5:113:A:C8	2.68	0.62
1:5:1479:G:O2'	1:5:1480:C:C5'	2.47	0.62
1:5:1550:G:N2	1:5:1579:C:H1'	2.15	0.62
1:5:1672:U:C2	1:5:1673:U:C4	2.87	0.62
1:5:172:C:C4	1:5:173:C:C4	2.87	0.62

Continued on next page...

Continued from previous page...

Atom-1	Atom-2	Interatomic distance (Å)	Clash overlap (Å)
1:5:2253:A:H8	1:5:2254:G:HO2'	1.46	0.62
1:5:2463:G:C2	1:5:2464:C:N3	2.67	0.62
1:5:2560:C:N3	1:5:2561:C:C5	2.67	0.62
1:5:2368:A:N6	1:5:2827:G:H1'	2.14	0.62
1:5:2856:C:N4	1:5:2857:A:H62	1.94	0.62
1:5:4997:G:C6	1:5:4998:G:N7	2.66	0.62
1:5:499:G:N2	1:5:656:C:C2	2.67	0.62
1:5:672:C:C4	1:5:673:C:C5	2.87	0.62
1:5:973:G:N2	1:5:1282:G:O2'	2.32	0.62
2:7:18:C:C4	2:7:19:C:C5	2.85	0.62
3:8:134:G:N2	3:8:135:C:C2	2.68	0.62
7:D:177:THR:HB	7:D:190:PHE:CE2	2.35	0.62
7:D:27:LYS:HE3	13:J:147:ARG:NH2	2.14	0.62
17:O:116:LYS:HE3	21:S:169:THR:HG21	1.81	0.62
19:Q:32:TYR:OH	19:Q:123:PHE:HD2	1.82	0.62
24:V:97:TYR:HE2	25:W:21:TYR:CD1	2.18	0.62
24:V:98:PHE:CE1	25:W:22:ALA:HB3	2.34	0.62
1:5:1266:G:H21	1:5:2111:G:H1'	1.65	0.62
1:5:1599:A:H2'	1:5:1600:A:H5''	1.82	0.62
1:5:1685:G:C4	1:5:1686:C:C5	2.87	0.62
1:5:2123:C:O2'	1:5:2124:G:OP2	2.15	0.62
1:5:2645:G:N2	1:5:2646:C:C2	2.68	0.62
1:5:2734:U:N3	1:5:2735:G:C8	2.68	0.62
1:5:2769:U:O2'	1:5:2770:C:H6	1.82	0.62
1:5:2856:C:C4	1:5:2857:A:N6	2.67	0.62
1:5:3631:U:N3	1:5:3632:C:C5	2.68	0.62
1:5:4687:A:N7	1:5:4698:C:C6	2.67	0.62
1:5:4702:G:C6	1:5:4703:U:C5	2.87	0.62
1:5:911:U:N3	1:5:912:G:C8	2.67	0.62
9:F:73:MET:CB	9:F:84:TYR:HE2	2.13	0.62
10:G:57:TRP:HE3	10:G:61:ILE:HG21	1.62	0.62
27:Y:59:ARG:HG3	27:Y:103:LYS:HD2	1.80	0.62
1:5:1266:G:H8	1:5:1266:G:H5'	1.65	0.62
1:5:1634:A:C4	1:5:1635:C:C5	2.87	0.62
1:5:1760:G:C5	1:5:1761:G:C8	2.88	0.62
1:5:2444:U:C5	1:5:2445:C:H5	2.17	0.62
1:5:2450:G:C6	1:5:2451:A:C8	2.87	0.62
1:5:2714:G:N3	1:5:2715:G:C8	2.66	0.62
1:5:4081:G:C2	1:5:4082:G:C5	2.88	0.62
1:5:4234:A:C2	1:5:4271:A:C8	2.88	0.62
1:5:4744:A:N1	1:5:4745:G:C5	2.67	0.62

Continued on next page...

Continued from previous page...

Atom-1	Atom-2	Interatomic distance (Å)	Clash overlap (Å)
1:5:5050:C:N3	1:5:5051:C:C5	2.68	0.62
2:7:9:C:C5	2:7:10:C:C5	2.87	0.62
2:7:42:A:N1	2:7:43:U:C6	2.67	0.62
5:B:116:ARG:HB3	5:B:177:LYS:HA	1.82	0.62
1:5:4518:A:C8	5:B:257:TRP:CZ3	2.88	0.62
6:C:111:TRP:HB2	6:C:112:HIS:CD2	2.31	0.62
2:7:42:A:C1'	13:J:75:ARG:HH12	2.12	0.62
10:G:169:PHE:CD2	16:N:6:TYR:CB	2.82	0.62
20:R:36:ASN:HD21	46:1:407:THR:CB	2.12	0.62
1:5:1247:U:C2	1:5:1248:C:C5	2.87	0.62
1:5:1267:C:H5''	1:5:2110:C:O2'	2.00	0.62
1:5:166:C:N3	1:5:167:C:C5	2.64	0.62
1:5:1752:G:C4	1:5:1753:G:C8	2.87	0.62
1:5:1867:A:O2'	1:5:1868:A:O4'	2.15	0.62
1:5:1894:C:H2'	1:5:1895:G:O5'	1.99	0.62
1:5:2292:C:N3	1:5:2293:U:C5	2.68	0.62
1:5:2451:A:C6	1:5:2452:G:C4	2.87	0.62
1:5:2452:G:N1	1:5:2467:U:C5	2.67	0.62
1:5:2506:G:N3	1:5:2506:G:H2'	2.15	0.62
1:5:2533:C:N3	1:5:2534:C:N4	2.48	0.62
1:5:2857:A:C6	1:5:2858:A:N6	2.68	0.62
1:5:3741:C:C2	1:5:3742:G:N7	2.68	0.62
1:5:1676:C:C2'	1:5:3914:U:O4	2.48	0.62
1:5:4269:G:N2	1:5:4277:G:H22	1.95	0.62
1:5:479:G:C2	1:5:480:C:C6	2.87	0.62
1:5:4737:G:C5	1:5:4963:G:N2	2.67	0.62
1:5:55:G:N1	1:5:56:A:N7	2.47	0.62
7:D:35:ARG:HH11	7:D:35:ARG:HG2	1.63	0.62
10:G:77:PRO:HA	10:G:237:TRP:CZ3	2.34	0.62
11:H:117:PHE:CD1	11:H:117:PHE:C	2.73	0.62
20:R:36:ASN:ND2	46:1:407:THR:CB	2.63	0.62
1:5:1302:U:N3	1:5:1303:A:C8	2.68	0.62
1:5:1878:G:N3	1:5:1879:C:C6	2.68	0.62
1:5:1986:U:O2	1:5:2007:G:O6	2.17	0.62
1:5:2712:G:N2	1:5:2713:C:C2	2.67	0.62
1:5:2744:A:N3	1:5:2745:A:C5	2.68	0.62
1:5:3703:G:C6	1:5:3704:U:C4	2.88	0.62
1:5:3728:A:C8	1:5:3729:U:C1'	2.83	0.62
1:5:3793:U:C2	1:5:3794:C:C6	2.88	0.62
1:5:4273:A:H2'	1:5:4274:A:C1'	2.29	0.62
1:5:4651:A:C6	1:5:4652:G:C8	2.88	0.62

Continued on next page...

Continued from previous page...

Atom-1	Atom-2	Interatomic distance (Å)	Clash overlap (Å)
1:5:4881:U:O2'	1:5:4882:U:O4'	2.18	0.62
1:5:62:A:H2'	1:5:63:G:C8	2.34	0.62
3:8:138:C:C2	3:8:139:G:C8	2.88	0.62
1:5:1371:A:H61	3:8:28:C:C2'	2.13	0.62
10:G:81:ASN:HD21	10:G:238:GLY:N	1.98	0.62
26:X:84:GLU:CB	46:1:404:HIS:ND1	2.63	0.62
1:5:1066:G:C2	1:5:1067:G:C4	2.87	0.62
1:5:1299:G:C6	1:5:1300:G:N7	2.68	0.62
1:5:1797:G:C2	1:5:1798:G:N7	2.67	0.62
1:5:1845:U:O2	1:5:1846:G:N7	2.32	0.62
1:5:1899:G:N2	1:5:1900:C:C6	2.68	0.62
1:5:1928:C:C4	17:O:133:ARG:NH1	2.68	0.62
1:5:202:C:C2	1:5:214:G:C2	2.87	0.62
1:5:2340:C:H2'	1:5:2340:C:O2	2.00	0.62
1:5:2480:G:N1	1:5:2481:G:C5	2.68	0.62
1:5:2606:G:N1	1:5:2607:C:C4	2.67	0.62
1:5:270:U:C2	1:5:271:C:C6	2.88	0.62
1:5:2856:C:O2	1:5:2856:C:C2'	2.47	0.62
1:5:3590:G:C4	1:5:3591:C:C6	2.88	0.62
1:5:3590:G:C6	1:5:3591:C:C4	2.88	0.62
1:5:3606:U:C2	1:5:3607:U:C6	2.87	0.62
1:5:3656:A:H4'	1:5:3747:A:C2	2.35	0.62
1:5:4233:A:C8	1:5:4235:G:C8	2.87	0.62
1:5:4498:U:N3	1:5:4500:U:P	2.73	0.62
1:5:4653:C:C2	1:5:4654:C:H5	2.13	0.62
1:5:4652:G:N3	1:5:4653:C:C6	2.68	0.62
1:5:4896:G:C2	1:5:4897:G:C5	2.87	0.62
1:5:5051:C:N3	1:5:5052:C:C5	2.68	0.62
1:5:33:A:C6	1:5:50:C:C2	2.88	0.62
1:5:964:A:C8	1:5:964:A:C4'	2.82	0.62
1:5:99:A:N3	1:5:99:A:H2'	2.13	0.62
3:8:133:G:C2	3:8:134:G:N7	2.67	0.62
3:8:64:U:C2'	3:8:65:A:C8	2.83	0.62
5:B:10:ARG:NH2	5:B:10:ARG:HB2	2.15	0.62
7:D:155:THR:OG1	7:D:179:ARG:NH1	2.33	0.62
9:F:85:VAL:HG13	21:S:62:VAL:HA	1.82	0.62
1:5:3859:G:H4'	18:P:139:TYR:CZ	2.35	0.62
46:1:58:SER:OG	46:1:62:PHE:CD1	2.49	0.62
1:5:1218:G:C6	1:5:1219:G:N9	2.68	0.62
1:5:1366:G:N7	1:5:1367:C:O3'	2.33	0.62
1:5:1781:U:C2	1:5:1782:U:C5	2.88	0.62

Continued on next page...

Continued from previous page...

Atom-1	Atom-2	Interatomic distance (Å)	Clash overlap (Å)
1:5:272:U:O2	1:5:273:U:C6	2.52	0.62
1:5:2773:G:N2	1:5:2774:C:C2	2.68	0.62
1:5:2409:U:C4	1:5:2783:A:C2	2.88	0.62
1:5:2874:U:O2'	1:5:2876:G:N7	2.33	0.62
1:5:288:G:H2'	1:5:289:C:H6	1.64	0.62
1:5:323:C:N3	1:5:324:A:N7	2.47	0.62
1:5:330:G:N1	1:5:331:G:N7	2.48	0.62
1:5:4085:A:N6	10:G:62:ARG:HH22	1.98	0.62
1:5:4093:G:C3'	1:5:4094:G:H5'	2.30	0.62
1:5:4341:C:N4	1:5:4342:C:C5	2.68	0.62
1:5:4464:A:H5'	1:5:4464:A:N3	2.15	0.62
1:5:449:C:C2	1:5:450:G:C8	2.88	0.62
1:5:4468:U:O2	1:5:4708:A:C8	2.53	0.62
1:5:4737:G:C6	1:5:4738:C:N4	2.68	0.62
1:5:68:U:C5	1:5:69:A:C8	2.88	0.62
1:5:931:C:O2'	1:5:932:A:O4'	2.12	0.62
3:8:13:G:C4	3:8:14:U:C5	2.88	0.62
3:8:63:U:O2	3:8:63:U:H2'	1.99	0.62
1:5:4935:C:N4	8:E:179:ARG:CG	2.62	0.62
1:5:1785:C:H1'	12:I:94:PHE:CE2	2.34	0.62
1:5:1265:G:C6	1:5:1266:G:C6	2.88	0.61
1:5:1268:G:C4	1:5:2111:G:C2	2.88	0.61
1:5:1358:G:O5'	6:C:114:ARG:NH2	2.33	0.61
1:5:1267:C:C5'	1:5:2110:C:O2'	2.48	0.61
1:5:1899:G:C8	1:5:2278:G:C6	2.87	0.61
1:5:2363:A:C2	1:5:2364:G:H1'	2.34	0.61
1:5:2784:C:H2'	1:5:2785:C:H6	1.65	0.61
1:5:2367:A:N7	1:5:2798:A:C4	2.68	0.61
1:5:3672:G:N7	1:5:3674:G:C1'	2.63	0.61
1:5:3772:U:C2	1:5:3773:U:C6	2.88	0.61
1:5:3648:A:C5	1:5:3785:A:N6	2.67	0.61
1:5:4196:G:N3	1:5:4396:A:H1'	2.15	0.61
1:5:4426:C:N4	1:5:4427:G:C5	2.68	0.61
1:5:4618:G:C2	1:5:4619:U:C5	2.88	0.61
1:5:4734:A:C6	1:5:4735:G:C5	2.88	0.61
1:5:4747:C:H2'	1:5:4748:U:C6	2.35	0.61
1:5:55:G:C2	1:5:56:A:C8	2.88	0.61
1:5:692:A:C2	1:5:693:C:C4	2.87	0.61
1:5:751:G:N3	1:5:752:G:C8	2.67	0.61
2:7:8:G:C5	2:7:9:C:C5	2.87	0.61
6:C:22:VAL:HG11	6:C:257:PHE:HD2	1.64	0.61

Continued on next page...

Continued from previous page...

Atom-1	Atom-2	Interatomic distance (Å)	Clash overlap (Å)
9:F:36:ARG:HH11	9:F:36:ARG:HG2	4.12	0.61
3:8:3:A:O3'	18:P:61:ARG:HD3	2.00	0.61
26:X:145:ASP:HB3	26:X:148:ASP:OD1	1.99	0.61
1:5:1279:A:C3'	1:5:1280:C:C5	2.83	0.61
1:5:1550:G:C2	1:5:1579:C:C2	2.88	0.61
1:5:1665:C:H2'	1:5:1666:C:O5'	2.00	0.61
1:5:1669:A:H4'	1:5:1685:G:H21	1.66	0.61
1:5:183:C:O2	1:5:253:G:O6	2.17	0.61
1:5:1881:C:O4'	1:5:2281:U:C6	2.53	0.61
1:5:1937:C:H3'	1:5:1938:C:H2'	1.80	0.61
1:5:2441:C:H2'	1:5:2442:G:H8	1.64	0.61
1:5:2479:G:C5	1:5:2480:G:N7	2.68	0.61
1:5:2833:A:O2'	1:5:2834:C:O4'	2.16	0.61
1:5:3633:C:C2	1:5:3634:G:C8	2.88	0.61
1:5:3805:U:N3	1:5:3806:G:N7	2.47	0.61
1:5:383:A:O2'	1:5:384:A:O5'	2.18	0.61
1:5:3905:A:N1	1:5:4449:A:C6	2.67	0.61
1:5:4369:A:N3	1:5:4370:G:C8	2.67	0.61
1:5:4462:C:C2	1:5:4515:G:N2	2.67	0.61
1:5:4479:A:N7	1:5:4480:A:C8	2.68	0.61
1:5:4481:U:O2	1:5:4482:U:C6	2.52	0.61
1:5:4771:C:H6	1:5:4772:C:C6	2.17	0.61
2:7:18:C:C2	2:7:19:C:H6	2.10	0.61
2:7:51:G:C6	2:7:52:C:N4	2.68	0.61
3:8:10:G:N1	3:8:11:C:N1	2.48	0.61
6:C:94:ASN:HA	6:C:100:ARG:O	2.00	0.61
16:N:150:TRP:HE3	16:N:151:ILE:N	1.99	0.61
1:5:1074:G:N2	1:5:1238:A:N3	2.49	0.61
1:5:114:G:C2'	1:5:115:C:H5'	2.29	0.61
1:5:1251:C:C2	1:5:1252:C:C6	2.89	0.61
1:5:1264:C:C4	1:5:1265:G:N7	2.69	0.61
1:5:1296:G:O2'	1:5:1297:U:OP1	2.14	0.61
1:5:1752:G:C6	1:5:1753:G:C5	2.88	0.61
1:5:1899:G:N2	1:5:1900:C:N3	2.48	0.61
1:5:208:A:C1'	1:5:232:G:C2	2.82	0.61
1:5:2261:G:O2'	1:5:2262:G:O5'	2.18	0.61
1:5:2295:C:O2	1:5:2296:G:C8	2.53	0.61
1:5:2325:C:C2	1:5:2326:G:H8	2.19	0.61
1:5:2342:G:C2	1:5:2344:U:C6	2.87	0.61
1:5:2647:A:H2'	1:5:2648:G:H5'	1.82	0.61
1:5:288:G:N1	1:5:289:C:C4	2.68	0.61

Continued on next page...

Continued from previous page...

Atom-1	Atom-2	Interatomic distance (Å)	Clash overlap (Å)
1:5:3694:U:C2	1:5:3695:U:C6	2.88	0.61
1:5:370:U:C6	1:5:1637:A:N1	2.69	0.61
1:5:3656:A:O4'	1:5:3747:A:H2	1.83	0.61
1:5:4093:G:C5	1:5:4094:G:C8	2.88	0.61
1:5:4113:U:C2'	1:5:4114:C:O4'	2.42	0.61
1:5:4277:G:N1	1:5:4278:C:C4	2.69	0.61
1:5:4342:C:N3	1:5:4343:U:C5	2.68	0.61
1:5:472:C:H2'	1:5:473:C:O4'	2.00	0.61
1:5:4934:A:N1	1:5:4935:C:C5	2.68	0.61
1:5:86:U:N3	1:5:97:G:N2	2.48	0.61
2:7:55:A:H2'	2:7:56:G:O5'	1.99	0.61
3:8:131:G:C6	3:8:132:G:C5	2.88	0.61
1:5:1214:C:N4	9:F:58:HIS:CE1	2.68	0.61
1:5:2526:C:H5	46:1:405:ARG:NH1	1.95	0.61
1:5:130:C:C2	1:5:139:G:C2	2.88	0.61
1:5:1430:C:N3	1:5:1431:C:C5	2.68	0.61
1:5:1634:A:C5	1:5:1635:C:C5	2.88	0.61
1:5:164:G:C6	1:5:165:A:C5	2.89	0.61
1:5:1673:U:C4	1:5:1674:C:N4	2.68	0.61
1:5:181:C:N3	1:5:256:G:C2	2.68	0.61
1:5:1885:G:C2	1:5:1895:G:N3	2.68	0.61
1:5:209:U:C5	1:5:211:G:C5	2.89	0.61
1:5:2301:G:N3	1:5:2302:C:C6	2.69	0.61
1:5:2394:G:N2	1:5:2820:C:C5	2.69	0.61
1:5:2602:G:H1'	1:5:2742:G:C4	2.34	0.61
1:5:2368:A:C6	1:5:2788:U:O4	2.53	0.61
1:5:3717:A:C6	1:5:3736:A:N1	2.68	0.61
1:5:3847:C:N3	1:5:3848:U:C6	2.68	0.61
1:5:4166:G:C2	1:5:4167:G:N7	2.69	0.61
1:5:4187:G:H2'	1:5:4188:U:O4'	2.00	0.61
1:5:4219:A:O2'	1:5:4220:A:O5'	2.19	0.61
1:5:4229:U:O4	1:5:4230:C:C4	2.53	0.61
1:5:4281:A:C6	1:5:4283:G:C8	2.87	0.61
1:5:4978:G:O2'	1:5:4979:A:H3'	2.00	0.61
1:5:950:G:C2	1:5:951:G:N7	2.68	0.61
3:8:30:U:C2	3:8:31:G:C8	2.89	0.61
3:8:96:C:O2	3:8:97:A:H8	1.73	0.61
1:5:1185:G:C2	1:5:1186:U:H1'	2.35	0.61
1:5:1189:G:C6	1:5:1190:C:C4	2.88	0.61
1:5:112:C:C5	1:5:157:U:C4	2.88	0.61
1:5:1635:C:H2'	1:5:1636:U:C5'	2.26	0.61

Continued on next page...

Continued from previous page...

Atom-1	Atom-2	Interatomic distance (Å)	Clash overlap (Å)
1:5:1668:A:C8	1:5:1881:C:N4	2.68	0.61
1:5:1936:C:C4	1:5:1937:C:C5	2.88	0.61
1:5:1983:A:N3	1:5:2010:A:O3'	2.34	0.61
1:5:2478:C:N3	1:5:2479:G:C5	2.69	0.61
1:5:3636:C:C4	1:5:3637:U:C5	2.89	0.61
1:5:3840:U:H2'	1:5:3840:U:O2	1.99	0.61
1:5:4138:C:C2	1:5:4147:G:C2	2.89	0.61
1:5:422:C:N3	1:5:423:G:N7	2.48	0.61
1:5:3907:G:C1'	1:5:4449:A:N9	2.64	0.61
1:5:4745:G:C2'	1:5:4746:C:C5	2.83	0.61
1:5:4933:C:N4	1:5:4934:A:N7	2.48	0.61
1:5:4937:C:OP1	8:E:179:ARG:NE	2.31	0.61
1:5:5003:U:O2'	1:5:5004:C:O4'	2.18	0.61
1:5:90:G:N2	1:5:95:G:C5	2.69	0.61
1:5:4221:C:N3	12:I:116:ARG:HD3	2.15	0.61
20:R:120:TYR:CD1	20:R:120:TYR:C	2.74	0.61
46:1:271:ARG:HH12	46:1:398:GLN:CD	2.03	0.61
1:5:1280:C:C2	1:5:1282:G:C8	2.89	0.61
1:5:1340:C:C4	1:5:1341:U:C5	2.89	0.61
1:5:1361:G:C6	1:5:1362:G:N7	2.69	0.61
1:5:1394:G:H5''	14:L:186:ARG:HH12	1.65	0.61
1:5:1634:A:C2	1:5:1635:C:C5	2.89	0.61
1:5:1689:G:H2'	1:5:1690:C:O4'	1.99	0.61
1:5:1725:U:OP1	1:5:1725:U:H4'	1.99	0.61
1:5:1964:A:C6	1:5:4694:G:C5	2.88	0.61
1:5:2046:G:O2'	1:5:2047:A:OP2	2.11	0.61
1:5:2106:G:N2	1:5:2107:C:H5	1.98	0.61
1:5:1266:G:H22	1:5:2111:G:N2	1.98	0.61
1:5:2319:C:H2'	1:5:2319:C:O2	1.99	0.61
1:5:2371:U:C2'	1:5:2372:U:H5'	2.30	0.61
1:5:2451:A:N6	1:5:2452:G:C5	2.69	0.61
1:5:2723:U:H2'	1:5:2724:G:C8	2.36	0.61
1:5:2382:A:H62	1:5:2830:G:C1'	2.12	0.61
1:5:4277:G:C4	1:5:4278:C:C6	2.89	0.61
1:5:4477:A:C2	1:5:4604:G:O4'	2.54	0.61
1:5:4454:G:O2'	1:5:4500:U:O2'	2.18	0.61
1:5:5020:G:C6	1:5:5021:C:C4	2.88	0.61
2:7:58:A:N6	2:7:59:G:C6	2.69	0.61
2:7:6:C:C4	2:7:7:G:C8	2.89	0.61
2:7:93:G:C5	2:7:94:C:C5	2.88	0.61
3:8:10:G:C5	3:8:11:C:C5	2.87	0.61

Continued on next page...

Continued from previous page...

Atom-1	Atom-2	Interatomic distance (Å)	Clash overlap (Å)
3:8:111:U:O2	3:8:111:U:H3'	2.00	0.61
6:C:76:ILE:HG22	6:C:77:PRO:HD2	1.83	0.61
1:5:99:A:H4'	16:N:181:HIS:CE1	2.36	0.61
17:O:128:ARG:HE	21:S:162:GLN:HE22	1.49	0.61
24:V:97:TYR:CE2	25:W:21:TYR:CD1	2.89	0.61
25:W:50:ASN:CB	25:W:55:TYR:CE2	2.81	0.61
1:5:2414:G:H5'	46:1:398:GLN:HE22	1.66	0.61
1:5:1380:G:C4	1:5:1382:G:C6	2.89	0.61
1:5:1437:C:C2	1:5:2098:G:N7	2.69	0.61
1:5:1672:U:C2	1:5:1673:U:C6	2.77	0.61
1:5:1693:U:C4	1:5:1694:C:C5	2.89	0.61
1:5:1816:C:O2	1:5:1816:C:H2'	2.00	0.61
1:5:1867:A:OP1	12:I:13:LYS:NZ	2.24	0.61
1:5:1929:A:N6	1:5:2054:U:N3	2.33	0.61
1:5:197:A:N3	1:5:222:C:O2'	2.26	0.61
1:5:2326:G:N3	1:5:2327:G:C8	2.67	0.61
1:5:2400:G:C2	1:5:2401:A:C8	2.88	0.61
1:5:348:G:N1	1:5:350:C:C4	2.69	0.61
1:5:3674:G:N1	1:5:3675:G:N7	2.49	0.61
1:5:3909:C:C4	1:5:3910:C:H5	2.19	0.61
1:5:4240:G:C2	1:5:4241:C:N1	2.68	0.61
1:5:4510:A:N6	1:5:4592:C:C2'	2.64	0.61
1:5:4737:G:C4	1:5:4738:C:C5	2.88	0.61
1:5:4744:A:N3	1:5:4745:G:C8	2.68	0.61
1:5:668:C:H2'	1:5:669:C:O4'	2.01	0.61
2:7:42:A:N6	2:7:43:U:C4	2.69	0.61
3:8:130:C:C4	3:8:131:G:C8	2.89	0.61
13:J:107:PHE:CE1	13:J:130:PHE:CB	2.82	0.61
15:M:3:PHE:CB	15:M:6:PHE:HZ	2.13	0.61
1:5:1089:G:H5'	22:T:140:PHE:HE1	1.66	0.61
46:1:267:ILE:HD11	46:1:279:TYR:HB2	1.74	0.61
1:5:1252:C:C2	1:5:1259:G:C2	2.89	0.61
1:5:1268:G:N1	1:5:2111:G:N2	2.49	0.61
1:5:1277:G:N2	1:5:1278:C:C2	2.69	0.61
1:5:1277:G:N3	1:5:1278:C:C6	2.69	0.61
1:5:1394:G:H2'	1:5:1395:U:C6	2.36	0.61
1:5:1552:G:H2'	1:5:1574:G:H22	1.64	0.61
1:5:209:U:C4	1:5:211:G:N9	2.68	0.61
1:5:2428:A:C8	1:5:2789:A:H2	2.17	0.61
1:5:2584:G:C6	1:5:2585:C:C5	2.89	0.61
1:5:269:G:H2'	1:5:269:G:N3	2.16	0.61

Continued on next page...

Continued from previous page...

Atom-1	Atom-2	Interatomic distance (Å)	Clash overlap (Å)
1:5:2743:A:H2'	1:5:2744:A:H8	1.62	0.61
1:5:325:U:H2'	1:5:326:C:C6	2.36	0.61
1:5:3698:G:N2	1:5:3699:C:C2	2.69	0.61
1:5:3739:C:C2	1:5:3740:G:C8	2.89	0.61
1:5:4243:C:H1'	1:5:4268:A:C2	2.36	0.61
1:5:495:C:N3	1:5:496:G:N7	2.48	0.61
1:5:62:A:C2	1:5:77:U:O2	2.52	0.61
2:7:110:G:C2	2:7:111:C:C5	2.89	0.61
1:5:21:G:C6	3:8:36:G:C2	2.89	0.61
9:F:100:ILE:O	9:F:100:ILE:HG23	2.00	0.61
9:F:219:ARG:O	9:F:248:ARG:NH2	2.34	0.61
1:5:1439:C:O2	9:F:36:ARG:NH1	2.34	0.61
1:5:4085:A:N7	10:G:56:LYS:HA	2.14	0.61
1:5:280:G:C5'	16:N:120:TRP:HE3	2.13	0.61
28:Z:36:ARG:HH11	28:Z:36:ARG:HG3	1.65	0.61
1:5:1067:G:H2'	1:5:1068:G:O4'	2.01	0.61
1:5:1268:G:OP2	1:5:2110:C:H2'	2.00	0.61
1:5:127:G:N2	1:5:128:C:C2	2.69	0.61
1:5:1367:C:N4	1:5:1369:C:OP2	2.34	0.61
1:5:145:G:C6	1:5:146:G:N7	2.69	0.61
1:5:1613:A:H4'	4:A:186:TYR:CD2	2.36	0.61
1:5:1947:U:H2'	1:5:1947:U:O2	2.01	0.61
1:5:1964:A:C6	1:5:1965:G:H1'	2.36	0.61
1:5:2104:G:C6	1:5:2105:A:N7	2.69	0.61
1:5:2110:C:N3	1:5:2121:C:N4	2.48	0.61
1:5:2566:G:C2	1:5:2567:G:N7	2.69	0.61
1:5:301:G:C6	1:5:302:C:C4	2.88	0.61
1:5:3676:G:O2'	1:5:3677:U:O5'	2.18	0.61
1:5:4287:G:O2'	1:5:4288:C:C5'	2.48	0.61
1:5:4887:C:O2'	1:5:4888:U:H5'	2.00	0.61
1:5:488:G:N3	1:5:489:C:C6	2.67	0.61
1:5:719:C:N3	1:5:720:G:N7	2.49	0.61
4:A:186:TYR:HE1	4:A:190:LYS:HG3	1.65	0.61
9:F:244:ARG:NH1	9:F:244:ARG:HG2	2.16	0.61
16:N:65:ARG:HG2	16:N:129:PHE:CE2	2.36	0.61
18:P:3:ARG:HH11	18:P:3:ARG:HG3	1.66	0.61
6:C:222:ARG:HH21	27:Y:3:PHE:HE2	1.46	0.61
1:5:1217:G:N3	1:5:1218:G:N7	2.48	0.61
1:5:1290:G:C2	1:5:1291:G:N7	2.69	0.61
1:5:1487:G:N2	1:5:1488:G:H1'	2.16	0.61
1:5:2272:C:C2'	1:5:2273:G:O5'	2.49	0.61

Continued on next page...

Continued from previous page...

Atom-1	Atom-2	Interatomic distance (Å)	Clash overlap (Å)
1:5:2517:A:H2'	1:5:2518:G:C8	2.36	0.61
1:5:2526:C:N4	46:1:405:ARG:CG	2.60	0.61
1:5:291:U:O2	1:5:293:G:H3'	2.01	0.61
1:5:4176:C:C2	1:5:4177:C:C5	2.88	0.61
1:5:4441:A:H8	1:5:4441:A:H5''	1.65	0.61
1:5:4539:U:C2	1:5:4540:C:C5	2.89	0.61
1:5:4547:C:C2	1:5:4549:G:N7	2.69	0.61
1:5:4750:G:O6	1:5:4949:G:C6	2.54	0.61
1:5:4977:A:O2'	1:5:4978:G:H5'	2.01	0.61
1:5:57:G:N2	1:5:58:G:C2	2.69	0.61
1:5:957:G:P	1:5:1284:G:N3	2.74	0.61
2:7:56:G:H2'	2:7:57:C:C6	2.36	0.61
3:8:134:G:N3	3:8:135:C:C6	2.69	0.61
3:8:45:C:C2	3:8:46:G:C8	2.88	0.61
1:5:1354:A:C5	1:5:1503:A:C2	2.88	0.60
1:5:152:U:C2	1:5:153:G:C8	2.88	0.60
1:5:1628:C:C2	1:5:1629:G:H8	2.13	0.60
1:5:1769:G:C2	1:5:1770:A:C5	2.88	0.60
1:5:182:G:H22	1:5:254:G:N2	1.98	0.60
1:5:2059:C:N3	1:5:2060:G:N7	2.49	0.60
1:5:2079:G:N2	1:5:2080:U:C6	2.68	0.60
1:5:2106:G:C2	1:5:2107:C:H5	2.19	0.60
1:5:2256:C:H2'	1:5:2256:C:O2	2.01	0.60
1:5:2454:U:N3	1:5:2455:G:N7	2.49	0.60
1:5:2664:G:N2	1:5:2671:C:C2	2.69	0.60
1:5:3648:A:C8	1:5:3785:A:N6	2.69	0.60
1:5:4143:G:C5	1:5:4145:C:C6	2.89	0.60
1:5:4724:A:C6	1:5:4725:C:C4	2.88	0.60
1:5:56:A:N1	1:5:57:G:C6	2.69	0.60
2:7:59:G:C6	2:7:60:G:C5	2.89	0.60
3:8:134:G:N1	3:8:135:C:C5	2.69	0.60
7:D:249:GLU:C	7:D:249:GLU:OE1	2.39	0.60
11:H:59:LYS:O	11:H:60:TRP:HB2	2.00	0.60
12:I:171:TRP:CB	12:I:181:PHE:CE2	2.83	0.60
20:R:132:PHE:CD2	20:R:132:PHE:N	2.69	0.60
46:1:183:ILE:HG21	46:1:453:ILE:HG21	1.82	0.60
1:5:69:A:O5'	1:5:100:C:O2'	2.19	0.60
1:5:1277:G:N1	1:5:1278:C:C4	2.69	0.60
1:5:1392:A:H2'	1:5:1393:G:C8	2.36	0.60
1:5:1447:C:H2'	1:5:1448:G:C8	2.35	0.60
1:5:189:G:N2	1:5:190:G:C4	2.69	0.60

Continued on next page...

Continued from previous page...

Atom-1	Atom-2	Interatomic distance (Å)	Clash overlap (Å)
1:5:2301:G:C2	1:5:2302:C:C5	2.89	0.60
1:5:2451:A:C4	1:5:2452:G:C8	2.89	0.60
1:5:2468:U:O4	1:5:2473:A:C2	2.53	0.60
1:5:293:G:C4'	1:5:294:G:C8	2.84	0.60
1:5:323:C:O2	1:5:324:A:C8	2.54	0.60
1:5:4117:U:C5	10:G:41:ILE:O	2.55	0.60
1:5:4742:G:C2	1:5:4743:G:C8	2.89	0.60
1:5:486:C:C4	1:5:487:G:N7	2.69	0.60
1:5:88:A:C2'	1:5:89:C:O5'	2.49	0.60
1:5:91:G:C8	1:5:93:G:C6	2.89	0.60
1:5:1179:U:C4	1:5:1181:C:OP2	2.54	0.60
1:5:1392:A:N1	1:5:1393:G:C6	2.69	0.60
1:5:1615:C:C4	1:5:1616:U:C5	2.89	0.60
1:5:1949:U:C2	1:5:1950:U:C6	2.89	0.60
1:5:1966:C:O2	1:5:1967:A:C8	2.53	0.60
1:5:2367:A:N6	1:5:2798:A:O4'	2.30	0.60
1:5:2468:U:C2	1:5:2473:A:N6	2.70	0.60
1:5:2766:A:H5''	1:5:2766:A:N3	2.16	0.60
1:5:2830:G:C2	1:5:2831:G:N7	2.69	0.60
1:5:3711:A:N1	1:5:3712:A:N3	2.49	0.60
1:5:3871:A:C6	1:5:3885:G:C2	2.90	0.60
1:5:3894:A:H2'	1:5:3895:G:O4'	2.01	0.60
1:5:3944:G:C2	1:5:3945:A:N7	2.69	0.60
1:5:4455:G:C5	1:5:4456:C:C5	2.89	0.60
1:5:5047:C:C1'	1:5:5048:A:N1	2.64	0.60
3:8:116:C:C4	3:8:117:C:C5	2.88	0.60
3:8:42:G:C6	3:8:43:A:N7	2.69	0.60
7:D:103:LEU:CD2	7:D:244:HIS:HB3	2.31	0.60
7:D:44:TYR:N	7:D:44:TYR:CD1	2.69	0.60
8:E:197:ILE:HD11	8:E:256:ARG:HB2	1.83	0.60
12:I:35:ASP:HB2	12:I:86:HIS:HE1	1.66	0.60
20:R:105:LEU:O	20:R:109:TYR:HB2	2.01	0.60
21:S:27:LEU:C	21:S:28:TYR:HD1	2.04	0.60
26:X:156:ILE:HG21	46:1:416:TYR:OH	2.00	0.60
1:5:152:U:O2	1:5:153:G:C8	2.55	0.60
1:5:1582:U:C4	1:5:1583:A:C8	2.89	0.60
1:5:1682:A:H3'	1:5:1683:U:H6	1.66	0.60
1:5:1806:G:C2	1:5:1807:C:C5	2.90	0.60
1:5:1965:G:N3	1:5:1966:C:C5	2.69	0.60
1:5:1983:A:N1	1:5:2010:A:OP2	2.35	0.60
1:5:2055:G:H5'	1:5:2056:G:H5'	1.82	0.60

Continued on next page...

Continued from previous page...

Atom-1	Atom-2	Interatomic distance (Å)	Clash overlap (Å)
1:5:2290:C:N3	1:5:2291:G:N7	2.50	0.60
1:5:2309:G:H2'	1:5:2310:C:O4'	2.02	0.60
1:5:2361:G:O2'	1:5:2362:U:OP2	2.19	0.60
1:5:2423:A:C6	1:5:2424:G:C6	2.90	0.60
1:5:2448:G:C6	1:5:2511:A:C6	2.89	0.60
1:5:2532:C:C2	1:5:2533:C:H5	2.13	0.60
1:5:259:C:C2	1:5:260:C:C6	2.89	0.60
1:5:2612:G:C5	1:5:2613:C:C5	2.89	0.60
1:5:3846:C:C2	1:5:3847:C:C6	2.89	0.60
1:5:3858:C:N3	1:5:3859:G:C8	2.68	0.60
1:5:1324:A:C2	1:5:3876:A:C2'	2.85	0.60
1:5:3935:C:N3	1:5:3936:A:C8	2.69	0.60
1:5:388:A:C6	1:5:411:G:C6	2.90	0.60
1:5:4332:C:O2	1:5:4333:C:H6	1.81	0.60
1:5:446:C:N3	1:5:447:C:C5	2.68	0.60
1:5:2363:A:H1'	1:5:4560:C:H5	1.66	0.60
1:5:4647:G:H4'	20:R:59:SER:HB3	1.82	0.60
1:5:1964:A:C2	1:5:4694:G:C2	2.90	0.60
1:5:470:A:N7	1:5:471:A:N7	2.48	0.60
1:5:488:G:C6	1:5:489:C:C4	2.89	0.60
1:5:4979:A:C2'	1:5:4980:C:O5'	2.49	0.60
1:5:667:A:C2	1:5:668:C:C5	2.89	0.60
1:5:930:G:N3	1:5:931:C:H6	1.99	0.60
1:5:976:G:H22	1:5:1277:G:H22	1.49	0.60
2:7:119:U:O4	7:D:258:LYS:NZ	2.32	0.60
4:A:186:TYR:CA	4:A:196:TRP:HZ3	2.13	0.60
10:G:261:LEU:HD22	10:G:265:LEU:HD23	1.82	0.60
13:J:99:PHE:CZ	13:J:105:PHE:HB2	2.37	0.60
1:5:2577:C:C4	28:Z:17:ARG:NH2	2.69	0.60
1:5:1264:C:H2'	1:5:1265:G:O4'	2.02	0.60
1:5:1379:C:H4'	1:5:1380:G:N9	2.15	0.60
1:5:2089:G:O6	1:5:2263:A:C8	2.54	0.60
1:5:2263:A:O2'	1:5:2265:G:H2'	2.00	0.60
1:5:2498:C:C4	1:5:2499:C:C5	2.88	0.60
1:5:299:C:H2'	1:5:299:C:O2	2.01	0.60
1:5:325:U:H2'	1:5:326:C:H6	1.67	0.60
1:5:371:A:O2'	1:5:372:A:C5'	2.49	0.60
1:5:4191:G:N2	1:5:4374:U:O4'	2.34	0.60
1:5:4313:A:C6	1:5:4314:C:C5	2.88	0.60
1:5:42:A:C5	1:5:4379:A:N1	2.69	0.60
1:5:745:G:H2'	1:5:746:A:O4'	2.00	0.60

Continued on next page...

Continued from previous page...

Atom-1	Atom-2	Interatomic distance (Å)	Clash overlap (Å)
3:8:142:U:C2	3:8:143:G:C8	2.89	0.60
21:S:94:TYR:CE2	21:S:96:GLU:HG3	2.37	0.60
1:5:1341:U:C2	1:5:1342:A:N7	2.69	0.60
1:5:2294:G:N2	1:5:2295:C:N1	2.49	0.60
1:5:2294:G:N3	1:5:2295:C:C5	2.69	0.60
1:5:2335:C:O2	1:5:2335:C:H2'	2.00	0.60
1:5:225:G:C2	1:5:243:A:C2	2.90	0.60
1:5:2645:G:N1	1:5:2646:C:C4	2.70	0.60
1:5:30:C:H2'	1:5:31:U:O5'	2.02	0.60
1:5:3711:A:N6	1:5:3712:A:H1'	2.16	0.60
1:5:3738:G:C6	1:5:3739:C:C6	2.90	0.60
1:5:4077:A:H8	1:5:4077:A:O5'	1.84	0.60
1:5:4080:C:O2	1:5:4080:C:H2'	2.01	0.60
1:5:4198:G:C5	1:5:4199:C:C5	2.89	0.60
1:5:4239:A:C6	1:5:4240:G:N7	2.69	0.60
1:5:4489:G:C6	1:5:4490:C:C4	2.90	0.60
1:5:4746:C:C2	1:5:4747:C:C6	2.90	0.60
1:5:483:G:C2	1:5:484:U:C6	2.90	0.60
1:5:642:G:C2	1:5:643:C:C4	2.89	0.60
1:5:747:A:H2'	1:5:749:G:N7	2.16	0.60
1:5:919:C:C2	1:5:920:C:C6	2.90	0.60
2:7:58:A:C5	2:7:59:G:N7	2.69	0.60
2:7:93:G:N3	2:7:94:C:C6	2.70	0.60
3:8:134:G:C4	3:8:135:C:C6	2.90	0.60
3:8:134:G:C5	3:8:135:C:C5	2.90	0.60
3:8:70:G:C6	3:8:87:G:N1	2.69	0.60
6:C:48:ASN:O	6:C:48:ASN:CG	2.39	0.60
17:O:58:LEU:HD11	17:O:145:VAL:HG13	1.83	0.60
1:5:1410:U:H5	1:5:1815:G:N1	1.99	0.60
1:5:1928:C:C4	17:O:133:ARG:CZ	2.85	0.60
1:5:2076:G:N1	1:5:2077:C:C2	2.70	0.60
1:5:2414:G:H4'	46:1:398:GLN:NE2	2.16	0.60
1:5:2559:G:C6	1:5:2560:C:C5	2.90	0.60
1:5:3590:G:C5	1:5:3591:C:C6	2.90	0.60
1:5:3754:G:C6	1:5:3755:G:C8	2.90	0.60
1:5:4236:G:H4'	1:5:4328:G:O2'	2.01	0.60
1:5:4315:A:C2'	1:5:4316:G:H5'	2.31	0.60
1:5:4544:A:C8	1:5:4545:G:H1'	2.37	0.60
1:5:4647:G:C2	1:5:4648:A:C8	2.90	0.60
1:5:479:G:C6	1:5:480:C:C5	2.89	0.60
1:5:4999:G:N1	1:5:5000:G:C5	2.69	0.60

Continued on next page...

Continued from previous page...

Atom-1	Atom-2	Interatomic distance (Å)	Clash overlap (Å)
2:7:29:C:C2	2:7:30:C:C5	2.89	0.60
5:B:198:ARG:NH1	5:B:198:ARG:HB2	2.16	0.60
13:J:99:PHE:CE2	13:J:105:PHE:HB2	2.36	0.60
9:F:128:ASN:HD21	22:T:132:PRO:HG2	1.67	0.60
1:5:1404:G:C6	1:5:1405:C:C5	2.90	0.60
1:5:1619:G:C5	1:5:1620:U:C5	2.90	0.60
1:5:1629:G:N3	1:5:1631:A:C6	2.70	0.60
1:5:1634:A:C6	1:5:1635:C:C5	2.90	0.60
1:5:1685:G:C6	1:5:1686:C:N4	2.69	0.60
1:5:1945:G:C6	1:5:1946:G:N7	2.69	0.60
1:5:1972:G:C2	1:5:1973:G:C5	2.89	0.60
1:5:1266:G:C5'	1:5:2112:G:N3	2.60	0.60
1:5:2277:C:C2'	1:5:2277:C:O2	2.49	0.60
1:5:2279:A:C2	1:5:2280:G:C4	2.90	0.60
1:5:4109:G:C6	1:5:4110:C:C4	2.90	0.60
1:5:4230:C:H2'	1:5:4230:C:O2	2.01	0.60
1:5:4332:C:C2	1:5:4333:C:C5	2.85	0.60
1:5:4416:G:N2	1:5:4417:C:N1	2.50	0.60
1:5:460:C:H2'	1:5:461:G:H8	1.65	0.60
1:5:4733:C:H41	1:5:4734:A:H1'	1.66	0.60
1:5:4747:C:O2'	1:5:4748:U:H5'	2.01	0.60
1:5:4878:C:C2	1:5:4879:C:H5	2.18	0.60
1:5:4977:A:C4	1:5:4978:G:C2	2.90	0.60
1:5:4984:C:C2	1:5:4985:U:C6	2.89	0.60
4:A:186:TYR:CA	4:A:196:TRP:CZ3	2.85	0.60
5:B:314:ILE:HD12	5:B:314:ILE:N	2.16	0.60
1:5:332:C:H4'	16:N:150:TRP:NE1	2.17	0.60
1:5:1692:C:H4'	19:Q:57:ASN:HD21	1.67	0.60
15:M:6:PHE:HB3	21:S:151:LYS:CG	2.31	0.60
28:Z:38:TYR:CZ	28:Z:76:ASN:OD1	2.55	0.60
1:5:1065:G:C2	1:5:1066:G:C4	2.89	0.60
1:5:1271:G:N2	1:5:2122:G:OP2	2.35	0.60
1:5:1437:C:O2	1:5:2097:U:C2	2.54	0.60
1:5:1465:G:C6	1:5:1466:G:C8	2.89	0.60
1:5:166:C:O2	1:5:166:C:H2'	2.02	0.60
1:5:2105:A:N1	1:5:2106:G:C5	2.70	0.60
1:5:1268:G:N3	1:5:2111:G:C2	2.70	0.60
1:5:2108:G:C2	1:5:2125:C:C4	2.89	0.60
1:5:2367:A:C2	1:5:2368:A:N7	2.69	0.60
1:5:2367:A:HO2'	1:5:2368:A:C5'	2.15	0.60
1:5:2405:G:HO2'	1:5:2791:C:HO2'	1.49	0.60

Continued on next page...

Continued from previous page...

Atom-1	Atom-2	Interatomic distance (Å)	Clash overlap (Å)
1:5:2589:C:N4	1:5:2590:G:C6	2.69	0.60
1:5:2712:G:N1	1:5:2713:C:C4	2.70	0.60
1:5:2736:G:C2'	1:5:2737:C:H5'	2.31	0.60
1:5:2823:G:C2	1:5:2824:C:C6	2.90	0.60
1:5:4078:C:N3	1:5:4079:C:C6	2.69	0.60
1:5:4234:A:C6	1:5:4271:A:H1'	2.37	0.60
1:5:4269:G:H22	1:5:4277:G:N2	1.94	0.60
1:5:655:C:O2	1:5:656:C:C6	2.55	0.60
1:5:986:C:H2'	1:5:987:C:O4'	2.02	0.60
1:5:20:U:C4	3:8:37:A:C6	2.90	0.60
3:8:68:G:C2	3:8:91:A:C2	2.89	0.60
3:8:79:G:N3	3:8:80:A:C2	2.70	0.60
5:B:217:ILE:HD11	5:B:333:LEU:HD11	1.84	0.60
16:N:150:TRP:CZ3	16:N:151:ILE:HG12	2.36	0.60
1:5:2055:G:O6	21:S:158:VAL:CG1	2.50	0.60
1:5:1339:U:N3	1:5:1340:C:C5	2.70	0.60
1:5:1378:C:H5''	1:5:1379:C:H3'	1.83	0.60
1:5:1751:A:C2	1:5:1752:G:O4'	2.55	0.60
1:5:1921:C:O2	21:S:160:ARG:HB2	2.01	0.60
1:5:1992:U:H5	1:5:2002:A:N3	1.99	0.60
1:5:1898:C:N4	1:5:2279:A:O2'	2.35	0.60
1:5:2422:C:C6	1:5:2829:U:H1'	2.37	0.60
1:5:2559:G:H1	1:5:2567:G:H1	1.50	0.60
1:5:2746:A:C2'	1:5:2747:U:O5'	2.50	0.60
1:5:30:C:H2'	1:5:31:U:C6	2.37	0.60
1:5:3677:U:H2'	1:5:3678:G:C8	2.37	0.60
1:5:4470:G:N2	1:5:4486:C:C2	2.70	0.60
1:5:460:C:O2	1:5:461:G:C8	2.55	0.60
1:5:4763:U:O2	15:M:3:PHE:HE2	1.85	0.60
1:5:4913:G:O2'	1:5:4914:C:O4'	2.19	0.60
1:5:5030:U:N3	1:5:5031:G:N7	2.50	0.60
2:7:54:A:N1	2:7:55:A:N7	2.46	0.60
46:1:270:ALA:C	46:1:271:ARG:HD3	2.21	0.59
46:1:267:ILE:HD11	46:1:279:TYR:CB	2.31	0.59
1:5:1075:G:C6	1:5:1076:C:C4	2.90	0.59
1:5:2006:U:H2'	1:5:2007:G:O4'	2.01	0.59
1:5:2328:G:O2'	1:5:2329:U:H5'	2.01	0.59
1:5:2428:A:C4	1:5:2789:A:C2	2.88	0.59
1:5:2438:A:C5	1:5:2441:C:N4	2.70	0.59
1:5:2496:G:C4	1:5:2497:C:C6	2.90	0.59
1:5:2594:C:N3	1:5:2595:C:C5	2.69	0.59

Continued on next page...

Continued from previous page...

Atom-1	Atom-2	Interatomic distance (Å)	Clash overlap (Å)
1:5:2603:C:C2	1:5:2604:C:C6	2.89	0.59
1:5:2633:U:C2	1:5:2634:C:C5	2.89	0.59
1:5:2657:G:H3'	1:5:2658:G:H8	1.66	0.59
1:5:2841:G:C6	1:5:2842:G:N7	2.69	0.59
1:5:2852:U:C2'	1:5:2852:U:O2	2.50	0.59
1:5:3802:U:H3	1:5:4498:U:C1'	2.13	0.59
1:5:4543:G:O2'	1:5:4544:A:C5'	2.50	0.59
1:5:4549:G:N1	1:5:4550:G:C8	2.69	0.59
1:5:726:G:H2'	1:5:727:C:O4'	2.02	0.59
3:8:141:C:H2'	3:8:142:U:H6	1.67	0.59
3:8:33:G:H4'	3:8:34:U:C4	2.37	0.59
4:A:209:HIS:HE1	4:A:211:PHE:HD2	1.47	0.59
4:A:34:PHE:O	4:A:35:ALA:C	2.41	0.59
1:5:509:A:O2'	14:L:163:ARG:HB2	2.02	0.59
14:L:21:ARG:CD	46:1:273:ARG:HD3	58.00	0.59
1:5:1278:C:C2	1:5:1279:A:H1'	2.37	0.59
1:5:1280:C:H6	1:5:1280:C:H5'	1.65	0.59
1:5:1281:G:O4'	1:5:1281:G:N3	2.34	0.59
1:5:1723:A:N1	1:5:1838:A:C2	2.70	0.59
1:5:2059:C:C2	1:5:2060:G:C8	2.90	0.59
1:5:2316:G:C6	1:5:2317:C:N4	2.70	0.59
1:5:245:C:O4'	1:5:245:C:O2	2.17	0.59
1:5:2561:C:C4	1:5:2562:G:N7	2.70	0.59
1:5:296:A:O5'	1:5:296:A:H8	1.85	0.59
1:5:2457:G:N2	1:5:3672:G:N2	2.50	0.59
1:5:3675:G:N2	1:5:3676:G:C8	2.70	0.59
1:5:3693:U:C4	1:5:3694:U:C4	2.88	0.59
1:5:3900:G:C6	1:5:3902:A:H1'	2.38	0.59
1:5:4172:A:C2	1:5:4173:G:N7	2.70	0.59
1:5:3911:C:H5''	1:5:4197:G:O2'	2.01	0.59
1:5:4229:U:O2	1:5:4229:U:H2'	2.01	0.59
1:5:4269:G:C2	1:5:4270:C:N1	2.70	0.59
1:5:459:C:C4	1:5:460:C:C5	2.91	0.59
1:5:49:U:H2'	1:5:50:C:O5'	2.01	0.59
1:5:982:U:C2'	1:5:983:C:C6	2.77	0.59
3:8:132:G:C2	3:8:133:G:N9	2.69	0.59
11:H:8:GLN:HE22	11:H:71:ARG:HD2	1.67	0.59
1:5:75:G:O6	14:L:103:ARG:CZ	2.51	0.59
1:5:2061:U:O2	21:S:111:ARG:HD3	2.02	0.59
46:1:239:LEU:HB2	46:1:240:PRO:CD	2.32	0.59
1:5:1280:C:O2'	1:5:1281:G:C3'	2.49	0.59

Continued on next page...

Continued from previous page...

Atom-1	Atom-2	Interatomic distance (Å)	Clash overlap (Å)
1:5:1342:A:OP1	16:N:204:ARG:NH1	2.35	0.59
1:5:1347:G:C5	1:5:1348:U:C5	2.90	0.59
1:5:1489:G:N2	1:5:1490:G:H1'	2.16	0.59
1:5:1673:U:C4	1:5:1682:A:N1	2.70	0.59
1:5:1794:A:C8	1:5:4214:A:N6	2.70	0.59
1:5:1857:C:O4'	1:5:1892:A:C2	2.55	0.59
1:5:1900:C:C4	1:5:1901:C:C5	2.90	0.59
1:5:1929:A:C2	1:5:2054:U:O4	2.55	0.59
1:5:1966:C:O5'	1:5:1966:C:C6	2.55	0.59
1:5:2307:A:C2'	1:5:2308:A:O5'	2.50	0.59
1:5:2417:A:C2	1:5:2418:A:N7	2.69	0.59
1:5:2447:U:O2'	1:5:2448:G:C5'	2.50	0.59
1:5:2633:U:O2	1:5:2634:C:C6	2.56	0.59
1:5:2746:A:H2'	1:5:2747:U:O5'	2.02	0.59
1:5:296:A:C8	1:5:296:A:P	2.95	0.59
1:5:323:C:C2	1:5:324:A:C8	2.90	0.59
1:5:371:A:O2'	1:5:372:A:O5'	2.20	0.59
1:5:2848:G:C2	1:5:3838:U:C5	2.90	0.59
1:5:4078:C:C4	1:5:4079:C:C5	2.89	0.59
1:5:4463:U:C4	1:5:4488:A:C6	2.90	0.59
1:5:4653:C:H2'	1:5:4654:C:H6	1.66	0.59
1:5:466:A:N3	1:5:467:U:C6	2.71	0.59
1:5:86:U:C4	1:5:97:G:N2	2.70	0.59
6:C:122:TYR:HB2	6:C:280:PRO:HG3	1.85	0.59
10:G:54:PHE:CD2	10:G:54:PHE:N	2.70	0.59
18:P:129:THR:HB	18:P:139:TYR:HB2	1.82	0.59
21:S:44:PHE:C	21:S:44:PHE:CD1	2.74	0.59
1:5:2526:C:H42	46:1:405:ARG:HG2	1.66	0.59
46:1:252:PHE:CZ	46:1:455:TYR:HE1	2.20	0.59
1:5:111:C:O2	1:5:111:C:H2'	2.01	0.59
1:5:1201:U:C2	1:5:1202:C:C5	2.90	0.59
1:5:1516:G:C6	1:5:1518:A:C5	2.90	0.59
1:5:1672:U:H2'	1:5:1673:U:C6	2.36	0.59
1:5:1898:C:H1'	1:5:2070:U:O2	2.02	0.59
1:5:1972:G:C2	1:5:1973:G:N7	2.70	0.59
1:5:1991:A:C3'	1:5:1992:U:H1'	2.31	0.59
1:5:2294:G:N1	1:5:2295:C:C5	2.70	0.59
1:5:2406:G:N2	1:5:2785:C:C2	2.71	0.59
1:5:2485:U:N3	1:5:2486:G:N7	2.50	0.59
1:5:2658:G:C6	1:5:2675:G:N1	2.71	0.59
1:5:2734:U:N3	1:5:2735:G:N7	2.51	0.59

Continued on next page...

Continued from previous page...

Atom-1	Atom-2	Interatomic distance (Å)	Clash overlap (Å)
1:5:2769:U:O2'	1:5:2770:C:C6	2.54	0.59
1:5:2791:C:C2	1:5:2792:C:C5	2.90	0.59
1:5:3607:U:N3	1:5:3608:A:N7	2.50	0.59
1:5:3739:C:N4	1:5:3740:G:C5	2.70	0.59
1:5:3833:C:C2	1:5:3834:C:C5	2.90	0.59
1:5:4096:C:N4	1:5:4097:G:N7	2.50	0.59
1:5:4098:A:C2	1:5:4099:G:C4	2.91	0.59
1:5:4281:A:C2	1:5:4283:G:C6	2.90	0.59
1:5:4331:G:H2'	1:5:4331:G:N3	2.16	0.59
1:5:4501:U:C4	1:5:4502:C:H1'	2.37	0.59
1:5:4532:U:H5	1:5:4554:G:N2	2.00	0.59
1:5:466:A:C2	1:5:467:U:C4	2.90	0.59
1:5:4878:C:N3	1:5:4879:C:C5	2.70	0.59
1:5:4952:G:C8	1:5:4952:G:H5''	2.37	0.59
1:5:54:G:H2'	1:5:54:G:N3	2.17	0.59
1:5:98:A:C5	1:5:99:A:C8	2.90	0.59
6:C:336:ARG:O	6:C:340:ILE:HG12	2.02	0.59
9:F:41:GLN:HA	9:F:41:GLN:NE2	2.18	0.59
16:N:181:HIS:C	16:N:182:HIS:O	2.38	0.59
1:5:4759:C:OP1	17:O:160:ARG:NH2	2.33	0.59
1:5:1413:C:N3	1:5:1414:C:C5	2.71	0.59
1:5:1509:C:O2	1:5:1510:G:C8	2.56	0.59
1:5:1925:G:C5	1:5:1926:C:C5	2.91	0.59
1:5:2079:G:N3	1:5:2080:U:C5	2.70	0.59
1:5:219:G:C4	1:5:219:G:H5'	2.37	0.59
1:5:2367:A:C8	1:5:2798:A:C2	2.89	0.59
1:5:2479:G:C4	1:5:2480:G:C8	2.90	0.59
1:5:3764:U:H2'	1:5:3765:G:O4'	2.01	0.59
1:5:4136:G:C5	1:5:4137:C:C5	2.90	0.59
1:5:4277:G:C5	1:5:4278:C:C5	2.90	0.59
1:5:4286:C:O2	1:5:4287:G:C8	2.55	0.59
1:5:4466:C:N3	1:5:4467:A:C8	2.70	0.59
1:5:4561:C:N3	1:5:4562:C:C5	2.70	0.59
1:5:4879:C:C2	1:5:4880:C:C6	2.89	0.59
2:7:44:C:C2	2:7:45:U:C5	2.90	0.59
3:8:102:G:H3'	3:8:104:A:H2'	1.83	0.59
1:5:423:G:O6	3:8:10:G:O6	2.21	0.59
3:8:28:C:C2	3:8:29:G:C8	2.90	0.59
1:5:4911:A:C5'	5:B:100:ARG:CD	2.77	0.59
9:F:168:ARG:HD2	9:F:211:TRP:NE1	2.17	0.59
9:F:96:ARG:O	9:F:120:PHE:HA	2.02	0.59

Continued on next page...

Continued from previous page...

Atom-1	Atom-2	Interatomic distance (Å)	Clash overlap (Å)
17:O:36:VAL:HG11	17:O:108:ILE:HD12	1.84	0.59
28:Z:88:ASP:N	28:Z:88:ASP:OD1	2.36	0.59
1:5:1100:U:C2	1:5:1167:C:C5	2.91	0.59
1:5:1296:G:H1'	1:5:1297:U:OP2	2.03	0.59
1:5:1444:G:C2	1:5:1445:U:C4	2.89	0.59
1:5:1684:A:C5	1:5:1685:G:C8	2.90	0.59
1:5:1778:C:O2	1:5:1779:U:C6	2.55	0.59
1:5:2308:A:H2'	1:5:2309:G:O4'	2.02	0.59
1:5:3723:A:N3	1:5:3724:A:N7	2.51	0.59
1:5:3732:A:N1	1:5:3733:A:C5	2.70	0.59
1:5:3802:U:H3	1:5:4498:U:C2'	2.15	0.59
1:5:4333:C:O2	1:5:4334:U:C5	2.56	0.59
1:5:4548:A:N7	1:5:4548:A:P	2.76	0.59
1:5:4946:U:H2'	1:5:4946:U:O2	2.01	0.59
1:5:4984:C:H4'	5:B:25:HIS:CD2	2.38	0.59
1:5:722:G:H21	6:C:343:GLN:NE2	2.00	0.59
1:5:94:A:H2'	1:5:95:G:C5'	2.32	0.59
1:5:976:G:C6	1:5:977:C:C4	2.91	0.59
1:5:978:G:C6	1:5:979:C:C4	2.91	0.59
3:8:134:G:N1	3:8:135:C:C4	2.70	0.59
3:8:9:A:C6	3:8:10:G:N7	2.71	0.59
9:F:161:TYR:CD1	9:F:170:ALA:HA	2.37	0.59
16:N:63:ARG:CZ	16:N:63:ARG:HB2	2.32	0.59
1:5:1172:C:N3	1:5:1173:G:N7	2.50	0.59
1:5:1327:C:H4'	1:5:4448:G:H2'	1.84	0.59
1:5:1367:C:N1	1:5:1370:G:H2'	2.18	0.59
1:5:1398:A:H61	1:5:1419:G:C2'	2.15	0.59
1:5:1617:G:C4	1:5:1618:G:C8	2.91	0.59
1:5:1634:A:C2	1:5:1635:C:C2	2.90	0.59
1:5:180:C:C2	1:5:181:C:C5	2.90	0.59
1:5:1984:A:H62	1:5:2011:C:C1'	2.15	0.59
1:5:1984:A:N6	1:5:2011:C:C2'	2.64	0.59
1:5:238:C:C2'	1:5:239:C:H5'	2.33	0.59
1:5:2593:C:N3	1:5:2594:C:C5	2.71	0.59
1:5:303:C:N3	1:5:304:C:C5	2.71	0.59
1:5:3630:A:C2	1:5:3631:U:C6	2.90	0.59
1:5:1631:A:O2'	1:5:3650:C:H4'	2.02	0.59
1:5:3722:G:C2	1:5:3723:A:C8	2.91	0.59
1:5:3724:A:C6	1:5:3725:G:C5	2.90	0.59
1:5:3909:C:O2	1:5:3909:C:C2'	2.50	0.59
1:5:3913:G:C2	1:5:4390:A:C2	2.90	0.59

Continued on next page...

Continued from previous page...

Atom-1	Atom-2	Interatomic distance (Å)	Clash overlap (Å)
1:5:4425:G:C2	1:5:4426:C:H1'	2.37	0.59
1:5:4467:A:C2	1:5:4468:U:C6	2.91	0.59
1:5:4482:U:C2	1:5:4483:C:C5	2.90	0.59
1:5:4988:U:O2	1:5:4988:U:H2'	2.01	0.59
1:5:504:G:H2'	1:5:505:G:H8	1.67	0.59
1:5:90:G:C5	1:5:92:C:H1'	2.38	0.59
5:B:203:GLN:NE2	5:B:203:GLN:HA	2.12	0.59
6:C:142:HIS:O	6:C:144:ILE:HG13	2.02	0.59
7:D:265:ARG:HG2	7:D:265:ARG:HH11	1.68	0.59
7:D:20:PHE:HB3	7:D:30:TYR:OH	2.02	0.59
9:F:100:ILE:HG21	19:Q:4:ASP:OD2	2.03	0.59
1:5:1203:G:C2	1:5:1204:C:C6	2.90	0.59
1:5:1247:U:N3	1:5:1248:C:C6	2.67	0.59
1:5:1263:A:C4	1:5:1264:C:C6	2.90	0.59
1:5:1368:A:O2'	1:5:1369:C:OP1	2.19	0.59
1:5:1378:C:O2	1:5:1378:C:H2'	2.03	0.59
1:5:1479:G:O2'	1:5:1480:C:H5'	2.03	0.59
1:5:174:C:C2	1:5:263:G:C2	2.91	0.59
1:5:183:C:O2	1:5:189:G:O6	2.21	0.59
1:5:1667:G:C5	1:5:2280:G:C2	2.91	0.59
1:5:2320:G:O2'	1:5:2321:G:P	2.61	0.59
1:5:2477:A:C2	1:5:2478:C:C4	2.91	0.59
1:5:2508:U:O2	1:5:2509:C:H6	1.75	0.59
1:5:2714:G:C2	1:5:2715:G:C5	2.91	0.59
1:5:2736:G:N3	1:5:2737:C:C5	2.71	0.59
1:5:2751:G:C2	1:5:2752:G:C8	2.90	0.59
1:5:2773:G:C2	1:5:2774:C:C6	2.91	0.59
1:5:279:A:H5'	1:5:329:A:N3	2.18	0.59
1:5:3720:G:C5	1:5:3721:U:C5	2.90	0.59
1:5:3785:A:N1	1:5:4536:C:H1'	2.14	0.59
1:5:4076:G:H21	10:G:74:LEU:CG	2.13	0.59
1:5:4152:G:N1	1:5:4153:C:C4	2.70	0.59
1:5:4342:C:C2	1:5:4343:U:C6	2.90	0.59
1:5:458:C:C4	1:5:459:C:C5	2.91	0.59
1:5:4628:U:O2	1:5:4629:U:C6	2.55	0.59
1:5:463:A:N1	1:5:692:A:H2	2.00	0.59
1:5:4735:G:C5	1:5:4736:C:C5	2.90	0.59
1:5:4772:C:O2	1:5:4773:C:C6	2.55	0.59
3:8:79:G:C2	3:8:80:A:N1	2.71	0.59
8:E:157:ARG:HB3	8:E:267:LEU:HD23	1.85	0.59
8:E:197:ILE:CD1	8:E:257:ILE:HG23	2.32	0.59

Continued on next page...

Continued from previous page...

Atom-1	Atom-2	Interatomic distance (Å)	Clash overlap (Å)
1:5:942:G:P	9:F:244:ARG:HH12	2.25	0.59
1:5:280:G:C8	16:N:120:TRP:CZ3	2.91	0.59
9:F:83:PHE:HE2	21:S:13:VAL:HG21	1.67	0.59
25:W:50:ASN:HB3	25:W:55:TYR:CZ	2.37	0.59
1:5:1674:C:C2	1:5:1675:C:C6	2.91	0.59
1:5:2282:A:O2'	1:5:2283:G:H5'	2.01	0.59
1:5:2478:C:H2'	1:5:2479:G:C8	2.38	0.59
1:5:2560:C:C4	1:5:2561:C:C5	2.91	0.59
1:5:2657:G:H3'	1:5:2658:G:C8	2.38	0.59
1:5:3611:A:C2	1:5:5016:A:C8	2.91	0.59
1:5:3863:C:O2	1:5:3864:C:C6	2.56	0.59
1:5:1733:G:HO2'	1:5:4214:A:HO2'	1.48	0.59
1:5:421:C:C4	1:5:422:C:C5	2.91	0.59
1:5:4276:G:N1	1:5:4277:G:N9	2.51	0.59
1:5:4302:U:H5	1:5:4303:C:C6	2.17	0.59
1:5:4416:G:C2	1:5:4417:C:C4	2.91	0.59
1:5:4536:C:C4	1:5:4537:C:C5	2.91	0.59
1:5:4628:U:N3	1:5:4629:U:C5	2.71	0.59
1:5:5044:A:O2'	1:5:5045:G:H5'	2.03	0.59
1:5:5047:C:C5	1:5:5050:C:H6	2.20	0.59
1:5:54:G:O6	1:5:55:G:C5	2.56	0.59
1:5:964:A:H1'	20:R:98:ARG:NH1	175.30	0.59
2:7:55:A:C2	2:7:56:G:C5	2.91	0.59
3:8:70:G:N1	3:8:87:G:C2	2.71	0.59
5:B:55:HIS:CE1	5:B:369:ASP:OD2	2.56	0.59
28:Z:30:ASP:OD1	28:Z:31:ASP:HB2	2.02	0.59
1:5:1217:G:N2	1:5:1218:G:C6	2.67	0.59
1:5:1265:G:C5'	1:5:2115:G:N2	2.64	0.59
1:5:1299:G:C2	1:5:1300:G:C8	2.91	0.59
1:5:1430:C:C2	1:5:1431:C:C6	2.91	0.59
1:5:1751:A:C5	1:5:1752:G:C8	2.91	0.59
1:5:2404:A:H2'	1:5:2405:G:O4'	2.03	0.59
1:5:3704:U:C2	1:5:3705:G:C8	2.90	0.59
1:5:3909:C:N3	1:5:3910:C:H5	1.92	0.59
1:5:405:U:O4	1:5:407:A:OP2	2.21	0.59
1:5:5038:A:OP1	25:W:61:LYS:NZ	2.34	0.59
1:5:5047:C:O2	1:5:5048:A:C6	2.53	0.59
1:5:90:G:C2	1:5:95:G:N1	2.71	0.59
1:5:3919:C:H5''	4:A:207:VAL:HG12	1.85	0.59
1:5:4087:G:C5	4:A:34:PHE:CE2	2.91	0.59
5:B:222:VAL:HG11	5:B:274:TYR:CZ	2.38	0.59

Continued on next page...

Continued from previous page...

Atom-1	Atom-2	Interatomic distance (Å)	Clash overlap (Å)
1:5:2794:C:C2	18:P:136:ILE:HD12	2.37	0.59
9:F:83:PHE:CE2	21:S:13:VAL:HG21	2.38	0.59
26:X:83:THR:HG23	46:1:403:GLY:CA	2.33	0.59
28:Z:97:ASN:OD1	28:Z:98:LYS:N	2.36	0.59
1:5:1441:C:C4	1:5:1442:C:C5	2.90	0.58
1:5:1629:G:N1	1:5:1631:A:N1	2.51	0.58
1:5:167:C:N3	1:5:168:C:C5	2.71	0.58
1:5:1965:G:C6	1:5:1966:C:C4	2.91	0.58
1:5:1266:G:C5'	1:5:2112:G:C2	2.84	0.58
1:5:2265:G:H1'	1:5:2266:C:OP1	2.03	0.58
1:5:2268:A:H4'	1:5:2269:C:H5'	1.85	0.58
1:5:1583:A:H1'	1:5:2396:A:C6	2.38	0.58
1:5:2604:C:C2	1:5:2605:G:H8	2.10	0.58
1:5:4070:U:C2	1:5:4071:U:C6	2.91	0.58
1:5:70:A:C2	1:5:4355:G:H1'	2.37	0.58
1:5:4531:U:C6	1:5:4531:U:H5'	2.38	0.58
1:5:4539:U:N3	1:5:4540:C:C5	2.71	0.58
1:5:456:C:O2	1:5:457:G:C8	2.55	0.58
1:5:4734:A:C4	1:5:4735:G:C8	2.91	0.58
1:5:4874:A:H1'	17:O:175:MET:SD	2.42	0.58
1:5:4895:C:O2	1:5:4896:G:C5	2.56	0.58
1:5:665:C:O2	1:5:665:C:C2'	2.49	0.58
5:B:302:ASN:HD22	5:B:330:PHE:HE2	1.51	0.58
6:C:210:ILE:HG21	6:C:252:TRP:HZ3	1.67	0.58
9:F:244:ARG:HH11	9:F:244:ARG:HG2	1.66	0.58
9:F:58:HIS:O	9:F:61:LYS:N	2.36	0.58
1:5:1070:G:C4	1:5:1071:C:C6	2.90	0.58
1:5:1170:G:C2	1:5:1171:G:C8	2.91	0.58
1:5:1188:C:H2'	1:5:1188:C:O2	2.01	0.58
1:5:1213:G:O6	1:5:1215:C:C5	2.55	0.58
1:5:1233:G:C2	1:5:1234:G:C8	2.90	0.58
1:5:1265:G:N2	1:5:2111:G:O3'	2.37	0.58
1:5:1421:G:N3	1:5:1422:G:C8	2.71	0.58
1:5:1507:C:N3	1:5:1508:A:C8	2.70	0.58
1:5:153:G:N1	1:5:154:G:C5	2.72	0.58
1:5:1556:C:N3	1:5:1557:C:H5	1.98	0.58
1:5:2078:C:O2	1:5:2078:C:C2'	2.51	0.58
1:5:1437:C:N3	1:5:2098:G:N7	2.51	0.58
1:5:2128:G:C6	1:5:2129:C:C4	2.90	0.58
1:5:2313:A:O2'	1:5:2314:G:OP1	2.17	0.58
1:5:2459:G:O6	16:N:105:ARG:NE	2.36	0.58

Continued on next page...

Continued from previous page...

Atom-1	Atom-2	Interatomic distance (Å)	Clash overlap (Å)
1:5:2481:G:C6	1:5:2482:C:C4	2.91	0.58
1:5:2497:C:N3	1:5:2498:C:C4	2.70	0.58
1:5:3791:C:N3	1:5:3802:U:H6	1.99	0.58
1:5:4099:G:C4	1:5:4100:C:C6	2.92	0.58
1:5:4236:G:H2'	1:5:4237:C:C6	2.38	0.58
1:5:423:G:C5	1:5:424:U:C5	2.91	0.58
1:5:4416:G:N3	1:5:4417:C:C6	2.70	0.58
1:5:4537:C:C2	1:5:4538:G:N7	2.68	0.58
1:5:5047:C:C6	1:5:5050:C:H6	2.20	0.58
1:5:661:C:C4	1:5:662:C:C4	2.91	0.58
1:5:976:G:C2	1:5:977:C:N1	2.71	0.58
3:8:10:G:N1	3:8:11:C:C2	2.71	0.58
5:B:103:LYS:HD3	5:B:149:ASP:OD1	2.02	0.58
5:B:307:TYR:CD2	5:B:366:LYS:HD2	2.38	0.58
1:5:218:A:N7	6:C:181:LYS:HG2	2.19	0.58
1:5:1520:C:H4'	6:C:94:ASN:HD21	1.68	0.58
8:E:218:LEU:HD21	8:E:230:ASP:OD2	2.03	0.58
12:I:146:GLU:OE2	12:I:146:GLU:N	2.36	0.58
13:J:105:PHE:CE1	13:J:132:VAL:CB	2.81	0.58
1:5:936:C:O2'	15:M:46:ARG:CZ	2.50	0.58
20:R:4:LEU:HD21	20:R:33:ALA:HB2	1.83	0.58
21:S:13:VAL:HG22	21:S:63:TYR:HB3	1.84	0.58
3:8:70:G:C5'	27:Y:27:ARG:HH11	2.16	0.58
1:5:1215:C:C4	1:5:1216:C:C5	2.91	0.58
1:5:1492:G:N1	1:5:1493:G:C5	2.71	0.58
1:5:1725:U:H5''	1:5:1725:U:C6	2.39	0.58
1:5:1946:G:C6	1:5:2037:C:N4	2.72	0.58
1:5:2056:G:N1	1:5:2058:G:C6	2.71	0.58
1:5:2125:C:O5'	1:5:2125:C:H6	1.86	0.58
1:5:2128:G:H2'	1:5:2129:C:O4'	2.04	0.58
1:5:212:A:C2	1:5:213:G:C5	2.92	0.58
1:5:2261:G:C2'	1:5:2262:G:C8	2.86	0.58
1:5:962:C:P	1:5:2264:C:N3	2.76	0.58
1:5:235:A:N6	1:5:238:C:C4	2.71	0.58
1:5:3663:A:H2'	1:5:3663:A:N3	2.19	0.58
1:5:4268:A:H2'	1:5:4269:G:O4'	2.03	0.58
1:5:4287:G:C6	1:5:4288:C:N4	2.71	0.58
1:5:4414:A:N3	1:5:4427:G:N2	2.51	0.58
1:5:4724:A:C4	1:5:4725:C:C6	2.92	0.58
1:5:494:U:C4	1:5:495:C:C5	2.91	0.58
2:7:21:G:H8	2:7:21:G:H5''	1.68	0.58

Continued on next page...

Continued from previous page...

Atom-1	Atom-2	Interatomic distance (Å)	Clash overlap (Å)
1:5:1755:C:C2	7:D:3:PHE:HB2	2.38	0.58
19:Q:146:ARG:CB	19:Q:146:ARG:HH11	2.16	0.58
1:5:1572:U:C5'	20:R:95:TRP:HZ2	2.16	0.58
24:V:14:PHE:CE2	24:V:91:LYS:HG3	2.38	0.58
1:5:1309:C:C2	1:5:1310:C:C6	2.90	0.58
1:5:1351:G:OP1	6:C:33:ARG:NH1	2.36	0.58
1:5:1440:U:C2	1:5:1441:C:C5	2.91	0.58
1:5:1618:G:C2	1:5:1619:G:N7	2.71	0.58
1:5:1245:C:H1'	1:5:2111:G:H2'	1.86	0.58
1:5:2261:G:O2'	1:5:2262:G:O4'	2.20	0.58
1:5:2270:G:C6	1:5:2271:C:N4	2.72	0.58
1:5:2417:A:N1	1:5:2418:A:N7	2.51	0.58
1:5:247:G:N3	1:5:248:C:C6	2.71	0.58
1:5:2783:A:C4	1:5:2784:C:C5	2.91	0.58
1:5:3665:G:N2	1:5:3685:C:O2'	2.36	0.58
1:5:3796:U:C2	1:5:3797:C:C5	2.91	0.58
1:5:1326:A:P	1:5:3901:A:H61	2.25	0.58
1:5:4480:A:C2	1:5:4481:U:O4'	2.57	0.58
1:5:2369:U:C5	1:5:4656:A:C2	2.92	0.58
1:5:4982:A:N6	1:5:4983:C:C5	2.70	0.58
1:5:5021:C:C2	1:5:5022:U:C5	2.91	0.58
1:5:910:G:C6	1:5:911:U:C5	2.91	0.58
3:8:144:U:C2	3:8:145:C:C5	2.90	0.58
6:C:325:MET:CE	9:F:157:TYR:CE2	2.86	0.58
8:E:184:ARG:HD3	8:E:213:PHE:HB2	1.83	0.58
24:V:115:SER:HA	24:V:135:ASN:HD21	1.68	0.58
1:5:1206:C:C2	1:5:1207:C:C5	2.92	0.58
1:5:1686:C:H2'	1:5:1687:U:C5'	2.34	0.58
1:5:174:C:C2	1:5:263:G:N2	2.71	0.58
1:5:1894:C:O2'	1:5:1895:G:H5'	2.03	0.58
1:5:1918:U:C2	1:5:1920:C:C5	2.92	0.58
1:5:1946:G:N1	1:5:2037:C:C5	2.71	0.58
1:5:2098:G:H2'	1:5:2099:G:O4'	2.04	0.58
1:5:2515:G:O6	1:5:2516:G:C5	2.57	0.58
1:5:2595:C:C2	1:5:2596:G:C8	2.90	0.58
1:5:2851:G:O2'	1:5:3841:C:C4'	2.51	0.58
1:5:28:C:C2	1:5:29:G:H8	2.09	0.58
1:5:3590:G:C2	1:5:3591:C:N1	2.71	0.58
1:5:3800:A:C2	1:5:4496:A:C1'	2.87	0.58
1:5:3812:C:OP1	1:5:3813:A:O2'	2.21	0.58
1:5:4166:G:N3	1:5:4167:G:C8	2.69	0.58

Continued on next page...

Continued from previous page...

Atom-1	Atom-2	Interatomic distance (Å)	Clash overlap (Å)
1:5:4660:G:C2	1:5:4661:G:N7	2.71	0.58
1:5:490:C:H3'	1:5:491:G:H8	1.68	0.58
1:5:919:C:C4	1:5:920:C:C4	2.92	0.58
2:7:58:A:C6	2:7:59:G:N7	2.72	0.58
1:5:981:C:C4	8:E:69:TYR:CE1	2.92	0.58
13:J:107:PHE:CE1	13:J:130:PHE:HB2	2.38	0.58
13:J:154:LYS:O	13:J:155:HIS:HB2	2.04	0.58
1:5:3892:U:O2'	18:P:80:GLN:NE2	2.37	0.58
21:S:12:VAL:HG13	21:S:64:CYS:HB2	1.85	0.58
21:S:80:ILE:HD11	21:S:126:ILE:HD12	1.85	0.58
26:X:117:TYR:N	26:X:117:TYR:CD1	2.69	0.58
1:5:1489:G:H2'	1:5:1489:G:N3	2.18	0.58
1:5:1616:U:O2	1:5:1617:G:C8	2.56	0.58
1:5:1758:G:N1	1:5:1759:G:C5	2.72	0.58
1:5:1770:A:C6	1:5:1771:U:C4	2.92	0.58
1:5:1936:C:C4	2:7:84:U:H5	2.20	0.58
1:5:2376:A:H2'	1:5:2377:C:O4'	2.03	0.58
1:5:2468:U:OP2	1:5:2506:G:N2	2.36	0.58
1:5:3859:G:N3	1:5:3859:G:H2'	2.18	0.58
1:5:4098:A:N1	1:5:4099:G:N7	2.51	0.58
1:5:4315:A:N1	1:5:4316:G:N7	2.52	0.58
1:5:4404:U:O4	1:5:4436:U:C4	2.56	0.58
1:5:4539:U:C2	1:5:4540:C:C6	2.92	0.58
1:5:4977:A:C2	1:5:4978:G:C4	2.92	0.58
1:5:5052:C:C4	1:5:5053:U:C5	2.91	0.58
1:5:731:G:C5	1:5:732:A:C8	2.91	0.58
1:5:916:C:N4	1:5:917:A:C5	2.70	0.58
1:5:964:A:H8	1:5:964:A:H5''	1.65	0.58
1:5:88:A:C6	1:5:97:G:N3	2.71	0.58
2:7:28:C:C4	2:7:29:C:C6	2.92	0.58
3:8:53:G:C6	3:8:54:C:C4	2.91	0.58
3:8:5:U:OP2	18:P:62:ARG:NH1	2.37	0.58
3:8:73:U:C5	3:8:74:U:C5	2.92	0.58
1:5:151:G:C6	10:G:141:ASN:ND2	2.72	0.58
1:5:1301:C:O4'	1:5:1301:C:O2	2.20	0.58
1:5:1326:A:H2'	1:5:1327:C:C6	2.38	0.58
1:5:1543:G:C6	1:5:1544:G:N7	2.72	0.58
1:5:1582:U:H5	1:5:1610:C:O2	1.87	0.58
1:5:1618:G:N1	1:5:1619:G:C5	2.72	0.58
1:5:1755:C:H41	1:5:1778:C:C4'	2.16	0.58
1:5:2126:G:H1'	1:5:2127:C:C5	2.38	0.58

Continued on next page...

Continued from previous page...

Atom-1	Atom-2	Interatomic distance (Å)	Clash overlap (Å)
1:5:2362:U:C4	1:5:3859:G:C2	2.90	0.58
1:5:2438:A:N6	1:5:2441:C:C4	2.71	0.58
1:5:1617:G:N3	1:5:2513:A:C2	2.72	0.58
1:5:3654:G:O2'	1:5:3693:U:OP1	2.20	0.58
1:5:4086:G:H4'	10:G:54:PHE:HB3	1.86	0.58
1:5:4137:C:H2'	1:5:4138:C:H6	1.67	0.58
1:5:4332:C:C2'	1:5:4332:C:O2	2.47	0.58
1:5:4608:G:C6	1:5:4609:G:C4	2.92	0.58
1:5:488:G:C2	1:5:489:C:C5	2.91	0.58
1:5:4896:G:N3	1:5:4897:G:C8	2.71	0.58
1:5:488:G:C2	1:5:489:C:N1	2.72	0.58
1:5:4957:C:N3	1:5:4958:C:H5	2.00	0.58
1:5:4976:U:C4	5:B:342:LYS:HD2	2.38	0.58
1:5:4999:G:N3	1:5:5000:G:C8	2.72	0.58
1:5:83:C:O5'	1:5:84:A:H2'	2.04	0.58
1:5:909:A:N1	1:5:910:G:N7	2.51	0.58
3:8:97:A:C4	3:8:98:C:C5	2.91	0.58
4:A:186:TYR:N	4:A:196:TRP:HZ3	2.01	0.58
1:5:1177:U:H4'	7:D:282:GLN:HB3	1.85	0.58
24:V:14:PHE:CZ	24:V:91:LYS:HD2	2.38	0.58
25:W:55:TYR:CD1	25:W:55:TYR:C	2.76	0.58
25:W:50:ASN:HA	25:W:55:TYR:CD2	2.39	0.58
28:Z:74:VAL:HG23	28:Z:101:PHE:CE2	2.38	0.58
1:5:1270:A:C5	1:5:1271:G:H1'	2.38	0.58
1:5:1441:C:N3	1:5:1442:C:C5	2.72	0.58
1:5:1491:A:C2	1:5:1492:G:C5	2.92	0.58
1:5:1628:C:C2	1:5:1629:G:N7	2.55	0.58
1:5:1806:G:C2	1:5:1807:C:C6	2.92	0.58
1:5:2004:U:H2'	1:5:2005:G:O4'	2.03	0.58
1:5:2081:C:O2'	1:5:2082:G:H5'	2.03	0.58
1:5:2089:G:C6	1:5:2262:G:O2'	2.57	0.58
1:5:2085:G:C2	1:5:2273:G:C6	2.92	0.58
1:5:167:C:C2	1:5:269:G:N2	2.72	0.58
1:5:3596:A:O3'	20:R:143:HIS:CE1	2.56	0.58
1:5:3868:G:H22	1:5:3899:G:N2	2.01	0.58
1:5:4283:G:C4	1:5:4284:C:C5	2.91	0.58
1:5:4369:A:N1	1:5:4370:G:N7	2.51	0.58
1:5:4537:C:O2	1:5:4537:C:C2'	2.51	0.58
1:5:5007:A:N7	1:5:5040:U:O4	2.36	0.58
2:7:30:C:C2	2:7:48:G:C2	2.91	0.58
2:7:93:G:C4	2:7:94:C:C6	2.92	0.58

Continued on next page...

Continued from previous page...

Atom-1	Atom-2	Interatomic distance (Å)	Clash overlap (Å)
5:B:264:PHE:HD2	17:O:66:PRO:CD	2.16	0.58
8:E:43:ASN:ND2	8:E:44:PRO:O	2.37	0.58
12:I:209:TRP:HE1	12:I:213:HIS:CD2	2.22	0.58
20:R:117:ARG:CZ	20:R:117:ARG:HB2	2.33	0.58
21:S:8:ARG:HB2	21:S:10:TYR:HE2	1.67	0.58
1:5:1254:A:H2'	1:5:1256:G:N7	2.19	0.58
1:5:1545:G:N2	1:5:1546:C:C2	2.71	0.58
1:5:1755:C:H5	1:5:1778:C:H1'	1.69	0.58
1:5:1757:U:N3	1:5:1758:G:N7	2.51	0.58
1:5:1948:G:C5	1:5:1949:U:C5	2.92	0.58
1:5:2013:A:H2'	1:5:2014:C:O4'	2.04	0.58
1:5:2076:G:C6	1:5:2077:C:C6	2.92	0.58
1:5:2796:G:H4'	1:5:2797:C:OP2	2.04	0.58
1:5:2857:A:O2'	1:5:2858:A:P	2.61	0.58
1:5:3698:G:N1	1:5:3699:C:C4	2.72	0.58
1:5:3909:C:C2	1:5:3910:C:C6	2.91	0.58
1:5:4199:C:N3	1:5:4200:G:H8	2.02	0.58
1:5:4314:C:C4	1:5:4315:A:N7	2.72	0.58
1:5:490:C:C2'	1:5:491:G:C8	2.87	0.58
3:8:152:U:H2'	3:8:153:C:O4'	2.03	0.58
1:5:1572:U:H5'	20:R:95:TRP:CZ2	2.38	0.58
46:1:271:ARG:O	46:1:272:TYR:CG	2.57	0.58
1:5:1243:C:N3	1:5:1269:G:N2	2.47	0.58
1:5:1921:C:H1'	21:S:160:ARG:HB2	1.86	0.58
1:5:2026:A:H2'	1:5:2027:U:O4'	2.04	0.58
1:5:218:A:C1'	1:5:219:G:H5''	2.33	0.58
1:5:2089:G:C2	1:5:2263:A:C6	2.92	0.58
1:5:2365:C:O2	1:5:2829:U:C5	2.57	0.58
1:5:307:A:H2'	1:5:308:G:N3	2.19	0.58
1:5:1866:U:C4	1:5:4405:G:C1'	2.87	0.58
1:5:4497:U:C5	1:5:4498:U:C6	2.92	0.58
1:5:4735:G:C2	1:5:4736:C:C5	2.92	0.58
1:5:4737:G:C2	1:5:4738:C:N3	2.72	0.58
1:5:488:G:C6	1:5:489:C:C5	2.92	0.58
1:5:919:C:N4	1:5:920:C:N4	2.52	0.58
1:5:985:C:N3	1:5:986:C:C5	2.72	0.58
2:7:17:C:O2	2:7:18:C:C6	2.56	0.58
4:A:186:TYR:HA	4:A:196:TRP:CE3	2.39	0.58
24:V:97:TYR:CE2	25:W:21:TYR:HD1	2.22	0.58
46:1:60:ASP:O	46:1:62:PHE:N	2.37	0.57
1:5:1212:G:N3	1:5:1213:G:C8	2.72	0.57

Continued on next page...

Continued from previous page...

Atom-1	Atom-2	Interatomic distance (Å)	Clash overlap (Å)
1:5:125:C:O2	1:5:126:C:C6	2.57	0.57
1:5:1379:C:O3'	1:5:1380:G:O4'	2.22	0.57
1:5:1392:A:C2	1:5:1393:G:N7	2.71	0.57
1:5:1570:G:C6	1:5:1571:G:N7	2.72	0.57
1:5:1887:G:C2	1:5:1890:G:O6	2.57	0.57
1:5:1926:C:O2	1:5:1927:U:C6	2.57	0.57
1:5:1959:U:C1'	1:5:1961:G:H1'	2.33	0.57
1:5:2480:G:C4	1:5:2481:G:C8	2.92	0.57
1:5:2481:G:C5	1:5:2482:C:C5	2.92	0.57
1:5:2578:G:C2	1:5:2579:G:C8	2.92	0.57
1:5:2844:A:O2'	1:5:4631:G:H4'	2.04	0.57
1:5:301:G:C5	1:5:302:C:C5	2.92	0.57
1:5:3793:U:O2	1:5:3794:C:C6	2.57	0.57
1:5:1676:C:O2'	1:5:3914:U:C4	2.50	0.57
1:5:4070:U:C4	1:5:4071:U:C5	2.91	0.57
1:5:4323:A:C2	1:5:4324:A:C4	2.92	0.57
1:5:4455:G:N3	1:5:4456:C:C6	2.72	0.57
1:5:4700:A:H2	11:H:69:THR:HG22	1.69	0.57
1:5:486:C:O2	1:5:487:G:C8	2.56	0.57
1:5:4915:G:C2	1:5:4916:G:C8	2.93	0.57
1:5:910:G:C5	1:5:911:U:C5	2.92	0.57
1:5:991:C:C2	1:5:992:C:C6	2.92	0.57
2:7:17:C:C4	2:7:18:C:C5	2.92	0.57
3:8:131:G:C2	3:8:132:G:C8	2.92	0.57
3:8:130:C:N3	3:8:131:G:N7	2.51	0.57
4:A:40:TYR:O	4:A:40:TYR:CG	2.56	0.57
5:B:51:ALA:HA	5:B:323:TYR:HE2	1.66	0.57
9:F:101:ASN:OD1	9:F:101:ASN:N	2.35	0.57
1:5:4124:G:H21	10:G:44:ASP:HA	1.69	0.57
12:I:171:TRP:HB3	12:I:181:PHE:CE2	2.38	0.57
24:V:98:PHE:CZ	25:W:22:ALA:CB	2.86	0.57
1:5:1456:C:O2'	19:Q:73:PRO:O	2.21	0.57
1:5:1491:A:N1	1:5:1492:G:C5	2.72	0.57
1:5:1572:U:H4'	20:R:95:TRP:CE2	2.38	0.57
1:5:1632:A:C6	1:5:1634:A:N9	2.69	0.57
1:5:2347:A:C4	1:5:2348:G:C6	2.91	0.57
1:5:2385:U:H2'	1:5:2386:U:C6	2.39	0.57
1:5:2478:C:H2'	1:5:2479:G:O4'	2.04	0.57
1:5:2515:G:C6	1:5:2516:G:C4	2.92	0.57
1:5:2770:C:C4	1:5:2771:G:N7	2.72	0.57
1:5:2793:G:C5	1:5:2797:C:N4	2.72	0.57

Continued on next page...

Continued from previous page...

Atom-1	Atom-2	Interatomic distance (Å)	Clash overlap (Å)
1:5:3782:C:C4	1:5:3809:G:C6	2.92	0.57
1:5:1888:A:N6	1:5:3873:G:O2'	2.36	0.57
1:5:3907:G:C2	1:5:3909:C:C5	2.92	0.57
1:5:4079:C:C2	1:5:4080:C:C6	2.92	0.57
1:5:4081:G:N1	1:5:4082:G:C5	2.72	0.57
1:5:4092:G:C2	1:5:4158:C:C2	2.92	0.57
1:5:4537:C:O2	1:5:4538:G:H8	1.85	0.57
1:5:4607:A:C5	1:5:4608:G:H1'	2.39	0.57
1:5:3621:A:C8	1:5:4642:U:O2	2.56	0.57
1:5:4734:A:C2	1:5:4735:G:C4	2.92	0.57
1:5:951:G:C2	1:5:952:G:C8	2.92	0.57
2:7:93:G:C6	2:7:94:C:C4	2.92	0.57
4:A:192:LYS:HB3	4:A:193:ARG:HD3	1.86	0.57
12:I:36:LEU:HD22	12:I:73:ASN:ND2	2.19	0.57
13:J:15:LEU:HB3	13:J:165:TRP:HD1	1.69	0.57
14:L:78:LEU:O	14:L:82:ARG:NH2	2.37	0.57
17:O:49:ARG:HG2	17:O:49:ARG:HH11	1.69	0.57
19:Q:34:PHE:CZ	19:Q:38:ARG:HG3	2.39	0.57
20:R:110:ARG:HH11	20:R:120:TYR:HE2	1.52	0.57
46:1:267:ILE:HG22	46:1:399:MET:CE	2.33	0.57
46:1:248:THR:OG1	46:1:440:ALA:O	2.20	0.57
1:5:1048:G:C6	1:5:1049:C:C4	2.91	0.57
1:5:1175:A:C2	1:5:1176:C:C5	2.91	0.57
1:5:124:C:C2	1:5:125:C:C6	2.92	0.57
1:5:1261:G:C2	1:5:1262:G:N9	2.72	0.57
1:5:1270:A:C2'	1:5:1271:G:O5'	2.52	0.57
1:5:12:A:C2	1:5:14:C:C6	2.92	0.57
1:5:1777:C:C2	1:5:1778:C:C6	2.92	0.57
1:5:1878:G:C6	1:5:1879:C:N4	2.73	0.57
1:5:1948:G:C6	1:5:1949:U:C4	2.93	0.57
1:5:2113:G:OP1	1:5:2113:G:O4'	2.21	0.57
1:5:2440:U:O2'	1:5:2441:C:P	2.62	0.57
1:5:2581:A:H2'	1:5:2582:A:C8	2.39	0.57
1:5:291:U:O2	1:5:292:G:O2'	2.21	0.57
1:5:29:G:C6	1:5:30:C:C4	2.92	0.57
1:5:3945:A:C2	1:5:3946:G:C5	2.92	0.57
1:5:4100:C:O2	1:5:4101:C:C6	2.57	0.57
1:5:4269:G:C4	1:5:4270:C:C6	2.91	0.57
1:5:4683:U:C4	1:5:4707:A:C6	2.92	0.57
1:5:4989:U:O2	1:5:4989:U:O4'	2.23	0.57
1:5:752:G:O6	1:5:753:C:C4	2.57	0.57

Continued on next page...

Continued from previous page...

Atom-1	Atom-2	Interatomic distance (Å)	Clash overlap (Å)
1:5:754:U:C4	1:5:755:C:C5	2.93	0.57
1:5:978:G:H2'	1:5:979:C:O4'	2.04	0.57
1:5:98:A:N6	1:5:99:A:C5	2.72	0.57
2:7:116:G:C2	2:7:117:G:C8	2.92	0.57
2:7:11:A:H4'	2:7:13:A:C8	2.39	0.57
1:5:1539:G:H4'	4:A:194:ASN:HD22	1.69	0.57
10:G:51:LEU:O	10:G:55:VAL:HG23	2.03	0.57
17:O:113:ASP:OD1	17:O:113:ASP:N	2.38	0.57
46:1:117:LYS:NZ	46:1:163:LEU:HB3	2.20	0.57
46:1:414:ASN:O	46:1:418:PRO:HD2	2.04	0.57
1:5:1190:C:C4	1:5:1191:C:C5	2.92	0.57
1:5:1444:G:C2	1:5:1445:U:O4	2.58	0.57
1:5:1797:G:C2	1:5:1798:G:C5	2.93	0.57
1:5:1811:G:C2	1:5:1812:C:C4	2.92	0.57
1:5:2316:G:C2	1:5:2317:C:C5	2.92	0.57
1:5:2783:A:C4	1:5:2784:C:C6	2.92	0.57
1:5:300:A:N3	1:5:301:G:C8	2.72	0.57
1:5:3688:U:N3	1:5:3689:G:C8	2.72	0.57
1:5:3945:A:C2	1:5:3946:G:C8	2.92	0.57
1:5:3945:A:N3	1:5:3946:G:C8	2.73	0.57
1:5:4480:A:C6	1:5:4481:U:C5	2.92	0.57
1:5:448:G:C6	1:5:449:C:C6	2.92	0.57
1:5:486:C:N3	1:5:487:G:C8	2.71	0.57
1:5:4886:C:O2	1:5:4887:C:C5	2.57	0.57
1:5:4958:C:O2	1:5:4958:C:H2'	2.04	0.57
1:5:60:G:C2	1:5:61:A:C8	2.91	0.57
3:8:40:A:C8	3:8:102:G:N2	2.72	0.57
3:8:118:C:O2	3:8:118:C:H2'	2.03	0.57
3:8:29:G:C2	3:8:30:U:C6	2.93	0.57
3:8:31:G:H2'	3:8:32:C:O4'	2.05	0.57
3:8:66:A:H2'	3:8:67:U:C6	2.38	0.57
4:A:82:ILE:HD11	4:A:99:GLY:HA3	1.85	0.57
7:D:94:ASN:HD21	7:D:96:ALA:HB3	1.69	0.57
9:F:184:TYR:HB3	9:F:202:ARG:HG2	1.85	0.57
13:J:164:ARG:NH2	13:J:164:ARG:O	2.37	0.57
26:X:155:ILE:O	26:X:156:ILE:HB	2.04	0.57
1:5:99:A:N1	1:5:100:C:C2	2.72	0.57
1:5:1079:C:C2	1:5:1080:C:C6	2.93	0.57
1:5:1446:C:C4	1:5:1447:C:C5	2.92	0.57
1:5:144:G:N2	1:5:145:G:C4	2.73	0.57
1:5:1491:A:H2'	1:5:1492:G:O4'	2.05	0.57

Continued on next page...

Continued from previous page...

Atom-1	Atom-2	Interatomic distance (Å)	Clash overlap (Å)
1:5:150:U:O2	10:G:166:LEU:HD11	2.03	0.57
1:5:1618:G:N3	1:5:1619:G:C8	2.73	0.57
1:5:1846:G:N2	1:5:1847:C:C2	2.72	0.57
1:5:1882:U:H1'	1:5:1883:G:C8	2.40	0.57
1:5:1979:A:H3'	1:5:1980:U:C5'	2.32	0.57
1:5:1437:C:N4	1:5:2098:G:O6	2.35	0.57
1:5:2089:G:N1	1:5:2263:A:C6	2.73	0.57
1:5:2419:C:H2'	1:5:2420:A:O5'	2.05	0.57
1:5:2461:G:C2	1:5:2462:C:C5	2.92	0.57
1:5:258:G:N1	1:5:259:C:C4	2.73	0.57
1:5:2612:G:C4	1:5:2613:C:C6	2.91	0.57
1:5:2663:G:OP1	20:R:118:HIS:HA	2.03	0.57
1:5:2857:A:O2'	1:5:2858:A:H8	1.86	0.57
1:5:2458:C:H1'	1:5:3672:G:H21	1.69	0.57
1:5:3898:G:C2'	1:5:3899:G:H5'	2.34	0.57
1:5:4235:G:H2'	1:5:4236:G:O5'	2.04	0.57
1:5:4355:G:N3	1:5:4356:G:C8	2.73	0.57
1:5:436:C:O2	1:5:436:C:H2'	2.03	0.57
1:5:4548:A:N7	1:5:4548:A:OP1	2.37	0.57
1:5:2363:A:O2'	1:5:4560:C:N4	2.37	0.57
1:5:4644:G:N2	1:5:4654:C:C2	2.73	0.57
1:5:4898:G:C2	1:5:4923:C:C2	2.93	0.57
1:5:504:G:N1	1:5:505:G:C6	2.73	0.57
1:5:732:A:C6	1:5:733:A:C4	2.92	0.57
1:5:755:C:N3	1:5:756:G:C8	2.72	0.57
1:5:907:C:N3	1:5:908:G:N7	2.52	0.57
1:5:977:C:O2	1:5:977:C:H2'	2.04	0.57
3:8:43:A:N1	3:8:44:A:C5	2.72	0.57
3:8:70:G:H5''	27:Y:27:ARG:HH11	1.69	0.57
9:F:33:LYS:HA	9:F:36:ARG:HE	1.69	0.57
28:Z:46:ILE:HD12	28:Z:49:TYR:CD1	2.40	0.57
1:5:1257:A:C2	1:5:1258:G:H1'	2.39	0.57
1:5:1465:G:C5	1:5:1466:G:C8	2.93	0.57
1:5:1804:A:H4'	1:5:1805:A:O5'	2.05	0.57
1:5:225:G:O4'	1:5:243:A:H1'	2.04	0.57
1:5:2656:U:H2'	1:5:2657:G:O4'	2.04	0.57
1:5:2688:G:N3	1:5:2689:C:C6	2.72	0.57
1:5:158:A:C5	1:5:277:G:C6	2.92	0.57
1:5:3652:A:N7	1:5:3691:G:N2	2.53	0.57
1:5:4341:C:N4	1:5:4342:C:C4	2.73	0.57
1:5:456:C:N3	1:5:457:G:N7	2.52	0.57

Continued on next page...

Continued from previous page...

Atom-1	Atom-2	Interatomic distance (Å)	Clash overlap (Å)
1:5:470:A:C6	1:5:471:A:N7	2.70	0.57
1:5:4951:G:O2'	1:5:4952:G:P	2.62	0.57
1:5:499:G:C2	1:5:500:G:C8	2.92	0.57
1:5:5030:U:O2	1:5:5031:G:C8	2.57	0.57
1:5:691:C:C2	1:5:692:A:N7	2.72	0.57
1:5:701:G:N1	1:5:702:U:C6	2.72	0.57
1:5:944:A:H2'	6:C:335:MET:HE1	1.84	0.57
1:5:950:G:N3	1:5:951:G:C8	2.73	0.57
1:5:965:G:N2	8:E:85:LEU:O	2.38	0.57
4:A:242:ARG:HH11	4:A:242:ARG:HB2	1.69	0.57
5:B:367:PHE:HZ	5:B:380:GLN:HE22	1.49	0.57
17:O:130:LYS:HG3	17:O:131:PRO:HD2	1.87	0.57
24:V:39:ILE:HG23	24:V:61:VAL:HG13	1.85	0.57
1:5:1081:C:C2	1:5:1220:G:C2	2.92	0.57
1:5:1186:U:C2	1:5:1187:G:C8	2.93	0.57
1:5:1204:C:O2	1:5:1205:G:C8	2.58	0.57
1:5:1477:C:O2	1:5:1478:C:H1'	2.04	0.57
1:5:1598:C:C4	1:5:2798:A:N7	2.71	0.57
1:5:1857:C:C2	1:5:1858:A:C8	2.91	0.57
1:5:1269:G:N7	1:5:2111:G:C4	2.72	0.57
1:5:1268:G:C1'	1:5:2111:G:C5	2.87	0.57
1:5:2244:C:O2	1:5:2245:G:C8	2.57	0.57
1:5:2439:G:C2	1:5:2440:U:C6	2.92	0.57
1:5:2463:G:N2	1:5:2464:C:N3	2.52	0.57
1:5:2466:G:H2'	1:5:2467:U:C1'	2.34	0.57
1:5:2673:G:C1'	1:5:2675:G:H1'	2.35	0.57
1:5:296:A:C5'	1:5:296:A:C8	2.88	0.57
1:5:299:C:C2	1:5:300:A:C8	2.92	0.57
1:5:3777:G:N2	1:5:3815:G:H2'	2.19	0.57
1:5:3894:A:O4'	1:5:4979:A:N1	2.37	0.57
1:5:4476:C:O4'	1:5:4476:C:O2	2.22	0.57
1:5:43:U:C4	1:5:44:A:N9	2.72	0.57
1:5:4730:C:C2	1:5:4734:A:N7	2.73	0.57
1:5:4742:G:N1	1:5:4743:G:C8	2.73	0.57
1:5:479:G:N2	1:5:480:C:C2	2.73	0.57
1:5:670:G:H2'	1:5:671:G:H8	1.68	0.57
1:5:687:U:C4	1:5:688:U:C5	2.93	0.57
3:8:101:C:C4	3:8:102:G:C5	2.92	0.57
3:8:44:A:C2	3:8:45:C:C2	2.93	0.57
1:5:4911:A:H5''	5:B:100:ARG:CD	2.35	0.57
5:B:106:PHE:CD2	5:B:130:PHE:CE2	2.93	0.57

Continued on next page...

Continued from previous page...

Atom-1	Atom-2	Interatomic distance (Å)	Clash overlap (Å)
1:5:1785:C:OP1	12:I:133:GLN:NE2	2.37	0.57
23:U:99:TRP:N	23:U:99:TRP:CD1	2.73	0.57
1:5:80:C:C2	1:5:104:G:N2	2.73	0.57
1:5:1248:C:N3	1:5:1249:C:C4	2.72	0.57
1:5:1269:G:N1	1:5:2111:G:N2	2.53	0.57
1:5:1281:G:C4	1:5:1281:G:O5'	2.58	0.57
1:5:1752:G:H2'	1:5:1753:G:O4'	2.04	0.57
1:5:1846:G:H2'	1:5:1847:C:C6	2.40	0.57
1:5:1940:G:H2'	1:5:1941:A:H5''	1.87	0.57
1:5:2391:G:N2	1:5:2392:C:C2	2.73	0.57
1:5:271:C:O2	1:5:272:U:C6	2.57	0.57
1:5:3605:C:C2	1:5:3606:U:C6	2.93	0.57
1:5:3635:A:C5	1:5:3636:C:C6	2.93	0.57
1:5:3846:C:C4	1:5:3847:C:C5	2.93	0.57
1:5:3848:U:C2	1:5:3849:A:C8	2.93	0.57
1:5:4194:U:C2'	1:5:4221:C:H41	2.18	0.57
1:5:4258:C:H2'	1:5:4259:C:H6	1.70	0.57
1:5:4455:G:C4	1:5:4456:C:C6	2.93	0.57
1:5:3785:A:H2	1:5:4536:C:H1'	1.63	0.57
1:5:4695:C:O2'	1:5:4696:C:H5'	2.05	0.57
1:5:4910:G:C8	1:5:4910:G:O5'	2.56	0.57
1:5:642:G:C2	1:5:643:C:C5	2.93	0.57
2:7:111:C:N4	2:7:112:U:C5	2.73	0.57
1:5:4301:U:C5'	22:T:54:HIS:CD2	2.88	0.57
27:Y:5:PRO:O	27:Y:6:PHE:HB2	2.05	0.57
1:5:1444:G:H2'	1:5:1445:U:H6	1.58	0.57
1:5:1619:G:H2'	1:5:1620:U:O5'	2.05	0.57
1:5:1781:U:C4	1:5:1782:U:C5	2.92	0.57
1:5:209:U:N3	1:5:233:U:C4	2.73	0.57
1:5:243:A:H2'	1:5:244:G:O4'	2.05	0.57
1:5:77:U:C2	1:5:335:A:N6	2.71	0.57
1:5:358:C:C2	1:5:359:A:C8	2.92	0.57
1:5:3694:U:O4	1:5:3695:U:O4	2.23	0.57
1:5:4228:G:O2'	1:5:4373:G:O6	2.21	0.57
1:5:4455:G:C2	1:5:4456:C:N1	2.73	0.57
1:5:4583:C:N3	1:5:4718:G:C2	2.73	0.57
1:5:4583:C:C2	1:5:4718:G:N2	2.73	0.57
1:5:482:G:H2'	1:5:483:G:O4'	2.04	0.57
1:5:4730:C:H2'	1:5:4965:U:H3	1.69	0.57
1:5:5050:C:C4	1:5:5051:C:C5	2.93	0.57
2:7:33:U:C2	2:7:34:C:C5	2.93	0.57

Continued on next page...

Continued from previous page...

Atom-1	Atom-2	Interatomic distance (Å)	Clash overlap (Å)
2:7:43:U:O4	2:7:44:C:N4	2.37	0.57
2:7:82:G:C2	2:7:95:C:C2	2.93	0.57
3:8:108:A:C2	3:8:112:G:C6	2.93	0.57
3:8:120:G:C6	3:8:121:G:N7	2.73	0.57
6:C:79:VAL:HG21	6:C:86:ARG:HE	1.70	0.57
7:D:107:ARG:HD3	7:D:248:ARG:HG3	1.85	0.57
1:5:1070:G:N2	1:5:1071:C:H1'	2.20	0.57
1:5:1071:C:O2	1:5:1071:C:C2'	2.52	0.57
1:5:1268:G:N3	1:5:2111:G:N1	2.52	0.57
1:5:1629:G:C2	1:5:1631:A:C5	2.93	0.57
1:5:1846:G:C2	1:5:1847:C:C4	2.93	0.57
1:5:1846:G:H2'	1:5:1847:C:H6	1.70	0.57
1:5:1847:C:C4'	19:Q:152:PHE:CE2	2.86	0.57
1:5:1893:C:C2	1:5:1894:C:C5	2.93	0.57
1:5:199:G:C6	1:5:201:C:N4	2.73	0.57
1:5:2044:U:O2'	17:O:63:ASN:HB3	2.04	0.57
1:5:2081:C:C2	1:5:2082:G:C8	2.93	0.57
1:5:2292:C:C2	1:5:2293:U:C5	2.92	0.57
1:5:2465:C:O2'	1:5:2466:G:O4'	2.23	0.57
1:5:2577:C:N4	28:Z:17:ARG:NH2	2.53	0.57
1:5:3656:A:N1	1:5:3657:U:C4	2.73	0.57
1:5:3693:U:O4	1:5:3694:U:C4	2.58	0.57
1:5:3724:A:N6	1:5:3725:G:C6	2.72	0.57
1:5:3829:G:C2	1:5:3830:A:C8	2.93	0.57
1:5:4105:A:H1'	1:5:4106:G:N2	2.20	0.57
1:5:45:U:H2'	1:5:46:U:O5'	2.05	0.57
1:5:4942:C:H5'	8:E:151:GLY:HA2	1.87	0.57
1:5:5020:G:C2	1:5:5021:C:C2	2.93	0.57
1:5:685:C:O2	1:5:685:C:C2'	2.52	0.57
3:8:75:G:N2	3:8:76:C:C2	2.73	0.57
1:5:4566:U:O2'	5:B:234:ARG:NH2	2.38	0.57
14:L:63:THR:O	14:L:65:ARG:N	2.37	0.57
16:N:68:ARG:HH12	16:N:123:GLU:HG3	1.69	0.57
21:S:81:TRP:CZ2	21:S:94:TYR:CD1	2.92	0.57
26:X:73:HIS:CD2	26:X:73:HIS:N	2.72	0.57
1:5:133:C:O2	1:5:133:C:H2'	2.05	0.56
1:5:1447:C:O2	1:5:2098:G:C2	2.57	0.56
1:5:1724:G:N3	9:F:105:PRO:HB3	2.20	0.56
1:5:2058:G:C2	1:5:2059:C:N1	2.73	0.56
1:5:2090:U:O2'	1:5:2091:C:C5'	2.53	0.56
1:5:2124:G:H22	9:F:32:ILE:CG1	2.17	0.56

Continued on next page...

Continued from previous page...

Atom-1	Atom-2	Interatomic distance (Å)	Clash overlap (Å)
1:5:2312:U:H2'	1:5:2312:U:O2	2.03	0.56
1:5:275:C:O2'	1:5:276:C:OP1	2.23	0.56
1:5:30:C:O2'	1:5:31:U:H5'	2.04	0.56
1:5:322:C:O2	1:5:322:C:H2'	2.04	0.56
1:5:3755:G:C6	1:5:3756:A:N7	2.73	0.56
1:5:3858:C:C4	1:5:3859:G:C5	2.92	0.56
1:5:3923:A:C2	1:5:3924:C:C4	2.93	0.56
1:5:4216:G:N1	1:5:4217:G:C5	2.73	0.56
1:5:4660:G:C2	1:5:4661:G:C8	2.93	0.56
1:5:470:A:C6	1:5:471:A:C5	2.92	0.56
1:5:486:C:N3	1:5:487:G:C5	2.73	0.56
1:5:504:G:C2	1:5:654:C:C2	2.91	0.56
1:5:663:G:H3'	1:5:664:G:C5'	2.35	0.56
1:5:933:G:C2	1:5:939:G:N1	2.73	0.56
1:5:956:A:H3'	1:5:957:G:C4	2.40	0.56
3:8:131:G:C2	3:8:132:G:N9	2.73	0.56
5:B:137:TRP:CZ2	5:B:146:LEU:HG	2.40	0.56
5:B:41:VAL:HG12	5:B:187:GLY:HA3	1.87	0.56
7:D:278:ASP:O	7:D:282:GLN:HG2	2.05	0.56
25:W:50:ASN:HA	25:W:55:TYR:CE2	2.40	0.56
27:Y:11:ARG:NH2	27:Y:15:ARG:HD3	2.20	0.56
1:5:1090:G:C6	1:5:1091:C:C4	2.93	0.56
1:5:1273:G:H5'	1:5:2123:C:H4'	1.86	0.56
1:5:1324:A:H2'	1:5:1326:A:N7	2.20	0.56
1:5:1507:C:N3	1:5:1508:A:N7	2.53	0.56
1:5:1544:G:C2	1:5:1545:G:C8	2.94	0.56
1:5:1661:C:H1'	1:5:2345:G:N2	2.20	0.56
1:5:1843:A:N1	1:5:1844:G:C5	2.72	0.56
1:5:2079:G:N2	1:5:2080:U:N1	2.53	0.56
1:5:2086:G:N2	1:5:2272:C:C2	2.74	0.56
1:5:2110:C:C6	1:5:2110:C:P	2.97	0.56
1:5:209:U:O4	1:5:211:G:H1'	2.05	0.56
1:5:2342:G:C6	1:5:2344:U:C4	2.92	0.56
1:5:246:G:C2	1:5:247:G:C5	2.93	0.56
1:5:2557:G:C6	1:5:2558:C:C4	2.93	0.56
1:5:2668:G:C2'	1:5:2669:C:H5'	2.28	0.56
1:5:2675:G:H2'	1:5:2675:G:N3	2.18	0.56
1:5:269:G:C2	1:5:270:U:C6	2.93	0.56
1:5:2830:G:N3	1:5:2831:G:C8	2.73	0.56
1:5:2854:G:C8	1:5:2854:G:H3'	2.40	0.56
1:5:3676:G:C2'	1:5:3677:U:O5'	2.53	0.56

Continued on next page...

Continued from previous page...

Atom-1	Atom-2	Interatomic distance (Å)	Clash overlap (Å)
1:5:2844:A:C5	1:5:3839:G:C8	2.93	0.56
1:5:3867:A:C2	1:5:3880:G:O6	2.57	0.56
1:5:4276:G:H2'	1:5:4276:G:N3	2.20	0.56
1:5:4321:U:H2'	1:5:4322:G:O4'	2.05	0.56
1:5:4349:C:H3'	1:5:4350:C:C5'	2.35	0.56
1:5:4652:G:N1	1:5:4653:C:C4	2.73	0.56
1:5:3621:A:H1'	1:5:4655:A:H2	1.70	0.56
1:5:4666:G:C6	1:5:4667:C:C4	2.93	0.56
1:5:483:G:N3	1:5:484:U:C5	2.72	0.56
1:5:490:C:C3'	1:5:491:G:H8	2.17	0.56
1:5:5020:G:H2'	1:5:5021:C:O4'	2.06	0.56
1:5:5035:U:N3	1:5:5036:C:C5	2.73	0.56
1:5:916:C:N3	1:5:918:G:O6	2.38	0.56
2:7:69:U:C2	2:7:70:G:C8	2.92	0.56
5:B:90:VAL:HB	5:B:104:THR:HG23	1.86	0.56
9:F:203:PHE:CE1	9:F:207:ASN:HB2	2.41	0.56
10:G:162:ASP:HB3	10:G:163:PRO:CD	2.35	0.56
1:5:100:C:O4'	1:5:100:C:O2	2.22	0.56
1:5:1049:C:O2	1:5:1050:C:C6	2.59	0.56
1:5:1070:G:C6	1:5:1071:C:C4	2.92	0.56
1:5:1298:C:C4	1:5:1299:G:N7	2.73	0.56
1:5:1341:U:O2	1:5:1342:A:C8	2.58	0.56
1:5:1465:G:C2	1:5:1466:G:C1'	2.88	0.56
1:5:1750:G:C6	1:5:1751:A:N7	2.73	0.56
1:5:1760:G:N2	1:5:1761:G:H1'	2.19	0.56
1:5:2260:C:C2'	1:5:2261:G:N7	2.57	0.56
1:5:2324:C:O2	1:5:2324:C:H2'	2.04	0.56
1:5:2339:G:C6	1:5:2340:C:C4	2.93	0.56
1:5:2577:C:N3	1:5:2578:G:N7	2.53	0.56
1:5:2634:C:C2	1:5:2635:U:C6	2.93	0.56
1:5:3652:A:N7	1:5:3691:G:C2	2.74	0.56
1:5:3655:C:C2	1:5:3656:A:C8	2.94	0.56
1:5:3688:U:H2'	1:5:3688:U:O2	2.05	0.56
1:5:3703:G:C5	1:5:3704:U:C5	2.93	0.56
1:5:4095:G:N2	1:5:4096:C:C5	2.69	0.56
1:5:4189:U:H1'	1:5:4380:A:N3	2.20	0.56
1:5:3893:C:N3	1:5:4568:A:C2	2.73	0.56
1:5:4981:G:C6	1:5:4982:A:C4	2.93	0.56
1:5:4982:A:C5	1:5:4983:C:C6	2.93	0.56
1:5:516:C:N3	1:5:646:G:C2	2.73	0.56
1:5:919:C:H2'	1:5:920:C:O5'	2.06	0.56

Continued on next page...

Continued from previous page...

Atom-1	Atom-2	Interatomic distance (Å)	Clash overlap (Å)
1:5:931:C:C6	1:5:932:A:N7	2.72	0.56
1:5:936:C:C2'	15:M:46:ARG:NH1	2.68	0.56
3:8:86:U:C6	3:8:86:U:C3'	2.87	0.56
3:8:89:U:H2'	3:8:90:C:C6	2.40	0.56
4:A:37:ARG:HB2	4:A:37:ARG:CZ	2.32	0.56
5:B:175:GLN:HE21	5:B:179:HIS:CE1	2.22	0.56
3:8:37:A:OP2	11:H:89:ARG:HD3	164.73	0.56
1:5:85:G:C6	14:L:13:HIS:CE1	2.93	0.56
15:M:3:PHE:CB	15:M:6:PHE:CZ	2.89	0.56
26:X:156:ILE:HG13	46:1:415:ARG:HH21	1.66	0.56
28:Z:41:ALA:HB2	28:Z:77:TYR:CE1	2.40	0.56
1:5:1093:C:N3	1:5:1094:G:N7	2.54	0.56
1:5:1218:G:C6	1:5:1219:G:C8	2.93	0.56
1:5:1334:A:C6	1:5:1335:G:C5	2.93	0.56
1:5:1380:G:H2'	1:5:1382:G:C5	2.41	0.56
1:5:153:G:N1	1:5:154:G:N7	2.53	0.56
1:5:1558:A:C2	1:5:1559:G:C4	2.93	0.56
1:5:1582:U:O4	1:5:1583:A:C5	2.59	0.56
1:5:1831:G:C6	1:5:1832:C:C5	2.93	0.56
1:5:183:C:H1'	1:5:184:U:N3	2.21	0.56
1:5:1887:G:C6	1:5:1890:G:O6	2.59	0.56
1:5:2315:G:C2	1:5:2316:G:C8	2.94	0.56
1:5:2463:G:N1	1:5:2464:C:C4	2.73	0.56
1:5:258:G:N2	1:5:259:C:C2	2.72	0.56
1:5:2712:G:C6	1:5:2713:C:C5	2.93	0.56
1:5:2880:U:N3	1:5:3625:G:C8	2.73	0.56
1:5:4217:G:H2'	1:5:4218:U:O5'	2.05	0.56
1:5:4455:G:C6	1:5:4456:C:C4	2.94	0.56
1:5:463:A:N1	1:5:692:A:N1	2.52	0.56
1:5:4698:C:C2'	1:5:4698:C:O2	2.53	0.56
1:5:4735:G:C2	1:5:4736:C:C2	2.94	0.56
1:5:497:G:C2	1:5:657:C:C2	2.94	0.56
1:5:5019:A:C2	1:5:5020:G:C5	2.94	0.56
1:5:505:G:N2	1:5:506:C:C2	2.74	0.56
1:5:517:C:C2	1:5:645:G:C2	2.92	0.56
1:5:932:A:N3	1:5:932:A:H2'	2.20	0.56
2:7:59:G:N1	2:7:60:G:N7	2.52	0.56
3:8:53:G:C5	3:8:54:C:C5	2.94	0.56
7:D:42:ASN:OD1	7:D:42:ASN:N	2.37	0.56
1:5:1379:C:H1'	1:5:1380:G:C8	2.40	0.56
1:5:1539:G:H1'	4:A:15:VAL:HG13	1.87	0.56

Continued on next page...

Continued from previous page...

Atom-1	Atom-2	Interatomic distance (Å)	Clash overlap (Å)
1:5:153:G:C2	1:5:154:G:C5	2.93	0.56
1:5:155:G:C6	1:5:155:G:C5	2.93	0.56
1:5:154:G:A:C6	1:5:158:U:H1'	2.40	0.56
1:5:158:A:C6	1:5:277:G:C5	2.93	0.56
1:5:370:U:C5	1:5:1637:A:N1	2.74	0.56
1:5:1857:C:H2'	1:5:1858:A:H8	1.70	0.56
1:5:1860:U:N3	1:5:1861:U:C5	2.73	0.56
1:5:1995:G:C2	1:5:1996:C:C2	2.94	0.56
1:5:2084:C:H3'	1:5:2085:G:C5'	2.36	0.56
1:5:2505:C:H1'	1:5:2506:G:C4	2.40	0.56
1:5:2569:G:C6	1:5:2570:U:C4	2.94	0.56
1:5:3834:C:C2	1:5:3835:C:C5	2.94	0.56
1:5:3858:C:C2	1:5:3859:G:C8	2.93	0.56
1:5:388:A:C6	1:5:411:G:C5	2.93	0.56
1:5:4109:G:C5	1:5:4110:C:C5	2.93	0.56
1:5:4236:G:H22	1:5:4289:U:H1'	1.69	0.56
1:5:4433:G:H2'	1:5:4434:C:C6	2.40	0.56
1:5:471:A:N6	1:5:472:C:C5	2.73	0.56
1:5:4878:C:O2	1:5:4878:C:H2'	2.04	0.56
1:5:48:G:HO2'	1:5:49:U:P	2.19	0.56
1:5:655:C:N3	1:5:656:C:C5	2.73	0.56
1:5:696:C:H5''	1:5:697:G:H5'	1.86	0.56
2:7:22:A:N3	2:7:23:A:N7	2.53	0.56
2:7:7:G:C2	2:7:8:G:C8	2.93	0.56
2:7:93:G:C6	2:7:94:C:C5	2.94	0.56
5:B:138:GLN:O	5:B:139:ASP:HB3	2.05	0.56
5:B:314:ILE:HD13	5:B:326:VAL:HG12	1.88	0.56
5:B:323:TYR:CB	5:B:342:LYS:HG2	2.34	0.56
1:5:2090:U:H1'	6:C:305:PRO:HG2	1.88	0.56
7:D:163:LEU:HD21	7:D:175:HIS:HB3	1.87	0.56
11:H:31:ARG:NH2	11:H:187:VAL:HG21	2.20	0.56
26:X:122:ALA:HB3	26:X:139:ARG:HG3	1.87	0.56
1:5:1189:G:C5	1:5:1190:C:C5	2.93	0.56
1:5:1213:G:C5	1:5:1215:C:C1'	2.89	0.56
1:5:1270:A:C6	1:5:1271:G:H1'	2.40	0.56
1:5:1310:C:C4	1:5:1311:G:N7	2.73	0.56
1:5:1390:G:N3	1:5:1394:G:C6	2.73	0.56
1:5:1596:U:O2'	1:5:1597:G:P	2.64	0.56
1:5:173:C:N3	1:5:174:C:H5	1.99	0.56
1:5:1776:A:C5	1:5:1777:C:C5	2.94	0.56
1:5:1806:G:C2	1:5:1807:C:C4	2.93	0.56

Continued on next page...

Continued from previous page...

Atom-1	Atom-2	Interatomic distance (Å)	Clash overlap (Å)
1:5:1812:C:C2	1:5:1813:U:C5	2.94	0.56
1:5:1410:U:C5	1:5:1815:G:N1	2.73	0.56
1:5:1918:U:O2	1:5:1920:C:C5	2.58	0.56
1:5:1963:C:N4	1:5:1964:A:N7	2.53	0.56
1:5:2451:A:C6	1:5:2452:G:C8	2.93	0.56
1:5:2692:U:H2'	1:5:2693:G:H5'	1.87	0.56
1:5:2714:G:N2	1:5:2715:G:C4	2.73	0.56
1:5:2726:G:N1	1:5:2727:C:N4	2.53	0.56
1:5:2744:A:O2'	1:5:2745:A:O5'	2.24	0.56
1:5:3721:U:H2'	1:5:3721:U:O2	2.05	0.56
1:5:3765:G:O2'	1:5:3766:A:C8	2.52	0.56
1:5:4088:C:C4	10:G:53:ARG:NH2	2.74	0.56
1:5:4152:G:N3	1:5:4153:C:C6	2.74	0.56
1:5:4222:G:C6	1:5:4223:C:C4	2.94	0.56
1:5:4239:A:N6	1:5:4240:G:N7	2.54	0.56
1:5:4324:A:C2	1:5:4325:A:N7	2.73	0.56
1:5:4343:U:C4	1:5:4344:U:C5	2.93	0.56
1:5:4413:C:H2'	1:5:4414:A:O4'	2.05	0.56
1:5:4518:A:C2'	5:B:257:TRP:CZ3	2.89	0.56
1:5:4549:G:N1	1:5:4550:G:C5	2.73	0.56
1:5:4563:U:H2'	1:5:4564:A:H8	1.67	0.56
1:5:4563:U:O2	1:5:4564:A:N7	2.36	0.56
1:5:4897:G:C4	1:5:4898:G:C8	2.94	0.56
1:5:4951:G:O2'	1:5:4952:G:OP1	2.23	0.56
1:5:499:G:N3	1:5:499:G:H2'	2.20	0.56
1:5:671:G:N1	1:5:672:C:C4	2.74	0.56
5:B:169:ARG:HH11	5:B:169:ARG:HG2	1.69	0.56
8:E:102:VAL:HB	8:E:103:VAL:HG13	1.87	0.56
9:F:71:ILE:HG22	9:F:75:ARG:HD2	1.86	0.56
1:5:1219:G:N1	1:5:1220:G:C5	2.72	0.56
1:5:1348:U:C2	1:5:1349:G:C8	2.94	0.56
1:5:1398:A:C2	1:5:1399:G:H1'	2.41	0.56
1:5:1882:U:O2	1:5:1883:G:N7	2.38	0.56
1:5:1895:G:H2'	1:5:1896:A:O5'	2.05	0.56
1:5:1937:C:OP2	1:5:1938:C:O2'	2.22	0.56
1:5:1946:G:C2	1:5:1948:G:C8	2.94	0.56
1:5:1946:G:C2	1:5:2037:C:N3	2.74	0.56
1:5:2097:U:C5'	1:5:2097:U:O2	2.52	0.56
1:5:2400:G:C6	1:5:2401:A:N7	2.74	0.56
1:5:2490:U:H2'	1:5:2491:C:C6	2.40	0.56
1:5:3731:C:O2	1:5:3732:A:H8	1.88	0.56

Continued on next page...

Continued from previous page...

Atom-1	Atom-2	Interatomic distance (Å)	Clash overlap (Å)
1:5:4324:A:C2	1:5:4325:A:C6	2.94	0.56
1:5:4413:C:H4'	12:I:157:PHE:CD2	2.40	0.56
1:5:4479:A:N6	1:5:4480:A:C4	2.74	0.56
1:5:4714:C:O2	1:5:4714:C:H2'	2.05	0.56
1:5:4896:G:C2	1:5:4897:G:C8	2.93	0.56
1:5:495:C:C4	1:5:496:G:N7	2.74	0.56
1:5:5028:G:N2	1:5:5029:C:C2	2.73	0.56
1:5:969:C:C2'	1:5:970:G:N3	2.69	0.56
3:8:10:G:C4	3:8:11:C:C6	2.92	0.56
13:J:107:PHE:CZ	13:J:130:PHE:CB	2.89	0.56
14:L:58:VAL:HG13	14:L:70:VAL:CG1	2.36	0.56
20:R:95:TRP:O	20:R:96:MET:C	2.44	0.56
25:W:4:GLU:OE1	25:W:30:GLN:NE2	2.29	0.56
26:X:116:LEU:HB2	26:X:117:TYR:CE1	2.41	0.56
28:Z:21:ARG:HG3	28:Z:21:ARG:HH11	1.70	0.56
1:5:1173:G:C6	1:5:1174:G:C5	2.94	0.56
1:5:1464:C:O2	1:5:1464:C:H2'	2.04	0.56
1:5:177:G:C6	1:5:178:C:C4	2.94	0.56
1:5:1850:A:H2'	1:5:1851:G:O5'	2.05	0.56
1:5:1995:G:C4	1:5:1996:C:C5	2.93	0.56
1:5:2454:U:O2	1:5:2454:U:H2'	2.04	0.56
1:5:2723:U:C2	1:5:2724:G:N7	2.74	0.56
1:5:2904:U:P	1:5:2905:C:H41	2.29	0.56
1:5:291:U:O2	1:5:293:G:H8	1.88	0.56
1:5:29:G:N2	1:5:30:C:C2	2.74	0.56
1:5:4099:G:C2	1:5:4100:C:C2	2.93	0.56
1:5:4192:A:C2	1:5:4204:C:N3	2.73	0.56
1:5:42:A:C6	1:5:4379:A:N1	2.73	0.56
1:5:4628:U:O2	1:5:4628:U:H2'	2.06	0.56
1:5:4684:A:H2'	1:5:4685:U:O4'	2.06	0.56
1:5:471:A:C2	1:5:472:C:H1'	2.40	0.56
1:5:4737:G:O2'	1:5:4738:C:O5'	2.23	0.56
1:5:4767:C:O3'	1:5:4874:A:N1	2.38	0.56
1:5:5036:C:N3	1:5:5037:U:C5	2.74	0.56
1:5:5061:A:C4'	1:5:5062:G:H5''	2.35	0.56
1:5:76:A:N7	14:L:74:ARG:NH2	2.54	0.56
1:5:78:U:C2	1:5:336:A:N6	2.73	0.56
2:7:34:C:C2	2:7:35:U:C5	2.93	0.56
2:7:69:U:N3	2:7:70:G:N7	2.53	0.56
9:F:148:ASN:HB3	9:F:243:ASN:HD22	1.71	0.56
21:S:90:THR:HG23	22:T:156:TYR:CD2	2.40	0.56

Continued on next page...

Continued from previous page...

Atom-1	Atom-2	Interatomic distance (Å)	Clash overlap (Å)
1:5:4301:U:OP2	22:T:87:LYS:NZ	2.39	0.56
1:5:1377:G:C8	1:5:1378:C:H4'	2.40	0.56
1:5:1380:G:N1	1:5:1382:G:C2	2.74	0.56
1:5:1479:G:C2'	1:5:1480:C:O5'	2.54	0.56
1:5:1478:C:H2'	1:5:1479:G:H8	1.70	0.56
1:5:1570:G:C5	1:5:1571:G:C8	2.94	0.56
1:5:1691:G:C6	1:5:1692:C:C5	2.93	0.56
1:5:1755:C:C3'	1:5:1756:U:H5''	2.36	0.56
1:5:1868:A:C5	1:5:1870:C:H1'	2.41	0.56
1:5:1984:A:H62	1:5:2011:C:C2'	2.19	0.56
1:5:2650:G:N2	1:5:2684:C:C2	2.74	0.56
1:5:2715:G:C4	1:5:2716:C:C5	2.93	0.56
1:5:2725:A:N6	20:R:88:ARG:O	2.38	0.56
1:5:2772:C:C2	1:5:2773:G:C8	2.94	0.56
1:5:2395:A:C2'	1:5:2806:A:HO2'	2.16	0.56
1:5:2852:U:C2	1:5:2852:U:H3'	2.41	0.56
1:5:2857:A:N1	1:5:2858:A:C6	2.74	0.56
1:5:2909:C:C2	1:5:3586:G:C2	2.93	0.56
1:5:314:G:C2	1:5:4355:G:N7	2.73	0.56
1:5:3871:A:H2'	1:5:3872:A:O5'	2.06	0.56
1:5:4091:G:C2	1:5:4092:G:N9	2.74	0.56
1:5:4152:G:C2	1:5:4153:C:C5	2.94	0.56
1:5:4152:G:C2	1:5:4153:C:C6	2.93	0.56
1:5:4205:A:C2	1:5:4206:C:C6	2.93	0.56
1:5:4297:G:C2	1:5:4298:A:C8	2.93	0.56
1:5:4482:U:H2'	1:5:4482:U:O2	2.04	0.56
1:5:4605:A:H2'	1:5:4606:G:C8	2.40	0.56
1:5:465:G:N2	1:5:466:A:H1'	2.21	0.56
1:5:4723:A:C4	1:5:4724:A:C8	2.94	0.56
1:5:4988:U:H3'	1:5:4988:U:OP2	2.05	0.56
1:5:973:G:O6	1:5:1282:G:N2	2.38	0.56
3:8:37:A:C4'	3:8:39:G:H1'	2.34	0.56
9:F:93:PHE:CD1	9:F:93:PHE:C	2.79	0.56
46:1:288:ASN:CG	46:1:428:ILE:HG13	2.25	0.56
1:5:1279:A:O2'	1:5:1280:C:H5''	2.05	0.56
1:5:1473:U:C4	1:5:1474:C:C5	2.94	0.56
1:5:12:A:N1	1:5:14:C:C4	2.74	0.56
1:5:1582:U:C4	1:5:1583:A:N7	2.74	0.56
1:5:1634:A:C4	1:5:1635:C:C6	2.94	0.56
1:5:165:A:C5	1:5:166:C:C5	2.94	0.56
1:5:190:G:C2	1:5:252:C:O2	2.57	0.56

Continued on next page...

Continued from previous page...

Atom-1	Atom-2	Interatomic distance (Å)	Clash overlap (Å)
1:5:2092:G:H1'	1:5:2093:A:C2	2.41	0.56
1:5:1269:G:N7	1:5:2111:G:C6	2.74	0.56
1:5:2422:C:N3	1:5:2423:A:N7	2.54	0.56
1:5:2451:A:C6	1:5:2452:G:C5	2.94	0.56
1:5:2521:G:C2	1:5:2535:G:C2	2.94	0.56
1:5:2645:G:C2	1:5:2646:C:N1	2.74	0.56
1:5:288:G:C2	1:5:289:C:C4	2.93	0.56
1:5:290:U:H2'	1:5:291:U:O5'	2.06	0.56
1:5:3594:C:H2'	1:5:3597:G:H1'	1.86	0.56
1:5:3756:A:C2	1:5:3757:G:C4	2.94	0.56
1:5:3857:G:N1	1:5:3858:C:C2	2.74	0.56
1:5:3873:G:H2'	1:5:3874:G:C1'	2.35	0.56
1:5:4133:C:O2	1:5:4134:C:C6	2.59	0.56
1:5:4269:G:C5	1:5:4270:C:C5	2.93	0.56
1:5:4344:U:O2	1:5:4345:C:C5	2.54	0.56
1:5:443:G:P	9:F:68:ARG:HH22	74.08	0.56
1:5:469:C:C4	1:5:470:A:C5	2.94	0.56
1:5:4749:C:O2	1:5:4749:C:O4'	2.23	0.56
1:5:4957:C:O2	1:5:4958:C:C6	2.59	0.56
1:5:494:U:N3	1:5:495:C:C6	2.73	0.56
1:5:994:G:C6	1:5:995:C:C4	2.94	0.56
1:5:98:A:C6	1:5:99:A:C4	2.94	0.56
2:7:111:C:O2	2:7:111:C:H2'	2.04	0.56
3:8:116:C:N3	3:8:117:C:C6	2.74	0.56
4:A:226:ARG:NH1	4:A:226:ARG:HB2	2.21	0.56
6:C:213:GLU:OE1	6:C:213:GLU:N	2.39	0.56
1:5:1177:U:H1'	7:D:282:GLN:CD	2.26	0.56
8:E:95:ASP:OD1	8:E:96:LYS:N	2.38	0.56
14:L:36:ARG:HH11	14:L:36:ARG:HB2	1.70	0.56
1:5:1177:U:C1'	7:D:282:GLN:NE2	2.67	0.56
1:5:450:G:C6	1:5:1295:C:N3	2.74	0.56
1:5:1340:C:N3	1:5:1341:U:C4	2.73	0.56
1:5:165:A:H3'	1:5:166:C:C6	2.40	0.56
1:5:1697:G:C4'	1:5:1698:C:OP1	2.54	0.56
1:5:15:A:H2'	1:5:16:G:O4'	2.06	0.56
1:5:1819:G:N3	1:5:1819:G:H2'	2.20	0.56
1:5:183:C:H4'	1:5:184:U:C5	2.41	0.56
1:5:964:A:H2	1:5:2252:G:C6	2.24	0.56
1:5:2444:U:C5	1:5:2445:C:C5	2.94	0.56
1:5:2494:U:N3	1:5:2495:U:C5	2.74	0.56
1:5:2494:U:C4	1:5:2495:U:C5	2.94	0.56

Continued on next page...

Continued from previous page...

Atom-1	Atom-2	Interatomic distance (Å)	Clash overlap (Å)
1:5:2589:C:H5''	1:5:2590:G:OP2	2.06	0.56
1:5:2606:G:C2	1:5:2607:C:C5	2.94	0.56
1:5:2735:G:N1	1:5:2736:G:C5	2.73	0.56
1:5:302:C:C2	1:5:303:C:C5	2.94	0.56
1:5:3720:G:C6	1:5:3721:U:C5	2.94	0.56
1:5:4098:A:C6	1:5:4099:G:N7	2.74	0.56
1:5:4174:U:O2	1:5:4174:U:H2'	2.05	0.56
1:5:4235:G:O5'	1:5:4331:G:O2'	2.24	0.56
1:5:4483:C:N3	1:5:4484:A:N7	2.54	0.56
1:5:4504:C:C2	1:5:4505:C:C5	2.94	0.56
1:5:4535:A:H2'	1:5:4535:A:N3	2.21	0.56
1:5:4999:G:N1	1:5:5000:G:C8	2.73	0.56
1:5:677:G:N2	1:5:678:C:C2	2.74	0.56
1:5:711:A:N1	1:5:712:C:C4	2.73	0.56
1:5:751:G:C2	1:5:752:G:C8	2.94	0.56
1:5:949:G:C2	1:5:950:G:C8	2.94	0.56
2:7:82:G:N2	2:7:95:C:C2	2.74	0.56
3:8:10:G:C6	3:8:11:C:C4	2.93	0.56
5:B:62:ARG:HH11	5:B:62:ARG:HG3	1.70	0.56
1:5:1281:G:H1'	6:C:322:LEU:N	2.21	0.56
1:5:1743:A:O4'	7:D:15:ARG:HD3	2.04	0.56
1:5:1214:C:N4	9:F:58:HIS:ND1	2.54	0.56
9:F:82:ASN:HD21	22:T:142:ARG:HB3	1.70	0.56
10:G:108:GLN:HE21	10:G:108:GLN:CA	2.19	0.56
14:L:9:ILE:O	14:L:10:LEU:HB2	2.05	0.56
27:Y:62:TYR:OH	27:Y:97:VAL:HB	2.06	0.56
46:1:264:ASP:C	46:1:265:LEU:HD23	2.26	0.55
1:5:1249:C:C2	1:5:1250:C:C5	2.94	0.55
1:5:1260:G:C2	1:5:1261:G:C4	2.94	0.55
1:5:1287:G:N1	1:5:1289:C:C5	2.74	0.55
1:5:1359:G:C2'	1:5:1360:G:C8	2.87	0.55
1:5:1479:G:C5	1:5:1487:G:N2	2.74	0.55
1:5:1552:G:C2	1:5:1574:G:C2	2.94	0.55
1:5:1589:C:C2'	1:5:1590:C:O5'	2.54	0.55
1:5:1661:C:H2'	1:5:1662:C:H6	1.71	0.55
1:5:1873:A:C2	1:5:1874:A:C8	2.94	0.55
1:5:1899:G:H1'	1:5:2278:G:N2	2.19	0.55
1:5:2394:G:N2	1:5:2820:C:H5	2.04	0.55
1:5:2439:G:C6	1:5:2440:U:C4	2.94	0.55
1:5:2686:G:H5'	1:5:2687:U:OP1	2.07	0.55
1:5:2726:G:C2	1:5:2727:C:N3	2.74	0.55

Continued on next page...

Continued from previous page...

Atom-1	Atom-2	Interatomic distance (Å)	Clash overlap (Å)
1:5:66:A:C2	1:5:312:G:H1'	2.40	0.55
1:5:3675:G:C2	1:5:3676:G:C8	2.94	0.55
1:5:3778:U:H2'	1:5:3778:U:O2	2.06	0.55
1:5:3880:G:O2'	1:5:3881:G:O5'	2.24	0.55
1:5:4071:U:C2	1:5:4072:C:C6	2.94	0.55
1:5:4413:C:O4'	1:5:4413:C:O2	2.23	0.55
1:5:4490:C:O2	1:5:4491:G:H8	1.89	0.55
1:5:471:A:C6	1:5:472:C:N1	2.74	0.55
1:5:5020:G:C5	1:5:5021:C:C5	2.94	0.55
1:5:5043:A:O2'	1:5:5044:A:C5'	2.54	0.55
1:5:964:A:C2	1:5:2252:G:N7	2.75	0.55
3:8:139:G:C6	3:8:140:C:C4	2.94	0.55
4:A:118:GLU:HB3	4:A:126:LEU:HD21	1.88	0.55
5:B:86:VAL:HG13	5:B:162:VAL:HG13	1.88	0.55
1:5:4976:U:O4	5:B:342:LYS:CD	2.52	0.55
6:C:102:PHE:O	6:C:103:ALA:C	2.43	0.55
6:C:331:TYR:O	6:C:331:TYR:CG	2.59	0.55
6:C:78:ARG:HH11	6:C:78:ARG:HG2	1.70	0.55
17:O:84:VAL:HG11	17:O:102:LEU:HD22	1.88	0.55
1:5:1048:G:C2	1:5:1049:C:C2	2.94	0.55
1:5:1089:G:C5'	22:T:140:PHE:CE1	2.89	0.55
1:5:1358:G:C2	1:5:1359:G:C5	2.94	0.55
1:5:1388:A:N1	1:5:1396:G:N2	2.48	0.55
1:5:1555:G:C5	1:5:1556:C:C6	2.95	0.55
1:5:1691:G:C6	1:5:1692:C:C4	2.94	0.55
1:5:1774:C:N3	1:5:1775:A:N7	2.54	0.55
1:5:1269:G:N9	1:5:2111:G:C6	2.75	0.55
1:5:2089:G:N1	1:5:2263:A:C5	2.74	0.55
1:5:247:G:C2	1:5:248:C:C6	2.93	0.55
1:5:2480:G:C2	1:5:2499:C:C2	2.94	0.55
1:5:2453:A:H1'	1:5:2507:A:C6	2.41	0.55
1:5:2658:G:N1	1:5:2675:G:C2	2.74	0.55
1:5:331:G:C2	1:5:332:C:C4	2.94	0.55
1:5:3607:U:C2	1:5:3608:A:N7	2.74	0.55
1:5:3734:U:C2'	1:5:3735:G:O5'	2.55	0.55
1:5:3753:G:C2	1:5:3754:G:C8	2.95	0.55
1:5:3754:G:N1	1:5:3755:G:C8	2.74	0.55
1:5:3870:C:C2	1:5:3886:G:C2	2.94	0.55
1:5:4083:U:H5'	4:A:31:ALA:HB2	1.88	0.55
1:5:4473:A:C2	1:5:4474:A:C4	2.93	0.55
1:5:4530:U:N3	1:5:4531:U:O2'	2.38	0.55

Continued on next page...

Continued from previous page...

Atom-1	Atom-2	Interatomic distance (Å)	Clash overlap (Å)
1:5:4633:G:O2'	1:5:4635:A:OP2	2.11	0.55
1:5:4872:G:O2'	1:5:4873:G:OP1	2.20	0.55
1:5:5037:U:C2	1:5:5038:A:C8	2.94	0.55
1:5:497:G:C2	1:5:657:C:C4	2.94	0.55
1:5:688:U:O4	1:5:689:U:C5	2.60	0.55
1:5:693:C:C2	1:5:694:C:C5	2.94	0.55
2:7:89:G:H2'	2:7:90:A:C8	2.41	0.55
2:7:8:G:C4	2:7:9:C:C6	2.94	0.55
3:8:141:C:H2'	3:8:142:U:C6	2.41	0.55
1:5:1749:A:H4'	12:I:35:ASP:OD2	2.05	0.55
19:Q:181:ARG:HH21	19:Q:181:ARG:HB3	1.71	0.55
1:5:4670:C:O2	24:V:15:ARG:NH2	2.39	0.55
27:Y:62:TYR:N	27:Y:62:TYR:CD1	2.73	0.55
46:1:251:VAL:O	46:1:254:VAL:HG22	2.05	0.55
1:5:1215:C:C4	1:5:1216:C:H5	2.25	0.55
1:5:1279:A:H2'	1:5:1280:C:C6	2.35	0.55
1:5:1437:C:O2	1:5:2098:G:N7	2.40	0.55
1:5:1554:A:C2	1:5:1555:G:H1'	2.41	0.55
1:5:2104:G:N1	1:5:2105:A:C5	2.75	0.55
1:5:2382:A:N3	1:5:2382:A:H2'	2.21	0.55
1:5:2721:G:C2'	1:5:2722:G:H5'	2.36	0.55
1:5:2783:A:C5	1:5:2784:C:C5	2.94	0.55
1:5:2404:A:H61	1:5:2787:A:N6	2.04	0.55
1:5:293:G:H2'	1:5:297:U:N1	2.21	0.55
1:5:3694:U:N3	1:5:3695:U:C4	2.73	0.55
1:5:405:U:H2'	1:5:405:U:O2	2.07	0.55
1:5:4092:G:N1	1:5:4093:G:N3	2.54	0.55
1:5:4164:C:C4	1:5:4165:C:C5	2.94	0.55
1:5:4173:G:C2	1:5:4174:U:C6	2.94	0.55
1:5:4652:G:C2	1:5:4653:C:C5	2.94	0.55
1:5:4768:G:H3'	1:5:4769:G:H8	1.72	0.55
1:5:5031:G:C2	1:5:5032:C:C5	2.95	0.55
1:5:5039:U:H5''	1:5:5040:U:H2'	1.88	0.55
1:5:515:C:H2'	1:5:515:C:O2	2.04	0.55
1:5:497:G:N1	1:5:657:C:C4	2.75	0.55
1:5:659:G:N1	1:5:660:A:C5	2.74	0.55
1:5:909:A:C6	1:5:910:G:C8	2.94	0.55
2:7:7:G:OP1	7:D:33:ARG:HD2	2.06	0.55
4:A:234:LYS:HG2	4:A:238:ILE:HD12	1.88	0.55
6:C:317:ASN:HD21	6:C:320:LYS:HG3	1.72	0.55
6:C:334:THR:HG21	9:F:53:TYR:OH	2.06	0.55

Continued on next page...

Continued from previous page...

Atom-1	Atom-2	Interatomic distance (Å)	Clash overlap (Å)
17:O:16:LEU:HD11	17:O:83:THR:HG21	1.88	0.55
46:1:239:LEU:HB2	46:1:240:PRO:HD2	1.88	0.55
1:5:125:C:H2'	1:5:125:C:O2	2.05	0.55
1:5:1286:C:C2	1:5:1287:G:C8	2.93	0.55
1:5:1447:C:C2	1:5:2098:G:N1	2.74	0.55
1:5:145:G:C2	1:5:146:G:N9	2.75	0.55
1:5:1534:A:C2'	1:5:1637:A:C2	2.89	0.55
1:5:1992:U:C5	1:5:2002:A:N3	2.74	0.55
1:5:211:G:N2	1:5:212:A:C8	2.74	0.55
1:5:2128:G:C2	1:5:2129:C:C2	2.94	0.55
1:5:2291:G:N1	1:5:2292:C:C5	2.75	0.55
1:5:2463:G:H2'	1:5:2464:C:H6	1.71	0.55
1:5:2468:U:C4	1:5:2473:A:C6	2.95	0.55
1:5:2479:G:C2	1:5:2480:G:C4	2.93	0.55
1:5:2496:G:C2	1:5:2497:C:C2	2.94	0.55
1:5:2677:G:C5	1:5:2678:A:C8	2.94	0.55
1:5:2791:C:O2	1:5:2791:C:H2'	2.05	0.55
1:5:2857:A:O2'	1:5:2858:A:C5'	2.54	0.55
1:5:2866:C:C4	1:5:2867:C:C5	2.95	0.55
1:5:299:C:C4	1:5:300:A:N7	2.74	0.55
1:5:3910:C:H2'	1:5:3911:C:H6	1.70	0.55
1:5:3935:C:C2	1:5:3936:A:C8	2.94	0.55
1:5:4092:G:N2	1:5:4158:C:C2	2.75	0.55
1:5:4102:C:C2	1:5:4108:G:C2	2.94	0.55
1:5:4145:C:O2	1:5:4146:G:C8	2.59	0.55
1:5:4164:C:C2	1:5:4165:C:C6	2.95	0.55
1:5:42:A:N7	1:5:4379:A:N6	2.55	0.55
1:5:4405:G:C5	1:5:4406:U:C6	2.94	0.55
1:5:4490:C:C2'	1:5:4490:C:O2	2.54	0.55
1:5:4563:U:C4	1:5:4564:A:C6	2.94	0.55
1:5:471:A:C2	1:5:472:C:O4'	2.59	0.55
1:5:470:A:C6	1:5:471:A:C4	2.95	0.55
1:5:737:C:C4	1:5:738:C:C5	2.94	0.55
1:5:961:G:O6	1:5:969:C:C5	2.59	0.55
1:5:990:C:C4	1:5:1064:G:C2	2.94	0.55
2:7:19:C:C2	2:7:20:U:C5	2.94	0.55
3:8:39:G:C2	3:8:104:A:C2	2.95	0.55
4:A:163:ARG:NH1	4:A:163:ARG:CB	2.69	0.55
1:5:1572:U:C4'	20:R:95:TRP:HE1	2.18	0.55
25:W:55:TYR:HD1	25:W:55:TYR:C	2.09	0.55
46:1:271:ARG:C	46:1:272:TYR:CD2	2.80	0.55

Continued on next page...

Continued from previous page...

Atom-1	Atom-2	Interatomic distance (Å)	Clash overlap (Å)
1:5:1076:C:C2	1:5:1077:C:C6	2.94	0.55
1:5:1080:C:N3	1:5:1081:C:C6	2.74	0.55
1:5:1203:G:C2	1:5:1204:C:N1	2.75	0.55
1:5:1215:C:H2'	1:5:1216:C:H5'	1.88	0.55
1:5:126:C:C2	1:5:127:G:N7	2.72	0.55
1:5:1282:G:C8	8:E:124:HIS:CE1	2.94	0.55
1:5:1393:G:H2'	1:5:1394:G:C5'	2.37	0.55
1:5:1413:C:O2	1:5:1414:C:C6	2.60	0.55
1:5:1475:G:H22	1:5:1489:G:H1	1.55	0.55
1:5:1509:C:C2	1:5:1510:G:C8	2.95	0.55
1:5:1725:U:C4	1:5:1726:U:C5	2.95	0.55
1:5:172:C:O4'	1:5:172:C:OP1	2.24	0.55
1:5:1688:G:C2	1:5:1849:U:O2	2.59	0.55
1:5:1877:G:C6	1:5:1878:G:C5	2.94	0.55
1:5:1912:G:C4	1:5:1913:C:C5	2.94	0.55
1:5:1945:G:N2	1:5:1946:G:H1'	2.21	0.55
1:5:1966:C:O2	1:5:1967:A:H8	1.89	0.55
1:5:2034:G:C2	1:5:2035:C:N1	2.73	0.55
1:5:2104:G:H2'	1:5:2105:A:O4'	2.07	0.55
1:5:2482:C:C2	1:5:2483:G:C8	2.95	0.55
1:5:2519:U:C2	1:5:2520:C:C4	2.95	0.55
1:5:258:G:C6	1:5:259:C:C4	2.94	0.55
1:5:3741:C:N3	1:5:3742:G:C5	2.74	0.55
1:5:3879:G:C6	1:5:3882:C:C6	2.94	0.55
1:5:4081:G:N3	1:5:4082:G:C8	2.74	0.55
1:5:4215:C:N3	1:5:4216:G:C5	2.74	0.55
1:5:4241:C:N3	1:5:4242:U:H5	2.03	0.55
1:5:4293:U:O4	1:5:4329:G:H8	1.89	0.55
1:5:4572:U:C2	1:5:4720:C:C5	2.94	0.55
1:5:4601:U:H2'	1:5:4601:U:O2	2.07	0.55
1:5:460:C:C2	1:5:461:G:N7	2.74	0.55
1:5:4620:U:C4	1:5:4621:C:C5	2.94	0.55
1:5:656:C:C2	1:5:657:C:C6	2.95	0.55
1:5:712:C:N3	1:5:713:C:C5	2.75	0.55
1:5:733:A:N7	1:5:734:G:C8	2.74	0.55
1:5:919:C:H2'	1:5:920:C:O4'	2.07	0.55
2:7:33:U:O2	2:7:34:C:C6	2.60	0.55
3:8:38:U:O2	3:8:38:U:H2'	2.05	0.55
6:C:270:ALA:HA	6:C:278:ASN:HD21	1.71	0.55
7:D:107:ARG:HD3	7:D:248:ARG:CG	2.36	0.55
1:5:4911:A:N6	17:O:105:PHE:CD1	2.73	0.55

Continued on next page...

Continued from previous page...

Atom-1	Atom-2	Interatomic distance (Å)	Clash overlap (Å)
19:Q:32:TYR:HH	19:Q:123:PHE:HD2	1.52	0.55
21:S:35:PRO:HD2	21:S:39:VAL:HG21	1.87	0.55
25:W:50:ASN:N	25:W:50:ASN:OD1	2.40	0.55
46:1:62:PHE:CD1	46:1:62:PHE:N	2.73	0.55
1:5:105:A:H2'	1:5:106:A:O4'	2.07	0.55
1:5:1266:G:C2	1:5:1268:G:C6	2.95	0.55
1:5:1864:G:C6	1:5:1865:G:C4	2.94	0.55
1:5:1898:C:N4	1:5:2279:A:HO2'	2.05	0.55
1:5:1932:A:H2'	1:5:1933:G:C8	2.42	0.55
1:5:2129:C:C2	1:5:2130:G:C8	2.95	0.55
1:5:2688:G:C2	1:5:2689:C:C5	2.95	0.55
1:5:2855:G:N2	1:5:2859:G:H22	2.04	0.55
1:5:288:G:N3	1:5:289:C:C6	2.75	0.55
1:5:29:G:N1	1:5:30:C:C4	2.75	0.55
1:5:332:C:C2'	1:5:333:U:O5'	2.55	0.55
1:5:3717:A:O2'	1:5:3718:A:C4'	2.54	0.55
1:5:4097:G:C2	1:5:4098:A:C5	2.95	0.55
1:5:4333:C:N3	1:5:4334:U:C4	2.75	0.55
1:5:4413:C:H3'	1:5:4414:A:C8	2.39	0.55
1:5:4481:U:N3	1:5:4482:U:C5	2.74	0.55
1:5:4484:A:C2	1:5:4485:C:C4	2.95	0.55
1:5:4747:C:H2'	1:5:4748:U:C5	2.42	0.55
1:5:4998:G:N1	1:5:4999:G:C8	2.74	0.55
1:5:4998:G:C2	1:5:4999:G:N9	2.74	0.55
1:5:49:U:C2'	1:5:50:C:O5'	2.55	0.55
2:7:19:C:C2	2:7:60:G:C2	2.94	0.55
3:8:43:A:N3	3:8:44:A:C8	2.73	0.55
5:B:46:PHE:CE2	5:B:207:VAL:HG13	2.42	0.55
7:D:119:TYR:CD1	7:D:119:TYR:N	2.72	0.55
7:D:123:VAL:HG22	7:D:248:ARG:NH2	2.21	0.55
8:E:277:ILE:N	8:E:278:TYR:CE2	2.74	0.55
28:Z:21:ARG:NH1	28:Z:21:ARG:HG3	2.22	0.55
1:5:1583:A:N7	1:5:1584:G:C8	2.74	0.55
1:5:1627:G:H3'	1:5:1628:C:H6	1.71	0.55
1:5:184:U:C2	1:5:254:G:N2	2.74	0.55
1:5:1878:G:N3	1:5:1879:C:C5	2.75	0.55
1:5:2081:C:C2	1:5:2082:G:N7	2.75	0.55
1:5:2367:A:N3	1:5:2368:A:C8	2.75	0.55
1:5:2417:A:N3	1:5:2418:A:C8	2.75	0.55
1:5:2567:G:C4	1:5:2568:C:C6	2.94	0.55
1:5:2606:G:C2	1:5:2607:C:C4	2.95	0.55

Continued on next page...

Continued from previous page...

Atom-1	Atom-2	Interatomic distance (Å)	Clash overlap (Å)
1:5:3771:C:H2'	1:5:3772:U:C6	2.42	0.55
1:5:388:A:N6	1:5:411:G:C4	2.75	0.55
1:5:4104:G:O2'	1:5:4105:A:H8	1.89	0.55
1:5:4271:A:C3'	1:5:4272:G:H21	2.19	0.55
1:5:4277:G:C2	1:5:4278:C:N1	2.75	0.55
1:5:4550:G:N1	1:5:4551:U:C6	2.75	0.55
1:5:4560:C:H5'	1:5:4560:C:C2	2.42	0.55
1:5:44:A:C6	1:5:45:U:C5	2.95	0.55
1:5:4750:G:HO2'	1:5:4751:G:P	2.30	0.55
1:5:483:G:N3	1:5:484:U:C6	2.75	0.55
1:5:60:G:N3	1:5:61:A:C8	2.74	0.55
1:5:675:C:N3	1:5:676:C:C5	2.75	0.55
1:5:711:A:N3	1:5:712:C:C6	2.75	0.55
1:5:83:C:H2'	1:5:83:C:O2	2.07	0.55
1:5:90:G:N7	1:5:92:C:C1'	2.70	0.55
2:7:54:A:H2	2:7:55:A:C5	2.19	0.55
3:8:42:G:N1	3:8:43:A:C5	2.75	0.55
3:8:78:G:H2'	3:8:79:G:O4'	2.07	0.55
5:B:307:TYR:HD2	5:B:366:LYS:HD2	1.71	0.55
7:D:27:LYS:CE	13:J:147:ARG:NH2	2.70	0.55
9:F:107:VAL:HG11	9:F:141:TYR:CE1	2.42	0.55
20:R:106:LEU:O	20:R:107:ARG:C	3.32	0.55
28:Z:36:ARG:HD2	28:Z:38:TYR:CE1	2.41	0.55
1:5:1210:C:H2'	1:5:1210:C:O2	2.06	0.55
1:5:144:G:N1	1:5:145:G:N7	2.54	0.55
1:5:1629:G:N2	1:5:1631:A:C4	2.75	0.55
1:5:1726:U:N3	1:5:1727:U:C6	2.75	0.55
1:5:1846:G:C6	1:5:1847:C:N4	2.74	0.55
1:5:1950:U:C2	1:5:1951:G:N7	2.74	0.55
1:5:1959:U:O4'	1:5:1961:G:H1'	2.07	0.55
1:5:2021:G:C6	1:5:2022:C:C5	2.94	0.55
1:5:2082:G:C2'	1:5:2083:C:O5'	2.55	0.55
1:5:2103:G:C6	1:5:2104:G:C5	2.95	0.55
1:5:219:G:C8	1:5:220:C:H5	2.25	0.55
1:5:2253:A:H8	1:5:2254:G:H1'	1.72	0.55
1:5:2319:C:H2'	1:5:2320:G:H5'	1.89	0.55
1:5:2328:G:C5	1:5:2329:U:C4	2.94	0.55
1:5:2390:G:C6	1:5:2391:G:C8	2.94	0.55
1:5:2567:G:C2	1:5:2568:C:C5	2.95	0.55
1:5:2436:U:O4	1:5:2783:A:C8	2.60	0.55
1:5:2792:C:C2	1:5:2793:G:C8	2.95	0.55

Continued on next page...

Continued from previous page...

Atom-1	Atom-2	Interatomic distance (Å)	Clash overlap (Å)
1:5:2840:A:C6	1:5:2841:G:N7	2.74	0.55
1:5:3593:C:C4'	1:5:3594:C:OP2	2.54	0.55
1:5:3656:A:N3	1:5:3657:U:C6	2.75	0.55
1:5:3727:A:O2'	1:5:3728:A:O4'	2.23	0.55
1:5:3797:C:O2	1:5:3801:U:O4	2.25	0.55
1:5:3832:U:N3	1:5:3833:C:C5	2.75	0.55
1:5:4097:G:N2	1:5:4098:A:C4	2.75	0.55
1:5:4194:U:O4'	1:5:4194:U:O2	2.23	0.55
1:5:4433:G:N2	1:5:4434:C:C2	2.75	0.55
1:5:447:C:N3	1:5:448:G:C8	2.74	0.55
1:5:5057:C:O3'	7:D:23:ARG:NH2	166.48	0.55
1:5:661:C:N4	1:5:662:C:N4	2.55	0.55
1:5:1214:C:H42	9:F:58:HIS:CE1	2.24	0.55
12:I:159:PHE:HB3	12:I:163:GLN:HE22	1.71	0.55
12:I:66:GLU:OE1	12:I:69:ARG:NH1	2.40	0.55
14:L:23:ALA:HB3	16:N:199:GLN:OE1	2.07	0.55
25:W:28:VAL:HG12	25:W:30:GLN:OE1	2.05	0.55
1:5:1086:C:O2	1:5:1086:C:H2'	2.05	0.55
1:5:1202:C:N3	1:5:1203:G:C8	2.75	0.55
1:5:1211:G:N2	1:5:1212:G:C4	2.75	0.55
1:5:1404:G:C6	1:5:1405:C:C4	2.95	0.55
1:5:1444:G:C2'	1:5:1445:U:C6	2.78	0.55
1:5:1684:A:C2	1:5:1685:G:C1'	2.90	0.55
1:5:1723:A:N1	1:5:1838:A:N1	2.55	0.55
1:5:1726:U:O2	1:5:1727:U:C6	2.60	0.55
1:5:1726:U:C4	1:5:1727:U:C5	2.94	0.55
1:5:172:C:C2	1:5:173:C:C5	2.95	0.55
1:5:1761:G:C6	1:5:1762:C:C4	2.95	0.55
1:5:1899:G:C6	1:5:1900:C:N4	2.75	0.55
1:5:1937:C:C3'	1:5:1938:C:H2'	2.37	0.55
1:5:1970:A:C2	1:5:2016:C:C5	2.95	0.55
1:5:2009:A:O2'	1:5:2010:A:OP1	2.20	0.55
1:5:2080:U:N3	1:5:2081:C:N4	2.55	0.55
1:5:2100:A:C8	1:5:2101:C:C5	2.95	0.55
1:5:2126:G:C1'	1:5:2127:C:C5	2.90	0.55
1:5:208:A:C4'	1:5:232:G:N2	2.68	0.55
1:5:2392:C:O2	1:5:2392:C:H2'	2.05	0.55
1:5:2436:U:H4'	1:5:2437:C:OP2	2.06	0.55
1:5:2450:G:C5	1:5:2451:A:C8	2.95	0.55
1:5:2546:G:O2'	1:5:2547:G:C5'	2.55	0.55
1:5:184:U:C2	1:5:254:G:C2	2.95	0.55

Continued on next page...

Continued from previous page...

Atom-1	Atom-2	Interatomic distance (Å)	Clash overlap (Å)
1:5:2611:A:H5'	1:5:2688:G:H4'	1.88	0.55
1:5:293:G:C5'	1:5:294:G:H8	2.20	0.55
1:5:3662:A:N6	1:5:3680:U:N3	2.40	0.55
1:5:3773:U:O2	1:5:3775:A:N1	2.40	0.55
1:5:3816:A:OP1	1:5:3818:U:H5	1.89	0.55
1:5:4275:G:C6	1:5:4276:G:C4	2.95	0.55
1:5:4403:U:H2'	1:5:4404:U:O4'	2.07	0.55
1:5:448:G:N1	1:5:449:C:C6	2.74	0.55
1:5:460:C:C2	1:5:461:G:C8	2.95	0.55
1:5:4652:G:C2	1:5:4653:C:C6	2.95	0.55
1:5:4735:G:C6	1:5:4736:C:C5	2.94	0.55
1:5:4956:A:C6	1:5:4957:C:C6	2.95	0.55
1:5:5061:A:H4'	1:5:5062:G:H5''	1.87	0.55
1:5:74:G:C5'	14:L:59:VAL:HG13	2.37	0.55
1:5:977:C:C2'	1:5:978:G:H5'	2.36	0.55
2:7:111:C:C2	2:7:112:U:C6	2.93	0.55
3:8:134:G:C6	3:8:135:C:C4	2.94	0.55
3:8:95:A:N3	3:8:96:C:C6	2.75	0.55
14:L:4:SER:C	14:L:5:ARG:HG3	2.27	0.55
16:N:37:HIS:C	16:N:37:HIS:CD2	2.80	0.55
1:5:2088:A:N6	19:Q:30:LYS:HB3	2.21	0.55
46:1:264:ASP:O	46:1:265:LEU:HD23	2.06	0.55
1:5:1759:G:C2	1:5:1760:G:N9	2.75	0.55
1:5:1786:A:H2'	1:5:1789:C:C5	2.42	0.55
1:5:1885:G:H2'	1:5:1886:G:O4'	2.07	0.55
1:5:1906:U:H2'	1:5:1907:A:H5'	1.89	0.55
1:5:2090:U:HO2'	1:5:2091:C:P	2.30	0.55
1:5:409:G:N2	1:5:2329:U:H4'	2.22	0.55
1:5:2368:A:N1	1:5:2788:U:C5	2.75	0.55
1:5:2576:G:C2	1:5:2577:C:N1	2.75	0.55
1:5:2607:C:C2	1:5:2608:G:N7	2.75	0.55
1:5:4090:G:C6	1:5:4091:G:C5	2.95	0.55
1:5:4260:U:H2'	1:5:4261:C:C6	2.41	0.55
1:5:4270:C:H2'	1:5:4270:C:O2	1.98	0.55
1:5:4885:U:O2	1:5:4886:C:C6	2.59	0.55
1:5:4910:G:N2	17:O:109:PRO:CA	2.70	0.55
1:5:4979:A:H2'	1:5:4980:C:O5'	2.06	0.55
1:5:514:U:H3'	1:5:514:U:C6	2.42	0.55
1:5:672:C:N3	1:5:673:C:C6	2.74	0.55
1:5:754:U:C2	1:5:755:C:C5	2.95	0.55
3:8:12:G:N2	3:8:13:G:C4	2.75	0.55

Continued on next page...

Continued from previous page...

Atom-1	Atom-2	Interatomic distance (Å)	Clash overlap (Å)
3:8:139:G:C5	3:8:140:C:C5	2.95	0.55
9:F:197:TYR:O	9:F:199:VAL:N	2.40	0.55
12:I:100:ASN:O	12:I:102:MET:N	2.37	0.55
1:5:3859:G:C4'	18:P:139:TYR:OH	2.55	0.55
3:8:74:U:N3	27:Y:74:TYR:CE1	2.75	0.55
1:5:100:C:C6	1:5:101:A:H8	2.19	0.54
1:5:1260:G:C6	1:5:1261:G:N7	2.75	0.54
1:5:1309:C:C4	1:5:1310:C:C5	2.95	0.54
1:5:1378:C:H5''	1:5:1379:C:C3'	2.37	0.54
1:5:1380:G:C2	1:5:1382:G:C4	2.94	0.54
1:5:1756:U:H3	1:5:1775:A:H2	1.53	0.54
1:5:1893:C:C2'	1:5:1893:C:O2	2.55	0.54
1:5:1699:A:N6	1:5:2094:G:O2'	2.40	0.54
1:5:2559:G:C6	1:5:2560:C:C4	2.95	0.54
1:5:2690:C:C4	1:5:2691:U:C4	2.95	0.54
1:5:2852:U:O2	1:5:2852:U:H2'	2.06	0.54
1:5:2878:G:OP2	1:5:2879:A:O2'	2.18	0.54
1:5:299:C:N3	1:5:300:A:C8	2.75	0.54
1:5:3657:U:H2'	1:5:3657:U:O2	2.07	0.54
1:5:365:U:O2	1:5:365:U:H2'	2.06	0.54
1:5:3804:G:H1'	1:5:3832:U:O2'	2.07	0.54
1:5:3879:G:O6	1:5:3882:C:C4	2.60	0.54
1:5:3898:G:H2'	1:5:3899:G:H5'	1.88	0.54
1:5:4068:U:C4	1:5:4069:U:C6	2.95	0.54
1:5:4093:G:C6	1:5:4094:G:N7	2.75	0.54
1:5:4108:G:C2	1:5:4109:G:C8	2.95	0.54
1:5:4140:C:C5	1:5:4141:G:C8	2.94	0.54
1:5:4251:A:N6	13:J:127:GLY:O	2.39	0.54
1:5:4548:A:C4'	1:5:4548:A:C8	2.89	0.54
1:5:460:C:H2'	1:5:461:G:C8	2.42	0.54
1:5:4687:A:N1	1:5:4688:C:C5	2.75	0.54
1:5:470:A:C4	1:5:471:A:C8	2.95	0.54
1:5:4949:G:N2	1:5:4950:U:H2'	2.22	0.54
1:5:5043:A:H2'	1:5:5044:A:C8	2.42	0.54
1:5:5050:C:O2'	5:B:321:VAL:HA	2.08	0.54
1:5:515:C:C2	1:5:516:C:C5	2.95	0.54
1:5:69:A:H3'	1:5:70:A:C8	2.40	0.54
4:A:69:PHE:CD2	14:L:65:ARG:HB2	106.39	0.54
21:S:120:ARG:HB2	21:S:122:HIS:CD2	2.41	0.54
1:5:1288:G:HO2'	1:5:1289:C:P	2.31	0.54
1:5:1411:C:O2	1:5:1412:G:H8	1.88	0.54

Continued on next page...

Continued from previous page...

Atom-1	Atom-2	Interatomic distance (Å)	Clash overlap (Å)
1:5:1558:A:H2'	1:5:1559:G:C8	2.42	0.54
1:5:1577:G:N3	1:5:1577:G:H3'	2.22	0.54
1:5:164:G:C6	1:5:165:A:N7	2.75	0.54
1:5:1871:A:N1	1:5:1872:G:C5	2.76	0.54
1:5:1965:G:H2'	1:5:1966:C:H6	1.72	0.54
1:5:2014:C:C4	1:5:2015:U:C5	2.95	0.54
1:5:1272:C:H3'	1:5:2122:G:O2'	2.07	0.54
1:5:1273:G:N2	1:5:2123:C:OP1	2.31	0.54
1:5:2128:G:C5	1:5:2129:C:C5	2.96	0.54
1:5:211:G:C2	1:5:212:A:C5	2.95	0.54
1:5:2258:C:C2'	1:5:2258:C:O2	2.55	0.54
1:5:2784:C:N3	1:5:2785:C:C4	2.75	0.54
1:5:2853:C:H2'	1:5:2854:G:O4'	2.07	0.54
1:5:286:U:C2	1:5:287:U:C6	2.95	0.54
1:5:3687:A:C6	1:5:3688:U:C5	2.95	0.54
1:5:3738:G:O5'	1:5:3738:G:H8	1.89	0.54
1:5:3738:G:N7	1:5:3739:C:C6	2.75	0.54
1:5:4085:A:H3'	1:5:4086:G:C5'	2.38	0.54
1:5:4211:C:H6	1:5:4211:C:O5'	1.90	0.54
1:5:448:G:C2	1:5:449:C:H1'	2.43	0.54
1:5:4651:A:C2	1:5:4652:G:H1'	2.43	0.54
1:5:4700:A:N3	1:5:4700:A:H2'	2.21	0.54
1:5:504:G:C2	1:5:505:G:C6	2.95	0.54
1:5:93:G:N2	1:5:94:A:C2	2.75	0.54
2:7:59:G:N1	2:7:60:G:C4	2.76	0.54
10:G:137:ARG:O	10:G:202:VAL:HA	2.07	0.54
10:G:235:ARG:HH11	10:G:235:ARG:HG3	1.73	0.54
12:I:99:ILE:HG22	12:I:123:GLN:HB2	1.88	0.54
16:N:196:ASN:N	16:N:196:ASN:ND2	2.54	0.54
18:P:30:ARG:HH22	18:P:62:ARG:NH2	2.06	0.54
1:5:1214:C:N3	1:5:2116:C:C4	2.75	0.54
1:5:1249:C:C4	1:5:1250:C:C5	2.95	0.54
1:5:1289:C:N3	1:5:1290:G:N7	2.56	0.54
1:5:1323:A:N3	1:5:1324:A:C8	2.75	0.54
1:5:1855:G:C6	1:5:1856:C:C4	2.96	0.54
1:5:194:C:N4	1:5:195:C:C5	2.75	0.54
1:5:1999:A:C2'	1:5:2000:G:O4'	2.56	0.54
1:5:2037:C:N3	1:5:2038:U:C5	2.75	0.54
1:5:210:C:O5'	1:5:210:C:H6	1.91	0.54
1:5:2438:A:N1	1:5:2441:C:C5	2.75	0.54
1:5:2543:A:C2	1:5:2773:G:N1	2.74	0.54

Continued on next page...

Continued from previous page...

Atom-1	Atom-2	Interatomic distance (Å)	Clash overlap (Å)
1:5:2565:A:N7	1:5:2566:G:C1'	2.65	0.54
1:5:2712:G:N3	1:5:2713:C:C6	2.76	0.54
1:5:2733:C:C4	1:5:2734:U:C5	2.95	0.54
1:5:2743:A:C6	1:5:2744:A:N6	2.75	0.54
1:5:2409:U:O4	1:5:2783:A:N1	2.39	0.54
1:5:290:U:C2'	1:5:291:U:O5'	2.55	0.54
1:5:3656:A:C2	1:5:3657:U:C6	2.96	0.54
1:5:3888:G:O2'	1:5:3889:G:OP1	2.11	0.54
1:5:4098:A:N1	1:5:4099:G:C6	2.75	0.54
1:5:4133:C:C2	1:5:4134:C:C5	2.96	0.54
1:5:4222:G:C6	1:5:4223:C:C5	2.94	0.54
1:5:4363:A:C2	1:5:4364:G:C8	2.95	0.54
1:5:3877:A:N1	1:5:4444:C:H1'	2.22	0.54
1:5:4495:G:N2	1:5:4506:C:C2	2.75	0.54
1:5:4707:A:O2'	1:5:4708:A:O5'	2.26	0.54
1:5:4771:C:C5	1:5:4772:C:C6	2.96	0.54
1:5:4881:U:O2	1:5:4881:U:H2'	2.05	0.54
1:5:5028:G:C6	1:5:5029:C:N4	2.75	0.54
1:5:5039:U:C5'	1:5:5040:U:H2'	2.37	0.54
1:5:4988:U:N3	1:5:5060:A:O3'	2.38	0.54
1:5:908:G:C2	1:5:909:A:C8	2.96	0.54
1:5:972:C:C6	1:5:1283:G:O6	2.59	0.54
6:C:35:ASP:OD1	6:C:36:ILE:N	2.41	0.54
12:I:73:ASN:O	12:I:76:MET:O	2.25	0.54
19:Q:159:PRO:HA	19:Q:188:ASN:HD22	1.71	0.54
20:R:88:ARG:HG2	20:R:88:ARG:HH11	1.72	0.54
1:5:1070:G:O6	8:E:42:ARG:NH1	2.40	0.54
1:5:112:C:C2	1:5:113:A:C8	2.96	0.54
1:5:1198:G:C2'	1:5:1199:G:C8	2.86	0.54
1:5:1267:C:H6	1:5:1267:C:O5'	1.90	0.54
1:5:1268:G:H4'	1:5:1269:G:OP1	2.06	0.54
1:5:127:G:C6	1:5:128:C:C4	2.95	0.54
1:5:1569:U:C2	1:5:1570:G:C8	2.96	0.54
1:5:1695:U:O2'	1:5:1696:C:H5'	2.06	0.54
1:5:1763:C:N4	1:5:1764:G:C4	2.76	0.54
1:5:1828:C:N3	1:5:1829:G:N7	2.55	0.54
1:5:1870:C:N3	1:5:1871:A:C8	2.75	0.54
1:5:1946:G:C2	1:5:1948:G:N7	2.75	0.54
1:5:211:G:N1	1:5:212:A:C5	2.76	0.54
1:5:2426:U:O2'	1:5:2427:G:H5'	2.07	0.54
1:5:2539:C:C2	1:5:2540:C:C5	2.95	0.54

Continued on next page...

Continued from previous page...

Atom-1	Atom-2	Interatomic distance (Å)	Clash overlap (Å)
1:5:2632:U:O2	1:5:2633:U:C5	2.61	0.54
1:5:2852:U:N3	1:5:2854:G:OP2	2.37	0.54
1:5:2856:C:O2	1:5:2857:A:H8	1.75	0.54
1:5:3753:G:N1	1:5:3754:G:C5	2.75	0.54
1:5:3756:A:H2'	1:5:3757:G:O4'	2.07	0.54
1:5:4183:G:N3	1:5:4183:G:H2'	2.23	0.54
1:5:450:G:HO2'	1:5:452:A:H4'	1.73	0.54
1:5:4560:C:O2	1:5:4560:C:C2'	2.55	0.54
1:5:4562:C:C2	1:5:4563:U:H6	2.23	0.54
1:5:4579:U:N3	1:5:4580:U:C4	2.75	0.54
1:5:1964:A:C6	1:5:4694:G:C6	2.95	0.54
1:5:4984:C:C4	1:5:4985:U:C5	2.95	0.54
1:5:4997:G:C2	1:5:4998:G:N9	2.75	0.54
1:5:917:A:C2	1:5:918:G:N1	2.76	0.54
1:5:992:C:O2	1:5:993:G:C8	2.60	0.54
2:7:51:G:N1	2:7:52:C:C4	2.75	0.54
2:7:59:G:O6	2:7:60:G:N7	2.37	0.54
3:8:83:C:H4'	3:8:85:U:N3	2.23	0.54
3:8:95:A:C2	3:8:96:C:N1	2.75	0.54
4:A:29:LEU:HD13	4:A:163:ARG:HH12	1.73	0.54
7:D:109:LEU:HD21	7:D:142:PHE:CZ	2.43	0.54
8:E:119:ARG:HH11	8:E:119:ARG:HG3	1.72	0.54
14:L:59:VAL:HG21	14:L:73:GLY:HA3	1.89	0.54
18:P:82:ARG:HA	18:P:83:TRP:HE3	1.72	0.54
1:5:1271:G:C3'	1:5:1272:C:C5'	2.81	0.54
1:5:1590:C:H5''	1:5:1591:U:O5'	2.07	0.54
1:5:1744:U:C4	1:5:1745:G:N7	2.75	0.54
1:5:1758:G:C2	1:5:1759:G:C4	2.96	0.54
1:5:2106:G:HO2'	1:5:2107:C:C1'	2.19	0.54
1:5:2282:A:C2'	1:5:2283:G:C5'	2.86	0.54
1:5:2702:C:O2	1:5:2715:G:C2	2.61	0.54
1:5:288:G:C6	1:5:289:C:N4	2.76	0.54
1:5:32:G:N1	1:5:48:G:O2'	2.40	0.54
1:5:3595:U:OP1	1:5:3596:A:C8	2.60	0.54
1:5:3656:A:C2	1:5:3657:U:C5	2.96	0.54
1:5:3741:C:C4	1:5:3742:G:N7	2.75	0.54
1:5:3790:U:H3	1:5:3792:G:C1'	2.20	0.54
1:5:4269:G:H2'	1:5:4270:C:O4'	2.07	0.54
1:5:4467:A:C6	1:5:4468:U:C5	2.96	0.54
1:5:4550:G:N2	1:5:4551:U:H1'	2.22	0.54
1:5:4626:A:OP2	5:B:224:LYS:NZ	2.32	0.54

Continued on next page...

Continued from previous page...

Atom-1	Atom-2	Interatomic distance (Å)	Clash overlap (Å)
1:5:471:A:N6	1:5:472:C:C4	2.75	0.54
1:5:4745:G:C2'	1:5:4746:C:H6	2.17	0.54
1:5:4886:C:C2	1:5:4887:C:H5	2.26	0.54
1:5:686:A:C3'	1:5:687:U:H5'	2.38	0.54
1:5:723:A:N1	1:5:943:A:N1	2.54	0.54
1:5:82:U:C4	1:5:83:C:C5	2.96	0.54
1:5:908:G:N2	1:5:909:A:H1'	2.23	0.54
1:5:909:A:N1	1:5:910:G:C5	2.75	0.54
2:7:69:U:O4	2:7:106:G:O6	2.26	0.54
2:7:28:C:C5	2:7:29:C:C5	2.95	0.54
1:5:2493:G:O2'	3:8:127:U:OP2	2.20	0.54
15:M:6:PHE:O	15:M:8:GLU:N	2.41	0.54
21:S:83:ARG:HH21	21:S:83:ARG:HG3	1.72	0.54
22:T:105:PHE:HE1	22:T:109:VAL:CG2	2.21	0.54
25:W:31:PHE:CD2	25:W:37:GLU:HA	2.43	0.54
27:Y:18:HIS:HB3	27:Y:19:PHE:CE1	2.43	0.54
1:5:1075:G:C4	1:5:1076:C:C5	2.95	0.54
1:5:1237:C:O4'	1:5:1237:C:O2	2.25	0.54
1:5:1280:C:C5'	1:5:1280:C:H6	2.15	0.54
1:5:1352:C:O2'	1:5:1356:U:OP1	2.25	0.54
1:5:1358:G:OP2	6:C:114:ARG:NH2	2.40	0.54
1:5:1359:G:C2'	1:5:1360:G:O4'	2.55	0.54
1:5:1390:G:C8	1:5:1390:G:H3'	2.42	0.54
1:5:1479:G:C6	1:5:1487:G:N2	2.76	0.54
1:5:1699:A:H4'	1:5:1718:C:P	2.48	0.54
1:5:1753:G:N3	1:5:1755:C:H5''	2.22	0.54
1:5:1871:A:C6	1:5:1872:G:N7	2.76	0.54
1:5:2021:G:C6	1:5:2022:C:C4	2.96	0.54
1:5:2079:G:H1	1:5:2276:A:H61	1.54	0.54
1:5:231:U:H4'	27:Y:100:HIS:NE2	2.22	0.54
1:5:2328:G:C2	1:5:2329:U:C2	2.96	0.54
1:5:2341:A:N1	1:5:2342:G:C5	2.75	0.54
1:5:2576:G:C6	1:5:2577:C:C4	2.95	0.54
1:5:2594:C:C2	1:5:2595:C:C6	2.96	0.54
1:5:2605:G:N1	1:5:2606:G:C5	2.76	0.54
1:5:2632:U:C5	23:U:85:TYR:CD1	2.96	0.54
1:5:2656:U:H3'	1:5:2657:G:H8	1.72	0.54
1:5:291:U:O2'	1:5:292:G:H2'	2.06	0.54
1:5:3586:G:C6	1:5:3587:C:C4	2.96	0.54
1:5:3594:C:O2	1:5:3594:C:H2'	2.08	0.54
1:5:3773:U:N3	1:5:3774:A:H2'	2.21	0.54

Continued on next page...

Continued from previous page...

Atom-1	Atom-2	Interatomic distance (Å)	Clash overlap (Å)
1:5:4146:G:H2'	1:5:4147:G:H8	1.72	0.54
1:5:4154:G:N2	1:5:4155:C:C2	2.76	0.54
1:5:4285:U:H2'	1:5:4286:C:C6	2.40	0.54
1:5:1591:U:N3	1:5:4555:U:OP1	2.40	0.54
1:5:5019:A:C2	1:5:5020:G:C8	2.95	0.54
1:5:5035:U:O2	1:5:5035:U:H2'	2.08	0.54
1:5:5043:A:O2'	1:5:5044:A:H5'	2.07	0.54
1:5:668:C:C2	1:5:669:C:C6	2.96	0.54
1:5:919:C:H2'	1:5:920:C:C5'	2.38	0.54
1:5:933:G:C5	1:5:940:C:C4	2.96	0.54
2:7:27:G:H1'	2:7:56:G:H1	1.73	0.54
20:R:175:GLU:OE1	20:R:176:ARG:HA	2.07	0.54
1:5:1277:G:N1	1:5:1278:C:C5	2.75	0.54
1:5:1572:U:H3'	1:5:1573:G:H8	1.73	0.54
1:5:1583:A:N1	1:5:1584:G:H1'	2.23	0.54
1:5:1682:A:C5	1:5:1683:U:C5	2.96	0.54
1:5:1719:A:O2'	1:5:1720:C:C6	2.58	0.54
1:5:1724:G:H21	9:F:105:PRO:CG	2.21	0.54
1:5:1725:U:H2'	1:5:1725:U:O2	2.07	0.54
1:5:1816:C:H2'	1:5:1817:U:H5'	1.88	0.54
1:5:1857:C:C2	1:5:1858:A:N7	2.75	0.54
1:5:1938:C:H4'	1:5:1939:A:O5'	2.08	0.54
1:5:1946:G:C2	1:5:2037:C:C2	2.96	0.54
1:5:1964:A:N1	1:5:4694:G:C4	2.73	0.54
1:5:2567:G:C5	1:5:2568:C:C5	2.95	0.54
1:5:2769:U:O2'	1:5:2770:C:C5'	2.56	0.54
1:5:330:G:N2	1:5:331:G:N9	2.56	0.54
1:5:3605:C:N3	1:5:3606:U:C5	2.75	0.54
1:5:3753:G:C5	1:5:3776:G:C6	2.95	0.54
1:5:3832:U:C2	1:5:3833:C:C6	2.96	0.54
1:5:4175:G:C6	1:5:4176:C:C4	2.95	0.54
1:5:4183:G:H5''	1:5:4183:G:C4	2.42	0.54
1:5:4368:G:N2	1:5:4369:A:H1'	2.23	0.54
1:5:4618:G:C2	1:5:4619:U:C6	2.96	0.54
1:5:4880:C:O2'	1:5:4881:U:H5'	2.08	0.54
1:5:488:G:N1	1:5:489:C:C5	2.76	0.54
1:5:4916:G:C6	1:5:4917:C:C4	2.96	0.54
1:5:728:U:C2'	1:5:729:G:OP1	2.56	0.54
3:8:10:G:C2	3:8:11:C:C6	2.96	0.54
3:8:132:G:N2	3:8:133:G:C4	2.75	0.54
1:5:2743:A:H1'	4:A:21:LYS:HE3	1.90	0.54

Continued on next page...

Continued from previous page...

Atom-1	Atom-2	Interatomic distance (Å)	Clash overlap (Å)
5:B:222:VAL:HG11	5:B:274:TYR:CE2	2.43	0.54
8:E:266:TYR:CD2	15:M:107:PHE:CD1	2.95	0.54
11:H:59:LYS:O	11:H:60:TRP:CB	2.55	0.54
13:J:107:PHE:CE1	13:J:130:PHE:HB3	2.42	0.54
1:5:1912:G:N2	17:O:87:MET:SD	2.81	0.54
21:S:81:TRP:CZ2	21:S:94:TYR:CE1	2.96	0.54
1:5:1065:G:C2	1:5:1066:G:C5	2.95	0.54
1:5:1273:G:H21	1:5:2123:C:P	2.30	0.54
1:5:1377:G:C8	1:5:1377:G:H3'	2.43	0.54
1:5:1394:G:O2'	1:5:1395:U:H5'	2.08	0.54
1:5:1482:G:N2	1:5:1484:G:H22	2.06	0.54
1:5:1666:C:H2'	1:5:1667:G:O4'	2.08	0.54
1:5:1759:G:N1	1:5:1760:G:C8	2.75	0.54
1:5:1813:U:H2'	1:5:1814:C:C6	2.42	0.54
1:5:1867:A:H2'	1:5:1868:A:C8	2.42	0.54
1:5:1994:C:O2	1:5:1995:G:C8	2.60	0.54
1:5:2107:C:N4	1:5:2126:G:C2	2.75	0.54
1:5:246:G:N2	1:5:247:G:C8	2.74	0.54
1:5:259:C:N3	1:5:260:C:C5	2.76	0.54
1:5:2605:G:N2	1:5:2606:G:C4	2.76	0.54
1:5:3667:C:O2	1:5:3667:C:H2'	2.08	0.54
1:5:3635:A:C8	1:5:3692:A:H1'	2.42	0.54
1:5:3870:C:C2	1:5:3886:G:N2	2.76	0.54
1:5:3910:C:H2'	1:5:3911:C:C6	2.43	0.54
1:5:4101:C:C4	1:5:4102:C:C5	2.96	0.54
1:5:4142:C:C4	1:5:4143:G:N1	2.76	0.54
1:5:4750:G:H2'	1:5:4751:G:O5'	2.07	0.54
1:5:4763:U:C6	11:H:42:ASN:ND2	2.76	0.54
1:5:4767:C:H4'	1:5:4874:A:C2	2.42	0.54
1:5:479:G:N1	1:5:480:C:C4	2.76	0.54
1:5:4896:G:C4	1:5:4897:G:C8	2.95	0.54
1:5:4983:C:O2	1:5:4984:C:H6	1.86	0.54
3:8:118:C:C2	3:8:119:C:C5	2.95	0.54
1:5:1539:G:C1'	4:A:15:VAL:HG13	2.38	0.54
1:5:3685:C:H5''	4:A:193:ARG:NH2	2.22	0.54
7:D:111:ASN:ND2	7:D:111:ASN:C	2.60	0.54
16:N:178:HIS:HA	16:N:181:HIS:NE2	2.22	0.54
1:5:1066:G:N1	1:5:1067:G:C5	2.76	0.54
1:5:120:A:O4'	1:5:121:A:C6	2.61	0.54
1:5:1234:G:C2	1:5:1235:G:C4	2.96	0.54
1:5:1397:A:O2'	1:5:1398:A:C5'	2.56	0.54

Continued on next page...

Continued from previous page...

Atom-1	Atom-2	Interatomic distance (Å)	Clash overlap (Å)
1:5:1856:C:O2	1:5:1892:A:H2	1.89	0.54
1:5:1898:C:H5	1:5:2279:A:H1'	1.66	0.54
1:5:2291:G:C2	1:5:2292:C:C5	2.96	0.54
1:5:244:G:O6	1:5:246:G:N7	2.41	0.54
1:5:3657:U:C4	1:5:3658:C:C5	2.96	0.54
1:5:3690:U:C2	1:5:3691:G:C8	2.96	0.54
1:5:3714:G:C2	1:5:3715:U:C2	2.96	0.54
1:5:3875:G:O6	1:5:3877:A:H4'	2.08	0.54
1:5:4173:G:C6	1:5:4174:U:C4	2.96	0.54
1:5:4205:A:O4'	1:5:4375:C:H2'	2.08	0.54
1:5:4239:A:C6	1:5:4240:G:C5	2.95	0.54
1:5:425:U:O4	1:5:426:A:N6	2.41	0.54
1:5:4277:G:C2	1:5:4278:C:C5	2.96	0.54
1:5:4297:G:C6	1:5:4298:A:N7	2.76	0.54
6:C:178:ASN:N	6:C:178:ASN:ND2	2.55	0.54
1:5:2092:G:N1	6:C:305:PRO:O	2.37	0.54
9:F:100:ILE:C	9:F:101:ASN:OD1	2.46	0.54
9:F:168:ARG:HD2	9:F:211:TRP:HE1	1.73	0.54
10:G:102:TYR:OH	10:G:207:VAL:CA	2.56	0.54
10:G:57:TRP:CD1	10:G:57:TRP:N	2.75	0.54
20:R:109:TYR:CE1	20:R:114:LYS:CD	2.87	0.54
24:V:30:ASP:OD1	24:V:104:VAL:HG12	2.08	0.54
1:5:4085:A:OP1	26:X:45:THR:HG23	2.08	0.54
1:5:994:G:C2	1:5:1050:C:C2	2.95	0.54
1:5:1297:U:O2	1:5:1298:C:C6	2.61	0.54
1:5:1329:G:C2	1:5:3865:A:H1'	2.43	0.54
1:5:1473:U:C2	1:5:1474:C:C6	2.96	0.54
1:5:1802:A:H5'	22:T:105:PHE:CD2	2.43	0.54
1:5:1899:G:H1'	1:5:2278:G:H22	1.73	0.54
1:5:1936:C:C5	2:7:84:U:H5	2.13	0.54
1:5:2021:G:C5	1:5:2022:C:C5	2.96	0.54
1:5:2116:C:H4'	1:5:2117:G:O4'	2.08	0.54
1:5:2122:G:O2'	1:5:2123:C:OP1	2.26	0.54
1:5:2260:C:H2'	1:5:2261:G:C8	2.41	0.54
1:5:2326:G:N2	1:5:2327:G:H1'	2.23	0.54
1:5:2439:G:N3	1:5:2439:G:H2'	2.23	0.54
1:5:2614:C:O2	1:5:2614:C:H2'	2.08	0.54
1:5:3638:G:C6	1:5:3651:A:C2	2.96	0.54
1:5:3680:U:C2'	1:5:3680:U:O2	2.44	0.54
1:5:3754:G:C6	1:5:3755:G:N7	2.76	0.54
1:5:4093:G:N7	1:5:4094:G:C8	2.76	0.54

Continued on next page...

Continued from previous page...

Atom-1	Atom-2	Interatomic distance (Å)	Clash overlap (Å)
1:5:4096:C:C4	1:5:4097:G:N9	2.75	0.54
1:5:4146:G:N3	1:5:4147:G:C8	2.76	0.54
1:5:4172:A:N3	1:5:4173:G:C8	2.75	0.54
1:5:4216:G:H2'	1:5:4217:G:H5'	1.90	0.54
1:5:4275:G:H3'	1:5:4275:G:C8	2.43	0.54
1:5:4543:G:O2'	1:5:4544:A:O5'	2.26	0.54
1:5:4579:U:C4	1:5:4580:U:C5	2.96	0.54
1:5:4735:G:C6	1:5:4736:C:C4	2.95	0.54
1:5:4884:G:N3	1:5:4884:G:H2'	2.23	0.54
1:5:4942:C:O4'	1:5:4942:C:O2	2.23	0.54
1:5:4997:G:C6	1:5:4998:G:C5	2.96	0.54
1:5:5042:A:C2	1:5:5043:A:C5	2.96	0.54
1:5:736:C:C2'	1:5:737:C:O4'	2.53	0.54
1:5:967:C:H2'	1:5:969:C:OP1	2.08	0.54
2:7:9:C:O2	2:7:9:C:H2'	2.08	0.54
3:8:125:C:O4'	3:8:125:C:O2	2.21	0.54
4:A:97:ASN:O	4:A:100:ASN:HB2	2.08	0.54
1:5:2090:U:N3	6:C:307:LYS:CE	2.71	0.54
10:G:165:GLU:OE1	16:N:22:LEU:HD13	2.07	0.54
12:I:171:TRP:CB	12:I:181:PHE:CD2	2.91	0.54
17:O:109:PRO:O	17:O:113:ASP:OD1	2.26	0.54
20:R:8:LYS:HG3	20:R:22:VAL:HG11	1.90	0.54
15:M:6:PHE:HA	21:S:152:PHE:O	2.08	0.54
1:5:1355:G:H2'	1:5:1356:U:O5'	2.07	0.53
1:5:1445:U:N3	1:5:1446:C:C6	2.76	0.53
1:5:1492:G:C4	1:5:1493:G:C8	2.97	0.53
1:5:1665:C:O2'	1:5:1666:C:H5'	2.08	0.53
1:5:1667:G:C2	1:5:2283:G:C6	2.94	0.53
1:5:1750:G:N1	1:5:1751:A:C5	2.77	0.53
1:5:2243:C:O2	1:5:2244:C:C6	2.61	0.53
1:5:2245:G:C6	1:5:2246:C:C4	2.96	0.53
1:5:2484:A:H2'	1:5:2485:U:O4'	2.08	0.53
1:5:27:C:C2	1:5:28:C:C5	2.96	0.53
1:5:3692:A:C6	1:5:3693:U:N1	2.76	0.53
1:5:3731:C:H2'	1:5:3731:C:O2	2.06	0.53
1:5:3944:G:N2	1:5:3945:A:C4	2.76	0.53
1:5:4592:C:H2'	1:5:4593:C:H6	1.72	0.53
1:5:473:C:C2	1:5:474:C:C6	2.95	0.53
1:5:4975:G:C5	1:5:4977:A:C6	2.96	0.53
1:5:4981:G:C2	1:5:4982:A:C8	2.96	0.53
1:5:73:A:C2	1:5:74:G:N7	2.77	0.53

Continued on next page...

Continued from previous page...

Atom-1	Atom-2	Interatomic distance (Å)	Clash overlap (Å)
1:5:750:U:C4	1:5:751:G:N7	2.77	0.53
2:7:58:A:C5	2:7:59:G:C8	2.95	0.53
6:C:341:LEU:HD21	8:E:52:ARG:HD2	1.90	0.53
7:D:52:ILE:HG23	7:D:54:ARG:NH2	2.23	0.53
7:D:99:TYR:CE1	7:D:165:GLY:HA2	2.42	0.53
1:5:981:C:C2	8:E:69:TYR:CE2	2.96	0.53
9:F:161:TYR:CD2	9:F:168:ARG:CZ	2.91	0.53
9:F:243:ASN:N	9:F:243:ASN:OD1	2.37	0.53
16:N:88:GLY:CA	17:O:48:TYR:HD2	102.54	0.53
21:S:8:ARG:HB2	21:S:10:TYR:CE2	2.42	0.53
27:Y:15:ARG:CG	27:Y:15:ARG:NH1	2.70	0.53
1:5:1183:C:N3	1:5:1184:A:C8	2.76	0.53
1:5:1549:G:N2	1:5:1580:C:C2	2.76	0.53
1:5:1776:A:C6	1:5:1777:C:C4	2.96	0.53
1:5:1778:C:C2	1:5:1779:U:H5	2.25	0.53
1:5:1844:G:C6	1:5:1845:U:C4	2.95	0.53
1:5:1872:G:C2	1:5:1873:A:N7	2.76	0.53
1:5:1875:C:H2'	1:5:1876:U:O4'	2.08	0.53
1:5:190:G:N1	1:5:252:C:C2	2.77	0.53
1:5:1992:U:H6	1:5:2002:A:H2	1.53	0.53
1:5:206:U:O2	1:5:208:A:H8	1.90	0.53
1:5:2104:G:C6	1:5:2105:A:C5	2.96	0.53
1:5:2113:G:C8	1:5:2115:G:N3	2.76	0.53
1:5:2335:C:O2	1:5:2336:G:C8	2.62	0.53
1:5:209:U:N3	1:5:233:U:C5	2.76	0.53
1:5:2417:A:N1	1:5:2418:A:C5	2.76	0.53
1:5:2677:G:C6	1:5:2678:A:C8	2.96	0.53
1:5:2833:A:HO2'	1:5:2834:C:C4'	2.20	0.53
1:5:3668:C:C4	1:5:3669:G:N7	2.75	0.53
1:5:3694:U:C4	1:5:3695:U:C4	2.95	0.53
1:5:3791:C:N4	1:5:3802:U:C5	2.76	0.53
1:5:3909:C:C2	1:5:3910:C:C5	2.96	0.53
1:5:3925:U:H2'	1:5:3926:C:O4'	2.08	0.53
1:5:4131:G:C6	1:5:4132:C:C4	2.96	0.53
1:5:4132:C:C2	1:5:4133:C:C6	2.96	0.53
1:5:4214:A:H8	1:5:4214:A:O5'	1.91	0.53
1:5:4400:G:H2'	1:5:4400:G:N3	2.23	0.53
1:5:471:A:N1	1:5:472:C:H1'	2.24	0.53
1:5:491:G:N2	1:5:492:U:C4	2.76	0.53
1:5:4991:U:H2'	1:5:4992:G:H8	1.73	0.53
1:5:5000:G:C6	1:5:5001:U:C4	2.96	0.53

Continued on next page...

Continued from previous page...

Atom-1	Atom-2	Interatomic distance (Å)	Clash overlap (Å)
1:5:5022:U:C4	1:5:5024:C:C4	2.96	0.53
1:5:751:G:N2	1:5:752:G:C4	2.76	0.53
3:8:64:U:C2	3:8:95:A:N1	2.76	0.53
1:5:2835:A:N3	5:B:228:TYR:HD2	2.07	0.53
9:F:63:TYR:HD2	9:F:149:LEU:HD21	1.73	0.53
14:L:28:GLN:HG2	16:N:202:ARG:NH1	2.23	0.53
21:S:45:TRP:CZ3	21:S:56:LYS:CA	2.84	0.53
27:Y:10:ASP:O	27:Y:11:ARG:C	2.45	0.53
1:5:102:G:C2'	1:5:103:G:O5'	2.56	0.53
1:5:1092:G:C2	1:5:1093:C:C6	2.97	0.53
1:5:1278:C:C3'	1:5:1279:A:H4'	2.38	0.53
1:5:1348:U:N3	1:5:1349:G:N7	2.56	0.53
1:5:1609:U:C2	1:5:1610:C:C6	2.97	0.53
1:5:1670:G:O5'	1:5:1671:U:H6	1.91	0.53
1:5:1758:G:C2	1:5:1759:G:C8	2.97	0.53
1:5:1789:C:C2'	1:5:1790:U:O5'	2.55	0.53
1:5:1978:C:N3	1:5:1988:G:O6	2.41	0.53
1:5:2284:G:H2'	1:5:2285:A:O4'	2.08	0.53
1:5:208:A:H1'	1:5:232:G:N3	2.23	0.53
1:5:2549:G:N1	1:5:2770:C:N4	2.57	0.53
1:5:2593:C:C2	1:5:2594:C:C6	2.95	0.53
1:5:2658:G:N3	1:5:2675:G:N2	2.56	0.53
1:5:2698:G:C6	1:5:2699:C:C4	2.97	0.53
1:5:2394:G:O2'	1:5:2819:U:O4	2.23	0.53
1:5:3612:C:H2'	1:5:3613:U:O4'	2.09	0.53
1:5:3622:C:O2	1:5:3623:C:O2	2.26	0.53
1:5:4078:C:C2	1:5:4079:C:C6	2.96	0.53
1:5:4202:U:O2	1:5:4204:C:C4	2.61	0.53
1:5:4308:C:O2'	1:5:4338:G:H4'	2.07	0.53
1:5:4881:U:O2'	1:5:4882:U:O5'	2.27	0.53
1:5:4999:G:C4	1:5:5000:G:C8	2.97	0.53
1:5:5031:G:C2	1:5:5032:C:C4	2.96	0.53
1:5:670:G:H2'	1:5:671:G:C8	2.43	0.53
1:5:976:G:H3'	1:5:977:C:H6	1.72	0.53
3:8:99:U:N3	3:8:100:U:C5	2.76	0.53
7:D:95:TYR:HA	7:D:158:LYS:HG2	1.89	0.53
7:D:21:ARG:HA	7:D:24:ARG:HE	1.72	0.53
9:F:149:LEU:HB2	9:F:197:TYR:HH	1.71	0.53
14:L:82:ARG:HB3	14:L:82:ARG:CZ	2.36	0.53
1:5:1167:C:O2	1:5:1195:G:C2	2.61	0.53
1:5:124:C:H2'	1:5:124:C:O2	2.07	0.53

Continued on next page...

Continued from previous page...

Atom-1	Atom-2	Interatomic distance (Å)	Clash overlap (Å)
1:5:1337:A:C5'	6:C:102:PHE:HD2	2.21	0.53
1:5:1394:G:O2'	1:5:1395:U:C5'	2.57	0.53
1:5:1442:C:C4	1:5:1443:A:N7	2.76	0.53
1:5:1595:G:N1	1:5:4557:U:H5'	2.23	0.53
1:5:1894:C:C2'	1:5:1895:G:O5'	2.56	0.53
1:5:209:U:C6	1:5:211:G:N7	2.76	0.53
1:5:2352:U:C2	1:5:2353:U:C5	2.96	0.53
1:5:2439:G:C8	1:5:2777:G:C6	2.96	0.53
1:5:2682:G:H2'	1:5:2683:C:C6	2.43	0.53
1:5:271:C:C2	1:5:272:U:C5	2.86	0.53
1:5:2737:C:C2	1:5:2738:C:C5	2.97	0.53
1:5:319:A:H1'	1:5:3726:A:C2	2.44	0.53
1:5:3668:C:N4	1:5:3669:G:C5	2.76	0.53
1:5:2457:G:H21	1:5:3672:G:N2	2.06	0.53
1:5:3857:G:C4	1:5:3858:C:C6	2.96	0.53
1:5:4167:G:N1	1:5:4168:G:C8	2.76	0.53
1:5:422:C:C2'	1:5:422:C:O2	2.54	0.53
1:5:4276:G:O6	1:5:4277:G:C6	2.61	0.53
1:5:4345:C:O2	1:5:4346:U:C6	2.60	0.53
1:5:4401:G:C6	1:5:4402:C:C4	2.97	0.53
1:5:4416:G:N1	1:5:4417:C:C5	2.77	0.53
1:5:4957:C:H2'	1:5:4957:C:O2	2.08	0.53
1:5:5006:U:C1'	1:5:5042:A:C5	2.91	0.53
1:5:648:G:C2	1:5:649:A:C8	2.96	0.53
1:5:907:C:N3	1:5:908:G:C8	2.77	0.53
1:5:713:C:H42	1:5:955:G:H1	1.55	0.53
1:5:976:G:H1	1:5:1277:G:H1	1.57	0.53
11:H:93:ARG:HH11	11:H:93:ARG:CG	3.01	0.53
1:5:4198:G:O6	12:I:112:GLN:NE2	2.42	0.53
14:L:47:ALA:HB3	14:L:48:PRO:HD3	1.90	0.53
1:5:1280:C:N3	1:5:1282:G:O6	2.42	0.53
1:5:1335:G:C6	1:5:1336:G:C5	2.96	0.53
1:5:1337:A:H2	1:5:1658:G:N3	2.06	0.53
1:5:1359:G:H2'	1:5:1360:G:N9	2.22	0.53
1:5:1662:C:O2	1:5:1663:C:C6	2.62	0.53
1:5:1939:A:N1	1:5:3874:G:C5'	2.59	0.53
1:5:2020:U:H2'	1:5:2020:U:O2	2.07	0.53
1:5:2270:G:N3	1:5:2271:C:C6	2.76	0.53
1:5:2492:C:H2'	1:5:2493:G:O4'	2.08	0.53
1:5:2368:A:N6	1:5:2827:G:O2'	2.42	0.53
1:5:328:A:C2	1:5:329:A:C5	2.96	0.53

Continued on next page...

Continued from previous page...

Atom-1	Atom-2	Interatomic distance (Å)	Clash overlap (Å)
1:5:3635:A:C6	1:5:3636:C:C1'	2.91	0.53
1:5:3657:U:C2	1:5:3658:C:C6	2.96	0.53
1:5:3742:G:C2	1:5:3743:G:N7	2.77	0.53
1:5:4117:U:C2'	1:5:4117:U:O2	2.55	0.53
1:5:426:A:O2'	1:5:427:A:H5'	2.09	0.53
1:5:70:A:N1	1:5:4355:G:C1'	2.72	0.53
1:5:4404:U:C4	1:5:4436:U:C4	2.96	0.53
1:5:4479:A:N1	1:5:4480:A:H1'	2.23	0.53
1:5:46:U:OP2	1:5:47:A:O2'	2.19	0.53
1:5:4750:G:C2'	1:5:4751:G:O5'	2.56	0.53
1:5:4886:C:O2	1:5:4886:C:H2'	2.08	0.53
1:5:4960:G:C2'	1:5:4961:G:H5'	2.38	0.53
1:5:5028:G:C2	1:5:5029:C:C2	2.97	0.53
1:5:60:G:C6	1:5:61:A:C5	2.96	0.53
1:5:69:A:C2	1:5:70:A:C4	2.97	0.53
1:5:976:G:H2'	1:5:977:C:O4'	2.09	0.53
3:8:132:G:N2	3:8:133:G:N9	2.55	0.53
3:8:80:A:C5	3:8:81:C:C6	2.96	0.53
5:B:323:TYR:CD1	5:B:324:GLY:N	2.77	0.53
6:C:54:VAL:HG21	6:C:101:MET:CE	2.39	0.53
11:H:88:PHE:CZ	11:H:151:ILE:HB	2.43	0.53
16:N:39:ALA:HB2	16:N:63:ARG:HH21	1.74	0.53
17:O:14:HIS:CD2	17:O:124:LEU:HD12	2.44	0.53
18:P:82:ARG:HA	18:P:83:TRP:CE3	2.44	0.53
21:S:95:ARG:HH11	21:S:97:TYR:HH	1.52	0.53
23:U:97:ARG:O	23:U:98:ASP:HB2	2.08	0.53
1:5:1092:G:C2	1:5:1093:C:N1	2.76	0.53
1:5:1098:G:C6	1:5:1099:C:C4	2.96	0.53
1:5:1235:G:N2	1:5:1236:C:C5	2.77	0.53
1:5:1260:G:C2	1:5:1261:G:N9	2.77	0.53
1:5:1260:G:C4	1:5:1261:G:C8	2.97	0.53
1:5:127:G:N1	1:5:128:C:C4	2.77	0.53
1:5:1609:U:N3	1:5:1610:C:C5	2.77	0.53
1:5:1691:G:C5	1:5:1692:C:C5	2.97	0.53
1:5:180:C:O2	1:5:181:C:C6	2.61	0.53
1:5:1866:U:C5	1:5:4405:G:O4'	2.61	0.53
1:5:1959:U:H1'	1:5:1961:G:H1'	1.91	0.53
1:5:2089:G:C6	1:5:2263:A:C8	2.96	0.53
1:5:1272:C:H5''	1:5:2122:G:C8	2.43	0.53
1:5:2246:C:H2'	1:5:2247:C:O4'	2.09	0.53
1:5:1667:G:C6	1:5:2280:G:C4	2.96	0.53

Continued on next page...

Continued from previous page...

Atom-1	Atom-2	Interatomic distance (Å)	Clash overlap (Å)
1:5:235:A:N1	1:5:238:C:C5	2.77	0.53
1:5:2451:A:N6	1:5:2452:G:C4	2.77	0.53
1:5:2480:G:C2	1:5:2481:G:N9	2.77	0.53
1:5:2481:G:C4	1:5:2482:C:C6	2.96	0.53
1:5:2468:U:H2'	1:5:2506:G:O6	2.09	0.53
1:5:258:G:C2	1:5:259:C:C6	2.97	0.53
1:5:2604:C:O2	1:5:2604:C:H2'	2.09	0.53
1:5:2614:C:O2	1:5:2726:G:C2	2.61	0.53
1:5:345:C:O2	1:5:346:G:C8	2.62	0.53
1:5:3820:G:C6	1:5:3821:A:C5	2.97	0.53
1:5:3837:C:H2'	1:5:3838:U:C1'	2.39	0.53
1:5:4215:C:O2	1:5:4215:C:H2'	2.07	0.53
1:5:4223:C:O2	1:5:4223:C:H2'	2.08	0.53
1:5:4277:G:N1	1:5:4278:C:C5	2.77	0.53
1:5:4279:A:O4'	1:5:4281:A:C8	2.62	0.53
1:5:4441:A:C8	1:5:4441:A:H5''	2.43	0.53
1:5:4640:C:C4	1:5:4641:U:C5	2.97	0.53
1:5:4948:C:O2'	1:5:4949:G:H5'	2.07	0.53
1:5:4965:U:H2'	1:5:4965:U:O2	2.04	0.53
1:5:4967:A:H2'	1:5:4968:A:C8	2.44	0.53
1:5:4997:G:N2	1:5:4998:G:H1'	2.23	0.53
1:5:5019:A:C2	1:5:5020:G:N7	2.77	0.53
1:5:5055:G:C2	1:5:5056:A:C5	2.96	0.53
1:5:687:U:O2'	8:E:101:ARG:HG2	2.09	0.53
1:5:965:G:N3	1:5:965:G:H2'	2.23	0.53
1:5:983:C:C2	1:5:984:C:H6	2.10	0.53
10:G:108:GLN:HE21	10:G:108:GLN:HA	1.74	0.53
15:M:11:ARG:CZ	15:M:11:ARG:HB2	2.38	0.53
26:X:156:ILE:HG22	47:2:24:ARG:NE	2.01	0.53
46:1:128:SER:HB2	46:1:152:THR:HG23	1.91	0.53
1:5:1092:G:C6	1:5:1093:C:C4	2.96	0.53
1:5:1191:C:C2	1:5:1192:C:C6	2.97	0.53
1:5:127:G:C4	1:5:128:C:C5	2.96	0.53
1:5:1297:U:O2	1:5:1298:C:H6	1.91	0.53
1:5:1367:C:N3	1:5:1369:C:P	2.82	0.53
1:5:1388:A:N1	1:5:1396:G:C2	2.77	0.53
1:5:1541:C:C4	1:5:1542:U:C5	2.97	0.53
1:5:1555:G:N2	1:5:1556:C:H1'	2.24	0.53
1:5:1806:G:N3	1:5:1807:C:C6	2.77	0.53
1:5:1949:U:O2	1:5:1949:U:H2'	2.09	0.53
1:5:1955:G:C5	1:5:1956:A:C8	2.97	0.53

Continued on next page...

Continued from previous page...

Atom-1	Atom-2	Interatomic distance (Å)	Clash overlap (Å)
1:5:1961:G:C2	1:5:2024:G:C2	2.97	0.53
1:5:219:G:C8	1:5:220:C:C5	2.97	0.53
1:5:2314:G:N2	1:5:2315:G:N9	2.56	0.53
1:5:2605:G:C2	1:5:2606:G:C5	2.96	0.53
1:5:313:U:C2	1:5:314:G:C8	2.96	0.53
1:5:330:G:C2	1:5:331:G:C5	2.97	0.53
1:5:3703:G:C2	1:5:3704:U:C6	2.96	0.53
1:5:3741:C:N3	1:5:3742:G:C8	2.76	0.53
1:5:3742:G:N3	1:5:3743:G:C8	2.77	0.53
1:5:2851:G:O2'	1:5:3841:C:O4'	2.23	0.53
1:5:3879:G:C5	1:5:3882:C:C4	2.96	0.53
1:5:4083:U:H2'	1:5:4084:G:H3'	1.90	0.53
1:5:4091:G:N1	1:5:4092:G:C5	2.77	0.53
1:5:4136:G:C2	1:5:4137:C:C2	2.97	0.53
1:5:424:U:O2	1:5:424:U:C2'	2.57	0.53
1:5:4337:C:O2'	1:5:4338:G:O5'	2.26	0.53
1:5:4703:U:N3	1:5:4704:C:C5	2.76	0.53
1:5:4737:G:C5	1:5:4738:C:C4	2.97	0.53
1:5:4763:U:O2	15:M:3:PHE:CZ	2.61	0.53
1:5:4928:C:H2'	1:5:4929:C:H5''	1.90	0.53
1:5:5000:G:C5	1:5:5001:U:C5	2.96	0.53
1:5:5031:G:N3	1:5:5032:C:C6	2.77	0.53
1:5:732:A:C5	1:5:733:A:C2	2.96	0.53
1:5:908:G:C2	1:5:909:A:N9	2.77	0.53
4:A:40:TYR:CD1	4:A:40:TYR:O	2.62	0.53
7:D:265:ARG:CG	7:D:265:ARG:HH11	2.22	0.53
7:D:99:TYR:HD2	7:D:199:ILE:HG23	1.74	0.53
8:E:277:ILE:HD11	8:E:282:LEU:HD13	1.90	0.53
9:F:239:GLU:C	9:F:241:GLN:H	2.12	0.53
15:M:118:MET:HG3	17:O:192:PHE:HE2	1.73	0.53
16:N:115:VAL:HA	16:N:134:LEU:HD23	1.91	0.53
21:S:27:LEU:C	21:S:28:TYR:CD1	2.81	0.53
1:5:5005:G:C5	25:W:51:TRP:CD1	2.91	0.53
28:Z:50:PRO:CG	28:Z:122:TYR:CE2	2.91	0.53
1:5:1090:G:C2	1:5:1091:C:C2	2.97	0.53
1:5:1090:G:H2'	1:5:1091:C:O4'	2.09	0.53
1:5:1098:G:C2	1:5:1099:C:C2	2.97	0.53
1:5:1214:C:H2'	1:5:2114:G:C2	2.41	0.53
1:5:1215:C:C2	1:5:1216:C:H6	2.27	0.53
1:5:1260:G:N3	1:5:1261:G:C8	2.77	0.53
1:5:1663:C:H2'	1:5:1664:U:H6	1.74	0.53

Continued on next page...

Continued from previous page...

Atom-1	Atom-2	Interatomic distance (Å)	Clash overlap (Å)
1:5:1987:C:C2'	1:5:1987:C:O2	2.55	0.53
1:5:2076:G:C6	1:5:2077:C:C4	2.97	0.53
1:5:2104:G:C4	1:5:2105:A:C8	2.96	0.53
1:5:2244:C:C2	1:5:2245:G:C8	2.96	0.53
1:5:964:A:N3	1:5:2252:G:O6	2.42	0.53
1:5:2085:G:C2	1:5:2273:G:N1	2.76	0.53
1:5:2316:G:N3	1:5:2317:C:C6	2.77	0.53
1:5:2463:G:C2	1:5:2464:C:C5	2.97	0.53
1:5:2494:U:H2'	1:5:2495:U:O4'	2.08	0.53
1:5:2497:C:N4	1:5:2498:C:H41	2.07	0.53
1:5:2522:G:HO2'	1:5:2697:A:HO2'	1.53	0.53
1:5:2645:G:C6	1:5:2646:C:C4	2.97	0.53
1:5:2735:G:N1	1:5:2736:G:N7	2.57	0.53
1:5:322:C:O2	1:5:4356:G:C2	2.61	0.53
1:5:4284:C:N3	1:5:4285:U:C4	2.76	0.53
1:5:4399:U:C4	1:5:4400:G:N7	2.76	0.53
1:5:4498:U:O2	1:5:4500:U:C5'	2.57	0.53
1:5:4731:G:C8	1:5:4732:G:C6	2.97	0.53
1:5:4904:G:N1	1:5:4905:C:C4	2.76	0.53
1:5:505:G:C6	1:5:506:C:C4	2.97	0.53
1:5:84:A:H5'	1:5:84:A:C8	2.44	0.53
1:5:924:C:C2	1:5:925:C:C6	2.96	0.53
1:5:91:G:N7	1:5:93:G:C5	2.77	0.53
1:5:964:A:O5'	1:5:964:A:C8	2.61	0.53
3:8:142:U:N3	3:8:143:G:C8	2.77	0.53
5:B:17:LEU:HD13	5:B:17:LEU:C	2.28	0.53
7:D:43:LYS:HB3	7:D:46:THR:CG2	2.38	0.53
9:F:124:PHE:CD2	9:F:196:ILE:CG2	2.92	0.53
10:G:100:HIS:HA	10:G:103:ARG:HD2	1.89	0.53
11:H:113:GLU:OE2	11:H:124:ARG:O	2.27	0.53
14:L:176:PHE:CD1	14:L:176:PHE:C	2.81	0.53
20:R:103:ARG:CZ	20:R:106:LEU:HD21	9.22	0.53
1:5:1572:U:C5'	20:R:95:TRP:CZ2	2.92	0.53
1:5:101:A:N6	1:5:102:G:C6	2.77	0.53
1:5:450:G:H21	1:5:1294:A:H2'	1.74	0.53
1:5:145:G:N3	1:5:146:G:C8	2.76	0.53
1:5:1490:G:N1	1:5:1491:A:C5	2.77	0.53
1:5:1543:G:N1	1:5:1544:G:C5	2.76	0.53
1:5:1549:G:C2	1:5:1580:C:C2	2.97	0.53
1:5:1682:A:C4	1:5:1683:U:C6	2.97	0.53
1:5:1696:C:O2'	1:5:1697:G:OP2	2.21	0.53

Continued on next page...

Continued from previous page...

Atom-1	Atom-2	Interatomic distance (Å)	Clash overlap (Å)
1:5:1698:C:C6	1:5:1698:C:OP2	2.61	0.53
1:5:1752:G:C2	1:5:1753:G:C4	2.97	0.53
1:5:1770:A:C5	1:5:1771:U:C5	2.97	0.53
1:5:1878:G:C2	1:5:1879:C:C6	2.97	0.53
1:5:2044:U:O2'	17:O:63:ASN:CB	2.57	0.53
1:5:2529:A:N6	1:5:2532:C:H1'	2.23	0.53
1:5:2538:U:H2'	1:5:2539:C:C6	2.44	0.53
1:5:2594:C:C2	1:5:2595:C:C5	2.97	0.53
1:5:3653:A:C2	1:5:3692:A:C4'	2.91	0.53
1:5:2366:A:H2	1:5:3851:U:C1'	2.14	0.53
1:5:3858:C:N4	1:5:3859:G:C6	2.76	0.53
1:5:4236:G:N2	1:5:4289:U:H1'	2.23	0.53
1:5:426:A:C2	1:5:427:A:C5	2.96	0.53
1:5:4640:C:N3	1:5:4641:U:C5	2.77	0.53
1:5:4750:G:O2'	1:5:4751:G:P	2.67	0.53
1:5:666:G:OP2	1:5:666:G:C2	2.62	0.53
1:5:667:A:C2'	1:5:668:C:O4'	2.55	0.53
1:5:992:C:N3	1:5:993:G:N7	2.57	0.53
1:5:99:A:H4'	16:N:181:HIS:HD1	1.71	0.53
2:7:11:A:C2	2:7:67:C:O4'	2.62	0.53
2:7:43:U:N3	2:7:44:C:C4	2.75	0.53
3:8:79:G:C2	3:8:80:A:C6	2.97	0.53
3:8:9:A:N1	3:8:10:G:C5	2.77	0.53
4:A:16:PHE:CE1	4:A:194:ASN:HB3	2.44	0.53
4:A:89:TYR:HB2	4:A:100:ASN:ND2	2.17	0.53
5:B:92:TYR:CE2	5:B:101:THR:HB	2.43	0.53
5:B:160:ILE:HD13	5:B:194:LEU:HD13	1.90	0.53
5:B:45:ALA:HB3	5:B:183:ILE:HG23	1.90	0.53
1:5:1185:G:N2	7:D:282:GLN:NE2	2.56	0.53
9:F:59:TYR:O	9:F:63:TYR:HB2	2.08	0.53
12:I:95:HIS:CE1	12:I:97:ILE:HD12	2.44	0.53
14:L:94:ILE:O	14:L:94:ILE:HG22	2.09	0.53
1:5:2061:U:O2	21:S:111:ARG:CD	2.57	0.53
22:T:8:ARG:HH11	22:T:52:MET:HE1	1.74	0.53
26:X:84:GLU:HB3	46:1:404:HIS:CG	2.44	0.53
1:5:1075:G:C2	1:5:1076:C:C2	2.97	0.53
1:5:1189:G:C2	1:5:1190:C:N1	2.77	0.53
1:5:1373:A:C2	1:5:1374:G:C8	2.97	0.53
1:5:1379:C:O2	1:5:1380:G:N7	2.42	0.53
1:5:1516:G:N7	1:5:1518:A:C8	2.77	0.53
1:5:1555:G:C4	1:5:1556:C:C6	2.97	0.53

Continued on next page...

Continued from previous page...

Atom-1	Atom-2	Interatomic distance (Å)	Clash overlap (Å)
1:5:1557:C:O2	1:5:1557:C:H2'	2.07	0.53
1:5:1651:G:H8	1:5:1651:G:O5'	1.92	0.53
1:5:1797:G:C2	1:5:1798:G:C8	2.97	0.53
1:5:1831:G:C5	1:5:1832:C:C5	2.97	0.53
1:5:2505:C:H4'	1:5:2506:G:H5'	1.90	0.53
1:5:2577:C:C5	28:Z:17:ARG:NH2	2.77	0.53
1:5:2605:G:C2	1:5:2606:G:N7	2.77	0.53
1:5:2725:A:H2'	1:5:2726:G:C5'	2.38	0.53
1:5:2851:G:C6	1:5:2852:U:H1'	2.44	0.53
1:5:286:U:N3	1:5:287:U:C5	2.77	0.53
1:5:4228:G:H5''	1:5:4229:U:C4'	2.39	0.53
1:5:4687:A:C8	1:5:4698:C:C6	2.97	0.53
1:5:4981:G:C2	1:5:4982:A:N7	2.77	0.53
1:5:65:A:O2'	1:5:66:A:H4'	2.08	0.53
2:7:73:U:O2	2:7:102:U:O4	2.26	0.53
2:7:104:C:N3	2:7:105:C:C5	2.77	0.53
3:8:53:G:C4	3:8:54:C:C6	2.97	0.53
12:I:184:MET:CB	12:I:190:LEU:HD12	2.38	0.53
14:L:81:LEU:O	14:L:83:VAL:N	2.42	0.53
19:Q:58:ARG:HH11	19:Q:58:ARG:HB2	1.72	0.53
21:S:29:ARG:HH12	22:T:150:LEU:HA	1.74	0.53
26:X:151:ASN:HD21	47:2:20:ARG:CD	2.08	0.53
1:5:1048:G:C5	1:5:1049:C:C5	2.97	0.52
1:5:1092:G:H2'	1:5:1093:C:O4'	2.09	0.52
1:5:1168:G:C2	1:5:1169:G:N7	2.77	0.52
1:5:1265:G:H5''	1:5:2115:G:C2	2.43	0.52
1:5:1348:U:H2'	1:5:1348:U:O2	2.09	0.52
1:5:1474:C:N3	1:5:1475:G:C5	2.77	0.52
1:5:1545:G:C2	1:5:1546:C:N3	2.77	0.52
1:5:1601:A:N7	1:5:3643:A:N9	2.57	0.52
1:5:1836:G:N1	1:5:1837:A:N7	2.56	0.52
1:5:1912:G:N1	1:5:1913:C:C4	2.77	0.52
1:5:1902:G:C6	1:5:2075:G:C2	2.97	0.52
1:5:2103:G:C6	1:5:2104:G:N7	2.77	0.52
1:5:21:G:N1	3:8:36:G:C2	2.77	0.52
1:5:2316:G:N3	1:5:2317:C:C5	2.77	0.52
1:5:2503:G:H3'	1:5:2504:C:C5'	2.40	0.52
1:5:258:G:N3	1:5:259:C:C6	2.77	0.52
1:5:2678:A:N1	1:5:2679:G:C5	2.77	0.52
1:5:2843:U:N3	1:5:2844:A:C8	2.75	0.52
1:5:303:C:C2	1:5:304:C:C6	2.97	0.52

Continued on next page...

Continued from previous page...

Atom-1	Atom-2	Interatomic distance (Å)	Clash overlap (Å)
1:5:31:U:O2'	1:5:32:G:C5'	2.57	0.52
1:5:3753:G:C6	1:5:3776:G:N1	2.77	0.52
1:5:4114:C:H3'	1:5:4115:G:C4'	2.39	0.52
1:5:4283:G:N3	1:5:4284:C:C5	2.63	0.52
1:5:3893:C:C4	1:5:4568:A:C2	2.97	0.52
1:5:4730:C:H2'	1:5:4965:U:N3	2.23	0.52
1:5:4966:A:C2'	1:5:4967:A:O4'	2.47	0.52
1:5:84:A:H4'	1:5:85:G:OP1	2.08	0.52
1:5:990:C:C2	1:5:991:C:C6	2.96	0.52
3:8:13:G:C4	3:8:14:U:C4	2.97	0.52
3:8:80:A:C8	3:8:81:C:H1'	2.44	0.52
3:8:80:A:C3'	3:8:81:C:H4'	2.38	0.52
5:B:118:PHE:CB	5:B:119:TYR:HE1	2.21	0.52
5:B:388:PHE:O	5:B:390:GLY:N	2.42	0.52
5:B:39:LYS:O	5:B:40:PRO:O	2.27	0.52
1:5:981:C:C4	8:E:69:TYR:CZ	2.97	0.52
9:F:202:ARG:HD2	9:F:202:ARG:N	2.23	0.52
10:G:57:TRP:CE3	10:G:61:ILE:HG21	2.44	0.52
13:J:19:LYS:HD2	13:J:21:CYS:SG	2.49	0.52
13:J:32:ARG:HB3	13:J:32:ARG:CZ	2.39	0.52
1:5:397:G:N2	18:P:22:LEU:HD22	2.24	0.52
20:R:117:ARG:HD3	20:R:118:HIS:CE1	2.43	0.52
27:Y:81:TYR:CD2	27:Y:96:HIS:HB2	2.44	0.52
46:1:162:VAL:HG13	46:1:182:PHE:CZ	2.44	0.52
1:5:1066:G:C6	1:5:1067:G:C5	2.98	0.52
1:5:1074:G:H2'	1:5:1075:G:H1'	1.91	0.52
1:5:1211:G:N2	1:5:1212:G:C5	2.78	0.52
1:5:146:G:C2	1:5:147:A:C5	2.97	0.52
1:5:1624:G:C5	1:5:1643:A:C8	2.98	0.52
1:5:1655:C:H4'	1:5:1679:A:C2	2.45	0.52
1:5:1782:U:O2	1:5:1783:C:C6	2.62	0.52
1:5:1871:A:C6	1:5:1872:G:C5	2.97	0.52
1:5:1889:U:H3'	1:5:1890:G:C8	2.44	0.52
1:5:1907:A:H2'	1:5:1908:A:C8	2.44	0.52
1:5:209:U:C2	1:5:233:U:C5	2.96	0.52
1:5:2567:G:C2	1:5:2568:C:N1	2.76	0.52
1:5:2586:G:N7	1:5:2587:A:N1	2.57	0.52
1:5:2736:G:C4	1:5:2737:C:C5	2.98	0.52
1:5:2786:C:H4'	1:5:2787:A:C8	2.44	0.52
1:5:2819:U:HO2'	20:R:58:HIS:CD2	2.24	0.52
1:5:2859:G:O2'	1:5:2860:C:C5'	2.57	0.52

Continued on next page...

Continued from previous page...

Atom-1	Atom-2	Interatomic distance (Å)	Clash overlap (Å)
1:5:4173:G:C5	1:5:4174:U:C5	2.98	0.52
1:5:4297:G:H2'	1:5:4297:G:N3	2.23	0.52
1:5:4344:U:O2	1:5:4344:U:H2'	2.09	0.52
1:5:4617:G:C2	1:5:4618:G:C8	2.97	0.52
1:5:4690:G:N2	1:5:4691:A:N7	2.57	0.52
1:5:4733:C:C5	1:5:4734:A:O4'	2.63	0.52
1:5:4932:U:H2'	1:5:4933:C:C1'	2.39	0.52
1:5:754:U:O2	1:5:755:C:C6	2.61	0.52
4:A:89:TYR:O	4:A:100:ASN:ND2	2.43	0.52
5:B:251:VAL:HG21	5:B:267:ALA:HB3	1.91	0.52
5:B:57:VAL:HG22	5:B:73:VAL:HG12	1.91	0.52
6:C:200:ARG:NH2	27:Y:11:ARG:CD	2.72	0.52
6:C:22:VAL:HG13	6:C:258:ARG:HE	1.74	0.52
10:G:50:ASP:OD1	10:G:50:ASP:C	2.48	0.52
12:I:171:TRP:HB2	12:I:181:PHE:CD2	2.44	0.52
17:O:34:VAL:HG11	17:O:112:TYR:CE1	2.44	0.52
23:U:42:PHE:CD2	23:U:90:TYR:CE1	2.98	0.52
1:5:1219:G:N3	1:5:1220:G:C8	2.77	0.52
1:5:1275:G:C6	1:5:1276:C:C4	2.98	0.52
1:5:1362:G:C2	1:5:1363:C:C6	2.97	0.52
1:5:1393:G:H2'	1:5:1394:G:H5'	1.91	0.52
1:5:1429:C:C2	1:5:1430:C:C6	2.98	0.52
1:5:1487:G:C6	1:5:1488:G:C8	2.97	0.52
1:5:1673:U:O2	1:5:1674:C:C6	2.62	0.52
1:5:1685:G:C2	1:5:1686:C:C2	2.97	0.52
1:5:1846:G:C4	1:5:1847:C:C5	2.98	0.52
1:5:1965:G:C6	1:5:1966:C:N4	2.77	0.52
1:5:2079:G:C4	1:5:2080:U:C5	2.98	0.52
1:5:2128:G:C4	1:5:2129:C:C6	2.97	0.52
1:5:2301:G:N2	1:5:2302:C:N1	2.56	0.52
1:5:2560:C:C2	1:5:2561:C:C6	2.98	0.52
1:5:2606:G:C2	1:5:2607:C:C6	2.97	0.52
1:5:2753:G:H3'	1:5:2754:G:O4'	2.09	0.52
1:5:321:U:H2'	1:5:322:C:O4'	2.08	0.52
1:5:3623:C:H5	1:5:3624:A:C5	2.28	0.52
1:5:3668:C:N3	1:5:3669:G:C8	2.77	0.52
1:5:3722:G:C2	1:5:3723:A:C4	2.98	0.52
1:5:3738:G:C6	1:5:3739:C:N1	2.77	0.52
1:5:4097:G:C6	1:5:4098:A:N7	2.78	0.52
1:5:427:A:O2'	1:5:428:G:H5'	2.08	0.52
1:5:4399:U:C4	1:5:4400:G:C8	2.97	0.52

Continued on next page...

Continued from previous page...

Atom-1	Atom-2	Interatomic distance (Å)	Clash overlap (Å)
1:5:1866:U:O4	1:5:4405:G:N9	2.41	0.52
1:5:4518:A:C4'	1:5:4519:C:H5'	2.39	0.52
1:5:4580:U:C4	1:5:4581:G:C8	2.96	0.52
1:5:4510:A:N6	1:5:4592:C:O2'	2.39	0.52
1:5:4773:C:C2	1:5:4863:G:C2	2.98	0.52
1:5:4885:U:C4	1:5:4886:C:C5	2.96	0.52
1:5:942:G:P	9:F:244:ARG:NH1	2.82	0.52
1:5:993:G:C2	1:5:994:G:C8	2.97	0.52
2:7:110:G:C4	2:7:111:C:C5	2.97	0.52
2:7:92:C:C2	2:7:93:G:C8	2.98	0.52
3:8:131:G:C5	3:8:132:G:C8	2.97	0.52
3:8:79:G:H2'	3:8:80:A:N3	2.25	0.52
5:B:118:PHE:HB2	5:B:119:TYR:HE1	1.68	0.52
9:F:93:PHE:CE1	9:F:95:ILE:HG13	2.44	0.52
13:J:98:ASN:N	13:J:98:ASN:OD1	2.43	0.52
16:N:191:ALA:O	16:N:194:ARG:HB3	2.09	0.52
6:C:33:ARG:HH21	19:Q:22:ASP:HB3	1.75	0.52
22:T:19:PHE:O	22:T:20:ARG:C	2.46	0.52
26:X:79:PHE:N	26:X:79:PHE:CD1	2.77	0.52
46:1:60:ASP:HB3	46:1:61:PRO:HD2	1.91	0.52
1:5:1272:C:O3'	1:5:1273:G:O4'	2.25	0.52
1:5:127:G:N3	1:5:128:C:C6	2.77	0.52
1:5:1293:G:H8	1:5:1293:G:H5''	1.74	0.52
1:5:1308:C:C2	1:5:1309:C:C5	2.97	0.52
1:5:138:G:C3'	1:5:139:G:H5'	2.40	0.52
1:5:1619:G:C6	1:5:1620:U:C4	2.97	0.52
1:5:1682:A:C5	1:5:1683:U:C6	2.98	0.52
1:5:1899:G:N2	1:5:1900:C:C4	2.78	0.52
1:5:2080:U:C4	1:5:2081:C:N4	2.77	0.52
1:5:2288:G:C2	1:5:2290:C:C5	2.98	0.52
1:5:2448:G:C6	1:5:2511:A:C5	2.98	0.52
1:5:2534:C:H2'	1:5:2535:G:O5'	2.09	0.52
1:5:2569:G:C4	1:5:2570:U:C5	2.97	0.52
1:5:2908:U:N3	1:5:2909:C:C5	2.78	0.52
1:5:70:A:N6	1:5:314:G:O2'	2.42	0.52
1:5:3728:A:C8	1:5:3729:U:O4'	2.63	0.52
1:5:3846:C:N3	1:5:3847:C:C6	2.77	0.52
1:5:394:G:H2'	1:5:394:G:N3	2.25	0.52
1:5:4092:G:C6	1:5:4093:G:N2	2.77	0.52
1:5:4136:G:C4	1:5:4137:C:C6	2.97	0.52
1:5:4745:G:H2'	1:5:4746:C:C5	2.44	0.52

Continued on next page...

Continued from previous page...

Atom-1	Atom-2	Interatomic distance (Å)	Clash overlap (Å)
1:5:4872:G:O2'	1:5:4873:G:P	2.67	0.52
1:5:4963:G:H3'	1:5:4964:C:H5''	1.90	0.52
1:5:5057:C:H2'	1:5:5058:A:C8	2.45	0.52
1:5:54:G:N1	1:5:55:G:N9	2.58	0.52
1:5:712:C:C4	1:5:713:C:C5	2.98	0.52
1:5:984:C:N3	1:5:1070:G:C2	2.78	0.52
1:5:98:A:C6	1:5:99:A:N9	2.78	0.52
3:8:139:G:C4	3:8:140:C:C6	2.98	0.52
3:8:43:A:C6	3:8:44:A:N7	2.77	0.52
5:B:119:TYR:OH	5:B:129:ALA:HB3	2.10	0.52
9:F:117:ARG:O	19:Q:4:ASP:OD1	2.27	0.52
9:F:146:TYR:CE2	9:F:239:GLU:HB3	2.45	0.52
10:G:48:LYS:HB3	26:X:42:THR:HG23	1.90	0.52
1:5:1271:G:H5''	1:5:1272:C:O4'	2.10	0.52
1:5:127:G:C2	1:5:128:C:C6	2.97	0.52
1:5:1287:G:N2	1:5:1289:C:C6	2.77	0.52
1:5:1388:A:H2'	1:5:1389:U:O4'	2.09	0.52
1:5:1629:G:C5	1:5:1631:A:N6	2.78	0.52
1:5:1776:A:C4	1:5:1777:C:C6	2.98	0.52
1:5:1902:G:H2'	1:5:1903:G:O5'	2.09	0.52
1:5:1928:C:N3	17:O:133:ARG:HD2	2.23	0.52
1:5:2300:A:C2	6:C:182:LYS:HA	2.45	0.52
1:5:2453:A:C4	1:5:2507:A:C8	2.97	0.52
1:5:2567:G:N1	1:5:2568:C:C5	2.78	0.52
1:5:2570:U:C2	1:5:2571:C:C6	2.98	0.52
1:5:2573:A:H2'	1:5:2574:G:O4'	2.09	0.52
1:5:2592:U:C5	1:5:2593:C:C6	2.98	0.52
1:5:2715:G:C6	1:5:2716:C:C4	2.98	0.52
1:5:2590:G:C6	1:5:2754:G:C6	2.98	0.52
1:5:2805:C:N4	1:5:2806:A:C6	2.78	0.52
1:5:2898:G:C6	1:5:2899:C:C4	2.98	0.52
1:5:3650:C:H2'	1:5:3651:A:O4'	2.10	0.52
1:5:3755:G:O6	1:5:3769:C:N4	2.42	0.52
1:5:4124:G:N1	4:A:64:ARG:NH1	2.57	0.52
1:5:4201:G:C2	1:5:4202:U:C4	2.97	0.52
1:5:4455:G:N1	1:5:4456:C:C4	2.78	0.52
1:5:4462:C:C2	1:5:4515:G:C2	2.98	0.52
1:5:3800:A:N3	1:5:4496:A:H1'	2.24	0.52
1:5:939:G:H5'	1:5:940:C:OP2	2.10	0.52
1:5:986:C:C4	1:5:1068:G:N1	2.78	0.52
3:8:135:C:C2	3:8:136:U:C6	2.98	0.52

Continued on next page...

Continued from previous page...

Atom-1	Atom-2	Interatomic distance (Å)	Clash overlap (Å)
6:C:209:ILE:HD13	6:C:221:PHE:CD2	2.45	0.52
7:D:164:LYS:O	7:D:168:ASP:HB2	2.08	0.52
7:D:287:PHE:CD1	7:D:287:PHE:C	2.83	0.52
12:I:39:LYS:HB3	12:I:86:HIS:CE1	2.44	0.52
22:T:3:ASN:HB3	22:T:9:ARG:NH1	2.25	0.52
1:5:1170:G:N1	1:5:1171:G:C5	2.77	0.52
1:5:1189:G:C4	1:5:1190:C:C6	2.97	0.52
1:5:1347:G:C6	1:5:1348:U:C5	2.97	0.52
1:5:1404:G:C2	1:5:1414:C:N3	2.76	0.52
1:5:1475:G:C2	1:5:1476:C:C4	2.92	0.52
1:5:1540:C:H5''	4:A:19:HIS:CD2	2.44	0.52
1:5:1554:A:C6	1:5:1555:G:C4	2.97	0.52
1:5:154:G:N2	1:5:155:C:C2	2.77	0.52
1:5:1617:G:C5	1:5:1618:G:N7	2.77	0.52
1:5:370:U:C4	1:5:1637:A:N6	2.78	0.52
1:5:1687:U:O2	1:5:1850:A:N1	2.42	0.52
1:5:1990:A:H2'	1:5:1991:A:O4'	2.10	0.52
1:5:2090:U:P	1:5:2090:U:O4'	2.66	0.52
1:5:2089:G:O6	1:5:2263:A:O5'	2.27	0.52
1:5:230:G:N2	1:5:239:C:C2	2.78	0.52
1:5:2555:G:H2'	1:5:2556:G:O4'	2.09	0.52
1:5:2557:G:C2	1:5:2571:C:C2	2.97	0.52
1:5:2553:A:C6	1:5:2763:U:C5	2.98	0.52
1:5:4109:G:C4	1:5:4110:C:C6	2.98	0.52
1:5:4175:G:C6	1:5:4176:C:C5	2.98	0.52
1:5:4198:G:O6	12:I:112:GLN:CD	2.48	0.52
1:5:4236:G:C2	1:5:4289:U:O2	2.62	0.52
1:5:4283:G:N1	1:5:4284:C:N4	2.57	0.52
1:5:4341:C:N3	1:5:4342:C:C6	2.78	0.52
1:5:4483:C:N3	1:5:4484:A:C8	2.77	0.52
1:5:486:C:C2	1:5:487:G:N7	2.72	0.52
1:5:5063:G:C2	1:5:5064:G:N7	2.78	0.52
1:5:691:C:H2'	1:5:692:A:C8	2.45	0.52
2:7:114:U:C2	2:7:115:A:C8	2.97	0.52
3:8:10:G:O6	3:8:11:C:C4	2.63	0.52
9:F:59:TYR:CD2	9:F:194:HIS:CD2	2.98	0.52
13:J:104:ASN:OD1	13:J:133:VAL:HA	2.10	0.52
20:R:35:ALA:O	20:R:37:SER:N	2.42	0.52
1:5:1203:G:C4	1:5:1204:C:C6	2.97	0.52
1:5:1262:G:N1	1:5:1263:A:C5	2.78	0.52
1:5:1412:G:C2	1:5:1413:C:C5	2.97	0.52

Continued on next page...

Continued from previous page...

Atom-1	Atom-2	Interatomic distance (Å)	Clash overlap (Å)
1:5:1672:U:N3	1:5:1673:U:O4	2.43	0.52
1:5:1689:G:C6	1:5:1690:C:C4	2.98	0.52
1:5:1965:G:C5	1:5:1966:C:C5	2.97	0.52
1:5:2065:G:C6	1:5:2066:C:C4	2.97	0.52
1:5:219:G:C5'	1:5:219:G:C4	2.93	0.52
1:5:219:G:H8	1:5:220:C:C5	2.28	0.52
1:5:2424:G:N2	1:5:2426:U:O2	2.43	0.52
1:5:2567:G:C6	1:5:2568:C:C4	2.97	0.52
1:5:2632:U:O2	1:5:2632:U:C2'	2.52	0.52
1:5:2648:G:O2'	1:5:2649:G:P	2.68	0.52
1:5:2428:A:C8	1:5:2789:A:C2	2.98	0.52
1:5:2804:C:O2	1:5:2804:C:H2'	2.08	0.52
1:5:3775:A:H3'	1:5:3776:G:O4'	2.09	0.52
1:5:3858:C:O2	1:5:3858:C:C2'	2.55	0.52
1:5:4147:G:C6	1:5:4148:C:C4	2.97	0.52
1:5:1987:C:O2'	1:5:4420:U:O3'	2.15	0.52
1:5:4479:A:C5	1:5:4480:A:C8	2.98	0.52
1:5:56:A:C2	1:5:57:G:C5	2.97	0.52
1:5:914:U:H2'	1:5:915:A:C1'	2.40	0.52
4:A:158:ILE:CG2	4:A:162:ASN:OD1	2.57	0.52
4:A:196:TRP:CG	4:A:197:PRO:N	2.78	0.52
1:5:4518:A:O2'	5:B:257:TRP:CZ3	2.54	0.52
8:E:175:LEU:HD11	8:E:179:ARG:HH11	1.75	0.52
11:H:156:ASN:HD21	11:H:157:SER:HB3	1.74	0.52
1:5:1360:G:H5''	14:L:25:TRP:CZ3	2.45	0.52
14:L:56:ARG:O	14:L:116:ARG:NH2	2.40	0.52
1:5:48:G:C5'	16:N:192:TRP:HE1	2.05	0.52
23:U:26:THR:HA	23:U:68:SER:HB3	1.91	0.52
1:5:1189:G:C2	1:5:1190:C:C2	2.98	0.52
1:5:1441:C:H2'	1:5:1442:C:O4'	2.09	0.52
1:5:1467:C:N3	1:5:1468:C:C5	2.78	0.52
1:5:1479:G:H2'	1:5:1480:C:C6	2.45	0.52
1:5:12:A:C2	1:5:14:C:C4	2.98	0.52
1:5:1570:G:C6	1:5:1571:G:C8	2.98	0.52
1:5:1779:U:C2	1:5:1780:A:C8	2.98	0.52
1:5:1831:G:C6	1:5:1832:C:C4	2.97	0.52
1:5:1855:G:C5	1:5:1856:C:C5	2.98	0.52
1:5:1877:G:C4	1:5:1878:G:C8	2.97	0.52
1:5:1970:A:O2'	1:5:2017:A:N6	2.43	0.52
1:5:2082:G:H2'	1:5:2083:C:C6	2.45	0.52
1:5:2311:C:C4	1:5:2312:U:C5	2.98	0.52

Continued on next page...

Continued from previous page...

Atom-1	Atom-2	Interatomic distance (Å)	Clash overlap (Å)
1:5:2367:A:C2	1:5:2368:A:C8	2.98	0.52
1:5:247:G:C4	1:5:248:C:C5	2.98	0.52
1:5:2495:U:C2	1:5:2496:G:N7	2.76	0.52
1:5:2607:C:O2	1:5:2608:G:C8	2.63	0.52
1:5:2643:G:C6	1:5:2644:G:N7	2.77	0.52
1:5:2723:U:O2	1:5:2724:G:C8	2.62	0.52
1:5:2874:U:H4'	1:5:2875:C:OP2	2.10	0.52
1:5:3656:A:H2'	1:5:3657:U:H6	1.75	0.52
1:5:3730:U:N3	1:5:3731:C:C6	2.78	0.52
1:5:3772:U:C4	1:5:3773:U:C5	2.98	0.52
1:5:3856:A:C6	1:5:3857:G:C5	2.97	0.52
1:5:3899:G:C5'	5:B:257:TRP:HD1	2.22	0.52
1:5:4093:G:C3'	1:5:4094:G:H5''	2.40	0.52
1:5:4194:U:O4	1:5:4197:G:C5'	2.57	0.52
1:5:4255:A:C2	1:5:4256:A:C4	2.98	0.52
1:5:4238:G:C2	1:5:4287:G:C6	2.97	0.52
1:5:4498:U:C4	1:5:4500:U:OP2	2.62	0.52
1:5:4619:U:C2	1:5:4620:U:C6	2.98	0.52
1:5:3611:A:C2	1:5:5016:A:H8	2.27	0.52
1:5:5042:A:C2	1:5:5043:A:C4	2.97	0.52
1:5:661:C:N4	1:5:662:C:C4	2.78	0.52
1:5:709:C:H4'	8:E:186:HIS:HE1	1.73	0.52
1:5:961:G:H5'	8:E:119:ARG:HH11	1.75	0.52
3:8:130:C:N4	3:8:131:G:N7	2.57	0.52
5:B:67:VAL:HG13	5:B:70:LYS:HB2	1.91	0.52
1:5:61:A:OP1	16:N:162:ARG:NH2	2.42	0.52
17:O:143:HIS:ND1	17:O:150:GLN:OE1	2.37	0.52
21:S:10:TYR:HB2	21:S:40:ALA:CB	2.39	0.52
1:5:1183:C:N3	1:5:1184:A:N7	2.58	0.52
1:5:118:C:H2'	1:5:118:C:O2	2.09	0.52
1:5:1203:G:C6	1:5:1204:C:C4	2.98	0.52
1:5:1218:G:N1	1:5:1219:G:C1'	2.71	0.52
1:5:1266:G:C5'	1:5:1266:G:H8	2.22	0.52
1:5:1395:U:H2'	1:5:1396:G:O5'	2.09	0.52
1:5:1490:G:N3	1:5:1491:A:C8	2.77	0.52
1:5:1552:G:O2'	1:5:1574:G:N2	2.43	0.52
1:5:1663:C:O2	1:5:1664:U:C5	2.63	0.52
1:5:1774:C:N3	1:5:1775:A:C8	2.77	0.52
1:5:1936:C:C2	1:5:1937:C:C5	2.97	0.52
1:5:1968:G:C2	1:5:1969:G:C4	2.98	0.52
1:5:1268:G:C4	1:5:2111:G:C4	2.98	0.52

Continued on next page...

Continued from previous page...

Atom-1	Atom-2	Interatomic distance (Å)	Clash overlap (Å)
1:5:2409:U:C4	1:5:2783:A:C6	2.98	0.52
1:5:244:G:C2	1:5:246:G:C8	2.98	0.52
1:5:2736:G:N2	1:5:2737:C:C6	2.78	0.52
1:5:2515:G:O2'	1:5:2745:A:N1	2.35	0.52
1:5:307:A:H3'	1:5:308:G:H21	1.74	0.52
1:5:3697:U:O2'	1:5:3698:G:OP2	2.20	0.52
1:5:3703:G:C4	1:5:3704:U:C5	2.98	0.52
1:5:3719:A:C5	1:5:3720:G:C8	2.98	0.52
1:5:3740:G:C5	1:5:3741:C:C6	2.97	0.52
1:5:3804:G:C6	1:5:3805:U:C5	2.98	0.52
1:5:4066:U:H2'	1:5:4067:U:O4'	2.10	0.52
1:5:4071:U:C2	1:5:4072:C:C5	2.98	0.52
1:5:4087:G:H8	1:5:4087:G:H3'	1.74	0.52
1:5:4097:G:N2	1:5:4098:A:N9	2.58	0.52
1:5:4123:C:O2'	28:Z:135:ARG:HB3	2.10	0.52
1:5:4139:G:C2	1:5:4140:C:N1	2.78	0.52
1:5:4314:C:H2'	1:5:4314:C:O2	2.09	0.52
1:5:442:G:O2'	1:5:443:G:H5'	2.10	0.52
1:5:4502:C:N3	1:5:4503:A:C8	2.78	0.52
1:5:4730:C:N3	1:5:4734:A:N7	2.58	0.52
1:5:4744:A:C6	1:5:4745:G:O6	2.63	0.52
1:5:4980:C:C5	1:5:4981:G:C4	2.98	0.52
1:5:687:U:C5	1:5:688:U:C5	2.97	0.52
1:5:689:U:C2	1:5:690:C:C6	2.98	0.52
1:5:966:A:C2	8:E:84:VAL:HB	2.45	0.52
1:5:991:C:C4	1:5:992:C:C4	2.98	0.52
2:7:94:C:N3	2:7:95:C:H5	2.06	0.52
3:8:115:G:C2	3:8:116:C:C6	2.98	0.52
5:B:201:LEU:O	5:B:202:GLU:HB2	2.09	0.52
11:H:177:ASP:OD1	11:H:177:ASP:N	2.42	0.52
13:J:107:PHE:CZ	13:J:130:PHE:HB2	2.45	0.52
15:M:25:VAL:CG1	15:M:38:VAL:HG22	2.40	0.52
19:Q:67:ILE:HD12	19:Q:96:PRO:HD2	1.91	0.52
21:S:161:ARG:HD2	21:S:164:LYS:HB2	1.91	0.52
9:F:82:ASN:HD21	22:T:142:ARG:CA	2.22	0.52
1:5:1073:G:N2	1:5:1239:C:N3	2.58	0.52
1:5:1196:G:C6	1:5:1197:C:C4	2.98	0.52
1:5:1197:C:C2	1:5:1198:G:C8	2.98	0.52
1:5:1203:G:C5	1:5:1204:C:C5	2.98	0.52
1:5:1270:A:C8	1:5:1271:G:C8	2.97	0.52
1:5:1277:G:C5	1:5:1278:C:C5	2.98	0.52

Continued on next page...

Continued from previous page...

Atom-1	Atom-2	Interatomic distance (Å)	Clash overlap (Å)
1:5:1497:A:H1'	19:Q:164:LYS:HG2	1.91	0.52
1:5:2055:G:C1'	17:O:130:LYS:HD3	2.40	0.52
1:5:2245:G:H2'	1:5:2246:C:O4'	2.10	0.52
1:5:2249:C:H2'	1:5:2249:C:O2	2.09	0.52
1:5:2328:G:C4	1:5:2329:U:C5	2.98	0.52
1:5:98:A:H1'	1:5:292:G:O6	2.09	0.52
1:5:3597:G:C2	1:5:3598:C:C2	2.98	0.52
1:5:3621:A:N3	1:5:3622:C:C6	2.78	0.52
1:5:3630:A:N1	1:5:3631:U:C4	2.78	0.52
1:5:3634:G:N2	1:5:3636:C:H5'	2.24	0.52
1:5:3652:A:N6	1:5:3691:G:O2'	2.43	0.52
1:5:3833:C:O2	1:5:3834:C:C6	2.63	0.52
1:5:3848:U:N3	1:5:3849:A:N7	2.57	0.52
1:5:385:A:C2	1:5:386:A:C5	2.98	0.52
1:5:4139:G:C6	1:5:4140:C:C4	2.97	0.52
1:5:4313:A:C2	1:5:4314:C:C6	2.98	0.52
1:5:4369:A:C2	1:5:4370:G:C5	2.98	0.52
1:5:4608:G:H3'	1:5:4609:G:H8	1.74	0.52
1:5:4652:G:C2	1:5:4653:C:C4	2.98	0.52
1:5:4675:U:OP1	5:B:358:ARG:NH2	2.43	0.52
1:5:4859:C:C2	1:5:4860:G:C8	2.97	0.52
1:5:5062:G:N2	1:5:5063:G:N7	2.58	0.52
3:8:132:G:C2	3:8:133:G:N7	2.76	0.52
3:8:135:C:C4	3:8:136:U:C4	2.98	0.52
3:8:73:U:O4	3:8:74:U:C2	2.63	0.52
5:B:168:MET:HE3	5:B:171:LEU:HD12	1.92	0.52
5:B:116:ARG:CG	5:B:177:LYS:HG3	2.39	0.52
1:5:223:G:H21	6:C:223:ASN:HB3	1.75	0.52
1:5:4927:G:H1'	15:M:121:ARG:CD	2.40	0.52
22:T:105:PHE:CE1	22:T:109:VAL:CG2	2.92	0.52
28:Z:28:ASN:CG	28:Z:28:ASN:O	2.48	0.52
1:5:102:G:H2'	1:5:103:G:O5'	2.10	0.51
1:5:1069:G:C6	1:5:1070:G:C8	2.98	0.51
1:5:1443:A:H2'	1:5:1444:G:O4'	2.09	0.51
1:5:1699:A:C2	9:F:179:ARG:O	2.63	0.51
1:5:2004:U:C2	1:5:2005:G:C8	2.99	0.51
1:5:2434:G:O3'	26:X:83:THR:HG21	2.10	0.51
1:5:2556:G:N2	1:5:2572:C:C2	2.78	0.51
1:5:2740:U:O2	1:5:2740:U:O4'	2.24	0.51
1:5:2757:A:O2'	1:5:2758:G:C5'	2.58	0.51
1:5:288:G:C6	1:5:289:C:C4	2.98	0.51

Continued on next page...

Continued from previous page...

Atom-1	Atom-2	Interatomic distance (Å)	Clash overlap (Å)
1:5:3754:G:C2	1:5:3755:G:N9	2.78	0.51
1:5:3648:A:N9	1:5:3785:A:N6	2.58	0.51
1:5:2844:A:N6	1:5:3839:G:C8	2.78	0.51
1:5:3911:C:N3	1:5:3912:U:C5	2.77	0.51
1:5:4143:G:C5	1:5:4145:C:C5	2.99	0.51
1:5:4168:G:H2'	1:5:4169:G:O5'	2.10	0.51
1:5:4323:A:N3	1:5:4324:A:C8	2.79	0.51
1:5:4271:A:N6	1:5:4336:A:H61	2.09	0.51
1:5:4344:U:C2	1:5:4345:C:C6	2.97	0.51
1:5:4593:C:O2	1:5:4594:U:C6	2.63	0.51
1:5:4744:A:C4	1:5:4745:G:N7	2.78	0.51
1:5:5031:G:C2	1:5:5032:C:C6	2.98	0.51
1:5:5051:C:N3	1:5:5052:C:C6	2.78	0.51
1:5:512:U:C2'	1:5:513:U:H5''	2.39	0.51
1:5:672:C:H2'	1:5:673:C:O4'	2.09	0.51
1:5:976:G:C5	1:5:977:C:C6	2.99	0.51
3:8:100:U:C2	3:8:101:C:C6	2.98	0.51
5:B:78:ILE:HD11	5:B:320:PHE:CE1	2.45	0.51
8:E:153:HIS:HD2	8:E:183:ARG:NH1	2.08	0.51
20:R:103:ARG:NH2	20:R:106:LEU:HD21	10.38	0.51
20:R:126:LYS:HB3	20:R:132:PHE:CE2	2.44	0.51
26:X:48:ARG:HG3	26:X:48:ARG:HH11	1.75	0.51
27:Y:121:ARG:CZ	27:Y:121:ARG:HB3	2.40	0.51
27:Y:15:ARG:CZ	27:Y:15:ARG:HB3	2.40	0.51
28:Z:18:TYR:CD2	28:Z:47:ASP:OD1	2.63	0.51
1:5:1177:U:H2'	1:5:1178:G:C8	2.44	0.51
1:5:104:G:O2'	1:5:1361:G:O2'	2.06	0.51
1:5:1424:G:H2'	1:5:1425:G:O4'	2.10	0.51
1:5:1432:G:C2	1:5:1451:G:C2	2.97	0.51
1:5:1571:G:C5	1:5:1572:U:C5	2.99	0.51
1:5:1995:G:C6	1:5:1996:C:C4	2.98	0.51
1:5:2046:G:C4	17:O:60:LYS:HD3	2.45	0.51
1:5:2056:G:C6	1:5:2058:G:C4	2.99	0.51
1:5:2054:U:C4'	1:5:2056:G:H1'	2.38	0.51
1:5:2089:G:C2	1:5:2263:A:N6	2.78	0.51
1:5:238:C:N3	1:5:239:C:C5	2.78	0.51
1:5:2612:G:C2	1:5:2613:C:C2	2.98	0.51
1:5:2645:G:N3	1:5:2646:C:C6	2.76	0.51
1:5:2823:G:N2	1:5:2824:C:H1'	2.24	0.51
1:5:3702:A:N1	1:5:3703:G:C5	2.77	0.51
1:5:3710:G:H2'	1:5:3710:G:N3	2.24	0.51

Continued on next page...

Continued from previous page...

Atom-1	Atom-2	Interatomic distance (Å)	Clash overlap (Å)
1:5:371:A:HO2'	1:5:372:A:C5'	2.23	0.51
1:5:382:G:H2'	1:5:383:A:H2'	1.91	0.51
1:5:3944:G:N3	1:5:3945:A:C8	2.78	0.51
1:5:4142:C:C2	1:5:4143:G:C2	2.99	0.51
1:5:4240:G:C6	1:5:4241:C:C6	2.97	0.51
1:5:4248:A:H2'	1:5:4249:G:O4'	2.10	0.51
1:5:4277:G:C6	1:5:4278:C:C4	2.98	0.51
1:5:4266:G:C6	1:5:4279:A:N7	2.78	0.51
1:5:4324:A:N3	1:5:4325:A:N7	2.58	0.51
1:5:4510:A:H62	1:5:4592:C:HO2'	1.57	0.51
1:5:4536:C:C2	1:5:4537:C:C5	2.99	0.51
1:5:4563:U:O2	1:5:4564:A:C5	2.63	0.51
1:5:4910:G:C2	17:O:109:PRO:HA	2.44	0.51
1:5:518:G:C6	1:5:519:C:C4	2.98	0.51
1:5:59:A:C4	1:5:60:G:C8	2.98	0.51
1:5:718:C:N3	1:5:719:C:C5	2.79	0.51
1:5:747:A:N7	1:5:915:A:C2	2.78	0.51
1:5:918:G:H2'	1:5:918:G:N3	2.25	0.51
1:5:975:C:H2'	1:5:976:G:C1'	2.40	0.51
2:7:55:A:H2'	2:7:56:G:C5'	2.41	0.51
2:7:21:G:N1	2:7:58:A:C2	2.78	0.51
3:8:103:A:C8	3:8:104:A:C8	2.98	0.51
3:8:35:C:O2'	3:8:36:G:H5'	2.10	0.51
5:B:379:PHE:HE2	5:B:385:LYS:CG	2.23	0.51
5:B:62:ARG:CG	5:B:62:ARG:HH11	2.23	0.51
5:B:67:VAL:O	5:B:67:VAL:HG12	2.10	0.51
6:C:122:TYR:O	6:C:122:TYR:CD1	2.63	0.51
9:F:118:GLN:HB3	9:F:121:ASN:OD1	2.10	0.51
1:5:137:G:H4'	11:H:98:HIS:HD2	175.65	0.51
20:R:109:TYR:CD1	20:R:114:LYS:HD2	2.45	0.51
21:S:13:VAL:HG12	21:S:29:ARG:HA	1.92	0.51
1:5:5006:U:C5	25:W:50:ASN:ND2	2.78	0.51
1:5:1090:G:C5	1:5:1091:C:C5	2.98	0.51
1:5:1205:G:C6	1:5:1206:C:C4	2.98	0.51
1:5:1236:C:H2'	8:E:56:SER:OG	2.11	0.51
1:5:1374:G:C6	1:5:1375:C:C4	2.98	0.51
1:5:1444:G:C2'	1:5:1445:U:H6	2.22	0.51
1:5:146:G:N2	1:5:147:A:C4	2.79	0.51
1:5:1973:G:O6	1:5:2002:A:N7	2.44	0.51
1:5:2022:C:O2	1:5:2022:C:H2'	2.09	0.51
1:5:964:A:C2	1:5:2252:G:C6	2.98	0.51

Continued on next page...

Continued from previous page...

Atom-1	Atom-2	Interatomic distance (Å)	Clash overlap (Å)
1:5:2448:G:H2'	1:5:2449:A:C8	2.45	0.51
1:5:2497:C:H42	1:5:2498:C:N4	2.08	0.51
1:5:261:G:H2'	1:5:262:G:O4'	2.11	0.51
1:5:2669:C:O5'	1:5:2669:C:C6	2.64	0.51
1:5:2658:G:N1	1:5:2675:G:N1	2.59	0.51
1:5:3829:G:N3	1:5:3829:G:H2'	2.24	0.51
1:5:4104:G:O2'	1:5:4106:G:C6	2.63	0.51
1:5:4167:G:C6	1:5:4168:G:N7	2.77	0.51
1:5:4336:A:H3'	1:5:4336:A:C8	2.45	0.51
1:5:4453:C:H1'	1:5:4529:G:N2	2.26	0.51
1:5:3802:U:H3	1:5:4498:U:HO2'	1.58	0.51
1:5:466:A:N1	1:5:467:U:C5	2.79	0.51
1:5:45:U:C2'	1:5:46:U:O5'	2.58	0.51
1:5:4719:G:H8	1:5:4719:G:O5'	1.92	0.51
1:5:4724:A:C2	1:5:4725:C:C2	2.98	0.51
1:5:4884:G:N1	1:5:4885:U:C4	2.78	0.51
1:5:4886:C:C2	1:5:4887:C:C5	2.99	0.51
1:5:4750:G:C6	1:5:4949:G:O6	2.61	0.51
1:5:5004:C:H2'	1:5:5005:G:O4'	2.11	0.51
1:5:930:G:C4	1:5:931:C:H5	2.28	0.51
2:7:42:A:H2'	2:7:42:A:N3	2.26	0.51
2:7:56:G:H2'	2:7:57:C:H6	1.75	0.51
6:C:290:SER:O	6:C:294:LYS:HG2	2.10	0.51
9:F:243:ASN:O	9:F:247:ARG:HG2	2.11	0.51
10:G:81:ASN:ND2	10:G:238:GLY:HA3	2.21	0.51
12:I:59:GLN:NE2	12:I:126:VAL:HG11	2.25	0.51
20:R:28:GLU:O	20:R:32:ILE:HD12	2.10	0.51
21:S:44:PHE:HD1	21:S:44:PHE:C	2.13	0.51
1:5:2032:U:O2'	21:S:91:HIS:CE1	2.63	0.51
9:F:128:ASN:ND2	22:T:132:PRO:HG2	2.25	0.51
27:Y:18:HIS:NE2	27:Y:29:ILE:HD13	2.25	0.51
1:5:1382:G:H2'	1:5:1383:G:O5'	2.10	0.51
1:5:1416:G:C6	1:5:1417:C:C4	2.98	0.51
1:5:1662:C:N3	1:5:1663:C:C5	2.78	0.51
1:5:1669:A:H2'	1:5:1670:G:O4'	2.10	0.51
1:5:1945:G:C2	1:5:1946:G:N9	2.79	0.51
1:5:2071:A:C2	1:5:2072:C:C5	2.99	0.51
1:5:1268:G:C2	1:5:2111:G:N1	2.78	0.51
1:5:216:C:O4'	1:5:216:C:OP2	2.29	0.51
1:5:2248:C:C2'	1:5:2248:C:O2	2.56	0.51
1:5:2323:C:H2'	1:5:2324:C:O4'	2.10	0.51

Continued on next page...

Continued from previous page...

Atom-1	Atom-2	Interatomic distance (Å)	Clash overlap (Å)
1:5:247:G:C6	1:5:248:C:C4	2.99	0.51
1:5:2482:C:N3	1:5:2483:G:C8	2.78	0.51
1:5:181:C:H42	1:5:255:C:H42	1.59	0.51
1:5:2852:U:O2	1:5:2853:C:H3'	2.11	0.51
1:5:3862:A:N3	1:5:3862:A:H2'	2.25	0.51
1:5:3909:C:N4	1:5:3910:C:N4	2.59	0.51
1:5:386:A:H2	1:5:405:U:O4'	1.93	0.51
1:5:4091:G:C2	1:5:4092:G:C4	2.99	0.51
1:5:4124:G:N3	1:5:4124:G:H2'	2.26	0.51
1:5:4142:C:H2'	1:5:4143:G:C1'	2.41	0.51
1:5:4142:C:C5	1:5:4143:G:C6	2.98	0.51
1:5:4167:G:N2	1:5:4168:G:N9	2.59	0.51
1:5:4405:G:C5	1:5:4406:U:C5	2.98	0.51
1:5:4490:C:O2	1:5:4491:G:C8	2.63	0.51
1:5:4574:U:H2'	1:5:4574:U:O2	2.11	0.51
1:5:4737:G:C2	1:5:4738:C:C2	2.98	0.51
1:5:474:C:C2	1:5:475:G:C8	2.98	0.51
1:5:484:U:O5'	1:5:485:C:O5'	2.29	0.51
1:5:4737:G:H5''	1:5:5069:U:C4	2.45	0.51
1:5:720:G:C6	1:5:721:G:N7	2.78	0.51
1:5:957:G:H1'	1:5:958:G:OP2	2.11	0.51
1:5:976:G:C2	1:5:977:C:C2	2.98	0.51
2:7:59:G:H4'	7:D:267:ASN:ND2	2.25	0.51
3:8:110:U:O3'	3:8:111:U:H4'	2.11	0.51
3:8:117:C:O2	3:8:117:C:H2'	2.09	0.51
3:8:54:C:C4	3:8:55:U:C5	2.99	0.51
4:A:186:TYR:C	4:A:186:TYR:CD1	2.84	0.51
5:B:321:VAL:O	5:B:322:HIS:CB	2.59	0.51
6:C:58:ALA:O	6:C:60:HIS:HB2	2.09	0.51
9:F:229:PHE:CD2	9:F:238:ARG:HB3	2.46	0.51
10:G:162:ASP:HB3	10:G:163:PRO:HD3	1.92	0.51
18:P:42:ARG:HG3	18:P:42:ARG:HH11	1.75	0.51
15:M:7:VAL:N	21:S:152:PHE:O	2.44	0.51
21:S:45:TRP:CE3	21:S:56:LYS:HA	2.42	0.51
21:S:9:GLU:HB3	21:S:67:VAL:HG12	1.91	0.51
1:5:2532:C:O2'	26:X:93:ASN:ND2	2.44	0.51
27:Y:15:ARG:HH11	27:Y:15:ARG:HG2	1.75	0.51
28:Z:68:ILE:HG22	28:Z:119:GLU:HG3	1.92	0.51
1:5:1091:C:C4	1:5:1092:G:N7	2.78	0.51
1:5:1213:G:C2	1:5:1215:C:O2	2.64	0.51
1:5:1289:C:O2	1:5:1290:G:C8	2.63	0.51

Continued on next page...

Continued from previous page...

Atom-1	Atom-2	Interatomic distance (Å)	Clash overlap (Å)
1:5:1421:G:C2	1:5:1422:G:C5	2.99	0.51
1:5:1475:G:N3	1:5:1476:C:C6	2.79	0.51
1:5:1543:G:N3	1:5:2513:A:C2	2.79	0.51
1:5:1517:G:N2	1:5:1650:A:C2	2.79	0.51
1:5:1724:G:C2	9:F:105:PRO:HB3	2.44	0.51
1:5:186:G:H1'	1:5:187:U:H1'	1.93	0.51
1:5:1886:G:C5	1:5:1887:G:C8	2.98	0.51
1:5:1945:G:N1	1:5:1946:G:C4	2.79	0.51
1:5:2021:G:C4	1:5:2022:C:C6	2.99	0.51
1:5:2104:G:C2	1:5:2105:A:C4	2.99	0.51
1:5:2245:G:C2	1:5:2246:C:C2	2.98	0.51
1:5:1898:C:C5	1:5:2279:A:C1'	2.91	0.51
1:5:2328:G:C2'	1:5:2329:U:O5'	2.58	0.51
1:5:2391:G:N1	1:5:2392:C:C4	2.78	0.51
1:5:2442:G:H2'	1:5:2443:G:H5''	1.92	0.51
1:5:2477:A:H2'	1:5:2478:C:H6	1.74	0.51
1:5:248:C:C2	1:5:249:C:C5	2.98	0.51
1:5:2611:A:H2'	1:5:2612:G:C8	2.45	0.51
1:5:269:G:N1	1:5:270:U:C5	2.78	0.51
1:5:2704:C:O2	1:5:2704:C:H2'	2.10	0.51
1:5:292:G:N2	1:5:293:G:C2	2.79	0.51
1:5:302:C:N3	1:5:303:C:C5	2.78	0.51
1:5:331:G:N3	1:5:332:C:C5	2.78	0.51
1:5:3907:G:N9	1:5:4449:A:C1'	2.65	0.51
1:5:4137:C:N3	1:5:4138:C:C5	2.79	0.51
1:5:4284:C:N3	1:5:4285:U:H5	1.99	0.51
1:5:4287:G:C2	1:5:4288:C:N3	2.79	0.51
1:5:4579:U:O2	1:5:4580:U:C6	2.63	0.51
1:5:458:C:N3	1:5:459:C:C5	2.79	0.51
1:5:44:A:C4	1:5:45:U:C5	2.98	0.51
1:5:483:G:N2	1:5:484:U:C2	2.78	0.51
1:5:715:G:H2'	1:5:716:C:O4'	2.10	0.51
1:5:739:G:N1	1:5:740:G:C5	2.78	0.51
1:5:91:G:OP2	1:5:92:C:H5''	2.11	0.51
1:5:930:G:H4'	1:5:931:C:O5'	2.09	0.51
2:7:33:U:H2'	2:7:33:U:O2	2.09	0.51
3:8:79:G:H3'	3:8:80:A:N3	2.25	0.51
4:A:63:PHE:N	4:A:63:PHE:CD1	2.77	0.51
5:B:168:MET:CE	5:B:171:LEU:HD12	2.40	0.51
7:D:42:ASN:HA	7:D:44:TYR:CZ	2.44	0.51
11:H:5:LEU:HD13	11:H:60:TRP:CE3	2.45	0.51

Continued on next page...

Continued from previous page...

Atom-1	Atom-2	Interatomic distance (Å)	Clash overlap (Å)
11:H:96:TYR:CZ	11:H:100:PRO:HA	2.46	0.51
1:5:106:A:OP1	14:L:39:ARG:NH2	2.43	0.51
1:5:49:U:H5'	16:N:192:TRP:CZ2	2.45	0.51
20:R:103:ARG:NH2	20:R:106:LEU:HD11	11.88	0.51
21:S:81:TRP:CE2	21:S:94:TYR:HD1	2.27	0.51
27:Y:22:PRO:HD2	27:Y:25:ILE:HD12	1.91	0.51
46:1:432:SER:OG	46:1:449:LEU:CD2	2.59	0.51
1:5:1048:G:C4	1:5:1049:C:C6	2.99	0.51
1:5:1049:C:C4	1:5:1050:C:C5	2.99	0.51
1:5:1072:C:O2	1:5:1072:C:C2'	2.57	0.51
1:5:139:G:H2'	1:5:140:G:O4'	2.11	0.51
1:5:142:G:N2	1:5:144:G:C8	2.78	0.51
1:5:152:U:N3	1:5:153:G:C8	2.78	0.51
1:5:158:A:H5''	1:5:159:C:C6	2.45	0.51
1:5:1337:A:C2	1:5:1659:U:O4'	2.64	0.51
1:5:1683:U:C2	1:5:1684:A:N7	2.77	0.51
1:5:1945:G:C5	1:5:1946:G:C8	2.98	0.51
1:5:2040:A:H4'	1:5:2041:A:O5'	2.11	0.51
1:5:2627:C:O2	1:5:2627:C:O4'	2.28	0.51
1:5:3591:C:O2	1:5:3591:C:C2'	2.56	0.51
1:5:3710:G:C2	1:5:3711:A:C2	2.99	0.51
1:5:3791:C:O4'	1:5:3791:C:O2	2.25	0.51
1:5:3879:G:C5	1:5:3882:C:N4	2.79	0.51
1:5:3930:U:C2	1:5:3931:C:C5	2.99	0.51
1:5:4229:U:H3'	1:5:4230:C:H6	1.74	0.51
1:5:4414:A:C6	1:5:4427:G:C6	2.97	0.51
1:5:4456:C:H2'	1:5:4456:C:O2	2.11	0.51
1:5:4489:G:C5	1:5:4490:C:C5	2.98	0.51
1:5:4581:G:C2	1:5:4582:C:C6	2.98	0.51
1:5:4730:C:O4'	1:5:4730:C:O2	2.27	0.51
1:5:4737:G:C4	1:5:4738:C:C4	2.99	0.51
1:5:660:A:N1	1:5:661:C:C5	2.79	0.51
1:5:675:C:C2	1:5:676:C:C6	2.98	0.51
1:5:971:U:H2'	1:5:972:C:H5'	1.93	0.51
2:7:43:U:C4	2:7:44:C:C4	2.99	0.51
1:5:4911:A:H5'	5:B:100:ARG:HD3	1.89	0.51
1:5:4459:U:H5''	5:B:10:ARG:HH22	1.75	0.51
5:B:17:LEU:HD21	5:B:264:PHE:CE1	2.46	0.51
13:J:26:VAL:HG22	13:J:28:GLU:HG3	1.91	0.51
14:L:83:VAL:HG11	14:L:114:VAL:HG21	1.92	0.51
16:N:126:THR:C	16:N:127:TYR:HD1	2.14	0.51

Continued on next page...

Continued from previous page...

Atom-1	Atom-2	Interatomic distance (Å)	Clash overlap (Å)
1:5:2055:G:H1'	17:O:130:LYS:HD3	1.91	0.51
20:R:10:LEU:HD23	20:R:41:ILE:HD12	1.92	0.51
20:R:4:LEU:HD22	20:R:32:ILE:HG22	1.93	0.51
23:U:27:HIS:O	23:U:114:TYR:OH	2.23	0.51
46:1:270:ALA:O	46:1:272:TYR:HD2	1.93	0.51
46:1:62:PHE:O	46:1:63:TYR:C	2.47	0.51
1:5:111:C:C2	1:5:331:G:C2	2.99	0.51
1:5:1234:G:H2'	1:5:1235:G:C8	2.46	0.51
1:5:1365:C:H4'	1:5:1366:G:OP1	2.11	0.51
1:5:1380:G:C2	1:5:1382:G:N3	2.79	0.51
1:5:1550:G:C2	1:5:1579:C:O2	2.63	0.51
1:5:1727:U:N3	1:5:1728:U:C5	2.79	0.51
1:5:1750:G:N3	1:5:1750:G:H2'	2.25	0.51
1:5:1758:G:C2	1:5:1759:G:N7	2.79	0.51
1:5:1320:U:H2'	1:5:1891:A:H61	1.76	0.51
1:5:1936:C:C4	1:5:1937:C:H5	2.26	0.51
1:5:2268:A:O4'	1:5:2270:G:N7	2.44	0.51
1:5:2532:C:H2'	1:5:2532:C:O2	2.10	0.51
1:5:2682:G:C6	1:5:2683:C:N4	2.79	0.51
1:5:2703:G:C2	1:5:2704:C:N1	2.79	0.51
1:5:2721:G:C2	1:5:2722:G:C8	2.99	0.51
1:5:3625:G:N3	1:5:3625:G:H2'	2.25	0.51
1:5:3744:G:C2'	1:5:3745:U:O5'	2.59	0.51
1:5:4100:C:N3	1:5:4101:C:C4	2.79	0.51
1:5:4189:U:O4'	1:5:4380:A:C2	2.63	0.51
1:5:4198:G:C5	1:5:4199:C:C6	2.99	0.51
1:5:4332:C:N3	1:5:4333:C:C5	2.65	0.51
1:5:4499:G:H3'	1:5:4500:U:H5''	1.92	0.51
1:5:449:C:C4	1:5:450:G:N7	2.79	0.51
1:5:4702:G:N2	1:5:4703:U:H1'	2.25	0.51
1:5:4977:A:C2'	1:5:4978:G:H5'	2.41	0.51
1:5:5020:G:C4	1:5:5021:C:C6	2.99	0.51
1:5:518:G:H2'	1:5:519:C:O4'	2.09	0.51
1:5:463:A:C2	1:5:692:A:H2	2.29	0.51
1:5:691:C:H2'	1:5:692:A:H8	1.75	0.51
1:5:70:A:H1'	1:5:71:C:N4	2.26	0.51
1:5:85:G:C5	14:L:13:HIS:CE1	2.98	0.51
1:5:908:G:C6	1:5:909:A:C8	2.98	0.51
1:5:91:G:C5	1:5:93:G:C6	2.98	0.51
1:5:978:G:C2	1:5:979:C:C2	2.98	0.51
3:8:129:C:N3	3:8:130:C:C5	2.79	0.51

Continued on next page...

Continued from previous page...

Atom-1	Atom-2	Interatomic distance (Å)	Clash overlap (Å)
3:8:80:A:C6	3:8:81:C:C5	2.98	0.51
4:A:69:PHE:CG	14:L:65:ARG:HB2	106.20	0.51
5:B:122:TRP:NE1	5:B:127:LYS:HE3	2.26	0.51
5:B:49:TYR:CE1	5:B:171:LEU:HD11	2.45	0.51
6:C:197:ARG:O	6:C:199:ARG:N	2.43	0.51
6:C:210:ILE:HG21	6:C:252:TRP:CZ3	2.45	0.51
12:I:76:MET:CE	12:I:80:CYS:SG	2.99	0.51
1:5:3937:C:H1'	16:N:125:SER:HB3	1.93	0.51
1:5:125:C:O2	1:5:126:C:H6	1.91	0.51
1:5:1374:G:C5	1:5:1375:C:C5	2.99	0.51
1:5:1421:G:C2	1:5:1422:G:N7	2.79	0.51
1:5:1516:G:C6	1:5:1518:A:C4	2.98	0.51
1:5:165:A:C4	1:5:166:C:C6	2.99	0.51
1:5:1912:G:N3	1:5:1913:C:C6	2.79	0.51
1:5:1927:U:H4'	1:5:2035:C:H2'	1.92	0.51
1:5:2034:G:O3'	21:S:118:ARG:HD3	2.11	0.51
1:5:2089:G:C6	1:5:2262:G:H2'	2.44	0.51
1:5:222:C:H2'	1:5:223:G:O4'	2.11	0.51
1:5:2307:A:O2'	1:5:2308:A:H5'	2.11	0.51
1:5:3711:A:C6	1:5:3712:A:N3	2.79	0.51
1:5:3842:C:H3'	1:5:3843:C:H2'	1.93	0.51
1:5:3874:G:C6	1:5:3875:G:C4	2.99	0.51
1:5:4082:G:C4	1:5:4083:U:C5	2.98	0.51
1:5:4093:G:C2'	1:5:4094:G:H5'	2.41	0.51
1:5:4122:G:C5	1:5:4123:C:C6	2.98	0.51
1:5:4137:C:C2	1:5:4138:C:C5	2.98	0.51
1:5:4136:G:N2	1:5:4137:C:H1'	2.26	0.51
1:5:4743:G:C2	1:5:4744:A:C5	2.99	0.51
2:7:18:C:O2	2:7:18:C:H2'	2.11	0.51
3:8:103:A:H3'	3:8:104:A:C5'	2.41	0.51
1:5:4124:G:C2	4:A:64:ARG:NH1	2.78	0.51
2:7:22:A:C4	7:D:266:TRP:CH2	2.99	0.51
1:5:1273:G:C8	8:E:69:TYR:C	2.84	0.51
3:8:12:G:OP1	18:P:3:ARG:NH1	2.43	0.51
1:5:2088:A:H61	19:Q:30:LYS:HB3	1.75	0.51
23:U:96:LEU:O	23:U:100:LEU:HB2	2.11	0.51
1:5:1194:G:C2	1:5:1195:G:C8	2.99	0.51
1:5:1280:C:H2'	1:5:1282:G:OP2	2.11	0.51
1:5:1344:C:C2	1:5:1345:A:C8	2.98	0.51
1:5:1387:A:H1'	1:5:1397:A:N6	2.26	0.51
1:5:1743:A:C6	1:5:1744:U:C5	2.99	0.51

Continued on next page...

Continued from previous page...

Atom-1	Atom-2	Interatomic distance (Å)	Clash overlap (Å)
1:5:1748:U:C2	1:5:1749:A:C8	2.98	0.51
1:5:1748:U:H2'	1:5:1749:A:O4'	2.10	0.51
1:5:1994:C:N3	1:5:1995:G:C8	2.78	0.51
1:5:217:C:O2	6:C:172:LYS:HE2	2.11	0.51
1:5:2363:A:C1'	1:5:4560:C:C5	2.94	0.51
1:5:2391:G:N3	1:5:2392:C:C6	2.79	0.51
1:5:2408:U:H1'	1:5:2409:U:C5	2.45	0.51
1:5:2851:G:C6	1:5:2852:U:H6	2.17	0.51
1:5:313:U:H2'	1:5:314:G:O4'	2.11	0.51
1:5:3771:C:O2	1:5:3771:C:O5'	2.28	0.51
1:5:3847:C:C4	1:5:3848:U:C5	2.99	0.51
1:5:388:A:C5	1:5:411:G:N1	2.79	0.51
1:5:4126:C:H3'	1:5:4127:A:C5'	2.41	0.51
1:5:4147:G:N1	1:5:4148:C:C4	2.79	0.51
1:5:4230:C:C2	1:5:4231:C:C5	2.99	0.51
1:5:4440:G:H5''	1:5:4440:G:H8	1.76	0.51
1:5:4525:C:OP1	5:B:246:ARG:NH2	2.44	0.51
1:5:4735:G:C2	1:5:4736:C:C4	2.98	0.51
1:5:4754:G:C2	1:5:4880:C:N3	2.78	0.51
1:5:55:G:C6	1:5:56:A:N7	2.79	0.51
1:5:676:C:C2	1:5:677:G:C8	2.99	0.51
1:5:68:U:N3	1:5:69:A:H1'	2.26	0.51
4:A:216:HIS:N	4:A:216:HIS:CD2	2.78	0.51
5:B:102:PHE:HB3	5:B:103:LYS:HB2	1.93	0.51
5:B:19:ARG:NE	5:B:235:TRP:CZ3	2.78	0.51
6:C:33:ARG:HH11	6:C:122:TYR:HH	1.54	0.51
15:M:5:ARG:N	15:M:6:PHE:CE2	2.79	0.51
1:5:3859:G:C1'	18:P:139:TYR:OH	2.58	0.51
19:Q:88:ASP:OD2	19:Q:108:ARG:HD3	2.10	0.51
19:Q:177:ALA:O	19:Q:179:GLY:N	2.43	0.51
22:T:70:HIS:N	22:T:70:HIS:CD2	2.79	0.51
1:5:1092:G:C5	1:5:1093:C:C5	2.98	0.51
1:5:1169:G:C2	1:5:1170:G:C8	2.98	0.51
1:5:1193:C:N3	1:5:1194:G:C8	2.78	0.51
1:5:1277:G:C2	1:5:1278:C:C5	2.98	0.51
1:5:1302:U:C2	1:5:1303:A:H8	2.24	0.51
1:5:1412:G:C4	1:5:1413:C:C6	2.99	0.51
1:5:189:G:N3	1:5:190:G:C8	2.79	0.51
1:5:1989:G:C2	1:5:1990:A:C5	2.99	0.51
1:5:205:C:N3	1:5:209:U:C5	2.79	0.51
1:5:2408:U:C1'	1:5:2409:U:C4	2.94	0.51

Continued on next page...

Continued from previous page...

Atom-1	Atom-2	Interatomic distance (Å)	Clash overlap (Å)
1:5:2440:U:N3	1:5:2519:U:C5	2.79	0.51
1:5:2466:G:H2'	1:5:2467:U:O4'	2.11	0.51
1:5:2634:C:N3	1:5:2635:U:C5	2.79	0.51
1:5:2823:G:C2	1:5:2824:C:N1	2.79	0.51
1:5:3819:G:C2	1:5:3820:G:C8	2.99	0.51
1:5:4152:G:C4	1:5:4153:C:C5	2.99	0.51
1:5:4323:A:H3'	1:5:4324:A:H8	1.76	0.51
1:5:4362:A:N1	1:5:4363:A:C5	2.79	0.51
1:5:4455:G:N2	1:5:4456:C:C2	2.79	0.51
1:5:4501:U:C5	1:5:4502:C:C6	2.99	0.51
1:5:4535:A:C6	1:5:4536:C:C6	2.98	0.51
1:5:4545:G:N7	4:A:215:ASN:ND2	2.59	0.51
1:5:455:C:N3	1:5:456:C:C6	2.79	0.51
1:5:4734:A:N1	1:5:4735:G:C4	2.79	0.51
1:5:4901:G:C2	1:5:4921:C:N3	2.78	0.51
1:5:913:U:O2	1:5:914:U:C5	2.64	0.51
1:5:973:G:O6	1:5:1282:G:N3	2.44	0.51
2:7:112:U:O2	2:7:112:U:C2'	2.58	0.51
2:7:54:A:H2	2:7:55:A:C8	2.15	0.51
2:7:60:G:H2'	2:7:60:G:N3	2.25	0.51
3:8:42:G:C2	3:8:43:A:N9	2.78	0.51
3:8:64:U:O2	3:8:65:A:C4	2.63	0.51
3:8:82:A:C2'	3:8:82:A:N3	2.74	0.51
5:B:85:ILE:HB	5:B:165:HIS:CD2	2.45	0.51
6:C:59:GLY:HA3	6:C:99:GLY:O	2.10	0.51
12:I:46:PHE:N	12:I:47:PRO:HD3	2.26	0.51
1:5:1203:G:N2	1:5:1204:C:C2	2.79	0.50
1:5:1584:G:C6	1:5:1585:C:C4	2.99	0.50
1:5:1620:U:C2	1:5:1621:A:N7	2.79	0.50
1:5:1751:A:N6	1:5:1752:G:C8	2.79	0.50
1:5:1751:A:C2'	1:5:1752:G:H5'	2.38	0.50
1:5:1877:G:C2	1:5:1878:G:N9	2.79	0.50
1:5:1924:C:N3	1:5:1925:G:C8	2.79	0.50
1:5:1975:G:C6	1:5:1984:A:C4	2.99	0.50
1:5:2320:G:O2'	1:5:2321:G:C8	2.57	0.50
1:5:2435:G:N2	1:5:2783:A:H1'	2.26	0.50
1:5:3589:G:H2'	1:5:3590:G:O4'	2.11	0.50
1:5:3590:G:C2	1:5:3591:C:H1'	2.46	0.50
1:5:3707:U:O2'	4:A:241:ARG:HG2	2.10	0.50
1:5:3720:G:C6	1:5:3721:U:C4	2.99	0.50
1:5:3738:G:N7	1:5:3739:C:C5	2.79	0.50

Continued on next page...

Continued from previous page...

Atom-1	Atom-2	Interatomic distance (Å)	Clash overlap (Å)
1:5:3921:U:OP2	1:5:4183:G:O2'	2.20	0.50
1:5:4118:U:O4	4:A:95:GLN:HB3	2.11	0.50
1:5:4164:C:N3	1:5:4165:C:C6	2.78	0.50
1:5:4301:U:P	22:T:87:LYS:NZ	2.84	0.50
1:5:441:G:C2	1:5:442:G:C5	2.99	0.50
1:5:446:C:C2	1:5:447:C:C6	2.99	0.50
1:5:4479:A:C6	1:5:4480:A:H1'	2.46	0.50
1:5:4537:C:N3	1:5:4538:G:C8	2.71	0.50
1:5:4594:U:O2	1:5:4595:G:C8	2.64	0.50
1:5:4723:A:H2'	1:5:4724:A:H8	1.75	0.50
1:5:471:A:N1	1:5:472:C:C1'	2.74	0.50
1:5:56:A:N1	1:5:57:G:C5	2.79	0.50
1:5:978:G:C5	1:5:979:C:C5	3.00	0.50
1:5:3660:C:OP2	4:A:241:ARG:NH2	2.44	0.50
1:5:3870:C:H4'	5:B:261:ARG:HE	1.76	0.50
7:D:22:ARG:NH1	7:D:22:ARG:HG3	2.14	0.50
7:D:284:LYS:HB3	12:I:209:TRP:HZ3	1.72	0.50
8:E:145:ILE:HD11	8:E:267:LEU:CD2	2.40	0.50
5:B:264:PHE:HD2	17:O:66:PRO:HD2	1.76	0.50
21:S:171:ARG:HG3	21:S:171:ARG:HH11	1.76	0.50
46:1:302:TYR:CZ	46:1:341:LEU:HD12	2.47	0.50
46:1:35:THR:HG22	46:1:173:TYR:CD2	2.45	0.50
47:2:30:ARG:O	47:2:31:LYS:C	2.50	0.50
1:5:1247:U:O2	1:5:1248:C:C6	2.64	0.50
1:5:130:C:C2	1:5:139:G:N2	2.80	0.50
1:5:1325:C:O3'	1:5:3901:A:N6	2.43	0.50
1:5:132:G:C2	1:5:133:C:H1'	2.46	0.50
1:5:1632:A:N3	1:5:1632:A:H3'	2.27	0.50
1:5:1651:G:C8	1:5:1651:G:O5'	2.64	0.50
1:5:1663:C:O2	1:5:1664:U:C6	2.65	0.50
1:5:2089:G:C5	1:5:2263:A:N7	2.79	0.50
1:5:2100:A:C8	1:5:2101:C:C6	3.00	0.50
1:5:2247:C:H5''	1:5:2248:C:O5'	2.11	0.50
1:5:226:G:O2'	1:5:227:A:OP2	2.21	0.50
1:5:2366:A:C2'	1:5:2367:A:C5'	2.89	0.50
1:5:2540:C:N3	1:5:2541:G:N7	2.59	0.50
1:5:2557:G:H2'	1:5:2558:C:O4'	2.11	0.50
1:5:2555:G:O6	1:5:2572:C:N4	2.43	0.50
1:5:2601:A:C8	1:5:2743:A:OP1	2.63	0.50
1:5:2662:G:H2'	1:5:2663:G:O4'	2.11	0.50
1:5:2666:U:C5	1:5:2669:C:N4	2.80	0.50

Continued on next page...

Continued from previous page...

Atom-1	Atom-2	Interatomic distance (Å)	Clash overlap (Å)
1:5:29:G:C4	1:5:30:C:C5	2.99	0.50
1:5:3791:C:C4	1:5:3802:U:C6	2.99	0.50
1:5:4175:G:C5	1:5:4176:C:C5	2.99	0.50
1:5:5034:A:C2	1:5:5035:U:C6	2.99	0.50
1:5:505:G:C2	1:5:506:C:C2	2.99	0.50
1:5:56:A:C2	1:5:57:G:C4	2.99	0.50
1:5:69:A:C2	1:5:70:A:C5	2.99	0.50
1:5:930:G:N3	1:5:931:C:C5	2.79	0.50
2:7:42:A:N3	2:7:43:U:C6	2.79	0.50
3:8:63:U:C2	3:8:63:U:H3'	2.46	0.50
6:C:178:ASN:N	6:C:178:ASN:HD22	2.08	0.50
1:5:2295:C:H5'	6:C:199:ARG:HH21	1.76	0.50
2:7:26:C:H5''	7:D:56:THR:HG21	1.93	0.50
1:5:470:A:H61	8:E:101:ARG:NH2	2.09	0.50
9:F:248:ARG:CZ	9:F:248:ARG:CB	2.87	0.50
20:R:81:ARG:HG3	20:R:88:ARG:NE	2.26	0.50
1:5:1196:G:C2	1:5:1197:C:C2	2.99	0.50
1:5:1235:G:C2	1:5:1236:C:C4	2.99	0.50
1:5:1250:C:C2	1:5:1261:G:N2	2.79	0.50
1:5:1357:C:HO2'	1:5:1358:G:H5'	1.74	0.50
1:5:145:G:C4	1:5:146:G:C8	3.00	0.50
1:5:1508:A:C6	1:5:1509:C:C5	3.00	0.50
1:5:1616:U:H2'	1:5:1616:U:O2	2.11	0.50
1:5:1758:G:N1	1:5:1759:G:C6	2.80	0.50
1:5:1818:G:H2'	1:5:1819:G:H5'	1.93	0.50
1:5:1721:G:C6	1:5:1840:G:N7	2.78	0.50
1:5:1856:C:N3	1:5:1857:C:C5	2.79	0.50
1:5:1890:G:H22	1:5:1938:C:N4	2.09	0.50
1:5:1944:A:C5	1:5:1945:G:C8	2.99	0.50
1:5:1929:A:C6	1:5:2054:U:O4	2.62	0.50
1:5:1267:C:C4'	1:5:2110:C:O2'	2.59	0.50
1:5:2270:G:C2	1:5:2271:C:N3	2.79	0.50
1:5:2366:A:H2'	1:5:2367:A:H5'	1.91	0.50
1:5:2468:U:C4	1:5:2473:A:N6	2.77	0.50
1:5:2496:G:C2	1:5:2497:C:N1	2.80	0.50
1:5:2905:C:C2	1:5:3590:G:N2	2.80	0.50
1:5:3795:A:C5	1:5:3796:U:C5	3.00	0.50
1:5:3832:U:H2'	1:5:3833:C:H6	1.75	0.50
1:5:3943:A:C2	1:5:3944:G:H1'	2.46	0.50
1:5:4095:G:H2'	1:5:4096:C:C6	2.44	0.50
1:5:416:U:H2'	1:5:417:G:O4'	2.12	0.50

Continued on next page...

Continued from previous page...

Atom-1	Atom-2	Interatomic distance (Å)	Clash overlap (Å)
1:5:4255:A:C5	1:5:4256:A:C2	2.99	0.50
1:5:4433:G:C6	1:5:4434:C:N4	2.80	0.50
1:5:4511:A:H2'	1:5:4512:U:C1'	2.42	0.50
1:5:4730:C:P	1:5:4731:G:N2	2.85	0.50
1:5:4997:G:C4	1:5:4998:G:C8	3.00	0.50
1:5:5023:C:O4'	1:5:5023:C:O2	2.28	0.50
1:5:658:C:H2'	1:5:659:G:O4'	2.11	0.50
1:5:660:A:N1	1:5:661:C:C4	2.79	0.50
1:5:709:C:N3	1:5:710:G:C8	2.80	0.50
3:8:133:G:N2	3:8:134:G:N9	2.59	0.50
3:8:30:U:O2	3:8:31:G:C8	2.65	0.50
4:A:209:HIS:HE1	4:A:211:PHE:CD2	2.26	0.50
12:I:191:ILE:HD12	12:I:200:VAL:HG11	1.94	0.50
13:J:31:ASP:O	13:J:32:ARG:HB2	2.10	0.50
19:Q:176:ARG:O	19:Q:177:ALA:HB2	2.10	0.50
1:5:1203:G:H2'	1:5:1204:C:O4'	2.11	0.50
1:5:1215:C:O2	1:5:1215:C:H2'	2.10	0.50
1:5:1271:G:H3'	1:5:1272:C:C4'	2.41	0.50
1:5:1320:U:O2	1:5:1320:U:H2'	2.11	0.50
1:5:354:U:O4	1:5:1334:A:H1'	2.10	0.50
1:5:1440:U:C4'	1:5:2109:G:O2'	2.60	0.50
1:5:1725:U:C2	1:5:1726:U:C6	2.99	0.50
1:5:1755:C:H41	1:5:1778:C:H4'	1.75	0.50
1:5:1885:G:H2'	1:5:1886:G:O5'	2.11	0.50
1:5:1893:C:O2	1:5:1894:C:C5	2.64	0.50
1:5:1895:G:C6	1:5:1896:A:C2	2.99	0.50
1:5:1912:G:C2	1:5:1913:C:C4	2.99	0.50
1:5:1983:A:H2	1:5:2008:U:C5	2.28	0.50
1:5:2007:G:C3'	1:5:2008:U:H5''	2.42	0.50
1:5:2080:U:C2	1:5:2081:C:H5	2.17	0.50
1:5:2261:G:H2'	1:5:2262:G:N7	2.26	0.50
1:5:247:G:C5	1:5:248:C:C5	3.00	0.50
1:5:2496:G:C6	1:5:2497:C:C5	3.00	0.50
1:5:2547:G:H2'	1:5:2547:G:N3	2.26	0.50
1:5:2644:G:N1	1:5:2645:G:C5	2.80	0.50
1:5:2690:C:N4	1:5:2691:U:C4	2.78	0.50
1:5:2745:A:C2	1:5:2746:A:C6	2.99	0.50
1:5:2762:G:H1'	1:5:2763:U:O4'	2.11	0.50
1:5:2837:U:C4	1:5:2838:G:C8	2.98	0.50
1:5:3666:C:C4	1:5:3667:C:C6	3.00	0.50
1:5:4355:G:N1	1:5:4356:G:N7	2.59	0.50

Continued on next page...

Continued from previous page...

Atom-1	Atom-2	Interatomic distance (Å)	Clash overlap (Å)
1:5:4724:A:C4	1:5:4725:C:C5	2.99	0.50
1:5:4758:U:H2'	1:5:4759:C:O5'	2.12	0.50
1:5:4905:C:N3	1:5:4906:C:C6	2.80	0.50
1:5:4960:G:H2'	1:5:4961:G:H5'	1.93	0.50
1:5:2889:G:H21	1:5:5034:A:H8	1.58	0.50
1:5:5003:U:N3	1:5:5045:G:C2	2.80	0.50
1:5:654:C:H2'	1:5:654:C:O2	2.11	0.50
2:7:22:A:N1	2:7:23:A:C6	2.79	0.50
3:8:99:U:C2	3:8:100:U:C5	3.00	0.50
3:8:144:U:C2	3:8:145:C:C6	3.00	0.50
3:8:4:C:C2	3:8:5:U:C6	3.00	0.50
3:8:5:U:H2'	3:8:6:C:C6	2.46	0.50
3:8:81:C:H3'	3:8:82:A:C4'	2.38	0.50
3:8:99:U:C2	3:8:100:U:C6	3.00	0.50
1:5:3653:A:O2'	4:A:180:LEU:O	2.22	0.50
4:A:3:ARG:HG3	4:A:3:ARG:NH1	2.26	0.50
5:B:264:PHE:CD1	5:B:264:PHE:C	2.85	0.50
3:8:65:A:OP1	11:H:56:ARG:HG3	164.59	0.50
12:I:184:MET:HB3	12:I:190:LEU:HD12	1.94	0.50
21:S:33:PHE:CZ	21:S:106:VAL:HB	2.46	0.50
26:X:79:PHE:N	26:X:79:PHE:HD1	2.08	0.50
1:5:1178:G:C5	1:5:1179:U:C6	3.00	0.50
1:5:1358:G:H2'	1:5:1359:G:H8	1.72	0.50
1:5:1522:G:C6	1:5:1653:A:C6	2.99	0.50
1:5:1570:G:C6	1:5:1571:G:C5	3.00	0.50
1:5:1594:C:N4	1:5:1595:G:C5	2.80	0.50
1:5:165:A:C6	1:5:166:C:C4	2.99	0.50
1:5:1968:G:C4	1:5:1969:G:C8	3.00	0.50
1:5:2015:U:N3	1:5:2016:C:C5	2.80	0.50
1:5:1267:C:O2'	1:5:2109:G:N7	2.42	0.50
1:5:2270:G:N3	1:5:2271:C:C5	2.80	0.50
1:5:2460:A:O4'	16:N:94:PHE:CE1	2.64	0.50
1:5:2612:G:N1	1:5:2613:C:C2	2.79	0.50
1:5:2724:G:N1	1:5:2726:G:C5	2.79	0.50
1:5:2436:U:C4	1:5:2783:A:C8	3.00	0.50
1:5:2836:A:C2	1:5:3895:G:H4'	2.46	0.50
1:5:345:C:C2	1:5:346:G:C8	2.99	0.50
1:5:3753:G:C4	1:5:3776:G:C6	3.00	0.50
1:5:4107:G:C2	1:5:4108:G:C8	3.00	0.50
1:5:4145:C:C2	1:5:4146:G:N7	2.79	0.50
1:5:4280:A:H61	7:D:28:THR:C	2.13	0.50

Continued on next page...

Continued from previous page...

Atom-1	Atom-2	Interatomic distance (Å)	Clash overlap (Å)
1:5:40:G:C6	1:5:4378:A:C4	2.98	0.50
1:5:4538:G:C5	1:5:4539:U:C5	2.99	0.50
1:5:4898:G:C2	1:5:4899:G:C5	2.99	0.50
1:5:4910:G:N2	17:O:109:PRO:N	2.59	0.50
1:5:5028:G:C6	1:5:5029:C:C4	2.99	0.50
1:5:642:G:N3	1:5:643:C:C6	2.80	0.50
1:5:739:G:H2'	1:5:740:G:O4'	2.10	0.50
1:5:994:G:C2	1:5:995:C:C2	2.99	0.50
2:7:51:G:C2	2:7:52:C:C5	3.00	0.50
2:7:58:A:C4	2:7:59:G:C8	2.99	0.50
2:7:85:G:OP1	9:F:224:LYS:NZ	2.43	0.50
1:5:1187:G:H4'	7:D:274:ALA:CB	2.41	0.50
8:E:54:SER:O	8:E:56:SER:N	2.44	0.50
11:H:103:VAL:HA	11:H:113:GLU:O	2.12	0.50
12:I:100:ASN:C	12:I:102:MET:H	2.14	0.50
12:I:171:TRP:HE3	12:I:181:PHE:HB2	1.75	0.50
12:I:47:PRO:HA	12:I:171:TRP:NE1	2.25	0.50
12:I:98:ARG:CD	12:I:119:PHE:HE1	2.25	0.50
1:5:2794:C:N3	18:P:136:ILE:HD12	2.26	0.50
19:Q:75:ARG:HG3	19:Q:75:ARG:HH11	1.76	0.50
1:5:1213:G:N9	1:5:1215:C:H1'	2.25	0.50
1:5:1279:A:C2	1:5:1280:C:N3	2.80	0.50
1:5:1329:G:N2	1:5:3865:A:H1'	2.27	0.50
1:5:1456:C:OP1	1:5:1456:C:H4'	2.11	0.50
1:5:1484:G:C8	1:5:1484:G:H5''	2.47	0.50
1:5:1540:C:O2	1:5:1540:C:H2'	2.11	0.50
1:5:1811:G:N1	1:5:1812:C:C5	2.78	0.50
1:5:1899:G:H1	1:5:2076:G:H1	1.60	0.50
1:5:190:G:C2	1:5:252:C:C2	3.00	0.50
1:5:1890:G:N2	1:5:1938:C:N4	2.59	0.50
1:5:1964:A:N6	1:5:1965:G:N9	2.56	0.50
1:5:2056:G:N2	1:5:2058:G:O6	2.45	0.50
1:5:1666:C:C2	1:5:2284:G:N2	2.80	0.50
1:5:2315:G:C6	1:5:2316:G:N7	2.79	0.50
1:5:2339:G:C6	1:5:2340:C:C5	2.99	0.50
1:5:2433:G:P	46:1:268:LYS:NZ	2.83	0.50
1:5:2559:G:H22	1:5:2567:G:H22	1.60	0.50
1:5:258:G:C5	1:5:259:C:C5	2.99	0.50
1:5:2658:G:N2	1:5:2675:G:C2	2.78	0.50
1:5:2841:G:C6	1:5:2842:G:C8	3.00	0.50
1:5:3721:U:N3	1:5:3722:G:C8	2.80	0.50

Continued on next page...

Continued from previous page...

Atom-1	Atom-2	Interatomic distance (Å)	Clash overlap (Å)
1:5:353:A:C2	1:5:379:G:C8	3.00	0.50
1:5:3802:U:N3	1:5:4498:U:O2'	2.44	0.50
1:5:1939:A:H2	1:5:3874:G:OP1	1.94	0.50
1:5:3879:G:O6	1:5:3882:C:C5	2.63	0.50
1:5:4133:C:N3	1:5:4134:C:C5	2.80	0.50
1:5:4136:G:C2	1:5:4137:C:N1	2.79	0.50
1:5:4137:C:H2'	1:5:4138:C:C6	2.47	0.50
1:5:4362:A:N3	1:5:4363:A:C8	2.80	0.50
1:5:4552:U:H2'	1:5:4553:A:O5'	2.11	0.50
1:5:457:G:C2	1:5:458:C:C5	3.00	0.50
1:5:4651:A:C5	1:5:4652:G:C8	3.00	0.50
1:5:4731:G:N7	1:5:4732:G:C6	2.79	0.50
1:5:4967:A:H2'	1:5:4968:A:H8	1.76	0.50
1:5:469:C:C2	1:5:688:U:H1'	2.35	0.50
1:5:751:G:H2'	1:5:752:G:H8	1.77	0.50
1:5:77:U:C4	1:5:335:A:N1	2.79	0.50
1:5:936:C:O4'	1:5:936:C:O2	2.27	0.50
3:8:115:G:C6	3:8:116:C:C4	2.99	0.50
3:8:12:G:N1	3:8:13:G:C5	2.78	0.50
4:A:40:TYR:HB3	4:A:93:LYS:HB2	1.93	0.50
11:H:117:PHE:HD1	11:H:118:LEU:HB2	1.74	0.50
16:N:126:THR:C	16:N:127:TYR:CD1	2.85	0.50
20:R:76:MET:O	20:R:81:ARG:NH1	2.45	0.50
17:O:12:ARG:NH1	21:S:171:ARG:NH2	2.60	0.50
25:W:57:ARG:HG2	25:W:57:ARG:HH11	1.76	0.50
46:1:60:ASP:O	46:1:61:PRO:C	2.50	0.50
1:5:101:A:N1	1:5:102:G:C5	2.79	0.50
1:5:105:A:O2'	14:L:35:ARG:NH1	2.44	0.50
1:5:1266:G:H5''	1:5:2112:G:N2	2.25	0.50
1:5:1277:G:C2	1:5:1278:C:N1	2.80	0.50
1:5:1362:G:C6	1:5:1363:C:C4	3.00	0.50
1:5:1627:G:C5	1:5:1628:C:C6	3.00	0.50
1:5:1673:U:C2	1:5:1674:C:C6	3.00	0.50
1:5:1808:C:C2	1:5:1831:G:C2	3.00	0.50
1:5:1832:C:O2	1:5:1832:C:H2'	2.11	0.50
1:5:1671:U:O4	1:5:1853:G:H1'	2.10	0.50
1:5:1872:G:N3	1:5:4219:A:H2	2.10	0.50
1:5:193:G:C6	1:5:194:C:C4	3.00	0.50
1:5:2016:C:C2	1:5:2017:A:C8	3.00	0.50
1:5:1961:G:C6	1:5:2024:G:C6	3.00	0.50
1:5:2089:G:C6	1:5:2262:G:C2'	2.95	0.50

Continued on next page...

Continued from previous page...

Atom-1	Atom-2	Interatomic distance (Å)	Clash overlap (Å)
1:5:2104:G:C5	1:5:2105:A:C8	3.00	0.50
1:5:2125:C:O2'	1:5:2126:G:O5'	2.15	0.50
1:5:2089:G:C8	1:5:2262:G:H3'	2.47	0.50
1:5:446:C:O2'	1:5:2314:G:H4'	2.11	0.50
1:5:2440:U:O2'	1:5:2441:C:OP1	2.26	0.50
1:5:2463:G:N1	1:5:2464:C:N4	2.60	0.50
1:5:2645:G:N1	1:5:2646:C:C5	2.80	0.50
1:5:2669:C:O2'	1:5:2670:C:P	2.70	0.50
1:5:2435:G:H21	1:5:2783:A:H1'	1.76	0.50
1:5:2907:G:H2'	1:5:2908:U:O4'	2.12	0.50
1:5:321:U:O2	1:5:322:C:C6	2.64	0.50
1:5:3621:A:H1'	1:5:4655:A:C2	2.46	0.50
1:5:4087:G:C8	4:A:34:PHE:CE1	2.99	0.50
1:5:4702:G:C6	1:5:4703:U:C6	3.00	0.50
1:5:4743:G:N3	1:5:4744:A:C8	2.80	0.50
1:5:4745:G:N2	1:5:4746:C:H41	2.09	0.50
1:5:4763:U:H6	11:H:42:ASN:ND2	2.09	0.50
1:5:4956:A:N1	1:5:4957:C:C6	2.80	0.50
1:5:4957:C:O2	1:5:4958:C:H6	1.94	0.50
1:5:5020:G:O6	1:5:5028:G:O6	2.28	0.50
1:5:5043:A:C2'	1:5:5044:A:O5'	2.60	0.50
1:5:929:A:N1	1:5:930:G:H3'	2.26	0.50
1:5:951:G:C2'	1:5:952:G:H5''	2.41	0.50
1:5:990:C:C4	1:5:991:C:C5	2.99	0.50
2:7:92:C:O2	2:7:93:G:C8	2.65	0.50
3:8:106:G:N1	3:8:107:C:C4	2.80	0.50
3:8:23:C:OP1	27:Y:15:ARG:NH2	2.29	0.50
3:8:31:G:C6	3:8:32:C:C4	3.00	0.50
1:5:1185:G:C5	1:5:1186:U:C6	3.00	0.50
1:5:1213:G:C6	1:5:1215:C:C5	3.00	0.50
1:5:1472:C:C4	1:5:1473:U:C5	2.99	0.50
1:5:1735:U:O2	1:5:1736:A:C8	2.65	0.50
1:5:1751:A:N6	1:5:1752:G:C5	2.80	0.50
1:5:2503:G:H3'	1:5:2504:C:C4'	2.41	0.50
1:5:2645:G:C5	1:5:2646:C:C5	3.00	0.50
1:5:2371:U:O4	1:5:2825:A:C2	2.61	0.50
1:5:2827:G:H2'	1:5:2827:G:N3	2.26	0.50
1:5:292:G:C2	1:5:293:G:N1	2.79	0.50
1:5:3599:A:H2'	1:5:3600:G:C8	2.47	0.50
1:5:3636:C:O2	1:5:3636:C:C2'	2.59	0.50
1:5:3754:G:C2	1:5:3755:G:C8	2.99	0.50

Continued on next page...

Continued from previous page...

Atom-1	Atom-2	Interatomic distance (Å)	Clash overlap (Å)
1:5:4257:A:C5	13:J:60:PHE:CE2	2.99	0.50
1:5:3878:C:C5	1:5:4518:A:C2	2.99	0.50
1:5:4536:C:O2	1:5:4536:C:H2'	2.11	0.50
1:5:4743:G:O6	1:5:4744:A:N6	2.45	0.50
1:5:4744:A:N3	1:5:4745:G:N7	2.60	0.50
1:5:4755:G:N1	1:5:4876:U:C4	2.80	0.50
1:5:4913:G:C2'	1:5:4914:C:O4'	2.59	0.50
1:5:493:G:C6	1:5:494:U:C6	3.00	0.50
1:5:677:G:C6	1:5:678:C:N4	2.80	0.50
1:5:695:G:C3'	1:5:696:C:H5'	2.42	0.50
1:5:699:C:C4	1:5:700:G:N7	2.80	0.50
1:5:739:G:C2	1:5:740:G:C4	3.00	0.50
1:5:931:C:C6	1:5:932:A:C8	3.00	0.50
4:A:202:VAL:CG1	4:A:217:GLN:HG2	2.39	0.50
7:D:39:GLN:HA	7:D:39:GLN:OE1	2.11	0.50
1:5:4930:C:OP1	8:E:262:GLN:N	2.44	0.50
17:O:167:HIS:C	17:O:167:HIS:CD2	2.85	0.50
1:5:3597:G:P	20:R:109:TYR:OH	2.67	0.50
21:S:84:TYR:HD2	21:S:113:MET:CE	2.24	0.50
22:T:74:ILE:HG23	22:T:89:ILE:HG13	1.93	0.50
27:Y:91:ASN:N	27:Y:91:ASN:OD1	2.44	0.50
1:5:1168:G:C2	1:5:1169:G:C5	2.99	0.50
1:5:1263:A:C6	1:5:1264:C:C5	3.00	0.50
1:5:1263:A:H2'	1:5:1264:C:O4'	2.12	0.50
1:5:1326:A:H2'	1:5:1327:C:H6	1.76	0.50
1:5:1404:G:C2	1:5:1405:C:N1	2.80	0.50
1:5:1633:G:N2	1:5:1642:A:C8	2.79	0.50
1:5:1829:G:C2	1:5:1830:G:C4	2.99	0.50
1:5:1831:G:C4	1:5:1832:C:C6	2.99	0.50
1:5:1870:C:O2	1:5:1870:C:H2'	2.10	0.50
1:5:2065:G:C5	1:5:2066:C:C5	2.99	0.50
1:5:2084:C:H3'	1:5:2085:G:H5''	1.93	0.50
1:5:2113:G:H8	1:5:2115:G:N3	2.10	0.50
1:5:2248:C:OP1	9:F:26:ASN:N	2.45	0.50
1:5:2326:G:N2	1:5:2327:G:C4	2.80	0.50
1:5:246:G:N1	1:5:247:G:C5	2.80	0.50
1:5:2499:C:H2'	1:5:2499:C:O2	2.11	0.50
1:5:2700:G:H2'	1:5:2701:U:O4'	2.12	0.50
1:5:33:A:H8	1:5:33:A:H5''	1.77	0.50
1:5:2909:C:O2	1:5:3586:G:C2	2.65	0.50
1:5:3693:U:O2	1:5:3693:U:H2'	2.12	0.50

Continued on next page...

Continued from previous page...

Atom-1	Atom-2	Interatomic distance (Å)	Clash overlap (Å)
1:5:4068:U:C2	1:5:4069:U:H1'	2.47	0.50
1:5:4233:A:N6	1:5:4290:U:N3	2.27	0.50
1:5:4302:U:C5	1:5:4303:C:C5	2.90	0.50
1:5:4476:C:O2'	1:5:4478:G:OP2	2.17	0.50
1:5:4543:G:H2'	1:5:4544:A:C8	2.46	0.50
1:5:4916:G:C5	1:5:4917:C:C5	3.00	0.50
1:5:4961:G:H2'	1:5:4962:C:O4'	2.11	0.50
1:5:920:C:C4	1:5:921:C:C5	3.00	0.50
1:5:936:C:C5	15:M:46:ARG:HA	2.47	0.50
3:8:118:C:O2	3:8:119:C:H6	1.95	0.50
3:8:132:G:C4	3:8:133:G:C8	3.00	0.50
3:8:39:G:N3	3:8:39:G:H2'	2.26	0.50
5:B:291:TYR:CZ	5:B:327:THR:HA	2.47	0.50
6:C:218:ILE:HD12	6:C:222:ARG:HD2	1.93	0.50
7:D:99:TYR:CD2	7:D:199:ILE:HG23	2.47	0.50
10:G:231:ASN:N	10:G:231:ASN:ND2	2.59	0.50
19:Q:22:ASP:OD1	19:Q:25:LEU:HB3	2.12	0.50
20:R:117:ARG:HH21	20:R:118:HIS:CE1	2.30	0.50
5:B:378:ARG:CD	25:W:32:LEU:HD21	2.39	0.50
1:5:1188:C:C2	1:5:1189:G:H8	2.23	0.49
1:5:1202:C:O2	1:5:1203:G:C8	2.65	0.49
1:5:1412:G:C4	1:5:1413:C:C5	3.00	0.49
1:5:1877:G:N1	1:5:1878:G:C5	2.80	0.49
1:5:1936:C:C2	1:5:1937:C:C6	3.00	0.49
1:5:2079:G:C6	1:5:2080:U:C5	3.00	0.49
1:5:2257:C:O2'	1:5:2258:C:O5'	2.30	0.49
1:5:2361:G:O2'	1:5:2362:U:P	2.70	0.49
1:5:28:C:C2'	1:5:28:C:O2	2.60	0.49
1:5:302:C:H5''	16:N:68:ARG:HE	1.77	0.49
1:5:316:U:C2'	1:5:316:U:O2	2.57	0.49
1:5:3594:C:C2'	1:5:3594:C:O2	2.60	0.49
1:5:4240:G:C2	1:5:4241:C:H1'	2.46	0.49
1:5:4481:U:C2	1:5:4482:U:C4	2.99	0.49
1:5:4565:C:O2'	1:5:4566:U:H5'	2.12	0.49
1:5:4713:G:C6	1:5:4714:C:C4	3.00	0.49
1:5:4899:G:C2	1:5:4922:C:C2	3.00	0.49
1:5:4922:C:C2	1:5:4923:C:C6	3.00	0.49
1:5:731:G:N7	1:5:732:A:C8	2.80	0.49
1:5:910:G:C6	1:5:911:U:C4	3.00	0.49
2:7:38:U:N3	2:7:40:U:OP2	2.45	0.49
3:8:35:C:H2'	3:8:36:G:O5'	2.11	0.49

Continued on next page...

Continued from previous page...

Atom-1	Atom-2	Interatomic distance (Å)	Clash overlap (Å)
3:8:92:U:H2'	3:8:93:C:O4'	2.12	0.49
4:A:209:HIS:CE1	4:A:235:VAL:HG11	2.46	0.49
7:D:200:LEU:HB2	7:D:202:GLN:HE22	1.76	0.49
6:C:341:LEU:HD11	8:E:52:ARG:HD2	1.94	0.49
9:F:161:TYR:CE2	9:F:168:ARG:CZ	2.91	0.49
10:G:58:PRO:CD	26:X:46:PHE:HD2	2.25	0.49
12:I:47:PRO:HD2	12:I:141:LYS:HA	1.94	0.49
1:5:2052:G:OP1	17:O:83:THR:HG22	2.12	0.49
26:X:119:ILE:HA	26:X:144:TYR:CE2	2.42	0.49
1:5:1358:G:O6	1:5:1379:C:N3	2.45	0.49
1:5:1412:G:C6	1:5:1413:C:C4	3.00	0.49
1:5:1433:A:N6	1:5:1451:G:O2'	2.44	0.49
1:5:154:G:N1	1:5:155:C:C4	2.80	0.49
1:5:1563:A:H2'	1:5:1564:A:N7	2.26	0.49
1:5:1972:G:N2	1:5:1973:G:C4	2.80	0.49
1:5:2032:U:H2'	1:5:2033:A:O4'	2.13	0.49
1:5:2325:C:O2	1:5:2326:G:C8	2.61	0.49
1:5:2393:C:OP2	1:5:2394:G:N7	2.45	0.49
1:5:230:G:C2	1:5:239:C:C2	3.00	0.49
1:5:2408:U:N1	1:5:2409:U:O4	2.45	0.49
1:5:2456:G:O2'	1:5:2457:G:H5'	2.12	0.49
1:5:187:U:H3'	1:5:245:C:C2	2.47	0.49
1:5:2551:A:H2'	1:5:2552:G:H5'	1.94	0.49
1:5:2556:G:H2'	1:5:2557:G:O4'	2.12	0.49
1:5:2707:U:O2	1:5:2707:U:H2'	2.11	0.49
1:5:278:G:N2	1:5:330:G:C8	2.79	0.49
1:5:3692:A:N6	1:5:3693:U:C2	2.80	0.49
1:5:3711:A:H5''	1:5:3711:A:N3	2.27	0.49
1:5:3794:C:O2	1:5:3795:A:C8	2.65	0.49
1:5:3880:G:C2	1:5:3881:G:C6	3.01	0.49
1:5:4098:A:C4	1:5:4099:G:C8	3.00	0.49
1:5:4269:G:O6	1:5:4277:G:O6	2.29	0.49
1:5:4285:U:N3	1:5:4286:C:C4	2.80	0.49
1:5:4548:A:O5'	1:5:4548:A:C8	2.64	0.49
1:5:4562:C:O2	1:5:4562:C:H2'	2.11	0.49
1:5:467:U:C2	1:5:468:U:C6	3.00	0.49
1:5:4997:G:C2	1:5:4998:G:C8	3.00	0.49
1:5:712:C:C2	1:5:713:C:C6	3.00	0.49
3:8:106:G:C2	3:8:107:C:N3	2.80	0.49
3:8:151:G:OP2	10:G:65:ARG:NE	2.43	0.49
3:8:64:U:H3'	3:8:65:A:C8	2.47	0.49

Continued on next page...

Continued from previous page...

Atom-1	Atom-2	Interatomic distance (Å)	Clash overlap (Å)
4:A:30:ARG:NE	4:A:63:PHE:CE2	2.80	0.49
6:C:209:ILE:HD13	6:C:221:PHE:CE2	2.47	0.49
8:E:43:ASN:HB3	8:E:58:MET:HE1	1.94	0.49
9:F:58:HIS:HB2	9:F:59:TYR:HD1	1.77	0.49
11:H:54:ARG:CG	11:H:54:ARG:HH11	2.25	0.49
1:5:2460:A:H1'	16:N:94:PHE:CZ	2.47	0.49
19:Q:88:ASP:OD1	19:Q:109:ALA:HA	2.12	0.49
23:U:28:PRO:HA	23:U:114:TYR:OH	2.12	0.49
10:G:55:VAL:HG22	26:X:44:PRO:HA	1.94	0.49
27:Y:15:ARG:CG	27:Y:15:ARG:HH11	2.25	0.49
1:5:99:A:C6	1:5:100:C:C2	3.00	0.49
1:5:1215:C:C2	1:5:1216:C:C6	3.00	0.49
1:5:1261:G:N1	1:5:1262:G:N7	2.60	0.49
1:5:1265:G:C6	1:5:1266:G:C5	3.00	0.49
1:5:1277:G:C4	1:5:1278:C:C6	3.01	0.49
1:5:1310:C:O2	1:5:1310:C:H2'	2.11	0.49
1:5:1434:G:H2'	1:5:1435:G:O4'	2.12	0.49
1:5:1491:A:C6	1:5:1492:G:C5	3.01	0.49
1:5:1665:C:C2'	1:5:1666:C:O5'	2.59	0.49
1:5:1696:C:HO2'	1:5:1697:G:P	2.34	0.49
1:5:1999:A:C4'	1:5:2019:C:H4'	2.40	0.49
1:5:2080:U:O2'	1:5:2081:C:H5'	2.12	0.49
1:5:211:G:N2	1:5:212:A:N9	2.60	0.49
1:5:2279:A:C4	1:5:2280:G:N7	2.80	0.49
1:5:2322:G:N1	1:5:2323:C:C2	2.80	0.49
1:5:209:U:O2	1:5:233:U:C4	2.64	0.49
1:5:2363:A:H1'	1:5:4560:C:C5	2.46	0.49
1:5:2448:G:O2'	1:5:2449:A:O4'	2.29	0.49
1:5:2519:U:H1'	1:5:2520:C:C6	2.47	0.49
1:5:2735:G:C2	1:5:2736:G:C5	3.00	0.49
1:5:1598:C:N1	1:5:2798:A:C8	2.80	0.49
1:5:2866:C:N3	1:5:2867:C:C5	2.81	0.49
1:5:2895:A:C6	1:5:2896:G:N7	2.80	0.49
1:5:298:G:C6	1:5:299:C:C4	3.00	0.49
1:5:3721:U:C2	1:5:3722:G:H8	2.18	0.49
1:5:3862:A:C5	1:5:3863:C:C6	3.01	0.49
1:5:3911:C:C2'	1:5:3912:U:O5'	2.59	0.49
1:5:4271:A:H2'	1:5:4271:A:N3	2.26	0.49
1:5:4305:G:C2'	1:5:4305:G:N3	2.75	0.49
1:5:4369:A:C6	1:5:4370:G:N7	2.81	0.49
1:5:4547:C:N3	1:5:4549:G:N7	2.60	0.49

Continued on next page...

Continued from previous page...

Atom-1	Atom-2	Interatomic distance (Å)	Clash overlap (Å)
1:5:4592:C:C2	1:5:4593:C:C5	3.00	0.49
1:5:4631:G:H2'	1:5:4632:U:O4'	2.12	0.49
1:5:4758:U:O4'	1:5:4758:U:O2	2.29	0.49
1:5:4883:C:HO2'	1:5:4884:G:P	2.34	0.49
1:5:4920:C:O2	1:5:4921:C:C5	2.66	0.49
1:5:74:G:H5'	14:L:59:VAL:HG13	1.95	0.49
1:5:754:U:N3	1:5:755:C:C6	2.78	0.49
2:7:104:C:C2	2:7:105:C:C6	3.00	0.49
2:7:93:G:C4	2:7:94:C:C5	3.00	0.49
3:8:53:G:C2	3:8:54:C:C2	3.00	0.49
5:B:21:ARG:HG3	5:B:274:TYR:HB3	1.94	0.49
7:D:278:ASP:O	7:D:280:VAL:N	2.44	0.49
9:F:148:ASN:CB	9:F:243:ASN:ND2	2.75	0.49
16:N:26:ARG:O	16:N:30:TYR:HB2	2.12	0.49
19:Q:178:ARG:NH2	19:Q:186:TYR:HE1	2.10	0.49
19:Q:184:ARG:HG2	19:Q:184:ARG:NH1	2.27	0.49
6:C:33:ARG:HH21	19:Q:22:ASP:CB	2.25	0.49
23:U:42:PHE:CE1	23:U:46:ARG:HD3	2.48	0.49
27:Y:81:TYR:HD2	27:Y:96:HIS:HB2	1.78	0.49
1:5:1207:C:C2	1:5:1208:G:C8	3.00	0.49
1:5:1211:G:C2	1:5:1212:G:C8	3.01	0.49
1:5:1235:G:N2	1:5:1236:C:C6	2.80	0.49
1:5:1251:C:C2	1:5:1252:C:C5	2.99	0.49
1:5:1563:A:C2'	1:5:1564:A:C8	2.91	0.49
1:5:1780:A:N1	1:5:1781:U:H1'	2.27	0.49
1:5:2056:G:O2'	1:5:2057:A:H2'	2.13	0.49
1:5:1440:U:H4'	1:5:2109:G:O2'	2.11	0.49
1:5:2363:A:O4'	1:5:4560:C:C5	2.65	0.49
1:5:2385:U:C2	1:5:2386:U:C5	3.00	0.49
1:5:2385:U:H2'	1:5:2386:U:H6	1.77	0.49
1:5:2457:G:H2'	1:5:2458:C:O4'	2.11	0.49
1:5:2496:G:N3	1:5:2497:C:C6	2.80	0.49
1:5:2515:G:O6	1:5:2516:G:C2	2.66	0.49
1:5:2795:A:O2'	1:5:2796:G:H3'	2.12	0.49
1:5:294:G:OP2	1:5:294:G:O4'	2.31	0.49
1:5:347:A:C2	1:5:348:G:N7	2.81	0.49
1:5:3705:G:C6	1:5:3706:C:C4	3.00	0.49
1:5:3722:G:C6	1:5:3723:A:N7	2.81	0.49
1:5:3802:U:C2'	1:5:3802:U:O2	2.57	0.49
1:5:3902:A:C2	1:5:3903:A:C8	3.00	0.49
1:5:4222:G:C5	1:5:4223:C:C5	3.01	0.49

Continued on next page...

Continued from previous page...

Atom-1	Atom-2	Interatomic distance (Å)	Clash overlap (Å)
1:5:4269:G:N1	1:5:4270:C:C2	2.80	0.49
1:5:4350:C:N3	1:5:4351:U:C5	2.80	0.49
1:5:4505:C:C2	1:5:4506:C:C5	3.01	0.49
1:5:4524:G:N2	1:5:4525:C:C2	2.81	0.49
1:5:4647:G:H5'	1:5:4647:G:C8	2.47	0.49
1:5:4653:C:H2'	1:5:4654:C:C6	2.48	0.49
1:5:4768:G:H3'	1:5:4769:G:C8	2.47	0.49
1:5:4932:U:C2'	1:5:4933:C:O4'	2.60	0.49
1:5:66:A:C5	1:5:328:A:C8	3.01	0.49
1:5:917:A:C2	1:5:918:G:C2	3.00	0.49
1:5:964:A:C8	1:5:964:A:H5''	2.43	0.49
2:7:11:A:N1	2:7:66:G:O2'	2.37	0.49
2:7:44:C:N3	2:7:45:U:C5	2.81	0.49
3:8:42:G:C4	3:8:43:A:C8	3.00	0.49
1:5:4627:U:O2'	5:B:55:HIS:CE1	2.66	0.49
8:E:253:ILE:O	8:E:255:ARG:N	2.44	0.49
6:C:325:MET:HE2	9:F:157:TYR:CE2	2.48	0.49
1:5:1439:C:H5''	9:F:36:ARG:HH12	1.68	0.49
11:H:4:ILE:O	11:H:56:ARG:HD2	10.80	0.49
12:I:76:MET:HB3	12:I:85:PHE:CE2	2.47	0.49
17:O:140:ARG:HH21	17:O:140:ARG:HG3	1.77	0.49
21:S:90:THR:HG23	22:T:156:TYR:CE2	2.47	0.49
24:V:97:TYR:C	24:V:97:TYR:CD2	2.85	0.49
27:Y:27:ARG:HG2	27:Y:27:ARG:HH21	1.76	0.49
1:5:1070:G:N3	1:5:1071:C:C6	2.81	0.49
1:5:1173:G:C6	1:5:1174:G:C4	3.00	0.49
1:5:1277:G:C6	1:5:1278:C:C4	3.00	0.49
1:5:1283:G:C8	1:5:1283:G:H3'	2.48	0.49
1:5:1344:C:C6	1:5:1344:C:H5''	2.47	0.49
1:5:1412:G:C2	1:5:1413:C:C2	3.00	0.49
1:5:1444:G:N3	1:5:1445:U:C5	2.81	0.49
1:5:1468:C:H2'	1:5:1469:C:C6	2.48	0.49
1:5:1685:G:N2	1:5:1686:C:C2	2.81	0.49
1:5:176:G:C5'	11:H:98:HIS:CE1	178.31	0.49
1:5:1761:G:C2	1:5:1772:C:C2	3.00	0.49
1:5:1899:G:H8	1:5:2278:G:C2	2.25	0.49
1:5:2292:C:C4	1:5:2293:U:C5	3.00	0.49
1:5:2314:G:C6	1:5:2326:G:C5	3.00	0.49
1:5:2438:A:N7	1:5:2441:C:N4	2.60	0.49
1:5:2464:C:O2'	1:5:2465:C:O5'	2.25	0.49
1:5:2498:C:C2	1:5:2499:C:C5	3.01	0.49

Continued on next page...

Continued from previous page...

Atom-1	Atom-2	Interatomic distance (Å)	Clash overlap (Å)
1:5:2557:G:C5	1:5:2558:C:C5	3.01	0.49
1:5:2566:G:N3	1:5:2567:G:C8	2.80	0.49
1:5:2613:C:N4	1:5:2614:C:N4	2.61	0.49
1:5:2644:G:N2	1:5:2645:G:H1'	2.28	0.49
1:5:2760:G:H4'	1:5:2762:G:H22	1.76	0.49
1:5:322:C:H1'	1:5:4356:G:N2	2.28	0.49
1:5:3621:A:C2	1:5:3622:C:C1'	2.95	0.49
1:5:4168:G:H2'	1:5:4169:G:C5'	2.43	0.49
1:5:4181:U:C4	1:5:4182:G:C5	3.00	0.49
1:5:4651:A:C6	1:5:4652:G:N7	2.81	0.49
1:5:4976:U:C6	1:5:4976:U:H5'	2.47	0.49
1:5:89:C:C2'	1:5:90:G:O5'	2.61	0.49
1:5:979:C:C4	1:5:980:U:C5	3.00	0.49
2:7:111:C:N3	2:7:112:U:C5	2.80	0.49
4:A:97:ASN:N	4:A:97:ASN:OD1	2.46	0.49
1:5:223:G:O2'	6:C:223:ASN:ND2	2.45	0.49
9:F:168:ARG:HB2	9:F:211:TRP:NE1	2.27	0.49
12:I:109:ASP:OD2	12:I:111:LEU:O	2.30	0.49
1:5:2046:G:OP1	17:O:60:LYS:HE2	2.12	0.49
9:F:82:ASN:HD21	22:T:142:ARG:HA	1.77	0.49
1:5:4301:U:C5'	22:T:54:HIS:HD2	2.25	0.49
24:V:13:LYS:HG2	24:V:128:LEU:HD22	1.95	0.49
1:5:1092:G:C4	1:5:1093:C:C6	3.00	0.49
1:5:1200:G:C6	1:5:1201:U:C4	3.01	0.49
1:5:1206:C:N3	1:5:1207:C:C5	2.80	0.49
1:5:1218:G:O6	1:5:1219:G:N9	2.46	0.49
1:5:1570:G:C2	1:5:1571:G:N9	2.81	0.49
1:5:183:C:H1'	1:5:184:U:C4	2.46	0.49
1:5:196:C:O2	1:5:196:C:C2'	2.59	0.49
1:5:2314:G:C8	1:5:2326:G:C2	3.00	0.49
1:5:2326:G:N2	1:5:2327:G:C1'	2.76	0.49
1:5:2327:G:N2	1:5:2328:G:N9	2.60	0.49
1:5:2336:G:C6	1:5:2337:C:C4	3.00	0.49
1:5:2445:C:C2'	1:5:2445:C:O2	2.60	0.49
1:5:2585:C:N3	1:5:2588:C:N4	2.60	0.49
1:5:2738:C:N3	1:5:2741:U:C4	2.81	0.49
1:5:272:U:N3	1:5:273:U:C5	2.80	0.49
1:5:3596:A:O3'	1:5:3597:G:C4'	2.61	0.49
1:5:2862:G:N3	1:5:3624:A:H2'	2.27	0.49
1:5:3672:G:C8	1:5:3674:G:O4'	2.65	0.49
1:5:1330:A:C8	1:5:3864:C:C4	3.00	0.49

Continued on next page...

Continued from previous page...

Atom-1	Atom-2	Interatomic distance (Å)	Clash overlap (Å)
1:5:3867:A:C2	1:5:3868:G:C4	3.01	0.49
1:5:4085:A:H3'	1:5:4086:G:H5''	1.94	0.49
1:5:4092:G:N2	1:5:4093:G:O4'	2.46	0.49
1:5:4143:G:C8	1:5:4145:C:C5	3.00	0.49
1:5:4240:G:C2	1:5:4241:C:C2	3.01	0.49
1:5:3907:G:N7	1:5:4447:C:H1'	2.27	0.49
1:5:4652:G:H2'	1:5:4653:C:H6	1.77	0.49
1:5:4743:G:C2	1:5:4744:A:N7	2.80	0.49
1:5:4749:C:H3'	1:5:4750:G:H5''	1.95	0.49
1:5:4886:C:N3	1:5:4887:C:C5	2.71	0.49
1:5:4910:G:H4'	1:5:4911:A:OP2	2.10	0.49
1:5:4949:G:H3'	1:5:4950:U:H5''	1.94	0.49
1:5:4982:A:C2	1:5:4983:C:C1'	2.95	0.49
1:5:733:A:N7	1:5:734:G:N7	2.59	0.49
4:A:55:GLY:HA2	4:A:174:ARG:HD3	1.95	0.49
4:A:18:ALA:O	4:A:20:VAL:HG13	2.13	0.49
6:C:54:VAL:HG21	6:C:101:MET:HE3	1.94	0.49
7:D:125:VAL:HG11	7:D:199:ILE:HG21	1.94	0.49
9:F:239:GLU:O	9:F:240:ASP:HB3	2.13	0.49
10:G:29:ASN:HB3	10:G:32:PHE:CE1	2.48	0.49
11:H:111:LEU:HD12	11:H:113:GLU:OE1	2.12	0.49
12:I:112:GLN:HB2	12:I:116:ARG:HH11	1.76	0.49
28:Z:18:TYR:CE2	28:Z:47:ASP:OD1	2.65	0.49
46:1:271:ARG:HG2	46:1:272:TYR:CE2	2.47	0.49
1:5:1189:G:C6	1:5:1190:C:C5	3.00	0.49
1:5:1097:C:H42	1:5:1198:G:H1	1.61	0.49
1:5:1197:C:H2'	1:5:1198:G:O4'	2.12	0.49
1:5:1467:C:C2	1:5:1468:C:C5	3.00	0.49
1:5:1479:G:O2'	1:5:1480:C:O5'	2.30	0.49
1:5:1528:U:H2'	1:5:1529:G:O4'	2.13	0.49
1:5:1635:C:N3	1:5:1636:U:C4	2.80	0.49
1:5:2076:G:O6	1:5:2077:C:C4	2.66	0.49
1:5:2491:C:H2'	1:5:2492:C:O4'	2.12	0.49
1:5:2614:C:C2	1:5:2726:G:C2	3.01	0.49
1:5:2724:G:N1	1:5:2726:G:N7	2.57	0.49
1:5:2854:G:C6	1:5:2856:C:H6	2.22	0.49
1:5:2860:C:H2'	1:5:2861:C:O4'	2.13	0.49
1:5:322:C:C2	1:5:4356:G:C2	3.00	0.49
1:5:3652:A:H3'	1:5:3653:A:C8	2.47	0.49
1:5:3669:G:C2	1:5:3671:G:OP2	2.66	0.49
1:5:3672:G:N7	1:5:3674:G:O4'	2.46	0.49

Continued on next page...

Continued from previous page...

Atom-1	Atom-2	Interatomic distance (Å)	Clash overlap (Å)
1:5:3820:G:C5	1:5:3821:A:C8	3.00	0.49
1:5:3910:C:N3	1:5:3911:C:C5	2.80	0.49
1:5:3938:G:H5'	1:5:3938:G:N3	2.27	0.49
1:5:4077:A:N7	1:5:4078:C:C6	2.81	0.49
1:5:4628:U:O2	1:5:4629:U:C5	2.64	0.49
1:5:4731:G:N7	1:5:4733:C:C5	2.81	0.49
1:5:5062:G:N3	1:5:5062:G:H2'	2.27	0.49
1:5:85:G:C2	1:5:97:G:N7	2.81	0.49
1:5:982:U:C6	8:E:67:ARG:NE	2.81	0.49
2:7:60:G:N1	2:7:61:G:C8	2.80	0.49
2:7:8:G:C6	2:7:9:C:C5	3.01	0.49
3:8:14:U:O2'	3:8:15:G:C5'	2.61	0.49
3:8:66:A:C2	3:8:67:U:C4	3.00	0.49
3:8:78:G:H2'	3:8:79:G:C1'	2.43	0.49
4:A:35:ALA:HB1	4:A:41:ILE:HB	1.95	0.49
1:5:4518:A:C5	5:B:257:TRP:CZ2	3.00	0.49
8:E:52:ARG:NH2	8:E:53:TYR:CE1	2.80	0.49
10:G:227:ASN:N	10:G:227:ASN:ND2	2.60	0.49
12:I:76:MET:HB3	12:I:85:PHE:CD2	2.47	0.49
15:M:120:ASN:HA	15:M:123:ILE:HG22	1.93	0.49
16:N:150:TRP:HZ3	16:N:151:ILE:HG12	1.77	0.49
19:Q:168:ARG:HD3	19:Q:174:PHE:HE2	1.78	0.49
19:Q:28:LEU:CD1	19:Q:51:LEU:HD22	2.43	0.49
22:T:11:THR:HB	22:T:15:PHE:CD1	2.48	0.49
23:U:106:SER:OG	23:U:109:SER:OG	2.27	0.49
27:Y:121:ARG:NH1	27:Y:121:ARG:HB3	2.28	0.49
27:Y:62:TYR:CE2	27:Y:85:VAL:HG13	2.48	0.49
1:5:1076:C:N4	1:5:1077:C:C5	2.81	0.49
1:5:1290:G:C2'	1:5:1291:G:H5'	2.42	0.49
1:5:1309:C:O2	1:5:1309:C:H2'	2.12	0.49
1:5:1358:G:C2'	1:5:1359:G:C8	2.94	0.49
1:5:1392:A:N3	1:5:1393:G:C8	2.81	0.49
1:5:1726:U:C2	1:5:1727:U:C5	3.00	0.49
1:5:1759:G:N1	1:5:1760:G:N7	2.60	0.49
1:5:1771:U:N3	1:5:1772:C:C6	2.80	0.49
1:5:18:C:C4'	16:N:138:PHE:CE2	2.94	0.49
1:5:2058:G:C6	1:5:2059:C:C4	2.99	0.49
1:5:2260:C:C2'	1:5:2261:G:C8	2.96	0.49
1:5:2395:A:O3'	1:5:2806:A:C2	2.66	0.49
1:5:2454:U:N3	1:5:2455:G:C8	2.81	0.49
1:5:2479:G:C2	1:5:2480:G:C8	3.01	0.49

Continued on next page...

Continued from previous page...

Atom-1	Atom-2	Interatomic distance (Å)	Clash overlap (Å)
1:5:2533:C:C2	1:5:2534:C:C4	3.00	0.49
1:5:2595:C:N3	1:5:2596:G:N7	2.61	0.49
1:5:2802:C:H6	1:5:2802:C:O5'	1.96	0.49
1:5:2851:G:O6	1:5:2852:U:C6	2.63	0.49
1:5:3669:G:N2	1:5:3671:G:OP2	2.45	0.49
1:5:3732:A:N1	1:5:3733:A:N7	2.61	0.49
1:5:3753:G:C6	1:5:3776:G:C2	3.01	0.49
1:5:4287:G:C2	1:5:4288:C:C2	3.01	0.49
1:5:4486:C:H2'	1:5:4487:A:O4'	2.13	0.49
1:5:449:C:N3	1:5:450:G:N7	2.61	0.49
1:5:4509:U:C2'	1:5:4510:A:H2'	2.43	0.49
1:5:455:C:C4	1:5:456:C:C5	3.01	0.49
1:5:4592:C:H2'	1:5:4593:C:C6	2.47	0.49
1:5:465:G:N1	1:5:466:A:C8	2.81	0.49
1:5:4690:G:C6	1:5:4697:U:C5	3.01	0.49
1:5:4750:G:O2'	1:5:4751:G:OP1	2.30	0.49
1:5:482:G:H2'	1:5:483:G:C1'	2.41	0.49
1:5:4935:C:H3'	8:E:179:ARG:HH21	1.78	0.49
1:5:500:G:C2	1:5:504:G:N7	2.80	0.49
1:5:5023:C:H42	1:5:5028:G:H21	1.61	0.49
1:5:723:A:H2	1:5:943:A:C2	2.29	0.49
2:7:105:C:H2'	2:7:105:C:O2	2.12	0.49
2:7:93:G:C2	2:7:94:C:N1	2.80	0.49
2:7:8:G:C2	2:7:9:C:N1	2.81	0.49
3:8:116:C:N3	3:8:117:C:C5	2.81	0.49
3:8:80:A:H3'	3:8:81:C:C4'	2.40	0.49
4:A:209:HIS:CE1	4:A:211:PHE:HD2	2.29	0.49
4:A:30:ARG:NE	4:A:63:PHE:HE2	2.11	0.49
5:B:235:TRP:HD1	5:B:267:ALA:CA	2.25	0.49
8:E:157:ARG:O	8:E:178:ASN:OD1	2.31	0.49
20:R:110:ARG:HD3	20:R:120:TYR:HE2	1.77	0.49
21:S:32:ILE:HG22	21:S:33:PHE:H	1.78	0.49
1:5:1193:C:C2	1:5:1194:G:C8	3.00	0.49
1:5:1205:G:N2	1:5:1206:C:C2	2.81	0.49
1:5:1261:G:C4	1:5:1262:G:C8	3.01	0.49
1:5:1280:C:C2'	1:5:1281:G:H3'	2.43	0.49
1:5:1542:U:H2'	1:5:1542:U:O2	2.13	0.49
1:5:1811:G:C4	1:5:1812:C:C5	3.00	0.49
1:5:1999:A:H2'	1:5:2000:G:N3	2.28	0.49
1:5:2254:G:O2'	1:5:2255:C:H4'	2.13	0.49
1:5:2314:G:C5	1:5:2326:G:C4	3.01	0.49

Continued on next page...

Continued from previous page...

Atom-1	Atom-2	Interatomic distance (Å)	Clash overlap (Å)
1:5:2334:C:O2	1:5:2334:C:H2'	2.12	0.49
1:5:2450:G:C6	1:5:2451:A:N7	2.80	0.49
1:5:2483:G:C6	1:5:2484:A:N7	2.81	0.49
1:5:247:G:C2	1:5:248:C:C5	3.01	0.49
1:5:2682:G:H2'	1:5:2683:C:H6	1.77	0.49
1:5:3590:G:N1	1:5:3591:C:C2	2.81	0.49
1:5:3856:A:N6	1:5:3857:G:C5	2.80	0.49
1:5:3861:A:C2	1:5:3862:A:N9	2.81	0.49
1:5:4136:G:C4	1:5:4137:C:C5	3.01	0.49
1:5:4201:G:C4	1:5:4202:U:C5	3.01	0.49
1:5:4276:G:C2	1:5:4277:G:C8	3.00	0.49
1:5:4466:C:N3	1:5:4467:A:N7	2.61	0.49
1:5:4467:A:C5	1:5:4468:U:C5	3.01	0.49
1:5:4467:A:C6	1:5:4468:U:C4	3.00	0.49
1:5:4478:G:H2'	1:5:4479:A:O4'	2.12	0.49
1:5:4563:U:N3	1:5:4564:A:N6	2.58	0.49
1:5:4643:G:H2'	1:5:4644:G:O4'	2.13	0.49
1:5:4635:A:C2	1:5:4664:A:C5	3.00	0.49
1:5:4769:G:N2	1:5:4865:C:N3	2.61	0.49
1:5:4978:G:O2'	1:5:4979:A:O5'	2.22	0.49
1:5:4998:G:N3	1:5:4999:G:C8	2.80	0.49
1:5:668:C:C4	1:5:669:C:C5	3.01	0.49
1:5:66:A:N7	1:5:328:A:H1'	2.27	0.49
1:5:98:A:C2	1:5:99:A:H1'	2.48	0.49
1:5:991:C:C4	1:5:992:C:C5	3.00	0.49
2:7:30:C:C4	2:7:48:G:N1	2.81	0.49
22:T:3:ASN:CB	22:T:9:ARG:HH12	2.26	0.49
1:5:1184:A:C2	1:5:1185:G:C8	3.01	0.49
1:5:1205:G:C2	1:5:1206:C:C2	3.01	0.49
1:5:1444:G:N2	1:5:1445:U:C4	2.81	0.49
1:5:1492:G:C6	1:5:1493:G:N7	2.81	0.49
1:5:1727:U:O2	1:5:1728:U:C6	2.66	0.49
1:5:1740:C:H1'	1:5:1742:A:N6	2.28	0.49
1:5:1925:G:C6	1:5:1926:C:C5	3.01	0.49
1:5:1992:U:H6	1:5:2002:A:C2	2.30	0.49
1:5:1268:G:C4	1:5:2111:G:N3	2.81	0.49
1:5:2384:U:O2	1:5:2385:U:C6	2.66	0.49
1:5:2509:C:C2	1:5:2510:G:N7	2.81	0.49
1:5:2569:G:H2'	1:5:2570:U:H6	1.78	0.49
1:5:2684:C:H2'	1:5:2685:C:O4'	2.13	0.49
1:5:293:G:C5'	1:5:294:G:C8	2.95	0.49

Continued on next page...

Continued from previous page...

Atom-1	Atom-2	Interatomic distance (Å)	Clash overlap (Å)
1:5:3833:C:C2	1:5:3834:C:C6	3.01	0.49
1:5:3861:A:C4	1:5:3862:A:C8	3.01	0.49
1:5:3913:G:N1	1:5:4390:A:C2	2.81	0.49
1:5:4146:G:C2	1:5:4147:G:C8	3.01	0.49
1:5:4167:G:N3	1:5:4168:G:C8	2.81	0.49
1:5:4350:C:H2'	1:5:4350:C:O2	2.12	0.49
1:5:435:A:N3	1:5:435:A:H2'	2.27	0.49
1:5:4423:U:O2	1:5:4423:U:H3'	2.13	0.49
1:5:442:G:C2'	1:5:443:G:O5'	2.58	0.49
1:5:4479:A:C5	1:5:4480:A:N9	2.81	0.49
1:5:4725:C:C2	1:5:4726:G:C8	2.94	0.49
1:5:4746:C:N3	1:5:4747:C:C5	2.81	0.49
1:5:4750:G:O6	1:5:4949:G:N7	2.45	0.49
1:5:4884:G:N2	1:5:4885:U:N1	2.61	0.49
1:5:4913:G:H2'	1:5:4914:C:O4'	2.11	0.49
1:5:4950:U:O2	1:5:4950:U:O4'	2.29	0.49
1:5:5006:U:H1'	1:5:5042:A:N7	2.27	0.49
1:5:652:G:C2	1:5:653:U:H1'	2.48	0.49
1:5:462:G:C2	1:5:694:C:C2	3.01	0.49
1:5:947:C:H2'	1:5:948:C:C6	2.47	0.49
1:5:94:A:C2'	1:5:95:G:O5'	2.60	0.49
1:5:980:U:H2'	1:5:981:C:H6	1.78	0.49
1:5:994:G:C5	1:5:995:C:C5	3.01	0.49
4:A:29:LEU:HD12	4:A:124:GLY:HA3	1.95	0.49
5:B:100:ARG:NH2	5:B:101:THR:C	2.65	0.49
9:F:228:HIS:O	9:F:229:PHE:C	2.51	0.49
10:G:53:ARG:CZ	10:G:54:PHE:CZ	2.85	0.49
20:R:15:LEU:O	20:R:52:ARG:NH2	2.46	0.49
20:R:95:TRP:HA	20:R:95:TRP:CE3	2.47	0.49
1:5:1336:G:H2'	1:5:1337:A:C8	2.48	0.48
1:5:1429:C:N3	1:5:1430:C:C5	2.81	0.48
1:5:144:G:N2	1:5:145:G:C5	2.81	0.48
1:5:1488:G:C6	1:5:1489:G:N7	2.81	0.48
1:5:1511:U:C2	1:5:1512:G:C8	3.01	0.48
1:5:1627:G:H3'	1:5:1628:C:C6	2.47	0.48
1:5:1826:G:N2	1:5:1827:C:H1'	2.28	0.48
1:5:1964:A:C6	1:5:1965:G:C4	3.00	0.48
1:5:2116:C:C6	1:5:2116:C:O5'	2.66	0.48
1:5:2288:G:C2	1:5:2290:C:C6	3.01	0.48
1:5:2301:G:C2	1:5:2302:C:N1	2.80	0.48
1:5:2311:C:N4	1:5:2312:U:C5	2.81	0.48

Continued on next page...

Continued from previous page...

Atom-1	Atom-2	Interatomic distance (Å)	Clash overlap (Å)
1:5:2419:C:C2'	1:5:2420:A:O5'	2.60	0.48
1:5:2421:G:OP2	1:5:2828:U:H1'	2.13	0.48
1:5:2481:G:C2	1:5:2482:C:C2	3.00	0.48
1:5:2521:G:N1	1:5:2535:G:C2	2.81	0.48
1:5:2534:C:C2'	1:5:2535:G:O5'	2.61	0.48
1:5:2566:G:N1	1:5:2567:G:C5	2.81	0.48
1:5:2591:A:N6	1:5:2753:G:N2	2.60	0.48
1:5:330:G:N1	1:5:331:G:C5	2.81	0.48
1:5:3586:G:C4	1:5:3587:C:C5	3.01	0.48
1:5:3611:A:H2	1:5:5016:A:C8	2.30	0.48
1:5:3621:A:C4	1:5:3622:C:C5	3.01	0.48
1:5:3891:A:H2'	1:5:3892:U:O4'	2.13	0.48
1:5:4087:G:H3'	1:5:4087:G:C8	2.47	0.48
1:5:4104:G:H3'	1:5:4105:A:C8	2.48	0.48
1:5:4283:G:C5	1:5:4284:C:C5	3.00	0.48
1:5:4323:A:C4	1:5:4324:A:C8	3.01	0.48
1:5:4480:A:N1	1:5:4481:U:C6	2.81	0.48
1:5:4482:U:C2	1:5:4483:C:H5	2.30	0.48
1:5:4746:C:H2'	1:5:4747:C:O4'	2.13	0.48
1:5:5028:G:N3	1:5:5029:C:C6	2.80	0.48
1:5:505:G:C4	1:5:506:C:C5	3.01	0.48
1:5:504:G:C4	1:5:505:G:N7	2.81	0.48
1:5:710:G:H2'	1:5:711:A:C8	2.48	0.48
1:5:725:G:H2'	1:5:726:G:O4'	2.12	0.48
3:8:100:U:O2	3:8:101:C:C6	2.66	0.48
4:A:219:ILE:HG22	4:A:220:GLY:N	2.28	0.48
4:A:29:LEU:HD23	4:A:76:PHE:CE2	2.47	0.48
1:5:352:G:O6	6:C:196:MET:HG3	2.12	0.48
7:D:219:TYR:O	7:D:220:LYS:CB	2.61	0.48
1:5:965:G:C8	8:E:88:VAL:CG1	2.96	0.48
10:G:47:PRO:HG2	10:G:49:ARG:HH22	1.78	0.48
21:S:13:VAL:HG12	21:S:29:ARG:CA	2.43	0.48
22:T:41:ASP:N	22:T:41:ASP:OD1	2.46	0.48
1:5:4300:U:H4'	22:T:89:ILE:HG22	1.95	0.48
26:X:111:GLN:HA	26:X:111:GLN:OE1	2.13	0.48
1:5:1213:G:C2	1:5:1215:C:C2	3.02	0.48
1:5:1233:G:N2	1:5:1234:G:C4	2.81	0.48
1:5:1289:C:C2	1:5:1290:G:N7	2.81	0.48
1:5:1347:G:C4	1:5:1348:U:C6	3.00	0.48
1:5:1398:A:C4	1:5:1399:G:C8	3.01	0.48
1:5:1516:G:N3	1:5:1516:G:H2'	2.29	0.48

Continued on next page...

Continued from previous page...

Atom-1	Atom-2	Interatomic distance (Å)	Clash overlap (Å)
1:5:1807:C:C2	1:5:1808:C:H6	2.31	0.48
1:5:1807:C:N4	1:5:1808:C:C5	2.81	0.48
1:5:1871:A:C2	1:5:1872:G:C8	3.01	0.48
1:5:1983:A:C5	1:5:1987:C:OP2	2.57	0.48
1:5:2091:C:H1'	1:5:2092:G:H2'	1.94	0.48
1:5:2314:G:C2'	1:5:2314:G:N3	2.76	0.48
1:5:2534:C:O2'	1:5:2535:G:C5'	2.60	0.48
1:5:2703:G:C6	1:5:2704:C:C4	3.01	0.48
1:5:2818:C:O2	1:5:2818:C:H2'	2.13	0.48
1:5:342:G:C6	1:5:343:C:C4	3.02	0.48
1:5:3686:G:P	4:A:193:ARG:NH2	2.82	0.48
1:5:3773:U:O2	1:5:3775:A:C2	2.66	0.48
1:5:3859:G:C4'	18:P:139:TYR:CZ	2.95	0.48
1:5:3911:C:H2'	1:5:3912:U:H6	1.77	0.48
1:5:39:A:C5	1:5:1654:G:C6	3.01	0.48
1:5:4241:C:N3	1:5:4242:U:C6	2.80	0.48
1:5:4547:C:C2	1:5:4549:G:C8	3.01	0.48
1:5:5006:U:O2	1:5:5042:A:C8	2.66	0.48
1:5:694:C:H2'	1:5:695:G:O4'	2.14	0.48
1:5:708:G:C2	1:5:709:C:C6	3.00	0.48
3:8:131:G:N1	3:8:132:G:C4	2.81	0.48
3:8:65:A:C4	3:8:66:A:C8	3.01	0.48
5:B:71:GLU:OE1	5:B:366:LYS:CE	2.61	0.48
7:D:31:TYR:C	7:D:31:TYR:CD1	2.87	0.48
7:D:90:VAL:HG23	7:D:226:TYR:CZ	2.48	0.48
9:F:59:TYR:CE2	9:F:194:HIS:CD2	3.01	0.48
12:I:36:LEU:HD22	12:I:73:ASN:HD21	1.77	0.48
22:T:80:VAL:HG21	22:T:85:LEU:HD12	1.94	0.48
1:5:1068:G:H2'	1:5:1069:G:H8	1.77	0.48
1:5:1212:G:N1	1:5:1213:G:C5	2.81	0.48
1:5:1213:G:C6	1:5:1215:C:C4	3.01	0.48
1:5:1072:C:N4	1:5:1239:C:C4	2.81	0.48
1:5:126:C:O2	1:5:126:C:H2'	2.13	0.48
1:5:1509:C:C2	1:5:1510:G:N7	2.82	0.48
1:5:1683:U:O2	1:5:1683:U:C2'	2.61	0.48
1:5:17:A:OP2	26:X:60:TYR:OH	2.18	0.48
1:5:1933:G:H2'	1:5:1934:A:C1'	2.43	0.48
1:5:1983:A:C2	1:5:2010:A:C3'	2.96	0.48
1:5:2065:G:C4	1:5:2066:C:C6	3.01	0.48
1:5:1267:C:H4'	1:5:2110:C:O2'	2.13	0.48
1:5:219:G:OP1	1:5:219:G:H4'	2.14	0.48

Continued on next page...

Continued from previous page...

Atom-1	Atom-2	Interatomic distance (Å)	Clash overlap (Å)
1:5:2417:A:C6	1:5:2418:A:N7	2.82	0.48
1:5:2479:G:C2	1:5:2480:G:N9	2.81	0.48
1:5:2482:C:N3	1:5:2483:G:N7	2.61	0.48
1:5:2521:G:H2'	1:5:2522:G:O4'	2.13	0.48
1:5:323:C:H2'	1:5:323:C:O2	2.12	0.48
1:5:3736:A:P	1:5:3736:A:H3'	2.53	0.48
1:5:3714:G:O6	1:5:3739:C:N3	2.46	0.48
1:5:3894:A:C2	1:5:4567:G:C2	3.01	0.48
1:5:4091:G:N1	1:5:4092:G:C4	2.82	0.48
1:5:4104:G:C3'	1:5:4105:A:C8	2.97	0.48
1:5:4153:C:C2	1:5:4154:G:C8	3.01	0.48
1:5:3930:U:H3	1:5:4180:G:H1	1.60	0.48
1:5:4281:A:C5	1:5:4283:G:C8	3.01	0.48
1:5:440:U:C2	1:5:441:G:N7	2.82	0.48
1:5:503:C:OP2	1:5:505:G:OP2	2.31	0.48
1:5:747:A:C2	1:5:918:G:O6	2.67	0.48
1:5:936:C:O2'	15:M:46:ARG:NH1	2.46	0.48
1:5:973:G:C6	1:5:974:C:C4	3.01	0.48
3:8:119:C:C4	3:8:120:G:N7	2.76	0.48
5:B:136:LYS:HB3	5:B:146:LEU:HD11	1.95	0.48
6:C:112:HIS:CD2	6:C:112:HIS:N	2.82	0.48
8:E:160:PHE:HE2	8:E:169:LEU:HD22	1.77	0.48
8:E:54:SER:O	8:E:55:ARG:C	2.51	0.48
11:H:117:PHE:CE1	11:H:118:LEU:HB2	2.48	0.48
12:I:35:ASP:N	12:I:35:ASP:OD1	2.45	0.48
17:O:108:ILE:HG23	17:O:160:ARG:CD	2.43	0.48
1:5:1690:C:OP2	19:Q:11:ARG:NH2	2.46	0.48
19:Q:68:ARG:HB3	19:Q:68:ARG:CZ	2.40	0.48
25:W:8:PHE:CD1	25:W:8:PHE:C	2.87	0.48
1:5:1193:C:H2'	1:5:1193:C:O2	2.12	0.48
1:5:1268:G:N3	1:5:1270:A:C8	2.77	0.48
1:5:1406:G:N2	1:5:1409:C:N4	2.60	0.48
1:5:1412:G:C5	1:5:1413:C:C5	3.01	0.48
1:5:1455:G:C2	1:5:1456:C:C6	3.01	0.48
1:5:1463:C:C2	1:5:1464:C:C6	3.01	0.48
1:5:1727:U:C2	1:5:1728:U:C6	3.02	0.48
1:5:1745:G:N2	1:5:1746:A:H1'	2.28	0.48
1:5:195:C:N3	1:5:196:C:C6	2.82	0.48
1:5:2035:C:C2	1:5:2036:C:C5	2.98	0.48
1:5:2085:G:N2	1:5:2273:G:C4	2.82	0.48
1:5:2122:G:H1'	1:5:2123:C:OP2	2.13	0.48

Continued on next page...

Continued from previous page...

Atom-1	Atom-2	Interatomic distance (Å)	Clash overlap (Å)
1:5:2263:A:O2'	1:5:2265:G:C2'	2.61	0.48
1:5:2270:G:C2	1:5:2271:C:C5	3.01	0.48
1:5:246:G:N2	1:5:247:G:C5	2.82	0.48
1:5:2648:G:O2'	1:5:2649:G:OP2	2.29	0.48
1:5:2789:A:H1'	1:5:2796:G:C8	2.48	0.48
1:5:2866:C:C2	1:5:2867:C:C6	3.01	0.48
1:5:3629:A:C5	1:5:3630:A:C8	3.01	0.48
1:5:3703:G:N3	1:5:3704:U:C6	2.81	0.48
1:5:3725:G:N2	1:5:3727:A:H2'	2.29	0.48
1:5:4426:C:C4	1:5:4427:G:C8	2.99	0.48
1:5:4482:U:O2	1:5:4483:C:C5	2.67	0.48
1:5:4551:U:O2	1:5:4552:U:C5	2.66	0.48
1:5:4580:U:N3	1:5:4581:G:N7	2.54	0.48
1:5:4984:C:N3	1:5:4985:U:C6	2.81	0.48
1:5:512:U:C3'	1:5:513:U:C5'	2.90	0.48
1:5:642:G:C2	1:5:643:C:C6	3.01	0.48
1:5:655:C:OP2	6:C:268:ARG:NH1	2.47	0.48
1:5:660:A:C6	1:5:661:C:C4	3.01	0.48
1:5:669:C:HO2'	1:5:670:G:C5'	2.25	0.48
1:5:669:C:N3	1:5:670:G:N7	2.60	0.48
1:5:677:G:C4	1:5:678:C:C5	3.01	0.48
1:5:739:G:C6	1:5:740:G:N7	2.81	0.48
1:5:750:U:N3	1:5:751:G:N7	2.61	0.48
1:5:961:G:H5'	8:E:119:ARG:NH1	2.28	0.48
1:5:85:G:N2	1:5:97:G:C8	2.82	0.48
3:8:10:G:N3	3:8:11:C:H1'	2.27	0.48
3:8:146:U:H2'	3:8:147:G:O4'	2.13	0.48
1:5:1280:C:C1'	6:C:323:ARG:NH2	2.76	0.48
1:5:2247:C:O2'	9:F:28:ALA:HB3	2.12	0.48
12:I:100:ASN:HA	12:I:120:GLY:HA2	1.95	0.48
7:D:284:LYS:CB	12:I:209:TRP:CH2	2.96	0.48
15:M:101:LYS:HD2	17:O:201:PHE:HE1	1.78	0.48
18:P:30:ARG:NE	18:P:34:GLN:OE1	2.47	0.48
19:Q:33:ARG:NH2	19:Q:48:LEU:HD11	2.28	0.48
19:Q:33:ARG:HH21	19:Q:48:LEU:HD11	1.78	0.48
21:S:120:ARG:HB2	21:S:122:HIS:HD2	1.78	0.48
17:O:12:ARG:NH1	21:S:171:ARG:HH21	2.11	0.48
1:5:1090:G:C4	1:5:1091:C:C6	3.01	0.48
1:5:112:C:C4	1:5:157:U:C4	3.02	0.48
1:5:1215:C:C6	1:5:1215:C:H5''	2.49	0.48
1:5:1390:G:C3'	1:5:1390:G:C8	2.97	0.48

Continued on next page...

Continued from previous page...

Atom-1	Atom-2	Interatomic distance (Å)	Clash overlap (Å)
1:5:1426:G:C2'	1:5:1459:A:N6	2.76	0.48
1:5:1491:A:N3	1:5:1492:G:C8	2.81	0.48
1:5:1545:G:HO2'	1:5:1546:C:C5'	2.25	0.48
1:5:1550:G:N1	1:5:1579:C:C2	2.82	0.48
1:5:163:A:C6	1:5:164:G:N7	2.81	0.48
1:5:1777:C:N3	1:5:1778:C:C5	2.81	0.48
1:5:1822:U:O2	1:5:1822:U:O4'	2.32	0.48
1:5:1865:G:N2	1:5:1867:A:H3'	2.29	0.48
1:5:1902:G:C2'	1:5:1903:G:O5'	2.62	0.48
1:5:1983:A:N3	1:5:2010:A:H5''	2.28	0.48
1:5:2052:G:N2	1:5:2053:C:C2	2.82	0.48
1:5:2314:G:N1	1:5:2315:G:N7	2.58	0.48
1:5:2436:U:C5	1:5:2783:A:H1'	2.49	0.48
1:5:2438:A:C5	1:5:2441:C:C4	3.01	0.48
1:5:2453:A:C6	1:5:2454:U:C4	3.01	0.48
1:5:2454:U:C2	1:5:2455:G:C8	3.01	0.48
1:5:2477:A:H2'	1:5:2478:C:C6	2.48	0.48
1:5:3696:C:C2	1:5:3697:U:C5	3.00	0.48
1:5:3702:A:C6	1:5:3703:G:C8	2.88	0.48
1:5:3791:C:O2	1:5:3802:U:O4'	2.31	0.48
1:5:4069:U:O2	1:5:4070:U:C5	2.66	0.48
1:5:4125:C:H2'	1:5:4126:C:C6	2.49	0.48
1:5:4152:G:C2	1:5:4153:C:C4	3.02	0.48
1:5:4303:C:O2	1:5:4303:C:H3'	2.14	0.48
1:5:4368:G:C6	1:5:4369:A:C8	3.01	0.48
1:5:4564:A:O2'	1:5:4565:C:H5'	2.13	0.48
1:5:4577:U:O2'	1:5:4967:A:O2'	2.31	0.48
1:5:4635:A:H3'	1:5:4636:U:H4'	1.96	0.48
1:5:52:G:H3'	1:5:52:G:C8	2.48	0.48
2:7:60:G:O2'	7:D:268:ARG:NH1	2.46	0.48
2:7:62:U:N3	2:7:64:G:N7	2.62	0.48
3:8:101:C:C2'	3:8:101:C:O2	2.61	0.48
8:E:56:SER:OG	8:E:57:ALA:N	2.45	0.48
9:F:71:ILE:HG22	9:F:75:ARG:CD	2.44	0.48
11:H:59:LYS:HB2	11:H:70:VAL:HG22	1.95	0.48
14:L:21:ARG:HD2	46:1:273:ARG:CD	59.59	0.48
16:N:101:VAL:HG12	16:N:105:ARG:HD2	1.94	0.48
27:Y:11:ARG:HH22	27:Y:15:ARG:CG	2.24	0.48
28:Z:10:VAL:HG11	28:Z:129:TRP:HZ3	1.78	0.48
1:5:1212:G:C2	1:5:1213:G:N7	2.81	0.48
1:5:1341:U:H2'	1:5:1342:A:H8	1.78	0.48

Continued on next page...

Continued from previous page...

Atom-1	Atom-2	Interatomic distance (Å)	Clash overlap (Å)
1:5:1349:G:C6	1:5:1350:C:C4	3.02	0.48
1:5:1455:G:H3'	1:5:1456:C:H5''	1.94	0.48
1:5:1477:C:O2	1:5:1478:C:C1'	2.61	0.48
1:5:1760:G:C6	1:5:1761:G:C8	3.01	0.48
1:5:1967:A:C2	1:5:1968:G:C4	3.01	0.48
1:5:1995:G:C5	1:5:1996:C:C4	3.01	0.48
1:5:2099:G:N2	1:5:2100:A:N9	2.62	0.48
1:5:2102:G:N1	1:5:2103:G:C5	2.82	0.48
1:5:2119:C:O2'	1:5:2120:G:OP2	2.16	0.48
1:5:218:A:N7	6:C:181:LYS:CG	2.77	0.48
1:5:964:A:H2	1:5:2252:G:O6	1.93	0.48
1:5:2515:G:N7	1:5:2516:G:C5	2.81	0.48
1:5:2678:A:C2	1:5:2679:G:C4	3.02	0.48
1:5:345:C:C2	1:5:346:G:N7	2.81	0.48
1:5:3630:A:C2	1:5:3631:U:C5	3.01	0.48
1:5:3795:A:C6	1:5:3796:U:C4	3.01	0.48
1:5:4250:G:N2	1:5:4259:C:C2	2.82	0.48
1:5:4258:C:H2'	1:5:4259:C:C6	2.47	0.48
1:5:4299:U:C2	1:5:4300:U:C5	3.00	0.48
1:5:450:G:N2	1:5:1294:A:C2'	2.75	0.48
1:5:4729:A:H5'	1:5:4965:U:O2'	2.13	0.48
1:5:4860:G:C2	1:5:4861:G:C8	3.02	0.48
1:5:4942:C:O3'	1:5:4944:C:P	2.72	0.48
1:5:5029:C:N3	1:5:5030:U:C6	2.80	0.48
1:5:701:G:H2'	1:5:701:G:N3	2.29	0.48
1:5:747:A:C2'	1:5:749:G:C8	2.87	0.48
1:5:985:C:C2	1:5:986:C:C6	3.01	0.48
2:7:27:G:H1'	2:7:56:G:N1	2.28	0.48
3:8:142:U:C4	3:8:143:G:N7	2.81	0.48
3:8:14:U:O2'	3:8:15:G:O4'	2.28	0.48
9:F:144:TRP:CZ3	9:F:237:ASN:HB2	2.48	0.48
15:M:17:PHE:C	15:M:17:PHE:CD2	2.86	0.48
16:N:65:ARG:HH21	16:N:127:TYR:HE2	1.59	0.48
17:O:56:ALA:HA	17:O:59:ARG:HE	1.78	0.48
19:Q:17:GLU:HA	19:Q:52:PHE:HE1	1.78	0.48
24:V:73:ARG:HB3	24:V:73:ARG:HH11	1.79	0.48
1:5:1094:G:C2	1:5:1095:A:C8	3.02	0.48
1:5:1215:C:N4	1:5:1216:C:C5	2.81	0.48
1:5:1292:C:H5''	1:5:1292:C:H6	1.78	0.48
1:5:1387:A:H1'	1:5:1397:A:H61	1.78	0.48
1:5:1471:U:C4	1:5:1472:C:C5	3.02	0.48

Continued on next page...

Continued from previous page...

Atom-1	Atom-2	Interatomic distance (Å)	Clash overlap (Å)
1:5:1492:G:C2	1:5:1493:G:C8	3.02	0.48
1:5:1598:C:C5	1:5:2798:A:C5	2.99	0.48
1:5:172:C:C4	1:5:173:C:C5	3.02	0.48
1:5:1753:G:H2'	1:5:1755:C:H5''	1.96	0.48
1:5:1878:G:C6	1:5:1879:C:C4	3.02	0.48
1:5:1919:G:H5'	21:S:163:HIS:CE1	2.49	0.48
1:5:1945:G:C2	1:5:1946:G:H1'	2.49	0.48
1:5:2243:C:O2	1:5:2244:C:C5	2.67	0.48
1:5:2319:C:C2'	1:5:2319:C:O2	2.60	0.48
1:5:2347:A:C2	1:5:2348:G:C2	3.02	0.48
1:5:2417:A:N3	1:5:2417:A:H2'	2.27	0.48
1:5:2432:U:H2'	1:5:2433:G:O4'	2.14	0.48
1:5:2622:G:N2	1:5:2623:A:H1'	2.29	0.48
1:5:2871:A:H2'	1:5:2872:C:O4'	2.14	0.48
1:5:1:C:C6	1:5:2:G:C8	3.01	0.48
1:5:3585:G:C2	1:5:3586:G:C8	3.02	0.48
1:5:3608:A:N3	1:5:3609:G:C8	2.81	0.48
1:5:3651:A:H2'	1:5:3652:A:O4'	2.14	0.48
1:5:37:U:C4	1:5:38:A:C5	3.02	0.48
1:5:3868:G:N2	1:5:3899:G:N2	2.62	0.48
1:5:4095:G:H22	1:5:4096:C:N4	2.12	0.48
1:5:4142:C:C4	1:5:4143:G:C6	3.01	0.48
1:5:423:G:C4	1:5:424:U:C6	3.01	0.48
1:5:4303:C:O2'	1:5:4304:A:H2'	2.14	0.48
1:5:3907:G:C1'	1:5:4449:A:C1'	2.92	0.48
1:5:4594:U:C2	1:5:4595:G:C8	3.02	0.48
1:5:4692:A:H3'	1:5:4693:C:H2'	1.96	0.48
1:5:5052:C:N3	1:5:5053:U:C6	2.82	0.48
1:5:661:C:N3	1:5:662:C:C6	2.81	0.48
1:5:982:U:H5''	8:E:69:TYR:OH	2.09	0.48
3:8:141:C:C2	3:8:142:U:C5	3.01	0.48
5:B:25:HIS:HB2	5:B:274:TYR:OH	2.14	0.48
6:C:186:SER:O	6:C:203:GLN:HA	2.13	0.48
1:5:354:U:H1'	6:C:97:ARG:CG	2.44	0.48
7:D:67:ALA:O	7:D:68:ARG:NH1	2.46	0.48
1:5:2096:G:H22	9:F:41:GLN:HE22	1.62	0.48
18:P:30:ARG:HH12	18:P:62:ARG:HH21	1.62	0.48
19:Q:95:VAL:HG23	19:Q:116:ALA:HB2	1.95	0.48
19:Q:146:ARG:HB3	19:Q:146:ARG:HH11	1.79	0.48
46:1:435:ALA:CB	46:1:441:ILE:CD1	2.79	0.48
1:5:1069:G:C5	1:5:1070:G:C8	3.01	0.48

Continued on next page...

Continued from previous page...

Atom-1	Atom-2	Interatomic distance (Å)	Clash overlap (Å)
1:5:1263:A:C2	1:5:1264:C:N1	2.82	0.48
1:5:1395:U:C2'	1:5:1396:G:O5'	2.61	0.48
1:5:1448:G:N2	1:5:1449:C:C2	2.82	0.48
1:5:1481:C:O4'	1:5:1481:C:O2	2.30	0.48
1:5:1874:A:H2'	1:5:1875:C:O4'	2.14	0.48
1:5:1886:G:C2	1:5:1894:C:C4	3.02	0.48
1:5:1936:C:N3	1:5:1937:C:C6	2.76	0.48
1:5:1964:A:C2	1:5:4694:G:C6	3.02	0.48
1:5:1967:A:N1	1:5:1968:G:N7	2.62	0.48
1:5:1968:G:N2	1:5:1969:G:C4	2.82	0.48
1:5:2076:G:C5	1:5:2077:C:C5	3.02	0.48
1:5:1265:G:O2'	1:5:2113:G:OP1	2.31	0.48
1:5:2367:A:N9	1:5:2798:A:C2	2.81	0.48
1:5:2503:G:H5'	1:5:2504:C:O5'	2.14	0.48
1:5:2566:G:N2	1:5:2567:G:N9	2.62	0.48
1:5:2647:A:H2'	1:5:2648:G:C5'	2.43	0.48
1:5:2712:G:C6	1:5:2713:C:C4	3.02	0.48
1:5:2745:A:O2'	1:5:2746:A:H5'	2.12	0.48
1:5:2758:G:H2'	1:5:2759:G:C8	2.49	0.48
1:5:2842:G:N1	1:5:2843:U:C5	2.82	0.48
1:5:325:U:C2	1:5:326:C:C5	3.01	0.48
1:5:3587:C:H2'	1:5:3588:C:C6	2.49	0.48
1:5:3613:U:O2'	1:5:5035:U:O2'	2.28	0.48
1:5:3740:G:O6	1:5:3741:C:C4	2.67	0.48
1:5:3806:G:C6	1:5:3807:A:C5	3.02	0.48
1:5:3898:G:C3'	1:5:3899:G:H5'	2.44	0.48
1:5:3911:C:C2	1:5:3912:U:C6	3.01	0.48
1:5:3935:C:C4	1:5:3936:A:N7	2.81	0.48
1:5:4094:G:C6	1:5:4095:G:C6	3.02	0.48
1:5:4109:G:N3	1:5:4110:C:C6	2.82	0.48
1:5:4201:G:C6	1:5:4202:U:O4	2.67	0.48
1:5:4269:G:C6	1:5:4270:C:C4	3.01	0.48
1:5:4271:A:C4	1:5:4272:G:C2	3.02	0.48
1:5:4281:A:N1	1:5:4283:G:C4	2.82	0.48
1:5:4283:G:N2	1:5:4284:C:N3	2.62	0.48
1:5:4312:U:C2	1:5:4313:A:C8	3.01	0.48
1:5:314:G:N2	1:5:4355:G:C5	2.82	0.48
1:5:480:C:C2	1:5:481:G:C8	3.02	0.48
1:5:69:A:C3'	1:5:70:A:H8	2.24	0.48
1:5:738:C:H2'	1:5:739:G:H8	1.79	0.48
1:5:741:C:C2	1:5:742:G:C8	3.01	0.48

Continued on next page...

Continued from previous page...

Atom-1	Atom-2	Interatomic distance (Å)	Clash overlap (Å)
1:5:744:G:H2'	1:5:745:G:H8	1.79	0.48
1:5:750:U:N3	1:5:751:G:C8	2.82	0.48
3:8:101:C:N4	3:8:102:G:C6	2.81	0.48
5:B:225:GLY:HA2	5:B:274:TYR:H	1.78	0.48
6:C:180:ILE:O	6:C:184:TYR:HB2	2.14	0.48
6:C:78:ARG:CG	6:C:78:ARG:HH11	2.26	0.48
1:5:1175:A:H1'	7:D:275:GLN:HE22	1.76	0.48
4:A:68:ARG:C	10:G:45:ILE:HD11	2.34	0.48
21:S:29:ARG:NH2	21:S:29:ARG:HB3	2.29	0.48
21:S:9:GLU:HB3	21:S:67:VAL:CG1	2.43	0.48
46:1:292:ILE:HG23	46:1:449:LEU:HD22	1.95	0.48
1:5:1265:G:C3'	1:5:1266:G:H5'	2.44	0.48
1:5:1367:C:H2'	1:5:1368:A:O5'	2.14	0.48
1:5:1367:C:C6	1:5:1370:G:H2'	2.48	0.48
1:5:1398:A:O2'	1:5:1399:G:OP2	2.13	0.48
1:5:1404:G:C5	1:5:1405:C:C5	3.02	0.48
1:5:141:C:C2	1:5:142:G:C8	3.02	0.48
1:5:1607:C:H2'	1:5:1607:C:O2	2.13	0.48
1:5:1619:G:C4	1:5:1620:U:C5	3.02	0.48
1:5:1857:C:N3	1:5:1858:A:N7	2.62	0.48
1:5:1955:G:C6	1:5:1956:A:N7	2.81	0.48
1:5:218:A:H1'	1:5:219:G:C2	2.47	0.48
1:5:2332:A:N3	1:5:2333:G:H1'	2.29	0.48
1:5:238:C:H2'	1:5:239:C:H5'	1.96	0.48
1:5:2391:G:C2	1:5:2392:C:C6	3.02	0.48
1:5:2410:C:O2	1:5:2411:C:C6	2.66	0.48
1:5:2413:U:C2	1:5:2414:G:C8	3.02	0.48
1:5:2420:A:C2	1:5:2427:G:C2	3.02	0.48
1:5:2615:C:O2	1:5:2615:C:H2'	2.13	0.48
1:5:2690:C:H2'	1:5:2690:C:O2	2.13	0.48
1:5:2702:C:C2	1:5:2715:G:C2	3.02	0.48
1:5:2706:G:O2'	1:5:2709:C:N4	2.47	0.48
1:5:2737:C:N3	1:5:2738:C:C5	2.82	0.48
1:5:2807:A:C2	1:5:2808:G:C8	3.02	0.48
1:5:2833:A:O2'	1:5:2834:C:C5'	2.62	0.48
1:5:3586:G:C2	1:5:3587:C:C2	3.02	0.48
1:5:3686:G:OP2	4:A:193:ARG:NH2	2.46	0.48
1:5:3711:A:C6	1:5:3712:A:H1'	2.49	0.48
1:5:3722:G:C4	1:5:3723:A:C8	3.02	0.48
1:5:3793:U:C2	1:5:3794:C:C5	3.02	0.48
1:5:3863:C:H2'	1:5:3864:C:H6	1.79	0.48

Continued on next page...

Continued from previous page...

Atom-1	Atom-2	Interatomic distance (Å)	Clash overlap (Å)
1:5:3944:G:N1	1:5:3945:A:N7	2.61	0.48
1:5:4098:A:C2	1:5:4099:G:N9	2.81	0.48
1:5:4129:G:H2'	1:5:4130:C:O4'	2.14	0.48
1:5:4161:G:H2'	1:5:4162:C:H3'	1.94	0.48
1:5:4298:A:C6	1:5:4299:U:C5	3.01	0.48
1:5:4461:C:O2	1:5:4516:G:C2	2.67	0.48
1:5:457:G:C6	1:5:458:C:C5	3.02	0.48
1:5:467:U:N3	1:5:468:U:C6	2.81	0.48
1:5:474:C:O2	1:5:475:G:C8	2.67	0.48
1:5:4922:C:N3	1:5:4923:C:C5	2.82	0.48
1:5:5031:G:C4	1:5:5032:C:C5	3.02	0.48
1:5:57:G:C2	1:5:58:G:C6	3.02	0.48
1:5:73:A:N3	1:5:74:G:C8	2.81	0.48
2:7:110:G:C6	2:7:111:C:C4	3.02	0.48
2:7:28:C:H2'	2:7:28:C:O2	2.12	0.48
3:8:46:G:N2	3:8:47:C:C2	2.81	0.48
3:8:95:A:C4	3:8:96:C:C6	3.02	0.48
6:C:317:ASN:C	6:C:317:ASN:OD1	2.52	0.48
1:5:945:U:C5	9:F:67:TYR:CE2	3.02	0.48
11:H:94:SER:OG	11:H:142:ASP:HB3	2.14	0.48
17:O:192:PHE:CD1	17:O:192:PHE:N	2.81	0.48
21:S:8:ARG:NH1	21:S:10:TYR:OH	2.47	0.48
22:T:17:ARG:HG3	22:T:18:PRO:CD	2.44	0.48
1:5:4301:U:H5''	22:T:54:HIS:CD2	2.49	0.48
26:X:151:ASN:OD1	26:X:151:ASN:N	2.46	0.48
1:5:1168:G:N2	1:5:1169:G:C4	2.82	0.48
1:5:1268:G:OP2	1:5:2110:C:C2'	2.62	0.48
1:5:1321:G:C2	1:5:3876:A:C4	3.02	0.48
1:5:1380:G:N3	1:5:1382:G:C5	2.82	0.48
1:5:1412:G:C6	1:5:1413:C:C5	3.02	0.48
1:5:1655:C:H2'	1:5:1655:C:O2	2.14	0.48
1:5:1749:A:C2	1:5:1750:G:C4	3.02	0.48
1:5:1749:A:H2'	1:5:1750:G:C1'	2.44	0.48
1:5:1759:G:C6	1:5:1760:G:C8	3.02	0.48
1:5:1775:A:H3'	1:5:1776:A:H8	1.79	0.48
1:5:180:C:N3	1:5:181:C:C5	2.82	0.48
1:5:1887:G:C6	1:5:1890:G:C6	3.02	0.48
1:5:1953:U:H2'	1:5:1954:U:O4'	2.14	0.48
1:5:1971:C:H2'	1:5:1971:C:O2	2.14	0.48
1:5:1995:G:H2'	1:5:1996:C:C6	2.49	0.48
1:5:2036:C:H2'	1:5:2037:C:H6	1.79	0.48

Continued on next page...

Continued from previous page...

Atom-1	Atom-2	Interatomic distance (Å)	Clash overlap (Å)
1:5:209:U:C2	1:5:233:U:O4	2.66	0.48
1:5:2263:A:O3'	1:5:2264:C:H2'	2.13	0.48
1:5:235:A:C5	1:5:238:C:C4	3.02	0.48
1:5:2503:G:N3	1:5:2503:G:H2'	2.29	0.48
1:5:2688:G:C6	1:5:2689:C:C4	3.02	0.48
1:5:2689:C:O2	1:5:2690:C:H6	1.97	0.48
1:5:2858:A:O2'	1:5:2859:G:P	2.71	0.48
1:5:288:G:C2	1:5:289:C:C5	3.02	0.48
1:5:298:G:C5	1:5:299:C:C5	3.02	0.48
1:5:3621:A:C2	1:5:3622:C:N1	2.82	0.48
1:5:3655:C:N3	1:5:3656:A:N7	2.62	0.48
1:5:3689:G:C2	1:5:3690:U:C6	3.01	0.48
1:5:3717:A:O2'	1:5:3718:A:P	2.71	0.48
1:5:3945:A:C2	1:5:3946:G:C4	3.01	0.48
1:5:4169:G:H4'	1:5:4171:C:C2	2.48	0.48
1:5:4173:G:N3	1:5:4174:U:C6	2.82	0.48
1:5:4455:G:H22	1:5:4524:G:H22	1.62	0.48
1:5:456:C:C2	1:5:457:G:N7	2.81	0.48
1:5:4712:C:O2	1:5:4712:C:H2'	2.13	0.48
1:5:5004:C:O2	1:5:5044:A:C2	2.67	0.48
1:5:5019:A:N3	1:5:5020:G:C8	2.82	0.48
1:5:5050:C:C2	1:5:5051:C:C6	3.02	0.48
1:5:62:A:C2'	1:5:63:G:O5'	2.62	0.48
1:5:709:C:N3	1:5:710:G:N7	2.62	0.48
3:8:154:G:C6	3:8:155:C:C4	3.02	0.48
3:8:66:A:C4	3:8:67:U:C5	3.02	0.48
9:F:98:ARG:HH22	9:F:226:THR:HG23	1.79	0.48
16:N:135:ILE:HG21	16:N:151:ILE:CD1	2.44	0.48
1:5:332:C:C4'	16:N:150:TRP:NE1	2.76	0.48
18:P:70:CYS:HG	18:P:83:TRP:HH2	1.62	0.48
1:5:1176:C:C2	1:5:1177:U:C6	3.01	0.47
1:5:1488:G:C2	1:5:1489:G:N9	2.82	0.47
1:5:1769:G:N2	1:5:1770:A:C4	2.82	0.47
1:5:1786:A:H2'	1:5:1789:C:H5	1.79	0.47
1:5:182:G:H1	1:5:254:G:H1	1.62	0.47
1:5:1850:A:C2'	1:5:1851:G:O5'	2.62	0.47
1:5:1945:G:C2	1:5:1946:G:C1'	2.97	0.47
1:5:2101:C:H2'	1:5:2102:G:O4'	2.14	0.47
1:5:1268:G:H1'	1:5:2111:G:C6	2.49	0.47
1:5:2120:G:H2'	1:5:2121:C:C2	2.48	0.47
1:5:2270:G:C2	1:5:2271:C:C2	3.02	0.47

Continued on next page...

Continued from previous page...

Atom-1	Atom-2	Interatomic distance (Å)	Clash overlap (Å)
1:5:2339:G:C5	1:5:2340:C:C5	3.01	0.47
1:5:2532:C:N3	1:5:2533:C:N4	2.62	0.47
1:5:2522:G:C2	1:5:2534:C:N3	2.82	0.47
1:5:272:U:N3	1:5:273:U:C4	2.82	0.47
1:5:2874:U:C6	1:5:2874:U:C5'	2.97	0.47
1:5:3629:A:C2	1:5:3630:A:H1'	2.48	0.47
1:5:3722:G:C6	1:5:3723:A:C5	3.02	0.47
1:5:3733:A:C6	1:5:3734:U:C4	3.02	0.47
1:5:2878:G:H4'	1:5:3825:A:H5''	1.96	0.47
1:5:3877:A:O2'	1:5:4400:G:N2	2.45	0.47
1:5:3879:G:C5	1:5:3882:C:C5	3.00	0.47
1:5:398:A:C2	1:5:399:G:C8	3.02	0.47
1:5:4092:G:N3	1:5:4092:G:H2'	2.29	0.47
1:5:4122:G:C5	1:5:4123:C:C5	3.02	0.47
1:5:4185:G:C2	1:5:4186:A:C8	3.02	0.47
1:5:4241:C:C4	1:5:4242:U:C5	3.02	0.47
1:5:437:G:C2	1:5:438:G:C8	3.02	0.47
1:5:4691:A:C6	1:5:4692:A:C5	3.01	0.47
1:5:722:G:N2	6:C:343:GLN:HE22	2.13	0.47
1:5:743:G:N2	1:5:744:G:C5	2.82	0.47
1:5:87:A:N3	1:5:87:A:H2'	2.29	0.47
2:7:93:G:N2	2:7:94:C:C2	2.82	0.47
3:8:146:U:N3	3:8:147:G:C8	2.82	0.47
5:B:273:GLY:O	5:B:275:HIS:CD2	2.67	0.47
2:7:11:A:N7	7:D:18:VAL:HG13	2.28	0.47
1:5:4128:A:N3	10:G:34:LYS:O	2.47	0.47
12:I:88:ARG:HB2	12:I:173:PHE:HE2	1.79	0.47
13:J:64:ARG:HG2	13:J:64:ARG:HH21	1.77	0.47
18:P:41:ILE:HD11	18:P:150:LEU:CD1	2.38	0.47
19:Q:31:LEU:O	19:Q:31:LEU:HD23	2.14	0.47
1:5:2278:G:H5'	19:Q:7:HIS:CE1	2.48	0.47
20:R:32:ILE:O	20:R:33:ALA:HB3	2.13	0.47
21:S:10:TYR:OH	21:S:66:GLN:CG	2.60	0.47
1:5:3799:A:N7	24:V:40:ILE:HG21	2.29	0.47
1:5:1168:G:C2	1:5:1169:G:C8	3.02	0.47
1:5:1185:G:N2	1:5:1186:U:H1'	2.29	0.47
1:5:118:C:H42	1:5:121:A:H62	1.61	0.47
1:5:1239:C:H4'	1:5:1240:G:O5'	2.14	0.47
1:5:1260:G:N2	1:5:1261:G:C4	2.83	0.47
1:5:1421:G:N1	1:5:1422:G:C5	2.82	0.47
1:5:1477:C:C2	1:5:1478:C:C6	3.02	0.47

Continued on next page...

Continued from previous page...

Atom-1	Atom-2	Interatomic distance (Å)	Clash overlap (Å)
1:5:1613:A:H4'	4:A:186:TYR:HD2	1.77	0.47
1:5:1655:C:O3'	1:5:1679:A:H2	1.98	0.47
1:5:1759:G:N1	1:5:1760:G:C5	2.81	0.47
1:5:1838:A:C2	1:5:1839:U:C6	3.02	0.47
1:5:1972:G:C2	1:5:1973:G:C8	3.02	0.47
1:5:2037:C:C2	1:5:2038:U:C5	3.02	0.47
1:5:1881:C:O4'	1:5:2281:U:C5	2.67	0.47
1:5:2367:A:N6	1:5:2798:A:C1'	2.77	0.47
1:5:2399:G:N3	1:5:2400:G:C8	2.81	0.47
1:5:2480:G:N3	1:5:2481:G:C8	2.82	0.47
1:5:2581:A:H1'	1:5:2654:C:O2'	2.14	0.47
1:5:2632:U:C6	23:U:85:TYR:CE1	3.02	0.47
1:5:2676:A:C2	1:5:2677:G:H1'	2.50	0.47
1:5:2770:C:N3	1:5:2771:G:C8	2.82	0.47
1:5:2835:A:C1'	1:5:4979:A:H5'	2.43	0.47
1:5:3734:U:O2'	1:5:3735:G:H5'	2.14	0.47
1:5:3857:G:O6	1:5:3858:C:C4	2.67	0.47
1:5:3867:A:C2	1:5:3880:G:C6	3.02	0.47
1:5:3945:A:N1	1:5:3946:G:C5	2.82	0.47
1:5:2:G:N2	1:5:3:C:C2	2.83	0.47
1:5:4082:G:H2'	1:5:4083:U:C6	2.49	0.47
1:5:4224:A:C6	1:5:4225:G:C8	3.02	0.47
1:5:423:G:H2'	18:P:118:GLN:NE2	2.28	0.47
1:5:4481:U:C2'	1:5:4482:U:C6	2.88	0.47
1:5:4531:U:C5'	1:5:4531:U:C6	2.97	0.47
1:5:4635:A:H2	1:5:4663:G:H21	1.62	0.47
1:5:4687:A:N1	1:5:4688:C:C4	2.82	0.47
1:5:4713:G:C5	1:5:4714:C:C5	3.02	0.47
1:5:4733:C:C5	1:5:4734:A:C1'	2.96	0.47
1:5:4734:A:C2	1:5:4735:G:N9	2.82	0.47
1:5:483:G:H2'	1:5:484:U:H6	1.79	0.47
1:5:4871:C:H3'	15:M:91:TRP:HE1	1.79	0.47
1:5:4981:G:N1	1:5:4982:A:C5	2.81	0.47
1:5:4982:A:N3	1:5:4982:A:H2'	2.28	0.47
1:5:60:G:C4	1:5:61:A:N7	2.82	0.47
1:5:504:G:O6	1:5:654:C:N3	2.47	0.47
1:5:931:C:N1	1:5:932:A:C8	2.82	0.47
1:5:963:G:H2'	1:5:963:G:N3	2.29	0.47
1:5:85:G:N3	1:5:97:G:C6	2.82	0.47
1:5:985:C:O2	1:5:986:C:C6	2.67	0.47
1:5:98:A:N6	1:5:99:A:C4	2.82	0.47

Continued on next page...

Continued from previous page...

Atom-1	Atom-2	Interatomic distance (Å)	Clash overlap (Å)
3:8:108:A:C2	3:8:112:G:N1	2.82	0.47
3:8:115:G:C2	3:8:116:C:N1	2.81	0.47
3:8:69:U:H2'	3:8:70:G:O4'	2.14	0.47
6:C:122:TYR:HB2	6:C:280:PRO:CG	2.44	0.47
10:G:58:PRO:CG	26:X:46:PHE:HD2	2.26	0.47
16:N:99:GLN:HG3	16:N:130:PHE:CE2	2.48	0.47
17:O:57:PHE:HZ	17:O:82:ARG:HH21	1.62	0.47
1:5:1170:G:N2	1:5:1192:C:C2	2.82	0.47
1:5:1283:G:H8	1:5:1283:G:H3'	1.79	0.47
1:5:1380:G:N2	1:5:1382:G:C4	2.83	0.47
1:5:1428:U:H5'	1:5:1429:C:OP2	2.14	0.47
1:5:1473:U:H2'	1:5:1474:C:O4'	2.14	0.47
1:5:1489:G:N1	1:5:1490:G:C8	2.82	0.47
1:5:1633:G:C6	4:A:207:VAL:HG11	2.49	0.47
1:5:1754:U:O4'	1:5:1754:U:O2	2.31	0.47
1:5:2080:U:H2'	1:5:2081:C:H6	1.79	0.47
1:5:2302:C:N4	1:5:2303:C:N4	2.61	0.47
1:5:2507:A:N7	1:5:2508:U:C5	2.82	0.47
1:5:2557:G:C2	1:5:2558:C:C2	3.03	0.47
1:5:2577:C:N3	1:5:2578:G:C8	2.82	0.47
1:5:2816:G:C5	1:5:2817:C:C5	3.03	0.47
1:5:2895:A:C2	1:5:2896:G:C8	3.02	0.47
1:5:299:C:C2'	1:5:299:C:O2	2.62	0.47
1:5:3742:G:C2	1:5:3743:G:C5	3.03	0.47
1:5:3755:G:C2	1:5:3756:A:C8	3.02	0.47
1:5:3761:C:O4'	1:5:3761:C:O2	2.30	0.47
1:5:3803:A:N3	1:5:3803:A:H2'	2.30	0.47
1:5:3841:C:H2'	1:5:3841:C:O2	2.14	0.47
1:5:3883:U:C2'	1:5:3884:U:O5'	2.62	0.47
1:5:3911:C:O2	1:5:3912:U:C6	2.67	0.47
1:5:4266:G:N1	1:5:4279:A:C5	2.82	0.47
1:5:4415:A:N1	1:5:4416:G:H1'	2.29	0.47
1:5:4433:G:H2'	1:5:4434:C:H6	1.78	0.47
1:5:4463:U:C5	1:5:4488:A:C5	3.03	0.47
1:5:4576:U:H2'	1:5:4577:U:O4'	2.15	0.47
1:5:4510:A:C6	1:5:4592:C:H4'	2.48	0.47
1:5:4683:U:C4	1:5:4707:A:C5	3.02	0.47
1:5:4769:G:H2'	1:5:4770:U:O4'	2.15	0.47
1:5:479:G:C6	1:5:480:C:C4	3.01	0.47
1:5:4876:U:O4'	1:5:4876:U:O2	2.31	0.47
1:5:4895:C:H1'	1:5:4896:G:C8	2.49	0.47

Continued on next page...

Continued from previous page...

Atom-1	Atom-2	Interatomic distance (Å)	Clash overlap (Å)
1:5:511:C:H2'	1:5:512:U:C6	2.49	0.47
1:5:698:G:C6	1:5:699:C:C5	3.01	0.47
1:5:90:G:C5	1:5:92:C:C1'	2.97	0.47
1:5:94:A:H2'	1:5:95:G:O5'	2.15	0.47
1:5:993:G:N1	1:5:994:G:C5	2.82	0.47
3:8:127:U:O2'	3:8:128:C:O4'	2.33	0.47
4:A:32:VAL:CG1	4:A:163:ARG:HD2	2.44	0.47
5:B:228:TYR:CE1	5:B:270:GLY:HA2	2.50	0.47
9:F:124:PHE:HD2	9:F:196:ILE:CG2	2.27	0.47
16:N:99:GLN:OE1	16:N:167:ALA:HB2	2.14	0.47
27:Y:27:ARG:HH21	27:Y:27:ARG:CG	2.26	0.47
27:Y:69:LYS:HB3	27:Y:83:GLU:OE2	2.14	0.47
1:5:1410:U:C5	1:5:1815:G:N2	2.83	0.47
1:5:1475:G:C2	1:5:1476:C:C6	3.00	0.47
1:5:1770:A:C2	1:5:1771:U:C2	3.03	0.47
1:5:1838:A:C2	1:5:1839:U:C5	3.02	0.47
1:5:1846:G:N1	1:5:1847:C:C4	2.82	0.47
1:5:1866:U:C5	1:5:4405:G:C1'	2.98	0.47
1:5:21:G:H3'	1:5:21:G:C8	2.49	0.47
1:5:22:G:C2	3:8:35:C:N3	2.82	0.47
1:5:2302:C:C4	1:5:2303:C:C4	3.03	0.47
1:5:2322:G:C6	1:5:2323:C:C4	3.03	0.47
1:5:2455:G:H2'	1:5:2456:G:C5'	2.44	0.47
1:5:2507:A:N3	1:5:2507:A:H2'	2.28	0.47
1:5:2508:U:H2'	1:5:2508:U:O2	2.14	0.47
1:5:258:G:C6	1:5:259:C:C5	3.02	0.47
1:5:2643:G:C6	1:5:2644:G:C8	3.02	0.47
1:5:296:A:P	1:5:296:A:H8	2.35	0.47
1:5:29:G:C5	1:5:30:C:C5	3.01	0.47
1:5:3739:C:C6	1:5:3739:C:C4'	2.97	0.47
1:5:3747:A:C1'	1:5:3817:A:H2'	2.44	0.47
1:5:3839:G:N1	1:5:3842:C:N4	2.63	0.47
1:5:4096:C:C4	1:5:4097:G:N7	2.78	0.47
1:5:4198:G:C6	1:5:4199:C:C6	3.02	0.47
1:5:4275:G:C8	1:5:4275:G:C3'	2.97	0.47
1:5:4324:A:N3	1:5:4325:A:C8	2.83	0.47
1:5:2363:A:C1'	1:5:4560:C:H5	2.26	0.47
1:5:4595:G:C6	1:5:4596:C:C4	3.02	0.47
1:5:4627:U:O2	1:5:4627:U:C2'	2.60	0.47
1:5:4868:G:H3'	1:5:4869:U:H5''	1.96	0.47
1:5:3853:U:O2'	1:5:4979:A:H1'	2.14	0.47

Continued on next page...

Continued from previous page...

Atom-1	Atom-2	Interatomic distance (Å)	Clash overlap (Å)
1:5:5050:C:H2'	1:5:5050:C:O2	2.14	0.47
1:5:659:G:C2	1:5:660:A:N9	2.81	0.47
1:5:743:G:C2	1:5:744:G:C5	3.03	0.47
1:5:88:A:H2'	1:5:89:C:O5'	2.13	0.47
1:5:950:G:C2	1:5:951:G:C5	3.01	0.47
4:A:3:ARG:CG	4:A:3:ARG:HH11	2.25	0.47
5:B:240:LEU:HB3	5:B:244:THR:HG21	1.97	0.47
1:5:4565:C:H1'	5:B:262:VAL:HG21	1.95	0.47
5:B:321:VAL:O	5:B:322:HIS:HB3	2.14	0.47
7:D:200:LEU:CB	7:D:202:GLN:HE22	2.27	0.47
8:E:129:PHE:C	8:E:129:PHE:CD1	2.88	0.47
8:E:158:VAL:HG22	8:E:180:VAL:HG21	1.96	0.47
3:8:149:G:H21	10:G:64:GLN:HE22	1.61	0.47
10:G:77:PRO:HA	10:G:237:TRP:CE3	2.49	0.47
11:H:41:ILE:CD1	11:H:69:THR:HG21	2.44	0.47
14:L:176:PHE:HD1	14:L:177:LYS:N	2.12	0.47
1:5:3605:C:OP2	20:R:71:ARG:NH1	2.45	0.47
1:5:1175:A:N1	1:5:1176:C:C4	2.82	0.47
1:5:1200:G:C5	1:5:1201:U:C5	3.02	0.47
1:5:1257:A:C6	1:5:1258:G:C4	3.03	0.47
1:5:1362:G:C5	1:5:1363:C:C5	3.02	0.47
1:5:142:G:C6	1:5:144:G:N7	2.82	0.47
1:5:1474:C:C4	1:5:1475:G:N7	2.81	0.47
1:5:1516:G:C2	1:5:1518:A:C6	3.02	0.47
1:5:169:G:C6	1:5:170:C:C4	3.02	0.47
1:5:173:C:N3	1:5:174:C:C4	2.80	0.47
1:5:1965:G:C2	1:5:1966:C:N1	2.82	0.47
1:5:2089:G:O2'	1:5:2090:U:P	2.72	0.47
1:5:2592:U:C5	1:5:2593:C:C5	3.02	0.47
1:5:2666:U:C4	1:5:2668:G:OP2	2.68	0.47
1:5:268:G:C2	1:5:269:G:N9	2.82	0.47
1:5:368:C:C2	1:5:374:G:N2	2.83	0.47
1:5:3718:A:H2'	1:5:3719:A:C1'	2.44	0.47
1:5:4238:G:C6	1:5:4239:A:C5	3.03	0.47
1:5:4433:G:C4	1:5:4434:C:C5	3.02	0.47
1:5:450:G:C6	1:5:1295:C:C4	3.03	0.47
1:5:4518:A:H4'	1:5:4519:C:H5'	1.96	0.47
1:5:4686:G:C6	1:5:4687:A:N7	2.82	0.47
1:5:4862:G:C6	1:5:4863:G:N7	2.83	0.47
1:5:5000:G:H2'	1:5:5001:U:O5'	2.14	0.47
1:5:88:A:O2'	1:5:89:C:O5'	2.33	0.47

Continued on next page...

Continued from previous page...

Atom-1	Atom-2	Interatomic distance (Å)	Clash overlap (Å)
3:8:34:U:C4'	3:8:34:U:C2	2.97	0.47
3:8:73:U:N3	3:8:74:U:H1'	2.29	0.47
5:B:235:TRP:CE3	5:B:235:TRP:HA	2.50	0.47
8:E:250:ASP:OD1	8:E:251:SER:N	2.48	0.47
8:E:53:TYR:CE2	8:E:61:ARG:NH2	2.82	0.47
10:G:182:CYS:HA	10:G:226:TYR:CE2	2.50	0.47
11:H:31:ARG:CG	11:H:31:ARG:HH11	2.27	0.47
14:L:90:VAL:HG12	14:L:94:ILE:HD12	1.96	0.47
15:M:5:ARG:NH2	15:M:59:ASP:OD1	2.46	0.47
21:S:78:PHE:CE1	21:S:102:THR:HG22	2.50	0.47
23:U:33:ILE:CD1	23:U:96:LEU:HD22	2.45	0.47
24:V:99:GLU:HG3	25:W:21:TYR:OH	2.14	0.47
1:5:10:A:H1'	1:5:2472:A:C6	2.50	0.47
1:5:1185:G:C2	1:5:1186:U:C1'	2.97	0.47
1:5:1187:G:N2	1:5:1188:C:H41	2.12	0.47
1:5:1203:G:C2	1:5:1204:C:C2	3.03	0.47
1:5:1321:G:H1'	1:5:1891:A:H62	1.80	0.47
1:5:1627:G:N7	1:5:1628:C:C5	2.82	0.47
1:5:1664:U:C2	1:5:1665:C:C5	3.03	0.47
1:5:1836:G:N3	1:5:1836:G:H2'	2.30	0.47
1:5:1877:G:C5	1:5:1878:G:N7	2.82	0.47
1:5:1940:G:H2'	1:5:1941:A:C5'	2.45	0.47
1:5:1986:U:O4	1:5:2011:C:H5'	2.15	0.47
1:5:199:G:N2	1:5:201:C:C2	2.83	0.47
1:5:2065:G:H2'	1:5:2066:C:O4'	2.13	0.47
1:5:2082:G:C2	1:5:2275:G:C2	3.03	0.47
1:5:2083:C:H3'	1:5:2084:C:H5''	1.96	0.47
1:5:2104:G:C2	1:5:2105:A:N9	2.82	0.47
1:5:2125:C:C6	1:5:2125:C:O5'	2.65	0.47
1:5:2340:C:C2	1:5:2341:A:C8	3.03	0.47
1:5:2391:G:C6	1:5:2392:C:C4	3.01	0.47
1:5:2515:G:C6	1:5:2516:G:C5	3.03	0.47
1:5:2567:G:C2	1:5:2568:C:C2	3.02	0.47
1:5:258:G:C4	1:5:259:C:C6	3.02	0.47
1:5:2597:G:H2'	1:5:2598:A:O5'	2.14	0.47
1:5:2618:G:C2	1:5:2619:G:C8	3.02	0.47
1:5:2829:U:N3	1:5:2830:G:N7	2.62	0.47
1:5:3636:C:N3	1:5:3637:U:C5	2.82	0.47
1:5:3654:G:N3	1:5:3654:G:H2'	2.30	0.47
1:5:370:U:C4	1:5:1637:A:C5	3.02	0.47
1:5:3792:G:C4	1:5:3793:U:C5	3.02	0.47

Continued on next page...

Continued from previous page...

Atom-1	Atom-2	Interatomic distance (Å)	Clash overlap (Å)
1:5:4109:G:C2	1:5:4110:C:C2	3.01	0.47
1:5:4165:C:O2	1:5:4165:C:H2'	2.15	0.47
1:5:415:G:N2	1:5:416:U:H1'	2.30	0.47
1:5:4173:G:C4	1:5:4174:U:C5	3.03	0.47
1:5:4287:G:O2'	1:5:4288:C:O4'	2.32	0.47
1:5:4315:A:N1	1:5:4316:G:C8	2.83	0.47
1:5:438:G:C4	1:5:439:G:C8	3.01	0.47
1:5:4392:G:O6	1:5:4447:C:O2'	2.28	0.47
1:5:449:C:H2'	1:5:449:C:O2	2.13	0.47
1:5:4510:A:N6	1:5:4592:C:C1'	2.77	0.47
1:5:4565:C:H1'	5:B:262:VAL:CG2	2.44	0.47
1:5:4652:G:C6	1:5:4653:C:C4	3.03	0.47
1:5:4683:U:C5	1:5:4707:A:C6	3.03	0.47
1:5:4723:A:C4	1:5:4724:A:N7	2.83	0.47
1:5:4730:C:C5'	1:5:4731:G:H21	2.24	0.47
1:5:4737:G:H8	1:5:4737:G:H5'	1.79	0.47
1:5:504:G:N1	1:5:654:C:O2	2.42	0.47
1:5:716:C:H6	1:5:716:C:H5''	1.79	0.47
1:5:977:C:H2'	1:5:978:G:O4'	2.14	0.47
1:5:985:C:C2	1:5:986:C:C5	3.02	0.47
2:7:36:C:H2'	2:7:37:G:C8	2.49	0.47
2:7:43:U:H2'	2:7:43:U:O2	2.15	0.47
4:A:209:HIS:CE1	4:A:211:PHE:H	2.33	0.47
4:A:40:TYR:HE2	4:A:89:TYR:CD2	2.32	0.47
6:C:208:CYS:SG	6:C:230:LEU:HD12	2.55	0.47
7:D:233:PRO:O	7:D:235:MET:N	2.48	0.47
9:F:213:PHE:N	9:F:213:PHE:CD1	2.83	0.47
12:I:9:TYR:CD2	12:I:97:ILE:HG12	2.39	0.47
18:P:30:ARG:NH2	18:P:34:GLN:OE1	2.48	0.47
21:S:33:PHE:HE2	21:S:106:VAL:CG1	2.24	0.47
25:W:8:PHE:HD1	25:W:8:PHE:C	2.17	0.47
27:Y:74:TYR:CD2	27:Y:77:LYS:HD2	2.49	0.47
46:1:270:ALA:O	46:1:271:ARG:CG	2.58	0.47
1:5:1068:G:H2'	1:5:1069:G:C8	2.50	0.47
1:5:1308:C:N3	1:5:1309:C:C5	2.83	0.47
1:5:1572:U:H4'	20:R:95:TRP:CZ2	2.49	0.47
1:5:1609:U:N3	1:5:1610:C:C6	2.83	0.47
1:5:1644:C:C2	1:5:1645:C:C5	3.03	0.47
1:5:181:C:C4	1:5:256:G:N1	2.83	0.47
1:5:1866:U:O2'	1:5:1867:A:H8	1.95	0.47
1:5:1921:C:N1	21:S:161:ARG:HG2	2.30	0.47

Continued on next page...

Continued from previous page...

Atom-1	Atom-2	Interatomic distance (Å)	Clash overlap (Å)
1:5:2256:C:C2'	1:5:2256:C:O2	2.63	0.47
1:5:2436:U:C5	1:5:2783:A:C1'	2.98	0.47
1:5:247:G:C4	1:5:248:C:C6	3.03	0.47
1:5:259:C:N3	1:5:260:C:C6	2.83	0.47
1:5:2688:G:C4	1:5:2689:C:C5	3.03	0.47
1:5:2756:G:C2	1:5:2757:A:C5	3.03	0.47
1:5:2843:U:C4	1:5:2844:A:N7	2.83	0.47
1:5:3600:G:C6	1:5:3601:C:C4	3.03	0.47
1:5:3668:C:N4	1:5:3669:G:C6	2.83	0.47
1:5:3754:G:N2	1:5:3755:G:H1'	2.30	0.47
1:5:3757:G:C5	1:5:3758:U:C5	3.03	0.47
1:5:3759:A:C8	1:5:3765:G:C2	3.02	0.47
1:5:3773:U:H2'	1:5:3774:A:C8	2.49	0.47
1:5:3867:A:N3	1:5:3880:G:C6	2.83	0.47
1:5:3884:U:H2'	1:5:3885:G:O4'	2.15	0.47
1:5:4239:A:N6	1:5:4240:G:C6	2.83	0.47
1:5:4510:A:C2	1:5:4511:A:C2	3.02	0.47
1:5:4538:G:C6	1:5:4539:U:C4	3.03	0.47
1:5:4549:G:H2'	1:5:4549:G:N3	2.30	0.47
1:5:4933:C:C4	1:5:4934:A:N7	2.83	0.47
1:5:5030:U:C2	1:5:5031:G:N7	2.82	0.47
1:5:504:G:C2	1:5:505:G:C4	3.03	0.47
1:5:56:A:C6	1:5:57:G:C6	3.03	0.47
1:5:692:A:N1	1:5:693:C:C4	2.83	0.47
1:5:708:G:C6	1:5:709:C:C5	3.03	0.47
1:5:70:A:H4'	1:5:71:C:H5'	1.96	0.47
1:5:85:G:N3	1:5:97:G:O6	2.47	0.47
1:5:974:C:H3'	1:5:974:C:C6	2.49	0.47
1:5:987:C:C2	1:5:988:C:C6	3.03	0.47
3:8:138:C:O2	3:8:139:G:C8	2.68	0.47
3:8:70:G:C6	3:8:87:G:C2	3.03	0.47
1:5:4726:G:C4'	5:B:130:PHE:CE1	2.96	0.47
5:B:254:ILE:HG21	5:B:262:VAL:CG1	2.45	0.47
16:N:120:TRP:HE1	16:N:122:GLY:C	2.17	0.47
16:N:135:ILE:HG23	16:N:142:ILE:HD13	1.97	0.47
27:Y:62:TYR:N	27:Y:62:TYR:HD1	2.12	0.47
1:5:1219:G:C6	1:5:1220:G:N7	2.83	0.47
1:5:124:C:C4	1:5:125:C:C5	3.03	0.47
1:5:1445:U:O2	1:5:1446:C:C6	2.68	0.47
1:5:1789:C:H2'	1:5:1790:U:O5'	2.14	0.47
1:5:1965:G:C4	1:5:1966:C:C6	3.02	0.47

Continued on next page...

Continued from previous page...

Atom-1	Atom-2	Interatomic distance (Å)	Clash overlap (Å)
1:5:1983:A:C2	1:5:2010:A:O5'	2.67	0.47
1:5:2044:U:O2	1:5:2044:U:H2'	2.15	0.47
1:5:2307:A:N3	1:5:2333:G:O2'	2.46	0.47
1:5:2351:C:C2	1:5:2352:U:C5	3.02	0.47
1:5:2365:C:C2	1:5:2829:U:C5	3.02	0.47
1:5:2368:A:C2	1:5:2788:U:C5	3.03	0.47
1:5:2445:C:C2	1:5:2446:C:C5	3.02	0.47
1:5:2455:G:C2'	1:5:2456:G:O5'	2.60	0.47
1:5:2548:C:C2	1:5:2549:G:C8	3.02	0.47
1:5:2577:C:C2	1:5:2578:G:C8	3.02	0.47
1:5:2726:G:N3	1:5:2727:C:C6	2.82	0.47
1:5:2773:G:C2	1:5:2774:C:C5	3.02	0.47
1:5:25:A:C4	1:5:341:G:C8	3.02	0.47
1:5:3717:A:C5	1:5:3736:A:C6	2.97	0.47
1:5:4099:G:C2	1:5:4100:C:N1	2.82	0.47
1:5:4112:C:N4	1:5:4113:U:C4	2.83	0.47
1:5:4119:C:O2	1:5:4119:C:O4'	2.31	0.47
1:5:4233:A:C5	1:5:4235:G:N7	2.82	0.47
1:5:4281:A:C2	1:5:4283:G:N7	2.83	0.47
1:5:4518:A:H3'	1:5:4519:C:C5'	2.44	0.47
1:5:4567:G:OP1	5:B:19:ARG:N	2.43	0.47
1:5:4593:C:C2	1:5:4594:U:C5	3.03	0.47
1:5:4699:U:O4	1:5:4702:G:C6	2.67	0.47
1:5:4744:A:C2	1:5:4745:G:N7	2.83	0.47
1:5:4887:C:H2'	1:5:4888:U:C6	2.49	0.47
1:5:4916:G:C2	1:5:4917:C:C2	3.02	0.47
1:5:4916:G:C4	1:5:4917:C:C6	3.03	0.47
1:5:5004:C:C5	1:5:5005:G:C4	3.01	0.47
1:5:515:C:C2	1:5:647:G:N2	2.82	0.47
1:5:751:G:N2	1:5:752:G:C6	2.83	0.47
1:5:752:G:C2	1:5:753:C:C1'	2.98	0.47
1:5:84:A:H5'	1:5:86:U:C1'	2.44	0.47
1:5:746:A:N1	1:5:916:C:OP2	2.47	0.47
1:5:951:G:C2	1:5:952:G:C5	3.02	0.47
1:5:952:G:N2	1:5:953:C:C2	2.83	0.47
2:7:73:U:H1'	2:7:102:U:O4	2.14	0.47
3:8:115:G:N1	3:8:116:C:C4	2.83	0.47
7:D:64:ILE:HD12	7:D:105:LEU:HD21	1.96	0.47
8:E:158:VAL:CG2	8:E:180:VAL:HG21	2.45	0.47
11:H:41:ILE:HD12	11:H:41:ILE:O	2.15	0.47
14:L:176:PHE:HD1	14:L:176:PHE:C	2.17	0.47

Continued on next page...

Continued from previous page...

Atom-1	Atom-2	Interatomic distance (Å)	Clash overlap (Å)
14:L:8:MET:HB2	14:L:10:LEU:HD13	1.96	0.47
1:5:27:C:OP1	16:N:193:ARG:HD3	2.14	0.47
23:U:87:THR:HG23	23:U:102:VAL:HG21	1.97	0.47
26:X:73:HIS:O	26:X:116:LEU:CD1	2.63	0.47
1:5:1072:C:H1'	1:5:1073:G:C8	2.50	0.47
1:5:1092:G:C2	1:5:1093:C:C2	3.03	0.47
1:5:1189:G:C2	1:5:1190:C:C6	3.02	0.47
1:5:1264:C:H2'	1:5:1265:G:H5'	1.96	0.47
1:5:1305:C:H2'	1:5:1306:C:O4'	2.15	0.47
1:5:1330:A:N3	1:5:1331:C:C6	2.83	0.47
1:5:1467:C:O2	1:5:1467:C:H2'	2.15	0.47
1:5:1486:C:H2'	1:5:1487:G:O4'	2.15	0.47
1:5:154:G:C6	1:5:155:C:C4	3.03	0.47
1:5:1664:U:H2'	1:5:1665:C:C6	2.49	0.47
1:5:166:C:O2	1:5:166:C:C2'	2.62	0.47
1:5:1761:G:C5	1:5:1762:C:C5	3.03	0.47
1:5:1900:C:C2	1:5:1901:C:C5	3.03	0.47
1:5:1988:G:N1	1:5:1989:G:C5	2.82	0.47
1:5:2108:G:C5	1:5:2109:G:H1'	2.49	0.47
1:5:2247:C:H5''	1:5:2248:C:H6	1.80	0.47
1:5:2270:G:H2'	1:5:2271:C:C6	2.50	0.47
1:5:2276:A:C5	1:5:2277:C:C6	3.03	0.47
1:5:2422:C:N3	1:5:2423:A:C8	2.82	0.47
1:5:2424:G:H2'	1:5:2426:U:C4	2.50	0.47
1:5:2453:A:H2'	1:5:2453:A:N3	2.29	0.47
1:5:246:G:N2	1:5:247:G:N9	2.63	0.47
1:5:2504:C:OP1	1:5:2504:C:H4'	2.15	0.47
1:5:2576:G:C2	1:5:2577:C:C6	3.03	0.47
1:5:2646:C:H2'	1:5:2646:C:O2	2.14	0.47
1:5:2737:C:C2	1:5:2738:C:C6	3.03	0.47
1:5:2773:G:C6	1:5:2774:C:C4	3.03	0.47
1:5:3622:C:C2	1:5:3623:C:N3	2.82	0.47
1:5:3689:G:N2	1:5:3690:U:H1'	2.30	0.47
1:5:3719:A:N7	1:5:3720:G:C8	2.83	0.47
1:5:3740:G:C5	1:5:3741:C:C5	3.01	0.47
1:5:389:A:H2'	1:5:389:A:N3	2.29	0.47
1:5:4240:G:N3	1:5:4241:C:H1'	2.30	0.47
1:5:4362:A:C2	1:5:4363:A:N9	2.82	0.47
1:5:4506:C:H2'	1:5:4507:A:O4'	2.15	0.47
1:5:4509:U:H2'	1:5:4510:A:C2'	2.44	0.47
1:5:458:C:C4	1:5:459:C:C4	3.03	0.47

Continued on next page...

Continued from previous page...

Atom-1	Atom-2	Interatomic distance (Å)	Clash overlap (Å)
1:5:4733:C:C5	1:5:4734:A:H1'	2.49	0.47
1:5:4895:C:C2	1:5:4896:G:N7	2.82	0.47
1:5:4904:G:C6	1:5:4905:C:C4	3.02	0.47
1:5:4992:G:H2'	1:5:4993:G:C8	2.49	0.47
1:5:5014:A:OP1	1:5:5014:A:H3'	2.15	0.47
1:5:517:C:C2	1:5:645:G:N2	2.83	0.47
1:5:970:G:C2'	1:5:971:U:O4'	2.55	0.47
2:7:66:G:C2	2:7:67:C:C2	3.03	0.47
3:8:132:G:C2	3:8:133:G:C4	3.02	0.47
3:8:133:G:C2	3:8:134:G:N9	2.80	0.47
3:8:30:U:N3	3:8:31:G:N7	2.62	0.47
3:8:35:C:C2'	3:8:36:G:O5'	2.62	0.47
3:8:54:C:C5	3:8:55:U:C5	3.03	0.47
4:A:43:GLY:HA3	4:A:63:PHE:CD1	2.50	0.47
5:B:208:ASN:OD1	5:B:208:ASN:N	2.44	0.47
1:5:1284:G:C6	6:C:312:ARG:NH2	2.83	0.47
6:C:341:LEU:HD11	8:E:52:ARG:CD	2.45	0.47
7:D:220:LYS:HA	7:D:227:ILE:HD12	1.96	0.47
9:F:168:ARG:CD	9:F:211:TRP:CD1	2.98	0.47
13:J:22:LEU:HD22	13:J:130:PHE:CE1	2.49	0.47
15:M:118:MET:HG3	17:O:192:PHE:CE2	2.48	0.47
1:5:3861:A:H4'	18:P:137:ASN:ND2	2.30	0.47
19:Q:25:LEU:HD12	19:Q:28:LEU:HD11	1.96	0.47
26:X:116:LEU:CB	26:X:117:TYR:CE1	2.98	0.47
1:5:1092:G:N2	1:5:1093:C:C2	2.83	0.47
1:5:1375:C:N3	1:5:1376:C:C5	2.83	0.47
1:5:1381:U:O2	1:5:1381:U:O4'	2.32	0.47
1:5:1572:U:H2'	1:5:1572:U:O2	2.15	0.47
1:5:1663:C:O2'	1:5:1664:U:H5'	2.15	0.47
1:5:1674:C:C2	1:5:1675:C:C5	3.02	0.47
1:5:1693:U:H2'	1:5:1694:C:O4'	2.14	0.47
1:5:1770:A:H2'	1:5:1771:U:O4'	2.15	0.47
1:5:1756:U:O4	1:5:1776:A:C2	2.66	0.47
1:5:2126:G:O3'	1:5:2127:C:O4'	2.33	0.47
1:5:964:A:H2	1:5:2252:G:C5	2.33	0.47
1:5:2267:U:O4'	1:5:2267:U:O2	2.31	0.47
1:5:2538:U:H2'	1:5:2539:C:H6	1.80	0.47
1:5:2644:G:N1	1:5:2645:G:C4	2.83	0.47
1:5:2820:C:H2'	1:5:2821:U:H5'	1.96	0.47
1:5:290:U:N3	1:5:291:U:C4	2.83	0.47
1:5:295:A:O3'	1:5:296:A:N7	2.48	0.47

Continued on next page...

Continued from previous page...

Atom-1	Atom-2	Interatomic distance (Å)	Clash overlap (Å)
1:5:66:A:C6	1:5:328:A:C5	3.02	0.47
1:5:3608:A:C2	1:5:3609:G:C5	3.02	0.47
1:5:3830:A:C6	1:5:3831:U:C5	3.03	0.47
1:5:3938:G:C6	1:5:4077:A:C2	3.01	0.47
1:5:4087:G:C3'	1:5:4087:G:C8	2.98	0.47
1:5:4147:G:N2	1:5:4148:C:C2	2.82	0.47
1:5:4154:G:N1	1:5:4155:C:C4	2.83	0.47
1:5:4498:U:N3	1:5:4500:U:OP2	2.47	0.47
1:5:4547:C:O2	1:5:4547:C:H2'	2.15	0.47
1:5:4602:A:H4'	11:H:99:PHE:CE2	2.50	0.47
1:5:46:U:OP2	1:5:47:A:C2'	2.62	0.47
1:5:488:G:H21	1:5:489:C:H1'	1.80	0.47
1:5:5003:U:C2	1:5:5045:G:C2	3.03	0.47
1:5:669:C:O2'	1:5:670:G:O5'	2.32	0.47
1:5:689:U:C4	1:5:690:C:C5	3.02	0.47
1:5:938:C:H2'	1:5:939:G:H8	1.76	0.47
1:5:90:G:N3	1:5:95:G:N1	2.63	0.47
2:7:13:A:P	2:7:109:U:HO2'	2.38	0.47
2:7:110:G:C2	2:7:111:C:C4	3.03	0.47
3:8:134:G:C2	3:8:135:C:C2	3.03	0.47
3:8:144:U:H2'	3:8:145:C:H6	1.80	0.47
3:8:64:U:C2'	3:8:65:A:H8	2.23	0.47
1:5:4622:A:H5'	5:B:12:GLY:HA2	1.97	0.47
5:B:203:GLN:CA	5:B:203:GLN:HE21	2.14	0.47
2:7:8:G:P	7:D:33:ARG:HH22	2.37	0.47
1:5:1778:C:H5''	7:D:5:LYS:HD2	1.97	0.47
1:5:1288:G:O2'	8:E:128:PRO:HB2	2.14	0.47
9:F:59:TYR:CZ	9:F:194:HIS:CE1	3.03	0.47
1:5:2117:G:H1'	9:F:51:LEU:HD13	1.97	0.47
9:F:69:THR:O	9:F:73:MET:HG3	2.15	0.47
12:I:119:PHE:HD1	12:I:120:GLY:N	2.13	0.47
13:J:166:PHE:CE2	13:J:172:GLY:HA3	2.50	0.47
19:Q:105:VAL:HB	19:Q:110:ARG:HH12	1.80	0.47
19:Q:146:ARG:HH12	19:Q:149:TYR:HE1	1.63	0.47
19:Q:75:ARG:CG	19:Q:75:ARG:HH11	2.28	0.47
21:S:35:PRO:HD2	21:S:39:VAL:CG2	2.45	0.47
21:S:94:TYR:HE2	21:S:96:GLU:HG3	1.77	0.47
9:F:88:GLU:HG3	22:T:136:ARG:HG2	1.97	0.47
26:X:110:LYS:CD	26:X:111:GLN:HE22	2.28	0.47
26:X:119:ILE:HD11	26:X:140:LEU:HD13	1.96	0.47
27:Y:27:ARG:CB	27:Y:75:ARG:HH12	2.27	0.47

Continued on next page...

Continued from previous page...

Atom-1	Atom-2	Interatomic distance (Å)	Clash overlap (Å)
28:Z:17:ARG:HG2	28:Z:18:TYR:CD1	2.50	0.47
46:1:252:PHE:CZ	47:2:40:THR:HG22	2.34	0.47
1:5:101:A:C5	1:5:102:G:N7	2.83	0.47
1:5:1265:G:C2	1:5:1266:G:C4	3.02	0.47
1:5:1348:U:C2	1:5:1349:G:N7	2.83	0.47
1:5:1358:G:C1'	1:5:1359:G:C8	2.98	0.47
1:5:1374:G:C4	1:5:1375:C:C6	3.02	0.47
1:5:1380:G:H2'	1:5:1382:G:C6	2.50	0.47
1:5:1443:A:C4	1:5:1444:G:C8	3.03	0.47
1:5:1474:C:N3	1:5:1475:G:N7	2.63	0.47
1:5:1492:G:C6	1:5:1493:G:C5	3.03	0.47
1:5:1570:G:N1	1:5:1571:G:C4	2.82	0.47
1:5:1603:C:H2'	1:5:1604:G:C8	2.50	0.47
1:5:1619:G:C4	1:5:1620:U:C6	3.02	0.47
1:5:370:U:C5	1:5:1637:A:C5	3.03	0.47
1:5:1682:A:C2	1:5:1683:U:H1'	2.50	0.47
1:5:1780:A:C2	1:5:1781:U:C1'	2.98	0.47
1:5:1797:G:N3	1:5:1798:G:C8	2.83	0.47
1:5:1922:G:H2'	1:5:1923:A:H5''	1.96	0.47
1:5:1975:G:O4'	1:5:1976:G:OP2	2.33	0.47
1:5:1983:A:H2	1:5:2010:A:H3'	1.80	0.47
1:5:210:C:C4	1:5:231:U:N3	2.83	0.47
1:5:219:G:H5'	1:5:219:G:N9	2.30	0.47
1:5:2285:A:H2'	1:5:2286:G:O4'	2.14	0.47
1:5:2301:G:C6	1:5:2302:C:C4	3.02	0.47
1:5:2590:G:N2	1:5:2754:G:O2'	2.48	0.47
1:5:2712:G:C2	1:5:2713:C:N1	2.83	0.47
1:5:2590:G:N2	1:5:2754:G:C2	2.79	0.47
1:5:2851:G:HO2'	1:5:3841:C:C4'	2.25	0.47
1:5:328:A:C6	1:5:329:A:N6	2.83	0.47
1:5:362:A:C2	3:8:53:G:H1'	2.50	0.47
1:5:3652:A:O2'	4:A:182:ALA:HB2	2.15	0.47
1:5:3813:A:C2	1:5:4539:U:O4'	2.68	0.47
1:5:4077:A:C8	1:5:4078:C:C6	3.04	0.47
1:5:4082:G:H2'	1:5:4083:U:H6	1.80	0.47
1:5:4117:U:N3	4:A:40:TYR:CD1	2.72	0.47
1:5:4129:G:C6	1:5:4130:C:C4	3.02	0.47
1:5:4158:C:C2'	1:5:4158:C:O2	2.62	0.47
1:5:4199:C:C2	1:5:4199:C:H3'	2.50	0.47
1:5:4257:A:N7	13:J:60:PHE:HE2	2.13	0.47
1:5:4286:C:H2'	1:5:4287:G:H8	1.80	0.47

Continued on next page...

Continued from previous page...

Atom-1	Atom-2	Interatomic distance (Å)	Clash overlap (Å)
1:5:4551:U:N3	1:5:4552:U:C4	2.83	0.47
1:5:472:C:N3	1:5:473:C:C4	2.83	0.47
1:5:4942:C:O2'	1:5:4944:C:P	2.73	0.47
1:5:698:G:N1	1:5:699:C:C5	2.83	0.47
1:5:716:C:H6	1:5:716:C:C5'	2.28	0.47
1:5:934:C:H4'	1:5:935:A:OP2	2.14	0.47
1:5:947:C:H2'	1:5:948:C:H6	1.80	0.47
3:8:134:G:N2	3:8:135:C:N1	2.62	0.47
3:8:15:G:H2'	3:8:16:G:O4'	2.15	0.47
3:8:46:G:C4	3:8:47:C:C5	3.03	0.47
3:8:9:A:H2'	3:8:9:A:N3	2.30	0.47
1:5:3706:C:OP1	4:A:226:ARG:HG3	2.14	0.47
4:A:24:LYS:HG3	4:A:49:ILE:HG21	1.97	0.47
5:B:260:ALA:C	5:B:261:ARG:HD3	2.35	0.47
5:B:234:ARG:HA	5:B:272:LYS:HD2	1.97	0.47
5:B:67:VAL:HG11	5:B:72:VAL:HG11	1.97	0.47
5:B:82:PRO:HG3	5:B:171:LEU:HD21	1.97	0.47
10:G:177:MET:N	10:G:177:MET:SD	2.87	0.47
7:D:284:LYS:HB3	12:I:209:TRP:CH2	2.49	0.47
1:5:2055:G:O4'	17:O:130:LYS:HE2	2.14	0.47
26:X:84:GLU:HB2	46:1:408:SER:HG	1.78	0.47
46:1:90:ILE:O	46:1:94:LEU:HG	2.14	0.46
1:5:1262:G:N1	1:5:1263:A:N7	2.63	0.46
1:5:1285:U:C4	1:5:1286:C:C4	3.03	0.46
1:5:1585:C:N3	1:5:1586:G:C8	2.83	0.46
1:5:1617:G:N1	1:5:1618:G:C5	2.83	0.46
1:5:1735:U:N3	1:5:1736:A:N7	2.63	0.46
1:5:1761:G:C4	1:5:1762:C:C5	3.03	0.46
1:5:1949:U:O2	1:5:1950:U:H6	1.94	0.46
1:5:1987:C:C2	1:5:1988:G:C8	3.03	0.46
1:5:2052:G:C6	1:5:2053:C:C4	3.03	0.46
1:5:2532:C:C4	1:5:2533:C:N4	2.83	0.46
1:5:2569:G:H2'	1:5:2570:U:C6	2.50	0.46
1:5:290:U:H2'	1:5:291:U:C6	2.50	0.46
1:5:303:C:C2	1:5:304:C:C5	3.02	0.46
1:5:316:U:O4	1:5:4353:U:C1'	2.63	0.46
1:5:3584:C:O2	1:5:3585:G:C8	2.67	0.46
1:5:4079:C:C2'	1:5:4079:C:O2	2.63	0.46
1:5:4095:G:C2	1:5:4096:C:N4	2.82	0.46
1:5:4147:G:C2	1:5:4148:C:C6	3.03	0.46
1:5:3927:U:H3	1:5:4184:G:H1	1.63	0.46

Continued on next page...

Continued from previous page...

Atom-1	Atom-2	Interatomic distance (Å)	Clash overlap (Å)
1:5:4257:A:C5	13:J:60:PHE:HE2	2.33	0.46
1:5:322:C:C2	1:5:4356:G:N1	2.82	0.46
1:5:4478:G:C6	1:5:4479:A:C4	3.03	0.46
1:5:4510:A:N6	1:5:4592:C:HO2'	2.11	0.46
1:5:4535:A:N1	1:5:4536:C:C6	2.84	0.46
1:5:4572:U:O2	1:5:4720:C:C5	2.68	0.46
1:5:48:G:O2'	1:5:49:U:P	2.71	0.46
1:5:710:G:C2	1:5:711:A:C5	3.03	0.46
1:5:85:G:C2	1:5:97:G:C5	3.03	0.46
1:5:944:A:C2'	6:C:335:MET:HE1	2.44	0.46
2:7:66:G:C6	2:7:67:C:C4	3.03	0.46
3:8:120:G:H2'	3:8:121:G:H5'	1.96	0.46
3:8:121:G:C2'	3:8:122:G:O5'	2.63	0.46
3:8:7:U:H2'	3:8:8:U:O4'	2.15	0.46
5:B:89:ILE:HG21	5:B:197:ALA:HB1	1.97	0.46
5:B:285:TYR:CD1	5:B:363:ILE:HD13	2.51	0.46
6:C:262:GLU:O	6:C:271:ALA:O	2.33	0.46
7:D:284:LYS:HB2	12:I:209:TRP:HH2	1.79	0.46
13:J:165:TRP:HE3	13:J:166:PHE:HA	1.80	0.46
14:L:14:PHE:HD1	14:L:18:TRP:CD1	2.33	0.46
15:M:119:ARG:CG	15:M:119:ARG:HH21	2.29	0.46
1:5:921:C:OP1	15:M:69:ARG:NH1	2.47	0.46
1:5:330:G:OP2	16:N:166:SER:HB2	2.15	0.46
21:S:47:PHE:HE1	21:S:125:GLN:HG2	1.80	0.46
28:Z:123:LYS:O	28:Z:124:THR:OG1	2.24	0.46
1:5:2414:G:C5'	46:1:398:GLN:HE22	2.27	0.46
46:1:268:LYS:O	46:1:399:MET:HA	2.16	0.46
1:5:2526:C:N4	46:1:405:ARG:NE	2.63	0.46
1:5:1074:G:C2	1:5:1238:A:N1	2.80	0.46
1:5:1268:G:N2	1:5:1270:A:C1'	2.78	0.46
1:5:1367:C:H1'	1:5:1370:G:C8	2.51	0.46
1:5:1400:G:C2	1:5:1418:C:C2	3.03	0.46
1:5:1508:A:C2	1:5:1509:C:C6	3.04	0.46
1:5:1632:A:C6	1:5:1634:A:C1'	2.98	0.46
1:5:1770:A:C4	1:5:1771:U:C6	3.03	0.46
1:5:1796:U:N3	1:5:1797:G:C8	2.83	0.46
1:5:1885:G:N2	1:5:1895:G:N3	2.62	0.46
1:5:2025:A:H4'	1:5:2026:A:OP1	2.15	0.46
1:5:1440:U:H5''	1:5:2110:C:OP2	2.15	0.46
1:5:211:G:N2	1:5:212:A:C4	2.83	0.46
1:5:2265:G:C1'	1:5:2266:C:OP1	2.63	0.46

Continued on next page...

Continued from previous page...

Atom-1	Atom-2	Interatomic distance (Å)	Clash overlap (Å)
1:5:2327:G:C4	1:5:2328:G:C8	3.03	0.46
1:5:2367:A:N3	1:5:2368:A:N7	2.62	0.46
1:5:2391:G:C4	1:5:2392:C:C5	3.04	0.46
1:5:2447:U:O2'	1:5:2448:G:P	2.73	0.46
1:5:2484:A:C6	1:5:2485:U:C4	3.03	0.46
1:5:2440:U:C2	1:5:2519:U:C6	3.03	0.46
1:5:2598:A:O2'	1:5:2599:G:H5'	2.15	0.46
1:5:258:G:C2	1:5:259:C:C2	3.03	0.46
1:5:2669:C:O2'	1:5:2670:C:OP2	2.25	0.46
1:5:2720:C:N3	1:5:2721:G:C8	2.83	0.46
1:5:2857:A:C2'	1:5:2858:A:C8	2.98	0.46
1:5:3729:U:H2'	1:5:3730:U:O4'	2.14	0.46
1:5:3744:G:H2'	1:5:3745:U:O5'	2.15	0.46
1:5:4114:C:H2'	1:5:4115:G:C1'	2.44	0.46
1:5:4333:C:N3	1:5:4334:U:C5	2.82	0.46
1:5:4462:C:N3	1:5:4515:G:C2	2.83	0.46
1:5:4724:A:N3	1:5:4725:C:C6	2.84	0.46
1:5:4754:G:C2	1:5:4880:C:C2	3.03	0.46
1:5:479:G:C2	1:5:480:C:N1	2.83	0.46
1:5:5001:U:H2'	1:5:5002:U:O5'	2.13	0.46
1:5:5042:A:N3	1:5:5043:A:C8	2.83	0.46
1:5:739:G:C4	1:5:740:G:C8	3.04	0.46
1:5:752:G:C6	1:5:753:C:C4	3.03	0.46
1:5:983:C:O2	1:5:984:C:C5	2.44	0.46
3:8:143:G:C2	3:8:144:U:C6	3.03	0.46
8:E:236:TYR:CD2	8:E:236:TYR:C	2.89	0.46
12:I:95:HIS:C	12:I:95:HIS:ND1	2.69	0.46
14:L:99:ASP:OD1	14:L:101:ARG:N	2.45	0.46
15:M:130:LEU:HD21	17:O:180:GLN:OE1	2.15	0.46
18:P:36:ILE:CD1	18:P:48:LEU:HD11	2.46	0.46
1:5:1345:A:H4'	19:Q:166:TYR:CE2	2.49	0.46
20:R:110:ARG:HD3	20:R:120:TYR:CE2	2.50	0.46
21:S:82:LEU:HD21	21:S:109:CYS:SG	2.55	0.46
21:S:175:PHE:C	21:S:175:PHE:CD1	2.89	0.46
1:5:1075:G:H2'	1:5:1076:C:C6	2.50	0.46
1:5:1191:C:C4	1:5:1192:C:C5	3.03	0.46
1:5:1263:A:C2	1:5:1264:C:C2	3.04	0.46
1:5:1330:A:C2	1:5:1331:C:C5	3.03	0.46
1:5:12:A:N3	1:5:14:C:C6	2.83	0.46
1:5:1516:G:C4	1:5:1518:A:N7	2.84	0.46
1:5:1674:C:C4	1:5:1675:C:C5	3.04	0.46

Continued on next page...

Continued from previous page...

Atom-1	Atom-2	Interatomic distance (Å)	Clash overlap (Å)
1:5:167:C:C2	1:5:168:C:C6	3.04	0.46
1:5:169:G:C2	1:5:170:C:C2	3.03	0.46
1:5:1745:G:C6	1:5:1746:A:N7	2.83	0.46
1:5:1858:A:C2	1:5:1859:C:C4	3.03	0.46
1:5:1925:G:N2	1:5:1926:C:H1'	2.31	0.46
1:5:2092:G:H8	1:5:2093:A:N1	2.12	0.46
1:5:2277:C:C2	1:5:2278:G:C8	2.91	0.46
1:5:2347:A:C4	1:5:2348:G:O6	2.68	0.46
1:5:2559:G:C2	1:5:2560:C:N1	2.83	0.46
1:5:255:C:C2'	1:5:255:C:O2	2.55	0.46
1:5:2589:C:N4	1:5:2590:G:C5	2.83	0.46
1:5:2756:G:H2'	1:5:2757:A:C8	2.50	0.46
1:5:337:U:O2	1:5:337:U:H2'	2.14	0.46
1:5:352:G:H1'	1:5:355:A:H2	1.81	0.46
1:5:3625:G:H21	1:5:3627:G:P	2.37	0.46
1:5:3635:A:C8	1:5:3635:A:H3'	2.50	0.46
1:5:3722:G:N3	1:5:3723:A:C8	2.83	0.46
1:5:388:A:C5	1:5:411:G:C6	3.03	0.46
1:5:4283:G:C4	1:5:4284:C:C6	3.02	0.46
1:5:4293:U:O4	1:5:4329:G:C8	2.68	0.46
1:5:4524:G:C2	1:5:4525:C:C6	3.03	0.46
1:5:4561:C:N3	1:5:4562:C:H5	2.09	0.46
1:5:465:G:C2	1:5:466:A:N9	2.83	0.46
1:5:4587:G:C2	1:5:4716:C:C2	3.03	0.46
1:5:4729:A:H4'	1:5:4965:U:HO2'	1.77	0.46
1:5:4738:C:H2'	1:5:4739:C:O4'	2.14	0.46
2:7:27:G:C6	2:7:28:C:C4	3.03	0.46
3:8:10:G:N2	3:8:11:C:C1'	2.74	0.46
3:8:12:G:N3	3:8:13:G:C8	2.80	0.46
3:8:139:G:C2	3:8:140:C:C2	3.03	0.46
5:B:302:ASN:HB2	5:B:313:SER:HA	1.96	0.46
6:C:164:THR:HG22	6:C:220:ALA:O	2.15	0.46
7:D:30:TYR:N	7:D:30:TYR:CD1	2.83	0.46
15:M:116:ARG:NH2	17:O:201:PHE:CE2	2.84	0.46
15:M:6:PHE:HB3	21:S:151:LYS:HG2	1.97	0.46
22:T:30:TYR:N	22:T:30:TYR:CD1	2.83	0.46
1:5:2433:G:P	46:1:268:LYS:HZ1	2.38	0.46
1:5:1238:A:C2'	1:5:1239:C:O5'	2.62	0.46
1:5:1367:C:H5''	1:5:1367:C:H6	1.80	0.46
1:5:1391:A:N1	1:5:4351:U:H1'	2.31	0.46
1:5:1392:A:H2'	1:5:1393:G:H8	1.78	0.46

Continued on next page...

Continued from previous page...

Atom-1	Atom-2	Interatomic distance (Å)	Clash overlap (Å)
1:5:1466:G:C2	1:5:1467:C:C6	3.03	0.46
1:5:1611:C:O4'	1:5:1612:G:N7	2.48	0.46
1:5:1687:U:H2'	1:5:1688:G:O5'	2.15	0.46
1:5:1757:U:H2'	1:5:1758:G:O4'	2.15	0.46
1:5:1968:G:N1	1:5:1969:G:C5	2.84	0.46
1:5:2276:A:C5	1:5:2277:C:C5	3.04	0.46
1:5:2318:G:C2	1:5:2322:G:C2	3.03	0.46
1:5:2351:C:H2'	1:5:2351:C:O2	2.15	0.46
1:5:2481:G:N3	1:5:2482:C:C6	2.83	0.46
1:5:2557:G:C4	1:5:2558:C:C6	3.04	0.46
1:5:2578:G:N1	1:5:2579:G:C5	2.82	0.46
1:5:2586:G:C8	1:5:2587:A:C4	3.04	0.46
1:5:2599:G:N2	1:5:2747:U:C4	2.83	0.46
1:5:2773:G:N3	1:5:2774:C:C6	2.84	0.46
1:5:3621:A:H2'	1:5:3621:A:N3	2.31	0.46
1:5:4117:U:O2	4:A:40:TYR:CE1	2.68	0.46
1:5:4133:C:H2'	1:5:4133:C:O2	2.14	0.46
1:5:4257:A:C2'	1:5:4258:C:C6	2.77	0.46
1:5:425:U:N3	1:5:426:A:C5	2.81	0.46
1:5:4458:C:C2'	1:5:4459:U:O5'	2.64	0.46
1:5:4581:G:N2	1:5:4582:C:C5	2.84	0.46
1:5:4861:G:N1	1:5:4862:G:C5	2.84	0.46
1:5:5000:G:C4	1:5:5001:U:C5	3.03	0.46
1:5:5023:C:H5	1:5:5028:G:H1'	1.80	0.46
1:5:647:G:C5	1:5:648:G:C8	3.04	0.46
1:5:677:G:C2	1:5:678:C:C2	3.04	0.46
1:5:700:G:C6	1:5:701:G:N7	2.83	0.46
1:5:973:G:C6	1:5:974:C:C5	3.03	0.46
1:5:351:C:C2	3:8:25:G:C2	3.03	0.46
3:8:95:A:C4	3:8:96:C:C5	3.03	0.46
4:A:29:LEU:HD22	4:A:163:ARG:HH22	1.80	0.46
5:B:323:TYR:CD1	5:B:323:TYR:C	2.89	0.46
5:B:46:PHE:CD1	5:B:84:MET:CE	2.98	0.46
1:5:1337:A:H5'	6:C:102:PHE:HD2	1.80	0.46
7:D:202:GLN:N	7:D:202:GLN:HE21	2.13	0.46
11:H:41:ILE:HD11	11:H:69:THR:HB	1.97	0.46
13:J:74:VAL:C	13:J:75:ARG:HG2	2.35	0.46
1:5:920:C:H5''	15:M:72:TYR:CD2	2.50	0.46
19:Q:34:PHE:CD2	19:Q:34:PHE:C	2.88	0.46
21:S:99:ASP:CG	21:S:100:LEU:N	2.69	0.46
28:Z:100:VAL:CG1	28:Z:107:LYS:HA	2.46	0.46

Continued on next page...

Continued from previous page...

Atom-1	Atom-2	Interatomic distance (Å)	Clash overlap (Å)
26:X:151:ASN:HD21	47:2:20:ARG:NE	2.13	0.46
1:5:1203:G:N1	1:5:1204:C:C4	2.83	0.46
1:5:1278:C:H3'	1:5:1279:A:H4'	1.97	0.46
1:5:1280:C:O2	1:5:1282:G:C8	2.68	0.46
1:5:1373:A:N3	1:5:1374:G:C8	2.83	0.46
1:5:1464:C:C2'	1:5:1464:C:O2	2.64	0.46
1:5:1555:G:C6	1:5:1556:C:C4	3.03	0.46
1:5:174:C:C2	1:5:175:C:C5	3.04	0.46
1:5:1760:G:C6	1:5:1761:G:C5	3.04	0.46
1:5:1945:G:N1	1:5:1946:G:N9	2.62	0.46
1:5:194:C:C4	1:5:195:C:C5	3.03	0.46
1:5:1978:C:C2	1:5:1979:A:H1'	2.51	0.46
1:5:2311:C:C4	1:5:2312:U:C6	3.03	0.46
1:5:2329:U:O2'	1:5:2330:G:H5'	2.11	0.46
1:5:2392:C:C2	1:5:2393:C:C5	3.04	0.46
1:5:2463:G:N3	1:5:2464:C:C6	2.83	0.46
1:5:2497:C:N4	1:5:2498:C:N4	2.63	0.46
1:5:2645:G:N2	1:5:2646:C:N1	2.63	0.46
1:5:2658:G:O2'	1:5:2675:G:N2	2.45	0.46
1:5:2673:G:C4'	1:5:2675:G:C1'	2.92	0.46
1:5:2744:A:N1	1:5:2745:A:C6	2.83	0.46
1:5:2793:G:O6	1:5:2797:C:C5	2.68	0.46
1:5:29:G:N3	1:5:30:C:C6	2.83	0.46
1:5:278:G:C6	1:5:330:G:N7	2.84	0.46
1:5:3590:G:C2	1:5:3591:C:C2	3.03	0.46
1:5:3629:A:C6	1:5:3630:A:N7	2.84	0.46
1:5:3674:G:N3	1:5:3675:G:C8	2.84	0.46
1:5:3715:U:O4'	1:5:3715:U:O2	2.33	0.46
1:5:3805:U:N3	1:5:3806:G:C8	2.84	0.46
1:5:3847:C:O2	1:5:3847:C:H2'	2.14	0.46
1:5:3871:A:C2'	1:5:3872:A:O5'	2.64	0.46
1:5:37:U:O4	1:5:38:A:C6	2.68	0.46
1:5:3930:U:H1'	4:A:228:ASP:OD1	2.15	0.46
1:5:4085:A:C3'	1:5:4086:G:C5'	2.93	0.46
1:5:4089:G:H2'	1:5:4090:G:O4'	2.15	0.46
1:5:4094:G:O6	1:5:4114:C:N3	2.49	0.46
1:5:4111:U:N3	1:5:4112:C:C5	2.84	0.46
1:5:4135:G:C4	1:5:4136:G:C8	3.04	0.46
1:5:4468:U:O2	1:5:4708:A:N7	2.48	0.46
1:5:4473:A:C4	1:5:4474:A:C8	3.03	0.46
1:5:4551:U:H2'	1:5:4552:U:C6	2.51	0.46

Continued on next page...

Continued from previous page...

Atom-1	Atom-2	Interatomic distance (Å)	Clash overlap (Å)
1:5:1964:A:C2	1:5:4694:G:N3	2.83	0.46
1:5:4871:C:H5''	15:M:91:TRP:CZ2	2.51	0.46
1:5:4767:C:C4'	1:5:4874:A:N1	2.77	0.46
1:5:4981:G:N3	1:5:4981:G:O4'	2.47	0.46
1:5:504:G:O6	1:5:654:C:C4	2.68	0.46
1:5:69:A:C6	1:5:70:A:C6	3.04	0.46
1:5:749:G:O6	1:5:913:U:O4	2.33	0.46
1:5:919:C:N3	1:5:920:C:C5	2.84	0.46
1:5:947:C:C2	1:5:948:C:C5	3.04	0.46
3:8:96:C:C4	3:8:97:A:N7	2.78	0.46
4:A:202:VAL:HG12	4:A:217:GLN:CG	2.38	0.46
5:B:100:ARG:NH1	5:B:100:ARG:HB3	2.30	0.46
8:E:102:VAL:HG23	8:E:103:VAL:HG22	1.97	0.46
9:F:98:ARG:NH2	9:F:226:THR:HG23	2.30	0.46
10:G:261:LEU:HD22	10:G:265:LEU:CD2	2.46	0.46
15:M:7:VAL:HG13	15:M:27:ILE:HD13	1.97	0.46
21:S:96:GLU:HB3	21:S:142:VAL:HG21	1.97	0.46
11:H:60:TRP:NE1	21:S:153:PRO:CG	2.79	0.46
24:V:57:VAL:CG2	24:V:84:GLN:HG2	2.44	0.46
25:W:17:HIS:N	25:W:17:HIS:CD2	2.83	0.46
1:5:1085:C:C2	1:5:1086:C:C6	3.04	0.46
1:5:112:C:N3	1:5:113:A:N7	2.64	0.46
1:5:1216:C:C4	1:5:1217:G:C8	3.04	0.46
1:5:1344:C:H6	1:5:1344:C:H5''	1.81	0.46
1:5:1370:G:N3	1:5:1370:G:O4'	2.49	0.46
1:5:1355:G:C5	1:5:1385:G:N2	2.84	0.46
1:5:1477:C:N4	1:5:1478:C:C5	2.84	0.46
1:5:1481:C:H1'	1:5:1482:G:O4'	2.16	0.46
1:5:1570:G:H2'	1:5:1571:G:O4'	2.15	0.46
1:5:1797:G:N2	1:5:1798:G:C4	2.83	0.46
1:5:1811:G:N2	1:5:1812:C:N1	2.63	0.46
1:5:1855:G:C4	1:5:1856:C:C6	3.03	0.46
1:5:1965:G:H4'	1:5:4695:C:H1'	1.98	0.46
1:5:223:G:H4'	1:5:225:G:C8	2.50	0.46
1:5:2645:G:C4	1:5:2646:C:C6	3.04	0.46
1:5:2753:G:C3'	1:5:2754:G:O4'	2.64	0.46
1:5:3632:C:C4	1:5:3633:C:C5	3.04	0.46
1:5:3805:U:H2'	1:5:3805:U:O2	2.14	0.46
1:5:3829:G:C6	1:5:3830:A:N7	2.84	0.46
1:5:4406:U:N3	1:5:4407:G:C8	2.83	0.46
1:5:4528:G:N3	1:5:4529:G:C8	2.84	0.46

Continued on next page...

Continued from previous page...

Atom-1	Atom-2	Interatomic distance (Å)	Clash overlap (Å)
1:5:453:G:H22	1:5:1294:A:N6	2.10	0.46
1:5:4709:U:C2	1:5:4710:C:C6	3.04	0.46
1:5:487:G:C4	1:5:488:G:C8	3.04	0.46
1:5:4923:C:C2	1:5:4924:C:C6	3.04	0.46
1:5:492:U:N3	1:5:493:G:N7	2.64	0.46
1:5:650:C:H2'	1:5:651:C:H6	1.75	0.46
1:5:671:G:C2	1:5:672:C:C6	3.03	0.46
1:5:741:C:H2'	1:5:742:G:O4'	2.15	0.46
1:5:969:C:H2'	1:5:970:G:C2	2.50	0.46
2:7:8:G:C2	2:7:9:C:C2	3.03	0.46
3:8:118:C:C2'	3:8:118:C:O2	2.64	0.46
3:8:144:U:O2	3:8:145:C:C6	2.69	0.46
4:A:227:ARG:HB3	4:A:239:ALA:HB2	1.96	0.46
1:5:4086:G:C5	4:A:67:TYR:CD1	3.03	0.46
11:H:31:ARG:HG3	11:H:31:ARG:HH11	1.80	0.46
1:5:1929:A:H2'	17:O:49:ARG:HH22	1.81	0.46
18:P:54:GLN:HB2	18:P:83:TRP:CD1	2.48	0.46
28:Z:4:PHE:N	28:Z:4:PHE:CD1	2.84	0.46
46:1:341:LEU:HD13	46:1:344:TYR:CZ	2.51	0.46
1:5:1077:C:O2	1:5:1077:C:H2'	2.16	0.46
1:5:1245:C:C5	1:5:1269:G:N1	2.82	0.46
1:5:1554:A:N6	1:5:1555:G:C4	2.84	0.46
1:5:1608:G:C1'	1:5:3828:A:C2	2.98	0.46
1:5:1698:C:H6	1:5:1698:C:H5'	1.81	0.46
1:5:1724:G:N2	9:F:105:PRO:CG	2.78	0.46
1:5:1749:A:C2	1:5:1750:G:C5	3.03	0.46
1:5:2034:G:N1	1:5:2035:C:C2	2.83	0.46
1:5:2050:G:C2	1:5:2051:C:C2	3.04	0.46
1:5:2086:G:C6	1:5:2087:C:C4	3.03	0.46
1:5:2304:U:OP1	1:5:2305:U:O2'	2.12	0.46
1:5:2398:U:O2'	1:5:2399:G:OP1	2.34	0.46
1:5:2451:A:H2'	1:5:2451:A:N3	2.30	0.46
1:5:2570:U:O2	1:5:2571:C:C6	2.68	0.46
1:5:2589:C:C5	1:5:2590:G:N7	2.84	0.46
1:5:2666:U:C5	1:5:2668:G:OP2	2.68	0.46
1:5:2703:G:C5	1:5:2704:C:C5	3.04	0.46
1:5:2736:G:C6	1:5:2737:C:N4	2.83	0.46
1:5:2768:C:H4'	1:5:2769:U:OP2	2.16	0.46
1:5:316:U:O4	1:5:4353:U:O4'	2.34	0.46
1:5:353:A:C5	1:5:379:G:C5	3.04	0.46
1:5:3591:C:N4	1:5:3592:G:C5	2.82	0.46

Continued on next page...

Continued from previous page...

Atom-1	Atom-2	Interatomic distance (Å)	Clash overlap (Å)
1:5:3723:A:N1	1:5:3724:A:N6	2.64	0.46
1:5:3755:G:H3'	1:5:3756:A:H5''	1.97	0.46
1:5:3806:G:C6	1:5:3807:A:N7	2.84	0.46
1:5:3860:A:C2	1:5:3861:A:H1'	2.51	0.46
1:5:3943:A:C5	1:5:3944:G:C8	3.04	0.46
1:5:4109:G:C2	1:5:4110:C:N1	2.83	0.46
1:5:4118:U:O4	4:A:95:GLN:CB	2.64	0.46
1:5:4200:G:C2	1:5:4201:G:C8	3.03	0.46
1:5:4202:U:C2	1:5:4204:C:C4	3.04	0.46
1:5:4322:G:C2	1:5:4326:G:C6	3.04	0.46
1:5:4326:G:H2'	1:5:4327:C:O4'	2.16	0.46
1:5:4343:U:O2	1:5:4343:U:H2'	2.15	0.46
1:5:450:G:HO2'	1:5:453:G:P	2.38	0.46
1:5:4600:G:O2'	1:5:4601:U:OP2	2.32	0.46
1:5:4652:G:C6	1:5:4653:C:N4	2.84	0.46
1:5:472:C:O2	1:5:473:C:C6	2.66	0.46
1:5:4772:C:H2'	1:5:4773:C:O4'	2.16	0.46
1:5:4904:G:N3	1:5:4905:C:C6	2.84	0.46
1:5:4998:G:N2	1:5:4999:G:N9	2.64	0.46
1:5:5047:C:H5''	1:5:5050:C:C5	2.42	0.46
1:5:31:U:O2	1:5:52:G:C2	2.68	0.46
1:5:748:G:O6	1:5:918:G:H1'	2.16	0.46
3:8:75:G:C2	3:8:76:C:C4	3.04	0.46
3:8:70:G:C4	3:8:87:G:N2	2.84	0.46
5:B:108:GLU:HB2	5:B:137:TRP:HB3	1.98	0.46
6:C:177:TRP:O	6:C:180:ILE:N	2.48	0.46
7:D:27:LYS:HE2	13:J:147:ARG:HH22	1.81	0.46
7:D:33:ARG:HE	7:D:37:VAL:HG21	1.80	0.46
1:5:1823:G:C4'	7:D:44:TYR:HD2	2.22	0.46
9:F:213:PHE:HD1	9:F:213:PHE:N	2.14	0.46
11:H:93:ARG:HH11	11:H:93:ARG:HG2	3.79	0.46
1:5:1785:C:H1'	12:I:94:PHE:CZ	2.51	0.46
1:5:1377:G:N2	14:L:158:ARG:HG2	2.30	0.46
16:N:104:GLU:O	16:N:108:ARG:HB2	2.16	0.46
16:N:178:HIS:CD2	16:N:178:HIS:C	2.88	0.46
1:5:302:C:OP1	16:N:68:ARG:HG2	2.16	0.46
20:R:131:VAL:CG2	20:R:132:PHE:CZ	2.99	0.46
20:R:96:MET:O	20:R:100:ARG:HD2	2.16	0.46
24:V:82:ILE:CD1	24:V:104:VAL:HG13	2.46	0.46
46:1:60:ASP:CB	46:1:61:PRO:HD2	2.46	0.46
1:5:1205:G:C4	1:5:1206:C:C5	3.04	0.46

Continued on next page...

Continued from previous page...

Atom-1	Atom-2	Interatomic distance (Å)	Clash overlap (Å)
1:5:1358:G:H3'	6:C:114:ARG:HH22	1.80	0.46
1:5:1404:G:H2'	1:5:1405:C:O4'	2.16	0.46
1:5:152:U:C2'	1:5:152:U:O2	2.59	0.46
1:5:1541:C:H5''	4:A:21:LYS:HD2	1.98	0.46
1:5:1602:U:C2	1:5:1603:C:C5	3.04	0.46
1:5:1632:A:N6	1:5:1634:A:C1'	2.78	0.46
1:5:1743:A:C5	1:5:1744:U:C5	3.04	0.46
1:5:1826:G:C6	1:5:1827:C:C5	3.03	0.46
1:5:1975:G:C5	1:5:1984:A:N3	2.84	0.46
1:5:2409:U:C5	1:5:2410:C:C5	3.04	0.46
1:5:2479:G:N1	1:5:2480:G:C4	2.84	0.46
1:5:2478:C:C2	1:5:2479:G:N7	2.84	0.46
1:5:2494:U:N3	1:5:2495:U:C6	2.84	0.46
1:5:2505:C:H1'	1:5:2506:G:C6	2.51	0.46
1:5:2561:C:H2'	1:5:2561:C:O2	2.16	0.46
1:5:2569:G:C2	1:5:2570:U:C2	3.04	0.46
1:5:2596:G:N3	1:5:2597:G:C8	2.84	0.46
1:5:2602:G:C4	1:5:2742:G:C6	3.04	0.46
1:5:2712:G:C4	1:5:2713:C:C6	3.04	0.46
1:5:2745:A:C2'	1:5:2746:A:O5'	2.64	0.46
1:5:2428:A:C6	1:5:2789:A:C2	3.03	0.46
1:5:3616:U:H1'	1:5:3617:G:C6	2.50	0.46
1:5:3696:C:N3	1:5:3697:U:C5	2.84	0.46
1:5:3700:C:O2'	1:5:3774:A:N3	2.39	0.46
1:5:3801:U:O2'	1:5:3802:U:H5'	2.16	0.46
1:5:3811:G:O2'	1:5:3814:U:OP2	2.28	0.46
1:5:3862:A:N1	1:5:3863:C:H1'	2.31	0.46
1:5:3898:G:O3'	5:B:257:TRP:HB2	2.16	0.46
1:5:4085:A:C3'	1:5:4086:G:H5''	2.46	0.46
1:5:4166:G:N2	1:5:4167:G:N9	2.63	0.46
1:5:423:G:H2'	1:5:424:U:H6	1.80	0.46
1:5:4330:G:C6	1:5:4331:G:C8	3.04	0.46
1:5:451:C:N4	1:5:1295:C:C2'	2.68	0.46
1:5:4734:A:N3	1:5:4734:A:H2'	2.30	0.46
1:5:4883:C:H42	8:E:272:ALA:HB3	1.81	0.46
1:5:4913:G:HO2'	1:5:4914:C:C4'	2.28	0.46
1:5:4997:G:C5	1:5:4998:G:C8	3.04	0.46
1:5:4999:G:C5	1:5:5000:G:N7	2.84	0.46
1:5:5010:U:N3	1:5:5011:A:N7	2.63	0.46
1:5:5012:G:N2	1:5:5014:A:N7	2.62	0.46
1:5:655:C:C2'	1:5:656:C:O5'	2.63	0.46

Continued on next page...

Continued from previous page...

Atom-1	Atom-2	Interatomic distance (Å)	Clash overlap (Å)
1:5:662:C:C2'	1:5:663:G:H8	2.20	0.46
1:5:731:G:C6	1:5:732:A:N9	2.84	0.46
1:5:975:C:H2'	1:5:976:G:H1'	1.98	0.46
1:5:979:C:H4'	8:E:39:HIS:HB3	1.98	0.46
1:5:986:C:C2	1:5:987:C:C6	3.03	0.46
2:7:17:C:O2	2:7:17:C:C2'	2.62	0.46
2:7:23:A:O2'	2:7:24:C:C6	2.62	0.46
3:8:46:G:C6	3:8:47:C:N4	2.84	0.46
3:8:56:G:C6	3:8:57:C:C4	3.04	0.46
3:8:63:U:C3'	3:8:63:U:C2	2.98	0.46
3:8:75:G:C6	3:8:76:C:N4	2.84	0.46
5:B:80:GLU:HG3	5:B:326:VAL:HG22	1.98	0.46
9:F:149:LEU:N	9:F:197:TYR:OH	2.48	0.46
15:M:10:GLY:HA2	15:M:64:PHE:CZ	2.51	0.46
15:M:7:VAL:HG12	15:M:7:VAL:O	2.15	0.46
16:N:37:HIS:NE2	16:N:63:ARG:HB3	2.31	0.46
1:5:2891:U:H5	20:R:74:ARG:NH1	2.11	0.46
22:T:40:VAL:HG13	22:T:96:ILE:HG23	1.98	0.46
46:1:205:ARG:HD2	46:1:242:LEU:HD13	1.98	0.46
1:5:1048:G:H2'	1:5:1049:C:O4'	2.15	0.46
1:5:118:C:N3	1:5:121:A:N7	2.63	0.46
1:5:1234:G:C6	1:5:1235:G:C6	3.04	0.46
1:5:1267:C:H2'	1:5:2121:C:N4	2.31	0.46
1:5:1446:C:N3	1:5:1447:C:C6	2.84	0.46
1:5:154:G:C6	1:5:155:C:N4	2.84	0.46
1:5:1612:G:C8	1:5:1612:G:H5''	2.51	0.46
1:5:1758:G:H2'	1:5:1758:G:N3	2.31	0.46
1:5:1780:A:N6	1:5:1781:U:C5	2.83	0.46
1:5:184:U:O2	1:5:254:G:C2	2.69	0.46
1:5:1899:G:C6	1:5:1900:C:C5	3.03	0.46
1:5:2059:C:O2	21:S:118:ARG:NH1	2.46	0.46
1:5:2272:C:H2'	1:5:2273:G:O5'	2.16	0.46
1:5:2282:A:C2'	1:5:2283:G:H5'	2.46	0.46
1:5:2311:C:O2	1:5:2311:C:H2'	2.15	0.46
1:5:247:G:C2	1:5:248:C:C2	3.03	0.46
1:5:2515:G:C5	1:5:2516:G:C8	3.03	0.46
1:5:2552:G:N2	1:5:2764:A:N7	2.64	0.46
1:5:2569:G:C5	1:5:2570:U:C5	3.03	0.46
1:5:262:G:C6	1:5:263:G:N7	2.83	0.46
1:5:2:G:C6	1:5:3:C:C4	3.04	0.46
1:5:3597:G:C6	1:5:3598:C:C4	3.03	0.46

Continued on next page...

Continued from previous page...

Atom-1	Atom-2	Interatomic distance (Å)	Clash overlap (Å)
1:5:3631:U:O2	1:5:3631:U:H2'	2.16	0.46
1:5:3723:A:N1	1:5:3724:A:C6	2.84	0.46
1:5:371:A:O2'	1:5:372:A:H5'	2.15	0.46
1:5:3749:C:C5	1:5:3750:G:C8	3.04	0.46
1:5:3648:A:C5	1:5:3785:A:C6	3.04	0.46
1:5:1325:C:C4'	1:5:3901:A:C2	2.98	0.46
1:5:1676:C:O2'	1:5:3914:U:O4	2.34	0.46
1:5:3946:G:C2	1:5:3947:A:C8	3.03	0.46
1:5:4109:G:C4	1:5:4110:C:C5	3.04	0.46
1:5:4121:G:N2	4:A:85:GLY:CA	2.79	0.46
1:5:4146:G:C2	1:5:4147:G:C5	3.03	0.46
1:5:4333:C:C2'	1:5:4334:U:O5'	2.63	0.46
1:5:4367:G:C6	1:5:4368:G:N7	2.84	0.46
1:5:4652:G:C2	1:5:4653:C:C2	3.04	0.46
1:5:4661:G:C6	1:5:4662:C:C4	3.03	0.46
1:5:4731:G:C8	1:5:4732:G:C5	3.04	0.46
1:5:4939:C:O3'	1:5:4941:G:P	2.74	0.46
1:5:4973:U:H1'	1:5:4986:G:C2	2.51	0.46
1:5:5047:C:O2'	1:5:5050:C:OP2	2.15	0.46
1:5:731:G:H5''	1:5:732:A:OP2	2.16	0.46
2:7:21:G:C2	2:7:58:A:N3	2.83	0.46
3:8:131:G:N1	3:8:132:G:C5	2.84	0.46
3:8:55:U:N3	3:8:62:A:H2	2.10	0.46
4:A:53:GLY:HA2	4:A:192:LYS:HD3	1.98	0.46
4:A:33:ASP:N	4:A:33:ASP:OD1	2.48	0.46
4:A:40:TYR:CE2	4:A:89:TYR:HD2	2.33	0.46
7:D:287:PHE:HD1	7:D:287:PHE:C	2.20	0.46
1:5:2094:G:N7	9:F:48:ARG:HD3	2.31	0.46
1:5:432:U:O4	17:O:91:LYS:HD3	2.16	0.46
19:Q:58:ARG:CB	19:Q:58:ARG:HH11	2.29	0.46
24:V:96:LEU:HD12	25:W:20:ARG:O	2.15	0.46
6:C:200:ARG:CZ	27:Y:11:ARG:HD2	2.46	0.46
47:2:45:ALA:O	47:2:49:PHE:HE2	1.95	0.46
1:5:1072:C:H4'	1:5:1073:G:OP1	2.16	0.46
1:5:1187:G:HO2'	1:5:1188:C:H6	1.62	0.46
1:5:1292:C:C3'	1:5:1293:G:H5''	2.46	0.46
1:5:1396:G:H3'	1:5:1396:G:C8	2.51	0.46
1:5:1412:G:C2	1:5:1413:C:N1	2.84	0.46
1:5:1463:C:N3	1:5:1464:C:C5	2.84	0.46
1:5:120:A:N7	1:5:149:A:C6	2.84	0.46
1:5:1560:A:H2'	1:5:1561:G:O4'	2.16	0.46

Continued on next page...

Continued from previous page...

Atom-1	Atom-2	Interatomic distance (Å)	Clash overlap (Å)
1:5:1584:G:C4	1:5:1585:C:C5	3.04	0.46
1:5:1658:G:H4'	1:5:2348:G:O2'	2.15	0.46
1:5:1673:U:O4	1:5:1674:C:N4	2.48	0.46
1:5:1698:C:C6	1:5:1698:C:H5'	2.51	0.46
1:5:1944:A:N6	1:5:1945:G:C5	2.84	0.46
1:5:2397:G:N7	1:5:2399:G:C8	2.83	0.46
1:5:2566:G:N2	1:5:2567:G:C4	2.84	0.46
1:5:2662:G:H2'	1:5:2663:G:O5'	2.16	0.46
1:5:2823:G:N1	1:5:2824:C:C5	2.84	0.46
1:5:2857:A:C2	1:5:2858:A:C4	3.03	0.46
1:5:3740:G:N3	1:5:3740:G:H2'	2.31	0.46
1:5:3837:C:H2'	1:5:3838:U:O4'	2.16	0.46
1:5:4091:G:C6	1:5:4092:G:C8	3.04	0.46
1:5:4103:C:C4	1:5:4105:A:N6	2.84	0.46
1:5:4139:G:C2	1:5:4140:C:C6	3.04	0.46
1:5:4277:G:C2	1:5:4278:C:C2	3.04	0.46
1:5:4314:C:C2	1:5:4315:A:H8	2.33	0.46
1:5:4333:C:H2'	1:5:4334:U:O5'	2.16	0.46
1:5:4343:U:O2	1:5:4344:U:C6	2.69	0.46
1:5:1866:U:O4	1:5:4405:G:C1'	2.64	0.46
1:5:4518:A:H2'	5:B:257:TRP:CZ3	2.51	0.46
1:5:4518:A:C3'	1:5:4519:C:C5'	2.93	0.46
1:5:4559:A:O3'	1:5:4560:C:O2	2.34	0.46
1:5:458:C:C2	1:5:459:C:C5	3.03	0.46
1:5:4758:U:C2'	1:5:4759:C:O5'	2.63	0.46
1:5:4882:U:O2'	1:5:4883:C:H2'	2.16	0.46
1:5:516:C:C4	1:5:646:G:N1	2.84	0.46
1:5:752:G:N2	1:5:753:C:H1'	2.31	0.46
2:7:11:A:O2'	2:7:13:A:OP2	2.33	0.46
2:7:9:C:C4	2:7:10:C:C6	3.04	0.46
3:8:31:G:C5	3:8:32:C:C5	3.04	0.46
3:8:45:C:C2'	3:8:46:G:O5'	2.64	0.46
1:5:4524:G:N3	5:B:252:ALA:HB1	2.31	0.46
5:B:228:TYR:HE1	5:B:270:GLY:HA2	1.80	0.46
6:C:122:TYR:CB	6:C:280:PRO:HG3	2.46	0.46
7:D:106:ALA:HB2	7:D:166:ALA:HA	1.97	0.46
7:D:280:VAL:O	7:D:280:VAL:HG23	2.16	0.46
1:5:150:U:OP2	10:G:140:VAL:HG23	2.16	0.46
10:G:29:ASN:HB2	10:G:32:PHE:CZ	2.50	0.46
14:L:21:ARG:HB3	16:N:197:THR:HG22	1.97	0.46
1:5:936:C:H5	15:M:46:ARG:HA	1.81	0.46

Continued on next page...

Continued from previous page...

Atom-1	Atom-2	Interatomic distance (Å)	Clash overlap (Å)
17:O:51:LYS:HA	17:O:141:LEU:HD11	1.97	0.46
1:5:964:A:H1'	20:R:98:ARG:CZ	174.55	0.46
28:Z:76:ASN:HB2	28:Z:79:HIS:CD2	2.50	0.46
46:1:241:ASN:O	46:1:245:LEU:N	2.48	0.45
1:5:114:G:O6	1:5:157:U:C2	2.69	0.45
1:5:116:G:C6	1:5:117:C:C4	3.04	0.45
1:5:1169:G:N1	1:5:1170:G:C5	2.84	0.45
1:5:1218:G:C5	1:5:1219:G:C8	3.04	0.45
1:5:1246:G:C6	1:5:1247:U:C5	3.04	0.45
1:5:1379:C:O3'	1:5:1380:G:C8	2.67	0.45
1:5:1388:A:N1	1:5:1396:G:N3	2.64	0.45
1:5:1394:G:C2'	1:5:1395:U:O5'	2.64	0.45
1:5:1427:A:H2'	1:5:1428:U:O5'	2.16	0.45
1:5:1534:A:H2'	1:5:1637:A:C2	2.51	0.45
1:5:1620:U:O2	1:5:1621:A:N7	2.49	0.45
1:5:1645:C:H2'	1:5:1646:A:C8	2.51	0.45
1:5:1666:C:H2'	1:5:1667:G:O5'	2.16	0.45
1:5:1829:G:C4	1:5:1830:G:C8	3.04	0.45
1:5:1858:A:C2	1:5:1859:C:C6	3.05	0.45
1:5:1930:U:O5'	1:5:1930:U:H6	1.99	0.45
1:5:1938:C:H6	1:5:1938:C:H5'	1.81	0.45
1:5:197:A:C8	1:5:197:A:C5'	2.95	0.45
1:5:2090:U:H2'	1:5:2259:G:OP1	2.16	0.45
1:5:209:U:C2	1:5:233:U:N3	2.84	0.45
1:5:2267:U:O2'	1:5:2268:A:P	2.74	0.45
1:5:2316:G:C2	1:5:2324:C:C2	3.04	0.45
1:5:2482:C:H2'	1:5:2482:C:O2	2.16	0.45
1:5:2496:G:C2	1:5:2497:C:C6	3.04	0.45
1:5:2712:G:C5	1:5:2713:C:C5	3.04	0.45
1:5:2854:G:C8	1:5:2854:G:C3'	2.97	0.45
1:5:3610:A:H2'	1:5:3611:A:H8	1.81	0.45
1:5:3652:A:C3'	1:5:3653:A:C8	2.98	0.45
1:5:3919:C:H5'	4:A:207:VAL:HG12	1.95	0.45
1:5:4111:U:C4	1:5:4112:C:C5	3.05	0.45
1:5:4134:C:C2	1:5:4135:G:C8	3.04	0.45
1:5:4175:G:N1	1:5:4176:C:C4	2.84	0.45
1:5:1733:G:C6	1:5:4214:A:C2	3.04	0.45
1:5:4323:A:H4'	7:D:176:SER:HB3	1.98	0.45
1:5:4394:A:HO2'	1:5:4395:U:H5	1.61	0.45
1:5:4405:G:C4	1:5:4406:U:C6	3.03	0.45
1:5:4547:C:H2'	1:5:4549:G:H8	1.81	0.45

Continued on next page...

Continued from previous page...

Atom-1	Atom-2	Interatomic distance (Å)	Clash overlap (Å)
1:5:4550:G:C6	1:5:4551:U:C6	3.04	0.45
1:5:484:U:C5	1:5:486:C:C5	3.01	0.45
1:5:4977:A:C5	1:5:4978:G:C2	3.04	0.45
1:5:4988:U:C4'	1:5:4989:U:O2	2.50	0.45
1:5:5022:U:H2'	1:5:5022:U:O2	2.17	0.45
1:5:660:A:C5	1:5:661:C:C5	3.03	0.45
1:5:703:G:C6	1:5:706:C:N4	2.75	0.45
1:5:753:C:C2	1:5:754:U:H6	2.26	0.45
1:5:88:A:O2'	1:5:89:C:H5'	2.15	0.45
2:7:23:A:O2'	2:7:24:C:P	2.74	0.45
2:7:27:G:O6	7:D:58:ARG:NH1	2.46	0.45
2:7:50:A:N1	2:7:51:G:C8	2.83	0.45
3:8:55:U:N3	3:8:62:A:C2	2.74	0.45
4:A:37:ARG:CZ	4:A:37:ARG:CB	2.93	0.45
4:A:77:ILE:HD13	4:A:128:ARG:HB2	1.97	0.45
5:B:290:GLY:HA3	5:B:328:ASN:HA	1.97	0.45
1:5:5050:C:H1'	5:B:374:PHE:CE2	2.51	0.45
5:B:379:PHE:N	5:B:379:PHE:CD1	2.83	0.45
8:E:43:ASN:HB3	8:E:58:MET:CE	2.46	0.45
9:F:228:HIS:NE2	9:F:236:GLY:HA3	2.30	0.45
1:5:3928:A:H5'	16:N:89:VAL:CG1	2.46	0.45
26:X:74:TYR:CE1	26:X:116:LEU:HD22	2.51	0.45
27:Y:106:ILE:HG21	27:Y:109:LEU:HD23	1.97	0.45
1:5:1067:G:N2	1:5:1068:G:H1'	2.30	0.45
1:5:1171:G:N2	1:5:1191:C:C2	2.84	0.45
1:5:1184:A:C4	1:5:1185:G:C8	3.05	0.45
1:5:145:G:N2	1:5:146:G:H1'	2.31	0.45
1:5:1558:A:C2	1:5:1559:G:C5	3.05	0.45
1:5:1698:C:H4'	1:5:1699:A:OP2	2.17	0.45
1:5:1751:A:N6	1:5:1752:G:N7	2.65	0.45
1:5:1925:G:C6	1:5:1926:C:C4	3.04	0.45
1:5:1965:G:C6	1:5:1966:C:C5	3.04	0.45
1:5:2033:A:C2	1:5:2034:G:N7	2.85	0.45
1:5:2071:A:N3	1:5:2072:C:C5	2.84	0.45
1:5:2085:G:N2	1:5:2273:G:C5	2.84	0.45
1:5:1271:G:O6	1:5:2109:G:O6	2.33	0.45
1:5:2246:C:O2'	1:5:2247:C:H5'	2.17	0.45
1:5:2329:U:O2'	1:5:2330:G:C4'	2.64	0.45
1:5:2458:C:O2'	1:5:3671:G:H1'	2.17	0.45
1:5:2645:G:N2	1:5:2646:C:H1'	2.31	0.45
1:5:271:C:C4	1:5:272:U:H5	2.28	0.45

Continued on next page...

Continued from previous page...

Atom-1	Atom-2	Interatomic distance (Å)	Clash overlap (Å)
1:5:2786:C:C4'	1:5:2787:A:C8	2.99	0.45
1:5:2904:U:OP2	1:5:2905:C:N4	2.49	0.45
1:5:294:G:N3	1:5:294:G:C2'	2.79	0.45
1:5:348:G:C4	1:5:350:C:C5	3.04	0.45
1:5:3696:C:C2	1:5:3697:U:C6	3.04	0.45
1:5:3773:U:H2'	1:5:3774:A:H8	1.82	0.45
1:5:3776:G:O4'	1:5:3776:G:N3	2.50	0.45
1:5:3856:A:N6	1:5:3857:G:C6	2.85	0.45
1:5:4072:C:N3	1:5:4073:A:N7	2.64	0.45
1:5:4079:C:C4	1:5:4080:C:C5	3.04	0.45
1:5:4532:U:C5	1:5:4554:G:N2	2.79	0.45
1:5:4661:G:H2'	1:5:4662:C:O4'	2.16	0.45
1:5:467:U:C4	1:5:468:U:C5	3.05	0.45
1:5:4723:A:H2'	1:5:4724:A:C8	2.51	0.45
1:5:4958:C:C2'	1:5:4958:C:O2	2.63	0.45
1:5:4970:C:C2	1:5:4971:A:C8	3.04	0.45
1:5:5047:C:H1'	1:5:5048:A:C2	2.52	0.45
1:5:678:C:C2	1:5:679:C:C5	3.04	0.45
1:5:695:G:H3'	1:5:696:C:C5'	2.45	0.45
1:5:721:G:C2	1:5:948:C:C2	3.04	0.45
1:5:952:G:C6	1:5:953:C:C4	3.04	0.45
2:7:16:A:C5	2:7:17:C:C5	3.04	0.45
2:7:45:U:H2'	2:7:46:C:O4'	2.16	0.45
4:A:186:TYR:HA	4:A:196:TRP:CZ3	2.51	0.45
1:5:2273:G:H5''	6:C:311:ARG:HH22	1.80	0.45
7:D:66:TYR:CD1	7:D:66:TYR:C	2.90	0.45
8:E:129:PHE:O	8:E:130:SER:C	2.53	0.45
8:E:151:GLY:O	8:E:154:ARG:NH2	2.49	0.45
8:E:90:LYS:N	8:E:91:PRO:CD	2.80	0.45
1:5:4087:G:H1	10:G:46:GLN:HG2	1.80	0.45
1:5:4088:C:N3	10:G:53:ARG:NH2	2.63	0.45
16:N:88:GLY:HA2	17:O:48:TYR:HD2	102.60	0.45
24:V:88:TYR:CE1	24:V:96:LEU:HB3	2.51	0.45
1:5:5006:U:C6	25:W:50:ASN:ND2	2.84	0.45
1:5:1077:C:C4	1:5:1078:A:C5	3.04	0.45
1:5:1349:G:N2	1:5:1350:C:C2	2.85	0.45
1:5:1437:C:O2	1:5:2098:G:C8	2.70	0.45
1:5:1443:A:C6	1:5:1444:G:C5	3.04	0.45
1:5:1448:G:C6	1:5:1449:C:C4	3.04	0.45
1:5:1426:G:O2'	1:5:1459:A:N6	2.50	0.45
1:5:1507:C:C4	1:5:1508:A:N7	2.85	0.45

Continued on next page...

Continued from previous page...

Atom-1	Atom-2	Interatomic distance (Å)	Clash overlap (Å)
1:5:1543:G:N1	1:5:1544:G:N7	2.63	0.45
1:5:1634:A:C6	1:5:1635:C:N4	2.84	0.45
1:5:1752:G:C5	1:5:1753:G:C8	3.05	0.45
1:5:1811:G:H2'	1:5:1812:C:H6	1.81	0.45
1:5:1899:G:C5	1:5:1900:C:C5	3.03	0.45
1:5:194:C:C4	1:5:195:C:C6	3.05	0.45
1:5:1963:C:N4	1:5:1964:A:C8	2.84	0.45
1:5:1991:A:H3'	1:5:1992:U:H2'	1.99	0.45
1:5:1997:U:H3'	1:5:1998:A:H5''	1.97	0.45
1:5:1970:A:N6	1:5:2016:C:OP2	2.44	0.45
1:5:2115:G:C8	1:5:2116:C:C1'	2.99	0.45
1:5:2292:C:H2'	1:5:2293:U:H6	1.82	0.45
1:5:2326:G:C4	1:5:2327:G:C8	3.04	0.45
1:5:2339:G:C2	1:5:2340:C:N1	2.85	0.45
1:5:2451:A:N7	1:5:2452:G:N7	2.64	0.45
1:5:2496:G:C4	1:5:2497:C:C5	3.04	0.45
1:5:2543:A:C2	1:5:2773:G:C6	3.04	0.45
1:5:2575:U:O4	28:Z:51:ARG:NH2	2.50	0.45
1:5:2752:G:C5'	1:5:2752:G:C8	2.99	0.45
1:5:2851:G:N7	1:5:2852:U:H5	2.09	0.45
1:5:2857:A:C4	1:5:2858:A:N7	2.85	0.45
1:5:3717:A:N7	1:5:3736:A:N6	2.65	0.45
1:5:3899:G:C5'	5:B:257:TRP:CD1	2.96	0.45
1:5:4203:A:N6	1:5:4221:C:C2	2.85	0.45
1:5:4216:G:N3	1:5:4217:G:C8	2.84	0.45
1:5:4273:A:C2'	1:5:4274:A:O4'	2.54	0.45
1:5:4287:G:C4	1:5:4288:C:C5	3.04	0.45
1:5:4293:U:N3	1:5:4294:C:C5	2.84	0.45
1:5:4322:G:N2	1:5:4326:G:C5	2.84	0.45
1:5:4480:A:N3	1:5:4480:A:H2'	2.30	0.45
1:5:4686:G:N2	1:5:4687:A:H1'	2.32	0.45
1:5:474:C:N3	1:5:475:G:N7	2.65	0.45
1:5:4905:C:N3	1:5:4906:C:C5	2.85	0.45
1:5:4926:C:H2'	1:5:4927:G:H21	1.81	0.45
1:5:709:C:C4	1:5:710:G:N7	2.85	0.45
1:5:735:G:H2'	1:5:736:C:C6	2.51	0.45
1:5:743:G:H1	1:5:921:C:H42	1.63	0.45
2:7:62:U:O2	2:7:64:G:C8	2.70	0.45
5:B:110:ILE:HG21	5:B:115:LYS:HD3	1.96	0.45
5:B:29:VAL:HB	5:B:32:PHE:CE1	2.51	0.45
6:C:252:TRP:CB	6:C:257:PHE:HD1	2.29	0.45

Continued on next page...

Continued from previous page...

Atom-1	Atom-2	Interatomic distance (Å)	Clash overlap (Å)
6:C:269:LYS:O	6:C:278:ASN:ND2	2.49	0.45
9:F:245:LEU:HD22	9:F:249:MET:SD	2.56	0.45
9:F:73:MET:CB	9:F:84:TYR:CE2	2.96	0.45
11:H:162:GLN:HG3	11:H:180:TYR:HA	1.99	0.45
11:H:171:ASP:OD1	11:H:173:ARG:NH1	2.48	0.45
1:5:5041:G:OP2	25:W:61:LYS:HE3	2.17	0.45
1:5:1173:G:C2	1:5:1174:G:H1'	2.51	0.45
1:5:1175:A:N3	1:5:1176:C:C6	2.85	0.45
1:5:1283:G:C8	1:5:1283:G:C3'	3.00	0.45
1:5:1440:U:C2'	1:5:1440:U:O2	2.52	0.45
1:5:1443:A:C5	1:5:1444:G:C5	3.05	0.45
1:5:142:G:N1	1:5:144:G:C8	2.84	0.45
1:5:1475:G:N2	1:5:1476:C:C6	2.83	0.45
1:5:1618:G:N2	1:5:1619:G:N9	2.64	0.45
1:5:1663:C:O2'	1:5:2319:C:N4	2.48	0.45
1:5:1682:A:H3'	1:5:1683:U:C6	2.50	0.45
1:5:1683:U:C2	1:5:1684:A:H8	2.13	0.45
1:5:1694:C:O2	1:5:1694:C:H2'	2.16	0.45
1:5:1744:U:N3	1:5:1745:G:N7	2.65	0.45
1:5:182:G:N3	1:5:182:G:H2'	2.32	0.45
1:5:1972:G:N3	1:5:1973:G:C8	2.85	0.45
1:5:2001:G:N2	1:5:2004:U:C6	2.85	0.45
1:5:2032:U:O2'	21:S:91:HIS:HE1	1.99	0.45
1:5:2497:C:C4	1:5:2498:C:H5	2.29	0.45
1:5:2507:A:C6	1:5:2508:U:N1	2.83	0.45
1:5:2529:A:C8	1:5:2532:C:C5	3.04	0.45
1:5:2590:G:C2'	1:5:2755:A:H61	2.30	0.45
1:5:2759:G:H2'	1:5:2760:G:H1'	1.97	0.45
1:5:299:C:N3	1:5:300:A:N7	2.64	0.45
1:5:320:C:C4	1:5:321:U:C5	3.04	0.45
1:5:3600:G:N2	1:5:3601:C:C2	2.85	0.45
1:5:3632:C:N3	1:5:3633:C:C5	2.84	0.45
1:5:379:G:C2	1:5:380:U:C5	3.04	0.45
1:5:4275:G:N1	1:5:4276:G:C4	2.85	0.45
1:5:4299:U:O2	1:5:4300:U:C6	2.70	0.45
1:5:4408:G:C6	1:5:4409:C:C4	3.04	0.45
1:5:4483:C:H2'	1:5:4484:A:O5'	2.17	0.45
1:5:447:C:C4	1:5:448:G:N7	2.84	0.45
1:5:4588:U:O2'	1:5:4589:A:H2'	2.14	0.45
1:5:4640:C:C2	1:5:4641:U:C6	3.04	0.45
1:5:4687:A:H62	1:5:4698:C:H1'	1.80	0.45

Continued on next page...

Continued from previous page...

Atom-1	Atom-2	Interatomic distance (Å)	Clash overlap (Å)
1:5:47:A:H4'	1:5:48:G:OP1	2.16	0.45
1:5:4905:C:C2	1:5:4906:C:C6	3.04	0.45
1:5:755:C:C4	1:5:756:G:N7	2.85	0.45
1:5:84:A:H5'	1:5:86:U:H1'	1.98	0.45
1:5:917:A:C4	1:5:918:G:C6	3.04	0.45
1:5:96:U:OP1	14:L:13:HIS:HB3	2.16	0.45
4:A:29:LEU:HD23	4:A:76:PHE:HE2	1.81	0.45
6:C:103:ALA:O	6:C:104:PRO:C	2.55	0.45
6:C:322:LEU:O	6:C:325:MET:HB3	2.16	0.45
7:D:147:ASP:OD1	7:D:149:GLY:N	2.49	0.45
7:D:99:TYR:CD1	7:D:165:GLY:HA2	2.51	0.45
7:D:196:ARG:HA	7:D:196:ARG:NH1	2.31	0.45
8:E:175:LEU:HB2	8:E:246:GLN:NE2	2.27	0.45
8:E:46:LEU:HG	8:E:52:ARG:HG2	1.98	0.45
10:G:78:PRO:HD3	10:G:237:TRP:CE3	2.52	0.45
11:H:41:ILE:CD1	11:H:69:THR:CB	2.89	0.45
12:I:47:PRO:HB3	12:I:171:TRP:HE1	1.79	0.45
13:J:60:PHE:N	13:J:60:PHE:CD1	2.84	0.45
1:5:72:C:H41	14:L:68:THR:HA	1.80	0.45
25:W:8:PHE:CE1	25:W:51:TRP:CH2	3.04	0.45
1:5:1076:C:N4	1:5:1077:C:C4	2.84	0.45
1:5:1092:G:N1	1:5:1093:C:C4	2.84	0.45
1:5:1096:C:C2	1:5:1097:C:C6	3.05	0.45
1:5:1212:G:C2	1:5:1213:G:C5	3.05	0.45
1:5:1310:C:C2	1:5:1311:G:H8	2.32	0.45
1:5:1394:G:C2	1:5:1395:U:C2	3.05	0.45
1:5:1668:A:C8	1:5:1881:C:C4	3.05	0.45
1:5:192:G:N2	1:5:250:C:C2	2.84	0.45
1:5:2008:U:H5	1:5:2010:A:H3'	1.81	0.45
1:5:2058:G:C5	1:5:2059:C:C5	3.04	0.45
1:5:2126:G:C8	1:5:2127:C:C5	3.05	0.45
1:5:2351:C:N3	1:5:2352:U:C5	2.85	0.45
1:5:2367:A:N7	1:5:2798:A:N3	2.65	0.45
1:5:235:A:O2'	1:5:237:G:OP2	2.35	0.45
1:5:2603:C:N3	1:5:2604:C:C6	2.85	0.45
1:5:2612:G:C5	1:5:2613:C:C6	3.04	0.45
1:5:2725:A:H2'	1:5:2726:G:H5''	1.98	0.45
1:5:2744:A:H2'	1:5:2745:A:N7	2.32	0.45
1:5:2867:C:C2	1:5:2884:G:C2	3.04	0.45
1:5:2908:U:C2	1:5:2909:C:C6	3.04	0.45
1:5:31:U:H5''	16:N:71:ARG:HH21	1.81	0.45

Continued on next page...

Continued from previous page...

Atom-1	Atom-2	Interatomic distance (Å)	Clash overlap (Å)
1:5:3603:G:H2'	1:5:3604:A:N3	2.31	0.45
1:5:3635:A:N1	1:5:3636:C:H1'	2.31	0.45
1:5:3757:G:C6	1:5:3758:U:C4	3.05	0.45
1:5:3819:G:H2'	1:5:3819:G:N3	2.31	0.45
1:5:3911:C:N3	1:5:3912:U:C4	2.84	0.45
1:5:4175:G:N2	1:5:4176:C:C2	2.85	0.45
1:5:4233:A:N7	1:5:4235:G:C8	2.84	0.45
1:5:4292:A:O4'	1:5:4330:G:C1'	2.65	0.45
1:5:4363:A:C6	1:5:4364:G:N7	2.84	0.45
1:5:446:C:O2	1:5:446:C:H2'	2.16	0.45
1:5:4474:A:N7	1:5:4476:C:C2	2.85	0.45
1:5:4470:G:C2	1:5:4486:C:N3	2.85	0.45
1:5:4489:G:C2	1:5:4490:C:C2	3.04	0.45
1:5:4899:G:C2	1:5:4922:C:O2	2.69	0.45
1:5:4999:G:C2	1:5:5000:G:N9	2.85	0.45
1:5:5027:C:O2	1:5:5027:C:H2'	2.15	0.45
1:5:5028:G:C2	1:5:5029:C:C4	3.04	0.45
1:5:5006:U:C1'	1:5:5042:A:N7	2.80	0.45
1:5:512:U:H3'	1:5:513:U:H5'	1.98	0.45
1:5:656:C:O2	1:5:657:C:C6	2.69	0.45
1:5:462:G:N2	1:5:694:C:C2	2.85	0.45
1:5:728:U:H2'	1:5:729:G:OP1	2.16	0.45
2:7:115:A:H8	2:7:115:A:H5'	1.82	0.45
2:7:69:U:C4	2:7:106:G:O6	2.70	0.45
5:B:116:ARG:C	5:B:118:PHE:H	2.20	0.45
1:5:218:A:H62	6:C:185:ALA:HB2	1.76	0.45
6:C:31:PRO:HB3	19:Q:24:TYR:HE2	1.80	0.45
6:C:41:HIS:HB3	6:C:244:GLY:HA2	1.97	0.45
7:D:189:GLU:N	7:D:189:GLU:OE2	2.50	0.45
8:E:129:PHE:C	8:E:129:PHE:HD1	2.20	0.45
16:N:30:TYR:CZ	16:N:63:ARG:CD	2.99	0.45
10:G:166:LEU:HD21	16:N:45:PRO:HG2	1.98	0.45
17:O:49:ARG:HG2	17:O:49:ARG:NH1	2.32	0.45
21:S:68:PHE:CD1	21:S:68:PHE:N	2.85	0.45
21:S:28:TYR:HD2	22:T:151:LEU:HD11	1.81	0.45
46:1:270:ALA:O	46:1:272:TYR:CD2	2.70	0.45
46:1:271:ARG:CZ	46:1:398:GLN:HB2	2.39	0.45
1:5:1067:G:C2	1:5:1068:G:H1'	2.52	0.45
1:5:1084:C:C2	1:5:1085:C:C6	3.05	0.45
1:5:124:C:C2	1:5:125:C:C5	3.05	0.45
1:5:1362:G:C2	1:5:1363:C:N1	2.85	0.45

Continued on next page...

Continued from previous page...

Atom-1	Atom-2	Interatomic distance (Å)	Clash overlap (Å)
1:5:1446:C:H2'	1:5:1447:C:H5'	1.98	0.45
1:5:145:G:C2	1:5:146:G:C4	3.04	0.45
1:5:1491:A:C5	1:5:1492:G:N7	2.84	0.45
1:5:1542:U:C2	1:5:1543:G:H8	2.31	0.45
1:5:1663:C:H2'	1:5:1664:U:C6	2.50	0.45
1:5:1691:G:C4	1:5:1692:C:C6	3.05	0.45
1:5:1694:C:C2	1:5:1695:U:C5	3.05	0.45
1:5:2058:G:H21	1:5:2059:C:H1'	1.82	0.45
1:5:224:U:O2	1:5:224:U:O4'	2.33	0.45
1:5:2367:A:C4	1:5:2798:A:C2	3.05	0.45
1:5:2391:G:C2	1:5:2392:C:C2	3.05	0.45
1:5:2441:C:O2	1:5:2442:G:N7	2.50	0.45
1:5:2557:G:N1	1:5:2558:C:C2	2.84	0.45
1:5:2603:C:C4	1:5:2604:C:C5	3.05	0.45
1:5:2658:G:N2	1:5:2675:G:N3	2.65	0.45
1:5:2745:A:HO2'	1:5:2746:A:C5'	2.28	0.45
1:5:2744:A:C6	1:5:2745:A:N6	2.85	0.45
1:5:292:G:C2	1:5:293:G:C2	3.05	0.45
1:5:294:G:N3	1:5:294:G:H2'	2.32	0.45
1:5:3597:G:P	1:5:3597:G:O4'	2.75	0.45
1:5:3657:U:C2	1:5:3658:C:C5	3.04	0.45
1:5:3673:C:O2'	1:5:3674:G:OP1	2.32	0.45
1:5:3722:G:C2	1:5:3723:A:N9	2.85	0.45
1:5:3738:G:H3'	1:5:3738:G:C8	2.51	0.45
1:5:4106:G:C5	1:5:4107:G:H1'	2.51	0.45
1:5:4108:G:N1	1:5:4109:G:C5	2.85	0.45
1:5:4112:C:C2	1:5:4113:U:C6	3.05	0.45
1:5:4276:G:H4'	22:T:12:ARG:O	2.17	0.45
1:5:4291:G:H5''	1:5:4291:G:N3	2.32	0.45
1:5:4315:A:C3'	1:5:4316:G:H5'	2.47	0.45
1:5:4238:G:O2'	1:5:4322:G:H4'	2.17	0.45
1:5:4405:G:H4'	12:I:4:ARG:HD3	1.98	0.45
1:5:44:A:H2'	1:5:44:A:N3	2.32	0.45
1:5:4678:G:HO2'	1:5:4679:G:P	2.40	0.45
1:5:4742:G:C6	1:5:4743:G:C5	3.05	0.45
1:5:488:G:N2	1:5:489:C:C1'	2.80	0.45
1:5:4910:G:N2	17:O:109:PRO:HA	2.32	0.45
1:5:85:G:H1'	1:5:86:U:H5	1.81	0.45
1:5:906:C:C2	1:5:907:C:C6	3.05	0.45
1:5:939:G:N3	1:5:939:G:H2'	2.32	0.45
2:7:24:C:C2'	2:7:25:G:O5'	2.64	0.45

Continued on next page...

Continued from previous page...

Atom-1	Atom-2	Interatomic distance (Å)	Clash overlap (Å)
2:7:51:G:N3	2:7:52:C:C5	2.84	0.45
3:8:143:G:C6	3:8:144:U:C5	3.04	0.45
5:B:190:VAL:O	5:B:191:ALA:CB	2.65	0.45
5:B:234:ARG:HD2	5:B:271:GLN:O	2.17	0.45
7:D:122:GLN:HB3	7:D:168:ASP:OD1	2.17	0.45
7:D:90:VAL:HB	7:D:226:TYR:CE1	2.50	0.45
9:F:84:TYR:HD1	9:F:85:VAL:H	1.65	0.45
21:S:33:PHE:HZ	21:S:106:VAL:HB	1.81	0.45
26:X:156:ILE:HG23	46:1:416:TYR:HH	1.80	0.45
1:5:1176:C:N3	1:5:1177:U:C5	2.85	0.45
1:5:1241:C:C2'	1:5:1242:G:OP1	2.65	0.45
1:5:1247:U:H2'	1:5:1248:C:O4'	2.17	0.45
1:5:1321:G:N2	1:5:3876:A:O4'	2.49	0.45
1:5:1427:A:OP2	1:5:1428:U:C4	2.70	0.45
1:5:145:G:C6	1:5:146:G:C5	3.04	0.45
1:5:1475:G:H2'	1:5:1476:C:H6	1.82	0.45
1:5:146:G:N1	1:5:147:A:N7	2.65	0.45
1:5:1541:C:C2	1:5:1542:U:C6	3.05	0.45
1:5:14:C:O2	1:5:15:A:C8	2.70	0.45
1:5:1617:G:C2	1:5:2513:A:C2	3.04	0.45
1:5:1656:U:N3	1:5:1657:G:N7	2.65	0.45
1:5:1321:G:C1'	1:5:1891:A:H62	2.29	0.45
1:5:1916:G:H2'	1:5:1917:A:C8	2.52	0.45
1:5:1993:C:C2	1:5:1994:C:C5	3.04	0.45
1:5:2076:G:C2	1:5:2077:C:N1	2.85	0.45
1:5:235:A:N6	1:5:238:C:C2	2.85	0.45
1:5:2442:G:C3'	1:5:2443:G:H5''	2.47	0.45
1:5:2576:G:N1	1:5:2577:C:C5	2.84	0.45
1:5:2598:A:O2'	1:5:2599:G:C5'	2.64	0.45
1:5:2622:G:C2	1:5:2623:A:H1'	2.52	0.45
1:5:277:G:O2'	1:5:278:G:P	2.75	0.45
1:5:2852:U:C3'	1:5:2852:U:C2	2.97	0.45
1:5:306:A:C2	1:5:307:A:C5	3.04	0.45
1:5:332:C:H2'	1:5:333:U:C6	2.52	0.45
1:5:3591:C:C4	1:5:3592:G:N7	2.76	0.45
1:5:3598:C:C2	1:5:3599:A:C8	3.05	0.45
1:5:3600:G:C2	1:5:3601:C:C2	3.05	0.45
1:5:3684:G:H2'	1:5:3685:C:O5'	2.17	0.45
1:5:3692:A:N1	1:5:3693:U:H1'	2.32	0.45
1:5:3736:A:O2'	1:5:3737:A:C4'	2.64	0.45
1:5:3751:G:H21	1:5:3775:A:H8	1.59	0.45

Continued on next page...

Continued from previous page...

Atom-1	Atom-2	Interatomic distance (Å)	Clash overlap (Å)
1:5:3794:C:C4	1:5:3795:A:N7	2.84	0.45
1:5:2360:A:N6	1:5:3860:A:C8	2.84	0.45
1:5:3923:A:H2'	1:5:3924:C:C6	2.51	0.45
1:5:4069:U:H2'	1:5:4069:U:O2	2.16	0.45
1:5:4109:G:C2	1:5:4110:C:C6	3.04	0.45
1:5:4167:G:C2	1:5:4168:G:N7	2.83	0.45
1:5:4205:A:H3'	1:5:4206:C:H5''	1.97	0.45
1:5:4460:U:H2'	1:5:4461:C:C6	2.52	0.45
1:5:4539:U:O2	1:5:4540:C:C6	2.69	0.45
1:5:4595:G:C2	1:5:4596:C:C2	3.04	0.45
1:5:4686:G:C5	1:5:4687:A:C8	3.05	0.45
1:5:4755:G:C6	1:5:4876:U:C4	3.05	0.45
1:5:476:G:C2	1:5:679:C:C2	3.05	0.45
1:5:4923:C:N3	1:5:4924:C:C5	2.85	0.45
1:5:4978:G:C2'	1:5:4979:A:O5'	2.64	0.45
1:5:512:U:H3'	1:5:513:U:C5'	2.46	0.45
1:5:719:C:N3	1:5:720:G:C8	2.85	0.45
1:5:722:G:H21	6:C:343:GLN:HE22	1.64	0.45
1:5:937:U:H2'	1:5:937:U:O2	2.16	0.45
2:7:21:G:C8	2:7:21:G:H5''	2.51	0.45
2:7:42:A:C2	2:7:43:U:C5	2.99	0.45
2:7:44:C:H2'	2:7:45:U:O5'	2.16	0.45
3:8:14:U:C2'	3:8:15:G:O5'	2.65	0.45
7:D:62:CYS:HB3	7:D:105:LEU:HD22	1.98	0.45
7:D:223:PHE:CD1	7:D:223:PHE:N	2.84	0.45
8:E:169:LEU:HD21	8:E:187:GLN:HB2	1.97	0.45
8:E:279:PRO:C	8:E:281:LYS:N	2.69	0.45
1:5:74:G:H5''	14:L:59:VAL:HG13	1.98	0.45
17:O:168:TYR:OH	17:O:172:LYS:HD3	2.17	0.45
18:P:114:ILE:HD11	18:P:117:ILE:HD12	1.98	0.45
20:R:117:ARG:NH2	20:R:118:HIS:CE1	2.84	0.45
46:1:117:LYS:HZ2	46:1:163:LEU:HB3	1.81	0.45
1:5:1293:G:H2'	1:5:1294:A:C4	2.51	0.45
1:5:1362:G:C6	1:5:1363:C:C5	3.05	0.45
1:5:1377:G:N7	1:5:1378:C:H4'	2.32	0.45
1:5:1583:A:N6	1:5:1584:G:C4	2.85	0.45
1:5:1662:C:C2	1:5:1663:C:C6	3.04	0.45
1:5:1781:U:O2	1:5:1782:U:C6	2.69	0.45
1:5:2104:G:N1	1:5:2105:A:C4	2.85	0.45
1:5:2115:G:H8	1:5:2116:C:C6	2.35	0.45
1:5:2359:U:OP2	1:5:2360:A:O2'	2.25	0.45

Continued on next page...

Continued from previous page...

Atom-1	Atom-2	Interatomic distance (Å)	Clash overlap (Å)
1:5:2480:G:C6	1:5:2481:G:C5	3.04	0.45
1:5:2481:G:N2	1:5:2498:C:C2	2.85	0.45
1:5:2484:A:C5	1:5:2485:U:C5	3.04	0.45
1:5:2518:G:H4'	1:5:2538:U:O2'	2.16	0.45
1:5:2703:G:C4	1:5:2704:C:C6	3.05	0.45
1:5:2703:G:C2	1:5:2704:C:C6	3.05	0.45
1:5:300:A:N1	1:5:301:G:C5	2.85	0.45
1:5:3606:U:O2	1:5:3606:U:H2'	2.16	0.45
1:5:3869:C:C2	1:5:3870:C:C5	3.05	0.45
1:5:2:G:C4	1:5:3:C:C5	3.05	0.45
1:5:4124:G:O2'	1:5:4125:C:OP1	2.30	0.45
1:5:4152:G:C6	1:5:4153:C:C4	3.05	0.45
1:5:4165:C:N4	1:5:4166:G:N7	2.63	0.45
1:5:4283:G:H1	1:5:4284:C:N4	2.10	0.45
1:5:4411:G:C6	1:5:4412:C:C4	3.05	0.45
1:5:4491:G:C6	1:5:4492:U:C4	3.05	0.45
1:5:3813:A:H2	1:5:4538:G:N3	2.14	0.45
1:5:453:G:H2'	1:5:453:G:N3	2.32	0.45
1:5:467:U:H2'	1:5:467:U:O2	2.17	0.45
1:5:4696:C:H2'	1:5:4697:U:O4'	2.16	0.45
1:5:4735:G:C2	1:5:4736:C:N1	2.85	0.45
1:5:4904:G:C2	1:5:4905:C:C2	3.04	0.45
1:5:5003:U:H2'	1:5:5004:C:C6	2.52	0.45
1:5:677:G:C6	1:5:678:C:C4	3.05	0.45
2:7:117:G:C6	2:7:118:C:C4	3.05	0.45
2:7:42:A:C2	2:7:43:U:N1	2.83	0.45
2:7:83:A:N1	2:7:85:G:C8	2.85	0.45
1:5:2779:C:O2'	3:8:112:G:OP1	2.28	0.45
3:8:115:G:N2	3:8:116:C:C2	2.85	0.45
3:8:132:G:C2	3:8:133:G:C5	3.04	0.45
3:8:59:A:O5'	3:8:60:G:H2'	2.17	0.45
5:B:115:LYS:HE2	5:B:119:TYR:OH	2.16	0.45
5:B:26:ARG:HB2	5:B:344:VAL:HG11	1.99	0.45
5:B:367:PHE:HZ	5:B:380:GLN:NE2	2.14	0.45
1:5:1285:U:O2	8:E:126:LYS:HG3	2.16	0.45
18:P:70:CYS:SG	18:P:83:TRP:HH2	2.39	0.45
20:R:9:ARG:HH11	20:R:9:ARG:HG2	1.82	0.45
46:1:417:ILE:HB	46:1:418:PRO:HD2	1.99	0.45
1:5:1188:C:C2'	1:5:1188:C:O2	2.63	0.45
1:5:1280:C:H5'	1:5:1280:C:C6	2.46	0.45
1:5:1359:G:H2'	1:5:1360:G:C1'	2.47	0.45

Continued on next page...

Continued from previous page...

Atom-1	Atom-2	Interatomic distance (Å)	Clash overlap (Å)
1:5:1362:G:N2	1:5:1363:C:H1'	2.32	0.45
1:5:144:G:C2	1:5:145:G:C5	3.05	0.45
1:5:1473:U:C4	1:5:1474:C:C4	3.05	0.45
1:5:1725:U:N3	1:5:1726:U:C6	2.85	0.45
1:5:1817:U:O2	1:5:1821:G:O6	2.35	0.45
1:5:1878:G:C2	1:5:1879:C:C2	3.05	0.45
1:5:1885:G:C6	1:5:1895:G:N1	2.85	0.45
1:5:1927:U:O2	1:5:1928:C:C6	2.70	0.45
1:5:2021:G:C2	1:5:2022:C:C2	3.05	0.45
1:5:2052:G:O3'	17:O:17:GLY:HA3	2.17	0.45
1:5:1269:G:C2'	1:5:2111:G:O6	2.65	0.45
1:5:229:G:OP1	27:Y:11:ARG:NH1	2.48	0.45
1:5:2415:U:H2'	1:5:2416:G:C8	2.52	0.45
1:5:2422:C:C2'	1:5:2422:C:O2	2.63	0.45
1:5:2448:G:O6	1:5:2510:G:O2'	2.30	0.45
1:5:2480:G:N2	1:5:2499:C:C2	2.85	0.45
1:5:2641:A:H2'	1:5:2642:A:O4'	2.17	0.45
1:5:2644:G:C2	1:5:2645:G:C8	3.05	0.45
1:5:2644:G:C2	1:5:2645:G:N9	2.85	0.45
1:5:2713:C:O2	1:5:2714:G:H8	1.96	0.45
1:5:2725:A:H2'	1:5:2726:G:H5'	1.99	0.45
1:5:273:U:N3	1:5:274:C:C4	2.85	0.45
1:5:2823:G:N2	1:5:2824:C:C2	2.85	0.45
1:5:296:A:C8	1:5:296:A:O5'	2.69	0.45
1:5:316:U:O2'	1:5:317:A:C8	2.70	0.45
1:5:3694:U:O2	1:5:3695:U:C6	2.70	0.45
1:5:3702:A:C2'	1:5:3702:A:N3	2.76	0.45
1:5:3878:C:C2	1:5:4518:A:C6	3.05	0.45
1:5:4079:C:C2	1:5:4080:C:C5	3.05	0.45
1:5:4091:G:C5	1:5:4092:G:N7	2.85	0.45
1:5:423:G:C4	1:5:424:U:C5	3.04	0.45
1:5:4323:A:C2	1:5:4324:A:C5	3.05	0.45
1:5:4343:U:C4	1:5:4344:U:C4	3.05	0.45
1:5:314:G:C2	1:5:4355:G:C5	3.05	0.45
1:5:4479:A:C6	1:5:4480:A:C4	3.05	0.45
1:5:4465:U:C4	1:5:4487:A:C6	3.04	0.45
1:5:449:C:O2	1:5:449:C:C2'	2.64	0.45
1:5:475:G:H2'	1:5:476:G:O4'	2.16	0.45
1:5:488:G:N2	1:5:489:C:H1'	2.32	0.45
1:5:707:C:H1'	1:5:4944:C:N4	2.32	0.45
1:5:691:C:O2	1:5:692:A:C8	2.69	0.45

Continued on next page...

Continued from previous page...

Atom-1	Atom-2	Interatomic distance (Å)	Clash overlap (Å)
1:5:93:G:C4	1:5:94:A:C6	3.04	0.45
2:7:93:G:N1	2:7:94:C:C4	2.85	0.45
3:8:99:U:O2	3:8:99:U:H2'	2.16	0.45
4:A:33:ASP:O	4:A:34:PHE:C	2.53	0.45
1:5:1725:U:H1'	9:F:113:LEU:CD1	2.47	0.45
10:G:61:ILE:O	10:G:62:ARG:C	2.55	0.45
11:H:93:ARG:NH1	11:H:93:ARG:HB3	2.32	0.45
21:S:81:TRP:NE1	21:S:94:TYR:HD1	2.15	0.45
1:5:1085:C:C2	1:5:1213:G:N1	2.85	0.45
1:5:1261:G:N3	1:5:1262:G:C8	2.84	0.45
1:5:1334:A:N6	1:5:1335:G:C6	2.85	0.45
1:5:1367:C:N3	1:5:1369:C:OP2	2.50	0.45
1:5:1383:G:H2'	1:5:1384:C:O4'	2.16	0.45
1:5:1404:G:N1	1:5:1414:C:C4	2.85	0.45
1:5:144:G:N2	1:5:145:G:C8	2.83	0.45
1:5:154:G:C4	1:5:155:C:C5	3.04	0.45
1:5:1684:A:N6	1:5:1685:G:C5	2.85	0.45
1:5:1761:G:C2	1:5:1762:C:C2	3.05	0.45
1:5:1868:A:C6	1:5:1870:C:H1'	2.52	0.45
1:5:1912:G:C6	1:5:1913:C:N4	2.84	0.45
1:5:195:C:C2	1:5:196:C:C6	3.05	0.45
1:5:1983:A:H2	1:5:2010:A:C3'	2.29	0.45
1:5:2082:G:O2'	1:5:2083:C:O5'	2.34	0.45
1:5:2090:U:HO2'	1:5:2091:C:C5'	2.19	0.45
1:5:2273:G:H2'	1:5:2274:C:C6	2.52	0.45
1:5:2607:C:C2	1:5:2608:G:C8	3.05	0.45
1:5:2628:U:C2	1:5:2629:C:C6	3.05	0.45
1:5:2727:C:H2'	1:5:2728:U:C6	2.52	0.45
1:5:2575:U:O2	1:5:2758:G:N2	2.50	0.45
1:5:3632:C:C2	1:5:3633:C:C6	3.05	0.45
1:5:3867:A:H3'	1:5:3868:G:H8	1.81	0.45
1:5:3873:G:C2'	1:5:3874:G:O4'	2.58	0.45
1:5:4070:U:N3	1:5:4071:U:C6	2.85	0.45
1:5:4083:U:O2	1:5:4085:A:O4'	2.34	0.45
1:5:4165:C:O2	1:5:4166:G:C8	2.70	0.45
1:5:4216:G:C6	1:5:4217:G:N7	2.85	0.45
1:5:4230:C:C2'	1:5:4230:C:O2	2.64	0.45
1:5:435:A:C6	1:5:436:C:C6	3.04	0.45
1:5:4363:A:C2	1:5:4364:G:N9	2.85	0.45
1:5:4433:G:C2	1:5:4434:C:C4	3.04	0.45
1:5:4455:G:N1	1:5:4456:C:C5	2.84	0.45

Continued on next page...

Continued from previous page...

Atom-1	Atom-2	Interatomic distance (Å)	Clash overlap (Å)
1:5:489:C:H42	1:5:664:G:H1	1.64	0.45
1:5:4936:G:C2	1:5:4938:A:C8	3.04	0.45
1:5:4977:A:C6	1:5:4978:G:N1	2.85	0.45
1:5:514:U:C3'	1:5:514:U:C6	3.00	0.45
1:5:84:A:C6	1:5:86:U:C4	3.04	0.45
2:7:25:G:C6	2:7:26:C:C4	3.05	0.45
2:7:42:A:C4	2:7:43:U:C5	3.05	0.45
2:7:71:G:C2	2:7:105:C:C2	3.05	0.45
3:8:118:C:N3	3:8:119:C:C6	2.76	0.45
6:C:288:ASP:OD2	6:C:291:ARG:CB	2.64	0.45
7:D:151:ALA:O	7:D:153:THR:N	2.50	0.45
8:E:114:THR:O	8:E:115:GLU:HB2	2.16	0.45
11:H:41:ILE:HD11	11:H:69:THR:CG2	2.47	0.45
12:I:86:HIS:HD2	12:I:139:ARG:HH12	1.65	0.45
14:L:39:ARG:HB2	14:L:39:ARG:HH11	1.81	0.45
18:P:78:TRP:CE3	18:P:78:TRP:HA	2.52	0.45
19:Q:37:ARG:HG3	19:Q:38:ARG:HG2	1.99	0.45
1:5:1070:G:N1	1:5:1071:C:C5	2.84	0.44
1:5:1077:C:C2	1:5:1078:A:C8	3.05	0.44
1:5:111:C:C2	1:5:331:G:N1	2.85	0.44
1:5:1176:C:C4	1:5:1177:U:C5	3.05	0.44
1:5:125:C:O2	1:5:125:C:C2'	2.65	0.44
1:5:1272:C:HO2'	1:5:1273:G:C1'	2.30	0.44
1:5:1273:G:H2'	8:E:69:TYR:O	2.17	0.44
1:5:1313:C:C2	1:5:1323:A:C8	3.06	0.44
1:5:1487:G:H8	1:5:1487:G:O5'	2.00	0.44
1:5:1497:A:OP2	19:Q:162:HIS:HB2	2.18	0.44
1:5:1358:G:OP1	1:5:1506:G:O2'	2.34	0.44
1:5:1522:G:H5''	1:5:1523:A:OP1	2.16	0.44
1:5:1551:C:H2'	1:5:1552:G:O4'	2.17	0.44
1:5:1751:A:C3'	1:5:1752:G:H5'	2.47	0.44
1:5:1759:G:N2	1:5:1760:G:H1'	2.32	0.44
1:5:176:G:C6	1:5:261:G:C6	3.05	0.44
1:5:2081:C:H2'	1:5:2082:G:H8	1.82	0.44
1:5:2315:G:N1	1:5:2316:G:C5	2.85	0.44
1:5:2366:A:O2'	1:5:2367:A:H5''	2.17	0.44
1:5:2496:G:N2	1:5:2497:C:C2	2.85	0.44
1:5:2505:C:O2	1:5:2505:C:O4'	2.33	0.44
1:5:270:U:H2'	1:5:270:U:O2	2.17	0.44
1:5:2726:G:C5	1:5:2727:C:N4	2.85	0.44
1:5:2859:G:O2'	1:5:2860:C:C6	2.67	0.44

Continued on next page...

Continued from previous page...

Atom-1	Atom-2	Interatomic distance (Å)	Clash overlap (Å)
1:5:66:A:C8	1:5:328:A:H1'	2.53	0.44
1:5:344:A:C6	1:5:345:C:C5	3.05	0.44
1:5:368:C:C2	1:5:374:G:C2	3.05	0.44
1:5:3780:G:O6	1:5:3815:G:C2	2.70	0.44
1:5:3804:G:C5	1:5:3805:U:C5	3.05	0.44
1:5:4154:G:C6	1:5:4155:C:C4	3.05	0.44
1:5:4167:G:N2	1:5:4168:G:C4	2.86	0.44
1:5:4202:U:O2	1:5:4204:C:C5	2.70	0.44
1:5:4283:G:N2	1:5:4284:C:C4	2.85	0.44
1:5:4411:G:N2	1:5:4412:C:C2	2.85	0.44
1:5:4414:A:C6	1:5:4427:G:C2	2.97	0.44
1:5:4463:U:C5	1:5:4488:A:C8	3.05	0.44
1:5:4772:C:C4	1:5:4773:C:C5	3.05	0.44
1:5:4975:G:C2	1:5:4977:A:C8	3.04	0.44
1:5:5004:C:C3'	1:5:5005:G:O4'	2.65	0.44
1:5:5047:C:C6	1:5:5050:C:C6	3.02	0.44
1:5:54:G:C6	1:5:55:G:C5	3.04	0.44
1:5:497:G:C6	1:5:657:C:N4	2.85	0.44
1:5:659:G:N1	1:5:660:A:N7	2.65	0.44
1:5:961:G:O6	1:5:969:C:C6	2.70	0.44
1:5:994:G:C4	1:5:995:C:C6	3.05	0.44
3:8:116:C:H2'	3:8:116:C:O2	2.17	0.44
3:8:13:G:C6	3:8:14:U:C4	3.05	0.44
5:B:110:ILE:O	5:B:111:SER:CB	2.65	0.44
6:C:102:PHE:CD1	6:C:103:ALA:N	2.85	0.44
8:E:181:PRO:HA	8:E:246:GLN:NE2	2.17	0.44
11:H:12:ILE:HD11	11:H:16:VAL:HB	1.99	0.44
11:H:41:ILE:HG21	11:H:73:ILE:HD11	1.99	0.44
11:H:66:GLU:OE1	11:H:66:GLU:N	2.50	0.44
14:L:38:ALA:O	14:L:39:ARG:C	2.55	0.44
19:Q:68:ARG:O	19:Q:72:LEU:HD13	2.17	0.44
20:R:99:MET:HG3	20:R:103:ARG:NH1	2.31	0.44
22:T:19:PHE:CG	22:T:20:ARG:HG3	2.52	0.44
28:Z:92:ASP:OD1	28:Z:92:ASP:C	2.56	0.44
46:1:38:THR:HG22	46:1:165:LEU:HD22	1.98	0.44
1:5:99:A:C4	1:5:100:C:O2	2.70	0.44
1:5:984:C:C2	1:5:1070:G:N2	2.85	0.44
1:5:1099:C:H2'	1:5:1100:U:O4'	2.17	0.44
1:5:1234:G:H3'	1:5:1235:G:H8	1.82	0.44
1:5:1374:G:N2	1:5:1375:C:H1'	2.31	0.44
1:5:1376:C:H2'	1:5:1378:C:H6	1.82	0.44

Continued on next page...

Continued from previous page...

Atom-1	Atom-2	Interatomic distance (Å)	Clash overlap (Å)
1:5:1420:A:H4'	1:5:1420:A:OP1	2.17	0.44
1:5:1590:C:H5'	1:5:2856:C:O2'	2.17	0.44
1:5:1864:G:C5	1:5:1865:G:C8	3.05	0.44
1:5:1968:G:H2'	1:5:1969:G:O4'	2.17	0.44
1:5:1985:G:H2'	1:5:1986:U:C6	2.52	0.44
1:5:199:G:C2	1:5:201:C:C2	3.05	0.44
1:5:2023:C:H3'	1:5:2024:G:C8	2.53	0.44
1:5:2245:G:C5	1:5:2246:C:C5	3.06	0.44
1:5:1667:G:C6	1:5:2280:G:N3	2.85	0.44
1:5:2308:A:H1'	3:8:19:C:O2'	2.18	0.44
1:5:2384:U:C2	1:5:2385:U:C6	3.04	0.44
1:5:2448:G:C2'	1:5:2449:A:C8	3.00	0.44
1:5:2486:G:H2'	1:5:2487:G:C1'	2.47	0.44
1:5:2566:G:H2'	1:5:2566:G:N3	2.33	0.44
1:5:2567:G:C4	1:5:2568:C:C5	3.06	0.44
1:5:268:G:C6	1:5:269:G:N7	2.85	0.44
1:5:2715:G:C5	1:5:2716:C:C5	3.05	0.44
1:5:3655:C:H2'	1:5:3655:C:O2	2.16	0.44
1:5:3692:A:H5''	1:5:3693:U:OP2	2.17	0.44
1:5:37:U:C4	1:5:38:A:N7	2.85	0.44
1:5:3830:A:H4'	1:5:4552:U:H4'	1.98	0.44
1:5:3880:G:O2'	1:5:3881:G:C5'	2.65	0.44
1:5:2:G:C2	1:5:3:C:C2	3.06	0.44
1:5:405:U:H2'	1:5:407:A:N7	2.32	0.44
1:5:4142:C:C2	1:5:4143:G:N2	2.86	0.44
1:5:4164:C:H2'	1:5:4164:C:O2	2.18	0.44
1:5:4462:C:H2'	1:5:4463:U:O4'	2.17	0.44
1:5:4568:A:N3	18:P:69:ARG:NH2	2.65	0.44
1:5:4661:G:H8	1:5:4661:G:C5'	2.30	0.44
1:5:4730:C:H2'	1:5:4965:U:C4	2.52	0.44
1:5:4737:G:N1	1:5:4963:G:N3	2.64	0.44
1:5:488:G:C5	1:5:489:C:C5	3.05	0.44
1:5:920:C:C2	1:5:921:C:C6	3.06	0.44
3:8:63:U:O2	3:8:63:U:H3'	2.18	0.44
4:A:185:ALA:HB3	4:A:196:TRP:CH2	2.53	0.44
4:A:186:TYR:CB	4:A:196:TRP:HZ3	2.30	0.44
4:A:211:PHE:CZ	4:A:221:LYS:HD3	2.52	0.44
4:A:242:ARG:HH11	4:A:242:ARG:CB	2.29	0.44
5:B:264:PHE:HD2	17:O:66:PRO:HD3	1.82	0.44
7:D:191:ASN:HB3	7:D:194:VAL:HG23	1.98	0.44
10:G:182:CYS:HA	10:G:226:TYR:CD2	2.53	0.44

Continued on next page...

Continued from previous page...

Atom-1	Atom-2	Interatomic distance (Å)	Clash overlap (Å)
16:N:21:PHE:CZ	16:N:25:VAL:HG21	2.53	0.44
16:N:28:TRP:CE3	16:N:29:GLN:HA	2.53	0.44
1:5:1064:G:C2	1:5:1065:G:C4	3.05	0.44
1:5:1210:C:O2	1:5:1210:C:C2'	2.64	0.44
1:5:1215:C:N4	1:5:1216:C:H5	2.16	0.44
1:5:1374:G:C2	1:5:1375:C:N1	2.85	0.44
1:5:1435:G:C3'	1:5:1436:C:H5'	2.48	0.44
1:5:2090:U:C2	6:C:307:LYS:HE2	2.51	0.44
1:5:2327:G:C2	1:5:2328:G:C4	3.05	0.44
1:5:2418:A:C2	1:5:2419:C:C6	3.05	0.44
1:5:2438:A:N6	1:5:2441:C:N3	2.65	0.44
1:5:2446:C:H2'	1:5:2447:U:H6	1.74	0.44
1:5:2484:A:C2	1:5:2485:U:C2	3.06	0.44
1:5:2645:G:H21	1:5:2646:C:H1'	1.83	0.44
1:5:2701:U:N3	1:5:2702:C:C5	2.85	0.44
1:5:2811:G:H22	1:5:2813:A:C3'	2.28	0.44
1:5:2895:A:C2	1:5:2896:G:N9	2.85	0.44
1:5:313:U:N3	1:5:314:G:C8	2.85	0.44
1:5:344:A:C2	1:5:345:C:H1'	2.52	0.44
1:5:3596:A:O3'	1:5:3597:G:O4'	2.35	0.44
1:5:3633:C:H1'	1:5:3648:A:N3	2.32	0.44
1:5:3658:C:H2'	1:5:3659:G:H8	1.82	0.44
1:5:3687:A:C6	1:5:3688:U:C6	3.05	0.44
1:5:381:U:H4'	1:5:414:C:H2'	2.00	0.44
1:5:3861:A:C2	1:5:3862:A:C4	3.06	0.44
1:5:3871:A:H2'	1:5:3872:A:C8	2.52	0.44
1:5:4104:G:C2'	1:5:4105:A:C8	3.00	0.44
1:5:4153:C:O2	1:5:4154:G:C8	2.71	0.44
1:5:4292:A:O4'	1:5:4330:G:O4'	2.35	0.44
1:5:4297:G:N1	1:5:4298:A:C8	2.86	0.44
1:5:4454:G:H2'	1:5:4454:G:N3	2.33	0.44
1:5:4479:A:C6	1:5:4480:A:N9	2.86	0.44
1:5:4508:C:N3	1:5:4512:U:C5	2.76	0.44
1:5:455:C:C2	1:5:456:C:C6	3.06	0.44
1:5:4652:G:N3	1:5:4653:C:C5	2.85	0.44
1:5:4681:A:H2'	1:5:4682:U:O4'	2.17	0.44
1:5:4739:C:C2'	1:5:4740:G:O4'	2.62	0.44
1:5:487:G:C6	1:5:488:G:C5	3.06	0.44
1:5:4884:G:H5''	1:5:4884:G:C8	2.52	0.44
1:5:4923:C:H2'	1:5:4924:C:O4'	2.17	0.44
1:5:4998:G:N2	1:5:4999:G:H1'	2.32	0.44

Continued on next page...

Continued from previous page...

Atom-1	Atom-2	Interatomic distance (Å)	Clash overlap (Å)
1:5:660:A:N3	1:5:661:C:C6	2.85	0.44
1:5:664:G:C2	1:5:667:A:N1	2.84	0.44
1:5:83:C:O5'	1:5:84:A:C2'	2.64	0.44
1:5:976:G:H4'	1:5:976:G:OP1	2.17	0.44
2:7:24:C:H2'	2:7:25:G:O5'	2.17	0.44
2:7:55:A:H2'	2:7:56:G:H5'	2.00	0.44
2:7:7:G:H5''	7:D:22:ARG:HH12	1.83	0.44
1:5:4968:A:OP1	5:B:120:LYS:HB2	2.17	0.44
5:B:258:HIS:HD2	5:B:258:HIS:O	2.00	0.44
5:B:315:ASN:OD1	5:B:326:VAL:HG12	2.18	0.44
8:E:224:GLN:HA	8:E:229:PHE:HB2	1.98	0.44
9:F:201:LYS:HA	9:F:201:LYS:HE3	1.99	0.44
14:L:55:LEU:HD22	14:L:120:TYR:CD2	2.52	0.44
20:R:130:ASN:O	20:R:130:ASN:CG	2.55	0.44
1:5:2822:G:H5''	20:R:18:GLY:HA3	1.99	0.44
20:R:98:ARG:NH1	20:R:133:LYS:HB2	2.31	0.44
23:U:34:MET:O	23:U:34:MET:HE3	2.18	0.44
28:Z:17:ARG:HG2	28:Z:18:TYR:CE1	2.53	0.44
1:5:1169:G:C6	1:5:1170:G:N7	2.85	0.44
1:5:1189:G:N3	1:5:1190:C:C6	2.86	0.44
1:5:1232:G:C4'	1:5:1233:G:OP2	2.66	0.44
1:5:1264:C:HO2'	1:5:2114:G:P	2.36	0.44
1:5:1411:C:C2	1:5:1412:G:N7	2.84	0.44
1:5:1416:G:C2	1:5:1417:C:C2	3.05	0.44
1:5:1492:G:C2	1:5:1493:G:C4	3.06	0.44
1:5:1727:U:N3	1:5:1728:U:C4	2.85	0.44
1:5:1988:G:N3	1:5:1988:G:H2'	2.33	0.44
1:5:1991:A:H2'	1:5:1992:U:H1'	1.99	0.44
1:5:2316:G:C2	1:5:2324:C:O2	2.71	0.44
1:5:2692:U:C2'	1:5:2693:G:H5'	2.47	0.44
1:5:2783:A:N3	1:5:2784:C:C6	2.86	0.44
1:5:278:G:H4'	1:5:279:A:OP2	2.16	0.44
1:5:29:G:C2	1:5:30:C:C2	3.05	0.44
1:5:3633:C:N3	1:5:3634:G:N7	2.66	0.44
1:5:3807:A:C2	1:5:3808:C:C6	3.05	0.44
1:5:4092:G:N1	1:5:4093:G:C2	2.84	0.44
1:5:4097:G:C2	1:5:4098:A:N9	2.86	0.44
1:5:4107:G:N3	1:5:4108:G:C8	2.86	0.44
1:5:4236:G:C2'	1:5:4237:C:O4'	2.66	0.44
1:5:4283:G:C6	1:5:4284:C:C4	3.03	0.44
1:5:4513:A:O2'	1:5:4514:G:H5'	2.17	0.44

Continued on next page...

Continued from previous page...

Atom-1	Atom-2	Interatomic distance (Å)	Clash overlap (Å)
1:5:4535:A:C2	1:5:4536:C:C6	3.05	0.44
1:5:4550:G:N1	1:5:4551:U:C5	2.85	0.44
1:5:458:C:H2'	1:5:459:C:O4'	2.18	0.44
1:5:4599:A:N6	1:5:4610:A:C8	2.86	0.44
1:5:483:G:N1	1:5:484:U:C5	2.83	0.44
1:5:671:G:C6	1:5:672:C:C4	3.05	0.44
1:5:672:C:C2	1:5:673:C:C6	3.05	0.44
1:5:709:C:H2'	1:5:710:G:O4'	2.18	0.44
1:5:738:C:H2'	1:5:739:G:C8	2.52	0.44
1:5:957:G:OP1	1:5:1284:G:O2'	2.30	0.44
1:5:973:G:H1	1:5:1282:G:H1'	1.83	0.44
2:7:50:A:C6	2:7:51:G:N7	2.85	0.44
3:8:149:G:C2	3:8:151:G:C5	3.05	0.44
3:8:75:G:N1	3:8:76:C:C4	2.85	0.44
4:A:48:ILE:HD11	4:A:82:ILE:HG22	1.98	0.44
7:D:264:LYS:HD2	7:D:266:TRP:CD2	2.53	0.44
10:G:104:PRO:HG3	10:G:194:VAL:HG12	1.99	0.44
12:I:209:TRP:O	12:I:212:LEU:N	2.49	0.44
4:A:69:PHE:CD1	14:L:65:ARG:HD3	106.42	0.44
23:U:70:ILE:N	23:U:70:ILE:HD12	2.32	0.44
26:X:155:ILE:O	26:X:156:ILE:CB	2.66	0.44
26:X:84:GLU:OE1	46:1:408:SER:OG	2.31	0.44
1:5:102:G:C2	1:5:103:G:C5	3.06	0.44
1:5:1076:C:N3	1:5:1077:C:C5	2.80	0.44
1:5:1088:C:C2	1:5:1089:G:C8	3.06	0.44
1:5:1201:U:O2	1:5:1202:C:C6	2.70	0.44
1:5:1233:G:C2	1:5:1234:G:C5	3.06	0.44
1:5:1266:G:C2	1:5:1268:G:O6	2.71	0.44
1:5:1362:G:N2	1:5:1363:C:C2	2.86	0.44
1:5:1391:A:C4	1:5:1392:A:C8	3.06	0.44
1:5:1430:C:C4	1:5:1431:C:C5	3.06	0.44
1:5:1473:U:N3	1:5:1474:C:C5	2.86	0.44
1:5:1577:G:N3	1:5:1577:G:C3'	2.81	0.44
1:5:1618:G:N2	1:5:1619:G:C8	2.86	0.44
1:5:1691:G:C5	1:5:1692:C:C6	3.06	0.44
1:5:1752:G:C5	1:5:1753:G:N7	2.86	0.44
1:5:1848:C:H5''	1:5:1848:C:C6	2.45	0.44
1:5:1886:G:C2	1:5:1894:C:C2	3.02	0.44
1:5:1984:A:H62	1:5:2011:C:C4'	2.31	0.44
1:5:1992:U:C6	1:5:2002:A:C2	3.05	0.44
1:5:2074:C:H2'	1:5:2075:G:O4'	2.17	0.44

Continued on next page...

Continued from previous page...

Atom-1	Atom-2	Interatomic distance (Å)	Clash overlap (Å)
1:5:2330:G:H2'	1:5:2331:G:O4'	2.17	0.44
1:5:2405:G:O5'	1:5:2405:G:H8	2.01	0.44
1:5:2451:A:C6	1:5:2452:G:N9	2.86	0.44
1:5:2543:A:H2	1:5:2773:G:N1	2.14	0.44
1:5:2559:G:C2	1:5:2560:C:C2	3.05	0.44
1:5:176:G:C4	1:5:261:G:C2	3.06	0.44
1:5:2638:G:N2	1:5:2697:A:H61	2.15	0.44
1:5:273:U:C2'	1:5:274:C:O5'	2.66	0.44
1:5:2769:U:H3	1:5:2770:C:N4	2.16	0.44
1:5:2409:U:C5	1:5:2783:A:N1	2.74	0.44
1:5:289:C:N4	1:5:290:U:O4	2.51	0.44
1:5:341:G:H2'	1:5:341:G:N3	2.32	0.44
1:5:341:G:C6	1:5:342:G:N7	2.85	0.44
1:5:3845:A:H2'	1:5:3845:A:N3	2.33	0.44
1:5:3854:C:C4	1:5:3855:C:C5	3.05	0.44
1:5:3857:G:C6	1:5:3858:C:C6	3.05	0.44
1:5:4167:G:C2	1:5:4168:G:N9	2.85	0.44
1:5:4192:A:H2'	1:5:4193:C:O4'	2.17	0.44
1:5:4199:C:C2	1:5:4199:C:C3'	2.96	0.44
1:5:4209:G:H5''	1:5:4275:G:O2'	2.17	0.44
1:5:4235:G:C2'	1:5:4236:G:O5'	2.62	0.44
1:5:4281:A:C2	1:5:4283:G:C4	3.04	0.44
1:5:4355:G:N1	1:5:4356:G:C5	2.84	0.44
1:5:4547:C:O3'	1:5:4548:A:H8	2.00	0.44
1:5:4551:U:N3	1:5:4552:U:C5	2.86	0.44
1:5:4646:U:OP1	20:R:58:HIS:HA	2.17	0.44
1:5:481:G:C2	1:5:482:G:N7	2.86	0.44
1:5:483:G:N2	1:5:484:U:N3	2.66	0.44
1:5:497:G:N1	1:5:499:G:C5	2.86	0.44
1:5:5050:C:N3	1:5:5051:C:C6	2.86	0.44
1:5:5055:G:N2	1:5:5056:A:C4	2.85	0.44
2:7:28:C:H1'	2:7:55:A:N6	2.33	0.44
3:8:129:C:C4	3:8:130:C:C5	3.06	0.44
5:B:106:PHE:N	5:B:106:PHE:CD1	2.86	0.44
5:B:92:TYR:HB2	5:B:159:VAL:HB	1.98	0.44
1:5:2278:G:H5'	19:Q:7:HIS:HE1	1.83	0.44
19:Q:88:ASP:OD1	19:Q:109:ALA:CA	2.66	0.44
20:R:9:ARG:HH12	20:R:10:LEU:CD1	2.31	0.44
1:5:2823:G:N7	20:R:20:LYS:HD3	2.33	0.44
27:Y:4:ASN:OD1	27:Y:4:ASN:C	2.56	0.44
27:Y:56:GLN:HB3	27:Y:56:GLN:HE21	1.63	0.44

Continued on next page...

Continued from previous page...

Atom-1	Atom-2	Interatomic distance (Å)	Clash overlap (Å)
28:Z:36:ARG:C	28:Z:38:TYR:H	2.21	0.44
1:5:1086:C:H42	1:5:1211:G:H1	1.64	0.44
1:5:1184:A:C6	1:5:1185:G:N7	2.86	0.44
1:5:1185:G:C6	1:5:1186:U:C5	3.05	0.44
1:5:1246:G:C5	1:5:1247:U:C6	3.04	0.44
1:5:1339:U:C2'	1:5:1339:U:O2	2.58	0.44
1:5:1370:G:H5''	1:5:1371:A:OP1	2.17	0.44
1:5:1551:C:C3'	1:5:1552:G:O4'	2.65	0.44
1:5:1615:C:N3	1:5:1616:U:C6	2.86	0.44
1:5:1621:A:O2'	1:5:1622:U:H5'	2.18	0.44
1:5:1692:C:C4	1:5:1693:U:C5	3.06	0.44
1:5:1451:G:OP1	1:5:1718:C:C4	2.70	0.44
1:5:1761:G:N3	1:5:1762:C:C6	2.84	0.44
1:5:1800:U:H6	1:5:1800:U:H5''	1.83	0.44
1:5:1865:G:OP1	12:I:119:PHE:HA	2.17	0.44
1:5:1928:C:N4	17:O:133:ARG:CZ	2.81	0.44
1:5:1937:C:C2'	1:5:1938:C:H2'	2.48	0.44
1:5:1968:G:C2	1:5:1969:G:C5	3.06	0.44
1:5:2339:G:C4	1:5:2340:C:C6	3.06	0.44
1:5:2360:A:O4'	1:5:2362:U:C6	2.71	0.44
1:5:2460:A:C1'	16:N:94:PHE:CE1	3.01	0.44
1:5:2479:G:C6	1:5:2480:G:C6	3.05	0.44
1:5:2484:A:C4	1:5:2485:U:C6	3.06	0.44
1:5:2559:G:C5	1:5:2560:C:C5	3.06	0.44
1:5:2588:C:C6	1:5:2588:C:C3'	3.01	0.44
1:5:2657:G:H2'	1:5:2658:G:C8	2.53	0.44
1:5:2698:G:C5	1:5:2699:C:C5	3.06	0.44
1:5:2614:C:C2	1:5:2726:G:N1	2.85	0.44
1:5:2732:G:C6	1:5:2733:C:C4	3.05	0.44
1:5:279:A:H3'	1:5:279:A:OP1	2.17	0.44
1:5:2394:G:O6	1:5:2819:U:OP2	2.36	0.44
1:5:2832:A:C2'	1:5:2833:A:H5''	2.32	0.44
1:5:32:G:H2'	1:5:33:A:O5'	2.18	0.44
1:5:111:C:O2	1:5:331:G:C2	2.70	0.44
1:5:341:G:C2	1:5:342:G:C8	3.06	0.44
1:5:3717:A:C2'	1:5:3718:A:O5'	2.64	0.44
1:5:3751:G:C6	1:5:3752:C:C4	3.05	0.44
1:5:3771:C:N4	1:5:3776:G:H22	2.15	0.44
1:5:3830:A:C2	1:5:3831:U:C6	3.06	0.44
1:5:382:G:N2	1:5:384:A:H2'	2.32	0.44
1:5:4107:G:C4	1:5:4108:G:C8	3.06	0.44

Continued on next page...

Continued from previous page...

Atom-1	Atom-2	Interatomic distance (Å)	Clash overlap (Å)
1:5:4114:C:C3'	1:5:4115:G:O4'	2.62	0.44
1:5:4177:C:C2	1:5:4178:A:C8	3.05	0.44
1:5:4277:G:C4	1:5:4278:C:C5	3.05	0.44
1:5:4464:A:H5'	1:5:4464:A:C4	2.52	0.44
1:5:4535:A:N6	1:5:4536:C:C5	2.85	0.44
1:5:3922:G:C2	1:5:4542:U:C5	3.06	0.44
1:5:4659:G:N1	1:5:4660:G:C5	2.85	0.44
1:5:4730:C:H1'	1:5:4731:G:H3'	1.99	0.44
1:5:479:G:N3	1:5:480:C:C6	2.86	0.44
1:5:483:G:N2	1:5:484:U:C4	2.85	0.44
1:5:4953:G:H2'	1:5:4954:G:O4'	2.16	0.44
1:5:504:G:O2'	1:5:505:G:O4'	2.26	0.44
1:5:726:G:O2'	1:5:727:C:H5'	2.18	0.44
1:5:744:G:H2'	1:5:745:G:C8	2.52	0.44
2:7:99:G:N7	21:S:55:LYS:HE3	2.33	0.44
3:8:49:G:C2	3:8:50:C:C2	3.06	0.44
5:B:74:GLU:HG2	5:B:334:LYS:HE3	2.00	0.44
1:5:1358:G:P	6:C:114:ARG:NH2	2.91	0.44
9:F:95:ILE:HG22	9:F:96:ARG:O	2.17	0.44
11:H:40:HIS:N	11:H:40:HIS:CD2	2.85	0.44
2:7:39:C:C5	13:J:49:VAL:HG21	2.52	0.44
21:S:29:ARG:CG	21:S:29:ARG:NH1	2.80	0.44
23:U:101:ARG:HH11	23:U:101:ARG:HG3	1.81	0.44
1:5:1201:U:C4	1:5:1202:C:C5	3.06	0.44
1:5:1221:G:N2	1:5:1233:G:C8	2.86	0.44
1:5:1239:C:C4'	1:5:1240:G:O5'	2.65	0.44
1:5:1374:G:C2	1:5:1375:C:C2	3.06	0.44
1:5:1411:C:O2	1:5:1411:C:H2'	2.17	0.44
1:5:1413:C:C2	1:5:1414:C:C6	3.05	0.44
1:5:1354:A:C4	1:5:1503:A:C2	3.05	0.44
1:5:1602:U:O2	1:5:1602:U:C2'	2.64	0.44
1:5:1613:A:H3'	1:5:1614:C:H5'	2.00	0.44
1:5:1843:A:C2	1:5:1844:G:N9	2.85	0.44
1:5:1886:G:N1	1:5:1894:C:N4	2.66	0.44
1:5:1960:A:H3'	1:5:1961:G:C5'	2.48	0.44
1:5:2279:A:H2'	1:5:2280:G:C8	2.53	0.44
1:5:234:G:O2'	1:5:235:A:H5'	2.18	0.44
1:5:2464:C:HO2'	1:5:2465:C:C5'	2.31	0.44
1:5:2606:G:C2	1:5:2607:C:C2	3.05	0.44
1:5:273:U:C4	1:5:274:C:N4	2.85	0.44
1:5:27:C:O2	1:5:27:C:C2'	2.42	0.44

Continued on next page...

Continued from previous page...

Atom-1	Atom-2	Interatomic distance (Å)	Clash overlap (Å)
1:5:2857:A:C4	1:5:2858:A:C5	3.06	0.44
1:5:328:A:N1	1:5:329:A:C6	2.86	0.44
1:5:33:A:H5'	16:N:86:HIS:CD2	2.53	0.44
1:5:3844:U:N3	1:5:3845:A:C8	2.85	0.44
1:5:4150:G:C6	1:5:4151:G:C5	3.06	0.44
1:5:4215:C:N4	1:5:4216:G:C6	2.86	0.44
1:5:4257:A:HO2'	1:5:4258:C:H6	1.66	0.44
1:5:4483:C:C4	1:5:4484:A:N7	2.85	0.44
1:5:4489:G:C4	1:5:4490:C:C6	3.06	0.44
1:5:4653:C:N3	1:5:4654:C:C4	2.85	0.44
1:5:4749:C:C5	1:5:4750:G:C2	3.05	0.44
1:5:4750:G:O6	1:5:4949:G:C5	2.70	0.44
1:5:93:G:N2	1:5:94:A:N3	2.65	0.44
2:7:22:A:C2	2:7:23:A:C6	3.06	0.44
1:5:1577:G:O4'	4:A:181:LYS:HE3	2.18	0.44
4:A:233:ARG:O	4:A:235:VAL:N	2.51	0.44
5:B:67:VAL:HG23	24:V:14:PHE:HE2	1.81	0.44
10:G:157:ILE:HG23	10:G:167:VAL:HG11	1.99	0.44
7:D:284:LYS:CB	12:I:209:TRP:CZ3	2.95	0.44
13:J:166:PHE:CZ	13:J:172:GLY:HA3	2.52	0.44
15:M:112:VAL:HG11	17:O:201:PHE:CE2	2.53	0.44
17:O:192:PHE:HD1	17:O:192:PHE:N	2.15	0.44
16:N:88:GLY:HA2	17:O:48:TYR:CD2	102.87	0.44
1:5:432:U:O4	17:O:91:LYS:HA	2.17	0.44
1:5:1086:C:C2	1:5:1212:G:C2	3.06	0.44
1:5:1174:G:N3	1:5:1175:A:C8	2.86	0.44
1:5:1219:G:C4	1:5:1220:G:C8	3.06	0.44
1:5:1293:G:H8	1:5:1293:G:C5'	2.31	0.44
1:5:1491:A:N1	1:5:1492:G:C6	2.86	0.44
1:5:1492:G:N3	1:5:1493:G:C8	2.86	0.44
1:5:1584:G:C5	1:5:1585:C:C5	3.06	0.44
1:5:1581:G:C5	1:5:1610:C:C4	3.06	0.44
1:5:1638:A:H4'	1:5:1639:U:OP2	2.18	0.44
1:5:1656:U:C2	1:5:1657:G:C8	3.06	0.44
1:5:1828:C:N3	1:5:1829:G:C8	2.85	0.44
1:5:1858:A:N3	1:5:1859:C:C6	2.86	0.44
1:5:1965:G:C2	1:5:1966:C:C2	3.06	0.44
1:5:2328:G:C6	1:5:2329:U:C4	3.06	0.44
1:5:2413:U:N3	1:5:2414:G:N7	2.66	0.44
1:5:2504:C:O2'	1:5:2505:C:C2	2.65	0.44
1:5:2545:U:C5	1:5:2546:G:H4'	2.53	0.44

Continued on next page...

Continued from previous page...

Atom-1	Atom-2	Interatomic distance (Å)	Clash overlap (Å)
1:5:2599:G:C8	1:5:2600:A:C8	3.05	0.44
1:5:2632:U:C2	1:5:2633:U:H5	2.30	0.44
1:5:2697:A:C2	1:5:2698:G:C8	3.05	0.44
1:5:2698:G:C2	1:5:2699:C:C2	3.06	0.44
1:5:2735:G:N2	1:5:2736:G:C4	2.86	0.44
1:5:2851:G:C6	1:5:2852:U:C1'	3.00	0.44
1:5:2855:G:N2	1:5:2859:G:N2	2.66	0.44
1:5:3658:C:H2'	1:5:3659:G:C8	2.53	0.44
1:5:3758:U:C4	1:5:3765:G:C5	3.05	0.44
1:5:3878:C:N4	1:5:4518:A:N3	2.64	0.44
1:5:4098:A:C6	1:5:4099:G:C5	3.06	0.44
1:5:4099:G:C6	1:5:4100:C:C5	3.05	0.44
1:5:4197:G:C6	1:5:4198:G:C4	3.06	0.44
1:5:4335:C:H2'	1:5:4336:A:C1'	2.47	0.44
1:5:4336:A:H5'	1:5:4337:C:O5'	2.18	0.44
1:5:4406:U:C4	1:5:4407:G:N7	2.85	0.44
1:5:4413:C:H2'	1:5:4414:A:C1'	2.47	0.44
1:5:445:U:C5	1:5:446:C:C5	3.06	0.44
1:5:450:G:O2'	1:5:453:G:P	2.76	0.44
1:5:4869:U:H5'	1:5:4870:G:N2	2.32	0.44
1:5:732:A:C2	1:5:733:A:C1'	3.00	0.44
1:5:88:A:O2'	1:5:89:C:C5'	2.65	0.44
1:5:992:C:C2	1:5:993:G:N7	2.85	0.44
2:7:94:C:C2	2:7:95:C:H5	2.27	0.44
3:8:103:A:H3'	3:8:104:A:H5''	2.00	0.44
3:8:118:C:C4	3:8:119:C:H5	2.36	0.44
4:A:202:VAL:HA	4:A:211:PHE:O	2.18	0.44
5:B:116:ARG:CB	5:B:177:LYS:HA	2.47	0.44
5:B:40:PRO:O	5:B:187:GLY:HA2	2.18	0.44
1:5:349:A:C6	6:C:45:ARG:NH2	2.86	0.44
7:D:29:ASP:HB2	7:D:32:ALA:HB3	2.00	0.44
8:E:129:PHE:O	8:E:132:HIS:HB2	2.17	0.44
8:E:241:GLN:OE1	8:E:242:ARG:N	2.50	0.44
9:F:36:ARG:HH11	9:F:36:ARG:CG	3.78	0.44
1:5:4087:G:H21	10:G:49:ARG:HD2	1.83	0.44
10:G:73:ARG:HH11	10:G:73:ARG:HB2	1.82	0.44
13:J:154:LYS:O	13:J:155:HIS:CB	2.66	0.44
15:M:81:ASP:OD1	15:M:84:ALA:HB3	2.17	0.44
16:N:68:ARG:NH1	16:N:123:GLU:HG3	2.33	0.44
1:5:4981:G:H1'	18:P:69:ARG:NH1	2.33	0.44
20:R:131:VAL:HG23	20:R:132:PHE:CE2	2.52	0.44

Continued on next page...

Continued from previous page...

Atom-1	Atom-2	Interatomic distance (Å)	Clash overlap (Å)
23:U:26:THR:HA	23:U:68:SER:CB	2.48	0.44
1:5:1190:C:N3	1:5:1191:C:C4	2.83	0.44
1:5:1206:C:C2	1:5:1207:C:C6	3.06	0.44
1:5:1545:G:N1	1:5:1546:C:C4	2.86	0.44
1:5:1627:G:C4	1:5:1628:C:C6	3.05	0.44
1:5:1650:A:N6	6:C:100:ARG:HE	2.16	0.44
1:5:1865:G:C6	1:5:1867:A:OP2	2.71	0.44
1:5:1966:C:H42	1:5:1967:A:H62	1.66	0.44
1:5:1989:G:C2	1:5:1990:A:N7	2.85	0.44
1:5:1983:A:C2	1:5:2008:U:C5	2.94	0.44
1:5:1264:C:O2'	1:5:2114:G:OP2	2.36	0.44
1:5:2091:C:OP2	1:5:2259:G:C8	2.71	0.44
1:5:2382:A:N3	1:5:2382:A:C2'	2.81	0.44
1:5:2481:G:C4	1:5:2482:C:C5	3.05	0.44
1:5:2628:U:N3	1:5:2629:C:C5	2.86	0.44
1:5:2712:G:C2	1:5:2713:C:C2	3.06	0.44
1:5:318:A:H2'	1:5:319:A:C8	2.53	0.44
1:5:111:C:H1'	1:5:331:G:N2	2.33	0.44
1:5:3742:G:N2	1:5:3743:G:C4	2.86	0.44
1:5:3823:G:O5'	1:5:3823:G:H8	2.00	0.44
1:5:4092:G:C2	1:5:4093:G:N3	2.86	0.44
1:5:4131:G:C5	1:5:4132:C:C5	3.06	0.44
1:5:4243:C:O2	1:5:4243:C:C2'	2.65	0.44
1:5:4275:G:O6	1:5:4276:G:N7	2.48	0.44
1:5:4324:A:C2	1:5:4325:A:C4	3.04	0.44
1:5:4543:G:O2'	1:5:4544:A:H5'	2.18	0.44
1:5:4581:G:N2	1:5:4582:C:C4	2.85	0.44
1:5:4659:G:C6	1:5:4660:G:C5	3.06	0.44
1:5:4712:C:OP1	17:O:74:ARG:NH2	2.51	0.44
1:5:4723:A:C2	1:5:4724:A:C4	3.06	0.44
1:5:4877:G:O2'	1:5:4878:C:O5'	2.32	0.44
1:5:952:G:N1	1:5:953:C:C4	2.86	0.44
2:7:117:G:C2	2:7:118:C:C2	3.06	0.44
2:7:6:C:H5''	7:D:54:ARG:HH21	1.83	0.44
1:5:21:G:C4	3:8:36:G:N2	2.85	0.44
3:8:56:G:C2	3:8:57:C:C2	3.06	0.44
3:8:58:G:O6	13:J:63:ARG:NH1	126.91	0.44
3:8:62:A:OP1	11:H:52:LYS:NZ	158.86	0.44
3:8:93:C:O3'	3:8:94:G:C8	2.71	0.44
5:B:17:LEU:O	5:B:17:LEU:HD22	2.17	0.44
1:5:1177:U:C4'	7:D:282:GLN:HB3	2.47	0.44

Continued on next page...

Continued from previous page...

Atom-1	Atom-2	Interatomic distance (Å)	Clash overlap (Å)
8:E:271:PHE:O	8:E:272:ALA:HB2	2.18	0.44
1:5:1281:G:C6	8:E:48:ARG:NH1	2.86	0.44
9:F:32:ILE:N	9:F:32:ILE:CD1	2.81	0.44
11:H:156:ASN:ND2	11:H:157:SER:N	2.65	0.44
13:J:99:PHE:CD2	13:J:105:PHE:HB3	2.49	0.44
27:Y:100:HIS:HB3	27:Y:102:SER:N	2.33	0.44
1:5:1218:G:O6	1:5:1219:G:C4	2.71	0.43
1:5:1266:G:H4'	1:5:2112:G:N3	2.33	0.43
1:5:1268:G:N9	1:5:2111:G:C4	2.86	0.43
1:5:127:G:C2	1:5:128:C:C5	3.05	0.43
1:5:1341:U:C2	1:5:1342:A:C8	3.05	0.43
1:5:1374:G:C6	1:5:1375:C:C5	3.05	0.43
1:5:1436:C:O2'	1:5:2097:U:OP2	2.36	0.43
1:5:1482:G:N2	1:5:1484:G:N2	2.66	0.43
1:5:1492:G:C5	1:5:1493:G:N7	2.86	0.43
1:5:1547:A:C5	1:5:1582:U:H1'	2.53	0.43
1:5:1554:A:H2'	1:5:1554:A:N3	2.33	0.43
1:5:1602:U:N3	1:5:1603:C:C5	2.86	0.43
1:5:1617:G:H3'	1:5:1618:G:H8	1.82	0.43
1:5:1631:A:H8	1:5:1631:A:O5'	2.00	0.43
1:5:1684:A:N6	1:5:1685:G:N7	2.66	0.43
1:5:1729:A:H8	1:5:1729:A:H5''	1.82	0.43
1:5:1851:G:O5'	1:5:1851:G:H8	2.00	0.43
1:5:1975:G:C2	1:5:1984:A:N9	2.86	0.43
1:5:2050:G:C6	1:5:2051:C:C4	3.06	0.43
1:5:2056:G:C6	1:5:2058:G:C8	3.06	0.43
1:5:2100:A:C6	1:5:2101:C:H1'	2.53	0.43
1:5:2287:G:C2	1:5:2288:G:H1'	2.53	0.43
1:5:2315:G:C2	1:5:2316:G:N9	2.86	0.43
1:5:2327:G:N1	1:5:2328:G:C6	2.86	0.43
1:5:2344:U:H2'	1:5:2345:G:OP2	2.18	0.43
1:5:2508:U:H2'	1:5:2509:C:H6	1.83	0.43
1:5:2556:G:C2	1:5:2572:C:N3	2.86	0.43
1:5:2589:C:C4	1:5:2590:G:C4	3.05	0.43
1:5:2715:G:C2	1:5:2716:C:C2	3.06	0.43
1:5:2744:A:C2'	1:5:2745:A:C8	2.99	0.43
1:5:2851:G:O2'	1:5:3841:C:H4'	2.18	0.43
1:5:285:G:H2'	1:5:286:U:O4'	2.18	0.43
1:5:343:C:C2	1:5:344:A:C8	3.06	0.43
1:5:345:C:N3	1:5:346:G:N7	2.65	0.43
1:5:3770:U:H2'	1:5:3770:U:O2	2.17	0.43

Continued on next page...

Continued from previous page...

Atom-1	Atom-2	Interatomic distance (Å)	Clash overlap (Å)
1:5:3876:A:O2'	1:5:3877:A:P	2.76	0.43
1:5:3945:A:C4	1:5:3946:G:C8	3.06	0.43
1:5:397:G:H22	18:P:22:LEU:HD22	1.83	0.43
1:5:4147:G:N3	1:5:4148:C:C6	2.86	0.43
1:5:4333:C:O2	1:5:4334:U:C6	2.71	0.43
1:5:43:U:C5	1:5:44:A:N7	2.85	0.43
1:5:4401:G:C5	1:5:4402:C:C5	3.06	0.43
1:5:4405:G:N7	1:5:4406:U:C5	2.86	0.43
1:5:446:C:C4	1:5:447:C:C5	3.05	0.43
1:5:4518:A:H3'	1:5:4519:C:H5'	1.99	0.43
1:5:4582:C:OP2	5:B:28:LYS:NZ	2.36	0.43
1:5:457:G:N2	1:5:458:C:C6	2.86	0.43
1:5:469:C:C4	1:5:470:A:N7	2.86	0.43
1:5:4760:G:O2'	1:5:4761:G:H5'	2.17	0.43
1:5:482:G:H2'	1:5:483:G:C8	2.53	0.43
1:5:3:C:C2	1:5:4:G:C8	3.06	0.43
1:5:5002:U:O2'	1:5:5003:U:H5'	2.18	0.43
1:5:642:G:C4	1:5:643:C:C5	3.06	0.43
1:5:664:G:H21	1:5:665:C:H5	1.66	0.43
1:5:711:A:C2	1:5:712:C:C4	3.06	0.43
1:5:976:G:C2	1:5:977:C:C6	3.05	0.43
1:5:978:G:C4	1:5:979:C:C6	3.05	0.43
2:7:44:C:N3	2:7:45:U:C4	2.86	0.43
3:8:137:A:C2	3:8:138:C:C5	3.05	0.43
4:A:77:ILE:CD1	4:A:128:ARG:HB2	2.48	0.43
8:E:53:TYR:CE2	8:E:61:ARG:CZ	3.01	0.43
9:F:119:ILE:HG12	9:F:120:PHE:HB3	2.00	0.43
12:I:46:PHE:CZ	12:I:85:PHE:HA	2.52	0.43
1:5:159:C:H1'	14:L:78:LEU:HD11	1.99	0.43
16:N:182:HIS:H	16:N:182:HIS:CD2	2.36	0.43
17:O:108:ILE:HG23	17:O:160:ARG:HD2	1.99	0.43
5:B:264:PHE:CD2	17:O:66:PRO:HD2	2.52	0.43
18:P:36:ILE:HD12	18:P:48:LEU:HD11	1.99	0.43
11:H:60:TRP:CZ2	21:S:153:PRO:HD3	2.53	0.43
24:V:27:ASN:N	24:V:27:ASN:OD1	2.51	0.43
26:X:148:ASP:OD2	47:2:20:ARG:NH1	2.49	0.43
1:5:1065:G:H2'	1:5:1066:G:C8	2.53	0.43
1:5:1245:C:C6	1:5:1269:G:N7	2.86	0.43
1:5:1266:G:C5'	1:5:1266:G:C8	3.01	0.43
1:5:1277:G:N2	1:5:1278:C:N1	2.66	0.43
1:5:127:G:C6	1:5:128:C:N4	2.86	0.43

Continued on next page...

Continued from previous page...

Atom-1	Atom-2	Interatomic distance (Å)	Clash overlap (Å)
1:5:973:G:C6	1:5:1282:G:N3	2.86	0.43
1:5:1290:G:H2'	1:5:1291:G:H5'	2.00	0.43
1:5:1324:A:C2'	1:5:1326:A:OP1	2.65	0.43
1:5:1360:G:H2'	1:5:1361:G:O4'	2.18	0.43
1:5:1362:G:N3	1:5:1363:C:C6	2.86	0.43
1:5:1404:G:C4	1:5:1405:C:C6	3.06	0.43
1:5:181:C:H2'	1:5:182:G:C8	2.53	0.43
1:5:1846:G:C2	1:5:1847:C:N3	2.86	0.43
1:5:1997:U:C3'	1:5:1998:A:H5''	2.47	0.43
1:5:2065:G:C2	1:5:2066:C:C2	3.06	0.43
1:5:2077:C:N3	1:5:2078:C:C6	2.86	0.43
1:5:2108:G:C6	1:5:2109:G:C4	3.05	0.43
1:5:2302:C:C4	1:5:2303:C:N4	2.86	0.43
1:5:2372:U:H2'	1:5:2373:C:H6	1.83	0.43
1:5:2439:G:H1'	1:5:2777:G:N3	2.33	0.43
1:5:245:C:H4'	1:5:246:G:O5'	2.18	0.43
1:5:2568:C:H2'	1:5:2569:G:H8	1.83	0.43
1:5:3688:U:O2	1:5:3689:G:C8	2.70	0.43
1:5:3702:A:C5	1:5:3774:A:C6	3.06	0.43
1:5:4111:U:C2	1:5:4112:C:C6	3.06	0.43
1:5:4115:G:H5'	1:5:4116:C:OP1	2.18	0.43
1:5:4131:G:C2	1:5:4132:C:C2	3.06	0.43
1:5:4173:G:C6	1:5:4174:U:C5	3.06	0.43
1:5:1672:U:O2'	1:5:4304:A:OP1	2.31	0.43
1:5:3923:A:C8	1:5:4381:A:C4	3.06	0.43
1:5:4461:C:C2	1:5:4516:G:C2	3.06	0.43
1:5:4473:A:C2	1:5:4474:A:C5	3.06	0.43
1:5:469:C:N4	1:5:470:A:C6	2.86	0.43
1:5:4862:G:H2'	1:5:4863:G:O4'	2.18	0.43
1:5:4904:G:C4	1:5:4905:C:C5	3.06	0.43
1:5:4985:U:C2	1:5:4986:G:C8	3.06	0.43
1:5:5031:G:C6	1:5:5032:C:C4	3.06	0.43
1:5:5031:G:C6	1:5:5032:C:N4	2.86	0.43
1:5:5055:G:H2'	1:5:5056:A:H8	1.83	0.43
1:5:732:A:C2	1:5:733:A:H1'	2.53	0.43
2:7:66:G:H2'	2:7:67:C:H6	1.82	0.43
3:8:120:G:N1	3:8:121:G:C5	2.86	0.43
3:8:133:G:C4	3:8:134:G:C8	3.06	0.43
5:B:153:MET:O	5:B:157:CYS:HB3	2.18	0.43
5:B:47:LEU:HD13	5:B:181:MET:SD	2.58	0.43
8:E:43:ASN:HB3	8:E:58:MET:SD	2.58	0.43

Continued on next page...

Continued from previous page...

Atom-1	Atom-2	Interatomic distance (Å)	Clash overlap (Å)
9:F:239:GLU:O	9:F:241:GLN:N	2.50	0.43
11:H:36:ARG:HD3	11:H:38:PHE:CE1	2.53	0.43
13:J:178:ASN:OD1	13:J:178:ASN:C	2.56	0.43
16:N:53:TYR:HD1	16:N:54:LYS:N	2.16	0.43
16:N:63:ARG:HG3	16:N:131:GLU:HB3	2.00	0.43
1:5:3595:U:O2'	20:R:114:LYS:HA	2.17	0.43
1:5:4871:C:C6	21:S:176:PHE:CE2	3.05	0.43
26:X:148:ASP:OD1	26:X:148:ASP:N	2.50	0.43
1:5:101:A:C2	1:5:102:G:N9	2.85	0.43
1:5:1075:G:C6	1:5:1076:C:N4	2.87	0.43
1:5:1262:G:C6	1:5:1263:A:N7	2.86	0.43
1:5:1278:C:H3'	1:5:1279:A:C4'	2.47	0.43
1:5:1280:C:O2	1:5:1282:G:C5	2.71	0.43
1:5:1362:G:C4	1:5:1363:C:C6	3.07	0.43
1:5:1367:C:C2	1:5:1368:A:H3'	2.54	0.43
1:5:146:G:N2	1:5:147:A:C5	2.86	0.43
1:5:1543:G:H1'	1:5:2513:A:N3	2.33	0.43
1:5:1665:C:N3	1:5:2285:A:C2	2.87	0.43
1:5:1667:G:H8	1:5:1667:G:O5'	2.01	0.43
1:5:1728:U:H2'	1:5:1729:A:H5''	2.00	0.43
1:5:1929:A:H3'	1:5:1929:A:N3	2.33	0.43
1:5:1971:C:H5	1:5:2000:G:H2'	1.83	0.43
1:5:1972:G:N2	1:5:1973:G:C5	2.87	0.43
1:5:2290:C:H1'	1:5:2321:G:N3	2.33	0.43
1:5:2315:G:C4	1:5:2316:G:C8	3.06	0.43
1:5:2519:U:C2	1:5:2520:C:C5	3.06	0.43
1:5:2676:A:C5	1:5:2677:G:C8	3.07	0.43
1:5:2742:G:H4'	4:A:22:HIS:CD2	2.54	0.43
1:5:2439:G:C8	1:5:2777:G:C5	3.07	0.43
1:5:295:A:O3'	1:5:296:A:C8	2.71	0.43
1:5:301:G:C4	1:5:302:C:C6	3.06	0.43
1:5:3656:A:C1'	1:5:3747:A:C2	3.01	0.43
1:5:3727:A:C2'	1:5:3728:A:O5'	2.66	0.43
1:5:3794:C:O2	1:5:3794:C:H2'	2.17	0.43
1:5:3777:G:O2'	1:5:3815:G:O6	2.24	0.43
1:5:3848:U:O2	1:5:3848:U:H2'	2.18	0.43
1:5:4089:G:C2	1:5:4161:G:C2	3.06	0.43
1:5:4093:G:C8	1:5:4094:G:O4'	2.71	0.43
1:5:4106:G:C2	1:5:4107:G:C8	3.06	0.43
1:5:4113:U:H3'	1:5:4114:C:H5''	2.00	0.43
1:5:4122:G:N3	1:5:4122:G:H2'	2.33	0.43

Continued on next page...

Continued from previous page...

Atom-1	Atom-2	Interatomic distance (Å)	Clash overlap (Å)
1:5:4165:C:C2	1:5:4166:G:H8	2.30	0.43
1:5:4269:G:C2	1:5:4270:C:H1'	2.53	0.43
1:5:4482:U:O2	1:5:4482:U:C2'	2.66	0.43
1:5:450:G:O2'	1:5:453:G:OP1	2.29	0.43
1:5:4564:A:C4	1:5:4565:C:C5	3.06	0.43
1:5:4703:U:O2	1:5:4704:C:C6	2.71	0.43
1:5:4746:C:N4	1:5:4747:C:N4	2.66	0.43
1:5:490:C:C2'	1:5:491:G:H8	2.31	0.43
1:5:5006:U:O4'	1:5:5042:A:N6	2.51	0.43
1:5:5003:U:N3	1:5:5045:G:N2	2.65	0.43
1:5:5048:A:O4'	1:5:5048:A:N3	2.51	0.43
1:5:677:G:H2'	1:5:678:C:C6	2.54	0.43
1:5:689:U:C2	1:5:690:C:C5	3.05	0.43
1:5:90:G:N3	1:5:95:G:C2	2.86	0.43
1:5:713:C:N4	1:5:955:G:H1	2.15	0.43
3:8:121:G:C6	3:8:122:G:C4	3.06	0.43
3:8:131:G:O6	3:8:132:G:N7	2.50	0.43
3:8:131:G:N1	3:8:132:G:N9	2.66	0.43
5:B:369:ASP:C	5:B:369:ASP:OD1	2.55	0.43
6:C:125:CYS:HG	6:C:264:TYR:HE2	1.63	0.43
15:M:96:GLU:O	15:M:96:GLU:OE1	2.37	0.43
17:O:12:ARG:HD3	17:O:37:ARG:NH2	2.32	0.43
23:U:39:PHE:CD1	23:U:90:TYR:CE2	3.06	0.43
1:5:1066:G:C5	1:5:1067:G:N7	2.86	0.43
1:5:1195:G:H2'	1:5:1196:G:C8	2.53	0.43
1:5:1247:U:N3	1:5:1248:C:C4	2.85	0.43
1:5:1251:C:O2	1:5:1252:C:C6	2.71	0.43
1:5:1289:C:N3	1:5:1290:G:C5	2.87	0.43
1:5:1296:G:H1'	1:5:1297:U:P	2.58	0.43
1:5:1423:U:C2	1:5:1424:G:C8	3.07	0.43
1:5:1620:U:O2	1:5:1621:A:C8	2.71	0.43
1:5:1775:A:C4	1:5:1776:A:C8	3.07	0.43
1:5:1:C:O2'	1:5:1:C:O2	2.26	0.43
1:5:2253:A:H8	1:5:2254:G:O2'	1.99	0.43
1:5:2470:C:H5''	1:5:2470:C:C2	2.54	0.43
1:5:2503:G:H1'	1:5:4084:G:C2	2.53	0.43
1:5:2600:A:C1'	1:5:2601:A:C6	3.01	0.43
1:5:2643:G:C6	1:5:2644:G:C5	3.06	0.43
1:5:266:C:C2	1:5:266:C:OP1	2.71	0.43
1:5:2898:G:C2	1:5:2899:C:C2	3.06	0.43
1:5:1632:A:H8	1:5:3640:U:HO2'	1.66	0.43

Continued on next page...

Continued from previous page...

Atom-1	Atom-2	Interatomic distance (Å)	Clash overlap (Å)
1:5:3713:U:O2	1:5:3713:U:O4'	2.36	0.43
1:5:3883:U:H2'	1:5:3884:U:O5'	2.18	0.43
1:5:4094:G:C2	1:5:4095:G:C4	3.07	0.43
1:5:4136:G:N3	1:5:4137:C:C6	2.86	0.43
1:5:4145:C:N3	1:5:4146:G:C5	2.87	0.43
1:5:3927:U:O4	1:5:4182:G:C2	2.71	0.43
1:5:4338:G:H1	1:5:4372:U:H3'	1.84	0.43
1:5:4404:U:O2'	1:5:4405:G:N7	2.42	0.43
1:5:4433:G:N1	1:5:4434:C:C4	2.87	0.43
1:5:4460:U:H2'	1:5:4461:C:H6	1.82	0.43
1:5:4538:G:C4	1:5:4539:U:C6	3.06	0.43
1:5:4734:A:C6	1:5:4735:G:C6	3.06	0.43
1:5:4742:G:N2	1:5:4743:G:H1'	2.34	0.43
1:5:4861:G:C2	1:5:4862:G:C8	3.07	0.43
1:5:4890:G:C2	1:5:4930:C:C2	3.06	0.43
1:5:505:G:N3	1:5:506:C:C6	2.86	0.43
1:5:711:A:H1'	8:E:132:HIS:CE1	2.53	0.43
1:5:723:A:H4'	6:C:346:ASN:HB2	1.99	0.43
1:5:95:G:C8	1:5:95:G:H3'	2.53	0.43
2:7:112:U:O2	2:7:113:G:N7	2.50	0.43
2:7:15:C:C2	2:7:16:A:C8	3.06	0.43
3:8:38:U:O2	3:8:38:U:C2'	2.67	0.43
3:8:54:C:H2'	3:8:54:C:O2	2.17	0.43
6:C:26:ALA:HB3	6:C:266:THR:HA	2.00	0.43
11:H:126:VAL:HG11	11:H:161:ILE:HG22	2.00	0.43
11:H:50:LYS:O	11:H:51:LYS:HG3	2.18	0.43
14:L:191:LEU:O	14:L:192:PHE:C	2.55	0.43
1:5:4928:C:H5''	15:M:114:LYS:HD3	2.01	0.43
9:F:85:VAL:CG1	21:S:62:VAL:HA	2.46	0.43
24:V:82:ILE:HG23	24:V:121:VAL:HA	2.00	0.43
24:V:48:ARG:HD2	24:V:51:ARG:NH2	2.32	0.43
14:L:21:ARG:HH12	46:1:273:ARG:HG2	57.99	0.43
1:5:1098:G:C5	1:5:1099:C:C5	3.07	0.43
1:5:114:G:O6	1:5:157:U:O2	2.36	0.43
1:5:1081:C:H1'	1:5:1220:G:N2	2.34	0.43
1:5:1248:C:C4	1:5:1249:C:H5	2.36	0.43
1:5:1421:G:C5	1:5:1465:G:C2	3.07	0.43
1:5:12:A:N3	1:5:14:C:C5	2.86	0.43
1:5:1912:G:C2	1:5:1913:C:C2	3.07	0.43
1:5:1951:G:N2	1:5:1952:G:H1'	2.34	0.43
1:5:2015:U:C2	1:5:2016:C:C6	3.06	0.43

Continued on next page...

Continued from previous page...

Atom-1	Atom-2	Interatomic distance (Å)	Clash overlap (Å)
1:5:2069:A:C5	1:5:2071:A:C8	3.07	0.43
1:5:2080:U:H2'	1:5:2081:C:O5'	2.18	0.43
1:5:2353:U:C2	1:5:2354:G:C8	3.06	0.43
1:5:2448:G:O2'	1:5:2449:A:C8	2.63	0.43
1:5:2606:G:C6	1:5:2607:C:C4	3.07	0.43
1:5:2712:G:N1	1:5:2713:C:C5	2.87	0.43
1:5:2723:U:C2	1:5:2724:G:C8	3.07	0.43
1:5:2784:C:N3	1:5:2785:C:N4	2.66	0.43
1:5:2811:G:H2'	1:5:2811:G:N3	2.33	0.43
1:5:288:G:C5	1:5:289:C:C5	3.06	0.43
1:5:298:G:C2	1:5:299:C:N1	2.86	0.43
1:5:29:G:C2	1:5:30:C:C6	3.07	0.43
1:5:30:C:O2'	1:5:31:U:C5'	2.67	0.43
1:5:3600:G:C4	1:5:3601:C:C5	3.06	0.43
1:5:3623:C:C5	1:5:3624:A:C5	3.07	0.43
1:5:3628:G:C2	1:5:3629:A:C8	3.07	0.43
1:5:3752:C:H2'	1:5:3777:G:C8	2.53	0.43
1:5:3755:G:C6	1:5:3756:A:C8	3.06	0.43
1:5:4140:C:O2	1:5:4140:C:H2'	2.18	0.43
1:5:4127:A:N7	1:5:4156:G:N2	2.66	0.43
1:5:4219:A:O2'	1:5:4220:A:C5'	2.66	0.43
1:5:4298:A:C5	1:5:4299:U:C5	3.06	0.43
1:5:4401:G:H5''	1:5:4401:G:C8	2.54	0.43
1:5:4413:C:H5	1:5:4429:C:H42	1.65	0.43
1:5:44:A:N3	1:5:45:U:C6	2.87	0.43
1:5:4505:C:H2'	1:5:4506:C:H6	1.83	0.43
1:5:452:A:O3'	1:5:454:U:OP2	2.37	0.43
1:5:4629:U:H2'	1:5:4630:G:O4'	2.18	0.43
1:5:4653:C:N3	1:5:4654:C:N4	2.67	0.43
1:5:4724:A:H4'	5:B:102:PHE:O	2.18	0.43
1:5:4880:C:O2'	1:5:4881:U:C5'	2.67	0.43
1:5:4895:C:O2	1:5:4896:G:N7	2.51	0.43
1:5:4898:G:C2	1:5:4899:G:C8	3.07	0.43
1:5:4897:G:N1	1:5:4898:G:C5	2.87	0.43
1:5:4911:A:H62	17:O:109:PRO:HG3	1.83	0.43
1:5:5018:C:C2	1:5:5019:A:C8	3.06	0.43
1:5:506:C:C2	1:5:507:G:C8	3.06	0.43
1:5:516:C:N1	1:5:646:G:N2	2.66	0.43
1:5:655:C:C2	1:5:656:C:C6	3.06	0.43
1:5:659:G:N1	1:5:660:A:C8	2.86	0.43
1:5:673:C:C2	1:5:674:G:N7	2.87	0.43

Continued on next page...

Continued from previous page...

Atom-1	Atom-2	Interatomic distance (Å)	Clash overlap (Å)
1:5:691:C:N3	1:5:692:A:C5	2.87	0.43
1:5:908:G:N1	1:5:909:A:C8	2.87	0.43
1:5:98:A:H1'	1:5:292:G:C5	2.54	0.43
1:5:99:A:O2'	16:N:181:HIS:CE1	2.72	0.43
2:7:34:C:N3	2:7:35:U:C5	2.87	0.43
3:8:135:C:N3	3:8:136:U:C4	2.87	0.43
6:C:150:LEU:O	6:C:152:LEU:N	2.52	0.43
7:D:55:VAL:HG21	7:D:158:LYS:HB2	2.01	0.43
8:E:279:PRO:C	8:E:281:LYS:H	2.22	0.43
1:5:4125:C:H4'	10:G:45:ILE:HG21	2.00	0.43
12:I:31:ILE:HG13	12:I:66:GLU:OE1	2.17	0.43
12:I:85:PHE:CD1	12:I:85:PHE:C	2.92	0.43
17:O:103:LYS:HG2	17:O:105:PHE:CZ	2.53	0.43
19:Q:32:TYR:OH	19:Q:123:PHE:CD2	2.69	0.43
22:T:11:THR:HB	22:T:15:PHE:HD1	1.82	0.43
26:X:72:ASP:OD1	26:X:72:ASP:N	2.50	0.43
28:Z:71:PHE:HA	28:Z:111:ARG:HG2	1.99	0.43
1:5:1100:U:O2	1:5:1167:C:C5	2.72	0.43
1:5:120:A:C8	1:5:121:A:N6	2.87	0.43
1:5:1236:C:O2'	1:5:1237:C:O5'	2.32	0.43
1:5:957:G:H5'	1:5:1284:G:N2	2.32	0.43
1:5:1299:G:N1	1:5:1300:G:C5	2.87	0.43
1:5:1358:G:N1	1:5:1379:C:O2	2.52	0.43
1:5:1387:A:N9	1:5:1397:A:N6	2.64	0.43
1:5:164:G:N2	1:5:165:A:H1'	2.33	0.43
1:5:1685:G:C6	1:5:1686:C:C4	3.07	0.43
1:5:1693:U:N3	1:5:1694:C:C6	2.85	0.43
1:5:1767:A:C4	1:5:1769:G:C8	3.06	0.43
1:5:1755:C:N4	1:5:1778:C:H4'	2.33	0.43
1:5:1818:G:H8	1:5:1821:G:C6	2.33	0.43
1:5:1:C:C5	1:5:2:G:C8	3.07	0.43
1:5:2100:A:C5	1:5:2101:C:C6	3.06	0.43
1:5:2107:C:O2	1:5:2107:C:C2'	2.66	0.43
1:5:216:C:O4'	1:5:216:C:OP1	2.36	0.43
1:5:2281:U:O2	1:5:2282:A:C8	2.72	0.43
1:5:2509:C:N3	1:5:2510:G:C5	2.87	0.43
1:5:2550:G:C2	1:5:2551:A:C8	3.06	0.43
1:5:2612:G:C6	1:5:2613:C:N3	2.87	0.43
1:5:2735:G:N2	1:5:2736:G:N9	2.67	0.43
1:5:2857:A:C6	1:5:2858:A:C6	3.06	0.43
1:5:328:A:C6	1:5:329:A:C6	3.06	0.43

Continued on next page...

Continued from previous page...

Atom-1	Atom-2	Interatomic distance (Å)	Clash overlap (Å)
1:5:3754:G:C2	1:5:3755:G:H1'	2.53	0.43
1:5:3842:C:OP2	1:5:3843:C:O2'	2.27	0.43
1:5:3910:C:N3	1:5:3911:C:N4	2.66	0.43
1:5:3928:A:H3'	1:5:3929:G:H8	1.84	0.43
1:5:4254:G:H2'	1:5:4254:G:N3	2.34	0.43
1:5:4284:C:O2	1:5:4284:C:H2'	2.19	0.43
1:5:2041:A:C2	1:5:4464:A:N6	2.86	0.43
1:5:468:U:O2	1:5:468:U:H2'	2.18	0.43
1:5:4713:G:C4	1:5:4714:C:C6	3.07	0.43
1:5:472:C:C4	1:5:473:C:C4	3.06	0.43
1:5:4749:C:C3'	1:5:4750:G:H5''	2.49	0.43
1:5:4967:A:C2	1:5:4968:A:C5	3.06	0.43
1:5:4974:C:H2'	1:5:4975:G:O4'	2.19	0.43
1:5:5004:C:N4	1:5:5005:G:C2	2.87	0.43
1:5:518:G:C2	1:5:519:C:C2	3.07	0.43
1:5:933:G:C2	1:5:940:C:C5	3.06	0.43
1:5:988:C:C2	1:5:989:U:C6	3.07	0.43
2:7:111:C:C4	2:7:112:U:C6	3.04	0.43
2:7:111:C:O2	2:7:111:C:C2'	2.67	0.43
3:8:106:G:N3	3:8:107:C:C5	2.87	0.43
5:B:60:VAL:HG12	5:B:62:ARG:HG2	1.99	0.43
7:D:250:ASN:ND2	7:D:252:VAL:HG12	2.20	0.43
7:D:37:VAL:HG13	7:D:67:ALA:CB	2.48	0.43
8:E:104:LYS:HE2	8:E:104:LYS:HA	2.01	0.43
9:F:219:ARG:CB	9:F:219:ARG:HH11	2.31	0.43
9:F:228:HIS:O	9:F:231:GLU:N	2.52	0.43
9:F:93:PHE:HE2	9:F:246:ILE:HG12	1.84	0.43
11:H:113:GLU:OE2	11:H:125:ARG:HB3	2.19	0.43
12:I:171:TRP:CE3	12:I:181:PHE:HB2	2.51	0.43
12:I:35:ASP:HB2	12:I:86:HIS:CE1	2.50	0.43
14:L:21:ARG:HH11	46:1:273:ARG:CD	57.54	0.43
1:5:4927:G:H1'	15:M:121:ARG:HD3	1.99	0.43
16:N:195:ARG:H	16:N:195:ARG:HG3	1.72	0.43
1:5:4307:A:H4'	19:Q:186:TYR:CD2	2.53	0.43
22:T:143:THR:OG1	22:T:146:LYS:O	2.18	0.43
46:1:302:TYR:OH	46:1:341:LEU:HG	2.18	0.43
1:5:1065:G:N1	1:5:1066:G:C6	2.87	0.43
1:5:1100:U:O2	1:5:1167:C:C6	2.71	0.43
1:5:1189:G:N2	1:5:1190:C:H1'	2.33	0.43
1:5:1244:G:O4'	1:5:1269:G:H1'	2.18	0.43
1:5:1258:G:C2	1:5:1259:G:N9	2.87	0.43

Continued on next page...

Continued from previous page...

Atom-1	Atom-2	Interatomic distance (Å)	Clash overlap (Å)
1:5:1334:A:N3	1:5:1334:A:H2'	2.32	0.43
1:5:1373:A:C4	1:5:1374:G:C8	3.06	0.43
1:5:1427:A:H2	19:Q:50:ARG:HH22	1.65	0.43
1:5:1477:C:C4	1:5:1478:C:C6	3.06	0.43
1:5:1384:C:O2'	1:5:1505:C:OP1	2.33	0.43
1:5:1581:G:N7	1:5:1610:C:N4	2.67	0.43
1:5:1684:A:N1	1:5:1685:G:C8	2.86	0.43
1:5:175:C:H2'	1:5:176:G:C8	2.54	0.43
1:5:1865:G:N2	1:5:1867:A:H2'	2.34	0.43
1:5:1921:C:C5	15:M:17:PHE:HD1	2.36	0.43
1:5:1943:A:C8	1:5:1944:A:C1'	3.01	0.43
1:5:2009:A:HO2'	1:5:2010:A:P	2.41	0.43
1:5:2103:G:C4	1:5:2104:G:C8	3.06	0.43
1:5:1689:G:H4'	1:5:2285:A:H4'	2.01	0.43
1:5:2307:A:N9	1:5:2332:A:C2	2.87	0.43
1:5:2401:A:N1	1:5:2402:G:C5	2.87	0.43
1:5:2439:G:C2	1:5:2440:U:C5	3.07	0.43
1:5:247:G:C2	1:5:248:C:C4	3.07	0.43
1:5:2594:C:O2	1:5:2595:C:C6	2.72	0.43
1:5:3698:G:C6	1:5:3699:C:C4	3.07	0.43
1:5:3734:U:O2'	1:5:3735:G:C5'	2.67	0.43
1:5:3832:U:C2	1:5:3833:C:C5	3.06	0.43
1:5:4415:A:C2	1:5:4416:G:H1'	2.54	0.43
1:5:4518:A:H5''	1:5:4520:G:H4'	2.01	0.43
1:5:459:C:N3	1:5:460:C:C6	2.87	0.43
1:5:4731:G:N7	1:5:4733:C:C6	2.86	0.43
1:5:4737:G:H2'	1:5:4738:C:H6	1.83	0.43
1:5:4906:C:H1'	1:5:4916:G:N2	2.34	0.43
1:5:5034:A:C5	1:5:5035:U:H1'	2.54	0.43
1:5:5055:G:C2	1:5:5056:A:N7	2.86	0.43
1:5:661:C:C2	1:5:662:C:C5	3.07	0.43
1:5:90:G:C8	1:5:92:C:N1	2.85	0.43
2:7:40:U:O2	13:J:75:ARG:HD2	2.19	0.43
3:8:115:G:C5	3:8:116:C:C5	3.07	0.43
3:8:144:U:N3	3:8:145:C:C5	2.87	0.43
3:8:27:U:C2	3:8:28:C:C6	3.06	0.43
4:A:158:ILE:HG21	4:A:162:ASN:OD1	2.18	0.43
1:5:1539:G:H5'	4:A:194:ASN:ND2	2.33	0.43
5:B:231:VAL:HG11	5:B:251:VAL:HG23	2.01	0.43
1:5:4314:C:O2'	5:B:36:ASP:HB3	133.32	0.43
8:E:157:ARG:HH22	8:E:271:PHE:HB2	1.83	0.43

Continued on next page...

Continued from previous page...

Atom-1	Atom-2	Interatomic distance (Å)	Clash overlap (Å)
9:F:44:LEU:CD2	9:F:48:ARG:NE	2.81	0.43
10:G:108:GLN:NE2	10:G:108:GLN:N	2.66	0.43
11:H:106:GLN:NE2	11:H:113:GLU:HG2	2.34	0.43
12:I:110:ARG:HA	12:I:110:ARG:CZ	2.49	0.43
13:J:105:PHE:HE1	13:J:132:VAL:CB	2.25	0.43
13:J:99:PHE:CZ	13:J:105:PHE:CB	2.97	0.43
20:R:177:LEU:HB3	20:R:178:GLN:OE1	2.18	0.43
24:V:48:ARG:HG2	24:V:51:ARG:HB2	2.00	0.43
27:Y:27:ARG:HB2	27:Y:75:ARG:HH12	1.83	0.43
1:5:1085:C:N3	1:5:1086:C:C5	2.85	0.43
1:5:1176:C:H4'	7:D:279:ARG:HG3	2.01	0.43
1:5:1235:G:H2'	1:5:1236:C:H5'	2.01	0.43
1:5:1483:C:OP2	1:5:1483:C:H2'	2.18	0.43
1:5:1564:A:O2'	1:5:1565:A:O5'	2.37	0.43
1:5:1697:G:H4'	1:5:1698:C:OP1	2.19	0.43
1:5:1777:C:O2	1:5:1777:C:H2'	2.19	0.43
1:5:1844:G:C5	1:5:1845:U:C5	3.07	0.43
1:5:1872:G:N2	1:5:1873:A:C4	2.87	0.43
1:5:1966:C:O2	1:5:1966:C:C2'	2.61	0.43
1:5:2058:G:N2	1:5:2059:C:C1'	2.80	0.43
1:5:2359:U:O5'	1:5:2360:A:H2'	2.19	0.43
1:5:2418:A:C6	1:5:2419:C:C4	3.06	0.43
1:5:2452:G:C6	1:5:2467:U:C4	3.02	0.43
1:5:2566:G:N2	1:5:2567:G:C8	2.86	0.43
1:5:2635:U:H2'	1:5:2636:U:C6	2.54	0.43
1:5:2645:G:C2	1:5:2646:C:C2	3.07	0.43
1:5:2666:U:C4	1:5:2669:C:C5	3.07	0.43
1:5:2738:C:C2	1:5:2741:U:C4	3.07	0.43
1:5:2757:A:O2'	1:5:2758:G:O5'	2.36	0.43
1:5:3640:U:H2'	1:5:3646:A:H62	1.83	0.43
1:5:3694:U:O2	1:5:3694:U:H2'	2.17	0.43
1:5:3806:G:C4	1:5:3807:A:C8	3.07	0.43
1:5:3871:A:N1	1:5:3885:G:C2	2.87	0.43
1:5:3921:U:H2'	1:5:3922:G:H3'	2.00	0.43
1:5:4081:G:N1	1:5:4082:G:N7	2.66	0.43
1:5:4112:C:N3	1:5:4113:U:C6	2.87	0.43
1:5:4175:G:C2	1:5:4176:C:C6	3.07	0.43
1:5:4235:G:H2'	1:5:4236:G:C5'	2.49	0.43
1:5:426:A:O2'	1:5:427:A:C5'	2.66	0.43
1:5:4360:U:C5	1:5:4361:U:C5	3.07	0.43
1:5:4439:U:C2	1:5:4440:G:C8	3.06	0.43

Continued on next page...

Continued from previous page...

Atom-1	Atom-2	Interatomic distance (Å)	Clash overlap (Å)
1:5:4688:C:C2	1:5:4689:U:C6	3.07	0.43
1:5:4692:A:OP2	1:5:4693:C:O2'	2.36	0.43
1:5:4724:A:C2	1:5:4725:C:N1	2.87	0.43
1:5:476:G:N2	1:5:679:C:C2	2.87	0.43
1:5:4914:C:H2'	1:5:4915:G:C8	2.54	0.43
1:5:4991:U:C2	1:5:4992:G:C8	3.07	0.43
1:5:53:C:O2	1:5:53:C:H2'	2.19	0.43
1:5:680:G:N2	1:5:681:G:H1'	2.34	0.43
1:5:686:A:C2'	1:5:687:U:H5'	2.49	0.43
1:5:689:U:C3'	1:5:690:C:H5''	2.49	0.43
2:7:110:G:N2	2:7:111:C:N1	2.66	0.43
2:7:54:A:N3	2:7:55:A:H8	2.06	0.43
2:7:54:A:N7	13:J:12:MET:CG	2.82	0.43
1:5:352:G:C6	6:C:196:MET:SD	3.12	0.43
6:C:266:THR:OG1	6:C:267:TRP:N	2.52	0.43
6:C:336:ARG:O	6:C:340:ILE:CG1	2.67	0.43
8:E:238:ILE:O	8:E:239:SER:HB3	2.18	0.43
1:5:1236:C:H2'	8:E:56:SER:CB	2.49	0.43
9:F:181:LEU:HB3	9:F:186:ILE:HB	2.00	0.43
7:D:284:LYS:HB2	12:I:209:TRP:CH2	2.53	0.43
15:M:109:ARG:CB	15:M:109:ARG:HH21	2.32	0.43
24:V:42:VAL:HB	24:V:45:ILE:HD12	2.01	0.43
1:5:1098:G:H2'	1:5:1099:C:O4'	2.19	0.43
1:5:113:A:H2'	1:5:113:A:N3	2.32	0.43
1:5:1176:C:O2'	7:D:279:ARG:CG	2.66	0.43
1:5:119:G:H3'	1:5:120:A:H5'	2.00	0.43
1:5:1203:G:N3	1:5:1204:C:C6	2.87	0.43
1:5:1248:C:N4	1:5:1249:C:H41	2.17	0.43
1:5:1380:G:N2	1:5:1382:G:N3	2.67	0.43
1:5:1404:G:C2	1:5:1405:C:C2	3.07	0.43
1:5:1421:G:C6	1:5:1465:G:C4	3.07	0.43
1:5:141:C:H2'	1:5:142:G:O4'	2.19	0.43
1:5:1438:U:O4	1:5:1444:G:O6	2.35	0.43
1:5:1448:G:C2	1:5:1449:C:C2	3.06	0.43
1:5:1458:C:O2	1:5:1458:C:C2'	2.54	0.43
1:5:1617:G:C2	1:5:1618:G:C4	3.07	0.43
1:5:1743:A:C6	1:5:1744:U:C6	3.07	0.43
1:5:1751:A:C2	1:5:1752:G:C1'	3.02	0.43
1:5:1752:G:N1	1:5:1753:G:C4	2.86	0.43
1:5:1776:A:C4	1:5:1777:C:C5	3.07	0.43
1:5:1806:G:N1	1:5:1807:C:C5	2.87	0.43

Continued on next page...

Continued from previous page...

Atom-1	Atom-2	Interatomic distance (Å)	Clash overlap (Å)
1:5:1819:G:C8	7:D:142:PHE:HD2	2.37	0.43
1:5:1721:G:N1	1:5:1840:G:C8	2.82	0.43
1:5:1899:G:C6	1:5:1900:C:C4	3.05	0.43
1:5:1919:G:N2	21:S:166:ARG:HB2	2.33	0.43
1:5:1944:A:C6	1:5:1945:G:C5	3.06	0.43
1:5:1944:A:C6	1:5:1945:G:C8	3.07	0.43
1:5:1964:A:C5	1:5:4694:G:C6	3.07	0.43
1:5:1968:G:N3	1:5:1969:G:C8	2.87	0.43
1:5:1988:G:N3	1:5:1989:G:C8	2.86	0.43
1:5:202:C:C2	1:5:214:G:N2	2.87	0.43
1:5:2090:U:OP2	1:5:2090:U:O2	2.37	0.43
1:5:2301:G:C5	1:5:2302:C:C5	3.06	0.43
1:5:2315:G:C2	1:5:2316:G:C4	3.07	0.43
1:5:2347:A:O2'	1:5:2348:G:C8	2.59	0.43
1:5:2576:G:C6	1:5:2577:C:C6	3.06	0.43
1:5:2587:A:H8	1:5:2588:C:N3	2.17	0.43
1:5:2613:C:H42	1:5:2614:C:N4	2.17	0.43
1:5:2690:C:C2	1:5:2691:U:C5	3.05	0.43
1:5:2701:U:C2	1:5:2702:C:C6	3.07	0.43
1:5:2823:G:N1	1:5:2824:C:C4	2.86	0.43
1:5:2825:A:H4'	1:5:2826:U:O5'	2.18	0.43
1:5:332:C:H2'	1:5:333:U:O5'	2.19	0.43
1:5:3675:G:C2	1:5:3676:G:C5	2.97	0.43
1:5:3717:A:N1	1:5:3736:A:N1	2.66	0.43
1:5:3737:A:H2'	1:5:3738:G:C1'	2.48	0.43
1:5:3879:G:O6	1:5:3882:C:C6	2.72	0.43
1:5:3904:G:H3'	1:5:3905:A:O4'	2.18	0.43
1:5:3943:A:C6	1:5:3944:G:C5	3.07	0.43
1:5:4090:G:C5	1:5:4091:G:C8	3.07	0.43
1:5:4099:G:C4	1:5:4100:C:C5	3.07	0.43
1:5:4168:G:C2'	1:5:4169:G:O5'	2.66	0.43
1:5:4222:G:H2'	1:5:4223:C:O4'	2.18	0.43
1:5:4238:G:H2'	1:5:4239:A:O4'	2.19	0.43
1:5:4250:G:C2	1:5:4259:C:C2	3.07	0.43
1:5:4283:G:N3	1:5:4284:C:H6	2.04	0.43
1:5:4316:G:C6	1:5:4317:A:N7	2.86	0.43
1:5:4425:G:O6	1:5:4426:C:C5	2.72	0.43
1:5:4475:G:O5'	1:5:4475:G:H8	2.02	0.43
1:5:4734:A:N3	1:5:4735:G:C8	2.87	0.43
1:5:4991:U:O2	1:5:4992:G:C8	2.72	0.43
1:5:5063:G:N3	1:5:5064:G:C8	2.87	0.43

Continued on next page...

Continued from previous page...

Atom-1	Atom-2	Interatomic distance (Å)	Clash overlap (Å)
1:5:512:U:C3'	1:5:513:U:H5''	2.48	0.43
1:5:29:G:C5	1:5:54:G:C2	3.06	0.43
1:5:55:G:N1	1:5:56:A:C5	2.87	0.43
1:5:660:A:C2	1:5:661:C:C5	3.07	0.43
1:5:86:U:C2	1:5:87:A:N7	2.86	0.43
2:7:73:U:O2	2:7:102:U:C4	2.72	0.43
2:7:7:G:N3	2:7:7:G:H2'	2.34	0.43
3:8:28:C:N3	3:8:29:G:C8	2.87	0.43
5:B:146:LEU:HD13	5:B:146:LEU:N	2.34	0.43
5:B:190:VAL:O	5:B:191:ALA:HB3	2.18	0.43
6:C:331:TYR:O	6:C:335:MET:HG3	2.18	0.43
7:D:160:PHE:CE2	7:D:179:ARG:HB2	2.54	0.43
7:D:275:GLN:HA	7:D:278:ASP:OD1	2.19	0.43
9:F:198:THR:O	9:F:200:GLY:N	2.52	0.43
12:I:30:LYS:HG2	12:I:63:GLU:HG2	2.01	0.43
22:T:3:ASN:CB	22:T:9:ARG:NH1	2.81	0.43
46:1:268:LYS:HE2	46:1:268:LYS:HB3	1.71	0.43
1:5:1279:A:N3	1:5:1280:C:N3	2.67	0.43
1:5:1285:U:C4	1:5:1286:C:C5	3.07	0.43
1:5:1305:C:OP1	3:8:7:U:O2'	2.37	0.43
1:5:1368:A:HO2'	1:5:1369:C:P	2.41	0.43
1:5:1422:G:C4	1:5:1423:U:C5	3.06	0.43
1:5:1540:C:N3	1:5:1541:C:C5	2.87	0.43
1:5:1775:A:C2	1:5:1776:A:C4	3.07	0.43
1:5:1840:G:O2'	1:5:1842:G:O5'	2.37	0.43
1:5:1948:G:C4	1:5:1949:U:C5	3.06	0.43
1:5:2044:U:O2	1:5:2044:U:C2'	2.62	0.43
1:5:224:U:O2	6:C:219:LYS:HG2	2.19	0.43
1:5:2288:G:H5'	1:5:2289:C:OP1	2.18	0.43
1:5:2294:G:N2	1:5:2295:C:C6	2.86	0.43
1:5:2316:G:H2'	1:5:2317:C:H6	1.83	0.43
1:5:2364:G:N3	1:5:2365:C:C5	2.86	0.43
1:5:2464:C:O2'	1:5:2465:C:C5'	2.67	0.43
1:5:2505:C:H4'	1:5:2506:G:C5'	2.48	0.43
1:5:2576:G:N1	1:5:2577:C:C4	2.87	0.43
1:5:2650:G:C6	1:5:2651:C:C4	3.07	0.43
1:5:2666:U:C4	1:5:2669:C:C4	3.07	0.43
1:5:268:G:C2	1:5:269:G:C8	3.07	0.43
1:5:2820:C:C2'	1:5:2821:U:H5'	2.49	0.43
1:5:3656:A:C6	1:5:3657:U:C5	3.06	0.43
1:5:3663:A:H5'	1:5:3663:A:C4	2.54	0.43

Continued on next page...

Continued from previous page...

Atom-1	Atom-2	Interatomic distance (Å)	Clash overlap (Å)
1:5:3702:A:C6	1:5:3774:A:C6	3.07	0.43
1:5:3757:G:C6	1:5:3758:U:C5	3.06	0.43
1:5:4085:A:N6	10:G:62:ARG:NH2	2.67	0.43
1:5:4193:C:H3'	1:5:4194:U:O2	2.19	0.43
1:5:4216:G:C6	1:5:4217:G:C5	3.07	0.43
1:5:4352:U:H2'	1:5:4353:U:H5'	2.00	0.43
1:5:4355:G:N2	1:5:4356:G:C8	2.87	0.43
1:5:4580:U:N3	1:5:4723:A:C2	2.87	0.43
1:5:4892:A:C2	1:5:4893:A:H1'	2.54	0.43
1:5:490:C:H3'	1:5:491:G:C8	2.51	0.43
1:5:2889:G:N2	1:5:5034:A:H8	2.17	0.43
1:5:652:G:C5	1:5:653:U:C6	3.07	0.43
1:5:687:U:C4	1:5:688:U:C4	3.07	0.43
1:5:686:A:H3'	1:5:687:U:H5'	2.00	0.43
1:5:89:C:HO2'	1:5:90:G:C5'	2.32	0.43
1:5:919:C:O2'	1:5:920:C:H5'	2.18	0.43
2:7:27:G:C2	2:7:28:C:C2	3.07	0.43
3:8:117:C:N4	3:8:118:C:C5	2.86	0.43
3:8:131:G:O6	3:8:132:G:C5	2.72	0.43
3:8:82:A:H3'	3:8:82:A:C4	2.54	0.43
3:8:97:A:C6	3:8:98:C:N4	2.87	0.43
5:B:339:GLY:HA3	5:B:343:ARG:HD2	2.01	0.43
6:C:189:MET:HB3	6:C:195:LYS:HD3	2.01	0.43
7:D:82:GLU:OE2	7:D:108:ARG:NH1	2.48	0.43
7:D:43:LYS:HB3	7:D:46:THR:HG22	2.01	0.43
9:F:41:GLN:NE2	9:F:41:GLN:CA	2.77	0.43
11:H:41:ILE:CD1	11:H:69:THR:HB	2.48	0.43
13:J:107:PHE:CZ	13:J:130:PHE:CG	3.06	0.43
14:L:128:PRO:HB2	14:L:133:ALA:HB3	1.99	0.43
16:N:120:TRP:CZ2	16:N:123:GLU:HB3	2.54	0.43
1:5:1558:A:H1'	20:R:129:GLY:HA3	2.01	0.43
11:H:60:TRP:NE1	21:S:153:PRO:HG3	2.34	0.43
9:F:129:LYS:HB2	22:T:133:ALA:HB3	2.00	0.43
1:5:1086:C:O2	1:5:1086:C:C2'	2.67	0.42
1:5:1184:A:N1	1:5:1185:G:C5	2.87	0.42
1:5:1205:G:C5	1:5:1206:C:C5	3.07	0.42
1:5:1268:G:O5'	1:5:2109:G:H8	2.01	0.42
1:5:1398:A:H61	1:5:1419:G:H2'	1.83	0.42
1:5:1543:G:H1'	1:5:2513:A:C2	2.54	0.42
1:5:1581:G:C6	1:5:1610:C:C4	3.07	0.42
1:5:1672:U:O2	1:5:1673:U:C4	2.70	0.42

Continued on next page...

Continued from previous page...

Atom-1	Atom-2	Interatomic distance (Å)	Clash overlap (Å)
1:5:1750:G:N3	1:5:1751:A:C8	2.87	0.42
1:5:1961:G:C6	1:5:2024:G:N1	2.87	0.42
1:5:1961:G:H2'	1:5:2024:G:N2	2.34	0.42
1:5:2012:A:H2'	1:5:2013:A:O4'	2.19	0.42
1:5:2052:G:C2	1:5:2053:C:C2	3.06	0.42
1:5:2124:G:N3	1:5:2124:G:H2'	2.34	0.42
1:5:2261:G:O2'	1:5:2262:G:C8	2.72	0.42
1:5:2276:A:C4	1:5:2277:C:C6	3.07	0.42
1:5:2322:G:C2	1:5:2323:C:C2	3.07	0.42
1:5:2405:G:H3'	1:5:2405:G:C8	2.54	0.42
1:5:2538:U:C2	1:5:2539:C:C5	3.07	0.42
1:5:2546:G:H4'	1:5:2547:G:OP1	2.18	0.42
1:5:2606:G:N3	1:5:2607:C:C5	2.87	0.42
1:5:2622:G:C6	1:5:2623:A:C8	3.07	0.42
1:5:2646:C:N4	1:5:2686:G:C6	2.87	0.42
1:5:2678:A:C2	1:5:2679:G:C8	3.07	0.42
1:5:301:G:C4	1:5:302:C:C5	3.08	0.42
1:5:3621:A:C6	1:5:3622:C:C5	3.07	0.42
1:5:371:A:H2'	1:5:372:A:C8	2.54	0.42
1:5:3775:A:H2'	1:5:3776:G:O4'	2.19	0.42
1:5:3834:C:N3	1:5:3835:C:C5	2.87	0.42
1:5:4101:C:N3	1:5:4102:C:C6	2.87	0.42
1:5:4166:G:C2	1:5:4167:G:N9	2.86	0.42
1:5:3927:U:C4	1:5:4182:G:N2	2.87	0.42
1:5:4241:C:C4	1:5:4242:U:H5	2.37	0.42
1:5:4343:U:N3	1:5:4344:U:C4	2.87	0.42
1:5:4400:G:C6	1:5:4401:G:N7	2.87	0.42
1:5:4404:U:C4	1:5:4436:U:N3	2.87	0.42
1:5:4538:G:C4	1:5:4539:U:C5	3.07	0.42
1:5:4660:G:H2'	1:5:4661:G:H5''	1.99	0.42
1:5:4723:A:C2	1:5:4724:A:N7	2.87	0.42
1:5:4744:A:C2	1:5:4745:G:C8	3.07	0.42
1:5:489:C:N4	1:5:490:C:C4	2.87	0.42
1:5:4910:G:N7	17:O:156:LEU:HD22	2.34	0.42
1:5:52:G:C3'	1:5:52:G:C8	3.02	0.42
1:5:719:C:O2	1:5:720:G:C8	2.72	0.42
1:5:731:G:O6	1:5:732:A:C4	2.72	0.42
1:5:74:G:H5'	14:L:59:VAL:CG1	2.49	0.42
1:5:917:A:N3	1:5:918:G:C6	2.86	0.42
1:5:950:G:N2	1:5:951:G:C4	2.87	0.42
1:5:951:G:N3	1:5:952:G:C8	2.87	0.42

Continued on next page...

Continued from previous page...

Atom-1	Atom-2	Interatomic distance (Å)	Clash overlap (Å)
1:5:993:G:C4	1:5:994:G:C8	3.07	0.42
2:7:31:G:C2	2:7:47:G:C2	3.07	0.42
2:7:73:U:O2	2:7:102:U:C5	2.72	0.42
3:8:101:C:N3	3:8:102:G:C8	2.87	0.42
3:8:116:C:C2	3:8:117:C:C6	3.07	0.42
3:8:119:C:O2	3:8:119:C:H2'	2.19	0.42
3:8:138:C:N3	3:8:139:G:N7	2.67	0.42
3:8:149:G:C2	3:8:151:G:N7	2.87	0.42
8:E:277:ILE:CD1	8:E:282:LEU:HD13	2.48	0.42
11:H:54:ARG:HG3	11:H:54:ARG:HH11	1.84	0.42
12:I:12:CYS:SG	12:I:59:GLN:HG2	2.59	0.42
13:J:147:ARG:HG2	13:J:147:ARG:O	2.18	0.42
16:N:156:HIS:O	16:N:159:ARG:HG3	2.19	0.42
20:R:131:VAL:CB	20:R:132:PHE:CE2	2.99	0.42
21:S:28:TYR:CD2	22:T:151:LEU:HD11	2.53	0.42
21:S:13:VAL:HA	21:S:28:TYR:O	2.19	0.42
21:S:13:VAL:HG23	21:S:62:VAL:HB	2.00	0.42
9:F:88:GLU:CG	22:T:136:ARG:HG2	2.49	0.42
27:Y:126:ARG:HH11	27:Y:126:ARG:HG2	1.84	0.42
3:8:73:U:OP1	27:Y:75:ARG:HD2	2.19	0.42
28:Z:60:LYS:CE	28:Z:60:LYS:HA	2.49	0.42
1:5:2414:G:C5'	46:1:398:GLN:NE2	2.82	0.42
46:1:58:SER:OG	46:1:62:PHE:CE1	2.70	0.42
1:5:1079:C:N4	1:5:1080:C:C5	2.87	0.42
1:5:1186:U:C5	1:5:1187:G:N7	2.87	0.42
1:5:1189:G:N2	1:5:1190:C:C2	2.87	0.42
1:5:1247:U:C4	1:5:1248:C:C4	3.07	0.42
1:5:1274:A:O2'	1:5:1275:G:O5'	2.31	0.42
1:5:1349:G:C5	1:5:1350:C:C5	3.06	0.42
1:5:1355:G:N1	1:5:1385:G:N3	2.67	0.42
1:5:1556:C:H2'	1:5:1557:C:C6	2.51	0.42
1:5:1617:G:C6	1:5:1618:G:C6	3.07	0.42
1:5:1667:G:N3	1:5:2283:G:C6	2.87	0.42
1:5:165:A:C4	1:5:166:C:C5	3.07	0.42
1:5:1829:G:C2	1:5:1830:G:C5	3.07	0.42
1:5:1918:U:O2	1:5:1920:C:C4	2.72	0.42
1:5:1930:U:C4	17:O:48:TYR:CD2	3.07	0.42
1:5:1992:U:C5	1:5:2002:A:H5''	2.55	0.42
1:5:2325:C:C4	1:5:2326:G:N7	2.84	0.42
1:5:2442:G:C2'	1:5:2443:G:H5''	2.49	0.42
1:5:2560:C:N3	1:5:2561:C:C6	2.87	0.42

Continued on next page...

Continued from previous page...

Atom-1	Atom-2	Interatomic distance (Å)	Clash overlap (Å)
1:5:2674:A:H4'	1:5:2675:G:OP2	2.18	0.42
1:5:269:G:C2'	1:5:269:G:N3	2.82	0.42
1:5:2703:G:C2	1:5:2704:C:C2	3.07	0.42
1:5:2736:G:N1	1:5:2737:C:C5	2.77	0.42
1:5:2782:U:O2	1:5:2782:U:H2'	2.17	0.42
1:5:298:G:C4	1:5:299:C:C6	3.07	0.42
1:5:32:G:OP1	16:N:73:ARG:NH1	2.52	0.42
1:5:3593:C:H2'	1:5:3595:U:C5	2.54	0.42
1:5:3605:C:C4	1:5:3606:U:C5	3.07	0.42
1:5:3723:A:N1	1:5:3724:A:C5	2.87	0.42
1:5:3795:A:C4	1:5:3796:U:C6	3.07	0.42
1:5:3845:A:C6	1:5:3846:C:C4	3.07	0.42
1:5:3861:A:C6	1:5:3862:A:C5	3.06	0.42
1:5:4342:C:O2	1:5:4342:C:H2'	2.18	0.42
1:5:1641:G:C6	1:5:4386:C:O4'	2.72	0.42
1:5:4502:C:C4	1:5:4503:A:N7	2.87	0.42
1:5:4578:G:C2	1:5:4579:U:C6	3.07	0.42
1:5:459:C:C2	1:5:460:C:C5	3.08	0.42
1:5:469:C:N4	1:5:470:A:C5	2.87	0.42
1:5:4730:C:H1'	1:5:4731:G:C3'	2.50	0.42
1:5:4746:C:C4	1:5:4747:C:C4	3.07	0.42
1:5:4862:G:C2	1:5:4863:G:N9	2.87	0.42
1:5:4898:G:C2	1:5:4899:G:N7	2.87	0.42
1:5:500:G:H5''	1:5:501:C:C5	2.53	0.42
1:5:681:G:C2	1:5:682:G:H1'	2.54	0.42
1:5:717:U:C4	1:5:718:C:C5	3.07	0.42
1:5:727:C:C2'	1:5:728:U:OP1	2.67	0.42
1:5:744:G:N1	1:5:921:C:C2	2.87	0.42
1:5:919:C:C5	1:5:920:C:C5	3.07	0.42
1:5:975:C:C3'	1:5:976:G:O4'	2.67	0.42
3:8:121:G:H2'	3:8:122:G:C5'	2.49	0.42
3:8:133:G:C2	3:8:134:G:C5	3.07	0.42
1:5:3899:G:H5''	5:B:257:TRP:O	2.19	0.42
7:D:109:LEU:HD21	7:D:142:PHE:CE1	2.54	0.42
2:7:22:A:C6	7:D:266:TRP:CE2	3.07	0.42
7:D:95:TYR:HE2	7:D:198:HIS:C	2.21	0.42
12:I:184:MET:HB2	12:I:190:LEU:HD12	2.00	0.42
14:L:103:ARG:CZ	14:L:103:ARG:HB3	2.49	0.42
15:M:81:ASP:C	15:M:81:ASP:OD1	2.57	0.42
16:N:128:LYS:HB3	16:N:130:PHE:HE1	1.83	0.42
16:N:113:LEU:CD2	16:N:136:ASP:OD1	2.66	0.42

Continued on next page...

Continued from previous page...

Atom-1	Atom-2	Interatomic distance (Å)	Clash overlap (Å)
21:S:173:ASN:OD1	21:S:174:THR:N	2.53	0.42
22:T:141:VAL:HG12	22:T:142:ARG:N	2.34	0.42
1:5:4301:U:C4'	22:T:54:HIS:HD2	2.27	0.42
24:V:85:ARG:NE	24:V:99:GLU:O	2.50	0.42
25:W:20:ARG:HE	25:W:30:GLN:HG3	1.83	0.42
1:5:2580:U:H1'	28:Z:38:TYR:OH	2.19	0.42
1:5:1258:G:N3	1:5:1259:G:C8	2.87	0.42
1:5:957:G:C5'	1:5:1284:G:C2	2.97	0.42
1:5:1320:U:C2	1:5:1321:G:C8	3.06	0.42
1:5:1330:A:C2	1:5:1331:C:C6	3.07	0.42
1:5:1398:A:H2'	1:5:1398:A:P	2.59	0.42
1:5:1421:G:N1	1:5:1422:G:N7	2.68	0.42
1:5:1554:A:N6	1:5:1573:G:H1'	2.34	0.42
1:5:1557:C:C2	1:5:1558:A:C8	3.08	0.42
1:5:1646:A:C6	1:5:1647:U:C4	3.07	0.42
1:5:1866:U:C5	1:5:4405:G:H1'	2.54	0.42
1:5:1886:G:N1	1:5:1894:C:C4	2.87	0.42
1:5:1921:C:H2'	15:M:17:PHE:CE1	2.55	0.42
1:5:1984:A:N6	1:5:2011:C:C1'	2.81	0.42
1:5:1998:A:H2	1:5:2020:U:O4'	2.02	0.42
1:5:1274:A:H5'	1:5:2123:C:C6	2.55	0.42
1:5:2316:G:C2	1:5:2317:C:N3	2.87	0.42
1:5:2290:C:H1'	1:5:2321:G:H1'	2.02	0.42
1:5:247:G:C6	1:5:248:C:C5	3.06	0.42
1:5:2480:G:C5	1:5:2481:G:N7	2.87	0.42
1:5:2487:G:O6	1:5:2489:C:H1'	2.19	0.42
1:5:2576:G:N1	1:5:2577:C:C6	2.88	0.42
1:5:2588:C:H6	1:5:2588:C:H3'	1.83	0.42
1:5:2658:G:H22	1:5:2675:G:C2'	2.25	0.42
1:5:2682:G:C4	1:5:2683:C:C5	3.07	0.42
1:5:2743:A:C4	1:5:2744:A:N7	2.85	0.42
1:5:2752:G:H8	1:5:2752:G:C5'	2.32	0.42
1:5:2574:G:O6	1:5:2762:G:O6	2.37	0.42
1:5:2812:A:H2'	1:5:2813:A:H8	1.78	0.42
1:5:301:G:C2	1:5:302:C:C2	3.07	0.42
1:5:3630:A:N3	1:5:3631:U:C6	2.87	0.42
1:5:3673:C:HO2'	1:5:3674:G:P	2.43	0.42
1:5:3698:G:C4	1:5:3699:C:C5	3.08	0.42
1:5:3755:G:N1	1:5:3756:A:C8	2.87	0.42
1:5:3759:A:C8	1:5:3765:G:N2	2.87	0.42
1:5:3806:G:C2	1:5:3807:A:C8	3.07	0.42

Continued on next page...

Continued from previous page...

Atom-1	Atom-2	Interatomic distance (Å)	Clash overlap (Å)
1:5:3841:C:C2	1:5:3842:C:C5	3.08	0.42
1:5:3873:G:C2	1:5:3883:U:N3	2.87	0.42
1:5:3871:A:C5	1:5:3885:G:N2	2.88	0.42
1:5:38:A:C2	1:5:41:C:C4	3.07	0.42
1:5:3946:G:N1	1:5:3947:A:C5	2.87	0.42
1:5:405:U:H5'	1:5:406:C:OP2	2.18	0.42
1:5:4176:C:H2'	1:5:4177:C:H6	1.83	0.42
1:5:4322:G:N2	1:5:4326:G:C6	2.88	0.42
1:5:4593:C:C2	1:5:4594:U:C6	3.07	0.42
1:5:4629:U:H2'	1:5:4630:G:O5'	2.20	0.42
1:5:4682:U:O2	1:5:4682:U:H2'	2.19	0.42
1:5:4719:G:H4'	1:5:4720:C:OP1	2.18	0.42
1:5:4742:G:N1	1:5:4743:G:C5	2.88	0.42
1:5:4871:C:H3'	15:M:91:TRP:NE1	2.34	0.42
1:5:4898:G:N3	1:5:4899:G:C8	2.87	0.42
1:5:4904:G:C2	1:5:4905:C:C6	3.06	0.42
1:5:497:G:N1	1:5:657:C:N4	2.67	0.42
1:5:4982:A:N6	1:5:4983:C:C4	2.87	0.42
1:5:680:G:C6	1:5:681:G:N7	2.88	0.42
1:5:685:C:O2	1:5:685:C:H2'	2.19	0.42
1:5:736:C:O5'	1:5:737:C:OP2	2.37	0.42
2:7:113:G:N2	2:7:114:U:C2	2.87	0.42
1:5:418:A:N6	3:8:16:G:O2'	2.53	0.42
1:5:1633:G:N1	4:A:207:VAL:HG11	2.35	0.42
5:B:89:ILE:CG2	5:B:197:ALA:HB1	2.50	0.42
12:I:9:TYR:N	12:I:9:TYR:CD1	2.87	0.42
14:L:92:ARG:CZ	14:L:92:ARG:HB3	2.49	0.42
17:O:15:LEU:HA	17:O:42:ASN:O	2.19	0.42
21:S:34:ALA:HB1	21:S:35:PRO:CD	2.49	0.42
23:U:23:LEU:HA	23:U:110:TYR:O	2.18	0.42
1:5:3615:G:H1'	25:W:44:ARG:HD3	2.01	0.42
1:5:1167:C:C2	1:5:1195:G:N1	2.87	0.42
1:5:1194:G:N1	1:5:1195:G:C5	2.87	0.42
1:5:444:G:N2	1:5:1304:C:C2	2.87	0.42
1:5:1346:C:N3	1:5:1347:G:N7	2.67	0.42
1:5:1358:G:H2'	1:5:1359:G:C1'	2.44	0.42
1:5:1368:A:O2'	1:5:1369:C:P	2.78	0.42
1:5:1398:A:N1	1:5:1420:A:C8	2.87	0.42
1:5:1421:G:C2	1:5:1422:G:C4	3.07	0.42
1:5:146:G:N2	1:5:147:A:C8	2.87	0.42
1:5:1570:G:C2	1:5:1571:G:H1'	2.54	0.42

Continued on next page...

Continued from previous page...

Atom-1	Atom-2	Interatomic distance (Å)	Clash overlap (Å)
1:5:1603:C:H2'	1:5:1604:G:H8	1.85	0.42
1:5:1750:G:N2	1:5:1751:A:N9	2.67	0.42
1:5:1823:G:C3'	1:5:1825:A:P	3.03	0.42
1:5:1829:G:N1	1:5:1830:G:C5	2.88	0.42
1:5:1321:G:C1'	1:5:1891:A:N6	2.83	0.42
1:5:1967:A:N1	1:5:1968:G:C6	2.87	0.42
1:5:199:G:C2	1:5:201:C:C4	3.07	0.42
1:5:227:A:N6	1:5:241:G:H2'	2.34	0.42
1:5:2437:C:H5''	1:5:2782:U:C4	2.48	0.42
1:5:2443:G:OP2	1:5:2516:G:N2	2.48	0.42
1:5:2471:G:H3'	1:5:2472:A:H5''	2.01	0.42
1:5:2504:C:O2'	1:5:2505:C:N3	2.34	0.42
1:5:2529:A:H61	1:5:2532:C:H1'	1.84	0.42
1:5:2533:C:O2	1:5:2534:C:C4	2.72	0.42
1:5:2630:U:O2	1:5:2632:U:H1'	2.19	0.42
1:5:2752:G:H3'	1:5:2753:G:H8	1.84	0.42
1:5:3804:G:O2'	1:5:3832:U:H1'	2.19	0.42
1:5:3812:C:P	1:5:3813:A:HO2'	2.39	0.42
1:5:3832:U:H2'	1:5:3833:C:C6	2.53	0.42
1:5:3877:A:C2	1:5:4444:C:H1'	2.54	0.42
1:5:4139:G:C2	1:5:4140:C:C2	3.06	0.42
1:5:4154:G:C2	1:5:4155:C:C2	3.07	0.42
1:5:4189:U:C2	1:5:4190:U:C6	3.07	0.42
1:5:423:G:C2'	18:P:118:GLN:HE21	2.32	0.42
1:5:4344:U:N3	1:5:4345:C:H5	2.14	0.42
1:5:4583:C:C4	1:5:4718:G:C2	3.07	0.42
1:5:4693:C:H4'	1:5:4694:G:OP1	2.16	0.42
1:5:473:C:O2	1:5:473:C:H2'	2.19	0.42
1:5:479:G:C5	1:5:480:C:C5	3.07	0.42
1:5:4898:G:N2	1:5:4899:G:C4	2.87	0.42
1:5:5042:A:N3	1:5:5042:A:H2'	2.33	0.42
1:5:506:C:C2	1:5:507:G:N7	2.88	0.42
1:5:62:A:O2'	1:5:63:G:H5'	2.19	0.42
1:5:6:C:O2	1:5:6:C:H2'	2.18	0.42
1:5:910:G:C2	1:5:911:U:C6	3.07	0.42
2:7:119:U:O4	7:D:258:LYS:CE	2.68	0.42
2:7:50:A:H2'	2:7:50:A:N3	2.34	0.42
2:7:60:G:C6	2:7:61:G:C8	3.07	0.42
3:8:53:G:C4	3:8:54:C:C5	3.08	0.42
3:8:94:G:C4'	3:8:95:A:OP1	2.63	0.42
4:A:227:ARG:CZ	4:A:227:ARG:HB2	2.50	0.42

Continued on next page...

Continued from previous page...

Atom-1	Atom-2	Interatomic distance (Å)	Clash overlap (Å)
5:B:6:PHE:HB3	24:V:49:LEU:HD11	2.01	0.42
1:5:218:A:C8	6:C:181:LYS:HG3	2.54	0.42
7:D:203:ASN:OD1	7:D:203:ASN:N	2.49	0.42
14:L:125:ILE:HD12	14:L:125:ILE:N	2.35	0.42
15:M:3:PHE:HB2	15:M:6:PHE:CE1	2.54	0.42
22:T:121:GLU:OE2	22:T:122:LYS:HG3	2.19	0.42
22:T:48:VAL:HG21	22:T:94:GLU:HG2	2.00	0.42
1:5:4301:U:C4'	22:T:54:HIS:CD2	2.95	0.42
25:W:59:HIS:N	25:W:59:HIS:CD2	2.87	0.42
28:Z:50:PRO:HB2	28:Z:122:TYR:HE2	1.85	0.42
46:1:288:ASN:OD1	46:1:428:ILE:CG1	2.65	0.42
1:5:1067:G:C5	1:5:1068:G:C8	3.07	0.42
1:5:1084:C:N3	1:5:1085:C:C6	2.87	0.42
1:5:1096:C:N3	1:5:1097:C:C5	2.87	0.42
1:5:113:A:C2	1:5:114:G:H1'	2.54	0.42
1:5:1211:G:N3	1:5:1212:G:C8	2.88	0.42
1:5:1260:G:C6	1:5:1261:G:C5	3.08	0.42
1:5:1345:A:H4'	19:Q:166:TYR:HE2	1.84	0.42
1:5:1358:G:O2'	1:5:1359:G:C4'	2.67	0.42
1:5:1376:C:H2'	1:5:1378:C:C6	2.55	0.42
1:5:1396:G:C3'	1:5:1396:G:C8	3.02	0.42
1:5:1460:C:H5''	19:Q:144:LYS:HB2	2.02	0.42
1:5:1617:G:C6	1:5:1618:G:N7	2.88	0.42
1:5:1634:A:N6	1:5:1635:C:N4	2.67	0.42
1:5:1761:G:N2	1:5:1762:C:C2	2.88	0.42
1:5:177:G:C2	1:5:178:C:C2	3.08	0.42
1:5:1811:G:C6	1:5:1812:C:C4	3.07	0.42
1:5:1827:C:N3	1:5:1828:C:C5	2.87	0.42
1:5:2076:G:C2	1:5:2077:C:H1'	2.54	0.42
1:5:212:A:C2	1:5:213:G:C6	3.08	0.42
1:5:212:A:C4	1:5:213:G:N7	2.86	0.42
1:5:2336:G:C4	1:5:2337:C:C5	3.07	0.42
1:5:2347:A:N3	1:5:2348:G:N1	2.66	0.42
1:5:2393:C:H1'	1:5:2398:U:C2	2.55	0.42
1:5:229:G:C2	1:5:240:G:C2	3.07	0.42
1:5:2598:A:C2	1:5:2748:C:O2	2.72	0.42
1:5:2657:G:C3'	1:5:2658:G:H8	2.31	0.42
1:5:2665:U:C4	20:R:124:TYR:OH	2.69	0.42
1:5:2670:C:O2'	1:5:2671:C:C5'	2.67	0.42
1:5:274:C:C2'	1:5:275:C:O5'	2.67	0.42
1:5:2791:C:N3	1:5:2792:C:C5	2.87	0.42

Continued on next page...

Continued from previous page...

Atom-1	Atom-2	Interatomic distance (Å)	Clash overlap (Å)
1:5:289:C:N3	1:5:290:U:C4	2.85	0.42
1:5:298:G:C5	1:5:299:C:C6	3.07	0.42
1:5:3610:A:C2	1:5:3611:A:C5	3.08	0.42
1:5:3695:U:C4	1:5:3696:C:H5	2.32	0.42
1:5:3753:G:C2	1:5:3754:G:N9	2.88	0.42
1:5:3846:C:C4	1:5:3847:C:H5	2.37	0.42
1:5:3879:G:P	1:5:3879:G:O4'	2.78	0.42
1:5:4107:G:N1	1:5:4108:G:C5	2.88	0.42
1:5:4139:G:N2	1:5:4140:C:C2	2.88	0.42
1:5:4172:A:C2	1:5:4173:G:C5	3.08	0.42
1:5:38:A:N1	1:5:41:C:C5	2.88	0.42
1:5:4200:G:C6	1:5:4201:G:C5	3.07	0.42
1:5:4352:U:C2'	1:5:4353:U:H5'	2.49	0.42
1:5:4416:G:C6	1:5:4417:C:C4	3.07	0.42
1:5:4503:A:C4	1:5:4504:C:C5	3.07	0.42
1:5:4453:C:O2	1:5:4529:G:C2	2.73	0.42
1:5:4550:G:N2	1:5:4551:U:C1'	2.82	0.42
1:5:4639:G:C5	1:5:4640:C:C5	3.07	0.42
1:5:4725:C:H2'	1:5:4725:C:O2	2.19	0.42
1:5:4956:A:N6	1:5:4957:C:C5	2.87	0.42
1:5:4986:G:C2'	1:5:4987:C:O5'	2.67	0.42
1:5:4998:G:C4	1:5:4999:G:C8	3.07	0.42
1:5:681:G:C6	1:5:682:G:C5	3.07	0.42
2:7:27:G:C5	2:7:28:C:C5	3.08	0.42
2:7:29:C:C2'	2:7:30:C:H5'	2.50	0.42
2:7:44:C:C2	2:7:45:U:C6	3.08	0.42
2:7:56:G:H2'	2:7:57:C:C5'	2.49	0.42
3:8:118:C:C4	3:8:119:C:C5	3.04	0.42
3:8:49:G:H2'	3:8:50:C:O4'	2.20	0.42
4:A:174:ARG:HB3	4:A:174:ARG:CZ	2.49	0.42
4:A:242:ARG:CG	4:A:243:THR:N	2.83	0.42
5:B:285:TYR:CE2	5:B:334:LYS:HB2	2.54	0.42
9:F:155:LEU:HB3	9:F:213:PHE:CE2	2.54	0.42
11:H:129:ARG:HG2	11:H:156:ASN:ND2	2.34	0.42
15:M:29:ASP:OD1	15:M:29:ASP:C	2.58	0.42
19:Q:32:TYR:N	19:Q:32:TYR:HD1	2.17	0.42
20:R:107:ARG:HB3	20:R:107:ARG:HH11	1.84	0.42
7:D:44:TYR:HA	22:T:33:ILE:HB	2.00	0.42
24:V:13:LYS:HG2	24:V:128:LEU:HD13	2.02	0.42
28:Z:4:PHE:N	28:Z:4:PHE:HD1	2.18	0.42
47:2:30:ARG:HG2	47:2:30:ARG:H	1.52	0.42

Continued on next page...

Continued from previous page...

Atom-1	Atom-2	Interatomic distance (Å)	Clash overlap (Å)
1:5:1085:C:N4	1:5:1086:C:C5	2.88	0.42
1:5:1260:G:C2	1:5:1261:G:C5	3.07	0.42
1:5:1520:C:H2'	1:5:1521:C:O4'	2.19	0.42
1:5:1545:G:C4	1:5:1546:C:C5	3.07	0.42
1:5:1667:G:N1	1:5:2280:G:H2'	2.34	0.42
1:5:1808:C:C4	1:5:1809:C:C5	3.07	0.42
1:5:2021:G:C2	1:5:2022:C:N1	2.87	0.42
1:5:2081:C:O2'	1:5:2082:G:C5'	2.67	0.42
1:5:2102:G:C2	1:5:2103:G:C8	3.08	0.42
1:5:2481:G:N1	1:5:2482:C:C4	2.88	0.42
1:5:2549:G:N2	1:5:2550:G:H1'	2.34	0.42
1:5:2566:G:C2	1:5:2567:G:C5	3.07	0.42
1:5:2606:G:C5	1:5:2607:C:C5	3.07	0.42
1:5:273:U:H2'	1:5:274:C:O4'	2.20	0.42
1:5:2771:G:C5	1:5:2772:C:C6	3.08	0.42
1:5:2843:U:C2	1:5:2844:A:N7	2.72	0.42
1:5:3617:G:H2'	1:5:3618:C:O4'	2.20	0.42
1:5:3701:C:N4	1:5:3745:U:H2'	2.35	0.42
1:5:3756:A:C4	1:5:3757:G:C8	3.08	0.42
1:5:3857:G:C2	1:5:3858:C:N1	2.88	0.42
1:5:3896:C:H5''	1:5:3897:G:OP2	2.19	0.42
1:5:3909:C:H42	1:5:3910:C:N4	2.18	0.42
1:5:4081:G:N2	1:5:4082:G:C4	2.87	0.42
1:5:4147:G:C2	1:5:4148:C:C2	3.08	0.42
1:5:4336:A:C8	1:5:4336:A:C3'	3.02	0.42
1:5:446:C:N3	1:5:447:C:C6	2.87	0.42
1:5:4489:G:C4	1:5:4490:C:C5	3.08	0.42
1:5:4595:G:C4	1:5:4596:C:C5	3.07	0.42
1:5:4652:G:H2'	1:5:4653:C:C6	2.54	0.42
1:5:4761:G:C2'	1:5:4762:A:O4'	2.60	0.42
1:5:5035:U:N3	1:5:5036:C:C6	2.87	0.42
1:5:718:C:C2	1:5:719:C:C6	3.07	0.42
1:5:74:G:C5'	14:L:59:VAL:CG1	2.97	0.42
1:5:910:G:C4	1:5:911:U:C6	3.08	0.42
1:5:98:A:H1'	1:5:292:G:C6	2.54	0.42
2:7:19:C:C2	2:7:60:G:N2	2.87	0.42
2:7:66:G:H2'	2:7:67:C:C6	2.54	0.42
2:7:72:U:H2'	2:7:73:U:C6	2.54	0.42
3:8:131:G:N3	3:8:131:G:H2'	2.33	0.42
4:A:40:TYR:CE2	4:A:89:TYR:CD2	3.07	0.42
1:5:4625:C:O2'	5:B:53:MET:HE3	2.20	0.42

Continued on next page...

Continued from previous page...

Atom-1	Atom-2	Interatomic distance (Å)	Clash overlap (Å)
7:D:163:LEU:HD21	7:D:175:HIS:CB	2.50	0.42
1:5:4280:A:C6	7:D:29:ASP:OD1	2.72	0.42
8:E:233:LYS:O	8:E:235:LYS:N	2.52	0.42
10:G:102:TYR:OH	10:G:208:ASN:N	2.50	0.42
10:G:29:ASN:HA	10:G:29:ASN:HD22	1.68	0.42
12:I:112:GLN:HB2	12:I:116:ARG:NH1	2.34	0.42
1:5:106:A:P	14:L:39:ARG:HH21	2.42	0.42
15:M:123:ILE:HD11	17:O:182:GLU:CG	2.49	0.42
15:M:120:ASN:O	15:M:124:LYS:HB2	2.19	0.42
15:M:86:TRP:O	15:M:87:ALA:CB	2.68	0.42
16:N:184:ILE:HG23	16:N:194:ARG:HH12	1.84	0.42
18:P:23:ARG:HH11	18:P:23:ARG:HG2	1.84	0.42
1:5:2667:C:O4'	20:R:96:MET:HG2	2.20	0.42
25:W:33:ASN:OD1	25:W:33:ASN:N	2.53	0.42
27:Y:5:PRO:O	27:Y:6:PHE:CB	2.67	0.42
1:5:987:C:C2	1:5:1067:G:N2	2.88	0.42
1:5:1075:G:N2	1:5:1076:C:C2	2.88	0.42
1:5:107:G:H2'	1:5:107:G:N3	2.35	0.42
1:5:1195:G:H2'	1:5:1196:G:H8	1.84	0.42
1:5:1272:C:O2'	1:5:1273:G:C1'	2.67	0.42
1:5:12:A:H5''	1:5:12:A:H8	1.84	0.42
1:5:1303:A:N3	1:5:1303:A:H2'	2.33	0.42
1:5:1355:G:C2'	1:5:1356:U:O5'	2.67	0.42
1:5:1355:G:H2'	1:5:1356:U:C6	2.55	0.42
1:5:138:G:C3'	1:5:139:G:C5'	2.97	0.42
1:5:1424:G:C4	1:5:1425:G:C8	3.08	0.42
1:5:1522:G:H2'	1:5:1522:G:N3	2.34	0.42
1:5:1588:U:H2'	1:5:1589:C:C6	2.55	0.42
1:5:1644:C:N3	1:5:1645:C:C5	2.88	0.42
1:5:1769:G:C2	1:5:1770:A:N7	2.87	0.42
1:5:1964:A:C6	1:5:1965:G:C8	2.84	0.42
1:5:1971:C:N3	1:5:1972:G:C5	2.87	0.42
1:5:2370:A:H3'	1:5:2826:U:O2	2.20	0.42
1:5:2408:U:C6	1:5:2409:U:O4	2.73	0.42
1:5:2481:G:C6	1:5:2482:C:C5	3.07	0.42
1:5:2528:G:C6	1:5:2529:A:C5	3.08	0.42
1:5:2533:C:O2'	1:5:2534:C:O5'	2.37	0.42
1:5:258:G:C4	1:5:259:C:C5	3.07	0.42
1:5:2666:U:H3'	1:5:2666:U:C6	2.55	0.42
1:5:275:C:H2'	1:5:276:C:H5''	2.00	0.42
1:5:2830:G:N1	1:5:2831:G:N7	2.68	0.42

Continued on next page...

Continued from previous page...

Atom-1	Atom-2	Interatomic distance (Å)	Clash overlap (Å)
1:5:347:A:N3	1:5:348:G:C8	2.88	0.42
1:5:353:A:C4	1:5:379:G:N7	2.87	0.42
1:5:3690:U:C4	1:5:3691:G:C5	3.08	0.42
1:5:3775:A:H2'	1:5:3776:G:C1'	2.49	0.42
1:5:3801:U:O2'	1:5:3802:U:C5'	2.68	0.42
1:5:3894:A:O4'	1:5:4979:A:C6	2.73	0.42
1:5:4238:G:N2	1:5:4287:G:C5	2.87	0.42
1:5:4411:G:N1	1:5:4412:C:C4	2.88	0.42
1:5:4495:G:C2	1:5:4506:C:C2	3.07	0.42
1:5:5000:G:H2'	1:5:5001:U:C5'	2.49	0.42
1:5:642:G:C6	1:5:643:C:N4	2.87	0.42
1:5:69:A:N1	1:5:70:A:C6	2.88	0.42
1:5:753:C:O2	1:5:754:U:C6	2.71	0.42
1:5:982:U:C2	1:5:983:C:C5	3.07	0.42
3:8:49:G:C6	3:8:50:C:C4	3.08	0.42
6:C:48:ASN:O	6:C:49:ARG:CB	2.66	0.42
7:D:282:GLN:C	7:D:283:LYS:O	2.54	0.42
1:5:2123:C:H3'	9:F:39:PHE:CE1	2.54	0.42
10:G:136:LEU:HD22	10:G:202:VAL:HG13	2.01	0.42
14:L:34:ARG:CB	14:L:34:ARG:HH11	2.33	0.42
21:S:33:PHE:CE2	21:S:106:VAL:HG21	2.55	0.42
22:T:52:MET:HG2	22:T:95:HIS:CE1	2.54	0.42
23:U:27:HIS:N	23:U:28:PRO:HD2	2.34	0.42
24:V:128:LEU:HG	24:V:129:TRP:CD1	2.54	0.42
26:X:76:ILE:CD1	26:X:108:GLN:HB3	2.50	0.42
27:Y:72:GLN:HE21	27:Y:73:VAL:N	2.16	0.42
28:Z:41:ALA:HB2	28:Z:77:TYR:HE1	1.84	0.42
46:1:187:ILE:HB	46:1:454:ILE:HD11	2.01	0.42
46:1:66:ARG:O	46:1:67:VAL:C	2.58	0.42
1:5:101:A:H2'	1:5:101:A:N3	2.33	0.42
1:5:1215:C:C2'	1:5:1216:C:H5'	2.49	0.42
1:5:1221:G:O2'	1:5:1222:A:P	2.78	0.42
1:5:1233:G:N3	1:5:1234:G:C8	2.88	0.42
1:5:1258:G:N1	1:5:1259:G:C5	2.88	0.42
1:5:12:A:C4	1:5:14:C:C5	3.07	0.42
1:5:1374:G:C2	1:5:1375:C:C6	3.07	0.42
1:5:1466:G:C2	1:5:1467:C:C5	3.08	0.42
1:5:1667:G:N3	1:5:2283:G:N1	2.67	0.42
1:5:1806:G:C6	1:5:1807:C:C4	3.08	0.42
1:5:1687:U:N3	1:5:1850:A:N6	2.68	0.42
1:5:1859:C:C4	1:5:1860:U:C4	3.08	0.42

Continued on next page...

Continued from previous page...

Atom-1	Atom-2	Interatomic distance (Å)	Clash overlap (Å)
1:5:1860:U:C2	1:5:1861:U:C6	3.08	0.42
1:5:2102:G:C2	1:5:2103:G:C5	3.07	0.42
1:5:2295:C:O2	1:5:2296:G:N7	2.52	0.42
1:5:2347:A:C2	1:5:2348:G:C6	3.07	0.42
1:5:2395:A:H4'	1:5:2395:A:OP1	2.20	0.42
1:5:2401:A:N3	1:5:2402:G:C8	2.87	0.42
1:5:2470:C:C5'	1:5:2470:C:C2	3.02	0.42
1:5:2486:G:C4	1:5:2487:G:C8	3.07	0.42
1:5:2502:G:H4'	1:5:2503:G:OP1	2.20	0.42
1:5:2568:C:N3	1:5:2569:G:C5	2.87	0.42
1:5:2674:A:C3'	1:5:2675:G:H5'	2.48	0.42
1:5:2751:G:N1	1:5:2752:G:C5	2.88	0.42
1:5:2867:C:O2	1:5:2867:C:H2'	2.20	0.42
1:5:288:G:N3	1:5:289:C:C5	2.88	0.42
1:5:2890:C:O4'	1:5:5034:A:H1'	2.20	0.42
1:5:291:U:C2'	1:5:292:G:C2'	2.78	0.42
1:5:316:U:O4	1:5:4353:U:H1'	2.19	0.42
1:5:342:G:C2	1:5:343:C:C2	3.08	0.42
1:5:3608:A:C2	1:5:3609:G:C4	3.08	0.42
1:5:3625:G:N2	1:5:3626:G:O3'	2.43	0.42
1:5:3668:C:C4	1:5:3669:G:C5	3.08	0.42
1:5:3733:A:C5	1:5:3734:U:C5	3.08	0.42
1:5:3744:G:H2'	1:5:3745:U:C6	2.54	0.42
1:5:3851:U:C4	1:5:3852:A:C5	3.08	0.42
1:5:3857:G:C2	1:5:3858:C:H1'	2.54	0.42
1:5:3867:A:H3'	1:5:3868:G:C8	2.55	0.42
1:5:4077:A:N7	1:5:4078:C:C5	2.88	0.42
1:5:4107:G:C2	1:5:4108:G:C4	3.08	0.42
1:5:4129:G:C2	1:5:4130:C:C2	3.07	0.42
1:5:4215:C:O2	1:5:4215:C:C2'	2.68	0.42
1:5:4240:G:N1	1:5:4241:C:C2	2.88	0.42
1:5:4330:G:C5	1:5:4331:G:C8	3.07	0.42
1:5:4390:A:H2'	1:5:4391:G:O4'	2.20	0.42
1:5:3907:G:C1'	1:5:4449:A:H1'	2.50	0.42
1:5:4666:G:C5	1:5:4667:C:C5	3.07	0.42
1:5:4898:G:N2	1:5:4923:C:C2	2.87	0.42
1:5:4978:G:HO2'	1:5:4979:A:P	2.40	0.42
1:5:4977:A:C4	1:5:4978:G:N2	2.88	0.42
1:5:4997:G:N1	1:5:4998:G:C5	2.88	0.42
1:5:5051:C:C4	1:5:5052:C:C5	3.08	0.42
1:5:671:G:N3	1:5:672:C:C6	2.88	0.42

Continued on next page...

Continued from previous page...

Atom-1	Atom-2	Interatomic distance (Å)	Clash overlap (Å)
1:5:675:C:C2	1:5:676:C:C5	3.08	0.42
1:5:702:U:H2'	1:5:703:G:H4'	2.02	0.42
1:5:83:C:P	1:5:84:A:HO2'	2.38	0.42
1:5:744:G:C2	1:5:921:C:O2	2.73	0.42
1:5:962:C:H4'	1:5:968:C:N4	2.35	0.42
1:5:972:C:C5	1:5:1282:G:N2	2.87	0.42
1:5:96:U:C5	1:5:97:G:C8	3.08	0.42
1:5:982:U:H2'	1:5:983:C:C5	2.46	0.42
2:7:30:C:C4	2:7:48:G:C2	3.07	0.42
3:8:13:G:H2'	3:8:14:U:O5'	2.20	0.42
3:8:154:G:C2	3:8:155:C:C2	3.08	0.42
5:B:55:HIS:O	5:B:56:ILE:HD12	2.19	0.42
6:C:109:ARG:HD2	6:C:111:TRP:CZ3	2.55	0.42
6:C:154:VAL:HG11	6:C:158:VAL:HG21	2.02	0.42
6:C:270:ALA:HA	6:C:278:ASN:ND2	2.34	0.42
7:D:107:ARG:HD3	7:D:248:ARG:HD2	2.02	0.42
8:E:95:ASP:HB3	8:E:101:ARG:HB2	2.02	0.42
9:F:58:HIS:C	9:F:60:HIS:N	2.72	0.42
15:M:109:ARG:HB2	15:M:109:ARG:NH2	2.35	0.42
16:N:30:TYR:CZ	16:N:63:ARG:HD3	2.54	0.42
17:O:178:ARG:HH11	17:O:178:ARG:HG3	1.83	0.42
17:O:49:ARG:CG	17:O:49:ARG:NH1	2.83	0.42
1:5:194:C:C2'	27:Y:121:ARG:NH2	2.82	0.42
1:5:986:C:N1	1:5:1068:G:N2	2.68	0.42
1:5:1308:C:O2	1:5:1308:C:H2'	2.20	0.42
1:5:1330:A:C4	1:5:1331:C:C5	3.08	0.42
1:5:1487:G:C2	1:5:1488:G:C1'	3.03	0.42
1:5:1545:G:O2'	1:5:1546:C:O5'	2.37	0.42
1:5:1555:G:H2'	1:5:1555:G:N3	2.34	0.42
1:5:1617:G:C2	1:5:1618:G:N9	2.88	0.42
1:5:1685:G:C2	1:5:1686:C:N3	2.88	0.42
1:5:177:G:C5	1:5:178:C:C5	3.08	0.42
1:5:1780:A:N3	12:I:198:LYS:NZ	2.68	0.42
1:5:1877:G:C5	1:5:1878:G:C8	3.08	0.42
1:5:1938:C:O4'	1:5:1939:A:O4'	2.38	0.42
1:5:2008:U:N3	1:5:2010:A:OP2	2.53	0.42
1:5:2054:U:H4'	1:5:2056:G:O4'	2.19	0.42
1:5:209:U:C6	1:5:211:G:C8	3.08	0.42
1:5:1667:G:H1	1:5:2280:G:H2'	1.84	0.42
1:5:2566:G:N1	1:5:2567:G:N7	2.67	0.42
1:5:2606:G:C6	1:5:2607:C:N4	2.87	0.42

Continued on next page...

Continued from previous page...

Atom-1	Atom-2	Interatomic distance (Å)	Clash overlap (Å)
1:5:2658:G:N1	1:5:2675:G:C6	2.88	0.42
1:5:2702:C:H2'	1:5:2702:C:O2	2.19	0.42
1:5:2783:A:C5	1:5:2784:C:C4	3.08	0.42
1:5:2823:G:C6	1:5:2824:C:C4	3.08	0.42
1:5:287:U:H2'	1:5:287:U:O2	2.20	0.42
1:5:302:C:C2	1:5:303:C:C6	3.08	0.42
1:5:109:G:N2	1:5:333:U:C2	2.87	0.42
1:5:3611:A:H2	1:5:5016:A:N7	2.17	0.42
1:5:3714:G:N1	1:5:3739:C:O2	2.53	0.42
1:5:3758:U:C4	1:5:3765:G:C6	3.08	0.42
1:5:3896:C:O2'	5:B:268:ARG:NH2	2.53	0.42
1:5:3907:G:C8	1:5:4449:A:C1'	2.94	0.42
1:5:4277:G:N3	1:5:4282:A:H2	2.18	0.42
1:5:4237:C:H4'	1:5:4327:C:O2	2.19	0.42
1:5:4481:U:H2'	1:5:4482:U:O4'	2.20	0.42
1:5:4524:G:N1	1:5:4525:C:C4	2.88	0.42
1:5:4551:U:H2'	1:5:4552:U:H6	1.85	0.42
1:5:4651:A:C2	1:5:4652:G:C1'	3.02	0.42
1:5:4693:C:C6	1:5:4693:C:O5'	2.73	0.42
1:5:4743:G:C6	1:5:4744:A:C6	3.08	0.42
1:5:480:C:H2'	1:5:481:G:C8	2.54	0.42
1:5:4985:U:H2'	1:5:4986:G:O5'	2.20	0.42
1:5:660:A:C2	1:5:661:C:N1	2.87	0.42
1:5:963:G:C2'	1:5:963:G:N3	2.82	0.42
2:7:43:U:C4	2:7:44:C:N4	2.88	0.42
3:8:42:G:N3	3:8:43:A:C8	2.88	0.42
4:A:109:GLU:O	4:A:111:THR:N	2.53	0.42
4:A:117:GLU:HB2	4:A:162:ASN:HB2	2.02	0.42
4:A:186:TYR:HA	4:A:196:TRP:HE3	1.84	0.42
1:5:1210:C:H5'	9:F:72:ARG:HH22	1.85	0.42
11:H:41:ILE:HD11	11:H:69:THR:HG21	2.01	0.42
14:L:103:ARG:HD2	14:L:105:LYS:HD2	2.02	0.42
14:L:21:ARG:HH11	46:1:273:ARG:HD3	56.60	0.42
1:5:113:A:O2'	16:N:50:ARG:HA	2.20	0.42
18:P:122:ALA:HA	18:P:145:HIS:HE1	1.84	0.42
28:Z:5:MET:O	28:Z:28:ASN:HB3	2.20	0.42
46:1:183:ILE:HG22	46:1:187:ILE:HD12	2.02	0.42
46:1:341:LEU:HD13	46:1:344:TYR:CE2	2.54	0.42
47:2:45:ALA:O	47:2:49:PHE:HD2	2.02	0.42
1:5:1065:G:H2'	1:5:1066:G:H8	1.84	0.42
1:5:1178:G:C5	1:5:1179:U:C5	3.08	0.42

Continued on next page...

Continued from previous page...

Atom-1	Atom-2	Interatomic distance (Å)	Clash overlap (Å)
1:5:1261:G:N1	1:5:1262:G:C8	2.88	0.42
1:5:1268:G:C5	1:5:2111:G:N3	2.88	0.42
1:5:127:G:C2	1:5:128:C:C2	3.08	0.42
1:5:1349:G:N1	1:5:1350:C:C4	2.88	0.42
1:5:1358:G:C4	1:5:1359:G:C8	3.08	0.42
1:5:1377:G:C8	1:5:1377:G:C3'	3.03	0.42
1:5:1380:G:H4'	1:5:1381:U:OP1	2.20	0.42
1:5:1447:C:H2'	1:5:1448:G:H8	1.78	0.42
1:5:145:G:N1	1:5:146:G:N7	2.68	0.42
1:5:153:G:N2	1:5:154:G:C4	2.87	0.42
1:5:1629:G:N2	1:5:1631:A:N3	2.68	0.42
1:5:1760:G:C2	1:5:1761:G:C1'	3.01	0.42
1:5:1844:G:C4	1:5:1845:U:C5	3.08	0.42
1:5:2106:G:N2	1:5:2107:C:C4	2.87	0.42
1:5:2243:C:O2	1:5:2243:C:H2'	2.20	0.42
1:5:2263:A:O2'	1:5:2264:C:O2'	2.36	0.42
1:5:2276:A:C2	1:5:2277:C:H1'	2.54	0.42
1:5:2308:A:C2'	1:5:2309:G:O5'	2.67	0.42
1:5:2316:G:N1	1:5:2317:C:N4	2.68	0.42
1:5:2336:G:C2	1:5:2337:C:C2	3.08	0.42
1:5:2401:A:N1	1:5:2402:G:N7	2.68	0.42
1:5:2465:C:C2'	1:5:2466:G:O4'	2.68	0.42
1:5:2481:G:C2	1:5:2482:C:N1	2.88	0.42
1:5:2453:A:H1'	1:5:2507:A:C5	2.55	0.42
1:5:2526:C:O2'	1:5:2527:A:O5'	2.37	0.42
1:5:2743:A:H2	1:5:2744:A:C4	2.38	0.42
1:5:2758:G:O2'	1:5:2764:A:N3	2.44	0.42
1:5:2831:G:C2	1:5:2832:A:C5	3.08	0.42
1:5:343:C:C4	1:5:344:A:N7	2.88	0.42
1:5:3604:A:C5	1:5:3605:C:C6	3.08	0.42
1:5:3656:A:H2'	1:5:3657:U:C6	2.54	0.42
1:5:3698:G:C2	1:5:3699:C:C4	3.07	0.42
1:5:3718:A:C2'	1:5:3719:A:O4'	2.59	0.42
1:5:3820:G:C5	1:5:3821:A:N7	2.87	0.42
1:5:3924:C:H2'	1:5:3925:U:O5'	2.20	0.42
1:5:4092:G:C5	1:5:4093:G:C2	3.05	0.42
1:5:4283:G:H21	1:5:4284:C:H1'	1.85	0.42
1:5:445:U:H1'	1:5:2313:A:N3	2.33	0.42
1:5:4510:A:C4	1:5:4511:A:C6	3.08	0.42
1:5:455:C:N3	1:5:456:C:C5	2.87	0.42
1:5:4956:A:C2	1:5:4957:C:C6	3.07	0.42

Continued on next page...

Continued from previous page...

Atom-1	Atom-2	Interatomic distance (Å)	Clash overlap (Å)
1:5:4973:U:H1'	1:5:4986:G:N1	2.34	0.42
1:5:4990:C:H2'	1:5:4992:G:OP1	2.19	0.42
1:5:502:C:HO2'	1:5:503:C:H6	1.65	0.42
1:5:5047:C:H6	1:5:5050:C:C6	2.38	0.42
1:5:689:U:H2'	1:5:689:U:O2	2.20	0.42
1:5:693:C:H2'	1:5:694:C:H6	1.85	0.42
1:5:980:U:C2	1:5:981:C:C5	3.08	0.42
1:5:98:A:C8	1:5:98:A:H3'	2.55	0.42
2:7:106:G:C6	2:7:107:G:C5	3.08	0.42
2:7:19:C:C2'	2:7:19:C:O2	2.58	0.42
2:7:1:G:H2'	2:7:2:U:O4'	2.20	0.42
2:7:23:A:O2'	2:7:24:C:C5'	2.67	0.42
2:7:59:G:C2	2:7:60:G:C4	3.08	0.42
2:7:66:G:C4	2:7:67:C:C5	3.08	0.42
2:7:93:G:C2	2:7:94:C:C2	3.07	0.42
3:8:75:G:C4	3:8:76:C:C5	3.08	0.42
4:A:10:LYS:HE2	4:A:16:PHE:CE2	2.55	0.42
4:A:82:ILE:HD11	4:A:99:GLY:CA	2.49	0.42
1:5:1819:G:C8	7:D:142:PHE:CD2	3.07	0.42
7:D:177:THR:HB	7:D:190:PHE:CZ	2.55	0.42
8:E:156:LYS:HB3	8:E:178:ASN:HD21	1.85	0.42
8:E:236:TYR:CE2	8:E:238:ILE:HA	2.47	0.42
10:G:185:LYS:O	10:G:189:ARG:HD2	2.20	0.42
12:I:171:TRP:CG	12:I:181:PHE:CD2	3.08	0.42
13:J:19:LYS:HB3	13:J:75:ARG:HE	1.85	0.42
6:C:112:HIS:HE1	16:N:202:ARG:HE	1.66	0.42
1:5:2794:C:C2	18:P:136:ILE:CD1	3.02	0.42
20:R:110:ARG:CD	20:R:120:TYR:HE2	2.32	0.42
24:V:14:PHE:CE1	24:V:91:LYS:HD2	2.55	0.42
28:Z:121:ARG:HH11	28:Z:121:ARG:CG	2.33	0.42
28:Z:52:LYS:O	28:Z:65:ARG:NH2	2.50	0.42
48:3:71:UNK:O	48:3:72:UNK:C	2.68	0.41
1:5:1075:G:H2'	1:5:1076:C:H6	1.84	0.41
1:5:1234:G:C2	1:5:1235:G:C5	3.07	0.41
1:5:1241:C:C4	1:5:1242:G:C2	3.08	0.41
1:5:1267:C:C2	1:5:1271:G:N1	2.88	0.41
1:5:138:G:H2'	1:5:139:G:H5'	2.00	0.41
1:5:1406:G:C2	1:5:1409:C:N4	2.88	0.41
1:5:142:G:N1	1:5:144:G:C5	2.88	0.41
1:5:1484:G:O4'	1:5:1485:C:P	2.78	0.41
1:5:1552:G:N2	1:5:1574:G:C2	2.88	0.41

Continued on next page...

Continued from previous page...

Atom-1	Atom-2	Interatomic distance (Å)	Clash overlap (Å)
1:5:1599:A:C2'	1:5:1600:A:H5''	2.47	0.41
1:5:1727:U:O2	1:5:1727:U:H2'	2.20	0.41
1:5:1835:G:O2'	1:5:1836:G:OP2	2.22	0.41
1:5:1846:G:C2	1:5:1847:C:C2	3.09	0.41
1:5:1922:G:C2	1:5:1923:A:C8	3.07	0.41
1:5:1982:G:O2'	1:5:2010:A:C5'	2.65	0.41
1:5:1993:C:C2	1:5:1994:C:C6	3.08	0.41
1:5:206:U:O2	1:5:206:U:H2'	2.20	0.41
1:5:2311:C:N3	1:5:2312:U:C6	2.88	0.41
1:5:2450:G:O6	1:5:2451:A:C5	2.73	0.41
1:5:2453:A:N6	1:5:2454:U:C5	2.83	0.41
1:5:2485:U:H2'	1:5:2486:G:H8	1.86	0.41
1:5:2448:G:O6	1:5:2511:A:C5	2.73	0.41
1:5:2522:G:C2	1:5:2534:C:C2	3.08	0.41
1:5:2555:G:C6	1:5:2573:A:C6	3.08	0.41
1:5:2567:G:N2	1:5:2568:C:N1	2.68	0.41
1:5:2821:U:OP1	20:R:21:LYS:NZ	2.44	0.41
1:5:2840:A:C6	1:5:2841:G:C8	3.08	0.41
1:5:3630:A:C6	1:5:3631:U:C5	3.08	0.41
1:5:4205:A:N3	1:5:4206:C:C6	2.88	0.41
1:5:4419:U:H6	1:5:4419:U:O5'	2.03	0.41
1:5:4563:U:C2	1:5:4564:A:C8	2.96	0.41
1:5:4565:C:C1'	5:B:262:VAL:CG2	2.97	0.41
1:5:4649:G:H2'	1:5:4650:G:O4'	2.20	0.41
1:5:479:G:N1	1:5:480:C:C5	2.88	0.41
1:5:483:G:C4	1:5:484:U:C5	3.08	0.41
1:5:4944:C:H4'	1:5:4945:G:OP2	2.20	0.41
1:5:4752:U:O2	1:5:4948:C:N3	2.52	0.41
1:5:5007:A:C5	1:5:5040:U:O4	2.73	0.41
1:5:5047:C:N3	1:5:5048:A:N6	2.68	0.41
1:5:711:A:H1'	8:E:132:HIS:NE2	2.35	0.41
1:5:961:G:C6	1:5:969:C:C5	3.08	0.41
3:8:154:G:H4'	10:G:189:ARG:NH1	2.35	0.41
3:8:66:A:H2'	3:8:67:U:H6	1.82	0.41
4:A:226:ARG:HB2	4:A:226:ARG:CZ	2.50	0.41
7:D:41:LYS:C	7:D:44:TYR:HE1	2.23	0.41
8:E:104:LYS:HG3	8:E:107:LYS:HB3	2.01	0.41
8:E:172:THR:OG1	8:E:182:LEU:HD23	2.19	0.41
1:5:4886:C:H41	8:E:268:ARG:HH22	1.68	0.41
1:5:4086:G:N3	10:G:51:LEU:HD11	2.35	0.41
17:O:125:LYS:HD2	17:O:135:PHE:CZ	2.55	0.41

Continued on next page...

Continued from previous page...

Atom-1	Atom-2	Interatomic distance (Å)	Clash overlap (Å)
17:O:125:LYS:HD2	17:O:135:PHE:HZ	1.84	0.41
19:Q:32:TYR:N	19:Q:32:TYR:CD1	2.88	0.41
19:Q:91:ARG:CG	19:Q:91:ARG:HH21	2.32	0.41
22:T:136:ARG:O	22:T:137:GLU:HB2	2.19	0.41
26:X:110:LYS:HD2	26:X:111:GLN:HE22	1.85	0.41
1:5:1169:G:C2	1:5:1170:G:N9	2.88	0.41
1:5:1199:G:C4	1:5:1200:G:C8	3.08	0.41
1:5:1233:G:C2	1:5:1234:G:N7	2.88	0.41
1:5:1246:G:H2'	1:5:1247:U:O4'	2.20	0.41
1:5:1329:G:C2'	1:5:1330:A:OP1	2.69	0.41
1:5:1761:G:C4	1:5:1762:C:C6	3.08	0.41
1:5:1818:G:N7	1:5:1821:G:O6	2.51	0.41
1:5:1866:U:O2'	1:5:1867:A:P	2.78	0.41
1:5:1912:G:C2	1:5:1913:C:C5	3.09	0.41
1:5:1996:C:C4	1:5:1997:U:H1'	2.55	0.41
1:5:2008:U:C5	1:5:2010:A:H3'	2.55	0.41
1:5:2060:G:C5	1:5:2061:U:C5	3.08	0.41
1:5:2090:U:C2'	1:5:2091:C:O5'	2.68	0.41
1:5:2247:C:H5''	1:5:2248:C:C6	2.55	0.41
1:5:2271:C:C2	1:5:2272:C:C5	3.07	0.41
1:5:2294:G:H2'	1:5:2295:C:H6	1.85	0.41
1:5:2339:G:C2	1:5:2340:C:C2	3.09	0.41
1:5:2481:G:C2	1:5:2482:C:C6	3.07	0.41
1:5:2576:G:N3	1:5:2576:G:H2'	2.35	0.41
1:5:2577:C:N4	28:Z:17:ARG:CZ	2.83	0.41
1:5:2678:A:C4	1:5:2679:G:C8	3.09	0.41
1:5:2726:G:N2	1:5:2727:C:N3	2.69	0.41
1:5:3725:G:H2'	1:5:3726:A:H2'	2.01	0.41
1:5:3753:G:C8	1:5:3776:G:C5	3.08	0.41
1:5:3836:A:H2'	1:5:3837:C:O4'	2.20	0.41
1:5:4175:G:C4	1:5:4176:C:C6	3.08	0.41
1:5:4229:U:H3'	1:5:4230:C:C6	2.52	0.41
1:5:4425:G:C2	1:5:4426:C:C1'	3.04	0.41
1:5:4567:G:H2'	1:5:4568:A:C5'	2.51	0.41
1:5:4879:C:H2'	1:5:4880:C:H6	1.85	0.41
1:5:4912:G:OP1	1:5:4913:G:OP2	2.37	0.41
1:5:5004:C:C2'	1:5:5005:G:O4'	2.67	0.41
1:5:5055:G:H2'	1:5:5056:A:C8	2.55	0.41
1:5:647:G:N3	1:5:647:G:H2'	2.34	0.41
1:5:682:G:N3	1:5:682:G:H2'	2.35	0.41
1:5:698:G:N1	1:5:699:C:C6	2.88	0.41

Continued on next page...

Continued from previous page...

Atom-1	Atom-2	Interatomic distance (Å)	Clash overlap (Å)
1:5:709:C:H4'	8:E:186:HIS:CE1	2.53	0.41
1:5:720:G:C2	1:5:721:G:C8	3.08	0.41
1:5:738:C:N4	1:5:739:G:O6	2.53	0.41
1:5:88:A:N1	1:5:97:G:H1'	2.35	0.41
2:7:25:G:C2	2:7:26:C:C2	3.08	0.41
2:7:98:G:C2	2:7:99:G:H1'	2.55	0.41
2:7:9:C:O2	2:7:9:C:C2'	2.66	0.41
3:8:27:U:N3	3:8:28:C:C5	2.88	0.41
7:D:8:LYS:HA	7:D:12:TYR:CB	2.50	0.41
1:5:945:U:C5	9:F:67:TYR:CZ	3.08	0.41
10:G:82:GLN:HG3	10:G:83:PHE:CE1	2.55	0.41
12:I:12:CYS:HB3	12:I:128:ARG:HE	1.86	0.41
12:I:76:MET:HE2	12:I:80:CYS:SG	2.61	0.41
14:L:21:ARG:NH1	46:1:273:ARG:HD3	57.13	0.41
7:D:41:LYS:CG	22:T:93:ILE:HD11	2.44	0.41
28:Z:114:ALA:HB1	28:Z:118:PHE:HE2	1.85	0.41
1:5:1070:G:N1	1:5:1071:C:C4	2.88	0.41
1:5:1078:A:H2'	1:5:1079:C:H5	1.85	0.41
1:5:117:C:H5'	1:5:118:C:P	2.60	0.41
1:5:1212:G:N1	1:5:1213:G:N7	2.67	0.41
1:5:1218:G:O6	1:5:1219:G:C8	2.73	0.41
1:5:128:C:C2	1:5:129:C:C6	3.08	0.41
1:5:128:C:H2'	1:5:129:C:C6	2.56	0.41
1:5:1367:C:H3'	1:5:1368:A:H5''	2.02	0.41
1:5:1488:G:C4	1:5:1489:G:C8	3.08	0.41
1:5:150:U:OP2	10:G:200:THR:OG1	2.39	0.41
1:5:1589:C:O2'	1:5:1590:C:O5'	2.27	0.41
1:5:1694:C:C2	1:5:1695:U:C6	3.08	0.41
1:5:1756:U:H2'	1:5:1757:U:O4'	2.20	0.41
1:5:1777:C:C2	1:5:1778:C:C5	3.09	0.41
1:5:1872:G:N1	1:5:1873:A:N7	2.67	0.41
1:5:1891:A:C2'	1:5:1892:A:C8	3.03	0.41
1:5:1899:G:C8	1:5:2278:G:N2	2.87	0.41
1:5:1920:C:C4'	1:5:1921:C:OP2	2.66	0.41
1:5:1964:A:C5	1:5:1965:G:C4	3.09	0.41
1:5:1979:A:H2	1:5:1982:G:N7	2.18	0.41
1:5:2021:G:C2	1:5:2022:C:C6	3.09	0.41
1:5:2055:G:H3'	1:5:2055:G:C8	2.56	0.41
1:5:2107:C:O2'	1:5:2108:G:OP2	2.37	0.41
1:5:2256:C:O2'	1:5:2257:C:OP2	2.24	0.41
1:5:2283:G:O2'	1:5:2284:G:H5'	2.21	0.41

Continued on next page...

Continued from previous page...

Atom-1	Atom-2	Interatomic distance (Å)	Clash overlap (Å)
1:5:2399:G:C6	1:5:2400:G:N7	2.88	0.41
1:5:2410:C:O2	1:5:2411:C:C5	2.73	0.41
1:5:2479:G:C5	1:5:2480:G:C8	3.08	0.41
1:5:2493:G:C5	1:5:2494:U:C5	3.09	0.41
1:5:2673:G:H4'	1:5:2675:G:C1'	2.50	0.41
1:5:2712:G:C2	1:5:2713:C:C5	3.08	0.41
1:5:2788:U:O2	1:5:2798:A:H4'	2.21	0.41
1:5:288:G:C2	1:5:289:C:C2	3.07	0.41
1:5:292:G:C4	1:5:293:G:C6	3.08	0.41
1:5:29:G:O6	1:5:53:C:N3	2.53	0.41
1:5:324:A:C2	1:5:325:U:C2	3.08	0.41
1:5:31:U:C2'	1:5:32:G:O5'	2.67	0.41
1:5:3585:G:N3	1:5:3586:G:C8	2.88	0.41
1:5:3590:G:C6	1:5:3591:C:C6	3.08	0.41
1:5:3605:C:N3	1:5:3606:U:C6	2.88	0.41
1:5:3616:U:C1'	1:5:3617:G:C6	3.03	0.41
1:5:3631:U:C2	1:5:3632:C:C6	3.08	0.41
1:5:3901:A:OP1	1:5:3902:A:H5'	2.20	0.41
1:5:4075:U:H4'	1:5:4076:G:OP1	2.21	0.41
1:5:4108:G:N3	1:5:4109:G:C8	2.88	0.41
1:5:4455:G:H1	1:5:4524:G:H1	1.67	0.41
1:5:4489:G:C2	1:5:4490:C:N1	2.89	0.41
1:5:4518:A:C3'	1:5:4519:C:H5'	2.50	0.41
1:5:4544:A:C8	1:5:4545:G:C1'	3.03	0.41
1:5:4745:G:H2'	1:5:4746:C:H5	1.86	0.41
1:5:483:G:N1	1:5:484:U:O4	2.53	0.41
1:5:4884:G:C6	1:5:4885:U:C5	3.07	0.41
1:5:4897:G:C2	1:5:4898:G:C4	3.08	0.41
1:5:4929:C:H6	1:5:4929:C:C5'	2.28	0.41
1:5:4988:U:C2'	1:5:4988:U:O2	2.66	0.41
1:5:5022:U:C4	1:5:5024:C:C5	3.08	0.41
1:5:5006:U:C2	1:5:5042:A:C8	3.08	0.41
1:5:708:G:N2	1:5:709:C:H1'	2.34	0.41
1:5:711:A:C4	1:5:712:C:C5	3.08	0.41
1:5:744:G:C2	1:5:745:G:C5	3.08	0.41
2:7:36:C:H2'	2:7:37:G:H8	1.85	0.41
3:8:111:U:C3'	3:8:111:U:O2	2.68	0.41
1:5:218:A:C8	6:C:181:LYS:CG	3.02	0.41
6:C:33:ARG:HD3	6:C:122:TYR:OH	2.20	0.41
7:D:268:ARG:HG3	7:D:268:ARG:HH11	1.85	0.41
1:5:979:C:H4'	8:E:39:HIS:CB	2.50	0.41

Continued on next page...

Continued from previous page...

Atom-1	Atom-2	Interatomic distance (Å)	Clash overlap (Å)
8:E:84:VAL:HG13	8:E:87:THR:O	2.19	0.41
9:F:165:ASN:CG	9:F:165:ASN:O	2.58	0.41
9:F:120:PHE:CE2	9:F:217:SER:HA	2.54	0.41
10:G:128:VAL:N	10:G:129:PRO:CD	2.83	0.41
12:I:181:PHE:CD1	12:I:190:LEU:HD13	2.55	0.41
15:M:86:TRP:CD1	15:M:92:ALA:HB2	2.55	0.41
23:U:104:ALA:HA	23:U:110:TYR:HD1	1.86	0.41
26:X:96:LEU:HB3	26:X:98:PHE:HE1	1.85	0.41
27:Y:13:LYS:HB3	27:Y:17:ARG:HH21	1.86	0.41
46:1:197:SER:N	46:1:198:PRO:CD	2.84	0.41
1:5:1233:G:N1	1:5:1234:G:C5	2.88	0.41
1:5:1371:A:C2	3:8:29:G:H1'	2.55	0.41
1:5:1380:G:O2'	1:5:1381:U:O5'	2.32	0.41
1:5:1390:G:N2	1:5:1394:G:N7	2.64	0.41
1:5:1422:G:C2	1:5:1464:C:C2	3.09	0.41
1:5:1554:A:C6	1:5:1555:G:N9	2.88	0.41
1:5:168:C:N3	1:5:268:G:C2	2.89	0.41
1:5:1753:G:H2'	1:5:1755:C:C5'	2.50	0.41
1:5:1779:U:N3	1:5:1780:A:N7	2.68	0.41
1:5:1781:U:C4	1:5:1782:U:C4	3.09	0.41
1:5:1831:G:C2	1:5:1832:C:N1	2.88	0.41
1:5:1968:G:C2	1:5:1969:G:C8	3.07	0.41
1:5:2047:A:N1	1:5:3885:G:O2'	2.52	0.41
1:5:2083:C:H2'	1:5:2085:G:O4'	2.19	0.41
1:5:2245:G:C4	1:5:2246:C:C6	3.08	0.41
1:5:238:C:O2	1:5:239:C:C6	2.73	0.41
1:5:2392:C:O2	1:5:2392:C:C2'	2.68	0.41
1:5:2562:G:C6	1:5:2564:G:OP2	2.73	0.41
1:5:2702:C:C2	1:5:2715:G:N1	2.88	0.41
1:5:2800:G:C5	1:5:2801:U:C5	3.09	0.41
1:5:3587:C:H2'	1:5:3588:C:H6	1.84	0.41
1:5:370:U:C5	1:5:1637:A:C2	3.08	0.41
1:5:3869:C:N3	1:5:3870:C:C5	2.88	0.41
1:5:3904:G:H5''	1:5:3905:A:OP2	2.20	0.41
1:5:4095:G:N3	1:5:4096:C:C6	2.87	0.41
1:5:4147:G:C5	1:5:4148:C:C5	3.09	0.41
1:5:4152:G:C6	1:5:4153:C:N4	2.88	0.41
1:5:4167:G:N1	1:5:4168:G:C5	2.88	0.41
1:5:4274:A:H2'	1:5:4275:G:O4'	2.20	0.41
1:5:4315:A:C6	1:5:4316:G:N7	2.88	0.41
1:5:4451:G:H3'	1:5:4522:G:H22	1.85	0.41

Continued on next page...

Continued from previous page...

Atom-1	Atom-2	Interatomic distance (Å)	Clash overlap (Å)
1:5:4552:U:C2'	1:5:4553:A:O5'	2.68	0.41
1:5:4580:U:C4	1:5:4581:G:C5	3.08	0.41
1:5:4688:C:C4	1:5:4689:U:C4	3.08	0.41
1:5:4690:G:O2'	1:5:4691:A:O4'	2.30	0.41
1:5:4737:G:C6	1:5:4963:G:N2	2.88	0.41
1:5:496:G:N2	1:5:658:C:C2	2.87	0.41
1:5:5006:U:O4'	1:5:5042:A:C6	2.74	0.41
1:5:5044:A:HO2'	1:5:5045:G:H5'	1.85	0.41
1:5:505:G:N1	1:5:506:C:C4	2.89	0.41
1:5:732:A:H5''	1:5:732:A:C8	2.55	0.41
1:5:738:C:N3	1:5:739:G:C5	2.88	0.41
1:5:919:C:N3	1:5:920:C:C4	2.88	0.41
1:5:962:C:O2	1:5:2264:C:O5'	2.38	0.41
1:5:977:C:C3'	1:5:978:G:H5'	2.50	0.41
3:8:134:G:N2	3:8:135:C:C1'	2.82	0.41
1:5:417:G:H1'	3:8:17:A:N6	2.35	0.41
6:C:183:VAL:HA	6:C:204:ARG:HB2	2.03	0.41
9:F:124:PHE:HD2	9:F:196:ILE:HG23	1.86	0.41
9:F:148:ASN:HD22	9:F:149:LEU:H	1.68	0.41
10:G:46:GLN:HG3	10:G:47:PRO:HD2	2.01	0.41
11:H:159:ALA:O	11:H:163:GLN:HB2	2.20	0.41
11:H:31:ARG:HE	11:H:87:GLY:HA3	1.86	0.41
14:L:45:ARG:HG2	14:L:46:ILE:HG23	2.02	0.41
15:M:3:PHE:C	15:M:6:PHE:HZ	2.24	0.41
16:N:44:ARG:HD2	16:N:120:TRP:O	2.21	0.41
20:R:107:ARG:HH11	20:R:107:ARG:CG	2.98	0.41
22:T:105:PHE:CE1	22:T:109:VAL:HG23	2.56	0.41
25:W:57:ARG:NH1	25:W:57:ARG:HG2	2.35	0.41
46:1:188:CYS:HB3	47:2:47:MET:HB3	2.03	0.41
1:5:1249:C:H1'	1:5:1262:G:N2	2.36	0.41
1:5:1262:G:N3	1:5:1263:A:C8	2.87	0.41
1:5:1334:A:C5	1:5:1335:G:N7	2.89	0.41
1:5:1629:G:N3	1:5:1631:A:C5	2.88	0.41
1:5:1664:U:H2'	1:5:1665:C:H6	1.85	0.41
1:5:1696:C:H1'	1:5:1697:G:O5'	2.21	0.41
1:5:1895:G:C2'	1:5:1896:A:O5'	2.68	0.41
1:5:1994:C:C4	1:5:1995:G:N7	2.88	0.41
1:5:2068:C:C2'	1:5:2069:A:H5''	2.50	0.41
1:5:2340:C:C4	1:5:2341:A:N7	2.88	0.41
1:5:2342:G:N2	1:5:2344:U:O4'	2.53	0.41
1:5:2477:A:C2	1:5:2478:C:C5	3.09	0.41

Continued on next page...

Continued from previous page...

Atom-1	Atom-2	Interatomic distance (Å)	Clash overlap (Å)
1:5:258:G:C2	1:5:259:C:N1	2.89	0.41
1:5:2597:G:C2'	1:5:2598:A:O5'	2.69	0.41
1:5:2682:G:C2	1:5:2683:C:C2	3.09	0.41
1:5:2688:G:N2	1:5:2689:C:N1	2.69	0.41
1:5:268:G:C4	1:5:269:G:C8	3.08	0.41
1:5:275:C:C2'	1:5:276:C:H5''	2.50	0.41
1:5:2554:U:O4	1:5:2762:G:C2'	2.69	0.41
1:5:2439:G:H1'	1:5:2777:G:C2	2.55	0.41
1:5:2793:G:C6	1:5:2797:C:N4	2.88	0.41
1:5:2850:A:O2'	24:V:52:LEU:HD21	2.20	0.41
1:5:2851:G:N2	1:5:2856:C:N4	2.68	0.41
1:5:2854:G:O6	1:5:2856:C:C1'	2.68	0.41
1:5:348:G:N2	1:5:350:C:N1	2.69	0.41
1:5:3727:A:C2'	1:5:3728:A:C8	3.03	0.41
1:5:4075:U:O2	1:5:4076:G:C8	2.73	0.41
1:5:4100:C:H42	1:5:4101:C:N4	2.18	0.41
1:5:4111:U:N3	1:5:4112:C:C6	2.88	0.41
1:5:4137:C:C2	1:5:4138:C:C6	3.07	0.41
1:5:4320:G:H2'	1:5:4321:U:O4'	2.20	0.41
1:5:4346:U:H2'	1:5:4347:G:O5'	2.20	0.41
1:5:4351:U:C2	1:5:4352:U:C6	3.08	0.41
1:5:4966:A:C2	1:5:4967:A:C2	3.08	0.41
1:5:5005:G:H22	1:5:5041:G:H1'	1.85	0.41
1:5:684:G:O2'	1:5:685:C:O5'	2.38	0.41
1:5:732:A:C5	1:5:733:A:N3	2.88	0.41
1:5:742:G:H2'	1:5:742:G:N3	2.35	0.41
1:5:752:G:C2	1:5:753:C:H1'	2.55	0.41
1:5:909:A:N3	1:5:910:G:C8	2.88	0.41
1:5:924:C:N3	1:5:925:C:C5	2.89	0.41
2:7:113:G:C2	2:7:114:U:C5	3.08	0.41
2:7:29:C:O2'	2:7:30:C:H5'	2.21	0.41
2:7:51:G:C4	2:7:52:C:C5	3.08	0.41
2:7:55:A:C2	2:7:56:G:N7	2.89	0.41
3:8:120:G:C2	3:8:121:G:N9	2.87	0.41
5:B:142:GLY:HA2	5:B:146:LEU:HD21	2.03	0.41
6:C:100:ARG:HD3	6:C:100:ARG:C	2.41	0.41
6:C:167:ALA:CB	6:C:221:PHE:CE1	3.04	0.41
7:D:202:GLN:HA	7:D:205:ALA:HB3	2.02	0.41
11:H:38:PHE:HB3	11:H:41:ILE:CG2	2.51	0.41
1:5:4257:A:C8	13:J:60:PHE:HE2	2.39	0.41
16:N:182:HIS:O	16:N:183:THR:C	2.59	0.41

Continued on next page...

Continued from previous page...

Atom-1	Atom-2	Interatomic distance (Å)	Clash overlap (Å)
17:O:27:VAL:HG12	17:O:98:ALA:HB1	2.01	0.41
20:R:102:LEU:HD13	20:R:132:PHE:O	2.20	0.41
11:H:60:TRP:HE1	21:S:153:PRO:HG3	1.85	0.41
22:T:43:LYS:HA	22:T:58:HIS:CE1	2.56	0.41
24:V:27:ASN:OD1	24:V:101:ASN:O	2.38	0.41
1:5:2526:C:H41	46:1:405:ARG:HG2	1.77	0.41
1:5:1212:G:C4	1:5:1213:G:C8	3.08	0.41
1:5:1265:G:C5	1:5:1266:G:C5	3.09	0.41
1:5:1269:G:C5	1:5:2111:G:C6	3.09	0.41
1:5:1274:A:O2'	1:5:1275:G:P	2.78	0.41
1:5:1341:U:H2'	1:5:1342:A:C8	2.56	0.41
1:5:1367:C:H5''	1:5:1367:C:C6	2.55	0.41
1:5:1337:A:C2	1:5:1658:G:N3	2.87	0.41
1:5:1669:A:C2	1:5:1852:U:H4'	2.55	0.41
1:5:167:C:C4	1:5:269:G:N1	2.89	0.41
1:5:175:C:H2'	1:5:176:G:H8	1.86	0.41
1:5:18:C:O2	1:5:19:G:C8	2.74	0.41
1:5:1912:G:C6	1:5:1913:C:C4	3.09	0.41
1:5:2000:G:N3	1:5:2000:G:C3'	2.83	0.41
1:5:2005:G:C2	1:5:2006:U:C6	3.08	0.41
1:5:2092:G:C8	1:5:2093:A:N1	2.89	0.41
1:5:2270:G:C6	1:5:2271:C:C4	3.09	0.41
1:5:244:G:N1	1:5:246:G:N9	2.69	0.41
1:5:2454:U:O2	1:5:2454:U:C2'	2.68	0.41
1:5:2529:A:C4	1:5:2532:C:C5	3.09	0.41
1:5:2605:G:C2	1:5:2606:G:C4	3.09	0.41
1:5:2782:U:H4'	1:5:2783:A:OP2	2.21	0.41
1:5:2823:G:H2'	1:5:2824:C:O4'	2.20	0.41
1:5:3672:G:N7	1:5:3674:G:H1'	2.34	0.41
1:5:3733:A:C4	1:5:3734:U:C5	3.09	0.41
1:5:3739:C:C6	1:5:3739:C:H5'	2.50	0.41
1:5:3756:A:N1	1:5:3757:G:C5	2.88	0.41
1:5:3702:A:C8	1:5:3774:A:C4	3.09	0.41
1:5:3779:A:C2	1:5:3816:A:C6	3.08	0.41
1:5:3928:A:H5'	16:N:89:VAL:HG11	2.03	0.41
1:5:4162:C:O2	1:5:4162:C:O4'	2.38	0.41
1:5:419:A:N3	1:5:1332:C:O2'	2.49	0.41
1:5:4215:C:C2	1:5:4216:G:N7	2.76	0.41
1:5:426:A:C2'	1:5:427:A:O5'	2.68	0.41
1:5:4349:C:H3'	1:5:4350:C:H5''	2.03	0.41
1:5:70:A:C6	1:5:4355:G:O4'	2.72	0.41

Continued on next page...

Continued from previous page...

Atom-1	Atom-2	Interatomic distance (Å)	Clash overlap (Å)
1:5:4404:U:C4	1:5:4436:U:O4	2.73	0.41
1:5:4685:U:H2'	1:5:4686:G:O4'	2.20	0.41
1:5:4914:C:C2	1:5:4915:G:C8	3.08	0.41
1:5:671:G:C2	1:5:672:C:C5	3.09	0.41
1:5:911:U:O2	1:5:911:U:H2'	2.21	0.41
2:7:59:G:C4	2:7:60:G:C8	3.08	0.41
1:5:356:G:O2'	3:8:25:G:N3	2.51	0.41
3:8:31:G:C4	3:8:32:C:C6	3.09	0.41
4:A:122:ASP:OD1	4:A:122:ASP:C	2.59	0.41
1:5:3898:G:O3'	5:B:257:TRP:HA	2.21	0.41
5:B:219:VAL:HG21	5:B:333:LEU:HD21	2.02	0.41
6:C:197:ARG:O	6:C:198:ASN:ND2	2.54	0.41
6:C:77:PRO:O	6:C:90:GLY:HA2	2.21	0.41
7:D:27:LYS:HE3	13:J:147:ARG:HH21	1.82	0.41
9:F:82:ASN:HD22	9:F:82:ASN:HA	1.49	0.41
10:G:73:ARG:HH11	10:G:73:ARG:CB	2.32	0.41
6:C:284:MET:CE	19:Q:28:LEU:HB3	2.50	0.41
22:T:14:MET:HE2	22:T:15:PHE:CE1	2.56	0.41
28:Z:123:LYS:O	28:Z:124:THR:CB	2.68	0.41
46:1:405:ARG:HD2	46:1:407:THR:CG2	2.50	0.41
26:X:156:ILE:CG1	46:1:415:ARG:NH2	2.73	0.41
46:1:435:ALA:C	46:1:437:PHE:N	2.65	0.41
1:5:101:A:N1	1:5:102:G:C4	2.89	0.41
1:5:986:C:C4	1:5:1068:G:C2	3.08	0.41
1:5:1070:G:N1	1:5:1071:C:C6	2.89	0.41
1:5:1095:A:C5	1:5:1096:C:C5	3.09	0.41
1:5:113:A:C5	1:5:114:G:C8	3.08	0.41
1:5:1187:G:N3	1:5:1188:C:H5	2.18	0.41
1:5:1195:G:C2	1:5:1196:G:C5	3.09	0.41
1:5:1219:G:N2	1:5:1220:G:C4	2.88	0.41
1:5:1261:G:C2	1:5:1262:G:C4	3.09	0.41
1:5:137:G:H2'	1:5:138:G:H8	1.86	0.41
1:5:1437:C:H1'	1:5:2097:U:H5'	2.03	0.41
1:5:1556:C:H2'	1:5:1556:C:O2	2.19	0.41
1:5:1650:A:C3'	1:5:1651:G:H5''	2.50	0.41
1:5:1751:A:C6	1:5:1752:G:N9	2.89	0.41
1:5:1795:A:N3	2:7:79:U:O2'	2.50	0.41
1:5:1887:G:C6	1:5:1890:G:N7	2.87	0.41
1:5:1925:G:C2	1:5:1926:C:C6	3.09	0.41
1:5:2259:G:OP2	1:5:2262:G:O6	2.38	0.41
1:5:2394:G:H1'	1:5:2397:G:N2	2.36	0.41

Continued on next page...

Continued from previous page...

Atom-1	Atom-2	Interatomic distance (Å)	Clash overlap (Å)
1:5:2409:U:H5	1:5:2410:C:C5	2.38	0.41
1:5:2479:G:O6	1:5:2480:G:O6	2.39	0.41
1:5:2498:C:N3	1:5:2499:C:C6	2.83	0.41
1:5:2605:G:C4	1:5:2606:G:C8	3.09	0.41
1:5:2715:G:C6	1:5:2716:C:N4	2.88	0.41
1:5:2767:U:H3'	1:5:2769:U:H6	1.86	0.41
1:5:3590:G:N3	1:5:3591:C:H1'	2.35	0.41
1:5:3615:G:N3	1:5:3615:G:C2'	2.84	0.41
1:5:4068:U:N3	1:5:4069:U:H1'	2.36	0.41
1:5:4101:C:N3	1:5:4102:C:C5	2.88	0.41
1:5:4113:U:C4	1:5:4114:C:C4	3.09	0.41
1:5:4232:U:H1'	1:5:4233:A:OP2	2.21	0.41
1:5:4266:G:C6	1:5:4279:A:C5	3.08	0.41
1:5:4361:U:N3	1:5:4362:A:C8	2.88	0.41
1:5:4483:C:C2'	1:5:4484:A:O5'	2.68	0.41
1:5:4484:A:N1	1:5:4485:C:C4	2.89	0.41
1:5:4608:G:C5	1:5:4609:G:C5	3.09	0.41
1:5:465:G:N1	1:5:466:A:C5	2.88	0.41
1:5:4683:U:H2'	1:5:4684:A:O5'	2.21	0.41
1:5:4735:G:N1	1:5:4736:C:C5	2.88	0.41
1:5:4868:G:C3'	1:5:4869:U:H5''	2.50	0.41
1:5:4942:C:H4'	1:5:4944:C:P	2.61	0.41
1:5:68:U:O4	1:5:69:A:C4	2.74	0.41
1:5:82:U:O2	1:5:82:U:H2'	2.19	0.41
1:5:961:G:C4'	1:5:962:C:OP1	2.69	0.41
2:7:13:A:P	2:7:109:U:O2'	2.78	0.41
3:8:30:U:C2	3:8:31:G:N7	2.89	0.41
4:A:5:ILE:HB	4:A:208:GLU:O	2.19	0.41
5:B:235:TRP:HE3	5:B:235:TRP:HA	1.85	0.41
7:D:123:VAL:CG1	7:D:248:ARG:HH22	2.29	0.41
1:5:1281:G:O6	8:E:48:ARG:NH1	2.52	0.41
10:G:53:ARG:HB3	10:G:54:PHE:CE2	2.55	0.41
12:I:47:PRO:CB	12:I:171:TRP:NE1	2.82	0.41
14:L:76:PHE:HD2	14:L:80:GLU:OE1	2.04	0.41
16:N:150:TRP:C	16:N:150:TRP:HE3	2.23	0.41
1:5:4981:G:O2'	18:P:69:ARG:HB3	2.21	0.41
21:S:106:VAL:O	21:S:107:THR:C	2.59	0.41
26:X:89:LYS:HE3	26:X:93:ASN:HD22	1.84	0.41
27:Y:11:ARG:HH22	27:Y:15:ARG:HD3	1.85	0.41
46:1:66:ARG:HD3	46:1:66:ARG:HA	1.73	0.41
1:5:1074:G:C2'	1:5:1075:G:O4'	2.64	0.41

Continued on next page...

Continued from previous page...

Atom-1	Atom-2	Interatomic distance (Å)	Clash overlap (Å)
1:5:1218:G:O5'	1:5:1219:G:OP2	2.39	0.41
1:5:1258:G:C4	1:5:1259:G:C8	3.09	0.41
1:5:1372:A:C5	1:5:1373:A:C8	3.08	0.41
1:5:1390:G:N3	1:5:1394:G:N1	2.69	0.41
1:5:1558:A:H2'	1:5:1559:G:H8	1.86	0.41
1:5:1642:A:C2'	1:5:1642:A:N3	2.82	0.41
1:5:1669:A:C4'	1:5:1685:G:N2	2.69	0.41
1:5:1685:G:C2	1:5:1686:C:C4	3.09	0.41
1:5:1760:G:C6	1:5:1761:G:N7	2.89	0.41
1:5:186:G:H1'	1:5:187:U:C1'	2.51	0.41
1:5:187:U:H3'	1:5:245:C:O2	2.19	0.41
1:5:1895:G:C6	1:5:1896:A:N3	2.88	0.41
1:5:1971:C:C5	1:5:2000:G:C4	3.09	0.41
1:5:2081:C:N3	1:5:2082:G:C5	2.89	0.41
1:5:2086:G:C2	1:5:2087:C:C2	3.08	0.41
1:5:2108:G:N2	1:5:2125:C:C4	2.87	0.41
1:5:2320:G:O2'	1:5:2321:G:OP2	2.39	0.41
1:5:2623:A:N1	1:5:2624:G:C5	2.89	0.41
1:5:3692:A:C6	1:5:3693:U:C6	3.08	0.41
1:5:3698:G:C6	1:5:3699:C:N4	2.89	0.41
1:5:3736:A:O2'	1:5:3737:A:P	2.79	0.41
1:5:3806:G:N1	1:5:3807:A:C5	2.89	0.41
1:5:4097:G:C2	1:5:4098:A:C4	3.09	0.41
1:5:4227:U:H2'	1:5:4228:G:O4'	2.21	0.41
1:5:4275:G:C5	1:5:4276:G:N7	2.88	0.41
1:5:435:A:H61	1:5:1312:A:H2	1.66	0.41
1:5:4433:G:C2	1:5:4434:C:C2	3.09	0.41
1:5:4502:C:N4	1:5:4503:A:N7	2.68	0.41
1:5:4656:A:O4'	1:5:4656:A:N3	2.53	0.41
1:5:4737:G:C6	1:5:4738:C:C4	3.08	0.41
1:5:4896:G:N3	1:5:4926:C:N4	2.66	0.41
1:5:4946:U:C2'	1:5:4946:U:O2	2.69	0.41
1:5:4981:G:C6	1:5:4982:A:C5	3.08	0.41
1:5:5008:C:H2'	1:5:5009:G:O4'	2.20	0.41
1:5:5036:C:C2	1:5:5037:U:C5	3.09	0.41
1:5:718:C:H2'	1:5:718:C:O2	2.21	0.41
1:5:916:C:H2'	1:5:916:C:O2	2.20	0.41
2:7:16:A:C4	2:7:17:C:C6	3.09	0.41
2:7:45:U:O3'	7:D:157:ASN:HB2	2.20	0.41
2:7:8:G:N2	2:7:9:C:H1'	2.35	0.41
4:A:211:PHE:HE1	4:A:219:ILE:HG23	1.81	0.41

Continued on next page...

Continued from previous page...

Atom-1	Atom-2	Interatomic distance (Å)	Clash overlap (Å)
1:5:4990:C:N3	5:B:113:GLU:OE2	2.54	0.41
6:C:110:ARG:O	6:C:113:ARG:NH1	2.53	0.41
8:E:153:HIS:CD2	8:E:183:ARG:NH1	2.88	0.41
8:E:250:ASP:C	8:E:250:ASP:OD1	2.58	0.41
10:G:108:GLN:NE2	10:G:108:GLN:CA	2.83	0.41
1:5:4586:G:OP1	17:O:72:HIS:CD2	2.74	0.41
18:P:31:GLU:OE2	18:P:60:PHE:HA	2.21	0.41
18:P:95:LEU:HD13	18:P:148:MET:HE1	2.03	0.41
21:S:84:TYR:CE1	21:S:91:HIS:HB2	2.55	0.41
23:U:60:VAL:HG11	23:U:76:VAL:HG22	2.03	0.41
1:5:1173:G:C4	1:5:1174:G:C8	3.08	0.41
1:5:1199:G:C6	1:5:1200:G:C5	3.08	0.41
1:5:1086:C:C2	1:5:1212:G:N1	2.89	0.41
1:5:1085:C:N3	1:5:1213:G:C6	2.88	0.41
1:5:1253:G:N2	1:5:1256:G:C8	2.89	0.41
1:5:1511:U:H2'	1:5:1512:G:O4'	2.20	0.41
1:5:163:A:C6	1:5:164:G:C8	3.08	0.41
1:5:1757:U:O2	1:5:1758:G:C8	2.71	0.41
1:5:1776:A:C2	1:5:1777:C:C2	3.08	0.41
1:5:183:C:C2	1:5:189:G:O6	2.74	0.41
1:5:1998:A:C2	1:5:2020:U:O4'	2.74	0.41
1:5:2056:G:C2	1:5:2058:G:C6	3.09	0.41
1:5:2115:G:N7	1:5:2116:C:H1'	2.36	0.41
1:5:2263:A:O2'	1:5:2264:C:H2'	2.21	0.41
1:5:2294:G:C6	1:5:2295:C:C4	3.09	0.41
1:5:2301:G:C4	1:5:2302:C:C6	3.08	0.41
1:5:2314:G:N1	1:5:2326:G:C8	2.89	0.41
1:5:2732:G:C2	1:5:2733:C:C2	3.09	0.41
1:5:2855:G:H22	1:5:2859:G:N2	2.18	0.41
1:5:2891:U:H2'	1:5:2892:C:O4'	2.21	0.41
1:5:289:C:O2	1:5:290:U:C6	2.73	0.41
1:5:3641:U:C5	1:5:3646:A:N7	2.89	0.41
1:5:3653:A:H8	1:5:3653:A:P	2.43	0.41
1:5:3705:G:C5	1:5:3706:C:C4	3.08	0.41
1:5:3786:U:C5'	1:5:3786:U:H6	2.33	0.41
1:5:3800:A:C2	1:5:4496:A:H1'	2.56	0.41
1:5:3804:G:N2	1:5:3805:U:H1'	2.35	0.41
1:5:3867:A:H2'	1:5:3868:G:C8	2.56	0.41
1:5:423:G:H2'	1:5:424:U:C6	2.55	0.41
1:5:4286:C:H2'	1:5:4287:G:C8	2.56	0.41
1:5:4413:C:H5	1:5:4429:C:N4	2.18	0.41

Continued on next page...

Continued from previous page...

Atom-1	Atom-2	Interatomic distance (Å)	Clash overlap (Å)
1:5:4455:G:N2	1:5:4456:C:N1	2.69	0.41
1:5:4497:U:C4	1:5:4498:U:C6	3.08	0.41
1:5:4547:C:H2'	1:5:4549:G:C8	2.55	0.41
1:5:454:U:H4'	1:5:455:C:C5'	2.51	0.41
1:5:466:A:N3	1:5:467:U:C5	2.86	0.41
1:5:1965:G:O2'	1:5:4695:C:C4'	2.69	0.41
1:5:4742:G:H2'	1:5:4742:G:N3	2.35	0.41
1:5:4748:U:H2'	1:5:4749:C:O4'	2.21	0.41
1:5:4865:C:C2	1:5:4866:C:C6	3.09	0.41
1:5:4754:G:N1	1:5:4880:C:C4	2.89	0.41
1:5:4914:C:H2'	1:5:4915:G:O4'	2.21	0.41
1:5:4984:C:H2'	1:5:4985:U:C5'	2.51	0.41
1:5:4996:C:C4	1:5:4997:G:N7	2.88	0.41
1:5:684:G:HO2'	1:5:685:C:P	2.44	0.41
1:5:692:A:N3	1:5:693:C:C5	2.88	0.41
1:5:723:A:C2'	1:5:724:C:O5'	2.68	0.41
1:5:86:U:C4	1:5:97:G:N1	2.89	0.41
1:5:96:U:C4	1:5:97:G:C4	3.09	0.41
2:7:54:A:N7	13:J:12:MET:HG2	2.36	0.41
2:7:56:G:C2'	2:7:57:C:O4'	2.64	0.41
2:7:57:C:H2'	2:7:58:A:O4'	2.21	0.41
3:8:120:G:N1	3:8:121:G:N7	2.69	0.41
3:8:31:G:C2	3:8:32:C:C2	3.09	0.41
3:8:52:A:H2'	3:8:52:A:N3	2.36	0.41
3:8:80:A:C8	3:8:81:C:C1'	3.03	0.41
3:8:82:A:N1	3:8:83:C:H5''	2.35	0.41
3:8:70:G:C2	3:8:87:G:N3	2.89	0.41
4:A:104:VAL:HG12	4:A:146:THR:HG21	2.02	0.41
6:C:156:ASP:OD1	6:C:254:GLU:HB3	2.20	0.41
2:7:119:U:C4	7:D:261:VAL:HG21	2.56	0.41
9:F:194:HIS:C	9:F:196:ILE:N	2.74	0.41
9:F:58:HIS:O	9:F:60:HIS:N	2.53	0.41
14:L:179:PHE:CE1	14:L:183:ARG:HD3	2.56	0.41
15:M:9:VAL:HG11	15:M:66:HIS:HA	2.02	0.41
15:M:86:TRP:NE1	15:M:92:ALA:HB2	2.35	0.41
16:N:61:ILE:HD12	16:N:131:GLU:OE2	2.20	0.41
20:R:30:ASN:OD1	20:R:30:ASN:N	3.07	0.41
20:R:38:ARG:O	20:R:39:GLN:HB3	2.21	0.41
46:1:95:ALA:O	46:1:102:VAL:HG21	2.20	0.41
1:5:1076:C:C4	1:5:1077:C:C6	3.03	0.41
1:5:1173:G:C5	1:5:1174:G:C8	3.09	0.41

Continued on next page...

Continued from previous page...

Atom-1	Atom-2	Interatomic distance (Å)	Clash overlap (Å)
1:5:1243:C:O2'	1:5:1244:G:C8	2.66	0.41
1:5:1302:U:C4	1:5:1303:A:N7	2.89	0.41
1:5:1351:G:C6	1:5:1352:C:C4	3.09	0.41
1:5:138:G:H3'	1:5:139:G:H5'	2.02	0.41
1:5:1675:C:C2	1:5:1681:G:N2	2.89	0.41
1:5:1697:G:C8	9:F:165:ASN:HA	2.55	0.41
1:5:1719:A:H5''	1:5:1719:A:N3	2.36	0.41
1:5:1855:G:C2	1:5:1856:C:C2	3.08	0.41
1:5:1899:G:C4	1:5:1900:C:H5	2.34	0.41
1:5:1983:A:H62	1:5:1987:C:H5'	1.86	0.41
1:5:2084:C:H6	1:5:2084:C:OP1	2.03	0.41
1:5:1667:G:H2'	1:5:2280:G:H22	1.86	0.41
1:5:2304:U:C4	1:5:2332:A:N7	2.88	0.41
1:5:2399:G:C2	1:5:2400:G:C5	3.09	0.41
1:5:2463:G:C2	1:5:2464:C:C2	3.09	0.41
1:5:250:C:H2'	1:5:251:C:O4'	2.20	0.41
1:5:2606:G:C4	1:5:2607:C:C6	3.08	0.41
1:5:2724:G:N1	1:5:2726:G:C6	2.89	0.41
1:5:2727:C:C2	1:5:2728:U:C5	3.09	0.41
1:5:2745:A:H2'	1:5:2746:A:C8	2.56	0.41
1:5:2591:A:H62	1:5:2753:G:N2	2.19	0.41
1:5:3724:A:C6	1:5:3725:G:C6	3.09	0.41
1:5:3841:C:C2'	1:5:3841:C:O2	2.69	0.41
1:5:3874:G:C5	1:5:3875:G:C8	3.09	0.41
1:5:4100:C:N4	1:5:4101:C:H41	2.19	0.41
1:5:4125:C:C5	4:A:69:PHE:CD2	3.09	0.41
1:5:4171:C:H2'	1:5:4172:A:O4'	2.21	0.41
1:5:4184:G:N2	1:5:4185:G:H1'	2.36	0.41
1:5:4313:A:C2	1:5:4314:C:N1	2.89	0.41
1:5:4425:G:C5	1:5:4426:C:C6	3.08	0.41
1:5:450:G:H22	1:5:1294:A:C2'	2.34	0.41
1:5:4608:G:C2	1:5:4609:G:H1'	2.56	0.41
1:5:4628:U:C2	1:5:4629:U:H5	2.36	0.41
1:5:4661:G:C2	1:5:4662:C:C2	3.09	0.41
1:5:4665:A:C6	1:5:4666:G:C5	3.09	0.41
1:5:4946:U:C4	1:5:4947:U:C5	3.09	0.41
1:5:5019:A:N1	1:5:5020:G:C5	2.89	0.41
1:5:5006:U:N1	1:5:5042:A:N7	2.69	0.41
1:5:5047:C:N1	1:5:5048:A:C6	2.89	0.41
1:5:5061:A:O4'	1:5:5062:G:H5''	2.20	0.41
1:5:689:U:O2	1:5:690:C:C6	2.74	0.41

Continued on next page...

Continued from previous page...

Atom-1	Atom-2	Interatomic distance (Å)	Clash overlap (Å)
2:7:56:G:HO2'	2:7:57:C:P	2.44	0.41
2:7:82:G:C2	2:7:95:C:N3	2.89	0.41
3:8:66:A:C2	3:8:67:U:N3	2.89	0.41
3:8:94:G:C4'	3:8:94:G:C8	3.03	0.41
3:8:97:A:C6	3:8:98:C:C4	3.09	0.41
6:C:142:HIS:HD2	6:C:249:PHE:HB3	1.85	0.41
1:5:1281:G:H2'	6:C:323:ARG:HG2	2.03	0.41
8:E:42:ARG:O	8:E:43:ASN:C	2.59	0.41
10:G:136:LEU:HD21	10:G:204:PHE:HE1	1.82	0.41
10:G:32:PHE:CD2	28:Z:55:ALA:HB2	2.56	0.41
12:I:76:MET:HE1	12:I:80:CYS:SG	2.60	0.41
14:L:145:LYS:HG3	14:L:146:LEU:N	2.36	0.41
17:O:191:ARG:HA	17:O:194:GLU:HB3	2.03	0.41
17:O:47:PHE:C	17:O:47:PHE:CD2	2.94	0.41
22:T:9:ARG:HG3	22:T:10:GLY:N	2.28	0.41
46:1:94:LEU:HD22	46:1:100:ILE:CD1	2.51	0.41
1:5:1095:A:C6	1:5:1096:C:C4	3.08	0.41
1:5:1212:G:N2	1:5:1213:G:C4	2.89	0.41
1:5:1257:A:C5	1:5:1258:G:C8	3.09	0.41
1:5:1281:G:O2'	6:C:323:ARG:N	2.38	0.41
1:5:1380:G:H1'	1:5:1381:U:H3	1.86	0.41
1:5:1388:A:C6	1:5:1389:U:C2	3.09	0.41
1:5:1410:U:O2'	1:5:1411:C:OP2	2.33	0.41
1:5:1446:C:N3	1:5:1447:C:C5	2.88	0.41
1:5:147:A:H2'	1:5:148:C:C5'	2.51	0.41
1:5:1570:G:C4	1:5:1571:G:C8	3.09	0.41
1:5:1571:G:H2'	1:5:1571:G:N3	2.36	0.41
1:5:1619:G:C2'	1:5:1620:U:O5'	2.69	0.41
1:5:1634:A:N1	1:5:1635:C:C5	2.88	0.41
1:5:1734:G:H2'	22:T:13:TYR:CZ	2.56	0.41
1:5:1782:U:C2	1:5:1783:C:C5	3.09	0.41
1:5:1869:G:C8	1:5:3877:A:C6	3.09	0.41
1:5:2021:G:N1	1:5:2022:C:C4	2.89	0.41
1:5:2036:C:H2'	1:5:2037:C:C6	2.55	0.41
1:5:2046:G:N9	17:O:60:LYS:HD3	2.36	0.41
1:5:2059:C:O2	1:5:2060:G:C8	2.74	0.41
1:5:2088:A:N1	1:5:2268:A:O2'	2.40	0.41
1:5:2312:U:C2'	1:5:2312:U:O2	2.64	0.41
1:5:231:U:O2'	27:Y:100:HIS:HD2	2.04	0.41
1:5:2327:G:N2	1:5:2328:G:C8	2.88	0.41
1:5:2330:G:C2'	1:5:2331:G:O4'	2.69	0.41

Continued on next page...

Continued from previous page...

Atom-1	Atom-2	Interatomic distance (Å)	Clash overlap (Å)
1:5:2447:U:HO2'	1:5:2448:G:P	2.44	0.41
1:5:2477:A:N1	1:5:2478:C:C4	2.88	0.41
1:5:2559:G:C4	1:5:2560:C:C6	3.09	0.41
1:5:2633:U:C4	1:5:2634:C:C5	3.08	0.41
1:5:2664:G:C2	1:5:2671:C:N3	2.89	0.41
1:5:272:U:H2'	1:5:272:U:O2	2.21	0.41
1:5:2765:A:H5''	1:5:2766:A:H2	1.85	0.41
1:5:2791:C:O2	1:5:2792:C:C6	2.74	0.41
1:5:2907:G:C2	1:5:3588:C:C2	3.09	0.41
1:5:349:A:O5'	1:5:349:A:H2'	2.21	0.41
1:5:3747:A:O4'	1:5:3817:A:H2'	2.21	0.41
1:5:3882:C:C2	1:5:3883:U:C5	3.08	0.41
1:5:4166:G:C6	1:5:4167:G:C5	3.09	0.41
1:5:4258:C:N3	1:5:4259:C:C4	2.88	0.41
1:5:431:G:C1'	1:5:3889:G:C2	3.03	0.41
1:5:4369:A:C2	1:5:4370:G:N9	2.87	0.41
1:5:4372:U:O2	1:5:4377:G:H1'	2.20	0.41
1:5:4399:U:N3	1:5:4400:G:C8	2.89	0.41
1:5:4524:G:N3	1:5:4525:C:C6	2.89	0.41
1:5:4896:G:C2	1:5:4897:G:N9	2.88	0.41
1:5:4906:C:O2	1:5:4916:G:C2	2.73	0.41
1:5:4997:G:N1	1:5:4998:G:C4	2.89	0.41
1:5:5021:C:C4	1:5:5022:U:C5	3.09	0.41
1:5:511:C:H2'	1:5:512:U:H6	1.86	0.41
1:5:496:G:N1	1:5:658:C:N3	2.69	0.41
1:5:911:U:C4	1:5:912:G:N7	2.89	0.41
1:5:957:G:H3'	1:5:2077:C:OP1	2.21	0.41
1:5:993:G:N3	1:5:994:G:C8	2.89	0.41
2:7:69:U:O2	2:7:70:G:C8	2.74	0.41
2:7:8:G:P	7:D:33:ARG:NH2	2.94	0.41
3:8:75:G:C2	3:8:76:C:C2	3.09	0.41
3:8:70:G:C2	3:8:87:G:N2	2.89	0.41
4:A:9:ARG:HA	4:A:9:ARG:NE	5.12	0.41
5:B:195:ASP:O	5:B:196:TRP:HB2	2.21	0.41
6:C:71:ARG:CZ	6:C:71:ARG:HB3	2.50	0.41
10:G:108:GLN:O	10:G:112:GLN:NE2	2.54	0.41
18:P:128:ARG:NH1	18:P:136:ILE:HG21	2.36	0.41
1:5:2034:G:H1'	21:S:116:ARG:O	2.21	0.41
1:5:4871:C:C5	21:S:176:PHE:CD2	3.08	0.41
21:S:29:ARG:HH12	22:T:150:LEU:CA	2.34	0.41
25:W:21:TYR:HB2	25:W:31:PHE:CE2	2.56	0.41

Continued on next page...

Continued from previous page...

Atom-1	Atom-2	Interatomic distance (Å)	Clash overlap (Å)
46:1:302:TYR:OH	46:1:341:LEU:CD1	2.69	0.40
1:5:1275:G:C5	1:5:1276:C:C5	3.09	0.40
1:5:1308:C:C2	1:5:1309:C:C6	3.10	0.40
1:5:1384:C:O2	1:5:1505:C:H4'	2.21	0.40
1:5:1478:C:H2'	1:5:1478:C:O2	2.20	0.40
1:5:1620:U:H2'	1:5:1621:A:H8	1.85	0.40
1:5:1760:G:O6	1:5:1772:C:N3	2.53	0.40
1:5:1780:A:N6	1:5:1781:U:C6	2.88	0.40
1:5:1817:U:C2'	1:5:1818:G:O5'	2.69	0.40
1:5:1886:G:C6	1:5:1887:G:C8	3.09	0.40
1:5:189:G:N2	1:5:190:G:C8	2.90	0.40
1:5:1995:G:C6	1:5:1996:C:N4	2.89	0.40
1:5:209:U:O2	1:5:233:U:N3	2.54	0.40
1:5:2290:C:C4	1:5:2291:G:N7	2.90	0.40
1:5:2470:C:C3'	1:5:2470:C:C6	3.04	0.40
1:5:2509:C:HO2'	1:5:2510:G:H5'	1.83	0.40
1:5:2560:C:O2	1:5:2560:C:H2'	2.20	0.40
1:5:2614:C:H1'	1:5:2726:G:N2	2.36	0.40
1:5:2664:G:C6	1:5:2665:U:C2	3.09	0.40
1:5:2714:G:N2	1:5:2715:G:C5	2.89	0.40
1:5:2752:G:H8	1:5:2752:G:H5''	1.85	0.40
1:5:2830:G:C2	1:5:2831:G:C5	3.09	0.40
1:5:324:A:C2'	1:5:325:U:H5'	2.52	0.40
1:5:3639:U:H2'	1:5:3640:U:O4'	2.22	0.40
1:5:3656:A:C2	1:5:3657:U:C4	3.08	0.40
1:5:3683:C:H4'	1:5:3684:G:OP2	2.22	0.40
1:5:3699:C:H2'	1:5:3699:C:O2	2.20	0.40
1:5:3703:G:C4	1:5:3704:U:C6	3.09	0.40
1:5:3738:G:C8	1:5:3738:G:C3'	3.04	0.40
1:5:3740:G:C2	1:5:3741:C:O4'	2.74	0.40
1:5:3801:U:O2'	1:5:3802:U:O5'	2.38	0.40
1:5:3883:U:O2'	1:5:3884:U:C5'	2.70	0.40
1:5:4074:C:O2'	1:5:4075:U:C5'	2.69	0.40
1:5:4100:C:N4	1:5:4101:C:N4	2.69	0.40
1:5:4101:C:C2	1:5:4102:C:C6	3.09	0.40
1:5:4269:G:C2	1:5:4270:C:C1'	3.04	0.40
1:5:4361:U:N3	1:5:4362:A:N7	2.68	0.40
1:5:4552:U:O2	1:5:4553:A:C8	2.74	0.40
1:5:4608:G:C4	1:5:4609:G:C8	3.09	0.40
1:5:4737:G:C8	1:5:4737:G:H5'	2.55	0.40
1:5:4905:C:C4	1:5:4906:C:C5	3.09	0.40

Continued on next page...

Continued from previous page...

Atom-1	Atom-2	Interatomic distance (Å)	Clash overlap (Å)
1:5:5043:A:H2'	1:5:5044:A:O5'	2.21	0.40
1:5:731:G:N1	1:5:732:A:H1'	2.36	0.40
1:5:753:C:C4	1:5:754:U:H5	2.33	0.40
2:7:34:C:H2'	2:7:34:C:O2	2.21	0.40
3:8:147:G:C2	3:8:148:A:C8	3.09	0.40
3:8:63:U:O2	3:8:63:U:C3'	2.69	0.40
4:A:209:HIS:CD2	4:A:210:PRO:HD2	2.57	0.40
5:B:393:LYS:O	5:B:395:ASP:N	2.54	0.40
5:B:47:LEU:HB2	5:B:84:MET:HE1	2.04	0.40
6:C:172:LYS:CE	6:C:177:TRP:HE1	2.34	0.40
6:C:265:GLY:C	6:C:266:THR:O	2.58	0.40
6:C:288:ASP:OD2	6:C:291:ARG:HB3	2.21	0.40
6:C:339:THR:HA	6:C:342:ARG:HB3	2.03	0.40
6:C:85:HIS:CD2	6:C:85:HIS:N	2.89	0.40
7:D:278:ASP:O	7:D:280:VAL:C	2.60	0.40
9:F:100:ILE:N	9:F:101:ASN:OD1	2.53	0.40
11:H:34:LEU:HD21	11:H:150:ASP:OD1	2.21	0.40
11:H:59:LYS:HE3	11:H:59:LYS:O	2.21	0.40
11:H:55:LEU:HD22	11:H:77:VAL:HG11	2.03	0.40
11:H:31:ARG:NE	11:H:87:GLY:HA3	2.35	0.40
9:F:83:PHE:CD2	21:S:62:VAL:HG11	2.56	0.40
1:5:1072:C:O2	1:5:1072:C:H2'	2.21	0.40
1:5:120:A:O4'	1:5:121:A:N1	2.54	0.40
1:5:1234:G:C4	1:5:1235:G:N7	2.89	0.40
1:5:1377:G:C8	1:5:1378:C:C5'	3.04	0.40
1:5:1379:C:H4'	1:5:1380:G:C1'	2.51	0.40
1:5:1601:A:C5	1:5:3643:A:O4'	2.74	0.40
1:5:1617:G:N3	1:5:1618:G:C8	2.90	0.40
1:5:1697:G:H8	9:F:165:ASN:HA	1.86	0.40
1:5:1764:G:C5	1:5:1766:A:OP2	2.73	0.40
1:5:1949:U:O2	1:5:1949:U:C2'	2.69	0.40
1:5:1989:G:N2	1:5:1990:A:C5	2.89	0.40
1:5:2020:U:O2	1:5:2021:G:C8	2.74	0.40
1:5:2101:C:N3	1:5:2102:G:N7	2.70	0.40
1:5:226:G:C4	1:5:236:G:C8	3.09	0.40
1:5:2618:G:C6	1:5:2619:G:N7	2.89	0.40
1:5:2658:G:N2	1:5:2675:G:H2'	2.25	0.40
1:5:2688:G:C2	1:5:2689:C:C4	3.08	0.40
1:5:2838:G:C8	1:5:2838:G:H5''	2.56	0.40
1:5:3636:C:N4	1:5:3637:U:C5	2.88	0.40
1:5:3772:U:C2	1:5:3773:U:C5	3.10	0.40

Continued on next page...

Continued from previous page...

Atom-1	Atom-2	Interatomic distance (Å)	Clash overlap (Å)
1:5:381:U:C4'	1:5:414:C:H2'	2.51	0.40
1:5:387:G:N1	1:5:388:C:C5	2.86	0.40
1:5:409:C:N4	1:5:409:G:N9	2.70	0.40
1:5:427:C:O2	1:5:427:C:H2'	2.21	0.40
1:5:445:U:H4'	5:B:265:SER:O	2.21	0.40
1:5:447:C:O2	1:5:448:G:C8	2.74	0.40
1:5:453:G:C2	1:5:453:A:H1'	2.57	0.40
1:5:463:U:C2'	1:5:464:A:O5'	2.69	0.40
1:5:468:U:O2'	1:5:469:C:H4'	2.21	0.40
1:5:471:A:N1	1:5:472:C:N1	2.69	0.40
1:5:471:C:H2'	1:5:471:C:O2	2.20	0.40
1:5:489:G:C2	1:5:492:C:C2	3.09	0.40
1:5:475:U:C2	1:5:494:C:N3	2.90	0.40
1:5:495:U:H2'	1:5:495:U:O2	2.21	0.40
1:5:497:G:C6	1:5:497:A:C6	3.08	0.40
1:5:497:G:C6	1:5:498:G:C8	3.10	0.40
1:5:704:C:C5'	1:5:704:C:C6	3.02	0.40
1:5:715:G:N2	1:5:954:C:C2	2.89	0.40
1:5:931:C:C5	1:5:932:A:N7	2.89	0.40
1:5:938:C:C2	1:5:939:G:C8	3.10	0.40
1:5:98:A:N7	1:5:99:A:C8	2.90	0.40
2:7:18:C:H42	2:7:19:C:H41	1.69	0.40
3:8:106:G:C4	3:8:107:C:C5	3.09	0.40
3:8:42:G:N2	3:8:43:A:H1'	2.36	0.40
3:8:70:G:C6	3:8:87:G:C6	3.09	0.40
4:A:218:HIS:ND1	4:A:218:HIS:C	2.74	0.40
5:B:136:LYS:C	5:B:138:GLN:H	2.24	0.40
1:5:451:A:OP2	5:B:258:HIS:HB2	2.21	0.40
1:5:461:C:H5''	5:B:357:ARG:HD2	2.03	0.40
6:C:130:ALA:HB3	6:C:246:VAL:CG1	2.51	0.40
7:D:111:ASN:HD22	7:D:111:ASN:C	2.24	0.40
9:F:100:ILE:HG21	19:Q:4:ASP:CG	2.41	0.40
10:G:32:PHE:CD1	10:G:32:PHE:N	2.89	0.40
12:I:106:ALA:HB1	12:I:109:ASP:HA	2.03	0.40
13:J:165:TRP:CH2	13:J:169:LYS:HG2	2.56	0.40
14:L:21:ARG:NH1	46:1:273:ARG:CD	58.06	0.40
14:L:27:ASN:O	14:L:28:GLN:C	2.59	0.40
16:N:135:ILE:CG2	16:N:142:ILE:HD13	2.50	0.40
1:5:491:G:H1'	18:P:69:ARG:HH11	1.85	0.40
20:R:8:LYS:HG3	20:R:22:VAL:CG1	2.50	0.40
21:S:84:TYR:HD2	21:S:113:MET:HE3	1.85	0.40

Continued on next page...

Continued from previous page...

Atom-1	Atom-2	Interatomic distance (Å)	Clash overlap (Å)
22:T:19:PHE:O	22:T:21:LYS:HG3	2.20	0.40
22:T:43:LYS:CG	22:T:58:HIS:HE1	2.35	0.40
24:V:57:VAL:HG23	24:V:84:GLN:CG	2.45	0.40
46:1:268:LYS:HE3	46:1:275:GLN:O	2.22	0.40
1:5:101:A:N1	1:5:102:G:C8	2.90	0.40
1:5:1219:G:C2	1:5:1220:G:C4	3.09	0.40
1:5:1310:C:O2	1:5:1310:C:C2'	2.69	0.40
1:5:1358:G:C8	1:5:1358:G:H3'	2.57	0.40
1:5:1408:G:C2'	1:5:1411:C:H41	2.35	0.40
1:5:1453:G:N1	1:5:1454:G:C5	2.89	0.40
1:5:167:C:N1	1:5:269:G:N2	2.69	0.40
1:5:1742:A:N3	1:5:1742:A:H2'	2.35	0.40
1:5:1320:U:H1'	1:5:1856:C:O4'	2.22	0.40
1:5:1993:C:N3	1:5:1994:C:C5	2.89	0.40
1:5:2076:G:C4	1:5:2077:C:C6	3.10	0.40
1:5:2326:G:C2	1:5:2327:G:C4	3.10	0.40
1:5:2326:G:N3	1:5:2326:G:H2'	2.36	0.40
1:5:2384:U:H2'	1:5:2385:U:C6	2.57	0.40
1:5:2396:A:N3	1:5:2396:A:O4'	2.54	0.40
1:5:2408:U:O4'	1:5:2409:U:C4	2.74	0.40
1:5:225:G:N3	1:5:243:A:C2	2.89	0.40
1:5:2549:G:C6	1:5:2550:G:C5	3.09	0.40
1:5:2677:G:N3	1:5:2677:G:H2'	2.36	0.40
1:5:2590:G:H2'	1:5:2755:A:N6	2.36	0.40
1:5:2833:A:C2'	1:5:2834:C:O5'	2.69	0.40
1:5:3621:A:H3'	1:5:3622:C:C6	2.57	0.40
1:5:3644:U:H2'	1:5:3645:U:H5'	2.03	0.40
1:5:3683:C:O3'	4:A:174:ARG:NH2	2.55	0.40
1:5:3848:U:O2	1:5:3849:A:C8	2.74	0.40
1:5:3858:C:N3	1:5:3859:G:N9	2.70	0.40
1:5:3930:U:N3	1:5:3931:C:C5	2.90	0.40
1:5:4123:C:H3'	1:5:4124:G:H8	1.85	0.40
1:5:4237:C:O2'	1:5:4326:G:N2	2.53	0.40
1:5:4308:C:C2	1:5:4309:G:C8	3.09	0.40
1:5:4489:G:N3	1:5:4490:C:C6	2.89	0.40
1:5:4546:A:N7	4:A:215:ASN:ND2	2.69	0.40
1:5:4550:G:C5	1:5:4551:U:C5	3.07	0.40
1:5:4586:G:H5''	1:5:4586:G:H8	1.87	0.40
1:5:4680:G:C2	1:5:4681:A:C5	3.09	0.40
1:5:4745:G:C2'	1:5:4746:C:H5	2.32	0.40
1:5:4747:C:HO2'	1:5:4748:U:H5'	1.85	0.40

Continued on next page...

Continued from previous page...

Atom-1	Atom-2	Interatomic distance (Å)	Clash overlap (Å)
1:5:4901:G:N1	1:5:4921:C:C4	2.90	0.40
1:5:4933:C:H4'	1:5:4933:C:OP1	2.21	0.40
1:5:4739:C:C2	1:5:4961:G:C2	3.09	0.40
1:5:5063:G:N2	1:5:5064:G:C4	2.89	0.40
1:5:730:G:N2	1:5:939:G:C2	2.82	0.40
1:5:925:C:C4	1:5:926:G:N7	2.89	0.40
3:8:117:C:C4	3:8:118:C:H5	2.36	0.40
4:A:225:ILE:HD12	4:A:233:ARG:CZ	2.50	0.40
5:B:175:GLN:NE2	5:B:179:HIS:HE1	2.14	0.40
6:C:47:ASN:N	6:C:47:ASN:OD1	2.52	0.40
9:F:32:ILE:N	9:F:32:ILE:HD12	2.36	0.40
1:5:4164:C:H4'	10:G:53:ARG:O	2.21	0.40
15:M:34:ASN:N	15:M:34:ASN:ND2	2.69	0.40
19:Q:33:ARG:O	19:Q:34:PHE:C	2.59	0.40
20:R:74:ARG:O	20:R:75:HIS:HB2	2.20	0.40
21:S:28:TYR:CE2	21:S:52:LYS:HG3	2.56	0.40
24:V:48:ARG:HD2	24:V:51:ARG:HH22	1.86	0.40
24:V:38:TYR:CB	24:V:66:LYS:HD3	2.51	0.40
27:Y:18:HIS:C	27:Y:20:ASN:H	2.24	0.40
1:5:1065:G:N1	1:5:1066:G:C5	2.90	0.40
1:5:1098:G:C4	1:5:1099:C:C6	3.09	0.40
1:5:1327:C:H2'	1:5:1328:G:C8	2.56	0.40
1:5:1334:A:C2	1:5:1335:G:C8	3.09	0.40
1:5:1475:G:N2	1:5:1489:G:N1	2.59	0.40
1:5:1509:C:O2	1:5:1509:C:H2'	2.20	0.40
1:5:1520:C:H5'	6:C:102:PHE:CZ	2.56	0.40
1:5:1571:G:C4	1:5:1572:U:C6	3.10	0.40
1:5:1627:G:C8	1:5:1628:C:C5	3.09	0.40
1:5:1627:G:C2	1:5:1628:C:H1'	2.56	0.40
1:5:1811:G:C6	1:5:1812:C:C5	3.09	0.40
1:5:1843:A:N1	1:5:1844:G:N7	2.70	0.40
1:5:1867:A:O2'	1:5:1868:A:C5'	2.69	0.40
1:5:1870:C:C4	1:5:1871:A:N7	2.89	0.40
1:5:1945:G:O6	1:5:1946:G:N7	2.54	0.40
1:5:1979:A:C2	1:5:1982:G:N7	2.89	0.40
1:5:2045:G:O6	1:5:3870:C:O2'	2.39	0.40
1:5:2244:C:N3	1:5:2245:G:N7	2.70	0.40
1:5:2483:G:N1	1:5:2484:A:C5	2.89	0.40
1:5:248:C:N3	1:5:249:C:C5	2.90	0.40
1:5:2515:G:C5	1:5:2516:G:N7	2.89	0.40
1:5:2559:G:N1	1:5:2560:C:C2	2.89	0.40

Continued on next page...

Continued from previous page...

Atom-1	Atom-2	Interatomic distance (Å)	Clash overlap (Å)
1:5:2634:C:O2	1:5:2635:U:C6	2.74	0.40
1:5:2701:U:C2	1:5:2702:C:C5	3.09	0.40
1:5:2744:A:C2	1:5:2745:A:N1	2.89	0.40
1:5:3751:G:N2	1:5:3775:A:H8	2.17	0.40
1:5:4079:C:O2	1:5:4080:C:C6	2.75	0.40
1:5:410:A:H2'	1:5:410:A:N3	2.36	0.40
1:5:4253:A:N1	13:J:25:CYS:SG	2.86	0.40
1:5:4333:C:N3	1:5:4334:U:O4	2.54	0.40
1:5:4344:U:C2	1:5:4345:C:H5	2.30	0.40
1:5:4381:A:C6	1:5:4382:G:N7	2.89	0.40
1:5:440:U:H2'	1:5:440:U:O2	2.22	0.40
1:5:4456:C:O2	1:5:4456:C:C2'	2.69	0.40
1:5:44:A:C4	1:5:45:U:C6	3.10	0.40
1:5:4501:U:C4	1:5:4502:C:C1'	3.04	0.40
1:5:487:G:C2	1:5:488:G:C4	3.09	0.40
1:5:4978:G:HO2'	1:5:4979:A:H3'	1.86	0.40
1:5:3894:A:C4'	1:5:4979:A:N1	2.84	0.40
1:5:722:G:H2'	1:5:723:A:C8	2.57	0.40
1:5:84:A:C5'	1:5:84:A:C8	3.04	0.40
1:5:907:C:C4	1:5:908:G:N7	2.89	0.40
1:5:979:C:OP2	1:5:979:C:C6	2.74	0.40
1:5:986:C:N3	1:5:987:C:C5	2.90	0.40
2:7:110:G:C5	2:7:111:C:C5	3.09	0.40
2:7:27:G:C4	2:7:28:C:C6	3.10	0.40
2:7:62:U:C5'	7:D:279:ARG:HH12	2.35	0.40
7:D:31:TYR:CD1	7:D:35:ARG:NH2	2.90	0.40
8:E:277:ILE:HD11	8:E:282:LEU:HD22	2.04	0.40
9:F:203:PHE:O	9:F:204:LYS:C	2.59	0.40
10:G:166:LEU:HD23	16:N:7:ILE:HD13	2.02	0.40
10:G:231:ASN:H	10:G:231:ASN:HD22	1.65	0.40
17:O:36:VAL:CG1	17:O:108:ILE:HB	2.52	0.40
21:S:94:TYR:CZ	21:S:96:GLU:HG3	2.56	0.40
22:T:14:MET:HE1	22:T:58:HIS:HB3	2.03	0.40
24:V:77:HIS:C	24:V:77:HIS:ND1	2.75	0.40
27:Y:8:THR:O	27:Y:9:SER:CB	2.69	0.40
28:Z:76:ASN:HB3	28:Z:78:ASN:H	1.86	0.40
46:1:78:GLU:OE2	46:1:154:GLN:CG	2.67	0.40
1:5:1098:G:H2'	1:5:1099:C:H6	1.86	0.40
1:5:1220:G:C2	1:5:1221:G:C8	3.10	0.40
1:5:1234:G:C3'	1:5:1235:G:H8	2.33	0.40
1:5:1258:G:N2	1:5:1259:G:C4	2.90	0.40

Continued on next page...

Continued from previous page...

Atom-1	Atom-2	Interatomic distance (Å)	Clash overlap (Å)
1:5:1280:C:C4	1:5:1282:G:C6	3.05	0.40
1:5:12:A:C6	1:5:14:C:N4	2.89	0.40
1:5:1337:A:H4'	6:C:102:PHE:CE2	2.56	0.40
1:5:1349:G:N3	1:5:1350:C:C6	2.89	0.40
1:5:1397:A:H2	1:5:1498:G:N3	2.18	0.40
1:5:1494:U:O2	1:5:1495:G:C8	2.73	0.40
1:5:1614:C:H3'	1:5:1614:C:C6	2.56	0.40
1:5:1828:C:O2	1:5:1829:G:C8	2.74	0.40
1:5:183:C:O2	1:5:189:G:C6	2.74	0.40
1:5:1941:A:C2'	1:5:1942:A:O5'	2.70	0.40
1:5:1966:C:N4	1:5:1967:A:N7	2.70	0.40
1:5:209:U:N3	1:5:211:G:C8	2.88	0.40
1:5:2263:A:H5''	1:5:2263:A:C8	2.57	0.40
1:5:2367:A:C2'	1:5:2368:A:O5'	2.70	0.40
1:5:190:G:N2	1:5:252:C:H1'	2.36	0.40
1:5:2821:U:H2'	1:5:2822:G:O4'	2.22	0.40
1:5:2830:G:N1	1:5:2831:G:C5	2.89	0.40
1:5:2833:A:O2'	1:5:2834:C:C4'	2.69	0.40
1:5:2843:U:N3	1:5:2844:A:C5	2.90	0.40
1:5:297:U:H2'	1:5:298:G:O4'	2.21	0.40
1:5:348:G:C2	1:5:350:C:C6	3.09	0.40
1:5:3945:A:C2	1:5:3946:G:N7	2.90	0.40
1:5:4143:G:N7	1:5:4145:C:C4	2.89	0.40
1:5:4198:G:N3	1:5:4198:G:H2'	2.37	0.40
1:5:4274:A:H3'	1:5:4274:A:C8	2.56	0.40
1:5:4540:C:C2	1:5:4541:G:C8	3.10	0.40
1:5:4593:C:N3	1:5:4594:U:C5	2.90	0.40
1:5:4697:U:C5'	1:5:4698:C:OP2	2.70	0.40
1:5:4742:G:C6	1:5:4743:G:C8	3.09	0.40
1:5:4878:C:N3	1:5:4879:C:C4	2.90	0.40
1:5:4889:G:O2'	1:5:4890:G:O5'	2.32	0.40
1:5:4900:C:H4'	1:5:4901:G:OP2	2.22	0.40
1:5:5022:U:C5	1:5:5024:C:C4	3.10	0.40
1:5:5028:G:N1	1:5:5029:C:C4	2.90	0.40
1:5:504:G:N3	1:5:505:G:C8	2.90	0.40
1:5:509:A:H3'	1:5:510:U:C5'	2.52	0.40
1:5:642:G:C2	1:5:643:C:C2	3.09	0.40
1:5:699:C:N3	1:5:700:G:N7	2.69	0.40
1:5:932:A:C2'	1:5:932:A:N3	2.85	0.40
1:5:988:C:C4	1:5:989:U:C4	3.09	0.40
1:5:990:C:N3	1:5:991:C:C6	2.90	0.40

Continued on next page...

Continued from previous page...

Atom-1	Atom-2	Interatomic distance (Å)	Clash overlap (Å)
2:7:113:G:C4	2:7:114:U:C5	3.09	0.40
3:8:123:U:O2	3:8:125:C:O2	2.38	0.40
3:8:13:G:N2	3:8:14:U:C2	2.90	0.40
3:8:13:G:N1	3:8:14:U:N3	2.70	0.40
3:8:82:A:C5	3:8:83:C:H5''	2.57	0.40
3:8:99:U:O2	3:8:100:U:C6	2.74	0.40
1:5:3682:A:C2	4:A:152:SER:HB3	2.57	0.40
4:A:189:TYR:HA	4:A:192:LYS:HG3	2.03	0.40
5:B:213:GLN:C	5:B:214:ASP:OD1	2.60	0.40
5:B:379:PHE:HE2	5:B:385:LYS:HG3	1.87	0.40
6:C:102:PHE:HD1	6:C:103:ALA:N	2.19	0.40
6:C:11:TYR:HE2	6:C:148:PRO:HG2	1.86	0.40
1:5:1725:U:OP1	9:F:106:LYS:HG3	2.22	0.40
9:F:202:ARG:N	9:F:202:ARG:CD	2.85	0.40
9:F:219:ARG:HB3	9:F:219:ARG:NH1	2.34	0.40
9:F:77:ALA:HB1	9:F:83:PHE:N	2.36	0.40
1:5:4476:C:C6	11:H:171:ASP:OD2	2.75	0.40
12:I:46:PHE:CZ	12:I:85:PHE:CA	3.05	0.40
16:N:180:PHE:CD2	16:N:180:PHE:N	2.89	0.40
1:5:963:G:O3'	20:R:107:ARG:NH2	174.06	0.40
22:T:144:ASN:N	22:T:144:ASN:OD1	2.54	0.40

There are no symmetry-related clashes.

5.3 Torsion angles [i](#)

5.3.1 Protein backbone [i](#)

In the following table, the Percentiles column shows the percent Ramachandran outliers of the chain as a percentile score with respect to all PDB entries followed by that with respect to all EM entries.

The Analysed column shows the number of residues for which the backbone conformation was analysed, and the total number of residues.

Mol	Chain	Analysed	Favoured	Allowed	Outliers	Percentiles	
4	A	242/257 (94%)	203 (84%)	30 (12%)	9 (4%)	4	32
5	B	392/394 (100%)	319 (81%)	40 (10%)	33 (8%)	1	11
6	C	365/367 (100%)	304 (83%)	46 (13%)	15 (4%)	3	29
7	D	290/297 (98%)	235 (81%)	33 (11%)	22 (8%)	1	13

Continued on next page...

Continued from previous page...

Mol	Chain	Analysed	Favoured	Allowed	Outliers	Percentiles	
8	E	232/236 (98%)	150 (65%)	51 (22%)	31 (13%)	0	4
9	F	223/225 (99%)	190 (85%)	23 (10%)	10 (4%)	3	27
10	G	239/266 (90%)	200 (84%)	32 (13%)	7 (3%)	5	38
11	H	188/192 (98%)	164 (87%)	20 (11%)	4 (2%)	8	45
12	I	211/213 (99%)	168 (80%)	30 (14%)	13 (6%)	2	19
13	J	168/178 (94%)	137 (82%)	23 (14%)	8 (5%)	2	25
14	L	208/211 (99%)	172 (83%)	25 (12%)	11 (5%)	2	22
15	M	136/213 (64%)	118 (87%)	16 (12%)	2 (2%)	12	52
16	N	201/204 (98%)	172 (86%)	23 (11%)	6 (3%)	5	37
17	O	199/204 (98%)	182 (92%)	14 (7%)	3 (2%)	12	52
18	P	151/153 (99%)	140 (93%)	9 (6%)	2 (1%)	14	55
19	Q	185/188 (98%)	160 (86%)	20 (11%)	5 (3%)	6	40
20	R	178/196 (91%)	153 (86%)	21 (12%)	4 (2%)	8	44
21	S	173/224 (77%)	146 (84%)	24 (14%)	3 (2%)	11	49
22	T	157/160 (98%)	128 (82%)	26 (17%)	3 (2%)	9	47
23	U	97/128 (76%)	74 (76%)	21 (22%)	2 (2%)	8	45
24	V	129/140 (92%)	112 (87%)	14 (11%)	3 (2%)	7	43
25	W	61/157 (39%)	57 (93%)	3 (5%)	1 (2%)	11	50
26	X	117/156 (75%)	108 (92%)	7 (6%)	2 (2%)	11	49
27	Y	132/145 (91%)	112 (85%)	14 (11%)	6 (4%)	3	27
28	Z	133/136 (98%)	113 (85%)	15 (11%)	5 (4%)	4	31
29	a	145/148 (98%)	111 (77%)	26 (18%)	8 (6%)	2	22
30	b	73/160 (46%)	58 (80%)	11 (15%)	4 (6%)	2	22
31	c	92/115 (80%)	78 (85%)	10 (11%)	4 (4%)	3	28
32	d	105/125 (84%)	85 (81%)	16 (15%)	4 (4%)	4	31
33	e	126/135 (93%)	110 (87%)	15 (12%)	1 (1%)	22	65
34	f	107/110 (97%)	95 (89%)	7 (6%)	5 (5%)	3	26
35	g	112/117 (96%)	103 (92%)	7 (6%)	2 (2%)	10	48
36	h	120/123 (98%)	103 (86%)	14 (12%)	3 (2%)	6	41
37	i	100/105 (95%)	91 (91%)	7 (7%)	2 (2%)	9	46
38	j	84/86 (98%)	67 (80%)	13 (16%)	4 (5%)	2	25

Continued on next page...

Continued from previous page...

Mol	Chain	Analysed	Favoured	Allowed	Outliers	Percentiles	
39	k	67/70 (96%)	55 (82%)	7 (10%)	5 (8%)	1	13
40	l	48/51 (94%)	42 (88%)	4 (8%)	2 (4%)	3	28
41	m	50/128 (39%)	44 (88%)	6 (12%)	0	100	100
42	n	21/25 (84%)	21 (100%)	0	0	100	100
43	o	102/106 (96%)	85 (83%)	11 (11%)	6 (6%)	2	20
44	p	89/91 (98%)	79 (89%)	9 (10%)	1 (1%)	17	59
45	r	123/125 (98%)	97 (79%)	20 (16%)	6 (5%)	2	24
46	1	384/476 (81%)	325 (85%)	42 (11%)	17 (4%)	3	27
47	2	60/68 (88%)	51 (85%)	6 (10%)	3 (5%)	2	24
All	All	6815/7604 (90%)	5717 (84%)	811 (12%)	287 (4%)	6	28

All (287) Ramachandran outliers are listed below:

Mol	Chain	Res	Type
4	A	19	HIS
4	A	197	PRO
5	B	16	PHE
5	B	40	PRO
5	B	108	GLU
5	B	109	HIS
5	B	111	SER
5	B	120	LYS
5	B	138	GLN
5	B	143	ALA
5	B	169	ARG
5	B	191	ALA
5	B	196	TRP
5	B	388	PHE
5	B	389	MET
6	C	69	THR
6	C	99	GLY
6	C	309	ILE
6	C	318	PRO
6	C	319	LEU
7	D	19	LYS
7	D	212	ILE
7	D	262	LYS
7	D	285	ALA
8	E	55	ARG

Continued on next page...

Continued from previous page...

Mol	Chain	Res	Type
8	E	59	TYR
8	E	96	LYS
8	E	131	LYS
8	E	175	LEU
8	E	221	PRO
8	E	230	ASP
8	E	280	HIS
9	F	72	ARG
9	F	128	ASN
9	F	236	GLY
10	G	128	VAL
11	H	60	TRP
12	I	78	LYS
12	I	79	SER
12	I	178	ALA
12	I	179	ASP
12	I	187	LYS
13	J	91	GLU
14	L	62	PRO
14	L	64	VAL
14	L	67	HIS
14	L	82	ARG
14	L	83	VAL
14	L	134	PRO
15	M	7	VAL
16	N	30	TYR
16	N	89	VAL
17	O	5	GLN
17	O	111	PRO
19	Q	177	ALA
20	R	36	ASN
21	S	146	HIS
21	S	165	PRO
24	V	14	PHE
24	V	99	GLU
26	X	131	ASP
29	a	76	ASP
29	a	92	LYS
29	a	96	GLY
30	b	7	HIS
30	b	12	GLN
34	f	4	ARG

Continued on next page...

Continued from previous page...

Mol	Chain	Res	Type
35	g	7	TYR
36	h	119	PHE
37	i	64	SER
39	k	23	VAL
39	k	59	SER
40	l	22	PRO
43	o	90	HIS
43	o	94	GLY
45	r	34	ALA
45	r	45	HIS
45	r	107	ARG
46	1	62	PHE
46	1	174	GLY
46	1	285	TYR
46	1	435	ALA
46	1	436	ASP
46	1	445	THR
4	A	110	GLY
5	B	47	LEU
5	B	147	ALA
5	B	274	TYR
5	B	314	ILE
5	B	394	LYS
6	C	58	ALA
6	C	66	SER
6	C	320	LYS
7	D	21	ARG
7	D	57	ASN
7	D	96	ALA
7	D	220	LYS
7	D	260	GLU
7	D	279	ARG
7	D	281	ALA
7	D	293	ARG
8	E	43	ASN
8	E	61	ARG
8	E	91	PRO
8	E	181	PRO
8	E	220	LYS
9	F	31	LYS
9	F	168	ARG
9	F	229	PHE

Continued on next page...

Continued from previous page...

Mol	Chain	Res	Type
10	G	28	VAL
11	H	64	ARG
12	I	101	LYS
12	I	210	ARG
13	J	26	VAL
13	J	88	LYS
13	J	169	LYS
14	L	143	GLU
15	M	87	ALA
16	N	79	ALA
18	P	41	ILE
19	Q	178	ARG
20	R	39	GLN
22	T	18	PRO
22	T	44	GLY
22	T	55	LYS
26	X	86	ALA
27	Y	6	PHE
28	Z	91	LEU
29	a	60	HIS
29	a	62	HIS
29	a	97	ALA
31	c	32	LYS
31	c	80	GLU
31	c	81	LEU
32	d	93	ASN
33	e	34	ASN
36	h	122	LYS
39	k	61	PRO
43	o	33	LEU
43	o	98	LYS
45	r	123	PRO
46	1	61	PRO
46	1	239	LEU
46	1	288	ASN
46	1	385	SER
47	2	8	VAL
47	2	66	VAL
4	A	180	LEU
4	A	196	TRP
5	B	295	ASP
6	C	73	VAL

Continued on next page...

Continued from previous page...

Mol	Chain	Res	Type
6	C	97	ARG
6	C	266	THR
6	C	273	LEU
7	D	129	GLU
7	D	152	ARG
7	D	187	SER
7	D	188	LYS
8	E	92	VAL
8	E	95	ASP
8	E	104	LYS
8	E	153	HIS
8	E	206	LYS
8	E	218	LEU
8	E	255	ARG
9	F	105	PRO
12	I	94	PHE
12	I	106	ALA
13	J	124	GLY
14	L	172	GLU
18	P	54	GLN
19	Q	52	PHE
19	Q	146	ARG
20	R	130	ASN
21	S	153	PRO
23	U	38	ASN
27	Y	11	ARG
27	Y	18	HIS
28	Z	8	GLY
28	Z	33	THR
29	a	93	ASN
32	d	38	PHE
34	f	80	ASN
34	f	107	PRO
40	l	47	THR
43	o	49	GLY
4	A	35	ALA
4	A	109	GLU
4	A	193	ARG
5	B	117	ARG
5	B	189	THR
5	B	310	SER
5	B	329	ASP

Continued on next page...

Continued from previous page...

Mol	Chain	Res	Type
6	C	23	THR
6	C	49	ARG
7	D	20	PHE
7	D	32	ALA
8	E	85	LEU
8	E	118	PRO
8	E	122	LEU
8	E	183	ARG
8	E	203	LYS
8	E	254	LEU
10	G	43	GLN
10	G	165	GLU
11	H	51	LYS
12	I	77	VAL
12	I	109	ASP
16	N	182	HIS
19	Q	55	ARG
20	R	131	VAL
23	U	98	ASP
24	V	110	GLY
25	W	43	LYS
29	a	98	ALA
30	b	10	HIS
32	d	58	GLY
32	d	102	LEU
34	f	5	LEU
39	k	29	LYS
43	o	8	ARG
46	l	270	ALA
4	A	130	SER
5	B	137	TRP
5	B	139	ASP
5	B	194	LEU
5	B	387	ALA
7	D	125	VAL
7	D	263	LYS
8	E	229	PHE
8	E	245	ASP
9	F	99	GLY
10	G	123	ALA
10	G	125	LYS
11	H	110	SER

Continued on next page...

Continued from previous page...

Mol	Chain	Res	Type
13	J	11	PRO
13	J	32	ARG
16	N	40	PRO
16	N	55	ALA
27	Y	85	VAL
28	Z	124	THR
30	b	21	ILE
31	c	77	ASN
34	f	106	TYR
35	g	84	ALA
38	j	5	THR
38	j	38	GLY
46	1	59	ALA
46	1	73	ARG
46	1	287	SER
47	2	27	LYS
5	B	17	LEU
5	B	112	ASP
5	B	144	ALA
6	C	198	ASN
8	E	40	CYS
8	E	100	THR
12	I	110	ARG
13	J	27	GLY
14	L	169	ILE
17	O	110	PRO
27	Y	63	LYS
27	Y	79	VAL
28	Z	4	PHE
38	j	9	GLY
38	j	75	ARG
44	p	4	ARG
45	r	103	ARG
5	B	110	ILE
5	B	259	PRO
7	D	114	GLY
39	k	63	GLY
46	1	211	GLY
14	L	100	PRO
46	1	201	VAL
7	D	261	VAL
12	I	47	PRO

Continued on next page...

Continued from previous page...

Mol	Chain	Res	Type
46	1	339	GLY
5	B	321	VAL
8	E	90	LYS
9	F	100	ILE
10	G	58	PRO
14	L	28	GLN
36	h	38	GLY
37	i	63	VAL
45	r	44	ILE
9	F	199	VAL

5.3.2 Protein sidechains ⓘ

In the following table, the Percentiles column shows the percent sidechain outliers of the chain as a percentile score with respect to all PDB entries followed by that with respect to all EM entries.

The Analysed column shows the number of residues for which the sidechain conformation was analysed, and the total number of residues.

Mol	Chain	Analysed	Rotameric	Outliers	Percentiles	
4	A	187/199 (94%)	139 (74%)	48 (26%)	0	4
5	B	335/335 (100%)	265 (79%)	70 (21%)	1	7
6	C	305/305 (100%)	239 (78%)	66 (22%)	1	6
7	D	246/250 (98%)	178 (72%)	68 (28%)	0	3
8	E	209/209 (100%)	157 (75%)	52 (25%)	1	4
9	F	194/194 (100%)	145 (75%)	49 (25%)	0	4
10	G	206/226 (91%)	158 (77%)	48 (23%)	1	4
11	H	169/171 (99%)	125 (74%)	44 (26%)	0	3
12	I	180/180 (100%)	136 (76%)	44 (24%)	1	4
13	J	143/149 (96%)	115 (80%)	28 (20%)	1	8
14	L	176/177 (99%)	135 (77%)	41 (23%)	1	4
15	M	116/160 (72%)	95 (82%)	21 (18%)	2	11
16	N	171/172 (99%)	129 (75%)	42 (25%)	1	4
17	O	172/174 (99%)	146 (85%)	26 (15%)	3	19
18	P	134/134 (100%)	112 (84%)	22 (16%)	2	15
19	Q	163/164 (99%)	132 (81%)	31 (19%)	2	9

Continued on next page...

Continued from previous page...

Mol	Chain	Analysed	Rotameric	Outliers	Percentiles	
20	R	159/175 (91%)	120 (76%)	39 (24%)	1	4
21	S	156/192 (81%)	121 (78%)	35 (22%)	1	5
22	T	139/140 (99%)	112 (81%)	27 (19%)	1	8
23	U	89/114 (78%)	67 (75%)	22 (25%)	1	4
24	V	101/107 (94%)	77 (76%)	24 (24%)	1	4
25	W	55/126 (44%)	42 (76%)	13 (24%)	1	4
26	X	107/133 (80%)	89 (83%)	18 (17%)	2	14
27	Y	124/135 (92%)	96 (77%)	28 (23%)	1	5
28	Z	117/118 (99%)	94 (80%)	23 (20%)	1	8
29	a	119/120 (99%)	102 (86%)	17 (14%)	4	22
30	b	63/123 (51%)	45 (71%)	18 (29%)	0	3
31	c	79/97 (81%)	60 (76%)	19 (24%)	1	4
32	d	98/110 (89%)	66 (67%)	32 (33%)	0	2
33	e	114/121 (94%)	89 (78%)	25 (22%)	1	6
34	f	88/89 (99%)	73 (83%)	15 (17%)	2	14
35	g	98/100 (98%)	79 (81%)	19 (19%)	1	8
36	h	109/110 (99%)	92 (84%)	17 (16%)	3	18
37	i	86/89 (97%)	71 (83%)	15 (17%)	2	13
38	j	73/73 (100%)	60 (82%)	13 (18%)	2	12
39	k	64/65 (98%)	52 (81%)	12 (19%)	2	9
40	l	47/48 (98%)	39 (83%)	8 (17%)	2	14
41	m	48/116 (41%)	36 (75%)	12 (25%)	1	4
42	n	22/24 (92%)	17 (77%)	5 (23%)	1	5
43	o	92/94 (98%)	70 (76%)	22 (24%)	1	4
44	p	74/74 (100%)	61 (82%)	13 (18%)	2	12
45	r	109/109 (100%)	85 (78%)	24 (22%)	1	6
46	1	330/398 (83%)	309 (94%)	21 (6%)	20	58
47	2	53/59 (90%)	50 (94%)	3 (6%)	24	61
All	All	5919/6458 (92%)	4680 (79%)	1239 (21%)	4	7

All (1239) residues with a non-rotameric sidechain are listed below:

Mol	Chain	Res	Type
4	A	3	ARG
4	A	5	ILE
4	A	16	PHE
4	A	30	ARG
4	A	37	ARG
4	A	40	TYR
4	A	41	ILE
4	A	63	PHE
4	A	64	ARG
4	A	70	LYS
4	A	73	THR
4	A	74	GLU
4	A	95	GLN
4	A	97	ASN
4	A	100	ASN
4	A	109	GLU
4	A	116	LEU
4	A	122	ASP
4	A	123	ARG
4	A	125	LYS
4	A	126	LEU
4	A	128	ARG
4	A	139	HIS
4	A	144	LYS
4	A	147	ARG
4	A	162	ASN
4	A	163	ARG
4	A	176	ASP
4	A	181	LYS
4	A	186	TYR
4	A	187	HIS
4	A	189	TYR
4	A	190	LYS
4	A	193	ARG
4	A	194	ASN
4	A	195	CYS
4	A	196	TRP
4	A	205	ASN
4	A	208	GLU
4	A	215	ASN
4	A	216	HIS
4	A	218	HIS
4	A	221	LYS

Continued on next page...

Continued from previous page...

Mol	Chain	Res	Type
4	A	226	ARG
4	A	227	ARG
4	A	233	ARG
4	A	242	ARG
4	A	245	ARG
5	B	10	ARG
5	B	16	PHE
5	B	17	LEU
5	B	25	HIS
5	B	26	ARG
5	B	36	ASP
5	B	39	LYS
5	B	41	VAL
5	B	46	PHE
5	B	55	HIS
5	B	56	ILE
5	B	58	ARG
5	B	61	ASP
5	B	62	ARG
5	B	74	GLU
5	B	78	ILE
5	B	94	GLU
5	B	95	THR
5	B	99	LEU
5	B	100	ARG
5	B	101	THR
5	B	103	LYS
5	B	104	THR
5	B	106	PHE
5	B	116	ARG
5	B	117	ARG
5	B	119	TYR
5	B	122	TRP
5	B	123	HIS
5	B	146	LEU
5	B	149	ASP
5	B	154	LYS
5	B	156	TYR
5	B	165	HIS
5	B	167	GLN
5	B	169	ARG
5	B	174	ARG

Continued on next page...

Continued from previous page...

Mol	Chain	Res	Type
5	B	189	THR
5	B	198	ARG
5	B	203	GLN
5	B	207	VAL
5	B	214	ASP
5	B	218	ASP
5	B	228	TYR
5	B	233	SER
5	B	235	TRP
5	B	236	HIS
5	B	245	HIS
5	B	249	ARG
5	B	257	TRP
5	B	258	HIS
5	B	261	ARG
5	B	264	PHE
5	B	289	GLN
5	B	291	TYR
5	B	309	LEU
5	B	314	ILE
5	B	323	TYR
5	B	326	VAL
5	B	328	ASN
5	B	329	ASP
5	B	347	LEU
5	B	348	ARG
5	B	355	THR
5	B	356	LYS
5	B	357	ARG
5	B	366	LYS
5	B	369	ASP
5	B	378	ARG
5	B	388	PHE
6	C	14	LYS
6	C	36	ILE
6	C	47	ASN
6	C	49	ARG
6	C	60	HIS
6	C	65	GLU
6	C	71	ARG
6	C	75	ARG
6	C	76	ILE

Continued on next page...

Continued from previous page...

Mol	Chain	Res	Type
6	C	78	ARG
6	C	80	ARG
6	C	85	HIS
6	C	86	ARG
6	C	87	SER
6	C	92	PHE
6	C	94	ASN
6	C	95	MET
6	C	97	ARG
6	C	100	ARG
6	C	102	PHE
6	C	107	THR
6	C	112	HIS
6	C	113	ARG
6	C	122	TYR
6	C	126	SER
6	C	131	SER
6	C	142	HIS
6	C	150	LEU
6	C	156	ASP
6	C	160	SER
6	C	173	LYS
6	C	175	LYS
6	C	177	TRP
6	C	178	ASN
6	C	182	LYS
6	C	184	TYR
6	C	188	ARG
6	C	193	LYS
6	C	196	MET
6	C	198	ASN
6	C	201	ARG
6	C	212	ASN
6	C	215	ASN
6	C	219	LYS
6	C	222	ARG
6	C	262	GLU
6	C	264	TYR
6	C	267	TRP
6	C	281	MET
6	C	288	ASP
6	C	291	ARG

Continued on next page...

Continued from previous page...

Mol	Chain	Res	Type
6	C	300	ARG
6	C	303	ARG
6	C	307	LYS
6	C	309	ILE
6	C	310	HIS
6	C	311	ARG
6	C	312	ARG
6	C	321	ASN
6	C	322	LEU
6	C	333	LYS
6	C	342	ARG
6	C	343	GLN
6	C	345	ARG
6	C	350	ARG
6	C	352	ASP
7	D	15	ARG
7	D	22	ARG
7	D	23	ARG
7	D	30	TYR
7	D	31	TYR
7	D	33	ARG
7	D	35	ARG
7	D	39	GLN
7	D	42	ASN
7	D	44	TYR
7	D	45	ASN
7	D	50	ARG
7	D	59	ASP
7	D	63	GLN
7	D	66	TYR
7	D	79	TYR
7	D	81	HIS
7	D	90	VAL
7	D	92	LEU
7	D	94	ASN
7	D	95	TYR
7	D	99	TYR
7	D	104	LEU
7	D	107	ARG
7	D	111	ASN
7	D	113	PHE
7	D	116	ASP

Continued on next page...

Continued from previous page...

Mol	Chain	Res	Type
7	D	118	ILE
7	D	119	TYR
7	D	124	GLU
7	D	129	GLU
7	D	131	ASN
7	D	136	ASP
7	D	157	ASN
7	D	168	ASP
7	D	177	THR
7	D	179	ARG
7	D	189	GLU
7	D	191	ASN
7	D	193	GLU
7	D	196	ARG
7	D	202	GLN
7	D	203	ASN
7	D	206	ASP
7	D	213	GLU
7	D	221	LYS
7	D	223	PHE
7	D	229	ASN
7	D	232	THR
7	D	234	ASP
7	D	244	HIS
7	D	248	ARG
7	D	249	GLU
7	D	254	GLU
7	D	255	LYS
7	D	256	LYS
7	D	259	LYS
7	D	260	GLU
7	D	262	LYS
7	D	264	LYS
7	D	265	ARG
7	D	266	TRP
7	D	268	ARG
7	D	279	ARG
7	D	287	PHE
7	D	291	GLN
7	D	292	GLU
7	D	293	ARG
8	E	39	HIS

Continued on next page...

Continued from previous page...

Mol	Chain	Res	Type
8	E	40	CYS
8	E	43	ASN
8	E	46	LEU
8	E	52	ARG
8	E	61	ARG
8	E	64	MET
8	E	67	ARG
8	E	68	LYS
8	E	95	ASP
8	E	101	ARG
8	E	104	LYS
8	E	111	TYR
8	E	112	TYR
8	E	114	THR
8	E	115	GLU
8	E	119	ARG
8	E	124	HIS
8	E	126	LYS
8	E	129	PHE
8	E	134	ARG
8	E	153	HIS
8	E	157	ARG
8	E	166	SER
8	E	171	VAL
8	E	175	LEU
8	E	178	ASN
8	E	179	ARG
8	E	186	HIS
8	E	187	GLN
8	E	203	LYS
8	E	206	LYS
8	E	212	TYR
8	E	217	LYS
8	E	219	ARG
8	E	230	ASP
8	E	233	LYS
8	E	237	GLU
8	E	241	GLN
8	E	242	ARG
8	E	245	ASP
8	E	246	GLN
8	E	250	ASP

Continued on next page...

Continued from previous page...

Mol	Chain	Res	Type
8	E	252	GLN
8	E	256	ARG
8	E	262	GLN
8	E	266	TYR
8	E	268	ARG
8	E	277	ILE
8	E	280	HIS
8	E	282	LEU
8	E	284	PHE
9	F	27	PHE
9	F	33	LYS
9	F	34	ARG
9	F	41	GLN
9	F	43	MET
9	F	44	LEU
9	F	49	ARG
9	F	64	ARG
9	F	65	GLN
9	F	68	ARG
9	F	72	ARG
9	F	82	ASN
9	F	83	PHE
9	F	84	TYR
9	F	85	VAL
9	F	90	LYS
9	F	93	PHE
9	F	96	ARG
9	F	100	ILE
9	F	101	ASN
9	F	118	GLN
9	F	119	ILE
9	F	120	PHE
9	F	121	ASN
9	F	137	ILE
9	F	146	TYR
9	F	148	ASN
9	F	149	LEU
9	F	151	SER
9	F	154	GLU
9	F	176	LEU
9	F	192	LEU
9	F	194	HIS

Continued on next page...

Continued from previous page...

Mol	Chain	Res	Type
9	F	197	TYR
9	F	201	LYS
9	F	202	ARG
9	F	204	LYS
9	F	209	PHE
9	F	213	PHE
9	F	214	LYS
9	F	224	LYS
9	F	226	THR
9	F	227	THR
9	F	228	HIS
9	F	234	ASP
9	F	239	GLU
9	F	245	LEU
9	F	247	ARG
9	F	248	ARG
10	G	28	VAL
10	G	29	ASN
10	G	31	LEU
10	G	32	PHE
10	G	38	ASN
10	G	39	PHE
10	G	44	ASP
10	G	46	GLN
10	G	49	ARG
10	G	50	ASP
10	G	56	LYS
10	G	60	TYR
10	G	62	ARG
10	G	67	ARG
10	G	71	TYR
10	G	73	ARG
10	G	85	GLN
10	G	88	ASP
10	G	89	ARG
10	G	90	GLN
10	G	100	HIS
10	G	101	LYS
10	G	102	TYR
10	G	103	ARG
10	G	108	GLN
10	G	112	GLN

Continued on next page...

Continued from previous page...

Mol	Chain	Res	Type
10	G	125	LYS
10	G	131	LYS
10	G	141	ASN
10	G	150	LYS
10	G	162	ASP
10	G	169	PHE
10	G	170	LEU
10	G	175	ARG
10	G	177	MET
10	G	189	ARG
10	G	202	VAL
10	G	210	GLU
10	G	217	LYS
10	G	220	GLU
10	G	223	ARG
10	G	227	ASN
10	G	230	TYR
10	G	231	ASN
10	G	235	ARG
10	G	240	ASN
10	G	254	GLU
10	G	259	LYS
11	H	11	ASP
11	H	12	ILE
11	H	18	ILE
11	H	26	ILE
11	H	31	ARG
11	H	40	HIS
11	H	42	ASN
11	H	51	LYS
11	H	52	LYS
11	H	54	ARG
11	H	57	VAL
11	H	58	ASP
11	H	59	LYS
11	H	60	TRP
11	H	63	ASN
11	H	66	GLU
11	H	71	ARG
11	H	79	ASN
11	H	84	VAL
11	H	88	PHE

Continued on next page...

Continued from previous page...

Mol	Chain	Res	Type
11	H	92	MET
11	H	96	TYR
11	H	105	ILE
11	H	106	GLN
11	H	107	GLU
11	H	108	ASN
11	H	113	GLU
11	H	115	ARG
11	H	117	PHE
11	H	118	LEU
11	H	122	TYR
11	H	123	ILE
11	H	124	ARG
11	H	125	ARG
11	H	128	MET
11	H	140	GLN
11	H	141	LYS
11	H	161	ILE
11	H	162	GLN
11	H	168	LYS
11	H	171	ASP
11	H	173	ARG
11	H	177	ASP
11	H	180	TYR
12	I	3	ARG
12	I	4	ARG
12	I	8	CYS
12	I	9	TYR
12	I	13	LYS
12	I	17	TYR
12	I	21	ARG
12	I	24	ARG
12	I	28	ASP
12	I	32	ARG
12	I	35	ASP
12	I	39	LYS
12	I	43	VAL
12	I	45	GLU
12	I	46	PHE
12	I	58	GLU
12	I	71	CYS
12	I	74	LYS

Continued on next page...

Continued from previous page...

Mol	Chain	Res	Type
12	I	78	LYS
12	I	83	ASP
12	I	86	HIS
12	I	88	ARG
12	I	92	HIS
12	I	94	PHE
12	I	95	HIS
12	I	100	ASN
12	I	101	LYS
12	I	102	MET
12	I	110	ARG
12	I	111	LEU
12	I	119	PHE
12	I	126	VAL
12	I	128	ARG
12	I	143	GLN
12	I	146	GLU
12	I	159	PHE
12	I	171	TRP
12	I	177	ASN
12	I	179	ASP
12	I	181	PHE
12	I	182	GLU
12	I	203	HIS
12	I	207	ASP
12	I	208	LYS
13	J	15	LEU
13	J	23	ASN
13	J	32	ARG
13	J	33	LEU
13	J	35	ARG
13	J	54	ARG
13	J	55	TYR
13	J	58	ARG
13	J	81	GLU
13	J	83	LEU
13	J	85	LYS
13	J	87	LEU
13	J	90	ARG
13	J	96	LYS
13	J	97	ASN
13	J	98	ASN

Continued on next page...

Continued from previous page...

Mol	Chain	Res	Type
13	J	101	ASP
13	J	113	ILE
13	J	128	LEU
13	J	129	ASP
13	J	139	PHE
13	J	146	ARG
13	J	150	CYS
13	J	154	LYS
13	J	155	HIS
13	J	164	ARG
13	J	171	ASP
13	J	178	ASN
14	L	5	ARG
14	L	10	LEU
14	L	13	HIS
14	L	19	GLN
14	L	28	GLN
14	L	31	ARG
14	L	34	ARG
14	L	36	ARG
14	L	39	ARG
14	L	45	ARG
14	L	49	ARG
14	L	56	ARG
14	L	65	ARG
14	L	66	TYR
14	L	67	HIS
14	L	74	ARG
14	L	79	GLU
14	L	82	ARG
14	L	92	ARG
14	L	99	ASP
14	L	101	ARG
14	L	103	ARG
14	L	111	GLN
14	L	113	ASN
14	L	115	GLN
14	L	119	GLU
14	L	123	LYS
14	L	127	PHE
14	L	129	ARG
14	L	130	LYS

Continued on next page...

Continued from previous page...

Mol	Chain	Res	Type
14	L	146	LEU
14	L	158	ARG
14	L	162	LYS
14	L	163	ARG
14	L	165	LYS
14	L	172	GLU
14	L	176	PHE
14	L	186	ARG
14	L	195	ARG
14	L	201	GLU
14	L	205	GLN
15	M	8	GLU
15	M	11	ARG
15	M	17	PHE
15	M	29	ASP
15	M	32	ASP
15	M	33	GLN
15	M	34	ASN
15	M	38	VAL
15	M	47	ARG
15	M	56	GLN
15	M	57	LEU
15	M	59	ASP
15	M	61	ILE
15	M	66	HIS
15	M	70	GLN
15	M	79	LYS
15	M	89	THR
15	M	90	ARG
15	M	91	TRP
15	M	98	ARG
15	M	119	ARG
16	N	4	TYR
16	N	9	GLU
16	N	11	TRP
16	N	26	ARG
16	N	29	GLN
16	N	49	ARG
16	N	50	ARG
16	N	53	TYR
16	N	54	LYS
16	N	59	TYR

Continued on next page...

Continued from previous page...

Mol	Chain	Res	Type
16	N	63	ARG
16	N	67	ARG
16	N	71	ARG
16	N	72	LYS
16	N	80	THR
16	N	86	HIS
16	N	87	HIS
16	N	91	GLN
16	N	92	LEU
16	N	104	GLU
16	N	108	ARG
16	N	119	TYR
16	N	123	GLU
16	N	126	THR
16	N	127	TYR
16	N	131	GLU
16	N	136	ASP
16	N	138	PHE
16	N	139	HIS
16	N	147	ASP
16	N	150	TRP
16	N	162	ARG
16	N	169	ARG
16	N	174	LEU
16	N	178	HIS
16	N	182	HIS
16	N	189	ARG
16	N	192	TRP
16	N	195	ARG
16	N	196	ASN
16	N	199	GLN
16	N	203	TYR
17	O	5	GLN
17	O	42	ASN
17	O	46	ASN
17	O	49	ARG
17	O	57	PHE
17	O	59	ARG
17	O	60	LYS
17	O	61	ARG
17	O	62	MET
17	O	74	ARG

Continued on next page...

Continued from previous page...

Mol	Chain	Res	Type
17	O	78	ARG
17	O	82	ARG
17	O	85	ARG
17	O	110	PRO
17	O	113	ASP
17	O	140	ARG
17	O	160	ARG
17	O	167	HIS
17	O	173	GLN
17	O	178	ARG
17	O	184	ASN
17	O	187	LYS
17	O	188	LYS
17	O	191	ARG
17	O	192	PHE
17	O	194	GLU
18	P	3	ARG
18	P	9	GLU
18	P	10	ASN
18	P	13	LYS
18	P	18	ARG
18	P	23	ARG
18	P	24	VAL
18	P	28	ASN
18	P	30	ARG
18	P	40	HIS
18	P	42	ARG
18	P	61	ARG
18	P	69	ARG
18	P	70	CYS
18	P	78	TRP
18	P	90	PHE
18	P	91	LEU
18	P	110	ASP
18	P	128	ARG
18	P	133	HIS
18	P	135	ARG
18	P	154	GLU
19	Q	5	ILE
19	Q	9	LYS
19	Q	14	ARG
19	Q	15	ARG

Continued on next page...

Continued from previous page...

Mol	Chain	Res	Type
19	Q	16	LYS
19	Q	32	TYR
19	Q	37	ARG
19	Q	44	ASN
19	Q	54	SER
19	Q	58	ARG
19	Q	61	LEU
19	Q	65	ARG
19	Q	68	ARG
19	Q	72	LEU
19	Q	75	ARG
19	Q	79	THR
19	Q	85	THR
19	Q	89	ASP
19	Q	91	ARG
19	Q	93	GLN
19	Q	97	LYS
19	Q	108	ARG
19	Q	110	ARG
19	Q	112	ARG
19	Q	119	LYS
19	Q	146	ARG
19	Q	150	ARG
19	Q	166	TYR
19	Q	173	LYS
19	Q	180	ARG
19	Q	181	ARG
20	R	5	ARG
20	R	6	LEU
20	R	9	ARG
20	R	23	TRP
20	R	30	ASN
20	R	39	GLN
20	R	40	GLN
20	R	47	ASP
20	R	50	ILE
20	R	58	HIS
20	R	60	ARG
20	R	74	ARG
20	R	81	ARG
20	R	86	ASN
20	R	89	MET

Continued on next page...

Continued from previous page...

Mol	Chain	Res	Type
20	R	99	MET
20	R	104	ARG
20	R	105	LEU
20	R	107	ARG
20	R	108	ARG
20	R	109	TYR
20	R	113	LYS
20	R	114	LYS
20	R	117	ARG
20	R	118	HIS
20	R	120	TYR
20	R	124	TYR
20	R	131	VAL
20	R	133	LYS
20	R	136	ARG
20	R	138	LEU
20	R	141	HIS
20	R	163	ARG
20	R	168	GLU
20	R	172	ARG
20	R	175	GLU
20	R	177	LEU
20	R	178	GLN
20	R	180	LYS
21	S	2	LYS
21	S	15	ARG
21	S	28	TYR
21	S	29	ARG
21	S	37	HIS
21	S	44	PHE
21	S	47	PHE
21	S	48	VAL
21	S	53	LYS
21	S	57	SER
21	S	64	CYS
21	S	68	PHE
21	S	70	LYS
21	S	82	LEU
21	S	83	ARG
21	S	84	TYR
21	S	86	SER
21	S	90	THR

Continued on next page...

Continued from previous page...

Mol	Chain	Res	Type
21	S	95	ARG
21	S	99	ASP
21	S	100	LEU
21	S	101	THR
21	S	127	MET
21	S	128	LYS
21	S	138	ARG
21	S	146	HIS
21	S	147	ASP
21	S	150	ILE
21	S	151	LYS
21	S	156	HIS
21	S	157	ARG
21	S	159	LEU
21	S	162	GLN
21	S	168	THR
21	S	171	ARG
22	T	5	LYS
22	T	7	LYS
22	T	9	ARG
22	T	13	TYR
22	T	19	PHE
22	T	30	TYR
22	T	32	ARG
22	T	33	ILE
22	T	35	LYS
22	T	36	LYS
22	T	38	ASP
22	T	41	ASP
22	T	54	HIS
22	T	60	LYS
22	T	70	HIS
22	T	76	VAL
22	T	88	ARG
22	T	102	ARG
22	T	103	ASP
22	T	107	LYS
22	T	113	ASP
22	T	118	GLU
22	T	121	GLU
22	T	139	HIS
22	T	142	ARG

Continued on next page...

Continued from previous page...

Mol	Chain	Res	Type
22	T	144	ASN
22	T	152	GLU
23	U	21	PHE
23	U	23	LEU
23	U	27	HIS
23	U	33	ILE
23	U	38	ASN
23	U	39	PHE
23	U	40	GLU
23	U	42	PHE
23	U	46	ARG
23	U	50	ASN
23	U	52	LYS
23	U	62	THR
23	U	64	GLU
23	U	65	ARG
23	U	67	LYS
23	U	69	LYS
23	U	82	TYR
23	U	89	LYS
23	U	90	TYR
23	U	98	ASP
23	U	101	ARG
23	U	113	ARG
24	V	13	LYS
24	V	14	PHE
24	V	15	ARG
24	V	18	LEU
24	V	27	ASN
24	V	30	ASP
24	V	36	ASN
24	V	46	LYS
24	V	48	ARG
24	V	50	ASN
24	V	51	ARG
24	V	59	ASP
24	V	60	MET
24	V	73	ARG
24	V	77	HIS
24	V	84	GLN
24	V	91	LYS
24	V	98	PHE

Continued on next page...

Continued from previous page...

Mol	Chain	Res	Type
24	V	100	ASP
24	V	107	ASN
24	V	109	LYS
24	V	111	GLU
24	V	123	LYS
24	V	128	LEU
25	W	3	VAL
25	W	4	GLU
25	W	8	PHE
25	W	12	LYS
25	W	17	HIS
25	W	25	ASP
25	W	33	ASN
25	W	44	ARG
25	W	50	ASN
25	W	55	TYR
25	W	56	ARG
25	W	57	ARG
25	W	59	HIS
26	X	39	LYS
26	X	45	THR
26	X	48	ARG
26	X	60	TYR
26	X	62	ARG
26	X	72	ASP
26	X	79	PHE
26	X	84	GLU
26	X	94	ASN
26	X	117	TYR
26	X	120	ASP
26	X	129	ARG
26	X	133	GLU
26	X	137	TYR
26	X	139	ARG
26	X	144	TYR
26	X	148	ASP
26	X	151	ASN
27	Y	2	LYS
27	Y	4	ASN
27	Y	11	ARG
27	Y	15	ARG
27	Y	17	ARG

Continued on next page...

Continued from previous page...

Mol	Chain	Res	Type
27	Y	18	HIS
27	Y	19	PHE
27	Y	27	ARG
27	Y	36	LYS
27	Y	45	ARG
27	Y	49	ILE
27	Y	50	ARG
27	Y	53	ASP
27	Y	56	GLN
27	Y	59	ARG
27	Y	62	TYR
27	Y	65	GLN
27	Y	72	GLN
27	Y	82	ILE
27	Y	83	GLU
27	Y	84	ARG
27	Y	87	ARG
27	Y	91	ASN
27	Y	112	ASP
27	Y	114	ASP
27	Y	115	ARG
27	Y	126	ARG
27	Y	127	GLN
28	Z	4	PHE
28	Z	17	ARG
28	Z	21	ARG
28	Z	27	LYS
28	Z	30	ASP
28	Z	36	ARG
28	Z	38	TYR
28	Z	54	THR
28	Z	57	MET
28	Z	60	LYS
28	Z	64	LYS
28	Z	78	ASN
28	Z	88	ASP
28	Z	92	ASP
28	Z	93	LYS
28	Z	98	LYS
28	Z	102	ARG
28	Z	108	ARG
28	Z	109	LYS

Continued on next page...

Continued from previous page...

Mol	Chain	Res	Type
28	Z	112	ARG
28	Z	121	ARG
28	Z	122	TYR
28	Z	136	PHE
29	a	7	LYS
29	a	10	LYS
29	a	14	HIS
29	a	19	HIS
29	a	21	ARG
29	a	40	HIS
29	a	41	HIS
29	a	46	ASP
29	a	49	HIS
29	a	52	TYR
29	a	59	ARG
29	a	61	TYR
29	a	63	LEU
29	a	77	LYS
29	a	84	GLU
29	a	105	ARG
29	a	132	ARG
30	b	6	ASN
30	b	7	HIS
30	b	12	GLN
30	b	16	TRP
30	b	18	ARG
30	b	19	ASN
30	b	22	LYS
30	b	23	LYS
30	b	25	ARG
30	b	27	GLN
30	b	28	ARG
30	b	30	GLU
30	b	39	PHE
30	b	43	MET
30	b	44	ARG
30	b	51	LYS
30	b	55	LYS
30	b	65	MET
31	c	18	LEU
31	c	27	TYR
31	c	31	TYR

Continued on next page...

Continued from previous page...

Mol	Chain	Res	Type
31	c	37	MET
31	c	39	ARG
31	c	42	LYS
31	c	44	LYS
31	c	52	CYS
31	c	55	LEU
31	c	56	ARG
31	c	59	GLU
31	c	66	LEU
31	c	72	HIS
31	c	73	HIS
31	c	74	TYR
31	c	77	ASN
31	c	78	ASN
31	c	81	LEU
31	c	88	TYR
32	d	18	ASN
32	d	19	GLU
32	d	23	ARG
32	d	26	THR
32	d	28	ASN
32	d	31	LYS
32	d	32	ARG
32	d	38	PHE
32	d	39	LYS
32	d	44	ARG
32	d	67	ARG
32	d	73	TRP
32	d	78	ARG
32	d	79	ASN
32	d	83	ARG
32	d	85	ARG
32	d	86	VAL
32	d	87	ARG
32	d	91	LYS
32	d	93	ASN
32	d	94	GLU
32	d	95	ASP
32	d	101	LYS
32	d	103	TYR
32	d	108	TYR
32	d	109	VAL

Continued on next page...

Continued from previous page...

Mol	Chain	Res	Type
32	d	116	ASN
32	d	117	LEU
32	d	118	GLN
32	d	119	THR
32	d	121	ASN
32	d	123	ASP
33	e	11	LYS
33	e	16	ARG
33	e	21	ILE
33	e	26	ASP
33	e	36	ARG
33	e	42	ASP
33	e	43	ASN
33	e	46	ARG
33	e	49	PHE
33	e	52	GLN
33	e	57	ASN
33	e	64	LYS
33	e	68	HIS
33	e	77	PHE
33	e	78	LEU
33	e	85	LEU
33	e	92	ASN
33	e	95	TYR
33	e	106	LYS
33	e	107	ASN
33	e	108	ARG
33	e	113	GLU
33	e	124	ASN
33	e	126	ASN
33	e	128	ARG
34	f	4	ARG
34	f	5	LEU
34	f	7	SER
34	f	14	TYR
34	f	16	ARG
34	f	19	ARG
34	f	22	ARG
34	f	24	HIS
34	f	36	ARG
34	f	49	TYR
34	f	51	TYR

Continued on next page...

Continued from previous page...

Mol	Chain	Res	Type
34	f	52	LYS
34	f	71	TRP
34	f	101	ILE
34	f	109	ARG
35	g	3	GLN
35	g	4	ARG
35	g	5	LEU
35	g	12	SER
35	g	14	ASN
35	g	29	ARG
35	g	32	TYR
35	g	52	ARG
35	g	54	ARG
35	g	57	ARG
35	g	60	ARG
35	g	66	ARG
35	g	75	SER
35	g	81	SER
35	g	88	ARG
35	g	93	ARG
35	g	95	PHE
35	g	114	GLN
35	g	115	LYS
36	h	8	ASP
36	h	10	ARG
36	h	15	GLU
36	h	23	ASP
36	h	28	LEU
36	h	48	ARG
36	h	51	ARG
36	h	67	GLU
36	h	68	ASN
36	h	72	PHE
36	h	73	TYR
36	h	89	ARG
36	h	93	ARG
36	h	97	LYS
36	h	100	GLU
36	h	119	PHE
36	h	122	LYS
37	i	3	LEU
37	i	4	ARG

Continued on next page...

Continued from previous page...

Mol	Chain	Res	Type
37	i	12	ASN
37	i	20	ASN
37	i	27	SER
37	i	30	ARG
37	i	33	LEU
37	i	42	ASP
37	i	46	GLU
37	i	50	PHE
37	i	54	GLU
37	i	68	ARG
37	i	85	ARG
37	i	88	GLU
37	i	103	LYS
38	j	10	LYS
38	j	25	LYS
38	j	27	TYR
38	j	39	TYR
38	j	45	ARG
38	j	47	TYR
38	j	48	ASN
38	j	55	ARG
38	j	56	ARG
38	j	57	ASN
38	j	71	TYR
38	j	79	ARG
38	j	80	GLU
39	k	14	THR
39	k	19	ASP
39	k	21	LYS
39	k	27	LYS
39	k	30	ASP
39	k	35	LYS
39	k	37	ARG
39	k	51	GLU
39	k	54	GLU
39	k	56	LEU
39	k	60	LEU
39	k	70	LYS
40	l	11	ARG
40	l	12	PHE
40	l	16	LYS
40	l	17	GLN

Continued on next page...

Continued from previous page...

Mol	Chain	Res	Type
40	l	21	ARG
40	l	36	ARG
40	l	46	ARG
40	l	49	LEU
41	m	79	GLU
41	m	84	GLN
41	m	87	GLN
41	m	89	TYR
41	m	90	ASN
41	m	96	CYS
41	m	97	ARG
41	m	104	HIS
41	m	106	ARG
41	m	109	ASN
41	m	111	ARG
41	m	119	ASN
42	n	8	LYS
42	n	9	ARG
42	n	18	ARG
42	n	20	MET
42	n	21	ARG
43	o	6	LYS
43	o	11	PHE
43	o	24	THR
43	o	26	TYR
43	o	33	LEU
43	o	36	GLN
43	o	42	ASP
43	o	45	GLN
43	o	48	TYR
43	o	57	ARG
43	o	58	LYS
43	o	59	LYS
43	o	61	LYS
43	o	64	LYS
43	o	69	ARG
43	o	76	ASN
43	o	78	ARG
43	o	79	SER
43	o	81	ARG
43	o	82	MET
43	o	99	ARG

Continued on next page...

Continued from previous page...

Mol	Chain	Res	Type
43	o	102	GLN
44	p	3	LYS
44	p	4	ARG
44	p	16	THR
44	p	30	GLU
44	p	34	HIS
44	p	48	LYS
44	p	49	ARG
44	p	69	TRP
44	p	71	TYR
44	p	84	ARG
44	p	85	ARG
44	p	87	LYS
44	p	92	GLN
45	r	7	TRP
45	r	11	ARG
45	r	13	CYS
45	r	15	SER
45	r	16	PHE
45	r	18	ILE
45	r	26	SER
45	r	28	GLU
45	r	30	ASN
45	r	33	LYS
45	r	35	ARG
45	r	39	ARG
45	r	46	HIS
45	r	64	ILE
45	r	66	ARG
45	r	67	ARG
45	r	71	ARG
45	r	73	PRO
45	r	83	ASN
45	r	102	TYR
45	r	106	LEU
45	r	107	ARG
45	r	112	ARG
45	r	115	SER
46	1	60	ASP
46	1	66	ARG
46	1	82	SER
46	1	130	VAL

Continued on next page...

Continued from previous page...

Mol	Chain	Res	Type
46	1	149	LEU
46	1	205	ARG
46	1	207	MET
46	1	226	LYS
46	1	235	TYR
46	1	239	LEU
46	1	243	MET
46	1	271	ARG
46	1	273	ARG
46	1	275	GLN
46	1	346	SER
46	1	351	PHE
46	1	355	LEU
46	1	393	GLN
46	1	412	GLU
46	1	457	TYR
46	1	461	PHE
47	2	8	VAL
47	2	21	LEU
47	2	32	GLU

Some sidechains can be flipped to improve hydrogen bonding and reduce clashes. All (188) such sidechains are listed below:

Mol	Chain	Res	Type
4	A	19	HIS
4	A	100	ASN
4	A	132	ASN
4	A	194	ASN
4	A	209	HIS
4	A	215	ASN
5	B	123	HIS
5	B	167	GLN
5	B	179	HIS
5	B	203	GLN
5	B	258	HIS
5	B	275	HIS
5	B	276	HIS
5	B	301	ASN
5	B	302	ASN
5	B	322	HIS
5	B	380	GLN
6	C	50	GLN

Continued on next page...

Continued from previous page...

Mol	Chain	Res	Type
6	C	85	HIS
6	C	94	ASN
6	C	112	HIS
6	C	142	HIS
6	C	178	ASN
6	C	198	ASN
6	C	203	GLN
6	C	223	ASN
6	C	286	ASN
6	C	338	ASN
6	C	343	GLN
7	D	45	ASN
7	D	94	ASN
7	D	111	ASN
7	D	122	GLN
7	D	131	ASN
7	D	157	ASN
7	D	191	ASN
7	D	195	HIS
7	D	198	HIS
7	D	202	GLN
7	D	244	HIS
7	D	250	ASN
7	D	282	GLN
8	E	43	ASN
8	E	124	HIS
8	E	153	HIS
8	E	178	ASN
8	E	186	HIS
8	E	224	GLN
8	E	246	GLN
9	F	58	HIS
9	F	82	ASN
9	F	153	ASN
9	F	165	ASN
9	F	174	ASN
9	F	194	HIS
9	F	237	ASN
9	F	250	ASN
10	G	29	ASN
10	G	64	GLN
10	G	81	ASN

Continued on next page...

Continued from previous page...

Mol	Chain	Res	Type
10	G	108	GLN
10	G	112	GLN
10	G	153	GLN
10	G	227	ASN
10	G	231	ASN
11	H	40	HIS
11	H	63	ASN
11	H	106	GLN
12	I	59	GLN
12	I	100	ASN
12	I	144	ASN
12	I	163	GLN
12	I	213	HIS
13	J	155	HIS
14	L	6	ASN
14	L	28	GLN
14	L	104	ASN
14	L	113	ASN
14	L	159	ASN
15	M	33	GLN
15	M	34	ASN
15	M	48	GLN
15	M	66	HIS
16	N	8	GLN
16	N	90	ASN
16	N	178	HIS
16	N	181	HIS
16	N	182	HIS
16	N	196	ASN
16	N	201	HIS
17	O	65	ASN
17	O	96	GLN
17	O	173	GLN
18	P	25	HIS
18	P	28	ASN
18	P	54	GLN
18	P	64	ASN
18	P	72	GLN
18	P	80	GLN
18	P	97	ASN
18	P	133	HIS
18	P	145	HIS

Continued on next page...

Continued from previous page...

Mol	Chain	Res	Type
19	Q	7	HIS
19	Q	40	ASN
19	Q	57	ASN
20	R	66	ASN
20	R	75	HIS
20	R	118	HIS
20	R	143	HIS
21	S	37	HIS
21	S	91	HIS
21	S	92	ASN
21	S	122	HIS
21	S	125	GLN
21	S	163	HIS
22	T	58	HIS
22	T	70	HIS
22	T	139	HIS
23	U	55	ASN
24	V	36	ASN
25	W	17	HIS
25	W	59	HIS
26	X	93	ASN
26	X	111	GLN
27	Y	24	HIS
27	Y	56	GLN
27	Y	72	GLN
27	Y	86	GLN
27	Y	100	HIS
27	Y	127	GLN
28	Z	79	HIS
29	a	41	HIS
29	a	62	HIS
29	a	66	ASN
29	a	67	GLN
30	b	6	ASN
30	b	7	HIS
30	b	12	GLN
30	b	19	ASN
30	b	27	GLN
30	b	42	ASN
31	c	19	GLN
31	c	40	GLN
31	c	73	HIS

Continued on next page...

Continued from previous page...

Mol	Chain	Res	Type
31	c	77	ASN
32	d	30	HIS
32	d	93	ASN
32	d	100	ASN
33	e	24	GLN
33	e	43	ASN
33	e	126	ASN
34	f	21	GLN
34	f	24	HIS
34	f	55	ASN
34	f	80	ASN
35	g	18	ASN
35	g	110	GLN
35	g	112	GLN
36	h	68	ASN
36	h	98	HIS
38	j	16	HIS
38	j	48	ASN
40	l	19	GLN
40	l	25	GLN
41	m	84	GLN
41	m	87	GLN
41	m	109	ASN
43	o	21	HIS
43	o	25	GLN
43	o	45	GLN
43	o	76	ASN
43	o	90	HIS
44	p	92	GLN
45	r	6	GLN
45	r	12	ASN
45	r	21	ASN
45	r	31	ASN
45	r	36	ASN
45	r	41	ASN
45	r	70	GLN
45	r	83	ASN
46	1	127	GLN
46	1	154	GLN
46	1	244	ASN
46	1	275	GLN
46	1	277	ASN

Continued on next page...

Continued from previous page...

Mol	Chain	Res	Type
46	1	398	GLN
46	1	414	ASN

5.3.3 RNA ⓘ

Mol	Chain	Analysed	Backbone Outliers	Pucker Outliers
1	5	3645/3722 (97%)	1611 (44%)	0
2	7	119/120 (99%)	31 (26%)	0
3	8	155/156 (99%)	61 (39%)	0
All	All	3919/3998 (98%)	1703 (43%)	0

All (1703) RNA backbone outliers are listed below:

Mol	Chain	Res	Type
1	5	2	G
1	5	5	A
1	5	6	C
1	5	8	U
1	5	12	A
1	5	13	U
1	5	20	U
1	5	21	G
1	5	25	A
1	5	33	A
1	5	34	A
1	5	39	A
1	5	40	G
1	5	42	A
1	5	43	U
1	5	47	A
1	5	48	G
1	5	49	U
1	5	50	C
1	5	51	A
1	5	54	G
1	5	56	A
1	5	58	G
1	5	59	A
1	5	64	A
1	5	65	A
1	5	66	A

Continued on next page...

Continued from previous page...

Mol	Chain	Res	Type
1	5	69	A
1	5	70	A
1	5	71	C
1	5	72	C
1	5	74	G
1	5	80	C
1	5	81	C
1	5	84	A
1	5	85	G
1	5	88	A
1	5	89	C
1	5	91	G
1	5	92	C
1	5	93	G
1	5	94	A
1	5	95	G
1	5	96	U
1	5	98	A
1	5	99	A
1	5	101	A
1	5	107	G
1	5	108	A
1	5	109	G
1	5	110	C
1	5	111	C
1	5	112	C
1	5	115	C
1	5	118	C
1	5	119	G
1	5	120	A
1	5	121	A
1	5	126	C
1	5	128	C
1	5	129	C
1	5	130	C
1	5	131	C
1	5	132	G
1	5	134	G
1	5	135	G
1	5	136	C
1	5	137	G
1	5	138	G

Continued on next page...

Continued from previous page...

Mol	Chain	Res	Type
1	5	139	G
1	5	143	C
1	5	144	G
1	5	145	G
1	5	150	U
1	5	152	U
1	5	157	U
1	5	158	A
1	5	159	C
1	5	164	G
1	5	170	C
1	5	171	U
1	5	172	C
1	5	173	C
1	5	178	C
1	5	182	G
1	5	183	C
1	5	184	U
1	5	185	C
1	5	186	G
1	5	187	U
1	5	188	G
1	5	189	G
1	5	195	C
1	5	196	C
1	5	197	A
1	5	198	A
1	5	200	U
1	5	201	C
1	5	202	C
1	5	203	U
1	5	205	C
1	5	206	U
1	5	210	C
1	5	211	G
1	5	216	C
1	5	217	C
1	5	218	A
1	5	219	G
1	5	220	C
1	5	221	C
1	5	224	U

Continued on next page...

Continued from previous page...

Mol	Chain	Res	Type
1	5	225	G
1	5	226	G
1	5	227	A
1	5	232	G
1	5	233	U
1	5	234	G
1	5	235	A
1	5	236	G
1	5	238	C
1	5	239	C
1	5	245	C
1	5	246	G
1	5	255	C
1	5	257	C
1	5	262	G
1	5	264	C
1	5	265	C
1	5	266	C
1	5	267	G
1	5	270	U
1	5	274	C
1	5	275	C
1	5	276	C
1	5	277	G
1	5	278	G
1	5	280	G
1	5	281	U
1	5	288	G
1	5	292	G
1	5	293	G
1	5	294	G
1	5	296	A
1	5	297	U
1	5	300	A
1	5	305	A
1	5	306	A
1	5	309	C
1	5	310	G
1	5	315	G
1	5	316	U
1	5	317	A
1	5	319	A

Continued on next page...

Continued from previous page...

Mol	Chain	Res	Type
1	5	322	C
1	5	323	C
1	5	324	A
1	5	325	U
1	5	330	G
1	5	334	A
1	5	337	U
1	5	338	A
1	5	339	C
1	5	340	C
1	5	342	G
1	5	343	C
1	5	345	C
1	5	347	A
1	5	349	A
1	5	350	C
1	5	352	G
1	5	353	A
1	5	354	U
1	5	355	A
1	5	357	U
1	5	358	C
1	5	360	A
1	5	361	C
1	5	362	A
1	5	363	A
1	5	370	U
1	5	381	U
1	5	383	A
1	5	384	A
1	5	385	A
1	5	386	A
1	5	387	G
1	5	388	A
1	5	390	C
1	5	395	A
1	5	399	G
1	5	406	C
1	5	407	A
1	5	408	A
1	5	409	G
1	5	410	A

Continued on next page...

Continued from previous page...

Mol	Chain	Res	Type
1	5	412	G
1	5	413	G
1	5	414	C
1	5	415	G
1	5	417	G
1	5	418	A
1	5	431	G
1	5	432	U
1	5	433	A
1	5	434	A
1	5	440	U
1	5	444	G
1	5	445	U
1	5	449	C
1	5	450	G
1	5	451	C
1	5	452	A
1	5	453	G
1	5	454	U
1	5	455	C
1	5	456	C
1	5	458	C
1	5	466	A
1	5	467	U
1	5	468	U
1	5	469	C
1	5	470	A
1	5	471	A
1	5	473	C
1	5	484	U
1	5	485	C
1	5	486	C
1	5	487	G
1	5	491	G
1	5	496	G
1	5	498	C
1	5	500	G
1	5	502	C
1	5	503	C
1	5	504	G
1	5	506	C
1	5	509	A

Continued on next page...

Continued from previous page...

Mol	Chain	Res	Type
1	5	510	U
1	5	511	C
1	5	513	U
1	5	514	U
1	5	515	C
1	5	516	C
1	5	519	C
1	5	647	G
1	5	648	G
1	5	649	A
1	5	650	C
1	5	653	U
1	5	654	C
1	5	656	C
1	5	658	C
1	5	664	G
1	5	665	C
1	5	666	G
1	5	667	A
1	5	668	C
1	5	669	C
1	5	671	G
1	5	672	C
1	5	681	G
1	5	682	G
1	5	683	C
1	5	684	G
1	5	685	C
1	5	686	A
1	5	687	U
1	5	689	U
1	5	690	C
1	5	692	A
1	5	694	C
1	5	695	G
1	5	696	C
1	5	697	G
1	5	702	U
1	5	703	G
1	5	704	C
1	5	705	G
1	5	707	C

Continued on next page...

Continued from previous page...

Mol	Chain	Res	Type
1	5	716	C
1	5	717	U
1	5	718	C
1	5	721	G
1	5	724	C
1	5	727	C
1	5	728	U
1	5	729	G
1	5	730	G
1	5	731	G
1	5	732	A
1	5	737	C
1	5	739	G
1	5	742	G
1	5	743	G
1	5	745	G
1	5	746	A
1	5	747	A
1	5	748	G
1	5	749	G
1	5	912	G
1	5	915	A
1	5	917	A
1	5	918	G
1	5	926	G
1	5	927	G
1	5	928	C
1	5	929	A
1	5	930	G
1	5	931	C
1	5	932	A
1	5	933	G
1	5	934	C
1	5	935	A
1	5	936	C
1	5	937	U
1	5	938	C
1	5	939	G
1	5	940	C
1	5	944	A
1	5	945	U
1	5	946	C

Continued on next page...

Continued from previous page...

Mol	Chain	Res	Type
1	5	950	G
1	5	952	G
1	5	955	G
1	5	956	A
1	5	957	G
1	5	958	G
1	5	959	G
1	5	960	A
1	5	961	G
1	5	962	C
1	5	963	G
1	5	964	A
1	5	965	G
1	5	966	A
1	5	967	C
1	5	968	C
1	5	969	C
1	5	971	U
1	5	972	C
1	5	973	G
1	5	974	C
1	5	975	C
1	5	976	G
1	5	977	C
1	5	978	G
1	5	979	C
1	5	980	U
1	5	982	U
1	5	983	C
1	5	985	C
1	5	990	C
1	5	1051	G
1	5	1072	C
1	5	1075	G
1	5	1076	C
1	5	1077	C
1	5	1078	A
1	5	1082	C
1	5	1083	U
1	5	1084	C
1	5	1086	C
1	5	1168	G

Continued on next page...

Continued from previous page...

Mol	Chain	Res	Type
1	5	1177	U
1	5	1181	C
1	5	1193	C
1	5	1210	C
1	5	1211	G
1	5	1212	G
1	5	1214	C
1	5	1215	C
1	5	1218	G
1	5	1219	G
1	5	1221	G
1	5	1222	A
1	5	1233	G
1	5	1235	G
1	5	1236	C
1	5	1237	C
1	5	1238	A
1	5	1239	C
1	5	1240	G
1	5	1242	G
1	5	1243	C
1	5	1244	G
1	5	1245	C
1	5	1255	A
1	5	1264	C
1	5	1265	G
1	5	1266	G
1	5	1267	C
1	5	1268	G
1	5	1269	G
1	5	1270	A
1	5	1271	G
1	5	1272	C
1	5	1273	G
1	5	1274	A
1	5	1275	G
1	5	1277	G
1	5	1279	A
1	5	1280	C
1	5	1282	G
1	5	1283	G
1	5	1284	G

Continued on next page...

Continued from previous page...

Mol	Chain	Res	Type
1	5	1285	U
1	5	1288	G
1	5	1289	C
1	5	1290	G
1	5	1291	G
1	5	1292	C
1	5	1293	G
1	5	1294	A
1	5	1295	C
1	5	1296	G
1	5	1297	U
1	5	1298	C
1	5	1300	G
1	5	1301	C
1	5	1304	C
1	5	1313	C
1	5	1314	C
1	5	1319	U
1	5	1325	C
1	5	1326	A
1	5	1330	A
1	5	1333	A
1	5	1337	A
1	5	1338	G
1	5	1344	C
1	5	1354	A
1	5	1357	C
1	5	1358	G
1	5	1359	G
1	5	1360	G
1	5	1362	G
1	5	1364	U
1	5	1365	C
1	5	1366	G
1	5	1367	C
1	5	1368	A
1	5	1369	C
1	5	1370	G
1	5	1371	A
1	5	1372	A
1	5	1377	G
1	5	1378	C

Continued on next page...

Continued from previous page...

Mol	Chain	Res	Type
1	5	1379	C
1	5	1380	G
1	5	1381	U
1	5	1382	G
1	5	1387	A
1	5	1390	G
1	5	1394	G
1	5	1397	A
1	5	1398	A
1	5	1399	G
1	5	1402	C
1	5	1407	C
1	5	1408	G
1	5	1410	U
1	5	1411	C
1	5	1420	A
1	5	1421	G
1	5	1426	G
1	5	1427	A
1	5	1428	U
1	5	1429	C
1	5	1435	G
1	5	1436	C
1	5	1439	C
1	5	1440	U
1	5	1441	C
1	5	1444	G
1	5	1445	U
1	5	1446	C
1	5	1448	G
1	5	1455	G
1	5	1456	C
1	5	1457	G
1	5	1458	C
1	5	1465	G
1	5	1466	G
1	5	1474	C
1	5	1475	G
1	5	1478	C
1	5	1479	G
1	5	1480	C
1	5	1481	C

Continued on next page...

Continued from previous page...

Mol	Chain	Res	Type
1	5	1482	G
1	5	1483	C
1	5	1484	G
1	5	1485	C
1	5	1487	G
1	5	1488	G
1	5	1489	G
1	5	1490	G
1	5	1493	G
1	5	1497	A
1	5	1498	G
1	5	1499	C
1	5	1500	A
1	5	1501	C
1	5	1503	A
1	5	1504	G
1	5	1514	U
1	5	1516	G
1	5	1518	A
1	5	1519	C
1	5	1520	C
1	5	1522	G
1	5	1523	A
1	5	1525	A
1	5	1530	G
1	5	1534	A
1	5	1535	C
1	5	1542	U
1	5	1543	G
1	5	1547	A
1	5	1563	A
1	5	1564	A
1	5	1566	C
1	5	1568	C
1	5	1571	G
1	5	1572	U
1	5	1578	U
1	5	1583	A
1	5	1590	C
1	5	1591	U
1	5	1596	U
1	5	1597	G

Continued on next page...

Continued from previous page...

Mol	Chain	Res	Type
1	5	1604	G
1	5	1611	C
1	5	1612	G
1	5	1613	A
1	5	1614	C
1	5	1624	G
1	5	1625	G
1	5	1631	A
1	5	1633	G
1	5	1634	A
1	5	1636	U
1	5	1637	A
1	5	1638	A
1	5	1639	U
1	5	1640	C
1	5	1641	G
1	5	1642	A
1	5	1643	A
1	5	1650	A
1	5	1654	G
1	5	1656	U
1	5	1661	C
1	5	1662	C
1	5	1670	G
1	5	1671	U
1	5	1673	U
1	5	1674	C
1	5	1676	C
1	5	1678	C
1	5	1679	A
1	5	1680	G
1	5	1681	G
1	5	1684	A
1	5	1685	G
1	5	1687	U
1	5	1691	G
1	5	1692	C
1	5	1694	C
1	5	1696	C
1	5	1697	G
1	5	1698	C
1	5	1699	A

Continued on next page...

Continued from previous page...

Mol	Chain	Res	Type
1	5	1719	A
1	5	1720	C
1	5	1721	G
1	5	1722	C
1	5	1723	A
1	5	1724	G
1	5	1725	U
1	5	1727	U
1	5	1730	U
1	5	1733	G
1	5	1734	G
1	5	1735	U
1	5	1736	A
1	5	1741	G
1	5	1742	A
1	5	1746	A
1	5	1750	G
1	5	1751	A
1	5	1753	G
1	5	1754	U
1	5	1755	C
1	5	1756	U
1	5	1757	U
1	5	1758	G
1	5	1759	G
1	5	1760	G
1	5	1761	G
1	5	1764	G
1	5	1765	A
1	5	1766	A
1	5	1767	A
1	5	1768	C
1	5	1769	G
1	5	1770	A
1	5	1772	C
1	5	1776	A
1	5	1777	C
1	5	1779	U
1	5	1781	U
1	5	1787	A
1	5	1788	A
1	5	1790	U

Continued on next page...

Continued from previous page...

Mol	Chain	Res	Type
1	5	1791	U
1	5	1799	G
1	5	1800	U
1	5	1803	G
1	5	1804	A
1	5	1805	A
1	5	1817	U
1	5	1818	G
1	5	1819	G
1	5	1820	C
1	5	1822	U
1	5	1825	A
1	5	1827	C
1	5	1830	G
1	5	1832	C
1	5	1833	G
1	5	1834	U
1	5	1835	G
1	5	1836	G
1	5	1840	G
1	5	1843	A
1	5	1847	C
1	5	1848	C
1	5	1849	U
1	5	1850	A
1	5	1851	G
1	5	1855	G
1	5	1864	G
1	5	1866	U
1	5	1867	A
1	5	1869	G
1	5	1878	G
1	5	1881	C
1	5	1882	U
1	5	1886	G
1	5	1890	G
1	5	1891	A
1	5	1897	A
1	5	1899	G
1	5	1900	C
1	5	1903	G
1	5	1907	A

Continued on next page...

Continued from previous page...

Mol	Chain	Res	Type
1	5	1910	G
1	5	1912	G
1	5	1913	C
1	5	1916	G
1	5	1917	A
1	5	1918	U
1	5	1919	G
1	5	1920	C
1	5	1921	C
1	5	1922	G
1	5	1923	A
1	5	1925	G
1	5	1929	A
1	5	1930	U
1	5	1931	C
1	5	1932	A
1	5	1935	C
1	5	1936	C
1	5	1938	C
1	5	1940	G
1	5	1941	A
1	5	1947	U
1	5	1948	G
1	5	1951	G
1	5	1952	G
1	5	1956	A
1	5	1959	U
1	5	1961	G
1	5	1962	A
1	5	1964	A
1	5	1965	G
1	5	1966	C
1	5	1971	C
1	5	1974	U
1	5	1975	G
1	5	1976	G
1	5	1977	C
1	5	1979	A
1	5	1980	U
1	5	1981	G
1	5	1983	A
1	5	1984	A

Continued on next page...

Continued from previous page...

Mol	Chain	Res	Type
1	5	1985	G
1	5	1986	U
1	5	1987	C
1	5	1988	G
1	5	1992	U
1	5	1993	C
1	5	1997	U
1	5	1998	A
1	5	1999	A
1	5	2001	G
1	5	2002	A
1	5	2003	G
1	5	2004	U
1	5	2005	G
1	5	2007	G
1	5	2008	U
1	5	2009	A
1	5	2010	A
1	5	2015	U
1	5	2018	C
1	5	2019	C
1	5	2020	U
1	5	2023	C
1	5	2024	G
1	5	2025	A
1	5	2026	A
1	5	2033	A
1	5	2034	G
1	5	2040	A
1	5	2044	U
1	5	2045	G
1	5	2046	G
1	5	2047	A
1	5	2048	U
1	5	2052	G
1	5	2055	G
1	5	2056	G
1	5	2057	A
1	5	2059	C
1	5	2060	G
1	5	2062	C
1	5	2063	G

Continued on next page...

Continued from previous page...

Mol	Chain	Res	Type
1	5	2064	G
1	5	2069	A
1	5	2070	U
1	5	2077	C
1	5	2083	C
1	5	2084	C
1	5	2085	G
1	5	2088	A
1	5	2089	G
1	5	2090	U
1	5	2091	C
1	5	2092	G
1	5	2093	A
1	5	2094	G
1	5	2095	A
1	5	2096	G
1	5	2097	U
1	5	2100	A
1	5	2105	A
1	5	2107	C
1	5	2108	G
1	5	2109	G
1	5	2110	C
1	5	2111	G
1	5	2112	G
1	5	2113	G
1	5	2114	G
1	5	2115	G
1	5	2116	C
1	5	2117	G
1	5	2118	G
1	5	2119	C
1	5	2120	G
1	5	2121	C
1	5	2122	G
1	5	2123	C
1	5	2124	G
1	5	2125	C
1	5	2126	G
1	5	2127	C
1	5	2247	C
1	5	2248	C

Continued on next page...

Continued from previous page...

Mol	Chain	Res	Type
1	5	2250	C
1	5	2251	G
1	5	2252	G
1	5	2253	A
1	5	2254	G
1	5	2255	C
1	5	2256	C
1	5	2257	C
1	5	2258	C
1	5	2259	G
1	5	2260	C
1	5	2261	G
1	5	2262	G
1	5	2263	A
1	5	2264	C
1	5	2265	G
1	5	2266	C
1	5	2267	U
1	5	2268	A
1	5	2269	C
1	5	2270	G
1	5	2273	G
1	5	2275	G
1	5	2277	C
1	5	2279	A
1	5	2282	A
1	5	2283	G
1	5	2288	G
1	5	2289	C
1	5	2299	G
1	5	2300	A
1	5	2301	G
1	5	2305	U
1	5	2309	G
1	5	2312	U
1	5	2313	A
1	5	2314	G
1	5	2316	G
1	5	2319	C
1	5	2321	G
1	5	2322	G
1	5	2324	C

Continued on next page...

Continued from previous page...

Mol	Chain	Res	Type
1	5	2325	C
1	5	2328	G
1	5	2329	U
1	5	2330	G
1	5	2331	G
1	5	2332	A
1	5	2333	G
1	5	2334	C
1	5	2337	C
1	5	2339	G
1	5	2342	G
1	5	2343	G
1	5	2347	A
1	5	2348	G
1	5	2349	A
1	5	2350	U
1	5	2351	C
1	5	2357	G
1	5	2360	A
1	5	2361	G
1	5	2362	U
1	5	2366	A
1	5	2367	A
1	5	2368	A
1	5	2369	U
1	5	2370	A
1	5	2372	U
1	5	2378	G
1	5	2382	A
1	5	2384	U
1	5	2389	A
1	5	2390	G
1	5	2391	G
1	5	2395	A
1	5	2396	A
1	5	2397	G
1	5	2398	U
1	5	2399	G
1	5	2407	G
1	5	2409	U
1	5	2417	A
1	5	2422	C

Continued on next page...

Continued from previous page...

Mol	Chain	Res	Type
1	5	2425	U
1	5	2426	U
1	5	2428	A
1	5	2429	A
1	5	2432	U
1	5	2433	G
1	5	2434	G
1	5	2437	C
1	5	2438	A
1	5	2439	G
1	5	2440	U
1	5	2441	C
1	5	2443	G
1	5	2447	U
1	5	2448	G
1	5	2450	G
1	5	2454	U
1	5	2456	G
1	5	2464	C
1	5	2465	C
1	5	2468	U
1	5	2469	C
1	5	2470	C
1	5	2471	G
1	5	2472	A
1	5	2474	G
1	5	2475	G
1	5	2476	G
1	5	2487	G
1	5	2488	C
1	5	2489	C
1	5	2490	U
1	5	2491	C
1	5	2502	G
1	5	2503	G
1	5	2504	C
1	5	2505	C
1	5	2506	G
1	5	2507	A
1	5	2508	U
1	5	2509	C
1	5	2510	G

Continued on next page...

Continued from previous page...

Mol	Chain	Res	Type
1	5	2511	A
1	5	2512	A
1	5	2513	A
1	5	2514	G
1	5	2526	C
1	5	2527	A
1	5	2529	A
1	5	2530	U
1	5	2532	C
1	5	2537	A
1	5	2544	G
1	5	2545	U
1	5	2546	G
1	5	2547	G
1	5	2549	G
1	5	2551	A
1	5	2552	G
1	5	2553	A
1	5	2554	U
1	5	2555	G
1	5	2560	C
1	5	2566	G
1	5	2571	C
1	5	2572	C
1	5	2577	C
1	5	2581	A
1	5	2583	C
1	5	2586	G
1	5	2587	A
1	5	2588	C
1	5	2589	C
1	5	2600	A
1	5	2601	A
1	5	2602	G
1	5	2615	C
1	5	2616	C
1	5	2620	G
1	5	2623	A
1	5	2627	C
1	5	2630	U
1	5	2631	U
1	5	2638	G

Continued on next page...

Continued from previous page...

Mol	Chain	Res	Type
1	5	2639	U
1	5	2640	G
1	5	2643	G
1	5	2645	G
1	5	2648	G
1	5	2649	G
1	5	2653	C
1	5	2658	G
1	5	2659	A
1	5	2660	A
1	5	2661	U
1	5	2662	G
1	5	2664	G
1	5	2666	U
1	5	2667	C
1	5	2670	C
1	5	2673	G
1	5	2674	A
1	5	2675	G
1	5	2678	A
1	5	2684	C
1	5	2687	U
1	5	2688	G
1	5	2689	C
1	5	2692	U
1	5	2694	G
1	5	2696	A
1	5	2704	C
1	5	2710	C
1	5	2711	G
1	5	2712	G
1	5	2713	C
1	5	2714	G
1	5	2716	C
1	5	2722	G
1	5	2725	A
1	5	2726	G
1	5	2735	G
1	5	2737	C
1	5	2740	U
1	5	2743	A
1	5	2744	A

Continued on next page...

Continued from previous page...

Mol	Chain	Res	Type
1	5	2745	A
1	5	2747	U
1	5	2751	G
1	5	2752	G
1	5	2754	G
1	5	2756	G
1	5	2760	G
1	5	2762	G
1	5	2764	A
1	5	2765	A
1	5	2766	A
1	5	2767	U
1	5	2768	C
1	5	2769	U
1	5	2770	C
1	5	2783	A
1	5	2786	C
1	5	2787	A
1	5	2788	U
1	5	2790	U
1	5	2794	C
1	5	2796	G
1	5	2797	C
1	5	2798	A
1	5	2799	G
1	5	2806	A
1	5	2807	A
1	5	2808	G
1	5	2812	A
1	5	2813	A
1	5	2814	C
1	5	2815	A
1	5	2818	C
1	5	2820	C
1	5	2821	U
1	5	2824	C
1	5	2826	U
1	5	2827	G
1	5	2828	U
1	5	2829	U
1	5	2832	A
1	5	2833	A

Continued on next page...

Continued from previous page...

Mol	Chain	Res	Type
1	5	2834	C
1	5	2835	A
1	5	2838	G
1	5	2841	G
1	5	2842	G
1	5	2848	G
1	5	2849	A
1	5	2850	A
1	5	2852	U
1	5	2854	G
1	5	2855	G
1	5	2858	A
1	5	2859	G
1	5	2860	C
1	5	2866	C
1	5	2867	C
1	5	2873	U
1	5	2874	U
1	5	2875	C
1	5	2876	G
1	5	2879	A
1	5	2880	U
1	5	2888	G
1	5	2892	C
1	5	2897	G
1	5	2898	G
1	5	2900	U
1	5	2904	U
1	5	2905	C
1	5	2910	G
1	5	3591	C
1	5	3592	G
1	5	3594	C
1	5	3595	U
1	5	3596	A
1	5	3597	G
1	5	3605	C
1	5	3606	U
1	5	3615	G
1	5	3616	U
1	5	3617	G
1	5	3620	G

Continued on next page...

Continued from previous page...

Mol	Chain	Res	Type
1	5	3621	A
1	5	3623	C
1	5	3625	G
1	5	3626	G
1	5	3627	G
1	5	3635	A
1	5	3636	C
1	5	3643	A
1	5	3644	U
1	5	3649	A
1	5	3650	C
1	5	3658	C
1	5	3660	C
1	5	3662	A
1	5	3663	A
1	5	3664	G
1	5	3667	C
1	5	3668	C
1	5	3670	C
1	5	3671	G
1	5	3672	G
1	5	3673	C
1	5	3674	G
1	5	3675	G
1	5	3677	U
1	5	3678	G
1	5	3679	U
1	5	3680	U
1	5	3681	G
1	5	3682	A
1	5	3688	U
1	5	3692	A
1	5	3698	G
1	5	3699	C
1	5	3709	U
1	5	3710	G
1	5	3711	A
1	5	3712	A
1	5	3713	U
1	5	3715	U
1	5	3716	C
1	5	3717	A

Continued on next page...

Continued from previous page...

Mol	Chain	Res	Type
1	5	3718	A
1	5	3727	A
1	5	3728	A
1	5	3729	U
1	5	3733	A
1	5	3735	G
1	5	3736	A
1	5	3737	A
1	5	3738	G
1	5	3739	C
1	5	3743	G
1	5	3744	G
1	5	3745	U
1	5	3748	A
1	5	3756	A
1	5	3759	A
1	5	3760	A
1	5	3770	U
1	5	3772	U
1	5	3773	U
1	5	3774	A
1	5	3775	A
1	5	3776	G
1	5	3777	G
1	5	3784	A
1	5	3785	A
1	5	3786	U
1	5	3791	C
1	5	3799	A
1	5	3800	A
1	5	3802	U
1	5	3803	A
1	5	3807	A
1	5	3809	G
1	5	3810	C
1	5	3811	G
1	5	3813	A
1	5	3814	U
1	5	3817	A
1	5	3819	G
1	5	3822	U
1	5	3831	U

Continued on next page...

Continued from previous page...

Mol	Chain	Res	Type
1	5	3838	U
1	5	3839	G
1	5	3840	U
1	5	3843	C
1	5	3849	A
1	5	3851	U
1	5	3859	G
1	5	3861	A
1	5	3865	A
1	5	3867	A
1	5	3876	A
1	5	3877	A
1	5	3878	C
1	5	3879	G
1	5	3880	G
1	5	3881	G
1	5	3882	C
1	5	3887	C
1	5	3889	G
1	5	3895	G
1	5	3897	G
1	5	3898	G
1	5	3899	G
1	5	3900	G
1	5	3901	A
1	5	3902	A
1	5	3905	A
1	5	3906	A
1	5	3907	G
1	5	3908	A
1	5	3912	U
1	5	3913	G
1	5	3914	U
1	5	3915	U
1	5	3916	G
1	5	3917	A
1	5	3923	A
1	5	3925	U
1	5	3926	C
1	5	3938	G
1	5	3939	G
1	5	3943	A

Continued on next page...

Continued from previous page...

Mol	Chain	Res	Type
1	5	4069	U
1	5	4070	U
1	5	4073	A
1	5	4075	U
1	5	4076	G
1	5	4083	U
1	5	4084	G
1	5	4085	A
1	5	4086	G
1	5	4087	G
1	5	4088	C
1	5	4089	G
1	5	4091	G
1	5	4092	G
1	5	4093	G
1	5	4094	G
1	5	4095	G
1	5	4097	G
1	5	4104	G
1	5	4105	A
1	5	4107	G
1	5	4114	C
1	5	4115	G
1	5	4116	C
1	5	4117	U
1	5	4118	U
1	5	4119	C
1	5	4120	U
1	5	4121	G
1	5	4122	G
1	5	4125	C
1	5	4126	C
1	5	4127	A
1	5	4129	G
1	5	4132	C
1	5	4140	C
1	5	4143	G
1	5	4145	C
1	5	4158	C
1	5	4162	C
1	5	4164	C
1	5	4166	G

Continued on next page...

Continued from previous page...

Mol	Chain	Res	Type
1	5	4168	G
1	5	4169	G
1	5	4171	C
1	5	4172	A
1	5	4173	G
1	5	4180	G
1	5	4183	G
1	5	4184	G
1	5	4191	G
1	5	4195	G
1	5	4196	G
1	5	4197	G
1	5	4199	C
1	5	4203	A
1	5	4205	A
1	5	4206	C
1	5	4208	U
1	5	4212	A
1	5	4213	A
1	5	4214	A
1	5	4215	C
1	5	4216	G
1	5	4217	G
1	5	4218	U
1	5	4219	A
1	5	4220	A
1	5	4221	C
1	5	4222	G
1	5	4225	G
1	5	4226	G
1	5	4228	G
1	5	4229	U
1	5	4232	U
1	5	4233	A
1	5	4234	A
1	5	4235	G
1	5	4236	G
1	5	4239	A
1	5	4241	C
1	5	4249	G
1	5	4251	A
1	5	4252	C

Continued on next page...

Continued from previous page...

Mol	Chain	Res	Type
1	5	4254	G
1	5	4255	A
1	5	4257	A
1	5	4258	C
1	5	4265	U
1	5	4267	G
1	5	4268	A
1	5	4271	A
1	5	4274	A
1	5	4276	G
1	5	4279	A
1	5	4280	A
1	5	4281	A
1	5	4282	A
1	5	4283	G
1	5	4286	C
1	5	4287	G
1	5	4288	C
1	5	4290	U
1	5	4291	G
1	5	4296	U
1	5	4297	G
1	5	4305	G
1	5	4306	U
1	5	4311	A
1	5	4314	C
1	5	4316	G
1	5	4318	C
1	5	4323	A
1	5	4329	G
1	5	4330	G
1	5	4332	C
1	5	4335	C
1	5	4336	A
1	5	4337	C
1	5	4339	A
1	5	4344	U
1	5	4348	A
1	5	4349	C
1	5	4350	C
1	5	4352	U
1	5	4353	U

Continued on next page...

Continued from previous page...

Mol	Chain	Res	Type
1	5	4354	U
1	5	4356	G
1	5	4364	G
1	5	4368	G
1	5	4369	A
1	5	4373	G
1	5	4374	U
1	5	4375	C
1	5	4376	A
1	5	4377	G
1	5	4378	A
1	5	4379	A
1	5	4385	A
1	5	4386	C
1	5	4387	C
1	5	4388	A
1	5	4391	G
1	5	4393	G
1	5	4394	A
1	5	4395	U
1	5	4396	A
1	5	4401	G
1	5	4419	U
1	5	4422	A
1	5	4425	G
1	5	4426	C
1	5	4434	C
1	5	4436	U
1	5	4437	U
1	5	4438	U
1	5	4439	U
1	5	4440	G
1	5	4441	A
1	5	4443	C
1	5	4444	C
1	5	4448	G
1	5	4449	A
1	5	4450	U
1	5	4451	G
1	5	4452	U
1	5	4454	G
1	5	4459	U

Continued on next page...

Continued from previous page...

Mol	Chain	Res	Type
1	5	4463	U
1	5	4464	A
1	5	4465	U
1	5	4466	C
1	5	4467	A
1	5	4469	U
1	5	4471	U
1	5	4472	G
1	5	4473	A
1	5	4475	G
1	5	4476	C
1	5	4484	A
1	5	4488	A
1	5	4489	G
1	5	4491	G
1	5	4498	U
1	5	4500	U
1	5	4503	A
1	5	4510	A
1	5	4511	A
1	5	4512	U
1	5	4513	A
1	5	4518	A
1	5	4519	C
1	5	4520	G
1	5	4522	G
1	5	4523	A
1	5	4524	G
1	5	4528	G
1	5	4529	G
1	5	4530	U
1	5	4531	U
1	5	4532	U
1	5	4534	G
1	5	4536	C
1	5	4537	C
1	5	4543	G
1	5	4544	A
1	5	4546	A
1	5	4548	A
1	5	4549	G
1	5	4550	G

Continued on next page...

Continued from previous page...

Mol	Chain	Res	Type
1	5	4552	U
1	5	4557	U
1	5	4560	C
1	5	4569	U
1	5	4570	G
1	5	4572	U
1	5	4574	U
1	5	4575	G
1	5	4581	G
1	5	4583	C
1	5	4584	A
1	5	4585	U
1	5	4586	G
1	5	4589	A
1	5	4590	A
1	5	4592	C
1	5	4599	A
1	5	4600	G
1	5	4601	U
1	5	4603	C
1	5	4605	A
1	5	4606	G
1	5	4608	G
1	5	4617	G
1	5	4623	G
1	5	4624	A
1	5	4636	U
1	5	4637	G
1	5	4641	U
1	5	4646	U
1	5	4647	G
1	5	4648	A
1	5	4652	G
1	5	4656	A
1	5	4657	U
1	5	4661	G
1	5	4664	A
1	5	4669	A
1	5	4670	C
1	5	4671	C
1	5	4672	A
1	5	4676	G

Continued on next page...

Continued from previous page...

Mol	Chain	Res	Type
1	5	4677	U
1	5	4678	G
1	5	4679	G
1	5	4687	A
1	5	4693	C
1	5	4694	G
1	5	4695	C
1	5	4700	A
1	5	4701	A
1	5	4709	U
1	5	4714	C
1	5	4715	C
1	5	4717	A
1	5	4718	G
1	5	4719	G
1	5	4720	C
1	5	4721	G
1	5	4722	G
1	5	4729	A
1	5	4730	C
1	5	4731	G
1	5	4732	G
1	5	4733	C
1	5	4734	A
1	5	4735	G
1	5	4737	G
1	5	4738	C
1	5	4741	C
1	5	4743	G
1	5	4745	G
1	5	4746	C
1	5	4748	U
1	5	4749	C
1	5	4750	G
1	5	4751	G
1	5	4753	U
1	5	4756	C
1	5	4757	C
1	5	4758	U
1	5	4760	G
1	5	4763	U
1	5	4764	A

Continued on next page...

Continued from previous page...

Mol	Chain	Res	Type
1	5	4770	U
1	5	4771	C
1	5	4774	C
1	5	4860	G
1	5	4865	C
1	5	4869	U
1	5	4871	C
1	5	4872	G
1	5	4873	G
1	5	4874	A
1	5	4875	G
1	5	4876	U
1	5	4877	G
1	5	4878	C
1	5	4881	U
1	5	4882	U
1	5	4883	C
1	5	4884	G
1	5	4885	U
1	5	4886	C
1	5	4888	U
1	5	4889	G
1	5	4890	G
1	5	4891	G
1	5	4893	A
1	5	4895	C
1	5	4896	G
1	5	4900	C
1	5	4901	G
1	5	4903	G
1	5	4906	C
1	5	4910	G
1	5	4911	A
1	5	4912	G
1	5	4913	G
1	5	4915	G
1	5	4919	G
1	5	4926	C
1	5	4927	G
1	5	4928	C
1	5	4929	C
1	5	4930	C

Continued on next page...

Continued from previous page...

Mol	Chain	Res	Type
1	5	4932	U
1	5	4933	C
1	5	4934	A
1	5	4936	G
1	5	4937	C
1	5	4938	A
1	5	4939	C
1	5	4942	C
1	5	4945	G
1	5	4946	U
1	5	4947	U
1	5	4948	C
1	5	4949	G
1	5	4950	U
1	5	4951	G
1	5	4952	G
1	5	4953	G
1	5	4957	C
1	5	4959	U
1	5	4961	G
1	5	4962	C
1	5	4964	C
1	5	4965	U
1	5	4966	A
1	5	4967	A
1	5	4977	A
1	5	4979	A
1	5	4980	C
1	5	4981	G
1	5	4982	A
1	5	4985	U
1	5	4988	U
1	5	4989	U
1	5	4990	C
1	5	4991	U
1	5	4992	G
1	5	4993	G
1	5	4999	G
1	5	5002	U
1	5	5006	U
1	5	5013	C
1	5	5014	A

Continued on next page...

Continued from previous page...

Mol	Chain	Res	Type
1	5	5016	A
1	5	5017	G
1	5	5018	C
1	5	5019	A
1	5	5021	C
1	5	5023	C
1	5	5026	U
1	5	5027	C
1	5	5028	G
1	5	5034	A
1	5	5035	U
1	5	5040	U
1	5	5041	G
1	5	5042	A
1	5	5045	G
1	5	5047	C
1	5	5048	A
1	5	5049	G
1	5	5050	C
1	5	5052	C
1	5	5053	U
1	5	5054	C
1	5	5056	A
1	5	5057	C
1	5	5058	A
1	5	5060	A
1	5	5061	A
1	5	5062	G
1	5	5063	G
1	5	5069	U
2	7	7	G
2	7	11	A
2	7	17	C
2	7	21	G
2	7	22	A
2	7	23	A
2	7	24	C
2	7	27	G
2	7	30	C
2	7	31	G
2	7	42	A
2	7	53	U

Continued on next page...

Continued from previous page...

Mol	Chain	Res	Type
2	7	54	A
2	7	57	C
2	7	60	G
2	7	63	C
2	7	64	G
2	7	65	G
2	7	70	G
2	7	73	U
2	7	74	A
2	7	79	U
2	7	80	U
2	7	90	A
2	7	100	A
2	7	105	C
2	7	106	G
2	7	110	G
2	7	112	U
2	7	115	A
2	7	120	U
3	8	2	G
3	8	3	A
3	8	9	A
3	8	11	C
3	8	13	G
3	8	16	G
3	8	23	C
3	8	32	C
3	8	33	G
3	8	34	U
3	8	35	C
3	8	37	A
3	8	38	U
3	8	39	G
3	8	40	A
3	8	46	G
3	8	48	A
3	8	50	C
3	8	51	U
3	8	59	A
3	8	61	A
3	8	62	A
3	8	63	U

Continued on next page...

Continued from previous page...

Mol	Chain	Res	Type
3	8	64	U
3	8	65	A
3	8	70	G
3	8	71	A
3	8	74	U
3	8	75	G
3	8	80	A
3	8	81	C
3	8	82	A
3	8	83	C
3	8	84	A
3	8	85	U
3	8	86	U
3	8	87	G
3	8	90	C
3	8	94	G
3	8	95	A
3	8	97	A
3	8	98	C
3	8	99	U
3	8	103	A
3	8	104	A
3	8	105	C
3	8	109	C
3	8	110	U
3	8	111	U
3	8	112	G
3	8	114	G
3	8	118	C
3	8	121	G
3	8	122	G
3	8	125	C
3	8	126	C
3	8	127	U
3	8	137	A
3	8	147	G
3	8	151	G
3	8	153	C

There are no RNA pucker outliers to report.

5.4 Non-standard residues in protein, DNA, RNA chains ⓘ

There are no non-standard protein/DNA/RNA residues in this entry.

5.5 Carbohydrates ⓘ

There are no carbohydrates in this entry.

5.6 Ligand geometry ⓘ

Of 133 ligands modelled in this entry, 133 are monoatomic - leaving 0 for Mogul analysis.

There are no bond length outliers.

There are no bond angle outliers.

There are no chirality outliers.

There are no torsion outliers.

There are no ring outliers.

No monomer is involved in short contacts.

5.7 Other polymers ⓘ

There are no such residues in this entry.

5.8 Polymer linkage issues ⓘ

There are no chain breaks in this entry.