



Full wwPDB X-ray Structure Validation Report ⓘ

Feb 15, 2017 – 09:40 am GMT

PDB ID : 5J8A
Title : Structure of the E coli 70S ribosome with the U1052G mutation in 16S rRNA bound to tigecycline
Authors : Cocozaki, A.; Ferguson, A.
Deposited on : 2016-04-07
Resolution : 3.10 Å(reported)

This is a Full wwPDB X-ray Structure Validation Report for a publicly released PDB entry.

We welcome your comments at validation@mail.wwpdb.org

A user guide is available at

<http://wwpdb.org/validation/2016/XrayValidationReportHelp>

with specific help available everywhere you see the ⓘ symbol.

The following versions of software and data (see [references ⓘ](#)) were used in the production of this report:

MolProbity : 4.02b-467
Mogul : 1.7.2 (RC1), CSD as538be (2017)
Xtriage (Phenix) : 1.9-1692
EDS : trunk28620
Percentile statistics : 20161228.v01 (using entries in the PDB archive December 28th 2016)
Refmac : 5.8.0135
CCP4 : 6.5.0
Ideal geometry (proteins) : Engh & Huber (2001)
Ideal geometry (DNA, RNA) : Parkinson et al. (1996)
Validation Pipeline (wwPDB-VP) : recalc28972

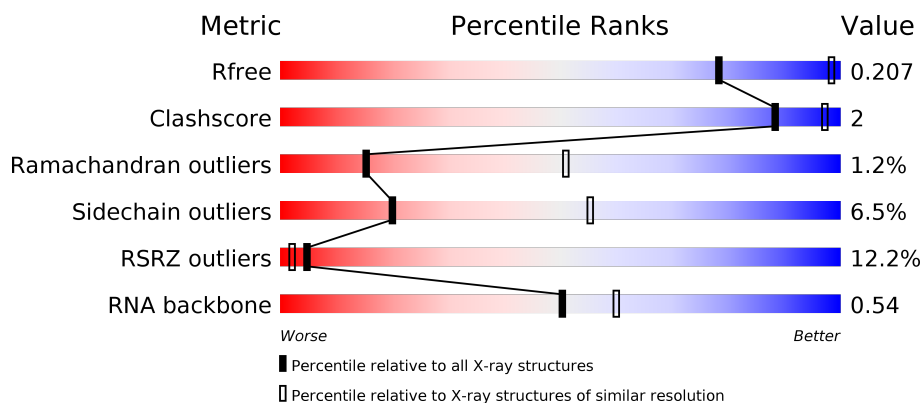
1 Overall quality at a glance

The following experimental techniques were used to determine the structure:

X-RAY DIFFRACTION

The reported resolution of this entry is 3.10 Å.

Percentile scores (ranging between 0-100) for global validation metrics of the entry are shown in the following graphic. The table shows the number of entries on which the scores are based.



Metric	Whole archive (#Entries)	Similar resolution (#Entries, resolution range(Å))
R_{free}	100719	1001 (3.12-3.08)
Clashscore	112137	1099 (3.12-3.08)
Ramachandran outliers	110173	1057 (3.12-3.08)
Sidechain outliers	110143	1057 (3.12-3.08)
RSRZ outliers	101464	1006 (3.12-3.08)
RNA backbone	2435	1112 (3.50-2.70)

The table below summarises the geometric issues observed across the polymeric chains and their fit to the electron density. The red, orange, yellow and green segments on the lower bar indicate the fraction of residues that contain outliers for ≥ 3 , 2, 1 and 0 types of geometric quality criteria. A grey segment represents the fraction of residues that are not modelled. The numeric value for each fraction is indicated below the corresponding segment, with a dot representing fractions $\leq 5\%$. The upper red bar (where present) indicates the fraction of residues that have poor fit to the electron density. The numeric value is given above the bar.

Mol	Chain	Length	Quality of chain
1	AA	1534	<div> <div>3%</div> <div>76%</div> <div>21%</div> <div>.</div> </div>
1	BA	1534	<div> <div>13%</div> <div>75%</div> <div>22%</div> <div>.</div> </div>
2	AB	224	<div> <div>15%</div> <div>88%</div> <div>12%</div> <div>.</div> </div>
2	BB	224	<div> <div>14%</div> <div>88%</div> <div>11%</div> <div>.</div> </div>

Continued on next page...

Continued from previous page...

Mol	Chain	Length	Quality of chain
3	AC	206	
3	BC	206	
4	AD	205	
4	BD	205	
5	AE	155	
5	BE	155	
6	AF	106	
6	BF	106	
7	AG	151	
7	BG	151	
8	AH	129	
8	BH	129	
9	AI	127	
9	BI	127	
10	AJ	99	
10	BJ	99	
11	AK	117	
11	BK	117	
12	AL	123	
12	BL	123	
13	AM	114	
13	BM	114	
14	AN	100	
14	BN	100	
15	AO	88	

Continued on next page...

Continued from previous page...

Mol	Chain	Length	Quality of chain
15	BO	88	<div> <div>5%</div> <div>91%</div> <div>7%</div> <div>..</div> </div>
16	AP	82	<div> <div>9%</div> <div>85%</div> <div>15%</div> </div>
16	BP	82	<div> <div>13%</div> <div>80%</div> <div>18%</div> <div>.</div> </div>
17	AQ	80	<div> <div>%</div> <div>80%</div> <div>19%</div> <div>.</div> </div>
17	BQ	80	<div> <div>15%</div> <div>64%</div> <div>31%</div> <div>..</div> </div>
18	AR	55	<div> <div>7%</div> <div>87%</div> <div>13%</div> </div>
18	BR	55	<div> <div>5%</div> <div>89%</div> <div>11%</div> </div>
19	AS	79	<div> <div>8%</div> <div>81%</div> <div>18%</div> <div>.</div> </div>
19	BS	79	<div> <div>70%</div> <div>84%</div> <div>13%</div> <div>..</div> </div>
20	AT	86	<div> <div>%</div> <div>93%</div> <div>6%</div> <div>.</div> </div>
20	BT	86	<div> <div>16%</div> <div>78%</div> <div>17%</div> <div>..</div> </div>
21	AU	56	<div> <div>7%</div> <div>86%</div> <div>14%</div> </div>
21	BU	56	<div> <div>7%</div> <div>88%</div> <div>13%</div> </div>
22	C1	56	<div> <div>30%</div> <div>82%</div> <div>14%</div> <div>.</div> </div>
22	D1	56	<div> <div>82%</div> <div>18%</div> </div>
23	C2	51	<div> <div>61%</div> <div>65%</div> <div>31%</div> <div>..</div> </div>
23	D2	51	<div> <div>73%</div> <div>25%</div> <div>.</div> </div>
24	C3	46	<div> <div>41%</div> <div>85%</div> <div>15%</div> </div>
24	D3	46	<div> <div>2%</div> <div>93%</div> <div>7%</div> </div>
25	C4	64	<div> <div>13%</div> <div>92%</div> <div>8%</div> </div>
25	D4	64	<div> <div>94%</div> <div>5%</div> <div>.</div> </div>
26	C5	38	<div> <div>26%</div> <div>71%</div> <div>29%</div> </div>
26	D5	38	<div> <div>87%</div> <div>13%</div> </div>
27	C0	58	<div> <div>31%</div> <div>78%</div> <div>19%</div> <div>.</div> </div>
27	D0	58	<div> <div>93%</div> <div>7%</div> </div>

Continued on next page...

Continued from previous page...

Mol	Chain	Length	Quality of chain
28	CB	120	
28	DB	120	
29	CC	272	
29	DC	272	
30	CD	209	
31	CA	2904	
32	DD	209	
33	CE	201	
33	DE	201	
34	CF	178	
34	DF	178	
35	CG	176	
35	DG	176	
36	CH	149	
36	DH	149	
37	CJ	135	
37	DJ	135	
38	CK	142	
38	DK	142	
39	CL	123	
39	DL	123	
40	CM	144	
40	DM	144	
41	CN	136	
41	DN	136	

Continued on next page...

Continued from previous page...

Mol	Chain	Length	Quality of chain
42	CO	125	
42	DO	125	
43	CP	117	
43	DP	117	
44	CQ	114	
44	DQ	114	
45	CR	117	
45	DR	117	
46	CS	103	
46	DS	103	
47	CT	110	
47	DT	110	
48	CU	93	
48	DU	93	
49	CV	103	
49	DV	103	
50	CW	94	
50	DW	94	
51	CX	83	
51	DX	83	
52	CY	77	
52	DY	77	
53	CZ	62	
53	DZ	62	
54	DI	135	

Continued on next page...

Continued from previous page...

Mol	Chain	Length	Quality of chain
55	DA	2904	

The following table lists non-polymeric compounds, carbohydrate monomers and non-standard residues in protein, DNA, RNA chains that are outliers for geometric or electron-density-fit criteria:

Mol	Type	Chain	Res	Chirality	Geometry	Clashes	Electron density
56	MG	AA	1612	-	-	-	X
56	MG	AA	1642	-	-	-	X
56	MG	BA	1612	-	-	-	X
56	MG	BA	1624	-	-	-	X
56	MG	BA	1627	-	-	-	X
56	MG	CA	3003	-	-	-	X
56	MG	CA	3022	-	-	-	X
56	MG	CA	3026	-	-	-	X
56	MG	CA	3037	-	-	-	X
56	MG	CA	3123	-	-	-	X
56	MG	CA	3133	-	-	-	X
56	MG	CA	3136	-	-	-	X
56	MG	CA	3147	-	-	-	X
56	MG	CA	3151	-	-	-	X
56	MG	DA	3036	-	-	-	X
56	MG	DA	3125	-	-	-	X
56	MG	DA	3163	-	-	-	X
56	MG	DA	3172	-	-	-	X
56	MG	DA	3177	-	-	-	X
57	PG4	AA	1670	-	-	-	X
57	PG4	BA	1642	-	-	-	X
57	PG4	DA	3193	-	-	-	X
57	PG4	DA	3216	-	-	-	X
57	PG4	DS	202	-	-	-	X
58	MPD	AA	1671	-	-	-	X
58	MPD	AA	1676	-	-	-	X
58	MPD	DA	3192	-	-	-	X
58	MPD	DA	3204	-	-	-	X
58	MPD	DA	3207	-	-	-	X
58	MPD	DE	301	-	-	-	X
58	MPD	DE	302	-	-	-	X
59	PUT	AA	1672	-	-	-	X
59	PUT	AA	1673	-	-	-	X
59	PUT	AA	1674	-	-	-	X
59	PUT	DA	3184	-	-	-	X

Continued on next page...

Continued from previous page...

Mol	Type	Chain	Res	Chirality	Geometry	Clashes	Electron density
59	PUT	DA	3188	-	-	-	X
59	PUT	DA	3189	-	-	-	X
59	PUT	DA	3195	-	-	-	X
59	PUT	DA	3205	-	-	-	X
59	PUT	DA	3212	-	-	-	X
59	PUT	DA	3213	-	-	-	X
59	PUT	DA	3219	-	-	-	X
59	PUT	DA	3221	-	-	-	X
59	PUT	DA	3222	-	-	-	X
62	PEG	AL	201	-	-	-	X
62	PEG	D1	103	-	-	-	X
62	PEG	D3	102	-	-	-	X
62	PEG	DA	3200	-	-	-	X
62	PEG	DA	3218	-	-	-	X
62	PEG	DA	3226	-	-	-	X
62	PEG	DL	201	-	-	-	X
62	PEG	DQ	201	-	-	-	X
63	EDO	DA	3197	-	-	-	X
63	EDO	DA	3198	-	-	-	X
63	EDO	DA	3209	-	-	-	X
63	EDO	DB	201	-	-	-	X
64	PGE	D1	102	-	-	-	X
64	PGE	D3	101	-	-	-	X
64	PGE	DA	3203	-	-	-	X
64	PGE	DA	3214	-	-	-	X
64	PGE	DA	3217	-	-	-	X
64	PGE	DU	101	-	-	-	X
65	SPD	DA	3183	-	-	-	X
65	SPD	DA	3187	-	-	-	X
65	SPD	DA	3206	-	-	-	X
65	SPD	DA	3224	-	-	-	X
66	1PE	DA	3185	-	-	-	X
66	1PE	DA	3202	-	-	-	X
67	ACY	DA	3201	-	-	-	X
68	GUN	DA	3211	-	-	-	X

2 Entry composition

There are 70 unique types of molecules in this entry. The entry contains 295207 atoms, of which 0 are hydrogens and 0 are deuteriums.

In the tables below, the ZeroOcc column contains the number of atoms modelled with zero occupancy, the AltConf column contains the number of residues with at least one atom in alternate conformation and the Trace column contains the number of residues modelled with at most 2 atoms.

- Molecule 1 is a RNA chain called 16S rRNA.

Mol	Chain	Residues	Atoms					ZeroOcc	AltConf	Trace
1	AA	1534	Total	C	N	O	P	0	0	0
			32933	14695	6044	10660	1534			
1	BA	1533	Total	C	N	O	P	0	0	0
			32911	14685	6039	10654	1533			

There are 2 discrepancies between the modelled and reference sequences:

Chain	Residue	Modelled	Actual	Comment	Reference
AA	1052	G	U	engineered mutation	GB 675819282
BA	1052	G	U	engineered mutation	GB 675819282

- Molecule 2 is a protein called 30S ribosomal protein S2.

Mol	Chain	Residues	Atoms					ZeroOcc	AltConf	Trace
2	AB	224	Total	C	N	O	S	0	0	0
			1753	1109	315	321	8			
2	BB	224	Total	C	N	O	S	0	0	0
			1753	1109	315	321	8			

- Molecule 3 is a protein called 30S ribosomal protein S3.

Mol	Chain	Residues	Atoms					ZeroOcc	AltConf	Trace
3	AC	206	Total	C	N	O	S	0	0	0
			1625	1028	305	289	3			
3	BC	206	Total	C	N	O	S	0	0	0
			1625	1028	305	289	3			

- Molecule 4 is a protein called 30S ribosomal protein S4.

Mol	Chain	Residues	Atoms					ZeroOcc	AltConf	Trace
4	AD	205	Total	C	N	O	S	0	0	0
			1643	1026	315	298	4			

Continued on next page...

Continued from previous page...

Mol	Chain	Residues	Atoms					ZeroOcc	AltConf	Trace
4	BD	205	Total	C	N	O	S	0	0	0
			1643	1026	315	298	4			

- Molecule 5 is a protein called 30S ribosomal protein S5.

Mol	Chain	Residues	Atoms					ZeroOcc	AltConf	Trace
5	AE	155	Total	C	N	O	S	0	0	0
			1144	711	216	211	6			
5	BE	150	Total	C	N	O	S	0	0	0
			1105	687	211	201	6			

- Molecule 6 is a protein called 30S ribosomal protein S6.

Mol	Chain	Residues	Atoms					ZeroOcc	AltConf	Trace
6	AF	106	Total	C	N	O	S	0	0	0
			862	545	156	154	7			
6	BF	100	Total	C	N	O	S	0	0	0
			817	515	148	148	6			

- Molecule 7 is a protein called 30S ribosomal protein S7.

Mol	Chain	Residues	Atoms					ZeroOcc	AltConf	Trace
7	AG	151	Total	C	N	O	S	0	0	0
			1182	735	227	216	4			
7	BG	151	Total	C	N	O	S	0	0	0
			1182	735	227	216	4			

- Molecule 8 is a protein called 30S ribosomal protein S8.

Mol	Chain	Residues	Atoms					ZeroOcc	AltConf	Trace
8	AH	129	Total	C	N	O	S	0	0	0
			979	616	173	184	6			
8	BH	129	Total	C	N	O	S	0	0	0
			979	616	173	184	6			

- Molecule 9 is a protein called 30S ribosomal protein S9.

Mol	Chain	Residues	Atoms					ZeroOcc	AltConf	Trace
9	AI	127	Total	C	N	O	S	0	0	0
			1022	634	206	179	3			
9	BI	127	Total	C	N	O	S	0	0	0
			1022	634	206	179	3			

- Molecule 10 is a protein called 30S ribosomal protein S10.

Mol	Chain	Residues	Atoms					ZeroOcc	AltConf	Trace
10	AJ	99	Total	C	N	O	S	0	0	0
			796	498	152	145	1			
10	BJ	98	Total	C	N	O	S	0	0	0
			787	493	150	143	1			

- Molecule 11 is a protein called 30S ribosomal protein S11.

Mol	Chain	Residues	Atoms					ZeroOcc	AltConf	Trace
11	AK	117	Total	C	N	O	S	0	0	0
			877	540	174	160	3			
11	BK	117	Total	C	N	O	S	0	0	0
			877	540	174	160	3			

- Molecule 12 is a protein called 30S ribosomal protein S12.

Mol	Chain	Residues	Atoms					ZeroOcc	AltConf	Trace
12	AL	123	Total	C	N	O	S	0	0	0
			957	591	196	165	5			
12	BL	123	Total	C	N	O	S	0	0	0
			957	591	196	165	5			

- Molecule 13 is a protein called 30S ribosomal protein S13.

Mol	Chain	Residues	Atoms					ZeroOcc	AltConf	Trace
13	AM	114	Total	C	N	O	S	0	0	0
			884	546	178	157	3			
13	BM	114	Total	C	N	O	S	0	0	0
			884	546	178	157	3			

- Molecule 14 is a protein called 30S ribosomal protein S14.

Mol	Chain	Residues	Atoms					ZeroOcc	AltConf	Trace
14	AN	100	Total	C	N	O	S	0	0	0
			805	499	164	139	3			
14	BN	100	Total	C	N	O	S	0	0	0
			805	499	164	139	3			

- Molecule 15 is a protein called 30S ribosomal protein S15.

Mol	Chain	Residues	Atoms					ZeroOcc	AltConf	Trace
15	AO	88	Total	C	N	O	S	0	0	0
			714	439	144	130	1			
15	BO	88	Total	C	N	O	S	0	0	0
			714	439	144	130	1			

- Molecule 16 is a protein called 30S ribosomal protein S16.

Mol	Chain	Residues	Atoms					ZeroOcc	AltConf	Trace
16	AP	82	Total	C	N	O	S	0	0	0
			649	406	128	114	1			
16	BP	82	Total	C	N	O	S	0	0	0
			649	406	128	114	1			

- Molecule 17 is a protein called 30S ribosomal protein S17.

Mol	Chain	Residues	Atoms					ZeroOcc	AltConf	Trace
17	AQ	80	Total	C	N	O	S	0	0	0
			649	411	121	114	3			
17	BQ	80	Total	C	N	O	S	0	0	0
			649	411	121	114	3			

- Molecule 18 is a protein called 30S ribosomal protein S18.

Mol	Chain	Residues	Atoms				ZeroOcc	AltConf	Trace
18	AR	55	Total	C	N	O	0	0	0
			456	288	86	82			
18	BR	55	Total	C	N	O	0	0	0
			456	288	86	82			

- Molecule 19 is a protein called 30S ribosomal protein S19.

Mol	Chain	Residues	Atoms					ZeroOcc	AltConf	Trace
19	AS	79	Total	C	N	O	S	0	0	0
			638	408	120	108	2			
19	BS	79	Total	C	N	O	S	0	0	0
			638	408	120	108	2			

- Molecule 20 is a protein called 30S ribosomal protein S20.

Mol	Chain	Residues	Atoms					ZeroOcc	AltConf	Trace
20	AT	86	Total	C	N	O	S	0	0	0
			670	414	138	115	3			

Continued on next page...

Continued from previous page...

Mol	Chain	Residues	Atoms					ZeroOcc	AltConf	Trace
20	BT	85	Total	C	N	O	S	0	0	0
			665	411	137	114	3			

- Molecule 21 is a protein called 30S ribosomal protein S21.

Mol	Chain	Residues	Atoms					ZeroOcc	AltConf	Trace
21	AU	56	Total	C	N	O	S	0	0	0
			465	290	96	78	1			
21	BU	56	Total	C	N	O	S	0	0	0
			465	290	96	78	1			

- Molecule 22 is a protein called 50S ribosomal protein L32.

Mol	Chain	Residues	Atoms					ZeroOcc	AltConf	Trace
22	C1	56	Total	C	N	O	S	0	0	0
			444	269	94	80	1			
22	D1	56	Total	C	N	O	S	0	0	0
			444	269	94	80	1			

- Molecule 23 is a protein called 50S ribosomal protein L33.

Mol	Chain	Residues	Atoms				ZeroOcc	AltConf	Trace
23	C2	50	Total	C	N	O	0	0	0
			409	263	75	71			
23	D2	51	Total	C	N	O	0	0	0
			414	266	76	72			

- Molecule 24 is a protein called 50S ribosomal protein L34.

Mol	Chain	Residues	Atoms					ZeroOcc	AltConf	Trace
24	C3	46	Total	C	N	O	S	0	0	0
			377	228	90	57	2			
24	D3	46	Total	C	N	O	S	0	0	0
			377	228	90	57	2			

- Molecule 25 is a protein called 50S ribosomal protein L35.

Mol	Chain	Residues	Atoms					ZeroOcc	AltConf	Trace
25	C4	64	Total	C	N	O	S	0	0	0
			504	323	105	74	2			
25	D4	64	Total	C	N	O	S	0	0	0
			504	323	105	74	2			

- Molecule 26 is a protein called 50S ribosomal protein L36.

Mol	Chain	Residues	Atoms					ZeroOcc	AltConf	Trace
26	C5	38	Total	C	N	O	S	0	0	0
			302	185	65	48	4			
26	D5	38	Total	C	N	O	S	0	0	0
			302	185	65	48	4			

- Molecule 27 is a protein called 50S ribosomal protein L30.

Mol	Chain	Residues	Atoms					ZeroOcc	AltConf	Trace
27	C0	58	Total	C	N	O	S	0	0	0
			449	281	87	79	2			
27	D0	58	Total	C	N	O	S	0	2	0
			463	290	90	81	2			

- Molecule 28 is a RNA chain called 5S rRNA.

Mol	Chain	Residues	Atoms					ZeroOcc	AltConf	Trace
28	CB	118	Total	C	N	O	P	0	0	0
			2529	1126	464	821	118			
28	DB	120	Total	C	N	O	P	0	0	0
			2569	1144	468	837	120			

- Molecule 29 is a protein called 50S ribosomal protein L2.

Mol	Chain	Residues	Atoms					ZeroOcc	AltConf	Trace
29	CC	271	Total	C	N	O	S	0	0	0
			2082	1288	423	364	7			
29	DC	271	Total	C	N	O	S	0	0	0
			2082	1288	423	364	7			

- Molecule 30 is a protein called 50S ribosomal protein L3.

Mol	Chain	Residues	Atoms					ZeroOcc	AltConf	Trace
30	CD	209	Total	C	N	O	S	0	0	0
			1565	979	288	294	4			

- Molecule 31 is a RNA chain called 23S rRNA.

Mol	Chain	Residues	Atoms					ZeroOcc	AltConf	Trace
31	CA	2898	Total	C	N	O	P	0	0	0
			62229	27768	11448	20115	2898			

- Molecule 32 is a protein called 50S ribosomal protein L3.

Mol	Chain	Residues	Atoms					ZeroOcc	AltConf	Trace
32	DD	209	Total	C	N	O	S	0	1	0
			1576	986	290	296	4			

- Molecule 33 is a protein called 50S ribosomal protein L4.

Mol	Chain	Residues	Atoms					ZeroOcc	AltConf	Trace
33	CE	201	Total	C	N	O	S	0	0	0
			1552	974	283	290	5			
33	DE	201	Total	C	N	O	S	0	0	0
			1551	974	283	289	5			

- Molecule 34 is a protein called 50S ribosomal protein L5.

Mol	Chain	Residues	Atoms					ZeroOcc	AltConf	Trace
34	CF	177	Total	C	N	O	S	0	0	0
			1410	899	249	256	6			
34	DF	177	Total	C	N	O	S	0	0	0
			1410	899	249	256	6			

- Molecule 35 is a protein called 50S ribosomal protein L6.

Mol	Chain	Residues	Atoms					ZeroOcc	AltConf	Trace
35	CG	176	Total	C	N	O	S	0	0	0
			1323	832	243	246	2			
35	DG	176	Total	C	N	O	S	0	0	0
			1323	832	243	246	2			

- Molecule 36 is a protein called 50S ribosomal protein L9.

Mol	Chain	Residues	Atoms					ZeroOcc	AltConf	Trace
36	CH	149	Total	C	N	O	S	0	0	0
			1110	699	197	213	1			
36	DH	149	Total	C	N	O	S	0	0	0
			1110	699	197	213	1			

- Molecule 37 is a protein called 50S ribosomal protein L11.

Mol	Chain	Residues	Atoms					ZeroOcc	AltConf	Trace
37	CJ	134	Total	C	N	O	S	0	0	0
			979	619	169	185	6			

Continued on next page...

Continued from previous page...

Mol	Chain	Residues	Atoms					ZeroOcc	AltConf	Trace
37	DJ	134	Total	C	N	O	S	0	0	0
			979	619	169	185	6			

- Molecule 38 is a protein called 50S ribosomal protein L13.

Mol	Chain	Residues	Atoms					ZeroOcc	AltConf	Trace
38	CK	142	Total	C	N	O	S	0	0	0
			1129	714	212	199	4			
38	DK	142	Total	C	N	O	S	0	0	0
			1129	714	212	199	4			

- Molecule 39 is a protein called 50S ribosomal protein L14.

Mol	Chain	Residues	Atoms					ZeroOcc	AltConf	Trace
39	CL	122	Total	C	N	O	S	0	0	0
			938	587	180	165	6			
39	DL	123	Total	C	N	O	S	0	0	0
			946	593	181	166	6			

- Molecule 40 is a protein called 50S ribosomal protein L15.

Mol	Chain	Residues	Atoms					ZeroOcc	AltConf	Trace
40	CM	144	Total	C	N	O	S	0	0	0
			1053	654	207	190	2			
40	DM	144	Total	C	N	O	S	0	0	0
			1053	654	207	190	2			

- Molecule 41 is a protein called 50S ribosomal protein L16.

Mol	Chain	Residues	Atoms					ZeroOcc	AltConf	Trace
41	CN	136	Total	C	N	O	S	0	0	0
			1075	686	205	178	6			
41	DN	136	Total	C	N	O	S	0	2	0
			1092	696	211	179	6			

There are 2 discrepancies between the modelled and reference sequences:

Chain	Residue	Modelled	Actual	Comment	Reference
CN	81	4D4	ARG	conflict	UNP P0ADY7
DN	81	4D4	ARG	conflict	UNP P0ADY7

- Molecule 42 is a protein called 50S ribosomal protein L17.

Mol	Chain	Residues	Atoms					ZeroOcc	AltConf	Trace
42	CO	120	Total	C	N	O	S	0	0	0
			960	593	196	166	5			
42	DO	125	Total	C	N	O	S	0	0	0
			993	613	202	173	5			

- Molecule 43 is a protein called 50S ribosomal protein L18.

Mol	Chain	Residues	Atoms					ZeroOcc	AltConf	Trace
43	CP	116	Total	C	N	O		0	0	0
			892	552	178	162				
43	DP	117	Total	C	N	O	S	0	0	0
			900	557	179	163	1			

- Molecule 44 is a protein called 50S ribosomal protein L19.

Mol	Chain	Residues	Atoms					ZeroOcc	AltConf	Trace
44	CQ	114	Total	C	N	O	S	0	0	0
			917	574	179	163	1			
44	DQ	114	Total	C	N	O	S	0	0	0
			917	574	179	163	1			

- Molecule 45 is a protein called 50S ribosomal protein L20.

Mol	Chain	Residues	Atoms					ZeroOcc	AltConf	Trace
45	CR	117	Total	C	N	O		0	0	0
			947	604	192	151				
45	DR	117	Total	C	N	O		0	0	0
			947	604	192	151				

- Molecule 46 is a protein called 50S ribosomal protein L21.

Mol	Chain	Residues	Atoms					ZeroOcc	AltConf	Trace
46	CS	103	Total	C	N	O	S	0	0	0
			816	516	153	145	2			
46	DS	103	Total	C	N	O	S	0	0	0
			816	516	153	145	2			

- Molecule 47 is a protein called 50S ribosomal protein L22.

Mol	Chain	Residues	Atoms					ZeroOcc	AltConf	Trace
47	CT	110	Total	C	N	O	S	0	0	0
			857	532	166	156	3			

Continued on next page...

Continued from previous page...

Mol	Chain	Residues	Atoms					ZeroOcc	AltConf	Trace
47	DT	110	Total	C	N	O	S	0	0	0
			857	532	166	156	3			

- Molecule 48 is a protein called 50S ribosomal protein L23.

Mol	Chain	Residues	Atoms					ZeroOcc	AltConf	Trace
48	CU	93	Total	C	N	O	S	0	0	0
			739	466	139	132	2			
48	DU	93	Total	C	N	O	S	0	0	0
			738	466	139	131	2			

- Molecule 49 is a protein called 50S ribosomal protein L24.

Mol	Chain	Residues	Atoms					ZeroOcc	AltConf	Trace
49	CV	102	Total	C	N	O	S	0	0	0
			779	492	146	141				
49	DV	102	Total	C	N	O	S	0	0	0
			779	492	146	141				

- Molecule 50 is a protein called 50S ribosomal protein L25.

Mol	Chain	Residues	Atoms					ZeroOcc	AltConf	Trace
50	CW	94	Total	C	N	O	S	0	0	0
			753	479	137	134	3			
50	DW	94	Total	C	N	O	S	0	0	0
			753	479	137	134	3			

- Molecule 51 is a protein called 50S ribosomal protein L27.

Mol	Chain	Residues	Atoms					ZeroOcc	AltConf	Trace
51	CX	75	Total	C	N	O	S	0	0	0
			569	353	113	102	1			
51	DX	76	Total	C	N	O	S	0	1	0
			591	365	121	104	1			

- Molecule 52 is a protein called 50S ribosomal protein L28.

Mol	Chain	Residues	Atoms					ZeroOcc	AltConf	Trace
52	CY	77	Total	C	N	O	S	0	0	0
			625	388	129	106	2			
52	DY	77	Total	C	N	O	S	0	0	0
			625	388	129	106	2			

- Molecule 53 is a protein called 50S ribosomal protein L29.

Mol	Chain	Residues	Atoms					ZeroOcc	AltConf	Trace
53	CZ	62	Total	C	N	O	S	0	0	0
			501	308	98	94	1			
53	DZ	62	Total	C	N	O	S	0	0	0
			501	308	98	94	1			

- Molecule 54 is a protein called 50S ribosomal protein L10.

Mol	Chain	Residues	Atoms					ZeroOcc	AltConf	Trace
54	DI	135	Total	C	N	O	S	0	0	0
			1023	649	179	192	3			

There are 2 discrepancies between the modelled and reference sequences:

Chain	Residue	Modelled	Actual	Comment	Reference
DI	85	VAL	SER	conflict	UNP P0A7J3
DI	86	THR	MET	conflict	UNP P0A7J3

- Molecule 55 is a RNA chain called 23S rRNA.

Mol	Chain	Residues	Atoms					ZeroOcc	AltConf	Trace
55	DA	2897	Total	C	N	O	P	0	11	0
			62423	27855	11485	20176	2907			

- Molecule 56 is MAGNESIUM ION (three-letter code: MG) (formula: Mg).

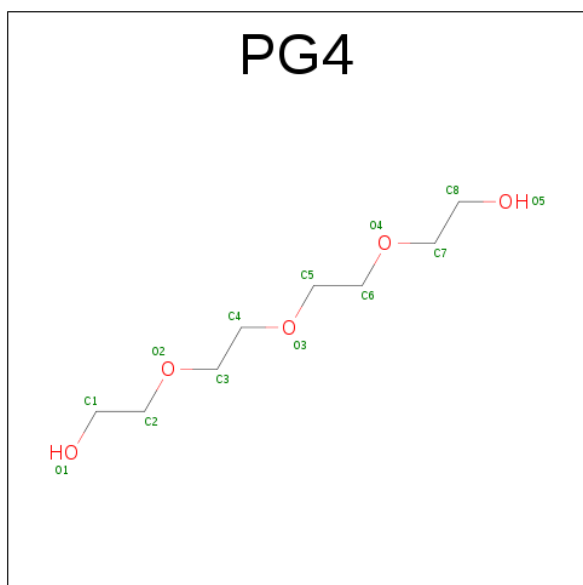
Mol	Chain	Residues	Atoms		ZeroOcc	AltConf
56	BA	45	Total	Mg	0	0
			45	45		
56	CA	156	Total	Mg	0	0
			156	156		
56	CB	3	Total	Mg	0	0
			3	3		
56	DM	1	Total	Mg	0	0
			1	1		
56	DR	1	Total	Mg	0	0
			1	1		
56	AA	72	Total	Mg	0	0
			72	72		
56	DA	184	Total	Mg	0	0
			184	184		

Continued on next page...

Continued from previous page...

Mol	Chain	Residues	Atoms		ZeroOcc	AltConf
56	DB	9	Total	Mg	0	0
			9	9		
56	DD	1	Total	Mg	0	0
			1	1		

- Molecule 57 is TETRAETHYLENE GLYCOL (three-letter code: PG4) (formula: $C_8H_{18}O_5$).



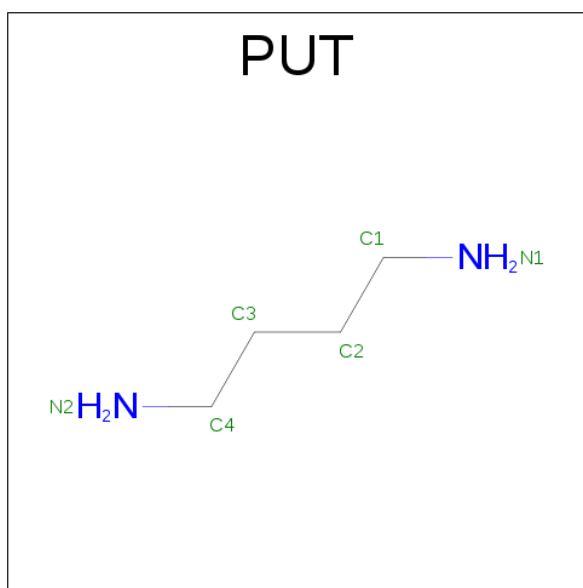
Mol	Chain	Residues	Atoms			ZeroOcc	AltConf
57	AA	1	Total	C	O	0	0
			13	8	5		
57	BA	1	Total	C	O	0	0
			13	8	5		
57	DQ	1	Total	C	O	0	0
			13	8	5		
57	DR	1	Total	C	O	0	0
			13	8	5		
57	DS	1	Total	C	O	0	0
			13	8	5		
57	DA	1	Total	C	O	0	0
			13	8	5		
57	DA	1	Total	C	O	0	0
			13	8	5		

- Molecule 58 is (4S)-2-METHYL-2,4-PENTANEDIOL (three-letter code: MPD) (formula: $C_6H_{14}O_2$).



Mol	Chain	Residues	Atoms			ZeroOcc	AltConf
58	AA	1	Total	C	O	0	0
			8	6	2		
58	AA	1	Total	C	O	0	0
			8	6	2		
58	DE	1	Total	C	O	0	0
			8	6	2		
58	DE	1	Total	C	O	0	0
			8	6	2		
58	DK	1	Total	C	O	0	0
			8	6	2		
58	DN	1	Total	C	O	0	0
			8	6	2		
58	DS	1	Total	C	O	0	0
			8	6	2		
58	DT	1	Total	C	O	0	0
			8	6	2		
58	DT	1	Total	C	O	0	0
			8	6	2		
58	DA	1	Total	C	O	0	0
			8	6	2		
58	DA	1	Total	C	O	0	0
			8	6	2		
58	DA	1	Total	C	O	0	0
			8	6	2		
58	DA	1	Total	C	O	0	0
			8	6	2		

- Molecule 59 is 1,4-DIAMINOBUTANE (three-letter code: PUT) (formula: C₄H₁₂N₂).



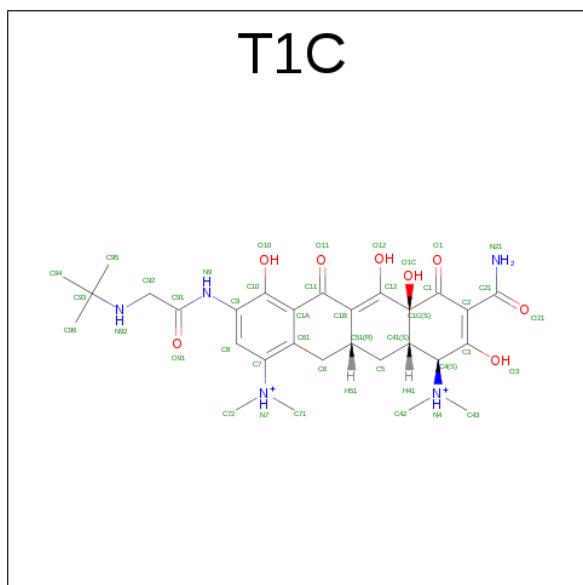
Mol	Chain	Residues	Atoms			ZeroOcc	AltConf
59	AA	1	Total	C	N	0	0
			6	4	2		
59	AA	1	Total	C	N	0	0
			6	4	2		
59	AA	1	Total	C	N	0	0
			6	4	2		
59	AA	1	Total	C	N	0	0
			6	4	2		
59	DA	1	Total	C	N	0	0
			6	4	2		
59	DA	1	Total	C	N	0	0
			6	4	2		
59	DA	1	Total	C	N	0	0
			6	4	2		
59	DA	1	Total	C	N	0	0
			6	4	2		
59	DA	1	Total	C	N	0	0
			6	4	2		
59	DA	1	Total	C	N	0	0
			6	4	2		

Continued on next page...

Continued from previous page...

Mol	Chain	Residues	Atoms			ZeroOcc	AltConf
59	DA	1	Total	C	N	0	0
			6	4	2		
59	DA	1	Total	C	N	0	0
			6	4	2		
59	DA	1	Total	C	N	0	0
			6	4	2		

- Molecule 60 is TIGECYCLINE (three-letter code: T1C) (formula: $C_{29}H_{41}N_5O_8$).



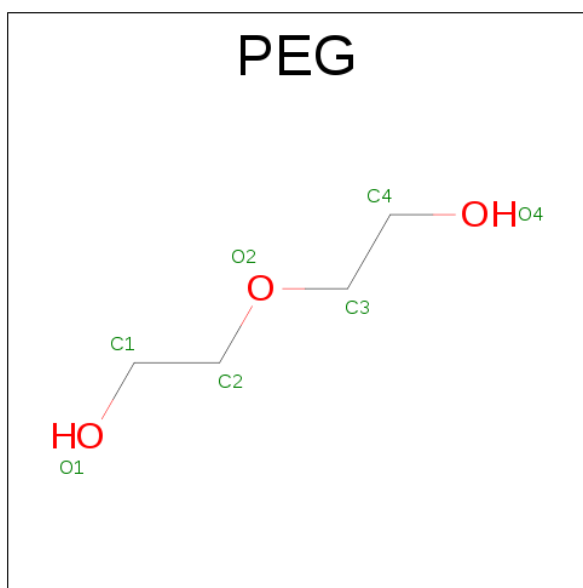
Mol	Chain	Residues	Atoms				ZeroOcc	AltConf
60	AA	1	Total	C	N	O	0	0
			42	29	5	8		
60	BA	1	Total	C	N	O	0	0
			42	29	5	8		

- Molecule 61 is ZINC ION (three-letter code: ZN) (formula: Zn).

Mol	Chain	Residues	Atoms		ZeroOcc	AltConf
61	C5	1	Total	Zn	0	0
			1	1		
61	AB	1	Total	Zn	0	0
			1	1		
61	D5	1	Total	Zn	0	0
			1	1		

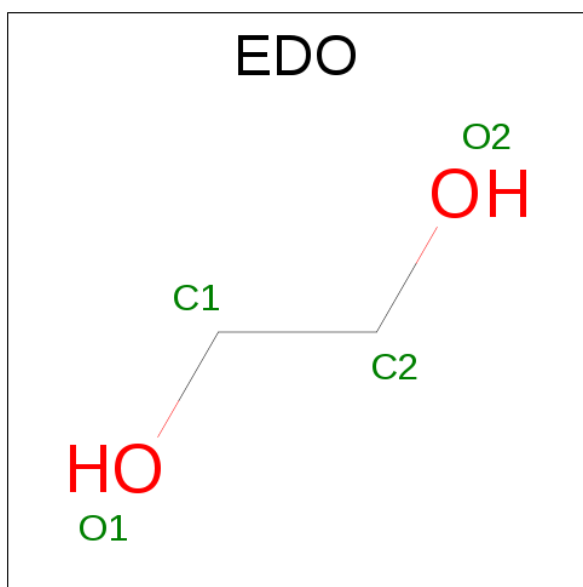
- Molecule 62 is DI(HYDROXYETHYL)ETHER (three-letter code: PEG) (formula:

C₄H₁₀O₃).



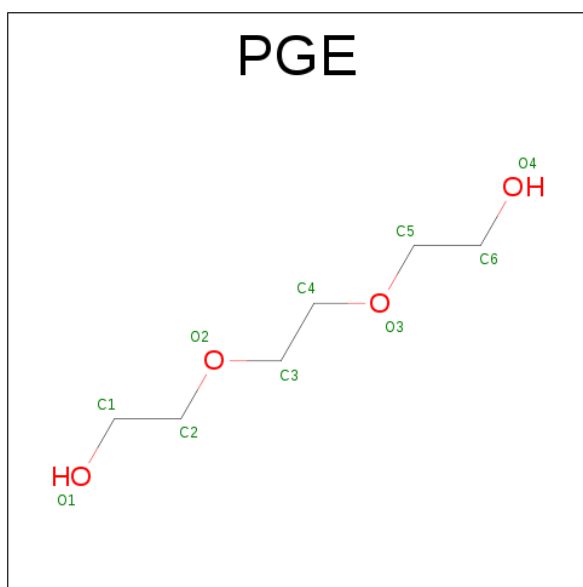
Mol	Chain	Residues	Atoms			ZeroOcc	AltConf
62	AL	1	Total	C	O	0	0
			7	4	3		
62	D1	1	Total	C	O	0	0
			7	4	3		
62	D3	1	Total	C	O	0	0
			7	4	3		
62	DL	1	Total	C	O	0	0
			7	4	3		
62	DP	1	Total	C	O	0	0
			7	4	3		
62	DQ	1	Total	C	O	0	0
			7	4	3		
62	DA	1	Total	C	O	0	0
			7	4	3		
62	DA	1	Total	C	O	0	0
			7	4	3		
62	DA	1	Total	C	O	0	0
			7	4	3		
62	DA	1	Total	C	O	0	0
			7	4	3		

- Molecule 63 is 1,2-ETHANEDIOL (three-letter code: EDO) (formula: C₂H₆O₂).



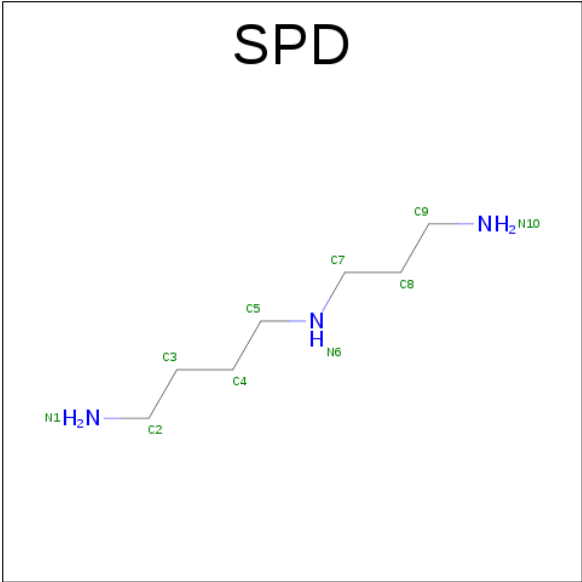
Mol	Chain	Residues	Atoms			ZeroOcc	AltConf
63	D1	1	Total	C	O	0	0
			4	2	2		
63	DB	1	Total	C	O	0	0
			4	2	2		
63	DB	1	Total	C	O	0	0
			4	2	2		
63	DB	1	Total	C	O	0	0
			4	2	2		
63	DA	1	Total	C	O	0	0
			4	2	2		
63	DA	1	Total	C	O	0	0
			4	2	2		
63	DA	1	Total	C	O	0	0
			4	2	2		
63	DA	1	Total	C	O	0	0
			4	2	2		
63	DA	1	Total	C	O	0	0
			4	2	2		

- Molecule 64 is TRIETHYLENE GLYCOL (three-letter code: PGE) (formula: C₆H₁₄O₄).



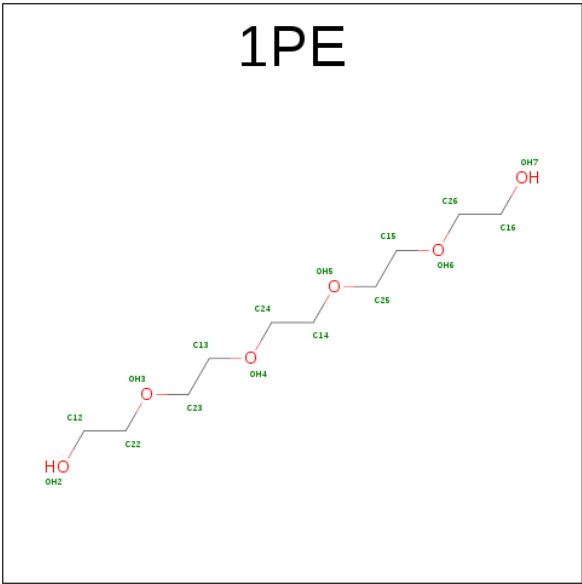
Mol	Chain	Residues	Atoms			ZeroOcc	AltConf
64	D1	1	Total	C	O	0	0
			10	6	4		
64	D3	1	Total	C	O	0	0
			10	6	4		
64	DS	1	Total	C	O	0	0
			10	6	4		
64	DU	1	Total	C	O	0	0
			10	6	4		
64	DA	1	Total	C	O	0	0
			10	6	4		
64	DA	1	Total	C	O	0	0
			10	6	4		
64	DA	1	Total	C	O	0	0
			10	6	4		
64	DA	1	Total	C	O	0	0
			10	6	4		

- Molecule 65 is SPERMIDINE (three-letter code: SPD) (formula: $C_7H_{19}N_3$).



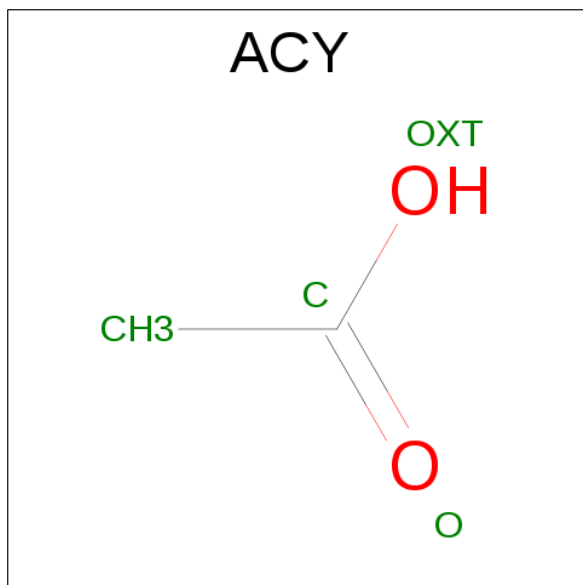
Mol	Chain	Residues	Atoms			ZeroOcc	AltConf
65	DA	1	Total	C	N	0	0
			10	7	3		
65	DA	1	Total	C	N	0	0
			10	7	3		
65	DA	1	Total	C	N	0	0
			10	7	3		
65	DA	1	Total	C	N	0	0
			10	7	3		

- Molecule 66 is PENTAETHYLENE GLYCOL (three-letter code: 1PE) (formula: C₁₀H₂₂O₆).



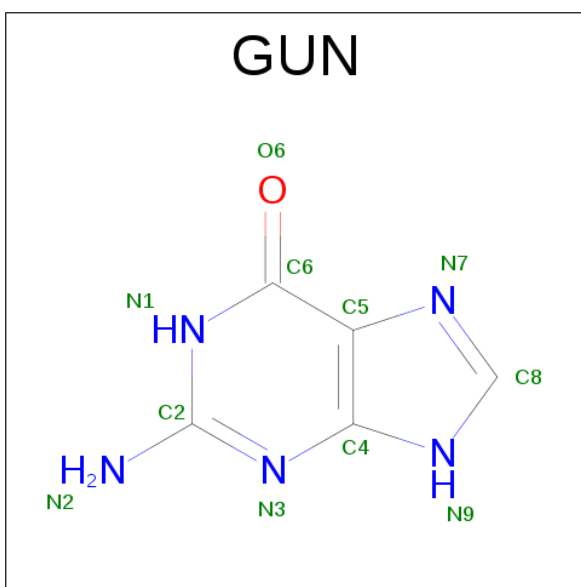
Mol	Chain	Residues	Atoms			ZeroOcc	AltConf
66	DA	1	Total	C	O	0	0
			16	10	6		
66	DA	1	Total	C	O	0	0
			16	10	6		

- Molecule 67 is ACETIC ACID (three-letter code: ACY) (formula: C₂H₄O₂).



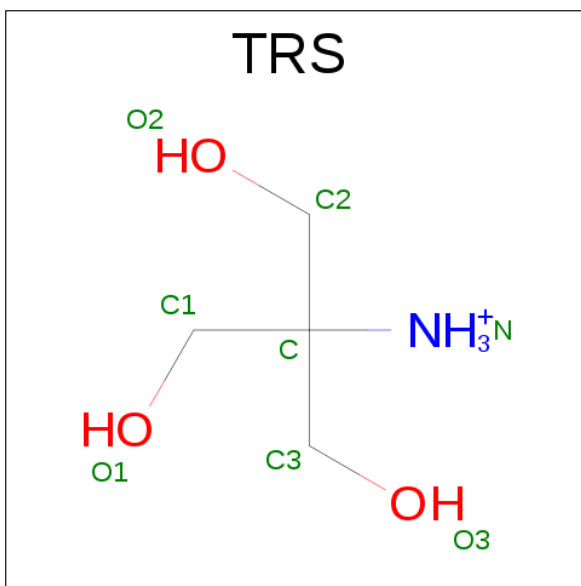
Mol	Chain	Residues	Atoms			ZeroOcc	AltConf
67	DA	1	Total	C	O	0	0
			4	2	2		
67	DA	1	Total	C	O	0	0
			4	2	2		
67	DA	1	Total	C	O	0	0
			4	2	2		

- Molecule 68 is GUANINE (three-letter code: GUN) (formula: C₅H₅N₅O).



Mol	Chain	Residues	Atoms				ZeroOcc	AltConf
68	DA	1	Total	C	N	O	0	0
			11	5	5	1		

- Molecule 69 is 2-AMINO-2-HYDROXYMETHYL-PROPANE-1,3-DIOL (three-letter code: TRS) (formula: $C_4H_{12}NO_3$).



Mol	Chain	Residues	Atoms				ZeroOcc	AltConf
69	DA	1	Total	C	N	O	0	0
			8	4	1	3		

- Molecule 70 is water.

Mol	Chain	Residues	Atoms	ZeroOcc	AltConf
70	AA	500	Total O 500 500	0	0
70	AC	5	Total O 5 5	0	0
70	AD	2	Total O 2 2	0	0
70	AE	4	Total O 4 4	0	0
70	AF	1	Total O 1 1	0	0
70	AG	1	Total O 1 1	0	0
70	AH	1	Total O 1 1	0	0
70	AJ	2	Total O 2 2	0	0
70	AK	6	Total O 6 6	0	0
70	AL	10	Total O 10 10	0	0
70	AM	4	Total O 4 4	0	0
70	AN	7	Total O 7 7	0	0
70	AO	2	Total O 2 2	0	0
70	AP	2	Total O 2 2	0	0
70	AR	1	Total O 1 1	0	0
70	AT	3	Total O 3 3	0	0
70	AU	2	Total O 2 2	0	0
70	C3	3	Total O 3 3	0	0
70	C4	1	Total O 1 1	0	0
70	BA	288	Total O 288 288	0	0
70	BD	12	Total O 12 12	0	0
70	BE	1	Total O 1 1	0	0

Continued on next page...

Continued from previous page...

Mol	Chain	Residues	Atoms		ZeroOcc	AltConf
70	BF	2	Total	O	0	0
			2	2		
70	BK	2	Total	O	0	0
			2	2		
70	BL	2	Total	O	0	0
			2	2		
70	BN	2	Total	O	0	0
			2	2		
70	BO	1	Total	O	0	0
			1	1		
70	BP	3	Total	O	0	0
			3	3		
70	BT	4	Total	O	0	0
			4	4		
70	BU	1	Total	O	0	0
			1	1		
70	D1	45	Total	O	0	0
			45	45		
70	D2	7	Total	O	0	0
			7	7		
70	D3	23	Total	O	0	0
			23	23		
70	D4	39	Total	O	0	0
			39	39		
70	D5	12	Total	O	0	0
			12	12		
70	D0	21	Total	O	0	0
			21	21		
70	CB	13	Total	O	0	0
			13	13		
70	CC	12	Total	O	0	0
			12	12		
70	CD	6	Total	O	0	0
			6	6		
70	CA	692	Total	O	0	0
			692	692		
70	DC	104	Total	O	0	0
			104	104		
70	DD	92	Total	O	0	0
			92	92		
70	CE	4	Total	O	0	0
			4	4		

Continued on next page...

Continued from previous page...

Mol	Chain	Residues	Atoms		ZeroOcc	AltConf
70	CL	1	Total	O	0	0
			1	1		
70	CM	4	Total	O	0	0
			4	4		
70	CO	1	Total	O	0	0
			1	1		
70	CU	3	Total	O	0	0
			3	3		
70	CV	1	Total	O	0	0
			1	1		
70	CW	1	Total	O	0	0
			1	1		
70	CY	1	Total	O	0	0
			1	1		
70	DE	60	Total	O	0	0
			60	60		
70	DF	15	Total	O	0	0
			15	15		
70	DG	6	Total	O	0	0
			6	6		
70	DH	2	Total	O	0	0
			2	2		
70	DK	64	Total	O	0	0
			64	64		
70	DL	51	Total	O	0	0
			51	51		
70	DM	64	Total	O	0	0
			64	64		
70	DN	73	Total	O	0	0
			73	73		
70	DO	46	Total	O	0	0
			46	46		
70	DP	40	Total	O	0	0
			40	40		
70	DQ	32	Total	O	0	0
			32	32		
70	DR	63	Total	O	0	0
			63	63		
70	DS	44	Total	O	0	0
			44	44		
70	DT	69	Total	O	0	0
			69	69		

Continued on next page...

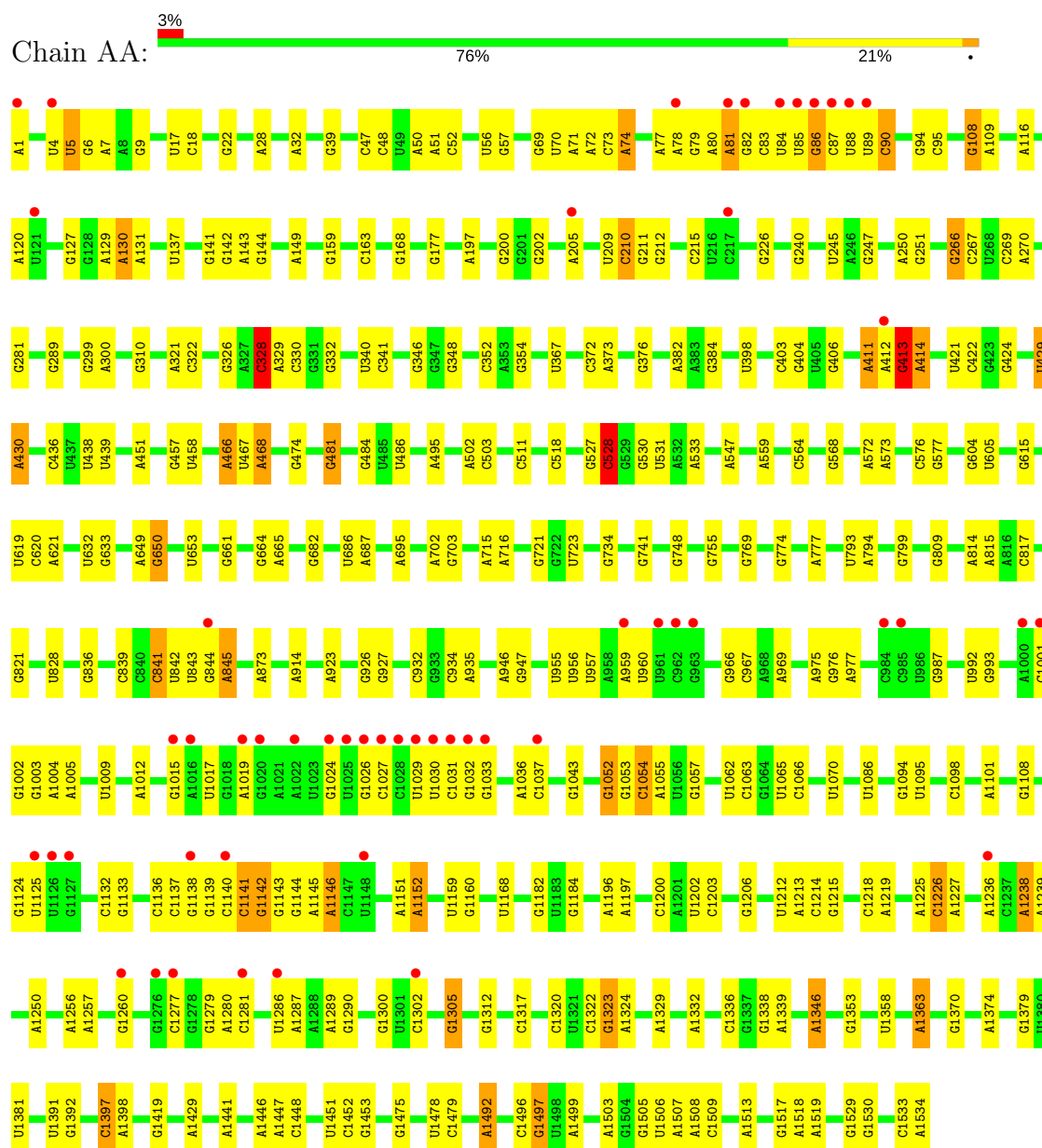
Continued from previous page...

Mol	Chain	Residues	Atoms		ZeroOcc	AltConf
70	DU	21	Total 21	O 21	0	0
70	DV	20	Total 20	O 20	0	0
70	DW	31	Total 31	O 31	0	0
70	DX	26	Total 26	O 26	0	0
70	DY	11	Total 11	O 11	0	0
70	DZ	7	Total 7	O 7	0	0
70	DB	213	Total 213	O 213	0	0
70	DA	4829	Total 4829	O 4829	0	0

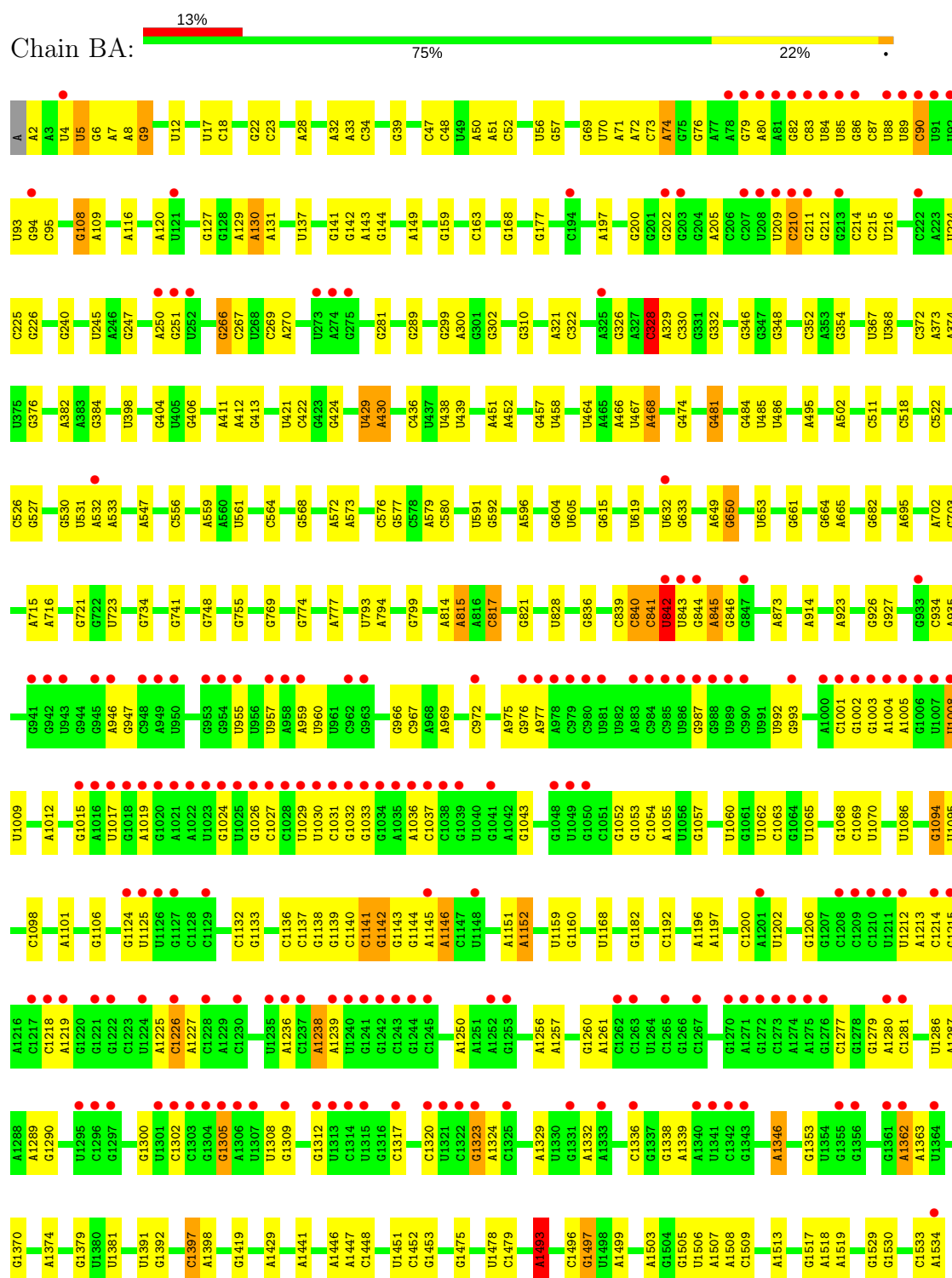
3 Residue-property plots

These plots are drawn for all protein, RNA and DNA chains in the entry. The first graphic for a chain summarises the proportions of the various outlier classes displayed in the second graphic. The second graphic shows the sequence view annotated by issues in geometry and electron density. Residues are color-coded according to the number of geometric quality criteria for which they contain at least one outlier: green = 0, yellow = 1, orange = 2 and red = 3 or more. A red dot above a residue indicates a poor fit to the electron density ($RSRZ > 2$). Stretches of 2 or more consecutive residues without any outlier are shown as a green connector. Residues present in the sample, but not in the model, are shown in grey.

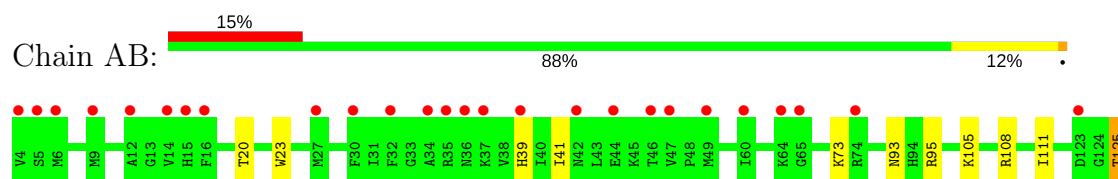
• Molecule 1: 16S rRNA

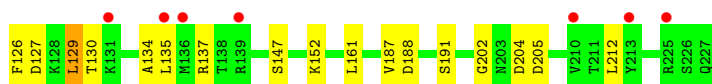


• Molecule 1: 16S rRNA

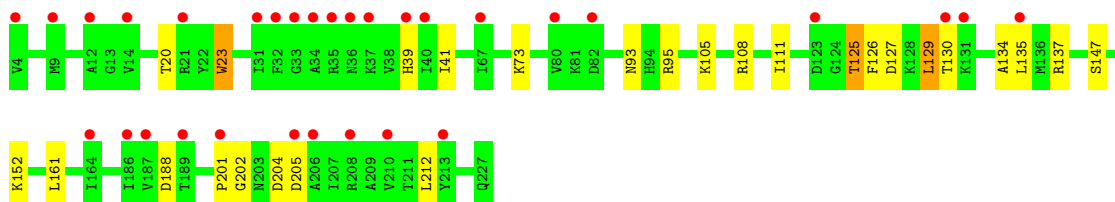
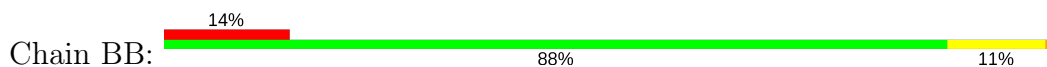


- Molecule 2: 30S ribosomal protein S2

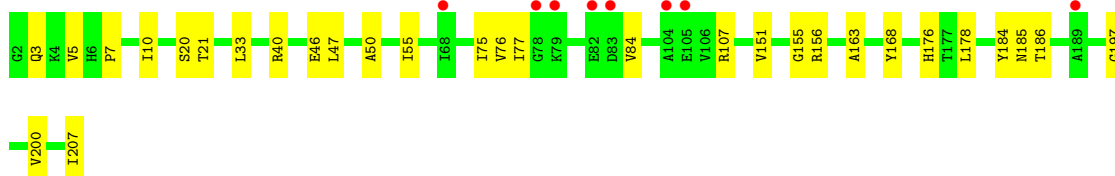
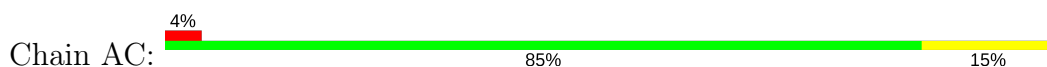




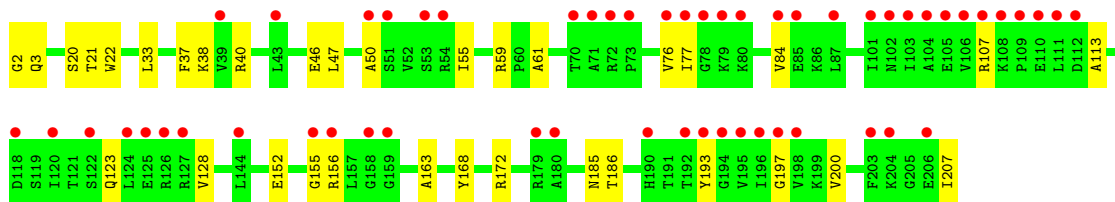
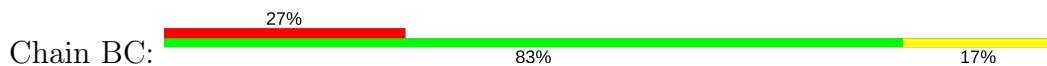
- Molecule 2: 30S ribosomal protein S2



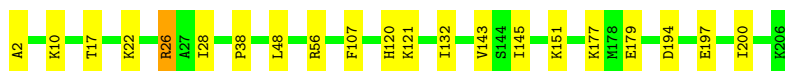
- Molecule 3: 30S ribosomal protein S3



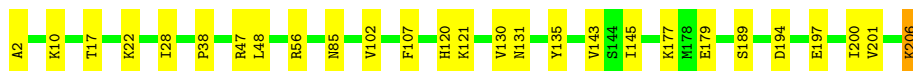
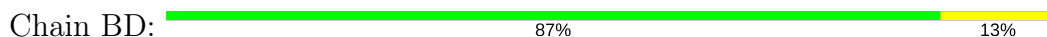
- Molecule 3: 30S ribosomal protein S3




- Molecule 4: 30S ribosomal protein S4



- Molecule 4: 30S ribosomal protein S4



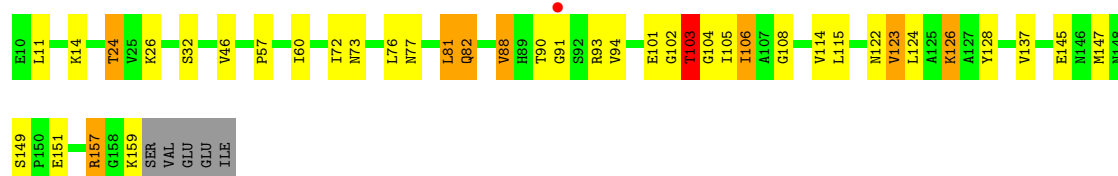
- Molecule 5: 30S ribosomal protein S5

Chain AE:  81% 17% .




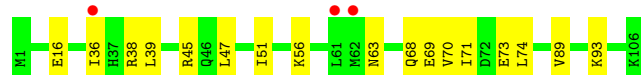
- Molecule 5: 30S ribosomal protein S5

Chain BE:  71% 20% 5% . .




- Molecule 6: 30S ribosomal protein S6

Chain AF:  84% 16% 3%




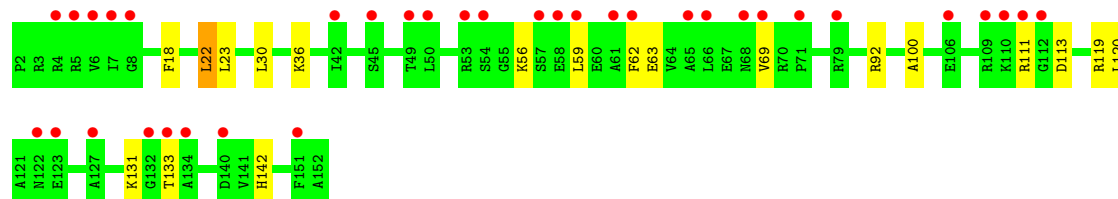
- Molecule 6: 30S ribosomal protein S6

Chain BF:  75% 19% 6%




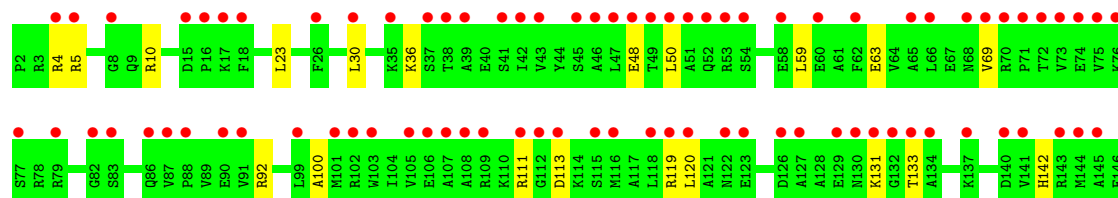
- Molecule 7: 30S ribosomal protein S7

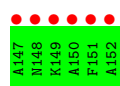
Chain AG:  87% 12% 23%



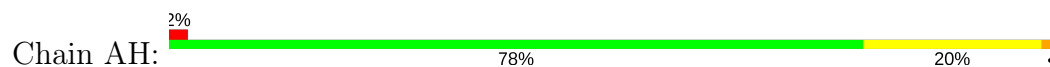
- Molecule 7: 30S ribosomal protein S7

Chain BG:  87% 13% 58%

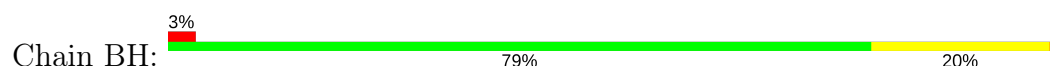




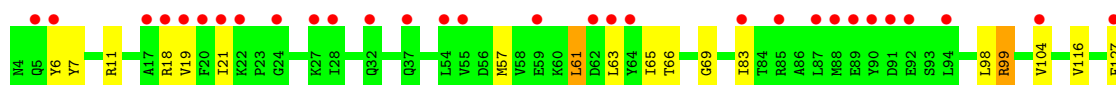
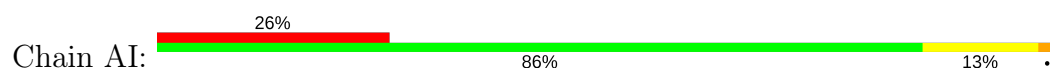
- Molecule 8: 30S ribosomal protein S8



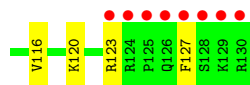
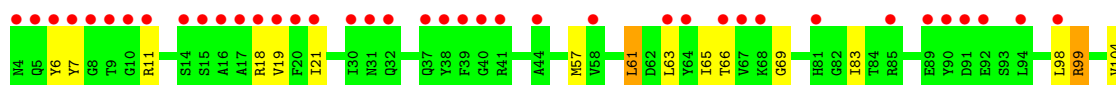
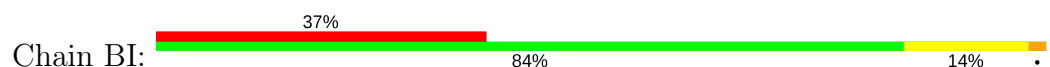
- Molecule 8: 30S ribosomal protein S8



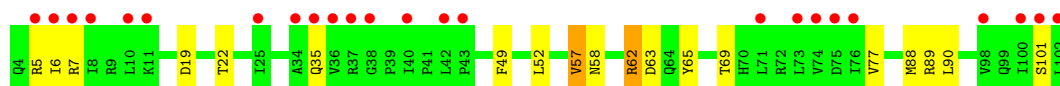
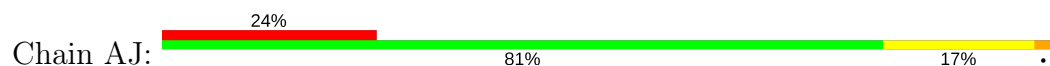
- Molecule 9: 30S ribosomal protein S9



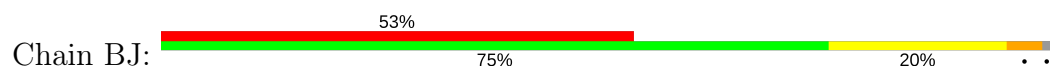
- Molecule 9: 30S ribosomal protein S9

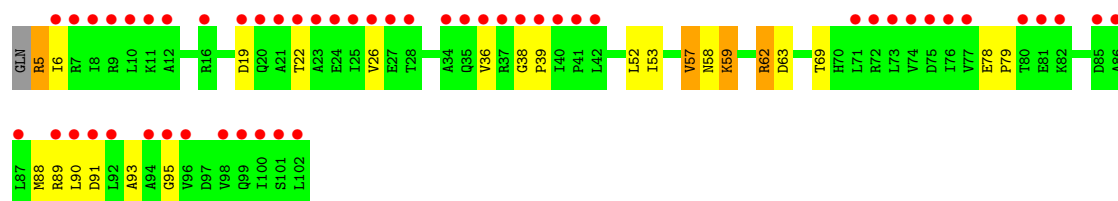


- Molecule 10: 30S ribosomal protein S10

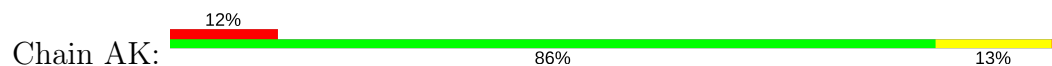


- Molecule 10: 30S ribosomal protein S10

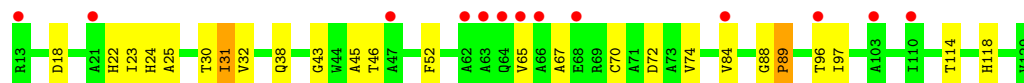
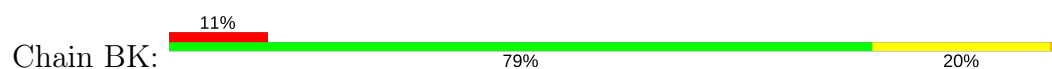




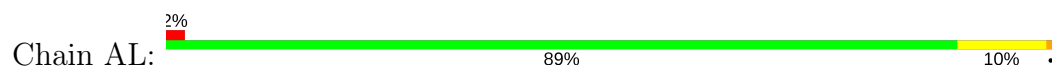
- Molecule 11: 30S ribosomal protein S11



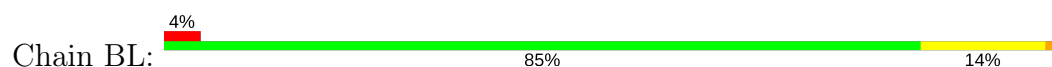
- Molecule 11: 30S ribosomal protein S11



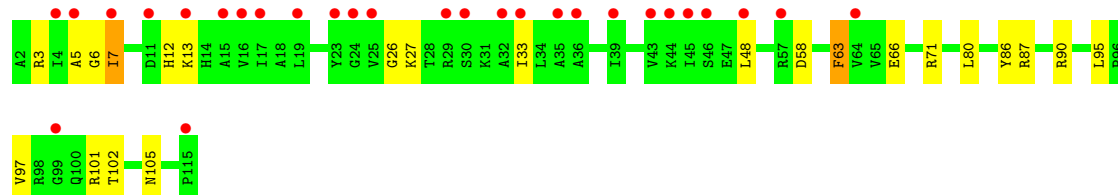
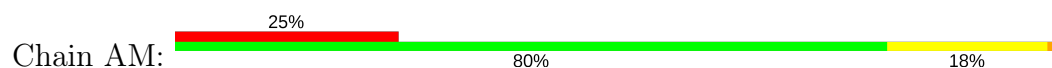
- Molecule 12: 30S ribosomal protein S12



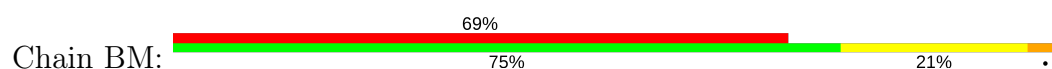
- Molecule 12: 30S ribosomal protein S12

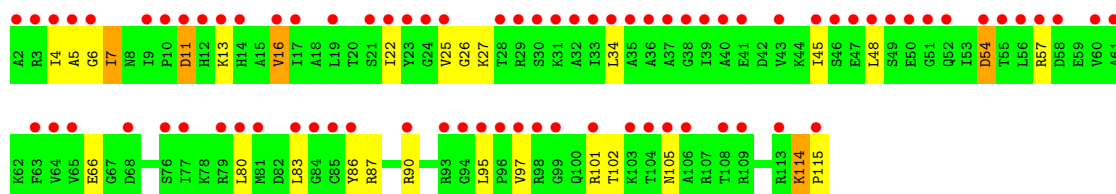


- Molecule 13: 30S ribosomal protein S13



- Molecule 13: 30S ribosomal protein S13

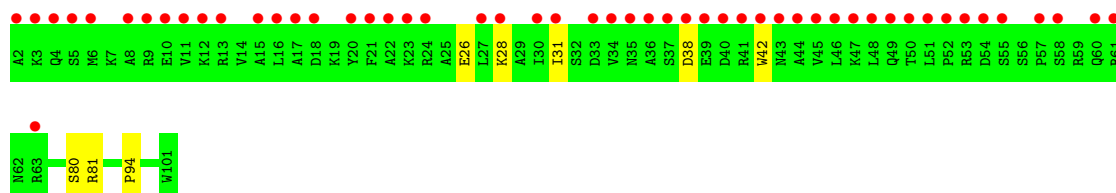




- Molecule 14: 30S ribosomal protein S14



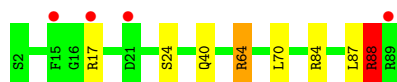
- Molecule 14: 30S ribosomal protein S14



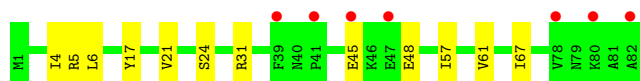
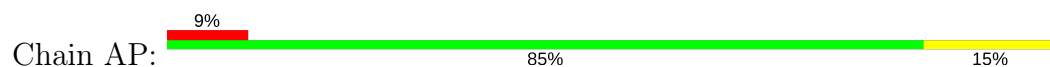
- Molecule 15: 30S ribosomal protein S15



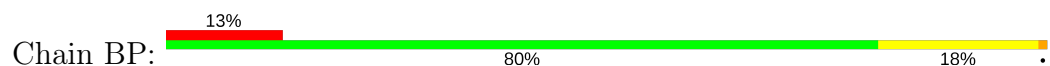
- Molecule 15: 30S ribosomal protein S15



- Molecule 16: 30S ribosomal protein S16

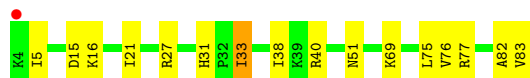
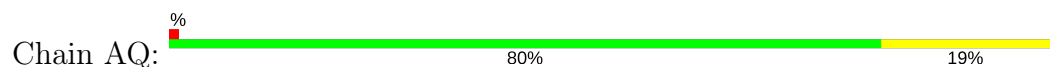


- Molecule 16: 30S ribosomal protein S16

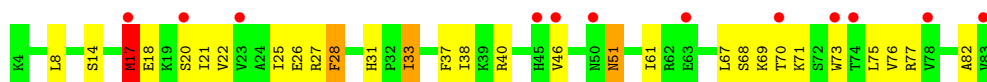




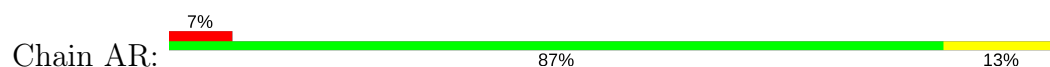
- Molecule 17: 30S ribosomal protein S17



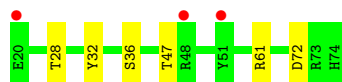
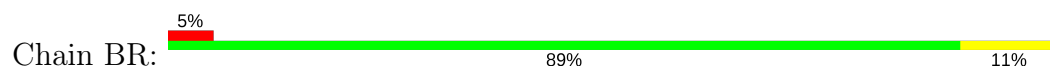
- Molecule 17: 30S ribosomal protein S17



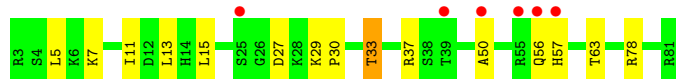
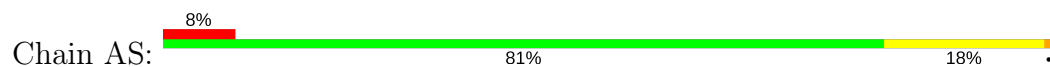
- Molecule 18: 30S ribosomal protein S18



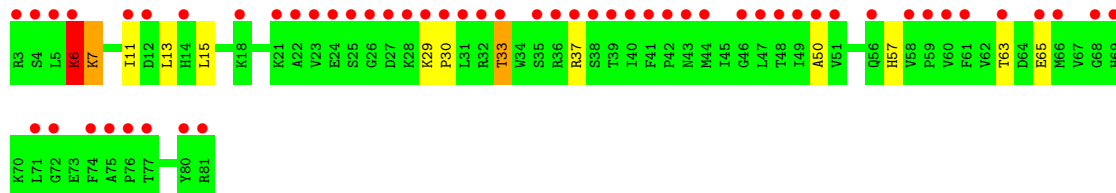
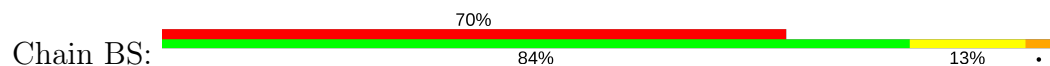
- Molecule 18: 30S ribosomal protein S18



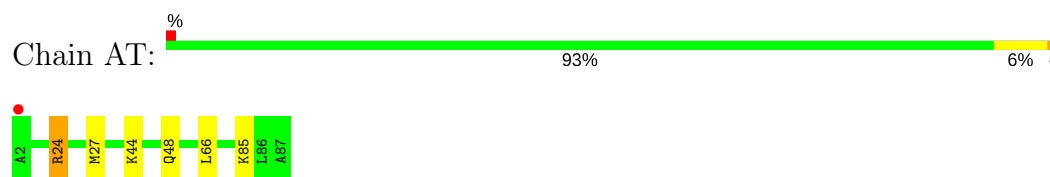
- Molecule 19: 30S ribosomal protein S19



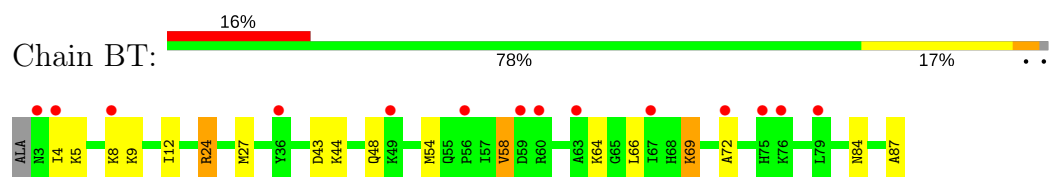
- Molecule 19: 30S ribosomal protein S19



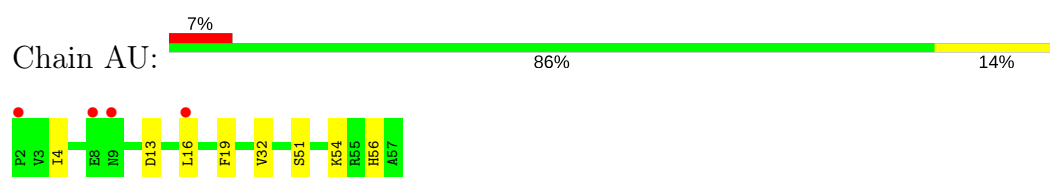
- Molecule 20: 30S ribosomal protein S20



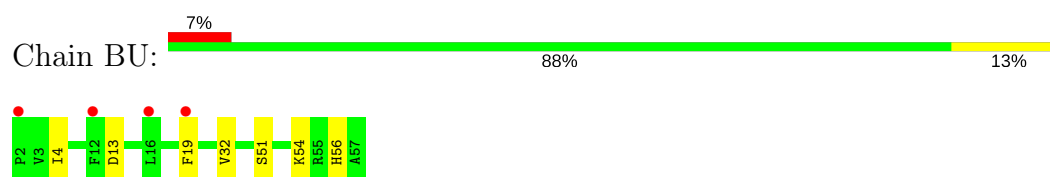
- Molecule 20: 30S ribosomal protein S20



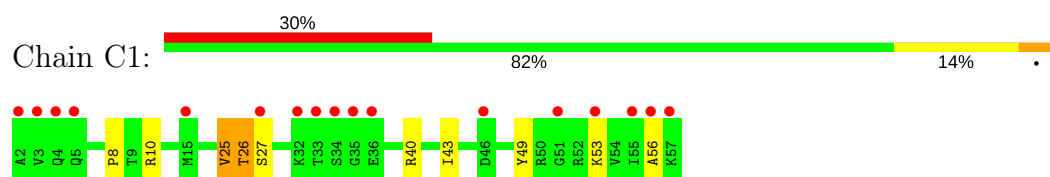
- Molecule 21: 30S ribosomal protein S21



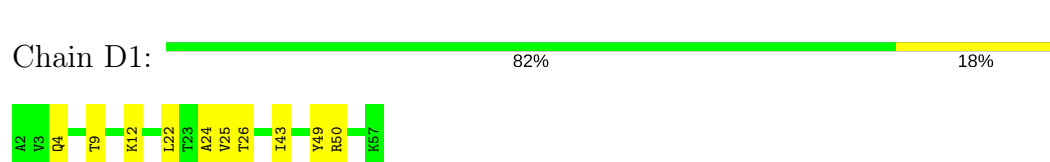
- Molecule 21: 30S ribosomal protein S21



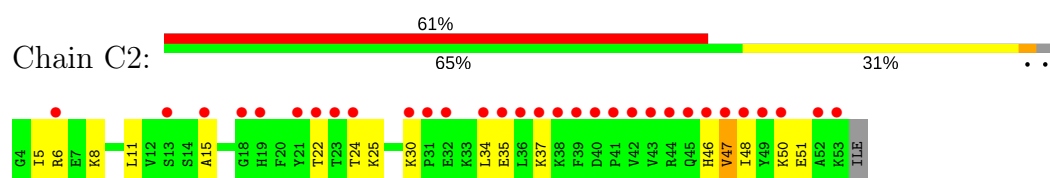
- Molecule 22: 50S ribosomal protein L32




- Molecule 22: 50S ribosomal protein L32



- Molecule 23: 50S ribosomal protein L33




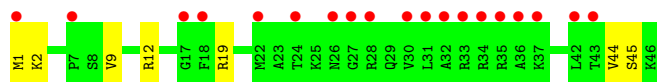
- Molecule 23: 50S ribosomal protein L33

Chain D2:  73% 25% .



- Molecule 24: 50S ribosomal protein L34

Chain C3:  41% 85% 15%



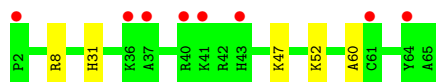
- Molecule 24: 50S ribosomal protein L34

Chain D3:  2% 93% 7%



- Molecule 25: 50S ribosomal protein L35

Chain C4:  13% 92% 8%



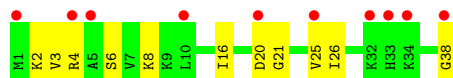
- Molecule 25: 50S ribosomal protein L35

Chain D4:  94% 5% .




- Molecule 26: 50S ribosomal protein L36

Chain C5:  26% 71% 29%




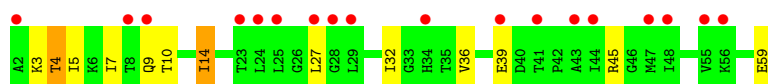
- Molecule 26: 50S ribosomal protein L36

Chain D5:  87% 13%



- Molecule 27: 50S ribosomal protein L30

Chain C0:  31% 78% 19% .



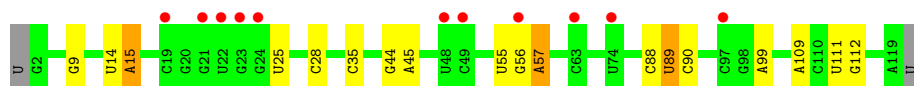
- Molecule 27: 50S ribosomal protein L30

Chain D0: 93% 7%



- Molecule 28: 5S rRNA

Chain CB: 9% 83% 13%



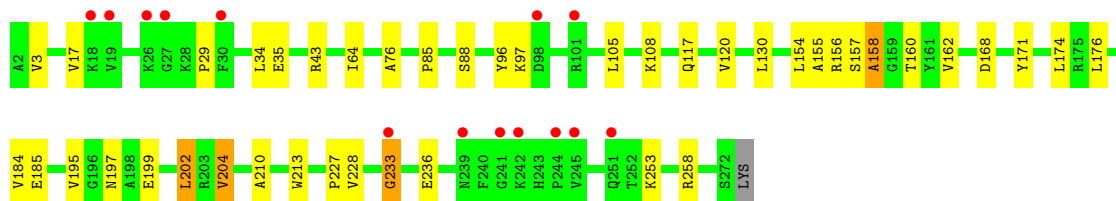
- Molecule 28: 5S rRNA

Chain DB: 91% 8%



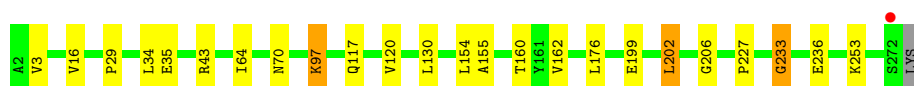
- Molecule 29: 50S ribosomal protein L2

Chain CC: 5% 84% 14%



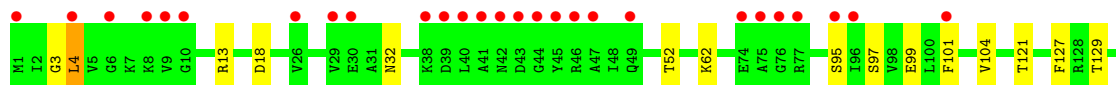
- Molecule 29: 50S ribosomal protein L2

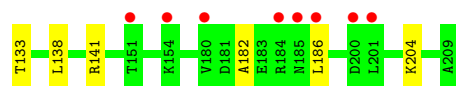
Chain DC: 91% 8%




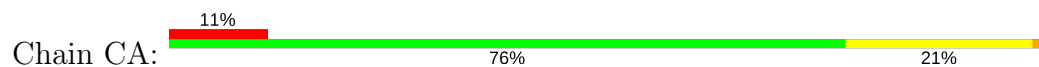
- Molecule 30: 50S ribosomal protein L3


Chain CD: 17% 90% 10%





• Molecule 31: 23S rRNA





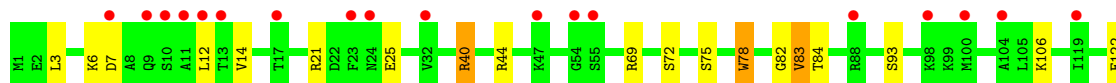
• Molecule 32: 50S ribosomal protein L3

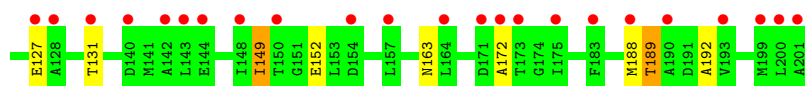
Chain DD: 91% 9%



• Molecule 33: 50S ribosomal protein L4

Chain CE: 20% 86% 11%

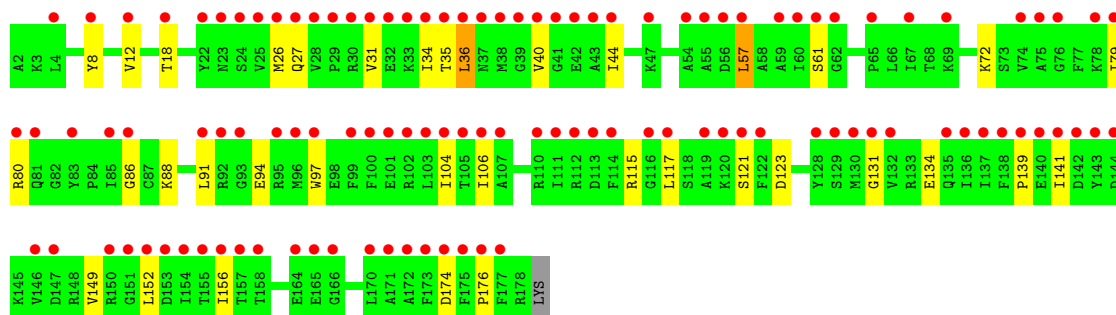
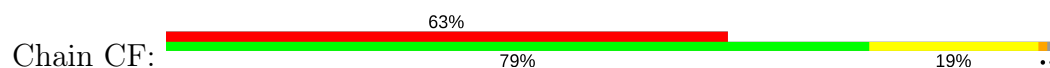




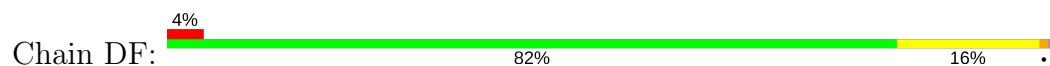
- Molecule 33: 50S ribosomal protein L4



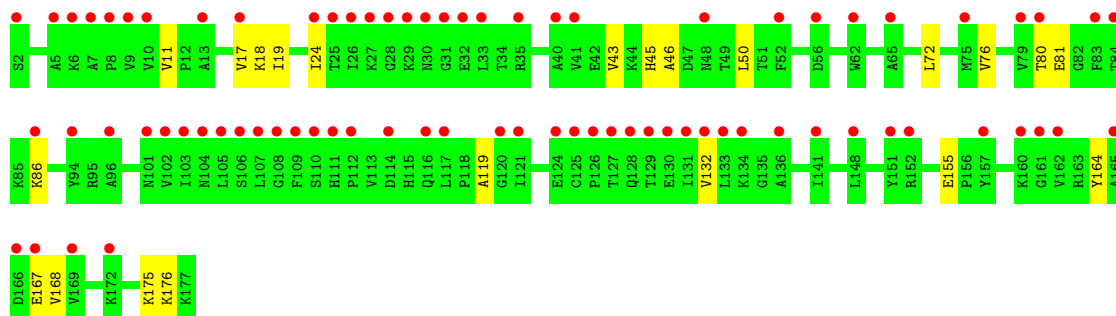
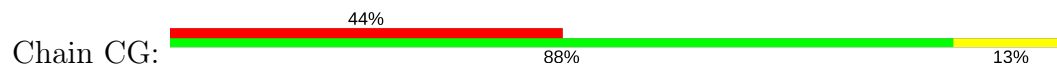
- Molecule 34: 50S ribosomal protein L5



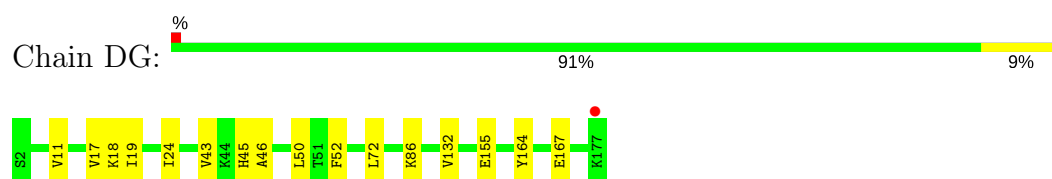
- Molecule 34: 50S ribosomal protein L5



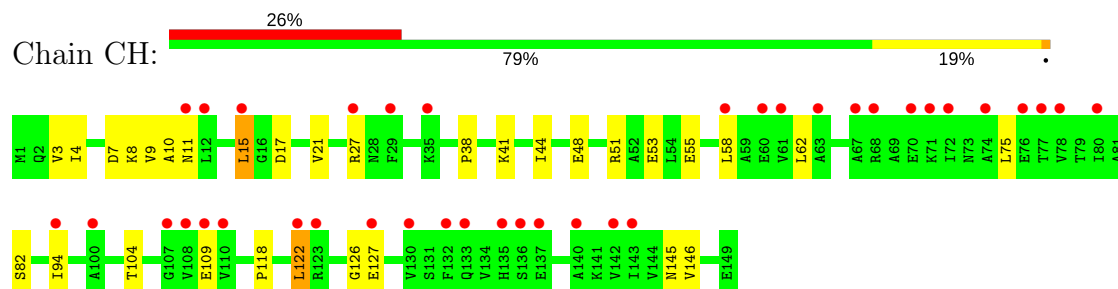
- Molecule 35: 50S ribosomal protein L6



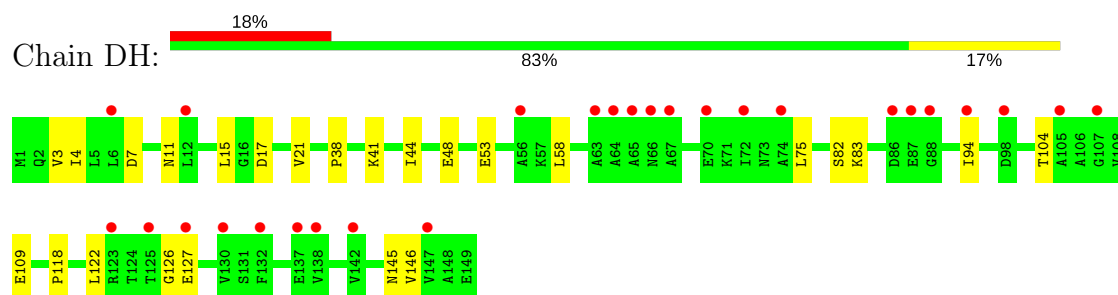
- Molecule 35: 50S ribosomal protein L6



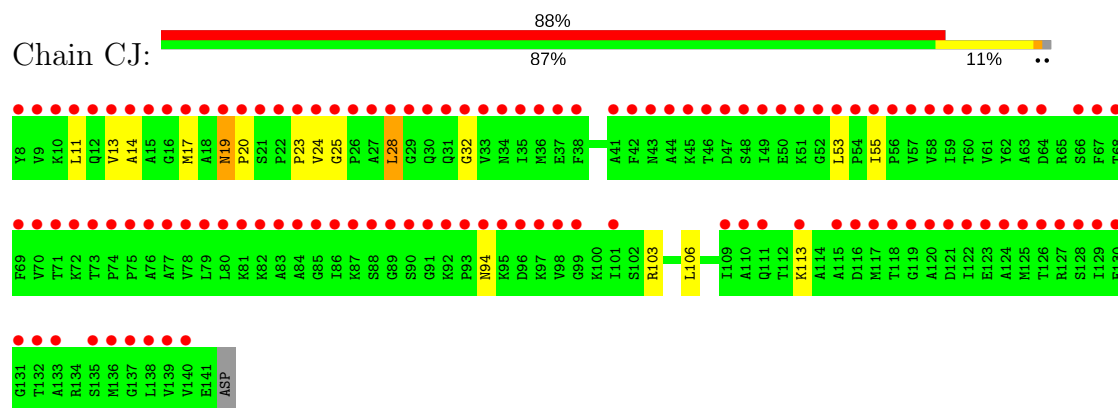
- Molecule 36: 50S ribosomal protein L9



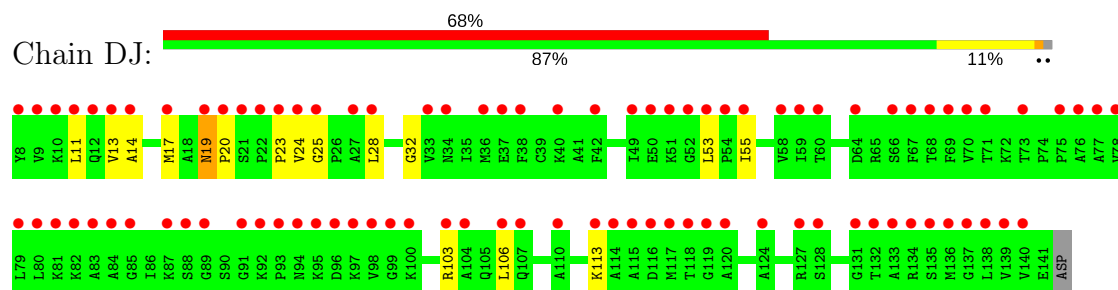
- Molecule 36: 50S ribosomal protein L9



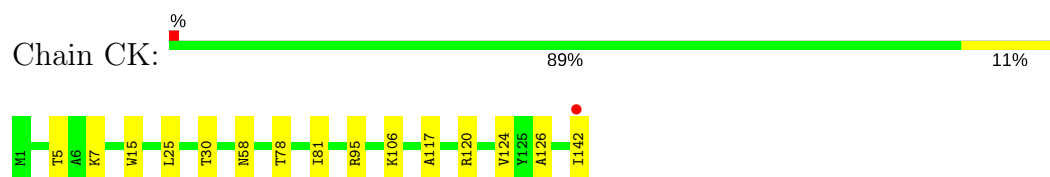
- Molecule 37: 50S ribosomal protein L11



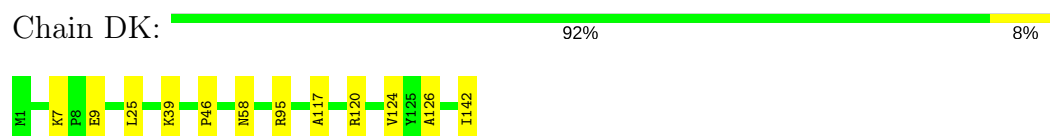
- Molecule 37: 50S ribosomal protein L11



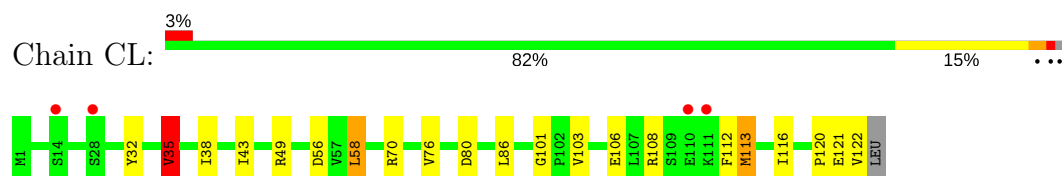
• Molecule 38: 50S ribosomal protein L13



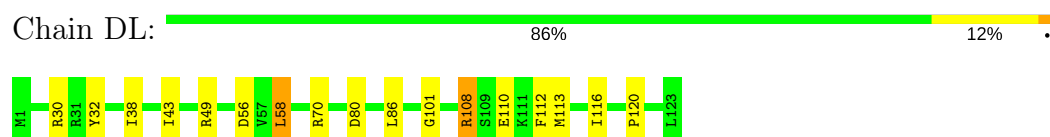
• Molecule 38: 50S ribosomal protein L13



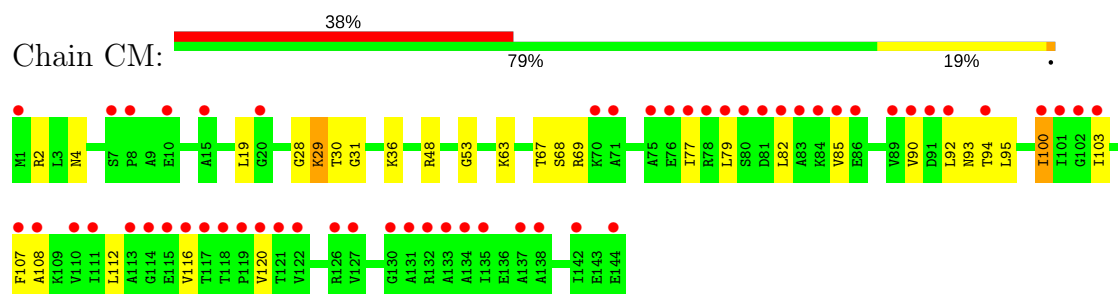
• Molecule 39: 50S ribosomal protein L14



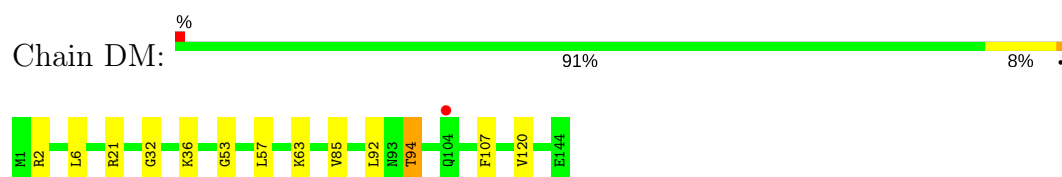
• Molecule 39: 50S ribosomal protein L14



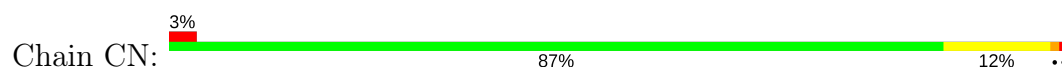
• Molecule 40: 50S ribosomal protein L15

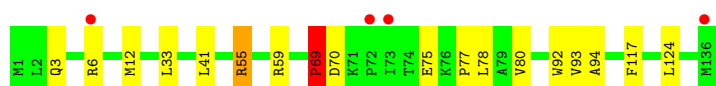


• Molecule 40: 50S ribosomal protein L15



• Molecule 41: 50S ribosomal protein L16





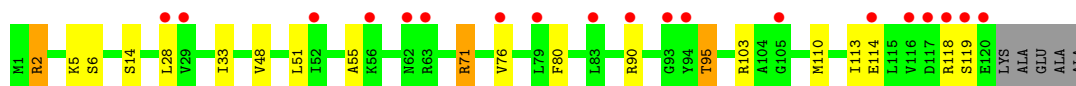
- Molecule 41: 50S ribosomal protein L16

Chain DN: 92% 8%



- Molecule 42: 50S ribosomal protein L17

Chain CO: 15% 80% 14%



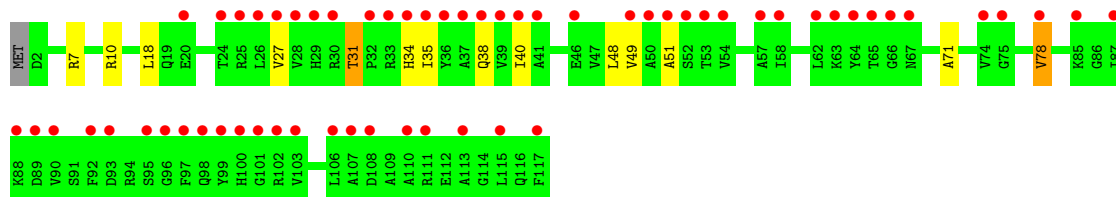
- Molecule 42: 50S ribosomal protein L17

Chain DO: 88% 12%



- Molecule 43: 50S ribosomal protein L18

Chain CP: 51% 87% 10%



- Molecule 43: 50S ribosomal protein L18

Chain DP: 91% 6%

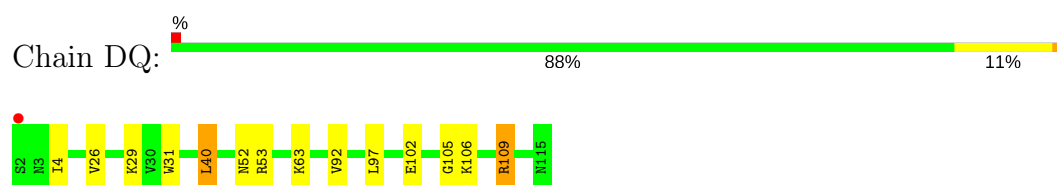


- Molecule 44: 50S ribosomal protein L19

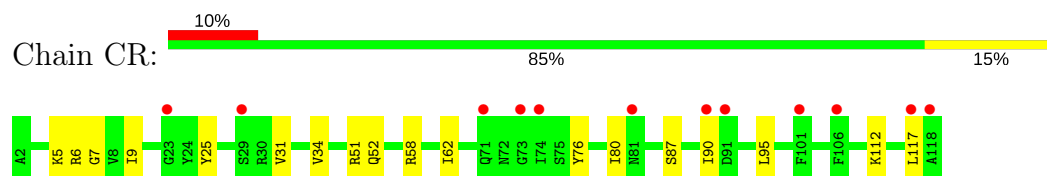
Chain CQ: 15% 89% 10%



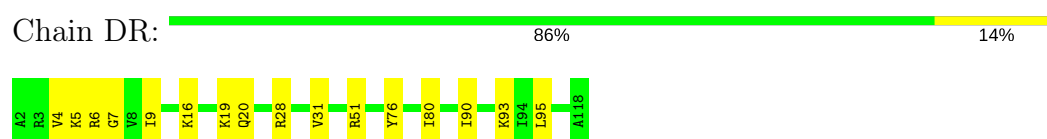
- Molecule 44: 50S ribosomal protein L19



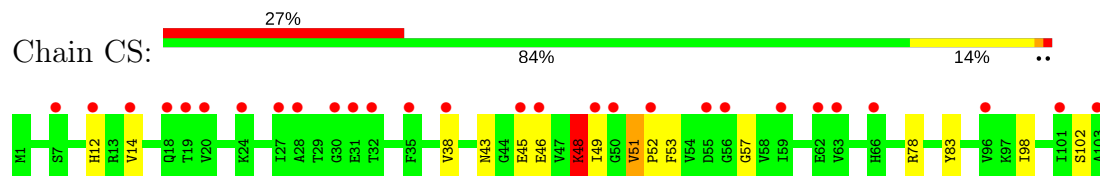
- Molecule 45: 50S ribosomal protein L20



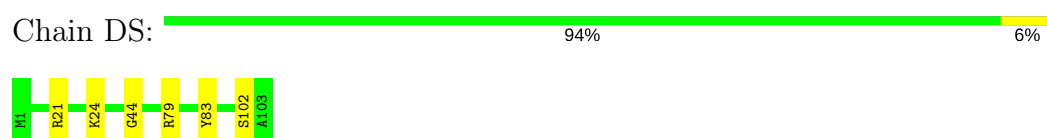
- Molecule 45: 50S ribosomal protein L20



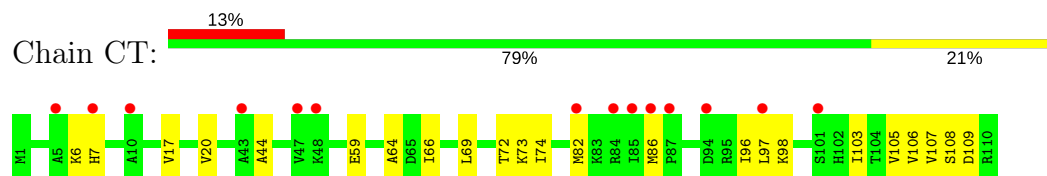
- Molecule 46: 50S ribosomal protein L21



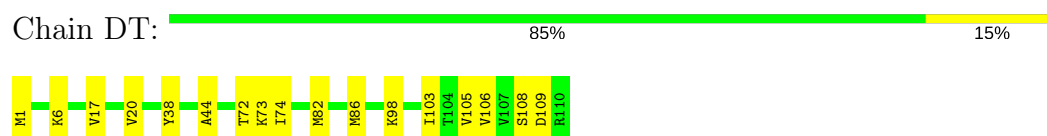
- Molecule 46: 50S ribosomal protein L21



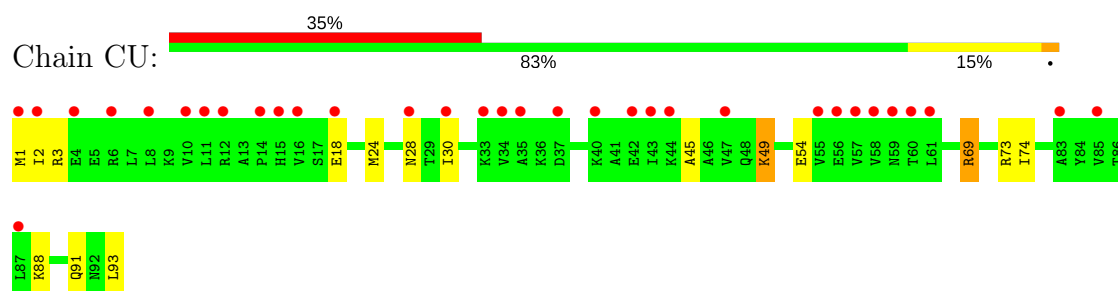
- Molecule 47: 50S ribosomal protein L22



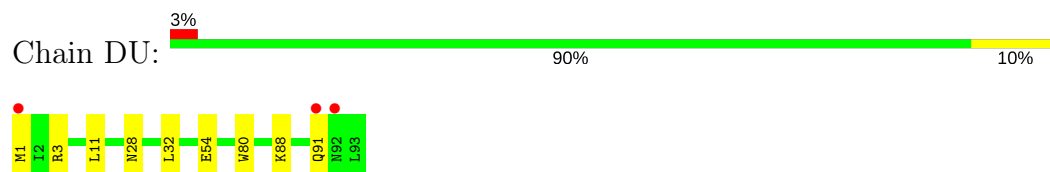
- Molecule 47: 50S ribosomal protein L22



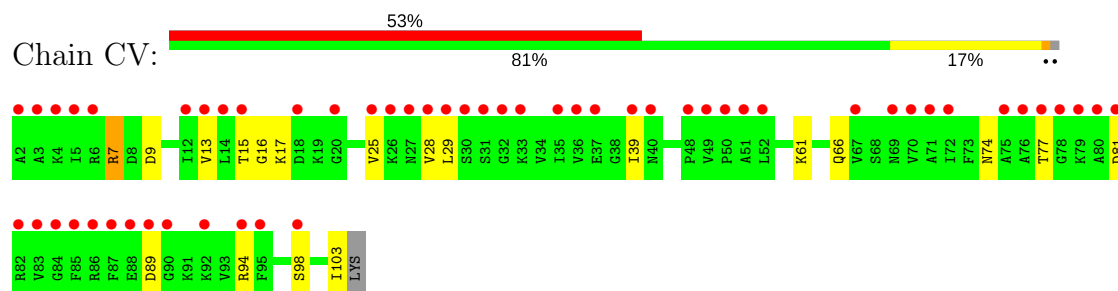
- Molecule 48: 50S ribosomal protein L23



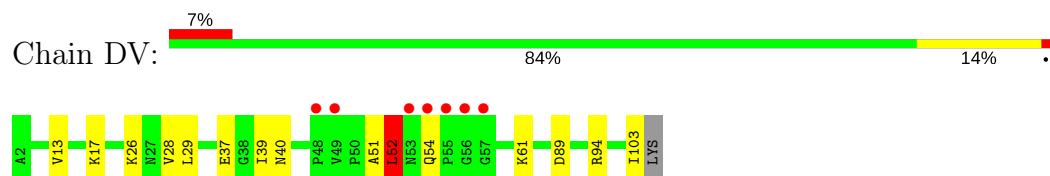
- Molecule 48: 50S ribosomal protein L23



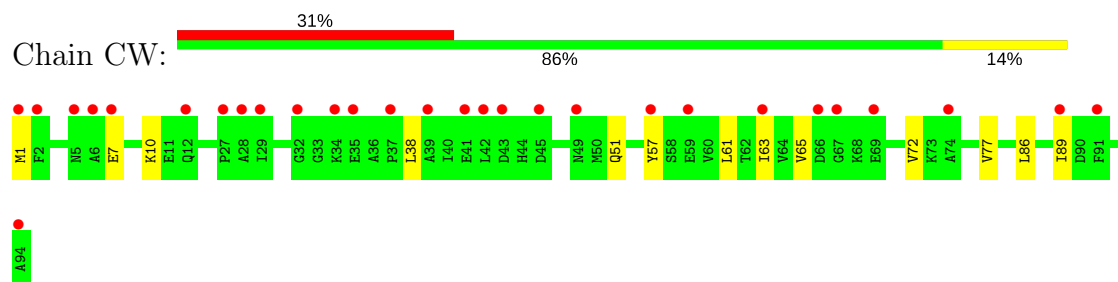
- Molecule 49: 50S ribosomal protein L24



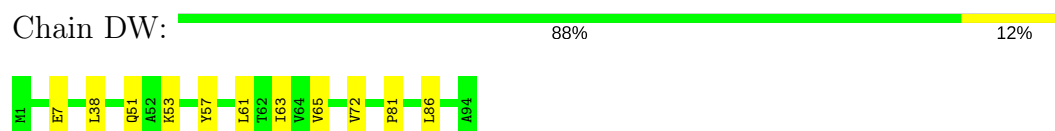
- Molecule 49: 50S ribosomal protein L24



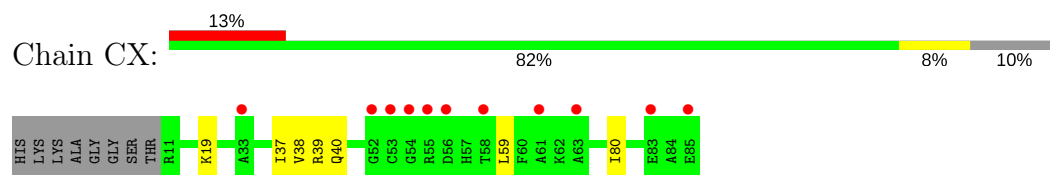
- Molecule 50: 50S ribosomal protein L25



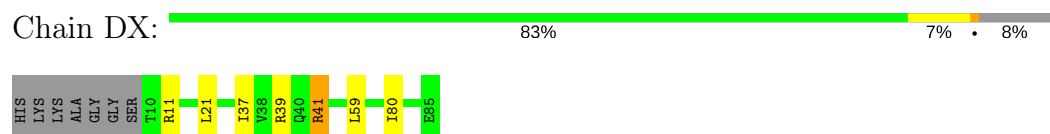
- Molecule 50: 50S ribosomal protein L25



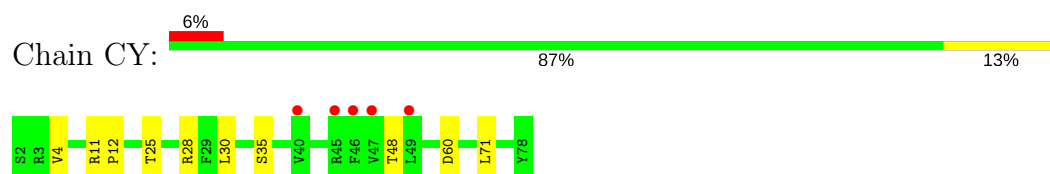
- Molecule 51: 50S ribosomal protein L27



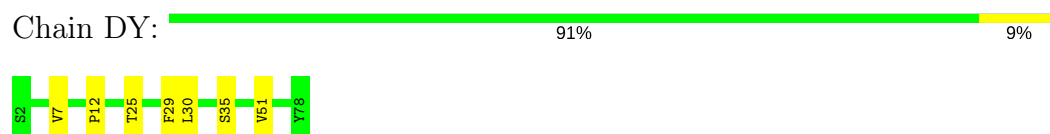
- Molecule 51: 50S ribosomal protein L27



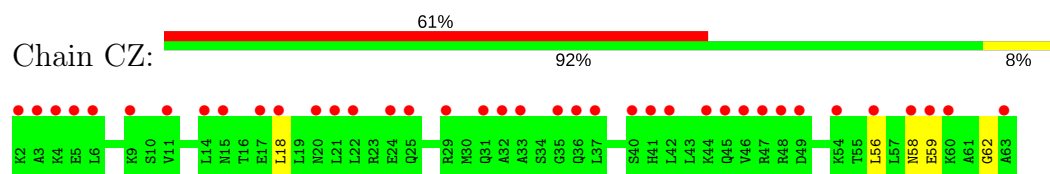
- Molecule 52: 50S ribosomal protein L28



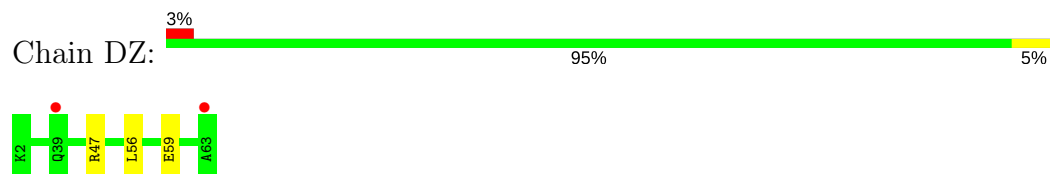
- Molecule 52: 50S ribosomal protein L28



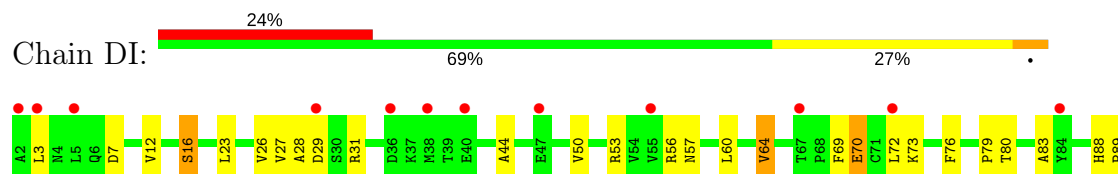
- Molecule 53: 50S ribosomal protein L29

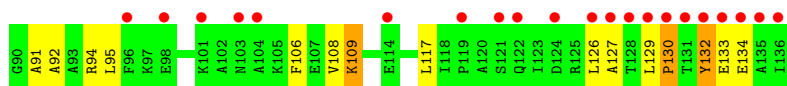


- Molecule 53: 50S ribosomal protein L29

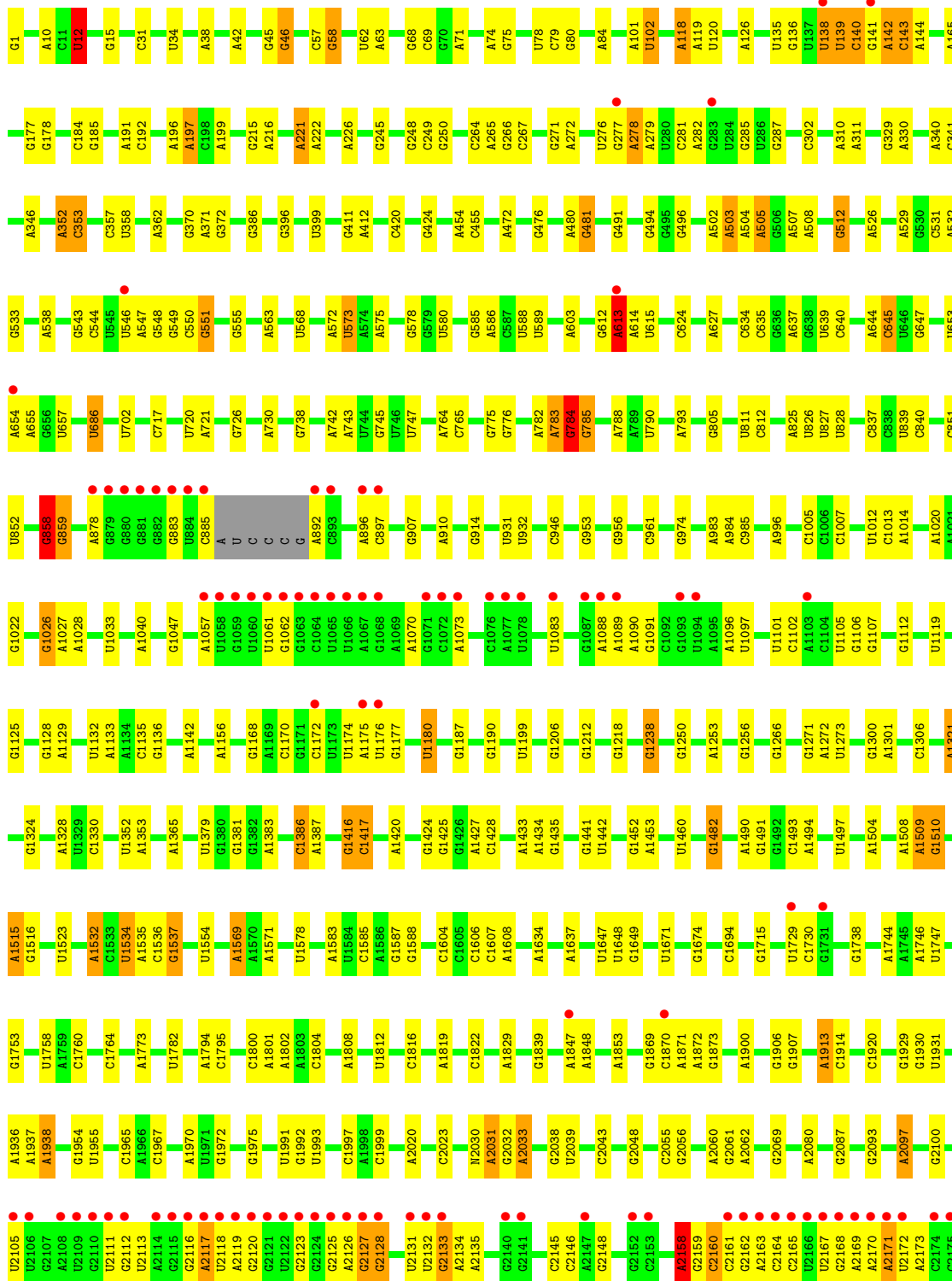
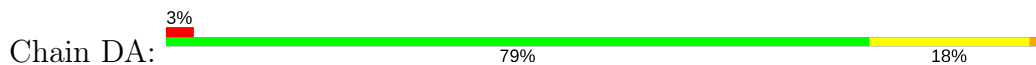


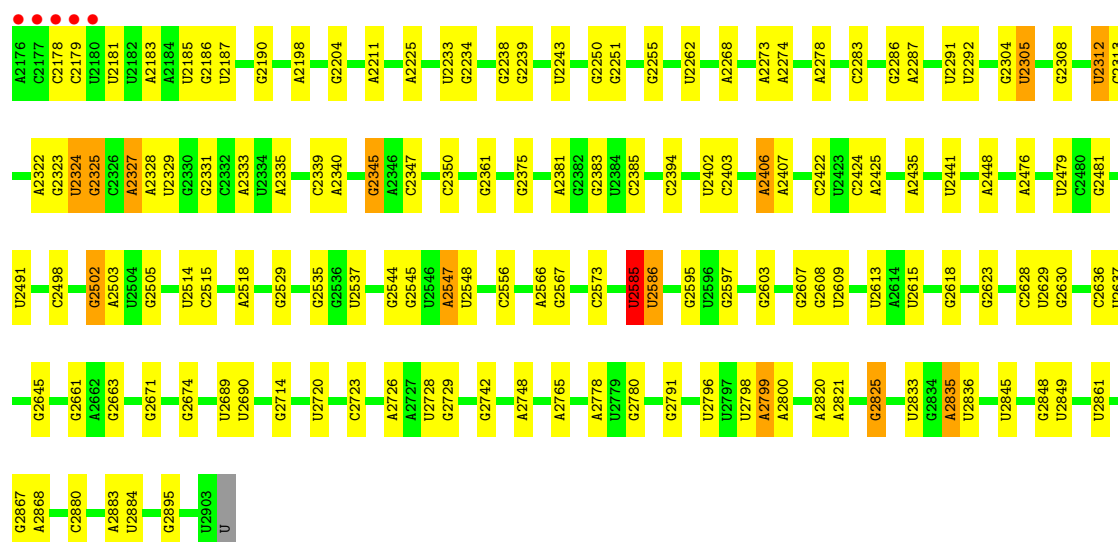
- Molecule 54: 50S ribosomal protein L10





• Molecule 55: 23S rRNA





4 Data and refinement statistics

Property	Value	Source
Space group	P 21 21 21	Depositor
Cell constants a, b, c, α , β , γ	211.72Å 435.19Å 622.83Å 90.00° 90.00° 90.00°	Depositor
Resolution (Å)	48.53 – 3.10 48.53 – 3.10	Depositor EDS
% Data completeness (in resolution range)	99.7 (48.53-3.10) 99.7 (48.53-3.10)	Depositor EDS
R_{merge}	(Not available)	Depositor
R_{sym}	(Not available)	Depositor
$\langle I/\sigma(I) \rangle$ ¹	2.40 (at 3.12Å)	Xtriage
Refinement program	BUSTER-TNT	Depositor
R, R_{free}	0.171 , 0.192 0.185 , 0.207	Depositor DCC
R_{free} test set	4087 reflections (0.40%)	DCC
Wilson B-factor (Å ²)	65.0	Xtriage
Anisotropy	0.428	Xtriage
Bulk solvent k_{sol} (e/Å ³), B_{sol} (Å ²)	0.27 , 91.1	EDS
L-test for twinning ²	$\langle L \rangle = 0.46$, $\langle L^2 \rangle = 0.29$	Xtriage
Estimated twinning fraction	No twinning to report.	Xtriage
F_o, F_c correlation	0.93	EDS
Total number of atoms	295207	wwPDB-VP
Average B, all atoms (Å ²)	112.0	wwPDB-VP

Xtriage's analysis on translational NCS is as follows: *The largest off-origin peak in the Patterson function is 1.48% of the height of the origin peak. No significant pseudotranslation is detected.*

¹Intensities estimated from amplitudes.

²Theoretical values of $\langle |L| \rangle$, $\langle L^2 \rangle$ for acentric reflections are 0.5, 0.333 respectively for untwinned datasets, and 0.375, 0.2 for perfectly twinned datasets.

5 Model quality ⓘ

5.1 Standard geometry ⓘ

Bond lengths and bond angles in the following residue types are not validated in this section: MA6, GUN, 1PE, 2MA, 2MG, ACY, PEG, 1MG, 3TD, PGE, D2T, UR3, 7MG, 4D4, 5MU, ZN, 5MC, MPD, PG4, 6MZ, TRS, OMC, MG, OMG, T1C, H2U, SPD, EDO, MEQ, OMU, PUT, 4OC, PSU

The Z score for a bond length (or angle) is the number of standard deviations the observed value is removed from the expected value. A bond length (or angle) with $|Z| > 5$ is considered an outlier worth inspection. RMSZ is the root-mean-square of all Z scores of the bond lengths (or angles).

Mol	Chain	Bond lengths		Bond angles	
		RMSZ	# Z >5	RMSZ	# Z >5
1	AA	0.95	7/36597 (0.0%)	0.85	6/57088 (0.0%)
1	BA	0.96	5/36572 (0.0%)	0.85	6/57049 (0.0%)
2	AB	0.43	0/1784	0.62	0/2403
2	BB	0.42	0/1784	0.63	0/2403
3	AC	0.45	0/1652	0.65	0/2225
3	BC	0.44	0/1652	0.65	0/2225
4	AD	0.41	0/1665	0.65	0/2227
4	BD	0.41	0/1665	0.66	0/2227
5	AE	0.44	0/1157	0.74	0/1557
5	BE	0.47	0/1118	0.77	0/1504
6	AF	0.42	0/881	0.66	0/1189
6	BF	0.44	0/835	0.74	0/1128
7	AG	0.44	0/1196	0.61	0/1602
7	BG	0.44	0/1196	0.62	0/1602
8	AH	0.40	0/989	0.66	0/1326
8	BH	0.40	0/989	0.66	0/1326
9	AI	0.42	0/1034	0.64	0/1375
9	BI	0.42	0/1034	0.64	0/1375
10	AJ	0.41	0/806	0.64	0/1089
10	BJ	0.46	0/797	0.69	0/1077
11	AK	0.43	0/893	0.61	0/1205
11	BK	0.41	0/893	0.65	0/1205
12	AL	0.42	0/960	0.69	0/1286
12	BL	0.42	0/960	0.70	0/1286
13	AM	0.47	0/893	0.70	0/1193
13	BM	0.48	0/893	0.70	0/1193
14	AN	0.44	0/817	0.63	0/1088
14	BN	0.42	0/817	0.62	0/1088
15	AO	0.43	0/722	0.59	0/964
15	BO	0.42	0/722	0.59	0/964

Mol	Chain	Bond lengths		Bond angles	
		RMSZ	# Z >5	RMSZ	# Z >5
16	AP	0.43	0/659	0.68	0/884
16	BP	0.46	0/659	0.74	0/884
17	AQ	0.44	0/658	0.70	0/881
17	BQ	0.48	0/658	0.74	0/881
18	AR	0.46	0/463	0.63	0/621
18	BR	0.46	0/463	0.62	0/621
19	AS	0.46	0/653	0.59	0/877
19	BS	0.46	0/653	0.60	0/877
20	AT	0.45	0/676	0.64	0/895
20	BT	0.49	0/671	0.67	0/888
21	AU	0.40	0/472	0.60	0/627
21	BU	0.37	0/472	0.61	0/627
22	C1	0.48	0/450	0.66	0/599
22	D1	0.51	0/450	0.72	0/599
23	C2	0.44	0/416	0.68	0/554
23	D2	0.45	0/421	0.66	0/561
24	C3	0.40	0/380	0.67	0/498
24	D3	0.50	0/380	0.70	0/498
25	C4	0.41	0/513	0.62	0/676
25	D4	0.47	0/513	0.65	0/676
26	C5	0.41	0/303	0.76	0/397
26	D5	0.46	0/303	0.72	0/397
27	C0	0.47	0/453	0.79	0/605
27	D0	0.53	0/467	0.78	0/623
28	CB	0.92	0/2828	0.87	2/4410 (0.0%)
28	DB	0.94	0/2872	0.86	0/4478
29	CC	0.41	0/2121	0.70	0/2852
29	DC	0.43	0/2121	0.70	0/2852
30	CD	0.40	0/1586	0.65	0/2134
31	CA	0.97	29/69165 (0.0%)	0.86	10/107896 (0.0%)
32	DD	0.44	0/1576	0.65	0/2119
33	CE	0.42	0/1571	0.68	0/2113
33	DE	0.44	0/1570	0.66	0/2113
34	CF	0.40	0/1434	0.65	0/1926
34	DF	0.43	0/1434	0.67	0/1926
35	CG	0.39	0/1343	0.64	0/1816
35	DG	0.41	0/1343	0.62	0/1816
36	CH	0.45	0/1121	0.67	0/1515
36	DH	0.45	0/1121	0.66	0/1515
37	CJ	0.48	0/993	0.62	0/1341
37	DJ	0.48	0/993	0.62	0/1341
38	CK	0.39	0/1152	0.65	0/1551
38	DK	0.47	0/1152	0.66	0/1551

Mol	Chain	Bond lengths		Bond angles	
		RMSZ	# Z >5	RMSZ	# Z >5
39	CL	0.43	0/947	0.69	0/1268
39	DL	0.46	0/955	0.68	0/1279
40	CM	0.42	0/1062	0.71	2/1413 (0.1%)
40	DM	0.42	0/1062	0.67	0/1413
41	CN	0.42	0/1081	0.71	1/1443 (0.1%)
41	DN	0.47	0/1092	0.71	0/1457
42	CO	0.41	0/973	0.67	0/1301
42	DO	0.48	0/1006	0.72	0/1345
43	CP	0.41	0/902	0.68	0/1209
43	DP	0.44	0/910	0.68	0/1219
44	CQ	0.38	0/929	0.68	0/1242
44	DQ	0.43	0/929	0.66	0/1242
45	CR	0.43	0/960	0.64	0/1278
45	DR	0.49	0/960	0.65	0/1278
46	CS	0.39	0/829	0.71	0/1107
46	DS	0.43	0/829	0.75	0/1107
47	CT	0.38	0/864	0.70	0/1156
47	DT	0.45	0/864	0.70	0/1156
48	CU	0.41	0/745	0.67	0/994
48	DU	0.43	0/744	0.68	0/994
49	CV	0.42	0/787	0.72	0/1051
49	DV	0.42	0/787	0.71	0/1051
50	CW	0.38	0/766	0.62	0/1025
50	DW	0.44	0/766	0.65	0/1025
51	CX	0.36	0/576	0.59	0/762
51	DX	0.43	0/598	0.63	0/790
52	CY	0.40	0/635	0.70	0/848
52	DY	0.44	0/635	0.69	0/848
53	CZ	0.40	0/502	0.60	0/667
53	DZ	0.42	0/502	0.59	0/667
54	DI	0.49	0/1037	0.73	1/1402 (0.1%)
55	DA	1.02	20/69364 (0.0%)	0.88	10/108207 (0.0%)
All	All	0.86	61/309273 (0.0%)	0.81	38/462224 (0.0%)

Chiral center outliers are detected by calculating the chiral volume of a chiral center and verifying if the center is modelled as a planar moiety or with the opposite hand. A planarity outlier is detected by checking planarity of atoms in a peptide group, atoms in a mainchain group or atoms of a sidechain that are expected to be planar.

Mol	Chain	#Chirality outliers	#Planarity outliers
41	CN	0	1
55	DA	0	25
All	All	0	26

All (61) bond length outliers are listed below:

Mol	Chain	Res	Type	Atoms	Z	Observed(Å)	Ideal(Å)
31	CA	2095	A	O5'-C5'	-9.11	1.28	1.42
31	CA	2425	A	C3'-O3'	8.77	1.54	1.42
55	DA	12	U	C1'-N1	8.01	1.60	1.48
31	CA	1936	A	N9-C4	-7.92	1.33	1.37
55	DA	2097	A	O5'-C5'	-7.38	1.31	1.42
55	DA	2585	U	C1'-N1	7.24	1.59	1.48
1	BA	5	U	C1'-N1	7.08	1.59	1.48
31	CA	2225	A	C3'-O3'	7.02	1.51	1.42
1	AA	1397	C	N1-C6	6.75	1.41	1.37
31	CA	12	U	C1'-N1	6.66	1.58	1.48
1	AA	5	U	C1'-N1	6.42	1.58	1.48
31	CA	769	U	C1'-N1	6.35	1.58	1.48
31	CA	451	U	C1'-N1	6.31	1.58	1.48
31	CA	546	U	C1'-N1	6.16	1.57	1.48
1	BA	1008	U	O5'-C5'	-6.08	1.33	1.42
1	BA	1493	A	C3'-O3'	6.08	1.50	1.42
55	DA	1306	C	C1'-N1	6.04	1.57	1.48
31	CA	2465	C	C1'-N1	5.96	1.57	1.48
55	DA	2585	U	N1-C2	5.93	1.43	1.38
31	CA	2354	C	C1'-N1	5.88	1.57	1.48
55	DA	2127	G	C3'-O3'	5.88	1.50	1.42
55	DA	784	G	C3'-O3'	5.86	1.50	1.42
31	CA	1379	U	C3'-O3'	5.79	1.50	1.42
1	BA	1397	C	N1-C2	5.78	1.46	1.40
31	CA	1825	U	C1'-N1	5.76	1.57	1.48
55	DA	1170	C	C1'-N1	5.75	1.57	1.48
55	DA	12	U	P-O5'	5.71	1.65	1.59
31	CA	692	C	C1'-N1	5.70	1.57	1.48
31	CA	995	C	O5'-C5'	-5.67	1.33	1.42
55	DA	1534	U	C1'-N1	5.57	1.57	1.48
31	CA	404	A	C3'-O3'	5.57	1.50	1.42
1	AA	528	C	C1'-N1	5.56	1.57	1.48
31	CA	1376	C	C1'-N1	5.53	1.57	1.48
55	DA	1920	C	C1'-N1	5.52	1.57	1.48
1	AA	932	C	C1'-N1	5.52	1.57	1.48
31	CA	946	C	C1'-N1	5.52	1.57	1.48
31	CA	1777	U	C1'-N1	5.47	1.56	1.48
31	CA	2232	C	C1'-N1	5.40	1.56	1.48
31	CA	1306	C	C1'-N1	5.38	1.56	1.48
31	CA	2146	C	C3'-O3'	5.38	1.49	1.42
1	AA	955	U	C1'-N1	5.37	1.56	1.48
55	DA	2586	U	C1'-N1	5.35	1.56	1.48

Continued on next page...

Continued from previous page...

Mol	Chain	Res	Type	Atoms	Z	Observed(Å)	Ideal(Å)
55	DA	613	A	N9-C4	5.35	1.41	1.37
31	CA	1658	C	C1'-N1	5.32	1.56	1.48
31	CA	2586	U	C1'-N1	5.28	1.56	1.48
1	BA	955	U	C1'-N1	5.25	1.56	1.48
1	AA	956	U	C1'-N1	5.24	1.56	1.48
31	CA	817	C	C1'-N1	5.22	1.56	1.48
55	DA	1020	A	N3-C4	5.21	1.38	1.34
55	DA	271	G	C3'-O3'	5.19	1.49	1.42
55	DA	2158	A	C3'-O3'	5.19	1.49	1.42
31	CA	1788	C	C1'-N1	5.16	1.56	1.48
55	DA	12	U	N1-C2	5.15	1.43	1.38
31	CA	461	C	C1'-N1	5.15	1.56	1.48
55	DA	140	C	C1'-N1	5.13	1.56	1.48
55	DA	578	G	N7-C5	-5.11	1.36	1.39
55	DA	2585	U	C3'-O3'	5.08	1.49	1.42
31	CA	29	U	C1'-N1	5.06	1.56	1.48
1	AA	1203	C	C1'-N1	5.05	1.56	1.48
31	CA	784	G	C3'-O3'	5.04	1.49	1.42
31	CA	2680	U	C3'-O3'	5.01	1.49	1.42

All (38) bond angle outliers are listed below:

Mol	Chain	Res	Type	Atoms	Z	Observed(°)	Ideal(°)
28	CB	15	A	O4'-C1'-N9	9.58	115.86	108.20
55	DA	1936	A	O4'-C1'-N9	7.65	114.32	108.20
1	AA	1	A	OP1-P-OP2	-7.18	108.83	119.60
54	DI	132	TYR	C-N-CA	7.11	139.46	121.70
1	AA	413	G	C1'-O4'-C4'	-7.07	104.24	109.90
55	DA	892	A	OP1-P-OP2	-7.02	109.07	119.60
31	CA	892	A	OP1-P-OP2	-7.01	109.09	119.60
55	DA	1	G	OP1-P-OP2	-6.89	109.27	119.60
55	DA	784	G	P-O3'-C3'	6.89	127.96	119.70
1	BA	1362	A	C1'-O4'-C4'	-6.76	104.49	109.90
31	CA	271	G	P-O3'-C3'	6.72	127.76	119.70
1	BA	2	A	OP1-P-OP2	-6.57	109.75	119.60
55	DA	271	G	P-O3'-C3'	6.53	127.53	119.70
55	DA	512	G	O4'-C1'-N9	6.29	113.23	108.20
31	CA	974	G	N9-C1'-C2'	6.25	122.12	114.00
31	CA	784	G	P-O3'-C3'	6.24	127.19	119.70
55	DA	2825	G	O4'-C1'-N9	6.13	113.11	108.20
1	BA	485	U	O4'-C1'-N1	6.01	113.01	108.20
31	CA	451	U	C1'-O4'-C4'	-6.01	105.09	109.90

Continued on next page...

Continued from previous page...

Mol	Chain	Res	Type	Atoms	Z	Observed(°)	Ideal(°)
31	CA	2035	G	C1'-O4'-C4'	-5.78	105.28	109.90
55	DA	2406	A	C5'-C4'-O4'	-5.66	102.31	109.10
1	BA	7	A	C1'-O4'-C4'	-5.54	105.47	109.90
41	CN	69	PRO	C-N-CA	5.52	135.49	121.70
28	CB	89	U	O4'-C1'-N1	5.45	112.56	108.20
31	CA	2225	A	P-O3'-C3'	5.41	126.19	119.70
55	DA	1266	G	C3'-C2'-C1'	-5.38	97.19	101.50
1	BA	328	C	C1'-O4'-C4'	-5.35	105.62	109.90
40	CM	68	SER	C-N-CA	5.29	134.92	121.70
1	AA	328	C	C1'-O4'-C4'	-5.25	105.70	109.90
1	AA	841	C	P-O3'-C3'	5.21	125.95	119.70
31	CA	2095	A	C5'-C4'-C3'	-5.16	107.75	116.00
1	BA	842	U	P-O3'-C3'	5.14	125.86	119.70
31	CA	2425	A	P-O3'-C3'	5.12	125.84	119.70
40	CM	30	THR	N-CA-CB	5.11	120.01	110.30
55	DA	1936	A	C1'-O4'-C4'	-5.11	105.81	109.90
1	AA	7	A	C1'-O4'-C4'	-5.11	105.81	109.90
31	CA	512	G	O4'-C1'-N9	5.09	112.27	108.20
1	AA	413	G	O4'-C1'-N9	5.02	112.22	108.20

There are no chirality outliers.

All (26) planarity outliers are listed below:

Mol	Chain	Res	Type	Group
41	CN	69	PRO	Mainchain
55	DA	1324	G	Sidechain
55	DA	1425	G	Sidechain
55	DA	15	G	Sidechain
55	DA	1753	G	Sidechain
55	DA	177	G	Sidechain
55	DA	1938	A	Sidechain
55	DA	1954	G	Sidechain
55	DA	2048	G	Sidechain
55	DA	221	A	Sidechain
55	DA	2250	G	Sidechain
55	DA	2323	G	Sidechain
55	DA	2375	G	Sidechain
55	DA	2481	G	Sidechain
55	DA	249	C	Sidechain
55	DA	250	G	Sidechain
55	DA	2595	G	Sidechain
55	DA	2597	G	Sidechain

Continued on next page...

Continued from previous page...

Mol	Chain	Res	Type	Group
55	DA	2645	G	Sidechain
55	DA	2835	A	Sidechain
55	DA	2848	G	Sidechain
55	DA	512	G	Sidechain
55	DA	555	G	Sidechain
55	DA	726	G	Sidechain
55	DA	858	G	Sidechain
55	DA	956	G	Sidechain

5.2 Too-close contacts

In the following table, the Non-H and H(model) columns list the number of non-hydrogen atoms and hydrogen atoms in the chain respectively. The H(added) column lists the number of hydrogen atoms added and optimized by MolProbity. The Clashes column lists the number of clashes within the asymmetric unit, whereas Symm-Clashes lists symmetry related clashes.

Mol	Chain	Non-H	H(model)	H(added)	Clashes	Symm-Clashes
1	AA	32933	0	16593	81	0
1	BA	32911	0	16582	95	0
2	AB	1753	0	1780	7	0
2	BB	1753	0	1780	8	0
3	AC	1625	0	1696	12	0
3	BC	1625	0	1696	13	0
4	AD	1643	0	1707	11	0
4	BD	1643	0	1707	16	0
5	AE	1144	0	1185	10	0
5	BE	1105	0	1148	19	0
6	AF	862	0	864	6	0
6	BF	817	0	808	7	0
7	AG	1182	0	1238	5	0
7	BG	1182	0	1238	3	0
8	AH	979	0	1031	11	0
8	BH	979	0	1031	8	0
9	AI	1022	0	1070	10	0
9	BI	1022	0	1070	11	0
10	AJ	796	0	836	10	0
10	BJ	787	0	828	8	0
11	AK	877	0	887	11	0
11	BK	877	0	887	13	0
12	AL	957	0	1017	6	0
12	BL	957	0	1017	8	0
13	AM	884	0	941	10	0

Continued on next page...

Continued from previous page...

Mol	Chain	Non-H	H(model)	H(added)	Clashes	Symm-Clashes
13	BM	884	0	941	15	0
14	AN	805	0	844	6	0
14	BN	805	0	844	5	0
15	AO	714	0	734	0	0
15	BO	714	0	734	1	0
16	AP	649	0	666	6	0
16	BP	649	0	666	6	0
17	AQ	649	0	691	4	0
17	BQ	649	0	691	11	0
18	AR	456	0	478	2	0
18	BR	456	0	478	3	0
19	AS	638	0	665	4	0
19	BS	638	0	665	6	0
20	AT	670	0	719	1	0
20	BT	665	0	714	6	0
21	AU	465	0	491	3	0
21	BU	465	0	491	3	0
22	C1	444	0	458	4	0
22	D1	444	0	458	10	0
23	C2	409	0	440	7	0
23	D2	414	0	442	5	0
24	C3	377	0	418	4	0
24	D3	377	0	418	2	0
25	C4	504	0	572	2	0
25	D4	504	0	572	2	0
26	C5	302	0	340	9	0
26	D5	302	0	340	3	0
27	C0	449	0	488	3	0
27	D0	463	0	504	0	0
28	CB	2529	0	1281	7	0
28	DB	2569	0	1301	2	0
29	CC	2082	0	2154	20	0
29	DC	2082	0	2154	10	0
30	CD	1565	0	1616	12	0
31	CA	62229	0	31319	205	0
32	DD	1576	0	1627	11	0
33	CE	1552	0	1619	13	0
33	DE	1551	0	1619	10	0
34	CF	1410	0	1444	18	0
34	DF	1410	0	1444	13	0
35	CG	1323	0	1371	7	0
35	DG	1323	0	1371	6	0

Continued on next page...

Continued from previous page...

Mol	Chain	Non-H	H(model)	H(added)	Clashes	Symm-Clashes
36	CH	1110	0	1148	10	0
36	DH	1110	0	1148	7	0
37	CJ	979	0	1028	7	0
37	DJ	979	0	1028	5	0
38	CK	1129	0	1162	6	0
38	DK	1129	0	1162	6	0
39	CL	938	0	1012	8	0
39	DL	946	0	1023	7	0
40	CM	1053	0	1129	15	0
40	DM	1053	0	1129	7	0
41	CN	1075	0	1154	8	0
41	DN	1092	0	1177	8	0
42	CO	960	0	1000	7	0
42	DO	993	0	1034	6	0
43	CP	892	0	923	6	0
43	DP	900	0	935	6	0
44	CQ	917	0	962	4	0
44	DQ	917	0	962	7	0
45	CR	947	0	1019	11	0
45	DR	947	0	1019	13	0
46	CS	816	0	839	8	0
46	DS	816	0	839	4	0
47	CT	857	0	922	12	0
47	DT	857	0	922	10	0
48	CU	739	0	807	6	0
48	DU	738	0	807	4	0
49	CV	779	0	831	6	0
49	DV	779	0	831	6	0
50	CW	753	0	780	7	0
50	DW	753	0	780	7	0
51	CX	569	0	581	4	0
51	DX	591	0	606	4	0
52	CY	625	0	652	4	0
52	DY	625	0	652	3	0
53	CZ	501	0	531	1	0
53	DZ	501	0	531	2	0
54	DI	1023	0	1052	20	0
55	DA	62423	0	31412	164	0
56	AA	72	0	0	0	0
56	BA	45	0	0	0	0
56	CA	156	0	0	0	0
56	CB	3	0	0	0	0

Continued on next page...

Continued from previous page...

Mol	Chain	Non-H	H(model)	H(added)	Clashes	Symm-Clashes
56	DA	184	0	0	0	0
56	DB	9	0	0	0	0
56	DD	1	0	0	0	0
56	DM	1	0	0	0	0
56	DR	1	0	0	0	0
57	AA	13	0	18	1	0
57	BA	13	0	18	1	0
57	DA	26	0	36	0	0
57	DQ	13	0	18	0	0
57	DR	13	0	18	4	0
57	DS	13	0	18	1	0
58	AA	16	0	28	0	0
58	DA	40	0	70	2	0
58	DE	16	0	28	0	0
58	DK	8	0	14	0	0
58	DN	8	0	14	1	0
58	DS	8	0	14	0	0
58	DT	16	0	28	0	0
59	AA	24	0	48	0	0
59	DA	72	0	144	3	0
60	AA	42	0	39	2	0
60	BA	42	0	38	0	0
61	AB	1	0	0	0	0
61	C5	1	0	0	0	0
61	D5	1	0	0	0	0
62	AL	7	0	10	0	0
62	D1	7	0	10	1	0
62	D3	7	0	10	0	0
62	DA	35	0	50	0	0
62	DL	7	0	10	0	0
62	DP	7	0	10	0	0
62	DQ	7	0	10	0	0
63	D1	4	0	6	0	0
63	DA	28	0	42	1	0
63	DB	16	0	24	0	0
64	D1	10	0	14	2	0
64	D3	10	0	14	0	0
64	DA	50	0	70	5	0
64	DS	10	0	14	1	0
64	DU	10	0	14	1	0
65	DA	40	0	76	2	0
66	DA	32	0	44	3	0

Continued on next page...

Continued from previous page...

Mol	Chain	Non-H	H(model)	H(added)	Clashes	Symm-Clashes
67	DA	12	0	9	0	0
68	DA	11	0	5	0	0
69	DA	8	0	12	1	0
70	AA	500	0	0	0	0
70	AC	5	0	0	0	0
70	AD	2	0	0	0	0
70	AE	4	0	0	0	0
70	AF	1	0	0	0	0
70	AG	1	0	0	0	0
70	AH	1	0	0	0	0
70	AJ	2	0	0	0	0
70	AK	6	0	0	0	0
70	AL	10	0	0	0	0
70	AM	4	0	0	1	0
70	AN	7	0	0	1	0
70	AO	2	0	0	0	0
70	AP	2	0	0	0	0
70	AR	1	0	0	0	0
70	AT	3	0	0	0	0
70	AU	2	0	0	0	0
70	BA	288	0	0	1	0
70	BD	12	0	0	0	0
70	BE	1	0	0	0	0
70	BF	2	0	0	0	0
70	BK	2	0	0	0	0
70	BL	2	0	0	0	0
70	BN	2	0	0	0	0
70	BO	1	0	0	0	0
70	BP	3	0	0	0	0
70	BT	4	0	0	0	0
70	BU	1	0	0	0	0
70	C3	3	0	0	0	0
70	C4	1	0	0	0	0
70	CA	692	0	0	2	0
70	CB	13	0	0	0	0
70	CC	12	0	0	0	0
70	CD	6	0	0	0	0
70	CE	4	0	0	0	0
70	CL	1	0	0	0	0
70	CM	4	0	0	0	0
70	CO	1	0	0	0	0
70	CU	3	0	0	0	0

Continued on next page...

Continued from previous page...

Mol	Chain	Non-H	H(model)	H(added)	Clashes	Symm-Clashes
70	CV	1	0	0	0	0
70	CW	1	0	0	0	0
70	CY	1	0	0	0	0
70	D0	21	0	0	0	0
70	D1	45	0	0	0	0
70	D2	7	0	0	0	0
70	D3	23	0	0	0	0
70	D4	39	0	0	0	0
70	D5	12	0	0	0	0
70	DA	4829	0	0	13	0
70	DB	213	0	0	0	0
70	DC	104	0	0	0	0
70	DD	92	0	0	2	0
70	DE	60	0	0	2	0
70	DF	15	0	0	0	0
70	DG	6	0	0	0	0
70	DH	2	0	0	0	0
70	DK	64	0	0	2	0
70	DL	51	0	0	0	0
70	DM	64	0	0	0	0
70	DN	73	0	0	0	0
70	DO	46	0	0	0	0
70	DP	40	0	0	0	0
70	DQ	32	0	0	0	0
70	DR	63	0	0	1	0
70	DS	44	0	0	0	0
70	DT	69	0	0	1	0
70	DU	21	0	0	0	0
70	DV	20	0	0	0	0
70	DW	31	0	0	0	0
70	DX	26	0	0	0	0
70	DY	11	0	0	0	0
70	DZ	7	0	0	1	0
All	All	295207	0	194493	1128	0

The all-atom clashscore is defined as the number of clashes found per 1000 atoms (including hydrogen atoms). The all-atom clashscore for this structure is 2.

All (1128) close contacts within the same asymmetric unit are listed below, sorted by their clash magnitude.

Atom-1	Atom-2	Interatomic distance (Å)	Clash overlap (Å)
46:CS:14:VAL:HG21	46:CS:98:ILE:HG13	1.26	1.10
31:CA:1936:A:H2	31:CA:1943:U:H3	1.01	0.98
2:BB:20:THR:HA	2:BB:39:HIS:CE1	1.98	0.97
1:BA:1052:G:H22	1:BA:1206:G:H1	0.98	0.94
55:DA:2796:U:H3	55:DA:2799:A:H61	1.20	0.88
46:CS:14:VAL:CG2	46:CS:98:ILE:HG13	2.05	0.87
14:AN:66:GLN:HB2	70:AN:207:HOH:O	1.74	0.87
31:CA:1005:C:O2'	38:CK:30:THR:HG21	1.73	0.87
46:CS:14:VAL:HG21	46:CS:98:ILE:CG1	2.05	0.86
1:BA:1052:G:N2	1:BA:1206:G:H1	1.75	0.85
31:CA:2796:U:H3	31:CA:2799:A:H61	1.23	0.85
4:BD:85:ASN:HA	5:BE:102:GLY:HA2	1.60	0.84
40:CM:77:ILE:HD11	40:CM:108:ALA:HB1	1.60	0.84
31:CA:528:A:C2	31:CA:2043:C:H4'	2.13	0.83
13:AM:6:GLY:HA3	13:AM:66:GLU:HG3	1.61	0.82
1:BA:664:G:H22	1:BA:741:G:H1	1.28	0.81
18:AR:21:ILE:HG21	18:AR:54:GLN:HB3	1.64	0.80
11:BK:88:GLY:H	11:BK:114:THR:HG22	1.46	0.80
55:DA:135:U:H3	55:DA:144:A:H61	1.30	0.80
13:BM:6:GLY:HA3	13:BM:66:GLU:HG3	1.62	0.80
31:CA:568:U:H1'	31:CA:2030:6MZ:H9C1	1.63	0.80
31:CA:135:U:H3	31:CA:144:A:H61	1.30	0.79
1:AA:1492:A:H5''	12:AL:44:LYS:HG2	1.65	0.78
1:AA:664:G:H22	1:AA:741:G:H1	1.29	0.78
40:CM:82:LEU:HD11	40:CM:116:VAL:HG23	1.64	0.78
1:AA:1305:G:H21	1:AA:1332:A:H2	1.30	0.78
13:BM:114:LYS:HB3	13:BM:115:PRO:HD3	1.65	0.78
12:BL:80:ILE:HD12	12:BL:97:THR:HG22	1.66	0.78
1:BA:1305:G:H21	1:BA:1332:A:H2	1.30	0.76
1:BA:841:C:H3'	1:BA:842:U:H5''	1.66	0.76
3:BC:123:GLN:HB3	3:BC:128:VAL:HG21	1.69	0.75
31:CA:740:C:H5'	31:CA:1784:A:H3'	1.68	0.74
35:CG:80:THR:HG23	35:CG:81:GLU:H	1.52	0.74
1:BA:9:G:H5'	5:BE:108:GLY:HA3	1.70	0.73
1:AA:1518:MA6:H103	1:AA:1519:MA6:H102	1.70	0.73
10:AJ:7:ARG:HB3	10:AJ:101:SER:HB2	1.71	0.73
31:CA:846:U:H1'	31:CA:847:U:H5	1.52	0.73
45:DR:20:GLN:HG3	57:DR:202:PG4:H42	1.70	0.73
4:AD:107:PHE:HB3	4:AD:145:ILE:HD11	1.70	0.72
45:DR:20:GLN:CG	57:DR:202:PG4:H42	2.20	0.72
1:BA:1518:MA6:H103	1:BA:1519:MA6:H102	1.71	0.72
4:BD:107:PHE:HB3	4:BD:145:ILE:HD11	1.70	0.72

Continued on next page...

Continued from previous page...

Atom-1	Atom-2	Interatomic distance (Å)	Clash overlap (Å)
30:CD:133:THR:HG22	31:CA:1993:U:H4'	1.70	0.72
35:CG:24:ILE:HD11	35:CG:43:VAL:HG11	1.72	0.72
55:DA:2127:G:H4'	55:DA:2128:G:OP1	1.90	0.71
31:CA:1936:A:H2	31:CA:1943:U:N3	1.83	0.71
8:BH:87:LYS:HB2	8:BH:125:ILE:HD11	1.73	0.71
31:CA:1779:U:H5	31:CA:1784:A:N7	1.89	0.70
6:BF:38:ARG:HH12	6:BF:99:ALA:HB3	1.55	0.70
1:BA:522:C:H5	12:BL:50:ARG:HH12	1.37	0.70
13:AM:33:ILE:HD11	13:AM:63:PHE:HE1	1.57	0.69
1:BA:841:C:H3'	1:BA:842:U:C5'	2.22	0.69
2:BB:20:THR:HA	2:BB:39:HIS:HE1	1.55	0.69
3:BC:40:ARG:HH11	3:BC:55:ILE:HG23	1.56	0.69
47:CT:73:LYS:HB2	47:CT:106:VAL:HB	1.75	0.69
1:AA:73:C:HO2'	1:AA:74:A:H8	1.40	0.68
55:DA:1105:U:H2'	55:DA:1106:G:H8	1.58	0.68
55:DA:2033:A:H5'	70:DA:3343:HOH:O	1.92	0.68
48:CU:28:ASN:HD21	48:CU:91:GLN:HB3	1.58	0.68
35:DG:24:ILE:HD11	35:DG:43:VAL:HG11	1.74	0.68
13:BM:83:LEU:HD21	19:BS:65:GLU:HB2	1.74	0.68
43:DP:39:VAL:HB	43:DP:49:VAL:HG23	1.74	0.68
31:CA:1105:U:H2'	31:CA:1106:G:H8	1.58	0.68
55:DA:568:U:H1'	55:DA:2030:6MZ:H9C1	1.76	0.67
36:DH:41:LYS:HA	36:DH:44:ILE:HG12	1.76	0.67
1:BA:202:G:HO2'	1:BA:468:A:H8	1.42	0.67
33:CE:149:ILE:HG12	33:CE:188:MET:HG2	1.76	0.67
39:CL:38:ILE:HD11	39:CL:112:PHE:HZ	1.59	0.67
24:C3:12:ARG:HD2	24:C3:44:VAL:HG11	1.75	0.67
11:BK:89:PRO:HG3	21:BU:32:VAL:HG11	1.77	0.67
31:CA:1847:A:HO2'	31:CA:1848:A:H8	1.41	0.67
1:BA:451:A:H2'	70:BA:1701:HOH:O	1.95	0.66
31:CA:910:A:H62	41:CN:12:MET:HA	1.60	0.66
8:AH:87:LYS:HB2	8:AH:125:ILE:HD11	1.75	0.66
1:BA:619:U:H3	4:BD:131:ASN:HB3	1.60	0.66
55:DA:1913:A:H4'	55:DA:1913:A:OP1	1.96	0.66
36:CH:41:LYS:HA	36:CH:44:ILE:HG12	1.77	0.66
12:BL:65:SER:HB2	12:BL:82:ILE:HD11	1.77	0.66
31:CA:1105:U:H2'	31:CA:1106:G:C8	2.30	0.65
11:AK:89:PRO:HG3	21:AU:32:VAL:HG11	1.79	0.65
55:DA:1105:U:H2'	55:DA:1106:G:C8	2.30	0.65
55:DA:1847:A:HO2'	55:DA:1848:A:H8	1.43	0.65
47:DT:73:LYS:HB2	47:DT:106:VAL:HB	1.77	0.65

Continued on next page...

Continued from previous page...

Atom-1	Atom-2	Interatomic distance (Å)	Clash overlap (Å)
20:BT:9:LYS:O	20:BT:12:ILE:HG13	1.96	0.65
31:CA:1311:G:H21	31:CA:1603:A:H62	1.43	0.65
55:DA:1853:A:N1	55:DA:2087:G:H1'	2.12	0.65
47:CT:86:MET:HB2	47:CT:96:ILE:HD11	1.77	0.65
31:CA:2291:U:H2'	31:CA:2292:U:C6	2.31	0.65
36:CH:15:LEU:HD22	36:CH:15:LEU:H	1.62	0.64
31:CA:699:A:H2'	31:CA:700:G:O4'	1.96	0.64
39:DL:38:ILE:HD11	39:DL:112:PHE:HZ	1.63	0.64
5:BE:72:ILE:HG12	5:BE:145:GLU:HG3	1.81	0.63
55:DA:1746:A:H2'	55:DA:1747:U:C6	2.34	0.63
45:DR:31:VAL:HG13	55:DA:580:U:O3'	1.99	0.63
5:AE:77:ASN:HB2	5:AE:82:GLN:NE2	2.14	0.63
55:DA:2628:C:H5'	59:DA:3195:PUT:H12	1.81	0.63
2:AB:20:THR:HG22	2:AB:39:HIS:CE1	2.34	0.63
11:BK:23:ILE:HG22	11:BK:32:VAL:HG13	1.81	0.63
17:BQ:8:LEU:HD23	17:BQ:25:ILE:HG21	1.80	0.63
26:C5:16:ILE:HD13	26:C5:25:VAL:HG22	1.81	0.63
22:D1:9:THR:CG2	55:DA:2020:A:H5'	2.28	0.62
11:AK:31:ILE:HG12	11:AK:46:THR:HG22	1.79	0.62
25:D4:8:ARG:HD3	55:DA:245:G:O6	1.99	0.62
11:AK:23:ILE:HG22	11:AK:32:VAL:HG13	1.80	0.62
33:DE:33:VAL:HG22	58:DA:3192:MPD:H12	1.81	0.62
22:C1:43:ILE:HG22	22:C1:49:TYR:HB2	1.81	0.62
55:DA:2291:U:H2'	55:DA:2292:U:C6	2.34	0.62
5:BE:77:ASN:HB2	5:BE:82:GLN:NE2	2.15	0.61
55:DA:2128:G:H1	55:DA:2160:C:H42	1.48	0.61
7:AG:22:LEU:HD12	7:AG:62:PHE:HE2	1.65	0.61
22:D1:43:ILE:HG22	22:D1:49:TYR:HB2	1.82	0.61
54:DI:69:PHE:HB3	54:DI:72:LEU:HD12	1.82	0.61
1:AA:1012:A:H61	1:AA:1017:U:H3	1.48	0.61
1:BA:1012:A:H61	1:BA:1017:U:H3	1.48	0.61
1:BA:1060:U:C5	3:BC:2:GLY:HA3	2.34	0.61
2:BB:23:TRP:HB3	2:BB:39:HIS:CE1	2.35	0.61
1:BA:73:C:HO2'	1:BA:74:A:H8	1.47	0.61
1:AA:81:A:H61	1:AA:86:G:H1	1.49	0.61
23:C2:22:THR:HG21	31:CA:2419:U:H5''	1.82	0.61
34:CF:36:LEU:HD21	34:CF:91:LEU:HD11	1.81	0.61
16:AP:4:ILE:HG12	16:AP:21:VAL:HG22	1.83	0.61
29:DC:29:PRO:HG2	29:DC:34:LEU:HD11	1.83	0.61
32:DD:140:HIS:HB3	70:DD:481:HOH:O	2.01	0.61
6:BF:38:ARG:NH1	6:BF:99:ALA:HB3	2.15	0.60

Continued on next page...

Continued from previous page...

Atom-1	Atom-2	Interatomic distance (Å)	Clash overlap (Å)
1:AA:209:U:H4'	1:AA:210:C:OP2	2.01	0.60
29:CC:210:ALA:HA	29:CC:213:TRP:CE2	2.37	0.60
1:AA:774:G:H21	57:AA:1670:PG4:H51	1.67	0.60
1:AA:412:A:H3'	1:AA:413:G:H5'	1.84	0.60
48:CU:18:GLU:H	48:CU:18:GLU:CD	2.05	0.60
7:BG:113:ASP:HB2	7:BG:119:ARG:HG3	1.84	0.59
6:AF:38:ARG:HB3	6:AF:63:ASN:HB2	1.83	0.59
16:BP:4:ILE:HG12	16:BP:21:VAL:HG22	1.84	0.59
29:CC:29:PRO:HG2	29:CC:34:LEU:HD11	1.83	0.59
26:D5:16:ILE:HD13	26:D5:25:VAL:HG22	1.82	0.59
1:AA:1144:G:H21	1:AA:1146:A:H62	1.50	0.59
1:BA:1151:A:HO2'	1:BA:1152:A:H8	1.50	0.59
25:C4:60:ALA:O	40:CM:48:ARG:HD2	2.03	0.59
40:DM:53:GLY:HA3	55:DA:826:U:O2'	2.03	0.59
44:DQ:29:LYS:HB3	44:DQ:40:LEU:HD13	1.83	0.59
7:AG:113:ASP:HB2	7:AG:119:ARG:HG3	1.83	0.59
1:BA:209:U:H4'	1:BA:210:C:OP2	2.02	0.59
31:CA:450:G:H2'	31:CA:451:U:H5''	1.82	0.59
46:CS:78:ARG:HB2	46:CS:83:TYR:HD1	1.66	0.59
1:BA:1144:G:H21	1:BA:1146:A:H62	1.50	0.59
1:BA:1226:C:H2'	13:BM:102:THR:HB	1.85	0.59
33:DE:189:THR:HG22	33:DE:192:ALA:H	1.68	0.59
54:DI:57:ASN:HB3	54:DI:76:PHE:HB3	1.85	0.59
1:AA:1226:C:H2'	13:AM:102:THR:HB	1.85	0.59
31:CA:1394:U:H4'	31:CA:1603:A:H4'	1.85	0.59
46:DS:83:TYR:CE1	55:DA:1187:G:H5''	2.38	0.59
45:DR:28:ARG:HD3	70:DR:306:HOH:O	2.02	0.59
1:BA:1323:G:H2'	1:BA:1324:A:C8	2.38	0.58
1:AA:1323:G:H2'	1:AA:1324:A:C8	2.39	0.58
19:AS:15:LEU:HD13	19:AS:33:THR:HG21	1.85	0.58
11:BK:88:GLY:N	11:BK:114:THR:HG22	2.16	0.58
29:CC:227:PRO:HA	29:CC:233:GLY:HA2	1.85	0.58
17:BQ:17:MET:HB3	17:BQ:20:SER:HB3	1.85	0.58
47:CT:59:GLU:HA	47:CT:64:ALA:HA	1.84	0.58
55:DA:1028:A:N6	55:DA:1125:G:H2'	2.18	0.58
34:CF:31:VAL:CG1	34:CF:97:TRP:CH2	2.86	0.58
45:CR:58:ARG:HH11	45:CR:62:ILE:HD11	1.69	0.58
31:CA:674:G:H1'	33:CE:69:ARG:HH11	1.68	0.58
50:CW:63:ILE:HD12	50:CW:72:VAL:HG21	1.86	0.58
29:DC:227:PRO:HA	29:DC:233:GLY:HA2	1.84	0.58
6:BF:38:ARG:HB3	6:BF:63:ASN:HB2	1.84	0.58

Continued on next page...

Continued from previous page...

Atom-1	Atom-2	Interatomic distance (Å)	Clash overlap (Å)
31:CA:1847:A:O2'	31:CA:1848:A:H8	1.86	0.58
54:DI:64:VAL:HG22	54:DI:69:PHE:HB2	1.85	0.57
51:CX:37:ILE:HG21	51:CX:80:ILE:HG21	1.85	0.57
51:DX:37:ILE:HG21	51:DX:80:ILE:HG21	1.87	0.57
1:AA:769:G:H4'	1:AA:1513:A:H4'	1.87	0.57
55:DA:62:U:O4'	58:DA:3204:MPD:H31	2.04	0.57
47:CT:17:VAL:HG11	47:CT:103:ILE:HG12	1.86	0.57
25:D4:54:ASP:HB3	40:DM:57:LEU:HD22	1.87	0.57
45:CR:58:ARG:NH1	45:CR:62:ILE:HD11	2.19	0.57
3:AC:77:ILE:HA	3:AC:84:VAL:HG23	1.87	0.57
31:CA:1936:A:N6	31:CA:1963:U:H3	2.02	0.57
28:CB:55:U:H1'	34:CF:26:MET:HG3	1.87	0.57
17:BQ:68:SER:OG	17:BQ:71:LYS:HB3	2.04	0.56
19:BS:50:ALA:HB1	19:BS:57:HIS:HB3	1.86	0.56
36:CH:4:ILE:HD11	36:CH:44:ILE:HG22	1.87	0.56
32:DD:150[A]:MEQ:HG2	70:DA:3371:HOH:O	2.05	0.56
32:DD:99:GLU:HG2	32:DD:182:ALA:HB2	1.87	0.56
17:BQ:14:SER:HB3	17:BQ:22:VAL:HG12	1.87	0.56
19:BS:6:LYS:HD2	19:BS:7:LYS:H	1.69	0.56
30:CD:4:LEU:HD22	30:CD:101:PHE:CE2	2.40	0.56
5:AE:38:VAL:HG11	5:AE:114:VAL:HG22	1.87	0.56
3:BC:77:ILE:HA	3:BC:84:VAL:HG23	1.87	0.56
31:CA:457:A:N1	31:CA:470:A:H5''	2.21	0.56
33:CE:189:THR:HG22	33:CE:192:ALA:H	1.69	0.56
31:CA:2019:A:H4'	45:CR:34:VAL:HG21	1.88	0.56
39:DL:113:MET:CE	39:DL:116:ILE:HD11	2.35	0.56
47:CT:69:LEU:HG	47:CT:107:VAL:HG22	1.88	0.56
55:DA:1847:A:O2'	55:DA:1848:A:H8	1.88	0.56
1:AA:451:A:H61	1:AA:481:G:H5'	1.71	0.56
29:CC:17:VAL:HB	29:CC:204:VAL:HG13	1.88	0.56
44:DQ:53:ARG:NH2	55:DA:2720:U:OP1	2.39	0.56
32:DD:150[A]:MEQ:HE3	55:DA:2032:G:C8	2.41	0.56
13:AM:33:ILE:HD11	13:AM:63:PHE:CE1	2.40	0.55
5:BE:90:THR:HG22	5:BE:91:GLY:H	1.70	0.55
1:BA:769:G:H4'	1:BA:1513:A:H4'	1.87	0.55
37:CJ:19:ASN:H	37:CJ:20:PRO:HD2	1.72	0.55
49:CV:74:ASN:HD22	49:CV:77:THR:H	1.53	0.55
34:DF:61:SER:HB2	34:DF:91:LEU:HD21	1.88	0.55
10:AJ:35:GLN:HB2	10:AJ:77:VAL:HB	1.88	0.55
55:DA:793:A:OP1	65:DA:3224:SPD:H81	2.07	0.55
47:DT:72:THR:HG21	47:DT:108:SER:HB3	1.89	0.55

Continued on next page...

Continued from previous page...

Atom-1	Atom-2	Interatomic distance (Å)	Clash overlap (Å)
11:AK:34:ILE:HB	11:AK:74:VAL:HG11	1.87	0.55
39:CL:43:ILE:HD12	39:CL:56:ASP:HB2	1.88	0.55
55:DA:1482:G:H1'	55:DA:1509:A:H61	1.71	0.55
55:DA:2304:G:H22	55:DA:2312:U:H3	1.55	0.55
49:DV:52:LEU:HB3	49:DV:54:GLN:HB2	1.89	0.55
31:CA:2502:G:H5''	31:CA:2503:2MA:H5''	1.88	0.55
30:CD:99:GLU:HG2	30:CD:182:ALA:HB2	1.87	0.55
47:DT:17:VAL:HG11	47:DT:103:ILE:HG12	1.88	0.55
4:BD:197:GLU:HA	4:BD:200:ILE:HD12	1.87	0.55
31:CA:1779:U:C5	31:CA:1784:A:N7	2.72	0.55
47:DT:6:LYS:HB2	55:DA:494:G:H4'	1.89	0.55
47:CT:66:ILE:HA	47:CT:69:LEU:HD22	1.89	0.55
43:DP:31:THR:HG22	43:DP:34:HIS:H	1.72	0.55
50:DW:63:ILE:HD12	50:DW:72:VAL:HG21	1.87	0.55
31:CA:796:C:H2'	31:CA:797:G:C8	2.41	0.55
4:AD:197:GLU:HA	4:AD:200:ILE:HD12	1.88	0.54
26:C5:2:LYS:HE3	26:C5:4:ARG:HH11	1.70	0.54
31:CA:118:A:N3	31:CA:178:G:H1'	2.22	0.54
41:CN:41:LEU:HD21	41:CN:124:LEU:HD22	1.88	0.54
42:CO:95:THR:HG21	42:CO:113:ILE:HD11	1.89	0.54
52:CY:12:PRO:HB3	52:CY:30:LEU:HD23	1.90	0.54
16:BP:20:VAL:HG13	16:BP:32:PHE:HB2	1.88	0.54
31:CA:2304:G:H22	31:CA:2312:U:H3	1.55	0.54
37:DJ:19:ASN:H	37:DJ:20:PRO:HD2	1.72	0.54
43:CP:31:THR:HG22	43:CP:34:HIS:H	1.72	0.54
23:D2:35:GLU:HG2	23:D2:50:LYS:HG2	1.89	0.54
34:DF:131:GLY:HA3	55:DA:2305:U:H5''	1.90	0.54
22:D1:25:VAL:HG11	47:DT:38:TYR:HB2	1.90	0.54
31:CA:1482:G:H1'	31:CA:1509:A:H61	1.72	0.54
3:AC:40:ARG:HG2	3:AC:55:ILE:HG21	1.90	0.54
13:AM:12:HIS:HB3	70:AM:303:HOH:O	2.08	0.54
31:CA:833:A:H2'	31:CA:834:G:C8	2.42	0.54
39:DL:43:ILE:HD12	39:DL:56:ASP:HB2	1.88	0.54
49:DV:26:LYS:HE2	49:DV:37:GLU:HG3	1.89	0.54
12:BL:110:ARG:HB2	12:BL:119:VAL:HG21	1.89	0.54
31:CA:1936:A:H62	31:CA:1963:U:H3	1.54	0.54
31:CA:206:U:H2'	31:CA:207:A:H8	1.73	0.54
2:AB:129:LEU:HD13	2:AB:134:ALA:HB2	1.90	0.54
2:BB:129:LEU:HD13	2:BB:134:ALA:HB2	1.90	0.54
29:CC:174:LEU:CD2	29:CC:184:VAL:HB	2.38	0.54
5:AE:90:THR:HG22	5:AE:91:GLY:H	1.72	0.53

Continued on next page...

Continued from previous page...

Atom-1	Atom-2	Interatomic distance (Å)	Clash overlap (Å)
55:DA:1026:G:H2'	55:DA:1027:A:C8	2.43	0.53
43:DP:51:ALA:HB3	43:DP:78:VAL:HG13	1.90	0.53
1:AA:1054:C:O2'	60:AA:1680:T1C:H921	2.08	0.53
11:AK:84:VAL:HG21	11:AK:97:ILE:HG23	1.90	0.53
11:AK:67:ALA:HB2	11:AK:96:THR:HG23	1.90	0.53
26:C5:3:VAL:HG11	31:CA:2539:C:C5'	2.38	0.53
1:BA:451:A:H61	1:BA:481:G:H5'	1.73	0.53
47:CT:82:MET:HB2	47:CT:98:LYS:HB2	1.89	0.53
1:AA:1218:C:H2'	1:AA:1219:A:C8	2.44	0.53
66:DA:3202:1PE:H231	70:DA:3315:HOH:O	2.08	0.53
23:C2:35:GLU:HG2	23:C2:50:LYS:HG2	1.91	0.53
31:CA:694:U:OP1	31:CA:1569:A:H1'	2.08	0.53
34:DF:88:LYS:HD3	55:DA:2313:C:H5''	1.91	0.53
1:AA:412:A:H3'	1:AA:413:G:C5'	2.39	0.53
43:CP:51:ALA:HB3	43:CP:78:VAL:HG13	1.90	0.53
1:AA:1141:C:HO2'	1:AA:1142:G:H8	1.56	0.53
1:AA:86:G:H21	1:AA:87:C:H41	1.57	0.53
1:BA:1218:C:H2'	1:BA:1219:A:C8	2.44	0.53
32:DD:186:LEU:HD21	44:DQ:4:ILE:HG21	1.90	0.53
31:CA:1738:G:HO2'	31:CA:1739:A:H8	1.57	0.52
26:C5:3:VAL:HG11	31:CA:2539:C:H5'	1.91	0.52
31:CA:2728:U:HO2'	31:CA:2729:G:H8	1.56	0.52
45:DR:20:GLN:HG2	57:DR:202:PG4:H42	1.91	0.52
3:AC:77:ILE:HA	3:AC:84:VAL:CG2	2.39	0.52
7:AG:22:LEU:HD12	7:AG:62:PHE:CE2	2.43	0.52
31:CA:2498:OMC:HM22	31:CA:2499:C:H5'	1.91	0.52
55:DA:2623:G:OP1	64:DA:3203:PGE:H12	2.08	0.52
36:DH:4:ILE:HD11	36:DH:44:ILE:HG22	1.91	0.52
44:DQ:52:ASN:O	55:DA:2845:U:H5''	2.09	0.52
52:DY:12:PRO:HB3	52:DY:30:LEU:HD23	1.91	0.52
31:CA:674:G:H1'	33:CE:69:ARG:HD2	1.91	0.52
49:CV:13:VAL:HG21	49:CV:39:ILE:HG21	1.92	0.52
31:CA:320:A:H2'	33:CE:131:THR:HG21	1.92	0.52
39:CL:121:GLU:HG2	39:CL:122:VAL:HG23	1.91	0.52
40:CM:79:LEU:HD11	40:CM:112:LEU:HD12	1.91	0.52
29:CC:105:LEU:H	29:CC:105:LEU:HD12	1.75	0.52
36:CH:27:ARG:HH11	52:CY:60:ASP:HA	1.75	0.52
22:D1:9:THR:HG22	55:DA:2020:A:H5'	1.91	0.52
47:DT:82:MET:HB2	47:DT:98:LYS:HB2	1.90	0.52
9:AI:19:VAL:HG22	9:AI:65:ILE:HG22	1.92	0.52
11:BK:67:ALA:HB2	11:BK:96:THR:HG23	1.91	0.52

Continued on next page...

Continued from previous page...

Atom-1	Atom-2	Interatomic distance (Å)	Clash overlap (Å)
34:CF:61:SER:HB2	34:CF:91:LEU:HD21	1.89	0.52
1:AA:299:G:H2'	1:AA:300:A:C8	2.43	0.52
55:DA:551:G:H8	55:DA:551:G:H5''	1.75	0.52
43:DP:31:THR:HG21	28:DB:28:C:OP1	2.08	0.52
48:DU:80:TRP:HB3	64:DU:101:PGE:H32	1.91	0.52
13:BM:22:ILE:HB	13:BM:25:VAL:CG1	2.40	0.52
7:AG:69:VAL:HG23	7:AG:100:ALA:HB1	1.92	0.52
7:BG:69:VAL:HG23	7:BG:100:ALA:HB1	1.92	0.52
11:BK:84:VAL:HG21	11:BK:97:ILE:HG23	1.92	0.52
40:CM:77:ILE:CD1	40:CM:108:ALA:HB1	2.37	0.52
12:AL:33:VAL:HG22	12:AL:79:VAL:HG22	1.92	0.51
54:DI:44:ALA:HB1	54:DI:95:LEU:HD11	1.92	0.51
8:AH:2:SER:HB2	8:AH:4:GLN:HE21	1.75	0.51
1:BA:518:C:H2'	1:BA:530:G:C8	2.45	0.51
31:CA:639:U:H2'	31:CA:640:C:C6	2.45	0.51
40:CM:19:LEU:HD23	40:CM:31:GLY:O	2.10	0.51
1:AA:518:C:H2'	1:AA:530:G:C8	2.45	0.51
1:BA:299:G:H2'	1:BA:300:A:C8	2.44	0.51
8:BH:87:LYS:HB2	8:BH:125:ILE:CD1	2.38	0.51
1:AA:528:C:H5''	1:AA:528:C:H6	1.75	0.51
10:AJ:5:ARG:HE	10:AJ:77:VAL:HG22	1.75	0.51
31:CA:528:A:H3'	31:CA:528:A:H8	1.76	0.51
48:CU:54:GLU:HB3	48:CU:88:LYS:HD2	1.91	0.51
55:DA:102:U:H2'	55:DA:102:U:O2	2.11	0.51
55:DA:639:U:H2'	55:DA:640:C:C6	2.46	0.51
3:BC:77:ILE:HA	3:BC:84:VAL:CG2	2.41	0.51
1:BA:8:A:C6	4:BD:206:LYS:HB3	2.46	0.51
9:BI:19:VAL:HG22	9:BI:65:ILE:HG22	1.92	0.51
31:CA:1447:C:H2'	31:CA:1448:G:C8	2.46	0.51
42:CO:33:ILE:HD12	42:CO:114:GLU:HB3	1.92	0.51
34:DF:106:ILE:HD12	34:DF:139:PRO:HG2	1.93	0.51
16:AP:6:LEU:HB3	16:AP:17:TYR:HB3	1.92	0.51
1:BA:845:A:O5'	1:BA:845:A:H8	1.94	0.51
6:BF:45:ARG:O	6:BF:56:LYS:HA	2.11	0.51
17:BQ:8:LEU:HD13	17:BQ:73:TRP:CH2	2.46	0.51
31:CA:320:A:H4'	31:CA:322:A:N7	2.25	0.51
29:CC:154:LEU:HD13	29:CC:176:LEU:HD21	1.92	0.51
1:BA:374:A:OP1	1:BA:452:A:N1	2.44	0.51
55:DA:1509:A:HO2'	55:DA:1510:G:H8	1.57	0.51
1:AA:1277:C:HO2'	1:AA:1279:G:H8	1.58	0.51
2:AB:41:ILE:HD13	2:AB:202:GLY:HA2	1.93	0.51

Continued on next page...

Continued from previous page...

Atom-1	Atom-2	Interatomic distance (Å)	Clash overlap (Å)
1:BA:202:G:H1	1:BA:215:C:H42	1.58	0.51
2:BB:41:ILE:HD13	2:BB:202:GLY:HA2	1.93	0.51
47:CT:72:THR:HG21	47:CT:108:SER:HB3	1.92	0.51
50:CW:51:GLN:HG2	50:CW:86:LEU:HD11	1.93	0.51
47:DT:74:ILE:HD12	47:DT:105:VAL:HG22	1.91	0.51
1:BA:269:C:H2'	1:BA:270:A:C8	2.46	0.51
48:DU:54:GLU:HB3	48:DU:88:LYS:HD2	1.92	0.51
1:BA:1141:C:HO2'	1:BA:1142:G:H8	1.58	0.50
16:BP:6:LEU:HB3	16:BP:17:TYR:HB3	1.93	0.50
6:AF:45:ARG:O	6:AF:56:LYS:HA	2.10	0.50
19:AS:50:ALA:HB1	19:AS:57:HIS:HB3	1.93	0.50
5:BE:72:ILE:HG13	5:BE:73:ASN:N	2.25	0.50
10:BJ:5:ARG:HG2	10:BJ:79:PRO:HG3	1.93	0.50
30:CD:133:THR:CG2	31:CA:1993:U:H4'	2.41	0.50
49:CV:7:ARG:O	49:CV:25:VAL:HB	2.10	0.50
47:CT:74:ILE:HD12	47:CT:105:VAL:HG22	1.93	0.50
42:DO:33:ILE:HD12	42:DO:114:GLU:HB3	1.92	0.50
12:BL:33:VAL:HG22	12:BL:79:VAL:HG22	1.93	0.50
55:DA:1554:U:H1'	59:DA:3219:PUT:H32	1.94	0.50
1:AA:269:C:H2'	1:AA:270:A:C8	2.46	0.50
8:AH:87:LYS:HB2	8:AH:125:ILE:CD1	2.41	0.50
12:AL:110:ARG:HB2	12:AL:119:VAL:HG21	1.91	0.50
31:CA:634:C:H2'	31:CA:635:C:C6	2.47	0.50
31:CA:974:G:H8	31:CA:990:A:H62	1.60	0.50
29:CC:158:ALA:HB3	31:CA:1820:U:O2'	2.11	0.50
29:DC:154:LEU:HD13	29:DC:176:LEU:HD21	1.94	0.50
31:CA:784:G:H5'	31:CA:785:G:OP1	2.12	0.50
29:DC:16:VAL:HG22	29:DC:206:GLY:HA3	1.94	0.50
1:AA:845:A:O4'	1:AA:845:A:P	2.69	0.50
21:AU:51:SER:HA	21:AU:54:LYS:HE3	1.94	0.50
33:DE:189:THR:HG21	70:DE:441:HOH:O	2.11	0.50
1:AA:619:U:C2	4:AD:132:ILE:HD11	2.47	0.49
31:CA:2043:C:C6	31:CA:2043:C:H5''	2.47	0.49
31:CA:2189:U:H2'	31:CA:2190:G:H8	1.77	0.49
31:CA:551:G:H8	31:CA:551:G:H5''	1.76	0.49
23:D2:25:LYS:HE2	23:D2:30:LYS:O	2.12	0.49
22:D1:4:GLN:HA	55:DA:2615:U:C2	2.47	0.49
26:C5:6:SER:HB3	31:CA:2466:C:H5''	1.94	0.49
31:CA:2796:U:H3	31:CA:2799:A:N6	2.02	0.49
34:CF:106:ILE:HD12	34:CF:139:PRO:HG2	1.94	0.49
55:DA:136:G:H1	55:DA:143:C:H42	1.60	0.49

Continued on next page...

Continued from previous page...

Atom-1	Atom-2	Interatomic distance (Å)	Clash overlap (Å)
55:DA:118:A:N3	55:DA:178:G:H1'	2.26	0.49
5:AE:157:ARG:HD2	8:AH:43:GLU:O	2.13	0.49
8:BH:2:SER:HB2	8:BH:4:GLN:HE21	1.77	0.49
55:DA:12:U:O2	55:DA:12:U:H2'	2.12	0.49
55:DA:2273:A:H2'	55:DA:2274:A:C8	2.47	0.49
55:DA:2796:U:H3	55:DA:2799:A:N6	1.99	0.49
3:AC:155:GLY:HA2	3:AC:163:ALA:HB1	1.94	0.49
9:AI:116:VAL:HG21	10:AJ:62:ARG:HB2	1.94	0.49
18:AR:36:SER:HA	18:AR:72:ASP:HB3	1.94	0.49
24:C3:2:LYS:HE2	31:CA:687:C:H5''	1.94	0.49
39:CL:103:VAL:O	39:CL:122:VAL:HB	2.12	0.49
13:AM:90:ARG:HH21	13:AM:95:LEU:HB3	1.77	0.49
11:BK:43:GLY:HA3	11:BK:74:VAL:HG12	1.93	0.49
31:CA:2822:G:H2'	31:CA:2823:A:H5''	1.95	0.49
49:DV:13:VAL:HG21	49:DV:39:ILE:HG21	1.93	0.49
50:DW:63:ILE:HG22	50:DW:65:VAL:HG23	1.94	0.49
3:AC:151:VAL:HG12	3:AC:200:VAL:HG22	1.94	0.49
3:AC:47:LEU:HD22	3:AC:76:VAL:HG22	1.95	0.49
55:DA:1180:U:H5''	55:DA:1180:U:H6	1.78	0.49
13:BM:90:ARG:HH21	13:BM:95:LEU:HB3	1.78	0.49
31:CA:2394:C:H5''	40:CM:63:LYS:HE2	1.94	0.49
40:CM:28:GLY:O	40:CM:29:LYS:O	2.30	0.49
54:DI:132:TYR:H	54:DI:133:GLU:HB2	1.77	0.49
12:AL:79:VAL:HG12	12:AL:102:LEU:HD23	1.94	0.49
48:CU:69:ARG:HB2	48:CU:74:ILE:HG22	1.95	0.49
39:DL:30:ARG:HD2	55:DA:2674:G:H4'	1.94	0.49
40:DM:21:ARG:HA	55:DA:811:U:H2'	1.93	0.49
32:DD:121:THR:HB	32:DD:127:PHE:CD2	2.48	0.49
37:DJ:103:ARG:HA	37:DJ:106:LEU:HD12	1.94	0.49
13:AM:86:TYR:CZ	13:AM:90:ARG:HD2	2.47	0.49
3:BC:47:LEU:HD22	3:BC:76:VAL:HG22	1.95	0.49
5:BE:90:THR:HG22	5:BE:91:GLY:N	2.28	0.49
31:CA:2095:A:H8	31:CA:2095:A:H5''	1.78	0.49
35:CG:17:VAL:HG11	35:CG:50:LEU:HD21	1.95	0.49
37:CJ:103:ARG:HA	37:CJ:106:LEU:HD12	1.93	0.49
55:DA:1417:C:H5'	55:DA:1588:G:H1'	1.95	0.49
35:DG:19:ILE:HG12	35:DG:24:ILE:HG12	1.94	0.49
1:AA:1492:A:C5'	12:AL:44:LYS:HG2	2.39	0.49
1:BA:404:G:N7	4:BD:2:ALA:HB3	2.28	0.49
13:BM:86:TYR:CZ	13:BM:90:ARG:HD2	2.47	0.49
31:CA:2074:U:H2'	31:CA:2075:U:C6	2.48	0.49

Continued on next page...

Continued from previous page...

Atom-1	Atom-2	Interatomic distance (Å)	Clash overlap (Å)
31:CA:136:G:H1	31:CA:143:C:H42	1.61	0.48
33:CE:21:ARG:HD3	33:CE:106:LYS:HB3	1.95	0.48
34:CF:44:ILE:HG21	34:CF:79:ILE:HG22	1.95	0.48
54:DI:23:LEU:HD13	54:DI:89:PRO:HD3	1.94	0.48
70:DK:307:HOH:O	45:DR:93:LYS:HD2	2.13	0.48
3:BC:155:GLY:HA2	3:BC:163:ALA:HB1	1.95	0.48
1:BA:266:G:H3'	17:BQ:69:LYS:HB2	1.95	0.48
19:BS:15:LEU:HD13	19:BS:33:THR:HG21	1.94	0.48
31:CA:1703:G:H2'	31:CA:1704:C:C6	2.48	0.48
31:CA:1794:A:H2'	31:CA:1795:C:C6	2.49	0.48
33:DE:21:ARG:HD2	70:DE:416:HOH:O	2.13	0.48
50:DW:51:GLN:HG2	50:DW:86:LEU:HD11	1.94	0.48
1:BA:209:U:O2	1:BA:209:U:H2'	2.13	0.48
5:BE:105:ILE:H	5:BE:123:VAL:H	1.61	0.48
31:CA:1274:A:N3	31:CA:1297:C:H1'	2.28	0.48
31:CA:2630:G:O4'	31:CA:2894:G:H1'	2.13	0.48
29:DC:199:GLU:O	29:DC:202:LEU:HB2	2.13	0.48
54:DI:31:ARG:HB2	54:DI:79:PRO:HG2	1.93	0.48
1:AA:266:G:H3'	17:AQ:69:LYS:HB2	1.95	0.48
1:AA:413:G:H5''	1:AA:414:A:H5'	1.96	0.48
10:AJ:52:LEU:HB2	14:AN:81:ARG:HD2	1.96	0.48
5:BE:106:ILE:HD11	5:BE:124:LEU:HD23	1.95	0.48
31:CA:2327:A:H2'	31:CA:2328:A:C8	2.49	0.48
31:CA:45:G:H5''	31:CA:46:G:H5'	1.96	0.48
31:CA:668:A:H2'	31:CA:670:A:H62	1.78	0.48
55:DA:2187:U:H5''	70:DA:4577:HOH:O	2.12	0.48
55:DA:2728:U:O2'	55:DA:2729:G:H5''	2.13	0.48
54:DI:26:VAL:HB	54:DI:83:ALA:HB3	1.95	0.48
50:CW:63:ILE:HG22	50:CW:65:VAL:HG23	1.95	0.48
52:CY:4:VAL:HG22	52:CY:11:ARG:HG3	1.95	0.48
55:DA:45:G:H5''	55:DA:46:G:H5'	1.95	0.48
1:AA:202:G:H21	1:AA:466:A:H61	1.60	0.48
1:AA:404:G:N7	4:AD:2:ALA:HB3	2.28	0.48
6:BF:3:HIS:H	6:BF:92:THR:HG23	1.78	0.48
27:C0:9:GLN:HB3	27:C0:32:ILE:HA	1.95	0.48
31:CA:586:A:H5'	33:CE:84:THR:HG21	1.96	0.48
31:CA:822:G:O6	31:CA:943:A:H2	1.96	0.48
31:CA:948:C:H1'	31:CA:984:A:C8	2.48	0.48
45:CR:87:SER:HB3	46:CS:52:PRO:HD3	1.94	0.48
19:BS:29:LYS:HB3	19:BS:30:PRO:HD2	1.96	0.48
31:CA:2636:C:H2'	31:CA:2637:U:C6	2.49	0.48

Continued on next page...

Continued from previous page...

Atom-1	Atom-2	Interatomic distance (Å)	Clash overlap (Å)
38:DK:9:GLU:HG2	70:DA:5165:HOH:O	2.13	0.48
1:AA:202:G:H1	1:AA:215:C:H42	1.62	0.48
31:CA:528:A:H3'	31:CA:528:A:C8	2.48	0.48
53:CZ:56:LEU:HA	53:CZ:59:GLU:HG2	1.96	0.48
24:D3:19:ARG:HG3	55:DA:126:A:O5'	2.14	0.48
55:DA:1975:G:H21	64:DA:3225:PGE:H22	1.79	0.48
39:CL:58:LEU:HD11	39:CL:86:LEU:HD13	1.96	0.48
32:DD:3:GLY:HA3	32:DD:204:LYS:HG2	1.95	0.48
41:DN:92:TRP:HE1	58:DN:201:MPD:HM1	1.78	0.48
22:C1:53:LYS:HE3	22:C1:56:ALA:HA	1.95	0.48
55:DA:1536:C:H4'	55:DA:1537:G:H5''	1.95	0.48
43:DP:35:ILE:HG21	43:DP:71:ALA:HA	1.96	0.48
51:DX:59:LEU:HD12	51:DX:80:ILE:HD12	1.96	0.48
17:AQ:15:ASP:HA	17:AQ:21:ILE:HG22	1.95	0.47
19:AS:29:LYS:HB3	19:AS:30:PRO:HD2	1.96	0.47
31:CA:1709:U:H2'	31:CA:1710:G:C8	2.49	0.47
34:CF:36:LEU:HD21	34:CF:91:LEU:CD1	2.45	0.47
40:DM:85:VAL:HB	40:DM:94:THR:HG22	1.96	0.47
8:AH:105:SER:HB2	8:AH:126:ILE:HD11	1.96	0.47
11:BK:24:HIS:HB3	11:BK:31:ILE:HG23	1.96	0.47
48:CU:28:ASN:ND2	48:CU:91:GLN:HB3	2.28	0.47
55:DA:2636:C:H2'	55:DA:2637:U:C6	2.49	0.47
65:DA:3224:SPD:H82	70:DA:4835:HOH:O	2.14	0.47
1:BA:108:G:N3	1:BA:108:G:H5''	2.30	0.47
13:BM:22:ILE:HB	13:BM:25:VAL:HG12	1.97	0.47
17:BQ:51:ASN:N	17:BQ:51:ASN:HD22	2.13	0.47
31:CA:532:A:H2'	31:CA:532:A:N3	2.30	0.47
35:CG:19:ILE:HG12	35:CG:24:ILE:HG12	1.96	0.47
42:CO:103:ARG:HD3	42:CO:110:MET:SD	2.55	0.47
3:BC:20:SER:HB3	14:BN:94:PRO:HG3	1.96	0.47
30:CD:3:GLY:HA3	30:CD:204:LYS:HG2	1.97	0.47
34:DF:44:ILE:HG21	34:DF:79:ILE:HG22	1.96	0.47
5:AE:90:THR:HG22	5:AE:91:GLY:N	2.29	0.47
23:C2:25:LYS:HE2	23:C2:30:LYS:O	2.14	0.47
31:CA:373:U:H2'	31:CA:374:A:H8	1.78	0.47
31:CA:782:A:H5'	31:CA:783:A:C2	2.50	0.47
51:CX:37:ILE:HG22	51:CX:38:VAL:HG23	1.94	0.47
55:DA:2547:A:H2'	55:DA:2548:U:C6	2.50	0.47
35:DG:86:LYS:HG2	35:DG:132:VAL:HG22	1.96	0.47
41:DN:3:GLN:HG3	41:DN:92:TRP:CD1	2.49	0.47
9:BI:116:VAL:HG21	10:BJ:62:ARG:HB2	1.97	0.47

Continued on next page...

Continued from previous page...

Atom-1	Atom-2	Interatomic distance (Å)	Clash overlap (Å)
20:BT:4:ILE:HA	20:BT:8:LYS:HE2	1.96	0.47
22:C1:8:PRO:HG2	31:CA:1264:A:H5'	1.96	0.47
29:CC:3:VAL:HG21	29:CC:202:LEU:HD23	1.97	0.47
41:CN:3:GLN:HG3	41:CN:92:TRP:CD1	2.49	0.47
42:CO:71:ARG:HG3	42:CO:71:ARG:O	2.15	0.47
43:CP:7:ARG:HA	43:CP:10:ARG:HE	1.80	0.47
23:D2:6:ARG:HG2	23:D2:24:THR:HB	1.96	0.47
38:DK:39:LYS:HZ1	55:DA:1007:C:P	2.37	0.47
1:AA:946:A:H2'	1:AA:947:G:C8	2.50	0.47
22:C1:25:VAL:HG13	22:C1:26:THR:H	1.78	0.47
31:CA:1936:A:C2	31:CA:1943:U:N3	2.62	0.47
29:CC:174:LEU:HD21	29:CC:184:VAL:HB	1.95	0.47
51:CX:59:LEU:HD12	51:CX:80:ILE:HD12	1.96	0.47
55:DA:2502:G:H5''	55:DA:2503:2MA:H5''	1.95	0.47
4:BD:201:VAL:HG11	5:BE:103:THR:HB	1.96	0.47
10:BJ:57:VAL:HG22	10:BJ:58:ASN:H	1.79	0.47
29:CC:199:GLU:O	29:CC:202:LEU:HB2	2.13	0.47
55:DA:851:C:H2'	55:DA:852:U:C6	2.50	0.47
53:DZ:56:LEU:HA	53:DZ:59:GLU:HG2	1.96	0.47
12:BL:79:VAL:HG12	12:BL:102:LEU:HD23	1.95	0.47
55:DA:1416:G:HO2'	55:DA:1417:C:H6	1.61	0.47
35:DG:164:TYR:HB2	35:DG:167:GLU:HB2	1.96	0.47
35:DG:17:VAL:HG11	35:DG:50:LEU:HD21	1.96	0.47
1:BA:376:G:H5''	16:BP:5:ARG:HB2	1.97	0.47
23:C2:6:ARG:HG2	23:C2:24:THR:HB	1.97	0.47
25:C4:8:ARG:HG3	31:CA:253:C:N4	2.30	0.47
31:CA:12:U:H2'	31:CA:12:U:O2	2.15	0.47
31:CA:1956:U:O2	31:CA:1985:C:H4'	2.15	0.47
30:CD:121:THR:HB	30:CD:127:PHE:CD2	2.50	0.47
35:CG:164:TYR:HB2	35:CG:167:GLU:HB2	1.96	0.47
31:CA:17:G:H4'	45:CR:25:TYR:HE2	1.80	0.47
22:D1:24:ALA:HB3	64:D1:102:PGE:H5	1.96	0.47
29:DC:160:THR:HG21	55:DA:1819:A:H5''	1.96	0.47
41:DN:33:LEU:HD13	41:DN:117:PHE:HB3	1.97	0.47
1:AA:411:A:P	4:AD:26:ARG:HH12	2.38	0.47
5:AE:107:ALA:HB2	5:AE:125:ALA:HB3	1.96	0.47
5:AE:57:PRO:O	5:AE:60:ILE:HG13	2.15	0.47
17:BQ:76:VAL:HG12	17:BQ:77:ARG:HG3	1.97	0.47
31:CA:1441:G:H2'	31:CA:1442:U:C6	2.50	0.47
35:CG:86:LYS:HG2	35:CG:132:VAL:HG22	1.97	0.47
33:DE:21:ARG:HD3	33:DE:106:LYS:HB3	1.96	0.47

Continued on next page...

Continued from previous page...

Atom-1	Atom-2	Interatomic distance (Å)	Clash overlap (Å)
39:DL:101:GLY:O	39:DL:120:PRO:HD2	2.15	0.47
39:DL:58:LEU:HD11	39:DL:86:LEU:HD13	1.96	0.47
8:AH:66:PHE:CD2	8:AH:67:GLN:HG2	2.51	0.46
1:BA:946:A:H2'	1:BA:947:G:C8	2.50	0.46
20:BT:44:LYS:HB3	20:BT:87:ALA:HB2	1.96	0.46
24:C3:19:ARG:HG3	31:CA:126:A:O5'	2.15	0.46
31:CA:851:C:H2'	31:CA:852:U:C6	2.50	0.46
31:CA:321:U:H5''	33:CE:131:THR:HG23	1.98	0.46
31:CA:2845:U:H5''	44:CQ:52:ASN:O	2.15	0.46
1:AA:604:G:H2'	1:AA:605:U:O4'	2.15	0.46
20:BT:24:ARG:O	20:BT:27:MET:HG3	2.15	0.46
23:C2:37:LYS:HG2	23:C2:48:ILE:HG13	1.97	0.46
30:CD:13:ARG:HH11	44:CQ:56:HIS:HA	1.79	0.46
47:DT:20:VAL:HG11	47:DT:44:ALA:HA	1.97	0.46
10:AJ:57:VAL:HG22	10:AJ:58:ASN:H	1.81	0.46
17:AQ:76:VAL:HG12	17:AQ:77:ARG:HG3	1.96	0.46
5:BE:105:ILE:HA	5:BE:123:VAL:HG23	1.98	0.46
31:CA:608:A:H2'	31:CA:609:A:C8	2.50	0.46
43:CP:35:ILE:HG21	43:CP:71:ALA:HA	1.98	0.46
31:CA:998:C:OP2	45:CR:58:ARG:NH2	2.48	0.46
41:DN:18[B]:ARG:HG3	28:DB:90:C:H5''	1.97	0.46
1:AA:108:G:H5''	1:AA:108:G:N3	2.29	0.46
2:AB:129:LEU:H	2:AB:129:LEU:HG	1.53	0.46
3:AC:20:SER:HB3	14:AN:94:PRO:HG3	1.96	0.46
1:BA:1001:C:H2'	1:BA:1002:G:H8	1.81	0.46
31:CA:2842:G:H2'	31:CA:2843:G:O4'	2.15	0.46
55:DA:1014:A:H1'	70:DA:6962:HOH:O	2.14	0.46
55:DA:1999:C:H5''	55:DA:2723:C:O2'	2.15	0.46
29:DC:3:VAL:HG21	29:DC:202:LEU:HD23	1.97	0.46
9:AI:7:TYR:HE1	9:AI:18:ARG:HB2	1.80	0.46
8:BH:105:SER:HB2	8:BH:126:ILE:HD11	1.97	0.46
31:CA:1509:A:HO2'	31:CA:1510:G:H8	1.63	0.46
47:CT:20:VAL:HG11	47:CT:44:ALA:HA	1.98	0.46
55:DA:858:G:H3'	55:DA:859:G:C8	2.51	0.46
40:DM:63:LYS:HE2	55:DA:2394:C:H5''	1.98	0.46
8:AH:29:SER:HB3	8:AH:57:PRO:HB2	1.97	0.46
9:AI:98:LEU:HB3	9:AI:104:VAL:HG13	1.97	0.46
12:AL:3:THR:HB	12:AL:6:GLN:HG3	1.98	0.46
1:BA:73:C:O2'	1:BA:74:A:H8	1.98	0.46
18:BR:36:SER:HA	18:BR:72:ASP:HB3	1.98	0.46
31:CA:1783:A:H5'	31:CA:2608:G:H4'	1.97	0.46

Continued on next page...

Continued from previous page...

Atom-1	Atom-2	Interatomic distance (Å)	Clash overlap (Å)
27:C0:14:ILE:HG12	31:CA:989:G:C8	2.50	0.46
55:DA:287:G:H1	55:DA:353:C:H42	1.64	0.46
1:AA:1001:C:H2'	1:AA:1002:G:H8	1.81	0.46
1:AA:79:G:H22	1:AA:90:C:H42	1.64	0.46
1:BA:374:A:H5''	1:BA:452:A:C2	2.51	0.46
1:BA:374:A:H5''	1:BA:452:A:N1	2.29	0.46
29:CC:228:VAL:HG21	70:CA:3406:HOH:O	2.16	0.46
31:CA:7:G:H4'	38:CK:15:TRP:CZ2	2.50	0.46
42:CO:2:ARG:HA	42:CO:5:LYS:HD2	1.98	0.46
45:CR:90:ILE:HG22	45:CR:95:LEU:HG	1.97	0.46
41:DN:16:ARG:HG3	41:DN:18[B]:ARG:HH11	1.81	0.46
1:BA:604:G:H2'	1:BA:605:U:O4'	2.16	0.46
5:BE:88:VAL:HG12	5:BE:93:ARG:HG2	1.97	0.46
10:BJ:52:LEU:HB2	14:BN:81:ARG:HD2	1.98	0.46
31:CA:2815:C:H2'	31:CA:2816:G:O4'	2.15	0.46
39:CL:101:GLY:O	39:CL:120:PRO:HD2	2.15	0.46
45:DR:4:VAL:HG22	55:DA:1199:U:H1'	1.98	0.46
41:DN:20:LEU:HD22	50:DW:81:PRO:HG2	1.98	0.46
1:AA:56:U:H2'	1:AA:57:G:C8	2.51	0.46
31:CA:1028:A:N6	31:CA:1125:G:H2'	2.30	0.46
31:CA:1587:G:H2'	31:CA:1588:G:H8	1.81	0.46
31:CA:443:A:H2'	33:CE:40:ARG:NH1	2.30	0.46
31:CA:532:A:N1	31:CA:2020:A:H1'	2.31	0.46
40:CM:85:VAL:HG11	40:CM:90:VAL:HG22	1.98	0.46
45:CR:76:TYR:CZ	45:CR:80:ILE:HG13	2.51	0.46
55:DA:2133:G:H21	55:DA:2158:A:N6	2.13	0.46
4:AD:177:LYS:HB3	4:AD:179:GLU:HG2	1.98	0.46
1:AA:967:5MC:O3'	9:AI:127:PHE:HE1	1.98	0.46
1:BA:1478:U:H2'	1:BA:1479:C:C6	2.51	0.46
31:CA:1405:U:H2'	31:CA:1406:U:C6	2.51	0.46
31:CA:1430:G:H2'	31:CA:1431:A:O4'	2.15	0.46
41:CN:33:LEU:HD13	41:CN:117:PHE:HB3	1.98	0.46
55:DA:1794:A:H2'	55:DA:1795:C:C6	2.50	0.46
38:DK:7:LYS:HG2	55:DA:538:A:H4'	1.97	0.46
5:AE:76:LEU:HD11	5:AE:120:VAL:HG22	1.99	0.45
1:BA:972:C:H4'	10:BJ:59:LYS:HG2	1.98	0.45
2:BB:111:ILE:HD12	2:BB:152:LYS:HA	1.97	0.45
30:CD:186:LEU:HD21	44:CQ:4:ILE:HG21	1.98	0.45
33:CE:75:SER:O	33:CE:78:TRP:HB2	2.15	0.45
55:DA:191:A:H2'	55:DA:192:C:C6	2.51	0.45
45:DR:6:ARG:HD3	55:DA:1250:G:C5'	2.46	0.45

Continued on next page...

Continued from previous page...

Atom-1	Atom-2	Interatomic distance (Å)	Clash overlap (Å)
1:AA:1478:U:H2'	1:AA:1479:C:C6	2.51	0.45
4:BD:177:LYS:HB3	4:BD:179:GLU:HG2	1.97	0.45
5:BE:57:PRO:O	5:BE:60:ILE:HG13	2.16	0.45
9:BI:7:TYR:HE1	9:BI:18:ARG:HB2	1.79	0.45
31:CA:2305:U:H5''	34:CF:131:GLY:HA3	1.97	0.45
31:CA:244:A:H5''	40:CM:67:THR:HG21	1.98	0.45
1:AA:403:C:H5'	4:AD:132:ILE:HG23	1.97	0.45
1:BA:774:G:H21	57:BA:1642:PG4:H62	1.81	0.45
26:C5:3:VAL:CG1	31:CA:2539:C:H5'	2.46	0.45
31:CA:804:A:H2'	31:CA:806:C:C4	2.51	0.45
33:CE:149:ILE:HD12	33:CE:172:ALA:HA	1.98	0.45
40:DM:32:GLY:HA2	55:DA:1190:G:H5''	1.98	0.45
55:DA:1587:G:H2'	55:DA:1588:G:H8	1.82	0.45
1:AA:376:G:H5''	16:AP:5:ARG:HB2	1.98	0.45
1:AA:923:A:OP1	5:AE:26:LYS:HG2	2.16	0.45
31:CA:1380:G:H1'	31:CA:1569:A:N6	2.32	0.45
31:CA:2350:C:H2'	31:CA:2351:G:O4'	2.17	0.45
45:DR:76:TYR:CZ	45:DR:80:ILE:HG13	2.52	0.45
31:CA:310:A:H5''	49:CV:15:THR:HG23	1.97	0.45
22:D1:22:LEU:HD23	62:D1:103:PEG:H31	1.99	0.45
55:DA:2128:G:H1	55:DA:2160:C:N4	2.13	0.45
43:DP:27:VAL:HG21	43:DP:40:ILE:HD12	1.98	0.45
2:AB:111:ILE:HD12	2:AB:152:LYS:HA	1.98	0.45
28:CB:57:A:C4'	34:CF:27:GLN:HG3	2.47	0.45
55:DA:1424:G:H21	64:DA:3214:PGE:H32	1.82	0.45
44:DQ:106:LYS:HA	44:DQ:109:ARG:HD3	1.99	0.45
14:BN:31:ILE:HG23	14:BN:42:TRP:HZ2	1.81	0.45
31:CA:720:U:H2'	31:CA:721:A:C8	2.52	0.45
30:CD:62:LYS:HE2	31:CA:2810:A:H5''	1.99	0.45
55:DA:742:A:H2'	55:DA:743:A:C8	2.52	0.45
2:AB:188:ASP:HB2	2:AB:204:ASP:OD2	2.16	0.45
1:BA:56:U:H2'	1:BA:57:G:C8	2.52	0.45
55:DA:2233:U:H2'	55:DA:2234:G:C8	2.52	0.45
45:DR:16:LYS:HE2	63:DA:3209:EDO:H21	1.98	0.45
1:AA:73:C:O2'	1:AA:74:A:H8	1.98	0.45
21:AU:4:ILE:HG13	21:AU:19:PHE:HA	1.99	0.45
1:BA:1003:G:H21	1:BA:1005:A:H5'	1.82	0.45
9:BI:57:MET:HG3	9:BI:61:LEU:HG	1.99	0.45
24:D3:12:ARG:HB2	55:DA:686:U:O4	2.17	0.45
38:DK:46:PRO:HD2	70:DK:360:HOH:O	2.17	0.45
41:DN:77:PRO:HG2	41:DN:80:VAL:HG21	1.98	0.45

Continued on next page...

Continued from previous page...

Atom-1	Atom-2	Interatomic distance (Å)	Clash overlap (Å)
2:BB:188:ASP:HB2	2:BB:204:ASP:OD2	2.17	0.45
46:CS:49:ILE:HB	46:CS:51:VAL:O	2.17	0.45
55:DA:31:C:O3'	55:DA:1238:G:H5''	2.17	0.45
32:DD:150[B]:MEQ:HG3	55:DA:2032:G:N3	2.31	0.45
54:DI:126:LEU:HA	54:DI:129:LEU:HD12	1.98	0.45
1:AA:109:A:H2'	1:AA:326:G:N2	2.31	0.44
5:BE:157:ARG:HG3	8:BH:43:GLU:O	2.17	0.44
31:CA:191:A:H2'	31:CA:192:C:C6	2.52	0.44
66:DA:3202:1PE:H162	70:DA:3315:HOH:O	2.16	0.44
42:DO:55:ALA:HA	42:DO:80:PHE:CE2	2.53	0.44
11:AK:52:PHE:HE2	11:AK:65:VAL:HG21	1.82	0.44
1:BA:109:A:H2'	1:BA:326:G:N2	2.32	0.44
2:BB:129:LEU:H	2:BB:129:LEU:HG	1.53	0.44
1:BA:1106:G:H5''	3:BC:172:ARG:HG3	1.99	0.44
11:BK:52:PHE:HE2	11:BK:65:VAL:HG21	1.81	0.44
31:CA:287:G:H1	31:CA:353:C:H42	1.65	0.44
31:CA:247:G:H4'	31:CA:386:G:C5	2.52	0.44
41:CN:69:PRO:HA	41:CN:94:ALA:HB2	1.99	0.44
43:CP:27:VAL:HG21	43:CP:40:ILE:HD12	2.00	0.44
28:CB:28:C:OP1	43:CP:31:THR:HG21	2.16	0.44
1:BA:322:C:H5	1:BA:328:C:C5	2.36	0.44
13:BM:16:VAL:HG13	13:BM:34:LEU:HD12	1.98	0.44
31:CA:1434:A:H2'	31:CA:1435:G:C8	2.52	0.44
31:CA:2298:A:C2	31:CA:2321:U:N3	2.85	0.44
31:CA:2607:G:H2'	31:CA:2608:G:O4'	2.16	0.44
50:CW:38:LEU:HD21	50:CW:65:VAL:HG11	1.99	0.44
1:AA:715:A:H2'	1:AA:716:A:C8	2.53	0.44
1:AA:1329:A:H5''	13:AM:26:GLY:H	1.81	0.44
1:BA:1329:A:H5''	13:BM:26:GLY:H	1.82	0.44
1:BA:328:C:H2'	1:BA:328:C:O2	2.17	0.44
1:BA:923:A:OP1	5:BE:26:LYS:HG2	2.18	0.44
17:BQ:31:HIS:HE1	17:BQ:33:ILE:HD12	1.82	0.44
20:BT:69:LYS:HG3	20:BT:69:LYS:H	1.57	0.44
21:BU:4:ILE:HG13	21:BU:19:PHE:HA	1.99	0.44
31:CA:1638:C:H4'	31:CA:2710:C:O2	2.17	0.44
50:CW:63:ILE:CD1	50:CW:72:VAL:HG21	2.47	0.44
50:DW:63:ILE:CD1	50:DW:72:VAL:HG21	2.47	0.44
20:BT:58:VAL:HG13	20:BT:72:ALA:HB1	1.98	0.44
31:CA:582:A:H2'	31:CA:583:G:C8	2.53	0.44
31:CA:588:U:H2'	31:CA:589:U:C6	2.53	0.44
28:CB:14:U:H2'	28:CB:15:A:C2	2.52	0.44

Continued on next page...

Continued from previous page...

Atom-1	Atom-2	Interatomic distance (Å)	Clash overlap (Å)
35:CG:76:VAL:O	35:CG:80:THR:HG22	2.18	0.44
55:DA:2324:U:H3'	55:DA:2325:G:H5''	2.00	0.44
44:DQ:31:TRP:CE2	44:DQ:40:LEU:HD21	2.52	0.44
8:AH:94:LYS:HB3	8:AH:117:ARG:HH22	1.82	0.44
9:AI:57:MET:HG3	9:AI:61:LEU:HG	1.99	0.44
13:AM:90:ARG:HD3	13:AM:97:VAL:HA	1.99	0.44
1:BA:1496:C:H2'	1:BA:1497:G:O4'	2.17	0.44
1:BA:439:U:H5''	4:BD:121:LYS:HD2	1.99	0.44
13:BM:90:ARG:HD3	13:BM:97:VAL:HA	1.99	0.44
21:BU:51:SER:HA	21:BU:54:LYS:HE3	2.00	0.44
31:CA:1327:A:H2'	31:CA:1328:A:O4'	2.17	0.44
31:CA:1636:U:H2'	31:CA:1637:A:C8	2.52	0.44
31:CA:686:U:H2'	31:CA:788:A:N1	2.32	0.44
29:CC:155:ALA:HB2	29:CC:162:VAL:HG23	1.98	0.44
45:CR:112:LYS:HD3	46:CS:48:LYS:HG3	2.00	0.44
55:DA:136:G:H1	55:DA:143:C:N4	2.16	0.44
55:DA:2262:U:H4'	55:DA:2328:A:C2	2.53	0.44
55:DA:783:A:N3	55:DA:783:A:H2'	2.33	0.44
3:AC:47:LEU:HB3	3:AC:50:ALA:HB3	2.00	0.44
17:AQ:31:HIS:HE1	17:AQ:33:ILE:HD12	1.83	0.44
7:BG:111:ARG:HB3	7:BG:119:ARG:HG2	2.00	0.44
8:BH:29:SER:HB3	8:BH:57:PRO:HB2	2.00	0.44
27:C0:7:ILE:HD13	27:C0:27:LEU:HD22	2.00	0.44
1:BA:967:5MC:O3'	9:BI:127:PHE:HE1	2.00	0.44
9:BI:98:LEU:HB3	9:BI:104:VAL:HG13	1.98	0.44
26:C5:38:GLY:HA2	31:CA:1125:G:H5'	1.99	0.44
31:CA:1680:U:H2'	31:CA:1681:G:O4'	2.18	0.44
31:CA:2190:G:H2'	31:CA:2191:A:H8	1.83	0.44
31:CA:587:C:O2'	40:CM:19:LEU:HD13	2.17	0.44
29:DC:97:LYS:HD3	29:DC:97:LYS:HA	1.68	0.44
47:DT:73:LYS:HD3	66:DA:3185:1PE:H232	2.00	0.44
50:DW:38:LEU:HD21	50:DW:65:VAL:HG11	1.99	0.44
1:AA:1003:G:H21	1:AA:1005:A:H5'	1.82	0.44
1:AA:328:C:H2'	1:AA:328:C:O2	2.17	0.44
1:AA:439:U:H5''	4:AD:121:LYS:HD2	1.99	0.44
24:C3:9:VAL:HG23	31:CA:1309:G:H5''	2.00	0.44
31:CA:1363:C:H2'	31:CA:1364:G:C8	2.53	0.44
29:CC:160:THR:HG21	31:CA:1819:A:H5''	2.00	0.44
31:CA:826:U:O2'	40:CM:53:GLY:HA3	2.17	0.44
34:CF:31:VAL:HG11	34:CF:97:TRP:CH2	2.53	0.44
55:DA:1101:U:H2'	55:DA:1102:C:C6	2.53	0.44

Continued on next page...

Continued from previous page...

Atom-1	Atom-2	Interatomic distance (Å)	Clash overlap (Å)
55:DA:1328:A:H2'	55:DA:1330:C:C5	2.53	0.44
55:DA:1975:G:H21	64:DA:3225:PGE:C2	2.31	0.44
55:DA:720:U:H2'	55:DA:721:A:C8	2.53	0.44
54:DI:3:LEU:HD12	54:DI:56:ARG:NH2	2.33	0.44
37:DJ:14:ALA:HB3	37:DJ:17:MET:HB2	2.00	0.44
6:AF:38:ARG:HE	6:AF:63:ASN:ND2	2.16	0.43
8:BH:102:ALA:HB3	8:BH:113:ASP:HB3	2.00	0.43
12:BL:64:THR:HG23	12:BL:93:VAL:HA	1.99	0.43
14:BN:31:ILE:HG23	14:BN:42:TRP:CZ2	2.53	0.43
31:CA:1324:G:H1'	31:CA:1616:A:N6	2.33	0.43
31:CA:729:G:H2'	31:CA:1775:U:H1'	1.99	0.43
36:CH:82:SER:HB2	36:CH:94:ILE:HD11	2.00	0.43
38:CK:117:ALA:HA	38:CK:120:ARG:HD2	2.00	0.43
44:CQ:106:LYS:HA	44:CQ:109:ARG:HD3	1.99	0.43
31:CA:328:U:O3'	49:CV:66:GLN:HG3	2.18	0.43
26:D5:2:LYS:HE2	26:D5:4:ARG:HH11	1.83	0.43
22:D1:9:THR:HG21	55:DA:2020:A:H5'	2.00	0.43
55:DA:2607:G:H2'	55:DA:2608:G:O4'	2.17	0.43
55:DA:588:U:H2'	55:DA:589:U:C6	2.53	0.43
29:DC:155:ALA:HB2	29:DC:162:VAL:HG23	2.00	0.43
1:BA:438:U:H5'	4:BD:120:HIS:HB3	1.99	0.43
9:BI:120:LYS:HB2	9:BI:123:ARG:HB3	2.00	0.43
55:DA:1637:A:H5'	55:DA:1760:C:O2'	2.18	0.43
38:DK:117:ALA:HA	38:DK:120:ARG:HD2	2.00	0.43
1:AA:438:U:H5'	4:AD:120:HIS:HB3	2.00	0.43
10:AJ:49:PHE:CE1	14:AN:77:PHE:HZ	2.36	0.43
4:BD:85:ASN:HA	5:BE:102:GLY:CA	2.41	0.43
14:BN:28:LYS:HA	14:BN:31:ILE:HG22	1.99	0.43
31:CA:2190:G:H2'	31:CA:2191:A:C8	2.54	0.43
31:CA:357:C:H2'	31:CA:358:U:C6	2.53	0.43
34:CF:36:LEU:HB2	34:CF:57:LEU:HD21	2.00	0.43
55:DA:1433:A:O2'	55:DA:1434:A:H5'	2.19	0.43
55:DA:357:C:H2'	55:DA:358:U:C6	2.53	0.43
51:DX:41[A]:ARG:HH12	55:DA:2262:U:H5''	1.84	0.43
1:BA:1493:A:H1'	31:CA:1913:A:H61	1.82	0.43
1:BA:79:G:H22	1:BA:90:C:H42	1.65	0.43
3:BC:113:ALA:O	3:BC:200:VAL:HG11	2.18	0.43
31:CA:373:U:H2'	31:CA:374:A:C8	2.53	0.43
31:CA:460:A:H2'	31:CA:461:C:O4'	2.18	0.43
26:D5:36:ARG:HD3	55:DA:2742:G:OP1	2.19	0.43
55:DA:138:U:H5'	55:DA:139:U:H5'	1.99	0.43

Continued on next page...

Continued from previous page...

Atom-1	Atom-2	Interatomic distance (Å)	Clash overlap (Å)
55:DA:278:A:H2'	55:DA:278:A:N3	2.33	0.43
55:DA:686:U:H2'	55:DA:788:A:N1	2.33	0.43
54:DI:27:VAL:HG13	54:DI:80:THR:HG23	2.00	0.43
45:DR:19:LYS:HB3	57:DR:202:PG4:H41	2.00	0.43
45:DR:90:ILE:HG22	45:DR:95:LEU:HG	2.00	0.43
1:AA:649:A:H2'	1:AA:650:G:O4'	2.17	0.43
8:AH:102:ALA:HB3	8:AH:113:ASP:HB3	2.01	0.43
1:BA:1062:U:H2'	1:BA:1063:C:C6	2.54	0.43
17:BQ:28:PHE:HD2	17:BQ:37:PHE:HB3	1.84	0.43
30:CD:141:ARG:HB2	31:CA:1656:C:H5''	2.01	0.43
31:CA:278:A:N3	31:CA:278:A:H2'	2.33	0.43
30:CD:101:PHE:O	30:CD:104:VAL:HG22	2.19	0.43
55:DA:2800:A:C2	55:DA:2895:G:H1'	2.53	0.43
32:DD:155:VAL:HG21	55:DA:2618:G:H21	1.84	0.43
36:DH:104:THR:HG22	36:DH:109:GLU:HA	1.99	0.43
1:AA:1496:C:H2'	1:AA:1497:G:O4'	2.18	0.43
9:AI:99:ARG:HG2	9:AI:104:VAL:HG21	2.01	0.43
31:CA:136:G:H1	31:CA:143:C:N4	2.17	0.43
31:CA:20:C:H2'	31:CA:21:A:C8	2.53	0.43
55:DA:2251:OMG:H1'	55:DA:2251:OMG:HM23	1.73	0.43
55:DA:2479:U:OP1	55:DA:2537:U:H1'	2.19	0.43
55:DA:2031:A:C6	55:DA:2498:OMC:H1'	2.53	0.43
55:DA:340:A:H2'	55:DA:341:C:O4'	2.19	0.43
55:DA:57:C:H2'	55:DA:58:G:O4'	2.19	0.43
42:DO:51:LEU:HA	42:DO:51:LEU:HD23	1.88	0.43
1:AA:202:G:O2'	1:AA:468:A:H8	2.02	0.43
7:AG:111:ARG:HB3	7:AG:119:ARG:HG2	2.00	0.43
1:BA:649:A:H2'	1:BA:650:G:O4'	2.18	0.43
1:BA:840:C:H2'	1:BA:841:C:O4'	2.19	0.43
31:CA:1101:U:H2'	31:CA:1102:C:C6	2.53	0.43
28:CB:57:A:O4'	34:CF:27:GLN:HG3	2.18	0.43
55:DA:784:G:H5'	55:DA:785:G:OP1	2.18	0.43
36:DH:82:SER:HB2	36:DH:94:ILE:HD11	1.99	0.43
11:BK:84:VAL:HG11	11:BK:97:ILE:HG12	2.01	0.43
31:CA:2031:A:C6	31:CA:2498:OMC:H1'	2.54	0.43
55:DA:142:A:H2'	55:DA:143:C:C6	2.53	0.43
55:DA:184:C:H2'	55:DA:185:G:H8	1.84	0.43
55:DA:2849:U:H4'	55:DA:2868:A:C2	2.54	0.43
54:DI:132:TYR:N	54:DI:133:GLU:HB2	2.33	0.43
33:DE:32:VAL:HG21	40:DM:6:LEU:HD13	2.00	0.43
49:DV:51:ALA:O	49:DV:52:LEU:HB2	2.18	0.43

Continued on next page...

Continued from previous page...

Atom-1	Atom-2	Interatomic distance (Å)	Clash overlap (Å)
1:AA:957:U:O2	1:AA:959:A:H8	2.02	0.43
3:BC:22:TRP:HB3	3:BC:59:ARG:H	1.84	0.43
5:BE:104:GLY:HA3	5:BE:122:ASN:HA	2.01	0.43
8:BH:94:LYS:HB3	8:BH:117:ARG:HH22	1.84	0.43
29:CC:88:SER:HB2	29:CC:158:ALA:HB2	2.01	0.43
42:CO:55:ALA:HA	42:CO:80:PHE:CE2	2.53	0.43
46:CS:38:VAL:HG22	46:CS:57:GLY:HA3	2.01	0.43
22:D1:12:LYS:HD2	22:D1:12:LYS:HA	1.85	0.43
22:D1:50:ARG:NH2	55:DA:2884[A]:U:H4'	2.33	0.43
55:DA:526:A:H2'	70:DA:3565:HOH:O	2.19	0.43
29:DC:35:GLU:HG3	29:DC:64:ILE:HD11	2.00	0.43
33:DE:3:LEU:HD12	33:DE:14:VAL:HG11	2.00	0.43
1:AA:1358:U:H3	1:AA:1363:A:H62	1.67	0.43
20:AT:24:ARG:HD3	20:AT:24:ARG:N	2.34	0.43
13:BM:11:ASP:HA	13:BM:45:ILE:HD13	1.99	0.43
31:CA:2025:C:H2'	31:CA:2026:U:C6	2.54	0.43
31:CA:2514:U:H2'	31:CA:2515:C:C6	2.54	0.43
31:CA:2469:A:H4'	41:CN:55:ARG:HD3	2.00	0.43
47:DT:72:THR:CG2	47:DT:108:SER:HB3	2.48	0.43
48:DU:28:ASN:OD1	48:DU:91:GLN:HB3	2.19	0.43
52:DY:7:VAL:HG23	52:DY:51:VAL:HG12	2.01	0.43
53:DZ:47:ARG:HD3	70:DZ:102:HOH:O	2.19	0.43
1:BA:12:U:H4'	1:BA:526:C:H4'	1.99	0.42
3:BC:47:LEU:HB3	3:BC:50:ALA:HB3	2.01	0.42
41:CN:69:PRO:O	41:CN:93:VAL:O	2.37	0.42
32:DD:150[A]:MEQ:OE1	55:DA:2032:G:H1'	2.19	0.42
51:DX:21:LEU:HD11	51:DX:41[A]:ARG:HE	1.83	0.42
1:BA:957:U:O2	1:BA:959:A:H8	2.02	0.42
31:CA:184:C:H2'	31:CA:185:G:H8	1.83	0.42
28:CB:14:U:H2'	28:CB:15:A:H2	1.84	0.42
37:CJ:14:ALA:HB3	37:CJ:17:MET:HB2	2.00	0.42
1:AA:1346:A:H61	1:AA:1374:A:H3'	1.84	0.42
11:AK:84:VAL:HG11	11:AK:97:ILE:HG12	2.00	0.42
13:AM:80:LEU:HD22	13:AM:87:ARG:HB3	2.01	0.42
1:BA:429:U:H1'	1:BA:430:A:H5''	2.01	0.42
9:BI:19:VAL:HG11	9:BI:83:ILE:HA	2.01	0.42
31:CA:1182:G:H2'	31:CA:1183:U:O4'	2.19	0.42
31:CA:685:A:H1'	31:CA:688:U:O4	2.20	0.42
36:CH:3:VAL:HG12	36:CH:38:PRO:HA	2.01	0.42
39:CL:35:VAL:HG12	39:CL:106:GLU:HG2	1.99	0.42
41:CN:77:PRO:HG2	41:CN:80:VAL:HG21	2.02	0.42

Continued on next page...

Continued from previous page...

Atom-1	Atom-2	Interatomic distance (Å)	Clash overlap (Å)
31:CA:2261:C:H5''	51:CX:19:LYS:HZ1	1.84	0.42
55:DA:745:1MG:HN21	55:DA:745:1MG:HM11	1.74	0.42
48:DU:11:LEU:HD22	48:DU:32:LEU:HD13	2.01	0.42
1:BA:1068:G:N7	1:BA:1094:G:H2'	2.35	0.42
6:AF:16:GLU:HB3	4:BD:189:SER:HA	2.01	0.42
4:BD:48:LEU:HD21	4:BD:56:ARG:HG3	2.01	0.42
13:BM:54:ASP:HA	13:BM:57:ARG:HD2	2.01	0.42
31:CA:1250:G:C5'	45:CR:6:ARG:HD3	2.49	0.42
31:CA:2339:C:H2'	31:CA:2340:A:C8	2.55	0.42
31:CA:571:U:H4'	31:CA:573:U:H5	1.84	0.42
29:CC:35:GLU:HG3	29:CC:64:ILE:HD11	2.01	0.42
33:CE:3:LEU:HD12	33:CE:14:VAL:HG11	2.01	0.42
36:CH:104:THR:HG22	36:CH:109:GLU:HA	1.99	0.42
38:CK:58:ASN:HA	38:CK:126:ALA:O	2.19	0.42
54:DI:50:VAL:HG11	54:DI:92:ALA:HB2	2.00	0.42
37:DJ:11:LEU:HD22	37:DJ:24:VAL:HG23	2.01	0.42
10:AJ:19:ASP:HA	10:AJ:22:THR:HB	2.02	0.42
10:BJ:26:VAL:HG21	10:BJ:39:PRO:HD3	2.02	0.42
31:CA:142:A:H2'	31:CA:143:C:C6	2.54	0.42
40:CM:95:LEU:HD22	40:CM:100:ILE:HG12	2.01	0.42
55:DA:2327:A:H5''	70:DA:7160:HOH:O	2.19	0.42
55:DA:2328:A:H2'	55:DA:2329:U:C6	2.54	0.42
46:DS:79:ARG:NH2	55:DA:572:A:H5'	2.34	0.42
55:DA:634:C:H2'	55:DA:635:C:C6	2.55	0.42
44:DQ:92:VAL:HG21	44:DQ:97:LEU:HD11	2.02	0.42
31:CA:1386:C:H2'	31:CA:1387:A:C8	2.55	0.42
31:CA:580:U:O3'	45:CR:31:VAL:HG13	2.20	0.42
31:CA:976:G:H2'	31:CA:977:G:H8	1.84	0.42
34:CF:104:ILE:HG23	34:CF:176:PRO:HD3	2.01	0.42
23:D2:15:ALA:HB2	23:D2:47:VAL:HG21	2.02	0.42
1:AA:1289:A:H3'	1:AA:1290:G:H8	1.85	0.42
4:AD:48:LEU:HD21	4:AD:56:ARG:HG3	2.02	0.42
1:BA:1508:A:H2'	1:BA:1509:C:O4'	2.20	0.42
1:BA:76:G:H1	1:BA:93:U:H3	1.68	0.42
31:CA:2328:A:H2'	31:CA:2329:U:C6	2.55	0.42
26:C5:4:ARG:HB2	31:CA:2466:C:OP1	2.19	0.42
30:CD:3:GLY:O	30:CD:4:LEU:HD13	2.20	0.42
31:CA:2060:A:N6	33:CE:69:ARG:NH2	2.67	0.42
49:CV:94:ARG:HB3	49:CV:103:ILE:HD12	2.02	0.42
55:DA:1381:G:H1'	55:DA:1571:A:N1	2.34	0.42
54:DI:12:VAL:O	54:DI:16:SER:HB2	2.19	0.42

Continued on next page...

Continued from previous page...

Atom-1	Atom-2	Interatomic distance (Å)	Clash overlap (Å)
41:DN:16:ARG:HG3	41:DN:18[B]:ARG:NH1	2.34	0.42
11:AK:31:ILE:HG12	11:AK:46:THR:CG2	2.47	0.42
1:BA:1346:A:H61	1:BA:1374:A:H3'	1.85	0.42
37:CJ:11:LEU:HD22	37:CJ:24:VAL:HG23	2.02	0.42
37:CJ:19:ASN:N	37:CJ:20:PRO:HD2	2.34	0.42
55:DA:476:G:H4'	55:DA:502:A:N1	2.35	0.42
55:DA:644:A:H2'	55:DA:645:C:O4'	2.20	0.42
1:AA:429:U:H1'	1:AA:430:A:H5''	2.01	0.42
6:AF:47:LEU:HD13	6:AF:51:ILE:HG12	2.01	0.42
1:AA:1250:A:O3'	9:AI:69:GLY:HA2	2.20	0.42
16:AP:61:VAL:HG21	16:AP:67:ILE:HD11	2.01	0.42
1:BA:214:C:H2'	1:BA:215:C:H6	1.85	0.42
5:BE:81:LEU:HB3	5:BE:147:MET:SD	2.60	0.42
26:C5:8:LYS:HE3	31:CA:1031:G:H5''	2.02	0.42
31:CA:1077:A:H4'	37:CJ:94:ASN:HB2	2.02	0.42
37:CJ:24:VAL:HG22	37:CJ:28:LEU:HD22	2.02	0.42
55:DA:2262:U:H4'	55:DA:2328:A:H2	1.85	0.42
55:DA:2514:U:H2'	55:DA:2515:C:C6	2.54	0.42
55:DA:624:C:O2'	55:DA:657:U:H5''	2.20	0.42
37:DJ:19:ASN:N	37:DJ:20:PRO:HD2	2.34	0.42
50:DW:51:GLN:HB2	50:DW:57:TYR:OH	2.19	0.42
1:AA:1057:G:O3'	3:AC:197:GLY:HA3	2.20	0.42
1:AA:1238:A:H5'	1:AA:1336:C:H41	1.84	0.42
10:AJ:5:ARG:HG3	10:AJ:77:VAL:HA	2.02	0.42
1:BA:17:U:H2'	1:BA:18:C:C6	2.55	0.42
9:BI:6:TYR:HB2	9:BI:21:ILE:HB	2.02	0.42
31:CA:2626:C:H2'	31:CA:2627:G:O4'	2.19	0.42
31:CA:782:A:H4'	31:CA:783:A:O5'	2.19	0.42
55:DA:1353:A:O4'	55:DA:1569:A:H2	2.01	0.42
55:DA:2339:C:H2'	55:DA:2340:A:C8	2.55	0.42
55:DA:2585:U:O2'	55:DA:2586:U:H5'	2.20	0.42
45:DR:6:ARG:NH1	55:DA:585:G:N7	2.67	0.42
33:DE:131:THR:HG23	33:DE:160:ALA:O	2.19	0.42
1:AA:1108:G:H5''	3:AC:176:HIS:ND1	2.35	0.41
1:AA:322:C:H5	1:AA:328:C:C5	2.37	0.41
4:BD:130:VAL:HG11	4:BD:135:TYR:CG	2.54	0.41
5:BE:126:LYS:HG2	5:BE:128:TYR:CZ	2.55	0.41
13:BM:6:GLY:O	13:BM:7:ILE:HG13	2.20	0.41
29:CC:85:PRO:HG3	31:CA:1567:G:H3'	2.02	0.41
31:CA:538:A:H4'	38:CK:7:LYS:HG2	2.02	0.41
55:DA:503:A:H5'	55:DA:505:A:OP1	2.20	0.41

Continued on next page...

Continued from previous page...

Atom-1	Atom-2	Interatomic distance (Å)	Clash overlap (Å)
42:DO:28:LEU:HD23	42:DO:48:VAL:HG21	2.02	0.41
46:DS:21:ARG:HH21	57:DS:202:PG4:H71	1.85	0.41
49:DV:17:LYS:HE3	49:DV:40:ASN:HA	2.02	0.41
1:AA:77:A:H2'	1:AA:78:A:C8	2.55	0.41
3:AC:7:PRO:HD2	3:AC:184:TYR:CD1	2.55	0.41
11:AK:25:ALA:HA	11:AK:30:THR:HG22	2.02	0.41
1:BA:1308:U:H2'	1:BA:1309:G:H8	1.85	0.41
6:BF:99:ALA:O	6:BF:100:SER:HB3	2.19	0.41
31:CA:2313:C:H5''	34:CF:88:LYS:HD3	2.02	0.41
31:CA:2728:U:O2'	31:CA:2729:G:H5''	2.20	0.41
31:CA:340:A:H2'	31:CA:341:C:O4'	2.20	0.41
42:CO:28:LEU:HD23	42:CO:48:VAL:HG21	2.01	0.41
50:CW:77:VAL:HG23	50:CW:89:ILE:HG12	2.02	0.41
70:DD:411:HOH:O	55:DA:1671:U:H4'	2.20	0.41
1:AA:1151:A:O2'	1:AA:1152:A:H8	2.02	0.41
1:AA:1338:G:H2'	1:AA:1339:A:C8	2.56	0.41
9:AI:19:VAL:HG11	9:AI:83:ILE:HA	2.02	0.41
1:BA:1277:C:HO2'	1:BA:1279:G:H8	1.67	0.41
10:BJ:19:ASP:HA	10:BJ:22:THR:HB	2.02	0.41
31:CA:550:C:H2'	31:CA:551:G:H5''	2.03	0.41
31:CA:78:U:H2'	31:CA:79:C:C6	2.56	0.41
48:CU:45:ALA:O	48:CU:49:LYS:HG2	2.19	0.41
50:CW:51:GLN:HB2	50:CW:57:TYR:OH	2.21	0.41
55:DA:825:A:H5''	59:DA:3223:PUT:H12	2.02	0.41
54:DI:94:ARG:HG2	54:DI:127:ALA:HA	2.01	0.41
38:DK:58:ASN:HA	38:DK:126:ALA:O	2.21	0.41
1:AA:1508:A:H2'	1:AA:1509:C:O4'	2.21	0.41
8:AH:96:MET:HE2	8:AH:130:ALA:HB1	2.01	0.41
31:CA:1101:U:H2'	31:CA:1102:C:H6	1.86	0.41
31:CA:1326:U:H2'	31:CA:1327:A:H8	1.85	0.41
34:CF:40:VAL:HG23	34:CF:86:GLY:HA2	2.02	0.41
55:DA:1515:A:H2'	55:DA:1516:G:O4'	2.20	0.41
55:DA:2255:G:H21	69:DA:3220:TRS:H12	1.85	0.41
55:DA:2324:U:H3'	55:DA:2325:G:C5'	2.51	0.41
55:DA:825:A:H2'	55:DA:826:U:O4'	2.21	0.41
34:DF:34:ILE:HG12	34:DF:156:ILE:HG12	2.02	0.41
34:DF:36:LEU:HB2	34:DF:57:LEU:HD21	2.02	0.41
2:AB:187:VAL:HG13	2:AB:191:SER:HB2	2.03	0.41
14:AN:46:LEU:HA	14:AN:49:GLN:HE21	1.85	0.41
16:AP:57:ILE:O	16:AP:61:VAL:HG23	2.20	0.41
1:BA:1238:A:H5'	1:BA:1336:C:H41	1.85	0.41

Continued on next page...

Continued from previous page...

Atom-1	Atom-2	Interatomic distance (Å)	Clash overlap (Å)
13:BM:80:LEU:HD22	13:BM:87:ARG:HB3	2.02	0.41
23:C2:15:ALA:HB2	23:C2:47:VAL:HG21	2.03	0.41
31:CA:2579:C:H2'	31:CA:2580:PSU:O4'	2.20	0.41
5:AE:15:LEU:HA	5:AE:37:THR:HG22	2.03	0.41
8:AH:96:MET:CE	8:AH:130:ALA:HB1	2.49	0.41
1:BA:715:A:H2'	1:BA:716:A:C8	2.54	0.41
31:CA:1141:U:H4'	31:CA:1142:A:O4'	2.20	0.41
31:CA:1363:C:H2'	31:CA:1364:G:H8	1.85	0.41
31:CA:477:A:H2'	31:CA:478:A:C8	2.55	0.41
31:CA:784:G:H3'	70:CA:3540:HOH:O	2.20	0.41
36:CH:27:ARG:HA	36:CH:27:ARG:HD3	1.92	0.41
55:DA:1386:C:H2'	55:DA:1387:A:C8	2.55	0.41
55:DA:2117:A:H61	55:DA:2171:A:H61	1.69	0.41
33:DE:45:ALA:HB3	55:DA:38:A:H5'	2.02	0.41
55:DA:572:A:H5''	55:DA:573:U:OP2	2.21	0.41
55:DA:68:G:H2'	55:DA:69:C:O4'	2.19	0.41
54:DI:130:PRO:HG2	54:DI:134:GLU:HG2	2.02	0.41
52:DY:29:PHE:HB3	55:DA:396:G:H1'	2.02	0.41
1:BA:1250:A:O3'	9:BI:69:GLY:HA2	2.21	0.41
1:BA:216:U:H4'	1:BA:464:U:H4'	2.02	0.41
1:BA:310:G:H5''	16:BP:31:ARG:HB2	2.02	0.41
9:BI:99:ARG:HG2	9:BI:104:VAL:HG21	2.01	0.41
11:BK:45:ALA:HB3	11:BK:70:CYS:HB2	2.03	0.41
19:BS:30:PRO:HB2	19:BS:50:ALA:HB2	2.03	0.41
31:CA:1294:U:H6	31:CA:1294:U:H5''	1.85	0.41
31:CA:1311:G:N2	31:CA:1603:A:H62	2.14	0.41
31:CA:1638:C:H5''	31:CA:2710:C:O2'	2.21	0.41
31:CA:2641:G:H5''	38:CK:78:THR:HB	2.02	0.41
55:DA:1804:C:O5'	55:DA:1804:C:H6	2.03	0.41
34:DF:132:VAL:HG22	34:DF:152:LEU:HG	2.03	0.41
35:DG:52:PHE:N	35:DG:52:PHE:CD1	2.89	0.41
36:DH:126:GLY:H	36:DH:146:VAL:HB	1.85	0.41
49:DV:94:ARG:HB3	49:DV:103:ILE:HD12	2.01	0.41
1:AA:1052:G:H22	1:AA:1206:G:H1	1.69	0.41
1:BA:1289:A:H3'	1:BA:1290:G:H8	1.85	0.41
1:BA:1391:U:H2'	1:BA:1392:G:C8	2.56	0.41
1:BA:815:A:H4'	1:BA:817:C:C4	2.56	0.41
31:CA:184:C:H2'	31:CA:185:G:C8	2.55	0.41
36:CH:126:GLY:H	36:CH:146:VAL:HB	1.86	0.41
23:D2:11:LEU:HD21	23:D2:34:LEU:HD23	2.03	0.41
33:DE:49:ARG:O	33:DE:74:LYS:HD2	2.21	0.41

Continued on next page...

Continued from previous page...

Atom-1	Atom-2	Interatomic distance (Å)	Clash overlap (Å)
11:AK:34:ILE:HG12	11:AK:70:CYS:SG	2.61	0.41
6:BF:91:ARG:HD2	18:BR:61:ARG:HH22	1.85	0.41
16:BP:61:VAL:HG21	16:BP:67:ILE:HD11	2.03	0.41
55:DA:839:U:H2'	55:DA:840:C:C6	2.56	0.41
42:DO:8:ARG:HB3	42:DO:10:LEU:HG	2.03	0.41
1:AA:1062:U:H2'	1:AA:1063:C:C6	2.56	0.41
1:AA:17:U:H2'	1:AA:18:C:C6	2.56	0.41
1:BA:129:A:H1'	1:BA:130:A:C8	2.56	0.41
1:BA:23:C:H5	1:BA:561:U:O4	2.04	0.41
11:BK:31:ILE:HB	11:BK:46:THR:HG22	2.03	0.41
31:CA:1957:C:H5'	31:CA:1984:G:O2'	2.21	0.41
31:CA:2114:A:N6	31:CA:2119:A:H62	2.18	0.41
31:CA:685:A:H5''	31:CA:774:G:O6	2.21	0.41
31:CA:2304:G:H5'	34:CF:121:SER:HB2	2.02	0.41
31:CA:1808:A:N1	52:CY:28:ARG:HD2	2.35	0.41
55:DA:1321:A:C2	64:DA:3217:PGE:H12	2.56	0.41
55:DA:1604:C:H5'	70:DA:3811:HOH:O	2.21	0.41
55:DA:2345:G:N3	55:DA:2381:A:H2'	2.36	0.41
34:DF:104:ILE:HG23	34:DF:176:PRO:HD3	2.02	0.41
36:DH:3:VAL:HG12	36:DH:38:PRO:HA	2.03	0.41
42:DO:53:THR:HA	42:DO:56:LYS:HD2	2.03	0.41
1:AA:1391:U:H2'	1:AA:1392:G:C8	2.55	0.41
1:AA:686:U:HO2'	1:AA:687:A:H8	1.68	0.41
6:AF:70:VAL:HA	6:AF:73:GLU:HG2	2.04	0.41
1:BA:1060:U:H4'	10:BJ:53:ILE:HG23	2.03	0.41
1:BA:502:A:OP1	12:BL:115:SER:HB2	2.21	0.41
4:BD:10:LYS:HG2	4:BD:38:PRO:HB3	2.03	0.41
11:BK:25:ALA:HA	11:BK:30:THR:HG22	2.03	0.41
31:CA:1203:U:H1'	40:CM:4:ASN:HB3	2.03	0.41
31:CA:1494:A:H2'	31:CA:1495:A:C8	2.55	0.41
31:CA:2038:G:H2'	31:CA:2039:U:O4'	2.21	0.41
31:CA:574:A:C6	31:CA:2033:A:H5'	2.55	0.41
31:CA:666:A:H4'	40:CM:48:ARG:HD3	2.02	0.41
55:DA:1802:A:N1	55:DA:1822:C:H1'	2.35	0.41
55:DA:2422:C:H1'	70:DA:3441:HOH:O	2.20	0.41
55:DA:78:U:H2'	55:DA:79:C:C6	2.56	0.41
32:DD:152:PRO:HG3	32:DD:156:PHE:CZ	2.56	0.41
60:AA:1680:T1C:H422	60:AA:1680:T1C:O1C	2.21	0.40
1:BA:1069:C:H4'	1:BA:1192:C:O2	2.20	0.40
1:BA:302:G:N3	1:BA:556:C:H4'	2.36	0.40
31:CA:2680:U:H2'	31:CA:2681:C:C6	2.56	0.40

Continued on next page...

Continued from previous page...

Atom-1	Atom-2	Interatomic distance (Å)	Clash overlap (Å)
31:CA:494:G:H4'	47:CT:6:LYS:HB2	2.02	0.40
29:CC:171:TYR:CD1	29:CC:185:GLU:HA	2.56	0.40
34:CF:8:TYR:HA	34:CF:12:VAL:HB	2.03	0.40
36:CH:94:ILE:HB	36:CH:122:LEU:HB2	2.03	0.40
34:DF:121:SER:HB2	55:DA:2304:G:H5'	2.02	0.40
55:DA:2544:G:H2'	55:DA:2545:G:O4'	2.22	0.40
55:DA:281:C:H2'	55:DA:282:A:C8	2.56	0.40
55:DA:455:C:N3	55:DA:472:A:H2'	2.36	0.40
55:DA:837:C:H5	70:DA:6009:HOH:O	2.04	0.40
54:DI:70:GLU:HG2	54:DI:73:LYS:HE3	2.02	0.40
1:AA:129:A:H1'	1:AA:130:A:C8	2.57	0.40
1:AA:310:G:H5''	16:AP:31:ARG:HB2	2.03	0.40
1:AA:340:U:H2'	1:AA:341:C:C6	2.57	0.40
1:AA:502:A:H2'	1:AA:503:C:O4'	2.22	0.40
9:AI:6:TYR:HB2	9:AI:21:ILE:HB	2.02	0.40
4:BD:102:VAL:HG13	4:BD:107:PHE:HB2	2.03	0.40
15:BO:64:ARG:HH22	15:BO:88:ARG:NH2	2.19	0.40
31:CA:1469:A:H2'	31:CA:1470:A:C8	2.57	0.40
55:DA:481:G:C4	55:DA:507:A:C2	3.09	0.40
54:DI:29:ASP:HB3	54:DI:106:PHE:HB2	2.03	0.40
54:DI:28:ALA:HA	54:DI:109:LYS:H	1.86	0.40
54:DI:56:ARG:HA	55:DA:1107:G:OP1	2.22	0.40
1:AA:1322:C:P	19:AS:78:ARG:HH22	2.44	0.40
1:BA:1057:G:O3'	3:BC:197:GLY:HA3	2.21	0.40
1:BA:579:A:H2'	1:BA:580:C:C6	2.56	0.40
17:BQ:46:VAL:HG11	17:BQ:61:ILE:CG2	2.52	0.40
23:C2:11:LEU:HD21	23:C2:34:LEU:HD23	2.03	0.40
31:CA:1914:C:H2'	31:CA:1915:3TD:H6	2.02	0.40
31:CA:352:A:H8	31:CA:352:A:H5''	1.87	0.40
34:CF:34:ILE:HG12	34:CF:156:ILE:HG12	2.03	0.40
55:DA:612:G:H4'	55:DA:613:A:C2	2.56	0.40
34:DF:40:VAL:HG23	34:DF:86:GLY:HA2	2.03	0.40
1:AA:620:C:H2'	1:AA:621:A:O4'	2.21	0.40
10:AJ:65:TYR:HB2	14:AN:96:LEU:HD11	2.04	0.40
1:BA:224:U:H2'	1:BA:225:C:C6	2.57	0.40
1:BA:368:U:O4	36:DH:83:LYS:HB2	2.21	0.40
31:CA:2353:G:H2'	31:CA:2354:C:O4'	2.20	0.40
29:CC:105:LEU:HD12	29:CC:105:LEU:N	2.36	0.40
29:CC:76:ALA:HB2	29:CC:96:TYR:CD1	2.56	0.40
64:D1:102:PGE:H4	70:DT:319:HOH:O	2.21	0.40
55:DA:1441:G:H2'	55:DA:1442:U:C6	2.55	0.40

Continued on next page...

Continued from previous page...

Atom-1	Atom-2	Interatomic distance (Å)	Clash overlap (Å)
55:DA:1532:A:H8	55:DA:1532:A:H5''	1.85	0.40
34:DF:36:LEU:HD22	34:DF:154:ILE:HG12	2.02	0.40
34:DF:8:TYR:HA	34:DF:12:VAL:HB	2.03	0.40
39:DL:113:MET:O	39:DL:116:ILE:HG13	2.22	0.40
3:AC:5:VAL:HG21	3:AC:10:ILE:HD13	2.04	0.40
4:AD:10:LYS:HG2	4:AD:38:PRO:HB3	2.03	0.40
1:BA:1338:G:H2'	1:BA:1339:A:C8	2.56	0.40
1:BA:33:A:H2'	1:BA:34:C:C6	2.56	0.40
1:BA:202:G:H21	1:BA:466:A:H61	1.68	0.40
1:BA:591:U:H2'	1:BA:592:G:C8	2.57	0.40
18:BR:28:THR:HG22	18:BR:32:TYR:HE1	1.87	0.40
31:CA:1510:G:H2'	31:CA:1511:G:O4'	2.22	0.40
31:CA:569:U:H5''	31:CA:821:A:C2	2.56	0.40
28:CB:111:U:H2'	28:CB:112:G:H8	1.87	0.40
39:CL:113:MET:O	39:CL:116:ILE:HG13	2.21	0.40
47:CT:69:LEU:HG	47:CT:107:VAL:CG2	2.50	0.40
55:DA:2038:G:H2'	55:DA:2039:U:O4'	2.22	0.40
55:DA:352:A:H5''	55:DA:352:A:H8	1.86	0.40
46:DS:24:LYS:HD2	64:DS:201:PGE:H22	2.03	0.40

There are no symmetry-related clashes.

5.3 Torsion angles ⓘ

5.3.1 Protein backbone ⓘ

In the following table, the Percentiles column shows the percent Ramachandran outliers of the chain as a percentile score with respect to all X-ray entries followed by that with respect to entries of similar resolution.

The Analysed column shows the number of residues for which the backbone conformation was analysed, and the total number of residues.

Mol	Chain	Analysed	Favoured	Allowed	Outliers	Percentiles	
2	AB	222/224 (99%)	207 (93%)	11 (5%)	4 (2%)	10	40
2	BB	222/224 (99%)	207 (93%)	11 (5%)	4 (2%)	10	40
3	AC	204/206 (99%)	194 (95%)	9 (4%)	1 (0%)	32	71
3	BC	204/206 (99%)	195 (96%)	7 (3%)	2 (1%)	18	57
4	AD	203/205 (99%)	197 (97%)	6 (3%)	0	100	100

Continued on next page...

Continued from previous page...

Mol	Chain	Analysed	Favoured	Allowed	Outliers	Percentiles	
4	BD	203/205 (99%)	197 (97%)	6 (3%)	0	100	100
5	AE	153/155 (99%)	144 (94%)	7 (5%)	2 (1%)	14	48
5	BE	148/155 (96%)	131 (88%)	14 (10%)	3 (2%)	9	37
6	AF	104/106 (98%)	100 (96%)	4 (4%)	0	100	100
6	BF	98/106 (92%)	91 (93%)	5 (5%)	2 (2%)	9	37
7	AG	149/151 (99%)	135 (91%)	13 (9%)	1 (1%)	25	64
7	BG	149/151 (99%)	137 (92%)	12 (8%)	0	100	100
8	AH	127/129 (98%)	119 (94%)	7 (6%)	1 (1%)	22	62
8	BH	127/129 (98%)	118 (93%)	7 (6%)	2 (2%)	11	43
9	AI	125/127 (98%)	110 (88%)	15 (12%)	0	100	100
9	BI	125/127 (98%)	110 (88%)	15 (12%)	0	100	100
10	AJ	97/99 (98%)	89 (92%)	7 (7%)	1 (1%)	18	57
10	BJ	96/99 (97%)	77 (80%)	13 (14%)	6 (6%)	1	10
11	AK	115/117 (98%)	105 (91%)	9 (8%)	1 (1%)	20	60
11	BK	115/117 (98%)	104 (90%)	10 (9%)	1 (1%)	20	60
12	AL	120/123 (98%)	115 (96%)	5 (4%)	0	100	100
12	BL	120/123 (98%)	111 (92%)	8 (7%)	1 (1%)	22	62
13	AM	112/114 (98%)	102 (91%)	7 (6%)	3 (3%)	6	30
13	BM	112/114 (98%)	101 (90%)	6 (5%)	5 (4%)	3	17
14	AN	98/100 (98%)	87 (89%)	9 (9%)	2 (2%)	9	37
14	BN	98/100 (98%)	87 (89%)	10 (10%)	1 (1%)	18	57
15	AO	86/88 (98%)	84 (98%)	2 (2%)	0	100	100
15	BO	86/88 (98%)	83 (96%)	2 (2%)	1 (1%)	15	51
16	AP	80/82 (98%)	73 (91%)	5 (6%)	2 (2%)	6	31
16	BP	80/82 (98%)	68 (85%)	10 (12%)	2 (2%)	6	31
17	AQ	78/80 (98%)	71 (91%)	6 (8%)	1 (1%)	14	48
17	BQ	78/80 (98%)	67 (86%)	7 (9%)	4 (5%)	2	15
18	AR	53/55 (96%)	50 (94%)	3 (6%)	0	100	100
18	BR	53/55 (96%)	50 (94%)	3 (6%)	0	100	100
19	AS	77/79 (98%)	67 (87%)	10 (13%)	0	100	100
19	BS	77/79 (98%)	66 (86%)	10 (13%)	1 (1%)	14	48

Continued on next page...

Continued from previous page...

Mol	Chain	Analysed	Favoured	Allowed	Outliers	Percentiles	
20	AT	84/86 (98%)	82 (98%)	2 (2%)	0	100	100
20	BT	83/86 (96%)	79 (95%)	3 (4%)	1 (1%)	15	51
21	AU	54/56 (96%)	51 (94%)	3 (6%)	0	100	100
21	BU	54/56 (96%)	51 (94%)	3 (6%)	0	100	100
22	C1	54/56 (96%)	47 (87%)	4 (7%)	3 (6%)	2	12
22	D1	54/56 (96%)	54 (100%)	0	0	100	100
23	C2	48/51 (94%)	43 (90%)	3 (6%)	2 (4%)	3	19
23	D2	49/51 (96%)	47 (96%)	2 (4%)	0	100	100
24	C3	44/46 (96%)	42 (96%)	1 (2%)	1 (2%)	7	33
24	D3	44/46 (96%)	43 (98%)	1 (2%)	0	100	100
25	C4	62/64 (97%)	58 (94%)	4 (6%)	0	100	100
25	D4	62/64 (97%)	58 (94%)	4 (6%)	0	100	100
26	C5	36/38 (95%)	34 (94%)	1 (3%)	1 (3%)	6	29
26	D5	36/38 (95%)	36 (100%)	0	0	100	100
27	C0	56/58 (97%)	51 (91%)	3 (5%)	2 (4%)	4	23
27	D0	57/58 (98%)	53 (93%)	4 (7%)	0	100	100
29	CC	269/272 (99%)	249 (93%)	15 (6%)	5 (2%)	9	39
29	DC	269/272 (99%)	251 (93%)	16 (6%)	2 (1%)	25	64
30	CD	207/209 (99%)	199 (96%)	8 (4%)	0	100	100
32	DD	206/209 (99%)	199 (97%)	7 (3%)	0	100	100
33	CE	199/201 (99%)	189 (95%)	7 (4%)	3 (2%)	12	45
33	DE	199/201 (99%)	191 (96%)	7 (4%)	1 (0%)	32	71
34	CF	175/178 (98%)	166 (95%)	9 (5%)	0	100	100
34	DF	175/178 (98%)	166 (95%)	9 (5%)	0	100	100
35	CG	174/176 (99%)	162 (93%)	7 (4%)	5 (3%)	5	28
35	DG	174/176 (99%)	165 (95%)	7 (4%)	2 (1%)	17	54
36	CH	147/149 (99%)	130 (88%)	11 (8%)	6 (4%)	3	19
36	DH	147/149 (99%)	133 (90%)	11 (8%)	3 (2%)	9	37
37	CJ	132/135 (98%)	125 (95%)	3 (2%)	4 (3%)	5	27
37	DJ	132/135 (98%)	125 (95%)	3 (2%)	4 (3%)	5	27
38	CK	140/142 (99%)	135 (96%)	2 (1%)	3 (2%)	8	36

Continued on next page...

Continued from previous page...

Mol	Chain	Analysed	Favoured	Allowed	Outliers	Percentiles	
38	DK	140/142 (99%)	136 (97%)	2 (1%)	2 (1%)	13	47
39	CL	120/123 (98%)	114 (95%)	4 (3%)	2 (2%)	11	42
39	DL	121/123 (98%)	116 (96%)	4 (3%)	1 (1%)	22	62
40	CM	142/144 (99%)	132 (93%)	7 (5%)	3 (2%)	8	36
40	DM	142/144 (99%)	136 (96%)	5 (4%)	1 (1%)	25	64
41	CN	133/136 (98%)	125 (94%)	7 (5%)	1 (1%)	22	62
41	DN	134/136 (98%)	130 (97%)	4 (3%)	0	100	100
42	CO	118/125 (94%)	110 (93%)	6 (5%)	2 (2%)	11	42
42	DO	123/125 (98%)	116 (94%)	7 (6%)	0	100	100
43	CP	114/117 (97%)	113 (99%)	1 (1%)	0	100	100
43	DP	115/117 (98%)	114 (99%)	1 (1%)	0	100	100
44	CQ	112/114 (98%)	107 (96%)	4 (4%)	1 (1%)	20	60
44	DQ	112/114 (98%)	107 (96%)	4 (4%)	1 (1%)	20	60
45	CR	115/117 (98%)	110 (96%)	4 (4%)	1 (1%)	20	60
45	DR	115/117 (98%)	110 (96%)	4 (4%)	1 (1%)	20	60
46	CS	101/103 (98%)	91 (90%)	7 (7%)	3 (3%)	5	27
46	DS	101/103 (98%)	94 (93%)	6 (6%)	1 (1%)	18	57
47	CT	108/110 (98%)	99 (92%)	9 (8%)	0	100	100
47	DT	108/110 (98%)	103 (95%)	5 (5%)	0	100	100
48	CU	91/93 (98%)	87 (96%)	4 (4%)	0	100	100
48	DU	91/93 (98%)	87 (96%)	4 (4%)	0	100	100
49	CV	100/103 (97%)	90 (90%)	6 (6%)	4 (4%)	3	20
49	DV	100/103 (97%)	96 (96%)	2 (2%)	2 (2%)	9	37
50	CW	92/94 (98%)	89 (97%)	3 (3%)	0	100	100
50	DW	92/94 (98%)	87 (95%)	5 (5%)	0	100	100
51	CX	73/83 (88%)	72 (99%)	1 (1%)	0	100	100
51	DX	75/83 (90%)	74 (99%)	1 (1%)	0	100	100
52	CY	75/77 (97%)	72 (96%)	3 (4%)	0	100	100
52	DY	75/77 (97%)	73 (97%)	2 (3%)	0	100	100
53	CZ	60/62 (97%)	58 (97%)	1 (2%)	1 (2%)	11	42
53	DZ	60/62 (97%)	59 (98%)	1 (2%)	0	100	100

Continued on next page...

Continued from previous page...

Mol	Chain	Analysed	Favoured	Allowed	Outliers	Percentiles	
54	DI	133/135 (98%)	112 (84%)	15 (11%)	6 (4%)	3	17
All	All	11407/11651 (98%)	10682 (94%)	590 (5%)	135 (1%)	15	51

All (135) Ramachandran outliers are listed below:

Mol	Chain	Res	Type
2	AB	126	PHE
3	AC	156	ARG
13	AM	5	ALA
17	AQ	82	ALA
22	C1	25	VAL
23	C2	5	ILE
2	BB	126	PHE
3	BC	156	ARG
6	BF	98	GLU
10	BJ	38	GLY
10	BJ	91	ASP
13	BM	7	ILE
17	BQ	82	ALA
20	BT	5	LYS
29	CC	158	ALA
33	CE	83	VAL
35	CG	119	ALA
35	CG	175	LYS
35	CG	176	LYS
36	CH	10	ALA
37	CJ	19	ASN
38	CK	81	ILE
39	CL	35	VAL
40	CM	29	LYS
41	CN	70	ASP
49	CV	7	ARG
36	DH	11	ASN
37	DJ	19	ASN
49	DV	52	LEU
54	DI	91	ALA
5	AE	109	GLY
7	AG	56	LYS
10	AJ	57	VAL
13	AM	105	ASN
14	AN	38	ASP
27	C0	14	ILE

Continued on next page...

Continued from previous page...

Mol	Chain	Res	Type
3	BC	61	ALA
10	BJ	57	VAL
13	BM	5	ALA
13	BM	105	ASN
13	BM	114	LYS
14	BN	38	ASP
16	BP	80	LYS
17	BQ	70	THR
19	BS	6	LYS
29	CC	233	GLY
29	DC	233	GLY
33	CE	6	LYS
33	CE	82	GLY
35	CG	46	ALA
37	CJ	25	GLY
39	CL	108	ARG
40	CM	69	ARG
49	CV	16	GLY
49	CV	17	LYS
33	DE	6	LYS
35	DG	46	ALA
37	DJ	25	GLY
44	DQ	105	GLY
2	AB	95	ARG
2	AB	125	THR
11	AK	89	PRO
22	C1	26	THR
22	C1	27	SER
24	C3	45	SER
2	BB	95	ARG
2	BB	125	THR
5	BE	103	THR
10	BJ	95	GLY
11	BK	89	PRO
12	BL	44	LYS
15	BO	88	ARG
29	CC	197	ASN
29	CC	253	LYS
29	DC	253	LYS
36	CH	11	ASN
36	CH	122	LEU
38	CK	95	ARG

Continued on next page...

Continued from previous page...

Mol	Chain	Res	Type
40	CM	36	LYS
42	CO	118	ARG
42	CO	119	SER
49	CV	89	ASP
36	DH	122	LEU
38	DK	95	ARG
40	DM	36	LYS
49	DV	89	ASP
54	DI	130	PRO
2	AB	127	ASP
8	AH	66	PHE
16	AP	24	SER
23	C2	51	GLU
26	C5	21	GLY
27	C0	4	THR
2	BB	127	ASP
5	BE	24	THR
5	BE	157	ARG
8	BH	66	PHE
8	BH	67	GLN
10	BJ	36	VAL
13	BM	4	ILE
16	BP	24	SER
36	CH	9	VAL
38	CK	25	LEU
46	CS	43	ASN
46	CS	48	LYS
38	DK	25	LEU
46	DS	44	GLY
54	DI	70	GLU
54	DI	88	HIS
5	AE	162	GLU
13	AM	7	ILE
16	AP	45	GLU
17	BQ	17	MET
17	BQ	18	GLU
29	CC	108	LYS
35	CG	45	HIS
37	CJ	23	PRO
35	DG	45	HIS
37	DJ	23	PRO
39	DL	108	ARG

Continued on next page...

Continued from previous page...

Mol	Chain	Res	Type
54	DI	108	VAL
14	AN	81	ARG
6	BF	92	THR
10	BJ	93	ALA
36	CH	8	LYS
37	CJ	32	GLY
44	CQ	105	GLY
46	CS	53	PHE
53	CZ	62	GLY
37	DJ	32	GLY
45	DR	7	GLY
54	DI	109	LYS
36	DH	118	PRO
36	CH	118	PRO
45	CR	7	GLY

5.3.2 Protein sidechains ⓘ

In the following table, the Percentiles column shows the percent sidechain outliers of the chain as a percentile score with respect to all X-ray entries followed by that with respect to entries of similar resolution.

The Analysed column shows the number of residues for which the sidechain conformation was analysed, and the total number of residues.

Mol	Chain	Analysed	Rotameric	Outliers	Percentiles	
2	AB	186/186 (100%)	172 (92%)	14 (8%)	16	49
2	BB	186/186 (100%)	171 (92%)	15 (8%)	14	45
3	AC	170/170 (100%)	159 (94%)	11 (6%)	20	55
3	BC	170/170 (100%)	157 (92%)	13 (8%)	15	49
4	AD	172/172 (100%)	165 (96%)	7 (4%)	35	72
4	BD	172/172 (100%)	165 (96%)	7 (4%)	35	72
5	AE	118/118 (100%)	105 (89%)	13 (11%)	7	30
5	BE	113/118 (96%)	92 (81%)	21 (19%)	2	8
6	AF	92/92 (100%)	84 (91%)	8 (9%)	12	43
6	BF	87/92 (95%)	76 (87%)	11 (13%)	5	22
7	AG	124/124 (100%)	112 (90%)	12 (10%)	9	35
7	BG	124/124 (100%)	109 (88%)	15 (12%)	6	24

Continued on next page...

Continued from previous page...

Mol	Chain	Analysed	Rotameric	Outliers	Percentiles	
8	AH	104/104 (100%)	90 (86%)	14 (14%)	4	19
8	BH	104/104 (100%)	91 (88%)	13 (12%)	5	22
9	AI	105/105 (100%)	100 (95%)	5 (5%)	30	67
9	BI	105/105 (100%)	100 (95%)	5 (5%)	30	67
10	AJ	87/87 (100%)	80 (92%)	7 (8%)	14	47
10	BJ	86/87 (99%)	76 (88%)	10 (12%)	6	26
11	AK	90/90 (100%)	90 (100%)	0	100	100
11	BK	90/90 (100%)	84 (93%)	6 (7%)	19	54
12	AL	102/102 (100%)	96 (94%)	6 (6%)	23	58
12	BL	102/102 (100%)	95 (93%)	7 (7%)	18	53
13	AM	92/92 (100%)	83 (90%)	9 (10%)	9	35
13	BM	92/92 (100%)	85 (92%)	7 (8%)	15	49
14	AN	83/83 (100%)	82 (99%)	1 (1%)	75	91
14	BN	83/83 (100%)	81 (98%)	2 (2%)	54	83
15	AO	76/76 (100%)	71 (93%)	5 (7%)	19	54
15	BO	76/76 (100%)	68 (90%)	8 (10%)	8	31
16	AP	65/65 (100%)	64 (98%)	1 (2%)	70	89
16	BP	65/65 (100%)	60 (92%)	5 (8%)	15	48
17	AQ	74/74 (100%)	65 (88%)	9 (12%)	6	23
17	BQ	74/74 (100%)	63 (85%)	11 (15%)	3	15
18	AR	48/48 (100%)	45 (94%)	3 (6%)	21	56
18	BR	48/48 (100%)	47 (98%)	1 (2%)	59	85
19	AS	70/70 (100%)	61 (87%)	9 (13%)	5	21
19	BS	70/70 (100%)	63 (90%)	7 (10%)	9	33
20	AT	65/65 (100%)	59 (91%)	6 (9%)	11	39
20	BT	65/65 (100%)	56 (86%)	9 (14%)	4	19
21	AU	48/48 (100%)	45 (94%)	3 (6%)	21	56
21	BU	48/48 (100%)	46 (96%)	2 (4%)	34	71
22	C1	47/47 (100%)	45 (96%)	2 (4%)	33	70
22	D1	47/47 (100%)	46 (98%)	1 (2%)	59	85
23	C2	45/46 (98%)	42 (93%)	3 (7%)	19	54

Continued on next page...

Continued from previous page...

Mol	Chain	Analysed	Rotameric	Outliers	Percentiles	
23	D2	45/46 (98%)	40 (89%)	5 (11%)	7	29
24	C3	38/38 (100%)	37 (97%)	1 (3%)	51	82
24	D3	38/38 (100%)	37 (97%)	1 (3%)	51	82
25	C4	51/51 (100%)	48 (94%)	3 (6%)	23	58
25	D4	51/51 (100%)	48 (94%)	3 (6%)	23	58
26	C5	34/34 (100%)	32 (94%)	2 (6%)	23	58
26	D5	34/34 (100%)	34 (100%)	0	100	100
27	C0	48/48 (100%)	40 (83%)	8 (17%)	2	11
27	D0	49/48 (102%)	45 (92%)	4 (8%)	13	45
29	CC	216/217 (100%)	203 (94%)	13 (6%)	22	58
29	DC	216/217 (100%)	208 (96%)	8 (4%)	39	75
30	CD	164/164 (100%)	156 (95%)	8 (5%)	29	66
32	DD	163/163 (100%)	157 (96%)	6 (4%)	39	75
33	CE	165/165 (100%)	150 (91%)	15 (9%)	11	39
33	DE	165/165 (100%)	160 (97%)	5 (3%)	46	79
34	CF	148/149 (99%)	133 (90%)	15 (10%)	9	33
34	DF	148/149 (99%)	137 (93%)	11 (7%)	16	49
35	CG	137/137 (100%)	132 (96%)	5 (4%)	40	75
35	DG	137/137 (100%)	133 (97%)	4 (3%)	48	80
36	CH	114/114 (100%)	101 (89%)	13 (11%)	7	27
36	DH	114/114 (100%)	104 (91%)	10 (9%)	12	42
37	CJ	104/105 (99%)	99 (95%)	5 (5%)	30	67
37	DJ	104/105 (99%)	99 (95%)	5 (5%)	30	67
38	CK	116/116 (100%)	112 (97%)	4 (3%)	42	77
38	DK	116/116 (100%)	114 (98%)	2 (2%)	66	88
39	CL	103/104 (99%)	95 (92%)	8 (8%)	15	48
39	DL	104/104 (100%)	97 (93%)	7 (7%)	19	54
40	CM	103/103 (100%)	95 (92%)	8 (8%)	15	48
40	DM	103/103 (100%)	98 (95%)	5 (5%)	29	66
41	CN	108/108 (100%)	103 (95%)	5 (5%)	31	68
41	DN	109/108 (101%)	107 (98%)	2 (2%)	64	87

Continued on next page...

Continued from previous page...

Mol	Chain	Analysed	Rotameric	Outliers	Percentiles	
42	CO	100/102 (98%)	92 (92%)	8 (8%)	14	47
42	DO	102/102 (100%)	98 (96%)	4 (4%)	37	73
43	CP	86/87 (99%)	80 (93%)	6 (7%)	18	52
43	DP	87/87 (100%)	84 (97%)	3 (3%)	42	77
44	CQ	99/99 (100%)	92 (93%)	7 (7%)	17	52
44	DQ	99/99 (100%)	94 (95%)	5 (5%)	28	64
45	CR	89/89 (100%)	84 (94%)	5 (6%)	25	61
45	DR	89/89 (100%)	86 (97%)	3 (3%)	42	77
46	CS	84/84 (100%)	78 (93%)	6 (7%)	17	52
46	DS	84/84 (100%)	83 (99%)	1 (1%)	75	91
47	CT	93/93 (100%)	90 (97%)	3 (3%)	44	78
47	DT	93/93 (100%)	90 (97%)	3 (3%)	44	78
48	CU	80/80 (100%)	71 (89%)	9 (11%)	7	28
48	DU	80/80 (100%)	78 (98%)	2 (2%)	53	83
49	CV	83/84 (99%)	77 (93%)	6 (7%)	17	51
49	DV	83/84 (99%)	79 (95%)	4 (5%)	30	67
50	CW	78/78 (100%)	74 (95%)	4 (5%)	28	64
50	DW	78/78 (100%)	75 (96%)	3 (4%)	38	74
51	CX	56/62 (90%)	54 (96%)	2 (4%)	40	75
51	DX	58/62 (94%)	54 (93%)	4 (7%)	18	53
52	CY	67/67 (100%)	63 (94%)	4 (6%)	22	58
52	DY	67/67 (100%)	65 (97%)	2 (3%)	46	79
53	CZ	54/54 (100%)	52 (96%)	2 (4%)	39	75
53	DZ	54/54 (100%)	54 (100%)	0	100	100
54	DI	103/103 (100%)	97 (94%)	6 (6%)	23	59
All	All	9461/9494 (100%)	8844 (94%)	617 (6%)	20	55

All (617) residues with a non-rotameric sidechain are listed below:

Mol	Chain	Res	Type
2	AB	23	TRP
2	AB	73	LYS
2	AB	93	ASN

Continued on next page...

Continued from previous page...

Mol	Chain	Res	Type
2	AB	105	LYS
2	AB	108	ARG
2	AB	125	THR
2	AB	129	LEU
2	AB	130	THR
2	AB	135	LEU
2	AB	137	ARG
2	AB	147	SER
2	AB	161	LEU
2	AB	205	ASP
2	AB	212	LEU
3	AC	3	GLN
3	AC	21	THR
3	AC	33	LEU
3	AC	46	GLU
3	AC	75	ILE
3	AC	107	ARG
3	AC	168	TYR
3	AC	178	LEU
3	AC	185	ASN
3	AC	186	THR
3	AC	207	ILE
4	AD	17	THR
4	AD	22	LYS
4	AD	26	ARG
4	AD	28	ILE
4	AD	143	VAL
4	AD	151	LYS
4	AD	194	ASP
5	AE	11	LEU
5	AE	14	LYS
5	AE	32	SER
5	AE	46	VAL
5	AE	76	LEU
5	AE	78	ASN
5	AE	82	GLN
5	AE	94	VAL
5	AE	101	GLU
5	AE	123	VAL
5	AE	126	LYS
5	AE	137	VAL
5	AE	149	SER

Continued on next page...

Continued from previous page...

Mol	Chain	Res	Type
6	AF	36	ILE
6	AF	39	LEU
6	AF	68	GLN
6	AF	69	GLU
6	AF	71	ILE
6	AF	74	LEU
6	AF	89	VAL
6	AF	93	LYS
7	AG	18	PHE
7	AG	22	LEU
7	AG	23	LEU
7	AG	30	LEU
7	AG	36	LYS
7	AG	59	LEU
7	AG	63	GLU
7	AG	92	ARG
7	AG	120	LEU
7	AG	131	LYS
7	AG	133	THR
7	AG	142	HIS
8	AH	3	MET
8	AH	31	LYS
8	AH	38	ASN
8	AH	47	GLU
8	AH	51	VAL
8	AH	52	GLU
8	AH	54	ASP
8	AH	60	GLU
8	AH	63	LEU
8	AH	76	GLN
8	AH	90	ASP
8	AH	96	MET
8	AH	107	SER
8	AH	117	ARG
9	AI	11	ARG
9	AI	61	LEU
9	AI	63	LEU
9	AI	66	THR
9	AI	99	ARG
10	AJ	6	ILE
10	AJ	62	ARG
10	AJ	63	ASP

Continued on next page...

Continued from previous page...

Mol	Chain	Res	Type
10	AJ	69	THR
10	AJ	88	MET
10	AJ	89	ARG
10	AJ	90	LEU
12	AL	24	LEU
12	AL	74	LEU
12	AL	82	ILE
12	AL	88	LYS
12	AL	110	ARG
12	AL	121	ARG
13	AM	3	ARG
13	AM	7	ILE
13	AM	13	LYS
13	AM	27	LYS
13	AM	48	LEU
13	AM	58	ASP
13	AM	63	PHE
13	AM	71	ARG
13	AM	101	ARG
14	AN	80	SER
15	AO	24	SER
15	AO	40	GLN
15	AO	70	LEU
15	AO	84	ARG
15	AO	89	ARG
16	AP	48	GLU
17	AQ	5	ILE
17	AQ	16	LYS
17	AQ	27	ARG
17	AQ	33	ILE
17	AQ	38	ILE
17	AQ	40	ARG
17	AQ	51	ASN
17	AQ	75	LEU
17	AQ	83	VAL
18	AR	34	THR
18	AR	47	THR
18	AR	66	SER
19	AS	5	LEU
19	AS	7	LYS
19	AS	11	ILE
19	AS	13	LEU

Continued on next page...

Continued from previous page...

Mol	Chain	Res	Type
19	AS	27	ASP
19	AS	33	THR
19	AS	37	ARG
19	AS	56	GLN
19	AS	63	THR
20	AT	24	ARG
20	AT	27	MET
20	AT	44	LYS
20	AT	48	GLN
20	AT	66	LEU
20	AT	85	LYS
21	AU	13	ASP
21	AU	16	LEU
21	AU	56	HIS
22	C1	10	ARG
22	C1	40	ARG
23	C2	8	LYS
23	C2	46	HIS
23	C2	47	VAL
24	C3	1	MET
25	C4	31	HIS
25	C4	47	LYS
25	C4	52	LYS
26	C5	20	ASP
26	C5	26	ILE
27	C0	3	LYS
27	C0	4	THR
27	C0	5	ILE
27	C0	10	THR
27	C0	36	VAL
27	C0	39	GLU
27	C0	45	ARG
27	C0	59	GLU
2	BB	23	TRP
2	BB	73	LYS
2	BB	93	ASN
2	BB	105	LYS
2	BB	108	ARG
2	BB	125	THR
2	BB	129	LEU
2	BB	130	THR
2	BB	135	LEU

Continued on next page...

Continued from previous page...

Mol	Chain	Res	Type
2	BB	137	ARG
2	BB	147	SER
2	BB	161	LEU
2	BB	201	PRO
2	BB	205	ASP
2	BB	212	LEU
3	BC	3	GLN
3	BC	21	THR
3	BC	33	LEU
3	BC	37	PHE
3	BC	38	LYS
3	BC	46	GLU
3	BC	107	ARG
3	BC	152	GLU
3	BC	168	TYR
3	BC	185	ASN
3	BC	186	THR
3	BC	193	TYR
3	BC	207	ILE
4	BD	17	THR
4	BD	22	LYS
4	BD	28	ILE
4	BD	47	ARG
4	BD	143	VAL
4	BD	194	ASP
4	BD	206	LYS
5	BE	11	LEU
5	BE	14	LYS
5	BE	24	THR
5	BE	32	SER
5	BE	46	VAL
5	BE	76	LEU
5	BE	81	LEU
5	BE	82	GLN
5	BE	88	VAL
5	BE	94	VAL
5	BE	101	GLU
5	BE	103	THR
5	BE	106	ILE
5	BE	114	VAL
5	BE	115	LEU
5	BE	123	VAL

Continued on next page...

Continued from previous page...

Mol	Chain	Res	Type
5	BE	126	LYS
5	BE	137	VAL
5	BE	149	SER
5	BE	151	GLU
5	BE	159	LYS
6	BF	14	GLN
6	BF	16	GLU
6	BF	36	ILE
6	BF	39	LEU
6	BF	53	LYS
6	BF	68	GLN
6	BF	69	GLU
6	BF	71	ILE
6	BF	74	LEU
6	BF	89	VAL
6	BF	93	LYS
7	BG	4	ARG
7	BG	5	ARG
7	BG	10	ARG
7	BG	23	LEU
7	BG	30	LEU
7	BG	36	LYS
7	BG	48	GLU
7	BG	50	LEU
7	BG	59	LEU
7	BG	63	GLU
7	BG	92	ARG
7	BG	120	LEU
7	BG	131	LYS
7	BG	133	THR
7	BG	142	HIS
8	BH	3	MET
8	BH	38	ASN
8	BH	47	GLU
8	BH	52	GLU
8	BH	60	GLU
8	BH	76	GLN
8	BH	77	ARG
8	BH	80	ARG
8	BH	83	LEU
8	BH	90	ASP
8	BH	96	MET

Continued on next page...

Continued from previous page...

Mol	Chain	Res	Type
8	BH	107	SER
8	BH	117	ARG
9	BI	11	ARG
9	BI	61	LEU
9	BI	63	LEU
9	BI	66	THR
9	BI	99	ARG
10	BJ	5	ARG
10	BJ	6	ILE
10	BJ	59	LYS
10	BJ	62	ARG
10	BJ	63	ASP
10	BJ	69	THR
10	BJ	78	GLU
10	BJ	88	MET
10	BJ	89	ARG
10	BJ	90	LEU
11	BK	18	ASP
11	BK	22	HIS
11	BK	31	ILE
11	BK	38	GLN
11	BK	72	ASP
11	BK	118	HIS
12	BL	24	LEU
12	BL	44	LYS
12	BL	58	THR
12	BL	74	LEU
12	BL	88	LYS
12	BL	110	ARG
12	BL	121	ARG
13	BM	11	ASP
13	BM	13	LYS
13	BM	16	VAL
13	BM	27	LYS
13	BM	48	LEU
13	BM	54	ASP
13	BM	101	ARG
14	BN	26	GLU
14	BN	80	SER
15	BO	17	ARG
15	BO	24	SER
15	BO	40	GLN

Continued on next page...

Continued from previous page...

Mol	Chain	Res	Type
15	BO	64	ARG
15	BO	70	LEU
15	BO	84	ARG
15	BO	87	LEU
15	BO	88	ARG
16	BP	20	VAL
16	BP	36	VAL
16	BP	46	LYS
16	BP	48	GLU
16	BP	76	LYS
17	BQ	17	MET
17	BQ	21	ILE
17	BQ	26	GLU
17	BQ	27	ARG
17	BQ	28	PHE
17	BQ	33	ILE
17	BQ	38	ILE
17	BQ	40	ARG
17	BQ	51	ASN
17	BQ	67	LEU
17	BQ	75	LEU
18	BR	47	THR
19	BS	6	LYS
19	BS	7	LYS
19	BS	11	ILE
19	BS	13	LEU
19	BS	33	THR
19	BS	37	ARG
19	BS	63	THR
20	BT	24	ARG
20	BT	43	ASP
20	BT	48	GLN
20	BT	54	MET
20	BT	58	VAL
20	BT	64	LYS
20	BT	66	LEU
20	BT	69	LYS
20	BT	84	ASN
21	BU	13	ASP
21	BU	56	HIS
22	D1	26	THR
23	D2	5	ILE

Continued on next page...

Continued from previous page...

Mol	Chain	Res	Type
23	D2	8	LYS
23	D2	46	HIS
23	D2	47	VAL
23	D2	48	ILE
24	D3	1	MET
25	D4	8	ARG
25	D4	31	HIS
25	D4	52	LYS
27	D0	10	THR
27	D0	25	LEU
27	D0	36	VAL
27	D0	39	GLU
29	CC	43	ARG
29	CC	97	LYS
29	CC	117	GLN
29	CC	120	VAL
29	CC	130	LEU
29	CC	156	ARG
29	CC	157	SER
29	CC	168	ASP
29	CC	195	VAL
29	CC	202	LEU
29	CC	204	VAL
29	CC	236	GLU
29	CC	258	ARG
30	CD	4	LEU
30	CD	18	ASP
30	CD	32	ASN
30	CD	52	THR
30	CD	95	SER
30	CD	97	SER
30	CD	129	THR
30	CD	138	LEU
29	DC	43	ARG
29	DC	70	ASN
29	DC	97	LYS
29	DC	117	GLN
29	DC	120	VAL
29	DC	130	LEU
29	DC	202	LEU
29	DC	236	GLU
32	DD	18	ASP

Continued on next page...

Continued from previous page...

Mol	Chain	Res	Type
32	DD	32	ASN
32	DD	52	THR
32	DD	95	SER
32	DD	97	SER
32	DD	138	LEU
33	CE	7	ASP
33	CE	12	LEU
33	CE	25	GLU
33	CE	40	ARG
33	CE	44	ARG
33	CE	72	SER
33	CE	78	TRP
33	CE	83	VAL
33	CE	93	SER
33	CE	122	GLU
33	CE	127	GLU
33	CE	149	ILE
33	CE	152	GLU
33	CE	163	ASN
33	CE	189	THR
34	CF	18	THR
34	CF	35	THR
34	CF	36	LEU
34	CF	57	LEU
34	CF	72	LYS
34	CF	80	ARG
34	CF	94	GLU
34	CF	115	ARG
34	CF	117	LEU
34	CF	123	ASP
34	CF	134	GLU
34	CF	141	ILE
34	CF	149	VAL
34	CF	152	LEU
34	CF	174	ASP
35	CG	11	VAL
35	CG	18	LYS
35	CG	72	LEU
35	CG	155	GLU
35	CG	168	VAL
36	CH	7	ASP
36	CH	15	LEU

Continued on next page...

Continued from previous page...

Mol	Chain	Res	Type
36	CH	17	ASP
36	CH	21	VAL
36	CH	48	GLU
36	CH	51	ARG
36	CH	53	GLU
36	CH	55	GLU
36	CH	58	LEU
36	CH	62	LEU
36	CH	75	LEU
36	CH	127	GLU
36	CH	145	ASN
37	CJ	13	VAL
37	CJ	28	LEU
37	CJ	53	LEU
37	CJ	55	ILE
37	CJ	113	LYS
38	CK	5	THR
38	CK	106	LYS
38	CK	124	VAL
38	CK	142	ILE
39	CL	32	TYR
39	CL	35	VAL
39	CL	49	ARG
39	CL	58	LEU
39	CL	70	ARG
39	CL	76	VAL
39	CL	80	ASP
39	CL	113	MET
40	CM	2	ARG
40	CM	92	LEU
40	CM	93	ASN
40	CM	94	THR
40	CM	100	ILE
40	CM	103	ILE
40	CM	107	PHE
40	CM	120	VAL
41	CN	6	ARG
41	CN	55	ARG
41	CN	59	ARG
41	CN	75	GLU
41	CN	78	LEU
42	CO	2	ARG

Continued on next page...

Continued from previous page...

Mol	Chain	Res	Type
42	CO	6	SER
42	CO	14	SER
42	CO	51	LEU
42	CO	71	ARG
42	CO	76	VAL
42	CO	90	ARG
42	CO	95	THR
43	CP	18	LEU
43	CP	31	THR
43	CP	38	GLN
43	CP	48	LEU
43	CP	49	VAL
43	CP	78	VAL
44	CQ	2	SER
44	CQ	26	VAL
44	CQ	39	ARG
44	CQ	63	LYS
44	CQ	102	GLU
44	CQ	109	ARG
44	CQ	114	LEU
45	CR	5	LYS
45	CR	9	ILE
45	CR	51	ARG
45	CR	52	GLN
45	CR	117	LEU
46	CS	12	HIS
46	CS	45	GLU
46	CS	46	GLU
46	CS	48	LYS
46	CS	51	VAL
46	CS	102	SER
47	CT	7	HIS
47	CT	97	LEU
47	CT	109	ASP
48	CU	1	MET
48	CU	2	ILE
48	CU	3	ARG
48	CU	24	MET
48	CU	30	ILE
48	CU	49	LYS
48	CU	69	ARG
48	CU	73	ARG

Continued on next page...

Continued from previous page...

Mol	Chain	Res	Type
48	CU	93	LEU
49	CV	9	ASP
49	CV	28	VAL
49	CV	29	LEU
49	CV	61	LYS
49	CV	81	ASP
49	CV	98	SER
50	CW	1	MET
50	CW	7	GLU
50	CW	10	LYS
50	CW	61	LEU
51	CX	39	ARG
51	CX	40	GLN
52	CY	25	THR
52	CY	35	SER
52	CY	48	THR
52	CY	71	LEU
53	CZ	18	LEU
53	CZ	58	ASN
33	DE	12	LEU
33	DE	80	SER
33	DE	127	GLU
33	DE	163	ASN
33	DE	189	THR
34	DF	10	ASP
34	DF	35	THR
34	DF	57	LEU
34	DF	72	LYS
34	DF	94	GLU
34	DF	117	LEU
34	DF	134	GLU
34	DF	141	ILE
34	DF	149	VAL
34	DF	152	LEU
34	DF	174	ASP
35	DG	11	VAL
35	DG	18	LYS
35	DG	72	LEU
35	DG	155	GLU
36	DH	7	ASP
36	DH	15	LEU
36	DH	17	ASP

Continued on next page...

Continued from previous page...

Mol	Chain	Res	Type
36	DH	21	VAL
36	DH	48	GLU
36	DH	53	GLU
36	DH	58	LEU
36	DH	75	LEU
36	DH	127	GLU
36	DH	145	ASN
37	DJ	13	VAL
37	DJ	28	LEU
37	DJ	53	LEU
37	DJ	55	ILE
37	DJ	113	LYS
38	DK	124	VAL
38	DK	142	ILE
39	DL	32	TYR
39	DL	49	ARG
39	DL	58	LEU
39	DL	70	ARG
39	DL	80	ASP
39	DL	108	ARG
39	DL	110	GLU
40	DM	2	ARG
40	DM	92	LEU
40	DM	94	THR
40	DM	107	PHE
40	DM	120	VAL
41	DN	75	GLU
41	DN	100	LYS
42	DO	2	ARG
42	DO	6	SER
42	DO	14	SER
42	DO	76	VAL
43	DP	31	THR
43	DP	49	VAL
43	DP	78	VAL
44	DQ	26	VAL
44	DQ	40	LEU
44	DQ	63	LYS
44	DQ	102	GLU
44	DQ	109	ARG
45	DR	5	LYS
45	DR	9	ILE

Continued on next page...

Continued from previous page...

Mol	Chain	Res	Type
45	DR	51	ARG
46	DS	102	SER
47	DT	1	MET
47	DT	86	MET
47	DT	109	ASP
48	DU	1	MET
48	DU	3	ARG
49	DV	28	VAL
49	DV	29	LEU
49	DV	52	LEU
49	DV	61	LYS
50	DW	7	GLU
50	DW	53	LYS
50	DW	61	LEU
51	DX	11	ARG
51	DX	39	ARG
51	DX	41[A]	ARG
51	DX	41[B]	ARG
52	DY	25	THR
52	DY	35	SER
54	DI	7	ASP
54	DI	16	SER
54	DI	53	ARG
54	DI	60	LEU
54	DI	64	VAL
54	DI	117	LEU

Some sidechains can be flipped to improve hydrogen bonding and reduce clashes. All (27) such sidechains are listed below:

Mol	Chain	Res	Type
2	AB	93	ASN
2	AB	120	GLN
6	AF	63	ASN
7	AG	97	ASN
7	AG	142	HIS
8	AH	4	GLN
10	AJ	58	ASN
16	AP	9	HIS
20	AT	48	GLN
2	BB	39	HIS
2	BB	93	ASN
2	BB	120	GLN

Continued on next page...

Continued from previous page...

Mol	Chain	Res	Type
5	BE	70	ASN
7	BG	97	ASN
8	BH	4	GLN
16	BP	9	HIS
17	BQ	51	ASN
20	BT	3	ASN
35	CG	38	ASN
43	CP	29	HIS
46	CS	12	HIS
48	CU	28	ASN
49	CV	74	ASN
53	CZ	45	GLN
35	DG	116	GLN
38	DK	47	HIS
54	DI	122	GLN

5.3.3 RNA ⓘ

Mol	Chain	Analysed	Backbone Outliers	Pucker Outliers
1	AA	1530/1534 (99%)	263 (17%)	0
1	BA	1529/1534 (99%)	264 (17%)	0
28	CB	117/120 (97%)	12 (10%)	0
28	DB	119/120 (99%)	10 (8%)	0
31	CA	2892/2904 (99%)	466 (16%)	0
55	DA	2880/2904 (99%)	404 (14%)	0
All	All	9067/9116 (99%)	1419 (15%)	0

All (1419) RNA backbone outliers are listed below:

Mol	Chain	Res	Type
1	AA	4	U
1	AA	5	U
1	AA	6	G
1	AA	9	G
1	AA	22	G
1	AA	28	A
1	AA	32	A
1	AA	39	G
1	AA	47	C
1	AA	48	C
1	AA	50	A

Continued on next page...

Continued from previous page...

Mol	Chain	Res	Type
1	AA	51	A
1	AA	52	C
1	AA	69	G
1	AA	70	U
1	AA	71	A
1	AA	72	A
1	AA	74	A
1	AA	80	A
1	AA	81	A
1	AA	82	G
1	AA	83	C
1	AA	84	U
1	AA	85	U
1	AA	86	G
1	AA	88	U
1	AA	89	U
1	AA	90	C
1	AA	94	G
1	AA	95	C
1	AA	108	G
1	AA	116	A
1	AA	120	A
1	AA	127	G
1	AA	130	A
1	AA	131	A
1	AA	137	U
1	AA	141	G
1	AA	142	G
1	AA	143	A
1	AA	144	G
1	AA	149	A
1	AA	159	G
1	AA	163	C
1	AA	168	G
1	AA	177	G
1	AA	197	A
1	AA	200	G
1	AA	205	A
1	AA	210	C
1	AA	211	G
1	AA	212	G
1	AA	226	G

Continued on next page...

Continued from previous page...

Mol	Chain	Res	Type
1	AA	240	G
1	AA	245	U
1	AA	247	G
1	AA	250	A
1	AA	251	G
1	AA	266	G
1	AA	267	C
1	AA	281	G
1	AA	289	G
1	AA	321	A
1	AA	328	C
1	AA	329	A
1	AA	330	C
1	AA	332	G
1	AA	346	G
1	AA	348	G
1	AA	352	C
1	AA	354	G
1	AA	367	U
1	AA	372	C
1	AA	373	A
1	AA	382	A
1	AA	384	G
1	AA	398	U
1	AA	406	G
1	AA	411	A
1	AA	413	G
1	AA	414	A
1	AA	421	U
1	AA	422	C
1	AA	424	G
1	AA	429	U
1	AA	430	A
1	AA	436	C
1	AA	457	G
1	AA	458	U
1	AA	466	A
1	AA	467	U
1	AA	468	A
1	AA	474	G
1	AA	481	G
1	AA	484	G

Continued on next page...

Continued from previous page...

Mol	Chain	Res	Type
1	AA	486	U
1	AA	495	A
1	AA	511	C
1	AA	527	7MG
1	AA	528	C
1	AA	531	U
1	AA	533	A
1	AA	547	A
1	AA	559	A
1	AA	564	C
1	AA	568	G
1	AA	572	A
1	AA	573	A
1	AA	576	C
1	AA	577	G
1	AA	615	G
1	AA	632	U
1	AA	633	G
1	AA	650	G
1	AA	653	U
1	AA	661	G
1	AA	665	A
1	AA	682	G
1	AA	695	A
1	AA	702	A
1	AA	703	G
1	AA	721	G
1	AA	723	U
1	AA	734	G
1	AA	748	G
1	AA	755	G
1	AA	777	A
1	AA	793	U
1	AA	794	A
1	AA	799	G
1	AA	809	G
1	AA	814	A
1	AA	815	A
1	AA	817	C
1	AA	821	G
1	AA	828	U
1	AA	836	G

Continued on next page...

Continued from previous page...

Mol	Chain	Res	Type
1	AA	839	C
1	AA	841	C
1	AA	842	U
1	AA	843	U
1	AA	844	G
1	AA	845	A
1	AA	873	A
1	AA	914	A
1	AA	926	G
1	AA	927	G
1	AA	934	C
1	AA	935	A
1	AA	960	U
1	AA	966	2MG
1	AA	969	A
1	AA	975	A
1	AA	976	G
1	AA	977	A
1	AA	987	G
1	AA	992	U
1	AA	993	G
1	AA	1004	A
1	AA	1009	U
1	AA	1015	G
1	AA	1019	A
1	AA	1024	G
1	AA	1026	G
1	AA	1027	C
1	AA	1029	U
1	AA	1030	U
1	AA	1031	C
1	AA	1032	G
1	AA	1033	G
1	AA	1036	A
1	AA	1037	C
1	AA	1043	G
1	AA	1052	G
1	AA	1053	G
1	AA	1054	C
1	AA	1055	A
1	AA	1065	U
1	AA	1066	C

Continued on next page...

Continued from previous page...

Mol	Chain	Res	Type
1	AA	1070	U
1	AA	1086	U
1	AA	1094	G
1	AA	1095	U
1	AA	1098	C
1	AA	1101	A
1	AA	1124	G
1	AA	1125	U
1	AA	1132	C
1	AA	1133	G
1	AA	1136	C
1	AA	1137	C
1	AA	1138	G
1	AA	1139	G
1	AA	1140	C
1	AA	1141	C
1	AA	1142	G
1	AA	1143	G
1	AA	1145	A
1	AA	1146	A
1	AA	1152	A
1	AA	1159	U
1	AA	1160	G
1	AA	1168	U
1	AA	1182	G
1	AA	1184	G
1	AA	1196	A
1	AA	1197	A
1	AA	1200	C
1	AA	1202	U
1	AA	1212	U
1	AA	1213	A
1	AA	1214	C
1	AA	1215	G
1	AA	1225	A
1	AA	1226	C
1	AA	1227	A
1	AA	1236	A
1	AA	1238	A
1	AA	1239	A
1	AA	1256	A
1	AA	1257	A

Continued on next page...

Continued from previous page...

Mol	Chain	Res	Type
1	AA	1260	G
1	AA	1280	A
1	AA	1281	C
1	AA	1286	U
1	AA	1287	A
1	AA	1300	G
1	AA	1302	C
1	AA	1305	G
1	AA	1312	G
1	AA	1317	C
1	AA	1320	C
1	AA	1323	G
1	AA	1346	A
1	AA	1353	G
1	AA	1363	A
1	AA	1370	G
1	AA	1379	G
1	AA	1381	U
1	AA	1397	C
1	AA	1398	A
1	AA	1419	G
1	AA	1429	A
1	AA	1441	A
1	AA	1446	A
1	AA	1447	A
1	AA	1448	C
1	AA	1451	U
1	AA	1452	C
1	AA	1453	G
1	AA	1475	G
1	AA	1492	A
1	AA	1497	G
1	AA	1499	A
1	AA	1503	A
1	AA	1505	G
1	AA	1506	U
1	AA	1507	A
1	AA	1517	G
1	AA	1529	G
1	AA	1530	G
1	AA	1533	C
1	AA	1534	A

Continued on next page...

Continued from previous page...

Mol	Chain	Res	Type
1	BA	4	U
1	BA	5	U
1	BA	6	G
1	BA	9	G
1	BA	22	G
1	BA	28	A
1	BA	32	A
1	BA	39	G
1	BA	47	C
1	BA	48	C
1	BA	50	A
1	BA	51	A
1	BA	52	C
1	BA	69	G
1	BA	70	U
1	BA	71	A
1	BA	72	A
1	BA	74	A
1	BA	80	A
1	BA	82	G
1	BA	83	C
1	BA	84	U
1	BA	85	U
1	BA	86	G
1	BA	87	C
1	BA	88	U
1	BA	89	U
1	BA	90	C
1	BA	94	G
1	BA	95	C
1	BA	108	G
1	BA	116	A
1	BA	120	A
1	BA	127	G
1	BA	130	A
1	BA	131	A
1	BA	137	U
1	BA	141	G
1	BA	142	G
1	BA	143	A
1	BA	144	G
1	BA	149	A

Continued on next page...

Continued from previous page...

Mol	Chain	Res	Type
1	BA	159	G
1	BA	163	C
1	BA	168	G
1	BA	177	G
1	BA	197	A
1	BA	200	G
1	BA	205	A
1	BA	210	C
1	BA	211	G
1	BA	212	G
1	BA	226	G
1	BA	240	G
1	BA	245	U
1	BA	247	G
1	BA	250	A
1	BA	251	G
1	BA	266	G
1	BA	267	C
1	BA	281	G
1	BA	289	G
1	BA	321	A
1	BA	328	C
1	BA	329	A
1	BA	330	C
1	BA	332	G
1	BA	346	G
1	BA	348	G
1	BA	352	C
1	BA	354	G
1	BA	367	U
1	BA	372	C
1	BA	373	A
1	BA	382	A
1	BA	384	G
1	BA	398	U
1	BA	406	G
1	BA	411	A
1	BA	412	A
1	BA	413	G
1	BA	421	U
1	BA	422	C
1	BA	424	G

Continued on next page...

Continued from previous page...

Mol	Chain	Res	Type
1	BA	429	U
1	BA	430	A
1	BA	436	C
1	BA	457	G
1	BA	458	U
1	BA	467	U
1	BA	468	A
1	BA	474	G
1	BA	481	G
1	BA	484	G
1	BA	486	U
1	BA	495	A
1	BA	511	C
1	BA	527	7MG
1	BA	531	U
1	BA	532	A
1	BA	533	A
1	BA	547	A
1	BA	559	A
1	BA	564	C
1	BA	568	G
1	BA	572	A
1	BA	573	A
1	BA	576	C
1	BA	577	G
1	BA	596	A
1	BA	615	G
1	BA	632	U
1	BA	633	G
1	BA	650	G
1	BA	653	U
1	BA	661	G
1	BA	665	A
1	BA	682	G
1	BA	695	A
1	BA	702	A
1	BA	703	G
1	BA	721	G
1	BA	723	U
1	BA	734	G
1	BA	748	G
1	BA	755	G

Continued on next page...

Continued from previous page...

Mol	Chain	Res	Type
1	BA	777	A
1	BA	793	U
1	BA	794	A
1	BA	799	G
1	BA	814	A
1	BA	815	A
1	BA	817	C
1	BA	821	G
1	BA	828	U
1	BA	836	G
1	BA	839	C
1	BA	840	C
1	BA	841	C
1	BA	842	U
1	BA	843	U
1	BA	844	G
1	BA	845	A
1	BA	846	G
1	BA	873	A
1	BA	914	A
1	BA	926	G
1	BA	927	G
1	BA	934	C
1	BA	935	A
1	BA	960	U
1	BA	966	2MG
1	BA	969	A
1	BA	975	A
1	BA	976	G
1	BA	977	A
1	BA	987	G
1	BA	992	U
1	BA	993	G
1	BA	1004	A
1	BA	1008	U
1	BA	1009	U
1	BA	1015	G
1	BA	1019	A
1	BA	1024	G
1	BA	1026	G
1	BA	1027	C
1	BA	1029	U

Continued on next page...

Continued from previous page...

Mol	Chain	Res	Type
1	BA	1030	U
1	BA	1031	C
1	BA	1032	G
1	BA	1033	G
1	BA	1036	A
1	BA	1037	C
1	BA	1043	G
1	BA	1053	G
1	BA	1054	C
1	BA	1055	A
1	BA	1065	U
1	BA	1070	U
1	BA	1086	U
1	BA	1094	G
1	BA	1095	U
1	BA	1098	C
1	BA	1101	A
1	BA	1124	G
1	BA	1125	U
1	BA	1132	C
1	BA	1133	G
1	BA	1136	C
1	BA	1137	C
1	BA	1138	G
1	BA	1139	G
1	BA	1140	C
1	BA	1141	C
1	BA	1142	G
1	BA	1143	G
1	BA	1145	A
1	BA	1146	A
1	BA	1152	A
1	BA	1159	U
1	BA	1160	G
1	BA	1168	U
1	BA	1182	G
1	BA	1196	A
1	BA	1197	A
1	BA	1200	C
1	BA	1202	U
1	BA	1212	U
1	BA	1213	A

Continued on next page...

Continued from previous page...

Mol	Chain	Res	Type
1	BA	1214	C
1	BA	1215	G
1	BA	1225	A
1	BA	1226	C
1	BA	1227	A
1	BA	1236	A
1	BA	1238	A
1	BA	1239	A
1	BA	1256	A
1	BA	1257	A
1	BA	1260	G
1	BA	1261	A
1	BA	1280	A
1	BA	1281	C
1	BA	1286	U
1	BA	1287	A
1	BA	1300	G
1	BA	1302	C
1	BA	1305	G
1	BA	1312	G
1	BA	1317	C
1	BA	1320	C
1	BA	1323	G
1	BA	1346	A
1	BA	1353	G
1	BA	1362	A
1	BA	1363	A
1	BA	1370	G
1	BA	1379	G
1	BA	1381	U
1	BA	1397	C
1	BA	1398	A
1	BA	1419	G
1	BA	1429	A
1	BA	1441	A
1	BA	1446	A
1	BA	1447	A
1	BA	1448	C
1	BA	1451	U
1	BA	1452	C
1	BA	1453	G
1	BA	1475	G

Continued on next page...

Continued from previous page...

Mol	Chain	Res	Type
1	BA	1493	A
1	BA	1497	G
1	BA	1499	A
1	BA	1503	A
1	BA	1505	G
1	BA	1506	U
1	BA	1507	A
1	BA	1517	G
1	BA	1529	G
1	BA	1530	G
1	BA	1533	C
1	BA	1534	A
28	CB	9	G
28	CB	25	U
28	CB	35	C
28	CB	44	G
28	CB	45	A
28	CB	56	G
28	CB	57	A
28	CB	88	C
28	CB	89	U
28	CB	90	C
28	CB	99	A
28	CB	109	A
31	CA	10	A
31	CA	14	A
31	CA	33	C
31	CA	34	U
31	CA	42	A
31	CA	46	G
31	CA	49	A
31	CA	58	G
31	CA	63	A
31	CA	71	A
31	CA	74	A
31	CA	75	G
31	CA	80	G
31	CA	83	A
31	CA	84	A
31	CA	101	A
31	CA	102	U
31	CA	118	A

Continued on next page...

Continued from previous page...

Mol	Chain	Res	Type
31	CA	119	A
31	CA	120	U
31	CA	138	U
31	CA	139	U
31	CA	140	C
31	CA	141	G
31	CA	142	A
31	CA	143	C
31	CA	165	A
31	CA	177	G
31	CA	178	G
31	CA	196	A
31	CA	197	A
31	CA	198	C
31	CA	199	A
31	CA	200	U
31	CA	215	G
31	CA	216	A
31	CA	221	A
31	CA	222	A
31	CA	245	G
31	CA	248	G
31	CA	264	C
31	CA	265	A
31	CA	266	G
31	CA	267	C
31	CA	272	A
31	CA	276	U
31	CA	277	G
31	CA	278	A
31	CA	279	A
31	CA	285	G
31	CA	310	A
31	CA	311	A
31	CA	329	G
31	CA	330	A
31	CA	343	C
31	CA	346	A
31	CA	352	A
31	CA	353	C
31	CA	362	A
31	CA	371	A

Continued on next page...

Continued from previous page...

Mol	Chain	Res	Type
31	CA	372	G
31	CA	385	C
31	CA	386	G
31	CA	399	U
31	CA	403	U
31	CA	404	A
31	CA	405	U
31	CA	411	G
31	CA	412	A
31	CA	420	C
31	CA	424	G
31	CA	451	U
31	CA	480	A
31	CA	481	G
31	CA	491	G
31	CA	496	G
31	CA	503	A
31	CA	504	A
31	CA	505	A
31	CA	508	A
31	CA	528	A
31	CA	529	A
31	CA	531	C
31	CA	532	A
31	CA	543	G
31	CA	544	C
31	CA	546	U
31	CA	547	A
31	CA	549	G
31	CA	550	C
31	CA	551	G
31	CA	555	G
31	CA	563	A
31	CA	573	U
31	CA	575	A
31	CA	586	A
31	CA	603	A
31	CA	613	A
31	CA	614	A
31	CA	615	U
31	CA	622	G
31	CA	627	A

Continued on next page...

Continued from previous page...

Mol	Chain	Res	Type
31	CA	637	A
31	CA	645	C
31	CA	647	G
31	CA	653	U
31	CA	654	A
31	CA	655	A
31	CA	670	A
31	CA	684	G
31	CA	685	A
31	CA	686	U
31	CA	695	G
31	CA	717	C
31	CA	730	A
31	CA	740	C
31	CA	747	5MU
31	CA	764	A
31	CA	775	G
31	CA	776	G
31	CA	782	A
31	CA	784	G
31	CA	785	G
31	CA	792	A
31	CA	798	G
31	CA	802	A
31	CA	805	G
31	CA	812	C
31	CA	819	A
31	CA	827	U
31	CA	828	U
31	CA	845	A
31	CA	846	U
31	CA	847	U
31	CA	858	G
31	CA	859	G
31	CA	878	A
31	CA	883	G
31	CA	896	A
31	CA	897	C
31	CA	907	G
31	CA	910	A
31	CA	914	G
31	CA	931	U

Continued on next page...

Continued from previous page...

Mol	Chain	Res	Type
31	CA	932	U
31	CA	941	A
31	CA	946	C
31	CA	953	G
31	CA	961	C
31	CA	973	A
31	CA	974	G
31	CA	983	A
31	CA	984	A
31	CA	985	C
31	CA	995	C
31	CA	996	A
31	CA	1005	C
31	CA	1012	U
31	CA	1013	C
31	CA	1022	G
31	CA	1026	G
31	CA	1033	U
31	CA	1040	A
31	CA	1045	C
31	CA	1046	A
31	CA	1047	G
31	CA	1057	A
31	CA	1061	U
31	CA	1062	G
31	CA	1070	A
31	CA	1073	A
31	CA	1083	U
31	CA	1088	A
31	CA	1089	A
31	CA	1090	A
31	CA	1091	G
31	CA	1096	A
31	CA	1097	U
31	CA	1111	A
31	CA	1112	G
31	CA	1119	U
31	CA	1128	G
31	CA	1129	A
31	CA	1132	U
31	CA	1133	A
31	CA	1135	C

Continued on next page...

Continued from previous page...

Mol	Chain	Res	Type
31	CA	1136	G
31	CA	1142	A
31	CA	1156	A
31	CA	1168	G
31	CA	1169	A
31	CA	1172	C
31	CA	1175	A
31	CA	1176	U
31	CA	1177	G
31	CA	1179	G
31	CA	1180	U
31	CA	1186	G
31	CA	1206	G
31	CA	1210	G
31	CA	1212	G
31	CA	1218	G
31	CA	1236	G
31	CA	1238	G
31	CA	1253	A
31	CA	1256	G
31	CA	1262	A
31	CA	1266	G
31	CA	1271	G
31	CA	1272	A
31	CA	1273	U
31	CA	1300	G
31	CA	1301	A
31	CA	1313	U
31	CA	1320	C
31	CA	1321	A
31	CA	1328	A
31	CA	1329	U
31	CA	1330	C
31	CA	1352	U
31	CA	1365	A
31	CA	1376	C
31	CA	1379	U
31	CA	1380	G
31	CA	1383	A
31	CA	1386	C
31	CA	1395	A
31	CA	1416	G

Continued on next page...

Continued from previous page...

Mol	Chain	Res	Type
31	CA	1417	C
31	CA	1419	A
31	CA	1420	A
31	CA	1428	C
31	CA	1437	C
31	CA	1438	U
31	CA	1452	G
31	CA	1453	A
31	CA	1460	U
31	CA	1482	G
31	CA	1490	A
31	CA	1491	G
31	CA	1493	C
31	CA	1494	A
31	CA	1497	U
31	CA	1504	A
31	CA	1509	A
31	CA	1510	G
31	CA	1515	A
31	CA	1523	U
31	CA	1532	A
31	CA	1534	U
31	CA	1535	A
31	CA	1536	C
31	CA	1537	G
31	CA	1565	C
31	CA	1567	G
31	CA	1569	A
31	CA	1578	U
31	CA	1583	A
31	CA	1585	C
31	CA	1606	C
31	CA	1607	C
31	CA	1608	A
31	CA	1616	A
31	CA	1634	A
31	CA	1647	U
31	CA	1648	U
31	CA	1649	G
31	CA	1669	A
31	CA	1674	G
31	CA	1675	C

Continued on next page...

Continued from previous page...

Mol	Chain	Res	Type
31	CA	1694	C
31	CA	1715	G
31	CA	1729	U
31	CA	1730	C
31	CA	1738	G
31	CA	1744	A
31	CA	1750	G
31	CA	1758	U
31	CA	1764	C
31	CA	1773	A
31	CA	1782	U
31	CA	1800	C
31	CA	1801	A
31	CA	1808	A
31	CA	1812	U
31	CA	1816	C
31	CA	1829	A
31	CA	1869	G
31	CA	1870	C
31	CA	1871	A
31	CA	1872	A
31	CA	1873	G
31	CA	1900	A
31	CA	1903	G
31	CA	1906	G
31	CA	1907	G
31	CA	1914	C
31	CA	1929	G
31	CA	1930	G
31	CA	1931	U
31	CA	1937	A
31	CA	1938	A
31	CA	1955	U
31	CA	1967	C
31	CA	1970	A
31	CA	1972	G
31	CA	1991	U
31	CA	1993	U
31	CA	1997	C
31	CA	2022	U
31	CA	2023	C
31	CA	2033	A

Continued on next page...

Continued from previous page...

Mol	Chain	Res	Type
31	CA	2035	G
31	CA	2036	C
31	CA	2043	C
31	CA	2046	G
31	CA	2049	G
31	CA	2055	C
31	CA	2056	G
31	CA	2060	A
31	CA	2061	G
31	CA	2062	A
31	CA	2069	7MG
31	CA	2072	C
31	CA	2080	A
31	CA	2093	G
31	CA	2095	A
31	CA	2100	G
31	CA	2108	A
31	CA	2110	G
31	CA	2111	U
31	CA	2112	G
31	CA	2113	U
31	CA	2115	G
31	CA	2117	A
31	CA	2118	U
31	CA	2119	A
31	CA	2123	G
31	CA	2124	G
31	CA	2125	G
31	CA	2126	A
31	CA	2127	G
31	CA	2128	G
31	CA	2131	U
31	CA	2132	U
31	CA	2133	G
31	CA	2146	C
31	CA	2147	A
31	CA	2157	G
31	CA	2158	A
31	CA	2159	G
31	CA	2162	G
31	CA	2164	C
31	CA	2165	C

Continued on next page...

Continued from previous page...

Mol	Chain	Res	Type
31	CA	2171	A
31	CA	2172	U
31	CA	2173	A
31	CA	2174	C
31	CA	2178	C
31	CA	2183	A
31	CA	2190	G
31	CA	2198	A
31	CA	2203	U
31	CA	2204	G
31	CA	2211	A
31	CA	2225	A
31	CA	2226	C
31	CA	2238	G
31	CA	2239	G
31	CA	2259	U
31	CA	2268	A
31	CA	2278	A
31	CA	2280	G
31	CA	2282	G
31	CA	2283	C
31	CA	2287	A
31	CA	2305	U
31	CA	2311	A
31	CA	2322	A
31	CA	2324	U
31	CA	2325	G
31	CA	2326	C
31	CA	2327	A
31	CA	2331	G
31	CA	2333	A
31	CA	2334	U
31	CA	2335	A
31	CA	2345	G
31	CA	2347	C
31	CA	2350	C
31	CA	2354	C
31	CA	2361	G
31	CA	2383	G
31	CA	2385	C
31	CA	2402	U
31	CA	2403	C

Continued on next page...

Continued from previous page...

Mol	Chain	Res	Type
31	CA	2406	A
31	CA	2424	C
31	CA	2425	A
31	CA	2426	A
31	CA	2429	G
31	CA	2430	A
31	CA	2435	A
31	CA	2436	G
31	CA	2441	U
31	CA	2448	A
31	CA	2465	C
31	CA	2469	A
31	CA	2476	A
31	CA	2491	U
31	CA	2502	G
31	CA	2505	G
31	CA	2518	A
31	CA	2529	G
31	CA	2535	G
31	CA	2547	A
31	CA	2554	U
31	CA	2556	C
31	CA	2566	A
31	CA	2567	G
31	CA	2573	C
31	CA	2578	G
31	CA	2582	G
31	CA	2585	U
31	CA	2586	U
31	CA	2603	G
31	CA	2609	U
31	CA	2613	U
31	CA	2621	G
31	CA	2629	U
31	CA	2630	G
31	CA	2646	C
31	CA	2661	G
31	CA	2663	G
31	CA	2681	C
31	CA	2682	A
31	CA	2689	U
31	CA	2690	U

Continued on next page...

Continued from previous page...

Mol	Chain	Res	Type
31	CA	2714	G
31	CA	2716	C
31	CA	2726	A
31	CA	2748	A
31	CA	2765	A
31	CA	2769	U
31	CA	2778	A
31	CA	2779	U
31	CA	2780	G
31	CA	2791	G
31	CA	2794	C
31	CA	2799	A
31	CA	2820	A
31	CA	2821	A
31	CA	2825	G
31	CA	2833	U
31	CA	2835	A
31	CA	2836	U
31	CA	2850	A
31	CA	2861	U
31	CA	2867	G
31	CA	2880	C
31	CA	2883	A
31	CA	2884	U
31	CA	2886	A
31	CA	2893	A
31	CA	2894	G
31	CA	2903	U
28	DB	25	U
28	DB	35	C
28	DB	44	G
28	DB	45	A
28	DB	56	G
28	DB	57	A
28	DB	88	C
28	DB	89	U
28	DB	90	C
28	DB	109	A
55	DA	10	A
55	DA	12	U
55	DA	34	U
55	DA	42	A

Continued on next page...

Continued from previous page...

Mol	Chain	Res	Type
55	DA	46	G
55	DA	58	G
55	DA	63	A
55	DA	71	A
55	DA	74	A
55	DA	75	G
55	DA	80	G
55	DA	84	A
55	DA	101	A
55	DA	102	U
55	DA	118	A
55	DA	119	A
55	DA	120	U
55	DA	138	U
55	DA	139	U
55	DA	140	C
55	DA	141	G
55	DA	142	A
55	DA	143	C
55	DA	165	A
55	DA	196	A
55	DA	197	A
55	DA	199	A
55	DA	215	G
55	DA	216	A
55	DA	221	A
55	DA	222	A
55	DA	226	A
55	DA	248	G
55	DA	264	C
55	DA	265	A
55	DA	266	G
55	DA	267	C
55	DA	272	A
55	DA	276	U
55	DA	277	G
55	DA	278	A
55	DA	279	A
55	DA	285	G
55	DA	302	C
55	DA	310	A
55	DA	311	A

Continued on next page...

Continued from previous page...

Mol	Chain	Res	Type
55	DA	329	G
55	DA	330	A
55	DA	346	A
55	DA	352	A
55	DA	353	C
55	DA	362	A
55	DA	370	G
55	DA	371	A
55	DA	372	G
55	DA	386	G
55	DA	399	U
55	DA	411	G
55	DA	412	A
55	DA	420	C
55	DA	424	G
55	DA	454	A
55	DA	480	A
55	DA	481	G
55	DA	491	G
55	DA	496	G
55	DA	503	A
55	DA	504	A
55	DA	505	A
55	DA	508	A
55	DA	529	A
55	DA	531	C
55	DA	532	A
55	DA	533	G
55	DA	543	G
55	DA	544	C
55	DA	546	U
55	DA	547	A
55	DA	548	G
55	DA	549	G
55	DA	550	C
55	DA	551	G
55	DA	563	A
55	DA	573	U
55	DA	575	A
55	DA	586	A
55	DA	603	A
55	DA	613	A

Continued on next page...

Continued from previous page...

Mol	Chain	Res	Type
55	DA	614	A
55	DA	615	U
55	DA	627	A
55	DA	637	A
55	DA	645	C
55	DA	647	G
55	DA	653	U
55	DA	654	A
55	DA	655	A
55	DA	686	U
55	DA	702	U
55	DA	717	C
55	DA	730	A
55	DA	738	G
55	DA	747	5MU
55	DA	764	A
55	DA	765	C
55	DA	775	G
55	DA	776	G
55	DA	782	A
55	DA	783	A
55	DA	784	G
55	DA	785	G
55	DA	790	U
55	DA	805	G
55	DA	812	C
55	DA	827	U
55	DA	828	U
55	DA	858	G
55	DA	859	G
55	DA	878	A
55	DA	883	G
55	DA	885	C
55	DA	896	A
55	DA	897	C
55	DA	907	G
55	DA	910	A
55	DA	914	G
55	DA	931	U
55	DA	932	U
55	DA	946	C
55	DA	953	G

Continued on next page...

Continued from previous page...

Mol	Chain	Res	Type
55	DA	961	C
55	DA	974	G
55	DA	983	A
55	DA	984	A
55	DA	985	C
55	DA	996	A
55	DA	1005	C
55	DA	1012	U
55	DA	1013	C
55	DA	1022	G
55	DA	1026	G
55	DA	1033	U
55	DA	1040	A
55	DA	1047	G
55	DA	1057	A
55	DA	1061	U
55	DA	1062	G
55	DA	1070	A
55	DA	1073	A
55	DA	1083	U
55	DA	1088	A
55	DA	1089	A
55	DA	1090	A
55	DA	1091	G
55	DA	1096	A
55	DA	1097	U
55	DA	1112	G
55	DA	1119	U
55	DA	1128	G
55	DA	1129	A
55	DA	1132	U
55	DA	1133	A
55	DA	1135	C
55	DA	1136	G
55	DA	1142	A
55	DA	1156	A
55	DA	1168	G
55	DA	1172	C
55	DA	1174	U
55	DA	1175	A
55	DA	1176	U
55	DA	1177	G

Continued on next page...

Continued from previous page...

Mol	Chain	Res	Type
55	DA	1180	U
55	DA	1206	G
55	DA	1212	G
55	DA	1218	G
55	DA	1238	G
55	DA	1253	A
55	DA	1256	G
55	DA	1271	G
55	DA	1272	A
55	DA	1273	U
55	DA	1300	G
55	DA	1301	A
55	DA	1321	A
55	DA	1352	U
55	DA	1365	A
55	DA	1379	U
55	DA	1383	A
55	DA	1386	C
55	DA	1416	G
55	DA	1417	C
55	DA	1420	A
55	DA	1427	A
55	DA	1428	C
55	DA	1435	G
55	DA	1452	G
55	DA	1453	A
55	DA	1460	U
55	DA	1482	G
55	DA	1490	A
55	DA	1491	G
55	DA	1493	C
55	DA	1494	A
55	DA	1497	U
55	DA	1504	A
55	DA	1508	A
55	DA	1509	A
55	DA	1510	G
55	DA	1515	A
55	DA	1523	U
55	DA	1532	A
55	DA	1534	U
55	DA	1535	A

Continued on next page...

Continued from previous page...

Mol	Chain	Res	Type
55	DA	1537	G
55	DA	1569	A
55	DA	1578	U
55	DA	1583	A
55	DA	1585	C
55	DA	1606	C
55	DA	1607	C
55	DA	1608	A
55	DA	1634	A
55	DA	1647	U
55	DA	1648	U
55	DA	1649	G
55	DA	1674	G
55	DA	1694	C
55	DA	1715	G
55	DA	1729	U
55	DA	1730	C
55	DA	1738	G
55	DA	1744	A
55	DA	1758	U
55	DA	1764	C
55	DA	1773	A
55	DA	1782	U
55	DA	1800	C
55	DA	1801	A
55	DA	1808	A
55	DA	1812	U
55	DA	1816	C
55	DA	1829	A
55	DA	1839	G
55	DA	1869	G
55	DA	1870	C
55	DA	1871	A
55	DA	1872	A
55	DA	1873	G
55	DA	1900	A
55	DA	1906	G
55	DA	1907	G
55	DA	1913	A
55	DA	1914	C
55	DA	1929	G
55	DA	1930	G

Continued on next page...

Continued from previous page...

Mol	Chain	Res	Type
55	DA	1931	U
55	DA	1937	A
55	DA	1938	A
55	DA	1955	U
55	DA	1965	C
55	DA	1967	C
55	DA	1970	A
55	DA	1972	G
55	DA	1991	U
55	DA	1992	G
55	DA	1993	U
55	DA	1997	C
55	DA	2023	C
55	DA	2031	A
55	DA	2033	A
55	DA	2043	C
55	DA	2055	C
55	DA	2056	G
55	DA	2060	A
55	DA	2061	G
55	DA	2062	A
55	DA	2069	7MG
55	DA	2080	A
55	DA	2093	G
55	DA	2097	A
55	DA	2100	G
55	DA	2105	U
55	DA	2111	U
55	DA	2112	G
55	DA	2113	U
55	DA	2116	G
55	DA	2117	A
55	DA	2118	U
55	DA	2119	A
55	DA	2120	G
55	DA	2123	G
55	DA	2125	G
55	DA	2126	A
55	DA	2128	G
55	DA	2131	U
55	DA	2132	U
55	DA	2133	G

Continued on next page...

Continued from previous page...

Mol	Chain	Res	Type
55	DA	2134	A
55	DA	2135	A
55	DA	2145	C
55	DA	2146	C
55	DA	2148	G
55	DA	2158	A
55	DA	2159	G
55	DA	2160	C
55	DA	2161	C
55	DA	2162	G
55	DA	2163	A
55	DA	2164	C
55	DA	2165	C
55	DA	2167	U
55	DA	2168	G
55	DA	2169	A
55	DA	2170	A
55	DA	2171	A
55	DA	2172	U
55	DA	2173	A
55	DA	2178	C
55	DA	2179	C
55	DA	2181	U
55	DA	2183	A
55	DA	2185	U
55	DA	2186	G
55	DA	2190	G
55	DA	2198	A
55	DA	2204	G
55	DA	2211	A
55	DA	2225	A
55	DA	2238	G
55	DA	2239	G
55	DA	2243	U
55	DA	2268	A
55	DA	2278	A
55	DA	2283	C
55	DA	2286	G
55	DA	2287	A
55	DA	2305	U
55	DA	2308	G
55	DA	2312	U

Continued on next page...

Continued from previous page...

Mol	Chain	Res	Type
55	DA	2322	A
55	DA	2324	U
55	DA	2325	G
55	DA	2327	A
55	DA	2331	G
55	DA	2333	A
55	DA	2335	A
55	DA	2345	G
55	DA	2347	C
55	DA	2350	C
55	DA	2361	G
55	DA	2383	G
55	DA	2385	C
55	DA	2402	U
55	DA	2403	C
55	DA	2406	A
55	DA	2407	A
55	DA	2424	C
55	DA	2425	A
55	DA	2435	A
55	DA	2441	U
55	DA	2448	A
55	DA	2476	A
55	DA	2491	U
55	DA	2502	G
55	DA	2505	G
55	DA	2518	A
55	DA	2529	G
55	DA	2535	G
55	DA	2547	A
55	DA	2556	C
55	DA	2566	A
55	DA	2567	G
55	DA	2573	C
55	DA	2585	U
55	DA	2603	G
55	DA	2609	U
55	DA	2613	U
55	DA	2629	U
55	DA	2630	G
55	DA	2661	G
55	DA	2663	G

Continued on next page...

Continued from previous page...

Mol	Chain	Res	Type
55	DA	2671	G
55	DA	2689	U
55	DA	2690	U
55	DA	2714	G
55	DA	2726	A
55	DA	2748	A
55	DA	2765	A
55	DA	2778	A
55	DA	2780	G
55	DA	2791	G
55	DA	2798	U
55	DA	2799	A
55	DA	2820	A
55	DA	2821	A
55	DA	2825	G
55	DA	2833	U
55	DA	2835	A
55	DA	2836	U
55	DA	2861	U
55	DA	2867	G
55	DA	2880	C
55	DA	2883	A

There are no RNA pucker outliers to report.

5.4 Non-standard residues in protein, DNA, RNA chains ⓘ

75 non-standard protein/DNA/RNA residues are modelled in this entry.

In the following table, the Counts columns list the number of bonds (or angles) for which Mogul statistics could be retrieved, the number of bonds (or angles) that are observed in the model and the number of bonds (or angles) that are defined in the chemical component dictionary. The Link column lists molecule types, if any, to which the group is linked. The Z score for a bond length (or angle) is the number of standard deviations the observed value is removed from the expected value. A bond length (or angle) with $|Z| > 2$ is considered an outlier worth inspection. RMSZ is the root-mean-square of all Z scores of the bond lengths (or angles).

Mol	Type	Chain	Res	Link	Bond lengths			Bond angles		
					Counts	RMSZ	# $ Z > 2$	Counts	RMSZ	# $ Z > 2$
1	2MG	AA	1207	1	19,26,27	1.04	1 (5%)	20,38,41	2.38	4 (20%)
1	4OC	AA	1402	1	16,23,24	0.85	0	19,32,35	0.84	1 (5%)
1	5MC	AA	1407	1	15,22,23	1.08	2 (13%)	17,32,35	0.85	1 (5%)

Mol	Type	Chain	Res	Link	Bond lengths			Bond angles		
					Counts	RMSZ	# Z > 2	Counts	RMSZ	# Z > 2
1	UR3	AA	1498	1	14,22,23	1.03	0	16,32,35	0.37	0
1	2MG	AA	1516	1	19,26,27	1.23	2 (10%)	20,38,41	2.29	4 (20%)
1	MA6	AA	1518	1	16,26,27	0.70	0	18,38,41	1.20	1 (5%)
1	MA6	AA	1519	1	16,26,27	0.76	0	18,38,41	0.99	1 (5%)
1	PSU	AA	516	1,56	16,21,22	1.23	2 (12%)	20,30,33	5.95	4 (20%)
1	7MG	AA	527	1	20,26,27	2.39	4 (20%)	22,39,42	2.54	4 (18%)
1	2MG	AA	966	1	19,26,27	1.35	2 (10%)	20,38,41	2.39	3 (15%)
1	5MC	AA	967	1	15,22,23	0.95	1 (6%)	17,32,35	0.73	1 (5%)
12	D2T	AL	89	12	5,9,10	1.19	1 (20%)	3,11,13	1.90	2 (66%)
1	2MG	BA	1207	1	19,26,27	1.14	2 (10%)	20,38,41	2.40	4 (20%)
1	4OC	BA	1402	1	16,23,24	0.77	0	19,32,35	0.82	1 (5%)
1	5MC	BA	1407	1	15,22,23	1.12	2 (13%)	17,32,35	0.80	1 (5%)
1	UR3	BA	1498	1	14,22,23	1.34	1 (7%)	16,32,35	0.42	0
1	2MG	BA	1516	1	19,26,27	1.28	2 (10%)	20,38,41	2.31	4 (20%)
1	MA6	BA	1518	1	16,26,27	0.65	0	18,38,41	1.21	1 (5%)
1	MA6	BA	1519	1	16,26,27	0.74	0	18,38,41	0.99	1 (5%)
1	PSU	BA	516	1	16,21,22	1.21	2 (12%)	20,30,33	5.95	4 (20%)
1	7MG	BA	527	1	20,26,27	2.40	5 (25%)	22,39,42	2.49	3 (13%)
1	2MG	BA	966	1	19,26,27	1.15	2 (10%)	20,38,41	2.43	4 (20%)
1	5MC	BA	967	1	15,22,23	0.94	1 (6%)	17,32,35	0.75	1 (5%)
12	D2T	BL	89	12	5,9,10	1.29	1 (20%)	3,11,13	2.01	2 (66%)
31	6MZ	CA	1618	31	18,25,26	1.03	1 (5%)	16,36,39	1.04	1 (6%)
31	2MG	CA	1835	31	19,26,27	1.11	1 (5%)	20,38,41	2.24	4 (20%)
31	PSU	CA	1911	31	16,21,22	1.15	2 (12%)	20,30,33	5.93	4 (20%)
31	3TD	CA	1915	31	16,22,23	1.00	2 (12%)	19,32,35	1.53	2 (10%)
31	PSU	CA	1917	31	16,21,22	1.12	2 (12%)	20,30,33	5.99	4 (20%)
31	5MU	CA	1939	31	14,22,23	1.28	2 (14%)	16,32,35	4.20	3 (18%)
31	5MC	CA	1962	31	15,22,23	0.97	1 (6%)	17,32,35	0.67	1 (5%)
31	6MZ	CA	2030	31	18,25,26	0.81	0	16,36,39	1.06	1 (6%)
31	7MG	CA	2069	31	20,26,27	2.33	5 (25%)	22,39,42	2.37	3 (13%)
31	OMG	CA	2251	31	18,26,27	1.22	2 (11%)	22,38,41	2.41	4 (18%)
31	2MG	CA	2445	31	19,26,27	1.40	3 (15%)	20,38,41	2.38	4 (20%)
31	PSU	CA	2457	31	16,21,22	1.59	3 (18%)	20,30,33	5.94	4 (20%)
31	OMC	CA	2498	31,56	15,22,23	1.07	1 (6%)	19,31,34	0.61	0
31	2MA	CA	2503	31	18,25,26	0.98	0	17,37,40	0.90	0

Mol	Type	Chain	Res	Link	Bond lengths			Bond angles		
					Counts	RMSZ	# Z > 2	Counts	RMSZ	# Z > 2
31	PSU	CA	2504	31	16,21,22	1.23	3 (18%)	20,30,33	5.95	4 (20%)
31	OMU	CA	2552	31	14,22,23	1.28	2 (14%)	18,31,34	3.64	2 (11%)
31	PSU	CA	2580	31	16,21,22	1.24	2 (12%)	20,30,33	5.98	4 (20%)
31	PSU	CA	2605	31	16,21,22	1.26	2 (12%)	20,30,33	5.95	4 (20%)
31	1MG	CA	745	31	18,26,27	1.17	1 (5%)	18,39,42	1.20	2 (11%)
31	PSU	CA	746	31,56	16,21,22	1.34	3 (18%)	20,30,33	5.97	5 (25%)
31	5MU	CA	747	31	14,22,23	1.17	2 (14%)	16,32,35	4.20	3 (18%)
31	PSU	CA	955	31	16,21,22	1.12	2 (12%)	20,30,33	5.95	4 (20%)
41	4D4	CN	81	41	10,11,12	2.16	2 (20%)	7,13,15	2.49	2 (28%)
55	6MZ	DA	1618	55	18,25,26	0.71	0	16,36,39	2.19	2 (12%)
55	2MG	DA	1835	55	19,26,27	1.01	1 (5%)	20,38,41	2.33	4 (20%)
55	PSU	DA	1911	55	16,21,22	1.13	2 (12%)	20,30,33	5.93	4 (20%)
55	3TD	DA	1915	55	16,22,23	0.96	2 (12%)	19,32,35	1.56	2 (10%)
55	PSU	DA	1917	55	16,21,22	1.17	2 (12%)	20,30,33	5.94	4 (20%)
55	5MU	DA	1939	55	14,22,23	1.34	3 (21%)	16,32,35	4.21	3 (18%)
55	5MC	DA	1962	55	15,22,23	1.28	2 (13%)	17,32,35	0.74	1 (5%)
55	6MZ	DA	2030	55	18,25,26	1.15	2 (11%)	16,36,39	1.11	1 (6%)
55	7MG	DA	2069	55	20,26,27	2.36	5 (25%)	22,39,42	2.36	3 (13%)
55	OMG	DA	2251	55	18,26,27	1.08	2 (11%)	22,38,41	2.31	4 (18%)
55	2MG	DA	2445	55	19,26,27	1.45	3 (15%)	20,38,41	2.42	4 (20%)
55	H2U	DA	2449	55	17,21,22	0.47	0	21,30,33	0.44	0
55	PSU	DA	2457	55	16,21,22	1.36	3 (18%)	20,30,33	5.93	4 (20%)
55	OMC	DA	2498	55,56	15,22,23	1.02	1 (6%)	19,31,34	0.60	0
55	2MA	DA	2503	55,56	18,25,26	0.97	0	17,37,40	1.08	2 (11%)
55	PSU	DA	2504	55	16,21,22	1.24	2 (12%)	20,30,33	5.95	4 (20%)
55	OMU	DA	2552	55	14,22,23	1.32	2 (14%)	18,31,34	3.62	2 (11%)
55	PSU	DA	2580	55	16,21,22	1.56	4 (25%)	20,30,33	5.95	5 (25%)
55	PSU	DA	2604	55	16,21,22	1.61	4 (25%)	20,30,33	5.98	4 (20%)
55	PSU	DA	2605	55	16,21,22	1.26	3 (18%)	20,30,33	5.99	5 (25%)
55	1MG	DA	745	55	18,26,27	1.27	2 (11%)	18,39,42	1.13	2 (11%)
55	PSU	DA	746	55,56	16,21,22	1.69	6 (37%)	20,30,33	5.96	4 (20%)
55	5MU	DA	747	55	14,22,23	1.19	2 (14%)	16,32,35	4.19	3 (18%)
55	PSU	DA	955	55	16,21,22	1.42	3 (18%)	20,30,33	5.94	4 (20%)
32	MEQ	DD	150[A]	32	9,9,10	0.50	0	7,10,12	1.92	1 (14%)
32	MEQ	DD	150[B]	32	9,9,10	1.20	1 (11%)	7,10,12	1.01	1 (14%)

Mol	Type	Chain	Res	Link	Bond lengths			Bond angles		
					Counts	RMSZ	# Z > 2	Counts	RMSZ	# Z > 2
41	4D4	DN	81[A]	-	10,11,12	1.76	3 (30%)	7,13,15	2.41	2 (28%)
41	4D4	DN	81[B]	-	10,11,12	1.86	3 (30%)	7,13,15	2.64	2 (28%)

In the following table, the Chirals column lists the number of chiral outliers, the number of chiral centers analysed, the number of these observed in the model and the number defined in the chemical component dictionary. Similar counts are reported in the Torsion and Rings columns. '-' means no outliers of that kind were identified.

Mol	Type	Chain	Res	Link	Chirals	Torsions	Rings
1	2MG	AA	1207	1	-	0/5/27/28	0/3/3/3
1	4OC	AA	1402	1	-	0/7/29/30	0/2/2/2
1	5MC	AA	1407	1	-	0/3/25/26	0/2/2/2
1	UR3	AA	1498	1	-	0/3/25/26	0/2/2/2
1	2MG	AA	1516	1	-	0/5/27/28	0/3/3/3
1	MA6	AA	1518	1	-	0/7/29/30	0/3/3/3
1	MA6	AA	1519	1	-	0/7/29/30	0/3/3/3
1	PSU	AA	516	1,56	-	0/7/25/26	0/2/2/2
1	7MG	AA	527	1	-	0/7/37/38	0/3/3/3
1	2MG	AA	966	1	-	0/5/27/28	0/3/3/3
1	5MC	AA	967	1	-	0/3/25/26	0/2/2/2
12	D2T	AL	89	12	-	0/2/12/14	0/0/0/0
1	2MG	BA	1207	1	-	0/5/27/28	0/3/3/3
1	4OC	BA	1402	1	-	0/7/29/30	0/2/2/2
1	5MC	BA	1407	1	-	0/3/25/26	0/2/2/2
1	UR3	BA	1498	1	-	0/3/25/26	0/2/2/2
1	2MG	BA	1516	1	-	0/5/27/28	0/3/3/3
1	MA6	BA	1518	1	-	0/7/29/30	0/3/3/3
1	MA6	BA	1519	1	-	0/7/29/30	0/3/3/3
1	PSU	BA	516	1	-	0/7/25/26	0/2/2/2
1	7MG	BA	527	1	-	0/7/37/38	0/3/3/3
1	2MG	BA	966	1	-	0/5/27/28	0/3/3/3
1	5MC	BA	967	1	-	0/3/25/26	0/2/2/2
12	D2T	BL	89	12	-	0/2/12/14	0/0/0/0
31	6MZ	CA	1618	31	-	0/5/27/28	0/3/3/3
31	2MG	CA	1835	31	-	0/5/27/28	0/3/3/3
31	PSU	CA	1911	31	-	0/7/25/26	0/2/2/2
31	3TD	CA	1915	31	-	0/7/25/26	0/2/2/2
31	PSU	CA	1917	31	-	0/7/25/26	0/2/2/2
31	5MU	CA	1939	31	-	0/3/25/26	0/2/2/2
31	5MC	CA	1962	31	-	0/3/25/26	0/2/2/2
31	6MZ	CA	2030	31	-	0/5/27/28	0/3/3/3
31	7MG	CA	2069	31	-	0/7/37/38	0/3/3/3

Continued on next page...

Continued from previous page...

Mol	Type	Chain	Res	Link	Chirals	Torsions	Rings
31	OMG	CA	2251	31	-	0/5/27/28	0/3/3/3
31	2MG	CA	2445	31	-	0/5/27/28	0/3/3/3
31	PSU	CA	2457	31	-	0/7/25/26	0/2/2/2
31	OMC	CA	2498	31,56	-	0/5/27/28	0/2/2/2
31	2MA	CA	2503	31	-	0/3/25/26	0/3/3/3
31	PSU	CA	2504	31	-	0/7/25/26	0/2/2/2
31	OMU	CA	2552	31	-	0/5/27/28	0/2/2/2
31	PSU	CA	2580	31	-	0/7/25/26	0/2/2/2
31	PSU	CA	2605	31	-	0/7/25/26	0/2/2/2
31	1MG	CA	745	31	-	0/3/25/26	0/3/3/3
31	PSU	CA	746	31,56	-	0/7/25/26	0/2/2/2
31	5MU	CA	747	31	-	0/3/25/26	0/2/2/2
31	PSU	CA	955	31	-	0/7/25/26	0/2/2/2
41	4D4	CN	81	41	-	0/10/12/14	0/0/0/0
55	6MZ	DA	1618	55	-	0/5/27/28	0/3/3/3
55	2MG	DA	1835	55	-	0/5/27/28	0/3/3/3
55	PSU	DA	1911	55	-	0/7/25/26	0/2/2/2
55	3TD	DA	1915	55	-	0/7/25/26	0/2/2/2
55	PSU	DA	1917	55	-	0/7/25/26	0/2/2/2
55	5MU	DA	1939	55	-	0/3/25/26	0/2/2/2
55	5MC	DA	1962	55	-	0/3/25/26	0/2/2/2
55	6MZ	DA	2030	55	-	0/5/27/28	0/3/3/3
55	7MG	DA	2069	55	-	0/7/37/38	0/3/3/3
55	OMG	DA	2251	55	-	0/5/27/28	0/3/3/3
55	2MG	DA	2445	55	-	0/5/27/28	0/3/3/3
55	H2U	DA	2449	55	-	0/7/38/39	0/2/2/2
55	PSU	DA	2457	55	-	0/7/25/26	0/2/2/2
55	OMC	DA	2498	55,56	-	0/5/27/28	0/2/2/2
55	2MA	DA	2503	55,56	-	0/3/25/26	0/3/3/3
55	PSU	DA	2504	55	-	0/7/25/26	0/2/2/2
55	OMU	DA	2552	55	-	0/5/27/28	0/2/2/2
55	PSU	DA	2580	55	-	0/7/25/26	0/2/2/2
55	PSU	DA	2604	55	-	0/7/25/26	0/2/2/2
55	PSU	DA	2605	55	-	0/7/25/26	0/2/2/2
55	1MG	DA	745	55	-	0/3/25/26	0/3/3/3
55	PSU	DA	746	55,56	-	0/7/25/26	0/2/2/2
55	5MU	DA	747	55	-	0/3/25/26	0/2/2/2
55	PSU	DA	955	55	-	0/7/25/26	0/2/2/2
32	MEQ	DD	150[A]	32	-	0/7/9/11	0/0/0/0
32	MEQ	DD	150[B]	32	-	0/7/9/11	0/0/0/0
41	4D4	DN	81[A]	-	-	0/10/12/14	0/0/0/0
41	4D4	DN	81[B]	-	-	0/10/12/14	0/0/0/0

All (140) bond length outliers are listed below:

Mol	Chain	Res	Type	Atoms	Z	Observed(Å)	Ideal(Å)
1	AA	527	7MG	C8-N9	-8.50	1.33	1.45
55	DA	2069	7MG	C8-N9	-8.45	1.33	1.45
1	BA	527	7MG	C8-N9	-8.43	1.33	1.45
31	CA	2069	7MG	C8-N9	-8.29	1.33	1.45
55	DA	2445	2MG	O5'-C5'	-4.09	1.39	1.44
31	CA	2457	PSU	O5'-C5'	-3.74	1.39	1.44
55	DA	1962	5MC	O5'-C5'	-3.62	1.39	1.44
31	CA	2445	2MG	O5'-C5'	-3.45	1.39	1.44
55	DA	746	PSU	O4'-C1'	-3.25	1.39	1.44
55	DA	2580	PSU	O5'-C5'	-3.12	1.40	1.44
1	BA	527	7MG	O5'-C5'	-2.96	1.40	1.44
31	CA	1618	6MZ	O5'-C5'	-2.93	1.40	1.44
55	DA	746	PSU	O5'-C5'	-2.89	1.40	1.44
55	DA	2552	OMU	O5'-C5'	-2.79	1.40	1.44
55	DA	2604	PSU	O5'-C5'	-2.76	1.40	1.44
31	CA	1939	5MU	O5'-C5'	-2.69	1.41	1.44
1	AA	1407	5MC	O5'-C5'	-2.67	1.41	1.44
55	DA	955	PSU	C2'-C1'	-2.51	1.51	1.53
55	DA	2030	6MZ	O5'-C5'	-2.48	1.41	1.44
1	BA	1407	5MC	O5'-C5'	-2.45	1.41	1.44
55	DA	2069	7MG	C8-N7	-2.44	1.32	1.43
55	DA	1939	5MU	O5'-C5'	-2.35	1.41	1.44
1	AA	527	7MG	C8-N7	-2.34	1.33	1.43
55	DA	745	1MG	O5'-C5'	-2.33	1.41	1.44
55	DA	746	PSU	C2'-C1'	-2.33	1.51	1.53
55	DA	955	PSU	C6-C5	-2.32	1.35	1.38
31	CA	2498	OMC	O5'-C5'	-2.31	1.41	1.44
31	CA	2069	7MG	C8-N7	-2.31	1.33	1.43
1	BA	527	7MG	C8-N7	-2.30	1.33	1.43
55	DA	2604	PSU	C6-C5	-2.30	1.35	1.38
31	CA	1915	3TD	C6-C5	-2.29	1.35	1.38
55	DA	2604	PSU	C5-C1'	-2.28	1.50	1.52
55	DA	2580	PSU	C6-C5	-2.28	1.35	1.38
1	AA	516	PSU	C6-C5	-2.27	1.35	1.38
31	CA	746	PSU	O4'-C1'	-2.27	1.41	1.44
55	DA	1915	3TD	C6-C5	-2.25	1.35	1.38
55	DA	2457	PSU	O5'-C5'	-2.24	1.41	1.44
55	DA	2069	7MG	O5'-C5'	-2.23	1.41	1.44
31	CA	2605	PSU	C6-C5	-2.23	1.35	1.38
1	BA	516	PSU	C6-C5	-2.20	1.35	1.38
55	DA	2457	PSU	C6-C5	-2.20	1.35	1.38
55	DA	746	PSU	C6-C5	-2.20	1.35	1.38

Continued on next page...

Continued from previous page...

Mol	Chain	Res	Type	Atoms	Z	Observed(Å)	Ideal(Å)
55	DA	746	PSU	C5-C1'	-2.20	1.50	1.52
55	DA	1917	PSU	C6-C5	-2.18	1.35	1.38
31	CA	1917	PSU	C6-C5	-2.17	1.35	1.38
55	DA	2504	PSU	C6-C5	-2.16	1.35	1.38
31	CA	955	PSU	C6-C5	-2.15	1.35	1.38
31	CA	2069	7MG	O5'-C5'	-2.15	1.41	1.44
55	DA	2605	PSU	C6-C5	-2.15	1.35	1.38
55	DA	1939	5MU	C2'-C1'	-2.14	1.50	1.53
31	CA	746	PSU	C6-C5	-2.14	1.35	1.38
31	CA	1962	5MC	C6-C5	-2.14	1.34	1.40
31	CA	1911	PSU	C6-C5	-2.13	1.35	1.38
55	DA	1911	PSU	C6-C5	-2.13	1.35	1.38
31	CA	2457	PSU	C6-C5	-2.12	1.35	1.38
55	DA	2251	OMG	O5'-C5'	-2.11	1.41	1.44
31	CA	2580	PSU	C6-C5	-2.11	1.35	1.38
31	CA	2504	PSU	C6-C5	-2.11	1.35	1.38
55	DA	2605	PSU	O5'-C5'	-2.10	1.41	1.44
1	BA	1407	5MC	C6-C5	-2.10	1.34	1.40
1	AA	1407	5MC	C6-C5	-2.08	1.34	1.40
55	DA	2580	PSU	O4'-C1'	-2.08	1.41	1.44
55	DA	1962	5MC	C6-C5	-2.07	1.34	1.40
55	DA	747	5MU	C6-C5	-2.07	1.34	1.40
31	CA	2504	PSU	O5'-C5'	-2.05	1.41	1.44
55	DA	2030	6MZ	O3'-C3'	-2.05	1.38	1.43
1	AA	967	5MC	C6-C5	-2.04	1.34	1.40
1	BA	967	5MC	C6-C5	-2.03	1.34	1.40
31	CA	747	5MU	C6-C5	-2.01	1.34	1.40
41	DN	81[B]	4D4	CZ-NH1	2.04	1.43	1.34
55	DA	2498	OMC	C6-N1	2.05	1.38	1.35
55	DA	1915	3TD	C4-N3	2.05	1.41	1.38
41	DN	81[A]	4D4	CZ-NH1	2.06	1.43	1.34
41	CN	81	4D4	CZ-NH1	2.18	1.43	1.34
55	DA	2445	2MG	C6-C5	2.21	1.45	1.41
31	CA	1915	3TD	C4-N3	2.26	1.41	1.38
31	CA	2251	OMG	C6-C5	2.27	1.45	1.41
31	CA	2552	OMU	C6-N1	2.27	1.38	1.35
31	CA	2445	2MG	C6-C5	2.30	1.45	1.41
1	BA	1207	2MG	C6-C5	2.34	1.45	1.41
41	DN	81[A]	4D4	CA-C	2.41	1.53	1.50
12	AL	89	D2T	CA-C	2.47	1.53	1.50
55	DA	745	1MG	C6-C5	2.59	1.45	1.41
41	DN	81[B]	4D4	CA-C	2.61	1.53	1.50

Continued on next page...

Continued from previous page...

Mol	Chain	Res	Type	Atoms	Z	Observed(Å)	Ideal(Å)
1	BA	966	2MG	C6-C5	2.68	1.46	1.41
12	BL	89	D2T	CA-C	2.73	1.53	1.50
55	DA	2605	PSU	C4-N3	2.94	1.38	1.33
32	DD	150[B]	MEQ	CB-CA	2.96	1.57	1.53
55	DA	2604	PSU	C4-N3	2.96	1.38	1.33
55	DA	2552	OMU	C4-N3	2.98	1.38	1.33
1	AA	1516	2MG	C6-C5	2.99	1.47	1.41
55	DA	1835	2MG	C6-N1	3.00	1.38	1.33
55	DA	1939	5MU	C4-N3	3.03	1.38	1.33
1	BA	527	7MG	C6-N1	3.03	1.38	1.33
55	DA	747	5MU	C4-N3	3.05	1.38	1.33
55	DA	2457	PSU	C4-N3	3.05	1.38	1.33
55	DA	2580	PSU	C4-N3	3.09	1.38	1.33
55	DA	746	PSU	C4-N3	3.10	1.38	1.33
55	DA	2069	7MG	C6-C5	3.12	1.45	1.41
31	CA	747	5MU	C4-N3	3.12	1.38	1.33
31	CA	1917	PSU	C4-N3	3.17	1.38	1.33
1	BA	516	PSU	C4-N3	3.17	1.38	1.33
31	CA	2605	PSU	C4-N3	3.17	1.38	1.33
1	AA	1207	2MG	C6-N1	3.17	1.38	1.33
55	DA	1917	PSU	C4-N3	3.19	1.38	1.33
1	AA	516	PSU	C4-N3	3.22	1.38	1.33
55	DA	2251	OMG	C6-N1	3.23	1.38	1.33
31	CA	2457	PSU	C4-N3	3.23	1.38	1.33
31	CA	955	PSU	C4-N3	3.24	1.38	1.33
55	DA	2504	PSU	C4-N3	3.25	1.38	1.33
31	CA	1939	5MU	C4-N3	3.26	1.38	1.33
31	CA	2580	PSU	C4-N3	3.26	1.39	1.33
55	DA	2069	7MG	C6-N1	3.28	1.39	1.33
55	DA	955	PSU	C4-N3	3.28	1.39	1.33
31	CA	1911	PSU	C4-N3	3.28	1.39	1.33
31	CA	1835	2MG	C6-N1	3.29	1.39	1.33
1	BA	1207	2MG	C6-N1	3.30	1.39	1.33
31	CA	2069	7MG	C6-N1	3.30	1.39	1.33
1	AA	527	7MG	C6-N1	3.31	1.39	1.33
31	CA	2251	OMG	C6-N1	3.31	1.39	1.33
31	CA	2504	PSU	C4-N3	3.31	1.39	1.33
1	BA	966	2MG	C6-N1	3.32	1.39	1.33
31	CA	2445	2MG	C6-N1	3.32	1.39	1.33
55	DA	1911	PSU	C4-N3	3.37	1.39	1.33
55	DA	2445	2MG	C6-N1	3.38	1.39	1.33
1	BA	1516	2MG	C6-C5	3.39	1.47	1.41

Continued on next page...

Continued from previous page...

Mol	Chain	Res	Type	Atoms	Z	Observed(Å)	Ideal(Å)
1	BA	527	7MG	C6-C5	3.39	1.45	1.41
1	BA	1516	2MG	C6-N1	3.41	1.39	1.33
31	CA	746	PSU	C4-N3	3.42	1.39	1.33
1	AA	1516	2MG	C6-N1	3.44	1.39	1.33
31	CA	2069	7MG	C6-C5	3.45	1.45	1.41
1	BA	1498	UR3	C4-N3	3.46	1.43	1.38
31	CA	2552	OMU	C4-N3	3.48	1.39	1.33
1	AA	966	2MG	C6-N1	3.56	1.39	1.33
1	AA	966	2MG	C6-C5	3.56	1.48	1.41
31	CA	745	1MG	C6-C5	3.70	1.47	1.41
1	AA	527	7MG	C6-C5	3.83	1.45	1.41
41	DN	81[A]	4D4	CZ-NE	4.39	1.42	1.33
41	DN	81[B]	4D4	CZ-NE	4.71	1.42	1.33
41	CN	81	4D4	CZ-NE	6.09	1.45	1.33

All (194) bond angle outliers are listed below:

Mol	Chain	Res	Type	Atoms	Z	Observed(°)	Ideal(°)
31	CA	1917	PSU	N1-C2-N3	-18.97	114.76	128.40
55	DA	2604	PSU	N1-C2-N3	-18.97	114.76	128.40
31	CA	746	PSU	N1-C2-N3	-18.95	114.77	128.40
55	DA	2605	PSU	N1-C2-N3	-18.93	114.78	128.40
31	CA	2580	PSU	N1-C2-N3	-18.92	114.79	128.40
1	BA	516	PSU	N1-C2-N3	-18.92	114.80	128.40
31	CA	2605	PSU	N1-C2-N3	-18.91	114.80	128.40
31	CA	955	PSU	N1-C2-N3	-18.88	114.83	128.40
55	DA	746	PSU	N1-C2-N3	-18.86	114.83	128.40
55	DA	2504	PSU	N1-C2-N3	-18.84	114.85	128.40
55	DA	955	PSU	N1-C2-N3	-18.83	114.86	128.40
55	DA	2457	PSU	N1-C2-N3	-18.83	114.86	128.40
55	DA	1917	PSU	N1-C2-N3	-18.82	114.86	128.40
55	DA	1911	PSU	N1-C2-N3	-18.81	114.88	128.40
31	CA	1911	PSU	N1-C2-N3	-18.80	114.88	128.40
1	AA	516	PSU	N1-C2-N3	-18.80	114.88	128.40
31	CA	2504	PSU	N1-C2-N3	-18.74	114.92	128.40
31	CA	2457	PSU	N1-C2-N3	-18.74	114.92	128.40
55	DA	2580	PSU	N1-C2-N3	-18.70	114.95	128.40
55	DA	2580	PSU	C5-C4-N3	-12.64	115.06	125.43
1	AA	516	PSU	C5-C4-N3	-12.56	115.12	125.43
31	CA	2457	PSU	C5-C4-N3	-12.55	115.14	125.43
31	CA	2504	PSU	C5-C4-N3	-12.55	115.14	125.43
31	CA	746	PSU	C5-C4-N3	-12.52	115.16	125.43

Continued on next page...

Continued from previous page...

Mol	Chain	Res	Type	Atoms	Z	Observed(°)	Ideal(°)
55	DA	2504	PSU	C5-C4-N3	-12.48	115.19	125.43
31	CA	1917	PSU	C5-C4-N3	-12.44	115.22	125.43
55	DA	746	PSU	C5-C4-N3	-12.43	115.23	125.43
31	CA	2580	PSU	C5-C4-N3	-12.42	115.24	125.43
31	CA	955	PSU	C5-C4-N3	-12.41	115.25	125.43
55	DA	1911	PSU	C5-C4-N3	-12.41	115.25	125.43
55	DA	955	PSU	C5-C4-N3	-12.40	115.26	125.43
1	BA	516	PSU	C5-C4-N3	-12.39	115.27	125.43
55	DA	1917	PSU	C5-C4-N3	-12.38	115.27	125.43
31	CA	1911	PSU	C5-C4-N3	-12.38	115.27	125.43
55	DA	2457	PSU	C5-C4-N3	-12.34	115.31	125.43
55	DA	2604	PSU	C5-C4-N3	-12.32	115.32	125.43
31	CA	2605	PSU	C5-C4-N3	-12.22	115.40	125.43
55	DA	2605	PSU	C5-C4-N3	-12.17	115.44	125.43
55	DA	747	5MU	C5-C4-N3	-9.16	115.14	125.24
55	DA	1939	5MU	C5-C4-N3	-9.13	115.17	125.24
31	CA	747	5MU	C5-C4-N3	-9.10	115.21	125.24
31	CA	1939	5MU	C5-C4-N3	-9.04	115.27	125.24
55	DA	2445	2MG	C5-C6-N1	-8.19	111.82	123.48
1	AA	966	2MG	C5-C6-N1	-8.06	112.01	123.48
31	CA	2069	7MG	C5-C6-N1	-8.03	110.77	123.37
55	DA	2069	7MG	C5-C6-N1	-8.01	110.80	123.37
1	BA	527	7MG	C5-C6-N1	-8.00	110.82	123.37
1	BA	966	2MG	C5-C6-N1	-7.99	112.11	123.48
1	AA	527	7MG	C5-C6-N1	-7.98	110.86	123.37
55	DA	1618	6MZ	C9-N6-C6	-7.94	116.06	122.85
1	AA	1207	2MG	C5-C6-N1	-7.92	112.21	123.48
31	CA	2251	OMG	C5-C6-N1	-7.87	112.27	123.48
31	CA	2445	2MG	C5-C6-N1	-7.85	112.30	123.48
55	DA	1835	2MG	C5-C6-N1	-7.72	112.49	123.48
1	BA	1207	2MG	C5-C6-N1	-7.65	112.58	123.48
1	BA	1516	2MG	C5-C6-N1	-7.61	112.65	123.48
55	DA	2251	OMG	C5-C6-N1	-7.47	112.85	123.48
31	CA	1835	2MG	C5-C6-N1	-7.46	112.86	123.48
1	AA	1516	2MG	C5-C6-N1	-7.41	112.93	123.48
1	BA	527	7MG	C5-C4-N3	-5.31	117.60	126.47
1	AA	527	7MG	C5-C4-N3	-5.18	117.83	126.47
32	DD	150[A]	MEQ	CB-CA-C	-4.60	104.08	111.65
1	BA	1518	MA6	N1-C6-N6	-4.29	112.45	117.00
1	AA	1518	MA6	N1-C6-N6	-4.23	112.51	117.00
31	CA	2069	7MG	C5-C4-N3	-4.07	119.68	126.47
1	AA	1516	2MG	C6-C5-C4	-3.66	117.21	120.84

Continued on next page...

Continued from previous page...

Mol	Chain	Res	Type	Atoms	Z	Observed(°)	Ideal(°)
1	BA	1516	2MG	C6-C5-C4	-3.59	117.27	120.84
31	CA	2552	OMU	C5-C4-N3	-3.53	114.69	123.12
31	CA	745	1MG	C6-C5-C4	-3.49	117.51	119.92
55	DA	2552	OMU	C5-C4-N3	-3.49	114.79	123.12
1	AA	966	2MG	C6-C5-C4	-3.48	117.38	120.84
41	DN	81[B]	4D4	NH1-CZ-NE	-3.47	111.11	119.30
1	BA	1207	2MG	C6-C5-C4	-3.33	117.53	120.84
55	DA	745	1MG	C6-C5-C4	-3.25	117.68	119.92
55	DA	2069	7MG	C5-C4-N3	-3.23	121.07	126.47
55	DA	2605	PSU	C4-C5-C1'	-3.21	114.94	121.15
41	DN	81[A]	4D4	NH1-CZ-NE	-3.20	111.75	119.30
55	DA	1915	3TD	C5-C4-N3	-3.10	116.05	118.69
31	CA	2445	2MG	C6-C5-C4	-3.06	117.80	120.84
31	CA	1915	3TD	C5-C4-N3	-3.06	116.08	118.69
1	BA	966	2MG	C6-C5-C4	-3.06	117.80	120.84
55	DA	2251	OMG	N3-C2-N1	-2.98	123.10	127.46
31	CA	2251	OMG	C6-C5-C4	-2.97	117.89	120.84
1	AA	1519	MA6	N1-C6-N6	-2.93	113.89	117.00
1	BA	1519	MA6	N1-C6-N6	-2.90	113.93	117.00
55	DA	2445	2MG	C6-C5-C4	-2.89	117.97	120.84
31	CA	1835	2MG	C6-C5-C4	-2.88	117.98	120.84
55	DA	745	1MG	C5-C6-N1	-2.86	115.00	118.28
31	CA	745	1MG	C5-C6-N1	-2.82	115.06	118.28
41	CN	81	4D4	NH1-CZ-NE	-2.75	112.82	119.30
1	AA	1207	2MG	C6-C5-C4	-2.68	118.18	120.84
55	DA	1835	2MG	C6-C5-C4	-2.64	118.22	120.84
31	CA	2251	OMG	N3-C2-N1	-2.60	123.66	127.46
55	DA	2251	OMG	C6-C5-C4	-2.47	118.39	120.84
12	AL	89	D2T	O-C-CA	-2.18	120.08	125.15
32	DD	150[B]	MEQ	O-C-CA	-2.12	119.17	125.02
1	AA	527	7MG	N1-C2-N3	-2.12	122.02	125.45
55	DA	2503	2MA	N3-C2-N1	-2.11	121.32	125.60
31	CA	746	PSU	C4-C5-C1'	-2.07	117.15	121.15
12	BL	89	D2T	O-C-CA	-2.01	120.47	125.15
55	DA	747	5MU	C5M-C5-C6	2.00	122.66	118.67
55	DA	2580	PSU	O4'-C1'-C2'	2.01	107.68	104.45
55	DA	2503	2MA	CM2-C2-N3	2.11	120.66	117.22
1	BA	1516	2MG	N2-C2-N3	2.11	119.00	116.95
55	DA	1939	5MU	C5M-C5-C6	2.16	122.99	118.67
1	AA	967	5MC	CM5-C5-C6	2.19	123.04	118.67
1	BA	1407	5MC	CM5-C5-C6	2.19	123.04	118.67
31	CA	747	5MU	C5M-C5-C6	2.20	123.05	118.67

Continued on next page...

Continued from previous page...

Mol	Chain	Res	Type	Atoms	Z	Observed(°)	Ideal(°)
31	CA	1939	5MU	C5M-C5-C6	2.21	123.09	118.67
31	CA	1962	5MC	CM5-C5-C6	2.22	123.11	118.67
1	BA	967	5MC	CM5-C5-C6	2.28	123.22	118.67
55	DA	2445	2MG	N2-C2-N3	2.30	119.19	116.95
1	AA	1407	5MC	CM5-C5-C6	2.32	123.30	118.67
55	DA	1962	5MC	CM5-C5-C6	2.32	123.30	118.67
1	AA	1516	2MG	N2-C2-N3	2.32	119.21	116.95
12	AL	89	D2T	C-CA-N	2.35	114.61	109.86
31	CA	1835	2MG	N2-C2-N3	2.42	119.31	116.95
12	BL	89	D2T	C-CA-N	2.65	115.20	109.86
31	CA	2445	2MG	N2-C2-N3	2.69	119.56	116.95
1	AA	1207	2MG	N2-C2-N3	2.72	119.60	116.95
31	CA	1618	6MZ	C2-N1-C6	2.73	118.31	116.53
55	DA	1618	6MZ	C2-N1-C6	2.74	118.31	116.53
1	BA	966	2MG	N2-C2-N3	2.84	119.71	116.95
55	DA	1835	2MG	N2-C2-N3	2.89	119.76	116.95
1	BA	1402	4OC	CM4-N4-C4	2.96	125.50	122.94
1	BA	1207	2MG	N2-C2-N3	2.99	119.86	116.95
31	CA	2030	6MZ	C2-N1-C6	3.08	118.53	116.53
1	AA	1402	4OC	CM4-N4-C4	3.11	125.63	122.94
55	DA	2030	6MZ	C2-N1-C6	3.35	118.71	116.53
31	CA	2504	PSU	C6-N1-C2	4.53	122.62	115.36
55	DA	2580	PSU	C6-N1-C2	4.55	122.65	115.36
55	DA	2605	PSU	C6-N1-C2	4.55	122.65	115.36
55	DA	1911	PSU	C6-N1-C2	4.57	122.68	115.36
55	DA	1917	PSU	C6-N1-C2	4.58	122.69	115.36
31	CA	2457	PSU	C6-N1-C2	4.58	122.69	115.36
55	DA	2457	PSU	C6-N1-C2	4.58	122.70	115.36
55	DA	2504	PSU	C6-N1-C2	4.59	122.70	115.36
55	DA	746	PSU	C6-N1-C2	4.59	122.71	115.36
31	CA	746	PSU	C6-N1-C2	4.59	122.71	115.36
55	DA	2604	PSU	C6-N1-C2	4.60	122.72	115.36
31	CA	955	PSU	C6-N1-C2	4.60	122.72	115.36
31	CA	2580	PSU	C6-N1-C2	4.60	122.72	115.36
1	BA	516	PSU	C6-N1-C2	4.60	122.72	115.36
1	AA	516	PSU	C6-N1-C2	4.61	122.73	115.36
31	CA	2605	PSU	C6-N1-C2	4.61	122.74	115.36
31	CA	1917	PSU	C6-N1-C2	4.61	122.74	115.36
31	CA	1911	PSU	C6-N1-C2	4.62	122.76	115.36
55	DA	955	PSU	C6-N1-C2	4.63	122.76	115.36
1	AA	1516	2MG	C6-N1-C2	4.83	123.83	115.18
31	CA	1835	2MG	C6-N1-C2	4.85	123.86	115.18

Continued on next page...

Continued from previous page...

Mol	Chain	Res	Type	Atoms	Z	Observed(°)	Ideal(°)
1	BA	1516	2MG	C6-N1-C2	4.90	123.96	115.18
55	DA	1835	2MG	C6-N1-C2	5.13	124.36	115.18
41	DN	81[A]	4D4	NE-CZ-NH2	5.16	129.84	120.58
31	CA	2445	2MG	C6-N1-C2	5.25	124.58	115.18
1	AA	1207	2MG	C6-N1-C2	5.28	124.63	115.18
1	AA	966	2MG	C6-N1-C2	5.29	124.66	115.18
31	CA	1915	3TD	C6-N1-C2	5.34	123.92	115.36
1	BA	1207	2MG	C6-N1-C2	5.35	124.76	115.18
55	DA	1915	3TD	C6-N1-C2	5.35	123.93	115.36
1	BA	966	2MG	C6-N1-C2	5.39	124.84	115.18
55	DA	2445	2MG	C6-N1-C2	5.40	124.85	115.18
31	CA	2069	7MG	C6-N1-C2	5.44	123.88	116.06
41	CN	81	4D4	NE-CZ-NH2	5.52	130.49	120.58
1	AA	527	7MG	C6-N1-C2	5.64	124.17	116.06
1	BA	527	7MG	C6-N1-C2	5.64	124.18	116.06
41	DN	81[B]	4D4	NE-CZ-NH2	5.72	130.85	120.58
55	DA	2069	7MG	C6-N1-C2	5.97	124.64	116.06
55	DA	2251	OMG	C6-N1-C2	6.09	124.83	116.06
31	CA	2251	OMG	C6-N1-C2	6.36	125.20	116.06
31	CA	2605	PSU	C4-N3-C2	12.86	126.41	115.16
31	CA	1911	PSU	C4-N3-C2	12.88	126.43	115.16
55	DA	955	PSU	C4-N3-C2	12.90	126.44	115.16
31	CA	746	PSU	C4-N3-C2	12.90	126.44	115.16
31	CA	955	PSU	C4-N3-C2	12.90	126.44	115.16
55	DA	2580	PSU	C4-N3-C2	12.91	126.45	115.16
55	DA	1911	PSU	C4-N3-C2	12.92	126.46	115.16
55	DA	2605	PSU	C4-N3-C2	12.94	126.47	115.16
55	DA	1917	PSU	C4-N3-C2	12.94	126.47	115.16
55	DA	2504	PSU	C4-N3-C2	12.94	126.47	115.16
1	AA	516	PSU	C4-N3-C2	12.95	126.48	115.16
55	DA	2457	PSU	C4-N3-C2	12.95	126.48	115.16
31	CA	2504	PSU	C4-N3-C2	12.97	126.50	115.16
31	CA	2457	PSU	C4-N3-C2	12.97	126.50	115.16
55	DA	2604	PSU	C4-N3-C2	12.99	126.52	115.16
1	BA	516	PSU	C4-N3-C2	13.01	126.54	115.16
55	DA	746	PSU	C4-N3-C2	13.02	126.54	115.16
31	CA	2580	PSU	C4-N3-C2	13.08	126.60	115.16
31	CA	1917	PSU	C4-N3-C2	13.11	126.62	115.16
55	DA	747	5MU	C4-N3-C2	13.74	127.18	115.16
55	DA	1939	5MU	C4-N3-C2	13.79	127.22	115.16
31	CA	747	5MU	C4-N3-C2	13.79	127.22	115.16
31	CA	1939	5MU	C4-N3-C2	13.82	127.24	115.16

Continued on next page...

Continued from previous page...

Mol	Chain	Res	Type	Atoms	Z	Observed(°)	Ideal(°)
55	DA	2552	OMU	C4-N3-C2	14.88	126.91	114.13
31	CA	2552	OMU	C4-N3-C2	14.96	126.98	114.13

There are no chirality outliers.

There are no torsion outliers.

There are no ring outliers.

18 monomers are involved in 19 short contacts:

Mol	Chain	Res	Type	Clashes	Symm-Clashes
1	AA	1518	MA6	1	0
1	AA	1519	MA6	1	0
1	AA	967	5MC	1	0
1	BA	1518	MA6	1	0
1	BA	1519	MA6	1	0
1	BA	967	5MC	1	0
31	CA	1915	3TD	1	0
31	CA	2030	6MZ	1	0
31	CA	2498	OMC	2	0
31	CA	2503	2MA	1	0
31	CA	2580	PSU	1	0
55	DA	2030	6MZ	1	0
55	DA	2251	OMG	1	0
55	DA	2498	OMC	1	0
55	DA	2503	2MA	1	0
55	DA	745	1MG	1	0
32	DD	150[A]	MEQ	3	0
32	DD	150[B]	MEQ	1	0

5.5 Carbohydrates [i](#)

There are no carbohydrates in this entry.

5.6 Ligand geometry [i](#)

Of 557 ligands modelled in this entry, 475 are monoatomic - leaving 82 for Mogul analysis.

In the following table, the Counts columns list the number of bonds (or angles) for which Mogul statistics could be retrieved, the number of bonds (or angles) that are observed in the model and the number of bonds (or angles) that are defined in the chemical component dictionary. The Link column lists molecule types, if any, to which the group is linked. The Z score for a bond length

(or angle) is the number of standard deviations the observed value is removed from the expected value. A bond length (or angle) with $|Z| > 2$ is considered an outlier worth inspection. RMSZ is the root-mean-square of all Z scores of the bond lengths (or angles).

Mol	Type	Chain	Res	Link	Bond lengths			Bond angles		
					Counts	RMSZ	# Z > 2	Counts	RMSZ	# Z > 2
57	PG4	AA	1670	-	12,12,12	0.32	0	11,11,11	0.27	0
58	MPD	AA	1671	-	7,7,7	0.64	0	9,10,10	0.46	0
59	PUT	AA	1672	-	5,5,5	0.21	0	4,4,4	0.24	0
59	PUT	AA	1673	-	5,5,5	0.13	0	4,4,4	0.11	0
59	PUT	AA	1674	-	5,5,5	0.17	0	4,4,4	0.13	0
59	PUT	AA	1675	-	5,5,5	0.22	0	4,4,4	0.15	0
58	MPD	AA	1676	-	7,7,7	0.56	0	9,10,10	0.50	0
60	T1C	AA	1680	56	44,45,45	1.01	3 (6%)	53,72,72	1.54	3 (5%)
62	PEG	AL	201	-	6,6,6	0.24	0	5,5,5	0.12	0
57	PG4	BA	1642	-	12,12,12	0.15	0	11,11,11	0.19	0
60	T1C	BA	1643	56	44,45,45	0.99	3 (6%)	53,72,72	1.54	3 (5%)
63	EDO	D1	101	-	3,3,3	0.61	0	2,2,2	0.11	0
64	PGE	D1	102	-	9,9,9	0.21	0	8,8,8	0.13	0
62	PEG	D1	103	-	6,6,6	0.31	0	5,5,5	0.14	0
64	PGE	D3	101	-	9,9,9	0.23	0	8,8,8	0.21	0
62	PEG	D3	102	-	6,6,6	0.22	0	5,5,5	0.18	0
59	PUT	DA	3001	-	5,5,5	0.25	0	4,4,4	0.16	0
63	EDO	DA	3002	-	3,3,3	0.68	0	2,2,2	0.21	0
65	SPD	DA	3183	-	9,9,9	0.11	0	8,8,8	0.11	0
59	PUT	DA	3184	-	5,5,5	0.17	0	4,4,4	0.15	0
66	1PE	DA	3185	-	15,15,15	0.19	0	14,14,14	0.21	0
64	PGE	DA	3186	-	9,9,9	0.24	0	8,8,8	0.29	0
65	SPD	DA	3187	-	9,9,9	0.22	0	8,8,8	0.20	0
59	PUT	DA	3188	-	5,5,5	0.22	0	4,4,4	0.15	0
59	PUT	DA	3189	-	5,5,5	0.31	0	4,4,4	0.21	0
58	MPD	DA	3190	-	7,7,7	0.35	0	9,10,10	0.45	0
67	ACY	DA	3191	-	1,3,3	1.30	0	0,3,3	0.00	-
58	MPD	DA	3192	-	7,7,7	0.50	0	9,10,10	0.51	0
57	PG4	DA	3193	-	12,12,12	0.30	0	11,11,11	0.24	0
63	EDO	DA	3194	-	3,3,3	0.78	0	2,2,2	0.14	0
59	PUT	DA	3195	-	5,5,5	0.32	0	4,4,4	0.36	0
67	ACY	DA	3196	-	1,3,3	2.69	1 (100%)	0,3,3	0.00	-
63	EDO	DA	3197	-	3,3,3	0.65	0	2,2,2	0.21	0
63	EDO	DA	3198	-	3,3,3	0.64	0	2,2,2	0.22	0
62	PEG	DA	3199	-	6,6,6	0.25	0	5,5,5	0.15	0
62	PEG	DA	3200	-	6,6,6	0.35	0	5,5,5	0.20	0
67	ACY	DA	3201	-	1,3,3	2.19	1 (100%)	0,3,3	0.00	-
66	1PE	DA	3202	-	15,15,15	0.33	0	14,14,14	0.33	0

Mol	Type	Chain	Res	Link	Bond lengths			Bond angles		
					Counts	RMSZ	# Z > 2	Counts	RMSZ	# Z > 2
64	PGE	DA	3203	-	9,9,9	0.22	0	8,8,8	0.19	0
58	MPD	DA	3204	-	7,7,7	0.73	0	9,10,10	0.63	0
59	PUT	DA	3205	-	5,5,5	0.13	0	4,4,4	0.15	0
65	SPD	DA	3206	-	9,9,9	0.21	0	8,8,8	0.16	0
58	MPD	DA	3207	-	7,7,7	0.73	0	9,10,10	0.45	0
63	EDO	DA	3208	-	3,3,3	0.66	0	2,2,2	0.19	0
63	EDO	DA	3209	-	3,3,3	0.60	0	2,2,2	0.30	0
58	MPD	DA	3210	-	7,7,7	0.60	0	9,10,10	0.26	0
68	GUN	DA	3211	-	9,12,12	1.64	2 (22%)	8,17,17	3.85	4 (50%)
59	PUT	DA	3212	-	5,5,5	0.19	0	4,4,4	0.03	0
59	PUT	DA	3213	-	5,5,5	0.18	0	4,4,4	0.19	0
64	PGE	DA	3214	-	9,9,9	0.19	0	8,8,8	0.27	0
63	EDO	DA	3215	-	3,3,3	0.68	0	2,2,2	0.21	0
57	PG4	DA	3216	-	12,12,12	0.11	0	11,11,11	0.17	0
64	PGE	DA	3217	-	9,9,9	0.16	0	8,8,8	0.13	0
62	PEG	DA	3218	-	6,6,6	0.17	0	5,5,5	0.08	0
59	PUT	DA	3219	-	5,5,5	0.18	0	4,4,4	0.23	0
69	TRS	DA	3220	-	7,7,7	0.41	0	9,9,9	0.41	0
59	PUT	DA	3221	-	5,5,5	0.19	0	4,4,4	0.13	0
59	PUT	DA	3222	-	5,5,5	0.45	0	4,4,4	0.59	0
59	PUT	DA	3223	-	5,5,5	0.17	0	4,4,4	0.17	0
65	SPD	DA	3224	-	9,9,9	0.20	0	8,8,8	0.42	0
64	PGE	DA	3225	-	9,9,9	0.12	0	8,8,8	0.16	0
62	PEG	DA	3226	-	6,6,6	0.25	0	5,5,5	0.11	0
62	PEG	DA	3227	-	6,6,6	0.22	0	5,5,5	0.13	0
63	EDO	DB	201	-	3,3,3	0.66	0	2,2,2	0.16	0
63	EDO	DB	211	-	3,3,3	0.70	0	2,2,2	0.14	0
63	EDO	DB	212	-	3,3,3	0.57	0	2,2,2	0.32	0
63	EDO	DB	213	-	3,3,3	0.73	0	2,2,2	0.05	0
58	MPD	DE	301	-	7,7,7	0.78	0	9,10,10	0.51	0
58	MPD	DE	302	-	7,7,7	0.85	1 (14%)	9,10,10	0.52	0
58	MPD	DK	201	-	7,7,7	0.63	0	9,10,10	0.28	0
62	PEG	DL	201	-	6,6,6	0.07	0	5,5,5	0.11	0
58	MPD	DN	201	-	7,7,7	0.83	0	9,10,10	0.48	0
62	PEG	DP	201	-	6,6,6	0.16	0	5,5,5	0.07	0
62	PEG	DQ	201	-	6,6,6	0.13	0	5,5,5	0.09	0
57	PG4	DQ	202	-	12,12,12	0.20	0	11,11,11	0.14	0
57	PG4	DR	202	-	12,12,12	0.27	0	11,11,11	0.35	0
64	PGE	DS	201	-	9,9,9	0.25	0	8,8,8	0.19	0
57	PG4	DS	202	-	12,12,12	0.46	0	11,11,11	0.28	0
58	MPD	DS	203	-	7,7,7	0.36	0	9,10,10	0.45	0
58	MPD	DT	201	-	7,7,7	0.49	0	9,10,10	0.28	0

Mol	Type	Chain	Res	Link	Bond lengths			Bond angles		
					Counts	RMSZ	# Z > 2	Counts	RMSZ	# Z > 2
58	MPD	DT	202	-	7,7,7	0.67	0	9,10,10	0.36	0
64	PGE	DU	101	-	9,9,9	0.23	0	8,8,8	0.11	0

In the following table, the Chirals column lists the number of chiral outliers, the number of chiral centers analysed, the number of these observed in the model and the number defined in the chemical component dictionary. Similar counts are reported in the Torsion and Rings columns. '-' means no outliers of that kind were identified.

Mol	Type	Chain	Res	Link	Chirals	Torsions	Rings
57	PG4	AA	1670	-	-	0/10/10/10	0/0/0/0
58	MPD	AA	1671	-	-	0/5/5/5	0/0/0/0
59	PUT	AA	1672	-	-	0/3/3/3	0/0/0/0
59	PUT	AA	1673	-	-	0/3/3/3	0/0/0/0
59	PUT	AA	1674	-	-	0/3/3/3	0/0/0/0
59	PUT	AA	1675	-	-	0/3/3/3	0/0/0/0
58	MPD	AA	1676	-	-	0/5/5/5	0/0/0/0
60	T1C	AA	1680	56	-	0/22/80/80	0/4/4/4
62	PEG	AL	201	-	-	0/4/4/4	0/0/0/0
57	PG4	BA	1642	-	-	0/10/10/10	0/0/0/0
60	T1C	BA	1643	56	-	0/22/80/80	0/4/4/4
63	EDO	D1	101	-	-	0/1/1/1	0/0/0/0
64	PGE	D1	102	-	-	0/7/7/7	0/0/0/0
62	PEG	D1	103	-	-	0/4/4/4	0/0/0/0
64	PGE	D3	101	-	-	0/7/7/7	0/0/0/0
62	PEG	D3	102	-	-	0/4/4/4	0/0/0/0
59	PUT	DA	3001	-	-	0/3/3/3	0/0/0/0
63	EDO	DA	3002	-	-	0/1/1/1	0/0/0/0
65	SPD	DA	3183	-	-	0/7/7/7	0/0/0/0
59	PUT	DA	3184	-	-	0/3/3/3	0/0/0/0
66	1PE	DA	3185	-	-	0/13/13/13	0/0/0/0
64	PGE	DA	3186	-	-	0/7/7/7	0/0/0/0
65	SPD	DA	3187	-	-	0/7/7/7	0/0/0/0
59	PUT	DA	3188	-	-	0/3/3/3	0/0/0/0
59	PUT	DA	3189	-	-	0/3/3/3	0/0/0/0
58	MPD	DA	3190	-	-	0/5/5/5	0/0/0/0
67	ACY	DA	3191	-	-	0/0/0/0	0/0/0/0
58	MPD	DA	3192	-	-	0/5/5/5	0/0/0/0
57	PG4	DA	3193	-	-	0/10/10/10	0/0/0/0
63	EDO	DA	3194	-	-	0/1/1/1	0/0/0/0
59	PUT	DA	3195	-	-	0/3/3/3	0/0/0/0
67	ACY	DA	3196	-	-	0/0/0/0	0/0/0/0
63	EDO	DA	3197	-	-	0/1/1/1	0/0/0/0
63	EDO	DA	3198	-	-	0/1/1/1	0/0/0/0

Continued on next page...

Continued from previous page...

Mol	Type	Chain	Res	Link	Chirals	Torsions	Rings
62	PEG	DA	3199	-	-	0/4/4/4	0/0/0/0
62	PEG	DA	3200	-	-	0/4/4/4	0/0/0/0
67	ACY	DA	3201	-	-	0/0/0/0	0/0/0/0
66	1PE	DA	3202	-	-	0/13/13/13	0/0/0/0
64	PGE	DA	3203	-	-	0/7/7/7	0/0/0/0
58	MPD	DA	3204	-	-	0/5/5/5	0/0/0/0
59	PUT	DA	3205	-	-	0/3/3/3	0/0/0/0
65	SPD	DA	3206	-	-	0/7/7/7	0/0/0/0
58	MPD	DA	3207	-	-	0/5/5/5	0/0/0/0
63	EDO	DA	3208	-	-	0/1/1/1	0/0/0/0
63	EDO	DA	3209	-	-	0/1/1/1	0/0/0/0
58	MPD	DA	3210	-	-	0/5/5/5	0/0/0/0
68	GUN	DA	3211	-	-	0/0/0/0	0/2/2/2
59	PUT	DA	3212	-	-	0/3/3/3	0/0/0/0
59	PUT	DA	3213	-	-	0/3/3/3	0/0/0/0
64	PGE	DA	3214	-	-	0/7/7/7	0/0/0/0
63	EDO	DA	3215	-	-	0/1/1/1	0/0/0/0
57	PG4	DA	3216	-	-	0/10/10/10	0/0/0/0
64	PGE	DA	3217	-	-	0/7/7/7	0/0/0/0
62	PEG	DA	3218	-	-	0/4/4/4	0/0/0/0
59	PUT	DA	3219	-	-	0/3/3/3	0/0/0/0
69	TRS	DA	3220	-	-	0/9/9/9	0/0/0/0
59	PUT	DA	3221	-	-	0/3/3/3	0/0/0/0
59	PUT	DA	3222	-	-	0/3/3/3	0/0/0/0
59	PUT	DA	3223	-	-	0/3/3/3	0/0/0/0
65	SPD	DA	3224	-	-	0/7/7/7	0/0/0/0
64	PGE	DA	3225	-	-	0/7/7/7	0/0/0/0
62	PEG	DA	3226	-	-	0/4/4/4	0/0/0/0
62	PEG	DA	3227	-	-	0/4/4/4	0/0/0/0
63	EDO	DB	201	-	-	0/1/1/1	0/0/0/0
63	EDO	DB	211	-	-	0/1/1/1	0/0/0/0
63	EDO	DB	212	-	-	0/1/1/1	0/0/0/0
63	EDO	DB	213	-	-	0/1/1/1	0/0/0/0
58	MPD	DE	301	-	-	0/5/5/5	0/0/0/0
58	MPD	DE	302	-	-	0/5/5/5	0/0/0/0
58	MPD	DK	201	-	-	0/5/5/5	0/0/0/0
62	PEG	DL	201	-	-	0/4/4/4	0/0/0/0
58	MPD	DN	201	-	-	0/5/5/5	0/0/0/0
62	PEG	DP	201	-	-	0/4/4/4	0/0/0/0
62	PEG	DQ	201	-	-	0/4/4/4	0/0/0/0
57	PG4	DQ	202	-	-	0/10/10/10	0/0/0/0
57	PG4	DR	202	-	-	0/10/10/10	0/0/0/0

Continued on next page...

Continued from previous page...

Mol	Type	Chain	Res	Link	Chirals	Torsions	Rings
64	PGE	DS	201	-	-	0/7/7/7	0/0/0/0
57	PG4	DS	202	-	-	0/10/10/10	0/0/0/0
58	MPD	DS	203	-	-	0/5/5/5	0/0/0/0
58	MPD	DT	201	-	-	0/5/5/5	0/0/0/0
58	MPD	DT	202	-	-	0/5/5/5	0/0/0/0
64	PGE	DU	101	-	-	0/7/7/7	0/0/0/0

All (11) bond length outliers are listed below:

Mol	Chain	Res	Type	Atoms	Z	Observed(Å)	Ideal(Å)
58	DE	302	MPD	C3-C2	2.02	1.59	1.53
67	DA	3201	ACY	CH3-C	2.19	1.51	1.48
60	BA	1643	T1C	C7-C61	2.47	1.43	1.40
60	AA	1680	T1C	C7-N7	2.51	1.49	1.42
60	AA	1680	T1C	C7-C61	2.52	1.43	1.40
60	BA	1643	T1C	C7-N7	2.59	1.49	1.42
67	DA	3196	ACY	CH3-C	2.69	1.52	1.48
60	AA	1680	T1C	C4-C3	2.83	1.57	1.52
68	DA	3211	GUN	C6-C5	3.08	1.47	1.41
60	BA	1643	T1C	C4-C3	3.14	1.58	1.52
68	DA	3211	GUN	C6-N1	3.20	1.38	1.33

All (10) bond angle outliers are listed below:

Mol	Chain	Res	Type	Atoms	Z	Observed(°)	Ideal(°)
68	DA	3211	GUN	C5-C6-N1	-7.68	112.55	123.48
60	AA	1680	T1C	C8-C9-C10	-4.85	115.41	120.58
60	BA	1643	T1C	C8-C9-C10	-4.31	115.98	120.58
68	DA	3211	GUN	C6-C5-C4	-3.18	117.68	120.84
68	DA	3211	GUN	N3-C2-N1	-2.64	123.60	127.46
60	AA	1680	T1C	O3-C3-C2	2.05	126.56	122.96
60	BA	1643	T1C	C61-C7-N7	2.27	120.96	118.93
68	DA	3211	GUN	C6-N1-C2	6.16	124.93	116.06
60	AA	1680	T1C	C92-N92-C93	7.82	125.49	115.76
60	BA	1643	T1C	C92-N92-C93	8.07	125.80	115.76

There are no chirality outliers.

There are no torsion outliers.

There are no ring outliers.

24 monomers are involved in 32 short contacts:

Mol	Chain	Res	Type	Clashes	Symm-Clashes
57	AA	1670	PG4	1	0
60	AA	1680	T1C	2	0
57	BA	1642	PG4	1	0
64	D1	102	PGE	2	0
62	D1	103	PEG	1	0
66	DA	3185	1PE	1	0
58	DA	3192	MPD	1	0
59	DA	3195	PUT	1	0
66	DA	3202	1PE	2	0
64	DA	3203	PGE	1	0
58	DA	3204	MPD	1	0
63	DA	3209	EDO	1	0
64	DA	3214	PGE	1	0
64	DA	3217	PGE	1	0
59	DA	3219	PUT	1	0
69	DA	3220	TRS	1	0
59	DA	3223	PUT	1	0
65	DA	3224	SPD	2	0
64	DA	3225	PGE	2	0
58	DN	201	MPD	1	0
57	DR	202	PG4	4	0
64	DS	201	PGE	1	0
57	DS	202	PG4	1	0
64	DU	101	PGE	1	0

5.7 Other polymers [i](#)

There are no such residues in this entry.

5.8 Polymer linkage issues [i](#)

There are no chain breaks in this entry.

6 Fit of model and data

6.1 Protein, DNA and RNA chains

In the following table, the column labelled ‘#RSRZ> 2’ contains the number (and percentage) of RSRZ outliers, followed by percent RSRZ outliers for the chain as percentile scores relative to all X-ray entries and entries of similar resolution. The OWAB column contains the minimum, median, 95th percentile and maximum values of the occupancy-weighted average B-factor per residue. The column labelled ‘Q< 0.9’ lists the number of (and percentage) of residues with an average occupancy less than 0.9.

Mol	Chain	Analysed	<RSRZ>	#RSRZ>2	OWAB(Å ²)	Q<0.9
1	AA	1523/1534 (99%)	0.12	53 (3%) 44 22	43, 96, 240, 296	0
1	BA	1522/1534 (99%)	0.59	194 (12%) 4 2	59, 109, 268, 280	0
2	AB	224/224 (100%)	0.69	33 (14%) 3 1	72, 125, 197, 249	0
2	BB	224/224 (100%)	0.65	31 (13%) 3 1	101, 143, 205, 240	0
3	AC	206/206 (100%)	0.13	8 (3%) 40 19	78, 108, 137, 154	0
3	BC	206/206 (100%)	1.32	55 (26%) 1 0	103, 151, 181, 204	0
4	AD	205/205 (100%)	-0.19	0 100 100	71, 104, 137, 164	0
4	BD	205/205 (100%)	-0.34	0 100 100	51, 77, 108, 132	0
5	AE	155/155 (100%)	0.02	0 100 100	59, 84, 116, 155	0
5	BE	150/155 (96%)	0.14	1 (0%) 87 75	68, 94, 135, 207	0
6	AF	106/106 (100%)	0.17	3 (2%) 53 29	78, 107, 128, 148	0
6	BF	100/106 (94%)	0.32	3 (3%) 51 27	88, 124, 147, 160	0
7	AG	151/151 (100%)	0.93	35 (23%) 1 0	108, 141, 166, 178	0
7	BG	151/151 (100%)	3.03	88 (58%) 0 0	145, 205, 222, 231	0
8	AH	129/129 (100%)	0.03	2 (1%) 72 51	67, 89, 116, 132	0
8	BH	129/129 (100%)	0.10	4 (3%) 49 26	90, 113, 141, 157	0
9	AI	127/127 (100%)	1.25	33 (25%) 1 0	86, 142, 167, 175	0
9	BI	127/127 (100%)	1.94	47 (37%) 0 0	141, 172, 209, 221	0
10	AJ	99/99 (100%)	1.14	24 (24%) 1 0	91, 129, 150, 161	0
10	BJ	98/99 (98%)	2.76	52 (53%) 0 0	144, 175, 196, 202	0
11	AK	117/117 (100%)	0.75	14 (11%) 5 2	59, 117, 141, 150	0
11	BK	117/117 (100%)	0.63	13 (11%) 6 2	69, 115, 149, 175	0
12	AL	122/123 (99%)	0.02	3 (2%) 58 35	50, 70, 99, 133	0
12	BL	122/123 (99%)	0.33	5 (4%) 38 18	71, 86, 117, 143	0

Continued on next page...

Continued from previous page...

Mol	Chain	Analysed	<RSRZ>	#RSRZ>2	OWAB(Å ²)	Q<0.9
13	AM	114/114 (100%)	1.31	28 (24%) 1 0	116, 139, 175, 182	0
13	BM	114/114 (100%)	3.29	79 (69%) 0 0	202, 239, 249, 254	0
14	AN	100/100 (100%)	1.03	21 (21%) 1 0	84, 124, 192, 203	0
14	BN	100/100 (100%)	2.33	52 (52%) 0 0	134, 185, 229, 236	0
15	AO	88/88 (100%)	0.17	2 (2%) 61 39	68, 92, 115, 136	0
15	BO	88/88 (100%)	0.44	4 (4%) 34 16	79, 113, 132, 152	0
16	AP	82/82 (100%)	0.54	7 (8%) 11 4	62, 86, 128, 142	0
16	BP	82/82 (100%)	0.76	11 (13%) 4 1	77, 94, 149, 159	0
17	AQ	80/80 (100%)	0.00	1 (1%) 77 59	64, 88, 118, 134	0
17	BQ	80/80 (100%)	0.77	12 (15%) 3 1	83, 120, 149, 157	0
18	AR	55/55 (100%)	0.36	4 (7%) 16 6	74, 101, 142, 166	0
18	BR	55/55 (100%)	0.52	3 (5%) 26 11	75, 97, 134, 166	0
19	AS	79/79 (100%)	0.76	6 (7%) 15 5	123, 139, 159, 165	0
19	BS	79/79 (100%)	3.48	55 (69%) 0 0	217, 233, 247, 254	0
20	AT	86/86 (100%)	0.22	1 (1%) 79 61	68, 86, 116, 133	0
20	BT	85/86 (98%)	0.89	14 (16%) 2 1	90, 119, 151, 161	0
21	AU	56/56 (100%)	0.51	4 (7%) 17 6	81, 118, 163, 176	0
21	BU	56/56 (100%)	0.30	4 (7%) 17 6	75, 110, 147, 155	0
22	C1	56/56 (100%)	1.53	17 (30%) 0 0	93, 147, 170, 185	0
22	D1	56/56 (100%)	-0.40	0 100 100	21, 47, 73, 112	0
23	C2	50/51 (98%)	2.71	31 (62%) 0 0	145, 160, 172, 198	0
23	D2	51/51 (100%)	0.03	0 100 100	56, 69, 100, 116	0
24	C3	46/46 (100%)	1.85	19 (41%) 0 0	102, 130, 139, 152	0
24	D3	46/46 (100%)	-0.10	1 (2%) 62 41	30, 40, 58, 116	0
25	C4	64/64 (100%)	1.00	8 (12%) 4 2	108, 134, 150, 161	0
25	D4	64/64 (100%)	-0.33	0 100 100	32, 41, 57, 75	0
26	C5	38/38 (100%)	1.54	10 (26%) 1 0	115, 134, 145, 151	0
26	D5	38/38 (100%)	-0.10	0 100 100	43, 55, 72, 99	0
27	C0	58/58 (100%)	1.69	18 (31%) 0 0	109, 132, 151, 162	0
27	D0	58/58 (100%)	-0.39	0 100 100	29, 39, 64, 83	0
28	CB	118/120 (98%)	0.63	11 (9%) 9 3	110, 181, 234, 243	0

Continued on next page...

Continued from previous page...

Mol	Chain	Analysed	<RSRZ>	#RSRZ>2	OWAB(Å ²)	Q<0.9
28	DB	120/120 (100%)	-0.14	0 100 100	34, 63, 99, 131	0
29	CC	271/272 (99%)	0.32	14 (5%) 28 12	73, 100, 126, 136	0
29	DC	271/272 (99%)	-0.32	1 (0%) 92 84	26, 57, 84, 99	0
30	CD	209/209 (100%)	0.91	35 (16%) 2 1	79, 116, 143, 158	0
31	CA	2876/2904 (99%)	0.70	306 (10%) 7 2	64, 133, 248, 291	0
32	DD	208/209 (99%)	-0.40	0 100 100	20, 41, 71, 100	0
33	CE	201/201 (100%)	1.06	41 (20%) 1 0	90, 160, 190, 200	0
33	DE	201/201 (100%)	-0.25	1 (0%) 90 80	25, 62, 104, 136	0
34	CF	177/178 (99%)	2.86	112 (63%) 0 0	201, 219, 227, 235	0
34	DF	177/178 (99%)	0.15	7 (3%) 39 19	54, 89, 132, 150	0
35	CG	176/176 (100%)	2.02	77 (43%) 0 0	140, 167, 194, 206	0
35	DG	176/176 (100%)	-0.11	1 (0%) 89 77	44, 75, 103, 136	0
36	CH	149/149 (100%)	1.24	38 (25%) 1 0	89, 149, 175, 187	0
36	DH	149/149 (100%)	0.90	27 (18%) 1 1	71, 150, 190, 207	0
37	CJ	134/135 (99%)	5.86	119 (88%) 0 0	241, 258, 269, 276	0
37	DJ	134/135 (99%)	3.91	92 (68%) 0 0	210, 234, 245, 252	0
38	CK	142/142 (100%)	0.31	1 (0%) 87 75	84, 109, 134, 142	0
38	DK	142/142 (100%)	-0.45	0 100 100	23, 37, 67, 88	0
39	CL	122/123 (99%)	0.23	4 (3%) 47 24	76, 99, 141, 159	0
39	DL	123/123 (100%)	-0.42	0 100 100	28, 44, 71, 110	0
40	CM	144/144 (100%)	1.98	55 (38%) 0 0	94, 152, 193, 222	0
40	DM	144/144 (100%)	-0.32	1 (0%) 87 75	18, 56, 88, 121	0
41	CN	135/136 (99%)	0.29	4 (2%) 51 27	76, 111, 139, 174	0
41	DN	135/136 (99%)	-0.54	0 100 100	26, 43, 73, 95	0
42	CO	120/125 (96%)	1.00	19 (15%) 2 1	93, 124, 143, 189	0
42	DO	125/125 (100%)	-0.38	0 100 100	27, 40, 76, 125	0
43	CP	116/117 (99%)	2.38	60 (51%) 0 0	142, 164, 181, 187	0
43	DP	117/117 (100%)	-0.16	0 100 100	42, 61, 90, 99	0
44	CQ	114/114 (100%)	0.83	17 (14%) 3 1	96, 114, 138, 154	0
44	DQ	114/114 (100%)	-0.32	1 (0%) 84 69	28, 52, 86, 125	0
45	CR	117/117 (100%)	0.73	12 (10%) 7 2	82, 109, 134, 148	0

Continued on next page...

Continued from previous page...

Mol	Chain	Analysed	<RSRZ>	#RSRZ>2	OWAB(Å ²)	Q<0.9
45	DR	117/117 (100%)	-0.30	0 100 100	19, 34, 52, 82	0
46	CS	103/103 (100%)	1.66	28 (27%) 1 0	101, 124, 166, 174	0
46	DS	103/103 (100%)	-0.36	0 100 100	22, 45, 74, 101	0
47	CT	110/110 (100%)	0.71	14 (12%) 4 2	99, 126, 157, 172	0
47	DT	110/110 (100%)	-0.45	0 100 100	26, 37, 67, 120	0
48	CU	93/93 (100%)	1.83	33 (35%) 0 0	124, 154, 178, 190	0
48	DU	93/93 (100%)	0.18	3 (3%) 48 25	41, 63, 120, 139	0
49	CV	102/103 (99%)	2.69	55 (53%) 0 0	132, 164, 197, 206	0
49	DV	102/103 (99%)	-0.04	7 (6%) 18 7	49, 67, 116, 143	0
50	CW	94/94 (100%)	1.34	29 (30%) 0 0	122, 144, 158, 167	0
50	DW	94/94 (100%)	-0.43	0 100 100	38, 58, 88, 96	0
51	CX	75/83 (90%)	0.74	11 (14%) 3 1	95, 126, 138, 176	0
51	DX	76/83 (91%)	-0.49	0 100 100	29, 43, 72, 108	0
52	CY	77/77 (100%)	0.35	5 (6%) 20 7	87, 116, 146, 163	0
52	DY	77/77 (100%)	-0.19	0 100 100	34, 58, 96, 112	0
53	CZ	62/62 (100%)	2.52	38 (61%) 0 0	139, 171, 185, 191	0
53	DZ	62/62 (100%)	0.32	2 (3%) 48 25	51, 81, 123, 140	0
54	DI	135/135 (100%)	1.33	33 (24%) 1 0	82, 161, 211, 226	1 (0%)
55	DA	2873/2904 (98%)	0.09	100 (3%) 44 22	22, 47, 217, 299	0
All	All	20634/20767 (99%)	0.59	2527 (12%) 5 2	18, 106, 237, 299	1 (0%)

All (2527) RSRZ outliers are listed below:

Mol	Chain	Res	Type	RSRZ
37	DJ	54	PRO	22.8
37	CJ	76	ALA	22.5
37	CJ	13	VAL	18.3
37	CJ	87	LYS	17.4
55	DA	2120	G	16.4
37	CJ	54	PRO	16.0
37	DJ	135	SER	15.4
9	BI	128	SER	15.3
37	CJ	12	GLN	14.6
37	CJ	69	PHE	14.5
37	CJ	14	ALA	14.3

Continued on next page...

Continued from previous page...

Mol	Chain	Res	Type	RSRZ
31	CA	1067	A	13.8
37	DJ	53	LEU	13.7
31	CA	2172	U	13.7
31	CA	1068	G	13.1
37	CJ	11	LEU	13.0
37	DJ	79	LEU	12.6
37	CJ	23	PRO	12.3
37	CJ	20	PRO	12.0
37	CJ	21	SER	11.9
40	CM	81	ASP	11.8
35	CG	32	GLU	11.5
37	CJ	56	PRO	11.5
9	AI	130	ARG	11.4
46	CS	50	GLY	11.3
31	CA	2174	C	11.2
37	DJ	94	ASN	11.2
7	BG	112	GLY	11.1
37	DJ	67	PHE	11.0
37	CJ	138	LEU	11.0
55	DA	2110	G	10.9
37	CJ	57	VAL	10.9
37	CJ	86	ILE	10.8
7	BG	52	GLN	10.7
1	BA	1302	C	10.7
37	CJ	80	LEU	10.6
37	CJ	22	PRO	10.5
37	DJ	80	LEU	10.2
37	CJ	51	LYS	10.2
37	DJ	55	ILE	10.1
37	CJ	82	LYS	10.0
54	DI	131	THR	10.0
10	BJ	41	PRO	9.8
10	BJ	74	VAL	9.8
9	BI	130	ARG	9.7
7	BG	62	PHE	9.6
37	DJ	96	ASP	9.5
19	BS	29	LYS	9.5
1	BA	1030	U	9.4
19	BS	74	PHE	9.4
37	CJ	75	PRO	9.3
37	CJ	89	GLY	9.3
31	CA	2110	G	9.3

Continued on next page...

Continued from previous page...

Mol	Chain	Res	Type	RSRZ
1	BA	1024	G	9.2
1	BA	82	G	9.2
19	BS	48	THR	9.2
37	DJ	88	SER	9.2
37	CJ	129	ILE	9.2
9	BI	16	ALA	9.2
13	BM	84	GLY	9.2
34	CF	155	THR	9.1
55	DA	2124	G	9.1
7	BG	49	THR	9.1
9	BI	17	ALA	9.0
34	CF	106	ILE	9.0
18	BR	20	GLU	8.9
7	BG	45	SER	8.9
49	CV	3	ALA	8.9
10	BJ	8	ILE	8.9
37	CJ	77	ALA	8.9
31	CA	2173	A	8.8
13	BM	45	ILE	8.8
31	CA	331	C	8.7
31	CA	1087	G	8.7
37	DJ	116	ASP	8.7
37	CJ	88	SER	8.7
31	CA	2126	A	8.6
19	BS	66	MET	8.5
37	CJ	131	GLY	8.5
1	BA	1020	G	8.5
37	DJ	131	GLY	8.4
55	DA	2127	G	8.4
37	CJ	79	LEU	8.4
37	CJ	17	MET	8.3
31	CA	1537	G	8.3
1	BA	983	A	8.3
37	CJ	55	ILE	8.3
7	BG	43	VAL	8.2
34	CF	23	ASN	8.2
19	BS	49	ILE	8.2
14	BN	35	ASN	8.2
31	CA	2402	U	8.2
40	CM	80	SER	8.2
7	BG	134	ALA	8.1
7	BG	73	VAL	8.1

Continued on next page...

Continued from previous page...

Mol	Chain	Res	Type	RSRZ
27	C0	48	ILE	8.1
10	BJ	75	ASP	8.0
1	BA	1016	A	8.0
1	BA	1242	G	8.0
37	DJ	12	GLN	8.0
37	DJ	13	VAL	8.0
34	CF	128	TYR	8.0
7	BG	42	ILE	7.9
9	BI	31	ASN	7.9
37	DJ	23	PRO	7.9
1	AA	1030	U	7.9
31	CA	1084	A	7.9
31	CA	931	U	7.9
55	DA	2174	C	7.9
1	BA	1241	G	7.8
37	DJ	78	VAL	7.8
37	DJ	138	LEU	7.8
37	CJ	42	PHE	7.8
1	BA	1022	A	7.8
37	DJ	87	LYS	7.8
55	DA	2111	U	7.7
31	CA	1103	A	7.7
37	CJ	99	GLY	7.7
13	BM	48	LEU	7.7
1	BA	1025	U	7.7
23	C2	47	VAL	7.7
48	CU	1	MET	7.6
55	DA	2121	G	7.6
55	DA	2175	C	7.5
37	CJ	52	GLY	7.5
37	CJ	78	VAL	7.5
7	BG	111	ARG	7.5
10	BJ	90	LEU	7.5
13	BM	64	VAL	7.5
14	BN	36	ALA	7.5
1	AA	86	G	7.5
37	CJ	73	THR	7.5
31	CA	1066	U	7.4
37	CJ	50	GLU	7.4
35	CG	103	ILE	7.4
13	BM	46	SER	7.4
9	BI	126	GLN	7.4

Continued on next page...

Continued from previous page...

Mol	Chain	Res	Type	RSRZ
23	C2	52	ALA	7.4
31	CA	1057	A	7.4
37	CJ	83	ALA	7.4
34	CF	153	ASP	7.3
37	DJ	114	ALA	7.3
1	AA	87	C	7.3
55	DA	2123	G	7.3
19	BS	39	THR	7.3
31	CA	2125	G	7.3
37	CJ	120	ALA	7.3
40	CM	78	ARG	7.3
55	DA	2163	A	7.3
31	CA	1065	U	7.2
55	DA	2167	U	7.2
19	BS	30	PRO	7.2
53	CZ	45	GLN	7.2
49	CV	80	ALA	7.2
7	BG	133	THR	7.2
37	DJ	24	VAL	7.2
13	BM	104	THR	7.2
55	DA	2125	G	7.2
20	BT	4	ILE	7.1
37	DJ	76	ALA	7.1
31	CA	1085	A	7.1
31	CA	1095	A	7.1
43	CP	64	TYR	7.1
31	CA	1731	G	7.1
13	BM	95	LEU	7.0
13	BM	105	ASN	7.0
53	CZ	49	ASP	7.0
37	CJ	24	VAL	7.0
10	BJ	100	ILE	7.0
37	CJ	53	LEU	7.0
49	CV	31	SER	7.0
55	DA	2116	G	6.9
37	CJ	59	ILE	6.9
13	BM	2	ALA	6.9
10	BJ	91	ASP	6.9
7	BG	65	ALA	6.9
1	BA	1243	C	6.9
7	BG	116	MET	6.9
20	BT	3	ASN	6.8

Continued on next page...

Continued from previous page...

Mol	Chain	Res	Type	RSRZ
1	BA	1017	U	6.8
7	BG	129	GLU	6.8
34	CF	85	ILE	6.8
13	BM	83	LEU	6.8
37	CJ	45	LYS	6.8
55	DA	884	U	6.8
37	CJ	85	GLY	6.8
31	CA	877	A	6.8
13	BM	23	TYR	6.7
31	CA	1064	C	6.7
37	DJ	89	GLY	6.7
1	AA	1032	G	6.7
54	DI	130	PRO	6.7
49	CV	33	LYS	6.6
31	CA	2171	A	6.6
31	CA	1175	A	6.6
14	BN	37	SER	6.6
43	CP	29	HIS	6.6
19	BS	28	LYS	6.6
37	CJ	28	LEU	6.6
13	BM	19	LEU	6.6
1	BA	1032	G	6.6
43	CP	117	PHE	6.6
43	CP	52	SER	6.6
31	CA	2168	G	6.5
14	AN	23	LYS	6.5
19	BS	60	VAL	6.5
37	CJ	61	VAL	6.5
37	DJ	38	PHE	6.5
7	BG	53	ARG	6.5
37	CJ	60	THR	6.5
48	CU	55	VAL	6.5
14	BN	4	GLN	6.5
37	CJ	90	SER	6.5
31	CA	1105	U	6.5
3	BC	196	ILE	6.5
13	BM	22	ILE	6.5
13	BM	96	PRO	6.4
49	CV	89	ASP	6.4
55	DA	2118	U	6.4
37	CJ	81	LYS	6.4
35	CG	2	SER	6.4

Continued on next page...

Continued from previous page...

Mol	Chain	Res	Type	RSRZ
37	DJ	137	GLY	6.4
1	AA	1031	C	6.4
10	BJ	6	ILE	6.4
37	CJ	96	ASP	6.4
14	BN	60	GLN	6.4
31	CA	1104	C	6.4
41	CN	136	MET	6.4
37	CJ	121	ASP	6.4
37	DJ	77	ALA	6.3
34	CF	170	LEU	6.3
34	CF	40	VAL	6.3
1	BA	1296	C	6.3
31	CA	1536	C	6.3
31	CA	2119	A	6.3
9	AI	20	PHE	6.3
43	CP	37	ALA	6.3
40	CM	77	ILE	6.3
1	AA	844	G	6.3
31	CA	1086	A	6.3
1	BA	1274	A	6.2
35	CG	148	LEU	6.2
55	DA	2168	G	6.2
7	BG	48	GLU	6.2
1	BA	844	G	6.2
7	BG	66	LEU	6.2
23	C2	36	LEU	6.2
14	AN	21	PHE	6.2
34	CF	97	TRP	6.2
14	BN	30	ILE	6.2
1	BA	1031	C	6.2
1	BA	1314	C	6.2
31	CA	2169	A	6.2
34	CF	102	ARG	6.2
55	DA	1065	U	6.2
1	BA	1305	G	6.2
10	BJ	40	ILE	6.1
31	CA	2123	G	6.1
37	CJ	94	ASN	6.1
22	C1	27	SER	6.1
48	CU	8	LEU	6.1
55	DA	2172	U	6.1
34	CF	107	ALA	6.1

Continued on next page...

Continued from previous page...

Mol	Chain	Res	Type	RSRZ
55	DA	1062	G	6.1
42	CO	120	GLU	6.0
7	BG	148	ASN	6.0
37	DJ	133	ALA	6.0
50	CW	94	ALA	6.0
31	CA	2128	G	6.0
9	BI	67	VAL	6.0
37	CJ	98	VAL	6.0
40	CM	82	LEU	6.0
10	BJ	76	ILE	6.0
31	CA	878	A	6.0
46	CS	96	VAL	6.0
48	CU	83	ALA	6.0
34	CF	173	PHE	6.0
37	CJ	67	PHE	6.0
7	BG	91	VAL	6.0
43	CP	65	THR	6.0
34	CF	147	ASP	5.9
34	CF	175	PHE	5.9
1	BA	1021	A	5.9
37	CJ	74	PRO	5.9
1	BA	1026	G	5.9
55	DA	1731	G	5.9
48	CU	43	ILE	5.9
1	BA	1240	U	5.9
13	BM	10	PRO	5.9
13	BM	39	ILE	5.9
17	BQ	70	THR	5.9
1	BA	1236	A	5.9
46	CS	55	ASP	5.9
55	DA	1172	C	5.9
50	CW	27	PRO	5.9
37	CJ	116	ASP	5.9
23	C2	21	TYR	5.9
49	CV	87	PHE	5.9
55	DA	2166	U	5.9
14	BN	43	ASN	5.8
49	CV	81	ASP	5.8
37	CJ	15	ALA	5.8
7	BG	54	SER	5.8
19	BS	71	LEU	5.8
37	DJ	69	PHE	5.8

Continued on next page...

Continued from previous page...

Mol	Chain	Res	Type	RSRZ
31	CA	2120	G	5.8
9	BI	32	GLN	5.8
13	BM	11	ASP	5.8
31	CA	2175	C	5.8
49	CV	69	ASN	5.8
34	CF	131	GLY	5.8
7	BG	72	THR	5.8
7	BG	150	ALA	5.8
10	BJ	7	ARG	5.8
23	C2	24	THR	5.8
33	CE	143	LEU	5.8
40	CM	114	GLY	5.8
7	BG	151	PHE	5.8
37	CJ	139	VAL	5.8
9	AI	129	LYS	5.8
13	AM	44	LYS	5.8
37	CJ	38	PHE	5.8
37	CJ	126	THR	5.8
49	DV	56	GLY	5.8
37	CJ	130	GLU	5.8
13	BM	47	GLU	5.7
37	CJ	68	THR	5.7
48	CU	2	ILE	5.7
40	CM	120	VAL	5.7
54	DI	134	GLU	5.7
9	AI	90	TYR	5.7
37	DJ	134	ARG	5.7
43	CP	38	GLN	5.7
7	BG	41	SER	5.7
31	CA	2170	A	5.7
40	CM	92	LEU	5.7
37	DJ	68	THR	5.7
54	DI	128	THR	5.7
3	BC	197	GLY	5.7
13	BM	12	HIS	5.7
34	CF	144	ASP	5.7
37	DJ	21	SER	5.7
55	DA	885	C	5.7
48	CU	59	ASN	5.7
31	CA	2124	G	5.7
27	C0	56	LYS	5.7
34	CF	156	ILE	5.6

Continued on next page...

Continued from previous page...

Mol	Chain	Res	Type	RSRZ
31	CA	2127	G	5.6
34	CF	113	ASP	5.6
37	CJ	47	ASP	5.6
37	CJ	48	SER	5.6
9	BI	38	TYR	5.6
35	CG	33	LEU	5.6
19	BS	38	SER	5.6
10	BJ	73	LEU	5.6
14	BN	54	ASP	5.6
3	BC	193	TYR	5.5
13	AM	33	ILE	5.5
3	BC	79	LYS	5.5
31	CA	2162	G	5.5
55	DA	879	G	5.5
55	DA	881	G	5.5
23	C2	39	PHE	5.5
31	CA	896	A	5.5
7	BG	152	ALA	5.5
43	CP	92	PHE	5.5
53	CZ	36	GLN	5.5
3	BC	71	ALA	5.5
19	BS	37	ARG	5.5
1	BA	1018	G	5.5
19	BS	24	GLU	5.5
7	BG	39	ALA	5.5
19	BS	12	ASP	5.5
55	DA	882	G	5.5
37	DJ	20	PRO	5.5
13	BM	108	THR	5.4
24	C3	35	ARG	5.4
54	DI	136	ILE	5.4
7	BG	46	ALA	5.4
34	CF	92	ARG	5.4
43	CP	40	ILE	5.4
10	AJ	75	ASP	5.4
3	BC	159	GLY	5.4
31	CA	329	G	5.4
31	CA	1061	U	5.4
54	DI	2	ALA	5.4
37	CJ	25	GLY	5.4
7	BG	106	GLU	5.4
37	CJ	33	VAL	5.4

Continued on next page...

Continued from previous page...

Mol	Chain	Res	Type	RSRZ
55	DA	896	A	5.4
55	DA	2176	A	5.4
37	CJ	46	THR	5.3
53	CZ	15	ASN	5.3
7	BG	15	ASP	5.3
9	BI	127	PHE	5.3
23	C2	37	LYS	5.3
34	CF	76	GLY	5.3
55	DA	2109	U	5.3
13	BM	32	ALA	5.3
37	CJ	132	THR	5.3
49	CV	70	VAL	5.3
2	AB	123	ASP	5.3
7	BG	79	ARG	5.3
37	DJ	59	ILE	5.3
10	BJ	26	VAL	5.3
7	AG	4	ARG	5.3
10	BJ	72	ARG	5.3
1	BA	79	G	5.3
14	BN	52	PRO	5.2
31	CA	1083	U	5.2
31	CA	2109	U	5.2
55	DA	2178	C	5.2
26	C5	1	MET	5.2
49	CV	29	LEU	5.2
1	BA	211	G	5.2
34	CF	34	ILE	5.2
35	CG	105	LEU	5.2
7	BG	103	TRP	5.2
55	DA	2164	C	5.2
1	BA	1218	C	5.2
34	CF	86	GLY	5.2
55	DA	1067	A	5.2
49	CV	5	ILE	5.2
43	CP	51	ALA	5.2
34	CF	35	THR	5.2
40	CM	100	ILE	5.2
19	BS	61	PHE	5.2
37	DJ	66	SER	5.2
49	CV	32	GLY	5.2
1	BA	1028	C	5.2
7	BG	109	ARG	5.2

Continued on next page...

Continued from previous page...

Mol	Chain	Res	Type	RSRZ
49	CV	83	VAL	5.2
1	BA	954	G	5.1
34	CF	130	MET	5.1
35	CG	84	THR	5.1
31	CA	1078	U	5.1
1	BA	1004	A	5.1
9	AI	128	SER	5.1
14	BN	33	ASP	5.1
37	DJ	52	GLY	5.1
31	CA	1535	A	5.1
13	BM	94	GLY	5.1
37	DJ	95	LYS	5.1
3	BC	53	SER	5.1
9	BI	9	THR	5.1
37	DJ	99	GLY	5.1
3	BC	192	THR	5.0
55	DA	892	A	5.0
43	CP	66	GLY	5.0
34	CF	138	PHE	5.0
19	BS	43	ASN	5.0
55	DA	1064	C	5.0
19	BS	31	LEU	5.0
19	BS	41	PHE	5.0
1	BA	989	U	5.0
7	BG	137	LYS	5.0
7	BG	75	VAL	5.0
46	CS	20	VAL	5.0
43	CP	36	TYR	5.0
37	CJ	18	ALA	5.0
37	CJ	8	TYR	5.0
14	BN	39	GLU	5.0
37	DJ	113	LYS	5.0
40	CM	117	THR	5.0
10	BJ	39	PRO	5.0
1	BA	1217	C	5.0
35	CG	111	HIS	5.0
7	BG	69	VAL	4.9
49	CV	12	ILE	4.9
13	BM	63	PHE	4.9
49	CV	4	LYS	4.9
10	BJ	102	LEU	4.9
34	CF	117	LEU	4.9

Continued on next page...

Continued from previous page...

Mol	Chain	Res	Type	RSRZ
44	CQ	115	ASN	4.9
3	BC	195	VAL	4.9
31	CA	2797	U	4.9
43	CP	30	ARG	4.9
1	BA	985	C	4.9
10	BJ	87	LEU	4.9
19	BS	50	ALA	4.9
31	CA	846	U	4.9
34	CF	75	ALA	4.9
37	CJ	95	LYS	4.9
43	CP	99	TYR	4.9
19	BS	81	ARG	4.9
35	CG	131	ILE	4.9
7	BG	71	PRO	4.9
53	CZ	17	GLU	4.9
1	BA	1023	U	4.9
33	CE	144	GLU	4.9
13	AM	43	VAL	4.9
31	CA	876	C	4.9
49	CV	28	VAL	4.9
49	CV	79	LYS	4.9
55	DA	1729	U	4.9
13	BM	55	THR	4.8
31	CA	2121	G	4.8
35	CG	151	TYR	4.8
10	BJ	77	VAL	4.8
31	CA	2161	C	4.8
37	CJ	62	TYR	4.8
27	C0	24	LEU	4.8
34	CF	60	ILE	4.8
42	CO	63	ARG	4.8
55	DA	883	G	4.8
13	AM	11	ASP	4.8
23	C2	15	ALA	4.8
55	DA	2171	A	4.8
31	CA	1870	C	4.8
31	CA	138	U	4.8
55	DA	2119	A	4.8
34	CF	174	ASP	4.8
31	CA	546	U	4.8
34	CF	136	ILE	4.8
1	BA	1271	A	4.8

Continued on next page...

Continued from previous page...

Mol	Chain	Res	Type	RSRZ
10	BJ	35	GLN	4.8
9	BI	68	LYS	4.8
37	CJ	91	GLY	4.8
48	DU	1	MET	4.8
31	CA	1107	G	4.8
33	CE	119	ILE	4.8
9	BI	14	SER	4.8
37	CJ	43	ASN	4.8
9	BI	64	TYR	4.7
23	C2	18	GLY	4.7
49	CV	2	ALA	4.7
49	CV	88	GLU	4.7
37	CJ	125	MET	4.7
19	BS	5	LEU	4.7
37	DJ	11	LEU	4.7
46	CS	32	THR	4.7
9	BI	40	GLY	4.7
37	CJ	58	VAL	4.7
24	C3	28	ARG	4.7
7	BG	131	LYS	4.7
9	BI	10	GLY	4.7
49	CV	25	VAL	4.7
1	BA	1307	U	4.7
11	AK	18	ASP	4.7
37	DJ	92	LYS	4.7
51	CX	54	GLY	4.7
55	DA	1077	A	4.7
34	CF	154	ILE	4.7
55	DA	1066	U	4.7
34	CF	177	PHE	4.7
40	CM	79	LEU	4.7
1	AA	82	G	4.7
34	CF	132	VAL	4.7
43	CP	103	VAL	4.7
1	BA	1201	A	4.7
26	C5	38	GLY	4.7
34	CF	37	ASN	4.7
1	BA	80	A	4.7
34	CF	122	PHE	4.7
13	BM	29	ARG	4.6
31	CA	893	C	4.6
1	BA	208	U	4.6

Continued on next page...

Continued from previous page...

Mol	Chain	Res	Type	RSRZ
55	DA	1060	U	4.6
35	CG	162	VAL	4.6
26	C5	20	ASP	4.6
14	BN	22	ALA	4.6
7	BG	38	THR	4.6
10	BJ	37	ARG	4.6
1	BA	81	A	4.6
3	BC	198	VAL	4.6
34	CF	93	GLY	4.6
37	CJ	113	LYS	4.6
33	CE	104	ALA	4.6
37	CJ	119	GLY	4.6
37	DJ	22	PRO	4.6
9	BI	5	GLN	4.6
34	CF	99	PHE	4.6
31	CA	2163	A	4.6
7	BG	88	PRO	4.6
37	DJ	93	PRO	4.6
14	AN	8	ALA	4.6
27	C0	44	ILE	4.6
35	CG	102	VAL	4.6
24	C3	22	MET	4.6
9	BI	20	PHE	4.6
10	BJ	19	ASP	4.6
31	CA	2129	C	4.6
37	CJ	123	GLU	4.6
31	CA	1106	G	4.6
53	CZ	42	LEU	4.6
13	AM	32	ALA	4.5
54	DI	96	PHE	4.5
1	BA	959	A	4.5
31	CA	1046	A	4.5
19	BS	14	HIS	4.5
19	BS	75	ALA	4.5
37	DJ	19	ASN	4.5
43	CP	63	LYS	4.5
1	BA	984	C	4.5
10	BJ	10	LEU	4.5
7	BG	144	MET	4.5
11	AK	19	GLY	4.5
37	CJ	124	ALA	4.5
37	CJ	31	GLN	4.5

Continued on next page...

Continued from previous page...

Mol	Chain	Res	Type	RSRZ
19	BS	32	ARG	4.5
31	CA	895	U	4.5
34	CF	135	GLN	4.5
7	BG	132	GLY	4.5
31	CA	2666	C	4.5
31	CA	1094	U	4.5
19	BS	11	ILE	4.5
34	CF	105	THR	4.5
1	BA	1275	A	4.5
31	CA	2111	U	4.5
14	BN	44	ALA	4.5
13	BM	58	ASP	4.5
10	BJ	38	GLY	4.5
1	BA	1003	G	4.5
31	CA	879	G	4.5
31	CA	1048	A	4.5
40	CM	118	THR	4.5
7	AG	109	ARG	4.5
37	CJ	115	ALA	4.5
55	DA	893	C	4.5
1	BA	1126	U	4.5
1	BA	1235	U	4.5
31	CA	1077	A	4.5
37	DJ	73	THR	4.5
13	AM	30	SER	4.5
37	CJ	135	SER	4.5
1	BA	962	C	4.5
40	CM	10	GLU	4.4
14	BN	45	VAL	4.4
55	DA	2162	G	4.4
37	DJ	106	LEU	4.4
40	CM	131	ALA	4.4
14	BN	47	LYS	4.4
3	BC	155	GLY	4.4
7	BG	77	SER	4.4
29	CC	27	GLY	4.4
31	CA	1729	U	4.4
2	AB	9	MET	4.4
1	BA	958	A	4.4
43	CP	87	ILE	4.4
37	CJ	92	LYS	4.4
48	CU	10	VAL	4.4

Continued on next page...

Continued from previous page...

Mol	Chain	Res	Type	RSRZ
1	BA	1005	A	4.4
14	BN	58	SER	4.4
9	AI	21	ILE	4.4
9	AI	19	VAL	4.4
14	BN	27	LEU	4.4
23	C2	46	HIS	4.4
55	DA	2169	A	4.4
37	CJ	34	ASN	4.4
10	AJ	74	VAL	4.4
31	CA	1167	C	4.4
2	AB	6	MET	4.4
30	CD	10	GLY	4.4
37	DJ	36	MET	4.4
1	BA	84	U	4.3
10	BJ	25	ILE	4.3
51	CX	52	GLY	4.4
37	CJ	64	ASP	4.3
37	CJ	137	GLY	4.3
24	C3	31	LEU	4.3
31	CA	2150	C	4.3
35	CG	94	TYR	4.3
40	CM	115	GLU	4.3
49	DV	53	ASN	4.3
10	BJ	86	ALA	4.3
36	DH	137	GLU	4.3
53	CZ	40	SER	4.3
1	BA	1224	U	4.3
7	BG	87	VAL	4.3
31	CA	1047	G	4.3
55	DA	1063	G	4.3
27	C0	47	MET	4.3
34	CF	43	ALA	4.3
14	BN	18	ASP	4.3
9	BI	129	LYS	4.3
13	AM	24	GLY	4.3
37	CJ	122	ILE	4.3
43	CP	90	VAL	4.3
1	BA	90	C	4.3
22	C1	33	THR	4.3
34	CF	100	PHE	4.3
3	BC	73	PRO	4.3
31	CA	2860	A	4.3

Continued on next page...

Continued from previous page...

Mol	Chain	Res	Type	RSRZ
34	CF	152	LEU	4.3
13	AM	19	LEU	4.3
7	BG	141	VAL	4.3
31	CA	613	A	4.3
14	BN	53	ARG	4.3
43	CP	115	LEU	4.3
37	DJ	117	MET	4.3
1	BA	1237	C	4.2
54	DI	132	TYR	4.2
33	CE	164	LEU	4.2
13	AM	16	VAL	4.2
13	BM	24	GLY	4.2
35	CG	112	PRO	4.2
49	CV	13	VAL	4.2
14	BN	20	TYR	4.2
34	CF	112	ARG	4.2
24	C3	18	PHE	4.2
31	CA	1089	A	4.2
49	CV	35	ILE	4.2
13	BM	85	CYS	4.2
10	AJ	6	ILE	4.2
13	BM	113	ARG	4.2
7	BG	123	GLU	4.2
34	CF	172	ALA	4.2
37	CJ	97	LYS	4.2
31	CA	81	G	4.2
1	BA	250	A	4.2
31	CA	2667	C	4.2
35	CG	108	GLY	4.2
14	AN	31	ILE	4.2
31	CA	2118	U	4.2
55	DA	2122	U	4.2
34	CF	143	TYR	4.2
49	CV	20	GLY	4.2
31	CA	2802	G	4.2
12	BL	124	ALA	4.2
37	CJ	110	ALA	4.2
1	BA	950	U	4.2
43	CP	97	PHE	4.2
13	BM	41	GLU	4.2
2	BB	37	LYS	4.2
43	CP	35	ILE	4.2

Continued on next page...

Continued from previous page...

Mol	Chain	Res	Type	RSRZ
14	BN	51	LEU	4.2
1	AA	88	U	4.2
46	CS	27	ILE	4.2
10	BJ	12	ALA	4.2
19	BS	76	PRO	4.2
9	BI	66	THR	4.2
37	CJ	118	THR	4.2
36	CH	136	SER	4.2
2	BB	34	ALA	4.1
34	CF	139	PRO	4.1
40	CM	121	THR	4.1
1	BA	4	U	4.1
1	BA	83	C	4.1
55	DA	2161	C	4.1
48	CU	60	THR	4.1
1	AA	984	C	4.1
1	BA	78	A	4.1
34	CF	47	LYS	4.1
48	CU	42	GLU	4.1
30	CD	4	LEU	4.1
34	CF	157	THR	4.1
35	CG	107	LEU	4.1
49	CV	51	ALA	4.1
53	CZ	14	LEU	4.1
1	BA	1312	G	4.1
45	CR	74	ILE	4.1
13	BM	40	ALA	4.1
53	CZ	31	GLN	4.1
34	CF	32	GLU	4.1
55	DA	1068	G	4.1
21	AU	2	PRO	4.1
10	BJ	9	ARG	4.1
31	CA	1533	C	4.1
43	CP	93	ASP	4.1
10	BJ	71	LEU	4.1
19	BS	59	PRO	4.1
13	BM	52	GLN	4.1
13	BM	101	ARG	4.1
10	BJ	42	LEU	4.1
1	AA	81	A	4.1
31	CA	311	A	4.1
53	CZ	24	GLU	4.1

Continued on next page...

Continued from previous page...

Mol	Chain	Res	Type	RSRZ
13	BM	93	ARG	4.1
1	BA	949	A	4.1
13	BM	50	GLU	4.1
13	BM	54	ASP	4.1
7	BG	107	ALA	4.1
15	AO	17	ARG	4.0
1	BA	1209	C	4.0
37	CJ	19	ASN	4.0
31	CA	1534	U	4.0
40	CM	90	VAL	4.0
49	CV	36	VAL	4.0
53	CZ	59	GLU	4.0
54	DI	121	SER	4.0
40	CM	101	ILE	4.0
3	BC	156	ARG	4.0
12	AL	124	ALA	4.0
37	DJ	120	ALA	4.0
53	CZ	32	ALA	4.0
35	CG	166	ASP	4.0
19	BS	69	HIS	4.0
13	BM	31	LYS	4.0
25	C4	36	LYS	4.0
37	DJ	81	LYS	4.0
10	AJ	101	SER	4.0
36	DH	142	VAL	4.0
9	BI	90	TYR	4.0
14	BN	55	SER	4.0
13	BM	56	LEU	4.0
35	CG	27	LYS	4.0
10	AJ	8	ILE	4.0
49	CV	95	PHE	4.0
13	AM	13	LYS	4.0
43	CP	26	LEU	4.0
43	CP	107	ALA	4.0
48	CU	47	VAL	4.0
1	BA	85	U	4.0
1	BA	89	U	4.0
14	BN	5	SER	4.0
28	CB	24	G	4.0
37	CJ	35	ILE	4.0
33	CE	200	LEU	4.0
37	CJ	136	MET	4.0

Continued on next page...

Continued from previous page...

Mol	Chain	Res	Type	RSRZ
53	CZ	37	LEU	4.0
16	BP	57	ILE	4.0
1	BA	1033	G	4.0
3	BC	78	GLY	4.0
22	C1	46	ASP	4.0
24	C3	42	LEU	4.0
14	BN	50	THR	4.0
19	BS	63	THR	4.0
37	DJ	97	LYS	4.0
34	CF	28	VAL	3.9
30	CD	6	GLY	3.9
31	CA	1058	U	3.9
54	DI	38	MET	3.9
10	AJ	76	ILE	3.9
31	CA	549	G	3.9
48	CU	15	HIS	3.9
10	AJ	7	ARG	3.9
1	BA	1029	U	3.9
3	BC	106	VAL	3.9
15	BO	17	ARG	3.9
1	BA	1276	G	3.9
36	CH	132	PHE	3.9
54	DI	135	ALA	3.9
26	C5	32	LYS	3.9
6	BF	39	LEU	3.9
23	C2	45	GLN	3.9
33	CE	157	LEU	3.9
37	CJ	32	GLY	3.9
31	CA	1075	C	3.9
23	C2	53	LYS	3.9
23	C2	19	HIS	3.9
43	CP	101	GLY	3.9
7	BG	37	SER	3.9
2	BB	201	PRO	3.9
7	BG	4	ARG	3.9
34	CF	95	ARG	3.9
30	CD	30	GLU	3.9
37	CJ	84	ALA	3.9
10	AJ	36	VAL	3.9
13	BM	98	ARG	3.9
22	C1	34	SER	3.9
49	CV	84	GLY	3.9

Continued on next page...

Continued from previous page...

Mol	Chain	Res	Type	RSRZ
7	BG	130	ASN	3.9
36	CH	11	ASN	3.9
54	DI	124	ASP	3.9
31	CA	2122	U	3.9
55	DA	138	U	3.9
13	BM	65	VAL	3.9
13	BM	51	GLY	3.9
1	BA	1270	G	3.9
3	BC	43	LEU	3.8
10	AJ	42	LEU	3.8
24	C3	32	ALA	3.9
54	DI	104	ALA	3.9
8	BH	2	SER	3.8
18	BR	48	ARG	3.8
19	BS	27	ASP	3.8
34	CF	176	PRO	3.8
53	CZ	56	LEU	3.8
34	CF	65	PRO	3.8
43	CP	24	THR	3.8
1	BA	1273	C	3.8
49	CV	30	SER	3.8
55	DA	2115	G	3.8
14	BN	40	ASP	3.8
1	BA	1148	U	3.8
9	BI	37	GLN	3.8
42	CO	116	VAL	3.8
13	BM	99	GLY	3.8
53	CZ	41	HIS	3.8
55	DA	1072	C	3.8
55	DA	880	G	3.8
19	BS	40	ILE	3.8
19	BS	23	VAL	3.8
54	DI	133	GLU	3.8
35	CG	104	ASN	3.8
49	CV	50	PRO	3.8
49	CV	78	GLY	3.8
53	CZ	29	ARG	3.8
55	DA	1078	U	3.8
1	BA	1035	A	3.8
1	BA	1219	A	3.8
37	DJ	100	LYS	3.8
40	CM	91	ASP	3.8

Continued on next page...

Continued from previous page...

Mol	Chain	Res	Type	RSRZ
31	CA	75	G	3.8
10	BJ	82	LYS	3.8
14	BN	38	ASP	3.8
36	CH	130	VAL	3.8
33	DE	7	ASP	3.8
35	DG	177	LYS	3.8
43	CP	25	ARG	3.8
48	CU	87	LEU	3.8
1	BA	953	G	3.8
9	AI	32	GLN	3.8
25	C4	37	ALA	3.8
37	DJ	85	GLY	3.8
39	CL	110	GLU	3.8
24	C3	33	ARG	3.8
34	CF	4	LEU	3.8
1	BA	955	U	3.7
30	CD	200	ASP	3.7
37	DJ	104	ALA	3.7
42	CO	28	LEU	3.7
19	BS	35	SER	3.7
33	CE	172	ALA	3.7
23	C2	41	PRO	3.7
31	CA	2181	U	3.7
55	DA	2106	U	3.7
43	CP	106	LEU	3.7
9	BI	39	PHE	3.7
13	BM	97	VAL	3.7
43	CP	39	VAL	3.7
31	CA	312	G	3.7
31	CA	2116	G	3.7
31	CA	2117	A	3.7
42	CO	119	SER	3.7
55	DA	141	G	3.7
35	CG	157	TYR	3.7
35	CG	9	VAL	3.7
40	CM	102	GLY	3.7
30	CD	26	VAL	3.7
31	CA	1063	G	3.7
40	CM	89	VAL	3.7
50	CW	6	ALA	3.7
31	CA	12	U	3.7
31	CA	1076	C	3.7

Continued on next page...

Continued from previous page...

Mol	Chain	Res	Type	RSRZ
31	CA	1873	G	3.7
14	BN	16	LEU	3.7
36	CH	72	ILE	3.7
2	AB	14	VAL	3.7
3	BC	109	PRO	3.7
31	CA	1532	A	3.7
34	CF	26	MET	3.7
10	BJ	99	GLN	3.7
31	CA	930	G	3.7
40	CM	84	LYS	3.7
10	AJ	73	LEU	3.7
10	BJ	21	ALA	3.7
37	CJ	133	ALA	3.7
13	BM	33	ILE	3.7
31	CA	330	A	3.7
1	BA	948	C	3.7
10	AJ	35	GLN	3.7
31	CA	885	C	3.7
31	CA	2178	C	3.7
35	CG	83	PHE	3.7
31	CA	1059	G	3.7
13	AM	15	ALA	3.7
53	CZ	6	LEU	3.7
36	CH	133	GLN	3.7
55	DA	1088	A	3.7
55	DA	2177	C	3.7
7	BG	113	ASP	3.7
43	CP	41	ALA	3.7
19	BS	58	VAL	3.7
16	BP	80	LYS	3.7
40	CM	113	ALA	3.7
13	AM	64	VAL	3.7
19	AS	56	GLN	3.7
1	BA	1006	G	3.6
31	CA	1056	G	3.6
46	CS	49	ILE	3.6
49	CV	85	PHE	3.6
55	DA	654	A	3.6
7	AG	8	GLY	3.6
7	AG	110	LYS	3.6
30	CD	8	LYS	3.6
1	BA	1049	U	3.6

Continued on next page...

Continued from previous page...

Mol	Chain	Res	Type	RSRZ
35	CG	40	ALA	3.6
37	DJ	42	PHE	3.6
43	CP	89	ASP	3.6
31	CA	332	A	3.6
9	BI	11	ARG	3.6
37	CJ	9	VAL	3.6
7	BG	60	GLU	3.6
31	CA	1074	G	3.6
23	C2	31	PRO	3.6
37	CJ	44	ALA	3.6
1	BA	842	U	3.6
34	CF	41	GLY	3.6
17	BQ	17	MET	3.6
53	CZ	5	GLU	3.6
10	BJ	20	GLN	3.6
14	AN	4	GLN	3.6
2	AB	37	LYS	3.6
13	BM	38	GLY	3.6
31	CA	1538	G	3.6
49	CV	77	THR	3.6
1	BA	209	U	3.6
55	DA	2132	U	3.6
31	CA	1518	C	3.6
37	DJ	128	SER	3.6
47	CT	94	ASP	3.6
45	CR	90	ILE	3.6
24	C3	34	ARG	3.6
37	CJ	71	THR	3.6
3	BC	104	ALA	3.6
18	BR	51	TYR	3.6
31	CA	1872	A	3.6
34	CF	91	LEU	3.6
34	CF	151	GLY	3.6
29	CC	239	ASN	3.6
19	BS	65	GLU	3.6
22	C1	53	LYS	3.6
38	CK	142	ILE	3.6
31	CA	1082	U	3.6
7	BG	5	ARG	3.6
31	CA	1069	A	3.6
1	AA	1020	G	3.6
24	C3	30	VAL	3.6

Continued on next page...

Continued from previous page...

Mol	Chain	Res	Type	RSRZ
30	CD	185	ASN	3.6
31	CA	1407	G	3.6
55	DA	2128	G	3.6
7	BG	50	LEU	3.6
14	BN	48	LEU	3.6
31	CA	328	U	3.5
46	CS	35	PHE	3.5
40	CM	8	PRO	3.5
31	CA	2108	A	3.5
55	DA	2114	A	3.5
13	AM	36	ALA	3.5
1	AA	121	U	3.5
14	BN	34	VAL	3.5
1	BA	207	C	3.5
2	BB	135	LEU	3.5
55	DA	2165	C	3.5
27	C0	28	GLY	3.5
55	DA	2126	A	3.5
43	CP	46	GLU	3.5
1	BA	843	U	3.5
2	BB	35	ARG	3.5
43	CP	102	ARG	3.5
55	DA	2105	U	3.5
7	BG	35	LYS	3.5
35	CG	56	ASP	3.5
1	BA	1019	A	3.5
10	BJ	22	THR	3.5
3	BC	111	LEU	3.5
45	CR	71	GLN	3.5
1	AA	1025	U	3.5
1	BA	1297	G	3.5
7	AG	62	PHE	3.5
7	AG	58	GLU	3.5
3	BC	107	ARG	3.5
34	CF	137	ILE	3.5
50	CW	89	ILE	3.5
3	BC	76	VAL	3.5
7	AG	7	ILE	3.5
37	CJ	49	ILE	3.5
49	CV	92	LYS	3.5
49	CV	98	SER	3.5
13	AM	115	PRO	3.5

Continued on next page...

Continued from previous page...

Mol	Chain	Res	Type	RSRZ
24	C3	36	ALA	3.5
1	BA	1321	U	3.5
14	BN	3	LYS	3.5
34	CF	74	VAL	3.5
37	DJ	40	LYS	3.5
43	CP	88	LYS	3.5
49	CV	26	LYS	3.5
23	C2	23	THR	3.5
46	CS	52	PRO	3.5
50	CW	29	ILE	3.5
2	BB	9	MET	3.5
24	C3	27	GLY	3.5
34	CF	96	MET	3.5
40	CM	20	GLY	3.5
7	BG	145	ALA	3.5
31	CA	335	C	3.5
37	DJ	139	VAL	3.5
37	CJ	117	MET	3.5
43	CP	50	ALA	3.5
46	CS	63	VAL	3.5
1	BA	1001	C	3.5
13	BM	3	ARG	3.5
40	CM	130	GLY	3.5
35	CG	132	VAL	3.5
13	BM	4	ILE	3.5
1	BA	1341	U	3.4
31	CA	2107	G	3.4
7	BG	18	PHE	3.4
13	BM	6	GLY	3.4
53	CZ	33	ALA	3.4
10	AJ	5	ARG	3.4
14	BN	31	ILE	3.4
20	BT	49	LYS	3.4
37	DJ	9	VAL	3.4
49	CV	14	LEU	3.4
1	BA	942	G	3.4
28	CB	23	G	3.4
40	CM	133	ALA	3.4
14	BN	61	ARG	3.4
16	BP	17	TYR	3.4
44	CQ	110	ILE	3.4
7	AG	151	PHE	3.4

Continued on next page...

Continued from previous page...

Mol	Chain	Res	Type	RSRZ
3	BC	206	GLU	3.4
19	BS	22	ALA	3.4
33	CE	201	ALA	3.4
1	BA	1048	G	3.4
1	BA	1331	G	3.4
35	CG	133	LEU	3.4
35	CG	52	PHE	3.4
2	AB	27	MET	3.4
53	CZ	63	ALA	3.4
40	CM	122	VAL	3.4
35	CG	141	ILE	3.4
19	BS	42	PRO	3.4
23	C2	44	ARG	3.4
31	CA	1168	G	3.4
40	CM	132	ARG	3.4
31	CA	336	C	3.4
2	BB	82	ASP	3.4
13	BM	21	SER	3.4
1	BA	1222	G	3.4
34	CF	39	GLY	3.4
13	BM	80	LEU	3.4
34	CF	36	LEU	3.4
24	C3	43	THR	3.4
37	CJ	127	ARG	3.4
31	CA	2180	U	3.4
31	CA	880	G	3.4
1	AA	1027	C	3.4
1	AA	1302	C	3.4
1	BA	1303	C	3.4
50	CW	43	ASP	3.4
24	C3	37	LYS	3.4
36	DH	74	ALA	3.4
31	CA	2176	A	3.4
31	CA	2665	A	3.4
34	CF	27	GLN	3.4
35	CG	121	ILE	3.4
46	CS	7	SER	3.4
54	DI	84	TYR	3.4
7	AG	79	ARG	3.4
37	DJ	110	ALA	3.4
49	CV	6	ARG	3.4
3	BC	179	ARG	3.4

Continued on next page...

Continued from previous page...

Mol	Chain	Res	Type	RSRZ
43	CP	108	ASP	3.4
1	BA	1002	G	3.4
7	AG	133	THR	3.4
14	BN	23	LYS	3.4
55	DA	1089	A	3.3
9	BI	125	PRO	3.3
3	BC	103	ILE	3.3
30	CD	9	VAL	3.3
34	CF	119	ALA	3.3
31	CA	882	G	3.3
1	BA	1280	A	3.3
7	AG	6	VAL	3.3
37	DJ	98	VAL	3.3
19	BS	21	LYS	3.3
34	CF	18	THR	3.3
37	DJ	60	THR	3.3
27	C0	29	LEU	3.3
54	DI	129	LEU	3.3
24	C3	1	MET	3.3
49	CV	40	ASN	3.3
2	BB	40	ILE	3.3
3	BC	122	SER	3.3
13	AM	5	ALA	3.3
30	CD	47	ALA	3.3
31	CA	892	A	3.3
35	CG	136	ALA	3.3
40	CM	108	ALA	3.3
44	CQ	95	ALA	3.3
30	CD	44	GLY	3.3
37	CJ	93	PRO	3.3
3	BC	39	VAL	3.3
7	BG	102	ARG	3.3
9	AI	6	TYR	3.3
23	C2	22	THR	3.3
13	BM	109	ARG	3.3
14	AN	47	LYS	3.3
34	CF	69	LYS	3.3
1	BA	1320	C	3.3
13	BM	35	ALA	3.3
16	AP	82	ALA	3.3
54	DI	40	GLU	3.3
11	BK	68	GLU	3.3

Continued on next page...

Continued from previous page...

Mol	Chain	Res	Type	RSRZ
14	BN	8	ALA	3.3
54	DI	98	GLU	3.3
33	CE	12	LEU	3.3
44	DQ	2	SER	3.3
47	CT	97	LEU	3.3
35	CG	6	LYS	3.3
1	BA	1221	G	3.3
9	BI	6	TYR	3.3
19	BS	3	ARG	3.3
14	BN	21	PHE	3.3
14	BN	10	GLU	3.3
34	CF	80	ARG	3.3
10	AJ	102	LEU	3.3
31	CA	1088	A	3.3
1	AA	1127	G	3.3
7	BG	115	SER	3.3
34	CF	24	SER	3.3
37	CJ	26	PRO	3.3
44	CQ	22	PRO	3.3
2	BB	14	VAL	3.3
11	AK	110	ILE	3.2
13	BM	77	ILE	3.2
44	CQ	85	SER	3.2
1	BA	1027	C	3.2
1	BA	1034	G	3.2
35	CG	5	ALA	3.2
55	DA	2141	G	3.2
43	CP	98	GLN	3.2
35	CG	106	SER	3.2
49	CV	72	ILE	3.2
7	AG	59	LEU	3.2
22	C1	57	LYS	3.2
48	CU	85	VAL	3.2
1	BA	1244	G	3.2
31	CA	327	G	3.2
45	CR	118	ALA	3.2
53	CZ	22	LEU	3.2
7	AG	5	ARG	3.2
31	CA	1460	U	3.2
49	CV	18	ASP	3.2
40	CM	86	GLU	3.2
40	CM	135	ILE	3.2

Continued on next page...

Continued from previous page...

Mol	Chain	Res	Type	RSRZ
1	BA	1039	G	3.2
2	BB	12	ALA	3.2
37	DJ	14	ALA	3.2
49	CV	27	ASN	3.2
53	CZ	21	LEU	3.2
33	CE	173	THR	3.2
43	CP	54	VAL	3.2
31	CA	2106	U	3.2
13	BM	103	LYS	3.2
1	BA	1038	C	3.2
31	CA	1044	C	3.2
31	CA	1071	G	3.2
40	CM	76	GLU	3.2
43	CP	100	HIS	3.2
7	AG	65	ALA	3.2
1	BA	94	G	3.2
36	CH	135	HIS	3.2
7	BG	76	LYS	3.2
13	BM	25	VAL	3.2
42	CO	56	LYS	3.2
40	CM	144	GLU	3.2
22	C1	15	MET	3.2
10	BJ	94	ALA	3.2
13	BM	5	ALA	3.2
33	CE	98	LYS	3.2
46	CS	28	ALA	3.2
43	CP	49	VAL	3.2
3	BC	85	GLU	3.2
18	AR	20	GLU	3.2
31	CA	476	G	3.2
10	BJ	80	THR	3.2
35	CG	172	LYS	3.2
37	CJ	10	LYS	3.2
34	CF	22	TYR	3.2
49	CV	82	ARG	3.2
29	CC	233	GLY	3.2
14	AN	5	SER	3.2
31	CA	1112	G	3.2
49	DV	55	PRO	3.2
13	AM	39	ILE	3.2
30	CD	186	LEU	3.2
13	BM	30	SER	3.2

Continued on next page...

Continued from previous page...

Mol	Chain	Res	Type	RSRZ
13	BM	79	ARG	3.2
14	BN	17	ALA	3.2
35	CG	110	SER	3.2
43	CP	34	HIS	3.2
55	DA	2108	A	3.2
31	CA	1049	C	3.1
31	CA	139	U	3.1
31	CA	1060	U	3.1
34	CF	83	TYR	3.1
37	CJ	66	SER	3.1
23	C2	38	LYS	3.1
31	CA	1169	A	3.1
44	CQ	84	ILE	3.1
31	CA	183	C	3.1
55	DA	1061	U	3.1
11	BK	21	ALA	3.1
11	AK	82	LEU	3.1
7	BG	17	LYS	3.1
9	AI	89	GLU	3.1
9	AI	5	GLN	3.1
14	AN	15	ALA	3.1
44	CQ	111	LYS	3.1
31	CA	1606	C	3.1
20	BT	59	ASP	3.1
9	AI	127	PHE	3.1
3	BC	108	LYS	3.1
22	C1	2	ALA	3.1
49	CV	52	LEU	3.1
31	CA	1210	G	3.1
33	CE	10	SER	3.1
34	CF	141	ILE	3.1
7	BG	105	VAL	3.1
14	BN	42	TRP	3.1
10	BJ	89	ARG	3.1
35	CG	35	ARG	3.1
1	AA	85	U	3.1
2	AB	131	LYS	3.1
1	AA	1019	A	3.1
1	BA	1214	C	3.1
7	AG	106	GLU	3.1
9	BI	92	GLU	3.1
37	CJ	70	VAL	3.1

Continued on next page...

Continued from previous page...

Mol	Chain	Res	Type	RSRZ
40	CM	1	MET	3.1
31	CA	2383	G	3.1
34	CF	171	ALA	3.1
55	DA	1087	G	3.1
7	BG	118	LEU	3.1
49	CV	71	ALA	3.1
46	CS	18	GLN	3.1
1	AA	1026	G	3.1
10	BJ	36	VAL	3.1
14	AN	11	VAL	3.1
23	C2	43	VAL	3.1
1	BA	88	U	3.1
9	AI	27	LYS	3.1
53	DZ	63	ALA	3.1
31	CA	2309	A	3.1
34	CF	116	GLY	3.1
40	CM	142	ILE	3.1
16	AP	47	GLU	3.1
48	DU	92	ASN	3.1
55	DA	546	U	3.1
35	CG	86	LYS	3.1
35	CG	169	VAL	3.1
7	AG	54	SER	3.1
7	BG	108	ALA	3.1
1	AA	84	U	3.1
10	BJ	85	ASP	3.1
13	AM	29	ARG	3.1
37	CJ	27	ALA	3.1
31	CA	646	U	3.1
34	CF	67	ILE	3.1
13	BM	34	LEU	3.1
37	DJ	28	LEU	3.1
34	CF	29	PRO	3.0
7	BG	8	GLY	3.0
21	AU	9	ASN	3.0
36	CH	140	ALA	3.0
1	AA	1281	C	3.0
37	DJ	10	LYS	3.0
14	BN	49	GLN	3.0
33	CE	171	ASP	3.0
36	CH	127	GLU	3.0
54	DI	103	ASN	3.0

Continued on next page...

Continued from previous page...

Mol	Chain	Res	Type	RSRZ
36	CH	142	VAL	3.0
34	CF	110	ARG	3.0
37	DJ	118	THR	3.0
13	BM	14	HIS	3.0
2	BB	67	ILE	3.0
35	CG	31	GLY	3.0
55	DA	2133	G	3.0
13	BM	49	SER	3.0
31	CA	1073	A	3.0
33	CE	140	ASP	3.0
37	CJ	128	SER	3.0
16	AP	80	LYS	3.0
7	BG	51	ALA	3.0
2	AB	4	VAL	3.0
23	C2	42	VAL	3.0
42	CO	118	ARG	3.0
31	CA	1214	A	3.0
31	CA	1531	C	3.0
31	CA	2164	C	3.0
43	CP	113	ALA	3.0
36	DH	138	VAL	3.0
13	BM	13	LYS	3.0
39	CL	111	LYS	3.0
53	CZ	44	LYS	3.0
2	BB	36	ASN	3.0
35	CG	30	ASN	3.0
37	CJ	36	MET	3.0
2	AB	30	PHE	3.0
36	CH	74	ALA	3.0
1	BA	1125	U	3.0
31	CA	894	U	3.0
34	CF	111	ILE	3.0
35	CG	17	VAL	3.0
49	CV	94	ARG	3.0
23	C2	49	TYR	3.0
36	DH	105	ALA	3.0
2	AB	139	ARG	3.0
10	BJ	81	GLU	3.0
34	CF	61	SER	3.0
36	DH	94	ILE	3.0
50	CW	5	ASN	3.0
42	CO	29	VAL	3.0

Continued on next page...

Continued from previous page...

Mol	Chain	Res	Type	RSRZ
7	BG	86	GLN	3.0
14	BN	13	ARG	3.0
1	BA	1272	G	3.0
3	AC	82	GLU	3.0
9	AI	17	ALA	3.0
34	CF	31	VAL	3.0
14	BN	9	ARG	3.0
54	DI	5	LEU	3.0
1	BA	1211	U	3.0
55	DA	1094	U	3.0
27	C0	43	ALA	3.0
31	CA	1320	C	3.0
33	CE	154	ASP	3.0
50	CW	42	LEU	3.0
31	CA	1093	G	3.0
48	CU	44	LYS	3.0
1	AA	1125	U	3.0
33	CE	7	ASP	3.0
7	AG	57	SER	2.9
19	BS	25	SER	2.9
37	CJ	29	GLY	2.9
40	CM	126	ARG	2.9
55	DA	2117	A	2.9
34	CF	54	ALA	2.9
7	BG	140	ASP	2.9
31	CA	2167	U	2.9
30	CD	77	ARG	2.9
2	BB	130	THR	2.9
35	CG	127	THR	2.9
40	CM	94	THR	2.9
49	DV	48	PRO	2.9
43	CP	110	ALA	2.9
1	BA	1343	G	2.9
9	AI	22	LYS	2.9
34	CF	38	MET	2.9
44	CQ	9	GLU	2.9
14	AN	55	SER	2.9
55	DA	1059	G	2.9
13	BM	37	ALA	2.9
3	BC	127	ARG	2.9
37	DJ	51	LYS	2.9
31	CA	545	U	2.9

Continued on next page...

Continued from previous page...

Mol	Chain	Res	Type	RSRZ
41	CN	73	ILE	2.9
53	CZ	18	LEU	2.9
54	DI	55	VAL	2.9
3	BC	70	THR	2.9
11	AK	111	THR	2.9
25	C4	40	ARG	2.9
27	C0	41	THR	2.9
31	CA	2803	G	2.9
35	CG	80	THR	2.9
35	CG	62	TRP	2.9
35	CG	152	ARG	2.9
10	BJ	24	GLU	2.9
31	CA	1052	C	2.9
31	CA	2177	C	2.9
43	CP	20	GLU	2.9
55	DA	2170	A	2.9
31	CA	150	U	2.9
44	CQ	27	GLU	2.9
46	CS	30	GLY	2.9
9	BI	18	ARG	2.9
13	BM	43	VAL	2.9
16	BP	52	LEU	2.9
22	C1	3	VAL	2.9
40	CM	15	ALA	2.9
7	BG	68	ASN	2.9
22	C1	51	GLY	2.9
12	BL	109	ASP	2.9
14	BN	28	LYS	2.9
40	CM	75	ALA	2.9
31	CA	1179	G	2.9
1	BA	1036	A	2.9
55	DA	1175	A	2.9
37	DJ	71	THR	2.9
46	CS	19	THR	2.9
13	AM	48	LEU	2.9
52	CY	47	VAL	2.9
7	BG	127	ALA	2.9
34	CF	8	TYR	2.9
37	DJ	84	ALA	2.9
31	CA	897	C	2.9
7	BG	119	ARG	2.9
41	CN	72	PRO	2.9

Continued on next page...

Continued from previous page...

Mol	Chain	Res	Type	RSRZ
31	CA	431	U	2.9
31	CA	1880	U	2.9
31	CA	2796	U	2.9
13	AM	7	ILE	2.9
40	CM	85	VAL	2.9
50	CW	59	GLU	2.9
14	AN	37	SER	2.9
34	CF	121	SER	2.9
1	BA	252	U	2.9
34	CF	104	ILE	2.9
37	DJ	140	VAL	2.9
43	CP	78	VAL	2.9
31	CA	1734	G	2.9
36	CH	12	LEU	2.9
36	CH	94	ILE	2.8
10	AJ	37	ARG	2.8
34	CF	165	GLU	2.8
35	CG	116	GLN	2.8
36	DH	63	ALA	2.8
49	CV	15	THR	2.8
53	CZ	47	ARG	2.8
1	AA	1022	A	2.8
1	BA	1050	G	2.8
31	CA	103	A	2.8
31	CA	1530	G	2.8
31	CA	2112	G	2.8
17	BQ	78	VAL	2.8
2	BB	32	PHE	2.8
7	AG	53	ARG	2.8
42	CO	62	ASN	2.8
1	AA	1286	U	2.8
1	BA	1322	C	2.8
7	BG	47	LEU	2.8
2	BB	21	ARG	2.8
53	CZ	48	ARG	2.8
31	CA	1215	G	2.8
31	CA	2877	G	2.8
18	AR	51	TYR	2.8
30	CD	45	TYR	2.8
19	BS	72	GLY	2.8
15	BO	89	ARG	2.8
31	CA	2165	C	2.8

Continued on next page...

Continued from previous page...

Mol	Chain	Res	Type	RSRZ
10	BJ	27	GLU	2.8
13	AM	23	TYR	2.8
37	DJ	83	ALA	2.8
1	BA	86	G	2.8
1	BA	1309	G	2.8
27	C0	25	LEU	2.8
37	CJ	16	GLY	2.8
31	CA	1325	U	2.8
6	AF	61	LEU	2.8
35	CG	128	GLN	2.8
10	BJ	28	THR	2.8
33	CE	150	THR	2.8
33	CE	193	VAL	2.8
55	DA	283	G	2.8
55	DA	1071	G	2.8
19	BS	68	GLY	2.8
14	AN	52	PRO	2.8
31	CA	1864	U	2.8
31	CA	1865	U	2.8
35	CG	126	PRO	2.8
2	AB	135	LEU	2.8
31	CA	2801	G	2.8
10	AJ	100	ILE	2.8
14	AN	9	ARG	2.8
20	BT	60	ARG	2.8
40	CM	70	LYS	2.8
53	CZ	54	LYS	2.8
37	DJ	115	ALA	2.8
40	CM	119	PRO	2.8
10	BJ	95	GLY	2.8
14	BN	46	LEU	2.8
19	BS	80	TYR	2.8
31	CA	1108	U	2.8
54	DI	72	LEU	2.8
40	CM	116	VAL	2.8
43	CP	27	VAL	2.8
35	CG	26	ILE	2.8
1	BA	945	G	2.8
1	BA	1210	C	2.8
1	BA	1323	G	2.8
2	AB	42	ASN	2.8
19	AS	55	ARG	2.8

Continued on next page...

Continued from previous page...

Mol	Chain	Res	Type	RSRZ
47	CT	101	SER	2.8
31	CA	881	G	2.8
31	CA	1524	G	2.8
7	BG	82	GLY	2.8
33	CE	9	GLN	2.8
46	CS	38	VAL	2.8
55	DA	2147	A	2.8
2	AB	136	MET	2.8
27	C0	39	GLU	2.8
35	CG	167	GLU	2.8
48	CU	4	GLU	2.8
1	AA	963	G	2.8
1	BA	1253	G	2.8
34	CF	142	ASP	2.8
2	BB	131	LYS	2.8
3	BC	77	ILE	2.8
35	CG	24	ILE	2.8
12	BL	70	GLU	2.8
31	CA	262	A	2.8
31	CA	1090	A	2.8
21	BU	16	LEU	2.8
1	AA	1277	C	2.8
1	BA	194	C	2.8
2	AB	39	HIS	2.8
10	BJ	98	VAL	2.8
16	AP	39	PHE	2.8
31	CA	898	C	2.8
49	CV	48	PRO	2.8
1	BA	1333	A	2.7
2	BB	33	GLY	2.7
10	BJ	23	ALA	2.7
13	BM	36	ALA	2.7
53	CZ	35	GLY	2.7
7	AG	49	THR	2.7
7	BG	58	GLU	2.7
1	BA	1212	U	2.7
1	BA	1364	U	2.7
14	AN	28	LYS	2.7
50	CW	67	GLY	2.7
55	DA	2131	U	2.7
10	AJ	34	ALA	2.7
31	CA	1171	G	2.7

Continued on next page...

Continued from previous page...

Mol	Chain	Res	Type	RSRZ
31	CA	2159	G	2.7
34	CF	25	VAL	2.7
1	BA	1362	A	2.7
20	BT	56	PRO	2.7
37	DJ	34	ASN	2.7
50	CW	35	GLU	2.7
53	CZ	20	ASN	2.7
2	AB	225	ARG	2.7
31	CA	1607	C	2.7
55	DA	897	C	2.7
1	BA	121	U	2.7
37	CJ	63	ALA	2.7
49	CV	39	ILE	2.7
7	AG	68	ASN	2.7
1	BA	987	G	2.7
31	CA	899	A	2.7
51	CX	56	ASP	2.7
21	BU	12	PHE	2.7
36	CH	78	VAL	2.7
37	DJ	58	VAL	2.7
48	CU	58	VAL	2.7
31	CA	2904	U	2.7
42	CO	117	ASP	2.7
1	BA	1015	G	2.7
11	BK	84	VAL	2.7
25	C4	64	TYR	2.7
33	CE	142	ALA	2.7
35	CG	10	VAL	2.7
40	CM	83	ALA	2.7
6	AF	36	ILE	2.7
10	AJ	25	ILE	2.7
35	CG	130	GLU	2.7
7	AG	50	LEU	2.7
37	DJ	136	MET	2.7
16	BP	53	ASP	2.7
30	CD	43	ASP	2.7
49	DV	57	GLY	2.7
34	CF	12	VAL	2.7
34	CF	164	GLU	2.7
40	CM	138	ALA	2.7
50	CW	57	TYR	2.7
31	CA	45	G	2.7

Continued on next page...

Continued from previous page...

Mol	Chain	Res	Type	RSRZ
5	BE	91	GLY	2.7
9	AI	24	GLY	2.7
28	CB	49	C	2.7
33	CE	23	PHE	2.7
54	DI	36	ASP	2.7
11	AK	94	GLU	2.7
13	BM	9	ILE	2.7
42	CO	52	ILE	2.7
45	CR	117	LEU	2.7
2	AB	5	SER	2.7
25	C4	61	CYS	2.7
55	DA	1847	A	2.7
1	AA	1024	G	2.7
31	CA	2668	G	2.7
34	CF	166	GLY	2.7
49	CV	86	ARG	2.7
55	DA	277	G	2.7
1	AA	962	C	2.7
1	BA	1245	C	2.7
9	AI	83	ILE	2.7
37	DJ	49	ILE	2.7
44	CQ	91	ALA	2.7
45	CR	91	ASP	2.7
54	DI	3	LEU	2.7
37	DJ	25	GLY	2.7
50	CW	1	MET	2.7
3	BC	50	ALA	2.7
36	CH	60	GLU	2.7
1	AA	1015	G	2.7
31	CA	619	G	2.7
22	C1	5	GLN	2.7
22	C1	35	GLY	2.7
10	BJ	34	ALA	2.7
10	BJ	11	LYS	2.7
2	AB	46	THR	2.7
30	CD	201	LEU	2.7
31	CA	1213	A	2.7
43	CP	53	THR	2.7
1	AA	1276	G	2.7
31	CA	277	G	2.7
33	CE	54	GLY	2.7
37	DJ	70	VAL	2.7

Continued on next page...

Continued from previous page...

Mol	Chain	Res	Type	RSRZ
49	CV	67	VAL	2.7
30	CD	41	ALA	2.7
33	CE	190	ALA	2.7
34	CF	79	ILE	2.7
36	CH	67	ALA	2.7
3	BC	194	GLY	2.6
13	AM	25	VAL	2.6
37	DJ	103	ARG	2.6
31	CA	117	G	2.6
31	CA	1869	G	2.6
3	BC	102	ASN	2.6
43	CP	67	ASN	2.6
1	BA	92	U	2.6
1	BA	1007	U	2.6
31	CA	2861	U	2.6
1	BA	532	A	2.6
10	BJ	16	ARG	2.6
31	CA	213	A	2.6
9	AI	87	LEU	2.6
35	CG	117	LEU	2.6
50	CW	28	ALA	2.6
1	BA	976	G	2.6
9	AI	55	VAL	2.6
27	C0	9	GLN	2.6
31	CA	180	G	2.6
3	BC	120	ILE	2.6
10	AJ	43	PRO	2.6
26	C5	10	LEU	2.6
34	DF	117	LEU	2.6
1	BA	1239	A	2.6
55	DA	1057	A	2.6
10	BJ	101	SER	2.6
19	BS	4	SER	2.6
30	CD	95	SER	2.6
45	CR	23	GLY	2.6
2	BB	123	ASP	2.6
9	AI	62	ASP	2.6
43	CP	58	ILE	2.6
1	AA	4	U	2.6
31	CA	1324	G	2.6
31	CA	1875	G	2.6
31	CA	2891	U	2.6

Continued on next page...

Continued from previous page...

Mol	Chain	Res	Type	RSRZ
47	CT	10	ALA	2.6
7	BG	16	PRO	2.6
48	CU	34	VAL	2.6
1	AA	1037	C	2.6
2	AB	12	ALA	2.6
13	BM	28	THR	2.6
1	BA	632	U	2.6
2	AB	35	ARG	2.6
7	BG	90	GLU	2.6
34	CF	42	GLU	2.6
37	DJ	33	VAL	2.6
1	AA	78	A	2.6
3	BC	80	LYS	2.6
9	BI	21	ILE	2.6
31	CA	1111	A	2.6
53	CZ	25	GLN	2.6
27	C0	23	THR	2.6
37	DJ	127	ARG	2.6
37	DJ	132	THR	2.6
37	DJ	75	PRO	2.6
19	AS	57	HIS	2.6
53	CZ	46	VAL	2.6
9	AI	63	LEU	2.6
13	BM	17	ILE	2.6
19	BS	18	LYS	2.6
36	CH	143	ILE	2.6
37	CJ	101	ILE	2.6
9	AI	64	TYR	2.6
14	AN	54	ASP	2.6
28	CB	21	G	2.6
36	DH	56	ALA	2.6
40	CM	71	ALA	2.6
53	CZ	3	ALA	2.6
36	DH	66	ASN	2.6
1	BA	1208	C	2.6
1	BA	1230	C	2.6
7	AG	123	GLU	2.6
30	CD	74	GLU	2.6
3	BC	144	LEU	2.6
8	AH	121	LEU	2.6
52	CY	45	ARG	2.6
19	AS	50	ALA	2.6

Continued on next page...

Continued from previous page...

Mol	Chain	Res	Type	RSRZ
2	AB	210	VAL	2.6
36	DH	147	VAL	2.6
37	DJ	50	GLU	2.6
1	BA	1306	A	2.6
1	BA	1342	C	2.6
7	BG	143	ARG	2.6
47	CT	86	MET	2.6
31	CA	369	U	2.6
46	CS	101	ILE	2.6
44	CQ	92	VAL	2.6
36	CH	15	LEU	2.6
31	CA	345	A	2.6
31	CA	1596	A	2.6
1	BA	91	U	2.6
1	BA	210	C	2.6
1	BA	1317	C	2.6
14	BN	2	ALA	2.6
2	BB	210	VAL	2.6
3	BC	72	ARG	2.6
9	BI	7	TYR	2.5
22	C1	32	LYS	2.5
37	CJ	41	ALA	2.5
40	CM	134	ALA	2.5
1	AA	959	A	2.5
1	BA	1336	C	2.5
12	BL	71	GLY	2.5
31	CA	513	A	2.5
33	CE	127	GLU	2.5
31	CA	289	G	2.5
36	CH	61	VAL	2.5
43	CP	62	LEU	2.5
6	AF	62	MET	2.5
36	CH	76	GLU	2.5
29	CC	245	VAL	2.5
36	CH	110	VAL	2.5
1	AA	1000	A	2.5
31	CA	884	U	2.5
31	CA	900	A	2.5
55	DA	878	A	2.5
43	CP	32	PRO	2.5
11	AK	81	ASN	2.5
19	BS	33	THR	2.5

Continued on next page...

Continued from previous page...

Mol	Chain	Res	Type	RSRZ
25	C4	43	HIS	2.5
2	AB	47	VAL	2.5
36	DH	107	GLY	2.5
43	CP	74	VAL	2.5
3	AC	68	ILE	2.5
7	AG	42	ILE	2.5
13	AM	46	SER	2.5
1	BA	1000	A	2.5
31	CA	101	A	2.5
31	CA	334	C	2.5
31	CA	1732	C	2.5
31	CA	1868	C	2.5
31	CA	1874	C	2.5
2	AB	34	ALA	2.5
13	BM	16	VAL	2.5
48	CU	33	LYS	2.5
15	BO	21	ASP	2.5
34	DF	80	ARG	2.5
50	CW	69	GLU	2.5
3	BC	180	ALA	2.5
31	CA	318	C	2.5
35	CG	25	THR	2.5
55	DA	613	A	2.5
1	BA	1355	G	2.5
2	AB	32	PHE	2.5
2	BB	31	ILE	2.5
9	BI	124	ARG	2.5
30	CD	101	PHE	2.5
31	CA	1238	G	2.5
31	CA	1863	G	2.5
50	CW	91	PHE	2.5
13	BM	61	ALA	2.5
31	CA	1045	C	2.5
35	CG	8	PRO	2.5
36	CH	108	VAL	2.5
1	BA	981	U	2.5
53	CZ	4	LYS	2.5
1	BA	1252	A	2.5
31	CA	2800	A	2.5
37	DJ	8	TYR	2.5
42	CO	94	TYR	2.5
48	CU	16	VAL	2.5

Continued on next page...

Continued from previous page...

Mol	Chain	Res	Type	RSRZ
49	DV	54	GLN	2.5
1	BA	1313	U	2.5
11	BK	96	THR	2.5
11	BK	110	ILE	2.5
13	AM	17	ILE	2.5
24	D3	46	LYS	2.5
30	CD	154	LYS	2.5
31	CA	2627	G	2.5
3	BC	126	ARG	2.5
9	BI	94	LEU	2.5
9	BI	98	LEU	2.5
11	AK	84	VAL	2.5
34	DF	83	TYR	2.5
31	CA	505	A	2.5
2	AB	64	LYS	2.5
3	BC	190	HIS	2.5
47	CT	48	LYS	2.5
23	C2	35	GLU	2.5
1	BA	847	G	2.5
20	BT	36	TYR	2.5
31	CA	1166	G	2.5
37	DJ	27	ALA	2.5
42	CO	105	GLY	2.5
33	CE	55	SER	2.5
33	CE	175	ILE	2.5
34	CF	140	GLU	2.5
36	DH	72	ILE	2.5
43	CP	33	ARG	2.5
28	CB	74	U	2.5
36	DH	67	ALA	2.5
3	BC	118	ASP	2.5
34	DF	85	ILE	2.5
36	CH	68	ARG	2.5
46	CS	12	HIS	2.5
48	CU	30	ILE	2.5
1	BA	946	A	2.4
1	BA	1534	A	2.4
35	CG	101	ASN	2.4
30	CD	184	ARG	2.4
48	CU	14	PRO	2.4
54	DI	126	LEU	2.4
20	AT	2	ALA	2.4

Continued on next page...

Continued from previous page...

Mol	Chain	Res	Type	RSRZ
1	BA	273	U	2.4
31	CA	182	A	2.4
46	CS	59	ILE	2.4
12	AL	108	LYS	2.4
7	AG	66	LEU	2.4
17	BQ	45	HIS	2.4
29	CC	98	ASP	2.4
46	CS	66	HIS	2.4
7	AG	112	GLY	2.4
19	BS	26	GLY	2.4
14	BN	15	ALA	2.4
19	BS	36	ARG	2.4
1	BA	202	G	2.4
1	BA	1265	C	2.4
24	C3	24	THR	2.4
31	CA	316	C	2.4
1	BA	1315	U	2.4
31	CA	53	A	2.4
31	CA	501	A	2.4
3	BC	112	ASP	2.4
3	BC	158	GLY	2.4
7	BG	30	LEU	2.4
10	AJ	10	LEU	2.4
13	BM	68	ASP	2.4
40	CM	127	VAL	2.4
44	CQ	8	LEU	2.4
48	CU	12	ARG	2.4
13	AM	35	ALA	2.4
7	BG	149	LYS	2.4
35	CG	124	GLU	2.4
53	CZ	9	LYS	2.4
36	DH	125	THR	2.4
1	AA	1029	U	2.4
31	CA	357	C	2.4
14	BN	24	ARG	2.4
17	BQ	83	VAL	2.4
31	CA	1174	U	2.4
55	DA	2153	C	2.4
1	BA	1356	G	2.4
31	CA	216	A	2.4
36	CH	27	ARG	2.4
23	C2	30	LYS	2.4

Continued on next page...

Continued from previous page...

Mol	Chain	Res	Type	RSRZ
13	BM	57	ARG	2.4
33	CE	24	ASN	2.4
3	AC	78	GLY	2.4
34	DF	176	PRO	2.4
1	BA	979	C	2.4
2	BB	205	ASP	2.4
31	CA	179	C	2.4
1	BA	203	G	2.4
1	BA	1304	G	2.4
9	AI	92	GLU	2.4
7	BG	122	ASN	2.4
17	BQ	46	VAL	2.4
54	DI	119	PRO	2.4
14	AN	18	ASP	2.4
1	BA	1281	C	2.4
2	AB	44	GLU	2.4
51	CX	85	GLU	2.4
9	BI	15	SER	2.4
13	BM	76	SER	2.4
19	AS	25	SER	2.4
47	CT	84	ARG	2.4
14	AN	27	LEU	2.4
35	CG	161	GLY	2.4
45	CR	73	GLY	2.4
40	CM	107	PHE	2.4
7	AG	45	SER	2.4
9	BI	63	LEU	2.4
21	AU	16	LEU	2.4
11	BK	64	GLN	2.4
17	AQ	4	LYS	2.4
31	CA	2628	C	2.4
34	CF	33	LYS	2.4
37	DJ	82	LYS	2.4
1	BA	1340	A	2.4
2	BB	208	ARG	2.4
33	CE	131	THR	2.4
46	CS	31	GLU	2.4
1	BA	1124	G	2.4
31	CA	2409	G	2.4
54	DI	29	ASP	2.4
22	C1	4	GLN	2.4
1	BA	1228	C	2.4

Continued on next page...

Continued from previous page...

Mol	Chain	Res	Type	RSRZ
29	CC	101	ARG	2.4
31	CA	1207	C	2.4
3	BC	204	LYS	2.4
27	C0	2	ALA	2.4
45	CR	81	ASN	2.4
50	CW	41	GLU	2.4
13	AM	45	ILE	2.4
31	CA	52	A	2.4
46	CS	24	LYS	2.4
44	CQ	97	LEU	2.4
16	BP	39	PHE	2.4
31	CA	317	G	2.4
31	CA	850	U	2.4
35	CG	75	MET	2.4
2	AB	213	TYR	2.4
2	BB	206	ALA	2.4
21	BU	2	PRO	2.4
35	CG	7	ALA	2.4
49	CV	76	ALA	2.4
27	C0	8	THR	2.4
34	CF	57	LEU	2.4
17	BQ	73	TRP	2.3
30	CD	39	ASP	2.3
1	BA	986	U	2.3
21	AU	8	GLU	2.3
28	CB	22	U	2.3
35	CG	134	LYS	2.3
1	AA	1260	G	2.3
1	BA	933	G	2.3
11	BK	62	ALA	2.3
11	BK	66	ALA	2.3
14	AN	25	ALA	2.3
48	CU	11	LEU	2.3
1	BA	1226	C	2.3
9	BI	123	ARG	2.3
31	CA	1488	C	2.3
35	CG	129	THR	2.3
40	CM	110	VAL	2.3
50	CW	32	GLY	2.3
1	AA	205	A	2.3
7	BG	74	GLU	2.3
22	C1	36	GLU	2.3

Continued on next page...

Continued from previous page...

Mol	Chain	Res	Type	RSRZ
31	CA	609	A	2.3
1	BA	943	U	2.3
7	AG	71	PRO	2.3
11	BK	13	ARG	2.3
9	BI	58	VAL	2.3
11	AK	43	GLY	2.3
46	CS	14	VAL	2.3
55	DA	1093	G	2.3
9	AI	91	ASP	2.3
16	BP	42	ILE	2.3
34	CF	30	ARG	2.3
34	CF	59	ALA	2.3
43	CP	111	ARG	2.3
55	DA	1103	A	2.3
10	AJ	38	GLY	2.3
29	CC	242	LYS	2.3
31	CA	2166	U	2.3
34	CF	78	LYS	2.3
3	BC	125	GLU	2.3
11	AK	70	CYS	2.3
19	BS	56	GLN	2.3
35	CG	125	CYS	2.3
1	BA	251	G	2.3
31	CA	1211	C	2.3
31	CA	1236	G	2.3
31	CA	1529	G	2.3
51	CX	55	ARG	2.3
3	BC	101	ILE	2.3
11	AK	21	ALA	2.3
34	CF	44	ILE	2.3
35	CG	165	ALA	2.3
40	CM	111	ILE	2.3
47	CT	85	ILE	2.3
7	BG	83	SER	2.3
13	BM	60	VAL	2.3
37	CJ	140	VAL	2.3
43	CP	85	LYS	2.3
47	CT	47	VAL	2.3
48	CU	57	VAL	2.3
1	AA	412	A	2.3
2	AB	65	GLY	2.3
34	DF	116	GLY	2.3

Continued on next page...

Continued from previous page...

Mol	Chain	Res	Type	RSRZ
49	CV	90	GLY	2.3
2	AB	60	ILE	2.3
10	BJ	92	LEU	2.3
36	CH	100	ALA	2.3
40	CM	103	ILE	2.3
16	AP	78	VAL	2.3
9	BI	8	GLY	2.3
31	CA	414	C	2.3
31	CA	1212	G	2.3
55	DA	2112	G	2.3
9	AI	88	MET	2.3
51	CX	83	GLU	2.3
31	CA	1608	A	2.3
36	CH	77	THR	2.3
48	CU	40	LYS	2.3
11	BK	63	ALA	2.3
7	AG	69	VAL	2.3
1	BA	990	C	2.3
16	AP	45	GLU	2.3
24	C3	7	PRO	2.3
36	CH	137	GLU	2.3
46	CS	46	GLU	2.3
19	BS	6	LYS	2.3
1	BA	1127	G	2.3
2	BB	39	HIS	2.3
10	AJ	11	LYS	2.3
22	C1	55	ILE	2.3
31	CA	214	G	2.3
1	BA	274	A	2.3
35	CG	13	ALA	2.3
35	CG	96	ALA	2.3
52	CY	40	VAL	2.3
12	AL	69	GLY	2.3
36	CH	70	GLU	2.3
46	CS	62	GLU	2.3
33	CE	199	MET	2.3
1	AA	1028	C	2.3
36	CH	122	LEU	2.3
1	AA	961	U	2.3
16	BP	81	ALA	2.3
29	CC	19	VAL	2.3
36	DH	132	PHE	2.3

Continued on next page...

Continued from previous page...

Mol	Chain	Res	Type	RSRZ
1	BA	988	G	2.3
9	BI	91	ASP	2.3
48	CU	6	ARG	2.3
31	CA	1408	G	2.3
31	CA	2862	G	2.3
37	CJ	37	GLU	2.3
2	AB	16	PHE	2.3
3	BC	203	PHE	2.3
29	CC	30	PHE	2.3
1	AA	217	C	2.3
9	AI	104	VAL	2.3
33	CE	11	ALA	2.3
42	CO	90	ARG	2.3
28	CB	63	C	2.3
44	CQ	17	VAL	2.3
31	CA	1015	U	2.3
55	DA	1176	U	2.3
37	DJ	17	MET	2.3
31	CA	409	G	2.3
11	BK	65	VAL	2.3
34	CF	81	GLN	2.3
35	CG	109	PHE	2.3
53	CZ	2	LYS	2.3
8	BH	120	GLY	2.3
36	CH	109	GLU	2.3
43	CP	96	GLY	2.3
1	AA	1001	C	2.3
36	DH	12	LEU	2.3
3	AC	104	ALA	2.3
30	CD	180	VAL	2.3
42	CO	93	GLY	2.2
47	CT	7	HIS	2.3
31	CA	1216	G	2.2
31	CA	2859	G	2.2
1	BA	1295	U	2.2
2	AB	74	ARG	2.2
6	BF	97	THR	2.2
23	C2	34	LEU	2.2
52	CY	49	LEU	2.2
1	BA	1037	C	2.2
1	BA	1325	C	2.2
14	BN	57	PRO	2.2

Continued on next page...

Continued from previous page...

Mol	Chain	Res	Type	RSRZ
50	CW	37	PRO	2.2
55	DA	1870	C	2.2
27	C0	55	VAL	2.2
53	CZ	11	VAL	2.2
29	CC	241	GLY	2.2
48	CU	56	GLU	2.2
31	CA	222	A	2.2
7	BG	99	LEU	2.2
9	AI	94	LEU	2.2
3	AC	83	ASP	2.2
13	BM	81	MET	2.2
31	CA	1867	G	2.2
34	CF	120	LYS	2.2
36	CH	58	LEU	2.2
50	CW	45	ASP	2.2
1	AA	1148	U	2.2
1	BA	1301	U	2.2
31	CA	1018	U	2.2
2	BB	213	TYR	2.2
8	BH	130	ALA	2.2
11	BK	103	ALA	2.2
29	CC	251	GLN	2.2
30	CD	75	ALA	2.2
31	CA	2364	C	2.2
36	CH	107	GLY	2.2
53	DZ	39	GLN	2.2
14	AN	100	SER	2.2
31	CA	1522	A	2.2
36	CH	80	ILE	2.2
36	DH	98	ASP	2.2
1	BA	1215	G	2.2
9	BI	41	ARG	2.2
9	BI	85	ARG	2.2
13	BM	86	TYR	2.2
17	BQ	63	GLU	2.2
24	C3	17	GLY	2.2
31	CA	1017	G	2.2
37	DJ	107	GLN	2.2
51	CX	61	ALA	2.2
33	CE	47	LYS	2.2
17	BQ	20	SER	2.2
28	CB	19	C	2.2

Continued on next page...

Continued from previous page...

Mol	Chain	Res	Type	RSRZ
39	CL	14	SER	2.2
40	CM	7	SER	2.2
14	BN	6	MET	2.2
2	BB	187	VAL	2.2
9	AI	28	ILE	2.2
34	DF	77	PHE	2.2
1	BA	977	A	2.2
3	AC	105	GLU	2.2
13	AM	99	GLY	2.2
36	DH	87	GLU	2.2
48	CU	28	ASN	2.2
31	CA	279	A	2.2
37	CJ	30	GLN	2.2
47	CT	5	ALA	2.2
9	BI	81	HIS	2.2
1	BA	993	G	2.2
2	BB	164	ILE	2.2
31	CA	267	C	2.2
31	CA	901	C	2.2
7	BG	70	ARG	2.2
30	CD	29	VAL	2.2
35	CG	41	VAL	2.2
19	BS	46	GLY	2.2
34	CF	62	GLY	2.2
36	DH	70	GLU	2.2
42	CO	114	GLU	2.2
9	AI	37	GLN	2.2
37	DJ	124	ALA	2.2
44	CQ	12	GLN	2.2
51	CX	33	ALA	2.2
30	CD	40	LEU	2.2
1	AA	1126	U	2.2
1	BA	1008	U	2.2
2	AB	49	MET	2.2
2	BB	186	ILE	2.2
23	C2	6	ARG	2.2
33	CE	188	MET	2.2
36	CH	35	LYS	2.2
31	CA	326	G	2.2
2	AB	36	ASN	2.2
13	BM	115	PRO	2.2
15	AO	21	ASP	2.2

Continued on next page...

Continued from previous page...

Mol	Chain	Res	Type	RSRZ
36	DH	86	ASP	2.2
11	AK	42	LEU	2.2
1	AA	1	A	2.2
53	CZ	60	LYS	2.2
8	AH	2	SER	2.2
49	DV	49	VAL	2.2
50	CW	74	ALA	2.2
31	CA	420	C	2.2
31	CA	1053	C	2.2
34	CF	150	ARG	2.2
55	DA	1076	C	2.2
1	BA	275	G	2.2
28	CB	56	G	2.2
34	CF	146	VAL	2.2
50	CW	63	ILE	2.2
31	CA	2783	U	2.2
1	AA	1016	A	2.2
18	AR	23	TYR	2.2
31	CA	1143	A	2.2
3	BC	54	ARG	2.2
23	C2	50	LYS	2.2
30	CD	49	GLN	2.2
36	CH	123	ARG	2.2
50	CW	34	LYS	2.2
19	BS	77	THR	2.2
3	BC	105	GLU	2.2
30	CD	1	MET	2.2
31	CA	1079	C	2.2
31	CA	1319	C	2.2
34	CF	101	GLU	2.2
43	CP	28	VAL	2.2
31	CA	1016	G	2.2
7	AG	111	ARG	2.2
7	BG	147	ALA	2.2
30	CD	38	LYS	2.2
31	CA	2245	U	2.2
36	DH	6	LEU	2.2
46	CS	103	ALA	2.2
44	CQ	43	PHE	2.2
10	AJ	98	VAL	2.2
36	DH	88	GLY	2.2
6	BF	38	ARG	2.2

Continued on next page...

Continued from previous page...

Mol	Chain	Res	Type	RSRZ
10	AJ	71	LEU	2.2
3	BC	51	SER	2.2
10	AJ	40	ILE	2.2
19	BS	51	VAL	2.2
42	CO	76	VAL	2.2
46	CS	45	GLU	2.2
30	CD	151	THR	2.2
37	DJ	91	GLY	2.2
54	DI	67	THR	2.2
1	BA	1129	C	2.1
34	CF	55	ALA	2.1
36	DH	65	ALA	2.1
43	CP	95	SER	2.1
45	CR	101	PHE	2.1
1	BA	957	U	2.1
10	BJ	96	VAL	2.1
29	CC	244	PRO	2.1
41	CN	6	ARG	2.1
1	BA	213	G	2.1
31	CA	2892	G	2.1
20	BT	75	HIS	2.1
33	CE	13	THR	2.1
9	BI	44	ALA	2.1
1	AA	1140	C	2.1
9	AI	18	ARG	2.1
11	AK	97	ILE	2.1
33	CE	148	ILE	2.1
35	CG	160	LYS	2.1
35	CG	114	ASP	2.1
19	BS	47	LEU	2.1
20	BT	79	LEU	2.1
17	BQ	50	ASN	2.1
20	BT	63	ALA	2.1
26	C5	5	ALA	2.1
35	CG	65	ALA	2.1
36	DH	64	ALA	2.1
43	CP	57	ALA	2.1
1	AA	1138	G	2.1
13	BM	90	ARG	2.1
14	BN	12	LYS	2.1
31	CA	308	G	2.1
31	CA	1984	G	2.1

Continued on next page...

Continued from previous page...

Mol	Chain	Res	Type	RSRZ
3	BC	84	VAL	2.1
49	CV	49	VAL	2.1
50	CW	12	GLN	2.1
54	DI	47	GLU	2.1
1	BA	980	C	2.1
28	CB	48	U	2.1
31	CA	343	C	2.1
31	CA	2833	U	2.1
48	CU	37	ASP	2.1
2	AB	15	HIS	2.1
12	BL	117	TYR	2.1
7	AG	122	ASN	2.1
14	AN	50	THR	2.1
15	BO	15	PHE	2.1
20	BT	72	ALA	2.1
25	C4	41	LYS	2.1
30	CD	42	ASN	2.1
54	DI	127	ALA	2.1
23	C2	32	GLU	2.1
26	C5	25	VAL	2.1
48	CU	18	GLU	2.1
54	DI	114	GLU	2.1
1	AA	1033	G	2.1
43	CP	75	GLY	2.1
55	DA	2152	G	2.1
7	AG	134	ALA	2.1
13	AM	57	ARG	2.1
22	C1	56	ALA	2.1
31	CA	2143	C	2.1
37	CJ	111	GLN	2.1
48	DU	91	GLN	2.1
9	AI	54	LEU	2.1
47	CT	82	MET	2.1
23	C2	13	SER	2.1
47	CT	87	PRO	2.1
1	BA	1041	G	2.1
7	AG	61	ALA	2.1
11	BK	47	ALA	2.1
31	CA	477	A	2.1
31	CA	1322	A	2.1
31	CA	1328	A	2.1
50	CW	66	ASP	2.1

Continued on next page...

Continued from previous page...

Mol	Chain	Res	Type	RSRZ
31	CA	228	C	2.1
31	CA	1172	C	2.1
33	CE	32	VAL	2.1
35	CG	48	ASN	2.1
50	CW	49	ASN	2.1
55	DA	2179	C	2.1
11	AK	100	LEU	2.1
51	CX	53	CYS	2.1
54	DI	101	LYS	2.1
7	BG	26	PHE	2.1
3	BC	110	GLU	2.1
1	BA	1145	A	2.1
13	AM	4	ILE	2.1
31	CA	626	A	2.1
20	BT	76	LYS	2.1
1	AA	985	C	2.1
1	BA	941	G	2.1
1	BA	1262	C	2.1
1	BA	1267	C	2.1
3	BC	124	LEU	2.1
7	BG	101	MET	2.1
24	C3	26	ASN	2.1
8	BH	91	GLU	2.1
39	CL	28	SER	2.1
7	AG	140	ASP	2.1
9	AI	85	ARG	2.1
27	C0	34	HIS	2.1
44	CQ	4	ILE	2.1
1	BA	325	A	2.1
19	BS	44	MET	2.1
31	CA	1709	U	2.1
31	CA	2130	U	2.1
31	CA	2629	U	2.1
55	DA	2180	U	2.1
33	CE	17	THR	2.1
34	CF	114	PHE	2.1
52	CY	46	PHE	2.1
25	C4	2	PRO	2.1
31	CA	1730	C	2.1
7	AG	127	ALA	2.1
37	DJ	37	GLU	2.1
26	C5	34	LYS	2.1

Continued on next page...

Continued from previous page...

Mol	Chain	Res	Type	RSRZ
9	BI	30	ILE	2.1
29	DC	272	SER	2.1
36	DH	130	VAL	2.1
3	BC	87	LEU	2.1
7	BG	120	LEU	2.1
16	BP	10	GLY	2.1
34	CF	56	ASP	2.1
37	DJ	119	GLY	2.1
21	BU	19	PHE	2.1
19	AS	39	THR	2.1
1	BA	978	A	2.1
29	CC	26	LYS	2.1
31	CA	2158	A	2.1
9	BI	19	VAL	2.1
48	CU	35	ALA	2.1
31	CA	611	C	2.1
1	BA	1361	G	2.1
23	C2	40	ASP	2.1
30	CD	76	GLY	2.1
31	CA	124	G	2.1
31	CA	1622	G	2.1
45	CR	106	PHE	2.1
3	AC	79	LYS	2.1
14	BN	63	ARG	2.1
55	DA	1058	U	2.1
55	DA	1083	U	2.1
1	AA	1236	A	2.1
14	AN	16	LEU	2.1
31	CA	2376	A	2.1
35	CG	120	GLY	2.1
55	DA	1073	A	2.1
1	BA	972	C	2.1
1	BA	1263	C	2.1
7	BG	126	ASP	2.1
31	CA	264	C	2.1
31	CA	1547	C	2.1
31	CA	2651	C	2.1
20	BT	8	LYS	2.0
9	AI	59	GLU	2.0
30	CD	46	ARG	2.0
36	DH	123	ARG	2.0
31	CA	638	G	2.0

Continued on next page...

Continued from previous page...

Mol	Chain	Res	Type	RSRZ
31	CA	799	G	2.0
31	CA	2152	G	2.0
2	BB	80	VAL	2.0
13	BM	106	ALA	2.0
51	CX	63	ALA	2.0
30	CD	96	ILE	2.0
7	AG	132	GLY	2.0
34	CF	103	LEU	2.0
46	CS	56	GLY	2.0
31	CA	2799	A	2.0
37	CJ	72	LYS	2.0
14	BN	41	ARG	2.0
26	C5	33	HIS	2.0
37	DJ	64	ASP	2.0
40	DM	104	GLN	2.0
1	BA	222	C	2.0
28	CB	97	C	2.0
2	BB	4	VAL	2.0
14	BN	11	VAL	2.0
36	CH	63	ALA	2.0
47	CT	43	ALA	2.0
16	AP	41	PRO	2.0
18	AR	55	LEU	2.0
23	C2	48	ILE	2.0
42	CO	83	LEU	2.0
53	CZ	58	ASN	2.0
31	CA	72	U	2.0
31	CA	178	G	2.0
31	CA	407	G	2.0
31	CA	875	G	2.0
31	CA	1332	G	2.0
33	CE	100	MET	2.0
45	CR	29	SER	2.0
54	DI	122	GLN	2.0
3	AC	189	ALA	2.0
17	BQ	23	VAL	2.0
31	CA	2835	A	2.0
31	CA	816	C	2.0
48	CU	61	LEU	2.0
2	BB	189	THR	2.0
36	CH	29	PHE	2.0
1	AA	89	U	2.0

Continued on next page...

Continued from previous page...

Mol	Chain	Res	Type	RSRZ
1	BA	963	G	2.0
16	BP	60	TRP	2.0
31	CA	548	G	2.0
36	DH	127	GLU	2.0
50	CW	7	GLU	2.0
55	DA	2140	G	2.0
40	CM	137	ALA	2.0
50	CW	39	ALA	2.0
31	CA	2346	A	2.0
33	CE	88	ARG	2.0
35	CG	28	GLY	2.0
9	BI	4	ASN	2.0
31	CA	76	C	2.0
31	CA	1043	C	2.0
31	CA	2160	C	2.0
33	CE	183	PHE	2.0
34	CF	158	THR	2.0
51	CX	58	THR	2.0
31	CA	1963	U	2.0
31	CA	2259	U	2.0
34	CF	129	SER	2.0
36	CH	71	LYS	2.0
20	BT	67	ILE	2.0
27	C0	27	LEU	2.0
33	CE	128	ALA	2.0
37	CJ	109	ILE	2.0
49	CV	75	ALA	2.0
50	CW	2	PHE	2.0
9	BI	89	GLU	2.0
17	BQ	74	THR	2.0
31	CA	2147	A	2.0
49	CV	37	GLU	2.0
29	CC	18	LYS	2.0
35	CG	29	LYS	2.0
16	BP	54	LEU	2.0
26	C5	4	ARG	2.0
35	CG	79	VAL	2.0
42	CO	79	LEU	2.0

6.2 Non-standard residues in protein, DNA, RNA chains [i](#)

In the following table, the Atoms column lists the number of modelled atoms in the group and the number defined in the chemical component dictionary. LLDF column lists the quality of electron density of the group with respect to its neighbouring residues in protein, DNA or RNA chains. The B-factors column lists the minimum, median, 95th percentile and maximum values of B factors of atoms in the group. The column labelled 'Q < 0.9' lists the number of atoms with occupancy less than 0.9.

Mol	Type	Chain	Res	Atoms	RSCC	RSR	LLDF	B-factors(Å ²)	Q<0.9
31	6MZ	CA	1618	23/24	0.95	0.29	-	112,116,119,120	0
31	2MG	CA	2445	24/25	0.94	0.24	-	74,83,85,89	0
1	UR3	BA	1498	21/22	0.97	0.15	-	81,84,87,88	0
31	OMC	CA	2498	21/22	0.96	0.25	-	82,84,89,92	0
31	PSU	CA	2605	20/21	0.97	0.15	-	73,75,78,80	0
55	5MU	DA	1939	21/22	0.99	0.19	-	35,37,41,47	0
12	D2T	BL	89	10/11	0.94	0.26	-	77,82,93,93	0
55	OMC	DA	2498	21/22	0.99	0.19	-	21,26,29,30	0
31	PSU	CA	1911	20/21	0.92	0.18	-	112,123,126,126	0
1	2MG	BA	1207	24/25	0.85	0.27	-	169,172,175,177	0
1	MA6	BA	1519	24/25	0.95	0.24	-	74,77,81,83	0
41	4D4	CN	81	12/13	0.92	0.33	-	85,88,108,110	0
41	4D4	DN	81[B]	12/13	0.96	0.22	-	12,25,36,36	9
31	6MZ	CA	2030	23/24	0.94	0.20	-	82,91,100,102	0
55	5MC	DA	1962	21/22	0.98	0.23	-	36,44,48,49	0
31	2MG	CA	1835	24/25	0.96	0.17	-	61,72,77,78	0
41	4D4	DN	81[A]	12/13	0.96	0.22	-	32,40,49,51	9
55	OMU	DA	2552	21/22	0.99	0.20	-	31,34,39,46	0
1	7MG	BA	527	24/25	0.96	0.18	-	76,81,88,89	0
12	D2T	AL	89	10/11	0.94	0.22	-	61,65,85,86	0
1	PSU	AA	516	20/21	0.97	0.14	-	81,85,86,87	0
31	PSU	CA	1917	20/21	0.89	0.20	-	106,115,121,121	0
31	OMG	CA	2251	24/25	0.95	0.18	-	69,79,82,84	0
55	2MG	DA	2445	24/25	0.99	0.19	-	26,29,35,37	0
1	UR3	AA	1498	21/22	0.97	0.16	-	58,63,67,70	0
55	OMG	DA	2251	24/25	0.99	0.18	-	27,32,37,42	0
1	5MC	BA	967	21/22	0.78	0.39	-	156,162,165,165	0
1	2MG	AA	966	24/25	0.91	0.20	-	84,94,103,105	0
1	MA6	AA	1518	24/25	0.98	0.17	-	51,55,58,61	0
31	OMU	CA	2552	21/22	0.94	0.33	-	80,82,86,88	0
55	2MG	DA	1835	24/25	0.97	0.20	-	41,47,52,52	0
31	5MC	CA	1962	21/22	0.97	0.19	-	67,69,73,76	0
31	2MA	CA	2503	23/24	0.92	0.23	-	90,95,99,100	0
55	5MU	DA	747	21/22	0.99	0.18	-	28,33,36,41	0
1	PSU	BA	516	20/21	0.91	0.18	-	93,98,101,102	0

Continued on next page...

Continued from previous page...

Mol	Type	Chain	Res	Atoms	RSCC	RSR	LLDF	B-factors(\AA^2)	Q<0.9
55	7MG	DA	2069	24/25	0.99	0.18	-	32,37,41,43	0
1	MA6	BA	1518	24/25	0.96	0.18	-	67,73,76,77	0
55	H2U	DA	2449	20/21	0.99	0.19	-	25,29,31,32	0
55	PSU	DA	955	20/21	0.99	0.19	-	25,27,30,30	0
55	PSU	DA	2604	20/21	0.98	0.17	-	41,46,56,56	0
31	7MG	CA	2069	24/25	0.93	0.21	-	84,89,94,94	0
55	1MG	DA	745	24/25	0.99	0.18	-	25,29,37,41	0
31	PSU	CA	955	20/21	0.91	0.19	-	92,93,95,95	0
1	5MC	AA	967	21/22	0.91	0.21	-	90,100,103,105	0
55	PSU	DA	2605	20/21	0.99	0.15	-	31,41,43,43	0
1	4OC	AA	1402	22/23	0.97	0.17	-	53,61,66,66	0
1	2MG	BA	1516	24/25	0.95	0.17	-	67,75,78,81	0
31	5MU	CA	1939	21/22	0.98	0.18	-	70,73,82,85	0
32	MEQ	DD	150[B]	10/11	0.98	0.23	-	23,32,41,41	10
32	MEQ	DD	150[A]	10/11	0.98	0.23	-	7,15,29,31	10
55	2MA	DA	2503	23/24	0.99	0.19	-	21,35,41,42	0
55	PSU	DA	2504	20/21	0.99	0.20	-	37,40,44,44	0
1	2MG	BA	966	24/25	0.79	0.32	-	161,163,169,169	0
55	PSU	DA	2457	20/21	0.99	0.18	-	27,31,37,37	0
55	6MZ	DA	1618	23/24	0.99	0.18	-	26,33,36,36	0
1	2MG	AA	1516	24/25	0.97	0.16	-	58,62,63,63	0
55	3TD	DA	1915	21/22	0.94	0.19	-	105,109,117,117	0
31	PSU	CA	2580	20/21	0.96	0.18	-	86,88,93,94	0
55	PSU	DA	2580	20/21	0.99	0.19	-	20,25,32,34	0
55	6MZ	DA	2030	23/24	1.00	0.19	-	22,25,29,34	0
1	7MG	AA	527	24/25	0.98	0.15	-	60,65,72,74	0
55	PSU	DA	1917	20/21	0.96	0.18	-	79,84,93,93	0
31	1MG	CA	745	24/25	0.96	0.20	-	92,96,97,98	0
31	5MU	CA	747	21/22	0.93	0.20	-	95,101,103,106	0
31	PSU	CA	2504	20/21	0.90	0.24	-	87,89,95,96	0
1	2MG	AA	1207	24/25	0.91	0.17	-	124,129,130,132	0
31	PSU	CA	2457	20/21	0.93	0.20	-	83,88,93,96	0
1	5MC	AA	1407	21/22	0.97	0.15	-	55,57,60,62	0
1	4OC	BA	1402	22/23	0.96	0.17	-	79,83,83,84	0
31	3TD	CA	1915	21/22	0.91	0.23	-	132,137,140,141	0
55	PSU	DA	1911	20/21	0.93	0.20	-	82,85,87,88	0
55	PSU	DA	746	20/21	0.99	0.17	-	21,28,31,35	0
1	MA6	AA	1519	24/25	0.98	0.17	-	53,56,61,64	0
31	PSU	CA	746	20/21	0.95	0.17	-	98,101,104,104	0
1	5MC	BA	1407	21/22	0.94	0.17	-	81,92,94,95	0

6.3 Carbohydrates ⓘ

There are no carbohydrates in this entry.

6.4 Ligands ⓘ

In the following table, the Atoms column lists the number of modelled atoms in the group and the number defined in the chemical component dictionary. LLDF column lists the quality of electron density of the group with respect to its neighbouring residues in protein, DNA or RNA chains. The B-factors column lists the minimum, median, 95th percentile and maximum values of B factors of atoms in the group. The column labelled 'Q < 0.9' lists the number of atoms with occupancy less than 0.9.

Mol	Type	Chain	Res	Atoms	RSCC	RSR	LLDF	B-factors(Å ²)	Q<0.9
59	PUT	AA	1674	6/6	0.51	0.87	111.40	133,134,135,135	0
59	PUT	DA	3195	6/6	0.73	0.63	56.13	87,91,91,92	0
56	MG	CA	3003	1/1	0.78	1.89	38.90	278,278,278,278	0
65	SPD	DA	3183	10/10	0.91	0.61	35.97	79,83,87,87	0
58	MPD	DA	3204	8/8	0.79	0.61	32.65	112,114,117,117	0
62	PEG	DA	3218	7/7	0.76	0.36	28.27	123,129,133,134	0
56	MG	DA	3177	1/1	0.84	0.41	27.34	77,77,77,77	0
62	PEG	DA	3200	7/7	0.74	0.50	26.12	83,85,95,96	0
56	MG	CA	3022	1/1	0.86	0.83	25.98	195,195,195,195	0
62	PEG	D3	102	7/7	0.63	1.36	23.93	114,119,124,125	0
59	PUT	DA	3221	6/6	0.83	0.48	23.63	138,140,141,141	0
58	MPD	DE	302	8/8	0.88	0.68	21.63	93,97,102,102	0
59	PUT	DA	3219	6/6	0.78	0.37	20.63	70,75,78,79	0
58	MPD	AA	1676	8/8	0.91	0.42	18.14	95,99,100,101	0
57	PG4	BA	1642	13/13	0.91	0.58	18.02	88,89,99,100	0
56	MG	BA	1627	1/1	0.93	0.54	17.51	124,124,124,124	0
56	MG	CA	3147	1/1	0.96	0.56	17.36	58,58,58,58	1
57	PG4	DA	3216	13/13	0.86	0.32	16.25	99,104,109,110	0
59	PUT	DA	3184	6/6	0.88	0.26	16.01	78,80,81,82	0
59	PUT	DA	3189	6/6	0.87	0.43	15.84	45,54,56,56	0
59	PUT	AA	1673	6/6	0.83	0.64	15.51	100,102,103,104	0
56	MG	CA	3136	1/1	0.64	0.51	15.36	84,84,84,84	0
57	PG4	DA	3193	13/13	0.85	0.84	15.32	85,95,100,101	0
56	MG	CA	3026	1/1	0.92	0.87	15.00	173,173,173,173	0
56	MG	BA	1612	1/1	0.68	0.46	14.65	182,182,182,182	0
65	SPD	DA	3206	10/10	0.73	0.36	14.62	87,102,109,110	0
63	EDO	DB	201	4/4	0.85	0.31	14.06	94,97,98,99	0
62	PEG	D1	103	7/7	0.82	0.38	14.02	85,90,91,91	0
56	MG	CA	3123	1/1	0.39	0.90	13.86	113,113,113,113	0

Continued on next page...

Continued from previous page...

Mol	Type	Chain	Res	Atoms	RSCC	RSR	LLDF	B-factors(Å ²)	Q<0.9
59	PUT	DA	3222	6/6	0.82	0.34	13.64	48,52,57,58	0
56	MG	AA	1612	1/1	0.79	0.43	13.29	77,77,77,77	0
64	PGE	DA	3214	10/10	0.90	0.38	12.44	72,73,77,78	0
59	PUT	DA	3213	6/6	0.88	0.32	12.23	105,107,110,110	0
64	PGE	D1	102	10/10	0.77	0.50	11.75	122,127,128,128	0
64	PGE	DA	3217	10/10	0.92	0.34	11.75	85,88,91,92	0
56	MG	DA	3125	1/1	0.97	0.34	11.28	59,59,59,59	0
63	EDO	DA	3198	4/4	0.94	0.38	11.11	78,81,83,83	0
56	MG	CA	3151	1/1	0.89	0.43	11.01	71,71,71,71	0
56	MG	DA	3163	1/1	0.66	0.38	9.42	91,91,91,91	0
58	MPD	DE	301	8/8	0.73	1.08	8.99	139,140,142,142	0
56	MG	CA	3133	1/1	0.89	0.32	8.53	72,72,72,72	0
65	SPD	DA	3224	10/10	0.88	0.28	8.49	50,54,66,68	0
66	1PE	DA	3202	16/16	0.89	0.29	8.39	61,64,72,73	0
59	PUT	AA	1672	6/6	0.67	0.69	7.82	99,100,102,103	0
56	MG	DA	3172	1/1	0.81	0.34	7.80	103,103,103,103	0
59	PUT	DA	3205	6/6	0.86	0.36	7.70	108,109,111,111	0
65	SPD	DA	3187	10/10	0.97	0.25	7.70	34,42,45,48	0
58	MPD	DA	3192	8/8	0.89	0.49	7.62	95,100,104,105	0
62	PEG	DQ	201	7/7	0.68	0.97	7.60	124,127,128,129	0
64	PGE	D3	101	10/10	0.85	0.61	7.42	97,99,102,103	0
59	PUT	DA	3188	6/6	0.92	0.26	7.04	50,53,55,56	0
57	PG4	DS	202	13/13	0.88	0.34	6.23	43,51,72,73	0
64	PGE	DA	3203	10/10	0.91	0.31	5.32	83,85,88,90	0
62	PEG	AL	201	7/7	0.93	0.34	5.16	83,85,94,95	0
57	PG4	AA	1670	13/13	0.84	0.25	4.96	78,87,97,97	0
64	PGE	DU	101	10/10	0.90	0.55	4.69	89,97,104,105	0
58	MPD	AA	1671	8/8	0.94	0.55	4.50	88,88,90,92	0
56	MG	CA	3037	1/1	0.95	0.40	4.48	189,189,189,189	0
66	1PE	DA	3185	16/16	0.91	0.24	4.38	50,55,84,87	0
62	PEG	DA	3226	7/7	0.89	0.24	4.14	89,91,98,98	0
67	ACY	DA	3201	4/4	0.96	0.21	4.10	78,79,79,79	0
63	EDO	DA	3209	4/4	0.80	0.28	4.08	135,136,137,138	0
58	MPD	DA	3207	8/8	0.91	0.40	4.08	77,78,80,80	0
59	PUT	DA	3212	6/6	0.90	0.23	3.40	81,84,85,85	0
62	PEG	DL	201	7/7	0.86	0.28	3.20	82,85,87,87	0
63	EDO	DA	3197	4/4	0.93	0.23	3.15	65,67,68,69	0
68	GUN	DA	3211	11/11	0.91	0.29	2.92	98,100,101,102	0
56	MG	DA	3036	1/1	0.94	0.22	2.45	24,24,24,24	0
56	MG	AA	1642	1/1	0.89	0.25	2.13	158,158,158,158	0
64	PGE	DS	201	10/10	0.80	0.37	1.97	77,89,91,92	0

Continued on next page...

Continued from previous page...

Mol	Type	Chain	Res	Atoms	RSCC	RSR	LLDF	B-factors(Å ²)	Q<0.9
56	MG	CA	3105	1/1	0.86	0.32	1.92	262,262,262,262	0
63	EDO	D1	101	4/4	0.90	0.24	1.92	59,60,60,60	0
56	MG	DA	3126	1/1	0.93	0.22	1.47	61,61,61,61	0
56	MG	BA	1624	1/1	0.73	0.83	1.42	262,262,262,262	0
60	T1C	AA	1680	42/42	0.89	0.26	1.30	96,107,123,124	0
56	MG	DA	3146	1/1	0.87	0.19	1.11	122,122,122,122	0
64	PGE	DA	3186	10/10	0.96	0.18	0.93	39,48,55,57	0
56	MG	DA	3092	1/1	0.98	0.20	0.68	35,35,35,35	0
57	PG4	DQ	202	13/13	0.89	0.21	0.59	60,63,76,76	0
56	MG	BA	1601	1/1	0.97	0.22	0.58	106,106,106,106	0
56	MG	AA	1661	1/1	0.85	0.24	0.55	173,173,173,173	0
56	MG	BA	1614	1/1	0.89	0.18	0.51	171,171,171,171	0
60	T1C	BA	1643	42/42	0.82	0.23	0.49	170,174,179,179	0
56	MG	AA	1611	1/1	0.93	0.24	0.45	108,108,108,108	0
56	MG	CA	3100	1/1	0.99	0.22	0.32	92,92,92,92	0
56	MG	CA	3137	1/1	0.91	0.20	0.29	106,106,106,106	0
56	MG	AA	1657	1/1	0.96	0.38	0.23	136,136,136,136	0
56	MG	CA	3009	1/1	0.90	0.19	0.22	243,243,243,243	0
56	MG	DA	3123	1/1	0.82	0.19	-0.05	62,62,62,62	0
56	MG	CA	3099	1/1	0.95	0.28	-0.36	160,160,160,160	0
56	MG	CA	3089	1/1	0.93	0.19	-0.47	68,68,68,68	0
56	MG	AA	1629	1/1	0.97	0.19	-0.62	93,93,93,93	0
56	MG	DA	3042	1/1	0.96	0.16	-0.68	40,40,40,40	0
56	MG	CA	3102	1/1	0.97	0.17	-0.71	113,113,113,113	0
56	MG	AA	1656	1/1	0.94	0.19	-0.94	196,196,196,196	0
58	MPD	DS	203	8/8	0.98	0.19	-0.94	48,52,58,59	0
56	MG	AA	1678	1/1	0.93	0.17	-1.01	78,78,78,78	0
56	MG	CA	3054	1/1	0.92	0.15	-1.06	156,156,156,156	0
56	MG	CA	3061	1/1	0.89	0.11	-1.17	247,247,247,247	0
56	MG	CA	3019	1/1	0.89	0.16	-1.19	58,58,58,58	0
61	ZN	AB	301	1/1	0.98	0.19	-1.20	171,171,171,171	0
56	MG	AA	1644	1/1	0.97	0.17	-1.23	106,106,106,106	0
56	MG	CA	3051	1/1	0.92	0.20	-1.25	80,80,80,80	0
56	MG	DA	3022	1/1	0.99	0.18	-1.28	36,36,36,36	0
61	ZN	D5	101	1/1	0.99	0.10	-1.35	66,66,66,66	0
56	MG	BA	1613	1/1	0.98	0.16	-1.37	73,73,73,73	0
56	MG	DA	3034	1/1	1.00	0.18	-1.40	35,35,35,35	0
56	MG	CA	3103	1/1	0.98	0.15	-1.55	82,82,82,82	0
56	MG	DA	3038	1/1	0.99	0.14	-1.56	35,35,35,35	0
56	MG	DB	205	1/1	0.99	0.18	-1.73	63,63,63,63	0
56	MG	CB	202	1/1	0.91	0.10	-1.77	116,116,116,116	0
56	MG	AA	1677	1/1	0.93	0.10	-1.81	194,194,194,194	0

Continued on next page...

Continued from previous page...

Mol	Type	Chain	Res	Atoms	RSCC	RSR	LLDF	B-factors(\AA^2)	Q<0.9
56	MG	DA	3017	1/1	0.99	0.10	-1.82	44,44,44,44	0
56	MG	DA	3026	1/1	0.99	0.20	-1.86	51,51,51,51	0
56	MG	DA	3012	1/1	0.99	0.18	-1.87	25,25,25,25	0
59	PUT	DA	3001	6/6	0.95	0.17	-1.93	46,50,58,60	0
56	MG	CA	3018	1/1	0.93	0.08	-1.97	85,85,85,85	0
61	ZN	C5	101	1/1	0.81	0.06	-2.11	149,149,149,149	0
56	MG	CB	201	1/1	0.62	0.07	-2.25	168,168,168,168	0
56	MG	DA	3016	1/1	1.00	0.15	-2.25	26,26,26,26	0
56	MG	AA	1659	1/1	0.91	0.10	-2.27	115,115,115,115	0
56	MG	BA	1632	1/1	0.98	0.12	-2.36	75,75,75,75	0
56	MG	DA	3045	1/1	0.99	0.17	-2.36	24,24,24,24	0
56	MG	BA	1617	1/1	0.92	0.12	-2.39	131,131,131,131	0
56	MG	AA	1639	1/1	0.96	0.11	-2.53	118,118,118,118	0
56	MG	DA	3094	1/1	0.99	0.12	-2.55	80,80,80,80	0
56	MG	DA	3023	1/1	1.00	0.16	-2.79	29,29,29,29	0
56	MG	DA	3003	1/1	0.98	0.11	-2.80	85,85,85,85	0
56	MG	CA	3063	1/1	0.85	0.17	-2.82	125,125,125,125	0
56	MG	CA	3041	1/1	0.99	0.07	-2.84	55,55,55,55	0
56	MG	CA	3153	1/1	0.98	0.11	-2.86	64,64,64,64	0
56	MG	DA	3028	1/1	0.99	0.17	-2.87	27,27,27,27	0
56	MG	CA	3101	1/1	0.92	0.15	-2.93	151,151,151,151	0
56	MG	CA	3088	1/1	0.95	0.08	-2.93	62,62,62,62	0
56	MG	CA	3094	1/1	0.69	0.15	-2.96	105,105,105,105	0
56	MG	CA	3011	1/1	0.99	0.11	-2.97	59,59,59,59	0
56	MG	DA	3109	1/1	0.98	0.14	-3.01	26,26,26,26	0
56	MG	CA	3052	1/1	0.97	0.10	-3.06	68,68,68,68	0
56	MG	BA	1602	1/1	0.94	0.10	-3.17	68,68,68,68	0
56	MG	DD	301	1/1	0.99	0.15	-3.21	35,35,35,35	0
56	MG	AA	1668	1/1	0.97	0.11	-3.40	75,75,75,75	0
56	MG	DA	3111	1/1	1.00	0.17	-3.42	25,25,25,25	0
56	MG	DA	3013	1/1	1.00	0.17	-3.52	20,20,20,20	0
56	MG	BA	1620	1/1	0.99	0.09	-3.58	94,94,94,94	0
56	MG	DA	3049	1/1	0.99	0.16	-3.72	20,20,20,20	0
56	MG	DA	3098	1/1	0.98	0.14	-3.75	23,23,23,23	0
56	MG	DA	3108	1/1	1.00	0.18	-3.76	30,30,30,30	0
56	MG	CA	3144	1/1	0.96	0.06	-3.79	49,49,49,49	0
56	MG	BA	1608	1/1	0.91	0.11	-3.85	102,102,102,102	0
56	MG	CA	3033	1/1	0.96	0.09	-3.87	110,110,110,110	0
56	MG	AA	1631	1/1	0.98	0.11	-3.92	53,53,53,53	0
56	MG	CA	3020	1/1	0.94	0.10	-4.00	86,86,86,86	0
56	MG	CA	3024	1/1	0.97	0.05	-4.02	102,102,102,102	0
56	MG	DA	3144	1/1	0.97	0.12	-4.22	72,72,72,72	0

Continued on next page...

Continued from previous page...

Mol	Type	Chain	Res	Atoms	RSCC	RSR	LLDF	B-factors(\AA^2)	Q<0.9
56	MG	DA	3228	1/1	1.00	0.13	-4.28	41,41,41,41	0
56	MG	BA	1622	1/1	0.97	0.07	-4.28	85,85,85,85	0
56	MG	BA	1610	1/1	0.94	0.05	-4.32	93,93,93,93	0
56	MG	CA	3079	1/1	0.93	0.07	-4.33	115,115,115,115	0
56	MG	AA	1637	1/1	0.98	0.05	-4.39	51,51,51,51	0
56	MG	DA	3021	1/1	0.98	0.14	-4.54	34,34,34,34	0
56	MG	DA	3096	1/1	0.98	0.07	-4.71	33,33,33,33	0
56	MG	BA	1605	1/1	0.93	0.09	-4.92	107,107,107,107	0
56	MG	CA	3031	1/1	0.79	0.08	-5.01	64,64,64,64	0
56	MG	DB	202	1/1	0.97	0.09	-5.07	62,62,62,62	0
56	MG	BA	1626	1/1	0.96	0.09	-5.39	102,102,102,102	0
56	MG	AA	1646	1/1	0.99	0.11	-5.50	66,66,66,66	0
56	MG	DA	3065	1/1	0.98	0.14	-5.57	45,45,45,45	0
56	MG	AA	1653	1/1	0.98	0.05	-5.58	50,50,50,50	0
56	MG	DA	3093	1/1	0.98	0.13	-5.59	20,20,20,20	0
56	MG	BA	1615	1/1	0.98	0.06	-5.66	72,72,72,72	0
56	MG	AA	1663	1/1	0.94	0.10	-5.68	90,90,90,90	0
56	MG	CA	3086	1/1	0.92	0.07	-5.70	68,68,68,68	0
56	MG	CA	3006	1/1	0.70	0.08	-5.73	155,155,155,155	0
56	MG	DA	3063	1/1	0.99	0.12	-5.87	72,72,72,72	0
56	MG	DA	3159	1/1	1.00	0.13	-6.04	72,72,72,72	0
56	MG	DA	3091	1/1	0.98	0.11	-6.51	30,30,30,30	0
56	MG	DA	3025	1/1	0.98	0.10	-6.64	108,108,108,108	0
56	MG	DA	3008	1/1	0.98	0.08	-6.81	27,27,27,27	0
56	MG	DA	3083	1/1	0.99	0.13	-6.83	30,30,30,30	0
56	MG	DA	3070	1/1	0.99	0.07	-7.15	55,55,55,55	0
56	MG	DA	3089	1/1	0.99	0.13	-7.19	26,26,26,26	0
56	MG	DA	3006	1/1	0.98	0.07	-7.57	87,87,87,87	0
56	MG	DA	3134	1/1	0.97	0.07	-7.84	96,96,96,96	0
56	MG	AA	1643	1/1	0.98	0.11	-8.01	65,65,65,65	0
56	MG	AA	1648	1/1	0.98	0.07	-8.13	70,70,70,70	0
56	MG	DA	3046	1/1	0.99	0.08	-8.15	47,47,47,47	0
56	MG	CA	3044	1/1	0.95	0.09	-8.50	57,57,57,57	0
56	MG	DA	3149	1/1	0.99	0.09	-9.03	62,62,62,62	0
56	MG	DA	3062	1/1	1.00	0.09	-9.64	73,73,73,73	0
56	MG	DA	3057	1/1	1.00	0.08	-10.72	27,27,27,27	0
56	MG	CA	3013	1/1	0.97	0.10	-12.39	86,86,86,86	0
56	MG	DA	3101	1/1	0.99	0.11	-14.82	42,42,42,42	0
56	MG	CA	3040	1/1	0.94	0.08	-15.13	76,76,76,76	0
56	MG	CA	3030	1/1	0.96	0.07	-18.27	78,78,78,78	0
56	MG	DA	3030	1/1	0.98	0.13	-19.29	22,22,22,22	0
56	MG	DA	3138	1/1	0.94	0.18	-	59,59,59,59	0

Continued on next page...

Continued from previous page...

Mol	Type	Chain	Res	Atoms	RSCC	RSR	LLDF	B-factors(\AA^2)	Q<0.9
56	MG	AA	1610	1/1	0.94	0.25	-	90,90,90,90	0
56	MG	DA	3174	1/1	0.91	0.24	-	74,74,74,74	0
56	MG	AA	1603	1/1	0.56	0.52	-	83,83,83,83	0
56	MG	CA	3129	1/1	0.73	0.18	-	104,104,104,104	0
56	MG	CA	3021	1/1	0.93	1.26	-	264,264,264,264	0
56	MG	CA	3145	1/1	0.81	0.80	-	73,73,73,73	0
56	MG	DA	3007	1/1	0.99	0.07	-	82,82,82,82	0
56	MG	DA	3127	1/1	0.97	0.92	-	53,53,53,53	0
56	MG	AA	1609	1/1	0.87	0.33	-	89,89,89,89	0
56	MG	AA	1641	1/1	0.94	0.07	-	67,67,67,67	0
56	MG	CA	3078	1/1	0.83	0.16	-	149,149,149,149	0
56	MG	BA	1618	1/1	0.98	0.11	-	129,129,129,129	0
56	MG	DA	3178	1/1	0.91	0.45	-	88,88,88,88	0
56	MG	AA	1607	1/1	0.97	0.46	-	65,65,65,65	0
63	EDO	DA	3208	4/4	0.89	0.22	-	89,90,90,91	0
59	PUT	DA	3223	6/6	0.95	0.27	-	61,62,65,67	0
56	MG	CA	3077	1/1	0.52	0.43	-	249,249,249,249	0
56	MG	CA	3029	1/1	0.92	0.20	-	143,143,143,143	0
56	MG	CA	3014	1/1	0.93	0.18	-	216,216,216,216	0
56	MG	BA	1641	1/1	0.77	0.20	-	120,120,120,120	0
56	MG	DA	3106	1/1	0.97	0.15	-	36,36,36,36	0
56	MG	AA	1620	1/1	0.89	0.25	-	78,78,78,78	0
56	MG	DA	3004	1/1	0.99	0.14	-	77,77,77,77	0
56	MG	CA	3058	1/1	0.95	0.16	-	98,98,98,98	0
56	MG	DA	3039	1/1	0.98	0.11	-	55,55,55,55	0
56	MG	DA	3095	1/1	0.99	0.13	-	36,36,36,36	0
56	MG	CA	3132	1/1	0.59	0.59	-	105,105,105,105	0
56	MG	AA	1634	1/1	0.97	0.12	-	130,130,130,130	0
56	MG	DA	3019	1/1	0.99	0.07	-	65,65,65,65	0
56	MG	CA	3082	1/1	0.93	0.24	-	114,114,114,114	0
58	MPD	DA	3210	8/8	0.94	0.30	-	87,89,90,91	0
56	MG	CA	3097	1/1	0.97	0.09	-	90,90,90,90	0
56	MG	CB	203	1/1	0.87	0.08	-	145,145,145,145	0
56	MG	CA	3139	1/1	0.43	0.47	-	87,87,87,87	0
56	MG	CA	3085	1/1	0.97	0.08	-	74,74,74,74	0
56	MG	BA	1606	1/1	0.79	0.19	-	227,227,227,227	0
56	MG	DA	3020	1/1	1.00	0.14	-	31,31,31,31	0
56	MG	CA	3152	1/1	0.85	0.35	-	151,151,151,151	0
56	MG	CA	3070	1/1	0.85	0.09	-	91,91,91,91	0
56	MG	DA	3124	1/1	0.94	0.21	-	65,65,65,65	0
56	MG	DA	3152	1/1	0.81	0.42	-	66,66,66,66	0
67	ACY	DA	3196	4/4	0.82	0.30	-	84,85,87,87	0

Continued on next page...

Continued from previous page...

Mol	Type	Chain	Res	Atoms	RSCC	RSR	LLDF	B-factors(Å ²)	Q<0.9
56	MG	AA	1666	1/1	0.97	0.06	-	57,57,57,57	0
56	MG	CA	3104	1/1	0.94	0.37	-	258,258,258,258	0
56	MG	BA	1631	1/1	0.98	0.07	-	55,55,55,55	0
56	MG	CA	3066	1/1	0.94	0.18	-	89,89,89,89	0
56	MG	DA	3053	1/1	0.95	0.13	-	89,89,89,89	0
56	MG	AA	1602	1/1	0.92	0.30	-	78,78,78,78	0
56	MG	BA	1636	1/1	0.97	0.43	-	72,72,72,72	0
56	MG	DA	3082	1/1	0.99	0.12	-	56,56,56,56	0
56	MG	BA	1630	1/1	0.93	0.05	-	153,153,153,153	0
56	MG	DA	3113	1/1	0.99	0.14	-	37,37,37,37	0
56	MG	CA	3150	1/1	0.92	0.95	-	75,75,75,75	0
56	MG	CA	3028	1/1	0.59	0.36	-	278,278,278,278	0
56	MG	DA	3072	1/1	1.00	0.10	-	38,38,38,38	0
56	MG	DA	3169	1/1	0.95	0.20	-	69,69,69,69	0
56	MG	DA	3116	1/1	0.95	0.14	-	72,72,72,72	0
56	MG	DB	204	1/1	0.99	0.08	-	37,37,37,37	0
56	MG	DA	3120	1/1	0.93	0.21	-	70,70,70,70	0
56	MG	DA	3176	1/1	0.72	0.43	-	98,98,98,98	0
56	MG	CA	3039	1/1	0.96	0.20	-	175,175,175,175	0
56	MG	AA	1605	1/1	0.89	0.64	-	89,89,89,89	0
56	MG	CA	3126	1/1	0.86	0.19	-	86,86,86,86	0
62	PEG	DP	201	7/7	0.69	0.79	-	126,127,131,132	0
56	MG	CA	3092	1/1	0.93	0.12	-	152,152,152,152	0
56	MG	DA	3078	1/1	0.98	0.22	-	96,96,96,96	0
56	MG	CA	3119	1/1	0.84	0.43	-	89,89,89,89	0
56	MG	CA	3121	1/1	0.97	0.13	-	64,64,64,64	0
56	MG	DA	3158	1/1	0.97	0.28	-	191,191,191,191	0
56	MG	DA	3140	1/1	0.86	0.27	-	54,54,54,54	0
56	MG	CA	3098	1/1	0.96	0.07	-	77,77,77,77	0
56	MG	DA	3100	1/1	0.99	0.11	-	61,61,61,61	0
56	MG	DA	3167	1/1	0.46	0.55	-	102,102,102,102	0
56	MG	DA	3143	1/1	0.81	0.59	-	114,114,114,114	0
67	ACY	DA	3191	4/4	0.97	0.20	-	68,70,70,71	0
56	MG	DA	3182	1/1	0.84	0.32	-	61,61,61,61	0
56	MG	CA	3111	1/1	0.77	0.25	-	83,83,83,83	0
56	MG	CA	3118	1/1	0.95	0.40	-	59,59,59,59	0
56	MG	DA	3160	1/1	0.83	0.61	-	74,74,74,74	0
56	MG	DA	3161	1/1	0.95	0.22	-	61,61,61,61	0
56	MG	DA	3071	1/1	0.98	0.23	-	68,68,68,68	0
56	MG	DA	3119	1/1	0.97	0.40	-	57,57,57,57	0
56	MG	BA	1634	1/1	0.96	0.06	-	99,99,99,99	0
56	MG	CA	3091	1/1	0.97	0.08	-	68,68,68,68	0

Continued on next page...

Continued from previous page...

Mol	Type	Chain	Res	Atoms	RSCC	RSR	LLDF	B-factors(Å ²)	Q<0.9
56	MG	DA	3122	1/1	0.73	0.85	-	100,100,100,100	0
56	MG	CA	3128	1/1	0.82	0.28	-	75,75,75,75	0
56	MG	CA	3072	1/1	0.90	0.64	-	249,249,249,249	0
56	MG	CA	3016	1/1	0.95	0.30	-	107,107,107,107	0
56	MG	DA	3155	1/1	0.86	0.39	-	58,58,58,58	0
56	MG	BA	1644	1/1	0.85	0.13	-	133,133,133,133	0
56	MG	AA	1628	1/1	-0.14	0.61	-	159,159,159,159	0
63	EDO	DA	3194	4/4	0.86	0.27	-	76,77,78,78	0
56	MG	DA	3148	1/1	0.97	0.15	-	61,61,61,61	0
56	MG	CA	3045	1/1	0.99	0.07	-	84,84,84,84	0
56	MG	CA	3080	1/1	0.81	0.17	-	151,151,151,151	0
56	MG	AA	1651	1/1	0.99	0.11	-	76,76,76,76	0
56	MG	AA	1604	1/1	0.92	0.39	-	70,70,70,70	0
56	MG	CA	3042	1/1	0.97	0.08	-	88,88,88,88	0
56	MG	CA	3017	1/1	0.96	0.09	-	88,88,88,88	0
56	MG	CA	3005	1/1	0.83	0.60	-	237,237,237,237	0
56	MG	DA	3032	1/1	0.98	0.15	-	27,27,27,27	0
58	MPD	DK	201	8/8	0.81	0.28	-	120,121,123,124	0
56	MG	AA	1662	1/1	0.98	0.15	-	79,79,79,79	0
56	MG	AA	1619	1/1	0.94	0.23	-	92,92,92,92	0
56	MG	AA	1601	1/1	0.88	0.68	-	67,67,67,67	0
56	MG	AA	1667	1/1	0.94	0.11	-	47,47,47,47	0
56	MG	DA	3075	1/1	0.99	0.15	-	40,40,40,40	0
56	MG	DA	3105	1/1	0.99	0.17	-	37,37,37,37	0
56	MG	DA	3117	1/1	0.97	0.09	-	56,56,56,56	0
56	MG	DA	3165	1/1	0.77	0.30	-	62,62,62,62	0
56	MG	DA	3018	1/1	0.99	0.24	-	8,8,8,8	0
56	MG	DA	3005	1/1	0.98	0.06	-	94,94,94,94	0
56	MG	AA	1652	1/1	0.99	0.23	-	25,25,25,25	0
56	MG	DA	3150	1/1	0.98	0.31	-	51,51,51,51	0
56	MG	BA	1623	1/1	0.73	0.59	-	248,248,248,248	0
56	MG	CA	3135	1/1	0.76	0.38	-	101,101,101,101	0
56	MG	DA	3162	1/1	0.83	0.34	-	85,85,85,85	0
56	MG	CA	3035	1/1	0.95	0.19	-	91,91,91,91	0
56	MG	CA	3038	1/1	0.82	0.28	-	263,263,263,263	0
62	PEG	DA	3199	7/7	0.77	0.48	-	80,89,93,95	0
56	MG	BA	1639	1/1	0.19	0.63	-	94,94,94,94	0
56	MG	AA	1636	1/1	0.96	0.22	-	97,97,97,97	0
64	PGE	DA	3225	10/10	0.93	0.23	-	73,83,94,96	0
56	MG	DA	3153	1/1	0.84	0.45	-	52,52,52,52	0
56	MG	CA	3109	1/1	0.91	0.25	-	62,62,62,62	0
56	MG	CA	3140	1/1	0.58	0.29	-	84,84,84,84	0

Continued on next page...

Continued from previous page...

Mol	Type	Chain	Res	Atoms	RSCC	RSR	LLDF	B-factors(\AA^2)	Q<0.9
56	MG	DA	3033	1/1	1.00	0.12	-	13,13,13,13	0
56	MG	AA	1669	1/1	0.97	0.27	-	134,134,134,134	0
56	MG	DA	3151	1/1	0.70	0.25	-	82,82,82,82	0
56	MG	DB	207	1/1	0.78	0.57	-	92,92,92,92	0
56	MG	CA	3106	1/1	0.84	0.24	-	83,83,83,83	0
56	MG	DA	3014	1/1	0.99	0.12	-	45,45,45,45	0
56	MG	CA	3075	1/1	0.46	1.39	-	230,230,230,230	0
56	MG	BA	1645	1/1	0.90	0.15	-	102,102,102,102	0
56	MG	CA	3130	1/1	0.73	0.35	-	89,89,89,89	0
56	MG	AA	1665	1/1	0.92	0.30	-	161,161,161,161	0
56	MG	DA	3231	1/1	0.99	0.28	-	39,39,39,39	0
56	MG	DA	3074	1/1	1.00	0.13	-	33,33,33,33	0
56	MG	DA	3055	1/1	0.99	0.20	-	34,34,34,34	0
56	MG	BA	1628	1/1	0.96	0.15	-	89,89,89,89	0
56	MG	BA	1625	1/1	0.39	0.16	-	256,256,256,256	0
56	MG	BA	1619	1/1	0.92	0.19	-	96,96,96,96	0
56	MG	DA	3060	1/1	1.00	0.16	-	41,41,41,41	0
56	MG	CA	3015	1/1	0.96	0.19	-	51,51,51,51	0
56	MG	CA	3108	1/1	0.88	0.22	-	83,83,83,83	0
56	MG	AA	1633	1/1	0.98	0.14	-	123,123,123,123	0
56	MG	DA	3048	1/1	0.97	0.14	-	57,57,57,57	0
56	MG	AA	1624	1/1	0.82	0.43	-	95,95,95,95	0
56	MG	CA	3032	1/1	0.93	0.17	-	241,241,241,241	0
56	MG	DA	3069	1/1	0.98	0.10	-	79,79,79,79	0
56	MG	DA	3058	1/1	0.99	0.06	-	27,27,27,27	0
56	MG	DA	3084	1/1	0.99	0.08	-	54,54,54,54	0
56	MG	DA	3041	1/1	0.99	0.08	-	52,52,52,52	0
56	MG	AA	1647	1/1	0.98	0.25	-	179,179,179,179	0
56	MG	DR	201	1/1	0.88	0.57	-	42,42,42,42	0
56	MG	BA	1629	1/1	0.93	0.45	-	168,168,168,168	0
58	MPD	DT	201	8/8	0.85	0.34	-	102,108,109,109	0
56	MG	BA	1616	1/1	0.95	0.10	-	122,122,122,122	0
56	MG	DA	3132	1/1	0.88	0.31	-	70,70,70,70	0
56	MG	DB	208	1/1	0.85	0.71	-	76,76,76,76	0
56	MG	DA	3136	1/1	0.57	0.33	-	77,77,77,77	0
59	PUT	AA	1675	6/6	0.75	0.48	-	106,109,109,109	0
56	MG	AA	1658	1/1	0.92	0.08	-	98,98,98,98	0
56	MG	CA	3112	1/1	0.90	0.24	-	75,75,75,75	0
56	MG	AA	1614	1/1	0.68	0.13	-	85,85,85,85	0
56	MG	DA	3139	1/1	0.97	0.17	-	67,67,67,67	0
56	MG	DA	3079	1/1	0.98	0.11	-	119,119,119,119	0
56	MG	DA	3029	1/1	0.98	0.20	-	46,46,46,46	0

Continued on next page...

Continued from previous page...

Mol	Type	Chain	Res	Atoms	RSCC	RSR	LLDF	B-factors(\AA^2)	Q<0.9
56	MG	DA	3112	1/1	1.00	0.08	-	83,83,83,83	0
56	MG	CA	3069	1/1	0.94	0.19	-	88,88,88,88	0
56	MG	DA	3118	1/1	0.98	0.41	-	68,68,68,68	0
56	MG	DA	3141	1/1	0.88	0.32	-	86,86,86,86	0
62	PEG	DA	3227	7/7	0.84	0.38	-	97,99,103,104	0
56	MG	CA	3084	1/1	0.94	0.47	-	174,174,174,174	0
56	MG	BA	1603	1/1	0.79	0.20	-	263,263,263,263	0
56	MG	DA	3230	1/1	0.99	0.05	-	55,55,55,55	0
56	MG	CA	3107	1/1	0.90	0.35	-	83,83,83,83	0
56	MG	DA	3064	1/1	0.95	0.14	-	25,25,25,25	0
56	MG	AA	1654	1/1	0.91	0.39	-	262,262,262,262	0
56	MG	DA	3067	1/1	0.99	0.18	-	46,46,46,46	0
56	MG	AA	1617	1/1	0.81	0.32	-	96,96,96,96	0
56	MG	AA	1608	1/1	0.90	0.47	-	96,96,96,96	0
56	MG	CA	3155	1/1	0.93	0.17	-	156,156,156,156	0
56	MG	DA	3179	1/1	0.74	0.50	-	104,104,104,104	0
56	MG	CA	3050	1/1	0.94	0.13	-	54,54,54,54	0
56	MG	DA	3104	1/1	0.99	0.14	-	29,29,29,29	0
56	MG	DA	3229	1/1	0.99	0.06	-	54,54,54,54	0
56	MG	DA	3133	1/1	0.86	0.41	-	91,91,91,91	0
56	MG	BA	1604	1/1	0.95	0.17	-	153,153,153,153	0
56	MG	DA	3081	1/1	0.99	0.06	-	65,65,65,65	0
56	MG	CA	3146	1/1	0.82	0.15	-	144,144,144,144	0
56	MG	CA	3056	1/1	0.87	0.35	-	71,71,71,71	0
56	MG	CA	3125	1/1	0.80	0.33	-	89,89,89,89	0
58	MPD	DT	202	8/8	0.78	0.38	-	128,128,130,130	0
56	MG	AA	1679	1/1	0.97	0.16	-	77,77,77,77	0
56	MG	DA	3154	1/1	0.94	0.14	-	59,59,59,59	0
56	MG	AA	1626	1/1	0.66	1.60	-	99,99,99,99	0
56	MG	CA	3149	1/1	0.84	0.31	-	67,67,67,67	0
56	MG	CA	3059	1/1	0.89	0.10	-	86,86,86,86	0
56	MG	AA	1618	1/1	0.60	0.50	-	92,92,92,92	0
56	MG	DA	3135	1/1	0.96	0.20	-	72,72,72,72	0
56	MG	AA	1606	1/1	0.82	0.28	-	91,91,91,91	0
56	MG	DB	203	1/1	0.99	0.11	-	41,41,41,41	0
56	MG	DA	3086	1/1	0.99	0.15	-	34,34,34,34	0
56	MG	AA	1650	1/1	0.96	0.07	-	114,114,114,114	0
63	EDO	DB	212	4/4	0.72	0.39	-	115,115,116,116	0
56	MG	CA	3043	1/1	0.97	0.07	-	81,81,81,81	0
56	MG	DA	3077	1/1	0.98	0.05	-	63,63,63,63	0
56	MG	DB	206	1/1	0.74	1.10	-	80,80,80,80	0
56	MG	CA	3001	1/1	0.88	0.18	-	296,296,296,296	0

Continued on next page...

Continued from previous page...

Mol	Type	Chain	Res	Atoms	RSCC	RSR	LLDF	B-factors(Å ²)	Q<0.9
56	MG	CA	3148	1/1	0.93	0.48	-	51,51,51,51	1
63	EDO	DA	3215	4/4	0.92	0.25	-	65,66,68,70	0
56	MG	BA	1646	1/1	0.85	0.11	-	108,108,108,108	0
56	MG	DA	3035	1/1	0.99	0.16	-	34,34,34,34	0
56	MG	CA	3073	1/1	0.97	0.28	-	222,222,222,222	0
56	MG	CA	3093	1/1	0.91	0.11	-	88,88,88,88	0
56	MG	CA	3096	1/1	0.98	0.06	-	61,61,61,61	0
56	MG	DA	3073	1/1	0.97	0.05	-	45,45,45,45	0
56	MG	DA	3066	1/1	0.97	0.07	-	49,49,49,49	0
56	MG	DA	3010	1/1	1.00	0.10	-	26,26,26,26	0
56	MG	DA	3166	1/1	0.77	1.04	-	81,81,81,81	0
56	MG	AA	1645	1/1	0.94	0.13	-	66,66,66,66	0
58	MPD	DA	3190	8/8	0.86	0.32	-	95,97,99,102	0
56	MG	CA	3156	1/1	0.64	0.51	-	232,232,232,232	0
56	MG	DM	201	1/1	0.99	0.05	-	56,56,56,56	0
56	MG	CA	3074	1/1	0.97	0.24	-	131,131,131,131	0
56	MG	DA	3051	1/1	0.98	0.10	-	73,73,73,73	0
56	MG	AA	1630	1/1	0.96	0.12	-	134,134,134,134	0
56	MG	CA	3034	1/1	0.76	0.19	-	246,246,246,246	0
56	MG	DA	3068	1/1	0.98	0.14	-	59,59,59,59	0
56	MG	DA	3031	1/1	0.98	0.20	-	29,29,29,29	0
56	MG	DA	3087	1/1	0.98	0.08	-	54,54,54,54	0
56	MG	DA	3110	1/1	0.89	0.34	-	295,295,295,295	0
56	MG	DA	3175	1/1	0.92	0.48	-	63,63,63,63	0
56	MG	DA	3173	1/1	0.96	0.33	-	98,98,98,98	0
56	MG	BA	1607	1/1	0.97	0.35	-	207,207,207,207	0
56	MG	CA	3057	1/1	0.88	0.17	-	133,133,133,133	0
56	MG	CA	3023	1/1	0.91	0.08	-	158,158,158,158	0
56	MG	BA	1637	1/1	0.85	0.66	-	85,85,85,85	0
56	MG	DB	209	1/1	0.90	0.37	-	66,66,66,66	0
56	MG	AA	1664	1/1	0.94	0.49	-	212,212,212,212	0
57	PG4	DR	202	13/13	0.80	0.35	-	109,117,120,121	0
56	MG	CA	3046	1/1	0.91	0.13	-	111,111,111,111	0
56	MG	CA	3067	1/1	0.94	0.32	-	277,277,277,277	0
56	MG	CA	3007	1/1	0.79	0.32	-	214,214,214,214	0
56	MG	DA	3128	1/1	0.68	0.17	-	72,72,72,72	0
56	MG	DA	3080	1/1	0.97	0.08	-	44,44,44,44	0
56	MG	DA	3103	1/1	1.00	0.18	-	30,30,30,30	0
56	MG	CA	3127	1/1	0.78	0.14	-	73,73,73,73	0
56	MG	CA	3036	1/1	0.91	0.17	-	193,193,193,193	0
56	MG	CA	3048	1/1	0.89	0.12	-	76,76,76,76	0
56	MG	AA	1632	1/1	0.94	0.05	-	94,94,94,94	0

Continued on next page...

Continued from previous page...

Mol	Type	Chain	Res	Atoms	RSCC	RSR	LLDF	B-factors(\AA^2)	Q<0.9
56	MG	DA	3147	1/1	0.82	0.24	-	65,65,65,65	0
56	MG	DA	3088	1/1	0.97	0.17	-	24,24,24,24	0
56	MG	DA	3114	1/1	0.99	0.14	-	31,31,31,31	0
56	MG	DA	3047	1/1	0.99	0.15	-	36,36,36,36	0
56	MG	AA	1660	1/1	0.98	0.15	-	284,284,284,284	0
56	MG	CA	3027	1/1	0.97	0.18	-	73,73,73,73	0
56	MG	BA	1633	1/1	0.94	0.11	-	229,229,229,229	0
56	MG	CA	3113	1/1	0.83	0.41	-	71,71,71,71	0
56	MG	DA	3168	1/1	0.42	0.19	-	141,141,141,141	0
56	MG	BA	1638	1/1	0.91	0.58	-	78,78,78,78	0
56	MG	AA	1621	1/1	0.86	0.51	-	77,77,77,77	0
56	MG	CA	3143	1/1	0.94	0.18	-	70,70,70,70	0
56	MG	CA	3114	1/1	0.66	0.48	-	66,66,66,66	0
56	MG	CA	3154	1/1	0.03	0.72	-	147,147,147,147	0
56	MG	DA	3044	1/1	1.00	0.08	-	53,53,53,53	0
56	MG	BA	1611	1/1	0.99	0.12	-	53,53,53,53	0
56	MG	AA	1649	1/1	0.97	0.07	-	68,68,68,68	0
56	MG	AA	1615	1/1	0.56	0.85	-	83,83,83,83	0
56	MG	CA	3110	1/1	0.90	0.19	-	93,93,93,93	0
56	MG	AA	1655	1/1	0.95	0.17	-	163,163,163,163	0
56	MG	CA	3012	1/1	0.91	0.17	-	95,95,95,95	0
56	MG	DA	3037	1/1	0.99	0.10	-	30,30,30,30	0
56	MG	DA	3171	1/1	0.81	0.69	-	73,73,73,73	0
56	MG	AA	1635	1/1	0.99	0.11	-	104,104,104,104	0
56	MG	CA	3141	1/1	0.75	0.31	-	80,80,80,80	0
56	MG	DA	3027	1/1	0.97	0.11	-	94,94,94,94	0
56	MG	AA	1638	1/1	0.90	0.07	-	114,114,114,114	0
56	MG	CA	3002	1/1	0.73	0.23	-	265,265,265,265	0
56	MG	DB	210	1/1	0.92	0.45	-	97,97,97,97	0
56	MG	DA	3061	1/1	0.91	0.15	-	233,233,233,233	0
56	MG	CA	3055	1/1	0.77	0.15	-	169,169,169,169	0
56	MG	DA	3040	1/1	0.99	0.23	-	24,24,24,24	0
56	MG	CA	3010	1/1	0.93	0.14	-	234,234,234,234	0
56	MG	CA	3124	1/1	0.62	0.19	-	118,118,118,118	0
56	MG	DA	3170	1/1	0.86	0.40	-	77,77,77,77	0
56	MG	DA	3099	1/1	0.99	0.15	-	31,31,31,31	0
56	MG	CA	3095	1/1	1.00	0.06	-	63,63,63,63	0
56	MG	DA	3121	1/1	0.90	0.58	-	68,68,68,68	0
56	MG	DA	3102	1/1	0.98	0.07	-	34,34,34,34	0
56	MG	CA	3090	1/1	0.91	0.25	-	185,185,185,185	0
56	MG	CA	3131	1/1	0.68	0.34	-	78,78,78,78	0
56	MG	DA	3145	1/1	0.91	0.25	-	79,79,79,79	0

Continued on next page...

Continued from previous page...

Mol	Type	Chain	Res	Atoms	RSCC	RSR	LLDF	B-factors(\AA^2)	Q<0.9
56	MG	CA	3138	1/1	0.93	0.08	-	66,66,66,66	0
56	MG	CA	3087	1/1	0.97	0.13	-	77,77,77,77	0
56	MG	CA	3083	1/1	0.93	0.16	-	204,204,204,204	0
56	MG	AA	1627	1/1	0.82	0.54	-	91,91,91,91	0
56	MG	DA	3015	1/1	0.99	0.17	-	72,72,72,72	0
56	MG	CA	3116	1/1	0.85	0.34	-	95,95,95,95	0
56	MG	CA	3049	1/1	0.98	0.11	-	48,48,48,48	0
56	MG	DA	3137	1/1	0.81	0.69	-	37,37,37,37	1
56	MG	CA	3120	1/1	0.90	0.17	-	102,102,102,102	0
56	MG	DA	3130	1/1	0.90	0.25	-	54,54,54,54	0
56	MG	DA	3180	1/1	0.77	2.06	-	106,106,106,106	0
56	MG	BA	1621	1/1	0.97	0.21	-	33,33,33,33	0
56	MG	CA	3008	1/1	0.91	0.10	-	136,136,136,136	0
56	MG	DA	3164	1/1	0.97	0.53	-	71,71,71,71	0
56	MG	DA	3076	1/1	0.98	0.09	-	31,31,31,31	0
56	MG	CA	3004	1/1	0.94	0.06	-	159,159,159,159	0
56	MG	DA	3107	1/1	0.99	0.09	-	39,39,39,39	0
56	MG	DA	3129	1/1	0.55	0.67	-	102,102,102,102	0
56	MG	DA	3097	1/1	0.98	0.13	-	128,128,128,128	0
56	MG	AA	1616	1/1	0.80	0.97	-	85,85,85,85	0
63	EDO	DB	211	4/4	0.80	0.40	-	88,90,92,92	0
56	MG	CA	3064	1/1	0.89	0.36	-	249,249,249,249	0
56	MG	AA	1640	1/1	0.97	0.11	-	73,73,73,73	0
56	MG	CA	3071	1/1	0.85	0.13	-	166,166,166,166	0
56	MG	DA	3009	1/1	0.99	0.12	-	27,27,27,27	0
63	EDO	DA	3002	4/4	0.86	0.71	-	93,94,95,95	0
56	MG	DA	3181	1/1	0.74	0.57	-	83,83,83,83	0
56	MG	DA	3115	1/1	0.99	0.12	-	32,32,32,32	0
56	MG	AA	1623	1/1	0.92	0.37	-	69,69,69,69	0
56	MG	DA	3043	1/1	0.95	0.07	-	80,80,80,80	0
56	MG	DA	3059	1/1	0.99	0.13	-	33,33,33,33	0
56	MG	DA	3024	1/1	0.99	0.07	-	39,39,39,39	0
56	MG	CA	3134	1/1	0.90	0.17	-	108,108,108,108	0
69	TRS	DA	3220	8/8	0.73	0.55	-	125,128,134,134	0
56	MG	DA	3011	1/1	0.93	0.18	-	115,115,115,115	0
58	MPD	DN	201	8/8	0.83	0.37	-	106,111,116,117	0
56	MG	CA	3068	1/1	0.89	0.38	-	216,216,216,216	0
56	MG	DA	3052	1/1	0.99	0.09	-	41,41,41,41	0
56	MG	CA	3025	1/1	0.99	0.07	-	82,82,82,82	0
56	MG	DA	3056	1/1	0.99	0.11	-	23,23,23,23	0
56	MG	DA	3085	1/1	0.99	0.11	-	31,31,31,31	0
56	MG	DA	3156	1/1	0.94	0.23	-	62,62,62,62	0

Continued on next page...

Continued from previous page...

Mol	Type	Chain	Res	Atoms	RSCC	RSR	LLDF	B-factors(\AA^2)	Q<0.9
56	MG	BA	1609	1/1	0.89	0.12	-	166,166,166,166	0
56	MG	CA	3062	1/1	0.96	0.12	-	175,175,175,175	0
56	MG	CA	3081	1/1	0.96	0.07	-	104,104,104,104	0
56	MG	CA	3065	1/1	0.95	0.19	-	109,109,109,109	0
56	MG	DA	3050	1/1	0.99	0.10	-	24,24,24,24	0
56	MG	CA	3117	1/1	0.95	0.36	-	67,67,67,67	0
63	EDO	DB	213	4/4	0.95	0.19	-	82,82,84,84	0
56	MG	DA	3090	1/1	0.99	0.16	-	24,24,24,24	0
56	MG	CA	3142	1/1	0.86	0.42	-	78,78,78,78	0
56	MG	DA	3131	1/1	0.86	0.21	-	62,62,62,62	0
56	MG	AA	1625	1/1	0.87	0.35	-	86,86,86,86	0
56	MG	CA	3076	1/1	0.86	0.19	-	182,182,182,182	0
56	MG	AA	1613	1/1	0.78	1.07	-	65,65,65,65	0
56	MG	BA	1640	1/1	0.83	0.41	-	124,124,124,124	0
56	MG	AA	1622	1/1	0.57	0.88	-	100,100,100,100	0
56	MG	BA	1635	1/1	0.91	0.09	-	102,102,102,102	0
56	MG	DA	3142	1/1	0.79	0.31	-	62,62,62,62	0
56	MG	CA	3115	1/1	0.78	0.35	-	84,84,84,84	0
56	MG	CA	3047	1/1	0.64	0.45	-	229,229,229,229	0
56	MG	CA	3053	1/1	0.91	0.16	-	65,65,65,65	0
56	MG	DA	3157	1/1	0.92	0.54	-	73,73,73,73	0
56	MG	DA	3054	1/1	0.99	0.18	-	30,30,30,30	0
56	MG	CA	3122	1/1	0.39	1.74	-	126,126,126,126	0
56	MG	CA	3060	1/1	0.55	0.28	-	234,234,234,234	0
56	MG	BA	1647	1/1	0.57	0.61	-	91,91,91,91	0

6.5 Other polymers [i](#)

There are no such residues in this entry.