



Full wwPDB X-ray Structure Validation Report ⓘ

Sep 10, 2017 – 11:55 PM EDT

PDB ID : 5JQV
Title : Crystal structure of Cytochrome P450 BM3 heme domain T269V/L272W/L322I/A406S (WIVS) variant with iron(III) deuteroporphyrin IX bound
Authors : Reynolds, E.W.; McHenry, M.W.; Cannac, F.; Gober, J.G.; Snow, C.D.; Brustad, E.M.
Deposited on : unknown
Resolution : 2.34 Å(reported)

This is a Full wwPDB X-ray Structure Validation Report for a publicly released PDB entry.

We welcome your comments at validation@mail.wwpdb.org

A user guide is available at

<http://wwpdb.org/validation/2016/XrayValidationReportHelp>

with specific help available everywhere you see the ⓘ symbol.

The following versions of software and data (see [references ⓘ](#)) were used in the production of this report:

MolProbity : 4.02b-467
Mogul : 1.7.2 (RC1), CSD as538be (2017)
Xtriage (Phenix) : 1.9-1692
EDS : rb-20029824
Percentile statistics : 20161228.v01 (using entries in the PDB archive December 28th 2016)
Refmac : 5.8.0135
CCP4 : 6.5.0
Ideal geometry (proteins) : Engh & Huber (2001)
Ideal geometry (DNA, RNA) : Parkinson et al. (1996)
Validation Pipeline (wwPDB-VP) : rb-20029824

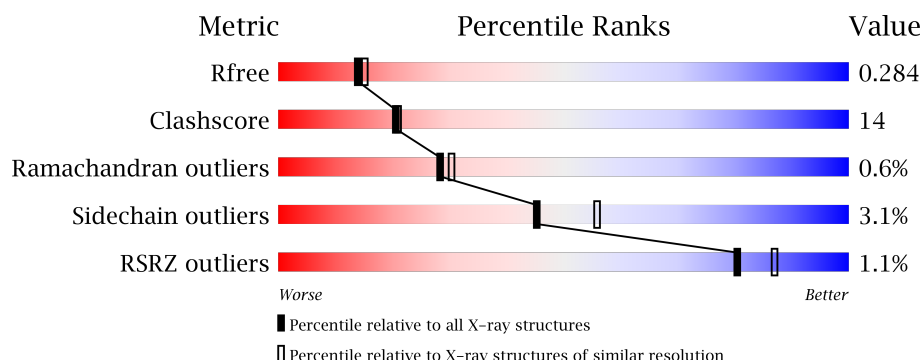
1 Overall quality at a glance

The following experimental techniques were used to determine the structure:

X-RAY DIFFRACTION

The reported resolution of this entry is 2.34 Å.

Percentile scores (ranging between 0-100) for global validation metrics of the entry are shown in the following graphic. The table shows the number of entries on which the scores are based.



Metric	Whole archive (#Entries)	Similar resolution (#Entries, resolution range(Å))
R_{free}	100719	1570 (2.36-2.32)
Clashscore	112137	1673 (2.36-2.32)
Ramachandran outliers	110173	1654 (2.36-2.32)
Sidechain outliers	110143	1655 (2.36-2.32)
RSRZ outliers	101464	1576 (2.36-2.32)

The table below summarises the geometric issues observed across the polymeric chains and their fit to the electron density. The red, orange, yellow and green segments on the lower bar indicate the fraction of residues that contain outliers for ≥ 3 , 2, 1 and 0 types of geometric quality criteria. A grey segment represents the fraction of residues that are not modelled. The numeric value for each fraction is indicated below the corresponding segment, with a dot representing fractions $\leq 5\%$. The upper red bar (where present) indicates the fraction of residues that have poor fit to the electron density. The numeric value is given above the bar.

Mol	Chain	Length	Quality of chain
1	A	471	<div> <div>0.1%</div> <div>65% 31% . .</div> </div>
1	B	471	<div> <div>0.1%</div> <div>67% 29% . .</div> </div>
1	C	471	<div> <div>0.1%</div> <div>68% 26% . .</div> </div>
1	D	471	<div> <div>2%</div> <div>70% 26% .</div> </div>
1	E	471	<div> <div>0.1%</div> <div>67% 28% .</div> </div>

Continued on next page...

Continued from previous page...

Mol	Chain	Length	Quality of chain
1	F	471	<div><div><div>%</div><div><div></div></div><div>69%</div><div>27%</div><div><div></div><div></div></div></div></div>
1	G	471	<div><div><div></div></div><div>70%</div><div>24%</div><div><div></div><div></div></div></div>

2 Entry composition

There are 3 unique types of molecules in this entry. The entry contains 30012 atoms, of which 0 are hydrogens and 0 are deuteriums.

In the tables below, the ZeroOcc column contains the number of atoms modelled with zero occupancy, the AltConf column contains the number of residues with at least one atom in alternate conformation and the Trace column contains the number of residues modelled with at most 2 atoms.

- Molecule 1 is a protein called Bifunctional cytochrome P450/NADPH-P450 reductase.

Mol	Chain	Residues	Atoms					ZeroOcc	AltConf	Trace
1	A	453	Total	C	N	O	S	0	0	0
			3579	2300	609	653	17			
1	B	453	Total	C	N	O	S	0	0	0
			3597	2307	611	662	17			
1	C	452	Total	C	N	O	S	0	0	0
			3551	2284	602	648	17			
1	D	454	Total	C	N	O	S	0	0	0
			3493	2250	590	636	17			
1	E	451	Total	C	N	O	S	0	1	0
			3589	2302	608	662	17			
1	F	455	Total	C	N	O	S	0	0	0
			3565	2292	602	654	17			
1	G	451	Total	C	N	O	S	0	3	0
			3585	2300	607	661	17			
1	H	450	Total	C	N	O	S	0	0	0
			3578	2300	608	653	17			

There are 96 discrepancies between the modelled and reference sequences:

Chain	Residue	Modelled	Actual	Comment	Reference
A	269	VAL	THR	engineered mutation	UNP P14779
A	272	TRP	LEU	engineered mutation	UNP P14779
A	322	ILE	LEU	engineered mutation	UNP P14779
A	406	SER	ALA	engineered mutation	UNP P14779
A	464	LEU	-	expression tag	UNP P14779
A	465	GLU	-	expression tag	UNP P14779
A	466	HIS	-	expression tag	UNP P14779
A	467	HIS	-	expression tag	UNP P14779
A	468	HIS	-	expression tag	UNP P14779
A	469	HIS	-	expression tag	UNP P14779
A	470	HIS	-	expression tag	UNP P14779
A	471	HIS	-	expression tag	UNP P14779
B	269	VAL	THR	engineered mutation	UNP P14779

Continued on next page...

Continued from previous page...

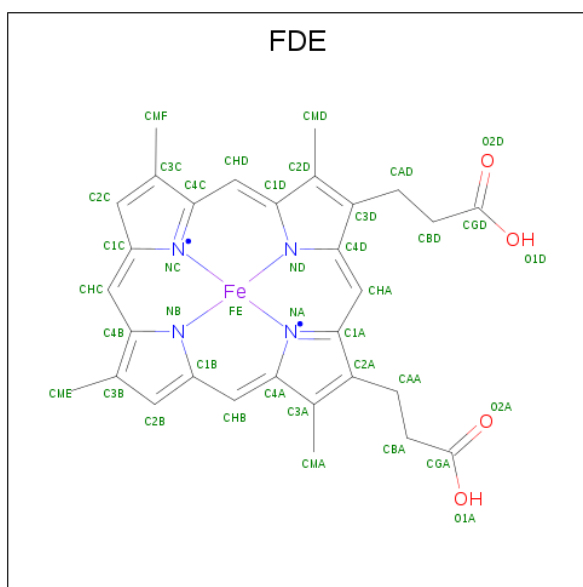
Chain	Residue	Modelled	Actual	Comment	Reference
B	272	TRP	LEU	engineered mutation	UNP P14779
B	322	ILE	LEU	engineered mutation	UNP P14779
B	406	SER	ALA	engineered mutation	UNP P14779
B	464	LEU	-	expression tag	UNP P14779
B	465	GLU	-	expression tag	UNP P14779
B	466	HIS	-	expression tag	UNP P14779
B	467	HIS	-	expression tag	UNP P14779
B	468	HIS	-	expression tag	UNP P14779
B	469	HIS	-	expression tag	UNP P14779
B	470	HIS	-	expression tag	UNP P14779
B	471	HIS	-	expression tag	UNP P14779
C	269	VAL	THR	engineered mutation	UNP P14779
C	272	TRP	LEU	engineered mutation	UNP P14779
C	322	ILE	LEU	engineered mutation	UNP P14779
C	406	SER	ALA	engineered mutation	UNP P14779
C	464	LEU	-	expression tag	UNP P14779
C	465	GLU	-	expression tag	UNP P14779
C	466	HIS	-	expression tag	UNP P14779
C	467	HIS	-	expression tag	UNP P14779
C	468	HIS	-	expression tag	UNP P14779
C	469	HIS	-	expression tag	UNP P14779
C	470	HIS	-	expression tag	UNP P14779
C	471	HIS	-	expression tag	UNP P14779
D	269	VAL	THR	engineered mutation	UNP P14779
D	272	TRP	LEU	engineered mutation	UNP P14779
D	322	ILE	LEU	engineered mutation	UNP P14779
D	406	SER	ALA	engineered mutation	UNP P14779
D	464	LEU	-	expression tag	UNP P14779
D	465	GLU	-	expression tag	UNP P14779
D	466	HIS	-	expression tag	UNP P14779
D	467	HIS	-	expression tag	UNP P14779
D	468	HIS	-	expression tag	UNP P14779
D	469	HIS	-	expression tag	UNP P14779
D	470	HIS	-	expression tag	UNP P14779
D	471	HIS	-	expression tag	UNP P14779
E	269	VAL	THR	engineered mutation	UNP P14779
E	272	TRP	LEU	engineered mutation	UNP P14779
E	322	ILE	LEU	engineered mutation	UNP P14779
E	406	SER	ALA	engineered mutation	UNP P14779
E	464	LEU	-	expression tag	UNP P14779
E	465	GLU	-	expression tag	UNP P14779
E	466	HIS	-	expression tag	UNP P14779

Continued on next page...

Continued from previous page...

Chain	Residue	Modelled	Actual	Comment	Reference
E	467	HIS	-	expression tag	UNP P14779
E	468	HIS	-	expression tag	UNP P14779
E	469	HIS	-	expression tag	UNP P14779
E	470	HIS	-	expression tag	UNP P14779
E	471	HIS	-	expression tag	UNP P14779
F	269	VAL	THR	engineered mutation	UNP P14779
F	272	TRP	LEU	engineered mutation	UNP P14779
F	322	ILE	LEU	engineered mutation	UNP P14779
F	406	SER	ALA	engineered mutation	UNP P14779
F	464	LEU	-	expression tag	UNP P14779
F	465	GLU	-	expression tag	UNP P14779
F	466	HIS	-	expression tag	UNP P14779
F	467	HIS	-	expression tag	UNP P14779
F	468	HIS	-	expression tag	UNP P14779
F	469	HIS	-	expression tag	UNP P14779
F	470	HIS	-	expression tag	UNP P14779
F	471	HIS	-	expression tag	UNP P14779
G	269	VAL	THR	engineered mutation	UNP P14779
G	272	TRP	LEU	engineered mutation	UNP P14779
G	322	ILE	LEU	engineered mutation	UNP P14779
G	406	SER	ALA	engineered mutation	UNP P14779
G	464	LEU	-	expression tag	UNP P14779
G	465	GLU	-	expression tag	UNP P14779
G	466	HIS	-	expression tag	UNP P14779
G	467	HIS	-	expression tag	UNP P14779
G	468	HIS	-	expression tag	UNP P14779
G	469	HIS	-	expression tag	UNP P14779
G	470	HIS	-	expression tag	UNP P14779
G	471	HIS	-	expression tag	UNP P14779
H	269	VAL	THR	engineered mutation	UNP P14779
H	272	TRP	LEU	engineered mutation	UNP P14779
H	322	ILE	LEU	engineered mutation	UNP P14779
H	406	SER	ALA	engineered mutation	UNP P14779
H	464	LEU	-	expression tag	UNP P14779
H	465	GLU	-	expression tag	UNP P14779
H	466	HIS	-	expression tag	UNP P14779
H	467	HIS	-	expression tag	UNP P14779
H	468	HIS	-	expression tag	UNP P14779
H	469	HIS	-	expression tag	UNP P14779
H	470	HIS	-	expression tag	UNP P14779
H	471	HIS	-	expression tag	UNP P14779

- Molecule 2 is FE(III) DEUTEROPORPHYRIN IX (three-letter code: FDE) (formula: C₃₀H₂₈FeN₄O₄).



Mol	Chain	Residues	Atoms					ZeroOcc	AltConf
2	A	1	Total 39	C 30	Fe 1	N 4	O 4	0	0
2	B	1	Total 39	C 30	Fe 1	N 4	O 4	0	0
2	C	1	Total 39	C 30	Fe 1	N 4	O 4	0	0
2	D	1	Total 39	C 30	Fe 1	N 4	O 4	0	0
2	E	1	Total 39	C 30	Fe 1	N 4	O 4	0	0
2	F	1	Total 39	C 30	Fe 1	N 4	O 4	0	0
2	G	1	Total 39	C 30	Fe 1	N 4	O 4	0	0
2	H	1	Total 39	C 30	Fe 1	N 4	O 4	0	0

- Molecule 3 is water.

Mol	Chain	Residues	Atoms		ZeroOcc	AltConf
3	A	159	Total	O	0	0
			159	159		
3	B	154	Total	O	0	0
			154	154		
3	C	132	Total	O	0	0
			132	132		
3	D	89	Total	O	0	0
			89	89		

Continued on next page...

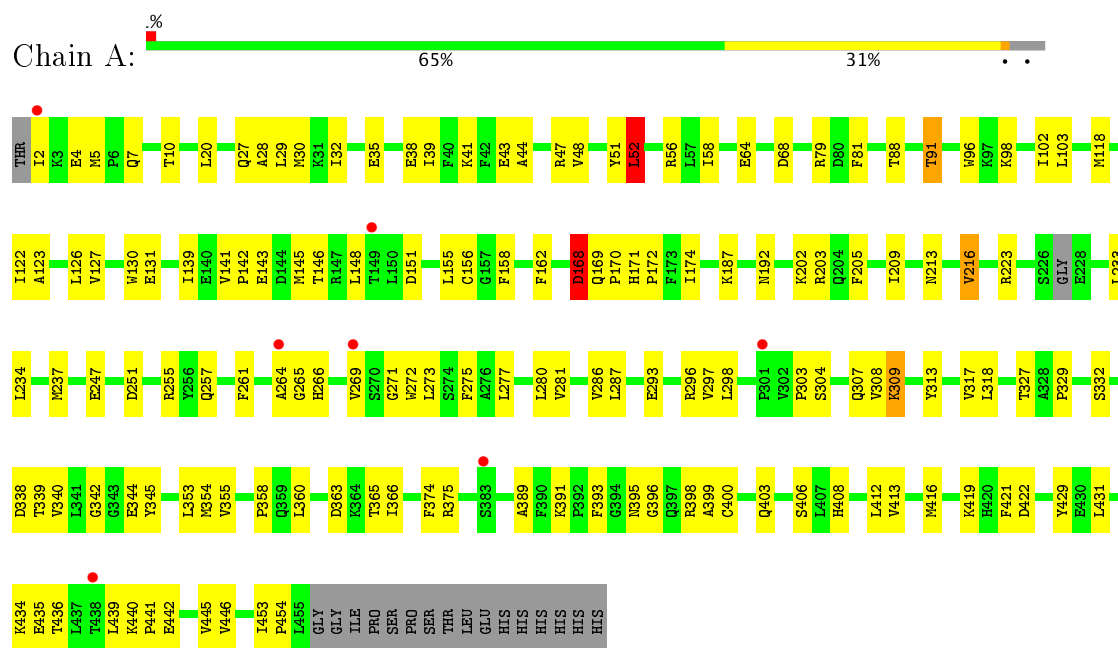
Continued from previous page...

Mol	Chain	Residues	Atoms		ZeroOcc	AltConf
3	E	164	Total 164	O 164	0	0
3	F	130	Total 130	O 130	0	0
3	G	156	Total 156	O 156	0	0
3	H	179	Total 179	O 179	0	0

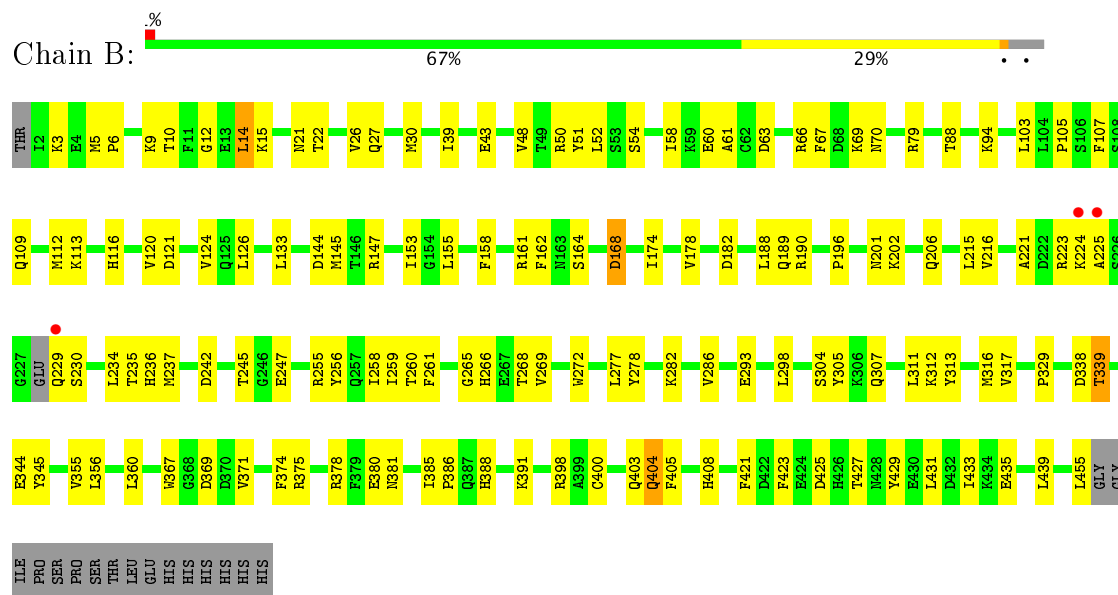
3 Residue-property plots

These plots are drawn for all protein, RNA and DNA chains in the entry. The first graphic for a chain summarises the proportions of the various outlier classes displayed in the second graphic. The second graphic shows the sequence view annotated by issues in geometry and electron density. Residues are color-coded according to the number of geometric quality criteria for which they contain at least one outlier: green = 0, yellow = 1, orange = 2 and red = 3 or more. A red dot above a residue indicates a poor fit to the electron density ($RSRZ > 2$). Stretches of 2 or more consecutive residues without any outlier are shown as a green connector. Residues present in the sample, but not in the model, are shown in grey.

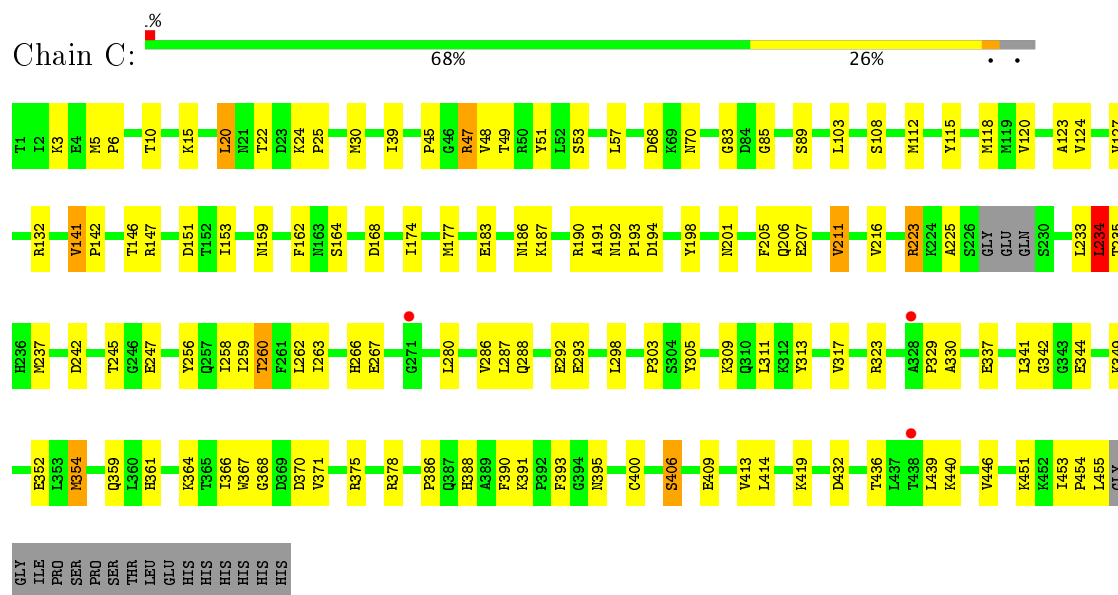
- Molecule 1: Bifunctional cytochrome P450/NADPH-P450 reductase



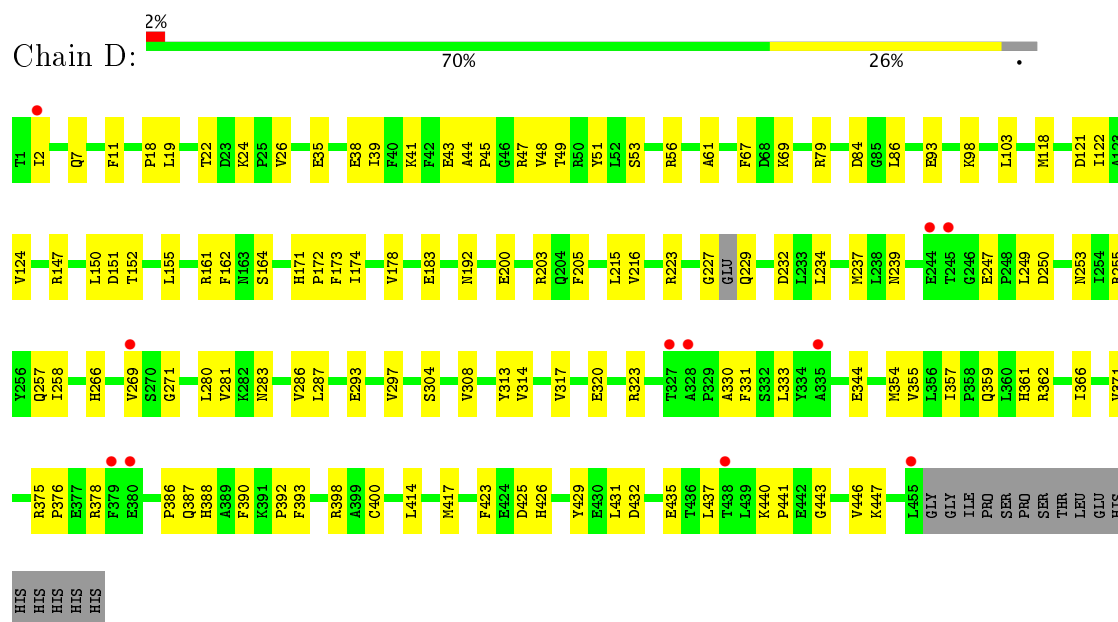
- Molecule 1: Bifunctional cytochrome P450/NADPH-P450 reductase



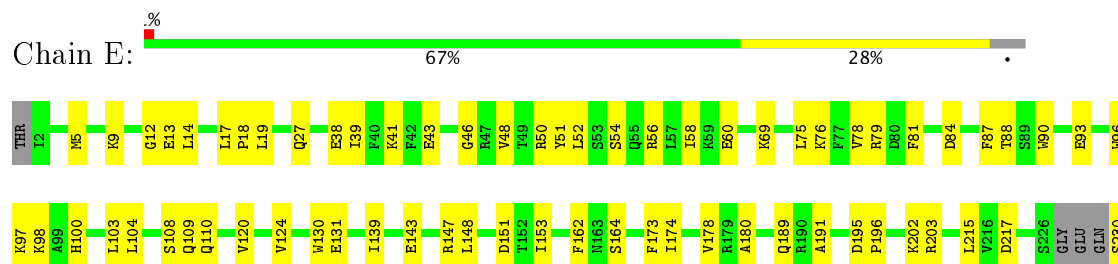
- Molecule 1: Bifunctional cytochrome P450/NADPH-P450 reductase

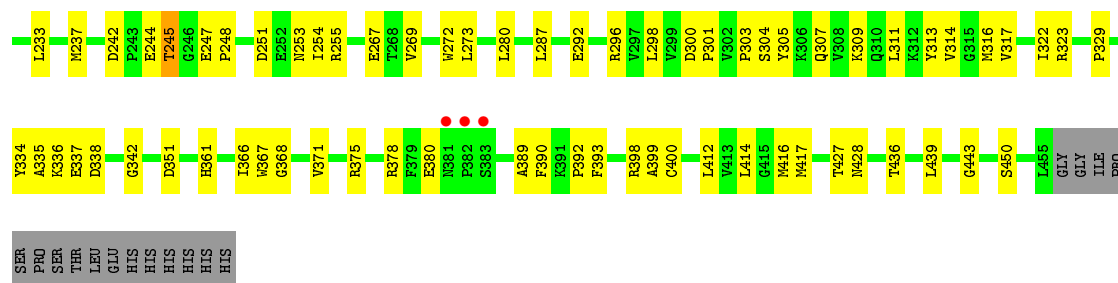


- Molecule 1: Bifunctional cytochrome P450/NADPH-P450 reductase

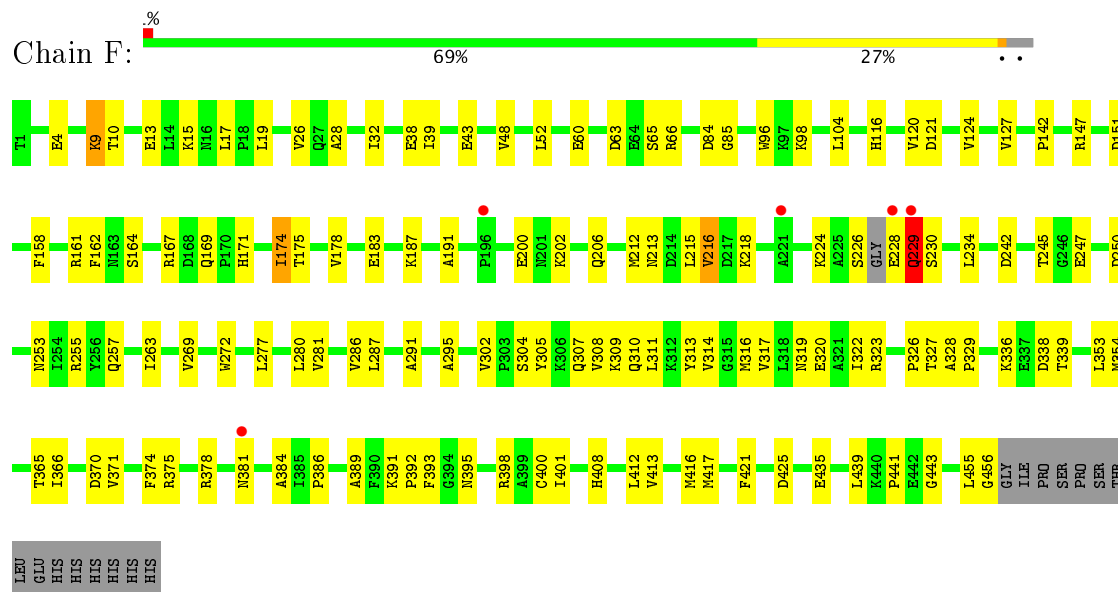


- Molecule 1: Bifunctional cytochrome P450/NADPH-P450 reductase

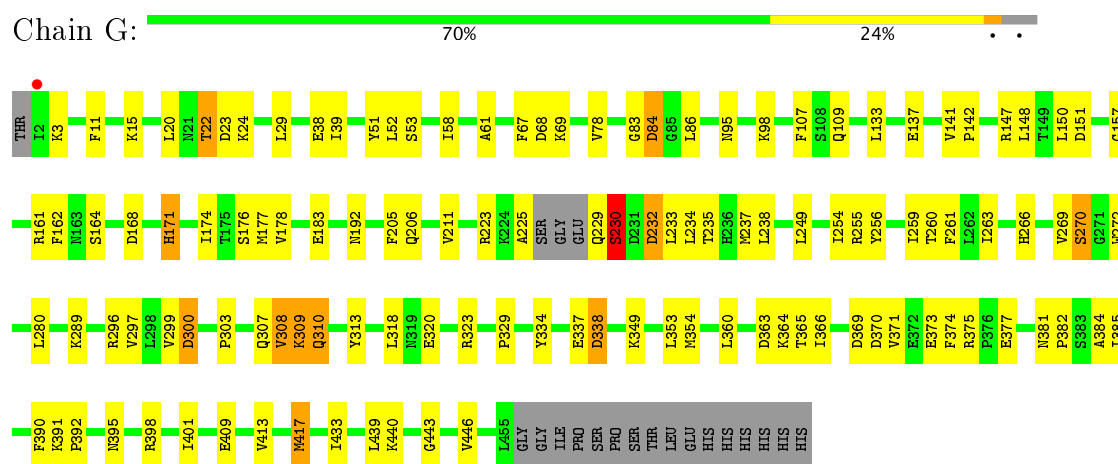




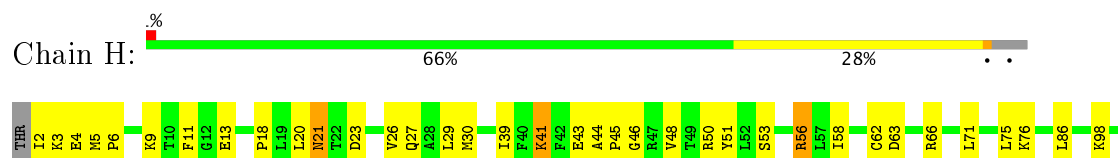
- Molecule 1: Bifunctional cytochrome P450/NADPH-P450 reductase

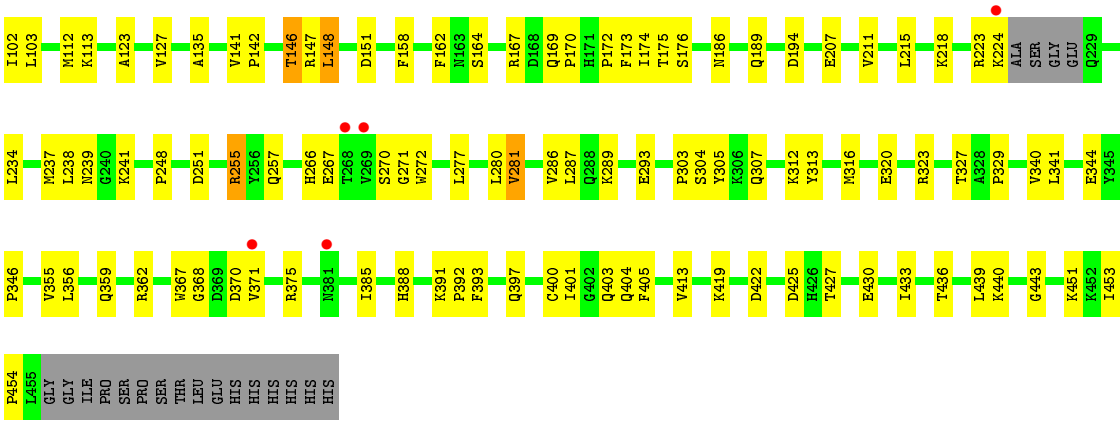


- Molecule 1: Bifunctional cytochrome P450/NADPH-P450 reductase



- Molecule 1: Bifunctional cytochrome P450/NADPH-P450 reductase





4 Data and refinement statistics

Property	Value	Source
Space group	P 21 21 21	Depositor
Cell constants a, b, c, α , β , γ	106.71Å 167.41Å 228.47Å 90.00° 90.00° 90.00°	Depositor
Resolution (Å)	32.97 – 2.34 32.97 – 2.34	Depositor EDS
% Data completeness (in resolution range)	100.0 (32.97-2.34) 100.0 (32.97-2.34)	Depositor EDS
R_{merge}	0.16	Depositor
R_{sym}	(Not available)	Depositor
$\langle I/\sigma(I) \rangle$ ¹	4.17 (at 2.34Å)	Xtriage
Refinement program	PHENIX	Depositor
R, R_{free}	0.215 , 0.284 0.214 , 0.284	Depositor DCC
R_{free} test set	1620 reflections (0.94%)	DCC
Wilson B-factor (Å ²)	21.6	Xtriage
Anisotropy	0.330	Xtriage
Bulk solvent k_{sol} (e/Å ³), B_{sol} (Å ²)	0.28 , 47.3	EDS
L-test for twinning ²	$\langle L \rangle = 0.25$, $\langle L^2 \rangle = 0.11$	Xtriage
Estimated twinning fraction	No twinning to report.	Xtriage
F_o, F_c correlation	0.90	EDS
Total number of atoms	30012	wwPDB-VP
Average B, all atoms (Å ²)	22.0	wwPDB-VP

Xtriage's analysis on translational NCS is as follows: *The largest off-origin peak in the Patterson function is 17.14% of the height of the origin peak. No significant pseudotranslation is detected.*

¹Intensities estimated from amplitudes.

²Theoretical values of $\langle |L| \rangle$, $\langle L^2 \rangle$ for acentric reflections are 0.5, 0.333 respectively for untwinned datasets, and 0.375, 0.2 for perfectly twinned datasets.

5 Model quality

5.1 Standard geometry

Bond lengths and bond angles in the following residue types are not validated in this section: FDE

The Z score for a bond length (or angle) is the number of standard deviations the observed value is removed from the expected value. A bond length (or angle) with $|Z| > 5$ is considered an outlier worth inspection. RMSZ is the root-mean-square of all Z scores of the bond lengths (or angles).

Mol	Chain	Bond lengths		Bond angles	
		RMSZ	$\# Z > 5$	RMSZ	$\# Z > 5$
1	A	0.46	0/3665	0.66	3/4969 (0.1%)
1	B	0.46	0/3683	0.67	0/4990
1	C	0.45	0/3637	0.65	1/4935 (0.0%)
1	D	0.42	0/3579	0.62	0/4868
1	E	0.49	0/3678	0.67	0/4986
1	F	0.47	0/3651	0.66	1/4957 (0.0%)
1	G	0.46	0/3681	0.67	0/4992
1	H	0.45	0/3664	0.65	0/4963
All	All	0.46	0/29238	0.66	5/39660 (0.0%)

Chiral center outliers are detected by calculating the chiral volume of a chiral center and verifying if the center is modelled as a planar moiety or with the opposite hand. A planarity outlier is detected by checking planarity of atoms in a peptide group, atoms in a mainchain group or atoms of a sidechain that are expected to be planar.

Mol	Chain	#Chirality outliers	#Planarity outliers
1	G	0	1

There are no bond length outliers.

All (5) bond angle outliers are listed below:

Mol	Chain	Res	Type	Atoms	Z	Observed($^{\circ}$)	Ideal($^{\circ}$)
1	F	310	GLN	CA-CB-CG	-7.88	96.06	113.40
1	A	168	ASP	C-N-CA	6.33	137.53	121.70
1	A	4	GLU	C-N-CA	-5.92	106.91	121.70
1	A	52	LEU	CA-CB-CG	5.16	127.16	115.30
1	C	234	LEU	CA-CB-CG	5.16	127.16	115.30

There are no chirality outliers.

All (1) planarity outliers are listed below:

Mol	Chain	Res	Type	Group
1	G	230	SER	Peptide

5.2 Too-close contacts ⓘ

In the following table, the Non-H and H(model) columns list the number of non-hydrogen atoms and hydrogen atoms in the chain respectively. The H(added) column lists the number of hydrogen atoms added and optimized by MolProbity. The Clashes column lists the number of clashes within the asymmetric unit, whereas Symm-Clashes lists symmetry related clashes.

Mol	Chain	Non-H	H(model)	H(added)	Clashes	Symm-Clashes
1	A	3579	0	3486	119	0
1	B	3597	0	3507	103	0
1	C	3551	0	3453	94	0
1	D	3493	0	3302	84	0
1	E	3589	0	3498	92	0
1	F	3565	0	3440	94	0
1	G	3585	0	3465	92	0
1	H	3578	0	3503	109	0
2	A	39	0	26	1	0
2	B	39	0	26	2	0
2	C	39	0	26	1	0
2	D	39	0	26	1	0
2	E	39	0	26	1	0
2	F	39	0	25	1	0
2	G	39	0	26	2	0
2	H	39	0	26	5	0
3	A	159	0	0	36	0
3	B	154	0	0	19	0
3	C	132	0	0	18	0
3	D	89	0	0	5	0
3	E	164	0	0	23	0
3	F	130	0	0	12	0
3	G	156	0	0	18	0
3	H	179	0	0	28	0
All	All	30012	0	27861	786	0

The all-atom clashscore is defined as the number of clashes found per 1000 atoms (including hydrogen atoms). The all-atom clashscore for this structure is 14.

All (786) close contacts within the same asymmetric unit are listed below, sorted by their clash magnitude.

Atom-1	Atom-2	Interatomic distance (Å)	Clash overlap (Å)
1:F:228:GLU:CB	3:F:707:HOH:O	2.19	0.90
1:A:142:PRO:O	3:A:601:HOH:O	1.89	0.89
1:B:145:MET:SD	3:B:728:HOH:O	2.30	0.88
1:E:27:GLN:NE2	3:E:603:HOH:O	2.07	0.87
1:A:168:ASP:CG	1:A:169:GLN:H	1.77	0.87
1:G:164:SER:HG	1:G:171[A]:HIS:HE2	0.89	0.87
1:A:340:VAL:O	3:A:602:HOH:O	1.95	0.84
1:E:174:ILE:O	1:E:178:VAL:HG23	1.77	0.84
1:C:388:HIS:HA	1:C:391:LYS:HE3	1.61	0.83
1:H:323:ARG:NH2	1:H:371:VAL:O	2.12	0.82
1:H:313:TYR:HA	1:H:316:MET:HE3	1.63	0.80
1:A:261:PHE:O	3:A:603:HOH:O	2.00	0.79
1:E:12:GLY:HA2	1:F:4:GLU:HG2	1.65	0.79
1:A:91:THR:HG22	1:A:398:ARG:HH11	1.46	0.79
1:F:84:ASP:OD1	1:F:253:ASN:ND2	2.16	0.79
1:A:296:ARG:NH2	3:A:607:HOH:O	2.16	0.78
1:F:60:GLU:HG2	1:F:66:ARG:HH22	1.48	0.78
1:F:323:ARG:NH2	1:F:371:VAL:O	2.17	0.78
1:E:93:GLU:O	3:E:602:HOH:O	2.02	0.76
1:H:267:GLU:OE2	3:H:601:HOH:O	2.04	0.76
1:H:422:ASP:OD1	1:H:451:LYS:NZ	2.14	0.76
1:D:43:GLU:HG2	1:D:48:VAL:HG23	1.67	0.75
1:E:368:GLY:O	1:E:371:VAL:HG13	1.85	0.75
1:E:100:HIS:O	3:E:601:HOH:O	2.04	0.75
1:D:281:VAL:HG13	1:D:425:ASP:HB2	1.68	0.75
1:B:223:ARG:NH2	1:B:235:THR:HG23	2.01	0.75
1:C:370:ASP:OD2	1:C:375:ARG:NH1	2.19	0.75
1:G:266:HIS:O	1:G:270:SER:OG	2.05	0.75
1:F:218:LYS:NZ	3:F:604:HOH:O	2.18	0.74
1:A:360:LEU:HB2	3:A:741:HOH:O	1.87	0.74
1:B:66:ARG:HE	1:B:339:THR:HG21	1.52	0.74
1:B:147:ARG:HG2	1:B:164:SER:HB3	1.70	0.74
1:H:147:ARG:NH2	3:H:608:HOH:O	2.20	0.74
1:B:255:ARG:NH1	3:B:607:HOH:O	2.21	0.74
1:H:241:LYS:HE2	1:H:248:PRO:HG3	1.67	0.74
1:B:109:GLN:OE1	1:B:305:TYR:OH	2.04	0.74
1:G:3:LYS:O	3:G:601:HOH:O	2.06	0.73
1:F:10:THR:HG23	1:F:15:LYS:HA	1.71	0.73
1:C:375:ARG:NH2	3:C:602:HOH:O	2.22	0.73
1:B:433:ILE:HD11	1:B:439:LEU:HB3	1.71	0.72
1:G:164:SER:HG	1:G:171[A]:HIS:CD2	2.08	0.72
1:H:147:ARG:NH1	1:H:167:ARG:O	2.23	0.72

Continued on next page...

Continued from previous page...

Atom-1	Atom-2	Interatomic distance (Å)	Clash overlap (Å)
1:D:366:ILE:HD12	1:D:386:PRO:HG2	1.70	0.72
1:A:391:LYS:HB3	3:A:658:HOH:O	1.90	0.72
1:B:329:PRO:HG3	1:B:439:LEU:HG	1.71	0.72
1:E:237:MET:HB3	1:E:254:ILE:HD12	1.71	0.72
1:H:3:LYS:H	1:H:344:GLU:HG3	1.55	0.72
1:B:109:GLN:HE21	1:B:404:GLN:HB3	1.54	0.72
1:A:39:ILE:O	3:A:604:HOH:O	2.06	0.71
1:A:332:SER:O	3:A:605:HOH:O	2.08	0.71
1:G:323:ARG:NH2	1:G:371:VAL:O	2.22	0.70
1:E:300:ASP:HB3	1:E:301:PRO:HD2	1.73	0.70
1:F:309:LYS:HD2	3:F:719:HOH:O	1.90	0.70
1:H:66:ARG:NH2	3:H:613:HOH:O	2.25	0.70
1:F:202:LYS:O	1:F:206:GLN:HG2	1.92	0.70
1:C:177:MET:HG3	1:C:263:ILE:HD12	1.74	0.69
1:H:320:GLU:OE2	1:H:323:ARG:NH1	2.26	0.69
1:G:225:ALA:O	3:G:602:HOH:O	2.10	0.69
1:H:141:VAL:HG22	3:H:747:HOH:O	1.91	0.69
1:H:2:ILE:HA	1:H:344:GLU:HA	1.75	0.69
1:H:162:PHE:HE1	1:H:215:LEU:HD11	1.57	0.69
1:B:286:VAL:HG11	1:B:374:PHE:HE2	1.58	0.69
1:F:269:VAL:HG23	3:F:601:HOH:O	1.93	0.69
1:G:174:ILE:O	1:G:178:VAL:HG23	1.93	0.69
1:B:229:GLN:N	3:B:612:HOH:O	2.26	0.68
1:E:280:LEU:HD21	1:E:317:VAL:HG11	1.76	0.68
1:F:328:ALA:O	3:F:602:HOH:O	2.11	0.68
1:B:162:PHE:HE1	1:B:215:LEU:HD21	1.58	0.68
1:H:135:ALA:O	3:H:602:HOH:O	2.11	0.68
1:B:242:ASP:HB3	1:B:245:THR:HG22	1.76	0.68
1:E:313:TYR:O	1:E:317:VAL:HG23	1.93	0.68
1:B:268:THR:O	3:B:602:HOH:O	2.11	0.68
1:C:159:ASN:ND2	3:C:604:HOH:O	2.27	0.67
1:D:49:THR:HG21	1:D:354:MET:HG2	1.76	0.67
1:E:305:TYR:CE2	1:E:309:LYS:HE2	2.30	0.67
1:B:116:HIS:HD2	1:B:408:HIS:HE1	1.42	0.67
1:F:391:LYS:NZ	1:F:395:ASN:OD1	2.25	0.67
1:G:15:LYS:NZ	3:G:612:HOH:O	2.24	0.66
1:B:221:ALA:O	3:B:603:HOH:O	2.12	0.66
1:C:313:TYR:O	1:C:317:VAL:HG23	1.95	0.66
1:C:5:MET:O	3:C:601:HOH:O	2.12	0.66
1:F:66:ARG:HH11	1:F:339:THR:HG21	1.61	0.66
1:G:363:ASP:OD1	1:G:365:THR:HG22	1.95	0.66

Continued on next page...

Continued from previous page...

Atom-1	Atom-2	Interatomic distance (Å)	Clash overlap (Å)
1:H:4:GLU:OE2	3:H:603:HOH:O	2.13	0.66
1:A:271:GLY:HA2	1:A:440:LYS:HG3	1.77	0.66
1:E:244:GLU:OE2	3:E:604:HOH:O	2.14	0.66
1:A:399:ALA:O	3:A:606:HOH:O	2.13	0.66
1:E:98:LYS:HG3	1:E:242:ASP:HB2	1.78	0.66
1:C:108:SER:O	1:C:112:MET:HG2	1.96	0.65
1:A:265:GLY:HA3	3:A:603:HOH:O	1.94	0.65
1:F:280:LEU:HB3	1:F:287:LEU:HD13	1.79	0.65
1:A:187:LYS:NZ	3:A:615:HOH:O	2.29	0.65
1:B:403:GLN:OE1	3:B:604:HOH:O	2.13	0.65
1:C:288:GLN:O	1:C:292:GLU:HG2	1.96	0.65
1:H:58:ILE:HD13	1:H:355:VAL:HG13	1.78	0.65
1:D:283:ASN:O	1:D:286:VAL:HG12	1.97	0.65
1:B:367:TRP:HB2	1:B:371:VAL:HG12	1.76	0.65
1:H:142:PRO:O	1:H:146:THR:HG23	1.97	0.65
1:A:309:LYS:NZ	3:A:613:HOH:O	2.28	0.64
1:C:256:TYR:O	1:C:260:THR:OG1	2.15	0.64
1:E:173:PHE:HB2	1:E:215[B]:LEU:HD22	1.78	0.64
1:E:120:VAL:O	1:E:124:VAL:HG23	1.96	0.64
1:B:202:LYS:O	3:B:605:HOH:O	2.15	0.64
1:B:124:VAL:HG13	1:B:455:LEU:HD13	1.80	0.64
1:D:84:ASP:OD2	1:D:253:ASN:ND2	2.31	0.64
1:F:370:ASP:O	1:F:378:ARG:NH2	2.30	0.64
1:D:151:ASP:OD1	3:D:601:HOH:O	2.14	0.64
1:A:269:VAL:HG23	3:A:612:HOH:O	1.98	0.64
1:C:329:PRO:HG3	1:C:439:LEU:HG	1.80	0.64
1:E:414:LEU:HA	1:E:417:MET:HE2	1.78	0.63
1:G:206:GLN:OE1	3:G:604:HOH:O	2.16	0.63
1:H:98:LYS:O	1:H:102:ILE:HG13	1.99	0.63
1:H:146:THR:HG22	1:H:270:SER:OG	1.98	0.63
1:E:245:THR:HB	1:E:247:GLU:HG2	1.79	0.63
1:E:367:TRP:HB2	1:E:371:VAL:HG12	1.81	0.63
1:B:43:GLU:HG2	1:B:48:VAL:HG22	1.79	0.63
1:E:323:ARG:HB2	1:E:390:PHE:HE1	1.63	0.63
1:G:370:ASP:OD2	1:G:375:ARG:NH2	2.32	0.63
1:E:43:GLU:HG2	1:E:48:VAL:HG22	1.81	0.62
1:G:183:GLU:OE1	3:G:603:HOH:O	2.15	0.62
1:B:79:ARG:NH1	1:B:88:THR:O	2.33	0.62
1:A:81:PHE:HB3	1:A:209:ILE:HD12	1.81	0.62
1:C:153:ILE:HG23	3:C:648:HOH:O	1.98	0.62
1:E:75:LEU:HD22	3:E:702:HOH:O	1.99	0.62

Continued on next page...

Continued from previous page...

Atom-1	Atom-2	Interatomic distance (Å)	Clash overlap (Å)
1:A:131:GLU:N	3:A:617:HOH:O	2.31	0.62
1:B:158:PHE:HE2	1:B:258:ILE:HG12	1.64	0.62
1:D:147:ARG:HG3	1:D:164:SER:HB3	1.80	0.62
1:E:203:ARG:NH2	3:E:619:HOH:O	2.32	0.62
1:E:443:GLY:N	3:E:605:HOH:O	2.15	0.62
1:H:186:ASN:HB3	3:H:738:HOH:O	1.98	0.62
1:D:86:LEU:HG	3:D:603:HOH:O	1.99	0.62
1:G:229:GLN:O	1:G:230:SER:HB3	1.99	0.62
1:A:5:MET:N	3:A:619:HOH:O	2.32	0.62
1:B:282:LYS:NZ	1:B:425:ASP:OD2	2.32	0.62
1:E:248:PRO:HB2	3:E:638:HOH:O	2.00	0.62
1:D:286:VAL:HG21	1:D:376:PRO:HG2	1.81	0.61
1:B:121:ASP:OD2	1:B:161:ARG:NH2	2.34	0.61
1:B:223:ARG:O	1:B:225:ALA:N	2.33	0.61
1:C:10:THR:HG23	1:C:15:LYS:HA	1.82	0.61
1:E:230:SER:N	3:E:621:HOH:O	2.34	0.61
1:G:164:SER:OG	1:G:171[A]:HIS:NE2	2.09	0.61
1:H:403:GLN:HA	3:H:672:HOH:O	2.00	0.61
1:F:66:ARG:HD2	1:F:339:THR:HG21	1.83	0.61
1:G:84:ASP:OD2	1:G:95:ASN:ND2	2.33	0.61
1:F:124:VAL:HG13	1:F:455:LEU:HD13	1.82	0.61
2:H:501:FDE:HHB	3:H:626:HOH:O	1.99	0.61
1:B:298:LEU:HD21	1:B:311:LEU:HD11	1.83	0.61
1:G:147:ARG:HG2	1:G:164:SER:HB3	1.82	0.61
1:G:413:VAL:O	1:G:417:MET:HG2	2.01	0.60
1:B:9:LYS:NZ	3:B:622:HOH:O	2.35	0.60
1:E:180:ALA:O	3:E:606:HOH:O	2.16	0.60
1:G:260:THR:HB	3:G:702:HOH:O	2.01	0.60
1:C:85:GLY:O	1:C:89:SER:OG	2.13	0.60
1:E:81:PHE:HE1	3:E:606:HOH:O	1.84	0.60
1:F:158:PHE:HD1	1:F:234:LEU:HB2	1.66	0.60
1:H:271:GLY:HA2	1:H:440:LYS:HG3	1.83	0.60
1:A:395:ASN:ND2	3:A:620:HOH:O	2.34	0.60
1:B:278:TYR:CZ	1:B:431:LEU:HB2	2.37	0.60
1:G:98:LYS:HE2	1:G:249:LEU:HD23	1.83	0.60
1:A:406:SER:HB2	3:A:675:HOH:O	2.00	0.60
1:F:365:THR:N	3:F:618:HOH:O	2.34	0.60
1:G:375:ARG:HG2	1:G:377:GLU:HG2	1.84	0.60
1:G:24:LYS:NZ	1:G:433:ILE:O	2.35	0.60
1:E:147:ARG:HG2	1:E:164:SER:HB3	1.83	0.59
1:F:242:ASP:HB3	1:F:245:THR:HG22	1.84	0.59

Continued on next page...

Continued from previous page...

Atom-1	Atom-2	Interatomic distance (Å)	Clash overlap (Å)
1:G:225:ALA:O	3:G:605:HOH:O	2.17	0.59
1:A:174:ILE:HD13	3:A:681:HOH:O	2.01	0.59
1:C:298:LEU:HD21	1:C:311:LEU:HD11	1.84	0.59
1:C:186:ASN:O	1:C:190:ARG:HG3	2.03	0.59
1:A:118:MET:HG2	1:A:155:LEU:HG	1.85	0.59
1:G:370:ASP:HB2	1:G:373:GLU:HG2	1.83	0.59
1:A:280:LEU:HB3	1:A:287:LEU:HD13	1.85	0.59
1:A:35:GLU:HB3	1:B:427:THR:HG22	1.85	0.59
1:A:170:PRO:HB3	1:A:174:ILE:CG2	2.33	0.59
1:B:236:HIS:ND1	3:B:619:HOH:O	2.32	0.59
1:A:313:TYR:O	1:A:317:VAL:HG23	2.03	0.59
1:D:86:LEU:O	1:D:398:ARG:NH2	2.36	0.59
1:A:434:LYS:HB2	1:A:442:GLU:HB2	1.84	0.58
1:E:104:LEU:N	3:E:601:HOH:O	1.98	0.58
1:E:108:SER:C	1:E:110:GLN:H	2.07	0.58
1:C:191:ALA:O	1:C:193:PRO:HD3	2.03	0.58
1:C:235:THR:HG21	3:C:643:HOH:O	2.02	0.58
1:D:118:MET:HE1	1:D:155:LEU:O	2.04	0.58
1:A:412:LEU:O	1:A:416:MET:HG3	2.03	0.58
1:F:116:HIS:ND1	1:F:408:HIS:HE1	2.02	0.58
1:H:257:GLN:NE2	3:H:617:HOH:O	2.34	0.57
1:G:137:GLU:O	3:G:606:HOH:O	2.18	0.57
1:E:17:LEU:HD11	1:E:189:GLN:HA	1.85	0.57
1:D:200:GLU:OE2	1:D:203:ARG:NH2	2.38	0.57
1:A:52:LEU:HB2	1:A:58:ILE:HD11	1.87	0.57
1:B:223:ARG:HG3	1:B:234:LEU:HD23	1.86	0.57
1:F:104:LEU:HD13	1:F:401:ILE:HD11	1.87	0.57
1:H:281:VAL:HG13	1:H:425:ASP:HB2	1.86	0.57
1:A:286:VAL:HG21	1:A:374:PHE:HE2	1.70	0.57
1:H:5:MET:O	3:H:606:HOH:O	2.17	0.57
1:H:63:ASP:OD2	1:H:66:ARG:HD3	2.04	0.57
1:C:103:LEU:HD22	1:C:233:LEU:HD12	1.87	0.57
1:G:223:ARG:HE	1:G:234:LEU:HD23	1.69	0.57
1:F:183:GLU:O	1:F:187:LYS:HG3	2.04	0.56
1:H:43:GLU:HG2	1:H:48:VAL:HG23	1.86	0.56
1:A:20:LEU:HD21	1:A:29:LEU:HG	1.87	0.56
1:D:400:CYS:HB2	2:D:501:FDE:NA	2.19	0.56
1:G:309:LYS:O	1:G:310:GLN:HB2	2.05	0.56
1:E:329:PRO:HG3	1:E:439:LEU:HG	1.87	0.56
1:F:392:PRO:HG2	1:F:393:PHE:CD2	2.40	0.56
1:C:409:GLU:O	1:C:413:VAL:HG23	2.05	0.56

Continued on next page...

Continued from previous page...

Atom-1	Atom-2	Interatomic distance (Å)	Clash overlap (Å)
1:E:38:GLU:OE2	1:E:56:ARG:NH1	2.39	0.56
1:H:427:THR:OG1	3:H:605:HOH:O	2.17	0.56
1:B:206:GLN:HG3	3:B:708:HOH:O	2.05	0.56
1:D:314:VAL:O	1:D:317:VAL:HG22	2.05	0.56
1:D:79:ARG:NH2	1:D:93:GLU:OE2	2.39	0.56
1:B:400:CYS:HB2	2:B:501:FDE:NA	2.21	0.56
1:F:305:TYR:CZ	1:F:309:LYS:NZ	2.72	0.56
1:H:176:SER:HB3	3:H:673:HOH:O	2.05	0.56
1:D:417:MET:HB3	1:D:423:PHE:HZ	1.69	0.55
1:A:298:LEU:HD22	1:A:303:PRO:HB3	1.88	0.55
1:G:320:GLU:HG3	1:G:374:PHE:CD1	2.41	0.55
1:C:245:THR:HG23	1:C:247:GLU:H	1.71	0.55
1:G:177:MET:HG3	1:G:263:ILE:HD12	1.88	0.55
1:B:293:GLU:OE1	1:B:312:LYS:N	2.40	0.55
1:C:141:VAL:HG22	1:C:142:PRO:HD3	1.88	0.55
1:C:142:PRO:HB3	1:C:440:LYS:HE2	1.88	0.55
1:C:147:ARG:HG2	1:C:164:SER:HB3	1.89	0.55
1:G:272:TRP:CZ2	1:G:318:LEU:HB3	2.42	0.55
1:C:190:ARG:HB3	3:C:628:HOH:O	2.07	0.55
1:F:281:VAL:HG13	1:F:425:ASP:HB2	1.89	0.55
1:G:255:ARG:NH1	3:G:623:HOH:O	2.40	0.55
1:D:323:ARG:HA	1:D:361:HIS:HD1	1.72	0.55
1:D:69:LYS:HA	1:D:333:LEU:HD23	1.89	0.55
1:F:38:GLU:HG3	1:F:39:ILE:HG22	1.89	0.55
1:G:232:ASP:N	1:G:235:THR:OG1	2.37	0.55
1:D:223:ARG:NH2	1:D:232:ASP:OD2	2.38	0.55
1:E:96:TRP:HE3	1:E:97:LYS:HG2	1.72	0.55
1:C:378:ARG:NH1	3:C:605:HOH:O	2.28	0.55
1:D:392:PRO:HG2	1:D:393:PHE:CD2	2.42	0.55
1:H:362:ARG:HB2	3:H:610:HOH:O	2.07	0.55
1:B:63:ASP:OD2	1:B:66:ARG:HD3	2.06	0.55
1:A:431:LEU:N	3:A:609:HOH:O	2.21	0.54
1:F:162:PHE:HE1	1:F:215:LEU:HD21	1.71	0.54
1:C:280:LEU:HD11	1:C:317:VAL:HG11	1.88	0.54
1:A:170:PRO:HB3	1:A:174:ILE:HG21	1.89	0.54
1:C:53:SER:OG	1:C:359:GLN:HB3	2.07	0.54
1:D:44:ALA:HB3	1:D:47:ARG:HG3	1.89	0.54
1:F:381:ASN:HB3	1:F:384:ALA:HB3	1.89	0.54
1:G:183:GLU:HG2	1:G:205:PHE:CD1	2.43	0.54
1:H:123:ALA:O	1:H:127:VAL:HG23	2.07	0.54
1:A:174:ILE:HB	3:A:681:HOH:O	2.07	0.54

Continued on next page...

Continued from previous page...

Atom-1	Atom-2	Interatomic distance (Å)	Clash overlap (Å)
1:C:190:ARG:HD2	1:C:198:TYR:CZ	2.43	0.54
1:C:286:VAL:HG13	1:C:313:TYR:OH	2.07	0.54
1:F:366:ILE:HG21	1:F:389:ALA:HB1	1.90	0.54
1:H:207:GLU:O	1:H:211:VAL:HG23	2.08	0.54
1:E:217:ASP:OD1	1:E:255:ARG:NH1	2.41	0.54
1:A:58:ILE:HG13	3:A:741:HOH:O	2.06	0.54
1:A:363:ASP:OD1	1:A:365:THR:HG22	2.08	0.54
1:C:440:LYS:HB2	3:C:717:HOH:O	2.08	0.54
1:E:5:MET:HE3	1:E:41:LYS:HB2	1.88	0.54
1:A:44:ALA:HB3	1:A:47:ARG:HG3	1.88	0.54
1:C:293:GLU:OE1	1:C:313:TYR:HB3	2.07	0.54
1:G:20:LEU:HD21	1:G:29:LEU:HG	1.89	0.54
1:H:388:HIS:HA	1:H:391:LYS:HD3	1.90	0.54
1:D:330:ALA:HB1	1:D:354:MET:HE1	1.90	0.54
1:D:103:LEU:HD21	1:D:237:MET:HG3	1.88	0.54
1:E:428:ASN:O	3:E:607:HOH:O	2.19	0.54
1:F:151:ASP:OD1	1:F:162:PHE:HB2	2.07	0.54
1:H:304:SER:OG	1:H:307:GLN:HG3	2.08	0.54
1:E:98:LYS:NZ	1:E:248:PRO:O	2.41	0.53
1:F:9:LYS:HG2	1:F:19:LEU:HD11	1.89	0.53
1:A:151:ASP:OD1	1:A:162:PHE:HB2	2.08	0.53
1:D:162:PHE:HE1	1:D:215:LEU:HD21	1.73	0.53
1:D:44:ALA:HB3	1:D:47:ARG:CG	2.38	0.53
1:C:323:ARG:HB2	1:C:390:PHE:HE1	1.73	0.53
1:F:245:THR:HG23	1:F:247:GLU:HG3	1.90	0.53
1:F:63:ASP:OD2	1:F:65:SER:OG	2.26	0.53
1:F:85:GLY:HA2	1:F:257:GLN:OE1	2.09	0.53
1:H:367:TRP:HB2	1:H:371:VAL:HG12	1.90	0.53
1:B:313:TYR:HA	1:B:316:MET:HE3	1.90	0.53
1:E:195:ASP:OD1	1:E:196:PRO:HD2	2.09	0.53
1:B:21:ASN:HA	1:B:189:GLN:OE1	2.09	0.53
1:F:174:ILE:O	1:F:178:VAL:HG23	2.07	0.53
1:C:242:ASP:OD2	1:C:245:THR:HG22	2.08	0.53
1:D:330:ALA:HB1	1:D:354:MET:CE	2.38	0.53
1:A:58:ILE:HD12	1:A:355:VAL:HG22	1.91	0.53
1:A:38:GLU:HG3	1:A:39:ILE:HG22	1.91	0.53
1:B:5:MET:HG3	1:B:6:PRO:HD2	1.89	0.53
1:H:162:PHE:CE1	1:H:215:LEU:HD11	2.43	0.53
1:H:3:LYS:HB2	1:H:344:GLU:OE1	2.09	0.53
1:A:141:VAL:HB	1:A:142:PRO:HD3	1.91	0.52
1:E:38:GLU:HG3	1:E:39:ILE:HG22	1.90	0.52

Continued on next page...

Continued from previous page...

Atom-1	Atom-2	Interatomic distance (Å)	Clash overlap (Å)
1:E:280:LEU:HB3	1:E:287:LEU:HD13	1.91	0.52
1:B:304:SER:OG	1:B:307:GLN:HG3	2.09	0.52
1:F:43:GLU:HG3	1:F:48:VAL:HG22	1.92	0.52
1:G:83:GLY:HA3	1:G:256:TYR:CD1	2.45	0.52
1:A:308:VAL:HG21	1:A:408:HIS:CE1	2.45	0.52
1:A:435:GLU:HG2	3:A:649:HOH:O	2.08	0.52
1:C:258:ILE:O	1:C:262:LEU:HG	2.09	0.52
1:E:412:LEU:O	1:E:416:MET:HG3	2.09	0.52
1:H:303:PRO:HG3	3:H:757:HOH:O	2.10	0.52
1:D:355:VAL:HG12	1:D:357:ILE:HD13	1.92	0.52
1:H:218:LYS:HD2	3:H:612:HOH:O	2.09	0.52
1:B:230:SER:O	1:B:235:THR:HG21	2.10	0.52
1:B:245:THR:HG23	1:B:247:GLU:H	1.75	0.52
1:B:27:GLN:HG2	1:B:30:MET:HE3	1.92	0.52
1:C:305:TYR:CZ	1:C:309:LYS:HE2	2.44	0.52
1:G:61:ALA:HA	1:G:67:PHE:CD2	2.45	0.52
1:F:147:ARG:HG2	1:F:164:SER:HB3	1.92	0.51
1:D:269:VAL:HG23	3:D:625:HOH:O	2.10	0.51
1:E:5:MET:HE1	1:E:50:ARG:HG2	1.92	0.51
1:A:130:TRP:C	3:A:617:HOH:O	2.48	0.51
1:B:144:ASP:OD1	1:B:147:ARG:NH1	2.44	0.51
1:E:292:GLU:OE1	1:E:296:ARG:NH2	2.39	0.51
1:H:3:LYS:H	1:H:344:GLU:CG	2.24	0.51
1:A:366:ILE:HG21	1:A:389:ALA:HB1	1.92	0.51
1:B:112:MET:HE1	1:B:405:PHE:HA	1.92	0.51
1:B:162:PHE:CE1	1:B:215:LEU:HD21	2.42	0.51
1:F:212:MET:HE1	1:F:263:ILE:HD11	1.91	0.51
1:F:375:ARG:O	1:F:378:ARG:HG3	2.11	0.51
1:A:43:GLU:HG2	1:A:48:VAL:HG22	1.93	0.51
1:C:259:ILE:O	1:C:263:ILE:HG12	2.11	0.51
1:H:223:ARG:O	3:H:607:HOH:O	2.19	0.51
1:A:123:ALA:O	1:A:127:VAL:HG23	2.11	0.51
1:D:375:ARG:O	1:D:378:ARG:HD2	2.11	0.51
1:D:387:GLN:HE21	1:D:388:HIS:CD2	2.29	0.51
1:F:320:GLU:OE1	1:F:323:ARG:HD3	2.11	0.51
1:F:52:LEU:HD11	1:F:353:LEU:HD13	1.93	0.51
1:B:161:ARG:NH1	1:C:132:ARG:HG2	2.25	0.51
1:C:364:LYS:NZ	1:C:371:VAL:H	2.08	0.51
1:G:142:PRO:HB3	1:G:440:LYS:HE2	1.92	0.51
1:C:162:PHE:HE2	3:C:648:HOH:O	1.94	0.50
1:F:304:SER:OG	1:F:307:GLN:HG3	2.11	0.50

Continued on next page...

Continued from previous page...

Atom-1	Atom-2	Interatomic distance (Å)	Clash overlap (Å)
1:A:317:VAL:HG13	1:A:374:PHE:HZ	1.76	0.50
1:C:367:TRP:HB2	1:C:371:VAL:HG12	1.93	0.50
1:E:84:ASP:OD1	1:E:253:ASN:ND2	2.39	0.50
1:D:2:ILE:HA	1:D:344:GLU:HA	1.94	0.50
1:E:399:ALA:O	3:E:608:HOH:O	2.19	0.50
1:F:255:ARG:HG3	3:F:631:HOH:O	2.10	0.50
1:F:305:TYR:CZ	1:F:309:LYS:CE	2.95	0.50
1:F:96:TRP:CZ2	1:F:398:ARG:HD2	2.46	0.50
1:A:146:THR:N	3:A:601:HOH:O	1.91	0.50
1:B:60:GLU:CG	1:B:66:ARG:HH12	2.25	0.50
1:C:3:LYS:HG2	1:C:344:GLU:HB3	1.94	0.50
1:F:400:CYS:HB2	2:F:501:FDE:NA	2.26	0.50
1:H:148:LEU:HD21	1:H:413:VAL:HG21	1.93	0.50
1:C:223:ARG:HD2	1:C:234:LEU:HD13	1.92	0.50
1:F:305:TYR:CZ	1:F:309:LYS:HE2	2.46	0.50
1:C:298:LEU:HD22	1:C:303:PRO:HB3	1.94	0.50
1:C:39:ILE:HA	1:C:51:TYR:O	2.11	0.50
1:D:286:VAL:HG23	1:D:313:TYR:OH	2.10	0.50
1:D:441:PRO:HB3	3:D:684:HOH:O	2.12	0.50
1:A:277:LEU:O	1:A:281:VAL:HG22	2.12	0.50
1:H:251:ASP:O	1:H:255:ARG:HG3	2.12	0.50
1:A:298:LEU:HB2	1:A:419:LYS:HD2	1.93	0.50
1:A:79:ARG:NH1	1:A:88:THR:O	2.42	0.50
1:D:392:PRO:HG2	1:D:393:PHE:CE2	2.47	0.49
1:F:162:PHE:CE1	1:F:215:LEU:HD21	2.46	0.49
1:A:393:PHE:HB3	1:A:400:CYS:HB3	1.92	0.49
1:B:168:ASP:HB2	3:C:616:HOH:O	2.12	0.49
1:B:272:TRP:HB2	3:B:602:HOH:O	2.12	0.49
1:C:330:ALA:HB1	1:C:354:MET:HE2	1.94	0.49
1:F:305:TYR:CE2	1:F:309:LYS:HE2	2.47	0.49
1:G:161:ARG:HA	3:G:669:HOH:O	2.11	0.49
1:G:86:LEU:HD22	3:G:609:HOH:O	2.12	0.49
1:H:147:ARG:HG2	1:H:164:SER:HB3	1.94	0.49
1:H:172:PRO:HA	1:H:175:THR:HG22	1.94	0.49
1:A:143:GLU:C	3:A:601:HOH:O	2.51	0.49
1:A:264:ALA:HB1	3:A:654:HOH:O	2.12	0.49
1:B:429:TYR:CE2	1:B:431:LEU:HA	2.47	0.49
1:D:121:ASP:OD2	1:D:161:ARG:NH2	2.41	0.49
1:D:174:ILE:O	1:D:178:VAL:HG23	2.13	0.49
1:E:304:SER:OG	1:E:307:GLN:HG3	2.12	0.49
1:E:9:LYS:HE2	1:E:19:LEU:HD21	1.94	0.49

Continued on next page...

Continued from previous page...

Atom-1	Atom-2	Interatomic distance (Å)	Clash overlap (Å)
1:H:400:CYS:HB2	2:H:501:FDE:NA	2.27	0.49
1:E:14:LEU:HB3	1:E:18:PRO:HD3	1.95	0.49
1:G:391:LYS:HZ1	1:G:395:ASN:HA	1.76	0.49
1:D:118:MET:O	1:D:122:ILE:HD12	2.12	0.49
1:E:428:ASN:OD1	3:E:609:HOH:O	2.20	0.49
1:C:323:ARG:HA	1:C:361:HIS:HD1	1.77	0.49
1:F:253:ASN:O	1:F:257:GLN:HG2	2.13	0.49
2:A:501:FDE:HMF3	3:A:603:HOH:O	2.13	0.49
1:A:429:TYR:CE2	1:A:431:LEU:HA	2.48	0.49
1:B:374:PHE:HB3	3:B:667:HOH:O	2.12	0.49
1:E:400:CYS:HB2	2:E:501:FDE:NA	2.28	0.49
1:F:120:VAL:O	1:F:124:VAL:HG23	2.12	0.49
1:A:118:MET:HE3	1:A:156:CYS:HA	1.95	0.49
1:D:234:LEU:HD13	1:D:258:ILE:HD11	1.95	0.49
1:B:70:ASN:O	3:B:606:HOH:O	2.19	0.48
1:D:122:ILE:HG12	1:D:151:ASP:HB3	1.95	0.48
1:D:53:SER:OG	1:D:359:GLN:HB3	2.12	0.48
1:E:75:LEU:HA	1:E:78:VAL:HG13	1.95	0.48
1:H:173:PHE:HB2	1:H:215:LEU:HD13	1.95	0.48
1:B:27:GLN:OE1	1:B:433:ILE:HG23	2.12	0.48
1:C:70:ASN:ND2	1:C:352:GLU:HG2	2.28	0.48
1:D:281:VAL:CG1	1:D:425:ASP:HB2	2.40	0.48
1:A:29:LEU:HD23	1:A:32:ILE:HD12	1.95	0.48
1:E:336:LYS:HG3	3:E:617:HOH:O	2.13	0.48
1:E:96:TRP:CE3	1:E:97:LYS:HG2	2.49	0.48
1:B:60:GLU:HG2	1:B:66:ARG:HH12	1.78	0.48
1:D:304:SER:O	1:D:308:VAL:HG23	2.13	0.48
1:F:242:ASP:OD2	1:F:245:THR:HG22	2.13	0.48
1:F:60:GLU:HG2	1:F:66:ARG:NH2	2.21	0.48
1:H:239:ASN:O	1:H:241:LYS:HE3	2.13	0.48
1:B:120:VAL:O	1:B:124:VAL:HG23	2.13	0.48
1:C:168:ASP:N	3:C:616:HOH:O	2.40	0.48
1:F:305:TYR:CE2	1:F:309:LYS:NZ	2.81	0.48
1:F:313:TYR:HA	1:F:316:MET:HE3	1.95	0.48
1:B:158:PHE:CE2	1:B:258:ILE:HG12	2.45	0.48
1:C:124:VAL:HG13	1:C:455:LEU:HD13	1.95	0.48
1:G:370:ASP:N	3:G:629:HOH:O	2.46	0.48
1:H:23:ASP:OD1	1:H:23:ASP:N	2.46	0.48
1:A:403:GLN:OE1	3:A:608:HOH:O	2.20	0.48
1:E:375:ARG:O	1:E:378:ARG:HG3	2.13	0.48
1:G:51:TYR:CE2	1:G:354:MET:HG2	2.49	0.48

Continued on next page...

Continued from previous page...

Atom-1	Atom-2	Interatomic distance (Å)	Clash overlap (Å)
1:H:5:MET:HG3	1:H:6:PRO:HD2	1.96	0.48
1:E:54:SER:O	1:E:58:ILE:HG12	2.14	0.48
1:F:229:GLN:HB3	3:F:699:HOH:O	2.12	0.48
1:G:365:THR:HG23	1:G:366:ILE:HG12	1.96	0.48
1:A:187:LYS:HE3	3:A:623:HOH:O	2.13	0.48
1:A:293:GLU:OE2	1:A:313:TYR:HB3	2.14	0.48
1:G:141:VAL:HB	1:G:142:PRO:HD3	1.96	0.48
1:A:145:MET:CE	1:A:273:LEU:HD13	2.43	0.48
1:A:234:LEU:HA	1:A:237:MET:HE2	1.95	0.48
1:A:213:ASN:OD1	1:A:255:ARG:NE	2.47	0.48
1:A:56:ARG:NH2	1:A:342:GLY:O	2.47	0.48
1:F:304:SER:O	1:F:308:VAL:HG23	2.14	0.48
1:H:329:PRO:HG3	1:H:439:LEU:HG	1.95	0.48
1:A:171:HIS:CG	1:A:172:PRO:HD2	2.49	0.47
1:A:2:ILE:CG2	1:A:344:GLU:HG3	2.44	0.47
1:B:3:LYS:HE3	1:B:3:LYS:HB3	1.67	0.47
1:C:406:SER:OG	2:C:501:FDE:HHC	2.14	0.47
1:C:57:LEU:HD22	1:C:341:LEU:HG	1.94	0.47
1:F:120:VAL:HG11	1:F:302:VAL:HG13	1.95	0.47
1:F:98:LYS:HE3	1:F:247:GLU:HB2	1.95	0.47
1:H:26:VAL:HG12	1:H:30:MET:CE	2.44	0.47
1:C:24:LYS:NZ	1:C:432:ASP:OD1	2.34	0.47
1:H:313:TYR:HA	1:H:316:MET:CE	2.38	0.47
1:G:78:VAL:HG13	3:G:746:HOH:O	2.13	0.47
1:D:150:LEU:HD22	1:D:174:ILE:HD11	1.96	0.47
1:D:227:GLY:HA3	1:D:229:GLN:HA	1.96	0.47
1:G:69:LYS:HB2	3:G:724:HOH:O	2.14	0.47
1:H:27:GLN:OE1	1:H:433:ILE:HB	2.14	0.47
1:H:53:SER:OG	3:H:604:HOH:O	2.14	0.47
1:A:103:LEU:HD21	1:A:237:MET:HG3	1.96	0.47
1:C:366:ILE:HG23	1:C:386:PRO:HG2	1.95	0.47
1:D:250:ASP:HB3	1:D:253:ASN:H	1.80	0.47
1:G:309:LYS:O	1:G:310:GLN:OE1	2.32	0.47
1:G:338:ASP:OD1	1:G:349:LYS:HB2	2.13	0.47
1:A:143:GLU:N	1:A:143:GLU:OE1	2.48	0.47
1:A:421:PHE:CZ	3:A:617:HOH:O	2.67	0.47
1:A:96:TRP:HZ3	3:A:648:HOH:O	1.97	0.47
1:B:286:VAL:HG11	1:B:374:PHE:CE2	2.44	0.47
1:A:145:MET:HE2	1:A:273:LEU:HD13	1.96	0.47
1:B:66:ARG:HH21	1:B:339:THR:CG2	2.28	0.47
1:B:54:SER:O	1:B:58:ILE:HG12	2.14	0.47

Continued on next page...

Continued from previous page...

Atom-1	Atom-2	Interatomic distance (Å)	Clash overlap (Å)
1:G:382:PRO:HA	1:G:385:ILE:HD12	1.97	0.47
1:A:51:TYR:CD1	1:A:354:MET:HB3	2.49	0.47
1:B:313:TYR:O	1:B:317:VAL:HG23	2.15	0.47
1:D:84:ASP:CG	1:D:253:ASN:HD22	2.16	0.47
1:E:311:LEU:HB3	1:E:314:VAL:HB	1.96	0.47
1:G:234:LEU:O	1:G:238:LEU:HD12	2.15	0.47
1:G:151:ASP:OD1	1:G:162:PHE:HB2	2.14	0.47
1:A:272:TRP:CZ2	1:A:318:LEU:HB3	2.50	0.47
1:E:143:GLU:OE2	1:E:143:GLU:N	2.48	0.47
1:F:104:LEU:CD1	1:F:401:ILE:HD11	2.45	0.47
1:H:173:PHE:CD1	1:H:215:LEU:HD13	2.50	0.47
1:H:289:LYS:HE3	1:H:313:TYR:OH	2.15	0.47
1:A:216:VAL:HG21	1:A:255:ARG:HG2	1.96	0.46
1:C:366:ILE:HD12	1:C:386:PRO:HG2	1.96	0.46
1:E:13:GLU:CD	1:E:13:GLU:H	2.17	0.46
1:E:392:PRO:HG2	1:E:393:PHE:CD2	2.49	0.46
1:H:113:LYS:HE3	1:H:305:TYR:CE1	2.50	0.46
1:A:2:ILE:HG22	1:A:344:GLU:HA	1.98	0.46
1:C:103:LEU:HD22	1:C:233:LEU:CD1	2.45	0.46
1:D:171:HIS:CG	1:D:172:PRO:HD2	2.50	0.46
1:G:259:ILE:O	1:G:263:ILE:HG12	2.15	0.46
1:B:10:THR:HG23	1:B:15:LYS:HA	1.97	0.46
1:C:280:LEU:HD22	1:C:287:LEU:HA	1.98	0.46
1:E:153:ILE:HD12	1:E:153:ILE:HA	1.82	0.46
1:H:397:GLN:NE2	3:H:615:HOH:O	2.29	0.46
1:C:187:LYS:HD2	3:C:720:HOH:O	2.15	0.46
1:C:364:LYS:HZ3	1:C:371:VAL:H	1.64	0.46
1:C:406:SER:HB2	3:C:614:HOH:O	2.15	0.46
1:D:39:ILE:HA	1:D:51:TYR:O	2.15	0.46
1:F:326:PRO:HB2	3:F:602:HOH:O	2.14	0.46
1:H:86:LEU:HD22	2:H:501:FDE:O2D	2.15	0.46
1:C:120:VAL:O	1:C:124:VAL:HG23	2.16	0.46
1:E:272:TRP:CD2	1:E:322:ILE:HD12	2.50	0.46
1:F:291:ALA:O	3:F:605:HOH:O	2.21	0.46
1:G:296:ARG:HD2	3:G:717:HOH:O	2.16	0.46
1:A:127:VAL:HG21	1:A:416:MET:HE2	1.98	0.46
1:A:202:LYS:HE2	1:A:202:LYS:HB3	1.70	0.46
1:F:272:TRP:NE1	1:F:322:ILE:HB	2.31	0.46
1:H:20:LEU:HB2	1:H:189:GLN:HE21	1.81	0.46
1:H:391:LYS:NZ	3:H:631:HOH:O	2.49	0.46
1:A:5:MET:HE2	1:A:345:TYR:CD1	2.50	0.46

Continued on next page...

Continued from previous page...

Atom-1	Atom-2	Interatomic distance (Å)	Clash overlap (Å)
1:B:50:ARG:NE	3:B:618:HOH:O	2.31	0.46
1:F:366:ILE:HG23	1:F:386:PRO:HG2	1.96	0.46
1:G:390:PHE:CZ	1:G:392:PRO:HG3	2.51	0.46
1:H:5:MET:HE2	1:H:5:MET:HB3	1.85	0.46
1:A:118:MET:CE	1:A:156:CYS:HA	2.46	0.46
1:D:173:PHE:CD1	1:D:215:LEU:HD23	2.51	0.46
1:F:226:SER:O	1:F:228:GLU:N	2.49	0.46
1:A:213:ASN:HA	1:A:216:VAL:HG13	1.98	0.46
1:C:83:GLY:HA3	1:C:256:TYR:CE1	2.51	0.46
1:H:9:LYS:HE2	1:H:11:PHE:CE2	2.51	0.46
1:E:151:ASP:OD1	1:E:162:PHE:HB2	2.16	0.45
1:E:323:ARG:HA	1:E:361:HIS:HD1	1.80	0.45
1:F:277:LEU:HD12	1:F:277:LEU:HA	1.61	0.45
1:G:176:SER:OG	1:G:211:VAL:HG11	2.16	0.45
1:H:224:LYS:HE3	1:H:238:LEU:HD22	1.98	0.45
1:A:68:ASP:OD1	1:A:91:THR:HG21	2.16	0.45
1:E:189:GLN:H	1:E:189:GLN:HG2	1.61	0.45
1:H:370:ASP:OD2	1:H:375:ARG:NH1	2.48	0.45
1:H:392:PRO:HG2	1:H:393:PHE:CD2	2.51	0.45
1:A:174:ILE:HD13	1:A:266:HIS:CE1	2.52	0.45
1:A:44:ALA:HB3	1:A:47:ARG:CG	2.46	0.45
1:E:273:LEU:HD22	1:E:417:MET:HE1	1.97	0.45
1:E:52:LEU:HB2	1:E:58:ILE:HD11	1.97	0.45
1:F:26:VAL:HB	1:F:435:GLU:OE2	2.17	0.45
1:F:272:TRP:N	1:F:327:THR:HG21	2.31	0.45
1:H:151:ASP:OD1	1:H:162:PHE:HB2	2.17	0.45
1:D:122:ILE:HD13	1:D:152:THR:HA	1.98	0.45
1:D:26:VAL:HG12	1:D:435:GLU:OE2	2.16	0.45
1:E:103:LEU:N	3:E:601:HOH:O	2.50	0.45
1:G:269:VAL:HG23	3:G:630:HOH:O	2.15	0.45
1:G:364:LYS:HD3	1:G:369:ASP:HA	1.97	0.45
1:G:39:ILE:HA	1:G:51:TYR:O	2.16	0.45
1:A:145:MET:N	3:A:601:HOH:O	2.49	0.45
1:B:5:MET:HE3	1:B:50:ARG:HG2	1.97	0.45
1:H:368:GLY:O	1:H:371:VAL:HG13	2.15	0.45
2:H:501:FDE:HAD2	3:H:686:HOH:O	2.17	0.45
1:A:168:ASP:CG	1:A:169:GLN:N	2.58	0.45
1:C:323:ARG:HB2	1:C:390:PHE:CE1	2.50	0.45
1:D:426:HIS:CD2	1:D:426:HIS:H	2.35	0.45
1:D:271:GLY:HA2	1:D:440:LYS:HG3	1.99	0.45
1:A:365:THR:HG23	1:A:366:ILE:HG12	1.99	0.45

Continued on next page...

Continued from previous page...

Atom-1	Atom-2	Interatomic distance (Å)	Clash overlap (Å)
1:B:66:ARG:HH21	1:B:339:THR:HG21	1.81	0.45
1:B:375:ARG:O	1:B:378:ARG:HG3	2.16	0.45
1:E:335:ALA:O	1:E:337:GLU:N	2.43	0.45
1:F:171:HIS:O	1:F:175:THR:HG23	2.16	0.45
1:H:44:ALA:O	1:H:46:GLY:N	2.50	0.45
1:A:375:ARG:NE	3:A:625:HOH:O	2.39	0.45
1:B:94:LYS:NZ	3:B:624:HOH:O	2.36	0.45
1:F:167:ARG:HG2	1:G:168:ASP:OD2	2.17	0.45
1:G:280:LEU:HD23	1:G:280:LEU:HA	1.81	0.45
1:H:286:VAL:HG13	1:H:313:TYR:OH	2.17	0.45
1:C:30:MET:HG2	1:C:359:GLN:HG2	1.99	0.45
1:E:90:TRP:HB2	1:E:93:GLU:HG3	1.98	0.45
1:G:237:MET:HE3	1:G:254:ILE:HG23	1.99	0.45
1:G:299:VAL:HG23	1:G:300:ASP:OD1	2.16	0.45
1:G:308:VAL:O	1:G:310:GLN:N	2.50	0.45
1:H:169:GLN:HB3	3:H:611:HOH:O	2.17	0.45
1:B:66:ARG:NE	1:B:339:THR:HG21	2.25	0.44
1:B:58:ILE:HD12	1:B:355:VAL:HG13	1.99	0.44
1:F:311:LEU:HB3	1:F:314:VAL:HB	1.98	0.44
1:C:103:LEU:HD21	1:C:237:MET:HG3	1.98	0.44
1:G:68:ASP:HB3	1:G:334:TYR:CZ	2.52	0.44
1:A:275:PHE:CE1	1:A:441:PRO:HG3	2.51	0.44
1:B:103:LEU:HD21	1:B:237:MET:HG3	1.99	0.44
1:B:313:TYR:HD1	1:B:316:MET:HE3	1.82	0.44
1:G:61:ALA:HA	1:G:67:PHE:CE2	2.52	0.44
1:H:26:VAL:HG12	1:H:30:MET:HE2	1.99	0.44
1:C:419:LYS:O	1:C:451:LYS:HD2	2.17	0.44
1:E:269:VAL:HG23	3:E:624:HOH:O	2.17	0.44
1:F:169:GLN:OE1	1:F:169:GLN:HA	2.18	0.44
1:H:397:GLN:HB2	3:H:615:HOH:O	2.17	0.44
1:A:28:ALA:O	1:A:32:ILE:HG13	2.18	0.44
1:F:319:ASN:HA	1:F:322:ILE:HG22	2.00	0.44
1:G:150:LEU:HD23	1:G:171[A]:HIS:NE2	2.32	0.44
1:H:401:ILE:HG22	2:H:501:FDE:HMD2	1.99	0.44
1:A:205:PHE:O	1:A:209:ILE:HG12	2.17	0.44
1:A:27:GLN:HG2	1:A:30:MET:HE3	2.00	0.44
1:B:26:VAL:HB	1:B:435:GLU:OE2	2.18	0.44
1:F:171:HIS:HB3	1:F:174:ILE:HG23	2.00	0.44
1:G:391:LYS:NZ	1:G:395:ASN:OD1	2.50	0.44
1:C:393:PHE:HB3	1:C:400:CYS:HB3	1.99	0.44
1:D:11:PHE:HE1	1:D:19:LEU:HD11	1.82	0.44

Continued on next page...

Continued from previous page...

Atom-1	Atom-2	Interatomic distance (Å)	Clash overlap (Å)
1:D:216:VAL:HG11	1:D:255:ARG:HG3	1.99	0.44
1:G:58:ILE:CD1	1:G:360:LEU:HB2	2.48	0.44
1:C:115:TYR:HD1	1:C:118:MET:HE3	1.82	0.43
1:C:5:MET:HG3	1:C:6:PRO:HD2	2.00	0.43
1:E:87:PHE:HD1	3:E:702:HOH:O	2.01	0.43
1:G:329:PRO:HG3	1:G:439:LEU:HG	1.99	0.43
1:B:58:ILE:HG21	1:B:360:LEU:HD22	2.00	0.43
1:G:300:ASP:N	1:G:300:ASP:OD1	2.50	0.43
1:H:53:SER:HB3	1:H:359:GLN:HB3	2.00	0.43
1:C:20:LEU:HD13	1:C:25:PRO:HB3	2.00	0.43
1:D:320:GLU:OE1	1:D:323:ARG:NH2	2.42	0.43
1:E:334:TYR:HA	1:E:351:ASP:O	2.19	0.43
1:H:340:VAL:HA	1:H:346:PRO:HA	2.01	0.43
1:A:64:GLU:OE1	1:A:396:GLY:HA3	2.18	0.43
1:A:98:LYS:O	1:A:102:ILE:HG23	2.18	0.43
1:B:113:LYS:HG2	1:B:113:LYS:H	1.47	0.43
1:E:130:TRP:CE2	1:E:139:ILE:HD13	2.53	0.43
1:E:316:MET:CE	1:E:380:GLU:HA	2.49	0.43
1:G:107:PHE:CZ	1:G:261:PHE:CE1	3.07	0.43
1:D:249:LEU:HD23	1:D:249:LEU:HA	1.84	0.43
1:E:97:LYS:HG3	3:E:602:HOH:O	2.18	0.43
1:F:329:PRO:HG3	1:F:439:LEU:HG	2.00	0.43
1:G:52:LEU:HD11	1:G:353:LEU:HD13	2.01	0.43
1:B:26:VAL:HG12	1:B:30:MET:HE2	2.00	0.43
1:B:39:ILE:HA	1:B:51:TYR:O	2.19	0.43
1:D:293:GLU:OE1	1:D:314:VAL:HG23	2.19	0.43
1:D:362:ARG:HA	1:D:371:VAL:HG21	1.99	0.43
1:A:39:ILE:HA	1:A:51:TYR:O	2.18	0.43
1:C:183:GLU:HG2	1:C:205:PHE:CD1	2.54	0.43
1:C:364:LYS:HD3	1:C:368:GLY:O	2.18	0.43
1:G:22:THR:HB	1:G:24:LYS:H	1.82	0.43
1:H:62:CYS:SG	1:H:391:LYS:HE2	2.59	0.43
1:B:265:GLY:HA2	2:B:501:FDE:C2C	2.49	0.43
1:C:414:LEU:HD12	1:C:414:LEU:HA	1.85	0.43
1:H:20:LEU:HD21	1:H:29:LEU:HG	2.01	0.43
1:A:148:LEU:HD21	1:A:413:VAL:HG21	2.00	0.43
1:A:52:LEU:HD21	1:A:353:LEU:HB3	2.01	0.43
1:A:51:TYR:CE1	1:A:354:MET:HG2	2.53	0.43
1:D:253:ASN:O	1:D:257:GLN:HG2	2.19	0.43
1:D:293:GLU:O	1:D:297:VAL:HG23	2.18	0.43
1:E:307:GLN:NE2	3:E:632:HOH:O	2.50	0.43

Continued on next page...

Continued from previous page...

Atom-1	Atom-2	Interatomic distance (Å)	Clash overlap (Å)
1:E:366:ILE:HG21	1:E:389:ALA:HB1	2.01	0.43
1:G:409:GLU:O	1:G:413:VAL:HG22	2.19	0.43
1:H:241:LYS:HD3	1:H:241:LYS:HA	1.55	0.43
1:A:272:TRP:N	1:A:327:THR:HG21	2.34	0.42
1:D:437:LEU:HA	1:D:437:LEU:HD23	1.91	0.42
1:B:256:TYR:O	1:B:260:THR:HG23	2.19	0.42
1:B:69:LYS:HD3	1:B:398:ARG:CZ	2.49	0.42
1:G:15:LYS:HD3	1:G:15:LYS:HA	1.73	0.42
1:H:272:TRP:N	1:H:327:THR:HG21	2.34	0.42
1:H:293:GLU:OE1	1:H:313:TYR:HB3	2.18	0.42
1:A:158:PHE:HE1	1:A:237:MET:HE1	1.84	0.42
1:A:435:GLU:HG3	1:A:439:LEU:HD23	2.00	0.42
1:B:356:LEU:HA	1:B:356:LEU:HD12	1.83	0.42
1:C:337:GLU:OE2	1:C:349:LYS:HD2	2.19	0.42
1:F:455:LEU:HB3	1:F:456:GLY:H	1.62	0.42
1:B:388:HIS:HD2	1:B:391:LYS:HE2	1.84	0.42
1:C:123:ALA:O	1:C:127:VAL:HG23	2.18	0.42
1:C:187:LYS:HG2	1:C:190:ARG:NH2	2.33	0.42
1:D:429:TYR:CE2	1:D:431:LEU:HA	2.55	0.42
1:D:24:LYS:NZ	1:D:432:ASP:OD1	2.42	0.42
1:E:69:LYS:HD3	1:E:398:ARG:CZ	2.50	0.42
1:H:18:PRO:O	1:H:21:ASN:HB2	2.19	0.42
1:H:356:LEU:HD23	1:H:359:GLN:HG3	2.02	0.42
1:A:7:GLN:HG3	1:A:41:LYS:O	2.19	0.42
1:F:313:TYR:HD1	1:F:316:MET:HE3	1.83	0.42
1:F:392:PRO:HG2	1:F:393:PHE:CE2	2.55	0.42
2:G:501:FDE:O2D	3:G:609:HOH:O	2.22	0.42
1:C:323:ARG:HA	1:C:361:HIS:ND1	2.35	0.42
1:D:331:PHE:CE1	1:D:357:ILE:HD11	2.55	0.42
1:G:68:ASP:HB3	1:G:334:TYR:CE1	2.54	0.42
1:H:86:LEU:HD23	1:H:86:LEU:HA	1.73	0.42
1:B:196:PRO:HG3	1:G:11:PHE:CE2	2.54	0.42
1:B:190:ARG:NH2	1:B:201:ASN:HD22	2.17	0.42
1:B:27:GLN:HA	1:B:30:MET:HE2	2.02	0.42
1:C:151:ASP:OD1	1:C:162:PHE:HB2	2.19	0.42
1:C:342:GLY:O	1:C:344:GLU:HG3	2.19	0.42
1:D:86:LEU:HD23	1:D:86:LEU:HA	1.91	0.42
1:F:121:ASP:OD2	1:F:161:ARG:NH2	2.40	0.42
1:G:398:ARG:HB2	3:G:724:HOH:O	2.20	0.42
1:H:56:ARG:NH2	3:H:630:HOH:O	2.52	0.42
1:D:38:GLU:OE1	1:D:56:ARG:NH1	2.52	0.42

Continued on next page...

Continued from previous page...

Atom-1	Atom-2	Interatomic distance (Å)	Clash overlap (Å)
1:F:213:ASN:HA	1:F:216:VAL:CG1	2.50	0.42
1:G:337:GLU:OE1	1:G:349:LYS:HD2	2.20	0.42
1:A:329:PRO:O	1:A:358:PRO:HD3	2.20	0.42
1:C:206:GLN:HG3	3:C:641:HOH:O	2.18	0.42
1:C:216:VAL:HG22	1:C:258:ILE:HG22	2.01	0.42
1:F:295:ALA:O	3:F:607:HOH:O	2.22	0.42
1:H:385:ILE:HA	1:H:385:ILE:HD12	1.88	0.42
1:H:71:LEU:O	1:H:76:LYS:HE3	2.20	0.42
1:D:323:ARG:HA	1:D:361:HIS:ND1	2.34	0.42
1:E:104:LEU:O	1:E:104:LEU:HD23	2.19	0.42
1:E:251:ASP:O	1:E:255:ARG:HG3	2.20	0.42
1:A:103:LEU:HD22	1:A:233:LEU:HD12	2.02	0.41
1:A:51:TYR:HE1	1:A:354:MET:HG2	1.84	0.41
1:B:266:HIS:N	3:B:626:HOH:O	2.52	0.41
1:B:344:GLU:HG3	1:B:345:TYR:CE2	2.55	0.41
1:D:98:LYS:HE3	1:D:247:GLU:O	2.20	0.41
1:D:446:VAL:HG12	1:D:447:LYS:N	2.34	0.41
1:D:61:ALA:HA	1:D:67:PHE:CD2	2.55	0.41
1:E:60:GLU:OE2	1:E:342:GLY:HA2	2.20	0.41
1:F:370:ASP:OD2	3:F:606:HOH:O	2.22	0.41
1:F:281:VAL:CG1	1:F:425:ASP:HB2	2.50	0.41
1:H:13:GLU:O	3:H:609:HOH:O	2.21	0.41
1:H:158:PHE:HD1	1:H:234:LEU:HB2	1.85	0.41
1:H:341:LEU:HA	3:H:613:HOH:O	2.19	0.41
1:C:3:LYS:CG	1:C:344:GLU:HB3	2.50	0.41
1:D:11:PHE:HB2	1:D:18:PRO:HG2	2.02	0.41
1:G:401:ILE:HG22	2:G:501:FDE:HMD2	2.02	0.41
1:C:146:THR:HG23	1:C:266:HIS:CD2	2.55	0.41
1:G:157:GLY:O	1:G:233:LEU:HB3	2.20	0.41
1:B:153:ILE:HG12	1:B:261:PHE:O	2.19	0.41
1:D:35:GLU:HG2	1:D:35:GLU:O	2.20	0.41
1:D:286:VAL:CG2	1:D:376:PRO:HG2	2.49	0.41
1:D:43:GLU:HG2	1:D:48:VAL:CG2	2.42	0.41
1:F:242:ASP:HB3	1:F:245:THR:CG2	2.50	0.41
1:G:38:GLU:HG3	1:G:39:ILE:HG22	2.01	0.41
1:H:75:LEU:HA	1:H:75:LEU:HD23	1.84	0.41
1:A:257:GLN:NE2	3:A:630:HOH:O	2.45	0.41
1:B:155:LEU:HD21	1:B:161:ARG:HH21	1.86	0.41
1:C:174:ILE:HD13	1:C:174:ILE:HA	1.68	0.41
1:D:7:GLN:HG3	1:D:41:LYS:O	2.21	0.41
1:E:76:LYS:O	1:E:79:ARG:HB3	2.20	0.41

Continued on next page...

Continued from previous page...

Atom-1	Atom-2	Interatomic distance (Å)	Clash overlap (Å)
1:G:289:LYS:HB3	1:G:313:TYR:CE2	2.55	0.41
1:A:139:ILE:O	1:A:445:VAL:HG23	2.21	0.41
1:B:174:ILE:O	1:B:178:VAL:HG23	2.21	0.41
1:E:103:LEU:HD22	1:E:233:LEU:HD12	2.01	0.41
1:F:10:THR:CG2	1:F:15:LYS:HA	2.45	0.41
1:F:317:VAL:HG13	1:F:374:PHE:HZ	1.85	0.41
1:F:412:LEU:O	1:F:416:MET:HG3	2.20	0.41
1:H:172:PRO:O	1:H:175:THR:HG22	2.20	0.41
1:H:320:GLU:CD	1:H:323:ARG:HH11	2.23	0.41
1:A:122:ILE:HD12	1:A:151:ASP:HB3	2.02	0.41
1:B:133:LEU:HD23	1:B:133:LEU:HA	1.85	0.41
1:B:269:VAL:HG23	3:B:626:HOH:O	2.21	0.41
1:C:201:ASN:OD1	1:C:201:ASN:N	2.54	0.41
1:C:47:ARG:NH2	3:C:626:HOH:O	2.53	0.41
1:E:41:LYS:HE2	1:E:48:VAL:HG11	2.03	0.41
1:F:28:ALA:O	1:F:32:ILE:HG13	2.21	0.41
1:H:169:GLN:OE1	1:H:170:PRO:HD2	2.21	0.41
1:H:5:MET:HE3	1:H:50:ARG:HG2	2.03	0.41
1:B:385:ILE:HG22	1:B:386:PRO:O	2.20	0.41
1:B:421:PHE:HB2	1:B:423:PHE:CZ	2.56	0.41
1:F:127:VAL:HG13	1:F:421:PHE:CE2	2.55	0.41
1:H:312:LYS:HE3	1:H:316:MET:HE2	2.03	0.41
1:H:41:LYS:HD3	1:H:43:GLU:HG3	2.02	0.41
1:A:297:VAL:HG13	3:A:705:HOH:O	2.20	0.41
1:C:207:GLU:O	1:C:211:VAL:HG12	2.20	0.41
1:D:38:GLU:HG3	1:D:39:ILE:HG22	2.03	0.41
1:E:39:ILE:HA	1:E:51:TYR:O	2.20	0.41
1:E:46:GLY:HA3	3:E:709:HOH:O	2.20	0.41
1:G:370:ASP:N	1:G:370:ASP:OD1	2.54	0.41
1:G:3:LYS:HA	1:G:3:LYS:HD2	1.82	0.41
1:G:38:GLU:HA	1:G:53:SER:HB2	2.02	0.41
1:H:39:ILE:HA	1:H:51:TYR:O	2.21	0.41
1:B:107:PHE:HB3	3:B:659:HOH:O	2.19	0.41
1:C:192:ASN:N	3:C:628:HOH:O	2.54	0.41
1:C:395:ASN:HB3	3:C:634:HOH:O	2.21	0.41
1:D:414:LEU:HA	1:D:414:LEU:HD12	1.87	0.41
1:H:453:ILE:HA	1:H:454:PRO:HD3	1.89	0.41
1:A:293:GLU:HB2	3:A:607:HOH:O	2.20	0.41
1:C:223:ARG:NH2	3:C:627:HOH:O	2.53	0.41
1:C:177:MET:CG	1:C:263:ILE:HD12	2.48	0.41
1:F:280:LEU:HD22	1:F:287:LEU:HA	2.03	0.41

Continued on next page...

Continued from previous page...

Atom-1	Atom-2	Interatomic distance (Å)	Clash overlap (Å)
1:G:249:LEU:HB2	1:G:254:ILE:HD11	2.03	0.41
1:G:20:LEU:HD11	1:G:29:LEU:HD21	2.03	0.41
1:B:223:ARG:C	1:B:225:ALA:H	2.25	0.40
1:B:52:LEU:HB2	1:B:58:ILE:HD11	2.02	0.40
1:F:435:GLU:HG3	1:F:439:LEU:CD2	2.51	0.40
1:G:303:PRO:HA	1:G:307:GLN:OE1	2.20	0.40
1:H:103:LEU:HD21	1:H:237:MET:CG	2.50	0.40
1:H:280:LEU:HD22	1:H:287:LEU:HA	2.02	0.40
1:H:327:THR:N	3:H:632:HOH:O	2.54	0.40
1:H:392:PRO:HG2	1:H:393:PHE:CE2	2.56	0.40
1:A:304:SER:OG	1:A:307:GLN:HG3	2.22	0.40
1:A:440:LYS:HE3	1:A:440:LYS:HB2	1.72	0.40
1:C:453:ILE:HA	1:C:454:PRO:HD3	1.94	0.40
1:D:103:LEU:HD12	3:D:603:HOH:O	2.21	0.40
1:D:234:LEU:HA	1:D:237:MET:CE	2.52	0.40
1:F:142:PRO:HG3	1:F:441:PRO:O	2.21	0.40
1:A:126:LEU:HD21	1:A:130:TRP:CZ2	2.56	0.40
1:A:98:LYS:NZ	1:A:247:GLU:OE1	2.54	0.40
1:B:216:VAL:HG21	1:B:259:ILE:HG12	2.03	0.40
1:B:61:ALA:HA	1:B:67:PHE:CD2	2.57	0.40
1:C:323:ARG:CG	1:C:361:HIS:HB3	2.51	0.40
1:D:280:LEU:HB3	1:D:287:LEU:HD13	2.02	0.40
1:E:88:THR:HG22	3:E:702:HOH:O	2.21	0.40
1:G:381:ASN:ND2	1:G:384:ALA:HB2	2.37	0.40
1:B:277:LEU:HD12	1:B:277:LEU:HA	1.92	0.40
1:C:280:LEU:HA	1:C:280:LEU:HD23	1.89	0.40
1:D:323:ARG:HB2	1:D:390:PHE:HE1	1.86	0.40
1:E:298:LEU:HD22	1:E:303:PRO:HB3	2.03	0.40
1:E:305:TYR:CE2	1:E:309:LYS:CE	3.01	0.40
1:G:259:ILE:HA	1:G:259:ILE:HD13	1.95	0.40
1:H:419:LYS:HE2	1:H:453:ILE:HG21	2.03	0.40
1:A:141:VAL:O	1:A:145:MET:HG2	2.21	0.40
1:A:308:VAL:HG21	1:A:408:HIS:NE2	2.37	0.40
1:A:453:ILE:HA	1:A:454:PRO:HD3	1.98	0.40
1:B:105:PRO:HB2	3:B:619:HOH:O	2.20	0.40
1:B:116:HIS:HD2	1:B:408:HIS:CE1	2.30	0.40
1:B:12:GLY:C	1:B:14:LEU:H	2.24	0.40
1:D:183:GLU:HG2	1:D:205:PHE:CD1	2.57	0.40
1:E:131:GLU:OE1	1:E:450:SER:OG	2.20	0.40
1:E:202:LYS:HD2	1:E:202:LYS:HA	1.84	0.40
1:F:277:LEU:HD22	1:F:417:MET:HE1	2.04	0.40

Continued on next page...

Continued from previous page...

Atom-1	Atom-2	Interatomic distance (Å)	Clash overlap (Å)
1:G:234:LEU:HD12	1:G:237:MET:HE2	2.03	0.40
1:H:112:MET:HE1	1:H:405:PHE:HA	2.03	0.40
1:H:174:ILE:HD11	1:H:266:HIS:NE2	2.36	0.40
1:H:20:LEU:HB2	1:H:189:GLN:NE2	2.36	0.40
1:H:359:GLN:O	3:H:610:HOH:O	2.22	0.40

There are no symmetry-related clashes.

5.3 Torsion angles [i](#)

5.3.1 Protein backbone [i](#)

In the following table, the Percentiles column shows the percent Ramachandran outliers of the chain as a percentile score with respect to all X-ray entries followed by that with respect to entries of similar resolution.

The Analysed column shows the number of residues for which the backbone conformation was analysed, and the total number of residues.

Mol	Chain	Analysed	Favoured	Allowed	Outliers	Percentiles	
1	A	449/471 (95%)	433 (96%)	14 (3%)	2 (0%)	38	42
1	B	449/471 (95%)	434 (97%)	14 (3%)	1 (0%)	51	59
1	C	448/471 (95%)	433 (97%)	12 (3%)	3 (1%)	25	26
1	D	450/471 (96%)	432 (96%)	16 (4%)	2 (0%)	38	42
1	E	448/471 (95%)	433 (97%)	13 (3%)	2 (0%)	38	42
1	F	451/471 (96%)	432 (96%)	15 (3%)	4 (1%)	20	20
1	G	450/471 (96%)	435 (97%)	10 (2%)	5 (1%)	17	15
1	H	446/471 (95%)	433 (97%)	10 (2%)	3 (1%)	25	26
All	All	3591/3768 (95%)	3465 (96%)	104 (3%)	22 (1%)	28	30

All (22) Ramachandran outliers are listed below:

Mol	Chain	Res	Type
1	A	168	ASP
1	E	191	ALA
1	G	310	GLN
1	B	224	LYS
1	C	225	ALA

Continued on next page...

Continued from previous page...

Mol	Chain	Res	Type
1	D	443	GLY
1	E	109	GLN
1	F	229	GLN
1	F	443	GLY
1	G	230	SER
1	G	443	GLY
1	H	443	GLY
1	F	191	ALA
1	G	309	LYS
1	F	336	LYS
1	H	45	PRO
1	D	45	PRO
1	A	436	THR
1	C	436	THR
1	H	436	THR
1	G	308	VAL
1	C	45	PRO

5.3.2 Protein sidechains ⓘ

In the following table, the Percentiles column shows the percent sidechain outliers of the chain as a percentile score with respect to all X-ray entries followed by that with respect to entries of similar resolution.

The Analysed column shows the number of residues for which the sidechain conformation was analysed, and the total number of residues.

Mol	Chain	Analysed	Rotameric	Outliers	Percentiles	
1	A	373/414 (90%)	360 (96%)	13 (4%)	41	52
1	B	378/414 (91%)	366 (97%)	12 (3%)	44	54
1	C	369/414 (89%)	353 (96%)	16 (4%)	33	42
1	D	345/414 (83%)	340 (99%)	5 (1%)	71	82
1	E	379/414 (92%)	373 (98%)	6 (2%)	68	79
1	F	367/414 (89%)	353 (96%)	14 (4%)	38	48
1	G	373/414 (90%)	356 (95%)	17 (5%)	31	39
1	H	376/414 (91%)	365 (97%)	11 (3%)	48	58
All	All	2960/3312 (89%)	2866 (97%)	94 (3%)	45	54

All (94) residues with a non-rotameric sidechain are listed below:

Mol	Chain	Res	Type
1	A	10	THR
1	A	52	LEU
1	A	91	THR
1	A	192	ASN
1	A	203	ARG
1	A	216	VAL
1	A	223	ARG
1	A	251	ASP
1	A	309	LYS
1	A	338	ASP
1	A	339	THR
1	A	422	ASP
1	A	446	VAL
1	B	14	LEU
1	B	22	THR
1	B	126	LEU
1	B	168	ASP
1	B	182	ASP
1	B	188	LEU
1	B	338	ASP
1	B	339	THR
1	B	369	ASP
1	B	380	GLU
1	B	381	ASN
1	B	404	GLN
1	C	20	LEU
1	C	22	THR
1	C	47	ARG
1	C	48	VAL
1	C	49	THR
1	C	68	ASP
1	C	141	VAL
1	C	194	ASP
1	C	211	VAL
1	C	223	ARG
1	C	234	LEU
1	C	260	THR
1	C	267	GLU
1	C	354	MET
1	C	406	SER
1	C	446	VAL
1	D	22	THR
1	D	124	VAL

Continued on next page...

Continued from previous page...

Mol	Chain	Res	Type
1	D	192	ASN
1	D	239	ASN
1	D	266	HIS
1	E	148	LEU
1	E	245	THR
1	E	267	GLU
1	E	338	ASP
1	E	427	THR
1	E	436	THR
1	F	9	LYS
1	F	13	GLU
1	F	17	LEU
1	F	174	ILE
1	F	200	GLU
1	F	216	VAL
1	F	224	LYS
1	F	229	GLN
1	F	230	SER
1	F	250	ASP
1	F	286	VAL
1	F	338	ASP
1	F	354	MET
1	F	413	VAL
1	G	22	THR
1	G	23	ASP
1	G	84	ASP
1	G	109	GLN
1	G	133	LEU
1	G	148	LEU
1	G	171[A]	HIS
1	G	171[B]	HIS
1	G	192[A]	ASN
1	G	192[B]	ASN
1	G	232	ASP
1	G	270	SER
1	G	297	VAL
1	G	300	ASP
1	G	338	ASP
1	G	417	MET
1	G	446	VAL
1	H	21	ASN
1	H	41	LYS

Continued on next page...

Continued from previous page...

Mol	Chain	Res	Type
1	H	56	ARG
1	H	146	THR
1	H	148	LEU
1	H	194	ASP
1	H	255	ARG
1	H	277	LEU
1	H	281	VAL
1	H	404	GLN
1	H	430	GLU

Some sidechains can be flipped to improve hydrogen bonding and reduce clashes. All (8) such sidechains are listed below:

Mol	Chain	Res	Type
1	A	381	ASN
1	A	395	ASN
1	B	116	HIS
1	D	388	HIS
1	E	128	GLN
1	E	404	GLN
1	F	408	HIS
1	G	310	GLN

5.3.3 RNA [i](#)

There are no RNA molecules in this entry.

5.4 Non-standard residues in protein, DNA, RNA chains [i](#)

There are no non-standard protein/DNA/RNA residues in this entry.

5.5 Carbohydrates [i](#)

There are no carbohydrates in this entry.

5.6 Ligand geometry [i](#)

8 ligands are modelled in this entry.

In the following table, the Counts columns list the number of bonds (or angles) for which Mogul statistics could be retrieved, the number of bonds (or angles) that are observed in the model and the number of bonds (or angles) that are defined in the chemical component dictionary. The Link column lists molecule types, if any, to which the group is linked. The Z score for a bond length (or angle) is the number of standard deviations the observed value is removed from the expected value. A bond length (or angle) with $|Z| > 2$ is considered an outlier worth inspection. RMSZ is the root-mean-square of all Z scores of the bond lengths (or angles).

Mol	Type	Chain	Res	Link	Bond lengths			Bond angles		
					Counts	RMSZ	$\# Z > 2$	Counts	RMSZ	$\# Z > 2$
2	FDE	A	501	1,3	31,46,46	6.14	17 (54%)	21,76,76	3.61	13 (61%)
2	FDE	B	501	1	31,46,46	6.07	18 (58%)	21,76,76	3.41	13 (61%)
2	FDE	C	501	1,3	31,46,46	5.98	16 (51%)	21,76,76	3.55	15 (71%)
2	FDE	D	501	1	31,46,46	5.91	17 (54%)	21,76,76	3.71	12 (57%)
2	FDE	E	501	1,3	31,46,46	5.86	15 (48%)	21,76,76	3.48	11 (52%)
2	FDE	F	501	1	31,46,46	5.94	16 (51%)	21,76,76	3.38	12 (57%)
2	FDE	G	501	1	31,46,46	5.86	17 (54%)	21,76,76	3.48	11 (52%)
2	FDE	H	501	1	31,46,46	5.90	17 (54%)	21,76,76	3.19	11 (52%)

In the following table, the Chirals column lists the number of chiral outliers, the number of chiral centers analysed, the number of these observed in the model and the number defined in the chemical component dictionary. Similar counts are reported in the Torsion and Rings columns. '-' means no outliers of that kind were identified.

Mol	Type	Chain	Res	Link	Chirals	Torsions	Rings
2	FDE	A	501	1,3	-	0/6/86/86	0/0/8/8
2	FDE	B	501	1	-	0/6/86/86	0/0/8/8
2	FDE	C	501	1,3	-	0/6/86/86	0/0/8/8
2	FDE	D	501	1	-	0/6/86/86	0/0/8/8
2	FDE	E	501	1,3	-	0/6/86/86	0/0/8/8
2	FDE	F	501	1	-	0/6/86/86	0/0/8/8
2	FDE	G	501	1	-	0/6/86/86	0/0/8/8
2	FDE	H	501	1	-	0/6/86/86	0/0/8/8

All (133) bond length outliers are listed below:

Mol	Chain	Res	Type	Atoms	Z	Observed(Å)	Ideal(Å)
2	B	501	FDE	C1C-NC	-13.13	1.32	1.49
2	E	501	FDE	C1C-NC	-12.92	1.32	1.49
2	H	501	FDE	C1C-NC	-12.78	1.32	1.49
2	D	501	FDE	C1C-NC	-12.55	1.32	1.49
2	A	501	FDE	C1C-NC	-12.43	1.32	1.49
2	C	501	FDE	C1C-NC	-12.32	1.33	1.49

Continued on next page...

Continued from previous page...

Mol	Chain	Res	Type	Atoms	Z	Observed(Å)	Ideal(Å)
2	G	501	FDE	C1C-NC	-12.25	1.33	1.49
2	C	501	FDE	C1A-NA	-12.01	1.33	1.49
2	F	501	FDE	C1C-NC	-11.82	1.33	1.49
2	F	501	FDE	C1A-NA	-11.67	1.33	1.49
2	A	501	FDE	CHD-C4C	-11.64	1.31	1.53
2	F	501	FDE	CHD-C4C	-11.56	1.31	1.53
2	D	501	FDE	CHD-C4C	-11.35	1.31	1.53
2	B	501	FDE	C4C-NC	-11.26	1.34	1.49
2	E	501	FDE	CHD-C4C	-11.23	1.31	1.53
2	G	501	FDE	C4C-NC	-11.22	1.34	1.49
2	C	501	FDE	CHD-C4C	-11.20	1.32	1.53
2	A	501	FDE	C1A-NA	-11.18	1.34	1.49
2	H	501	FDE	CHD-C4C	-11.14	1.32	1.53
2	H	501	FDE	C4C-NC	-11.13	1.34	1.49
2	G	501	FDE	CHD-C4C	-11.04	1.32	1.53
2	F	501	FDE	C4C-NC	-10.98	1.34	1.49
2	E	501	FDE	C4C-NC	-10.97	1.34	1.49
2	D	501	FDE	C4C-NC	-10.96	1.34	1.49
2	B	501	FDE	CHD-C4C	-10.91	1.32	1.53
2	D	501	FDE	C1A-NA	-10.83	1.35	1.49
2	A	501	FDE	C4A-NA	-10.82	1.35	1.49
2	A	501	FDE	C4C-NC	-10.78	1.35	1.49
2	B	501	FDE	C4A-NA	-10.76	1.35	1.49
2	D	501	FDE	C4A-NA	-10.58	1.35	1.49
2	F	501	FDE	C4A-NA	-10.53	1.35	1.49
2	A	501	FDE	CHB-C4A	-10.52	1.33	1.53
2	B	501	FDE	C1C-C2C	-10.52	1.39	1.50
2	A	501	FDE	C1C-C2C	-10.48	1.39	1.50
2	B	501	FDE	C1A-NA	-10.47	1.35	1.49
2	H	501	FDE	C4A-NA	-10.45	1.35	1.49
2	G	501	FDE	C1A-NA	-10.43	1.35	1.49
2	C	501	FDE	C4C-NC	-10.41	1.35	1.49
2	E	501	FDE	C1A-NA	-10.35	1.35	1.49
2	E	501	FDE	C4A-NA	-10.32	1.35	1.49
2	H	501	FDE	C1A-NA	-10.19	1.35	1.49
2	G	501	FDE	C4A-NA	-10.16	1.36	1.49
2	D	501	FDE	C1C-C2C	-10.09	1.39	1.50
2	G	501	FDE	C1C-C2C	-10.08	1.39	1.50
2	E	501	FDE	CHB-C4A	-9.95	1.34	1.53
2	C	501	FDE	CHB-C4A	-9.79	1.34	1.53
2	G	501	FDE	CHB-C4A	-9.78	1.34	1.53
2	E	501	FDE	C1C-C2C	-9.74	1.40	1.50

Continued on next page...

Continued from previous page...

Mol	Chain	Res	Type	Atoms	Z	Observed(Å)	Ideal(Å)
2	B	501	FDE	CHB-C4A	-9.74	1.34	1.53
2	H	501	FDE	C1C-C2C	-9.61	1.40	1.50
2	D	501	FDE	CHB-C4A	-9.58	1.35	1.53
2	C	501	FDE	C4A-NA	-9.49	1.36	1.49
2	F	501	FDE	CHB-C4A	-9.48	1.35	1.53
2	F	501	FDE	C1C-C2C	-9.45	1.40	1.50
2	C	501	FDE	C1C-C2C	-9.37	1.40	1.50
2	H	501	FDE	CHB-C4A	-9.34	1.35	1.53
2	A	501	FDE	CHB-C1B	-9.32	1.34	1.50
2	C	501	FDE	CHB-C1B	-8.68	1.35	1.50
2	E	501	FDE	CHB-C1B	-8.43	1.35	1.50
2	B	501	FDE	CHB-C1B	-8.32	1.36	1.50
2	D	501	FDE	CHB-C1B	-8.05	1.36	1.50
2	F	501	FDE	CHB-C1B	-7.97	1.36	1.50
2	A	501	FDE	CHD-C1D	-7.94	1.32	1.51
2	B	501	FDE	CHD-C1D	-7.87	1.32	1.51
2	H	501	FDE	CHB-C1B	-7.84	1.36	1.50
2	F	501	FDE	CHD-C1D	-7.81	1.32	1.51
2	G	501	FDE	CHB-C1B	-7.77	1.37	1.50
2	C	501	FDE	CHD-C1D	-7.63	1.33	1.51
2	G	501	FDE	CHD-C1D	-7.39	1.33	1.51
2	H	501	FDE	CHD-C1D	-7.25	1.34	1.51
2	D	501	FDE	CHD-C1D	-7.18	1.34	1.51
2	E	501	FDE	CHD-C1D	-7.17	1.34	1.51
2	B	501	FDE	C1B-NB	-5.25	1.31	1.35
2	A	501	FDE	C1B-NB	-4.23	1.32	1.35
2	B	501	FDE	CHC-C1C	-3.68	1.46	1.53
2	F	501	FDE	C1B-NB	-3.31	1.33	1.35
2	H	501	FDE	CHA-C1A	-3.31	1.47	1.53
2	D	501	FDE	CHC-C1C	-3.08	1.47	1.53
2	C	501	FDE	C1B-NB	-2.93	1.33	1.35
2	C	501	FDE	CHA-C1A	-2.92	1.47	1.53
2	F	501	FDE	CHA-C1A	-2.86	1.47	1.53
2	H	501	FDE	CHC-C1C	-2.78	1.48	1.53
2	A	501	FDE	CHA-C1A	-2.78	1.48	1.53
2	G	501	FDE	CHC-C1C	-2.72	1.48	1.53
2	E	501	FDE	CHA-C1A	-2.57	1.48	1.53
2	A	501	FDE	CHC-C1C	-2.57	1.48	1.53
2	B	501	FDE	CHA-C1A	-2.56	1.48	1.53
2	H	501	FDE	C1B-NB	-2.49	1.33	1.35
2	C	501	FDE	CHC-C1C	-2.43	1.48	1.53
2	G	501	FDE	CHA-C1A	-2.39	1.48	1.53

Continued on next page...

Continued from previous page...

Mol	Chain	Res	Type	Atoms	Z	Observed(Å)	Ideal(Å)
2	E	501	FDE	CHC-C1C	-2.39	1.48	1.53
2	G	501	FDE	C1B-NB	-2.18	1.33	1.35
2	D	501	FDE	CHA-C1A	-2.11	1.49	1.53
2	D	501	FDE	C1B-NB	-2.04	1.33	1.35
2	G	501	FDE	FE-ND	2.01	2.10	1.95
2	B	501	FDE	FE-NB	2.06	2.10	1.95
2	D	501	FDE	FE-ND	2.07	2.10	1.95
2	B	501	FDE	FE-ND	2.08	2.10	1.95
2	A	501	FDE	FE-NB	2.09	2.10	1.95
2	F	501	FDE	FE-ND	2.10	2.10	1.95
2	H	501	FDE	FE-ND	2.11	2.10	1.95
2	A	501	FDE	FE-ND	2.14	2.11	1.95
2	E	501	FDE	FE-NB	2.20	2.11	1.95
2	H	501	FDE	FE-NB	2.26	2.11	1.95
2	F	501	FDE	FE-NB	2.31	2.12	1.95
2	D	501	FDE	FE-NB	2.38	2.12	1.95
2	G	501	FDE	FE-NB	2.42	2.13	1.95
2	C	501	FDE	FE-NB	2.48	2.13	1.95
2	B	501	FDE	C4D-C3D	2.68	1.41	1.38
2	A	501	FDE	C3D-C2D	3.29	1.47	1.37
2	G	501	FDE	C3D-C2D	3.75	1.48	1.37
2	D	501	FDE	C3D-C2D	3.85	1.49	1.37
2	H	501	FDE	C3D-C2D	3.85	1.49	1.37
2	F	501	FDE	C3D-C2D	3.86	1.49	1.37
2	E	501	FDE	C3D-C2D	3.86	1.49	1.37
2	B	501	FDE	C3D-C2D	3.90	1.49	1.37
2	C	501	FDE	C3D-C2D	3.97	1.49	1.37
2	B	501	FDE	C4B-C3B	4.80	1.44	1.38
2	D	501	FDE	C4B-C3B	4.98	1.45	1.38
2	E	501	FDE	C4B-C3B	5.14	1.45	1.38
2	F	501	FDE	C4B-C3B	5.14	1.45	1.38
2	A	501	FDE	C4B-C3B	5.28	1.45	1.38
2	C	501	FDE	C4B-C3B	5.35	1.45	1.38
2	G	501	FDE	C4B-C3B	5.64	1.45	1.38
2	H	501	FDE	C4B-C3B	5.84	1.46	1.38
2	E	501	FDE	C2C-C3C	7.03	1.40	1.33
2	B	501	FDE	C2C-C3C	7.17	1.40	1.33
2	G	501	FDE	C2C-C3C	7.52	1.41	1.33
2	A	501	FDE	C2C-C3C	7.55	1.41	1.33
2	D	501	FDE	C2C-C3C	7.82	1.41	1.33
2	H	501	FDE	C2C-C3C	7.95	1.41	1.33
2	F	501	FDE	C2C-C3C	8.14	1.41	1.33

Continued on next page...

Continued from previous page...

Mol	Chain	Res	Type	Atoms	Z	Observed(Å)	Ideal(Å)
2	C	501	FDE	C2C-C3C	9.30	1.43	1.33

All (98) bond angle outliers are listed below:

Mol	Chain	Res	Type	Atoms	Z	Observed(°)	Ideal(°)
2	E	501	FDE	CMF-C3C-C2C	-6.22	118.91	127.97
2	E	501	FDE	CBD-CAD-C3D	-5.92	101.17	112.48
2	A	501	FDE	CMF-C3C-C2C	-5.78	119.55	127.97
2	D	501	FDE	CAA-CBA-CGA	-5.77	102.80	112.66
2	G	501	FDE	CBD-CAD-C3D	-5.70	101.58	112.48
2	H	501	FDE	CBD-CAD-C3D	-5.64	101.71	112.48
2	D	501	FDE	CMF-C3C-C2C	-5.48	119.98	127.97
2	D	501	FDE	CBD-CAD-C3D	-5.47	102.03	112.48
2	B	501	FDE	CMF-C3C-C2C	-5.46	120.02	127.97
2	G	501	FDE	CMF-C3C-C2C	-5.43	120.06	127.97
2	F	501	FDE	CMF-C3C-C2C	-5.31	120.22	127.97
2	C	501	FDE	CBD-CAD-C3D	-5.05	102.83	112.48
2	C	501	FDE	CMF-C3C-C2C	-4.69	121.13	127.97
2	H	501	FDE	CMF-C3C-C2C	-4.49	121.43	127.97
2	A	501	FDE	CBD-CAD-C3D	-4.41	104.05	112.48
2	C	501	FDE	C1D-C2D-C3D	-4.30	100.63	105.82
2	D	501	FDE	C1D-C2D-C3D	-4.17	100.79	105.82
2	A	501	FDE	C1D-C2D-C3D	-4.15	100.81	105.82
2	F	501	FDE	CBD-CAD-C3D	-4.09	104.66	112.48
2	F	501	FDE	C1D-C2D-C3D	-3.99	101.00	105.82
2	C	501	FDE	CAD-C3D-C4D	-3.94	124.53	127.30
2	G	501	FDE	C1D-C2D-C3D	-3.82	101.22	105.82
2	A	501	FDE	C1B-C2B-C3B	-3.80	100.38	106.09
2	D	501	FDE	C1B-C2B-C3B	-3.65	100.60	106.09
2	C	501	FDE	C1B-C2B-C3B	-3.53	100.77	106.09
2	E	501	FDE	C1D-C2D-C3D	-3.51	101.59	105.82
2	F	501	FDE	CAA-CBA-CGA	-3.48	106.71	112.66
2	B	501	FDE	CAA-CBA-CGA	-3.44	106.79	112.66
2	H	501	FDE	C1D-C2D-C3D	-3.39	101.74	105.82
2	C	501	FDE	CAD-CBD-CGD	-3.38	106.89	112.66
2	B	501	FDE	C1B-C2B-C3B	-3.26	101.18	106.09
2	B	501	FDE	CBD-CAD-C3D	-3.24	106.28	112.48
2	E	501	FDE	C1B-C2B-C3B	-3.07	101.48	106.09
2	A	501	FDE	CAA-CBA-CGA	-3.06	107.44	112.66
2	B	501	FDE	CHC-C4B-C3B	-2.99	124.36	129.62
2	B	501	FDE	C1D-C2D-C3D	-2.96	102.25	105.82
2	G	501	FDE	CAD-CBD-CGD	-2.95	107.62	112.66

Continued on next page...

Continued from previous page...

Mol	Chain	Res	Type	Atoms	Z	Observed(°)	Ideal(°)
2	F	501	FDE	C1B-C2B-C3B	-2.85	101.81	106.09
2	A	501	FDE	CAD-CBD-CGD	-2.84	107.81	112.66
2	G	501	FDE	C1B-C2B-C3B	-2.81	101.87	106.09
2	C	501	FDE	CAA-CBA-CGA	-2.66	108.12	112.66
2	H	501	FDE	C1B-C2B-C3B	-2.32	102.60	106.09
2	E	501	FDE	CAD-CBD-CGD	-2.29	108.74	112.66
2	C	501	FDE	CME-C3B-C2B	-2.23	120.84	124.93
2	H	501	FDE	CME-C3B-C2B	-2.21	120.89	124.93
2	A	501	FDE	CHC-C4B-C3B	-2.15	125.84	129.62
2	F	501	FDE	CME-C3B-C2B	-2.13	121.03	124.93
2	D	501	FDE	CHC-C4B-C3B	-2.10	125.93	129.62
2	E	501	FDE	CME-C3B-C2B	-2.02	121.23	124.93
2	G	501	FDE	CHD-C4C-NC	2.05	114.61	110.75
2	H	501	FDE	CAA-C2A-C1A	2.08	126.75	122.52
2	B	501	FDE	CHD-C4C-NC	2.08	114.67	110.75
2	C	501	FDE	CHD-C4C-NC	2.23	114.95	110.75
2	A	501	FDE	CAA-C2A-C1A	2.36	127.33	122.52
2	H	501	FDE	CHD-C4C-NC	2.37	115.21	110.75
2	D	501	FDE	CMD-C2D-C3D	2.53	129.72	124.94
2	A	501	FDE	CHD-C4C-NC	2.57	115.59	110.75
2	C	501	FDE	CMD-C2D-C3D	2.63	129.89	124.94
2	C	501	FDE	CAA-C2A-C1A	2.70	128.02	122.52
2	B	501	FDE	CAA-C2A-C1A	2.70	128.02	122.52
2	D	501	FDE	CAA-C2A-C1A	2.76	128.14	122.52
2	F	501	FDE	CMD-C2D-C3D	2.79	130.20	124.94
2	E	501	FDE	CAA-C2A-C1A	2.84	128.30	122.52
2	B	501	FDE	CAD-CBD-CGD	3.05	117.87	112.66
2	F	501	FDE	CAA-C2A-C1A	3.27	129.19	122.52
2	H	501	FDE	CMF-C3C-C4C	3.39	131.35	121.78
2	G	501	FDE	CAA-C2A-C1A	3.43	129.51	122.52
2	C	501	FDE	CMF-C3C-C4C	3.74	132.36	121.78
2	A	501	FDE	CMF-C3C-C4C	3.97	132.98	121.78
2	G	501	FDE	CMF-C3C-C4C	3.99	133.06	121.78
2	F	501	FDE	CMF-C3C-C4C	4.12	133.42	121.78
2	B	501	FDE	CMF-C3C-C4C	4.14	133.48	121.78
2	D	501	FDE	CMF-C3C-C4C	4.28	133.86	121.78
2	E	501	FDE	CMF-C3C-C4C	4.59	134.75	121.78
2	H	501	FDE	C2B-C1B-NB	5.38	115.74	108.63
2	C	501	FDE	CHA-C1A-NA	5.52	121.16	110.75
2	E	501	FDE	C2B-C1B-NB	5.70	116.17	108.63
2	E	501	FDE	CHC-C1C-NC	5.81	121.72	110.75
2	F	501	FDE	C2B-C1B-NB	5.85	116.37	108.63

Continued on next page...

Continued from previous page...

Mol	Chain	Res	Type	Atoms	Z	Observed(°)	Ideal(°)
2	G	501	FDE	CHA-C1A-NA	5.87	121.82	110.75
2	H	501	FDE	CHC-C1C-NC	5.97	122.01	110.75
2	F	501	FDE	CHC-C1C-NC	5.98	122.03	110.75
2	B	501	FDE	CHC-C1C-NC	6.01	122.08	110.75
2	G	501	FDE	C2B-C1B-NB	6.01	116.58	108.63
2	D	501	FDE	CHC-C1C-NC	6.04	122.15	110.75
2	F	501	FDE	CHA-C1A-NA	6.06	122.19	110.75
2	E	501	FDE	CHA-C1A-NA	6.07	122.19	110.75
2	A	501	FDE	CHC-C1C-NC	6.18	122.41	110.75
2	C	501	FDE	CHC-C1C-NC	6.20	122.45	110.75
2	D	501	FDE	C2B-C1B-NB	6.23	116.87	108.63
2	B	501	FDE	C2B-C1B-NB	6.25	116.90	108.63
2	B	501	FDE	CHA-C1A-NA	6.28	122.60	110.75
2	C	501	FDE	C2B-C1B-NB	6.30	116.96	108.63
2	D	501	FDE	CHA-C1A-NA	6.32	122.67	110.75
2	G	501	FDE	CHC-C1C-NC	6.44	122.89	110.75
2	H	501	FDE	CHA-C1A-NA	6.53	123.06	110.75
2	A	501	FDE	CHA-C1A-NA	6.70	123.39	110.75
2	A	501	FDE	C2B-C1B-NB	6.81	117.63	108.63

There are no chirality outliers.

There are no torsion outliers.

There are no ring outliers.

8 monomers are involved in 14 short contacts:

Mol	Chain	Res	Type	Clashes	Symm-Clashes
2	A	501	FDE	1	0
2	B	501	FDE	2	0
2	C	501	FDE	1	0
2	D	501	FDE	1	0
2	E	501	FDE	1	0
2	F	501	FDE	1	0
2	G	501	FDE	2	0
2	H	501	FDE	5	0

5.7 Other polymers ⓘ

There are no such residues in this entry.

5.8 Polymer linkage issues ⓘ

There are no chain breaks in this entry.

6 Fit of model and data ⓘ

6.1 Protein, DNA and RNA chains ⓘ

In the following table, the column labelled ‘#RSRZ> 2’ contains the number (and percentage) of RSRZ outliers, followed by percent RSRZ outliers for the chain as percentile scores relative to all X-ray entries and entries of similar resolution. The OWAB column contains the minimum, median, 95th percentile and maximum values of the occupancy-weighted average B-factor per residue. The column labelled ‘Q< 0.9’ lists the number of (and percentage) of residues with an average occupancy less than 0.9.

Mol	Chain	Analysed	<RSRZ>	#RSRZ>2	OWAB(Å ²)	Q<0.9
1	A	453/471 (96%)	-0.07	7 (1%) 74 82	10, 22, 39, 56	0
1	B	453/471 (96%)	-0.22	3 (0%) 87 92	7, 18, 36, 52	0
1	C	452/471 (95%)	-0.21	3 (0%) 87 92	10, 22, 37, 52	0
1	D	454/471 (96%)	0.07	11 (2%) 59 68	14, 30, 46, 59	0
1	E	451/471 (95%)	-0.26	3 (0%) 87 92	6, 17, 34, 54	0
1	F	455/471 (96%)	-0.05	5 (1%) 80 87	10, 23, 44, 66	0
1	G	451/471 (95%)	-0.20	1 (0%) 94 97	7, 21, 38, 60	0
1	H	450/471 (95%)	-0.16	5 (1%) 80 87	7, 19, 37, 49	0
All	All	3619/3768 (96%)	-0.14	38 (1%) 80 87	6, 22, 41, 66	0

All (38) RSRZ outliers are listed below:

Mol	Chain	Res	Type	RSRZ
1	F	196	PRO	4.9
1	D	455	LEU	3.6
1	B	225	ALA	3.4
1	F	381	ASN	3.4
1	D	245	THR	3.2
1	E	382	PRO	3.2
1	G	2	ILE	2.8
1	D	269	VAL	2.7
1	F	229	GLN	2.7
1	H	371	VAL	2.6
1	D	438	THR	2.6
1	H	269	VAL	2.5
1	A	269	VAL	2.5
1	B	224	LYS	2.5
1	D	2	ILE	2.5
1	F	221	ALA	2.4

Continued on next page...

Continued from previous page...

Mol	Chain	Res	Type	RSRZ
1	D	380	GLU	2.4
1	A	149	THR	2.4
1	C	438	THR	2.3
1	D	327	THR	2.3
1	D	335	ALA	2.3
1	A	383	SER	2.2
1	F	228	GLU	2.2
1	A	2	ILE	2.2
1	D	244	GLU	2.2
1	D	328	ALA	2.2
1	E	381	ASN	2.1
1	C	328	ALA	2.1
1	B	229	GLN	2.1
1	E	383	SER	2.1
1	A	264	ALA	2.1
1	H	381	ASN	2.1
1	A	301	PRO	2.1
1	D	379	PHE	2.1
1	A	438	THR	2.0
1	C	271	GLY	2.0
1	H	268	THR	2.0
1	H	224	LYS	2.0

6.2 Non-standard residues in protein, DNA, RNA chains [i](#)

There are no non-standard protein/DNA/RNA residues in this entry.

6.3 Carbohydrates [i](#)

There are no carbohydrates in this entry.

6.4 Ligands [i](#)

In the following table, the Atoms column lists the number of modelled atoms in the group and the number defined in the chemical component dictionary. LLDF column lists the quality of electron density of the group with respect to its neighbouring residues in protein, DNA or RNA chains. The B-factors column lists the minimum, median, 95th percentile and maximum values of B factors of atoms in the group. The column labelled 'Q < 0.9' lists the number of atoms with occupancy less than 0.9.

Mol	Type	Chain	Res	Atoms	RSCC	RSR	LLDF	B-factors(\AA^2)	Q<0.9
2	FDE	B	501	39/39	0.96	0.19	1.17	6,9,16,17	0
2	FDE	E	501	39/39	0.97	0.16	0.94	7,10,14,19	0
2	FDE	D	501	39/39	0.96	0.19	0.85	14,21,29,33	0
2	FDE	H	501	39/39	0.97	0.19	0.78	6,10,14,19	0
2	FDE	A	501	39/39	0.96	0.19	0.72	8,15,20,26	0
2	FDE	G	501	39/39	0.97	0.17	0.64	7,15,21,21	0
2	FDE	C	501	39/39	0.97	0.15	-0.09	4,10,15,17	0
2	FDE	F	501	39/39	0.97	0.14	-0.43	7,13,20,23	0

6.5 Other polymers [i](#)

There are no such residues in this entry.