



Full wwPDB X-ray Structure Validation Report ⓘ

Feb 15, 2017 – 05:46 am GMT

PDB ID : 1JTS
Title : DNA PROTECTION AND BINDING BY E. COLI DPS PROTEIN
Authors : Luo, J.; Liu, D.; White, M.A.; Fox, R.O.
Deposited on : 2001-08-22
Resolution : 2.60 Å(reported)

This is a Full wwPDB X-ray Structure Validation Report for a publicly released PDB entry.

We welcome your comments at validation@mail.wwpdb.org

A user guide is available at

<http://wwpdb.org/validation/2016/XrayValidationReportHelp>

with specific help available everywhere you see the ⓘ symbol.

The following versions of software and data (see [references ⓘ](#)) were used in the production of this report:

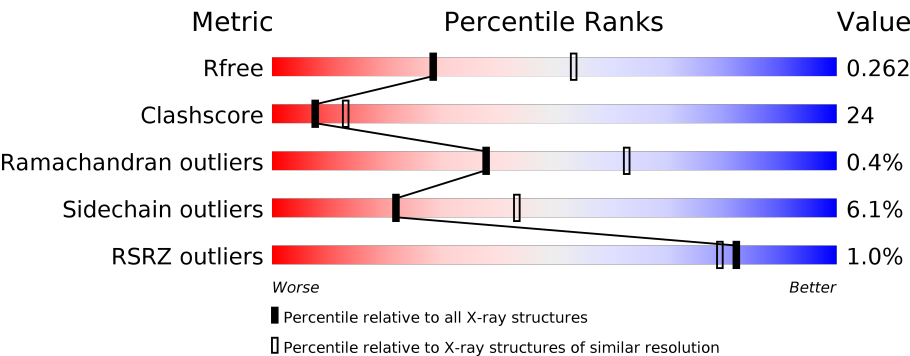
MolProbity : 4.02b-467
Mogul : 1.7.2 (RC1), CSD as538be (2017)
Xtriage (Phenix) : 1.9-1692
EDS : trunk28620
Percentile statistics : 20161228.v01 (using entries in the PDB archive December 28th 2016)
Refmac : 5.8.0135
CCP4 : 6.5.0
Ideal geometry (proteins) : Engh & Huber (2001)
Ideal geometry (DNA, RNA) : Parkinson et al. (1996)
Validation Pipeline (wwPDB-VP) : recalc28949

1 Overall quality at a glance i

The following experimental techniques were used to determine the structure:
X-RAY DIFFRACTION

The reported resolution of this entry is 2.60 Å.

Percentile scores (ranging between 0-100) for global validation metrics of the entry are shown in the following graphic. The table shows the number of entries on which the scores are based.



Metric	Whole archive (#Entries)	Similar resolution (#Entries, resolution range(Å))
R_{free}	100719	2542 (2.60-2.60)
Clashscore	112137	2895 (2.60-2.60)
Ramachandran outliers	110173	2848 (2.60-2.60)
Sidechain outliers	110143	2848 (2.60-2.60)
RSRZ outliers	101464	2550 (2.60-2.60)

The table below summarises the geometric issues observed across the polymeric chains and their fit to the electron density. The red, orange, yellow and green segments on the lower bar indicate the fraction of residues that contain outliers for ≥ 3 , 2, 1 and 0 types of geometric quality criteria. A grey segment represents the fraction of residues that are not modelled. The numeric value for each fraction is indicated below the corresponding segment, with a dot representing fractions $\leq 5\%$. The upper red bar (where present) indicates the fraction of residues that have poor fit to the electron density. The numeric value is given above the bar.

Mol	Chain	Length	Quality of chain
1	A	167	<div><div>%</div><div><div></div><div>50%</div><div>40%</div><div>•</div><div>7%</div></div></div>
1	B	167	<div><div></div><div>48%</div><div>41%</div><div>• •</div><div>7%</div></div>
1	C	167	<div><div>2%</div><div><div></div><div>50%</div><div>40%</div><div>• •</div><div>8%</div></div></div>
1	D	167	<div><div>3%</div><div><div></div><div>51%</div><div>38%</div><div>•</div><div>8%</div></div></div>
1	E	167	<div><div></div><div>59%</div><div>32%</div><div>• •</div><div>7%</div></div>
1	F	167	<div><div>2%</div><div><div></div><div>55%</div><div>35%</div><div>•</div><div>7%</div></div></div>

Continued on next page...

Continued from previous page...

Mol	Chain	Length	Quality of chain
1	G	167	
1	H	167	
1	I	167	
1	J	167	
1	K	167	
1	L	167	
1	M	167	
1	N	167	
1	O	167	
1	P	167	
1	Q	167	
1	R	167	
1	S	167	
1	T	167	
1	U	167	
1	V	167	
1	W	167	
1	X	167	

The following table lists non-polymeric compounds, carbohydrate monomers and non-standard residues in protein, DNA, RNA chains that are outliers for geometric or electron-density-fit criteria:

Mol	Type	Chain	Res	Chirality	Geometry	Clashes	Electron density
2	TRS	G	303	-	-	-	X

2 Entry composition

There are 3 unique types of molecules in this entry. The entry contains 29850 atoms, of which 0 are hydrogens and 0 are deuteriums.

In the tables below, the ZeroOcc column contains the number of atoms modelled with zero occupancy, the AltConf column contains the number of residues with at least one atom in alternate conformation and the Trace column contains the number of residues modelled with at most 2 atoms.

- Molecule 1 is a protein called DNA PROTECTION DURING STARVATION PROTEIN.

Mol	Chain	Residues	Atoms					ZeroOcc	AltConf	Trace
1	A	155	Total	C	N	O	S	0	0	0
			1224	770	215	235	4			
1	B	155	Total	C	N	O	S	0	0	0
			1224	770	215	235	4			
1	C	154	Total	C	N	O	S	0	0	0
			1216	766	213	233	4			
1	D	154	Total	C	N	O	S	0	0	0
			1216	766	213	233	4			
1	E	156	Total	C	N	O	S	0	0	0
			1231	774	216	237	4			
1	F	155	Total	C	N	O	S	0	0	0
			1224	770	215	235	4			
1	G	155	Total	C	N	O	S	0	0	0
			1224	770	215	235	4			
1	H	154	Total	C	N	O	S	0	0	0
			1216	766	213	233	4			
1	I	154	Total	C	N	O	S	0	0	0
			1216	766	213	233	4			
1	J	158	Total	C	N	O	S	0	0	0
			1245	783	219	239	4			
1	K	154	Total	C	N	O	S	0	0	0
			1216	766	213	233	4			
1	L	155	Total	C	N	O	S	0	0	0
			1224	770	215	235	4			
1	M	156	Total	C	N	O	S	0	0	0
			1231	774	216	237	4			
1	N	156	Total	C	N	O	S	0	0	0
			1231	774	216	237	4			
1	O	156	Total	C	N	O	S	0	0	0
			1231	774	216	237	4			
1	P	154	Total	C	N	O	S	0	0	0
			1216	766	213	233	4			

Continued on next page...

Continued from previous page...

Mol	Chain	Residues	Atoms					ZeroOcc	AltConf	Trace
1	Q	154	Total	C	N	O	S	0	0	0
			1216	766	213	233	4			
1	R	156	Total	C	N	O	S	0	0	0
			1231	774	216	237	4			
1	S	156	Total	C	N	O	S	0	0	0
			1231	774	216	237	4			
1	T	156	Total	C	N	O	S	0	0	0
			1231	774	216	237	4			
1	U	157	Total	C	N	O	S	0	0	0
			1236	777	217	238	4			
1	V	155	Total	C	N	O	S	0	0	0
			1224	770	215	235	4			
1	W	156	Total	C	N	O	S	0	0	0
			1231	774	216	237	4			
1	X	156	Total	C	N	O	S	0	0	0
			1231	774	216	237	4			

There are 48 discrepancies between the modelled and reference sequences:

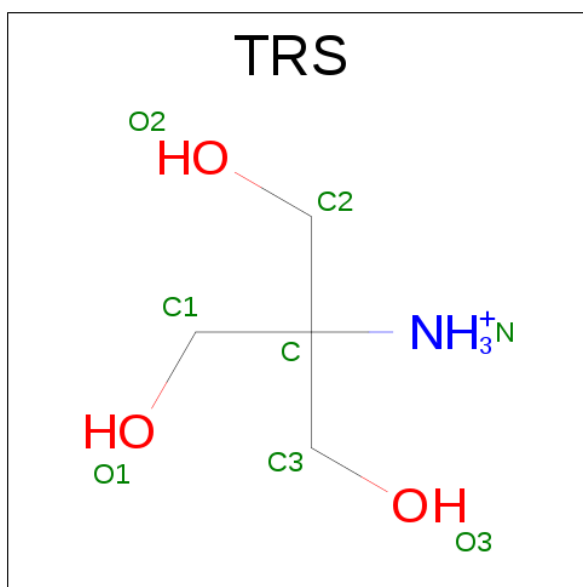
Chain	Residue	Modelled	Actual	Comment	Reference
A	75	CYS	ASP	ENGINEERED	UNP P0ABT2
A	78	ALA	ASP	ENGINEERED	UNP P0ABT2
B	75	CYS	ASP	ENGINEERED	UNP P0ABT2
B	78	ALA	ASP	ENGINEERED	UNP P0ABT2
C	75	CYS	ASP	ENGINEERED	UNP P0ABT2
C	78	ALA	ASP	ENGINEERED	UNP P0ABT2
D	75	CYS	ASP	ENGINEERED	UNP P0ABT2
D	78	ALA	ASP	ENGINEERED	UNP P0ABT2
E	75	CYS	ASP	ENGINEERED	UNP P0ABT2
E	78	ALA	ASP	ENGINEERED	UNP P0ABT2
F	75	CYS	ASP	ENGINEERED	UNP P0ABT2
F	78	ALA	ASP	ENGINEERED	UNP P0ABT2
G	75	CYS	ASP	ENGINEERED	UNP P0ABT2
G	78	ALA	ASP	ENGINEERED	UNP P0ABT2
H	75	CYS	ASP	ENGINEERED	UNP P0ABT2
H	78	ALA	ASP	ENGINEERED	UNP P0ABT2
I	75	CYS	ASP	ENGINEERED	UNP P0ABT2
I	78	ALA	ASP	ENGINEERED	UNP P0ABT2
J	75	CYS	ASP	ENGINEERED	UNP P0ABT2
J	78	ALA	ASP	ENGINEERED	UNP P0ABT2
K	75	CYS	ASP	ENGINEERED	UNP P0ABT2
K	78	ALA	ASP	ENGINEERED	UNP P0ABT2
L	75	CYS	ASP	ENGINEERED	UNP P0ABT2

Continued on next page...

Continued from previous page...

Chain	Residue	Modelled	Actual	Comment	Reference
L	78	ALA	ASP	ENGINEERED	UNP P0ABT2
M	75	CYS	ASP	ENGINEERED	UNP P0ABT2
M	78	ALA	ASP	ENGINEERED	UNP P0ABT2
N	75	CYS	ASP	ENGINEERED	UNP P0ABT2
N	78	ALA	ASP	ENGINEERED	UNP P0ABT2
O	75	CYS	ASP	ENGINEERED	UNP P0ABT2
O	78	ALA	ASP	ENGINEERED	UNP P0ABT2
P	75	CYS	ASP	ENGINEERED	UNP P0ABT2
P	78	ALA	ASP	ENGINEERED	UNP P0ABT2
Q	75	CYS	ASP	ENGINEERED	UNP P0ABT2
Q	78	ALA	ASP	ENGINEERED	UNP P0ABT2
R	75	CYS	ASP	ENGINEERED	UNP P0ABT2
R	78	ALA	ASP	ENGINEERED	UNP P0ABT2
S	75	CYS	ASP	ENGINEERED	UNP P0ABT2
S	78	ALA	ASP	ENGINEERED	UNP P0ABT2
T	75	CYS	ASP	ENGINEERED	UNP P0ABT2
T	78	ALA	ASP	ENGINEERED	UNP P0ABT2
U	75	CYS	ASP	ENGINEERED	UNP P0ABT2
U	78	ALA	ASP	ENGINEERED	UNP P0ABT2
V	75	CYS	ASP	ENGINEERED	UNP P0ABT2
V	78	ALA	ASP	ENGINEERED	UNP P0ABT2
W	75	CYS	ASP	ENGINEERED	UNP P0ABT2
W	78	ALA	ASP	ENGINEERED	UNP P0ABT2
X	75	CYS	ASP	ENGINEERED	UNP P0ABT2
X	78	ALA	ASP	ENGINEERED	UNP P0ABT2

- Molecule 2 is 2-AMINO-2-HYDROXYMETHYL-PROPANE-1,3-DIOL (three-letter code: TRS) (formula: $C_4H_{12}NO_3$).



Mol	Chain	Residues	Atoms				ZeroOcc	AltConf
2	A	1	Total	C	N	O	0	0
			8	4	1	3		
2	G	1	Total	C	N	O	0	0
			8	4	1	3		
2	G	1	Total	C	N	O	0	0
			8	4	1	3		
2	H	1	Total	C	N	O	0	0
			8	4	1	3		
2	D	1	Total	C	N	O	0	0
			8	4	1	3		
2	D	1	Total	C	N	O	0	0
			8	4	1	3		
2	C	1	Total	C	N	O	0	0
			8	4	1	3		
2	H	1	Total	C	N	O	0	0
			8	4	1	3		
2	A	1	Total	C	N	O	0	0
			8	4	1	3		
2	D	1	Total	C	N	O	0	0
			8	4	1	3		
2	L	1	Total	C	N	O	0	0
			8	4	1	3		
2	E	1	Total	C	N	O	0	0
			8	4	1	3		
2	M	1	Total	C	N	O	0	0
			8	4	1	3		
2	W	1	Total	C	N	O	0	0
			8	4	1	3		

Continued on next page...

Continued from previous page...

Mol	Chain	Residues	Atoms				ZeroOcc	AltConf
2	W	1	Total 8	C 4	N 1	O 3	0	0
2	T	1	Total 8	C 4	N 1	O 3	0	0
2	P	1	Total 8	C 4	N 1	O 3	0	0
2	P	1	Total 8	C 4	N 1	O 3	0	0
2	R	1	Total 8	C 4	N 1	O 3	0	0
2	T	1	Total 8	C 4	N 1	O 3	0	0
2	M	1	Total 8	C 4	N 1	O 3	0	0
2	P	1	Total 8	C 4	N 1	O 3	0	0
2	X	1	Total 8	C 4	N 1	O 3	0	0
2	Q	1	Total 8	C 4	N 1	O 3	0	0

- Molecule 3 is water.

Mol	Chain	Residues	Atoms		ZeroOcc	AltConf
3	A	10	Total 10	O 10	0	0
3	B	8	Total 8	O 8	0	0
3	C	8	Total 8	O 8	0	0
3	D	8	Total 8	O 8	0	0
3	E	10	Total 10	O 10	0	0
3	F	12	Total 12	O 12	0	0
3	G	4	Total 4	O 4	0	0
3	H	4	Total 4	O 4	0	0
3	I	8	Total 8	O 8	0	0

Continued on next page...

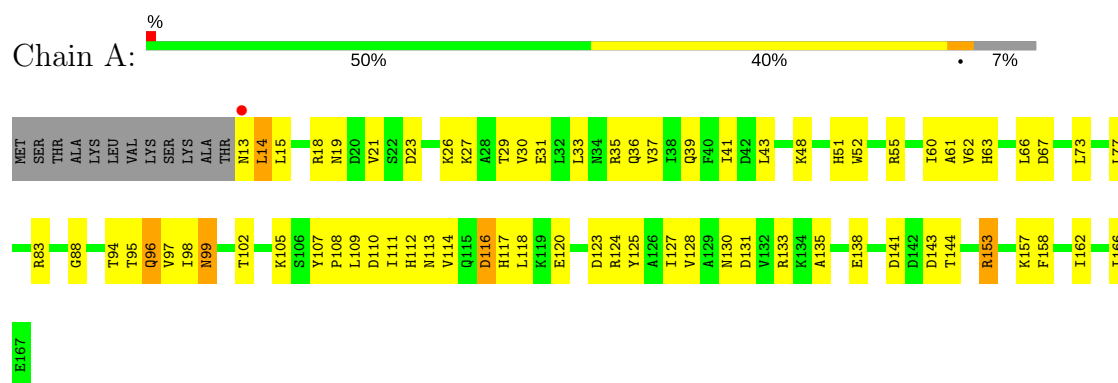
Continued from previous page...

Mol	Chain	Residues	Atoms	ZeroOcc	AltConf
3	J	6	Total O 6 6	0	0
3	K	5	Total O 5 5	0	0
3	L	8	Total O 8 8	0	0
3	M	11	Total O 11 11	0	0
3	N	12	Total O 12 12	0	0
3	O	11	Total O 11 11	0	0
3	P	3	Total O 3 3	0	0
3	Q	7	Total O 7 7	0	0
3	R	10	Total O 10 10	0	0
3	S	11	Total O 11 11	0	0
3	T	16	Total O 16 16	0	0
3	U	10	Total O 10 10	0	0
3	V	11	Total O 11 11	0	0
3	W	27	Total O 27 27	0	0
3	X	22	Total O 22 22	0	0

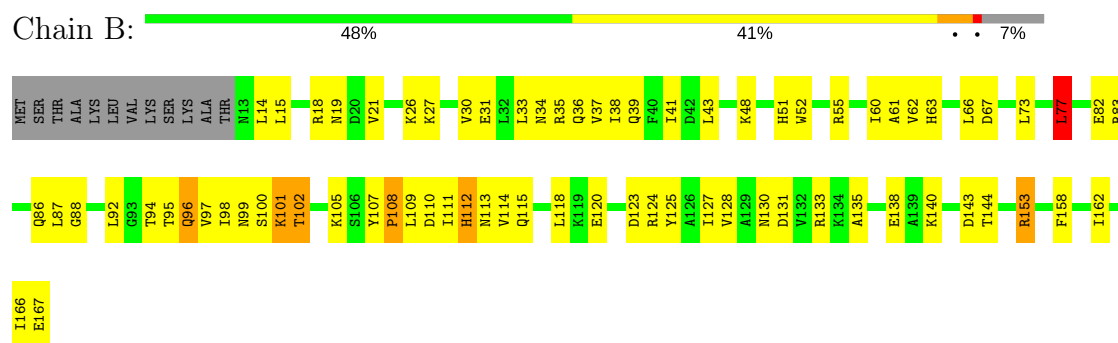
3 Residue-property plots [i](#)

These plots are drawn for all protein, RNA and DNA chains in the entry. The first graphic for a chain summarises the proportions of the various outlier classes displayed in the second graphic. The second graphic shows the sequence view annotated by issues in geometry and electron density. Residues are color-coded according to the number of geometric quality criteria for which they contain at least one outlier: green = 0, yellow = 1, orange = 2 and red = 3 or more. A red dot above a residue indicates a poor fit to the electron density ($RSRZ > 2$). Stretches of 2 or more consecutive residues without any outlier are shown as a green connector. Residues present in the sample, but not in the model, are shown in grey.

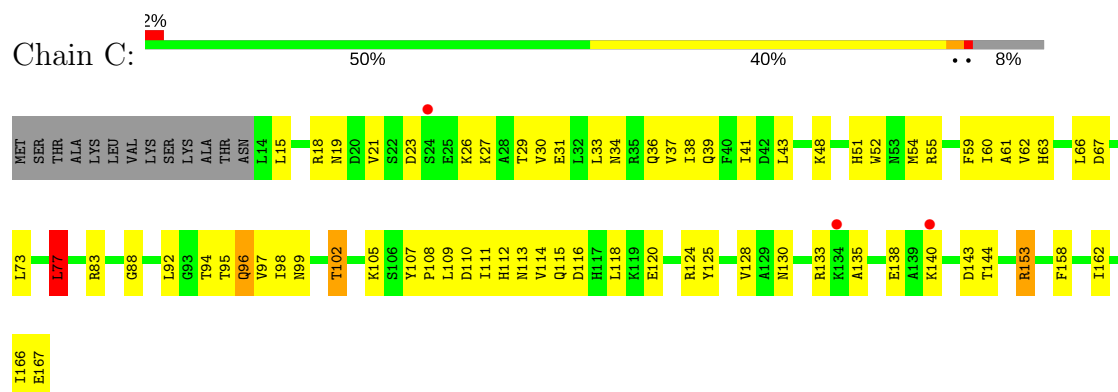
• Molecule 1: DNA PROTECTION DURING STARVATION PROTEIN



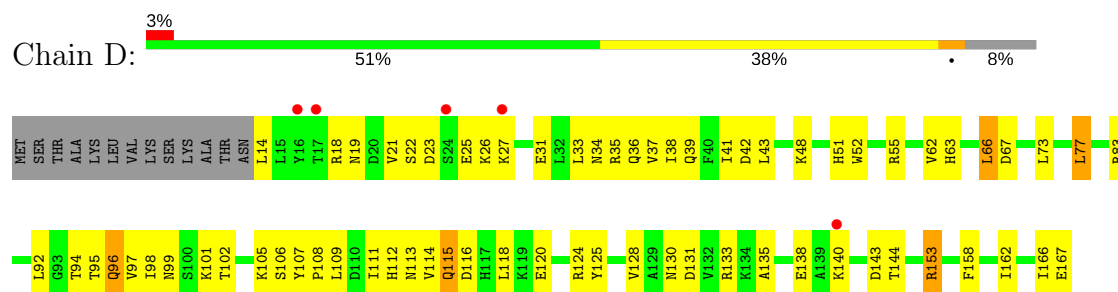
• Molecule 1: DNA PROTECTION DURING STARVATION PROTEIN



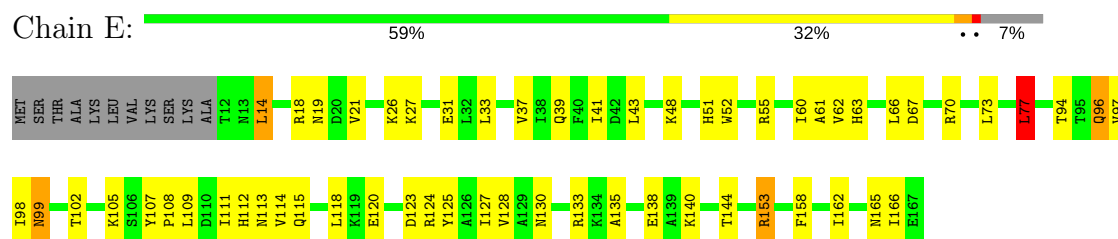
• Molecule 1: DNA PROTECTION DURING STARVATION PROTEIN



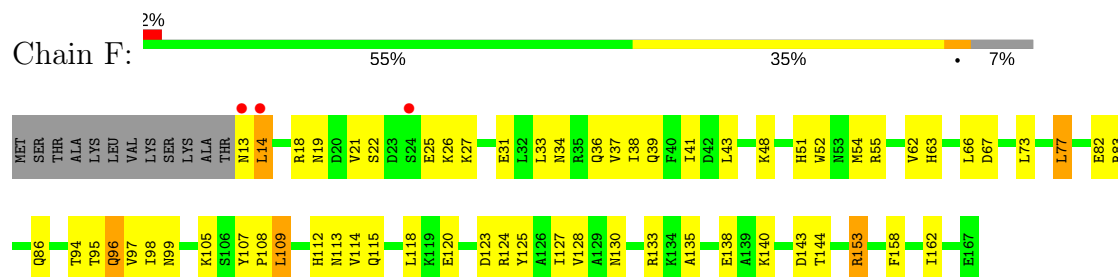
- Molecule 1: DNA PROTECTION DURING STARVATION PROTEIN



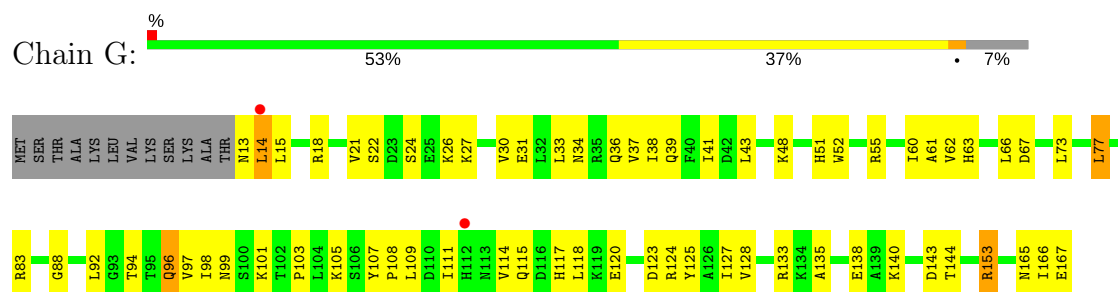
- Molecule 1: DNA PROTECTION DURING STARVATION PROTEIN



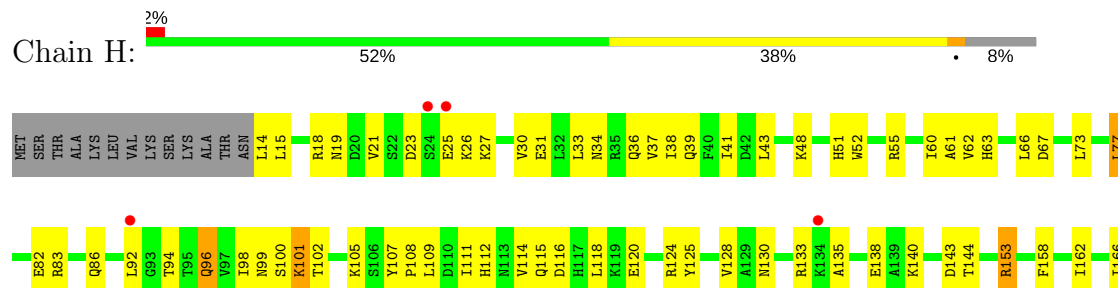
- Molecule 1: DNA PROTECTION DURING STARVATION PROTEIN



- Molecule 1: DNA PROTECTION DURING STARVATION PROTEIN

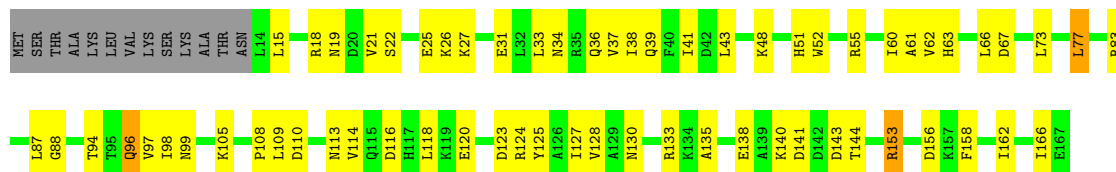


- Molecule 1: DNA PROTECTION DURING STARVATION PROTEIN

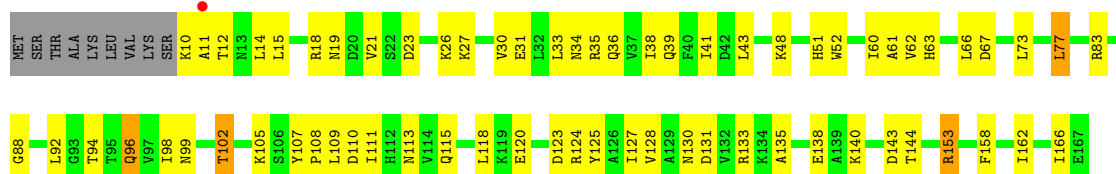


E167

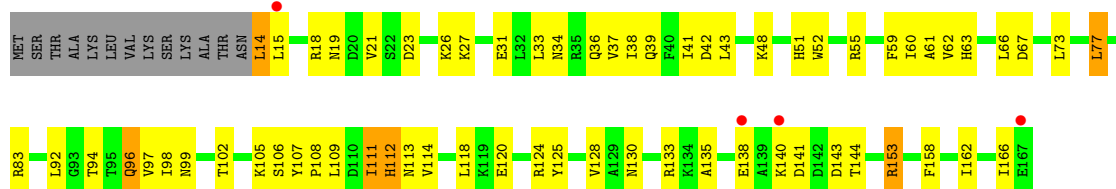
- Molecule 1: DNA PROTECTION DURING STARVATION PROTEIN

Chain I: 

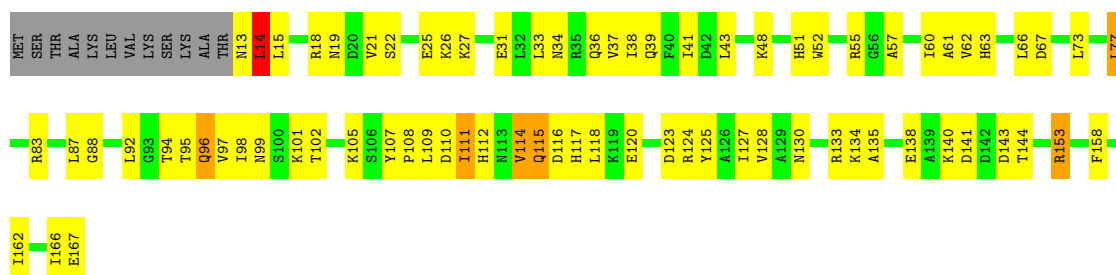
- Molecule 1: DNA PROTECTION DURING STARVATION PROTEIN

Chain J: 

- Molecule 1: DNA PROTECTION DURING STARVATION PROTEIN

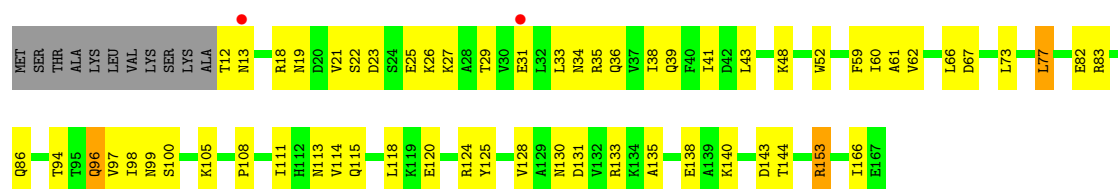
Chain K: 

- Molecule 1: DNA PROTECTION DURING STARVATION PROTEIN

Chain L: 

- Molecule 1: DNA PROTECTION DURING STARVATION PROTEIN

Chain M: 



● Molecule 1: DNA PROTECTION DURING STARVATION PROTEIN



● Molecule 1: DNA PROTECTION DURING STARVATION PROTEIN



● Molecule 1: DNA PROTECTION DURING STARVATION PROTEIN

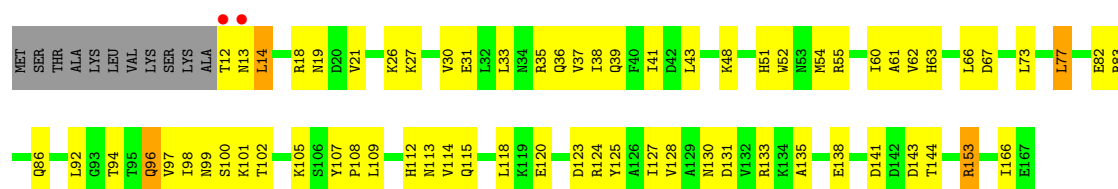


● Molecule 1: DNA PROTECTION DURING STARVATION PROTEIN



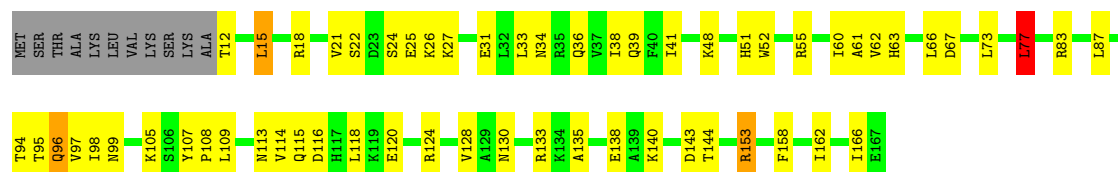
● Molecule 1: DNA PROTECTION DURING STARVATION PROTEIN





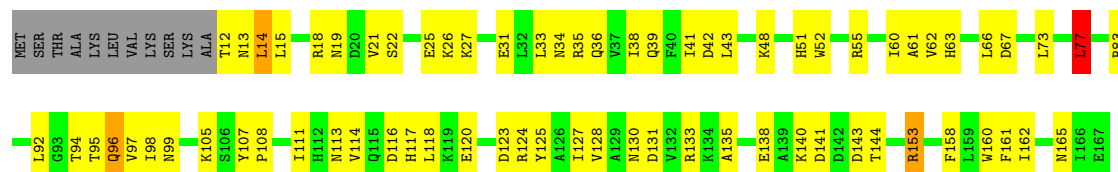
• Molecule 1: DNA PROTECTION DURING STARVATION PROTEIN

Chain S: 58% 33% 7%



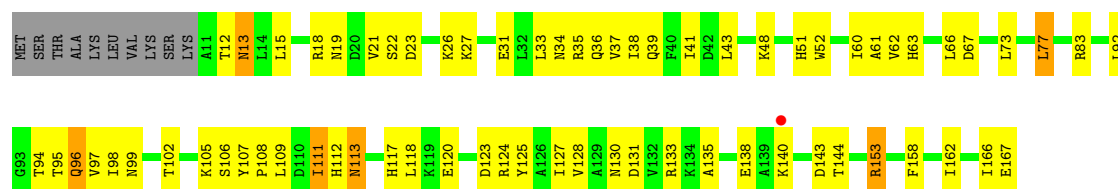
• Molecule 1: DNA PROTECTION DURING STARVATION PROTEIN

Chain T: 51% 40% 7%



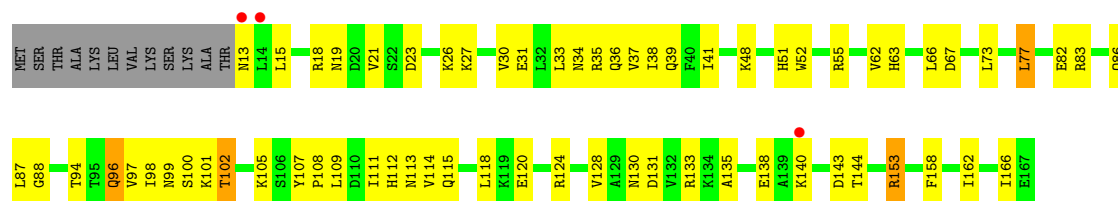
• Molecule 1: DNA PROTECTION DURING STARVATION PROTEIN

Chain U: 53% 38% 6%



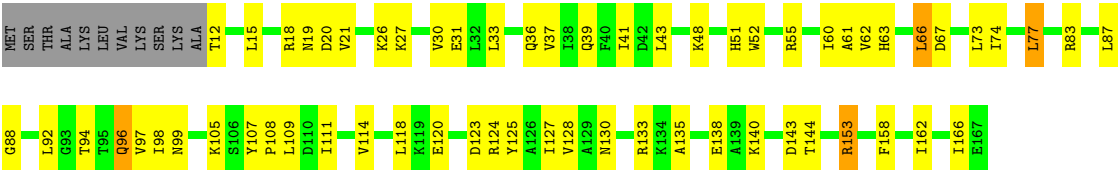
• Molecule 1: DNA PROTECTION DURING STARVATION PROTEIN

Chain V: 53% 37% 7%



• Molecule 1: DNA PROTECTION DURING STARVATION PROTEIN

Chain W: 56% 35% 7%



● Molecule 1: DNA PROTECTION DURING STARVATION PROTEIN



4 Data and refinement statistics

Property	Value	Source
Space group	P 1	Depositor
Cell constants a, b, c, α , β , γ	91.03Å 91.28Å 164.44Å 96.88° 97.18° 119.86°	Depositor
Resolution (Å)	29.76 – 2.60 29.76 – 2.56	Depositor EDS
% Data completeness (in resolution range)	89.0 (29.76-2.60) 81.5 (29.76-2.56)	Depositor EDS
R_{merge}	0.05	Depositor
R_{sym}	(Not available)	Depositor
$\langle I/\sigma(I) \rangle$ ¹	2.62 (at 2.57Å)	Xtriage
Refinement program	CNS 1.0	Depositor
R, R_{free}	0.238 , 0.268 0.232 , 0.262	Depositor DCC
R_{free} test set	6021 reflections (4.94%)	DCC
Wilson B-factor (Å ²)	54.5	Xtriage
Anisotropy	0.051	Xtriage
Bulk solvent k_{sol} (e/Å ³), B_{sol} (Å ²)	0.34 , 59.8	EDS
L-test for twinning ²	$\langle L \rangle = 0.49$, $\langle L^2 \rangle = 0.32$	Xtriage
Estimated twinning fraction	0.000 for k,h,-h-k-l 0.000 for -k,-h,-l 0.000 for -h,-k,h+k+l	Xtriage
F_o, F_c correlation	0.94	EDS
Total number of atoms	29850	wwPDB-VP
Average B, all atoms (Å ²)	61.0	wwPDB-VP

Xtriage's analysis on translational NCS is as follows: *The analyses of the Patterson function reveals a significant off-origin peak that is 31.98 % of the origin peak, indicating pseudo translational symmetry. The chance of finding a peak of this or larger height randomly in a structure without pseudo translational symmetry is equal to 1.0127e-03. The detected translational NCS is most likely also responsible for the elevated intensity ratio.*

¹Intensities estimated from amplitudes.

²Theoretical values of $\langle |L| \rangle$, $\langle L^2 \rangle$ for acentric reflections are 0.5, 0.333 respectively for untwinned datasets, and 0.375, 0.2 for perfectly twinned datasets.

5 Model quality

5.1 Standard geometry

Bond lengths and bond angles in the following residue types are not validated in this section: TRS

The Z score for a bond length (or angle) is the number of standard deviations the observed value is removed from the expected value. A bond length (or angle) with $|Z| > 5$ is considered an outlier worth inspection. RMSZ is the root-mean-square of all Z scores of the bond lengths (or angles).

Mol	Chain	Bond lengths		Bond angles	
		RMSZ	# Z >5	RMSZ	# Z >5
1	A	0.39	0/1242	0.61	0/1681
1	B	0.41	0/1242	0.60	1/1681 (0.1%)
1	C	0.40	0/1234	0.60	1/1670 (0.1%)
1	D	0.41	0/1234	0.61	0/1670
1	E	0.40	0/1249	0.63	1/1691 (0.1%)
1	F	0.39	0/1242	0.59	0/1681
1	G	0.34	0/1242	0.57	0/1681
1	H	0.37	0/1234	0.58	0/1670
1	I	0.41	0/1234	0.58	0/1670
1	J	0.38	0/1263	0.59	0/1709
1	K	0.38	0/1234	0.57	0/1670
1	L	0.37	0/1242	0.58	0/1681
1	M	0.42	0/1249	0.61	0/1691
1	N	0.44	0/1249	0.61	0/1691
1	O	0.39	0/1249	0.59	1/1691 (0.1%)
1	P	0.40	0/1234	0.59	0/1670
1	Q	0.38	0/1234	0.58	0/1670
1	R	0.40	0/1249	0.58	0/1691
1	S	0.42	0/1249	0.61	1/1691 (0.1%)
1	T	0.47	0/1249	0.66	2/1691 (0.1%)
1	U	0.42	0/1254	0.61	0/1698
1	V	0.45	0/1242	0.62	0/1681
1	W	0.47	0/1249	0.65	0/1691
1	X	0.43	0/1249	0.63	1/1691 (0.1%)
All	All	0.41	0/29848	0.60	8/40402 (0.0%)

There are no bond length outliers.

All (8) bond angle outliers are listed below:

Continued on next page...

Continued from previous page...

Mol	Chain	Res	Type	Atoms	Z	Observed(°)	Ideal(°)
1	T	14	LEU	CA-CB-CG	7.37	132.25	115.30
1	E	77	LEU	CA-CB-CG	6.02	129.14	115.30
1	B	77	LEU	CA-CB-CG	5.25	127.37	115.30
1	T	77	LEU	CA-CB-CG	5.21	127.28	115.30
1	X	77	LEU	CA-CB-CG	5.16	127.17	115.30
1	C	77	LEU	CA-CB-CG	5.13	127.11	115.30
1	S	77	LEU	CA-CB-CG	5.12	127.07	115.30
1	O	77	LEU	CA-CB-CG	5.11	127.05	115.30

There are no chirality outliers.

There are no planarity outliers.

5.2 Too-close contacts [i](#)

In the following table, the Non-H and H(model) columns list the number of non-hydrogen atoms and hydrogen atoms in the chain respectively. The H(added) column lists the number of hydrogen atoms added and optimized by MolProbity. The Clashes column lists the number of clashes within the asymmetric unit, whereas Symm-Clashes lists symmetry related clashes.

Mol	Chain	Non-H	H(model)	H(added)	Clashes	Symm-Clashes
1	A	1224	0	1227	70	0
1	B	1224	0	1227	72	0
1	C	1216	0	1221	63	0
1	D	1216	0	1221	68	0
1	E	1231	0	1234	57	0
1	F	1224	0	1227	53	0
1	G	1224	0	1227	67	0
1	H	1216	0	1221	65	0
1	I	1216	0	1221	53	0
1	J	1245	0	1252	63	0
1	K	1216	0	1221	80	0
1	L	1224	0	1227	81	0
1	M	1231	0	1234	53	0
1	N	1231	0	1234	58	0
1	O	1231	0	1234	71	0
1	P	1216	0	1221	68	0
1	Q	1216	0	1221	68	0
1	R	1231	0	1234	70	0
1	S	1231	0	1234	54	0

Continued on next page...

Continued from previous page...

Mol	Chain	Non-H	H(model)	H(added)	Clashes	Symm-Clashes
1	T	1231	0	1234	67	0
1	U	1236	0	1239	67	0
1	V	1224	0	1227	63	0
1	W	1231	0	1234	56	0
1	X	1231	0	1234	56	0
2	A	16	0	24	0	0
2	C	8	0	12	0	0
2	D	24	0	36	0	0
2	E	8	0	12	1	0
2	G	16	0	24	1	0
2	H	16	0	24	0	0
2	L	8	0	12	0	0
2	M	16	0	24	0	0
2	P	24	0	36	1	0
2	Q	8	0	12	1	0
2	R	8	0	12	0	0
2	T	16	0	24	0	0
2	W	16	0	24	0	0
2	X	8	0	12	0	0
3	A	10	0	0	0	0
3	B	8	0	0	1	0
3	C	8	0	0	0	0
3	D	8	0	0	1	0
3	E	10	0	0	1	0
3	F	12	0	0	2	0
3	G	4	0	0	0	0
3	H	4	0	0	0	0
3	I	8	0	0	2	0
3	J	6	0	0	0	0
3	K	5	0	0	0	0
3	L	8	0	0	1	0
3	M	11	0	0	0	0
3	N	12	0	0	1	0
3	O	11	0	0	0	0
3	P	3	0	0	0	0
3	Q	7	0	0	0	0
3	R	10	0	0	1	0
3	S	11	0	0	0	0
3	T	16	0	0	1	0
3	U	10	0	0	2	0
3	V	11	0	0	2	0
3	W	27	0	0	0	0

Continued on next page...

Continued from previous page...

Mol	Chain	Non-H	H(model)	H(added)	Clashes	Symm-Clashes
3	X	22	0	0	1	0
All	All	29850	0	29794	1452	0

The all-atom clashscore is defined as the number of clashes found per 1000 atoms (including hydrogen atoms). The all-atom clashscore for this structure is 24.

All (1452) close contacts within the same asymmetric unit are listed below, sorted by their clash magnitude.

Atom-1	Atom-2	Interatomic distance (Å)	Clash overlap (Å)
1:R:14:LEU:H	1:R:14:LEU:HD23	1.19	1.02
1:J:12:THR:HA	1:J:27:LYS:NZ	1.75	1.01
1:L:111:ILE:HD11	1:L:116:ASP:HB3	1.45	0.97
1:J:12:THR:HA	1:J:27:LYS:HZ3	1.29	0.95
1:A:109:LEU:HD23	1:B:92:LEU:HD22	1.48	0.94
1:C:109:LEU:HD23	1:D:92:LEU:HD22	1.49	0.94
1:K:92:LEU:HD22	1:L:109:LEU:HD23	1.52	0.92
1:I:99:ASN:HD21	1:J:96:GLN:HA	1.32	0.91
1:W:109:LEU:HD23	1:X:92:LEU:HD22	1.50	0.90
1:U:107:TYR:O	1:U:109:LEU:HD12	1.72	0.89
1:R:14:LEU:H	1:R:14:LEU:CD2	1.85	0.89
1:Q:92:LEU:HD22	1:R:109:LEU:HD23	1.56	0.86
1:D:115:GLN:OE1	1:D:167:GLU:HG2	1.74	0.86
1:O:109:LEU:HD23	1:P:92:LEU:HD22	1.58	0.85
1:A:111:ILE:HD13	1:A:120:GLU:HG3	1.59	0.84
1:O:99:ASN:ND2	1:P:96:GLN:HA	1.93	0.82
1:H:33:LEU:HD21	1:H:144:THR:HG23	1.62	0.81
1:K:18:ARG:HH11	1:K:18:ARG:HG3	1.46	0.81
1:V:33:LEU:HD21	1:V:144:THR:HG23	1.62	0.80
1:P:115:GLN:NE2	1:P:167:GLU:HG2	1.95	0.80
1:K:109:LEU:HD23	1:L:92:LEU:HD22	1.63	0.80
1:I:99:ASN:ND2	1:J:99:ASN:HB3	1.97	0.79
1:W:33:LEU:HD21	1:W:144:THR:HG23	1.64	0.79
1:L:111:ILE:CD1	1:L:116:ASP:HB3	2.10	0.79
1:U:33:LEU:HD21	1:U:144:THR:HG23	1.64	0.79
1:Q:33:LEU:HD21	1:Q:144:THR:HG23	1.64	0.79
1:P:33:LEU:HD21	1:P:144:THR:HG23	1.65	0.79
1:L:115:GLN:NE2	1:L:167:GLU:HG2	1.98	0.78
1:C:33:LEU:HD21	1:C:144:THR:HG23	1.66	0.78
1:T:14:LEU:HD11	1:T:26:LYS:CB	2.13	0.78
1:A:33:LEU:HD21	1:A:144:THR:HG23	1.66	0.78
1:O:15:LEU:HD23	1:P:55:ARG:HE	1.47	0.78

Continued on next page...

Continued from previous page...

Atom-1	Atom-2	Interatomic distance (Å)	Clash overlap (Å)
1:R:21:VAL:O	1:R:26:LYS:HE3	1.83	0.78
1:S:33:LEU:HD21	1:S:144:THR:HG23	1.66	0.78
1:G:109:LEU:HD23	1:H:92:LEU:HD22	1.66	0.77
1:H:111:ILE:HD12	1:H:116:ASP:HB3	1.66	0.77
1:D:33:LEU:HD21	1:D:144:THR:HG23	1.66	0.77
1:U:92:LEU:HD22	1:V:109:LEU:HD23	1.66	0.77
1:J:41:ILE:HG12	1:J:77:LEU:HD11	1.66	0.77
1:L:33:LEU:HD21	1:L:144:THR:HG23	1.67	0.77
1:J:18:ARG:HH11	1:J:18:ARG:HG3	1.50	0.77
1:B:33:LEU:HD21	1:B:144:THR:HG23	1.68	0.76
1:W:27:LYS:O	1:W:31:GLU:HG2	1.86	0.76
1:T:14:LEU:HD11	1:T:26:LYS:HB2	1.67	0.76
1:W:133:ARG:HB2	1:W:133:ARG:HH11	1.51	0.76
1:C:92:LEU:HD22	1:D:109:LEU:HD23	1.68	0.76
1:F:41:ILE:HG12	1:F:77:LEU:HD11	1.67	0.76
1:D:107:TYR:O	1:D:109:LEU:HD12	1.86	0.75
1:R:55:ARG:O	1:R:114:VAL:HG23	1.84	0.75
1:C:21:VAL:O	1:C:26:LYS:HE3	1.86	0.75
1:E:14:LEU:HD23	1:E:14:LEU:H	1.52	0.75
1:X:98:ILE:O	1:X:102:THR:HG22	1.87	0.75
1:K:33:LEU:HD21	1:K:144:THR:HG23	1.67	0.75
1:L:18:ARG:HG3	1:L:18:ARG:HH11	1.52	0.75
1:J:10:LYS:HG3	1:J:11:ALA:H	1.50	0.75
1:V:94:THR:HB	1:V:96:GLN:HE21	1.49	0.75
1:K:94:THR:HB	1:K:96:GLN:HE21	1.52	0.75
1:P:25:GLU:OE1	1:P:140:LYS:HB2	1.87	0.74
1:I:99:ASN:ND2	1:J:96:GLN:HA	2.02	0.74
1:X:33:LEU:HD21	1:X:144:THR:HG23	1.70	0.74
1:G:18:ARG:HG3	1:G:18:ARG:HH11	1.52	0.74
1:P:27:LYS:O	1:P:31:GLU:HG2	1.88	0.74
1:K:105:LYS:HE2	1:K:124:ARG:NH1	2.03	0.74
1:Q:41:ILE:HG12	1:Q:77:LEU:HD11	1.68	0.73
1:J:27:LYS:O	1:J:31:GLU:HG2	1.87	0.73
1:M:27:LYS:O	1:M:31:GLU:HG2	1.88	0.73
1:E:33:LEU:HD21	1:E:144:THR:HG23	1.70	0.73
1:F:33:LEU:HD21	1:F:144:THR:HG23	1.70	0.73
1:L:27:LYS:O	1:L:31:GLU:HG2	1.89	0.73
1:D:27:LYS:O	1:D:31:GLU:HG2	1.88	0.73
1:F:27:LYS:O	1:F:31:GLU:HG2	1.88	0.73
1:J:33:LEU:HD21	1:J:144:THR:HG23	1.70	0.73
1:Q:94:THR:HB	1:Q:96:GLN:HE21	1.52	0.73

Continued on next page...

Continued from previous page...

Atom-1	Atom-2	Interatomic distance (Å)	Clash overlap (Å)
1:R:33:LEU:HD21	1:R:144:THR:HG23	1.68	0.73
1:U:27:LYS:O	1:U:31:GLU:HG2	1.88	0.73
1:V:27:LYS:O	1:V:31:GLU:HG2	1.89	0.73
1:P:18:ARG:HG3	1:P:18:ARG:HH11	1.54	0.73
1:R:27:LYS:O	1:R:31:GLU:HG2	1.89	0.73
1:K:41:ILE:HG12	1:K:77:LEU:HD11	1.70	0.73
1:V:21:VAL:O	1:V:26:LYS:HE3	1.89	0.73
1:D:18:ARG:HG3	1:D:18:ARG:HH11	1.54	0.72
1:H:27:LYS:O	1:H:31:GLU:HG2	1.89	0.72
1:N:153:ARG:HG2	1:N:153:ARG:HH11	1.53	0.72
1:S:27:LYS:O	1:S:31:GLU:HG2	1.89	0.72
1:X:21:VAL:O	1:X:26:LYS:HE3	1.89	0.72
1:I:41:ILE:HG12	1:I:77:LEU:HD11	1.69	0.72
1:W:55:ARG:O	1:W:114:VAL:HG23	1.90	0.72
1:L:94:THR:HB	1:L:96:GLN:HE21	1.54	0.72
1:X:107:TYR:O	1:X:109:LEU:HD12	1.89	0.72
1:G:33:LEU:HD21	1:G:144:THR:HG23	1.71	0.72
1:Q:133:ARG:HH11	1:Q:133:ARG:HB2	1.54	0.72
1:D:133:ARG:HH11	1:D:133:ARG:HB2	1.55	0.72
1:G:55:ARG:O	1:G:114:VAL:HG23	1.89	0.72
1:G:27:LYS:O	1:G:31:GLU:HG2	1.90	0.72
1:L:115:GLN:HE22	1:L:167:GLU:H	1.35	0.72
1:S:99:ASN:HB2	1:T:95:THR:HG22	1.71	0.72
1:F:18:ARG:HG3	1:F:18:ARG:HH11	1.55	0.72
1:K:27:LYS:O	1:K:31:GLU:HG2	1.89	0.72
1:D:94:THR:HB	1:D:96:GLN:HE21	1.55	0.72
1:A:21:VAL:O	1:A:26:LYS:HE3	1.90	0.71
1:E:153:ARG:HH11	1:E:153:ARG:HG2	1.54	0.71
1:U:18:ARG:HH11	1:U:18:ARG:HG3	1.55	0.71
1:D:115:GLN:HA	1:D:115:GLN:HE21	1.56	0.71
1:D:41:ILE:HG12	1:D:77:LEU:HD11	1.71	0.71
1:G:41:ILE:HG12	1:G:77:LEU:HD11	1.73	0.71
1:A:107:TYR:O	1:A:109:LEU:HD12	1.90	0.71
1:R:18:ARG:HG3	1:R:18:ARG:HH11	1.54	0.71
1:D:21:VAL:O	1:D:26:LYS:HE3	1.90	0.71
1:I:27:LYS:O	1:I:31:GLU:HG2	1.91	0.71
1:H:94:THR:HB	1:H:96:GLN:HE21	1.54	0.71
1:M:33:LEU:HD21	1:M:144:THR:HG23	1.73	0.71
1:P:21:VAL:O	1:P:26:LYS:HE3	1.89	0.71
1:P:94:THR:HB	1:P:96:GLN:HE21	1.56	0.71
1:U:133:ARG:HH11	1:U:133:ARG:HB2	1.55	0.71

Continued on next page...

Continued from previous page...

Atom-1	Atom-2	Interatomic distance (Å)	Clash overlap (Å)
1:E:27:LYS:O	1:E:31:GLU:HG2	1.91	0.71
1:T:18:ARG:HH11	1:T:18:ARG:HG3	1.54	0.71
1:Q:27:LYS:O	1:Q:31:GLU:HG2	1.90	0.70
1:B:94:THR:HB	1:B:96:GLN:HE21	1.56	0.70
1:K:108:PRO:HB2	1:K:111:ILE:HG12	1.73	0.70
1:S:94:THR:HB	1:S:96:GLN:HE21	1.56	0.70
1:B:55:ARG:O	1:B:114:VAL:HG23	1.92	0.70
1:E:99:ASN:HB3	1:F:99:ASN:HD22	1.56	0.70
1:G:94:THR:HB	1:G:96:GLN:HE21	1.57	0.70
1:H:21:VAL:O	1:H:26:LYS:HE3	1.91	0.70
1:I:33:LEU:HD21	1:I:144:THR:HG23	1.72	0.70
1:L:133:ARG:HB2	1:L:133:ARG:HH11	1.57	0.70
1:U:92:LEU:CD2	1:V:109:LEU:HD23	2.21	0.70
1:W:94:THR:HB	1:W:96:GLN:HE21	1.57	0.70
1:S:95:THR:HG22	1:T:99:ASN:HB2	1.73	0.69
1:D:36:GLN:HA	1:D:36:GLN:HE21	1.57	0.69
1:E:14:LEU:H	1:E:14:LEU:CD2	2.05	0.69
1:Q:18:ARG:HH11	1:Q:18:ARG:HG3	1.56	0.69
1:S:21:VAL:O	1:S:26:LYS:HE3	1.92	0.69
1:S:41:ILE:HG12	1:S:77:LEU:HD11	1.74	0.69
1:W:107:TYR:O	1:W:109:LEU:HD12	1.90	0.69
1:Q:21:VAL:O	1:Q:26:LYS:HE3	1.92	0.69
1:V:35:ARG:HD3	3:V:696:HOH:O	1.91	0.69
1:B:27:LYS:O	1:B:31:GLU:HG2	1.93	0.69
1:S:18:ARG:HG3	1:S:18:ARG:HH11	1.58	0.69
1:E:18:ARG:HG3	1:E:18:ARG:HH11	1.57	0.69
1:O:27:LYS:O	1:O:31:GLU:HG2	1.92	0.69
1:R:41:ILE:HG12	1:R:77:LEU:HD11	1.74	0.68
1:B:133:ARG:HB2	1:B:133:ARG:HH11	1.58	0.68
1:I:21:VAL:O	1:I:26:LYS:HE3	1.94	0.68
1:L:22:SER:OG	1:L:25:GLU:HB2	1.94	0.68
1:C:113:ASN:O	1:C:116:ASP:HB2	1.93	0.68
1:J:21:VAL:O	1:J:26:LYS:HE3	1.93	0.68
1:O:33:LEU:HD21	1:O:144:THR:HG23	1.74	0.68
1:J:12:THR:HA	1:J:27:LYS:CE	2.24	0.68
1:R:94:THR:HB	1:R:96:GLN:HE21	1.59	0.68
1:T:21:VAL:O	1:T:26:LYS:HE3	1.93	0.67
1:T:27:LYS:O	1:T:31:GLU:HG2	1.93	0.67
1:U:133:ARG:NH1	1:U:133:ARG:HB2	2.09	0.67
1:V:18:ARG:HG3	1:V:18:ARG:HH11	1.59	0.67
1:W:21:VAL:O	1:W:26:LYS:HE3	1.94	0.67

Continued on next page...

Continued from previous page...

Atom-1	Atom-2	Interatomic distance (Å)	Clash overlap (Å)
1:W:133:ARG:HB2	1:W:133:ARG:NH1	2.08	0.67
1:A:15:LEU:HD23	1:A:88:GLY:O	1.94	0.67
1:A:27:LYS:O	1:A:31:GLU:HG2	1.93	0.67
1:M:41:ILE:HG12	1:M:77:LEU:HD11	1.76	0.67
1:O:133:ARG:HH11	1:O:133:ARG:HB2	1.59	0.67
1:M:18:ARG:HG3	1:M:18:ARG:HH11	1.59	0.67
1:N:94:THR:HB	1:N:96:GLN:HE21	1.58	0.67
1:K:105:LYS:HE2	1:K:124:ARG:HH12	1.58	0.67
1:G:13:ASN:HB3	1:G:27:LYS:HE2	1.76	0.67
1:O:41:ILE:HG12	1:O:77:LEU:HD11	1.76	0.67
1:E:105:LYS:O	1:E:124:ARG:NH1	2.28	0.67
1:J:94:THR:HB	1:J:96:GLN:HE21	1.59	0.67
1:Q:133:ARG:HB2	1:Q:133:ARG:NH1	2.10	0.67
1:A:37:VAL:O	1:A:41:ILE:HG13	1.95	0.67
1:C:111:ILE:CD1	1:C:120:GLU:HG3	2.25	0.67
1:N:27:LYS:O	1:N:31:GLU:HG2	1.95	0.67
1:D:133:ARG:NH1	1:D:133:ARG:HB2	2.10	0.67
1:F:21:VAL:O	1:F:26:LYS:HE3	1.94	0.67
1:S:133:ARG:HB2	1:S:133:ARG:NH1	2.10	0.67
1:X:18:ARG:HH11	1:X:18:ARG:HG3	1.58	0.67
1:X:27:LYS:O	1:X:31:GLU:HG2	1.93	0.67
1:P:133:ARG:HB2	1:P:133:ARG:HH11	1.60	0.66
1:T:94:THR:HB	1:T:96:GLN:HE21	1.61	0.66
1:X:94:THR:HB	1:X:96:GLN:HE21	1.60	0.66
1:J:133:ARG:HB2	1:J:133:ARG:HH11	1.61	0.66
1:I:18:ARG:HG3	1:I:18:ARG:HH11	1.59	0.66
1:S:133:ARG:HH11	1:S:133:ARG:HB2	1.61	0.66
1:C:27:LYS:O	1:C:31:GLU:HG2	1.95	0.66
1:N:18:ARG:HG3	1:N:18:ARG:HH11	1.60	0.66
1:U:94:THR:HB	1:U:96:GLN:HE21	1.60	0.66
1:C:107:TYR:O	1:C:109:LEU:HD12	1.95	0.66
1:K:133:ARG:HH11	1:K:133:ARG:HB2	1.60	0.66
1:N:153:ARG:HG2	1:N:153:ARG:NH1	2.09	0.66
1:F:22:SER:OG	1:F:25:GLU:HB2	1.96	0.66
1:L:107:TYR:O	1:L:109:LEU:HD12	1.94	0.66
1:N:33:LEU:HD21	1:N:144:THR:HG23	1.77	0.66
1:L:108:PRO:HB2	1:L:111:ILE:HG22	1.77	0.66
1:M:94:THR:HB	1:M:96:GLN:HE21	1.61	0.66
1:A:41:ILE:HG12	1:A:77:LEU:HD11	1.76	0.65
1:N:21:VAL:O	1:N:26:LYS:HE3	1.96	0.65
1:E:109:LEU:HD12	1:E:109:LEU:H	1.62	0.65

Continued on next page...

Continued from previous page...

Atom-1	Atom-2	Interatomic distance (Å)	Clash overlap (Å)
1:Q:92:LEU:CD2	1:R:109:LEU:HD23	2.26	0.65
1:E:94:THR:HB	1:E:96:GLN:HE21	1.61	0.65
1:G:133:ARG:HB2	1:G:133:ARG:HH11	1.60	0.65
1:O:133:ARG:NH1	1:O:133:ARG:HB2	2.12	0.65
1:Q:109:LEU:HD23	1:R:92:LEU:HD22	1.79	0.65
1:M:133:ARG:NH1	1:M:133:ARG:HB2	2.11	0.65
1:B:107:TYR:O	1:B:109:LEU:HD12	1.97	0.65
1:L:133:ARG:HB2	1:L:133:ARG:NH1	2.12	0.65
1:L:105:LYS:O	1:L:124:ARG:NH1	2.30	0.65
1:U:41:ILE:HG12	1:U:77:LEU:HD11	1.78	0.65
1:A:94:THR:HB	1:A:96:GLN:HE21	1.62	0.64
1:E:153:ARG:HG2	1:E:153:ARG:NH1	2.11	0.64
1:C:41:ILE:HG12	1:C:77:LEU:HD11	1.79	0.64
1:G:107:TYR:O	1:G:109:LEU:HD12	1.98	0.64
1:G:21:VAL:O	1:G:26:LYS:HE3	1.96	0.64
1:A:99:ASN:HB3	1:B:95:THR:HG22	1.77	0.64
1:C:55:ARG:O	1:C:114:VAL:HG23	1.97	0.64
1:C:133:ARG:HB2	1:C:133:ARG:HH11	1.63	0.64
1:P:108:PRO:HB2	1:P:111:ILE:HG12	1.79	0.64
1:T:41:ILE:HG12	1:T:77:LEU:HD11	1.79	0.64
1:V:153:ARG:HG3	3:V:655:HOH:O	1.98	0.64
1:L:41:ILE:HG12	1:L:77:LEU:HD11	1.80	0.64
1:O:107:TYR:O	1:O:109:LEU:HD12	1.98	0.64
1:T:111:ILE:HG13	1:T:117:HIS:CE1	2.33	0.64
1:F:107:TYR:O	1:F:109:LEU:HD13	1.98	0.64
1:K:99:ASN:HB3	1:L:99:ASN:HD22	1.62	0.64
1:K:108:PRO:HB2	1:K:111:ILE:CG1	2.27	0.64
1:P:41:ILE:HG12	1:P:77:LEU:HD11	1.80	0.64
1:T:14:LEU:HD21	1:T:26:LYS:HD3	1.80	0.64
1:U:21:VAL:O	1:U:26:LYS:HE3	1.96	0.64
1:V:15:LEU:HD23	1:V:88:GLY:O	1.98	0.64
1:B:41:ILE:HG12	1:B:77:LEU:HD11	1.78	0.63
1:I:94:THR:HB	1:I:96:GLN:HE21	1.62	0.63
1:L:108:PRO:HB2	1:L:111:ILE:CG2	2.28	0.63
1:L:111:ILE:CG1	1:L:116:ASP:HB3	2.28	0.63
1:P:133:ARG:HB2	1:P:133:ARG:NH1	2.14	0.63
1:G:99:ASN:HB3	1:H:99:ASN:ND2	2.14	0.63
1:X:133:ARG:HH11	1:X:133:ARG:HB2	1.62	0.63
1:H:41:ILE:HG12	1:H:77:LEU:HD11	1.79	0.63
1:V:55:ARG:O	1:V:114:VAL:HG23	1.98	0.63
1:B:133:ARG:HB2	1:B:133:ARG:NH1	2.12	0.63

Continued on next page...

Continued from previous page...

Atom-1	Atom-2	Interatomic distance (Å)	Clash overlap (Å)
1:V:133:ARG:HB2	1:V:133:ARG:HH11	1.64	0.63
1:B:18:ARG:HG3	1:B:18:ARG:HH11	1.63	0.63
1:Q:15:LEU:HD21	1:R:112:HIS:NE2	2.13	0.63
1:K:99:ASN:CB	1:L:99:ASN:HD22	2.11	0.63
1:N:41:ILE:HG12	1:N:77:LEU:HD11	1.81	0.63
1:M:133:ARG:HB2	1:M:133:ARG:HH11	1.63	0.63
1:A:18:ARG:HG3	1:A:18:ARG:HH11	1.63	0.63
1:E:99:ASN:HB2	1:F:95:THR:HG22	1.81	0.63
1:K:18:ARG:HG3	1:K:18:ARG:NH1	2.14	0.63
1:J:133:ARG:HB2	1:J:133:ARG:NH1	2.14	0.62
1:A:153:ARG:HH11	1:A:153:ARG:HG2	1.64	0.62
1:B:48:LYS:HD2	1:B:52:TRP:CE2	2.34	0.62
1:E:99:ASN:HB3	1:F:99:ASN:ND2	2.14	0.62
1:S:115:GLN:HE22	1:S:166:ILE:HA	1.64	0.62
1:T:33:LEU:HD21	1:T:144:THR:HG23	1.80	0.62
1:B:21:VAL:O	1:B:26:LYS:HE3	1.99	0.62
1:U:92:LEU:HD22	1:V:109:LEU:CD2	2.29	0.62
1:I:105:LYS:O	1:I:124:ARG:NH1	2.33	0.62
1:X:41:ILE:HG12	1:X:77:LEU:HD11	1.82	0.62
1:O:92:LEU:HD22	1:P:109:LEU:HD23	1.82	0.62
1:H:18:ARG:HG3	1:H:18:ARG:HH11	1.65	0.62
1:K:21:VAL:O	1:K:26:LYS:HE3	1.99	0.62
1:M:21:VAL:O	1:M:26:LYS:HE3	2.00	0.62
1:E:109:LEU:N	1:E:109:LEU:HD12	2.14	0.62
1:G:99:ASN:CB	1:H:99:ASN:HD22	2.12	0.62
1:E:21:VAL:O	1:E:26:LYS:HE3	1.98	0.61
1:H:153:ARG:HG2	1:H:153:ARG:HH11	1.65	0.61
1:O:18:ARG:HG3	1:O:18:ARG:HH11	1.64	0.61
1:D:94:THR:O	1:D:98:ILE:HG12	2.00	0.61
1:K:108:PRO:HB2	1:K:111:ILE:CD1	2.28	0.61
1:O:105:LYS:O	1:O:124:ARG:NH1	2.33	0.61
1:W:41:ILE:HG12	1:W:77:LEU:HD11	1.80	0.61
1:C:48:LYS:HD2	1:C:52:TRP:CE2	2.35	0.61
1:K:133:ARG:HB2	1:K:133:ARG:NH1	2.14	0.61
1:L:15:LEU:HD23	1:L:88:GLY:O	2.01	0.61
1:D:22:SER:OG	1:D:25:GLU:HB2	2.01	0.61
1:J:18:ARG:HG3	1:J:18:ARG:NH1	2.16	0.61
1:K:105:LYS:NZ	1:K:124:ARG:HH22	1.99	0.61
1:Q:96:GLN:HA	1:R:99:ASN:HD22	1.66	0.61
1:O:153:ARG:HH11	1:O:153:ARG:HG2	1.65	0.61
1:O:94:THR:HB	1:O:96:GLN:HE21	1.66	0.61

Continued on next page...

Continued from previous page...

Atom-1	Atom-2	Interatomic distance (Å)	Clash overlap (Å)
1:Q:14:LEU:HD23	1:Q:14:LEU:N	2.15	0.61
1:G:133:ARG:HB2	1:G:133:ARG:NH1	2.15	0.61
1:C:109:LEU:HD12	1:C:109:LEU:N	2.16	0.60
1:F:94:THR:HB	1:F:96:GLN:HE21	1.66	0.60
1:J:48:LYS:HD2	1:J:52:TRP:CE2	2.35	0.60
1:K:109:LEU:HD12	1:K:109:LEU:N	2.16	0.60
1:W:18:ARG:HG3	1:W:18:ARG:HH11	1.65	0.60
1:F:48:LYS:HD2	1:F:52:TRP:CE2	2.35	0.60
1:H:55:ARG:O	1:H:114:VAL:HG23	2.00	0.60
1:V:36:GLN:HE21	1:V:36:GLN:HA	1.66	0.60
1:V:41:ILE:HG12	1:V:77:LEU:HD11	1.82	0.60
1:J:15:LEU:HD23	1:J:88:GLY:O	2.02	0.60
1:P:48:LYS:HD2	1:P:52:TRP:CE2	2.36	0.60
1:S:48:LYS:HD2	1:S:52:TRP:CE2	2.37	0.60
1:D:48:LYS:HD2	1:D:52:TRP:CE2	2.36	0.60
1:X:133:ARG:NH1	1:X:133:ARG:HB2	2.16	0.60
1:D:55:ARG:O	1:D:114:VAL:HG23	2.01	0.60
1:E:133:ARG:HB2	1:E:133:ARG:NH1	2.16	0.60
1:I:109:LEU:HD23	1:J:92:LEU:HD22	1.83	0.60
1:D:36:GLN:HA	1:D:36:GLN:NE2	2.16	0.60
1:W:109:LEU:HD23	1:X:92:LEU:CD2	2.28	0.60
1:D:113:ASN:OD1	1:D:115:GLN:N	2.35	0.60
1:F:55:ARG:O	1:F:114:VAL:HG23	2.02	0.60
1:F:77:LEU:C	1:F:77:LEU:HD23	2.22	0.60
1:K:111:ILE:HD13	1:K:120:GLU:HG3	1.84	0.60
1:R:14:LEU:HD23	1:R:14:LEU:N	2.03	0.60
1:A:153:ARG:NH1	1:A:153:ARG:HG2	2.16	0.60
1:Q:83:ARG:NH2	1:Q:143:ASP:HB2	2.16	0.60
1:Q:95:THR:HG22	1:R:99:ASN:HB2	1.84	0.60
1:W:92:LEU:HD22	1:X:109:LEU:HD23	1.83	0.60
1:G:18:ARG:NH1	1:G:18:ARG:HG3	2.16	0.60
1:P:113:ASN:OD1	1:P:115:GLN:HB2	2.00	0.60
1:S:107:TYR:O	1:S:109:LEU:HD12	2.02	0.60
1:W:15:LEU:HD23	1:W:88:GLY:O	2.02	0.60
1:M:105:LYS:HE2	1:M:124:ARG:NH2	2.16	0.59
1:G:99:ASN:HB3	1:H:99:ASN:HD22	1.67	0.59
1:M:105:LYS:O	1:M:124:ARG:NH1	2.35	0.59
1:T:18:ARG:HG3	1:T:18:ARG:NH1	2.18	0.59
1:A:48:LYS:HD2	1:A:52:TRP:CE2	2.37	0.59
1:A:97:VAL:CG2	1:B:109:LEU:HD21	2.31	0.59
1:L:115:GLN:NE2	1:L:167:GLU:H	2.00	0.59

Continued on next page...

Continued from previous page...

Atom-1	Atom-2	Interatomic distance (Å)	Clash overlap (Å)
1:K:96:GLN:HA	1:L:99:ASN:ND2	2.17	0.59
1:Q:36:GLN:HE21	1:Q:36:GLN:HA	1.67	0.59
1:C:15:LEU:HD11	1:D:112:HIS:CD2	2.37	0.59
1:S:99:ASN:HD22	1:T:96:GLN:HA	1.68	0.59
1:A:133:ARG:HB2	1:A:133:ARG:HH11	1.66	0.59
1:E:133:ARG:HB2	1:E:133:ARG:HH11	1.67	0.59
1:S:94:THR:O	1:S:98:ILE:HG12	2.02	0.59
1:V:133:ARG:HB2	1:V:133:ARG:NH1	2.17	0.59
1:W:153:ARG:HG2	1:W:153:ARG:HH11	1.68	0.59
1:A:98:ILE:O	1:A:102:THR:HG22	2.02	0.59
1:I:36:GLN:NE2	1:I:36:GLN:HA	2.18	0.59
1:K:94:THR:O	1:K:98:ILE:HG12	2.02	0.59
1:W:94:THR:O	1:W:98:ILE:HG12	2.03	0.59
1:K:48:LYS:HD2	1:K:52:TRP:CE2	2.38	0.58
1:L:111:ILE:HD11	1:L:116:ASP:C	2.22	0.58
1:O:99:ASN:HD21	1:P:96:GLN:HA	1.68	0.58
1:C:133:ARG:HB2	1:C:133:ARG:NH1	2.17	0.58
1:E:55:ARG:O	1:E:114:VAL:HG23	2.03	0.58
1:C:94:THR:HB	1:C:96:GLN:HE21	1.66	0.58
1:F:114:VAL:O	1:F:118:LEU:HD13	2.04	0.58
1:U:105:LYS:HG2	1:U:106:SER:N	2.18	0.58
1:H:105:LYS:O	1:H:124:ARG:NH1	2.37	0.58
1:M:48:LYS:HD2	1:M:52:TRP:CE2	2.38	0.58
1:O:153:ARG:HG2	1:O:153:ARG:NH1	2.18	0.58
1:Q:48:LYS:HD2	1:Q:52:TRP:CE2	2.39	0.58
1:R:14:LEU:N	1:R:14:LEU:CD2	2.60	0.58
1:W:36:GLN:HA	1:W:36:GLN:HE21	1.67	0.58
1:G:14:LEU:H	1:G:14:LEU:HD23	1.68	0.58
1:H:153:ARG:NH1	1:H:153:ARG:HG2	2.18	0.58
1:U:18:ARG:HG3	1:U:18:ARG:NH1	2.18	0.58
1:X:12:THR:O	1:X:27:LYS:HE2	2.04	0.58
1:A:133:ARG:HB2	1:A:133:ARG:NH1	2.18	0.58
1:G:120:GLU:O	1:G:124:ARG:HG2	2.04	0.58
1:J:105:LYS:O	1:J:124:ARG:NH1	2.36	0.58
1:K:108:PRO:HB2	1:K:111:ILE:HD11	1.84	0.58
1:V:36:GLN:NE2	1:V:36:GLN:HA	2.17	0.58
1:B:94:THR:O	1:B:98:ILE:HG12	2.04	0.58
1:B:114:VAL:O	1:B:118:LEU:HD13	2.04	0.58
1:K:105:LYS:HE3	1:K:106:SER:O	2.04	0.58
1:O:111:ILE:O	1:O:112:HIS:ND1	2.36	0.58
1:O:22:SER:OG	1:O:25:GLU:HB2	2.03	0.58

Continued on next page...

Continued from previous page...

Atom-1	Atom-2	Interatomic distance (Å)	Clash overlap (Å)
1:O:21:VAL:O	1:O:26:LYS:HE3	2.03	0.58
1:T:105:LYS:O	1:T:124:ARG:NH1	2.36	0.58
1:A:109:LEU:HD23	1:B:92:LEU:CD2	2.29	0.58
1:D:115:GLN:CA	1:D:115:GLN:HE21	2.13	0.58
1:I:99:ASN:HD22	1:J:99:ASN:HB3	1.68	0.58
1:J:113:ASN:OD1	1:J:115:GLN:N	2.37	0.57
1:M:99:ASN:HD22	1:N:96:GLN:HA	1.69	0.57
1:R:18:ARG:NH1	1:R:18:ARG:HG3	2.19	0.57
1:T:94:THR:O	1:T:98:ILE:HG12	2.04	0.57
1:M:36:GLN:HE21	1:M:36:GLN:HA	1.68	0.57
1:N:153:ARG:CG	1:N:153:ARG:HH11	2.17	0.57
1:Q:107:TYR:O	1:Q:109:LEU:HD12	2.04	0.57
1:A:111:ILE:HG13	1:A:117:HIS:CE1	2.39	0.57
1:B:37:VAL:O	1:B:41:ILE:HG13	2.05	0.57
1:G:153:ARG:HG2	1:G:153:ARG:HH11	1.70	0.57
1:O:48:LYS:HD2	1:O:52:TRP:CE2	2.39	0.57
1:F:18:ARG:HG3	1:F:18:ARG:NH1	2.19	0.57
1:R:48:LYS:HD2	1:R:52:TRP:CE2	2.40	0.57
1:A:96:GLN:HA	1:B:99:ASN:HD22	1.69	0.57
1:L:18:ARG:NH1	1:L:18:ARG:HG3	2.18	0.57
1:L:120:GLU:O	1:L:124:ARG:HG2	2.05	0.57
1:G:153:ARG:HG2	1:G:153:ARG:NH1	2.19	0.57
1:H:133:ARG:HH11	1:H:133:ARG:HB2	1.69	0.57
1:Q:51:HIS:O	1:Q:63:HIS:HD2	1.88	0.57
1:R:55:ARG:C	1:R:114:VAL:HG23	2.24	0.57
1:C:153:ARG:NH1	1:C:153:ARG:HG2	2.20	0.56
1:C:54:MET:HB2	1:C:114:VAL:HG22	1.87	0.56
1:L:21:VAL:O	1:L:26:LYS:HE3	2.05	0.56
1:V:109:LEU:N	1:V:109:LEU:HD12	2.19	0.56
1:L:48:LYS:HE3	3:L:731:HOH:O	2.05	0.56
1:S:15:LEU:HD23	1:T:55:ARG:HE	1.70	0.56
1:C:109:LEU:HD23	1:D:92:LEU:CD2	2.29	0.56
1:X:37:VAL:O	1:X:41:ILE:HG13	2.05	0.56
1:X:48:LYS:HD2	1:X:52:TRP:CE2	2.40	0.56
1:P:18:ARG:HG3	1:P:18:ARG:NH1	2.18	0.56
1:U:48:LYS:HD2	1:U:52:TRP:CE2	2.40	0.56
1:V:98:ILE:O	1:V:102:THR:HG22	2.04	0.56
1:M:94:THR:O	1:M:98:ILE:HG12	2.05	0.56
1:W:153:ARG:HG2	1:W:153:ARG:NH1	2.20	0.56
1:W:36:GLN:HA	1:W:36:GLN:NE2	2.21	0.56
1:D:18:ARG:HG3	1:D:18:ARG:NH1	2.19	0.56

Continued on next page...

Continued from previous page...

Atom-1	Atom-2	Interatomic distance (Å)	Clash overlap (Å)
1:F:123:ASP:O	1:F:127:ILE:HD13	2.06	0.56
1:F:94:THR:O	1:F:98:ILE:HG12	2.05	0.56
1:J:99:ASN:O	1:J:102:THR:HG22	2.06	0.56
1:N:153:ARG:HG3	3:N:591:HOH:O	2.06	0.56
1:Q:60:ILE:HG23	1:Q:61:ALA:N	2.20	0.56
1:H:48:LYS:HD2	1:H:52:TRP:CE2	2.41	0.56
1:Q:94:THR:O	1:Q:98:ILE:HG12	2.05	0.56
1:H:133:ARG:HB2	1:H:133:ARG:NH1	2.21	0.56
1:I:18:ARG:NH1	1:I:18:ARG:HG3	2.21	0.56
1:M:153:ARG:HG2	1:M:153:ARG:HH11	1.71	0.56
1:X:43:LEU:HD11	1:X:125:TYR:CD1	2.41	0.56
1:Q:36:GLN:NE2	1:Q:36:GLN:HA	2.21	0.56
1:E:43:LEU:HD11	1:E:125:TYR:CD1	2.40	0.55
1:H:14:LEU:HD11	1:H:27:LYS:HG3	1.87	0.55
1:R:133:ARG:HB2	1:R:133:ARG:NH1	2.19	0.55
1:U:120:GLU:O	1:U:124:ARG:HG2	2.06	0.55
1:U:94:THR:O	1:U:98:ILE:HG12	2.05	0.55
1:A:48:LYS:HE3	3:B:746:HOH:O	2.04	0.55
1:M:36:GLN:NE2	1:M:36:GLN:HA	2.21	0.55
1:V:105:LYS:O	1:V:124:ARG:NH1	2.39	0.55
1:V:48:LYS:HD2	1:V:52:TRP:CE2	2.41	0.55
1:X:94:THR:O	1:X:98:ILE:HG12	2.06	0.55
1:L:48:LYS:HD2	1:L:52:TRP:CE2	2.42	0.55
1:L:94:THR:O	1:L:98:ILE:HG12	2.05	0.55
1:L:98:ILE:O	1:L:102:THR:HG22	2.05	0.55
1:B:98:ILE:O	1:B:102:THR:HG22	2.06	0.55
1:N:18:ARG:HG3	1:N:18:ARG:NH1	2.22	0.55
1:T:51:HIS:O	1:T:63:HIS:HD2	1.89	0.55
1:U:13:ASN:H	1:U:27:LYS:HE2	1.70	0.55
1:C:153:ARG:HH11	1:C:153:ARG:HG2	1.71	0.55
1:C:36:GLN:HE21	1:C:36:GLN:HA	1.72	0.55
1:V:26:LYS:HD3	1:V:87:LEU:O	2.07	0.55
1:G:99:ASN:CB	1:H:99:ASN:ND2	2.69	0.55
1:L:60:ILE:HG23	1:L:61:ALA:N	2.21	0.55
1:Q:18:ARG:NH1	1:Q:18:ARG:HG3	2.22	0.55
1:R:36:GLN:HA	1:R:36:GLN:NE2	2.22	0.55
1:V:62:VAL:HG11	1:V:118:LEU:HD11	1.88	0.55
1:B:15:LEU:N	1:B:15:LEU:HD12	2.22	0.55
1:C:37:VAL:O	1:C:41:ILE:HG13	2.06	0.55
1:H:83:ARG:NH2	1:H:143:ASP:HB2	2.22	0.55
1:M:111:ILE:O	1:M:111:ILE:HG13	2.07	0.55

Continued on next page...

Continued from previous page...

Atom-1	Atom-2	Interatomic distance (Å)	Clash overlap (Å)
1:X:48:LYS:HE3	3:X:657:HOH:O	2.06	0.55
1:B:153:ARG:HG2	1:B:153:ARG:NH1	2.22	0.55
1:B:36:GLN:HA	1:B:36:GLN:NE2	2.22	0.55
1:C:120:GLU:O	1:C:124:ARG:HG2	2.08	0.55
1:G:83:ARG:NH2	1:G:143:ASP:HB2	2.22	0.55
1:G:15:LEU:HD22	1:G:15:LEU:N	2.22	0.55
1:G:99:ASN:ND2	1:H:96:GLN:HA	2.22	0.55
1:I:36:GLN:HE21	1:I:36:GLN:HA	1.72	0.55
1:J:153:ARG:HG2	1:J:153:ARG:HH11	1.72	0.55
1:J:153:ARG:HG2	1:J:153:ARG:NH1	2.22	0.55
1:J:77:LEU:HD23	1:J:77:LEU:C	2.28	0.55
1:K:109:LEU:HD23	1:L:92:LEU:CD2	2.35	0.55
1:L:57:ALA:O	1:L:114:VAL:HG21	2.06	0.55
1:V:13:ASN:HB3	1:V:27:LYS:HE2	1.89	0.55
1:K:39:GLN:HG2	1:K:128:VAL:HG22	1.89	0.54
1:Q:111:ILE:CD1	1:Q:120:GLU:HG3	2.37	0.54
1:E:18:ARG:HG3	1:E:18:ARG:NH1	2.21	0.54
1:E:41:ILE:HG12	1:E:77:LEU:HD11	1.90	0.54
1:Q:96:GLN:HA	1:R:99:ASN:ND2	2.22	0.54
1:V:37:VAL:O	1:V:41:ILE:HG13	2.07	0.54
1:A:105:LYS:O	1:A:124:ARG:NH1	2.40	0.54
1:K:120:GLU:O	1:K:124:ARG:HG2	2.07	0.54
1:O:94:THR:O	1:O:98:ILE:HG12	2.08	0.54
1:H:94:THR:O	1:H:98:ILE:HG12	2.07	0.54
1:J:120:GLU:O	1:J:124:ARG:HG2	2.08	0.54
1:N:94:THR:O	1:N:98:ILE:HG12	2.07	0.54
1:E:153:ARG:HH11	1:E:153:ARG:CG	2.19	0.54
1:I:77:LEU:C	1:I:77:LEU:HD23	2.28	0.54
1:M:113:ASN:OD1	1:M:115:GLN:N	2.40	0.54
1:N:39:GLN:HG2	1:N:128:VAL:HG22	1.88	0.54
1:U:43:LEU:HD11	1:U:125:TYR:CD1	2.43	0.54
1:B:36:GLN:HA	1:B:36:GLN:HE21	1.71	0.54
1:N:48:LYS:HD2	1:N:52:TRP:CE2	2.43	0.54
1:R:37:VAL:O	1:R:41:ILE:HG13	2.07	0.54
1:A:111:ILE:CD1	1:A:120:GLU:HG3	2.36	0.54
1:E:111:ILE:HG22	1:E:112:HIS:N	2.22	0.54
1:H:96:GLN:H	1:H:96:GLN:CD	2.11	0.54
1:R:133:ARG:HB2	1:R:133:ARG:HH11	1.71	0.54
1:B:153:ARG:HG2	1:B:153:ARG:HH11	1.72	0.54
1:J:94:THR:O	1:J:98:ILE:HG12	2.08	0.54
1:O:99:ASN:HD22	1:P:96:GLN:HA	1.70	0.54

Continued on next page...

Continued from previous page...

Atom-1	Atom-2	Interatomic distance (Å)	Clash overlap (Å)
1:B:108:PRO:HD3	1:B:124:ARG:HH22	1.73	0.54
1:F:105:LYS:O	1:F:124:ARG:NH1	2.40	0.54
1:F:153:ARG:NH1	1:F:153:ARG:HG2	2.22	0.54
1:G:48:LYS:HD2	1:G:52:TRP:CE2	2.43	0.54
1:I:22:SER:OG	1:I:25:GLU:HB2	2.08	0.54
1:M:153:ARG:NH1	1:M:153:ARG:HG2	2.22	0.54
1:S:51:HIS:O	1:S:63:HIS:HD2	1.90	0.54
1:U:62:VAL:HG11	1:U:118:LEU:HD11	1.90	0.54
1:X:18:ARG:NH1	1:X:18:ARG:HG3	2.22	0.54
1:I:153:ARG:HH11	1:I:153:ARG:HG2	1.73	0.54
1:P:83:ARG:NH2	1:P:143:ASP:HB2	2.23	0.54
1:T:60:ILE:HG23	1:T:61:ALA:N	2.23	0.54
1:W:43:LEU:HD11	1:W:125:TYR:CD1	2.43	0.54
1:B:15:LEU:HD13	1:B:88:GLY:O	2.08	0.53
1:I:51:HIS:O	1:I:63:HIS:HD2	1.92	0.53
1:N:96:GLN:CD	1:N:96:GLN:H	2.11	0.53
1:Q:105:LYS:O	1:Q:124:ARG:NH1	2.41	0.53
1:U:15:LEU:HD21	1:V:112:HIS:NE2	2.23	0.53
1:B:48:LYS:HD2	1:B:52:TRP:CZ2	2.43	0.53
1:J:36:GLN:HA	1:J:36:GLN:NE2	2.23	0.53
1:P:94:THR:O	1:P:98:ILE:HG12	2.08	0.53
1:M:83:ARG:NH2	1:M:143:ASP:HB2	2.23	0.53
1:T:153:ARG:HG3	3:T:664:HOH:O	2.07	0.53
1:S:105:LYS:O	1:S:124:ARG:NH1	2.42	0.53
1:T:153:ARG:HG2	1:T:153:ARG:NH1	2.23	0.53
1:V:94:THR:O	1:V:98:ILE:HG12	2.08	0.53
1:A:109:LEU:N	1:A:109:LEU:HD12	2.24	0.53
1:F:14:LEU:HD21	1:F:27:LYS:HG2	1.90	0.53
1:L:115:GLN:HE22	1:L:167:GLU:N	2.06	0.53
1:M:114:VAL:O	1:M:118:LEU:HD13	2.08	0.53
1:U:83:ARG:NH2	1:U:143:ASP:HB2	2.24	0.53
1:H:77:LEU:C	1:H:77:LEU:HD23	2.30	0.53
1:M:77:LEU:C	1:M:77:LEU:HD23	2.29	0.53
1:O:62:VAL:HG11	1:O:118:LEU:HD11	1.90	0.53
1:I:153:ARG:NH1	1:I:153:ARG:HG2	2.23	0.53
1:P:107:TYR:O	1:P:109:LEU:HD12	2.09	0.53
1:T:39:GLN:HG2	1:T:128:VAL:HG22	1.90	0.53
1:X:51:HIS:O	1:X:63:HIS:HD2	1.91	0.53
1:Q:14:LEU:HD22	1:Q:27:LYS:CE	2.38	0.53
1:R:98:ILE:O	1:R:102:THR:HG22	2.09	0.53
1:T:12:THR:HG22	1:T:12:THR:O	2.09	0.53

Continued on next page...

Continued from previous page...

Atom-1	Atom-2	Interatomic distance (Å)	Clash overlap (Å)
1:W:62:VAL:HG11	1:W:118:LEU:HD11	1.91	0.53
1:X:105:LYS:O	1:X:124:ARG:NH1	2.42	0.53
1:F:133:ARG:HB2	1:F:133:ARG:NH1	2.24	0.52
1:G:96:GLN:H	1:G:96:GLN:CD	2.12	0.52
1:B:108:PRO:HD3	1:B:124:ARG:NH2	2.23	0.52
1:E:120:GLU:O	1:E:124:ARG:HG2	2.08	0.52
1:F:153:ARG:HH11	1:F:153:ARG:HG2	1.74	0.52
1:V:26:LYS:O	1:V:30:VAL:HG23	2.09	0.52
1:M:105:LYS:HE2	1:M:124:ARG:HH22	1.72	0.52
1:R:77:LEU:HD23	1:R:77:LEU:C	2.30	0.52
1:X:39:GLN:HG2	1:X:128:VAL:HG22	1.90	0.52
1:B:39:GLN:HG2	1:B:128:VAL:HG22	1.91	0.52
1:B:158:PHE:O	1:B:162:ILE:HG13	2.09	0.52
1:F:62:VAL:HG11	1:F:118:LEU:HD11	1.91	0.52
1:L:25:GLU:HA	1:L:25:GLU:OE1	2.10	0.52
1:M:62:VAL:HG11	1:M:118:LEU:HD11	1.91	0.52
1:V:77:LEU:C	1:V:77:LEU:HD23	2.30	0.52
1:C:36:GLN:HA	1:C:36:GLN:NE2	2.25	0.52
1:F:83:ARG:NH2	1:F:143:ASP:HB2	2.24	0.52
1:H:135:ALA:HA	1:H:138:GLU:HG2	1.91	0.52
1:I:94:THR:O	1:I:98:ILE:HG12	2.08	0.52
1:M:105:LYS:HB3	1:M:124:ARG:NH1	2.25	0.52
1:R:94:THR:O	1:R:98:ILE:HG12	2.10	0.52
1:X:120:GLU:O	1:X:124:ARG:HG2	2.09	0.52
1:X:36:GLN:NE2	1:X:36:GLN:HA	2.24	0.52
1:Q:55:ARG:O	1:Q:114:VAL:HG23	2.10	0.52
1:R:83:ARG:NH2	1:R:143:ASP:HB2	2.24	0.52
1:U:34:ASN:O	1:U:38:ILE:HG13	2.10	0.52
1:W:37:VAL:O	1:W:41:ILE:HG13	2.10	0.52
1:Q:153:ARG:NH1	1:Q:153:ARG:HG2	2.25	0.52
1:U:48:LYS:HE3	3:U:662:HOH:O	2.10	0.52
1:C:112:HIS:O	1:C:113:ASN:C	2.49	0.52
1:K:105:LYS:NZ	1:K:124:ARG:NH2	2.57	0.52
1:V:18:ARG:NH1	1:V:18:ARG:HG3	2.23	0.52
1:B:113:ASN:OD1	1:B:115:GLN:N	2.43	0.52
1:C:15:LEU:HD11	1:D:112:HIS:HD2	1.74	0.52
1:H:111:ILE:HD12	1:H:116:ASP:CB	2.38	0.52
1:N:62:VAL:HG11	1:N:118:LEU:HD11	1.92	0.52
1:O:120:GLU:O	1:O:124:ARG:HG2	2.10	0.52
1:N:133:ARG:NH1	1:N:133:ARG:HB2	2.26	0.51
1:A:18:ARG:HG3	1:A:18:ARG:NH1	2.25	0.51

Continued on next page...

Continued from previous page...

Atom-1	Atom-2	Interatomic distance (Å)	Clash overlap (Å)
1:I:130:ASN:OD1	1:I:133:ARG:NH2	2.43	0.51
1:P:153:ARG:HG2	1:P:153:ARG:NH1	2.25	0.51
1:R:153:ARG:NH1	1:R:153:ARG:HG2	2.25	0.51
1:W:48:LYS:HD2	1:W:52:TRP:CE2	2.45	0.51
1:M:120:GLU:O	1:M:124:ARG:HG2	2.11	0.51
1:P:120:GLU:O	1:P:124:ARG:HG2	2.10	0.51
1:Q:158:PHE:O	1:Q:162:ILE:HG13	2.10	0.51
1:W:114:VAL:O	1:W:118:LEU:HD13	2.10	0.51
1:P:105:LYS:O	1:P:124:ARG:NH1	2.43	0.51
1:Q:120:GLU:O	1:Q:124:ARG:HG2	2.11	0.51
1:W:19:ASN:OD1	1:W:21:VAL:HG23	2.10	0.51
1:D:83:ARG:NH2	1:D:143:ASP:HB2	2.25	0.51
1:F:48:LYS:HD2	1:F:52:TRP:CZ2	2.46	0.51
1:G:77:LEU:C	1:G:77:LEU:HD23	2.31	0.51
1:H:39:GLN:HG2	1:H:128:VAL:HG22	1.92	0.51
1:P:62:VAL:HG11	1:P:118:LEU:HD11	1.92	0.51
1:R:36:GLN:HA	1:R:36:GLN:HE21	1.75	0.51
1:X:36:GLN:HE21	1:X:36:GLN:HA	1.76	0.51
1:A:95:THR:HG22	1:B:99:ASN:HB2	1.91	0.51
1:F:133:ARG:HB2	1:F:133:ARG:HH11	1.75	0.51
1:Q:108:PRO:HB2	1:Q:111:ILE:HG12	1.93	0.51
1:F:120:GLU:O	1:F:124:ARG:HG2	2.10	0.51
1:G:62:VAL:HG11	1:G:118:LEU:HD11	1.93	0.51
1:H:120:GLU:O	1:H:124:ARG:HG2	2.09	0.51
1:N:36:GLN:NE2	1:N:36:GLN:HA	2.24	0.51
1:Q:108:PRO:HD3	1:Q:124:ARG:NH2	2.26	0.51
1:R:109:LEU:HD12	1:R:109:LEU:N	2.26	0.51
1:T:62:VAL:HG11	1:T:118:LEU:HD11	1.93	0.51
1:V:120:GLU:O	1:V:124:ARG:HG2	2.11	0.51
1:X:83:ARG:NH2	1:X:143:ASP:HB2	2.25	0.51
1:D:108:PRO:HD3	1:D:124:ARG:HH22	1.75	0.51
1:T:14:LEU:HD21	1:T:26:LYS:CD	2.40	0.51
1:B:111:ILE:HD13	1:B:120:GLU:HG3	1.93	0.51
1:B:135:ALA:HA	1:B:138:GLU:HG2	1.92	0.51
1:G:105:LYS:HE3	1:G:124:ARG:NH2	2.26	0.51
1:K:108:PRO:HD3	1:K:124:ARG:NH2	2.26	0.51
1:S:153:ARG:HH11	1:S:153:ARG:HG2	1.76	0.51
1:W:94:THR:OG1	1:W:97:VAL:HG23	2.10	0.51
1:D:113:ASN:OD1	1:D:115:GLN:HB2	2.11	0.51
1:D:115:GLN:HA	1:D:115:GLN:NE2	2.23	0.51
1:E:108:PRO:HD3	1:E:124:ARG:HH22	1.76	0.51

Continued on next page...

Continued from previous page...

Atom-1	Atom-2	Interatomic distance (Å)	Clash overlap (Å)
1:G:153:ARG:HH11	1:G:153:ARG:CG	2.24	0.51
1:K:77:LEU:C	1:K:77:LEU:HD23	2.31	0.51
1:N:36:GLN:HE21	1:N:36:GLN:HA	1.75	0.51
1:C:95:THR:OG1	1:D:42:ASP:OD1	2.29	0.50
3:F:615:HOH:O	1:L:134:LYS:HG3	2.11	0.50
1:M:18:ARG:NH1	1:M:18:ARG:HG3	2.22	0.50
1:N:120:GLU:O	1:N:124:ARG:HG2	2.12	0.50
1:O:55:ARG:O	1:O:114:VAL:HG23	2.11	0.50
1:H:82:GLU:O	1:H:86:GLN:HG3	2.11	0.50
1:G:96:GLN:HA	1:H:99:ASN:ND2	2.25	0.50
1:I:39:GLN:HG2	1:I:128:VAL:HG22	1.93	0.50
1:J:36:GLN:HA	1:J:36:GLN:HE21	1.74	0.50
1:R:153:ARG:HH11	1:R:153:ARG:HG2	1.76	0.50
1:S:18:ARG:NH1	1:S:18:ARG:HG3	2.23	0.50
1:A:60:ILE:HG23	1:A:61:ALA:N	2.26	0.50
1:D:105:LYS:O	1:D:124:ARG:NH1	2.44	0.50
1:G:108:PRO:HD3	1:G:124:ARG:NH2	2.27	0.50
1:I:120:GLU:O	1:I:124:ARG:HG2	2.11	0.50
1:P:77:LEU:C	1:P:77:LEU:HD23	2.32	0.50
1:Q:135:ALA:HA	1:Q:138:GLU:HG2	1.93	0.50
1:Q:77:LEU:HD23	1:Q:77:LEU:C	2.32	0.50
1:X:130:ASN:OD1	1:X:133:ARG:NH2	2.44	0.50
1:B:60:ILE:HG23	1:B:61:ALA:N	2.27	0.50
1:P:153:ARG:HG2	1:P:153:ARG:HH11	1.76	0.50
1:P:36:GLN:HA	1:P:36:GLN:HE21	1.76	0.50
1:T:22:SER:OG	1:T:25:GLU:HB2	2.12	0.50
1:U:102:THR:HG23	1:U:102:THR:O	2.12	0.50
1:F:34:ASN:O	1:F:38:ILE:HG13	2.11	0.50
1:P:123:ASP:O	1:P:127:ILE:HD13	2.11	0.50
1:R:112:HIS:O	1:R:113:ASN:C	2.49	0.50
1:S:39:GLN:HG2	1:S:128:VAL:HG22	1.94	0.50
1:W:12:THR:O	1:W:27:LYS:HE2	2.12	0.50
1:D:37:VAL:O	1:D:41:ILE:HG13	2.11	0.50
1:E:111:ILE:CD1	1:E:120:GLU:HG3	2.41	0.50
1:E:51:HIS:O	1:E:63:HIS:HD2	1.95	0.50
1:U:109:LEU:HD12	1:U:109:LEU:N	2.27	0.50
1:B:120:GLU:O	1:B:124:ARG:HG2	2.12	0.50
1:B:26:LYS:O	1:B:30:VAL:HG23	2.12	0.50
1:I:15:LEU:HD23	1:I:88:GLY:O	2.11	0.50
1:J:130:ASN:OD1	1:J:133:ARG:NH2	2.42	0.50
1:U:33:LEU:HD21	1:U:144:THR:CG2	2.38	0.50

Continued on next page...

Continued from previous page...

Atom-1	Atom-2	Interatomic distance (Å)	Clash overlap (Å)
1:W:60:ILE:HG23	1:W:61:ALA:N	2.27	0.50
1:K:105:LYS:O	1:K:124:ARG:NH1	2.45	0.50
1:M:130:ASN:OD1	1:M:133:ARG:NH2	2.43	0.50
1:N:26:LYS:O	1:N:30:VAL:HG23	2.11	0.50
1:S:120:GLU:O	1:S:124:ARG:HG2	2.12	0.50
1:S:22:SER:OG	1:S:25:GLU:HB2	2.11	0.50
1:A:120:GLU:O	1:A:124:ARG:HG2	2.11	0.50
1:E:158:PHE:O	1:E:162:ILE:HG13	2.12	0.50
1:K:98:ILE:O	1:K:102:THR:HG22	2.11	0.50
1:O:77:LEU:C	1:O:77:LEU:HD23	2.32	0.50
1:S:96:GLN:CD	1:S:96:GLN:H	2.15	0.50
1:T:36:GLN:NE2	1:T:36:GLN:HA	2.27	0.50
1:F:130:ASN:OD1	1:F:133:ARG:NH2	2.44	0.49
1:F:158:PHE:O	1:F:162:ILE:HG13	2.11	0.49
1:H:36:GLN:HA	1:H:36:GLN:HE21	1.77	0.49
1:J:96:GLN:CD	1:J:96:GLN:H	2.15	0.49
1:O:51:HIS:O	1:O:63:HIS:HD2	1.95	0.49
1:S:113:ASN:O	1:S:116:ASP:HB2	2.12	0.49
1:T:153:ARG:HG2	1:T:153:ARG:HH11	1.77	0.49
1:W:83:ARG:NH2	1:W:143:ASP:HB2	2.27	0.49
1:A:153:ARG:HH11	1:A:153:ARG:CG	2.24	0.49
1:D:115:GLN:HE22	1:D:166:ILE:HA	1.77	0.49
1:G:39:GLN:HG2	1:G:128:VAL:HG22	1.94	0.49
1:I:62:VAL:HG11	1:I:118:LEU:HD11	1.94	0.49
1:I:99:ASN:ND2	1:J:99:ASN:CB	2.73	0.49
1:M:39:GLN:HG2	1:M:128:VAL:HG22	1.94	0.49
1:N:83:ARG:NH2	1:N:143:ASP:HB2	2.27	0.49
1:Q:14:LEU:HD22	1:Q:27:LYS:HE2	1.92	0.49
1:W:18:ARG:HG3	1:W:18:ARG:NH1	2.26	0.49
1:C:96:GLN:H	1:C:96:GLN:CD	2.14	0.49
1:E:108:PRO:HB2	1:E:111:ILE:CD1	2.42	0.49
1:L:83:ARG:NH2	1:L:143:ASP:HB2	2.27	0.49
1:L:19:ASN:OD1	1:L:21:VAL:HG23	2.12	0.49
1:N:113:ASN:OD1	1:N:115:GLN:HB2	2.12	0.49
1:O:108:PRO:HB2	1:O:111:ILE:HD11	1.93	0.49
1:O:18:ARG:HG3	1:O:18:ARG:NH1	2.26	0.49
1:R:105:LYS:O	1:R:124:ARG:NH1	2.45	0.49
1:R:130:ASN:OD1	1:R:133:ARG:NH2	2.42	0.49
1:A:94:THR:O	1:A:98:ILE:HG12	2.12	0.49
1:H:18:ARG:HG3	1:H:18:ARG:NH1	2.28	0.49
1:K:111:ILE:O	1:K:112:HIS:ND1	2.39	0.49

Continued on next page...

Continued from previous page...

Atom-1	Atom-2	Interatomic distance (Å)	Clash overlap (Å)
1:N:34:ASN:O	1:N:38:ILE:HG13	2.12	0.49
1:N:51:HIS:O	1:N:63:HIS:HD2	1.95	0.49
1:Q:83:ARG:HH21	1:Q:143:ASP:HB2	1.77	0.49
1:F:135:ALA:HA	1:F:138:GLU:HG2	1.93	0.49
1:K:109:LEU:CD2	1:L:92:LEU:HD22	2.39	0.49
1:F:82:GLU:O	1:F:86:GLN:HG3	2.12	0.49
1:L:39:GLN:HG2	1:L:128:VAL:HG22	1.93	0.49
1:Q:96:GLN:H	1:Q:96:GLN:CD	2.14	0.49
1:R:26:LYS:O	1:R:30:VAL:HG23	2.13	0.49
1:T:135:ALA:HA	1:T:138:GLU:HG2	1.93	0.49
1:W:120:GLU:O	1:W:124:ARG:HG2	2.13	0.49
1:G:22:SER:C	1:G:24:SER:N	2.63	0.49
1:G:94:THR:O	1:G:98:ILE:HG12	2.12	0.49
1:O:60:ILE:HG23	1:O:61:ALA:N	2.28	0.49
1:P:48:LYS:HD2	1:P:52:TRP:CZ2	2.48	0.49
1:R:107:TYR:O	1:R:109:LEU:HD12	2.12	0.49
1:R:39:GLN:HG2	1:R:128:VAL:HG22	1.95	0.49
1:H:130:ASN:OD1	1:H:133:ARG:NH2	2.44	0.49
1:V:153:ARG:HG2	1:V:153:ARG:NH1	2.28	0.49
1:G:13:ASN:HB3	1:G:27:LYS:CE	2.42	0.49
1:H:15:LEU:HD22	1:H:15:LEU:H	1.77	0.49
1:N:77:LEU:HD23	1:N:77:LEU:C	2.33	0.49
1:O:96:GLN:H	1:O:96:GLN:CD	2.15	0.49
1:R:60:ILE:HG23	1:R:61:ALA:N	2.27	0.49
1:S:153:ARG:NH1	1:S:153:ARG:HG2	2.27	0.49
1:X:153:ARG:HG2	1:X:153:ARG:NH1	2.28	0.49
1:X:19:ASN:OD1	1:X:21:VAL:HG23	2.12	0.49
1:G:123:ASP:O	1:G:127:ILE:HD13	2.12	0.49
1:G:97:VAL:HG21	1:H:109:LEU:HD21	1.95	0.49
1:H:33:LEU:HD21	1:H:144:THR:CG2	2.39	0.49
1:J:39:GLN:HG2	1:J:128:VAL:HG22	1.95	0.49
1:L:96:GLN:H	1:L:96:GLN:CD	2.17	0.49
1:O:153:ARG:CG	1:O:153:ARG:HH11	2.26	0.49
1:P:36:GLN:HA	1:P:36:GLN:NE2	2.28	0.49
1:Q:108:PRO:HD3	1:Q:124:ARG:HH22	1.77	0.49
1:R:38:ILE:HG23	1:R:98:ILE:HA	1.94	0.49
1:W:39:GLN:HG2	1:W:128:VAL:HG22	1.95	0.49
1:A:97:VAL:HG21	1:B:109:LEU:HD21	1.95	0.48
1:D:120:GLU:O	1:D:124:ARG:HG2	2.13	0.48
1:H:36:GLN:HA	1:H:36:GLN:NE2	2.28	0.48
1:K:83:ARG:NH2	1:K:143:ASP:HB2	2.28	0.48

Continued on next page...

Continued from previous page...

Atom-1	Atom-2	Interatomic distance (Å)	Clash overlap (Å)
1:T:43:LEU:HD11	1:T:125:TYR:CD1	2.47	0.48
1:T:48:LYS:HD2	1:T:52:TRP:CE2	2.48	0.48
1:U:96:GLN:H	1:U:96:GLN:CD	2.15	0.48
1:C:98:ILE:O	1:C:102:THR:HG22	2.13	0.48
1:E:130:ASN:OD1	1:E:133:ARG:NH2	2.44	0.48
1:I:37:VAL:O	1:I:41:ILE:HG13	2.12	0.48
1:K:43:LEU:HD11	1:K:125:TYR:CD1	2.48	0.48
1:L:43:LEU:HD11	1:L:125:TYR:CD1	2.47	0.48
1:L:15:LEU:HD22	1:L:15:LEU:N	2.28	0.48
1:R:135:ALA:HA	1:R:138:GLU:HG2	1.95	0.48
1:B:77:LEU:HD23	1:B:77:LEU:C	2.34	0.48
1:A:99:ASN:N	1:B:95:THR:HG21	2.28	0.48
1:C:18:ARG:HG3	1:C:18:ARG:HH11	1.77	0.48
1:X:55:ARG:O	1:X:114:VAL:HG23	2.14	0.48
1:B:96:GLN:CD	1:B:96:GLN:H	2.17	0.48
1:E:62:VAL:HG11	1:E:118:LEU:HD11	1.96	0.48
1:G:108:PRO:HD3	1:G:124:ARG:HH22	1.79	0.48
1:C:60:ILE:HB	1:G:165:ASN:HD21	1.78	0.48
1:G:34:ASN:O	1:G:38:ILE:HG13	2.13	0.48
1:I:60:ILE:HG23	1:I:61:ALA:N	2.28	0.48
1:P:39:GLN:HG2	1:P:128:VAL:HG22	1.95	0.48
1:T:55:ARG:O	1:T:114:VAL:HG23	2.14	0.48
1:T:96:GLN:H	1:T:96:GLN:CD	2.15	0.48
1:V:83:ARG:NH2	1:V:143:ASP:HB2	2.27	0.48
1:W:109:LEU:N	1:W:109:LEU:HD12	2.28	0.48
1:C:94:THR:O	1:C:98:ILE:HG12	2.13	0.48
1:E:108:PRO:HB2	1:E:111:ILE:HG13	1.94	0.48
1:E:48:LYS:HD2	1:E:52:TRP:CE2	2.48	0.48
1:K:105:LYS:HZ1	1:K:124:ARG:HH22	1.60	0.48
1:W:105:LYS:O	1:W:124:ARG:NH1	2.46	0.48
1:B:107:TYR:O	1:B:109:LEU:CD1	2.61	0.48
1:C:48:LYS:HD2	1:C:52:TRP:CZ2	2.48	0.48
1:G:36:GLN:HE21	1:G:36:GLN:HA	1.79	0.48
1:L:83:ARG:NH2	1:L:141:ASP:OD1	2.44	0.48
1:M:108:PRO:HD3	1:M:124:ARG:HH22	1.79	0.48
1:M:108:PRO:HD3	1:M:124:ARG:NH2	2.29	0.48
1:P:82:GLU:O	1:P:86:GLN:HG3	2.14	0.48
1:S:55:ARG:O	1:S:114:VAL:HG23	2.13	0.48
1:S:36:GLN:NE2	1:S:36:GLN:HA	2.28	0.48
1:B:18:ARG:HG3	1:B:18:ARG:NH1	2.27	0.48
1:B:34:ASN:O	1:B:38:ILE:HG13	2.13	0.48

Continued on next page...

Continued from previous page...

Atom-1	Atom-2	Interatomic distance (Å)	Clash overlap (Å)
1:E:60:ILE:HG23	1:E:61:ALA:N	2.28	0.48
1:F:96:GLN:H	1:F:96:GLN:CD	2.17	0.48
1:H:124:ARG:HG2	1:H:124:ARG:H	1.46	0.48
1:J:51:HIS:O	1:J:63:HIS:HD2	1.95	0.48
1:N:123:ASP:O	1:N:127:ILE:HD13	2.13	0.48
1:R:108:PRO:HD3	1:R:124:ARG:HH22	1.78	0.48
1:R:82:GLU:O	1:R:86:GLN:HG3	2.14	0.48
1:T:83:ARG:NH2	1:T:143:ASP:HB2	2.29	0.48
1:V:153:ARG:HG2	1:V:153:ARG:HH11	1.79	0.48
1:H:43:LEU:HD11	1:H:125:TYR:CD1	2.49	0.48
1:M:82:GLU:O	1:M:86:GLN:HG3	2.14	0.48
1:O:140:LYS:N	1:O:140:LYS:HD2	2.29	0.48
1:C:26:LYS:O	1:C:30:VAL:HG23	2.13	0.48
1:G:115:GLN:OE1	1:G:166:ILE:HA	2.13	0.48
1:G:51:HIS:O	1:G:63:HIS:HD2	1.94	0.48
1:I:135:ALA:HA	1:I:138:GLU:HG2	1.96	0.48
1:N:13:ASN:HD22	1:N:14:LEU:H	1.60	0.48
1:Q:112:HIS:O	1:Q:113:ASN:C	2.50	0.48
1:R:51:HIS:O	1:R:63:HIS:HD2	1.96	0.48
1:U:111:ILE:C	1:U:112:HIS:HD1	2.17	0.48
1:V:51:HIS:O	1:V:63:HIS:HD2	1.96	0.48
1:A:96:GLN:CD	1:A:96:GLN:H	2.17	0.48
1:B:43:LEU:HD11	1:B:125:TYR:CD1	2.49	0.48
1:D:48:LYS:HD2	1:D:52:TRP:CZ2	2.49	0.48
1:F:108:PRO:HD3	1:F:124:ARG:NH2	2.29	0.48
1:F:43:LEU:HD11	1:F:125:TYR:CD1	2.49	0.48
1:I:48:LYS:HD2	1:I:52:TRP:CE2	2.48	0.48
1:L:111:ILE:HD11	1:L:116:ASP:CB	2.31	0.48
1:P:96:GLN:CD	1:P:96:GLN:H	2.17	0.48
1:A:62:VAL:HG11	1:A:118:LEU:HD11	1.95	0.47
1:C:60:ILE:HG23	1:C:61:ALA:N	2.29	0.47
1:D:62:VAL:HG11	1:D:118:LEU:HD11	1.95	0.47
1:I:19:ASN:OD1	1:I:21:VAL:HG23	2.14	0.47
1:J:83:ARG:NH2	1:J:143:ASP:HB2	2.29	0.47
1:K:109:LEU:HD12	1:K:109:LEU:H	1.79	0.47
1:K:140:LYS:HD2	1:K:140:LYS:N	2.29	0.47
1:O:39:GLN:HG2	1:O:128:VAL:HG22	1.95	0.47
1:R:14:LEU:HD22	1:R:27:LYS:CE	2.44	0.47
1:T:123:ASP:O	1:T:127:ILE:HD13	2.14	0.47
1:U:158:PHE:O	1:U:162:ILE:HG13	2.13	0.47
1:G:36:GLN:NE2	1:G:36:GLN:HA	2.29	0.47

Continued on next page...

Continued from previous page...

Atom-1	Atom-2	Interatomic distance (Å)	Clash overlap (Å)
1:J:10:LYS:HG3	1:J:11:ALA:N	2.24	0.47
3:I:572:HOH:O	1:J:48:LYS:HE3	2.14	0.47
1:J:60:ILE:HG23	1:J:61:ALA:N	2.29	0.47
1:M:153:ARG:HH11	1:M:153:ARG:CG	2.26	0.47
1:O:12:THR:HG23	1:O:13:ASN:H	1.79	0.47
1:U:105:LYS:HB3	1:U:124:ARG:NH1	2.29	0.47
1:A:55:ARG:O	1:A:114:VAL:HG23	2.15	0.47
1:A:26:LYS:O	1:A:30:VAL:HG23	2.13	0.47
1:C:105:LYS:O	1:C:124:ARG:NH1	2.46	0.47
1:J:111:ILE:CD1	1:J:120:GLU:HG3	2.44	0.47
1:L:158:PHE:O	1:L:162:ILE:HG13	2.14	0.47
1:S:12:THR:HG22	1:S:12:THR:O	2.14	0.47
1:T:133:ARG:NH1	1:T:133:ARG:HB2	2.30	0.47
1:J:48:LYS:HD2	1:J:52:TRP:CZ2	2.50	0.47
1:L:118:LEU:HB3	1:L:166:ILE:HG12	1.97	0.47
1:L:37:VAL:O	1:L:41:ILE:HG13	2.14	0.47
1:O:118:LEU:HB3	1:O:166:ILE:HG12	1.96	0.47
1:U:77:LEU:C	1:U:77:LEU:HD23	2.34	0.47
1:B:118:LEU:HB3	1:B:166:ILE:HG12	1.95	0.47
1:I:118:LEU:HB3	1:I:166:ILE:HG12	1.97	0.47
1:N:130:ASN:OD1	1:N:133:ARG:NH2	2.47	0.47
1:O:12:THR:HG23	1:O:13:ASN:N	2.29	0.47
1:Q:153:ARG:HH11	1:Q:153:ARG:HG2	1.78	0.47
1:U:153:ARG:HH11	1:U:153:ARG:HG2	1.79	0.47
1:D:77:LEU:C	1:D:77:LEU:HD23	2.35	0.47
1:E:113:ASN:OD1	1:E:115:GLN:N	2.47	0.47
1:H:115:GLN:NE2	1:H:118:LEU:HD22	2.29	0.47
1:M:59:PHE:CD1	1:M:60:ILE:N	2.83	0.47
1:Q:39:GLN:HG2	1:Q:128:VAL:HG22	1.97	0.47
1:S:60:ILE:HG23	1:S:61:ALA:N	2.30	0.47
1:W:135:ALA:HA	1:W:138:GLU:HG2	1.96	0.47
1:A:130:ASN:OD1	1:A:133:ARG:NH2	2.47	0.47
1:B:112:HIS:O	1:B:113:ASN:C	2.51	0.47
1:H:108:PRO:HD3	1:H:124:ARG:NH2	2.29	0.47
1:K:153:ARG:NH1	1:K:153:ARG:HG2	2.29	0.47
1:K:60:ILE:HG23	1:K:61:ALA:N	2.30	0.47
1:Q:14:LEU:CD2	1:Q:14:LEU:N	2.78	0.47
1:T:140:LYS:N	1:T:140:LYS:HD2	2.29	0.47
1:V:130:ASN:OD1	1:V:133:ARG:NH2	2.46	0.47
1:E:108:PRO:HD3	1:E:124:ARG:NH2	2.29	0.47
1:H:38:ILE:HG23	1:H:98:ILE:HA	1.97	0.47

Continued on next page...

Continued from previous page...

Atom-1	Atom-2	Interatomic distance (Å)	Clash overlap (Å)
1:I:133:ARG:NH1	1:I:133:ARG:HB2	2.30	0.47
1:K:99:ASN:HB3	1:L:99:ASN:ND2	2.28	0.47
1:R:113:ASN:OD1	1:R:115:GLN:N	2.47	0.47
1:U:153:ARG:NH1	1:U:153:ARG:HG2	2.29	0.47
1:U:99:ASN:HD22	1:V:96:GLN:HA	1.79	0.47
1:B:26:LYS:HD3	1:B:87:LEU:O	2.15	0.47
1:D:14:LEU:HD11	1:D:27:LYS:HG3	1.96	0.47
1:E:51:HIS:CE1	1:E:63:HIS:NE2	2.83	0.47
1:J:34:ASN:O	1:J:38:ILE:HG13	2.15	0.47
1:K:130:ASN:OD1	1:K:133:ARG:NH2	2.44	0.47
1:K:36:GLN:NE2	1:K:36:GLN:HA	2.29	0.47
1:K:62:VAL:HG11	1:K:118:LEU:HD11	1.97	0.47
1:O:112:HIS:O	1:O:113:ASN:C	2.51	0.47
1:F:153:ARG:HH11	1:F:153:ARG:CG	2.26	0.47
1:R:62:VAL:HG11	1:R:118:LEU:HD11	1.96	0.47
1:S:83:ARG:NH2	1:S:143:ASP:HB2	2.30	0.47
1:B:100:SER:OG	1:B:101:LYS:N	2.47	0.47
1:E:37:VAL:O	1:E:41:ILE:HG13	2.15	0.47
1:F:51:HIS:O	1:F:63:HIS:HD2	1.98	0.47
1:E:99:ASN:CB	1:F:99:ASN:HD22	2.25	0.47
1:G:15:LEU:CD2	1:G:15:LEU:H	2.28	0.47
1:H:25:GLU:OE1	1:H:140:LYS:HB2	2.16	0.47
1:J:107:TYR:O	1:J:109:LEU:HD12	2.14	0.47
1:K:99:ASN:ND2	1:L:96:GLN:HA	2.30	0.47
1:O:107:TYR:HA	1:O:108:PRO:HD3	1.79	0.47
1:O:109:LEU:HD23	1:P:92:LEU:CD2	2.38	0.47
1:O:36:GLN:HA	1:O:36:GLN:NE2	2.29	0.47
1:P:108:PRO:HD3	1:P:124:ARG:NH2	2.30	0.47
1:P:19:ASN:OD1	1:P:21:VAL:HG23	2.15	0.47
1:A:114:VAL:HG12	1:A:118:LEU:HD13	1.97	0.46
1:A:51:HIS:O	1:A:63:HIS:HD2	1.98	0.46
1:B:153:ARG:HH11	1:B:153:ARG:CG	2.28	0.46
1:B:167:GLU:OE1	2:E:312:TRS:H31	2.14	0.46
1:G:43:LEU:HD11	1:G:125:TYR:CD1	2.50	0.46
1:H:108:PRO:HD3	1:H:124:ARG:HH22	1.79	0.46
1:J:153:ARG:HH11	1:J:153:ARG:CG	2.26	0.46
1:R:108:PRO:HD3	1:R:124:ARG:NH2	2.29	0.46
1:S:140:LYS:HD2	1:S:140:LYS:N	2.30	0.46
1:T:83:ARG:NH2	1:T:141:ASP:OD1	2.39	0.46
1:A:13:ASN:HB2	1:U:22:SER:HB3	1.97	0.46
1:A:83:ARG:NH2	1:A:143:ASP:HB2	2.30	0.46

Continued on next page...

Continued from previous page...

Atom-1	Atom-2	Interatomic distance (Å)	Clash overlap (Å)
1:B:82:GLU:O	1:B:86:GLN:HG3	2.14	0.46
1:C:118:LEU:HB3	1:C:166:ILE:HG12	1.97	0.46
1:E:94:THR:O	1:E:98:ILE:HG12	2.16	0.46
1:G:167:GLU:OE1	2:G:303:TRS:H21	2.15	0.46
1:J:108:PRO:HB2	1:J:111:ILE:HG12	1.96	0.46
1:O:83:ARG:NH2	1:O:141:ASP:OD1	2.39	0.46
1:D:108:PRO:HD3	1:D:124:ARG:NH2	2.30	0.46
1:E:96:GLN:CD	1:E:96:GLN:H	2.18	0.46
1:I:109:LEU:HD12	1:I:109:LEU:H	1.79	0.46
1:M:22:SER:OG	1:M:25:GLU:HB2	2.14	0.46
1:Q:83:ARG:NH2	1:Q:141:ASP:OD1	2.48	0.46
1:U:95:THR:HG22	1:V:99:ASN:HB2	1.96	0.46
1:B:130:ASN:OD1	1:B:133:ARG:NH2	2.45	0.46
1:D:38:ILE:HG23	1:D:98:ILE:HA	1.98	0.46
1:H:153:ARG:HH11	1:H:153:ARG:CG	2.27	0.46
1:K:14:LEU:HD13	1:K:15:LEU:H	1.80	0.46
1:M:35:ARG:NH2	1:M:131:ASP:OD2	2.49	0.46
1:Q:25:GLU:OE2	1:Q:140:LYS:HB3	2.15	0.46
1:D:135:ALA:HA	1:D:138:GLU:HG2	1.97	0.46
1:O:109:LEU:N	1:O:109:LEU:HD12	2.30	0.46
1:P:130:ASN:OD1	1:P:133:ARG:NH2	2.47	0.46
1:U:135:ALA:HA	1:U:138:GLU:HG2	1.97	0.46
1:V:38:ILE:HG23	1:V:98:ILE:HA	1.96	0.46
1:V:99:ASN:ND2	1:V:99:ASN:O	2.49	0.46
1:X:62:VAL:HG11	1:X:118:LEU:HD11	1.97	0.46
1:D:19:ASN:OD1	1:D:21:VAL:HG23	2.16	0.46
1:H:60:ILE:HG23	1:H:61:ALA:N	2.30	0.46
1:K:19:ASN:OD1	1:K:21:VAL:HG23	2.16	0.46
1:L:13:ASN:O	1:L:14:LEU:HB2	2.16	0.46
1:L:153:ARG:NH1	1:L:153:ARG:HG2	2.30	0.46
1:W:33:LEU:HD21	1:W:144:THR:CG2	2.42	0.46
1:D:51:HIS:O	1:D:63:HIS:HD2	1.98	0.46
1:G:37:VAL:O	1:G:41:ILE:HG13	2.14	0.46
1:H:15:LEU:HD22	1:H:15:LEU:N	2.31	0.46
1:I:113:ASN:O	1:I:116:ASP:HB2	2.16	0.46
1:I:94:THR:OG1	1:I:97:VAL:HG23	2.15	0.46
1:K:105:LYS:HE2	1:K:124:ARG:CZ	2.45	0.46
1:Q:19:ASN:OD1	1:Q:21:VAL:HG23	2.16	0.46
1:T:113:ASN:O	1:T:116:ASP:HB2	2.15	0.46
1:V:100:SER:OG	1:V:101:LYS:N	2.49	0.46
1:V:118:LEU:HB3	1:V:166:ILE:HG12	1.98	0.46

Continued on next page...

Continued from previous page...

Atom-1	Atom-2	Interatomic distance (Å)	Clash overlap (Å)
1:V:48:LYS:HD3	1:V:51:HIS:CD2	2.51	0.46
1:I:83:ARG:NH2	1:I:143:ASP:HB2	2.31	0.46
1:J:140:LYS:N	1:J:140:LYS:HD2	2.31	0.46
1:N:133:ARG:HH11	1:N:133:ARG:HB2	1.79	0.46
1:R:96:GLN:CD	1:R:96:GLN:H	2.18	0.46
1:X:83:ARG:NH2	1:X:141:ASP:OD1	2.46	0.46
1:B:19:ASN:OD1	1:B:21:VAL:HG23	2.16	0.46
1:G:135:ALA:HA	1:G:138:GLU:HG2	1.98	0.46
1:M:96:GLN:CD	1:M:96:GLN:H	2.19	0.46
1:N:135:ALA:HA	1:N:138:GLU:HG2	1.97	0.46
1:O:113:ASN:OD1	1:O:115:GLN:HB2	2.16	0.46
1:T:36:GLN:HE21	1:T:36:GLN:HA	1.81	0.46
1:A:39:GLN:HG2	1:A:128:VAL:HG22	1.98	0.46
1:A:15:LEU:HD22	1:A:15:LEU:N	2.31	0.46
1:D:43:LEU:HD11	1:D:125:TYR:CD1	2.51	0.46
1:G:105:LYS:HE3	1:G:124:ARG:HH22	1.79	0.46
1:K:55:ARG:O	1:K:114:VAL:HG23	2.16	0.46
1:K:34:ASN:O	1:K:38:ILE:HG13	2.16	0.46
1:N:43:LEU:HD11	1:N:125:TYR:CD1	2.50	0.46
1:O:124:ARG:HG2	1:O:124:ARG:H	1.51	0.46
1:A:43:LEU:HD11	1:A:125:TYR:CD1	2.51	0.45
1:A:35:ARG:NH2	1:A:131:ASP:OD2	2.49	0.45
1:B:124:ARG:HG2	1:B:124:ARG:H	1.45	0.45
1:E:94:THR:OG1	1:E:97:VAL:HG23	2.16	0.45
1:H:19:ASN:OD1	1:H:21:VAL:HG23	2.16	0.45
1:I:83:ARG:NH2	1:I:141:ASP:OD1	2.41	0.45
1:N:51:HIS:CE1	1:N:63:HIS:NE2	2.84	0.45
1:S:36:GLN:HE21	1:S:36:GLN:HA	1.81	0.45
1:U:108:PRO:HB2	1:U:111:ILE:HG12	1.98	0.45
1:U:112:HIS:O	1:U:113:ASN:C	2.54	0.45
1:U:112:HIS:O	1:U:117:HIS:HD2	1.99	0.45
1:V:34:ASN:O	1:V:38:ILE:HG13	2.16	0.45
1:V:96:GLN:CD	1:V:96:GLN:H	2.19	0.45
1:B:83:ARG:NH2	1:B:143:ASP:HB2	2.31	0.45
1:D:153:ARG:HG2	1:D:153:ARG:NH1	2.31	0.45
1:K:83:ARG:NH2	1:K:141:ASP:OD1	2.47	0.45
1:N:35:ARG:NH2	1:N:131:ASP:OD2	2.49	0.45
1:N:94:THR:OG1	1:N:97:VAL:HG23	2.15	0.45
1:Q:48:LYS:HD2	1:Q:52:TRP:CZ2	2.52	0.45
1:X:77:LEU:HD23	1:X:77:LEU:C	2.37	0.45
1:A:123:ASP:O	1:A:127:ILE:HD13	2.16	0.45

Continued on next page...

Continued from previous page...

Atom-1	Atom-2	Interatomic distance (Å)	Clash overlap (Å)
1:A:83:ARG:NH2	1:A:141:ASP:OD1	2.46	0.45
1:C:153:ARG:CG	1:C:153:ARG:HH11	2.29	0.45
1:C:19:ASN:OD1	1:C:21:VAL:HG23	2.16	0.45
1:D:153:ARG:HG3	3:D:703:HOH:O	2.15	0.45
1:M:113:ASN:OD1	1:M:115:GLN:HB2	2.16	0.45
1:N:113:ASN:OD1	1:N:115:GLN:N	2.49	0.45
1:Q:130:ASN:OD1	1:Q:133:ARG:NH2	2.49	0.45
1:U:35:ARG:NH2	1:U:131:ASP:OD2	2.50	0.45
1:W:158:PHE:O	1:W:162:ILE:HG13	2.17	0.45
1:D:111:ILE:HD12	1:D:116:ASP:HB3	1.97	0.45
1:J:135:ALA:HA	1:J:138:GLU:HG2	1.98	0.45
1:P:22:SER:C	1:P:24:SER:N	2.70	0.45
1:S:48:LYS:HD2	1:S:52:TRP:CZ2	2.52	0.45
1:W:96:GLN:H	1:W:96:GLN:CD	2.19	0.45
1:C:77:LEU:HD23	1:C:77:LEU:C	2.37	0.45
1:F:108:PRO:HD3	1:F:124:ARG:HH22	1.82	0.45
1:I:133:ARG:NH1	1:I:156:ASP:OD2	2.48	0.45
1:L:130:ASN:OD1	1:L:133:ARG:NH2	2.49	0.45
1:O:111:ILE:CD1	1:O:120:GLU:HG3	2.47	0.45
1:X:96:GLN:H	1:X:96:GLN:CD	2.19	0.45
1:A:124:ARG:H	1:A:124:ARG:HG2	1.50	0.45
1:D:153:ARG:HG2	1:D:153:ARG:HH11	1.81	0.45
1:G:60:ILE:HG23	1:G:61:ALA:N	2.30	0.45
1:J:107:TYR:O	1:J:109:LEU:CD1	2.64	0.45
1:Q:22:SER:C	1:Q:24:SER:N	2.70	0.45
1:S:22:SER:C	1:S:24:SER:H	2.18	0.45
1:T:14:LEU:HD11	1:T:26:LYS:HB3	1.94	0.45
1:U:51:HIS:O	1:U:63:HIS:HD2	1.99	0.45
1:D:118:LEU:HB3	1:D:166:ILE:HG12	1.98	0.45
1:D:96:GLN:H	1:D:96:GLN:CD	2.19	0.45
1:F:37:VAL:O	1:F:41:ILE:HG13	2.16	0.45
1:G:140:LYS:HD2	1:G:140:LYS:N	2.32	0.45
1:G:118:LEU:HB3	1:G:166:ILE:HG12	1.99	0.45
1:H:51:HIS:O	1:H:63:HIS:HD2	1.99	0.45
1:K:107:TYR:HA	1:K:108:PRO:HD3	1.81	0.45
1:Q:108:PRO:HB2	1:Q:111:ILE:CD1	2.46	0.45
1:Q:118:LEU:HB3	1:Q:166:ILE:HG12	1.98	0.45
1:R:118:LEU:HB3	1:R:166:ILE:HG12	1.99	0.45
1:R:94:THR:OG1	1:R:97:VAL:HG23	2.16	0.45
1:U:36:GLN:NE2	1:U:36:GLN:HA	2.32	0.45
1:X:153:ARG:HG2	1:X:153:ARG:HH11	1.81	0.45

Continued on next page...

Continued from previous page...

Atom-1	Atom-2	Interatomic distance (Å)	Clash overlap (Å)
1:B:62:VAL:HG11	1:B:118:LEU:HD11	1.98	0.45
1:C:115:GLN:OE1	1:C:167:GLU:HG2	2.17	0.45
1:C:99:ASN:HB2	1:D:95:THR:HG22	1.99	0.45
1:D:108:PRO:HB2	1:D:111:ILE:HG23	1.99	0.45
1:F:39:GLN:HG2	1:F:128:VAL:HG22	1.99	0.45
1:H:105:LYS:HB3	1:H:124:ARG:NH1	2.32	0.45
1:I:43:LEU:HD11	1:I:125:TYR:CD1	2.52	0.45
1:K:97:VAL:CG2	1:L:109:LEU:HD21	2.46	0.45
1:P:111:ILE:CD1	1:P:120:GLU:HG3	2.47	0.45
1:Q:37:VAL:O	1:Q:41:ILE:HG13	2.17	0.45
1:T:107:TYR:HA	1:T:108:PRO:HD3	1.80	0.45
1:W:123:ASP:O	1:W:127:ILE:HD13	2.15	0.45
1:A:99:ASN:CB	1:B:95:THR:HG22	2.43	0.45
1:C:135:ALA:HA	1:C:138:GLU:HG2	1.99	0.45
1:F:36:GLN:HA	1:F:36:GLN:NE2	2.32	0.45
1:H:102:THR:HG23	1:H:102:THR:O	2.17	0.45
1:H:34:ASN:O	1:H:38:ILE:HG13	2.16	0.45
1:M:12:THR:HG23	1:M:13:ASN:N	2.31	0.45
1:P:111:ILE:HG13	1:P:117:HIS:CE1	2.52	0.45
1:P:111:ILE:HD13	1:P:120:GLU:HG3	1.99	0.45
1:Q:43:LEU:HD11	1:Q:125:TYR:CD1	2.51	0.45
1:S:99:ASN:ND2	1:T:96:GLN:HA	2.31	0.45
1:X:82:GLU:O	1:X:86:GLN:HG3	2.16	0.45
1:C:83:ARG:NH2	1:C:143:ASP:HB2	2.32	0.45
1:E:118:LEU:HB3	1:E:166:ILE:HG12	1.98	0.45
1:G:92:LEU:HD22	1:H:109:LEU:HD23	1.98	0.45
1:I:153:ARG:CG	1:I:153:ARG:HH11	2.29	0.45
1:K:113:ASN:OD1	1:K:114:VAL:N	2.50	0.45
1:N:140:LYS:HD2	1:N:140:LYS:N	2.31	0.45
1:X:15:LEU:HD23	1:X:88:GLY:O	2.17	0.45
1:D:94:THR:OG1	1:D:97:VAL:HG23	2.16	0.44
1:E:70:ARG:HD2	3:E:608:HOH:O	2.16	0.44
1:H:37:VAL:O	1:H:41:ILE:HG13	2.17	0.44
1:K:96:GLN:H	1:K:96:GLN:CD	2.19	0.44
1:P:34:ASN:O	1:P:38:ILE:HG13	2.18	0.44
1:S:124:ARG:H	1:S:124:ARG:HG2	1.48	0.44
1:S:130:ASN:OD1	1:S:133:ARG:NH2	2.50	0.44
1:X:107:TYR:HA	1:X:108:PRO:HD3	1.84	0.44
1:F:105:LYS:HE2	1:F:124:ARG:NH2	2.32	0.44
1:I:34:ASN:O	1:I:38:ILE:HG13	2.17	0.44
1:R:43:LEU:HD11	1:R:125:TYR:CD1	2.53	0.44

Continued on next page...

Continued from previous page...

Atom-1	Atom-2	Interatomic distance (Å)	Clash overlap (Å)
1:W:26:LYS:HD3	1:W:87:LEU:O	2.17	0.44
1:X:135:ALA:HA	1:X:138:GLU:HG2	1.98	0.44
1:H:62:VAL:HG11	1:H:118:LEU:HD11	1.99	0.44
1:I:96:GLN:H	1:I:96:GLN:CD	2.19	0.44
1:L:153:ARG:HH11	1:L:153:ARG:HG2	1.83	0.44
1:N:60:ILE:HG23	1:N:61:ALA:N	2.32	0.44
1:P:38:ILE:HG23	1:P:98:ILE:HA	1.98	0.44
1:T:124:ARG:H	1:T:124:ARG:HG2	1.53	0.44
1:T:14:LEU:HD23	1:T:15:LEU:O	2.17	0.44
1:V:107:TYR:HA	1:V:108:PRO:HD3	1.76	0.44
1:V:135:ALA:HA	1:V:138:GLU:HG2	1.99	0.44
1:V:158:PHE:O	1:V:162:ILE:HG13	2.17	0.44
1:G:109:LEU:HD12	1:G:109:LEU:N	2.32	0.44
1:I:55:ARG:O	1:I:114:VAL:HG23	2.17	0.44
1:L:108:PRO:HD3	1:L:124:ARG:NH2	2.32	0.44
1:M:140:LYS:HD2	1:M:140:LYS:N	2.32	0.44
1:M:99:ASN:HB2	1:N:95:THR:HG22	1.99	0.44
1:P:113:ASN:OD1	1:P:115:GLN:N	2.51	0.44
1:P:153:ARG:HH11	1:P:153:ARG:CG	2.30	0.44
1:U:124:ARG:H	1:U:124:ARG:HG2	1.48	0.44
1:U:123:ASP:O	1:U:127:ILE:HD13	2.17	0.44
1:B:105:LYS:HB3	1:B:124:ARG:NH1	2.32	0.44
1:C:99:ASN:CG	1:D:99:ASN:OD1	2.56	0.44
1:G:111:ILE:HG13	1:G:117:HIS:CE1	2.52	0.44
1:H:100:SER:OG	1:H:101:LYS:N	2.49	0.44
1:K:135:ALA:HA	1:K:138:GLU:HG2	1.99	0.44
1:K:37:VAL:O	1:K:41:ILE:HG13	2.17	0.44
1:K:48:LYS:HD2	1:K:52:TRP:CZ2	2.53	0.44
1:N:115:GLN:OE1	1:N:167:GLU:HG2	2.17	0.44
1:R:19:ASN:OD1	1:R:21:VAL:HG23	2.18	0.44
1:T:133:ARG:HH11	1:T:133:ARG:HB2	1.83	0.44
1:U:37:VAL:O	1:U:41:ILE:HG13	2.17	0.44
1:V:82:GLU:O	1:V:86:GLN:HG3	2.17	0.44
1:W:130:ASN:OD1	1:W:133:ARG:NH2	2.50	0.44
1:W:153:ARG:CG	1:W:153:ARG:HH11	2.29	0.44
1:H:107:TYR:HA	1:H:108:PRO:HD3	1.82	0.44
1:H:140:LYS:N	1:H:140:LYS:HD2	2.32	0.44
1:H:118:LEU:HB3	1:H:166:ILE:HG12	1.98	0.44
1:I:140:LYS:N	1:I:140:LYS:HD2	2.32	0.44
1:K:114:VAL:HG12	1:K:118:LEU:HD13	2.00	0.44
1:L:94:THR:OG1	1:L:97:VAL:HG23	2.18	0.44

Continued on next page...

Continued from previous page...

Atom-1	Atom-2	Interatomic distance (Å)	Clash overlap (Å)
1:O:108:PRO:HD3	1:O:124:ARG:NH2	2.33	0.44
1:S:108:PRO:HD3	1:S:124:ARG:NH2	2.32	0.44
1:U:51:HIS:CE1	1:U:63:HIS:NE2	2.86	0.44
1:W:118:LEU:HB3	1:W:166:ILE:HG12	2.00	0.44
1:B:111:ILE:CD1	1:B:120:GLU:HG3	2.48	0.44
1:D:105:LYS:HG2	1:D:106:SER:N	2.33	0.44
1:E:135:ALA:HA	1:E:138:GLU:HG2	2.00	0.44
1:G:15:LEU:HD23	1:G:88:GLY:O	2.17	0.44
1:J:118:LEU:HB3	1:J:166:ILE:HG12	1.98	0.44
1:K:97:VAL:HG21	1:L:109:LEU:HD21	2.00	0.44
1:N:38:ILE:HG23	1:N:98:ILE:HA	2.00	0.44
1:O:113:ASN:O	1:O:116:ASP:HB2	2.18	0.44
1:O:37:VAL:O	1:O:41:ILE:HG13	2.18	0.44
1:Q:153:ARG:CG	1:Q:153:ARG:HH11	2.30	0.44
1:R:120:GLU:O	1:R:124:ARG:HG2	2.17	0.44
1:T:153:ARG:CG	1:T:153:ARG:HH11	2.30	0.44
1:B:51:HIS:O	1:B:63:HIS:HD2	2.01	0.44
1:K:153:ARG:HH11	1:K:153:ARG:HG2	1.83	0.44
1:K:59:PHE:CD1	1:K:60:ILE:N	2.86	0.44
1:L:111:ILE:HG13	1:L:116:ASP:HB3	2.00	0.44
1:M:34:ASN:O	1:M:38:ILE:HG13	2.18	0.44
1:O:99:ASN:ND2	1:P:96:GLN:CA	2.75	0.44
1:T:19:ASN:OD1	1:T:21:VAL:HG23	2.17	0.44
1:U:108:PRO:HB2	1:U:111:ILE:CD1	2.48	0.44
1:V:39:GLN:HG2	1:V:128:VAL:HG22	2.00	0.44
1:A:118:LEU:HB3	1:A:166:ILE:HG12	2.00	0.44
1:B:105:LYS:O	1:B:124:ARG:NH1	2.50	0.44
1:D:109:LEU:HD12	1:D:109:LEU:N	2.33	0.44
1:D:130:ASN:OD1	1:D:133:ARG:NH2	2.47	0.44
1:G:22:SER:C	1:G:24:SER:H	2.21	0.44
1:I:133:ARG:HH11	1:I:133:ARG:HB2	1.83	0.44
1:L:51:HIS:O	1:L:63:HIS:HD2	2.00	0.44
1:M:60:ILE:HG23	1:M:61:ALA:N	2.33	0.44
1:P:109:LEU:N	1:P:109:LEU:HD12	2.33	0.44
1:T:25:GLU:HA	1:T:25:GLU:OE1	2.18	0.44
1:T:94:THR:OG1	1:T:97:VAL:HG23	2.18	0.44
1:U:108:PRO:HD3	1:U:124:ARG:HH22	1.83	0.44
1:U:130:ASN:OD1	1:U:133:ARG:NH2	2.46	0.44
1:W:108:PRO:HD3	1:W:124:ARG:HH22	1.83	0.44
1:A:48:LYS:HD2	1:A:52:TRP:CZ2	2.52	0.43
1:B:94:THR:OG1	1:B:97:VAL:HG23	2.18	0.43

Continued on next page...

Continued from previous page...

Atom-1	Atom-2	Interatomic distance (Å)	Clash overlap (Å)
1:I:26:LYS:HD3	1:I:87:LEU:O	2.18	0.43
1:L:36:GLN:HE21	1:L:36:GLN:HA	1.83	0.43
1:L:77:LEU:C	1:L:77:LEU:HD23	2.38	0.43
1:N:55:ARG:O	1:N:114:VAL:HG23	2.17	0.43
1:O:108:PRO:HB2	1:O:111:ILE:CD1	2.47	0.43
1:O:22:SER:OG	1:O:25:GLU:CB	2.65	0.43
1:P:51:HIS:O	1:P:63:HIS:HD2	2.01	0.43
1:Q:133:ARG:CB	1:Q:133:ARG:NH1	2.81	0.43
1:S:94:THR:OG1	1:S:97:VAL:HG23	2.18	0.43
1:V:33:LEU:HD21	1:V:144:THR:CG2	2.41	0.43
1:V:36:GLN:HE21	1:V:36:GLN:CA	2.29	0.43
1:B:108:PRO:C	1:B:110:ASP:H	2.20	0.43
1:C:107:TYR:O	1:C:109:LEU:CD1	2.64	0.43
1:C:51:HIS:O	1:C:63:HIS:HD2	2.01	0.43
1:E:140:LYS:N	1:E:140:LYS:HD2	2.33	0.43
1:F:19:ASN:OD1	1:F:21:VAL:HG23	2.17	0.43
1:G:26:LYS:O	1:G:30:VAL:HG23	2.18	0.43
1:K:36:GLN:HE21	1:K:36:GLN:HA	1.82	0.43
1:M:19:ASN:OD1	1:M:21:VAL:HG23	2.18	0.43
1:S:135:ALA:HA	1:S:138:GLU:HG2	1.99	0.43
1:U:48:LYS:HD2	1:U:52:TRP:CZ2	2.52	0.43
1:C:130:ASN:OD1	1:C:133:ARG:NH2	2.49	0.43
1:D:35:ARG:NH2	1:D:131:ASP:OD2	2.50	0.43
1:M:48:LYS:HD2	1:M:52:TRP:CZ2	2.54	0.43
1:N:108:PRO:HD3	1:N:124:ARG:HH22	1.83	0.43
1:O:43:LEU:HD11	1:O:125:TYR:CD1	2.54	0.43
1:O:135:ALA:HA	1:O:138:GLU:HG2	2.00	0.43
1:P:135:ALA:HA	1:P:138:GLU:HG2	1.99	0.43
1:Q:33:LEU:HD21	1:Q:144:THR:CG2	2.43	0.43
1:T:77:LEU:C	1:T:77:LEU:HD23	2.39	0.43
1:U:36:GLN:HE21	1:U:36:GLN:HA	1.83	0.43
1:V:108:PRO:HD3	1:V:124:ARG:NH2	2.34	0.43
1:V:35:ARG:NH2	1:V:131:ASP:OD2	2.50	0.43
1:E:102:THR:O	1:E:102:THR:HG23	2.18	0.43
1:I:51:HIS:CE1	1:I:63:HIS:NE2	2.86	0.43
1:K:158:PHE:O	1:K:162:ILE:HG13	2.18	0.43
1:N:107:TYR:HA	1:N:108:PRO:HD3	1.77	0.43
1:N:124:ARG:H	1:N:124:ARG:HG2	1.60	0.43
1:O:130:ASN:OD1	1:O:133:ARG:NH2	2.50	0.43
1:O:14:LEU:HD21	1:O:27:LYS:HG2	2.01	0.43
1:R:153:ARG:HG3	3:R:691:HOH:O	2.19	0.43

Continued on next page...

Continued from previous page...

Atom-1	Atom-2	Interatomic distance (Å)	Clash overlap (Å)
1:U:13:ASN:H	1:U:27:LYS:CE	2.31	0.43
1:A:135:ALA:HA	1:A:138:GLU:HG2	1.99	0.43
1:J:123:ASP:O	1:J:127:ILE:HD13	2.19	0.43
1:L:135:ALA:HA	1:L:138:GLU:HG2	2.00	0.43
1:X:112:HIS:O	1:X:113:ASN:C	2.55	0.43
1:A:77:LEU:HD23	1:A:77:LEU:C	2.39	0.43
1:B:113:ASN:OD1	1:B:115:GLN:HB2	2.19	0.43
1:K:51:HIS:O	1:K:63:HIS:HD2	2.01	0.43
1:P:94:THR:OG1	1:P:97:VAL:HG23	2.18	0.43
1:Q:124:ARG:HG2	1:Q:124:ARG:H	1.49	0.43
1:W:36:GLN:HE21	1:W:36:GLN:CA	2.28	0.43
1:C:111:ILE:HD13	1:C:120:GLU:HG3	2.00	0.43
1:F:54:MET:HA	1:F:112:HIS:O	2.19	0.43
1:F:140:LYS:N	1:F:140:LYS:HD2	2.33	0.43
1:K:33:LEU:HD13	1:K:83:ARG:HB3	2.00	0.43
1:P:83:ARG:HH21	1:P:143:ASP:HB2	1.83	0.43
1:Q:34:ASN:O	1:Q:38:ILE:HG13	2.18	0.43
1:R:12:THR:HG22	1:R:13:ASN:N	2.33	0.43
1:V:140:LYS:N	1:V:140:LYS:HD2	2.34	0.43
1:C:34:ASN:O	1:C:38:ILE:HG13	2.18	0.43
1:D:38:ILE:HG23	1:D:98:ILE:HD13	2.01	0.43
1:D:99:ASN:O	1:D:102:THR:HG22	2.18	0.43
1:F:25:GLU:HA	1:F:25:GLU:OE1	2.19	0.43
1:F:36:GLN:HA	1:F:36:GLN:HE21	1.83	0.43
1:K:118:LEU:HB3	1:K:166:ILE:HG12	2.00	0.43
1:K:38:ILE:HG23	1:K:98:ILE:HA	2.01	0.43
1:O:83:ARG:NH2	1:O:143:ASP:HB2	2.34	0.43
1:O:15:LEU:HD23	1:P:55:ARG:NE	2.25	0.43
1:O:82:GLU:O	1:O:86:GLN:HG3	2.19	0.43
1:P:114:VAL:O	1:P:118:LEU:HD13	2.18	0.43
1:S:118:LEU:HB3	1:S:166:ILE:HG12	2.00	0.43
1:T:130:ASN:OD1	1:T:133:ARG:NH2	2.50	0.43
1:T:160:TRP:CZ3	1:T:161:PHE:HE1	2.37	0.43
2:P:318:TRS:H21	1:U:167:GLU:OE1	2.19	0.43
1:V:108:PRO:HD3	1:V:124:ARG:HH22	1.83	0.43
1:W:124:ARG:H	1:W:124:ARG:HG2	1.45	0.43
1:W:140:LYS:N	1:W:140:LYS:HD2	2.34	0.43
1:X:109:LEU:HD12	1:X:109:LEU:N	2.33	0.43
1:E:123:ASP:O	1:E:127:ILE:HD13	2.19	0.43
1:E:43:LEU:HD11	1:E:125:TYR:CE1	2.54	0.43
1:F:38:ILE:HG23	1:F:98:ILE:HA	1.99	0.43

Continued on next page...

Continued from previous page...

Atom-1	Atom-2	Interatomic distance (Å)	Clash overlap (Å)
1:H:48:LYS:HD2	1:H:52:TRP:CZ2	2.53	0.43
1:J:43:LEU:HD11	1:J:125:TYR:CD1	2.54	0.43
1:J:158:PHE:O	1:J:162:ILE:HG13	2.18	0.43
1:J:26:LYS:O	1:J:30:VAL:HG23	2.18	0.43
1:M:43:LEU:HD11	1:M:125:TYR:CD1	2.54	0.43
1:O:35:ARG:NH2	1:O:131:ASP:OD2	2.51	0.43
1:O:26:LYS:HD3	1:O:87:LEU:O	2.18	0.43
1:V:113:ASN:OD1	1:V:115:GLN:N	2.51	0.43
1:C:140:LYS:HD2	1:C:140:LYS:N	2.33	0.43
1:D:51:HIS:CE1	1:D:63:HIS:NE2	2.87	0.43
1:J:124:ARG:HG2	1:J:124:ARG:H	1.46	0.43
1:K:124:ARG:H	1:K:124:ARG:HG2	1.53	0.43
1:N:108:PRO:HD3	1:N:124:ARG:NH2	2.34	0.43
1:N:39:GLN:CG	1:N:128:VAL:HG22	2.49	0.43
1:T:35:ARG:NH2	1:T:131:ASP:OD2	2.52	0.43
1:D:34:ASN:O	1:D:38:ILE:HG13	2.19	0.42
1:I:108:PRO:HD3	1:I:124:ARG:NH2	2.34	0.42
1:Q:38:ILE:HG23	1:Q:98:ILE:HA	1.99	0.42
1:Q:109:LEU:CD2	1:R:92:LEU:HD22	2.49	0.42
1:U:118:LEU:HB3	1:U:166:ILE:HG12	2.00	0.42
1:B:123:ASP:O	1:B:127:ILE:HD13	2.19	0.42
1:N:76:HIS:O	1:N:80:MET:HG3	2.19	0.42
1:O:108:PRO:HD3	1:O:124:ARG:HH22	1.84	0.42
1:P:37:VAL:O	1:P:41:ILE:HG13	2.18	0.42
1:R:83:ARG:NH2	1:R:141:ASP:OD1	2.43	0.42
1:R:35:ARG:NH2	1:R:131:ASP:OD2	2.52	0.42
1:W:108:PRO:HD3	1:W:124:ARG:NH2	2.34	0.42
1:W:133:ARG:CB	1:W:133:ARG:NH1	2.79	0.42
1:W:26:LYS:O	1:W:30:VAL:HG23	2.19	0.42
1:C:18:ARG:HG3	1:C:18:ARG:NH1	2.35	0.42
1:D:39:GLN:HG2	1:D:128:VAL:HG22	2.00	0.42
1:D:158:PHE:O	1:D:162:ILE:HG13	2.19	0.42
1:G:107:TYR:HA	1:G:108:PRO:HD3	1.80	0.42
1:L:36:GLN:NE2	1:L:36:GLN:HA	2.33	0.42
1:N:107:TYR:O	1:N:109:LEU:HD13	2.19	0.42
1:O:36:GLN:HA	1:O:36:GLN:HE21	1.83	0.42
1:P:109:LEU:H	1:P:109:LEU:HD12	1.83	0.42
1:P:33:LEU:HD21	1:P:144:THR:CG2	2.43	0.42
1:U:108:PRO:HD3	1:U:124:ARG:NH2	2.34	0.42
1:U:111:ILE:CD1	1:U:120:GLU:HG3	2.49	0.42
1:X:113:ASN:OD1	1:X:115:GLN:N	2.53	0.42

Continued on next page...

Continued from previous page...

Atom-1	Atom-2	Interatomic distance (Å)	Clash overlap (Å)
1:A:14:LEU:HD21	1:A:27:LYS:HG3	2.01	0.42
1:C:158:PHE:O	1:C:162:ILE:HG13	2.19	0.42
1:I:109:LEU:HD12	1:I:109:LEU:N	2.34	0.42
1:O:55:ARG:HD2	1:O:112:HIS:HD2	1.83	0.42
1:S:77:LEU:HD23	1:S:77:LEU:C	2.39	0.42
1:T:158:PHE:O	1:T:162:ILE:HG13	2.19	0.42
1:T:34:ASN:O	1:T:38:ILE:HG13	2.19	0.42
1:X:60:ILE:HG23	1:X:61:ALA:N	2.34	0.42
1:C:108:PRO:HD3	1:C:124:ARG:NH2	2.34	0.42
1:C:15:LEU:HD23	1:C:88:GLY:O	2.19	0.42
1:E:19:ASN:OD1	1:E:21:VAL:HG23	2.19	0.42
1:G:15:LEU:HD22	1:G:15:LEU:H	1.83	0.42
1:O:51:HIS:CE1	1:O:63:HIS:NE2	2.88	0.42
1:U:12:THR:HB	1:U:27:LYS:CE	2.48	0.42
1:X:12:THR:OG1	1:X:27:LYS:HD3	2.19	0.42
1:A:19:ASN:OD1	1:A:21:VAL:HG23	2.19	0.42
1:A:94:THR:OG1	1:A:97:VAL:HG23	2.19	0.42
1:C:43:LEU:HD11	1:C:125:TYR:CD1	2.54	0.42
1:F:113:ASN:OD1	1:F:115:GLN:N	2.49	0.42
1:F:94:THR:OG1	1:F:97:VAL:HG23	2.19	0.42
1:K:14:LEU:HD13	1:K:15:LEU:N	2.34	0.42
1:L:34:ASN:O	1:L:38:ILE:HG13	2.19	0.42
1:K:99:ASN:HD22	1:L:96:GLN:HA	1.84	0.42
1:N:19:ASN:OD1	1:N:21:VAL:HG23	2.19	0.42
1:X:51:HIS:CE1	1:X:63:HIS:NE2	2.88	0.42
1:A:36:GLN:NE2	1:A:36:GLN:HA	2.34	0.42
1:E:107:TYR:HA	1:E:108:PRO:HD3	1.79	0.42
1:K:111:ILE:CD1	1:K:120:GLU:HG3	2.48	0.42
1:V:94:THR:OG1	1:V:97:VAL:HG23	2.20	0.42
1:C:59:PHE:CD1	1:C:60:ILE:N	2.87	0.42
1:S:153:ARG:CG	1:S:153:ARG:HH11	2.33	0.42
1:U:153:ARG:HG3	3:U:524:HOH:O	2.19	0.42
1:V:19:ASN:OD1	1:V:21:VAL:HG23	2.20	0.42
1:A:108:PRO:HD3	1:A:124:ARG:HH22	1.84	0.42
1:B:140:LYS:HD2	1:B:140:LYS:N	2.34	0.42
1:E:14:LEU:HD23	1:E:14:LEU:N	2.28	0.42
1:H:83:ARG:HH21	1:H:143:ASP:HB2	1.83	0.42
1:P:76:HIS:O	1:P:80:MET:HG3	2.19	0.42
1:Q:123:ASP:O	1:Q:127:ILE:HD13	2.20	0.42
1:S:62:VAL:HG11	1:S:118:LEU:HD11	2.02	0.42
1:U:107:TYR:O	1:U:109:LEU:CD1	2.56	0.42

Continued on next page...

Continued from previous page...

Atom-1	Atom-2	Interatomic distance (Å)	Clash overlap (Å)
1:J:35:ARG:NH2	1:J:131:ASP:OD2	2.53	0.42
1:P:57:ALA:O	1:P:114:VAL:HG21	2.20	0.42
1:P:115:GLN:HA	1:P:115:GLN:OE1	2.20	0.42
1:S:26:LYS:HD3	1:S:87:LEU:O	2.20	0.42
1:V:108:PRO:HB2	1:V:111:ILE:HG12	2.01	0.42
1:D:36:GLN:CA	1:D:36:GLN:HE21	2.22	0.41
1:J:108:PRO:HD3	1:J:124:ARG:NH2	2.35	0.41
1:J:33:LEU:HD13	1:J:83:ARG:HB3	2.02	0.41
1:L:62:VAL:HG11	1:L:118:LEU:HD11	2.02	0.41
1:P:66:LEU:HA	1:P:66:LEU:HD12	1.94	0.41
1:R:14:LEU:HD22	1:R:27:LYS:HE2	2.00	0.41
1:U:60:ILE:HG23	1:U:61:ALA:N	2.35	0.41
1:A:29:THR:HG23	1:A:144:THR:HG21	2.02	0.41
1:L:55:ARG:O	1:L:114:VAL:HG23	2.19	0.41
1:L:38:ILE:HG23	1:L:98:ILE:HA	2.02	0.41
1:L:97:VAL:HG13	1:L:101:LYS:HD2	2.01	0.41
1:N:12:THR:OG1	1:N:13:ASN:N	2.53	0.41
1:R:153:ARG:HH11	1:R:153:ARG:CG	2.32	0.41
1:R:54:MET:HB2	1:R:114:VAL:HG22	2.02	0.41
1:S:22:SER:C	1:S:24:SER:N	2.74	0.41
1:T:14:LEU:HD11	1:T:26:LYS:CD	2.50	0.41
1:X:124:ARG:HG2	1:X:124:ARG:H	1.46	0.41
1:E:48:LYS:HE3	3:F:728:HOH:O	2.19	0.41
1:J:38:ILE:HG23	1:J:98:ILE:HA	2.01	0.41
1:P:108:PRO:HB2	1:P:111:ILE:CD1	2.50	0.41
1:P:140:LYS:HD2	1:P:140:LYS:N	2.34	0.41
1:Q:14:LEU:HD22	1:Q:27:LYS:HE3	2.01	0.41
1:Q:59:PHE:CD1	1:Q:60:ILE:N	2.89	0.41
1:S:109:LEU:HD23	1:T:92:LEU:HD22	2.02	0.41
1:U:39:GLN:HG2	1:U:128:VAL:HG22	2.02	0.41
1:X:35:ARG:NH2	1:X:131:ASP:OD2	2.53	0.41
1:A:14:LEU:HG	1:A:14:LEU:H	1.49	0.41
1:C:39:GLN:HG2	1:C:128:VAL:HG22	2.03	0.41
1:X:26:LYS:HD3	1:X:87:LEU:O	2.21	0.41
1:C:94:THR:OG1	1:C:97:VAL:HG23	2.21	0.41
1:G:15:LEU:CD2	1:G:15:LEU:N	2.82	0.41
1:L:114:VAL:O	1:L:117:HIS:N	2.54	0.41
1:Q:95:THR:HG21	1:R:99:ASN:N	2.35	0.41
1:S:115:GLN:NE2	1:S:166:ILE:HA	2.33	0.41
1:V:51:HIS:CE1	1:V:63:HIS:CE1	3.09	0.41
1:X:48:LYS:HD2	1:X:52:TRP:CZ2	2.55	0.41

Continued on next page...

Continued from previous page...

Atom-1	Atom-2	Interatomic distance (Å)	Clash overlap (Å)
1:A:114:VAL:O	1:A:118:LEU:HD13	2.21	0.41
1:I:158:PHE:O	1:I:162:ILE:HG13	2.20	0.41
1:K:42:ASP:OD1	1:L:95:THR:OG1	2.31	0.41
1:S:34:ASN:O	1:S:38:ILE:HG13	2.20	0.41
1:S:95:THR:OG1	1:T:42:ASP:OD1	2.32	0.41
1:A:13:ASN:HA	1:A:27:LYS:HE2	2.02	0.41
1:B:35:ARG:NH2	1:B:131:ASP:OD2	2.54	0.41
1:J:107:TYR:HA	1:J:108:PRO:HD3	1.80	0.41
1:J:110:ASP:OD2	1:J:110:ASP:N	2.52	0.41
1:K:51:HIS:CE1	1:K:63:HIS:NE2	2.88	0.41
1:M:124:ARG:HG2	1:M:124:ARG:H	1.45	0.41
1:M:94:THR:OG1	1:M:97:VAL:HG23	2.21	0.41
1:Q:66:LEU:HD12	1:Q:66:LEU:HA	1.90	0.41
1:R:100:SER:OG	1:R:101:LYS:N	2.52	0.41
1:R:48:LYS:HD2	1:R:52:TRP:CZ2	2.56	0.41
1:S:108:PRO:HD3	1:S:124:ARG:HH22	1.85	0.41
1:U:19:ASN:OD1	1:U:21:VAL:HG23	2.20	0.41
1:A:108:PRO:HD3	1:A:124:ARG:NH2	2.36	0.41
1:C:29:THR:HG23	1:C:144:THR:HG21	2.03	0.41
1:K:105:LYS:CE	1:K:124:ARG:HH22	2.34	0.41
1:O:12:THR:OG1	1:O:13:ASN:N	2.53	0.41
1:U:140:LYS:HD2	1:U:140:LYS:N	2.36	0.41
1:X:108:PRO:HD3	1:X:124:ARG:NH2	2.35	0.41
1:X:59:PHE:CD1	1:X:60:ILE:N	2.89	0.41
1:B:38:ILE:HG23	1:B:98:ILE:HA	2.03	0.41
1:C:109:LEU:CD1	1:C:109:LEU:N	2.83	0.41
1:G:33:LEU:HD13	1:G:83:ARG:HB3	2.02	0.41
1:H:158:PHE:O	1:H:162:ILE:HG13	2.21	0.41
1:I:123:ASP:O	1:I:127:ILE:HD13	2.21	0.41
1:J:19:ASN:OD1	1:J:21:VAL:HG23	2.20	0.41
1:J:62:VAL:HG11	1:J:118:LEU:HD11	2.03	0.41
1:M:29:THR:HG23	1:M:144:THR:HG21	2.03	0.41
1:W:111:ILE:HD13	1:W:120:GLU:HG3	2.03	0.41
1:W:66:LEU:HA	1:W:66:LEU:HD12	1.92	0.41
1:W:74:ILE:HA	1:W:77:LEU:HD13	2.02	0.41
1:X:123:ASP:O	1:X:127:ILE:HD13	2.21	0.41
1:A:113:ASN:O	1:A:116:ASP:HB2	2.20	0.41
1:C:43:LEU:HD22	1:C:128:VAL:HG21	2.03	0.41
1:E:39:GLN:HG2	1:E:128:VAL:HG22	2.03	0.41
1:G:94:THR:OG1	1:G:97:VAL:HG23	2.21	0.41
1:L:108:PRO:HB2	1:L:111:ILE:HG21	2.02	0.41

Continued on next page...

Continued from previous page...

Atom-1	Atom-2	Interatomic distance (Å)	Clash overlap (Å)
1:N:118:LEU:HB3	1:N:166:ILE:HG12	2.01	0.41
1:N:36:GLN:HE21	1:N:36:GLN:CA	2.32	0.41
1:O:158:PHE:O	1:O:162:ILE:HG13	2.21	0.41
1:T:108:PRO:HD3	1:T:124:ARG:HH22	1.86	0.41
1:S:99:ASN:N	1:T:95:THR:HG21	2.36	0.41
1:W:77:LEU:C	1:W:77:LEU:HD23	2.42	0.41
1:A:95:THR:HG21	1:B:99:ASN:N	2.35	0.41
1:D:158:PHE:N	1:D:158:PHE:CD2	2.86	0.41
1:H:26:LYS:O	1:H:30:VAL:HG23	2.20	0.41
1:L:140:LYS:N	1:L:140:LYS:HD2	2.35	0.41
1:L:158:PHE:N	1:L:158:PHE:CD2	2.90	0.41
1:L:39:GLN:CG	1:L:128:VAL:HG22	2.51	0.41
1:T:120:GLU:O	1:T:124:ARG:HG2	2.21	0.41
1:A:158:PHE:O	1:A:162:ILE:HG13	2.21	0.40
1:B:60:ILE:HB	1:E:165:ASN:HD21	1.86	0.40
1:D:66:LEU:HA	1:D:66:LEU:HD12	1.93	0.40
1:L:26:LYS:HD3	1:L:87:LEU:O	2.21	0.40
1:M:118:LEU:HB3	1:M:166:ILE:HG12	2.03	0.40
1:N:133:ARG:NH1	1:N:156:ASP:OD2	2.54	0.40
1:N:48:LYS:HD3	1:N:51:HIS:CD2	2.56	0.40
1:N:26:LYS:HD3	1:N:87:LEU:O	2.21	0.40
1:O:48:LYS:HD2	1:O:52:TRP:CZ2	2.56	0.40
1:Q:60:ILE:CG2	1:Q:61:ALA:N	2.85	0.40
1:R:14:LEU:CD2	1:R:27:LYS:HE3	2.51	0.40
1:T:38:ILE:HG23	1:T:98:ILE:HA	2.03	0.40
1:C:62:VAL:HG11	1:C:118:LEU:HD11	2.03	0.40
1:D:140:LYS:HD2	1:D:140:LYS:N	2.36	0.40
1:E:111:ILE:O	1:E:112:HIS:ND1	2.54	0.40
1:F:13:ASN:O	1:F:14:LEU:O	2.40	0.40
1:G:101:LYS:O	1:G:103:PRO:HD3	2.21	0.40
1:H:38:ILE:HG23	1:H:98:ILE:HD13	2.03	0.40
1:K:108:PRO:HD3	1:K:124:ARG:HH22	1.84	0.40
1:O:13:ASN:HD22	1:O:13:ASN:HA	1.67	0.40
1:Q:167:GLU:OE1	2:Q:324:TRS:H21	2.20	0.40
1:S:158:PHE:O	1:S:162:ILE:HG13	2.21	0.40
1:M:60:ILE:HB	1:T:165:ASN:HD21	1.85	0.40
1:W:108:PRO:HB2	1:W:111:ILE:HG12	2.04	0.40
1:E:109:LEU:N	1:E:109:LEU:CD1	2.81	0.40
1:G:83:ARG:HH21	1:G:143:ASP:HB2	1.85	0.40
1:K:153:ARG:HH11	1:K:153:ARG:CG	2.35	0.40
1:L:123:ASP:O	1:L:127:ILE:HD13	2.21	0.40

Continued on next page...

Continued from previous page...

Atom-1	Atom-2	Interatomic distance (Å)	Clash overlap (Å)
1:L:153:ARG:HH11	1:L:153:ARG:CG	2.34	0.40
1:M:33:LEU:HD13	1:M:83:ARG:HB3	2.02	0.40
1:N:22:SER:OG	1:N:25:GLU:HB2	2.22	0.40
1:O:108:PRO:HB2	1:O:111:ILE:HG12	2.03	0.40
1:T:108:PRO:HD3	1:T:124:ARG:NH2	2.35	0.40
1:T:114:VAL:O	1:T:118:LEU:HD13	2.22	0.40
1:T:14:LEU:HD11	1:T:26:LYS:HD2	2.04	0.40
1:U:94:THR:OG1	1:U:97:VAL:HG23	2.21	0.40
1:J:10:LYS:CG	1:J:11:ALA:N	2.85	0.40
1:O:66:LEU:HA	1:O:66:LEU:HD12	1.94	0.40
1:P:60:ILE:HG23	1:P:61:ALA:N	2.36	0.40
1:R:114:VAL:O	1:R:118:LEU:HD13	2.20	0.40
1:R:14:LEU:HD22	1:R:27:LYS:HE3	2.04	0.40
1:V:48:LYS:HD2	1:V:52:TRP:CZ2	2.57	0.40
1:V:83:ARG:HH21	1:V:143:ASP:HB2	1.86	0.40
1:W:51:HIS:O	1:W:63:HIS:HD2	2.04	0.40
1:X:108:PRO:HD3	1:X:124:ARG:HH22	1.85	0.40
1:X:140:LYS:HD2	1:X:140:LYS:N	2.36	0.40
1:A:112:HIS:O	1:A:113:ASN:C	2.59	0.40
1:A:157:LYS:HD2	3:I:525:HOH:O	2.21	0.40
1:M:135:ALA:HA	1:M:138:GLU:HG2	2.04	0.40
1:P:118:LEU:HB3	1:P:166:ILE:HG12	2.03	0.40
1:P:26:LYS:O	1:P:30:VAL:HG23	2.22	0.40
1:R:123:ASP:O	1:R:127:ILE:HD13	2.21	0.40
1:U:12:THR:HB	1:U:27:LYS:HE3	2.03	0.40
1:X:153:ARG:CG	1:X:153:ARG:HH11	2.35	0.40

There are no symmetry-related clashes.

5.3 Torsion angles

5.3.1 Protein backbone

In the following table, the Percentiles column shows the percent Ramachandran outliers of the chain as a percentile score with respect to all X-ray entries followed by that with respect to entries of similar resolution.

The Analysed column shows the number of residues for which the backbone conformation was analysed, and the total number of residues.

Mol	Chain	Analysed	Favoured	Allowed	Outliers	Percentiles	
1	A	153/167 (92%)	142 (93%)	11 (7%)	0	100	100
1	B	153/167 (92%)	141 (92%)	10 (6%)	2 (1%)	14	29
1	C	152/167 (91%)	140 (92%)	12 (8%)	0	100	100
1	D	152/167 (91%)	138 (91%)	13 (9%)	1 (1%)	25	49
1	E	154/167 (92%)	147 (96%)	7 (4%)	0	100	100
1	F	153/167 (92%)	149 (97%)	3 (2%)	1 (1%)	25	49
1	G	153/167 (92%)	142 (93%)	11 (7%)	0	100	100
1	H	152/167 (91%)	140 (92%)	11 (7%)	1 (1%)	25	49
1	I	152/167 (91%)	144 (95%)	8 (5%)	0	100	100
1	J	156/167 (93%)	148 (95%)	7 (4%)	1 (1%)	28	53
1	K	152/167 (91%)	144 (95%)	8 (5%)	0	100	100
1	L	153/167 (92%)	142 (93%)	8 (5%)	3 (2%)	9	17
1	M	154/167 (92%)	145 (94%)	8 (5%)	1 (1%)	28	53
1	N	154/167 (92%)	150 (97%)	4 (3%)	0	100	100
1	O	154/167 (92%)	146 (95%)	8 (5%)	0	100	100
1	P	152/167 (91%)	145 (95%)	7 (5%)	0	100	100
1	Q	152/167 (91%)	140 (92%)	11 (7%)	1 (1%)	25	49
1	R	154/167 (92%)	148 (96%)	6 (4%)	0	100	100
1	S	154/167 (92%)	144 (94%)	10 (6%)	0	100	100
1	T	154/167 (92%)	150 (97%)	4 (3%)	0	100	100
1	U	155/167 (93%)	142 (92%)	12 (8%)	1 (1%)	28	53
1	V	153/167 (92%)	145 (95%)	8 (5%)	0	100	100
1	W	154/167 (92%)	144 (94%)	9 (6%)	1 (1%)	28	53
1	X	154/167 (92%)	144 (94%)	10 (6%)	0	100	100
All	All	3679/4008 (92%)	3460 (94%)	206 (6%)	13 (0%)	38	63

All (13) Ramachandran outliers are listed below:

Mol	Chain	Res	Type
1	F	14	LEU
1	D	101	LYS
1	L	114	VAL
1	H	101	LYS
1	J	14	LEU
1	L	14	LEU

Continued on next page...

Continued from previous page...

Mol	Chain	Res	Type
1	Q	113	ASN
1	B	101	LYS
1	M	100	SER
1	U	113	ASN
1	L	115	GLN
1	W	20	ASP
1	B	108	PRO

5.3.2 Protein sidechains ⓘ

In the following table, the Percentiles column shows the percent sidechain outliers of the chain as a percentile score with respect to all X-ray entries followed by that with respect to entries of similar resolution.

The Analysed column shows the number of residues for which the sidechain conformation was analysed, and the total number of residues.

Mol	Chain	Analysed	Rotameric	Outliers	Percentiles	
1	A	132/142 (93%)	122 (92%)	10 (8%)	15	30
1	B	132/142 (93%)	123 (93%)	9 (7%)	18	37
1	C	131/142 (92%)	122 (93%)	9 (7%)	18	36
1	D	131/142 (92%)	123 (94%)	8 (6%)	22	43
1	E	133/142 (94%)	125 (94%)	8 (6%)	22	44
1	F	132/142 (93%)	125 (95%)	7 (5%)	26	50
1	G	132/142 (93%)	125 (95%)	7 (5%)	26	50
1	H	131/142 (92%)	123 (94%)	8 (6%)	22	43
1	I	131/142 (92%)	124 (95%)	7 (5%)	26	50
1	J	134/142 (94%)	126 (94%)	8 (6%)	22	44
1	K	131/142 (92%)	121 (92%)	10 (8%)	15	30
1	L	132/142 (93%)	122 (92%)	10 (8%)	15	30
1	M	133/142 (94%)	126 (95%)	7 (5%)	26	50
1	N	133/142 (94%)	125 (94%)	8 (6%)	22	44
1	O	133/142 (94%)	125 (94%)	8 (6%)	22	44
1	P	131/142 (92%)	123 (94%)	8 (6%)	22	43
1	Q	131/142 (92%)	122 (93%)	9 (7%)	18	36
1	R	133/142 (94%)	126 (95%)	7 (5%)	26	50

Continued on next page...

Continued from previous page...

Mol	Chain	Analysed	Rotameric	Outliers	Percentiles	
1	S	133/142 (94%)	126 (95%)	7 (5%)	26	50
1	T	133/142 (94%)	126 (95%)	7 (5%)	26	50
1	U	133/142 (94%)	124 (93%)	9 (7%)	18	37
1	V	132/142 (93%)	124 (94%)	8 (6%)	22	43
1	W	133/142 (94%)	126 (95%)	7 (5%)	26	50
1	X	133/142 (94%)	126 (95%)	7 (5%)	26	50
All	All	3173/3408 (93%)	2980 (94%)	193 (6%)	22	43

All (193) residues with a non-rotameric sidechain are listed below:

Mol	Chain	Res	Type
1	A	14	LEU
1	A	23	ASP
1	A	66	LEU
1	A	67	ASP
1	A	73	LEU
1	A	96	GLN
1	A	99	ASN
1	A	110	ASP
1	A	116	ASP
1	A	153	ARG
1	B	14	LEU
1	B	66	LEU
1	B	67	ASP
1	B	73	LEU
1	B	77	LEU
1	B	96	GLN
1	B	102	THR
1	B	112	HIS
1	B	153	ARG
1	C	23	ASP
1	C	66	LEU
1	C	67	ASP
1	C	73	LEU
1	C	77	LEU
1	C	96	GLN
1	C	102	THR
1	C	110	ASP
1	C	153	ARG
1	D	23	ASP

Continued on next page...

Continued from previous page...

Mol	Chain	Res	Type
1	D	66	LEU
1	D	67	ASP
1	D	73	LEU
1	D	77	LEU
1	D	96	GLN
1	D	115	GLN
1	D	153	ARG
1	E	14	LEU
1	E	66	LEU
1	E	67	ASP
1	E	73	LEU
1	E	77	LEU
1	E	96	GLN
1	E	99	ASN
1	E	153	ARG
1	F	66	LEU
1	F	67	ASP
1	F	73	LEU
1	F	77	LEU
1	F	96	GLN
1	F	109	LEU
1	F	153	ARG
1	G	14	LEU
1	G	66	LEU
1	G	67	ASP
1	G	73	LEU
1	G	77	LEU
1	G	96	GLN
1	G	153	ARG
1	H	23	ASP
1	H	66	LEU
1	H	67	ASP
1	H	73	LEU
1	H	77	LEU
1	H	96	GLN
1	H	112	HIS
1	H	153	ARG
1	I	66	LEU
1	I	67	ASP
1	I	73	LEU
1	I	77	LEU
1	I	96	GLN

Continued on next page...

Continued from previous page...

Mol	Chain	Res	Type
1	I	110	ASP
1	I	153	ARG
1	J	23	ASP
1	J	66	LEU
1	J	67	ASP
1	J	73	LEU
1	J	77	LEU
1	J	96	GLN
1	J	102	THR
1	J	153	ARG
1	K	14	LEU
1	K	23	ASP
1	K	66	LEU
1	K	67	ASP
1	K	73	LEU
1	K	77	LEU
1	K	96	GLN
1	K	111	ILE
1	K	112	HIS
1	K	153	ARG
1	L	14	LEU
1	L	66	LEU
1	L	67	ASP
1	L	73	LEU
1	L	77	LEU
1	L	96	GLN
1	L	110	ASP
1	L	111	ILE
1	L	112	HIS
1	L	153	ARG
1	M	23	ASP
1	M	66	LEU
1	M	67	ASP
1	M	73	LEU
1	M	77	LEU
1	M	96	GLN
1	M	153	ARG
1	N	13	ASN
1	N	66	LEU
1	N	67	ASP
1	N	73	LEU
1	N	77	LEU

Continued on next page...

Continued from previous page...

Mol	Chain	Res	Type
1	N	96	GLN
1	N	109	LEU
1	N	153	ARG
1	O	15	LEU
1	O	66	LEU
1	O	67	ASP
1	O	73	LEU
1	O	77	LEU
1	O	96	GLN
1	O	111	ILE
1	O	153	ARG
1	P	15	LEU
1	P	66	LEU
1	P	67	ASP
1	P	73	LEU
1	P	77	LEU
1	P	96	GLN
1	P	99	ASN
1	P	153	ARG
1	Q	14	LEU
1	Q	15	LEU
1	Q	23	ASP
1	Q	66	LEU
1	Q	67	ASP
1	Q	73	LEU
1	Q	77	LEU
1	Q	96	GLN
1	Q	153	ARG
1	R	14	LEU
1	R	66	LEU
1	R	67	ASP
1	R	73	LEU
1	R	77	LEU
1	R	96	GLN
1	R	153	ARG
1	S	15	LEU
1	S	66	LEU
1	S	67	ASP
1	S	73	LEU
1	S	77	LEU
1	S	96	GLN
1	S	153	ARG

Continued on next page...

Continued from previous page...

Mol	Chain	Res	Type
1	T	13	ASN
1	T	66	LEU
1	T	67	ASP
1	T	73	LEU
1	T	77	LEU
1	T	96	GLN
1	T	153	ARG
1	U	13	ASN
1	U	23	ASP
1	U	66	LEU
1	U	67	ASP
1	U	73	LEU
1	U	77	LEU
1	U	96	GLN
1	U	111	ILE
1	U	153	ARG
1	V	23	ASP
1	V	66	LEU
1	V	67	ASP
1	V	73	LEU
1	V	77	LEU
1	V	96	GLN
1	V	102	THR
1	V	153	ARG
1	W	66	LEU
1	W	67	ASP
1	W	73	LEU
1	W	77	LEU
1	W	96	GLN
1	W	99	ASN
1	W	153	ARG
1	X	66	LEU
1	X	67	ASP
1	X	73	LEU
1	X	77	LEU
1	X	96	GLN
1	X	102	THR
1	X	153	ARG

Some sidechains can be flipped to improve hydrogen bonding and reduce clashes. All (117) such sidechains are listed below:

Mol	Chain	Res	Type
1	A	13	ASN
1	A	36	GLN
1	A	63	HIS
1	A	86	GLN
1	A	96	GLN
1	B	36	GLN
1	B	63	HIS
1	B	86	GLN
1	B	96	GLN
1	B	99	ASN
1	C	36	GLN
1	C	86	GLN
1	C	96	GLN
1	D	36	GLN
1	D	63	HIS
1	D	86	GLN
1	D	96	GLN
1	E	36	GLN
1	E	51	HIS
1	E	63	HIS
1	E	86	GLN
1	E	96	GLN
1	F	13	ASN
1	F	36	GLN
1	F	63	HIS
1	F	86	GLN
1	F	96	GLN
1	F	99	ASN
1	G	36	GLN
1	G	63	HIS
1	G	86	GLN
1	G	96	GLN
1	G	99	ASN
1	H	36	GLN
1	H	63	HIS
1	H	86	GLN
1	H	96	GLN
1	H	99	ASN
1	I	36	GLN
1	I	63	HIS
1	I	86	GLN
1	I	96	GLN
1	I	99	ASN

Continued on next page...

Continued from previous page...

Mol	Chain	Res	Type
1	J	36	GLN
1	J	63	HIS
1	J	86	GLN
1	J	96	GLN
1	K	36	GLN
1	K	86	GLN
1	K	96	GLN
1	K	99	ASN
1	L	36	GLN
1	L	86	GLN
1	L	96	GLN
1	L	99	ASN
1	L	115	GLN
1	M	36	GLN
1	M	51	HIS
1	M	63	HIS
1	M	86	GLN
1	M	96	GLN
1	M	99	ASN
1	N	13	ASN
1	N	36	GLN
1	N	51	HIS
1	N	63	HIS
1	N	86	GLN
1	N	96	GLN
1	O	13	ASN
1	O	36	GLN
1	O	51	HIS
1	O	63	HIS
1	O	96	GLN
1	O	99	ASN
1	P	36	GLN
1	P	86	GLN
1	P	96	GLN
1	Q	36	GLN
1	Q	63	HIS
1	Q	86	GLN
1	Q	96	GLN
1	Q	99	ASN
1	R	13	ASN
1	R	36	GLN
1	R	63	HIS

Continued on next page...

Continued from previous page...

Mol	Chain	Res	Type
1	R	86	GLN
1	R	96	GLN
1	R	99	ASN
1	S	36	GLN
1	S	63	HIS
1	S	86	GLN
1	S	96	GLN
1	S	99	ASN
1	S	115	GLN
1	T	36	GLN
1	T	63	HIS
1	T	86	GLN
1	T	96	GLN
1	T	113	ASN
1	U	13	ASN
1	U	36	GLN
1	U	63	HIS
1	U	86	GLN
1	U	96	GLN
1	V	36	GLN
1	V	63	HIS
1	V	86	GLN
1	V	96	GLN
1	W	13	ASN
1	W	36	GLN
1	W	63	HIS
1	W	86	GLN
1	W	96	GLN
1	X	36	GLN
1	X	63	HIS
1	X	86	GLN
1	X	96	GLN

5.3.3 RNA ⓘ

There are no RNA molecules in this entry.

5.4 Non-standard residues in protein, DNA, RNA chains ⓘ

There are no non-standard protein/DNA/RNA residues in this entry.

5.5 Carbohydrates

There are no carbohydrates in this entry.

5.6 Ligand geometry

24 ligands are modelled in this entry.

In the following table, the Counts columns list the number of bonds (or angles) for which Mogul statistics could be retrieved, the number of bonds (or angles) that are observed in the model and the number of bonds (or angles) that are defined in the chemical component dictionary. The Link column lists molecule types, if any, to which the group is linked. The Z score for a bond length (or angle) is the number of standard deviations the observed value is removed from the expected value. A bond length (or angle) with $|Z| > 2$ is considered an outlier worth inspection. RMSZ is the root-mean-square of all Z scores of the bond lengths (or angles).

Mol	Type	Chain	Res	Link	Bond lengths			Bond angles		
					Counts	RMSZ	$\# Z > 2$	Counts	RMSZ	$\# Z > 2$
2	TRS	A	301	-	7,7,7	0.58	0	9,9,9	1.15	1 (11%)
2	TRS	A	309	-	7,7,7	0.44	0	9,9,9	1.26	2 (22%)
2	TRS	C	307	-	7,7,7	0.54	0	9,9,9	1.19	1 (11%)
2	TRS	D	305	-	7,7,7	0.52	0	9,9,9	1.25	2 (22%)
2	TRS	D	306	-	7,7,7	0.39	0	9,9,9	1.22	2 (22%)
2	TRS	D	310	-	7,7,7	0.56	0	9,9,9	1.31	2 (22%)
2	TRS	E	312	-	7,7,7	0.66	0	9,9,9	1.22	2 (22%)
2	TRS	G	302	-	7,7,7	0.73	0	9,9,9	1.18	2 (22%)
2	TRS	G	303	-	7,7,7	0.57	0	9,9,9	1.31	2 (22%)
2	TRS	H	304	-	7,7,7	0.67	0	9,9,9	1.16	1 (11%)
2	TRS	H	308	-	7,7,7	0.61	0	9,9,9	1.27	2 (22%)
2	TRS	L	311	-	7,7,7	0.55	0	9,9,9	1.19	2 (22%)
2	TRS	M	313	-	7,7,7	0.36	0	9,9,9	1.23	1 (11%)
2	TRS	M	321	-	7,7,7	0.41	0	9,9,9	1.03	0
2	TRS	P	317	-	7,7,7	0.54	0	9,9,9	1.22	2 (22%)
2	TRS	P	318	-	7,7,7	0.65	0	9,9,9	1.27	2 (22%)
2	TRS	P	322	-	7,7,7	0.47	0	9,9,9	1.36	2 (22%)
2	TRS	Q	324	-	7,7,7	0.44	0	9,9,9	1.22	2 (22%)
2	TRS	R	319	-	7,7,7	0.35	0	9,9,9	1.24	2 (22%)
2	TRS	T	316	-	7,7,7	0.55	0	9,9,9	1.18	1 (11%)
2	TRS	T	320	-	7,7,7	0.61	0	9,9,9	1.23	2 (22%)
2	TRS	W	314	-	7,7,7	0.77	0	9,9,9	1.23	2 (22%)

Mol	Type	Chain	Res	Link	Bond lengths			Bond angles		
					Counts	RMSZ	# Z > 2	Counts	RMSZ	# Z > 2
2	TRS	W	315	-	7,7,7	0.45	0	9,9,9	1.15	2 (22%)
2	TRS	X	323	-	7,7,7	0.47	0	9,9,9	1.19	2 (22%)

In the following table, the Chirals column lists the number of chiral outliers, the number of chiral centers analysed, the number of these observed in the model and the number defined in the chemical component dictionary. Similar counts are reported in the Torsion and Rings columns. '-' means no outliers of that kind were identified.

Mol	Type	Chain	Res	Link	Chirals	Torsions	Rings
2	TRS	A	301	-	-	0/9/9/9	0/0/0/0
2	TRS	A	309	-	-	0/9/9/9	0/0/0/0
2	TRS	C	307	-	-	0/9/9/9	0/0/0/0
2	TRS	D	305	-	-	0/9/9/9	0/0/0/0
2	TRS	D	306	-	-	0/9/9/9	0/0/0/0
2	TRS	D	310	-	-	0/9/9/9	0/0/0/0
2	TRS	E	312	-	-	0/9/9/9	0/0/0/0
2	TRS	G	302	-	-	0/9/9/9	0/0/0/0
2	TRS	G	303	-	-	0/9/9/9	0/0/0/0
2	TRS	H	304	-	-	0/9/9/9	0/0/0/0
2	TRS	H	308	-	-	0/9/9/9	0/0/0/0
2	TRS	L	311	-	-	0/9/9/9	0/0/0/0
2	TRS	M	313	-	-	0/9/9/9	0/0/0/0
2	TRS	M	321	-	-	0/9/9/9	0/0/0/0
2	TRS	P	317	-	-	0/9/9/9	0/0/0/0
2	TRS	P	318	-	-	0/9/9/9	0/0/0/0
2	TRS	P	322	-	-	0/9/9/9	0/0/0/0
2	TRS	Q	324	-	-	0/9/9/9	0/0/0/0
2	TRS	R	319	-	-	0/9/9/9	0/0/0/0
2	TRS	T	316	-	-	0/9/9/9	0/0/0/0
2	TRS	T	320	-	-	0/9/9/9	0/0/0/0
2	TRS	W	314	-	-	0/9/9/9	0/0/0/0
2	TRS	W	315	-	-	0/9/9/9	0/0/0/0
2	TRS	X	323	-	-	0/9/9/9	0/0/0/0

There are no bond length outliers.

All (41) bond angle outliers are listed below:

Mol	Chain	Res	Type	Atoms	Z	Observed(°)	Ideal(°)
2	A	309	TRS	C1-C-N	-2.54	102.32	107.73
2	G	303	TRS	C1-C-N	-2.43	102.56	107.73
2	D	305	TRS	C1-C-N	-2.37	102.69	107.73

Continued on next page...

Continued from previous page...

Mol	Chain	Res	Type	Atoms	Z	Observed(°)	Ideal(°)
2	P	318	TRS	C1-C-N	-2.37	102.70	107.73
2	D	306	TRS	C1-C-N	-2.35	102.73	107.73
2	Q	324	TRS	C1-C-N	-2.33	102.77	107.73
2	E	312	TRS	C1-C-N	-2.30	102.83	107.73
2	P	317	TRS	C1-C-N	-2.27	102.89	107.73
2	W	314	TRS	C1-C-N	-2.27	102.89	107.73
2	H	308	TRS	C1-C-N	-2.26	102.91	107.73
2	T	320	TRS	C1-C-N	-2.24	102.97	107.73
2	X	323	TRS	C1-C-N	-2.19	103.07	107.73
2	L	311	TRS	C1-C-N	-2.16	103.14	107.73
2	D	310	TRS	C1-C-N	-2.14	103.18	107.73
2	G	302	TRS	C1-C-N	-2.13	103.20	107.73
2	P	322	TRS	C1-C-N	-2.05	103.37	107.73
2	R	319	TRS	C1-C-N	-2.04	103.39	107.73
2	W	315	TRS	C1-C-N	-2.04	103.40	107.73
2	E	312	TRS	C3-C-N	2.05	112.09	107.73
2	A	309	TRS	C3-C-N	2.05	112.09	107.73
2	W	315	TRS	C3-C-N	2.09	112.17	107.73
2	A	301	TRS	C3-C-N	2.12	112.23	107.73
2	H	304	TRS	C3-C-N	2.15	112.30	107.73
2	X	323	TRS	C3-C-N	2.16	112.32	107.73
2	D	306	TRS	C3-C-N	2.19	112.38	107.73
2	L	311	TRS	C3-C-N	2.21	112.44	107.73
2	P	318	TRS	C3-C-N	2.26	112.53	107.73
2	G	302	TRS	C3-C-N	2.28	112.58	107.73
2	T	316	TRS	C3-C-N	2.30	112.62	107.73
2	W	314	TRS	C3-C-N	2.31	112.63	107.73
2	D	305	TRS	C3-C-N	2.31	112.64	107.73
2	Q	324	TRS	C3-C-N	2.36	112.75	107.73
2	T	320	TRS	C3-C-N	2.37	112.76	107.73
2	P	317	TRS	C3-C-N	2.37	112.77	107.73
2	R	319	TRS	C3-C-N	2.41	112.84	107.73
2	C	307	TRS	C3-C-N	2.41	112.85	107.73
2	M	313	TRS	C3-C-N	2.42	112.88	107.73
2	G	303	TRS	C3-C-N	2.43	112.89	107.73
2	H	308	TRS	C3-C-N	2.47	112.98	107.73
2	D	310	TRS	C3-C-N	2.59	113.24	107.73
2	P	322	TRS	C3-C-N	2.66	113.39	107.73

There are no chirality outliers.

There are no torsion outliers.

There are no ring outliers.

4 monomers are involved in 4 short contacts:

Mol	Chain	Res	Type	Clashes	Symm-Clashes
2	E	312	TRS	1	0
2	G	303	TRS	1	0
2	P	318	TRS	1	0
2	Q	324	TRS	1	0

5.7 Other polymers [i](#)

There are no such residues in this entry.

5.8 Polymer linkage issues [i](#)

There are no chain breaks in this entry.

6 Fit of model and data ⓘ

6.1 Protein, DNA and RNA chains ⓘ

In the following table, the column labelled ‘#RSRZ> 2’ contains the number (and percentage) of RSRZ outliers, followed by percent RSRZ outliers for the chain as percentile scores relative to all X-ray entries and entries of similar resolution. The OWAB column contains the minimum, median, 95th percentile and maximum values of the occupancy-weighted average B-factor per residue. The column labelled ‘Q< 0.9’ lists the number of (and percentage) of residues with an average occupancy less than 0.9.

Mol	Chain	Analysed	<RSRZ>	#RSRZ>2	OWAB(Å ²)	Q<0.9
1	A	155/167 (92%)	-0.28	1 (0%) 89 88	39, 59, 80, 85	0
1	B	155/167 (92%)	-0.23	0 100 100	39, 63, 78, 86	0
1	C	154/167 (92%)	-0.14	3 (1%) 67 61	42, 65, 84, 95	0
1	D	154/167 (92%)	-0.08	5 (3%) 48 40	34, 62, 91, 96	0
1	E	156/167 (93%)	-0.36	0 100 100	36, 59, 78, 88	0
1	F	155/167 (92%)	-0.41	3 (1%) 67 61	35, 57, 86, 98	0
1	G	155/167 (92%)	0.16	2 (1%) 77 73	54, 81, 100, 108	0
1	H	154/167 (92%)	0.02	4 (2%) 56 49	45, 71, 95, 100	0
1	I	154/167 (92%)	-0.42	0 100 100	33, 59, 78, 83	0
1	J	158/167 (94%)	-0.14	1 (0%) 89 88	47, 67, 82, 107	0
1	K	154/167 (92%)	0.01	4 (2%) 56 49	53, 75, 90, 94	0
1	L	155/167 (92%)	-0.05	0 100 100	49, 74, 90, 95	0
1	M	156/167 (93%)	-0.33	2 (1%) 77 73	30, 59, 82, 96	0
1	N	156/167 (93%)	-0.60	2 (1%) 77 73	29, 50, 68, 88	0
1	O	156/167 (93%)	-0.34	0 100 100	39, 62, 79, 97	0
1	P	154/167 (92%)	-0.36	1 (0%) 89 88	38, 57, 78, 85	0
1	Q	154/167 (92%)	-0.14	2 (1%) 77 73	37, 65, 85, 89	0
1	R	156/167 (93%)	-0.27	2 (1%) 77 73	40, 59, 83, 89	0
1	S	156/167 (93%)	-0.53	0 100 100	36, 54, 69, 80	0
1	T	156/167 (93%)	-0.53	0 100 100	23, 46, 66, 84	0
1	U	157/167 (94%)	-0.27	1 (0%) 89 88	38, 61, 78, 89	0
1	V	155/167 (92%)	-0.44	3 (1%) 67 61	32, 50, 70, 77	0
1	W	156/167 (93%)	-0.50	0 100 100	29, 48, 66, 79	0
1	X	156/167 (93%)	-0.44	2 (1%) 77 73	30, 49, 78, 105	0

Continued on next page...

Continued from previous page...

Mol	Chain	Analysed	<RSRZ>	#RSRZ>2	OWAB(Å ²)	Q<0.9
All	All	3727/4008 (92%)	-0.28	38 (1%) 82 79	23, 61, 87, 108	0

All (38) RSRZ outliers are listed below:

Mol	Chain	Res	Type	RSRZ
1	N	12	THR	4.2
1	X	13	ASN	3.8
1	R	12	THR	3.5
1	G	14	LEU	3.3
1	K	140	LYS	3.3
1	H	92	LEU	3.2
1	V	14	LEU	3.1
1	D	140	LYS	3.0
1	X	12	THR	3.0
1	F	14	LEU	2.9
1	J	11	ALA	2.8
1	K	138	GLU	2.8
1	C	134	LYS	2.6
1	F	13	ASN	2.6
1	C	140	LYS	2.5
1	K	167	GLU	2.5
1	Q	24	SER	2.5
1	A	13	ASN	2.5
1	V	13	ASN	2.4
1	P	14	LEU	2.4
1	H	24	SER	2.4
1	F	24	SER	2.4
1	C	24	SER	2.4
1	N	13	ASN	2.3
1	D	16	TYR	2.3
1	V	140	LYS	2.3
1	H	25	GLU	2.3
1	D	24	SER	2.2
1	U	140	LYS	2.2
1	D	27	LYS	2.2
1	Q	136	ILE	2.1
1	D	17	THR	2.1
1	M	31	GLU	2.1
1	G	112	HIS	2.0
1	R	13	ASN	2.0
1	K	15	LEU	2.0
1	H	134	LYS	2.0

Continued on next page...

Continued from previous page...

Mol	Chain	Res	Type	RSRZ
1	M	13	ASN	2.0

6.2 Non-standard residues in protein, DNA, RNA chains [i](#)

There are no non-standard protein/DNA/RNA residues in this entry.

6.3 Carbohydrates [i](#)

There are no carbohydrates in this entry.

6.4 Ligands [i](#)

In the following table, the Atoms column lists the number of modelled atoms in the group and the number defined in the chemical component dictionary. LLDF column lists the quality of electron density of the group with respect to its neighbouring residues in protein, DNA or RNA chains. The B-factors column lists the minimum, median, 95th percentile and maximum values of B factors of atoms in the group. The column labelled 'Q < 0.9' lists the number of atoms with occupancy less than 0.9.

Mol	Type	Chain	Res	Atoms	RSCC	RSR	LLDF	B-factors(Å ²)	Q<0.9
2	TRS	G	303	8/8	0.81	0.41	1.73	101,104,104,105	0
2	TRS	T	316	8/8	0.95	0.15	1.28	51,53,56,57	0
2	TRS	A	301	8/8	0.92	0.13	1.07	54,56,57,59	0
2	TRS	C	307	8/8	0.94	0.15	1.03	51,52,53,54	0
2	TRS	P	322	8/8	0.96	0.13	0.44	44,46,47,48	0
2	TRS	R	319	8/8	0.95	0.13	0.19	45,50,53,56	0
2	TRS	Q	324	8/8	0.92	0.18	-0.14	67,69,70,71	0
2	TRS	D	306	8/8	0.91	0.16	-0.19	65,68,69,70	0
2	TRS	A	309	8/8	0.93	0.17	-0.57	58,61,61,62	0
2	TRS	D	310	8/8	0.91	0.13	-0.59	64,64,65,66	0
2	TRS	M	321	8/8	0.94	0.10	-1.17	54,55,56,57	0
2	TRS	P	318	8/8	0.89	0.13	-1.25	64,69,70,72	0
2	TRS	M	313	8/8	0.95	0.10	-1.26	48,50,51,52	0
2	TRS	W	315	8/8	0.92	0.12	-1.62	87,88,88,88	0
2	TRS	H	304	8/8	0.94	0.10	-1.67	54,56,58,59	0
2	TRS	E	312	8/8	0.90	0.11	-1.83	73,75,76,76	0
2	TRS	P	317	8/8	0.76	0.30	-	87,88,89,92	0
2	TRS	D	305	8/8	0.84	0.24	-	83,83,85,86	0
2	TRS	G	302	8/8	0.77	0.33	-	105,106,107,108	0
2	TRS	L	311	8/8	0.90	0.19	-	74,75,76,77	0

Continued on next page...

Continued from previous page...

Mol	Type	Chain	Res	Atoms	RSCC	RSR	LLDF	B-factors(\AA^2)	Q<0.9
2	TRS	T	320	8/8	0.84	0.24	-	86,87,88,89	0
2	TRS	H	308	8/8	0.80	0.29	-	86,88,89,91	0
2	TRS	X	323	8/8	0.86	0.23	-	82,83,85,85	0
2	TRS	W	314	8/8	0.87	0.18	-	68,69,70,70	0

6.5 Other polymers [i](#)

There are no such residues in this entry.