



Full wwPDB X-ray Structure Validation Report ⓘ

Feb 15, 2017 – 06:27 am GMT

PDB ID : 3KDN
Title : Crystal structure of Type III Rubisco SP4 mutant complexed with 2-CABP
Authors : Nishitani, Y.; Fujihashi, M.; Doi, T.; Yoshida, S.; Atomi, H.; Imanaka, T.; Miki, K.
Deposited on : 2009-10-23
Resolution : 2.09 Å(reported)

This is a Full wwPDB X-ray Structure Validation Report for a publicly released PDB entry.

We welcome your comments at validation@mail.wwpdb.org

A user guide is available at

<http://wwpdb.org/validation/2016/XrayValidationReportHelp>

with specific help available everywhere you see the ⓘ symbol.

The following versions of software and data (see [references ⓘ](#)) were used in the production of this report:

MolProbity	:	4.02b-467
Mogul	:	1.7.2 (RC1), CSD as538be (2017)
Xtriage (Phenix)	:	1.9-1692
EDS	:	trunk28620
Percentile statistics	:	20161228.v01 (using entries in the PDB archive December 28th 2016)
Refmac	:	5.8.0135
CCP4	:	6.5.0
Ideal geometry (proteins)	:	Engh & Huber (2001)
Ideal geometry (DNA, RNA)	:	Parkinson et al. (1996)
Validation Pipeline (wwPDB-VP)	:	recalc28949

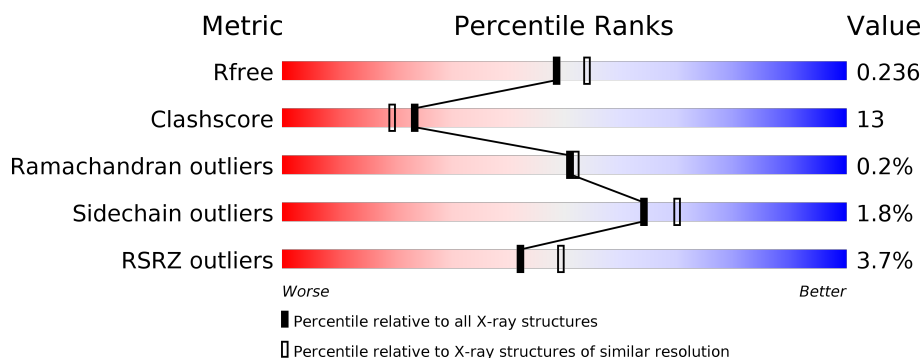
1 Overall quality at a glance

The following experimental techniques were used to determine the structure:

X-RAY DIFFRACTION

The reported resolution of this entry is 2.09 Å.

Percentile scores (ranging between 0-100) for global validation metrics of the entry are shown in the following graphic. The table shows the number of entries on which the scores are based.



Metric	Whole archive (#Entries)	Similar resolution (#Entries, resolution range(Å))
R_{free}	100719	4243 (2.10-2.10)
Clashscore	112137	4788 (2.10-2.10)
Ramachandran outliers	110173	4740 (2.10-2.10)
Sidechain outliers	110143	4741 (2.10-2.10)
RSRZ outliers	101464	4275 (2.10-2.10)

The table below summarises the geometric issues observed across the polymeric chains and their fit to the electron density. The red, orange, yellow and green segments on the lower bar indicate the fraction of residues that contain outliers for ≥ 3 , 2, 1 and 0 types of geometric quality criteria. A grey segment represents the fraction of residues that are not modelled. The numeric value for each fraction is indicated below the corresponding segment, with a dot representing fractions $\leq 5\%$. The upper red bar (where present) indicates the fraction of residues that have poor fit to the electron density. The numeric value is given above the bar.

Mol	Chain	Length	Quality of chain
1	A	444	<div> <div>15%</div> <div>58%</div> <div>39%</div> <div>..</div> </div>
1	B	444	<div> <div>%</div> <div>80%</div> <div>18%</div> <div>.</div> </div>
1	C	444	<div> <div>%</div> <div>79%</div> <div>19%</div> <div>..</div> </div>
1	D	444	<div> <div>2%</div> <div>79%</div> <div>20%</div> <div>.</div> </div>
1	E	444	<div> <div>3%</div> <div>80%</div> <div>19%</div> <div>.</div> </div>
1	F	444	<div> <div>3%</div> <div>78%</div> <div>19%</div> <div>..</div> </div>

Continued on next page...

Continued from previous page...

Mol	Chain	Length	Quality of chain
1	G	444	<div><div>%</div><div><div></div><div>82%</div><div>16%</div><div></div></div><div></div></div>
1	H	444	<div><div>9%</div><div><div></div><div>70%</div><div>27%</div><div></div></div><div></div></div>
1	I	444	<div><div>%</div><div><div></div><div>83%</div><div>15%</div><div></div></div><div></div></div>
1	J	444	<div><div>%</div><div><div></div><div>81%</div><div>16%</div><div></div></div><div></div></div>

2 Entry composition

There are 4 unique types of molecules in this entry. The entry contains 36999 atoms, of which 0 are hydrogens and 0 are deuteriums.

In the tables below, the ZeroOcc column contains the number of atoms modelled with zero occupancy, the AltConf column contains the number of residues with at least one atom in alternate conformation and the Trace column contains the number of residues modelled with at most 2 atoms.

- Molecule 1 is a protein called Ribulose biphosphate carboxylase.

Mol	Chain	Residues	Atoms					ZeroOcc	AltConf	Trace
1	A	437	Total	C	N	O	S	0	0	0
			3349	2145	577	617	10			
1	B	437	Total	C	N	O	S	0	0	0
			3430	2201	588	631	10			
1	C	437	Total	C	N	O	S	0	0	0
			3417	2195	585	627	10			
1	D	437	Total	C	N	O	S	0	0	0
			3421	2196	586	629	10			
1	E	438	Total	C	N	O	S	0	0	0
			3428	2197	586	635	10			
1	F	437	Total	C	N	O	S	0	0	0
			3404	2185	586	623	10			
1	G	437	Total	C	N	O	S	0	0	0
			3433	2204	588	631	10			
1	H	438	Total	C	N	O	S	0	0	0
			3396	2182	584	620	10			
1	I	436	Total	C	N	O	S	0	0	0
			3421	2195	586	630	10			
1	J	437	Total	C	N	O	S	0	0	0
			3428	2199	586	633	10			

There are 50 discrepancies between the modelled and reference sequences:

Chain	Residue	Modelled	Actual	Comment	Reference
A	326	GLU	GLY	ENGINEERED	UNP O93627
A	327	ARG	LYS	ENGINEERED	UNP O93627
A	328	ASP	TRP	ENGINEERED	UNP O93627
A	329	ILE	ASP	ENGINEERED	UNP O93627
A	330	THR	VAL	ENGINEERED	UNP O93627
B	326	GLU	GLY	ENGINEERED	UNP O93627
B	327	ARG	LYS	ENGINEERED	UNP O93627
B	328	ASP	TRP	ENGINEERED	UNP O93627
B	329	ILE	ASP	ENGINEERED	UNP O93627

Continued on next page...

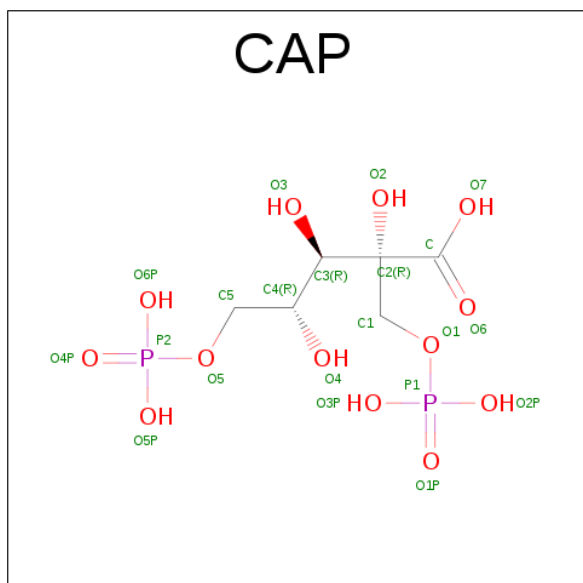
Continued from previous page...

Chain	Residue	Modelled	Actual	Comment	Reference
B	330	THR	VAL	ENGINEERED	UNP O93627
C	326	GLU	GLY	ENGINEERED	UNP O93627
C	327	ARG	LYS	ENGINEERED	UNP O93627
C	328	ASP	TRP	ENGINEERED	UNP O93627
C	329	ILE	ASP	ENGINEERED	UNP O93627
C	330	THR	VAL	ENGINEERED	UNP O93627
D	326	GLU	GLY	ENGINEERED	UNP O93627
D	327	ARG	LYS	ENGINEERED	UNP O93627
D	328	ASP	TRP	ENGINEERED	UNP O93627
D	329	ILE	ASP	ENGINEERED	UNP O93627
D	330	THR	VAL	ENGINEERED	UNP O93627
E	326	GLU	GLY	ENGINEERED	UNP O93627
E	327	ARG	LYS	ENGINEERED	UNP O93627
E	328	ASP	TRP	ENGINEERED	UNP O93627
E	329	ILE	ASP	ENGINEERED	UNP O93627
E	330	THR	VAL	ENGINEERED	UNP O93627
F	326	GLU	GLY	ENGINEERED	UNP O93627
F	327	ARG	LYS	ENGINEERED	UNP O93627
F	328	ASP	TRP	ENGINEERED	UNP O93627
F	329	ILE	ASP	ENGINEERED	UNP O93627
F	330	THR	VAL	ENGINEERED	UNP O93627
G	326	GLU	GLY	ENGINEERED	UNP O93627
G	327	ARG	LYS	ENGINEERED	UNP O93627
G	328	ASP	TRP	ENGINEERED	UNP O93627
G	329	ILE	ASP	ENGINEERED	UNP O93627
G	330	THR	VAL	ENGINEERED	UNP O93627
H	326	GLU	GLY	ENGINEERED	UNP O93627
H	327	ARG	LYS	ENGINEERED	UNP O93627
H	328	ASP	TRP	ENGINEERED	UNP O93627
H	329	ILE	ASP	ENGINEERED	UNP O93627
H	330	THR	VAL	ENGINEERED	UNP O93627
I	326	GLU	GLY	ENGINEERED	UNP O93627
I	327	ARG	LYS	ENGINEERED	UNP O93627
I	328	ASP	TRP	ENGINEERED	UNP O93627
I	329	ILE	ASP	ENGINEERED	UNP O93627
I	330	THR	VAL	ENGINEERED	UNP O93627
J	326	GLU	GLY	ENGINEERED	UNP O93627
J	327	ARG	LYS	ENGINEERED	UNP O93627
J	328	ASP	TRP	ENGINEERED	UNP O93627
J	329	ILE	ASP	ENGINEERED	UNP O93627
J	330	THR	VAL	ENGINEERED	UNP O93627

- Molecule 2 is MAGNESIUM ION (three-letter code: MG) (formula: Mg).

Mol	Chain	Residues	Atoms	ZeroOcc	AltConf
2	G	1	Total Mg 1 1	0	0
2	J	1	Total Mg 1 1	0	0
2	D	1	Total Mg 1 1	0	0
2	E	1	Total Mg 1 1	0	0
2	H	1	Total Mg 1 1	0	0
2	B	1	Total Mg 1 1	0	0
2	I	1	Total Mg 1 1	0	0
2	C	1	Total Mg 1 1	0	0
2	A	1	Total Mg 1 1	0	0
2	F	1	Total Mg 1 1	0	0

- Molecule 3 is 2-CARBOXYARABINITOL-1,5-DIPHOSPHATE (three-letter code: CAP) (formula: $C_6H_{14}O_{13}P_2$).



Mol	Chain	Residues	Atoms	ZeroOcc	AltConf
3	A	1	Total C O P 21 6 13 2	0	0

Continued on next page...

Continued from previous page...

Mol	Chain	Residues	Atoms				ZeroOcc	AltConf
3	B	1	Total	C	O	P	0	0
			21	6	13	2		
3	C	1	Total	C	O	P	0	0
			21	6	13	2		
3	D	1	Total	C	O	P	0	0
			21	6	13	2		
3	E	1	Total	C	O	P	0	0
			21	6	13	2		
3	F	1	Total	C	O	P	0	0
			21	6	13	2		
3	G	1	Total	C	O	P	0	0
			21	6	13	2		
3	H	1	Total	C	O	P	0	0
			21	6	13	2		
3	I	1	Total	C	O	P	0	0
			21	6	13	2		
3	J	1	Total	C	O	P	0	0
			21	6	13	2		

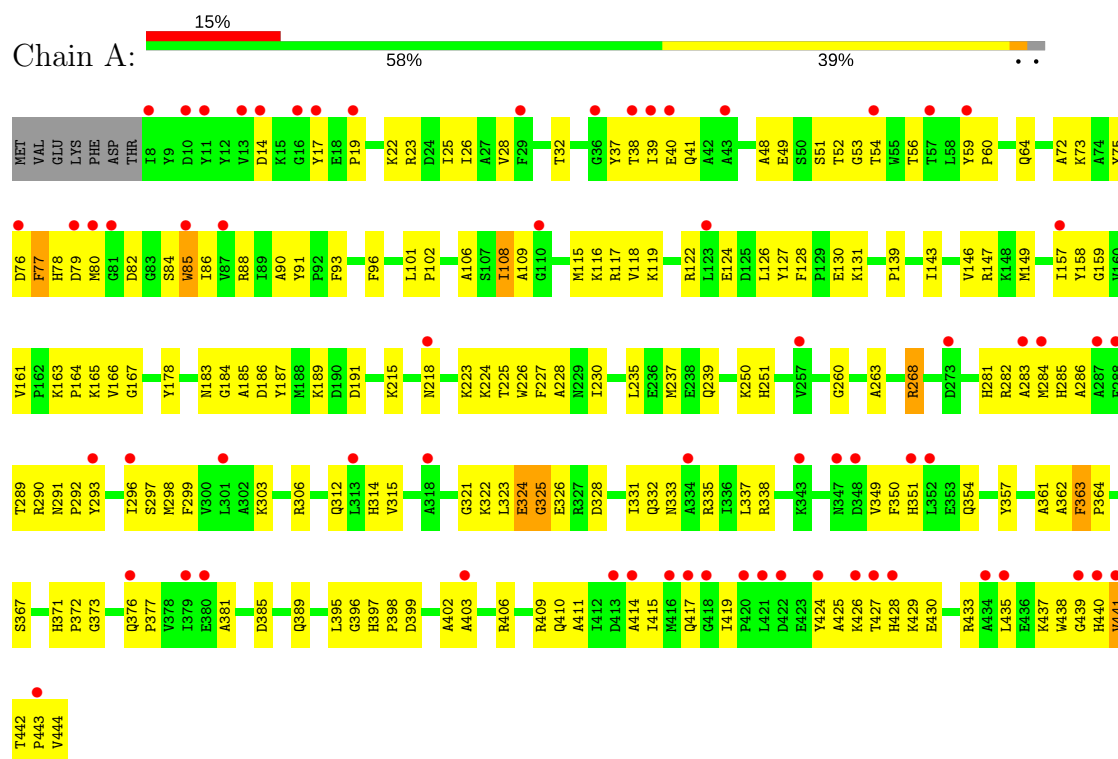
- Molecule 4 is water.

Mol	Chain	Residues	Atoms		ZeroOcc	AltConf
4	A	173	Total	O	0	0
			173	173		
4	B	290	Total	O	0	0
			290	290		
4	C	311	Total	O	0	0
			311	311		
4	D	308	Total	O	0	0
			308	308		
4	E	258	Total	O	0	0
			258	258		
4	F	268	Total	O	0	0
			268	268		
4	G	267	Total	O	0	0
			267	267		
4	H	185	Total	O	0	0
			185	185		
4	I	291	Total	O	0	0
			291	291		
4	J	301	Total	O	0	0
			301	301		

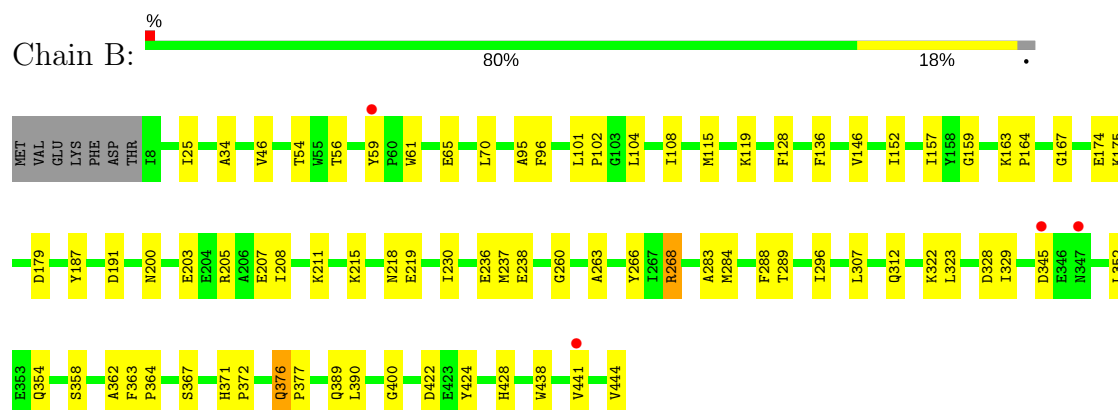
3 Residue-property plots [i](#)

These plots are drawn for all protein, RNA and DNA chains in the entry. The first graphic for a chain summarises the proportions of the various outlier classes displayed in the second graphic. The second graphic shows the sequence view annotated by issues in geometry and electron density. Residues are color-coded according to the number of geometric quality criteria for which they contain at least one outlier: green = 0, yellow = 1, orange = 2 and red = 3 or more. A red dot above a residue indicates a poor fit to the electron density ($RSRZ > 2$). Stretches of 2 or more consecutive residues without any outlier are shown as a green connector. Residues present in the sample, but not in the model, are shown in grey.

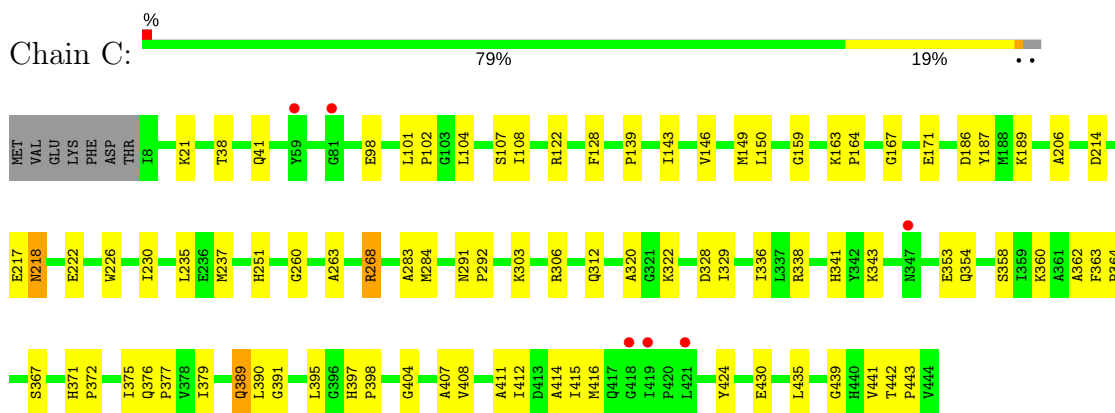
• Molecule 1: Ribulose biphosphate carboxylase



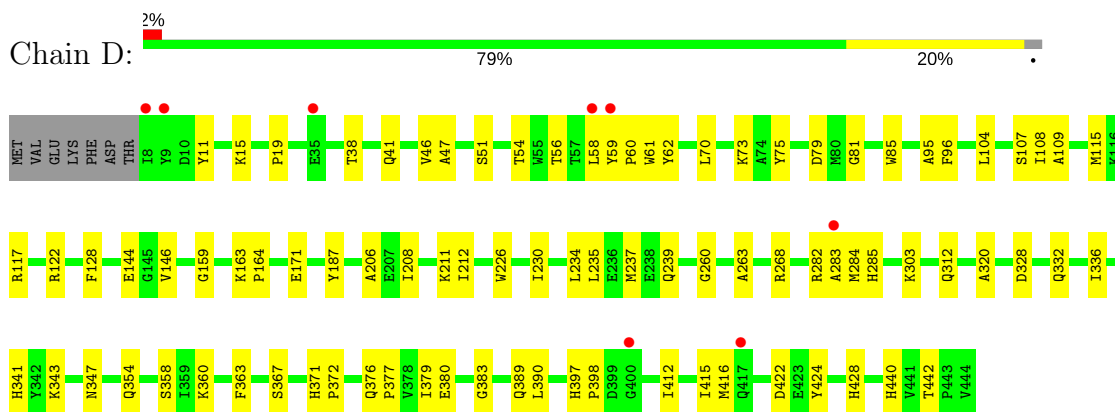
• Molecule 1: Ribulose biphosphate carboxylase



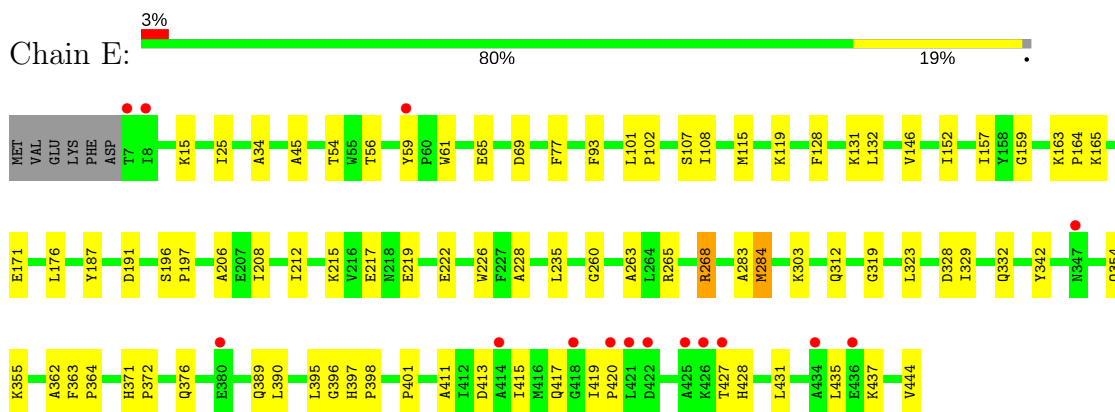
• Molecule 1: Ribulose biphosphate carboxylase



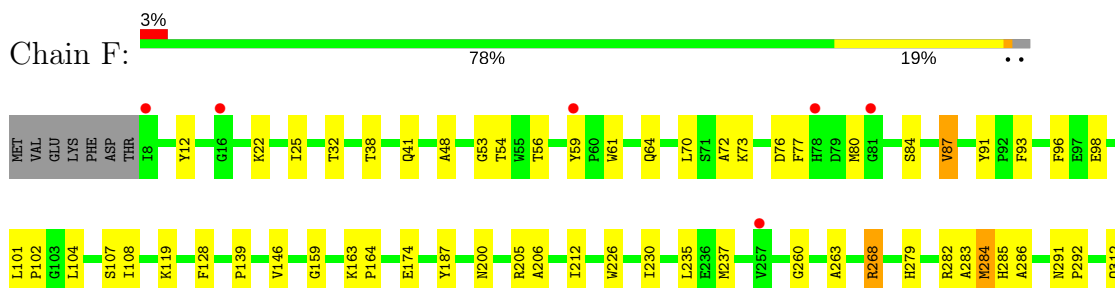
- Molecule 1: Ribulose biphosphate carboxylase

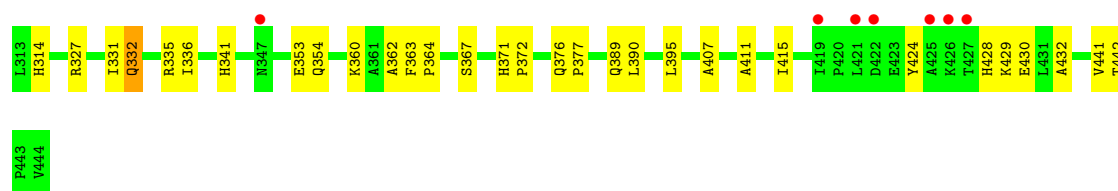


- Molecule 1: Ribulose biphosphate carboxylase

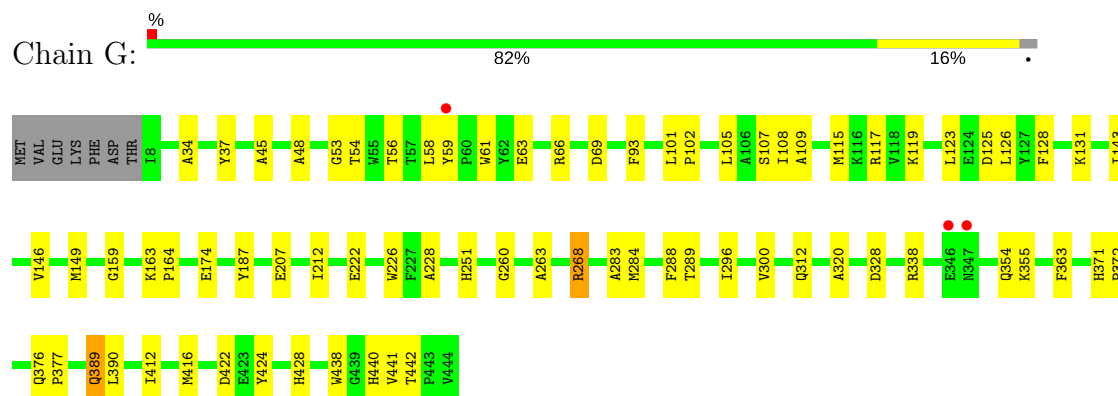


- Molecule 1: Ribulose biphosphate carboxylase

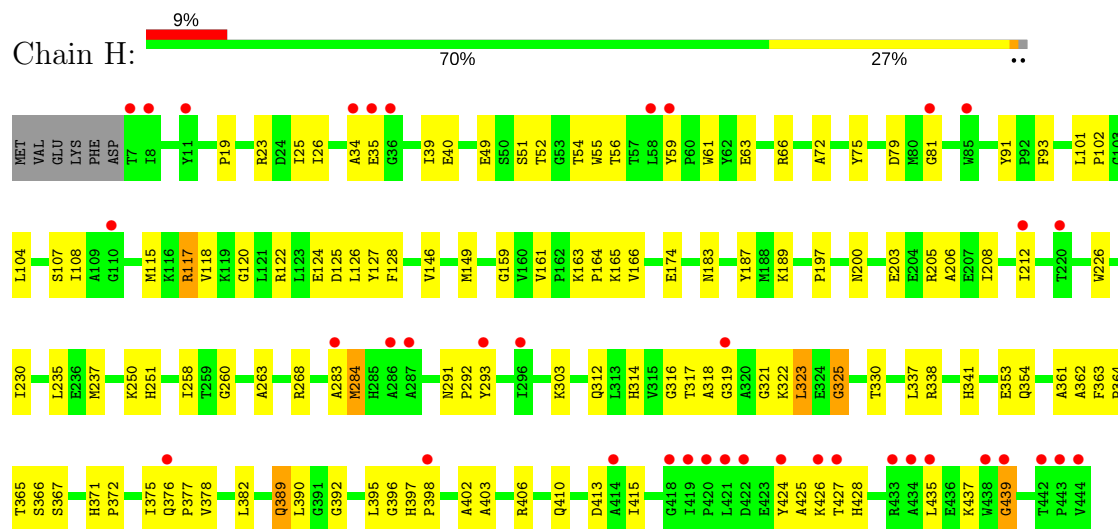




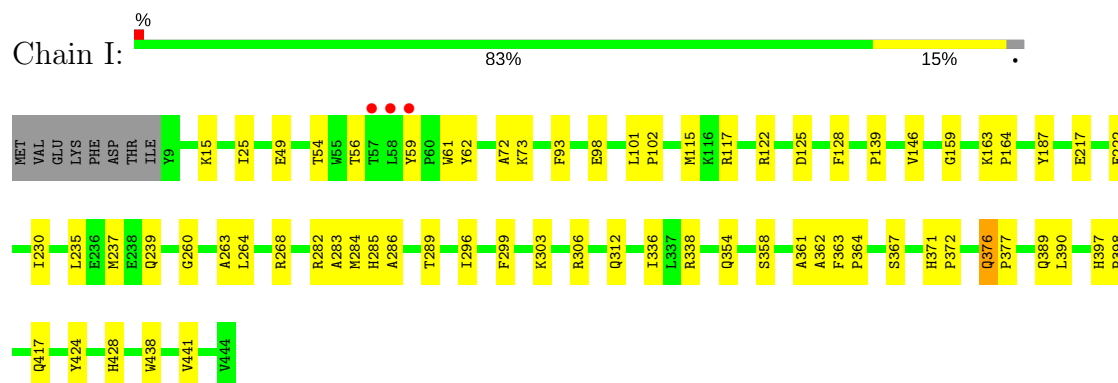
• Molecule 1: Ribulose biphosphate carboxylase



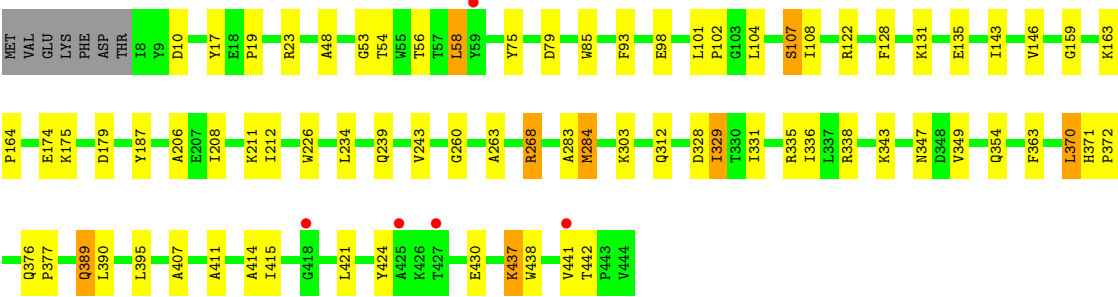
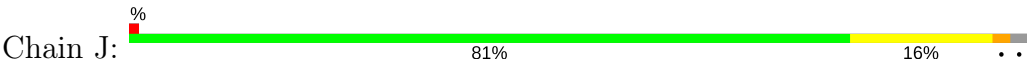
• Molecule 1: Ribulose biphosphate carboxylase



• Molecule 1: Ribulose biphosphate carboxylase



● Molecule 1: Ribulose biphosphate carboxylase



4 Data and refinement statistics

Property	Value	Source
Space group	P 1 21 1	Depositor
Cell constants a, b, c, α , β , γ	97.47Å 246.24Å 133.08Å 90.00° 104.10° 90.00°	Depositor
Resolution (Å)	42.86 – 2.09 42.86 – 2.09	Depositor EDS
% Data completeness (in resolution range)	96.5 (42.86-2.09) 96.5 (42.86-2.09)	Depositor EDS
R_{merge}	(Not available)	Depositor
R_{sym}	0.07	Depositor
$\langle I/\sigma(I) \rangle$ ¹	1.76 (at 2.08Å)	Xtriage
Refinement program	REFMAC 5.5.0066	Depositor
R, R_{free}	0.213 , 0.253 0.202 , 0.236	Depositor DCC
R_{free} test set	17388 reflections (5.31%)	DCC
Wilson B-factor (Å ²)	24.6	Xtriage
Anisotropy	0.556	Xtriage
Bulk solvent k_{sol} (e/Å ³), B_{sol} (Å ²)	0.34 , 55.6	EDS
L-test for twinning ²	$\langle L \rangle = 0.50$, $\langle L^2 \rangle = 0.33$	Xtriage
Estimated twinning fraction	No twinning to report.	Xtriage
F_o, F_c correlation	0.94	EDS
Total number of atoms	36999	wwPDB-VP
Average B, all atoms (Å ²)	26.0	wwPDB-VP

Xtriage's analysis on translational NCS is as follows: *The largest off-origin peak in the Patterson function is 3.14% of the height of the origin peak. No significant pseudotranslation is detected.*

¹Intensities estimated from amplitudes.

²Theoretical values of $\langle |L| \rangle$, $\langle L^2 \rangle$ for acentric reflections are 0.5, 0.333 respectively for untwinned datasets, and 0.375, 0.2 for perfectly twinned datasets.

5 Model quality

5.1 Standard geometry

Bond lengths and bond angles in the following residue types are not validated in this section: MG, CAP, KCX

The Z score for a bond length (or angle) is the number of standard deviations the observed value is removed from the expected value. A bond length (or angle) with $|Z| > 5$ is considered an outlier worth inspection. RMSZ is the root-mean-square of all Z scores of the bond lengths (or angles).

Mol	Chain	Bond lengths		Bond angles	
		RMSZ	# Z >5	RMSZ	# Z >5
1	A	0.23	0/3421	0.40	0/4652
1	B	0.26	0/3505	0.42	0/4753
1	C	0.26	0/3492	0.42	0/4740
1	D	0.27	0/3496	0.44	0/4744
1	E	0.25	0/3503	0.42	0/4753
1	F	0.26	0/3478	0.43	0/4719
1	G	0.25	0/3508	0.43	0/4757
1	H	0.24	0/3471	0.41	0/4713
1	I	0.25	0/3496	0.42	0/4742
1	J	0.26	0/3503	0.43	0/4753
All	All	0.25	0/34873	0.42	0/47326

There are no bond length outliers.

There are no bond angle outliers.

There are no chirality outliers.

There are no planarity outliers.

5.2 Too-close contacts

In the following table, the Non-H and H(model) columns list the number of non-hydrogen atoms and hydrogen atoms in the chain respectively. The H(added) column lists the number of hydrogen atoms added and optimized by MolProbity. The Clashes column lists the number of clashes within the asymmetric unit, whereas Symm-Clashes lists symmetry related clashes.

Mol	Chain	Non-H	H(model)	H(added)	Clashes	Symm-Clashes
1	A	3349	0	3204	204	0
1	B	3430	0	3346	68	0
1	C	3417	0	3325	81	0

Continued on next page...

Continued from previous page...

Mol	Chain	Non-H	H(model)	H(added)	Clashes	Symm-Clashes
1	D	3421	0	3329	75	0
1	E	3428	0	3319	78	0
1	F	3404	0	3312	70	0
1	G	3433	0	3355	60	0
1	H	3396	0	3282	118	0
1	I	3421	0	3333	56	0
1	J	3428	0	3335	82	0
2	A	1	0	0	0	0
2	B	1	0	0	0	0
2	C	1	0	0	0	0
2	D	1	0	0	0	0
2	E	1	0	0	0	0
2	F	1	0	0	0	0
2	G	1	0	0	0	0
2	H	1	0	0	0	0
2	I	1	0	0	0	0
2	J	1	0	0	0	0
3	A	21	0	7	3	0
3	B	21	0	7	0	0
3	C	21	0	8	1	0
3	D	21	0	8	0	0
3	E	21	0	7	0	0
3	F	21	0	8	0	0
3	G	21	0	8	0	0
3	H	21	0	8	1	0
3	I	21	0	7	0	0
3	J	21	0	7	0	0
4	A	173	0	0	9	0
4	B	290	0	0	5	0
4	C	311	0	0	7	0
4	D	308	0	0	6	0
4	E	258	0	0	9	0
4	F	268	0	0	10	0
4	G	267	0	0	4	0
4	H	185	0	0	9	0
4	I	291	0	0	8	0
4	J	301	0	0	9	0
All	All	36999	0	33215	856	0

The all-atom clashscore is defined as the number of clashes found per 1000 atoms (including hydrogen atoms). The all-atom clashscore for this structure is 13.

All (856) close contacts within the same asymmetric unit are listed below, sorted by their clash magnitude.

Atom-1	Atom-2	Interatomic distance (Å)	Clash overlap (Å)
1:A:149:MET:HE3	1:A:250:LYS:CD	1.57	1.31
1:A:38:THR:HG23	1:A:41:GLN:OE1	1.53	1.07
1:A:149:MET:HE3	1:A:250:LYS:HD2	1.07	1.04
1:A:438:TRP:O	1:A:441:VAL:HG12	1.58	1.03
1:A:424:TYR:CE2	1:A:428:HIS:CE1	2.46	1.03
1:G:174:GLU:HG3	1:G:212:ILE:HD11	1.37	1.03
1:J:328:ASP:OD1	1:J:329:ILE:CD1	2.08	1.02
1:F:376:GLN:HG3	4:F:2817:HOH:O	1.61	1.00
1:J:347:ASN:HB2	4:J:2614:HOH:O	1.59	0.99
1:A:149:MET:HE3	1:A:250:LYS:CE	1.92	0.98
1:A:149:MET:CE	1:A:250:LYS:HD2	1.94	0.98
1:A:108:ILE:HD12	1:A:109:ALA:N	1.80	0.97
1:E:159:GLY:HA3	1:E:187:TYR:CZ	1.99	0.97
1:H:159:GLY:HA3	1:H:187:TYR:CZ	1.98	0.96
1:B:328:ASP:OD2	1:B:329:ILE:HD12	1.64	0.96
1:A:338:ARG:HA	1:A:361:ALA:HB1	1.47	0.94
1:A:424:TYR:CZ	1:A:428:HIS:CE1	2.55	0.94
1:D:15:LYS:HD2	4:D:2868:HOH:O	1.67	0.94
1:J:175:LYS:HE2	4:J:2582:HOH:O	1.68	0.91
1:A:290:ARG:HE	1:A:324:GLU:HG3	1.34	0.91
1:H:159:GLY:HA3	1:H:187:TYR:CE1	2.06	0.90
1:J:159:GLY:HA3	1:J:187:TYR:CZ	2.07	0.88
1:D:159:GLY:HA3	1:D:187:TYR:CZ	2.07	0.88
1:J:54:THR:HG21	1:J:58:LEU:CD1	2.05	0.87
1:J:329:ILE:N	1:J:329:ILE:HD12	1.89	0.86
1:D:263:ALA:HB2	1:J:263:ALA:HB2	1.56	0.86
1:D:128:PHE:H	1:D:354:GLN:HE22	1.22	0.86
1:G:128:PHE:H	1:G:354:GLN:HE22	1.22	0.85
1:A:178:TYR:CE1	1:A:215:LYS:NZ	2.45	0.84
1:G:45:ALA:HB1	1:G:115:MET:HE3	1.58	0.84
1:C:159:GLY:HA3	1:C:187:TYR:CZ	2.12	0.84
1:E:159:GLY:HA3	1:E:187:TYR:CE1	2.13	0.84
1:E:376:GLN:CB	4:E:2871:HOH:O	2.25	0.84
1:A:39:ILE:HD13	1:A:85:TRP:CE3	2.13	0.83
1:A:332:GLN:OE1	1:A:351:HIS:CE1	2.32	0.82
1:A:389:GLN:NE2	3:A:600:CAP:H11	1.95	0.82
1:H:317:THR:HG21	4:H:2909:HOH:O	1.79	0.82
1:B:328:ASP:OD2	1:B:329:ILE:CD1	2.28	0.81
1:B:159:GLY:HA3	1:B:187:TYR:CZ	2.15	0.81
1:B:203:GLU:O	1:B:207:GLU:HG2	1.81	0.81
1:C:263:ALA:HB2	1:F:263:ALA:HB2	1.61	0.81
1:J:328:ASP:OD1	1:J:329:ILE:HD12	1.78	0.80

Continued on next page...

Continued from previous page...

Atom-1	Atom-2	Interatomic distance (Å)	Clash overlap (Å)
1:H:317:THR:CG2	4:H:2909:HOH:O	2.30	0.80
1:B:263:ALA:HB2	1:G:263:ALA:HB2	1.63	0.79
1:C:159:GLY:HA3	1:C:187:TYR:CE2	2.18	0.78
1:A:324:GLU:OE2	1:A:325:GLY:N	2.16	0.78
1:F:98:GLU:CD	4:F:2195:HOH:O	2.21	0.78
1:H:322:LYS:HG2	1:H:323:LEU:HD12	1.65	0.77
1:B:128:PHE:H	1:B:354:GLN:HE22	1.31	0.77
1:J:328:ASP:CG	1:J:329:ILE:HD12	2.05	0.77
1:E:159:GLY:HA3	1:E:187:TYR:CE2	2.20	0.77
1:C:358:SER:HB2	4:C:2464:HOH:O	1.85	0.77
1:A:149:MET:CE	1:A:250:LYS:CE	2.62	0.76
1:H:128:PHE:H	1:H:354:GLN:HE22	1.31	0.76
1:A:143:ILE:HD11	1:A:338:ARG:HG2	1.68	0.76
1:A:38:THR:CG2	1:A:41:GLN:OE1	2.32	0.76
1:H:397:HIS:CG	1:H:398:PRO:HD2	2.21	0.76
1:J:159:GLY:HA3	1:J:187:TYR:CE2	2.20	0.76
1:A:159:GLY:HA3	1:A:187:TYR:CZ	2.21	0.75
1:A:376:GLN:HA	1:A:415:ILE:HD13	1.69	0.75
1:A:32:THR:HG21	1:A:119:LYS:HE2	1.69	0.74
1:I:159:GLY:HA3	1:I:187:TYR:CZ	2.22	0.74
1:D:341:HIS:CE1	1:D:343:LYS:HZ2	2.04	0.74
1:F:332:GLN:HA	1:F:332:GLN:HE21	1.50	0.74
1:D:159:GLY:HA3	1:D:187:TYR:CE2	2.21	0.74
1:B:215:LYS:NZ	1:B:219:GLU:OE2	2.21	0.74
1:H:293:TYR:CE2	4:H:2342:HOH:O	2.39	0.73
1:I:358:SER:HB2	4:I:2433:HOH:O	1.87	0.73
1:A:376:GLN:CB	4:A:2304:HOH:O	2.35	0.73
1:E:427:THR:HG23	1:E:428:HIS:ND1	2.03	0.73
1:J:174:GLU:OE1	1:J:211:LYS:NZ	2.22	0.73
1:J:411:ALA:O	1:J:415:ILE:HG13	1.89	0.73
1:D:341:HIS:CD2	1:D:343:LYS:HZ2	2.07	0.73
1:J:329:ILE:N	1:J:329:ILE:CD1	2.52	0.72
1:J:329:ILE:H	1:J:329:ILE:CD1	2.02	0.72
1:H:376:GLN:HB3	4:H:2840:HOH:O	1.89	0.72
1:B:59:TYR:O	1:B:61:TRP:HD1	1.71	0.72
1:A:376:GLN:HA	1:A:415:ILE:CD1	2.20	0.71
1:G:54:THR:HG21	1:G:58:LEU:HG	1.70	0.71
1:A:39:ILE:CD1	1:A:85:TRP:HB2	2.20	0.71
1:A:332:GLN:HA	1:A:332:GLN:HE21	1.54	0.71
1:A:54:THR:CG2	1:A:56:THR:O	2.39	0.71
1:A:281:HIS:CE1	1:A:283:ALA:HB2	2.25	0.71

Continued on next page...

Continued from previous page...

Atom-1	Atom-2	Interatomic distance (Å)	Clash overlap (Å)
1:G:45:ALA:HB1	1:G:115:MET:CE	2.20	0.71
1:G:54:THR:HG21	1:G:58:LEU:CG	2.21	0.70
1:H:403:ALA:HA	1:H:406:ARG:NH2	2.06	0.70
1:I:15:LYS:HD2	4:I:1867:HOH:O	1.89	0.70
1:C:214:ASP:O	1:C:218:ASN:HB2	1.90	0.70
1:C:128:PHE:H	1:C:354:GLN:HE22	1.39	0.70
1:F:200:ASN:OD1	1:F:205:ARG:HG3	1.91	0.70
1:H:108:ILE:HG22	1:H:108:ILE:O	1.91	0.70
1:A:108:ILE:HD12	1:A:108:ILE:C	2.12	0.69
1:J:159:GLY:HA3	1:J:187:TYR:CE1	2.27	0.69
1:H:367:SER:HB2	1:H:389:GLN:HB3	1.75	0.69
1:E:263:ALA:HB2	1:I:263:ALA:HB2	1.73	0.69
1:A:39:ILE:HD13	1:A:85:TRP:HE3	1.58	0.69
1:A:54:THR:HG23	1:A:56:THR:O	1.92	0.69
1:E:431:LEU:O	1:E:435:LEU:HD23	1.93	0.69
1:A:389:GLN:HE22	3:A:600:CAP:H11	1.58	0.68
1:C:376:GLN:HB3	1:C:377:PRO:HD3	1.74	0.68
1:H:283:ALA:O	1:H:284:MET:HB3	1.93	0.68
1:E:428:HIS:NE2	4:E:2782:HOH:O	2.26	0.68
1:A:37:TYR:HA	1:A:41:GLN:NE2	2.07	0.68
1:E:65:GLU:N	1:E:65:GLU:OE1	2.25	0.68
1:D:58:LEU:HD12	1:D:58:LEU:N	2.09	0.68
1:E:427:THR:HG23	1:E:428:HIS:CE1	2.28	0.68
1:A:331:ILE:O	1:A:335:ARG:HG3	1.94	0.68
1:I:128:PHE:H	1:I:354:GLN:HE22	1.41	0.68
1:A:86:ILE:HG21	1:A:349:VAL:O	1.94	0.68
1:A:367:SER:HB2	1:A:389:GLN:HB3	1.75	0.67
1:E:119:LYS:HE2	4:E:777:HOH:O	1.94	0.67
1:H:396:GLY:O	1:H:437:LYS:NZ	2.25	0.67
1:A:108:ILE:C	1:A:108:ILE:CD1	2.63	0.67
1:I:235:LEU:O	1:I:239:GLN:HG3	1.94	0.67
1:J:389:GLN:C	1:J:390:LEU:HD12	2.14	0.67
1:C:303:LYS:NZ	1:C:354:GLN:HE21	1.93	0.67
1:G:93:PHE:CE1	1:G:131:LYS:HD3	2.30	0.67
1:A:49:GLU:HG3	1:A:115:MET:SD	2.35	0.67
1:A:115:MET:O	1:A:118:VAL:HG12	1.94	0.67
1:A:396:GLY:O	1:A:437:LYS:NZ	2.20	0.67
1:B:159:GLY:HA3	1:B:187:TYR:CE2	2.30	0.66
1:A:332:GLN:OE1	1:A:351:HIS:ND1	2.28	0.66
1:G:149:MET:CE	1:G:251:HIS:CE1	2.79	0.66
1:E:165:LYS:HE2	1:I:49:GLU:O	1.96	0.66

Continued on next page...

Continued from previous page...

Atom-1	Atom-2	Interatomic distance (Å)	Clash overlap (Å)
1:A:38:THR:OG1	1:A:41:GLN:HG3	1.95	0.66
1:F:32:THR:HG21	1:F:119:LYS:HE3	1.77	0.66
1:J:163:LYS:H	1:J:395:LEU:HD12	1.61	0.66
1:E:303:LYS:NZ	1:E:354:GLN:HE21	1.92	0.66
1:J:54:THR:HG21	1:J:58:LEU:HD11	1.78	0.66
1:B:358:SER:HB2	4:B:2811:HOH:O	1.95	0.66
1:H:183:ASN:OD1	1:H:406:ARG:NH1	2.29	0.66
1:D:159:GLY:HA3	1:D:187:TYR:CE1	2.31	0.66
1:G:207:GLU:HG3	4:G:1811:HOH:O	1.95	0.66
1:A:72:ALA:HA	1:A:90:ALA:O	1.96	0.65
1:A:165:LYS:HB3	1:A:191:ASP:OD2	1.96	0.65
1:D:422:ASP:OD1	1:D:440:HIS:HE1	1.79	0.65
1:H:125:ASP:OD1	1:H:126:LEU:N	2.30	0.65
1:H:366:SER:HA	4:H:2657:HOH:O	1.95	0.65
1:A:424:TYR:CD2	1:A:428:HIS:ND1	2.65	0.65
1:A:37:TYR:HA	1:A:41:GLN:HE22	1.61	0.65
1:A:424:TYR:CD2	1:A:428:HIS:CE1	2.85	0.65
1:C:328:ASP:OD1	1:C:329:ILE:CD1	2.44	0.65
1:F:159:GLY:HA3	1:F:187:TYR:CZ	2.32	0.65
1:F:367:SER:HB2	1:F:389:GLN:HB3	1.78	0.65
1:I:159:GLY:HA3	1:I:187:TYR:CE1	2.32	0.65
1:F:376:GLN:CG	4:F:2817:HOH:O	2.32	0.65
1:H:146:VAL:HG21	1:H:312:GLN:HE21	1.62	0.65
1:A:178:TYR:CZ	1:A:215:LYS:NZ	2.65	0.64
1:J:54:THR:HG21	1:J:58:LEU:HD13	1.77	0.64
1:A:362:ALA:O	1:A:364:PRO:HD3	1.97	0.64
1:G:159:GLY:HA3	1:G:187:TYR:CZ	2.32	0.64
1:A:149:MET:CE	1:A:250:LYS:CB	2.75	0.64
1:A:39:ILE:HD13	1:A:85:TRP:HB2	1.79	0.64
1:G:149:MET:HE2	1:G:251:HIS:HE1	1.62	0.64
1:H:330:THR:HG22	1:H:382:LEU:HD21	1.79	0.64
1:H:376:GLN:HG2	1:H:415:ILE:CD1	2.27	0.64
1:A:282:ARG:HD3	1:A:298:MET:HE1	1.79	0.64
1:H:338:ARG:HH11	1:H:364:PRO:HG2	1.63	0.64
1:E:45:ALA:HB1	1:E:115:MET:CE	2.28	0.64
1:H:79:ASP:OD1	1:H:81:GLY:N	2.31	0.64
1:A:159:GLY:HA3	1:A:187:TYR:CE2	2.32	0.63
1:A:331:ILE:HG12	1:A:381:ALA:O	1.96	0.63
1:C:149:MET:HE2	1:C:251:HIS:HE1	1.63	0.63
1:J:146:VAL:HG21	1:J:312:GLN:HE21	1.63	0.63
1:H:159:GLY:HA3	1:H:187:TYR:CE2	2.32	0.63

Continued on next page...

Continued from previous page...

Atom-1	Atom-2	Interatomic distance (Å)	Clash overlap (Å)
1:A:442:THR:O	1:A:444:VAL:HG23	1.98	0.63
1:A:22:LYS:CE	1:G:63:GLU:OE1	2.46	0.63
1:B:329:ILE:N	1:B:329:ILE:HD12	2.13	0.63
1:D:341:HIS:CE1	1:D:343:LYS:NZ	2.67	0.63
1:F:159:GLY:HA3	1:F:187:TYR:CE2	2.34	0.63
1:F:54:THR:HG23	1:F:56:THR:O	1.99	0.63
1:B:371:HIS:HB2	1:B:372:PRO:HD2	1.81	0.62
1:C:149:MET:CE	1:C:251:HIS:CE1	2.82	0.62
1:E:128:PHE:H	1:E:354:GLN:HE22	1.46	0.62
1:E:260:GLY:HA3	1:I:260:GLY:HA3	1.81	0.62
1:A:23:ARG:NE	1:G:69:ASP:OD1	2.30	0.62
1:E:152:ILE:HD12	1:E:157:ILE:HD12	1.81	0.62
1:B:159:GLY:HA3	1:B:187:TYR:CE1	2.34	0.62
1:G:34:ALA:HA	1:G:119:LYS:HG3	1.82	0.62
1:B:389:GLN:C	1:B:390:LEU:HD12	2.20	0.62
1:H:284:MET:O	1:H:284:MET:HG2	1.98	0.62
1:H:389:GLN:C	1:H:390:LEU:HD12	2.19	0.62
1:J:343:LYS:HD2	4:J:2757:HOH:O	1.98	0.62
1:F:128:PHE:H	1:F:354:GLN:HE22	1.47	0.62
1:H:322:LYS:HG2	1:H:323:LEU:CD1	2.29	0.62
1:A:38:THR:H	1:A:41:GLN:CD	2.02	0.61
1:E:45:ALA:HB1	1:E:115:MET:HE1	1.82	0.61
1:C:159:GLY:HA3	1:C:187:TYR:CE1	2.36	0.61
1:A:26:ILE:HB	1:A:127:TYR:HB3	1.83	0.61
1:H:341:HIS:NE2	1:H:353:GLU:OE2	2.32	0.61
1:I:438:TRP:O	1:I:441:VAL:HG22	2.01	0.61
1:E:303:LYS:HZ3	1:E:354:GLN:HE21	1.47	0.61
1:F:163:LYS:HA	1:F:164:PRO:C	2.21	0.61
1:A:25:ILE:HD12	1:A:96:PHE:CE2	2.35	0.61
1:A:424:TYR:CE2	1:A:428:HIS:ND1	2.68	0.61
1:H:159:GLY:CA	1:H:187:TYR:CZ	2.80	0.61
1:F:362:ALA:O	1:F:364:PRO:HD3	2.01	0.60
1:A:157:ILE:N	1:A:157:ILE:HD12	2.15	0.60
1:H:371:HIS:HB2	1:H:372:PRO:HD2	1.83	0.60
1:E:159:GLY:CA	1:E:187:TYR:CZ	2.80	0.60
1:F:327:ARG:NH2	4:F:2580:HOH:O	2.31	0.60
1:B:376:GLN:N	1:B:377:PRO:HD2	2.16	0.60
1:J:79:ASP:HB2	1:J:85:TRP:CH2	2.37	0.60
1:A:263:ALA:HB2	1:H:263:ALA:HB2	1.82	0.60
1:B:438:TRP:O	1:B:441:VAL:HG22	2.02	0.60
1:B:371:HIS:HB2	1:B:372:PRO:CD	2.31	0.60

Continued on next page...

Continued from previous page...

Atom-1	Atom-2	Interatomic distance (Å)	Clash overlap (Å)
1:I:376:GLN:HB3	1:I:377:PRO:HD3	1.83	0.60
1:A:430:GLU:N	1:A:430:GLU:OE1	2.22	0.60
1:H:371:HIS:HB2	1:H:372:PRO:CD	2.32	0.60
1:A:235:LEU:O	1:A:239:GLN:HG3	2.01	0.60
1:H:283:ALA:O	1:H:284:MET:CB	2.50	0.60
1:C:322:LYS:HA	1:C:443:PRO:O	2.02	0.59
1:C:98:GLU:HG3	4:C:1235:HOH:O	2.02	0.59
1:J:79:ASP:HB2	1:J:85:TRP:CZ3	2.37	0.59
1:A:332:GLN:HA	1:A:332:GLN:NE2	2.17	0.59
1:H:403:ALA:HA	1:H:406:ARG:CZ	2.33	0.59
1:A:40:GLU:HB2	4:A:2245:HOH:O	2.03	0.59
1:B:59:TYR:O	1:B:61:TRP:CD1	2.55	0.59
1:D:59:TYR:O	1:D:61:TRP:HD1	1.85	0.59
1:E:59:TYR:O	1:E:61:TRP:HD1	1.84	0.59
1:J:328:ASP:OD1	1:J:329:ILE:HD13	1.98	0.59
1:H:338:ARG:NH1	1:H:364:PRO:HG2	2.17	0.59
1:C:328:ASP:OD1	1:C:329:ILE:HD12	2.02	0.59
1:C:441:VAL:HG12	1:C:442:THR:N	2.16	0.59
1:E:215:LYS:O	1:E:219:GLU:HG3	2.03	0.59
1:A:230:ILE:O	1:A:237:MET:HG2	2.03	0.59
1:F:38:THR:OG1	1:F:41:GLN:HG3	2.03	0.59
1:I:159:GLY:HA3	1:I:187:TYR:CE2	2.37	0.59
1:A:218:ASN:HB2	4:A:1583:HOH:O	2.03	0.59
1:C:397:HIS:CG	1:C:398:PRO:HD2	2.38	0.59
1:D:108:ILE:HD12	1:D:108:ILE:C	2.23	0.59
1:A:93:PHE:CE1	1:A:131:LYS:HE3	2.38	0.59
1:G:159:GLY:HA3	1:G:187:TYR:CE2	2.38	0.59
1:F:268:ARG:HD3	1:F:268:ARG:C	2.24	0.58
1:A:268:ARG:HD3	1:A:268:ARG:C	2.23	0.58
1:J:54:THR:HG21	1:J:58:LEU:CD2	2.34	0.58
1:A:126:LEU:O	1:A:303:LYS:NZ	2.36	0.58
1:F:59:TYR:O	1:F:61:TRP:HD1	1.85	0.58
1:G:389:GLN:C	1:G:390:LEU:HD12	2.24	0.58
1:E:397:HIS:CG	1:E:398:PRO:HD2	2.39	0.58
1:E:444:VAL:O	1:I:117:ARG:HG3	2.04	0.58
1:J:128:PHE:H	1:J:354:GLN:HE22	1.50	0.58
1:H:120:GLY:C	4:H:2182:HOH:O	2.43	0.58
1:A:183:ASN:ND2	1:A:402:ALA:HB1	2.19	0.57
1:C:329:ILE:N	1:C:329:ILE:HD12	2.19	0.57
1:H:59:TYR:O	1:H:61:TRP:HD1	1.87	0.57
1:A:298:MET:HE2	1:A:314:HIS:O	2.04	0.57

Continued on next page...

Continued from previous page...

Atom-1	Atom-2	Interatomic distance (Å)	Clash overlap (Å)
1:A:77:PHE:N	1:A:77:PHE:CD2	2.72	0.57
1:F:389:GLN:C	1:F:390:LEU:HD12	2.25	0.57
1:J:329:ILE:H	1:J:329:ILE:HD12	1.59	0.57
1:A:282:ARG:HD3	1:A:298:MET:CE	2.35	0.56
1:A:149:MET:CE	1:A:250:LYS:HB3	2.35	0.56
1:I:282:ARG:HG3	1:I:285:HIS:CD2	2.40	0.56
1:D:376:GLN:NE2	1:D:380:GLU:OE1	2.34	0.56
1:B:163:LYS:HA	1:B:164:PRO:C	2.25	0.56
1:D:54:THR:HG23	1:D:56:THR:O	2.04	0.56
1:G:149:MET:HE2	1:G:251:HIS:CE1	2.39	0.56
1:A:163:LYS:HA	1:A:164:PRO:C	2.25	0.56
1:B:152:ILE:HD12	1:B:157:ILE:HD12	1.87	0.56
1:C:441:VAL:CG1	1:C:442:THR:N	2.68	0.56
1:E:427:THR:HG23	1:E:428:HIS:HD1	1.68	0.56
1:A:39:ILE:HD11	1:A:85:TRP:HB2	1.87	0.56
1:C:341:HIS:NE2	1:C:353:GLU:OE2	2.31	0.56
1:H:39:ILE:HG23	1:H:40:GLU:N	2.21	0.56
1:C:328:ASP:CG	1:C:329:ILE:HD12	2.25	0.56
1:G:146:VAL:HG21	1:G:312:GLN:HE21	1.71	0.56
1:H:323:LEU:N	1:H:323:LEU:HD12	2.20	0.56
1:J:437:LYS:HG3	1:J:438:TRP:CG	2.41	0.56
1:A:149:MET:HE1	1:A:250:LYS:CB	2.36	0.56
1:A:425:ALA:C	1:A:427:THR:H	2.10	0.56
1:A:130:GLU:HG3	1:A:357:TYR:CE2	2.41	0.55
1:C:362:ALA:O	1:C:364:PRO:HD3	2.06	0.55
1:A:293:TYR:CE1	4:A:2523:HOH:O	2.59	0.55
1:B:260:GLY:HA3	1:G:260:GLY:HA3	1.88	0.55
1:E:332:GLN:NE2	1:E:342:TYR:OH	2.40	0.55
1:A:442:THR:HG22	1:A:442:THR:O	2.07	0.55
1:F:230:ILE:O	1:F:237:MET:HG2	2.07	0.55
1:H:163:LYS:H	1:H:395:LEU:CD2	2.20	0.55
1:H:208:ILE:O	1:H:212:ILE:HG13	2.06	0.55
1:A:64:GLN:HG2	4:A:1148:HOH:O	2.05	0.55
1:C:411:ALA:O	1:C:415:ILE:HG13	2.05	0.55
1:J:56:THR:O	1:J:58:LEU:HD13	2.07	0.55
1:B:167:GLY:O	1:G:66:ARG:HD2	2.07	0.55
1:A:131:LYS:NZ	4:A:1992:HOH:O	2.35	0.55
1:A:159:GLY:HA3	1:A:187:TYR:CE1	2.41	0.55
1:D:230:ILE:O	1:D:237:MET:HG2	2.06	0.55
1:E:431:LEU:O	1:E:435:LEU:CD2	2.55	0.55
1:A:149:MET:HE3	1:A:250:LYS:CB	2.35	0.55

Continued on next page...

Continued from previous page...

Atom-1	Atom-2	Interatomic distance (Å)	Clash overlap (Å)
1:I:424:TYR:CZ	1:I:428:HIS:CE1	2.93	0.55
1:J:163:LYS:HA	1:J:164:PRO:C	2.27	0.55
1:C:412:ILE:O	1:C:416:MET:HG2	2.07	0.55
1:F:80:MET:HE3	4:F:2035:HOH:O	2.06	0.55
1:I:303:LYS:HZ3	1:I:354:GLN:HE21	1.55	0.55
1:F:376:GLN:NE2	4:F:2525:HOH:O	2.28	0.54
1:F:72:ALA:HB2	1:F:91:TYR:CD1	2.41	0.54
1:G:108:ILE:HD12	1:G:108:ILE:C	2.28	0.54
1:A:108:ILE:CD1	1:A:109:ALA:N	2.64	0.54
1:E:427:THR:HG21	4:E:2735:HOH:O	2.08	0.54
1:G:105:LEU:HD23	1:G:108:ILE:HD11	1.89	0.54
1:H:316:GLY:O	1:H:366:SER:CB	2.56	0.54
1:D:260:GLY:HA3	1:J:260:GLY:HA3	1.89	0.54
1:E:371:HIS:HB2	1:E:372:PRO:CD	2.37	0.54
1:F:73:LYS:HG3	4:F:2809:HOH:O	2.07	0.54
1:A:328:ASP:N	1:A:328:ASP:OD1	2.37	0.54
1:J:108:ILE:O	1:J:108:ILE:CG2	2.55	0.54
1:J:303:LYS:NZ	1:J:354:GLN:HE21	2.06	0.54
1:J:54:THR:HG23	1:J:56:THR:O	2.08	0.54
1:A:48:ALA:HB1	1:A:53:GLY:HA3	1.89	0.54
1:A:260:GLY:HA3	1:H:260:GLY:HA3	1.89	0.54
1:A:78:HIS:C	1:A:85:TRP:HD1	2.10	0.54
1:B:25:ILE:HD12	1:B:96:PHE:CE2	2.43	0.54
1:J:104:LEU:HD23	1:J:104:LEU:C	2.28	0.54
1:A:149:MET:HE1	1:A:250:LYS:HB2	1.89	0.54
1:E:389:GLN:C	1:E:390:LEU:HD12	2.28	0.54
1:C:341:HIS:CE1	1:C:343:LYS:HZ2	2.25	0.53
1:E:163:LYS:HA	1:E:164:PRO:C	2.28	0.53
1:G:163:LYS:HA	1:G:164:PRO:C	2.28	0.53
1:A:101:LEU:HB3	1:A:102:PRO:HD3	1.89	0.53
1:E:15:LYS:NZ	4:E:1178:HOH:O	2.40	0.53
1:H:375:ILE:O	1:H:378:VAL:N	2.39	0.53
1:J:407:ALA:HB2	1:J:430:GLU:HB3	1.90	0.53
1:A:376:GLN:N	1:A:377:PRO:HD2	2.24	0.53
1:E:146:VAL:HG21	1:E:312:GLN:HE21	1.73	0.53
1:H:403:ALA:CA	1:H:406:ARG:NH2	2.71	0.53
1:J:19:PRO:HG3	1:J:75:TYR:CZ	2.44	0.53
1:A:165:LYS:CB	1:A:191:ASP:OD2	2.56	0.53
1:B:329:ILE:HD12	1:B:329:ILE:H	1.72	0.53
1:C:21:LYS:HE3	4:C:892:HOH:O	2.08	0.53
1:D:360:LYS:HE3	4:D:508:HOH:O	2.07	0.53

Continued on next page...

Continued from previous page...

Atom-1	Atom-2	Interatomic distance (Å)	Clash overlap (Å)
1:D:376:GLN:HB3	1:D:377:PRO:HD3	1.90	0.53
1:E:159:GLY:HA3	1:E:187:TYR:CD1	2.43	0.53
1:H:435:LEU:O	1:H:439:GLY:N	2.41	0.53
1:J:268:ARG:C	1:J:268:ARG:HD3	2.29	0.53
1:J:376:GLN:HB3	1:J:377:PRO:HD3	1.91	0.53
1:B:175:LYS:HE3	1:B:179:ASP:OD2	2.09	0.53
1:E:165:LYS:HG2	1:E:191:ASP:OD2	2.09	0.53
1:H:338:ARG:HA	1:H:361:ALA:HB1	1.91	0.53
1:A:143:ILE:CD1	1:A:338:ARG:HG2	2.38	0.52
1:B:46:VAL:HG22	1:B:115:MET:HE1	1.91	0.52
1:D:208:ILE:O	1:D:212:ILE:HG12	2.09	0.52
1:H:406:ARG:O	1:H:410:GLN:HG3	2.09	0.52
1:A:324:GLU:C	1:A:324:GLU:OE2	2.48	0.52
1:C:149:MET:CE	1:C:251:HIS:HE1	2.21	0.52
1:A:399:ASP:HB2	1:A:403:ALA:CB	2.40	0.52
1:A:76:ASP:OD1	1:A:77:PHE:N	2.42	0.52
1:D:424:TYR:CE1	1:D:428:HIS:CE1	2.97	0.52
1:A:78:HIS:O	1:A:85:TRP:CD1	2.62	0.52
1:E:159:GLY:CA	1:E:187:TYR:CE2	2.92	0.52
1:F:206:ALA:HA	1:F:226:TRP:CZ3	2.45	0.52
1:A:52:THR:HG22	1:H:166:VAL:O	2.10	0.52
1:A:424:TYR:CZ	1:A:428:HIS:HE1	2.22	0.52
1:F:32:THR:CG2	1:F:119:LYS:HE3	2.39	0.52
1:J:23:ARG:HD3	4:J:485:HOH:O	2.09	0.52
1:B:146:VAL:HG21	1:B:312:GLN:HE21	1.73	0.52
1:E:176:LEU:HD11	1:E:395:LEU:HD11	1.91	0.52
1:A:185:ALA:O	1:A:224:LYS:NZ	2.27	0.52
1:A:338:ARG:HA	1:A:361:ALA:CB	2.30	0.52
1:G:371:HIS:HB2	1:G:372:PRO:HD2	1.92	0.52
1:A:290:ARG:NE	1:A:324:GLU:HG3	2.14	0.52
1:D:422:ASP:OD1	1:D:440:HIS:CE1	2.60	0.52
1:I:283:ALA:O	1:I:284:MET:HB3	2.10	0.52
1:A:163:LYS:H	1:A:395:LEU:HD22	1.75	0.52
1:A:285:HIS:CG	1:A:286:ALA:N	2.78	0.52
1:G:376:GLN:HB3	1:G:377:PRO:HD3	1.92	0.52
1:G:54:THR:HG23	1:G:56:THR:O	2.10	0.52
1:J:163:LYS:H	1:J:395:LEU:CD1	2.23	0.52
1:H:149:MET:HE3	1:H:250:LYS:HD2	1.92	0.51
1:H:159:GLY:HA3	1:H:187:TYR:CD1	2.45	0.51
1:H:93:PHE:CD1	1:H:93:PHE:C	2.84	0.51
1:F:108:ILE:HD12	1:F:108:ILE:C	2.30	0.51

Continued on next page...

Continued from previous page...

Atom-1	Atom-2	Interatomic distance (Å)	Clash overlap (Å)
1:I:146:VAL:HG21	1:I:312:GLN:HE21	1.75	0.51
1:C:389:GLN:C	1:C:390:LEU:HD12	2.30	0.51
1:E:371:HIS:HB2	1:E:372:PRO:HD2	1.92	0.51
1:I:230:ILE:O	1:I:237:MET:HG2	2.11	0.51
1:A:282:ARG:O	1:A:283:ALA:C	2.49	0.51
1:A:283:ALA:O	1:A:284:MET:HB3	2.10	0.51
1:B:108:ILE:C	1:B:108:ILE:HD12	2.30	0.51
1:B:34:ALA:HA	1:B:119:LYS:HG3	1.91	0.51
1:D:59:TYR:O	1:D:61:TRP:CD1	2.63	0.51
1:J:108:ILE:O	1:J:108:ILE:HG22	2.09	0.51
1:J:328:ASP:CG	1:J:329:ILE:CD1	2.70	0.51
1:J:343:LYS:CD	4:J:2757:HOH:O	2.57	0.51
1:A:424:TYR:CE1	1:A:428:HIS:HE1	2.28	0.51
1:D:282:ARG:HG3	1:D:285:HIS:CD2	2.46	0.51
1:G:54:THR:HA	4:G:466:HOH:O	2.11	0.51
1:H:397:HIS:ND1	1:H:398:PRO:HD2	2.25	0.51
1:A:78:HIS:O	1:A:85:TRP:HD1	1.93	0.51
1:I:371:HIS:HB2	1:I:372:PRO:HD2	1.93	0.51
1:A:76:ASP:C	1:A:77:PHE:CD2	2.84	0.51
1:E:108:ILE:O	1:E:108:ILE:CG2	2.58	0.51
1:A:289:THR:HA	1:A:296:ILE:O	2.10	0.50
1:A:406:ARG:O	1:A:410:GLN:HG3	2.11	0.50
1:I:424:TYR:CE1	1:I:428:HIS:CE1	2.99	0.50
1:J:414:ALA:HB2	1:J:424:TYR:CD2	2.46	0.50
1:D:96:PHE:CE1	1:D:104:LEU:HD13	2.46	0.50
1:D:96:PHE:CE1	1:D:104:LEU:CD1	2.94	0.50
1:A:178:TYR:HE1	1:A:215:LYS:HZ2	1.43	0.50
1:D:58:LEU:CD1	1:D:58:LEU:N	2.75	0.50
1:E:283:ALA:O	1:E:284:MET:HB3	2.11	0.50
1:G:59:TYR:O	1:G:61:TRP:HD1	1.95	0.50
1:H:403:ALA:CB	1:H:406:ARG:NH2	2.75	0.50
1:A:157:ILE:HD13	1:A:363:PHE:CZ	2.46	0.50
1:B:236:GLU:N	1:B:236:GLU:OE1	2.43	0.50
1:D:412:ILE:O	1:D:416:MET:HG2	2.12	0.50
1:J:107:SER:HB3	1:J:108:ILE:HD12	1.93	0.50
1:B:101:LEU:HB3	1:B:102:PRO:HD3	1.94	0.50
1:G:424:TYR:CE2	1:G:428:HIS:CE1	3.00	0.50
1:C:376:GLN:N	1:C:377:PRO:CD	2.74	0.50
1:D:341:HIS:CG	1:D:343:LYS:NZ	2.80	0.50
1:E:131:LYS:NZ	4:E:1899:HOH:O	2.27	0.50
1:H:149:MET:CE	1:H:251:HIS:CE1	2.95	0.50

Continued on next page...

Continued from previous page...

Atom-1	Atom-2	Interatomic distance (Å)	Clash overlap (Å)
1:H:25:ILE:HD13	1:H:93:PHE:HA	1.94	0.50
1:H:51:SER:OG	1:H:52:THR:N	2.45	0.50
1:D:46:VAL:HG22	1:D:115:MET:HE1	1.94	0.50
1:H:337:LEU:HD22	1:H:362:ALA:HB3	1.94	0.50
1:H:316:GLY:O	1:H:366:SER:HB2	2.12	0.50
1:I:25:ILE:CD1	1:I:93:PHE:HA	2.41	0.50
1:A:397:HIS:CG	1:A:398:PRO:HD2	2.47	0.50
1:C:397:HIS:ND1	1:C:398:PRO:HD2	2.27	0.50
1:E:265:ARG:HD3	4:I:2459:HOH:O	2.11	0.50
1:F:59:TYR:O	1:F:61:TRP:CD1	2.65	0.50
1:H:292:PRO:O	4:H:2255:HOH:O	2.20	0.50
1:D:96:PHE:CD1	1:D:104:LEU:HD13	2.47	0.49
1:F:73:LYS:CG	4:F:2809:HOH:O	2.60	0.49
1:A:56:THR:HG21	1:H:392:GLY:O	2.12	0.49
1:A:86:ILE:HD11	1:A:350:PHE:CE1	2.47	0.49
1:C:303:LYS:HZ3	1:C:354:GLN:HE21	1.58	0.49
1:D:19:PRO:HG3	1:D:75:TYR:CZ	2.47	0.49
1:F:441:VAL:HG22	1:F:442:THR:N	2.28	0.49
1:H:203:GLU:N	1:H:203:GLU:OE1	2.31	0.49
1:J:206:ALA:HA	1:J:226:TRP:CZ3	2.48	0.49
1:A:72:ALA:CA	1:A:90:ALA:O	2.60	0.49
1:B:367:SER:HB2	1:B:389:GLN:HB3	1.93	0.49
1:H:403:ALA:HB2	1:H:406:ARG:NH2	2.28	0.49
1:J:159:GLY:CA	1:J:187:TYR:CZ	2.89	0.49
1:J:349:VAL:HG22	4:J:461:HOH:O	2.12	0.49
1:A:22:LYS:NZ	1:A:130:GLU:OE1	2.44	0.49
1:A:411:ALA:O	1:A:414:ALA:HB3	2.13	0.49
1:C:397:HIS:CE1	1:C:398:PRO:HD2	2.47	0.49
1:G:48:ALA:HB1	1:G:53:GLY:HA3	1.93	0.49
1:H:26:ILE:HB	1:H:127:TYR:HB3	1.93	0.49
1:H:319:GLY:N	1:H:325:GLY:O	2.44	0.49
1:B:322:LYS:HG3	1:B:323:LEU:HG	1.94	0.49
1:C:328:ASP:OD1	1:C:329:ILE:HD13	2.12	0.49
1:D:108:ILE:CD1	1:D:108:ILE:C	2.80	0.49
1:D:159:GLY:CA	1:D:187:TYR:CZ	2.90	0.49
1:D:389:GLN:C	1:D:390:LEU:HD12	2.33	0.49
1:E:25:ILE:HD11	1:E:132:LEU:HD21	1.94	0.49
1:A:32:THR:CG2	1:A:119:LYS:HE2	2.38	0.49
1:J:208:ILE:O	1:J:212:ILE:HG12	2.13	0.49
1:B:54:THR:HG23	1:B:56:THR:O	2.12	0.49
1:C:159:GLY:HA3	1:C:187:TYR:CD2	2.47	0.49

Continued on next page...

Continued from previous page...

Atom-1	Atom-2	Interatomic distance (Å)	Clash overlap (Å)
1:H:108:ILE:O	1:H:108:ILE:CG2	2.58	0.49
1:I:25:ILE:HD13	1:I:93:PHE:HA	1.93	0.49
1:C:407:ALA:HB2	1:C:430:GLU:HB3	1.95	0.49
1:I:72:ALA:O	1:I:73:LYS:HD3	2.13	0.49
1:C:149:MET:HE3	1:C:150:LEU:HD21	1.95	0.49
1:A:146:VAL:HG21	1:A:312:GLN:HE21	1.78	0.49
1:G:159:GLY:HA3	1:G:187:TYR:CE1	2.47	0.49
1:G:371:HIS:HB2	1:G:372:PRO:CD	2.42	0.49
1:H:376:GLN:N	1:H:377:PRO:CD	2.75	0.49
1:I:25:ILE:N	1:I:25:ILE:HD12	2.28	0.49
1:J:414:ALA:HB2	1:J:424:TYR:CG	2.48	0.49
1:A:184:GLY:HA3	1:A:409:ARG:HG3	1.95	0.48
1:C:303:LYS:HZ2	1:C:354:GLN:HE21	1.61	0.48
1:I:303:LYS:NZ	1:I:354:GLN:HE21	2.11	0.48
1:J:175:LYS:NZ	1:J:179:ASP:OD2	2.31	0.48
1:A:299:PHE:CE2	1:A:351:HIS:CD2	3.00	0.48
1:D:397:HIS:CG	1:D:398:PRO:HD2	2.48	0.48
1:A:22:LYS:NZ	1:G:63:GLU:OE1	2.45	0.48
1:G:412:ILE:O	1:G:416:MET:HG2	2.13	0.48
1:D:283:ALA:O	1:D:284:MET:HB3	2.13	0.48
1:F:48:ALA:HB1	1:F:53:GLY:HA3	1.95	0.48
1:H:117:ARG:HB2	4:H:1642:HOH:O	2.11	0.48
1:H:149:MET:HE2	1:H:251:HIS:HE1	1.78	0.48
1:I:268:ARG:C	1:I:268:ARG:HD3	2.33	0.48
1:A:149:MET:CE	1:A:250:LYS:HE2	2.43	0.48
1:J:371:HIS:HB2	1:J:372:PRO:CD	2.43	0.48
1:J:98:GLU:HG3	1:J:135:GLU:OE2	2.13	0.48
1:C:159:GLY:CA	1:C:187:TYR:CE2	2.95	0.48
1:C:283:ALA:O	1:C:284:MET:HB3	2.13	0.48
1:C:375:ILE:O	1:C:379:ILE:HG13	2.13	0.48
1:H:101:LEU:N	1:H:102:PRO:CD	2.75	0.48
1:A:51:SER:OG	1:A:52:THR:N	2.45	0.48
1:C:38:THR:OG1	1:C:41:GLN:HG3	2.14	0.48
1:E:208:ILE:O	1:E:212:ILE:HG12	2.14	0.48
1:G:101:LEU:HB3	1:G:102:PRO:HD3	1.95	0.48
1:I:163:LYS:HA	1:I:164:PRO:C	2.34	0.48
1:H:376:GLN:HG2	1:H:415:ILE:HD13	1.96	0.48
1:I:235:LEU:HB3	4:I:2572:HOH:O	2.13	0.48
1:A:106:ALA:HA	1:H:258:ILE:CD1	2.44	0.47
1:B:65:GLU:CG	1:F:22:LYS:HD3	2.44	0.47
1:G:438:TRP:O	1:G:441:VAL:HG12	2.14	0.47

Continued on next page...

Continued from previous page...

Atom-1	Atom-2	Interatomic distance (Å)	Clash overlap (Å)
1:H:161:VAL:CG2	1:H:189:KCX:HD2	2.43	0.47
1:I:122:ARG:HD2	4:I:455:HOH:O	2.13	0.47
1:J:159:GLY:CA	1:J:187:TYR:CE2	2.94	0.47
1:A:283:ALA:O	1:A:284:MET:CB	2.62	0.47
1:A:78:HIS:C	1:A:85:TRP:CD1	2.87	0.47
1:B:371:HIS:HA	1:B:390:LEU:HD23	1.94	0.47
1:C:139:PRO:HD3	1:C:306:ARG:O	2.15	0.47
1:D:303:LYS:HZ3	1:D:354:GLN:HE21	1.62	0.47
1:D:376:GLN:N	1:D:377:PRO:CD	2.77	0.47
1:E:226:TRP:CZ3	1:E:228:ALA:HB2	2.50	0.47
1:E:54:THR:HG23	1:E:56:THR:O	2.14	0.47
1:H:163:LYS:HE3	3:H:600:CAP:O2P	2.13	0.47
1:A:128:PHE:H	1:A:354:GLN:HE22	1.61	0.47
1:A:328:ASP:HB2	4:A:445:HOH:O	2.13	0.47
1:C:341:HIS:CD2	1:C:343:LYS:HZ2	2.33	0.47
1:E:108:ILE:HG22	1:E:108:ILE:O	2.14	0.47
1:F:283:ALA:O	1:F:284:MET:HB3	2.14	0.47
1:G:268:ARG:HD3	1:G:268:ARG:C	2.34	0.47
1:H:149:MET:HE2	1:H:251:HIS:CE1	2.50	0.47
1:J:283:ALA:O	1:J:284:MET:HB3	2.15	0.47
1:J:331:ILE:O	1:J:335:ARG:HG3	2.14	0.47
1:C:371:HIS:HB2	1:C:372:PRO:HD2	1.95	0.47
1:I:93:PHE:C	1:I:93:PHE:CD1	2.87	0.47
1:J:441:VAL:HG13	4:J:677:HOH:O	2.13	0.47
1:C:230:ILE:O	1:C:237:MET:HG2	2.13	0.47
1:D:163:LYS:HA	1:D:164:PRO:C	2.34	0.47
1:A:147:ARG:HH21	1:A:385:ASP:HA	1.79	0.47
1:D:397:HIS:CE1	1:D:398:PRO:HD2	2.50	0.47
1:J:143:ILE:HD11	1:J:338:ARG:HG2	1.97	0.47
1:A:116:LYS:O	1:A:118:VAL:N	2.47	0.47
1:G:422:ASP:OD1	1:G:440:HIS:HE1	1.97	0.47
1:A:425:ALA:O	1:A:427:THR:N	2.48	0.47
1:A:72:ALA:O	1:A:73:LYS:HD3	2.15	0.47
1:A:80:MET:HB2	1:A:84:SER:O	2.15	0.47
1:B:329:ILE:H	1:B:329:ILE:CD1	2.28	0.47
1:B:444:VAL:HB	1:G:37:TYR:OH	2.15	0.47
1:H:303:LYS:NZ	1:H:354:GLN:HE21	2.13	0.47
1:B:70:LEU:HD22	1:B:95:ALA:HA	1.98	0.46
1:F:96:PHE:CE1	1:F:104:LEU:HD13	2.50	0.46
1:B:400:GLY:HA2	1:G:59:TYR:CD1	2.50	0.46
1:C:149:MET:HE2	1:C:251:HIS:CE1	2.43	0.46

Continued on next page...

Continued from previous page...

Atom-1	Atom-2	Interatomic distance (Å)	Clash overlap (Å)
1:H:291:ASN:OD1	1:H:292:PRO:HD2	2.15	0.46
1:J:371:HIS:HB2	1:J:372:PRO:HD2	1.97	0.46
1:A:116:LYS:C	1:A:118:VAL:N	2.69	0.46
1:B:175:LYS:CE	4:B:2916:HOH:O	2.63	0.46
1:B:283:ALA:O	1:B:284:MET:HB3	2.15	0.46
1:E:159:GLY:HA3	1:E:187:TYR:CD2	2.50	0.46
1:E:413:ASP:O	1:E:417:GLN:HG2	2.16	0.46
1:G:320:ALA:O	1:G:442:THR:HG23	2.15	0.46
1:B:211:LYS:HE3	1:B:211:LYS:HB2	1.81	0.46
1:C:260:GLY:HA3	1:F:260:GLY:HA3	1.97	0.46
1:H:34:ALA:O	1:H:35:GLU:C	2.54	0.46
1:C:108:ILE:O	1:C:108:ILE:HG22	2.15	0.46
1:C:404:GLY:O	1:C:408:VAL:HG23	2.16	0.46
1:E:59:TYR:O	1:E:61:TRP:CD1	2.66	0.46
1:A:263:ALA:HB2	1:H:263:ALA:CB	2.46	0.46
1:A:79:ASP:HA	1:A:85:TRP:CD1	2.50	0.46
1:C:206:ALA:HA	1:C:226:TRP:CZ3	2.51	0.46
1:G:149:MET:HE1	1:G:251:HIS:CE1	2.51	0.46
1:J:441:VAL:HG12	1:J:442:THR:N	2.30	0.46
1:A:326:GLU:HG2	4:A:2331:HOH:O	2.14	0.46
1:A:82:ASP:OD1	1:A:82:ASP:C	2.53	0.46
1:B:191:ASP:HB2	4:B:473:HOH:O	2.15	0.46
1:D:234:LEU:HD21	1:J:234:LEU:HD21	1.98	0.46
1:E:319:GLY:HA2	4:E:995:HOH:O	2.14	0.46
1:C:371:HIS:HB2	1:C:372:PRO:CD	2.46	0.46
1:F:376:GLN:CB	1:F:377:PRO:CD	2.93	0.46
1:J:370:LEU:HB2	4:J:1892:HOH:O	2.15	0.46
1:D:47:ALA:O	1:D:51:SER:HB2	2.16	0.46
1:F:146:VAL:HG21	1:F:312:GLN:HE21	1.81	0.46
1:F:336:ILE:HD12	1:F:336:ILE:HA	1.83	0.46
1:H:174:GLU:HG3	1:H:212:ILE:HD11	1.98	0.46
1:J:303:LYS:HZ3	1:J:354:GLN:HE21	1.63	0.46
1:B:283:ALA:O	1:B:284:MET:CB	2.65	0.45
1:C:320:ALA:O	1:C:442:THR:HG23	2.15	0.45
1:D:397:HIS:ND1	1:D:398:PRO:HD2	2.30	0.45
1:H:410:GLN:O	1:H:413:ASP:HB2	2.16	0.45
1:D:108:ILE:HD12	1:D:109:ALA:N	2.30	0.45
1:F:424:TYR:CZ	1:F:428:HIS:CE1	3.04	0.45
1:G:283:ALA:O	1:G:284:MET:HB3	2.16	0.45
1:I:101:LEU:N	1:I:102:PRO:CD	2.79	0.45
1:I:125:ASP:OD1	1:I:299:PHE:HE2	1.99	0.45

Continued on next page...

Continued from previous page...

Atom-1	Atom-2	Interatomic distance (Å)	Clash overlap (Å)
1:A:116:LYS:C	1:A:118:VAL:H	2.19	0.45
1:A:441:VAL:O	1:A:443:PRO:HD3	2.15	0.45
1:D:367:SER:HB2	1:D:389:GLN:HB3	1.97	0.45
1:E:419:ILE:O	1:E:420:PRO:C	2.54	0.45
1:F:371:HIS:HB2	1:F:372:PRO:HD2	1.97	0.45
1:A:166:VAL:HG23	1:H:52:THR:HG22	1.98	0.45
1:E:355:LYS:NZ	1:H:63:GLU:OE1	2.38	0.45
1:I:289:THR:HG22	1:I:296:ILE:O	2.16	0.45
1:F:360:LYS:CE	4:F:452:HOH:O	2.65	0.45
1:H:376:GLN:HB2	1:H:377:PRO:HD3	1.99	0.45
1:I:283:ALA:O	1:I:284:MET:CB	2.64	0.45
1:I:338:ARG:HA	1:I:361:ALA:HB1	1.98	0.45
1:A:122:ARG:HG2	1:A:124:GLU:OE2	2.16	0.45
1:F:283:ALA:O	1:F:284:MET:CB	2.65	0.45
1:H:314:HIS:HA	1:H:365:THR:O	2.15	0.45
1:C:397:HIS:CG	1:C:398:PRO:CD	2.99	0.45
1:C:189:KCX:OQ1	3:C:600:CAP:O3	2.35	0.45
1:D:383:GLY:HA3	4:D:872:HOH:O	2.15	0.45
1:H:163:LYS:HA	1:H:164:PRO:C	2.36	0.45
1:H:424:TYR:CZ	1:H:428:HIS:CE1	3.04	0.45
1:A:165:LYS:NZ	1:A:191:ASP:OD2	2.38	0.45
1:A:337:LEU:HD22	1:A:362:ALA:HB3	1.98	0.45
1:A:429:LYS:O	1:A:433:ARG:HG2	2.16	0.45
1:A:59:TYR:CG	1:A:60:PRO:HD2	2.51	0.45
1:B:174:GLU:HB2	1:B:208:ILE:HD13	1.98	0.45
1:B:362:ALA:O	1:B:364:PRO:HD3	2.17	0.45
1:G:143:ILE:HD11	1:G:338:ARG:HG2	1.98	0.45
1:H:104:LEU:C	1:H:104:LEU:HD23	2.37	0.45
1:B:424:TYR:CZ	1:B:428:HIS:CE1	3.05	0.45
1:C:146:VAL:HG21	1:C:312:GLN:HE21	1.82	0.45
1:E:217:GLU:HG2	1:E:222:GLU:O	2.15	0.45
1:F:200:ASN:OD1	1:F:205:ARG:CG	2.61	0.45
1:F:76:ASP:O	1:F:87:VAL:HA	2.17	0.45
1:H:200:ASN:OD1	1:H:205:ARG:HD3	2.16	0.45
1:B:230:ILE:O	1:B:237:MET:HG2	2.16	0.45
1:C:143:ILE:HD11	1:C:338:ARG:HG2	1.98	0.45
1:D:79:ASP:HB2	1:D:85:TRP:CH2	2.51	0.45
1:F:139:PRO:O	1:F:360:LYS:HD3	2.17	0.45
1:G:149:MET:HE1	1:G:251:HIS:ND1	2.31	0.45
1:H:321:GLY:HA3	4:H:2909:HOH:O	2.15	0.45
1:I:62:TYR:OH	4:I:1237:HOH:O	2.21	0.45

Continued on next page...

Continued from previous page...

Atom-1	Atom-2	Interatomic distance (Å)	Clash overlap (Å)
1:J:283:ALA:O	1:J:284:MET:CB	2.65	0.45
1:C:360:LYS:HE3	4:C:2743:HOH:O	2.17	0.45
1:D:320:ALA:O	1:D:442:THR:HG23	2.17	0.45
1:F:331:ILE:O	1:F:335:ARG:HG3	2.16	0.45
1:H:206:ALA:HA	1:H:226:TRP:CZ3	2.52	0.45
1:A:149:MET:HE3	1:A:250:LYS:CG	2.37	0.44
1:A:158:TYR:O	1:A:186:ASP:HB2	2.18	0.44
1:B:329:ILE:N	1:B:329:ILE:CD1	2.79	0.44
1:H:323:LEU:HD12	1:H:323:LEU:H	1.82	0.44
1:A:14:ASP:OD1	1:A:17:TYR:N	2.44	0.44
1:A:226:TRP:CZ3	1:A:228:ALA:HB2	2.51	0.44
1:A:417:GLN:C	1:A:419:ILE:H	2.21	0.44
1:I:101:LEU:HB3	1:I:102:PRO:HD3	1.99	0.44
1:B:101:LEU:N	1:B:102:PRO:CD	2.80	0.44
1:G:355:LYS:HB3	4:G:788:HOH:O	2.16	0.44
1:H:149:MET:HE1	1:H:251:HIS:HD1	1.83	0.44
1:H:425:ALA:O	1:H:427:THR:N	2.50	0.44
1:I:367:SER:HB2	1:I:389:GLN:HB3	1.99	0.44
1:J:159:GLY:HA3	1:J:187:TYR:CD2	2.50	0.44
1:J:376:GLN:N	1:J:377:PRO:CD	2.80	0.44
1:A:184:GLY:O	1:A:409:ARG:HD3	2.17	0.44
1:A:424:TYR:O	1:A:428:HIS:ND1	2.48	0.44
1:C:163:LYS:HA	1:C:164:PRO:C	2.37	0.44
1:D:59:TYR:HA	1:D:60:PRO:HD3	1.80	0.44
1:G:376:GLN:N	1:G:377:PRO:CD	2.80	0.44
1:I:59:TYR:O	1:I:61:TRP:HD1	2.00	0.44
1:A:165:LYS:HZ2	1:A:191:ASP:CG	2.18	0.44
1:C:186:ASP:OD1	4:C:1387:HOH:O	2.21	0.44
1:J:347:ASN:CB	4:J:2614:HOH:O	2.39	0.44
1:C:329:ILE:N	1:C:329:ILE:CD1	2.81	0.44
1:D:159:GLY:CA	1:D:187:TYR:CE2	2.95	0.44
1:D:341:HIS:CD2	1:D:343:LYS:NZ	2.80	0.44
1:G:108:ILE:HD12	1:G:109:ALA:N	2.33	0.44
1:H:19:PRO:HG3	1:H:75:TYR:CZ	2.52	0.44
1:A:322:LYS:HG2	1:A:323:LEU:HG	2.00	0.44
1:A:371:HIS:HB2	1:A:372:PRO:HD2	1.98	0.44
1:C:360:LYS:CE	4:C:2743:HOH:O	2.66	0.44
1:D:79:ASP:HB2	1:D:85:TRP:CZ3	2.52	0.44
1:E:283:ALA:O	1:E:284:MET:CB	2.65	0.44
1:E:69:ASP:OD1	1:H:23:ARG:NE	2.36	0.44
1:F:77:PHE:CD2	1:F:77:PHE:N	2.85	0.44

Continued on next page...

Continued from previous page...

Atom-1	Atom-2	Interatomic distance (Å)	Clash overlap (Å)
1:J:93:PHE:CD1	1:J:93:PHE:C	2.91	0.44
1:A:72:ALA:HB2	1:A:91:TYR:CD1	2.52	0.44
1:D:336:ILE:HA	1:D:336:ILE:HD12	1.83	0.44
1:E:376:GLN:HA	1:E:415:ILE:HD13	1.99	0.44
1:F:159:GLY:HA3	1:F:187:TYR:CE1	2.52	0.44
1:G:45:ALA:CB	1:G:117:ARG:HD2	2.48	0.44
1:A:149:MET:CE	1:A:250:LYS:HB2	2.47	0.44
1:B:159:GLY:CA	1:B:187:TYR:CZ	2.97	0.44
1:C:122:ARG:HD2	4:C:475:HOH:O	2.18	0.44
1:C:149:MET:HE1	1:C:251:HIS:CE1	2.52	0.44
1:G:424:TYR:CZ	1:G:428:HIS:CE1	3.06	0.44
1:H:183:ASN:OD1	1:H:402:ALA:HB1	2.18	0.44
1:J:239:GLN:O	1:J:243:VAL:HG23	2.18	0.44
1:I:371:HIS:HB2	1:I:372:PRO:CD	2.48	0.43
1:H:230:ILE:O	1:H:237:MET:HG2	2.18	0.43
1:A:115:MET:O	1:A:118:VAL:CG1	2.65	0.43
1:A:297:SER:C	1:A:299:PHE:N	2.72	0.43
1:D:347:ASN:HA	4:D:2652:HOH:O	2.18	0.43
1:A:19:PRO:HG3	1:A:75:TYR:CZ	2.53	0.43
1:B:288:PHE:HB3	1:G:288:PHE:HB3	2.00	0.43
1:F:73:LYS:HD3	1:F:73:LYS:HA	1.85	0.43
1:G:125:ASP:OD1	1:G:126:LEU:N	2.51	0.43
1:A:282:ARG:HD3	1:A:314:HIS:O	2.19	0.43
1:A:38:THR:H	1:A:41:GLN:NE2	2.16	0.43
1:C:283:ALA:O	1:C:284:MET:CB	2.66	0.43
1:H:203:GLU:CD	1:H:203:GLU:H	2.18	0.43
1:H:317:THR:O	1:H:318:ALA:HB3	2.18	0.43
1:J:48:ALA:HB1	1:J:53:GLY:HA3	2.00	0.43
1:B:358:SER:OG	1:C:171:GLU:OE2	2.31	0.43
1:D:371:HIS:HB2	1:D:372:PRO:HD2	1.99	0.43
1:D:38:THR:OG1	1:D:41:GLN:HG3	2.18	0.43
1:G:226:TRP:CZ3	1:G:228:ALA:HB2	2.53	0.43
1:A:161:VAL:CG2	1:A:189:KCX:HD2	2.48	0.43
1:A:291:ASN:HA	1:A:292:PRO:HD3	1.80	0.43
1:A:299:PHE:CZ	1:A:351:HIS:CD2	3.07	0.43
1:A:78:HIS:CE1	1:A:349:VAL:HG11	2.54	0.43
1:A:371:HIS:HB2	1:A:372:PRO:CD	2.49	0.43
1:B:174:GLU:HB2	1:B:208:ILE:HG21	2.01	0.43
1:B:238:GLU:OE2	1:B:266:TYR:OH	2.24	0.43
1:B:136:PHE:HB3	1:B:307:LEU:O	2.18	0.43
1:D:206:ALA:HA	1:D:226:TRP:CZ3	2.54	0.43

Continued on next page...

Continued from previous page...

Atom-1	Atom-2	Interatomic distance (Å)	Clash overlap (Å)
1:F:282:ARG:O	1:F:285:HIS:HB3	2.19	0.43
1:A:443:PRO:O	1:A:444:VAL:CG2	2.65	0.43
1:E:45:ALA:HB1	1:E:115:MET:HE2	2.00	0.43
1:H:397:HIS:CD2	1:H:398:PRO:HD2	2.53	0.43
1:I:54:THR:HG23	1:I:56:THR:O	2.18	0.43
1:C:149:MET:HE1	1:C:251:HIS:HD1	1.83	0.43
1:B:358:SER:OG	1:C:171:GLU:HG2	2.19	0.43
1:E:34:ALA:HA	1:E:119:LYS:HG3	2.01	0.43
1:E:390:LEU:N	1:E:390:LEU:HD12	2.33	0.43
1:H:49:GLU:HG3	1:H:115:MET:SD	2.59	0.43
1:H:54:THR:HG23	1:H:56:THR:H	1.84	0.43
1:H:59:TYR:O	1:H:61:TRP:CD1	2.70	0.43
1:A:225:THR:OG1	1:A:251:HIS:ND1	2.50	0.42
1:A:435:LEU:O	1:A:439:GLY:N	2.52	0.42
1:D:62:TYR:CD2	1:D:62:TYR:N	2.87	0.42
1:C:167:GLY:HA2	1:F:70:LEU:HD12	2.01	0.42
1:G:283:ALA:O	1:G:284:MET:CB	2.67	0.42
1:I:362:ALA:O	1:I:364:PRO:HD3	2.19	0.42
1:A:227:PHE:N	1:A:227:PHE:CD1	2.83	0.42
1:A:315:VAL:HG12	1:A:333:ASN:HB3	2.01	0.42
1:D:146:VAL:HG21	1:D:312:GLN:HE21	1.84	0.42
1:H:362:ALA:O	1:H:364:PRO:HD3	2.19	0.42
1:H:435:LEU:O	1:H:439:GLY:HA2	2.19	0.42
1:J:390:LEU:N	1:J:390:LEU:HD12	2.34	0.42
1:C:149:MET:HE1	1:C:251:HIS:ND1	2.33	0.42
1:C:391:GLY:O	1:C:395:LEU:HD22	2.20	0.42
1:G:54:THR:HG21	1:G:58:LEU:CD2	2.49	0.42
1:H:149:MET:CE	1:H:250:LYS:HD2	2.49	0.42
1:I:159:GLY:HA3	1:I:187:TYR:CD1	2.55	0.42
1:I:217:GLU:HG2	1:I:222:GLU:O	2.19	0.42
1:H:54:THR:HG23	1:H:55:TRP:N	2.35	0.42
1:I:389:GLN:C	1:I:390:LEU:HD12	2.40	0.42
1:A:49:GLU:O	1:H:165:LYS:HE2	2.18	0.42
1:E:319:GLY:CA	4:E:995:HOH:O	2.67	0.42
1:H:25:ILE:N	1:H:25:ILE:HD12	2.35	0.42
1:A:167:GLY:O	1:H:66:ARG:HD2	2.20	0.42
1:D:332:GLN:NE2	4:D:450:HOH:O	2.32	0.42
1:E:435:LEU:N	1:E:435:LEU:HD22	2.34	0.42
1:C:217:GLU:HG2	1:C:222:GLU:O	2.19	0.42
1:C:268:ARG:HD3	1:C:268:ARG:C	2.40	0.42
1:D:211:LYS:HG3	1:D:212:ILE:N	2.35	0.42

Continued on next page...

Continued from previous page...

Atom-1	Atom-2	Interatomic distance (Å)	Clash overlap (Å)
1:D:424:TYR:CZ	1:D:428:HIS:CE1	3.07	0.42
1:F:279:HIS:NE2	1:F:314:HIS:NE2	2.61	0.42
1:F:376:GLN:HB3	1:F:377:PRO:CD	2.48	0.42
1:F:407:ALA:HB2	1:F:430:GLU:HB3	2.01	0.42
1:F:80:MET:HB2	1:F:84:SER:O	2.19	0.42
1:A:299:PHE:CD2	1:A:351:HIS:HD2	2.38	0.42
1:F:101:LEU:HB3	1:F:102:PRO:HD3	2.01	0.42
1:F:12:TYR:CD2	1:F:48:ALA:HB2	2.54	0.42
1:A:126:LEU:HD23	1:A:126:LEU:HA	1.94	0.42
1:B:289:THR:HG22	1:B:296:ILE:O	2.20	0.42
1:D:11:TYR:CE2	1:D:73:LYS:NZ	2.87	0.42
1:E:77:PHE:N	1:E:77:PHE:CD2	2.87	0.42
1:F:101:LEU:N	1:F:102:PRO:CD	2.83	0.42
1:F:429:LYS:O	1:F:432:ALA:HB3	2.20	0.42
1:A:285:HIS:ND1	1:A:286:ALA:N	2.68	0.42
1:A:425:ALA:C	1:A:427:THR:N	2.73	0.42
1:A:443:PRO:C	1:A:444:VAL:HG23	2.40	0.42
1:C:291:ASN:HA	1:C:292:PRO:HD3	1.81	0.42
1:D:79:ASP:OD1	1:D:81:GLY:N	2.51	0.42
1:G:440:HIS:CD2	4:G:712:HOH:O	2.72	0.42
1:A:28:VAL:HG22	1:A:88:ARG:HG2	2.02	0.41
1:A:373:GLY:O	1:A:440:HIS:HA	2.20	0.41
1:C:367:SER:HB2	1:C:389:GLN:HB3	2.01	0.41
1:B:65:GLU:HG3	1:F:22:LYS:HD3	2.01	0.41
1:D:70:LEU:HD22	1:D:95:ALA:HA	2.01	0.41
1:F:327:ARG:HB3	4:F:1943:HOH:O	2.20	0.41
1:C:159:GLY:CA	1:C:187:TYR:CZ	2.93	0.41
1:E:268:ARG:HD3	1:E:268:ARG:C	2.41	0.41
1:E:362:ALA:O	1:E:364:PRO:HD3	2.19	0.41
1:F:163:LYS:O	1:F:395:LEU:HD22	2.21	0.41
1:F:291:ASN:HA	1:F:292:PRO:HD3	1.87	0.41
1:I:159:GLY:CA	1:I:187:TYR:CZ	3.00	0.41
1:I:376:GLN:N	1:I:377:PRO:CD	2.83	0.41
1:A:139:PRO:HD3	1:A:306:ARG:O	2.21	0.41
1:D:235:LEU:O	1:D:239:GLN:HG3	2.20	0.41
1:F:424:TYR:CE2	1:F:428:HIS:CE1	3.08	0.41
1:A:25:ILE:HD12	1:A:96:PHE:HE2	1.84	0.41
1:B:376:GLN:N	1:B:377:PRO:CD	2.83	0.41
1:D:144:GLU:CD	4:D:1914:HOH:O	2.58	0.41
1:D:58:LEU:HD12	1:D:58:LEU:H	1.85	0.41
1:H:197:PRO:HD2	1:H:200:ASN:O	2.20	0.41

Continued on next page...

Continued from previous page...

Atom-1	Atom-2	Interatomic distance (Å)	Clash overlap (Å)
1:H:303:LYS:HZ3	1:H:354:GLN:HE21	1.68	0.41
1:J:17:TYR:CE2	1:J:19:PRO:HA	2.56	0.41
1:A:149:MET:HE2	1:A:225:THR:HB	2.03	0.41
1:A:417:GLN:O	1:A:419:ILE:N	2.46	0.41
1:E:396:GLY:O	1:E:437:LYS:NZ	2.34	0.41
1:F:411:ALA:O	1:F:415:ILE:HG13	2.20	0.41
1:I:417:GLN:HG3	4:I:686:HOH:O	2.21	0.41
1:J:175:LYS:HD3	1:J:179:ASP:OD2	2.20	0.41
1:A:149:MET:CE	1:A:250:LYS:HE3	2.49	0.41
1:A:298:MET:CE	1:A:314:HIS:O	2.69	0.41
1:A:77:PHE:N	1:A:77:PHE:HD2	2.16	0.41
1:A:39:ILE:HB	1:A:85:TRP:CE3	2.56	0.41
1:D:283:ALA:O	1:D:284:MET:CB	2.69	0.41
1:E:101:LEU:HB3	1:E:102:PRO:HD3	2.01	0.41
1:J:336:ILE:HD12	1:J:336:ILE:HA	1.96	0.41
1:A:433:ARG:HG2	1:A:433:ARG:H	1.72	0.41
1:B:345:ASP:OD2	4:B:1444:HOH:O	2.21	0.41
1:E:196:SER:N	1:E:197:PRO:CD	2.84	0.41
1:E:329:ILE:HG23	4:E:827:HOH:O	2.20	0.41
1:E:93:PHE:C	1:E:93:PHE:CD1	2.94	0.41
1:F:341:HIS:NE2	1:F:353:GLU:OE2	2.37	0.41
1:H:122:ARG:HG2	1:H:124:GLU:OE2	2.21	0.41
1:E:323:LEU:HD23	1:I:115:MET:HA	2.02	0.41
1:J:414:ALA:HB3	1:J:421:LEU:CD2	2.50	0.41
1:J:437:LYS:HG3	1:J:438:TRP:N	2.33	0.41
1:J:54:THR:CG2	1:J:58:LEU:CD2	2.98	0.41
1:A:321:GLY:HA3	4:A:573:HOH:O	2.21	0.41
1:F:25:ILE:CD1	1:F:93:PHE:HA	2.51	0.41
1:G:289:THR:HG22	1:G:296:ILE:O	2.21	0.41
1:I:98:GLU:HG3	4:I:2591:HOH:O	2.21	0.41
1:J:93:PHE:CE1	1:J:131:LYS:HE3	2.55	0.41
1:A:399:ASP:HB2	1:A:403:ALA:HB3	2.03	0.41
1:B:422:ASP:O	4:B:2564:HOH:O	2.21	0.41
1:F:371:HIS:HB2	1:F:372:PRO:CD	2.51	0.41
1:G:101:LEU:N	1:G:102:PRO:CD	2.83	0.41
1:A:223:LYS:O	1:A:224:LYS:HD3	2.21	0.41
1:B:104:LEU:C	1:B:104:LEU:HD23	2.41	0.41
1:C:104:LEU:C	1:C:104:LEU:HD23	2.41	0.41
1:D:379:ILE:HD12	1:D:415:ILE:HD13	2.03	0.41
1:E:159:GLY:N	1:E:187:TYR:CE2	2.89	0.41
1:E:395:LEU:HD13	1:E:401:PRO:HB3	2.02	0.41

Continued on next page...

Continued from previous page...

Atom-1	Atom-2	Interatomic distance (Å)	Clash overlap (Å)
1:E:411:ALA:O	1:E:415:ILE:HG13	2.20	0.41
1:H:115:MET:O	1:H:118:VAL:HG12	2.20	0.41
1:H:322:LYS:HE2	1:H:323:LEU:HD11	2.03	0.41
1:B:34:ALA:HA	1:B:119:LYS:CG	2.50	0.40
1:C:101:LEU:HB3	1:C:102:PRO:HD3	2.03	0.40
1:C:336:ILE:HD12	1:C:336:ILE:HA	1.89	0.40
1:H:72:ALA:HB2	1:H:91:TYR:CD1	2.56	0.40
1:J:159:GLY:HA3	1:J:187:TYR:CD1	2.56	0.40
1:A:76:ASP:C	1:A:76:ASP:OD1	2.57	0.40
1:C:435:LEU:O	1:C:439:GLY:N	2.53	0.40
1:D:159:GLY:HA3	1:D:187:TYR:CD2	2.56	0.40
1:D:358:SER:HB2	1:E:171:GLU:OE2	2.21	0.40
1:E:176:LEU:HD11	1:E:395:LEU:CD1	2.51	0.40
1:E:206:ALA:HA	1:E:226:TRP:CZ3	2.57	0.40
1:F:285:HIS:CG	1:F:286:ALA:N	2.89	0.40
1:J:101:LEU:N	1:J:102:PRO:CD	2.84	0.40
1:A:72:ALA:CB	1:A:90:ALA:O	2.70	0.40
1:E:34:ALA:HA	1:E:119:LYS:CG	2.51	0.40
1:F:174:GLU:HG3	1:F:212:ILE:HD11	2.02	0.40
1:H:403:ALA:HB2	1:H:406:ARG:HH22	1.87	0.40
1:I:285:HIS:CG	1:I:286:ALA:N	2.89	0.40
1:B:200:ASN:OD1	1:B:205:ARG:HD3	2.22	0.40
1:B:25:ILE:HD12	1:B:96:PHE:HE2	1.86	0.40
1:C:358:SER:OG	1:D:171:GLU:OE2	2.23	0.40
1:H:390:LEU:HD12	1:H:390:LEU:N	2.36	0.40
1:J:437:LYS:HG2	1:J:438:TRP:CE2	2.56	0.40
3:A:600:CAP:H12	3:A:600:CAP:O4	2.22	0.40
1:B:268:ARG:C	1:B:268:ARG:HD3	2.42	0.40
1:C:414:ALA:HB2	1:C:424:TYR:CG	2.56	0.40
1:D:341:HIS:CG	1:D:343:LYS:HZ2	2.35	0.40
1:G:123:LEU:HG	1:G:300:VAL:HG21	2.04	0.40
1:I:264:LEU:HA	1:I:264:LEU:HD12	1.95	0.40
1:I:139:PRO:HD3	1:I:306:ARG:O	2.22	0.40
1:I:336:ILE:HD12	1:I:336:ILE:HA	1.86	0.40
1:I:397:HIS:CG	1:I:398:PRO:HD2	2.56	0.40

There are no symmetry-related clashes.

5.3 Torsion angles

5.3.1 Protein backbone

In the following table, the Percentiles column shows the percent Ramachandran outliers of the chain as a percentile score with respect to all X-ray entries followed by that with respect to entries of similar resolution.

The Analysed column shows the number of residues for which the backbone conformation was analysed, and the total number of residues.

Mol	Chain	Analysed	Favoured	Allowed	Outliers	Percentiles	
1	A	434/444 (98%)	394 (91%)	37 (8%)	3 (1%)	25	20
1	B	434/444 (98%)	418 (96%)	16 (4%)	0	100	100
1	C	434/444 (98%)	419 (96%)	15 (4%)	0	100	100
1	D	434/444 (98%)	422 (97%)	12 (3%)	0	100	100
1	E	435/444 (98%)	418 (96%)	16 (4%)	1 (0%)	51	52
1	F	434/444 (98%)	419 (96%)	14 (3%)	1 (0%)	51	52
1	G	434/444 (98%)	419 (96%)	15 (4%)	0	100	100
1	H	435/444 (98%)	399 (92%)	32 (7%)	4 (1%)	20	14
1	I	433/444 (98%)	418 (96%)	15 (4%)	0	100	100
1	J	434/444 (98%)	420 (97%)	13 (3%)	1 (0%)	51	52
All	All	4341/4440 (98%)	4146 (96%)	185 (4%)	10 (0%)	51	52

All (10) Ramachandran outliers are listed below:

Mol	Chain	Res	Type
1	A	426	LYS
1	E	284	MET
1	J	284	MET
1	A	117	ARG
1	A	325	GLY
1	F	284	MET
1	H	284	MET
1	H	426	LYS
1	H	325	GLY
1	H	439	GLY

5.3.2 Protein sidechains ⓘ

In the following table, the Percentiles column shows the percent sidechain outliers of the chain as a percentile score with respect to all X-ray entries followed by that with respect to entries of similar resolution.

The Analysed column shows the number of residues for which the sidechain conformation was analysed, and the total number of residues.

Mol	Chain	Analysed	Rotameric	Outliers	Percentiles	
1	A	323/356 (91%)	316 (98%)	7 (2%)	57	62
1	B	341/356 (96%)	336 (98%)	5 (2%)	70	76
1	C	338/356 (95%)	332 (98%)	6 (2%)	64	70
1	D	339/356 (95%)	333 (98%)	6 (2%)	64	70
1	E	339/356 (95%)	334 (98%)	5 (2%)	70	76
1	F	335/356 (94%)	328 (98%)	7 (2%)	59	64
1	G	342/356 (96%)	336 (98%)	6 (2%)	64	70
1	H	330/356 (93%)	323 (98%)	7 (2%)	59	64
1	I	340/356 (96%)	338 (99%)	2 (1%)	89	92
1	J	341/356 (96%)	331 (97%)	10 (3%)	48	51
All	All	3368/3560 (95%)	3307 (98%)	61 (2%)	64	70

All (61) residues with a non-rotameric sidechain are listed below:

Mol	Chain	Res	Type
1	A	77	PHE
1	A	85	TRP
1	A	108	ILE
1	A	268	ARG
1	A	324	GLU
1	A	363	PHE
1	A	441	VAL
1	B	218	ASN
1	B	268	ARG
1	B	352	LEU
1	B	363	PHE
1	B	376	GLN
1	C	107	SER
1	C	218	ASN
1	C	235	LEU
1	C	268	ARG

Continued on next page...

Continued from previous page...

Mol	Chain	Res	Type
1	C	363	PHE
1	C	389	GLN
1	D	107	SER
1	D	117	ARG
1	D	122	ARG
1	D	268	ARG
1	D	328	ASP
1	D	363	PHE
1	E	107	SER
1	E	235	LEU
1	E	268	ARG
1	E	328	ASP
1	E	363	PHE
1	F	64	GLN
1	F	87	VAL
1	F	107	SER
1	F	235	LEU
1	F	268	ARG
1	F	332	GLN
1	F	363	PHE
1	G	107	SER
1	G	222	GLU
1	G	268	ARG
1	G	328	ASP
1	G	363	PHE
1	G	389	GLN
1	H	107	SER
1	H	117	ARG
1	H	235	LEU
1	H	268	ARG
1	H	323	LEU
1	H	363	PHE
1	H	389	GLN
1	I	363	PHE
1	I	376	GLN
1	J	10	ASP
1	J	58	LEU
1	J	107	SER
1	J	122	ARG
1	J	268	ARG
1	J	329	ILE
1	J	363	PHE

Continued on next page...

Continued from previous page...

Mol	Chain	Res	Type
1	J	370	LEU
1	J	389	GLN
1	J	437	LYS

Some sidechains can be flipped to improve hydrogen bonding and reduce clashes. All (35) such sidechains are listed below:

Mol	Chain	Res	Type
1	A	64	GLN
1	A	78	HIS
1	A	183	ASN
1	A	312	GLN
1	A	354	GLN
1	B	64	GLN
1	B	312	GLN
1	B	347	ASN
1	B	354	GLN
1	B	376	GLN
1	C	312	GLN
1	C	354	GLN
1	C	376	GLN
1	C	440	HIS
1	D	312	GLN
1	D	354	GLN
1	D	440	HIS
1	E	312	GLN
1	E	332	GLN
1	E	354	GLN
1	E	417	GLN
1	F	312	GLN
1	F	332	GLN
1	F	354	GLN
1	G	312	GLN
1	G	354	GLN
1	G	440	HIS
1	H	64	GLN
1	H	312	GLN
1	H	354	GLN
1	I	312	GLN
1	I	354	GLN
1	I	376	GLN
1	J	312	GLN
1	J	354	GLN

5.3.3 RNA ⓘ

There are no RNA molecules in this entry.

5.4 Non-standard residues in protein, DNA, RNA chains ⓘ

10 non-standard protein/DNA/RNA residues are modelled in this entry.

In the following table, the Counts columns list the number of bonds (or angles) for which Mogul statistics could be retrieved, the number of bonds (or angles) that are observed in the model and the number of bonds (or angles) that are defined in the chemical component dictionary. The Link column lists molecule types, if any, to which the group is linked. The Z score for a bond length (or angle) is the number of standard deviations the observed value is removed from the expected value. A bond length (or angle) with $|Z| > 2$ is considered an outlier worth inspection. RMSZ is the root-mean-square of all Z scores of the bond lengths (or angles).

Mol	Type	Chain	Res	Link	Bond lengths			Bond angles		
					Counts	RMSZ	# $ Z > 2$	Counts	RMSZ	# $ Z > 2$
1	KCX	A	189	1,2	8,11,12	0.94	0	6,12,14	1.23	1 (16%)
1	KCX	B	189	1,2	8,11,12	0.97	0	6,12,14	1.02	0
1	KCX	C	189	1,2	8,11,12	1.04	1 (12%)	6,12,14	1.07	0
1	KCX	D	189	1,2	8,11,12	0.99	1 (12%)	6,12,14	1.05	0
1	KCX	E	189	1,2	8,11,12	0.94	0	6,12,14	1.31	1 (16%)
1	KCX	F	189	1,2	8,11,12	1.03	1 (12%)	6,12,14	1.22	0
1	KCX	G	189	1,2	8,11,12	1.04	0	6,12,14	0.95	0
1	KCX	H	189	1,2	8,11,12	0.91	0	6,12,14	1.11	0
1	KCX	I	189	1,2	8,11,12	1.01	1 (12%)	6,12,14	1.16	0
1	KCX	J	189	1,2	8,11,12	0.99	1 (12%)	6,12,14	1.15	0

In the following table, the Chirals column lists the number of chiral outliers, the number of chiral centers analysed, the number of these observed in the model and the number defined in the chemical component dictionary. Similar counts are reported in the Torsion and Rings columns. '-' means no outliers of that kind were identified.

Mol	Type	Chain	Res	Link	Chirals	Torsions	Rings
1	KCX	A	189	1,2	-	0/6/10/12	0/0/0/0
1	KCX	B	189	1,2	-	0/6/10/12	0/0/0/0
1	KCX	C	189	1,2	-	0/6/10/12	0/0/0/0
1	KCX	D	189	1,2	-	0/6/10/12	0/0/0/0
1	KCX	E	189	1,2	-	0/6/10/12	0/0/0/0
1	KCX	F	189	1,2	-	0/6/10/12	0/0/0/0
1	KCX	G	189	1,2	-	0/6/10/12	0/0/0/0
1	KCX	H	189	1,2	-	0/6/10/12	0/0/0/0

Continued on next page...

Continued from previous page...

Mol	Type	Chain	Res	Link	Chirals	Torsions	Rings
1	KCX	I	189	1,2	-	0/6/10/12	0/0/0/0
1	KCX	J	189	1,2	-	0/6/10/12	0/0/0/0

All (5) bond length outliers are listed below:

Mol	Chain	Res	Type	Atoms	Z	Observed(Å)	Ideal(Å)
1	I	189	KCX	CA-C	2.02	1.52	1.50
1	D	189	KCX	CA-C	2.03	1.52	1.50
1	F	189	KCX	CA-C	2.06	1.53	1.50
1	J	189	KCX	CA-C	2.11	1.53	1.50
1	C	189	KCX	CA-C	2.23	1.53	1.50

All (2) bond angle outliers are listed below:

Mol	Chain	Res	Type	Atoms	Z	Observed(°)	Ideal(°)
1	E	189	KCX	CE-NZ-CX	-2.45	120.35	123.35
1	A	189	KCX	CE-NZ-CX	-2.08	120.80	123.35

There are no chirality outliers.

There are no torsion outliers.

There are no ring outliers.

3 monomers are involved in 3 short contacts:

Mol	Chain	Res	Type	Clashes	Symm-Clashes
1	A	189	KCX	1	0
1	C	189	KCX	1	0
1	H	189	KCX	1	0

5.5 Carbohydrates [i](#)

There are no carbohydrates in this entry.

5.6 Ligand geometry [i](#)

Of 20 ligands modelled in this entry, 10 are monoatomic - leaving 10 for Mogul analysis.

In the following table, the Counts columns list the number of bonds (or angles) for which Mogul statistics could be retrieved, the number of bonds (or angles) that are observed in the model and the number of bonds (or angles) that are defined in the chemical component dictionary. The Link column lists molecule types, if any, to which the group is linked. The Z score for a bond length

(or angle) is the number of standard deviations the observed value is removed from the expected value. A bond length (or angle) with $|Z| > 2$ is considered an outlier worth inspection. RMSZ is the root-mean-square of all Z scores of the bond lengths (or angles).

Mol	Type	Chain	Res	Link	Bond lengths			Bond angles		
					Counts	RMSZ	$\# Z > 2$	Counts	RMSZ	$\# Z > 2$
3	CAP	A	600	2	14,20,20	0.76	0	17,31,31	0.86	0
3	CAP	B	600	2	14,20,20	0.74	0	17,31,31	0.75	0
3	CAP	C	600	2	14,20,20	0.76	0	17,31,31	0.74	0
3	CAP	D	600	2	14,20,20	0.76	0	17,31,31	0.79	0
3	CAP	E	600	2	14,20,20	0.74	0	17,31,31	0.79	0
3	CAP	F	600	2	14,20,20	0.69	0	17,31,31	0.77	0
3	CAP	G	600	2	14,20,20	0.71	0	17,31,31	0.75	0
3	CAP	H	600	2	14,20,20	0.71	0	17,31,31	0.71	0
3	CAP	I	600	2	14,20,20	0.72	0	17,31,31	0.74	0
3	CAP	J	600	2	14,20,20	0.79	0	17,31,31	0.65	0

In the following table, the Chirals column lists the number of chiral outliers, the number of chiral centers analysed, the number of these observed in the model and the number defined in the chemical component dictionary. Similar counts are reported in the Torsion and Rings columns. '-' means no outliers of that kind were identified.

Mol	Type	Chain	Res	Link	Chirals	Torsions	Rings
3	CAP	A	600	2	-	0/23/29/29	0/0/0/0
3	CAP	B	600	2	-	0/23/29/29	0/0/0/0
3	CAP	C	600	2	-	0/23/29/29	0/0/0/0
3	CAP	D	600	2	-	0/23/29/29	0/0/0/0
3	CAP	E	600	2	-	0/23/29/29	0/0/0/0
3	CAP	F	600	2	-	0/23/29/29	0/0/0/0
3	CAP	G	600	2	-	0/23/29/29	0/0/0/0
3	CAP	H	600	2	-	0/23/29/29	0/0/0/0
3	CAP	I	600	2	-	0/23/29/29	0/0/0/0
3	CAP	J	600	2	-	0/23/29/29	0/0/0/0

There are no bond length outliers.

There are no bond angle outliers.

There are no chirality outliers.

There are no torsion outliers.

There are no ring outliers.

3 monomers are involved in 5 short contacts:

Mol	Chain	Res	Type	Clashes	Symm-Clashes
3	A	600	CAP	3	0

Continued on next page...

Continued from previous page...

Mol	Chain	Res	Type	Clashes	Symm-Clashes
3	C	600	CAP	1	0
3	H	600	CAP	1	0

5.7 Other polymers [i](#)

There are no such residues in this entry.

5.8 Polymer linkage issues [i](#)

There are no chain breaks in this entry.

6 Fit of model and data ⓘ

6.1 Protein, DNA and RNA chains ⓘ

In the following table, the column labelled ‘#RSRZ> 2’ contains the number (and percentage) of RSRZ outliers, followed by percent RSRZ outliers for the chain as percentile scores relative to all X-ray entries and entries of similar resolution. The OWAB column contains the minimum, median, 95th percentile and maximum values of the occupancy-weighted average B-factor per residue. The column labelled ‘Q< 0.9’ lists the number of (and percentage) of residues with an average occupancy less than 0.9.

Mol	Chain	Analysed	<RSRZ>	#RSRZ>2	OWAB(Å ²)	Q<0.9
1	A	436/444 (98%)	0.93	66 (15%) 3 4	22, 36, 52, 58	0
1	B	436/444 (98%)	-0.15	4 (0%) 84 86	13, 22, 34, 37	0
1	C	436/444 (98%)	-0.05	6 (1%) 75 79	12, 21, 40, 45	0
1	D	436/444 (98%)	-0.08	8 (1%) 69 73	11, 20, 32, 39	0
1	E	437/444 (98%)	-0.01	15 (3%) 46 53	15, 24, 47, 51	0
1	F	436/444 (98%)	0.15	13 (2%) 51 58	12, 24, 38, 46	0
1	G	436/444 (98%)	-0.05	3 (0%) 87 89	13, 24, 36, 41	0
1	H	437/444 (98%)	0.57	38 (8%) 11 14	22, 32, 57, 61	0
1	I	435/444 (97%)	-0.12	3 (0%) 87 89	15, 23, 34, 40	0
1	J	436/444 (98%)	-0.07	5 (1%) 80 84	11, 20, 41, 47	0
All	All	4361/4440 (98%)	0.11	161 (3%) 42 49	11, 24, 42, 61	0

All (161) RSRZ outliers are listed below:

Mol	Chain	Res	Type	RSRZ
1	I	59	TYR	5.7
1	A	59	TYR	5.4
1	E	7	THR	4.8
1	D	59	TYR	4.7
1	H	7	THR	4.5
1	A	414	ALA	4.4
1	F	59	TYR	4.4
1	H	414	ALA	4.3
1	A	16	GLY	4.2
1	E	59	TYR	4.2
1	J	427	THR	4.1
1	B	59	TYR	4.0
1	J	59	TYR	4.0

Continued on next page...

Continued from previous page...

Mol	Chain	Res	Type	RSRZ
1	A	380	GLU	3.9
1	H	439	GLY	3.8
1	H	85	TRP	3.7
1	H	435	LEU	3.7
1	A	347	ASN	3.7
1	A	87	VAL	3.7
1	A	85	TRP	3.7
1	F	347	ASN	3.7
1	H	8	ILE	3.6
1	H	421	LEU	3.6
1	A	8	ILE	3.5
1	H	59	TYR	3.5
1	H	426	LYS	3.5
1	A	421	LEU	3.5
1	A	435	LEU	3.4
1	H	419	ILE	3.4
1	H	443	PRO	3.4
1	A	38	THR	3.4
1	H	424	TYR	3.3
1	A	427	THR	3.3
1	H	398	PRO	3.3
1	A	417	GLN	3.3
1	A	426	LYS	3.3
1	A	36	GLY	3.2
1	A	293	TYR	3.2
1	E	8	ILE	3.2
1	E	427	THR	3.2
1	A	441	VAL	3.2
1	B	347	ASN	3.1
1	G	59	TYR	3.1
1	A	29	PHE	3.1
1	A	422	ASP	3.1
1	A	257	VAL	3.1
1	A	54	THR	3.1
1	E	418	GLY	3.1
1	A	420	PRO	3.1
1	D	58	LEU	3.0
1	H	81	GLY	3.0
1	A	443	PRO	3.0
1	F	421	LEU	3.0
1	A	13	VAL	3.0
1	H	444	VAL	3.0

Continued on next page...

Continued from previous page...

Mol	Chain	Res	Type	RSRZ
1	A	424	TYR	3.0
1	H	420	PRO	3.0
1	H	34	ALA	3.0
1	H	296	ILE	2.9
1	F	16	GLY	2.9
1	H	286	ALA	2.9
1	A	413	ASP	2.9
1	A	351	HIS	2.8
1	J	418	GLY	2.8
1	C	419	ILE	2.8
1	H	287	ALA	2.7
1	J	425	ALA	2.7
1	G	347	ASN	2.7
1	F	8	ILE	2.7
1	H	36	GLY	2.7
1	A	80	MET	2.7
1	E	426	LYS	2.7
1	D	8	ILE	2.7
1	F	426	LYS	2.7
1	E	421	LEU	2.7
1	B	441	VAL	2.7
1	H	433	ARG	2.7
1	H	376	GLN	2.7
1	C	421	LEU	2.7
1	F	78	HIS	2.6
1	A	296	ILE	2.6
1	A	283	ALA	2.6
1	A	284	MET	2.5
1	H	427	THR	2.5
1	A	376	GLN	2.5
1	A	157	ILE	2.5
1	A	110	GLY	2.5
1	A	17	TYR	2.5
1	E	420	PRO	2.5
1	A	288	PHE	2.5
1	H	418	GLY	2.5
1	H	434	ALA	2.5
1	H	293	TYR	2.5
1	H	422	ASP	2.4
1	F	81	GLY	2.4
1	D	9	TYR	2.4
1	H	11	TYR	2.4

Continued on next page...

Continued from previous page...

Mol	Chain	Res	Type	RSRZ
1	A	39	ILE	2.4
1	A	434	ALA	2.4
1	A	352	LEU	2.4
1	A	14	ASP	2.4
1	A	11	TYR	2.4
1	A	379	ILE	2.4
1	A	403	ALA	2.4
1	A	57	THR	2.4
1	A	313	LEU	2.4
1	C	418	GLY	2.4
1	F	422	ASP	2.4
1	E	434	ALA	2.4
1	E	347	ASN	2.4
1	A	79	ASP	2.3
1	H	58	LEU	2.3
1	A	40	GLU	2.3
1	H	438	TRP	2.3
1	A	287	ALA	2.3
1	A	273	ASP	2.2
1	B	345	ASP	2.2
1	D	35	GLU	2.2
1	A	10	ASP	2.2
1	H	212	ILE	2.2
1	A	428	HIS	2.2
1	G	346	GLU	2.2
1	A	218	ASN	2.2
1	E	414	ALA	2.2
1	H	283	ALA	2.2
1	I	58	LEU	2.2
1	C	347	ASN	2.2
1	D	283	ALA	2.2
1	A	318	ALA	2.2
1	H	442	THR	2.2
1	E	436	GLU	2.1
1	C	59	TYR	2.1
1	E	422	ASP	2.1
1	A	343	LYS	2.1
1	A	440	HIS	2.1
1	A	81	GLY	2.1
1	D	400	GLY	2.1
1	D	417	GLN	2.1
1	I	57	THR	2.1

Continued on next page...

Continued from previous page...

Mol	Chain	Res	Type	RSRZ
1	A	43	ALA	2.1
1	A	301	LEU	2.1
1	A	19	PRO	2.1
1	A	76	ASP	2.1
1	H	35	GLU	2.1
1	A	439	GLY	2.1
1	A	123	LEU	2.1
1	A	348	ASP	2.1
1	F	257	VAL	2.1
1	F	425	ALA	2.1
1	A	418	GLY	2.1
1	H	319	GLY	2.1
1	A	416	MET	2.0
1	A	334	ALA	2.0
1	F	427	THR	2.0
1	H	220	THR	2.0
1	J	441	VAL	2.0
1	E	380	GLU	2.0
1	E	425	ALA	2.0
1	F	419	ILE	2.0
1	C	81	GLY	2.0
1	H	110	GLY	2.0

6.2 Non-standard residues in protein, DNA, RNA chains

In the following table, the Atoms column lists the number of modelled atoms in the group and the number defined in the chemical component dictionary. LLDF column lists the quality of electron density of the group with respect to its neighbouring residues in protein, DNA or RNA chains. The B-factors column lists the minimum, median, 95th percentile and maximum values of B factors of atoms in the group. The column labelled 'Q< 0.9' lists the number of atoms with occupancy less than 0.9.

Mol	Type	Chain	Res	Atoms	RSCC	RSR	LLDF	B-factors(Å ²)	Q<0.9
1	KCX	A	189	12/13	0.93	0.20	-	29,30,31,31	0
1	KCX	G	189	12/13	0.98	0.13	-	16,17,17,17	0
1	KCX	E	189	12/13	0.96	0.12	-	21,22,23,23	0
1	KCX	I	189	12/13	0.97	0.12	-	17,18,18,18	0
1	KCX	D	189	12/13	0.97	0.14	-	11,14,15,15	0
1	KCX	B	189	12/13	0.98	0.11	-	18,19,19,20	0
1	KCX	H	189	12/13	0.93	0.13	-	30,30,31,31	0
1	KCX	F	189	12/13	0.96	0.20	-	17,18,20,20	0
1	KCX	J	189	12/13	0.98	0.14	-	18,18,19,20	0

Continued on next page...

Continued from previous page...

Mol	Type	Chain	Res	Atoms	RSCC	RSR	LLDF	B-factors(\AA^2)	Q<0.9
1	KCX	C	189	12/13	0.96	0.11	-	14,16,17,17	0

6.3 Carbohydrates [i](#)

There are no carbohydrates in this entry.

6.4 Ligands [i](#)

In the following table, the Atoms column lists the number of modelled atoms in the group and the number defined in the chemical component dictionary. LLDF column lists the quality of electron density of the group with respect to its neighbouring residues in protein, DNA or RNA chains. The B-factors column lists the minimum, median, 95th percentile and maximum values of B factors of atoms in the group. The column labelled 'Q< 0.9' lists the number of atoms with occupancy less than 0.9.

Mol	Type	Chain	Res	Atoms	RSCC	RSR	LLDF	B-factors(\AA^2)	Q<0.9
3	CAP	H	600	21/21	0.90	0.16	-0.10	31,34,36,37	0
3	CAP	J	600	21/21	0.96	0.12	-0.38	17,21,22,22	0
3	CAP	G	600	21/21	0.97	0.11	-0.48	17,17,18,18	0
3	CAP	I	600	21/21	0.98	0.11	-0.51	16,18,18,19	0
3	CAP	A	600	21/21	0.93	0.15	-0.58	27,33,34,35	0
3	CAP	B	600	21/21	0.97	0.09	-0.64	17,20,21,22	0
3	CAP	E	600	21/21	0.97	0.11	-0.70	21,24,26,26	0
3	CAP	D	600	21/21	0.98	0.10	-0.72	13,14,15,16	0
3	CAP	F	600	21/21	0.99	0.12	-0.75	15,17,17,18	0
3	CAP	C	600	21/21	0.98	0.10	-1.03	19,21,22,23	0
2	MG	H	500	1/1	0.96	0.10	-1.69	29,29,29,29	0
2	MG	J	500	1/1	0.99	0.10	-1.92	16,16,16,16	0
2	MG	B	500	1/1	0.98	0.07	-2.46	18,18,18,18	0
2	MG	I	500	1/1	0.99	0.07	-2.92	13,13,13,13	0
2	MG	F	500	1/1	1.00	0.08	-2.93	19,19,19,19	0
2	MG	C	500	1/1	0.97	0.07	-3.46	16,16,16,16	0
2	MG	D	500	1/1	1.00	0.06	-4.09	11,11,11,11	0
2	MG	A	500	1/1	0.94	0.12	-4.15	29,29,29,29	0
2	MG	G	500	1/1	0.97	0.05	-4.50	16,16,16,16	0
2	MG	E	500	1/1	0.99	0.07	-4.98	21,21,21,21	0

6.5 Other polymers [i](#)

There are no such residues in this entry.