



# Full wwPDB X-ray Structure Validation Report ⓘ

Jul 27, 2017 – 08:25 PM EDT

PDB ID : 4L71  
Title : Crystal Structure of Frameshift Suppressor tRNA SufA6 Bound to Codon CCC-A on the Ribosome  
Authors : Maehigashi, T.; Dunkle, J.A.; Dunham, C.M.  
Deposited on : unknown  
Resolution : 3.90 Å(reported)

This is a Full wwPDB X-ray Structure Validation Report for a publicly released PDB entry.

We welcome your comments at [validation@mail.wwpdb.org](mailto:validation@mail.wwpdb.org)

A user guide is available at

<http://wwpdb.org/validation/2016/XrayValidationReportHelp>

with specific help available everywhere you see the ⓘ symbol.

---

The following versions of software and data (see [references ⓘ](#)) were used in the production of this report:

MolProbity : 4.02b-467  
Mogul : 1.7.2 (RC1), CSD as538be (2017)  
Xtriage (Phenix) : 1.9-1692  
EDS : rb-20029824  
Percentile statistics : 20161228.v01 (using entries in the PDB archive December 28th 2016)  
Refmac : 5.8.0135  
CCP4 : 6.5.0  
Ideal geometry (proteins) : Engh & Huber (2001)  
Ideal geometry (DNA, RNA) : Parkinson et al. (1996)  
Validation Pipeline (wwPDB-VP) : rb-20029824

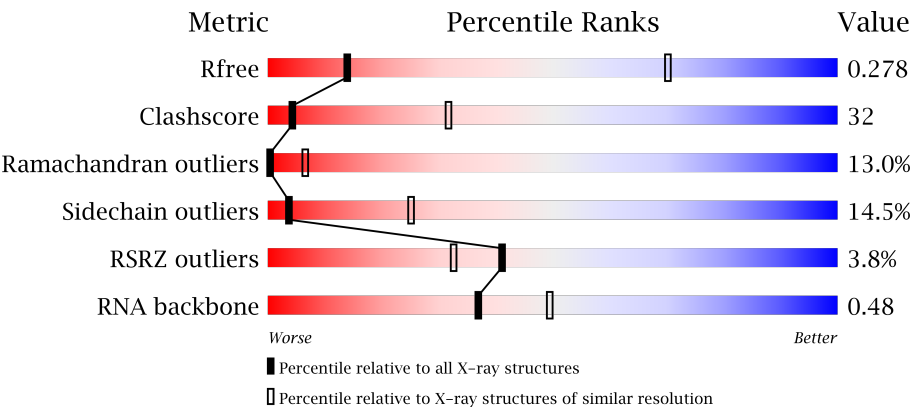
# 1 Overall quality at a glance i

The following experimental techniques were used to determine the structure:

*X-RAY DIFFRACTION*

The reported resolution of this entry is 3.90 Å.

Percentile scores (ranging between 0-100) for global validation metrics of the entry are shown in the following graphic. The table shows the number of entries on which the scores are based.



Metric	Whole archive (#Entries)	Similar resolution (#Entries, resolution range(Å))
$R_{free}$	100719	1007 (4.20-3.60)
Clashscore	112137	1103 (4.20-3.60)
Ramachandran outliers	110173	1062 (4.20-3.60)
Sidechain outliers	110143	1053 (4.20-3.60)
RSRZ outliers	101464	1020 (4.20-3.60)
RNA backbone	2435	1018 (4.84-2.90)

The table below summarises the geometric issues observed across the polymeric chains and their fit to the electron density. The red, orange, yellow and green segments on the lower bar indicate the fraction of residues that contain outliers for  $\geq 3$ , 2, 1 and 0 types of geometric quality criteria. A grey segment represents the fraction of residues that are not modelled. The numeric value for each fraction is indicated below the corresponding segment, with a dot representing fractions  $\leq 5\%$ . The upper red bar (where present) indicates the fraction of residues that have poor fit to the electron density. The numeric value is given above the bar.

Mol	Chain	Length	Quality of chain
1	QA	1522	<div><div>2%</div><div><div></div><div>45%</div><div>42%</div><div>11%</div><div>..</div></div></div>
1	XA	1522	<div><div>0%</div><div><div></div><div>43%</div><div>42%</div><div>12%</div><div>..</div></div></div>
2	QB	256	<div><div>6%</div><div><div></div><div>17%</div><div>59%</div><div>16%</div><div>7%</div></div></div>
2	XB	256	<div><div>4%</div><div><div></div><div>17%</div><div>59%</div><div>16%</div><div>7%</div></div></div>


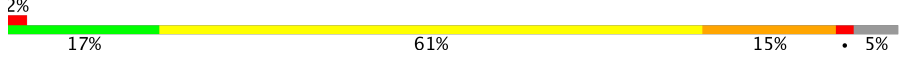
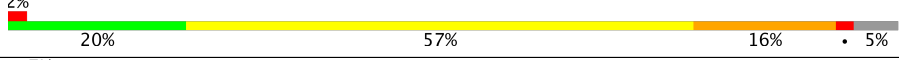
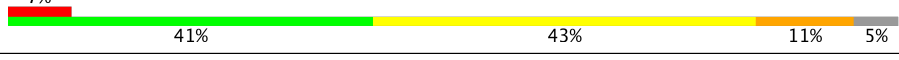
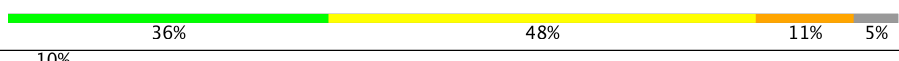
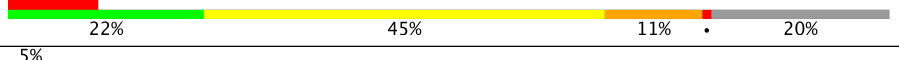

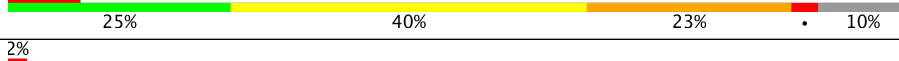

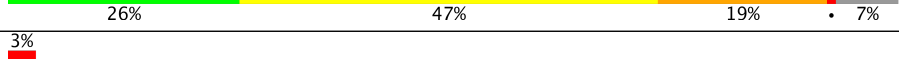
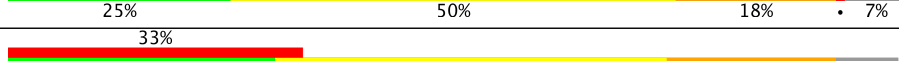

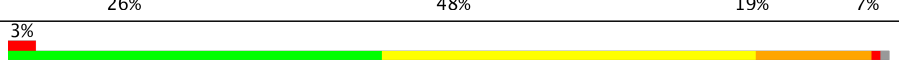
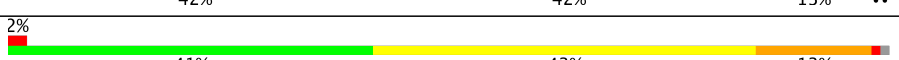


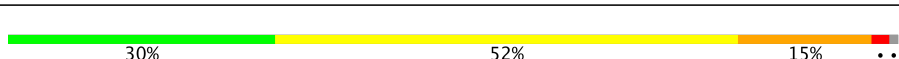

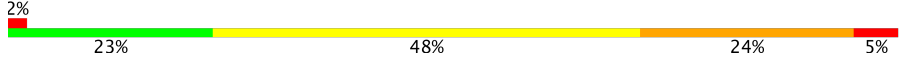
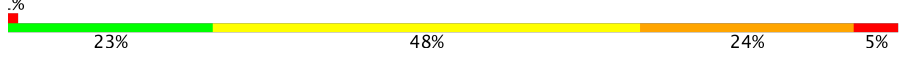

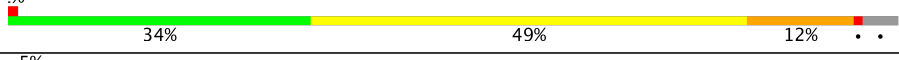
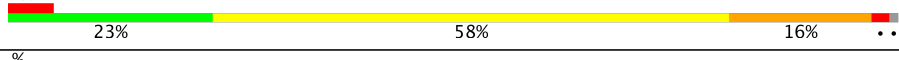
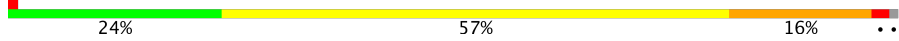

Continued on next page...

Continued from previous page...

Mol	Chain	Length	Quality of chain
3	QC	239	
3	XC	239	
4	QD	209	
4	XD	209	
5	QE	162	
5	XE	162	
6	QF	101	
6	XF	101	
7	QG	156	
7	XG	156	
8	QH	138	
8	XH	138	
9	QI	128	
9	XI	128	
10	QJ	105	
10	XJ	105	
11	QK	129	
11	XK	129	
12	QL	132	
12	XL	132	
13	QM	126	
13	XM	126	
14	QN	61	
14	XN	61	
15	QO	89	

Continued on next page...

Continued from previous page...

Mol	Chain	Length	Quality of chain
15	XO	89	
16	QP	88	
16	XP	88	
17	QQ	105	
17	XQ	105	
18	QR	88	
18	XR	88	
19	QS	93	
19	XS	93	
20	QT	106	
20	XT	106	
21	QU	27	
21	XU	27	
22	RA	2916	
22	YA	2916	
23	RB	122	
23	YB	122	
24	RD	276	
24	YD	276	
25	RE	206	
25	YE	206	
26	RF	210	
26	YF	210	
27	RG	182	
27	YG	182	

Continued on next page...







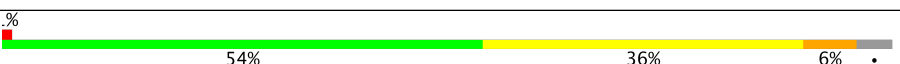
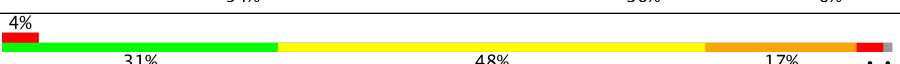
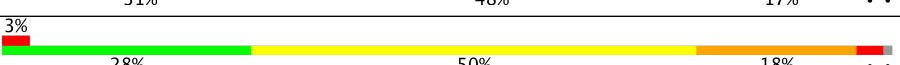

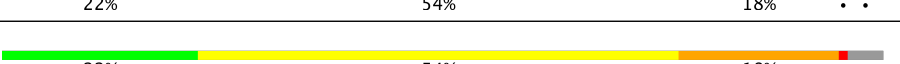
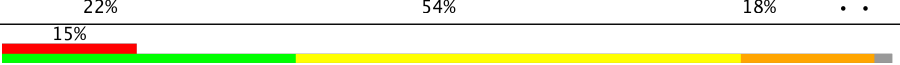





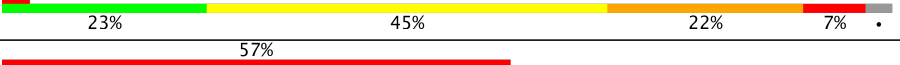


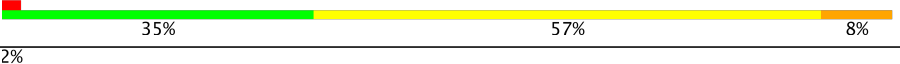



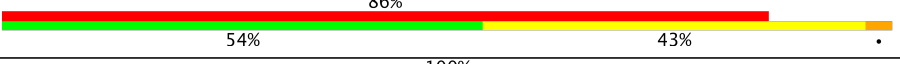


*Continued from previous page...*

Mol	Chain	Length	Quality of chain
28	RH	180	
28	YH	180	
29	RI	148	
29	YI	148	
30	RN	140	
30	YN	140	
31	RO	122	
31	YO	122	
32	RP	150	
32	YP	150	
33	RQ	141	
33	YQ	141	
34	RR	118	
34	YR	118	
35	RS	112	
35	YS	112	
36	RT	146	
36	YT	146	
37	RU	118	
37	YU	118	
38	RV	101	
38	YV	101	
39	RW	113	
39	YW	113	
40	RX	96	





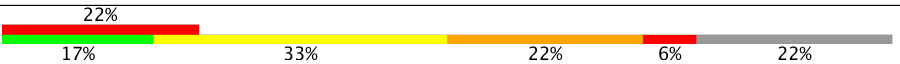

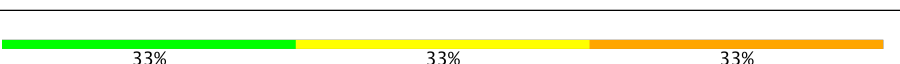

*Continued on next page...*

Continued from previous page...

Mol	Chain	Length	Quality of chain
40	YX	96	
41	RY	110	
41	YY	110	
42	RZ	206	
42	YZ	206	
43	R0	85	
43	Y0	85	
44	R1	98	
44	Y1	98	
45	R2	72	
45	Y2	72	
46	R3	60	
46	Y3	60	
47	R4	71	
47	Y4	71	
48	R5	60	
48	Y5	60	
49	R6	54	
49	Y6	54	
50	R7	49	
50	Y7	49	
51	R8	65	
51	Y8	65	
52	R9	37	
52	Y9	37	

Continued on next page...

Continued from previous page...

Mol	Chain	Length	Quality of chain
53	QV	77	
53	XV	77	
54	QX	25	
54	XX	25	
55	QY	18	
55	XY	18	
56	Z6	3	
56	Z8	3	

The following table lists non-polymeric compounds, carbohydrate monomers and non-standard residues in protein, DNA, RNA chains that are outliers for geometric or electron-density-fit criteria:

Mol	Type	Chain	Res	Chirality	Geometry	Clashes	Electron density
57	MG	QA	1604	-	-	-	X
57	MG	QA	1610	-	-	-	X
57	MG	QA	1612	-	-	-	X
57	MG	QA	1613	-	-	-	X
57	MG	QA	1617	-	-	-	X
57	MG	QA	1631	-	-	-	X
57	MG	QA	1639	-	-	-	X
57	MG	QA	1645	-	-	-	X
57	MG	QA	1646	-	-	-	X
57	MG	RA	3003	-	-	-	X
57	MG	RA	3005	-	-	-	X
57	MG	RA	3007	-	-	-	X
57	MG	RA	3009	-	-	-	X
57	MG	RA	3013	-	-	-	X
57	MG	RA	3018	-	-	-	X
57	MG	RA	3020	-	-	-	X
57	MG	RA	3022	-	-	-	X
57	MG	RA	3023	-	-	-	X
57	MG	RA	3025	-	-	-	X
57	MG	RA	3027	-	-	-	X
57	MG	RA	3033	-	-	-	X
57	MG	RA	3034	-	-	-	X
57	MG	RA	3035	-	-	-	X

Continued on next page...

*Continued from previous page...*

Mol	Type	Chain	Res	Chirality	Geometry	Clashes	Electron density
57	MG	RA	3036	-	-	-	X
57	MG	RA	3037	-	-	-	X
57	MG	RA	3038	-	-	-	X
57	MG	RA	3042	-	-	-	X
57	MG	RA	3044	-	-	-	X
57	MG	RA	3051	-	-	-	X
57	MG	RA	3052	-	-	-	X
57	MG	RA	3054	-	-	-	X
57	MG	RA	3056	-	-	-	X
57	MG	RA	3057	-	-	-	X
57	MG	RA	3060	-	-	-	X
57	MG	RA	3061	-	-	-	X
57	MG	RA	3062	-	-	-	X
57	MG	RA	3064	-	-	-	X
57	MG	RA	3065	-	-	-	X
57	MG	RA	3066	-	-	-	X
57	MG	RA	3074	-	-	-	X
57	MG	RA	3077	-	-	-	X
57	MG	RA	3079	-	-	-	X
57	MG	RA	3081	-	-	-	X
57	MG	RA	3083	-	-	-	X
57	MG	RA	3086	-	-	-	X
57	MG	RA	3087	-	-	-	X
57	MG	RA	3088	-	-	-	X
57	MG	RA	3089	-	-	-	X
57	MG	RA	3093	-	-	-	X
57	MG	RA	3096	-	-	-	X
57	MG	RA	3099	-	-	-	X
57	MG	RA	3100	-	-	-	X
57	MG	RA	3101	-	-	-	X
57	MG	RA	3107	-	-	-	X
57	MG	RA	3109	-	-	-	X
57	MG	RA	3118	-	-	-	X
57	MG	RA	3122	-	-	-	X
57	MG	RA	3123	-	-	-	X
57	MG	RA	3124	-	-	-	X
57	MG	RA	3126	-	-	-	X
57	MG	RA	3127	-	-	-	X
57	MG	RA	3132	-	-	-	X
57	MG	RA	3138	-	-	-	X
57	MG	RA	3149	-	-	-	X
57	MG	RA	3152	-	-	-	X

*Continued on next page...*

*Continued from previous page...*

Mol	Type	Chain	Res	Chirality	Geometry	Clashes	Electron density
57	MG	RA	3153	-	-	-	X
57	MG	RA	3157	-	-	-	X
57	MG	RA	3164	-	-	-	X
57	MG	RA	3172	-	-	-	X
57	MG	RA	3173	-	-	-	X
57	MG	RA	3177	-	-	-	X
57	MG	RA	3181	-	-	-	X
57	MG	RA	3184	-	-	-	X
57	MG	RA	3185	-	-	-	X
57	MG	RA	3186	-	-	-	X
57	MG	RA	3201	-	-	-	X
57	MG	RA	3211	-	-	-	X
57	MG	RA	3219	-	-	-	X
57	MG	RA	3222	-	-	-	X
57	MG	RA	3223	-	-	-	X
57	MG	RA	3226	-	-	-	X
57	MG	RA	3240	-	-	-	X
57	MG	RA	3242	-	-	-	X
57	MG	RP	201	-	-	-	X
57	MG	XA	1603	-	-	-	X
57	MG	XA	1604	-	-	-	X
57	MG	XA	1607	-	-	-	X
57	MG	XA	1608	-	-	-	X
57	MG	XA	1610	-	-	-	X
57	MG	XA	1611	-	-	-	X
57	MG	XA	1612	-	-	-	X
57	MG	XA	1615	-	-	-	X
57	MG	XA	1618	-	-	-	X
57	MG	XA	1619	-	-	-	X
57	MG	XA	1623	-	-	-	X
57	MG	XA	1625	-	-	-	X
57	MG	XA	1634	-	-	-	X
57	MG	XA	1635	-	-	-	X
57	MG	XA	1644	-	-	-	X
57	MG	XA	1645	-	-	-	X
57	MG	XA	1646	-	-	-	X
57	MG	XA	1650	-	-	-	X
57	MG	XA	1656	-	-	-	X
57	MG	XA	1664	-	-	-	X
57	MG	XA	1668	-	-	-	X
57	MG	XA	1672	-	-	-	X
57	MG	XV	101	-	-	-	X

*Continued on next page...*

*Continued from previous page...*

Mol	Type	Chain	Res	Chirality	Geometry	Clashes	Electron density
57	MG	YA	3002	-	-	-	X
57	MG	YA	3006	-	-	-	X
57	MG	YA	3009	-	-	-	X
57	MG	YA	3011	-	-	-	X
57	MG	YA	3014	-	-	-	X
57	MG	YA	3015	-	-	-	X
57	MG	YA	3017	-	-	-	X
57	MG	YA	3019	-	-	-	X
57	MG	YA	3023	-	-	-	X
57	MG	YA	3024	-	-	-	X
57	MG	YA	3025	-	-	-	X
57	MG	YA	3026	-	-	-	X
57	MG	YA	3031	-	-	-	X
57	MG	YA	3032	-	-	-	X
57	MG	YA	3033	-	-	-	X
57	MG	YA	3034	-	-	-	X
57	MG	YA	3037	-	-	-	X
57	MG	YA	3038	-	-	-	X
57	MG	YA	3041	-	-	-	X
57	MG	YA	3042	-	-	-	X
57	MG	YA	3044	-	-	-	X
57	MG	YA	3045	-	-	-	X
57	MG	YA	3048	-	-	-	X
57	MG	YA	3049	-	-	-	X
57	MG	YA	3050	-	-	-	X
57	MG	YA	3053	-	-	-	X
57	MG	YA	3056	-	-	-	X
57	MG	YA	3057	-	-	-	X
57	MG	YA	3067	-	-	-	X
57	MG	YA	3071	-	-	-	X
57	MG	YA	3072	-	-	-	X
57	MG	YA	3073	-	-	-	X
57	MG	YA	3077	-	-	-	X
57	MG	YA	3078	-	-	-	X
57	MG	YA	3079	-	-	-	X
57	MG	YA	3085	-	-	-	X
57	MG	YA	3088	-	-	-	X
57	MG	YA	3092	-	-	-	X
57	MG	YA	3093	-	-	-	X
57	MG	YA	3097	-	-	-	X
57	MG	YA	3098	-	-	-	X
57	MG	YA	3099	-	-	-	X

*Continued on next page...*

*Continued from previous page...*

Mol	Type	Chain	Res	Chirality	Geometry	Clashes	Electron density
57	MG	YA	3106	-	-	-	X
57	MG	YA	3107	-	-	-	X
57	MG	YA	3111	-	-	-	X
57	MG	YA	3113	-	-	-	X
57	MG	YA	3114	-	-	-	X
57	MG	YA	3116	-	-	-	X
57	MG	YA	3118	-	-	-	X
57	MG	YA	3134	-	-	-	X
57	MG	YA	3135	-	-	-	X
57	MG	YA	3140	-	-	-	X
57	MG	YA	3142	-	-	-	X
57	MG	YA	3151	-	-	-	X
57	MG	YA	3152	-	-	-	X
57	MG	YA	3156	-	-	-	X
57	MG	YA	3157	-	-	-	X
57	MG	YA	3162	-	-	-	X
57	MG	YA	3163	-	-	-	X
57	MG	YA	3165	-	-	-	X
57	MG	YA	3169	-	-	-	X
57	MG	YA	3173	-	-	-	X
57	MG	YA	3176	-	-	-	X
57	MG	YA	3178	-	-	-	X
57	MG	YA	3179	-	-	-	X
57	MG	YA	3180	-	-	-	X
57	MG	YA	3182	-	-	-	X
57	MG	YA	3184	-	-	-	X
57	MG	YA	3191	-	-	-	X
57	MG	YA	3193	-	-	-	X
57	MG	YA	3195	-	-	-	X
57	MG	YA	3196	-	-	-	X
57	MG	YA	3202	-	-	-	X
57	MG	YA	3203	-	-	-	X
57	MG	YA	3205	-	-	-	X
57	MG	YA	3206	-	-	-	X
57	MG	YA	3209	-	-	-	X
57	MG	YA	3213	-	-	-	X
57	MG	YA	3215	-	-	-	X
57	MG	YA	3216	-	-	-	X
57	MG	YA	3217	-	-	-	X
57	MG	YA	3226	-	-	-	X
57	MG	YA	3241	-	-	-	X
57	MG	YA	3254	-	-	-	X

*Continued on next page...*

*Continued from previous page...*

Mol	Type	Chain	Res	Chirality	Geometry	Clashes	Electron density
57	MG	YA	3257	-	-	-	X
57	MG	YA	3259	-	-	-	X
57	MG	YA	3260	-	-	-	X
57	MG	YA	3261	-	-	-	X
57	MG	YA	3262	-	-	-	X
57	MG	YB	203	-	-	-	X
57	MG	YX	101	-	-	-	X
58	PAR	QA	1666	-	-	-	X
58	PAR	XA	1673	-	-	-	X
59	ZN	R9	101	-	-	-	X
59	ZN	Y9	101	-	-	-	X



## 2 Entry composition

There are 59 unique types of molecules in this entry. The entry contains 291950 atoms, of which 0 are hydrogens and 0 are deuteriums.

In the tables below, the ZeroOcc column contains the number of atoms modelled with zero occupancy, the AltConf column contains the number of residues with at least one atom in alternate conformation and the Trace column contains the number of residues modelled with at most 2 atoms.

- Molecule 1 is a RNA chain called 16S Ribosomal RNA.

Mol	Chain	Residues	Atoms					ZeroOcc	AltConf	Trace
1	QA	1500	Total	C	N	O	P	0	0	0
			32247	14353	5981	10414	1499			
1	XA	1500	Total	C	N	O	P	0	0	0
			32249	14354	5984	10412	1499			

- Molecule 2 is a protein called 30S ribosomal protein S2.

Mol	Chain	Residues	Atoms					ZeroOcc	AltConf	Trace
2	QB	237	Total	C	N	O	S	0	0	0
			1924	1228	344	347	5			
2	XB	237	Total	C	N	O	S	0	0	0
			1924	1228	344	347	5			

- Molecule 3 is a protein called 30S ribosomal protein S3.

Mol	Chain	Residues	Atoms					ZeroOcc	AltConf	Trace
3	QC	205	Total	C	N	O	S	0	0	0
			1605	1011	313	280	1			
3	XC	205	Total	C	N	O	S	0	0	0
			1605	1011	313	280	1			

- Molecule 4 is a protein called 30S ribosomal protein S4.

Mol	Chain	Residues	Atoms					ZeroOcc	AltConf	Trace
4	QD	208	Total	C	N	O	S	0	0	0
			1703	1066	339	291	7			
4	XD	208	Total	C	N	O	S	0	0	0
			1703	1066	339	291	7			

- Molecule 5 is a protein called 30S ribosomal protein S5.

Mol	Chain	Residues	Atoms					ZeroOcc	AltConf	Trace
5	QE	151	Total	C	N	O	S	0	0	0
			1155	729	218	204	4			
5	XE	151	Total	C	N	O	S	0	0	0
			1155	729	218	204	4			

- Molecule 6 is a protein called 30S ribosomal protein S6.

Mol	Chain	Residues	Atoms					ZeroOcc	AltConf	Trace
6	QF	101	Total	C	N	O	S	0	0	0
			843	531	155	154	3			
6	XF	101	Total	C	N	O	S	0	0	0
			843	531	155	154	3			

- Molecule 7 is a protein called 30S ribosomal protein S7.

Mol	Chain	Residues	Atoms					ZeroOcc	AltConf	Trace
7	QG	155	Total	C	N	O	S	0	0	0
			1257	781	252	218	6			
7	XG	155	Total	C	N	O	S	0	0	0
			1257	781	252	218	6			

- Molecule 8 is a protein called 30S ribosomal protein S8.

Mol	Chain	Residues	Atoms					ZeroOcc	AltConf	Trace
8	QH	138	Total	C	N	O	S	0	0	0
			1116	705	215	193	3			
8	XH	138	Total	C	N	O	S	0	0	0
			1116	705	215	193	3			

- Molecule 9 is a protein called 30S ribosomal protein S9.

Mol	Chain	Residues	Atoms					ZeroOcc	AltConf	Trace
9	QI	127	Total	C	N	O		0	0	0
			1010	639	197	174				
9	XI	127	Total	C	N	O		0	0	0
			1010	639	197	174				

- Molecule 10 is a protein called 30S ribosomal protein S10.

Mol	Chain	Residues	Atoms					ZeroOcc	AltConf	Trace
10	QJ	99	Total	C	N	O	S	0	0	0
			801	504	157	139	1			

*Continued on next page...*

*Continued from previous page...*

Mol	Chain	Residues	Atoms					ZeroOcc	AltConf	Trace
10	XJ	99	Total	C	N	O	S	0	0	0
			801	504	157	139	1			

- Molecule 11 is a protein called 30S ribosomal protein S11.

Mol	Chain	Residues	Atoms					ZeroOcc	AltConf	Trace
11	QK	119	Total	C	N	O	S	0	0	0
			885	549	168	165	3			
11	XK	119	Total	C	N	O	S	0	0	0
			885	549	168	165	3			

- Molecule 12 is a protein called 30S ribosomal protein S12.

Mol	Chain	Residues	Atoms					ZeroOcc	AltConf	Trace
12	QL	125	Total	C	N	O	S	0	0	0
			975	614	196	164	1			
12	XL	125	Total	C	N	O	S	0	0	0
			975	614	196	164	1			

- Molecule 13 is a protein called 30S ribosomal protein S13.

Mol	Chain	Residues	Atoms					ZeroOcc	AltConf	Trace
13	QM	121	Total	C	N	O	S	0	0	0
			964	597	199	166	2			
13	XM	121	Total	C	N	O	S	0	0	0
			964	597	199	166	2			

- Molecule 14 is a protein called 30S ribosomal protein S14 type Z.

Mol	Chain	Residues	Atoms					ZeroOcc	AltConf	Trace
14	QN	60	Total	C	N	O	S	0	0	0
			492	312	104	72	4			
14	XN	60	Total	C	N	O	S	0	0	0
			492	312	104	72	4			

- Molecule 15 is a protein called 30S ribosomal protein S15.

Mol	Chain	Residues	Atoms					ZeroOcc	AltConf	Trace
15	QO	88	Total	C	N	O	S	0	0	0
			734	459	147	126	2			
15	XO	88	Total	C	N	O	S	0	0	0
			734	459	147	126	2			

- Molecule 16 is a protein called 30S ribosomal protein S16.

Mol	Chain	Residues	Atoms					ZeroOcc	AltConf	Trace
16	QP	84	Total	C	N	O	S	0	0	0
			705	446	140	118	1			
16	XP	84	Total	C	N	O	S	0	0	0
			705	446	140	118	1			

- Molecule 17 is a protein called 30S ribosomal protein S17.

Mol	Chain	Residues	Atoms					ZeroOcc	AltConf	Trace
17	QQ	100	Total	C	N	O	S	0	0	0
			834	534	155	143	2			
17	XQ	100	Total	C	N	O	S	0	0	0
			834	534	155	143	2			

- Molecule 18 is a protein called 30S ribosomal protein S18.

Mol	Chain	Residues	Atoms				ZeroOcc	AltConf	Trace
18	QR	70	Total	C	N	O	0	0	0
			574	367	112	95			
18	XR	70	Total	C	N	O	0	0	0
			574	367	112	95			

- Molecule 19 is a protein called 30S ribosomal protein S19.

Mol	Chain	Residues	Atoms					ZeroOcc	AltConf	Trace
19	QS	84	Total	C	N	O	S	0	0	0
			674	430	126	116	2			
19	XS	84	Total	C	N	O	S	0	0	0
			674	430	126	116	2			

- Molecule 20 is a protein called 30S ribosomal protein S20.

Mol	Chain	Residues	Atoms					ZeroOcc	AltConf	Trace
20	QT	99	Total	C	N	O	S	0	0	0
			763	470	162	129	2			
20	XT	99	Total	C	N	O	S	0	0	0
			763	470	162	129	2			

- Molecule 21 is a protein called 30S ribosomal protein Thx.

Mol	Chain	Residues	Atoms				ZeroOcc	AltConf	Trace
21	QU	25	Total	C	N	O	0	0	0
			217	134	52	31			
21	XU	25	Total	C	N	O	0	0	0
			217	134	52	31			

- Molecule 22 is a RNA chain called 23S Ribosomal RNA.

Mol	Chain	Residues	Atoms					ZeroOcc	AltConf	Trace
22	RA	2882	Total	C	N	O	P	0	0	0
			62071	27627	11611	19952	2881			
22	YA	2883	Total	C	N	O	P	0	0	0
			62091	27636	11613	19960	2882			

- Molecule 23 is a RNA chain called 5S Ribosomal RNA.

Mol	Chain	Residues	Atoms					ZeroOcc	AltConf	Trace
23	RB	120	Total	C	N	O	P	0	0	0
			2573	1146	476	832	119			
23	YB	120	Total	C	N	O	P	0	0	0
			2573	1146	476	832	119			

- Molecule 24 is a protein called 50S ribosomal protein L2.

Mol	Chain	Residues	Atoms					ZeroOcc	AltConf	Trace
24	RD	272	Total	C	N	O	S	0	0	0
			2115	1335	420	357	3			
24	YD	272	Total	C	N	O	S	0	0	0
			2115	1335	420	357	3			

- Molecule 25 is a protein called 50S ribosomal protein L3.

Mol	Chain	Residues	Atoms					ZeroOcc	AltConf	Trace
25	RE	205	Total	C	N	O	S	0	0	0
			1568	991	300	271	6			
25	YE	205	Total	C	N	O	S	0	0	0
			1568	991	300	271	6			

- Molecule 26 is a protein called 50S ribosomal protein L4.

Mol	Chain	Residues	Atoms					ZeroOcc	AltConf	Trace
26	RF	202	Total	C	N	O	S	0	0	0
			1585	1011	297	275	2			

*Continued on next page...*

*Continued from previous page...*

Mol	Chain	Residues	Atoms					ZeroOcc	AltConf	Trace
26	YF	202	Total	C	N	O	S	0	0	0
			1585	1011	297	275	2			

- Molecule 27 is a protein called 50S ribosomal protein L5.

Mol	Chain	Residues	Atoms					ZeroOcc	AltConf	Trace
27	RG	181	Total	C	N	O	S	0	0	0
			1474	942	268	260	4			
27	YG	181	Total	C	N	O	S	0	0	0
			1474	942	268	260	4			

- Molecule 28 is a protein called 50S ribosomal protein L6.

Mol	Chain	Residues	Atoms					ZeroOcc	AltConf	Trace
28	RH	170	Total	C	N	O	S	0	0	0
			1307	829	245	232	1			
28	YH	170	Total	C	N	O	S	0	0	0
			1307	829	245	232	1			

- Molecule 29 is a protein called 50S ribosomal protein L9.

Mol	Chain	Residues	Atoms					ZeroOcc	AltConf	Trace
29	RI	146	Total	C	N	O	S	0	0	0
			1136	726	201	208	1			
29	YI	146	Total	C	N	O	S	0	0	0
			1136	726	201	208	1			

- Molecule 30 is a protein called 50S ribosomal protein L13.

Mol	Chain	Residues	Atoms					ZeroOcc	AltConf	Trace
30	RN	138	Total	C	N	O	S	0	0	0
			1104	712	206	182	4			
30	YN	138	Total	C	N	O	S	0	0	0
			1104	712	206	182	4			

- Molecule 31 is a protein called 50S ribosomal protein L14.

Mol	Chain	Residues	Atoms					ZeroOcc	AltConf	Trace
31	RO	122	Total	C	N	O	S	0	0	0
			933	588	171	170	4			
31	YO	122	Total	C	N	O	S	0	0	0
			933	588	171	170	4			

- Molecule 32 is a protein called 50S ribosomal protein L15.

Mol	Chain	Residues	Atoms					ZeroOcc	AltConf	Trace
32	RP	150	Total	C	N	O	S	0	0	0
			1145	712	232	198	3			
32	YP	150	Total	C	N	O	S	0	0	0
			1145	712	232	198	3			

- Molecule 33 is a protein called 50S ribosomal protein L16.

Mol	Chain	Residues	Atoms					ZeroOcc	AltConf	Trace
33	RQ	141	Total	C	N	O	S	0	0	0
			1122	715	212	188	7			
33	YQ	141	Total	C	N	O	S	0	0	0
			1122	715	212	188	7			

- Molecule 34 is a protein called 50S ribosomal protein L17.

Mol	Chain	Residues	Atoms					ZeroOcc	AltConf	Trace
34	RR	118	Total	C	N	O	S	0	0	0
			968	604	203	160	1			
34	YR	118	Total	C	N	O	S	0	0	0
			968	604	203	160	1			

- Molecule 35 is a protein called 50S ribosomal protein L18.

Mol	Chain	Residues	Atoms				ZeroOcc	AltConf	Trace
35	RS	111	Total	C	N	O	0	0	0
			882	556	176	150			
35	YS	111	Total	C	N	O	0	0	0
			882	556	176	150			

- Molecule 36 is a protein called 50S ribosomal protein L19.

Mol	Chain	Residues	Atoms					ZeroOcc	AltConf	Trace
36	RT	137	Total	C	N	O	S	0	0	0
			1141	710	234	196	1			
36	YT	137	Total	C	N	O	S	0	0	0
			1141	710	234	196	1			

- Molecule 37 is a protein called 50S ribosomal protein L20.

Mol	Chain	Residues	Atoms					ZeroOcc	AltConf	Trace
37	RU	117	Total	C	N	O	S	0	0	0
			964	610	202	151	1			
37	YU	117	Total	C	N	O	S	0	0	0
			964	610	202	151	1			

- Molecule 38 is a protein called 50S ribosomal protein L21.

Mol	Chain	Residues	Atoms					ZeroOcc	AltConf	Trace
38	RV	101	Total	C	N	O	S	0	0	0
			779	501	142	135	1			
38	YV	101	Total	C	N	O	S	0	0	0
			779	501	142	135	1			

- Molecule 39 is a protein called 50S ribosomal protein L22.

Mol	Chain	Residues	Atoms					ZeroOcc	AltConf	Trace
39	RW	113	Total	C	N	O	S	0	0	0
			900	566	177	155	2			
39	YW	113	Total	C	N	O	S	0	0	0
			900	566	177	155	2			

- Molecule 40 is a protein called 50S ribosomal protein L23.

Mol	Chain	Residues	Atoms				ZeroOcc	AltConf	Trace
40	RX	92	Total	C	N	O	0	0	0
			725	471	131	123			
40	YX	92	Total	C	N	O	0	0	0
			725	471	131	123			

- Molecule 41 is a protein called 50S ribosomal protein L24.

Mol	Chain	Residues	Atoms					ZeroOcc	AltConf	Trace
41	RY	102	Total	C	N	O	S	0	0	0
			785	505	150	125	5			
41	YY	102	Total	C	N	O	S	0	0	0
			785	505	150	125	5			

- Molecule 42 is a protein called 50S ribosomal protein L25.

Mol	Chain	Residues	Atoms					ZeroOcc	AltConf	Trace
42	RZ	183	Total	C	N	O	S	0	0	0
			1461	933	260	265	3			

*Continued on next page...*



*Continued from previous page...*

Mol	Chain	Residues	Atoms					ZeroOcc	AltConf	Trace
42	YZ	183	Total	C	N	O	S	0	0	0
			1461	933	260	265	3			

- Molecule 43 is a protein called 50S ribosomal protein L27.

Mol	Chain	Residues	Atoms					ZeroOcc	AltConf	Trace
43	R0	82	Total	C	N	O	S	0	0	0
			648	401	138	108	1			
43	Y0	82	Total	C	N	O	S	0	0	0
			648	401	138	108	1			

- Molecule 44 is a protein called 50S ribosomal protein L28.

Mol	Chain	Residues	Atoms					ZeroOcc	AltConf	Trace
44	R1	97	Total	C	N	O	S	0	0	0
			763	481	150	131	1			
44	Y1	97	Total	C	N	O	S	0	0	0
			763	481	150	131	1			

- Molecule 45 is a protein called 50S ribosomal protein L29.

Mol	Chain	Residues	Atoms					ZeroOcc	AltConf	Trace
45	R2	69	Total	C	N	O	S	0	0	0
			581	358	118	104	1			
45	Y2	69	Total	C	N	O	S	0	0	0
			581	358	118	104	1			

- Molecule 46 is a protein called 50S ribosomal protein L30.

Mol	Chain	Residues	Atoms				ZeroOcc	AltConf	Trace
46	R3	59	Total	C	N	O	0	0	0
			469	298	90	81			
46	Y3	59	Total	C	N	O	0	0	0
			469	298	90	81			

- Molecule 47 is a protein called 50S ribosomal protein L31.

Mol	Chain	Residues	Atoms					ZeroOcc	AltConf	Trace
47	R4	71	Total	C	N	O	S	0	0	0
			581	364	108	104	5			
47	Y4	71	Total	C	N	O	S	0	0	0
			581	364	108	104	5			

- Molecule 48 is a protein called 50S ribosomal protein L32.

Mol	Chain	Residues	Atoms					ZeroOcc	AltConf	Trace
48	R5	59	Total	C	N	O	S	0	0	0
			459	288	90	76	5			
48	Y5	58	Total	C	N	O	S	0	0	0
			451	283	89	74	5			

- Molecule 49 is a protein called 50S ribosomal protein L33.

Mol	Chain	Residues	Atoms					ZeroOcc	AltConf	Trace
49	R6	49	Total	C	N	O	S	0	0	0
			424	264	87	69	4			
49	Y6	49	Total	C	N	O	S	0	0	0
			424	264	87	69	4			

- Molecule 50 is a protein called 50S ribosomal protein L34.

Mol	Chain	Residues	Atoms					ZeroOcc	AltConf	Trace
50	R7	49	Total	C	N	O	S	0	0	0
			430	263	108	57	2			
50	Y7	49	Total	C	N	O	S	0	0	0
			430	263	108	57	2			

- Molecule 51 is a protein called 50S ribosomal protein L35.

Mol	Chain	Residues	Atoms					ZeroOcc	AltConf	Trace
51	R8	64	Total	C	N	O	S	0	0	0
			517	331	102	82	2			
51	Y8	64	Total	C	N	O	S	0	0	0
			517	331	102	82	2			

- Molecule 52 is a protein called 50S ribosomal protein L36.

Mol	Chain	Residues	Atoms					ZeroOcc	AltConf	Trace
52	R9	37	Total	C	N	O	S	0	0	0
			307	188	68	47	4			
52	Y9	37	Total	C	N	O	S	0	0	0
			307	188	68	47	4			

- Molecule 53 is a RNA chain called P-site tRNA fMet.

Mol	Chain	Residues	Atoms					ZeroOcc	AltConf	Trace
53	QV	77	Total	C	N	O	P	0	0	0
			1644	732	297	538	77			
53	XV	77	Total	C	N	O	P	0	0	0
			1644	732	297	538	77			

- Molecule 54 is a RNA chain called A-site ASL SufA6.

Mol	Chain	Residues	Atoms					ZeroOcc	AltConf	Trace
54	QX	8	Total	C	N	O	P	0	0	0
			169	76	31	54	8			
54	XX	8	Total	C	N	O	P	0	0	0
			169	76	31	54	8			

- Molecule 55 is a RNA chain called messenger RNA.

Mol	Chain	Residues	Atoms					ZeroOcc	AltConf	Trace
55	QY	14	Total	C	N	O	P	0	0	0
			303	135	55	99	14			
55	XY	14	Total	C	N	O	P	0	0	0
			303	135	55	99	14			

- Molecule 56 is a RNA chain called tRNA acceptor end mimic.

Mol	Chain	Residues	Atoms					ZeroOcc	AltConf	Trace
56	Z6	3	Total	C	N	O	P	0	0	0
			74	40	13	19	2			
56	Z8	3	Total	C	N	O	P	0	0	0
			74	40	13	19	2			

- Molecule 57 is MAGNESIUM ION (three-letter code: MG) (formula: Mg).

Mol	Chain	Residues	Atoms		ZeroOcc	AltConf
57	QA	65	Total	Mg	0	0
			65	65		
57	RP	2	Total	Mg	0	0
			2	2		
57	QX	1	Total	Mg	0	0
			1	1		
57	YA	265	Total	Mg	0	0
			265	265		
57	QM	1	Total	Mg	0	0
			1	1		

*Continued on next page...*

*Continued from previous page...*

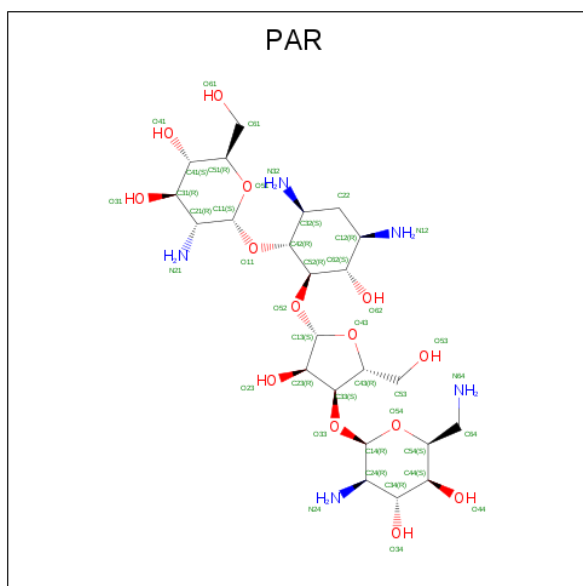
Mol	Chain	Residues	Atoms		ZeroOcc	AltConf
57	XX	1	Total 1	Mg 1	0	0
57	XA	72	Total 72	Mg 72	0	0
57	RU	1	Total 1	Mg 1	0	0
57	QH	1	Total 1	Mg 1	0	0
57	YQ	1	Total 1	Mg 1	0	0
57	R8	1	Total 1	Mg 1	0	0
57	YX	1	Total 1	Mg 1	0	0
57	RR	1	Total 1	Mg 1	0	0
57	RD	1	Total 1	Mg 1	0	0
57	Y7	1	Total 1	Mg 1	0	0
57	QF	1	Total 1	Mg 1	0	0
57	R5	1	Total 1	Mg 1	0	0
57	RA	244	Total 244	Mg 244	0	0
57	YP	2	Total 2	Mg 2	0	0
57	Y5	1	Total 1	Mg 1	0	0
57	RE	2	Total 2	Mg 2	0	0
57	YB	3	Total 3	Mg 3	0	0
57	XV	2	Total 2	Mg 2	0	0
57	RB	2	Total 2	Mg 2	0	0
57	RF	1	Total 1	Mg 1	0	0
57	XM	1	Total 1	Mg 1	0	0

*Continued on next page...*

Continued from previous page...

Mol	Chain	Residues	Atoms		ZeroOcc	AltConf
57	YE	1	Total	Mg	0	0
			1	1		

- Molecule 58 is PAROMOMYCIN (three-letter code: PAR) (formula:  $C_{23}H_{45}N_5O_{14}$ ).



Mol	Chain	Residues	Atoms				ZeroOcc	AltConf
58	QA	1	Total	C	N	O	0	0
			42	23	5	14		
58	XA	1	Total	C	N	O	0	0
			42	23	5	14		

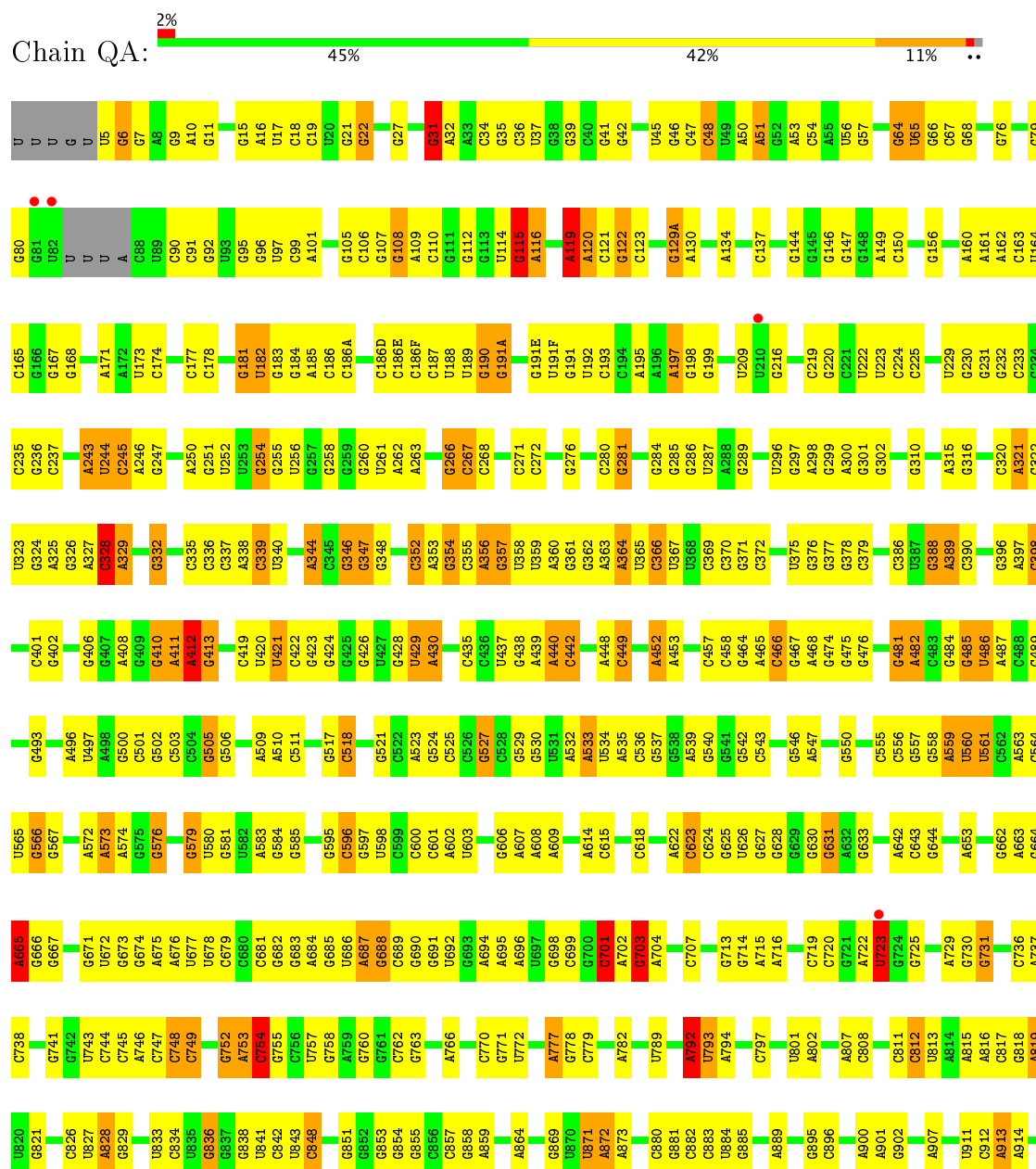
- Molecule 59 is ZINC ION (three-letter code: ZN) (formula: Zn).

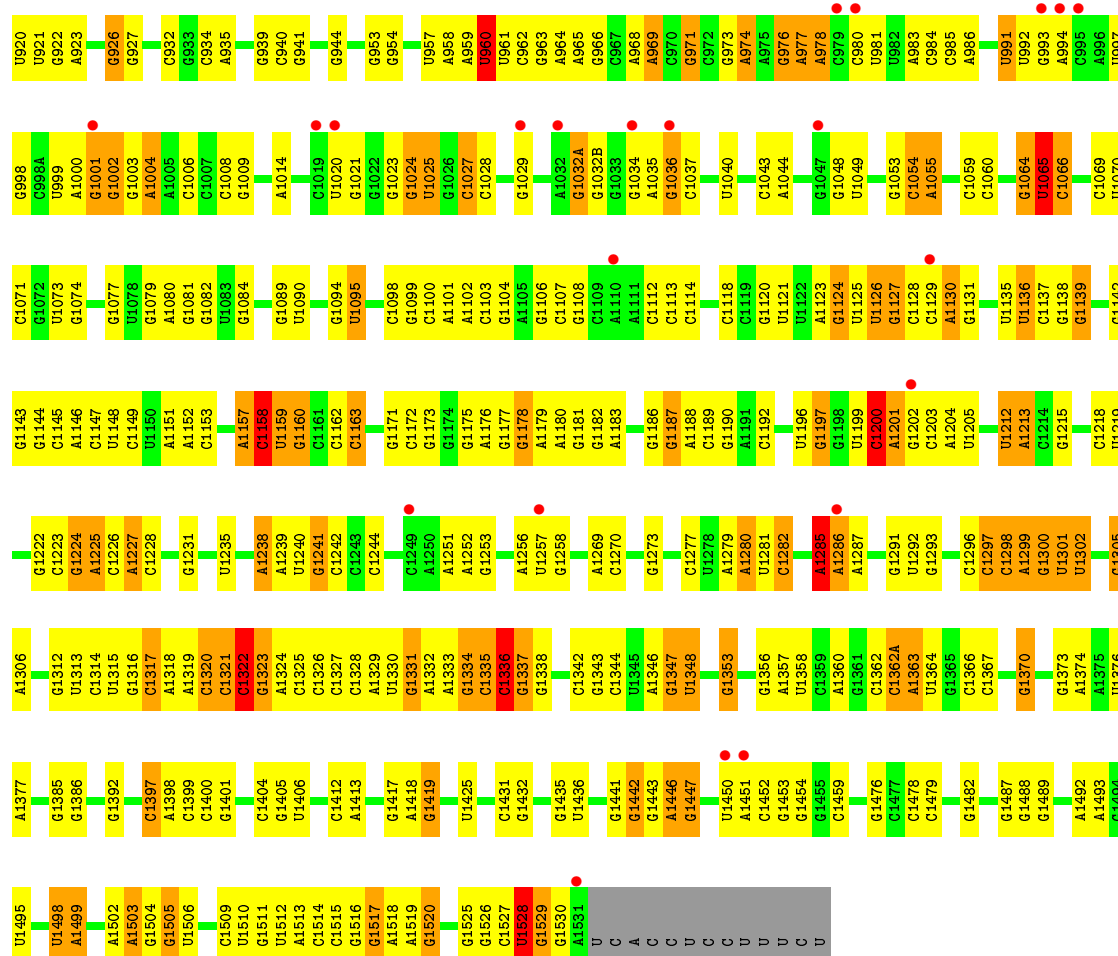
Mol	Chain	Residues	Atoms		ZeroOcc	AltConf
59	Y9	1	Total	Zn	0	0
			1	1		
59	QN	1	Total	Zn	0	0
			1	1		
59	XN	1	Total	Zn	0	0
			1	1		
59	QD	1	Total	Zn	0	0
			1	1		
59	XD	1	Total	Zn	0	0
			1	1		
59	R9	1	Total	Zn	0	0
			1	1		

### 3 Residue-property plots

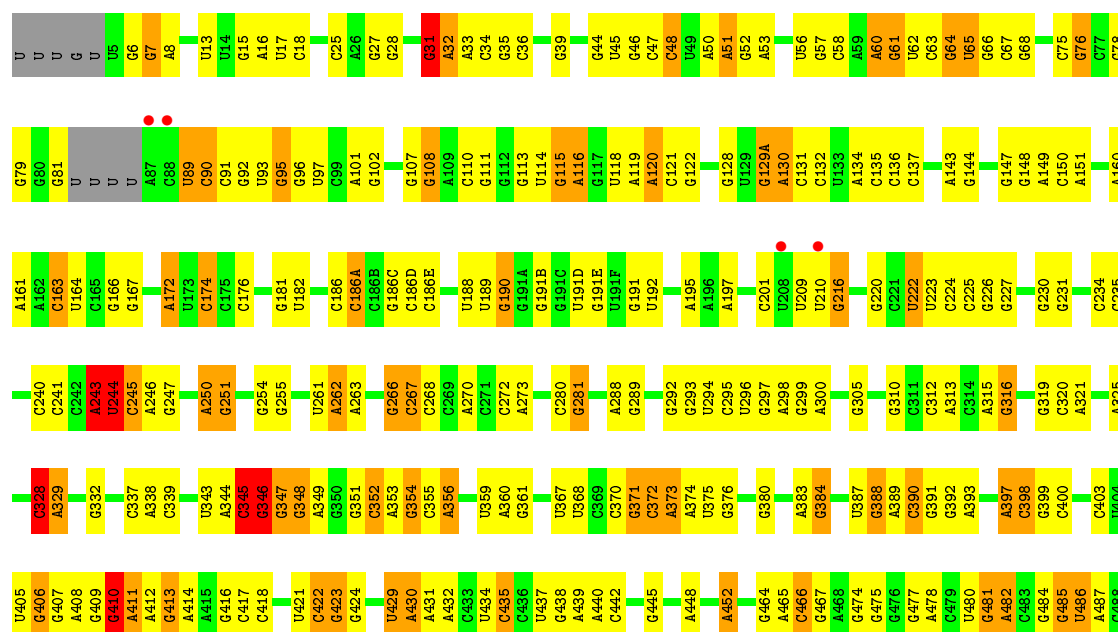
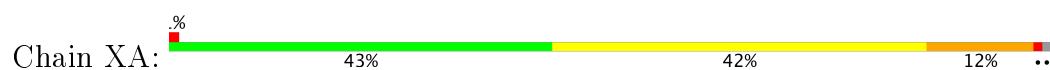
These plots are drawn for all protein, RNA and DNA chains in the entry. The first graphic for a chain summarises the proportions of the various outlier classes displayed in the second graphic. The second graphic shows the sequence view annotated by issues in geometry and electron density. Residues are color-coded according to the number of geometric quality criteria for which they contain at least one outlier: green = 0, yellow = 1, orange = 2 and red = 3 or more. A red dot above a residue indicates a poor fit to the electron density ( $RSRZ > 2$ ). Stretches of 2 or more consecutive residues without any outlier are shown as a green connector. Residues present in the sample, but not in the model, are shown in grey.

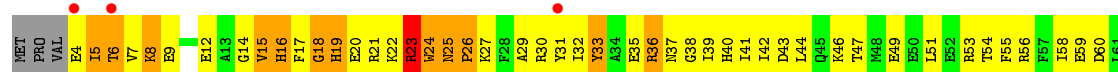
#### • Molecule 1: 16S Ribosomal RNA



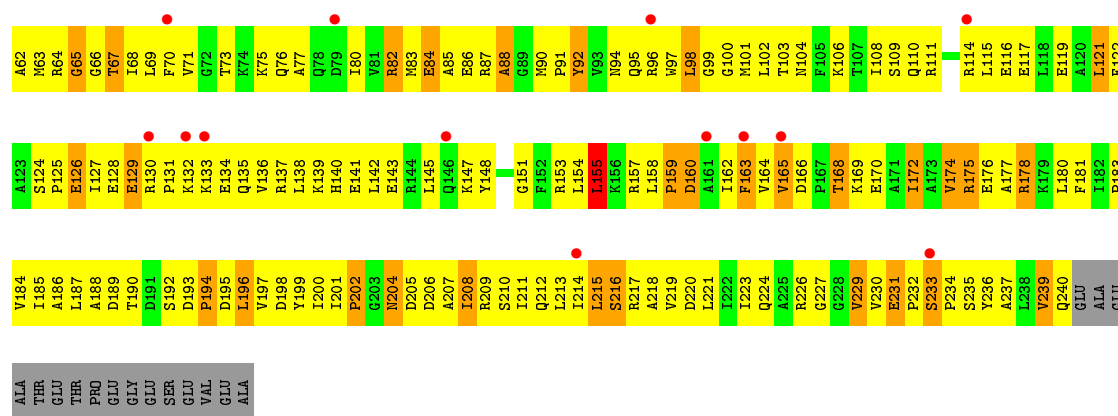


• Molecule 1: 16S Ribosomal RNA

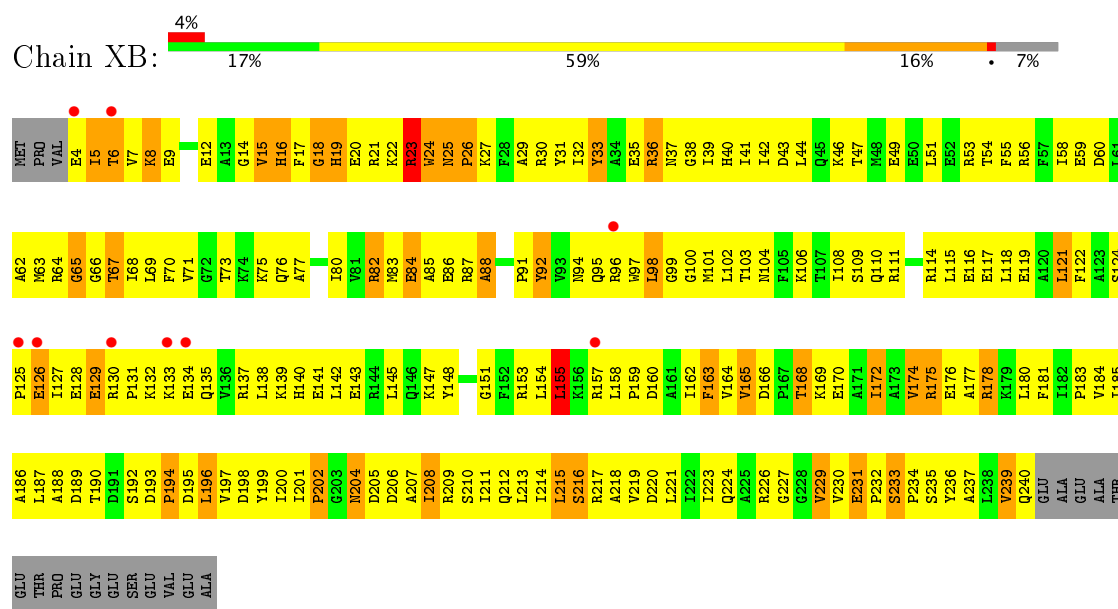




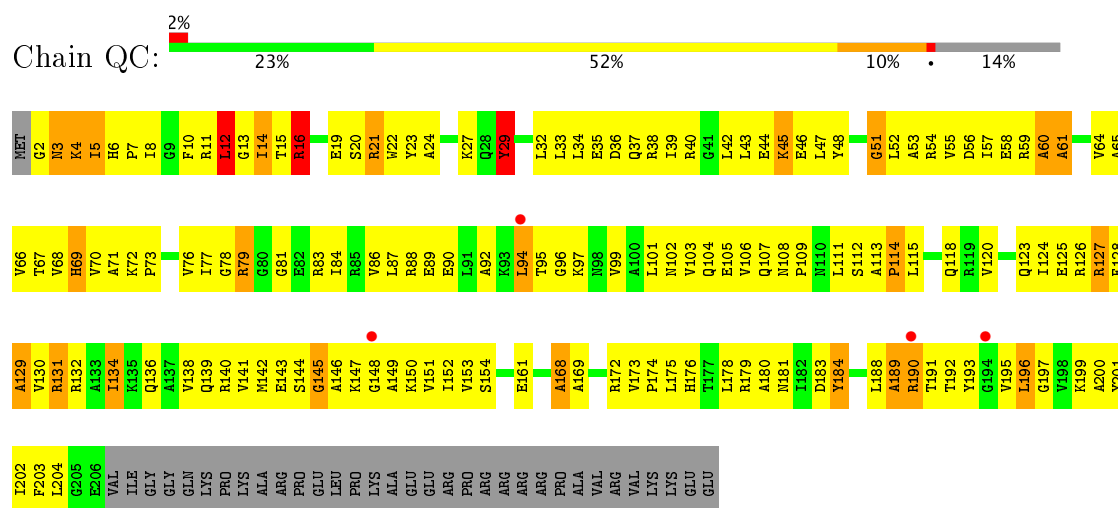




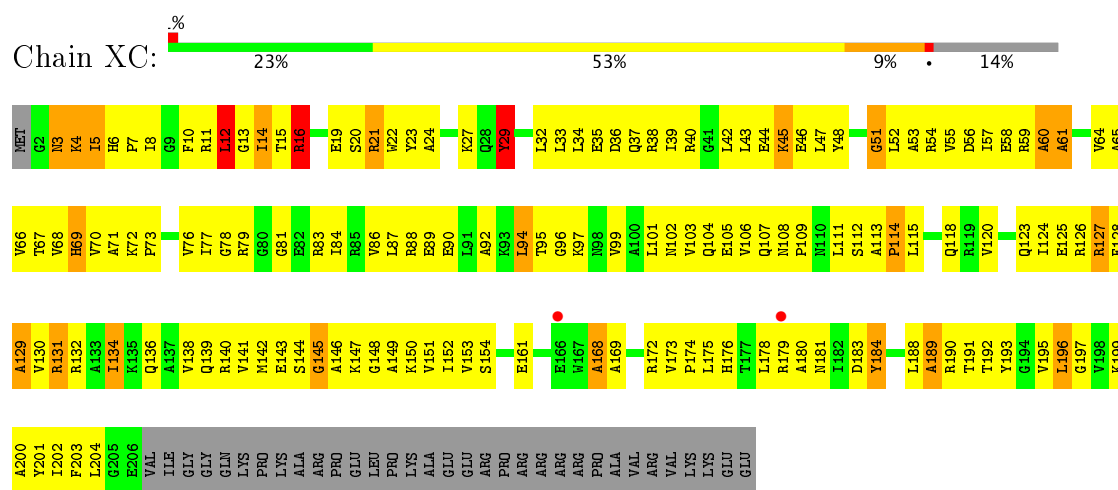
• Molecule 2: 30S ribosomal protein S2



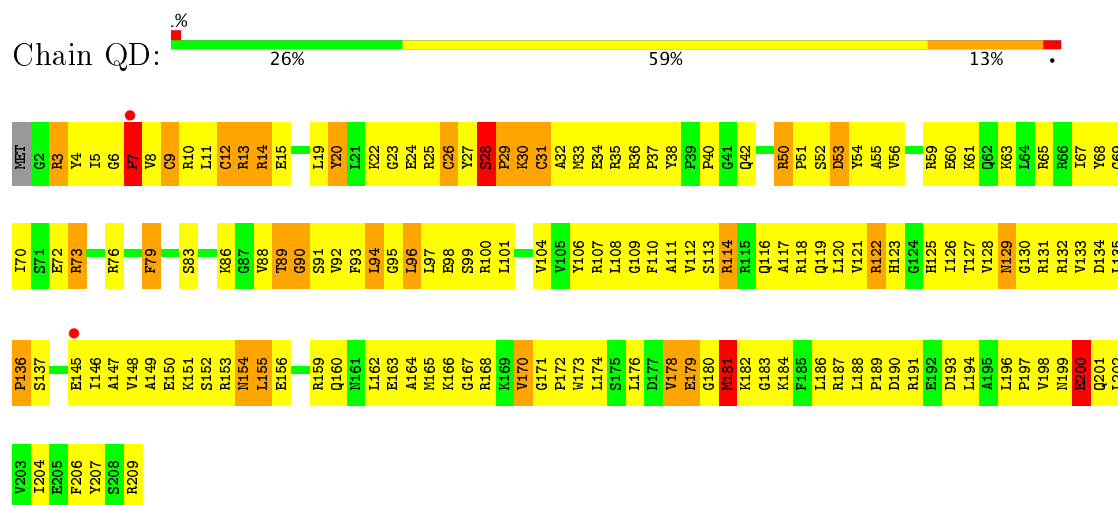
• Molecule 3: 30S ribosomal protein S3



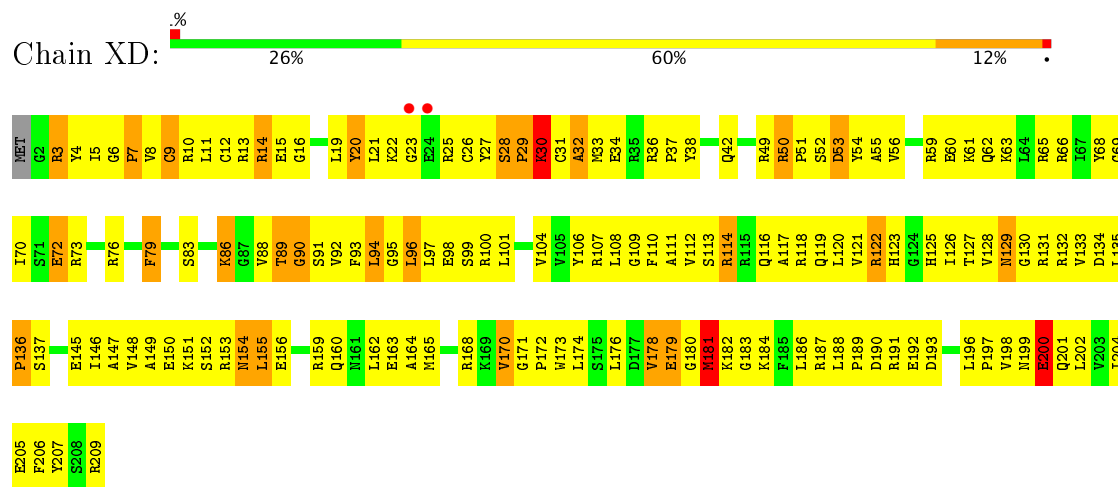
• Molecule 3: 30S ribosomal protein S3



- Molecule 4: 30S ribosomal protein S4

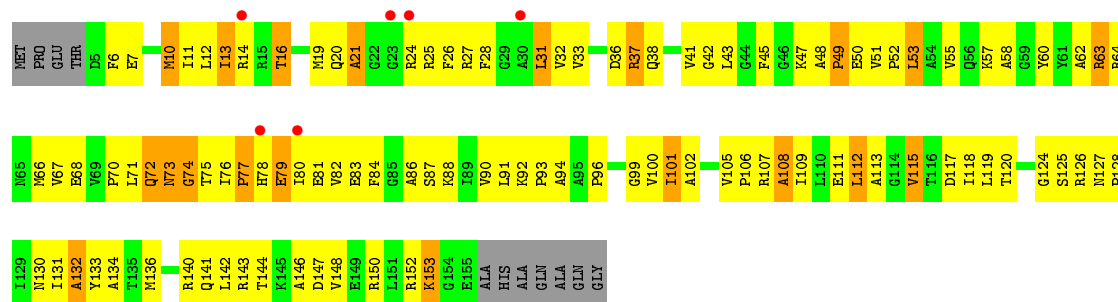


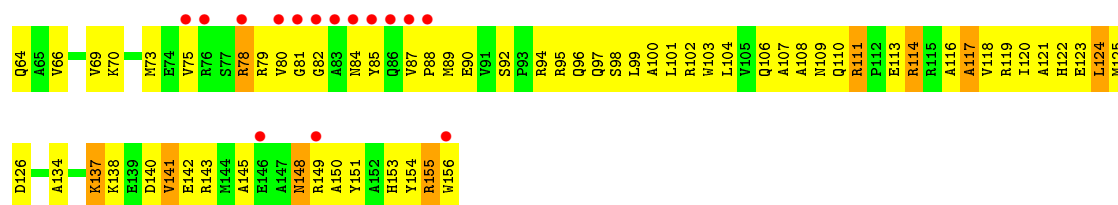
- Molecule 4: 30S ribosomal protein S4



- Molecule 5: 30S ribosomal protein S5



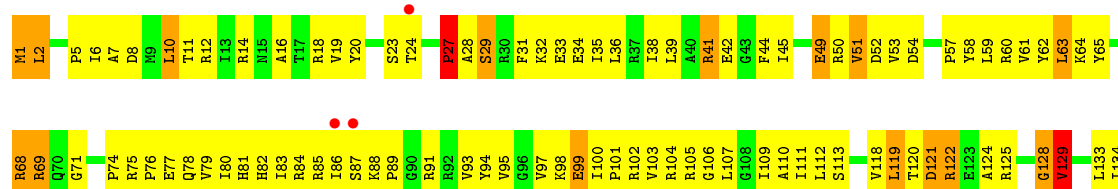




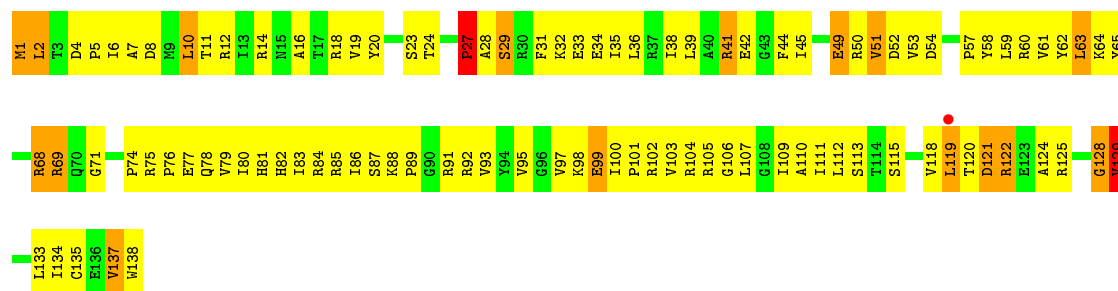
• Molecule 7: 30S ribosomal protein S7



• Molecule 8: 30S ribosomal protein S8

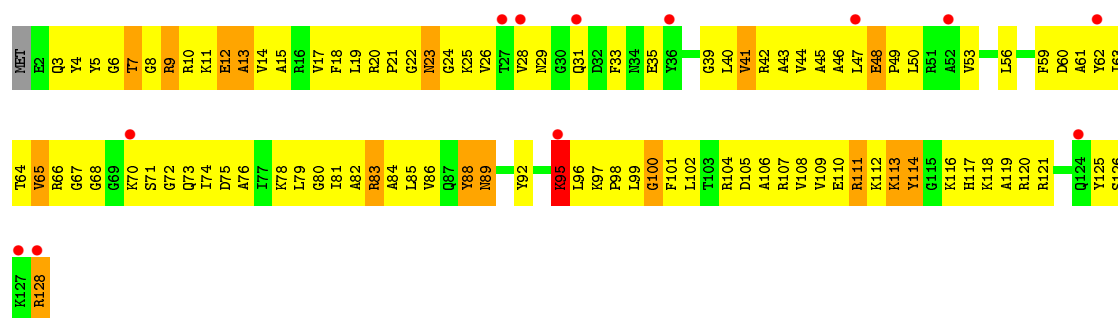


• Molecule 8: 30S ribosomal protein S8

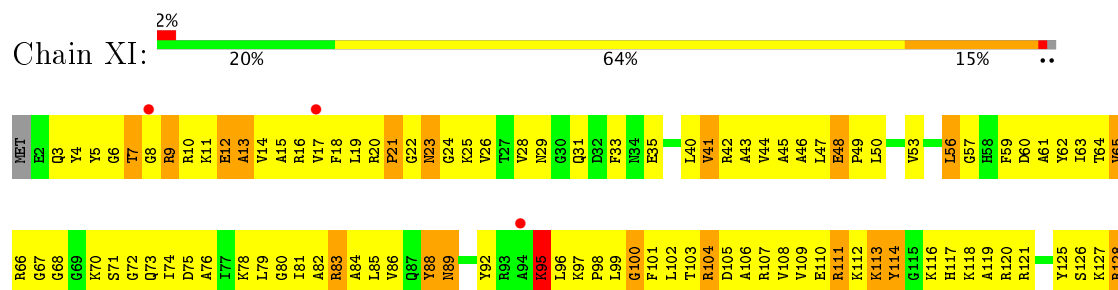


• Molecule 9: 30S ribosomal protein S9

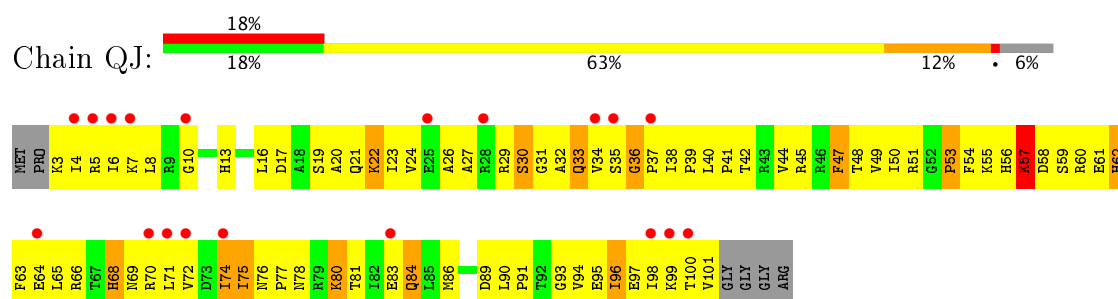




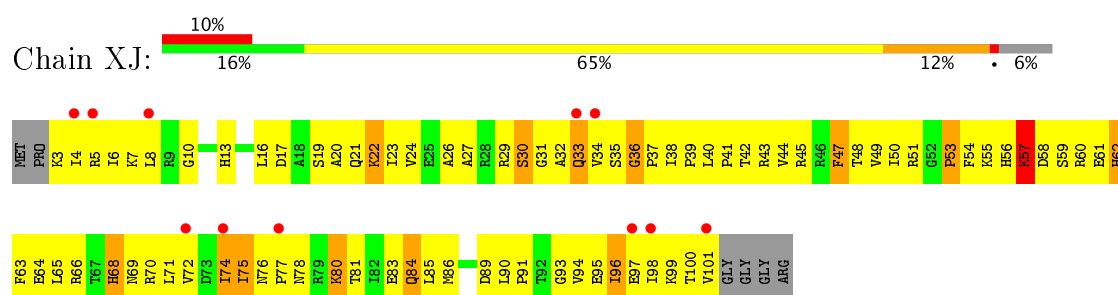
- Molecule 9: 30S ribosomal protein S9



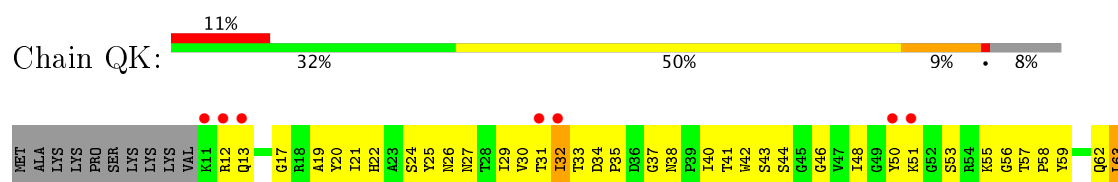
- Molecule 10: 30S ribosomal protein S10

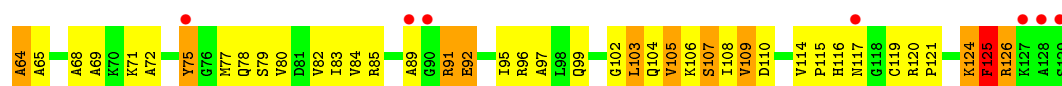


- Molecule 10: 30S ribosomal protein S10



- Molecule 11: 30S ribosomal protein S11





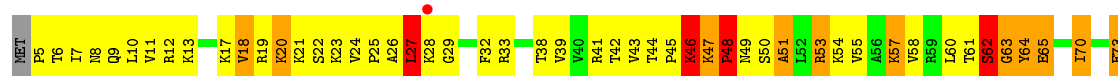
- Molecule 11: 30S ribosomal protein S11




- Molecule 12: 30S ribosomal protein S12



- Molecule 12: 30S ribosomal protein S12

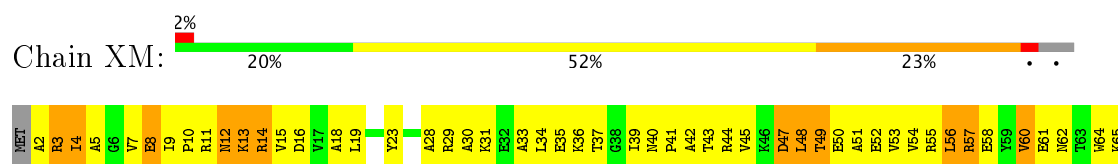


- Molecule 13: 30S ribosomal protein S13

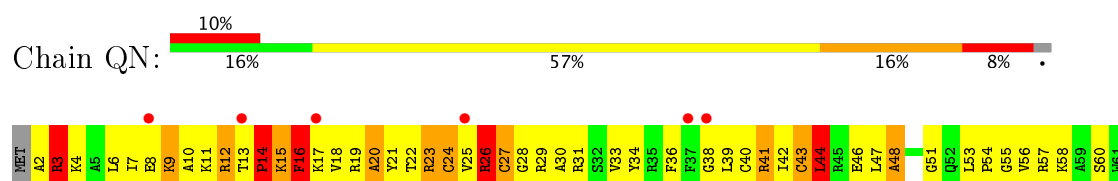


LYS

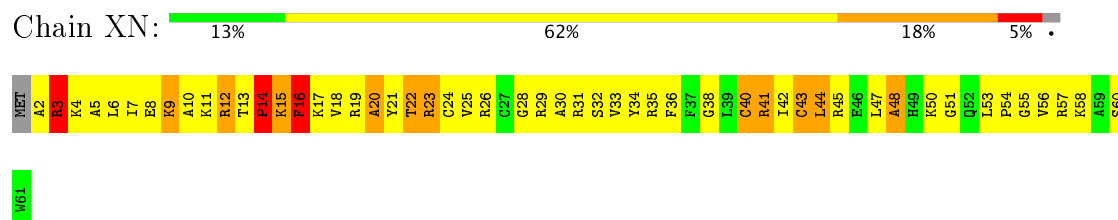
- Molecule 13: 30S ribosomal protein S13



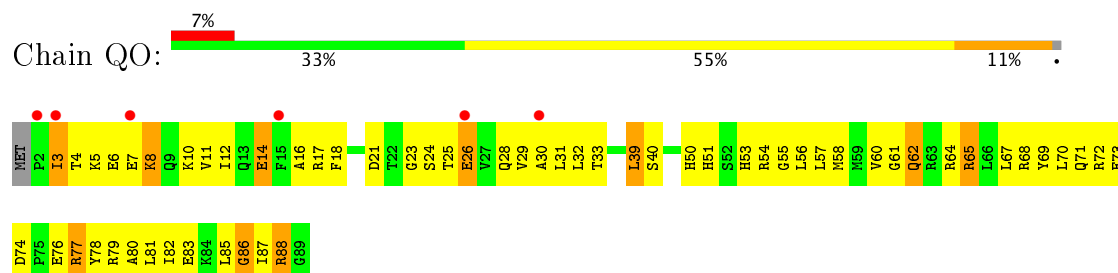
- Molecule 14: 30S ribosomal protein S14 type Z



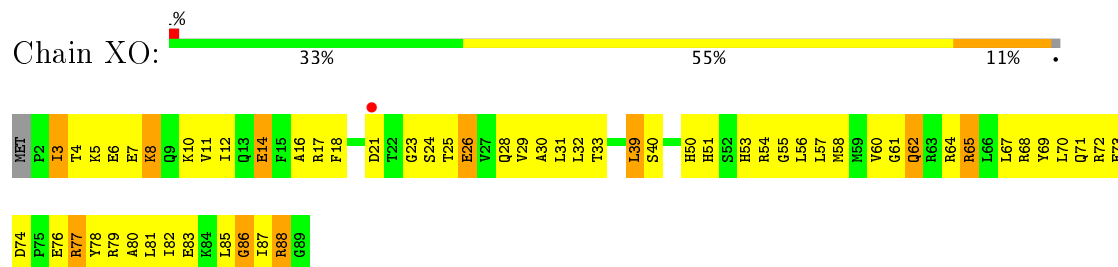
- Molecule 14: 30S ribosomal protein S14 type Z



- Molecule 15: 30S ribosomal protein S15

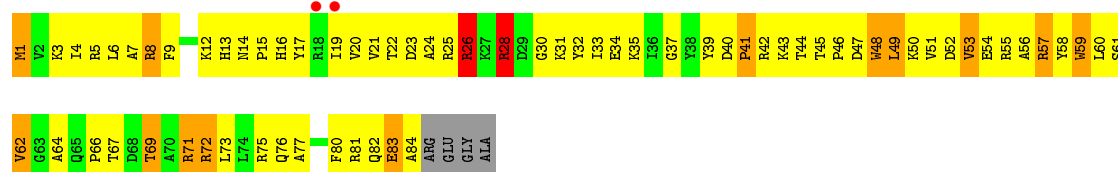


- Molecule 15: 30S ribosomal protein S15

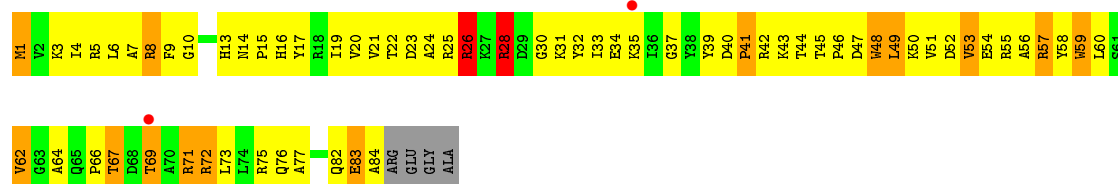


- Molecule 16: 30S ribosomal protein S16

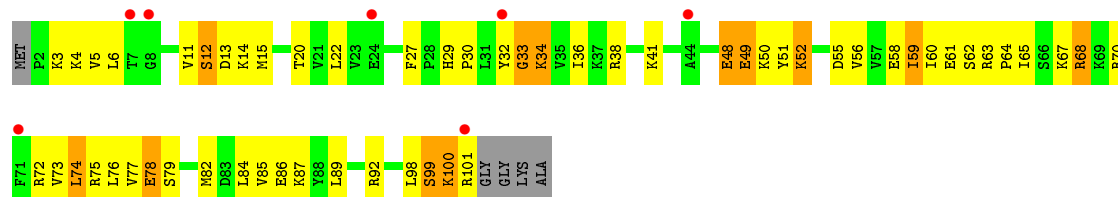
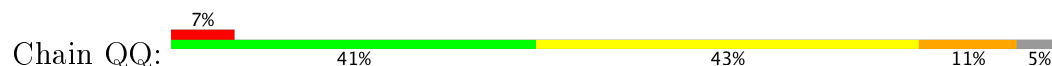




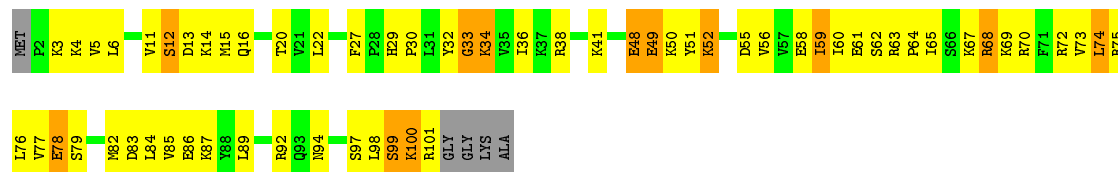
- Molecule 16: 30S ribosomal protein S16



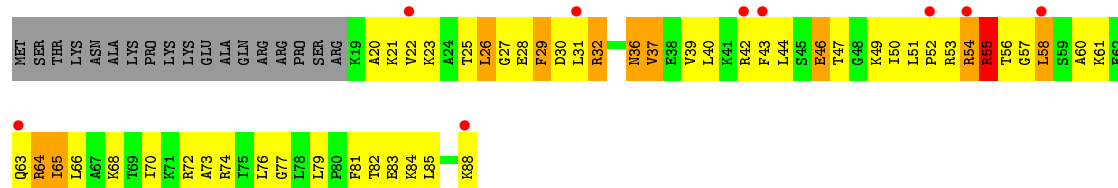
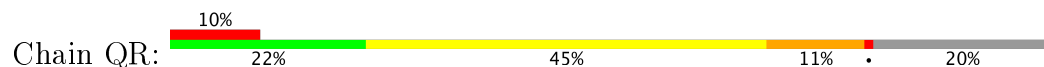
- Molecule 17: 30S ribosomal protein S17



- Molecule 17: 30S ribosomal protein S17

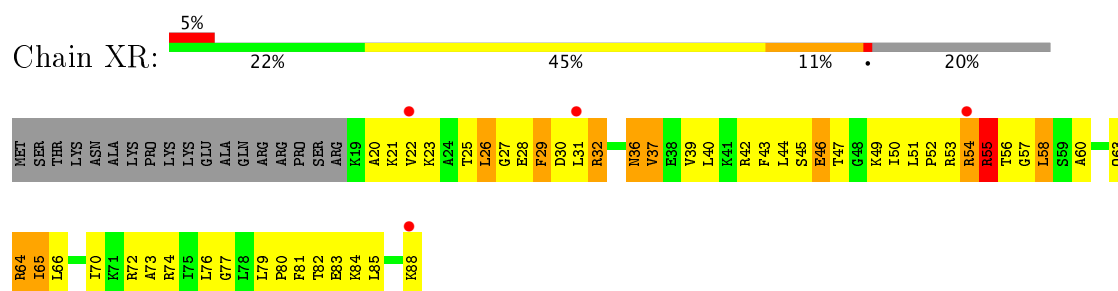


- Molecule 18: 30S ribosomal protein S18

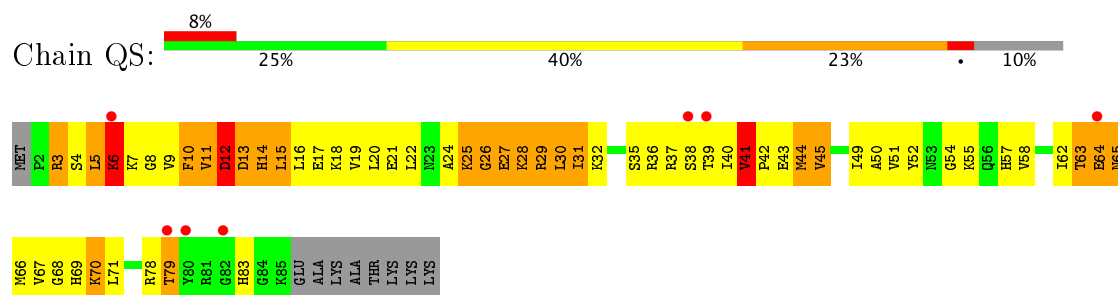


- Molecule 18: 30S ribosomal protein S18

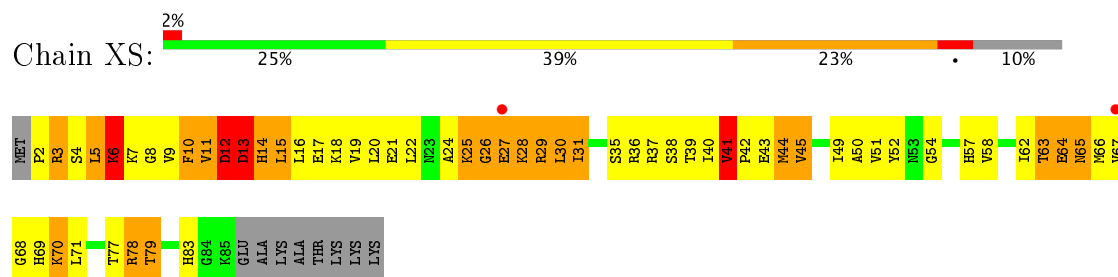




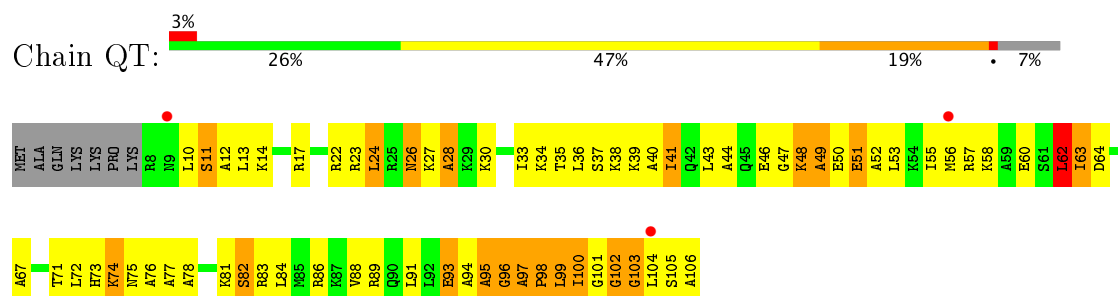
• Molecule 19: 30S ribosomal protein S19



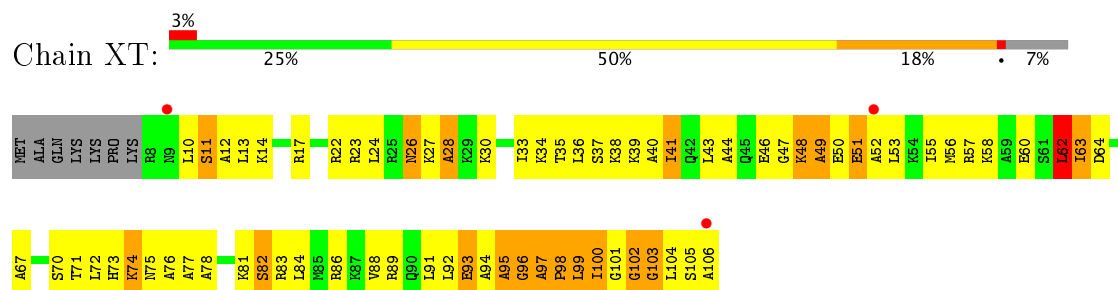
• Molecule 19: 30S ribosomal protein S19



• Molecule 20: 30S ribosomal protein S20



• Molecule 20: 30S ribosomal protein S20





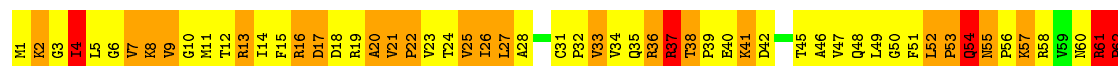
G1834	A1759	A1641	C1564	U1489	U1445	U1335	G1259	A1177	A1096	U1026	U958	G883	A804	C736
G1835	A1760	C1644	C1565	C1493	G1416	U1336	G1260	C1178	U1097	A1027	A959	C884	G805	C737
G1839	C1761	C1644	A1566	A1494	C1417	G1337	C1261	C1179	A1098	A1028	A960	C885	C806	G738
G1845	G1763	G1647	A1567	A1495	G1418	G1338	U1262	C1180	G1099	A1029	C961	C886	U807	G739
G1846	G1764	C1648	A1568	A1496	A1419	G1339	U1263	G1183	U1100	G1030	U963	C887	G808	G744
A1847	G1769	G1653	A1570	U1497	G1421	U1340	A1265	G1184	U1101	U1033	C964	C888	U810	G745
A1848	C1770	A1654	A1571	C1498	G1422	U1341	U1266	C1184	C1102	U1033	C965	C889	A890	G746
G1850	C1771	A1655	C1577	C1499	G1423	U1342	U1267	G1187	C1103	C1041	G966	G892	C812	U747
G1858	C1772	C1658	U1578	C1500	G1425	G1348	U1268	U1188	G1110	C1042	U969	C893	C817	G748
G1864	C1773	C1659	A1579	C1501	A1426	A1349	A1269	U1189	G1111	C1043	C970	C896	G818	A750
U1864	C1774	C1660	A1580	G1502	A1427	C1350	C1270	G1190	A1111	C1044	C971	C897	A819	A751
G1869	U1775	G1661	G1581	C1504	G1428	U1351	A1271	G1191	G1112	A1045	G972	C898	A752	A752
G1882	G1776	G1661	C1582	C1505	G1429	U1352	A1272	G1192	U1113	A1046	A973	C899	C753	C753
A1871	U1779	G1667	A1583	C1506	U1431	A1353	U1273	G1193	G1114	A1047	A974	A900	C754	C754
A1872	A1780	C1668	A1585	A1507	C1432	G1355	A1274	G1194	G1115	A1048	C974	C902	A824	C755
G1878	C1785	C1670	A1586	A1508	U1433	G1356	A1275	G1195	C1116	A1050	G975	C903	C825	G759
C1882	A1786	U1671	A1587	C1509	U1434	U1357	A1278	C1201	G1122	A1054	A980	C904	U827	G760
G1883	A1787	U1672	C1588	A1510	G1435	U1358	G1279	G1202	G1125	G1055	A983	C905	U828	A761
A1884	C1788	G1674	U1590	U1514	G1441	A1359	U1282	G1203	G1126	G1056	A984	C906	G831	A764
A1885	G1789	G1678	C1592	U1516	G1442	A1365	U1283	A1204	A1266	A1057	A985	C907	G832	G765
C1886	C1790	C1681	G1593	G1517	A1444A	A1366	A1284	U1205	U1130	G1058	C985	C908	U833	C766
C1887	A1791	G1682	G1594	C1518	C1445	A1367	A1285	G1206	G1131	G1059	C986	C912	U839	U767
A1889	C1792	C1682	U1595	C1519	A1449	G1368	A1286	A1210	C1135	U1061	A988	C913	U839	G768
C1894	U1794	G1688	G1597	G1521	G1450A	G1369	A1287	U1211	G1137	G1062	C989	C914	G843	G770
C1895	C1795	A1689	A1598	G1522	C1450	G1371	C1289	G1212	C1138	G1063	A990	C915	G844	G771
G1896	C1797	C1689	C1599	G1525	C1451	A1373	C1291	C1221	G1139	U1065	C992	C916	G845	A774
C1899	U1798	U1693	G1600	G1526	A1453	G1374	U1292	G1222	U1141	U1066	C993	C917	C846	G775
G1902	C1799	C1694	C1607	G1527	U1454	A1378	C1293	G1224	U1142	A1067	C994	G921	U847	G776
G1903	G1801	G1695	A1608	U1530	G1455	G1379	G1296	G1225	U1143	G1068	C995	U922	G848	G777
G1904	C1802	A1698	A1610	G1530	C1458	G1380	G1297	A1227	A1143	A1070	G997	C924	A849	A777
C1905	A1803	C1699	G1534	G1535	G1459	A1381	U1300	G1228	G1144	G1071	A1000	G928	G855	U779
G1906	C1806	A1700	U1536	A1537	A1460	A1384	A1301	G1229	G1149	C1074	A1001	G929	C856	G780
A1916	C1811	G1725	C1538	C1539	C1467	G1385	U1302	G129A	C1150	C1075	G1002	U930	C857	A781
U1917	G1814	C1728	G1540	G1541	C1468	G1386	A1303	G1236	G1151	C1076	G1003	G931	U858	A782
G1921	A1815	A1729	G1542	G1543	A1469	C1387	C1304	G1237	G1152	U1078	C1004	G932	G859	A783
G1922	G1816	U1730	A1544	A1545	A1470	U1394	G1305	G1238	C1153	C1079	G1005	G935	U860	A784
U1923	C1817	G1731	C1544	C1545	A1471	A1395	C1306	A1241	G1154	C1080	C1006	C936	A861	G785
C1924	U1818	C1732	G1473	G1474	G1472	U1396	G1307	A1242	A1155	U1081	C1007	C937	G862	G786
G1925	A1819	G1733	G1475	G1475	C1403	A1397	U1309	G1243	A1156	C1082	G1008	U937	A863	U787
U1926	U1820	C1734	C1547	C1547	U1404	U1398	G1310	G1244	G1161	U1083	A1010	G938	G864	A788
A1927	G1822	C1742	G1551	G1552	G1478	U1405	G1319	U1248	G1162	A1084	G1011	G941	A865	C790
G1928	C1822	G1743	G1552	G1552	G1479	U1406	C1320	G1250	C1166	A1085	U1012	G942	A866	C791
G1929	C1743	C1743	C1552	C1552	G1480	C1407	A1321	G1251	G1169	A1086	U1013	G943	U868	G792
C1930	G1826	G1753	A1558	A1559	U1482	C1408	C1327	G1252	G1171	A1087	U1014	U944	G869	A793
U1931	C1827	C1754	G1560	G1561	G1483	C1411	G1328	A1253	G1173	C1082	G1015	G945	A870	G794
C1934	G1828	G1756	G1561	G1561	G1484	A1412	U1329	G1256	G1175	C1083	U1019	G946	A872	C795
G1935	A1829	C1756	G1561	G1561	G1485	A1413	G1257	C1257	U1175	U1084	A1020	G947	A878	C796
A1936	U1833	C1756	G1561	G1561	G1488	G1414	C1258	C1258	G1176	A1095	A1021	G948	A879	C797
													G880	A800
													A881	A801
													G882	U803




A1189	G1110	G964	G992	A820	G744	G663	A620	A472	A390	A311	G259	G188	G086
G1190	A1111	C965	A896	A821	G745	C664	A621	G473	G391	G312	G260	G189	C97
G1191	G1112	G1044	A897	U822	G746	G665	G622	A478	C392	G315	G261	A190	G98
A1194	G1114	C971	C897	U827	U747	G666	G623	A479	U395	G319	C264	A191	U99
C1195	A1045	G972	C898	U828	G752	U657	G624	A480	G396	A320	A265	C192	G101
C1196	G1046	A973	A899	U829	A753	G668	G625	G481	G397	G326	G266	U193	G102
C1197	A1048	G974	A900	A830	C753	G669	U626	G482	G398	G321	G194	G194	A103
C1198	C1049	C975	C902	G831	G757	G674	A627	A483	G404	A322	U269	A195	C106
C1199	A1050	G976	G903	U832	U758	A675	G628	A484	C405	G323	A270	A197	C107
C1200	C1053	C904	C904	U833	G759	A676	G630	C485	U405	A324	G270	A198	U108
C1201	A1054	C905	C905	U834	G760	A677	A631	G494	G406	G325	C270G	A199	G109
C1202	G1055	A881	U807	U839	A761	C678	A632	G498	G407	G326	C270H	U200	G110
G1203	G1056	C908	C908	C840	G765	C679	A633	G498	G408	G327	G270I	G205	A111
A1204	A1057	A909	A909	A841	G766	C683	G634	G498	C409	U328	G270J	G206	G117
U1205	G1058	C982	A910	G842	G765	G683	G635	G498	G410	G329	G270K	U206	G118
G1206	G1059	A984	A911	G843	G766	G684	G636	A503	G411	A330	U270L	A207	A118
C1207	U1060	C985	C912	G844	G767	A685	A637	U504	G412	A331	U270M	C208	A119
C1208	U1061	G913	U913	G845	G768	G686	G638	A505	G413	A332	G270N	C209	U120
G1209	G1062	C914	C914	G846	G769	G687	U639	G506	G414	G333	U270O	C210	G121
A1210	G1063	G915	G915	U847	G770	C688	G640	G507	C415	G342	C270P	G213	G124
U1211	U1066	A990	G916	G848	G771	A689	C645	U576	C419	A345	G270Q	G214	G131
G1212	A1067	A991	A917	G849	G772	G690	A646	U577	C420	G349	G270R	G215	G138
A1213	G1068	C992	A918	U850	G773	G691	G647	G577	U421	U350	G270S	A216	G131
C1214	A1069	C994	G919	U851	G774	A775	G648	G577	A422	G349	G270T	G217	G138
C1217	A1070	C995	U922	G852	G775	G776	G649	G577	A423	U350	G270U	A218	A141
A1220	A1071	A996	C923	G855	G780	G780	G651	G581	A424	G351	G270V	A221	A141A
G1221	C1075	C924	C924	C856	A781	C856	G652	A514	G425	G352	G271C	A222	G142
C1222	C1076	G925	G925	C857	A782	A699	A653	A515	G426	G353	G271D	A223	G143
C1223	A1077	A926	A926	U858	A783	G700	A654	C517	U427	G354	G271	G272	C144
A1227	U1078	G928	G928	C859	A784	G701	G654A	U519	A428	G355	G273	G226	G145
G1228	C1079	U930	U930	U860	G785	G702	C654B	G520	G442	G356	G273A	A227	G146
C1230	U1082	G931	G931	G861	G786	G703	G	G521	G443	U358	G273A	A228	U147
A1231	A1083	C1006	C1006	G862	G787	G704	G	G522	C444	G361	G273F	A229	C148
G1232	U1084	C1007	C1007	G863	A788	G788	G	G523	C445	U362	G274	U230	A149
C1233	A1085	U1011	U1011	G864	C790	G790	C	U524	C446	U363	G275	G231	G152
U1234	A1086	G1012	G1012	U865	C791	G791	G	U525	C447	G363	A276	G232	C153
G1235	U1087	C1013	C1013	U866	G792	G792	C	A526	U448	A363A	C277	A233	G154
C1236	G1089	U1019	U1019	G867	G796	G796	A	C527	A449	G363B	A278	U235	C155
A1237	U1090	G944	G944	A870	C796	C796	C	A528	G450	G363C	C279	U236	U161
G1238	A1093	A945	A945	U871	A802	A802	G	G530	C451	C364	A283	C237	U162
C1239	U1094	A1020	A1020	A872	U803	U803	G	A532	C452	G370	C287	C238	U
U1240	A1095	G946	G946	G873	A804	A804	C	G533	C455	A371	C288	U239	U
A1241	A1096	G947	G947	U874	G805	G805	C	U534	C456	G372	A241	G240	G171
G1244	A1097	G950	G950	A875	C806	C806	C	C535	A457	U373	A294	G242	G173
C1248	U1098	C951	C951	G876	U807	U807	G	A536	G458	U373	U243	U243	C174
U1249	A1099	G952	G952	G877	G808	G808	G654S	C537	U459	U380	C297	A244	G175
C1251	G1102	A1027	A1027	G878	U810	U810	A654T	G539	A460	G381	G298	G245	G176
G1252	C1103	A1028	A1028	U879	G811	G811	G	G540	U464	G382	A299	G246	G177
A1253	U1104	G956	G956	G880	G812	G812	A655	C541	C465	U383	G247	G248	A181
C1254	C1105	U958	U958	G881	U813	U813	G656	C546	G466	U384	U305	U305	A181
U1255	U1106	A960	A960	G882	C814	C814	U657	A547	G467	C385	U306	G248	A181
G1256	U1107	U1033	U1033	G883	G817	G817	C658	A548	G468	G386	G307	A251	C184
C1257	G1108	G1036	G1036	U884	G818	G818	U659	G549	G469	U387	G308	G252	C253
G1258	U1109	U963	U963	A890	A819	A819	G660	G551	A471	G389	A310	G253	U185

G2370	G2371	G2372	G2373	G2374	G2375	G2376	G2377	G2378	G2379	G2380	G2381	G2382	G2383	G2384	G2385	G2386	G2387	G2388	G2389	G2390	G2391	G2392	G2393	G2394	G2395	U2401	C2402	C2403	C2404	G2405	U2406	G2410	A2411	G2412	G2413	G2414	G2415	A2418	U2419	C2420	A2421	U2422	G2423	C2424	A2425	A2426	G2429	A2430	U2431	A2432	A2435	G2436	U2437	U2438	A2439	C2440	C2441																																																																																																																																																																																																																																																																	
G2295	G2296	G2297	G2298	G2299	G2300	G2301	G2302	G2303	G2304	G2305	G2306	G2307	G2308	G2309	G2310	G2311	U2312	G2313	G2314	G2315	G2316	G2317	G2318	G2319	G2320	G2321	G2322	G2323	G2324	G2325	G2326	A2327	G2328	G2329	G2330	G2331	U2332	G2333	G2334	G2335	A2336	G2337	G2338	G2339	G2340	G2341	G2342	G2343	G2344	G2345	A2346	G2347	G2348	G2349	G2350	G2351	G2352	G2353	G2354	G2355	G2356	U2357	G2358	G2359	U2360	U2361	A2362	A2363	A2364																																																																																																																																																																																																																																																					
G2208	G2209	G2210	G2211	A2212	G2213	G2214	G2215	G2216	A2217	G2218	G2219	G2220	G2221	G2222	G2223	G2224	G2225	G2226	G2227	G2228	G2229	G2230	G2231	G2232	G2233	G2234	G2235	G2236	G2237	G2238	G2239	G2240	U2241	G2242	G2243	G2244	G2245	G2246	G2247	G2248	U2249	G2250	G2251	G2252	G2253	G2254	G2255	G2256	G2257	G2258	G2259	G2260	G2261	G2262	G2263	G2264	G2265	G2266	A2267	A2268	G2269	G2270	G2271	G2272	G2273	G2274	G2275	G2276	G2277	G2278	G2279	G2280	G2281	G2282	G2283	G2284	G2285	G2286	G2287	G2288	G2289	G2290	G2291	G2292	G2293	G2294																																																																																																																																																																																																																																				
C2043	G1964	G1965	G1966	G1967	G1968	G1969	G1970	G1971	G1972	G1973	G1974	G1975	G1976	G1977	G1978	G1979	G1980	G1981	G1982	U1983	G1984	G1985	G1986	G1987	G1988	G1989	G1990	G1991	G1992	G1993	G1994	G1995	G1996	G1997	G1998	G1999	G2000	G2001	G2002	C2003	G2004	G2005	G2006	G2007	G2008	G2009	G2010	G2011	G2012	G2013	G2014	G2015	G2016	G2017	G2018	G2019	G2020	G2021	G2022	G2023	G2024	G2025	G2026	G2027	G2028	G2029	G2030	G2031	G2032	G2033	G2034	G2035	G2036	G2037	G2038	G2039	G2040	A2041	A2042																																																																																																																																																																																																																																											
A2126	G2127	C2128	G2129	G2130	G2131	G2132	G2133	A2134	G2135	G2136	G2137	G2138	G2139	G2140	G2141	G2142	G2143	G2144	G2145	G2146	G2147	G2148	G2149	G2150	G2151	G2152	G2153	G2154	G2155	G2156	G2157	G2158	G2159	G2160	G2161	G2162	G2163	G2164	G2165	G2166	G2167	G2168	A2169	A2170	G2171	G2172	G2173	G2174	G2175	G2176	G2177	G2178	G2179	G2180	G2181	G2182	G2183	G2184	G2185	G2186	G2187	G2188	G2189	G2190	G2191	G2192	U2193	U2194	U2195	U2196	U2197	A2198	A2199	G2200	G2201	G2202	G2203	G2204	G2205	G2206	G2207	G2208	G2209	G2210	G2211	G2212	G2213	G2214	G2215	G2216	G2217	G2218	G2219	G2220	G2221	G2222	G2223	G2224	G2225	G2226	G2227	G2228	G2229	G2230	G2231	G2232	G2233	G2234	G2235	G2236	G2237	G2238	G2239	G2240	G2241	G2242	G2243	G2244	G2245	G2246	G2247	G2248	G2249	G2250	G2251	G2252	G2253	G2254	G2255	G2256	G2257	G2258	G2259	G2260	G2261	G2262	G2263	G2264	G2265	G2266	G2267	G2268	G2269	G2270	G2271	G2272	G2273	G2274	G2275	G2276	G2277	G2278	G2279	G2280	G2281	G2282	G2283	G2284	G2285	G2286	G2287	G2288	G2289	G2290	G2291	G2292	G2293	G2294																																																																																																																																																		
C2043	G1964	G1965	G1966	G1967	G1968	G1969	G1970	G1971	G1972	G1973	G1974	G1975	G1976	G1977	G1978	G1979	G1980	G1981	G1982	U1983	G1984	G1985	G1986	G1987	G1988	G1989	G1990	G1991	G1992	G1993	G1994	G1995	G1996	G1997	G1998	G1999	G2000	G2001	G2002	C2003	G2004	G2005	G2006	G2007	G2008	G2009	G2010	G2011	G2012	G2013	G2014	G2015	G2016	G2017	G2018	G2019	G2020	G2021	G2022	G2023	G2024	G2025	G2026	G2027	G2028	G2029	G2030	G2031	G2032	G2033	G2034	G2035	G2036	G2037	G2038	G2039	G2040	A2041	A2042																																																																																																																																																																																																																																											
A1803	G1804	U1805	G1806	G1807	G1808	G1809	G1810	G1811	G1812	G1813	G1814	G1815	G1816	G1817	G1818	G1819	U1820	G1821	G1822	G1823	G1824	G1825	G1826	G1827	G1828	G1829	U1830	G1831	G1832	G1833	G1834	G1835	G1836	G1837	G1838	G1839	G1840	G1841	G1842	G1843	G1844	G1845	G1846	G1847	G1848	G1849	G1850	G1851	G1852	G1853	G1854	G1855	G1856	G1857	G1858	G1859	U1860	G1861	G1862	G1863	G1864	G1865	G1866	G1867	G1868	G1869	G1870	G1871	G1872	G1873	G1874	G1875	G1876	G1877	G1878	G1879	G1880	G1881	G1882	G1883	G1884	G1885	G1886	G1887	G1888	G1889	G1890	G1891	G1892	G1893	G1894	G1895	G1896	G1897	G1898	G1899	G1900	G1901	G1902	G1903	G1904	G1905	G1906	G1907	G1908	G1909	G1910	G1911	G1912	G1913	G1914	G1915	G1916	G1917	G1918	G1919	G1920	U1921	G1922	G1923	G1924	C1925	G1926	G1927	G1928	G1929	G1930	U1931	G1932	G1933	G1934	G1935	G1936	G1937	G1938	G1939	G1940	C1941	G1942	G1943	G1944	G1945	G1946	G1947	G1948	G1949	G1950	G1951	G1952	G1953	G1954	G1955	G1956	G1957	G1958	G1959	G1960	U1961	G1962	G1963	G1964	G1965	G1966	G1967	G1968	G1969	G1970	G1971	G1972	G1973	G1974	G1975	G1976	G1977	G1978	G1979	G1980	G1981	G1982	G1983	G1984	G1985	G1986	G1987	G1988	G1989	G1990	G1991	G1992	G1993	G1994	G1995	G1996	G1997	G1998	G1999	G2000	G2001	G2002	G2003	G2004	G2005	G2006	G2007	G2008	G2009	G2010	G2011	G2012	G2013	G2014	G2015	G2016	G2017	G2018	G2019	G2020	G2021	G2022	G2023	G2024	G2025	G2026	G2027	G2028	G2029	G2030	G2031	G2032	G2033	G2034	G2035	G2036	G2037	G2038	G2039	G2040	A2041	A2042																																																																											
G1728	A1729	U1730	C1731	A1732	G1733	G1734	C1735	G1736	G1737	G1738	G1739	G1740	G1741	G1742	G1743	G1744	G1745	G1746	G1747	G1748	G1749	G1750	G1751	G1752	G1753	G1754	G1755	G1756	G1757	G1758	G1759	G1760	G1761	G1762	G1763	G1764	G1765	G1766	G1767	G1768	G1769	G1770	G1771	G1772	G1773	G1774	G1775	G1776	G1777	G1778	G1779	G1780	G1781	G1782	G1783	G1784	G1785	G1786	G1787	G1788	G1789	G1790	G1791	G1792	G1793	G1794	G1795	G1796	G1797	G1798	G1799	G1800	G1801	G1802	G1803	G1804	G1805	G1806	G1807	G1808	G1809	G1810	G1811	G1812	G1813	G1814	G1815	G1816	G1817	G1818	G1819	G1820	G1821	G1822	G1823	G1824	G1825	G1826	G1827	G1828	G1829	G1830	G1831	G1832	G1833	G1834	G1835	G1836	G1837	G1838	G1839	G1840	G1841	G1842	G1843	G1844	G1845	G1846	G1847	G1848	G1849	G1850	G1851	G1852	G1853	G1854	G1855	G1856	G1857	G1858	G1859	G1860	G1861	G1862	G1863	G1864	G1865	G1866	G1867	G1868	G1869	G1870	G1871	G1872	G1873	G1874	G1875	G1876	G1877	G1878	G1879	G1880	G1881	G1882	G1883	G1884	G1885	G1886	G1887	G1888	G1889	G1890	G1891	G1892	G1893	G1894	G1895	G1896	G1897	G1898	G1899	G1900	G1901	G1902	G1903	G1904	G1905	G1906	G1907	G1908	G1909	G1910	G1911	G1912	G1913	G1914	G1915	G1916	G1917	G1918	G1919	G1920	U1921	G1922	G1923	G1924	C1925	G1926	G1927	G1928	G1929	G1930	U1931	G1932	G1933	G1934	G1935	G1936	G1937	G1938	G1939	G1940	C1941	G1942	G1943	G1944	G1945	G1946	G1947	G1948	G1949	G1950	G1951	G1952	G1953	G1954	G1955	G1956	G1957	G1958	G1959	G1960	U1961	G1962	G1963	G1964	G1965	G1966	G1967	G1968	G1969	G1970	G1971	G1972	G1973	G1974	G1975	G1976	G1977	G1978	G1979	G1980	G1981	G1982	G1983	G1984	G1985	G1986	G1987	G1988	G1989	G1990	G1991	G1992	G1993	G1994	G1995	G1996	G1997	G1998	G1999	G2000	G2001	G2002	G2003	G2004	G2005	G2006	G2007	G2008	G2009	G2010	G2011	G2012	G2013	G2014	G2015	G2016	G2017	G2018	G2019	G2020	G2021	G2022	G2023	G2024	G2025	G2026	G2027	G2028	G2029	G2030	G2031	G2032	G2033	G2034	G2035	G2036	G2037	G2038	G2039	G2040	A2041	A2042
G1542	A1543	C1544	A1545	G1546	G1547	C1548	C1549	C1550	C1551	A1552	A1553	G1554	G1555	G1556	A1557	A1558	G1559	G1560	G1561	G1562	G1563	A1564	G1565	G1566	A1567	G1568	G1569	A1570	A1571	A1572	G1573	U1574	U1575	C1576	G1577	C1578	A1579	A1580	C1581	A1582	G1583	G1584	G1585	A1586	G1587	G1588	G1589	G1590	G1591	G1592	G1593	G1594	G1595	A1596	C1597	C1598	C1599	C1600	U1601	A1602	G1603	G1604	G1605	G1606	G1607	G1608	G1609	G1610	G1611	G1612	G1613	G1614	G1615	G1616	G1617	G1618	G1619	G1620	G1621	G1622	G1623	G1624	G1625	G1626	G1627	G1628	G1629	G1630	G1631	G1632	G1633	G1634	G1635	G1636	G1637	G1638	G1639	G1640	G1641	G1642	G1643	G1644	G1645	G1646	G1647	G1648	G1649	G1650	G1651	G1652	G1653	G1654	G1655	G1656	G1657	G1658	G1659	G1660	G1661	G1662	G1663	G1664	G1665	G1666	G1667	G1668	G1669	G1670	G1671	G1672	G1673	G1674	G1675	G1676	G1677	G1678	G1679	G1680	G1681	G1682	G1683	G1684	G1685	G1686	G1687	G1688	G1689	G1690	G1691	G1692	G1693	G1694	G1695	G1696	G1697	G1698	G1699	G1700	G1701	G1702	G1703	G1704	G1705	G1706	G1707	G1708	G1709	G1710	G1711	G1712	G1713	G1714	G1715	G1716	G1717	G1718	G1719	G1720	G1721	G1722	G1723	G1724	G1725	G1726	G1727	G1728	G1729	G1730	G1731	G1732	G1733	G1734	G1735	G1736	G1737	G1738	G1739	G1740	G1741	G1742	G1743	G1744	G1745	G1746	G1747	G1748	G1749	G1750	G1751	G1752	G1753	G1754	G1755	G1756	G1757	G1758	G1759	G1760	G1761	G1762	G1763	G1764	G1765	G1766	G1767	G1768	G1769	G1770	G1771	G1772	G1773	G1774	G1775	G1776	G1777	G1778	G1779	G1780	G1781	G1782	G1783	G1784	G1785	G1786	G1787	G1788	G1789	G1790	G1791	G1792	G1793	G1794	G1795	G1796																																																												

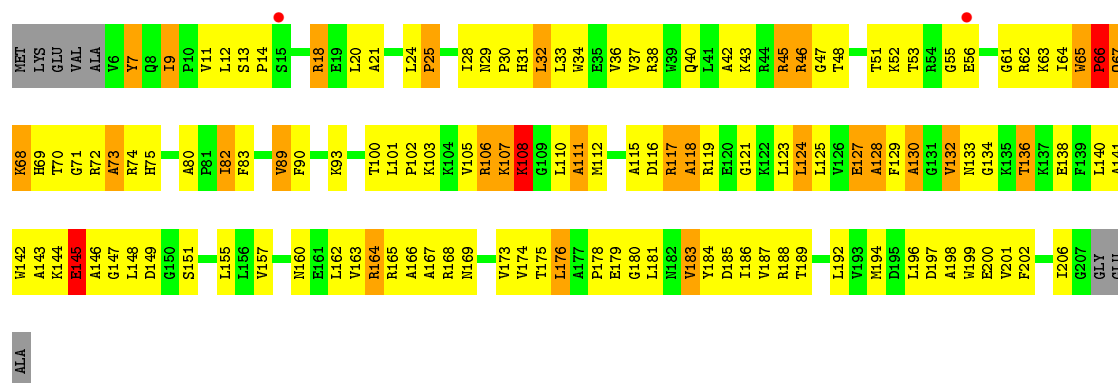




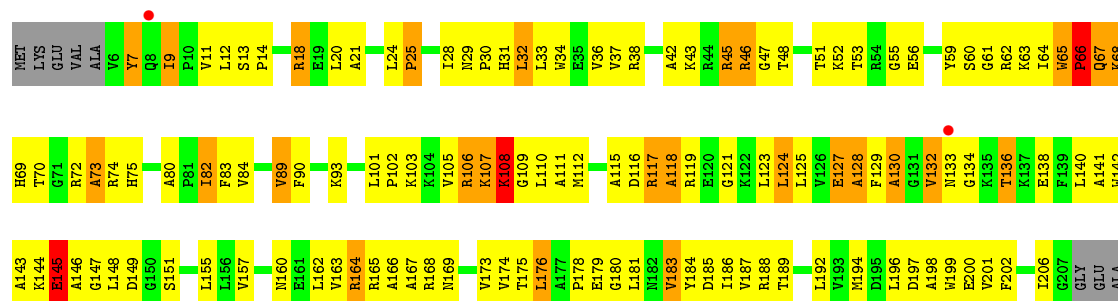




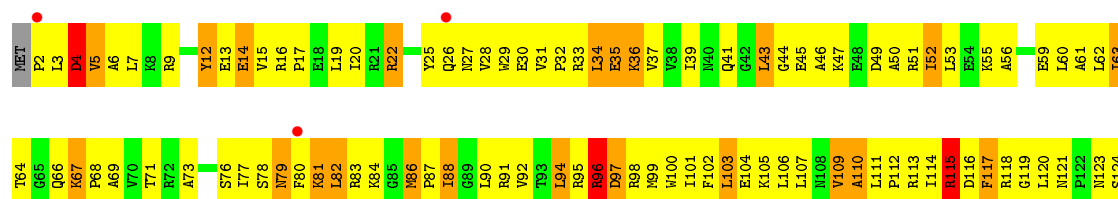
• Molecule 26: 50S ribosomal protein L4

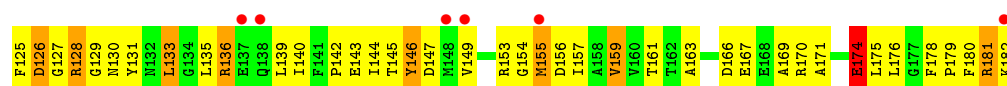


• Molecule 26: 50S ribosomal protein L4

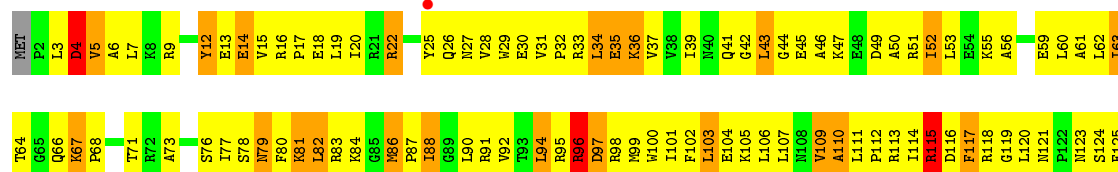


• Molecule 27: 50S ribosomal protein L5

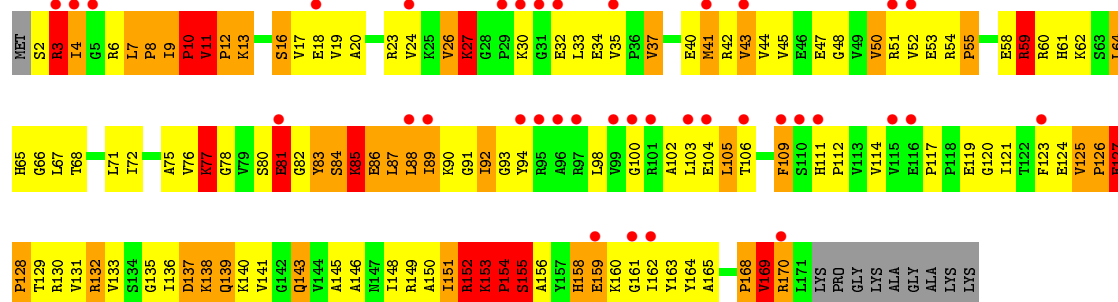




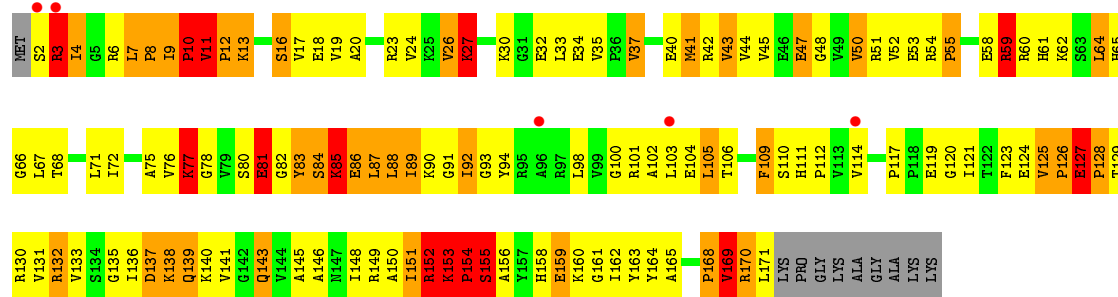
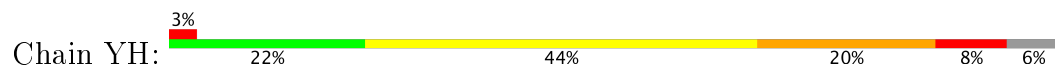
• Molecule 27: 50S ribosomal protein L5



• Molecule 28: 50S ribosomal protein L6

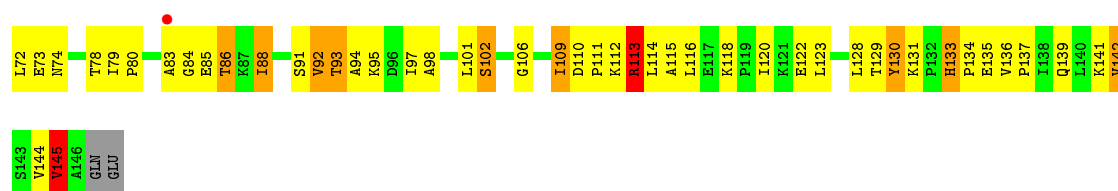


• Molecule 28: 50S ribosomal protein L6

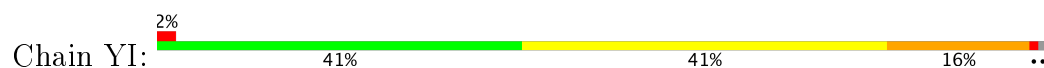


• Molecule 29: 50S ribosomal protein L9





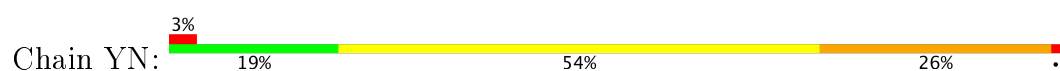
- Molecule 29: 50S ribosomal protein L9



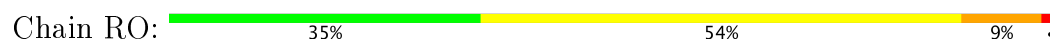
- Molecule 30: 50S ribosomal protein L13

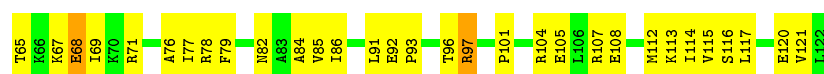


- Molecule 30: 50S ribosomal protein L13



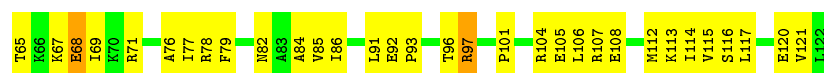
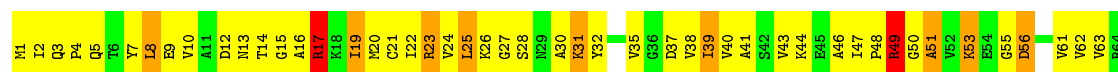
- Molecule 31: 50S ribosomal protein L14





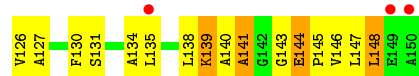
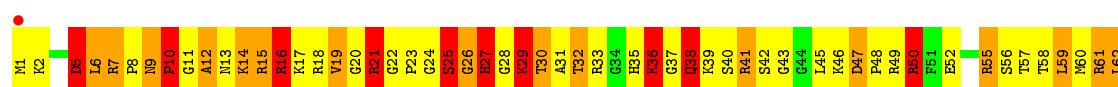
• Molecule 31: 50S ribosomal protein L14

Chain YO: 34% 55% 9% .



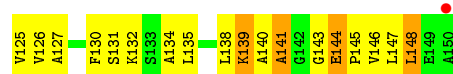
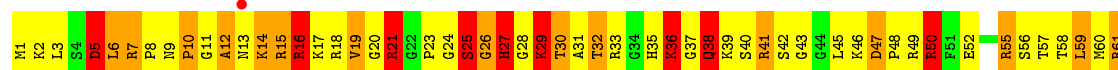
• Molecule 32: 50S ribosomal protein L15

Chain RP: 7% 19% 51% 23% 8%



• Molecule 32: 50S ribosomal protein L15

Chain YP: 19% 51% 23% 7%

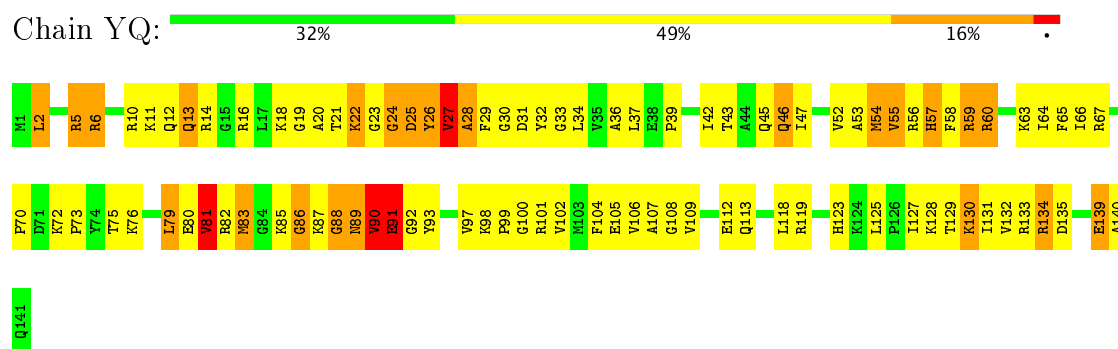


• Molecule 33: 50S ribosomal protein L16

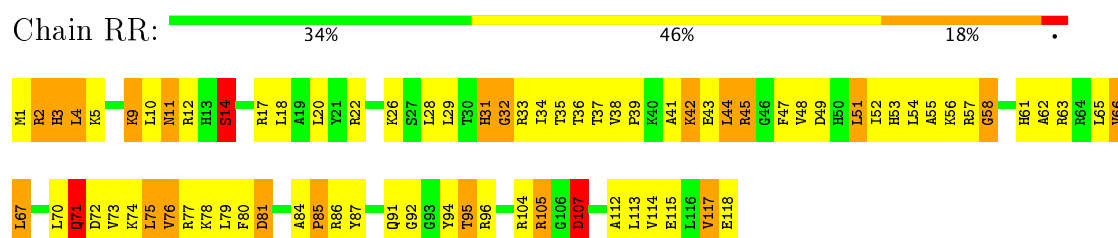
Chain RQ: 2% 33% 49% 16%



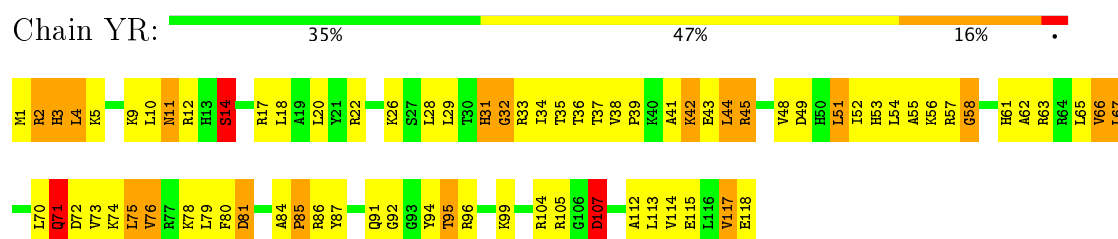
- Molecule 33: 50S ribosomal protein L16



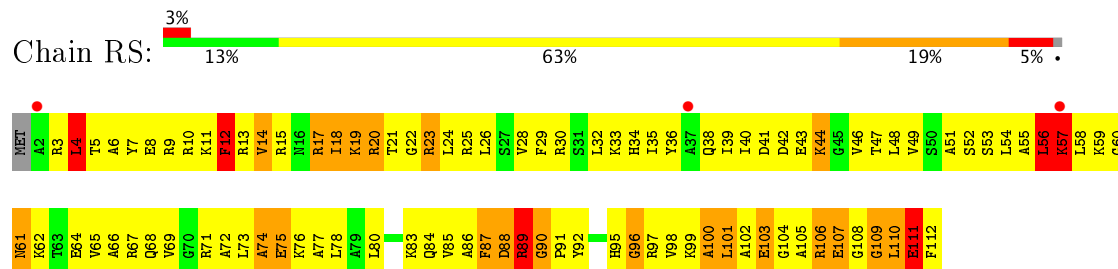
- Molecule 34: 50S ribosomal protein L17



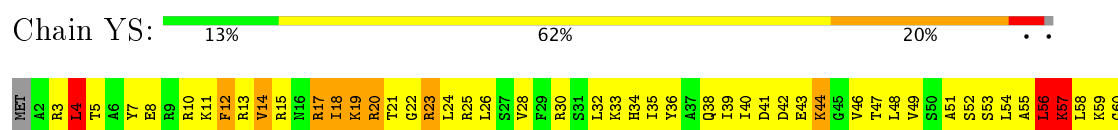
- Molecule 34: 50S ribosomal protein L17




- Molecule 35: 50S ribosomal protein L18




- Molecule 35: 50S ribosomal protein L18


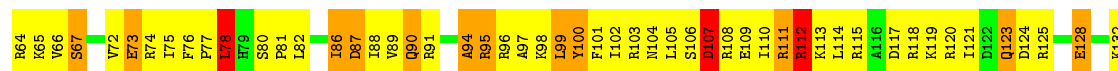




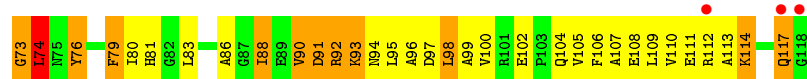
- Molecule 36: 50S ribosomal protein L19




- Molecule 36: 50S ribosomal protein L19



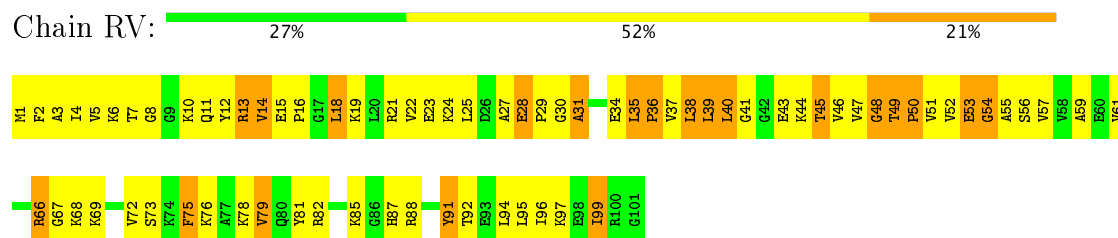
- Molecule 37: 50S ribosomal protein L20



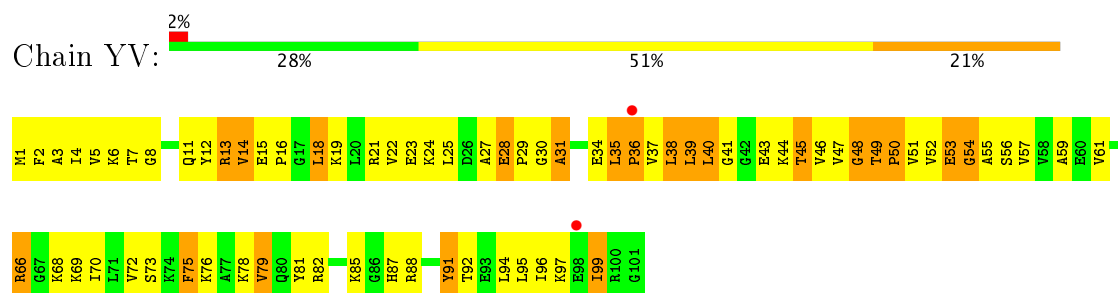
- Molecule 37: 50S ribosomal protein L20



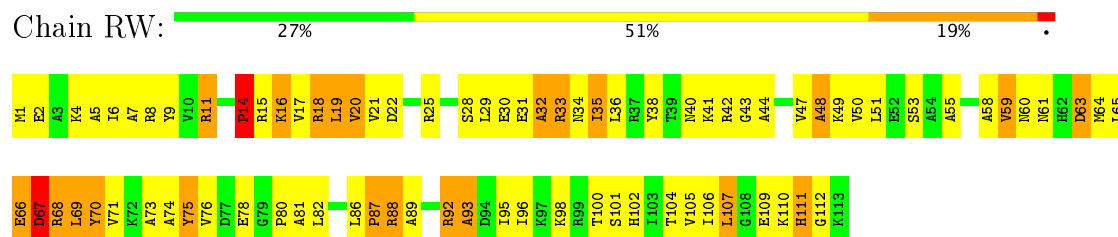
- Molecule 38: 50S ribosomal protein L21



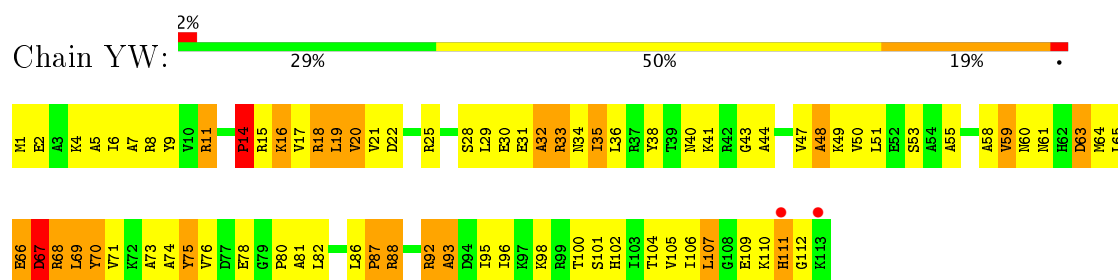
• Molecule 38: 50S ribosomal protein L21



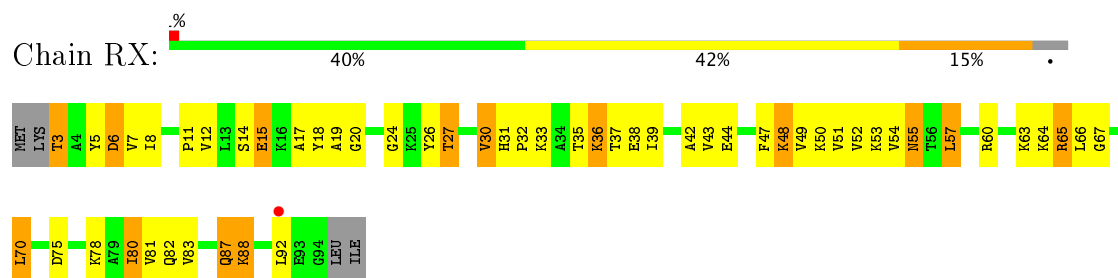
• Molecule 39: 50S ribosomal protein L22



• Molecule 39: 50S ribosomal protein L22



• Molecule 40: 50S ribosomal protein L23



• Molecule 40: 50S ribosomal protein L23

- Molecule 41: 50S ribosomal protein L24

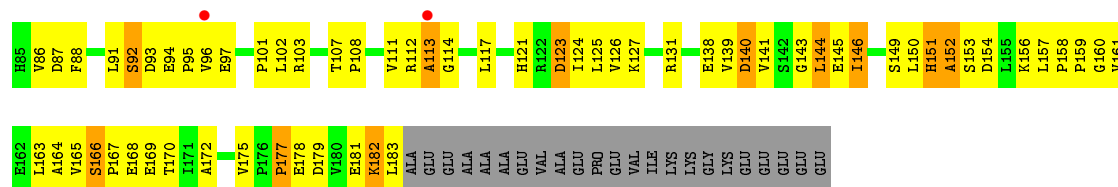
- Molecule 41: 50S ribosomal protein L24

- Molecule 42: 50S ribosomal protein L25

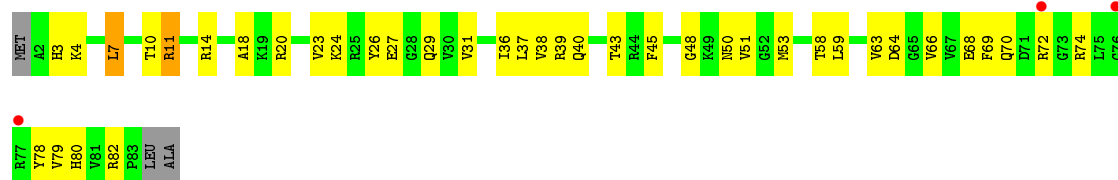
- Molecule 42: 50S ribosomal protein L25







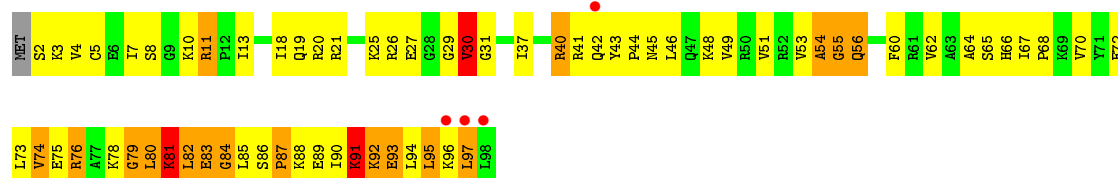
- Molecule 43: 50S ribosomal protein L27



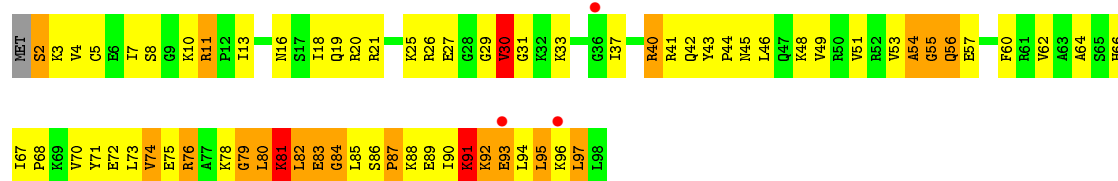
- Molecule 43: 50S ribosomal protein L27




- Molecule 44: 50S ribosomal protein L28

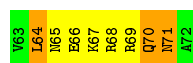


- Molecule 44: 50S ribosomal protein L28



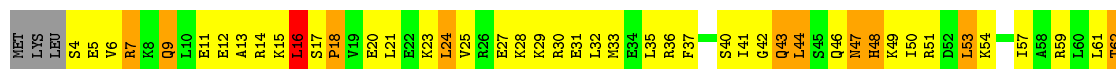
- Molecule 45: 50S ribosomal protein L29






- Molecule 45: 50S ribosomal protein L29

Chain Y2: 22% 54% 18% . .




- Molecule 46: 50S ribosomal protein L30

Chain R3: 15% 33% 50% 15% .



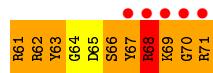
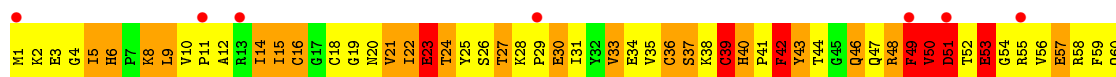
- Molecule 46: 50S ribosomal protein L30

Chain Y3: 8% 30% 53% 13% . .



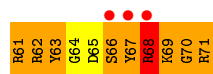

- Molecule 47: 50S ribosomal protein L31

Chain R4: 17% 7% 42% 39% 11%



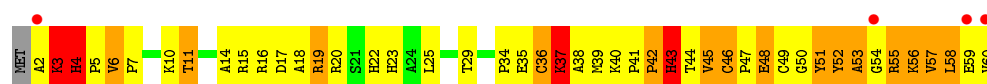
- Molecule 47: 50S ribosomal protein L31

Chain Y4: 6% 6% 44% 39% 11%



- Molecule 48: 50S ribosomal protein L32

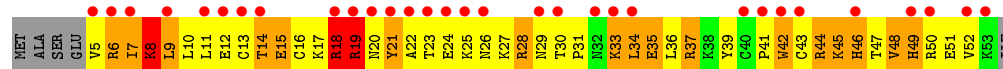
Chain R5: 7% 22% 45% 25% 7% .



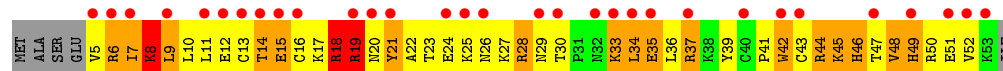
- Molecule 48: 50S ribosomal protein L32



- Molecule 49: 50S ribosomal protein L33



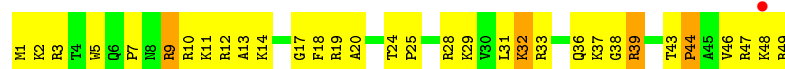
- Molecule 49: 50S ribosomal protein L33



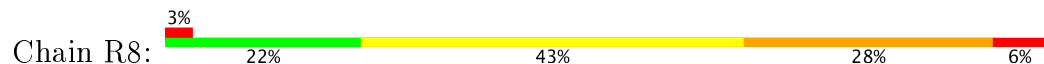
- Molecule 50: 50S ribosomal protein L34



- Molecule 50: 50S ribosomal protein L34

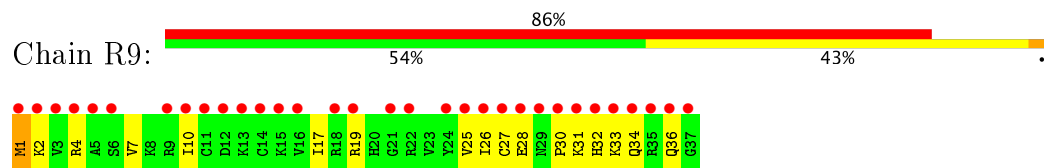


- Molecule 51: 50S ribosomal protein L35

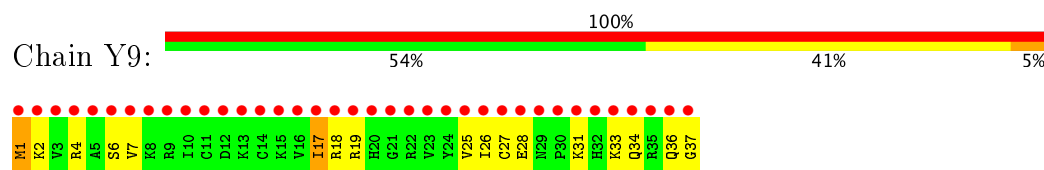


- Molecule 51: 50S ribosomal protein L35

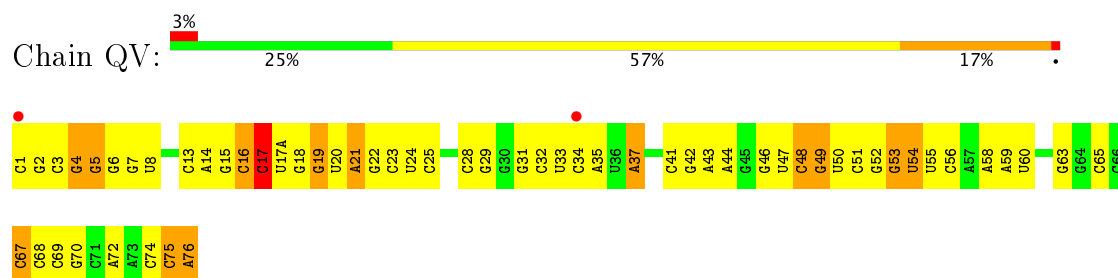
- Molecule 52: 50S ribosomal protein L36



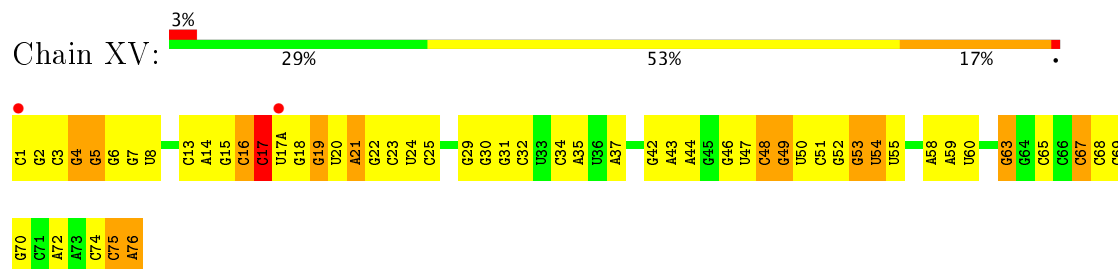
- Molecule 52: 50S ribosomal protein L36



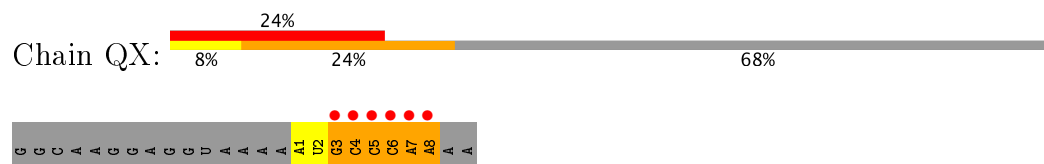
- Molecule 53: P-site tRNA fMet



- Molecule 53: P-site tRNA fMet



- Molecule 54: A-site ASL SufA6

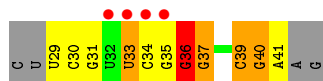


- Molecule 54: A-site ASL SufA6

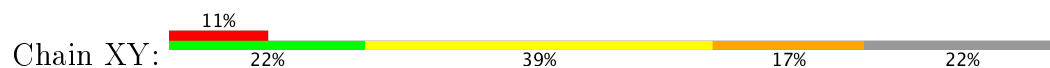




- Molecule 55: messenger RNA



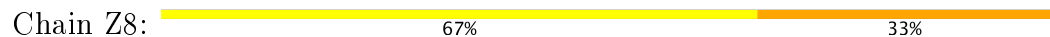
- Molecule 55: messenger RNA



- Molecule 56: tRNA acceptor end mimic



- Molecule 56: tRNA acceptor end mimic



## 4 Data and refinement statistics

Property	Value	Source
Space group	P 21 21 21	Depositor
Cell constants a, b, c, $\alpha$ , $\beta$ , $\gamma$	210.24Å 446.10Å 623.32Å 90.00° 90.00° 90.00°	Depositor
Resolution (Å)	49.68 – 3.90 49.68 – 3.70	Depositor EDS
% Data completeness (in resolution range)	99.0 (49.68-3.90) 99.1 (49.68-3.70)	Depositor EDS
$R_{merge}$	0.31	Depositor
$R_{sym}$	(Not available)	Depositor
$\langle I/\sigma(I) \rangle$ <sup>1</sup>	1.66 (at 3.67Å)	Xtriage
Refinement program	PHENIX	Depositor
R, $R_{free}$	0.235 , 0.278 0.235 , 0.278	Depositor DCC
$R_{free}$ test set	23244 reflections (4.44%)	DCC
Wilson B-factor (Å <sup>2</sup> )	88.0	Xtriage
Anisotropy	0.281	Xtriage
Bulk solvent $k_{sol}$ (e/Å <sup>3</sup> ), $B_{sol}$ (Å <sup>2</sup> )	0.24 , 47.0	EDS
L-test for twinning <sup>2</sup>	$\langle  L  \rangle = 0.38$ , $\langle L^2 \rangle = 0.21$	Xtriage
Estimated twinning fraction	No twinning to report.	Xtriage
$F_o, F_c$ correlation	0.89	EDS
Total number of atoms	291950	wwPDB-VP
Average B, all atoms (Å <sup>2</sup> )	64.0	wwPDB-VP

Xtriage's analysis on translational NCS is as follows: *The largest off-origin peak in the Patterson function is 1.50% of the height of the origin peak. No significant pseudotranslation is detected.*

<sup>1</sup>Intensities estimated from amplitudes.

<sup>2</sup>Theoretical values of  $\langle |L| \rangle$ ,  $\langle L^2 \rangle$  for acentric reflections are 0.5, 0.333 respectively for untwinned datasets, and 0.375, 0.2 for perfectly twinned datasets.

## 5 Model quality ⓘ

### 5.1 Standard geometry ⓘ

Bond lengths and bond angles in the following residue types are not validated in this section: ZN, MG, PAR, 1MG, PPU

The Z score for a bond length (or angle) is the number of standard deviations the observed value is removed from the expected value. A bond length (or angle) with  $|Z| > 5$  is considered an outlier worth inspection. RMSZ is the root-mean-square of all Z scores of the bond lengths (or angles).

Mol	Chain	Bond lengths		Bond angles	
		RMSZ	# $ Z  > 5$	RMSZ	# $ Z  > 5$
1	QA	0.43	0/36098	0.95	64/56341 (0.1%)
1	XA	0.48	0/36101	1.01	70/56346 (0.1%)
2	QB	0.35	0/1959	0.65	0/2642
2	XB	0.35	0/1959	0.65	0/2642
3	QC	0.36	0/1629	0.60	0/2195
3	XC	0.37	0/1629	0.60	0/2195
4	QD	0.41	0/1733	0.68	1/2318 (0.0%)
4	XD	0.44	0/1733	0.68	1/2318 (0.0%)
5	QE	0.38	0/1171	0.66	0/1576
5	XE	0.38	0/1171	0.66	0/1576
6	QF	0.43	0/856	0.68	0/1154
6	XF	0.43	0/856	0.68	0/1154
7	QG	0.37	0/1276	0.60	0/1709
7	XG	0.36	0/1276	0.60	0/1709
8	QH	0.40	0/1136	0.69	0/1527
8	XH	0.40	0/1136	0.69	0/1527
9	QI	0.36	0/1029	0.67	0/1379
9	XI	0.36	0/1029	0.67	0/1379
10	QJ	0.35	0/814	0.61	0/1095
10	XJ	0.36	0/814	0.61	0/1095
11	QK	0.40	0/900	0.67	0/1213
11	XK	0.40	0/900	0.67	0/1213
12	QL	0.48	1/991 (0.1%)	0.79	2/1327 (0.2%)
12	XL	0.48	1/991 (0.1%)	0.79	2/1327 (0.2%)
13	QM	0.34	0/974	0.66	0/1303
13	XM	0.34	0/974	0.66	0/1303
14	QN	0.42	0/501	0.68	0/664
14	XN	0.52	0/501	0.67	0/664
15	QO	0.39	0/745	0.67	0/992
15	XO	0.39	0/745	0.66	0/992
16	QP	0.36	0/721	0.67	0/970
16	XP	0.37	0/721	0.67	0/970

Mol	Chain	Bond lengths		Bond angles	
		RMSZ	# Z  >5	RMSZ	# Z  >5
17	QQ	0.37	0/847	0.68	0/1131
17	XQ	0.38	0/847	0.68	0/1131
18	QR	0.39	0/579	0.72	0/768
18	XR	0.39	0/579	0.72	0/768
19	QS	0.36	0/689	0.84	2/926 (0.2%)
19	XS	0.36	0/689	0.84	2/926 (0.2%)
20	QT	0.33	0/765	0.69	0/1007
20	XT	0.34	0/765	0.69	0/1007
21	QU	0.37	0/221	0.63	0/288
21	XU	0.37	0/221	0.63	0/288
22	RA	0.53	2/69521 (0.0%)	1.06	133/108529 (0.1%)
22	YA	0.59	2/69543 (0.0%)	1.12	219/108563 (0.2%)
23	RB	0.41	0/2878	0.95	4/4490 (0.1%)
23	YB	0.49	0/2878	1.04	4/4490 (0.1%)
24	RD	0.59	2/2165 (0.1%)	0.90	4/2919 (0.1%)
24	YD	0.56	1/2165 (0.0%)	0.90	4/2919 (0.1%)
25	RE	0.52	0/1601	0.91	2/2160 (0.1%)
25	YE	0.52	0/1601	0.91	2/2160 (0.1%)
26	RF	0.50	0/1620	0.76	0/2194
26	YF	0.50	0/1620	0.76	0/2194
27	RG	0.40	0/1499	0.66	0/2016
27	YG	0.40	0/1499	0.66	0/2016
28	RH	0.45	0/1332	0.85	3/1802 (0.2%)
28	YH	0.45	0/1332	0.85	4/1802 (0.2%)
29	RI	0.54	2/1151 (0.2%)	0.68	1/1558 (0.1%)
29	YI	0.34	0/1151	0.61	0/1558
30	RN	0.46	0/1131	0.78	1/1525 (0.1%)
30	YN	0.46	0/1131	0.78	1/1525 (0.1%)
31	RO	0.54	0/943	0.71	0/1269
31	YO	0.53	0/943	0.71	0/1269
32	RP	0.50	0/1162	0.94	3/1544 (0.2%)
32	YP	0.50	0/1162	0.95	3/1544 (0.2%)
33	RQ	0.54	0/1143	0.91	3/1527 (0.2%)
33	YQ	0.54	0/1143	0.89	3/1527 (0.2%)
34	RR	0.45	0/982	0.80	1/1312 (0.1%)
34	YR	0.45	0/982	0.80	1/1312 (0.1%)
35	RS	0.46	0/892	0.82	1/1187 (0.1%)
35	YS	0.45	0/892	0.83	1/1187 (0.1%)
36	RT	0.47	0/1155	0.73	2/1542 (0.1%)
36	YT	0.46	0/1155	0.73	2/1542 (0.1%)
37	RU	0.48	0/982	0.78	0/1306
37	YU	0.48	0/982	0.78	0/1306
38	RV	0.47	0/790	0.82	0/1057



Mol	Chain	Bond lengths		Bond angles	
		RMSZ	# Z  >5	RMSZ	# Z  >5
38	YV	0.47	0/790	0.82	0/1057
39	RW	0.45	0/911	0.75	0/1220
39	YW	0.45	0/911	0.75	0/1220
40	RX	0.56	0/739	0.77	0/993
40	YX	0.56	0/739	0.77	0/993
41	RY	0.52	0/798	0.80	0/1064
41	YY	0.52	0/798	0.80	0/1064
42	RZ	0.36	0/1493	0.58	0/2026
42	YZ	0.36	0/1493	0.62	0/2026
43	R0	0.42	0/657	0.63	0/874
43	Y0	0.42	0/657	0.65	0/874
44	R1	0.49	0/770	0.85	1/1022 (0.1%)
44	Y1	0.49	0/770	0.85	1/1022 (0.1%)
45	R2	0.50	0/583	0.84	1/771 (0.1%)
45	Y2	0.51	0/583	0.84	1/771 (0.1%)
46	R3	0.47	0/474	0.72	0/635
46	Y3	0.43	0/474	0.71	0/635
47	R4	0.38	0/594	0.78	1/795 (0.1%)
47	Y4	0.38	0/594	0.78	1/795 (0.1%)
48	R5	0.51	0/473	0.74	0/639
48	Y5	0.50	0/465	0.74	0/629
49	R6	0.42	0/431	0.76	0/575
49	Y6	0.43	0/431	0.76	0/575
50	R7	0.56	0/438	0.76	0/575
50	Y7	0.56	0/438	0.76	0/575
51	R8	0.62	0/525	0.93	1/691 (0.1%)
51	Y8	0.62	0/525	0.93	1/691 (0.1%)
52	R9	0.35	0/310	0.60	0/407
52	Y9	0.37	0/310	0.61	0/407
53	QV	0.51	0/1836	0.99	6/2859 (0.2%)
53	XV	0.51	0/1836	0.99	6/2859 (0.2%)
54	QX	0.74	0/188	0.84	0/290
54	XX	0.48	0/188	0.74	0/290
55	QY	0.78	1/311 (0.3%)	0.88	0/483
55	XY	0.51	0/311	0.88	0/483
56	Z6	0.79	0/40	1.79	1/60 (1.7%)
56	Z8	0.79	0/40	1.83	1/60 (1.7%)
All	All	0.50	12/316321 (0.0%)	0.98	568/472911 (0.1%)

All (12) bond length outliers are listed below:

*Continued on next page...*

*Continued from previous page...*

Mol	Chain	Res	Type	Atoms	Z	Observed(Å)	Ideal(Å)
24	RD	236	GLY	C-N	8.53	1.53	1.34
29	RI	54	GLN	C-O	-7.01	1.10	1.23
55	QY	36	G	C2-N2	-6.93	1.27	1.34
22	YA	1142(A)	A	N9-C4	-6.45	1.33	1.37
29	RI	55	ALA	C-O	6.04	1.34	1.23
22	RA	654(T)	C	C1'-N1	5.89	1.57	1.48
22	RA	2518	A	N9-C4	-5.59	1.34	1.37
12	QL	48	PRO	N-CD	5.37	1.55	1.47
12	XL	48	PRO	N-CD	5.16	1.55	1.47
22	YA	1378	A	N9-C4	-5.14	1.34	1.37
24	RD	241	PRO	N-CD	5.09	1.54	1.47
24	YD	241	PRO	N-CD	5.05	1.54	1.47

All (568) bond angle outliers are listed below:

Mol	Chain	Res	Type	Atoms	Z	Observed(°)	Ideal(°)
53	XV	17	C	C2-N1-C1'	11.79	131.77	118.80
53	QV	17	C	C2-N1-C1'	11.74	131.72	118.80
22	YA	761	A	N1-C6-N6	11.29	125.37	118.60
1	XA	328	C	C6-N1-C2	-10.26	116.19	120.30
25	YE	21	VAL	C-N-CD	-10.09	98.39	120.60
25	RE	21	VAL	C-N-CD	-10.04	98.51	120.60
1	QA	372	C	C2-N1-C1'	9.36	129.09	118.80
22	YA	196	A	N1-C6-N6	9.24	124.14	118.60
53	QV	17	C	C6-N1-C1'	-8.77	110.28	120.80
53	XV	17	C	C6-N1-C1'	-8.76	110.29	120.80
33	YQ	81	VAL	CB-CA-C	-8.71	94.84	111.40
1	XA	328	C	C2-N1-C1'	8.67	128.33	118.80
33	RQ	81	VAL	CB-CA-C	-8.62	95.01	111.40
22	RA	2506	U	N3-C2-O2	-8.60	116.18	122.20
22	YA	2506	U	N3-C2-O2	-8.58	116.20	122.20
22	RA	2506	U	C2-N1-C1'	8.47	127.87	117.70
22	YA	1378	A	C8-N9-C4	8.39	109.16	105.80
1	QA	372	C	N1-C2-O2	8.38	123.93	118.90
1	QA	1158	C	N1-C2-O2	8.22	123.83	118.90
1	QA	1301	U	N1-C2-O2	8.15	128.51	122.80
22	YA	2294	C	C6-N1-C2	-8.13	117.05	120.30
22	YA	761	A	C5-C6-N6	-8.10	117.22	123.70
23	YB	94	C	C6-N1-C2	-8.05	117.08	120.30
1	XA	1336	C	C6-N1-C2	-8.01	117.10	120.30

*Continued on next page...*

*Continued from previous page...*

Mol	Chain	Res	Type	Atoms	Z	Observed(°)	Ideal(°)
1	QA	1301	U	C2-N1-C1'	7.98	127.28	117.70
22	YA	2506	U	N1-C2-O2	7.88	128.31	122.80
44	R1	79	GLY	N-CA-C	-7.83	93.53	113.10
44	Y1	79	GLY	N-CA-C	-7.83	93.53	113.10
1	XA	1301	U	C2-N1-C1'	7.80	127.06	117.70
22	YA	761	A	C6-C5-N7	-7.80	126.84	132.30
1	QA	372	C	C6-N1-C1'	-7.70	111.57	120.80
1	QA	1158	C	C2-N1-C1'	7.70	127.27	118.80
1	XA	792	A	P-O3'-C3'	7.65	128.88	119.70
22	RA	2829	C	C6-N1-C2	7.61	123.34	120.30
1	QA	1322	C	C2-N1-C1'	7.60	127.16	118.80
22	YA	761	A	C4-C5-N7	7.59	114.49	110.70
22	YA	2248	C	C6-N1-C2	-7.58	117.27	120.30
22	YA	1908	C	C6-N1-C2	-7.56	117.28	120.30
22	YA	783	A	C5-N7-C8	-7.56	100.12	103.90
1	QA	754	C	C2-N1-C1'	7.55	127.10	118.80
53	QV	17	C	N1-C2-O2	7.42	123.35	118.90
1	XA	1301	U	N1-C2-O2	7.41	127.99	122.80
22	YA	2856	C	C6-N1-C2	-7.41	117.34	120.30
1	XA	328	C	N1-C2-O2	7.39	123.33	118.90
1	XA	328	C	C5-C6-N1	7.38	124.69	121.00
22	YA	2506	U	C2-N1-C1'	7.37	126.54	117.70
53	XV	17	C	N1-C2-O2	7.34	123.31	118.90
1	QA	1301	U	N3-C2-O2	-7.33	117.07	122.20
22	YA	2420	C	O5'-P-OP1	-7.33	99.11	105.70
22	RA	1313	U	C2-N1-C1'	7.32	126.49	117.70
22	RA	1980	G	P-O3'-C3'	7.32	128.48	119.70
22	RA	2702	U	C5-C6-N1	7.29	126.34	122.70
32	YP	59	LEU	N-CA-C	-7.27	91.38	111.00
22	YA	1221	C	C6-N1-C2	-7.27	117.39	120.30
32	RP	59	LEU	N-CA-C	-7.26	91.39	111.00
22	YA	1950	G	C4-N9-C1'	7.25	135.92	126.50
22	RA	1795	C	C6-N1-C2	-7.23	117.41	120.30
22	RA	828	U	N3-C2-O2	-7.20	117.16	122.20
22	YA	1950	G	O4'-C1'-N9	7.15	113.92	108.20
22	RA	1396	U	N1-C2-O2	7.14	127.80	122.80
22	YA	1974	C	C6-N1-C2	-7.13	117.45	120.30
22	YA	761	A	N9-C4-C5	-7.12	102.95	105.80
1	QA	449	C	C6-N1-C2	-7.12	117.45	120.30
33	YQ	81	VAL	N-CA-C	7.08	130.10	111.00
33	RQ	81	VAL	N-CA-C	7.05	130.04	111.00
22	RA	2506	U	N1-C2-O2	7.04	127.73	122.80

*Continued on next page...*

*Continued from previous page...*

Mol	Chain	Res	Type	Atoms	Z	Observed(°)	Ideal(°)
23	YB	56	G	C8-N9-C4	-7.04	103.58	106.40
22	RA	2335	A	O4'-C1'-N9	7.01	113.81	108.20
22	RA	752	A	C8-N9-C4	-7.01	103.00	105.80
22	YA	1799	G	P-O3'-C3'	6.98	128.07	119.70
22	YA	1695	G	C4-N9-C1'	6.97	135.56	126.50
1	XA	328	C	N3-C2-O2	-6.97	117.02	121.90
22	YA	196	A	C5-C6-N6	-6.94	118.15	123.70
22	YA	796	C	C6-N1-C2	6.92	123.07	120.30
22	YA	530	G	N3-C2-N2	6.91	124.74	119.90
22	YA	2318	G	O4'-C1'-N9	6.90	113.72	108.20
22	RA	1929	G	C5-C6-O6	-6.90	124.46	128.60
22	RA	687	C	C5-C6-N1	6.89	124.44	121.00
22	RA	2702	U	C2-N1-C1'	6.86	125.93	117.70
1	QA	1322	C	N1-C2-O2	6.83	123.00	118.90
56	Z8	74	C	N1-C2-O2	6.82	122.99	118.90
22	YA	1396	U	N1-C2-O2	6.82	127.57	122.80
22	YA	2681	C	P-O3'-C3'	6.81	127.87	119.70
1	XA	345	C	P-O3'-C3'	6.78	127.84	119.70
22	RA	1786	A	C4-C5-N7	6.78	114.09	110.70
22	YA	2712(A)	A	N7-C8-N9	6.75	117.18	113.80
1	XA	1200	C	P-O3'-C3'	6.74	127.79	119.70
1	XA	1301	U	N3-C2-O2	-6.74	117.48	122.20
56	Z6	74	C	N1-C2-O2	6.70	122.92	118.90
1	XA	1054	C	C6-N1-C2	-6.69	117.62	120.30
1	QA	754	C	N1-C2-O2	6.68	122.91	118.90
22	YA	1654	A	N1-C6-N6	-6.68	114.59	118.60
1	XA	974	A	O4'-C1'-N9	6.67	113.54	108.20
22	YA	196	A	C6-C5-N7	-6.66	127.64	132.30
22	YA	2559	C	C2-N1-C1'	6.66	126.13	118.80
1	XA	1322	C	N1-C2-O2	6.65	122.89	118.90
22	YA	1979	C	C6-N1-C2	-6.63	117.65	120.30
22	YA	1950	G	N3-C2-N2	6.63	124.54	119.90
22	RA	2870	C	C6-N1-C2	-6.62	117.65	120.30
22	YA	2335	A	O4'-C1'-N9	6.60	113.48	108.20
1	XA	960	U	C2-N1-C1'	6.58	125.60	117.70
22	RA	2078	C	C6-N1-C2	-6.58	117.67	120.30
22	RA	205	G	P-O3'-C3'	6.58	127.59	119.70
22	YA	783	A	C4-C5-N7	6.57	113.98	110.70
24	RD	131	LEU	CA-CB-CG	6.54	130.35	115.30
22	YA	2609	U	C2-N1-C1'	-6.54	109.85	117.70
22	YA	2468	G	C8-N9-C4	-6.52	103.79	106.40
22	YA	205	G	P-O3'-C3'	6.51	127.52	119.70

*Continued on next page...*

*Continued from previous page...*

Mol	Chain	Res	Type	Atoms	Z	Observed(°)	Ideal(°)
22	RA	1396	U	C2-N1-C1'	6.51	125.51	117.70
24	YD	131	LEU	CA-CB-CG	6.50	130.26	115.30
22	YA	1359	A	N9-C4-C5	-6.50	103.20	105.80
22	YA	761	A	C5-N7-C8	-6.50	100.65	103.90
22	YA	2318	G	C8-N9-C4	-6.49	103.81	106.40
1	QA	364	A	C8-N9-C4	6.48	108.39	105.80
22	YA	783	A	C6-C5-N7	-6.46	127.78	132.30
22	YA	1992	G	P-O3'-C3'	6.46	127.45	119.70
22	RA	242	G	P-O3'-C3'	6.45	127.44	119.70
22	RA	2614	A	C6-N1-C2	-6.45	114.73	118.60
22	RA	2489	G	N1-C6-O6	-6.44	116.04	119.90
22	YA	2702	U	C2-N1-C1'	6.43	125.42	117.70
22	YA	530	G	N1-C2-N2	-6.42	110.42	116.20
22	YA	523	C	C6-N1-C2	-6.42	117.73	120.30
22	YA	1835	G	C4-N9-C1'	6.40	134.81	126.50
22	RA	1694	C	P-O3'-C3'	6.38	127.36	119.70
22	YA	1191	G	C8-N9-C4	6.36	108.94	106.40
1	XA	1065	U	P-O3'-C3'	6.36	127.33	119.70
22	YA	62	C	C6-N1-C2	6.34	122.84	120.30
22	YA	1130	U	P-O3'-C3'	6.34	127.31	119.70
22	YA	1653	G	N3-C4-C5	-6.34	125.43	128.60
22	RA	2683	C	C6-N1-C2	-6.33	117.77	120.30
22	YA	265	A	O4'-C1'-N9	6.32	113.26	108.20
22	YA	1835	G	N3-C4-C5	-6.32	125.44	128.60
22	RA	662	G	N1-C6-O6	6.32	123.69	119.90
1	XA	797	C	C6-N1-C2	-6.31	117.78	120.30
22	RA	1786	A	N9-C4-C5	-6.29	103.28	105.80
22	YA	830	G	N3-C4-C5	-6.28	125.46	128.60
4	QD	28	SER	C-N-CD	6.28	141.58	128.40
22	RA	1396	U	N3-C2-O2	-6.27	117.81	122.20
1	XA	1158	C	C2-N1-C1'	6.26	125.68	118.80
22	YA	783	A	N7-C8-N9	6.26	116.93	113.80
1	XA	1201	A	P-O3'-C3'	6.25	127.20	119.70
22	YA	1626	G	C8-N9-C4	-6.25	103.90	106.40
1	XA	1065	U	OP2-P-O3'	6.23	118.91	105.20
1	QA	960	U	N3-C2-O2	-6.22	117.85	122.20
22	YA	1658	C	C6-N1-C2	-6.22	117.81	120.30
22	RA	856	C	C6-N1-C2	-6.22	117.81	120.30
1	QA	1158	C	N3-C2-O2	-6.19	117.57	121.90
22	YA	1141	U	O5'-P-OP2	6.18	118.11	110.70
22	YA	2584	U	N3-C2-O2	-6.18	117.88	122.20
22	RA	36	G	C8-N9-C4	-6.17	103.93	106.40

*Continued on next page...*

*Continued from previous page...*

Mol	Chain	Res	Type	Atoms	Z	Observed(°)	Ideal(°)
22	YA	789	A	N1-C6-N6	-6.17	114.90	118.60
22	RA	783	A	C5-N7-C8	-6.16	100.82	103.90
22	RA	1899	G	N3-C2-N2	6.15	124.21	119.90
22	YA	1965	C	C6-N1-C2	6.15	122.76	120.30
22	YA	565	C	N3-C4-C5	6.15	124.36	121.90
22	RA	2723	C	C6-N1-C2	-6.14	117.84	120.30
22	YA	697	C	C6-N1-C2	-6.14	117.84	120.30
22	YA	2240	C	C6-N1-C2	6.13	122.75	120.30
22	RA	460	A	N9-C4-C5	-6.13	103.35	105.80
22	YA	196	A	C4-C5-N7	6.12	113.76	110.70
22	RA	2610	C	P-O3'-C3'	6.12	127.04	119.70
22	YA	1941	C	C6-N1-C2	-6.12	117.85	120.30
22	YA	517	C	C6-N1-C2	-6.09	117.86	120.30
22	YA	982	C	C6-N1-C2	-6.08	117.87	120.30
22	YA	2318	G	N7-C8-N9	6.07	116.14	113.10
1	QA	960	U	C2-N1-C1'	6.06	124.97	117.70
34	RR	9	LYS	N-CA-C	-6.05	94.65	111.00
22	YA	828	U	C2-N1-C1'	6.05	124.96	117.70
22	RA	687	C	C6-N1-C2	-6.05	117.88	120.30
1	XA	687	A	P-O3'-C3'	6.04	126.95	119.70
1	QA	723	U	C2-N1-C1'	6.04	124.94	117.70
1	QA	792	A	P-O3'-C3'	6.04	126.95	119.70
22	RA	1895	C	C6-N1-C2	-6.03	117.89	120.30
22	YA	1022	G	P-O3'-C3'	6.03	126.94	119.70
1	XA	1058	G	N9-C4-C5	-6.03	102.99	105.40
1	XA	1322	C	C2-N1-C1'	6.03	125.43	118.80
22	YA	1694	C	P-O3'-C3'	6.03	126.93	119.70
1	QA	944	G	N3-C4-C5	-6.03	125.59	128.60
22	RA	460	A	C8-N9-C4	6.02	108.21	105.80
1	XA	753	A	P-O3'-C3'	6.01	126.92	119.70
22	YA	2681	C	C6-N1-C2	-6.01	117.90	120.30
22	RA	1929	G	N1-C6-O6	6.01	123.50	119.90
22	YA	333	G	C4-N9-C1'	6.01	134.31	126.50
24	YD	240	ALA	C-N-CD	5.99	140.99	128.40
34	YR	9	LYS	N-CA-C	-5.99	94.83	111.00
1	XA	186(A)	C	C6-N1-C2	-5.99	117.91	120.30
23	RB	45	A	N1-C6-N6	5.98	122.19	118.60
1	QA	754	C	C6-N1-C1'	-5.98	113.63	120.80
22	RA	2712	U	N3-C2-O2	-5.98	118.02	122.20
22	YA	783	A	N1-C6-N6	5.98	122.19	118.60
22	RA	1929	G	C4-C5-N7	5.97	113.19	110.80
22	YA	1929	G	C6-C5-N7	-5.96	126.82	130.40

*Continued on next page...*

*Continued from previous page...*

Mol	Chain	Res	Type	Atoms	Z	Observed(°)	Ideal(°)
1	XA	1094	G	OP2-P-O3'	5.96	118.32	105.20
22	RA	2506	U	C6-N1-C2	-5.96	117.43	121.00
24	RD	240	ALA	C-N-CD	5.94	140.88	128.40
22	YA	198	C	C6-N1-C2	5.94	122.68	120.30
22	RA	1929	G	OP1-P-O3'	5.93	118.26	105.20
22	RA	76	C	C6-N1-C2	-5.93	117.93	120.30
1	XA	1397	C	C6-N1-C2	-5.93	117.93	120.30
22	YA	404	C	P-O3'-C3'	5.93	126.81	119.70
22	RA	2679	A	C8-N9-C4	5.92	108.17	105.80
22	YA	1695	G	C8-N9-C1'	-5.92	119.31	127.00
22	RA	912	C	C6-N1-C2	-5.92	117.93	120.30
22	RA	1502	C	C2-N1-C1'	5.91	125.31	118.80
22	YA	2751	G	N7-C8-N9	5.91	116.06	113.10
1	QA	1528	U	P-O3'-C3'	5.91	126.79	119.70
22	RA	1788	C	C6-N1-C2	-5.90	117.94	120.30
53	XV	17	C	C6-N1-C2	-5.89	117.94	120.30
22	RA	1786	A	C5-N7-C8	-5.89	100.95	103.90
22	YA	828	U	N3-C2-O2	-5.89	118.08	122.20
28	RH	125	VAL	C-N-CD	-5.88	107.66	120.60
22	RA	404	C	P-O3'-C3'	5.88	126.75	119.70
28	YH	125	VAL	C-N-CD	-5.88	107.67	120.60
22	YA	1935	G	N1-C6-O6	5.88	123.42	119.90
23	YB	79	C	C6-N1-C2	-5.87	117.95	120.30
22	RA	57	C	C6-N1-C2	-5.87	117.95	120.30
22	YA	1950	G	C8-N9-C1'	-5.86	119.38	127.00
12	QL	119	LYS	N-CA-C	-5.86	95.19	111.00
1	XA	1151	A	O4'-C1'-N9	5.86	112.88	108.20
22	YA	22	C	C6-N1-C2	-5.85	117.96	120.30
25	RE	58	ARG	N-CA-C	-5.85	95.21	111.00
12	XL	119	LYS	N-CA-C	-5.85	95.21	111.00
22	RA	1931	U	C5-C4-O4	5.85	129.41	125.90
22	YA	828	U	N1-C2-O2	5.84	126.89	122.80
22	YA	1359	A	C5-C6-N6	-5.84	119.03	123.70
1	QA	315	A	O4'-C1'-N9	5.84	112.87	108.20
22	RA	74	A	N1-C6-N6	5.83	122.10	118.60
25	YE	58	ARG	N-CA-C	-5.83	95.25	111.00
22	RA	1193	G	N1-C6-O6	5.83	123.40	119.90
1	XA	1418	A	C8-N9-C4	5.83	108.13	105.80
22	RA	2712(A)	A	C8-N9-C4	-5.83	103.47	105.80
22	RA	140	A	N7-C8-N9	5.82	116.71	113.80
22	YA	1396	U	C2-N1-C1'	5.82	124.68	117.70
1	XA	115	G	P-O3'-C3'	5.81	126.68	119.70

*Continued on next page...*

*Continued from previous page...*

Mol	Chain	Res	Type	Atoms	Z	Observed(°)	Ideal(°)
32	YP	26	GLY	N-CA-C	-5.81	98.57	113.10
22	RA	1725	G	C4-N9-C1'	5.80	134.04	126.50
22	YA	1314	C	C2-N1-C1'	5.80	125.18	118.80
22	YA	102	G	P-O3'-C3'	5.80	126.66	119.70
22	RA	1882	C	C2-N1-C1'	5.79	125.17	118.80
1	XA	913	A	P-O3'-C3'	5.79	126.65	119.70
22	RA	2689	U	P-O3'-C3'	5.79	126.65	119.70
22	RA	2609	U	C2-N1-C1'	-5.78	110.77	117.70
22	YA	1396	U	N3-C2-O2	-5.78	118.16	122.20
22	YA	1929	G	N1-C6-O6	5.78	123.36	119.90
32	RP	26	GLY	N-CA-C	-5.77	98.68	113.10
45	Y2	16	LEU	N-CA-C	-5.76	95.45	111.00
22	YA	2751	G	P-O3'-C3'	5.75	126.60	119.70
1	XA	812	C	P-O3'-C3'	5.75	126.60	119.70
22	YA	1950	G	N7-C8-N9	5.75	115.97	113.10
1	QA	328	C	P-O3'-C3'	5.74	126.59	119.70
1	QA	1301	U	C6-N1-C1'	-5.74	113.16	121.20
22	YA	503	A	P-O3'-C3'	5.74	126.59	119.70
53	QV	17	C	C6-N1-C2	-5.74	118.00	120.30
22	YA	1695	G	C6-C5-N7	-5.74	126.96	130.40
22	YA	591	C	C6-N1-C2	-5.73	118.01	120.30
22	RA	1929	G	N9-C4-C5	-5.72	103.11	105.40
1	XA	1336	C	C2-N1-C1'	5.72	125.09	118.80
45	R2	16	LEU	N-CA-C	-5.72	95.55	111.00
22	YA	2446	G	C8-N9-C4	-5.72	104.11	106.40
22	YA	637	A	C8-N9-C4	-5.72	103.51	105.80
22	YA	2439	A	O4'-C1'-N9	-5.71	103.63	108.20
1	XA	971	G	O4'-C1'-N9	5.71	112.77	108.20
19	XS	6	LYS	N-CA-C	-5.69	95.63	111.00
22	YA	2271	G	N3-C4-N9	5.69	129.41	126.00
1	QA	137	C	C6-N1-C2	5.69	122.57	120.30
22	YA	494	G	C4-N9-C1'	5.68	133.88	126.50
1	QA	960	U	N1-C2-O2	5.66	126.76	122.80
19	QS	6	LYS	N-CA-C	-5.66	95.71	111.00
12	XL	47	LYS	C-N-CD	5.66	140.29	128.40
22	YA	1974	C	N3-C2-O2	-5.66	117.94	121.90
22	RA	676	A	O4'-C1'-N9	5.66	112.72	108.20
1	XA	883	C	C6-N1-C2	-5.65	118.04	120.30
22	RA	1022	G	P-O3'-C3'	5.65	126.48	119.70
1	QA	357	G	C8-N9-C4	-5.65	104.14	106.40
1	QA	913	A	P-O3'-C3'	5.63	126.46	119.70
22	RA	1543	A	O4'-C1'-N9	5.63	112.70	108.20

*Continued on next page...*



*Continued from previous page...*

Mol	Chain	Res	Type	Atoms	Z	Observed(°)	Ideal(°)
22	RA	2020	A	N1-C2-N3	5.63	132.11	129.30
1	XA	681	C	C6-N1-C2	-5.63	118.05	120.30
22	RA	2586	C	C6-N1-C2	-5.62	118.05	120.30
22	YA	2468	G	O4'-C1'-N9	5.62	112.69	108.20
1	XA	792	A	N1-C6-N6	5.62	121.97	118.60
22	RA	1980	G	OP1-P-O3'	5.61	117.55	105.20
22	RA	1899	G	N1-C2-N2	-5.61	111.15	116.20
22	YA	1658	C	C5-C6-N1	5.61	123.80	121.00
1	XA	960	U	P-O3'-C3'	5.60	126.42	119.70
22	YA	450	G	C6-C5-N7	-5.60	127.04	130.40
22	YA	2032	G	C4-C5-N7	5.59	113.04	110.80
22	YA	1598	C	C6-N1-C2	-5.59	118.07	120.30
22	RA	2710	C	C6-N1-C2	-5.58	118.07	120.30
30	RN	114	ARG	N-CA-C	-5.58	95.94	111.00
4	XD	14	ARG	C-N-CA	-5.58	107.75	121.70
22	YA	1786	A	N1-C6-N6	5.58	121.95	118.60
47	R4	39	CYS	N-CA-C	-5.57	95.96	111.00
1	QA	703	G	P-O3'-C3'	5.57	126.38	119.70
22	YA	445	C	C2-N1-C1'	5.57	124.92	118.80
22	YA	2444	G	O5'-P-OP2	-5.57	100.69	105.70
22	YA	2032	G	N3-C4-C5	5.56	131.38	128.60
1	XA	1200	C	OP2-P-O3'	5.55	117.42	105.20
1	XA	1412	C	C6-N1-C2	5.55	122.52	120.30
22	RA	2426	A	C8-N9-C4	-5.55	103.58	105.80
22	YA	517	C	C5-C6-N1	5.55	123.78	121.00
22	RA	2060	A	P-O3'-C3'	5.55	126.36	119.70
22	RA	205	G	OP2-P-O3'	5.54	117.40	105.20
22	YA	806	C	C2-N1-C1'	5.54	124.89	118.80
47	Y4	39	CYS	N-CA-C	-5.54	96.06	111.00
12	QL	47	LYS	C-N-CD	5.53	140.02	128.40
22	RA	1799	G	P-O3'-C3'	5.53	126.34	119.70
22	YA	15	G	N1-C6-O6	5.53	123.22	119.90
1	QA	812	C	P-O3'-C3'	5.53	126.33	119.70
22	RA	2489	G	C5-C6-O6	5.53	131.91	128.60
1	XA	1058	G	C8-N9-C4	5.53	108.61	106.40
1	XA	1336	C	N3-C2-O2	-5.52	118.03	121.90
22	RA	783	A	N7-C8-N9	5.52	116.56	113.80
22	RA	1786	A	N1-C6-N6	5.52	121.91	118.60
1	XA	960	U	C5-C6-N1	5.52	125.46	122.70
30	YN	114	ARG	N-CA-C	-5.52	96.10	111.00
22	RA	512	G	C4-N9-C1'	-5.51	119.33	126.50
1	QA	533	A	P-O3'-C3'	5.51	126.31	119.70

*Continued on next page...*

*Continued from previous page...*

Mol	Chain	Res	Type	Atoms	Z	Observed(°)	Ideal(°)
22	RA	1937	A	C8-N9-C4	5.51	108.00	105.80
22	YA	1822	G	N3-C4-N9	-5.51	122.69	126.00
22	YA	2006	C	C6-N1-C2	5.51	122.50	120.30
22	YA	2439	A	P-O3'-C3'	5.51	126.31	119.70
1	QA	186(A)	C	C6-N1-C2	-5.51	118.10	120.30
22	YA	2318	G	C4-N9-C1'	5.50	133.65	126.50
1	XA	701	C	OP2-P-O3'	5.50	117.30	105.20
53	XV	17	C	C5-C6-N1	5.50	123.75	121.00
1	QA	31	G	P-O3'-C3'	5.50	126.29	119.70
1	XA	410	G	OP1-P-O3'	5.49	117.29	105.20
22	YA	2776	A	P-O3'-C3'	5.49	126.29	119.70
22	RA	1776	G	C4-N9-C1'	5.49	133.64	126.50
22	YA	210	C	C6-N1-C2	5.49	122.49	120.30
22	YA	2051	A	C2-N3-C4	-5.48	107.86	110.60
1	QA	119	A	P-O3'-C3'	5.48	126.28	119.70
22	RA	570	G	N3-C4-C5	-5.48	125.86	128.60
53	QV	17	C	C5-C6-N1	5.47	123.74	121.00
22	YA	2053	G	C5-C6-O6	-5.47	125.32	128.60
24	RD	251	GLY	N-CA-C	5.47	126.77	113.10
28	YH	127	GLU	N-CA-C	-5.46	96.25	111.00
28	RH	127	GLU	N-CA-C	-5.46	96.26	111.00
22	YA	1012	U	OP2-P-O3'	5.46	117.22	105.20
1	XA	1336	C	N1-C2-O2	5.46	122.17	118.90
22	RA	1241	A	O4'-C1'-N9	5.45	112.56	108.20
22	YA	1378	A	N7-C8-N9	-5.45	111.07	113.80
22	RA	2712(A)	A	N7-C8-N9	5.45	116.53	113.80
22	YA	333	G	C8-N9-C4	-5.45	104.22	106.40
22	RA	2499	C	C6-N1-C2	-5.44	118.12	120.30
1	XA	243	A	P-O3'-C3'	5.44	126.23	119.70
24	YD	251	GLY	N-CA-C	5.44	126.70	113.10
1	QA	339	C	C6-N1-C2	-5.44	118.12	120.30
22	RA	1774	C	C5-C6-N1	5.44	123.72	121.00
22	YA	830	G	C8-N9-C4	-5.44	104.22	106.40
22	YA	2468	G	N7-C8-N9	5.43	115.82	113.10
22	YA	733	G	C8-N9-C4	-5.43	104.23	106.40
32	RP	25	SER	N-CA-C	-5.42	96.35	111.00
22	YA	856	C	C6-N1-C2	-5.42	118.13	120.30
22	RA	2702	U	C6-N1-C1'	-5.42	113.62	121.20
1	QA	324	G	N3-C4-C5	5.41	131.31	128.60
22	YA	1955	U	P-O3'-C3'	5.41	126.19	119.70
32	YP	25	SER	N-CA-C	-5.41	96.39	111.00
1	XA	1200	C	C2-N1-C1'	5.41	124.75	118.80

*Continued on next page...*

*Continued from previous page...*

Mol	Chain	Res	Type	Atoms	Z	Observed(°)	Ideal(°)
22	YA	530	G	N1-C6-O6	-5.41	116.66	119.90
22	RA	761	A	C4-C5-C6	-5.40	114.30	117.00
22	YA	242	G	P-O3'-C3'	5.40	126.18	119.70
22	RA	227	A	P-O3'-C3'	5.40	126.18	119.70
1	QA	1336	C	N1-C2-O2	5.40	122.14	118.90
22	YA	2600	A	C4-C5-C6	5.40	119.70	117.00
22	YA	1438	U	C5-C6-N1	5.39	125.40	122.70
22	YA	2481	G	P-O3'-C3'	5.39	126.17	119.70
1	XA	701	C	P-O3'-C3'	5.39	126.17	119.70
24	YD	111	LEU	CA-CB-CG	5.39	127.69	115.30
22	YA	2584	U	C6-N1-C2	-5.38	117.77	121.00
22	YA	2712(A)	A	C5-N7-C8	-5.38	101.21	103.90
22	YA	74	A	O4'-C1'-N9	-5.38	103.89	108.20
23	RB	45	A	N9-C4-C5	-5.38	103.65	105.80
22	RA	265	A	O4'-C1'-N9	5.37	112.50	108.20
22	YA	2832	U	P-O3'-C3'	5.37	126.15	119.70
22	YA	2253	G	C5-C6-O6	-5.37	125.38	128.60
22	RA	1332	G	N7-C8-N9	5.36	115.78	113.10
1	QA	186(A)	C	N3-C2-O2	-5.36	118.15	121.90
22	RA	1992	G	P-O3'-C3'	5.36	126.13	119.70
1	XA	345	C	OP2-P-O3'	5.36	116.99	105.20
22	YA	1899	G	N1-C2-N2	-5.36	111.38	116.20
28	YH	100	GLY	N-CA-C	-5.36	99.70	113.10
22	YA	1795	C	C6-N1-C2	-5.36	118.16	120.30
22	RA	74	A	C5-N7-C8	-5.36	101.22	103.90
22	YA	1026	U	OP1-P-O3'	5.36	116.98	105.20
22	YA	2504	U	C5-C6-N1	5.36	125.38	122.70
22	YA	2495	G	N1-C6-O6	5.35	123.11	119.90
22	YA	2655	G	P-O3'-C3'	5.35	126.12	119.70
22	RA	1776	G	C6-C5-N7	-5.34	127.19	130.40
22	YA	271(B)	G	P-O3'-C3'	5.34	126.11	119.70
24	RD	111	LEU	CA-CB-CG	5.34	127.58	115.30
22	YA	1964	G	C4-C5-N7	5.34	112.94	110.80
22	RA	57	C	C5-C6-N1	5.34	123.67	121.00
1	QA	254	G	O5'-P-OP1	-5.33	100.90	105.70
1	QA	1322	C	C6-N1-C1'	-5.33	114.40	120.80
23	RB	30	C	C6-N1-C2	-5.33	118.17	120.30
22	YA	2559	C	C5-C6-N1	5.33	123.67	121.00
1	XA	1495	U	C2-N1-C1'	5.33	124.09	117.70
22	YA	669	G	C4-N9-C1'	5.33	133.42	126.50
22	YA	2430	A	N1-C2-N3	5.33	131.96	129.30
28	RH	100	GLY	N-CA-C	-5.32	99.79	113.10

*Continued on next page...*

*Continued from previous page...*

Mol	Chain	Res	Type	Atoms	Z	Observed(°)	Ideal(°)
1	QA	1065	U	OP2-P-O3'	5.32	116.91	105.20
22	YA	2496	C	C6-N1-C2	5.32	122.43	120.30
22	RA	2383	G	N1-C6-O6	5.32	123.09	119.90
22	YA	522	G	C8-N9-C4	5.32	108.53	106.40
22	RA	600	G	C8-N9-C4	5.32	108.53	106.40
22	YA	99	U	P-O3'-C3'	5.31	126.07	119.70
22	YA	1426	G	N3-C4-C5	-5.31	125.94	128.60
1	QA	1158	C	C6-N1-C1'	-5.31	114.43	120.80
22	YA	196	A	C5-N7-C8	-5.31	101.25	103.90
1	QA	701	C	P-O3'-C3'	5.31	126.07	119.70
1	QA	1065	U	P-O3'-C3'	5.31	126.07	119.70
22	YA	247	G	N7-C8-N9	-5.31	110.45	113.10
1	XA	244	U	C2-N1-C1'	5.30	124.06	117.70
22	YA	2468	G	C4-N9-C1'	5.30	133.38	126.50
51	Y8	36	LYS	N-CA-C	-5.29	96.72	111.00
22	RA	1130	U	P-O3'-C3'	5.28	126.04	119.70
22	YA	252	G	N1-C6-O6	-5.28	116.73	119.90
22	YA	1695	G	N3-C4-N9	5.28	129.17	126.00
1	XA	328	C	P-O3'-C3'	5.28	126.03	119.70
22	YA	2481	G	OP2-P-O3'	5.28	116.81	105.20
23	YB	56	G	N7-C8-N9	5.28	115.74	113.10
1	XA	31	G	P-O3'-C3'	5.27	126.03	119.70
1	XA	792	A	C6-C5-N7	-5.27	128.61	132.30
22	YA	1024	G	N3-C4-N9	5.27	129.16	126.00
22	RA	1314	C	C2-N1-C1'	5.27	124.60	118.80
51	R8	36	LYS	N-CA-C	-5.27	96.78	111.00
22	RA	1613	G	N3-C4-N9	5.26	129.16	126.00
22	RA	828	U	C5-C4-O4	5.26	129.06	125.90
22	RA	74	A	N7-C8-N9	5.26	116.43	113.80
22	YA	450	G	C4-N9-C1'	5.26	133.34	126.50
22	RA	1187	G	C8-N9-C4	-5.25	104.30	106.40
22	YA	1024	G	C6-C5-N7	-5.25	127.25	130.40
22	YA	2126	A	P-O3'-C3'	5.25	126.00	119.70
1	QA	1322	C	C6-N1-C2	-5.25	118.20	120.30
22	YA	1476	C	C6-N1-C2	-5.24	118.20	120.30
22	YA	752	A	P-O3'-C3'	5.24	125.99	119.70
22	RA	915	C	C6-N1-C2	-5.24	118.20	120.30
22	YA	759	G	N1-C6-O6	5.24	123.04	119.90
22	YA	1822	G	N3-C4-C5	5.23	131.22	128.60
22	RA	372	G	OP2-P-O3'	5.23	116.71	105.20
22	YA	1955	U	C6-N1-C2	-5.23	117.86	121.00
22	RA	1899	G	N3-C4-N9	5.23	129.14	126.00

*Continued on next page...*

*Continued from previous page...*

Mol	Chain	Res	Type	Atoms	Z	Observed(°)	Ideal(°)
22	RA	2490	G	C4-N9-C1'	5.23	133.29	126.50
1	XA	346	G	C8-N9-C1'	-5.22	120.21	127.00
1	XA	832	C	C6-N1-C2	-5.22	118.21	120.30
33	YQ	5	ARG	N-CA-C	-5.21	96.93	111.00
22	YA	2015	A	C2-N3-C4	5.21	113.21	110.60
35	RS	110	LEU	CA-CB-CG	5.21	127.28	115.30
1	QA	328	C	C6-N1-C2	-5.21	118.22	120.30
22	YA	512	G	O4'-C1'-N9	5.21	112.37	108.20
22	YA	560	C	C6-N1-C2	5.21	122.38	120.30
22	RA	74	A	C6-C5-N7	-5.21	128.66	132.30
29	RI	54	GLN	CA-C-O	5.21	131.03	120.10
53	QV	17	C	N3-C2-O2	-5.21	118.26	121.90
1	XA	1499	A	O5'-P-OP1	-5.20	101.02	105.70
1	QA	1336	C	C2-N1-C1'	5.20	124.52	118.80
22	RA	2211	G	N7-C8-N9	5.20	115.70	113.10
1	XA	346	G	C4-N9-C1'	5.20	133.26	126.50
22	YA	1903	G	O5'-P-OP2	-5.20	101.02	105.70
1	QA	320	C	C6-N1-C2	5.19	122.38	120.30
22	RA	581	C	C6-N1-C2	-5.19	118.22	120.30
1	QA	789	U	N3-C2-O2	-5.19	118.57	122.20
22	YA	789	A	C4-C5-N7	-5.19	108.11	110.70
33	RQ	5	ARG	N-CA-C	-5.19	97.00	111.00
22	RA	783	A	C4-C5-N7	5.18	113.29	110.70
19	XS	79	THR	N-CA-C	-5.18	97.02	111.00
22	YA	522	G	N9-C4-C5	-5.18	103.33	105.40
22	YA	1929	G	C4-C5-N7	5.18	112.87	110.80
1	XA	410	G	P-O3'-C3'	5.18	125.91	119.70
35	YS	110	LEU	CA-CB-CG	5.18	127.21	115.30
22	RA	2490	G	N3-C2-N2	5.18	123.52	119.90
22	YA	517	C	C2-N1-C1'	5.18	124.49	118.80
22	YA	2250	G	C8-N9-C4	-5.17	104.33	106.40
22	YA	1672	C	C6-N1-C2	5.17	122.37	120.30
1	QA	1322	C	N3-C2-O2	-5.17	118.28	121.90
53	XV	17	C	N3-C2-O2	-5.17	118.28	121.90
1	XA	1158	C	N1-C2-O2	5.17	122.00	118.90
1	XA	1260	C	C6-N1-C2	-5.16	118.24	120.30
22	YA	758	C	C6-N1-C2	-5.16	118.24	120.30
22	YA	1359	A	N1-C6-N6	5.16	121.69	118.60
22	RA	2832	U	P-O3'-C3'	5.16	125.89	119.70
22	RA	2544	G	N1-C6-O6	5.15	122.99	119.90
19	QS	79	THR	N-CA-C	-5.15	97.09	111.00
22	RA	1658	C	C6-N1-C2	-5.15	118.24	120.30

*Continued on next page...*

*Continued from previous page...*

Mol	Chain	Res	Type	Atoms	Z	Observed(°)	Ideal(°)
22	YA	1238	G	C8-N9-C4	5.15	108.46	106.40
1	QA	1200	C	P-O3'-C3'	5.14	125.87	119.70
22	RA	221	A	C8-N9-C4	-5.14	103.74	105.80
1	XA	1503	A	P-O3'-C3'	5.14	125.87	119.70
22	YA	2598	A	N1-C6-N6	5.14	121.68	118.60
1	XA	1301	U	C6-N1-C1'	-5.14	114.01	121.20
22	YA	2031	A	O4'-C1'-N9	5.14	112.31	108.20
1	XA	960	U	C6-N1-C2	-5.14	117.92	121.00
1	QA	665	A	C8-N9-C4	5.13	107.85	105.80
22	RA	74	A	P-O3'-C3'	5.13	125.85	119.70
22	RA	512	G	C8-N9-C1'	5.13	133.67	127.00
1	XA	782	A	C8-N9-C4	5.13	107.85	105.80
22	YA	193	U	OP2-P-O3'	5.13	116.48	105.20
22	YA	1935	G	C5-C6-O6	-5.13	125.52	128.60
22	YA	494	G	C8-N9-C4	-5.12	104.35	106.40
1	QA	1027	C	OP1-P-O3'	5.12	116.47	105.20
22	RA	2292	C	C6-N1-C2	5.12	122.35	120.30
22	YA	2032	G	C5-N7-C8	-5.12	101.74	104.30
22	YA	2506	U	C6-N1-C2	-5.12	117.93	121.00
22	RA	1332	G	C8-N9-C4	-5.12	104.35	106.40
23	RB	45	A	C5-C6-N6	-5.12	119.61	123.70
22	YA	2358	G	N9-C4-C5	5.12	107.45	105.40
1	QA	1285	A	P-O3'-C3'	5.11	125.83	119.70
22	YA	1935	G	N9-C4-C5	-5.11	103.36	105.40
1	QA	372	C	N3-C2-O2	-5.11	118.33	121.90
1	QA	1336	C	C6-N1-C2	-5.11	118.26	120.30
22	RA	2776	A	P-O3'-C3'	5.11	125.83	119.70
22	YA	1654	A	N9-C4-C5	5.10	107.84	105.80
22	YA	2066	C	C6-N1-C2	-5.10	118.26	120.30
1	QA	366	C	C6-N1-C2	5.10	122.34	120.30
22	YA	2358	G	C8-N9-C4	-5.10	104.36	106.40
22	RA	687	C	C2-N1-C1'	5.09	124.40	118.80
22	YA	776	G	N3-C4-C5	5.09	131.15	128.60
22	YA	283	A	C8-N9-C4	5.08	107.83	105.80
22	YA	2779	U	C6-N1-C2	-5.08	117.95	121.00
36	RT	123	GLN	N-CA-C	-5.08	97.29	111.00
22	RA	1558	A	P-O3'-C3'	5.08	125.79	119.70
22	YA	912	C	C6-N1-C2	-5.08	118.27	120.30
1	XA	1430	C	C6-N1-C2	-5.07	118.27	120.30
36	YT	59	THR	N-CA-C	-5.07	97.31	111.00
36	YT	123	GLN	N-CA-C	-5.07	97.31	111.00
1	QA	932	C	C2-N1-C1'	5.07	124.37	118.80

*Continued on next page...*

*Continued from previous page...*

Mol	Chain	Res	Type	Atoms	Z	Observed(°)	Ideal(°)
22	RA	2324	C	C6-N1-C2	5.07	122.33	120.30
22	YA	226	G	O4'-C1'-N9	5.07	112.25	108.20
1	QA	115	G	P-O3'-C3'	5.06	125.78	119.70
22	YA	445	C	C6-N1-C2	-5.06	118.27	120.30
22	YA	356	G	N3-C4-C5	-5.06	126.07	128.60
22	YA	1313	U	C5-C6-N1	5.06	125.23	122.70
22	YA	1776	G	C8-N9-C1'	-5.06	120.42	127.00
22	YA	587	C	C6-N1-C2	-5.06	118.28	120.30
22	YA	1950	G	N1-C2-N2	-5.06	111.65	116.20
22	RA	577	G	OP2-P-O3'	5.06	116.32	105.20
22	YA	1964	G	C5-C6-O6	-5.05	125.57	128.60
22	RA	2867	G	C8-N9-C4	5.05	108.42	106.40
1	XA	595	G	P-O3'-C3'	5.05	125.76	119.70
1	QA	412	A	P-O3'-C3'	5.05	125.76	119.70
1	QA	687	A	P-O3'-C3'	5.05	125.76	119.70
22	YA	1965	C	N3-C4-C5	5.05	123.92	121.90
28	YH	127	GLU	C-N-CD	-5.05	109.50	120.60
22	RA	2126	A	P-O3'-C3'	5.04	125.75	119.70
36	RT	59	THR	N-CA-C	-5.04	97.38	111.00
22	YA	1304	C	C6-N1-C2	5.04	122.32	120.30
22	RA	1078	U	P-O3'-C3'	5.04	125.75	119.70
1	QA	1158	C	C6-N1-C2	-5.04	118.28	120.30
22	YA	1496	A	N7-C8-N9	5.03	116.32	113.80
22	RA	1613	G	C4-N9-C1'	5.03	133.04	126.50
22	YA	1786	A	N9-C4-C5	-5.02	103.79	105.80
22	RA	702	G	C4-N9-C1'	5.02	133.02	126.50
22	YA	2250	G	C5-C6-O6	5.02	131.61	128.60
22	YA	356	G	N3-C4-N9	5.02	129.01	126.00
1	XA	1359	C	C6-N1-C2	5.01	122.31	120.30
22	YA	2702	U	C5-C6-N1	5.01	125.21	122.70
22	RA	27	G	N3-C4-N9	-5.01	122.99	126.00
22	YA	1964	G	N1-C6-O6	5.01	122.91	119.90
22	RA	856	C	C5-C6-N1	5.01	123.50	121.00
22	YA	1695	G	N3-C4-C5	-5.01	126.10	128.60
1	QA	944	G	N3-C4-N9	5.01	129.00	126.00
22	RA	846	C	P-O3'-C3'	5.00	125.71	119.70
22	RA	1273	U	C5-C6-N1	-5.00	120.20	122.70
22	RA	2848	G	P-O3'-C3'	5.00	125.70	119.70
22	YA	974	G	N7-C8-N9	5.00	115.60	113.10
22	YA	1314	C	N1-C2-O2	5.00	121.90	118.90

There are no chirality outliers.

There are no planarity outliers.

## 5.2 Too-close contacts

In the following table, the Non-H and H(model) columns list the number of non-hydrogen atoms and hydrogen atoms in the chain respectively. The H(added) column lists the number of hydrogen atoms added and optimized by MolProbity. The Clashes column lists the number of clashes within the asymmetric unit, whereas Symm-Clashes lists symmetry related clashes.

Mol	Chain	Non-H	H(model)	H(added)	Clashes	Symm-Clashes
1	QA	32247	0	16278	672	0
1	XA	32249	0	16278	742	1
2	QB	1924	0	1975	283	0
2	XB	1924	0	1975	290	0
3	QC	1605	0	1668	210	0
3	XC	1605	0	1668	210	0
4	QD	1703	0	1764	247	0
4	XD	1703	0	1765	215	1
5	QE	1155	0	1213	159	0
5	XE	1155	0	1213	133	0
6	QF	843	0	857	92	1
6	XF	843	0	857	96	0
7	QG	1257	0	1296	146	0
7	XG	1257	0	1294	147	0
8	QH	1116	0	1175	151	0
8	XH	1116	0	1177	149	0
9	QI	1010	0	1037	140	0
9	XI	1010	0	1037	153	0
10	QJ	801	0	849	149	0
10	XJ	801	0	849	135	0
11	QK	885	0	904	103	0
11	XK	885	0	904	110	0
12	QL	975	0	1062	111	0
12	XL	975	0	1062	116	0
13	QM	964	0	1034	152	0
13	XM	964	0	1034	216	0
14	QN	492	0	529	103	0
14	XN	492	0	529	95	0
15	QO	734	0	771	78	0
15	XO	734	0	771	72	0
16	QP	705	0	725	115	0
16	XP	705	0	725	105	0
17	QQ	834	0	904	77	0
17	XQ	834	0	904	71	0

*Continued on next page...*



*Continued from previous page...*

Mol	Chain	Non-H	H(model)	H(added)	Clashes	Symm-Clashes
18	QR	574	0	644	69	0
18	XR	574	0	644	68	0
19	QS	674	0	699	117	0
19	XS	674	0	699	150	0
20	QT	763	0	860	109	0
20	XT	763	0	861	102	0
21	QU	217	0	234	25	0
21	XU	217	0	234	26	0
22	RA	62071	0	31286	1243	0
22	YA	62091	0	31295	1282	0
23	RB	2573	0	1306	68	0
23	YB	2573	0	1306	57	0
24	RD	2115	0	2195	320	0
24	YD	2115	0	2195	323	0
25	RE	1568	0	1634	268	0
25	YE	1568	0	1634	272	0
26	RF	1585	0	1632	178	0
26	YF	1585	0	1632	179	0
27	RG	1474	0	1535	202	0
27	YG	1474	0	1535	204	0
28	RH	1307	0	1382	220	0
28	YH	1307	0	1382	227	3
29	RI	1136	0	1223	61	1
29	YI	1136	0	1223	57	0
30	RN	1104	0	1180	190	0
30	YN	1104	0	1180	186	0
31	RO	933	0	996	124	0
31	YO	933	0	996	131	0
32	RP	1145	0	1227	247	0
32	YP	1145	0	1228	239	0
33	RQ	1122	0	1179	150	0
33	YQ	1122	0	1178	149	0
34	RR	968	0	1033	110	0
34	YR	968	0	1033	114	0
35	RS	882	0	943	156	0
35	YS	882	0	943	159	0
36	RT	1141	0	1202	156	0
36	YT	1141	0	1202	152	0
37	RU	964	0	1022	128	0
37	YU	964	0	1022	134	0
38	RV	779	0	852	130	0
38	YV	779	0	852	128	0

*Continued on next page...*

*Continued from previous page...*

Mol	Chain	Non-H	H(model)	H(added)	Clashes	Symm-Clashes
39	RW	900	0	964	101	0
39	YW	900	0	964	102	0
40	RX	725	0	778	67	0
40	YX	725	0	778	67	0
41	RY	785	0	878	166	0
41	YY	785	0	878	154	3
42	RZ	1461	0	1493	63	0
42	YZ	1461	0	1493	70	0
43	R0	648	0	672	28	0
43	Y0	648	0	672	44	0
44	R1	763	0	848	143	0
44	Y1	763	0	848	140	0
45	R2	581	0	629	80	0
45	Y2	581	0	629	79	0
46	R3	469	0	518	41	0
46	Y3	469	0	518	44	0
47	R4	581	0	574	156	0
47	Y4	581	0	574	225	0
48	R5	459	0	480	74	0
48	Y5	451	0	471	68	0
49	R6	424	0	450	93	0
49	Y6	424	0	450	90	0
50	R7	430	0	480	42	0
50	Y7	430	0	480	44	0
51	R8	517	0	582	102	0
51	Y8	517	0	582	102	0
52	R9	307	0	335	16	0
52	Y9	307	0	336	20	0
53	QV	1644	0	836	63	0
53	XV	1644	0	836	56	0
54	QX	169	0	88	55	0
54	XX	169	0	88	17	0
55	QY	303	0	152	22	0
55	XY	303	0	154	30	0
56	Z6	74	0	51	24	0
56	Z8	74	0	51	14	0
57	QA	65	0	0	0	0
57	QF	1	0	0	0	0
57	QH	1	0	0	0	0
57	QM	1	0	0	0	0
57	QX	1	0	0	0	0
57	R5	1	0	0	0	0

*Continued on next page...*

*Continued from previous page...*

Mol	Chain	Non-H	H(model)	H(added)	Clashes	Symm-Clashes
57	R8	1	0	0	0	0
57	RA	244	0	0	0	0
57	RB	2	0	0	0	0
57	RD	1	0	0	0	0
57	RE	2	0	0	0	0
57	RF	1	0	0	0	0
57	RP	2	0	0	0	0
57	RR	1	0	0	0	0
57	RU	1	0	0	0	0
57	XA	72	0	0	0	0
57	XM	1	0	0	0	0
57	XV	2	0	0	0	0
57	XX	1	0	0	0	0
57	Y5	1	0	0	0	0
57	Y7	1	0	0	0	0
57	YA	265	0	0	0	0
57	YB	3	0	0	0	0
57	YE	1	0	0	0	0
57	YP	2	0	0	0	0
57	YQ	1	0	0	0	0
57	YX	1	0	0	0	0
58	QA	42	0	45	4	0
58	XA	42	0	45	2	0
59	QD	1	0	0	0	0
59	QN	1	0	0	0	0
59	R9	1	0	0	0	0
59	XD	1	0	0	0	0
59	XN	1	0	0	0	0
59	Y9	1	0	0	0	0
All	All	291950	0	198321	15633	5

The all-atom clashscore is defined as the number of clashes found per 1000 atoms (including hydrogen atoms). The all-atom clashscore for this structure is 32.

All (15633) close contacts within the same asymmetric unit are listed below, sorted by their clash magnitude.

Atom-1	Atom-2	Interatomic distance (Å)	Clash overlap (Å)
1:XA:1400:C:N4	53:XV:34:C:C6	1.71	1.55
14:XN:32:SER:CB	14:XN:41:ARG:HB3	1.23	1.55
14:XN:32:SER:HB3	14:XN:41:ARG:CB	1.27	1.54
28:RH:127:GLU:CG	28:RH:128:PRO:HD3	1.35	1.53

*Continued on next page...*

*Continued from previous page...*

Atom-1	Atom-2	Interatomic distance (Å)	Clash overlap (Å)
28:YH:127:GLU:CG	28:YH:128:PRO:HD3	1.35	1.52
4:XD:22:LYS:CG	4:XD:26:CYS:SG	2.01	1.49
10:QJ:49:VAL:HG21	14:QN:41:ARG:CB	1.49	1.42
4:XD:22:LYS:HB2	4:XD:26:CYS:SG	1.57	1.42
4:XD:22:LYS:CB	4:XD:26:CYS:SG	2.10	1.40
1:XA:1400:C:N4	53:XV:34:C:N1	1.65	1.39
10:QJ:49:VAL:CG2	14:QN:41:ARG:CB	2.04	1.35
44:R1:81:LYS:HA	44:R1:81:LYS:NZ	1.43	1.34
44:Y1:81:LYS:HA	44:Y1:81:LYS:NZ	1.42	1.34
4:QD:22:LYS:HG3	4:QD:26:CYS:SG	1.70	1.31
19:XS:5:LEU:HD11	47:Y4:66:SER:CB	1.59	1.31
10:QJ:49:VAL:CG2	14:QN:41:ARG:HB2	1.62	1.29
4:XD:22:LYS:HG3	4:XD:26:CYS:SG	1.63	1.27
44:R1:81:LYS:N	44:R1:81:LYS:HE2	1.50	1.26
44:Y1:81:LYS:HE2	44:Y1:81:LYS:N	1.50	1.26
14:QN:25:VAL:HG23	14:QN:38:GLY:O	1.37	1.25
14:YN:40:CYS:SG	14:YN:43:CYS:N	2.11	1.23
19:XS:5:LEU:CD1	47:Y4:66:SER:HB2	1.67	1.22
33:RQ:59:ARG:O	33:RQ:60:ARG:HD2	1.38	1.22
1:XA:1400:C:C4	53:XV:34:C:C2	2.09	1.22
28:YH:127:GLU:HG2	28:YH:128:PRO:CD	1.69	1.21
28:YH:127:GLU:CB	28:YH:128:PRO:HD3	1.69	1.21
28:RH:127:GLU:HG2	28:RH:128:PRO:CD	1.69	1.20
1:QA:926:G:N2	54:QX:1:A:OP1	1.73	1.20
1:QA:1054:C:N4	55:QY:34:C:H1'	1.58	1.19
12:QL:10:LEU:HD13	17:QQ:32:TYR:CE2	1.77	1.19
28:RH:127:GLU:CB	28:RH:128:PRO:HD3	1.69	1.19
41:RY:95:LYS:HB3	41:RY:100:ALA:HA	1.20	1.17
2:QB:101:MET:HA	2:QB:108:ILE:HG13	1.25	1.17
53:QV:35:A:C4	54:QX:3:G:N2	2.13	1.17
4:XD:12:CYS:HA	4:XD:19:LEU:CD2	1.75	1.17
44:Y1:82:LEU:HD12	44:Y1:82:LEU:C	1.66	1.16
28:RH:132:ARG:HH11	28:RH:132:ARG:HB2	1.10	1.16
41:YY:76:CYS:HB3	41:YY:96:ILE:HD13	1.17	1.16
41:YY:95:LYS:HB3	41:YY:100:ALA:HA	1.20	1.16
14:YN:42:ILE:O	14:YN:43:CYS:O	1.65	1.15
32:RP:50:ARG:HB3	32:RP:50:ARG:HH21	1.13	1.14
22:YA:518:G:H4'	39:YW:18:ARG:HH12	1.07	1.14
10:QJ:49:VAL:CG2	14:QN:41:ARG:HB3	1.71	1.14
2:XB:101:MET:HA	2:XB:108:ILE:HG13	1.25	1.14
13:XM:8:GLU:OE1	27:YG:115:ARG:CZ	1.96	1.14

*Continued on next page...*

*Continued from previous page...*

Atom-1	Atom-2	Interatomic distance (Å)	Clash overlap (Å)
22:RA:2555:U:O2	56:Z6:74:C:C5	2.01	1.13
10:QJ:6:ILE:HG22	10:QJ:98:ILE:HG13	1.30	1.13
44:R1:82:LEU:HD12	44:R1:82:LEU:C	1.66	1.13
43:Y0:7:LEU:O	53:XV:2:G:H4'	1.48	1.13
13:XM:8:GLU:OE2	27:YG:115:ARG:NH1	1.81	1.13
22:RA:2555:U:O2	56:Z6:74:C:C6	2.01	1.13
4:QD:12:CYS:HA	4:QD:19:LEU:HD21	1.24	1.13
19:QS:41:VAL:HB	19:QS:42:PRO:HA	1.26	1.13
13:XM:121:LYS:NZ	55:XY:39:C:O2'	1.81	1.12
4:XD:11:LEU:HD22	4:XD:66:ARG:HD3	1.29	1.12
14:XN:32:SER:CB	14:XN:41:ARG:CB	1.97	1.12
44:Y1:82:LEU:CD1	44:Y1:83:GLU:O	1.97	1.12
44:R1:82:LEU:CD1	44:R1:83:GLU:O	1.97	1.12
26:RF:101:LEU:HD12	26:RF:102:PRO:HD2	1.21	1.11
37:RU:8:VAL:HG23	37:RU:11:ARG:HH21	1.14	1.11
32:YP:50:ARG:HB3	32:YP:50:ARG:HH21	1.13	1.11
25:YE:179:GLU:HB3	25:YE:181:LEU:HD23	1.31	1.11
24:YD:44:ASN:HB2	24:YD:48:ARG:O	1.51	1.11
37:YU:8:VAL:HG23	37:YU:11:ARG:HH21	1.14	1.11
28:YH:132:ARG:HB2	28:YH:132:ARG:HH11	1.10	1.11
53:QV:35:A:C2	54:QX:3:G:N3	2.18	1.11
24:RD:44:ASN:HB2	24:RD:48:ARG:O	1.50	1.11
44:Y1:82:LEU:HD12	44:Y1:83:GLU:N	1.66	1.11
25:RE:179:GLU:HB3	25:RE:181:LEU:HD23	1.32	1.11
26:YF:101:LEU:HD12	26:YF:102:PRO:HD2	1.21	1.11
44:R1:82:LEU:HD12	44:R1:83:GLU:N	1.66	1.10
22:RA:2553:G:N2	56:Z6:76:PPU:H2	1.67	1.10
28:RH:86:GLU:HG3	28:RH:165:ALA:H	1.05	1.10
4:QD:22:LYS:CG	4:QD:26:CYS:SG	2.38	1.10
25:YE:50:GLY:HA2	25:YE:77:ILE:HA	1.31	1.10
53:QV:35:A:C6	54:QX:3:G:C2	2.40	1.10
41:RY:76:CYS:HB3	41:RY:96:ILE:HD13	1.17	1.10
1:QA:1054:C:H41	55:QY:34:C:H1'	0.95	1.09
22:YA:483:A:H4'	41:YY:49:VAL:HA	1.32	1.09
3:QC:15:THR:HG23	3:QC:181:ASN:HA	1.35	1.09
30:YN:134:ARG:H	30:YN:135:PRO:HD3	1.11	1.09
32:RP:19:VAL:HG22	32:RP:20:GLY:H	1.15	1.08
19:XS:41:VAL:HB	19:XS:42:PRO:HA	1.26	1.08
28:YH:152:ARG:HG3	28:YH:153:LYS:HE2	1.34	1.08
11:QK:79:SER:HB2	11:QK:106:LYS:HD2	1.35	1.08
10:XJ:6:ILE:HG22	10:XJ:98:ILE:HG13	1.30	1.08

*Continued on next page...*

*Continued from previous page...*

Atom-1	Atom-2	Interatomic distance (Å)	Clash overlap (Å)
15:XO:87:ILE:HG22	15:XO:88:ARG:H	1.19	1.08
24:YD:131:LEU:HB2	24:YD:136:ILE:HD11	1.35	1.08
28:YH:86:GLU:HG3	28:YH:165:ALA:H	1.06	1.08
1:QA:1054:C:OP2	1:QA:1197:G:OP2	1.69	1.08
3:XC:15:THR:HG23	3:XC:181:ASN:HA	1.35	1.08
2:XB:80:ILE:HD11	2:XB:208:ILE:HG23	1.34	1.08
24:RD:131:LEU:HB2	24:RD:136:ILE:HD11	1.35	1.08
44:Y1:81:LYS:HZ3	44:Y1:81:LYS:CA	1.65	1.07
28:RH:152:ARG:HG3	28:RH:153:LYS:HE2	1.33	1.07
32:RP:126:VAL:HG12	32:RP:147:LEU:HD21	1.30	1.07
32:YP:126:VAL:HG12	32:YP:147:LEU:HD21	1.30	1.07
47:R4:71:ARG:HH11	47:R4:71:ARG:HG3	1.13	1.07
22:RA:2602:A:N6	53:QV:76:A:H2'	1.69	1.07
19:QS:69:HIS:CE1	47:R4:69:LYS:HE2	1.89	1.07
1:XA:372:C:O2'	1:XA:373:A:OP2	1.72	1.07
25:RE:50:GLY:HA2	25:RE:77:ILE:HA	1.31	1.07
15:QO:87:ILE:HG22	15:QO:88:ARG:H	1.18	1.06
44:Y1:82:LEU:CD1	44:Y1:83:GLU:N	2.18	1.06
32:RP:59:LEU:HA	32:RP:61:ARG:NH2	1.69	1.06
47:Y4:71:ARG:HG3	47:Y4:71:ARG:HH11	1.13	1.06
32:YP:59:LEU:HA	32:YP:61:ARG:NH2	1.69	1.06
51:Y8:52:LYS:H	51:Y8:53:PRO:CD	1.69	1.06
10:QJ:49:VAL:CG1	14:QN:41:ARG:HD2	1.85	1.06
28:YH:153:LYS:HB3	28:YH:154:PRO:HD2	1.07	1.06
10:QJ:49:VAL:HG21	14:QN:41:ARG:HB3	1.24	1.06
25:RE:21:VAL:HB	25:RE:22:PRO:HB3	1.37	1.06
11:QK:51:LYS:HA	11:QK:55:LYS:HD3	1.36	1.06
44:R1:82:LEU:CD1	44:R1:83:GLU:N	2.18	1.06
25:RE:63:LEU:HD12	25:RE:64:LYS:H	1.18	1.06
4:XD:12:CYS:HA	4:XD:19:LEU:HD21	1.08	1.06
26:RF:46:ARG:HH11	26:RF:46:ARG:HG2	1.20	1.06
13:QM:88:ARG:HB3	13:QM:88:ARG:HH11	1.19	1.05
25:YE:63:LEU:HD12	25:YE:64:LYS:H	1.18	1.05
5:QE:11:ILE:HD11	5:QE:31:LEU:HD12	1.38	1.05
25:YE:21:VAL:HB	25:YE:22:PRO:HB3	1.37	1.05
13:XM:88:ARG:HH11	13:XM:88:ARG:HB3	1.19	1.05
13:QM:49:THR:HG22	13:QM:51:ALA:H	1.22	1.05
13:XM:3:ARG:HA	13:XM:9:ILE:HG21	1.34	1.05
32:YP:19:VAL:HG22	32:YP:20:GLY:H	1.15	1.05
44:R1:81:LYS:CA	44:R1:81:LYS:HZ3	1.70	1.05
11:XK:51:LYS:HA	11:XK:55:LYS:HD3	1.36	1.05

*Continued on next page...*

*Continued from previous page...*

Atom-1	Atom-2	Interatomic distance (Å)	Clash overlap (Å)
13:QM:3:ARG:HA	13:QM:9:ILE:HG21	1.35	1.05
30:RN:134:ARG:H	30:RN:135:PRO:HD3	1.11	1.05
1:QA:1054:C:H41	55:QY:34:C:C1'	1.70	1.05
37:RU:90:VAL:HG12	37:RU:91:ASP:H	1.18	1.05
33:RQ:59:ARG:O	33:RQ:60:ARG:CD	2.05	1.04
2:QB:80:ILE:HD11	2:QB:208:ILE:HG23	1.34	1.04
19:QS:68:GLY:CA	47:R4:68:ARG:HG2	1.88	1.04
11:XK:79:SER:HB2	11:XK:106:LYS:HD2	1.35	1.04
22:RA:2555:U:C2	56:Z6:74:C:C5	2.46	1.04
38:YV:49:THR:HB	38:YV:50:PRO:HD2	1.39	1.04
35:RS:106:ARG:HA	35:RS:110:LEU:HD11	1.39	1.04
28:YH:127:GLU:CG	28:YH:128:PRO:CD	2.30	1.04
34:RR:67:LEU:HD13	34:RR:76:VAL:HG21	1.39	1.04
37:YU:90:VAL:HG12	37:YU:91:ASP:H	1.18	1.04
2:QB:4:GLU:HG2	2:QB:5:ILE:H	1.19	1.04
5:QE:78:HIS:CD2	8:QH:104:ARG:HG2	1.93	1.04
35:RS:83:LYS:O	35:RS:109:GLY:HA3	1.56	1.04
35:YS:106:ARG:HA	35:YS:110:LEU:HD11	1.39	1.03
33:RQ:81:VAL:O	33:RQ:82:ARG:CD	2.06	1.03
8:XH:29:SER:HB3	8:XH:32:LYS:HG3	1.39	1.03
14:XN:22:THR:O	14:XN:23:ARG:HB2	1.56	1.03
35:YS:83:LYS:O	35:YS:109:GLY:HA3	1.57	1.03
2:QB:18:GLY:H	2:QB:42:ILE:HG22	1.21	1.03
4:QD:12:CYS:HA	4:QD:19:LEU:CD2	1.87	1.03
10:QJ:49:VAL:CG1	14:QN:41:ARG:HB2	1.88	1.03
2:XB:4:GLU:HG2	2:XB:5:ILE:H	1.19	1.03
24:RD:35:LYS:HG2	24:RD:64:ILE:N	1.72	1.03
28:YH:127:GLU:CB	28:YH:128:PRO:CD	2.35	1.03
13:XM:65:LYS:NZ	47:Y4:52:THR:HG21	1.72	1.03
51:R8:52:LYS:H	51:R8:53:PRO:CD	1.69	1.03
31:YO:53:LYS:HD2	31:YO:53:LYS:H	1.23	1.03
1:XA:372:C:C4	1:XA:387:U:C4	2.47	1.02
24:YD:35:LYS:HG2	24:YD:64:ILE:N	1.72	1.02
33:RQ:80:GLU:O	33:RQ:81:VAL:HG13	1.60	1.02
13:XM:77:ASN:HA	47:Y4:71:ARG:NH2	1.75	1.02
26:YF:67:GLN:O	26:YF:68:LYS:HB2	1.56	1.02
22:RA:2555:U:O2	56:Z6:74:C:C4	2.12	1.02
26:RF:67:GLN:O	26:RF:67:GLN:HG3	1.58	1.02
22:RA:2701:C:H3'	22:RA:2702:U:H5''	1.41	1.02
33:YQ:65:PHE:O	33:YQ:66:ILE:HG12	1.59	1.02
33:YQ:12:GLN:HG2	33:YQ:73:PRO:HD2	1.42	1.02

*Continued on next page...*

*Continued from previous page...*

Atom-1	Atom-2	Interatomic distance (Å)	Clash overlap (Å)
33:YQ:81:VAL:O	33:YQ:82:ARG:CD	2.06	1.02
19:QS:68:GLY:HA3	47:R4:68:ARG:HG2	1.38	1.02
26:RF:67:GLN:O	26:RF:68:LYS:HB2	1.56	1.02
33:RQ:12:GLN:HG2	33:RQ:73:PRO:HD2	1.42	1.02
28:RH:153:LYS:HB3	28:RH:154:PRO:HD2	1.06	1.02
2:XB:18:GLY:H	2:XB:42:ILE:HG22	1.22	1.02
19:QS:69:HIS:ND1	47:R4:69:LYS:HE2	1.75	1.02
31:RO:53:LYS:H	31:RO:53:LYS:HD2	1.23	1.02
19:XS:5:LEU:HD21	47:Y4:66:SER:CB	1.90	1.02
26:YF:46:ARG:HG2	26:YF:46:ARG:HH11	1.20	1.02
53:QV:35:A:N1	54:QX:3:G:C2	2.28	1.01
54:QX:4:C:C2'	54:QX:5:C:H5'	1.88	1.01
5:XE:11:ILE:HD11	5:XE:31:LEU:HD12	1.38	1.01
27:YG:13:GLU:O	27:YG:14:GLU:HB2	1.60	1.01
41:YY:97:ARG:HH21	41:YY:98:VAL:HB	1.26	1.01
26:RF:185:ASP:HA	26:RF:188:ARG:HD3	1.40	1.01
35:RS:26:LEU:HD12	35:RS:39:ILE:HD11	1.40	1.01
19:XS:5:LEU:HD11	47:Y4:66:SER:HB2	1.04	1.01
13:XM:49:THR:HG22	13:XM:51:ALA:H	1.22	1.01
7:QG:78:ARG:HG3	7:QG:79:ARG:H	1.24	1.01
19:QS:41:VAL:HB	19:QS:42:PRO:CA	1.91	1.01
34:YR:67:LEU:HD13	34:YR:76:VAL:HG21	1.39	1.01
10:QJ:49:VAL:HG13	14:QN:41:ARG:CD	1.90	1.01
53:QV:35:A:C2	54:QX:3:G:C2	2.48	1.01
1:XA:1123:A:H4'	10:XJ:36:GLY:HA3	1.43	1.01
26:YF:67:GLN:O	26:YF:67:GLN:HG3	1.58	1.01
19:XS:5:LEU:CD1	47:Y4:66:SER:CB	2.30	1.00
19:XS:41:VAL:HB	19:XS:42:PRO:CA	1.91	1.00
8:QH:29:SER:HB3	8:QH:32:LYS:HG3	1.39	1.00
47:R4:56:VAL:HA	47:R4:60:GLN:HB2	1.43	1.00
24:RD:227:ASN:HB3	24:RD:228:PRO:HD2	1.44	1.00
38:RV:49:THR:HB	38:RV:50:PRO:HD2	1.39	1.00
30:YN:96:GLU:HG2	30:YN:97:ARG:H	1.26	1.00
33:YQ:80:GLU:O	33:YQ:81:VAL:HG13	1.59	1.00
34:YR:54:LEU:HD23	34:YR:66:VAL:HG23	1.44	1.00
22:RA:270(R):G:N3	44:R1:78:LYS:NZ	2.10	1.00
33:RQ:81:VAL:O	33:RQ:82:ARG:NE	1.94	1.00
41:RY:97:ARG:HH21	41:RY:98:VAL:HB	1.25	1.00
2:XB:178:ARG:HH21	8:XH:74:PRO:HB3	1.26	1.00
49:Y6:7:ILE:HG13	49:Y6:8:LYS:H	1.25	1.00
33:RQ:65:PHE:O	33:RQ:66:ILE:HG12	1.59	1.00

*Continued on next page...*



*Continued from previous page...*

Atom-1	Atom-2	Interatomic distance (Å)	Clash overlap (Å)
13:XM:68:GLY:CA	27:YG:116:ASP:OD2	2.10	1.00
45:R2:50:ILE:HD12	45:R2:51:ARG:N	1.76	1.00
35:YS:26:LEU:HD12	35:YS:39:ILE:HD11	1.40	1.00
28:RH:153:LYS:HB3	28:RH:154:PRO:CD	1.92	0.99
26:YF:185:ASP:HA	26:YF:188:ARG:HD3	1.41	0.99
25:RE:201:THR:HG22	25:RE:203:LYS:H	1.26	0.99
28:RH:77:LYS:HZ3	28:RH:77:LYS:HB3	1.22	0.99
35:RS:83:LYS:NZ	35:RS:109:GLY:HA2	1.78	0.99
25:YE:201:THR:HG22	25:YE:203:LYS:H	1.26	0.99
28:YH:153:LYS:HB3	28:YH:154:PRO:CD	1.92	0.99
45:Y2:50:ILE:HD12	45:Y2:51:ARG:N	1.76	0.99
22:YA:2701:C:H3'	22:YA:2702:U:H5''	1.40	0.99
3:QC:95:THR:HG22	3:QC:96:GLY:H	1.27	0.99
8:QH:84:ARG:HH12	8:QH:86:ILE:HD13	1.28	0.99
28:RH:127:GLU:CG	28:RH:128:PRO:CD	2.31	0.99
8:QH:23:SER:HA	8:QH:63:LEU:HD22	1.45	0.99
32:YP:105:LEU:O	32:YP:106:LEU:HB2	1.60	0.99
10:XJ:6:ILE:HD11	10:XJ:72:VAL:HB	1.44	0.99
10:QJ:6:ILE:HD11	10:QJ:72:VAL:HB	1.44	0.99
32:RP:50:ARG:CB	32:RP:50:ARG:HH21	1.76	0.98
4:QD:166:LYS:HG2	24:YD:134:ARG:NH1	1.77	0.98
33:YQ:81:VAL:O	33:YQ:82:ARG:NE	1.94	0.98
39:RW:86:LEU:HD12	39:RW:87:PRO:HD2	1.45	0.98
3:QC:181:ASN:HD21	3:QC:204:LEU:HD12	1.27	0.98
32:YP:50:ARG:HH21	32:YP:50:ARG:CB	1.76	0.98
2:QB:196:LEU:HD12	2:QB:197:VAL:HG23	1.45	0.98
32:RP:105:LEU:O	32:RP:106:LEU:HB2	1.61	0.98
33:RQ:79:LEU:HD22	33:RQ:79:LEU:O	1.64	0.98
53:QV:35:A:C5	54:QX:3:G:N2	2.31	0.98
27:RG:13:GLU:O	27:RG:14:GLU:HB2	1.60	0.98
4:XD:20:TYR:CD2	4:XD:27:TYR:CE2	2.51	0.98
7:XG:78:ARG:HG3	7:XG:79:ARG:H	1.24	0.98
3:QC:19:GLU:HA	3:QC:54:ARG:HH12	1.29	0.98
4:QD:94:LEU:H	4:QD:94:LEU:HD12	1.28	0.98
8:XH:84:ARG:HH12	8:XH:86:ILE:HD13	1.28	0.98
13:XM:121:LYS:NZ	55:XY:40:G:OP1	1.96	0.98
24:RD:44:ASN:HB3	24:RD:49:ILE:HA	1.46	0.98
3:QC:79:ARG:HE	11:XK:99:GLN:NE2	1.60	0.98
3:QC:16:ARG:HD2	3:QC:54:ARG:HH21	1.28	0.97
28:YH:86:GLU:HG3	28:YH:165:ALA:N	1.79	0.97
4:QD:29:PRO:HG2	4:QD:30:LYS:CD	1.94	0.97

*Continued on next page...*

*Continued from previous page...*

Atom-1	Atom-2	Interatomic distance (Å)	Clash overlap (Å)
25:RE:20:ALA:O	25:RE:21:VAL:HG22	1.64	0.97
28:RH:127:GLU:CB	28:RH:128:PRO:CD	2.35	0.97
33:YQ:79:LEU:HD13	33:YQ:79:LEU:O	1.63	0.97
36:YT:62:THR:HG22	36:YT:75:ILE:HG12	1.46	0.97
49:Y6:41:PRO:HG2	49:Y6:45:LYS:H	1.30	0.97
24:YD:44:ASN:HB3	24:YD:49:ILE:HA	1.45	0.97
35:YS:83:LYS:NZ	35:YS:109:GLY:HA2	1.77	0.97
45:Y2:50:ILE:HD12	45:Y2:51:ARG:H	1.24	0.97
33:YQ:79:LEU:HD22	33:YQ:79:LEU:O	1.64	0.97
33:RQ:79:LEU:HD13	33:RQ:79:LEU:O	1.63	0.97
3:XC:16:ARG:HB2	3:XC:16:ARG:HH11	1.30	0.97
39:YW:86:LEU:HD12	39:YW:87:PRO:HD2	1.45	0.97
10:QJ:49:VAL:HG22	14:QN:41:ARG:CB	1.92	0.97
30:RN:96:GLU:HG2	30:RN:97:ARG:H	1.26	0.97
7:XG:62:PHE:HA	7:XG:124:LEU:HD21	1.47	0.97
22:YA:83:G:HO2'	22:YA:84:A:H8	0.98	0.97
12:QL:10:LEU:HD13	17:QQ:32:TYR:HE2	1.28	0.96
45:R2:50:ILE:HD12	45:R2:51:ARG:H	1.24	0.96
22:RA:1496:A:H8	22:RA:1577:C:HO2'	1.09	0.96
3:XC:181:ASN:HD21	3:XC:204:LEU:HD12	1.27	0.96
13:XM:68:GLY:HA2	27:YG:116:ASP:OD2	1.65	0.96
22:YA:265:A:N6	22:YA:427:U:O2'	1.97	0.96
22:YA:620:G:H4'	22:YA:621:A:H5''	1.46	0.96
4:QD:30:LYS:HG3	4:QD:35:ARG:NE	1.80	0.96
49:R6:7:ILE:HG13	49:R6:8:LYS:H	1.25	0.96
27:RG:112:PRO:HB3	47:R4:37:SER:HB2	1.47	0.96
8:XH:23:SER:HA	8:XH:63:LEU:HD22	1.45	0.96
19:XS:5:LEU:CG	47:Y4:66:SER:CB	2.43	0.96
22:YA:2015:A:H1'	48:Y5:2:ALA:HA	1.47	0.96
19:QS:68:GLY:HA3	47:R4:68:ARG:CG	1.94	0.96
49:R6:47:THR:HG22	49:R6:48:VAL:HG12	1.46	0.96
2:QB:7:VAL:HG21	2:QB:217:ARG:HH11	1.30	0.96
2:XB:7:VAL:HG21	2:XB:217:ARG:HH11	1.31	0.96
4:XD:30:LYS:C	4:XD:32:ALA:H	1.62	0.96
41:YY:84:ARG:HH12	41:YY:97:ARG:HB2	1.28	0.96
2:QB:8:LYS:HD3	2:QB:8:LYS:H	1.30	0.96
1:XA:1286:A:H5''	21:XU:26:LYS:HD2	1.46	0.96
1:XA:370:C:C2'	1:XA:371:G:H5'	1.96	0.96
27:YG:112:PRO:HB3	47:Y4:37:SER:HB2	1.47	0.96
4:QD:30:LYS:CB	4:QD:35:ARG:HG3	1.96	0.96
22:RA:242:G:H5'	51:R8:62:LEU:HD22	1.47	0.96

*Continued on next page...*

*Continued from previous page...*

Atom-1	Atom-2	Interatomic distance (Å)	Clash overlap (Å)
10:XJ:32:ALA:HB3	10:XJ:76:ASN:HB2	1.48	0.96
7:QG:62:PHE:HA	7:QG:124:LEU:HD21	1.47	0.96
3:XC:95:THR:HG22	3:XC:96:GLY:H	1.27	0.96
25:YE:20:ALA:O	25:YE:21:VAL:HG22	1.65	0.96
10:QJ:75:ILE:HG13	10:QJ:76:ASN:H	1.31	0.95
3:XC:19:GLU:HA	3:XC:54:ARG:HH12	1.29	0.95
47:Y4:56:VAL:HA	47:Y4:60:GLN:HB2	1.43	0.95
26:YF:101:LEU:HD12	26:YF:102:PRO:CD	1.96	0.95
10:QJ:32:ALA:HB3	10:QJ:76:ASN:HB2	1.47	0.95
12:QL:6:THR:H	12:QL:9:GLN:HE21	1.14	0.95
3:XC:16:ARG:HD2	3:XC:54:ARG:HH21	1.28	0.95
48:Y5:56:LYS:H	48:Y5:56:LYS:HD2	1.30	0.95
34:RR:54:LEU:HD23	34:RR:66:VAL:HG23	1.44	0.95
41:RY:84:ARG:HH12	41:RY:97:ARG:HB2	1.28	0.95
1:XA:1054:C:N4	55:XY:34:C:N1	2.13	0.95
16:QP:4:ILE:HD11	16:QP:64:ALA:HB1	1.46	0.95
24:YD:227:ASN:HB3	24:YD:228:PRO:HD2	1.44	0.95
13:XM:57:ARG:HB2	13:XM:57:ARG:HH11	1.32	0.95
22:YA:2252:G:N2	53:XV:74:C:O2	1.98	0.95
22:YA:1359:A:N6	22:YA:1372:U:O4	2.00	0.95
13:XM:7:VAL:HG21	27:YG:113:ARG:O	1.64	0.95
12:QL:47:LYS:NZ	54:QX:6:C:H5"	1.81	0.95
26:YF:103:LYS:HA	26:YF:106:ARG:HG3	1.48	0.95
22:YA:674:G:H1'	26:YF:74:ARG:HD3	1.47	0.95
32:YP:62:LEU:HD22	32:YP:62:LEU:N	1.82	0.95
4:XD:22:LYS:CD	4:XD:26:CYS:SG	2.54	0.95
6:XF:86:ARG:O	6:XF:87:ARG:HG2	1.66	0.95
4:QD:28:SER:HB2	4:QD:29:PRO:HD3	1.49	0.95
22:RA:2392:A:H8	32:RP:60:MET:HG3	1.29	0.95
26:RF:101:LEU:HD12	26:RF:102:PRO:CD	1.96	0.95
28:RH:86:GLU:HG3	28:RH:165:ALA:N	1.79	0.95
44:Y1:81:LYS:N	44:Y1:81:LYS:CE	2.30	0.95
4:XD:94:LEU:HD12	4:XD:94:LEU:H	1.28	0.95
38:YV:99:ILE:HD13	38:YV:99:ILE:H	1.32	0.95
16:XP:4:ILE:HD11	16:XP:64:ALA:HB1	1.46	0.94
25:YE:78:LEU:HG	25:YE:79:ARG:HE	1.30	0.94
41:RY:51:VAL:HG13	41:RY:52:SER:H	1.31	0.94
2:XB:196:LEU:HD12	2:XB:197:VAL:HG23	1.45	0.94
45:Y2:13:ALA:HA	45:Y2:16:LEU:HD23	1.48	0.94
28:YH:153:LYS:CB	28:YH:154:PRO:HD2	1.98	0.94
45:R2:13:ALA:HA	45:R2:16:LEU:HD23	1.48	0.94

*Continued on next page...*

*Continued from previous page...*

Atom-1	Atom-2	Interatomic distance (Å)	Clash overlap (Å)
1:XA:370:C:O2'	1:XA:371:G:H5'	1.66	0.94
44:Y1:81:LYS:CA	44:Y1:81:LYS:CE	2.45	0.94
32:RP:62:LEU:HD22	32:RP:62:LEU:N	1.81	0.94
38:YV:35:LEU:HD21	38:YV:57:VAL:HG22	1.47	0.94
41:YY:51:VAL:HG13	41:YY:52:SER:H	1.31	0.94
6:QF:86:ARG:O	6:QF:87:ARG:HG2	1.66	0.94
44:R1:81:LYS:CA	44:R1:81:LYS:CE	2.45	0.94
3:QC:16:ARG:HH11	3:QC:16:ARG:HB2	1.30	0.94
31:RO:2:ILE:HD11	31:RO:82:ASN:HD22	1.33	0.94
3:XC:11:ARG:HB3	3:XC:15:THR:HB	1.48	0.94
7:QG:15:ASP:HB3	7:QG:20:ASP:H	1.31	0.94
24:RD:28:GLU:HB2	24:RD:29:PRO:CD	1.98	0.94
10:XJ:75:ILE:HG13	10:XJ:76:ASN:H	1.31	0.94
44:R1:81:LYS:CE	44:R1:81:LYS:N	2.30	0.94
24:RD:108:PRO:HB3	24:RD:143:HIS:HE1	1.32	0.94
24:YD:28:GLU:HB2	24:YD:29:PRO:CD	1.98	0.94
36:RT:11:GLU:CD	36:RT:11:GLU:H	1.71	0.94
36:RT:62:THR:HG22	36:RT:75:ILE:HG12	1.46	0.94
49:Y6:47:THR:HG22	49:Y6:48:VAL:HG12	1.45	0.94
49:R6:41:PRO:HG2	49:R6:45:LYS:H	1.30	0.94
25:RE:78:LEU:HG	25:RE:79:ARG:HE	1.31	0.94
2:XB:8:LYS:H	2:XB:8:LYS:HD3	1.31	0.94
48:R5:56:LYS:H	48:R5:56:LYS:HD2	1.30	0.93
40:RX:57:LEU:CD1	40:RX:78:LYS:HB2	1.98	0.93
28:YH:77:LYS:NZ	28:YH:77:LYS:HB3	1.82	0.93
13:QM:90:LEU:HA	13:QM:93:ARG:HD2	1.50	0.93
53:QV:35:A:C6	54:QX:3:G:N1	2.36	0.93
35:RS:59:LYS:HG2	35:RS:60:GLY:H	1.31	0.93
36:YT:11:GLU:H	36:YT:11:GLU:CD	1.71	0.93
30:RN:134:ARG:H	30:RN:135:PRO:CD	1.81	0.93
38:RV:35:LEU:HD21	38:RV:57:VAL:HG22	1.47	0.93
28:YH:127:GLU:HB3	28:YH:128:PRO:CD	1.99	0.93
32:RP:1:MET:HE2	32:RP:5:ASP:HB3	1.51	0.93
3:XC:70:VAL:HG12	3:XC:72:LYS:H	1.34	0.93
30:YN:134:ARG:H	30:YN:135:PRO:CD	1.81	0.93
13:QM:57:ARG:HH11	13:QM:57:ARG:HB2	1.32	0.93
20:QT:49:ALA:HB1	20:QT:99:LEU:HB2	1.51	0.93
12:QL:47:LYS:HZ1	54:QX:6:C:H5''	1.30	0.93
33:RQ:59:ARG:O	33:RQ:60:ARG:CG	2.17	0.93
1:XA:1054:C:OP2	1:XA:1197:G:OP2	1.87	0.93
4:XD:12:CYS:CA	4:XD:19:LEU:HD21	1.98	0.93

*Continued on next page...*

*Continued from previous page...*

Atom-1	Atom-2	Interatomic distance (Å)	Clash overlap (Å)
28:YH:77:LYS:HZ3	28:YH:77:LYS:HB3	1.31	0.93
19:QS:40:ILE:HG12	19:QS:41:VAL:HG22	1.51	0.93
14:YN:43:CYS:O	14:YN:45:ARG:N	2.01	0.93
28:RH:127:GLU:HB3	28:RH:128:PRO:CD	1.99	0.93
33:RQ:34:LEU:HD11	33:RQ:129:THR:HB	1.50	0.93
6:XF:24:GLU:HA	6:XF:27:GLN:HG3	1.49	0.93
17:XQ:4:LYS:HE3	17:XQ:6:LEU:HD21	1.51	0.93
24:YD:108:PRO:HB3	24:YD:143:HIS:CE1	2.05	0.93
34:YR:33:ARG:NH2	48:Y5:55:ARG:HG2	1.84	0.93
40:YX:57:LEU:CD1	40:YX:78:LYS:HB2	1.98	0.93
48:R5:58:LEU:HD13	48:R5:60:VAL:HG12	1.48	0.92
10:XJ:8:LEU:HD11	10:XJ:23:ILE:HD12	1.49	0.92
24:YD:108:PRO:HB3	24:YD:143:HIS:HE1	1.32	0.92
24:RD:147:LEU:HD13	24:RD:155:LEU:HD11	1.51	0.92
32:YP:65:ARG:HG3	32:YP:65:ARG:HH11	1.35	0.92
38:RV:99:ILE:H	38:RV:99:ILE:HD13	1.32	0.92
13:XM:3:ARG:HG2	47:Y4:34:GLU:OE1	1.68	0.92
25:YE:14:ILE:HG12	25:YE:15:PHE:H	1.33	0.92
19:XS:40:ILE:HG12	19:XS:41:VAL:HG22	1.51	0.92
1:QA:686:U:H1'	11:QK:42:TRP:HE1	1.31	0.92
26:RF:103:LYS:HA	26:RF:106:ARG:HG3	1.49	0.92
5:QE:53:LEU:HD12	5:QE:53:LEU:H	1.34	0.92
15:XO:82:ILE:HD11	15:XO:88:ARG:HG3	1.51	0.92
24:RD:183:ARG:HH11	24:RD:183:ARG:HG2	1.34	0.92
5:XE:101:ILE:HD11	5:XE:119:LEU:HD23	1.51	0.92
5:XE:53:LEU:HD12	5:XE:53:LEU:H	1.34	0.92
14:YN:32:SER:CB	14:YN:41:ARG:HB2	2.00	0.92
28:RH:153:LYS:CB	28:RH:154:PRO:HD2	1.97	0.92
35:YS:59:LYS:HG2	35:YS:60:GLY:H	1.31	0.92
4:QD:30:LYS:HB3	4:QD:35:ARG:HG3	1.52	0.92
6:QF:24:GLU:HA	6:QF:27:GLN:HG3	1.49	0.92
8:QH:6:ILE:HB	8:QH:85:ARG:NH1	1.85	0.92
27:RG:37:VAL:HG22	27:RG:159:VAL:HA	1.52	0.92
7:XG:15:ASP:HB3	7:XG:20:ASP:H	1.32	0.92
8:XH:6:ILE:HB	8:XH:85:ARG:NH1	1.85	0.92
14:YN:32:SER:OG	14:YN:41:ARG:HB2	1.70	0.92
1:QA:1405:G:OP1	58:QA:1666:PAR:O34	1.87	0.92
2:QB:32:ILE:HD11	2:QB:40:HIS:HB3	1.52	0.92
3:QC:11:ARG:HB3	3:QC:15:THR:HB	1.48	0.91
24:RD:108:PRO:HB3	24:RD:143:HIS:CE1	2.05	0.91
4:QD:9:CYS:SG	4:QD:31:CYS:O	2.28	0.91

*Continued on next page...*

*Continued from previous page...*

Atom-1	Atom-2	Interatomic distance (Å)	Clash overlap (Å)
38:RV:24:LYS:HA	38:RV:92:THR:HG23	1.52	0.91
3:XC:20:SER:HB2	3:XC:40:ARG:HH22	1.34	0.91
44:Y1:81:LYS:HA	44:Y1:81:LYS:CE	2.00	0.91
22:YA:1021:A:OP2	30:YN:65:LYS:NZ	2.01	0.91
33:YQ:34:LEU:HD11	33:YQ:129:THR:HB	1.50	0.91
27:RG:78:SER:HB2	53:QV:56:C:O2'	1.71	0.91
44:R1:81:LYS:CE	44:R1:81:LYS:HA	2.01	0.91
22:RA:2553:G:H22	56:Z6:76:PPU:C2	1.83	0.91
19:XS:5:LEU:CG	47:Y4:66:SER:HB3	2.00	0.91
19:XS:5:LEU:HG	47:Y4:66:SER:HB3	1.50	0.91
35:YS:67:ARG:NH1	35:YS:67:ARG:HB2	1.85	0.91
34:RR:33:ARG:NH2	48:R5:55:ARG:HG2	1.84	0.91
2:XB:33:TYR:HB2	2:XB:43:ASP:HB2	1.53	0.91
41:YY:30:VAL:HG22	41:YY:37:VAL:HG12	1.53	0.91
4:XD:170:VAL:HG22	4:XD:171:GLY:H	1.34	0.91
27:YG:37:VAL:HG22	27:YG:159:VAL:HA	1.52	0.91
17:QQ:4:LYS:HE3	17:QQ:6:LEU:HD21	1.51	0.91
27:RG:101:ILE:HG13	27:RG:102:PHE:N	1.86	0.91
3:QC:20:SER:HB2	3:QC:40:ARG:HH22	1.34	0.91
4:QD:170:VAL:HG22	4:QD:171:GLY:H	1.34	0.91
5:QE:100:VAL:HG22	5:QE:118:ILE:HG22	1.52	0.91
5:QE:101:ILE:HD11	5:QE:119:LEU:HD23	1.52	0.91
10:QJ:8:LEU:HD11	10:QJ:23:ILE:HD12	1.50	0.91
15:QO:82:ILE:HD11	15:QO:88:ARG:HG3	1.51	0.91
28:RH:77:LYS:NZ	28:RH:77:LYS:HB3	1.82	0.91
37:YU:92:ARG:HG2	37:YU:92:ARG:O	1.70	0.91
2:QB:33:TYR:HB2	2:QB:43:ASP:HB2	1.53	0.91
3:QC:70:VAL:HG12	3:QC:72:LYS:H	1.34	0.91
4:QD:29:PRO:HG2	4:QD:30:LYS:CE	2.01	0.91
24:YD:10:THR:HG23	24:YD:13:ARG:HB3	1.51	0.91
32:YP:1:MET:HE2	32:YP:5:ASP:HB3	1.50	0.91
2:QB:77:ALA:HB2	2:QB:211:ILE:HD13	1.53	0.91
8:QH:6:ILE:HD12	8:QH:6:ILE:H	1.35	0.91
19:QS:68:GLY:HA3	47:R4:68:ARG:CB	2.01	0.91
26:RF:7:TYR:HB3	26:RF:21:ALA:HB1	1.53	0.91
13:XM:90:LEU:HA	13:XM:93:ARG:HD2	1.50	0.91
44:Y1:80:LEU:O	44:Y1:81:LYS:HB2	1.71	0.91
35:RS:67:ARG:HB2	35:RS:67:ARG:NH1	1.85	0.91
4:QD:29:PRO:HG2	4:QD:30:LYS:HD3	1.48	0.90
22:RA:83:G:N2	22:RA:103:A:OP2	2.04	0.90
24:RD:10:THR:HG23	24:RD:13:ARG:HB3	1.51	0.90

*Continued on next page...*

*Continued from previous page...*

Atom-1	Atom-2	Interatomic distance (Å)	Clash overlap (Å)
8:XH:6:ILE:HD12	8:XH:6:ILE:H	1.34	0.90
31:YO:2:ILE:HD11	31:YO:82:ASN:HD22	1.33	0.90
25:RE:14:ILE:HG12	25:RE:15:PHE:H	1.33	0.90
20:XT:49:ALA:HB1	20:XT:99:LEU:HB2	1.51	0.90
22:RA:1826:G:H4'	24:RD:242:ARG:HH21	1.36	0.90
11:XK:99:GLN:HG2	11:XK:105:VAL:HG21	1.53	0.90
41:YY:38:ILE:HG22	41:YY:66:PRO:HA	1.54	0.90
5:XE:100:VAL:HG22	5:XE:118:ILE:HG22	1.52	0.90
38:YV:24:LYS:HA	38:YV:92:THR:HG23	1.52	0.90
13:QM:119:GLY:HA3	53:QV:29:G:OP1	1.70	0.90
28:RH:4:ILE:HG13	28:RH:6:ARG:CZ	2.01	0.90
32:YP:106:LEU:O	32:YP:107:LYS:HB2	1.71	0.90
45:Y2:65:ASN:HB3	45:Y2:69:ARG:HH12	1.34	0.90
24:YD:147:LEU:HD13	24:YD:155:LEU:HD11	1.51	0.90
28:YH:4:ILE:HG13	28:YH:6:ARG:CZ	2.01	0.90
38:YV:44:LYS:O	38:YV:46:VAL:HG12	1.72	0.90
32:RP:58:THR:O	32:RP:61:ARG:NE	2.05	0.90
33:RQ:59:ARG:O	33:RQ:60:ARG:HG3	1.72	0.90
14:XN:22:THR:O	14:XN:23:ARG:CB	2.16	0.90
48:Y5:3:LYS:HA	48:Y5:3:LYS:HE3	1.54	0.90
28:YH:26:VAL:HG13	28:YH:27:LYS:H	1.35	0.90
1:XA:1054:C:N4	55:XY:34:C:C1'	2.34	0.90
45:R2:65:ASN:HB3	45:R2:69:ARG:HH12	1.34	0.89
28:RH:10:PRO:HD2	28:RH:50:VAL:O	1.72	0.89
24:YD:69:ARG:HH21	24:YD:130:ALA:HB2	1.37	0.89
24:YD:44:ASN:H	24:YD:44:ASN:HD22	1.19	0.89
44:R1:81:LYS:CA	44:R1:81:LYS:NZ	2.31	0.89
24:YD:183:ARG:HH11	24:YD:183:ARG:HG2	1.34	0.89
39:YW:65:LEU:HD12	39:YW:68:ARG:HH11	1.36	0.89
2:QB:7:VAL:HG21	2:QB:217:ARG:NH1	1.87	0.89
28:RH:26:VAL:HG13	28:RH:27:LYS:H	1.36	0.89
2:XB:7:VAL:HG21	2:XB:217:ARG:NH1	1.87	0.89
19:XS:64:GLU:O	19:XS:67:VAL:HG23	1.73	0.89
48:Y5:40:LYS:HZ1	48:Y5:48:GLU:HB2	1.36	0.89
24:RD:69:ARG:HH21	24:RD:130:ALA:HB2	1.37	0.89
2:XB:126:GLU:HG3	2:XB:129:GLU:HG3	1.54	0.89
13:XM:65:LYS:HZ2	47:Y4:52:THR:HG21	1.34	0.89
19:XS:65:ASN:HA	47:Y4:55:ARG:HH11	1.32	0.89
51:Y8:52:LYS:H	51:Y8:53:PRO:HD3	1.35	0.89
51:Y8:59:LYS:NZ	51:Y8:59:LYS:HB2	1.87	0.89
32:YP:88:LEU:HD12	32:YP:95:VAL:HG11	1.52	0.89

*Continued on next page...*

*Continued from previous page...*

Atom-1	Atom-2	Interatomic distance (Å)	Clash overlap (Å)
48:R5:3:LYS:HE3	48:R5:3:LYS:HA	1.54	0.89
22:RA:2553:G:H22	56:Z6:76:PPU:H2	1.34	0.89
37:RU:92:ARG:O	37:RU:92:ARG:HG2	1.69	0.89
41:RY:76:CYS:SG	41:RY:77:PRO:HD2	2.13	0.89
27:YG:116:ASP:O	27:YG:117:PHE:HB3	1.72	0.89
38:RV:44:LYS:O	38:RV:46:VAL:HG12	1.72	0.89
25:YE:63:LEU:HD12	25:YE:64:LYS:N	1.87	0.89
1:QA:1139:G:N2	1:QA:1143:G:O6	2.06	0.89
10:QJ:74:ILE:H	10:QJ:74:ILE:HD13	1.38	0.89
51:R8:52:LYS:H	51:R8:53:PRO:HD3	1.35	0.89
32:RP:88:LEU:HD12	32:RP:95:VAL:HG11	1.52	0.89
19:QS:64:GLU:O	19:QS:67:VAL:HG23	1.73	0.89
2:XB:32:ILE:HD11	2:XB:40:HIS:HB3	1.52	0.89
32:YP:58:THR:O	32:YP:61:ARG:NE	2.05	0.89
32:RP:65:ARG:HG3	32:RP:65:ARG:HH11	1.35	0.89
22:YA:1496:A:H8	22:YA:1577:C:HO2'	1.19	0.89
28:YH:10:PRO:HD2	28:YH:50:VAL:O	1.72	0.89
5:QE:41:VAL:HG11	5:QE:113:ALA:HB2	1.54	0.88
22:RA:587:C:OP2	32:RP:21:ARG:NH2	2.07	0.88
12:XL:6:THR:H	12:XL:9:GLN:HE21	1.15	0.88
27:YG:88:ILE:O	27:YG:88:ILE:HD13	1.72	0.88
2:QB:126:GLU:HG3	2:QB:129:GLU:HG3	1.54	0.88
44:R1:80:LEU:O	44:R1:81:LYS:HB2	1.71	0.88
2:XB:77:ALA:HB2	2:XB:211:ILE:HD13	1.53	0.88
2:QB:18:GLY:N	2:QB:42:ILE:HG22	1.86	0.88
24:RD:27:THR:HG23	24:RD:28:GLU:H	1.38	0.88
27:RG:88:ILE:HD13	27:RG:88:ILE:O	1.72	0.88
2:XB:18:GLY:N	2:XB:42:ILE:HG22	1.87	0.88
5:XE:71:LEU:O	5:XE:72:GLN:HG3	1.74	0.88
32:YP:64:LYS:O	32:YP:66:GLY:N	2.07	0.88
32:RP:106:LEU:O	32:RP:107:LYS:HB2	1.71	0.88
41:RY:30:VAL:HG22	41:RY:37:VAL:HG12	1.53	0.88
35:YS:106:ARG:NH1	35:YS:106:ARG:HB2	1.88	0.88
41:YY:76:CYS:SG	41:YY:77:PRO:HD2	2.13	0.88
1:QA:1123:A:H4'	10:QJ:36:GLY:HA3	1.54	0.88
13:XM:62:ASN:HA	47:Y4:49:PHE:CD2	2.08	0.88
30:YN:22:THR:HG22	30:YN:23:LEU:N	1.88	0.88
25:RE:63:LEU:HD12	25:RE:64:LYS:N	1.88	0.88
30:RN:22:THR:HG22	30:RN:23:LEU:N	1.88	0.88
13:QM:97:PRO:HB2	13:QM:101:GLN:NE2	1.89	0.88
22:RA:338:G:OP1	41:RY:4:LYS:NZ	2.06	0.88

*Continued on next page...*



*Continued from previous page...*

Atom-1	Atom-2	Interatomic distance (Å)	Clash overlap (Å)
22:YA:994:C:H3'	37:YU:54:LYS:HE3	1.54	0.88
51:R8:59:LYS:NZ	51:R8:59:LYS:HB2	1.88	0.88
1:XA:1400:C:N4	53:XV:34:C:C2	2.29	0.88
32:YP:49:ARG:HD2	51:Y8:58:ILE:HG22	1.54	0.88
25:RE:77:ILE:HD12	25:RE:78:LEU:N	1.89	0.88
41:RY:38:ILE:HG22	41:RY:66:PRO:HA	1.54	0.88
5:XE:41:VAL:HG11	5:XE:113:ALA:HB2	1.54	0.88
19:XS:8:GLY:O	19:XS:9:VAL:HG22	1.74	0.88
22:YA:2068:U:H3	22:YA:2430:A:H2	1.18	0.88
22:YA:498:G:N3	41:YY:47:LYS:NZ	2.22	0.88
25:YE:77:ILE:HD12	25:YE:78:LEU:N	1.89	0.88
8:QH:51:VAL:HG21	8:QH:60:ARG:HG2	1.55	0.87
35:RS:106:ARG:NH1	35:RS:106:ARG:HB2	1.88	0.87
20:XT:23:ARG:HA	20:XT:26:ASN:HD21	1.36	0.87
21:XU:6:ARG:HE	21:XU:15:ARG:CZ	1.87	0.87
22:YA:518:G:H4'	39:YW:18:ARG:NH1	1.89	0.87
24:YD:44:ASN:CB	24:YD:49:ILE:HA	2.04	0.87
42:YZ:151:HIS:HB3	42:YZ:170:THR:HA	1.53	0.87
11:QK:99:GLN:HG2	11:QK:105:VAL:HG21	1.53	0.87
20:QT:23:ARG:HA	20:QT:26:ASN:HD21	1.36	0.87
39:RW:65:LEU:HD12	39:RW:68:ARG:HH11	1.36	0.87
4:XD:114:ARG:HH11	4:XD:114:ARG:HG3	1.39	0.87
44:Y1:82:LEU:HD13	44:Y1:83:GLU:O	1.74	0.87
5:QE:79:GLU:OE2	8:QH:104:ARG:HA	1.74	0.87
22:RA:2015:A:H1'	48:R5:2:ALA:HA	1.56	0.87
48:R5:40:LYS:HZ1	48:R5:48:GLU:HB2	1.39	0.87
22:RA:676:A:H8	22:RA:2069:G:H21	1.17	0.87
24:RD:181:GLU:HA	24:RD:272:ALA:HB3	1.57	0.87
38:RV:19:LYS:HD2	38:RV:95:LEU:HD23	1.55	0.87
19:XS:5:LEU:CG	47:Y4:66:SER:HB2	2.04	0.87
2:QB:96:ARG:H	2:QB:96:ARG:HD2	1.38	0.87
19:QS:41:VAL:HG13	19:QS:44:MET:HB2	1.57	0.87
21:QU:6:ARG:HE	21:QU:15:ARG:CZ	1.87	0.87
24:RD:44:ASN:HD22	24:RD:44:ASN:H	1.19	0.87
1:XA:973:G:OP1	10:XJ:57:LYS:NZ	2.08	0.87
19:XS:67:VAL:HG21	47:Y4:60:GLN:HE22	1.38	0.87
22:YA:819:A:OP2	22:YA:1187:G:N2	2.07	0.87
24:YD:27:THR:HG23	24:YD:28:GLU:H	1.38	0.87
33:YQ:64:ILE:HA	33:YQ:106:VAL:HG12	1.54	0.87
24:RD:28:GLU:HB2	24:RD:29:PRO:HD2	1.56	0.87
32:RP:49:ARG:HD2	51:R8:58:ILE:HG22	1.54	0.87

*Continued on next page...*

*Continued from previous page...*

Atom-1	Atom-2	Interatomic distance (Å)	Clash overlap (Å)
44:Y1:82:LEU:HD11	44:Y1:83:GLU:O	1.75	0.87
24:YD:181:GLU:HA	24:YD:272:ALA:HB3	1.57	0.87
32:RP:64:LYS:O	32:RP:66:GLY:N	2.07	0.87
19:XS:2:PRO:HB2	47:Y4:68:ARG:HH22	1.36	0.87
13:XM:97:PRO:HB2	13:XM:101:GLN:NE2	1.89	0.87
13:XM:4:ILE:H	13:XM:9:ILE:CG2	1.88	0.87
15:QO:56:LEU:O	15:QO:60:VAL:HG23	1.75	0.87
35:RS:106:ARG:HH11	35:RS:106:ARG:HB2	1.39	0.87
10:XJ:74:ILE:HD13	10:XJ:74:ILE:H	1.38	0.87
11:XK:32:ILE:HD12	11:XK:72:ALA:HB2	1.56	0.87
26:YF:7:TYR:HB3	26:YF:21:ALA:HB1	1.53	0.87
26:YF:29:ASN:H	26:YF:112:MET:HE3	1.40	0.87
33:RQ:64:ILE:HA	33:RQ:106:VAL:HG12	1.54	0.86
10:XJ:7:LYS:HB2	10:XJ:97:GLU:HB2	1.56	0.86
19:XS:27:GLU:O	19:XS:28:LYS:HG2	1.74	0.86
27:YG:145:THR:HG23	47:Y4:28:LYS:HZ1	1.38	0.86
54:QX:2:U:O2'	54:QX:3:G:H5'	1.74	0.86
22:RA:819:A:OP2	22:RA:1187:G:N2	2.07	0.86
32:RP:75:ILE:HD13	32:RP:75:ILE:H	1.39	0.86
27:YG:101:ILE:HG13	27:YG:102:PHE:N	1.86	0.86
32:YP:18:ARG:O	32:YP:19:VAL:HB	1.75	0.86
10:QJ:47:PHE:HE1	10:QJ:63:PHE:HB2	1.41	0.86
19:QS:8:GLY:O	19:QS:9:VAL:HG22	1.75	0.86
44:R1:92:LYS:HG3	44:R1:96:LYS:HB2	1.57	0.86
26:RF:82:ILE:HG13	26:RF:82:ILE:O	1.73	0.86
27:RG:116:ASP:O	27:RG:117:PHE:HB3	1.72	0.86
8:XH:51:VAL:HG21	8:XH:60:ARG:HG2	1.55	0.86
27:YG:161:THR:HG22	27:YG:163:ALA:H	1.39	0.86
19:QS:27:GLU:O	19:QS:28:LYS:HG2	1.74	0.86
24:YD:35:LYS:HG2	24:YD:64:ILE:H	1.40	0.86
37:YU:92:ARG:HD2	38:YV:11:GLN:NE2	1.91	0.86
2:QB:67:THR:HG21	2:QB:155:LEU:HD21	1.57	0.86
5:QE:71:LEU:O	5:QE:72:GLN:HG3	1.73	0.86
22:RA:1689:A:H62	22:RA:1698:A:H2	1.22	0.86
1:QA:1347:G:N2	1:QA:1374:A:OP2	2.09	0.86
26:RF:29:ASN:H	26:RF:112:MET:HE3	1.40	0.86
54:XX:2:U:O2'	54:XX:3:G:H5'	1.75	0.86
19:XS:5:LEU:CD2	47:Y4:66:SER:CB	2.53	0.86
38:YV:19:LYS:HD2	38:YV:95:LEU:HD23	1.55	0.86
42:YZ:145:GLU:HG3	42:YZ:146:ILE:HG12	1.56	0.86
11:QK:32:ILE:HD12	11:QK:72:ALA:HB2	1.56	0.86

*Continued on next page...*

*Continued from previous page...*

Atom-1	Atom-2	Interatomic distance (Å)	Clash overlap (Å)
24:RD:44:ASN:CB	24:RD:49:ILE:HA	2.05	0.86
2:XB:96:ARG:H	2:XB:96:ARG:HD2	1.38	0.86
28:YH:127:GLU:HG2	28:YH:128:PRO:HD3	0.86	0.86
35:YS:106:ARG:HB2	35:YS:106:ARG:HH11	1.39	0.86
27:RG:161:THR:HG22	27:RG:163:ALA:H	1.39	0.86
41:RY:51:VAL:O	41:RY:56:PRO:HA	1.76	0.86
1:QA:1189:C:OP1	10:QJ:51:ARG:NH2	2.09	0.86
13:QM:4:ILE:H	13:QM:9:ILE:CG2	1.88	0.86
2:XB:67:THR:HG21	2:XB:155:LEU:HD21	1.56	0.86
4:QD:22:LYS:CB	4:QD:26:CYS:SG	2.64	0.85
13:QM:14:ARG:H	13:QM:44:ARG:HD3	1.41	0.85
22:RA:2056:G:N2	48:R5:4:HIS:O	2.08	0.85
19:XS:41:VAL:HG13	19:XS:44:MET:HB2	1.57	0.85
4:QD:114:ARG:HH11	4:QD:114:ARG:HG3	1.39	0.85
10:QJ:49:VAL:HG13	14:QN:41:ARG:HD2	0.94	0.85
22:RA:2602:A:H61	53:QV:76:A:H2'	1.39	0.85
25:RE:61:ARG:O	25:RE:63:LEU:HG	1.77	0.85
10:XJ:53:PRO:O	14:XN:41:ARG:NH2	2.09	0.85
53:QV:37:A:N1	54:QX:1:A:C6	2.44	0.85
44:R1:82:LEU:HD13	44:R1:83:GLU:O	1.74	0.85
22:RA:2502:G:H5''	22:RA:2503:A:H5''	1.58	0.85
37:RU:92:ARG:HD2	38:RV:11:GLN:NE2	1.90	0.85
1:XA:954:G:H4'	13:XM:121:LYS:HG3	1.57	0.85
1:XA:1152:A:OP1	10:XJ:68:HIS:NE2	2.09	0.85
22:YA:443:A:N7	26:YF:45:ARG:HD2	1.89	0.85
33:YQ:75:THR:HA	33:YQ:88:GLY:O	1.76	0.85
1:XA:372:C:N4	1:XA:387:U:N3	2.23	0.85
55:QY:29:U:H2'	55:QY:30:C:C6	2.11	0.85
25:RE:81:ILE:O	25:RE:82:ARG:HB2	1.75	0.85
33:RQ:75:THR:HA	33:RQ:88:GLY:O	1.76	0.85
36:YT:111:ARG:O	36:YT:112:ARG:HG3	1.76	0.85
10:QJ:49:VAL:HG21	14:QN:41:ARG:HB2	1.23	0.85
48:R5:39:MET:O	48:R5:40:LYS:HG3	1.77	0.85
25:RE:95:ILE:H	25:RE:95:ILE:HD12	1.41	0.85
26:RF:32:LEU:HD13	26:RF:105:VAL:HG13	1.59	0.85
15:XO:56:LEU:O	15:XO:60:VAL:HG23	1.75	0.85
20:XT:36:LEU:HD13	20:XT:39:LYS:HD3	1.57	0.85
27:YG:67:LYS:HE2	47:Y4:6:HIS:NE2	1.91	0.85
22:YA:1607:C:N4	22:YA:1622:G:OP2	2.09	0.85
32:YP:101:VAL:HG23	32:YP:107:LYS:H	1.41	0.85
41:YY:51:VAL:O	41:YY:56:PRO:HA	1.76	0.85

*Continued on next page...*

*Continued from previous page...*

Atom-1	Atom-2	Interatomic distance (Å)	Clash overlap (Å)
27:RG:67:LYS:HE2	47:R4:6:HIS:NE2	1.91	0.85
37:RU:64:ARG:HH21	37:RU:64:ARG:HG2	1.42	0.85
24:YD:28:GLU:HB2	24:YD:29:PRO:HD2	1.56	0.85
32:YP:75:ILE:H	32:YP:75:ILE:HD13	1.39	0.85
20:QT:36:LEU:HD13	20:QT:39:LYS:HD3	1.57	0.85
28:RH:127:GLU:HG2	28:RH:128:PRO:HD3	0.86	0.85
7:XG:44:TYR:HA	7:XG:47:CYS:SG	2.17	0.85
28:YH:89:ILE:HD11	28:YH:129:THR:HB	1.59	0.85
24:RD:17:THR:HG22	24:RD:205:VAL:H	1.41	0.85
32:RP:18:ARG:O	32:RP:19:VAL:HB	1.75	0.85
5:XE:51:VAL:HB	5:XE:52:PRO:HD3	1.59	0.85
55:XY:29:U:H2'	55:XY:30:C:C6	2.11	0.85
22:YA:888:C:H3'	22:YA:889:C:H4'	1.59	0.85
51:R8:59:LYS:NZ	51:R8:59:LYS:CB	2.40	0.84
22:RA:2553:G:N2	56:Z6:76:PPU:C2	2.38	0.84
26:YF:82:ILE:HG13	26:YF:82:ILE:O	1.73	0.84
1:QA:448:A:OP2	1:QA:485:G:N2	2.09	0.84
10:QJ:7:LYS:HB2	10:QJ:97:GLU:HB2	1.57	0.84
14:QN:23:ARG:O	14:QN:24:CYS:O	1.95	0.84
22:RA:768:G:O2'	22:RA:1379:A:N6	2.10	0.84
28:RH:89:ILE:HD11	28:RH:129:THR:HB	1.58	0.84
13:XM:14:ARG:H	13:XM:44:ARG:HD3	1.41	0.84
13:XM:3:ARG:HH12	27:YG:113:ARG:NH2	1.75	0.84
22:YA:958:U:OP2	33:YQ:14:ARG:NH1	2.10	0.84
35:YS:83:LYS:HG2	35:YS:109:GLY:CA	2.07	0.84
4:QD:166:LYS:HD3	24:YD:188:GLU:OE2	1.77	0.84
14:QN:21:TYR:HE2	14:QN:23:ARG:HH21	1.24	0.84
10:QJ:49:VAL:CB	14:QN:41:ARG:HB2	2.08	0.84
25:RE:24:THR:HG21	25:RE:188:VAL:HG11	1.59	0.84
15:XO:3:ILE:HD13	15:XO:3:ILE:H	1.41	0.84
22:YA:2056:G:N2	48:Y5:4:HIS:O	2.10	0.84
24:YD:17:THR:HG22	24:YD:205:VAL:H	1.41	0.84
27:YG:98:ARG:HA	27:YG:101:ILE:HG12	1.59	0.84
35:YS:106:ARG:HA	35:YS:110:LEU:CD1	2.07	0.84
38:YV:49:THR:HB	38:YV:50:PRO:CD	2.07	0.84
1:QA:559:A:H4'	1:QA:560:U:H3'	1.56	0.84
13:XM:65:LYS:CE	47:Y4:50:VAL:HG11	2.08	0.84
25:YE:81:ILE:O	25:YE:82:ARG:HB2	1.75	0.84
1:QA:754:C:H5'	15:QO:72:ARG:HH22	1.41	0.84
35:RS:89:ARG:HD2	35:RS:92:TYR:O	1.78	0.84
48:Y5:40:LYS:HD3	48:Y5:46:CYS:HB3	1.60	0.84

*Continued on next page...*

*Continued from previous page...*

Atom-1	Atom-2	Interatomic distance (Å)	Clash overlap (Å)
22:YA:2419:U:H5'	49:Y6:23:THR:HG22	1.60	0.84
31:YO:26:LYS:HB2	31:YO:30:ALA:HB2	1.59	0.84
32:RP:62:LEU:CD2	51:R8:25:MET:HB2	2.08	0.84
25:YE:61:ARG:O	25:YE:63:LEU:HG	1.77	0.84
25:YE:95:ILE:H	25:YE:95:ILE:HD12	1.42	0.84
28:YH:54:ARG:NH1	28:YH:62:LYS:HG2	1.92	0.84
7:QG:44:TYR:HA	7:QG:47:CYS:SG	2.17	0.84
15:QO:82:ILE:HD11	15:QO:88:ARG:CG	2.07	0.84
17:QQ:59:ILE:HG22	17:QQ:73:VAL:HA	1.60	0.84
9:QI:128:ARG:HD3	53:QV:32:C:OP2	1.76	0.84
53:QV:37:A:C2	54:QX:1:A:C2	2.66	0.84
28:RH:54:ARG:NH1	28:RH:62:LYS:HG2	1.92	0.84
31:RO:26:LYS:HB2	31:RO:30:ALA:HB2	1.59	0.84
10:XJ:4:ILE:HB	10:XJ:74:ILE:HD11	1.60	0.84
13:XM:23:TYR:HB3	13:XM:67:GLU:HG2	1.60	0.84
32:YP:62:LEU:CD2	51:Y8:25:MET:HB2	2.08	0.84
26:YF:53:THR:HG23	26:YF:56:GLU:OE1	1.77	0.84
33:YQ:30:GLY:HA2	33:YQ:107:ALA:HB2	1.60	0.84
41:YY:57:GLN:NE2	41:YY:58:GLY:H	1.76	0.84
44:R1:82:LEU:HD11	44:R1:83:GLU:O	1.75	0.84
36:RT:111:ARG:O	36:RT:112:ARG:HG3	1.76	0.84
38:RV:49:THR:HB	38:RV:50:PRO:CD	2.07	0.84
14:XN:32:SER:OG	14:XN:41:ARG:CB	2.24	0.84
19:XS:5:LEU:CD2	47:Y4:66:SER:HB2	2.07	0.84
35:YS:89:ARG:HD2	35:YS:92:TYR:O	1.78	0.84
27:RG:98:ARG:HA	27:RG:101:ILE:HG12	1.59	0.84
35:RS:83:LYS:HG2	35:RS:109:GLY:CA	2.07	0.84
34:YR:117:VAL:HG22	34:YR:118:GLU:H	1.43	0.84
4:QD:22:LYS:HB2	4:QD:26:CYS:SG	2.18	0.84
14:QN:8:GLU:OE2	14:QN:11:LYS:HD2	1.78	0.84
24:RD:35:LYS:HG2	24:RD:64:ILE:H	1.40	0.84
10:XJ:37:PRO:HA	10:XJ:72:VAL:HG22	1.59	0.84
10:XJ:47:PHE:HE1	10:XJ:63:PHE:HB2	1.40	0.84
54:XX:4:C:N4	55:XY:37:1MG:HM13	1.93	0.84
22:YA:443:A:C5	26:YF:45:ARG:HD2	2.13	0.84
26:YF:32:LEU:HD13	26:YF:105:VAL:HG13	1.59	0.84
36:YT:3:ARG:HG3	36:YT:7:ILE:HG12	1.60	0.84
4:QD:25:ARG:NH1	4:QD:30:LYS:HE3	1.93	0.83
5:QE:78:HIS:CG	8:QH:104:ARG:HG2	2.13	0.83
5:QE:51:VAL:HB	5:QE:52:PRO:HD3	1.59	0.83
22:RA:299:A:H5'	41:RY:84:ARG:HH21	1.42	0.83

*Continued on next page...*

*Continued from previous page...*

Atom-1	Atom-2	Interatomic distance (Å)	Clash overlap (Å)
22:RA:993:G:OP1	37:RU:50:ARG:NH2	2.11	0.83
34:RR:117:VAL:HG22	34:RR:118:GLU:H	1.43	0.83
41:RY:81:LYS:HD3	41:RY:97:ARG:HE	1.43	0.83
19:XS:5:LEU:HD21	47:Y4:66:SER:HB2	1.59	0.83
5:QE:81:GLU:HB3	5:QE:90:VAL:HG22	1.60	0.83
13:QM:23:TYR:HB3	13:QM:67:GLU:HG2	1.60	0.83
36:RT:24:PRO:HA	36:RT:49:VAL:HG13	1.59	0.83
15:XO:82:ILE:HD11	15:XO:88:ARG:CG	2.07	0.83
44:Y1:92:LYS:HG3	44:Y1:96:LYS:HB2	1.58	0.83
28:YH:13:LYS:HE2	28:YH:13:LYS:HA	1.60	0.83
19:QS:69:HIS:CE1	47:R4:69:LYS:CE	2.60	0.83
48:R5:40:LYS:HD3	48:R5:46:CYS:HB3	1.60	0.83
28:RH:105:LEU:H	28:RH:105:LEU:HD13	1.42	0.83
3:XC:15:THR:CG2	3:XC:181:ASN:HA	2.08	0.83
48:Y5:39:MET:O	48:Y5:40:LYS:HG3	1.77	0.83
49:Y6:27:LYS:HB2	49:Y6:27:LYS:NZ	1.94	0.83
14:XN:8:GLU:OE2	14:XN:11:LYS:HD2	1.78	0.83
25:YE:7:VAL:HG23	25:YE:8:LYS:H	1.43	0.83
32:YP:126:VAL:HG22	32:YP:145:PRO:HG2	1.61	0.83
4:QD:96:LEU:H	4:QD:96:LEU:HD22	1.43	0.83
14:QN:12:ARG:C	14:QN:14:PRO:HD2	1.98	0.83
19:QS:50:ALA:HB1	19:QS:57:HIS:HB3	1.60	0.83
1:XA:1318:A:H4'	19:XS:11:VAL:HG11	1.59	0.83
25:RE:35:GLN:HG2	25:RE:37:ARG:HE	1.44	0.83
35:RS:88:ASP:O	35:RS:89:ARG:HB3	1.78	0.83
1:XA:1078:U:O2'	5:XE:130:ASN:OD1	1.96	0.83
14:XN:12:ARG:C	14:XN:14:PRO:HD2	1.98	0.83
30:YN:131:GLN:NE2	30:YN:132:ALA:H	1.75	0.83
32:YP:59:LEU:HA	32:YP:61:ARG:HH21	1.44	0.83
15:QO:3:ILE:H	15:QO:3:ILE:HD13	1.40	0.83
30:RN:133:GLN:HB2	30:RN:135:PRO:HD3	1.59	0.83
32:RP:101:VAL:HG23	32:RP:107:LYS:H	1.41	0.83
36:RT:3:ARG:HG3	36:RT:7:ILE:HG12	1.60	0.83
41:RY:57:GLN:NE2	41:RY:58:GLY:H	1.76	0.83
36:YT:24:PRO:HA	36:YT:49:VAL:HG13	1.59	0.83
2:QB:193:ASP:OD2	2:QB:196:LEU:HG	1.78	0.83
10:QJ:37:PRO:HA	10:QJ:72:VAL:HG22	1.59	0.83
29:RI:52:ARG:HB2	29:RI:56:LYS:HB3	1.59	0.83
36:RT:53:ARG:O	36:RT:59:THR:HG23	1.78	0.83
38:RV:66:ARG:NH1	38:RV:88:ARG:HD3	1.94	0.83
7:XG:78:ARG:HG3	7:XG:79:ARG:N	1.93	0.83

*Continued on next page...*

*Continued from previous page...*

Atom-1	Atom-2	Interatomic distance (Å)	Clash overlap (Å)
7:QG:78:ARG:HG3	7:QG:79:ARG:N	1.93	0.83
47:R4:36:CYS:O	47:R4:39:CYS:HB2	1.79	0.83
30:RN:131:GLN:NE2	30:RN:132:ALA:H	1.75	0.83
32:RP:65:ARG:HG3	32:RP:65:ARG:NH1	1.90	0.83
35:RS:106:ARG:HA	35:RS:110:LEU:CD1	2.07	0.83
2:XB:204:ASN:ND2	2:XB:206:ASP:H	1.77	0.83
36:YT:53:ARG:O	36:YT:59:THR:HG23	1.78	0.83
2:QB:204:ASN:ND2	2:QB:206:ASP:H	1.77	0.82
1:XA:235:C:H5'	17:XQ:70:ARG:HG2	1.61	0.82
5:XE:81:GLU:HB3	5:XE:90:VAL:HG22	1.60	0.82
30:YN:133:GLN:HB2	30:YN:135:PRO:HD3	1.59	0.82
41:YY:81:LYS:HD3	41:YY:97:ARG:HE	1.43	0.82
22:YA:2555:U:N3	56:Z8:74:C:C5	2.40	0.82
2:QB:185:ILE:HG22	2:QB:199:TYR:HB2	1.60	0.82
33:RQ:30:GLY:HA2	33:RQ:107:ALA:HB2	1.60	0.82
2:XB:185:ILE:HG22	2:XB:199:TYR:HB2	1.60	0.82
14:YN:44:LEU:HD12	14:YN:53:LEU:CD1	2.08	0.82
10:QJ:49:VAL:HG11	14:QN:41:ARG:HB2	1.58	0.82
25:RE:15:PHE:CE1	25:RE:20:ALA:HB2	2.14	0.82
26:RF:53:THR:HG23	26:RF:56:GLU:OE1	1.77	0.82
4:XD:96:LEU:HD22	4:XD:96:LEU:H	1.43	0.82
12:XL:38:THR:HG23	12:XL:39:VAL:HG23	1.60	0.82
19:XS:50:ALA:HB1	19:XS:57:HIS:HB3	1.60	0.82
37:YU:88:ILE:HD13	37:YU:88:ILE:H	1.44	0.82
49:R6:27:LYS:NZ	49:R6:27:LYS:HB2	1.93	0.82
22:RA:2392:A:C8	32:RP:60:MET:HG3	2.14	0.82
37:RU:88:ILE:HD13	37:RU:88:ILE:H	1.44	0.82
2:XB:193:ASP:OD2	2:XB:196:LEU:HG	1.79	0.82
24:YD:25:THR:CG2	24:YD:82:ILE:H	1.93	0.82
25:YE:15:PHE:CE1	25:YE:20:ALA:HB2	2.14	0.82
28:YH:105:LEU:H	28:YH:105:LEU:HD13	1.42	0.82
28:YH:153:LYS:HG2	28:YH:162:ILE:HG13	1.61	0.82
37:YU:64:ARG:HG2	37:YU:64:ARG:HH21	1.42	0.82
3:QC:113:ALA:HB3	3:QC:114:PRO:HD3	1.62	0.82
47:R4:33:VAL:HG12	47:R4:34:GLU:H	1.44	0.82
24:RD:35:LYS:NZ	24:RD:104:TYR:HB2	1.93	0.82
24:YD:35:LYS:NZ	24:YD:104:TYR:HB2	1.93	0.82
12:QL:38:THR:HG23	12:QL:39:VAL:HG23	1.60	0.82
11:XK:124:LYS:HD2	11:XK:125:PHE:HE1	1.45	0.82
17:XQ:59:ILE:HG22	17:XQ:73:VAL:HA	1.60	0.82
45:Y2:16:LEU:O	45:Y2:16:LEU:HG	1.78	0.82

*Continued on next page...*

*Continued from previous page...*

Atom-1	Atom-2	Interatomic distance (Å)	Clash overlap (Å)
53:QV:37:A:C2	54:QX:1:A:N1	2.47	0.82
25:RE:7:VAL:HG23	25:RE:8:LYS:H	1.44	0.82
2:XB:84:GLU:OE1	2:XB:216:SER:HA	1.80	0.82
30:YN:22:THR:HG22	30:YN:23:LEU:H	1.45	0.82
27:RG:179:PRO:HG3	47:R4:38:LYS:NZ	1.95	0.82
22:RA:1019:U:H3	22:RA:1142(A):A:H62	1.28	0.82
30:RN:22:THR:HG22	30:RN:23:LEU:H	1.44	0.82
36:YT:102:ILE:HA	36:YT:105:LEU:HD21	1.62	0.82
14:QN:41:ARG:NH2	14:QN:42:ILE:HD11	1.94	0.82
31:YO:14:THR:HG21	31:YO:86:ILE:HB	1.62	0.82
32:YP:39:LYS:HA	32:YP:45:LEU:CD1	2.10	0.82
35:YS:19:LYS:O	35:YS:20:ARG:HB3	1.80	0.82
22:RA:259:G:O2'	22:RA:621:A:O2'	1.97	0.82
1:XA:1054:C:N4	55:XY:34:C:H1'	1.95	0.82
19:XS:5:LEU:HD11	47:Y4:66:SER:CA	2.09	0.82
47:Y4:36:CYS:O	47:Y4:39:CYS:HB2	1.80	0.82
47:Y4:71:ARG:NH1	47:Y4:71:ARG:HG3	1.90	0.82
2:QB:196:LEU:CD1	2:QB:197:VAL:HG23	2.10	0.81
12:QL:86:ARG:HB2	12:QL:101:VAL:HG22	1.62	0.81
12:QL:11:VAL:HG13	17:QQ:29:HIS:HD2	1.43	0.81
10:QJ:63:PHE:HD1	14:QN:58:LYS:HA	1.43	0.81
26:RF:155:LEU:HD13	26:RF:174:VAL:HG13	1.62	0.81
16:XP:4:ILE:CD1	16:XP:64:ALA:HB1	2.09	0.81
27:YG:179:PRO:HG3	47:Y4:38:LYS:NZ	1.95	0.81
22:YA:637:A:H2'	32:YP:117:GLU:OE2	1.79	0.81
2:QB:84:GLU:OE1	2:QB:216:SER:HA	1.80	0.81
55:QY:35:G:H2'	55:QY:36:G:H5''	1.62	0.81
45:R2:16:LEU:O	45:R2:16:LEU:HG	1.78	0.81
19:XS:67:VAL:HG21	47:Y4:60:GLN:NE2	1.93	0.81
16:QP:4:ILE:CD1	16:QP:64:ALA:HB1	2.09	0.81
28:RH:132:ARG:NH1	28:RH:132:ARG:HB2	1.94	0.81
28:RH:8:PRO:C	28:RH:9:ILE:HG12	2.00	0.81
1:XA:1313:U:OP2	47:Y4:67:TYR:OH	1.97	0.81
27:YG:67:LYS:HE2	47:Y4:6:HIS:CE1	2.14	0.81
33:YQ:90:VAL:HG13	33:YQ:91:GLU:N	1.95	0.81
35:YS:88:ASP:O	35:YS:89:ARG:HB3	1.78	0.81
38:YV:66:ARG:NH1	38:YV:88:ARG:HD3	1.94	0.81
51:R8:52:LYS:N	51:R8:53:PRO:CD	2.43	0.81
28:RH:153:LYS:HG2	28:RH:162:ILE:HG13	1.61	0.81
31:RO:53:LYS:N	31:RO:53:LYS:HD2	1.96	0.81
25:YE:24:THR:HG21	25:YE:188:VAL:HG11	1.59	0.81

*Continued on next page...*



*Continued from previous page...*

Atom-1	Atom-2	Interatomic distance (Å)	Clash overlap (Å)
28:YH:10:PRO:O	28:YH:11:VAL:HG13	1.80	0.81
1:QA:1286:A:H5''	21:QU:26:LYS:HD2	1.60	0.81
3:QC:15:THR:CG2	3:QC:181:ASN:HA	2.08	0.81
4:QD:108:LEU:HD11	4:QD:174:LEU:HD22	1.60	0.81
16:QP:51:VAL:HG12	16:QP:52:ASP:H	1.46	0.81
33:RQ:90:VAL:HG13	33:RQ:91:GLU:N	1.95	0.81
36:RT:102:ILE:HA	36:RT:105:LEU:HD21	1.62	0.81
50:Y7:48:LYS:HG2	50:Y7:49:ARG:H	1.46	0.81
27:YG:47:LYS:HD3	27:YG:81:LYS:HB2	1.63	0.81
7:QG:111:ARG:HH11	7:QG:111:ARG:HB3	1.46	0.81
45:R2:43:GLN:O	45:R2:44:LEU:HG	1.81	0.81
22:RA:674:G:H1'	26:RF:74:ARG:HD3	1.61	0.81
4:XD:108:LEU:HD11	4:XD:174:LEU:HD22	1.60	0.81
10:XJ:6:ILE:HD12	10:XJ:6:ILE:O	1.81	0.81
1:XA:1492:A:OP1	12:XL:47:LYS:HG3	1.81	0.81
54:QX:4:C:H2'	54:QX:5:C:H5'	1.62	0.81
50:R7:48:LYS:HG2	50:R7:49:ARG:H	1.46	0.81
22:RA:631:A:OP2	51:R8:46:ARG:NH2	2.14	0.81
25:RE:3:GLY:O	25:RE:4:ILE:HB	1.81	0.81
27:RG:67:LYS:HE2	47:R4:6:HIS:CE1	2.14	0.81
28:RH:26:VAL:HG13	28:RH:27:LYS:N	1.96	0.81
32:RP:126:VAL:HG22	32:RP:145:PRO:HG2	1.61	0.81
32:RP:39:LYS:HA	32:RP:45:LEU:CD1	2.10	0.81
22:YA:1728:G:N1	22:YA:1730:U:OP2	2.13	0.81
1:QA:411:A:H62	1:QA:413:G:H21	1.26	0.81
24:RD:27:THR:HG23	24:RD:28:GLU:N	1.96	0.81
28:RH:152:ARG:O	28:RH:153:LYS:HB2	1.80	0.81
3:XC:113:ALA:HB3	3:XC:114:PRO:HD3	1.61	0.81
10:XJ:63:PHE:HD1	14:YN:58:LYS:HA	1.43	0.81
45:Y2:43:GLN:O	45:Y2:44:LEU:HG	1.81	0.81
10:QJ:4:ILE:HB	10:QJ:74:ILE:HD11	1.60	0.81
22:RA:242:G:H5''	51:R8:3:LYS:HE3	1.63	0.81
30:RN:35:ARG:HG3	30:RN:37:LYS:HG3	1.63	0.81
35:RS:36:TYR:HD2	35:RS:52:SER:HB3	1.46	0.81
36:RT:62:THR:CG2	36:RT:75:ILE:HG12	2.11	0.81
2:XB:122:PHE:HD1	2:XB:139:LYS:HZ1	1.29	0.81
51:Y8:59:LYS:NZ	51:Y8:59:LYS:CB	2.39	0.81
30:YN:35:ARG:HG3	30:YN:37:LYS:HG3	1.63	0.81
27:RG:47:LYS:HD3	27:RG:81:LYS:HB2	1.63	0.81
35:RS:106:ARG:CA	35:RS:110:LEU:HD21	2.11	0.81
3:XC:47:LEU:HD11	3:XC:76:VAL:HG12	1.61	0.81

*Continued on next page...*

*Continued from previous page...*

Atom-1	Atom-2	Interatomic distance (Å)	Clash overlap (Å)
25:YE:116:VAL:HG21	25:YE:122:PHE:CD2	2.16	0.81
25:YE:50:GLY:CA	25:YE:77:ILE:HA	2.10	0.81
29:YI:92:VAL:HG13	29:YI:120:ILE:HG23	1.63	0.81
30:YN:43:THR:HB	30:YN:46:VAL:HG12	1.63	0.81
36:YT:39:ARG:HG2	36:YT:40:THR:H	1.46	0.81
3:QC:47:LEU:HD11	3:QC:76:VAL:HG12	1.62	0.81
25:RE:116:VAL:HG21	25:RE:122:PHE:CD2	2.16	0.81
41:RY:76:CYS:HB3	41:RY:96:ILE:CD1	2.06	0.81
2:XB:178:ARG:NE	8:XH:71:GLY:O	2.14	0.81
19:XS:2:PRO:CB	47:Y4:68:ARG:HH12	1.93	0.81
22:YA:1264:G:H3'	22:YA:1265:A:H5''	1.61	0.81
10:QJ:6:ILE:O	10:QJ:6:ILE:HD12	1.81	0.80
28:RH:13:LYS:HA	28:RH:13:LYS:HE2	1.61	0.80
36:RT:39:ARG:HG2	36:RT:40:THR:H	1.46	0.80
41:RY:6:HIS:O	41:RY:7:VAL:HG13	1.81	0.80
1:XA:1400:C:N4	53:XV:34:C:C1'	2.43	0.80
22:YA:1021:A:N6	22:YA:1141:U:O2	2.14	0.80
26:YF:155:LEU:HD13	26:YF:174:VAL:HG13	1.62	0.80
35:YS:36:TYR:HD2	35:YS:52:SER:HB3	1.46	0.80
2:QB:4:GLU:HG2	2:QB:5:ILE:N	1.94	0.80
48:R5:4:HIS:HB3	48:R5:5:PRO:CD	2.11	0.80
35:RS:19:LYS:O	35:RS:20:ARG:HB3	1.80	0.80
28:YH:8:PRO:C	28:YH:9:ILE:HG12	2.00	0.80
1:QA:235:C:H5'	17:QQ:70:ARG:HG2	1.64	0.80
3:QC:52:LEU:H	3:QC:52:LEU:HD23	1.46	0.80
1:XA:1224:G:O2'	1:XA:1225:A:OP1	1.98	0.80
22:YA:2361:A:O5'	51:Y8:27:THR:OG1	1.98	0.80
22:YA:242:G:H5'	51:Y8:62:LEU:HD22	1.63	0.80
22:YA:1899:G:H21	22:YA:1902:C:N4	1.79	0.80
25:RE:52:LEU:HB2	25:RE:75:VAL:HG23	1.62	0.80
1:XA:1139:G:N2	1:XA:1143:G:O6	2.14	0.80
3:XC:20:SER:HB2	3:XC:40:ARG:NH2	1.96	0.80
13:XM:3:ARG:NH1	27:YG:113:ARG:HH21	1.80	0.80
16:XP:51:VAL:HG12	16:XP:52:ASP:H	1.46	0.80
22:YA:1454:U:H5'	34:YR:63:ARG:HE	1.44	0.80
24:YD:27:THR:HG23	24:YD:28:GLU:N	1.96	0.80
41:YY:6:HIS:O	41:YY:7:VAL:HG13	1.81	0.80
22:RA:270(L):U:H2'	29:RI:50:ARG:HD2	1.63	0.80
25:RE:201:THR:CG2	25:RE:203:LYS:HB3	2.12	0.80
25:RE:50:GLY:CA	25:RE:77:ILE:HA	2.10	0.80
22:RA:483:A:H4'	41:RY:49:VAL:HA	1.64	0.80

*Continued on next page...*

*Continued from previous page...*

Atom-1	Atom-2	Interatomic distance (Å)	Clash overlap (Å)
5:XE:50:GLU:HB3	5:XE:53:LEU:HD13	1.61	0.80
8:XH:84:ARG:HG3	8:XH:84:ARG:HH11	1.45	0.80
33:YQ:80:GLU:O	33:YQ:81:VAL:CG1	2.30	0.80
41:YY:76:CYS:HB3	41:YY:96:ILE:CD1	2.07	0.80
32:RP:47:ASP:OD2	32:RP:49:ARG:HG2	1.82	0.80
3:XC:52:LEU:H	3:XC:52:LEU:HD23	1.46	0.80
51:Y8:52:LYS:N	51:Y8:53:PRO:CD	2.43	0.80
25:YE:52:LEU:HB2	25:YE:75:VAL:HG23	1.61	0.80
16:QP:51:VAL:HG12	16:QP:52:ASP:N	1.97	0.80
1:XA:1400:C:N4	53:XV:34:C:C5	2.36	0.80
2:XB:196:LEU:CD1	2:XB:197:VAL:HG23	2.10	0.80
2:XB:212:GLN:CD	2:XB:235:SER:HB2	2.02	0.80
4:XD:28:SER:HB3	4:XD:29:PRO:CD	2.12	0.80
25:YE:35:GLN:HG2	25:YE:37:ARG:HE	1.44	0.80
25:YE:3:GLY:O	25:YE:4:ILE:HB	1.81	0.80
26:YF:198:ALA:HA	26:YF:201:VAL:HG12	1.62	0.80
3:QC:20:SER:HB2	3:QC:40:ARG:NH2	1.96	0.80
5:QE:50:GLU:HB3	5:QE:53:LEU:HD13	1.61	0.80
8:QH:84:ARG:HG3	8:QH:84:ARG:HH11	1.45	0.80
16:QP:4:ILE:HG13	16:QP:21:VAL:HG12	1.64	0.80
22:RA:1153:C:OP1	37:RU:76:TYR:OH	1.99	0.80
24:RD:27:THR:HG21	24:RD:83:GLU:HB3	1.64	0.80
24:RD:25:THR:HG22	24:RD:82:ILE:H	1.46	0.80
26:RF:198:ALA:HA	26:RF:201:VAL:HG12	1.62	0.80
7:XG:111:ARG:HH11	7:XG:111:ARG:HB3	1.45	0.80
9:XI:19:LEU:HD23	9:XI:61:ALA:HB2	1.63	0.80
47:Y4:33:VAL:HG12	47:Y4:34:GLU:H	1.44	0.80
25:YE:201:THR:CG2	25:YE:203:LYS:HB3	2.12	0.80
28:YH:152:ARG:O	28:YH:153:LYS:HB2	1.80	0.80
31:YO:31:LYS:HG3	31:YO:32:TYR:CE2	2.17	0.80
35:YS:106:ARG:CA	35:YS:110:LEU:HD21	2.10	0.80
5:QE:126:ARG:HG3	5:QE:126:ARG:HH11	1.47	0.80
38:RV:99:ILE:HD13	38:RV:99:ILE:N	1.95	0.80
13:XM:8:GLU:OE1	27:YG:115:ARG:NH2	2.14	0.80
16:XP:4:ILE:HG13	16:XP:21:VAL:HG12	1.64	0.80
48:Y5:4:HIS:HB3	48:Y5:5:PRO:CD	2.11	0.80
22:YA:2306:C:H2'	22:YA:2307:G:H21	1.45	0.80
22:YA:593:G:O3'	51:Y8:61:LEU:HD22	1.81	0.80
27:YG:61:ALA:HB2	27:YG:68:PRO:CD	2.12	0.80
14:QN:24:CYS:SG	14:QN:39:LEU:HA	2.22	0.80
1:QA:346:G:OP1	36:RT:41:ARG:NH2	2.15	0.80

*Continued on next page...*

*Continued from previous page...*

Atom-1	Atom-2	Interatomic distance (Å)	Clash overlap (Å)
24:YD:68:LYS:HB2	24:YD:70:TRP:CH2	2.17	0.80
3:QC:138:VAL:HG13	3:QC:149:ALA:HB1	1.64	0.79
4:QD:12:CYS:CA	4:QD:19:LEU:HD21	2.10	0.79
23:RB:56:G:OP1	27:RG:27:ASN:ND2	2.15	0.79
24:RD:121:PRO:HB3	24:RD:135:PHE:HE1	1.46	0.79
24:RD:25:THR:CG2	24:RD:82:ILE:H	1.93	0.79
2:XB:4:GLU:HG2	2:XB:5:ILE:N	1.95	0.79
5:XE:126:ARG:HG3	5:XE:126:ARG:HH11	1.47	0.79
16:XP:51:VAL:HG12	16:XP:52:ASP:N	1.97	0.79
22:YA:222:A:H3'	22:YA:421:U:H5'	1.63	0.79
24:YD:121:PRO:HB3	24:YD:135:PHE:HE1	1.47	0.79
38:YV:99:ILE:HD13	38:YV:99:ILE:N	1.95	0.79
22:RA:1359:A:N6	22:RA:1372:U:O4	2.15	0.79
26:RF:145:GLU:HG3	26:RF:145:GLU:O	1.81	0.79
31:RO:14:THR:HG21	31:RO:86:ILE:HB	1.62	0.79
20:XT:50:GLU:HG3	20:XT:51:GLU:N	1.97	0.79
13:XM:65:LYS:HE2	47:Y4:50:VAL:HG11	1.65	0.79
24:YD:34:VAL:HG13	24:YD:34:VAL:O	1.81	0.79
2:QB:35:GLU:O	2:QB:36:ARG:HD3	1.82	0.79
24:RD:34:VAL:HG13	24:RD:34:VAL:O	1.80	0.79
27:RG:77:ILE:HD13	27:RG:82:LEU:HD12	1.64	0.79
32:RP:14:LYS:O	32:RP:16:ARG:HG2	1.83	0.79
2:XB:18:GLY:H	2:XB:42:ILE:CG2	1.95	0.79
5:XE:10:MET:HB3	5:XE:32:VAL:HG22	1.63	0.79
33:YQ:79:LEU:HD12	43:Y0:5:LYS:HD3	1.65	0.79
36:YT:62:THR:CG2	36:YT:75:ILE:HG12	2.11	0.79
1:QA:973:G:OP1	10:QJ:57:LYS:NZ	2.14	0.79
2:QB:212:GLN:CD	2:QB:235:SER:HB2	2.03	0.79
5:QE:10:MET:HB3	5:QE:32:VAL:HG22	1.63	0.79
22:RA:1403:C:H5''	22:RA:1471:A:H1'	1.64	0.79
22:RA:265:A:N6	22:RA:427:U:O2'	2.15	0.79
26:RF:11:VAL:HB	26:RF:18:ARG:HG3	1.64	0.79
27:RG:61:ALA:HB2	27:RG:68:PRO:CD	2.12	0.79
2:XB:187:LEU:HA	2:XB:201:ILE:HB	1.65	0.79
8:XH:100:ILE:HB	8:XH:125:ARG:HH12	1.47	0.79
8:XH:20:TYR:HA	8:XH:65:TYR:CE2	2.17	0.79
9:XI:15:ALA:HB2	9:XI:65:VAL:HG23	1.65	0.79
11:XK:32:ILE:CD1	11:XK:72:ALA:HB2	2.12	0.79
13:XM:4:ILE:H	13:XM:9:ILE:HG21	1.47	0.79
37:YU:105:VAL:HG22	38:YV:44:LYS:HD2	1.65	0.79
1:QA:864:A:H5'	5:QE:86:ALA:HB2	1.62	0.79

*Continued on next page...*

*Continued from previous page...*

Atom-1	Atom-2	Interatomic distance (Å)	Clash overlap (Å)
9:QI:19:LEU:HD23	9:QI:61:ALA:HB2	1.63	0.79
11:QK:124:LYS:HD2	11:QK:125:PHE:HE1	1.45	0.79
25:RE:111:ARG:HE	25:RE:160:TYR:HE1	1.31	0.79
25:RE:137:HIS:HB3	25:RE:138:PRO:HD2	1.65	0.79
32:RP:59:LEU:HA	32:RP:61:ARG:HH21	1.44	0.79
33:RQ:81:VAL:O	33:RQ:82:ARG:CG	2.31	0.79
2:XB:35:GLU:O	2:XB:36:ARG:HD3	1.82	0.79
19:XS:5:LEU:HD21	47:Y4:66:SER:OG	1.82	0.79
22:YA:2593:U:H2'	22:YA:2594:C:H6	1.48	0.79
27:YG:77:ILE:HD13	27:YG:82:LEU:HD12	1.64	0.79
28:YH:126:PRO:CG	28:YH:127:GLU:H	1.95	0.79
28:YH:169:VAL:HG22	28:YH:170:ARG:H	1.48	0.79
24:RD:54:ARG:NH1	24:RD:54:ARG:HG3	1.98	0.79
28:RH:86:GLU:CG	28:RH:165:ALA:H	1.94	0.79
36:RT:102:ILE:HA	36:RT:105:LEU:CD2	2.13	0.79
4:XD:28:SER:HB3	4:XD:29:PRO:HD2	1.65	0.79
20:XT:100:ILE:HG13	20:XT:102:GLY:H	1.48	0.79
32:YP:14:LYS:O	32:YP:16:ARG:HG2	1.83	0.79
33:YQ:81:VAL:O	33:YQ:82:ARG:CG	2.31	0.79
1:QA:971:G:N2	1:QA:1363:A:OP2	2.15	0.79
5:QE:78:HIS:HA	8:QH:105:ARG:HB2	1.62	0.79
28:RH:10:PRO:O	28:RH:11:VAL:HG13	1.80	0.79
28:RH:126:PRO:CG	28:RH:127:GLU:H	1.96	0.79
32:RP:97:PRO:O	32:RP:98:GLU:HB3	1.83	0.79
12:XL:86:ARG:HB2	12:XL:101:VAL:HG22	1.62	0.79
12:XL:6:THR:N	12:XL:9:GLN:HE21	1.80	0.79
14:XN:40:CYS:SG	14:XN:43:CYS:HB2	2.21	0.79
46:Y3:56:VAL:HG12	46:Y3:57:GLU:H	1.48	0.79
25:YE:24:THR:HG21	25:YE:188:VAL:CG1	2.13	0.79
28:YH:26:VAL:HG13	28:YH:27:LYS:N	1.96	0.79
32:YP:65:ARG:HG3	32:YP:65:ARG:NH1	1.90	0.79
1:QA:1318:A:H4'	19:QS:11:VAL:HG11	1.63	0.79
19:QS:41:VAL:HG12	19:QS:44:MET:N	1.98	0.79
24:RD:68:LYS:HB2	24:RD:70:TRP:CH2	2.17	0.79
1:XA:1152:A:H5''	10:XJ:13:HIS:CD2	2.18	0.79
18:XR:43:PHE:HE2	18:XR:58:LEU:HD11	1.47	0.79
19:XS:41:VAL:HG12	19:XS:44:MET:N	1.98	0.79
24:YD:17:THR:CG2	24:YD:205:VAL:H	1.96	0.79
36:YT:102:ILE:HA	36:YT:105:LEU:CD2	2.13	0.79
31:RO:31:LYS:HG3	31:RO:32:TYR:CE2	2.17	0.79
44:Y1:11:ARG:HB3	44:Y1:11:ARG:NH1	1.98	0.79

*Continued on next page...*

*Continued from previous page...*

Atom-1	Atom-2	Interatomic distance (Å)	Clash overlap (Å)
22:YA:2114:A:N6	22:YA:2119:A:N7	2.31	0.79
28:YH:153:LYS:CG	28:YH:162:ILE:H	1.96	0.79
18:QR:56:THR:HB	18:QR:58:LEU:CD1	2.13	0.79
20:QT:89:ARG:HH21	20:QT:104:LEU:HD21	1.47	0.79
30:RN:71:ILE:HG21	30:RN:84:LYS:HB3	1.65	0.79
13:XM:3:ARG:HB3	47:Y4:34:GLU:HB3	1.64	0.79
13:XM:3:ARG:CA	13:XM:9:ILE:HG21	2.12	0.79
18:XR:56:THR:HB	18:XR:58:LEU:CD1	2.13	0.79
22:YA:2245:U:H5'	22:YA:2246:G:H5'	1.64	0.79
22:YA:2298:A:H62	22:YA:2318:G:H8	1.27	0.79
41:YY:86:ARG:HB2	41:YY:95:LYS:HD2	1.64	0.79
30:RN:43:THR:HB	30:RN:46:VAL:HG12	1.63	0.78
37:RU:105:VAL:HG22	38:RV:44:LYS:HD2	1.65	0.78
13:XM:3:ARG:CG	47:Y4:34:GLU:OE1	2.30	0.78
47:Y4:58:ARG:O	47:Y4:63:TYR:HB2	1.84	0.78
31:YO:53:LYS:HD2	31:YO:53:LYS:N	1.96	0.78
32:YP:47:ASP:OD2	32:YP:49:ARG:HG2	1.82	0.78
8:QH:20:TYR:HA	8:QH:65:TYR:CE2	2.18	0.78
12:QL:8:ASN:OD1	17:QQ:34:LYS:HE2	1.82	0.78
20:QT:50:GLU:HG3	20:QT:51:GLU:N	1.97	0.78
30:RN:62:VAL:HG12	30:RN:66:LYS:HD2	1.65	0.78
9:XI:83:ARG:O	9:XI:86:VAL:HG12	1.84	0.78
24:YD:27:THR:HG21	24:YD:83:GLU:HB3	1.64	0.78
28:YH:150:ALA:O	28:YH:152:ARG:N	2.14	0.78
37:YU:90:VAL:HG12	37:YU:91:ASP:N	1.98	0.78
11:QK:32:ILE:CD1	11:QK:72:ALA:HB2	2.12	0.78
44:R1:11:ARG:NH1	44:R1:11:ARG:HB3	1.98	0.78
33:RQ:80:GLU:O	33:RQ:81:VAL:CG1	2.30	0.78
1:XA:1124:G:H3'	1:XA:1145:C:H41	1.48	0.78
10:XJ:16:LEU:HD23	10:XJ:94:VAL:HG13	1.65	0.78
2:QB:84:GLU:HB3	2:QB:219:VAL:HG21	1.65	0.78
4:QD:30:LYS:HD3	4:QD:30:LYS:N	1.98	0.78
7:QG:113:GLU:HB2	7:QG:119:ARG:HG2	1.65	0.78
9:QI:15:ALA:HB2	9:QI:65:VAL:HG23	1.65	0.78
12:QL:6:THR:N	12:QL:9:GLN:HE21	1.80	0.78
13:XM:65:LYS:N	47:Y4:50:VAL:HG21	1.98	0.78
22:YA:247:G:O6	51:Y8:12:LYS:NZ	2.14	0.78
33:YQ:59:ARG:HD3	33:YQ:59:ARG:H	1.48	0.78
1:QA:1223:C:H5''	1:QA:1224:G:H5''	1.65	0.78
4:QD:28:SER:HB2	4:QD:29:PRO:CD	2.14	0.78
13:QM:4:ILE:H	13:QM:9:ILE:HG21	1.47	0.78

*Continued on next page...*

*Continued from previous page...*

Atom-1	Atom-2	Interatomic distance (Å)	Clash overlap (Å)
18:QR:43:PHE:HE2	18:QR:58:LEU:HD11	1.47	0.78
22:RA:859:G:O2'	22:RA:860:U:O2	2.01	0.78
27:RG:61:ALA:HB2	27:RG:68:PRO:HD3	1.65	0.78
32:RP:138:LEU:C	32:RP:140:ALA:H	1.85	0.78
33:RQ:119:ARG:HH11	33:RQ:119:ARG:HG2	1.48	0.78
40:RX:70:LEU:HD23	40:RX:70:LEU:N	1.99	0.78
3:XC:138:VAL:HG13	3:XC:149:ALA:HB1	1.64	0.78
24:YD:54:ARG:HG3	24:YD:54:ARG:NH1	1.98	0.78
25:YE:137:HIS:HB3	25:YE:138:PRO:HD2	1.64	0.78
31:YO:97:ARG:H	31:YO:117:LEU:HD22	1.48	0.78
22:YA:1279:G:H4'	34:YR:31:HIS:HD2	1.48	0.78
40:YX:70:LEU:N	40:YX:70:LEU:HD23	1.99	0.78
10:QJ:40:LEU:HB2	10:QJ:69:ASN:HB3	1.66	0.78
22:RA:2555:U:O2	56:Z6:74:C:C2	2.36	0.78
24:RD:54:ARG:HH11	24:RD:54:ARG:HG3	1.49	0.78
26:RF:20:LEU:HD12	26:RF:21:ALA:H	1.49	0.78
28:RH:153:LYS:CG	28:RH:162:ILE:H	1.96	0.78
33:RQ:20:ALA:HB1	33:RQ:99:PRO:HB2	1.65	0.78
37:RU:90:VAL:HG12	37:RU:91:ASP:N	1.97	0.78
29:YI:27:ARG:HD3	44:Y1:71:TYR:HE1	1.46	0.78
22:YA:2131:G:H4'	22:YA:2132:U:H4'	1.63	0.78
22:YA:2810:A:O3'	25:YE:61:ARG:HG3	1.84	0.78
27:YG:128:ARG:HG3	27:YG:128:ARG:HH21	1.48	0.78
38:YV:47:VAL:HG13	38:YV:48:GLY:H	1.49	0.78
46:R3:56:VAL:HG12	46:R3:57:GLU:H	1.48	0.78
31:RO:47:ILE:HD12	31:RO:48:PRO:HD2	1.66	0.78
13:XM:88:ARG:CB	13:XM:88:ARG:HH11	1.95	0.78
19:XS:65:ASN:HA	47:Y4:55:ARG:NH1	1.99	0.78
3:QC:181:ASN:ND2	3:QC:204:LEU:HD12	1.99	0.78
24:RD:94:LEU:HD22	24:RD:95:LEU:N	1.98	0.78
22:YA:994:C:O2'	22:YA:996:A:OP1	2.01	0.78
24:YD:34:VAL:HG21	24:YD:103:ARG:HA	1.66	0.78
27:YG:97:ASP:H	27:YG:100:TRP:HD1	1.31	0.78
32:YP:19:VAL:HG22	32:YP:20:GLY:N	1.97	0.78
5:QE:11:ILE:CD1	5:QE:31:LEU:HD12	2.13	0.78
22:RA:270(T):G:OP1	44:R1:97:LEU:HD13	1.83	0.78
24:RD:142:VAL:HG23	24:RD:193:VAL:HA	1.66	0.78
27:RG:145:THR:HG23	47:R4:28:LYS:HZ1	1.49	0.78
32:RP:19:VAL:HG22	32:RP:20:GLY:N	1.97	0.78
41:RY:86:ARG:HB2	41:RY:95:LYS:HD2	1.64	0.78
13:XM:57:ARG:HE	47:Y4:35:VAL:HG23	1.47	0.78

*Continued on next page...*

*Continued from previous page...*

Atom-1	Atom-2	Interatomic distance (Å)	Clash overlap (Å)
26:YF:145:GLU:HG3	26:YF:145:GLU:O	1.81	0.78
10:QJ:16:LEU:HD23	10:QJ:94:VAL:HG13	1.66	0.78
20:QT:100:ILE:HG13	20:QT:102:GLY:H	1.48	0.78
24:RD:35:LYS:HZ1	24:RD:104:TYR:HB2	1.48	0.78
25:RE:24:THR:HG21	25:RE:188:VAL:CG1	2.13	0.78
32:RP:75:ILE:HD13	32:RP:75:ILE:N	1.99	0.78
37:RU:66:ASN:O	37:RU:70:ARG:HB2	1.84	0.78
6:XF:24:GLU:HA	6:XF:27:GLN:CG	2.14	0.78
24:YD:94:LEU:HD22	24:YD:95:LEU:N	1.98	0.78
25:YE:4:ILE:HD12	25:YE:28:ALA:HB1	1.66	0.78
2:QB:122:PHE:HD1	2:QB:139:LYS:HZ1	1.30	0.77
2:QB:18:GLY:H	2:QB:42:ILE:CG2	1.95	0.77
35:RS:106:ARG:HA	35:RS:110:LEU:HD21	1.64	0.77
1:XA:1314:C:OP1	19:XS:6:LYS:HE3	1.83	0.77
2:XB:21:ARG:HG3	2:XB:38:GLY:C	2.05	0.77
2:XB:239:VAL:HG12	2:XB:240:GLN:NE2	1.99	0.77
7:XG:113:GLU:HB2	7:XG:119:ARG:HG2	1.65	0.77
43:Y0:10:THR:HG22	43:Y0:12:ASN:H	1.49	0.77
22:YA:1190:G:OP1	32:YP:30:THR:OG1	2.01	0.77
31:YO:47:ILE:HD12	31:YO:48:PRO:HD2	1.66	0.77
2:QB:101:MET:CA	2:QB:108:ILE:HG13	2.11	0.77
49:R6:15:GLU:CD	49:R6:41:PRO:HB3	2.04	0.77
24:RD:25:THR:O	24:RD:27:THR:N	2.18	0.77
26:RF:29:ASN:H	26:RF:112:MET:CE	1.97	0.77
27:RG:128:ARG:HG3	27:RG:128:ARG:HH21	1.48	0.77
32:RP:62:LEU:CD2	32:RP:62:LEU:N	2.46	0.77
13:XM:15:VAL:HG23	13:XM:43:THR:O	1.84	0.77
22:YA:451:C:H4'	26:YF:52:LYS:NZ	2.00	0.77
28:YH:132:ARG:HB2	28:YH:132:ARG:NH1	1.95	0.77
32:YP:84:ASN:ND2	32:YP:116:GLY:HA3	1.99	0.77
37:YU:66:ASN:O	37:YU:70:ARG:HB2	1.84	0.77
2:QB:44:LEU:HD12	2:QB:44:LEU:H	1.48	0.77
6:QF:24:GLU:HA	6:QF:27:GLN:CG	2.14	0.77
22:RA:1012:U:H3	30:RN:25:ARG:HH11	1.30	0.77
27:RG:127:GLY:HA2	27:RG:166:ASP:CG	2.05	0.77
22:YA:392:C:H5''	22:YA:409:C:H5''	1.65	0.77
26:YF:11:VAL:HB	26:YF:18:ARG:HG3	1.64	0.77
26:YF:20:LEU:HD12	26:YF:21:ALA:H	1.49	0.77
2:QB:239:VAL:HG12	2:QB:240:GLN:NE2	1.99	0.77
6:QF:23:LYS:O	6:QF:27:GLN:HG2	1.85	0.77
12:QL:10:LEU:CD1	17:QQ:32:TYR:CE2	2.63	0.77

*Continued on next page...*



*Continued from previous page...*

Atom-1	Atom-2	Interatomic distance (Å)	Clash overlap (Å)
17:QQ:59:ILE:HD13	17:QQ:59:ILE:H	1.49	0.77
24:RD:17:THR:CG2	24:RD:205:VAL:H	1.96	0.77
25:RE:4:ILE:HD12	25:RE:28:ALA:HB1	1.67	0.77
28:RH:150:ALA:O	28:RH:152:ARG:N	2.14	0.77
36:RT:43:GLN:HG2	36:RT:44:ASP:N	1.99	0.77
39:RW:65:LEU:CD1	39:RW:68:ARG:HH11	1.97	0.77
2:XB:84:GLU:HB3	2:XB:219:VAL:HG21	1.65	0.77
9:XI:53:VAL:HB	9:XI:95:LYS:HE3	1.67	0.77
24:YD:25:THR:HG22	24:YD:82:ILE:H	1.46	0.77
27:YG:127:GLY:HA2	27:YG:166:ASP:CG	2.05	0.77
28:YH:152:ARG:HG3	28:YH:153:LYS:CE	2.14	0.77
30:YN:71:ILE:HG21	30:YN:84:LYS:HB3	1.65	0.77
34:YR:74:LYS:O	34:YR:75:LEU:HB3	1.84	0.77
4:QD:9:CYS:SG	4:QD:22:LYS:HD2	2.25	0.77
47:R4:22:ILE:O	47:R4:24:THR:HG23	1.84	0.77
32:RP:84:ASN:ND2	32:RP:116:GLY:HA3	1.99	0.77
32:RP:114:ILE:HD11	32:RP:130:PHE:CE1	2.19	0.77
41:RY:97:ARG:HH21	41:RY:98:VAL:CB	1.98	0.77
49:Y6:15:GLU:CD	49:Y6:41:PRO:HB3	2.04	0.77
41:YY:79:CYS:SG	41:YY:80:GLY:N	2.57	0.77
2:QB:21:ARG:HG3	2:QB:38:GLY:C	2.05	0.77
8:QH:100:ILE:HB	8:QH:125:ARG:HH12	1.47	0.77
24:RD:146:GLU:HB2	24:RD:189:CYS:HB3	1.67	0.77
44:Y1:13:ILE:HD11	44:Y1:42:GLN:OE1	1.84	0.77
5:QE:12:LEU:HD23	5:QE:13:ILE:N	2.00	0.77
17:QQ:41:LYS:NZ	17:QQ:92:ARG:HH22	1.82	0.77
47:R4:58:ARG:O	47:R4:63:TYR:HB2	1.84	0.77
22:RA:2602:A:H62	53:QV:76:A:H8	1.32	0.77
2:XB:44:LEU:H	2:XB:44:LEU:HD12	1.48	0.77
4:XD:30:LYS:C	4:XD:32:ALA:N	2.36	0.77
24:YD:44:ASN:N	24:YD:44:ASN:HD22	1.79	0.77
39:YW:65:LEU:CD1	39:YW:68:ARG:HH11	1.97	0.77
44:R1:13:ILE:HD11	44:R1:42:GLN:OE1	1.84	0.77
44:R1:86:SER:N	44:R1:87:PRO:CD	2.48	0.77
22:RA:2701:C:H3'	22:RA:2702:U:C5'	2.14	0.77
33:RQ:66:ILE:HG13	33:RQ:67:ARG:N	1.99	0.77
35:RS:60:GLY:O	35:RS:61:ASN:HB3	1.84	0.77
22:RA:518:G:H4'	39:RW:18:ARG:HH12	1.49	0.77
41:RY:79:CYS:SG	41:RY:80:GLY:N	2.57	0.77
20:XT:13:LEU:HD12	20:XT:14:LYS:N	2.00	0.77
47:Y4:22:ILE:O	47:Y4:24:THR:HG23	1.84	0.77

*Continued on next page...*

*Continued from previous page...*

Atom-1	Atom-2	Interatomic distance (Å)	Clash overlap (Å)
51:Y8:59:LYS:HZ3	51:Y8:59:LYS:CB	1.96	0.77
26:YF:183:VAL:O	26:YF:187:VAL:HG23	1.85	0.77
33:YQ:20:ALA:CB	33:YQ:99:PRO:HD2	2.14	0.77
35:YS:106:ARG:HA	35:YS:110:LEU:HD21	1.64	0.77
13:QM:88:ARG:CB	13:QM:88:ARG:HH11	1.96	0.77
16:QP:6:LEU:HB3	16:QP:17:TYR:HD2	1.50	0.77
47:R4:1:MET:HB2	47:R4:6:HIS:NE2	2.00	0.77
51:R8:59:LYS:HZ3	51:R8:59:LYS:CB	1.96	0.77
31:RO:97:ARG:H	31:RO:117:LEU:HD22	1.48	0.77
41:RY:44:ILE:HG13	41:RY:45:VAL:N	2.00	0.77
4:XD:76:ARG:HD2	4:XD:207:TYR:CE2	2.20	0.77
46:Y3:35:ARG:HB3	46:Y3:37:LEU:HD21	1.66	0.77
24:YD:25:THR:O	24:YD:27:THR:N	2.17	0.77
4:QD:76:ARG:HD2	4:QD:207:TYR:CE2	2.20	0.77
20:XT:89:ARG:HH21	20:XT:104:LEU:HD21	1.47	0.77
39:YW:18:ARG:HG3	39:YW:76:VAL:CG1	2.16	0.77
20:QT:26:ASN:O	20:QT:30:LYS:HB2	1.86	0.76
53:QV:35:A:C5	54:QX:3:G:C2	2.71	0.76
53:QV:35:A:N1	54:QX:3:G:N3	2.31	0.76
22:RA:2555:U:O2	56:Z6:74:C:N1	2.18	0.76
22:RA:1818:U:H2'	24:RD:157:ARG:HG3	1.67	0.76
26:RF:183:VAL:O	26:RF:187:VAL:HG23	1.85	0.76
28:RH:153:LYS:HA	28:RH:153:LYS:NZ	1.99	0.76
33:RQ:20:ALA:CB	33:RQ:99:PRO:HD2	2.14	0.76
5:XE:42:GLY:HA3	5:XE:66:MET:HG2	1.67	0.76
6:XF:23:LYS:O	6:XF:27:GLN:HG2	1.85	0.76
19:XS:39:THR:HG22	19:XS:40:ILE:H	1.50	0.76
45:Y2:47:ASN:H	45:Y2:47:ASN:HD22	1.33	0.76
22:YA:531:C:OP1	22:YA:561:G:N1	2.18	0.76
24:YD:153:ALA:O	24:YD:154:LYS:HG3	1.85	0.76
32:YP:114:ILE:HD11	32:YP:130:PHE:CE1	2.19	0.76
33:YQ:59:ARG:H	33:YQ:59:ARG:CD	1.99	0.76
2:QB:187:LEU:HA	2:QB:201:ILE:HB	1.65	0.76
7:QG:148:ASN:HD22	7:QG:148:ASN:N	1.82	0.76
34:RR:33:ARG:HH22	48:R5:55:ARG:HG2	1.51	0.76
33:RQ:90:VAL:HG13	33:RQ:91:GLU:H	1.49	0.76
41:RY:97:ARG:NH2	41:RY:98:VAL:HB	2.01	0.76
5:XE:11:ILE:CD1	5:XE:31:LEU:HD12	2.13	0.76
14:XN:25:VAL:HG22	14:XN:38:GLY:O	1.84	0.76
48:Y5:40:LYS:CD	48:Y5:46:CYS:HB3	2.15	0.76
33:YQ:119:ARG:HH11	33:YQ:119:ARG:HG2	1.48	0.76

*Continued on next page...*

*Continued from previous page...*

Atom-1	Atom-2	Interatomic distance (Å)	Clash overlap (Å)
33:YQ:66:ILE:HG13	33:YQ:67:ARG:N	1.99	0.76
33:YQ:20:ALA:HB1	33:YQ:99:PRO:HB2	1.65	0.76
35:YS:60:GLY:O	35:YS:61:ASN:HB3	1.84	0.76
5:QE:72:GLN:NE2	5:QE:144:THR:HG22	2.00	0.76
9:QI:83:ARG:O	9:QI:86:VAL:HG12	1.84	0.76
24:RD:44:ASN:HD22	24:RD:44:ASN:N	1.79	0.76
27:RG:127:GLY:O	27:RG:128:ARG:HG2	1.85	0.76
7:XG:79:ARG:HH22	7:XG:82:GLY:HA2	1.51	0.76
1:XA:973:G:O3'	14:XN:41:ARG:NH1	2.18	0.76
19:XS:3:ARG:HB3	47:Y4:67:TYR:CD2	2.21	0.76
47:Y4:1:MET:HB2	47:Y4:6:HIS:NE2	2.00	0.76
27:YG:142:PRO:HB2	47:Y4:31:ILE:HD13	1.68	0.76
27:YG:61:ALA:HB2	27:YG:68:PRO:HD3	1.65	0.76
28:YH:153:LYS:HA	28:YH:153:LYS:NZ	2.00	0.76
31:YO:104:ARG:HH11	31:YO:104:ARG:HG2	1.50	0.76
21:QU:10:ARG:HG2	21:QU:13:ILE:HD12	1.68	0.76
51:R8:59:LYS:HZ2	51:R8:59:LYS:HB2	1.49	0.76
37:RU:88:ILE:HG22	37:RU:90:VAL:HG23	1.67	0.76
4:XD:9:CYS:SG	4:XD:22:LYS:HD2	2.25	0.76
25:YE:111:ARG:HE	25:YE:160:TYR:HE1	1.31	0.76
27:YG:127:GLY:O	27:YG:128:ARG:HG2	1.85	0.76
32:YP:138:LEU:C	32:YP:140:ALA:H	1.85	0.76
33:YQ:90:VAL:HG13	33:YQ:91:GLU:H	1.49	0.76
41:YY:94:LYS:O	41:YY:101:LYS:HB3	1.85	0.76
20:QT:13:LEU:HD12	20:QT:14:LYS:N	2.00	0.76
49:R6:34:LEU:HD13	49:R6:34:LEU:H	1.50	0.76
24:RD:153:ALA:O	24:RD:154:LYS:HG3	1.85	0.76
24:RD:34:VAL:HG21	24:RD:103:ARG:HA	1.66	0.76
4:XD:20:TYR:CD2	4:XD:27:TYR:HE2	2.01	0.76
5:XE:53:LEU:CD1	5:XE:53:LEU:H	1.99	0.76
26:YF:29:ASN:H	26:YF:112:MET:CE	1.97	0.76
30:YN:62:VAL:HG12	30:YN:66:LYS:HD2	1.65	0.76
41:YY:95:LYS:HB3	41:YY:100:ALA:CA	2.10	0.76
41:YY:81:LYS:HD3	41:YY:97:ARG:NE	2.00	0.76
12:QL:47:LYS:O	12:QL:49:ASN:N	2.18	0.76
13:QM:15:VAL:HG23	13:QM:43:THR:O	1.84	0.76
3:XC:59:ARG:HH22	3:XC:97:LYS:HE3	1.51	0.76
22:YA:1490:A:O2'	24:YD:99:ASP:OD2	2.04	0.76
22:YA:1918:A:O2'	22:YA:1920:C:N4	2.18	0.76
39:YW:73:ALA:HB3	39:YW:106:ILE:HG12	1.68	0.76
4:QD:153:ARG:NH1	4:QD:181:MET:HG3	2.00	0.76

*Continued on next page...*

*Continued from previous page...*

Atom-1	Atom-2	Interatomic distance (Å)	Clash overlap (Å)
5:QE:42:GLY:HA3	5:QE:66:MET:HG2	1.68	0.76
46:R3:35:ARG:HB3	46:R3:37:LEU:HD21	1.66	0.76
52:R9:1:MET:HB3	52:R9:4:ARG:NH1	2.01	0.76
22:RA:288:C:H2'	22:RA:289:A:H8	1.49	0.76
27:RG:101:ILE:HG13	27:RG:102:PHE:H	1.49	0.76
41:RY:81:LYS:HD3	41:RY:97:ARG:NE	2.01	0.76
5:XE:36:ASP:OD2	5:XE:38:GLN:HB2	1.86	0.76
9:XI:113:LYS:HD2	9:XI:113:LYS:H	1.51	0.76
26:YF:101:LEU:CD1	26:YF:102:PRO:HD2	2.11	0.76
1:QA:346:G:H1'	1:QA:347:G:H5'	1.66	0.76
3:QC:59:ARG:HH22	3:QC:97:LYS:HE3	1.50	0.76
8:QH:5:PRO:O	8:QH:8:ASP:HB3	1.85	0.76
28:RH:169:VAL:HG22	28:RH:170:ARG:H	1.48	0.76
22:YA:2680:C:H5'	25:YE:189:PRO:HA	1.68	0.76
27:YG:76:SER:OG	27:YG:83:ARG:HA	1.85	0.76
1:QA:339:C:OP2	31:RO:97:ARG:NH1	2.19	0.76
6:QF:91:VAL:HG13	18:QR:72:ARG:HH12	1.51	0.76
10:QJ:38:ILE:HG12	10:QJ:71:LEU:O	1.86	0.76
44:R1:56:GLN:N	44:R1:56:GLN:NE2	2.34	0.76
47:R4:34:GLU:HG3	47:R4:35:VAL:H	1.51	0.76
48:R5:47:PRO:O	48:R5:48:GLU:HG3	1.86	0.76
31:RO:104:ARG:HG2	31:RO:104:ARG:HH11	1.50	0.76
34:RR:74:LYS:O	34:RR:75:LEU:HB3	1.84	0.76
2:XB:117:GLU:O	2:XB:121:LEU:HB2	1.86	0.76
10:XJ:38:ILE:HG12	10:XJ:71:LEU:O	1.86	0.76
24:YD:69:ARG:HH21	24:YD:130:ALA:CB	1.99	0.76
26:YF:29:ASN:HB3	26:YF:112:MET:HE1	1.68	0.76
5:QE:53:LEU:CD1	5:QE:53:LEU:H	1.99	0.76
16:QP:22:THR:HA	16:QP:33:ILE:HG12	1.66	0.76
12:QL:11:VAL:HG13	17:QQ:29:HIS:CD2	2.20	0.76
24:RD:69:ARG:HH21	24:RD:130:ALA:CB	1.99	0.76
23:RB:55:U:H4'	27:RG:28:VAL:HG21	1.67	0.76
28:RH:152:ARG:HG3	28:RH:153:LYS:CE	2.14	0.76
1:XA:686:U:H1'	11:XK:42:TRP:HE1	1.50	0.76
7:XG:37:ASN:ND2	9:XI:40:LEU:HD23	2.00	0.76
17:XQ:41:LYS:NZ	17:XQ:92:ARG:HH22	1.82	0.76
49:Y6:34:LEU:HD13	49:Y6:34:LEU:H	1.50	0.76
28:YH:125:VAL:HA	28:YH:126:PRO:HB3	1.68	0.76
32:YP:97:PRO:O	32:YP:98:GLU:HB3	1.83	0.76
36:YT:111:ARG:O	36:YT:113:LYS:N	2.17	0.76
14:QN:43:CYS:O	14:QN:44:LEU:C	2.22	0.75

*Continued on next page...*

*Continued from previous page...*

Atom-1	Atom-2	Interatomic distance (Å)	Clash overlap (Å)
27:RG:76:SER:OG	27:RG:83:ARG:HA	1.85	0.75
42:RZ:94:GLU:HB2	42:RZ:130:PRO:HD2	1.66	0.75
1:XA:939:G:H5''	7:XG:102:ARG:HH22	1.51	0.75
5:XE:12:LEU:HD23	5:XE:13:ILE:N	2.00	0.75
47:Y4:34:GLU:HG3	47:Y4:35:VAL:H	1.51	0.75
25:YE:23:VAL:HG21	25:YE:183:LEU:HD23	1.68	0.75
25:YE:63:LEU:CD1	25:YE:65:GLY:H	1.99	0.75
25:YE:36:ARG:HH21	25:YE:88:GLY:HA2	1.51	0.75
27:YG:101:ILE:HG13	27:YG:102:PHE:H	1.49	0.75
32:YP:62:LEU:CD2	32:YP:62:LEU:N	2.46	0.75
36:YT:50:ILE:HD12	36:YT:102:ILE:HD11	1.68	0.75
5:QE:11:ILE:HD11	5:QE:31:LEU:CD1	2.16	0.75
9:QI:53:VAL:HB	9:QI:95:LYS:HE3	1.67	0.75
14:QN:22:THR:O	14:QN:23:ARG:HB2	1.86	0.75
18:QR:53:ARG:HH21	18:QR:60:ALA:N	1.84	0.75
48:R5:40:LYS:CD	48:R5:46:CYS:HB3	2.15	0.75
26:RF:129:PHE:HA	26:RF:142:TRP:NE1	2.02	0.75
5:XE:11:ILE:HD11	5:XE:31:LEU:CD1	2.17	0.75
12:XL:46:LYS:HG3	12:XL:47:LYS:H	1.51	0.75
16:XP:22:THR:HA	16:XP:33:ILE:HG12	1.66	0.75
16:XP:6:LEU:HB3	16:XP:17:TYR:HD2	1.50	0.75
44:Y1:86:SER:N	44:Y1:87:PRO:CD	2.48	0.75
22:YA:2789:C:H1'	22:YA:2892:A:H2	1.50	0.75
7:QG:37:ASN:ND2	9:QI:40:LEU:HD23	2.00	0.75
54:QX:6:C:O2'	54:QX:7:A:OP1	2.03	0.75
22:RA:242:G:H5'	51:R8:62:LEU:CD2	2.15	0.75
27:RG:3:LEU:HD12	27:RG:4:ASP:H	1.51	0.75
29:RI:78:THR:HG22	29:RI:141:LYS:HD2	1.68	0.75
1:XA:1305:G:N2	1:XA:1331:G:H2'	2.01	0.75
10:XJ:40:LEU:HB2	10:XJ:69:ASN:HB3	1.66	0.75
53:XV:35:A:C2	54:XX:3:G:C2	2.75	0.75
22:YA:270(T):G:H5''	44:Y1:97:LEU:HD22	1.67	0.75
27:YG:3:LEU:HD12	27:YG:4:ASP:H	1.52	0.75
31:YO:47:ILE:CD1	31:YO:48:PRO:HD2	2.16	0.75
32:YP:62:LEU:HD21	51:Y8:25:MET:HB2	1.69	0.75
37:YU:88:ILE:HG22	37:YU:90:VAL:HG23	1.68	0.75
2:QB:117:GLU:O	2:QB:121:LEU:HB2	1.86	0.75
8:QH:91:ARG:HH11	8:QH:91:ARG:HG2	1.52	0.75
1:QA:375:U:H4'	16:QP:17:TYR:HE2	1.52	0.75
27:RG:142:PRO:HB2	47:R4:31:ILE:HD13	1.68	0.75
32:RP:62:LEU:HD21	51:R8:25:MET:HB2	1.69	0.75

*Continued on next page...*

*Continued from previous page...*

Atom-1	Atom-2	Interatomic distance (Å)	Clash overlap (Å)
4:XD:153:ARG:NH1	4:XD:181:MET:HG3	2.00	0.75
8:XH:5:PRO:O	8:XH:8:ASP:HB3	1.86	0.75
16:XP:43:LYS:HG2	16:XP:48:TRP:CE3	2.22	0.75
51:Y8:59:LYS:HZ2	51:Y8:59:LYS:HB2	1.49	0.75
52:Y9:1:MET:HB3	52:Y9:4:ARG:NH1	2.01	0.75
37:YU:92:ARG:HH11	37:YU:95:LEU:CD1	2.00	0.75
41:YY:44:ILE:HG13	41:YY:45:VAL:N	2.00	0.75
41:YY:97:ARG:HH21	41:YY:98:VAL:CB	1.98	0.75
5:QE:45:PHE:CE2	5:QE:47:LYS:HD2	2.22	0.75
11:QK:48:ILE:HD11	11:QK:64:ALA:HA	1.67	0.75
20:QT:58:LYS:HE3	20:QT:62:LEU:HD11	1.68	0.75
53:QV:34:C:N4	54:QX:3:G:H1	1.85	0.75
22:RA:630:G:N2	22:RA:633:A:OP2	2.19	0.75
28:RH:150:ALA:C	28:RH:152:ARG:H	1.88	0.75
28:RH:153:LYS:HG2	28:RH:162:ILE:H	1.52	0.75
37:RU:52:ARG:HG2	37:RU:52:ARG:HH11	1.51	0.75
38:RV:15:GLU:O	38:RV:18:LEU:HB2	1.86	0.75
38:RV:47:VAL:HG13	38:RV:48:GLY:H	1.49	0.75
7:XG:148:ASN:N	7:XG:148:ASN:HD22	1.82	0.75
13:XM:49:THR:HG22	13:XM:51:ALA:N	2.01	0.75
22:YA:2712:U:HO2'	22:YA:2712(A):A:H8	1.32	0.75
24:YD:142:VAL:HG23	24:YD:193:VAL:HA	1.67	0.75
38:YV:52:VAL:HG21	38:YV:55:ALA:HB3	1.68	0.75
18:XR:53:ARG:HH21	18:XR:60:ALA:N	1.84	0.75
44:Y1:56:GLN:N	44:Y1:56:GLN:NE2	2.34	0.75
24:YD:146:GLU:HB2	24:YD:189:CYS:HB3	1.67	0.75
36:YT:43:GLN:HG2	36:YT:44:ASP:N	1.99	0.75
40:YX:57:LEU:HD11	40:YX:78:LYS:HB2	1.68	0.75
41:YY:90:LEU:HD22	41:YY:90:LEU:N	2.01	0.75
1:QA:1055:A:N7	1:QA:1200:C:N4	2.35	0.75
4:QD:26:CYS:HA	4:QD:31:CYS:HB2	1.67	0.75
41:RY:90:LEU:N	41:RY:90:LEU:HD22	2.02	0.75
41:RY:94:LYS:O	41:RY:101:LYS:HB3	1.85	0.75
38:YV:35:LEU:H	38:YV:35:LEU:HD22	1.51	0.75
10:QJ:27:ALA:HB1	10:QJ:34:VAL:HG21	1.69	0.75
33:RQ:83:MET:HB2	43:R0:7:LEU:HD12	1.67	0.75
44:R1:3:LYS:HD3	44:R1:43:TYR:HD2	1.52	0.75
34:RR:73:VAL:O	34:RR:76:VAL:HG12	1.87	0.75
1:XA:963:G:N3	10:XJ:55:LYS:NZ	2.34	0.75
11:XK:48:ILE:HD11	11:XK:64:ALA:HA	1.67	0.75
44:Y1:80:LEU:O	44:Y1:81:LYS:CB	2.35	0.75

*Continued on next page...*

*Continued from previous page...*

Atom-1	Atom-2	Interatomic distance (Å)	Clash overlap (Å)
44:Y1:81:LYS:CA	44:Y1:81:LYS:NZ	2.30	0.75
22:YA:1019:U:H3	22:YA:1142(A):A:H62	1.34	0.75
26:YF:7:TYR:HB3	26:YF:21:ALA:CB	2.16	0.75
32:YP:75:ILE:N	32:YP:75:ILE:HD13	2.00	0.75
38:YV:51:VAL:HG12	38:YV:52:VAL:H	1.52	0.75
15:QO:87:ILE:HG22	15:QO:88:ARG:N	2.00	0.75
19:QS:39:THR:HG22	19:QS:40:ILE:H	1.50	0.75
19:QS:41:VAL:HG12	19:QS:44:MET:H	1.50	0.75
25:RE:63:LEU:CD1	25:RE:65:GLY:H	1.99	0.75
5:XE:72:GLN:NE2	5:XE:144:THR:HG22	2.01	0.75
7:XG:23:VAL:HG12	7:XG:27:ILE:HD11	1.69	0.75
19:XS:3:ARG:HG3	19:XS:4:SER:H	1.52	0.75
20:XT:26:ASN:O	20:XT:30:LYS:HB2	1.85	0.75
48:Y5:47:PRO:O	48:Y5:48:GLU:HG3	1.86	0.75
28:YH:150:ALA:C	28:YH:152:ARG:H	1.88	0.75
34:YR:73:VAL:O	34:YR:76:VAL:HG12	1.87	0.75
39:YW:40:ASN:O	39:YW:41:LYS:HG2	1.86	0.75
41:YY:97:ARG:NH2	41:YY:98:VAL:HB	2.01	0.75
13:QM:3:ARG:CA	13:QM:9:ILE:HG21	2.13	0.74
19:QS:42:PRO:CD	47:R4:63:TYR:HE2	2.00	0.74
19:QS:68:GLY:HA3	47:R4:68:ARG:HB2	1.69	0.74
20:QT:35:THR:O	20:QT:39:LYS:HG3	1.87	0.74
27:RG:97:ASP:H	27:RG:100:TRP:HD1	1.31	0.74
35:RS:62:LYS:HB3	35:RS:97:ARG:HD3	1.68	0.74
37:RU:92:ARG:HH11	37:RU:95:LEU:CD1	1.99	0.74
38:RV:52:VAL:HG21	38:RV:55:ALA:HB3	1.68	0.74
39:RW:18:ARG:HG3	39:RW:76:VAL:CG1	2.15	0.74
7:XG:9:VAL:HG13	7:XG:94:ARG:HE	1.52	0.74
8:XH:91:ARG:HH11	8:XH:91:ARG:HG2	1.52	0.74
17:XQ:59:ILE:HD13	17:XQ:59:ILE:H	1.50	0.74
20:XT:58:LYS:HE3	20:XT:62:LEU:HD11	1.69	0.74
21:XU:10:ARG:HG2	21:XU:13:ILE:HD12	1.68	0.74
34:YR:33:ARG:HH22	48:Y5:55:ARG:HG2	1.51	0.74
22:YA:571:A:O2'	38:YV:78:LYS:NZ	2.19	0.74
25:YE:61:ARG:HB2	25:YE:62:PRO:HD3	1.69	0.74
29:YI:1:MET:HG3	29:YI:23:PRO:HB3	1.69	0.74
16:QP:43:LYS:HG2	16:QP:48:TRP:CE3	2.22	0.74
25:RE:36:ARG:HH21	25:RE:88:GLY:HA2	1.51	0.74
30:RN:96:GLU:CG	30:RN:97:ARG:H	2.00	0.74
1:XA:486:U:H2'	1:XA:487:A:H8	1.52	0.74
2:XB:101:MET:CA	2:XB:108:ILE:HG13	2.11	0.74

*Continued on next page...*

*Continued from previous page...*

Atom-1	Atom-2	Interatomic distance (Å)	Clash overlap (Å)
5:XE:10:MET:CB	5:XE:32:VAL:HG22	2.18	0.74
19:XS:41:VAL:HG12	19:XS:44:MET:H	1.50	0.74
22:YA:2393:A:H4'	32:YP:61:ARG:O	1.87	0.74
26:RF:7:TYR:HB3	26:RF:21:ALA:CB	2.16	0.74
36:RT:111:ARG:O	36:RT:113:LYS:N	2.17	0.74
39:RW:40:ASN:O	39:RW:41:LYS:HG2	1.87	0.74
33:YQ:81:VAL:HG23	43:Y0:7:LEU:HD21	1.69	0.74
24:YD:30:GLU:HG3	24:YD:63:ARG:CZ	2.17	0.74
37:YU:52:ARG:HH11	37:YU:52:ARG:HG2	1.51	0.74
26:RF:136:THR:HG22	26:RF:166:ALA:O	1.87	0.74
31:RO:26:LYS:HB2	31:RO:30:ALA:CB	2.18	0.74
4:XD:25:ARG:HH12	4:XD:30:LYS:HG3	1.52	0.74
20:XT:35:THR:O	20:XT:39:LYS:HG3	1.87	0.74
22:YA:1859:A:N6	22:YA:1883:G:O2'	2.20	0.74
22:YA:24:G:O2'	39:YW:78:GLU:O	2.04	0.74
24:YD:54:ARG:HG3	24:YD:54:ARG:HH11	1.49	0.74
36:YT:78:LEU:HD13	36:YT:78:LEU:O	1.87	0.74
36:YT:26:ASP:HB3	36:YT:91:ARG:HA	1.69	0.74
41:YY:51:VAL:HG13	41:YY:52:SER:N	2.03	0.74
10:QJ:33:GLN:O	10:QJ:75:ILE:HG12	1.87	0.74
13:QM:37:THR:HG21	13:QM:39:ILE:HD11	1.68	0.74
15:QO:70:LEU:O	15:QO:70:LEU:HD12	1.88	0.74
44:R1:26:ARG:O	44:R1:26:ARG:HD2	1.86	0.74
45:R2:47:ASN:HD22	45:R2:47:ASN:H	1.33	0.74
47:R4:71:ARG:NH1	47:R4:71:ARG:HG3	1.90	0.74
6:XF:91:VAL:HG13	18:XR:72:ARG:HH12	1.51	0.74
46:Y3:7:LYS:HB2	46:Y3:34:GLU:HG2	1.69	0.74
33:YQ:79:LEU:CD2	33:YQ:79:LEU:O	2.36	0.74
1:QA:1002:G:H2'	1:QA:1003:G:H8	1.52	0.74
1:QA:439:A:OP2	1:QA:493:G:N1	2.21	0.74
2:QB:47:THR:O	2:QB:51:LEU:HG	1.87	0.74
7:QG:9:VAL:HG13	7:QG:94:ARG:HE	1.52	0.74
9:QI:113:LYS:H	9:QI:113:LYS:HD2	1.51	0.74
54:QX:2:U:C2'	54:QX:3:G:H5'	2.17	0.74
40:RX:57:LEU:HD11	40:RX:78:LYS:HB2	1.68	0.74
1:XA:411:A:H62	1:XA:413:G:H21	1.33	0.74
7:XG:78:ARG:HH12	7:XG:80:VAL:HG23	1.52	0.74
16:XP:43:LYS:O	16:XP:45:THR:N	2.21	0.74
26:YF:136:THR:HG22	26:YF:166:ALA:O	1.87	0.74
37:YU:64:ARG:HH21	37:YU:64:ARG:CG	2.00	0.74
2:QB:168:THR:HB	2:QB:192:SER:HB2	1.70	0.74

*Continued on next page...*



*Continued from previous page...*

Atom-1	Atom-2	Interatomic distance (Å)	Clash overlap (Å)
5:QE:72:GLN:HE21	5:QE:144:THR:HG22	1.53	0.74
7:QG:23:VAL:HG12	7:QG:27:ILE:HD11	1.69	0.74
22:RA:1264:G:H3'	22:RA:1265:A:H5''	1.70	0.74
22:RA:2114:A:N6	22:RA:2119:A:N7	2.36	0.74
22:RA:2393:A:H4'	32:RP:61:ARG:O	1.86	0.74
35:RS:83:LYS:HZ2	35:RS:109:GLY:HA2	1.49	0.74
36:RT:50:ILE:HD12	36:RT:102:ILE:HD11	1.68	0.74
3:XC:181:ASN:ND2	3:XC:204:LEU:HD12	1.99	0.74
10:XJ:33:GLN:O	10:XJ:75:ILE:HG12	1.87	0.74
44:Y1:26:ARG:O	44:Y1:26:ARG:HD2	1.86	0.74
26:YF:129:PHE:HA	26:YF:142:TRP:NE1	2.02	0.74
28:YH:153:LYS:HG2	28:YH:162:ILE:H	1.52	0.74
30:YN:96:GLU:HG2	30:YN:97:ARG:N	2.01	0.74
35:YS:36:TYR:CD2	35:YS:52:SER:HB3	2.23	0.74
36:YT:54:ARG:HH11	36:YT:54:ARG:HG2	1.52	0.74
22:RA:385:C:O2'	22:RA:388:G:N2	2.21	0.74
25:RE:201:THR:HG22	25:RE:203:LYS:HB3	1.70	0.74
22:RA:297:C:H5''	41:RY:85:VAL:HG21	1.70	0.74
6:XF:19:LEU:HD23	6:XF:19:LEU:O	1.88	0.74
13:XM:37:THR:HG21	13:XM:39:ILE:HD11	1.68	0.74
46:Y3:29:ARG:HH11	46:Y3:29:ARG:HB2	1.53	0.74
22:YA:1814:G:H4'	24:YD:51:VAL:HG21	1.68	0.74
42:YZ:19:ARG:NH1	42:YZ:84:GLU:O	2.21	0.74
2:QB:115:LEU:HD13	2:QB:145:LEU:HB3	1.68	0.74
6:QF:19:LEU:HD23	6:QF:19:LEU:O	1.88	0.74
54:QX:4:C:O2'	54:QX:5:C:H5'	1.86	0.74
22:RA:2355:C:H1'	43:R0:39:ARG:HH21	1.53	0.74
46:R3:29:ARG:HB2	46:R3:29:ARG:HH11	1.52	0.74
24:RD:77:ALA:CB	24:RD:97:TYR:HA	2.18	0.74
31:RO:47:ILE:CD1	31:RO:48:PRO:HD2	2.16	0.74
32:RP:50:ARG:NH2	32:RP:50:ARG:HB3	1.97	0.74
38:RV:35:LEU:H	38:RV:35:LEU:HD22	1.51	0.74
39:RW:73:ALA:HB3	39:RW:106:ILE:HG12	1.68	0.74
13:XM:65:LYS:NZ	47:Y4:52:THR:CG2	2.50	0.74
15:XO:70:LEU:HD12	15:XO:70:LEU:O	1.88	0.74
25:YE:78:LEU:HG	25:YE:79:ARG:NE	2.03	0.74
38:YV:15:GLU:O	38:YV:18:LEU:HB2	1.86	0.74
3:QC:86:VAL:O	3:QC:89:GLU:HB3	1.88	0.74
14:QN:40:CYS:SG	14:QN:42:ILE:HB	2.27	0.74
33:RQ:79:LEU:CD1	33:RQ:79:LEU:O	2.35	0.74
41:RY:52:SER:OG	41:RY:53:PRO:HD3	1.88	0.74

*Continued on next page...*

*Continued from previous page...*

Atom-1	Atom-2	Interatomic distance (Å)	Clash overlap (Å)
1:XA:539:A:H2'	1:XA:540:G:H8	1.52	0.74
5:XE:45:PHE:CE2	5:XE:47:LYS:HD2	2.22	0.74
10:XJ:27:ALA:HB1	10:XJ:34:VAL:HG21	1.69	0.74
13:XM:77:ASN:ND2	47:Y4:71:ARG:NH1	2.36	0.74
24:YD:131:LEU:HB2	24:YD:136:ILE:CD1	2.17	0.74
3:QC:79:ARG:NE	11:XK:99:GLN:NE2	2.36	0.73
4:QD:91:SER:HA	4:QD:94:LEU:HD13	1.70	0.73
10:QJ:3:LYS:HD2	10:QJ:77:PRO:HD3	1.70	0.73
44:R1:80:LEU:O	44:R1:81:LYS:CB	2.35	0.73
22:RA:2451:A:C6	56:Z6:76:PPU:HE2	2.22	0.73
22:RA:571:A:O2'	38:RV:78:LYS:NZ	2.21	0.73
25:RE:77:ILE:HD12	25:RE:78:LEU:H	1.52	0.73
32:RP:62:LEU:HD22	32:RP:62:LEU:H	1.53	0.73
38:RV:51:VAL:HG12	38:RV:52:VAL:H	1.52	0.73
39:RW:70:TYR:HD2	39:RW:70:TYR:H	1.36	0.73
41:RY:95:LYS:HB3	41:RY:100:ALA:CA	2.10	0.73
5:XE:72:GLN:HE21	5:XE:144:THR:HG22	1.53	0.73
12:XL:49:ASN:HD22	12:XL:92:ASP:CG	1.90	0.73
47:Y4:41:PRO:O	47:Y4:42:PHE:HB3	1.87	0.73
30:YN:1:MET:HE1	37:YU:95:LEU:HD21	1.70	0.73
1:QA:1277:C:HO2'	1:QA:1279:A:H8	1.34	0.73
3:QC:134:ILE:HD11	3:QC:153:VAL:HG21	1.70	0.73
44:R1:76:ARG:HG2	44:R1:76:ARG:HH11	1.53	0.73
48:R5:2:ALA:O	48:R5:3:LYS:HB2	1.88	0.73
26:RF:29:ASN:HB3	26:RF:112:MET:HE1	1.68	0.73
30:RN:58:ASP:H	30:RN:60:ILE:HD11	1.53	0.73
35:RS:36:TYR:CD2	35:RS:52:SER:HB3	2.23	0.73
3:XC:134:ILE:HD11	3:XC:153:VAL:HG21	1.70	0.73
1:QA:618:C:N3	1:QA:622:A:N6	2.36	0.73
1:XA:1112:C:H1'	3:XC:179:ARG:HH11	1.54	0.73
13:XM:8:GLU:CD	27:YG:115:ARG:CZ	2.55	0.73
28:YH:153:LYS:HG3	28:YH:161:GLY:CA	2.18	0.73
1:QA:45:U:H2'	1:QA:46:G:H8	1.51	0.73
7:QG:79:ARG:HH22	7:QG:82:GLY:HA2	1.50	0.73
22:RA:900:A:H3'	22:RA:901:A:H8	1.53	0.73
25:RE:61:ARG:HB2	25:RE:62:PRO:HD3	1.69	0.73
36:RT:23:ARG:HB2	36:RT:24:PRO:HD2	1.70	0.73
37:RU:64:ARG:CG	37:RU:64:ARG:HH21	2.00	0.73
1:XA:961:U:O2	1:XA:1201:A:N6	2.20	0.73
2:XB:47:THR:O	2:XB:51:LEU:HG	1.87	0.73
2:XB:8:LYS:N	2:XB:8:LYS:HD3	2.03	0.73

*Continued on next page...*

*Continued from previous page...*

Atom-1	Atom-2	Interatomic distance (Å)	Clash overlap (Å)
2:XB:178:ARG:NH2	8:XH:74:PRO:HB3	2.02	0.73
14:XN:44:LEU:CD1	14:XN:53:LEU:CD1	2.66	0.73
31:YO:26:LYS:HB2	31:YO:30:ALA:CB	2.18	0.73
36:YT:102:ILE:HB	36:YT:110:ILE:CD1	2.19	0.73
46:R3:7:LYS:HB2	46:R3:34:GLU:HG2	1.69	0.73
26:RF:9:ILE:HD11	26:RF:125:LEU:HG	1.70	0.73
28:RH:84:SER:O	28:RH:85:LYS:HB2	1.89	0.73
1:XA:372:C:N4	1:XA:387:U:C4	2.55	0.73
14:XN:32:SER:O	14:XN:41:ARG:N	2.22	0.73
16:XP:60:LEU:HA	16:XP:64:ALA:HB3	1.71	0.73
22:YA:210:C:OP2	50:Y7:29:LYS:NZ	2.21	0.73
47:R4:41:PRO:O	47:R4:42:PHE:HB3	1.87	0.73
19:QS:42:PRO:CG	47:R4:63:TYR:HE2	2.02	0.73
25:RE:203:LYS:O	25:RE:203:LYS:HD2	1.88	0.73
25:RE:23:VAL:HG21	25:RE:183:LEU:HD23	1.68	0.73
28:RH:153:LYS:HG3	28:RH:161:GLY:CA	2.18	0.73
11:XK:17:GLY:HA3	11:XK:77:MET:HE3	1.71	0.73
4:QD:166:LYS:CG	24:YD:134:ARG:NH1	2.51	0.73
35:YS:62:LYS:HB3	35:YS:97:ARG:HD3	1.68	0.73
5:QE:10:MET:CB	5:QE:32:VAL:HG22	2.18	0.73
16:QP:43:LYS:O	16:QP:45:THR:N	2.21	0.73
22:RA:380:U:H2'	22:RA:381:G:H8	1.52	0.73
24:RD:30:GLU:HG3	24:RD:63:ARG:CZ	2.18	0.73
28:RH:125:VAL:HA	28:RH:126:PRO:HB3	1.68	0.73
30:RN:96:GLU:HG2	30:RN:97:ARG:N	2.01	0.73
1:XA:714:G:H2'	1:XA:715:A:C8	2.23	0.73
8:XH:20:TYR:HD1	8:XH:65:TYR:CD2	2.07	0.73
13:XM:77:ASN:CA	47:Y4:71:ARG:NH2	2.51	0.73
15:XO:87:ILE:HG22	15:XO:88:ARG:N	2.00	0.73
47:Y4:29:PRO:O	47:Y4:30:GLU:HB2	1.89	0.73
25:YE:77:ILE:HD12	25:YE:78:LEU:H	1.51	0.73
27:YG:7:LEU:HD21	27:YG:176:LEU:HD22	1.70	0.73
1:QA:352:C:O2'	1:QA:354:G:OP1	2.05	0.73
2:QB:132:LYS:HA	2:QB:135:GLN:HB2	1.71	0.73
12:QL:47:LYS:HB3	12:QL:48:PRO:HD3	1.71	0.73
22:RA:2115:G:N2	22:RA:2165:G:N7	2.31	0.73
22:RA:2298:A:H62	22:RA:2318:G:H8	1.35	0.73
33:RQ:90:VAL:CG1	33:RQ:91:GLU:H	2.02	0.73
36:RT:26:ASP:HB3	36:RT:91:ARG:HA	1.69	0.73
1:XA:1002:G:H1	1:XA:1038:C:H42	1.37	0.73
3:XC:86:VAL:O	3:XC:89:GLU:HB3	1.88	0.73

*Continued on next page...*

*Continued from previous page...*

Atom-1	Atom-2	Interatomic distance (Å)	Clash overlap (Å)
4:XD:146:ILE:N	4:XD:146:ILE:HD12	2.04	0.73
1:XA:878:G:H5'	8:XH:89:PRO:HG2	1.70	0.73
18:XR:56:THR:HB	18:XR:58:LEU:HD12	1.71	0.73
45:Y2:29:LYS:HD3	45:Y2:57:ILE:HD13	1.71	0.73
22:YA:1803:A:H4'	24:YD:259:THR:CG2	2.19	0.73
22:YA:607:U:H3	22:YA:621:A:H2	1.35	0.73
4:QD:30:LYS:HB2	4:QD:35:ARG:HG3	1.70	0.73
12:QL:50:SER:O	12:QL:51:ALA:HB2	1.89	0.73
13:QM:121:LYS:HE2	13:QM:121:LYS:HA	1.71	0.73
16:QP:45:THR:HG23	16:QP:46:PRO:HD2	1.70	0.73
20:QT:50:GLU:HG3	20:QT:51:GLU:H	1.54	0.73
24:RD:131:LEU:HB2	24:RD:136:ILE:CD1	2.17	0.73
25:RE:55:ASN:C	25:RE:57:LYS:H	1.91	0.73
2:XB:115:LEU:HD13	2:XB:145:LEU:HB3	1.69	0.73
48:Y5:40:LYS:CE	48:Y5:46:CYS:HB3	2.19	0.73
51:Y8:16:ILE:HD11	51:Y8:57:ARG:HG2	1.69	0.73
25:YE:203:LYS:HD2	25:YE:203:LYS:O	1.88	0.73
25:YE:55:ASN:C	25:YE:57:LYS:H	1.91	0.73
45:R2:27:GLU:OE1	45:R2:27:GLU:N	2.19	0.73
28:RH:54:ARG:HH12	28:RH:62:LYS:HG2	1.54	0.73
37:RU:34:LYS:HA	37:RU:34:LYS:HE2	1.70	0.73
1:XA:1002:G:H2'	1:XA:1003:G:H8	1.53	0.73
1:XA:372:C:C4	1:XA:387:U:O4	2.41	0.73
2:XB:75:LYS:O	2:XB:75:LYS:HD3	1.89	0.73
6:XF:77:ARG:HB2	6:XF:77:ARG:HH11	1.53	0.73
13:XM:62:ASN:HA	47:Y4:49:PHE:HD2	1.50	0.73
3:XC:13:GLY:HA3	14:XN:57:ARG:NH2	2.04	0.73
49:Y6:13:CYS:HA	49:Y6:50:ARG:O	1.89	0.73
51:Y8:61:LEU:O	51:Y8:62:LEU:HB2	1.88	0.73
33:YQ:79:LEU:CD1	33:YQ:79:LEU:O	2.35	0.73
11:QK:48:ILE:HD12	11:QK:63:LEU:HB3	1.71	0.72
19:QS:3:ARG:HG3	19:QS:4:SER:H	1.52	0.72
22:RA:1341:U:OP2	22:RA:1394:U:O2'	2.04	0.72
26:RF:101:LEU:CD1	26:RF:102:PRO:HD2	2.11	0.72
26:RF:157:VAL:HB	26:RF:194:MET:HB3	1.70	0.72
4:XD:91:SER:HA	4:XD:94:LEU:HD13	1.70	0.72
20:XT:47:GLY:O	20:XT:49:ALA:N	2.19	0.72
22:YA:666:G:H4'	32:YP:49:ARG:NH1	2.04	0.72
24:YD:77:ALA:CB	24:YD:97:TYR:HA	2.18	0.72
29:YI:5:LEU:H	29:YI:5:LEU:HD12	1.52	0.72
30:YN:58:ASP:H	30:YN:60:ILE:HD11	1.53	0.72

*Continued on next page...*

*Continued from previous page...*

Atom-1	Atom-2	Interatomic distance (Å)	Clash overlap (Å)
33:YQ:79:LEU:C	33:YQ:79:LEU:HD22	2.07	0.72
34:YR:3:HIS:O	34:YR:5:LYS:N	2.22	0.72
5:QE:78:HIS:CD2	8:QH:104:ARG:CG	2.70	0.72
22:RA:1190:G:OP1	32:RP:30:THR:OG1	2.04	0.72
22:RA:704:G:H2'	22:RA:726:G:H22	1.54	0.72
22:RA:84:A:N1	22:RA:98:G:O2'	2.21	0.72
25:RE:56:PRO:O	25:RE:57:LYS:HB2	1.89	0.72
28:RH:80:SER:O	28:RH:81:GLU:HB2	1.89	0.72
30:RN:1:MET:HE1	37:RU:95:LEU:HD21	1.71	0.72
1:XA:1054:C:N4	55:XY:34:C:C2	2.57	0.72
1:XA:1152:A:H5''	10:XJ:13:HIS:HD2	1.54	0.72
16:XP:20:VAL:HG21	16:XP:32:TYR:CG	2.24	0.72
51:Y8:29:LYS:HD3	51:Y8:44:LYS:HB2	1.71	0.72
24:YD:35:LYS:HZ1	24:YD:65:ILE:HA	1.52	0.72
28:YH:125:VAL:HG12	28:YH:126:PRO:HG3	1.71	0.72
28:YH:152:ARG:O	28:YH:153:LYS:HD2	1.90	0.72
32:YP:88:LEU:C	32:YP:90:ARG:H	1.92	0.72
35:YS:83:LYS:HG2	35:YS:109:GLY:N	2.04	0.72
4:QD:30:LYS:HG3	4:QD:35:ARG:HE	1.52	0.72
6:QF:25:ILE:HD13	6:QF:28:ARG:NH1	2.05	0.72
7:QG:78:ARG:HH12	7:QG:80:VAL:HG23	1.52	0.72
12:QL:126:LYS:HB2	12:QL:126:LYS:NZ	2.04	0.72
15:QO:71:GLN:HB2	15:QO:78:TYR:CD1	2.25	0.72
44:R1:80:LEU:HB2	44:R1:81:LYS:HE2	1.71	0.72
27:RG:146:TYR:O	27:RG:149:VAL:HG22	1.88	0.72
46:Y3:56:VAL:HG12	46:Y3:57:GLU:N	2.04	0.72
27:YG:146:TYR:O	27:YG:149:VAL:HG22	1.89	0.72
30:YN:89:LYS:O	30:YN:93:THR:HG22	1.90	0.72
32:YP:126:VAL:CG1	32:YP:147:LEU:HD21	2.17	0.72
34:YR:117:VAL:HG22	34:YR:118:GLU:N	2.05	0.72
37:YU:98:LEU:HD23	37:YU:99:ALA:N	2.04	0.72
3:QC:13:GLY:HA3	14:QN:57:ARG:NH2	2.04	0.72
5:QE:36:ASP:OD2	5:QE:38:GLN:HB2	1.86	0.72
12:QL:47:LYS:HG2	12:QL:48:PRO:HD3	1.70	0.72
48:R5:40:LYS:CE	48:R5:46:CYS:HB3	2.19	0.72
25:RE:13:ARG:HA	25:RE:22:PRO:HA	1.71	0.72
31:RO:113:LYS:HG2	31:RO:117:LEU:HD11	1.71	0.72
32:RP:88:LEU:C	32:RP:90:ARG:H	1.92	0.72
36:RT:117:ASP:O	36:RT:121:ILE:HG13	1.89	0.72
8:XH:41:ARG:HH11	8:XH:41:ARG:CB	2.03	0.72
16:XP:72:ARG:HD3	16:XP:72:ARG:C	2.10	0.72

*Continued on next page...*

*Continued from previous page...*

Atom-1	Atom-2	Interatomic distance (Å)	Clash overlap (Å)
44:Y1:3:LYS:HD3	44:Y1:43:TYR:HD2	1.52	0.72
19:XS:2:PRO:HB2	47:Y4:68:ARG:NH2	2.03	0.72
23:YB:15:A:H5'	23:YB:16:G:C8	2.24	0.72
33:YQ:90:VAL:CG1	33:YQ:91:GLU:H	2.02	0.72
22:YA:2713:A:OP1	34:YR:14:SER:OG	2.07	0.72
35:YS:83:LYS:HZ2	35:YS:109:GLY:HA2	1.53	0.72
35:YS:83:LYS:C	35:YS:109:GLY:HA3	2.10	0.72
38:YV:39:LEU:O	38:YV:40:LEU:HD23	1.90	0.72
41:YY:52:SER:OG	41:YY:53:PRO:HD3	1.88	0.72
1:QA:1330:U:OP1	13:QM:25:ILE:O	2.08	0.72
28:RH:30:LYS:HD2	28:RH:81:GLU:H	1.54	0.72
32:RP:127:ALA:C	32:RP:147:LEU:HD23	2.10	0.72
36:RT:78:LEU:HD13	36:RT:78:LEU:O	1.87	0.72
1:XA:439:A:OP2	1:XA:493:G:N1	2.22	0.72
1:XA:67:C:H2'	1:XA:68:G:C8	2.25	0.72
2:XB:21:ARG:O	2:XB:23:ARG:HD3	1.89	0.72
34:YR:85:PRO:O	34:YR:87:TYR:N	2.22	0.72
25:YE:14:ILE:HD11	36:YT:14:TYR:OH	1.90	0.72
4:QD:146:ILE:N	4:QD:146:ILE:HD12	2.04	0.72
6:QF:72:VAL:CG2	6:QF:90:VAL:HG11	2.20	0.72
15:QO:79:ARG:O	15:QO:82:ILE:HG22	1.89	0.72
16:QP:72:ARG:HD3	16:QP:72:ARG:C	2.10	0.72
20:QT:27:LYS:O	20:QT:30:LYS:HB3	1.89	0.72
25:RE:78:LEU:HG	25:RE:79:ARG:NE	2.03	0.72
35:RS:42:ASP:O	35:RS:43:GLU:HB2	1.90	0.72
1:XA:1494:G:OP1	58:XA:1673:PAR:N32	2.23	0.72
5:XE:76:ILE:HB	5:XE:77:PRO:HD2	1.72	0.72
10:XJ:3:LYS:HD2	10:XJ:77:PRO:HD3	1.70	0.72
22:YA:1210:A:H5'	22:YA:1210:A:H8	1.53	0.72
25:YE:21:VAL:HB	25:YE:22:PRO:CB	2.18	0.72
26:YF:124:LEU:HD12	26:YF:125:LEU:N	2.04	0.72
28:YH:54:ARG:HH12	28:YH:62:LYS:HG2	1.54	0.72
35:YS:26:LEU:O	35:YS:26:LEU:HD23	1.90	0.72
48:R5:58:LEU:CD1	48:R5:60:VAL:HG12	2.19	0.72
25:RE:28:ALA:HB3	25:RE:93:VAL:HG22	1.72	0.72
26:RF:124:LEU:HD12	26:RF:125:LEU:N	2.04	0.72
28:RH:26:VAL:CG1	28:RH:27:LYS:H	2.02	0.72
32:RP:114:ILE:HD13	32:RP:125:VAL:HG21	1.72	0.72
32:RP:29:LYS:HD2	32:RP:30:THR:HG22	1.72	0.72
35:RS:103:GLU:O	35:RS:106:ARG:HG3	1.90	0.72
1:XA:1071:C:H5''	5:XE:49:PRO:HG2	1.71	0.72

*Continued on next page...*

*Continued from previous page...*

Atom-1	Atom-2	Interatomic distance (Å)	Clash overlap (Å)
3:XC:16:ARG:NH1	3:XC:16:ARG:HB2	2.04	0.72
44:Y1:80:LEU:HB2	44:Y1:81:LYS:HE2	1.71	0.72
13:XM:65:LYS:HZ1	47:Y4:52:THR:HG21	1.54	0.72
50:Y7:10:ARG:O	50:Y7:14:LYS:HB2	1.89	0.72
26:YF:157:VAL:HB	26:YF:194:MET:HB3	1.70	0.72
28:YH:132:ARG:CB	28:YH:132:ARG:HH11	1.97	0.72
37:YU:34:LYS:HE2	37:YU:34:LYS:HA	1.69	0.72
1:QA:1151:A:H1'	10:QJ:39:PRO:HB2	1.70	0.72
1:QA:673:G:H2'	1:QA:674:G:C8	2.23	0.72
2:QB:21:ARG:O	2:QB:23:ARG:HD3	1.90	0.72
10:QJ:75:ILE:HG13	10:QJ:76:ASN:N	2.05	0.72
20:QT:97:ALA:O	20:QT:99:LEU:HD13	1.89	0.72
46:R3:56:VAL:HG12	46:R3:57:GLU:N	2.04	0.72
26:RF:32:LEU:O	26:RF:32:LEU:HD12	1.90	0.72
33:RQ:79:LEU:HD22	33:RQ:79:LEU:C	2.07	0.72
36:RT:57:PHE:C	36:RT:58:ASN:HD22	1.93	0.72
37:RU:98:LEU:HD23	37:RU:99:ALA:N	2.04	0.72
22:RA:1266:G:O5'	39:RW:15:ARG:NH2	2.23	0.72
20:XT:97:ALA:O	20:XT:99:LEU:HD13	1.89	0.72
45:Y2:27:GLU:OE1	45:Y2:27:GLU:N	2.19	0.72
22:YA:26:G:H1'	22:YA:515:A:H61	1.53	0.72
25:YE:201:THR:HG22	25:YE:203:LYS:HB3	1.69	0.72
26:YF:32:LEU:HD12	26:YF:32:LEU:O	1.90	0.72
28:YH:128:PRO:HD2	28:YH:129:THR:H	1.55	0.72
1:QA:606:G:H22	1:QA:631:G:H5'	1.54	0.72
8:QH:20:TYR:HD1	8:QH:65:TYR:CD2	2.07	0.72
50:R7:5:TRP:NE1	50:R7:7:PRO:HG3	2.04	0.72
51:R8:16:ILE:HD11	51:R8:57:ARG:HG2	1.70	0.72
51:R8:61:LEU:O	51:R8:62:LEU:HB2	1.88	0.72
25:RE:93:VAL:H	25:RE:95:ILE:HD12	1.54	0.72
27:RG:7:LEU:HD21	27:RG:176:LEU:HD22	1.70	0.72
28:RH:89:ILE:CD1	28:RH:129:THR:HB	2.19	0.72
34:RR:117:VAL:HG22	34:RR:118:GLU:N	2.05	0.72
36:RT:54:ARG:HG2	36:RT:54:ARG:HH11	1.52	0.72
37:RU:69:CYS:HB3	37:RU:106:PHE:HZ	1.55	0.72
10:XJ:98:ILE:H	10:XJ:98:ILE:HD12	1.55	0.72
12:XL:126:LYS:NZ	12:XL:126:LYS:HB2	2.04	0.72
25:YE:13:ARG:HA	25:YE:22:PRO:HA	1.71	0.72
25:YE:56:PRO:O	25:YE:57:LYS:HB2	1.89	0.72
26:YF:9:ILE:HD11	26:YF:125:LEU:HG	1.70	0.72
41:YY:57:GLN:HE21	41:YY:58:GLY:H	1.38	0.72

*Continued on next page...*

*Continued from previous page...*

Atom-1	Atom-2	Interatomic distance (Å)	Clash overlap (Å)
42:YZ:60:GLU:HA	42:YZ:66:SER:HA	1.72	0.72
2:QB:187:LEU:HD11	2:QB:204:ASN:O	1.90	0.72
6:QF:77:ARG:HB2	6:QF:77:ARG:HH11	1.53	0.72
8:QH:10:LEU:N	8:QH:10:LEU:HD23	2.04	0.72
10:QJ:98:ILE:H	10:QJ:98:ILE:HD12	1.55	0.72
13:QM:49:THR:HG22	13:QM:51:ALA:N	2.01	0.72
10:QJ:49:VAL:HG22	14:QN:41:ARG:HB3	1.59	0.72
50:R7:10:ARG:O	50:R7:14:LYS:HB2	1.90	0.72
51:R8:60:LEU:O	51:R8:63:PRO:HD2	1.90	0.72
26:RF:32:LEU:HD12	26:RF:32:LEU:C	2.10	0.72
33:RQ:79:LEU:O	33:RQ:79:LEU:CD2	2.36	0.72
34:RR:85:PRO:O	34:RR:87:TYR:N	2.22	0.72
36:RT:102:ILE:HB	36:RT:110:ILE:CD1	2.19	0.72
37:RU:66:ASN:HB2	37:RU:76:TYR:HB2	1.72	0.72
41:RY:51:VAL:HG13	41:RY:52:SER:N	2.03	0.72
1:XA:1320:C:N4	19:XS:36:ARG:HG3	2.05	0.72
8:XH:10:LEU:HD23	8:XH:10:LEU:N	2.04	0.72
10:XJ:5:ARG:HG3	10:XJ:71:LEU:HD11	1.72	0.72
44:Y1:76:ARG:HH11	44:Y1:76:ARG:HG2	1.53	0.72
51:Y8:60:LEU:C	51:Y8:63:PRO:HD2	2.11	0.72
25:YE:197:ILE:HD11	25:YE:199:ARG:HH12	1.55	0.72
26:YF:32:LEU:HD12	26:YF:32:LEU:C	2.10	0.72
28:YH:26:VAL:CG1	28:YH:27:LYS:H	2.02	0.72
32:YP:127:ALA:C	32:YP:147:LEU:HD23	2.10	0.72
39:YW:70:TYR:H	39:YW:70:TYR:HD2	1.37	0.72
1:QA:1316:G:H22	1:QA:1319:A:H5"	1.55	0.71
16:QP:60:LEU:HA	16:QP:64:ALA:HB3	1.71	0.71
20:QT:57:ARG:HD3	20:QT:102:GLY:O	1.90	0.71
1:QA:191:G:C4	20:QT:105:SER:HB3	2.25	0.71
49:R6:13:CYS:HA	49:R6:50:ARG:O	1.89	0.71
35:RS:83:LYS:HG2	35:RS:109:GLY:N	2.04	0.71
35:RS:26:LEU:HD23	35:RS:26:LEU:O	1.90	0.71
16:XP:45:THR:HG23	16:XP:46:PRO:HD2	1.70	0.71
36:YT:117:ASP:O	36:YT:121:ILE:HG13	1.89	0.71
45:R2:29:LYS:HD3	45:R2:57:ILE:HD13	1.71	0.71
28:RH:152:ARG:O	28:RH:153:LYS:HD2	1.90	0.71
37:RU:8:VAL:HG23	37:RU:11:ARG:NH2	1.99	0.71
1:XA:448:A:OP2	1:XA:485:G:N2	2.22	0.71
2:XB:168:THR:HB	2:XB:192:SER:HB2	1.70	0.71
2:XB:214:ILE:HA	2:XB:217:ARG:HH21	1.54	0.71
15:XO:79:ARG:O	15:XO:82:ILE:HG22	1.90	0.71

*Continued on next page...*



*Continued from previous page...*

Atom-1	Atom-2	Interatomic distance (Å)	Clash overlap (Å)
20:XT:83:ARG:HA	20:XT:86:ARG:HB3	1.71	0.71
22:YA:2451:A:O2'	53:XV:76:A:O2'	2.06	0.71
44:Y1:80:LEU:C	44:Y1:81:LYS:HE2	2.10	0.71
28:YH:30:LYS:HD2	28:YH:81:GLU:H	1.54	0.71
37:YU:69:CYS:HB3	37:YU:106:PHE:HZ	1.55	0.71
1:QA:1124:G:H5''	1:QA:1145:C:H41	1.55	0.71
1:QA:1158:C:H4'	2:QB:133:LYS:HZ1	1.55	0.71
22:RA:1454:U:OP1	34:RR:77:ARG:NH1	2.23	0.71
24:RD:244:ARG:HB2	24:RD:245:PRO:HD2	1.71	0.71
25:RE:197:ILE:HD11	25:RE:199:ARG:HH12	1.55	0.71
32:RP:85:LEU:HA	32:RP:88:LEU:HD22	1.71	0.71
34:RR:3:HIS:O	34:RR:5:LYS:N	2.22	0.71
39:RW:1:MET:HE2	39:RW:2:GLU:H	1.55	0.71
19:XS:40:ILE:HG13	19:XS:44:MET:SD	2.31	0.71
20:XT:63:ILE:HG22	20:XT:77:ALA:HB1	1.73	0.71
45:Y2:41:ILE:HD12	45:Y2:41:ILE:C	2.10	0.71
48:Y5:2:ALA:O	48:Y5:3:LYS:HB2	1.88	0.71
50:Y7:5:TRP:NE1	50:Y7:7:PRO:HG3	2.04	0.71
51:Y8:58:ILE:HD13	51:Y8:61:LEU:HD11	1.72	0.71
51:Y8:60:LEU:O	51:Y8:63:PRO:HD2	1.90	0.71
28:YH:84:SER:O	28:YH:85:LYS:HB2	1.89	0.71
31:YO:3:GLN:HB2	31:YO:4:PRO:HD2	1.72	0.71
35:YS:103:GLU:O	35:YS:106:ARG:HG3	1.90	0.71
42:YZ:144:LEU:HD11	42:YZ:149:SER:HA	1.70	0.71
1:QA:1104:G:H4'	2:QB:111:ARG:NH1	2.06	0.71
4:QD:25:ARG:HH12	4:QD:30:LYS:HE3	1.56	0.71
19:QS:40:ILE:HG13	19:QS:44:MET:SD	2.30	0.71
25:RE:21:VAL:HB	25:RE:22:PRO:CB	2.18	0.71
31:RO:3:GLN:HB2	31:RO:4:PRO:HD2	1.72	0.71
38:RV:39:LEU:O	38:RV:40:LEU:HD23	1.90	0.71
1:XA:601:C:H2'	1:XA:602:A:H8	1.56	0.71
6:XF:25:ILE:HD13	6:XF:28:ARG:NH1	2.05	0.71
7:XG:78:ARG:HH12	7:XG:80:VAL:CG2	2.04	0.71
13:XM:65:LYS:HZ2	47:Y4:52:THR:CG2	2.02	0.71
49:Y6:28:ARG:HB3	49:Y6:30:THR:H	1.56	0.71
26:YF:185:ASP:OD1	26:YF:188:ARG:NH1	2.23	0.71
32:YP:85:LEU:HA	32:YP:88:LEU:HD22	1.71	0.71
35:YS:67:ARG:O	35:YS:71:ARG:HG3	1.90	0.71
1:QA:1192:C:O2	5:QE:25:ARG:NH2	2.24	0.71
1:QA:954:G:H21	1:QA:1227:A:H62	1.38	0.71
10:QJ:49:VAL:O	10:QJ:60:ARG:HB3	1.90	0.71

*Continued on next page...*

*Continued from previous page...*

Atom-1	Atom-2	Interatomic distance (Å)	Clash overlap (Å)
11:QK:17:GLY:HA3	11:QK:77:MET:CE	2.20	0.71
22:RA:2404:C:H1'	32:RP:67:MET:CE	2.21	0.71
28:RH:125:VAL:HG12	28:RH:126:PRO:HG3	1.70	0.71
35:RS:67:ARG:O	35:RS:71:ARG:HG3	1.90	0.71
3:XC:16:ARG:HD2	3:XC:54:ARG:NH2	2.03	0.71
20:XT:27:LYS:O	20:XT:30:LYS:HB3	1.89	0.71
22:YA:2111:C:N3	22:YA:2118:U:O2'	2.23	0.71
22:YA:2287:A:H62	22:YA:2344:U:H3	1.38	0.71
26:YF:185:ASP:HA	26:YF:188:ARG:CD	2.20	0.71
22:YA:674:G:C1'	26:YF:74:ARG:HD3	2.21	0.71
32:YP:58:THR:O	32:YP:61:ARG:CZ	2.38	0.71
30:YN:1:MET:CE	37:YU:95:LEU:HD21	2.21	0.71
10:QJ:5:ARG:HG3	10:QJ:71:LEU:HD11	1.72	0.71
10:QJ:80:LYS:HE2	1:XA:1162:C:O2'	1.89	0.71
20:QT:83:ARG:HA	20:QT:86:ARG:HB3	1.72	0.71
22:RA:336:C:O2'	41:RY:35:TYR:OH	2.06	0.71
32:RP:49:ARG:HD2	51:R8:58:ILE:CG2	2.20	0.71
25:RE:14:ILE:HD11	36:RT:14:TYR:OH	1.90	0.71
40:RX:12:VAL:HG12	40:RX:27:THR:O	1.91	0.71
22:YA:2450:A:O2'	53:XV:76:A:N1	2.20	0.71
49:Y6:36:LEU:HD13	49:Y6:50:ARG:NH1	2.05	0.71
23:YB:52:A:H62	35:YS:33:LYS:HG3	1.55	0.71
35:YS:83:LYS:HZ1	35:YS:109:GLY:HA2	1.52	0.71
40:YX:12:VAL:HG12	40:YX:27:THR:O	1.90	0.71
1:QA:45:U:H2'	1:QA:46:G:C8	2.26	0.71
2:QB:59:GLU:O	2:QB:62:ALA:HB3	1.90	0.71
7:QG:78:ARG:HH12	7:QG:80:VAL:CG2	2.04	0.71
18:QR:56:THR:HB	18:QR:58:LEU:HD12	1.71	0.71
20:QT:23:ARG:CA	20:QT:26:ASN:HD21	2.03	0.71
13:QM:77:ASN:HA	47:R4:71:ARG:NH2	2.05	0.71
49:R6:25:LYS:HD2	51:R8:34:TRP:HZ2	1.56	0.71
51:R8:58:ILE:HD13	51:R8:61:LEU:HD11	1.72	0.71
51:R8:60:LEU:C	51:R8:63:PRO:HD2	2.10	0.71
30:RN:1:MET:CE	37:RU:95:LEU:HD21	2.21	0.71
4:XD:20:TYR:CE2	4:XD:27:TYR:HE2	2.09	0.71
1:XA:1400:C:H42	53:XV:34:C:C1'	2.04	0.71
22:YA:2033:A:O2'	22:YA:2035:G:OP2	2.08	0.71
22:YA:2610:C:H4'	22:YA:2611:U:OP2	1.90	0.71
24:YD:263:ARG:HB2	24:YD:263:ARG:NH1	2.06	0.71
25:YE:93:VAL:H	25:YE:95:ILE:HD12	1.54	0.71
36:YT:23:ARG:HB2	36:YT:24:PRO:HD2	1.70	0.71

*Continued on next page...*

*Continued from previous page...*

Atom-1	Atom-2	Interatomic distance (Å)	Clash overlap (Å)
2:QB:75:LYS:HD3	2:QB:75:LYS:O	1.89	0.71
8:QH:84:ARG:HH12	8:QH:86:ILE:CD1	2.02	0.71
16:QP:20:VAL:HG21	16:QP:32:TYR:CG	2.25	0.71
47:R4:29:PRO:O	47:R4:30:GLU:HB2	1.89	0.71
22:RA:1791:A:N6	22:RA:1828:G:O2'	2.23	0.71
22:RA:573:G:N1	22:RA:2031:A:OP2	2.23	0.71
24:RD:263:ARG:HB2	24:RD:263:ARG:NH1	2.05	0.71
22:RA:2404:C:H1'	32:RP:67:MET:HE1	1.72	0.71
32:RP:83:VAL:CG1	32:RP:112:LEU:HD21	2.21	0.71
35:RS:106:ARG:CA	35:RS:110:LEU:HD11	2.19	0.71
35:RS:83:LYS:C	35:RS:109:GLY:HA3	2.10	0.71
2:XB:126:GLU:CG	2:XB:129:GLU:HG3	2.20	0.71
2:XB:132:LYS:HA	2:XB:135:GLN:HB2	1.71	0.71
2:XB:59:GLU:O	2:XB:62:ALA:HB3	1.90	0.71
3:XC:123:GLN:O	3:XC:128:PHE:HB2	1.90	0.71
3:QC:16:ARG:HB2	3:QC:16:ARG:NH1	2.04	0.71
8:QH:41:ARG:HH11	8:QH:41:ARG:CB	2.03	0.71
13:QM:121:LYS:HE2	13:QM:121:LYS:CA	2.21	0.71
49:R6:36:LEU:HD13	49:R6:50:ARG:NH1	2.05	0.71
26:RF:178:PRO:HB2	26:RF:201:VAL:HG11	1.73	0.71
26:RF:185:ASP:OD1	26:RF:188:ARG:NH1	2.24	0.71
29:RI:3:VAL:HG12	29:RI:38:LEU:HA	1.73	0.71
11:XK:48:ILE:HD12	11:XK:63:LEU:HB3	1.71	0.71
1:XA:1226:C:O2'	13:XM:103:THR:O	2.05	0.71
20:XT:57:ARG:HD3	20:XT:102:GLY:O	1.90	0.71
45:Y2:7:ARG:HH11	45:Y2:7:ARG:HG3	1.55	0.71
49:Y6:29:ASN:OD1	49:Y6:30:THR:HG22	1.91	0.71
22:YA:2788:C:O2'	22:YA:2809:A:N3	2.23	0.71
28:YH:80:SER:O	28:YH:81:GLU:HB2	1.89	0.71
32:YP:49:ARG:HD2	51:Y8:58:ILE:CG2	2.20	0.71
42:YZ:182:LYS:HG3	42:YZ:183:LEU:HD23	1.72	0.71
4:QD:190:ASP:HB3	4:QD:193:ASP:OD1	1.91	0.71
45:R2:41:ILE:C	45:R2:41:ILE:HD12	2.10	0.71
29:RI:92:VAL:HG13	29:RI:120:ILE:HG23	1.72	0.71
2:XB:172:ILE:HD12	2:XB:172:ILE:H	1.56	0.71
11:XK:124:LYS:HD2	11:XK:125:PHE:CE1	2.25	0.71
12:XL:24:VAL:HG12	12:XL:24:VAL:O	1.90	0.71
15:XO:71:GLN:HB2	15:XO:78:TYR:CD1	2.24	0.71
20:XT:23:ARG:CA	20:XT:26:ASN:HD21	2.03	0.71
48:Y5:40:LYS:HE2	48:Y5:47:PRO:HD2	1.73	0.71
39:YW:6:ILE:HG12	39:YW:104:THR:HG23	1.73	0.71

*Continued on next page...*

*Continued from previous page...*

Atom-1	Atom-2	Interatomic distance (Å)	Clash overlap (Å)
1:QA:922:G:H4'	5:QE:20:GLN:HA	1.71	0.70
11:QK:124:LYS:HD2	11:QK:125:PHE:CE1	2.25	0.70
22:RA:1080:C:N4	22:RA:1088:A:OP2	2.22	0.70
2:XB:187:LEU:HD11	2:XB:204:ASN:O	1.90	0.70
5:XE:82:VAL:HG12	5:XE:83:GLU:N	2.06	0.70
9:XI:15:ALA:HA	9:XI:64:THR:O	1.91	0.70
13:XM:57:ARG:HH21	47:Y4:34:GLU:C	1.94	0.70
15:XO:65:ARG:HB2	15:XO:65:ARG:HH11	1.56	0.70
44:Y1:80:LEU:C	44:Y1:81:LYS:HD2	2.12	0.70
22:YA:2311:A:C8	27:YG:82:LEU:HD11	2.25	0.70
28:YH:59:ARG:HG3	28:YH:59:ARG:HH11	1.56	0.70
31:YO:113:LYS:HG2	31:YO:117:LEU:HD11	1.71	0.70
2:QB:126:GLU:CG	2:QB:129:GLU:HG3	2.20	0.70
2:QB:214:ILE:HA	2:QB:217:ARG:HH21	1.54	0.70
2:QB:8:LYS:HD3	2:QB:8:LYS:N	2.03	0.70
1:QA:377:G:OP1	16:QP:5:ARG:NH1	2.23	0.70
20:QT:63:ILE:HG22	20:QT:77:ALA:HB1	1.73	0.70
51:R8:29:LYS:HD3	51:R8:44:LYS:HB2	1.71	0.70
26:RF:101:LEU:O	26:RF:106:ARG:NH1	2.23	0.70
26:RF:66:PRO:O	26:RF:67:GLN:HB3	1.89	0.70
28:RH:132:ARG:CB	28:RH:132:ARG:HH11	1.97	0.70
1:XA:372:C:N3	1:XA:387:U:O4	2.24	0.70
9:XI:62:TYR:C	9:XI:63:ILE:HD12	2.12	0.70
13:XM:4:ILE:N	13:XM:9:ILE:HG21	2.06	0.70
24:YD:244:ARG:HB2	24:YD:245:PRO:HD2	1.72	0.70
26:YF:66:PRO:O	26:YF:67:GLN:HB3	1.90	0.70
29:YI:144:VAL:HG13	29:YI:145:VAL:HG13	1.72	0.70
1:QA:939:G:H1	1:QA:1344:C:H42	1.39	0.70
2:QB:178:ARG:HH21	8:QH:74:PRO:HB3	1.56	0.70
9:QI:15:ALA:HA	9:QI:64:THR:O	1.91	0.70
44:R1:80:LEU:C	44:R1:81:LYS:HE2	2.10	0.70
26:RF:164:ARG:HG3	26:RF:175:THR:OG1	1.92	0.70
32:RP:58:THR:O	32:RP:61:ARG:CZ	2.38	0.70
38:RV:51:VAL:HG12	38:RV:52:VAL:N	2.06	0.70
42:RZ:5:LEU:HD11	42:RZ:39:VAL:HB	1.73	0.70
3:XC:152:ILE:HB	3:XC:199:LYS:HB2	1.73	0.70
6:XF:72:VAL:CG2	6:XF:90:VAL:HG11	2.20	0.70
10:XJ:6:ILE:HG13	10:XJ:72:VAL:O	1.91	0.70
25:YE:14:ILE:HG12	25:YE:15:PHE:N	2.06	0.70
28:YH:89:ILE:CD1	28:YH:129:THR:HB	2.20	0.70
32:YP:20:GLY:HA2	32:YP:27:HIS:O	1.92	0.70

*Continued on next page...*

*Continued from previous page...*

Atom-1	Atom-2	Interatomic distance (Å)	Clash overlap (Å)
24:RD:43:ARG:HB3	24:RD:54:ARG:HB2	1.73	0.70
33:RQ:32:TYR:CD1	33:RQ:133:ARG:HA	2.27	0.70
41:RY:48:ALA:O	41:RY:49:VAL:C	2.30	0.70
1:XA:1348:U:H3	1:XA:1374:A:H2	1.37	0.70
1:XA:372:C:O2'	1:XA:373:A:P	2.49	0.70
13:XM:121:LYS:HA	13:XM:121:LYS:HE2	1.71	0.70
44:Y1:81:LYS:CA	44:Y1:81:LYS:HE2	2.13	0.70
25:YE:28:ALA:HB3	25:YE:93:VAL:HG22	1.72	0.70
28:YH:103:LEU:HD12	28:YH:131:VAL:HG21	1.73	0.70
35:YS:42:ASP:O	35:YS:43:GLU:HB2	1.90	0.70
5:QE:82:VAL:HG12	5:QE:83:GLU:N	2.06	0.70
10:QJ:6:ILE:HG13	10:QJ:72:VAL:O	1.91	0.70
49:R6:29:ASN:OD1	49:R6:30:THR:HG22	1.91	0.70
26:RF:65:TRP:HZ3	26:RF:73:ALA:O	1.74	0.70
2:XB:101:MET:HA	2:XB:108:ILE:CG1	2.14	0.70
44:Y1:7:ILE:CD1	44:Y1:70:VAL:HG22	2.21	0.70
22:YA:1169:G:H1	22:YA:1180:C:H42	1.38	0.70
26:YF:178:PRO:HG2	26:YF:179:GLU:OE2	1.90	0.70
13:XM:68:GLY:HA3	27:YG:116:ASP:OD2	1.90	0.70
28:YH:152:ARG:O	28:YH:153:LYS:CB	2.39	0.70
37:YU:65:ILE:HG12	37:YU:96:ALA:HB1	1.73	0.70
38:YV:22:VAL:HG12	38:YV:23:GLU:N	2.06	0.70
1:QA:842:C:O2'	1:QA:848:C:N4	2.24	0.70
5:QE:78:HIS:HE1	5:QE:143:ARG:H	1.38	0.70
45:R2:7:ARG:HH11	45:R2:7:ARG:HG3	1.55	0.70
22:RA:1803:A:H4'	24:RD:259:THR:CG2	2.20	0.70
26:RF:178:PRO:HG2	26:RF:179:GLU:OE2	1.90	0.70
28:RH:154:PRO:O	28:RH:155:SER:HB2	1.91	0.70
35:RS:83:LYS:HZ1	35:RS:109:GLY:HA2	1.56	0.70
41:RY:45:VAL:HG12	41:RY:60:PHE:CD1	2.27	0.70
8:XH:49:GLU:HG3	8:XH:51:VAL:HG13	1.74	0.70
13:XM:121:LYS:HE2	13:XM:121:LYS:CA	2.21	0.70
22:YA:1833:U:O2'	22:YA:1969:A:N1	2.18	0.70
22:YA:2446:G:N2	22:YA:2449:U:O2	2.24	0.70
26:YF:101:LEU:O	26:YF:106:ARG:NH1	2.23	0.70
22:YA:2747:G:OP1	28:YH:138:LYS:NZ	2.24	0.70
33:YQ:32:TYR:CD1	33:YQ:133:ARG:HA	2.27	0.70
36:YT:41:ARG:NH2	36:YT:43:GLN:HB2	2.06	0.70
37:YU:66:ASN:HB2	37:YU:76:TYR:HB2	1.72	0.70
6:QF:60:PHE:C	6:QF:61:LEU:HD12	2.12	0.70
44:R1:82:LEU:HD13	44:R1:83:GLU:N	2.05	0.70

*Continued on next page...*

*Continued from previous page...*

Atom-1	Atom-2	Interatomic distance (Å)	Clash overlap (Å)
24:RD:65:ILE:O	24:RD:65:ILE:HD13	1.91	0.70
28:RH:154:PRO:HG2	28:RH:162:ILE:O	1.92	0.70
30:RN:89:LYS:O	30:RN:93:THR:HG22	1.90	0.70
35:RS:54:LEU:HD13	35:RS:54:LEU:O	1.91	0.70
41:RY:57:GLN:HE21	41:RY:58:GLY:H	1.37	0.70
1:XA:372:C:HO2'	1:XA:373:A:P	2.12	0.70
2:XB:162:ILE:HD11	2:XB:184:VAL:HG13	1.74	0.70
15:XO:74:ASP:CG	15:XO:77:ARG:HG2	2.12	0.70
17:XQ:4:LYS:CE	17:XQ:6:LEU:HD21	2.20	0.70
49:Y6:25:LYS:HD2	51:Y8:34:TRP:HZ2	1.56	0.70
22:YA:2306:C:H3'	22:YA:2307:G:H5''	1.74	0.70
24:YD:43:ARG:HB3	24:YD:54:ARG:HB2	1.73	0.70
22:YA:2636:U:OP1	25:YE:79:ARG:HA	1.91	0.70
26:YF:164:ARG:HG3	26:YF:175:THR:OG1	1.91	0.70
26:YF:178:PRO:HB2	26:YF:201:VAL:HG11	1.73	0.70
28:YH:154:PRO:HG2	28:YH:162:ILE:O	1.92	0.70
36:YT:57:PHE:C	36:YT:58:ASN:HD22	1.93	0.70
39:YW:29:LEU:HD21	39:YW:33:ARG:CZ	2.22	0.70
1:QA:954:G:H4'	13:QM:121:LYS:HG3	1.74	0.70
3:QC:16:ARG:HD2	3:QC:54:ARG:NH2	2.03	0.70
15:QO:74:ASP:CG	15:QO:77:ARG:HG2	2.12	0.70
19:QS:51:VAL:O	19:QS:57:HIS:HA	1.92	0.70
22:RA:2815:C:H5'	48:R5:29:THR:HG21	1.72	0.70
22:RA:71:A:H4'	22:RA:72:U:H5''	1.73	0.70
28:RH:128:PRO:HD2	28:RH:129:THR:H	1.55	0.70
39:RW:29:LEU:HD21	39:RW:33:ARG:CZ	2.22	0.70
1:XA:827:U:O2	1:XA:874:G:N2	2.25	0.70
48:Y5:40:LYS:HE2	48:Y5:47:PRO:CD	2.21	0.70
22:YA:1509:C:H3'	22:YA:1510:A:H5''	1.73	0.70
28:YH:86:GLU:CG	28:YH:165:ALA:H	1.94	0.70
31:YO:63:VAL:HG13	31:YO:84:ALA:HA	1.72	0.70
33:YQ:43:THR:OG1	33:YQ:46:GLN:HB2	1.91	0.70
39:YW:1:MET:HA	39:YW:1:MET:HE3	1.72	0.70
15:QO:65:ARG:HB2	15:QO:65:ARG:HH11	1.56	0.70
16:QP:14:ASN:N	16:QP:15:PRO:HD3	2.07	0.70
44:R1:7:ILE:CD1	44:R1:70:VAL:HG22	2.21	0.70
48:R5:40:LYS:HE2	48:R5:47:PRO:HD2	1.73	0.70
22:RA:1509:C:H3'	22:RA:1510:A:H5''	1.74	0.70
28:RH:152:ARG:O	28:RH:153:LYS:CB	2.40	0.70
4:XD:190:ASP:HB3	4:XD:193:ASP:OD1	1.91	0.70
10:XJ:49:VAL:O	10:XJ:60:ARG:HB3	1.90	0.70

*Continued on next page...*

*Continued from previous page...*

Atom-1	Atom-2	Interatomic distance (Å)	Clash overlap (Å)
25:YE:103:ASP:OD1	25:YE:201:THR:HA	1.92	0.70
3:QC:152:ILE:HB	3:QC:199:LYS:HB2	1.73	0.70
5:QE:76:ILE:HB	5:QE:77:PRO:HD2	1.72	0.70
8:QH:87:SER:HB2	8:QH:93:VAL:HB	1.74	0.70
27:RG:131:TYR:O	27:RG:159:VAL:HG13	1.92	0.70
32:RP:64:LYS:C	32:RP:66:GLY:H	1.94	0.70
35:RS:106:ARG:N	35:RS:110:LEU:HD21	2.07	0.70
37:RU:65:ILE:HG12	37:RU:96:ALA:HB1	1.73	0.70
40:RX:57:LEU:HD11	40:RX:78:LYS:HD2	1.73	0.70
19:XS:51:VAL:O	19:XS:57:HIS:HA	1.92	0.70
24:YD:65:ILE:HD13	24:YD:65:ILE:O	1.91	0.70
27:YG:131:TYR:O	27:YG:159:VAL:HG13	1.92	0.70
32:YP:114:ILE:HD13	32:YP:125:VAL:HG21	1.72	0.70
38:YV:51:VAL:HG12	38:YV:52:VAL:N	2.06	0.70
40:YX:57:LEU:HD11	40:YX:78:LYS:HD2	1.73	0.70
2:QB:162:ILE:O	2:QB:162:ILE:HG13	1.92	0.69
13:QM:4:ILE:N	13:QM:9:ILE:HG21	2.06	0.69
17:QQ:52:LYS:HD2	17:QQ:55:ASP:OD1	1.91	0.69
45:R2:47:ASN:O	45:R2:49:LYS:N	2.25	0.69
19:QS:69:HIS:HD1	47:R4:69:LYS:HE2	1.56	0.69
22:RA:2111:C:N3	22:RA:2118:U:O2'	2.24	0.69
24:RD:65:ILE:HD11	24:RD:67:PHE:CD1	2.27	0.69
28:RH:59:ARG:HH11	28:RH:59:ARG:HG3	1.56	0.69
44:Y1:82:LEU:HD12	44:Y1:83:GLU:CA	2.21	0.69
32:YP:83:VAL:CG1	32:YP:112:LEU:HD21	2.21	0.69
9:QI:113:LYS:N	9:QI:113:LYS:HD2	2.07	0.69
9:QI:62:TYR:C	9:QI:63:ILE:HD12	2.12	0.69
44:R1:7:ILE:HD12	44:R1:70:VAL:HG22	1.73	0.69
29:RI:62:LYS:HE3	29:RI:134:PRO:HG2	1.74	0.69
41:RY:2:ARG:HG2	41:RY:2:ARG:HH11	1.57	0.69
1:XA:767:A:O2'	1:XA:1524:C:O2	2.09	0.69
3:XC:105:GLU:HG2	3:XC:106:VAL:H	1.57	0.69
1:XA:1106:G:H5''	3:XC:172:ARG:HG2	1.74	0.69
8:XH:87:SER:HB2	8:XH:93:VAL:HB	1.74	0.69
44:Y1:7:ILE:HD12	44:Y1:70:VAL:HG22	1.73	0.69
35:YS:54:LEU:HD13	35:YS:54:LEU:O	1.91	0.69
38:YV:41:GLY:HA3	38:YV:46:VAL:HG11	1.74	0.69
1:QA:501:C:H2'	1:QA:502:G:H8	1.55	0.69
2:QB:95:GLN:HE21	2:QB:147:LYS:HE2	1.56	0.69
3:QC:123:GLN:O	3:QC:128:PHE:HB2	1.91	0.69
10:QJ:38:ILE:O	10:QJ:38:ILE:HG13	1.92	0.69

*Continued on next page...*

*Continued from previous page...*

Atom-1	Atom-2	Interatomic distance (Å)	Clash overlap (Å)
43:R0:11:ARG:O	43:R0:14:ARG:NH2	2.26	0.69
27:RG:56:ALA:HB2	27:RG:153:ARG:HE	1.57	0.69
2:XB:95:GLN:HE21	2:XB:147:LYS:HE2	1.56	0.69
10:XJ:38:ILE:HG13	10:XJ:38:ILE:O	1.92	0.69
1:XA:1189:C:OP1	10:XJ:51:ARG:NH2	2.25	0.69
14:XN:6:LEU:HD23	14:XN:6:LEU:O	1.92	0.69
20:XT:50:GLU:HG3	20:XT:51:GLU:H	1.54	0.69
31:YO:8:LEU:N	31:YO:8:LEU:HD22	2.07	0.69
32:YP:64:LYS:C	32:YP:66:GLY:H	1.94	0.69
1:QA:1305:G:H5'	21:QU:4:GLY:HA3	1.74	0.69
3:QC:147:LYS:O	3:QC:203:PHE:HB3	1.92	0.69
4:QD:120:LEU:HD22	4:QD:125:HIS:HB2	1.74	0.69
4:QD:30:LYS:H	4:QD:30:LYS:HD3	1.57	0.69
6:QF:3:ARG:HB3	6:QF:93:SER:HB2	1.74	0.69
12:QL:24:VAL:HG12	12:QL:24:VAL:O	1.91	0.69
44:R1:74:VAL:O	44:R1:74:VAL:HG12	1.93	0.69
24:RD:76:PRO:O	24:RD:98:VAL:HG23	1.91	0.69
25:RE:103:ASP:OD1	25:RE:201:THR:HA	1.92	0.69
28:RH:103:LEU:HD12	28:RH:131:VAL:HG21	1.73	0.69
30:RN:46:VAL:O	30:RN:47:ALA:HB3	1.92	0.69
32:RP:126:VAL:CG1	32:RP:147:LEU:HD21	2.16	0.69
2:XB:162:ILE:O	2:XB:162:ILE:HG13	1.92	0.69
6:XF:67:MET:HB2	6:XF:68:PRO:HD2	1.75	0.69
11:XK:17:GLY:HA3	11:XK:77:MET:CE	2.21	0.69
16:XP:14:ASN:N	16:XP:15:PRO:HD3	2.07	0.69
44:Y1:53:VAL:HG22	44:Y1:74:VAL:HG13	1.74	0.69
19:XS:9:VAL:HG12	47:Y4:66:SER:O	1.92	0.69
32:YP:64:LYS:HB2	51:Y8:25:MET:CG	2.22	0.69
22:YA:2086:U:H2'	22:YA:2087:G:C8	2.27	0.69
22:YA:83:G:O2'	22:YA:84:A:O5'	2.10	0.69
24:YD:65:ILE:HD11	24:YD:67:PHE:CD1	2.27	0.69
22:YA:1006:C:H1'	30:YN:106:MET:HE3	1.74	0.69
32:YP:61:ARG:HD2	32:YP:61:ARG:H	1.58	0.69
38:YV:66:ARG:HH12	38:YV:88:ARG:NH1	1.90	0.69
39:YW:86:LEU:HD12	39:YW:87:PRO:CD	2.23	0.69
1:QA:664:G:H22	1:QA:741:G:H1	1.38	0.69
4:QD:188:LEU:HD23	4:QD:189:PRO:HD2	1.75	0.69
17:QQ:4:LYS:CE	17:QQ:6:LEU:HD21	2.21	0.69
21:QU:6:ARG:HE	21:QU:15:ARG:NE	1.91	0.69
44:R1:4:VAL:HG23	44:R1:10:LYS:O	1.93	0.69
44:R1:82:LEU:HD12	44:R1:83:GLU:CA	2.22	0.69

*Continued on next page...*



*Continued from previous page...*

Atom-1	Atom-2	Interatomic distance (Å)	Clash overlap (Å)
28:RH:4:ILE:HG13	28:RH:6:ARG:NE	2.08	0.69
30:RN:120:LEU:HD11	30:RN:122:VAL:HG23	1.74	0.69
32:RP:20:GLY:HA2	32:RP:27:HIS:O	1.92	0.69
3:XC:195:VAL:HG12	3:XC:196:LEU:N	2.08	0.69
6:XF:60:PHE:C	6:XF:61:LEU:HD12	2.12	0.69
10:XJ:48:THR:HA	10:XJ:62:HIS:HB3	1.75	0.69
17:XQ:52:LYS:HD2	17:XQ:55:ASP:OD1	1.91	0.69
44:Y1:82:LEU:HD13	44:Y1:83:GLU:N	2.05	0.69
45:Y2:47:ASN:O	45:Y2:49:LYS:N	2.25	0.69
24:YD:89:SER:HB2	24:YD:159:ALA:HB2	1.75	0.69
22:YA:1006:C:H1'	30:YN:106:MET:CE	2.22	0.69
30:YN:120:LEU:HD11	30:YN:122:VAL:HG23	1.74	0.69
1:QA:581:G:N2	1:QA:760:G:N7	2.41	0.69
1:QA:953:G:H5'	1:QA:965:A:H61	1.58	0.69
8:QH:31:PHE:CE2	8:QH:35:ILE:HD11	2.27	0.69
22:RA:1454:U:H5'	34:RR:63:ARG:HE	1.56	0.69
22:RA:1799:G:H5'	22:RA:1819:A:H61	1.57	0.69
25:RE:7:VAL:HG23	25:RE:8:LYS:N	2.07	0.69
26:RF:103:LYS:HA	26:RF:106:ARG:CG	2.21	0.69
32:RP:39:LYS:CA	32:RP:45:LEU:HD11	2.23	0.69
33:RQ:43:THR:OG1	33:RQ:46:GLN:HB2	1.91	0.69
8:XH:84:ARG:HH12	8:XH:86:ILE:CD1	2.02	0.69
16:XP:1:MET:O	16:XP:24:ALA:HB2	1.92	0.69
44:Y1:64:ALA:HA	44:Y1:67:ILE:HG13	1.75	0.69
22:YA:551:G:H5'	22:YA:1220:A:H1'	1.73	0.69
22:YA:601:C:O2'	22:YA:605:C:OP1	2.10	0.69
25:YE:7:VAL:HG23	25:YE:8:LYS:N	2.06	0.69
26:YF:65:TRP:HZ3	26:YF:73:ALA:O	1.74	0.69
30:YN:68:GLU:HG2	30:YN:88:GLU:OE1	1.92	0.69
32:YP:62:LEU:H	32:YP:62:LEU:HD22	1.53	0.69
2:QB:126:GLU:O	2:QB:126:GLU:HG2	1.92	0.69
2:QB:212:GLN:NE2	2:QB:216:SER:HB2	2.08	0.69
3:QC:105:GLU:HG2	3:QC:106:VAL:H	1.58	0.69
22:RA:2555:U:C2	56:Z6:74:C:C4	2.74	0.69
24:RD:89:SER:HB2	24:RD:159:ALA:HB2	1.75	0.69
25:RE:65:GLY:HA2	25:RE:70:ALA:CB	2.23	0.69
31:RO:63:VAL:HG13	31:RO:84:ALA:HA	1.72	0.69
32:RP:64:LYS:HB2	51:R8:25:MET:CG	2.22	0.69
36:RT:41:ARG:NH2	36:RT:43:GLN:HB2	2.06	0.69
4:XD:13:ARG:HA	4:XD:33:MET:HE3	1.73	0.69
48:Y5:40:LYS:HG2	48:Y5:47:PRO:HD2	1.75	0.69

*Continued on next page...*

*Continued from previous page...*

Atom-1	Atom-2	Interatomic distance (Å)	Clash overlap (Å)
28:YH:150:ALA:C	28:YH:152:ARG:N	2.44	0.69
30:YN:56:ASN:HD22	30:YN:125:GLY:C	1.96	0.69
41:YY:45:VAL:HG12	41:YY:60:PHE:CD1	2.27	0.69
8:QH:6:ILE:N	8:QH:6:ILE:HD12	2.08	0.69
16:QP:1:MET:O	16:QP:24:ALA:HB2	1.92	0.69
48:R5:40:LYS:HE2	48:R5:47:PRO:CD	2.21	0.69
48:R5:4:HIS:HB3	48:R5:5:PRO:HD3	1.75	0.69
49:R6:28:ARG:HB3	49:R6:30:THR:H	1.56	0.69
22:RA:654:A:O2'	22:RA:654(A):G:N7	2.25	0.69
22:RA:77:C:O3'	45:R2:14:ARG:NH2	2.26	0.69
24:RD:35:LYS:HB3	24:RD:63:ARG:HA	1.75	0.69
38:RV:41:GLY:HA3	38:RV:46:VAL:HG11	1.74	0.69
49:Y6:14:THR:HG21	49:Y6:19:ARG:HH21	1.58	0.69
22:YA:2701:C:H3'	22:YA:2702:U:C5'	2.21	0.69
22:YA:2864:G:OP1	36:YT:119:LYS:HD2	1.92	0.69
27:YG:16:ARG:HH21	27:YG:31:VAL:CG1	2.05	0.69
28:YH:154:PRO:O	28:YH:155:SER:HB2	1.91	0.69
32:YP:29:LYS:HD2	32:YP:30:THR:HG22	1.72	0.69
32:YP:50:ARG:HB3	32:YP:50:ARG:NH2	1.98	0.69
2:QB:172:ILE:HD12	2:QB:172:ILE:H	1.56	0.69
8:QH:49:GLU:HG3	8:QH:51:VAL:HG13	1.74	0.69
20:QT:64:ASP:HA	20:QT:67:ALA:HB3	1.74	0.69
48:R5:40:LYS:HG2	48:R5:47:PRO:HD2	1.75	0.69
22:RA:2555:U:C2	56:Z6:74:C:C6	2.78	0.69
22:RA:385:C:HO2'	22:RA:388:G:N2	1.91	0.69
22:RA:660:G:O3'	26:RF:38:ARG:NH2	2.26	0.69
30:RN:68:GLU:HG2	30:RN:88:GLU:OE1	1.92	0.69
30:RN:7:LYS:HD3	30:RN:9:VAL:HA	1.75	0.69
38:RV:66:ARG:HH12	38:RV:88:ARG:NH1	1.90	0.69
1:XA:64:G:N2	1:XA:68:G:O6	2.21	0.69
4:XD:20:TYR:CE2	4:XD:27:TYR:CE2	2.80	0.69
9:XI:113:LYS:HD2	9:XI:113:LYS:N	2.07	0.69
14:YN:23:ARG:CZ	14:YN:30:ALA:HB2	2.22	0.69
24:YD:17:THR:HG22	24:YD:205:VAL:N	2.08	0.69
24:YD:76:PRO:O	24:YD:98:VAL:HG23	1.92	0.69
27:YG:28:VAL:HG23	27:YG:29:TRP:CD1	2.28	0.69
28:YH:89:ILE:HG12	28:YH:89:ILE:O	1.93	0.69
34:YR:29:LEU:HD23	34:YR:79:LEU:HD12	1.75	0.69
35:YS:106:ARG:CA	35:YS:110:LEU:HD11	2.19	0.69
35:YS:106:ARG:N	35:YS:110:LEU:HD21	2.07	0.69
42:YZ:182:LYS:HG3	42:YZ:183:LEU:HA	1.73	0.69

*Continued on next page...*

*Continued from previous page...*

Atom-1	Atom-2	Interatomic distance (Å)	Clash overlap (Å)
2:QB:101:MET:HA	2:QB:108:ILE:CG1	2.14	0.69
3:QC:195:VAL:HG12	3:QC:196:LEU:N	2.07	0.69
8:QH:112:LEU:HA	8:QH:134:ILE:HG12	1.75	0.69
10:QJ:54:PHE:CZ	10:QJ:55:LYS:NZ	2.61	0.69
19:QS:42:PRO:HD3	47:R4:63:TYR:CE2	2.28	0.69
44:R1:81:LYS:CA	44:R1:81:LYS:HE2	2.13	0.69
27:RG:28:VAL:HG23	27:RG:29:TRP:CD1	2.28	0.69
33:RQ:80:GLU:HG3	33:RQ:81:VAL:H	1.58	0.69
35:RS:52:SER:O	35:RS:56:LEU:HD22	1.93	0.69
37:RU:90:VAL:O	37:RU:92:ARG:N	2.26	0.69
41:RY:29:GLU:HB3	41:RY:38:ILE:HG12	1.75	0.69
1:XA:1516:G:N2	1:XA:1519:A:OP2	2.24	0.69
5:XE:78:HIS:HE1	5:XE:143:ARG:H	1.38	0.69
7:XG:8:GLU:H	7:XG:8:GLU:CD	1.96	0.69
8:XH:31:PHE:CE2	8:XH:35:ILE:HD11	2.27	0.69
14:YN:44:LEU:CD1	14:YN:53:LEU:HD13	2.23	0.69
32:YP:62:LEU:HD23	51:Y8:25:MET:HB2	1.74	0.69
22:YA:922:U:H2'	22:YA:923:C:C6	2.27	0.69
24:YD:17:THR:CG2	24:YD:204:ILE:HA	2.23	0.69
24:YD:35:LYS:HB3	24:YD:63:ARG:HA	1.75	0.69
27:YG:56:ALA:HB2	27:YG:153:ARG:HE	1.57	0.69
37:YU:65:ILE:HD11	37:YU:93:LYS:HA	1.74	0.69
6:QF:100:ASN:ND2	18:QR:23:LYS:HE3	2.08	0.69
20:QT:47:GLY:O	20:QT:49:ALA:N	2.20	0.69
44:R1:53:VAL:HG22	44:R1:74:VAL:HG13	1.74	0.69
27:RG:171:ALA:O	27:RG:175:LEU:HG	1.93	0.69
38:RV:22:VAL:HG12	38:RV:23:GLU:N	2.06	0.69
2:XB:212:GLN:NE2	2:XB:216:SER:HB2	2.08	0.69
13:XM:117:VAL:HG22	13:XM:118:ALA:H	1.58	0.69
22:YA:2848:G:O2'	22:YA:2867:G:N2	2.26	0.69
30:YN:7:LYS:HD3	30:YN:9:VAL:HA	1.75	0.69
37:YU:8:VAL:HG23	37:YU:11:ARG:NH2	1.99	0.69
40:YX:12:VAL:HG11	40:YX:27:THR:OG1	1.93	0.69
7:QG:155:ARG:HD3	7:QG:155:ARG:N	2.07	0.68
45:R2:23:LYS:O	45:R2:27:GLU:OE1	2.12	0.68
22:RA:2419:U:H5'	49:R6:23:THR:HG22	1.75	0.68
29:RI:5:LEU:HD11	29:RI:19:VAL:HG12	1.75	0.68
32:RP:61:ARG:H	32:RP:61:ARG:HD2	1.58	0.68
37:RU:65:ILE:HD11	37:RU:93:LYS:HA	1.74	0.68
22:RA:565:C:OP1	38:RV:82:ARG:NH2	2.26	0.68
39:RW:6:ILE:HG12	39:RW:104:THR:HG23	1.73	0.68

*Continued on next page...*

*Continued from previous page...*

Atom-1	Atom-2	Interatomic distance (Å)	Clash overlap (Å)
6:XF:100:ASN:ND2	18:XR:23:LYS:HE3	2.08	0.68
19:XS:31:ILE:HG23	19:XS:49:ILE:HA	1.75	0.68
20:XT:64:ASP:HA	20:XT:67:ALA:HB3	1.74	0.68
13:XM:65:LYS:HE3	47:Y4:50:VAL:HG11	1.74	0.68
25:YE:65:GLY:HA2	25:YE:70:ALA:CB	2.23	0.68
1:QA:1071:C:H5'	5:QE:49:PRO:HG2	1.74	0.68
9:QI:28:VAL:HG13	9:QI:63:ILE:CG2	2.23	0.68
49:R6:14:THR:HG21	49:R6:19:ARG:HH21	1.58	0.68
24:RD:17:THR:HG22	24:RD:205:VAL:N	2.08	0.68
26:RF:185:ASP:HA	26:RF:188:ARG:CD	2.20	0.68
27:RG:16:ARG:HH21	27:RG:31:VAL:CG1	2.06	0.68
8:XH:6:ILE:H	8:XH:6:ILE:CD1	2.06	0.68
54:XX:2:U:C2'	54:XX:3:G:H5'	2.22	0.68
41:YY:48:ALA:O	41:YY:49:VAL:C	2.30	0.68
2:QB:162:ILE:HD11	2:QB:184:VAL:HG13	1.74	0.68
9:QI:46:ALA:HA	9:QI:78:LYS:HB2	1.75	0.68
13:QM:90:LEU:CA	13:QM:93:ARG:HD2	2.23	0.68
16:QP:3:LYS:C	16:QP:4:ILE:HD12	2.14	0.68
20:QT:97:ALA:O	20:QT:99:LEU:N	2.27	0.68
43:R0:40:GLN:OE1	43:R0:45:PHE:N	2.27	0.68
44:R1:80:LEU:C	44:R1:81:LYS:HD2	2.13	0.68
27:RG:112:PRO:CB	47:R4:37:SER:HB2	2.22	0.68
32:RP:26:GLY:O	32:RP:28:GLY:N	2.26	0.68
32:RP:62:LEU:HD23	51:R8:25:MET:HB2	1.74	0.68
3:XC:107:GLN:CD	3:XC:107:GLN:H	1.97	0.68
4:XD:30:LYS:HA	4:XD:34:GLU:HB2	1.75	0.68
4:XD:96:LEU:HD22	4:XD:96:LEU:N	2.08	0.68
7:XG:155:ARG:N	7:XG:155:ARG:HD3	2.07	0.68
11:XK:124:LYS:HB3	11:XK:125:PHE:HD1	1.58	0.68
43:Y0:6:GLY:O	53:XV:1:C:O2'	2.11	0.68
49:Y6:41:PRO:CG	49:Y6:45:LYS:H	2.05	0.68
35:YS:57:LYS:H	35:YS:57:LYS:HD3	1.58	0.68
41:YY:2:ARG:HH11	41:YY:2:ARG:HG2	1.57	0.68
41:YY:61:ILE:CG2	41:YY:62:GLU:N	2.56	0.68
14:QN:26:ARG:NH1	14:QN:43:CYS:SG	2.67	0.68
47:R4:15:ILE:HD13	47:R4:15:ILE:N	2.09	0.68
22:RA:2037:G:H2'	22:RA:2038:G:C8	2.29	0.68
22:RA:2233:U:H2'	22:RA:2234:G:C8	2.28	0.68
22:RA:2844:G:H3'	22:RA:2845:G:H8	1.58	0.68
23:RB:45:A:O4'	27:RG:95:ARG:NH1	2.26	0.68
31:RO:8:LEU:HD22	31:RO:8:LEU:N	2.08	0.68

*Continued on next page...*

*Continued from previous page...*

Atom-1	Atom-2	Interatomic distance (Å)	Clash overlap (Å)
32:RP:15:ARG:O	32:RP:16:ARG:C	2.32	0.68
8:XH:6:ILE:N	8:XH:6:ILE:HD12	2.08	0.68
36:YT:109:GLU:O	36:YT:113:LYS:HB2	1.94	0.68
41:YY:29:GLU:HB3	41:YY:38:ILE:HG12	1.74	0.68
2:QB:165:VAL:HG23	2:QB:166:ASP:H	1.57	0.68
3:QC:150:LYS:HB3	3:QC:201:TYR:HB2	1.75	0.68
10:QJ:48:THR:HA	10:QJ:62:HIS:HB3	1.74	0.68
44:R1:83:GLU:HG2	44:R1:84:GLY:N	2.09	0.68
49:R6:41:PRO:CG	49:R6:45:LYS:H	2.05	0.68
24:RD:17:THR:CG2	24:RD:204:ILE:HA	2.23	0.68
22:RA:2680:C:H5'	25:RE:189:PRO:HA	1.76	0.68
30:RN:134:ARG:N	30:RN:135:PRO:HD3	1.97	0.68
10:XJ:96:ILE:HD13	10:XJ:96:ILE:N	2.09	0.68
13:XM:65:LYS:HE3	47:Y4:50:VAL:CG1	2.23	0.68
22:YA:275:G:H21	22:YA:276:A:H62	1.41	0.68
28:YH:4:ILE:HG13	28:YH:6:ARG:NE	2.08	0.68
22:YA:2392:A:C8	32:YP:60:MET:HG3	2.28	0.68
35:YS:100:ALA:HA	35:YS:103:GLU:HG2	1.75	0.68
38:YV:18:LEU:O	38:YV:95:LEU:HA	1.94	0.68
4:QD:198:VAL:HG12	4:QD:199:ASN:N	2.09	0.68
11:QK:124:LYS:HB3	11:QK:125:PHE:HD1	1.58	0.68
22:RA:861:A:N3	23:RB:79:C:O2'	2.27	0.68
28:RH:126:PRO:HB2	28:RH:130:ARG:O	1.93	0.68
36:RT:50:ILE:HG22	36:RT:62:THR:OG1	1.94	0.68
41:RY:40:GLU:HA	41:RY:64:GLU:OE1	1.94	0.68
1:XA:328:C:H4'	1:XA:329:A:H5'	1.75	0.68
1:XA:36:C:O2'	1:XA:501:C:OP1	2.08	0.68
2:XB:126:GLU:O	2:XB:126:GLU:HG2	1.92	0.68
4:XD:188:LEU:HD23	4:XD:189:PRO:HD2	1.75	0.68
10:XJ:75:ILE:HG13	10:XJ:76:ASN:N	2.05	0.68
13:XM:78:ILE:HG23	13:XM:92:HIS:ND1	2.09	0.68
21:XU:6:ARG:HE	21:XU:15:ARG:NE	1.90	0.68
44:Y1:4:VAL:HG23	44:Y1:10:LYS:O	1.93	0.68
48:Y5:20:ARG:HA	48:Y5:23:HIS:ND1	2.08	0.68
22:YA:458:G:N2	22:YA:470:A:OP2	2.27	0.68
25:YE:16:ARG:HG3	25:YE:16:ARG:O	1.92	0.68
28:YH:126:PRO:HB2	28:YH:130:ARG:O	1.93	0.68
30:YN:46:VAL:O	30:YN:47:ALA:HB3	1.92	0.68
33:YQ:80:GLU:HG3	33:YQ:81:VAL:H	1.58	0.68
1:QA:190:G:O2'	1:QA:191(A):G:OP2	2.11	0.68
1:QA:192:U:H4'	20:QT:102:GLY:O	1.94	0.68

*Continued on next page...*

*Continued from previous page...*

Atom-1	Atom-2	Interatomic distance (Å)	Clash overlap (Å)
20:QT:89:ARG:NH2	20:QT:104:LEU:HD21	2.09	0.68
44:R1:64:ALA:HA	44:R1:67:ILE:HG13	1.75	0.68
48:R5:20:ARG:HA	48:R5:23:HIS:ND1	2.08	0.68
22:RA:102:G:OP2	45:R2:7:ARG:NH2	2.27	0.68
22:RA:1224:G:OP2	38:RV:66:ARG:NH2	2.27	0.68
22:RA:2810:A:O3'	25:RE:61:ARG:HG3	1.91	0.68
31:RO:25:LEU:HB2	31:RO:38:VAL:HG13	1.74	0.68
34:RR:29:LEU:HD23	34:RR:79:LEU:HD12	1.75	0.68
35:RS:100:ALA:HA	35:RS:103:GLU:HG2	1.75	0.68
36:RT:108:ARG:HA	36:RT:111:ARG:CZ	2.23	0.68
36:RT:109:GLU:O	36:RT:113:LYS:HB2	1.94	0.68
38:RV:18:LEU:O	38:RV:95:LEU:HA	1.94	0.68
1:XA:1129:C:H4'	1:XA:1130:A:H5'	1.76	0.68
1:XA:1400:C:N3	53:XV:34:C:C2	2.62	0.68
1:XA:539:A:H2'	1:XA:540:G:C8	2.26	0.68
4:XD:198:VAL:HG12	4:XD:199:ASN:N	2.09	0.68
7:XG:50:ILE:HB	7:XG:58:PRO:HB3	1.75	0.68
8:XH:112:LEU:HA	8:XH:134:ILE:HG12	1.75	0.68
17:XQ:59:ILE:N	17:XQ:59:ILE:HD13	2.08	0.68
27:YG:112:PRO:CB	47:Y4:37:SER:HB2	2.22	0.68
28:YH:126:PRO:CD	28:YH:127:GLU:H	2.07	0.68
36:YT:50:ILE:HG22	36:YT:62:THR:OG1	1.94	0.68
39:YW:29:LEU:HD21	39:YW:33:ARG:NE	2.09	0.68
41:YY:40:GLU:HA	41:YY:64:GLU:OE1	1.94	0.68
1:QA:976:G:N2	1:QA:1362(A):C:OP2	2.19	0.68
2:QB:215:LEU:O	2:QB:219:VAL:HG23	1.94	0.68
3:QC:107:GLN:CD	3:QC:107:GLN:H	1.97	0.68
9:QI:48:GLU:N	9:QI:49:PRO:HD2	2.09	0.68
14:QN:6:LEU:HD23	14:QN:6:LEU:O	1.93	0.68
16:QP:66:PRO:HG2	16:QP:71:ARG:NH1	2.09	0.68
17:QQ:59:ILE:N	17:QQ:59:ILE:HD13	2.08	0.68
22:RA:2623:G:HO2'	22:RA:2825:C:HO2'	1.42	0.68
28:RH:126:PRO:HG2	28:RH:127:GLU:H	1.59	0.68
33:RQ:104:PHE:HE1	33:RQ:125:LEU:HD11	1.58	0.68
33:RQ:12:GLN:CG	33:RQ:73:PRO:HD2	2.21	0.68
35:RS:57:LYS:HD3	35:RS:57:LYS:H	1.58	0.68
40:RX:12:VAL:HG11	40:RX:27:THR:OG1	1.93	0.68
1:XA:272:C:H2'	1:XA:273:A:H8	1.56	0.68
1:XA:765:G:N2	1:XA:813:U:OP2	2.27	0.68
6:XF:3:ARG:HB3	6:XF:93:SER:HB2	1.75	0.68
8:XH:20:TYR:HE2	8:XH:75:ARG:HD2	1.59	0.68

*Continued on next page...*

*Continued from previous page...*

Atom-1	Atom-2	Interatomic distance (Å)	Clash overlap (Å)
10:XJ:6:ILE:HG22	10:XJ:98:ILE:CG1	2.16	0.68
13:XM:90:LEU:CA	13:XM:93:ARG:HD2	2.23	0.68
45:Y2:23:LYS:O	45:Y2:27:GLU:OE1	2.11	0.68
24:YD:35:LYS:HZ1	24:YD:104:TYR:HB2	1.57	0.68
25:YE:9:VAL:HB	25:YE:25:VAL:HG23	1.76	0.68
28:YH:126:PRO:HG2	28:YH:127:GLU:H	1.59	0.68
28:YH:4:ILE:HG13	28:YH:6:ARG:NH1	2.09	0.68
22:YA:993:G:OP1	37:YU:50:ARG:NH2	2.26	0.68
5:QE:53:LEU:HD12	5:QE:53:LEU:N	2.09	0.68
22:RA:2112:G:O6	22:RA:2169:A:N6	2.27	0.68
22:RA:298:G:O2'	22:RA:322:A:N1	2.26	0.68
26:RF:67:GLN:O	26:RF:67:GLN:CG	2.32	0.68
28:RH:88:LEU:HD22	28:RH:88:LEU:H	1.58	0.68
41:RY:49:VAL:O	41:RY:51:VAL:N	2.27	0.68
1:XA:128:G:O2'	17:XQ:3:LYS:NZ	2.27	0.68
1:XA:370:C:H2'	1:XA:371:G:H5'	1.76	0.68
7:XG:138:LYS:HE2	7:XG:142:GLU:OE2	1.94	0.68
7:XG:79:ARG:NH2	7:XG:82:GLY:HA2	2.09	0.68
44:Y1:74:VAL:HG12	44:Y1:74:VAL:O	1.93	0.68
47:Y4:15:ILE:N	47:Y4:15:ILE:HD13	2.09	0.68
13:XM:57:ARG:HH21	47:Y4:34:GLU:CA	2.07	0.68
24:YD:241:PRO:O	24:YD:243:GLY:N	2.27	0.68
27:YG:171:ALA:O	27:YG:175:LEU:HG	1.93	0.68
32:YP:15:ARG:O	32:YP:16:ARG:C	2.32	0.68
32:YP:39:LYS:CA	32:YP:45:LEU:HD11	2.23	0.68
33:YQ:133:ARG:O	33:YQ:134:ARG:HB2	1.94	0.68
33:YQ:90:VAL:CG1	33:YQ:91:GLU:N	2.57	0.68
1:QA:1053:G:N7	1:QA:1200:C:H5''	2.10	0.68
1:QA:1459:C:OP1	20:QT:27:LYS:NZ	2.27	0.68
7:QG:8:GLU:H	7:QG:8:GLU:CD	1.96	0.68
1:QA:1346:A:H5'	9:QI:120:ARG:HH12	1.56	0.68
44:R1:20:ARG:HH11	44:R1:20:ARG:HG2	1.58	0.68
22:RA:608:A:OP1	26:RF:100:THR:OG1	2.10	0.68
25:RE:116:VAL:O	25:RE:117:MET:HB3	1.94	0.68
33:RQ:90:VAL:CG1	33:RQ:91:GLU:N	2.57	0.68
9:XI:48:GLU:N	9:XI:49:PRO:HD2	2.09	0.68
44:Y1:20:ARG:HH11	44:Y1:20:ARG:HG2	1.58	0.68
45:Y2:64:LEU:HD22	45:Y2:68:ARG:HD2	1.77	0.68
22:YA:1820:U:C2	24:YD:202:LYS:HB3	2.28	0.68
2:QB:7:VAL:HG22	2:QB:8:LYS:HD3	1.76	0.67
8:QH:14:ARG:O	8:QH:18:ARG:HD3	1.94	0.67

*Continued on next page...*

*Continued from previous page...*

Atom-1	Atom-2	Interatomic distance (Å)	Clash overlap (Å)
10:QJ:96:ILE:N	10:QJ:96:ILE:HD13	2.09	0.67
17:QQ:74:LEU:HD12	17:QQ:75:ARG:HG2	1.76	0.67
22:RA:1184:G:OP1	46:R3:29:ARG:NH1	2.27	0.67
22:RA:1630:G:N2	22:RA:1636:C:O2	2.26	0.67
1:XA:737:A:H2'	1:XA:738:C:H6	1.59	0.67
3:XC:147:LYS:O	3:XC:203:PHE:HB3	1.92	0.67
22:YA:1980:G:O2'	22:YA:1982:C:OP2	2.12	0.67
28:YH:77:LYS:HG2	28:YH:77:LYS:O	1.94	0.67
33:YQ:66:ILE:HG13	33:YQ:67:ARG:H	1.58	0.67
35:YS:35:ILE:HD13	35:YS:101:LEU:HD23	1.76	0.67
1:QA:1106:G:H5''	3:QC:172:ARG:HG2	1.76	0.67
2:QB:24:TRP:H	2:QB:24:TRP:HD1	1.43	0.67
4:QD:96:LEU:N	4:QD:96:LEU:HD22	2.08	0.67
8:QH:100:ILE:HB	8:QH:125:ARG:NH1	2.09	0.67
19:QS:42:PRO:HD3	47:R4:63:TYR:HE2	1.57	0.67
13:QM:118:ALA:O	53:QV:28:C:O3'	2.12	0.67
1:QA:1498:U:O2'	54:QX:2:U:OP1	2.11	0.67
49:R6:48:VAL:HG13	49:R6:49:HIS:H	1.59	0.67
26:RF:184:TYR:O	26:RF:188:ARG:HG3	1.94	0.67
30:RN:56:ASN:HD22	30:RN:125:GLY:C	1.96	0.67
33:RQ:104:PHE:CE1	33:RQ:125:LEU:HD11	2.29	0.67
35:RS:35:ILE:HD13	35:RS:101:LEU:HD23	1.76	0.67
1:XA:486:U:H2'	1:XA:487:A:C8	2.29	0.67
3:XC:150:LYS:HB3	3:XC:201:TYR:HB2	1.75	0.67
8:XH:14:ARG:O	8:XH:18:ARG:HD3	1.94	0.67
16:XP:3:LYS:C	16:XP:4:ILE:HD12	2.14	0.67
30:YN:96:GLU:CG	30:YN:97:ARG:H	2.00	0.67
31:YO:14:THR:O	31:YO:51:ALA:HB3	1.95	0.67
33:YQ:104:PHE:CE1	33:YQ:125:LEU:HD11	2.29	0.67
33:YQ:33:GLY:HA2	33:YQ:105:GLU:HA	1.76	0.67
41:YY:21:LYS:HG3	41:YY:22:GLY:N	2.09	0.67
4:QD:173:TRP:CD2	4:QD:189:PRO:HB3	2.29	0.67
7:QG:79:ARG:NH2	7:QG:82:GLY:HA2	2.09	0.67
10:QJ:6:ILE:HG22	10:QJ:98:ILE:CG1	2.16	0.67
11:QK:95:ILE:HD12	11:QK:108:ILE:HD13	1.77	0.67
25:RE:13:ARG:CB	25:RE:13:ARG:HH11	2.07	0.67
33:RQ:133:ARG:O	33:RQ:134:ARG:HB2	1.94	0.67
2:XB:71:VAL:CG2	2:XB:164:VAL:HG22	2.24	0.67
4:XD:29:PRO:O	4:XD:30:LYS:HD3	1.94	0.67
16:XP:21:VAL:HG11	16:XP:59:TRP:CD1	2.30	0.67
22:YA:469:G:O6	50:Y7:37:LYS:HE2	1.94	0.67

*Continued on next page...*



*Continued from previous page...*

Atom-1	Atom-2	Interatomic distance (Å)	Clash overlap (Å)
22:YA:2364:C:OP1	43:Y0:55:ARG:NH1	2.26	0.67
32:YP:65:ARG:CG	32:YP:65:ARG:HH11	2.06	0.67
36:YT:50:ILE:CD1	36:YT:102:ILE:HD11	2.25	0.67
1:QA:1002:G:H2'	1:QA:1003:G:C8	2.29	0.67
22:RA:910:A:N3	22:RA:2264:C:O2'	2.27	0.67
28:RH:89:ILE:O	28:RH:89:ILE:HG12	1.93	0.67
31:RO:13:ASN:ND2	31:RO:96:THR:O	2.28	0.67
33:RQ:20:ALA:HB1	33:RQ:99:PRO:HD2	1.76	0.67
1:XA:971:G:H5''	1:XA:972:C:H5''	1.77	0.67
2:XB:165:VAL:HG23	2:XB:166:ASP:H	1.57	0.67
9:XI:28:VAL:HG13	9:XI:63:ILE:CG2	2.24	0.67
47:Y4:33:VAL:HG12	47:Y4:34:GLU:N	2.10	0.67
22:YA:2502:G:H5''	22:YA:2503:A:H5''	1.76	0.67
22:YA:900:A:H5'	22:YA:901:A:OP2	1.94	0.67
24:YD:44:ASN:N	24:YD:44:ASN:ND2	2.42	0.67
32:YP:26:GLY:O	32:YP:28:GLY:N	2.26	0.67
33:YQ:12:GLN:CG	33:YQ:73:PRO:HD2	2.21	0.67
33:YQ:90:VAL:O	33:YQ:92:GLY:N	2.25	0.67
35:YS:67:ARG:CZ	35:YS:67:ARG:HB2	2.24	0.67
41:YY:14:LEU:HD23	41:YY:15:VAL:N	2.10	0.67
6:QF:67:MET:HB2	6:QF:68:PRO:HD2	1.75	0.67
14:QN:25:VAL:CG2	14:QN:38:GLY:O	2.31	0.67
49:R6:43:CYS:SG	49:R6:44:ARG:HD3	2.35	0.67
22:RA:1187:G:H5''	38:RV:81:TYR:CE2	2.29	0.67
24:RD:135:PHE:N	24:RD:135:PHE:CD2	2.62	0.67
25:RE:10:GLY:H	25:RE:25:VAL:HG23	1.59	0.67
37:RU:92:ARG:O	37:RU:94:ASN:N	2.25	0.67
38:RV:25:LEU:H	38:RV:92:THR:HG21	1.60	0.67
39:RW:29:LEU:HD21	39:RW:33:ARG:NE	2.08	0.67
4:XD:120:LEU:HD22	4:XD:125:HIS:HB2	1.74	0.67
4:XD:11:LEU:CD2	4:XD:66:ARG:HD3	2.17	0.67
7:XG:120:ILE:O	7:XG:124:LEU:HB2	1.95	0.67
9:XI:46:ALA:HA	9:XI:78:LYS:HB2	1.75	0.67
11:XK:95:ILE:HD12	11:XK:108:ILE:HD13	1.76	0.67
16:XP:66:PRO:HG2	16:XP:71:ARG:NH1	2.09	0.67
20:XT:83:ARG:HA	20:XT:86:ARG:HD3	1.76	0.67
54:XX:4:C:C4	55:XY:37:1MG:HM13	2.30	0.67
44:Y1:51:VAL:HG11	44:Y1:74:VAL:HG21	1.76	0.67
22:YA:1057:A:H62	22:YA:1086:A:H2'	1.58	0.67
22:YA:1271:G:N2	22:YA:1617:C:O4'	2.26	0.67
25:YE:116:VAL:O	25:YE:117:MET:HB3	1.94	0.67

*Continued on next page...*

*Continued from previous page...*

Atom-1	Atom-2	Interatomic distance (Å)	Clash overlap (Å)
31:YO:25:LEU:HB2	31:YO:38:VAL:HG13	1.74	0.67
41:YY:49:VAL:O	41:YY:51:VAL:N	2.27	0.67
1:QA:1081:G:OP1	5:QE:16:THR:OG1	2.12	0.67
7:QG:120:ILE:O	7:QG:124:LEU:HB2	1.95	0.67
7:QG:50:ILE:HB	7:QG:58:PRO:HB3	1.75	0.67
13:QM:23:TYR:CB	13:QM:67:GLU:HG2	2.25	0.67
47:R4:33:VAL:HG12	47:R4:34:GLU:N	2.10	0.67
28:RH:126:PRO:CD	28:RH:127:GLU:H	2.07	0.67
32:RP:90:ARG:NE	32:RP:91:PHE:HD1	1.93	0.67
1:XA:560:U:O2'	1:XA:561:U:OP2	2.13	0.67
2:XB:178:ARG:HD2	8:XH:71:GLY:CA	2.24	0.67
22:YA:102:G:OP2	45:Y2:7:ARG:NH2	2.27	0.67
22:YA:1416:G:H2'	22:YA:1417:C:C6	2.29	0.67
25:YE:13:ARG:HH11	25:YE:13:ARG:CB	2.07	0.67
35:YS:52:SER:O	35:YS:56:LEU:HD22	1.93	0.67
38:YV:25:LEU:H	38:YV:92:THR:HG21	1.60	0.67
42:YZ:70:LEU:HB2	42:YZ:91:LEU:HD21	1.77	0.67
6:QF:96:PRO:HB3	18:QR:30:ASP:OD2	1.95	0.67
49:R6:7:ILE:C	49:R6:9:LEU:H	1.98	0.67
22:RA:2712:U:HO2'	22:RA:2712(A):A:H8	1.41	0.67
25:RE:14:ILE:HG12	25:RE:15:PHE:N	2.06	0.67
28:RH:4:ILE:HG13	28:RH:6:ARG:NH1	2.09	0.67
33:RQ:32:TYR:HD1	33:RQ:133:ARG:HA	1.60	0.67
33:RQ:81:VAL:C	33:RQ:82:ARG:HG2	2.14	0.67
34:RR:26:LYS:HE2	34:RR:70:LEU:O	1.95	0.67
1:XA:1054:C:C4	55:XY:34:C:C1'	2.78	0.67
1:XA:1151:A:H1'	10:XJ:39:PRO:HB2	1.77	0.67
9:XI:33:PHE:CZ	9:XI:47:LEU:HD21	2.30	0.67
17:XQ:56:VAL:HB	17:XQ:78:GLU:HB3	1.75	0.67
13:XM:50:GLU:OE1	47:Y4:32:TYR:CE2	2.47	0.67
48:Y5:4:HIS:HB3	48:Y5:5:PRO:HD3	1.75	0.67
49:Y6:48:VAL:HG13	49:Y6:49:HIS:H	1.60	0.67
22:YA:780:G:H21	22:YA:783:A:H62	1.39	0.67
25:YE:26:ILE:HD13	25:YE:27:LEU:N	2.10	0.67
33:YQ:104:PHE:HE1	33:YQ:125:LEU:HD11	1.58	0.67
33:YQ:81:VAL:C	33:YQ:82:ARG:HG2	2.15	0.67
36:YT:108:ARG:HA	36:YT:111:ARG:CZ	2.24	0.67
37:YU:90:VAL:O	37:YU:92:ARG:N	2.26	0.67
7:QG:28:ASN:O	7:QG:31:MET:HB3	1.95	0.67
13:QM:78:ILE:HG23	13:QM:92:HIS:ND1	2.09	0.67
19:QS:31:ILE:HG23	19:QS:49:ILE:HA	1.75	0.67

*Continued on next page...*

*Continued from previous page...*

Atom-1	Atom-2	Interatomic distance (Å)	Clash overlap (Å)
20:QT:83:ARG:HA	20:QT:86:ARG:HD3	1.76	0.67
45:R2:47:ASN:ND2	45:R2:47:ASN:H	1.92	0.67
22:RA:530:G:O2'	22:RA:532:A:N7	2.27	0.67
22:RA:896:A:C2	42:RZ:146:ILE:HD11	2.30	0.67
25:RE:16:ARG:HG3	25:RE:16:ARG:O	1.93	0.67
28:RH:125:VAL:CG1	28:RH:126:PRO:HG3	2.25	0.67
33:RQ:66:ILE:HG13	33:RQ:67:ARG:H	1.57	0.67
2:XB:164:VAL:HB	2:XB:186:ALA:CB	2.25	0.67
4:XD:173:TRP:CD2	4:XD:189:PRO:HB3	2.30	0.67
1:XA:15:G:H4'	5:XE:24:ARG:NH1	2.09	0.67
7:XG:28:ASN:O	7:XG:31:MET:HB3	1.95	0.67
10:XJ:54:PHE:CZ	10:XJ:55:LYS:NZ	2.61	0.67
46:Y3:29:ARG:NH1	46:Y3:29:ARG:HB2	2.10	0.67
47:Y4:16:CYS:SG	47:Y4:33:VAL:HB	2.35	0.67
25:YE:62:PRO:O	25:YE:64:LYS:N	2.28	0.67
26:YF:184:TYR:O	26:YF:188:ARG:HG3	1.94	0.67
26:YF:34:TRP:HA	32:YP:6:LEU:HD12	1.77	0.67
31:YO:13:ASN:ND2	31:YO:96:THR:O	2.28	0.67
38:YV:44:LYS:O	38:YV:46:VAL:N	2.28	0.67
7:QG:138:LYS:HE2	7:QG:142:GLU:OE2	1.94	0.67
9:QI:112:LYS:HA	9:QI:119:ALA:HB2	1.77	0.67
9:QI:33:PHE:CZ	9:QI:47:LEU:HD21	2.30	0.67
13:QM:3:ARG:HD2	13:QM:9:ILE:HG12	1.77	0.67
22:RA:2818:G:OP2	34:RR:42:LYS:NZ	2.27	0.67
29:RI:73:GLU:HG3	29:RI:136:VAL:HG23	1.77	0.67
41:RY:61:ILE:CG2	41:RY:62:GLU:N	2.56	0.67
1:XA:1128:C:H42	1:XA:1144:G:H1	1.43	0.67
1:XA:411:A:N6	1:XA:413:G:H21	1.93	0.67
44:Y1:86:SER:N	44:Y1:87:PRO:HD2	2.10	0.67
24:YD:35:LYS:CA	24:YD:64:ILE:HG22	2.25	0.67
26:YF:46:ARG:HH11	26:YF:46:ARG:CG	2.04	0.67
28:YH:88:LEU:H	28:YH:88:LEU:HD22	1.59	0.67
2:QB:164:VAL:HB	2:QB:186:ALA:CB	2.25	0.67
1:QA:923:A:OP1	5:QE:21:ALA:HB2	1.94	0.67
7:QG:141:VAL:O	7:QG:141:VAL:HG12	1.95	0.67
8:QH:20:TYR:HE2	8:QH:75:ARG:HD2	1.60	0.67
13:QM:13:LYS:HA	13:QM:44:ARG:HD2	1.77	0.67
18:QR:70:ILE:O	18:QR:74:ARG:HG3	1.95	0.67
22:RA:1252:G:N3	37:RU:33:ARG:HD2	2.10	0.67
22:RA:2030:A:H4'	22:RA:2031:A:C8	2.30	0.67
22:RA:2355:C:O3'	43:R0:24:LYS:NZ	2.24	0.67

*Continued on next page...*

*Continued from previous page...*

Atom-1	Atom-2	Interatomic distance (Å)	Clash overlap (Å)
22:RA:2821:A:OP2	22:RA:2822:G:OP2	2.13	0.67
22:RA:479:A:N3	22:RA:481:G:H5''	2.10	0.67
24:RD:35:LYS:CG	24:RD:64:ILE:N	2.56	0.67
28:RH:124:GLU:HB3	28:RH:132:ARG:HD2	1.77	0.67
41:RY:21:LYS:HG3	41:RY:22:GLY:N	2.09	0.67
10:XJ:6:ILE:HD11	10:XJ:72:VAL:CB	2.24	0.67
19:XS:5:LEU:CD1	47:Y4:66:SER:HB3	2.24	0.67
49:Y6:43:CYS:SG	49:Y6:44:ARG:HD3	2.35	0.67
22:YA:1068:G:O2'	22:YA:1096:A:N3	2.28	0.67
26:YF:103:LYS:HA	26:YF:106:ARG:CG	2.21	0.67
13:XM:8:GLU:CD	27:YG:115:ARG:NH1	2.48	0.67
32:YP:61:ARG:H	32:YP:61:ARG:CD	2.08	0.67
33:YQ:88:GLY:C	33:YQ:90:VAL:N	2.47	0.67
41:YY:60:PHE:O	41:YY:61:ILE:HD12	1.95	0.67
1:QA:1175:G:H2'	1:QA:1176:A:C8	2.30	0.66
2:QB:71:VAL:CG2	2:QB:164:VAL:HG22	2.25	0.66
1:QA:1055:A:O2'	3:QC:161:GLU:OE2	2.07	0.66
4:QD:52:SER:HB3	4:QD:55:ALA:HB2	1.77	0.66
8:QH:10:LEU:HD23	8:QH:10:LEU:H	1.59	0.66
24:RD:241:PRO:O	24:RD:243:GLY:N	2.28	0.66
32:RP:122:PRO:HA	32:RP:141:ALA:O	1.95	0.66
33:RQ:90:VAL:O	33:RQ:92:GLY:N	2.25	0.66
35:RS:107:GLU:H	35:RS:110:LEU:HD11	1.60	0.66
3:XC:73:PRO:O	3:XC:76:VAL:HG22	1.95	0.66
32:YP:122:PRO:HA	32:YP:141:ALA:O	1.95	0.66
42:YZ:45:ASP:OD1	42:YZ:49:ARG:NE	2.24	0.66
1:QA:745:C:OP1	1:QA:851:G:O2'	2.12	0.66
20:QT:36:LEU:HD12	20:QT:55:ILE:HG23	1.76	0.66
46:R3:29:ARG:HB2	46:R3:29:ARG:NH1	2.10	0.66
22:RA:2734:A:N6	22:RA:2770:G:O2'	2.28	0.66
24:RD:80:ALA:HB3	24:RD:94:LEU:CD1	2.25	0.66
32:RP:66:GLY:O	32:RP:67:MET:HB3	1.94	0.66
35:RS:67:ARG:HB2	35:RS:67:ARG:CZ	2.25	0.66
40:RX:57:LEU:HD12	40:RX:78:LYS:HB2	1.77	0.66
41:RY:42:VAL:CG1	41:RY:65:ALA:HB3	2.25	0.66
44:Y1:83:GLU:HG2	44:Y1:84:GLY:N	2.09	0.66
48:Y5:56:LYS:H	48:Y5:56:LYS:CD	2.07	0.66
27:YG:179:PRO:HG3	47:Y4:38:LYS:HZ2	1.59	0.66
39:YW:18:ARG:HG3	39:YW:76:VAL:HG13	1.77	0.66
41:YY:75:ILE:HG12	41:YY:76:CYS:N	2.10	0.66
41:YY:89:PHE:C	41:YY:90:LEU:HD13	2.15	0.66

*Continued on next page...*

*Continued from previous page...*

Atom-1	Atom-2	Interatomic distance (Å)	Clash overlap (Å)
4:QD:165:MET:HA	4:QD:165:MET:HE3	1.78	0.66
8:QH:6:ILE:H	8:QH:6:ILE:CD1	2.07	0.66
14:QN:40:CYS:SG	14:QN:43:CYS:N	2.67	0.66
16:QP:21:VAL:HG11	16:QP:59:TRP:CD1	2.30	0.66
17:QQ:41:LYS:HZ1	17:QQ:92:ARG:HH22	1.42	0.66
44:R1:80:LEU:HD23	44:R1:80:LEU:N	2.10	0.66
22:RA:878:A:N6	22:RA:899:A:O2'	2.28	0.66
24:RD:145:VAL:HG12	24:RD:146:GLU:O	1.95	0.66
25:RE:36:ARG:HB3	25:RE:36:ARG:HH11	1.60	0.66
25:RE:9:VAL:HB	25:RE:25:VAL:HG23	1.75	0.66
28:RH:77:LYS:HG2	28:RH:77:LYS:O	1.94	0.66
31:RO:86:ILE:HD12	31:RO:86:ILE:H	1.60	0.66
41:RY:89:PHE:C	41:RY:90:LEU:HD13	2.15	0.66
1:XA:1492:A:OP1	12:XL:47:LYS:CG	2.43	0.66
2:XB:215:LEU:O	2:XB:219:VAL:HG23	1.94	0.66
3:XC:140:ARG:CZ	3:XC:140:ARG:HB2	2.25	0.66
4:XD:52:SER:O	4:XD:56:VAL:HG23	1.95	0.66
8:XH:100:ILE:HB	8:XH:125:ARG:NH1	2.09	0.66
8:XH:29:SER:HB3	8:XH:32:LYS:CG	2.22	0.66
10:XJ:34:VAL:HG22	10:XJ:74:ILE:HG22	1.78	0.66
44:Y1:56:GLN:N	44:Y1:56:GLN:HE21	1.93	0.66
45:Y2:65:ASN:HB3	45:Y2:69:ARG:NH1	2.10	0.66
23:YB:5:C:O2'	23:YB:27:C:O2	2.13	0.66
30:YN:57:ALA:HA	30:YN:60:ILE:HD11	1.78	0.66
1:QA:35:G:O2'	12:QL:118:SER:O	2.09	0.66
13:QM:117:VAL:HG22	13:QM:118:ALA:H	1.59	0.66
19:QS:65:ASN:N	19:QS:65:ASN:HD22	1.94	0.66
22:RA:2287:A:N6	22:RA:2344:U:H3	1.92	0.66
32:RP:1:MET:CE	32:RP:5:ASP:HB3	2.24	0.66
36:RT:11:GLU:CD	36:RT:11:GLU:N	2.47	0.66
37:RU:88:ILE:N	37:RU:88:ILE:HD13	2.10	0.66
8:XH:84:ARG:NH1	8:XH:84:ARG:HG3	2.10	0.66
18:XR:70:ILE:O	18:XR:74:ARG:HG3	1.95	0.66
20:XT:97:ALA:O	20:XT:99:LEU:N	2.27	0.66
25:YE:28:ALA:O	25:YE:93:VAL:HG23	1.96	0.66
30:YN:58:ASP:H	30:YN:60:ILE:CD1	2.09	0.66
33:YQ:32:TYR:HD1	33:YQ:133:ARG:HA	1.61	0.66
37:YU:88:ILE:N	37:YU:88:ILE:HD13	2.10	0.66
38:YV:53:GLU:O	38:YV:53:GLU:HG2	1.94	0.66
3:QC:101:LEU:HD23	3:QC:102:ASN:N	2.11	0.66
1:QA:27:G:H4'	4:QD:209:ARG:HG3	1.77	0.66

*Continued on next page...*

*Continued from previous page...*

Atom-1	Atom-2	Interatomic distance (Å)	Clash overlap (Å)
5:QE:75:THR:HG23	5:QE:76:ILE:N	2.11	0.66
13:QM:81:LEU:O	13:QM:84:ILE:HG22	1.95	0.66
17:QQ:56:VAL:HB	17:QQ:78:GLU:HB3	1.76	0.66
47:R4:37:SER:C	47:R4:39:CYS:H	1.98	0.66
24:RD:68:LYS:HB2	24:RD:70:TRP:CZ3	2.31	0.66
26:RF:34:TRP:HA	32:RP:6:LEU:HD12	1.77	0.66
31:RO:14:THR:O	31:RO:51:ALA:HB3	1.95	0.66
36:RT:50:ILE:CD1	36:RT:102:ILE:HD11	2.25	0.66
1:XA:1356:G:H2'	1:XA:1357:A:C8	2.30	0.66
4:XD:14:ARG:HD3	4:XD:14:ARG:O	1.95	0.66
13:XM:3:ARG:HD2	13:XM:9:ILE:HG12	1.77	0.66
20:XT:89:ARG:NH2	20:XT:104:LEU:HD21	2.09	0.66
48:Y5:40:LYS:NZ	48:Y5:48:GLU:HB2	2.10	0.66
24:YD:68:LYS:HB2	24:YD:70:TRP:CZ3	2.31	0.66
25:YE:37:ARG:HA	25:YE:37:ARG:NE	2.11	0.66
27:YG:136:ARG:O	27:YG:154:GLY:HA3	1.95	0.66
32:YP:81:GLN:NE2	32:YP:106:LEU:O	2.29	0.66
40:YX:11:PRO:HB3	40:YX:92:LEU:HD21	1.78	0.66
2:QB:25:ASN:O	2:QB:27:LYS:N	2.28	0.66
3:QC:73:PRO:O	3:QC:76:VAL:HG22	1.95	0.66
7:QG:78:ARG:NH1	7:QG:80:VAL:HG23	2.11	0.66
19:QS:69:HIS:ND1	47:R4:69:LYS:CE	2.56	0.66
54:QX:5:C:H2'	54:QX:6:C:C6	2.31	0.66
25:RE:101:ARG:CZ	25:RE:171:GLU:HB2	2.25	0.66
26:RF:175:THR:O	26:RF:176:LEU:HB2	1.95	0.66
28:RH:168:PRO:O	28:RH:169:VAL:HG12	1.96	0.66
32:RP:81:GLN:NE2	32:RP:106:LEU:O	2.29	0.66
38:RV:44:LYS:O	38:RV:46:VAL:N	2.28	0.66
41:RY:94:LYS:HE3	41:RY:101:LYS:NZ	2.11	0.66
7:XG:141:VAL:O	7:XG:141:VAL:HG12	1.95	0.66
7:XG:69:VAL:O	7:XG:69:VAL:HG12	1.95	0.66
51:Y8:30:ARG:O	51:Y8:31:HIS:HB2	1.96	0.66
22:YA:1286:A:H1'	22:YA:1288:U:OP2	1.96	0.66
24:YD:172:TYR:HB3	24:YD:184:LYS:HG2	1.77	0.66
25:YE:174:ASP:CG	25:YE:175:VAL:H	1.98	0.66
32:YP:66:GLY:O	32:YP:67:MET:HB3	1.94	0.66
35:YS:106:ARG:HA	35:YS:110:LEU:CD2	2.25	0.66
35:YS:107:GLU:H	35:YS:110:LEU:HD11	1.60	0.66
1:QA:762:C:H2'	1:QA:763:G:H8	1.61	0.66
2:QB:87:ARG:HH11	2:QB:223:ILE:CD1	2.09	0.66
1:QA:1077:G:O6	5:QE:47:LYS:NZ	2.29	0.66

*Continued on next page...*

*Continued from previous page...*

Atom-1	Atom-2	Interatomic distance (Å)	Clash overlap (Å)
8:QH:23:SER:HA	8:QH:63:LEU:CD2	2.24	0.66
53:QV:35:A:N1	54:QX:3:G:C4	2.64	0.66
44:R1:51:VAL:HG11	44:R1:74:VAL:HG21	1.76	0.66
44:R1:86:SER:N	44:R1:87:PRO:HD2	2.10	0.66
22:RA:1542:G:O6	22:RA:1543:A:N6	2.27	0.66
22:RA:2287:A:H62	22:RA:2344:U:H3	1.43	0.66
25:RE:174:ASP:CG	25:RE:175:VAL:H	1.98	0.66
27:RG:136:ARG:O	27:RG:154:GLY:HA3	1.95	0.66
29:RI:5:LEU:HD12	29:RI:5:LEU:H	1.59	0.66
33:RQ:88:GLY:C	33:RQ:90:VAL:N	2.47	0.66
41:RY:75:ILE:HG12	41:RY:76:CYS:N	2.10	0.66
1:XA:1053:G:H5'	1:XA:1054:C:H5'	1.77	0.66
1:XA:941:G:H1	1:XA:1342:C:H42	1.42	0.66
2:XB:24:TRP:HD1	2:XB:24:TRP:H	1.43	0.66
10:XJ:81:THR:C	10:XJ:83:GLU:H	1.99	0.66
45:Y2:47:ASN:H	45:Y2:47:ASN:ND2	1.92	0.66
22:YA:2593:U:H2'	22:YA:2594:C:C6	2.31	0.66
24:YD:135:PHE:N	24:YD:135:PHE:CD2	2.62	0.66
32:YP:61:ARG:NH2	51:Y8:13:ARG:HD2	2.10	0.66
53:QV:37:A:C2	54:QX:1:A:C6	2.83	0.66
47:R4:16:CYS:SG	47:R4:33:VAL:HB	2.35	0.66
24:RD:44:ASN:HB3	24:RD:49:ILE:HG22	1.78	0.66
24:RD:35:LYS:CA	24:RD:64:ILE:HG22	2.26	0.66
24:RD:35:LYS:HZ1	24:RD:65:ILE:HA	1.59	0.66
25:RE:26:ILE:HD13	25:RE:27:LEU:N	2.10	0.66
25:RE:62:PRO:O	25:RE:64:LYS:N	2.28	0.66
30:RN:58:ASP:H	30:RN:60:ILE:CD1	2.08	0.66
33:RQ:33:GLY:HA2	33:RQ:105:GLU:HA	1.76	0.66
35:RS:88:ASP:OD2	35:RS:90:GLY:N	2.28	0.66
41:RY:14:LEU:HD23	41:RY:15:VAL:N	2.10	0.66
41:RY:47:LYS:HG2	41:RY:60:PHE:CE1	2.31	0.66
5:XE:75:THR:HG23	5:XE:76:ILE:N	2.11	0.66
12:XL:26:ALA:O	12:XL:27:LEU:O	2.14	0.66
19:XS:35:SER:O	19:XS:71:LEU:HD12	1.96	0.66
22:YA:1794:U:H2'	22:YA:1795:C:H6	1.61	0.66
37:YU:65:ILE:HG12	37:YU:96:ALA:CB	2.26	0.66
22:RA:2068:U:H3	22:RA:2430:A:H2	1.41	0.66
35:RS:106:ARG:HA	35:RS:110:LEU:CD2	2.26	0.66
1:XA:1086:U:H3	1:XA:1099:G:H22	1.43	0.66
1:XA:372:C:N4	1:XA:389:A:N6	2.44	0.66
10:XJ:39:PRO:HB3	10:XJ:70:ARG:HH12	1.61	0.66

*Continued on next page...*

*Continued from previous page...*

Atom-1	Atom-2	Interatomic distance (Å)	Clash overlap (Å)
13:XM:74:VAL:O	13:XM:78:ILE:HG13	1.96	0.66
13:XM:81:LEU:O	13:XM:84:ILE:HG22	1.95	0.66
44:Y1:11:ARG:HB3	44:Y1:11:ARG:HH11	1.61	0.66
44:Y1:80:LEU:HD23	44:Y1:80:LEU:N	2.10	0.66
22:YA:1077:A:H5'	22:YA:1078:U:H5''	1.78	0.66
27:YG:145:THR:HG23	47:Y4:28:LYS:NZ	2.11	0.66
28:YH:125:VAL:CG1	28:YH:126:PRO:HG3	2.25	0.66
41:YY:94:LYS:HE3	41:YY:101:LYS:NZ	2.11	0.66
10:QJ:99:LYS:O	10:QJ:100:THR:HG23	1.96	0.66
51:R8:30:ARG:O	51:R8:31:HIS:HB2	1.96	0.66
24:RD:121:PRO:HB3	24:RD:135:PHE:CE1	2.30	0.66
24:RD:237:GLU:OE1	24:RD:237:GLU:N	2.29	0.66
36:RT:22:PHE:N	36:RT:22:PHE:CD2	2.63	0.66
24:YD:183:ARG:HH11	24:YD:183:ARG:CG	2.07	0.66
25:YE:13:ARG:NH1	25:YE:21:VAL:HG12	2.11	0.66
30:YN:134:ARG:N	30:YN:135:PRO:HD3	1.97	0.66
33:YQ:20:ALA:HB1	33:YQ:99:PRO:HD2	1.77	0.66
41:YY:47:LYS:HG2	41:YY:60:PHE:CE1	2.31	0.66
7:QG:69:VAL:HG12	7:QG:69:VAL:O	1.95	0.65
16:QP:45:THR:HG22	16:QP:47:ASP:H	1.60	0.65
17:QQ:27:PHE:CZ	17:QQ:36:ILE:HD11	2.31	0.65
19:QS:42:PRO:CG	47:R4:63:TYR:CE2	2.79	0.65
32:RP:61:ARG:NH2	51:R8:13:ARG:HD2	2.10	0.65
22:RA:2224:G:OP1	24:RD:268:ARG:HD3	1.96	0.65
22:RA:1142(A):A:H4'	30:RN:25:ARG:HH22	1.61	0.65
40:RX:65:ARG:N	40:RX:65:ARG:HD3	2.12	0.65
41:RY:99:CYS:SG	41:RY:100:ALA:N	2.69	0.65
1:XA:1049:U:HO2'	14:YN:2:ALA:N	1.95	0.65
4:XD:52:SER:HB3	4:XD:55:ALA:HB2	1.77	0.65
1:XA:864:A:H5'	5:XE:86:ALA:HB2	1.77	0.65
7:XG:78:ARG:NH1	7:XG:80:VAL:HG23	2.11	0.65
17:XQ:27:PHE:CZ	17:XQ:36:ILE:HD11	2.31	0.65
19:XS:15:LEU:O	19:XS:19:VAL:N	2.26	0.65
23:YB:12:C:O2'	43:Y0:74:ARG:HG3	1.95	0.65
24:YD:121:PRO:HB3	24:YD:135:PHE:CE1	2.30	0.65
22:YA:2729:G:H1'	25:YE:187:ALA:HB2	1.78	0.65
31:YO:86:ILE:HD12	31:YO:86:ILE:H	1.61	0.65
35:YS:88:ASP:OD2	35:YS:90:GLY:N	2.28	0.65
31:YO:71:ARG:NH1	36:YT:74:ARG:HH21	1.94	0.65
42:YZ:103:ARG:HB2	42:YZ:138:GLU:HG2	1.77	0.65
1:QA:991:U:O4	1:QA:1212:U:O2'	2.08	0.65

*Continued on next page...*



*Continued from previous page...*

Atom-1	Atom-2	Interatomic distance (Å)	Clash overlap (Å)
3:QC:140:ARG:CZ	3:QC:140:ARG:HB2	2.25	0.65
6:QF:41:GLU:O	6:QF:43:LEU:HD12	1.96	0.65
9:QI:28:VAL:HA	9:QI:63:ILE:HB	1.79	0.65
15:QO:25:THR:HG21	15:QO:70:LEU:HB2	1.77	0.65
45:R2:64:LEU:HD22	45:R2:68:ARG:HD2	1.76	0.65
22:RA:2627:G:O2'	22:RA:2781:A:N1	2.26	0.65
41:RY:60:PHE:O	41:RY:61:ILE:HD12	1.95	0.65
1:XA:1065:U:O2'	1:XA:1066:C:OP2	2.13	0.65
8:XH:10:LEU:H	8:XH:10:LEU:HD23	1.60	0.65
15:XO:8:LYS:O	15:XO:12:ILE:HG13	1.96	0.65
49:Y6:7:ILE:C	49:Y6:9:LEU:H	1.98	0.65
25:YE:101:ARG:CZ	25:YE:171:GLU:HB2	2.25	0.65
25:YE:36:ARG:HH11	25:YE:36:ARG:HB3	1.60	0.65
28:YH:124:GLU:HB3	28:YH:132:ARG:HD2	1.77	0.65
31:YO:113:LYS:O	31:YO:117:LEU:HD12	1.96	0.65
34:YR:26:LYS:HE2	34:YR:70:LEU:O	1.95	0.65
39:YW:65:LEU:HD12	39:YW:68:ARG:NH1	2.10	0.65
40:YX:65:ARG:HD3	40:YX:65:ARG:N	2.12	0.65
41:YY:35:TYR:CE1	41:YY:69:ALA:HB3	2.31	0.65
42:YZ:102:LEU:HG	42:YZ:123:ASP:HA	1.78	0.65
4:QD:52:SER:O	4:QD:56:VAL:HG23	1.95	0.65
4:QD:94:LEU:H	4:QD:94:LEU:CD1	2.08	0.65
12:QL:115:LYS:O	12:QL:117:ARG:HG3	1.97	0.65
21:QU:25:LYS:HE2	21:QU:26:LYS:O	1.96	0.65
22:RA:996:A:H4'	37:RU:92:ARG:HE	1.61	0.65
24:RD:183:ARG:HH11	24:RD:183:ARG:CG	2.07	0.65
31:RO:113:LYS:O	31:RO:117:LEU:HD12	1.96	0.65
32:RP:138:LEU:HD11	32:RP:144:GLU:HG3	1.78	0.65
38:RV:76:LYS:HB2	38:RV:81:TYR:HB3	1.79	0.65
39:RW:25:ARG:HB2	39:RW:25:ARG:NH1	2.11	0.65
2:XB:14:GLY:O	2:XB:15:VAL:HG13	1.96	0.65
6:XF:96:PRO:HB3	18:XR:30:ASP:OD2	1.95	0.65
14:XN:23:ARG:NH1	14:XN:30:ALA:HB2	2.11	0.65
16:XP:45:THR:HG22	16:XP:47:ASP:H	1.60	0.65
22:YA:2308:G:H22	22:YA:2311:A:H2	1.43	0.65
24:YD:145:VAL:HG12	24:YD:146:GLU:O	1.96	0.65
24:YD:80:ALA:HB3	24:YD:94:LEU:CD1	2.25	0.65
41:YY:42:VAL:CG1	41:YY:65:ALA:HB3	2.26	0.65
2:QB:164:VAL:HB	2:QB:186:ALA:HB2	1.78	0.65
2:QB:87:ARG:O	2:QB:87:ARG:HD2	1.95	0.65
4:QD:122:ARG:HD3	4:QD:122:ARG:O	1.97	0.65

*Continued on next page...*

*Continued from previous page...*

Atom-1	Atom-2	Interatomic distance (Å)	Clash overlap (Å)
4:QD:13:ARG:HD3	4:QD:38:TYR:O	1.96	0.65
12:QL:39:VAL:HB	12:QL:57:LYS:HB2	1.79	0.65
19:QS:15:LEU:O	19:QS:19:VAL:N	2.26	0.65
19:QS:3:ARG:CZ	19:QS:8:GLY:HA2	2.26	0.65
22:RA:2489:G:N2	22:RA:2491:U:O4	2.28	0.65
33:RQ:59:ARG:C	33:RQ:60:ARG:HG3	2.16	0.65
22:RA:2250:G:C6	33:RQ:82:ARG:HD2	2.32	0.65
38:RV:53:GLU:O	38:RV:53:GLU:HG2	1.94	0.65
2:XB:87:ARG:HH11	2:XB:223:ILE:CD1	2.09	0.65
9:XI:53:VAL:HG21	9:XI:92:TYR:CE1	2.32	0.65
10:XJ:99:LYS:O	10:XJ:100:THR:HG23	1.96	0.65
13:XM:121:LYS:NZ	55:XY:39:C:HO2'	1.95	0.65
16:XP:21:VAL:HG23	16:XP:33:ILE:HB	1.77	0.65
20:XT:36:LEU:HD12	20:XT:55:ILE:HG23	1.76	0.65
22:YA:1434:A:H61	22:YA:1558:A:N6	1.94	0.65
24:YD:27:THR:CG2	24:YD:28:GLU:H	2.08	0.65
28:YH:168:PRO:O	28:YH:169:VAL:HG12	1.96	0.65
32:YP:39:LYS:HA	32:YP:45:LEU:HD13	1.79	0.65
2:QB:17:PHE:HD2	2:QB:44:LEU:HD21	1.61	0.65
4:QD:28:SER:CB	4:QD:29:PRO:HD3	2.25	0.65
7:QG:11:GLN:O	7:QG:12:LEU:HD13	1.97	0.65
10:QJ:38:ILE:HD11	10:QJ:71:LEU:HB3	1.78	0.65
22:RA:1292:U:H2'	22:RA:1293:C:C6	2.31	0.65
22:RA:1660:C:H2'	22:RA:1661:G:H8	1.62	0.65
24:RD:176:ARG:HH11	24:RD:176:ARG:HG2	1.60	0.65
24:RD:27:THR:CG2	24:RD:28:GLU:H	2.09	0.65
28:RH:128:PRO:CD	28:RH:129:THR:H	2.09	0.65
39:RW:18:ARG:HG3	39:RW:76:VAL:HG13	1.77	0.65
2:XB:87:ARG:O	2:XB:87:ARG:HD2	1.95	0.65
3:XC:70:VAL:HG12	3:XC:71:ALA:N	2.10	0.65
7:XG:21:VAL:HG23	7:XG:22:LEU:H	1.61	0.65
10:XJ:38:ILE:HD11	10:XJ:71:LEU:HB3	1.78	0.65
17:XQ:74:LEU:HD12	17:XQ:75:ARG:HG2	1.76	0.65
19:XS:10:PHE:CG	19:XS:11:VAL:N	2.65	0.65
45:Y2:42:GLY:O	45:Y2:44:LEU:N	2.30	0.65
22:YA:2030:A:H4'	22:YA:2031:A:H8	1.61	0.65
22:YA:583:G:OP2	37:YU:10:ARG:NH1	2.30	0.65
23:YB:18:G:H1	23:YB:65:C:H42	1.44	0.65
13:XM:3:ARG:NH1	27:YG:113:ARG:NH2	2.41	0.65
32:YP:90:ARG:NE	32:YP:91:PHE:HD1	1.93	0.65
12:QL:21:LYS:HD2	12:QL:21:LYS:N	2.11	0.65

*Continued on next page...*

*Continued from previous page...*

Atom-1	Atom-2	Interatomic distance (Å)	Clash overlap (Å)
13:QM:74:VAL:O	13:QM:78:ILE:HG13	1.96	0.65
44:R1:11:ARG:HH11	44:R1:11:ARG:HB3	1.61	0.65
47:R4:49:PHE:O	47:R4:50:VAL:HG23	1.97	0.65
22:RA:186:G:H2'	22:RA:187:G:H8	1.62	0.65
22:RA:2208:U:H1'	24:RD:151:LYS:HE2	1.79	0.65
22:RA:635:C:O2'	22:RA:639:U:OP1	2.14	0.65
22:RA:987:G:O2'	22:RA:1000:A:N3	2.29	0.65
25:RE:28:ALA:O	25:RE:93:VAL:HG23	1.95	0.65
31:RO:71:ARG:NH1	36:RT:74:ARG:HH21	1.94	0.65
32:RP:39:LYS:HA	32:RP:45:LEU:HD13	1.79	0.65
2:XB:67:THR:HG21	2:XB:155:LEU:CD2	2.27	0.65
6:XF:41:GLU:O	6:XF:43:LEU:HD12	1.96	0.65
22:YA:1251:C:OP1	37:YU:10:ARG:HG3	1.96	0.65
22:YA:84:A:N1	22:YA:98:G:O2'	2.25	0.65
25:YE:201:THR:HG22	25:YE:203:LYS:N	2.07	0.65
5:QE:41:VAL:CG1	5:QE:113:ALA:HB2	2.25	0.65
6:QF:50:TYR:CE1	18:QR:77:GLY:HA2	2.32	0.65
10:QJ:6:ILE:HD11	10:QJ:72:VAL:CB	2.24	0.65
15:QO:74:ASP:OD1	15:QO:77:ARG:N	2.30	0.65
16:QP:51:VAL:HG21	16:QP:77:ALA:HB2	1.78	0.65
16:QP:6:LEU:HD23	16:QP:17:TYR:CD2	2.32	0.65
6:QF:98:LEU:HB3	18:QR:30:ASP:HA	1.79	0.65
18:QR:43:PHE:CE2	18:QR:58:LEU:HD11	2.31	0.65
19:QS:21:GLU:O	19:QS:25:LYS:HB3	1.97	0.65
44:R1:29:GLY:O	44:R1:30:VAL:HG23	1.97	0.65
48:R5:40:LYS:NZ	48:R5:48:GLU:HB2	2.11	0.65
22:RA:498:G:N3	41:RY:47:LYS:NZ	2.42	0.65
26:RF:155:LEU:HD13	26:RF:174:VAL:CG1	2.27	0.65
28:RH:150:ALA:C	28:RH:152:ARG:N	2.44	0.65
31:RO:12:ASP:OD1	31:RO:14:THR:HG23	1.97	0.65
37:RU:90:VAL:CG1	37:RU:91:ASP:H	2.00	0.65
38:RV:43:GLU:HA	38:RV:43:GLU:OE2	1.95	0.65
1:XA:523:A:H61	12:XL:92:ASP:HB2	1.59	0.65
2:XB:17:PHE:HD2	2:XB:44:LEU:HD21	1.62	0.65
4:XD:52:SER:HB3	4:XD:55:ALA:CB	2.27	0.65
12:XL:115:LYS:O	12:XL:117:ARG:HG3	1.96	0.65
13:XM:51:ALA:O	13:XM:55:ARG:HG3	1.97	0.65
19:XS:21:GLU:HG3	19:XS:22:LEU:N	2.11	0.65
20:XT:83:ARG:CA	20:XT:86:ARG:HB3	2.27	0.65
19:XS:67:VAL:CG2	47:Y4:60:GLN:HE22	2.10	0.65
51:Y8:52:LYS:O	51:Y8:52:LYS:HG3	1.97	0.65

*Continued on next page...*

*Continued from previous page...*

Atom-1	Atom-2	Interatomic distance (Å)	Clash overlap (Å)
22:YA:1316:U:H2'	22:YA:1317:A:H8	1.60	0.65
25:YE:10:GLY:H	25:YE:25:VAL:HG23	1.60	0.65
22:YA:2250:G:C6	33:YQ:82:ARG:HD2	2.31	0.65
36:YT:11:GLU:OE1	36:YT:11:GLU:N	2.27	0.65
41:YY:99:CYS:SG	41:YY:100:ALA:N	2.69	0.65
2:QB:14:GLY:O	2:QB:15:VAL:HG13	1.96	0.65
3:QC:70:VAL:HG12	3:QC:71:ALA:N	2.10	0.65
5:QE:83:GLU:HG2	5:QE:88:LYS:HG3	1.78	0.65
10:QJ:27:ALA:CB	10:QJ:34:VAL:HG21	2.27	0.65
10:QJ:34:VAL:HG22	10:QJ:74:ILE:HG22	1.77	0.65
12:QL:25:PRO:C	12:QL:27:LEU:H	1.98	0.65
15:QO:8:LYS:O	15:QO:12:ILE:HG13	1.97	0.65
20:QT:44:ALA:HB2	20:QT:88:VAL:HG13	1.78	0.65
47:R4:36:CYS:O	47:R4:37:SER:O	2.14	0.65
22:RA:189:G:H2'	22:RA:205:G:N2	2.11	0.65
23:RB:38:C:H42	23:RB:44:G:H1	1.44	0.65
24:RD:122:ASP:CG	24:RD:123:ALA:H	2.00	0.65
24:RD:172:TYR:HB3	24:RD:184:LYS:HG2	1.77	0.65
25:RE:13:ARG:NH1	25:RE:21:VAL:HG12	2.11	0.65
25:RE:37:ARG:HA	25:RE:37:ARG:NE	2.11	0.65
31:RO:7:TYR:CE1	31:RO:20:MET:HB2	2.32	0.65
22:RA:1754:C:OP1	36:RT:96:ARG:NH1	2.26	0.65
1:XA:703:G:O2'	1:XA:704:A:OP2	2.15	0.65
2:XB:80:ILE:CD1	2:XB:208:ILE:HG23	2.22	0.65
3:XC:101:LEU:HD23	3:XC:102:ASN:N	2.11	0.65
7:XG:11:GLN:O	7:XG:12:LEU:HD13	1.97	0.65
10:XJ:54:PHE:C	10:XJ:55:LYS:HG3	2.17	0.65
12:XL:25:PRO:C	12:XL:27:LEU:H	1.98	0.65
12:XL:39:VAL:HB	12:XL:57:LYS:HB2	1.79	0.65
6:XF:98:LEU:HB3	18:XR:30:ASP:HA	1.79	0.65
22:YA:1535:U:H5''	22:YA:1537:C:C4	2.31	0.65
22:YA:704:G:H2'	22:YA:726:G:N2	2.10	0.65
28:YH:128:PRO:CD	28:YH:129:THR:H	2.09	0.65
29:YI:79:ILE:HB	29:YI:142:VAL:HA	1.77	0.65
30:YN:43:THR:HB	30:YN:46:VAL:CG1	2.27	0.65
32:YP:113:LYS:HG2	32:YP:115:LEU:HD23	1.79	0.65
2:QB:155:LEU:HD12	2:QB:157:ARG:O	1.97	0.65
8:QH:20:TYR:CE2	8:QH:75:ARG:HD2	2.32	0.65
8:QH:20:TYR:HA	8:QH:65:TYR:HE2	1.60	0.65
10:QJ:81:THR:C	10:QJ:83:GLU:H	1.99	0.65
20:QT:83:ARG:CA	20:QT:86:ARG:HB3	2.27	0.65

*Continued on next page...*

*Continued from previous page...*

Atom-1	Atom-2	Interatomic distance (Å)	Clash overlap (Å)
44:R1:56:GLN:N	44:R1:56:GLN:HE21	1.93	0.65
44:R1:82:LEU:CD1	44:R1:83:GLU:C	2.64	0.65
45:R2:69:ARG:HB2	45:R2:69:ARG:NH1	2.11	0.65
48:R5:56:LYS:H	48:R5:56:LYS:CD	2.07	0.65
26:RF:45:ARG:CG	26:RF:45:ARG:HH11	2.09	0.65
27:RG:145:THR:HG23	47:R4:28:LYS:NZ	2.11	0.65
32:RP:6:LEU:O	32:RP:7:ARG:HG2	1.97	0.65
2:XB:7:VAL:HG22	2:XB:8:LYS:HD3	1.76	0.65
3:XC:34:LEU:HD21	3:XC:38:ARG:HD2	1.79	0.65
12:XL:21:LYS:N	12:XL:21:LYS:HD2	2.11	0.65
14:YN:40:CYS:SG	14:YN:43:CYS:CB	2.83	0.65
15:XO:74:ASP:OD1	15:XO:77:ARG:N	2.30	0.65
16:XP:6:LEU:HD23	16:XP:17:TYR:CD2	2.32	0.65
19:XS:3:ARG:CZ	19:XS:8:GLY:HA2	2.26	0.65
54:XX:4:C:C4	55:XY:37:1MG:CM1	2.80	0.65
45:Y2:69:ARG:NH1	45:Y2:69:ARG:HB2	2.11	0.65
51:Y8:56:GLU:N	51:Y8:56:GLU:OE1	2.30	0.65
22:YA:1341:U:OP2	22:YA:1394:U:O2'	2.12	0.65
22:YA:1903:G:OP2	24:YD:241:PRO:HB2	1.96	0.65
22:YA:984:A:H5"	22:YA:985:C:H5	1.60	0.65
24:YD:44:ASN:HB3	24:YD:49:ILE:HG22	1.78	0.65
32:YP:138:LEU:HD11	32:YP:144:GLU:HG3	1.78	0.65
32:YP:6:LEU:O	32:YP:7:ARG:HG2	1.97	0.65
4:QD:52:SER:HB3	4:QD:55:ALA:CB	2.27	0.65
7:QG:21:VAL:HG23	7:QG:22:LEU:H	1.61	0.65
10:QJ:39:PRO:HB3	10:QJ:70:ARG:HH12	1.60	0.65
19:QS:10:PHE:CG	19:QS:11:VAL:N	2.65	0.65
49:R6:7:ILE:HG13	49:R6:8:LYS:N	2.06	0.65
28:RH:51:ARG:HG3	28:RH:51:ARG:HH11	1.61	0.65
29:RI:133:HIS:HB2	29:RI:134:PRO:HD2	1.79	0.65
37:RU:74:LEU:HD23	37:RU:114:LYS:HD3	1.78	0.65
41:RY:35:TYR:CE1	41:RY:69:ALA:HB3	2.31	0.65
42:RZ:166:SER:HB2	42:RZ:168:GLU:N	2.12	0.65
1:XA:1308:U:H2'	1:XA:1309:G:H8	1.61	0.65
2:XB:164:VAL:HB	2:XB:186:ALA:HB2	1.78	0.65
5:XE:41:VAL:HG12	5:XE:112:LEU:O	1.97	0.65
2:XB:178:ARG:HD2	8:XH:71:GLY:HA2	1.79	0.65
15:XO:25:THR:HG21	15:XO:70:LEU:HB2	1.77	0.65
22:YA:1265:A:C8	22:YA:1267:U:C2	2.85	0.65
22:YA:812:C:HO2'	22:YA:1227:A:HO2'	1.45	0.65
13:XM:93:ARG:NH1	22:YA:887:A:OP1	2.30	0.65

*Continued on next page...*

*Continued from previous page...*

Atom-1	Atom-2	Interatomic distance (Å)	Clash overlap (Å)
32:YP:97:PRO:HD3	32:YP:126:VAL:O	1.97	0.65
33:YQ:23:GLY:HA3	33:YQ:101:ARG:NH1	2.12	0.65
34:YR:28:LEU:HD21	34:YR:114:VAL:HG12	1.79	0.65
37:YU:74:LEU:HD23	37:YU:114:LYS:HD3	1.78	0.65
39:YW:25:ARG:HB2	39:YW:25:ARG:NH1	2.11	0.65
39:YW:59:VAL:HG12	39:YW:60:ASN:N	2.11	0.65
1:QA:973:G:O6	1:QA:974:A:N6	2.30	0.64
9:QL:128:ARG:CD	53:QV:32:C:OP2	2.45	0.64
53:QV:6:G:H1	53:QV:67:C:H42	1.45	0.64
54:QX:5:C:H2'	54:QX:6:C:H6	1.62	0.64
44:R1:80:LEU:HD12	44:R1:81:LYS:HE3	1.78	0.64
48:R5:40:LYS:HD3	48:R5:46:CYS:CB	2.26	0.64
32:RP:97:PRO:HD3	32:RP:126:VAL:O	1.97	0.64
5:XE:50:GLU:HG3	5:XE:52:PRO:HD2	1.79	0.64
8:XH:20:TYR:CE2	8:XH:75:ARG:HD2	2.31	0.64
9:XI:112:LYS:HA	9:XI:119:ALA:HB2	1.77	0.64
11:XK:103:LEU:HD22	11:XK:103:LEU:H	1.62	0.64
13:XM:23:TYR:CB	13:XM:67:GLU:HG2	2.25	0.64
48:Y5:40:LYS:HD3	48:Y5:46:CYS:CB	2.26	0.64
22:YA:1113:U:OP1	28:YH:2:SER:N	2.31	0.64
22:YA:1530:G:O6	22:YA:1542:G:N2	2.30	0.64
22:YA:583:G:H5''	37:YU:10:ARG:HH12	1.62	0.64
24:YD:176:ARG:HG2	24:YD:176:ARG:HH11	1.61	0.64
24:YD:77:ALA:HB2	24:YD:97:TYR:HA	1.77	0.64
22:YA:2882:A:OP1	34:YR:96:ARG:NH1	2.29	0.64
36:YT:22:PHE:CD2	36:YT:22:PHE:N	2.63	0.64
4:QD:79:PHE:HD2	4:QD:79:PHE:C	1.99	0.64
47:R4:71:ARG:HH11	47:R4:71:ARG:CG	1.98	0.64
22:RA:827:U:H2'	22:RA:2068:U:O2	1.96	0.64
22:RA:774:A:H2	22:RA:787:U:HO2'	1.44	0.64
25:RE:50:GLY:HA3	25:RE:74:PRO:HG3	1.79	0.64
28:RH:105:LEU:H	28:RH:105:LEU:CD1	2.09	0.64
28:RH:148:ILE:O	28:RH:151:ILE:HG12	1.98	0.64
33:RQ:81:VAL:O	33:RQ:82:ARG:HG2	1.97	0.64
37:RU:65:ILE:HG12	37:RU:96:ALA:CB	2.26	0.64
1:XA:1298:C:OP2	7:XG:114:ARG:NH2	2.30	0.64
1:XA:601:C:H2'	1:XA:602:A:C8	2.31	0.64
4:XD:122:ARG:HD3	4:XD:122:ARG:O	1.97	0.64
4:XD:61:LYS:HD2	4:XD:206:PHE:CE2	2.32	0.64
14:XN:7:ILE:HG13	14:XN:8:GLU:N	2.11	0.64
18:XR:73:ALA:HB3	18:XR:79:LEU:HD12	1.78	0.64

*Continued on next page...*

*Continued from previous page...*

Atom-1	Atom-2	Interatomic distance (Å)	Clash overlap (Å)
19:XS:21:GLU:O	19:XS:25:LYS:HB3	1.97	0.64
45:Y2:40:SER:C	45:Y2:42:GLY:H	2.01	0.64
29:YI:8:PRO:HG3	29:YI:14:ASP:HB2	1.78	0.64
2:QB:67:THR:HG21	2:QB:155:LEU:CD2	2.27	0.64
3:QC:138:VAL:HG13	3:QC:149:ALA:CB	2.27	0.64
19:QS:35:SER:O	19:QS:71:LEU:HD12	1.96	0.64
25:RE:104:VAL:HG11	25:RE:188:VAL:CG2	2.27	0.64
25:RE:35:GLN:CG	25:RE:37:ARG:HE	2.11	0.64
27:RG:83:ARG:HG3	27:RG:86:MET:HE1	1.78	0.64
22:RA:637:A:H2'	32:RP:117:GLU:OE2	1.97	0.64
36:RT:11:GLU:OE1	36:RT:11:GLU:N	2.27	0.64
37:RU:102:GLU:HG3	38:RV:2:PHE:HE2	1.61	0.64
1:XA:1014:A:H4'	19:XS:14:HIS:CD2	2.33	0.64
8:XH:42:GLU:HG3	8:XH:109:ILE:HD12	1.80	0.64
47:Y4:36:CYS:O	47:Y4:37:SER:O	2.14	0.64
28:YH:117:PRO:HB3	28:YH:123:PHE:CE1	2.33	0.64
32:YP:98:GLU:O	32:YP:101:VAL:HG12	1.98	0.64
37:YU:102:GLU:HG3	38:YV:2:PHE:HE2	1.62	0.64
38:YV:43:GLU:OE2	38:YV:43:GLU:HA	1.95	0.64
38:YV:76:LYS:HB2	38:YV:81:TYR:HB3	1.79	0.64
1:QA:243:A:H4'	1:QA:244:U:H3'	1.78	0.64
2:QB:158:LEU:HD12	2:QB:158:LEU:O	1.97	0.64
10:QJ:54:PHE:C	10:QJ:55:LYS:HG3	2.18	0.64
12:QL:26:ALA:O	12:QL:27:LEU:O	2.14	0.64
16:QP:21:VAL:HG23	16:QP:33:ILE:HB	1.78	0.64
53:QV:37:A:N1	54:QX:1:A:N1	2.44	0.64
51:R8:52:LYS:HG3	51:R8:52:LYS:O	1.97	0.64
27:RG:81:LYS:O	27:RG:82:LEU:HB2	1.96	0.64
27:RG:82:LEU:HA	27:RG:86:MET:SD	2.37	0.64
30:RN:15:LEU:HD12	30:RN:136:GLU:HB2	1.79	0.64
30:RN:57:ALA:HA	30:RN:60:ILE:HD11	1.78	0.64
33:RQ:10:ARG:O	33:RQ:11:LYS:HB2	1.98	0.64
1:XA:1002:G:H2'	1:XA:1003:G:C8	2.33	0.64
1:XA:1054:C:C4	55:XY:34:C:H1'	2.32	0.64
1:XA:1126:U:H1'	1:XA:1280:A:N7	2.12	0.64
2:XB:187:LEU:HD12	2:XB:205:ASP:HA	1.79	0.64
17:XQ:11:VAL:HG23	17:XQ:20:THR:HB	1.79	0.64
19:XS:65:ASN:N	19:XS:65:ASN:HD22	1.94	0.64
20:XT:44:ALA:HB2	20:XT:88:VAL:HG13	1.78	0.64
44:Y1:29:GLY:O	44:Y1:30:VAL:HG23	1.97	0.64
44:Y1:82:LEU:CD1	44:Y1:83:GLU:C	2.64	0.64

*Continued on next page...*

*Continued from previous page...*

Atom-1	Atom-2	Interatomic distance (Å)	Clash overlap (Å)
47:Y4:37:SER:C	47:Y4:39:CYS:H	1.99	0.64
22:YA:2022:U:O2'	22:YA:2617:C:H5'	1.97	0.64
27:YG:114:ILE:CG2	27:YG:117:PHE:HB2	2.27	0.64
28:YH:105:LEU:H	28:YH:105:LEU:CD1	2.09	0.64
33:YQ:81:VAL:O	33:YQ:82:ARG:HG2	1.97	0.64
35:YS:78:LEU:HD11	35:YS:107:GLU:O	1.98	0.64
1:QA:1305:G:H22	1:QA:1331:G:H2'	1.62	0.64
1:QA:1397:C:H1'	54:QX:8:A:C6	2.32	0.64
1:QA:474:G:H5'	16:QP:81:ARG:HG3	1.78	0.64
1:QA:662:G:O2'	1:QA:836:G:OP1	2.16	0.64
3:QC:58:GLU:O	3:QC:64:VAL:HA	1.98	0.64
6:QF:12:PRO:HG2	6:QF:13:ASN:H	1.62	0.64
9:QI:53:VAL:HG21	9:QI:92:TYR:CE1	2.32	0.64
16:QP:58:TYR:O	16:QP:62:VAL:HG22	1.96	0.64
18:QR:73:ALA:HB3	18:QR:79:LEU:HD12	1.78	0.64
24:RD:77:ALA:HB2	24:RD:97:TYR:HA	1.77	0.64
34:RR:2:ARG:HG2	34:RR:5:LYS:NZ	2.13	0.64
39:RW:59:VAL:HG12	39:RW:60:ASN:N	2.11	0.64
5:XE:83:GLU:HG2	5:XE:88:LYS:HG3	1.79	0.64
13:XM:13:LYS:HA	13:XM:44:ARG:HD2	1.77	0.64
21:XU:25:LYS:HE2	21:XU:26:LYS:O	1.97	0.64
13:XM:121:LYS:NZ	55:XY:40:G:P	2.71	0.64
47:Y4:35:VAL:O	47:Y4:37:SER:N	2.26	0.64
22:YA:942:G:O2'	22:YA:1189:A:N3	2.26	0.64
22:YA:910:A:N3	22:YA:2264:C:O2'	2.29	0.64
25:YE:104:VAL:HG11	25:YE:188:VAL:CG2	2.27	0.64
26:YF:155:LEU:HD13	26:YF:174:VAL:CG1	2.27	0.64
26:YF:175:THR:O	26:YF:176:LEU:HB2	1.95	0.64
27:YG:82:LEU:HA	27:YG:86:MET:SD	2.38	0.64
36:YT:11:GLU:CD	36:YT:11:GLU:N	2.47	0.64
41:YY:56:PRO:HG2	41:YY:57:GLN:OE1	1.98	0.64
1:QA:690:G:H2'	1:QA:691:G:O4'	1.98	0.64
2:QB:60:ASP:HB3	2:QB:64:ARG:NH1	2.13	0.64
13:QM:4:ILE:H	13:QM:9:ILE:HG22	1.62	0.64
22:RA:270(S):G:H1'	44:R1:78:LYS:HD2	1.79	0.64
51:R8:56:GLU:OE1	51:R8:56:GLU:N	2.30	0.64
51:R8:59:LYS:HZ3	51:R8:59:LYS:HB3	1.62	0.64
39:RW:86:LEU:HD12	39:RW:87:PRO:CD	2.23	0.64
41:RY:56:PRO:HG2	41:RY:57:GLN:OE1	1.98	0.64
1:XA:1305:G:OP1	21:XU:2:GLY:HA2	1.97	0.64
1:XA:544:G:H2'	1:XA:545:C:C6	2.32	0.64

*Continued on next page...*



*Continued from previous page...*

Atom-1	Atom-2	Interatomic distance (Å)	Clash overlap (Å)
3:XC:138:VAL:HG13	3:XC:149:ALA:CB	2.27	0.64
4:XD:13:ARG:HD2	4:XD:38:TYR:O	1.98	0.64
4:XD:79:PHE:HD2	4:XD:79:PHE:C	1.99	0.64
5:XE:41:VAL:CG1	5:XE:113:ALA:HB2	2.25	0.64
5:XE:53:LEU:HD12	5:XE:53:LEU:N	2.09	0.64
22:YA:1022:G:H22	22:YA:1142(A):A:H2	1.44	0.64
26:YF:11:VAL:HG12	26:YF:12:LEU:N	2.13	0.64
27:YG:81:LYS:O	27:YG:82:LEU:HB2	1.96	0.64
28:YH:51:ARG:HG3	28:YH:51:ARG:HH11	1.61	0.64
30:YN:15:LEU:HD12	30:YN:136:GLU:HB2	1.79	0.64
31:YO:12:ASP:OD1	31:YO:14:THR:HG23	1.97	0.64
33:YQ:81:VAL:O	33:YQ:82:ARG:HD3	1.98	0.64
4:QD:29:PRO:HG2	4:QD:30:LYS:NZ	2.12	0.64
6:QF:92:LYS:HZ2	6:QF:92:LYS:HB2	1.62	0.64
11:QK:103:LEU:HD22	11:QK:103:LEU:H	1.62	0.64
12:QL:18:VAL:HG23	12:QL:19:ARG:H	1.63	0.64
14:QN:7:ILE:HG13	14:QN:8:GLU:N	2.12	0.64
22:RA:49:A:H4'	22:RA:50:U:H5''	1.79	0.64
22:RA:769:G:H2'	22:RA:770:G:H8	1.62	0.64
24:RD:182:LEU:H	24:RD:272:ALA:HB3	1.63	0.64
10:XJ:27:ALA:CB	10:XJ:34:VAL:HG21	2.26	0.64
11:XK:48:ILE:HD11	11:XK:64:ALA:CA	2.28	0.64
22:YA:259:G:H21	22:YA:621:A:H8	1.43	0.64
24:YD:122:ASP:CG	24:YD:123:ALA:H	2.00	0.64
25:YE:69:LYS:O	25:YE:71:GLY:N	2.27	0.64
26:YF:45:ARG:CG	26:YF:45:ARG:HH11	2.09	0.64
28:YH:92:ILE:HD12	28:YH:92:ILE:H	1.63	0.64
41:YY:86:ARG:O	41:YY:92:ASN:HB2	1.97	0.64
1:QA:377:G:H1	1:QA:386:C:H42	1.46	0.64
3:QC:34:LEU:HD21	3:QC:38:ARG:HD2	1.79	0.64
4:QD:61:LYS:HD2	4:QD:206:PHE:CE2	2.32	0.64
10:QJ:42:THR:HG23	10:QJ:68:HIS:HA	1.80	0.64
1:QA:529:G:O6	12:QL:49:ASN:HA	1.98	0.64
14:QN:53:LEU:HB3	14:QN:56:VAL:HG21	1.80	0.64
33:RQ:23:GLY:HA3	33:RQ:101:ARG:NH1	2.12	0.64
1:XA:1158:C:H4'	2:XB:133:LYS:NZ	2.13	0.64
2:XB:134:GLU:HA	2:XB:137:ARG:HB3	1.80	0.64
3:XC:181:ASN:ND2	3:XC:204:LEU:HB2	2.13	0.64
6:XF:12:PRO:HG2	6:XF:13:ASN:H	1.62	0.64
7:XG:113:GLU:CG	7:XG:119:ARG:HG2	2.28	0.64
11:XK:19:ALA:HA	11:XK:32:ILE:HG22	1.80	0.64

*Continued on next page...*

*Continued from previous page...*

Atom-1	Atom-2	Interatomic distance (Å)	Clash overlap (Å)
16:XP:51:VAL:HG21	16:XP:77:ALA:HB2	1.78	0.64
44:Y1:80:LEU:HD12	44:Y1:81:LYS:HE3	1.78	0.64
22:YA:1681:G:H8	22:YA:1681:G:OP2	1.80	0.64
22:YA:2583:G:O2'	56:Z8:76:PPU:H103	1.97	0.64
28:YH:148:ILE:O	28:YH:151:ILE:HG12	1.97	0.64
31:YO:7:TYR:CE1	31:YO:20:MET:HB2	2.32	0.64
22:YA:2392:A:H8	32:YP:60:MET:HG3	1.61	0.64
35:YS:26:LEU:HD22	35:YS:87:PHE:HD1	1.63	0.64
1:QA:701:C:H1'	1:QA:703:G:C6	2.33	0.64
2:QB:134:GLU:HA	2:QB:137:ARG:HB3	1.80	0.64
5:QE:41:VAL:HG12	5:QE:112:LEU:O	1.97	0.64
16:QP:51:VAL:CG1	16:QP:52:ASP:H	2.10	0.64
53:QV:35:A:N3	54:QX:3:G:N2	2.46	0.64
44:R1:91:LYS:HG3	44:R1:92:LYS:H	1.63	0.64
22:RA:1678:G:H22	22:RA:1989:G:H22	1.43	0.64
22:RA:2394:C:OP1	32:RP:63:PRO:HD2	1.98	0.64
22:RA:2576:G:O2'	22:RA:2579:C:OP2	2.10	0.64
32:RP:105:LEU:O	32:RP:106:LEU:CB	2.42	0.64
32:RP:98:GLU:O	32:RP:101:VAL:HG12	1.98	0.64
40:RX:11:PRO:HB3	40:RX:92:LEU:HD21	1.78	0.64
22:RA:336:C:HO2'	41:RY:35:TYR:HH	1.43	0.64
1:XA:720:C:H5''	18:XR:52:PRO:HA	1.79	0.64
2:XB:8:LYS:CD	2:XB:8:LYS:H	2.09	0.64
6:XF:50:TYR:CE1	18:XR:77:GLY:HA2	2.32	0.64
8:XH:28:ALA:HB3	8:XH:57:PRO:HB2	1.79	0.64
9:XI:28:VAL:HA	9:XI:63:ILE:HB	1.79	0.64
9:XI:5:TYR:O	9:XI:84:ALA:HA	1.98	0.64
15:XO:87:ILE:CG2	15:XO:88:ARG:H	2.00	0.64
16:XP:58:TYR:O	16:XP:62:VAL:HG22	1.97	0.64
24:YD:135:PHE:HD2	24:YD:135:PHE:N	1.96	0.64
34:YR:2:ARG:HG2	34:YR:5:LYS:NZ	2.13	0.64
38:YV:36:PRO:HA	38:YV:56:SER:OG	1.98	0.64
11:QK:17:GLY:HA3	11:QK:77:MET:HE3	1.78	0.64
53:QV:35:A:C4	54:QX:3:G:C2	2.86	0.64
25:RE:201:THR:HG21	25:RE:203:LYS:HB3	1.80	0.64
27:RG:114:ILE:CG2	27:RG:117:PHE:HB2	2.28	0.64
28:RH:92:ILE:H	28:RH:92:ILE:HD12	1.63	0.64
32:RP:113:LYS:HG2	32:RP:115:LEU:HD23	1.79	0.64
33:RQ:30:GLY:HA3	33:RQ:106:VAL:O	1.98	0.64
1:XA:296:U:H2'	1:XA:297:G:C8	2.33	0.64
2:XB:21:ARG:HB2	2:XB:39:ILE:HA	1.80	0.64

*Continued on next page...*

*Continued from previous page...*

Atom-1	Atom-2	Interatomic distance (Å)	Clash overlap (Å)
4:XD:165:MET:HE3	4:XD:165:MET:HA	1.80	0.64
8:XH:97:VAL:HG13	8:XH:98:LYS:N	2.13	0.64
14:XN:18:VAL:HG23	14:XN:19:ARG:H	1.63	0.64
44:Y1:82:LEU:CD1	44:Y1:83:GLU:CA	2.76	0.64
13:XM:62:ASN:HD21	47:Y4:47:GLN:HE22	1.46	0.64
47:Y4:49:PHE:O	47:Y4:50:VAL:HG23	1.97	0.64
51:Y8:48:PHE:N	51:Y8:48:PHE:CD1	2.66	0.64
22:YA:918:A:N3	23:YB:80:U:O2'	2.30	0.64
24:YD:18:VAL:HG12	24:YD:19:ALA:O	1.98	0.64
26:YF:46:ARG:NH1	26:YF:46:ARG:HG2	2.00	0.64
28:YH:3:ARG:HA	28:YH:3:ARG:NE	2.12	0.64
22:YA:2758:A:C4	28:YH:67:LEU:HD21	2.33	0.64
30:YN:39:ARG:HB3	30:YN:41:ASP:OD1	1.98	0.64
1:QA:1152:A:H5''	10:QJ:13:HIS:HD2	1.63	0.63
1:QA:573:A:N3	1:QA:883:C:O2'	2.30	0.63
7:QG:148:ASN:N	7:QG:148:ASN:ND2	2.46	0.63
8:QH:97:VAL:HG13	8:QH:98:LYS:N	2.13	0.63
9:QI:47:LEU:N	9:QI:47:LEU:HD22	2.14	0.63
9:QI:62:TYR:O	9:QI:63:ILE:HD12	1.98	0.63
9:QI:97:LYS:HB3	9:QI:98:PRO:HD3	1.79	0.63
15:QO:8:LYS:NZ	15:QO:8:LYS:HB2	2.13	0.63
20:QT:26:ASN:HB2	20:QT:71:THR:HG23	1.79	0.63
22:RA:1296:G:OP1	22:RA:2709:G:O2'	2.15	0.63
30:RN:131:GLN:CD	30:RN:132:ALA:H	2.01	0.63
31:RO:86:ILE:N	31:RO:86:ILE:HD12	2.13	0.63
33:RQ:104:PHE:O	33:RQ:105:GLU:HB3	1.98	0.63
34:RR:28:LEU:HD21	34:RR:114:VAL:HG12	1.79	0.63
39:RW:74:ALA:O	39:RW:75:TYR:HB3	1.98	0.63
2:XB:178:ARG:HD2	8:XH:71:GLY:C	2.18	0.63
3:XC:58:GLU:O	3:XC:64:VAL:HA	1.98	0.63
22:YA:1336:A:H2'	22:YA:1337:G:H8	1.63	0.63
22:YA:852:G:H1	22:YA:925:C:H42	1.45	0.63
25:YE:14:ILE:CG1	25:YE:15:PHE:H	2.08	0.63
31:YO:104:ARG:HG2	31:YO:104:ARG:NH1	2.14	0.63
33:YQ:104:PHE:O	33:YQ:105:GLU:HB3	1.98	0.63
37:YU:92:ARG:O	37:YU:94:ASN:N	2.25	0.63
40:YX:57:LEU:HD12	40:YX:78:LYS:HB2	1.77	0.63
1:QA:855:G:OP2	1:QA:871:U:N3	2.28	0.63
13:QM:51:ALA:O	13:QM:55:ARG:HG3	1.97	0.63
14:QN:18:VAL:HG23	14:QN:19:ARG:H	1.63	0.63
21:QU:15:ARG:HH11	21:QU:15:ARG:HG2	1.63	0.63

*Continued on next page...*

*Continued from previous page...*

Atom-1	Atom-2	Interatomic distance (Å)	Clash overlap (Å)
30:RN:43:THR:HB	30:RN:46:VAL:CG1	2.27	0.63
38:RV:52:VAL:CG2	38:RV:55:ALA:HB3	2.28	0.63
40:RX:63:LYS:O	40:RX:64:LYS:HD2	1.98	0.63
1:XA:1118:C:H42	1:XA:1155:G:H1	1.46	0.63
2:XB:158:LEU:HD12	2:XB:158:LEU:O	1.97	0.63
1:XA:438:G:H4'	4:XD:123:HIS:CE1	2.33	0.63
9:XI:62:TYR:O	9:XI:63:ILE:HD12	1.98	0.63
15:XO:8:LYS:HB2	15:XO:8:LYS:NZ	2.13	0.63
44:Y1:91:LYS:HG3	44:Y1:92:LYS:H	1.62	0.63
22:YA:566:U:OP1	32:YP:29:LYS:HE2	1.98	0.63
30:YN:131:GLN:CD	30:YN:132:ALA:H	2.01	0.63
34:YR:117:VAL:O	34:YR:118:GLU:HB3	1.99	0.63
1:QA:688:G:H2'	1:QA:689:C:H6	1.62	0.63
2:QB:20:GLU:HB2	2:QB:190:THR:OG1	1.98	0.63
3:QC:181:ASN:ND2	3:QC:204:LEU:HB2	2.13	0.63
2:QB:178:ARG:HD2	8:QH:71:GLY:HA2	1.80	0.63
19:QS:21:GLU:HG3	19:QS:22:LEU:N	2.11	0.63
20:QT:14:LYS:HA	20:QT:17:ARG:NH1	2.14	0.63
45:R2:40:SER:C	45:R2:42:GLY:H	2.00	0.63
22:RA:2723:C:H5''	34:RR:1:MET:HG2	1.79	0.63
24:RD:147:LEU:CD1	24:RD:155:LEU:HD11	2.26	0.63
26:RF:132:VAL:HG23	26:RF:133:ASN:N	2.14	0.63
28:RH:117:PRO:HB3	28:RH:123:PHE:CE1	2.33	0.63
28:RH:3:ARG:HA	28:RH:3:ARG:NE	2.12	0.63
36:RT:49:VAL:HG13	36:RT:49:VAL:O	1.98	0.63
1:XA:1179:A:O3'	9:XI:103:THR:HG23	1.99	0.63
11:XK:12:ARG:HG2	11:XK:13:GLN:H	1.64	0.63
1:XA:1312:G:P	47:Y4:58:ARG:HH12	2.22	0.63
22:YA:184:C:H2'	22:YA:185:U:C6	2.32	0.63
22:YA:483:A:H4'	41:YY:49:VAL:CA	2.21	0.63
25:YE:201:THR:HG21	25:YE:203:LYS:HB3	1.80	0.63
25:YE:50:GLY:HA3	25:YE:74:PRO:HG3	1.79	0.63
36:YT:111:ARG:C	36:YT:113:LYS:H	2.01	0.63
39:YW:110:LYS:HG3	39:YW:111:HIS:ND1	2.13	0.63
1:QA:489:C:OP1	4:QD:132:ARG:NH2	2.32	0.63
3:QC:95:THR:HG22	3:QC:96:GLY:N	2.07	0.63
9:QI:5:TYR:O	9:QI:84:ALA:HA	1.98	0.63
11:QK:48:ILE:HD11	11:QK:64:ALA:CA	2.28	0.63
12:QL:62:SER:O	12:QL:64:TYR:HD1	1.81	0.63
19:QS:39:THR:HG22	19:QS:40:ILE:N	2.14	0.63
49:R6:27:LYS:HZ3	49:R6:27:LYS:HB2	1.62	0.63

*Continued on next page...*

*Continued from previous page...*

Atom-1	Atom-2	Interatomic distance (Å)	Clash overlap (Å)
22:RA:1259:G:H2'	22:RA:1260:G:C8	2.33	0.63
22:RA:224:G:O6	22:RA:419:C:O2'	2.16	0.63
24:RD:135:PHE:HD2	24:RD:135:PHE:N	1.96	0.63
24:RD:18:VAL:HG12	24:RD:19:ALA:O	1.98	0.63
26:RF:11:VAL:HG12	26:RF:12:LEU:N	2.13	0.63
30:RN:39:ARG:HB3	30:RN:41:ASP:OD1	1.98	0.63
30:RN:61:ARG:HA	30:RN:61:ARG:HE	1.63	0.63
32:RP:112:LEU:HD11	32:RP:114:ILE:HG23	1.80	0.63
2:XB:25:ASN:O	2:XB:27:LYS:N	2.28	0.63
3:XC:95:THR:HG22	3:XC:96:GLY:N	2.06	0.63
11:XK:50:TYR:HH	11:XK:59:TYR:HE2	1.46	0.63
12:XL:18:VAL:HG23	12:XL:19:ARG:H	1.63	0.63
12:XL:62:SER:O	12:XL:64:TYR:HD1	1.82	0.63
18:XR:43:PHE:CE2	18:XR:58:LEU:HD11	2.31	0.63
32:YP:106:LEU:O	32:YP:107:LYS:CB	2.46	0.63
40:YX:18:TYR:C	40:YX:20:GLY:H	2.02	0.63
2:QB:8:LYS:H	2:QB:8:LYS:CD	2.09	0.63
7:QG:9:VAL:CG1	7:QG:94:ARG:HE	2.12	0.63
8:QH:112:LEU:HD12	8:QH:112:LEU:O	1.98	0.63
8:QH:28:ALA:HB3	8:QH:57:PRO:HB2	1.79	0.63
8:QH:6:ILE:HB	8:QH:85:ARG:HH12	1.62	0.63
45:R2:42:GLY:O	45:R2:44:LEU:N	2.30	0.63
24:RD:230:ASP:O	24:RD:231:HIS:HB2	1.98	0.63
30:RN:22:THR:CG2	30:RN:23:LEU:N	2.61	0.63
35:RS:78:LEU:HD11	35:RS:107:GLU:O	1.98	0.63
37:RU:102:GLU:HG3	38:RV:2:PHE:CE2	2.34	0.63
40:RX:18:TYR:C	40:RX:20:GLY:H	2.02	0.63
1:XA:1224:G:C6	1:XA:1322:C:H1'	2.33	0.63
1:XA:606:G:H1	1:XA:631:G:H5''	1.63	0.63
8:XH:20:TYR:HA	8:XH:65:TYR:HE2	1.60	0.63
10:XJ:42:THR:HG23	10:XJ:68:HIS:HA	1.80	0.63
12:XL:86:ARG:HB2	12:XL:101:VAL:CG2	2.28	0.63
45:Y2:40:SER:C	45:Y2:42:GLY:N	2.51	0.63
22:YA:1853:A:N3	22:YA:2233:U:O2'	2.30	0.63
22:YA:2723:C:H5''	34:YR:1:MET:HG2	1.79	0.63
24:YD:230:ASP:O	24:YD:231:HIS:HB2	1.98	0.63
4:QD:30:LYS:HA	4:QD:34:GLU:HB2	1.79	0.63
4:QD:30:LYS:CG	4:QD:35:ARG:HE	2.12	0.63
1:QA:501:C:OP1	12:QL:117:ARG:NH2	2.30	0.63
15:QO:61:GLY:C	15:QO:65:ARG:HH12	2.02	0.63
22:RA:1289:C:H2'	22:RA:1290:C:H6	1.63	0.63

*Continued on next page...*

*Continued from previous page...*

Atom-1	Atom-2	Interatomic distance (Å)	Clash overlap (Å)
22:RA:1678:G:N2	22:RA:1989:G:H22	1.97	0.63
24:RD:44:ASN:ND2	24:RD:44:ASN:N	2.42	0.63
29:RI:52:ARG:HA	29:RI:55:ALA:HB3	1.80	0.63
33:RQ:81:VAL:O	33:RQ:82:ARG:HD3	1.98	0.63
40:RX:49:VAL:HG13	40:RX:83:VAL:HG13	1.80	0.63
41:RY:95:LYS:CB	41:RY:100:ALA:HA	2.13	0.63
1:XA:321:A:H62	1:XA:328:C:H1'	1.64	0.63
1:XA:939:G:H5''	7:XG:102:ARG:NH2	2.13	0.63
12:XL:46:LYS:CG	12:XL:47:LYS:H	2.11	0.63
20:XT:26:ASN:HB2	20:XT:71:THR:HG23	1.79	0.63
22:YA:2751:G:O5'	22:YA:2751:G:H8	1.81	0.63
24:YD:72:LYS:HG2	24:YD:103:ARG:NH2	2.13	0.63
27:YG:68:PRO:HB2	27:YG:90:LEU:HD12	1.80	0.63
31:YO:86:ILE:HD12	31:YO:86:ILE:N	2.13	0.63
36:YT:16:ARG:HE	36:YT:19:LEU:HD21	1.62	0.63
9:QI:128:ARG:NH1	53:QV:33:U:OP2	2.32	0.63
44:R1:82:LEU:CD1	44:R1:83:GLU:CA	2.76	0.63
45:R2:46:GLN:HA	45:R2:46:GLN:OE1	1.98	0.63
25:RE:131:ALA:HB1	25:RE:135:HIS:CE1	2.34	0.63
26:RF:28:ILE:HG22	26:RF:112:MET:HB3	1.81	0.63
28:RH:153:LYS:HG3	28:RH:161:GLY:HA3	1.81	0.63
33:RQ:66:ILE:CG1	33:RQ:67:ARG:H	2.12	0.63
33:RQ:20:ALA:HB1	33:RQ:99:PRO:CB	2.29	0.63
22:RA:336:C:H5''	41:RY:6:HIS:CD2	2.34	0.63
42:RZ:16:SER:O	42:RZ:20:ARG:HB2	1.97	0.63
1:XA:642:A:N3	8:XH:113:SER:OG	2.25	0.63
2:XB:60:ASP:HB3	2:XB:64:ARG:NH1	2.12	0.63
5:XE:51:VAL:O	5:XE:55:VAL:HG23	1.99	0.63
5:XE:91:LEU:HA	5:XE:120:THR:HG22	1.81	0.63
9:XI:97:LYS:HB3	9:XI:98:PRO:HD3	1.79	0.63
13:XM:77:ASN:HA	47:Y4:71:ARG:HH21	1.64	0.63
16:XP:66:PRO:HG2	16:XP:71:ARG:HH12	1.64	0.63
19:XS:15:LEU:O	19:XS:19:VAL:HG23	1.98	0.63
53:XV:6:G:H1	53:XV:67:C:H42	1.45	0.63
45:Y2:46:GLN:HA	45:Y2:46:GLN:OE1	1.97	0.63
47:Y4:71:ARG:CG	47:Y4:71:ARG:HH11	1.98	0.63
26:YF:67:GLN:O	26:YF:67:GLN:CG	2.32	0.63
28:YH:86:GLU:O	28:YH:87:LEU:HB2	1.99	0.63
35:YS:22:GLY:O	35:YS:23:ARG:O	2.17	0.63
36:YT:60:THR:HG22	36:YT:77:PRO:HA	1.80	0.63
1:QA:811:C:O2'	1:QA:901:A:N1	2.32	0.63

*Continued on next page...*

*Continued from previous page...*

Atom-1	Atom-2	Interatomic distance (Å)	Clash overlap (Å)
2:QB:187:LEU:HD12	2:QB:205:ASP:HA	1.79	0.63
3:QC:34:LEU:CD2	3:QC:38:ARG:HD2	2.29	0.63
7:QG:113:GLU:CG	7:QG:119:ARG:HG2	2.28	0.63
9:QI:59:PHE:HZ	9:QI:88:TYR:CE1	2.17	0.63
11:QK:58:PRO:HD3	11:QK:89:ALA:HB1	1.81	0.63
44:R1:87:PRO:O	44:R1:88:LYS:C	2.37	0.63
24:RD:133:LEU:HD21	24:RD:191:ALA:CB	2.29	0.63
32:RP:108:LYS:H	32:RP:108:LYS:HD2	1.64	0.63
37:RU:34:LYS:HA	37:RU:34:LYS:CE	2.29	0.63
39:RW:110:LYS:HG3	39:RW:111:HIS:ND1	2.13	0.63
41:RY:86:ARG:O	41:RY:92:ASN:HB2	1.97	0.63
42:RZ:52:SER:OG	42:RZ:52:SER:O	2.13	0.63
1:XA:1226:C:OP2	13:XM:103:THR:OG1	2.14	0.63
2:XB:214:ILE:HD13	2:XB:217:ARG:NH2	2.14	0.63
3:XC:34:LEU:CD2	3:XC:38:ARG:HD2	2.29	0.63
4:XD:153:ARG:HD3	4:XD:181:MET:SD	2.39	0.63
9:XI:118:LYS:O	9:XI:119:ALA:HB3	1.99	0.63
9:XI:17:VAL:HG21	9:XI:81:ILE:N	2.14	0.63
16:XP:8:ARG:HG2	16:XP:8:ARG:HH11	1.64	0.63
32:YP:64:LYS:HB2	51:Y8:25:MET:HG3	1.80	0.63
51:Y8:59:LYS:HB3	51:Y8:59:LYS:HZ3	1.62	0.63
22:YA:451:C:H4'	26:YF:52:LYS:HZ1	1.63	0.63
25:YE:13:ARG:HH12	25:YE:21:VAL:HG12	1.64	0.63
25:YE:35:GLN:CG	25:YE:37:ARG:NE	2.62	0.63
27:YG:61:ALA:HB2	27:YG:68:PRO:HD2	1.81	0.63
30:YN:61:ARG:HE	30:YN:61:ARG:HA	1.63	0.63
30:YN:7:LYS:H	30:YN:7:LYS:HD2	1.64	0.63
30:YN:87:LEU:O	30:YN:87:LEU:HD23	1.99	0.63
33:YQ:20:ALA:HB1	33:YQ:99:PRO:CB	2.28	0.63
33:YQ:30:GLY:HA3	33:YQ:106:VAL:O	1.98	0.63
39:YW:74:ALA:O	39:YW:75:TYR:HB3	1.98	0.63
1:QA:266:G:H5''	1:QA:267:C:C5	2.33	0.63
3:QC:3:ASN:N	3:QC:3:ASN:HD22	1.96	0.63
12:QL:85:ILE:HD11	12:QL:98:TYR:HB2	1.81	0.63
13:QM:40:ASN:HD21	13:QM:42:ALA:HB3	1.64	0.63
19:QS:15:LEU:O	19:QS:19:VAL:HG23	1.98	0.63
54:QX:8:A:O5'	54:QX:8:A:H8	1.82	0.63
49:R6:13:CYS:HB2	49:R6:22:ALA:HB3	1.80	0.63
22:RA:1428:C:N4	22:RA:1570:A:OP2	2.27	0.63
22:RA:1500:G:O2'	24:RD:100:GLY:O	2.16	0.63
26:RF:119:ARG:HH11	26:RF:119:ARG:HG2	1.64	0.63

*Continued on next page...*

*Continued from previous page...*

Atom-1	Atom-2	Interatomic distance (Å)	Clash overlap (Å)
33:RQ:20:ALA:HB1	33:RQ:99:PRO:CD	2.29	0.63
42:RZ:58:VAL:O	42:RZ:60:GLU:N	2.31	0.63
1:XA:737:A:H2'	1:XA:738:C:C6	2.34	0.63
2:XB:155:LEU:HD12	2:XB:157:ARG:O	1.98	0.63
2:XB:66:GLY:O	2:XB:67:THR:HG23	1.99	0.63
44:Y1:18:ILE:HG12	44:Y1:37:ILE:HG12	1.81	0.63
22:YA:2233:U:H2'	22:YA:2234:G:C8	2.33	0.63
28:YH:153:LYS:HG3	28:YH:161:GLY:HA3	1.81	0.63
32:YP:83:VAL:HG12	32:YP:112:LEU:HD21	1.81	0.63
32:YP:114:ILE:HD11	32:YP:130:PHE:CD1	2.34	0.63
41:YY:87:LYS:O	41:YY:88:LYS:NZ	2.32	0.63
1:QA:1159:U:O2'	1:QA:1160:G:N7	2.31	0.62
2:QB:21:ARG:HB2	2:QB:39:ILE:HA	1.80	0.62
2:QB:66:GLY:O	2:QB:67:THR:HG23	1.99	0.62
3:QC:189:ALA:O	3:QC:191:THR:HG23	1.99	0.62
3:QC:70:VAL:HG12	3:QC:72:LYS:N	2.11	0.62
8:QH:42:GLU:HG3	8:QH:109:ILE:HD12	1.80	0.62
9:QI:118:LYS:O	9:QI:119:ALA:HB3	1.99	0.62
44:R1:76:ARG:HD2	44:R1:76:ARG:H	1.64	0.62
45:R2:65:ASN:HB3	45:R2:69:ARG:NH1	2.10	0.62
22:RA:2015:A:N3	48:R5:2:ALA:N	2.47	0.62
24:RD:44:ASN:HB3	24:RD:49:ILE:CA	2.27	0.62
26:RF:107:LYS:O	26:RF:108:LYS:C	2.37	0.62
34:RR:117:VAL:O	34:RR:118:GLU:HB3	1.99	0.62
34:RR:63:ARG:NH1	34:RR:80:PHE:CD1	2.67	0.62
36:RT:111:ARG:C	36:RT:113:LYS:H	2.01	0.62
36:RT:16:ARG:HE	36:RT:19:LEU:HD21	1.63	0.62
36:RT:60:THR:HG22	36:RT:77:PRO:HA	1.80	0.62
2:XB:236:TYR:CD2	2:XB:239:VAL:HG21	2.34	0.62
4:XD:170:VAL:HG22	4:XD:171:GLY:N	2.12	0.62
4:XD:33:MET:HE2	4:XD:37:PRO:HA	1.80	0.62
9:XI:47:LEU:HD22	9:XI:47:LEU:N	2.14	0.62
12:XL:49:ASN:ND2	12:XL:92:ASP:OD2	2.21	0.62
13:XM:36:LYS:HD3	13:XM:36:LYS:C	2.20	0.62
14:XN:18:VAL:HG23	14:XN:19:ARG:N	2.14	0.62
22:YA:1062:G:H2'	22:YA:1063:G:C8	2.34	0.62
22:YA:1266:G:C5	39:YW:15:ARG:NH1	2.67	0.62
25:YE:4:ILE:CD1	25:YE:28:ALA:HB1	2.29	0.62
33:YQ:10:ARG:O	33:YQ:11:LYS:HB2	1.98	0.62
36:YT:49:VAL:O	36:YT:49:VAL:HG13	1.99	0.62
37:YU:34:LYS:CE	37:YU:34:LYS:HA	2.29	0.62

*Continued on next page...*



*Continued from previous page...*

Atom-1	Atom-2	Interatomic distance (Å)	Clash overlap (Å)
40:YX:49:VAL:HG13	40:YX:83:VAL:HG13	1.80	0.62
2:QB:214:ILE:HD13	2:QB:217:ARG:NH2	2.14	0.62
2:QB:236:TYR:CD2	2:QB:239:VAL:HG21	2.34	0.62
9:QI:17:VAL:HG21	9:QI:81:ILE:N	2.14	0.62
11:QK:12:ARG:HG2	11:QK:13:GLN:N	2.14	0.62
12:QL:86:ARG:HB2	12:QL:101:VAL:CG2	2.28	0.62
18:QR:82:THR:HG22	18:QR:83:GLU:N	2.15	0.62
1:QA:1397:C:H1'	54:QX:8:A:N6	2.14	0.62
22:RA:1803:A:H4'	24:RD:259:THR:HG21	1.80	0.62
22:RA:2404:C:O3'	32:RP:77:ARG:NH2	2.32	0.62
26:RF:28:ILE:HD13	26:RF:30:PRO:HD3	1.80	0.62
36:RT:96:ARG:NH1	36:RT:96:ARG:HB2	2.14	0.62
8:XH:112:LEU:HD12	8:XH:112:LEU:O	1.98	0.62
11:XK:12:ARG:HG2	11:XK:13:GLN:N	2.14	0.62
22:YA:1270:C:H5''	22:YA:1271:G:H5'	1.81	0.62
26:YF:129:PHE:O	26:YF:130:ALA:HB3	1.99	0.62
36:YT:22:PHE:HD2	36:YT:22:PHE:N	1.97	0.62
40:YX:31:HIS:CE1	40:YX:33:LYS:HB2	2.34	0.62
42:YZ:126:VAL:HG12	42:YZ:163:LEU:HA	1.80	0.62
2:QB:23:ARG:HD3	2:QB:23:ARG:H	1.64	0.62
6:QF:8:ILE:HD11	6:QF:79:LEU:HD13	1.81	0.62
7:QG:140:ASP:C	7:QG:142:GLU:H	2.03	0.62
54:QX:5:C:O2'	54:QX:6:C:H5'	2.00	0.62
55:QY:29:U:H2'	55:QY:30:C:H6	1.61	0.62
22:RA:709:U:H3	22:RA:722:A:H61	1.46	0.62
22:RA:855:G:H1	22:RA:922:U:H3	1.45	0.62
28:RH:136:ILE:H	28:RH:136:ILE:HD12	1.64	0.62
31:RO:8:LEU:HB2	31:RO:19:ILE:HD11	1.81	0.62
35:RS:48:LEU:HD12	35:RS:48:LEU:N	2.14	0.62
1:XA:971:G:N2	1:XA:1363:A:OP2	2.24	0.62
7:XG:140:ASP:HA	7:XG:143:ARG:NH1	2.14	0.62
7:XG:9:VAL:CG1	7:XG:94:ARG:HE	2.12	0.62
8:XH:16:ALA:HB2	8:XH:24:THR:HG21	1.82	0.62
11:XK:99:GLN:HG2	11:XK:105:VAL:CG2	2.29	0.62
13:XM:62:ASN:O	47:Y4:49:PHE:HB2	1.99	0.62
13:XM:121:LYS:HZ1	55:XY:39:C:HO2'	1.45	0.62
26:YF:132:VAL:HG23	26:YF:133:ASN:N	2.14	0.62
27:YG:94:LEU:HD23	27:YG:94:LEU:H	1.64	0.62
32:YP:1:MET:CE	32:YP:5:ASP:HB3	2.25	0.62
36:YT:96:ARG:NH1	36:YT:96:ARG:HB2	2.14	0.62
40:YX:63:LYS:O	40:YX:64:LYS:HD2	1.98	0.62

*Continued on next page...*

*Continued from previous page...*

Atom-1	Atom-2	Interatomic distance (Å)	Clash overlap (Å)
42:YZ:125:LEU:HG	42:YZ:164:ALA:HB3	1.81	0.62
7:QG:140:ASP:HA	7:QG:143:ARG:NH1	2.14	0.62
11:QK:19:ALA:HA	11:QK:32:ILE:HG22	1.80	0.62
22:RA:141:A:H8	22:RA:1595:G:H21	1.48	0.62
22:RA:2131:G:H4'	22:RA:2132:U:H4'	1.81	0.62
22:RA:2438:U:O3'	22:RA:2439:A:H3'	1.99	0.62
22:RA:2580:U:H4'	25:RE:130:GLY:HA3	1.82	0.62
27:RG:94:LEU:HD23	27:RG:94:LEU:N	2.14	0.62
32:RP:83:VAL:HG12	32:RP:112:LEU:HD21	1.81	0.62
32:RP:65:ARG:CG	32:RP:65:ARG:HH11	2.06	0.62
35:RS:26:LEU:HD22	35:RS:87:PHE:HD1	1.63	0.62
36:RT:24:PRO:O	36:RT:94:ALA:HB2	2.00	0.62
1:XA:1364:U:O2'	1:XA:1365:G:OP1	2.17	0.62
1:XA:452:A:H62	1:XA:480:U:H3	1.47	0.62
3:XC:3:ASN:N	3:XC:3:ASN:HD22	1.97	0.62
1:XA:690:G:H22	11:XK:55:LYS:NZ	1.96	0.62
11:XK:57:THR:HG22	11:XK:59:TYR:H	1.65	0.62
43:Y0:11:ARG:O	43:Y0:14:ARG:NH2	2.32	0.62
49:Y6:44:ARG:O	49:Y6:45:LYS:HB2	2.00	0.62
22:YA:1336:A:H2'	22:YA:1337:G:C8	2.34	0.62
22:YA:1430:C:H2'	22:YA:1431:U:C6	2.34	0.62
22:YA:2451:A:C2'	53:XV:76:A:HO2'	2.13	0.62
24:YD:35:LYS:HA	24:YD:64:ILE:HG22	1.81	0.62
28:YH:136:ILE:HD12	28:YH:136:ILE:H	1.64	0.62
30:YN:26:LEU:O	30:YN:30:ILE:HG13	1.99	0.62
32:YP:65:ARG:HE	51:Y8:15:LYS:HB2	1.64	0.62
34:YR:63:ARG:NH1	34:YR:80:PHE:CD1	2.67	0.62
35:YS:48:LEU:N	35:YS:48:LEU:HD12	2.14	0.62
5:QE:51:VAL:O	5:QE:55:VAL:HG23	1.99	0.62
9:QI:13:ALA:HB2	9:QI:67:GLY:O	2.00	0.62
12:QL:10:LEU:HD13	17:QQ:32:TYR:CD2	2.33	0.62
12:QL:47:LYS:CB	12:QL:48:PRO:HD3	2.29	0.62
13:QM:97:PRO:HB2	13:QM:101:GLN:HE22	1.65	0.62
45:R2:40:SER:C	45:R2:42:GLY:N	2.50	0.62
24:RD:72:LYS:HG2	24:RD:103:ARG:NH2	2.13	0.62
24:RD:134:ARG:HD3	24:RD:135:PHE:CE2	2.34	0.62
25:RE:13:ARG:HH12	25:RE:21:VAL:HG12	1.64	0.62
25:RE:35:GLN:CG	25:RE:37:ARG:NE	2.62	0.62
26:RF:129:PHE:O	26:RF:130:ALA:HB3	1.99	0.62
27:RG:77:ILE:HD13	27:RG:82:LEU:CD1	2.29	0.62
28:RH:137:ASP:HB3	28:RH:140:LYS:HB2	1.81	0.62

*Continued on next page...*

*Continued from previous page...*

Atom-1	Atom-2	Interatomic distance (Å)	Clash overlap (Å)
32:RP:61:ARG:H	32:RP:61:ARG:CD	2.09	0.62
40:RX:31:HIS:CE1	40:RX:33:LYS:HB2	2.34	0.62
1:XA:118:U:H3'	1:XA:288:A:H61	1.64	0.62
1:XA:266:G:H5'	1:XA:268:C:H41	1.63	0.62
2:XB:20:GLU:HB2	2:XB:190:THR:OG1	1.99	0.62
4:XD:29:PRO:C	4:XD:30:LYS:HD3	2.19	0.62
11:XK:58:PRO:HD3	11:XK:89:ALA:HB1	1.81	0.62
18:XR:82:THR:HG22	18:XR:83:GLU:N	2.15	0.62
45:Y2:41:ILE:HG12	45:Y2:44:LEU:HD12	1.82	0.62
22:YA:1372:U:H2'	22:YA:1373:A:H5'	1.81	0.62
22:YA:503:A:H4'	22:YA:504:U:H5'	1.82	0.62
26:YF:107:LYS:O	26:YF:108:LYS:C	2.36	0.62
30:YN:133:GLN:O	30:YN:134:ARG:HB3	1.99	0.62
35:YS:100:ALA:HA	35:YS:103:GLU:CG	2.30	0.62
38:YV:52:VAL:CG2	38:YV:55:ALA:HB3	2.28	0.62
1:QA:920:U:H2'	1:QA:921:U:C6	2.34	0.62
4:QD:153:ARG:HD3	4:QD:181:MET:SD	2.39	0.62
5:QE:50:GLU:HG3	5:QE:52:PRO:HD2	1.79	0.62
8:QH:84:ARG:NH1	8:QH:84:ARG:HG3	2.10	0.62
11:QK:57:THR:HG22	11:QK:59:TYR:H	1.64	0.62
14:QN:41:ARG:HH21	14:QN:42:ILE:HD11	1.62	0.62
17:QQ:11:VAL:HG23	17:QQ:20:THR:HB	1.79	0.62
49:R6:18:ARG:HD2	49:R6:18:ARG:O	2.00	0.62
49:R6:41:PRO:HG2	49:R6:45:LYS:N	2.10	0.62
22:RA:2232:U:OP1	44:R1:40:ARG:NH1	2.32	0.62
22:RA:301:G:H1	22:RA:316:C:H42	1.48	0.62
22:RA:380:U:H2'	22:RA:381:G:C8	2.33	0.62
26:RF:32:LEU:CD1	26:RF:105:VAL:HG13	2.29	0.62
30:RN:96:GLU:O	30:RN:98:VAL:N	2.33	0.62
35:RS:22:GLY:O	35:RS:23:ARG:O	2.17	0.62
36:RT:108:ARG:O	36:RT:111:ARG:HG3	2.00	0.62
38:RV:36:PRO:HA	38:RV:56:SER:OG	1.98	0.62
39:RW:60:ASN:C	39:RW:61:ASN:HD22	2.03	0.62
2:XB:115:LEU:CD2	2:XB:153:ARG:HD3	2.30	0.62
2:XB:23:ARG:H	2:XB:23:ARG:HD3	1.64	0.62
10:XJ:29:ARG:O	10:XJ:29:ARG:HG2	2.00	0.62
11:XK:51:LYS:CA	11:XK:55:LYS:HD3	2.22	0.62
13:XM:69:GLU:O	13:XM:72:ALA:N	2.32	0.62
14:XN:53:LEU:HB3	14:XN:56:VAL:HG21	1.80	0.62
16:XP:51:VAL:CG1	16:XP:52:ASP:H	2.11	0.62
44:Y1:91:LYS:HE3	44:Y1:91:LYS:HA	1.82	0.62

*Continued on next page...*

*Continued from previous page...*

Atom-1	Atom-2	Interatomic distance (Å)	Clash overlap (Å)
45:Y2:69:ARG:HB2	45:Y2:69:ARG:CZ	2.29	0.62
45:Y2:70:GLN:O	45:Y2:71:ASN:HB2	2.00	0.62
22:YA:2529:G:O6	52:Y9:31:LYS:NZ	2.33	0.62
22:YA:2580:U:H4'	25:YE:130:GLY:HA3	1.79	0.62
31:YO:104:ARG:CZ	36:YT:34:VAL:HG11	2.29	0.62
32:YP:105:LEU:O	32:YP:106:LEU:CB	2.42	0.62
3:QC:127:ARG:HG2	3:QC:127:ARG:HH11	1.64	0.62
4:QD:106:TYR:HE1	4:QD:112:VAL:O	1.82	0.62
8:QH:29:SER:HB3	8:QH:32:LYS:CG	2.22	0.62
9:QI:116:LYS:O	9:QI:118:LYS:N	2.33	0.62
9:QI:65:VAL:HG21	9:QI:73:GLN:HB3	1.81	0.62
18:QR:25:THR:O	18:QR:25:THR:HG22	2.00	0.62
44:R1:18:ILE:HG12	44:R1:37:ILE:HG12	1.81	0.62
22:RA:2395:C:O2'	44:R1:30:VAL:HG12	1.99	0.62
24:RD:27:THR:O	24:RD:29:PRO:HD2	1.99	0.62
30:RN:7:LYS:HD2	30:RN:7:LYS:H	1.64	0.62
1:XA:376:G:H5''	16:XP:5:ARG:HD2	1.80	0.62
4:XD:79:PHE:CD2	4:XD:79:PHE:C	2.71	0.62
4:XD:96:LEU:CD2	4:XD:96:LEU:H	2.11	0.62
6:XF:8:ILE:HD11	6:XF:79:LEU:HD13	1.81	0.62
8:XH:58:TYR:O	8:XH:59:LEU:HD23	2.00	0.62
13:XM:65:LYS:H	47:Y4:50:VAL:HG21	1.63	0.62
19:XS:64:GLU:C	47:Y4:55:ARG:HH12	2.03	0.62
49:Y6:13:CYS:HB2	49:Y6:22:ALA:HB3	1.81	0.62
49:Y6:27:LYS:HB2	49:Y6:27:LYS:HZ3	1.65	0.62
22:YA:10:G:N2	22:YA:2802:G:OP1	2.31	0.62
22:YA:699:A:H2'	22:YA:700:G:O4'	2.00	0.62
22:YA:878:A:N6	22:YA:899:A:O2'	2.33	0.62
25:YE:131:ALA:HB1	25:YE:135:HIS:CE1	2.34	0.62
26:YF:28:ILE:HD13	26:YF:30:PRO:HD3	1.80	0.62
27:YG:112:PRO:HB3	47:Y4:37:SER:CB	2.25	0.62
27:YG:170:ARG:O	27:YG:174:GLU:HB2	2.00	0.62
27:YG:94:LEU:HD23	27:YG:94:LEU:N	2.14	0.62
32:YP:112:LEU:HD11	32:YP:114:ILE:HG23	1.80	0.62
36:YT:108:ARG:O	36:YT:111:ARG:HG3	2.00	0.62
22:YA:1600:C:OP1	40:YX:58:HIS:NE2	2.27	0.62
41:YY:48:ALA:HB2	41:YY:61:ILE:HD13	1.82	0.62
5:QE:51:VAL:HB	5:QE:52:PRO:CD	2.30	0.62
13:QM:69:GLU:O	13:QM:72:ALA:N	2.32	0.62
44:R1:91:LYS:HA	44:R1:91:LYS:HE3	1.82	0.62
45:R2:69:ARG:CZ	45:R2:69:ARG:HB2	2.30	0.62

*Continued on next page...*

*Continued from previous page...*

Atom-1	Atom-2	Interatomic distance (Å)	Clash overlap (Å)
32:RP:64:LYS:HB2	51:R8:25:MET:HG3	1.80	0.62
22:RA:1636:C:O2'	22:RA:1760:A:N3	2.27	0.62
22:RA:2439:A:H5'	22:RA:2439:A:C8	2.34	0.62
24:RD:137:PRO:HB2	24:RD:140:THR:HG23	1.81	0.62
24:RD:70:TRP:CH2	24:RD:150:LYS:HA	2.35	0.62
27:RG:68:PRO:HB2	27:RG:90:LEU:HD12	1.80	0.62
30:RN:26:LEU:O	30:RN:30:ILE:HG13	1.99	0.62
30:RN:87:LEU:HD23	30:RN:87:LEU:O	1.99	0.62
41:RY:87:LYS:O	41:RY:88:LYS:NZ	2.31	0.62
5:XE:42:GLY:HA2	5:XE:136:MET:HE1	1.82	0.62
13:XM:66:LEU:HA	13:XM:70:LEU:HD23	1.81	0.62
17:XQ:65:ILE:HD12	17:XQ:65:ILE:N	2.15	0.62
19:XS:12:ASP:OD1	19:XS:37:ARG:HD2	2.00	0.62
47:Y4:61:ARG:O	47:Y4:63:TYR:N	2.33	0.62
24:YD:133:LEU:HD21	24:YD:191:ALA:CB	2.29	0.62
29:YI:93:THR:N	29:YI:96:ASP:OD1	2.26	0.62
31:YO:7:TYR:HE1	31:YO:20:MET:HE3	1.65	0.62
4:QD:196:LEU:C	4:QD:198:VAL:H	2.02	0.62
1:QA:1069:C:O2'	5:QE:25:ARG:NH1	2.31	0.62
8:QH:16:ALA:HB2	8:QH:24:THR:HG21	1.82	0.62
22:RA:1006:C:H1'	30:RN:106:MET:CE	2.30	0.62
22:RA:1543:A:O2'	22:RA:1544:C:H3'	2.00	0.62
22:RA:2065:C:H1'	22:RA:2449:U:H3	1.64	0.62
22:RA:288:C:H2'	22:RA:289:A:C8	2.31	0.62
25:RE:35:GLN:HG2	25:RE:37:ARG:NE	2.14	0.62
33:RQ:86:GLY:C	33:RQ:88:GLY:H	2.03	0.62
35:RS:100:ALA:HA	35:RS:103:GLU:CG	2.30	0.62
31:RO:78:ARG:HH21	36:RT:103:ARG:NH2	1.98	0.62
36:RT:31:SER:HA	36:RT:44:ASP:OD2	2.00	0.62
36:RT:57:PHE:CD2	36:RT:58:ASN:N	2.66	0.62
1:XA:370:C:O2'	1:XA:371:G:C5'	2.45	0.62
2:XB:194:PRO:HG2	2:XB:195:ASP:H	1.64	0.62
9:XI:116:LYS:O	9:XI:118:LYS:N	2.33	0.62
13:XM:62:ASN:ND2	47:Y4:47:GLN:NE2	2.48	0.62
16:XP:4:ILE:HG13	16:XP:21:VAL:CG1	2.29	0.62
16:XP:20:VAL:HG21	16:XP:32:TYR:CD2	2.35	0.62
20:XT:14:LYS:HA	20:XT:17:ARG:NH1	2.14	0.62
55:XY:29:U:H2'	55:XY:30:C:H6	1.60	0.62
22:YA:1140:C:H5''	30:YN:66:LYS:HZ1	1.65	0.62
22:YA:1803:A:H4'	24:YD:259:THR:HG21	1.82	0.62
22:YA:1697:G:O2'	22:YA:1978:A:OP1	2.16	0.62

*Continued on next page...*

*Continued from previous page...*

Atom-1	Atom-2	Interatomic distance (Å)	Clash overlap (Å)
22:YA:2040:C:H2'	22:YA:2041:U:C6	2.35	0.62
24:YD:182:LEU:H	24:YD:272:ALA:HB3	1.63	0.62
25:YE:104:VAL:HG11	25:YE:188:VAL:HG23	1.82	0.62
26:YF:28:ILE:HG22	26:YF:112:MET:HB3	1.80	0.62
39:YW:60:ASN:C	39:YW:61:ASN:HD22	2.03	0.62
1:QA:973:G:H3'	1:QA:974:A:H5''	1.80	0.62
6:QF:77:ARG:HB2	6:QF:77:ARG:NH1	2.15	0.62
13:QM:117:VAL:HG22	13:QM:118:ALA:N	2.15	0.62
14:QN:23:ARG:NH1	14:QN:30:ALA:HB2	2.14	0.62
16:QP:66:PRO:HG2	16:QP:71:ARG:HH12	1.64	0.62
43:R0:48:GLY:HA3	43:R0:80:HIS:CE1	2.35	0.62
44:R1:3:LYS:HD3	44:R1:43:TYR:CD2	2.35	0.62
45:R2:17:SER:HB2	45:R2:18:PRO:CA	2.30	0.62
27:RG:6:ALA:HB2	47:R4:23:GLU:OE2	2.00	0.62
47:R4:61:ARG:O	47:R4:63:TYR:N	2.33	0.62
47:R4:71:ARG:NH1	47:R4:71:ARG:CG	2.60	0.62
22:RA:1667:G:O2'	22:RA:1669:A:N6	2.33	0.62
22:RA:2083:G:C6	22:RA:2084:C:C4	2.88	0.62
22:RA:2416:C:H5''	32:RP:64:LYS:HE3	1.81	0.62
27:RG:9:ARG:HG2	27:RG:13:GLU:OE1	2.00	0.62
35:RS:17:ARG:HG3	35:RS:18:ILE:N	2.14	0.62
35:RS:26:LEU:HD12	35:RS:39:ILE:CD1	2.23	0.62
1:XA:1126:U:H1'	1:XA:1280:A:C5	2.34	0.62
3:XC:111:LEU:HD21	3:XC:144:SER:O	2.00	0.62
3:XC:189:ALA:O	3:XC:191:THR:HG23	1.99	0.62
5:XE:51:VAL:HB	5:XE:52:PRO:CD	2.30	0.62
45:Y2:17:SER:HB2	45:Y2:18:PRO:CA	2.30	0.62
22:YA:1537:C:H2'	22:YA:1538:G:C8	2.35	0.62
22:YA:2607:G:H2'	22:YA:2608:G:O4'	1.99	0.62
22:YA:507:A:H5''	22:YA:508:G:H5'	1.82	0.62
22:YA:558:G:P	30:YN:111:PRO:HD2	2.39	0.62
24:YD:134:ARG:HD3	24:YD:135:PHE:CE2	2.35	0.62
27:YG:142:PRO:HB2	47:Y4:31:ILE:CD1	2.30	0.62
6:QF:10:LEU:HD13	6:QF:61:LEU:CD1	2.30	0.61
13:QM:66:LEU:HA	13:QM:70:LEU:HD23	1.81	0.61
15:QO:68:ARG:O	15:QO:72:ARG:HB2	2.00	0.61
47:R4:23:GLU:O	47:R4:25:TYR:N	2.33	0.61
22:RA:1796:U:H2'	22:RA:1797:C:C6	2.35	0.61
22:RA:642:G:H21	22:RA:646:A:H2	1.47	0.61
27:RG:111:LEU:HB2	27:RG:112:PRO:HD3	1.82	0.61
27:RG:170:ARG:O	27:RG:174:GLU:HB2	2.00	0.61

*Continued on next page...*

*Continued from previous page...*

Atom-1	Atom-2	Interatomic distance (Å)	Clash overlap (Å)
28:RH:153:LYS:CB	28:RH:154:PRO:CD	2.69	0.61
32:RP:50:ARG:CB	32:RP:50:ARG:NH2	2.57	0.61
36:RT:22:PHE:N	36:RT:22:PHE:HD2	1.97	0.61
37:RU:92:ARG:HD3	37:RU:94:ASN:HB3	1.82	0.61
9:XI:65:VAL:HG21	9:XI:73:GLN:HB3	1.82	0.61
12:XL:50:SER:O	12:XL:51:ALA:HB2	2.00	0.61
14:XN:32:SER:O	14:XN:40:CYS:C	2.37	0.61
19:XS:39:THR:HG22	19:XS:40:ILE:N	2.14	0.61
44:Y1:87:PRO:O	44:Y1:88:LYS:C	2.37	0.61
22:YA:1178:C:H2'	22:YA:1179:C:C6	2.35	0.61
23:YB:40:U:H3	23:YB:43:C:H5''	1.65	0.61
25:YE:51:PHE:O	25:YE:52:LEU:C	2.38	0.61
33:YQ:54:MET:O	33:YQ:57:HIS:HB3	2.00	0.61
33:YQ:88:GLY:C	33:YQ:90:VAL:H	2.02	0.61
37:YU:102:GLU:HG3	38:YV:2:PHE:CE2	2.34	0.61
3:QC:111:LEU:HD21	3:QC:144:SER:O	2.00	0.61
10:QJ:29:ARG:HG2	10:QJ:29:ARG:O	2.00	0.61
10:QJ:53:PRO:HA	14:QN:42:ILE:HD12	1.82	0.61
11:QK:121:PRO:HD2	11:QK:126:ARG:HD3	1.82	0.61
15:QO:26:GLU:CD	15:QO:77:ARG:HH12	2.03	0.61
49:R6:44:ARG:O	49:R6:45:LYS:HB2	2.00	0.61
22:RA:307:G:H21	22:RA:330:A:H62	1.48	0.61
24:RD:133:LEU:HD21	24:RD:191:ALA:HB2	1.82	0.61
25:RE:201:THR:HG22	25:RE:203:LYS:N	2.07	0.61
22:RA:995:C:N4	30:RN:2:LYS:HG3	2.15	0.61
22:RA:517:C:O2'	39:RW:18:ARG:NH2	2.33	0.61
41:RY:101:LYS:HE3	41:RY:102:CYS:SG	2.40	0.61
1:XA:1104:G:H4'	2:XB:111:ARG:NH1	2.15	0.61
1:XA:1310:G:H5''	47:Y4:71:ARG:OXT	2.00	0.61
3:XC:127:ARG:HH11	3:XC:127:ARG:HG2	1.64	0.61
9:XI:59:PHE:HZ	9:XI:88:TYR:CE1	2.17	0.61
15:XO:74:ASP:OD1	15:XO:77:ARG:HG2	2.00	0.61
44:Y1:76:ARG:HD2	44:Y1:76:ARG:H	1.64	0.61
22:YA:2014:A:O2'	48:Y5:2:ALA:HB2	2.00	0.61
22:YA:746:A:C6	22:YA:2611:U:H5''	2.35	0.61
26:YF:32:LEU:CD1	26:YF:105:VAL:HG13	2.29	0.61
32:YP:50:ARG:NH2	32:YP:50:ARG:CB	2.58	0.61
33:YQ:86:GLY:C	33:YQ:88:GLY:N	2.52	0.61
7:QG:15:ASP:O	7:QG:19:GLY:HA2	2.00	0.61
14:QN:18:VAL:HG23	14:QN:19:ARG:N	2.14	0.61
14:QN:23:ARG:CD	14:QN:28:GLY:O	2.49	0.61

*Continued on next page...*

*Continued from previous page...*

Atom-1	Atom-2	Interatomic distance (Å)	Clash overlap (Å)
19:QS:11:VAL:O	19:QS:12:ASP:HB2	2.00	0.61
47:R4:35:VAL:O	47:R4:37:SER:N	2.26	0.61
24:RD:72:LYS:HE3	24:RD:75:ILE:HD12	1.82	0.61
32:RP:114:ILE:HD11	32:RP:130:PHE:CD1	2.34	0.61
9:XI:128:ARG:HD3	53:XV:32:C:OP2	2.00	0.61
15:XO:61:GLY:C	15:XO:65:ARG:HH12	2.02	0.61
44:Y1:73:LEU:C	44:Y1:75:GLU:H	2.03	0.61
49:Y6:18:ARG:O	49:Y6:18:ARG:HD2	2.00	0.61
29:YI:104:GLN:O	29:YI:105:HIS:ND1	2.29	0.61
36:YT:31:SER:HA	36:YT:44:ASP:OD2	2.00	0.61
1:QA:1397:C:HO2'	54:QX:8:A:N6	1.98	0.61
1:QA:939:G:OP1	7:QG:102:ARG:NH1	2.34	0.61
2:QB:108:ILE:O	2:QB:111:ARG:HB2	2.01	0.61
5:QE:91:LEU:HA	5:QE:120:THR:HG22	1.81	0.61
11:QK:12:ARG:HG2	11:QK:13:GLN:H	1.63	0.61
12:QL:47:LYS:CG	12:QL:48:PRO:HD3	2.29	0.61
16:QP:4:ILE:HG13	16:QP:21:VAL:CG1	2.29	0.61
22:RA:1924:C:H4'	53:QV:13:C:O2'	2.00	0.61
22:RA:38:A:N3	26:RF:48:THR:OG1	2.33	0.61
24:RD:237:GLU:OE1	24:RD:237:GLU:CA	2.48	0.61
28:RH:152:ARG:O	28:RH:153:LYS:CD	2.48	0.61
28:RH:86:GLU:O	28:RH:87:LEU:HB2	1.99	0.61
31:RO:97:ARG:N	31:RO:117:LEU:HD22	2.15	0.61
34:RR:38:VAL:HB	34:RR:39:PRO:HD3	1.81	0.61
3:XC:3:ASN:N	3:XC:3:ASN:ND2	2.48	0.61
6:XF:77:ARG:NH1	6:XF:77:ARG:HB2	2.15	0.61
7:XG:15:ASP:O	7:XG:19:GLY:HA2	2.00	0.61
19:XS:5:LEU:HD22	47:Y4:67:TYR:CZ	2.35	0.61
20:XT:34:LYS:O	20:XT:38:LYS:HB2	2.01	0.61
21:XU:15:ARG:HG2	21:XU:15:ARG:HH11	1.63	0.61
43:Y0:7:LEU:C	53:XV:2:G:H4'	2.20	0.61
24:YD:227:ASN:CB	24:YD:228:PRO:HD2	2.24	0.61
24:YD:27:THR:O	24:YD:29:PRO:HD2	1.99	0.61
27:YG:6:ALA:HB2	47:Y4:23:GLU:OE2	1.99	0.61
28:YH:6:ARG:HG3	28:YH:7:LEU:N	2.15	0.61
31:YO:8:LEU:HB2	31:YO:19:ILE:HD11	1.81	0.61
31:YO:78:ARG:HH21	36:YT:103:ARG:NH2	1.97	0.61
32:YP:108:LYS:H	32:YP:108:LYS:HD2	1.64	0.61
33:YQ:66:ILE:CG1	33:YQ:67:ARG:H	2.12	0.61
35:YS:17:ARG:HG3	35:YS:18:ILE:N	2.14	0.61
39:YW:5:ALA:O	39:YW:50:VAL:HG13	2.00	0.61

*Continued on next page...*



*Continued from previous page...*

Atom-1	Atom-2	Interatomic distance (Å)	Clash overlap (Å)
1:QA:1502:A:H2	1:QA:1505:G:H1	1.49	0.61
2:QB:115:LEU:CD2	2:QB:153:ARG:HD3	2.30	0.61
4:QD:162:LEU:CD1	4:QD:181:MET:HB3	2.31	0.61
8:QH:39:LEU:O	8:QH:45:ILE:HG12	2.01	0.61
13:QM:36:LYS:C	13:QM:36:LYS:HD3	2.20	0.61
46:R3:29:ARG:CB	46:R3:29:ARG:HH11	2.13	0.61
27:RG:142:PRO:HB2	47:R4:31:ILE:CD1	2.30	0.61
23:RB:88:C:H2'	23:RB:89:G:O4'	2.00	0.61
29:RI:130:TYR:HB3	29:RI:136:VAL:HG13	1.83	0.61
30:RN:62:VAL:CG1	30:RN:66:LYS:HD2	2.30	0.61
32:RP:65:ARG:HE	51:R8:15:LYS:HB2	1.64	0.61
35:RS:88:ASP:O	35:RS:89:ARG:CB	2.49	0.61
31:RO:104:ARG:CZ	36:RT:34:VAL:HG11	2.29	0.61
41:RY:48:ALA:HB2	41:RY:61:ILE:HD13	1.82	0.61
1:XA:923:A:O2'	1:XA:1399:C:OP2	2.17	0.61
6:XF:10:LEU:HD13	6:XF:61:LEU:CD1	2.30	0.61
9:XI:28:VAL:HG13	9:XI:63:ILE:HG22	1.83	0.61
47:Y4:23:GLU:O	47:Y4:25:TYR:N	2.33	0.61
51:Y8:22:VAL:HG21	51:Y8:53:PRO:HB2	1.83	0.61
51:Y8:29:LYS:HD3	51:Y8:44:LYS:CB	2.30	0.61
22:YA:277:C:H3'	22:YA:278:A:C5'	2.31	0.61
22:YA:862:G:H2'	22:YA:863:A:O4'	2.01	0.61
22:YA:890:A:HO2'	22:YA:892:G:H8	1.48	0.61
23:YB:44:G:H1'	23:YB:47:C:N4	2.15	0.61
24:YD:137:PRO:HB2	24:YD:140:THR:HG23	1.81	0.61
25:YE:35:GLN:HG2	25:YE:37:ARG:NE	2.14	0.61
28:YH:152:ARG:O	28:YH:153:LYS:CD	2.48	0.61
30:YN:62:VAL:CG1	30:YN:66:LYS:HD2	2.30	0.61
30:YN:96:GLU:O	30:YN:98:VAL:N	2.33	0.61
33:YQ:2:LEU:HD23	33:YQ:2:LEU:H	1.65	0.61
38:YV:46:VAL:HG13	38:YV:46:VAL:O	2.01	0.61
40:YX:15:GLU:OE1	40:YX:15:GLU:N	2.34	0.61
1:QA:1124:G:H3'	1:QA:1145:C:N4	2.16	0.61
1:QA:1305:G:N2	1:QA:1331:G:H2'	2.16	0.61
4:QD:129:ASN:HA	4:QD:145:GLU:HB2	1.82	0.61
7:QG:113:GLU:CB	7:QG:119:ARG:HG2	2.29	0.61
10:QJ:98:ILE:N	10:QJ:98:ILE:HD12	2.16	0.61
49:R6:25:LYS:HD2	51:R8:34:TRP:CZ2	2.36	0.61
23:RB:55:U:H4'	27:RG:28:VAL:CG2	2.30	0.61
29:RI:74:ASN:OD1	29:RI:74:ASN:N	2.34	0.61
39:RW:82:LEU:HB2	39:RW:98:LYS:HB2	1.82	0.61

*Continued on next page...*

*Continued from previous page...*

Atom-1	Atom-2	Interatomic distance (Å)	Clash overlap (Å)
2:XB:108:ILE:O	2:XB:111:ARG:HB2	2.01	0.61
2:XB:17:PHE:CD2	2:XB:44:LEU:HD11	2.36	0.61
5:XE:131:ILE:O	5:XE:134:ALA:HB3	2.01	0.61
11:XK:121:PRO:HD2	11:XK:126:ARG:HD3	1.82	0.61
12:XL:126:LYS:C	12:XL:128:ALA:H	2.04	0.61
12:XL:85:ILE:HD11	12:XL:98:TYR:HB2	1.81	0.61
19:XS:11:VAL:O	19:XS:12:ASP:HB2	2.00	0.61
45:Y2:41:ILE:HD11	45:Y2:44:LEU:HG	1.82	0.61
22:YA:675:A:C8	22:YA:804:A:C6	2.89	0.61
24:YD:35:LYS:HE3	24:YD:64:ILE:C	2.21	0.61
24:YD:70:TRP:CH2	24:YD:150:LYS:HA	2.35	0.61
27:YG:77:ILE:HD13	27:YG:82:LEU:CD1	2.29	0.61
36:YT:24:PRO:O	36:YT:94:ALA:HB2	2.00	0.61
41:YY:44:ILE:HG13	41:YY:45:VAL:H	1.64	0.61
1:QA:1152:A:OP1	10:QJ:68:HIS:NE2	2.34	0.61
2:QB:194:PRO:HG2	2:QB:195:ASP:H	1.64	0.61
4:QD:11:LEU:HA	4:QD:14:ARG:HB2	1.82	0.61
22:RA:1285:G:N2	22:RA:1329:U:OP1	2.23	0.61
22:RA:2030:A:H4'	22:RA:2031:A:H8	1.66	0.61
24:RD:174:ILE:N	24:RD:174:ILE:HD12	2.16	0.61
24:RD:21:PHE:HB3	24:RD:24:ILE:HG13	1.83	0.61
24:RD:35:LYS:HA	24:RD:64:ILE:HG22	1.82	0.61
39:RW:5:ALA:O	39:RW:50:VAL:HG13	2.00	0.61
2:XB:21:ARG:HG3	2:XB:38:GLY:O	2.01	0.61
4:XD:149:ALA:HB3	4:XD:152:SER:HB2	1.82	0.61
4:XD:196:LEU:C	4:XD:198:VAL:H	2.02	0.61
7:XG:140:ASP:C	7:XG:142:GLU:H	2.03	0.61
18:XR:25:THR:HG22	18:XR:25:THR:O	2.00	0.61
13:XM:62:ASN:ND2	47:Y4:47:GLN:HE22	1.98	0.61
22:YA:1264:G:H5'	48:Y5:11:THR:HG21	1.83	0.61
22:YA:1484:G:H1	22:YA:1505:C:H42	1.46	0.61
22:YA:628:G:H2'	22:YA:629:G:H8	1.65	0.61
24:YD:25:THR:HG21	24:YD:81:ALA:CA	2.31	0.61
25:YE:52:LEU:HB3	25:YE:54:GLN:OE1	2.00	0.61
28:YH:137:ASP:HB3	28:YH:140:LYS:HB2	1.81	0.61
29:YI:113:ARG:HB3	29:YI:131:LYS:HD3	1.82	0.61
34:YR:38:VAL:HB	34:YR:39:PRO:HD3	1.81	0.61
35:YS:49:VAL:HG22	35:YS:80:LEU:HD12	1.83	0.61
39:YW:28:SER:O	39:YW:31:GLU:N	2.34	0.61
41:YY:19:LYS:HG3	41:YY:19:LYS:O	2.01	0.61
1:QA:1495:U:O4	58:QA:1666:PAR:H222	1.99	0.61

*Continued on next page...*

*Continued from previous page...*

Atom-1	Atom-2	Interatomic distance (Å)	Clash overlap (Å)
4:QD:90:GLY:CA	4:QD:204:ILE:HD11	2.30	0.61
10:QJ:34:VAL:CG2	10:QJ:74:ILE:HG22	2.30	0.61
16:QP:20:VAL:HG21	16:QP:32:TYR:CD2	2.35	0.61
17:QQ:67:LYS:HA	17:QQ:70:ARG:NH1	2.15	0.61
20:QT:84:LEU:O	20:QT:88:VAL:HG23	2.01	0.61
44:R1:80:LEU:O	44:R1:81:LYS:HD2	2.01	0.61
48:R5:52:TYR:O	48:R5:53:ALA:HB3	2.01	0.61
51:R8:29:LYS:HD3	51:R8:44:LYS:CB	2.30	0.61
51:R8:48:PHE:CD1	51:R8:48:PHE:N	2.66	0.61
22:RA:1441:G:H2'	22:RA:1442:G:H8	1.66	0.61
22:RA:2555:U:O2	56:Z6:74:C:N3	2.32	0.61
22:RA:2773:C:H2'	22:RA:2774:C:H6	1.65	0.61
28:RH:6:ARG:HG3	28:RH:7:LEU:N	2.15	0.61
30:RN:23:LEU:HD12	30:RN:99:LEU:HD23	1.82	0.61
30:RN:7:LYS:CD	30:RN:9:VAL:H	2.14	0.61
38:RV:46:VAL:HG13	38:RV:46:VAL:O	2.01	0.61
40:RX:66:LEU:O	40:RX:66:LEU:HD23	2.01	0.61
1:XA:1321:C:H5''	1:XA:1322:C:H5''	1.83	0.61
1:XA:688:G:H2'	1:XA:689:C:H6	1.66	0.61
4:XD:162:LEU:CD1	4:XD:181:MET:HB3	2.31	0.61
8:XH:102:ARG:HH11	8:XH:105:ARG:NH2	1.99	0.61
13:XM:117:VAL:HG22	13:XM:118:ALA:N	2.15	0.61
15:XO:68:ARG:O	15:XO:72:ARG:HB2	2.00	0.61
1:XA:1014:A:H4'	19:XS:14:HIS:NE2	2.16	0.61
22:YA:1310:G:OP2	50:Y7:9:ARG:NH1	2.34	0.61
24:YD:2:ALA:HB3	24:YD:20:ASP:HB3	1.83	0.61
25:YE:95:ILE:N	25:YE:95:ILE:HD12	2.15	0.61
26:YF:164:ARG:HG2	26:YF:164:ARG:HH11	1.66	0.61
31:YO:91:LEU:HD22	31:YO:91:LEU:N	2.16	0.61
32:YP:96:THR:HG22	32:YP:126:VAL:HB	1.82	0.61
37:YU:88:ILE:CD1	37:YU:88:ILE:H	2.05	0.61
1:QA:119:A:H4'	1:QA:120:A:O5'	2.00	0.61
3:QC:70:VAL:O	3:QC:106:VAL:HG23	2.01	0.61
4:QD:90:GLY:HA2	4:QD:204:ILE:HD11	1.83	0.61
5:QE:78:HIS:HB3	8:QH:104:ARG:O	2.01	0.61
6:QF:98:LEU:HD12	6:QF:98:LEU:O	2.01	0.61
46:R3:5:LYS:HB2	46:R3:36:VAL:HG12	1.82	0.61
49:R6:41:PRO:HD2	49:R6:46:HIS:N	2.16	0.61
22:RA:2857:G:N2	22:RA:2860:A:OP2	2.32	0.61
33:RQ:2:LEU:HD23	33:RQ:2:LEU:H	1.65	0.61
37:RU:69:CYS:HB3	37:RU:106:PHE:CZ	2.36	0.61

*Continued on next page...*

*Continued from previous page...*

Atom-1	Atom-2	Interatomic distance (Å)	Clash overlap (Å)
38:RV:35:LEU:HD23	38:RV:35:LEU:O	2.01	0.61
1:XA:489:C:OP1	4:XD:132:ARG:NH2	2.32	0.61
1:XA:757:U:OP1	1:XA:822:C:O2'	2.19	0.61
4:XD:196:LEU:N	4:XD:196:LEU:HD12	2.15	0.61
6:XF:69:GLU:O	6:XF:72:VAL:HG12	2.01	0.61
10:XJ:34:VAL:CG2	10:XJ:74:ILE:HG22	2.30	0.61
3:XC:13:GLY:HA3	14:YN:57:ARG:CZ	2.31	0.61
46:Y3:5:LYS:HB2	46:Y3:36:VAL:HG12	1.82	0.61
22:YA:2655:G:N2	22:YA:2665:A:OP2	2.33	0.61
24:YD:133:LEU:HD21	24:YD:191:ALA:HB2	1.82	0.61
25:YE:35:GLN:CG	25:YE:37:ARG:HE	2.11	0.61
26:YF:119:ARG:HH11	26:YF:119:ARG:HG2	1.64	0.61
30:YN:7:LYS:CD	30:YN:9:VAL:H	2.14	0.61
33:YQ:20:ALA:HB1	33:YQ:99:PRO:CD	2.30	0.61
34:YR:44:LEU:HD22	34:YR:48:VAL:HG23	1.83	0.61
40:YX:14:SER:O	40:YX:17:ALA:N	2.34	0.61
40:YX:66:LEU:O	40:YX:66:LEU:HD23	2.01	0.61
2:QB:80:ILE:CD1	2:QB:208:ILE:HG23	2.22	0.61
2:QB:60:ASP:O	2:QB:64:ARG:HG2	2.01	0.61
3:QC:3:ASN:N	3:QC:3:ASN:ND2	2.48	0.61
4:QD:29:PRO:CG	4:QD:30:LYS:HD3	2.28	0.61
8:QH:118:VAL:C	8:QH:119:LEU:HD23	2.21	0.61
11:QK:99:GLN:HG2	11:QK:105:VAL:CG2	2.28	0.61
12:QL:126:LYS:C	12:QL:128:ALA:H	2.03	0.61
13:QM:9:ILE:O	13:QM:9:ILE:HD12	2.01	0.61
17:QQ:65:ILE:HD12	17:QQ:65:ILE:N	2.15	0.61
20:QT:34:LYS:O	20:QT:38:LYS:HB2	2.01	0.61
22:RA:2401:U:H2'	22:RA:2402:C:H5''	1.83	0.61
22:RA:656:G:H2'	22:RA:657:U:O4'	2.00	0.61
24:RD:35:LYS:HG2	24:RD:64:ILE:CG2	2.31	0.61
26:RF:175:THR:O	26:RF:176:LEU:CB	2.48	0.61
26:RF:63:LYS:HE2	26:RF:67:GLN:HB3	1.83	0.61
30:RN:58:ASP:N	30:RN:60:ILE:HD11	2.16	0.61
32:RP:96:THR:HG22	32:RP:126:VAL:HB	1.83	0.61
23:RB:7:G:N2	35:RS:38:GLN:OE1	2.26	0.61
35:RS:49:VAL:HG22	35:RS:80:LEU:HD12	1.82	0.61
38:RV:15:GLU:HG3	38:RV:16:PRO:HD2	1.83	0.61
39:RW:65:LEU:HD12	39:RW:68:ARG:NH1	2.10	0.61
40:RX:14:SER:O	40:RX:17:ALA:N	2.34	0.61
1:XA:1366:C:H2'	1:XA:1367:C:H6	1.65	0.61
6:XF:45:LEU:HD12	6:XF:59:TYR:HD1	1.66	0.61

*Continued on next page...*

*Continued from previous page...*

Atom-1	Atom-2	Interatomic distance (Å)	Clash overlap (Å)
6:XF:98:LEU:HD12	6:XF:98:LEU:O	2.01	0.61
8:XH:23:SER:HA	8:XH:63:LEU:CD2	2.24	0.61
9:XI:13:ALA:HB2	9:XI:67:GLY:O	2.00	0.61
13:XM:96:LEU:HB3	13:XM:97:PRO:HD2	1.83	0.61
15:XO:26:GLU:CD	15:XO:77:ARG:HH12	2.03	0.61
17:XQ:67:LYS:HA	17:XQ:70:ARG:NH1	2.15	0.61
46:Y3:59:VAL:HG12	46:Y3:60:GLU:N	2.16	0.61
49:Y6:7:ILE:HG13	49:Y6:8:LYS:N	2.06	0.61
22:YA:1637:A:H4'	22:YA:2711:A:O2'	2.01	0.61
22:YA:363(B):G:H2'	22:YA:363(C):G:H8	1.65	0.61
24:YD:147:LEU:CD1	24:YD:155:LEU:HD11	2.26	0.61
25:YE:131:ALA:HB1	25:YE:135:HIS:HE1	1.65	0.61
27:YG:44:GLY:HA2	27:YG:88:ILE:CG1	2.31	0.61
32:YP:27:HIS:N	32:YP:27:HIS:ND1	2.49	0.61
35:YS:89:ARG:O	35:YS:90:GLY:O	2.19	0.61
42:YZ:91:LEU:HD12	42:YZ:96:VAL:HG11	1.82	0.61
1:QA:1095:U:P	1:QA:1108:G:H1	2.25	0.60
3:QC:47:LEU:O	3:QC:52:LEU:HD22	2.01	0.60
4:QD:149:ALA:HB3	4:QD:152:SER:HB2	1.82	0.60
8:QH:49:GLU:O	8:QH:51:VAL:HG13	2.01	0.60
15:QO:5:LYS:O	15:QO:8:LYS:HG2	2.01	0.60
45:R2:41:ILE:HD11	45:R2:44:LEU:HG	1.83	0.60
46:R3:59:VAL:HG12	46:R3:60:GLU:N	2.16	0.60
22:RA:140:A:H8	22:RA:1408:C:HO2'	1.48	0.60
27:RG:28:VAL:O	27:RG:31:VAL:HG12	2.01	0.60
30:RN:6:PRO:HG3	30:RN:41:ASP:HB2	1.83	0.60
39:RW:28:SER:O	39:RW:31:GLU:N	2.34	0.60
1:XA:1112:C:H1'	3:XC:179:ARG:NH1	2.15	0.60
3:XC:47:LEU:O	3:XC:52:LEU:HD22	2.01	0.60
4:XD:106:TYR:HE1	4:XD:112:VAL:O	1.82	0.60
5:XE:43:LEU:HD21	5:XE:132:ALA:HB1	1.83	0.60
16:XP:20:VAL:HG22	16:XP:21:VAL:N	2.16	0.60
19:XS:16:LEU:O	19:XS:20:LEU:HG	2.01	0.60
49:Y6:41:PRO:HD2	49:Y6:46:HIS:N	2.16	0.60
22:YA:1287:A:N7	34:YR:107:ASP:HB2	2.16	0.60
22:YA:2306:C:H2'	22:YA:2307:G:N2	2.14	0.60
24:YD:35:LYS:NZ	24:YD:65:ILE:HA	2.15	0.60
24:YD:54:ARG:HH11	24:YD:54:ARG:CG	2.14	0.60
30:YN:17:ASP:O	30:YN:18:ALA:HB3	2.01	0.60
30:YN:99:LEU:O	30:YN:103:VAL:HG23	2.01	0.60
38:YV:41:GLY:H	38:YV:46:VAL:HG13	1.66	0.60

*Continued on next page...*

*Continued from previous page...*

Atom-1	Atom-2	Interatomic distance (Å)	Clash overlap (Å)
39:YW:82:LEU:HB2	39:YW:98:LYS:HB2	1.82	0.60
2:QB:141:GLU:O	2:QB:145:LEU:HD23	2.01	0.60
4:QD:196:LEU:HD12	4:QD:196:LEU:N	2.15	0.60
16:QP:40:ASP:OD2	16:QP:42:ARG:HB2	2.02	0.60
19:QS:68:GLY:CA	47:R4:68:ARG:CG	2.65	0.60
22:RA:1169:G:H1	22:RA:1180:C:H42	1.49	0.60
22:RA:527:C:N4	22:RA:2779:U:OP2	2.34	0.60
25:RE:104:VAL:HG11	25:RE:188:VAL:HG23	1.82	0.60
25:RE:52:LEU:HB3	25:RE:54:GLN:OE1	2.00	0.60
22:RA:2562:U:O2'	31:RO:23:ARG:NH1	2.33	0.60
31:RO:91:LEU:N	31:RO:91:LEU:HD22	2.16	0.60
33:RQ:66:ILE:CG1	33:RQ:67:ARG:N	2.64	0.60
34:RR:52:ILE:O	34:RR:55:ALA:HB3	2.01	0.60
1:XA:690:G:H2'	1:XA:691:G:O4'	2.02	0.60
3:XC:141:VAL:O	3:XC:146:ALA:HB3	2.01	0.60
7:XG:79:ARG:HH11	7:XG:79:ARG:HG2	1.66	0.60
8:XH:118:VAL:C	8:XH:119:LEU:HD23	2.21	0.60
8:XH:6:ILE:HB	8:XH:85:ARG:HH12	1.62	0.60
13:XM:40:ASN:HD21	13:XM:42:ALA:HB3	1.64	0.60
13:XM:57:ARG:NH2	47:Y4:34:GLU:O	2.34	0.60
22:YA:270(R):G:N3	44:Y1:78:LYS:NZ	2.48	0.60
22:YA:787:U:H5''	22:YA:788:A:H5'	1.83	0.60
33:YQ:66:ILE:CG1	33:YQ:67:ARG:N	2.64	0.60
41:YY:101:LYS:HE3	41:YY:102:CYS:SG	2.40	0.60
1:QA:1493:A:OP1	58:QA:1666:PAR:O41	2.09	0.60
2:QB:114:ARG:O	2:QB:117:GLU:HB2	2.01	0.60
2:QB:132:LYS:HA	2:QB:135:GLN:CD	2.22	0.60
4:QD:76:ARG:HD2	4:QD:207:TYR:HE2	1.66	0.60
9:QI:28:VAL:HG13	9:QI:63:ILE:HG22	1.82	0.60
11:QK:41:THR:HG21	11:QK:71:LYS:HB2	1.83	0.60
19:QS:12:ASP:OD1	19:QS:37:ARG:HD2	2.00	0.60
20:QT:101:GLY:O	20:QT:103:GLY:N	2.35	0.60
45:R2:70:GLN:O	45:R2:71:ASN:HB2	2.00	0.60
22:RA:2335:A:O2'	22:RA:2336:A:O5'	2.19	0.60
22:RA:2848:G:O2'	22:RA:2849:U:OP2	2.17	0.60
22:RA:507:A:H5''	22:RA:508:G:H5'	1.83	0.60
24:RD:35:LYS:NZ	24:RD:65:ILE:HA	2.15	0.60
27:RG:61:ALA:HB2	27:RG:68:PRO:HD2	1.80	0.60
28:RH:126:PRO:CD	28:RH:127:GLU:N	2.65	0.60
33:RQ:88:GLY:C	33:RQ:90:VAL:H	2.02	0.60
33:RQ:86:GLY:C	33:RQ:88:GLY:N	2.52	0.60

*Continued on next page...*

*Continued from previous page...*

Atom-1	Atom-2	Interatomic distance (Å)	Clash overlap (Å)
38:RV:66:ARG:HH12	38:RV:88:ARG:HH11	1.49	0.60
40:RX:43:VAL:CG1	40:RX:51:VAL:HG21	2.31	0.60
1:XA:1124:G:H3'	1:XA:1145:C:N4	2.15	0.60
1:XA:1225:A:H5''	1:XA:1226:C:OP2	2.01	0.60
2:XB:69:LEU:O	2:XB:162:ILE:HA	2.01	0.60
3:XC:70:VAL:O	3:XC:106:VAL:HG23	2.01	0.60
3:XC:88:ARG:NH1	3:XC:101:LEU:H	1.99	0.60
9:XI:3:GLN:HB3	9:XI:20:ARG:HG2	1.82	0.60
1:XA:375:U:H4'	16:XP:17:TYR:HE2	1.67	0.60
44:Y1:3:LYS:HD3	44:Y1:43:TYR:CD2	2.35	0.60
22:YA:2757:A:OP1	52:Y9:19:ARG:HA	2.02	0.60
22:YA:1103:A:H5'	22:YA:1104:C:H5	1.67	0.60
24:YD:263:ARG:CB	24:YD:263:ARG:HH11	2.15	0.60
25:YE:37:ARG:CA	25:YE:37:ARG:NE	2.64	0.60
36:YT:34:VAL:HG12	36:YT:36:GLU:HG2	1.84	0.60
37:YU:69:CYS:HB3	37:YU:106:PHE:CZ	2.36	0.60
1:QA:1312:G:H5''	47:R4:67:TYR:OH	2.00	0.60
1:QA:584:G:H2'	1:QA:585:G:H8	1.64	0.60
2:QB:17:PHE:CD2	2:QB:44:LEU:HD11	2.36	0.60
3:QC:88:ARG:NH1	3:QC:101:LEU:H	1.99	0.60
3:QC:88:ARG:O	3:QC:99:VAL:HG21	2.01	0.60
4:QD:146:ILE:H	4:QD:146:ILE:HD12	1.66	0.60
6:QF:1:MET:HA	6:QF:67:MET:O	2.02	0.60
6:QF:69:GLU:O	6:QF:72:VAL:HG12	2.01	0.60
10:QJ:32:ALA:H	10:QJ:78:ASN:HD21	1.49	0.60
11:QK:78:GLN:O	11:QK:103:LEU:HA	2.01	0.60
16:QP:20:VAL:HG22	16:QP:21:VAL:N	2.16	0.60
16:QP:8:ARG:HG2	16:QP:8:ARG:HH11	1.64	0.60
45:R2:41:ILE:HG12	45:R2:44:LEU:HD12	1.81	0.60
24:RD:263:ARG:CB	24:RD:263:ARG:HH11	2.14	0.60
27:RG:94:LEU:HD23	27:RG:94:LEU:H	1.64	0.60
31:RO:104:ARG:HG2	31:RO:104:ARG:NH1	2.14	0.60
2:XB:132:LYS:HA	2:XB:135:GLN:CD	2.22	0.60
2:XB:221:LEU:O	2:XB:221:LEU:HD13	2.02	0.60
5:XE:79:GLU:HB3	5:XE:92:LYS:HA	1.84	0.60
6:XF:61:LEU:HB3	6:XF:63:TYR:HE2	1.67	0.60
8:XH:49:GLU:O	8:XH:51:VAL:HG13	2.02	0.60
12:XL:5:PRO:HA	12:XL:9:GLN:NE2	2.16	0.60
13:XM:37:THR:CG2	13:XM:39:ILE:HD11	2.32	0.60
13:XM:9:ILE:HD12	13:XM:9:ILE:O	2.01	0.60
13:XM:4:ILE:H	13:XM:9:ILE:HG22	1.62	0.60

*Continued on next page...*

*Continued from previous page...*

Atom-1	Atom-2	Interatomic distance (Å)	Clash overlap (Å)
16:XP:40:ASP:OD2	16:XP:42:ARG:HB2	2.02	0.60
49:Y6:13:CYS:O	49:Y6:21:TYR:HA	2.02	0.60
25:YE:53:PRO:HG2	25:YE:54:GLN:NE2	2.17	0.60
32:YP:13:ASN:O	32:YP:15:ARG:N	2.34	0.60
26:YF:34:TRP:CZ3	32:YP:8:PRO:HB3	2.36	0.60
35:YS:99:LYS:O	35:YS:102:ALA:N	2.34	0.60
4:QD:79:PHE:C	4:QD:79:PHE:CD2	2.71	0.60
9:QI:3:GLN:HB3	9:QI:20:ARG:HG2	1.82	0.60
14:QN:23:ARG:HD2	14:QN:28:GLY:O	2.00	0.60
44:R1:80:LEU:C	44:R1:81:LYS:CD	2.69	0.60
22:RA:1263:U:H2'	22:RA:1264:G:C8	2.36	0.60
22:RA:1434:A:H61	22:RA:1558:A:H62	1.50	0.60
22:RA:2277:G:H5'	33:RQ:85:LYS:HG3	1.82	0.60
22:RA:848:G:H2'	22:RA:849:A:C8	2.35	0.60
23:RB:52:A:H62	35:RS:33:LYS:HG3	1.66	0.60
25:RE:4:ILE:C	25:RE:5:LEU:HD23	2.22	0.60
27:RG:50:ALA:O	27:RG:53:LEU:HB3	2.01	0.60
28:RH:44:VAL:O	28:RH:44:VAL:HG22	2.01	0.60
37:RU:96:ALA:C	37:RU:98:LEU:H	2.04	0.60
41:RY:19:LYS:HG3	41:RY:19:LYS:O	2.01	0.60
1:XA:1446:A:O2'	1:XA:1447:G:O5'	2.20	0.60
2:XB:60:ASP:O	2:XB:64:ARG:HG2	2.01	0.60
3:XC:130:VAL:O	3:XC:134:ILE:HG12	2.01	0.60
3:XC:70:VAL:HG12	3:XC:72:LYS:N	2.11	0.60
4:XD:146:ILE:H	4:XD:146:ILE:HD12	1.66	0.60
4:XD:90:GLY:CA	4:XD:204:ILE:HD11	2.31	0.60
8:XH:39:LEU:O	8:XH:45:ILE:HG12	2.01	0.60
10:XJ:5:ARG:O	10:XJ:98:ILE:HA	2.01	0.60
11:XK:78:GLN:O	11:XK:103:LEU:HA	2.01	0.60
20:XT:104:LEU:HD12	20:XT:105:SER:H	1.66	0.60
54:XX:8:A:O5'	54:XX:8:A:H8	1.83	0.60
44:Y1:80:LEU:O	44:Y1:81:LYS:HD2	2.00	0.60
48:Y5:52:TYR:O	48:Y5:53:ALA:HB3	2.02	0.60
24:YD:166:GLN:HE21	24:YD:166:GLN:CA	2.14	0.60
24:YD:35:LYS:NZ	24:YD:64:ILE:O	2.32	0.60
24:YD:25:THR:HG21	24:YD:81:ALA:HA	1.83	0.60
25:YE:63:LEU:CD1	25:YE:64:LYS:H	2.04	0.60
27:YG:28:VAL:O	27:YG:31:VAL:HG12	2.01	0.60
28:YH:44:VAL:O	28:YH:44:VAL:HG22	2.01	0.60
22:YA:558:G:OP1	30:YN:111:PRO:HD2	2.02	0.60
30:YN:16:ILE:O	30:YN:55:VAL:HG22	2.01	0.60

*Continued on next page...*



*Continued from previous page...*

Atom-1	Atom-2	Interatomic distance (Å)	Clash overlap (Å)
34:YR:52:ILE:O	34:YR:55:ALA:HB3	2.01	0.60
35:YS:11:LYS:HB2	35:YS:91:PRO:HD3	1.84	0.60
39:YW:36:LEU:HD11	39:YW:47:VAL:HG12	1.83	0.60
3:QC:141:VAL:O	3:QC:146:ALA:HB3	2.01	0.60
8:QH:58:TYR:O	8:QH:59:LEU:HD23	2.00	0.60
8:QH:86:ILE:HG22	8:QH:93:VAL:HG21	1.84	0.60
15:QO:74:ASP:OD1	15:QO:77:ARG:HG2	2.01	0.60
22:RA:1289:C:H2'	22:RA:1290:C:C6	2.36	0.60
22:RA:1826:G:H4'	24:RD:242:ARG:NH2	2.14	0.60
22:RA:2328:A:H2'	22:RA:2329:G:C8	2.36	0.60
25:RE:51:PHE:O	25:RE:52:LEU:C	2.38	0.60
22:RA:443:A:C5	26:RF:45:ARG:HD2	2.37	0.60
27:RG:179:PRO:HG3	47:R4:38:LYS:HZ2	1.66	0.60
27:RG:64:THR:HG23	27:RG:66:GLN:H	1.67	0.60
30:RN:133:GLN:O	30:RN:134:ARG:HB3	1.99	0.60
32:RP:55:ARG:HD2	32:RP:56:SER:O	2.01	0.60
33:RQ:54:MET:O	33:RQ:57:HIS:HB3	2.00	0.60
33:RQ:80:GLU:C	33:RQ:81:VAL:HG13	2.22	0.60
1:XA:1178:G:N2	1:XA:1181:G:N7	2.49	0.60
5:XE:74:GLY:O	5:XE:115:VAL:HA	2.01	0.60
9:XI:9:ARG:CB	9:XI:14:VAL:HG22	2.31	0.60
14:XN:44:LEU:HD12	14:XN:48:ALA:HB2	1.84	0.60
22:YA:2287:A:N6	22:YA:2344:U:H3	1.99	0.60
24:YD:35:LYS:HG2	24:YD:64:ILE:CG2	2.31	0.60
31:YO:97:ARG:N	31:YO:117:LEU:HD22	2.15	0.60
37:YU:90:VAL:CG1	37:YU:91:ASP:H	2.00	0.60
38:YV:35:LEU:O	38:YV:35:LEU:HD23	2.01	0.60
2:QB:221:LEU:O	2:QB:221:LEU:HD13	2.02	0.60
6:QF:61:LEU:HB3	6:QF:63:TYR:HE2	1.67	0.60
6:QF:97:PHE:HD2	6:QF:97:PHE:C	2.05	0.60
9:QI:114:TYR:O	9:QI:114:TYR:HD2	1.85	0.60
9:QI:9:ARG:CB	9:QI:14:VAL:HG22	2.32	0.60
20:QT:104:LEU:HD12	20:QT:105:SER:H	1.66	0.60
27:RG:112:PRO:HB3	47:R4:37:SER:CB	2.25	0.60
22:RA:1259:G:H2'	22:RA:1260:G:H8	1.66	0.60
22:RA:896:A:H2	42:RZ:146:ILE:HD11	1.67	0.60
26:RF:164:ARG:HG2	26:RF:164:ARG:HH11	1.66	0.60
26:RF:34:TRP:CZ3	32:RP:8:PRO:HB3	2.36	0.60
30:RN:17:ASP:O	30:RN:18:ALA:HB3	2.01	0.60
30:RN:99:LEU:O	30:RN:103:VAL:HG23	2.02	0.60
34:RR:92:GLY:H	34:RR:94:TYR:HE2	1.49	0.60

*Continued on next page...*

*Continued from previous page...*

Atom-1	Atom-2	Interatomic distance (Å)	Clash overlap (Å)
41:RY:44:ILE:HG13	41:RY:45:VAL:H	1.65	0.60
1:XA:791:G:N2	1:XA:1497:G:O3'	2.35	0.60
2:XB:141:GLU:O	2:XB:145:LEU:HD23	2.01	0.60
4:XD:129:ASN:HA	4:XD:145:GLU:HB2	1.82	0.60
5:XE:33:VAL:HG11	5:XE:109:ILE:HA	1.83	0.60
6:XF:97:PHE:HD2	6:XF:97:PHE:C	2.05	0.60
7:XG:113:GLU:CB	7:XG:119:ARG:HG2	2.29	0.60
9:XI:96:LEU:HD23	9:XI:102:LEU:HD12	1.84	0.60
9:XI:85:LEU:O	9:XI:85:LEU:HD12	2.02	0.60
13:XM:3:ARG:HA	13:XM:9:ILE:CG2	2.21	0.60
13:XM:97:PRO:HB2	13:XM:101:GLN:HE22	1.65	0.60
24:YD:147:LEU:HD13	24:YD:155:LEU:CD1	2.29	0.60
24:YD:35:LYS:HD3	24:YD:63:ARG:CB	2.32	0.60
25:YE:93:VAL:N	25:YE:95:ILE:HD12	2.17	0.60
30:YN:23:LEU:HD12	30:YN:99:LEU:HD23	1.82	0.60
37:YU:92:ARG:NH1	37:YU:95:LEU:CD1	2.65	0.60
38:YV:99:ILE:CD1	38:YV:99:ILE:N	2.65	0.60
40:YX:43:VAL:CG1	40:YX:51:VAL:HG21	2.31	0.60
1:QA:161:A:H2'	1:QA:162:A:C8	2.37	0.60
4:QD:11:LEU:O	4:QD:14:ARG:N	2.35	0.60
5:QE:131:ILE:O	5:QE:134:ALA:HB3	2.01	0.60
5:QE:42:GLY:HA2	5:QE:136:MET:HE1	1.82	0.60
5:QE:43:LEU:HD21	5:QE:132:ALA:HB1	1.83	0.60
9:QI:85:LEU:HD12	9:QI:85:LEU:O	2.02	0.60
12:QL:54:LYS:N	12:QL:54:LYS:CD	2.65	0.60
14:QN:15:LYS:HD2	14:QN:16:PHE:CZ	2.37	0.60
19:QS:25:LYS:O	19:QS:26:GLY:O	2.20	0.60
1:QA:323:U:H5'	20:QT:23:ARG:HB2	1.84	0.60
43:R0:68:GLU:OE1	43:R0:82:ARG:NH1	2.35	0.60
44:R1:73:LEU:C	44:R1:75:GLU:H	2.03	0.60
45:R2:32:LEU:HD11	45:R2:54:LYS:HG3	1.84	0.60
22:RA:1081:U:H3'	22:RA:1082:U:H4'	1.84	0.60
22:RA:25:U:H5''	39:RW:80:PRO:HD3	1.84	0.60
23:RB:11:C:H3'	23:RB:12:C:H6	1.67	0.60
24:RD:2:ALA:HB3	24:RD:20:ASP:HB3	1.83	0.60
24:RD:25:THR:HG21	24:RD:81:ALA:CA	2.31	0.60
25:RE:37:ARG:CA	25:RE:37:ARG:NE	2.64	0.60
25:RE:4:ILE:CD1	25:RE:28:ALA:HB1	2.30	0.60
25:RE:95:ILE:HD12	25:RE:95:ILE:N	2.15	0.60
27:RG:44:GLY:HA2	27:RG:88:ILE:CG1	2.30	0.60
32:RP:138:LEU:C	32:RP:140:ALA:N	2.55	0.60

*Continued on next page...*

*Continued from previous page...*

Atom-1	Atom-2	Interatomic distance (Å)	Clash overlap (Å)
32:RP:13:ASN:O	32:RP:15:ARG:N	2.34	0.60
37:RU:76:TYR:CZ	37:RU:80:ILE:HG13	2.37	0.60
6:XF:1:MET:HA	6:XF:67:MET:O	2.02	0.60
7:XG:148:ASN:N	7:XG:148:ASN:ND2	2.46	0.60
44:Y1:80:LEU:C	44:Y1:81:LYS:CD	2.69	0.60
22:YA:1543:A:O2'	22:YA:1544:C:O5'	2.18	0.60
22:YA:2414:G:H21	32:YP:67:MET:HE1	1.66	0.60
24:YD:21:PHE:HB3	24:YD:24:ILE:HG13	1.83	0.60
24:YD:72:LYS:HE3	24:YD:75:ILE:HD12	1.82	0.60
26:YF:175:THR:O	26:YF:176:LEU:CB	2.49	0.60
32:YP:79:ARG:HD3	32:YP:110:TYR:HE1	1.67	0.60
1:QA:1032(A):G:H2'	1:QA:1032(B):G:C8	2.36	0.60
1:QA:1080:A:H5''	5:QE:16:THR:HG21	1.83	0.60
1:QA:1128:C:H42	1:QA:1144:G:H1	1.49	0.60
1:QA:1397:C:C2'	54:QX:8:A:N6	2.65	0.60
2:QB:4:GLU:CG	2:QB:5:ILE:H	1.99	0.60
3:QC:130:VAL:O	3:QC:134:ILE:HG12	2.01	0.60
4:QD:114:ARG:NH1	4:QD:114:ARG:HG3	2.13	0.60
13:QM:37:THR:CG2	13:QM:39:ILE:HD11	2.32	0.60
3:QC:13:GLY:HA3	14:QN:57:ARG:CZ	2.31	0.60
20:QT:96:GLY:O	20:QT:97:ALA:HB3	2.02	0.60
24:RD:35:LYS:HD3	24:RD:63:ARG:CB	2.32	0.60
25:RE:53:PRO:HG2	25:RE:54:GLN:NE2	2.16	0.60
22:RA:2635:C:OP1	25:RE:78:LEU:HD12	2.02	0.60
26:RF:46:ARG:CG	26:RF:46:ARG:HH11	2.04	0.60
27:RG:128:ARG:HG3	27:RG:128:ARG:NH2	2.17	0.60
28:RH:117:PRO:HB3	28:RH:123:PHE:CD1	2.37	0.60
28:RH:30:LYS:CD	28:RH:81:GLU:H	2.15	0.60
28:RH:89:ILE:O	28:RH:91:GLY:N	2.35	0.60
34:RR:44:LEU:O	34:RR:48:VAL:HG23	2.02	0.60
38:RV:18:LEU:HB3	38:RV:96:ILE:HG12	1.83	0.60
40:RX:15:GLU:OE1	40:RX:15:GLU:N	2.34	0.60
1:XA:321:A:N6	1:XA:329:A:OP2	2.33	0.60
2:XB:114:ARG:O	2:XB:117:GLU:HB2	2.02	0.60
4:XD:90:GLY:HA2	4:XD:204:ILE:HD11	1.83	0.60
14:XN:19:ARG:O	14:XN:20:ALA:C	2.40	0.60
51:Y8:53:PRO:CD	51:Y8:54:GLU:H	2.15	0.60
22:YA:2086:U:H2'	22:YA:2087:G:H8	1.66	0.60
22:YA:2543:G:H2'	22:YA:2544:G:C8	2.35	0.60
24:YD:35:LYS:CG	24:YD:64:ILE:N	2.56	0.60
25:YE:93:VAL:N	25:YE:95:ILE:CD1	2.65	0.60

*Continued on next page...*

*Continued from previous page...*

Atom-1	Atom-2	Interatomic distance (Å)	Clash overlap (Å)
26:YF:63:LYS:HE2	26:YF:67:GLN:HB3	1.83	0.60
27:YG:9:ARG:HG2	27:YG:13:GLU:OE1	2.01	0.60
32:YP:121:LYS:HG3	32:YP:122:PRO:HD2	1.84	0.60
32:YP:138:LEU:C	32:YP:140:ALA:N	2.55	0.60
33:YQ:63:LYS:HE2	33:YQ:65:PHE:CE1	2.37	0.60
34:YR:75:LEU:HD13	34:YR:75:LEU:C	2.22	0.60
36:YT:107:ASP:O	36:YT:110:ILE:HG22	2.02	0.60
38:YV:66:ARG:HH12	38:YV:88:ARG:HH11	1.49	0.60
1:QA:962:C:H2'	1:QA:963:G:H8	1.67	0.60
10:QJ:5:ARG:O	10:QJ:98:ILE:HA	2.01	0.60
25:RE:116:VAL:O	25:RE:117:MET:CB	2.49	0.60
25:RE:63:LEU:CD1	25:RE:64:LYS:H	2.04	0.60
32:RP:27:HIS:N	32:RP:27:HIS:ND1	2.49	0.60
34:RR:44:LEU:HD22	34:RR:48:VAL:HG23	1.82	0.60
36:RT:34:VAL:HG12	36:RT:36:GLU:HG2	1.83	0.60
41:RY:4:LYS:O	41:RY:5:MET:HB2	2.01	0.60
42:RZ:70:LEU:HB2	42:RZ:91:LEU:HD21	1.84	0.60
1:XA:1175:G:H2'	1:XA:1176:A:C8	2.37	0.60
9:XI:111:ARG:HG2	9:XI:112:LYS:N	2.16	0.60
10:XJ:98:ILE:N	10:XJ:98:ILE:HD12	2.15	0.60
12:XL:54:LYS:CD	12:XL:54:LYS:N	2.64	0.60
44:Y1:81:LYS:HZ3	44:Y1:81:LYS:HA	0.70	0.60
25:YE:68:ALA:O	25:YE:69:LYS:HG3	2.02	0.60
27:YG:50:ALA:O	27:YG:53:LEU:HB3	2.01	0.60
4:QD:96:LEU:H	4:QD:96:LEU:CD2	2.11	0.59
5:QE:74:GLY:O	5:QE:115:VAL:HA	2.01	0.59
22:RA:242:G:C8	51:R8:5:LYS:HG2	2.36	0.59
22:RA:1043:C:N3	22:RA:1112:G:N2	2.43	0.59
22:RA:1795:C:O2	24:RD:255:LYS:HE2	2.02	0.59
22:RA:384:U:H2'	22:RA:385:C:H6	1.67	0.59
24:RD:165:ILE:HA	24:RD:175:LEU:HD23	1.83	0.59
26:RF:155:LEU:CD1	26:RF:174:VAL:HG13	2.32	0.59
27:RG:126:ASP:OD1	27:RG:130:ASN:HB2	2.02	0.59
29:RI:129:THR:HA	29:RI:137:PRO:HA	1.83	0.59
33:RQ:81:VAL:HG23	33:RQ:82:ARG:H	1.67	0.59
34:RR:75:LEU:C	34:RR:75:LEU:HD13	2.22	0.59
36:RT:107:ASP:O	36:RT:110:ILE:HG22	2.02	0.59
38:RV:35:LEU:HB2	38:RV:37:VAL:HG23	1.85	0.59
1:XA:1023:G:H3'	1:XA:1024:G:H5''	1.83	0.59
1:XA:296:U:H2'	1:XA:297:G:H8	1.67	0.59
1:XA:522:C:H41	12:XL:53:ARG:HH22	1.49	0.59

*Continued on next page...*

*Continued from previous page...*

Atom-1	Atom-2	Interatomic distance (Å)	Clash overlap (Å)
16:XP:51:VAL:CG1	16:XP:52:ASP:N	2.65	0.59
22:YA:2562:U:O2'	31:YO:23:ARG:NH1	2.33	0.59
22:YA:2698:U:H2'	22:YA:2699:C:C6	2.36	0.59
27:YG:111:LEU:HB2	27:YG:112:PRO:HD3	1.82	0.59
37:YU:92:ARG:HD3	37:YU:94:ASN:HB3	1.82	0.59
38:YV:35:LEU:HB2	38:YV:37:VAL:HG23	1.84	0.59
1:QA:411:A:N6	1:QA:413:G:H21	1.99	0.59
3:QC:189:ALA:HB3	3:QC:196:LEU:HB2	1.84	0.59
7:QG:23:VAL:HG12	7:QG:27:ILE:CD1	2.32	0.59
8:QH:41:ARG:HH11	8:QH:41:ARG:HB3	1.66	0.59
5:QE:152:ARG:O	8:QH:64:LYS:NZ	2.35	0.59
9:QI:111:ARG:HG2	9:QI:112:LYS:N	2.16	0.59
13:QM:96:LEU:HB3	13:QM:97:PRO:HD2	1.83	0.59
15:QO:4:THR:HB	15:QO:6:GLU:OE2	2.02	0.59
44:R1:91:LYS:CG	44:R1:92:LYS:H	2.15	0.59
22:RA:565:C:H4'	22:RA:1253:A:C6	2.37	0.59
22:RA:812:C:HO2'	22:RA:1227:A:HO2'	1.50	0.59
25:RE:131:ALA:HB1	25:RE:135:HIS:HE1	1.65	0.59
28:RH:4:ILE:N	28:RH:4:ILE:HD13	2.18	0.59
30:RN:41:ASP:O	30:RN:48:MET:HE3	2.01	0.59
32:RP:79:ARG:HD3	32:RP:110:TYR:HE1	1.67	0.59
35:RS:99:LYS:O	35:RS:102:ALA:N	2.34	0.59
1:XA:356:A:N3	1:XA:368:U:O2'	2.30	0.59
1:XA:891:U:H2'	1:XA:892:A:H8	1.66	0.59
3:XC:88:ARG:O	3:XC:99:VAL:HG21	2.01	0.59
6:XF:44:GLY:HA2	6:XF:59:TYR:CZ	2.37	0.59
8:XH:41:ARG:HB3	8:XH:41:ARG:HH11	1.66	0.59
19:XS:25:LYS:O	19:XS:26:GLY:O	2.20	0.59
49:Y6:25:LYS:HD2	51:Y8:34:TRP:CZ2	2.36	0.59
49:Y6:41:PRO:HG2	49:Y6:45:LYS:N	2.10	0.59
51:Y8:22:VAL:CG2	51:Y8:53:PRO:HB2	2.32	0.59
51:Y8:56:GLU:O	51:Y8:59:LYS:N	2.35	0.59
22:YA:1542:G:O6	22:YA:1543:A:N6	2.35	0.59
28:YH:30:LYS:CD	28:YH:81:GLU:H	2.15	0.59
33:YQ:80:GLU:C	33:YQ:81:VAL:HG13	2.22	0.59
36:YT:57:PHE:CD2	36:YT:58:ASN:N	2.66	0.59
37:YU:96:ALA:C	37:YU:98:LEU:H	2.04	0.59
38:YV:1:MET:CE	38:YV:43:GLU:HG2	2.32	0.59
1:QA:18:C:H5"	5:QE:127:ASN:HD21	1.67	0.59
2:QB:188:ALA:HB3	2:QB:200:ILE:HG23	1.83	0.59
3:QC:149:ALA:O	3:QC:169:ALA:HA	2.02	0.59

*Continued on next page...*

*Continued from previous page...*

Atom-1	Atom-2	Interatomic distance (Å)	Clash overlap (Å)
3:QC:60:ALA:O	3:QC:61:ALA:CB	2.50	0.59
7:QG:79:ARG:HH11	7:QG:79:ARG:HG2	1.66	0.59
1:QA:1347:G:C8	9:QI:107:ARG:HB3	2.36	0.59
10:QJ:31:GLY:HA3	10:QJ:78:ASN:ND2	2.18	0.59
11:QK:34:ASP:HB3	11:QK:40:ILE:HD11	1.83	0.59
1:QA:280:C:C2	17:QQ:38:ARG:HG3	2.36	0.59
17:QQ:76:LEU:HD12	17:QQ:77:VAL:H	1.67	0.59
20:QT:58:LYS:O	20:QT:62:LEU:HD12	2.02	0.59
22:RA:1980:G:O2'	22:RA:1982:C:OP2	2.20	0.59
22:RA:515:A:H1'	22:RA:581:C:H1'	1.85	0.59
24:RD:166:GLN:HE21	24:RD:166:GLN:CA	2.14	0.59
24:RD:236:GLY:C	24:RD:237:GLU:OE1	2.39	0.59
24:RD:25:THR:HG21	24:RD:81:ALA:HA	1.84	0.59
25:RE:61:ARG:HB2	25:RE:62:PRO:CD	2.32	0.59
25:RE:68:ALA:O	25:RE:69:LYS:HG3	2.02	0.59
29:RI:52:ARG:O	29:RI:56:LYS:N	2.34	0.59
30:RN:16:ILE:O	30:RN:55:VAL:HG22	2.01	0.59
32:RP:95:VAL:HG13	32:RP:100:LEU:HD21	1.84	0.59
35:RS:11:LYS:HB2	35:RS:91:PRO:HD3	1.84	0.59
36:RT:102:ILE:HB	36:RT:110:ILE:HD13	1.84	0.59
37:RU:58:ARG:HA	37:RU:61:TRP:CE3	2.37	0.59
1:XA:1114:C:H1'	14:XN:60:SER:HB2	1.83	0.59
5:XE:72:GLN:O	5:XE:73:ASN:HB3	2.02	0.59
9:XI:66:ARG:HG2	9:XI:66:ARG:HH11	1.68	0.59
10:XJ:32:ALA:H	10:XJ:78:ASN:HD21	1.49	0.59
11:XK:41:THR:HG21	11:XK:71:LYS:HB2	1.83	0.59
16:XP:43:LYS:HA	16:XP:48:TRP:HB2	1.84	0.59
17:XQ:76:LEU:HD12	17:XQ:77:VAL:H	1.67	0.59
20:XT:58:LYS:O	20:XT:62:LEU:HD12	2.02	0.59
20:XT:96:GLY:O	20:XT:97:ALA:HB3	2.02	0.59
24:YD:172:TYR:CD1	24:YD:186:HIS:HA	2.37	0.59
26:YF:123:LEU:HD12	26:YF:124:LEU:N	2.17	0.59
28:YH:55:PRO:HG2	28:YH:61:HIS:CE1	2.37	0.59
30:YN:18:ALA:HB3	30:YN:55:VAL:O	2.03	0.59
36:YT:102:ILE:HB	36:YT:110:ILE:HD13	1.84	0.59
30:YN:42:TRP:O	37:YU:64:ARG:NH2	2.35	0.59
41:YY:96:ILE:CD1	41:YY:98:VAL:HG12	2.32	0.59
1:QA:1118:C:H1'	1:QA:1179:A:C4	2.37	0.59
4:QD:167:GLY:HA2	24:YD:135:PHE:CZ	2.38	0.59
19:QS:16:LEU:O	19:QS:20:LEU:HG	2.01	0.59
51:R8:22:VAL:CG2	51:R8:53:PRO:HB2	2.32	0.59

*Continued on next page...*

*Continued from previous page...*

Atom-1	Atom-2	Interatomic distance (Å)	Clash overlap (Å)
51:R8:22:VAL:HG21	51:R8:53:PRO:HB2	1.83	0.59
24:RD:172:TYR:CD1	24:RD:186:HIS:HA	2.37	0.59
25:RE:36:ARG:H	25:RE:37:ARG:HH21	1.49	0.59
25:RE:69:LYS:O	25:RE:71:GLY:N	2.27	0.59
27:RG:13:GLU:O	27:RG:14:GLU:CB	2.44	0.59
29:RI:14:ASP:O	29:RI:16:GLY:N	2.35	0.59
32:RP:37:GLY:HA2	32:RP:41:ARG:HE	1.68	0.59
33:RQ:63:LYS:HE2	33:RQ:65:PHE:CE1	2.37	0.59
33:RQ:80:GLU:OE1	43:R0:7:LEU:HB3	2.02	0.59
2:XB:188:ALA:HB3	2:XB:200:ILE:HG23	1.84	0.59
3:XC:60:ALA:O	3:XC:61:ALA:CB	2.50	0.59
4:XD:173:TRP:O	4:XD:186:LEU:HB2	2.02	0.59
7:XG:23:VAL:HG12	7:XG:27:ILE:CD1	2.32	0.59
13:XM:121:LYS:HZ1	55:XY:40:G:P	2.23	0.59
22:YA:2023:G:H5'	22:YA:2617:C:H4'	1.83	0.59
25:YE:116:VAL:O	25:YE:117:MET:CB	2.49	0.59
25:YE:51:PHE:HD1	25:YE:52:LEU:HG	1.68	0.59
26:YF:11:VAL:HG11	26:YF:18:ARG:HE	1.67	0.59
28:YH:86:GLU:O	28:YH:131:VAL:O	2.20	0.59
28:YH:159:GLU:O	28:YH:160:LYS:HG2	2.03	0.59
32:YP:127:ALA:O	32:YP:147:LEU:HD23	2.02	0.59
32:YP:55:ARG:HD2	32:YP:56:SER:O	2.01	0.59
33:YQ:86:GLY:C	33:YQ:88:GLY:H	2.03	0.59
2:QB:124:SER:HB2	2:QB:125:PRO:HD2	1.85	0.59
5:QE:72:GLN:O	5:QE:73:ASN:HB3	2.02	0.59
6:QF:26:ILE:O	6:QF:30:LEU:HG	2.02	0.59
6:QF:44:GLY:HA2	6:QF:59:TYR:CZ	2.37	0.59
7:QG:66:VAL:O	7:QG:70:LYS:HG3	2.02	0.59
8:QH:86:ILE:HG13	8:QH:133:LEU:HD22	1.84	0.59
13:QM:45:VAL:O	13:QM:45:VAL:HG22	2.02	0.59
20:QT:104:LEU:HD12	20:QT:105:SER:N	2.18	0.59
55:QY:36:G:H2'	55:QY:37:1MG:C8	2.38	0.59
44:R1:87:PRO:O	44:R1:91:LYS:N	2.32	0.59
49:R6:13:CYS:O	49:R6:21:TYR:HA	2.02	0.59
22:RA:580:C:H2'	22:RA:581:C:C6	2.38	0.59
23:RB:15:A:H5'	23:RB:16:G:C8	2.38	0.59
24:RD:35:LYS:HE3	24:RD:64:ILE:C	2.21	0.59
30:RN:78:TYR:N	30:RN:78:TYR:CD1	2.70	0.59
39:RW:66:GLU:O	39:RW:68:ARG:N	2.33	0.59
1:XA:192:U:H4'	20:XT:102:GLY:O	2.03	0.59
2:XB:124:SER:HB2	2:XB:125:PRO:HD2	1.85	0.59

*Continued on next page...*

*Continued from previous page...*

Atom-1	Atom-2	Interatomic distance (Å)	Clash overlap (Å)
5:XE:78:HIS:CD2	8:XH:104:ARG:HG2	2.38	0.59
7:XG:85:TYR:HE1	7:XG:154:TYR:CE1	2.21	0.59
8:XH:86:ILE:HG22	8:XH:93:VAL:HG21	1.84	0.59
18:XR:31:LEU:H	18:XR:31:LEU:HD23	1.67	0.59
19:XS:40:ILE:HD11	19:XS:62:ILE:HG21	1.85	0.59
20:XT:101:GLY:O	20:XT:103:GLY:N	2.35	0.59
20:XT:104:LEU:HD12	20:XT:105:SER:N	2.18	0.59
46:Y3:29:ARG:HH11	46:Y3:29:ARG:CB	2.13	0.59
22:YA:1129:A:N6	22:YA:2491:U:OP1	2.35	0.59
22:YA:528:A:C2	22:YA:2042:A:H2'	2.37	0.59
22:YA:2466:C:OP1	52:Y9:4:ARG:HB2	2.03	0.59
24:YD:12:SER:C	24:YD:14:ARG:H	2.06	0.59
24:YD:174:ILE:N	24:YD:174:ILE:HD12	2.16	0.59
30:YN:78:TYR:N	30:YN:78:TYR:CD1	2.70	0.59
32:YP:95:VAL:HG13	32:YP:100:LEU:HD21	1.84	0.59
34:YR:92:GLY:H	34:YR:94:TYR:HE2	1.49	0.59
37:YU:58:ARG:HA	37:YU:61:TRP:CE3	2.37	0.59
37:YU:76:TYR:CZ	37:YU:80:ILE:HG13	2.37	0.59
37:YU:92:ARG:C	37:YU:94:ASN:H	2.05	0.59
41:YY:4:LYS:O	41:YY:5:MET:HB2	2.01	0.59
41:YY:95:LYS:HD3	41:YY:95:LYS:H	1.67	0.59
2:QB:115:LEU:HD23	2:QB:153:ARG:HD3	1.84	0.59
2:QB:69:LEU:O	2:QB:162:ILE:HA	2.02	0.59
5:QE:68:GLU:HG3	5:QE:68:GLU:O	2.02	0.59
12:QL:70:ILE:HD13	12:QL:77:LEU:HD12	1.83	0.59
14:QN:44:LEU:HD12	14:QN:48:ALA:HB2	1.84	0.59
47:R4:63:TYR:C	47:R4:65:ASP:H	2.05	0.59
48:R5:40:LYS:NZ	48:R5:46:CYS:HB3	2.18	0.59
22:RA:769:G:H5'	22:RA:1379:A:H61	1.66	0.59
22:RA:1904:G:H2'	22:RA:1905:C:O4'	2.02	0.59
22:RA:2280:G:O2'	22:RA:2388:A:N1	2.32	0.59
22:RA:2593:U:H2'	22:RA:2594:C:C6	2.37	0.59
25:RE:116:VAL:CG2	25:RE:122:PHE:CD2	2.86	0.59
26:RF:123:LEU:HD12	26:RF:124:LEU:N	2.17	0.59
32:RP:106:LEU:O	32:RP:107:LYS:CB	2.46	0.59
32:RP:71:VAL:HG13	32:RP:72:PRO:HD3	1.84	0.59
1:XA:7:G:H5'	1:XA:298:A:O4'	2.03	0.59
6:XF:26:ILE:O	6:XF:30:LEU:HG	2.02	0.59
7:XG:66:VAL:O	7:XG:70:LYS:HG3	2.02	0.59
10:XJ:31:GLY:HA3	10:XJ:78:ASN:ND2	2.18	0.59
15:XO:5:LYS:O	15:XO:8:LYS:HG2	2.02	0.59

*Continued on next page...*



*Continued from previous page...*

Atom-1	Atom-2	Interatomic distance (Å)	Clash overlap (Å)
17:XQ:92:ARG:HG3	17:XQ:92:ARG:HH11	1.68	0.59
22:YA:451:C:H4'	26:YF:52:LYS:HZ2	1.67	0.59
22:YA:459:U:H2'	22:YA:460:A:C8	2.37	0.59
27:YG:16:ARG:NH2	27:YG:31:VAL:HG11	2.17	0.59
28:YH:4:ILE:N	28:YH:4:ILE:HD13	2.18	0.59
30:YN:58:ASP:N	30:YN:60:ILE:HD11	2.16	0.59
30:YN:6:PRO:HG3	30:YN:41:ASP:HB2	1.83	0.59
37:YU:92:ARG:HH11	37:YU:95:LEU:HD12	1.67	0.59
1:QA:527:G:O2'	1:QA:535:A:N1	2.31	0.59
3:QC:36:ASP:HB3	3:QC:40:ARG:HH12	1.68	0.59
4:QD:163:GLU:C	4:QD:165:MET:H	2.03	0.59
4:QD:170:VAL:HG22	4:QD:171:GLY:N	2.12	0.59
9:QI:17:VAL:HG13	9:QI:81:ILE:HD13	1.85	0.59
9:QI:9:ARG:HB3	9:QI:14:VAL:HG13	1.85	0.59
10:QJ:13:HIS:HB3	10:QJ:68:HIS:CE1	2.37	0.59
16:QP:43:LYS:HA	16:QP:48:TRP:HB2	1.84	0.59
53:QV:53:G:H4'	53:QV:54:U:OP1	2.02	0.59
22:RA:1327:C:O3'	34:RR:105:ARG:NH2	2.36	0.59
22:RA:2591:C:N4	22:RA:2592:G:O6	2.35	0.59
22:RA:2746:U:H5''	28:RH:138:LYS:HE2	1.85	0.59
24:RD:137:PRO:HB2	24:RD:140:THR:CG2	2.33	0.59
24:RD:54:ARG:HH11	24:RD:54:ARG:CG	2.14	0.59
28:RH:82:GLY:O	28:RH:135:GLY:O	2.20	0.59
35:RS:89:ARG:O	35:RS:90:GLY:O	2.19	0.59
39:RW:36:LEU:HD11	39:RW:47:VAL:HG12	1.83	0.59
41:RY:51:VAL:CG1	41:RY:52:SER:H	2.11	0.59
42:RZ:69:THR:HB	42:RZ:88:PHE:HB3	1.84	0.59
1:XA:881:G:H2'	1:XA:882:C:O4'	2.01	0.59
4:XD:22:LYS:O	4:XD:113:SER:HB3	2.03	0.59
8:XH:12:ARG:HH12	8:XH:27:PRO:HD2	1.67	0.59
14:YN:15:LYS:HD2	14:YN:16:PHE:CZ	2.37	0.59
47:Y4:48:ARG:NH1	47:Y4:52:THR:H	2.01	0.59
29:YI:3:VAL:HG12	29:YI:38:LEU:HA	1.84	0.59
22:YA:2562:U:H1'	31:YO:23:ARG:NH1	2.17	0.59
32:YP:39:LYS:CA	32:YP:45:LEU:CD1	2.80	0.59
33:YQ:81:VAL:HG23	33:YQ:82:ARG:H	1.67	0.59
34:YR:72:ASP:O	34:YR:76:VAL:HB	2.03	0.59
38:YV:15:GLU:HG3	38:YV:16:PRO:HD2	1.83	0.59
3:QC:127:ARG:CG	3:QC:127:ARG:HH11	2.15	0.59
4:QD:173:TRP:O	4:QD:186:LEU:HB2	2.02	0.59
5:QE:33:VAL:HG11	5:QE:109:ILE:HA	1.83	0.59

*Continued on next page...*

*Continued from previous page...*

Atom-1	Atom-2	Interatomic distance (Å)	Clash overlap (Å)
5:QE:79:GLU:HB3	5:QE:92:LYS:HA	1.83	0.59
9:QI:96:LEU:HD23	9:QI:102:LEU:HD12	1.84	0.59
11:QK:51:LYS:CA	11:QK:55:LYS:HD3	2.21	0.59
14:QN:19:ARG:O	14:QN:20:ALA:C	2.40	0.59
14:QN:24:CYS:SG	14:QN:40:CYS:N	2.76	0.59
22:RA:1820:U:C2	24:RD:202:LYS:HB3	2.38	0.59
22:RA:2011:U:OP2	39:RW:16:LYS:NZ	2.35	0.59
22:RA:2315:G:OP1	27:RG:36:LYS:NZ	2.35	0.59
22:RA:2510:C:H2'	22:RA:2511:U:C6	2.38	0.59
23:RB:40:U:H1'	23:RB:45:A:H61	1.68	0.59
25:RE:93:VAL:N	25:RE:95:ILE:CD1	2.65	0.59
30:RN:9:VAL:HG21	30:RN:48:MET:HB3	1.85	0.59
34:RR:79:LEU:C	34:RR:79:LEU:HD23	2.23	0.59
23:RB:116:G:H4'	35:RS:54:LEU:HD13	1.83	0.59
1:XA:1095:U:P	1:XA:1108:G:H1	2.26	0.59
1:XA:902:G:H2'	1:XA:903:G:H8	1.68	0.59
17:XQ:41:LYS:HZ3	17:XQ:92:ARG:HH22	1.49	0.59
47:Y4:15:ILE:HG22	47:Y4:19:GLY:O	2.03	0.59
47:Y4:22:ILE:HG22	47:Y4:23:GLU:N	2.18	0.59
22:YA:2573:C:N4	56:Z8:75:C:O2'	2.35	0.59
24:YD:177:LEU:HD11	24:YD:183:ARG:HB2	1.85	0.59
24:YD:27:THR:CG2	24:YD:83:GLU:HB3	2.33	0.59
25:YE:36:ARG:H	25:YE:37:ARG:HH21	1.49	0.59
28:YH:124:GLU:HB3	28:YH:132:ARG:HG3	1.85	0.59
28:YH:82:GLY:O	28:YH:135:GLY:O	2.20	0.59
35:YS:88:ASP:O	35:YS:89:ARG:CB	2.49	0.59
42:YZ:95:PRO:HG2	42:YZ:127:LYS:HD3	1.85	0.59
2:QB:19:HIS:NE2	2:QB:206:ASP:HB2	2.18	0.59
5:QE:42:GLY:CA	5:QE:66:MET:HG2	2.33	0.59
6:QF:45:LEU:HD12	6:QF:59:TYR:HD1	1.66	0.59
8:QH:12:ARG:HH12	8:QH:27:PRO:HD2	1.67	0.59
8:QH:41:ARG:HH11	8:QH:41:ARG:CG	2.16	0.59
9:QI:66:ARG:HH11	9:QI:66:ARG:HG2	1.68	0.59
1:QA:1314:C:OP1	19:QS:6:LYS:HE3	2.01	0.59
24:RD:12:SER:C	24:RD:14:ARG:H	2.06	0.59
28:RH:127:GLU:HG2	28:RH:128:PRO:CG	2.33	0.59
28:RH:55:PRO:HG2	28:RH:61:HIS:CE1	2.37	0.59
35:RS:42:ASP:C	35:RS:44:LYS:H	2.06	0.59
36:RT:66:VAL:HG12	36:RT:67:SER:H	1.66	0.59
37:RU:52:ARG:NH1	37:RU:52:ARG:HG2	2.18	0.59
38:RV:1:MET:CE	38:RV:43:GLU:HG2	2.32	0.59

*Continued on next page...*

*Continued from previous page...*

Atom-1	Atom-2	Interatomic distance (Å)	Clash overlap (Å)
1:XA:1450:U:O2'	1:XA:1451:A:N7	2.36	0.59
3:XC:127:ARG:HH11	3:XC:127:ARG:CG	2.15	0.59
5:XE:42:GLY:CA	5:XE:66:MET:HG2	2.32	0.59
11:XK:69:ALA:HB1	11:XK:103:LEU:HD21	1.85	0.59
11:XK:30:VAL:HG21	11:XK:65:ALA:HA	1.85	0.59
20:XT:84:LEU:O	20:XT:88:VAL:HG23	2.01	0.59
45:Y2:64:LEU:CD2	45:Y2:68:ARG:HD2	2.33	0.59
47:Y4:3:GLU:HG3	47:Y4:4:GLY:N	2.18	0.59
22:YA:2867:G:HO2'	22:YA:2868:A:H8	1.50	0.59
24:YD:137:PRO:HB2	24:YD:140:THR:CG2	2.33	0.59
25:YE:4:ILE:C	25:YE:5:LEU:HD23	2.23	0.59
25:YE:61:ARG:HB2	25:YE:62:PRO:CD	2.33	0.59
28:YH:126:PRO:CD	28:YH:127:GLU:N	2.64	0.59
32:YP:138:LEU:O	32:YP:140:ALA:N	2.33	0.59
34:YR:63:ARG:HG3	34:YR:63:ARG:HH11	1.68	0.59
36:YT:102:ILE:HB	36:YT:110:ILE:HD11	1.84	0.59
40:YX:49:VAL:CG1	40:YX:83:VAL:HG13	2.33	0.59
1:QA:1126:U:H1'	1:QA:1280:A:N7	2.18	0.59
1:QA:370:C:H2'	1:QA:371:G:C8	2.38	0.59
2:QB:187:LEU:CD1	2:QB:205:ASP:HA	2.33	0.59
5:QE:102:ALA:HB2	5:QE:120:THR:OG1	2.03	0.59
5:QE:79:GLU:OE2	8:QH:104:ARG:CA	2.49	0.59
16:QP:53:VAL:HG23	16:QP:54:GLU:N	2.18	0.59
20:QT:37:SER:HB3	20:QT:84:LEU:HD23	1.85	0.59
22:RA:2199:A:H3'	22:RA:2205:C:C6	2.37	0.59
22:RA:468:G:N7	50:R7:39:ARG:NH2	2.51	0.59
24:RD:71:ASP:HB3	24:RD:103:ARG:HH22	1.68	0.59
26:RF:89:VAL:HG12	26:RF:90:PHE:N	2.18	0.59
30:RN:114:ARG:O	30:RN:115:ARG:HB3	2.03	0.59
30:RN:18:ALA:HB3	30:RN:55:VAL:O	2.03	0.59
32:RP:138:LEU:O	32:RP:140:ALA:N	2.33	0.59
32:RP:127:ALA:O	32:RP:147:LEU:HD23	2.01	0.59
40:RX:49:VAL:CG1	40:RX:83:VAL:HG13	2.33	0.59
1:XA:679:C:H2'	1:XA:680:C:C6	2.37	0.59
2:XB:212:GLN:NE2	2:XB:235:SER:HB2	2.18	0.59
4:XD:163:GLU:C	4:XD:165:MET:H	2.03	0.59
5:XE:153:LYS:NZ	5:XE:153:LYS:HB2	2.18	0.59
9:XI:9:ARG:HB3	9:XI:14:VAL:HG13	1.85	0.59
10:XJ:13:HIS:HB3	10:XJ:68:HIS:CE1	2.37	0.59
12:XL:18:VAL:O	12:XL:19:ARG:HB2	2.03	0.59
12:XL:70:ILE:HD13	12:XL:77:LEU:HD12	1.83	0.59

*Continued on next page...*

*Continued from previous page...*

Atom-1	Atom-2	Interatomic distance (Å)	Clash overlap (Å)
26:YF:174:VAL:HG13	26:YF:174:VAL:O	2.03	0.59
27:YG:126:ASP:OD1	27:YG:130:ASN:HB2	2.02	0.59
29:YI:120:ILE:HD11	29:YI:126:TYR:CZ	2.38	0.59
38:YV:18:LEU:HB3	38:YV:96:ILE:HG12	1.84	0.59
1:QA:1321:C:H5''	1:QA:1322:C:H5''	1.85	0.58
1:QA:67:C:H2'	1:QA:68:G:C8	2.38	0.58
9:QI:40:LEU:HD11	9:QI:70:LYS:HG2	1.84	0.58
12:QL:54:LYS:N	12:QL:54:LYS:HD2	2.18	0.58
13:QM:84:ILE:HG23	13:QM:85:GLY:N	2.18	0.58
1:QA:974:A:H1'	14:QN:31:ARG:HE	1.67	0.58
18:QR:31:LEU:H	18:QR:31:LEU:HD23	1.67	0.58
22:RA:1814:G:H4'	24:RD:51:VAL:HG21	1.84	0.58
22:RA:2215:G:H2'	22:RA:2216:G:H8	1.67	0.58
25:RE:72:VAL:O	25:RE:73:GLU:O	2.21	0.58
28:RH:92:ILE:HG22	28:RH:93:GLY:N	2.18	0.58
30:RN:13:TRP:O	30:RN:135:PRO:HD2	2.03	0.58
32:RP:121:LYS:HG3	32:RP:122:PRO:HD2	1.84	0.58
34:RR:72:ASP:O	34:RR:76:VAL:HB	2.03	0.58
36:RT:102:ILE:HB	36:RT:110:ILE:HD11	1.84	0.58
1:XA:666:G:H5'	1:XA:726:C:H1'	1.85	0.58
2:XB:47:THR:HG22	2:XB:51:LEU:HG	1.85	0.58
3:XC:149:ALA:O	3:XC:169:ALA:HA	2.02	0.58
4:XD:114:ARG:NH1	4:XD:114:ARG:HG3	2.13	0.58
6:XF:97:PHE:CD2	6:XF:97:PHE:C	2.76	0.58
8:XH:41:ARG:HH11	8:XH:41:ARG:CG	2.16	0.58
11:XK:34:ASP:HB3	11:XK:40:ILE:HD11	1.83	0.58
45:Y2:32:LEU:HD11	45:Y2:54:LYS:HG3	1.84	0.58
47:Y4:39:CYS:O	47:Y4:40:HIS:HB2	2.03	0.58
48:Y5:40:LYS:NZ	48:Y5:46:CYS:HB3	2.18	0.58
22:YA:2291:U:H2'	22:YA:2292:C:C6	2.38	0.58
24:YD:27:THR:CG2	24:YD:28:GLU:N	2.66	0.58
26:YF:63:LYS:HE2	26:YF:67:GLN:CB	2.32	0.58
28:YH:4:ILE:HG13	28:YH:6:ARG:CD	2.33	0.58
28:YH:89:ILE:O	28:YH:91:GLY:N	2.35	0.58
28:YH:92:ILE:HG22	28:YH:93:GLY:N	2.18	0.58
32:YP:37:GLY:HA2	32:YP:41:ARG:HE	1.67	0.58
36:YT:66:VAL:HG12	36:YT:67:SER:H	1.67	0.58
39:YW:80:PRO:O	39:YW:100:THR:HG22	2.03	0.58
1:QA:1450:U:O2'	1:QA:1451:A:N7	2.36	0.58
2:QB:47:THR:HG22	2:QB:51:LEU:HG	1.85	0.58
1:QA:1205:U:H5'	3:QC:190:ARG:NH2	2.18	0.58

*Continued on next page...*

*Continued from previous page...*

Atom-1	Atom-2	Interatomic distance (Å)	Clash overlap (Å)
6:QF:62:TRP:C	6:QF:63:TYR:HD2	2.06	0.58
7:QG:85:TYR:HE1	7:QG:154:TYR:CE1	2.20	0.58
13:QM:3:ARG:HA	13:QM:9:ILE:CG2	2.22	0.58
17:QQ:92:ARG:HH11	17:QQ:92:ARG:HG3	1.68	0.58
45:R2:64:LEU:CD2	45:R2:68:ARG:HD2	2.33	0.58
47:R4:65:ASP:O	47:R4:66:SER:CB	2.51	0.58
25:RE:93:VAL:N	25:RE:95:ILE:HD12	2.17	0.58
35:RS:88:ASP:CG	35:RS:90:GLY:H	2.06	0.58
36:RT:36:GLU:HG3	36:RT:41:ARG:HD3	1.85	0.58
5:XE:102:ALA:HB2	5:XE:120:THR:OG1	2.03	0.58
8:XH:84:ARG:NH1	8:XH:86:ILE:HD13	2.11	0.58
9:XI:114:TYR:O	9:XI:114:TYR:HD2	1.85	0.58
1:XA:966:G:C2	53:XV:34:C:H5'	2.38	0.58
53:XV:35:A:C4	54:XX:3:G:N2	2.71	0.58
47:Y4:63:TYR:C	47:Y4:65:ASP:H	2.05	0.58
48:Y5:50:GLY:O	48:Y5:51:TYR:HB2	2.02	0.58
23:YB:28:C:OP1	35:YS:36:TYR:OH	2.15	0.58
13:XM:3:ARG:CZ	27:YG:113:ARG:HH21	2.16	0.58
27:YG:16:ARG:HB3	27:YG:17:PRO:CD	2.33	0.58
32:YP:71:VAL:HG13	32:YP:72:PRO:HD3	1.84	0.58
33:YQ:66:ILE:HA	33:YQ:104:PHE:HA	1.85	0.58
34:YR:44:LEU:O	34:YR:48:VAL:HG23	2.02	0.58
36:YT:36:GLU:HG3	36:YT:41:ARG:HD3	1.85	0.58
1:QA:762:C:H2'	1:QA:763:G:C8	2.38	0.58
3:QC:77:ILE:O	3:QC:84:ILE:HG22	2.02	0.58
4:QD:156:GLU:O	4:QD:160:GLN:HG3	2.03	0.58
4:QD:13:ARG:HA	4:QD:33:MET:HE3	1.85	0.58
55:QY:39:C:O2'	55:QY:40:G:OP1	2.21	0.58
45:R2:16:LEU:CG	45:R2:16:LEU:O	2.49	0.58
45:R2:16:LEU:O	45:R2:17:SER:HB3	2.04	0.58
45:R2:17:SER:CB	45:R2:18:PRO:HA	2.33	0.58
47:R4:42:PHE:CG	47:R4:43:TYR:N	2.72	0.58
22:RA:1228:G:OP2	37:RU:16:LYS:NZ	2.24	0.58
22:RA:1262:A:N3	48:R5:10:LYS:HE3	2.17	0.58
24:RD:92:ILE:HD12	24:RD:104:TYR:CD2	2.38	0.58
24:RD:34:VAL:CG1	24:RD:34:VAL:O	2.50	0.58
22:RA:607:U:OP1	26:RF:102:PRO:HA	2.03	0.58
26:RF:63:LYS:HE2	26:RF:67:GLN:CB	2.33	0.58
28:RH:86:GLU:O	28:RH:131:VAL:O	2.21	0.58
31:RO:20:MET:O	31:RO:41:ALA:HB1	2.04	0.58
38:RV:41:GLY:H	38:RV:46:VAL:HG13	1.67	0.58

*Continued on next page...*

*Continued from previous page...*

Atom-1	Atom-2	Interatomic distance (Å)	Clash overlap (Å)
4:XD:11:LEU:HD22	4:XD:66:ARG:CD	2.19	0.58
12:XL:82:VAL:HG23	12:XL:106:ASP:OD2	2.04	0.58
13:XM:19:LEU:HD22	13:XM:19:LEU:H	1.68	0.58
13:XM:3:ARG:CB	47:Y4:34:GLU:HB3	2.31	0.58
22:YA:2277:G:H5'	33:YQ:85:LYS:HG3	1.85	0.58
22:YA:630:G:N2	22:YA:633:A:OP2	2.20	0.58
22:YA:839:U:H2'	22:YA:840:C:C6	2.38	0.58
24:YD:44:ASN:HB3	24:YD:49:ILE:CA	2.27	0.58
38:YV:49:THR:CB	38:YV:50:PRO:HD2	2.25	0.58
2:QB:80:ILE:HD11	2:QB:208:ILE:CG2	2.23	0.58
4:QD:196:LEU:O	4:QD:198:VAL:N	2.31	0.58
6:QF:97:PHE:O	18:QR:31:LEU:HD23	2.04	0.58
12:QL:5:PRO:HA	12:QL:9:GLN:NE2	2.17	0.58
14:QN:23:ARG:H	14:QN:33:VAL:HG11	1.67	0.58
16:QP:28:ARG:HH11	16:QP:28:ARG:HG2	1.68	0.58
19:QS:40:ILE:HD11	19:QS:62:ILE:HG21	1.85	0.58
45:R2:69:ARG:CB	45:R2:69:ARG:NH1	2.67	0.58
47:R4:12:ALA:CB	47:R4:29:PRO:HA	2.33	0.58
47:R4:48:ARG:NH1	47:R4:52:THR:H	2.01	0.58
22:RA:1883:G:HO2'	22:RA:1884:A:H8	1.51	0.58
22:RA:2306:C:H2'	22:RA:2307:G:H21	1.68	0.58
22:RA:2443:C:H2'	22:RA:2444:G:H8	1.67	0.58
23:RB:16:G:H2'	23:RB:17:C:C6	2.38	0.58
24:RD:35:LYS:CG	24:RD:64:ILE:H	2.14	0.58
25:RE:6:GLY:HA3	25:RE:26:ILE:HD11	1.85	0.58
27:RG:16:ARG:NH2	27:RG:31:VAL:HG11	2.17	0.58
30:RN:14:VAL:HG12	30:RN:15:LEU:N	2.19	0.58
31:RO:71:ARG:HH11	31:RO:71:ARG:HG3	1.69	0.58
37:RU:92:ARG:NH1	37:RU:95:LEU:CD1	2.65	0.58
41:RY:81:LYS:HD3	41:RY:97:ARG:CD	2.34	0.58
1:XA:595:G:H1'	1:XA:596:C:H5	1.69	0.58
3:XC:181:ASN:HD22	3:XC:204:LEU:HB2	1.68	0.58
9:XI:40:LEU:HD11	9:XI:70:LYS:HG2	1.84	0.58
12:XL:45:PRO:HD3	12:XL:51:ALA:O	2.04	0.58
13:XM:45:VAL:O	13:XM:45:VAL:HG22	2.02	0.58
45:Y2:51:ARG:HA	45:Y2:54:LYS:HB2	1.86	0.58
49:Y6:27:LYS:HB2	49:Y6:27:LYS:HZ2	1.66	0.58
22:YA:1316:U:H2'	22:YA:1317:A:C8	2.38	0.58
22:YA:2414:G:H21	32:YP:67:MET:CE	2.17	0.58
22:YA:704:G:H2'	22:YA:726:G:H22	1.67	0.58
27:YG:64:THR:HG23	27:YG:66:GLN:H	1.67	0.58

*Continued on next page...*

*Continued from previous page...*

Atom-1	Atom-2	Interatomic distance (Å)	Clash overlap (Å)
30:YN:9:VAL:HG21	30:YN:48:MET:HB3	1.85	0.58
32:YP:65:ARG:HH21	51:Y8:15:LYS:CB	2.17	0.58
1:QA:1435:G:H2'	1:QA:1436:U:C6	2.39	0.58
5:QE:111:GLU:C	5:QE:113:ALA:H	2.07	0.58
7:QG:49:ILE:O	7:QG:53:LYS:HB3	2.04	0.58
8:QH:10:LEU:CD2	8:QH:10:LEU:H	2.15	0.58
9:QI:79:LEU:O	9:QI:82:ALA:HB3	2.02	0.58
14:QN:23:ARG:CZ	14:QN:30:ALA:HB2	2.32	0.58
48:R5:60:VAL:OXT	48:R5:60:VAL:HG13	2.03	0.58
51:R8:46:ARG:O	51:R8:47:LYS:HB3	2.03	0.58
22:RA:189:G:H2'	22:RA:205:G:H22	1.67	0.58
22:RA:678:C:H2'	22:RA:679:C:H6	1.67	0.58
26:RF:160:ASN:OD1	26:RF:162:LEU:HB2	2.04	0.58
28:RH:159:GLU:O	28:RH:160:LYS:HG2	2.02	0.58
28:RH:4:ILE:HG13	28:RH:6:ARG:CD	2.33	0.58
37:RU:92:ARG:HH11	37:RU:95:LEU:HD12	1.67	0.58
41:RY:96:ILE:CD1	41:RY:98:VAL:HG12	2.33	0.58
2:XB:115:LEU:HD23	2:XB:153:ARG:HD3	1.84	0.58
3:XC:77:ILE:O	3:XC:84:ILE:HG22	2.02	0.58
13:XM:57:ARG:CB	13:XM:57:ARG:HH11	2.13	0.58
14:XN:42:ILE:C	14:XN:43:CYS:O	2.41	0.58
16:XP:28:ARG:HG2	16:XP:28:ARG:HH11	1.68	0.58
16:XP:53:VAL:HG23	16:XP:54:GLU:N	2.17	0.58
47:Y4:65:ASP:O	47:Y4:66:SER:CB	2.51	0.58
22:YA:2761:G:H1'	28:YH:143:GLN:OE1	2.03	0.58
24:YD:165:ILE:HA	24:YD:175:LEU:HD23	1.83	0.58
26:YF:89:VAL:HG12	26:YF:90:PHE:N	2.18	0.58
28:YH:117:PRO:HB3	28:YH:123:PHE:CD1	2.37	0.58
28:YH:85:LYS:HA	28:YH:86:GLU:OE1	2.03	0.58
31:YO:40:VAL:HG12	31:YO:41:ALA:N	2.19	0.58
33:YQ:55:VAL:HG22	33:YQ:56:ARG:N	2.18	0.58
39:YW:66:GLU:O	39:YW:68:ARG:N	2.33	0.58
40:YX:36:LYS:HE3	40:YX:54:VAL:O	2.04	0.58
3:QC:105:GLU:HG2	3:QC:106:VAL:N	2.18	0.58
10:QJ:3:LYS:O	10:QJ:100:THR:HG22	2.04	0.58
17:QQ:32:TYR:O	17:QQ:34:LYS:N	2.37	0.58
19:QS:9:VAL:HG23	19:QS:9:VAL:O	2.04	0.58
22:RA:812:C:O2'	22:RA:1227:A:O2'	2.19	0.58
22:RA:2469:A:H2	22:RA:2481:G:H21	1.51	0.58
22:RA:271(A):C:O2	22:RA:272:G:H1'	2.03	0.58
24:RD:242:ARG:HD2	24:RD:242:ARG:N	2.18	0.58

*Continued on next page...*

*Continued from previous page...*

Atom-1	Atom-2	Interatomic distance (Å)	Clash overlap (Å)
26:RF:11:VAL:HG11	26:RF:18:ARG:HE	1.67	0.58
34:RR:117:VAL:CG2	34:RR:118:GLU:H	2.15	0.58
35:RS:67:ARG:HH11	35:RS:67:ARG:HB2	1.65	0.58
39:RW:95:ILE:O	39:RW:95:ILE:HD12	2.04	0.58
1:XA:1118:C:H1'	1:XA:1179:A:C4	2.38	0.58
1:XA:373:A:O2'	1:XA:374:A:H5'	2.03	0.58
1:XA:93:U:H2'	1:XA:95:G:O4'	2.04	0.58
2:XB:80:ILE:HG21	2:XB:212:GLN:HA	1.85	0.58
9:XI:79:LEU:O	9:XI:82:ALA:HB3	2.03	0.58
45:Y2:17:SER:CB	45:Y2:18:PRO:HA	2.33	0.58
30:YN:41:ASP:O	30:YN:48:MET:HE3	2.03	0.58
33:YQ:90:VAL:C	33:YQ:92:GLY:H	2.07	0.58
34:YR:2:ARG:HG2	34:YR:5:LYS:HZ1	1.68	0.58
35:YS:88:ASP:CG	35:YS:90:GLY:H	2.06	0.58
41:YY:81:LYS:HD3	41:YY:97:ARG:CD	2.33	0.58
1:QA:1296:C:HO2'	1:QA:1302:U:H5	1.49	0.58
2:QB:212:GLN:NE2	2:QB:235:SER:HB2	2.18	0.58
5:QE:78:HIS:CE1	5:QE:143:ARG:H	2.20	0.58
1:QA:1226:C:O2'	13:QM:111:LYS:NZ	2.33	0.58
47:R4:15:ILE:HG22	47:R4:19:GLY:O	2.03	0.58
47:R4:3:GLU:HG3	47:R4:4:GLY:N	2.18	0.58
22:RA:1026:U:H4'	22:RA:1027:A:OP1	2.04	0.58
22:RA:2392:A:OP2	22:RA:2422:A:N6	2.37	0.58
22:RA:270(T):G:O5'	44:R1:97:LEU:HD22	2.04	0.58
31:RO:7:TYR:HE1	31:RO:20:MET:HE3	1.68	0.58
41:RY:95:LYS:H	41:RY:95:LYS:HD3	1.67	0.58
1:XA:1472:U:O4	1:XA:1473:A:N6	2.36	0.58
1:XA:137:C:H42	1:XA:226:G:H1	1.50	0.58
1:XA:445:G:H1	1:XA:489:C:H42	1.51	0.58
2:XB:140:HIS:HA	2:XB:143:GLU:OE1	2.04	0.58
2:XB:37:ASN:C	2:XB:39:ILE:H	2.07	0.58
3:XC:189:ALA:HB3	3:XC:196:LEU:HB2	1.84	0.58
4:XD:191:ARG:NH1	4:XD:200:GLU:OE1	2.37	0.58
5:XE:79:GLU:OE2	8:XH:104:ARG:HA	2.03	0.58
14:XN:44:LEU:HD13	14:XN:53:LEU:HD13	1.84	0.58
46:Y3:22:ALA:O	46:Y3:25:ALA:HB3	2.04	0.58
47:Y4:12:ALA:CB	47:Y4:29:PRO:HA	2.33	0.58
22:YA:278:A:H2'	22:YA:279:C:C6	2.39	0.58
23:YB:80:U:H2'	23:YB:81:G:H21	1.68	0.58
25:YE:51:PHE:CD1	25:YE:52:LEU:HG	2.38	0.58
28:YH:41:MET:HE1	28:YH:64:LEU:HB3	1.86	0.58

*Continued on next page...*



*Continued from previous page...*

Atom-1	Atom-2	Interatomic distance (Å)	Clash overlap (Å)
29:YI:4:ILE:HG12	29:YI:18:VAL:HG22	1.84	0.58
32:YP:71:VAL:CG1	32:YP:72:PRO:HD3	2.33	0.58
38:YV:38:LEU:HD23	38:YV:39:LEU:N	2.19	0.58
39:YW:95:ILE:HD12	39:YW:95:ILE:O	2.04	0.58
41:YY:51:VAL:CG1	41:YY:52:SER:H	2.11	0.58
42:YZ:48:PHE:HE2	42:YZ:71:VAL:HG11	1.69	0.58
4:QD:22:LYS:O	4:QD:113:SER:HB3	2.03	0.58
11:QK:50:TYR:HH	11:QK:59:TYR:HE2	1.51	0.58
13:QM:19:LEU:HD22	13:QM:19:LEU:H	1.68	0.58
18:QR:36:ASN:ND2	18:QR:36:ASN:O	2.32	0.58
47:R4:27:THR:O	47:R4:28:LYS:HB3	2.03	0.58
48:R5:50:GLY:O	48:R5:51:TYR:HB2	2.03	0.58
22:RA:590:A:H2'	22:RA:591:C:C6	2.38	0.58
22:RA:78:A:H2'	22:RA:79:G:H8	1.68	0.58
25:RE:51:PHE:CD1	25:RE:52:LEU:HG	2.39	0.58
26:RF:174:VAL:HG13	26:RF:174:VAL:O	2.03	0.58
22:RA:2745:C:O2	28:RH:139:GLN:NE2	2.36	0.58
29:RI:102:SER:O	29:RI:106:GLY:N	2.36	0.58
32:RP:71:VAL:CG1	32:RP:72:PRO:HD3	2.33	0.58
40:RX:27:THR:HB	40:RX:80:ILE:HB	1.84	0.58
40:RX:7:VAL:O	40:RX:30:VAL:HG12	2.03	0.58
1:XA:565:U:H5''	1:XA:566:G:H2'	1.86	0.58
3:XC:36:ASP:HB3	3:XC:40:ARG:HH12	1.68	0.58
5:XE:68:GLU:HG3	5:XE:68:GLU:O	2.03	0.58
1:XA:1199:U:H4'	10:XJ:54:PHE:CZ	2.39	0.58
1:XA:797:C:OP1	11:XK:124:LYS:HE2	2.04	0.58
16:XP:14:ASN:N	16:XP:15:PRO:CD	2.67	0.58
22:YA:2450:A:O2'	53:XV:76:A:C2	2.53	0.58
55:XY:39:C:O2'	55:XY:40:G:OP1	2.21	0.58
45:Y2:15:LYS:H	45:Y2:67:LYS:CE	2.17	0.58
45:Y2:69:ARG:CB	45:Y2:69:ARG:NH1	2.67	0.58
22:YA:2683:C:O2'	25:YE:13:ARG:NH2	2.37	0.58
25:YE:63:LEU:HD13	25:YE:65:GLY:H	1.68	0.58
25:YE:72:VAL:O	25:YE:73:GLU:O	2.21	0.58
25:YE:78:LEU:HD23	25:YE:79:ARG:HD2	1.86	0.58
26:YF:138:GLU:O	26:YF:141:ALA:HB3	2.03	0.58
30:YN:13:TRP:O	30:YN:135:PRO:HD2	2.03	0.58
40:YX:7:VAL:O	40:YX:30:VAL:HG12	2.04	0.58
42:YZ:52:SER:OG	42:YZ:52:SER:O	2.21	0.58
1:QA:715:A:H2'	1:QA:716:A:C8	2.39	0.58
11:QK:30:VAL:HG21	11:QK:65:ALA:HA	1.85	0.58

*Continued on next page...*

*Continued from previous page...*

Atom-1	Atom-2	Interatomic distance (Å)	Clash overlap (Å)
12:QL:33:ARG:O	12:QL:85:ILE:HG22	2.03	0.58
13:QM:56:LEU:HD13	13:QM:60:VAL:HG23	1.86	0.58
16:QP:51:VAL:CG1	16:QP:52:ASP:N	2.65	0.58
51:R8:56:GLU:O	51:R8:59:LYS:N	2.35	0.58
22:RA:2695:C:H2'	22:RA:2696:U:C6	2.38	0.58
30:RN:101:HIS:ND1	30:RN:101:HIS:C	2.56	0.58
39:RW:80:PRO:O	39:RW:100:THR:HG22	2.03	0.58
1:XA:1151:A:N3	10:XJ:39:PRO:HG3	2.19	0.58
1:XA:191:G:C4	20:XT:105:SER:HB3	2.39	0.58
2:XB:19:HIS:NE2	2:XB:206:ASP:HB2	2.18	0.58
3:XC:33:LEU:O	3:XC:37:GLN:HG2	2.04	0.58
6:XF:62:TRP:C	6:XF:63:TYR:HD2	2.06	0.58
7:XG:49:ILE:O	7:XG:53:LYS:HB3	2.04	0.58
12:XL:54:LYS:HD2	12:XL:54:LYS:N	2.18	0.58
14:XN:21:TYR:HE2	14:XN:23:ARG:HH21	1.52	0.58
22:YA:2252:G:N1	53:XV:74:C:N3	2.44	0.58
22:YA:1972:A:H2'	22:YA:1973:G:H8	1.69	0.58
24:YD:242:ARG:HD2	24:YD:242:ARG:N	2.18	0.58
32:YP:13:ASN:C	32:YP:15:ARG:N	2.54	0.58
33:YQ:47:ILE:CD1	33:YQ:70:PRO:HD3	2.34	0.58
34:YR:117:VAL:CG2	34:YR:118:GLU:H	2.15	0.58
35:YS:42:ASP:C	35:YS:44:LYS:H	2.06	0.58
2:QB:21:ARG:HG3	2:QB:38:GLY:O	2.01	0.58
7:QG:69:VAL:HG11	7:QG:104:LEU:CD2	2.34	0.58
11:QK:21:ILE:HG13	11:QK:30:VAL:HG12	1.86	0.58
19:QS:17:GLU:HA	19:QS:20:LEU:HD12	1.86	0.58
47:R4:15:ILE:HG22	47:R4:20:ASN:HA	1.86	0.58
47:R4:38:LYS:C	47:R4:40:HIS:N	2.52	0.58
47:R4:39:CYS:O	47:R4:40:HIS:HB2	2.03	0.58
22:RA:1161:C:O2'	38:RV:8:GLY:HA2	2.04	0.58
22:RA:1412:A:H2'	22:RA:1413:G:O4'	2.04	0.58
22:RA:2245:U:H5'	22:RA:2246:G:H5'	1.85	0.58
22:RA:984:A:H5''	22:RA:985:C:H5	1.69	0.58
25:RE:111:ARG:NE	25:RE:160:TYR:HE1	2.01	0.58
28:RH:125:VAL:HG12	28:RH:126:PRO:CG	2.34	0.58
33:RQ:47:ILE:CD1	33:RQ:70:PRO:HD3	2.34	0.58
33:RQ:90:VAL:C	33:RQ:92:GLY:H	2.07	0.58
37:RU:24:TYR:HE1	37:RU:39:LEU:HD23	1.69	0.58
1:XA:1308:U:H2'	1:XA:1309:G:C8	2.39	0.58
1:XA:266:G:O2'	1:XA:267:C:OP2	2.18	0.58
1:XA:272:C:H2'	1:XA:273:A:C8	2.39	0.58

*Continued on next page...*

*Continued from previous page...*

Atom-1	Atom-2	Interatomic distance (Å)	Clash overlap (Å)
2:XB:111:ARG:NE	2:XB:111:ARG:HA	2.18	0.58
2:XB:12:GLU:O	2:XB:16:HIS:ND1	2.36	0.58
7:XG:69:VAL:HG11	7:XG:104:LEU:CD2	2.34	0.58
8:XH:19:VAL:O	8:XH:20:TYR:HB2	2.04	0.58
15:XO:4:THR:HB	15:XO:6:GLU:OE2	2.02	0.58
16:XP:76:GLN:HG2	16:XP:76:GLN:O	2.04	0.58
20:XT:37:SER:HB3	20:XT:84:LEU:HD23	1.85	0.58
53:XV:53:G:H4'	53:XV:54:U:OP1	2.02	0.58
22:YA:2862:G:H2'	22:YA:2863:C:H6	1.69	0.58
25:YE:111:ARG:NE	25:YE:160:TYR:HE1	2.01	0.58
27:YG:39:ILE:HG23	27:YG:155:MET:HG3	1.86	0.58
28:YH:127:GLU:HG2	28:YH:128:PRO:CG	2.32	0.58
30:YN:114:ARG:O	30:YN:115:ARG:HB3	2.03	0.58
30:YN:35:ARG:O	30:YN:37:LYS:N	2.37	0.58
35:YS:26:LEU:CD2	35:YS:87:PHE:HD1	2.17	0.58
36:YT:82:LEU:N	36:YT:82:LEU:HD12	2.19	0.58
2:QB:37:ASN:C	2:QB:39:ILE:H	2.07	0.57
5:QE:153:LYS:NZ	5:QE:153:LYS:HB2	2.18	0.57
16:QP:21:VAL:HG22	16:QP:34:GLU:O	2.04	0.57
45:R2:15:LYS:H	45:R2:67:LYS:NZ	2.02	0.57
47:R4:22:ILE:HG22	47:R4:23:GLU:N	2.18	0.57
22:RA:249:C:O2	51:R8:12:LYS:HE3	2.03	0.57
22:RA:1266:G:C5	39:RW:15:ARG:NH1	2.72	0.57
22:RA:1354:A:OP1	24:RD:38:LYS:HE2	2.04	0.57
22:RA:263:C:H2'	22:RA:264:C:O4'	2.04	0.57
24:RD:147:LEU:HD13	24:RD:155:LEU:CD1	2.29	0.57
24:RD:25:THR:HG21	24:RD:81:ALA:HB1	1.85	0.57
24:RD:27:THR:CG2	24:RD:83:GLU:HB3	2.33	0.57
26:RF:138:GLU:O	26:RF:141:ALA:HB3	2.04	0.57
28:RH:85:LYS:HA	28:RH:86:GLU:OE1	2.04	0.57
22:RA:1021:A:OP2	30:RN:65:LYS:NZ	2.37	0.57
33:RQ:55:VAL:HG22	33:RQ:56:ARG:N	2.18	0.57
35:RS:26:LEU:CD2	35:RS:87:PHE:HD1	2.17	0.57
35:RS:67:ARG:HH11	35:RS:67:ARG:CB	2.17	0.57
1:XA:243:A:H4'	1:XA:244:U:O5'	2.02	0.57
3:XC:76:VAL:HG21	3:XC:103:VAL:CG1	2.34	0.57
8:XH:86:ILE:HG13	8:XH:133:LEU:HD22	1.84	0.57
12:XL:83:VAL:HG22	12:XL:84:LEU:H	1.69	0.57
45:Y2:21:LEU:O	45:Y2:25:VAL:HG23	2.04	0.57
47:Y4:37:SER:HB3	47:Y4:42:PHE:CE1	2.38	0.57
22:YA:2506:U:H6	56:Z8:76:PPU:HN'3	1.51	0.57

*Continued on next page...*

*Continued from previous page...*

Atom-1	Atom-2	Interatomic distance (Å)	Clash overlap (Å)
23:YB:101:A:OP2	23:YB:101:A:H8	1.86	0.57
26:YF:160:ASN:OD1	26:YF:162:LEU:HB2	2.04	0.57
28:YH:4:ILE:H	28:YH:4:ILE:HD13	1.68	0.57
35:YS:95:HIS:CG	35:YS:96:GLY:H	2.21	0.57
2:QB:140:HIS:HA	2:QB:143:GLU:OE1	2.04	0.57
2:QB:12:GLU:O	2:QB:16:HIS:ND1	2.36	0.57
2:QB:80:ILE:HG21	2:QB:212:GLN:HA	1.85	0.57
11:QK:32:ILE:O	11:QK:40:ILE:HG12	2.04	0.57
13:QM:81:LEU:HB3	13:QM:89:GLY:CA	2.34	0.57
15:QO:26:GLU:CD	15:QO:77:ARG:NH1	2.58	0.57
45:R2:21:LEU:O	45:R2:25:VAL:HG23	2.04	0.57
22:RA:49:A:H61	22:RA:177:G:H2'	1.69	0.57
22:RA:674:G:C1'	26:RF:74:ARG:HD3	2.30	0.57
24:RD:263:ARG:HB2	24:RD:263:ARG:HH11	1.67	0.57
27:RG:53:LEU:HD23	27:RG:53:LEU:C	2.25	0.57
28:RH:153:LYS:HA	28:RH:153:LYS:HZ3	1.68	0.57
28:RH:4:ILE:H	28:RH:4:ILE:HD13	1.68	0.57
28:RH:84:SER:O	28:RH:133:VAL:O	2.22	0.57
32:RP:59:LEU:HA	32:RP:61:ARG:CZ	2.34	0.57
35:RS:95:HIS:CG	35:RS:96:GLY:H	2.21	0.57
36:RT:82:LEU:HD12	36:RT:82:LEU:N	2.19	0.57
1:XA:210:U:O2'	1:XA:216:G:N7	2.35	0.57
4:XD:13:ARG:O	4:XD:16:GLY:N	2.29	0.57
10:XJ:94:VAL:HG12	10:XJ:95:GLU:N	2.19	0.57
11:XK:21:ILE:N	11:XK:21:ILE:HD12	2.19	0.57
33:YQ:79:LEU:CD1	43:Y0:5:LYS:HD3	2.33	0.57
22:YA:141:A:C8	22:YA:1408:C:H1'	2.39	0.57
24:YD:71:ASP:HB3	24:YD:103:ARG:HH22	1.68	0.57
25:YE:203:LYS:HE3	25:YE:204:ALA:HB2	1.86	0.57
25:YE:6:GLY:HA3	25:YE:26:ILE:HD11	1.85	0.57
29:YI:26:ALA:HA	29:YI:30:LEU:HB2	1.86	0.57
35:YS:67:ARG:NH1	35:YS:67:ARG:CB	2.64	0.57
40:YX:27:THR:HB	40:YX:80:ILE:HB	1.85	0.57
1:QA:895:G:H2'	1:QA:896:C:C6	2.39	0.57
2:QB:111:ARG:NE	2:QB:111:ARG:HA	2.19	0.57
2:QB:97:TRP:HH2	2:QB:176:GLU:HB2	1.69	0.57
6:QF:99:ALA:O	6:QF:100:ASN:HB2	2.04	0.57
44:R1:81:LYS:H	44:R1:81:LYS:HE2	1.62	0.57
47:R4:37:SER:HB3	47:R4:42:PHE:CE1	2.38	0.57
48:R5:55:ARG:NH1	48:R5:58:LEU:HD11	2.19	0.57
22:RA:1935:G:H1'	22:RA:1964:G:N2	2.19	0.57

*Continued on next page...*

*Continued from previous page...*

Atom-1	Atom-2	Interatomic distance (Å)	Clash overlap (Å)
22:RA:2050:C:N4	22:RA:2051:A:N1	2.52	0.57
22:RA:2445:G:OP1	26:RF:74:ARG:NH2	2.37	0.57
24:RD:35:LYS:HG2	24:RD:64:ILE:CA	2.34	0.57
28:RH:125:VAL:HA	28:RH:126:PRO:CB	2.29	0.57
29:RI:88:ILE:HG12	29:RI:122:GLU:H	1.70	0.57
29:RI:4:ILE:HG12	29:RI:18:VAL:HG22	1.85	0.57
38:RV:35:LEU:HD21	38:RV:57:VAL:CG2	2.31	0.57
38:RV:78:LYS:O	38:RV:79:VAL:HB	2.04	0.57
39:RW:1:MET:HE3	39:RW:1:MET:HA	1.86	0.57
1:XA:842:C:O2'	1:XA:848:C:N4	2.37	0.57
2:XB:106:LYS:O	2:XB:110:GLN:HG3	2.05	0.57
2:XB:77:ALA:CB	2:XB:211:ILE:HG21	2.35	0.57
4:XD:156:GLU:O	4:XD:160:GLN:HG3	2.03	0.57
6:XF:39:LYS:HD2	6:XF:64:GLN:NE2	2.19	0.57
9:XI:17:VAL:HG13	9:XI:81:ILE:HD13	1.85	0.57
12:XL:33:ARG:O	12:XL:85:ILE:HG22	2.03	0.57
13:XM:4:ILE:HG22	13:XM:5:ALA:N	2.20	0.57
13:XM:57:ARG:NH2	47:Y4:34:GLU:HA	2.19	0.57
22:YA:1257:C:H5'	26:YF:75:HIS:CE1	2.40	0.57
25:YE:116:VAL:CG2	25:YE:122:PHE:CD2	2.86	0.57
25:YE:41:LYS:HA	25:YE:41:LYS:HE2	1.86	0.57
25:YE:63:LEU:HD12	25:YE:65:GLY:H	1.69	0.57
26:YF:192:LEU:HD21	26:YF:194:MET:CE	2.35	0.57
34:YR:32:GLY:O	34:YR:115:GLU:HA	2.04	0.57
38:YV:78:LYS:O	38:YV:79:VAL:HB	2.04	0.57
3:QC:14:ILE:HG12	3:QC:15:THR:N	2.19	0.57
4:QD:100:ARG:HH22	4:QD:137:SER:HB3	1.70	0.57
11:QK:69:ALA:HB1	11:QK:103:LEU:HD21	1.85	0.57
12:QL:47:LYS:HG2	12:QL:48:PRO:CD	2.33	0.57
13:QM:82:MET:O	13:QM:84:ILE:N	2.38	0.57
19:QS:65:ASN:N	19:QS:65:ASN:ND2	2.52	0.57
22:RA:1139:G:O2'	22:RA:1143:A:N1	2.32	0.57
22:RA:2556:C:H2'	22:RA:2557:G:O4'	2.04	0.57
22:RA:566:U:OP1	32:RP:29:LYS:HE2	2.05	0.57
25:RE:74:PRO:HG2	25:RE:77:ILE:HG23	1.86	0.57
27:RG:63:ILE:HD11	27:RG:102:PHE:HE2	1.69	0.57
27:RG:16:ARG:HB3	27:RG:17:PRO:CD	2.33	0.57
27:RG:39:ILE:HG23	27:RG:155:MET:HG3	1.86	0.57
31:RO:20:MET:HG2	31:RO:21:CYS:N	2.20	0.57
2:XB:97:TRP:HH2	2:XB:176:GLU:HB2	1.69	0.57
3:XC:14:ILE:HG12	3:XC:15:THR:N	2.19	0.57

*Continued on next page...*

*Continued from previous page...*

Atom-1	Atom-2	Interatomic distance (Å)	Clash overlap (Å)
7:XG:121:ALA:O	7:XG:125:MET:N	2.37	0.57
7:XG:62:PHE:HA	7:XG:124:LEU:CD2	2.27	0.57
11:XK:29:ILE:HG13	11:XK:43:SER:O	2.04	0.57
1:XA:555:C:OP1	12:XL:20:LYS:NZ	2.37	0.57
13:XM:84:ILE:HG23	13:XM:85:GLY:N	2.17	0.57
13:XM:81:LEU:HB3	13:XM:89:GLY:CA	2.34	0.57
45:Y2:16:LEU:O	45:Y2:17:SER:HB3	2.04	0.57
46:Y3:4:LEU:O	46:Y3:36:VAL:HA	2.04	0.57
19:XS:65:ASN:CA	47:Y4:55:ARG:NH1	2.67	0.57
22:YA:1454:U:H5'	34:YR:63:ARG:NE	2.16	0.57
22:YA:2346:A:H5''	22:YA:2383:G:H1'	1.86	0.57
24:YD:35:LYS:HG2	24:YD:64:ILE:CA	2.34	0.57
27:YG:53:LEU:HD23	27:YG:53:LEU:C	2.25	0.57
30:YN:14:VAL:HG12	30:YN:15:LEU:N	2.18	0.57
31:YO:20:MET:O	31:YO:41:ALA:HB1	2.04	0.57
31:YO:71:ARG:HH11	31:YO:71:ARG:HG3	1.69	0.57
37:YU:24:TYR:HE1	37:YU:39:LEU:HD23	1.70	0.57
3:QC:57:ILE:HG23	3:QC:64:VAL:HG13	1.86	0.57
3:QC:90:GLU:O	3:QC:94:LEU:HG	2.05	0.57
4:QD:50:ARG:O	4:QD:50:ARG:HD2	2.05	0.57
6:QF:39:LYS:HD2	6:QF:64:GLN:NE2	2.19	0.57
7:QG:16:LEU:CD1	9:QI:45:ALA:HB2	2.34	0.57
1:QA:1152:A:H5''	10:QJ:13:HIS:CD2	2.39	0.57
10:QJ:64:GLU:OE2	10:QJ:66:ARG:HD2	2.05	0.57
16:QP:76:GLN:HG2	16:QP:76:GLN:O	2.05	0.57
20:QT:10:LEU:HG	20:QT:12:ALA:H	1.70	0.57
55:QY:33:U:N3	55:QY:36:G:OP2	2.27	0.57
45:R2:17:SER:HB2	45:R2:18:PRO:HA	1.86	0.57
46:R3:22:ALA:O	46:R3:25:ALA:HB3	2.04	0.57
49:R6:6:ARG:O	49:R6:8:LYS:HD2	2.05	0.57
51:R8:53:PRO:CD	51:R8:54:GLU:H	2.15	0.57
52:R9:25:VAL:HB	52:R9:34:GLN:HB2	1.86	0.57
22:RA:1340:U:OP2	40:RX:78:LYS:NZ	2.37	0.57
24:RD:177:LEU:HD11	24:RD:183:ARG:HB2	1.85	0.57
25:RE:63:LEU:HD13	25:RE:65:GLY:H	1.68	0.57
27:RG:39:ILE:CG2	27:RG:155:MET:HG3	2.35	0.57
30:RN:35:ARG:O	30:RN:37:LYS:N	2.37	0.57
34:RR:63:ARG:HG3	34:RR:63:ARG:HH11	1.68	0.57
35:RS:106:ARG:O	35:RS:107:GLU:HB2	2.04	0.57
30:RN:42:TRP:O	37:RU:64:ARG:NH2	2.35	0.57
37:RU:92:ARG:C	37:RU:94:ASN:H	2.05	0.57

*Continued on next page...*

*Continued from previous page...*

Atom-1	Atom-2	Interatomic distance (Å)	Clash overlap (Å)
1:XA:1297:C:O2'	7:XG:114:ARG:NH2	2.37	0.57
5:XE:111:GLU:C	5:XE:113:ALA:H	2.07	0.57
5:XE:140:ARG:CB	5:XE:140:ARG:HH11	2.17	0.57
5:XE:140:ARG:HB2	5:XE:140:ARG:HH11	1.69	0.57
10:XJ:3:LYS:O	10:XJ:100:THR:HG22	2.04	0.57
19:XS:15:LEU:N	19:XS:15:LEU:HD23	2.19	0.57
51:Y8:46:ARG:O	51:Y8:47:LYS:HB3	2.03	0.57
22:YA:594:U:H5'	51:Y8:61:LEU:HD21	1.85	0.57
22:YA:1024:G:OP2	22:YA:1025:G:H3'	2.03	0.57
22:YA:1799:G:N1	22:YA:1819:A:OP2	2.37	0.57
22:YA:1932:A:H3'	22:YA:1933:G:H8	1.70	0.57
22:YA:570:G:H2'	22:YA:2030:A:C5	2.39	0.57
22:YA:2298:A:H2'	22:YA:2299:G:O4'	2.04	0.57
25:YE:7:VAL:HG11	36:YT:1:MET:HE3	1.85	0.57
27:YG:63:ILE:HD11	27:YG:102:PHE:HE2	1.69	0.57
27:YG:107:LEU:HD11	27:YG:178:PHE:CE1	2.40	0.57
30:YN:14:VAL:HG12	30:YN:15:LEU:H	1.69	0.57
31:YO:107:ARG:O	31:YO:112:MET:HE3	2.05	0.57
34:YR:79:LEU:HD23	34:YR:79:LEU:C	2.23	0.57
35:YS:106:ARG:O	35:YS:107:GLU:HB2	2.04	0.57
35:YS:26:LEU:HD12	35:YS:39:ILE:CD1	2.23	0.57
1:QA:375:U:H4'	16:QP:17:TYR:CE2	2.37	0.57
1:QA:719:C:O2'	18:QR:49:LYS:HB3	2.04	0.57
3:QC:181:ASN:HD22	3:QC:204:LEU:HB2	1.68	0.57
3:QC:77:ILE:O	3:QC:83:ARG:HB3	2.05	0.57
10:QJ:22:LYS:HD2	10:QJ:22:LYS:C	2.25	0.57
18:QR:85:LEU:HD23	18:QR:88:LYS:HD2	1.86	0.57
1:QA:1054:C:H5	55:QY:34:C:O4'	1.87	0.57
22:RA:1790:C:H5''	22:RA:1791:A:OP1	2.05	0.57
30:RN:133:GLN:O	30:RN:134:ARG:CB	2.53	0.57
30:RN:40:PRO:HB3	37:RU:68:ALA:HB2	1.86	0.57
31:RO:40:VAL:HG12	31:RO:41:ALA:N	2.19	0.57
33:RQ:66:ILE:HA	33:RQ:104:PHE:HA	1.85	0.57
34:RR:32:GLY:O	34:RR:115:GLU:HA	2.04	0.57
40:RX:36:LYS:HE3	40:RX:54:VAL:O	2.04	0.57
1:XA:1399:C:H4'	1:XA:1400:C:H5''	1.86	0.57
1:XA:665:A:N3	1:XA:732:C:H2'	2.18	0.57
4:XD:196:LEU:O	4:XD:198:VAL:N	2.31	0.57
12:XL:47:LYS:O	12:XL:49:ASN:N	2.37	0.57
46:Y3:31:LEU:O	46:Y3:32:GLN:HB2	2.04	0.57
47:Y4:42:PHE:CG	47:Y4:43:TYR:N	2.72	0.57

*Continued on next page...*

*Continued from previous page...*

Atom-1	Atom-2	Interatomic distance (Å)	Clash overlap (Å)
48:Y5:55:ARG:NH1	48:Y5:58:LEU:HD11	2.19	0.57
30:YN:133:GLN:O	30:YN:134:ARG:CB	2.53	0.57
30:YN:63:THR:HG22	30:YN:66:LYS:NZ	2.20	0.57
25:YE:152:LYS:HG2	30:YN:78:TYR:CE1	2.39	0.57
22:YA:2723:C:OP1	34:YR:3:HIS:HD2	1.88	0.57
35:YS:5:THR:HG23	35:YS:8:GLU:OE2	2.05	0.57
37:YU:52:ARG:NH1	37:YU:52:ARG:HG2	2.17	0.57
41:YY:97:ARG:O	41:YY:97:ARG:HG2	2.05	0.57
5:QE:140:ARG:HH11	5:QE:140:ARG:HB2	1.69	0.57
14:QN:44:LEU:C	14:QN:44:LEU:HD12	2.24	0.57
44:R1:70:VAL:O	44:R1:74:VAL:HG23	2.05	0.57
44:R1:81:LYS:HZ3	44:R1:81:LYS:HA	0.73	0.57
44:R1:86:SER:H	44:R1:87:PRO:CD	2.16	0.57
51:R8:33:ASN:O	51:R8:34:TRP:C	2.42	0.57
27:RG:107:LEU:HD11	27:RG:178:PHE:CE1	2.39	0.57
28:RH:41:MET:HE1	28:RH:64:LEU:HB3	1.86	0.57
30:RN:131:GLN:CG	30:RN:132:ALA:N	2.68	0.57
30:RN:14:VAL:HG12	30:RN:15:LEU:H	1.69	0.57
35:RS:103:GLU:O	35:RS:106:ARG:CG	2.53	0.57
42:RZ:150:LEU:HD21	42:RZ:172:ALA:HB3	1.85	0.57
1:XA:1218:C:H2'	1:XA:1219:U:C6	2.39	0.57
2:XB:187:LEU:CD1	2:XB:205:ASP:HA	2.33	0.57
2:XB:30:ARG:HH21	2:XB:194:PRO:CG	2.17	0.57
6:XF:99:ALA:O	6:XF:100:ASN:HB2	2.04	0.57
7:XG:16:LEU:CD1	9:XI:45:ALA:HB2	2.34	0.57
1:XA:1227:A:OP2	13:XM:111:LYS:HE3	2.04	0.57
44:Y1:86:SER:H	44:Y1:87:PRO:CD	2.16	0.57
22:YA:1441:G:H2'	22:YA:1442:G:H8	1.70	0.57
22:YA:2563:U:H4'	31:YO:28:SER:HA	1.87	0.57
22:YA:271(B):G:H8	22:YA:271(B):G:H5''	1.70	0.57
22:YA:2777:G:OP2	22:YA:2781:A:O2'	2.20	0.57
24:YD:34:VAL:CG1	24:YD:34:VAL:O	2.51	0.57
26:YF:32:LEU:HD13	26:YF:105:VAL:CG1	2.33	0.57
28:YH:3:ARG:HA	28:YH:3:ARG:HE	1.69	0.57
1:QA:501:C:H2'	1:QA:502:G:C8	2.37	0.57
1:QA:565:U:H5''	1:QA:566:G:H2'	1.87	0.57
2:QB:106:LYS:O	2:QB:110:GLN:HG3	2.04	0.57
2:QB:30:ARG:HH21	2:QB:194:PRO:CG	2.17	0.57
4:QD:119:GLN:HG3	4:QD:123:HIS:CD2	2.40	0.57
4:QD:191:ARG:NH1	4:QD:200:GLU:OE1	2.37	0.57
1:QA:1081:G:P	5:QE:16:THR:OG1	2.63	0.57

*Continued on next page...*



*Continued from previous page...*

Atom-1	Atom-2	Interatomic distance (Å)	Clash overlap (Å)
7:QG:113:GLU:HB2	7:QG:119:ARG:CG	2.35	0.57
10:QJ:74:ILE:N	10:QJ:74:ILE:HD13	2.16	0.57
14:QN:13:THR:N	14:QN:14:PRO:CD	2.68	0.57
55:QY:36:G:H2'	55:QY:37:1MG:H8	1.68	0.57
45:R2:15:LYS:H	45:R2:67:LYS:CE	2.17	0.57
46:R3:31:LEU:O	46:R3:32:GLN:HB2	2.04	0.57
49:R6:48:VAL:HG13	49:R6:49:HIS:N	2.20	0.57
22:RA:1291:C:H2'	22:RA:1292:U:C6	2.40	0.57
22:RA:2844:G:H3'	22:RA:2845:G:C8	2.40	0.57
22:RA:392:C:H5''	22:RA:409:C:H5''	1.87	0.57
22:RA:660:G:C6	22:RA:661:C:C4	2.93	0.57
22:RA:71:A:N3	22:RA:73:A:N6	2.53	0.57
24:RD:239:ARG:O	24:RD:240:ALA:HB2	2.05	0.57
25:RE:51:PHE:HD1	25:RE:52:LEU:HG	1.68	0.57
30:RN:7:LYS:HG2	30:RN:8:GLN:N	2.20	0.57
31:RO:96:THR:O	31:RO:97:ARG:HB3	2.04	0.57
37:RU:96:ALA:O	37:RU:100:VAL:HG23	2.05	0.57
1:XA:1391:U:H2'	1:XA:1392:G:C8	2.40	0.57
1:XA:686:U:O4	1:XA:703:G:O2'	2.12	0.57
1:XA:833:U:H3	1:XA:853:G:H1	1.51	0.57
7:XG:37:ASN:HD21	9:XI:40:LEU:HD23	1.69	0.57
13:XM:82:MET:O	13:XM:84:ILE:N	2.37	0.57
24:YD:36:PRO:HB2	24:YD:61:LEU:HG	1.87	0.57
24:YD:69:ARG:C	24:YD:71:ASP:H	2.08	0.57
25:YE:102:VAL:HG13	25:YE:172:VAL:CG2	2.34	0.57
30:YN:7:LYS:HG2	30:YN:8:GLN:N	2.20	0.57
35:YS:72:ALA:O	35:YS:76:LYS:HG3	2.04	0.57
1:QA:1074:G:H4'	2:QB:104:ASN:HB2	1.86	0.57
3:QC:76:VAL:HG21	3:QC:103:VAL:CG1	2.34	0.57
9:QI:17:VAL:CG1	9:QI:81:ILE:HD13	2.35	0.57
10:QJ:94:VAL:HG12	10:QJ:95:GLU:N	2.19	0.57
12:QL:18:VAL:O	12:QL:19:ARG:HB2	2.04	0.57
1:QA:376:G:OP1	16:QP:5:ARG:HB2	2.05	0.57
1:QA:1318:A:H4'	19:QS:11:VAL:CG1	2.35	0.57
44:R1:89:GLU:O	44:R1:93:GLU:HB2	2.05	0.57
45:R2:31:GLU:O	45:R2:35:LEU:HG	2.05	0.57
49:R6:11:LEU:HD23	49:R6:26:ASN:HB3	1.87	0.57
22:RA:2323:G:H1	22:RA:2332:U:H3	1.51	0.57
22:RA:826:U:H2'	22:RA:828:U:O4'	2.05	0.57
25:RE:41:LYS:HA	25:RE:41:LYS:HE2	1.87	0.57
25:RE:63:LEU:HD12	25:RE:65:GLY:H	1.69	0.57

*Continued on next page...*

*Continued from previous page...*

Atom-1	Atom-2	Interatomic distance (Å)	Clash overlap (Å)
28:RH:124:GLU:HB3	28:RH:132:ARG:HG3	1.85	0.57
28:RH:126:PRO:CG	28:RH:127:GLU:N	2.65	0.57
22:RA:1007:C:O3'	30:RN:108:PRO:HB3	2.05	0.57
41:RY:89:PHE:O	41:RY:90:LEU:HD13	2.05	0.57
1:XA:1128:C:N3	1:XA:1144:G:N2	2.50	0.57
1:XA:1346:A:C5	7:XG:10:ARG:NH1	2.73	0.57
1:XA:337:C:H2'	1:XA:338:A:C8	2.40	0.57
1:XA:407:G:H2'	1:XA:408:A:H8	1.69	0.57
4:XD:100:ARG:HH22	4:XD:137:SER:HB3	1.70	0.57
10:XJ:64:GLU:OE2	10:XJ:66:ARG:HD2	2.05	0.57
15:XO:26:GLU:CD	15:XO:77:ARG:NH1	2.58	0.57
17:XQ:32:TYR:O	17:XQ:34:LYS:N	2.37	0.57
19:XS:9:VAL:O	19:XS:9:VAL:HG23	2.04	0.57
44:Y1:70:VAL:O	44:Y1:74:VAL:HG23	2.04	0.57
50:Y7:31:LEU:O	50:Y7:32:LYS:C	2.43	0.57
22:YA:1045:A:N3	22:YA:1047:G:N2	2.53	0.57
22:YA:1693:U:H1'	24:YD:14:ARG:NH2	2.20	0.57
31:YO:96:THR:O	31:YO:97:ARG:HB3	2.04	0.57
32:YP:64:LYS:C	32:YP:66:GLY:N	2.57	0.57
35:YS:67:ARG:CB	35:YS:67:ARG:HH11	2.18	0.57
37:YU:79:PHE:CD2	37:YU:79:PHE:C	2.78	0.57
37:YU:83:LEU:HD12	37:YU:113:ALA:HB2	1.86	0.57
41:YY:21:LYS:HG3	41:YY:22:GLY:H	1.69	0.57
3:QC:7:PRO:O	3:QC:11:ARG:HG2	2.05	0.57
3:QC:59:ARG:NH2	3:QC:97:LYS:HE3	2.20	0.57
11:QK:69:ALA:HB1	11:QK:103:LEU:CD2	2.35	0.57
11:QK:21:ILE:HD12	11:QK:21:ILE:N	2.19	0.57
1:QA:690:G:H22	11:QK:55:LYS:NZ	2.03	0.57
12:QL:50:SER:O	12:QL:51:ALA:CB	2.52	0.57
13:QM:69:GLU:O	13:QM:71:ARG:N	2.38	0.57
53:QV:35:A:N6	54:QX:3:G:N1	2.53	0.57
22:RA:1282:U:H2'	22:RA:1283:G:O4'	2.05	0.57
22:RA:2286:A:H4'	22:RA:2287:A:O4'	2.04	0.57
24:RD:35:LYS:CE	24:RD:104:TYR:HB2	2.35	0.57
25:RE:102:VAL:HG13	25:RE:172:VAL:CG2	2.34	0.57
30:RN:112:LEU:O	30:RN:114:ARG:O	2.23	0.57
30:RN:63:THR:HG22	30:RN:66:LYS:NZ	2.20	0.57
35:RS:32:LEU:O	35:RS:62:LYS:HE2	2.05	0.57
37:RU:68:ALA:O	37:RU:71:GLN:HB2	2.04	0.57
1:XA:1014:A:H4'	19:XS:14:HIS:HE2	1.69	0.57
1:XA:1213:A:N6	1:XA:1215:G:N3	2.53	0.57

*Continued on next page...*

*Continued from previous page...*

Atom-1	Atom-2	Interatomic distance (Å)	Clash overlap (Å)
1:XA:347:G:O2'	1:XA:348:G:H5''	2.05	0.57
1:XA:57:G:H1	1:XA:355:C:H42	1.51	0.57
2:XB:60:ASP:HB3	2:XB:64:ARG:CZ	2.34	0.57
3:XC:11:ARG:HH21	3:XC:180:ALA:HB3	1.70	0.57
4:XD:50:ARG:O	4:XD:50:ARG:HD2	2.05	0.57
13:XM:69:GLU:O	13:XM:71:ARG:N	2.38	0.57
14:YN:13:THR:N	14:YN:14:PRO:CD	2.68	0.57
14:YN:29:ARG:HH11	14:YN:29:ARG:HG3	1.70	0.57
22:YA:2477:C:H2'	52:Y9:1:MET:HG3	1.86	0.57
22:YA:2560:C:H2'	22:YA:2561:A:C8	2.40	0.57
22:YA:330:A:HO2'	22:YA:331:A:H8	1.52	0.57
24:YD:25:THR:HG21	24:YD:81:ALA:HB1	1.86	0.57
24:YD:25:THR:HG21	24:YD:82:ILE:H	1.70	0.57
32:YP:59:LEU:HA	32:YP:61:ARG:CZ	2.34	0.57
1:QA:838:G:C5	1:QA:842:C:H1'	2.39	0.56
7:QG:121:ALA:O	7:QG:125:MET:N	2.37	0.56
7:QG:18:TYR:HD2	7:QG:59:LEU:HD22	1.70	0.56
8:QH:119:LEU:HD12	8:QH:124:ALA:HA	1.87	0.56
11:QK:29:ILE:HG13	11:QK:43:SER:O	2.04	0.56
12:QL:45:PRO:HD3	12:QL:51:ALA:O	2.04	0.56
15:QO:53:HIS:CE1	15:QO:57:LEU:HD11	2.40	0.56
16:QP:14:ASN:N	16:QP:15:PRO:CD	2.67	0.56
16:QP:7:ALA:O	16:QP:9:PHE:CD2	2.58	0.56
18:QR:57:GLY:O	18:QR:58:LEU:C	2.44	0.56
49:R6:42:TRP:CD1	49:R6:42:TRP:N	2.73	0.56
52:R9:1:MET:HB3	52:R9:4:ARG:CZ	2.35	0.56
22:RA:1386:C:H2'	22:RA:1387:C:H6	1.69	0.56
22:RA:2424:C:O2	22:RA:2429:G:O2'	2.19	0.56
22:RA:2729:G:H1'	25:RE:187:ALA:HB2	1.85	0.56
28:RH:3:ARG:HA	28:RH:3:ARG:HE	1.69	0.56
30:RN:82:LEU:HD12	30:RN:83:LYS:H	1.70	0.56
35:RS:72:ALA:O	35:RS:76:LYS:HG3	2.04	0.56
37:RU:79:PHE:C	37:RU:79:PHE:CD2	2.78	0.56
1:XA:250:A:H4'	1:XA:251:G:O5'	2.05	0.56
13:XM:49:THR:HB	13:XM:52:GLU:HG3	1.86	0.56
16:XP:21:VAL:HG22	16:XP:34:GLU:O	2.04	0.56
16:XP:7:ALA:O	16:XP:9:PHE:CD2	2.58	0.56
47:Y4:27:THR:O	47:Y4:28:LYS:HB3	2.04	0.56
22:YA:2015:A:N3	48:Y5:2:ALA:N	2.53	0.56
49:Y6:14:THR:O	49:Y6:49:HIS:HA	2.06	0.56
50:Y7:48:LYS:HG2	50:Y7:49:ARG:N	2.19	0.56

*Continued on next page...*

*Continued from previous page...*

Atom-1	Atom-2	Interatomic distance (Å)	Clash overlap (Å)
22:YA:1022:G:O2'	22:YA:1023:U:OP2	2.17	0.56
22:YA:1952:A:C5	31:YO:22:ILE:HD12	2.40	0.56
24:YD:92:ILE:HD12	24:YD:104:TYR:CD2	2.39	0.56
24:YD:69:ARG:HD3	24:YD:105:ILE:HD11	1.87	0.56
26:YF:118:ALA:O	26:YF:121:GLY:N	2.33	0.56
27:YG:60:LEU:O	27:YG:64:THR:HG22	2.05	0.56
28:YH:84:SER:O	28:YH:133:VAL:O	2.22	0.56
29:YI:40:THR:O	29:YI:44:LEU:HB2	2.04	0.56
34:YR:45:ARG:HA	34:YR:95:THR:HG21	1.87	0.56
36:YT:105:LEU:C	36:YT:107:ASP:H	2.08	0.56
40:YX:35:THR:HG22	40:YX:38:GLU:OE1	2.04	0.56
1:QA:1065:U:O5'	1:QA:1190:G:N2	2.39	0.56
1:QA:1343:G:H2'	1:QA:1344:C:C6	2.40	0.56
1:QA:361:G:H2'	1:QA:362:G:O4'	2.05	0.56
1:QA:429:U:H4'	1:QA:430:A:OP1	2.05	0.56
1:QA:667:G:H4'	15:QO:51:HIS:ND1	2.20	0.56
3:QC:59:ARG:HH12	3:QC:97:LYS:HE3	1.70	0.56
13:QM:4:ILE:HG22	13:QM:5:ALA:N	2.19	0.56
17:QQ:6:LEU:O	17:QQ:58:GLU:HA	2.05	0.56
19:QS:40:ILE:HG12	19:QS:41:VAL:N	2.20	0.56
20:QT:53:LEU:HA	20:QT:56:MET:HB3	1.87	0.56
50:R7:13:ALA:O	50:R7:17:GLY:HA3	2.05	0.56
50:R7:19:ARG:HH11	50:R7:19:ARG:HG2	1.70	0.56
22:RA:2197:U:H1'	22:RA:2198:A:C8	2.40	0.56
22:RA:227:A:OP1	32:RP:76:LYS:HE3	2.06	0.56
26:RF:24:LEU:HB3	26:RF:115:ALA:HB2	1.87	0.56
26:RF:46:ARG:NH1	26:RF:46:ARG:HG2	2.00	0.56
25:RE:152:LYS:HG2	30:RN:78:TYR:CE1	2.39	0.56
35:RS:5:THR:HG23	35:RS:8:GLU:OE2	2.05	0.56
42:RZ:163:LEU:H	42:RZ:163:LEU:HD12	1.70	0.56
1:XA:1296:C:H3'	1:XA:1297:C:C6	2.40	0.56
4:XD:76:ARG:HD2	4:XD:207:TYR:HE2	1.66	0.56
7:XG:42:ILE:O	7:XG:117:ALA:HB2	2.05	0.56
11:XK:32:ILE:O	11:XK:40:ILE:HG12	2.04	0.56
21:XU:7:ARG:O	21:XU:8:THR:HG23	2.05	0.56
45:Y2:17:SER:HB2	45:Y2:18:PRO:HA	1.86	0.56
46:Y3:7:LYS:NZ	46:Y3:32:GLN:HE21	2.03	0.56
51:Y8:33:ASN:O	51:Y8:34:TRP:C	2.42	0.56
22:YA:309:G:N3	22:YA:329:G:O2'	2.38	0.56
23:YB:44:G:OP1	47:Y4:1:MET:N	2.33	0.56
27:YG:39:ILE:CG2	27:YG:155:MET:HG3	2.35	0.56

*Continued on next page...*

*Continued from previous page...*

Atom-1	Atom-2	Interatomic distance (Å)	Clash overlap (Å)
36:YT:134:GLU:O	36:YT:135:ALA:HB3	2.05	0.56
37:YU:104:GLN:N	37:YU:104:GLN:OE1	2.35	0.56
37:YU:68:ALA:O	37:YU:71:GLN:HB2	2.04	0.56
1:QA:842:C:HO2'	1:QA:848:C:H42	1.54	0.56
2:QB:60:ASP:HB3	2:QB:64:ARG:CZ	2.35	0.56
5:QE:82:VAL:CG1	5:QE:83:GLU:N	2.68	0.56
6:QF:97:PHE:CD2	6:QF:97:PHE:C	2.76	0.56
8:QH:84:ARG:NH1	8:QH:86:ILE:HD13	2.11	0.56
9:QI:10:ARG:CD	9:QI:105:ASP:HB2	2.35	0.56
13:QM:84:ILE:CG2	13:QM:85:GLY:N	2.68	0.56
20:QT:47:GLY:C	20:QT:49:ALA:H	2.07	0.56
45:R2:51:ARG:HA	45:R2:54:LYS:HB2	1.86	0.56
46:R3:4:LEU:O	46:R3:36:VAL:HA	2.04	0.56
51:R8:52:LYS:H	51:R8:53:PRO:HD2	1.66	0.56
25:RE:183:LEU:N	25:RE:183:LEU:HD12	2.20	0.56
25:RE:78:LEU:HD23	25:RE:79:ARG:HD2	1.86	0.56
26:RF:192:LEU:HD21	26:RF:194:MET:CE	2.35	0.56
27:RG:180:PHE:C	27:RG:182:LYS:H	2.09	0.56
22:RA:2667:C:H1'	28:RH:109:PHE:HD2	1.70	0.56
28:RH:77:LYS:HZ3	28:RH:77:LYS:CB	2.03	0.56
30:RN:56:ASN:N	30:RN:125:GLY:O	2.35	0.56
32:RP:31:ALA:O	32:RP:32:THR:HG23	2.05	0.56
32:RP:65:ARG:HH21	51:R8:15:LYS:CB	2.17	0.56
3:XC:57:ILE:HG23	3:XC:64:VAL:HG13	1.86	0.56
7:XG:148:ASN:C	7:XG:150:ALA:H	2.08	0.56
7:XG:18:TYR:HD2	7:XG:59:LEU:HD22	1.70	0.56
8:XH:49:GLU:HG3	8:XH:51:VAL:CG1	2.35	0.56
9:XI:10:ARG:CD	9:XI:105:ASP:HB2	2.35	0.56
44:Y1:89:GLU:O	44:Y1:93:GLU:HB2	2.04	0.56
33:YQ:37:LEU:HD21	33:YQ:130:LYS:HE3	1.87	0.56
35:YS:103:GLU:O	35:YS:106:ARG:CG	2.52	0.56
1:QA:964:A:N3	1:QA:969:A:O2'	2.36	0.56
4:QD:42:GLN:O	4:QD:42:GLN:HG2	2.05	0.56
12:QL:126:LYS:HB2	12:QL:126:LYS:HZ2	1.70	0.56
12:QL:58:VAL:O	12:QL:65:GLU:HA	2.06	0.56
12:QL:83:VAL:HG22	12:QL:84:LEU:H	1.70	0.56
13:QM:73:GLU:O	13:QM:77:ASN:N	2.33	0.56
14:QN:25:VAL:N	14:QN:38:GLY:O	2.38	0.56
17:QQ:50:LYS:HG3	17:QQ:51:TYR:CE1	2.40	0.56
21:QU:7:ARG:O	21:QU:8:THR:HG23	2.05	0.56
49:R6:14:THR:O	49:R6:49:HIS:HA	2.06	0.56

*Continued on next page...*

*Continued from previous page...*

Atom-1	Atom-2	Interatomic distance (Å)	Clash overlap (Å)
52:R9:2:LYS:HD2	52:R9:33:LYS:O	2.04	0.56
22:RA:2199:A:H3'	22:RA:2205:C:H6	1.71	0.56
22:RA:273:G:H1	22:RA:364:C:N4	2.02	0.56
24:RD:236:GLY:O	24:RD:237:GLU:OE1	2.24	0.56
25:RE:37:ARG:NE	25:RE:37:ARG:N	2.53	0.56
22:RA:662:G:H5''	32:RP:15:ARG:O	2.06	0.56
34:RR:70:LEU:HD13	34:RR:75:LEU:HD11	1.88	0.56
38:RV:38:LEU:HD23	38:RV:39:LEU:N	2.19	0.56
1:XA:1502:A:H2	1:XA:1505:G:H22	1.52	0.56
1:XA:352:C:O2'	1:XA:354:G:OP1	2.19	0.56
2:XB:55:PHE:HA	2:XB:58:ILE:HB	1.88	0.56
3:XC:59:ARG:HH12	3:XC:97:LYS:HE3	1.70	0.56
5:XE:78:HIS:CE1	5:XE:143:ARG:H	2.20	0.56
6:XF:91:VAL:CG1	18:XR:72:ARG:HH12	2.18	0.56
6:XF:92:LYS:HB2	6:XF:92:LYS:HZ2	1.70	0.56
11:XK:34:ASP:N	11:XK:40:ILE:HD11	2.20	0.56
15:XO:53:HIS:CE1	15:XO:57:LEU:HD11	2.40	0.56
16:XP:4:ILE:HA	16:XP:20:VAL:O	2.05	0.56
21:XU:6:ARG:HH21	21:XU:15:ARG:HE	1.53	0.56
47:Y4:15:ILE:HG22	47:Y4:20:ASN:HA	1.86	0.56
13:XM:57:ARG:HH21	47:Y4:34:GLU:HA	1.69	0.56
52:Y9:2:LYS:HD2	52:Y9:33:LYS:O	2.05	0.56
22:YA:1049:C:H2'	22:YA:1050:A:H5''	1.87	0.56
22:YA:185:U:H4'	22:YA:218:A:H4'	1.87	0.56
22:YA:232:G:OP2	22:YA:232:G:H8	1.87	0.56
22:YA:27:G:N2	22:YA:513:A:OP2	2.37	0.56
22:YA:589:C:H2'	22:YA:590:A:C8	2.41	0.56
23:YB:8:U:H3	23:YB:112:G:H1	1.52	0.56
24:YD:183:ARG:HD2	24:YD:270:ILE:HG12	1.88	0.56
25:YE:32:PRO:O	25:YE:34:VAL:HG13	2.06	0.56
25:YE:69:LYS:C	25:YE:71:GLY:H	2.08	0.56
30:YN:82:LEU:HD12	30:YN:83:LYS:H	1.70	0.56
22:YA:389:G:H1	32:YP:71:VAL:HG12	1.70	0.56
33:YQ:79:LEU:CG	33:YQ:79:LEU:O	2.52	0.56
35:YS:32:LEU:O	35:YS:62:LYS:HE2	2.05	0.56
36:YT:26:ASP:CB	36:YT:91:ARG:HA	2.36	0.56
2:QB:77:ALA:CB	2:QB:211:ILE:HG21	2.35	0.56
3:QC:114:PRO:O	3:QC:118:GLN:HG3	2.06	0.56
3:QC:188:LEU:O	3:QC:189:ALA:HB2	2.05	0.56
20:QT:82:SER:O	20:QT:86:ARG:HB2	2.06	0.56
27:RG:179:PRO:HG3	47:R4:38:LYS:HZ1	1.67	0.56

*Continued on next page...*

*Continued from previous page...*

Atom-1	Atom-2	Interatomic distance (Å)	Clash overlap (Å)
47:R4:48:ARG:O	47:R4:50:VAL:N	2.38	0.56
47:R4:64:GLY:C	47:R4:66:SER:H	2.08	0.56
48:R5:55:ARG:HD3	48:R5:56:LYS:N	2.21	0.56
24:RD:80:ALA:HB3	24:RD:94:LEU:HD13	1.87	0.56
25:RE:174:ASP:CG	25:RE:175:VAL:N	2.58	0.56
25:RE:69:LYS:C	25:RE:71:GLY:H	2.09	0.56
26:RF:198:ALA:CA	26:RF:201:VAL:HG12	2.35	0.56
33:RQ:59:ARG:C	33:RQ:60:ARG:CG	2.73	0.56
38:RV:1:MET:HE2	38:RV:43:GLU:HG2	1.87	0.56
1:XA:980:C:H5''	1:XA:981:U:C5	2.40	0.56
1:XA:991:U:O4	1:XA:1212:U:O2'	2.12	0.56
2:XB:102:LEU:HB3	2:XB:180:LEU:CD1	2.36	0.56
3:XC:105:GLU:HG2	3:XC:106:VAL:N	2.18	0.56
4:XD:42:GLN:O	4:XD:42:GLN:HG2	2.05	0.56
8:XH:38:ILE:HD12	8:XH:118:VAL:HG12	1.88	0.56
8:XH:82:HIS:HD2	8:XH:83:ILE:N	2.03	0.56
9:XI:33:PHE:CE2	9:XI:47:LEU:HD21	2.40	0.56
15:XO:76:GLU:C	15:XO:78:TYR:H	2.08	0.56
20:XT:82:SER:O	20:XT:86:ARG:HB2	2.05	0.56
44:Y1:76:ARG:NH1	44:Y1:76:ARG:HG2	2.20	0.56
45:Y2:31:GLU:O	45:Y2:35:LEU:HG	2.05	0.56
47:Y4:64:GLY:C	47:Y4:66:SER:H	2.07	0.56
50:Y7:12:ARG:NH2	50:Y7:44:PRO:HB3	2.21	0.56
52:Y9:25:VAL:HB	52:Y9:34:GLN:HB2	1.87	0.56
22:YA:1826:G:O2'	24:YD:242:ARG:NH2	2.38	0.56
22:YA:888:C:H3'	22:YA:889:C:C4'	2.34	0.56
28:YH:125:VAL:HG12	28:YH:126:PRO:CG	2.34	0.56
30:YN:56:ASN:N	30:YN:125:GLY:O	2.35	0.56
31:YO:3:GLN:CB	31:YO:4:PRO:HD2	2.35	0.56
38:YV:76:LYS:O	38:YV:79:VAL:HG12	2.05	0.56
1:QA:713:G:H2'	1:QA:714:G:C8	2.41	0.56
1:QA:1158:C:H4'	2:QB:133:LYS:NZ	2.19	0.56
3:QC:134:ILE:CD1	3:QC:153:VAL:HG21	2.35	0.56
3:QC:6:HIS:CD2	3:QC:7:PRO:HD2	2.41	0.56
5:QE:99:GLY:O	5:QE:117:ASP:HA	2.06	0.56
8:QH:19:VAL:O	8:QH:20:TYR:HB2	2.05	0.56
8:QH:77:GLU:HG2	8:QH:78:GLN:H	1.71	0.56
12:QL:82:VAL:HG23	12:QL:106:ASP:OD2	2.04	0.56
15:QO:76:GLU:C	15:QO:78:TYR:H	2.08	0.56
16:QP:4:ILE:HA	16:QP:20:VAL:O	2.05	0.56
19:QS:15:LEU:N	19:QS:15:LEU:HD23	2.19	0.56

*Continued on next page...*

*Continued from previous page...*

Atom-1	Atom-2	Interatomic distance (Å)	Clash overlap (Å)
44:R1:53:VAL:HG12	44:R1:54:ALA:N	2.21	0.56
51:R8:50:LEU:HD12	51:R8:51:ALA:H	1.70	0.56
22:RA:1278:A:O3'	34:RR:34:ILE:HG23	2.06	0.56
22:RA:520:G:H2'	22:RA:521:G:H8	1.70	0.56
23:RB:65:C:H41	23:RB:108:C:H2'	1.70	0.56
27:RG:41:GLN:HB3	27:RG:43:LEU:HD13	1.87	0.56
31:RO:19:ILE:O	31:RO:19:ILE:HD13	2.06	0.56
32:RP:14:LYS:O	32:RP:16:ARG:N	2.39	0.56
36:RT:26:ASP:CB	36:RT:91:ARG:HA	2.36	0.56
39:RW:65:LEU:O	39:RW:66:GLU:C	2.43	0.56
40:RX:65:ARG:HD3	40:RX:65:ARG:H	1.70	0.56
41:RY:97:ARG:HG2	41:RY:97:ARG:O	2.05	0.56
42:RZ:110:GLY:HA2	42:RZ:111:VAL:C	2.26	0.56
1:XA:1484:C:H2'	1:XA:1485:U:H6	1.69	0.56
2:XB:80:ILE:CG2	2:XB:212:GLN:HA	2.36	0.56
3:XC:180:ALA:O	3:XC:181:ASN:HB3	2.06	0.56
3:XC:7:PRO:O	3:XC:11:ARG:HG2	2.05	0.56
3:XC:90:GLU:O	3:XC:94:LEU:HG	2.05	0.56
4:XD:25:ARG:NH1	4:XD:30:LYS:HG3	2.20	0.56
5:XE:82:VAL:CG1	5:XE:83:GLU:N	2.68	0.56
8:XH:7:ALA:HB2	8:XH:85:ARG:HD3	1.87	0.56
19:XS:17:GLU:HA	19:XS:20:LEU:HD12	1.86	0.56
51:Y8:50:LEU:HD12	51:Y8:51:ALA:H	1.70	0.56
22:YA:1311:G:H21	22:YA:1603:A:H62	1.53	0.56
22:YA:2591:C:OP2	24:YD:238:GLY:HA3	2.05	0.56
24:YD:2:ALA:O	24:YD:3:VAL:HB	2.06	0.56
25:YE:74:PRO:HG2	25:YE:77:ILE:HG23	1.87	0.56
28:YH:77:LYS:HZ3	28:YH:77:LYS:CB	2.11	0.56
32:YP:59:LEU:HD23	32:YP:59:LEU:O	2.06	0.56
33:YQ:60:ARG:HH11	42:YZ:113:ALA:HB3	1.69	0.56
3:QC:77:ILE:C	3:QC:83:ARG:HB3	2.26	0.56
10:QJ:24:VAL:HG21	10:QJ:37:PRO:HG3	1.86	0.56
17:QQ:84:LEU:C	17:QQ:86:GLU:H	2.08	0.56
43:R0:26:TYR:H	43:R0:29:GLN:NE2	2.04	0.56
47:R4:41:PRO:O	47:R4:42:PHE:CB	2.54	0.56
50:R7:12:ARG:NH2	50:R7:44:PRO:HB3	2.21	0.56
22:RA:134:C:H2'	22:RA:135:G:H8	1.70	0.56
22:RA:664:C:OP1	32:RP:18:ARG:NH2	2.27	0.56
24:RD:183:ARG:HD2	24:RD:270:ILE:HG12	1.88	0.56
25:RE:117:MET:HG3	25:RE:117:MET:O	2.06	0.56
25:RE:32:PRO:O	25:RE:34:VAL:HG13	2.06	0.56

*Continued on next page...*



*Continued from previous page...*

Atom-1	Atom-2	Interatomic distance (Å)	Clash overlap (Å)
33:RQ:79:LEU:O	33:RQ:79:LEU:CG	2.52	0.56
34:RR:84:ALA:HB3	34:RR:85:PRO:HD3	1.87	0.56
36:RT:134:GLU:O	36:RT:135:ALA:HB3	2.05	0.56
38:RV:76:LYS:O	38:RV:79:VAL:HG12	2.05	0.56
41:RY:95:LYS:O	41:RY:95:LYS:HE3	2.05	0.56
1:XA:976:G:H5''	1:XA:1358:U:O2'	2.06	0.56
1:XA:1073:U:O2'	2:XB:104:ASN:OD1	2.22	0.56
3:XC:188:LEU:O	3:XC:189:ALA:HB2	2.05	0.56
3:XC:77:ILE:C	3:XC:83:ARG:HB3	2.26	0.56
7:XG:62:PHE:O	7:XG:66:VAL:HG23	2.06	0.56
10:XJ:22:LYS:HD2	10:XJ:22:LYS:C	2.25	0.56
10:XJ:35:SER:O	10:XJ:72:VAL:HG13	2.05	0.56
11:XK:69:ALA:HB1	11:XK:103:LEU:CD2	2.35	0.56
11:XK:21:ILE:HG13	11:XK:30:VAL:HG12	1.86	0.56
13:XM:56:LEU:HD13	13:XM:60:VAL:HG23	1.86	0.56
13:XM:65:LYS:N	47:Y4:50:VAL:CG2	2.69	0.56
13:XM:89:GLY:O	13:XM:92:HIS:HB2	2.06	0.56
6:XF:97:PHE:O	18:XR:31:LEU:HD23	2.04	0.56
18:XR:85:LEU:HD23	18:XR:88:LYS:HD2	1.87	0.56
45:Y2:41:ILE:HD11	45:Y2:44:LEU:CG	2.36	0.56
47:Y4:38:LYS:C	47:Y4:40:HIS:N	2.52	0.56
49:Y6:11:LEU:HD23	49:Y6:26:ASN:HB3	1.87	0.56
49:Y6:6:ARG:O	49:Y6:8:LYS:HD2	2.05	0.56
22:YA:31:C:O3'	22:YA:1238:G:H5''	2.06	0.56
22:YA:631:A:OP2	51:Y8:46:ARG:NH2	2.33	0.56
24:YD:239:ARG:O	24:YD:240:ALA:HB2	2.05	0.56
25:YE:37:ARG:NE	25:YE:37:ARG:N	2.54	0.56
30:YN:112:LEU:O	30:YN:114:ARG:O	2.23	0.56
32:YP:115:LEU:HD12	32:YP:116:GLY:N	2.21	0.56
22:YA:636:G:OP1	32:YP:132:LYS:HB2	2.05	0.56
35:YS:14:VAL:HG13	35:YS:15:ARG:N	2.21	0.56
1:QA:184:G:H2'	1:QA:185:A:H8	1.69	0.56
1:QA:939:G:H5''	7:QG:102:ARG:HH22	1.70	0.56
1:QA:1073:U:O2'	2:QB:104:ASN:OD1	2.21	0.56
4:QD:165:MET:HA	4:QD:165:MET:CE	2.36	0.56
5:QE:140:ARG:HH11	5:QE:140:ARG:CB	2.18	0.56
7:QG:73:MET:HG2	7:QG:90:GLU:HA	1.87	0.56
9:QI:114:TYR:CD2	9:QI:114:TYR:O	2.58	0.56
9:QI:33:PHE:CE2	9:QI:47:LEU:HD21	2.40	0.56
9:QI:9:ARG:HB2	9:QI:14:VAL:HG22	1.88	0.56
13:QM:49:THR:HB	13:QM:52:GLU:HG3	1.86	0.56

*Continued on next page...*

*Continued from previous page...*

Atom-1	Atom-2	Interatomic distance (Å)	Clash overlap (Å)
14:QN:15:LYS:O	14:QN:16:PHE:O	2.24	0.56
20:QT:94:ALA:O	20:QT:95:ALA:CB	2.54	0.56
47:R4:48:ARG:HH12	47:R4:52:THR:HG22	1.71	0.56
22:RA:2037:G:H2'	22:RA:2038:G:H8	1.69	0.56
22:RA:898:C:H2'	22:RA:899:A:H5'	1.88	0.56
26:RF:32:LEU:HD13	26:RF:105:VAL:CG1	2.33	0.56
27:RG:60:LEU:O	27:RG:64:THR:HG22	2.05	0.56
29:RI:4:ILE:HD11	29:RI:44:LEU:HD12	1.87	0.56
31:RO:107:ARG:O	31:RO:112:MET:HE3	2.05	0.56
33:RQ:12:GLN:OE1	33:RQ:72:LYS:HD2	2.06	0.56
22:RA:957:A:H5'	33:RQ:76:LYS:HD2	1.88	0.56
40:RX:35:THR:HG22	40:RX:38:GLU:OE1	2.05	0.56
1:XA:677:U:H3	1:XA:713:G:H22	1.54	0.56
2:XB:7:VAL:HG22	2:XB:8:LYS:N	2.21	0.56
4:XD:119:GLN:HG3	4:XD:123:HIS:CD2	2.40	0.56
4:XD:110:PHE:CE2	4:XD:148:VAL:HG23	2.41	0.56
12:XL:111:LYS:O	12:XL:112:ASP:HB2	2.06	0.56
13:XM:84:ILE:CG2	13:XM:85:GLY:N	2.68	0.56
14:YN:23:ARG:H	14:YN:33:VAL:HG11	1.71	0.56
16:XP:47:ASP:C	16:XP:49:LEU:H	2.09	0.56
50:Y7:13:ALA:O	50:Y7:17:GLY:HA3	2.05	0.56
22:YA:1785:A:N1	22:YA:1787:A:H1'	2.21	0.56
22:YA:323:G:H2'	26:YF:169:ASN:OD1	2.05	0.56
25:YE:195:LEU:HD12	25:YE:196:VAL:H	1.71	0.56
26:YF:197:ASP:O	26:YF:199:TRP:N	2.38	0.56
27:YG:128:ARG:HG3	27:YG:128:ARG:NH2	2.17	0.56
30:YN:40:PRO:HB3	37:YU:68:ALA:HB2	1.87	0.56
22:YA:64:A:C4	40:YX:66:LEU:HD13	2.41	0.56
41:YY:95:LYS:O	41:YY:95:LYS:HE3	2.06	0.56
1:QA:1226:C:OP2	13:QM:103:THR:OG1	2.14	0.56
2:QB:102:LEU:HB3	2:QB:180:LEU:CD1	2.36	0.56
2:QB:7:VAL:HG22	2:QB:8:LYS:N	2.21	0.56
3:QC:33:LEU:O	3:QC:37:GLN:HG2	2.04	0.56
3:QC:45:LYS:HD2	3:QC:46:GLU:HG3	1.87	0.56
4:QD:110:PHE:CE2	4:QD:148:VAL:HG23	2.41	0.56
6:QF:33:TYR:HE2	6:QF:74:ASP:HB3	1.71	0.56
8:QH:7:ALA:HB2	8:QH:85:ARG:HD3	1.87	0.56
13:QM:89:GLY:O	13:QM:92:HIS:HB2	2.06	0.56
15:QO:24:SER:O	15:QO:28:GLN:HG3	2.06	0.56
16:QP:48:TRP:O	16:QP:49:LEU:HB2	2.06	0.56
54:QX:4:C:C3'	54:QX:5:C:H5'	2.36	0.56

*Continued on next page...*

*Continued from previous page...*

Atom-1	Atom-2	Interatomic distance (Å)	Clash overlap (Å)
46:R3:59:VAL:CG1	46:R3:60:GLU:N	2.69	0.56
22:RA:153:C:OP2	44:R1:88:LYS:HE2	2.06	0.56
24:RD:221:VAL:HG22	24:RD:226:MET:HE2	1.88	0.56
26:RF:9:ILE:HD11	26:RF:125:LEU:CG	2.36	0.56
27:RG:120:LEU:HB3	27:RG:131:TYR:OH	2.05	0.56
35:RS:5:THR:OG1	35:RS:7:TYR:HB3	2.06	0.56
38:RV:27:ALA:O	38:RV:28:GLU:O	2.24	0.56
37:RU:105:VAL:HA	38:RV:44:LYS:HE3	1.88	0.56
1:XA:1148:U:OP1	9:XI:7:THR:HG21	2.06	0.56
10:XJ:24:VAL:HG21	10:XJ:37:PRO:HG3	1.86	0.56
12:XL:79:GLU:HG2	12:XL:79:GLU:O	2.05	0.56
17:XQ:84:LEU:C	17:XQ:86:GLU:H	2.08	0.56
9:XI:128:ARG:CD	53:XV:32:C:OP2	2.54	0.56
22:YA:1657:C:H2'	22:YA:1658:C:C6	2.40	0.56
22:YA:1799:G:OP1	24:YD:260:ARG:HB2	2.05	0.56
22:YA:229:A:OP1	22:YA:229:A:H4'	2.05	0.56
22:YA:2489:G:N2	22:YA:2491:U:O4	2.38	0.56
22:YA:971:C:O2'	22:YA:983:A:N3	2.36	0.56
24:YD:35:LYS:CE	24:YD:104:TYR:HB2	2.35	0.56
26:YF:155:LEU:CD1	26:YF:174:VAL:HG13	2.32	0.56
28:YH:126:PRO:CG	28:YH:127:GLU:N	2.65	0.56
35:YS:5:THR:OG1	35:YS:7:TYR:HB3	2.06	0.56
42:YZ:10:ARG:HH11	42:YZ:36:LYS:HD3	1.71	0.56
22:YA:2452:C:O2	56:Z8:76:PPU:CE1	2.54	0.56
8:QH:49:GLU:HG3	8:QH:51:VAL:CG1	2.35	0.56
10:QJ:35:SER:O	10:QJ:72:VAL:HG13	2.05	0.56
10:QJ:89:ASP:C	10:QJ:90:LEU:HD12	2.26	0.56
20:QT:74:LYS:C	20:QT:76:ALA:H	2.09	0.56
45:R2:50:ILE:CD1	45:R2:51:ARG:N	2.61	0.56
51:R8:30:ARG:O	51:R8:31:HIS:CB	2.54	0.56
22:RA:1007:C:OP1	30:RN:35:ARG:NH1	2.35	0.56
28:RH:59:ARG:HH11	28:RH:59:ARG:CG	2.19	0.56
29:RI:8:PRO:HG3	29:RI:14:ASP:HB2	1.88	0.56
31:RO:3:GLN:CB	31:RO:4:PRO:HD2	2.35	0.56
31:RO:1:MET:HE2	31:RO:67:LYS:HG2	1.88	0.56
32:RP:13:ASN:C	32:RP:15:ARG:N	2.54	0.56
32:RP:15:ARG:O	32:RP:17:LYS:N	2.39	0.56
36:RT:105:LEU:C	36:RT:107:ASP:H	2.07	0.56
41:RY:62:GLU:O	41:RY:63:LYS:O	2.24	0.56
1:XA:643:C:H2'	1:XA:644:G:H8	1.69	0.56
2:XB:169:LYS:HD3	2:XB:169:LYS:O	2.05	0.56

*Continued on next page...*

*Continued from previous page...*

Atom-1	Atom-2	Interatomic distance (Å)	Clash overlap (Å)
8:XH:77:GLU:HG2	8:XH:78:GLN:H	1.71	0.56
13:XM:119:GLY:HA3	53:XV:29:G:OP1	2.05	0.56
16:XP:53:VAL:HG23	16:XP:54:GLU:H	1.70	0.56
19:XS:65:ASN:N	19:XS:65:ASN:ND2	2.52	0.56
47:Y4:41:PRO:O	47:Y4:42:PHE:CB	2.54	0.56
47:Y4:48:ARG:O	47:Y4:50:VAL:N	2.38	0.56
49:Y6:48:VAL:HG13	49:Y6:49:HIS:N	2.20	0.56
22:YA:1729:A:N6	22:YA:1731:G:C2	2.73	0.56
25:YE:183:LEU:HD12	25:YE:183:LEU:N	2.20	0.56
37:YU:96:ALA:O	37:YU:100:VAL:HG23	2.05	0.56
41:YY:84:ARG:NH1	41:YY:97:ARG:HB2	2.11	0.56
1:QA:546:G:P	4:QD:72:GLU:HB3	2.46	0.56
3:QC:95:THR:CG2	3:QC:96:GLY:H	2.10	0.56
7:QG:148:ASN:C	7:QG:150:ALA:H	2.08	0.56
11:QK:41:THR:HG21	11:QK:71:LYS:CB	2.36	0.56
13:QM:81:LEU:HB3	13:QM:89:GLY:HA2	1.88	0.56
17:QQ:84:LEU:C	17:QQ:86:GLU:N	2.60	0.56
13:QM:121:LYS:NZ	55:QY:39:C:O2'	2.39	0.56
46:R3:7:LYS:NZ	46:R3:32:GLN:HE21	2.03	0.56
22:RA:111:A:O3'	45:R2:69:ARG:NH2	2.39	0.56
22:RA:1695:G:H1'	24:RD:8:PRO:O	2.05	0.56
22:RA:1899:G:H21	22:RA:1902:C:N4	2.04	0.56
22:RA:389:G:H1	32:RP:70:GLN:HB3	1.71	0.56
24:RD:94:LEU:HD22	24:RD:95:LEU:H	1.69	0.56
25:RE:203:LYS:HE3	25:RE:204:ALA:HB2	1.86	0.56
35:RS:14:VAL:HG13	35:RS:15:ARG:N	2.21	0.56
35:RS:18:ILE:C	35:RS:19:LYS:O	2.44	0.56
42:RZ:35:ARG:HB3	42:RZ:35:ARG:HH11	1.71	0.56
1:XA:186(E):C:H42	1:XA:191(B):G:H1	1.52	0.56
3:XC:114:PRO:O	3:XC:118:GLN:HG3	2.05	0.56
3:XC:77:ILE:O	3:XC:83:ARG:HB3	2.05	0.56
4:XD:165:MET:HA	4:XD:165:MET:CE	2.36	0.56
7:XG:20:ASP:HB3	7:XG:23:VAL:HG23	1.88	0.56
8:XH:102:ARG:NH1	8:XH:105:ARG:NH2	2.54	0.56
8:XH:49:GLU:O	8:XH:51:VAL:N	2.39	0.56
10:XJ:89:ASP:C	10:XJ:90:LEU:HD12	2.25	0.56
12:XL:58:VAL:O	12:XL:65:GLU:HA	2.05	0.56
19:XS:3:ARG:HB3	47:Y4:67:TYR:HD2	1.68	0.56
45:Y2:43:GLN:O	45:Y2:44:LEU:CG	2.54	0.56
45:Y2:15:LYS:H	45:Y2:67:LYS:NZ	2.02	0.56
46:Y3:4:LEU:HD21	46:Y3:39:ASP:OD1	2.06	0.56

*Continued on next page...*

*Continued from previous page...*

Atom-1	Atom-2	Interatomic distance (Å)	Clash overlap (Å)
46:Y3:59:VAL:CG1	46:Y3:60:GLU:N	2.69	0.56
22:YA:2377:A:H2'	22:YA:2378:A:C8	2.41	0.56
22:YA:25:U:H5''	39:YW:80:PRO:HD3	1.88	0.56
22:YA:270(M):U:H1'	22:YA:270(N):G:C6	2.41	0.56
32:YP:15:ARG:O	32:YP:17:LYS:N	2.39	0.56
39:YW:1:MET:C	39:YW:64:MET:HE1	2.26	0.56
1:QA:1118:C:OP1	9:QI:9:ARG:HD3	2.06	0.55
1:QA:191(F):U:O2	20:QT:105:SER:HB2	2.07	0.55
1:QA:321:A:N6	1:QA:329:A:OP2	2.39	0.55
1:QA:985:C:H2'	1:QA:986:A:H8	1.71	0.55
2:QB:46:LYS:HA	2:QB:49:GLU:OE1	2.06	0.55
8:QH:38:ILE:HD12	8:QH:118:VAL:HG12	1.88	0.55
10:QJ:26:ALA:HA	10:QJ:29:ARG:NH2	2.21	0.55
13:QM:80:ARG:O	13:QM:84:ILE:HB	2.06	0.55
19:QS:18:LYS:O	19:QS:22:LEU:HD13	2.06	0.55
1:QA:191:G:O2'	20:QT:101:GLY:O	2.24	0.55
22:RA:1085:A:O2'	22:RA:1086:A:OP1	2.24	0.55
22:RA:2864:G:OP1	36:RT:119:LYS:HD2	2.05	0.55
22:RA:551:G:H5'	22:RA:1220:A:H1'	1.88	0.55
24:RD:35:LYS:NZ	24:RD:64:ILE:O	2.32	0.55
24:RD:69:ARG:C	24:RD:71:ASP:H	2.08	0.55
26:RF:108:LYS:HZ3	26:RF:108:LYS:HA	1.72	0.55
33:RQ:37:LEU:HD21	33:RQ:130:LYS:HE3	1.87	0.55
37:RU:83:LEU:HD12	37:RU:113:ALA:HB2	1.86	0.55
42:RZ:102:LEU:HD11	42:RZ:124:ILE:HG22	1.88	0.55
2:XB:217:ARG:HA	2:XB:220:ASP:OD2	2.06	0.55
5:XE:92:LYS:O	5:XE:118:ILE:HD12	2.06	0.55
6:XF:41:GLU:HG2	6:XF:43:LEU:HD11	1.89	0.55
9:XI:17:VAL:CG1	9:XI:81:ILE:HD13	2.35	0.55
11:XK:41:THR:HG21	11:XK:71:LYS:CB	2.36	0.55
12:XL:83:VAL:HG22	12:XL:84:LEU:N	2.21	0.55
15:XO:24:SER:O	15:XO:28:GLN:HG3	2.06	0.55
18:XR:57:GLY:O	18:XR:58:LEU:C	2.43	0.55
43:Y0:23:VAL:HA	43:Y0:38:VAL:HG22	1.87	0.55
22:YA:2330:G:H2'	22:YA:2331:G:O4'	2.06	0.55
22:YA:482:A:H4'	41:YY:47:LYS:HD2	1.89	0.55
25:YE:117:MET:O	25:YE:117:MET:HG3	2.06	0.55
26:YF:198:ALA:CA	26:YF:201:VAL:HG12	2.34	0.55
27:YG:135:LEU:HD12	27:YG:135:LEU:N	2.21	0.55
32:YP:14:LYS:O	32:YP:16:ARG:N	2.39	0.55
23:YB:116:G:H4'	35:YS:54:LEU:HD13	1.88	0.55

*Continued on next page...*

*Continued from previous page...*

Atom-1	Atom-2	Interatomic distance (Å)	Clash overlap (Å)
37:YU:105:VAL:HA	38:YV:44:LYS:HE3	1.88	0.55
41:YY:48:ALA:H	41:YY:60:PHE:HA	1.71	0.55
41:YY:62:GLU:O	41:YY:63:LYS:O	2.24	0.55
1:QA:1513:A:H2'	1:QA:1514:C:C6	2.41	0.55
1:QA:15:G:H4'	5:QE:24:ARG:HH12	1.71	0.55
3:QC:20:SER:CB	3:QC:40:ARG:HH22	2.14	0.55
7:QG:42:ILE:O	7:QG:117:ALA:HB2	2.05	0.55
8:QH:128:GLY:O	8:QH:129:VAL:HG13	2.06	0.55
11:QK:125:PHE:N	11:QK:125:PHE:CD1	2.74	0.55
12:QL:111:LYS:O	12:QL:112:ASP:HB2	2.05	0.55
14:QN:44:LEU:CD1	14:QN:48:ALA:HB2	2.36	0.55
16:QP:53:VAL:HG23	16:QP:54:GLU:H	1.70	0.55
22:RA:1278:A:H2'	22:RA:1279:G:C8	2.41	0.55
22:RA:2123:G:H2'	22:RA:2124:G:H8	1.71	0.55
22:RA:27:G:N2	22:RA:512:G:O2'	2.40	0.55
23:RB:33:G:O5'	27:RG:2:PRO:HG3	2.06	0.55
39:RW:14:PRO:HG2	39:RW:78:GLU:OE2	2.07	0.55
1:XA:1320:C:H5'	19:XS:70:LYS:HG3	1.87	0.55
1:XA:1305:G:H22	1:XA:1331:G:H2'	1.70	0.55
1:XA:1376:U:OP1	7:XG:98:SER:HB3	2.06	0.55
1:XA:371:G:O2'	1:XA:372:C:H4'	2.06	0.55
4:XD:28:SER:CB	4:XD:29:PRO:CD	2.84	0.55
5:XE:144:THR:O	5:XE:148:VAL:HG23	2.06	0.55
16:XP:48:TRP:O	16:XP:49:LEU:HB2	2.06	0.55
19:XS:18:LYS:O	19:XS:22:LEU:HD13	2.06	0.55
1:XA:1229:A:O2'	53:XV:30:G:OP1	2.24	0.55
46:Y3:35:ARG:HB3	46:Y3:37:LEU:CD2	2.37	0.55
46:Y3:8:LEU:HD22	46:Y3:31:LEU:CD2	2.36	0.55
22:YA:2875:C:H4'	36:YT:5:ALA:HB2	1.86	0.55
22:YA:658:C:H2'	22:YA:659:C:C6	2.41	0.55
25:YE:174:ASP:CG	25:YE:175:VAL:N	2.58	0.55
27:YG:120:LEU:HB3	27:YG:131:TYR:OH	2.05	0.55
29:YI:11:ASN:O	29:YI:12:LEU:HB2	2.07	0.55
32:YP:19:VAL:CG2	32:YP:20:GLY:H	1.99	0.55
32:YP:31:ALA:O	32:YP:32:THR:HG23	2.05	0.55
33:YQ:12:GLN:OE1	33:YQ:72:LYS:HD2	2.06	0.55
37:YU:92:ARG:NH1	38:YV:11:GLN:HB2	2.22	0.55
39:YW:20:VAL:C	39:YW:22:ASP:N	2.60	0.55
41:YY:89:PHE:O	41:YY:90:LEU:HD13	2.05	0.55
1:QA:1151:A:H2'	1:QA:1152:A:H8	1.71	0.55
1:QA:1177:G:OP2	9:QI:97:LYS:NZ	2.38	0.55

*Continued on next page...*

*Continued from previous page...*

Atom-1	Atom-2	Interatomic distance (Å)	Clash overlap (Å)
1:QA:1406:U:O2	1:QA:1517:G:N2	2.33	0.55
2:QB:204:ASN:HD22	2:QB:205:ASP:N	2.04	0.55
3:QC:112:SER:OG	3:QC:115:LEU:HG	2.06	0.55
5:QE:7:GLU:HG2	5:QE:112:LEU:HD22	1.88	0.55
7:QG:62:PHE:HA	7:QG:124:LEU:CD2	2.27	0.55
8:QH:49:GLU:O	8:QH:51:VAL:N	2.39	0.55
8:QH:82:HIS:HD2	8:QH:83:ILE:N	2.03	0.55
11:QK:34:ASP:N	11:QK:40:ILE:HD11	2.20	0.55
12:QL:79:GLU:HG2	12:QL:79:GLU:O	2.05	0.55
16:QP:47:ASP:C	16:QP:49:LEU:H	2.09	0.55
53:QV:35:A:N6	54:QX:3:G:C6	2.74	0.55
22:RA:1885:A:H5'	22:RA:1886:C:OP2	2.07	0.55
24:RD:155:LEU:HD23	24:RD:177:LEU:CD2	2.36	0.55
24:RD:31:LYS:O	24:RD:35:LYS:O	2.24	0.55
26:RF:28:ILE:HD12	26:RF:28:ILE:O	2.06	0.55
32:RP:39:LYS:CA	32:RP:45:LEU:CD1	2.80	0.55
38:RV:49:THR:CB	38:RV:50:PRO:HD2	2.25	0.55
41:RY:95:LYS:NZ	41:RY:95:LYS:HB2	2.21	0.55
2:XB:204:ASN:HD22	2:XB:205:ASP:N	2.04	0.55
2:XB:68:ILE:HD12	2:XB:68:ILE:N	2.22	0.55
2:XB:96:ARG:H	2:XB:96:ARG:CD	2.17	0.55
3:XC:112:SER:OG	3:XC:115:LEU:HG	2.06	0.55
3:XC:188:LEU:N	3:XC:188:LEU:HD22	2.21	0.55
3:XC:45:LYS:HD2	3:XC:46:GLU:HG3	1.87	0.55
1:XA:27:G:H4'	4:XD:209:ARG:HG3	1.87	0.55
8:XH:128:GLY:O	8:XH:129:VAL:HG13	2.06	0.55
19:XS:40:ILE:HG12	19:XS:41:VAL:N	2.20	0.55
20:XT:94:ALA:O	20:XT:95:ALA:CB	2.54	0.55
21:XU:6:ARG:O	21:XU:8:THR:N	2.39	0.55
44:Y1:91:LYS:CG	44:Y1:92:LYS:H	2.15	0.55
27:YG:180:PHE:C	27:YG:182:LYS:H	2.09	0.55
30:YN:101:HIS:C	30:YN:101:HIS:CD2	2.79	0.55
33:YQ:25:ASP:N	33:YQ:102:VAL:HG23	2.22	0.55
36:YT:107:ASP:O	36:YT:111:ARG:NH1	2.39	0.55
39:YW:65:LEU:O	39:YW:66:GLU:C	2.43	0.55
22:RA:2585:U:H5	56:Z6:76:PPU:HO2'	1.53	0.55
1:QA:411:A:C5	1:QA:413:G:H1'	2.41	0.55
1:QA:539:A:H2'	1:QA:540:G:C8	2.42	0.55
2:QB:217:ARG:HA	2:QB:220:ASP:OD2	2.06	0.55
3:QC:180:ALA:O	3:QC:181:ASN:HB3	2.06	0.55
5:QE:126:ARG:HG3	5:QE:126:ARG:NH1	2.19	0.55

*Continued on next page...*

*Continued from previous page...*

Atom-1	Atom-2	Interatomic distance (Å)	Clash overlap (Å)
7:QG:46:ALA:HB2	7:QG:117:ALA:HB1	1.88	0.55
10:QJ:6:ILE:CG2	10:QJ:98:ILE:HG13	2.21	0.55
16:QP:59:TRP:CE3	16:QP:59:TRP:HA	2.42	0.55
19:QS:41:VAL:CB	19:QS:42:PRO:CA	2.76	0.55
47:R4:9:LEU:H	47:R4:27:THR:HG22	1.71	0.55
22:RA:1006:C:H1'	30:RN:106:MET:HE3	1.88	0.55
22:RA:994:C:O2	38:RV:10:LYS:HE2	2.06	0.55
24:RD:69:ARG:HD3	24:RD:105:ILE:HD11	1.87	0.55
24:RD:118:VAL:HG22	24:RD:119:ALA:H	1.72	0.55
24:RD:36:PRO:HB2	24:RD:61:LEU:HG	1.87	0.55
25:RE:4:ILE:HD13	25:RE:5:LEU:H	1.71	0.55
41:RY:21:LYS:HG3	41:RY:22:GLY:H	1.69	0.55
42:RZ:151:HIS:HA	42:RZ:170:THR:HA	1.88	0.55
3:XC:59:ARG:NH2	3:XC:97:LYS:HE3	2.20	0.55
7:XG:50:ILE:CB	7:XG:58:PRO:HB3	2.37	0.55
10:XJ:26:ALA:HA	10:XJ:29:ARG:NH2	2.21	0.55
1:XA:1226:C:H2'	13:XM:103:THR:HB	1.89	0.55
20:XT:43:LEU:HA	20:XT:46:GLU:HB3	1.88	0.55
22:YA:330:A:H2	22:YA:1210:A:HO2'	1.53	0.55
22:YA:1291:C:H2'	22:YA:1292:U:C6	2.42	0.55
30:YN:131:GLN:CG	30:YN:132:ALA:N	2.68	0.55
32:YP:39:LYS:N	32:YP:45:LEU:HD11	2.21	0.55
34:YR:84:ALA:HB3	34:YR:85:PRO:HD3	1.88	0.55
22:YA:518:G:C4'	39:YW:18:ARG:HH12	1.99	0.55
39:YW:14:PRO:HG2	39:YW:78:GLU:OE2	2.07	0.55
41:YY:91:GLU:HG3	41:YY:92:ASN:H	1.72	0.55
1:QA:1127:G:H21	1:QA:1147:C:H41	1.54	0.55
1:QA:1129:C:H4'	1:QA:1130:A:H5'	1.89	0.55
1:QA:1244:C:H42	1:QA:1293:G:H1	1.53	0.55
1:QA:243:A:H4'	1:QA:244:U:O5'	2.05	0.55
2:QB:169:LYS:O	2:QB:169:LYS:HD3	2.06	0.55
1:QA:19:C:P	5:QE:127:ASN:HD22	2.30	0.55
5:QE:144:THR:O	5:QE:148:VAL:HG23	2.06	0.55
1:QA:1070:U:O5'	5:QE:25:ARG:NH1	2.40	0.55
1:QA:939:G:H5''	7:QG:102:ARG:NH2	2.22	0.55
11:QK:125:PHE:H	11:QK:125:PHE:HD1	1.54	0.55
15:QO:65:ARG:NH1	15:QO:65:ARG:HB2	2.20	0.55
21:QU:6:ARG:HH21	21:QU:15:ARG:HE	1.53	0.55
49:R6:27:LYS:HZ2	49:R6:27:LYS:HB2	1.69	0.55
51:R8:63:PRO:O	51:R8:64:TYR:HB2	2.07	0.55
22:RA:270(R):G:H1'	44:R1:78:LYS:HZ1	1.72	0.55

*Continued on next page...*



*Continued from previous page...*

Atom-1	Atom-2	Interatomic distance (Å)	Clash overlap (Å)
22:RA:2837:G:H1	22:RA:2881:C:H42	1.53	0.55
25:RE:14:ILE:HD11	36:RT:14:TYR:CZ	2.42	0.55
25:RE:67:PHE:O	25:RE:69:LYS:N	2.39	0.55
26:RF:129:PHE:O	26:RF:130:ALA:CB	2.55	0.55
31:RO:68:GLU:HA	31:RO:78:ARG:HB3	1.89	0.55
31:RO:79:PHE:HD2	36:RT:72:VAL:HG22	1.72	0.55
32:RP:115:LEU:HD12	32:RP:116:GLY:N	2.21	0.55
22:RA:2415:G:H4'	32:RP:67:MET:N	2.22	0.55
32:RP:88:LEU:C	32:RP:90:ARG:N	2.60	0.55
38:RV:52:VAL:O	38:RV:54:GLY:N	2.39	0.55
39:RW:1:MET:C	39:RW:64:MET:HE1	2.26	0.55
39:RW:88:ARG:HB3	39:RW:92:ARG:HB3	1.88	0.55
42:RZ:76:LEU:HD23	42:RZ:76:LEU:H	1.72	0.55
2:XB:214:ILE:HA	2:XB:217:ARG:NH2	2.21	0.55
2:XB:41:ILE:HD12	2:XB:41:ILE:N	2.21	0.55
2:XB:46:LYS:HA	2:XB:49:GLU:OE1	2.05	0.55
17:XQ:50:LYS:HG3	17:XQ:51:TYR:CE1	2.41	0.55
17:XQ:6:LEU:O	17:XQ:58:GLU:HA	2.05	0.55
23:YB:12:C:O2	43:Y0:74:ARG:HD2	2.06	0.55
22:YA:1204:A:H1'	22:YA:1206:G:C8	2.41	0.55
22:YA:873:G:H1	22:YA:904:C:H42	1.53	0.55
32:YP:49:ARG:NE	51:Y8:59:LYS:HG2	2.22	0.55
37:YU:73:GLY:O	37:YU:74:LEU:HB3	2.07	0.55
37:YU:6:THR:O	37:YU:9:VAL:HG23	2.07	0.55
4:QD:126:ILE:HG22	4:QD:127:THR:N	2.22	0.55
9:QI:82:ALA:O	9:QI:86:VAL:HB	2.06	0.55
12:QL:83:VAL:HG22	12:QL:84:LEU:N	2.21	0.55
17:QQ:62:SER:HB3	17:QQ:72:ARG:HH21	1.72	0.55
46:R3:4:LEU:HD21	46:R3:39:ASP:OD1	2.06	0.55
22:RA:2331:G:H4'	43:R0:43:THR:H	1.70	0.55
22:RA:856:C:O2'	22:RA:857:C:OP1	2.25	0.55
24:RD:28:GLU:O	24:RD:29:PRO:C	2.45	0.55
25:RE:195:LEU:HD12	25:RE:196:VAL:H	1.71	0.55
25:RE:26:ILE:C	25:RE:26:ILE:HD13	2.26	0.55
27:RG:114:ILE:HD11	27:RG:140:ILE:HD12	1.89	0.55
33:RQ:25:ASP:N	33:RQ:102:VAL:HG23	2.21	0.55
34:RR:12:ARG:HG3	34:RR:12:ARG:HH11	1.71	0.55
1:XA:529:G:O6	12:XL:49:ASN:HB3	2.07	0.55
1:XA:779:C:H4'	11:XK:121:PRO:O	2.07	0.55
3:XC:6:HIS:CD2	3:XC:7:PRO:HD2	2.41	0.55
4:XD:126:ILE:HG22	4:XD:127:THR:N	2.22	0.55

*Continued on next page...*

*Continued from previous page...*

Atom-1	Atom-2	Interatomic distance (Å)	Clash overlap (Å)
5:XE:99:GLY:O	5:XE:117:ASP:HA	2.06	0.55
7:XG:73:MET:HG2	7:XG:90:GLU:HA	1.88	0.55
9:XI:82:ALA:O	9:XI:86:VAL:HB	2.06	0.55
10:XJ:16:LEU:O	10:XJ:16:LEU:HD13	2.07	0.55
10:XJ:19:SER:O	10:XJ:23:ILE:HG13	2.07	0.55
11:XK:125:PHE:HD1	11:XK:125:PHE:H	1.54	0.55
12:XL:10:LEU:HD13	17:XQ:32:TYR:CE2	2.42	0.55
20:XT:53:LEU:HA	20:XT:56:MET:HB3	1.87	0.55
21:XU:21:TYR:O	21:XU:22:ARG:HB2	2.05	0.55
49:Y6:42:TRP:CD1	49:Y6:42:TRP:N	2.73	0.55
22:YA:1728:G:H8	22:YA:1732:A:H62	1.53	0.55
22:YA:2867:G:O2'	22:YA:2868:A:H8	1.89	0.55
22:YA:861:A:N3	23:YB:79:C:O2'	2.39	0.55
24:YD:221:VAL:HG22	24:YD:226:MET:HE2	1.88	0.55
25:YE:20:ALA:O	25:YE:21:VAL:CG2	2.48	0.55
25:YE:26:ILE:HD13	25:YE:26:ILE:C	2.26	0.55
25:YE:3:GLY:HA3	25:YE:81:ILE:HD12	1.88	0.55
26:YF:24:LEU:HB3	26:YF:115:ALA:HB2	1.87	0.55
30:YN:44:PRO:HG2	30:YN:45:ASN:H	1.71	0.55
31:YO:19:ILE:HD13	31:YO:19:ILE:O	2.06	0.55
35:YS:18:ILE:C	35:YS:19:LYS:O	2.44	0.55
22:YA:1252:G:N3	37:YU:33:ARG:HD2	2.21	0.55
37:YU:58:ARG:O	37:YU:62:ILE:HG13	2.06	0.55
38:YV:29:PRO:HA	38:YV:61:VAL:CG2	2.37	0.55
39:YW:88:ARG:HB3	39:YW:92:ARG:HB3	1.88	0.55
41:YY:95:LYS:CB	41:YY:100:ALA:HA	2.13	0.55
1:QA:1321:C:H3'	1:QA:1322:C:H5''	1.89	0.55
7:QG:20:ASP:HB3	7:QG:23:VAL:HG23	1.88	0.55
49:R6:20:ASN:CG	49:R6:21:TYR:H	2.09	0.55
22:RA:1348:G:H2'	22:RA:1349:A:H5''	1.89	0.55
22:RA:2014:A:O2'	48:R5:2:ALA:HB2	2.07	0.55
22:RA:221:A:H4'	22:RA:222:A:O5'	2.07	0.55
22:RA:2068:U:N3	22:RA:2430:A:H2	2.05	0.55
22:RA:246:C:N4	51:R8:8:LYS:HG3	2.22	0.55
22:RA:247:G:O6	51:R8:12:LYS:NZ	2.28	0.55
22:RA:270(U):C:H2'	22:RA:270(V):G:H8	1.71	0.55
22:RA:298:G:P	41:RY:85:VAL:HG22	2.47	0.55
24:RD:2:ALA:O	24:RD:3:VAL:HB	2.06	0.55
27:RG:3:LEU:HD12	27:RG:4:ASP:N	2.19	0.55
32:RP:2:LYS:O	32:RP:5:ASP:HB2	2.06	0.55
35:RS:36:TYR:HD2	35:RS:52:SER:CB	2.19	0.55

*Continued on next page...*

*Continued from previous page...*

Atom-1	Atom-2	Interatomic distance (Å)	Clash overlap (Å)
37:RU:104:GLN:N	37:RU:104:GLN:OE1	2.35	0.55
37:RU:27:LEU:O	37:RU:29:SER:N	2.40	0.55
1:XA:554:C:H2'	1:XA:555:C:H6	1.71	0.55
2:XB:142:LEU:HD23	2:XB:142:LEU:C	2.27	0.55
5:XE:7:GLU:HG2	5:XE:112:LEU:HD22	1.88	0.55
6:XF:33:TYR:HE2	6:XF:74:ASP:HB3	1.71	0.55
8:XH:102:ARG:NH1	8:XH:105:ARG:NH1	2.55	0.55
10:XJ:4:ILE:CB	10:XJ:74:ILE:HD11	2.36	0.55
11:XK:125:PHE:N	11:XK:125:PHE:CD1	2.74	0.55
11:XK:20:TYR:HB2	11:XK:31:THR:O	2.07	0.55
13:XM:81:LEU:HB3	13:XM:89:GLY:HA2	1.88	0.55
15:XO:65:ARG:NH1	15:XO:65:ARG:HB2	2.20	0.55
16:XP:59:TRP:HA	16:XP:59:TRP:CE3	2.42	0.55
47:Y4:48:ARG:HH12	47:Y4:52:THR:HG22	1.71	0.55
48:Y5:55:ARG:HD3	48:Y5:56:LYS:N	2.21	0.55
50:Y7:19:ARG:HH11	50:Y7:19:ARG:HG2	1.71	0.55
22:YA:513:A:O2'	22:YA:1217:C:OP1	2.20	0.55
22:YA:2131:G:N2	22:YA:2158:A:N7	2.54	0.55
22:YA:2635:C:H5'	25:YE:77:ILE:HD13	1.87	0.55
22:YA:459:U:H2'	22:YA:460:A:H8	1.72	0.55
22:YA:685:A:C4'	22:YA:687:C:H41	2.20	0.55
22:YA:1693:U:H1'	24:YD:14:ARG:HH22	1.71	0.55
24:YD:43:ARG:CB	24:YD:54:ARG:HB2	2.37	0.55
25:YE:53:PRO:O	25:YE:74:PRO:HA	2.07	0.55
26:YF:28:ILE:O	26:YF:28:ILE:HD12	2.06	0.55
31:YO:20:MET:HG2	31:YO:21:CYS:N	2.20	0.55
35:YS:107:GLU:N	35:YS:110:LEU:HD11	2.22	0.55
35:YS:59:LYS:CG	35:YS:60:GLY:H	2.11	0.55
36:YT:123:GLN:O	36:YT:125:ARG:N	2.40	0.55
36:YT:16:ARG:HG2	36:YT:18:ASP:OD1	2.06	0.55
41:YY:61:ILE:HG23	41:YY:62:GLU:H	1.71	0.55
1:QA:1316:G:N2	1:QA:1319:A:H5''	2.22	0.55
3:QC:11:ARG:HH21	3:QC:180:ALA:HB3	1.70	0.55
3:QC:188:LEU:HD22	3:QC:188:LEU:N	2.21	0.55
8:QH:23:SER:HB2	8:QH:61:VAL:O	2.07	0.55
9:QI:45:ALA:O	9:QI:48:GLU:HG2	2.07	0.55
10:QJ:16:LEU:O	10:QJ:16:LEU:HD13	2.07	0.55
14:QN:22:THR:HB	14:QN:33:VAL:HG11	1.88	0.55
12:QL:10:LEU:CD1	17:QQ:32:TYR:CD2	2.89	0.55
19:QS:7:LYS:HG3	19:QS:8:GLY:N	2.22	0.55
45:R2:41:ILE:HD11	45:R2:44:LEU:CG	2.36	0.55

*Continued on next page...*

*Continued from previous page...*

Atom-1	Atom-2	Interatomic distance (Å)	Clash overlap (Å)
47:R4:65:ASP:O	47:R4:66:SER:HB3	2.07	0.55
22:RA:507:A:C5'	22:RA:508:G:H5'	2.36	0.55
22:RA:666:G:H4'	32:RP:49:ARG:NH1	2.22	0.55
26:RF:147:GLY:O	26:RF:148:LEU:HD23	2.07	0.55
32:RP:39:LYS:N	32:RP:45:LEU:HD11	2.21	0.55
37:RU:74:LEU:HD13	37:RU:79:PHE:HB2	1.89	0.55
37:RU:92:ARG:NH1	38:RV:11:GLN:HB2	2.22	0.55
38:RV:99:ILE:CD1	38:RV:99:ILE:N	2.65	0.55
1:XA:1252:A:H2'	1:XA:1253:G:O4'	2.07	0.55
1:XA:986:A:N3	19:XS:52:TYR:OH	2.40	0.55
2:XB:16:HIS:CE1	2:XB:209:ARG:HH21	2.25	0.55
4:XD:10:ARG:HH11	4:XD:10:ARG:HG3	1.72	0.55
6:XF:92:LYS:HB2	6:XF:92:LYS:NZ	2.22	0.55
9:XI:126:SER:O	9:XI:128:ARG:N	2.35	0.55
13:XM:80:ARG:O	13:XM:84:ILE:HB	2.06	0.55
20:XT:47:GLY:C	20:XT:49:ALA:H	2.08	0.55
20:XT:74:LYS:C	20:XT:76:ALA:H	2.10	0.55
53:XV:35:A:C2	54:XX:3:G:N3	2.75	0.55
44:Y1:83:GLU:OE1	44:Y1:85:LEU:HD23	2.07	0.55
47:Y4:51:ASP:O	47:Y4:51:ASP:OD1	2.25	0.55
19:XS:5:LEU:HD22	47:Y4:67:TYR:CE2	2.42	0.55
22:YA:1164:G:H2'	22:YA:1165:U:C6	2.42	0.55
22:YA:2469:A:H5''	22:YA:2470:G:C8	2.41	0.55
22:YA:690:G:H2'	22:YA:691:C:C6	2.42	0.55
22:YA:70:G:H21	22:YA:71:A:N6	2.05	0.55
25:YE:4:ILE:HD13	25:YE:5:LEU:H	1.71	0.55
25:YE:67:PHE:O	25:YE:69:LYS:N	2.39	0.55
29:YI:130:TYR:HB3	29:YI:136:VAL:HG13	1.88	0.55
30:YN:109:LYS:N	30:YN:109:LYS:HD2	2.22	0.55
32:YP:88:LEU:C	32:YP:90:ARG:N	2.60	0.55
35:YS:111:GLU:HA	35:YS:111:GLU:OE1	2.07	0.55
31:YO:79:PHE:HD2	36:YT:72:VAL:HG22	1.72	0.55
39:YW:20:VAL:C	39:YW:22:ASP:H	2.10	0.55
39:YW:25:ARG:HH11	39:YW:25:ARG:CB	2.20	0.55
10:QJ:32:ALA:O	10:QJ:33:GLN:O	2.25	0.55
14:QN:25:VAL:HG23	14:QN:38:GLY:C	2.21	0.55
15:QO:29:VAL:HG11	15:QO:67:LEU:HD21	1.89	0.55
22:RA:1973:G:H2'	22:RA:1974:C:C6	2.42	0.55
22:RA:1903:G:OP2	24:RD:241:PRO:HB2	2.07	0.55
25:RE:3:GLY:HA3	25:RE:81:ILE:HD12	1.88	0.55
26:RF:118:ALA:O	26:RF:121:GLY:N	2.33	0.55

*Continued on next page...*

*Continued from previous page...*

Atom-1	Atom-2	Interatomic distance (Å)	Clash overlap (Å)
27:RG:135:LEU:N	27:RG:135:LEU:HD12	2.21	0.55
30:RN:109:LYS:HD2	30:RN:109:LYS:N	2.22	0.55
36:RT:6:LEU:O	36:RT:7:ILE:C	2.45	0.55
41:RY:48:ALA:H	41:RY:60:PHE:HA	1.72	0.55
2:XB:187:LEU:HD22	2:XB:201:ILE:O	2.07	0.55
3:XC:107:GLN:CD	3:XC:107:GLN:N	2.61	0.55
6:XF:52:ILE:O	6:XF:53:ALA:HB3	2.07	0.55
8:XH:23:SER:HB2	8:XH:61:VAL:O	2.07	0.55
9:XI:127:LYS:CE	53:XV:34:C:OP2	2.55	0.55
9:XI:45:ALA:O	9:XI:48:GLU:HG2	2.07	0.55
16:XP:21:VAL:O	16:XP:33:ILE:N	2.39	0.55
18:XR:58:LEU:H	18:XR:58:LEU:HD12	1.72	0.55
47:Y4:9:LEU:H	47:Y4:27:THR:HG22	1.71	0.55
49:Y6:20:ASN:CG	49:Y6:21:TYR:H	2.09	0.55
22:YA:1061:U:H3'	22:YA:1062:G:H5''	1.88	0.55
22:YA:1564:C:O2'	22:YA:1565:C:H5'	2.07	0.55
22:YA:1614:A:H62	39:YW:93:ALA:HB2	1.72	0.55
22:YA:1651:G:H1	22:YA:2006:C:H42	1.53	0.55
22:YA:2059:A:H5'	22:YA:2060:A:OP2	2.07	0.55
22:YA:2182:G:H2'	22:YA:2183:C:C6	2.42	0.55
23:YB:15:A:H5'	23:YB:16:G:H8	1.69	0.55
25:YE:21:VAL:HG23	25:YE:22:PRO:HD3	1.89	0.55
27:YG:114:ILE:HD11	27:YG:140:ILE:HD12	1.89	0.55
31:YO:4:PRO:O	31:YO:5:GLN:HB2	2.06	0.55
33:YQ:21:THR:O	33:YQ:22:LYS:O	2.25	0.55
33:YQ:64:ILE:HA	33:YQ:106:VAL:CG1	2.33	0.55
37:YU:27:LEU:O	37:YU:29:SER:N	2.40	0.55
42:YZ:72:ARG:NH2	42:YZ:97:GLU:O	2.32	0.55
1:QA:1213:A:N6	1:QA:1215:G:N3	2.55	0.55
1:QA:560:U:H5'	1:QA:566:G:N2	2.22	0.55
1:QA:624:C:H2'	1:QA:625:G:H8	1.71	0.55
1:QA:881:G:H2'	1:QA:882:C:O4'	2.07	0.55
2:QB:41:ILE:N	2:QB:41:ILE:HD12	2.21	0.55
7:QG:37:ASN:HD21	9:QI:40:LEU:HD23	1.69	0.55
7:QG:50:ILE:O	7:QG:50:ILE:HG22	2.07	0.55
9:QI:40:LEU:HD11	9:QI:70:LYS:CG	2.37	0.55
15:QO:77:ARG:HA	15:QO:80:ALA:CB	2.36	0.55
45:R2:47:ASN:ND2	45:R2:47:ASN:N	2.54	0.55
22:RA:693:C:O2'	22:RA:1353:A:N3	2.32	0.55
22:RA:2146:C:H4'	22:RA:2147:G:C8	2.42	0.55
22:RA:2439:A:H5'	22:RA:2439:A:H8	1.72	0.55

*Continued on next page...*

*Continued from previous page...*

Atom-1	Atom-2	Interatomic distance (Å)	Clash overlap (Å)
27:RG:7:LEU:HD12	27:RG:104:GLU:HA	1.88	0.55
35:RS:74:ALA:HB1	35:RS:107:GLU:HB3	1.89	0.55
37:RU:58:ARG:O	37:RU:62:ILE:HG13	2.06	0.55
37:RU:73:GLY:O	37:RU:74:LEU:HB3	2.07	0.55
4:XD:94:LEU:CD1	4:XD:94:LEU:H	2.08	0.55
8:XH:102:ARG:HH11	8:XH:105:ARG:CZ	2.19	0.55
9:XI:114:TYR:CD2	9:XI:114:TYR:O	2.58	0.55
9:XI:9:ARG:HB2	9:XI:14:VAL:HG22	1.88	0.55
16:XP:43:LYS:HA	16:XP:48:TRP:CB	2.37	0.55
20:XT:10:LEU:HG	20:XT:12:ALA:H	1.70	0.55
47:Y4:71:ARG:CG	47:Y4:71:ARG:NH1	2.61	0.55
22:YA:1094:U:O2'	22:YA:1096:A:OP1	2.15	0.55
22:YA:484:C:H2'	22:YA:485:C:C6	2.41	0.55
24:YD:94:LEU:HD22	24:YD:95:LEU:H	1.70	0.55
26:YF:32:LEU:HD12	26:YF:36:VAL:HG23	1.89	0.55
28:YH:26:VAL:CG1	28:YH:27:LYS:N	2.63	0.55
32:YP:2:LYS:O	32:YP:5:ASP:HB2	2.06	0.55
22:YA:2250:G:C5	33:YQ:82:ARG:HD2	2.42	0.55
35:YS:36:TYR:HD2	35:YS:52:SER:CB	2.18	0.55
36:YT:29:ARG:HB2	36:YT:29:ARG:HH11	1.72	0.55
41:YY:95:LYS:HA	41:YY:101:LYS:H	1.72	0.55
41:YY:95:LYS:NZ	41:YY:95:LYS:HB2	2.21	0.55
41:YY:95:LYS:HD3	41:YY:95:LYS:N	2.22	0.55
1:QA:437:U:H2'	1:QA:438:G:O4'	2.08	0.54
1:QA:584:G:H2'	1:QA:585:G:C8	2.42	0.54
2:QB:80:ILE:CG2	2:QB:212:GLN:HA	2.36	0.54
2:QB:214:ILE:HA	2:QB:217:ARG:NH2	2.21	0.54
3:QC:43:LEU:O	3:QC:47:LEU:HB3	2.07	0.54
5:QE:92:LYS:O	5:QE:118:ILE:HD12	2.07	0.54
7:QG:50:ILE:CB	7:QG:58:PRO:HB3	2.37	0.54
8:QH:102:ARG:HH11	8:QH:105:ARG:CZ	2.19	0.54
2:QB:178:ARG:HD2	8:QH:71:GLY:CA	2.37	0.54
17:QQ:33:GLY:O	17:QQ:34:LYS:O	2.25	0.54
6:QF:91:VAL:CG1	18:QR:72:ARG:HH12	2.18	0.54
50:R7:48:LYS:HG2	50:R7:49:ARG:N	2.19	0.54
32:RP:65:ARG:HH21	51:R8:15:LYS:HB2	1.72	0.54
24:RD:25:THR:HG21	24:RD:81:ALA:CB	2.38	0.54
27:RG:116:ASP:O	27:RG:117:PHE:CB	2.50	0.54
28:RH:128:PRO:CD	28:RH:129:THR:N	2.71	0.54
28:RH:8:PRO:O	28:RH:9:ILE:HG23	2.07	0.54
30:RN:44:PRO:HG2	30:RN:45:ASN:H	1.71	0.54

*Continued on next page...*

*Continued from previous page...*

Atom-1	Atom-2	Interatomic distance (Å)	Clash overlap (Å)
32:RP:84:ASN:ND2	32:RP:115:LEU:HD12	2.22	0.54
35:RS:13:ARG:O	35:RS:13:ARG:HD2	2.06	0.54
37:RU:6:THR:O	37:RU:9:VAL:HG23	2.07	0.54
38:RV:49:THR:CB	38:RV:50:PRO:CD	2.83	0.54
38:RV:29:PRO:HA	38:RV:61:VAL:CG2	2.37	0.54
39:RW:80:PRO:O	39:RW:100:THR:CG2	2.54	0.54
3:XC:43:LEU:O	3:XC:47:LEU:HB3	2.07	0.54
4:XD:19:LEU:HD23	4:XD:19:LEU:N	2.23	0.54
4:XD:31:CYS:O	4:XD:32:ALA:HB3	2.07	0.54
13:XM:77:ASN:CG	47:Y4:71:ARG:CZ	2.75	0.54
17:XQ:84:LEU:C	17:XQ:86:GLU:N	2.60	0.54
53:XV:68:C:H2'	53:XV:69:C:C6	2.42	0.54
45:Y2:31:GLU:HB2	45:Y2:53:LEU:HD11	1.89	0.54
51:Y8:30:ARG:O	51:Y8:31:HIS:CB	2.55	0.54
22:YA:1308:A:H2'	22:YA:1309:G:O4'	2.06	0.54
22:YA:2115:G:N2	22:YA:2165:G:N7	2.49	0.54
22:YA:2695:C:H2'	22:YA:2696:U:H6	1.71	0.54
22:YA:639:U:H2'	22:YA:640:C:C6	2.42	0.54
24:YD:155:LEU:HD23	24:YD:177:LEU:CD2	2.36	0.54
24:YD:31:LYS:O	24:YD:35:LYS:O	2.24	0.54
25:YE:54:GLN:NE2	25:YE:54:GLN:N	2.56	0.54
27:YG:41:GLN:HB3	27:YG:43:LEU:HD13	1.87	0.54
1:QA:192:U:H2'	1:QA:193:C:C6	2.42	0.54
1:QA:677:U:H1'	11:QK:119:CYS:SG	2.47	0.54
1:QA:939:G:H5''	7:QG:102:ARG:HH12	1.72	0.54
3:QC:134:ILE:HG21	3:QC:168:ALA:HB3	1.89	0.54
9:QI:70:LYS:O	9:QI:74:ILE:HG13	2.07	0.54
14:QN:24:CYS:SG	14:QN:39:LEU:CA	2.94	0.54
16:QP:21:VAL:O	16:QP:33:ILE:N	2.39	0.54
16:QP:43:LYS:HA	16:QP:48:TRP:CB	2.37	0.54
44:R1:91:LYS:CE	44:R1:91:LYS:HA	2.38	0.54
46:R3:8:LEU:HD22	46:R3:31:LEU:CD2	2.37	0.54
50:R7:18:PHE:CD2	50:R7:18:PHE:C	2.81	0.54
22:RA:102:G:H4'	22:RA:103:A:O5'	2.06	0.54
22:RA:1952:A:OP1	31:RO:44:LYS:NZ	2.27	0.54
22:RA:2061:G:H5''	22:RA:2503:A:C2	2.43	0.54
22:RA:2086:U:H2'	22:RA:2087:G:C8	2.42	0.54
22:RA:270(H):C:H2'	22:RA:270(I):G:C8	2.43	0.54
22:RA:652:C:N4	22:RA:653:A:N1	2.55	0.54
25:RE:21:VAL:HG23	25:RE:22:PRO:HD3	1.89	0.54
26:RF:197:ASP:O	26:RF:198:ALA:HB3	2.06	0.54

*Continued on next page...*

*Continued from previous page...*

Atom-1	Atom-2	Interatomic distance (Å)	Clash overlap (Å)
22:RA:451:C:H4'	26:RF:52:LYS:NZ	2.22	0.54
28:RH:12:PRO:O	28:RH:13:LYS:HB2	2.07	0.54
28:RH:86:GLU:HG3	28:RH:165:ALA:CB	2.38	0.54
32:RP:106:LEU:O	32:RP:107:LYS:HD3	2.07	0.54
32:RP:24:GLY:O	32:RP:25:SER:HB3	2.06	0.54
32:RP:49:ARG:NE	51:R8:59:LYS:HG2	2.22	0.54
32:RP:59:LEU:HD23	32:RP:59:LEU:O	2.06	0.54
35:RS:107:GLU:N	35:RS:110:LEU:HD11	2.22	0.54
36:RT:107:ASP:O	36:RT:111:ARG:NH1	2.40	0.54
36:RT:16:ARG:HG2	36:RT:18:ASP:OD1	2.06	0.54
36:RT:29:ARG:HB2	36:RT:29:ARG:HH11	1.72	0.54
2:XB:134:GLU:O	2:XB:138:LEU:HD12	2.07	0.54
9:XI:40:LEU:HD11	9:XI:70:LYS:CG	2.37	0.54
13:XM:121:LYS:N	13:XM:121:LYS:HE2	2.23	0.54
16:XP:28:ARG:HG2	16:XP:28:ARG:NH1	2.22	0.54
22:YA:1338:G:N7	40:YX:62:LYS:NZ	2.49	0.54
22:YA:2074:U:H2'	22:YA:2075:U:C6	2.42	0.54
22:YA:2611:U:H6	22:YA:2611:U:OP2	1.90	0.54
22:YA:619:G:H5''	22:YA:620:G:OP2	2.07	0.54
22:YA:962:G:H2'	22:YA:963:U:H6	1.72	0.54
25:YE:176:ILE:HG22	25:YE:179:GLU:H	1.72	0.54
36:YT:6:LEU:O	36:YT:7:ILE:C	2.44	0.54
36:YT:98:LYS:HB3	36:YT:100:TYR:CE1	2.43	0.54
37:YU:95:LEU:HD12	38:YV:11:GLN:HE21	1.72	0.54
38:YV:49:THR:CB	38:YV:50:PRO:CD	2.83	0.54
39:YW:9:TYR:H	39:YW:102:HIS:CE1	2.25	0.54
41:YY:2:ARG:NH1	41:YY:2:ARG:HG2	2.22	0.54
42:YZ:5:LEU:HD11	42:YZ:39:VAL:HB	1.88	0.54
1:QA:7:G:H5'	1:QA:298:A:O4'	2.07	0.54
4:QD:13:ARG:HD2	4:QD:40:PRO:HD3	1.89	0.54
9:QI:66:ARG:NH1	9:QI:66:ARG:HG2	2.22	0.54
10:QJ:19:SER:O	10:QJ:23:ILE:HG13	2.07	0.54
12:QL:46:LYS:CG	12:QL:47:LYS:H	2.19	0.54
16:QP:4:ILE:N	16:QP:4:ILE:HD12	2.23	0.54
21:QU:21:TYR:O	21:QU:22:ARG:HB2	2.05	0.54
44:R1:53:VAL:O	44:R1:54:ALA:C	2.45	0.54
22:RA:1022:G:H22	22:RA:1142(A):A:H2	1.55	0.54
22:RA:678:C:H2'	22:RA:679:C:C6	2.42	0.54
22:RA:828:U:H4'	22:RA:831:G:N1	2.22	0.54
24:RD:43:ARG:CB	24:RD:54:ARG:HB2	2.37	0.54
26:RF:62:ARG:NH1	26:RF:62:ARG:HB3	2.22	0.54

*Continued on next page...*



*Continued from previous page...*

Atom-1	Atom-2	Interatomic distance (Å)	Clash overlap (Å)
31:RO:53:LYS:HD2	31:RO:56:ASP:OD1	2.08	0.54
33:RQ:39:PRO:HB3	33:RQ:99:PRO:HD3	1.89	0.54
36:RT:3:ARG:HG3	36:RT:7:ILE:CG1	2.36	0.54
39:RW:25:ARG:HH11	39:RW:25:ARG:CB	2.20	0.54
39:RW:70:TYR:N	39:RW:70:TYR:CD2	2.75	0.54
8:XH:97:VAL:CG1	8:XH:98:LYS:N	2.70	0.54
10:XJ:32:ALA:O	10:XJ:33:GLN:O	2.25	0.54
14:XN:15:LYS:O	14:XN:16:PHE:O	2.24	0.54
19:XS:15:LEU:H	19:XS:15:LEU:CD2	2.21	0.54
44:Y1:53:VAL:O	44:Y1:54:ALA:C	2.45	0.54
44:Y1:92:LYS:O	44:Y1:94:LEU:N	2.41	0.54
48:Y5:55:ARG:HD3	48:Y5:56:LYS:H	1.73	0.54
51:Y8:32:LEU:O	51:Y8:36:LYS:HE3	2.06	0.54
22:YA:323:G:HO2'	22:YA:1205:U:H3	1.55	0.54
22:YA:1210:A:C8	22:YA:1210:A:H5'	2.39	0.54
22:YA:2537:U:H2'	22:YA:2538:C:C6	2.41	0.54
27:YG:83:ARG:HG3	27:YG:86:MET:HE1	1.89	0.54
28:YH:86:GLU:HG3	28:YH:165:ALA:CB	2.38	0.54
30:YN:42:TRP:CD1	37:YU:63:VAL:HG11	2.42	0.54
34:YR:12:ARG:HH11	34:YR:12:ARG:HG3	1.71	0.54
38:YV:52:VAL:O	38:YV:54:GLY:N	2.39	0.54
40:YX:65:ARG:HD3	40:YX:65:ARG:H	1.70	0.54
41:YY:97:ARG:NH2	41:YY:98:VAL:CB	2.65	0.54
1:QA:1024:G:OP1	1:QA:1024:G:H4'	2.07	0.54
1:QA:986:A:N3	19:QS:52:TYR:OH	2.40	0.54
2:QB:68:ILE:HD12	2:QB:68:ILE:N	2.21	0.54
2:QB:83:MET:O	2:QB:85:ALA:N	2.41	0.54
3:QC:181:ASN:HD21	3:QC:204:LEU:CD1	2.12	0.54
7:QG:62:PHE:O	7:QG:66:VAL:HG23	2.06	0.54
11:QK:125:PHE:N	11:QK:125:PHE:HD1	2.05	0.54
13:QM:121:LYS:N	13:QM:121:LYS:HE2	2.22	0.54
47:R4:37:SER:HB3	47:R4:42:PHE:CD1	2.43	0.54
50:R7:31:LEU:O	50:R7:32:LYS:C	2.43	0.54
22:RA:1061:U:H3'	22:RA:1062:G:H5''	1.89	0.54
22:RA:1140:C:P	30:RN:66:LYS:HZ3	2.30	0.54
22:RA:2696:U:H2'	22:RA:2697:G:C8	2.42	0.54
23:RB:21:G:H1	23:RB:62:C:H42	1.55	0.54
22:RA:2208:U:O2'	24:RD:151:LYS:HG2	2.06	0.54
25:RE:186:GLY:O	25:RE:188:VAL:N	2.40	0.54
33:RQ:58:PHE:O	33:RQ:59:ARG:C	2.43	0.54
37:RU:58:ARG:NH1	37:RU:93:LYS:HE2	2.22	0.54

*Continued on next page...*

*Continued from previous page...*

Atom-1	Atom-2	Interatomic distance (Å)	Clash overlap (Å)
38:RV:22:VAL:CG1	38:RV:23:GLU:N	2.71	0.54
39:RW:20:VAL:C	39:RW:22:ASP:H	2.10	0.54
41:RY:95:LYS:N	41:RY:95:LYS:HD3	2.23	0.54
42:RZ:19:ARG:NH1	42:RZ:84:GLU:O	2.39	0.54
1:XA:922:G:C6	1:XA:923:A:C6	2.96	0.54
2:XB:170:GLU:HA	2:XB:172:ILE:HD12	1.90	0.54
8:XH:77:GLU:HG2	8:XH:78:GLN:N	2.22	0.54
9:XI:66:ARG:HG2	9:XI:66:ARG:NH1	2.21	0.54
9:XI:70:LYS:O	9:XI:74:ILE:HG13	2.07	0.54
15:XO:21:ASP:OD1	15:XO:24:SER:HB2	2.07	0.54
1:XA:110:C:O2'	16:XP:25:ARG:O	2.24	0.54
11:XK:91:ARG:NH2	18:XR:88:LYS:HZ1	2.06	0.54
44:Y1:53:VAL:HG12	44:Y1:54:ALA:N	2.21	0.54
47:Y4:47:GLN:O	47:Y4:48:ARG:HB2	2.07	0.54
22:YA:1364:G:N7	44:Y1:2:SER:N	2.55	0.54
22:YA:1667:G:H2'	22:YA:1991:U:O4	2.08	0.54
22:YA:1826:G:OP1	24:YD:224:ALA:N	2.38	0.54
22:YA:287:C:H2'	22:YA:288:C:C6	2.42	0.54
26:YF:129:PHE:O	26:YF:130:ALA:CB	2.55	0.54
28:YH:8:PRO:O	28:YH:9:ILE:HG23	2.08	0.54
31:YO:53:LYS:HD2	31:YO:56:ASP:OD1	2.08	0.54
32:YP:106:LEU:O	32:YP:107:LYS:HD3	2.07	0.54
32:YP:114:ILE:HD11	32:YP:130:PHE:HE1	1.70	0.54
32:YP:140:ALA:O	32:YP:141:ALA:HB2	2.08	0.54
32:YP:65:ARG:HH21	51:Y8:15:LYS:HB2	1.72	0.54
37:YU:58:ARG:NH1	37:YU:93:LYS:HE2	2.22	0.54
39:YW:80:PRO:O	39:YW:100:THR:CG2	2.55	0.54
1:QA:1120:G:H2'	1:QA:1121:U:C6	2.42	0.54
1:QA:181:G:HO2'	1:QA:182:U:P	2.30	0.54
1:QA:129(A):G:N2	1:QA:188:U:O2'	2.40	0.54
2:QB:142:LEU:HD23	2:QB:142:LEU:C	2.27	0.54
2:QB:55:PHE:HA	2:QB:58:ILE:HB	1.88	0.54
6:QF:52:ILE:O	6:QF:53:ALA:HB3	2.07	0.54
8:QH:51:VAL:HG11	8:QH:60:ARG:CG	2.37	0.54
15:QO:21:ASP:OD1	15:QO:24:SER:HB2	2.07	0.54
15:QO:87:ILE:CG2	15:QO:88:ARG:H	2.00	0.54
16:QP:28:ARG:HG2	16:QP:28:ARG:NH1	2.22	0.54
18:QR:39:VAL:HA	18:QR:42:ARG:NH1	2.23	0.54
44:R1:83:GLU:CG	44:R1:84:GLY:N	2.71	0.54
46:R3:35:ARG:HB3	46:R3:37:LEU:CD2	2.37	0.54
39:RW:38:TYR:OH	48:R5:47:PRO:HG3	2.08	0.54

*Continued on next page...*

*Continued from previous page...*

Atom-1	Atom-2	Interatomic distance (Å)	Clash overlap (Å)
51:R8:32:LEU:O	51:R8:36:LYS:HE3	2.06	0.54
22:RA:242:G:C5'	51:R8:3:LYS:HE3	2.36	0.54
22:RA:1062:G:H2'	22:RA:1063:G:C8	2.42	0.54
22:RA:1588:C:H2'	22:RA:1589:C:H6	1.73	0.54
22:RA:2749:A:H3'	22:RA:2750:A:H2'	1.89	0.54
22:RA:27:G:H1'	22:RA:513:A:H62	1.72	0.54
24:RD:233:HIS:CD2	24:RD:233:HIS:N	2.75	0.54
25:RE:176:ILE:HG22	25:RE:179:GLU:H	1.71	0.54
26:RF:197:ASP:O	26:RF:199:TRP:N	2.38	0.54
27:RG:139:LEU:HD22	27:RG:146:TYR:HD1	1.73	0.54
33:RQ:21:THR:O	33:RQ:22:LYS:O	2.25	0.54
35:RS:67:ARG:NH1	35:RS:67:ARG:CB	2.64	0.54
36:RT:123:GLN:O	36:RT:125:ARG:N	2.40	0.54
39:RW:9:TYR:H	39:RW:102:HIS:CE1	2.26	0.54
40:RX:5:TYR:HE2	45:R2:30:ARG:HH11	1.56	0.54
41:RY:47:LYS:O	41:RY:49:VAL:HG23	2.07	0.54
41:RY:91:GLU:HG3	41:RY:92:ASN:H	1.72	0.54
4:XD:153:ARG:NH1	4:XD:181:MET:CG	2.71	0.54
8:XH:119:LEU:HD12	8:XH:124:ALA:HA	1.88	0.54
12:XL:6:THR:OG1	12:XL:9:GLN:HG3	2.08	0.54
13:XM:73:GLU:O	13:XM:77:ASN:N	2.33	0.54
13:XM:8:GLU:OE1	27:YG:115:ARG:NE	2.38	0.54
14:XN:13:THR:N	14:XN:14:PRO:HD2	2.22	0.54
16:XP:3:LYS:O	16:XP:21:VAL:HA	2.08	0.54
22:YA:1364:G:C8	44:Y1:2:SER:N	2.76	0.54
13:XM:57:ARG:NE	47:Y4:35:VAL:HG23	2.19	0.54
48:Y5:44:THR:O	48:Y5:46:CYS:N	2.41	0.54
49:Y6:17:LYS:O	49:Y6:18:ARG:HB2	2.08	0.54
50:Y7:18:PHE:CD2	50:Y7:18:PHE:C	2.81	0.54
22:YA:1053:C:H42	22:YA:1106:G:H1	1.56	0.54
22:YA:67:U:H3	22:YA:74:A:H2	1.56	0.54
24:YD:211:ARG:HD2	24:YD:214:TRP:CZ3	2.43	0.54
24:YD:25:THR:HG23	24:YD:25:THR:O	2.07	0.54
25:YE:14:ILE:HG23	25:YE:15:PHE:N	2.23	0.54
22:YA:1257:C:H4'	26:YF:83:PHE:CE2	2.43	0.54
38:YV:27:ALA:O	38:YV:28:GLU:O	2.24	0.54
41:YY:47:LYS:O	41:YY:49:VAL:HG23	2.08	0.54
42:YZ:149:SER:HB2	42:YZ:172:ALA:O	2.08	0.54
2:QB:170:GLU:HA	2:QB:172:ILE:HD12	1.90	0.54
3:QC:107:GLN:N	3:QC:107:GLN:CD	2.61	0.54
3:QC:109:PRO:O	3:QC:115:LEU:HD12	2.08	0.54

*Continued on next page...*

*Continued from previous page...*

Atom-1	Atom-2	Interatomic distance (Å)	Clash overlap (Å)
8:QH:101:PRO:HG2	8:QH:133:LEU:HD11	1.89	0.54
8:QH:97:VAL:CG1	8:QH:98:LYS:N	2.70	0.54
10:QJ:101:VAL:O	10:QJ:101:VAL:HG22	2.07	0.54
20:QT:43:LEU:HA	20:QT:46:GLU:HB3	1.89	0.54
27:RG:111:LEU:HB2	47:R4:38:LYS:HZ3	1.72	0.54
22:RA:2420:C:N4	51:R8:30:ARG:HD2	2.22	0.54
22:RA:784:A:N7	24:RD:229:VAL:HG21	2.22	0.54
23:RB:104:A:H2'	23:RB:105:G:O4'	2.08	0.54
26:RF:67:GLN:O	26:RF:68:LYS:CB	2.39	0.54
28:RH:26:VAL:CG1	28:RH:27:LYS:N	2.64	0.54
32:RP:125:VAL:O	32:RP:145:PRO:HD2	2.08	0.54
34:RR:45:ARG:HA	34:RR:95:THR:HG21	1.87	0.54
1:XA:1034:G:H2'	1:XA:1035:A:C8	2.42	0.54
3:XC:195:VAL:CG1	3:XC:196:LEU:N	2.71	0.54
3:XC:92:ALA:HB2	3:XC:99:VAL:CG1	2.37	0.54
14:YN:6:LEU:CD2	14:YN:23:ARG:NH2	2.70	0.54
46:Y3:2:PRO:O	46:Y3:3:ARG:O	2.25	0.54
47:Y4:65:ASP:O	47:Y4:66:SER:HB3	2.07	0.54
22:YA:2471:C:H3'	22:YA:2472:G:H8	1.73	0.54
22:YA:74:A:H4'	22:YA:75:G:O5'	2.08	0.54
24:YD:118:VAL:HG22	24:YD:119:ALA:H	1.72	0.54
24:YD:124:PRO:HB2	24:YD:126:GLN:NE2	2.22	0.54
22:YA:1795:C:O2	24:YD:255:LYS:HE2	2.08	0.54
26:YF:127:GLU:O	26:YF:129:PHE:N	2.39	0.54
28:YH:126:PRO:HD2	28:YH:127:GLU:H	1.72	0.54
28:YH:153:LYS:CE	28:YH:153:LYS:HA	2.38	0.54
1:QA:1053:G:H5'	1:QA:1054:C:H5'	1.88	0.54
1:QA:1199:U:H4'	10:QJ:54:PHE:CZ	2.42	0.54
4:QD:19:LEU:HD23	4:QD:19:LEU:N	2.23	0.54
4:QD:33:MET:HE1	4:QD:37:PRO:HA	1.89	0.54
6:QF:78:GLU:OE2	6:QF:81:ILE:HD12	2.08	0.54
7:QG:13:GLN:O	7:QG:24:THR:HG21	2.08	0.54
8:QH:102:ARG:NH1	8:QH:105:ARG:NH1	2.55	0.54
2:QB:178:ARG:NE	8:QH:71:GLY:O	2.40	0.54
12:QL:83:VAL:CG2	12:QL:100:ILE:HG23	2.38	0.54
13:QM:34:LEU:CD1	13:QM:41:PRO:HG3	2.38	0.54
53:QV:4:G:HO2'	53:QV:5:G:H8	1.55	0.54
44:R1:60:PHE:HE2	44:R1:91:LYS:HZ1	1.54	0.54
45:R2:31:GLU:HB2	45:R2:53:LEU:HD11	1.89	0.54
48:R5:55:ARG:HD3	48:R5:56:LYS:H	1.73	0.54
49:R6:12:GLU:HG2	49:R6:52:VAL:O	2.07	0.54

*Continued on next page...*

*Continued from previous page...*

Atom-1	Atom-2	Interatomic distance (Å)	Clash overlap (Å)
22:RA:2298:A:H2'	22:RA:2299:G:O4'	2.06	0.54
22:RA:728:G:C2	22:RA:730:C:C2	2.95	0.54
25:RE:101:ARG:HB3	25:RE:201:THR:OG1	2.08	0.54
29:RI:31:LEU:HD21	29:RI:38:LEU:HG	1.90	0.54
38:RV:45:THR:O	38:RV:45:THR:HG22	2.08	0.54
41:RY:61:ILE:HG23	41:RY:62:GLU:H	1.71	0.54
1:XA:1230:C:H2'	1:XA:1231:G:H8	1.73	0.54
3:XC:109:PRO:O	3:XC:115:LEU:HD12	2.08	0.54
3:XC:134:ILE:CD1	3:XC:153:VAL:HG21	2.35	0.54
7:XG:102:ARG:O	7:XG:106:GLN:HG3	2.08	0.54
7:XG:137:LYS:O	7:XG:141:VAL:HG23	2.08	0.54
7:XG:46:ALA:HB2	7:XG:117:ALA:HB1	1.88	0.54
8:XH:20:TYR:HD1	8:XH:65:TYR:HD2	1.55	0.54
13:XM:7:VAL:HG22	47:Y4:34:GLU:OE2	2.08	0.54
1:XA:1459:C:OP1	20:XT:27:LYS:NZ	2.41	0.54
22:YA:2469:A:H5''	22:YA:2470:G:H8	1.72	0.54
22:YA:2556:C:H2'	22:YA:2557:G:O4'	2.08	0.54
22:YA:273(F):C:H2'	22:YA:274:G:H5''	1.90	0.54
22:YA:414:C:O2	22:YA:1864:U:O2'	2.24	0.54
24:YD:206:LEU:O	24:YD:211:ARG:NH1	2.38	0.54
22:YA:1824:G:O3'	24:YD:249:PRO:HD3	2.07	0.54
33:YQ:39:PRO:HB3	33:YQ:99:PRO:HD3	1.90	0.54
34:YR:28:LEU:HD13	34:YR:28:LEU:O	2.08	0.54
41:YY:87:LYS:NZ	41:YY:87:LYS:HB2	2.23	0.54
2:QB:16:HIS:CE1	2:QB:209:ARG:HH21	2.25	0.54
16:QP:3:LYS:O	16:QP:21:VAL:HA	2.08	0.54
53:QV:68:C:H2'	53:QV:69:C:C6	2.42	0.54
13:QM:77:ASN:HA	47:R4:71:ARG:CZ	2.37	0.54
22:RA:1403:C:H5''	22:RA:1471:A:C1'	2.36	0.54
22:RA:2758:A:C4	28:RH:67:LEU:HD21	2.42	0.54
23:RB:1:U:H2'	23:RB:2:C:H6	1.73	0.54
24:RD:183:ARG:NH1	24:RD:183:ARG:HG2	2.12	0.54
24:RD:227:ASN:HB3	24:RD:228:PRO:CD	2.30	0.54
33:RQ:60:ARG:HH12	33:RQ:113:GLN:HE22	1.55	0.54
34:RR:1:MET:O	34:RR:2:ARG:HG3	2.08	0.54
22:RA:2722:G:H4'	34:RR:4:LEU:HB2	1.88	0.54
36:RT:14:TYR:H	36:RT:14:TYR:HD1	1.56	0.54
30:RN:42:TRP:CD1	37:RU:63:VAL:HG11	2.42	0.54
1:XA:1399:C:C2	1:XA:1502:A:N6	2.75	0.54
1:XA:188:U:H2'	1:XA:189:U:H5''	1.90	0.54
1:XA:719:C:O2'	18:XR:49:LYS:HB3	2.08	0.54

*Continued on next page...*

*Continued from previous page...*

Atom-1	Atom-2	Interatomic distance (Å)	Clash overlap (Å)
7:XG:13:GLN:O	7:XG:24:THR:HG21	2.08	0.54
8:XH:101:PRO:HG2	8:XH:133:LEU:HD11	1.89	0.54
10:XJ:101:VAL:HG22	10:XJ:101:VAL:O	2.07	0.54
1:XA:963:G:H21	10:XJ:55:LYS:HD3	1.73	0.54
11:XK:24:SER:HB3	11:XK:27:ASN:O	2.08	0.54
13:XM:66:LEU:O	13:XM:67:GLU:C	2.46	0.54
14:YN:22:THR:HB	14:YN:33:VAL:HG11	1.88	0.54
15:XO:77:ARG:HA	15:XO:80:ALA:CB	2.36	0.54
1:XA:186:C:H5'	20:XT:78:ALA:HB1	1.89	0.54
46:Y3:56:VAL:CG1	46:Y3:57:GLU:H	2.19	0.54
52:Y9:1:MET:HB3	52:Y9:4:ARG:CZ	2.37	0.54
22:YA:353:G:H2'	22:YA:354:G:H8	1.72	0.54
22:YA:519:U:H2'	22:YA:520:G:C8	2.42	0.54
22:YA:841:A:H2'	22:YA:842:G:C8	2.43	0.54
24:YD:28:GLU:O	24:YD:29:PRO:C	2.45	0.54
25:YE:51:PHE:O	25:YE:74:PRO:HB3	2.08	0.54
26:YF:53:THR:C	26:YF:55:GLY:H	2.11	0.54
26:YF:62:ARG:NH1	26:YF:62:ARG:HB3	2.23	0.54
27:YG:3:LEU:HD12	27:YG:4:ASP:N	2.19	0.54
27:YG:7:LEU:HD12	27:YG:104:GLU:HA	1.88	0.54
27:YG:81:LYS:O	27:YG:82:LEU:CB	2.56	0.54
28:YH:91:GLY:O	28:YH:94:TYR:HB2	2.08	0.54
32:YP:112:LEU:HD13	32:YP:112:LEU:C	2.29	0.54
32:YP:84:ASN:ND2	32:YP:115:LEU:HD12	2.22	0.54
32:YP:124:LYS:HA	32:YP:143:GLY:O	2.08	0.54
34:YR:38:VAL:HG22	34:YR:112:ALA:HB2	1.90	0.54
25:YE:25:VAL:HG11	36:YT:11:GLU:HG2	1.90	0.54
36:YT:55:ASN:O	36:YT:57:PHE:O	2.26	0.54
31:YO:78:ARG:O	36:YT:73:GLU:HG3	2.08	0.54
37:YU:24:TYR:O	37:YU:29:SER:HB3	2.08	0.54
37:YU:86:ALA:HB1	37:YU:88:ILE:HD11	1.90	0.54
4:QD:23:GLY:HA3	4:QD:112:VAL:CG2	2.38	0.54
6:QF:92:LYS:NZ	6:QF:92:LYS:HB2	2.22	0.54
21:QU:6:ARG:O	21:QU:8:THR:N	2.39	0.54
47:R4:51:ASP:O	47:R4:51:ASP:OD1	2.25	0.54
22:RA:1165:U:H2'	22:RA:1166:C:C6	2.43	0.54
22:RA:2443:C:H2'	22:RA:2444:G:C8	2.42	0.54
24:RD:25:THR:CG2	24:RD:81:ALA:HB1	2.38	0.54
25:RE:54:GLN:N	25:RE:54:GLN:NE2	2.55	0.54
26:RF:179:GLU:CD	26:RF:179:GLU:H	2.11	0.54
28:RH:91:GLY:O	28:RH:94:TYR:HB2	2.08	0.54

*Continued on next page...*

*Continued from previous page...*

Atom-1	Atom-2	Interatomic distance (Å)	Clash overlap (Å)
31:RO:4:PRO:O	31:RO:5:GLN:HB2	2.06	0.54
32:RP:112:LEU:C	32:RP:112:LEU:HD13	2.29	0.54
32:RP:124:LYS:HA	32:RP:143:GLY:O	2.08	0.54
33:RQ:81:VAL:C	33:RQ:82:ARG:CG	2.76	0.54
34:RR:38:VAL:HG22	34:RR:112:ALA:HB2	1.90	0.54
34:RR:53:HIS:HA	34:RR:56:LYS:HD3	1.90	0.54
35:RS:111:GLU:OE1	35:RS:111:GLU:HA	2.06	0.54
37:RU:95:LEU:HD12	38:RV:11:GLN:HE21	1.72	0.54
1:XA:1103:C:H2'	1:XA:1104:G:O4'	2.07	0.54
1:XA:429:U:H1'	1:XA:430:A:H5''	1.90	0.54
1:XA:881:G:P	12:XL:12:ARG:HH22	2.30	0.54
2:XB:102:LEU:HB3	2:XB:180:LEU:HD12	1.90	0.54
7:XG:113:GLU:HB2	7:XG:119:ARG:CG	2.35	0.54
8:XH:51:VAL:HG11	8:XH:60:ARG:CG	2.38	0.54
18:XR:29:PHE:CD2	18:XR:29:PHE:N	2.76	0.54
54:XX:6:C:HO2'	54:XX:7:A:P	2.30	0.54
45:Y2:47:ASN:N	45:Y2:47:ASN:ND2	2.54	0.54
1:XA:1312:G:OP1	47:Y4:58:ARG:NH1	2.39	0.54
22:YA:2712:U:O2'	22:YA:2712(A):A:H8	1.89	0.54
22:YA:771:G:OP1	50:Y7:10:ARG:NH1	2.41	0.54
23:YB:40:U:O2'	23:YB:45:A:N6	2.37	0.54
24:YD:34:VAL:C	24:YD:35:LYS:HG3	2.28	0.54
25:YE:134:ILE:HD12	25:YE:134:ILE:C	2.28	0.54
25:YE:14:ILE:HD11	36:YT:14:TYR:CZ	2.42	0.54
25:YE:101:ARG:HB3	25:YE:201:THR:OG1	2.08	0.54
29:YI:56:LYS:HE3	29:YI:57:ARG:HG2	1.89	0.54
30:YN:7:LYS:HD3	30:YN:9:VAL:CA	2.38	0.54
31:YO:49:ARG:NH1	31:YO:49:ARG:HB3	2.23	0.54
31:YO:68:GLU:HA	31:YO:78:ARG:HB3	1.89	0.54
32:YP:92:GLU:HA	32:YP:123:LEU:CD2	2.38	0.54
32:YP:24:GLY:O	32:YP:25:SER:HB3	2.06	0.54
32:YP:37:GLY:C	32:YP:41:ARG:HD3	2.29	0.54
34:YR:91:GLN:O	34:YR:91:GLN:HG2	2.08	0.54
1:QA:1065:U:O2'	1:QA:1066:C:OP2	2.22	0.54
3:QC:53:ALA:HB2	3:QC:115:LEU:HD21	1.90	0.54
3:QC:195:VAL:CG1	3:QC:196:LEU:N	2.71	0.54
4:QD:79:PHE:CE2	4:QD:83:SER:HB2	2.43	0.54
7:QG:102:ARG:O	7:QG:106:GLN:HG3	2.08	0.54
9:QI:99:LEU:O	9:QI:101:PHE:N	2.41	0.54
12:QL:6:THR:OG1	12:QL:9:GLN:HG3	2.08	0.54
44:R1:92:LYS:O	44:R1:94:LEU:N	2.41	0.54

*Continued on next page...*

*Continued from previous page...*

Atom-1	Atom-2	Interatomic distance (Å)	Clash overlap (Å)
49:R6:17:LYS:O	49:R6:18:ARG:HB2	2.08	0.54
32:RP:64:LYS:HG3	51:R8:25:MET:SD	2.48	0.54
22:RA:1291:C:H5'	22:RA:1536:A:H5'	1.90	0.54
22:RA:247:G:H4'	22:RA:386:G:C5	2.43	0.54
22:RA:669:G:H2'	22:RA:669:G:N3	2.23	0.54
24:RD:158:ALA:HB3	24:RD:161:THR:HG21	1.90	0.54
25:RE:51:PHE:O	25:RE:74:PRO:HB3	2.08	0.54
25:RE:53:PRO:O	25:RE:74:PRO:HA	2.07	0.54
30:RN:70:LYS:C	30:RN:71:ILE:HD13	2.28	0.54
37:RU:47:TYR:CD2	37:RU:47:TYR:C	2.81	0.54
22:RA:996:A:OP2	37:RU:94:ASN:ND2	2.41	0.54
41:RY:87:LYS:HB2	41:RY:87:LYS:NZ	2.23	0.54
1:XA:1329:A:H5'	13:XM:29:ARG:HG3	1.88	0.54
1:XA:971:G:C5	1:XA:1365:G:H5'	2.43	0.54
2:XB:83:MET:O	2:XB:85:ALA:N	2.41	0.54
6:XF:89:MET:HG2	6:XF:89:MET:O	2.08	0.54
7:XG:12:LEU:N	7:XG:12:LEU:HD22	2.23	0.54
9:XI:47:LEU:HB3	9:XI:50:LEU:HD12	1.90	0.54
10:XJ:61:GLU:HG3	14:YN:58:LYS:HE2	1.90	0.54
12:XL:42:THR:HA	12:XL:53:ARG:O	2.08	0.54
18:XR:39:VAL:HA	18:XR:42:ARG:NH1	2.23	0.54
18:XR:51:LEU:HD22	18:XR:55:ARG:HD2	1.90	0.54
44:Y1:91:LYS:CE	44:Y1:91:LYS:HA	2.37	0.54
47:Y4:63:TYR:C	47:Y4:65:ASP:N	2.61	0.54
22:YA:1169:G:H1	22:YA:1180:C:N4	2.05	0.54
22:YA:2105:C:H2'	22:YA:2106:G:H8	1.73	0.54
22:YA:26:G:H1'	22:YA:515:A:N6	2.23	0.54
22:YA:275:G:N2	22:YA:276:A:H62	2.04	0.54
22:YA:395:U:H2'	22:YA:396:G:N7	2.23	0.54
26:YF:147:GLY:O	26:YF:148:LEU:HD23	2.08	0.54
26:YF:197:ASP:O	26:YF:198:ALA:HB3	2.06	0.54
35:YS:13:ARG:HD2	35:YS:13:ARG:O	2.07	0.54
35:YS:74:ALA:HB1	35:YS:107:GLU:HB3	1.89	0.54
38:YV:45:THR:HG22	38:YV:45:THR:O	2.08	0.54
38:YV:66:ARG:HH11	38:YV:66:ARG:CB	2.20	0.54
40:YX:5:TYR:HE2	45:Y2:30:ARG:HH11	1.56	0.54
42:YZ:58:VAL:O	42:YZ:60:GLU:N	2.39	0.54
1:QA:1224:G:C6	1:QA:1322:C:H1'	2.43	0.53
3:QC:51:GLY:O	3:QC:70:VAL:HG13	2.08	0.53
3:QC:92:ALA:HB2	3:QC:99:VAL:CG1	2.38	0.53
8:QH:77:GLU:HG2	8:QH:78:GLN:N	2.22	0.53

*Continued on next page...*



*Continued from previous page...*

Atom-1	Atom-2	Interatomic distance (Å)	Clash overlap (Å)
11:QK:24:SER:HB3	11:QK:27:ASN:O	2.08	0.53
13:QM:66:LEU:O	13:QM:67:GLU:C	2.46	0.53
14:QN:13:THR:N	14:QN:14:PRO:HD2	2.22	0.53
16:QP:75:ARG:C	16:QP:77:ALA:H	2.11	0.53
18:QR:25:THR:C	18:QR:26:LEU:HD23	2.29	0.53
44:R1:83:GLU:OE1	44:R1:85:LEU:HD23	2.07	0.53
45:R2:43:GLN:O	45:R2:44:LEU:CG	2.54	0.53
22:RA:153:C:P	44:R1:88:LYS:HE2	2.48	0.53
24:RD:227:ASN:CB	24:RD:228:PRO:HD2	2.24	0.53
31:RO:113:LYS:HG2	31:RO:117:LEU:CD1	2.38	0.53
32:RP:140:ALA:O	32:RP:141:ALA:HB2	2.08	0.53
22:RA:2713:A:OP1	34:RR:14:SER:OG	2.25	0.53
37:RU:24:TYR:O	37:RU:29:SER:HB3	2.08	0.53
3:XC:53:ALA:HB2	3:XC:115:LEU:HD21	1.90	0.53
3:XC:134:ILE:HG21	3:XC:168:ALA:HB3	1.90	0.53
5:XE:101:ILE:O	5:XE:101:ILE:HG12	2.08	0.53
9:XI:99:LEU:O	9:XI:101:PHE:N	2.41	0.53
9:XI:13:ALA:HB2	9:XI:67:GLY:C	2.28	0.53
9:XI:53:VAL:CB	9:XI:95:LYS:HE3	2.36	0.53
10:XJ:16:LEU:O	10:XJ:20:ALA:HB2	2.08	0.53
1:XA:538:G:OP1	12:XL:113:ARG:HD2	2.08	0.53
1:XA:503:C:OP2	12:XL:116:SER:HB3	2.07	0.53
12:XL:83:VAL:CG2	12:XL:100:ILE:HG23	2.38	0.53
1:XA:1359:C:H3'	14:YN:35:ARG:HH12	1.73	0.53
17:XQ:65:ILE:HD12	17:XQ:65:ILE:H	1.73	0.53
45:Y2:41:ILE:HD11	45:Y2:44:LEU:HB2	1.90	0.53
22:YA:76:C:O2'	45:Y2:62:THR:HG21	2.07	0.53
50:Y7:10:ARG:NH1	50:Y7:14:LYS:HE3	2.23	0.53
22:YA:2347:C:OP1	49:Y6:39:TYR:HE2	1.92	0.53
22:YA:2467:C:H4'	33:YQ:123:HIS:CD2	2.43	0.53
22:YA:2667:C:H1'	28:YH:109:PHE:HD2	1.72	0.53
22:YA:83:G:H1	22:YA:102:G:H1'	1.73	0.53
24:YD:158:ALA:HB3	24:YD:161:THR:HG21	1.90	0.53
24:YD:183:ARG:HG2	24:YD:183:ARG:NH1	2.12	0.53
24:YD:80:ALA:HB3	24:YD:94:LEU:HD13	1.88	0.53
25:YE:186:GLY:O	25:YE:188:VAL:N	2.41	0.53
31:YO:12:ASP:OD1	31:YO:85:VAL:HG13	2.08	0.53
36:YT:105:LEU:O	36:YT:107:ASP:N	2.41	0.53
36:YT:88:ILE:HD12	36:YT:88:ILE:C	2.29	0.53
37:YU:74:LEU:HD13	37:YU:79:PHE:HB2	1.89	0.53
41:YY:5:MET:HE1	41:YY:32:PRO:HB3	1.91	0.53

*Continued on next page...*

*Continued from previous page...*

Atom-1	Atom-2	Interatomic distance (Å)	Clash overlap (Å)
1:QA:1064:G:O2'	1:QA:1065:U:O5'	2.27	0.53
1:QA:10:A:H2'	1:QA:11:G:H8	1.73	0.53
1:QA:1397:C:O2'	54:QX:8:A:N6	2.41	0.53
3:QC:3:ASN:H	3:QC:3:ASN:ND2	2.05	0.53
9:QI:28:VAL:HG13	9:QI:63:ILE:HG21	1.89	0.53
13:QM:76:ALA:O	13:QM:79:LYS:HB3	2.09	0.53
14:QN:23:ARG:O	14:QN:24:CYS:C	2.46	0.53
10:QJ:61:GLU:HG3	14:QN:58:LYS:HE2	1.90	0.53
19:QS:15:LEU:CD2	19:QS:15:LEU:H	2.21	0.53
53:QV:35:A:C2	54:QX:3:G:N2	2.75	0.53
47:R4:37:SER:C	47:R4:39:CYS:N	2.62	0.53
48:R5:60:VAL:CG1	48:R5:60:VAL:OXT	2.56	0.53
22:RA:1264:G:H5'	48:R5:11:THR:HG21	1.91	0.53
22:RA:964:C:O2'	22:RA:2273:A:N3	2.36	0.53
22:RA:242:G:O3'	51:R8:6:THR:HG23	2.08	0.53
23:RB:15:A:H1'	23:RB:109:G:C4	2.43	0.53
24:RD:206:LEU:O	24:RD:211:ARG:NH1	2.38	0.53
24:RD:211:ARG:HD2	24:RD:214:TRP:CZ3	2.43	0.53
24:RD:85:ASP:OD2	24:RD:88:ARG:HG2	2.07	0.53
26:RF:116:ASP:OD1	26:RF:119:ARG:NH2	2.41	0.53
28:RH:153:LYS:HA	28:RH:153:LYS:CE	2.38	0.53
31:RO:78:ARG:O	36:RT:73:GLU:HG3	2.08	0.53
32:RP:37:GLY:HA2	32:RP:41:ARG:NE	2.24	0.53
32:RP:37:GLY:C	32:RP:41:ARG:HD3	2.29	0.53
36:RT:88:ILE:C	36:RT:88:ILE:HD12	2.29	0.53
40:RX:53:LYS:NZ	40:RX:55:ASN:HD21	2.06	0.53
1:XA:1130:A:N6	1:XA:1131:G:O6	2.41	0.53
1:XA:1182:G:H4'	1:XA:1183:A:H5''	1.90	0.53
1:XA:690:G:H22	11:XK:55:LYS:HZ2	1.57	0.53
7:XG:50:ILE:O	7:XG:50:ILE:HG22	2.07	0.53
1:XA:1346:A:H5'	9:XI:120:ARG:HH12	1.72	0.53
44:Y1:87:PRO:O	44:Y1:91:LYS:N	2.31	0.53
49:Y6:11:LEU:CD1	49:Y6:51:GLU:HG3	2.38	0.53
49:Y6:12:GLU:HG2	49:Y6:52:VAL:O	2.07	0.53
22:YA:1533:C:H42	22:YA:1538:G:H1	1.56	0.53
22:YA:1754:C:H2'	22:YA:1755:A:C8	2.43	0.53
22:YA:2277:G:OP1	33:YQ:85:LYS:HB2	2.08	0.53
22:YA:2605:U:H2'	22:YA:2606:C:C6	2.43	0.53
24:YD:35:LYS:CG	24:YD:64:ILE:H	2.15	0.53
24:YD:85:ASP:OD2	24:YD:88:ARG:HG2	2.07	0.53
27:YG:139:LEU:HD22	27:YG:146:TYR:HD1	1.73	0.53

*Continued on next page...*

*Continued from previous page...*

Atom-1	Atom-2	Interatomic distance (Å)	Clash overlap (Å)
28:YH:125:VAL:HA	28:YH:126:PRO:CB	2.29	0.53
30:YN:70:LYS:C	30:YN:71:ILE:HD13	2.28	0.53
31:YO:12:ASP:CG	31:YO:14:THR:HG23	2.29	0.53
31:YO:7:TYR:C	31:YO:8:LEU:HD22	2.29	0.53
34:YR:70:LEU:HD13	34:YR:75:LEU:HD11	1.88	0.53
38:YV:35:LEU:N	38:YV:35:LEU:HD22	2.23	0.53
38:YV:81:TYR:C	38:YV:82:ARG:HG3	2.27	0.53
22:YA:297:C:H5'	41:YY:85:VAL:HG21	1.90	0.53
1:QA:1023:G:H3'	1:QA:1024:G:H5'	1.89	0.53
1:QA:1297:C:H4'	1:QA:1298:C:H5'	1.91	0.53
1:QA:363:A:OP1	12:QL:34:ARG:N	2.38	0.53
5:QE:12:LEU:O	5:QE:13:ILE:HD12	2.08	0.53
9:QI:13:ALA:HA	9:QI:66:ARG:O	2.08	0.53
12:QL:42:THR:HA	12:QL:53:ARG:O	2.08	0.53
17:QQ:5:VAL:O	17:QQ:6:LEU:HD23	2.09	0.53
18:QR:58:LEU:H	18:QR:58:LEU:HD12	1.72	0.53
46:R3:2:PRO:O	46:R3:3:ARG:O	2.25	0.53
50:R7:10:ARG:NH1	50:R7:14:LYS:HE3	2.23	0.53
51:R8:58:ILE:O	51:R8:61:LEU:HG	2.08	0.53
22:RA:2031:A:C6	22:RA:2498:C:H1'	2.44	0.53
22:RA:2645:G:H3'	22:RA:2646:C:H5'	1.90	0.53
24:RD:124:PRO:HB2	24:RD:126:GLN:NE2	2.22	0.53
26:RF:53:THR:C	26:RF:55:GLY:H	2.11	0.53
28:RH:139:GLN:O	28:RH:143:GLN:HB2	2.09	0.53
30:RN:109:LYS:HD2	30:RN:109:LYS:H	1.74	0.53
30:RN:137:LYS:HG3	30:RN:138:LEU:N	2.23	0.53
31:RO:49:ARG:HB3	31:RO:49:ARG:NH1	2.23	0.53
34:RR:28:LEU:HD13	34:RR:28:LEU:O	2.08	0.53
38:RV:7:THR:CG2	38:RV:22:VAL:HG11	2.39	0.53
38:RV:81:TYR:C	38:RV:82:ARG:HG3	2.27	0.53
41:RY:97:ARG:NH2	41:RY:98:VAL:CB	2.65	0.53
1:XA:1055:A:O2'	3:XC:161:GLU:OE2	2.11	0.53
4:XD:120:LEU:HD22	4:XD:125:HIS:CB	2.38	0.53
9:XI:13:ALA:HA	9:XI:66:ARG:O	2.08	0.53
9:XI:28:VAL:HG13	9:XI:63:ILE:HG21	1.89	0.53
13:XM:39:ILE:HD11	13:XM:56:LEU:HB2	1.90	0.53
15:XO:8:LYS:HZ2	15:XO:8:LYS:HB2	1.72	0.53
17:XQ:33:GLY:O	17:XQ:34:LYS:O	2.26	0.53
45:Y2:16:LEU:CG	45:Y2:16:LEU:O	2.49	0.53
48:Y5:16:ARG:NH1	48:Y5:17:ASP:OD1	2.41	0.53
49:Y6:13:CYS:O	49:Y6:14:THR:HB	2.08	0.53

*Continued on next page...*

*Continued from previous page...*

Atom-1	Atom-2	Interatomic distance (Å)	Clash overlap (Å)
51:Y8:63:PRO:O	51:Y8:64:TYR:HB2	2.07	0.53
28:YH:59:ARG:CG	28:YH:59:ARG:HH11	2.20	0.53
29:YI:88:ILE:HG12	29:YI:122:GLU:H	1.74	0.53
36:YT:110:ILE:HG23	36:YT:111:ARG:N	2.24	0.53
37:YU:47:TYR:C	37:YU:47:TYR:CD2	2.81	0.53
41:YY:90:LEU:HD22	41:YY:90:LEU:H	1.73	0.53
1:QA:1397:C:C1'	54:QX:8:A:N6	2.72	0.53
2:QB:134:GLU:HB3	2:QB:138:LEU:CD1	2.39	0.53
2:QB:134:GLU:O	2:QB:138:LEU:HD12	2.07	0.53
2:QB:24:TRP:CE2	2:QB:26:PRO:HD3	2.43	0.53
2:QB:75:LYS:C	2:QB:75:LYS:HD3	2.29	0.53
1:QA:1190:G:OP1	3:QC:5:ILE:HD12	2.09	0.53
4:QD:173:TRP:CD1	4:QD:174:LEU:HG	2.44	0.53
7:QG:12:LEU:HD22	7:QG:12:LEU:N	2.23	0.53
9:QI:4:TYR:CE2	9:QI:88:TYR:HB2	2.44	0.53
11:QK:20:TYR:HB2	11:QK:31:THR:O	2.07	0.53
12:QL:47:LYS:CG	12:QL:48:PRO:CD	2.87	0.53
15:QO:7:GLU:O	15:QO:11:VAL:HG23	2.08	0.53
47:R4:15:ILE:HD13	47:R4:15:ILE:H	1.74	0.53
48:R5:44:THR:O	48:R5:46:CYS:N	2.41	0.53
51:R8:29:LYS:HB2	51:R8:44:LYS:HG2	1.90	0.53
22:RA:2711:A:H5''	22:RA:2712:U:H5'	1.90	0.53
22:RA:299:A:H8	22:RA:299:A:OP2	1.91	0.53
24:RD:25:THR:HG23	24:RD:25:THR:O	2.07	0.53
26:RF:32:LEU:HD12	26:RF:36:VAL:HG23	1.90	0.53
27:RG:81:LYS:O	27:RG:82:LEU:CB	2.56	0.53
37:RU:86:ALA:HB1	37:RU:88:ILE:HD11	1.90	0.53
38:RV:66:ARG:HH11	38:RV:66:ARG:CB	2.20	0.53
41:RY:44:ILE:CG1	41:RY:45:VAL:N	2.70	0.53
42:RZ:28:MET:HE1	42:RZ:61:LEU:HD11	1.89	0.53
1:XA:1364:U:HO2'	1:XA:1365:G:P	2.31	0.53
1:XA:411:A:C6	1:XA:429:U:C4	2.97	0.53
4:XD:173:TRP:CD1	4:XD:174:LEU:HG	2.44	0.53
7:XG:85:TYR:HE1	7:XG:154:TYR:HE1	1.56	0.53
13:XM:34:LEU:CD1	13:XM:41:PRO:HG3	2.38	0.53
14:XN:41:ARG:HE	14:XN:42:ILE:CG1	2.22	0.53
19:XS:63:THR:O	19:XS:66:MET:HG2	2.09	0.53
47:Y4:37:SER:C	47:Y4:39:CYS:N	2.62	0.53
22:YA:1790:C:H5''	22:YA:1791:A:OP1	2.08	0.53
22:YA:2335:A:O2'	22:YA:2336:A:O5'	2.27	0.53
22:YA:2881:C:H2'	22:YA:2882:A:H8	1.74	0.53

*Continued on next page...*

*Continued from previous page...*

Atom-1	Atom-2	Interatomic distance (Å)	Clash overlap (Å)
26:YF:179:GLU:H	26:YF:179:GLU:CD	2.11	0.53
30:YN:137:LYS:HG3	30:YN:138:LEU:N	2.23	0.53
39:YW:28:SER:HB3	39:YW:31:GLU:HB2	1.91	0.53
1:QA:1322:C:O2'	1:QA:1323:G:H5'	2.09	0.53
2:QB:187:LEU:HD22	2:QB:201:ILE:O	2.07	0.53
3:QC:173:VAL:O	3:QC:173:VAL:HG12	2.08	0.53
3:QC:78:GLY:HA3	3:QC:83:ARG:CB	2.38	0.53
4:QD:153:ARG:NH1	4:QD:181:MET:CG	2.71	0.53
4:QD:198:VAL:HG12	4:QD:199:ASN:H	1.74	0.53
7:QG:137:LYS:O	7:QG:141:VAL:HG23	2.07	0.53
13:QM:39:ILE:HD11	13:QM:56:LEU:HB2	1.90	0.53
16:QP:72:ARG:HD3	16:QP:73:LEU:HD23	1.91	0.53
48:R5:16:ARG:NH1	48:R5:17:ASP:OD1	2.41	0.53
49:R6:11:LEU:CD1	49:R6:51:GLU:HG3	2.39	0.53
22:RA:240:G:H3'	22:RA:241:A:H2'	1.90	0.53
22:RA:843:G:N2	22:RA:936:C:C2	2.77	0.53
25:RE:134:ILE:HD12	25:RE:134:ILE:C	2.28	0.53
25:RE:14:ILE:CG1	25:RE:15:PHE:H	2.08	0.53
29:RI:79:ILE:HB	29:RI:142:VAL:HA	1.90	0.53
33:RQ:119:ARG:NH1	33:RQ:119:ARG:HG2	2.20	0.53
34:RR:91:GLN:O	34:RR:91:GLN:HG2	2.08	0.53
35:RS:10:ARG:O	35:RS:14:VAL:HG12	2.09	0.53
35:RS:25:ARG:CB	35:RS:25:ARG:HH11	2.22	0.53
40:RX:36:LYS:HA	40:RX:39:ILE:HD12	1.90	0.53
1:XA:757:U:H2'	1:XA:758:G:O4'	2.09	0.53
3:XC:3:ASN:H	3:XC:3:ASN:ND2	2.05	0.53
4:XD:23:GLY:HA3	4:XD:112:VAL:CG2	2.38	0.53
7:XG:95:ARG:CZ	7:XG:99:LEU:HD11	2.38	0.53
21:XU:14:TRP:CZ3	21:XU:15:ARG:HD3	2.43	0.53
51:Y8:58:ILE:O	51:Y8:61:LEU:HG	2.08	0.53
22:YA:1344:G:H4'	22:YA:1384:A:C5	2.44	0.53
22:YA:1803:A:N6	22:YA:1814:G:O2'	2.31	0.53
22:YA:2286:A:H4'	22:YA:2287:A:O4'	2.09	0.53
22:YA:242:G:H5'	51:Y8:62:LEU:CD2	2.37	0.53
22:YA:2532:G:O2'	22:YA:2657:A:N1	2.38	0.53
22:YA:466:A:N3	22:YA:683:C:H1'	2.24	0.53
24:YD:263:ARG:HB2	24:YD:263:ARG:HH11	1.68	0.53
28:YH:12:PRO:O	28:YH:13:LYS:HB2	2.07	0.53
38:YV:22:VAL:CG1	38:YV:23:GLU:N	2.71	0.53
38:YV:41:GLY:HA3	38:YV:46:VAL:CG1	2.38	0.53
2:QB:87:ARG:HH11	2:QB:223:ILE:HD12	1.73	0.53

*Continued on next page...*

*Continued from previous page...*

Atom-1	Atom-2	Interatomic distance (Å)	Clash overlap (Å)
5:QE:101:ILE:HG12	5:QE:101:ILE:O	2.08	0.53
6:QF:41:GLU:HG2	6:QF:43:LEU:HD11	1.89	0.53
17:QQ:11:VAL:HG22	17:QQ:20:THR:O	2.09	0.53
12:QL:10:LEU:HB3	17:QQ:32:TYR:CZ	2.44	0.53
18:QR:51:LEU:HD22	18:QR:55:ARG:HD2	1.89	0.53
49:R6:13:CYS:O	49:R6:14:THR:HB	2.08	0.53
40:RX:60:ARG:NH1	50:R7:47:ARG:HH22	2.07	0.53
22:RA:189:G:N1	22:RA:206:U:OP2	2.36	0.53
22:RA:945:A:C4	22:RA:2448:A:C2	2.97	0.53
22:RA:2469:A:H5"	22:RA:2470:G:C8	2.43	0.53
23:RB:16:G:H2'	23:RB:17:C:H6	1.73	0.53
30:RN:19:GLU:HA	30:RN:59:LYS:HB2	1.91	0.53
31:RO:12:ASP:OD1	31:RO:85:VAL:HG13	2.08	0.53
31:RO:12:ASP:CG	31:RO:14:THR:HG23	2.29	0.53
31:RO:14:THR:HG21	31:RO:86:ILE:HD13	1.91	0.53
31:RO:7:TYR:C	31:RO:8:LEU:HD22	2.29	0.53
26:RF:34:TRP:CH2	32:RP:8:PRO:HB3	2.43	0.53
36:RT:105:LEU:O	36:RT:107:ASP:N	2.41	0.53
42:RZ:5:LEU:HB3	42:RZ:59:LEU:HA	1.90	0.53
1:XA:35:G:C2	1:XA:550:G:N3	2.77	0.53
1:XA:658:G:H2'	1:XA:659:U:H6	1.73	0.53
4:XD:172:PRO:HB2	4:XD:193:ASP:OD2	2.08	0.53
5:XE:87:SER:HB3	5:XE:131:ILE:CD1	2.39	0.53
14:YN:40:CYS:SG	14:YN:42:ILE:N	2.81	0.53
15:XO:29:VAL:HG11	15:XO:67:LEU:HD21	1.89	0.53
17:XQ:11:VAL:HG22	17:XQ:20:THR:O	2.09	0.53
17:XQ:5:VAL:O	17:XQ:6:LEU:HD23	2.08	0.53
19:XS:7:LYS:HG3	19:XS:8:GLY:N	2.22	0.53
47:Y4:37:SER:HB3	47:Y4:42:PHE:CD1	2.43	0.53
24:YD:25:THR:HG21	24:YD:81:ALA:CB	2.38	0.53
28:YH:40:GLU:O	28:YH:41:MET:HB2	2.08	0.53
28:YH:12:PRO:HG3	28:YH:48:GLY:O	2.09	0.53
32:YP:79:ARG:HD3	32:YP:110:TYR:CE1	2.43	0.53
32:YP:88:LEU:HD23	32:YP:89:ALA:N	2.24	0.53
33:YQ:76:LYS:O	33:YQ:88:GLY:HA3	2.09	0.53
42:YZ:28:MET:O	42:YZ:34:ASN:HA	2.09	0.53
4:QD:147:ALA:HA	4:QD:182:LYS:HA	1.91	0.53
5:QE:140:ARG:NH1	5:QE:140:ARG:HB2	2.23	0.53
5:QE:78:HIS:CB	8:QH:104:ARG:O	2.56	0.53
10:QJ:16:LEU:O	10:QJ:20:ALA:HB2	2.08	0.53
12:QL:47:LYS:CB	12:QL:48:PRO:CD	2.87	0.53

*Continued on next page...*

*Continued from previous page...*

Atom-1	Atom-2	Interatomic distance (Å)	Clash overlap (Å)
13:QM:92:HIS:CD2	13:QM:98:VAL:HG21	2.43	0.53
1:QA:1397:C:O2	54:QX:8:A:N7	2.42	0.53
49:R6:9:LEU:HD13	49:R6:26:ASN:ND2	2.24	0.53
22:RA:1728:G:H3'	22:RA:1729:A:H5''	1.91	0.53
22:RA:195:A:H61	22:RA:198:C:H3'	1.74	0.53
24:RD:34:VAL:C	24:RD:35:LYS:HG3	2.28	0.53
24:RD:25:THR:HG21	24:RD:82:ILE:H	1.70	0.53
25:RE:20:ALA:O	25:RE:21:VAL:CG2	2.48	0.53
30:RN:120:LEU:CD1	30:RN:122:VAL:HG23	2.38	0.53
30:RN:78:TYR:N	30:RN:78:TYR:HD1	2.07	0.53
36:RT:98:LYS:HB3	36:RT:100:TYR:CE1	2.43	0.53
39:RW:43:GLY:O	39:RW:44:ALA:C	2.46	0.53
1:XA:96:G:H2'	1:XA:97:U:O4'	2.09	0.53
2:XB:24:TRP:CE2	2:XB:26:PRO:HD3	2.43	0.53
4:XD:79:PHE:CE2	4:XD:83:SER:HB2	2.43	0.53
13:XM:76:ALA:O	13:XM:79:LYS:HB3	2.09	0.53
13:XM:81:LEU:HD13	13:XM:88:ARG:HD2	1.91	0.53
20:XT:30:LYS:HE2	20:XT:72:LEU:HD12	1.91	0.53
47:Y4:49:PHE:CD1	47:Y4:49:PHE:N	2.77	0.53
22:YA:1214:A:N6	22:YA:1235:G:O2'	2.40	0.53
22:YA:1728:G:N3	22:YA:1728:G:H5''	2.24	0.53
22:YA:676:A:H8	22:YA:2069:G:H21	1.56	0.53
22:YA:2168:G:N2	22:YA:2170:A:N7	2.56	0.53
22:YA:524:U:H2'	22:YA:525:U:H6	1.74	0.53
25:YE:119:ARG:HD3	25:YE:160:TYR:HB2	1.91	0.53
27:YG:125:PHE:C	27:YG:127:GLY:H	2.12	0.53
28:YH:128:PRO:CD	28:YH:129:THR:N	2.71	0.53
30:YN:19:GLU:HA	30:YN:59:LYS:HB2	1.91	0.53
31:YO:2:ILE:HD12	31:YO:2:ILE:N	2.23	0.53
32:YP:125:VAL:O	32:YP:145:PRO:HD2	2.08	0.53
32:YP:64:LYS:HG3	51:Y8:25:MET:SD	2.48	0.53
22:YA:2319:G:N7	35:YS:3:ARG:HB3	2.23	0.53
1:QA:1376:U:H2'	1:QA:1377:A:C8	2.44	0.53
1:QA:939:G:H5''	7:QG:102:ARG:NH1	2.23	0.53
1:QA:959:A:HO2'	1:QA:984:C:HO2'	1.55	0.53
2:QB:233:SER:OG	2:QB:234:PRO:HD2	2.09	0.53
2:QB:5:ILE:N	2:QB:5:ILE:HD13	2.24	0.53
2:QB:96:ARG:H	2:QB:96:ARG:CD	2.17	0.53
5:QE:36:ASP:OD1	5:QE:37:ARG:N	2.42	0.53
7:QG:95:ARG:CZ	7:QG:99:LEU:HD11	2.38	0.53
12:QL:47:LYS:HB3	12:QL:48:PRO:CD	2.38	0.53

*Continued on next page...*

*Continued from previous page...*

Atom-1	Atom-2	Interatomic distance (Å)	Clash overlap (Å)
45:R2:41:ILE:HD11	45:R2:44:LEU:HB2	1.90	0.53
47:R4:54:GLY:O	47:R4:71:ARG:HA	2.08	0.53
49:R6:25:LYS:HE2	49:R6:27:LYS:HE3	1.91	0.53
22:RA:1266:G:OP2	48:R5:20:ARG:NE	2.40	0.53
22:RA:2151:G:H2'	22:RA:2152:G:H8	1.74	0.53
22:RA:2723:C:OP1	34:RR:3:HIS:HD2	1.92	0.53
22:RA:2832:U:H4'	22:RA:2833:G:H5''	1.91	0.53
22:RA:704:G:H1'	22:RA:727:A:N6	2.24	0.53
22:RA:817:C:O2'	22:RA:839:U:H5''	2.09	0.53
24:RD:36:PRO:HA	24:RD:62:TYR:O	2.09	0.53
25:RE:14:ILE:HG23	25:RE:15:PHE:N	2.23	0.53
25:RE:25:VAL:HG11	36:RT:11:GLU:HG2	1.90	0.53
26:RF:129:PHE:O	26:RF:142:TRP:CD1	2.62	0.53
32:RP:79:ARG:HD3	32:RP:110:TYR:CE1	2.43	0.53
39:RW:8:ARG:HH11	39:RW:8:ARG:HG3	1.73	0.53
41:RY:95:LYS:HA	41:RY:101:LYS:H	1.72	0.53
22:RA:297:C:H5''	41:RY:85:VAL:CG2	2.37	0.53
41:RY:84:ARG:NH1	41:RY:97:ARG:HB2	2.11	0.53
1:XA:1024:G:H4'	1:XA:1024:G:OP1	2.08	0.53
1:XA:607:A:C2	16:XP:31:LYS:HB2	2.44	0.53
6:XF:78:GLU:OE2	6:XF:81:ILE:HD12	2.08	0.53
9:XI:113:LYS:HD3	9:XI:119:ALA:O	2.09	0.53
10:XJ:74:ILE:HD13	10:XJ:74:ILE:N	2.16	0.53
11:XK:125:PHE:N	11:XK:125:PHE:HD1	2.06	0.53
12:XL:32:PHE:HE1	12:XL:86:ARG:HG3	1.73	0.53
13:XM:7:VAL:HG21	27:YG:113:ARG:C	2.29	0.53
19:XS:64:GLU:C	47:Y4:55:ARG:NH1	2.62	0.53
44:Y1:20:ARG:NH1	44:Y1:20:ARG:HG2	2.24	0.53
47:Y4:56:VAL:HA	47:Y4:60:GLN:CB	2.28	0.53
49:Y6:9:LEU:HD13	49:Y6:26:ASN:ND2	2.24	0.53
49:Y6:7:ILE:CG1	49:Y6:8:LYS:H	2.07	0.53
40:YX:60:ARG:NH1	50:Y7:47:ARG:HH22	2.07	0.53
22:YA:1407:C:H42	22:YA:1595:G:H1	1.56	0.53
24:YD:77:ALA:HB2	24:YD:97:TYR:CG	2.44	0.53
26:YF:116:ASP:OD1	26:YF:119:ARG:NH2	2.41	0.53
30:YN:134:ARG:N	30:YN:135:PRO:CD	2.58	0.53
30:YN:22:THR:CG2	30:YN:23:LEU:N	2.61	0.53
34:YR:1:MET:O	34:YR:2:ARG:HG3	2.08	0.53
34:YR:67:LEU:HD13	34:YR:76:VAL:CG2	2.27	0.53
35:YS:56:LEU:O	35:YS:58:LEU:HD22	2.09	0.53
38:YV:48:GLY:O	38:YV:49:THR:O	2.26	0.53

*Continued on next page...*



*Continued from previous page...*

Atom-1	Atom-2	Interatomic distance (Å)	Clash overlap (Å)
39:YW:43:GLY:O	39:YW:44:ALA:C	2.46	0.53
1:QA:677:U:H3	1:QA:713:G:H1	1.57	0.53
1:QA:911:U:H2'	1:QA:912:C:C6	2.44	0.53
2:QB:206:ASP:O	2:QB:207:ALA:HB3	2.08	0.53
18:QR:29:PHE:N	18:QR:29:PHE:CD2	2.76	0.53
1:QA:1014:A:H4'	19:QS:14:HIS:CD2	2.43	0.53
20:QT:30:LYS:HE2	20:QT:72:LEU:HD12	1.91	0.53
47:R4:47:GLN:O	47:R4:48:ARG:HB2	2.07	0.53
48:R5:55:ARG:HG3	48:R5:57:VAL:H	1.74	0.53
51:R8:52:LYS:N	51:R8:53:PRO:HD2	2.22	0.53
22:RA:935:C:H2'	22:RA:936:C:C6	2.44	0.53
27:RG:125:PHE:C	27:RG:127:GLY:H	2.12	0.53
28:RH:126:PRO:HD2	28:RH:127:GLU:H	1.72	0.53
38:RV:48:GLY:O	38:RV:49:THR:O	2.26	0.53
39:RW:14:PRO:O	39:RW:17:VAL:N	2.42	0.53
1:XA:738:C:H5''	6:XF:69:GLU:HB2	1.90	0.53
2:XB:206:ASP:O	2:XB:207:ALA:HB3	2.08	0.53
2:XB:75:LYS:C	2:XB:75:LYS:HD3	2.29	0.53
15:XO:26:GLU:HA	15:XO:81:LEU:HD22	1.90	0.53
15:XO:62:GLN:N	15:XO:65:ARG:HH12	2.06	0.53
45:Y2:50:ILE:CD1	45:Y2:51:ARG:N	2.60	0.53
49:Y6:25:LYS:HE2	49:Y6:27:LYS:HE3	1.91	0.53
22:YA:2756:U:OP2	52:Y9:19:ARG:NH2	2.41	0.53
22:YA:848:G:H2'	22:YA:849:A:C8	2.43	0.53
24:YD:25:THR:CG2	24:YD:81:ALA:HB1	2.38	0.53
25:YE:64:LYS:C	25:YE:66:HIS:H	2.11	0.53
28:YH:139:GLN:O	28:YH:143:GLN:HB2	2.09	0.53
35:YS:10:ARG:O	35:YS:14:VAL:HG12	2.09	0.53
36:YT:34:VAL:CG1	36:YT:36:GLU:HG2	2.39	0.53
37:YU:92:ARG:NH2	37:YU:94:ASN:HD22	2.07	0.53
38:YV:38:LEU:HD13	38:YV:55:ALA:HB3	1.91	0.53
1:QA:642:A:N3	8:QH:113:SER:OG	2.37	0.53
2:QB:200:ILE:HG22	2:QB:201:ILE:N	2.24	0.53
4:QD:108:LEU:HD11	4:QD:174:LEU:CD2	2.37	0.53
4:QD:120:LEU:HD22	4:QD:125:HIS:CB	2.38	0.53
4:QD:172:PRO:HB2	4:QD:193:ASP:OD2	2.08	0.53
4:QD:206:PHE:HD2	4:QD:207:TYR:CD1	2.27	0.53
6:QF:75:LEU:HD23	6:QF:79:LEU:HG	1.91	0.53
9:QI:47:LEU:HB3	9:QI:50:LEU:HD12	1.90	0.53
15:QO:6:GLU:H	15:QO:6:GLU:CD	2.12	0.53
19:QS:29:ARG:HD3	19:QS:30:LEU:HD13	1.91	0.53

*Continued on next page...*

*Continued from previous page...*

Atom-1	Atom-2	Interatomic distance (Å)	Clash overlap (Å)
44:R1:85:LEU:HA	44:R1:87:PRO:HD2	1.91	0.53
22:RA:2306:C:H3'	22:RA:2307:G:H5''	1.90	0.53
22:RA:2314:C:OP1	27:RG:91:ARG:NH1	2.41	0.53
22:RA:2347:C:OP1	49:R6:39:TYR:HE2	1.92	0.53
22:RA:582:G:H2'	22:RA:583:G:H8	1.73	0.53
24:RD:43:ARG:NH1	24:RD:44:ASN:OD1	2.42	0.53
28:RH:40:GLU:O	28:RH:41:MET:HB2	2.08	0.53
29:RI:113:ARG:HG3	29:RI:131:LYS:NZ	2.24	0.53
29:RI:69:LYS:HG3	29:RI:136:VAL:HB	1.90	0.53
32:RP:125:VAL:O	32:RP:125:VAL:HG13	2.09	0.53
36:RT:55:ASN:O	36:RT:57:PHE:O	2.26	0.53
38:RV:51:VAL:CG1	38:RV:52:VAL:H	2.22	0.53
1:XA:1297:C:HO2'	1:XA:1298:C:C5'	2.21	0.53
1:XA:582:U:H2'	1:XA:583:A:C8	2.44	0.53
2:XB:9:GLU:N	2:XB:9:GLU:OE2	2.42	0.53
3:XC:134:ILE:CG2	3:XC:168:ALA:HB3	2.40	0.53
3:XC:51:GLY:O	3:XC:70:VAL:HG13	2.09	0.53
3:XC:78:GLY:HA3	3:XC:83:ARG:CB	2.38	0.53
5:XE:12:LEU:O	5:XE:13:ILE:HD12	2.08	0.53
5:XE:140:ARG:NH1	5:XE:140:ARG:HB2	2.23	0.53
6:XF:69:GLU:C	6:XF:71:ARG:H	2.13	0.53
1:XA:1346:A:N6	7:XG:10:ARG:HD2	2.25	0.53
2:XB:178:ARG:CD	8:XH:71:GLY:C	2.78	0.53
1:XA:1147:C:O2	9:XI:16:ARG:NH1	2.41	0.53
9:XI:4:TYR:CE2	9:XI:88:TYR:HB2	2.44	0.53
11:XK:124:LYS:O	11:XK:126:ARG:N	2.39	0.53
14:XN:7:ILE:CG1	14:XN:8:GLU:N	2.72	0.53
15:XO:7:GLU:O	15:XO:11:VAL:HG23	2.08	0.53
15:XO:6:GLU:H	15:XO:6:GLU:CD	2.12	0.53
19:XS:11:VAL:O	19:XS:11:VAL:HG13	2.09	0.53
27:YG:111:LEU:HB2	47:Y4:38:LYS:HZ3	1.72	0.53
22:YA:2432:A:C8	44:Y1:33:LYS:HE2	2.44	0.53
26:YF:9:ILE:HD11	26:YF:125:LEU:CG	2.36	0.53
30:YN:131:GLN:CG	30:YN:132:ALA:H	2.20	0.53
32:YP:125:VAL:O	32:YP:125:VAL:HG13	2.09	0.53
34:YR:56:LYS:C	34:YR:58:GLY:N	2.61	0.53
36:YT:3:ARG:HG3	36:YT:7:ILE:CG1	2.36	0.53
37:YU:39:LEU:O	37:YU:40:PHE:C	2.48	0.53
38:YV:35:LEU:HD21	38:YV:57:VAL:CG2	2.30	0.53
38:YV:7:THR:CG2	38:YV:22:VAL:HG11	2.39	0.53
39:YW:1:MET:HE2	39:YW:2:GLU:H	1.74	0.53

*Continued on next page...*

*Continued from previous page...*

Atom-1	Atom-2	Interatomic distance (Å)	Clash overlap (Å)
40:YX:53:LYS:NZ	40:YX:55:ASN:HD21	2.06	0.53
42:YZ:121:HIS:ND1	42:YZ:123:ASP:O	2.41	0.53
1:QA:21:G:H2'	1:QA:22:G:C8	2.44	0.52
13:QM:73:GLU:O	13:QM:76:ALA:N	2.42	0.52
15:QO:26:GLU:HA	15:QO:81:LEU:HD22	1.90	0.52
16:QP:1:MET:SD	16:QP:3:LYS:HE3	2.49	0.52
17:QQ:65:ILE:H	17:QQ:65:ILE:HD12	1.74	0.52
18:QR:44:LEU:HD12	18:QR:44:LEU:N	2.24	0.52
21:QU:14:TRP:CZ3	21:QU:15:ARG:HD3	2.43	0.52
47:R4:49:PHE:CD1	47:R4:49:PHE:N	2.76	0.52
22:RA:1484:G:H2'	22:RA:1485:G:H5''	1.91	0.52
22:RA:2784:C:H5''	25:RE:41:LYS:NZ	2.24	0.52
22:RA:1818:U:C2'	24:RD:157:ARG:HG3	2.39	0.52
35:RS:106:ARG:HA	35:RS:110:LEU:CG	2.39	0.52
1:XA:1347:G:HO2'	1:XA:1348:U:H6	1.57	0.52
1:XA:1511:G:H2'	1:XA:1512:U:O4'	2.09	0.52
1:XA:292:G:N7	1:XA:293:G:H1'	2.23	0.52
1:XA:58:C:O2'	1:XA:388:G:N7	2.35	0.52
3:XC:48:TYR:O	3:XC:51:GLY:N	2.41	0.52
6:XF:75:LEU:HD21	6:XF:79:LEU:HD11	1.91	0.52
8:XH:87:SER:HA	8:XH:93:VAL:HG23	1.91	0.52
10:XJ:39:PRO:HB3	10:XJ:70:ARG:NH1	2.23	0.52
16:XP:75:ARG:C	16:XP:77:ALA:H	2.12	0.52
18:XR:36:ASN:ND2	18:XR:36:ASN:O	2.32	0.52
19:XS:27:GLU:O	19:XS:28:LYS:CG	2.53	0.52
19:XS:29:ARG:HD3	19:XS:30:LEU:HD13	1.91	0.52
49:Y6:14:THR:OG1	49:Y6:19:ARG:NE	2.41	0.52
22:YA:2349:G:OP2	51:Y8:42:ARG:HD3	2.10	0.52
22:YA:1026:U:H1'	22:YA:1027:A:O5'	2.09	0.52
22:YA:1824:G:OP1	24:YD:52:ARG:HD3	2.08	0.52
22:YA:270(U):C:H2'	22:YA:270(V):G:H8	1.74	0.52
22:YA:612:G:O2'	22:YA:616:A:N1	2.32	0.52
22:YA:628:G:H2'	22:YA:629:G:C8	2.44	0.52
25:YE:7:VAL:O	25:YE:196:VAL:HG13	2.09	0.52
26:YF:140:LEU:O	26:YF:143:ALA:HB3	2.09	0.52
26:YF:129:PHE:O	26:YF:142:TRP:CD1	2.62	0.52
26:YF:34:TRP:CH2	32:YP:8:PRO:HB3	2.43	0.52
27:YG:16:ARG:HH11	27:YG:16:ARG:HG2	1.74	0.52
28:YH:2:SER:O	28:YH:3:ARG:C	2.47	0.52
28:YH:76:VAL:C	28:YH:78:GLY:H	2.13	0.52
32:YP:147:LEU:O	32:YP:148:LEU:CB	2.57	0.52

*Continued on next page...*

*Continued from previous page...*

Atom-1	Atom-2	Interatomic distance (Å)	Clash overlap (Å)
33:YQ:29:PHE:HB3	33:YQ:65:PHE:CZ	2.44	0.52
34:YR:70:LEU:O	34:YR:72:ASP:N	2.43	0.52
39:YW:38:TYR:OH	48:Y5:47:PRO:HG3	2.08	0.52
22:YA:483:A:C5'	41:YY:49:VAL:HG13	2.39	0.52
22:YA:2553:G:N2	56:Z8:76:PPU:H2	2.24	0.52
2:QB:102:LEU:HB3	2:QB:180:LEU:HD12	1.90	0.52
8:QH:87:SER:HA	8:QH:93:VAL:HG23	1.91	0.52
9:QI:53:VAL:CB	9:QI:95:LYS:HE3	2.36	0.52
13:QM:87:TYR:CE1	13:QM:91:ARG:HD3	2.44	0.52
3:QC:29:TYR:OH	14:QN:54:PRO:HD2	2.09	0.52
53:QV:15:G:H22	53:QV:48:C:H42	1.57	0.52
46:R3:9:VAL:HG12	46:R3:32:GLN:HE22	1.74	0.52
22:RA:2327:A:H2'	22:RA:2328:A:C8	2.44	0.52
22:RA:928:G:O2'	46:R3:43:ILE:HD11	2.09	0.52
24:RD:155:LEU:CD1	24:RD:155:LEU:N	2.71	0.52
25:RE:61:ARG:O	25:RE:63:LEU:N	2.42	0.52
26:RF:192:LEU:HD21	26:RF:194:MET:HE2	1.90	0.52
28:RH:44:VAL:O	28:RH:44:VAL:CG2	2.57	0.52
30:RN:12:ARG:NH1	30:RN:50:ASP:OD2	2.40	0.52
30:RN:94:HIS:O	30:RN:95:PRO:O	2.27	0.52
33:RQ:76:LYS:O	33:RQ:88:GLY:HA3	2.09	0.52
35:RS:56:LEU:O	35:RS:58:LEU:HD22	2.09	0.52
35:RS:83:LYS:O	35:RS:109:GLY:CA	2.46	0.52
35:RS:89:ARG:HG2	35:RS:89:ARG:HH11	1.74	0.52
36:RT:100:TYR:HB3	36:RT:103:ARG:NH1	2.25	0.52
36:RT:110:ILE:HG23	36:RT:111:ARG:N	2.24	0.52
36:RT:14:TYR:CD1	36:RT:14:TYR:N	2.77	0.52
1:XA:1067:A:N1	1:XA:1108:G:O2'	2.41	0.52
1:XA:360:A:H2'	1:XA:361:G:C8	2.44	0.52
1:XA:880:C:OP1	12:XL:8:ASN:ND2	2.42	0.52
2:XB:92:TYR:CE1	2:XB:151:GLY:HA3	2.45	0.52
2:XB:188:ALA:HB3	2:XB:200:ILE:CG2	2.40	0.52
4:XD:206:PHE:HD2	4:XD:207:TYR:CD1	2.27	0.52
8:XH:100:ILE:CB	8:XH:125:ARG:HH12	2.21	0.52
13:XM:87:TYR:CE1	13:XM:91:ARG:HD3	2.44	0.52
46:Y3:6:VAL:HG12	46:Y3:56:VAL:HG22	1.92	0.52
22:YA:1109:C:O2'	22:YA:1110:G:OP1	2.26	0.52
22:YA:2552:U:H2'	22:YA:2554:U:OP2	2.10	0.52
22:YA:685:A:OP1	50:Y7:11:LYS:NZ	2.36	0.52
24:YD:35:LYS:HD3	24:YD:63:ARG:CA	2.39	0.52
25:YE:39:PRO:HG2	25:YE:40:GLU:OE1	2.09	0.52

*Continued on next page...*

*Continued from previous page...*

Atom-1	Atom-2	Interatomic distance (Å)	Clash overlap (Å)
26:YF:192:LEU:HD21	26:YF:194:MET:HE2	1.91	0.52
28:YH:121:ILE:HG12	28:YH:135:GLY:HA3	1.91	0.52
28:YH:44:VAL:CG2	28:YH:44:VAL:O	2.58	0.52
32:YP:37:GLY:HA2	32:YP:41:ARG:NE	2.23	0.52
22:YA:1278:A:OP1	34:YR:36:THR:HG22	2.09	0.52
36:YT:94:ALA:O	36:YT:95:ARG:HB3	2.09	0.52
39:YW:25:ARG:HH11	39:YW:25:ARG:HB2	1.74	0.52
39:YW:7:ALA:HB2	39:YW:50:VAL:CG2	2.40	0.52
3:QC:134:ILE:CG2	3:QC:168:ALA:HB3	2.39	0.52
3:QC:140:ARG:HG3	3:QC:140:ARG:HH11	1.75	0.52
4:QD:176:LEU:HD12	4:QD:182:LYS:O	2.10	0.52
4:QD:13:ARG:HB3	4:QD:33:MET:HE2	1.92	0.52
6:QF:89:MET:HG2	6:QF:89:MET:O	2.09	0.52
7:QG:89:MET:CE	7:QG:156:TRP:H	2.22	0.52
9:QI:113:LYS:HD3	9:QI:119:ALA:O	2.09	0.52
11:QK:91:ARG:NH2	18:QR:88:LYS:NZ	2.57	0.52
19:QS:11:VAL:O	19:QS:11:VAL:HG13	2.10	0.52
19:QS:65:ASN:H	19:QS:65:ASN:ND2	2.08	0.52
22:RA:2232:U:P	44:R1:40:ARG:HH12	2.31	0.52
47:R4:48:ARG:CZ	47:R4:51:ASP:HA	2.40	0.52
22:RA:942:G:O2'	22:RA:1189:A:N3	2.40	0.52
22:RA:186:G:H2'	22:RA:187:G:C8	2.44	0.52
22:RA:2867:G:O2'	22:RA:2868:A:H8	1.91	0.52
22:RA:273:G:H1	22:RA:364:C:H42	1.57	0.52
22:RA:617:G:OP1	26:RF:40:GLN:NE2	2.40	0.52
25:RE:7:VAL:O	25:RE:196:VAL:HG13	2.09	0.52
26:RF:125:LEU:HA	26:RF:194:MET:O	2.10	0.52
28:RH:12:PRO:HG3	28:RH:48:GLY:O	2.09	0.52
28:RH:76:VAL:C	28:RH:78:GLY:H	2.13	0.52
32:RP:92:GLU:HA	32:RP:123:LEU:CD2	2.38	0.52
33:RQ:29:PHE:HB3	33:RQ:65:PHE:CZ	2.44	0.52
34:RR:33:ARG:NH2	48:R5:55:ARG:CG	2.66	0.52
1:XA:1296:C:H3'	1:XA:1297:C:H6	1.75	0.52
3:XC:173:VAL:O	3:XC:173:VAL:HG12	2.08	0.52
7:XG:106:GLN:O	7:XG:110:GLN:HG3	2.10	0.52
18:XR:25:THR:C	18:XR:26:LEU:HD23	2.29	0.52
47:Y4:15:ILE:H	47:Y4:15:ILE:HD13	1.73	0.52
47:Y4:40:HIS:N	47:Y4:41:PRO:CD	2.73	0.52
22:YA:1026:U:H4'	22:YA:1027:A:OP1	2.09	0.52
22:YA:1796:U:H2'	22:YA:1797:C:C6	2.43	0.52
1:XA:1493:A:H2'	22:YA:1913:A:N1	2.24	0.52

*Continued on next page...*

*Continued from previous page...*

Atom-1	Atom-2	Interatomic distance (Å)	Clash overlap (Å)
22:YA:2857:G:N2	22:YA:2859:G:H3'	2.25	0.52
22:YA:594:U:H5'	51:Y8:61:LEU:CD2	2.39	0.52
24:YD:155:LEU:CD1	24:YD:155:LEU:N	2.71	0.52
25:YE:137:HIS:HB3	25:YE:138:PRO:CD	2.37	0.52
25:YE:7:VAL:CG2	25:YE:8:LYS:H	2.10	0.52
26:YF:162:LEU:HD23	26:YF:165:ARG:NH2	2.25	0.52
27:YG:179:PRO:HG3	47:Y4:38:LYS:HZ1	1.74	0.52
28:YH:89:ILE:CG1	28:YH:89:ILE:O	2.57	0.52
30:YN:109:LYS:H	30:YN:109:LYS:HD2	1.74	0.52
30:YN:57:ALA:O	30:YN:58:ASP:HB3	2.09	0.52
39:YW:8:ARG:HH11	39:YW:8:ARG:HG3	1.73	0.52
41:YY:61:ILE:HG23	41:YY:62:GLU:N	2.24	0.52
22:YA:2451:A:N1	56:Z8:76:PPU:HE2	2.24	0.52
1:QA:35:G:H2'	1:QA:36:C:C6	2.44	0.52
1:QA:997:U:H2'	1:QA:998:G:C8	2.45	0.52
2:QB:188:ALA:HB3	2:QB:200:ILE:CG2	2.40	0.52
1:QA:1348:U:H4'	9:QI:120:ARG:HD2	1.90	0.52
15:QO:62:GLN:N	15:QO:65:ARG:HH12	2.06	0.52
44:R1:20:ARG:NH1	44:R1:20:ARG:HG2	2.24	0.52
46:R3:21:ALA:O	46:R3:25:ALA:N	2.41	0.52
22:RA:1005:C:O2'	30:RN:28:THR:HG21	2.09	0.52
22:RA:1258:C:H2'	22:RA:1259:G:H8	1.75	0.52
22:RA:1434:A:H61	22:RA:1558:A:N6	2.07	0.52
22:RA:1833:U:O2'	22:RA:1969:A:N1	2.29	0.52
22:RA:2277:G:OP1	33:RQ:85:LYS:HB2	2.09	0.52
22:RA:2537:U:H2'	22:RA:2538:C:C6	2.45	0.52
22:RA:29:U:H2'	22:RA:30:G:C8	2.44	0.52
22:RA:512:G:HO2'	22:RA:513:A:P	2.31	0.52
24:RD:77:ALA:HB2	24:RD:97:TYR:CG	2.44	0.52
26:RF:140:LEU:O	26:RF:143:ALA:HB3	2.09	0.52
27:RG:124:SER:HB2	27:RG:131:TYR:CE1	2.44	0.52
27:RG:16:ARG:HH11	27:RG:16:ARG:HG2	1.74	0.52
30:RN:7:LYS:HD3	30:RN:9:VAL:CA	2.38	0.52
35:RS:86:ALA:O	35:RS:87:PHE:HB3	2.10	0.52
37:RU:88:ILE:CD1	37:RU:88:ILE:H	2.05	0.52
1:XA:1095:U:OP2	1:XA:1108:G:N1	2.37	0.52
1:XA:1349:A:OP2	9:XI:118:LYS:NZ	2.41	0.52
1:XA:1405:G:OP2	58:XA:1673:PAR:O34	2.24	0.52
2:XB:232:PRO:O	2:XB:233:SER:O	2.27	0.52
6:XF:86:ARG:O	6:XF:87:ARG:CG	2.50	0.52
1:XA:1199:U:H4'	10:XJ:54:PHE:CE2	2.44	0.52

*Continued on next page...*

*Continued from previous page...*

Atom-1	Atom-2	Interatomic distance (Å)	Clash overlap (Å)
10:XJ:6:ILE:CG2	10:XJ:98:ILE:HG13	2.21	0.52
16:XP:34:GLU:OE1	16:XP:55:ARG:HD3	2.10	0.52
44:Y1:4:VAL:HG22	44:Y1:5:CYS:N	2.25	0.52
22:YA:2420:C:N4	51:Y8:30:ARG:HD2	2.24	0.52
24:YD:233:HIS:N	24:YD:233:HIS:CD2	2.75	0.52
24:YD:36:PRO:HA	24:YD:62:TYR:O	2.09	0.52
24:YD:66:ASP:OD2	24:YD:69:ARG:HG2	2.09	0.52
28:YH:24:VAL:O	28:YH:24:VAL:HG23	2.09	0.52
1:QA:738:C:H5''	6:QF:69:GLU:HB2	1.91	0.52
1:QA:778:G:H2'	1:QA:779:C:O4'	2.09	0.52
2:QB:9:GLU:N	2:QB:9:GLU:OE2	2.42	0.52
8:QH:100:ILE:CB	8:QH:125:ARG:HH12	2.21	0.52
10:QJ:4:ILE:HB	10:QJ:74:ILE:CD1	2.37	0.52
47:R4:63:TYR:C	47:R4:65:ASP:N	2.61	0.52
22:RA:1049:C:H2'	22:RA:1050:A:H5''	1.91	0.52
22:RA:1303:G:H1'	22:RA:1641:A:N1	2.25	0.52
22:RA:631:A:H2'	22:RA:632:A:O4'	2.09	0.52
24:RD:210:GLY:O	24:RD:213:ARG:N	2.43	0.52
25:RE:55:ASN:C	25:RE:57:LYS:N	2.62	0.52
36:RT:23:ARG:HG2	36:RT:120:ARG:HH12	1.75	0.52
36:RT:94:ALA:O	36:RT:95:ARG:HB3	2.09	0.52
38:RV:34:GLU:O	38:RV:36:PRO:HD3	2.09	0.52
1:XA:522:C:H2'	1:XA:523:A:O4'	2.10	0.52
1:XA:790:A:N6	1:XA:791:G:N1	2.57	0.52
2:XB:233:SER:OG	2:XB:234:PRO:HD2	2.09	0.52
5:XE:36:ASP:OD1	5:XE:37:ARG:N	2.42	0.52
11:XK:91:ARG:NH2	18:XR:88:LYS:NZ	2.57	0.52
13:XM:73:GLU:O	13:XM:76:ALA:N	2.42	0.52
16:XP:4:ILE:N	16:XP:4:ILE:HD12	2.23	0.52
45:Y2:7:ARG:NH1	45:Y2:7:ARG:HG3	2.25	0.52
47:Y4:54:GLY:O	47:Y4:71:ARG:HA	2.08	0.52
51:Y8:61:LEU:O	51:Y8:62:LEU:CB	2.57	0.52
22:YA:1543:A:HO2'	22:YA:1544:C:P	2.32	0.52
22:YA:2159:G:H2'	22:YA:2160:G:C8	2.44	0.52
22:YA:656:G:H2'	22:YA:657:U:O4'	2.10	0.52
27:YG:124:SER:HB2	27:YG:131:TYR:CE1	2.44	0.52
30:YN:103:VAL:O	30:YN:106:MET:N	2.42	0.52
30:YN:114:ARG:C	30:YN:116:LEU:H	2.13	0.52
31:YO:79:PHE:CD2	36:YT:72:VAL:HG22	2.45	0.52
34:YR:53:HIS:HA	34:YR:56:LYS:HD3	1.90	0.52
36:YT:100:TYR:HB3	36:YT:103:ARG:NH1	2.25	0.52

*Continued on next page...*

*Continued from previous page...*

Atom-1	Atom-2	Interatomic distance (Å)	Clash overlap (Å)
38:YV:34:GLU:O	38:YV:36:PRO:HD3	2.10	0.52
22:YA:2012:G:H4'	39:YW:96:ILE:HD11	1.91	0.52
41:YY:91:GLU:HG3	41:YY:92:ASN:N	2.25	0.52
1:QA:1049:U:HO2'	14:QN:2:ALA:N	2.06	0.52
1:QA:665:A:H2'	1:QA:725:G:N2	2.25	0.52
2:QB:92:TYR:CE1	2:QB:151:GLY:HA3	2.45	0.52
4:QD:106:TYR:CE1	4:QD:112:VAL:O	2.62	0.52
4:QD:31:CYS:O	4:QD:32:ALA:HB3	2.10	0.52
12:QL:127:GLU:O	12:QL:128:ALA:HB3	2.10	0.52
44:R1:4:VAL:HG22	44:R1:5:CYS:N	2.25	0.52
46:R3:7:LYS:HE2	46:R3:32:GLN:NE2	2.25	0.52
46:R3:56:VAL:CG1	46:R3:57:GLU:H	2.20	0.52
22:RA:210:C:OP2	50:R7:29:LYS:NZ	2.43	0.52
22:RA:134:C:H2'	22:RA:135:G:C8	2.45	0.52
22:RA:1449:A:O2'	22:RA:1530:G:N2	2.33	0.52
22:RA:1678:G:N2	22:RA:1989:G:N2	2.57	0.52
22:RA:2210:G:H3'	22:RA:2211:G:C8	2.43	0.52
22:RA:2698:U:H2'	22:RA:2699:C:C6	2.44	0.52
24:RD:133:LEU:HG	24:RD:189:CYS:O	2.10	0.52
25:RE:39:PRO:HG2	25:RE:40:GLU:OE1	2.09	0.52
30:RN:103:VAL:O	30:RN:106:MET:N	2.42	0.52
30:RN:112:LEU:HD23	30:RN:112:LEU:C	2.30	0.52
30:RN:57:ALA:O	30:RN:58:ASP:HB3	2.09	0.52
35:RS:95:HIS:CG	35:RS:96:GLY:N	2.77	0.52
37:RU:92:ARG:NH2	37:RU:94:ASN:HD22	2.07	0.52
1:XA:437:U:H2'	1:XA:438:G:O4'	2.08	0.52
1:XA:606:G:N2	1:XA:631:G:H8	2.07	0.52
2:XB:200:ILE:HG22	2:XB:201:ILE:N	2.24	0.52
2:XB:87:ARG:HH11	2:XB:223:ILE:HD12	1.73	0.52
2:XB:80:ILE:HD11	2:XB:208:ILE:CG2	2.23	0.52
3:XC:112:SER:HB3	3:XC:115:LEU:HD12	1.92	0.52
4:XD:176:LEU:HD12	4:XD:182:LYS:O	2.10	0.52
10:XJ:4:ILE:HB	10:XJ:74:ILE:CD1	2.36	0.52
1:XA:1202:G:H1'	14:XN:29:ARG:HD2	1.91	0.52
16:XP:1:MET:SD	16:XP:3:LYS:HE3	2.49	0.52
19:XS:3:ARG:HG3	19:XS:4:SER:N	2.24	0.52
19:XS:65:ASN:ND2	19:XS:65:ASN:H	2.08	0.52
47:Y4:48:ARG:CZ	47:Y4:51:ASP:HA	2.40	0.52
49:Y6:30:THR:HG23	49:Y6:30:THR:O	2.09	0.52
22:YA:1479:G:N7	22:YA:1510:A:N6	2.56	0.52
22:YA:1952:A:OP1	31:YO:44:LYS:NZ	2.26	0.52

*Continued on next page...*



*Continued from previous page...*

Atom-1	Atom-2	Interatomic distance (Å)	Clash overlap (Å)
22:YA:2748:A:C4	22:YA:2757:A:C6	2.98	0.52
30:YN:112:LEU:C	30:YN:112:LEU:HD23	2.30	0.52
31:YO:113:LYS:HG2	31:YO:117:LEU:CD1	2.38	0.52
34:YR:52:ILE:CG2	34:YR:94:TYR:HD1	2.22	0.52
35:YS:25:ARG:HH11	35:YS:25:ARG:CB	2.22	0.52
35:YS:62:LYS:HB3	35:YS:97:ARG:CD	2.39	0.52
36:YT:23:ARG:HG2	36:YT:120:ARG:HH12	1.75	0.52
1:QA:1059:C:H2'	1:QA:1060:C:H6	1.74	0.52
1:QA:1114:C:H1'	14:QN:60:SER:HB2	1.90	0.52
4:QD:10:ARG:O	4:QD:14:ARG:HB2	2.09	0.52
13:QM:81:LEU:HD13	13:QM:88:ARG:HD2	1.91	0.52
16:QP:34:GLU:OE1	16:QP:55:ARG:HD3	2.10	0.52
19:QS:50:ALA:CB	19:QS:57:HIS:HB3	2.37	0.52
52:R9:27:CYS:SG	52:R9:28:GLU:N	2.83	0.52
22:RA:1288:U:OP1	22:RA:1289:C:N4	2.34	0.52
22:RA:2106:G:H1	22:RA:2183:C:H42	1.57	0.52
22:RA:2593:U:H2'	22:RA:2594:C:H6	1.74	0.52
22:RA:608:A:H2'	22:RA:609:A:C8	2.45	0.52
24:RD:134:ARG:HB2	24:RD:135:PHE:HD2	1.75	0.52
24:RD:35:LYS:HG2	24:RD:64:ILE:HG22	1.92	0.52
25:RE:116:VAL:HG22	25:RE:122:PHE:HB2	1.91	0.52
28:RH:121:ILE:HG12	28:RH:135:GLY:HA3	1.91	0.52
28:RH:24:VAL:O	28:RH:24:VAL:HG23	2.10	0.52
32:RP:13:ASN:O	32:RP:14:LYS:C	2.48	0.52
34:RR:56:LYS:C	34:RR:58:GLY:N	2.62	0.52
36:RT:16:ARG:HD3	36:RT:19:LEU:HG	1.92	0.52
1:XA:537:G:H5''	12:XL:113:ARG:NH1	2.24	0.52
1:XA:951:G:OP2	13:XM:102:ARG:NH2	2.43	0.52
3:XC:140:ARG:HH11	3:XC:140:ARG:HG3	1.75	0.52
9:XI:13:ALA:HB2	9:XI:68:GLY:HA3	1.91	0.52
13:XM:34:LEU:HD12	13:XM:41:PRO:HG3	1.92	0.52
13:XM:92:HIS:CD2	13:XM:98:VAL:HG21	2.43	0.52
17:XQ:62:SER:HB3	17:XQ:72:ARG:HH21	1.72	0.52
46:Y3:9:VAL:HG12	46:Y3:32:GLN:HE22	1.74	0.52
50:Y7:38:GLY:O	50:Y7:39:ARG:C	2.48	0.52
22:YA:2361:A:P	51:Y8:27:THR:HG1	2.32	0.52
22:YA:242:G:H5''	51:Y8:3:LYS:HE3	1.91	0.52
22:YA:1196:C:HO2'	22:YA:1228:G:HO2'	1.48	0.52
22:YA:1268:A:H2'	22:YA:1269:A:O4'	2.10	0.52
22:YA:1438:U:H2'	22:YA:1439:A:C8	2.45	0.52
22:YA:1825:A:H2'	22:YA:1826:G:C8	2.45	0.52

*Continued on next page...*

*Continued from previous page...*

Atom-1	Atom-2	Interatomic distance (Å)	Clash overlap (Å)
22:YA:279:C:H42	22:YA:361:G:H1	1.58	0.52
22:YA:811:U:O2	22:YA:1250:G:H3'	2.10	0.52
24:YD:174:ILE:CD1	24:YD:174:ILE:N	2.73	0.52
25:YE:176:ILE:HG22	25:YE:176:ILE:O	2.10	0.52
30:YN:12:ARG:NH1	30:YN:50:ASP:OD1	2.43	0.52
30:YN:7:LYS:HD3	30:YN:9:VAL:N	2.25	0.52
31:YO:2:ILE:CD1	31:YO:82:ASN:HD22	2.14	0.52
36:YT:99:LEU:HB2	36:YT:101:PHE:CE1	2.45	0.52
39:YW:9:TYR:CD2	39:YW:102:HIS:HE1	2.28	0.52
42:YZ:72:ARG:NH2	42:YZ:97:GLU:HB2	2.24	0.52
1:QA:396:G:O2'	1:QA:398:C:OP1	2.15	0.52
1:QA:539:A:H2'	1:QA:540:G:H8	1.75	0.52
2:QB:232:PRO:O	2:QB:233:SER:O	2.27	0.52
3:QC:22:TRP:CZ3	3:QC:32:LEU:HD12	2.45	0.52
4:QD:29:PRO:CG	4:QD:30:LYS:NZ	2.73	0.52
6:QF:10:LEU:HD13	6:QF:61:LEU:HD11	1.92	0.52
10:QJ:39:PRO:HB3	10:QJ:70:ARG:NH1	2.23	0.52
20:QT:89:ARG:HH22	20:QT:106:ALA:HB2	1.75	0.52
44:R1:76:ARG:NH1	44:R1:76:ARG:HG2	2.19	0.52
46:R3:6:VAL:HG12	46:R3:56:VAL:HG22	1.91	0.52
47:R4:50:VAL:O	47:R4:51:ASP:C	2.48	0.52
47:R4:54:GLY:HA2	47:R4:57:GLU:HG2	1.92	0.52
50:R7:38:GLY:O	50:R7:39:ARG:C	2.48	0.52
22:RA:1250:G:OP2	32:RP:21:ARG:HD3	2.10	0.52
22:RA:1681:G:O2'	22:RA:1762:A:O2'	2.26	0.52
22:RA:2517:C:N3	22:RA:2542:A:N6	2.57	0.52
22:RA:49:A:H5''	22:RA:50:U:H3'	1.92	0.52
24:RD:35:LYS:HD3	24:RD:63:ARG:CA	2.39	0.52
24:RD:66:ASP:OD2	24:RD:69:ARG:HG2	2.09	0.52
25:RE:170:LEU:CD2	25:RE:185:LYS:HB2	2.40	0.52
22:RA:1257:C:H5'	26:RF:75:HIS:CE1	2.45	0.52
27:RG:97:ASP:N	27:RG:100:TRP:HD1	2.05	0.52
28:RH:2:SER:O	28:RH:3:ARG:C	2.47	0.52
28:RH:4:ILE:O	28:RH:6:ARG:N	2.43	0.52
30:RN:114:ARG:C	30:RN:116:LEU:H	2.13	0.52
38:RV:41:GLY:HA3	38:RV:46:VAL:CG1	2.38	0.52
1:XA:17:U:H2'	1:XA:18:C:C6	2.45	0.52
1:XA:35:G:C2	1:XA:550:G:C2	2.97	0.52
1:XA:89:U:O2'	1:XA:90:C:OP1	2.27	0.52
4:XD:155:LEU:O	4:XD:159:ARG:HG2	2.10	0.52
4:XD:26:CYS:HB3	4:XD:31:CYS:SG	2.49	0.52

*Continued on next page...*

*Continued from previous page...*

Atom-1	Atom-2	Interatomic distance (Å)	Clash overlap (Å)
8:XH:102:ARG:NH1	8:XH:105:ARG:HH22	2.07	0.52
9:XI:3:GLN:HB3	9:XI:20:ARG:CG	2.40	0.52
11:XK:46:GLY:HA2	11:XK:50:TYR:O	2.10	0.52
13:XM:98:VAL:HG12	13:XM:98:VAL:O	2.10	0.52
16:XP:45:THR:HG23	16:XP:46:PRO:CD	2.39	0.52
22:YA:111:A:O3'	45:Y2:69:ARG:NH2	2.43	0.52
22:YA:1020:A:N1	22:YA:1141:U:H2'	2.24	0.52
22:YA:1055:G:H1	22:YA:1104:C:H42	1.58	0.52
22:YA:1187:G:H5''	38:YV:81:TYR:CE2	2.45	0.52
22:YA:1520:U:H2'	22:YA:1521:G:O4'	2.10	0.52
22:YA:1636:C:H2'	22:YA:1637:A:C8	2.44	0.52
22:YA:71:A:N3	22:YA:73:A:N6	2.58	0.52
22:YA:2208:U:H1'	24:YD:151:LYS:HE2	1.91	0.52
24:YD:43:ARG:NH1	24:YD:44:ASN:OD1	2.42	0.52
25:YE:170:LEU:CD2	25:YE:185:LYS:HB2	2.40	0.52
25:YE:55:ASN:C	25:YE:57:LYS:N	2.62	0.52
25:YE:61:ARG:O	25:YE:63:LEU:N	2.43	0.52
26:YF:108:LYS:O	26:YF:112:MET:HG3	2.10	0.52
26:YF:67:GLN:O	26:YF:68:LYS:CB	2.39	0.52
35:YS:83:LYS:O	35:YS:109:GLY:CA	2.46	0.52
36:YT:16:ARG:HD3	36:YT:19:LEU:HG	1.92	0.52
36:YT:42:ILE:N	36:YT:42:ILE:HD12	2.25	0.52
41:YY:9:LYS:O	41:YY:9:LYS:HG2	2.10	0.52
2:QB:53:ARG:O	2:QB:56:ARG:HB2	2.10	0.52
5:QE:87:SER:HB3	5:QE:131:ILE:CD1	2.38	0.52
7:QG:151:TYR:HA	7:QG:153:HIS:CE1	2.45	0.52
7:QG:85:TYR:HE1	7:QG:154:TYR:HE1	1.56	0.52
9:QI:13:ALA:HB2	9:QI:68:GLY:HA3	1.92	0.52
12:QL:32:PHE:HE1	12:QL:86:ARG:HG3	1.73	0.52
13:QM:34:LEU:HD12	13:QM:41:PRO:HG3	1.92	0.52
14:QN:7:ILE:CG1	14:QN:8:GLU:N	2.73	0.52
19:QS:63:THR:O	19:QS:66:MET:HG2	2.09	0.52
45:R2:9:GLN:O	45:R2:12:GLU:HB3	2.10	0.52
22:RA:2347:C:OP1	49:R6:39:TYR:CE2	2.62	0.52
22:RA:1543:A:O2'	22:RA:1544:C:O5'	2.27	0.52
22:RA:1826:G:H2'	22:RA:1827:C:C6	2.45	0.52
22:RA:2361:A:O5'	51:R8:27:THR:OG1	2.26	0.52
22:RA:556:G:H8	22:RA:556:G:O5'	1.92	0.52
23:RB:42:C:N4	27:RG:91:ARG:HH21	2.08	0.52
25:RE:179:GLU:OE1	25:RE:179:GLU:HA	2.10	0.52
25:RE:54:GLN:O	25:RE:55:ASN:HB2	2.09	0.52

*Continued on next page...*

*Continued from previous page...*

Atom-1	Atom-2	Interatomic distance (Å)	Clash overlap (Å)
31:RO:4:PRO:O	31:RO:5:GLN:CB	2.58	0.52
32:RP:88:LEU:HD23	32:RP:89:ALA:N	2.24	0.52
22:RA:2870:C:H5''	34:RR:65:LEU:HD21	1.91	0.52
37:RU:107:ALA:O	37:RU:111:GLU:OE1	2.28	0.52
38:RV:3:ALA:HB3	38:RV:14:VAL:HG23	1.92	0.52
41:RY:91:GLU:HG3	41:RY:92:ASN:N	2.25	0.52
1:XA:1163:C:H42	1:XA:1173:G:H1	1.56	0.52
2:XB:53:ARG:O	2:XB:56:ARG:HB2	2.10	0.52
4:XD:147:ALA:HA	4:XD:182:LYS:HA	1.91	0.52
4:XD:65:ARG:NH1	4:XD:70:ILE:O	2.43	0.52
12:XL:127:GLU:O	12:XL:128:ALA:HB3	2.10	0.52
15:XO:26:GLU:OE2	15:XO:77:ARG:NH1	2.43	0.52
6:XF:99:ALA:HB1	18:XR:23:LYS:NZ	2.25	0.52
18:XR:44:LEU:N	18:XR:44:LEU:HD12	2.24	0.52
19:XS:15:LEU:H	19:XS:15:LEU:HD23	1.75	0.52
44:Y1:83:GLU:CG	44:Y1:84:GLY:N	2.71	0.52
48:Y5:55:ARG:HG3	48:Y5:57:VAL:H	1.74	0.52
22:YA:389:G:H22	32:YP:72:PRO:CG	2.23	0.52
22:YA:459:U:OP2	22:YA:469:G:N1	2.31	0.52
22:YA:503:A:H4'	22:YA:504:U:C5'	2.40	0.52
24:YD:133:LEU:HG	24:YD:189:CYS:O	2.10	0.52
25:YE:54:GLN:O	25:YE:55:ASN:HB2	2.09	0.52
27:YG:34:LEU:HD13	27:YG:34:LEU:C	2.30	0.52
29:YI:88:ILE:HG12	29:YI:122:GLU:N	2.24	0.52
31:YO:43:VAL:HG23	31:YO:56:ASP:O	2.10	0.52
34:YR:41:ALA:O	34:YR:43:GLU:N	2.43	0.52
38:YV:35:LEU:CD2	38:YV:57:VAL:HG22	2.32	0.52
1:QA:1065:U:H5	1:QA:1190:G:H1'	1.75	0.52
1:QA:244:U:H4'	1:QA:245:C:O5'	2.10	0.52
1:QA:347:G:O2'	1:QA:348:G:OP2	2.24	0.52
1:QA:410:G:H2'	1:QA:429:U:C4	2.45	0.52
1:QA:737:A:H2'	1:QA:738:C:C6	2.45	0.52
1:QA:793:U:O2	1:QA:1516:G:H4'	2.10	0.52
4:QD:12:CYS:HA	4:QD:19:LEU:HD23	1.83	0.52
7:QG:106:GLN:O	7:QG:110:GLN:HG3	2.09	0.52
7:QG:15:ASP:CB	7:QG:20:ASP:H	2.13	0.52
9:QI:13:ALA:HB2	9:QI:67:GLY:C	2.28	0.52
16:QP:21:VAL:O	16:QP:33:ILE:HG12	2.10	0.52
6:QF:99:ALA:HB1	18:QR:23:LYS:NZ	2.25	0.52
19:QS:68:GLY:CA	47:R4:68:ARG:CB	2.82	0.52
49:R6:30:THR:O	49:R6:30:THR:HG23	2.09	0.52

*Continued on next page...*

*Continued from previous page...*

Atom-1	Atom-2	Interatomic distance (Å)	Clash overlap (Å)
22:RA:1011:G:C2	22:RA:1151:G:C2	2.98	0.52
22:RA:2150:U:H2'	22:RA:2151:G:C8	2.45	0.52
22:RA:2562:U:H1'	31:RO:23:ARG:NH1	2.25	0.52
22:RA:395:U:H2'	22:RA:396:G:N7	2.24	0.52
22:RA:769:G:H5'	22:RA:1379:A:N6	2.25	0.52
24:RD:174:ILE:N	24:RD:174:ILE:CD1	2.73	0.52
25:RE:54:GLN:H	25:RE:54:GLN:NE2	2.08	0.52
26:RF:108:LYS:O	26:RF:112:MET:HG3	2.10	0.52
31:RO:23:ARG:O	31:RO:39:ILE:HB	2.10	0.52
34:RR:41:ALA:O	34:RR:43:GLU:N	2.43	0.52
37:RU:39:LEU:O	37:RU:40:PHE:C	2.48	0.52
39:RW:28:SER:HB3	39:RW:31:GLU:HB2	1.91	0.52
41:RY:75:ILE:C	41:RY:75:ILE:HD13	2.30	0.52
1:XA:1224:G:O2'	1:XA:1225:A:P	2.68	0.52
1:XA:1342:C:H4'	9:XI:125:TYR:HB3	1.92	0.52
1:XA:1429:C:H2'	1:XA:1430:C:C6	2.45	0.52
1:XA:1446:A:C2	36:YT:118:ARG:HD2	2.45	0.52
1:XA:827:U:H5	1:XA:870:U:C4	2.28	0.52
3:XC:175:LEU:HD12	3:XC:175:LEU:H	1.75	0.52
5:XE:101:ILE:HD13	5:XE:101:ILE:N	2.25	0.52
6:XF:101:ALA:HA	18:XR:28:GLU:OE1	2.10	0.52
7:XG:89:MET:CE	7:XG:156:TRP:H	2.22	0.52
13:XM:66:LEU:O	13:XM:68:GLY:N	2.43	0.52
20:XT:83:ARG:O	20:XT:86:ARG:HB3	2.10	0.52
44:Y1:91:LYS:HE3	44:Y1:91:LYS:CA	2.40	0.52
47:Y4:14:ILE:O	47:Y4:14:ILE:HG23	2.10	0.52
47:Y4:68:ARG:HD3	47:Y4:69:LYS:HG2	1.92	0.52
22:YA:2028:U:H2'	22:YA:2029:G:C8	2.45	0.52
22:YA:830:G:H22	22:YA:2446:G:H5'	1.75	0.52
22:YA:695:G:OP1	22:YA:1380:G:O2'	2.20	0.52
22:YA:77:C:O3'	45:Y2:14:ARG:NH2	2.43	0.52
22:YA:855:G:C6	22:YA:856:C:C4	2.97	0.52
24:YD:35:LYS:HG2	24:YD:64:ILE:HG22	1.92	0.52
31:YO:16:ALA:HA	31:YO:46:ALA:HB2	1.92	0.52
37:YU:107:ALA:O	37:YU:111:GLU:OE1	2.28	0.52
37:YU:59:ARG:O	37:YU:63:VAL:HG23	2.10	0.52
22:YA:484:C:OP1	41:YY:51:VAL:HG11	2.10	0.52
1:QA:757:U:H2'	1:QA:758:G:O4'	2.11	0.51
1:QA:801:U:H2'	1:QA:802:A:C8	2.46	0.51
3:QC:150:LYS:HG3	3:QC:169:ALA:HB2	1.92	0.51
3:QC:195:VAL:HG12	3:QC:196:LEU:H	1.75	0.51

*Continued on next page...*

*Continued from previous page...*

Atom-1	Atom-2	Interatomic distance (Å)	Clash overlap (Å)
4:QD:196:LEU:HD12	4:QD:196:LEU:H	1.75	0.51
4:QD:65:ARG:NH1	4:QD:70:ILE:O	2.43	0.51
13:QM:66:LEU:O	13:QM:68:GLY:N	2.43	0.51
13:QM:98:VAL:O	13:QM:98:VAL:HG12	2.10	0.51
15:QO:16:ALA:HB1	15:QO:21:ASP:HB3	1.92	0.51
19:QS:40:ILE:HG23	19:QS:67:VAL:O	2.11	0.51
43:R0:37:LEU:N	43:R0:59:LEU:O	2.39	0.51
47:R4:40:HIS:N	47:R4:41:PRO:CD	2.73	0.51
48:R5:40:LYS:HD3	48:R5:46:CYS:SG	2.50	0.51
22:RA:1248:G:C4	37:RU:3:ARG:HG3	2.45	0.51
22:RA:1826:G:H2'	22:RA:1827:C:H6	1.74	0.51
22:RA:2779:U:O2'	22:RA:2781:A:N7	2.43	0.51
25:RE:105:THR:HB	25:RE:197:ILE:HG12	1.92	0.51
28:RH:55:PRO:HG2	28:RH:61:HIS:ND1	2.26	0.51
30:RN:108:PRO:O	30:RN:113:GLY:HA3	2.10	0.51
30:RN:12:ARG:NH1	30:RN:50:ASP:OD1	2.43	0.51
31:RO:2:ILE:N	31:RO:2:ILE:HD12	2.24	0.51
32:RP:147:LEU:O	32:RP:148:LEU:CB	2.57	0.51
34:RR:52:ILE:CG2	34:RR:94:TYR:HD1	2.22	0.51
37:RU:59:ARG:O	37:RU:63:VAL:HG23	2.10	0.51
40:RX:65:ARG:H	40:RX:65:ARG:CD	2.23	0.51
41:RY:9:LYS:HG2	41:RY:9:LYS:O	2.10	0.51
1:XA:1301:U:H3'	1:XA:1302:U:H5'	1.92	0.51
2:XB:170:GLU:HA	2:XB:172:ILE:CD1	2.40	0.51
4:XD:106:TYR:CE1	4:XD:112:VAL:O	2.62	0.51
6:XF:30:LEU:O	6:XF:35:ALA:HB3	2.10	0.51
7:XG:16:LEU:HD11	9:XI:45:ALA:HB2	1.92	0.51
9:XI:88:TYR:O	9:XI:89:ASN:CB	2.58	0.51
13:XM:121:LYS:CE	55:XY:40:G:OP1	2.57	0.51
46:Y3:49:LYS:O	46:Y3:49:LYS:HG2	2.10	0.51
22:YA:1434:A:H61	22:YA:1558:A:H62	1.57	0.51
22:YA:2395:C:O2'	44:Y1:30:VAL:HG12	2.10	0.51
22:YA:2401:U:H2'	22:YA:2402:C:H5''	1.92	0.51
22:YA:2794:C:N4	22:YA:2795:G:O6	2.43	0.51
22:YA:30:G:H2'	22:YA:31:C:C6	2.44	0.51
28:YH:153:LYS:HG3	28:YH:161:GLY:HA2	1.91	0.51
35:YS:106:ARG:HA	35:YS:110:LEU:CG	2.39	0.51
35:YS:67:ARG:HH11	35:YS:67:ARG:HB2	1.65	0.51
40:YX:52:VAL:HG12	40:YX:52:VAL:O	2.09	0.51
41:YY:74:PRO:O	41:YY:80:GLY:HA2	2.10	0.51
1:QA:958:A:C8	19:QS:55:LYS:HD2	2.44	0.51

*Continued on next page...*

*Continued from previous page...*

Atom-1	Atom-2	Interatomic distance (Å)	Clash overlap (Å)
3:QC:40:ARG:O	3:QC:44:GLU:HG3	2.11	0.51
3:QC:35:GLU:OE2	3:QC:95:THR:HG23	2.10	0.51
6:QF:10:LEU:HD13	6:QF:61:LEU:HD13	1.93	0.51
10:QJ:17:ASP:HA	10:QJ:20:ALA:HB3	1.93	0.51
1:QA:1204:A:OP1	14:QN:3:ARG:NH2	2.44	0.51
18:QR:64:ARG:O	18:QR:66:LEU:N	2.43	0.51
43:R0:68:GLU:HG2	43:R0:80:HIS:HB2	1.92	0.51
46:R3:17:LYS:HA	46:R3:20:LYS:HD2	1.93	0.51
46:R3:49:LYS:HG2	46:R3:49:LYS:O	2.10	0.51
47:R4:14:ILE:HG23	47:R4:14:ILE:O	2.10	0.51
47:R4:36:CYS:O	47:R4:39:CYS:CB	2.55	0.51
22:RA:1889:A:O2'	22:RA:2087:G:H5'	2.10	0.51
22:RA:2001:A:H5''	22:RA:2689:U:O2'	2.10	0.51
22:RA:2291:U:H2'	22:RA:2292:C:C6	2.45	0.51
22:RA:531:C:H4'	22:RA:532:A:H5''	1.93	0.51
27:RG:34:LEU:HD13	27:RG:34:LEU:C	2.30	0.51
27:RG:97:ASP:O	27:RG:101:ILE:HG23	2.10	0.51
28:RH:126:PRO:HD2	28:RH:127:GLU:N	2.25	0.51
30:RN:16:ILE:HG22	30:RN:17:ASP:N	2.26	0.51
31:RO:43:VAL:HG23	31:RO:56:ASP:O	2.10	0.51
36:RT:20:PRO:HD2	36:RT:86:ILE:HG23	1.92	0.51
36:RT:42:ILE:N	36:RT:42:ILE:HD12	2.25	0.51
38:RV:75:PHE:CD1	38:RV:75:PHE:C	2.83	0.51
40:RX:47:PHE:CD1	40:RX:47:PHE:N	2.78	0.51
40:RX:52:VAL:O	40:RX:52:VAL:HG12	2.09	0.51
1:XA:815:A:N3	1:XA:1527:C:O2'	2.36	0.51
2:XB:5:ILE:N	2:XB:5:ILE:HD13	2.25	0.51
3:XC:22:TRP:CH2	3:XC:32:LEU:HB2	2.45	0.51
3:XC:20:SER:CB	3:XC:40:ARG:HH22	2.14	0.51
3:XC:40:ARG:O	3:XC:44:GLU:HG3	2.10	0.51
4:XD:127:THR:CG2	4:XD:128:VAL:N	2.73	0.51
4:XD:162:LEU:HD11	4:XD:181:MET:HB3	1.92	0.51
6:XF:75:LEU:HD23	6:XF:79:LEU:HG	1.91	0.51
7:XG:151:TYR:HA	7:XG:153:HIS:CE1	2.45	0.51
12:XL:23:LYS:O	12:XL:24:VAL:HG23	2.10	0.51
13:XM:90:LEU:CB	13:XM:93:ARG:HD2	2.41	0.51
16:XP:21:VAL:O	16:XP:33:ILE:HG12	2.11	0.51
45:Y2:15:LYS:H	45:Y2:67:LYS:HE2	1.73	0.51
49:Y6:34:LEU:HD23	49:Y6:36:LEU:HD22	1.93	0.51
51:Y8:52:LYS:N	51:Y8:53:PRO:HD2	2.21	0.51
22:YA:1161:C:O2'	38:YV:8:GLY:HA2	2.11	0.51

*Continued on next page...*

*Continued from previous page...*

Atom-1	Atom-2	Interatomic distance (Å)	Clash overlap (Å)
22:YA:1344:G:H4'	22:YA:1384:A:N7	2.25	0.51
22:YA:1657:C:H2'	22:YA:1658:C:H6	1.75	0.51
22:YA:1957:C:H2'	22:YA:1958:C:C6	2.45	0.51
24:YD:67:PHE:CE1	24:YD:157:ARG:NH2	2.79	0.51
25:YE:203:LYS:HE3	25:YE:204:ALA:CB	2.40	0.51
26:YF:125:LEU:HA	26:YF:194:MET:O	2.10	0.51
28:YH:6:ARG:C	28:YH:8:PRO:HD2	2.30	0.51
30:YN:120:LEU:CD1	30:YN:122:VAL:HG23	2.38	0.51
30:YN:94:HIS:O	30:YN:95:PRO:O	2.27	0.51
31:YO:23:ARG:O	31:YO:39:ILE:HB	2.09	0.51
33:YQ:119:ARG:HG2	33:YQ:119:ARG:NH1	2.20	0.51
35:YS:89:ARG:HG2	35:YS:89:ARG:HH11	1.75	0.51
1:QA:115:G:H4'	1:QA:116:A:O5'	2.10	0.51
3:QC:11:ARG:O	3:QC:13:GLY:N	2.43	0.51
3:QC:22:TRP:CH2	3:QC:32:LEU:HB2	2.45	0.51
4:QD:127:THR:CG2	4:QD:128:VAL:N	2.73	0.51
6:QF:69:GLU:C	6:QF:71:ARG:H	2.13	0.51
9:QI:126:SER:O	9:QI:128:ARG:N	2.35	0.51
13:QM:2:ALA:O	13:QM:9:ILE:HB	2.10	0.51
13:QM:90:LEU:CB	13:QM:93:ARG:HD2	2.41	0.51
20:QT:83:ARG:O	20:QT:86:ARG:HB3	2.10	0.51
44:R1:8:SER:HB3	44:R1:66:HIS:CE1	2.46	0.51
22:RA:140:A:C6	22:RA:141:A:N6	2.78	0.51
22:RA:2114:A:N6	22:RA:2119:A:H62	2.07	0.51
22:RA:307:G:N1	22:RA:310:A:OP2	2.43	0.51
23:RB:48:A:H4'	35:RS:95:HIS:HD2	1.75	0.51
23:RB:75:G:O3'	42:RZ:10:ARG:NH1	2.41	0.51
25:RE:105:THR:HG23	25:RE:166:THR:OG1	2.10	0.51
25:RE:64:LYS:C	25:RE:66:HIS:H	2.12	0.51
26:RF:127:GLU:OE1	26:RF:127:GLU:HA	2.07	0.51
31:RO:24:VAL:HG21	31:RO:32:TYR:O	2.10	0.51
32:RP:112:LEU:HD22	32:RP:113:LYS:N	2.25	0.51
32:RP:112:LEU:HD11	32:RP:114:ILE:CG2	2.40	0.51
32:RP:31:ALA:C	32:RP:32:THR:HG23	2.31	0.51
35:RS:87:PHE:O	35:RS:88:ASP:O	2.28	0.51
36:RT:99:LEU:HB2	36:RT:101:PHE:CE1	2.45	0.51
38:RV:29:PRO:O	38:RV:61:VAL:O	2.29	0.51
41:RY:61:ILE:HG23	41:RY:62:GLU:N	2.24	0.51
1:XA:166:G:H2'	1:XA:167:G:H8	1.76	0.51
2:XB:134:GLU:HB3	2:XB:138:LEU:CD1	2.39	0.51
3:XC:22:TRP:CZ3	3:XC:32:LEU:HD12	2.45	0.51

*Continued on next page...*



*Continued from previous page...*

Atom-1	Atom-2	Interatomic distance (Å)	Clash overlap (Å)
3:XC:35:GLU:OE2	3:XC:95:THR:HG23	2.10	0.51
4:XD:83:SER:HA	4:XD:89:THR:HG23	1.92	0.51
8:XH:12:ARG:NH1	8:XH:27:PRO:HD2	2.25	0.51
8:XH:51:VAL:HG11	8:XH:60:ARG:HG3	1.92	0.51
12:XL:24:VAL:CG1	12:XL:24:VAL:O	2.58	0.51
19:XS:40:ILE:HG23	19:XS:67:VAL:O	2.11	0.51
21:XU:3:LYS:HB3	21:XU:14:TRP:CD1	2.46	0.51
21:XU:6:ARG:HE	21:XU:15:ARG:NH2	2.08	0.51
22:YA:2504:U:H6	22:YA:2504:U:O5'	1.94	0.51
22:YA:99:U:H1'	22:YA:102:G:C6	2.44	0.51
24:YD:259:THR:O	24:YD:260:ARG:C	2.49	0.51
24:YD:35:LYS:HD2	24:YD:104:TYR:CD1	2.45	0.51
24:YD:30:GLU:HG3	24:YD:63:ARG:NH2	2.26	0.51
27:YG:97:ASP:O	27:YG:101:ILE:HG23	2.10	0.51
27:YG:37:VAL:HG22	27:YG:159:VAL:CA	2.34	0.51
30:YN:134:ARG:O	30:YN:136:GLU:N	2.43	0.51
31:YO:14:THR:HG21	31:YO:86:ILE:HD13	1.91	0.51
32:YP:112:LEU:HD22	32:YP:113:LYS:H	1.75	0.51
36:YT:111:ARG:O	36:YT:112:ARG:CG	2.55	0.51
38:YV:14:VAL:HA	38:YV:18:LEU:HD12	1.93	0.51
1:QA:1218:C:H2'	1:QA:1219:U:C6	2.46	0.51
1:QA:1251:A:H2'	1:QA:1252:A:C8	2.45	0.51
3:QC:112:SER:HB3	3:QC:115:LEU:HD12	1.92	0.51
4:QD:162:LEU:HD11	4:QD:181:MET:HB3	1.92	0.51
6:QF:30:LEU:O	6:QF:35:ALA:HB3	2.10	0.51
6:QF:63:TYR:N	6:QF:63:TYR:HD2	2.09	0.51
6:QF:75:LEU:HD21	6:QF:79:LEU:HD11	1.91	0.51
17:QQ:48:GLU:O	17:QQ:49:GLU:C	2.48	0.51
45:R2:15:LYS:H	45:R2:67:LYS:HE2	1.73	0.51
22:RA:1386:C:H2'	22:RA:1387:C:C6	2.45	0.51
22:RA:2563:U:H4'	31:RO:28:SER:HA	1.91	0.51
22:RA:817:C:H2'	22:RA:818:G:H8	1.75	0.51
26:RF:162:LEU:HD23	26:RF:165:ARG:NH2	2.25	0.51
28:RH:89:ILE:O	28:RH:89:ILE:CG1	2.57	0.51
29:RI:94:ALA:H	29:RI:116:LEU:HD13	1.75	0.51
31:RO:79:PHE:CD2	36:RT:72:VAL:HG22	2.45	0.51
32:RP:112:LEU:HD22	32:RP:113:LYS:H	1.74	0.51
33:RQ:25:ASP:HA	33:RQ:100:GLY:O	2.11	0.51
33:RQ:64:ILE:HA	33:RQ:106:VAL:CG1	2.33	0.51
34:RR:28:LEU:CD2	34:RR:114:VAL:HG12	2.41	0.51
22:RA:1335:U:OP2	40:RX:65:ARG:NH2	2.43	0.51

*Continued on next page...*

*Continued from previous page...*

Atom-1	Atom-2	Interatomic distance (Å)	Clash overlap (Å)
3:XC:113:ALA:C	3:XC:115:LEU:H	2.14	0.51
3:XC:181:ASN:HD21	3:XC:204:LEU:CD1	2.12	0.51
3:XC:29:TYR:OH	14:YN:54:PRO:HD2	2.09	0.51
4:XD:196:LEU:HD12	4:XD:196:LEU:H	1.75	0.51
7:XG:11:GLN:C	7:XG:12:LEU:HD22	2.31	0.51
13:XM:65:LYS:CE	47:Y4:50:VAL:CG1	2.82	0.51
18:XR:64:ARG:O	18:XR:66:LEU:N	2.43	0.51
54:XX:6:C:O2'	54:XX:7:A:OP1	2.26	0.51
48:Y5:40:LYS:HD3	48:Y5:46:CYS:SG	2.50	0.51
22:YA:2126:A:H4'	22:YA:2127:G:O5'	2.11	0.51
22:YA:2485:G:OP1	33:YQ:46:GLN:NE2	2.31	0.51
22:YA:2822:G:H2'	22:YA:2823:A:H5''	1.91	0.51
25:YE:77:ILE:O	25:YE:78:LEU:C	2.48	0.51
26:YF:65:TRP:HZ2	26:YF:72:ARG:NH2	2.09	0.51
27:YG:44:GLY:CA	27:YG:88:ILE:HD11	2.40	0.51
31:YO:4:PRO:O	31:YO:5:GLN:CB	2.58	0.51
38:YV:75:PHE:CD1	38:YV:75:PHE:C	2.83	0.51
39:YW:14:PRO:O	39:YW:17:VAL:N	2.42	0.51
41:YY:101:LYS:O	41:YY:102:CYS:SG	2.67	0.51
41:YY:75:ILE:C	41:YY:75:ILE:HD13	2.31	0.51
1:QA:1348:U:C4	1:QA:1374:A:H2	2.28	0.51
2:QB:24:TRP:CE3	2:QB:26:PRO:HA	2.45	0.51
4:QD:54:TYR:CE1	4:QD:206:PHE:HE1	2.29	0.51
5:QE:60:TYR:CE1	5:QE:64:ARG:NH2	2.77	0.51
8:QH:102:ARG:NH1	8:QH:105:ARG:HH12	2.09	0.51
9:QI:3:GLN:HB3	9:QI:20:ARG:CG	2.40	0.51
13:QM:87:TYR:C	13:QM:89:GLY:N	2.64	0.51
15:QO:17:ARG:NH1	15:QO:77:ARG:NH1	2.59	0.51
22:RA:1078:U:O2'	22:RA:1079:C:OP2	2.23	0.51
22:RA:1286:A:HO2'	22:RA:1288:U:P	2.33	0.51
22:RA:2054:A:H5''	22:RA:2055:C:O5'	2.11	0.51
22:RA:2311:A:O2'	22:RA:2312:U:O4'	2.24	0.51
22:RA:2335:A:O2'	22:RA:2336:A:H2'	2.11	0.51
22:RA:2795:G:H3'	22:RA:2797:U:C5'	2.41	0.51
22:RA:99:U:H4'	22:RA:101:G:O5'	2.10	0.51
23:RB:44:G:C2	23:RB:48:A:C2	2.98	0.51
26:RF:127:GLU:O	26:RF:129:PHE:N	2.40	0.51
26:RF:198:ALA:C	26:RF:200:GLU:N	2.62	0.51
26:RF:32:LEU:O	26:RF:36:VAL:HG23	2.11	0.51
27:RG:114:ILE:CG2	27:RG:115:ARG:N	2.73	0.51
34:RR:117:VAL:CG2	34:RR:118:GLU:N	2.74	0.51

*Continued on next page...*

*Continued from previous page...*

Atom-1	Atom-2	Interatomic distance (Å)	Clash overlap (Å)
38:RV:38:LEU:HD13	38:RV:55:ALA:HB3	1.91	0.51
39:RW:25:ARG:HB2	39:RW:25:ARG:HH11	1.74	0.51
41:RY:75:ILE:CG1	41:RY:76:CYS:N	2.73	0.51
41:RY:95:LYS:O	41:RY:96:ILE:O	2.28	0.51
1:XA:1239:A:H62	1:XA:1299:A:N6	2.09	0.51
1:XA:769:G:H4'	1:XA:1513:A:H4'	1.91	0.51
1:XA:411:A:C4	1:XA:413:G:H1'	2.46	0.51
1:XA:701:C:H1'	1:XA:703:G:C4	2.46	0.51
3:XC:11:ARG:O	3:XC:13:GLY:N	2.43	0.51
5:XE:107:ARG:O	5:XE:108:ALA:C	2.49	0.51
53:XV:58:A:O2'	53:XV:60:U:OP2	2.16	0.51
22:YA:443:A:H1'	22:YA:1201:C:O4'	2.10	0.51
22:YA:1291:C:H5'	22:YA:1536:A:H5'	1.91	0.51
22:YA:2308:G:N3	22:YA:2308:G:H2'	2.24	0.51
22:YA:2600:A:N7	24:YD:237:GLU:OE2	2.44	0.51
24:YD:134:ARG:HB2	24:YD:135:PHE:HD2	1.75	0.51
25:YE:51:PHE:CD1	25:YE:52:LEU:N	2.76	0.51
25:YE:95:ILE:H	25:YE:95:ILE:CD1	2.19	0.51
29:YI:47:LEU:O	29:YI:51:ILE:N	2.39	0.51
30:YN:12:ARG:NH1	30:YN:50:ASP:OD2	2.40	0.51
32:YP:101:VAL:HA	32:YP:105:LEU:O	2.10	0.51
32:YP:112:LEU:HD11	32:YP:114:ILE:CG2	2.40	0.51
36:YT:14:TYR:H	36:YT:14:TYR:HD1	1.56	0.51
38:YV:1:MET:HE2	38:YV:43:GLU:HG2	1.92	0.51
41:YY:94:LYS:HE3	41:YY:101:LYS:HZ1	1.75	0.51
1:QA:731:G:OP1	1:QA:766:A:H1'	2.10	0.51
3:QC:36:ASP:HB3	3:QC:40:ARG:NH1	2.26	0.51
5:QE:101:ILE:HD13	5:QE:101:ILE:N	2.25	0.51
5:QE:107:ARG:O	5:QE:108:ALA:C	2.49	0.51
7:QG:16:LEU:HD11	9:QI:45:ALA:HB2	1.92	0.51
13:QM:16:ASP:HB3	13:QM:34:LEU:HD11	1.93	0.51
13:QM:57:ARG:CB	13:QM:57:ARG:HH11	2.14	0.51
13:QM:9:ILE:C	13:QM:9:ILE:HD12	2.31	0.51
1:QA:1014:A:H4'	19:QS:14:HIS:NE2	2.26	0.51
19:QS:15:LEU:H	19:QS:15:LEU:HD23	1.75	0.51
19:QS:3:ARG:HG3	19:QS:4:SER:N	2.24	0.51
21:QU:3:LYS:HB3	21:QU:14:TRP:CD1	2.45	0.51
53:QV:34:C:N4	54:QX:3:G:N1	2.50	0.51
47:R4:12:ALA:HB1	47:R4:30:GLU:H	1.76	0.51
50:R7:36:GLN:HG2	50:R7:36:GLN:O	2.09	0.51
22:RA:49:A:N7	22:RA:120:U:H5	2.09	0.51

*Continued on next page...*

*Continued from previous page...*

Atom-1	Atom-2	Interatomic distance (Å)	Clash overlap (Å)
22:RA:704:G:H2'	22:RA:726:G:N2	2.26	0.51
22:RA:760:G:H2'	22:RA:761:A:O4'	2.11	0.51
22:RA:922:U:H2'	22:RA:923:C:C6	2.46	0.51
22:RA:85:G:C5	22:RA:98:G:C2	2.99	0.51
24:RD:259:THR:O	24:RD:260:ARG:C	2.49	0.51
25:RE:119:ARG:HD3	25:RE:160:TYR:HB2	1.92	0.51
25:RE:77:ILE:O	25:RE:78:LEU:C	2.48	0.51
27:RG:44:GLY:CA	27:RG:88:ILE:HD11	2.40	0.51
22:RA:806:C:OP2	32:RP:41:ARG:NE	2.39	0.51
36:RT:34:VAL:CG1	36:RT:36:GLU:HG2	2.39	0.51
38:RV:5:VAL:HG22	38:RV:14:VAL:HG22	1.93	0.51
39:RW:9:TYR:CD2	39:RW:102:HIS:HE1	2.28	0.51
39:RW:7:ALA:HB2	39:RW:50:VAL:CG2	2.40	0.51
1:XA:1329:A:P	13:XM:28:ALA:HB3	2.51	0.51
1:XA:392:G:H2'	1:XA:393:A:C8	2.45	0.51
6:XF:10:LEU:HD13	6:XF:61:LEU:HD11	1.92	0.51
6:XF:10:LEU:HD13	6:XF:61:LEU:HD13	1.93	0.51
10:XJ:17:ASP:HA	10:XJ:20:ALA:HB3	1.93	0.51
11:XK:29:ILE:HG13	11:XK:44:SER:HB3	1.92	0.51
13:XM:87:TYR:C	13:XM:89:GLY:N	2.64	0.51
14:XN:44:LEU:O	14:XN:48:ALA:N	2.41	0.51
20:XT:89:ARG:HH22	20:XT:106:ALA:HB2	1.75	0.51
43:Y0:53:MET:HB3	43:Y0:59:LEU:HD23	1.91	0.51
47:Y4:42:PHE:O	47:Y4:44:THR:N	2.44	0.51
19:XS:65:ASN:N	47:Y4:55:ARG:NH1	2.59	0.51
48:Y5:20:ARG:C	48:Y5:22:HIS:H	2.14	0.51
51:Y8:29:LYS:HB2	51:Y8:44:LYS:HG2	1.91	0.51
22:YA:2862:G:H2'	22:YA:2863:C:C6	2.46	0.51
28:YH:55:PRO:HG2	28:YH:61:HIS:ND1	2.26	0.51
36:YT:14:TYR:CD1	36:YT:14:TYR:N	2.77	0.51
40:YX:18:TYR:C	40:YX:20:GLY:N	2.64	0.51
40:YX:36:LYS:HA	40:YX:39:ILE:HD12	1.91	0.51
40:YX:65:ARG:CD	40:YX:65:ARG:H	2.23	0.51
41:YY:77:PRO:O	41:YY:78:ALA:HB2	2.10	0.51
1:QA:1404:C:H2'	1:QA:1405:G:C8	2.46	0.51
1:QA:940:C:H2'	1:QA:941:G:C8	2.46	0.51
2:QB:134:GLU:HB3	2:QB:138:LEU:HD12	1.93	0.51
2:QB:187:LEU:O	2:QB:187:LEU:HD13	2.11	0.51
3:QC:113:ALA:C	3:QC:115:LEU:H	2.14	0.51
3:QC:21:ARG:CD	3:QC:21:ARG:N	2.74	0.51
4:QD:52:SER:O	4:QD:53:ASP:C	2.49	0.51

*Continued on next page...*

*Continued from previous page...*

Atom-1	Atom-2	Interatomic distance (Å)	Clash overlap (Å)
10:QJ:81:THR:C	10:QJ:83:GLU:N	2.64	0.51
44:R1:87:PRO:O	44:R1:91:LYS:HB2	2.11	0.51
44:R1:94:LEU:O	44:R1:95:LEU:HG	2.11	0.51
40:RX:5:TYR:CE2	45:R2:30:ARG:HG3	2.45	0.51
49:R6:9:LEU:HB3	49:R6:26:ASN:O	2.11	0.51
22:RA:1462:C:H4'	22:RA:2703:C:H5'	1.93	0.51
22:RA:2529:G:H5''	22:RA:2530:A:H5''	1.93	0.51
22:RA:2892:A:H2'	22:RA:2893:G:O4'	2.11	0.51
23:RB:11:C:H3'	23:RB:12:C:C6	2.46	0.51
24:RD:67:PHE:CE1	24:RD:157:ARG:NH2	2.79	0.51
24:RD:76:PRO:HA	24:RD:118:VAL:HG23	1.93	0.51
22:RA:443:A:N7	26:RF:45:ARG:HD2	2.26	0.51
30:RN:131:GLN:CG	30:RN:132:ALA:H	2.20	0.51
30:RN:134:ARG:O	30:RN:136:GLU:N	2.43	0.51
30:RN:26:LEU:HG	30:RN:30:ILE:HD11	1.93	0.51
30:RN:6:PRO:HG2	30:RN:43:THR:OG1	2.11	0.51
31:RO:113:LYS:O	31:RO:116:SER:HB3	2.11	0.51
31:RO:35:VAL:O	31:RO:35:VAL:HG23	2.11	0.51
31:RO:15:GLY:O	31:RO:46:ALA:HB1	2.10	0.51
39:RW:20:VAL:C	39:RW:22:ASP:N	2.59	0.51
1:XA:1118:C:OP1	9:XI:104:ARG:NH1	2.43	0.51
1:XA:1176:A:H2'	1:XA:1177:G:H5'	1.93	0.51
21:XU:10:ARG:HH11	21:XU:10:ARG:HG3	1.75	0.51
53:XV:4:G:HO2'	53:XV:5:G:H8	1.58	0.51
44:Y1:92:LYS:C	44:Y1:94:LEU:N	2.62	0.51
47:Y4:50:VAL:O	47:Y4:51:ASP:C	2.48	0.51
22:YA:1059:G:H3'	22:YA:1060:U:H5''	1.91	0.51
22:YA:1078:U:HO2'	22:YA:1088:A:H2	1.57	0.51
22:YA:1350:C:N3	22:YA:1382:G:N2	2.58	0.51
22:YA:1443:G:N2	22:YA:1549:C:C2	2.78	0.51
22:YA:1517:G:H2'	22:YA:1518:C:C6	2.46	0.51
22:YA:2751:G:H8	22:YA:2751:G:P	2.33	0.51
24:YD:28:GLU:OE1	24:YD:29:PRO:HD2	2.11	0.51
27:YG:114:ILE:CG2	27:YG:115:ARG:N	2.73	0.51
29:YI:133:HIS:HB2	29:YI:134:PRO:HD2	1.92	0.51
30:YN:108:PRO:O	30:YN:113:GLY:HA3	2.10	0.51
32:YP:95:VAL:HG13	32:YP:100:LEU:CD2	2.41	0.51
39:YW:70:TYR:HD2	39:YW:70:TYR:N	2.06	0.51
1:QA:1149:C:OP1	9:QI:9:ARG:NH2	2.44	0.51
1:QA:1065:U:C5	1:QA:1190:G:H1'	2.46	0.51
1:QA:1327:C:H2'	1:QA:1328:C:H6	1.75	0.51

*Continued on next page...*

*Continued from previous page...*

Atom-1	Atom-2	Interatomic distance (Å)	Clash overlap (Å)
1:QA:1446:A:O2'	1:QA:1447:G:O5'	2.28	0.51
1:QA:983:A:N1	1:QA:1222:G:N2	2.59	0.51
2:QB:82:ARG:HA	2:QB:92:TYR:CE2	2.45	0.51
4:QD:112:VAL:HG12	4:QD:116:GLN:OE1	2.11	0.51
1:QA:1080:A:H5''	5:QE:16:THR:CG2	2.40	0.51
6:QF:86:ARG:O	6:QF:87:ARG:CG	2.50	0.51
8:QH:104:ARG:HD2	8:QH:138:TRP:CD2	2.45	0.51
8:QH:10:LEU:N	8:QH:10:LEU:CD2	2.70	0.51
9:QI:79:LEU:HD22	9:QI:101:PHE:O	2.10	0.51
9:QI:88:TYR:O	9:QI:89:ASN:CB	2.59	0.51
11:QK:46:GLY:HA2	11:QK:50:TYR:O	2.10	0.51
6:QF:101:ALA:HA	18:QR:28:GLU:OE1	2.10	0.51
47:R4:61:ARG:C	47:R4:63:TYR:H	2.14	0.51
51:R8:10:ALA:O	51:R8:14:VAL:HG12	2.11	0.51
22:RA:1312:U:H4'	22:RA:1313:U:O5'	2.10	0.51
22:RA:1936:A:H4'	22:RA:1937:A:O5'	2.10	0.51
22:RA:2122:U:H2'	22:RA:2123:G:H8	1.75	0.51
22:RA:2219:G:OP1	24:RD:172:TYR:OH	2.20	0.51
22:RA:2351:G:O5'	22:RA:2351:G:H8	1.93	0.51
27:RG:51:ARG:HB3	27:RG:51:ARG:HH11	1.76	0.51
31:RO:16:ALA:HA	31:RO:46:ALA:HB2	1.92	0.51
1:XA:1347:G:N2	1:XA:1374:A:OP2	2.29	0.51
1:XA:881:G:OP2	12:XL:12:ARG:NH2	2.44	0.51
3:XC:139:GLN:O	3:XC:143:GLU:HB2	2.11	0.51
4:XD:112:VAL:HG12	4:XD:116:GLN:OE1	2.10	0.51
4:XD:206:PHE:CD2	4:XD:207:TYR:CD1	2.99	0.51
7:XG:15:ASP:CB	7:XG:20:ASP:H	2.13	0.51
8:XH:104:ARG:HD2	8:XH:138:TRP:CD2	2.46	0.51
8:XH:29:SER:CB	8:XH:32:LYS:HG3	2.28	0.51
9:XI:128:ARG:HH21	53:XV:35:A:P	2.33	0.51
13:XM:4:ILE:HG22	13:XM:5:ALA:H	1.76	0.51
16:XP:20:VAL:HG23	16:XP:34:GLU:O	2.11	0.51
16:XP:1:MET:O	16:XP:3:LYS:HG3	2.11	0.51
16:XP:43:LYS:C	16:XP:45:THR:H	2.14	0.51
16:XP:72:ARG:HD3	16:XP:73:LEU:HD23	1.91	0.51
19:XS:41:VAL:CG1	19:XS:45:VAL:N	2.74	0.51
40:YX:5:TYR:CE2	45:Y2:30:ARG:HG3	2.45	0.51
47:Y4:54:GLY:HA2	47:Y4:57:GLU:HG2	1.92	0.51
49:Y6:20:ASN:O	49:Y6:21:TYR:CB	2.59	0.51
22:YA:530:G:C5	22:YA:2022:U:H5''	2.46	0.51
22:YA:2562:U:H2'	22:YA:2563:U:O4'	2.10	0.51

*Continued on next page...*

*Continued from previous page...*

Atom-1	Atom-2	Interatomic distance (Å)	Clash overlap (Å)
24:YD:210:GLY:O	24:YD:213:ARG:N	2.43	0.51
24:YD:94:LEU:C	24:YD:94:LEU:HD13	2.31	0.51
25:YE:37:ARG:HE	25:YE:37:ARG:N	2.09	0.51
27:YG:109:VAL:O	27:YG:113:ARG:HG3	2.10	0.51
27:YG:51:ARG:HB3	27:YG:51:ARG:HH11	1.76	0.51
28:YH:19:VAL:HG13	28:YH:43:VAL:CG2	2.41	0.51
28:YH:72:ILE:O	28:YH:75:ALA:HB3	2.11	0.51
30:YN:78:TYR:HD1	30:YN:78:TYR:N	2.07	0.51
31:YO:24:VAL:HG21	31:YO:32:TYR:O	2.11	0.51
32:YP:13:ASN:O	32:YP:14:LYS:C	2.49	0.51
32:YP:31:ALA:C	32:YP:32:THR:HG23	2.31	0.51
34:YR:118:GLU:HG3	34:YR:118:GLU:OXT	2.11	0.51
35:YS:87:PHE:O	35:YS:88:ASP:O	2.28	0.51
38:YV:41:GLY:N	38:YV:46:VAL:HG13	2.26	0.51
40:YX:47:PHE:N	40:YX:47:PHE:CD1	2.78	0.51
1:QA:181:G:O2'	1:QA:182:U:O5'	2.26	0.51
1:QA:271:C:H2'	1:QA:272:C:H6	1.74	0.51
1:QA:411:A:C4	1:QA:413:G:H1'	2.45	0.51
4:QD:22:LYS:HB2	4:QD:26:CYS:CB	2.41	0.51
10:QJ:54:PHE:O	10:QJ:55:LYS:HG3	2.11	0.51
13:QM:120:LYS:O	13:QM:121:LYS:HB2	2.11	0.51
16:QP:45:THR:HG23	16:QP:46:PRO:CD	2.39	0.51
21:QU:10:ARG:HH11	21:QU:10:ARG:HG3	1.76	0.51
44:R1:92:LYS:C	44:R1:94:LEU:N	2.62	0.51
45:R2:36:ARG:O	45:R2:40:SER:HB2	2.10	0.51
22:RA:227:A:O2'	22:RA:228:A:OP2	2.20	0.51
22:RA:2633:G:C6	22:RA:2634:G:C5	2.99	0.51
22:RA:271(C):U:O2'	22:RA:271:G:OP1	2.27	0.51
22:RA:2867:G:O2'	22:RA:2868:A:C8	2.63	0.51
25:RE:7:VAL:HG11	36:RT:1:MET:HE3	1.93	0.51
26:RF:65:TRP:HZ2	26:RF:72:ARG:NH2	2.08	0.51
30:RN:112:LEU:HD23	30:RN:113:GLY:N	2.26	0.51
22:RA:1012:U:O2	30:RN:25:ARG:NH1	2.44	0.51
31:RO:2:ILE:CD1	31:RO:82:ASN:HD22	2.14	0.51
33:RQ:36:ALA:HB1	33:RQ:127:ILE:HD12	1.93	0.51
35:RS:89:ARG:O	35:RS:89:ARG:HD2	2.11	0.51
1:XA:1484:C:H2'	1:XA:1485:U:C6	2.46	0.51
1:XA:15:G:H4'	5:XE:24:ARG:HH12	1.74	0.51
1:XA:407:G:H2'	1:XA:408:A:C8	2.45	0.51
1:XA:973:G:O4'	10:XJ:55:LYS:HG2	2.11	0.51
3:XC:150:LYS:HG3	3:XC:169:ALA:HB2	1.92	0.51

*Continued on next page...*

*Continued from previous page...*

Atom-1	Atom-2	Interatomic distance (Å)	Clash overlap (Å)
3:XC:70:VAL:CG1	3:XC:71:ALA:N	2.73	0.51
4:XD:52:SER:O	4:XD:53:ASP:C	2.49	0.51
6:XF:63:TYR:N	6:XF:63:TYR:CD2	2.79	0.51
1:XA:1347:G:N7	9:XI:11:LYS:NZ	2.58	0.51
1:XA:538:G:O3'	12:XL:114:LYS:HD3	2.10	0.51
13:XM:65:LYS:H	47:Y4:50:VAL:CG2	2.24	0.51
13:XM:65:LYS:HZ1	47:Y4:52:THR:CG2	2.22	0.51
16:XP:39:TYR:OH	16:XP:41:PRO:HB3	2.11	0.51
33:YQ:83:MET:HB2	43:Y0:7:LEU:HD22	1.93	0.51
47:Y4:12:ALA:HB1	47:Y4:30:GLU:H	1.76	0.51
22:YA:1021:A:H3'	22:YA:1021:A:H8	1.76	0.51
22:YA:1952:A:C2	31:YO:22:ILE:HG23	2.45	0.51
22:YA:950:G:C6	22:YA:951:C:C4	2.99	0.51
25:YE:54:GLN:NE2	25:YE:54:GLN:H	2.08	0.51
30:YN:16:ILE:HG22	30:YN:17:ASP:N	2.25	0.51
31:YO:23:ARG:HG2	31:YO:23:ARG:HH11	1.76	0.51
31:YO:24:VAL:HG13	31:YO:24:VAL:O	2.11	0.51
32:YP:49:ARG:HE	51:Y8:59:LYS:HG2	1.76	0.51
33:YQ:58:PHE:O	33:YQ:58:PHE:HD1	1.94	0.51
1:QA:321:A:H2'	1:QA:322:C:H6	1.75	0.51
1:QA:542:G:OP1	4:QD:10:ARG:NH2	2.43	0.51
1:QA:939:G:H1	1:QA:1344:C:N4	2.06	0.51
3:QC:132:ARG:O	3:QC:136:GLN:HB2	2.11	0.51
3:QC:175:LEU:HD12	3:QC:175:LEU:H	1.75	0.51
3:QC:99:VAL:HG23	3:QC:99:VAL:O	2.11	0.51
4:QD:155:LEU:O	4:QD:159:ARG:HG2	2.10	0.51
4:QD:7:PRO:HB2	4:QD:10:ARG:HD2	1.92	0.51
5:QE:83:GLU:HG2	5:QE:88:LYS:CG	2.41	0.51
11:QK:91:ARG:HH22	18:QR:88:LYS:NZ	2.09	0.51
12:QL:23:LYS:O	12:QL:24:VAL:HG23	2.11	0.51
16:QP:20:VAL:HG23	16:QP:34:GLU:O	2.11	0.51
16:QP:1:MET:O	16:QP:3:LYS:HG3	2.11	0.51
16:QP:83:GLU:HG3	16:QP:84:ALA:H	1.76	0.51
19:QS:26:GLY:O	19:QS:27:GLU:HB2	2.11	0.51
47:R4:42:PHE:O	47:R4:44:THR:N	2.44	0.51
51:R8:61:LEU:O	51:R8:62:LEU:CB	2.57	0.51
22:RA:1693:U:O4	22:RA:1976:U:O2'	2.23	0.51
22:RA:2655:G:N2	22:RA:2665:A:OP2	2.43	0.51
22:RA:55:G:H2'	22:RA:56:A:H8	1.76	0.51
22:RA:580:C:H2'	22:RA:581:C:H6	1.74	0.51
22:RA:78:A:H2'	22:RA:79:G:C8	2.45	0.51

*Continued on next page...*



*Continued from previous page...*

Atom-1	Atom-2	Interatomic distance (Å)	Clash overlap (Å)
25:RE:37:ARG:HE	25:RE:37:ARG:N	2.09	0.51
28:RH:131:VAL:CG1	28:RH:132:ARG:N	2.74	0.51
28:RH:6:ARG:C	28:RH:8:PRO:HD2	2.30	0.51
31:RO:20:MET:HG2	31:RO:21:CYS:O	2.11	0.51
31:RO:23:ARG:HH11	31:RO:23:ARG:HG2	1.76	0.51
36:RT:57:PHE:CG	36:RT:58:ASN:N	2.79	0.51
22:RA:583:G:H5''	37:RU:10:ARG:HH12	1.74	0.51
41:RY:2:ARG:HG2	41:RY:2:ARG:NH1	2.22	0.51
1:XA:130:A:N3	1:XA:263:A:O2'	2.37	0.51
1:XA:337:C:H2'	1:XA:338:A:H8	1.76	0.51
1:XA:355:C:H1'	1:XA:388:G:H2'	1.92	0.51
1:XA:56:U:H2'	1:XA:57:G:C8	2.45	0.51
1:XA:909:A:H2'	1:XA:910:C:O4'	2.11	0.51
2:XB:187:LEU:HD13	2:XB:187:LEU:O	2.11	0.51
3:XC:21:ARG:CD	3:XC:21:ARG:N	2.74	0.51
4:XD:178:VAL:O	4:XD:180:GLY:N	2.44	0.51
13:XM:2:ALA:O	13:XM:9:ILE:HB	2.10	0.51
13:XM:9:ILE:HD12	13:XM:9:ILE:C	2.31	0.51
15:XO:16:ALA:HB1	15:XO:21:ASP:HB3	1.92	0.51
53:XV:68:C:H2'	53:XV:69:C:H6	1.76	0.51
45:Y2:36:ARG:O	45:Y2:40:SER:HB2	2.10	0.51
46:Y3:56:VAL:CG1	46:Y3:57:GLU:N	2.74	0.51
22:YA:1200:C:H1'	37:YU:2:PRO:HG2	1.91	0.51
22:YA:1794:U:H2'	22:YA:1795:C:C6	2.44	0.51
22:YA:1871:A:H2'	22:YA:1872:A:C8	2.46	0.51
22:YA:2055:C:H4'	22:YA:2056:G:H5''	1.93	0.51
22:YA:2552:U:C2	22:YA:2554:U:H5''	2.46	0.51
22:YA:554:U:H2'	22:YA:556:G:C8	2.45	0.51
24:YD:10:THR:CG2	24:YD:13:ARG:HB3	2.35	0.51
26:YF:198:ALA:C	26:YF:200:GLU:N	2.62	0.51
29:YI:9:LEU:O	29:YI:10:GLU:HG3	2.11	0.51
30:YN:118:LYS:O	30:YN:120:LEU:N	2.43	0.51
31:YO:113:LYS:O	31:YO:116:SER:HB3	2.11	0.51
33:YQ:133:ARG:HG2	33:YQ:134:ARG:N	2.26	0.51
33:YQ:25:ASP:HA	33:YQ:100:GLY:O	2.11	0.51
36:YT:51:ARG:HG3	36:YT:98:LYS:HG3	1.93	0.51
22:YA:1221:C:OP1	38:YV:68:LYS:HE2	2.10	0.51
1:QA:173:U:H5''	1:QA:197:A:O4'	2.11	0.50
4:QD:162:LEU:HD13	4:QD:181:MET:HB3	1.92	0.50
4:QD:83:SER:HA	4:QD:89:THR:HG23	1.92	0.50
13:QM:66:LEU:O	13:QM:70:LEU:HB2	2.11	0.50

*Continued on next page...*

*Continued from previous page...*

Atom-1	Atom-2	Interatomic distance (Å)	Clash overlap (Å)
21:QU:14:TRP:CE3	21:QU:15:ARG:HD3	2.46	0.50
43:R0:40:GLN:NE2	43:R0:59:LEU:HD21	2.26	0.50
22:RA:1022:G:O2'	22:RA:1023:U:OP2	2.16	0.50
22:RA:1779:U:OP2	22:RA:1784:A:N6	2.35	0.50
22:RA:2469:A:H5''	22:RA:2470:G:H8	1.75	0.50
22:RA:2507:C:H2'	22:RA:2508:G:O4'	2.11	0.50
22:RA:307:G:H21	22:RA:330:A:N6	2.08	0.50
22:RA:807:U:H2'	22:RA:808:G:H8	1.76	0.50
24:RD:94:LEU:C	24:RD:94:LEU:HD13	2.31	0.50
28:RH:72:ILE:O	28:RH:75:ALA:HB3	2.11	0.50
30:RN:7:LYS:HD3	30:RN:9:VAL:N	2.25	0.50
32:RP:101:VAL:HA	32:RP:105:LEU:O	2.10	0.50
34:RR:2:ARG:HG2	34:RR:5:LYS:HZ2	1.74	0.50
38:RV:14:VAL:HA	38:RV:18:LEU:HD12	1.92	0.50
38:RV:35:LEU:CD2	38:RV:57:VAL:HG22	2.32	0.50
41:RY:46:LYS:HE3	41:RY:63:LYS:HB3	1.94	0.50
42:RZ:97:GLU:HB3	42:RZ:125:LEU:HD11	1.93	0.50
1:XA:376:G:OP1	16:XP:5:ARG:HB2	2.11	0.50
2:XB:15:VAL:H	2:XB:16:HIS:HD1	1.59	0.50
2:XB:24:TRP:CE3	2:XB:26:PRO:HA	2.45	0.50
2:XB:53:ARG:HA	2:XB:56:ARG:HG3	1.93	0.50
5:XE:126:ARG:CG	5:XE:126:ARG:HH11	2.21	0.50
6:XF:63:TYR:HD2	6:XF:63:TYR:N	2.09	0.50
9:XI:79:LEU:HD22	9:XI:101:PHE:O	2.10	0.50
12:XL:27:LEU:C	12:XL:29:GLY:N	2.64	0.50
1:XA:1226:C:O2'	13:XM:111:LYS:NZ	2.40	0.50
13:XM:66:LEU:O	13:XM:70:LEU:HB2	2.11	0.50
21:XU:14:TRP:CE3	21:XU:15:ARG:HD3	2.46	0.50
53:XV:15:G:H22	53:XV:48:C:H42	1.57	0.50
44:Y1:83:GLU:CD	44:Y1:85:LEU:H	2.15	0.50
44:Y1:85:LEU:HA	44:Y1:87:PRO:HD2	1.91	0.50
46:Y3:7:LYS:HE2	46:Y3:32:GLN:NE2	2.25	0.50
22:YA:1062:G:H2'	22:YA:1063:G:H8	1.74	0.50
22:YA:2478:A:OP1	52:Y9:31:LYS:HD3	2.10	0.50
22:YA:2712:U:C5	22:YA:2713:A:H5''	2.46	0.50
22:YA:357:A:H2'	22:YA:358:U:C6	2.46	0.50
25:YE:116:VAL:HG22	25:YE:122:PHE:HB2	1.91	0.50
26:YF:108:LYS:HA	26:YF:108:LYS:NZ	2.27	0.50
28:YH:126:PRO:HD2	28:YH:127:GLU:N	2.25	0.50
28:YH:103:LEU:CD1	28:YH:131:VAL:HG21	2.41	0.50
28:YH:4:ILE:O	28:YH:6:ARG:N	2.43	0.50

*Continued on next page...*

*Continued from previous page...*

Atom-1	Atom-2	Interatomic distance (Å)	Clash overlap (Å)
30:YN:26:LEU:HG	30:YN:30:ILE:HD11	1.93	0.50
32:YP:62:LEU:CD2	32:YP:62:LEU:H	2.19	0.50
34:YR:92:GLY:N	34:YR:94:TYR:HE2	2.09	0.50
35:YS:26:LEU:CD2	35:YS:87:PHE:CD1	2.94	0.50
35:YS:95:HIS:CG	35:YS:96:GLY:N	2.77	0.50
22:YA:1398:C:OP1	40:YX:53:LYS:NZ	2.45	0.50
41:YY:95:LYS:O	41:YY:96:ILE:O	2.28	0.50
1:QA:224:C:H2'	1:QA:225:C:C6	2.45	0.50
2:QB:23:ARG:HH11	2:QB:23:ARG:HG2	1.76	0.50
3:QC:48:TYR:O	3:QC:51:GLY:N	2.41	0.50
4:QD:206:PHE:CD2	4:QD:207:TYR:CD1	2.99	0.50
4:QD:13:ARG:CB	4:QD:33:MET:CE	2.89	0.50
5:QE:12:LEU:HD23	5:QE:13:ILE:H	1.76	0.50
5:QE:45:PHE:CD2	5:QE:47:LYS:HD2	2.47	0.50
7:QG:23:VAL:O	7:QG:27:ILE:CD1	2.60	0.50
9:QI:29:ASN:OD1	9:QI:64:THR:HA	2.11	0.50
12:QL:47:LYS:C	12:QL:49:ASN:H	2.15	0.50
13:QM:30:ALA:O	13:QM:31:LYS:C	2.49	0.50
14:QN:8:GLU:C	14:QN:10:ALA:H	2.14	0.50
44:R1:4:VAL:HG23	44:R1:10:LYS:C	2.32	0.50
44:R1:91:LYS:CA	44:R1:91:LYS:HE3	2.40	0.50
22:RA:195:A:OP1	32:RP:46:LYS:HE2	2.10	0.50
22:RA:2001:A:H4'	22:RA:2689:U:C2	2.46	0.50
22:RA:247:G:N7	22:RA:249:C:C2	2.79	0.50
22:RA:2773:C:H2'	22:RA:2774:C:C6	2.45	0.50
22:RA:336:C:H5''	41:RY:6:HIS:NE2	2.26	0.50
22:RA:55:G:H2'	22:RA:56:A:C8	2.47	0.50
24:RD:30:GLU:HG3	24:RD:63:ARG:NH2	2.25	0.50
25:RE:137:HIS:HB3	25:RE:138:PRO:CD	2.37	0.50
25:RE:37:ARG:H	25:RE:37:ARG:HE	1.59	0.50
28:RH:152:ARG:C	28:RH:153:LYS:HE2	2.32	0.50
28:RH:151:ILE:C	28:RH:152:ARG:O	2.49	0.50
28:RH:153:LYS:HG3	28:RH:161:GLY:HA2	1.91	0.50
31:RO:47:ILE:CG1	31:RO:48:PRO:HD2	2.41	0.50
32:RP:104:GLY:C	32:RP:105:LEU:HD12	2.31	0.50
33:RQ:133:ARG:HG2	33:RQ:134:ARG:N	2.26	0.50
34:RR:1:MET:O	34:RR:2:ARG:CB	2.60	0.50
34:RR:70:LEU:O	34:RR:72:ASP:N	2.42	0.50
35:RS:35:ILE:CD1	35:RS:101:LEU:HD23	2.41	0.50
37:RU:112:ARG:HH11	37:RU:112:ARG:HG2	1.76	0.50
39:RW:88:ARG:HB3	39:RW:92:ARG:CB	2.41	0.50

*Continued on next page...*

*Continued from previous page...*

Atom-1	Atom-2	Interatomic distance (Å)	Clash overlap (Å)
41:RY:74:PRO:O	41:RY:80:GLY:HA2	2.10	0.50
1:XA:1347:G:O2'	1:XA:1348:U:H6	1.94	0.50
1:XA:1374:A:O2'	7:XG:28:ASN:HB3	2.11	0.50
2:XB:103:THR:N	2:XB:180:LEU:HD11	2.26	0.50
2:XB:82:ARG:HA	2:XB:92:TYR:CE2	2.45	0.50
3:XC:184:TYR:HA	3:XC:200:ALA:O	2.12	0.50
3:XC:99:VAL:HG23	3:XC:99:VAL:O	2.11	0.50
4:XD:162:LEU:HD13	4:XD:181:MET:HB3	1.92	0.50
9:XI:48:GLU:N	9:XI:49:PRO:CD	2.74	0.50
50:Y7:36:GLN:O	50:Y7:36:GLN:HG2	2.09	0.50
22:YA:1339:G:H21	22:YA:1603:A:H1'	1.76	0.50
22:YA:299:A:H1'	22:YA:322:A:N6	2.26	0.50
22:YA:724:U:H2'	22:YA:725:G:O4'	2.11	0.50
24:YD:10:THR:HG23	24:YD:13:ARG:CB	2.34	0.50
25:YE:105:THR:HG23	25:YE:166:THR:OG1	2.10	0.50
30:YN:73:THR:HG22	30:YN:82:LEU:HD11	1.93	0.50
32:YP:114:ILE:HD13	32:YP:125:VAL:CG2	2.41	0.50
35:YS:86:ALA:O	35:YS:87:PHE:HB3	2.09	0.50
36:YT:57:PHE:CG	36:YT:58:ASN:N	2.79	0.50
37:YU:112:ARG:HG2	37:YU:112:ARG:HH11	1.76	0.50
38:YV:5:VAL:HG22	38:YV:14:VAL:HG22	1.93	0.50
41:YY:75:ILE:CG1	41:YY:76:CYS:N	2.73	0.50
1:QA:1316:G:H22	1:QA:1319:A:C5'	2.22	0.50
2:QB:170:GLU:HA	2:QB:172:ILE:CD1	2.41	0.50
2:QB:53:ARG:HA	2:QB:56:ARG:HG3	1.93	0.50
4:QD:107:ARG:C	4:QD:109:GLY:H	2.14	0.50
8:QH:83:ILE:HB	8:QH:137:VAL:HG13	1.93	0.50
8:QH:12:ARG:NH1	8:QH:27:PRO:HD2	2.25	0.50
9:QI:10:ARG:HG3	9:QI:105:ASP:HB2	1.92	0.50
9:QI:53:VAL:HG21	9:QI:92:TYR:CZ	2.45	0.50
19:QS:43:GLU:OE2	19:QS:43:GLU:N	2.44	0.50
22:RA:1351:C:H2'	22:RA:1352:U:C6	2.47	0.50
22:RA:1638:C:H4'	22:RA:2710:C:O2	2.11	0.50
22:RA:1660:C:H2'	22:RA:1661:G:C8	2.45	0.50
22:RA:251:A:C5	22:RA:252:G:H1'	2.46	0.50
22:RA:242:G:N2	22:RA:254:G:H2'	2.26	0.50
22:RA:1759:A:H4'	22:RA:2715:C:O4'	2.10	0.50
23:RB:15:A:H1'	23:RB:109:G:N9	2.25	0.50
26:RF:45:ARG:NH1	26:RF:45:ARG:CG	2.71	0.50
27:RG:43:LEU:O	27:RG:88:ILE:HG12	2.12	0.50
27:RG:92:VAL:HG13	27:RG:92:VAL:O	2.12	0.50

*Continued on next page...*

*Continued from previous page...*

Atom-1	Atom-2	Interatomic distance (Å)	Clash overlap (Å)
22:RA:2873:A:N3	34:RR:5:LYS:HA	2.26	0.50
36:RT:51:ARG:HG3	36:RT:98:LYS:HG3	1.93	0.50
41:RY:44:ILE:CG1	41:RY:45:VAL:H	2.25	0.50
1:XA:1004:A:O5'	1:XA:1025:U:N3	2.44	0.50
1:XA:1129:C:H5'	1:XA:1130:A:OP1	2.11	0.50
1:XA:224:C:H2'	1:XA:225:C:C6	2.47	0.50
1:XA:577:G:H1'	1:XA:816:A:C4	2.47	0.50
1:XA:662:G:H2'	1:XA:663:A:C8	2.46	0.50
1:XA:859:A:H2'	1:XA:860:A:C8	2.46	0.50
9:XI:83:ARG:HA	9:XI:86:VAL:CG1	2.42	0.50
12:XL:126:LYS:HB2	12:XL:126:LYS:HZ2	1.74	0.50
15:XO:17:ARG:NH1	15:XO:77:ARG:NH1	2.59	0.50
44:Y1:4:VAL:HG23	44:Y1:10:LYS:C	2.32	0.50
47:Y4:61:ARG:C	47:Y4:63:TYR:H	2.14	0.50
48:Y5:56:LYS:N	48:Y5:56:LYS:HD2	2.13	0.50
22:YA:1869:G:H5'	22:YA:1870:C:OP2	2.12	0.50
22:YA:2795:G:H3'	22:YA:2797:U:C5'	2.42	0.50
22:YA:957:A:N1	22:YA:2458:G:H4'	2.25	0.50
26:YF:32:LEU:O	26:YF:36:VAL:HG23	2.11	0.50
35:YS:83:LYS:HG2	35:YS:109:GLY:HA2	1.90	0.50
36:YT:20:PRO:HD2	36:YT:86:ILE:HG23	1.92	0.50
39:YW:22:ASP:HA	39:YW:25:ARG:HH12	1.75	0.50
42:YZ:101:PRO:HA	42:YZ:123:ASP:HB3	1.94	0.50
1:QA:1305:G:HO2'	1:QA:1306:A:H8	1.58	0.50
1:QA:481:G:O2'	1:QA:482:A:O5'	2.29	0.50
6:QF:63:TYR:CD2	6:QF:63:TYR:N	2.79	0.50
15:QO:26:GLU:OE2	15:QO:77:ARG:NH1	2.43	0.50
15:QO:8:LYS:HZ2	15:QO:8:LYS:HB2	1.74	0.50
16:QP:59:TRP:HA	16:QP:59:TRP:HE3	1.76	0.50
13:QM:119:GLY:CA	53:QV:29:G:OP1	2.52	0.50
53:QV:68:C:H2'	53:QV:69:C:H6	1.76	0.50
48:R5:37:LYS:HD2	48:R5:37:LYS:O	2.12	0.50
22:RA:1204:A:O2'	22:RA:1205:U:O5'	2.29	0.50
22:RA:1754:C:H2'	22:RA:1755:A:C8	2.47	0.50
22:RA:2022:U:O2'	22:RA:2617:C:H5'	2.11	0.50
22:RA:2517:C:C2	22:RA:2542:A:N6	2.79	0.50
22:RA:57:C:H2'	22:RA:58:G:O4'	2.11	0.50
22:RA:639:U:H2'	22:RA:640:C:C6	2.47	0.50
22:RA:753:C:H6	22:RA:753:C:O5'	1.94	0.50
22:RA:827:U:O2	22:RA:2246:G:H4'	2.12	0.50
22:RA:884:C:O2	22:RA:892:G:N1	2.43	0.50

*Continued on next page...*

*Continued from previous page...*

Atom-1	Atom-2	Interatomic distance (Å)	Clash overlap (Å)
23:RB:80:U:O2'	23:RB:81:G:H5''	2.11	0.50
28:RH:169:VAL:HG13	28:RH:170:ARG:N	2.26	0.50
31:RO:107:ARG:HA	31:RO:112:MET:HE1	1.94	0.50
31:RO:24:VAL:O	31:RO:24:VAL:HG13	2.11	0.50
32:RP:95:VAL:HG13	32:RP:100:LEU:CD2	2.40	0.50
35:RS:26:LEU:CD2	35:RS:87:PHE:CD1	2.94	0.50
36:RT:54:ARG:HG2	36:RT:54:ARG:NH1	2.24	0.50
1:XA:1127:G:H2'	1:XA:1128:C:C6	2.47	0.50
1:XA:1314:C:N4	19:XS:2:PRO:O	2.43	0.50
4:XD:108:LEU:HD11	4:XD:174:LEU:CD2	2.37	0.50
7:XG:50:ILE:HA	7:XG:54:THR:HG22	1.94	0.50
9:XI:105:ASP:C	9:XI:107:ARG:H	2.14	0.50
9:XI:53:VAL:HG21	9:XI:92:TYR:CZ	2.45	0.50
13:XM:120:LYS:O	13:XM:121:LYS:HB2	2.10	0.50
14:YN:41:ARG:HE	14:YN:42:ILE:HG13	1.75	0.50
14:YN:48:ALA:CA	14:YN:53:LEU:HD12	2.41	0.50
14:YN:8:GLU:C	14:YN:10:ALA:H	2.13	0.50
15:XO:39:LEU:O	15:XO:40:SER:C	2.50	0.50
17:XQ:48:GLU:O	17:XQ:49:GLU:C	2.48	0.50
19:XS:50:ALA:CB	19:XS:57:HIS:HB3	2.37	0.50
44:Y1:87:PRO:O	44:Y1:91:LYS:HB2	2.10	0.50
44:Y1:94:LEU:O	44:Y1:95:LEU:HG	2.11	0.50
46:Y3:17:LYS:HA	46:Y3:20:LYS:HD2	1.92	0.50
47:Y4:10:VAL:HG23	47:Y4:11:PRO:HD2	1.94	0.50
22:YA:1103:A:H5'	22:YA:1104:C:C5	2.45	0.50
22:YA:144:C:H2'	22:YA:145:G:H8	1.76	0.50
28:YH:131:VAL:CG1	28:YH:132:ARG:N	2.74	0.50
28:YH:169:VAL:HG13	28:YH:170:ARG:N	2.26	0.50
30:YN:112:LEU:HD23	30:YN:113:GLY:N	2.26	0.50
41:YY:46:LYS:HE3	41:YY:63:LYS:HB3	1.93	0.50
3:QC:70:VAL:CG1	3:QC:71:ALA:N	2.73	0.50
8:QH:51:VAL:HG11	8:QH:60:ARG:HG3	1.92	0.50
8:QH:95:VAL:HB	8:QH:99:GLU:O	2.12	0.50
10:QJ:98:ILE:H	10:QJ:98:ILE:CD1	2.25	0.50
13:QM:82:MET:O	13:QM:83:ASP:C	2.49	0.50
44:R1:80:LEU:HB2	44:R1:81:LYS:CE	2.41	0.50
47:R4:1:MET:O	47:R4:1:MET:HG3	2.12	0.50
48:R5:48:GLU:HA	48:R5:59:GLU:HG2	1.94	0.50
22:RA:2286:A:OP1	49:R6:28:ARG:NE	2.43	0.50
49:R6:9:LEU:HD13	49:R6:26:ASN:HD22	1.76	0.50
22:RA:458:G:O2'	50:R7:39:ARG:HD3	2.11	0.50

*Continued on next page...*

*Continued from previous page...*

Atom-1	Atom-2	Interatomic distance (Å)	Clash overlap (Å)
51:R8:56:GLU:O	51:R8:57:ARG:C	2.50	0.50
22:RA:1090:U:H3	22:RA:1102:C:H1'	1.77	0.50
22:RA:1764:G:C6	22:RA:1989:G:C2	2.99	0.50
22:RA:2695:C:H2'	22:RA:2696:U:H6	1.76	0.50
22:RA:871:U:OP1	33:RQ:5:ARG:HG2	2.10	0.50
24:RD:35:LYS:HD2	24:RD:104:TYR:CD1	2.45	0.50
25:RE:176:ILE:O	25:RE:176:ILE:HG22	2.10	0.50
25:RE:61:ARG:CB	25:RE:62:PRO:HD3	2.41	0.50
28:RH:143:GLN:HE21	28:RH:143:GLN:C	2.15	0.50
28:RH:16:SER:O	28:RH:17:VAL:HG23	2.12	0.50
32:RP:114:ILE:HD13	32:RP:125:VAL:CG2	2.41	0.50
41:RY:88:LYS:HA	41:RY:88:LYS:NZ	2.27	0.50
4:XD:165:MET:HE3	4:XD:168:ARG:HD2	1.93	0.50
8:XH:102:ARG:NH1	8:XH:105:ARG:HH12	2.09	0.50
9:XI:10:ARG:HG3	9:XI:105:ASP:HB2	1.93	0.50
10:XJ:81:THR:C	10:XJ:83:GLU:N	2.64	0.50
12:XL:28:LYS:O	12:XL:29:GLY:C	2.50	0.50
17:XQ:13:ASP:C	17:XQ:15:MET:H	2.15	0.50
44:Y1:80:LEU:HB2	44:Y1:81:LYS:CE	2.41	0.50
45:Y2:41:ILE:HD11	45:Y2:44:LEU:CB	2.42	0.50
22:YA:2532:G:H1'	22:YA:2663:G:N2	2.25	0.50
22:YA:2712:U:OP1	22:YA:2714:G:H4'	2.10	0.50
22:YA:900:A:H3'	22:YA:901:A:H8	1.75	0.50
22:YA:1354:A:OP1	24:YD:38:LYS:HE2	2.12	0.50
27:YG:111:LEU:N	27:YG:112:PRO:CD	2.75	0.50
28:YH:143:GLN:C	28:YH:143:GLN:HE21	2.15	0.50
28:YH:152:ARG:C	28:YH:153:LYS:HE2	2.32	0.50
29:YI:29:TYR:O	29:YI:33:ARG:HB2	2.11	0.50
31:YO:15:GLY:O	31:YO:46:ALA:HB1	2.10	0.50
32:YP:104:GLY:C	32:YP:105:LEU:HD12	2.31	0.50
33:YQ:132:VAL:HG12	33:YQ:133:ARG:N	2.27	0.50
34:YR:117:VAL:CG2	34:YR:118:GLU:N	2.74	0.50
35:YS:26:LEU:HD22	35:YS:87:PHE:CD1	2.46	0.50
56:Z8:76:PPU:HN2	56:Z8:76:PPU:HD2	1.76	0.50
1:QA:1151:A:H2'	1:QA:1152:A:C8	2.46	0.50
1:QA:1172:C:H2'	1:QA:1173:G:C8	2.46	0.50
1:QA:1320:C:N4	19:QS:36:ARG:HG3	2.27	0.50
1:QA:260:G:H2'	1:QA:261:U:C6	2.47	0.50
2:QB:200:ILE:O	2:QB:201:ILE:HD13	2.12	0.50
3:QC:139:GLN:O	3:QC:143:GLU:HB2	2.11	0.50
4:QD:178:VAL:O	4:QD:180:GLY:N	2.44	0.50

*Continued on next page...*

*Continued from previous page...*

Atom-1	Atom-2	Interatomic distance (Å)	Clash overlap (Å)
4:QD:198:VAL:CG1	4:QD:199:ASN:N	2.75	0.50
7:QG:150:ALA:HA	11:QK:59:TYR:CD2	2.47	0.50
7:QG:50:ILE:HA	7:QG:54:THR:HG22	1.94	0.50
10:QJ:56:HIS:O	10:QJ:58:ASP:O	2.30	0.50
10:QJ:84:GLN:C	10:QJ:86:MET:H	2.14	0.50
14:QN:48:ALA:CA	14:QN:53:LEU:HD12	2.42	0.50
53:QV:75:C:H2'	53:QV:76:A:O4'	2.12	0.50
22:RA:1286:A:O2'	22:RA:1288:U:OP2	2.28	0.50
22:RA:1988:C:H2'	22:RA:1989:G:O4'	2.11	0.50
22:RA:2377:A:H2'	22:RA:2378:A:C8	2.47	0.50
22:RA:2867:G:HO2'	22:RA:2868:A:H8	1.53	0.50
22:RA:30:G:C6	22:RA:31:C:C4	3.00	0.50
25:RE:203:LYS:HE3	25:RE:204:ALA:CB	2.40	0.50
26:RF:108:LYS:NZ	26:RF:108:LYS:HA	2.27	0.50
27:RG:109:VAL:O	27:RG:113:ARG:HG3	2.10	0.50
30:RN:87:LEU:C	30:RN:87:LEU:HD23	2.32	0.50
22:RA:389:G:N1	32:RP:70:GLN:HB3	2.27	0.50
22:RA:2250:G:C2	33:RQ:82:ARG:HB3	2.47	0.50
34:RR:92:GLY:N	34:RR:94:TYR:HE2	2.09	0.50
35:RS:62:LYS:HB3	35:RS:97:ARG:CD	2.39	0.50
37:RU:92:ARG:NH1	37:RU:95:LEU:HD11	2.26	0.50
39:RW:22:ASP:HA	39:RW:25:ARG:HH12	1.75	0.50
41:RY:94:LYS:HE3	41:RY:101:LYS:HZ1	1.76	0.50
1:XA:1268:A:H2'	1:XA:1269:A:C8	2.46	0.50
1:XA:1297:C:O2'	1:XA:1298:C:O5'	2.29	0.50
1:XA:230:G:C2	1:XA:231:G:H1'	2.46	0.50
2:XB:200:ILE:O	2:XB:201:ILE:HD13	2.12	0.50
4:XD:107:ARG:C	4:XD:109:GLY:H	2.14	0.50
4:XD:20:TYR:CD2	4:XD:27:TYR:CD2	3.00	0.50
5:XE:126:ARG:NH1	5:XE:126:ARG:HG3	2.19	0.50
10:XJ:84:GLN:C	10:XJ:86:MET:H	2.15	0.50
12:XL:49:ASN:ND2	12:XL:92:ASP:OD1	2.43	0.50
12:XL:62:SER:C	12:XL:64:TYR:H	2.14	0.50
13:XM:102:ARG:O	13:XM:102:ARG:HG3	2.11	0.50
16:XP:83:GLU:HG3	16:XP:84:ALA:H	1.77	0.50
19:XS:26:GLY:O	19:XS:27:GLU:HB2	2.11	0.50
21:XU:6:ARG:HH21	21:XU:15:ARG:NE	2.09	0.50
46:Y3:7:LYS:CB	46:Y3:34:GLU:HG2	2.41	0.50
47:Y4:57:GLU:O	47:Y4:61:ARG:O	2.30	0.50
22:YA:458:G:O2'	22:YA:469:G:O6	2.24	0.50
22:YA:546:C:OP1	22:YA:547:A:N6	2.45	0.50

*Continued on next page...*



*Continued from previous page...*

Atom-1	Atom-2	Interatomic distance (Å)	Clash overlap (Å)
24:YD:182:LEU:H	24:YD:272:ALA:CB	2.25	0.50
27:YG:43:LEU:O	27:YG:88:ILE:HG12	2.12	0.50
27:YG:6:ALA:H	47:Y4:23:GLU:CG	2.25	0.50
28:YH:133:VAL:HG12	28:YH:141:VAL:HG13	1.93	0.50
28:YH:24:VAL:HG21	28:YH:72:ILE:HG12	1.94	0.50
30:YN:87:LEU:HD23	30:YN:87:LEU:C	2.32	0.50
31:YO:35:VAL:O	31:YO:35:VAL:HG23	2.11	0.50
32:YP:138:LEU:HD11	32:YP:144:GLU:CG	2.42	0.50
38:YV:51:VAL:CG1	38:YV:52:VAL:H	2.22	0.50
38:YV:51:VAL:CG1	38:YV:52:VAL:N	2.75	0.50
38:YV:29:PRO:O	38:YV:61:VAL:O	2.29	0.50
39:YW:70:TYR:N	39:YW:70:TYR:CD2	2.75	0.50
42:YZ:8:TYR:HD1	42:YZ:38:TYR:CZ	2.29	0.50
1:QA:1322:C:O2	1:QA:1322:C:H2'	2.12	0.50
1:QA:643:C:H2'	1:QA:644:G:H8	1.77	0.50
3:QC:34:LEU:O	3:QC:38:ARG:HG3	2.11	0.50
4:QD:28:SER:CB	4:QD:29:PRO:CD	2.85	0.50
7:QG:11:GLN:C	7:QG:12:LEU:HD22	2.31	0.50
9:QI:5:TYR:HA	9:QI:17:VAL:O	2.12	0.50
14:QN:22:THR:O	14:QN:23:ARG:CB	2.59	0.50
18:QR:30:ASP:C	18:QR:32:ARG:H	2.15	0.50
19:QS:41:VAL:CG1	19:QS:45:VAL:N	2.74	0.50
43:R0:53:MET:HA	43:R0:58:THR:O	2.11	0.50
45:R2:16:LEU:O	45:R2:17:SER:CB	2.56	0.50
48:R5:50:GLY:O	48:R5:51:TYR:CB	2.59	0.50
49:R6:41:PRO:HD2	49:R6:46:HIS:H	1.77	0.50
22:RA:2283:C:P	49:R6:5:VAL:HG13	2.52	0.50
22:RA:1417:C:H2'	22:RA:1418:G:O4'	2.11	0.50
22:RA:1660:C:H5'	22:RA:2712(A):A:H61	1.76	0.50
22:RA:1882:C:H5'	22:RA:1883:G:OP2	2.12	0.50
22:RA:2308:G:H2'	22:RA:2308:G:N3	2.27	0.50
22:RA:2485:G:OP1	33:RQ:46:GLN:NE2	2.38	0.50
24:RD:28:GLU:OE1	24:RD:29:PRO:HD2	2.11	0.50
24:RD:32:SER:O	24:RD:33:LEU:CB	2.60	0.50
25:RE:2:LYS:HG2	25:RE:95:ILE:CG2	2.42	0.50
29:RI:41:GLU:HA	29:RI:44:LEU:HB2	1.93	0.50
33:RQ:108:GLY:O	33:RQ:109:VAL:HG23	2.12	0.50
35:RS:60:GLY:O	35:RS:61:ASN:CB	2.55	0.50
36:RT:23:ARG:CB	36:RT:24:PRO:HD2	2.40	0.50
36:RT:38:ASN:O	36:RT:39:ARG:O	2.30	0.50
41:RY:48:ALA:HB2	41:RY:61:ILE:CD1	2.41	0.50

*Continued on next page...*

*Continued from previous page...*

Atom-1	Atom-2	Interatomic distance (Å)	Clash overlap (Å)
41:RY:90:LEU:H	41:RY:90:LEU:HD22	1.73	0.50
1:XA:474:G:H2'	1:XA:475:G:H8	1.76	0.50
1:XA:962:C:H1'	1:XA:1201:A:N6	2.27	0.50
3:XC:11:ARG:HG3	3:XC:15:THR:HG21	1.93	0.50
4:XD:54:TYR:CE1	4:XD:206:PHE:HE1	2.29	0.50
10:XJ:54:PHE:O	10:XJ:55:LYS:HG3	2.10	0.50
11:XK:106:LYS:O	11:XK:107:SER:HB3	2.12	0.50
45:Y2:9:GLN:O	45:Y2:12:GLU:HB3	2.10	0.50
49:Y6:9:LEU:HB3	49:Y6:26:ASN:O	2.12	0.50
50:Y7:46:VAL:HG12	50:Y7:47:ARG:N	2.27	0.50
50:Y7:9:ARG:HH12	50:Y7:47:ARG:HG3	1.76	0.50
22:YA:2524:G:H5'	22:YA:2525:G:OP2	2.11	0.50
23:YB:24:G:O6	23:YB:56:G:O2'	2.26	0.50
27:YG:49:ASP:OD1	27:YG:51:ARG:HG3	2.12	0.50
28:YH:16:SER:O	28:YH:17:VAL:HG23	2.12	0.50
33:YQ:36:ALA:HB1	33:YQ:127:ILE:HD12	1.93	0.50
34:YR:28:LEU:CD2	34:YR:114:VAL:HG12	2.41	0.50
35:YS:35:ILE:CD1	35:YS:101:LEU:HD23	2.41	0.50
35:YS:89:ARG:O	35:YS:89:ARG:HD2	2.11	0.50
31:YO:104:ARG:NE	36:YT:34:VAL:HG11	2.26	0.50
42:YZ:158:PRO:O	42:YZ:160:GLY:N	2.44	0.50
1:QA:1014:A:H4'	19:QS:14:HIS:HE2	1.77	0.50
1:QA:1074:G:C4'	2:QB:104:ASN:HB2	2.41	0.50
1:QA:1327:C:H2'	1:QA:1328:C:C6	2.47	0.50
2:QB:15:VAL:H	2:QB:16:HIS:HD1	1.59	0.50
2:QB:16:HIS:HB3	2:QB:210:SER:CB	2.42	0.50
3:QC:11:ARG:HG3	3:QC:15:THR:HG21	1.94	0.50
3:QC:52:LEU:H	3:QC:52:LEU:CD2	2.20	0.50
4:QD:128:VAL:O	4:QD:130:GLY:N	2.45	0.50
4:QD:13:ARG:HH22	4:QD:36:ARG:CZ	2.24	0.50
7:QG:50:ILE:HG21	7:QG:58:PRO:HA	1.93	0.50
8:QH:20:TYR:HD1	8:QH:65:TYR:HD2	1.55	0.50
9:QI:48:GLU:N	9:QI:49:PRO:CD	2.74	0.50
10:QJ:22:LYS:NZ	10:QJ:23:ILE:HG12	2.27	0.50
16:QP:39:TYR:OH	16:QP:41:PRO:HB3	2.11	0.50
20:QT:49:ALA:CB	20:QT:99:LEU:HD22	2.42	0.50
21:QU:2:GLY:O	21:QU:4:GLY:N	2.45	0.50
43:R0:50:ASN:HB3	43:R0:63:VAL:HG22	1.92	0.50
47:R4:10:VAL:HG23	47:R4:11:PRO:HD2	1.93	0.50
50:R7:46:VAL:HG12	50:R7:47:ARG:N	2.27	0.50
22:RA:1398:C:OP1	40:RX:53:LYS:NZ	2.43	0.50

*Continued on next page...*

*Continued from previous page...*

Atom-1	Atom-2	Interatomic distance (Å)	Clash overlap (Å)
22:RA:1858:G:O2'	22:RA:1884:A:N6	2.45	0.50
22:RA:782:A:N7	24:RD:221:VAL:HG11	2.26	0.50
24:RD:2:ALA:CB	24:RD:20:ASP:CB	2.90	0.50
27:RG:103:LEU:HD21	27:RG:178:PHE:CZ	2.47	0.50
27:RG:111:LEU:N	27:RG:112:PRO:CD	2.75	0.50
28:RH:133:VAL:HG12	28:RH:141:VAL:HG13	1.93	0.50
28:RH:153:LYS:O	28:RH:154:PRO:O	2.30	0.50
29:RI:129:THR:HG22	29:RI:137:PRO:HB3	1.94	0.50
30:RN:46:VAL:O	30:RN:47:ALA:CB	2.57	0.50
33:RQ:2:LEU:N	33:RQ:2:LEU:HD23	2.27	0.50
33:RQ:80:GLU:HG3	33:RQ:81:VAL:N	2.27	0.50
34:RR:96:ARG:NH2	34:RR:117:VAL:HG23	2.27	0.50
31:RO:104:ARG:NE	36:RT:34:VAL:HG11	2.26	0.50
41:RY:16:ALA:O	41:RY:21:LYS:HD3	2.11	0.50
42:RZ:35:ARG:HB3	42:RZ:35:ARG:NH1	2.26	0.50
1:XA:1343:G:H2'	1:XA:1344:C:C6	2.47	0.50
1:XA:339:C:OP2	31:YO:97:ARG:NH1	2.45	0.50
1:XA:1158:C:H4'	2:XB:133:LYS:HZ3	1.76	0.50
3:XC:34:LEU:O	3:XC:38:ARG:HG3	2.10	0.50
8:XH:95:VAL:HB	8:XH:99:GLU:O	2.12	0.50
10:XJ:40:LEU:HB2	10:XJ:69:ASN:CB	2.40	0.50
13:XM:117:VAL:O	13:XM:118:ALA:C	2.51	0.50
13:XM:120:LYS:O	13:XM:121:LYS:CB	2.60	0.50
15:XO:17:ARG:NH1	15:XO:77:ARG:CZ	2.75	0.50
20:XT:49:ALA:CB	20:XT:99:LEU:HD22	2.42	0.50
47:Y4:22:ILE:HD12	47:Y4:22:ILE:H	1.77	0.50
48:Y5:37:LYS:HD2	48:Y5:37:LYS:O	2.12	0.50
22:YA:1728:G:H3'	22:YA:1729:A:H5''	1.94	0.50
22:YA:1785:A:C6	22:YA:1787:A:H1'	2.46	0.50
23:YB:55:U:O2'	23:YB:57:A:N7	2.44	0.50
24:YD:218:ARG:HB3	24:YD:219:PRO:HD2	1.94	0.50
24:YD:233:HIS:H	24:YD:233:HIS:CD2	2.29	0.50
25:YE:105:THR:HB	25:YE:197:ILE:HG12	1.92	0.50
25:YE:2:LYS:HG2	25:YE:95:ILE:CG2	2.42	0.50
27:YG:16:ARG:HB3	27:YG:17:PRO:HD3	1.94	0.50
27:YG:35:GLU:CD	27:YG:35:GLU:C	2.71	0.50
31:YO:105:GLU:O	31:YO:108:GLU:HB2	2.12	0.50
33:YQ:108:GLY:O	33:YQ:109:VAL:HG23	2.12	0.50
37:YU:92:ARG:CD	37:YU:94:ASN:HB3	2.42	0.50
22:YA:1266:G:O5'	39:YW:15:ARG:NH2	2.45	0.50
41:YY:48:ALA:HB2	41:YY:61:ILE:CD1	2.42	0.50

*Continued on next page...*

*Continued from previous page...*

Atom-1	Atom-2	Interatomic distance (Å)	Clash overlap (Å)
1:QA:1241:G:H2'	1:QA:1242:C:C6	2.46	0.50
1:QA:1269:A:N1	1:QA:1312:G:O2'	2.39	0.50
1:QA:1296:C:O2'	1:QA:1302:U:H5	1.94	0.50
1:QA:1235:U:O2'	1:QA:1305:G:O5'	2.30	0.50
3:QC:184:TYR:HA	3:QC:200:ALA:O	2.12	0.50
4:QD:30:LYS:CG	4:QD:35:ARG:NE	2.64	0.50
8:QH:84:ARG:O	8:QH:135:CYS:HB2	2.12	0.50
17:QQ:13:ASP:C	17:QQ:15:MET:H	2.15	0.50
49:R6:20:ASN:O	49:R6:21:TYR:CB	2.59	0.50
49:R6:34:LEU:HD23	49:R6:36:LEU:HD22	1.93	0.50
52:R9:7:VAL:HG12	52:R9:25:VAL:HG21	1.94	0.50
22:RA:1062:G:H2'	22:RA:1063:G:H8	1.76	0.50
22:RA:2409:G:H2'	22:RA:2410:G:O4'	2.11	0.50
22:RA:2525:G:N2	22:RA:2539:C:C2	2.80	0.50
22:RA:2602:A:H2	56:Z6:76:PPU:C8	2.24	0.50
22:RA:259:G:H2'	22:RA:260:G:H8	1.77	0.50
24:RD:218:ARG:HB3	24:RD:219:PRO:HD2	1.94	0.50
24:RD:237:GLU:OE1	24:RD:237:GLU:HA	2.12	0.50
24:RD:35:LYS:HE2	24:RD:104:TYR:HB2	1.94	0.50
25:RE:119:ARG:HD3	25:RE:160:TYR:CD2	2.47	0.50
26:RF:11:VAL:CG1	26:RF:12:LEU:N	2.75	0.50
30:RN:137:LYS:HG3	30:RN:138:LEU:H	1.77	0.50
32:RP:6:LEU:CD2	32:RP:6:LEU:N	2.75	0.50
22:RA:1614:A:H62	39:RW:93:ALA:HB2	1.77	0.50
1:XA:1064:G:N2	1:XA:1190:G:H2'	2.27	0.50
1:XA:1125:U:OP2	1:XA:1145:C:N4	2.45	0.50
1:XA:779:C:H2'	1:XA:780:A:O4'	2.12	0.50
3:XC:132:ARG:O	3:XC:136:GLN:HB2	2.11	0.50
5:XE:32:VAL:O	5:XE:43:LEU:HD12	2.12	0.50
8:XH:84:ARG:O	8:XH:135:CYS:HB2	2.12	0.50
11:XK:25:TYR:CD1	11:XK:25:TYR:N	2.80	0.50
13:XM:14:ARG:HG3	13:XM:16:ASP:OD2	2.12	0.50
48:Y5:50:GLY:O	48:Y5:51:TYR:CB	2.59	0.50
50:Y7:12:ARG:HG3	50:Y7:12:ARG:NH1	2.27	0.50
51:Y8:56:GLU:O	51:Y8:57:ARG:C	2.50	0.50
22:YA:1929:G:H3'	22:YA:1929:G:H8	1.77	0.50
22:YA:2688:U:H1'	22:YA:2721:A:N6	2.26	0.50
24:YD:35:LYS:HE2	24:YD:104:TYR:HB2	1.94	0.50
24:YD:65:ILE:HD13	24:YD:65:ILE:C	2.32	0.50
27:YG:114:ILE:HG21	27:YG:117:PHE:HB2	1.93	0.50
32:YP:112:LEU:HD22	32:YP:113:LYS:N	2.26	0.50

*Continued on next page...*

*Continued from previous page...*

Atom-1	Atom-2	Interatomic distance (Å)	Clash overlap (Å)
32:YP:147:LEU:O	32:YP:148:LEU:HB2	2.11	0.50
41:YY:19:LYS:O	41:YY:19:LYS:CG	2.60	0.50
1:QA:1353:G:C2	1:QA:1370:G:C2	2.99	0.49
1:QA:41:G:H2'	1:QA:42:G:H8	1.77	0.49
1:QA:828:A:H2'	1:QA:829:G:O4'	2.12	0.49
3:QC:36:ASP:HA	3:QC:39:ILE:HD12	1.94	0.49
5:QE:42:GLY:CA	5:QE:136:MET:HE1	2.41	0.49
9:QI:83:ARG:HA	9:QI:86:VAL:CG1	2.41	0.49
12:QL:24:VAL:CG1	12:QL:24:VAL:O	2.58	0.49
15:QO:17:ARG:NH1	15:QO:77:ARG:CZ	2.74	0.49
1:QA:310:G:H4'	16:QP:31:LYS:HD3	1.94	0.49
16:QP:39:TYR:CE2	16:QP:41:PRO:HD3	2.47	0.49
44:R1:83:GLU:CD	44:R1:85:LEU:H	2.15	0.49
50:R7:12:ARG:HG3	50:R7:12:ARG:NH1	2.27	0.49
22:RA:1046:A:N3	22:RA:1046:A:H3'	2.27	0.49
22:RA:1340:U:H4'	22:RA:1394:U:O2'	2.12	0.49
22:RA:184:C:H2'	22:RA:185:U:C6	2.46	0.49
22:RA:2077:A:H2'	22:RA:2078:C:H6	1.77	0.49
22:RA:270(S):G:C2'	22:RA:270(T):G:H5'	2.42	0.49
28:RH:103:LEU:CD1	28:RH:131:VAL:HG21	2.41	0.49
38:RV:41:GLY:N	38:RV:46:VAL:HG13	2.26	0.49
39:RW:29:LEU:O	39:RW:29:LEU:HD23	2.13	0.49
42:RZ:53:ILE:HG22	42:RZ:71:VAL:HG13	1.94	0.49
2:XB:23:ARG:HH11	2:XB:23:ARG:HG2	1.76	0.49
3:XC:36:ASP:HB3	3:XC:40:ARG:NH1	2.26	0.49
5:XE:41:VAL:CG1	5:XE:112:LEU:O	2.60	0.49
9:XI:113:LYS:H	9:XI:119:ALA:HA	1.77	0.49
9:XI:33:PHE:HZ	9:XI:47:LEU:HD21	1.76	0.49
13:XM:108:ARG:O	13:XM:109:THR:C	2.50	0.49
13:XM:65:LYS:HZ3	13:XM:69:GLU:HG2	1.76	0.49
13:XM:82:MET:O	13:XM:83:ASP:C	2.49	0.49
44:Y1:81:LYS:O	44:Y1:82:LEU:O	2.30	0.49
49:Y6:44:ARG:O	49:Y6:45:LYS:CB	2.60	0.49
22:YA:117:G:OP2	22:YA:119:A:O2'	2.28	0.49
22:YA:1397:U:OP2	22:YA:1398:C:N4	2.35	0.49
22:YA:1899:G:H21	22:YA:1902:C:H42	1.58	0.49
22:YA:2756:U:H4'	22:YA:2757:A:OP1	2.12	0.49
22:YA:380:U:H2'	22:YA:381:G:H8	1.76	0.49
22:YA:383:U:H5''	22:YA:384:U:OP2	2.12	0.49
22:YA:507:A:C5'	22:YA:508:G:H5'	2.42	0.49
23:YB:89:G:C6	23:YB:89(A):A:C6	3.00	0.49

*Continued on next page...*

*Continued from previous page...*

Atom-1	Atom-2	Interatomic distance (Å)	Clash overlap (Å)
26:YF:11:VAL:CG1	26:YF:12:LEU:N	2.75	0.49
22:YA:443:A:H3'	26:YF:45:ARG:NH1	2.27	0.49
27:YG:103:LEU:HD21	27:YG:178:PHE:CZ	2.47	0.49
13:XM:3:ARG:HH21	27:YG:139:LEU:HD13	1.76	0.49
27:YG:83:ARG:HH11	27:YG:83:ARG:HG2	1.76	0.49
30:YN:137:LYS:HG3	30:YN:138:LEU:H	1.77	0.49
31:YO:55:GLY:O	31:YO:56:ASP:C	2.50	0.49
32:YP:36:LYS:HB2	32:YP:40:SER:HB3	1.94	0.49
35:YS:52:SER:O	35:YS:56:LEU:CD2	2.60	0.49
41:YY:16:ALA:O	41:YY:21:LYS:HD3	2.11	0.49
1:QA:999:U:H2'	1:QA:1000:A:C8	2.47	0.49
3:QC:35:GLU:O	3:QC:39:ILE:HG13	2.12	0.49
5:QE:93:PRO:HG3	8:QH:105:ARG:HG3	1.93	0.49
11:QK:32:ILE:HD12	11:QK:72:ALA:CB	2.36	0.49
12:QL:62:SER:C	12:QL:64:TYR:H	2.14	0.49
16:QP:83:GLU:HA	16:QP:83:GLU:OE2	2.12	0.49
20:QT:37:SER:O	20:QT:41:ILE:HG12	2.12	0.49
21:QU:6:ARG:HE	21:QU:15:ARG:NH2	2.09	0.49
47:R4:23:GLU:C	47:R4:24:THR:HG1	2.16	0.49
47:R4:9:LEU:H	47:R4:27:THR:CG2	2.25	0.49
32:RP:61:ARG:HH21	51:R8:13:ARG:HD2	1.77	0.49
22:RA:1328:G:O5'	22:RA:1328:G:H8	1.95	0.49
22:RA:1517:G:H2'	22:RA:1518:C:C6	2.48	0.49
22:RA:1733:G:C5	22:RA:1734:C:C4	3.00	0.49
22:RA:2037:G:C6	22:RA:2038:G:C6	3.00	0.49
22:RA:2271:G:H2'	22:RA:2272:U:C6	2.46	0.49
22:RA:2392:A:H2	22:RA:2424:C:H42	1.60	0.49
22:RA:486:C:H4'	39:RW:60:ASN:OD1	2.13	0.49
24:RD:10:THR:HG23	24:RD:13:ARG:CB	2.34	0.49
24:RD:123:ALA:HB3	24:RD:131:LEU:HG	1.94	0.49
24:RD:25:THR:O	24:RD:27:THR:HG22	2.12	0.49
24:RD:72:LYS:O	24:RD:73:VAL:C	2.50	0.49
28:RH:19:VAL:HG13	28:RH:43:VAL:CG2	2.41	0.49
28:RH:19:VAL:HG13	28:RH:43:VAL:HG23	1.93	0.49
29:RI:11:ASN:O	29:RI:12:LEU:HB2	2.12	0.49
35:RS:83:LYS:HG2	35:RS:109:GLY:HA2	1.90	0.49
37:RU:79:PHE:HE2	37:RU:83:LEU:HD22	1.78	0.49
1:XA:129(A):G:H1'	1:XA:190:G:H5''	1.93	0.49
1:XA:430:A:OP1	4:XD:9:CYS:HB2	2.12	0.49
1:XA:975:A:N6	1:XA:1367:C:O4'	2.44	0.49
2:XB:16:HIS:HB3	2:XB:210:SER:CB	2.42	0.49

*Continued on next page...*

*Continued from previous page...*

Atom-1	Atom-2	Interatomic distance (Å)	Clash overlap (Å)
4:XD:118:ARG:NH2	4:XD:136:PRO:HB2	2.27	0.49
9:XI:29:ASN:OD1	9:XI:64:THR:HA	2.12	0.49
9:XI:5:TYR:HA	9:XI:17:VAL:O	2.12	0.49
44:Y1:93:GLU:O	44:Y1:97:LEU:HD11	2.12	0.49
47:Y4:36:CYS:O	47:Y4:39:CYS:CB	2.55	0.49
22:YA:1125:G:H5'	52:Y9:37:GLY:HA2	1.94	0.49
22:YA:1488:G:C6	22:YA:1489:U:C4	2.99	0.49
22:YA:1576:U:H2'	22:YA:1577:C:H6	1.77	0.49
22:YA:1742:C:H5'	22:YA:1743:G:OP2	2.12	0.49
22:YA:2179:C:H2'	22:YA:2180:U:C6	2.48	0.49
22:YA:2335:A:O2'	22:YA:2336:A:H2'	2.12	0.49
22:YA:2441:C:OP2	22:YA:2586:C:O2'	2.27	0.49
22:YA:2695:C:H2'	22:YA:2696:U:C6	2.46	0.49
22:YA:2764:A:N7	22:YA:2766:G:C6	2.80	0.49
22:YA:297:C:H2'	22:YA:298:G:O4'	2.12	0.49
22:YA:17:G:H21	22:YA:554:U:H5'	1.76	0.49
22:YA:1567:A:H4'	24:YD:58:HIS:CE1	2.47	0.49
25:YE:37:ARG:H	25:YE:37:ARG:HE	1.59	0.49
25:YE:46:ALA:HB1	25:YE:80:GLU:HB2	1.94	0.49
30:YN:6:PRO:HG2	30:YN:43:THR:OG1	2.11	0.49
31:YO:47:ILE:CG1	31:YO:48:PRO:HD2	2.42	0.49
31:YO:69:ILE:O	31:YO:76:ALA:HA	2.12	0.49
35:YS:5:THR:HG1	35:YS:7:TYR:HB3	1.75	0.49
35:YS:60:GLY:O	35:YS:61:ASN:CB	2.55	0.49
37:YU:92:ARG:NH1	37:YU:95:LEU:HD11	2.26	0.49
38:YV:3:ALA:HB3	38:YV:14:VAL:HG23	1.92	0.49
1:QA:1238:A:H62	1:QA:1299:A:N6	2.10	0.49
1:QA:271:C:H2'	1:QA:272:C:C6	2.46	0.49
3:QC:178:LEU:N	3:QC:178:LEU:HD22	2.27	0.49
4:QD:23:GLY:H	4:QD:26:CYS:HB2	1.77	0.49
5:QE:82:VAL:HG12	5:QE:83:GLU:H	1.77	0.49
11:QK:62:GLN:O	11:QK:63:LEU:C	2.51	0.49
12:QL:28:LYS:O	12:QL:29:GLY:C	2.50	0.49
46:R3:7:LYS:CB	46:R3:34:GLU:HG2	2.41	0.49
22:RA:1839:G:C8	22:RA:1927:A:H1'	2.47	0.49
22:RA:270(S):G:O2'	22:RA:270(T):G:H5'	2.12	0.49
25:RE:61:ARG:O	25:RE:62:PRO:C	2.51	0.49
30:RN:42:TRP:HA	30:RN:48:MET:CE	2.42	0.49
30:RN:73:THR:HG22	30:RN:82:LEU:HD11	1.93	0.49
31:RO:105:GLU:O	31:RO:108:GLU:HB2	2.12	0.49
22:RA:2415:G:H4'	32:RP:66:GLY:C	2.33	0.49

*Continued on next page...*

*Continued from previous page...*

Atom-1	Atom-2	Interatomic distance (Å)	Clash overlap (Å)
34:RR:118:GLU:OXT	34:RR:118:GLU:HG3	2.11	0.49
40:RX:18:TYR:C	40:RX:20:GLY:N	2.64	0.49
40:RX:70:LEU:N	40:RX:70:LEU:CD2	2.72	0.49
41:RY:81:LYS:HD3	41:RY:97:ARG:HD3	1.94	0.49
1:XA:1192:C:O2	5:XE:25:ARG:NH2	2.42	0.49
1:XA:372:C:C5	1:XA:387:U:C4	2.98	0.49
1:XA:768:A:H2'	1:XA:769:G:O4'	2.13	0.49
3:XC:35:GLU:O	3:XC:39:ILE:HG13	2.13	0.49
7:XG:50:ILE:HG21	7:XG:58:PRO:HA	1.93	0.49
8:XH:83:ILE:HB	8:XH:137:VAL:HG13	1.93	0.49
8:XH:91:ARG:NH1	8:XH:91:ARG:HG2	2.25	0.49
8:XH:91:ARG:HH11	8:XH:91:ARG:CG	2.23	0.49
44:Y1:40:ARG:NH2	44:Y1:42:GLN:HG2	2.27	0.49
44:Y1:8:SER:HB3	44:Y1:66:HIS:CE1	2.46	0.49
44:Y1:67:ILE:N	44:Y1:68:PRO:CD	2.76	0.49
46:Y3:21:ALA:O	46:Y3:25:ALA:N	2.41	0.49
22:YA:931:G:O3'	46:Y3:24:LYS:NZ	2.45	0.49
47:Y4:9:LEU:H	47:Y4:27:THR:CG2	2.26	0.49
51:Y8:10:ALA:O	51:Y8:14:VAL:HG12	2.11	0.49
22:YA:2688:U:H5	22:YA:2720:U:OP2	1.94	0.49
22:YA:270(R):G:H2'	22:YA:270(S):G:C8	2.47	0.49
24:YD:76:PRO:HA	24:YD:118:VAL:HG23	1.93	0.49
24:YD:227:ASN:HB3	24:YD:228:PRO:CD	2.30	0.49
24:YD:2:ALA:CB	24:YD:20:ASP:HB3	2.42	0.49
22:YA:1812:A:O2'	24:YD:45:ASN:HB2	2.11	0.49
22:YA:1567:A:H5'	24:YD:58:HIS:ND1	2.27	0.49
25:YE:61:ARG:CB	25:YE:62:PRO:CD	2.90	0.49
28:YH:103:LEU:H	28:YH:103:LEU:HD23	1.77	0.49
30:YN:46:VAL:O	30:YN:47:ALA:CB	2.57	0.49
30:YN:73:THR:CG2	30:YN:82:LEU:HD11	2.43	0.49
30:YN:82:LEU:HD12	30:YN:83:LYS:N	2.27	0.49
33:YQ:29:PHE:N	33:YQ:105:GLU:OE2	2.41	0.49
33:YQ:2:LEU:HD23	33:YQ:2:LEU:N	2.27	0.49
22:YA:1252:G:O4'	37:YU:33:ARG:HD3	2.13	0.49
39:YW:51:LEU:HD23	39:YW:105:VAL:HG11	1.95	0.49
39:YW:29:LEU:O	39:YW:29:LEU:HD23	2.13	0.49
41:YY:88:LYS:HA	41:YY:88:LYS:NZ	2.27	0.49
41:YY:81:LYS:CD	41:YY:97:ARG:HE	2.20	0.49
42:YZ:124:ILE:HG23	42:YZ:165:VAL:HG21	1.95	0.49
1:QA:1346:A:C5'	9:QI:120:ARG:HH12	2.22	0.49
1:QA:452:A:C6	1:QA:453:A:C6	3.01	0.49

*Continued on next page...*



*Continued from previous page...*

Atom-1	Atom-2	Interatomic distance (Å)	Clash overlap (Å)
2:QB:181:PHE:O	2:QB:183:PRO:HD3	2.12	0.49
4:QD:206:PHE:HD2	4:QD:207:TYR:CE1	2.30	0.49
6:QF:72:VAL:HG13	6:QF:73:ASN:N	2.27	0.49
8:QH:14:ARG:HG2	8:QH:14:ARG:O	2.12	0.49
8:QH:29:SER:CB	8:QH:32:LYS:HG3	2.28	0.49
11:QK:29:ILE:HG13	11:QK:44:SER:HB3	1.93	0.49
13:QM:108:ARG:O	13:QM:109:THR:C	2.50	0.49
14:QN:8:GLU:O	14:QN:10:ALA:N	2.45	0.49
21:QU:6:ARG:HH21	21:QU:15:ARG:NE	2.09	0.49
45:R2:33:MET:O	45:R2:37:PHE:HD1	1.95	0.49
47:R4:57:GLU:O	47:R4:61:ARG:O	2.30	0.49
32:RP:49:ARG:HE	51:R8:59:LYS:HG2	1.76	0.49
22:RA:1450:C:N3	22:RA:1451:C:N4	2.61	0.49
22:RA:2645:G:C3'	22:RA:2646:C:H5'	2.41	0.49
22:RA:18:C:O2'	22:RA:553:U:OP1	2.29	0.49
22:RA:730:C:OP1	22:RA:1775:U:O2'	2.22	0.49
24:RD:35:LYS:CG	24:RD:64:ILE:HG22	2.42	0.49
22:RA:1993:U:H4'	25:RE:128:SER:OG	2.12	0.49
25:RE:23:VAL:HG12	25:RE:173:VAL:HG21	1.94	0.49
28:RH:120:GLY:HA3	28:RH:140:LYS:NZ	2.28	0.49
32:RP:114:ILE:HD11	32:RP:130:PHE:HE1	1.70	0.49
34:RR:18:LEU:C	34:RR:18:LEU:HD13	2.33	0.49
1:XA:1186:G:O3'	9:XI:113:LYS:NZ	2.44	0.49
1:XA:1517:G:H1'	22:YA:1919:A:O3'	2.13	0.49
2:XB:207:ALA:O	2:XB:209:ARG:N	2.45	0.49
3:XC:195:VAL:HG12	3:XC:196:LEU:H	1.75	0.49
4:XD:196:LEU:C	4:XD:198:VAL:N	2.65	0.49
8:XH:14:ARG:O	8:XH:14:ARG:HG2	2.12	0.49
9:XI:43:ALA:C	9:XI:45:ALA:H	2.16	0.49
10:XJ:22:LYS:NZ	10:XJ:23:ILE:HG12	2.28	0.49
13:XM:3:ARG:HB3	47:Y4:34:GLU:CB	2.41	0.49
13:XM:90:LEU:HA	13:XM:93:ARG:CD	2.33	0.49
15:XO:32:LEU:O	15:XO:33:THR:C	2.51	0.49
19:XS:62:ILE:C	19:XS:63:THR:HG22	2.32	0.49
19:XS:9:VAL:O	19:XS:10:PHE:HB3	2.13	0.49
20:XT:26:ASN:CB	20:XT:71:THR:HG23	2.43	0.49
45:Y2:69:ARG:CB	45:Y2:69:ARG:HH11	2.25	0.49
47:Y4:42:PHE:O	47:Y4:43:TYR:C	2.51	0.49
1:XA:1312:G:H3'	47:Y4:67:TYR:OH	2.11	0.49
49:Y6:7:ILE:C	49:Y6:9:LEU:N	2.65	0.49
22:YA:2336:A:H61	43:Y0:43:THR:CG2	2.25	0.49

*Continued on next page...*

*Continued from previous page...*

Atom-1	Atom-2	Interatomic distance (Å)	Clash overlap (Å)
22:YA:2335:A:HO2'	22:YA:2336:A:P	2.36	0.49
22:YA:483:A:H5'	41:YY:49:VAL:HG13	1.95	0.49
28:YH:153:LYS:HA	28:YH:153:LYS:HZ3	1.75	0.49
28:YH:19:VAL:HG13	28:YH:43:VAL:HG23	1.93	0.49
30:YN:68:GLU:HG2	30:YN:88:GLU:CD	2.33	0.49
35:YS:99:LYS:O	35:YS:101:LEU:N	2.45	0.49
36:YT:39:ARG:CG	36:YT:40:THR:H	2.22	0.49
37:YU:81:HIS:CE1	37:YU:117:GLN:HG3	2.48	0.49
38:YV:91:TYR:HD1	38:YV:91:TYR:C	2.16	0.49
41:YY:44:ILE:CG1	41:YY:45:VAL:H	2.24	0.49
42:YZ:182:LYS:CG	42:YZ:183:LEU:HA	2.42	0.49
1:QA:1400:C:C5	53:QV:34:C:C4	3.00	0.49
1:QA:332:G:OP2	20:QT:10:LEU:HD23	2.13	0.49
1:QA:97:U:H2'	1:QA:99:C:C6	2.48	0.49
4:QD:13:ARG:CA	4:QD:33:MET:HE3	2.43	0.49
5:QE:41:VAL:CG1	5:QE:112:LEU:O	2.60	0.49
5:QE:32:VAL:O	5:QE:43:LEU:HD12	2.12	0.49
12:QL:6:THR:O	12:QL:7:ILE:C	2.51	0.49
13:QM:102:ARG:HG3	13:QM:102:ARG:O	2.11	0.49
13:QM:120:LYS:O	13:QM:121:LYS:CB	2.60	0.49
45:R2:41:ILE:HD11	45:R2:44:LEU:CB	2.42	0.49
47:R4:22:ILE:HD12	47:R4:22:ILE:H	1.77	0.49
22:RA:1670:C:C5	22:RA:1671:U:C4	3.00	0.49
22:RA:2405:G:HO2'	22:RA:2406:U:P	2.34	0.49
25:RE:179:GLU:O	25:RE:180:ASN:HB2	2.12	0.49
25:RE:55:ASN:O	25:RE:57:LYS:N	2.45	0.49
27:RG:49:ASP:OD1	27:RG:51:ARG:HG3	2.12	0.49
27:RG:78:SER:HB2	53:QV:56:C:HO2'	1.75	0.49
27:RG:83:ARG:HG2	27:RG:83:ARG:HH11	1.76	0.49
28:RH:23:ARG:HD2	28:RH:34:GLU:OE2	2.12	0.49
31:RO:69:ILE:O	31:RO:76:ALA:HA	2.12	0.49
32:RP:64:LYS:C	32:RP:66:GLY:N	2.56	0.49
34:RR:67:LEU:HD13	34:RR:76:VAL:CG2	2.27	0.49
37:RU:92:ARG:CD	37:RU:94:ASN:HB3	2.42	0.49
38:RV:91:TYR:HD1	38:RV:91:TYR:C	2.16	0.49
41:RY:35:TYR:CD1	41:RY:69:ALA:HB3	2.48	0.49
1:XA:1297:C:H4'	1:XA:1298:C:H5'	1.95	0.49
1:XA:135:C:H2'	1:XA:136:C:H5'	1.95	0.49
1:XA:753:A:H4'	1:XA:754:C:O5'	2.12	0.49
2:XB:15:VAL:H	2:XB:16:HIS:CE1	2.30	0.49
2:XB:68:ILE:O	2:XB:91:PRO:HD2	2.13	0.49

*Continued on next page...*

*Continued from previous page...*

Atom-1	Atom-2	Interatomic distance (Å)	Clash overlap (Å)
4:XD:198:VAL:HG12	4:XD:199:ASN:H	1.74	0.49
8:XH:109:ILE:HG12	8:XH:110:ALA:N	2.27	0.49
9:XI:43:ALA:HA	9:XI:74:ILE:HD13	1.94	0.49
14:YN:8:GLU:O	14:YN:10:ALA:N	2.45	0.49
17:XQ:3:LYS:HD2	17:XQ:60:ILE:HD11	1.95	0.49
21:XU:2:GLY:O	21:XU:4:GLY:N	2.45	0.49
44:Y1:19:GLN:OE1	44:Y1:19:GLN:HA	2.12	0.49
47:Y4:47:GLN:O	47:Y4:48:ARG:CB	2.60	0.49
52:Y9:7:VAL:HG12	52:Y9:25:VAL:HG21	1.94	0.49
22:YA:1021:A:H3'	22:YA:1021:A:C8	2.47	0.49
22:YA:1036:G:C2	22:YA:1120:G:C6	3.00	0.49
22:YA:141:A:N6	22:YA:1595:G:O2'	2.41	0.49
22:YA:1885:A:H5'	22:YA:1886:C:OP2	2.13	0.49
22:YA:1975:G:H2'	22:YA:1976:U:O4'	2.12	0.49
22:YA:2527:C:C4	22:YA:2528:U:C4	3.00	0.49
22:YA:2591:C:H2'	22:YA:2592:G:C8	2.47	0.49
22:YA:2660:A:H2'	22:YA:2661:G:O4'	2.12	0.49
22:YA:2849:U:H4'	22:YA:2868:A:C2	2.47	0.49
22:YA:852:G:H1	22:YA:925:C:N4	2.07	0.49
22:YA:878:A:H61	22:YA:899:A:H1'	1.77	0.49
24:YD:2:ALA:CB	24:YD:20:ASP:CB	2.90	0.49
24:YD:35:LYS:CG	24:YD:64:ILE:HG22	2.42	0.49
24:YD:72:LYS:O	24:YD:73:VAL:C	2.51	0.49
25:YE:17:ASP:N	25:YE:17:ASP:OD2	2.46	0.49
27:YG:107:LEU:HD11	27:YG:178:PHE:CD1	2.48	0.49
30:YN:95:PRO:O	30:YN:97:ARG:N	2.46	0.49
34:YR:18:LEU:C	34:YR:18:LEU:HD13	2.33	0.49
36:YT:38:ASN:O	36:YT:39:ARG:O	2.30	0.49
22:YA:138:G:N2	40:YX:44:GLU:OE2	2.35	0.49
40:YX:51:VAL:HG13	40:YX:81:VAL:HG23	1.93	0.49
1:QA:1034:G:H2'	1:QA:1035:A:C8	2.47	0.49
1:QA:1049:U:C2	1:QA:1201:A:H1'	2.48	0.49
1:QA:410:G:H2'	1:QA:429:U:C5	2.48	0.49
1:QA:676:A:H1'	11:QK:115:PRO:HB3	1.93	0.49
1:QA:6:G:H4'	1:QA:298:A:H4'	1.94	0.49
3:QC:173:VAL:N	3:QC:174:PRO:HD3	2.27	0.49
4:QD:166:LYS:CG	24:YD:134:ARG:HH12	2.24	0.49
4:QD:9:CYS:SG	4:QD:22:LYS:CE	3.01	0.49
5:QE:11:ILE:CG1	5:QE:31:LEU:HD12	2.42	0.49
6:QF:51:PRO:HA	6:QF:55:ASP:O	2.13	0.49
9:QI:105:ASP:C	9:QI:107:ARG:H	2.14	0.49

*Continued on next page...*

*Continued from previous page...*

Atom-1	Atom-2	Interatomic distance (Å)	Clash overlap (Å)
11:QK:110:ASP:HB2	18:QR:88:LYS:HD3	1.95	0.49
13:QM:14:ARG:HG3	13:QM:16:ASP:OD2	2.13	0.49
15:QO:77:ARG:HA	15:QO:80:ALA:HB3	1.95	0.49
20:QT:97:ALA:HB3	20:QT:99:LEU:CD1	2.43	0.49
44:R1:67:ILE:N	44:R1:68:PRO:CD	2.76	0.49
47:R4:42:PHE:O	47:R4:44:THR:O	2.31	0.49
47:R4:68:ARG:HD3	47:R4:69:LYS:HG2	1.92	0.49
48:R5:20:ARG:C	48:R5:22:HIS:H	2.14	0.49
49:R6:37:ARG:HA	49:R6:37:ARG:HE	1.77	0.49
22:RA:1026:U:H1'	22:RA:1027:A:H5''	1.94	0.49
22:RA:1535:U:H2'	22:RA:1536:A:C8	2.48	0.49
22:RA:66:C:C4	22:RA:67:U:C4	3.01	0.49
22:RA:923:C:H2'	22:RA:924:C:C6	2.48	0.49
23:RB:75:G:H1	23:RB:102:G:H22	1.60	0.49
23:RB:75:G:H1	23:RB:102:G:N2	2.10	0.49
26:RF:196:LEU:C	26:RF:197:ASP:O	2.50	0.49
27:RG:107:LEU:HD11	27:RG:178:PHE:CD1	2.48	0.49
28:RH:103:LEU:H	28:RH:103:LEU:HD23	1.77	0.49
28:RH:128:PRO:HD2	28:RH:129:THR:N	2.25	0.49
30:RN:120:LEU:HD11	30:RN:122:VAL:CG2	2.42	0.49
30:RN:30:ILE:O	30:RN:34:LEU:HD23	2.13	0.49
32:RP:147:LEU:O	32:RP:148:LEU:HB2	2.11	0.49
33:RQ:132:VAL:HG12	33:RQ:133:ARG:N	2.27	0.49
33:RQ:29:PHE:N	33:RQ:105:GLU:OE2	2.41	0.49
35:RS:99:LYS:O	35:RS:101:LEU:N	2.45	0.49
35:RS:18:ILE:O	35:RS:19:LYS:O	2.31	0.49
36:RT:94:ALA:O	36:RT:95:ARG:CB	2.61	0.49
38:RV:76:LYS:HG3	38:RV:81:TYR:CD1	2.48	0.49
41:RY:77:PRO:O	41:RY:78:ALA:HB2	2.11	0.49
1:XA:418:C:H1'	1:XA:540:G:O2'	2.12	0.49
3:XC:178:LEU:N	3:XC:178:LEU:HD22	2.28	0.49
6:XF:72:VAL:HG13	6:XF:73:ASN:N	2.27	0.49
8:XH:61:VAL:HG12	8:XH:63:LEU:HD13	1.94	0.49
16:XP:59:TRP:HE3	16:XP:59:TRP:HA	1.77	0.49
6:XF:101:ALA:HA	18:XR:28:GLU:HG2	1.95	0.49
20:XT:60:GLU:HG3	20:XT:81:LYS:HE3	1.94	0.49
44:Y1:60:PHE:HE2	44:Y1:91:LYS:HZ1	1.57	0.49
47:Y4:1:MET:O	47:Y4:1:MET:HG3	2.12	0.49
49:Y6:20:ASN:CG	49:Y6:21:TYR:N	2.66	0.49
51:Y8:52:LYS:H	51:Y8:53:PRO:HD2	1.66	0.49
51:Y8:16:ILE:CD1	51:Y8:57:ARG:HG2	2.42	0.49

*Continued on next page...*

*Continued from previous page...*

Atom-1	Atom-2	Interatomic distance (Å)	Clash overlap (Å)
22:YA:1043:C:H42	22:YA:1112:G:H1	1.59	0.49
22:YA:173:G:C6	22:YA:174:C:C4	3.01	0.49
22:YA:2360:A:H2'	22:YA:2361:A:O4'	2.13	0.49
22:YA:2051:A:H5'	22:YA:2578:G:O4'	2.12	0.49
22:YA:2751:G:O2'	22:YA:2752:C:O5'	2.28	0.49
22:YA:657:U:H6	22:YA:657:U:OP2	1.95	0.49
22:YA:678:C:H2'	22:YA:679:C:C6	2.48	0.49
24:YD:130:ALA:C	24:YD:131:LEU:HD12	2.33	0.49
22:YA:1971:A:H1'	24:YD:240:ALA:O	2.12	0.49
25:YE:179:GLU:HA	25:YE:179:GLU:OE1	2.10	0.49
27:YG:56:ALA:HB2	27:YG:153:ARG:NE	2.27	0.49
28:YH:153:LYS:O	28:YH:154:PRO:O	2.30	0.49
31:YO:1:MET:HE3	31:YO:67:LYS:HE2	1.93	0.49
32:YP:30:THR:O	32:YP:33:ARG:HB2	2.12	0.49
34:YR:1:MET:O	34:YR:2:ARG:CB	2.60	0.49
34:YR:33:ARG:NH2	48:Y5:55:ARG:CG	2.66	0.49
38:YV:29:PRO:O	38:YV:61:VAL:HG22	2.12	0.49
41:YY:61:ILE:HG22	41:YY:62:GLU:N	2.28	0.49
41:YY:84:ARG:HD3	41:YY:86:ARG:NH1	2.28	0.49
56:Z6:76:PPU:HN2	56:Z6:76:PPU:HD2	1.76	0.49
5:QE:51:VAL:CB	5:QE:52:PRO:HD3	2.38	0.49
6:QF:101:ALA:HA	18:QR:28:GLU:HG2	1.95	0.49
9:QI:43:ALA:HA	9:QI:74:ILE:HD13	1.94	0.49
9:QI:43:ALA:C	9:QI:45:ALA:H	2.16	0.49
9:QI:79:LEU:HD13	9:QI:79:LEU:O	2.12	0.49
11:QK:25:TYR:N	11:QK:25:TYR:CD1	2.80	0.49
12:QL:46:LYS:HG2	12:QL:47:LYS:H	1.78	0.49
17:QQ:74:LEU:HD12	17:QQ:75:ARG:NE	2.28	0.49
43:R0:29:GLN:O	43:R0:31:VAL:HG13	2.13	0.49
44:R1:40:ARG:NH2	44:R1:42:GLN:HG2	2.27	0.49
49:R6:7:ILE:C	49:R6:9:LEU:N	2.65	0.49
50:R7:9:ARG:HH12	50:R7:47:ARG:HG3	1.76	0.49
22:RA:827:U:H2'	22:RA:2068:U:C2	2.48	0.49
22:RA:445:C:O2	22:RA:449:A:H2	1.95	0.49
22:RA:667:U:H2'	22:RA:668:G:O4'	2.12	0.49
22:RA:846:C:H42	22:RA:931:G:H1	1.61	0.49
25:RE:95:ILE:H	25:RE:95:ILE:CD1	2.18	0.49
27:RG:143:GLU:HA	47:R4:28:LYS:HD3	1.95	0.49
28:RH:98:LEU:HD12	28:RH:102:ALA:O	2.13	0.49
28:RH:24:VAL:HG21	28:RH:72:ILE:HG12	1.93	0.49
28:RH:54:ARG:HD3	28:RH:65:HIS:ND1	2.27	0.49

*Continued on next page...*

*Continued from previous page...*

Atom-1	Atom-2	Interatomic distance (Å)	Clash overlap (Å)
29:RI:13:GLY:HA3	29:RI:17:GLN:CD	2.32	0.49
30:RN:95:PRO:O	30:RN:97:ARG:N	2.46	0.49
31:RO:8:LEU:CD2	31:RO:8:LEU:N	2.76	0.49
33:RQ:23:GLY:O	33:RQ:24:GLY:O	2.30	0.49
34:RR:71:GLN:HE21	34:RR:71:GLN:HA	1.77	0.49
36:RT:16:ARG:NE	36:RT:19:LEU:HD21	2.28	0.49
38:RV:7:THR:HG23	38:RV:22:VAL:HG11	1.94	0.49
40:RX:51:VAL:HG13	40:RX:81:VAL:HG23	1.93	0.49
1:XA:1016:A:H2'	1:XA:1017:G:O4'	2.13	0.49
1:XA:987:G:H1	1:XA:1218:C:H42	1.60	0.49
4:XD:128:VAL:O	4:XD:130:GLY:N	2.45	0.49
4:XD:206:PHE:HD2	4:XD:207:TYR:CE1	2.30	0.49
5:XE:12:LEU:HD23	5:XE:13:ILE:H	1.76	0.49
9:XI:110:GLU:HG3	9:XI:110:GLU:O	2.12	0.49
13:XM:30:ALA:O	13:XM:31:LYS:C	2.49	0.49
48:Y5:2:ALA:O	48:Y5:3:LYS:CB	2.60	0.49
51:Y8:58:ILE:O	51:Y8:61:LEU:HD12	2.13	0.49
22:YA:1436:G:H2'	22:YA:1437:C:O4'	2.13	0.49
22:YA:1729:A:H2'	22:YA:1730:U:H5''	1.94	0.49
22:YA:2086:U:H3	22:YA:2233:U:H3	1.58	0.49
22:YA:2159:G:H2'	22:YA:2160:G:H8	1.77	0.49
22:YA:422:A:C6	22:YA:423:A:C6	3.01	0.49
22:YA:442:G:H1'	26:YF:48:THR:HG21	1.95	0.49
22:YA:34:C:H41	22:YA:447:A:H61	1.59	0.49
22:YA:519:U:H2'	22:YA:520:G:H8	1.76	0.49
22:YA:817:C:O2'	22:YA:839:U:OP1	2.23	0.49
22:YA:928:G:O2'	46:Y3:43:ILE:HD11	2.12	0.49
25:YE:179:GLU:O	25:YE:180:ASN:HB2	2.12	0.49
25:YE:61:ARG:O	25:YE:62:PRO:C	2.51	0.49
26:YF:51:THR:O	26:YF:93:LYS:NZ	2.38	0.49
28:YH:98:LEU:HD12	28:YH:102:ALA:O	2.13	0.49
31:YO:20:MET:HG2	31:YO:21:CYS:O	2.11	0.49
34:YR:96:ARG:NH2	34:YR:117:VAL:HG23	2.27	0.49
35:YS:11:LYS:HG2	35:YS:11:LYS:O	2.12	0.49
36:YT:57:PHE:O	36:YT:59:THR:N	2.46	0.49
1:QA:1004:A:O5'	1:QA:1025:U:N3	2.46	0.49
1:QA:1512:U:H2'	1:QA:1513:A:H8	1.78	0.49
1:QA:190:G:HO2'	1:QA:191(A):G:P	2.34	0.49
1:QA:503:C:OP2	12:QL:116:SER:HB3	2.12	0.49
1:QA:962:C:H2'	1:QA:963:G:C8	2.47	0.49
2:QB:103:THR:N	2:QB:180:LEU:HD11	2.27	0.49

*Continued on next page...*

*Continued from previous page...*

Atom-1	Atom-2	Interatomic distance (Å)	Clash overlap (Å)
4:QD:9:CYS:SG	4:QD:22:LYS:CD	2.98	0.49
9:QI:110:GLU:HG3	9:QI:110:GLU:O	2.12	0.49
9:QI:112:LYS:HD3	9:QI:113:LYS:O	2.13	0.49
10:QJ:33:GLN:HB2	10:QJ:75:ILE:CD1	2.43	0.49
11:QK:91:ARG:NH2	18:QR:88:LYS:HZ1	2.10	0.49
16:QP:43:LYS:HE2	16:QP:48:TRP:CZ3	2.47	0.49
6:QF:97:PHE:CD2	18:QR:31:LEU:HD21	2.48	0.49
19:QS:62:ILE:C	19:QS:63:THR:HG22	2.32	0.49
20:QT:53:LEU:HA	20:QT:56:MET:CB	2.43	0.49
20:QT:60:GLU:HG3	20:QT:81:LYS:HE3	1.94	0.49
47:R4:10:VAL:CG2	47:R4:11:PRO:HD2	2.43	0.49
48:R5:48:GLU:HA	48:R5:59:GLU:CG	2.43	0.49
48:R5:52:TYR:O	48:R5:53:ALA:CB	2.60	0.49
49:R6:8:LYS:O	49:R6:27:LYS:HA	2.13	0.49
51:R8:33:ASN:O	51:R8:35:GLN:N	2.46	0.49
22:RA:260:G:O4'	22:RA:621:A:H1'	2.13	0.49
22:RA:2636:U:H1'	22:RA:2783:G:N2	2.28	0.49
22:RA:2795:G:H3'	22:RA:2797:U:H5'	1.95	0.49
22:RA:64:A:C4	40:RX:66:LEU:HD13	2.48	0.49
23:RB:44:G:H5''	23:RB:45:A:OP1	2.12	0.49
23:RB:8:U:H3	23:RB:112:G:H1	1.61	0.49
24:RD:182:LEU:H	24:RD:272:ALA:CB	2.25	0.49
24:RD:2:ALA:CB	24:RD:20:ASP:HB3	2.42	0.49
25:RE:119:ARG:HD3	25:RE:160:TYR:HD2	1.78	0.49
25:RE:38:THR:O	25:RE:42:ASP:HB2	2.13	0.49
27:RG:113:ARG:HD2	47:R4:33:VAL:CG1	2.43	0.49
27:RG:114:ILE:HG21	27:RG:117:PHE:HB2	1.93	0.49
27:RG:35:GLU:C	27:RG:35:GLU:CD	2.71	0.49
30:RN:73:THR:CG2	30:RN:82:LEU:HD11	2.43	0.49
32:RP:47:ASP:OD1	32:RP:49:ARG:NH1	2.46	0.49
36:RT:16:ARG:HD3	36:RT:19:LEU:CG	2.43	0.49
39:RW:30:GLU:O	39:RW:34:ASN:ND2	2.46	0.49
40:RX:44:GLU:OE1	40:RX:50:LYS:HD2	2.13	0.49
41:RY:84:ARG:HD3	41:RY:86:ARG:NH1	2.28	0.49
41:RY:95:LYS:CD	41:RY:95:LYS:N	2.76	0.49
1:XA:411:A:H62	1:XA:413:G:N2	2.07	0.49
2:XB:95:GLN:NE2	2:XB:147:LYS:HE2	2.27	0.49
2:XB:69:LEU:HB3	2:XB:162:ILE:HG22	1.95	0.49
2:XB:7:VAL:CG2	2:XB:8:LYS:HD3	2.43	0.49
3:XC:188:LEU:CD2	3:XC:188:LEU:N	2.76	0.49
4:XD:163:GLU:O	4:XD:165:MET:N	2.46	0.49

*Continued on next page...*

*Continued from previous page...*

Atom-1	Atom-2	Interatomic distance (Å)	Clash overlap (Å)
12:XL:85:ILE:HD11	12:XL:98:TYR:CB	2.42	0.49
13:XM:16:ASP:HB3	13:XM:34:LEU:HD11	1.93	0.49
13:XM:3:ARG:HA	13:XM:9:ILE:HG12	1.94	0.49
10:XJ:63:PHE:CD1	14:YN:58:LYS:HA	2.35	0.49
19:XS:11:VAL:O	19:XS:12:ASP:CB	2.61	0.49
22:YA:1139:G:O2'	22:YA:1143:A:N1	2.38	0.49
22:YA:1203:G:H3'	22:YA:1204:A:H5''	1.93	0.49
22:YA:1270:C:H5''	22:YA:1271:G:C5'	2.42	0.49
22:YA:1790:C:H2'	22:YA:1791:A:C4	2.48	0.49
22:YA:2464:C:H2'	22:YA:2465:C:H6	1.76	0.49
22:YA:524:U:H2'	22:YA:525:U:C6	2.47	0.49
22:YA:565:C:H2'	22:YA:566:U:O4'	2.13	0.49
22:YA:962:G:OP1	22:YA:963:U:OP2	2.31	0.49
24:YD:123:ALA:HB3	24:YD:131:LEU:HG	1.94	0.49
25:YE:119:ARG:HD3	25:YE:160:TYR:CD2	2.47	0.49
22:YA:1258:C:O4'	26:YF:84:VAL:HG11	2.13	0.49
28:YH:151:ILE:C	28:YH:152:ARG:O	2.49	0.49
30:YN:56:ASN:ND2	30:YN:125:GLY:C	2.65	0.49
35:YS:25:ARG:HH12	35:YS:42:ASP:CG	2.16	0.49
38:YV:79:VAL:O	38:YV:79:VAL:HG22	2.12	0.49
41:YY:95:LYS:N	41:YY:95:LYS:CD	2.76	0.49
22:RA:2602:A:C2	56:Z6:76:PPU:H8	2.48	0.49
1:QA:1238:A:H62	1:QA:1299:A:H61	1.60	0.49
2:QB:16:HIS:HB3	2:QB:210:SER:HB2	1.95	0.49
2:QB:170:GLU:C	2:QB:172:ILE:HD12	2.33	0.49
2:QB:193:ASP:OD2	2:QB:196:LEU:CG	2.57	0.49
2:QB:68:ILE:O	2:QB:91:PRO:HD2	2.13	0.49
4:QD:30:LYS:HD2	4:QD:35:ARG:HH21	1.78	0.49
10:QJ:49:VAL:HG22	14:QN:41:ARG:CG	2.42	0.49
10:QJ:49:VAL:CG1	10:QJ:50:ILE:N	2.76	0.49
12:QL:119:LYS:C	12:QL:120:TYR:HD1	2.16	0.49
12:QL:27:LEU:C	12:QL:29:GLY:N	2.64	0.49
1:QA:581:G:OP1	15:QO:61:GLY:HA3	2.12	0.49
17:QQ:63:ARG:HG2	17:QQ:64:PRO:N	2.28	0.49
20:QT:26:ASN:CB	20:QT:71:THR:HG23	2.43	0.49
44:R1:19:GLN:HA	44:R1:19:GLN:OE1	2.12	0.49
48:R5:2:ALA:O	48:R5:3:LYS:CB	2.60	0.49
49:R6:7:ILE:O	49:R6:9:LEU:N	2.46	0.49
51:R8:41:ILE:HG13	51:R8:42:ARG:N	2.28	0.49
22:RA:189:G:N2	22:RA:206:U:C5	2.80	0.49
22:RA:2405:G:O2'	22:RA:2406:U:OP2	2.29	0.49

*Continued on next page...*



*Continued from previous page...*

Atom-1	Atom-2	Interatomic distance (Å)	Clash overlap (Å)
22:RA:2630:G:O4'	22:RA:2894:G:H1'	2.12	0.49
22:RA:2790:A:H2'	22:RA:2791:C:H5''	1.94	0.49
24:RD:233:HIS:CD2	24:RD:233:HIS:H	2.29	0.49
25:RE:46:ALA:HB1	25:RE:80:GLU:HB2	1.94	0.49
26:RF:45:ARG:HG2	26:RF:45:ARG:NH1	2.28	0.49
28:RH:12:PRO:HD3	28:RH:48:GLY:O	2.13	0.49
28:RH:137:ASP:CB	28:RH:140:LYS:HB2	2.43	0.49
32:RP:101:VAL:CG1	32:RP:102:ARG:N	2.75	0.49
34:RR:52:ILE:CG2	34:RR:94:TYR:CD1	2.96	0.49
35:RS:48:LEU:CD1	35:RS:48:LEU:N	2.76	0.49
31:RO:107:ARG:NH1	36:RT:36:GLU:OE1	2.46	0.49
42:RZ:48:PHE:CZ	42:RZ:52:SER:HA	2.48	0.49
1:XA:1238:A:N3	1:XA:1241:G:O2'	2.38	0.49
1:XA:1317:C:H5''	1:XA:1318:A:OP2	2.12	0.49
1:XA:137:C:N4	1:XA:226:G:H1	2.11	0.49
1:XA:292:G:C5	1:XA:293:G:H1'	2.48	0.49
1:XA:554:C:H2'	1:XA:555:C:C6	2.48	0.49
2:XB:134:GLU:HB3	2:XB:138:LEU:HD12	1.93	0.49
4:XD:9:CYS:SG	4:XD:22:LYS:CD	2.98	0.49
9:XI:79:LEU:HD13	9:XI:79:LEU:O	2.12	0.49
11:XK:13:GLN:HG3	11:XK:75:TYR:O	2.13	0.49
12:XL:50:SER:O	12:XL:51:ALA:CB	2.60	0.49
1:XA:974:A:N3	14:YN:31:ARG:NE	2.60	0.49
16:XP:83:GLU:OE2	16:XP:83:GLU:HA	2.12	0.49
20:XT:37:SER:O	20:XT:41:ILE:HG12	2.12	0.49
1:XA:1453:G:H8	20:XT:39:LYS:HZ1	1.60	0.49
20:XT:97:ALA:HB3	20:XT:99:LEU:CD1	2.43	0.49
44:Y1:80:LEU:C	44:Y1:81:LYS:CE	2.77	0.49
48:Y5:49:CYS:SG	48:Y5:58:LEU:HB2	2.53	0.49
49:Y6:37:ARG:HA	49:Y6:37:ARG:HE	1.77	0.49
49:Y6:9:LEU:HD13	49:Y6:26:ASN:HD22	1.76	0.49
22:YA:1036:G:OP1	28:YH:59:ARG:HB2	2.12	0.49
22:YA:1638:C:OP1	22:YA:2710:C:O2'	2.28	0.49
22:YA:1803:A:O2'	24:YD:259:THR:HG21	2.13	0.49
22:YA:2025:C:H2'	22:YA:2026:C:C6	2.48	0.49
22:YA:38:A:H2'	22:YA:39:C:C6	2.47	0.49
22:YA:483:A:H5''	22:YA:484:C:OP2	2.13	0.49
24:YD:44:ASN:H	24:YD:44:ASN:ND2	1.97	0.49
27:YG:3:LEU:HD21	47:Y4:25:TYR:CE1	2.48	0.49
28:YH:124:GLU:HB3	28:YH:132:ARG:CG	2.43	0.49
28:YH:54:ARG:HD3	28:YH:65:HIS:ND1	2.27	0.49

*Continued on next page...*

*Continued from previous page...*

Atom-1	Atom-2	Interatomic distance (Å)	Clash overlap (Å)
29:YI:5:LEU:H	29:YI:5:LEU:CD1	2.24	0.49
32:YP:14:LYS:O	32:YP:15:ARG:C	2.51	0.49
32:YP:52:GLU:OE2	32:YP:57:THR:HA	2.13	0.49
37:YU:64:ARG:NH2	37:YU:64:ARG:CG	2.70	0.49
38:YV:91:TYR:CD1	38:YV:91:TYR:C	2.87	0.49
39:YW:88:ARG:HB3	39:YW:92:ARG:CB	2.41	0.49
41:YY:81:LYS:HD3	41:YY:97:ARG:HD3	1.94	0.49
1:QA:410:G:H3'	4:QD:25:ARG:HH21	1.78	0.49
1:QA:678:U:H2'	1:QA:679:C:C6	2.48	0.49
1:QA:695:A:H2'	1:QA:696:A:C8	2.48	0.49
2:QB:39:ILE:O	2:QB:41:ILE:HD12	2.12	0.49
2:QB:42:ILE:HD11	2:QB:202:PRO:HB2	1.95	0.49
3:QC:188:LEU:CD2	3:QC:188:LEU:N	2.76	0.49
8:QH:61:VAL:HG12	8:QH:63:LEU:HD13	1.94	0.49
9:QI:18:PHE:O	9:QI:61:ALA:HA	2.13	0.49
9:QI:79:LEU:O	9:QI:83:ARG:HG2	2.13	0.49
11:QK:82:VAL:O	11:QK:108:ILE:HA	2.13	0.49
12:QL:47:LYS:NZ	54:QX:6:C:C5'	2.66	0.49
10:QJ:49:VAL:HG23	14:QN:34:TYR:OH	2.13	0.49
11:QK:91:ARG:HH22	18:QR:88:LYS:HZ3	1.59	0.49
44:R1:25:LYS:C	44:R1:27:GLU:H	2.16	0.49
44:R1:81:LYS:O	44:R1:82:LEU:O	2.30	0.49
27:RG:6:ALA:H	47:R4:23:GLU:CG	2.25	0.49
49:R6:27:LYS:CB	49:R6:27:LYS:NZ	2.73	0.49
49:R6:44:ARG:O	49:R6:45:LYS:CB	2.60	0.49
22:RA:1359:A:C6	22:RA:1373:A:C5	3.01	0.49
22:RA:1431:U:H2'	22:RA:1432:C:C6	2.48	0.49
22:RA:1497:U:H5''	22:RA:1498:C:H5	1.78	0.49
22:RA:139:G:N2	22:RA:1596:A:H4'	2.28	0.49
22:RA:1667:G:N1	22:RA:1992:G:OP2	2.37	0.49
22:RA:311:A:C6	22:RA:328:U:C4	3.01	0.49
22:RA:554:U:H2'	22:RA:556:G:C8	2.47	0.49
22:RA:746:A:O2'	22:RA:747:U:OP2	2.29	0.49
27:RG:115:ARG:HG2	27:RG:115:ARG:NH1	2.27	0.49
28:RH:42:ARG:O	28:RH:52:VAL:HA	2.12	0.49
31:RO:55:GLY:O	31:RO:56:ASP:C	2.50	0.49
22:RA:252:G:OP2	32:RP:50:ARG:NH1	2.46	0.49
33:RQ:86:GLY:O	33:RQ:88:GLY:N	2.46	0.49
34:RR:44:LEU:HD22	34:RR:48:VAL:CG2	2.42	0.49
35:RS:11:LYS:O	35:RS:11:LYS:HG2	2.12	0.49
36:RT:111:ARG:O	36:RT:112:ARG:CG	2.55	0.49

*Continued on next page...*

*Continued from previous page...*

Atom-1	Atom-2	Interatomic distance (Å)	Clash overlap (Å)
38:RV:29:PRO:O	38:RV:61:VAL:HG22	2.12	0.49
38:RV:18:LEU:HB3	38:RV:96:ILE:CG1	2.43	0.49
39:RW:51:LEU:HD23	39:RW:105:VAL:HG11	1.95	0.49
41:RY:6:HIS:O	41:RY:7:VAL:CG1	2.59	0.49
42:RZ:53:ILE:HG22	42:RZ:71:VAL:O	2.13	0.49
1:XA:1374:A:H2'	1:XA:1375:A:O4'	2.13	0.49
1:XA:521:G:H4'	12:XL:73:GLU:HG3	1.95	0.49
1:XA:532:A:H2	1:XA:1206:G:H21	1.60	0.49
1:XA:745:C:H2'	1:XA:746:A:C8	2.47	0.49
1:XA:792:A:H4'	1:XA:793:U:O5'	2.13	0.49
1:XA:953:G:H2'	1:XA:954:G:O4'	2.13	0.49
2:XB:39:ILE:O	2:XB:41:ILE:HD12	2.12	0.49
3:XC:87:LEU:C	3:XC:89:GLU:N	2.65	0.49
7:XG:23:VAL:O	7:XG:27:ILE:CD1	2.60	0.49
7:XG:63:LYS:HD2	7:XG:63:LYS:O	2.13	0.49
9:XI:22:GLY:HA3	9:XI:60:ASP:OD2	2.13	0.49
10:XJ:3:LYS:O	10:XJ:100:THR:HA	2.13	0.49
11:XK:41:THR:HG22	11:XK:42:TRP:N	2.28	0.49
13:XM:12:ASN:O	13:XM:13:LYS:HB2	2.13	0.49
13:XM:73:GLU:O	13:XM:76:ALA:HB3	2.13	0.49
16:XP:39:TYR:CE2	16:XP:41:PRO:HD3	2.47	0.49
16:XP:57:ARG:HG3	16:XP:57:ARG:HH11	1.78	0.49
53:XV:75:C:H2'	53:XV:76:A:O4'	2.12	0.49
22:YA:270(T):G:OP1	44:Y1:97:LEU:HD13	2.13	0.49
47:Y4:53:GLU:O	47:Y4:57:GLU:HG3	2.13	0.49
51:Y8:35:GLN:HA	51:Y8:35:GLN:OE1	2.12	0.49
22:YA:1310:G:OP2	50:Y7:9:ARG:CZ	2.60	0.49
22:YA:1484:G:H1	22:YA:1505:C:N4	2.10	0.49
22:YA:1931:U:H6	22:YA:1932:A:C8	2.31	0.49
27:YG:115:ARG:HG2	27:YG:115:ARG:HH11	1.77	0.49
27:YG:143:GLU:HA	47:Y4:28:LYS:HD3	1.95	0.49
33:YQ:23:GLY:O	33:YQ:24:GLY:O	2.30	0.49
35:YS:48:LEU:CD1	35:YS:48:LEU:N	2.76	0.49
35:YS:55:ALA:O	35:YS:56:LEU:HB3	2.13	0.49
38:YV:35:LEU:HD22	38:YV:57:VAL:O	2.13	0.49
1:QA:505:G:H2'	1:QA:506:G:H8	1.78	0.48
1:QA:889:A:N1	1:QA:907:A:H5''	2.28	0.48
2:QB:180:LEU:O	2:QB:181:PHE:HB2	2.12	0.48
2:QB:207:ALA:O	2:QB:209:ARG:N	2.45	0.48
1:QA:438:G:H4'	4:QD:123:HIS:CE1	2.48	0.48
8:QH:122:ARG:O	8:QH:125:ARG:N	2.46	0.48

*Continued on next page...*

*Continued from previous page...*

Atom-1	Atom-2	Interatomic distance (Å)	Clash overlap (Å)
10:QJ:94:VAL:CG1	10:QJ:95:GLU:N	2.76	0.48
13:QM:4:ILE:HG22	13:QM:5:ALA:H	1.75	0.48
44:R1:93:GLU:O	44:R1:97:LEU:HD11	2.12	0.48
47:R4:47:GLN:O	47:R4:48:ARG:CB	2.61	0.48
48:R5:45:VAL:O	48:R5:45:VAL:HG12	2.13	0.48
49:R6:20:ASN:CG	49:R6:21:TYR:N	2.66	0.48
51:R8:58:ILE:O	51:R8:61:LEU:HD12	2.13	0.48
22:RA:1794:U:H2'	22:RA:1795:C:C6	2.48	0.48
22:RA:2053:G:O6	22:RA:2614:A:H2	1.96	0.48
22:RA:2405:G:O2'	22:RA:2411:A:N6	2.45	0.48
22:RA:900:A:H5'	22:RA:901:A:OP2	2.13	0.48
26:RF:129:PHE:CD2	26:RF:163:VAL:HG21	2.48	0.48
27:RG:77:ILE:O	27:RG:81:LYS:O	2.31	0.48
27:RG:36:LYS:HA	27:RG:95:ARG:HG2	1.95	0.48
28:RH:124:GLU:HB3	28:RH:132:ARG:CG	2.43	0.48
32:RP:30:THR:O	32:RP:33:ARG:HB2	2.12	0.48
33:RQ:31:ASP:O	33:RQ:32:TYR:CG	2.66	0.48
41:RY:101:LYS:O	41:RY:102:CYS:SG	2.66	0.48
1:XA:1124:G:H8	1:XA:1124:G:OP2	1.95	0.48
1:XA:1128:C:N4	1:XA:1144:G:H1	2.09	0.48
1:XA:941:G:H1	1:XA:1342:C:N4	2.09	0.48
1:XA:1365:G:OP2	1:XA:1365:G:H3'	2.13	0.48
2:XB:154:LEU:O	2:XB:155:LEU:HB2	2.13	0.48
1:XA:1191:A:OP1	3:XC:4:LYS:HG3	2.12	0.48
3:XC:76:VAL:HG21	3:XC:103:VAL:HG11	1.95	0.48
5:XE:45:PHE:CD2	5:XE:47:LYS:HD2	2.47	0.48
8:XH:45:ILE:O	8:XH:45:ILE:HG13	2.13	0.48
12:XL:6:THR:O	12:XL:7:ILE:C	2.51	0.48
12:XL:49:ASN:ND2	12:XL:92:ASP:CG	2.62	0.48
13:XM:23:TYR:HB3	13:XM:67:GLU:CG	2.39	0.48
16:XP:43:LYS:HE2	16:XP:48:TRP:CZ3	2.47	0.48
22:YA:2356:C:O3'	43:Y0:20:ARG:HD3	2.13	0.48
49:Y6:7:ILE:O	49:Y6:9:LEU:N	2.46	0.48
51:Y8:33:ASN:O	51:Y8:35:GLN:N	2.46	0.48
22:YA:1788:C:O2'	22:YA:1789:A:H5'	2.13	0.48
22:YA:540:G:H5'	22:YA:541:C:OP2	2.13	0.48
22:YA:962:G:H2'	22:YA:963:U:C6	2.48	0.48
22:YA:988:A:OP1	46:Y3:11:SER:N	2.43	0.48
24:YD:25:THR:O	24:YD:27:THR:HG22	2.12	0.48
22:YA:1805:U:O2	24:YD:50:THR:HB	2.13	0.48
27:YG:113:ARG:HD2	47:Y4:33:VAL:CG1	2.43	0.48

*Continued on next page...*

*Continued from previous page...*

Atom-1	Atom-2	Interatomic distance (Å)	Clash overlap (Å)
27:YG:77:ILE:O	27:YG:81:LYS:O	2.31	0.48
28:YH:153:LYS:CB	28:YH:154:PRO:CD	2.69	0.48
30:YN:4:TYR:OH	30:YN:7:LYS:NZ	2.46	0.48
31:YO:107:ARG:HA	31:YO:112:MET:HE1	1.94	0.48
32:YP:101:VAL:CG1	32:YP:102:ARG:N	2.75	0.48
32:YP:144:GLU:O	32:YP:144:GLU:OE1	2.31	0.48
32:YP:47:ASP:OD1	32:YP:49:ARG:NH1	2.46	0.48
32:YP:6:LEU:O	32:YP:7:ARG:O	2.31	0.48
33:YQ:34:LEU:HD23	33:YQ:104:PHE:HD1	1.77	0.48
33:YQ:86:GLY:O	33:YQ:88:GLY:N	2.46	0.48
34:YR:71:GLN:HA	34:YR:71:GLN:HE21	1.77	0.48
38:YV:76:LYS:HG3	38:YV:81:TYR:CD1	2.48	0.48
22:RA:2553:G:H21	56:Z6:76:PPU:H2	1.68	0.48
2:QB:5:ILE:HG21	2:QB:224:GLN:HG2	1.95	0.48
9:QI:18:PHE:HB2	9:QI:62:TYR:HB3	1.95	0.48
11:QK:106:LYS:O	11:QK:107:SER:HB3	2.12	0.48
17:QQ:67:LYS:HA	17:QQ:70:ARG:HH12	1.76	0.48
53:QV:35:A:C2	54:QX:3:G:C4	2.97	0.48
48:R5:56:LYS:HD2	48:R5:56:LYS:N	2.13	0.48
22:RA:1263:U:C4	22:RA:1264:G:C6	3.01	0.48
22:RA:1337:G:H2'	22:RA:1338:G:H8	1.77	0.48
22:RA:1568:G:P	24:RD:63:ARG:HH22	2.36	0.48
22:RA:1788:C:OP1	24:RD:222:ARG:NH2	2.43	0.48
22:RA:2228:G:C6	22:RA:2229:C:C4	3.00	0.48
22:RA:2364:C:H2'	22:RA:2365:G:O4'	2.14	0.48
26:RF:155:LEU:HD23	26:RF:186:ILE:HA	1.95	0.48
27:RG:115:ARG:HH11	27:RG:115:ARG:HG2	1.77	0.48
27:RG:125:PHE:HB3	27:RG:166:ASP:HB2	1.95	0.48
28:RH:123:PHE:O	28:RH:125:VAL:HG23	2.13	0.48
30:RN:10:GLU:HA	30:RN:11:PRO:HD3	1.73	0.48
32:RP:35:HIS:O	32:RP:36:LYS:O	2.31	0.48
32:RP:36:LYS:HB2	32:RP:40:SER:HB3	1.94	0.48
34:RR:70:LEU:C	34:RR:72:ASP:H	2.16	0.48
36:RT:132:LYS:O	36:RT:136:GLN:HG3	2.13	0.48
37:RU:81:HIS:CE1	37:RU:117:GLN:HG3	2.48	0.48
38:RV:22:VAL:HG12	38:RV:23:GLU:H	1.76	0.48
38:RV:91:TYR:CD1	38:RV:91:TYR:C	2.87	0.48
39:RW:36:LEU:CD1	39:RW:47:VAL:HG12	2.43	0.48
40:RX:11:PRO:HB3	40:RX:92:LEU:CD2	2.43	0.48
1:XA:1152:A:H2'	1:XA:1153:C:H6	1.77	0.48
1:XA:186(C):G:H2'	1:XA:186(D):C:C6	2.48	0.48

*Continued on next page...*

*Continued from previous page...*

Atom-1	Atom-2	Interatomic distance (Å)	Clash overlap (Å)
1:XA:502:G:C2	1:XA:503:C:C2	3.01	0.48
2:XB:16:HIS:HD2	2:XB:210:SER:HA	1.77	0.48
2:XB:181:PHE:O	2:XB:183:PRO:HD3	2.12	0.48
2:XB:206:ASP:HA	2:XB:211:ILE:HD11	1.94	0.48
3:XC:173:VAL:N	3:XC:174:PRO:HD3	2.27	0.48
5:XE:60:TYR:CE1	5:XE:64:ARG:NH2	2.77	0.48
9:XI:79:LEU:O	9:XI:83:ARG:HG2	2.13	0.48
10:XJ:33:GLN:HB2	10:XJ:75:ILE:CD1	2.43	0.48
10:XJ:56:HIS:O	10:XJ:58:ASP:O	2.30	0.48
10:XJ:98:ILE:H	10:XJ:98:ILE:CD1	2.24	0.48
11:XK:91:ARG:HH22	18:XR:88:LYS:NZ	2.09	0.48
21:XU:9:ARG:HH11	21:XU:9:ARG:HG2	1.78	0.48
33:YQ:80:GLU:OE1	43:Y0:7:LEU:HG	2.13	0.48
22:YA:1213:A:OP2	22:YA:1235:G:N1	2.41	0.48
22:YA:239:U:H2'	22:YA:240:G:O4'	2.13	0.48
24:YD:198:ASN:C	24:YD:198:ASN:HD22	2.16	0.48
25:YE:38:THR:O	25:YE:42:ASP:HB2	2.13	0.48
27:YG:92:VAL:O	27:YG:92:VAL:HG13	2.12	0.48
28:YH:13:LYS:HE2	28:YH:13:LYS:CA	2.40	0.48
28:YH:42:ARG:O	28:YH:52:VAL:HA	2.13	0.48
22:YA:1140:C:H5''	30:YN:66:LYS:NZ	2.28	0.48
35:YS:33:LYS:HB3	35:YS:34:HIS:CD2	2.48	0.48
37:YU:91:ASP:O	37:YU:95:LEU:N	2.42	0.48
38:YV:18:LEU:HB3	38:YV:96:ILE:CG1	2.43	0.48
41:YY:47:LYS:C	41:YY:49:VAL:H	2.16	0.48
41:YY:97:ARG:HG2	41:YY:97:ARG:NH1	2.28	0.48
1:QA:1053:G:H2'	1:QA:1199:U:H5	1.78	0.48
1:QA:1306:A:N6	1:QA:1331:G:H1'	2.28	0.48
1:QA:811:C:H4'	1:QA:900:A:N6	2.28	0.48
2:QB:7:VAL:CG2	2:QB:8:LYS:HD3	2.43	0.48
5:QE:100:VAL:O	5:QE:107:ARG:NH2	2.47	0.48
5:QE:78:HIS:CE1	5:QE:142:LEU:HD23	2.48	0.48
11:QK:19:ALA:CB	11:QK:32:ILE:HG22	2.43	0.48
14:QN:23:ARG:HD3	14:QN:28:GLY:O	2.13	0.48
15:QO:32:LEU:O	15:QO:33:THR:C	2.51	0.48
19:QS:27:GLU:O	19:QS:28:LYS:CG	2.53	0.48
53:QV:34:C:N3	54:QX:3:G:N2	2.61	0.48
44:R1:80:LEU:C	44:R1:81:LYS:CE	2.77	0.48
50:R7:12:ARG:HG3	50:R7:12:ARG:HH11	1.78	0.48
22:RA:1149:G:H2'	22:RA:1150:C:C6	2.49	0.48
22:RA:1203:G:O2'	22:RA:1242:A:N6	2.38	0.48

*Continued on next page...*

*Continued from previous page...*

Atom-1	Atom-2	Interatomic distance (Å)	Clash overlap (Å)
22:RA:1454:U:O2'	22:RA:1455:G:N7	2.37	0.48
22:RA:1647:G:OP2	22:RA:1647:G:H3'	2.12	0.48
22:RA:2286:A:H2'	49:R6:31:PRO:HG2	1.95	0.48
22:RA:483:A:H3'	22:RA:484:C:H6	1.77	0.48
22:RA:689:A:H2'	22:RA:690:G:C8	2.48	0.48
22:RA:857:C:H2'	22:RA:858:U:C6	2.48	0.48
28:RH:10:PRO:C	28:RH:11:VAL:HG22	2.34	0.48
30:RN:12:ARG:NH1	30:RN:50:ASP:CG	2.67	0.48
32:RP:101:VAL:C	32:RP:103:ALA:H	2.17	0.48
33:RQ:112:GLU:CD	33:RQ:112:GLU:H	2.17	0.48
34:RR:42:LYS:HA	34:RR:45:ARG:HD2	1.95	0.48
35:RS:33:LYS:HB3	35:RS:34:HIS:CD2	2.48	0.48
35:RS:46:VAL:HG12	35:RS:47:THR:N	2.28	0.48
38:RV:35:LEU:HD22	38:RV:57:VAL:O	2.13	0.48
38:RV:79:VAL:HG22	38:RV:79:VAL:O	2.12	0.48
40:RX:35:THR:O	40:RX:37:THR:N	2.47	0.48
41:RY:5:MET:HE1	41:RY:32:PRO:HB3	1.94	0.48
42:RZ:153:SER:HB2	42:RZ:167:PRO:HB3	1.93	0.48
42:RZ:27:VAL:N	42:RZ:37:VAL:HG22	2.28	0.48
1:XA:131:C:H2'	1:XA:132:C:C6	2.48	0.48
1:XA:1422:G:H5''	31:YO:48:PRO:HB3	1.93	0.48
2:XB:180:LEU:O	2:XB:181:PHE:HB2	2.13	0.48
5:XE:83:GLU:HG2	5:XE:88:LYS:CG	2.42	0.48
6:XF:51:PRO:HA	6:XF:55:ASP:O	2.12	0.48
7:XG:107:ALA:CB	7:XG:134:ALA:HB2	2.44	0.48
11:XK:34:ASP:HB2	11:XK:35:PRO:HD2	1.95	0.48
12:XL:46:LYS:HG3	12:XL:47:LYS:N	2.23	0.48
16:XP:40:ASP:C	16:XP:42:ARG:H	2.17	0.48
17:XQ:67:LYS:HA	17:XQ:70:ARG:HH12	1.76	0.48
53:XV:4:G:O2'	53:XV:5:G:H8	1.96	0.48
45:Y2:16:LEU:O	45:Y2:17:SER:CB	2.56	0.48
49:Y6:27:LYS:O	49:Y6:28:ARG:HG2	2.13	0.48
50:Y7:48:LYS:CG	50:Y7:49:ARG:H	2.23	0.48
22:YA:2151:G:H2'	22:YA:2152:G:H8	1.78	0.48
22:YA:2373:G:H2'	22:YA:2374:C:C6	2.48	0.48
22:YA:2547:U:H2'	22:YA:2548:G:H8	1.78	0.48
22:YA:630:G:N2	22:YA:632:A:H3'	2.28	0.48
25:YE:47:VAL:O	25:YE:48:GLN:C	2.52	0.48
26:YF:128:ALA:O	26:YF:129:PHE:HB2	2.13	0.48
27:YG:115:ARG:HG2	27:YG:115:ARG:NH1	2.27	0.48
28:YH:137:ASP:CB	28:YH:140:LYS:HB2	2.43	0.48

*Continued on next page...*

*Continued from previous page...*

Atom-1	Atom-2	Interatomic distance (Å)	Clash overlap (Å)
28:YH:12:PRO:HD3	28:YH:48:GLY:O	2.13	0.48
29:YI:27:ARG:HD3	44:Y1:71:TYR:CE1	2.37	0.48
30:YN:30:ILE:O	30:YN:34:LEU:HD23	2.13	0.48
32:YP:71:VAL:HG13	32:YP:72:PRO:CD	2.43	0.48
33:YQ:112:GLU:CD	33:YQ:112:GLU:H	2.17	0.48
36:YT:16:ARG:HD3	36:YT:19:LEU:CG	2.43	0.48
36:YT:58:ASN:N	36:YT:58:ASN:HD22	2.10	0.48
37:YU:52:ARG:NH1	37:YU:52:ARG:CG	2.76	0.48
38:YV:7:THR:HG23	38:YV:22:VAL:HG11	1.94	0.48
2:QB:200:ILE:H	2:QB:200:ILE:HD12	1.79	0.48
2:QB:214:ILE:O	2:QB:218:ALA:HB2	2.13	0.48
4:QD:118:ARG:NH2	4:QD:136:PRO:HB2	2.28	0.48
4:QD:121:VAL:O	4:QD:134:ASP:HA	2.14	0.48
5:QE:10:MET:HB2	5:QE:32:VAL:HG22	1.94	0.48
9:QI:113:LYS:H	9:QI:119:ALA:HA	1.77	0.48
1:QA:707:C:H5''	11:QK:85:ARG:NH1	2.29	0.48
12:QL:47:LYS:CG	12:QL:48:PRO:N	2.75	0.48
15:QO:50:HIS:O	15:QO:53:HIS:N	2.47	0.48
16:QP:43:LYS:C	16:QP:45:THR:H	2.14	0.48
53:QV:4:G:O2'	53:QV:5:G:H8	1.96	0.48
45:R2:69:ARG:HH11	45:R2:69:ARG:HB3	1.79	0.48
49:R6:14:THR:OG1	49:R6:19:ARG:NE	2.40	0.48
22:RA:1030:G:OP2	33:RQ:128:LYS:HE2	2.13	0.48
22:RA:49:A:H5''	22:RA:51:G:H5'	1.93	0.48
23:RB:13:A:O2'	23:RB:14:U:H3'	2.13	0.48
25:RE:78:LEU:CD2	25:RE:79:ARG:HD2	2.43	0.48
25:RE:93:VAL:H	25:RE:95:ILE:CD1	2.22	0.48
30:RN:95:PRO:O	30:RN:96:GLU:C	2.51	0.48
32:RP:112:LEU:HD12	32:RP:127:ALA:CB	2.44	0.48
32:RP:52:GLU:OE2	32:RP:57:THR:HA	2.13	0.48
41:RY:47:LYS:C	41:RY:49:VAL:H	2.16	0.48
1:XA:1213:A:N1	1:XA:1215:G:H1'	2.28	0.48
1:XA:176:C:O2'	1:XA:1451:A:N1	2.46	0.48
1:XA:626:U:H2'	1:XA:627:G:C8	2.48	0.48
2:XB:16:HIS:HB3	2:XB:210:SER:HB2	1.95	0.48
3:XC:127:ARG:NH1	3:XC:127:ARG:CG	2.74	0.48
3:XC:153:VAL:HA	3:XC:197:GLY:O	2.13	0.48
4:XD:9:CYS:SG	4:XD:22:LYS:CE	3.01	0.48
5:XE:11:ILE:CG1	5:XE:31:LEU:HD12	2.42	0.48
7:XG:80:VAL:HG12	7:XG:81:GLY:N	2.28	0.48
10:XJ:49:VAL:CG1	10:XJ:50:ILE:N	2.75	0.48

*Continued on next page...*



*Continued from previous page...*

Atom-1	Atom-2	Interatomic distance (Å)	Clash overlap (Å)
10:XJ:94:VAL:CG1	10:XJ:95:GLU:N	2.76	0.48
16:XP:69:THR:O	16:XP:73:LEU:HG	2.14	0.48
20:XT:37:SER:HB3	20:XT:84:LEU:CD2	2.43	0.48
20:XT:53:LEU:HA	20:XT:56:MET:CB	2.43	0.48
55:XY:40:G:O2'	55:XY:41:A:H5'	2.13	0.48
22:YA:2232:U:P	44:Y1:40:ARG:HH12	2.36	0.48
44:Y1:56:GLN:H	44:Y1:56:GLN:NE2	2.10	0.48
48:Y5:48:GLU:HA	48:Y5:59:GLU:HG2	1.94	0.48
22:YA:177:G:H3'	22:YA:178:G:C8	2.48	0.48
22:YA:2277:G:OP2	43:Y0:12:ASN:ND2	2.45	0.48
22:YA:372:G:O2'	22:YA:373:U:P	2.72	0.48
22:YA:464:U:H2'	22:YA:465:G:O4'	2.14	0.48
24:YD:48:ARG:HH11	24:YD:48:ARG:HG3	1.78	0.48
26:YF:107:LYS:O	26:YF:110:LEU:N	2.47	0.48
26:YF:155:LEU:HD23	26:YF:186:ILE:HA	1.95	0.48
35:YS:18:ILE:O	35:YS:19:LYS:O	2.31	0.48
36:YT:135:ALA:C	36:YT:137:LYS:H	2.16	0.48
1:QA:1317:C:H5''	1:QA:1318:A:OP2	2.13	0.48
1:QA:1356:G:H2'	1:QA:1357:A:C8	2.48	0.48
1:QA:986:A:H1'	19:QS:54:GLY:O	2.14	0.48
2:QB:154:LEU:O	2:QB:155:LEU:HB2	2.13	0.48
2:QB:15:VAL:H	2:QB:16:HIS:CE1	2.30	0.48
2:QB:16:HIS:HD2	2:QB:210:SER:HA	1.77	0.48
7:QG:80:VAL:HG12	7:QG:81:GLY:N	2.28	0.48
8:QH:109:ILE:HG12	8:QH:110:ALA:N	2.27	0.48
12:QL:38:THR:CG2	12:QL:57:LYS:HB3	2.44	0.48
1:QA:1226:C:O2'	13:QM:103:THR:O	2.25	0.48
13:QM:73:GLU:O	13:QM:76:ALA:HB3	2.13	0.48
16:QP:71:ARG:HB2	16:QP:71:ARG:HH11	1.79	0.48
45:R2:69:ARG:CB	45:R2:69:ARG:HH11	2.25	0.48
47:R4:42:PHE:O	47:R4:43:TYR:C	2.50	0.48
22:RA:2815:C:O2'	48:R5:42:PRO:HB2	2.14	0.48
51:R8:35:GLN:HA	51:R8:35:GLN:OE1	2.13	0.48
51:R8:56:GLU:O	51:R8:58:ILE:N	2.47	0.48
22:RA:1019:U:O2'	22:RA:1021:A:H2	1.96	0.48
22:RA:1057:A:H62	22:RA:1086:A:H2'	1.78	0.48
22:RA:1153:C:H2'	22:RA:1154:G:O4'	2.14	0.48
22:RA:1433:U:H1'	22:RA:1561:G:N2	2.28	0.48
22:RA:1803:A:O2'	24:RD:259:THR:HG21	2.13	0.48
22:RA:2612:C:C4	22:RA:2613:U:H5	2.32	0.48
1:QA:1443:G:N2	22:RA:2864:G:OP1	2.43	0.48

*Continued on next page...*

*Continued from previous page...*

Atom-1	Atom-2	Interatomic distance (Å)	Clash overlap (Å)
22:RA:582:G:H2'	22:RA:583:G:C8	2.48	0.48
24:RD:35:LYS:HD2	24:RD:104:TYR:CE1	2.49	0.48
26:RF:128:ALA:O	26:RF:129:PHE:HB2	2.13	0.48
26:RF:198:ALA:O	26:RF:201:VAL:HG12	2.13	0.48
27:RG:16:ARG:HB3	27:RG:17:PRO:HD3	1.94	0.48
29:RI:83:ALA:HA	29:RI:88:ILE:HA	1.94	0.48
32:RP:71:VAL:HG13	32:RP:72:PRO:CD	2.43	0.48
33:RQ:87:LYS:O	33:RQ:89:ASN:N	2.43	0.48
35:RS:59:LYS:HG2	35:RS:60:GLY:N	2.13	0.48
38:RV:6:LYS:HD3	38:RV:11:GLN:HG2	1.96	0.48
40:RX:53:LYS:HZ2	40:RX:55:ASN:HD21	1.62	0.48
1:XA:119:A:H4'	1:XA:120:A:C8	2.49	0.48
2:XB:140:HIS:C	2:XB:142:LEU:H	2.16	0.48
2:XB:5:ILE:HG21	2:XB:224:GLN:HG2	1.96	0.48
2:XB:42:ILE:HD11	2:XB:202:PRO:HB2	1.95	0.48
8:XH:86:ILE:HG13	8:XH:133:LEU:CD2	2.44	0.48
9:XI:112:LYS:HD3	9:XI:113:LYS:O	2.13	0.48
9:XI:118:LYS:CB	9:XI:118:LYS:NZ	2.75	0.48
11:XK:82:VAL:O	11:XK:108:ILE:HA	2.13	0.48
12:XL:119:LYS:C	12:XL:120:TYR:HD1	2.16	0.48
48:Y5:52:TYR:O	48:Y5:53:ALA:CB	2.61	0.48
22:YA:1799:G:H4'	22:YA:1800:C:O5'	2.13	0.48
22:YA:2105:C:H2'	22:YA:2106:G:C8	2.48	0.48
22:YA:2415:G:H4'	32:YP:67:MET:N	2.28	0.48
22:YA:2498:C:O2'	22:YA:2499:C:H5'	2.14	0.48
22:YA:666:G:H4'	32:YP:49:ARG:HH12	1.77	0.48
22:YA:869:G:H2'	22:YA:870:A:H8	1.77	0.48
24:YD:35:LYS:HD2	24:YD:104:TYR:CE1	2.48	0.48
25:YE:174:ASP:O	25:YE:182:LEU:HD12	2.14	0.48
28:YH:23:ARG:HD2	28:YH:34:GLU:OE2	2.12	0.48
28:YH:82:GLY:O	28:YH:83:TYR:O	2.31	0.48
30:YN:42:TRP:HA	30:YN:48:MET:CE	2.42	0.48
32:YP:6:LEU:N	32:YP:6:LEU:CD2	2.75	0.48
34:YR:52:ILE:CG2	34:YR:94:TYR:CD1	2.96	0.48
41:YY:35:TYR:CD1	41:YY:69:ALA:HB3	2.48	0.48
42:YZ:53:ILE:HG22	42:YZ:71:VAL:HG13	1.96	0.48
2:QB:140:HIS:C	2:QB:142:LEU:H	2.16	0.48
4:QD:100:ARG:CZ	4:QD:137:SER:HA	2.43	0.48
4:QD:196:LEU:C	4:QD:198:VAL:N	2.66	0.48
4:QD:196:LEU:HB3	4:QD:197:PRO:HD2	1.96	0.48
9:QI:118:LYS:NZ	9:QI:118:LYS:CB	2.76	0.48

*Continued on next page...*

*Continued from previous page...*

Atom-1	Atom-2	Interatomic distance (Å)	Clash overlap (Å)
11:QK:34:ASP:HB2	11:QK:35:PRO:HD2	1.95	0.48
13:QM:3:ARG:HA	13:QM:9:ILE:HG12	1.94	0.48
19:QS:24:ALA:O	19:QS:25:LYS:HB2	2.13	0.48
19:QS:36:ARG:NH1	19:QS:36:ARG:HB3	2.28	0.48
44:R1:56:GLN:H	44:R1:56:GLN:NE2	2.10	0.48
22:RA:76:C:O2'	45:R2:62:THR:HG21	2.13	0.48
49:R6:27:LYS:O	49:R6:28:ARG:HG2	2.13	0.48
22:RA:570:G:H2'	22:RA:2030:A:C6	2.49	0.48
22:RA:2875:C:H4'	36:RT:5:ALA:HB2	1.95	0.48
22:RA:336:C:H4'	41:RY:6:HIS:CE1	2.48	0.48
22:RA:50:U:H3'	22:RA:51:G:H5'	1.96	0.48
24:RD:198:ASN:HD22	24:RD:198:ASN:C	2.17	0.48
24:RD:65:ILE:C	24:RD:65:ILE:HD13	2.32	0.48
26:RF:107:LYS:O	26:RF:110:LEU:N	2.47	0.48
27:RG:136:ARG:O	27:RG:154:GLY:CA	2.62	0.48
28:RH:7:LEU:N	28:RH:8:PRO:CD	2.77	0.48
32:RP:138:LEU:HD11	32:RP:144:GLU:CG	2.42	0.48
41:RY:57:GLN:O	41:RY:58:GLY:O	2.32	0.48
41:RY:44:ILE:O	41:RY:62:GLU:O	2.32	0.48
42:RZ:30:ASN:N	42:RZ:30:ASN:OD1	2.47	0.48
42:RZ:48:PHE:HE2	42:RZ:71:VAL:HG11	1.78	0.48
1:XA:1483:A:H2	22:YA:1959:G:N3	2.11	0.48
1:XA:827:U:H5	1:XA:870:U:C2	2.32	0.48
1:XA:946:A:H2'	1:XA:947:G:C8	2.49	0.48
2:XB:97:TRP:HZ2	2:XB:102:LEU:HD13	1.78	0.48
2:XB:193:ASP:OD2	2:XB:196:LEU:CG	2.58	0.48
4:XD:121:VAL:O	4:XD:134:ASP:HA	2.14	0.48
4:XD:154:ASN:O	4:XD:155:LEU:O	2.32	0.48
4:XD:3:ARG:O	4:XD:5:ILE:HG13	2.14	0.48
4:XD:6:GLY:O	4:XD:8:VAL:HG23	2.14	0.48
9:XI:18:PHE:O	9:XI:61:ALA:HA	2.13	0.48
12:XL:38:THR:CG2	12:XL:57:LYS:HB3	2.44	0.48
13:XM:50:GLU:O	13:XM:54:VAL:HG23	2.13	0.48
15:XO:24:SER:OG	15:XO:25:THR:N	2.47	0.48
19:XS:43:GLU:N	19:XS:43:GLU:OE2	2.45	0.48
1:XA:1054:C:N4	55:XY:34:C:C6	2.71	0.48
47:Y4:42:PHE:O	47:Y4:44:THR:O	2.31	0.48
22:YA:1203:G:H5'	32:YP:3:LEU:HD12	1.96	0.48
22:YA:1535:U:OP2	22:YA:1537:C:N4	2.47	0.48
22:YA:1543:A:O2'	22:YA:1544:C:P	2.71	0.48
22:YA:2266:A:H4'	22:YA:2267:A:N3	2.28	0.48

*Continued on next page...*

*Continued from previous page...*

Atom-1	Atom-2	Interatomic distance (Å)	Clash overlap (Å)
22:YA:2394:C:OP1	32:YP:63:PRO:HD2	2.13	0.48
22:YA:2467:C:C2'	22:YA:2468:G:H5'	2.44	0.48
22:YA:1783:A:H5'	22:YA:2608:G:H4'	1.95	0.48
22:YA:270(U):C:H2'	22:YA:270(V):G:C8	2.47	0.48
22:YA:49:A:H4'	22:YA:50:U:H5''	1.96	0.48
22:YA:821:A:C2	22:YA:946:G:H1'	2.48	0.48
22:YA:855:G:C6	22:YA:856:C:N4	2.81	0.48
23:YB:71:C:C2	23:YB:72:G:C8	3.01	0.48
22:YA:1789:A:OP1	24:YD:221:VAL:HA	2.14	0.48
25:YE:77:ILE:CD1	25:YE:78:LEU:N	2.70	0.48
26:YF:198:ALA:O	26:YF:201:VAL:HG12	2.13	0.48
27:YG:125:PHE:HB3	27:YG:166:ASP:HB2	1.95	0.48
28:YH:7:LEU:N	28:YH:8:PRO:CD	2.77	0.48
33:YQ:19:GLY:O	33:YQ:98:LYS:HD3	2.14	0.48
36:YT:96:ARG:CB	36:YT:96:ARG:NH1	2.77	0.48
1:QA:105:G:C6	1:QA:106:C:C4	3.01	0.48
1:QA:1176:A:H2'	1:QA:1177:G:H5'	1.95	0.48
1:QA:177:C:H2'	1:QA:178:C:C6	2.49	0.48
1:QA:602:A:H2'	1:QA:603:U:C6	2.49	0.48
1:QA:818:G:H3'	1:QA:819:A:H5''	1.94	0.48
4:QD:163:GLU:O	4:QD:165:MET:N	2.46	0.48
4:QD:165:MET:HE3	4:QD:168:ARG:HD2	1.96	0.48
4:QD:183:GLY:C	4:QD:184:LYS:HG3	2.34	0.48
8:QH:86:ILE:HG12	8:QH:135:CYS:HA	1.96	0.48
10:QJ:3:LYS:O	10:QJ:100:THR:HA	2.14	0.48
1:QA:1228:C:OP1	13:QM:114:ARG:HA	2.14	0.48
16:QP:57:ARG:HH11	16:QP:57:ARG:HG3	1.78	0.48
21:QU:9:ARG:HH11	21:QU:9:ARG:HG2	1.78	0.48
22:RA:1041:C:H2'	22:RA:1042:G:C8	2.49	0.48
22:RA:1270:C:H5''	22:RA:1271:G:H5'	1.95	0.48
22:RA:1366:A:H2'	22:RA:1367:A:O4'	2.13	0.48
22:RA:2052:G:C6	22:RA:2053:G:N7	2.82	0.48
22:RA:2227:A:H5''	24:RD:263:ARG:NH1	2.28	0.48
22:RA:2403:C:N3	22:RA:2415:G:C2	2.81	0.48
22:RA:2450:A:C2	22:RA:2451:A:C4	3.02	0.48
22:RA:376:C:H2'	22:RA:377:C:C6	2.48	0.48
24:RD:48:ARG:HG3	24:RD:48:ARG:HH11	1.78	0.48
25:RE:77:ILE:CD1	25:RE:78:LEU:N	2.70	0.48
28:RH:104:GLU:HG3	28:RH:114:VAL:HG22	1.96	0.48
32:RP:144:GLU:OE1	32:RP:144:GLU:O	2.31	0.48
32:RP:14:LYS:O	32:RP:15:ARG:C	2.51	0.48

*Continued on next page...*

*Continued from previous page...*

Atom-1	Atom-2	Interatomic distance (Å)	Clash overlap (Å)
33:RQ:34:LEU:HD23	33:RQ:104:PHE:HD1	1.77	0.48
33:RQ:19:GLY:O	33:RQ:98:LYS:HD3	2.14	0.48
34:RR:61:HIS:O	34:RR:65:LEU:HD13	2.14	0.48
1:XA:1048:G:OP1	14:XN:3:ARG:HB3	2.14	0.48
1:XA:431:A:H2'	1:XA:432:A:O4'	2.14	0.48
3:XC:148:GLY:O	3:XC:202:ILE:HA	2.14	0.48
4:XD:196:LEU:HB3	4:XD:197:PRO:HD2	1.96	0.48
4:XD:60:GLU:O	4:XD:63:LYS:HB3	2.14	0.48
5:XE:87:SER:HB3	5:XE:131:ILE:HD13	1.95	0.48
5:XE:96:PRO:HA	5:XE:117:ASP:OD2	2.14	0.48
7:XG:79:ARG:O	7:XG:80:VAL:HG23	2.14	0.48
10:XJ:47:PHE:CE1	10:XJ:63:PHE:HB2	2.32	0.48
13:XM:68:GLY:HA2	27:YG:116:ASP:CG	2.33	0.48
16:XP:25:ARG:HH11	16:XP:25:ARG:HG3	1.79	0.48
20:XT:30:LYS:O	20:XT:33:ILE:HG12	2.14	0.48
45:Y2:33:MET:O	45:Y2:37:PHE:HD1	1.95	0.48
47:Y4:36:CYS:O	47:Y4:37:SER:C	2.52	0.48
50:Y7:12:ARG:HG3	50:Y7:12:ARG:HH11	1.78	0.48
22:YA:1259:G:H2'	22:YA:1260:G:H8	1.77	0.48
22:YA:1870:C:H2'	22:YA:1871:A:O4'	2.14	0.48
22:YA:2715:C:H2'	22:YA:2716:U:H6	1.79	0.48
22:YA:2863:C:H2'	22:YA:2864:G:H8	1.77	0.48
1:XA:1443:G:N2	22:YA:2864:G:OP1	2.44	0.48
22:YA:869:G:H2'	22:YA:870:A:C8	2.49	0.48
22:YA:898:C:H2'	22:YA:899:A:H5'	1.95	0.48
24:YD:25:THR:O	24:YD:26:LYS:C	2.52	0.48
22:YA:2786:U:O2'	25:YE:62:PRO:O	2.32	0.48
25:YE:93:VAL:C	25:YE:95:ILE:H	2.17	0.48
28:YH:120:GLY:HA3	28:YH:140:LYS:NZ	2.27	0.48
28:YH:124:GLU:HB3	28:YH:132:ARG:CD	2.44	0.48
30:YN:95:PRO:O	30:YN:96:GLU:C	2.51	0.48
32:YP:101:VAL:C	32:YP:103:ALA:H	2.17	0.48
32:YP:35:HIS:O	32:YP:36:LYS:O	2.31	0.48
33:YQ:31:ASP:O	33:YQ:32:TYR:CG	2.66	0.48
40:YX:44:GLU:OE1	40:YX:50:LYS:HD2	2.13	0.48
41:YY:11:ASP:HB2	41:YY:27:VAL:HG11	1.94	0.48
1:QA:583:A:H2'	1:QA:584:G:O4'	2.12	0.48
1:QA:713:G:H21	1:QA:777:A:H1'	1.79	0.48
2:QB:206:ASP:HA	2:QB:211:ILE:HD11	1.94	0.48
3:QC:71:ALA:HA	3:QC:106:VAL:HB	1.95	0.48
4:QD:165:MET:CE	4:QD:168:ARG:HD2	2.44	0.48

*Continued on next page...*

*Continued from previous page...*

Atom-1	Atom-2	Interatomic distance (Å)	Clash overlap (Å)
7:QG:78:ARG:HH11	7:QG:78:ARG:HG3	1.79	0.48
7:QG:79:ARG:O	7:QG:80:VAL:HG23	2.14	0.48
8:QH:45:ILE:O	8:QH:45:ILE:HG13	2.13	0.48
9:QI:17:VAL:HG11	9:QI:81:ILE:HA	1.96	0.48
11:QK:19:ALA:CA	11:QK:32:ILE:HG22	2.43	0.48
11:QK:48:ILE:HG21	11:QK:63:LEU:HD13	1.96	0.48
13:QM:117:VAL:O	13:QM:118:ALA:C	2.51	0.48
15:QO:61:GLY:C	15:QO:65:ARG:NH1	2.67	0.48
16:QP:21:VAL:HG23	16:QP:34:GLU:H	1.79	0.48
16:QP:60:LEU:CA	16:QP:64:ALA:HB3	2.43	0.48
19:QS:9:VAL:O	19:QS:10:PHE:HB3	2.13	0.48
20:QT:37:SER:HB3	20:QT:84:LEU:CD2	2.43	0.48
48:R5:49:CYS:SG	48:R5:58:LEU:HB2	2.53	0.48
22:RA:1093:G:OP1	28:RH:170:ARG:HD2	2.13	0.48
22:RA:2183:C:H2'	22:RA:2184:G:H8	1.79	0.48
22:RA:2090:G:C2	22:RA:2230:G:C5	3.01	0.48
22:RA:2555:U:N3	56:Z6:74:C:C5	2.80	0.48
22:RA:593:G:C2	22:RA:594:U:C2	3.02	0.48
24:RD:130:ALA:HA	24:RD:192:THR:HA	1.95	0.48
25:RE:93:VAL:C	25:RE:95:ILE:H	2.17	0.48
26:RF:155:LEU:HA	26:RF:174:VAL:HG12	1.95	0.48
30:RN:34:LEU:O	30:RN:49:GLY:HA3	2.13	0.48
30:RN:75:TYR:C	30:RN:76:SER:O	2.52	0.48
22:RA:2277:G:P	33:RQ:85:LYS:HB2	2.53	0.48
36:RT:135:ALA:C	36:RT:137:LYS:H	2.16	0.48
36:RT:57:PHE:O	36:RT:59:THR:N	2.46	0.48
37:RU:79:PHE:HE2	37:RU:83:LEU:CD2	2.26	0.48
1:XA:1330:U:H5''	1:XA:1331:G:OP2	2.14	0.48
1:XA:411:A:C5	1:XA:413:G:H1'	2.49	0.48
1:XA:8:A:N6	4:XD:205:GLU:O	2.46	0.48
2:XB:214:ILE:O	2:XB:218:ALA:HB2	2.13	0.48
2:XB:5:ILE:O	2:XB:6:THR:O	2.32	0.48
3:XC:195:VAL:CG1	3:XC:196:LEU:H	2.27	0.48
4:XD:114:ARG:CG	4:XD:114:ARG:HH11	2.17	0.48
4:XD:33:MET:CE	4:XD:37:PRO:HA	2.43	0.48
5:XE:100:VAL:O	5:XE:107:ARG:NH2	2.47	0.48
5:XE:78:HIS:CE1	5:XE:142:LEU:HD23	2.48	0.48
9:XI:7:THR:O	9:XI:83:ARG:HD2	2.14	0.48
9:XI:59:PHE:CZ	9:XI:88:TYR:CE1	3.01	0.48
10:XJ:74:ILE:HG12	10:XJ:74:ILE:O	2.13	0.48
12:XL:61:THR:O	12:XL:63:GLY:N	2.45	0.48

*Continued on next page...*

*Continued from previous page...*

Atom-1	Atom-2	Interatomic distance (Å)	Clash overlap (Å)
17:XQ:74:LEU:HD12	17:XQ:75:ARG:NE	2.28	0.48
22:YA:270(R):G:H1'	44:Y1:78:LYS:HZ1	1.79	0.48
13:XM:3:ARG:HG3	47:Y4:34:GLU:OE1	2.13	0.48
47:Y4:8:LYS:O	47:Y4:9:LEU:CB	2.62	0.48
49:Y6:8:LYS:O	49:Y6:27:LYS:HA	2.13	0.48
49:Y6:41:PRO:HD2	49:Y6:46:HIS:H	1.78	0.48
22:YA:1138:G:H21	30:YN:106:MET:HE3	1.77	0.48
22:YA:1385:G:H1'	22:YA:1386:C:C6	2.49	0.48
22:YA:1427:A:H4'	22:YA:1428:C:O5'	2.13	0.48
22:YA:1818:U:H2'	24:YD:157:ARG:HG3	1.96	0.48
22:YA:1889:A:N1	22:YA:2234:G:H1'	2.29	0.48
22:YA:2356:C:H2'	22:YA:2357:U:O4'	2.12	0.48
22:YA:442:G:O4'	26:YF:46:ARG:HD3	2.14	0.48
22:YA:27:G:N2	22:YA:512:G:H2'	2.28	0.48
22:YA:757:U:H2'	22:YA:758:C:H6	1.79	0.48
24:YD:35:LYS:CG	24:YD:64:ILE:CG2	2.92	0.48
25:YE:23:VAL:HG12	25:YE:173:VAL:HG21	1.94	0.48
25:YE:64:LYS:C	25:YE:66:HIS:N	2.67	0.48
26:YF:45:ARG:HG2	26:YF:45:ARG:NH1	2.28	0.48
30:YN:34:LEU:O	30:YN:49:GLY:HA3	2.13	0.48
34:YR:107:ASP:C	34:YR:107:ASP:OD2	2.52	0.48
34:YR:42:LYS:HA	34:YR:45:ARG:HD2	1.95	0.48
35:YS:66:ALA:HA	35:YS:69:VAL:HG12	1.96	0.48
36:YT:16:ARG:NE	36:YT:19:LEU:HD21	2.27	0.48
42:YZ:97:GLU:HB3	42:YZ:125:LEU:HD11	1.95	0.48
1:QA:1175:G:H2'	1:QA:1176:A:H8	1.77	0.48
1:QA:881:G:OP1	12:QL:12:ARG:NH2	2.47	0.48
2:QB:97:TRP:HZ2	2:QB:102:LEU:HD13	1.78	0.48
3:QC:87:LEU:C	3:QC:89:GLU:N	2.65	0.48
4:QD:153:ARG:CZ	4:QD:181:MET:HG3	2.44	0.48
5:QE:75:THR:HG23	5:QE:76:ILE:O	2.14	0.48
5:QE:84:PHE:HD2	5:QE:130:ASN:O	1.97	0.48
7:QG:44:TYR:C	7:QG:46:ALA:N	2.66	0.48
9:QI:7:THR:O	9:QI:83:ARG:HD2	2.14	0.48
11:QK:115:PRO:C	11:QK:117:ASN:H	2.17	0.48
12:QL:127:GLU:O	12:QL:128:ALA:CB	2.62	0.48
27:RG:3:LEU:HD21	47:R4:25:TYR:CE1	2.48	0.48
47:R4:60:GLN:O	47:R4:63:TYR:HB3	2.14	0.48
22:RA:1508:A:O2'	22:RA:1509:C:O4'	2.25	0.48
22:RA:2123:G:H2'	22:RA:2124:G:C8	2.48	0.48
22:RA:2518:A:H4'	22:RA:2519:U:OP1	2.12	0.48

*Continued on next page...*

*Continued from previous page...*

Atom-1	Atom-2	Interatomic distance (Å)	Clash overlap (Å)
22:RA:345:A:H2'	22:RA:347:A:H62	1.79	0.48
22:RA:389:G:H1	32:RP:71:VAL:HG12	1.79	0.48
24:RD:130:ALA:C	24:RD:131:LEU:HD12	2.33	0.48
24:RD:25:THR:O	24:RD:26:LYS:C	2.52	0.48
25:RE:61:ARG:CB	25:RE:62:PRO:CD	2.90	0.48
26:RF:51:THR:O	26:RF:93:LYS:NZ	2.38	0.48
29:RI:95:LYS:HA	29:RI:111:PRO:HG3	1.96	0.48
30:RN:18:ALA:O	30:RN:19:GLU:C	2.53	0.48
30:RN:57:ALA:O	30:RN:58:ASP:CB	2.61	0.48
30:RN:82:LEU:HD12	30:RN:83:LYS:N	2.27	0.48
33:RQ:42:ILE:N	33:RQ:42:ILE:HD12	2.29	0.48
35:RS:56:LEU:C	35:RS:56:LEU:HD23	2.34	0.48
37:RU:107:ALA:O	37:RU:110:VAL:HB	2.14	0.48
41:RY:11:ASP:HB2	41:RY:27:VAL:HG11	1.94	0.48
1:XA:261:U:H2'	1:XA:263:A:OP2	2.14	0.48
1:XA:406:G:H2'	1:XA:407:G:H8	1.78	0.48
1:XA:45:U:H2'	1:XA:46:G:C8	2.49	0.48
5:XE:84:PHE:HD2	5:XE:130:ASN:O	1.97	0.48
8:XH:44:PHE:CD1	8:XH:80:ILE:HG12	2.49	0.48
11:XK:115:PRO:C	11:XK:117:ASN:H	2.17	0.48
11:XK:19:ALA:CB	11:XK:32:ILE:HG22	2.42	0.48
13:XM:8:GLU:C	13:XM:9:ILE:HG23	2.35	0.48
14:XN:15:LYS:HD2	14:XN:16:PHE:CE2	2.49	0.48
1:XA:981:U:H5'	14:XN:21:TYR:CZ	2.49	0.48
11:XK:110:ASP:HB2	18:XR:88:LYS:HD3	1.95	0.48
53:XV:19:G:H4'	53:XV:20:U:OP2	2.14	0.48
44:Y1:8:SER:OG	44:Y1:10:LYS:HG3	2.14	0.48
44:Y1:76:ARG:HD2	44:Y1:76:ARG:N	2.29	0.48
45:Y2:69:ARG:HH11	45:Y2:69:ARG:HB3	1.79	0.48
47:Y4:10:VAL:CG2	47:Y4:11:PRO:HD2	2.43	0.48
22:YA:141:A:H8	22:YA:1408:C:H1'	1.78	0.48
22:YA:152:G:H2'	22:YA:153:C:C6	2.48	0.48
22:YA:1827:C:H2'	22:YA:1828:G:O4'	2.14	0.48
22:YA:1916:A:H2'	22:YA:1917:U:O4'	2.14	0.48
22:YA:1930:G:O2'	22:YA:1931:U:O5'	2.31	0.48
22:YA:2052:G:OP1	25:YE:141:ILE:HG12	2.14	0.48
22:YA:218:A:C2	22:YA:235:U:H4'	2.49	0.48
22:YA:1798:U:C5'	24:YD:259:THR:HG22	2.43	0.48
25:YE:119:ARG:HD3	25:YE:160:TYR:HD2	1.78	0.48
25:YE:55:ASN:O	25:YE:57:LYS:N	2.44	0.48
26:YF:129:PHE:CD2	26:YF:163:VAL:HG21	2.48	0.48

*Continued on next page...*



*Continued from previous page...*

Atom-1	Atom-2	Interatomic distance (Å)	Clash overlap (Å)
26:YF:34:TRP:HD1	32:YP:6:LEU:HB3	1.79	0.48
28:YH:127:GLU:HB3	28:YH:128:PRO:HD2	1.92	0.48
34:YR:44:LEU:HD22	34:YR:48:VAL:CG2	2.43	0.48
22:YA:2722:G:H4'	34:YR:4:LEU:HB2	1.95	0.48
35:YS:56:LEU:HD23	35:YS:56:LEU:C	2.34	0.48
36:YT:94:ALA:O	36:YT:95:ARG:CB	2.61	0.48
38:YV:21:ARG:HD2	38:YV:91:TYR:CZ	2.49	0.48
40:YX:6:ASP:OD1	45:Y2:29:LYS:NZ	2.47	0.48
42:YZ:124:ILE:HG23	42:YZ:165:VAL:CG2	2.44	0.48
42:YZ:69:THR:HB	42:YZ:88:PHE:HB3	1.96	0.48
1:QA:464:G:O6	1:QA:466:C:H5'	2.13	0.48
1:QA:574:A:HO2'	1:QA:882:C:HO2'	1.55	0.48
2:QB:87:ARG:NH1	2:QB:220:ASP:OD1	2.46	0.48
2:QB:24:TRP:CZ3	2:QB:26:PRO:HA	2.49	0.48
2:QB:24:TRP:CD1	2:QB:26:PRO:HD3	2.49	0.48
3:QC:153:VAL:HA	3:QC:197:GLY:O	2.13	0.48
5:QE:82:VAL:CG1	5:QE:83:GLU:H	2.27	0.48
6:QF:89:MET:O	6:QF:90:VAL:C	2.51	0.48
7:QG:51:GLN:OE1	7:QG:51:GLN:HA	2.14	0.48
8:QH:6:ILE:O	8:QH:10:LEU:HG	2.14	0.48
9:QI:33:PHE:HZ	9:QI:47:LEU:HD21	1.76	0.48
10:QJ:39:PRO:CB	10:QJ:70:ARG:HH12	2.27	0.48
11:QK:13:GLN:HG3	11:QK:75:TYR:O	2.14	0.48
17:QQ:3:LYS:HD2	17:QQ:60:ILE:HD11	1.95	0.48
18:QR:31:LEU:HD23	18:QR:31:LEU:N	2.29	0.48
20:QT:50:GLU:HA	20:QT:100:ILE:CG2	2.43	0.48
20:QT:64:ASP:O	20:QT:67:ALA:N	2.47	0.48
48:R5:57:VAL:O	48:R5:57:VAL:HG13	2.13	0.48
51:R8:43:GLN:C	51:R8:44:LYS:HD2	2.34	0.48
22:RA:2558:C:H2'	22:RA:2559:C:O4'	2.14	0.48
22:RA:309:G:HO2'	22:RA:329:G:C2'	2.27	0.48
22:RA:744:G:H2'	22:RA:745:G:O4'	2.13	0.48
26:RF:34:TRP:HD1	32:RP:6:LEU:HB3	1.79	0.48
27:RG:106:LEU:HA	27:RG:110:ALA:HB3	1.95	0.48
27:RG:12:TYR:O	27:RG:16:ARG:HB3	2.14	0.48
28:RH:131:VAL:HG12	28:RH:132:ARG:N	2.29	0.48
30:RN:97:ARG:HA	30:RN:100:GLU:HB3	1.96	0.48
30:RN:56:ASN:ND2	30:RN:125:GLY:C	2.66	0.48
32:RP:47:ASP:OD1	32:RP:50:ARG:NH2	2.47	0.48
32:RP:75:ILE:CD1	32:RP:75:ILE:H	2.14	0.48
33:RQ:119:ARG:O	33:RQ:123:HIS:HD2	1.97	0.48

*Continued on next page...*

*Continued from previous page...*

Atom-1	Atom-2	Interatomic distance (Å)	Clash overlap (Å)
33:RQ:21:THR:HB	33:RQ:22:LYS:H	1.42	0.48
34:RR:107:ASP:C	34:RR:107:ASP:OD2	2.52	0.48
34:RR:63:ARG:NH1	34:RR:63:ARG:HG3	2.29	0.48
1:QA:1446:A:N3	36:RT:118:ARG:HD2	2.29	0.48
1:XA:1059:C:OP1	3:XC:199:LYS:NZ	2.38	0.48
1:XA:571:U:O2	1:XA:918:A:H5'	2.14	0.48
2:XB:170:GLU:C	2:XB:172:ILE:HD12	2.33	0.48
2:XB:24:TRP:CD1	2:XB:26:PRO:HD3	2.49	0.48
3:XC:71:ALA:HA	3:XC:106:VAL:HB	1.95	0.48
4:XD:100:ARG:CZ	4:XD:137:SER:HA	2.44	0.48
4:XD:163:GLU:C	4:XD:165:MET:N	2.66	0.48
4:XD:198:VAL:CG1	4:XD:199:ASN:N	2.75	0.48
6:XF:79:LEU:O	6:XF:85:VAL:HG11	2.14	0.48
7:XG:97:GLN:O	7:XG:101:LEU:HG	2.14	0.48
7:XG:51:GLN:HA	7:XG:51:GLN:OE1	2.14	0.48
2:XB:195:ASP:O	8:XH:74:PRO:HG3	2.13	0.48
12:XL:47:LYS:HB2	12:XL:48:PRO:HD3	1.96	0.48
16:XP:34:GLU:HG2	16:XP:35:LYS:N	2.29	0.48
51:Y8:53:PRO:CD	51:Y8:54:GLU:N	2.77	0.48
22:YA:83:G:N1	22:YA:102:G:H1'	2.29	0.48
22:YA:1403:C:H5''	22:YA:1471:A:H1'	1.96	0.48
22:YA:1408:C:C2	22:YA:1595:G:N2	2.82	0.48
22:YA:235:U:H2'	22:YA:236:C:C6	2.49	0.48
22:YA:2789:C:H1'	22:YA:2892:A:C2	2.39	0.48
24:YD:130:ALA:HA	24:YD:192:THR:HA	1.95	0.48
24:YD:27:THR:O	24:YD:29:PRO:CD	2.62	0.48
28:YH:10:PRO:C	28:YH:11:VAL:HG22	2.34	0.48
28:YH:45:VAL:HG13	28:YH:45:VAL:O	2.14	0.48
30:YN:120:LEU:HD11	30:YN:122:VAL:CG2	2.42	0.48
30:YN:137:LYS:CG	30:YN:138:LEU:H	2.27	0.48
33:YQ:42:ILE:HD12	33:YQ:42:ILE:N	2.29	0.48
34:YR:63:ARG:NH1	34:YR:63:ARG:HG3	2.29	0.48
34:YR:70:LEU:C	34:YR:72:ASP:H	2.16	0.48
31:YO:107:ARG:NH1	36:YT:36:GLU:OE1	2.46	0.48
37:YU:79:PHE:HE2	37:YU:83:LEU:CD2	2.27	0.48
40:YX:11:PRO:HB3	40:YX:92:LEU:CD2	2.43	0.48
41:YY:81:LYS:HZ2	41:YY:98:VAL:CG1	2.27	0.48
1:QA:977:A:O2'	1:QA:981:U:N3	2.39	0.47
4:QD:13:ARG:HA	4:QD:33:MET:CE	2.44	0.47
4:QD:163:GLU:C	4:QD:165:MET:N	2.67	0.47
4:QD:3:ARG:O	4:QD:5:ILE:HG13	2.14	0.47

*Continued on next page...*

*Continued from previous page...*

Atom-1	Atom-2	Interatomic distance (Å)	Clash overlap (Å)
4:QD:6:GLY:O	4:QD:8:VAL:HG23	2.14	0.47
7:QG:97:GLN:O	7:QG:101:LEU:HG	2.14	0.47
9:QI:22:GLY:HA3	9:QI:60:ASP:OD2	2.13	0.47
10:QJ:24:VAL:HG21	10:QJ:37:PRO:CG	2.43	0.47
11:QK:41:THR:HG22	11:QK:42:TRP:N	2.28	0.47
13:QM:30:ALA:O	13:QM:33:ALA:N	2.47	0.47
13:QM:50:GLU:O	13:QM:54:VAL:HG23	2.13	0.47
15:QO:24:SER:OG	15:QO:25:THR:N	2.47	0.47
20:QT:13:LEU:HD12	20:QT:13:LEU:C	2.34	0.47
22:RA:270(S):G:C1'	44:R1:78:LYS:HD2	2.44	0.47
51:R8:53:PRO:CD	51:R8:54:GLU:N	2.77	0.47
22:RA:1429:G:H2'	22:RA:1430:C:C6	2.49	0.47
22:RA:2010:G:H5''	39:RW:42:ARG:HB2	1.96	0.47
22:RA:2420:C:H6	22:RA:2420:C:O5'	1.96	0.47
22:RA:2472:G:H22	22:RA:2477:C:H5''	1.79	0.47
22:RA:2883:A:H3'	22:RA:2884:U:H5'	1.95	0.47
23:RB:54:G:H21	27:RG:29:TRP:HZ2	1.56	0.47
24:RD:145:VAL:O	24:RD:153:ALA:HA	2.14	0.47
25:RE:120:TRP:O	25:RE:121:ASN:HB2	2.14	0.47
26:RF:53:THR:C	26:RF:55:GLY:N	2.68	0.47
29:RI:4:ILE:HG23	29:RI:18:VAL:HG22	1.96	0.47
30:RN:113:GLY:O	30:RN:116:LEU:HB2	2.14	0.47
31:RO:8:LEU:HB2	31:RO:19:ILE:CD1	2.43	0.47
32:RP:6:LEU:O	32:RP:7:ARG:O	2.31	0.47
34:RR:10:LEU:O	34:RR:12:ARG:HG3	2.14	0.47
37:RU:92:ARG:CZ	37:RU:94:ASN:HD22	2.28	0.47
38:RV:35:LEU:O	38:RV:37:VAL:N	2.47	0.47
41:RY:56:PRO:O	41:RY:58:GLY:N	2.47	0.47
22:RA:335:C:H4'	41:RY:73:ARG:CZ	2.43	0.47
42:RZ:141:VAL:HG23	42:RZ:144:LEU:HD23	1.95	0.47
1:XA:383:A:C5	1:XA:384:G:H1'	2.48	0.47
1:XA:1190:G:OP1	3:XC:5:ILE:HD12	2.14	0.47
1:XA:510:A:OP2	4:XD:49:ARG:NH2	2.48	0.47
5:XE:75:THR:HG23	5:XE:76:ILE:O	2.14	0.47
11:XK:48:ILE:HG21	11:XK:63:LEU:HD13	1.96	0.47
13:XM:72:ALA:O	13:XM:76:ALA:HB2	2.14	0.47
14:XN:26:ARG:NH1	14:XN:43:CYS:SG	2.86	0.47
14:XN:6:LEU:HD22	14:XN:23:ARG:NH2	2.29	0.47
17:XQ:63:ARG:HG2	17:XQ:64:PRO:N	2.28	0.47
18:XR:30:ASP:C	18:XR:32:ARG:H	2.15	0.47
19:XS:24:ALA:O	19:XS:25:LYS:HB2	2.13	0.47

*Continued on next page...*

*Continued from previous page...*

Atom-1	Atom-2	Interatomic distance (Å)	Clash overlap (Å)
19:XS:36:ARG:NH1	19:XS:36:ARG:HB3	2.29	0.47
21:XU:15:ARG:HG2	21:XU:15:ARG:NH1	2.29	0.47
44:Y1:94:LEU:O	44:Y1:95:LEU:CB	2.62	0.47
49:Y6:20:ASN:ND2	49:Y6:42:TRP:CZ2	2.82	0.47
22:YA:1019:U:H3	22:YA:1142(A):A:N6	2.08	0.47
22:YA:120:U:C5	22:YA:149:A:N6	2.82	0.47
22:YA:570:G:H2'	22:YA:2030:A:C6	2.48	0.47
22:YA:2639:A:H1'	22:YA:2778:A:C2	2.49	0.47
22:YA:729:G:C4	22:YA:1775:U:O2	2.67	0.47
25:YE:15:PHE:CD1	25:YE:20:ALA:HB2	2.49	0.47
25:YE:61:ARG:CB	25:YE:62:PRO:HD3	2.41	0.47
28:YH:41:MET:HG3	28:YH:54:ARG:HA	1.96	0.47
30:YN:18:ALA:O	30:YN:19:GLU:C	2.53	0.47
30:YN:57:ALA:O	30:YN:58:ASP:CB	2.61	0.47
30:YN:75:TYR:C	30:YN:76:SER:O	2.52	0.47
31:YO:8:LEU:HB2	31:YO:19:ILE:CD1	2.43	0.47
32:YP:61:ARG:HH21	51:Y8:13:ARG:HD2	1.77	0.47
33:YQ:60:ARG:HB2	33:YQ:60:ARG:NH2	2.28	0.47
22:YA:559:G:H22	37:YU:49:HIS:CE1	2.32	0.47
37:YU:79:PHE:HE2	37:YU:83:LEU:HD22	1.78	0.47
38:YV:38:LEU:HD23	38:YV:39:LEU:H	1.79	0.47
39:YW:30:GLU:O	39:YW:34:ASN:ND2	2.46	0.47
41:YY:57:GLN:O	41:YY:58:GLY:O	2.32	0.47
42:YZ:4:ARG:HH12	42:YZ:58:VAL:HG11	1.79	0.47
1:QA:1298:C:OP2	7:QG:114:ARG:NH2	2.42	0.47
1:QA:1376:U:P	7:QG:94:ARG:HH12	2.36	0.47
1:QA:1405:G:N3	1:QA:1518:A:O2'	2.44	0.47
1:QA:985:C:H2'	1:QA:986:A:C8	2.49	0.47
5:QE:96:PRO:HA	5:QE:117:ASP:OD2	2.14	0.47
7:QG:63:LYS:HD2	7:QG:63:LYS:O	2.13	0.47
7:QG:69:VAL:O	7:QG:69:VAL:CG1	2.62	0.47
8:QH:44:PHE:CD1	8:QH:80:ILE:HG12	2.49	0.47
10:QJ:4:ILE:CB	10:QJ:74:ILE:HD11	2.36	0.47
13:QM:12:ASN:O	13:QM:13:LYS:HB2	2.13	0.47
14:QN:15:LYS:HD2	14:QN:16:PHE:CE2	2.49	0.47
15:QO:39:LEU:O	15:QO:40:SER:C	2.50	0.47
19:QS:11:VAL:O	19:QS:12:ASP:CB	2.61	0.47
20:QT:30:LYS:O	20:QT:33:ILE:HG12	2.14	0.47
1:QA:1054:C:C5	55:QY:34:C:O4'	2.67	0.47
44:R1:8:SER:OG	44:R1:10:LYS:HG3	2.13	0.47
47:R4:50:VAL:CG1	47:R4:50:VAL:O	2.63	0.47

*Continued on next page...*

*Continued from previous page...*

Atom-1	Atom-2	Interatomic distance (Å)	Clash overlap (Å)
22:RA:1543:A:HO2'	22:RA:1544:C:P	2.37	0.47
22:RA:1869:G:H5'	22:RA:1870:C:OP2	2.14	0.47
22:RA:265:A:O2'	22:RA:266:G:H4'	2.15	0.47
22:RA:2789:C:H1'	22:RA:2892:A:H2	1.79	0.47
22:RA:510:C:H2'	22:RA:511:U:O4'	2.13	0.47
24:RD:35:LYS:CG	24:RD:64:ILE:CG2	2.92	0.47
25:RE:174:ASP:O	25:RE:182:LEU:HD12	2.14	0.47
25:RE:64:LYS:C	25:RE:66:HIS:N	2.68	0.47
28:RH:154:PRO:CG	28:RH:162:ILE:O	2.61	0.47
30:RN:137:LYS:CG	30:RN:138:LEU:N	2.77	0.47
30:RN:4:TYR:OH	30:RN:7:LYS:NZ	2.46	0.47
30:RN:68:GLU:HG2	30:RN:88:GLU:CD	2.33	0.47
30:RN:67:LEU:O	30:RN:88:GLU:HG3	2.14	0.47
32:RP:19:VAL:CG2	32:RP:20:GLY:H	1.98	0.47
34:RR:41:ALA:C	34:RR:43:GLU:N	2.68	0.47
35:RS:55:ALA:O	35:RS:56:LEU:HB3	2.13	0.47
38:RV:4:ILE:HA	38:RV:12:TYR:O	2.14	0.47
38:RV:21:ARG:HD2	38:RV:91:TYR:CZ	2.49	0.47
38:RV:48:GLY:O	38:RV:49:THR:C	2.52	0.47
38:RV:66:ARG:NH1	38:RV:88:ARG:NH1	2.61	0.47
39:RW:32:ALA:O	39:RW:33:ARG:C	2.52	0.47
1:XA:107:G:C2	1:XA:108:G:H1'	2.50	0.47
1:XA:34:C:H2'	1:XA:35:G:C8	2.49	0.47
3:XC:36:ASP:HA	3:XC:39:ILE:HD12	1.94	0.47
4:XD:165:MET:CE	4:XD:168:ARG:HD2	2.44	0.47
4:XD:79:PHE:HE2	4:XD:83:SER:HB2	1.79	0.47
5:XE:141:GLN:HA	5:XE:143:ARG:HH12	1.79	0.47
5:XE:42:GLY:CA	5:XE:136:MET:HE1	2.44	0.47
6:XF:89:MET:O	6:XF:90:VAL:C	2.51	0.47
7:XG:44:TYR:C	7:XG:46:ALA:N	2.66	0.47
8:XH:86:ILE:HG22	8:XH:87:SER:N	2.29	0.47
11:XK:19:ALA:CA	11:XK:32:ILE:HG22	2.43	0.47
13:XM:30:ALA:O	13:XM:33:ALA:N	2.46	0.47
19:XS:41:VAL:CB	19:XS:42:PRO:CA	2.76	0.47
19:XS:68:GLY:N	47:Y4:59:PHE:CE1	2.82	0.47
1:XA:191:G:O2'	20:XT:101:GLY:O	2.32	0.47
44:Y1:25:LYS:C	44:Y1:27:GLU:H	2.17	0.47
47:Y4:60:GLN:O	47:Y4:63:TYR:HB3	2.14	0.47
50:Y7:25:PRO:HA	50:Y7:28:ARG:CZ	2.45	0.47
51:Y8:41:ILE:HG13	51:Y8:42:ARG:N	2.28	0.47
51:Y8:56:GLU:O	51:Y8:58:ILE:N	2.47	0.47

*Continued on next page...*

*Continued from previous page...*

Atom-1	Atom-2	Interatomic distance (Å)	Clash overlap (Å)
22:YA:1259:G:H2'	22:YA:1260:G:C8	2.50	0.47
22:YA:1550:C:H2'	22:YA:1551:C:H6	1.79	0.47
22:YA:1858:G:O2'	22:YA:1884:A:N6	2.47	0.47
22:YA:2150:U:H2'	22:YA:2151:G:C8	2.49	0.47
22:YA:2306:C:C2	22:YA:2307:G:N2	2.82	0.47
22:YA:2667:C:H2'	22:YA:2668:G:O4'	2.14	0.47
22:YA:663:G:C6	22:YA:664:C:C4	3.02	0.47
26:YF:132:VAL:O	26:YF:133:ASN:C	2.51	0.47
26:YF:196:LEU:C	26:YF:197:ASP:O	2.50	0.47
27:YG:97:ASP:N	27:YG:100:TRP:HD1	2.05	0.47
27:YG:111:LEU:HD22	27:YG:120:LEU:HD21	1.96	0.47
27:YG:83:ARG:HB2	27:YG:86:MET:HE3	1.97	0.47
29:YI:78:THR:HG22	29:YI:141:LYS:HD2	1.96	0.47
34:YR:117:VAL:O	34:YR:118:GLU:CB	2.62	0.47
34:YR:1:MET:SD	34:YR:1:MET:N	2.75	0.47
35:YS:46:VAL:HG12	35:YS:47:THR:N	2.28	0.47
1:QA:1314:C:H5	19:QS:4:SER:HB2	1.78	0.47
1:QA:1478:C:H2'	1:QA:1479:C:C6	2.50	0.47
1:QA:1493:A:OP1	58:QA:1666:PAR:H611	2.13	0.47
1:QA:458:C:H2'	1:QA:464:G:H8	1.80	0.47
1:QA:505:G:H2'	1:QA:506:G:C8	2.49	0.47
3:QC:76:VAL:HG21	3:QC:103:VAL:HG11	1.95	0.47
4:QD:135:LEU:O	4:QD:137:SER:N	2.48	0.47
5:QE:141:GLN:HA	5:QE:143:ARG:HH12	1.79	0.47
7:QG:8:GLU:N	7:QG:8:GLU:CD	2.67	0.47
9:QI:42:ARG:NH2	9:QI:75:ASP:OD2	2.47	0.47
9:QI:9:ARG:HA	9:QI:76:ALA:HB1	1.97	0.47
14:QN:6:LEU:CD2	14:QN:23:ARG:NH2	2.77	0.47
12:QL:7:ILE:HG23	17:QQ:32:TYR:HB3	1.96	0.47
53:QV:19:G:H4'	53:QV:20:U:OP2	2.14	0.47
44:R1:94:LEU:O	44:R1:95:LEU:CB	2.62	0.47
47:R4:36:CYS:O	47:R4:37:SER:C	2.52	0.47
19:QS:68:GLY:HA2	47:R4:68:ARG:HG2	1.90	0.47
22:RA:108:U:H2'	22:RA:109:G:C8	2.50	0.47
22:RA:1022:G:C6	22:RA:1140:C:C4	3.03	0.47
22:RA:1201:C:N4	22:RA:1244:G:H1	2.12	0.47
22:RA:1729:A:H2'	22:RA:1730:U:H5''	1.96	0.47
22:RA:2151:G:H2'	22:RA:2152:G:C8	2.49	0.47
22:RA:2289:G:N2	22:RA:2344:U:C2	2.82	0.47
22:RA:2481:G:HO2'	22:RA:2482:G:P	2.37	0.47
22:RA:2725:A:O2'	22:RA:2726:U:H5''	2.15	0.47

*Continued on next page...*

*Continued from previous page...*

Atom-1	Atom-2	Interatomic distance (Å)	Clash overlap (Å)
22:RA:572:A:H2'	22:RA:573:G:O4'	2.15	0.47
30:RN:118:LYS:O	30:RN:120:LEU:N	2.43	0.47
33:RQ:57:HIS:ND1	33:RQ:58:PHE:N	2.62	0.47
37:RU:91:ASP:O	37:RU:92:ARG:C	2.53	0.47
38:RV:2:PHE:CD2	38:RV:13:ARG:NH2	2.82	0.47
39:RW:66:GLU:O	39:RW:69:LEU:HG	2.15	0.47
41:RY:81:LYS:NZ	41:RY:98:VAL:HB	2.30	0.47
1:XA:1159:U:O2'	1:XA:1160:G:N7	2.45	0.47
1:XA:1064:G:H21	1:XA:1190:G:H2'	1.79	0.47
1:XA:1239:A:H62	1:XA:1299:A:H62	1.60	0.47
1:XA:299:G:H2'	1:XA:300:A:C8	2.49	0.47
1:XA:542:G:H2'	1:XA:543:C:H6	1.79	0.47
1:XA:688:G:H2'	1:XA:689:C:C6	2.46	0.47
2:XB:200:ILE:H	2:XB:200:ILE:HD12	1.79	0.47
2:XB:24:TRP:CZ3	2:XB:26:PRO:HA	2.49	0.47
2:XB:4:GLU:CG	2:XB:5:ILE:H	2.00	0.47
3:XC:95:THR:CG2	3:XC:96:GLY:H	2.10	0.47
4:XD:183:GLY:C	4:XD:184:LYS:HG3	2.34	0.47
8:XH:10:LEU:H	8:XH:10:LEU:CD2	2.15	0.47
8:XH:86:ILE:HG12	8:XH:135:CYS:HA	1.96	0.47
9:XI:42:ARG:NH2	9:XI:75:ASP:OD2	2.47	0.47
10:XJ:24:VAL:HG21	10:XJ:37:PRO:CG	2.43	0.47
11:XK:62:GLN:O	11:XK:63:LEU:C	2.51	0.47
1:XA:1221:G:OP1	19:XS:36:ARG:HD3	2.14	0.47
20:XT:50:GLU:HA	20:XT:100:ILE:CG2	2.43	0.47
20:XT:64:ASP:O	20:XT:67:ALA:N	2.47	0.47
43:Y0:18:ALA:O	43:Y0:20:ARG:NH1	2.47	0.47
44:Y1:7:ILE:HD12	44:Y1:62:VAL:HG11	1.96	0.47
45:Y2:17:SER:CB	45:Y2:18:PRO:CA	2.92	0.47
52:Y9:27:CYS:SG	52:Y9:28:GLU:N	2.87	0.47
22:YA:2031:A:N3	22:YA:2455:G:O2'	2.44	0.47
22:YA:2215:G:H2'	22:YA:2216:G:H8	1.80	0.47
22:YA:2515:C:O2	22:YA:2570:G:C2	2.67	0.47
22:YA:2711:A:OP1	22:YA:2712(A):A:P	2.72	0.47
22:YA:516:C:H2'	22:YA:517:C:H6	1.80	0.47
22:YA:534:U:H5'	37:YU:42:ALA:HB1	1.96	0.47
22:YA:740:U:H2'	22:YA:741:G:C8	2.49	0.47
23:YB:27:C:H5'	23:YB:28:C:OP2	2.14	0.47
23:YB:16:G:H1	23:YB:68:C:H42	1.62	0.47
29:YI:68:LEU:HA	29:YI:71:ILE:HG22	1.96	0.47
30:YN:9:VAL:HG21	30:YN:48:MET:CB	2.44	0.47

*Continued on next page...*

*Continued from previous page...*

Atom-1	Atom-2	Interatomic distance (Å)	Clash overlap (Å)
32:YP:112:LEU:HD12	32:YP:127:ALA:CB	2.44	0.47
32:YP:47:ASP:OD1	32:YP:50:ARG:NH2	2.47	0.47
34:YR:41:ALA:C	34:YR:43:GLU:N	2.68	0.47
35:YS:40:ILE:HG22	35:YS:41:ASP:N	2.28	0.47
36:YT:132:LYS:O	36:YT:136:GLN:HG3	2.13	0.47
36:YT:36:GLU:O	36:YT:37:GLY:C	2.53	0.47
38:YV:2:PHE:CD2	38:YV:13:ARG:NH2	2.82	0.47
38:YV:35:LEU:O	38:YV:37:VAL:N	2.47	0.47
39:YW:32:ALA:O	39:YW:33:ARG:C	2.52	0.47
33:YQ:63:LYS:HD2	42:YZ:175:VAL:HG21	1.97	0.47
1:QA:1316:G:OP1	14:QN:17:LYS:NZ	2.28	0.47
1:QA:1499:A:H1'	1:QA:1520:G:H5'	1.95	0.47
2:QB:116:GLU:HA	2:QB:119:GLU:HB3	1.96	0.47
2:QB:164:VAL:HB	2:QB:186:ALA:HB1	1.95	0.47
3:QC:16:ARG:NH2	3:QC:183:ASP:OD2	2.47	0.47
4:QD:60:GLU:O	4:QD:63:LYS:HB3	2.14	0.47
6:QF:22:GLU:CD	6:QF:82:ARG:HH21	2.18	0.47
7:QG:79:ARG:NH1	7:QG:79:ARG:HG2	2.29	0.47
8:QH:39:LEU:HD11	8:QH:111:ILE:HD11	1.96	0.47
13:QM:90:LEU:HA	13:QM:93:ARG:CD	2.33	0.47
14:QN:43:CYS:O	14:QN:46:GLU:N	2.44	0.47
18:QR:31:LEU:H	18:QR:31:LEU:CD2	2.27	0.47
1:QA:193:C:OP1	20:QT:57:ARG:HD2	2.14	0.47
55:QY:40:G:O2'	55:QY:41:A:H5'	2.13	0.47
43:R0:51:VAL:HG21	43:R0:79:VAL:O	2.15	0.47
44:R1:29:GLY:C	44:R1:30:VAL:CG2	2.82	0.47
27:RG:5:VAL:HG22	47:R4:25:TYR:CE2	2.50	0.47
47:R4:55:ARG:C	47:R4:59:PHE:HB3	2.35	0.47
22:RA:1079:C:H2'	22:RA:1080:C:O4'	2.14	0.47
22:RA:1332:G:N2	22:RA:1609:A:HO2'	2.12	0.47
22:RA:330:A:HO2'	22:RA:331:A:H8	1.60	0.47
22:RA:70:G:H21	22:RA:71:A:N6	2.13	0.47
23:RB:15:A:H5'	23:RB:16:G:H8	1.78	0.47
25:RE:129:HIS:O	25:RE:130:GLY:C	2.53	0.47
25:RE:195:LEU:HD12	25:RE:196:VAL:N	2.29	0.47
25:RE:3:GLY:HA3	25:RE:81:ILE:HG21	1.96	0.47
27:RG:106:LEU:HA	27:RG:110:ALA:CB	2.44	0.47
28:RH:124:GLU:HB3	28:RH:132:ARG:CD	2.44	0.47
28:RH:45:VAL:O	28:RH:45:VAL:HG13	2.14	0.47
28:RH:67:LEU:O	28:RH:71:LEU:HB2	2.14	0.47
28:RH:82:GLY:O	28:RH:83:TYR:O	2.32	0.47

*Continued on next page...*



*Continued from previous page...*

Atom-1	Atom-2	Interatomic distance (Å)	Clash overlap (Å)
29:RI:98:ALA:HB2	29:RI:111:PRO:HB3	1.97	0.47
36:RT:96:ARG:CB	36:RT:96:ARG:NH1	2.77	0.47
38:RV:16:PRO:HA	38:RV:96:ILE:O	2.14	0.47
41:RY:75:ILE:HG12	41:RY:76:CYS:H	1.79	0.47
41:RY:97:ARG:NH1	41:RY:97:ARG:HG2	2.28	0.47
41:RY:81:LYS:HZ2	41:RY:98:VAL:CG1	2.26	0.47
1:XA:1339:A:H2'	1:XA:1340:A:O4'	2.13	0.47
1:XA:186:C:H2'	1:XA:186(A):C:C6	2.50	0.47
4:XD:94:LEU:HD12	4:XD:94:LEU:N	2.12	0.47
4:XD:9:CYS:SG	4:XD:22:LYS:HE3	2.55	0.47
5:XE:153:LYS:HB2	5:XE:153:LYS:HZ3	1.79	0.47
8:XH:16:ALA:HB2	8:XH:24:THR:CG2	2.44	0.47
6:XF:97:PHE:CD2	18:XR:31:LEU:HD21	2.48	0.47
20:XT:13:LEU:HD12	20:XT:13:LEU:C	2.34	0.47
20:XT:26:ASN:ND2	20:XT:26:ASN:N	2.62	0.47
43:Y0:38:VAL:O	43:Y0:58:THR:HG23	2.14	0.47
43:Y0:70:GLN:NE2	43:Y0:72:ARG:HD3	2.30	0.47
43:Y0:7:LEU:O	53:XV:2:G:C4'	2.41	0.47
48:Y5:48:GLU:HA	48:Y5:59:GLU:CG	2.43	0.47
22:YA:1374:G:H2'	22:YA:1375:C:O4'	2.14	0.47
22:YA:1614:A:H2'	22:YA:1615:C:H5'	1.96	0.47
22:YA:1907:G:C6	22:YA:1908:C:C4	3.03	0.47
22:YA:2309:A:H2'	22:YA:2310:A:O4'	2.14	0.47
22:YA:2324:C:H5''	22:YA:2325:G:H5'	1.96	0.47
22:YA:264:C:C2'	22:YA:265:A:H5''	2.44	0.47
22:YA:2815:C:H5'	48:Y5:29:THR:HG21	1.97	0.47
22:YA:747:U:C4	22:YA:2613:U:C4	3.03	0.47
24:YD:134:ARG:HB2	24:YD:135:PHE:CD2	2.49	0.47
24:YD:33:LEU:HB3	24:YD:34:VAL:H	1.49	0.47
26:YF:155:LEU:HA	26:YF:174:VAL:HG12	1.95	0.47
27:YG:12:TYR:O	27:YG:16:ARG:HB3	2.15	0.47
28:YH:123:PHE:O	28:YH:125:VAL:HG23	2.13	0.47
28:YH:127:GLU:OE2	28:YH:130:ARG:NH2	2.48	0.47
30:YN:12:ARG:NH1	30:YN:50:ASP:CG	2.67	0.47
22:YA:957:A:H5'	33:YQ:76:LYS:HD2	1.96	0.47
34:YR:10:LEU:O	34:YR:12:ARG:HG3	2.14	0.47
34:YR:56:LYS:HE2	34:YR:94:TYR:OH	2.14	0.47
22:YA:2555:U:N3	56:Z8:74:C:C6	2.75	0.47
1:QA:1060:C:C5	3:QC:2:GLY:HA2	2.48	0.47
1:QA:1300:G:N1	1:QA:1335:C:O4'	2.45	0.47
1:QA:1431:C:H2'	1:QA:1432:G:O4'	2.14	0.47

*Continued on next page...*

*Continued from previous page...*

Atom-1	Atom-2	Interatomic distance (Å)	Clash overlap (Å)
1:QA:15:G:H2'	1:QA:16:A:C8	2.49	0.47
3:QC:148:GLY:O	3:QC:202:ILE:HA	2.13	0.47
5:QE:87:SER:HB3	5:QE:131:ILE:HD13	1.95	0.47
6:QF:79:LEU:O	6:QF:85:VAL:HG11	2.14	0.47
8:QH:33:GLU:C	8:QH:35:ILE:N	2.65	0.47
11:QK:124:LYS:O	11:QK:126:ARG:N	2.40	0.47
14:QN:8:GLU:C	14:QN:10:ALA:N	2.68	0.47
16:QP:34:GLU:HG2	16:QP:35:LYS:N	2.29	0.47
17:QQ:98:LEU:O	17:QQ:99:SER:C	2.53	0.47
20:QT:28:ALA:C	20:QT:30:LYS:N	2.67	0.47
44:R1:7:ILE:HD12	44:R1:62:VAL:HG11	1.96	0.47
22:RA:1341:U:OP1	22:RA:1397:U:N3	2.22	0.47
22:RA:1930:G:HO2'	22:RA:1931:U:P	2.37	0.47
22:RA:2210:G:N3	22:RA:2210:G:H2'	2.30	0.47
22:RA:2228:G:C5	22:RA:2229:C:C4	3.03	0.47
22:RA:278:A:H61	22:RA:362:U:H3	1.61	0.47
22:RA:425:G:H2'	22:RA:426:C:H6	1.78	0.47
24:RD:72:LYS:CG	24:RD:103:ARG:NH2	2.77	0.47
24:RD:134:ARG:HB2	24:RD:135:PHE:CD2	2.50	0.47
25:RE:56:PRO:O	25:RE:57:LYS:CB	2.61	0.47
27:RG:13:GLU:O	27:RG:13:GLU:HG3	2.14	0.47
30:RN:131:GLN:HE21	30:RN:132:ALA:H	1.58	0.47
32:RP:126:VAL:HA	32:RP:145:PRO:HD2	1.95	0.47
33:RQ:66:ILE:H	33:RQ:104:PHE:HA	1.80	0.47
40:RX:6:ASP:OD1	45:R2:29:LYS:NZ	2.47	0.47
41:RY:39:VAL:O	41:RY:40:GLU:OE2	2.32	0.47
42:RZ:141:VAL:HA	42:RZ:144:LEU:HD23	1.96	0.47
1:XA:262:A:H2'	1:XA:263:A:C8	2.49	0.47
1:XA:294:U:O4	1:XA:295:C:N4	2.46	0.47
1:XA:399:G:H2'	1:XA:400:C:C6	2.49	0.47
2:XB:96:ARG:HD2	2:XB:96:ARG:N	2.20	0.47
4:XD:22:LYS:HD3	4:XD:26:CYS:SG	2.49	0.47
10:XJ:49:VAL:HG23	14:YN:34:TYR:OH	2.13	0.47
11:XK:32:ILE:HD11	11:XK:68:ALA:O	2.14	0.47
12:XL:43:VAL:HG23	12:XL:93:LEU:HD22	1.97	0.47
15:XO:61:GLY:C	15:XO:65:ARG:NH1	2.67	0.47
17:XQ:29:HIS:N	17:XQ:33:GLY:O	2.48	0.47
20:XT:50:GLU:CG	20:XT:51:GLU:N	2.76	0.47
13:XM:121:LYS:NZ	55:XY:40:G:O5'	2.45	0.47
47:Y4:50:VAL:O	47:Y4:50:VAL:CG1	2.62	0.47
22:YA:1666:G:H2'	22:YA:1667:G:H1'	1.97	0.47

*Continued on next page...*

*Continued from previous page...*

Atom-1	Atom-2	Interatomic distance (Å)	Clash overlap (Å)
22:YA:627:A:H4'	22:YA:628:G:H5'	1.96	0.47
22:YA:860:U:H5	22:YA:917:A:C2	2.32	0.47
24:YD:35:LYS:HD3	24:YD:63:ARG:HB3	1.96	0.47
25:YE:65:GLY:HA2	25:YE:70:ALA:HB3	1.95	0.47
26:YF:53:THR:C	26:YF:55:GLY:N	2.68	0.47
27:YG:5:VAL:HG22	47:Y4:25:TYR:CE2	2.50	0.47
28:YH:131:VAL:HG12	28:YH:132:ARG:N	2.29	0.47
28:YH:154:PRO:CG	28:YH:162:ILE:O	2.61	0.47
30:YN:137:LYS:CG	30:YN:138:LEU:N	2.77	0.47
30:YN:57:ALA:HA	30:YN:60:ILE:CD1	2.43	0.47
30:YN:67:LEU:O	30:YN:88:GLU:HG3	2.14	0.47
32:YP:147:LEU:HD22	32:YP:147:LEU:N	2.29	0.47
37:YU:92:ARG:CZ	37:YU:94:ASN:HD22	2.27	0.47
38:YV:59:ALA:HB2	38:YV:96:ILE:HD13	1.97	0.47
41:YY:44:ILE:CG1	41:YY:45:VAL:N	2.70	0.47
1:QA:1128:C:N4	1:QA:1144:G:H1	2.12	0.47
1:QA:1277:C:H1'	1:QA:1282:C:O2	2.15	0.47
1:QA:1298:C:H4'	1:QA:1299:A:C4	2.50	0.47
1:QA:339:C:H2'	1:QA:340:U:C6	2.50	0.47
1:QA:347:G:O2'	1:QA:348:G:H5''	2.14	0.47
1:QA:41:G:H2'	1:QA:42:G:C8	2.50	0.47
1:QA:502:G:H2'	1:QA:503:C:O4'	2.15	0.47
1:QA:921:U:O2'	5:QE:19:MET:N	2.46	0.47
1:QA:960:U:O2	1:QA:960:U:H2'	2.13	0.47
2:QB:69:LEU:HB3	2:QB:162:ILE:HG22	1.95	0.47
4:QD:30:LYS:CD	4:QD:30:LYS:H	2.23	0.47
10:QJ:40:LEU:HB2	10:QJ:69:ASN:CB	2.40	0.47
12:QL:85:ILE:HD11	12:QL:98:TYR:CB	2.43	0.47
13:QM:8:GLU:C	13:QM:9:ILE:HG23	2.34	0.47
16:QP:40:ASP:C	16:QP:42:ARG:H	2.17	0.47
17:QQ:76:LEU:HD11	17:QQ:79:SER:H	1.80	0.47
18:QR:82:THR:HG22	18:QR:83:GLU:H	1.79	0.47
54:QX:4:C:O2'	54:QX:5:C:C5'	2.60	0.47
47:R4:3:GLU:HG3	47:R4:4:GLY:H	1.79	0.47
49:R6:20:ASN:ND2	49:R6:42:TRP:CZ2	2.82	0.47
49:R6:8:LYS:O	49:R6:27:LYS:HG2	2.15	0.47
51:R8:44:LYS:HD2	51:R8:44:LYS:N	2.30	0.47
22:RA:2126:A:H4'	22:RA:2127:G:O5'	2.14	0.47
22:RA:2582:G:N2	22:RA:2583:G:H1'	2.29	0.47
22:RA:466:A:N1	22:RA:795:C:O2'	2.42	0.47
22:RA:784:A:O2'	22:RA:785:G:H5''	2.15	0.47

*Continued on next page...*

*Continued from previous page...*

Atom-1	Atom-2	Interatomic distance (Å)	Clash overlap (Å)
22:RA:960:A:C8	22:RA:962:G:C8	3.03	0.47
22:RA:1993:U:H5'	25:RE:128:SER:HB3	1.97	0.47
26:RF:184:TYR:CD2	26:RF:188:ARG:HD2	2.50	0.47
27:RG:56:ALA:HB2	27:RG:153:ARG:NE	2.28	0.47
32:RP:147:LEU:N	32:RP:147:LEU:HD22	2.29	0.47
35:RS:40:ILE:HG22	35:RS:41:ASP:N	2.29	0.47
38:RV:38:LEU:HD23	38:RV:39:LEU:H	1.79	0.47
41:RY:95:LYS:HB2	41:RY:95:LYS:HZ1	1.78	0.47
1:XA:1226:C:H4'	1:XA:1227:A:OP1	2.14	0.47
1:XA:316:G:OP2	1:XA:351:G:O2'	2.30	0.47
1:XA:374:A:C6	1:XA:375:U:C4	3.02	0.47
1:XA:75:C:H2'	1:XA:76:G:O4'	2.14	0.47
2:XB:172:ILE:O	2:XB:175:ARG:CB	2.63	0.47
2:XB:224:GLN:HA	2:XB:229:VAL:HG23	1.97	0.47
3:XC:16:ARG:NH2	3:XC:183:ASP:OD2	2.48	0.47
5:XE:82:VAL:CG1	5:XE:83:GLU:H	2.27	0.47
6:XF:19:LEU:C	6:XF:19:LEU:HD23	2.35	0.47
7:XG:78:ARG:HG3	7:XG:78:ARG:HH11	1.78	0.47
8:XH:6:ILE:O	8:XH:10:LEU:HG	2.14	0.47
8:XH:39:LEU:HD11	8:XH:111:ILE:HD11	1.96	0.47
9:XI:5:TYR:OH	9:XI:7:THR:HG23	2.15	0.47
1:XA:1320:C:H42	19:XS:36:ARG:HG3	1.79	0.47
20:XT:49:ALA:HB2	20:XT:99:LEU:HD22	1.97	0.47
47:Y4:38:LYS:C	47:Y4:40:HIS:H	2.07	0.47
47:Y4:50:VAL:O	47:Y4:50:VAL:HG13	2.15	0.47
22:YA:1019:U:HO2'	22:YA:1021:A:H2	1.62	0.47
22:YA:1655:A:O3'	25:YE:115:GLY:HA3	2.15	0.47
22:YA:2227:A:H5''	24:YD:263:ARG:NH1	2.29	0.47
22:YA:2619:C:H1'	25:YE:156:MET:HE1	1.96	0.47
24:YD:32:SER:O	24:YD:33:LEU:CB	2.60	0.47
25:YE:56:PRO:O	25:YE:57:LYS:CB	2.61	0.47
27:YG:106:LEU:HA	27:YG:110:ALA:CB	2.44	0.47
27:YG:14:GLU:O	27:YG:17:PRO:HG2	2.15	0.47
27:YG:16:ARG:NH2	27:YG:28:VAL:O	2.48	0.47
33:YQ:59:ARG:CD	33:YQ:59:ARG:N	2.73	0.47
35:YS:56:LEU:O	35:YS:57:LYS:C	2.53	0.47
37:YU:106:PHE:O	37:YU:109:LEU:HB2	2.15	0.47
38:YV:36:PRO:HA	38:YV:56:SER:CB	2.45	0.47
1:QA:167:G:O2'	1:QA:168:G:H5'	2.15	0.47
1:QA:186:C:H5'	20:QT:78:ALA:HB1	1.97	0.47
1:QA:853:G:H2'	1:QA:854:G:H8	1.79	0.47

*Continued on next page...*

*Continued from previous page...*

Atom-1	Atom-2	Interatomic distance (Å)	Clash overlap (Å)
1:QA:980:C:H5'	1:QA:981:U:OP2	2.14	0.47
2:QB:223:ILE:HA	2:QB:226:ARG:HB3	1.97	0.47
7:QG:107:ALA:CB	7:QG:134:ALA:HB2	2.44	0.47
9:QI:112:LYS:HD3	9:QI:112:LYS:C	2.35	0.47
13:QM:23:TYR:HB3	13:QM:67:GLU:CG	2.39	0.47
13:QM:72:ALA:O	13:QM:76:ALA:HB2	2.14	0.47
14:QN:36:PHE:CD1	14:QN:36:PHE:C	2.88	0.47
16:QP:69:THR:O	16:QP:73:LEU:HG	2.14	0.47
47:R4:8:LYS:O	47:R4:9:LEU:CB	2.62	0.47
22:RA:2477:C:H2'	52:R9:1:MET:HG3	1.97	0.47
52:R9:1:MET:SD	52:R9:31:LYS:O	2.73	0.47
22:RA:1084:A:N1	22:RA:1085:A:N6	2.63	0.47
22:RA:1607:C:H5''	22:RA:1608:A:H5'	1.96	0.47
22:RA:1797:C:O2'	24:RD:259:THR:HB	2.14	0.47
22:RA:864:G:C6	22:RA:865:C:N4	2.82	0.47
22:RA:903:C:H2'	22:RA:904:C:C6	2.49	0.47
26:RF:162:LEU:HD23	26:RF:165:ARG:HH21	1.80	0.47
31:RO:120:GLU:OE1	36:RT:67:SER:OG	2.25	0.47
22:RA:2413:G:H21	32:RP:70:GLN:HE22	1.60	0.47
34:RR:117:VAL:O	34:RR:118:GLU:CB	2.62	0.47
35:RS:25:ARG:HH12	35:RS:42:ASP:CG	2.16	0.47
35:RS:83:LYS:HG2	35:RS:109:GLY:H	1.76	0.47
38:RV:2:PHE:C	38:RV:2:PHE:CD1	2.88	0.47
41:RY:19:LYS:HE3	41:RY:20:TYR:CE1	2.49	0.47
42:RZ:26:GLY:C	42:RZ:37:VAL:HG22	2.35	0.47
1:XA:243:A:H4'	1:XA:244:U:H3'	1.97	0.47
1:XA:62:U:H2'	1:XA:63:C:C6	2.50	0.47
1:XA:1158:C:H4'	2:XB:133:LYS:HZ1	1.78	0.47
2:XB:168:THR:CB	2:XB:192:SER:HB2	2.41	0.47
2:XB:223:ILE:HA	2:XB:226:ARG:HB3	1.97	0.47
2:XB:71:VAL:HG23	2:XB:164:VAL:HG13	1.97	0.47
3:XC:203:PHE:O	3:XC:204:LEU:HD23	2.14	0.47
4:XD:29:PRO:O	4:XD:30:LYS:HB3	2.15	0.47
6:XF:9:VAL:HB	6:XF:87:ARG:HB2	1.97	0.47
8:XH:33:GLU:C	8:XH:35:ILE:N	2.65	0.47
9:XI:106:ALA:O	9:XI:108:VAL:HG13	2.15	0.47
9:XI:18:PHE:HB2	9:XI:62:TYR:HB3	1.96	0.47
11:XK:102:GLY:O	11:XK:103:LEU:C	2.53	0.47
13:XM:23:TYR:HB2	13:XM:67:GLU:OE1	2.15	0.47
43:Y0:12:ASN:HA	43:Y0:14:ARG:HH21	1.80	0.47
44:Y1:29:GLY:C	44:Y1:30:VAL:CG2	2.82	0.47

*Continued on next page...*

*Continued from previous page...*

Atom-1	Atom-2	Interatomic distance (Å)	Clash overlap (Å)
44:Y1:81:LYS:HE2	44:Y1:81:LYS:H	1.62	0.47
22:YA:1357:U:H2'	22:YA:1358:G:O4'	2.15	0.47
22:YA:2151:G:H2'	22:YA:2152:G:C8	2.49	0.47
22:YA:2478:A:H2'	22:YA:2479:G:O4'	2.14	0.47
22:YA:324:A:C2	22:YA:325:G:H1'	2.50	0.47
23:YB:81:G:C6	23:YB:82:G:C5	3.03	0.47
24:YD:72:LYS:CG	24:YD:103:ARG:NH2	2.76	0.47
25:YE:52:LEU:HB2	25:YE:75:VAL:CG2	2.40	0.47
25:YE:89:ASP:O	25:YE:90:THR:O	2.33	0.47
27:YG:88:ILE:O	27:YG:88:ILE:CD1	2.54	0.47
32:YP:126:VAL:HA	32:YP:145:PRO:HD2	1.95	0.47
36:YT:29:ARG:NH1	36:YT:46:GLU:OE1	2.48	0.47
36:YT:51:ARG:CG	36:YT:98:LYS:HG3	2.44	0.47
37:YU:107:ALA:O	37:YU:110:VAL:HB	2.14	0.47
22:YA:993:G:OP1	37:YU:50:ARG:NH1	2.47	0.47
38:YV:48:GLY:O	38:YV:49:THR:C	2.52	0.47
39:YW:66:GLU:O	39:YW:69:LEU:HG	2.14	0.47
40:YX:35:THR:O	40:YX:37:THR:N	2.47	0.47
42:YZ:169:GLU:HG2	42:YZ:170:THR:N	2.30	0.47
1:QA:1441:G:H4'	1:QA:1442:G:C4	2.49	0.47
2:QB:220:ASP:O	2:QB:223:ILE:N	2.48	0.47
3:QC:203:PHE:O	3:QC:204:LEU:HD23	2.14	0.47
4:QD:135:LEU:C	4:QD:137:SER:H	2.18	0.47
4:QD:154:ASN:O	4:QD:155:LEU:O	2.32	0.47
4:QD:173:TRP:C	4:QD:186:LEU:HB2	2.35	0.47
6:QF:40:VAL:HG22	6:QF:41:GLU:N	2.30	0.47
8:QH:80:ILE:HG23	8:QH:137:VAL:HG12	1.97	0.47
8:QH:82:HIS:CD2	8:QH:83:ILE:N	2.82	0.47
8:QH:86:ILE:HG22	8:QH:87:SER:N	2.29	0.47
17:QQ:59:ILE:N	17:QQ:59:ILE:CD1	2.77	0.47
18:QR:32:ARG:HH11	18:QR:65:ILE:HD13	1.80	0.47
22:RA:1021:A:H8	22:RA:1022:G:H5''	1.78	0.47
22:RA:1356:G:C6	22:RA:1357:U:C4	3.03	0.47
22:RA:391:G:C5	22:RA:392:C:C4	3.02	0.47
22:RA:952:G:C6	22:RA:966:G:C6	3.03	0.47
23:RB:57:A:H4'	27:RG:30:GLU:HG2	1.96	0.47
25:RE:197:ILE:CD1	25:RE:199:ARG:HH12	2.26	0.47
27:RG:44:GLY:HA2	27:RG:88:ILE:HG12	1.96	0.47
29:RI:88:ILE:HG12	29:RI:122:GLU:N	2.29	0.47
30:RN:57:ALA:CA	30:RN:60:ILE:HD11	2.44	0.47
31:RO:37:ASP:O	31:RO:62:VAL:HG23	2.15	0.47

*Continued on next page...*

*Continued from previous page...*

Atom-1	Atom-2	Interatomic distance (Å)	Clash overlap (Å)
32:RP:12:ALA:C	32:RP:14:LYS:H	2.17	0.47
33:RQ:34:LEU:HD11	33:RQ:129:THR:CB	2.35	0.47
35:RS:108:GLY:O	35:RS:110:LEU:N	2.48	0.47
40:RX:26:TYR:HB3	40:RX:92:LEU:HD12	1.97	0.47
41:RY:94:LYS:HE3	41:RY:101:LYS:HZ3	1.77	0.47
42:RZ:108:PRO:HA	42:RZ:142:SER:HA	1.96	0.47
1:XA:481:G:O2'	1:XA:482:A:O5'	2.33	0.47
1:XA:731:G:H2'	1:XA:732:C:H6	1.80	0.47
2:XB:220:ASP:O	2:XB:223:ILE:N	2.48	0.47
2:XB:92:TYR:CD1	2:XB:92:TYR:C	2.88	0.47
4:XD:114:ARG:CG	4:XD:114:ARG:NH1	2.77	0.47
4:XD:153:ARG:CZ	4:XD:181:MET:HG3	2.44	0.47
7:XG:70:LYS:O	7:XG:138:LYS:HE3	2.15	0.47
7:XG:50:ILE:HG21	7:XG:61:VAL:HG21	1.97	0.47
7:XG:92:SER:HB3	7:XG:95:ARG:CB	2.45	0.47
8:XH:82:HIS:CD2	8:XH:83:ILE:N	2.82	0.47
13:XM:87:TYR:C	13:XM:89:GLY:H	2.18	0.47
15:XO:76:GLU:O	15:XO:78:TYR:N	2.48	0.47
16:XP:21:VAL:HG23	16:XP:34:GLU:H	1.79	0.47
17:XQ:63:ARG:HG2	17:XQ:64:PRO:CD	2.45	0.47
17:XQ:98:LEU:O	17:XQ:99:SER:C	2.53	0.47
47:Y4:33:VAL:CG1	47:Y4:34:GLU:H	2.22	0.47
22:YA:1007:C:O3'	30:YN:108:PRO:HB3	2.14	0.47
22:YA:1113:U:H2'	22:YA:1114:G:C8	2.50	0.47
22:YA:1042:G:H1	22:YA:1113:U:H3	1.63	0.47
22:YA:152:G:H2'	22:YA:153:C:H6	1.80	0.47
22:YA:1885:A:H3'	22:YA:1886:C:H6	1.80	0.47
22:YA:2283:C:P	49:Y6:5:VAL:HG13	2.55	0.47
22:YA:2326:C:H5''	22:YA:2327:A:OP2	2.15	0.47
22:YA:2743:C:OP2	22:YA:2755:C:N4	2.48	0.47
22:YA:2881:C:H2'	22:YA:2882:A:C8	2.50	0.47
22:YA:443:A:OP2	22:YA:615:G:N2	2.42	0.47
22:YA:863:A:O2'	22:YA:864:G:H5'	2.15	0.47
25:YE:78:LEU:CD2	25:YE:79:ARG:HD2	2.43	0.47
26:YF:127:GLU:OE1	26:YF:127:GLU:HA	2.07	0.47
26:YF:162:LEU:HD23	26:YF:165:ARG:HH21	1.79	0.47
27:YG:36:LYS:HA	27:YG:95:ARG:HG2	1.95	0.47
32:YP:81:GLN:HB3	32:YP:110:TYR:HB3	1.97	0.47
31:YO:104:ARG:HD3	36:YT:36:GLU:OE2	2.15	0.47
37:YU:104:GLN:CD	37:YU:104:GLN:H	2.16	0.47
37:YU:91:ASP:O	37:YU:92:ARG:C	2.52	0.47

*Continued on next page...*

*Continued from previous page...*

Atom-1	Atom-2	Interatomic distance (Å)	Clash overlap (Å)
38:YV:4:ILE:HA	38:YV:12:TYR:O	2.14	0.47
40:YX:43:VAL:HG11	40:YX:51:VAL:HG21	1.97	0.47
41:YY:19:LYS:HE3	41:YY:20:TYR:CE1	2.49	0.47
41:YY:39:VAL:O	41:YY:40:GLU:OE2	2.32	0.47
41:YY:44:ILE:O	41:YY:62:GLU:O	2.32	0.47
41:YY:81:LYS:NZ	41:YY:98:VAL:HB	2.29	0.47
1:QA:1001:G:H2'	1:QA:1002:G:O4'	2.14	0.47
1:QA:246:A:N6	1:QA:281:G:H1'	2.30	0.47
1:QA:321:A:H2'	1:QA:322:C:C6	2.49	0.47
1:QA:536:C:H2'	1:QA:537:G:H8	1.79	0.47
1:QA:690:G:H22	11:QK:55:LYS:HZ2	1.62	0.47
1:QA:963:G:N3	10:QJ:55:LYS:NZ	2.60	0.47
2:QB:5:ILE:O	2:QB:6:THR:O	2.32	0.47
3:QC:23:TYR:CG	3:QC:24:ALA:N	2.83	0.47
4:QD:110:PHE:H	4:QD:110:PHE:HD1	1.63	0.47
4:QD:30:LYS:CD	4:QD:30:LYS:N	2.73	0.47
6:QF:19:LEU:HD23	6:QF:19:LEU:C	2.35	0.47
10:QJ:74:ILE:HG12	10:QJ:74:ILE:O	2.14	0.47
17:QQ:63:ARG:HG2	17:QQ:64:PRO:CD	2.45	0.47
21:QU:14:TRP:CE3	21:QU:15:ARG:NH1	2.83	0.47
22:RA:1378:A:HO2'	22:RA:1379:A:P	2.38	0.47
22:RA:171:G:H2'	22:RA:172:C:C6	2.49	0.47
22:RA:1771:C:H2'	22:RA:1772:G:C8	2.50	0.47
22:RA:249:C:H4'	22:RA:250:G:O5'	2.15	0.47
22:RA:49:A:N7	22:RA:120:U:C5	2.83	0.47
22:RA:74:A:H4'	22:RA:75:G:O4'	2.15	0.47
25:RE:17:ASP:OD2	25:RE:17:ASP:N	2.46	0.47
25:RE:63:LEU:O	25:RE:64:LYS:CB	2.62	0.47
30:RN:137:LYS:CG	30:RN:138:LEU:H	2.27	0.47
32:RP:37:GLY:O	32:RP:41:ARG:HD3	2.15	0.47
32:RP:98:GLU:HG2	32:RP:99:LEU:N	2.30	0.47
34:RR:74:LYS:O	34:RR:76:VAL:N	2.44	0.47
1:XA:1244:C:H2'	1:XA:1245:A:C8	2.50	0.47
1:XA:1251:A:N1	1:XA:1354:C:O2'	2.40	0.47
1:XA:102:G:O2'	1:XA:151:A:N3	2.35	0.47
1:XA:556:C:H2'	1:XA:557:G:H8	1.80	0.47
1:XA:814:A:N7	1:XA:816:A:C4	2.83	0.47
1:XA:837:G:H1	1:XA:849:C:H42	1.62	0.47
1:XA:958:A:C6	1:XA:959:A:C6	3.03	0.47
2:XB:86:GLU:C	2:XB:88:ALA:H	2.17	0.47
4:XD:173:TRP:C	4:XD:186:LEU:HB2	2.35	0.47

*Continued on next page...*



*Continued from previous page...*

Atom-1	Atom-2	Interatomic distance (Å)	Clash overlap (Å)
6:XF:40:VAL:HG22	6:XF:41:GLU:N	2.30	0.47
7:XG:50:ILE:CG2	7:XG:61:VAL:HG21	2.45	0.47
14:YN:8:GLU:C	14:YN:10:ALA:N	2.68	0.47
14:YN:41:ARG:NE	14:YN:42:ILE:HG13	2.29	0.47
1:XA:376:G:OP2	16:XP:67:THR:HG21	2.14	0.47
44:Y1:83:GLU:OE1	44:Y1:85:LEU:HB2	2.15	0.47
13:XM:50:GLU:HB3	47:Y4:32:TYR:OH	2.15	0.47
48:Y5:57:VAL:O	48:Y5:57:VAL:HG13	2.14	0.47
51:Y8:43:GLN:C	51:Y8:44:LYS:HD2	2.35	0.47
22:YA:1547:C:O2'	22:YA:1548:C:H5'	2.15	0.47
22:YA:1705:G:C6	22:YA:1706:U:C4	3.03	0.47
22:YA:2020:A:O2'	22:YA:2021:C:H2'	2.14	0.47
22:YA:227:A:OP1	32:YP:76:LYS:HE3	2.15	0.47
22:YA:272:G:H2'	22:YA:273:G:H8	1.80	0.47
22:YA:807:U:H2'	22:YA:808:G:H8	1.80	0.47
24:YD:231:HIS:ND1	24:YD:232:PRO:HD2	2.30	0.47
25:YE:22:PRO:O	25:YE:22:PRO:CG	2.63	0.47
28:YH:104:GLU:HG3	28:YH:114:VAL:HG22	1.96	0.47
28:YH:67:LEU:O	28:YH:71:LEU:HB2	2.15	0.47
30:YN:57:ALA:CA	30:YN:60:ILE:HD11	2.44	0.47
30:YN:73:THR:HA	30:YN:83:LYS:O	2.15	0.47
32:YP:115:LEU:CD1	32:YP:116:GLY:N	2.78	0.47
37:YU:66:ASN:CB	37:YU:76:TYR:HB2	2.44	0.47
41:YY:56:PRO:O	41:YY:57:GLN:C	2.53	0.47
41:YY:56:PRO:O	41:YY:58:GLY:N	2.47	0.47
1:QA:1053:G:O6	1:QA:1199:U:H2'	2.15	0.47
1:QA:746:A:H2'	1:QA:747:C:C6	2.49	0.47
2:QB:95:GLN:NE2	2:QB:147:LYS:HE2	2.27	0.47
2:QB:71:VAL:HG23	2:QB:164:VAL:HG13	1.97	0.47
2:QB:86:GLU:C	2:QB:88:ALA:H	2.17	0.47
3:QC:11:ARG:HH11	3:QC:11:ARG:HG2	1.80	0.47
4:QD:7:PRO:O	4:QD:10:ARG:HG2	2.15	0.47
4:QD:9:CYS:SG	4:QD:22:LYS:HE3	2.55	0.47
9:QI:106:ALA:O	9:QI:108:VAL:HG13	2.15	0.47
11:QK:32:ILE:HD11	11:QK:68:ALA:O	2.14	0.47
14:QN:41:ARG:HH11	14:QN:41:ARG:CG	2.28	0.47
15:QO:76:GLU:O	15:QO:78:TYR:N	2.48	0.47
47:R4:53:GLU:O	47:R4:57:GLU:HG3	2.14	0.47
48:R5:20:ARG:C	48:R5:22:HIS:N	2.68	0.47
52:R9:19:ARG:NH2	52:R9:26:ILE:HD11	2.29	0.47
22:RA:1019:U:C2	22:RA:1144:G:N2	2.82	0.47

*Continued on next page...*

*Continued from previous page...*

Atom-1	Atom-2	Interatomic distance (Å)	Clash overlap (Å)
22:RA:1681:G:HO2'	22:RA:1762:A:HO2'	1.58	0.47
22:RA:191:A:H2'	22:RA:192:C:C6	2.50	0.47
22:RA:1937:A:N7	22:RA:1939:U:H2'	2.30	0.47
22:RA:1833:U:O2	22:RA:1973:G:C2	2.67	0.47
22:RA:2331:G:O2'	43:R0:43:THR:HG22	2.15	0.47
22:RA:2528:U:H2'	22:RA:2530:A:O5'	2.14	0.47
22:RA:482:A:H4'	41:RY:47:LYS:HD2	1.95	0.47
22:RA:70:G:H4'	22:RA:71:A:OP1	2.15	0.47
24:RD:102:LYS:O	24:RD:103:ARG:HG3	2.15	0.47
24:RD:165:ILE:C	24:RD:166:GLN:HE21	2.18	0.47
24:RD:205:VAL:O	24:RD:206:LEU:C	2.52	0.47
24:RD:35:LYS:HD3	24:RD:63:ARG:HB3	1.96	0.47
26:RF:65:TRP:CH2	26:RF:72:ARG:HB3	2.50	0.47
27:RG:16:ARG:NH2	27:RG:28:VAL:O	2.48	0.47
28:RH:18:GLU:HA	28:RH:18:GLU:OE2	2.14	0.47
31:RO:53:LYS:CD	31:RO:56:ASP:OD1	2.63	0.47
35:RS:61:ASN:O	35:RS:65:VAL:HG23	2.15	0.47
38:RV:36:PRO:HA	38:RV:56:SER:CB	2.45	0.47
41:RY:61:ILE:HG22	41:RY:62:GLU:N	2.28	0.47
42:RZ:150:LEU:HD23	42:RZ:171:ILE:HG13	1.97	0.47
42:RZ:60:GLU:HA	42:RZ:66:SER:HA	1.97	0.47
1:XA:1435:G:H2'	1:XA:1436:U:C6	2.50	0.47
1:XA:319:G:H2'	1:XA:320:C:O4'	2.15	0.47
1:XA:545:C:OP2	4:XD:62:GLN:NE2	2.48	0.47
2:XB:116:GLU:HA	2:XB:119:GLU:HB3	1.96	0.47
3:XC:52:LEU:H	3:XC:52:LEU:CD2	2.20	0.47
4:XD:126:ILE:HG22	4:XD:127:THR:H	1.80	0.47
5:XE:13:ILE:O	5:XE:13:ILE:HG22	2.14	0.47
5:XE:77:PRO:HG2	5:XE:142:LEU:HD22	1.97	0.47
6:XF:40:VAL:HG22	6:XF:41:GLU:H	1.80	0.47
8:XH:68:ARG:HG2	8:XH:68:ARG:HH11	1.80	0.47
1:XA:966:G:O2'	9:XI:127:LYS:O	2.32	0.47
18:XR:31:LEU:H	18:XR:31:LEU:CD2	2.28	0.47
49:Y6:20:ASN:O	49:Y6:21:TYR:HB2	2.15	0.47
49:Y6:8:LYS:O	49:Y6:27:LYS:HG2	2.15	0.47
22:YA:147:U:H2'	22:YA:148:C:C6	2.50	0.47
22:YA:2103:C:H2'	22:YA:2104:G:C8	2.50	0.47
22:YA:2343:C:O2'	22:YA:2373:G:O2'	2.28	0.47
22:YA:2688:U:H1'	22:YA:2721:A:H61	1.80	0.47
22:YA:30:G:H2'	22:YA:31:C:O4'	2.15	0.47
22:YA:34:C:N4	22:YA:447:A:H61	2.13	0.47

*Continued on next page...*

*Continued from previous page...*

Atom-1	Atom-2	Interatomic distance (Å)	Clash overlap (Å)
24:YD:145:VAL:O	24:YD:153:ALA:HA	2.14	0.47
24:YD:205:VAL:O	24:YD:206:LEU:C	2.52	0.47
25:YE:120:TRP:O	25:YE:121:ASN:HB2	2.15	0.47
25:YE:61:ARG:O	25:YE:63:LEU:CG	2.57	0.47
27:YG:106:LEU:HA	27:YG:110:ALA:HB3	1.95	0.47
27:YG:52:ILE:HG22	27:YG:52:ILE:O	2.15	0.47
29:YI:62:LYS:HE3	29:YI:134:PRO:HG2	1.97	0.47
33:YQ:80:GLU:HG3	33:YQ:81:VAL:N	2.27	0.47
37:YU:27:LEU:O	37:YU:30:LYS:N	2.41	0.47
40:YX:53:LYS:HZ2	40:YX:55:ASN:HD21	1.62	0.47
1:QA:262:A:C6	1:QA:263:A:C6	3.03	0.47
1:QA:457:C:H2'	1:QA:458:C:H6	1.80	0.47
2:QB:172:ILE:O	2:QB:175:ARG:CB	2.63	0.47
2:QB:168:THR:CB	2:QB:192:SER:HB2	2.41	0.47
3:QC:195:VAL:CG1	3:QC:196:LEU:H	2.27	0.47
3:QC:58:GLU:O	3:QC:59:ARG:HG3	2.15	0.47
4:QD:146:ILE:HG22	4:QD:146:ILE:O	2.15	0.47
6:QF:41:GLU:HG2	6:QF:43:LEU:CD1	2.44	0.47
10:QJ:80:LYS:NZ	10:QJ:80:LYS:HB2	2.30	0.47
11:QK:102:GLY:O	11:QK:103:LEU:C	2.53	0.47
12:QL:43:VAL:HG23	12:QL:93:LEU:HD22	1.97	0.47
1:QA:375:U:C4'	16:QP:17:TYR:HE2	2.26	0.47
18:QR:46:GLU:HG3	18:QR:47:THR:N	2.29	0.47
21:QU:15:ARG:HG2	21:QU:15:ARG:NH1	2.29	0.47
1:QA:1397:C:H1'	54:QX:8:A:C5	2.50	0.47
45:R2:17:SER:CB	45:R2:18:PRO:CA	2.92	0.47
50:R7:25:PRO:HA	50:R7:28:ARG:CZ	2.45	0.47
50:R7:2:LYS:HG2	50:R7:3:ARG:N	2.30	0.47
22:RA:142:G:H2'	22:RA:143:C:C6	2.50	0.47
22:RA:654(S):G:H2'	22:RA:654(T):C:C6	2.50	0.47
25:RE:65:GLY:HA2	25:RE:70:ALA:HB3	1.95	0.47
22:RA:323:G:H2'	26:RF:169:ASN:OD1	2.14	0.47
23:RB:42:C:C6	27:RG:69:ALA:HB2	2.49	0.47
29:RI:9:LEU:O	29:RI:10:GLU:HG3	2.15	0.47
30:RN:134:ARG:N	30:RN:135:PRO:CD	2.58	0.47
22:RA:1278:A:OP1	34:RR:36:THR:HG22	2.14	0.47
23:RB:28:C:OP2	35:RS:33:LYS:HE3	2.15	0.47
35:RS:66:ALA:HA	35:RS:69:VAL:HG12	1.96	0.47
37:RU:8:VAL:O	37:RU:9:VAL:C	2.53	0.47
41:RY:68:HIS:O	41:RY:71:LYS:HB2	2.14	0.47
1:XA:1160:G:H2'	1:XA:1161:C:H5'	1.97	0.47

*Continued on next page...*

*Continued from previous page...*

Atom-1	Atom-2	Interatomic distance (Å)	Clash overlap (Å)
1:XA:1305:G:H5'	21:XU:4:GLY:HA3	1.97	0.47
1:XA:1318:A:H4'	19:XS:11:VAL:CG1	2.37	0.47
1:XA:234:C:H2'	1:XA:235:C:C6	2.49	0.47
1:XA:113:G:O2'	1:XA:354:G:H5'	2.15	0.47
1:XA:828:A:H2'	1:XA:829:G:O4'	2.15	0.47
3:XC:124:ILE:C	3:XC:126:ARG:H	2.19	0.47
4:XD:31:CYS:O	4:XD:32:ALA:CB	2.63	0.47
6:XF:69:GLU:O	6:XF:71:ARG:N	2.48	0.47
11:XK:32:ILE:HD12	11:XK:72:ALA:CB	2.36	0.47
1:XA:667:G:H4'	15:XO:51:HIS:CE1	2.49	0.47
47:Y4:15:ILE:HG22	47:Y4:20:ASN:CA	2.45	0.47
47:Y4:55:ARG:C	47:Y4:59:PHE:HB3	2.35	0.47
51:Y8:9:GLY:O	51:Y8:13:ARG:HG2	2.15	0.47
22:YA:1222:C:H2'	22:YA:1223:C:H6	1.80	0.47
22:YA:195:A:H4'	22:YA:251:A:O2'	2.14	0.47
22:YA:2635:C:H5''	25:YE:78:LEU:HA	1.97	0.47
22:YA:397:G:H2'	22:YA:398:G:H8	1.79	0.47
22:YA:455:C:N3	22:YA:473:G:H5'	2.29	0.47
24:YD:136:ILE:HD12	24:YD:136:ILE:N	2.30	0.47
25:YE:101:ARG:HD2	25:YE:171:GLU:HA	1.97	0.47
25:YE:188:VAL:O	25:YE:188:VAL:HG13	2.15	0.47
25:YE:20:ALA:C	25:YE:21:VAL:HG13	2.35	0.47
26:YF:46:ARG:NH1	26:YF:46:ARG:CG	2.71	0.47
27:YG:135:LEU:HD11	27:YG:157:ILE:HD12	1.97	0.47
28:YH:18:GLU:HA	28:YH:18:GLU:OE2	2.15	0.47
30:YN:35:ARG:O	30:YN:35:ARG:HG3	2.15	0.47
31:YO:37:ASP:O	31:YO:62:VAL:HG23	2.14	0.47
31:YO:53:LYS:CD	31:YO:56:ASP:OD1	2.63	0.47
33:YQ:34:LEU:HD11	33:YQ:129:THR:CB	2.35	0.47
35:YS:59:LYS:HG2	35:YS:60:GLY:N	2.13	0.47
36:YT:111:ARG:C	36:YT:113:LYS:N	2.64	0.47
38:YV:5:VAL:HG13	38:YV:14:VAL:HG21	1.97	0.47
1:QA:108:G:H5''	1:QA:109:A:H5''	1.95	0.46
1:QA:156:G:H1	1:QA:165:C:H42	1.61	0.46
1:QA:355:C:C4	1:QA:356:A:N7	2.83	0.46
1:QA:37:U:O2'	1:QA:500:G:H4'	2.14	0.46
1:QA:926:G:N2	54:QX:1:A:P	2.85	0.46
2:QB:174:VAL:O	2:QB:178:ARG:HB3	2.16	0.46
3:QC:172:ARG:O	3:QC:173:VAL:HG23	2.15	0.46
5:QE:96:PRO:HA	5:QE:117:ASP:CG	2.35	0.46
7:QG:70:LYS:O	7:QG:138:LYS:HE3	2.15	0.46

*Continued on next page...*

*Continued from previous page...*

Atom-1	Atom-2	Interatomic distance (Å)	Clash overlap (Å)
7:QG:92:SER:HB3	7:QG:95:ARG:CB	2.45	0.46
15:QO:82:ILE:O	15:QO:86:GLY:N	2.49	0.46
20:QT:53:LEU:HD12	20:QT:100:ILE:HG23	1.98	0.46
44:R1:49:VAL:HG12	44:R1:51:VAL:CG2	2.45	0.46
49:R6:48:VAL:O	49:R6:49:HIS:HB2	2.15	0.46
22:RA:1179:C:H2'	22:RA:1180:C:O4'	2.15	0.46
22:RA:1694:C:H5''	22:RA:1694:C:H6	1.80	0.46
22:RA:2198:A:O2'	22:RA:2199:A:O5'	2.28	0.46
22:RA:2566:A:H4'	22:RA:2567:G:O5'	2.16	0.46
22:RA:2749:A:H4'	28:RH:62:LYS:HB3	1.95	0.46
22:RA:723:G:C6	22:RA:724:U:C4	3.03	0.46
22:RA:862:G:H2'	22:RA:863:A:O4'	2.15	0.46
23:RB:13:A:H2'	23:RB:70:C:O2'	2.15	0.46
24:RD:231:HIS:ND1	24:RD:232:PRO:HD2	2.30	0.46
24:RD:27:THR:O	24:RD:29:PRO:CD	2.62	0.46
28:RH:4:ILE:H	28:RH:4:ILE:CD1	2.25	0.46
32:RP:23:PRO:HG2	32:RP:23:PRO:O	2.15	0.46
34:RR:56:LYS:C	34:RR:58:GLY:H	2.18	0.46
34:RR:56:LYS:HE2	34:RR:94:TYR:OH	2.15	0.46
31:RO:104:ARG:HD3	36:RT:36:GLU:OE2	2.15	0.46
36:RT:57:PHE:O	36:RT:58:ASN:C	2.53	0.46
42:RZ:102:LEU:HB3	42:RZ:104:PHE:CE1	2.50	0.46
42:RZ:52:SER:O	42:RZ:54:HIS:N	2.48	0.46
1:XA:1198:G:H2'	1:XA:1199:U:O4'	2.15	0.46
2:XB:15:VAL:HG23	2:XB:209:ARG:HE	1.80	0.46
2:XB:174:VAL:O	2:XB:178:ARG:HB3	2.15	0.46
3:XC:113:ALA:O	3:XC:115:LEU:N	2.48	0.46
7:XG:140:ASP:HA	7:XG:143:ARG:HH11	1.79	0.46
16:XP:13:HIS:C	16:XP:15:PRO:HD3	2.36	0.46
18:XR:46:GLU:HG3	18:XR:47:THR:N	2.29	0.46
20:XT:93:GLU:HG2	20:XT:93:GLU:O	2.15	0.46
45:Y2:4:SER:OG	45:Y2:5:GLU:OE2	2.26	0.46
48:Y5:45:VAL:HG12	48:Y5:45:VAL:O	2.13	0.46
22:YA:1838:C:H4'	22:YA:1839:G:C8	2.49	0.46
22:YA:2035:G:H4'	22:YA:2036:C:OP2	2.14	0.46
22:YA:22:C:H2'	22:YA:23:G:O4'	2.15	0.46
22:YA:593:G:H2'	22:YA:594:U:C6	2.50	0.46
24:YD:183:ARG:CG	24:YD:183:ARG:NH1	2.69	0.46
25:YE:103:ASP:OD2	25:YE:168:MET:HG2	2.15	0.46
27:YG:104:GLU:OE1	47:Y4:23:GLU:HB3	2.15	0.46
28:YH:89:ILE:HD13	28:YH:89:ILE:H	1.80	0.46

*Continued on next page...*

*Continued from previous page...*

Atom-1	Atom-2	Interatomic distance (Å)	Clash overlap (Å)
28:YH:94:TYR:N	28:YH:94:TYR:CD1	2.82	0.46
28:YH:9:ILE:O	28:YH:10:PRO:O	2.33	0.46
30:YN:46:VAL:HG13	30:YN:47:ALA:N	2.31	0.46
33:YQ:87:LYS:O	33:YQ:89:ASN:N	2.43	0.46
34:YR:56:LYS:C	34:YR:58:GLY:H	2.18	0.46
34:YR:61:HIS:O	34:YR:65:LEU:HD13	2.14	0.46
38:YV:6:LYS:HD3	38:YV:11:GLN:HG2	1.96	0.46
39:YW:4:LYS:HA	39:YW:106:ILE:HA	1.98	0.46
41:YY:68:HIS:O	41:YY:71:LYS:HB2	2.14	0.46
1:QA:684:A:H2'	1:QA:685:G:C8	2.50	0.46
11:QK:96:ARG:O	11:QK:97:ALA:C	2.54	0.46
19:QS:40:ILE:CG1	19:QS:41:VAL:N	2.78	0.46
20:QT:49:ALA:HB2	20:QT:99:LEU:HD22	1.96	0.46
20:QT:99:LEU:O	20:QT:100:ILE:HB	2.15	0.46
44:R1:79:GLY:N	44:R1:80:LEU:HD23	2.30	0.46
22:RA:2046:G:H5'	48:R5:19:ARG:HB2	1.97	0.46
22:RA:241:A:H8	22:RA:241:A:OP1	1.99	0.46
22:RA:242:G:H1'	22:RA:243:U:OP2	2.14	0.46
22:RA:2637:U:H5''	25:RE:82:ARG:HH21	1.80	0.46
22:RA:754:C:H2'	22:RA:755:C:C6	2.50	0.46
23:RB:40:U:H1'	23:RB:45:A:N6	2.29	0.46
24:RD:18:VAL:CG1	24:RD:19:ALA:N	2.78	0.46
25:RE:87:GLU:O	25:RE:89:ASP:N	2.48	0.46
28:RH:41:MET:HG3	28:RH:54:ARG:HA	1.96	0.46
30:RN:9:VAL:HG21	30:RN:48:MET:CB	2.45	0.46
34:RR:78:LYS:HG2	34:RR:78:LYS:O	2.15	0.46
38:RV:30:GLY:O	38:RV:31:ALA:O	2.34	0.46
40:RX:12:VAL:HG13	40:RX:12:VAL:O	2.15	0.46
42:RZ:104:PHE:CD1	42:RZ:139:VAL:HB	2.50	0.46
1:XA:1314:C:H2'	1:XA:1315:U:C6	2.50	0.46
1:XA:1398:A:H5'	1:XA:1401:G:H4'	1.97	0.46
1:XA:338:A:C6	1:XA:339:C:C4	3.04	0.46
1:XA:518:C:H2'	1:XA:530:G:C4	2.50	0.46
1:XA:875:C:C4	1:XA:876:G:N7	2.83	0.46
3:XC:73:PRO:O	3:XC:77:ILE:HG13	2.16	0.46
5:XE:96:PRO:HA	5:XE:117:ASP:CG	2.35	0.46
9:XI:112:LYS:C	9:XI:112:LYS:HD3	2.35	0.46
9:XI:17:VAL:HG11	9:XI:81:ILE:HA	1.96	0.46
10:XJ:80:LYS:HB2	10:XJ:80:LYS:NZ	2.30	0.46
11:XK:80:VAL:O	11:XK:106:LYS:HD3	2.16	0.46
12:XL:127:GLU:O	12:XL:128:ALA:CB	2.62	0.46

*Continued on next page...*

*Continued from previous page...*

Atom-1	Atom-2	Interatomic distance (Å)	Clash overlap (Å)
15:XO:77:ARG:HA	15:XO:80:ALA:HB3	1.96	0.46
15:XO:76:GLU:C	15:XO:78:TYR:N	2.69	0.46
18:XR:31:LEU:HD23	18:XR:31:LEU:N	2.29	0.46
19:XS:40:ILE:CG1	19:XS:41:VAL:N	2.78	0.46
20:XT:99:LEU:O	20:XT:100:ILE:HB	2.14	0.46
20:XT:28:ALA:C	20:XT:30:LYS:N	2.67	0.46
44:Y1:76:ARG:CD	44:Y1:76:ARG:H	2.29	0.46
51:Y8:29:LYS:HE3	51:Y8:41:ILE:O	2.15	0.46
22:YA:1311:G:N2	22:YA:1603:A:H62	2.13	0.46
22:YA:2562:U:H1'	31:YO:23:ARG:HH12	1.79	0.46
22:YA:278:A:O2'	22:YA:279:C:O4'	2.24	0.46
22:YA:581:C:H2'	22:YA:582:G:H8	1.80	0.46
22:YA:674:G:N2	22:YA:2445:G:OP1	2.48	0.46
22:YA:708:C:H42	22:YA:723:G:H1	1.62	0.46
23:YB:9:G:H1	23:YB:111:U:H3	1.64	0.46
24:YD:165:ILE:C	24:YD:166:GLN:HE21	2.18	0.46
27:YG:13:GLU:O	27:YG:13:GLU:HG3	2.14	0.46
28:YH:86:GLU:O	28:YH:132:ARG:HA	2.16	0.46
31:YO:61:VAL:O	31:YO:84:ALA:HB1	2.16	0.46
32:YP:12:ALA:C	32:YP:14:LYS:H	2.16	0.46
32:YP:46:LYS:O	32:YP:48:PRO:N	2.48	0.46
36:YT:96:ARG:CB	36:YT:96:ARG:HH11	2.29	0.46
38:YV:2:PHE:CD1	38:YV:2:PHE:C	2.88	0.46
1:QA:1053:G:N7	1:QA:1199:U:H3'	2.30	0.46
1:QA:164:U:H2'	1:QA:165:C:C6	2.50	0.46
4:QD:79:PHE:HE2	4:QD:83:SER:HB2	1.79	0.46
8:QH:28:ALA:CB	8:QH:57:PRO:HB2	2.45	0.46
9:QI:59:PHE:CZ	9:QI:88:TYR:CE1	3.01	0.46
11:QK:104:GLN:O	11:QK:106:LYS:HG3	2.15	0.46
16:QP:25:ARG:HG3	16:QP:25:ARG:HH11	1.79	0.46
17:QQ:29:HIS:N	17:QQ:33:GLY:O	2.48	0.46
19:QS:24:ALA:O	19:QS:25:LYS:CB	2.63	0.46
20:QT:26:ASN:ND2	20:QT:26:ASN:N	2.62	0.46
44:R1:83:GLU:OE1	44:R1:85:LEU:HB2	2.15	0.46
45:R2:15:LYS:H	45:R2:67:LYS:HZ3	1.63	0.46
51:R8:29:LYS:HE3	51:R8:41:ILE:O	2.15	0.46
22:RA:1006:C:H1'	30:RN:106:MET:HE2	1.97	0.46
22:RA:1027:A:N6	22:RA:1126:A:C4	2.84	0.46
22:RA:1414:G:O6	22:RA:1587:A:N6	2.48	0.46
22:RA:1469:A:H2'	22:RA:1470:G:O4'	2.16	0.46
22:RA:1480:G:C6	22:RA:1482:U:N3	2.83	0.46

*Continued on next page...*

*Continued from previous page...*

Atom-1	Atom-2	Interatomic distance (Å)	Clash overlap (Å)
22:RA:2074:U:H2'	22:RA:2075:U:C6	2.50	0.46
22:RA:2335:A:HO2'	22:RA:2336:A:P	2.38	0.46
22:RA:270(Y):G:H2'	22:RA:270(Z):U:C6	2.50	0.46
22:RA:271(B):G:N3	22:RA:271:G:H1'	2.31	0.46
25:RE:188:VAL:HG13	25:RE:188:VAL:O	2.15	0.46
25:RE:47:VAL:O	25:RE:48:GLN:C	2.51	0.46
26:RF:31:HIS:O	26:RF:34:TRP:HB3	2.15	0.46
27:RG:98:ARG:CA	27:RG:101:ILE:HG12	2.40	0.46
27:RG:95:ARG:O	27:RG:96:ARG:C	2.54	0.46
28:RH:153:LYS:HG3	28:RH:162:ILE:H	1.79	0.46
28:RH:9:ILE:O	28:RH:10:PRO:O	2.33	0.46
31:RO:112:MET:O	31:RO:115:VAL:CG2	2.64	0.46
35:RS:52:SER:O	35:RS:56:LEU:CD2	2.60	0.46
36:RT:29:ARG:NH1	36:RT:46:GLU:OE1	2.48	0.46
36:RT:36:GLU:O	36:RT:37:GLY:C	2.53	0.46
30:RN:1:MET:HE3	37:RU:95:LEU:HD21	1.97	0.46
39:RW:4:LYS:HA	39:RW:106:ILE:HA	1.97	0.46
41:RY:35:TYR:O	41:RY:35:TYR:CD1	2.69	0.46
1:XA:110:C:H2'	1:XA:111:G:O4'	2.15	0.46
1:XA:1171:G:H2'	1:XA:1172:C:C6	2.50	0.46
1:XA:1366:C:H2'	1:XA:1367:C:C6	2.48	0.46
1:XA:186(C):G:C6	1:XA:191(E):G:C6	3.04	0.46
1:XA:587:G:N2	1:XA:754:C:OP2	2.49	0.46
1:XA:13:U:O2	1:XA:914:A:H3'	2.14	0.46
2:XB:77:ALA:HB1	2:XB:211:ILE:HG21	1.97	0.46
3:XC:134:ILE:HG23	3:XC:151:VAL:HB	1.98	0.46
3:XC:23:TYR:CG	3:XC:24:ALA:N	2.83	0.46
4:XD:110:PHE:H	4:XD:110:PHE:HD1	1.62	0.46
4:XD:135:LEU:C	4:XD:137:SER:H	2.18	0.46
4:XD:135:LEU:O	4:XD:137:SER:N	2.48	0.46
4:XD:146:ILE:CD1	4:XD:146:ILE:N	2.73	0.46
8:XH:80:ILE:HG23	8:XH:137:VAL:HG12	1.97	0.46
8:XH:39:LEU:C	8:XH:45:ILE:HG12	2.35	0.46
9:XI:9:ARG:HA	9:XI:76:ALA:HB1	1.96	0.46
10:XJ:38:ILE:CD1	10:XJ:71:LEU:HB3	2.46	0.46
12:XL:46:LYS:CG	12:XL:47:LYS:N	2.77	0.46
14:XN:36:PHE:C	14:XN:36:PHE:CD1	2.88	0.46
15:XO:50:HIS:O	15:XO:53:HIS:N	2.47	0.46
22:YA:2336:A:H61	43:Y0:43:THR:HG21	1.80	0.46
51:Y8:40:GLU:C	51:Y8:42:ARG:N	2.68	0.46
52:Y9:19:ARG:NH2	52:Y9:26:ILE:HD11	2.31	0.46

*Continued on next page...*



*Continued from previous page...*

Atom-1	Atom-2	Interatomic distance (Å)	Clash overlap (Å)
22:YA:1055:G:O2'	22:YA:1085:A:N1	2.33	0.46
22:YA:1689:A:H62	22:YA:1698:A:H2	1.64	0.46
22:YA:200:U:O2	22:YA:386:G:N2	2.48	0.46
22:YA:2197:U:O3'	22:YA:2198:A:H8	1.98	0.46
22:YA:294:A:C5	22:YA:345:A:C6	3.03	0.46
22:YA:607:U:N3	22:YA:621:A:H2	2.09	0.46
23:YB:63:G:C2	23:YB:64:C:C2	3.04	0.46
25:YE:3:GLY:HA3	25:YE:81:ILE:HG21	1.97	0.46
26:YF:108:LYS:HA	26:YF:108:LYS:HZ3	1.79	0.46
22:YA:443:A:H3'	26:YF:45:ARG:HH12	1.80	0.46
27:YG:20:ILE:HD13	27:YG:25:TYR:HB2	1.98	0.46
32:YP:37:GLY:O	32:YP:41:ARG:HD3	2.15	0.46
34:YR:1:MET:O	34:YR:2:ARG:HB2	2.15	0.46
35:YS:61:ASN:O	35:YS:65:VAL:HG23	2.15	0.46
35:YS:28:VAL:HG11	35:YS:98:VAL:HG12	1.97	0.46
37:YU:8:VAL:O	37:YU:9:VAL:C	2.53	0.46
40:YX:26:TYR:HB3	40:YX:92:LEU:HD12	1.97	0.46
1:QA:426:G:OP1	4:QD:38:TYR:OH	2.22	0.46
2:QB:224:GLN:HA	2:QB:229:VAL:HG23	1.97	0.46
2:QB:17:PHE:CD2	2:QB:44:LEU:HD21	2.47	0.46
5:QE:55:VAL:O	5:QE:58:ALA:HB3	2.16	0.46
7:QG:50:ILE:CG2	7:QG:61:VAL:HG21	2.45	0.46
8:QH:39:LEU:C	8:QH:45:ILE:HG12	2.35	0.46
9:QI:28:VAL:O	9:QI:29:ASN:C	2.53	0.46
10:QJ:44:VAL:HG12	10:QJ:45:ARG:N	2.30	0.46
12:QL:126:LYS:C	12:QL:128:ALA:N	2.69	0.46
13:QM:65:LYS:NZ	13:QM:69:GLU:HG2	2.30	0.46
13:QM:80:ARG:O	13:QM:82:MET:O	2.34	0.46
13:QM:87:TYR:C	13:QM:89:GLY:H	2.18	0.46
1:QA:1187:G:H21	14:QN:60:SER:HB3	1.80	0.46
18:QR:43:PHE:C	18:QR:51:LEU:HD12	2.36	0.46
20:QT:44:ALA:O	20:QT:91:LEU:HB3	2.16	0.46
44:R1:76:ARG:N	44:R1:76:ARG:HD2	2.29	0.46
45:R2:7:ARG:NH1	45:R2:7:ARG:HG3	2.25	0.46
48:R5:43:HIS:N	48:R5:43:HIS:ND1	2.63	0.46
22:RA:1354:A:H5'	24:RD:38:LYS:NZ	2.30	0.46
22:RA:2366:A:H2'	22:RA:2367:G:O4'	2.16	0.46
22:RA:2776:A:OP1	22:RA:2776:A:H3'	2.15	0.46
22:RA:27:G:N2	22:RA:512:G:HO2'	2.12	0.46
22:RA:573:G:O2'	22:RA:574:C:H3'	2.15	0.46
22:RA:868:U:H2'	22:RA:869:G:O4'	2.14	0.46

*Continued on next page...*

*Continued from previous page...*

Atom-1	Atom-2	Interatomic distance (Å)	Clash overlap (Å)
23:RB:38:C:N3	23:RB:44:G:N2	2.53	0.46
23:RB:97:G:H2'	23:RB:98:G:O4'	2.15	0.46
24:RD:183:ARG:NH1	24:RD:183:ARG:CG	2.69	0.46
25:RE:103:ASP:OD2	25:RE:168:MET:HG2	2.15	0.46
25:RE:54:GLN:CA	25:RE:54:GLN:HE21	2.27	0.46
26:RF:132:VAL:O	26:RF:133:ASN:C	2.52	0.46
29:RI:94:ALA:O	29:RI:97:ILE:N	2.48	0.46
32:RP:81:GLN:HB3	32:RP:110:TYR:HB3	1.97	0.46
33:RQ:133:ARG:CG	33:RQ:134:ARG:N	2.78	0.46
34:RR:29:LEU:CD1	34:RR:29:LEU:N	2.79	0.46
34:RR:85:PRO:C	34:RR:87:TYR:H	2.19	0.46
35:RS:26:LEU:HD22	35:RS:87:PHE:CD1	2.46	0.46
40:RX:8:ILE:CD1	40:RX:42:ALA:HB1	2.46	0.46
40:RX:24:GLY:O	40:RX:82:GLN:HA	2.16	0.46
41:RY:15:VAL:O	41:RY:21:LYS:HA	2.16	0.46
42:RZ:158:PRO:HG2	42:RZ:161:VAL:HG21	1.98	0.46
1:XA:892:A:O2'	1:XA:1415:G:H4'	2.16	0.46
3:XC:172:ARG:O	3:XC:173:VAL:CG2	2.63	0.46
3:XC:58:GLU:O	3:XC:59:ARG:HG3	2.15	0.46
6:XF:41:GLU:HG2	6:XF:43:LEU:CD1	2.44	0.46
1:XA:1153:C:P	10:XJ:13:HIS:HE2	2.38	0.46
11:XK:34:ASP:HB2	11:XK:35:PRO:CD	2.45	0.46
12:XL:126:LYS:HB2	12:XL:126:LYS:HZ3	1.80	0.46
16:XP:60:LEU:CA	16:XP:64:ALA:HB3	2.43	0.46
20:XT:96:GLY:O	20:XT:99:LEU:HD13	2.16	0.46
21:XU:14:TRP:CE3	21:XU:15:ARG:NH1	2.83	0.46
22:YA:2391:G:OP2	51:Y8:32:LEU:HD13	2.15	0.46
22:YA:593:G:O2'	51:Y8:61:LEU:HD13	2.15	0.46
22:YA:1324:G:C4	22:YA:1328:G:O6	2.68	0.46
22:YA:2011:U:OP2	39:YW:16:LYS:NZ	2.47	0.46
22:YA:1955:U:O4	22:YA:2554:U:H5	1.98	0.46
24:YD:117:VAL:CG2	24:YD:128:GLY:C	2.84	0.46
24:YD:198:ASN:ND2	24:YD:198:ASN:C	2.69	0.46
26:YF:184:TYR:CD2	26:YF:188:ARG:HD2	2.50	0.46
27:YG:102:PHE:HA	27:YG:105:LYS:HE3	1.98	0.46
28:YH:86:GLU:O	28:YH:87:LEU:CB	2.64	0.46
30:YN:30:ILE:O	30:YN:34:LEU:CD2	2.63	0.46
30:YN:96:GLU:O	30:YN:99:LEU:N	2.34	0.46
31:YO:101:PRO:HA	31:YO:120:GLU:O	2.16	0.46
31:YO:7:TYR:CD1	31:YO:20:MET:HB2	2.50	0.46
32:YP:144:GLU:N	32:YP:144:GLU:OE1	2.48	0.46

*Continued on next page...*

*Continued from previous page...*

Atom-1	Atom-2	Interatomic distance (Å)	Clash overlap (Å)
32:YP:85:LEU:HD23	32:YP:88:LEU:HD22	1.96	0.46
33:YQ:66:ILE:H	33:YQ:104:PHE:HA	1.79	0.46
33:YQ:109:VAL:HG13	33:YQ:113:GLN:OE1	2.16	0.46
37:YU:73:GLY:O	37:YU:74:LEU:CB	2.63	0.46
39:YW:36:LEU:CD1	39:YW:47:VAL:HG12	2.44	0.46
40:YX:12:VAL:O	40:YX:12:VAL:HG13	2.15	0.46
1:QA:1162:C:H2'	1:QA:1163:C:O4'	2.16	0.46
1:QA:1316:G:H2'	1:QA:1318:A:OP2	2.16	0.46
1:QA:838:G:C6	1:QA:842:C:H1'	2.50	0.46
2:QB:170:GLU:CA	2:QB:172:ILE:HD12	2.46	0.46
5:QE:12:LEU:HD21	5:QE:14:ARG:HB3	1.98	0.46
6:QF:3:ARG:HH11	6:QF:3:ARG:HG3	1.81	0.46
6:QF:68:PRO:HG3	6:QF:71:ARG:NH2	2.31	0.46
7:QG:89:MET:HE1	7:QG:156:TRP:H	1.80	0.46
7:QG:95:ARG:NE	7:QG:99:LEU:HD11	2.30	0.46
8:QH:110:ALA:HB3	8:QH:121:ASP:HB3	1.98	0.46
10:QJ:47:PHE:CE1	10:QJ:63:PHE:HB2	2.33	0.46
10:QJ:95:GLU:HA	10:QJ:95:GLU:OE2	2.16	0.46
11:QK:34:ASP:HB2	11:QK:35:PRO:CD	2.45	0.46
13:QM:23:TYR:HB2	13:QM:67:GLU:OE1	2.15	0.46
10:QJ:49:VAL:HG22	14:QN:41:ARG:CD	2.45	0.46
54:QX:6:C:HO2'	54:QX:7:A:P	2.34	0.46
46:R3:18:ASP:O	46:R3:21:ALA:N	2.49	0.46
46:R3:56:VAL:CG1	46:R3:57:GLU:N	2.74	0.46
49:R6:18:ARG:O	49:R6:19:ARG:O	2.33	0.46
51:R8:52:LYS:O	51:R8:52:LYS:CG	2.64	0.46
22:RA:1978:A:H2'	22:RA:1979:C:O4'	2.16	0.46
22:RA:2404:C:H1'	32:RP:67:MET:HE2	1.94	0.46
22:RA:2872:G:C2	22:RA:2873:A:N6	2.83	0.46
22:RA:900:A:H3'	22:RA:901:A:C8	2.43	0.46
23:RB:12:C:O2'	23:RB:13:A:OP2	2.31	0.46
25:RE:33:VAL:HG12	25:RE:90:THR:H	1.81	0.46
28:RH:127:GLU:OE2	28:RH:130:ARG:NH2	2.48	0.46
28:RH:86:GLU:O	28:RH:132:ARG:HA	2.15	0.46
33:RQ:66:ILE:O	33:RQ:104:PHE:N	2.49	0.46
34:RR:75:LEU:HA	34:RR:78:LYS:HB3	1.97	0.46
1:XA:1350:A:H2'	1:XA:1351:U:O4'	2.15	0.46
1:XA:163:C:H2'	1:XA:164:U:C6	2.51	0.46
3:XC:11:ARG:HG2	3:XC:11:ARG:HH11	1.80	0.46
3:XC:42:LEU:HD12	3:XC:45:LYS:HZ3	1.80	0.46
3:XC:6:HIS:C	3:XC:8:ILE:H	2.18	0.46

*Continued on next page...*

*Continued from previous page...*

Atom-1	Atom-2	Interatomic distance (Å)	Clash overlap (Å)
6:XF:22:GLU:CD	6:XF:82:ARG:HH21	2.18	0.46
7:XG:108:ALA:C	7:XG:110:GLN:H	2.19	0.46
8:XH:122:ARG:O	8:XH:125:ARG:N	2.46	0.46
8:XH:86:ILE:CG1	8:XH:133:LEU:HD22	2.46	0.46
16:XP:30:GLY:O	16:XP:31:LYS:C	2.54	0.46
17:XQ:92:ARG:NH1	17:XQ:92:ARG:HG3	2.30	0.46
46:Y3:28:LEU:HA	46:Y3:33:GLN:OE1	2.16	0.46
48:Y5:54:GLY:O	48:Y5:55:ARG:C	2.54	0.46
22:YA:2507:C:H2'	22:YA:2508:G:H8	1.81	0.46
22:YA:2540:C:H2'	22:YA:2541:A:O4'	2.14	0.46
22:YA:26:G:C6	22:YA:27:G:N1	2.83	0.46
22:YA:669:G:H2'	22:YA:669:G:N3	2.31	0.46
22:YA:780:G:N2	22:YA:783:A:H62	2.12	0.46
24:YD:102:LYS:O	24:YD:103:ARG:HG3	2.15	0.46
24:YD:105:ILE:HG23	24:YD:106:ILE:O	2.15	0.46
24:YD:18:VAL:CG1	24:YD:19:ALA:N	2.78	0.46
24:YD:206:LEU:HD23	24:YD:206:LEU:HA	1.49	0.46
24:YD:211:ARG:HG2	24:YD:211:ARG:HH11	1.80	0.46
24:YD:35:LYS:HE3	24:YD:65:ILE:N	2.31	0.46
27:YG:116:ASP:O	27:YG:117:PHE:CB	2.50	0.46
27:YG:36:LYS:O	27:YG:37:VAL:HG23	2.15	0.46
28:YH:106:THR:HG22	28:YH:112:PRO:HB3	1.98	0.46
28:YH:53:GLU:HA	28:YH:53:GLU:OE1	2.16	0.46
28:YH:4:ILE:HG13	28:YH:6:ARG:HD3	1.97	0.46
30:YN:97:ARG:HA	30:YN:100:GLU:HB3	1.97	0.46
22:YA:1006:C:H1'	30:YN:106:MET:HE2	1.95	0.46
31:YO:104:ARG:HG2	31:YO:121:VAL:HG12	1.97	0.46
31:YO:8:LEU:N	31:YO:8:LEU:CD2	2.76	0.46
32:YP:1:MET:O	32:YP:2:LYS:HG3	2.16	0.46
22:YA:1190:G:H5'	32:YP:32:THR:HA	1.97	0.46
34:YR:79:LEU:HD23	34:YR:79:LEU:O	2.16	0.46
35:YS:24:LEU:HB2	35:YS:85:VAL:HG12	1.98	0.46
36:YT:118:ARG:NH2	36:YT:121:ILE:HD12	2.31	0.46
37:YU:98:LEU:HD23	37:YU:98:LEU:C	2.36	0.46
38:YV:61:VAL:HA	38:YV:94:LEU:HD23	1.97	0.46
38:YV:16:PRO:HA	38:YV:96:ILE:O	2.14	0.46
40:YX:65:ARG:N	40:YX:65:ARG:CD	2.79	0.46
41:YY:15:VAL:O	41:YY:21:LYS:HA	2.15	0.46
22:YA:483:A:H5'	41:YY:49:VAL:HG22	1.98	0.46
42:YZ:5:LEU:HD23	42:YZ:47:VAL:HG21	1.96	0.46
1:QA:1135:U:H4'	1:QA:1136:U:H5	1.79	0.46

*Continued on next page...*

*Continued from previous page...*

Atom-1	Atom-2	Interatomic distance (Å)	Clash overlap (Å)
1:QA:266:G:O2'	1:QA:267:C:OP2	2.28	0.46
3:QC:113:ALA:O	3:QC:115:LEU:N	2.48	0.46
3:QC:15:THR:HG22	3:QC:15:THR:O	2.15	0.46
1:QA:1079:G:O3'	5:QE:14:ARG:NH2	2.49	0.46
7:QG:57:GLU:O	7:QG:59:LEU:N	2.49	0.46
9:QI:40:LEU:C	9:QI:42:ARG:H	2.18	0.46
14:QN:41:ARG:HH11	14:QN:41:ARG:HG2	1.79	0.46
47:R4:15:ILE:HG22	47:R4:20:ASN:CA	2.45	0.46
22:RA:194:G:H2'	22:RA:195:A:O4'	2.15	0.46
22:RA:2298:A:C2	22:RA:2299:G:H1'	2.51	0.46
22:RA:2528:U:O2'	22:RA:2530:A:OP1	2.23	0.46
22:RA:2617:C:H2'	22:RA:2618:G:O4'	2.15	0.46
22:RA:524:U:H2'	22:RA:525:U:C6	2.50	0.46
22:RA:862:G:N2	22:RA:916:G:H1'	2.31	0.46
22:RA:971:C:H2'	22:RA:972:G:O4'	2.16	0.46
24:RD:136:ILE:N	24:RD:136:ILE:HD12	2.30	0.46
24:RD:27:THR:CG2	24:RD:28:GLU:N	2.66	0.46
24:RD:69:ARG:C	24:RD:71:ASP:N	2.69	0.46
25:RE:20:ALA:C	25:RE:21:VAL:HG13	2.36	0.46
25:RE:89:ASP:O	25:RE:90:THR:O	2.33	0.46
28:RH:4:ILE:HG13	28:RH:6:ARG:HD3	1.97	0.46
29:RI:57:ARG:HA	29:RI:60:GLU:HB3	1.98	0.46
29:RI:60:GLU:O	29:RI:64:GLU:N	2.46	0.46
30:RN:46:VAL:HG13	30:RN:47:ALA:N	2.31	0.46
31:RO:101:PRO:HA	31:RO:120:GLU:O	2.16	0.46
33:RQ:109:VAL:HG13	33:RQ:113:GLN:OE1	2.16	0.46
36:RT:58:ASN:N	36:RT:58:ASN:HD22	2.10	0.46
36:RT:96:ARG:CB	36:RT:96:ARG:HH11	2.29	0.46
36:RT:51:ARG:CG	36:RT:98:LYS:HG3	2.44	0.46
38:RV:47:VAL:O	38:RV:48:GLY:O	2.34	0.46
1:XA:1177:G:OP2	9:XI:97:LYS:NZ	2.46	0.46
1:XA:677:U:H1'	11:XK:119:CYS:SG	2.55	0.46
1:XA:811:C:H4'	1:XA:900:A:N6	2.31	0.46
2:XB:17:PHE:CD2	2:XB:44:LEU:HD21	2.47	0.46
7:XG:57:GLU:O	7:XG:59:LEU:N	2.49	0.46
17:XQ:100:LYS:O	17:XQ:101:ARG:HB2	2.15	0.46
18:XR:43:PHE:C	18:XR:44:LEU:HD12	2.36	0.46
55:XY:40:G:H2'	55:XY:41:A:C8	2.51	0.46
48:Y5:20:ARG:C	48:Y5:22:HIS:N	2.68	0.46
48:Y5:36:CYS:C	48:Y5:38:ALA:H	2.19	0.46
49:Y6:15:GLU:HB3	49:Y6:16:CYS:H	1.46	0.46

*Continued on next page...*

*Continued from previous page...*

Atom-1	Atom-2	Interatomic distance (Å)	Clash overlap (Å)
22:YA:2563:U:H2'	22:YA:2565:A:OP2	2.16	0.46
22:YA:1783:A:C6	22:YA:2587:A:C2	3.04	0.46
22:YA:2645:G:H3'	22:YA:2646:C:H5'	1.97	0.46
23:YB:18:G:H1	23:YB:65:C:N4	2.12	0.46
28:YH:151:ILE:O	28:YH:152:ARG:O	2.34	0.46
30:YN:36:GLY:O	30:YN:42:TRP:HE3	1.98	0.46
34:YR:75:LEU:HA	34:YR:78:LYS:HB3	1.97	0.46
34:YR:78:LYS:HG2	34:YR:78:LYS:O	2.15	0.46
22:YA:2295:C:OP1	35:YS:10:ARG:HD2	2.15	0.46
36:YT:6:LEU:O	36:YT:10:VAL:HG23	2.16	0.46
39:YW:48:ALA:O	39:YW:49:LYS:C	2.53	0.46
1:QA:1329:A:P	13:QM:28:ALA:HB3	2.56	0.46
1:QA:502:G:H4'	1:QA:550:G:H4'	1.97	0.46
1:QA:64:G:H4'	1:QA:65:U:O5'	2.15	0.46
1:QA:754:C:H5'	15:QO:72:ARG:NH2	2.19	0.46
2:QB:163:PHE:CE1	2:QB:215:LEU:HD22	2.50	0.46
3:QC:108:ASN:HB3	3:QC:111:LEU:HG	1.98	0.46
3:QC:127:ARG:NH1	3:QC:127:ARG:CG	2.74	0.46
3:QC:6:HIS:C	3:QC:8:ILE:H	2.18	0.46
4:QD:187:ARG:HG2	4:QD:187:ARG:HH11	1.81	0.46
5:QE:13:ILE:HG22	5:QE:13:ILE:O	2.14	0.46
5:QE:12:LEU:HB3	5:QE:31:LEU:HB2	1.98	0.46
6:QF:101:ALA:HA	18:QR:28:GLU:CG	2.46	0.46
6:QF:72:VAL:HG23	6:QF:90:VAL:HG11	1.98	0.46
7:QG:54:THR:HG23	7:QG:54:THR:O	2.16	0.46
12:QL:115:LYS:O	12:QL:117:ARG:N	2.47	0.46
13:QM:10:PRO:HG3	13:QM:18:ALA:O	2.16	0.46
13:QM:3:ARG:O	13:QM:4:ILE:HD13	2.16	0.46
15:QO:76:GLU:C	15:QO:78:TYR:N	2.69	0.46
20:QT:56:MET:HG3	20:QT:88:VAL:HG21	1.98	0.46
55:QY:36:G:H8	55:QY:36:G:C5'	2.29	0.46
43:R0:78:TYR:HB3	43:R0:80:HIS:NE2	2.30	0.46
46:R3:59:VAL:CG1	46:R3:60:GLU:H	2.29	0.46
22:RA:1478:G:O2'	22:RA:1479:G:H5'	2.16	0.46
22:RA:2436:G:C6	22:RA:2437:U:C4	3.03	0.46
22:RA:2570:G:H2'	22:RA:2571:C:O4'	2.16	0.46
22:RA:520:G:H2'	22:RA:521:G:C8	2.49	0.46
22:RA:643:A:N1	22:RA:2369:A:O2'	2.47	0.46
22:RA:898:C:C2'	22:RA:899:A:H5'	2.46	0.46
24:RD:117:VAL:CG2	24:RD:128:GLY:C	2.84	0.46
24:RD:61:LEU:HB3	24:RD:63:ARG:NH1	2.31	0.46

*Continued on next page...*

*Continued from previous page...*

Atom-1	Atom-2	Interatomic distance (Å)	Clash overlap (Å)
25:RE:50:GLY:CA	25:RE:74:PRO:HG3	2.46	0.46
27:RG:111:LEU:HD22	27:RG:120:LEU:HD21	1.97	0.46
27:RG:14:GLU:O	27:RG:17:PRO:HG2	2.15	0.46
30:RN:30:ILE:O	30:RN:34:LEU:CD2	2.63	0.46
30:RN:36:GLY:O	30:RN:42:TRP:HE3	1.98	0.46
32:RP:1:MET:O	32:RP:2:LYS:HG3	2.16	0.46
32:RP:45:LEU:CD1	32:RP:45:LEU:N	2.79	0.46
32:RP:6:LEU:HD22	32:RP:6:LEU:N	2.31	0.46
32:RP:85:LEU:HD23	32:RP:88:LEU:HD22	1.97	0.46
35:RS:13:ARG:O	35:RS:14:VAL:HB	2.16	0.46
35:RS:28:VAL:HG11	35:RS:98:VAL:HG12	1.98	0.46
36:RT:118:ARG:NH2	36:RT:121:ILE:HD12	2.31	0.46
22:RA:1251:C:OP1	37:RU:10:ARG:HG3	2.15	0.46
37:RU:27:LEU:HD12	37:RU:31:SER:HB3	1.98	0.46
41:RY:56:PRO:O	41:RY:57:GLN:C	2.53	0.46
42:RZ:103:ARG:HD3	42:RZ:136:PHE:CD1	2.50	0.46
1:XA:1301:U:H2'	1:XA:1301:U:O2	2.15	0.46
1:XA:1346:A:C4	7:XG:10:ARG:NH1	2.84	0.46
1:XA:389:A:H2'	1:XA:390:C:O4'	2.16	0.46
8:XH:49:GLU:O	8:XH:49:GLU:HG3	2.14	0.46
9:XI:28:VAL:O	9:XI:29:ASN:C	2.53	0.46
9:XI:40:LEU:C	9:XI:42:ARG:H	2.18	0.46
9:XI:83:ARG:C	9:XI:86:VAL:HG12	2.36	0.46
10:XJ:32:ALA:HB3	10:XJ:76:ASN:CB	2.34	0.46
44:Y1:80:LEU:CB	44:Y1:81:LYS:HE2	2.43	0.46
46:Y3:43:ILE:O	46:Y3:47:VAL:HG23	2.16	0.46
46:Y3:59:VAL:CG1	46:Y3:60:GLU:H	2.29	0.46
51:Y8:48:PHE:N	51:Y8:48:PHE:HD1	2.14	0.46
22:YA:1028:A:N6	22:YA:1125:G:H2'	2.30	0.46
22:YA:1779:U:OP2	22:YA:1784:A:N6	2.35	0.46
22:YA:2168:G:N3	22:YA:2168:G:H2'	2.31	0.46
22:YA:270(G):C:H2'	22:YA:270(H):C:C6	2.50	0.46
24:YD:48:ARG:NH1	24:YD:48:ARG:HG3	2.31	0.46
24:YD:61:LEU:HB3	24:YD:63:ARG:NH1	2.31	0.46
24:YD:79:VAL:HG21	24:YD:111:LEU:HD21	1.98	0.46
25:YE:188:VAL:HA	25:YE:189:PRO:HD2	1.79	0.46
25:YE:195:LEU:HD12	25:YE:196:VAL:N	2.29	0.46
25:YE:63:LEU:O	25:YE:64:LYS:CB	2.62	0.46
25:YE:7:VAL:HG11	36:YT:1:MET:CE	2.45	0.46
27:YG:14:GLU:O	27:YG:17:PRO:HD2	2.16	0.46
29:YI:79:ILE:N	29:YI:141:LYS:O	2.49	0.46

*Continued on next page...*

*Continued from previous page...*

Atom-1	Atom-2	Interatomic distance (Å)	Clash overlap (Å)
30:YN:128:HIS:HB2	30:YN:129:PRO:CD	2.46	0.46
30:YN:131:GLN:HE21	30:YN:132:ALA:H	1.58	0.46
32:YP:144:GLU:HA	32:YP:145:PRO:HD3	1.76	0.46
32:YP:23:PRO:O	32:YP:23:PRO:HG2	2.15	0.46
33:YQ:11:LYS:HE2	33:YQ:87:LYS:HA	1.98	0.46
33:YQ:63:LYS:HE2	33:YQ:65:PHE:CZ	2.51	0.46
33:YQ:87:LYS:HG2	33:YQ:87:LYS:O	2.15	0.46
35:YS:13:ARG:O	35:YS:14:VAL:HB	2.15	0.46
37:YU:69:CYS:O	37:YU:74:LEU:HD12	2.16	0.46
40:YX:35:THR:O	40:YX:35:THR:HG23	2.16	0.46
1:QA:1326:C:H2'	1:QA:1327:C:H6	1.80	0.46
1:QA:597:G:H2'	1:QA:598:U:H5'	1.97	0.46
1:QA:962:C:H42	1:QA:974:A:H61	1.64	0.46
3:QC:124:ILE:C	3:QC:126:ARG:H	2.19	0.46
3:QC:68:VAL:HG12	3:QC:70:VAL:HG23	1.98	0.46
4:QD:13:ARG:NH2	4:QD:36:ARG:NH2	2.64	0.46
5:QE:150:ARG:HG2	5:QE:150:ARG:O	2.16	0.46
6:QF:44:GLY:HA2	6:QF:59:TYR:CE2	2.51	0.46
8:QH:86:ILE:HG13	8:QH:133:LEU:CD2	2.44	0.46
11:QK:80:VAL:O	11:QK:106:LYS:HD3	2.15	0.46
10:QJ:63:PHE:CD1	14:QN:58:LYS:HA	2.35	0.46
15:QO:30:ALA:HA	15:QO:85:LEU:HD11	1.97	0.46
16:QP:30:GLY:O	16:QP:31:LYS:C	2.54	0.46
17:QQ:100:LYS:O	17:QQ:101:ARG:HB2	2.15	0.46
20:QT:22:ARG:O	20:QT:26:ASN:ND2	2.49	0.46
44:R1:60:PHE:CE2	44:R1:91:LYS:NZ	2.84	0.46
47:R4:50:VAL:O	47:R4:50:VAL:HG13	2.15	0.46
22:RA:1564:C:H2'	22:RA:1565:C:C6	2.51	0.46
22:RA:2083:G:C2	22:RA:2084:C:C2	3.04	0.46
22:RA:412:A:N7	22:RA:2411:A:H2	2.14	0.46
23:RB:83:G:H1	23:RB:93:C:H42	1.63	0.46
25:RE:172:VAL:HG13	25:RE:182:LEU:HD11	1.98	0.46
27:RG:104:GLU:OE1	47:R4:23:GLU:HB3	2.15	0.46
27:RG:121:ASN:C	27:RG:123:ASN:H	2.19	0.46
27:RG:135:LEU:HD11	27:RG:157:ILE:HD12	1.98	0.46
27:RG:37:VAL:HG22	27:RG:159:VAL:CA	2.34	0.46
27:RG:88:ILE:CD1	27:RG:88:ILE:O	2.54	0.46
28:RH:13:LYS:HE2	28:RH:13:LYS:CA	2.40	0.46
28:RH:59:ARG:CG	28:RH:59:ARG:NH1	2.79	0.46
33:RQ:23:GLY:O	33:RQ:24:GLY:C	2.54	0.46
35:RS:56:LEU:O	35:RS:57:LYS:C	2.53	0.46

*Continued on next page...*



*Continued from previous page...*

Atom-1	Atom-2	Interatomic distance (Å)	Clash overlap (Å)
35:RS:24:LEU:HB2	35:RS:85:VAL:HG12	1.98	0.46
37:RU:106:PHE:O	37:RU:109:LEU:HB2	2.15	0.46
37:RU:69:CYS:O	37:RU:74:LEU:HD12	2.16	0.46
38:RV:51:VAL:CG1	38:RV:52:VAL:N	2.75	0.46
40:RX:35:THR:HG23	40:RX:35:THR:O	2.16	0.46
40:RX:43:VAL:HG11	40:RX:51:VAL:HG21	1.97	0.46
2:XB:162:ILE:CD1	2:XB:184:VAL:HG13	2.44	0.46
2:XB:24:TRP:CZ2	2:XB:26:PRO:HB3	2.51	0.46
3:XC:15:THR:HG22	3:XC:15:THR:O	2.15	0.46
1:XA:614:A:OP1	4:XD:86:LYS:HE3	2.16	0.46
6:XF:100:ASN:HA	6:XF:100:ASN:HD22	1.47	0.46
7:XG:140:ASP:C	7:XG:142:GLU:N	2.69	0.46
7:XG:8:GLU:N	7:XG:8:GLU:CD	2.67	0.46
10:XJ:21:GLN:O	10:XJ:21:GLN:HG2	2.16	0.46
10:XJ:44:VAL:HG12	10:XJ:45:ARG:N	2.30	0.46
10:XJ:4:ILE:O	10:XJ:74:ILE:HD13	2.16	0.46
15:XO:82:ILE:HD11	15:XO:88:ARG:HG2	1.95	0.46
17:XQ:76:LEU:HD11	17:XQ:79:SER:H	1.80	0.46
46:Y3:18:ASP:O	46:Y3:21:ALA:N	2.49	0.46
22:YA:1339:G:N2	22:YA:1603:A:H1'	2.31	0.46
22:YA:1930:G:H2'	22:YA:1968:G:N1	2.30	0.46
22:YA:1930:G:HO2'	22:YA:1931:U:P	2.39	0.46
22:YA:2308:G:N2	22:YA:2311:A:H2	2.12	0.46
22:YA:414:C:H2'	22:YA:415:A:C8	2.50	0.46
24:YD:148:GLU:HB2	24:YD:151:LYS:HD2	1.98	0.46
25:YE:137:HIS:CB	25:YE:138:PRO:HD2	2.41	0.46
25:YE:87:GLU:O	25:YE:89:ASP:N	2.48	0.46
27:YG:95:ARG:O	27:YG:96:ARG:C	2.54	0.46
28:YH:128:PRO:HD2	28:YH:129:THR:N	2.25	0.46
28:YH:88:LEU:HD22	28:YH:163:TYR:O	2.16	0.46
30:YN:36:GLY:O	30:YN:42:TRP:CE3	2.69	0.46
32:YP:98:GLU:HG2	32:YP:99:LEU:N	2.30	0.46
35:YS:108:GLY:O	35:YS:110:LEU:N	2.48	0.46
35:YS:74:ALA:O	35:YS:75:GLU:C	2.54	0.46
38:YV:22:VAL:HG12	38:YV:23:GLU:H	1.76	0.46
38:YV:36:PRO:HA	38:YV:56:SER:HG	1.81	0.46
39:YW:28:SER:C	39:YW:30:GLU:N	2.69	0.46
42:YZ:152:ALA:HB2	42:YZ:168:GLU:HA	1.98	0.46
42:YZ:48:PHE:CE2	42:YZ:71:VAL:HG11	2.49	0.46
1:QA:105:G:C5	1:QA:106:C:C4	3.03	0.46
1:QA:1432:G:OP1	36:RT:108:ARG:HB2	2.15	0.46

*Continued on next page...*

*Continued from previous page...*

Atom-1	Atom-2	Interatomic distance (Å)	Clash overlap (Å)
1:QA:219:C:H2'	1:QA:220:G:O4'	2.16	0.46
1:QA:940:C:H2'	1:QA:941:G:H8	1.80	0.46
2:QB:162:ILE:CD1	2:QB:184:VAL:HG13	2.44	0.46
1:QA:1100:C:OP2	2:QB:96:ARG:HG2	2.16	0.46
3:QC:43:LEU:HD22	3:QC:47:LEU:CD2	2.46	0.46
3:QC:87:LEU:C	3:QC:89:GLU:H	2.20	0.46
4:QD:126:ILE:HG22	4:QD:127:THR:H	1.80	0.46
4:QD:180:GLY:O	4:QD:181:MET:C	2.54	0.46
7:QG:107:ALA:O	7:QG:110:GLN:HB2	2.15	0.46
8:QH:49:GLU:O	8:QH:49:GLU:HG3	2.15	0.46
9:QI:5:TYR:OH	9:QI:7:THR:HG23	2.15	0.46
11:QK:41:THR:CG2	11:QK:42:TRP:N	2.79	0.46
17:QQ:84:LEU:O	17:QQ:86:GLU:N	2.49	0.46
20:QT:98:PRO:C	20:QT:100:ILE:H	2.18	0.46
53:QV:49:G:O6	53:QV:65:C:N4	2.49	0.46
48:R5:41:PRO:HA	48:R5:42:PRO:HD3	1.82	0.46
22:RA:1268:A:H2'	22:RA:1269:A:O4'	2.16	0.46
22:RA:1796:U:H2'	22:RA:1797:C:H6	1.81	0.46
22:RA:2065:C:HO2'	22:RA:2449:U:H3	1.64	0.46
22:RA:212:G:H2'	22:RA:213:A:C8	2.51	0.46
22:RA:2451:A:N1	56:Z6:76:PPU:HE2	2.30	0.46
22:RA:2692:C:C2	22:RA:2693:A:C8	3.04	0.46
22:RA:612:G:H2'	22:RA:613:U:O2	2.16	0.46
22:RA:859:G:O2'	22:RA:860:U:O5'	2.34	0.46
23:RB:34:U:H4'	23:RB:35:U:H5	1.81	0.46
25:RE:47:VAL:HG23	25:RE:47:VAL:O	2.16	0.46
25:RE:61:ARG:O	25:RE:63:LEU:CG	2.57	0.46
25:RE:7:VAL:HG11	36:RT:1:MET:CE	2.45	0.46
27:RG:14:GLU:O	27:RG:17:PRO:HD2	2.16	0.46
27:RG:52:ILE:O	27:RG:52:ILE:HG22	2.15	0.46
28:RH:88:LEU:HD22	28:RH:163:TYR:O	2.16	0.46
32:RP:90:ARG:HB3	32:RP:91:PHE:H	1.60	0.46
33:RQ:26:TYR:O	33:RQ:27:VAL:O	2.33	0.46
35:RS:89:ARG:O	35:RS:90:GLY:C	2.54	0.46
37:RU:79:PHE:CE2	37:RU:83:LEU:HD13	2.51	0.46
41:RY:19:LYS:CG	41:RY:19:LYS:O	2.60	0.46
1:XA:1002:G:H1	1:XA:1038:C:N4	2.09	0.46
1:XA:1439:C:H42	1:XA:1462:G:H1	1.64	0.46
1:XA:312:C:H2'	1:XA:313:A:C8	2.51	0.46
1:XA:328:C:H4'	1:XA:329:A:C5'	2.43	0.46
1:XA:575:G:C5	1:XA:881:G:C2	3.04	0.46

*Continued on next page...*

*Continued from previous page...*

Atom-1	Atom-2	Interatomic distance (Å)	Clash overlap (Å)
3:XC:53:ALA:O	3:XC:54:ARG:HB2	2.16	0.46
4:XD:30:LYS:O	4:XD:32:ALA:N	2.49	0.46
7:XG:40:ALA:O	7:XG:41:ARG:C	2.54	0.46
7:XG:54:THR:HG23	7:XG:54:THR:O	2.16	0.46
13:XM:23:TYR:HB3	13:XM:67:GLU:HA	1.98	0.46
44:Y1:79:GLY:N	44:Y1:80:LEU:HD23	2.30	0.46
49:Y6:11:LEU:HD11	49:Y6:51:GLU:HG3	1.98	0.46
51:Y8:44:LYS:HD2	51:Y8:44:LYS:N	2.30	0.46
22:YA:1405:U:H2'	22:YA:1406:U:O4'	2.16	0.46
22:YA:1418:G:O2'	22:YA:1580:A:N6	2.40	0.46
22:YA:1532:C:H2'	22:YA:1533:C:O4'	2.16	0.46
22:YA:177:G:H3'	22:YA:178:G:H8	1.81	0.46
22:YA:2072:G:C6	22:YA:2073:C:C4	3.04	0.46
22:YA:242:G:H4'	22:YA:243:U:O5'	2.16	0.46
22:YA:2790:A:H2'	22:YA:2791:C:H5''	1.97	0.46
22:YA:27:G:H22	22:YA:512:G:H2'	1.79	0.46
22:YA:2881:C:C2	22:YA:2882:A:C8	3.04	0.46
24:YD:14:ARG:HG3	24:YD:15:PHE:N	2.31	0.46
24:YD:36:PRO:HB3	24:YD:62:TYR:O	2.16	0.46
25:YE:129:HIS:O	25:YE:130:GLY:C	2.53	0.46
34:YR:3:HIS:C	34:YR:5:LYS:H	2.17	0.46
36:YT:107:ASP:HB2	36:YT:108:ARG:H	1.48	0.46
41:YY:11:ASP:HB2	41:YY:27:VAL:CG1	2.46	0.46
42:YZ:182:LYS:HE3	42:YZ:182:LYS:HB2	1.80	0.46
1:QA:1226:C:H2'	13:QM:103:THR:HB	1.96	0.46
1:QA:1392:G:H21	1:QA:1502:A:H8	1.63	0.46
1:QA:1512:U:H2'	1:QA:1513:A:C8	2.51	0.46
2:QB:77:ALA:HB1	2:QB:211:ILE:HG21	1.97	0.46
2:QB:92:TYR:C	2:QB:92:TYR:CD1	2.88	0.46
2:QB:95:GLN:OE1	2:QB:95:GLN:HA	2.16	0.46
3:QC:172:ARG:O	3:QC:173:VAL:CG2	2.63	0.46
3:QC:53:ALA:O	3:QC:54:ARG:HB2	2.16	0.46
3:QC:8:ILE:C	3:QC:10:PHE:N	2.69	0.46
6:QF:40:VAL:HG22	6:QF:41:GLU:H	1.80	0.46
8:QH:91:ARG:NH1	8:QH:91:ARG:HG2	2.25	0.46
9:QI:11:LYS:O	9:QI:12:GLU:HB2	2.16	0.46
10:QJ:4:ILE:O	10:QJ:74:ILE:HD13	2.16	0.46
10:QJ:96:ILE:CD1	10:QJ:96:ILE:N	2.79	0.46
18:QR:43:PHE:C	18:QR:44:LEU:HD12	2.36	0.46
20:QT:71:THR:HG22	20:QT:72:LEU:N	2.31	0.46
55:QY:39:C:HO2'	55:QY:40:G:P	2.38	0.46

*Continued on next page...*

*Continued from previous page...*

Atom-1	Atom-2	Interatomic distance (Å)	Clash overlap (Å)
22:RA:372:G:H5''	44:R1:66:HIS:CD2	2.51	0.46
47:R4:38:LYS:C	47:R4:40:HIS:H	2.07	0.46
47:R4:56:VAL:HA	47:R4:60:GLN:CB	2.28	0.46
19:QS:68:GLY:C	47:R4:68:ARG:HG2	2.33	0.46
49:R6:15:GLU:OE2	49:R6:44:ARG:NH1	2.49	0.46
51:R8:40:GLU:C	51:R8:42:ARG:N	2.68	0.46
22:RA:2401:U:HO2'	22:RA:2402:C:H6	1.62	0.46
22:RA:250:G:C6	22:RA:251:A:C6	3.04	0.46
22:RA:482:A:O2'	41:RY:47:LYS:NZ	2.48	0.46
22:RA:681:G:H2'	22:RA:682:G:O4'	2.16	0.46
24:RD:80:ALA:O	24:RD:113:VAL:HG13	2.16	0.46
22:RA:2636:U:OP1	25:RE:79:ARG:HA	2.15	0.46
28:RH:37:VAL:HG11	28:RH:68:THR:HG23	1.98	0.46
29:RI:12:LEU:HG	29:RI:19:VAL:HG11	1.98	0.46
30:RN:112:LEU:O	30:RN:116:LEU:HG	2.16	0.46
30:RN:73:THR:HA	30:RN:83:LYS:O	2.15	0.46
31:RO:7:TYR:CD1	31:RO:20:MET:HB2	2.50	0.46
31:RO:61:VAL:O	31:RO:84:ALA:HB1	2.16	0.46
32:RP:115:LEU:CD1	32:RP:116:GLY:N	2.78	0.46
33:RQ:85:LYS:HD3	33:RQ:86:GLY:H	1.80	0.46
33:RQ:87:LYS:O	33:RQ:87:LYS:HG2	2.15	0.46
35:RS:109:GLY:O	35:RS:110:LEU:HB2	2.16	0.46
23:RB:48:A:H4'	35:RS:95:HIS:CD2	2.50	0.46
22:RA:2296:U:OP2	35:RS:9:ARG:NH1	2.49	0.46
37:RU:98:LEU:HD23	37:RU:98:LEU:C	2.36	0.46
1:XA:1069:C:O2'	5:XE:25:ARG:NH1	2.47	0.46
1:XA:1221:G:P	19:XS:36:ARG:HD3	2.56	0.46
1:XA:343:U:HO2'	1:XA:344:A:H8	1.64	0.46
1:XA:434:U:H2'	1:XA:435:C:C6	2.51	0.46
2:XB:122:PHE:HD1	2:XB:139:LYS:NZ	2.09	0.46
2:XB:163:PHE:CE1	2:XB:215:LEU:HD22	2.50	0.46
2:XB:87:ARG:NH1	2:XB:220:ASP:OD1	2.46	0.46
3:XC:108:ASN:HB3	3:XC:111:LEU:HG	1.98	0.46
4:XD:173:TRP:NE1	4:XD:174:LEU:HG	2.31	0.46
4:XD:92:VAL:O	4:XD:96:LEU:CD2	2.64	0.46
9:XI:11:LYS:O	9:XI:12:GLU:HB2	2.16	0.46
9:XI:42:ARG:O	9:XI:45:ALA:HB3	2.16	0.46
10:XJ:39:PRO:CB	10:XJ:70:ARG:HH12	2.27	0.46
7:XG:151:TYR:HE1	11:XK:54:ARG:HD3	1.80	0.46
12:XL:126:LYS:C	12:XL:128:ALA:N	2.69	0.46
12:XL:27:LEU:HD13	12:XL:28:LYS:N	2.30	0.46

*Continued on next page...*

*Continued from previous page...*

Atom-1	Atom-2	Interatomic distance (Å)	Clash overlap (Å)
14:YN:43:CYS:HB3	14:YN:44:LEU:H	1.66	0.46
15:XO:5:LYS:O	15:XO:8:LYS:CG	2.63	0.46
16:XP:40:ASP:O	16:XP:42:ARG:N	2.49	0.46
17:XQ:41:LYS:HZ1	17:XQ:92:ARG:HH22	1.64	0.46
18:XR:32:ARG:HH11	18:XR:65:ILE:HD13	1.80	0.46
19:XS:15:LEU:N	19:XS:15:LEU:CD2	2.79	0.46
19:XS:24:ALA:O	19:XS:25:LYS:CB	2.63	0.46
20:XT:22:ARG:O	20:XT:26:ASN:ND2	2.49	0.46
46:Y3:7:LYS:HE2	46:Y3:32:GLN:HA	1.98	0.46
19:XS:2:PRO:HB2	47:Y4:68:ARG:HH12	1.78	0.46
52:Y9:1:MET:SD	52:Y9:31:LYS:O	2.74	0.46
22:YA:1221:C:H2'	22:YA:1222:C:H6	1.81	0.46
22:YA:1798:U:C2	22:YA:1822:G:N2	2.84	0.46
22:YA:1929:G:H4'	22:YA:1930:G:OP1	2.15	0.46
22:YA:526:A:O2'	22:YA:2043:C:O2	2.28	0.46
22:YA:2439:A:H5'	22:YA:2439:A:C8	2.51	0.46
22:YA:27:G:HO2'	22:YA:28:A:H8	1.61	0.46
22:YA:33:U:O2'	22:YA:446:G:N2	2.49	0.46
22:YA:483:A:H3'	22:YA:484:C:H6	1.81	0.46
22:YA:941:A:H2'	22:YA:942:G:O4'	2.15	0.46
24:YD:2:ALA:HB1	24:YD:20:ASP:CB	2.46	0.46
25:YE:111:ARG:NE	25:YE:160:TYR:CE1	2.76	0.46
25:YE:77:ILE:O	25:YE:78:LEU:O	2.34	0.46
27:YG:129:GLY:O	27:YG:130:ASN:OD1	2.34	0.46
28:YH:51:ARG:NH1	28:YH:51:ARG:HG3	2.30	0.46
31:YO:1:MET:HE2	31:YO:67:LYS:HG2	1.98	0.46
32:YP:115:LEU:HA	32:YP:134:ALA:CB	2.46	0.46
36:YT:54:ARG:HG2	36:YT:54:ARG:NH1	2.23	0.46
38:YV:5:VAL:HG22	38:YV:14:VAL:CG2	2.46	0.46
4:QD:100:ARG:NH2	4:QD:137:SER:HA	2.31	0.45
4:QD:167:GLY:HA2	24:YD:135:PHE:CE1	2.51	0.45
4:QD:29:PRO:CD	4:QD:30:LYS:H	2.29	0.45
4:QD:52:SER:N	4:QD:55:ALA:HB3	2.32	0.45
6:QF:69:GLU:O	6:QF:71:ARG:N	2.48	0.45
8:QH:68:ARG:HH11	8:QH:68:ARG:HG2	1.81	0.45
11:QK:121:PRO:HD2	11:QK:126:ARG:CD	2.46	0.45
12:QL:27:LEU:HD13	12:QL:28:LYS:N	2.30	0.45
19:QS:63:THR:HG23	19:QS:66:MET:CE	2.46	0.45
1:QA:1338:G:N3	53:QV:41:C:O2'	2.50	0.45
22:RA:112:U:P	45:R2:69:ARG:HH21	2.39	0.45
22:RA:1138:G:H21	30:RN:106:MET:HE3	1.81	0.45

*Continued on next page...*

*Continued from previous page...*

Atom-1	Atom-2	Interatomic distance (Å)	Clash overlap (Å)
22:RA:2543:G:H2'	22:RA:2544:G:C8	2.51	0.45
22:RA:2555:U:C5	22:RA:2556:C:C2	3.05	0.45
22:RA:2739:U:O2	22:RA:2766:G:N2	2.49	0.45
22:RA:748:G:N3	22:RA:750:A:N6	2.64	0.45
24:RD:148:GLU:HB2	24:RD:151:LYS:HD2	1.98	0.45
24:RD:35:LYS:HE3	24:RD:65:ILE:N	2.31	0.45
25:RE:95:ILE:O	25:RE:95:ILE:HG22	2.16	0.45
27:RG:76:SER:CB	27:RG:83:ARG:HA	2.46	0.45
28:RH:151:ILE:O	28:RH:152:ARG:O	2.34	0.45
30:RN:17:ASP:O	30:RN:55:VAL:O	2.34	0.45
32:RP:46:LYS:O	32:RP:48:PRO:N	2.48	0.45
33:RQ:81:VAL:HG23	33:RQ:82:ARG:N	2.32	0.45
39:RW:28:SER:C	39:RW:30:GLU:N	2.69	0.45
41:RY:90:LEU:N	41:RY:90:LEU:CD2	2.73	0.45
3:XC:78:GLY:HA3	3:XC:83:ARG:HB3	1.98	0.45
5:XE:150:ARG:O	5:XE:150:ARG:HG2	2.16	0.45
8:XH:33:GLU:O	8:XH:35:ILE:N	2.49	0.45
11:XK:104:GLN:O	11:XK:106:LYS:HG3	2.15	0.45
13:XM:10:PRO:HG3	13:XM:18:ALA:O	2.16	0.45
13:XM:3:ARG:O	13:XM:4:ILE:HD13	2.16	0.45
13:XM:65:LYS:HZ2	47:Y4:52:THR:CB	2.29	0.45
15:XO:82:ILE:O	15:XO:86:GLY:N	2.49	0.45
16:XP:19:ILE:HB	16:XP:37:GLY:O	2.16	0.45
17:XQ:3:LYS:HD3	17:XQ:61:GLU:O	2.16	0.45
47:Y4:3:GLU:HG3	47:Y4:4:GLY:H	1.79	0.45
49:Y6:17:LYS:O	49:Y6:18:ARG:CB	2.64	0.45
22:YA:1069:A:H4'	22:YA:1070:A:H5''	1.98	0.45
22:YA:1164:G:H2'	22:YA:1165:U:H6	1.79	0.45
22:YA:1204:A:H2	22:YA:1241:A:N1	2.14	0.45
22:YA:1503:U:H2'	22:YA:1504:C:C6	2.51	0.45
22:YA:1517:G:C6	22:YA:1518:C:C4	3.04	0.45
22:YA:1533:C:H2'	22:YA:1534:G:N7	2.31	0.45
22:YA:1682:G:C2	22:YA:1683:C:C2	3.04	0.45
22:YA:2331:G:H4'	43:Y0:43:THR:H	1.82	0.45
22:YA:2420:C:O5'	22:YA:2420:C:H6	1.99	0.45
22:YA:2844:G:C6	22:YA:2845:G:C4	3.04	0.45
23:YB:38:C:H42	23:YB:44:G:H1	1.62	0.45
23:YB:48:A:H2'	23:YB:49:C:C6	2.51	0.45
24:YD:11:PRO:O	24:YD:12:SER:CB	2.65	0.45
24:YD:118:VAL:O	24:YD:129:ASN:HA	2.16	0.45
24:YD:241:PRO:O	24:YD:242:ARG:C	2.53	0.45

*Continued on next page...*

*Continued from previous page...*

Atom-1	Atom-2	Interatomic distance (Å)	Clash overlap (Å)
22:YA:1826:G:H4'	24:YD:242:ARG:HH21	1.82	0.45
25:YE:1:MET:HA	25:YE:200:GLU:OE2	2.16	0.45
26:YF:31:HIS:O	26:YF:34:TRP:HB3	2.15	0.45
27:YG:6:ALA:HB3	27:YG:104:GLU:OE2	2.16	0.45
29:YI:114:LEU:HD13	29:YI:130:TYR:CD1	2.50	0.45
29:YI:129:THR:HA	29:YI:137:PRO:HA	1.98	0.45
31:YO:112:MET:O	31:YO:115:VAL:CG2	2.64	0.45
31:YO:86:ILE:CD1	31:YO:86:ILE:H	2.28	0.45
32:YP:36:LYS:HZ3	32:YP:36:LYS:HG3	1.39	0.45
37:YU:92:ARG:C	37:YU:94:ASN:N	2.69	0.45
41:YY:35:TYR:O	41:YY:35:TYR:CD1	2.69	0.45
22:RA:2451:A:C2	56:Z6:76:PPU:HD2	2.50	0.45
1:QA:1285:A:H4'	1:QA:1286:A:O5'	2.16	0.45
1:QA:232:G:H2'	1:QA:233:C:O4'	2.15	0.45
1:QA:973:G:O4'	10:QJ:55:LYS:HG2	2.16	0.45
4:QD:93:PHE:CZ	4:QD:97:LEU:HD11	2.52	0.45
12:QL:64:TYR:O	12:QL:65:GLU:HB2	2.16	0.45
13:QM:28:ALA:C	13:QM:30:ALA:N	2.70	0.45
16:QP:58:TYR:O	16:QP:61:SER:OG	2.27	0.45
20:QT:93:GLU:O	20:QT:93:GLU:HG2	2.15	0.45
55:QY:39:C:O2'	55:QY:40:G:P	2.75	0.45
44:R1:85:LEU:N	44:R1:85:LEU:HD22	2.31	0.45
46:R3:7:LYS:HE2	46:R3:32:GLN:HA	1.98	0.45
46:R3:60:GLU:HG2	46:R3:60:GLU:O	2.16	0.45
49:R6:20:ASN:O	49:R6:21:TYR:HB2	2.15	0.45
51:R8:48:PHE:HD1	51:R8:48:PHE:N	2.14	0.45
52:R9:25:VAL:HG11	52:R9:34:GLN:HE21	1.80	0.45
22:RA:1003:G:O2'	22:RA:1010:A:N1	2.37	0.45
22:RA:2292:C:H2'	22:RA:2293:C:C6	2.51	0.45
22:RA:2578:G:H4'	22:RA:2578:G:OP2	2.16	0.45
22:RA:2662:A:C5	22:RA:2663:G:H1'	2.51	0.45
22:RA:2845:G:O2'	22:RA:2846:G:H5'	2.17	0.45
22:RA:528:A:C2	22:RA:2042:A:H2'	2.51	0.45
22:RA:795:C:H2'	22:RA:796:C:C6	2.52	0.45
23:RB:52:A:N6	35:RS:33:LYS:HG3	2.30	0.45
24:RD:105:ILE:HG23	24:RD:106:ILE:O	2.15	0.45
24:RD:198:ASN:ND2	24:RD:198:ASN:C	2.69	0.45
25:RE:1:MET:HA	25:RE:200:GLU:OE2	2.16	0.45
25:RE:15:PHE:CD1	25:RE:20:ALA:HB2	2.50	0.45
25:RE:22:PRO:O	25:RE:22:PRO:CG	2.63	0.45
28:RH:89:ILE:HD13	28:RH:89:ILE:H	1.81	0.45

*Continued on next page...*

*Continued from previous page...*

Atom-1	Atom-2	Interatomic distance (Å)	Clash overlap (Å)
29:RI:93:THR:O	29:RI:97:ILE:HG12	2.16	0.45
32:RP:21:ARG:HB3	32:RP:22:GLY:H	1.65	0.45
33:RQ:104:PHE:O	33:RQ:105:GLU:CB	2.65	0.45
33:RQ:63:LYS:HE2	33:RQ:65:PHE:CZ	2.51	0.45
36:RT:24:PRO:HD3	36:RT:52:ILE:HD12	1.98	0.45
37:RU:73:GLY:O	37:RU:74:LEU:CB	2.64	0.45
41:RY:47:LYS:O	41:RY:49:VAL:N	2.48	0.45
1:XA:172:A:H8	1:XA:172:A:OP2	1.99	0.45
1:XA:243:A:H2	1:XA:245:C:H2'	1.82	0.45
1:XA:312:C:H2'	1:XA:313:A:H8	1.81	0.45
1:XA:297:G:H4'	1:XA:557:G:H4'	1.98	0.45
1:XA:986:A:H1'	19:XS:54:GLY:O	2.16	0.45
2:XB:51:LEU:O	2:XB:55:PHE:HD2	2.00	0.45
2:XB:95:GLN:OE1	2:XB:95:GLN:HA	2.16	0.45
3:XC:172:ARG:O	3:XC:173:VAL:HG23	2.15	0.45
4:XD:199:ASN:O	4:XD:201:GLN:N	2.50	0.45
11:XK:41:THR:CG2	11:XK:42:TRP:N	2.79	0.45
12:XL:115:LYS:O	12:XL:117:ARG:N	2.47	0.45
13:XM:80:ARG:O	13:XM:82:MET:O	2.34	0.45
16:XP:71:ARG:HB2	16:XP:71:ARG:HH11	1.79	0.45
17:XQ:84:LEU:O	17:XQ:86:GLU:N	2.49	0.45
19:XS:63:THR:HG23	19:XS:66:MET:CE	2.46	0.45
20:XT:71:THR:HG22	20:XT:72:LEU:N	2.31	0.45
20:XT:96:GLY:O	20:XT:97:ALA:CB	2.64	0.45
19:XS:2:PRO:HB3	47:Y4:68:ARG:HH12	1.76	0.45
48:Y5:16:ARG:O	48:Y5:20:ARG:HG3	2.16	0.45
48:Y5:43:HIS:N	48:Y5:43:HIS:ND1	2.63	0.45
49:Y6:45:LYS:HD3	49:Y6:45:LYS:HA	1.79	0.45
52:Y9:25:VAL:HG11	52:Y9:34:GLN:HE21	1.81	0.45
22:YA:1826:G:H5''	24:YD:224:ALA:HB2	1.99	0.45
22:YA:2451:A:C6	56:Z8:76:PPU:HE2	2.51	0.45
22:YA:460:A:C2	22:YA:470:A:C4	3.04	0.45
22:YA:94:G:H2'	22:YA:95:G:O4'	2.17	0.45
24:YD:65:ILE:HD11	24:YD:67:PHE:CE1	2.51	0.45
25:YE:54:GLN:CA	25:YE:54:GLN:HE21	2.27	0.45
26:YF:65:TRP:CH2	26:YF:72:ARG:HB3	2.50	0.45
26:YF:7:TYR:CD1	26:YF:7:TYR:N	2.84	0.45
27:YG:14:GLU:HB3	27:YG:15:VAL:H	1.56	0.45
27:YG:76:SER:CB	27:YG:83:ARG:HA	2.47	0.45
28:YH:109:PHE:CE1	28:YH:152:ARG:NH1	2.84	0.45
30:YN:120:LEU:C	30:YN:120:LEU:HD13	2.37	0.45

*Continued on next page...*



*Continued from previous page...*

Atom-1	Atom-2	Interatomic distance (Å)	Clash overlap (Å)
34:YR:85:PRO:C	34:YR:87:TYR:H	2.18	0.45
38:YV:47:VAL:O	38:YV:48:GLY:O	2.34	0.45
40:YX:24:GLY:O	40:YX:82:GLN:HA	2.16	0.45
40:YX:8:ILE:CD1	40:YX:42:ALA:HB1	2.46	0.45
41:YY:48:ALA:CB	41:YY:61:ILE:HD13	2.45	0.45
1:QA:1529:G:H3'	1:QA:1529:G:OP2	2.17	0.45
1:QA:362:G:N2	1:QA:364:A:H3'	2.31	0.45
2:QB:24:TRP:CZ2	2:QB:26:PRO:HB3	2.51	0.45
2:QB:30:ARG:O	2:QB:31:TYR:HD2	2.00	0.45
4:QD:133:VAL:HG12	4:QD:135:LEU:H	1.82	0.45
4:QD:173:TRP:NE1	4:QD:174:LEU:HG	2.31	0.45
5:QE:64:ARG:HH11	5:QE:64:ARG:HG3	1.82	0.45
10:QJ:21:GLN:O	10:QJ:21:GLN:HG2	2.16	0.45
12:QL:113:ARG:NH2	12:QL:120:TYR:CE2	2.85	0.45
13:QM:23:TYR:HB3	13:QM:67:GLU:HA	1.98	0.45
14:QN:26:ARG:NE	14:QN:47:LEU:HD21	2.30	0.45
16:QP:19:ILE:HB	16:QP:37:GLY:O	2.16	0.45
55:QY:40:G:H2'	55:QY:41:A:C8	2.51	0.45
46:R3:43:ILE:O	46:R3:47:VAL:HG23	2.16	0.45
48:R5:54:GLY:O	48:R5:55:ARG:C	2.54	0.45
49:R6:7:ILE:O	49:R6:8:LYS:HG2	2.16	0.45
22:RA:631:A:P	51:R8:46:ARG:HH21	2.37	0.45
22:RA:205:G:O2'	22:RA:206:U:OP2	2.35	0.45
22:RA:2088:G:C2	22:RA:2089:U:C2	3.04	0.45
22:RA:2311:A:H1'	27:RG:82:LEU:HD11	1.98	0.45
22:RA:301:G:HO2'	22:RA:302:C:H6	1.62	0.45
22:RA:635:C:H2'	22:RA:636:G:O4'	2.16	0.45
22:RA:674:G:H2'	22:RA:804:A:H61	1.81	0.45
24:RD:65:ILE:HD11	24:RD:67:PHE:CE1	2.51	0.45
28:RH:137:ASP:HB2	28:RH:140:LYS:HE3	1.98	0.45
29:RI:110:ASP:HB3	29:RI:112:LYS:N	2.31	0.45
31:RO:104:ARG:HG2	31:RO:121:VAL:HG12	1.97	0.45
32:RP:144:GLU:N	32:RP:144:GLU:OE1	2.48	0.45
33:RQ:30:GLY:CA	33:RQ:107:ALA:HB2	2.39	0.45
22:RA:1030:G:OP2	33:RQ:128:LYS:HG2	2.16	0.45
33:RQ:134:ARG:HH12	42:RZ:119:GLU:HG3	1.81	0.45
34:RR:1:MET:O	34:RR:2:ARG:HB2	2.15	0.45
36:RT:6:LEU:O	36:RT:10:VAL:HG23	2.16	0.45
37:RU:57:PHE:O	37:RU:59:ARG:N	2.50	0.45
39:RW:34:ASN:O	39:RW:35:ILE:C	2.55	0.45
22:RA:2009:G:OP1	39:RW:41:LYS:HE2	2.16	0.45

*Continued on next page...*

*Continued from previous page...*

Atom-1	Atom-2	Interatomic distance (Å)	Clash overlap (Å)
40:RX:35:THR:O	40:RX:36:LYS:C	2.55	0.45
41:RY:75:ILE:HA	41:RY:80:GLY:HA2	1.99	0.45
41:RY:81:LYS:CD	41:RY:97:ARG:HE	2.20	0.45
1:XA:658:G:H2'	1:XA:659:U:C6	2.51	0.45
4:XD:104:VAL:O	4:XD:107:ARG:N	2.49	0.45
4:XD:100:ARG:NH2	4:XD:137:SER:HA	2.32	0.45
4:XD:146:ILE:HG22	4:XD:146:ILE:O	2.15	0.45
4:XD:192:GLU:HG3	4:XD:192:GLU:H	1.57	0.45
4:XD:52:SER:H	4:XD:55:ALA:HB3	1.82	0.45
5:XE:12:LEU:HB3	5:XE:31:LEU:HB2	1.98	0.45
6:XF:3:ARG:HH11	6:XF:3:ARG:HG3	1.80	0.45
6:XF:44:GLY:HA2	6:XF:59:TYR:CE2	2.51	0.45
7:XG:95:ARG:HG2	7:XG:99:LEU:HD12	1.98	0.45
7:XG:95:ARG:NE	7:XG:99:LEU:HD11	2.30	0.45
8:XH:64:LYS:HB3	8:XH:79:VAL:HG21	1.98	0.45
9:XI:80:GLY:C	9:XI:82:ALA:N	2.70	0.45
10:XJ:29:ARG:HH11	10:XJ:29:ARG:HG2	1.81	0.45
10:XJ:95:GLU:HA	10:XJ:95:GLU:OE2	2.16	0.45
11:XK:32:ILE:HD11	11:XK:72:ALA:HB2	1.95	0.45
20:XT:24:LEU:O	20:XT:24:LEU:HD13	2.16	0.45
44:Y1:49:VAL:HG12	44:Y1:51:VAL:CG2	2.45	0.45
47:Y4:42:PHE:CD1	47:Y4:42:PHE:C	2.90	0.45
22:YA:1434:A:H2'	22:YA:1435:G:C8	2.51	0.45
22:YA:1641:A:H2'	22:YA:1642:G:O4'	2.16	0.45
22:YA:2320:A:C8	22:YA:2333:A:N6	2.85	0.45
22:YA:2560:C:H2'	22:YA:2561:A:H8	1.82	0.45
22:YA:320:A:H1'	26:YF:169:ASN:HD22	1.81	0.45
22:YA:459:U:OP1	50:Y7:39:ARG:HA	2.15	0.45
22:YA:568:U:N3	22:YA:571:A:OP2	2.31	0.45
22:YA:571:A:H1'	22:YA:573:G:C8	2.51	0.45
22:YA:860:U:C5	22:YA:917:A:C2	3.05	0.45
25:YE:13:ARG:HH11	25:YE:13:ARG:HB3	1.82	0.45
25:YE:51:PHE:HD1	25:YE:52:LEU:H	1.59	0.45
26:YF:167:ALA:HB1	26:YF:173:VAL:HG11	1.99	0.45
28:YH:16:SER:OG	28:YH:17:VAL:N	2.50	0.45
30:YN:113:GLY:O	30:YN:116:LEU:HB2	2.14	0.45
33:YQ:26:TYR:O	33:YQ:27:VAL:O	2.34	0.45
33:YQ:85:LYS:HD3	33:YQ:86:GLY:H	1.81	0.45
35:YS:5:THR:OG1	35:YS:8:GLU:HG3	2.16	0.45
38:YV:4:ILE:HG22	38:YV:39:LEU:HD23	1.98	0.45
39:YW:40:ASN:C	39:YW:41:LYS:HG2	2.36	0.45

*Continued on next page...*

*Continued from previous page...*

Atom-1	Atom-2	Interatomic distance (Å)	Clash overlap (Å)
1:QA:1213:A:N1	1:QA:1215:G:H1'	2.32	0.45
1:QA:177:C:H2'	1:QA:178:C:H6	1.80	0.45
2:QB:22:LYS:O	2:QB:24:TRP:N	2.50	0.45
3:QC:108:ASN:HB3	3:QC:111:LEU:HD12	1.99	0.45
3:QC:134:ILE:HG23	3:QC:151:VAL:HB	1.98	0.45
3:QC:34:LEU:C	3:QC:34:LEU:HD23	2.37	0.45
4:QD:101:LEU:HD21	4:QD:121:VAL:HG13	1.98	0.45
4:QD:150:GLU:C	4:QD:152:SER:H	2.20	0.45
4:QD:52:SER:H	4:QD:55:ALA:HB3	1.82	0.45
4:QD:92:VAL:O	4:QD:96:LEU:CD2	2.64	0.45
9:QI:80:GLY:C	9:QI:82:ALA:N	2.70	0.45
14:QN:23:ARG:C	14:QN:24:CYS:O	2.54	0.45
15:QO:5:LYS:O	15:QO:8:LYS:CG	2.63	0.45
16:QP:40:ASP:O	16:QP:42:ARG:N	2.50	0.45
19:QS:10:PHE:CD1	19:QS:38:SER:HB2	2.52	0.45
48:R5:16:ARG:O	48:R5:20:ARG:HG3	2.16	0.45
48:R5:36:CYS:C	48:R5:38:ALA:H	2.19	0.45
22:RA:1012:U:O2'	22:RA:1013:C:OP2	2.30	0.45
22:RA:1475:G:C2	22:RA:1519:G:C2	3.05	0.45
22:RA:1506:C:H3'	22:RA:1507:A:H5''	1.98	0.45
22:RA:1570:A:C6	22:RA:1571:A:C6	3.04	0.45
22:RA:1588:C:H2'	22:RA:1589:C:C6	2.51	0.45
22:RA:17:G:H2'	22:RA:18:C:C6	2.51	0.45
22:RA:204:A:H8	22:RA:204:A:OP1	1.99	0.45
22:RA:2285:C:N3	22:RA:2346:A:N6	2.64	0.45
22:RA:464:U:H4'	50:R7:5:TRP:CZ3	2.51	0.45
22:RA:531:C:C5	22:RA:2035:G:C2	3.04	0.45
22:RA:448:U:O4	22:RA:583:G:H1'	2.17	0.45
24:RD:145:VAL:HB	24:RD:155:LEU:HB2	1.99	0.45
24:RD:2:ALA:HB1	24:RD:20:ASP:CB	2.46	0.45
24:RD:211:ARG:HH11	24:RD:211:ARG:HG2	1.80	0.45
24:RD:31:LYS:C	24:RD:32:SER:O	2.54	0.45
22:RA:451:C:H4'	26:RF:52:LYS:HZ1	1.80	0.45
27:RG:20:ILE:HD13	27:RG:25:TYR:HB2	1.98	0.45
23:RB:55:U:C5'	27:RG:28:VAL:HG21	2.46	0.45
27:RG:51:ARG:NH2	27:RG:52:ILE:HD11	2.32	0.45
28:RH:106:THR:HG22	28:RH:112:PRO:HB3	1.97	0.45
28:RH:109:PHE:CE1	28:RH:152:ARG:NH1	2.84	0.45
28:RH:94:TYR:N	28:RH:94:TYR:CD1	2.82	0.45
29:RI:21:VAL:HG22	29:RI:22:LYS:H	1.81	0.45
30:RN:129:PRO:C	30:RN:131:GLN:H	2.20	0.45

*Continued on next page...*

*Continued from previous page...*

Atom-1	Atom-2	Interatomic distance (Å)	Clash overlap (Å)
30:RN:22:THR:O	30:RN:60:ILE:HG22	2.16	0.45
32:RP:21:ARG:HE	32:RP:21:ARG:HA	1.81	0.45
32:RP:62:LEU:CD2	32:RP:62:LEU:H	2.19	0.45
33:RQ:5:ARG:O	33:RQ:6:ARG:O	2.35	0.45
35:RS:5:THR:OG1	35:RS:8:GLU:HG3	2.17	0.45
35:RS:74:ALA:O	35:RS:75:GLU:C	2.54	0.45
37:RU:92:ARG:C	37:RU:94:ASN:N	2.69	0.45
39:RW:40:ASN:C	39:RW:41:LYS:HG2	2.37	0.45
39:RW:48:ALA:O	39:RW:49:LYS:C	2.53	0.45
2:XB:214:ILE:HD13	2:XB:217:ARG:HH22	1.81	0.45
2:XB:25:ASN:HA	2:XB:26:PRO:HD2	1.86	0.45
3:XC:43:LEU:HD22	3:XC:47:LEU:CD2	2.46	0.45
3:XC:8:ILE:C	3:XC:10:PHE:N	2.69	0.45
4:QD:194:LEU:HD11	6:XF:17:SER:OG	2.16	0.45
6:XF:61:LEU:HD23	6:XF:63:TYR:OH	2.17	0.45
7:XG:107:ALA:O	7:XG:110:GLN:HB2	2.15	0.45
7:XG:79:ARG:HG2	7:XG:79:ARG:NH1	2.30	0.45
1:XA:1346:A:C5'	9:XI:120:ARG:HH12	2.29	0.45
12:XL:113:ARG:NH2	12:XL:120:TYR:CE2	2.85	0.45
13:XM:15:VAL:O	13:XM:19:LEU:CD2	2.64	0.45
15:XO:77:ARG:HA	15:XO:80:ALA:HB2	1.99	0.45
18:XR:43:PHE:C	18:XR:51:LEU:HD12	2.36	0.45
19:XS:2:PRO:CB	47:Y4:68:ARG:NH1	2.71	0.45
44:Y1:54:ALA:O	44:Y1:55:GLY:O	2.35	0.45
44:Y1:85:LEU:N	44:Y1:85:LEU:HD22	2.31	0.45
44:Y1:60:PHE:CE2	44:Y1:91:LYS:NZ	2.84	0.45
50:Y7:24:THR:O	50:Y7:28:ARG:HG3	2.16	0.45
22:YA:565:C:H4'	22:YA:1253:A:C6	2.51	0.45
22:YA:783:A:H8	22:YA:784:A:H4'	1.81	0.45
22:YA:83:G:O2'	22:YA:84:A:P	2.74	0.45
24:YD:69:ARG:C	24:YD:71:ASP:N	2.69	0.45
27:YG:44:GLY:HA2	27:YG:88:ILE:HG12	1.97	0.45
33:YQ:104:PHE:O	33:YQ:105:GLU:CB	2.65	0.45
33:YQ:30:GLY:CA	33:YQ:107:ALA:HB2	2.39	0.45
33:YQ:23:GLY:O	33:YQ:24:GLY:C	2.54	0.45
34:YR:10:LEU:O	34:YR:11:ASN:C	2.55	0.45
22:YA:1654:A:OP1	34:YR:1:MET:O	2.34	0.45
35:YS:109:GLY:O	35:YS:110:LEU:HB2	2.16	0.45
22:YA:2846:G:P	36:YT:54:ARG:HB2	2.57	0.45
37:YU:95:LEU:HD13	38:YV:4:ILE:HD12	1.98	0.45
42:YZ:10:ARG:HD2	42:YZ:36:LYS:HB3	1.99	0.45

*Continued on next page...*

*Continued from previous page...*

Atom-1	Atom-2	Interatomic distance (Å)	Clash overlap (Å)
1:QA:771:G:H2'	1:QA:772:U:C6	2.51	0.45
2:QB:15:VAL:HG23	2:QB:209:ARG:HE	1.80	0.45
4:QD:104:VAL:O	4:QD:107:ARG:N	2.49	0.45
4:QD:29:PRO:HD2	4:QD:30:LYS:H	1.81	0.45
4:QD:13:ARG:CB	4:QD:33:MET:HE2	2.47	0.45
8:QH:33:GLU:O	8:QH:35:ILE:N	2.49	0.45
9:QI:42:ARG:O	9:QI:45:ALA:HB3	2.16	0.45
15:QO:82:ILE:HD11	15:QO:88:ARG:HG2	1.95	0.45
53:QV:58:A:O2'	53:QV:60:U:OP2	2.16	0.45
44:R1:80:LEU:CB	44:R1:81:LYS:HE2	2.44	0.45
22:RA:1041:C:H2'	22:RA:1042:G:H8	1.80	0.45
22:RA:1274:A:H2	22:RA:1644:C:O2	1.99	0.45
22:RA:1427:A:H4'	22:RA:1428:C:O5'	2.16	0.45
22:RA:2734:A:C8	22:RA:2735:G:C8	3.05	0.45
22:RA:519:U:H2'	22:RA:520:G:H8	1.81	0.45
22:RA:527:C:C4	22:RA:2779:U:H5''	2.52	0.45
22:RA:779:U:OP1	24:RD:49:ILE:HG23	2.17	0.45
22:RA:804:A:H2'	22:RA:806:C:C4	2.50	0.45
24:RD:166:GLN:NE2	24:RD:166:GLN:CA	2.78	0.45
27:RG:14:GLU:HB3	27:RG:15:VAL:H	1.56	0.45
28:RH:86:GLU:O	28:RH:87:LEU:CB	2.64	0.45
30:RN:128:HIS:HB2	30:RN:129:PRO:CD	2.46	0.45
30:RN:5:VAL:O	30:RN:5:VAL:HG13	2.16	0.45
31:RO:47:ILE:HG13	31:RO:48:PRO:HD2	1.99	0.45
22:RA:2414:G:H21	32:RP:67:MET:CE	2.29	0.45
33:RQ:93:TYR:N	33:RQ:93:TYR:CD1	2.85	0.45
36:RT:36:GLU:CG	36:RT:41:ARG:HD3	2.46	0.45
22:RA:1252:G:O4'	37:RU:33:ARG:HD3	2.17	0.45
37:RU:53:ARG:C	37:RU:55:ARG:H	2.19	0.45
39:RW:65:LEU:CD1	39:RW:68:ARG:NH1	2.75	0.45
1:XA:1417:G:N2	1:XA:1482:G:H2'	2.32	0.45
1:XA:148:G:H2'	1:XA:149:A:H8	1.80	0.45
1:XA:411:A:C8	1:XA:413:G:H1'	2.52	0.45
1:XA:985:C:H2'	1:XA:986:A:C8	2.51	0.45
2:XB:240:GLN:O	2:XB:240:GLN:HG2	2.16	0.45
3:XC:22:TRP:HB3	3:XC:59:ARG:HB2	1.99	0.45
4:XD:101:LEU:HD21	4:XD:121:VAL:HG13	1.99	0.45
4:XD:133:VAL:HG12	4:XD:135:LEU:H	1.82	0.45
4:XD:52:SER:N	4:XD:55:ALA:HB3	2.32	0.45
12:XL:64:TYR:O	12:XL:65:GLU:HB2	2.16	0.45
13:XM:65:LYS:NZ	13:XM:69:GLU:HG2	2.31	0.45

*Continued on next page...*

*Continued from previous page...*

Atom-1	Atom-2	Interatomic distance (Å)	Clash overlap (Å)
18:XR:63:GLN:HA	18:XR:63:GLN:OE1	2.16	0.45
45:Y2:28:LYS:HB3	45:Y2:57:ILE:HG12	1.97	0.45
49:Y6:11:LEU:H	49:Y6:25:LYS:HA	1.81	0.45
49:Y6:9:LEU:CD1	49:Y6:26:ASN:ND2	2.80	0.45
22:YA:117:G:C6	22:YA:119:A:C6	3.05	0.45
22:YA:1256:G:C2	22:YA:1257:C:C2	3.05	0.45
22:YA:1357:U:C4	22:YA:1358:G:C5	3.05	0.45
22:YA:1639:U:H4'	22:YA:2699:C:H4'	1.98	0.45
22:YA:1991:U:H2'	22:YA:1992:G:H5''	1.99	0.45
22:YA:2355:C:H5''	22:YA:2356:C:OP2	2.16	0.45
22:YA:389:G:H22	32:YP:72:PRO:HD3	1.82	0.45
22:YA:753:C:O5'	22:YA:753:C:H6	2.00	0.45
23:YB:15:A:H3'	23:YB:16:G:H5'	1.98	0.45
24:YD:109:ASP:HB2	24:YD:197:GLY:CA	2.46	0.45
24:YD:198:ASN:ND2	24:YD:198:ASN:O	2.50	0.45
24:YD:68:LYS:HD2	24:YD:70:TRP:CZ2	2.52	0.45
25:YE:47:VAL:O	25:YE:47:VAL:HG23	2.16	0.45
25:YE:95:ILE:HG22	25:YE:95:ILE:O	2.16	0.45
27:YG:51:ARG:NH2	27:YG:52:ILE:HD11	2.32	0.45
30:YN:114:ARG:O	30:YN:115:ARG:CB	2.65	0.45
30:YN:20:GLY:HA2	30:YN:61:ARG:HD2	1.99	0.45
33:YQ:65:PHE:O	33:YQ:66:ILE:CG1	2.48	0.45
34:YR:29:LEU:CD1	34:YR:29:LEU:N	2.79	0.45
41:YY:2:ARG:O	41:YY:3:VAL:C	2.55	0.45
41:YY:75:ILE:HA	41:YY:80:GLY:HA2	1.99	0.45
1:QA:1226:C:N4	13:QM:104:ARG:HD2	2.32	0.45
1:QA:276:G:O3'	17:QQ:68:ARG:NH1	2.49	0.45
1:QA:34:C:H2'	1:QA:35:G:C8	2.51	0.45
1:QA:378:G:H2'	1:QA:379:C:C6	2.52	0.45
1:QA:921:U:O2	5:QE:19:MET:HB2	2.16	0.45
2:QB:24:TRP:CD2	2:QB:26:PRO:HD3	2.52	0.45
2:QB:33:TYR:O	2:QB:33:TYR:HD1	2.00	0.45
3:QC:78:GLY:HA3	3:QC:83:ARG:HB3	1.98	0.45
3:QC:92:ALA:HB2	3:QC:99:VAL:HG11	1.99	0.45
5:QE:78:HIS:CB	8:QH:104:ARG:HG2	2.46	0.45
7:QG:108:ALA:C	7:QG:110:GLN:H	2.19	0.45
7:QG:148:ASN:C	7:QG:150:ALA:N	2.69	0.45
7:QG:50:ILE:HG21	7:QG:61:VAL:HG21	1.97	0.45
7:QG:95:ARG:HG2	7:QG:99:LEU:HD12	1.98	0.45
12:QL:61:THR:O	12:QL:63:GLY:N	2.45	0.45
12:QL:91:LYS:HB2	12:QL:91:LYS:HE2	1.76	0.45

*Continued on next page...*

*Continued from previous page...*

Atom-1	Atom-2	Interatomic distance (Å)	Clash overlap (Å)
20:QT:96:GLY:O	20:QT:99:LEU:HD13	2.16	0.45
46:R3:28:LEU:HA	46:R3:33:GLN:OE1	2.16	0.45
22:RA:2002:G:OP2	34:RR:9:LYS:HD3	2.17	0.45
22:RA:2306:C:H2'	22:RA:2307:G:N2	2.29	0.45
22:RA:675:A:H4'	26:RF:67:GLN:OE1	2.17	0.45
22:RA:709:U:H3	22:RA:722:A:N6	2.13	0.45
24:RD:109:ASP:HB2	24:RD:197:GLY:CA	2.46	0.45
25:RE:21:VAL:HG23	25:RE:22:PRO:CD	2.46	0.45
30:RN:96:GLU:O	30:RN:99:LEU:N	2.34	0.45
31:RO:40:VAL:CG1	31:RO:41:ALA:N	2.80	0.45
32:RP:31:ALA:C	32:RP:32:THR:CG2	2.85	0.45
32:RP:81:GLN:CD	32:RP:106:LEU:O	2.55	0.45
32:RP:88:LEU:O	32:RP:90:ARG:N	2.50	0.45
37:RU:76:TYR:CD2	37:RU:76:TYR:C	2.90	0.45
37:RU:79:PHE:C	37:RU:79:PHE:HD2	2.18	0.45
38:RV:59:ALA:HB2	38:RV:96:ILE:HD13	1.97	0.45
39:RW:14:PRO:O	39:RW:16:LYS:N	2.50	0.45
1:XA:537:G:H5''	12:XL:113:ARG:HH12	1.82	0.45
1:XA:953:G:H5'	1:XA:965:A:H61	1.82	0.45
2:XB:95:GLN:NE2	2:XB:96:ARG:NH1	2.65	0.45
3:XC:42:LEU:HD12	3:XC:45:LYS:NZ	2.32	0.45
4:XD:187:ARG:HH11	4:XD:187:ARG:HG2	1.82	0.45
5:XE:10:MET:HB2	5:XE:32:VAL:HG22	1.94	0.45
6:XF:68:PRO:HG3	6:XF:71:ARG:NH2	2.31	0.45
11:XK:48:ILE:HD11	11:XK:64:ALA:N	2.32	0.45
13:XM:57:ARG:HD2	13:XM:61:GLU:OE2	2.17	0.45
17:XQ:48:GLU:O	17:XQ:50:LYS:N	2.50	0.45
19:XS:69:HIS:O	19:XS:70:LYS:O	2.34	0.45
20:XT:53:LEU:HD12	20:XT:100:ILE:HG23	1.98	0.45
55:XY:39:C:O2'	55:XY:40:G:P	2.74	0.45
43:Y0:57:PHE:CD2	43:Y0:57:PHE:N	2.85	0.45
22:YA:2347:C:OP1	49:Y6:39:TYR:CE2	2.69	0.45
22:YA:242:G:C8	51:Y8:5:LYS:HG2	2.52	0.45
22:YA:1231:G:H2'	22:YA:1232:G:C8	2.51	0.45
22:YA:1396:U:H2'	22:YA:1396:U:O2	2.16	0.45
22:YA:2056:G:N3	22:YA:2056:G:H2'	2.31	0.45
22:YA:858:U:O2	22:YA:2268:A:H2'	2.17	0.45
22:YA:419:C:H2'	22:YA:420:C:O4'	2.17	0.45
24:YD:25:THR:CG2	24:YD:25:THR:O	2.65	0.45
22:YA:2572:A:H62	25:YE:145:LYS:HG3	1.82	0.45
26:YF:117:ARG:NH2	26:YF:189:THR:O	2.50	0.45

*Continued on next page...*

*Continued from previous page...*

Atom-1	Atom-2	Interatomic distance (Å)	Clash overlap (Å)
26:YF:45:ARG:CG	26:YF:45:ARG:NH1	2.71	0.45
28:YH:7:LEU:HD12	28:YH:7:LEU:C	2.37	0.45
29:YI:144:VAL:O	29:YI:145:VAL:HG22	2.16	0.45
30:YN:10:GLU:HA	30:YN:11:PRO:HD3	1.73	0.45
35:YS:78:LEU:HD21	35:YS:108:GLY:HA2	1.99	0.45
35:YS:83:LYS:HG2	35:YS:109:GLY:H	1.76	0.45
38:YV:30:GLY:O	38:YV:31:ALA:O	2.34	0.45
39:YW:88:ARG:CB	39:YW:92:ARG:HB3	2.47	0.45
41:YY:97:ARG:HG2	41:YY:97:ARG:HH11	1.82	0.45
1:QA:574:A:O2'	1:QA:882:C:O2'	2.27	0.45
1:QA:97:U:O2'	1:QA:99:C:H5'	2.16	0.45
2:QB:240:GLN:HG2	2:QB:240:GLN:O	2.16	0.45
3:QC:42:LEU:HD12	3:QC:45:LYS:HZ3	1.82	0.45
4:QD:120:LEU:CD2	4:QD:125:HIS:HB2	2.46	0.45
5:QE:52:PRO:HB2	5:QE:53:LEU:HD12	1.98	0.45
6:QF:35:ALA:HA	6:QF:67:MET:HB3	1.99	0.45
8:QH:97:VAL:CG1	8:QH:98:LYS:H	2.30	0.45
13:QM:108:ARG:O	13:QM:111:LYS:N	2.48	0.45
13:QM:110:ARG:HH11	13:QM:110:ARG:HG3	1.82	0.45
15:QO:82:ILE:CG2	15:QO:83:GLU:N	2.79	0.45
16:QP:13:HIS:C	16:QP:15:PRO:HD3	2.36	0.45
18:QR:63:GLN:HA	18:QR:63:GLN:OE1	2.17	0.45
49:R6:11:LEU:H	49:R6:25:LYS:HA	1.81	0.45
22:RA:1534:G:H2'	22:RA:1534:G:N3	2.32	0.45
22:RA:1551:C:H2'	22:RA:1552:G:O4'	2.17	0.45
22:RA:1814:G:H2'	22:RA:1815:A:C8	2.52	0.45
22:RA:2627:G:H2'	22:RA:2628:C:C6	2.51	0.45
22:RA:2724:C:OP1	25:RE:118:LYS:NZ	2.46	0.45
22:RA:2821:A:H2'	22:RA:2822:G:O4'	2.17	0.45
22:RA:2893:G:H5''	22:RA:2894:G:H5'	1.98	0.45
24:RD:36:PRO:HB3	24:RD:62:TYR:O	2.16	0.45
25:RE:2:LYS:HG2	25:RE:95:ILE:HG22	1.99	0.45
26:RF:123:LEU:HD12	26:RF:124:LEU:H	1.82	0.45
26:RF:184:TYR:CE2	26:RF:188:ARG:HD2	2.52	0.45
32:RP:92:GLU:HA	32:RP:123:LEU:HD23	1.99	0.45
32:RP:88:LEU:HD23	32:RP:88:LEU:C	2.37	0.45
41:RY:2:ARG:O	41:RY:3:VAL:C	2.55	0.45
41:RY:36:ALA:HB1	41:RY:67:LEU:O	2.16	0.45
42:RZ:111:VAL:HG22	42:RZ:112:ARG:H	1.81	0.45
1:XA:1132:C:H2'	1:XA:1133:G:C8	2.51	0.45
1:XA:1200:C:O2'	1:XA:1201:A:OP2	2.25	0.45

*Continued on next page...*



*Continued from previous page...*

Atom-1	Atom-2	Interatomic distance (Å)	Clash overlap (Å)
1:XA:1376:U:H2'	1:XA:1377:A:C8	2.52	0.45
1:XA:390:C:H2'	1:XA:391:G:C8	2.51	0.45
1:XA:701:C:H1'	1:XA:703:G:C2	2.51	0.45
2:XB:77:ALA:HB2	2:XB:211:ILE:HG21	1.99	0.45
3:XC:34:LEU:HD23	3:XC:34:LEU:C	2.37	0.45
3:XC:92:ALA:HB2	3:XC:99:VAL:HG11	1.99	0.45
4:XD:178:VAL:O	4:XD:181:MET:N	2.50	0.45
5:XE:55:VAL:O	5:XE:58:ALA:HB3	2.16	0.45
5:XE:7:GLU:HB3	5:XE:112:LEU:HD13	1.99	0.45
6:XF:22:GLU:OE1	6:XF:82:ARG:NH2	2.46	0.45
7:XG:148:ASN:C	7:XG:150:ALA:N	2.69	0.45
7:XG:95:ARG:HG3	7:XG:95:ARG:HH11	1.82	0.45
8:XH:102:ARG:NH1	8:XH:105:ARG:CZ	2.80	0.45
15:XO:30:ALA:HA	15:XO:85:LEU:HD11	1.97	0.45
17:XQ:59:ILE:N	17:XQ:59:ILE:CD1	2.78	0.45
11:XK:91:ARG:HH22	18:XR:88:LYS:HZ3	1.64	0.45
20:XT:84:LEU:HD13	20:XT:84:LEU:C	2.37	0.45
47:Y4:68:ARG:O	47:Y4:69:LYS:HB2	2.17	0.45
50:Y7:2:LYS:HG2	50:Y7:3:ARG:N	2.31	0.45
51:Y8:52:LYS:CG	51:Y8:52:LYS:O	2.64	0.45
22:YA:1124:C:H1'	52:Y9:36:GLN:OE1	2.17	0.45
22:YA:1206:G:C6	22:YA:1207:C:C4	3.05	0.45
22:YA:2259:G:C2	22:YA:2282:G:N1	2.84	0.45
22:YA:270(J):G:H2'	22:YA:270(K):C:O4'	2.17	0.45
23:YB:89:G:OP2	23:YB:89:G:H8	2.00	0.45
24:YD:92:ILE:HD12	24:YD:104:TYR:HD2	1.82	0.45
25:YE:2:LYS:O	25:YE:199:ARG:HA	2.17	0.45
25:YE:199:ARG:HH11	25:YE:199:ARG:HG3	1.82	0.45
25:YE:33:VAL:HG12	25:YE:90:THR:H	1.81	0.45
30:YN:22:THR:O	30:YN:60:ILE:HG22	2.16	0.45
35:YS:89:ARG:O	35:YS:90:GLY:C	2.54	0.45
31:YO:104:ARG:NH2	36:YT:34:VAL:HG11	2.32	0.45
36:YT:24:PRO:HD3	36:YT:52:ILE:HD12	1.98	0.45
37:YU:27:LEU:HD12	37:YU:31:SER:HB3	1.98	0.45
37:YU:76:TYR:C	37:YU:76:TYR:CD2	2.90	0.45
37:YU:79:PHE:CE2	37:YU:83:LEU:HD13	2.51	0.45
39:YW:21:VAL:HG12	39:YW:21:VAL:O	2.17	0.45
40:YX:47:PHE:O	40:YX:48:LYS:C	2.55	0.45
42:YZ:112:ARG:O	42:YZ:114:GLY:N	2.50	0.45
42:YZ:53:ILE:HG22	42:YZ:71:VAL:HG22	1.99	0.45
1:QA:1064:G:HO2'	1:QA:1065:U:P	2.39	0.45

*Continued on next page...*

*Continued from previous page...*

Atom-1	Atom-2	Interatomic distance (Å)	Clash overlap (Å)
1:QA:730:G:C5	1:QA:731:G:H1'	2.52	0.45
2:QB:214:ILE:HD13	2:QB:217:ARG:HH22	1.81	0.45
3:QC:43:LEU:HD11	3:QC:66:VAL:HG11	1.98	0.45
4:QD:114:ARG:NH1	4:QD:114:ARG:CG	2.77	0.45
4:QD:199:ASN:O	4:QD:201:GLN:N	2.49	0.45
7:QG:95:ARG:HG3	7:QG:95:ARG:HH11	1.82	0.45
9:QI:83:ARG:C	9:QI:86:VAL:HG12	2.36	0.45
10:QJ:63:PHE:HB3	14:QN:57:ARG:O	2.17	0.45
20:QT:24:LEU:HD13	20:QT:24:LEU:O	2.17	0.45
53:QV:35:A:C6	54:QX:3:G:C6	3.04	0.45
44:R1:49:VAL:HG12	44:R1:51:VAL:HG23	1.99	0.45
44:R1:73:LEU:C	44:R1:75:GLU:N	2.70	0.45
44:R1:82:LEU:HD13	44:R1:83:GLU:C	2.36	0.45
49:R6:11:LEU:HD11	49:R6:51:GLU:HG3	1.98	0.45
51:R8:16:ILE:CD1	51:R8:57:ARG:HG2	2.42	0.45
22:RA:827:U:H1'	22:RA:2246:G:O2'	2.16	0.45
22:RA:2513:G:C2	22:RA:2514:U:C2	3.05	0.45
22:RA:571:A:H5'	22:RA:2030:A:H62	1.81	0.45
22:RA:748:G:C8	39:RW:89:ALA:HB1	2.52	0.45
24:RD:118:VAL:O	24:RD:129:ASN:HA	2.16	0.45
24:RD:14:ARG:HG3	24:RD:15:PHE:N	2.31	0.45
24:RD:213:ARG:HA	24:RD:213:ARG:HD2	1.60	0.45
25:RE:2:LYS:O	25:RE:199:ARG:HA	2.17	0.45
27:RG:102:PHE:HA	27:RG:105:LYS:HE3	1.98	0.45
30:RN:118:LYS:C	30:RN:120:LEU:H	2.20	0.45
30:RN:35:ARG:O	30:RN:35:ARG:HG3	2.16	0.45
32:RP:96:THR:HG22	32:RP:126:VAL:CB	2.47	0.45
33:RQ:11:LYS:HE2	33:RQ:87:LYS:HA	1.98	0.45
34:RR:17:ARG:O	34:RR:20:LEU:HB3	2.17	0.45
37:RU:97:ASP:HA	37:RU:100:VAL:CG2	2.47	0.45
41:RY:88:LYS:HA	41:RY:88:LYS:HZ2	1.81	0.45
1:XA:1368:G:OP1	9:XI:111:ARG:NH2	2.49	0.45
1:XA:405:U:H3'	1:XA:406:G:H5'	1.99	0.45
1:XA:422:C:O2'	1:XA:423:G:H5''	2.16	0.45
1:XA:464:G:C6	1:XA:466:C:H5'	2.52	0.45
1:XA:731:G:OP1	1:XA:766:A:H1'	2.17	0.45
2:XB:170:GLU:CA	2:XB:172:ILE:HD12	2.46	0.45
2:XB:68:ILE:HB	2:XB:70:PHE:HE1	1.82	0.45
5:XE:52:PRO:HB2	5:XE:53:LEU:HD12	1.97	0.45
5:XE:82:VAL:HG12	5:XE:83:GLU:H	1.77	0.45
8:XH:97:VAL:CG1	8:XH:98:LYS:H	2.30	0.45

*Continued on next page...*

*Continued from previous page...*

Atom-1	Atom-2	Interatomic distance (Å)	Clash overlap (Å)
10:XJ:6:ILE:O	10:XJ:71:LEU:HD12	2.17	0.45
6:XF:101:ALA:HA	18:XR:28:GLU:CG	2.46	0.45
20:XT:10:LEU:C	20:XT:12:ALA:H	2.20	0.45
49:Y6:15:GLU:OE2	49:Y6:44:ARG:NH1	2.49	0.45
49:Y6:48:VAL:O	49:Y6:49:HIS:HB2	2.15	0.45
51:Y8:36:LYS:HB3	51:Y8:40:GLU:HG2	1.98	0.45
22:YA:1651:G:N7	34:YR:11:ASN:ND2	2.65	0.45
22:YA:1782:C:O2	22:YA:2608:G:O2'	2.22	0.45
22:YA:210:C:P	50:Y7:29:LYS:NZ	2.90	0.45
22:YA:2735:G:N2	22:YA:2770:G:H1'	2.32	0.45
22:YA:2864:G:H2'	22:YA:2865:U:O4'	2.15	0.45
22:YA:688:U:H5'	22:YA:1780:A:C2	2.52	0.45
22:YA:83:G:O2'	22:YA:84:A:C8	2.62	0.45
22:YA:997:G:OP1	37:YU:93:LYS:HD3	2.16	0.45
24:YD:166:GLN:CA	24:YD:166:GLN:NE2	2.78	0.45
26:YF:155:LEU:HA	26:YF:174:VAL:CG1	2.46	0.45
31:YO:22:ILE:HG12	31:YO:41:ALA:HA	1.98	0.45
31:YO:97:ARG:H	31:YO:117:LEU:CD2	2.24	0.45
32:YP:45:LEU:CD1	32:YP:45:LEU:N	2.79	0.45
32:YP:81:GLN:CD	32:YP:106:LEU:O	2.55	0.45
32:YP:88:LEU:HD23	32:YP:88:LEU:C	2.37	0.45
32:YP:92:GLU:HA	32:YP:123:LEU:HD23	1.99	0.45
33:YQ:58:PHE:CD1	33:YQ:58:PHE:O	2.70	0.45
34:YR:12:ARG:HG3	34:YR:12:ARG:NH1	2.32	0.45
1:QA:16:A:N1	1:QA:920:U:C2	2.85	0.45
1:QA:243:A:N6	1:QA:281:G:O2'	2.50	0.45
1:QA:698:G:C6	1:QA:699:C:C4	3.05	0.45
5:QE:77:PRO:HG2	5:QE:142:LEU:HD22	1.98	0.45
6:QF:9:VAL:HB	6:QF:87:ARG:HB2	1.97	0.45
7:QG:111:ARG:HD2	7:QG:123:GLU:HB2	1.99	0.45
8:QH:41:ARG:NH1	8:QH:41:ARG:CG	2.76	0.45
1:QA:598:U:H4'	8:QH:94:TYR:CD2	2.51	0.45
10:QJ:29:ARG:HH11	10:QJ:29:ARG:HG2	1.81	0.45
11:QK:32:ILE:HD11	11:QK:72:ALA:HB2	1.96	0.45
13:QM:66:LEU:HB2	13:QM:67:GLU:H	1.61	0.45
16:QP:39:TYR:CZ	16:QP:41:PRO:HB3	2.52	0.45
1:QA:449:C:H5	16:QP:42:ARG:HH11	1.65	0.45
19:QS:69:HIS:O	19:QS:70:LYS:O	2.34	0.45
45:R2:28:LYS:HB3	45:R2:57:ILE:HG12	1.98	0.45
48:R5:15:ARG:HA	48:R5:18:ALA:HB3	1.99	0.45
51:R8:36:LYS:HB3	51:R8:40:GLU:HG2	1.99	0.45

*Continued on next page...*

*Continued from previous page...*

Atom-1	Atom-2	Interatomic distance (Å)	Clash overlap (Å)
22:RA:2303:G:O2'	22:RA:2304:G:H5'	2.16	0.45
22:RA:2693:A:H2'	22:RA:2694:G:H8	1.82	0.45
22:RA:563:G:C6	22:RA:564:C:C4	3.05	0.45
24:RD:198:ASN:ND2	24:RD:198:ASN:O	2.50	0.45
24:RD:92:ILE:HD12	24:RD:104:TYR:HD2	1.81	0.45
25:RE:77:ILE:O	25:RE:78:LEU:O	2.34	0.45
26:RF:119:ARG:CG	26:RF:119:ARG:HH11	2.29	0.45
26:RF:196:LEU:O	26:RF:200:GLU:HG2	2.17	0.45
27:RG:36:LYS:O	27:RG:37:VAL:HG23	2.16	0.45
27:RG:6:ALA:HB3	27:RG:104:GLU:OE2	2.16	0.45
28:RH:149:ARG:HA	28:RH:162:ILE:HG21	1.99	0.45
29:RI:144:VAL:HG22	29:RI:145:VAL:H	1.81	0.45
32:RP:115:LEU:CB	32:RP:131:SER:HB2	2.47	0.45
33:RQ:10:ARG:O	33:RQ:11:LYS:CB	2.64	0.45
38:RV:5:VAL:HG22	38:RV:14:VAL:CG2	2.46	0.45
38:RV:5:VAL:HG13	38:RV:14:VAL:HG21	1.98	0.45
38:RV:61:VAL:HA	38:RV:94:LEU:HD23	1.97	0.45
39:RW:67:ASP:OD2	39:RW:67:ASP:N	2.50	0.45
40:RX:47:PHE:O	40:RX:48:LYS:C	2.55	0.45
1:XA:372:C:C2'	1:XA:373:A:OP2	2.61	0.45
1:XA:872:A:C8	1:XA:874:G:C8	3.05	0.45
2:XB:98:LEU:O	2:XB:101:MET:HG3	2.17	0.45
2:XB:22:LYS:O	2:XB:24:TRP:N	2.50	0.45
1:XA:546:G:P	4:XD:72:GLU:HB3	2.57	0.45
5:XE:101:ILE:H	5:XE:101:ILE:HD13	1.82	0.45
7:XG:111:ARG:HD2	7:XG:123:GLU:HB2	1.99	0.45
1:XA:1292:U:OP1	7:XG:41:ARG:NH2	2.49	0.45
7:XG:45:ASP:O	7:XG:49:ILE:HG12	2.17	0.45
7:XG:16:LEU:HD13	9:XI:45:ALA:HB2	1.99	0.45
9:XI:47:LEU:HD22	9:XI:47:LEU:H	1.81	0.45
13:XM:108:ARG:O	13:XM:111:LYS:N	2.47	0.45
13:XM:28:ALA:C	13:XM:30:ALA:N	2.70	0.45
13:XM:56:LEU:HD13	13:XM:56:LEU:O	2.17	0.45
17:XQ:33:GLY:O	17:XQ:34:LYS:C	2.56	0.45
22:YA:1264:G:C3'	22:YA:1265:A:H5''	2.42	0.45
22:YA:1368:G:C2	22:YA:1369:G:C8	3.05	0.45
22:YA:1646:C:H5''	22:YA:1647:G:H5''	1.98	0.45
22:YA:1726:G:C6	22:YA:1727:U:C4	3.04	0.45
22:YA:1892:C:H2'	22:YA:1893:C:O4'	2.16	0.45
22:YA:1928:A:C2'	22:YA:1929:G:H5'	2.47	0.45
22:YA:2210:G:H5'	22:YA:2211:G:C5	2.51	0.45

*Continued on next page...*

*Continued from previous page...*

Atom-1	Atom-2	Interatomic distance (Å)	Clash overlap (Å)
22:YA:2246:G:H1'	22:YA:2426:A:C2	2.52	0.45
22:YA:2678:C:H2'	22:YA:2679:A:O4'	2.16	0.45
22:YA:2818:G:OP2	34:YR:42:LYS:NZ	2.42	0.45
22:YA:774:A:H2	22:YA:787:U:O2'	2.00	0.45
24:YD:45:ASN:CG	24:YD:46:GLN:N	2.68	0.45
25:YE:18:ASP:O	25:YE:19:ARG:C	2.55	0.45
25:YE:4:ILE:HG12	25:YE:91:VAL:HG11	1.99	0.45
26:YF:196:LEU:O	26:YF:200:GLU:HG2	2.17	0.45
27:YG:121:ASN:C	27:YG:123:ASN:H	2.20	0.45
30:YN:7:LYS:HD3	30:YN:9:VAL:H	1.81	0.45
31:YO:53:LYS:CD	31:YO:53:LYS:N	2.69	0.45
32:YP:75:ILE:HG12	32:YP:77:ARG:NH1	2.32	0.45
32:YP:75:ILE:HG12	32:YP:77:ARG:HH12	1.82	0.45
33:YQ:133:ARG:CG	33:YQ:134:ARG:N	2.78	0.45
33:YQ:34:LEU:HB2	33:YQ:118:LEU:HD22	1.99	0.45
22:YA:2250:G:C4	33:YQ:82:ARG:HG3	2.52	0.45
35:YS:83:LYS:CE	35:YS:109:GLY:HA2	2.47	0.45
36:YT:57:PHE:O	36:YT:58:ASN:C	2.53	0.45
41:YY:25:GLY:HA3	41:YY:39:VAL:CG1	2.47	0.45
1:QA:1059:C:H2'	1:QA:1060:C:C6	2.51	0.45
1:QA:1151:A:H1'	10:QJ:39:PRO:CB	2.43	0.45
1:QA:1412:C:C2	1:QA:1489:G:N2	2.85	0.45
1:QA:188:U:H2'	1:QA:189:U:H5''	1.98	0.45
1:QA:296:U:H2'	1:QA:297:G:C8	2.52	0.45
1:QA:53:A:C2	1:QA:54:C:H1'	2.51	0.45
2:QB:95:GLN:NE2	2:QB:96:ARG:NH1	2.65	0.45
4:QD:3:ARG:O	4:QD:4:TYR:C	2.55	0.45
4:QD:94:LEU:O	4:QD:98:GLU:N	2.50	0.45
5:QE:36:ASP:C	5:QE:37:ARG:HG2	2.38	0.45
7:QG:15:ASP:HB3	7:QG:20:ASP:N	2.15	0.45
8:QH:64:LYS:HB3	8:QH:79:VAL:HG21	1.98	0.45
8:QH:86:ILE:CG1	8:QH:133:LEU:HD22	2.46	0.45
10:QJ:38:ILE:CD1	10:QJ:71:LEU:HB3	2.46	0.45
10:QJ:33:GLN:HB2	10:QJ:75:ILE:HD11	1.99	0.45
13:QM:3:ARG:HD2	13:QM:9:ILE:CG1	2.45	0.45
13:QM:39:ILE:HD12	13:QM:56:LEU:HD23	1.99	0.45
13:QM:56:LEU:O	13:QM:56:LEU:HD13	2.17	0.45
13:QM:57:ARG:HD2	13:QM:61:GLU:OE2	2.17	0.45
16:QP:50:LYS:O	16:QP:50:LYS:HD3	2.17	0.45
20:QT:10:LEU:C	20:QT:12:ALA:H	2.20	0.45
1:QA:322:C:O3'	20:QT:23:ARG:HG3	2.17	0.45

*Continued on next page...*

*Continued from previous page...*

Atom-1	Atom-2	Interatomic distance (Å)	Clash overlap (Å)
45:R2:41:ILE:O	45:R2:41:ILE:HD12	2.16	0.45
51:R8:9:GLY:O	51:R8:13:ARG:HG2	2.16	0.45
51:R8:17:THR:O	51:R8:20:GLY:N	2.46	0.45
22:RA:1028:A:N6	22:RA:1125:G:H2'	2.31	0.45
22:RA:1349:A:N6	22:RA:1598:C:H42	2.15	0.45
22:RA:2467:C:O2	33:RQ:124:LYS:NZ	2.49	0.45
22:RA:2742:C:H6	22:RA:2742:C:O5'	2.00	0.45
22:RA:30:G:C5	22:RA:31:C:C4	3.05	0.45
22:RA:433:C:H2'	22:RA:434:U:C6	2.52	0.45
22:RA:796:C:H2'	22:RA:797:C:C6	2.52	0.45
22:RA:865:C:O2	22:RA:867:C:N4	2.50	0.45
24:RD:68:LYS:HD2	24:RD:70:TRP:CZ2	2.52	0.45
25:RE:36:ARG:CB	25:RE:36:ARG:HH11	2.28	0.45
27:RG:129:GLY:O	27:RG:130:ASN:OD1	2.34	0.45
27:RG:16:ARG:CZ	27:RG:31:VAL:HG11	2.47	0.45
28:RH:53:GLU:OE1	28:RH:53:GLU:HA	2.16	0.45
30:RN:57:ALA:HA	30:RN:60:ILE:CD1	2.43	0.45
33:RQ:90:VAL:C	33:RQ:92:GLY:N	2.70	0.45
37:RU:86:ALA:CB	37:RU:88:ILE:HD11	2.47	0.45
38:RV:4:ILE:HG22	38:RV:39:LEU:HD23	1.98	0.45
41:RY:73:ARG:HE	41:RY:73:ARG:HB3	1.51	0.45
41:RY:84:ARG:HD3	41:RY:86:ARG:HH11	1.82	0.45
42:RZ:52:SER:O	42:RZ:53:ILE:HG13	2.17	0.45
1:XA:28:G:O2'	1:XA:296:U:OP1	2.33	0.45
1:XA:474:G:H2'	1:XA:475:G:C8	2.51	0.45
1:XA:713:G:H2'	1:XA:714:G:C8	2.52	0.45
1:XA:664:G:H22	1:XA:741:G:H1	1.66	0.45
1:XA:814:A:O2'	1:XA:815:A:H3'	2.17	0.45
2:XB:164:VAL:HB	2:XB:186:ALA:HB1	1.96	0.45
2:XB:229:VAL:O	2:XB:229:VAL:HG12	2.17	0.45
2:XB:30:ARG:O	2:XB:31:TYR:HD2	2.00	0.45
3:XC:87:LEU:C	3:XC:89:GLU:H	2.19	0.45
5:XE:12:LEU:HB3	5:XE:31:LEU:CB	2.47	0.45
10:XJ:54:PHE:CE2	10:XJ:55:LYS:HD2	2.52	0.45
10:XJ:63:PHE:HB3	14:YN:57:ARG:O	2.17	0.45
11:XK:75:TYR:N	11:XK:75:TYR:CD1	2.85	0.45
12:XL:117:ARG:NH2	12:XL:124:LYS:HD3	2.32	0.45
13:XM:110:ARG:HG3	13:XM:110:ARG:HH11	1.82	0.45
13:XM:11:ARG:HH21	27:YG:146:TYR:HD2	1.60	0.45
13:XM:66:LEU:C	13:XM:70:LEU:HB2	2.37	0.45
15:XO:25:THR:HG22	15:XO:70:LEU:HD22	1.99	0.45

*Continued on next page...*

*Continued from previous page...*

Atom-1	Atom-2	Interatomic distance (Å)	Clash overlap (Å)
16:XP:22:THR:CA	16:XP:33:ILE:HG12	2.42	0.45
20:XT:44:ALA:O	20:XT:91:LEU:HB3	2.16	0.45
21:XU:6:ARG:C	21:XU:8:THR:H	2.20	0.45
48:Y5:56:LYS:O	48:Y5:58:LEU:N	2.50	0.45
49:Y6:7:ILE:O	49:Y6:8:LYS:HG2	2.16	0.45
49:Y6:7:ILE:HG23	49:Y6:8:LYS:N	2.32	0.45
22:YA:1022:G:N2	22:YA:1024:G:C2	2.84	0.45
22:YA:1651:G:H1	22:YA:2006:C:N4	2.15	0.45
22:YA:2587:A:H8	22:YA:2587:A:O5'	2.00	0.45
22:YA:271(B):G:O2'	22:YA:271(C):U:OP2	2.31	0.45
24:YD:145:VAL:HG12	24:YD:146:GLU:N	2.32	0.45
25:YE:21:VAL:HG23	25:YE:22:PRO:CD	2.46	0.45
26:YF:144:LYS:C	26:YF:146:ALA:H	2.21	0.45
27:YG:83:ARG:HG3	27:YG:86:MET:CE	2.46	0.45
28:YH:137:ASP:HB2	28:YH:140:LYS:HE3	1.98	0.45
30:YN:5:VAL:HG13	30:YN:5:VAL:O	2.16	0.45
35:YS:78:LEU:HD21	35:YS:108:GLY:CA	2.47	0.45
36:YT:23:ARG:CB	36:YT:24:PRO:HD2	2.40	0.45
39:YW:14:PRO:O	39:YW:16:LYS:N	2.50	0.45
1:QA:122:G:C6	1:QA:123:C:C4	3.06	0.44
1:QA:576:G:O6	1:QA:880:C:O2'	2.27	0.44
1:QA:743:U:H2'	1:QA:744:C:C6	2.52	0.44
1:QA:957:U:H2'	1:QA:959:A:OP2	2.16	0.44
2:QB:98:LEU:O	2:QB:101:MET:HG3	2.17	0.44
3:QC:73:PRO:O	3:QC:77:ILE:HG13	2.16	0.44
4:QD:122:ARG:HA	4:QD:134:ASP:HB2	1.99	0.44
4:QD:178:VAL:O	4:QD:181:MET:N	2.50	0.44
5:QE:7:GLU:HB3	5:QE:112:LEU:HD13	1.99	0.44
5:QE:12:LEU:HB3	5:QE:31:LEU:CB	2.47	0.44
5:QE:80:ILE:HG13	5:QE:82:VAL:HG23	1.99	0.44
7:QG:40:ALA:O	7:QG:41:ARG:C	2.54	0.44
8:QH:82:HIS:CD2	8:QH:82:HIS:C	2.91	0.44
10:QJ:51:ARG:HG2	10:QJ:51:ARG:HH11	1.82	0.44
10:QJ:62:HIS:CD2	10:QJ:62:HIS:N	2.85	0.44
13:QM:15:VAL:O	13:QM:19:LEU:CD2	2.64	0.44
13:QM:16:ASP:O	13:QM:19:LEU:HD23	2.17	0.44
15:QO:54:ARG:O	15:QO:55:GLY:C	2.55	0.44
18:QR:82:THR:CG2	18:QR:83:GLU:N	2.79	0.44
19:QS:41:VAL:HG13	19:QS:44:MET:CB	2.39	0.44
1:QA:1400:C:C4	53:QV:34:C:C2	3.05	0.44
44:R1:94:LEU:O	44:R1:95:LEU:HB2	2.18	0.44

*Continued on next page...*

*Continued from previous page...*

Atom-1	Atom-2	Interatomic distance (Å)	Clash overlap (Å)
47:R4:15:ILE:N	47:R4:15:ILE:CD1	2.78	0.44
27:RG:67:LYS:CE	47:R4:6:HIS:NE2	2.74	0.44
49:R6:9:LEU:CD1	49:R6:26:ASN:ND2	2.80	0.44
50:R7:24:THR:O	50:R7:28:ARG:HG3	2.16	0.44
22:RA:2351:G:O6	51:R8:39:LYS:HG2	2.17	0.44
22:RA:1201:C:H42	22:RA:1244:G:H1	1.65	0.44
22:RA:1266:G:O4'	39:RW:15:ARG:NH2	2.47	0.44
22:RA:1421:G:C2	22:RA:1422:G:C8	3.06	0.44
22:RA:1728:G:N1	22:RA:1730:U:OP2	2.50	0.44
22:RA:1871:A:H2'	22:RA:1872:A:C8	2.51	0.44
22:RA:2712:U:OP1	22:RA:2714:G:H4'	2.18	0.44
22:RA:372:G:O2'	22:RA:373:U:P	2.74	0.44
22:RA:717:G:H2'	22:RA:718:A:O4'	2.17	0.44
22:RA:991:C:H5'	22:RA:991:C:H6	1.82	0.44
24:RD:143:HIS:HD2	24:RD:144:ALA:HB2	1.82	0.44
24:RD:176:ARG:HH11	24:RD:176:ARG:CG	2.30	0.44
24:RD:241:PRO:O	24:RD:242:ARG:C	2.55	0.44
25:RE:101:ARG:HD2	25:RE:171:GLU:HA	1.98	0.44
26:RF:7:TYR:CD1	26:RF:7:TYR:N	2.85	0.44
31:RO:22:ILE:HG12	31:RO:41:ALA:HA	1.98	0.44
31:RO:78:ARG:HH21	36:RT:103:ARG:HH22	1.64	0.44
32:RP:115:LEU:HA	32:RP:134:ALA:CB	2.47	0.44
32:RP:75:ILE:HG12	32:RP:77:ARG:HH12	1.82	0.44
34:RR:10:LEU:O	34:RR:11:ASN:C	2.55	0.44
36:RT:49:VAL:CG1	36:RT:49:VAL:O	2.64	0.44
38:RV:69:LYS:HG3	38:RV:87:HIS:O	2.17	0.44
42:RZ:111:VAL:O	42:RZ:113:ALA:N	2.50	0.44
42:RZ:14:LYS:HA	42:RZ:15:PRO:HD3	1.77	0.44
1:XA:1222:G:H5''	19:XS:78:ARG:NH1	2.32	0.44
1:XA:524:G:C6	1:XA:525:C:N4	2.85	0.44
4:XD:150:GLU:C	4:XD:152:SER:H	2.20	0.44
4:XD:68:TYR:O	4:XD:69:GLY:C	2.55	0.44
5:XE:12:LEU:HD21	5:XE:14:ARG:HB3	1.98	0.44
6:XF:23:LYS:HG2	6:XF:27:GLN:OE1	2.18	0.44
1:XA:939:G:H5''	7:XG:102:ARG:HH12	1.81	0.44
7:XG:26:PHE:HZ	7:XG:120:ILE:HG23	1.82	0.44
9:XI:7:THR:O	9:XI:83:ARG:CD	2.65	0.44
15:XO:83:GLU:C	15:XO:85:LEU:N	2.70	0.44
19:XS:3:ARG:CG	19:XS:4:SER:H	2.20	0.44
19:XS:45:VAL:O	19:XS:62:ILE:O	2.35	0.44
49:Y6:18:ARG:O	49:Y6:19:ARG:O	2.33	0.44

*Continued on next page...*



*Continued from previous page...*

Atom-1	Atom-2	Interatomic distance (Å)	Clash overlap (Å)
22:YA:1662:C:O2'	22:YA:2687:U:H5''	2.16	0.44
22:YA:2313:C:H5''	27:YG:91:ARG:HD3	1.99	0.44
22:YA:2507:C:H2'	22:YA:2508:G:C8	2.52	0.44
22:YA:2588:G:C6	22:YA:2607:G:C2	3.04	0.44
22:YA:963:U:H2'	22:YA:964:C:C6	2.52	0.44
24:YD:166:GLN:NE2	24:YD:166:GLN:HA	2.32	0.44
24:YD:52:ARG:HB2	24:YD:53:PHE:CD2	2.53	0.44
30:YN:112:LEU:O	30:YN:116:LEU:HG	2.16	0.44
31:YO:19:ILE:HD13	31:YO:19:ILE:H	1.83	0.44
31:YO:97:ARG:HA	31:YO:117:LEU:HD22	1.99	0.44
32:YP:112:LEU:CD1	32:YP:114:ILE:HG23	2.47	0.44
33:YQ:5:ARG:O	33:YQ:6:ARG:O	2.35	0.44
33:YQ:93:TYR:N	33:YQ:93:TYR:CD1	2.85	0.44
34:YR:17:ARG:O	34:YR:20:LEU:HB3	2.17	0.44
35:YS:3:ARG:O	35:YS:4:LEU:O	2.35	0.44
36:YT:36:GLU:CG	36:YT:41:ARG:HD3	2.46	0.44
38:YV:69:LYS:HG3	38:YV:87:HIS:O	2.17	0.44
1:QA:1053:G:H2'	1:QA:1199:U:C5	2.52	0.44
3:QC:140:ARG:CG	3:QC:140:ARG:HH11	2.30	0.44
3:QC:22:TRP:HB3	3:QC:59:ARG:HB2	1.99	0.44
7:QG:26:PHE:HZ	7:QG:120:ILE:HG23	1.83	0.44
11:QK:83:ILE:HG12	11:QK:109:VAL:HG23	1.99	0.44
12:QL:120:TYR:CD1	12:QL:120:TYR:N	2.86	0.44
12:QL:120:TYR:O	12:QL:121:GLY:O	2.36	0.44
17:QQ:33:GLY:O	17:QQ:34:LYS:C	2.55	0.44
17:QQ:3:LYS:HD3	17:QQ:61:GLU:O	2.16	0.44
20:QT:28:ALA:O	20:QT:30:LYS:N	2.50	0.44
20:QT:89:ARG:HH12	20:QT:106:ALA:HB1	1.82	0.44
44:R1:48:LYS:HA	44:R1:60:PHE:O	2.17	0.44
44:R1:60:PHE:HZ	44:R1:90:ILE:HG21	1.82	0.44
22:RA:2372:G:H4'	49:R6:46:HIS:NE2	2.32	0.44
51:R8:15:LYS:HD3	51:R8:15:LYS:C	2.37	0.44
22:RA:182:A:H2'	22:RA:183:C:O4'	2.18	0.44
22:RA:2020:A:C2	22:RA:2022:U:O4'	2.71	0.44
22:RA:2242:G:H2'	22:RA:2243:U:O4'	2.17	0.44
22:RA:229:A:OP1	22:RA:229:A:H4'	2.15	0.44
22:RA:270(H):C:H2'	22:RA:270(I):G:H8	1.79	0.44
22:RA:553:U:H2'	22:RA:554:U:O4'	2.17	0.44
24:RD:166:GLN:NE2	24:RD:166:GLN:HA	2.33	0.44
24:RD:79:VAL:HG21	24:RD:111:LEU:HD21	1.98	0.44
27:RG:44:GLY:HA2	27:RG:88:ILE:HD11	1.99	0.44

*Continued on next page...*

*Continued from previous page...*

Atom-1	Atom-2	Interatomic distance (Å)	Clash overlap (Å)
28:RH:51:ARG:HG3	28:RH:51:ARG:NH1	2.30	0.44
30:RN:120:LEU:HD13	30:RN:120:LEU:C	2.37	0.44
30:RN:67:LEU:HA	30:RN:87:LEU:HD13	2.00	0.44
31:RO:19:ILE:H	31:RO:19:ILE:HD13	1.83	0.44
31:RO:2:ILE:HD11	31:RO:82:ASN:ND2	2.16	0.44
33:RQ:119:ARG:CG	33:RQ:119:ARG:HH11	2.25	0.44
39:RW:21:VAL:O	39:RW:21:VAL:HG12	2.17	0.44
1:XA:1028(B):C:H42	1:XA:1032(A):G:H1	1.64	0.44
1:XA:1126:U:OP2	1:XA:1281:U:H1'	2.18	0.44
1:XA:954:G:H21	1:XA:1227:A:H62	1.65	0.44
1:XA:1513:A:H2'	1:XA:1514:C:C6	2.52	0.44
1:XA:31:G:O2'	1:XA:48:C:N4	2.50	0.44
1:XA:642:A:H2'	1:XA:643:C:C6	2.52	0.44
1:XA:674:G:H2'	1:XA:675:A:H8	1.81	0.44
1:XA:903:G:N2	1:XA:904:C:C2	2.85	0.44
1:XA:95:G:C6	1:XA:96:G:C6	3.05	0.44
2:XB:188:ALA:CB	2:XB:200:ILE:HG23	2.47	0.44
2:XB:189:ASP:OD2	2:XB:205:ASP:OD1	2.35	0.44
4:XD:206:PHE:CD2	4:XD:207:TYR:CE1	3.05	0.44
8:XH:110:ALA:HB3	8:XH:121:ASP:HB3	1.98	0.44
9:XI:5:TYR:CD2	9:XI:6:GLY:N	2.86	0.44
10:XJ:38:ILE:CG1	10:XJ:71:LEU:HB3	2.48	0.44
10:XJ:51:ARG:HG2	10:XJ:51:ARG:HH11	1.82	0.44
10:XJ:54:PHE:CD2	10:XJ:55:LYS:HD2	2.53	0.44
12:XL:120:TYR:CD1	12:XL:120:TYR:N	2.86	0.44
15:XO:82:ILE:CG2	15:XO:83:GLU:N	2.79	0.44
20:XT:36:LEU:C	20:XT:38:LYS:N	2.71	0.44
20:XT:56:MET:HG3	20:XT:88:VAL:HG21	1.98	0.44
1:XA:1268:A:H4'	21:XU:19:GLY:C	2.38	0.44
44:Y1:48:LYS:HA	44:Y1:60:PHE:O	2.17	0.44
47:Y4:15:ILE:CG2	47:Y4:20:ASN:ND2	2.81	0.44
51:Y8:15:LYS:HD3	51:Y8:15:LYS:C	2.37	0.44
22:YA:1945:G:C6	22:YA:1946:U:C4	3.05	0.44
22:YA:1977:A:H2'	22:YA:1978:A:O4'	2.17	0.44
22:YA:2422:A:C5	22:YA:2424:C:N4	2.86	0.44
22:YA:238:C:C2	22:YA:260:G:C2	3.05	0.44
24:YD:80:ALA:O	24:YD:113:VAL:HG13	2.16	0.44
24:YD:177:LEU:O	24:YD:179:SER:N	2.51	0.44
27:YG:129:GLY:HA2	27:YG:169:ALA:HB2	1.99	0.44
27:YG:19:LEU:HA	27:YG:22:ARG:HB2	1.99	0.44
32:YP:21:ARG:HA	32:YP:21:ARG:HE	1.82	0.44

*Continued on next page...*

*Continued from previous page...*

Atom-1	Atom-2	Interatomic distance (Å)	Clash overlap (Å)
31:YO:104:ARG:NH1	36:YT:36:GLU:CD	2.71	0.44
38:YV:61:VAL:O	38:YV:61:VAL:HG22	2.17	0.44
42:YZ:5:LEU:HB3	42:YZ:59:LEU:HD23	1.98	0.44
1:QA:1112:C:O2	3:QC:179:ARG:HG2	2.17	0.44
1:QA:1346:A:C5	7:QG:10:ARG:NH1	2.85	0.44
1:QA:327:A:O2'	1:QA:328:C:O4'	2.31	0.44
1:QA:664:G:H2'	1:QA:666:G:OP1	2.17	0.44
1:QA:1112:C:H1'	3:QC:179:ARG:HH11	1.82	0.44
3:QC:42:LEU:HD12	3:QC:45:LYS:NZ	2.32	0.44
4:QD:25:ARG:CZ	4:QD:30:LYS:HE3	2.46	0.44
4:QD:13:ARG:CB	4:QD:33:MET:HE3	2.47	0.44
5:QE:31:LEU:HD23	5:QE:45:PHE:CD1	2.53	0.44
6:QF:3:ARG:HG2	6:QF:93:SER:OG	2.17	0.44
6:QF:76:ALA:HB1	6:QF:80:ARG:HH21	1.82	0.44
7:QG:140:ASP:HA	7:QG:143:ARG:HH11	1.79	0.44
16:QP:15:PRO:O	16:QP:16:HIS:ND1	2.51	0.44
17:QQ:13:ASP:O	17:QQ:15:MET:N	2.51	0.44
17:QQ:48:GLU:O	17:QQ:50:LYS:N	2.50	0.44
20:QT:83:ARG:C	20:QT:86:ARG:HB3	2.38	0.44
20:QT:84:LEU:HD13	20:QT:84:LEU:C	2.36	0.44
20:QT:44:ALA:HB1	20:QT:91:LEU:HB2	2.00	0.44
44:R1:54:ALA:O	44:R1:55:GLY:O	2.35	0.44
48:R5:56:LYS:O	48:R5:58:LEU:N	2.50	0.44
51:R8:47:LYS:HD2	51:R8:48:PHE:N	2.33	0.44
22:RA:1629:U:O2	22:RA:2698:U:H5''	2.18	0.44
22:RA:2250:G:C8	22:RA:2496:C:H5''	2.53	0.44
22:RA:2633:G:H1'	25:RE:62:PRO:HG2	1.99	0.44
22:RA:269:U:C4	22:RA:270(Z):U:C2	3.05	0.44
22:RA:414:C:O2	22:RA:1864:U:O2'	2.33	0.44
22:RA:587:C:H4'	22:RA:588:U:O5'	2.17	0.44
22:RA:724:U:H2'	22:RA:725:G:O4'	2.18	0.44
24:RD:145:VAL:HG12	24:RD:146:GLU:N	2.32	0.44
24:RD:48:ARG:HG3	24:RD:48:ARG:NH1	2.31	0.44
26:RF:155:LEU:HA	26:RF:174:VAL:CG1	2.46	0.44
29:RI:98:ALA:HA	29:RI:109:ILE:HD11	1.99	0.44
30:RN:36:GLY:O	30:RN:42:TRP:CE3	2.69	0.44
35:RS:78:LEU:HD21	35:RS:108:GLY:CA	2.47	0.44
31:RO:104:ARG:NH2	36:RT:34:VAL:HG11	2.32	0.44
37:RU:66:ASN:CB	37:RU:76:TYR:HB2	2.44	0.44
38:RV:61:VAL:O	38:RV:61:VAL:HG22	2.16	0.44
39:RW:74:ALA:O	39:RW:75:TYR:CB	2.65	0.44

*Continued on next page...*

*Continued from previous page...*

Atom-1	Atom-2	Interatomic distance (Å)	Clash overlap (Å)
39:RW:88:ARG:HG2	39:RW:88:ARG:HH11	1.82	0.44
23:RB:104:A:H5'	42:RZ:72:ARG:HD3	1.99	0.44
1:XA:1000:A:H2'	1:XA:1001:G:H8	1.82	0.44
1:XA:1015:A:H2'	1:XA:1016:A:C8	2.52	0.44
1:XA:1010:G:N2	1:XA:1020:U:H1'	2.32	0.44
1:XA:255:G:OP1	17:XQ:69:LYS:NZ	2.47	0.44
1:XA:745:C:OP1	1:XA:851:G:O2'	2.26	0.44
1:XA:781:A:C5	1:XA:802:A:C2	3.06	0.44
1:XA:881:G:P	12:XL:12:ARG:NH2	2.91	0.44
3:XC:140:ARG:HH11	3:XC:140:ARG:CG	2.30	0.44
1:XA:1190:G:OP1	3:XC:4:LYS:HA	2.17	0.44
4:XD:76:ARG:O	4:XD:79:PHE:HB3	2.17	0.44
4:XD:94:LEU:O	4:XD:98:GLU:N	2.50	0.44
5:XE:147:ASP:N	5:XE:147:ASP:OD2	2.50	0.44
9:XI:13:ALA:HB2	9:XI:68:GLY:CA	2.47	0.44
10:XJ:61:GLU:CG	14:YN:58:LYS:HE2	2.47	0.44
11:XK:53:SER:C	11:XK:55:LYS:H	2.21	0.44
16:XP:50:LYS:O	16:XP:50:LYS:HD3	2.17	0.44
16:XP:72:ARG:HD3	16:XP:72:ARG:O	2.18	0.44
20:XT:89:ARG:HH12	20:XT:106:ALA:HB1	1.82	0.44
44:Y1:10:LYS:HD2	44:Y1:66:HIS:HE1	1.82	0.44
46:Y3:60:GLU:HG2	46:Y3:60:GLU:O	2.16	0.44
49:Y6:19:ARG:HA	49:Y6:19:ARG:HD2	1.77	0.44
22:YA:110:G:C2	22:YA:111:A:C8	3.06	0.44
22:YA:1138:G:H21	30:YN:106:MET:CE	2.30	0.44
22:YA:1222:C:H2'	22:YA:1223:C:C6	2.52	0.44
22:YA:1517:G:C6	22:YA:1518:C:N4	2.84	0.44
22:YA:1535:U:N3	22:YA:1537:C:H1'	2.32	0.44
22:YA:1676:A:H2'	22:YA:1677:A:O4'	2.17	0.44
22:YA:2601:C:H2'	22:YA:2602:A:OP2	2.18	0.44
22:YA:2732:G:H3'	22:YA:2733:A:O4'	2.18	0.44
22:YA:330:A:H2	22:YA:1210:A:O2'	2.00	0.44
22:YA:589:C:H2'	22:YA:590:A:H8	1.83	0.44
24:YD:12:SER:C	24:YD:14:ARG:N	2.70	0.44
24:YD:226:MET:H	24:YD:226:MET:HG2	1.53	0.44
27:YG:16:ARG:CZ	27:YG:31:VAL:HG11	2.47	0.44
27:YG:63:ILE:HG12	27:YG:64:THR:N	2.33	0.44
23:YB:42:C:N4	27:YG:91:ARG:HH21	2.14	0.44
31:YO:40:VAL:CG1	31:YO:41:ALA:N	2.80	0.44
32:YP:45:LEU:HD12	32:YP:45:LEU:N	2.32	0.44
33:YQ:66:ILE:O	33:YQ:104:PHE:N	2.49	0.44

*Continued on next page...*

*Continued from previous page...*

Atom-1	Atom-2	Interatomic distance (Å)	Clash overlap (Å)
22:YA:2377:A:H4'	35:YS:111:GLU:O	2.18	0.44
22:YA:2294:C:OP2	35:YS:13:ARG:NH1	2.50	0.44
36:YT:80:SER:HA	36:YT:81:PRO:HD3	1.73	0.44
1:QA:1252:A:H61	1:QA:1285:A:H61	1.64	0.44
1:QA:1297:C:O2'	1:QA:1298:C:O5'	2.36	0.44
1:QA:337:C:H2'	1:QA:338:A:C8	2.52	0.44
1:QA:358:U:H2'	1:QA:359:U:H6	1.83	0.44
1:QA:412:A:H1'	1:QA:413:G:OP2	2.18	0.44
1:QA:468:A:H4'	16:QP:80:PHE:O	2.18	0.44
1:QA:626:U:C2	1:QA:627:G:C8	3.05	0.44
1:QA:722:A:H4'	1:QA:723:U:C4	2.52	0.44
2:QB:229:VAL:O	2:QB:229:VAL:HG12	2.17	0.44
2:QB:51:LEU:O	2:QB:55:PHE:HD2	2.00	0.44
5:QE:101:ILE:HD13	5:QE:101:ILE:H	1.81	0.44
9:QI:7:THR:O	9:QI:83:ARG:CD	2.66	0.44
12:QL:117:ARG:NH2	12:QL:124:LYS:HD3	2.32	0.44
12:QL:6:THR:H	12:QL:9:GLN:NE2	1.97	0.44
15:QO:29:VAL:HB	15:QO:81:LEU:HD21	1.99	0.44
20:QT:48:LYS:HB3	20:QT:51:GLU:CG	2.48	0.44
47:R4:15:ILE:CG2	47:R4:20:ASN:ND2	2.81	0.44
49:R6:17:LYS:O	49:R6:18:ARG:CB	2.64	0.44
22:RA:2284:C:C5	49:R6:27:LYS:HE2	2.52	0.44
49:R6:34:LEU:O	49:R6:36:LEU:HD22	2.17	0.44
50:R7:32:LYS:O	50:R7:33:ARG:C	2.56	0.44
22:RA:1497:U:H3'	22:RA:1498:C:H6	1.82	0.44
22:RA:1516:U:H2'	22:RA:1517:G:H8	1.81	0.44
22:RA:1753:G:N1	22:RA:1756:G:C2	2.85	0.44
22:RA:2143:C:H2'	22:RA:2144:U:O4'	2.18	0.44
22:RA:249:C:P	22:RA:2394:C:HO2'	2.41	0.44
22:RA:2049:G:N2	22:RA:2620:C:C2	2.86	0.44
22:RA:2658:C:H5''	28:RH:158:HIS:CE1	2.53	0.44
22:RA:969:U:OP1	46:R3:17:LYS:N	2.50	0.44
22:RA:2599:G:OP2	24:RD:236:GLY:HA2	2.18	0.44
25:RE:143:ASN:N	25:RE:143:ASN:ND2	2.65	0.44
25:RE:4:ILE:HG12	25:RE:91:VAL:HG11	1.99	0.44
27:RG:129:GLY:HA2	27:RG:169:ALA:HB2	1.99	0.44
28:RH:7:LEU:C	28:RH:7:LEU:HD12	2.37	0.44
30:RN:20:GLY:HA2	30:RN:61:ARG:HD2	1.99	0.44
30:RN:7:LYS:HD3	30:RN:9:VAL:H	1.81	0.44
22:RA:2547:U:O2	31:RO:23:ARG:NH2	2.51	0.44
32:RP:83:VAL:HG11	32:RP:112:LEU:HD21	1.96	0.44

*Continued on next page...*

*Continued from previous page...*

Atom-1	Atom-2	Interatomic distance (Å)	Clash overlap (Å)
32:RP:45:LEU:HD12	32:RP:45:LEU:N	2.32	0.44
35:RS:78:LEU:HD21	35:RS:108:GLY:HA2	1.98	0.44
35:RS:29:PHE:HD2	35:RS:92:TYR:HH	1.64	0.44
35:RS:3:ARG:O	35:RS:4:LEU:O	2.35	0.44
39:RW:29:LEU:HD11	39:RW:55:ALA:HB2	1.98	0.44
40:RX:70:LEU:HD23	40:RX:70:LEU:H	1.77	0.44
41:RY:95:LYS:HB2	41:RY:99:CYS:O	2.18	0.44
1:XA:1378:C:N4	1:XA:1379:G:N3	2.66	0.44
1:XA:32:A:H2'	1:XA:33:A:C8	2.52	0.44
1:XA:684:A:H2'	1:XA:685:G:C8	2.52	0.44
2:XB:24:TRP:CD2	2:XB:26:PRO:HD3	2.52	0.44
3:XC:43:LEU:HD11	3:XC:66:VAL:HG11	1.98	0.44
4:XD:132:ARG:HG2	4:XD:132:ARG:HH11	1.83	0.44
7:XG:38:LEU:O	7:XG:42:ILE:HG13	2.17	0.44
8:XH:1:MET:CE	8:XH:1:MET:H3	2.31	0.44
9:XI:118:LYS:O	9:XI:119:ALA:CB	2.65	0.44
10:XJ:33:GLN:HB2	10:XJ:75:ILE:HD11	1.99	0.44
11:XK:83:ILE:HG12	11:XK:109:VAL:HG23	1.99	0.44
11:XK:13:GLN:HG3	11:XK:75:TYR:CA	2.48	0.44
13:XM:16:ASP:O	13:XM:19:LEU:HD23	2.17	0.44
13:XM:53:VAL:HG12	13:XM:57:ARG:HH12	1.82	0.44
15:XO:29:VAL:HB	15:XO:81:LEU:HD21	1.99	0.44
15:XO:54:ARG:O	15:XO:55:GLY:C	2.55	0.44
16:XP:72:ARG:CD	16:XP:73:LEU:HD23	2.48	0.44
43:Y0:12:ASN:HB2	43:Y0:13:GLY:H	1.46	0.44
44:Y1:60:PHE:HE2	44:Y1:91:LYS:NZ	2.16	0.44
47:Y4:33:VAL:CG1	47:Y4:34:GLU:N	2.80	0.44
47:Y4:39:CYS:HB3	47:Y4:41:PRO:HD2	2.00	0.44
48:Y5:40:LYS:HZ1	48:Y5:48:GLU:CB	2.19	0.44
51:Y8:47:LYS:HD2	51:Y8:48:PHE:N	2.33	0.44
22:YA:2419:U:OP1	49:Y6:23:THR:HG21	2.18	0.44
22:YA:903:C:H2'	22:YA:904:C:O4'	2.18	0.44
22:YA:1655:A:H4'	25:YE:115:GLY:N	2.32	0.44
25:YE:50:GLY:CA	25:YE:74:PRO:HG3	2.46	0.44
22:YA:2635:C:OP1	25:YE:78:LEU:HD12	2.17	0.44
26:YF:116:ASP:OD2	32:YP:1:MET:N	2.44	0.44
26:YF:149:ASP:OD2	26:YF:151:SER:HB3	2.17	0.44
26:YF:201:VAL:HG13	26:YF:202:PHE:N	2.33	0.44
32:YP:31:ALA:C	32:YP:32:THR:CG2	2.85	0.44
32:YP:6:LEU:HD22	32:YP:6:LEU:N	2.31	0.44
33:YQ:21:THR:HB	33:YQ:22:LYS:H	1.42	0.44

*Continued on next page...*

*Continued from previous page...*

Atom-1	Atom-2	Interatomic distance (Å)	Clash overlap (Å)
33:YQ:60:ARG:HH21	33:YQ:60:ARG:HB2	1.82	0.44
35:YS:56:LEU:O	35:YS:57:LYS:O	2.36	0.44
37:YU:53:ARG:C	37:YU:55:ARG:H	2.20	0.44
37:YU:57:PHE:O	37:YU:59:ARG:N	2.50	0.44
38:YV:72:VAL:HG13	38:YV:85:LYS:HB3	2.00	0.44
39:YW:28:SER:O	39:YW:30:GLU:N	2.51	0.44
39:YW:1:MET:CE	39:YW:2:GLU:H	2.31	0.44
1:QA:1054:C:N4	55:QY:34:C:C1'	2.47	0.44
2:QB:192:SER:OG	2:QB:193:ASP:N	2.50	0.44
2:QB:189:ASP:OD2	2:QB:205:ASP:OD1	2.35	0.44
2:QB:29:ALA:O	2:QB:32:ILE:HG22	2.17	0.44
3:QC:69:HIS:N	3:QC:69:HIS:ND1	2.66	0.44
4:QD:68:TYR:O	4:QD:69:GLY:C	2.55	0.44
4:QD:76:ARG:O	4:QD:79:PHE:HB3	2.17	0.44
5:QE:147:ASP:OD2	5:QE:147:ASP:N	2.50	0.44
7:QG:45:ASP:O	7:QG:49:ILE:HG12	2.17	0.44
8:QH:16:ALA:HB2	8:QH:24:THR:CG2	2.45	0.44
10:QJ:70:ARG:HH11	10:QJ:70:ARG:HG3	1.83	0.44
13:QM:66:LEU:C	13:QM:70:LEU:HB2	2.38	0.44
13:QM:90:LEU:HD12	13:QM:91:ARG:N	2.33	0.44
16:QP:72:ARG:CD	16:QP:73:LEU:HD23	2.47	0.44
44:R1:10:LYS:HD2	44:R1:66:HIS:HE1	1.82	0.44
47:R4:68:ARG:HH11	47:R4:69:LYS:HG2	1.82	0.44
50:R7:48:LYS:CG	50:R7:49:ARG:H	2.23	0.44
22:RA:1258:C:H2'	22:RA:1259:G:C8	2.52	0.44
22:RA:770:G:N3	22:RA:1354:A:H2	2.16	0.44
22:RA:1405:U:H2'	22:RA:1406:U:C6	2.52	0.44
22:RA:1578:U:H2'	22:RA:1579:A:H5'	2.00	0.44
22:RA:2600:A:C6	22:RA:2601:C:N4	2.86	0.44
22:RA:2776:A:H4'	22:RA:2777:G:O5'	2.16	0.44
22:RA:593:G:O3'	51:R8:61:LEU:HD22	2.18	0.44
22:RA:685:A:H5''	22:RA:788:A:H62	1.82	0.44
22:RA:704:G:O2'	22:RA:705:A:O5'	2.35	0.44
22:RA:727:A:C2	24:RD:9:TYR:CD2	3.06	0.44
22:RA:910:A:N6	22:RA:911:A:N6	2.66	0.44
24:RD:155:LEU:HD12	24:RD:155:LEU:N	2.32	0.44
26:RF:117:ARG:NH2	26:RF:189:THR:O	2.50	0.44
26:RF:132:VAL:HG23	26:RF:133:ASN:H	1.82	0.44
30:RN:96:GLU:CG	30:RN:97:ARG:N	2.72	0.44
31:RO:91:LEU:N	31:RO:91:LEU:CD2	2.80	0.44
32:RP:101:VAL:HA	32:RP:106:LEU:HB2	1.99	0.44

*Continued on next page...*

*Continued from previous page...*

Atom-1	Atom-2	Interatomic distance (Å)	Clash overlap (Å)
32:RP:81:GLN:HG3	32:RP:82:GLY:N	2.32	0.44
36:RT:135:ALA:C	36:RT:137:LYS:N	2.71	0.44
38:RV:35:LEU:N	38:RV:35:LEU:HD22	2.23	0.44
40:RX:87:GLN:HB2	40:RX:87:GLN:HE21	1.55	0.44
41:RY:88:LYS:HB3	41:RY:90:LEU:CD2	2.48	0.44
1:XA:222:U:H2'	1:XA:223:U:H6	1.83	0.44
1:XA:539:A:OP1	12:XL:114:LYS:HE2	2.16	0.44
1:XA:728:A:C6	15:XO:54:ARG:HD2	2.52	0.44
1:XA:730:G:C5	1:XA:731:G:H1'	2.52	0.44
1:XA:985:C:H2'	1:XA:986:A:H8	1.81	0.44
2:XB:54:THR:HG21	2:XB:201:ILE:HD11	1.99	0.44
2:XB:30:ARG:HH21	2:XB:194:PRO:HG2	1.82	0.44
3:XC:108:ASN:HB3	3:XC:111:LEU:HD12	1.99	0.44
10:XJ:62:HIS:N	10:XJ:62:HIS:CD2	2.85	0.44
11:XK:121:PRO:HD2	11:XK:126:ARG:CD	2.46	0.44
16:XP:15:PRO:O	16:XP:16:HIS:ND1	2.50	0.44
1:XA:1314:C:OP2	19:XS:4:SER:OG	2.35	0.44
45:Y2:41:ILE:HD12	45:Y2:41:ILE:O	2.16	0.44
47:Y4:23:GLU:O	47:Y4:24:THR:OG1	2.34	0.44
22:YA:1207:C:H2'	22:YA:1208:C:H6	1.82	0.44
22:YA:1423:G:H2'	22:YA:1424:G:H8	1.83	0.44
22:YA:1798:U:C4	22:YA:1819:A:C2	3.05	0.44
22:YA:1825:A:H2'	22:YA:1826:G:H8	1.83	0.44
22:YA:2038:G:H2'	22:YA:2039:C:O4'	2.18	0.44
22:YA:2418:A:H2'	22:YA:2419:U:C6	2.53	0.44
22:YA:2464:C:H2'	22:YA:2465:C:C6	2.51	0.44
22:YA:2865:U:C4	22:YA:2866:U:N3	2.85	0.44
22:YA:424:G:C2	22:YA:425:G:C8	3.06	0.44
25:YE:172:VAL:HG13	25:YE:182:LEU:HD11	1.98	0.44
26:YF:24:LEU:N	26:YF:24:LEU:HD12	2.33	0.44
30:YN:63:THR:HG23	30:YN:66:LYS:HE3	2.00	0.44
22:YA:389:G:N1	32:YP:71:VAL:HG12	2.32	0.44
36:YT:135:ALA:C	36:YT:137:LYS:N	2.71	0.44
1:QA:186(D):C:H2'	1:QA:186(E):C:C6	2.52	0.44
2:QB:132:LYS:HA	2:QB:135:GLN:CB	2.43	0.44
4:QD:206:PHE:CD2	4:QD:207:TYR:CE1	3.05	0.44
4:QD:60:GLU:HG2	4:QD:202:LEU:HD12	2.00	0.44
4:QD:72:GLU:O	4:QD:73:ARG:C	2.52	0.44
7:QG:62:PHE:O	7:QG:64:GLN:N	2.51	0.44
9:QI:13:ALA:HB2	9:QI:68:GLY:CA	2.47	0.44
9:QI:47:LEU:H	9:QI:47:LEU:HD22	1.81	0.44

*Continued on next page...*



*Continued from previous page...*

Atom-1	Atom-2	Interatomic distance (Å)	Clash overlap (Å)
9:QI:4:TYR:CZ	9:QI:88:TYR:HB2	2.51	0.44
11:QK:48:ILE:HD11	11:QK:64:ALA:N	2.32	0.44
13:QM:101:GLN:HB2	13:QM:101:GLN:HE21	1.66	0.44
1:QA:1227:A:OP2	13:QM:111:LYS:HE3	2.18	0.44
16:QP:83:GLU:HG3	16:QP:84:ALA:N	2.33	0.44
20:QT:36:LEU:C	20:QT:38:LYS:N	2.71	0.44
46:R3:50:VAL:HB	46:R3:53:LEU:HD12	2.00	0.44
22:RA:1301:A:H2	22:RA:1626:G:N3	2.14	0.44
22:RA:1359:A:OP2	22:RA:1371:G:N2	2.41	0.44
22:RA:1599:C:H2'	22:RA:1600:C:C6	2.52	0.44
22:RA:1803:A:H2	22:RA:1822:G:N3	2.16	0.44
22:RA:1991:U:H2'	22:RA:1992:G:H5''	2.00	0.44
22:RA:2231:C:H2'	22:RA:2232:U:O4'	2.18	0.44
22:RA:269:U:C5	22:RA:270(Z):U:C4	3.05	0.44
22:RA:605:C:O2	22:RA:657:U:O2'	2.36	0.44
24:RD:95:LEU:HD12	24:RD:95:LEU:O	2.17	0.44
26:RF:174:VAL:CG1	26:RF:174:VAL:O	2.65	0.44
27:RG:67:LYS:N	27:RG:67:LYS:HD2	2.33	0.44
28:RH:84:SER:OG	28:RH:85:LYS:N	2.51	0.44
30:RN:57:ALA:O	30:RN:124:ALA:HA	2.18	0.44
34:RR:41:ALA:C	34:RR:43:GLU:H	2.20	0.44
1:XA:1432:G:H8	1:XA:1432:G:O5'	2.01	0.44
1:XA:1507:A:C8	1:XA:1530:G:N2	2.85	0.44
1:XA:716:A:C6	1:XA:717:C:C4	3.06	0.44
1:XA:89:U:H2'	1:XA:90:C:C6	2.53	0.44
3:XC:188:LEU:HD12	3:XC:195:VAL:CG1	2.48	0.44
4:XD:3:ARG:O	4:XD:4:TYR:C	2.55	0.44
8:XH:6:ILE:HB	8:XH:85:ARG:HH11	1.74	0.44
10:XJ:16:LEU:HD13	10:XJ:16:LEU:C	2.38	0.44
14:YN:24:CYS:HB3	14:YN:28:GLY:H	1.83	0.44
10:XJ:53:PRO:C	14:YN:41:ARG:NH2	2.71	0.44
18:XR:82:THR:HG22	18:XR:83:GLU:H	1.80	0.44
20:XT:98:PRO:C	20:XT:100:ILE:H	2.19	0.44
20:XT:36:LEU:HA	20:XT:36:LEU:HD13	1.82	0.44
20:XT:83:ARG:C	20:XT:86:ARG:HB3	2.38	0.44
47:Y4:68:ARG:HH11	47:Y4:69:LYS:HG2	1.82	0.44
22:YA:2370:G:H21	49:Y6:45:LYS:NZ	2.14	0.44
22:YA:1443:G:H1	22:YA:1548:C:H42	1.66	0.44
22:YA:2655:G:O2'	22:YA:2656:U:OP2	2.36	0.44
22:YA:974(A):C:H4'	22:YA:975:G:C5'	2.47	0.44
24:YD:145:VAL:HB	24:YD:155:LEU:HB2	1.99	0.44

*Continued on next page...*

*Continued from previous page...*

Atom-1	Atom-2	Interatomic distance (Å)	Clash overlap (Å)
24:YD:44:ASN:CB	24:YD:49:ILE:HG22	2.46	0.44
27:YG:16:ARG:NH2	27:YG:31:VAL:CG1	2.75	0.44
27:YG:51:ARG:HB3	27:YG:51:ARG:NH1	2.33	0.44
28:YH:37:VAL:HG11	28:YH:68:THR:HG23	1.98	0.44
29:YI:30:LEU:HA	29:YI:35:LEU:HD12	2.00	0.44
31:YO:120:GLU:OE1	36:YT:67:SER:OG	2.24	0.44
32:YP:107:LYS:HB2	32:YP:110:TYR:HD2	1.83	0.44
35:YS:110:LEU:HA	35:YS:112:PHE:CE1	2.53	0.44
37:YU:97:ASP:HA	37:YU:100:VAL:CG2	2.47	0.44
37:YU:86:ALA:CB	37:YU:88:ILE:HD11	2.48	0.44
39:YW:14:PRO:HB3	39:YW:18:ARG:HE	1.83	0.44
41:YY:36:ALA:HB1	41:YY:67:LEU:O	2.16	0.44
41:YY:88:LYS:HB3	41:YY:90:LEU:CD2	2.48	0.44
42:YZ:152:ALA:O	42:YZ:154:ASP:N	2.48	0.44
1:QA:1148:U:H2'	1:QA:1149:C:O4'	2.17	0.44
1:QA:1252:A:H2'	1:QA:1253:G:O4'	2.17	0.44
1:QA:1326:C:H2'	1:QA:1327:C:C6	2.52	0.44
1:QA:440:A:H3'	1:QA:442:C:H6	1.83	0.44
1:QA:523:A:H8	1:QA:523:A:O5'	2.00	0.44
2:QB:77:ALA:HB2	2:QB:211:ILE:HG21	2.00	0.44
8:QH:118:VAL:O	8:QH:119:LEU:HD23	2.17	0.44
9:QI:5:TYR:CD2	9:QI:6:GLY:N	2.86	0.44
10:QJ:54:PHE:CD2	10:QJ:55:LYS:HD2	2.52	0.44
10:QJ:61:GLU:CG	14:QN:58:LYS:HE2	2.47	0.44
13:QM:53:VAL:HG12	13:QM:57:ARG:HH12	1.82	0.44
15:QO:10:LYS:O	15:QO:14:GLU:HB2	2.18	0.44
1:QA:390:C:H4'	16:QP:28:ARG:NH2	2.32	0.44
22:RA:389:G:OP2	44:R1:26:ARG:HB3	2.17	0.44
44:R1:8:SER:CB	44:R1:66:HIS:CE1	3.01	0.44
45:R2:4:SER:OG	45:R2:5:GLU:OE2	2.26	0.44
47:R4:33:VAL:CG1	47:R4:34:GLU:H	2.22	0.44
22:RA:2396:G:OP1	44:R1:25:LYS:NZ	2.28	0.44
22:RA:2505:G:H2'	22:RA:2576:G:O6	2.18	0.44
22:RA:2583:G:C6	22:RA:2584:U:C5	3.05	0.44
22:RA:345:A:H5''	22:RA:346:A:OP1	2.18	0.44
22:RA:571:A:C6	22:RA:575:A:C8	3.06	0.44
24:RD:155:LEU:HD23	24:RD:177:LEU:HD21	2.00	0.44
24:RD:30:GLU:HG3	24:RD:63:ARG:NE	2.32	0.44
24:RD:52:ARG:HB2	24:RD:53:PHE:CD2	2.53	0.44
24:RD:30:GLU:CD	24:RD:63:ARG:HE	2.21	0.44
26:RF:65:TRP:CZ2	26:RF:72:ARG:NH2	2.85	0.44

*Continued on next page...*

*Continued from previous page...*

Atom-1	Atom-2	Interatomic distance (Å)	Clash overlap (Å)
31:RO:77:ILE:O	31:RO:77:ILE:HG23	2.17	0.44
34:RR:33:ARG:HA	34:RR:114:VAL:O	2.18	0.44
34:RR:12:ARG:HG3	34:RR:12:ARG:NH1	2.32	0.44
34:RR:79:LEU:O	34:RR:79:LEU:HD23	2.16	0.44
31:RO:104:ARG:NH1	36:RT:36:GLU:CD	2.71	0.44
37:RU:52:ARG:NH1	37:RU:52:ARG:CG	2.76	0.44
37:RU:79:PHE:CE2	37:RU:83:LEU:CD1	3.00	0.44
22:RA:138:G:N2	40:RX:44:GLU:OE2	2.27	0.44
41:RY:97:ARG:HG2	41:RY:97:ARG:HH11	1.82	0.44
1:XA:1132:C:H2'	1:XA:1133:G:H8	1.82	0.44
1:XA:163:C:H2'	1:XA:164:U:H6	1.83	0.44
1:XA:246:A:N6	1:XA:281:G:H1'	2.33	0.44
1:XA:556:C:H2'	1:XA:557:G:C8	2.53	0.44
1:XA:591:U:C2	1:XA:592:G:C8	3.06	0.44
3:XC:69:HIS:ND1	3:XC:69:HIS:N	2.66	0.44
4:XD:93:PHE:CZ	4:XD:97:LEU:HD11	2.52	0.44
5:XE:48:ALA:HB2	5:XE:57:LYS:HD3	2.00	0.44
5:XE:62:ALA:C	5:XE:64:ARG:H	2.21	0.44
5:XE:62:ALA:O	5:XE:64:ARG:N	2.51	0.44
6:XF:3:ARG:HG2	6:XF:93:SER:OG	2.17	0.44
6:XF:35:ALA:HA	6:XF:67:MET:HB3	1.99	0.44
8:XH:109:ILE:HD11	8:XH:120:THR:HG22	2.00	0.44
8:XH:28:ALA:O	8:XH:29:SER:HB2	2.18	0.44
9:XI:4:TYR:CZ	9:XI:88:TYR:HB2	2.52	0.44
10:XJ:100:THR:O	10:XJ:101:VAL:HB	2.17	0.44
11:XK:106:LYS:O	11:XK:107:SER:CB	2.65	0.44
12:XL:8:ASN:OD1	17:XQ:34:LYS:HE2	2.18	0.44
13:XM:3:ARG:HH22	27:YG:113:ARG:NH2	2.15	0.44
27:YG:67:LYS:CE	47:Y4:6:HIS:NE2	2.74	0.44
49:Y6:34:LEU:O	49:Y6:36:LEU:HD22	2.17	0.44
22:YA:1000:A:C6	22:YA:1155:A:C8	3.05	0.44
22:YA:1469:A:C4	22:YA:1470:G:C8	3.06	0.44
22:YA:1305:C:C2	22:YA:1624:G:C2	3.06	0.44
22:YA:1728:G:H3'	22:YA:1729:A:C5'	2.48	0.44
22:YA:1936:A:C8	22:YA:1945:G:C8	3.06	0.44
22:YA:2093:G:H2'	22:YA:2094:G:H8	1.82	0.44
22:YA:2356:C:C5	22:YA:2357:U:C4	3.05	0.44
22:YA:2633:G:H1'	25:YE:62:PRO:HG2	2.00	0.44
22:YA:270(T):G:C2	22:YA:270(U):C:C2	3.06	0.44
22:YA:265:A:C6	22:YA:428:A:C4	3.05	0.44
22:YA:49:A:C6	22:YA:118:A:C5	3.06	0.44

*Continued on next page...*

*Continued from previous page...*

Atom-1	Atom-2	Interatomic distance (Å)	Clash overlap (Å)
22:YA:774:A:HO2'	22:YA:775:G:P	2.40	0.44
24:YD:143:HIS:HD2	24:YD:144:ALA:HB2	1.82	0.44
24:YD:17:THR:HG21	24:YD:204:ILE:HA	1.99	0.44
25:YE:120:TRP:CE3	25:YE:155:LYS:HD3	2.53	0.44
26:YF:65:TRP:CZ2	26:YF:72:ARG:NH2	2.86	0.44
22:YA:2316:C:H1'	27:YG:128:ARG:HH22	1.82	0.44
28:YH:6:ARG:CG	28:YH:7:LEU:N	2.81	0.44
30:YN:109:LYS:H	30:YN:109:LYS:CD	2.26	0.44
22:YA:1006:C:H5'	30:YN:28:THR:HG23	1.99	0.44
32:YP:115:LEU:CB	32:YP:131:SER:HB2	2.47	0.44
32:YP:13:ASN:C	32:YP:15:ARG:H	2.21	0.44
33:YQ:81:VAL:HG23	33:YQ:82:ARG:N	2.32	0.44
35:YS:110:LEU:HA	35:YS:112:PHE:CZ	2.53	0.44
36:YT:99:LEU:CD1	36:YT:99:LEU:O	2.65	0.44
40:YX:35:THR:O	40:YX:36:LYS:C	2.55	0.44
42:YZ:107:THR:HA	42:YZ:108:PRO:HD3	1.89	0.44
1:QA:1321:C:C4	1:QA:1322:C:C4	3.05	0.44
1:QA:1446:A:C4	36:RT:118:ARG:HD2	2.52	0.44
1:QA:1511:G:H2'	1:QA:1512:U:O4'	2.18	0.44
1:QA:258:G:H1	1:QA:268:C:H42	1.66	0.44
1:QA:667:G:H4'	15:QO:51:HIS:CE1	2.53	0.44
2:QB:47:THR:HG22	2:QB:51:LEU:CG	2.48	0.44
1:QA:543:C:OP1	4:QD:14:ARG:NE	2.51	0.44
8:QH:28:ALA:O	8:QH:29:SER:HB2	2.17	0.44
11:QK:13:GLN:HG3	11:QK:75:TYR:CA	2.48	0.44
11:QK:77:MET:HE3	11:QK:80:VAL:HG12	1.98	0.44
12:QL:27:LEU:C	12:QL:29:GLY:H	2.20	0.44
13:QM:36:LYS:C	13:QM:36:LYS:CD	2.86	0.44
15:QO:25:THR:HG22	15:QO:70:LEU:HD22	1.99	0.44
17:QQ:92:ARG:HG3	17:QQ:92:ARG:NH1	2.30	0.44
47:R4:39:CYS:HB3	47:R4:41:PRO:HD2	2.00	0.44
48:R5:52:TYR:CD1	48:R5:52:TYR:N	2.85	0.44
49:R6:11:LEU:HD12	49:R6:51:GLU:HG3	2.00	0.44
22:RA:1599:C:H2'	22:RA:1600:C:H6	1.83	0.44
22:RA:2006:C:O2'	22:RA:2823:A:N3	2.51	0.44
22:RA:530:G:O2'	22:RA:2021:C:O2'	2.35	0.44
22:RA:947:G:H2'	22:RA:948:G:C8	2.53	0.44
22:RA:94:G:H2'	22:RA:95:G:O4'	2.18	0.44
24:RD:10:THR:O	24:RD:11:PRO:C	2.56	0.44
24:RD:12:SER:C	24:RD:14:ARG:N	2.70	0.44
24:RD:44:ASN:ND2	24:RD:44:ASN:H	1.97	0.44

*Continued on next page...*

*Continued from previous page...*

Atom-1	Atom-2	Interatomic distance (Å)	Clash overlap (Å)
25:RE:199:ARG:HG3	25:RE:199:ARG:HH11	1.82	0.44
25:RE:52:LEU:HB2	25:RE:75:VAL:CG2	2.40	0.44
28:RH:119:GLU:CD	28:RH:120:GLY:H	2.22	0.44
28:RH:125:VAL:CG1	28:RH:126:PRO:CG	2.94	0.44
30:RN:114:ARG:O	30:RN:115:ARG:CB	2.65	0.44
31:RO:86:ILE:CD1	31:RO:86:ILE:H	2.27	0.44
34:RR:3:HIS:C	34:RR:5:LYS:H	2.17	0.44
1:XA:1001:G:H2'	1:XA:1002:G:O4'	2.18	0.44
1:XA:1020:U:H2'	1:XA:1021:G:C8	2.53	0.44
1:XA:1378:C:O2	7:XG:76:ARG:NH1	2.51	0.44
1:XA:35:G:C6	1:XA:36:C:N4	2.86	0.44
2:XB:192:SER:OG	2:XB:193:ASP:N	2.50	0.44
3:XC:68:VAL:HG12	3:XC:70:VAL:HG23	1.98	0.44
4:XD:180:GLY:O	4:XD:181:MET:C	2.54	0.44
4:XD:9:CYS:SG	4:XD:32:ALA:HB2	2.58	0.44
5:XE:80:ILE:HG13	5:XE:82:VAL:HG23	1.99	0.44
5:XE:94:ALA:HB2	5:XE:119:LEU:HG	2.00	0.44
6:XF:27:GLN:HG2	6:XF:27:GLN:H	1.65	0.44
9:XI:10:ARG:NE	9:XI:105:ASP:CB	2.81	0.44
14:XN:47:LEU:O	14:XN:48:ALA:C	2.56	0.44
19:XS:5:LEU:HD11	47:Y4:66:SER:HA	1.95	0.44
13:XM:80:ARG:NH1	19:XS:65:ASN:O	2.51	0.44
19:XS:8:GLY:O	19:XS:9:VAL:CG2	2.57	0.44
20:XT:48:LYS:HB3	20:XT:51:GLU:CG	2.48	0.44
47:Y4:39:CYS:O	47:Y4:40:HIS:CB	2.66	0.44
22:YA:1333:C:H2'	22:YA:1334:G:H8	1.83	0.44
22:YA:2558:C:H2'	22:YA:2559:C:O4'	2.17	0.44
22:YA:2689:U:P	22:YA:2719:G:H22	2.40	0.44
22:YA:744:G:H2'	22:YA:745:G:O4'	2.18	0.44
22:YA:809:G:H2'	22:YA:810:U:C6	2.53	0.44
22:YA:868:U:C4	22:YA:869:G:N7	2.86	0.44
23:YB:112:G:H2'	23:YB:113:C:H6	1.82	0.44
24:YD:155:LEU:N	24:YD:155:LEU:HD12	2.33	0.44
24:YD:213:ARG:HA	24:YD:213:ARG:HD2	1.59	0.44
24:YD:44:ASN:HB2	24:YD:49:ILE:HA	1.93	0.44
24:YD:95:LEU:HD12	24:YD:95:LEU:O	2.17	0.44
25:YE:48:GLN:HB3	25:YE:48:GLN:HE21	1.55	0.44
26:YF:184:TYR:CE2	26:YF:188:ARG:HD2	2.52	0.44
28:YH:153:LYS:HG3	28:YH:162:ILE:H	1.79	0.44
30:YN:67:LEU:HA	30:YN:87:LEU:HD13	2.00	0.44
32:YP:88:LEU:O	32:YP:90:ARG:N	2.50	0.44

*Continued on next page...*

*Continued from previous page...*

Atom-1	Atom-2	Interatomic distance (Å)	Clash overlap (Å)
33:YQ:132:VAL:HG11	42:YZ:81:ARG:NH1	2.33	0.44
34:YR:41:ALA:C	34:YR:43:GLU:H	2.20	0.44
36:YT:114:LEU:HD23	36:YT:114:LEU:HA	1.74	0.44
37:YU:79:PHE:CE2	37:YU:83:LEU:CD1	3.01	0.44
39:YW:67:ASP:N	39:YW:67:ASP:OD2	2.50	0.44
39:YW:88:ARG:HG2	39:YW:88:ARG:HH11	1.82	0.44
1:QA:134:A:H61	16:QP:25:ARG:NH1	2.16	0.44
1:QA:1366:C:H2'	1:QA:1367:C:C6	2.53	0.44
1:QA:1425:U:H1'	1:QA:1476:G:N2	2.33	0.44
1:QA:191(E):G:H2'	1:QA:191(F):U:C6	2.53	0.44
1:QA:328:C:H1'	1:QA:329:A:OP2	2.18	0.44
1:QA:563:A:N7	1:QA:567:G:H1'	2.33	0.44
8:QH:88:LYS:HB3	8:QH:89:PRO:HD2	2.00	0.44
9:QI:43:ALA:O	9:QI:45:ALA:N	2.51	0.44
10:QJ:10:GLY:O	10:QJ:68:HIS:N	2.51	0.44
10:QJ:38:ILE:CG1	10:QJ:71:LEU:HB3	2.48	0.44
11:QK:53:SER:C	11:QK:55:LYS:H	2.20	0.44
16:QP:23:ASP:O	16:QP:26:ARG:HB2	2.18	0.44
18:QR:20:ALA:O	18:QR:21:LYS:HG3	2.18	0.44
20:QT:50:GLU:O	20:QT:52:ALA:N	2.51	0.44
1:QA:1305:G:C5'	21:QU:4:GLY:HA3	2.47	0.44
47:R4:39:CYS:O	47:R4:40:HIS:CB	2.66	0.44
48:R5:3:LYS:O	48:R5:4:HIS:C	2.56	0.44
22:RA:1069:A:H4'	22:RA:1070:A:H5''	1.99	0.44
22:RA:1502:C:H5'	22:RA:1503:U:OP2	2.18	0.44
22:RA:2168:G:N3	22:RA:2168:G:H2'	2.32	0.44
24:RD:11:PRO:O	24:RD:12:SER:CB	2.65	0.44
24:RD:12:SER:O	24:RD:14:ARG:N	2.51	0.44
24:RD:237:GLU:HB3	24:RD:238:GLY:H	1.49	0.44
24:RD:25:THR:CG2	24:RD:25:THR:O	2.65	0.44
24:RD:45:ASN:CG	24:RD:46:GLN:N	2.68	0.44
25:RE:11:MET:O	25:RE:12:THR:HB	2.18	0.44
29:RI:4:ILE:HG22	29:RI:16:GLY:HA2	1.99	0.44
22:RA:810:U:C2	32:RP:29:LYS:O	2.71	0.44
32:RP:75:ILE:HG12	32:RP:77:ARG:NH1	2.32	0.44
33:RQ:34:LEU:HB2	33:RQ:118:LEU:HD22	1.99	0.44
36:RT:29:ARG:HA	36:RT:45:PHE:O	2.17	0.44
38:RV:72:VAL:HG13	38:RV:85:LYS:HB3	2.00	0.44
40:RX:3:THR:HA	40:RX:6:ASP:OD2	2.18	0.44
1:XA:1036:G:C8	1:XA:1037:C:C4	3.06	0.44
1:XA:1224:G:O6	1:XA:1322:C:H1'	2.18	0.44

*Continued on next page...*

*Continued from previous page...*

Atom-1	Atom-2	Interatomic distance (Å)	Clash overlap (Å)
1:XA:1244:C:C2	1:XA:1294:G:N2	2.86	0.44
1:XA:131:C:H2'	1:XA:132:C:H6	1.82	0.44
1:XA:1417:G:C6	1:XA:1482:G:C6	3.06	0.44
1:XA:44:G:C2	1:XA:45:U:H1'	2.53	0.44
1:XA:688:G:C6	1:XA:700:G:C6	3.06	0.44
1:XA:775:G:H2'	1:XA:776:G:O4'	2.18	0.44
2:XB:33:TYR:O	2:XB:33:TYR:HD1	2.00	0.44
3:XC:14:ILE:C	3:XC:16:ARG:H	2.21	0.44
4:XD:52:SER:HB3	4:XD:55:ALA:HB3	2.00	0.44
5:XE:78:HIS:HA	8:XH:105:ARG:HB2	2.00	0.44
10:XJ:96:ILE:H	10:XJ:96:ILE:HD13	1.83	0.44
18:XR:82:THR:CG2	18:XR:83:GLU:N	2.79	0.44
20:XT:28:ALA:O	20:XT:30:LYS:N	2.50	0.44
53:XV:49:G:O6	53:XV:65:C:N4	2.49	0.44
22:YA:1126:A:OP1	22:YA:1126:A:H8	2.00	0.44
22:YA:1707:G:H2'	22:YA:1708:C:O4'	2.18	0.44
22:YA:192:C:O2	22:YA:802:A:O2'	2.28	0.44
22:YA:325:G:H2'	22:YA:326:G:H8	1.83	0.44
22:YA:479:A:H4'	22:YA:480:A:OP1	2.18	0.44
22:YA:601:C:O2'	22:YA:605:C:H5''	2.18	0.44
22:YA:846:C:O2'	22:YA:847:U:OP2	2.26	0.44
24:YD:30:GLU:HG3	24:YD:63:ARG:NE	2.32	0.44
25:YE:2:LYS:HG2	25:YE:95:ILE:HG22	1.99	0.44
26:YF:42:ALA:O	26:YF:45:ARG:HB2	2.18	0.44
28:YH:109:PHE:C	28:YH:111:HIS:H	2.21	0.44
29:YI:64:GLU:O	29:YI:67:ARG:HB3	2.18	0.44
32:YP:19:VAL:HG22	32:YP:21:ARG:H	1.83	0.44
32:YP:70:GLN:OE1	32:YP:70:GLN:N	2.51	0.44
33:YQ:27:VAL:HG13	33:YQ:28:ALA:N	2.32	0.44
35:YS:86:ALA:O	35:YS:87:PHE:CB	2.65	0.44
1:QA:1107:C:C4	1:QA:1108:G:C8	3.06	0.43
1:QA:1527:C:O2'	1:QA:1528:U:H5'	2.17	0.43
1:QA:46:G:H2'	1:QA:366:C:C5	2.53	0.43
1:QA:675:A:H2'	1:QA:676:A:H8	1.83	0.43
2:QB:115:LEU:HD21	2:QB:153:ARG:HD3	1.99	0.43
2:QB:87:ARG:NH1	2:QB:223:ILE:HD12	2.33	0.43
2:QB:17:PHE:CG	2:QB:44:LEU:HD11	2.53	0.43
2:QB:47:THR:O	2:QB:51:LEU:N	2.32	0.43
2:QB:87:ARG:HH11	2:QB:223:ILE:HD11	1.83	0.43
4:QD:146:ILE:H	4:QD:146:ILE:CD1	2.30	0.43
5:QE:62:ALA:C	5:QE:64:ARG:H	2.21	0.43

*Continued on next page...*

*Continued from previous page...*

Atom-1	Atom-2	Interatomic distance (Å)	Clash overlap (Å)
5:QE:67:VAL:HG22	5:QE:68:GLU:N	2.33	0.43
7:QG:16:LEU:HD13	9:QI:45:ALA:HB2	1.99	0.43
19:QS:51:VAL:HG12	19:QS:52:TYR:N	2.33	0.43
47:R4:42:PHE:CD1	47:R4:42:PHE:C	2.90	0.43
49:R6:7:ILE:HG23	49:R6:8:LYS:N	2.32	0.43
51:R8:40:GLU:O	51:R8:43:GLN:N	2.50	0.43
22:RA:1593:G:H2'	22:RA:1594:G:C8	2.53	0.43
22:RA:2607:G:H2'	22:RA:2608:G:O4'	2.18	0.43
22:RA:273(C):C:H42	22:RA:363(C):G:H1	1.64	0.43
22:RA:858:U:O2	22:RA:2268:A:H2'	2.17	0.43
23:RB:4:C:C2	23:RB:117:G:N2	2.86	0.43
24:RD:102:LYS:O	24:RD:103:ARG:CG	2.66	0.43
24:RD:206:LEU:HA	24:RD:206:LEU:HD23	1.49	0.43
25:RE:13:ARG:HB3	25:RE:13:ARG:HH11	1.82	0.43
25:RE:3:GLY:CA	25:RE:81:ILE:HG21	2.48	0.43
25:RE:51:PHE:HD1	25:RE:52:LEU:H	1.59	0.43
26:RF:24:LEU:N	26:RF:24:LEU:HD12	2.33	0.43
27:RG:139:LEU:HA	27:RG:144:ILE:HG21	2.00	0.43
28:RH:109:PHE:C	28:RH:111:HIS:H	2.21	0.43
29:RI:86:THR:H	29:RI:123:LEU:HD12	1.83	0.43
31:RO:63:VAL:HG23	31:RO:63:VAL:O	2.18	0.43
32:RP:101:VAL:HG13	32:RP:102:ARG:N	2.33	0.43
35:RS:38:GLN:CG	35:RS:47:THR:HG21	2.48	0.43
36:RT:99:LEU:O	36:RT:99:LEU:CD1	2.65	0.43
39:RW:70:TYR:HD2	39:RW:70:TYR:N	2.06	0.43
40:RX:14:SER:HB2	40:RX:15:GLU:OE1	2.18	0.43
41:RY:11:ASP:HB2	41:RY:27:VAL:CG1	2.46	0.43
41:RY:15:VAL:HB	41:RY:20:TYR:O	2.17	0.43
41:RY:25:GLY:HA3	41:RY:39:VAL:CG1	2.47	0.43
1:XA:1074:G:C6	1:XA:1075:C:C4	3.06	0.43
1:XA:136:C:H42	1:XA:227:G:H1	1.65	0.43
1:XA:688:G:O6	1:XA:700:G:C6	2.70	0.43
1:XA:827:U:H5	1:XA:870:U:N3	2.16	0.43
3:XC:106:VAL:HG11	3:XC:109:PRO:HA	2.00	0.43
5:XE:20:GLN:O	5:XE:21:ALA:C	2.57	0.43
7:XG:75:VAL:HG13	7:XG:145:ALA:HA	2.00	0.43
7:XG:69:VAL:CG1	7:XG:69:VAL:O	2.62	0.43
8:XH:23:SER:HB3	8:XH:62:TYR:HA	2.00	0.43
8:XH:88:LYS:HB3	8:XH:89:PRO:HD2	2.00	0.43
9:XI:29:ASN:OD1	9:XI:65:VAL:N	2.48	0.43
10:XJ:96:ILE:N	10:XJ:96:ILE:CD1	2.79	0.43

*Continued on next page...*



*Continued from previous page...*

Atom-1	Atom-2	Interatomic distance (Å)	Clash overlap (Å)
12:XL:120:TYR:O	12:XL:121:GLY:O	2.36	0.43
16:XP:20:VAL:HG22	16:XP:21:VAL:H	1.83	0.43
17:XQ:13:ASP:O	17:XQ:15:MET:N	2.51	0.43
18:XR:20:ALA:O	18:XR:21:LYS:HG3	2.18	0.43
44:Y1:49:VAL:HG12	44:Y1:51:VAL:HG23	1.99	0.43
47:Y4:2:LYS:HD2	47:Y4:2:LYS:HA	1.61	0.43
19:XS:2:PRO:CG	47:Y4:68:ARG:HH12	2.31	0.43
22:YA:1263:U:O2'	48:Y5:11:THR:HG23	2.18	0.43
22:YA:1438:U:H2'	22:YA:1439:A:H8	1.82	0.43
22:YA:1756:G:H4'	22:YA:1758:G:O4'	2.18	0.43
22:YA:176:G:C6	22:YA:177:G:N7	2.85	0.43
22:YA:2845:G:O2'	22:YA:2846:G:H5'	2.18	0.43
22:YA:259:G:N2	22:YA:621:A:H8	2.11	0.43
22:YA:715:G:H2'	22:YA:716:A:C8	2.53	0.43
22:YA:950:G:C5	22:YA:951:C:C5	3.06	0.43
24:YD:102:LYS:O	24:YD:103:ARG:CG	2.66	0.43
24:YD:35:LYS:HB3	24:YD:36:PRO:HA	2.00	0.43
28:YH:53:GLU:CD	28:YH:54:ARG:H	2.21	0.43
29:YI:109:ILE:HB	29:YI:130:TYR:OH	2.18	0.43
29:YI:73:GLU:HG3	29:YI:136:VAL:HG23	1.98	0.43
30:YN:129:PRO:C	30:YN:131:GLN:H	2.20	0.43
31:YO:47:ILE:HG13	31:YO:48:PRO:HD2	1.99	0.43
31:YO:77:ILE:HG23	31:YO:77:ILE:O	2.17	0.43
31:YO:91:LEU:CD2	31:YO:91:LEU:N	2.80	0.43
32:YP:101:VAL:HA	32:YP:106:LEU:HB2	1.99	0.43
32:YP:96:THR:HG22	32:YP:126:VAL:CB	2.46	0.43
35:YS:57:LYS:O	35:YS:58:LEU:HB3	2.18	0.43
39:YW:29:LEU:HD11	39:YW:55:ALA:HB2	1.98	0.43
41:YY:15:VAL:HB	41:YY:20:TYR:O	2.17	0.43
41:YY:95:LYS:HB2	41:YY:99:CYS:O	2.17	0.43
1:QA:1347:G:H2'	1:QA:1373:G:O6	2.18	0.43
1:QA:1360:A:H8	1:QA:1360:A:OP1	2.01	0.43
1:QA:1502:A:H3'	1:QA:1503:A:H3'	2.01	0.43
1:QA:524:G:H2'	1:QA:525:C:C6	2.53	0.43
1:QA:597:G:N2	8:QH:94:TYR:OH	2.51	0.43
1:QA:826:C:H2'	1:QA:827:U:O2	2.17	0.43
1:QA:836:G:C6	1:QA:851:G:C6	3.06	0.43
2:QB:100:GLY:N	2:QB:176:GLU:OE2	2.51	0.43
3:QC:69:HIS:HA	3:QC:104:GLN:HB2	2.00	0.43
3:QC:106:VAL:HG11	3:QC:109:PRO:HA	2.00	0.43
7:QG:15:ASP:OD1	7:QG:23:VAL:HG11	2.18	0.43

*Continued on next page...*

*Continued from previous page...*

Atom-1	Atom-2	Interatomic distance (Å)	Clash overlap (Å)
7:QG:38:LEU:O	7:QG:42:ILE:HG13	2.17	0.43
8:QH:23:SER:HB3	8:QH:62:TYR:HA	2.00	0.43
9:QI:10:ARG:NE	9:QI:105:ASP:CB	2.81	0.43
10:QJ:100:THR:O	10:QJ:101:VAL:HB	2.17	0.43
10:QJ:6:ILE:O	10:QJ:71:LEU:HD12	2.18	0.43
11:QK:106:LYS:O	11:QK:107:SER:CB	2.65	0.43
11:QK:34:ASP:OD1	11:QK:38:ASN:HB2	2.18	0.43
12:QL:44:THR:HA	12:QL:45:PRO:HD3	1.71	0.43
13:QM:19:LEU:HD22	13:QM:19:LEU:N	2.33	0.43
13:QM:69:GLU:O	13:QM:70:LEU:C	2.56	0.43
20:QT:101:GLY:C	20:QT:103:GLY:H	2.22	0.43
55:QY:39:C:H4'	55:QY:40:G:OP1	2.18	0.43
43:R0:27:GLU:HB2	43:R0:69:PHE:HD1	1.83	0.43
47:R4:48:ARG:C	47:R4:49:PHE:HD1	2.22	0.43
49:R6:15:GLU:HB3	49:R6:16:CYS:H	1.46	0.43
51:R8:58:ILE:O	51:R8:61:LEU:CG	2.66	0.43
22:RA:1000:A:H2'	22:RA:1001:A:C8	2.53	0.43
22:RA:1870:C:H2'	22:RA:1871:A:O4'	2.18	0.43
22:RA:2155:G:H2'	22:RA:2156:G:O4'	2.17	0.43
22:RA:374:A:C2	22:RA:401:A:C4	3.05	0.43
22:RA:696:G:N2	22:RA:697:C:H1'	2.33	0.43
23:RB:111:U:H2'	23:RB:112:G:H8	1.82	0.43
26:RF:149:ASP:OD2	26:RF:151:SER:HB3	2.17	0.43
27:RG:131:TYR:HE2	27:RG:133:LEU:HD22	1.83	0.43
30:RN:30:ILE:HG22	30:RN:34:LEU:CD2	2.48	0.43
31:RO:97:ARG:HA	31:RO:117:LEU:HD22	2.00	0.43
33:RQ:27:VAL:HG13	33:RQ:28:ALA:N	2.32	0.43
35:RS:86:ALA:O	35:RS:87:PHE:CB	2.65	0.43
36:RT:105:LEU:C	36:RT:107:ASP:OD1	2.56	0.43
38:RV:66:ARG:NH1	38:RV:88:ARG:CD	2.74	0.43
39:RW:14:PRO:HB3	39:RW:18:ARG:HE	1.83	0.43
40:RX:65:ARG:N	40:RX:65:ARG:CD	2.79	0.43
40:RX:7:VAL:O	40:RX:30:VAL:CG1	2.66	0.43
41:RY:48:ALA:CB	41:RY:61:ILE:HD13	2.45	0.43
1:XA:1053:G:N7	1:XA:1199:U:H3'	2.33	0.43
1:XA:191(D):U:H2'	1:XA:191(E):G:H8	1.82	0.43
1:XA:44:G:C6	1:XA:45:U:C2	3.06	0.43
1:XA:530:G:H4'	1:XA:531:U:OP2	2.18	0.43
1:XA:678:U:C4	1:XA:679:C:N4	2.86	0.43
1:XA:738:C:H2'	1:XA:739:C:H6	1.83	0.43
2:XB:77:ALA:HB1	2:XB:165:VAL:HG11	2.00	0.43

*Continued on next page...*

*Continued from previous page...*

Atom-1	Atom-2	Interatomic distance (Å)	Clash overlap (Å)
2:XB:47:THR:HG22	2:XB:51:LEU:CG	2.48	0.43
2:XB:95:GLN:HE21	2:XB:147:LYS:CE	2.28	0.43
3:XC:59:ARG:HH12	3:XC:97:LYS:CD	2.31	0.43
5:XE:31:LEU:HD23	5:XE:45:PHE:CD1	2.53	0.43
5:XE:36:ASP:C	5:XE:37:ARG:HG2	2.38	0.43
6:XF:72:VAL:HG23	6:XF:90:VAL:HG11	1.98	0.43
7:XG:78:ARG:CG	7:XG:78:ARG:HH11	2.30	0.43
10:XJ:51:ARG:NH1	10:XJ:51:ARG:HG2	2.33	0.43
11:XK:124:LYS:HB3	11:XK:125:PHE:H	1.67	0.43
13:XM:39:ILE:HD12	13:XM:56:LEU:HD23	1.99	0.43
14:XN:17:LYS:HG3	14:XN:18:VAL:N	2.33	0.43
19:XS:10:PHE:CD1	19:XS:38:SER:HB2	2.52	0.43
43:Y0:70:GLN:CD	43:Y0:72:ARG:HD3	2.39	0.43
44:Y1:82:LEU:HD12	44:Y1:82:LEU:O	2.10	0.43
49:Y6:11:LEU:HD12	49:Y6:51:GLU:HG3	2.00	0.43
50:Y7:19:ARG:NH1	50:Y7:19:ARG:HG2	2.33	0.43
22:YA:1534:G:H2'	22:YA:1534:G:N3	2.33	0.43
22:YA:2436:G:C5	22:YA:2437:U:C5	3.06	0.43
22:YA:2832:U:H4'	22:YA:2833:G:H5''	2.00	0.43
22:YA:2838:G:C4	22:YA:2839:G:C8	3.06	0.43
22:YA:821:A:H5''	22:YA:822:U:H6	1.83	0.43
24:YD:10:THR:O	24:YD:11:PRO:C	2.56	0.43
4:QD:166:LYS:CD	24:YD:134:ARG:NH1	2.81	0.43
25:YE:11:MET:O	25:YE:12:THR:HB	2.18	0.43
26:YF:174:VAL:CG1	26:YF:174:VAL:O	2.65	0.43
27:YG:31:VAL:HG13	27:YG:31:VAL:O	2.18	0.43
28:YH:137:ASP:OD1	28:YH:138:LYS:N	2.51	0.43
36:YT:107:ASP:OD2	36:YT:109:GLU:HB2	2.19	0.43
36:YT:29:ARG:HA	36:YT:45:PHE:O	2.17	0.43
36:YT:49:VAL:CG1	36:YT:49:VAL:O	2.64	0.43
22:YA:2875:C:C4'	36:YT:5:ALA:HB2	2.47	0.43
1:QA:19:C:OP1	5:QE:125:SER:OG	2.24	0.43
1:QA:297:G:H4'	1:QA:557:G:H4'	1.99	0.43
3:QC:27:LYS:NZ	3:QC:27:LYS:HB3	2.34	0.43
4:QD:90:GLY:HA3	4:QD:204:ILE:HD11	2.00	0.43
4:QD:25:ARG:C	4:QD:27:TYR:H	2.21	0.43
5:QE:152:ARG:HD3	8:QH:44:PHE:CE1	2.53	0.43
5:QE:75:THR:CG2	5:QE:76:ILE:N	2.80	0.43
10:QJ:54:PHE:CE2	10:QJ:55:LYS:HD2	2.52	0.43
12:QL:119:LYS:HB2	12:QL:120:TYR:HD1	1.83	0.43
19:QS:36:ARG:NH1	19:QS:52:TYR:O	2.51	0.43

*Continued on next page...*

*Continued from previous page...*

Atom-1	Atom-2	Interatomic distance (Å)	Clash overlap (Å)
53:QV:15:G:N2	53:QV:48:C:H42	2.17	0.43
53:QV:4:G:C6	53:QV:70:G:N1	2.87	0.43
44:R1:53:VAL:CG1	44:R1:54:ALA:N	2.81	0.43
44:R1:92:LYS:O	44:R1:93:GLU:C	2.56	0.43
47:R4:49:PHE:HD1	47:R4:49:PHE:N	2.17	0.43
49:R6:20:ASN:O	49:R6:21:TYR:CG	2.71	0.43
50:R7:5:TRP:CD1	50:R7:7:PRO:HG3	2.53	0.43
51:R8:58:ILE:O	51:R8:61:LEU:CD1	2.67	0.43
22:RA:1519:G:C6	22:RA:1520:U:C4	3.06	0.43
22:RA:1678:G:H22	22:RA:1989:G:N2	2.12	0.43
22:RA:173:G:H2'	22:RA:174:C:C6	2.52	0.43
22:RA:1929:G:H4'	22:RA:1930:G:OP1	2.18	0.43
22:RA:2543:G:H21	22:RA:2646:C:H5''	1.82	0.43
22:RA:512:G:O2'	22:RA:513:A:P	2.76	0.43
23:RB:3:C:H2'	23:RB:4:C:C6	2.53	0.43
24:RD:17:THR:HG22	24:RD:204:ILE:HA	1.98	0.43
25:RE:51:PHE:CD1	25:RE:52:LEU:N	2.76	0.43
26:RF:201:VAL:HG13	26:RF:202:PHE:N	2.33	0.43
26:RF:63:LYS:CE	26:RF:67:GLN:HB2	2.48	0.43
23:RB:56:G:P	27:RG:27:ASN:HD21	2.41	0.43
28:RH:136:ILE:N	28:RH:136:ILE:HD12	2.32	0.43
28:RH:137:ASP:OD1	28:RH:138:LYS:N	2.51	0.43
32:RP:107:LYS:HB2	32:RP:110:TYR:HD2	1.83	0.43
32:RP:81:GLN:HE21	32:RP:81:GLN:HB2	1.59	0.43
34:RR:81:ASP:OD2	34:RR:81:ASP:N	2.50	0.43
35:RS:110:LEU:HA	35:RS:112:PHE:CE1	2.53	0.43
35:RS:56:LEU:O	35:RS:57:LYS:O	2.36	0.43
36:RT:111:ARG:C	36:RT:113:LYS:N	2.64	0.43
38:RV:15:GLU:O	38:RV:96:ILE:HB	2.19	0.43
38:RV:25:LEU:H	38:RV:92:THR:CG2	2.28	0.43
22:RA:1615:C:C2	39:RW:87:PRO:HG3	2.54	0.43
40:RX:31:HIS:HA	40:RX:32:PRO:HD3	1.88	0.43
42:RZ:157:LEU:HA	42:RZ:158:PRO:HD2	1.81	0.43
1:XA:1100:C:O2'	1:XA:1102:A:OP1	2.34	0.43
1:XA:1264:C:H2'	1:XA:1265:G:H8	1.82	0.43
1:XA:1370:G:O3'	9:XI:12:GLU:HG3	2.17	0.43
1:XA:1442:G:C5	1:XA:1446:A:C6	3.07	0.43
1:XA:240:C:H2'	1:XA:241:C:C6	2.53	0.43
1:XA:416:G:H2'	1:XA:417:C:C6	2.53	0.43
1:XA:780:A:H1'	1:XA:803:G:N2	2.32	0.43
2:XB:162:ILE:O	2:XB:185:ILE:HG13	2.18	0.43

*Continued on next page...*

*Continued from previous page...*

Atom-1	Atom-2	Interatomic distance (Å)	Clash overlap (Å)
3:XC:22:TRP:CB	3:XC:59:ARG:HB2	2.48	0.43
4:XD:95:GLY:O	4:XD:99:SER:N	2.51	0.43
6:XF:91:VAL:CG1	18:XR:72:ARG:NH1	2.82	0.43
7:XG:62:PHE:O	7:XG:64:GLN:N	2.51	0.43
11:XK:108:ILE:HG21	18:XR:88:LYS:OXT	2.19	0.43
11:XK:70:LYS:HA	11:XK:73:MET:HE2	1.99	0.43
11:XK:96:ARG:O	11:XK:97:ALA:C	2.54	0.43
15:XO:83:GLU:HA	15:XO:83:GLU:OE1	2.19	0.43
1:XA:760:G:O2'	17:XQ:98:LEU:HD23	2.18	0.43
19:XS:63:THR:HG23	19:XS:66:MET:HE3	2.01	0.43
20:XT:50:GLU:O	20:XT:52:ALA:N	2.51	0.43
43:Y0:65:GLY:HA3	43:Y0:82:ARG:O	2.17	0.43
44:Y1:60:PHE:HZ	44:Y1:90:ILE:HG21	1.82	0.43
47:Y4:48:ARG:NH1	47:Y4:51:ASP:HA	2.34	0.43
19:XS:2:PRO:HB2	47:Y4:68:ARG:NH1	2.33	0.43
49:Y6:20:ASN:O	49:Y6:21:TYR:CG	2.71	0.43
51:Y8:40:GLU:O	51:Y8:43:GLN:N	2.50	0.43
51:Y8:58:ILE:O	51:Y8:61:LEU:CD1	2.67	0.43
22:YA:1682:G:C6	22:YA:1683:C:C4	3.06	0.43
22:YA:2013:A:N3	39:YW:88:ARG:NH2	2.65	0.43
22:YA:2310:A:H62	27:YG:77:ILE:HG21	1.83	0.43
22:YA:2329:G:H2'	22:YA:2330:G:C8	2.53	0.43
22:YA:2863:C:H2'	22:YA:2864:G:C8	2.53	0.43
22:YA:498:G:N2	22:YA:506:G:O6	2.32	0.43
22:YA:99:U:H1'	22:YA:102:G:C5	2.53	0.43
24:YD:272:ALA:HB1	24:YD:273:ARG:H	1.58	0.43
25:YE:3:GLY:HA3	25:YE:81:ILE:CD1	2.48	0.43
25:YE:69:LYS:C	25:YE:71:GLY:N	2.71	0.43
28:YH:136:ILE:N	28:YH:136:ILE:HD12	2.31	0.43
28:YH:149:ARG:HA	28:YH:162:ILE:HG21	1.99	0.43
28:YH:35:VAL:CG2	28:YH:75:ALA:HB2	2.48	0.43
30:YN:103:VAL:O	30:YN:104:LYS:C	2.56	0.43
30:YN:87:LEU:CD2	30:YN:87:LEU:C	2.87	0.43
34:YR:33:ARG:HA	34:YR:114:VAL:O	2.18	0.43
35:YS:14:VAL:CG1	35:YS:15:ARG:N	2.81	0.43
35:YS:38:GLN:CG	35:YS:47:THR:HG21	2.48	0.43
38:YV:66:ARG:NH1	38:YV:88:ARG:CD	2.74	0.43
38:YV:66:ARG:NH1	38:YV:88:ARG:NH1	2.61	0.43
39:YW:111:HIS:CG	39:YW:112:GLY:H	2.37	0.43
39:YW:50:VAL:O	39:YW:53:SER:N	2.50	0.43
40:YX:14:SER:HB2	40:YX:15:GLU:OE1	2.18	0.43

*Continued on next page...*

*Continued from previous page...*

Atom-1	Atom-2	Interatomic distance (Å)	Clash overlap (Å)
40:YX:3:THR:HA	40:YX:6:ASP:OD2	2.18	0.43
1:QA:1077:G:N1	1:QA:1081:G:C6	2.87	0.43
1:QA:109:A:C6	1:QA:326:G:C6	3.06	0.43
1:QA:922:G:N3	1:QA:1398:A:H2	2.16	0.43
1:QA:1399:C:C2	1:QA:1502:A:N6	2.86	0.43
1:QA:325:A:H2'	1:QA:326:G:O4'	2.18	0.43
1:QA:643:C:H2'	1:QA:644:G:C8	2.52	0.43
1:QA:671:G:H2'	1:QA:672:U:H6	1.84	0.43
1:QA:701:C:H1'	1:QA:703:G:N1	2.33	0.43
2:QB:90:MET:HA	2:QB:91:PRO:HD3	1.82	0.43
3:QC:67:THR:O	3:QC:69:HIS:CE1	2.72	0.43
5:QE:62:ALA:O	5:QE:64:ARG:N	2.51	0.43
6:QF:91:VAL:CG1	18:QR:72:ARG:NH1	2.81	0.43
7:QG:155:ARG:HD3	7:QG:155:ARG:H	1.83	0.43
9:QI:100:GLY:C	9:QI:102:LEU:N	2.72	0.43
9:QI:95:LYS:HD3	9:QI:95:LYS:C	2.39	0.43
10:QJ:16:LEU:C	10:QJ:16:LEU:HD13	2.38	0.43
10:QJ:90:LEU:N	10:QJ:91:PRO:CD	2.82	0.43
11:QK:20:TYR:C	11:QK:21:ILE:HD12	2.38	0.43
11:QK:75:TYR:N	11:QK:75:TYR:CD1	2.86	0.43
15:QO:83:GLU:C	15:QO:85:LEU:N	2.71	0.43
16:QP:21:VAL:HG23	16:QP:34:GLU:N	2.34	0.43
19:QS:45:VAL:O	19:QS:62:ILE:O	2.35	0.43
44:R1:80:LEU:O	44:R1:81:LYS:CD	2.65	0.43
52:R9:7:VAL:HG21	52:R9:36:GLN:HB2	2.00	0.43
22:RA:1495:A:H2'	22:RA:1496:A:N3	2.34	0.43
22:RA:2226:C:H2'	22:RA:2227:A:O4'	2.18	0.43
22:RA:2341:G:H2'	22:RA:2342:C:O4'	2.17	0.43
24:RD:227:ASN:CB	24:RD:228:PRO:CD	2.93	0.43
25:RE:36:ARG:HB3	25:RE:36:ARG:NH1	2.31	0.43
25:RE:52:LEU:O	25:RE:74:PRO:HA	2.18	0.43
26:RF:144:LYS:C	26:RF:146:ALA:H	2.20	0.43
26:RF:167:ALA:HB1	26:RF:173:VAL:HG11	1.99	0.43
27:RG:19:LEU:HA	27:RG:22:ARG:HB2	1.99	0.43
27:RG:83:ARG:HG3	27:RG:86:MET:CE	2.46	0.43
28:RH:92:ILE:CD1	28:RH:160:LYS:HD3	2.48	0.43
35:RS:14:VAL:CG1	35:RS:15:ARG:N	2.81	0.43
35:RS:57:LYS:O	35:RS:58:LEU:HB3	2.18	0.43
36:RT:105:LEU:O	36:RT:105:LEU:HG	2.19	0.43
36:RT:114:LEU:HA	36:RT:114:LEU:HD23	1.74	0.43
36:RT:89:VAL:O	36:RT:90:GLN:HB2	2.19	0.43

*Continued on next page...*

*Continued from previous page...*

Atom-1	Atom-2	Interatomic distance (Å)	Clash overlap (Å)
41:RY:95:LYS:HA	41:RY:101:LYS:N	2.34	0.43
41:RY:6:HIS:N	41:RY:6:HIS:ND1	2.66	0.43
1:XA:1298:C:H4'	1:XA:1299:A:N9	2.34	0.43
1:XA:1486:G:C6	1:XA:1487:G:C6	3.06	0.43
1:XA:1510:U:H2'	1:XA:1511:G:C8	2.52	0.43
1:XA:143:A:H2	1:XA:220:G:H1	1.66	0.43
2:XB:132:LYS:HA	2:XB:135:GLN:CB	2.43	0.43
3:XC:27:LYS:NZ	3:XC:27:LYS:HB3	2.34	0.43
1:XA:1190:G:OP2	3:XC:5:ILE:HG23	2.18	0.43
3:XC:69:HIS:HA	3:XC:104:GLN:HB2	2.00	0.43
5:XE:67:VAL:HG22	5:XE:68:GLU:N	2.33	0.43
7:XG:122:HIS:HA	7:XG:125:MET:HB2	2.00	0.43
7:XG:60:LYS:O	7:XG:61:VAL:C	2.57	0.43
12:XL:27:LEU:HD13	12:XL:28:LYS:H	1.84	0.43
13:XM:36:LYS:CD	13:XM:36:LYS:C	2.86	0.43
18:XR:63:GLN:O	18:XR:66:LEU:HB3	2.18	0.43
53:XV:54:U:C4	53:XV:55:U:C4	3.06	0.43
22:YA:2263:C:H41	43:Y0:15:ASP:HA	1.83	0.43
45:Y2:59:ARG:O	45:Y2:62:THR:HG23	2.18	0.43
47:Y4:59:PHE:CE1	47:Y4:70:GLY:N	2.87	0.43
51:Y8:58:ILE:O	51:Y8:61:LEU:CG	2.66	0.43
22:YA:1388:G:C2'	22:YA:1389:G:H5'	2.48	0.43
22:YA:1815:A:OP2	24:YD:54:ARG:NH2	2.46	0.43
22:YA:190:A:C4	22:YA:207:A:C2	3.06	0.43
22:YA:2322:A:H2'	22:YA:2323:G:O4'	2.19	0.43
22:YA:2489:G:O6	22:YA:2490:G:O6	2.36	0.43
22:YA:2543:G:C6	22:YA:2544:G:C6	3.06	0.43
22:YA:356:G:H2'	22:YA:357:A:H8	1.82	0.43
22:YA:49:A:N7	22:YA:120:U:H5	2.16	0.43
22:YA:596:G:H2'	22:YA:597:U:O4'	2.19	0.43
22:YA:844:C:H2'	22:YA:845:G:O4'	2.18	0.43
23:YB:66:A:C6	23:YB:107:U:C4	3.06	0.43
23:YB:11:C:OP2	23:YB:12:C:N4	2.44	0.43
24:YD:44:ASN:HB3	24:YD:49:ILE:CG2	2.47	0.43
25:YE:3:GLY:CA	25:YE:81:ILE:HG21	2.49	0.43
27:YG:44:GLY:HA2	27:YG:88:ILE:HD11	2.00	0.43
27:YG:67:LYS:N	27:YG:67:LYS:HD2	2.33	0.43
29:YI:83:ALA:O	29:YI:85:GLU:N	2.51	0.43
30:YN:17:ASP:O	30:YN:55:VAL:O	2.34	0.43
31:YO:63:VAL:HG23	31:YO:63:VAL:O	2.17	0.43
22:YA:1030:G:OP2	33:YQ:128:LYS:HE2	2.18	0.43

*Continued on next page...*

*Continued from previous page...*

Atom-1	Atom-2	Interatomic distance (Å)	Clash overlap (Å)
34:YR:48:VAL:O	34:YR:49:ASP:C	2.57	0.43
36:YT:105:LEU:C	36:YT:107:ASP:OD1	2.56	0.43
25:YE:25:VAL:HG21	36:YT:8:LYS:HG3	2.00	0.43
37:YU:79:PHE:HD2	37:YU:79:PHE:C	2.18	0.43
38:YV:1:MET:HE1	38:YV:43:GLU:HG2	2.00	0.43
39:YW:34:ASN:O	39:YW:35:ILE:C	2.55	0.43
40:YX:70:LEU:H	40:YX:70:LEU:HD23	1.77	0.43
41:YY:75:ILE:HG12	41:YY:76:CYS:H	1.79	0.43
42:YZ:166:SER:HB2	42:YZ:167:PRO:C	2.39	0.43
1:QA:1084:G:H5'	1:QA:1102:A:OP2	2.18	0.43
1:QA:1219:U:OP1	14:QN:19:ARG:NH2	2.25	0.43
1:QA:558:G:H2'	1:QA:559:A:H2	1.84	0.43
1:QA:801:U:H2'	1:QA:802:A:H8	1.81	0.43
3:QC:14:ILE:C	3:QC:16:ARG:H	2.21	0.43
5:QE:94:ALA:HB2	5:QE:119:LEU:HG	2.00	0.43
6:QF:61:LEU:HD23	6:QF:63:TYR:OH	2.17	0.43
6:QF:88:VAL:HG12	6:QF:89:MET:N	2.34	0.43
7:QG:23:VAL:O	7:QG:27:ILE:HD12	2.19	0.43
7:QG:60:LYS:O	7:QG:61:VAL:C	2.57	0.43
7:QG:78:ARG:HH11	7:QG:78:ARG:CG	2.31	0.43
9:QI:41:VAL:O	9:QI:41:VAL:HG12	2.18	0.43
11:QK:105:VAL:HG23	11:QK:105:VAL:O	2.19	0.43
12:QL:22:SER:C	12:QL:24:VAL:H	2.22	0.43
12:QL:27:LEU:HD13	12:QL:28:LYS:H	1.83	0.43
16:QP:72:ARG:O	16:QP:72:ARG:HD3	2.18	0.43
1:QA:254:G:OP1	17:QQ:67:LYS:O	2.36	0.43
53:QV:53:G:HO2'	53:QV:54:U:H6	1.64	0.43
22:RA:1086:A:H3'	22:RA:1086:A:N3	2.34	0.43
22:RA:957:A:N1	22:RA:2459:A:C8	2.86	0.43
22:RA:646:A:H2'	22:RA:647:G:O4'	2.19	0.43
22:RA:825:C:H2'	22:RA:826:U:O4'	2.19	0.43
24:RD:177:LEU:O	24:RD:179:SER:N	2.51	0.43
25:RE:120:TRP:CE3	25:RE:155:LYS:HD3	2.53	0.43
25:RE:16:ARG:O	25:RE:18:ASP:O	2.36	0.43
25:RE:69:LYS:C	25:RE:71:GLY:N	2.71	0.43
26:RF:101:LEU:HD12	26:RF:102:PRO:N	2.33	0.43
26:RF:62:ARG:NH1	26:RF:62:ARG:CB	2.82	0.43
27:RG:59:GLU:O	27:RG:62:LEU:HB3	2.18	0.43
30:RN:103:VAL:O	30:RN:104:LYS:C	2.57	0.43
30:RN:1:MET:O	30:RN:1:MET:HG3	2.19	0.43
32:RP:70:GLN:OE1	32:RP:70:GLN:N	2.51	0.43

*Continued on next page...*



*Continued from previous page...*

Atom-1	Atom-2	Interatomic distance (Å)	Clash overlap (Å)
22:RA:2467:C:H4'	33:RQ:123:HIS:CG	2.53	0.43
37:RU:88:ILE:HG22	37:RU:90:VAL:CG2	2.44	0.43
40:RX:14:SER:O	40:RX:15:GLU:C	2.57	0.43
1:XA:1506:U:N3	1:XA:1522:U:OP1	2.36	0.43
1:XA:947:G:C6	1:XA:948:C:C4	3.07	0.43
2:XB:115:LEU:HD21	2:XB:153:ARG:HD3	2.00	0.43
2:XB:29:ALA:O	2:XB:32:ILE:HG22	2.17	0.43
4:XD:60:GLU:HG2	4:XD:202:LEU:HD12	2.00	0.43
6:XF:73:ASN:O	6:XF:76:ALA:HB3	2.19	0.43
6:XF:76:ALA:HB1	6:XF:80:ARG:HH21	1.82	0.43
1:XA:1347:G:C8	9:XI:107:ARG:HB3	2.54	0.43
12:XL:22:SER:C	12:XL:24:VAL:H	2.22	0.43
13:XM:69:GLU:O	13:XM:70:LEU:C	2.56	0.43
15:XO:17:ARG:HD3	15:XO:26:GLU:HG3	2.01	0.43
1:XA:719:C:C2	18:XR:50:ILE:HD13	2.53	0.43
19:XS:36:ARG:NH1	19:XS:52:TYR:O	2.51	0.43
43:Y0:27:GLU:HB2	43:Y0:69:PHE:CD1	2.53	0.43
44:Y1:44:PRO:O	44:Y1:46:LEU:N	2.51	0.43
44:Y1:94:LEU:O	44:Y1:95:LEU:HB2	2.18	0.43
47:Y4:15:ILE:CD1	47:Y4:15:ILE:N	2.78	0.43
48:Y5:15:ARG:HA	48:Y5:18:ALA:HB3	1.99	0.43
22:YA:1674:G:H1'	22:YA:1676:A:N6	2.33	0.43
22:YA:1786:A:C8	22:YA:1938:A:C6	3.06	0.43
22:YA:1944:U:O2	22:YA:1955:U:H5''	2.19	0.43
22:YA:606:U:H4'	22:YA:658:C:H4'	2.01	0.43
22:YA:856:C:H1'	43:Y0:27:GLU:HB3	2.00	0.43
23:YB:80:U:O2'	23:YB:81:G:H5'	2.18	0.43
25:YE:155:LYS:O	25:YE:156:MET:HG3	2.19	0.43
25:YE:51:PHE:O	25:YE:74:PRO:CB	2.67	0.43
27:YG:114:ILE:O	27:YG:116:ASP:N	2.51	0.43
27:YG:136:ARG:O	27:YG:154:GLY:CA	2.62	0.43
1:QA:357:G:O2'	29:YI:89:TYR:O	2.29	0.43
29:YI:93:THR:HG22	29:YI:119:PRO:HB3	1.99	0.43
30:YN:118:LYS:C	30:YN:120:LEU:H	2.20	0.43
30:YN:131:GLN:HB3	30:YN:131:GLN:HE21	1.57	0.43
22:YA:814:C:H41	32:YP:25:SER:HA	1.83	0.43
34:YR:74:LYS:O	34:YR:76:VAL:N	2.45	0.43
35:YS:110:LEU:HD23	35:YS:112:PHE:CE2	2.54	0.43
36:YT:19:LEU:HA	36:YT:20:PRO:HD3	1.88	0.43
37:YU:99:ALA:HA	37:YU:106:PHE:HB2	2.01	0.43
22:YA:298:G:P	41:YY:85:VAL:HG22	2.58	0.43

*Continued on next page...*

*Continued from previous page...*

Atom-1	Atom-2	Interatomic distance (Å)	Clash overlap (Å)
1:QA:1502:A:H2	1:QA:1505:G:N1	2.14	0.43
1:QA:160:A:H1'	1:QA:344:A:N7	2.33	0.43
1:QA:555:C:H2'	1:QA:556:C:C6	2.53	0.43
2:QB:109:SER:C	2:QB:111:ARG:H	2.21	0.43
2:QB:32:ILE:HD13	2:QB:190:THR:CG2	2.48	0.43
2:QB:200:ILE:N	2:QB:200:ILE:HD12	2.34	0.43
2:QB:231:GLU:HA	2:QB:232:PRO:HD3	1.83	0.43
3:QC:59:ARG:HH12	3:QC:97:LYS:CD	2.31	0.43
4:QD:132:ARG:HH11	4:QD:132:ARG:HG2	1.83	0.43
4:QD:95:GLY:O	4:QD:99:SER:N	2.51	0.43
6:QF:27:GLN:H	6:QF:27:GLN:HG2	1.65	0.43
6:QF:73:ASN:O	6:QF:76:ALA:HB3	2.19	0.43
7:QG:111:ARG:HH11	7:QG:111:ARG:CB	2.23	0.43
10:QJ:51:ARG:HG2	10:QJ:51:ARG:NH1	2.33	0.43
11:QK:62:GLN:O	11:QK:64:ALA:N	2.52	0.43
14:QN:12:ARG:C	14:QN:14:PRO:CD	2.81	0.43
15:QO:77:ARG:HA	15:QO:80:ALA:HB2	1.99	0.43
18:QR:29:PHE:HD2	18:QR:29:PHE:N	2.17	0.43
19:QS:21:GLU:HG3	19:QS:22:LEU:CD1	2.49	0.43
53:QV:54:U:C4	53:QV:55:U:C4	3.06	0.43
51:R8:40:GLU:O	51:R8:41:ILE:C	2.56	0.43
22:RA:1222:C:C2	22:RA:1229(A):G:C2	3.07	0.43
22:RA:1728:G:H5'	22:RA:1729:A:OP2	2.18	0.43
22:RA:2166:G:N2	22:RA:2168:G:OP1	2.52	0.43
22:RA:2373:G:H2'	22:RA:2374:C:C6	2.54	0.43
22:RA:2657:A:H1'	22:RA:2665:A:N6	2.33	0.43
25:RE:31:CYS:HB3	25:RE:49:LEU:HG	2.01	0.43
30:RN:61:ARG:HA	30:RN:61:ARG:NE	2.33	0.43
30:RN:63:THR:HG23	30:RN:66:LYS:HE3	2.00	0.43
31:RO:51:ALA:O	31:RO:53:LYS:HE3	2.19	0.43
34:RR:54:LEU:O	34:RR:62:ALA:HB1	2.19	0.43
35:RS:110:LEU:HD23	35:RS:112:PHE:CE2	2.54	0.43
37:RU:64:ARG:CG	37:RU:64:ARG:NH2	2.70	0.43
42:RZ:1:MET:HG2	42:RZ:2:GLU:H	1.83	0.43
1:XA:1059:C:O2	10:XJ:53:PRO:HG3	2.18	0.43
1:XA:191(D):U:H2'	1:XA:191(E):G:C8	2.53	0.43
1:XA:698:G:C6	1:XA:699:C:C4	3.06	0.43
1:XA:859:A:H2'	1:XA:860:A:H8	1.84	0.43
2:XB:127:ILE:HG23	2:XB:128:GLU:N	2.34	0.43
2:XB:33:TYR:CD1	2:XB:33:TYR:C	2.92	0.43
4:XD:122:ARG:HA	4:XD:134:ASP:HB2	2.00	0.43

*Continued on next page...*

*Continued from previous page...*

Atom-1	Atom-2	Interatomic distance (Å)	Clash overlap (Å)
6:XF:48:LEU:HA	6:XF:48:LEU:HD23	1.85	0.43
7:XG:148:ASN:O	7:XG:150:ALA:N	2.51	0.43
7:XG:151:TYR:CE1	11:XK:54:ARG:HD3	2.53	0.43
1:XA:1187:G:P	9:XI:113:LYS:NZ	2.92	0.43
9:XI:43:ALA:O	9:XI:45:ALA:N	2.51	0.43
10:XJ:30:SER:OG	10:XJ:81:THR:HG22	2.19	0.43
10:XJ:90:LEU:N	10:XJ:91:PRO:CD	2.82	0.43
1:XA:35:G:O2'	12:XL:118:SER:O	2.27	0.43
12:XL:27:LEU:C	12:XL:29:GLY:H	2.20	0.43
12:XL:6:THR:H	12:XL:9:GLN:NE2	1.97	0.43
13:XM:87:TYR:HA	13:XM:90:LEU:HG	2.01	0.43
19:XS:29:ARG:HH11	19:XS:29:ARG:HG2	1.84	0.43
20:XT:101:GLY:C	20:XT:103:GLY:H	2.22	0.43
20:XT:44:ALA:C	20:XT:91:LEU:HB3	2.39	0.43
44:Y1:29:GLY:O	44:Y1:31:GLY:N	2.49	0.43
44:Y1:92:LYS:O	44:Y1:93:GLU:C	2.56	0.43
50:Y7:17:GLY:O	50:Y7:20:ALA:HB3	2.19	0.43
22:YA:1292:U:H2'	22:YA:1293:C:C6	2.54	0.43
22:YA:1313:U:H4'	22:YA:1332:G:H4'	1.99	0.43
22:YA:2581:G:N3	22:YA:2581:G:H2'	2.34	0.43
22:YA:564:C:H2'	22:YA:565:C:O4'	2.18	0.43
22:YA:604:G:C6	22:YA:625:G:C2	3.06	0.43
22:YA:943:U:OP1	32:YP:36:LYS:HG2	2.19	0.43
23:YB:112:G:H2'	23:YB:113:C:C6	2.54	0.43
24:YD:43:ARG:CZ	24:YD:49:ILE:HG21	2.49	0.43
25:YE:143:ASN:ND2	25:YE:143:ASN:N	2.65	0.43
28:YH:59:ARG:NH1	28:YH:59:ARG:CG	2.79	0.43
28:YH:86:GLU:H	28:YH:86:GLU:CD	2.16	0.43
28:YH:92:ILE:CD1	28:YH:160:LYS:HD3	2.48	0.43
30:YN:30:ILE:HG22	30:YN:34:LEU:CD2	2.48	0.43
31:YO:51:ALA:O	31:YO:53:LYS:HE3	2.19	0.43
31:YO:61:VAL:O	31:YO:61:VAL:HG13	2.18	0.43
35:YS:42:ASP:C	35:YS:44:LYS:N	2.72	0.43
36:YT:89:VAL:O	36:YT:90:GLN:HB2	2.19	0.43
22:YA:1266:G:N7	39:YW:15:ARG:NH1	2.66	0.43
41:YY:6:HIS:ND1	41:YY:6:HIS:N	2.66	0.43
41:YY:84:ARG:HD3	41:YY:86:ARG:HH11	1.83	0.43
1:QA:1186:G:O3'	9:QI:113:LYS:NZ	2.44	0.43
1:QA:1225:A:N3	1:QA:1225:A:H2'	2.34	0.43
1:QA:1298:C:H4'	1:QA:1299:A:C8	2.54	0.43
1:QA:1313:U:OP1	19:QS:5:LEU:HB2	2.18	0.43

*Continued on next page...*

*Continued from previous page...*

Atom-1	Atom-2	Interatomic distance (Å)	Clash overlap (Å)
1:QA:1305:G:N2	1:QA:1332:A:OP2	2.52	0.43
1:QA:347:G:OP2	36:RT:68:TYR:OH	2.35	0.43
1:QA:369:C:OP2	1:QA:388:G:N1	2.51	0.43
1:QA:833:U:H2'	1:QA:834:C:C6	2.54	0.43
1:QA:872:A:O2'	1:QA:873:A:H3'	2.17	0.43
2:QB:142:LEU:HD23	2:QB:142:LEU:O	2.19	0.43
2:QB:77:ALA:HB1	2:QB:165:VAL:HG11	2.00	0.43
4:QD:163:GLU:OE2	4:QD:163:GLU:HA	2.19	0.43
5:QE:48:ALA:HB2	5:QE:57:LYS:HD3	2.00	0.43
7:QG:122:HIS:HA	7:QG:125:MET:HB2	2.00	0.43
2:QB:178:ARG:NH2	8:QH:74:PRO:HB3	2.28	0.43
15:QO:64:ARG:CD	15:QO:68:ARG:NH2	2.82	0.43
15:QO:83:GLU:OE1	15:QO:83:GLU:HA	2.18	0.43
18:QR:43:PHE:HA	18:QR:51:LEU:HD12	2.01	0.43
19:QS:8:GLY:O	19:QS:9:VAL:CG2	2.57	0.43
20:QT:44:ALA:C	20:QT:91:LEU:HB3	2.39	0.43
44:R1:44:PRO:O	44:R1:46:LEU:N	2.51	0.43
47:R4:68:ARG:O	47:R4:69:LYS:HB2	2.17	0.43
22:RA:103:A:H8	22:RA:103:A:O5'	2.01	0.43
22:RA:1688:U:O2	22:RA:1700:A:H5''	2.18	0.43
22:RA:1959:G:H2'	22:RA:1960:A:O4'	2.19	0.43
22:RA:2183:C:H2'	22:RA:2184:G:C8	2.53	0.43
22:RA:262:A:H2'	22:RA:263:C:O4'	2.19	0.43
22:RA:2712:U:H1'	22:RA:2712(A):A:C8	2.53	0.43
22:RA:391:G:O2'	22:RA:410:G:OP1	2.28	0.43
22:RA:646:A:H5'	22:RA:646:A:N3	2.34	0.43
24:RD:69:ARG:NH2	24:RD:130:ALA:HB2	2.20	0.43
25:RE:203:LYS:C	25:RE:203:LYS:HD2	2.39	0.43
25:RE:51:PHE:O	25:RE:74:PRO:CB	2.67	0.43
28:RH:6:ARG:CG	28:RH:7:LEU:N	2.81	0.43
22:RA:558:G:OP1	30:RN:111:PRO:HD2	2.18	0.43
30:RN:42:TRP:HA	30:RN:48:MET:HE1	1.99	0.43
30:RN:96:GLU:O	30:RN:97:ARG:C	2.57	0.43
32:RP:120:ALA:HB1	32:RP:138:LEU:CB	2.48	0.43
32:RP:135:LEU:HD13	32:RP:139:LYS:HE3	2.01	0.43
22:RA:1279:G:H4'	34:RR:31:HIS:HD2	1.84	0.43
36:RT:107:ASP:OD2	36:RT:109:GLU:HB2	2.18	0.43
42:RZ:76:LEU:HA	42:RZ:83:PRO:HA	2.01	0.43
1:XA:1129:C:H4'	1:XA:1130:A:H8	1.84	0.43
1:XA:1451:A:H2'	1:XA:1451:A:N3	2.32	0.43
1:XA:891:U:C2	1:XA:892:A:C8	3.07	0.43

*Continued on next page...*

*Continued from previous page...*

Atom-1	Atom-2	Interatomic distance (Å)	Clash overlap (Å)
2:XB:163:PHE:HD2	2:XB:163:PHE:HA	1.70	0.43
2:XB:32:ILE:HD13	2:XB:190:THR:CG2	2.48	0.43
4:XD:163:GLU:HA	4:XD:163:GLU:OE2	2.19	0.43
4:XD:59:ARG:NE	4:XD:59:ARG:HA	2.34	0.43
6:XF:85:VAL:HG12	6:XF:85:VAL:O	2.18	0.43
7:XG:88:PRO:HB3	7:XG:145:ALA:HA	2.01	0.43
13:XM:65:LYS:HB3	47:Y4:50:VAL:HG21	2.01	0.43
14:XN:12:ARG:C	14:XN:14:PRO:CD	2.81	0.43
15:XO:25:THR:O	15:XO:29:VAL:HG23	2.18	0.43
16:XP:39:TYR:CZ	16:XP:41:PRO:HB3	2.52	0.43
9:XI:127:LYS:NZ	53:XV:34:C:OP2	2.50	0.43
45:Y2:62:THR:O	45:Y2:65:ASN:HB2	2.18	0.43
47:Y4:43:TYR:O	47:Y4:46:GLN:HA	2.19	0.43
48:Y5:40:LYS:HE2	48:Y5:47:PRO:CG	2.49	0.43
22:YA:577:G:O2'	22:YA:1254:A:OP1	2.37	0.43
22:YA:1503:U:H2'	22:YA:1504:C:H6	1.84	0.43
22:YA:1695:G:H1'	24:YD:8:PRO:O	2.18	0.43
22:YA:1959:G:C6	22:YA:1960:A:C5	3.07	0.43
22:YA:214:G:H1'	22:YA:216:A:O2'	2.19	0.43
22:YA:2281:C:O2'	22:YA:2282:G:H5'	2.19	0.43
22:YA:238:C:H2'	22:YA:239:U:O4'	2.19	0.43
22:YA:363(B):G:H2'	22:YA:363(C):G:C8	2.50	0.43
22:YA:372:G:HO2'	22:YA:373:U:H5	1.63	0.43
22:YA:529:A:H8	22:YA:530:G:C6	2.37	0.43
22:YA:869:G:H1	22:YA:908:C:H42	1.67	0.43
25:YE:13:ARG:HH11	25:YE:13:ARG:HB2	1.81	0.43
25:YE:16:ARG:O	25:YE:18:ASP:O	2.36	0.43
22:YA:448:U:H1'	26:YF:84:VAL:CG2	2.49	0.43
27:YG:131:TYR:HE2	27:YG:133:LEU:HD22	1.84	0.43
27:YG:145:THR:O	27:YG:146:TYR:HB3	2.19	0.43
29:YI:4:ILE:HG22	29:YI:16:GLY:HA2	2.00	0.43
30:YN:90:MET:O	30:YN:91:LEU:C	2.57	0.43
34:YR:54:LEU:O	34:YR:62:ALA:HB1	2.19	0.43
36:YT:64:ARG:HG2	36:YT:64:ARG:HH11	1.84	0.43
37:YU:43:GLY:HA3	38:YV:73:SER:OG	2.19	0.43
1:QA:1036:G:C8	1:QA:1037:C:C4	3.07	0.43
1:QA:1297:C:HO2'	1:QA:1298:C:H6	1.65	0.43
1:QA:335:C:H2'	1:QA:336:C:C6	2.54	0.43
1:QA:720:C:H5''	18:QR:52:PRO:HA	2.00	0.43
2:QB:127:ILE:HG23	2:QB:128:GLU:N	2.34	0.43
2:QB:54:THR:HG21	2:QB:201:ILE:HD11	2.00	0.43

*Continued on next page...*

*Continued from previous page...*

Atom-1	Atom-2	Interatomic distance (Å)	Clash overlap (Å)
2:QB:95:GLN:HE21	2:QB:147:LYS:CE	2.28	0.43
3:QC:12:LEU:C	3:QC:14:ILE:H	2.22	0.43
4:QD:90:GLY:O	4:QD:93:PHE:HB3	2.19	0.43
7:QG:148:ASN:O	7:QG:150:ALA:N	2.51	0.43
7:QG:88:PRO:HB3	7:QG:145:ALA:HA	2.01	0.43
9:QI:26:VAL:CG1	9:QI:63:ILE:HD13	2.49	0.43
13:QM:77:ASN:HA	47:R4:71:ARG:HH22	1.79	0.43
14:QN:17:LYS:HG3	14:QN:18:VAL:N	2.33	0.43
18:QR:53:ARG:C	18:QR:55:ARG:H	2.22	0.43
47:R4:48:ARG:NH1	47:R4:51:ASP:HA	2.34	0.43
50:R7:19:ARG:NH1	50:R7:19:ARG:HG2	2.33	0.43
22:RA:1270:C:H5''	22:RA:1271:G:C5'	2.48	0.43
22:RA:1468:C:H2'	22:RA:1469:A:C8	2.53	0.43
22:RA:2355:C:H5''	22:RA:2356:C:OP2	2.19	0.43
22:RA:2370:G:H2'	22:RA:2371:G:C8	2.54	0.43
22:RA:270(T):G:P	44:R1:97:LEU:HD13	2.57	0.43
22:RA:298:G:OP2	41:RY:85:VAL:HG22	2.18	0.43
22:RA:623:G:H2'	22:RA:624:C:C6	2.53	0.43
22:RA:890:A:O2'	22:RA:892:G:H8	2.01	0.43
24:RD:76:PRO:O	24:RD:98:VAL:CG2	2.65	0.43
26:RF:176:LEU:HD11	26:RF:180:GLY:O	2.19	0.43
27:RG:51:ARG:HB3	27:RG:51:ARG:NH1	2.33	0.43
28:RH:35:VAL:CG2	28:RH:75:ALA:HB2	2.48	0.43
29:RI:63:ALA:O	29:RI:66:GLU:HG2	2.19	0.43
32:RP:52:GLU:OE2	32:RP:58:THR:N	2.52	0.43
22:RA:1287:A:N7	34:RR:107:ASP:HB2	2.33	0.43
34:RR:10:LEU:O	34:RR:12:ARG:N	2.52	0.43
35:RS:52:SER:HB2	35:RS:55:ALA:CB	2.49	0.43
37:RU:95:LEU:HD13	38:RV:4:ILE:HD12	1.98	0.43
39:RW:111:HIS:CG	39:RW:112:GLY:H	2.37	0.43
42:RZ:104:PHE:HB3	42:RZ:141:VAL:CG1	2.49	0.43
42:RZ:74:VAL:HG13	42:RZ:86:VAL:HG22	2.00	0.43
1:XA:1429:C:H2'	1:XA:1430:C:H6	1.81	0.43
1:XA:254:G:OP1	17:XQ:67:LYS:O	2.37	0.43
1:XA:501:C:H2'	1:XA:502:G:C8	2.54	0.43
1:XA:807:A:H2'	1:XA:808:C:C6	2.54	0.43
1:XA:825:G:H2'	1:XA:826:C:O4'	2.18	0.43
1:XA:934:C:HO2'	1:XA:935:A:P	2.41	0.43
2:XB:100:GLY:N	2:XB:176:GLU:OE2	2.51	0.43
3:XC:101:LEU:C	3:XC:101:LEU:HD23	2.39	0.43
4:XD:90:GLY:O	4:XD:93:PHE:HB3	2.19	0.43

*Continued on next page...*

*Continued from previous page...*

Atom-1	Atom-2	Interatomic distance (Å)	Clash overlap (Å)
5:XE:72:GLN:C	5:XE:74:GLY:H	2.22	0.43
7:XG:23:VAL:O	7:XG:27:ILE:HD12	2.19	0.43
9:XI:41:VAL:HG12	9:XI:41:VAL:O	2.18	0.43
10:XJ:10:GLY:O	10:XJ:68:HIS:N	2.51	0.43
10:XJ:70:ARG:HG3	10:XJ:70:ARG:HH11	1.83	0.43
11:XK:20:TYR:C	11:XK:21:ILE:HD12	2.38	0.43
13:XM:90:LEU:HD12	13:XM:91:ARG:N	2.33	0.43
15:XO:71:GLN:HB2	15:XO:78:TYR:CE1	2.54	0.43
16:XP:21:VAL:HG23	16:XP:34:GLU:N	2.34	0.43
20:XT:44:ALA:HB1	20:XT:91:LEU:HB2	2.00	0.43
53:XV:53:G:HO2'	53:XV:54:U:H6	1.65	0.43
43:Y0:11:ARG:HG2	43:Y0:11:ARG:H	1.64	0.43
47:Y4:48:ARG:C	47:Y4:49:PHE:HD1	2.22	0.43
50:Y7:5:TRP:CD1	50:Y7:7:PRO:HG3	2.53	0.43
22:YA:1085:A:HO2'	22:YA:1086:A:P	2.39	0.43
22:YA:1136:G:H2'	22:YA:1137:G:C8	2.54	0.43
22:YA:1164:G:H2'	22:YA:1165:U:O4'	2.19	0.43
22:YA:1194:A:H8	22:YA:1194:A:OP2	2.02	0.43
22:YA:207:A:H2'	22:YA:208:C:O4'	2.19	0.43
23:YB:44:G:H5''	23:YB:45:A:OP1	2.19	0.43
23:YB:99:A:C4	23:YB:100:G:C8	3.06	0.43
24:YD:181:GLU:HA	24:YD:272:ALA:CB	2.38	0.43
24:YD:17:THR:HG22	24:YD:204:ILE:HA	1.98	0.43
24:YD:30:GLU:CD	24:YD:63:ARG:HE	2.21	0.43
25:YE:52:LEU:O	25:YE:74:PRO:HA	2.18	0.43
27:YG:59:GLU:O	27:YG:62:LEU:HB3	2.18	0.43
22:YA:1142(A):A:H4'	30:YN:25:ARG:HH22	1.84	0.43
30:YN:26:LEU:HG	30:YN:30:ILE:CD1	2.49	0.43
34:YR:51:LEU:HD13	34:YR:66:VAL:HG22	2.01	0.43
35:YS:30:ARG:NH2	35:YS:92:TYR:HD1	2.17	0.43
41:YY:47:LYS:O	41:YY:49:VAL:N	2.48	0.43
23:YB:103:U:O3'	42:YZ:72:ARG:HD3	2.18	0.43
22:YA:2583:G:HO2'	56:Z8:76:PPU:H103	1.80	0.43
1:QA:601:C:H2'	1:QA:602:A:H8	1.84	0.43
1:QA:797:C:OP1	11:QK:124:LYS:HE2	2.18	0.43
2:QB:188:ALA:CB	2:QB:200:ILE:HG23	2.47	0.43
2:QB:68:ILE:HB	2:QB:70:PHE:HE1	1.82	0.43
4:QD:52:SER:O	4:QD:55:ALA:N	2.52	0.43
6:QF:85:VAL:O	6:QF:85:VAL:HG12	2.18	0.43
8:QH:20:TYR:CD1	8:QH:65:TYR:HD2	2.35	0.43
8:QH:91:ARG:HH11	8:QH:91:ARG:CG	2.22	0.43

*Continued on next page...*

*Continued from previous page...*

Atom-1	Atom-2	Interatomic distance (Å)	Clash overlap (Å)
11:QK:108:ILE:HG21	18:QR:88:LYS:OXT	2.19	0.43
11:QK:44:SER:O	11:QK:48:ILE:HG12	2.18	0.43
11:QK:75:TYR:N	11:QK:75:TYR:HD1	2.17	0.43
17:QQ:77:VAL:O	17:QQ:78:GLU:HB2	2.18	0.43
47:R4:43:TYR:O	47:R4:46:GLN:HA	2.19	0.43
47:R4:59:PHE:CE1	47:R4:70:GLY:N	2.87	0.43
49:R6:50:ARG:HH11	49:R6:50:ARG:HG2	1.84	0.43
50:R7:3:ARG:HD3	50:R7:3:ARG:HA	1.88	0.43
50:R7:47:ARG:HB2	50:R7:48:LYS:H	1.64	0.43
51:R8:28:GLY:O	51:R8:29:LYS:O	2.36	0.43
22:RA:2477:C:H41	52:R9:10:ILE:HG23	1.83	0.43
22:RA:1077:A:H5'	22:RA:1078:U:H5''	2.00	0.43
22:RA:695:G:H4'	22:RA:1380:G:H5'	2.01	0.43
22:RA:1526:G:C6	22:RA:1527:G:C2	3.07	0.43
22:RA:1540:G:C6	22:RA:1541:U:C4	3.07	0.43
22:RA:2015:A:C8	22:RA:2016:U:C6	3.07	0.43
22:RA:2075:U:OP2	22:RA:2238:G:O2'	2.35	0.43
22:RA:2337:G:C2	22:RA:2338:G:C8	3.07	0.43
22:RA:556:G:C6	22:RA:557:U:C4	3.07	0.43
22:RA:754:C:H2'	22:RA:755:C:H6	1.84	0.43
23:RB:42:C:H2'	23:RB:43:C:O4'	2.19	0.43
23:RB:38:C:N4	23:RB:44:G:H1	2.14	0.43
22:RA:2228:G:OP1	24:RD:261:LYS:HE2	2.18	0.43
24:RD:44:ASN:HB3	24:RD:49:ILE:CG2	2.47	0.43
24:RD:44:ASN:CB	24:RD:49:ILE:HG22	2.46	0.43
25:RE:188:VAL:HA	25:RE:189:PRO:HD2	1.79	0.43
25:RE:18:ASP:O	25:RE:19:ARG:C	2.56	0.43
26:RF:183:VAL:O	26:RF:184:TYR:C	2.56	0.43
27:RG:25:TYR:CZ	27:RG:32:PRO:HD3	2.54	0.43
30:RN:7:LYS:N	30:RN:7:LYS:HD2	2.29	0.43
30:RN:90:MET:O	30:RN:91:LEU:C	2.57	0.43
31:RO:17:ARG:HH11	31:RO:17:ARG:HG2	1.84	0.43
31:RO:61:VAL:O	31:RO:61:VAL:HG13	2.18	0.43
34:RR:48:VAL:O	34:RR:49:ASP:C	2.57	0.43
35:RS:105:ALA:C	35:RS:110:LEU:HD21	2.38	0.43
36:RT:64:ARG:HH11	36:RT:64:ARG:HG2	1.84	0.43
36:RT:80:SER:HA	36:RT:81:PRO:HD3	1.73	0.43
1:XA:234:C:H2'	1:XA:235:C:H6	1.82	0.43
1:XA:678:U:C4	1:XA:679:C:C4	3.07	0.43
1:XA:827:U:C5	1:XA:870:U:C2	3.06	0.43
2:XB:130:ARG:NH2	2:XB:138:LEU:HD21	2.34	0.43

*Continued on next page...*



*Continued from previous page...*

Atom-1	Atom-2	Interatomic distance (Å)	Clash overlap (Å)
2:XB:197:VAL:CG1	2:XB:198:ASP:N	2.82	0.43
5:XE:64:ARG:HH11	5:XE:64:ARG:HG3	1.81	0.43
6:XF:3:ARG:HB3	6:XF:93:SER:CB	2.48	0.43
6:XF:45:LEU:CD1	6:XF:59:TYR:HD1	2.31	0.43
8:XH:118:VAL:O	8:XH:119:LEU:HD23	2.18	0.43
8:XH:64:LYS:CB	8:XH:79:VAL:HG21	2.48	0.43
9:XI:22:GLY:O	9:XI:23:ASN:C	2.57	0.43
11:XK:75:TYR:HD1	11:XK:75:TYR:N	2.16	0.43
12:XL:47:LYS:C	12:XL:49:ASN:H	2.22	0.43
13:XM:54:VAL:O	13:XM:58:GLU:OE2	2.37	0.43
19:XS:51:VAL:HG12	19:XS:52:TYR:N	2.33	0.43
33:YQ:81:VAL:CG2	43:Y0:7:LEU:HD21	2.45	0.43
46:Y3:50:VAL:HB	46:Y3:53:LEU:HD12	2.00	0.43
48:Y5:56:LYS:O	48:Y5:57:VAL:C	2.57	0.43
22:YA:106:C:H2'	22:YA:107:C:H6	1.84	0.43
22:YA:1102:C:H2'	22:YA:1103:A:H5''	2.00	0.43
22:YA:1319:G:C6	22:YA:1320:C:N4	2.87	0.43
22:YA:1469:A:C5	22:YA:1470:G:N7	2.87	0.43
22:YA:1857:G:O2'	22:YA:1885:A:N6	2.51	0.43
22:YA:320:A:H5''	22:YA:321:G:OP1	2.18	0.43
22:YA:349:G:C5	22:YA:350:U:C5	3.06	0.43
22:YA:389:G:H22	32:YP:72:PRO:CD	2.30	0.43
22:YA:468:G:N7	50:Y7:39:ARG:NH2	2.64	0.43
22:YA:709:U:H2'	22:YA:710:G:C8	2.54	0.43
25:YE:23:VAL:HG12	25:YE:184:VAL:O	2.19	0.43
28:YH:120:GLY:O	28:YH:136:ILE:HD12	2.19	0.43
29:YI:88:ILE:HB	29:YI:121:LYS:HG3	1.99	0.43
30:YN:57:ALA:O	30:YN:124:ALA:HA	2.18	0.43
33:YQ:57:HIS:ND1	33:YQ:58:PHE:N	2.66	0.43
36:YT:89:VAL:O	36:YT:90:GLN:CB	2.67	0.43
22:YA:2584:U:H5''	56:Z8:76:PPU:H92	2.00	0.43
1:QA:1043:C:H2'	1:QA:1044:A:H8	1.84	0.43
1:QA:255:G:C6	1:QA:256:U:C4	3.07	0.43
1:QA:301:G:H2'	1:QA:302:G:H8	1.84	0.43
1:QA:600:C:H2'	1:QA:601:C:H6	1.84	0.43
2:QB:95:GLN:HB3	2:QB:148:TYR:HD1	1.84	0.43
2:QB:33:TYR:C	2:QB:33:TYR:CD1	2.92	0.43
2:QB:33:TYR:C	2:QB:33:TYR:HD1	2.22	0.43
5:QE:126:ARG:CG	5:QE:126:ARG:NH1	2.79	0.43
6:QF:23:LYS:HG2	6:QF:27:GLN:OE1	2.18	0.43
5:QE:148:VAL:HG21	8:QH:107:LEU:HD13	1.99	0.43

*Continued on next page...*

*Continued from previous page...*

Atom-1	Atom-2	Interatomic distance (Å)	Clash overlap (Å)
8:QH:64:LYS:CB	8:QH:79:VAL:HG21	2.49	0.43
9:QL:29:ASN:OD1	9:QL:65:VAL:N	2.47	0.43
1:QA:539:A:OP2	12:QL:115:LYS:HE3	2.19	0.43
1:QA:377:G:P	16:QP:5:ARG:HH11	2.39	0.43
1:QA:663:A:H5'	18:QR:61:LYS:NZ	2.34	0.43
18:QR:73:ALA:HB3	18:QR:79:LEU:CD1	2.47	0.43
44:R1:13:ILE:CG1	44:R1:42:GLN:HB2	2.49	0.43
45:R2:62:THR:O	45:R2:65:ASN:HB2	2.19	0.43
50:R7:17:GLY:O	50:R7:20:ALA:HB3	2.19	0.43
22:RA:1162:G:H1'	38:RV:23:GLU:OE2	2.18	0.43
22:RA:137:C:N4	22:RA:137(A):G:O6	2.52	0.43
22:RA:141:A:H1'	22:RA:1408:C:H1'	2.01	0.43
22:RA:1416:G:H2'	22:RA:1417:C:C6	2.54	0.43
22:RA:1429:G:N3	22:RA:1568:G:C2	2.87	0.43
22:RA:2224:G:O2'	22:RA:2225:A:O4'	2.26	0.43
22:RA:222:A:H3'	22:RA:421:U:H5''	2.01	0.43
22:RA:2277:G:C6	22:RA:2278:A:N7	2.87	0.43
22:RA:247:G:O2'	22:RA:250:G:N7	2.47	0.43
25:RE:48:GLN:HB3	25:RE:48:GLN:HE21	1.55	0.43
26:RF:20:LEU:HD12	26:RF:21:ALA:N	2.26	0.43
22:RA:588:U:H1'	26:RF:90:PHE:CG	2.54	0.43
23:RB:33:G:P	27:RG:2:PRO:HG3	2.59	0.43
27:RG:4:ASP:O	27:RG:5:VAL:HB	2.19	0.43
32:RP:112:LEU:CD1	32:RP:114:ILE:HG23	2.47	0.43
32:RP:13:ASN:C	32:RP:15:ARG:H	2.21	0.43
32:RP:19:VAL:HG22	32:RP:21:ARG:H	1.83	0.43
36:RT:6:LEU:HD12	36:RT:9:LEU:HD12	2.01	0.43
38:RV:72:VAL:HG13	38:RV:72:VAL:O	2.19	0.43
39:RW:19:LEU:O	39:RW:22:ASP:HB2	2.19	0.43
39:RW:28:SER:O	39:RW:30:GLU:N	2.50	0.43
1:XA:1053:G:H2'	1:XA:1199:U:C5	2.54	0.43
1:XA:1297:C:HO2'	1:XA:1298:C:P	2.42	0.43
1:XA:693:G:C6	1:XA:694:A:C6	3.07	0.43
2:XB:87:ARG:NH1	2:XB:223:ILE:HD12	2.33	0.43
3:XC:12:LEU:C	3:XC:14:ILE:H	2.21	0.43
5:XE:105:VAL:HB	5:XE:106:PRO:CD	2.49	0.43
7:XG:89:MET:HE3	7:XG:156:TRP:H	1.83	0.43
7:XG:79:ARG:HH12	7:XG:82:GLY:HA2	1.84	0.43
7:XG:79:ARG:NH1	7:XG:82:GLY:HA2	2.34	0.43
8:XH:86:ILE:CB	8:XH:133:LEU:HD22	2.49	0.43
9:XI:26:VAL:CG1	9:XI:63:ILE:HD13	2.48	0.43

*Continued on next page...*

*Continued from previous page...*

Atom-1	Atom-2	Interatomic distance (Å)	Clash overlap (Å)
10:XJ:74:ILE:CD1	10:XJ:74:ILE:H	2.21	0.43
11:XK:105:VAL:O	11:XK:105:VAL:HG23	2.19	0.43
13:XM:3:ARG:HD2	13:XM:9:ILE:CG1	2.45	0.43
1:XA:310:G:H4'	16:XP:31:LYS:HD3	2.01	0.43
43:Y0:11:ARG:NH2	53:XV:63:G:H5'	2.34	0.43
44:Y1:53:VAL:CG1	44:Y1:54:ALA:N	2.81	0.43
48:Y5:3:LYS:O	48:Y5:4:HIS:C	2.56	0.43
50:Y7:32:LYS:O	50:Y7:33:ARG:C	2.56	0.43
22:YA:1136:G:H2'	22:YA:1137:G:H8	1.84	0.43
22:YA:1239:G:H2'	22:YA:1240:U:O4'	2.19	0.43
22:YA:1352:U:O2	22:YA:1570:A:H2	2.02	0.43
22:YA:1364:G:OP1	44:Y1:3:LYS:HG3	2.19	0.43
22:YA:1508:A:O2'	22:YA:1509:C:O4'	2.34	0.43
22:YA:1770:G:C5	22:YA:1771:C:C5	3.07	0.43
22:YA:2103:C:H2'	22:YA:2104:G:H8	1.84	0.43
22:YA:2114:A:N6	22:YA:2119:A:H62	2.17	0.43
22:YA:2335:A:OP2	35:YS:13:ARG:HB2	2.19	0.43
22:YA:2723:C:OP1	34:YR:3:HIS:CD2	2.70	0.43
22:YA:2865:U:C4	22:YA:2866:U:C4	3.07	0.43
22:YA:422:A:C6	22:YA:423:A:C5	3.06	0.43
26:YF:63:LYS:CE	26:YF:67:GLN:HB2	2.49	0.43
27:YG:139:LEU:HA	27:YG:144:ILE:HG21	2.00	0.43
27:YG:7:LEU:CD2	27:YG:176:LEU:HD22	2.44	0.43
27:YG:25:TYR:CZ	27:YG:32:PRO:HD3	2.54	0.43
29:YI:98:ALA:HB2	29:YI:111:PRO:HB3	2.01	0.43
29:YI:5:LEU:HD11	29:YI:19:VAL:HG12	2.00	0.43
22:YA:1006:C:O2	30:YN:106:MET:HG2	2.18	0.43
30:YN:62:VAL:HG12	30:YN:66:LYS:HB2	2.01	0.43
31:YO:78:ARG:HH21	36:YT:103:ARG:HH22	1.64	0.43
32:YP:101:VAL:HG13	32:YP:102:ARG:N	2.33	0.43
34:YR:81:ASP:N	34:YR:81:ASP:OD2	2.51	0.43
41:YY:94:LYS:HE3	41:YY:101:LYS:HZ3	1.79	0.43
1:QA:129(A):G:C2	1:QA:188:U:O2'	2.72	0.42
1:QA:1324:A:H2'	1:QA:1325:C:O4'	2.19	0.42
1:QA:1374:A:O2'	7:QG:28:ASN:HB3	2.19	0.42
1:QA:782:A:O3'	1:QA:1515:C:H4'	2.19	0.42
1:QA:184:G:H2'	1:QA:185:A:C8	2.52	0.42
1:QA:186:C:H4'	20:QT:82:SER:HB3	2.00	0.42
1:QA:976:G:N2	1:QA:1362:C:H2'	2.34	0.42
2:QB:162:ILE:O	2:QB:185:ILE:HG13	2.19	0.42
2:QB:211:ILE:O	2:QB:215:LEU:HB2	2.19	0.42

*Continued on next page...*

*Continued from previous page...*

Atom-1	Atom-2	Interatomic distance (Å)	Clash overlap (Å)
3:QC:101:LEU:C	3:QC:101:LEU:HD23	2.38	0.42
3:QC:76:VAL:CG2	3:QC:103:VAL:HG11	2.49	0.42
4:QD:25:ARG:NH1	4:QD:30:LYS:CE	2.75	0.42
5:QE:105:VAL:HB	5:QE:106:PRO:CD	2.49	0.42
5:QE:20:GLN:O	5:QE:21:ALA:C	2.57	0.42
6:QF:22:GLU:OE1	6:QF:82:ARG:NH2	2.46	0.42
9:QI:118:LYS:HZ2	9:QI:118:LYS:HB2	1.84	0.42
12:QL:120:TYR:O	12:QL:121:GLY:C	2.57	0.42
16:QP:55:ARG:O	16:QP:56:ALA:C	2.57	0.42
16:QP:75:ARG:C	16:QP:77:ALA:N	2.72	0.42
17:QQ:22:LEU:HD13	17:QQ:41:LYS:HG2	2.02	0.42
19:QS:29:ARG:HG2	19:QS:29:ARG:HH11	1.84	0.42
19:QS:66:MET:O	19:QS:66:MET:HG3	2.19	0.42
53:QV:43:A:H2'	53:QV:44:A:C8	2.54	0.42
45:R2:6:VAL:O	45:R2:7:ARG:C	2.57	0.42
48:R5:3:LYS:CE	48:R5:3:LYS:HA	2.36	0.42
22:RA:2372:G:H4'	49:R6:46:HIS:CD2	2.53	0.42
22:RA:1026:U:H1'	22:RA:1027:A:C5'	2.48	0.42
22:RA:1636:C:H2'	22:RA:1637:A:C8	2.54	0.42
22:RA:1916:A:H2'	22:RA:1917:U:O4'	2.18	0.42
22:RA:2346:A:H5''	22:RA:2383:G:H1'	2.01	0.42
22:RA:2602:A:H2	56:Z6:76:PPU:H8	1.84	0.42
22:RA:860:U:H5	22:RA:917:A:N1	2.17	0.42
23:RB:104:A:OP1	42:RZ:72:ARG:NE	2.52	0.42
24:RD:71:ASP:CB	24:RD:103:ARG:HH22	2.32	0.42
24:RD:33:LEU:HB3	24:RD:34:VAL:H	1.49	0.42
22:RA:1655:A:O3'	25:RE:115:GLY:HA3	2.18	0.42
25:RE:23:VAL:HG12	25:RE:184:VAL:O	2.19	0.42
25:RE:25:VAL:HG21	36:RT:8:LYS:HG3	2.00	0.42
26:RF:64:ILE:HG23	26:RF:65:TRP:CD1	2.54	0.42
27:RG:31:VAL:O	27:RG:31:VAL:HG13	2.18	0.42
28:RH:16:SER:OG	28:RH:17:VAL:N	2.50	0.42
28:RH:53:GLU:CD	28:RH:54:ARG:H	2.21	0.42
29:RI:128:LEU:HA	29:RI:128:LEU:HD13	1.78	0.42
29:RI:2:LYS:HA	29:RI:20:ASP:HA	2.01	0.42
29:RI:79:ILE:HA	29:RI:79:ILE:HD13	1.88	0.42
30:RN:15:LEU:HD13	30:RN:15:LEU:C	2.39	0.42
30:RN:87:LEU:C	30:RN:87:LEU:CD2	2.87	0.42
31:RO:31:LYS:O	31:RO:32:TYR:HD2	2.02	0.42
32:RP:49:ARG:HG2	32:RP:49:ARG:HH11	1.84	0.42
34:RR:51:LEU:HD13	34:RR:66:VAL:HG22	2.01	0.42

*Continued on next page...*

*Continued from previous page...*

Atom-1	Atom-2	Interatomic distance (Å)	Clash overlap (Å)
35:RS:110:LEU:HA	35:RS:112:PHE:CZ	2.53	0.42
36:RT:50:ILE:HD11	36:RT:102:ILE:HG12	2.01	0.42
1:XA:380:G:N2	1:XA:383:A:OP2	2.52	0.42
2:XB:17:PHE:CG	2:XB:44:LEU:HD11	2.53	0.42
2:XB:69:LEU:HD12	2:XB:91:PRO:O	2.19	0.42
3:XC:67:THR:O	3:XC:69:HIS:CE1	2.72	0.42
4:XD:90:GLY:HA3	4:XD:204:ILE:HD11	2.01	0.42
8:XH:20:TYR:CD1	8:XH:65:TYR:HD2	2.35	0.42
8:XH:82:HIS:CD2	8:XH:82:HIS:C	2.91	0.42
9:XI:88:TYR:O	9:XI:89:ASN:HB2	2.19	0.42
11:XK:34:ASP:OD1	11:XK:38:ASN:HB2	2.19	0.42
11:XK:44:SER:O	11:XK:48:ILE:HG12	2.18	0.42
14:XN:44:LEU:CD1	14:XN:48:ALA:HB2	2.47	0.42
15:XO:10:LYS:O	15:XO:14:GLU:HB2	2.18	0.42
16:XP:75:ARG:C	16:XP:77:ALA:N	2.72	0.42
17:XQ:77:VAL:O	17:XQ:78:GLU:HB2	2.18	0.42
20:XT:96:GLY:O	20:XT:99:LEU:CD1	2.67	0.42
55:XY:36:G:C2	55:XY:37:1MG:C4	3.07	0.42
43:Y0:72:ARG:HB3	43:Y0:75:LEU:HB2	2.00	0.42
45:Y2:6:VAL:O	45:Y2:7:ARG:C	2.57	0.42
49:Y6:50:ARG:HG2	49:Y6:50:ARG:HH11	1.84	0.42
22:YA:1309:G:H4'	50:Y7:7:PRO:HB2	1.99	0.42
22:YA:1027:A:C6	22:YA:1126:A:C4	3.06	0.42
22:YA:1165:U:H2'	22:YA:1166:C:C6	2.53	0.42
22:YA:1234:U:H2'	22:YA:1235:G:O4'	2.19	0.42
22:YA:1257:C:O2'	26:YF:84:VAL:HG12	2.20	0.42
22:YA:770:G:N3	22:YA:1354:A:H2	2.17	0.42
22:YA:1465:G:C4	22:YA:1466:G:C8	3.07	0.42
22:YA:1382:G:H4'	22:YA:1573:G:N2	2.34	0.42
22:YA:1928:A:O2'	22:YA:1929:G:H5'	2.19	0.42
22:YA:260:G:C6	22:YA:261:G:N7	2.86	0.42
22:YA:2832:U:H4'	22:YA:2833:G:C5'	2.49	0.42
22:YA:582:G:H2'	22:YA:583:G:H8	1.84	0.42
22:YA:772:C:H2'	22:YA:773:U:H6	1.83	0.42
22:YA:842:G:N2	22:YA:937:U:C2	2.86	0.42
22:YA:910:A:C6	22:YA:911:A:C6	3.07	0.42
25:YE:179:GLU:CB	25:YE:181:LEU:HD23	2.24	0.42
25:YE:203:LYS:C	25:YE:203:LYS:HD2	2.39	0.42
26:YF:45:ARG:HH11	26:YF:45:ARG:HG2	1.82	0.42
27:YG:16:ARG:NE	27:YG:31:VAL:HG11	2.34	0.42
27:YG:34:LEU:HD11	27:YG:99:MET:CE	2.49	0.42

*Continued on next page...*

*Continued from previous page...*

Atom-1	Atom-2	Interatomic distance (Å)	Clash overlap (Å)
28:YH:125:VAL:CG1	28:YH:126:PRO:CG	2.94	0.42
28:YH:125:VAL:HG12	28:YH:126:PRO:CD	2.49	0.42
29:YI:133:HIS:HB2	29:YI:134:PRO:CD	2.48	0.42
32:YP:107:LYS:O	32:YP:108:LYS:C	2.58	0.42
32:YP:52:GLU:OE2	32:YP:58:THR:N	2.52	0.42
34:YR:94:TYR:CD2	34:YR:94:TYR:N	2.87	0.42
35:YS:105:ALA:C	35:YS:110:LEU:HD21	2.39	0.42
38:YV:38:LEU:CD2	38:YV:39:LEU:N	2.82	0.42
41:YY:97:ARG:HH21	41:YY:98:VAL:CG2	2.32	0.42
42:YZ:9:TYR:CE2	42:YZ:61:LEU:HD13	2.54	0.42
1:QA:1417:G:C6	1:QA:1482:G:C6	3.07	0.42
1:QA:284:G:H2'	1:QA:285:G:H8	1.84	0.42
1:QA:736:C:OP1	18:QR:68:LYS:HE3	2.20	0.42
2:QB:92:TYR:HD1	2:QB:92:TYR:C	2.21	0.42
3:QC:188:LEU:HD12	3:QC:195:VAL:CG1	2.48	0.42
3:QC:22:TRP:CB	3:QC:59:ARG:HB2	2.48	0.42
1:QA:408:A:H5'	4:QD:116:GLN:HB2	2.01	0.42
4:QD:19:LEU:O	4:QD:20:TYR:C	2.57	0.42
7:QG:75:VAL:HG13	7:QG:145:ALA:HA	2.00	0.42
1:QA:963:G:H21	10:QJ:55:LYS:HD3	1.83	0.42
10:QJ:30:SER:OG	10:QJ:81:THR:HG22	2.19	0.42
13:QM:4:ILE:CG2	13:QM:5:ALA:H	2.29	0.42
13:QM:87:TYR:HA	13:QM:90:LEU:HG	2.01	0.42
15:QO:17:ARG:HD3	15:QO:26:GLU:HG3	2.01	0.42
15:QO:25:THR:O	15:QO:29:VAL:HG23	2.18	0.42
15:QO:8:LYS:NZ	15:QO:31:LEU:HD11	2.34	0.42
16:QP:20:VAL:CG2	16:QP:21:VAL:N	2.81	0.42
16:QP:40:ASP:C	16:QP:42:ARG:N	2.73	0.42
1:QA:760:G:O2'	17:QQ:98:LEU:HD23	2.20	0.42
20:QT:98:PRO:O	20:QT:100:ILE:N	2.42	0.42
47:R4:22:ILE:CG2	47:R4:23:GLU:N	2.81	0.42
49:R6:33:LYS:C	49:R6:35:GLU:H	2.22	0.42
22:RA:1045:A:O2'	22:RA:1046:A:OP2	2.35	0.42
22:RA:1068:G:O2'	22:RA:1096:A:N3	2.53	0.42
22:RA:1728:G:H3'	22:RA:1729:A:C5'	2.49	0.42
22:RA:1805:U:C2	22:RA:1806:C:C5	3.07	0.42
22:RA:2683:C:OP1	36:RT:53:ARG:NH2	2.44	0.42
22:RA:330:A:H2	22:RA:1210:A:HO2'	1.67	0.42
22:RA:7:G:H2'	22:RA:8:A:O4'	2.18	0.42
24:RD:108:PRO:HG2	24:RD:111:LEU:HB2	2.01	0.42
24:RD:17:THR:HG21	24:RD:204:ILE:HA	1.99	0.42

*Continued on next page...*

*Continued from previous page...*

Atom-1	Atom-2	Interatomic distance (Å)	Clash overlap (Å)
24:RD:33:LEU:O	24:RD:35:LYS:N	2.52	0.42
25:RE:155:LYS:O	25:RE:156:MET:HG3	2.19	0.42
27:RG:27:ASN:HB3	27:RG:30:GLU:OE2	2.19	0.42
30:RN:30:ILE:HG22	30:RN:34:LEU:HD21	2.01	0.42
32:RP:119:GLU:OE1	32:RP:119:GLU:HA	2.19	0.42
34:RR:10:LEU:C	34:RR:12:ARG:N	2.72	0.42
37:RU:27:LEU:O	37:RU:30:LYS:N	2.41	0.42
37:RU:91:ASP:O	37:RU:95:LEU:N	2.43	0.42
37:RU:98:LEU:O	37:RU:102:GLU:N	2.49	0.42
39:RW:88:ARG:CB	39:RW:92:ARG:HB3	2.47	0.42
42:RZ:143:GLY:C	42:RZ:144:LEU:HD22	2.39	0.42
1:XA:409:G:H3'	1:XA:410:G:H8	1.84	0.42
1:XA:498:A:C6	1:XA:547:A:C8	3.07	0.42
2:XB:142:LEU:O	2:XB:145:LEU:HB2	2.19	0.42
4:XD:10:ARG:NH1	4:XD:10:ARG:HG3	2.33	0.42
9:XI:25:LYS:O	9:XI:60:ASP:OD1	2.37	0.42
9:XI:95:LYS:HD3	9:XI:95:LYS:C	2.39	0.42
11:XK:62:GLN:O	11:XK:64:ALA:N	2.52	0.42
14:XN:48:ALA:HA	14:XN:53:LEU:HD12	2.01	0.42
16:XP:20:VAL:CG2	16:XP:21:VAL:N	2.82	0.42
19:XS:62:ILE:HG22	19:XS:63:THR:N	2.34	0.42
53:XV:4:G:C6	53:XV:70:G:N1	2.87	0.42
44:Y1:13:ILE:CG1	44:Y1:42:GLN:HB2	2.49	0.42
44:Y1:8:SER:CB	44:Y1:66:HIS:CE1	3.01	0.42
45:Y2:27:GLU:CD	45:Y2:27:GLU:H	2.17	0.42
46:Y3:46:ASN:O	46:Y3:50:VAL:HG22	2.19	0.42
22:YA:1027:A:N6	22:YA:1126:A:C4	2.87	0.42
22:YA:1381:G:C6	22:YA:1382:G:C5	3.06	0.42
22:YA:2037:G:H2'	22:YA:2038:G:C8	2.54	0.42
22:YA:264:C:O2'	22:YA:265:A:H5''	2.19	0.42
22:YA:2771:C:H5''	25:YE:202:LYS:HG2	2.00	0.42
22:YA:569:U:C4	22:YA:570:G:C6	3.07	0.42
22:YA:984:A:H5''	22:YA:985:C:C5	2.48	0.42
24:YD:33:LEU:O	24:YD:35:LYS:N	2.52	0.42
22:YA:2572:A:N3	25:YE:144:ARG:NH2	2.67	0.42
33:YQ:25:ASP:H	33:YQ:102:VAL:HG23	1.84	0.42
34:YR:10:LEU:O	34:YR:12:ARG:N	2.52	0.42
35:YS:99:LYS:C	35:YS:101:LEU:N	2.72	0.42
39:YW:65:LEU:CD1	39:YW:68:ARG:NH1	2.75	0.42
42:YZ:177:PRO:HB2	42:YZ:178:GLU:H	1.74	0.42
1:QA:1142:G:H3'	1:QA:1143:G:H8	1.84	0.42

*Continued on next page...*

*Continued from previous page...*

Atom-1	Atom-2	Interatomic distance (Å)	Clash overlap (Å)
1:QA:1413:A:N1	1:QA:1488:G:C2	2.87	0.42
1:QA:17:U:H2'	1:QA:18:C:C6	2.53	0.42
1:QA:286:G:C6	1:QA:287:U:C4	3.07	0.42
1:QA:452:A:O2'	1:QA:453:A:O4'	2.35	0.42
1:QA:719:C:C2	18:QR:50:ILE:HD13	2.54	0.42
2:QB:99:GLY:O	2:QB:108:ILE:HD11	2.20	0.42
2:QB:16:HIS:CD2	2:QB:213:LEU:HD13	2.54	0.42
3:QC:83:ARG:O	3:QC:86:VAL:HG22	2.20	0.42
4:QD:127:THR:HG23	4:QD:130:GLY:O	2.20	0.42
7:QG:126:ASP:OD2	7:QG:126:ASP:N	2.53	0.42
5:QE:78:HIS:HB2	8:QH:104:ARG:C	2.40	0.42
10:QJ:49:VAL:HG13	10:QJ:50:ILE:N	2.35	0.42
10:QJ:75:ILE:CG1	10:QJ:76:ASN:H	2.17	0.42
11:QK:124:LYS:HB3	11:QK:125:PHE:H	1.67	0.42
13:QM:54:VAL:O	13:QM:58:GLU:OE2	2.37	0.42
1:QA:974:A:N3	14:QN:31:ARG:NE	2.66	0.42
1:QA:1048:G:OP1	14:QN:3:ARG:HB3	2.20	0.42
19:QS:29:ARG:HD3	19:QS:30:LEU:H	1.83	0.42
55:QY:35:G:H2'	55:QY:36:G:C5'	2.43	0.42
43:R0:23:VAL:HG13	43:R0:38:VAL:HG22	2.00	0.42
48:R5:20:ARG:HA	48:R5:23:HIS:CE1	2.54	0.42
22:RA:111:A:C6	22:RA:112:U:C4	3.07	0.42
22:RA:1273:U:H4'	22:RA:1275:A:OP1	2.19	0.42
22:RA:1394:U:C4	22:RA:1395:A:C6	3.07	0.42
22:RA:121:G:H4'	22:RA:149:A:H5'	2.01	0.42
22:RA:1622:G:C2	22:RA:1623:G:C8	3.07	0.42
22:RA:1638:C:H2'	22:RA:1639:U:O4'	2.19	0.42
22:RA:1733:G:C6	22:RA:1734:C:N3	2.88	0.42
22:RA:1820:U:O2'	24:RD:159:ALA:HB3	2.19	0.42
22:RA:1998:G:H4'	22:RA:2724:C:O2'	2.19	0.42
22:RA:2056:G:N3	22:RA:2056:G:H2'	2.34	0.42
22:RA:2252:G:H2'	22:RA:2253:G:C8	2.53	0.42
22:RA:2355:C:H1'	43:R0:39:ARG:NH2	2.28	0.42
22:RA:2455:G:C6	22:RA:2456:C:N4	2.88	0.42
22:RA:2529:G:O6	52:R9:31:LYS:NZ	2.50	0.42
22:RA:270(F):U:H2'	22:RA:270(G):C:C6	2.54	0.42
22:RA:686:G:H8	50:R7:6:GLN:O	2.02	0.42
22:RA:751:A:C6	22:RA:789:A:C5	3.06	0.42
23:RB:43:C:C4	23:RB:45:A:C6	3.07	0.42
24:RD:134:ARG:HG3	24:RD:134:ARG:H	1.55	0.42
27:RG:114:ILE:O	27:RG:116:ASP:N	2.51	0.42

*Continued on next page...*



*Continued from previous page...*

Atom-1	Atom-2	Interatomic distance (Å)	Clash overlap (Å)
27:RG:41:GLN:NE2	27:RG:154:GLY:O	2.52	0.42
27:RG:63:ILE:HG12	27:RG:64:THR:N	2.32	0.42
28:RH:26:VAL:CG1	28:RH:33:LEU:HB2	2.50	0.42
30:RN:10:GLU:OE2	30:RN:11:PRO:CD	2.67	0.42
31:RO:2:ILE:N	31:RO:2:ILE:CD1	2.82	0.42
32:RP:114:ILE:CD1	32:RP:130:PHE:CE1	2.98	0.42
33:RQ:63:LYS:HD2	42:RZ:175:VAL:HG21	2.01	0.42
39:RW:8:ARG:NH1	39:RW:8:ARG:HG3	2.34	0.42
41:RY:42:VAL:HG11	41:RY:65:ALA:HB3	2.02	0.42
1:XA:51:A:N3	1:XA:116:A:H1'	2.34	0.42
1:XA:1440:C:H2'	1:XA:1441:G:O4'	2.20	0.42
1:XA:16:A:O2'	1:XA:17:U:H5'	2.19	0.42
1:XA:674:G:H2'	1:XA:675:A:C8	2.55	0.42
2:XB:142:LEU:HD23	2:XB:142:LEU:O	2.18	0.42
2:XB:163:PHE:CD2	2:XB:185:ILE:HD12	2.54	0.42
2:XB:200:ILE:HD12	2:XB:200:ILE:N	2.34	0.42
2:XB:44:LEU:CD1	2:XB:44:LEU:H	2.25	0.42
2:XB:60:ASP:C	2:XB:62:ALA:N	2.72	0.42
4:XD:206:PHE:CD2	4:XD:207:TYR:HD1	2.37	0.42
4:XD:36:ARG:HA	4:XD:37:PRO:HD2	1.82	0.42
5:XE:126:ARG:NH1	5:XE:126:ARG:CG	2.79	0.42
7:XG:11:GLN:HG3	7:XG:12:LEU:H	1.84	0.42
1:XA:825:G:O4'	8:XH:2:LEU:HD21	2.19	0.42
12:XL:120:TYR:O	12:XL:121:GLY:C	2.57	0.42
14:XN:9:LYS:O	14:XN:9:LYS:HG2	2.19	0.42
15:XO:8:LYS:NZ	15:XO:31:LEU:HD11	2.34	0.42
16:XP:23:ASP:O	16:XP:26:ARG:HB2	2.18	0.42
19:XS:21:GLU:HG3	19:XS:22:LEU:CD1	2.49	0.42
19:XS:41:VAL:HG12	19:XS:45:VAL:H	1.85	0.42
20:XT:13:LEU:CD1	20:XT:17:ARG:NH1	2.82	0.42
1:XA:1453:G:H2'	20:XT:39:LYS:NZ	2.34	0.42
44:Y1:73:LEU:C	44:Y1:75:GLU:N	2.70	0.42
44:Y1:72:GLU:O	44:Y1:75:GLU:HB2	2.19	0.42
48:Y5:20:ARG:HA	48:Y5:23:HIS:CE1	2.54	0.42
49:Y6:33:LYS:C	49:Y6:35:GLU:H	2.22	0.42
22:YA:1199:U:O5'	22:YA:1199:U:H6	2.02	0.42
22:YA:2585:U:C5	56:Z8:76:PPU:O2'	2.69	0.42
22:YA:2532:G:H1'	22:YA:2663:G:H22	1.84	0.42
22:YA:1759:A:H1'	22:YA:2711:A:C2	2.54	0.42
22:YA:478:A:C6	22:YA:480:A:C6	3.08	0.42
22:YA:978:G:H2'	22:YA:979:G:O4'	2.19	0.42

*Continued on next page...*

*Continued from previous page...*

Atom-1	Atom-2	Interatomic distance (Å)	Clash overlap (Å)
24:YD:31:LYS:C	24:YD:32:SER:O	2.54	0.42
25:YE:197:ILE:CD1	25:YE:199:ARG:HH12	2.26	0.42
25:YE:36:ARG:HH11	25:YE:36:ARG:CB	2.28	0.42
26:YF:128:ALA:O	26:YF:129:PHE:CB	2.67	0.42
27:YG:121:ASN:HA	27:YG:181:ARG:NH2	2.34	0.42
27:YG:77:ILE:H	27:YG:82:LEU:HB2	1.85	0.42
30:YN:43:THR:HA	30:YN:44:PRO:HD2	1.92	0.42
32:YP:120:ALA:HB1	32:YP:138:LEU:CB	2.49	0.42
32:YP:98:GLU:O	32:YP:99:LEU:C	2.57	0.42
35:YS:64:GLU:O	35:YS:68:GLN:HG3	2.19	0.42
36:YT:110:ILE:CG2	36:YT:111:ARG:N	2.82	0.42
39:YW:19:LEU:O	39:YW:22:ASP:HB2	2.19	0.42
42:YZ:92:SER:HB3	42:YZ:93:ASP:H	1.66	0.42
1:QA:1129:C:H5'	1:QA:1130:A:OP1	2.19	0.42
1:QA:1244:C:N4	1:QA:1293:G:H1	2.15	0.42
1:QA:1347:G:H2'	1:QA:1373:G:C6	2.55	0.42
1:QA:1509:C:H2'	1:QA:1510:U:O4'	2.19	0.42
1:QA:362:G:N2	1:QA:365:U:OP2	2.48	0.42
1:QA:31:G:O2'	1:QA:48:C:N4	2.52	0.42
1:QA:857:C:H2'	1:QA:858:G:O4'	2.20	0.42
3:QC:149:ALA:O	3:QC:169:ALA:CA	2.67	0.42
4:QD:22:LYS:CD	4:QD:26:CYS:SG	3.05	0.42
7:QG:79:ARG:HH12	7:QG:82:GLY:HA2	1.84	0.42
7:QG:79:ARG:NH1	7:QG:82:GLY:HA2	2.35	0.42
9:QI:71:SER:O	9:QI:74:ILE:N	2.52	0.42
12:QL:49:ASN:HD22	12:QL:92:ASP:CG	2.22	0.42
17:QQ:77:VAL:HG12	17:QQ:77:VAL:O	2.20	0.42
18:QR:63:GLN:O	18:QR:66:LEU:HB3	2.18	0.42
19:QS:62:ILE:HG22	19:QS:63:THR:N	2.34	0.42
45:R2:59:ARG:O	45:R2:62:THR:HG23	2.19	0.42
49:R6:19:ARG:HD2	49:R6:19:ARG:HA	1.76	0.42
52:R9:2:LYS:HD2	52:R9:2:LYS:HA	1.93	0.42
22:RA:1043:C:H42	22:RA:1112:G:H1	1.67	0.42
22:RA:1425:G:H2'	22:RA:1426:G:C8	2.54	0.42
22:RA:1516:U:H2'	22:RA:1517:G:C8	2.54	0.42
22:RA:1701:A:C8	22:RA:1702:G:C8	3.08	0.42
22:RA:1988:C:H2'	22:RA:1989:G:H8	1.84	0.42
22:RA:372:G:H8	44:R1:65:SER:O	2.02	0.42
22:RA:608:A:H2'	22:RA:609:A:H8	1.84	0.42
22:RA:634:C:H2'	22:RA:635:C:C6	2.55	0.42
23:RB:6:C:C2	23:RB:115:G:N2	2.87	0.42

*Continued on next page...*

*Continued from previous page...*

Atom-1	Atom-2	Interatomic distance (Å)	Clash overlap (Å)
24:RD:14:ARG:CG	24:RD:15:PHE:N	2.83	0.42
25:RE:3:GLY:HA3	25:RE:81:ILE:CD1	2.48	0.42
25:RE:54:GLN:N	25:RE:54:GLN:CD	2.73	0.42
26:RF:164:ARG:HG2	26:RF:164:ARG:NH1	2.34	0.42
27:RG:109:VAL:C	27:RG:112:PRO:HD2	2.39	0.42
27:RG:145:THR:O	27:RG:146:TYR:HB3	2.19	0.42
28:RH:120:GLY:O	28:RH:136:ILE:HD12	2.19	0.42
28:RH:89:ILE:H	28:RH:89:ILE:CD1	2.32	0.42
29:RI:133:HIS:HB2	29:RI:134:PRO:CD	2.48	0.42
32:RP:37:GLY:O	32:RP:38:GLN:C	2.58	0.42
36:RT:24:PRO:HA	36:RT:49:VAL:CG1	2.39	0.42
37:RU:79:PHE:CD2	37:RU:83:LEU:HD13	2.54	0.42
37:RU:92:ARG:NH2	38:RV:11:GLN:O	2.53	0.42
1:XA:64:G:H5''	1:XA:65:U:OP1	2.19	0.42
1:XA:736:C:H2'	1:XA:737:A:C8	2.54	0.42
3:XC:83:ARG:O	3:XC:86:VAL:HG22	2.19	0.42
4:XD:19:LEU:O	4:XD:20:TYR:C	2.57	0.42
6:XF:36:ARG:CZ	6:XF:38:GLU:HG2	2.50	0.42
11:XK:33:THR:HB	11:XK:37:GLY:C	2.40	0.42
15:XO:64:ARG:CD	15:XO:68:ARG:NH2	2.82	0.42
19:XS:18:LYS:O	19:XS:18:LYS:HD2	2.19	0.42
55:XY:39:C:H4'	55:XY:40:G:OP1	2.18	0.42
45:Y2:48:HIS:O	45:Y2:49:LYS:C	2.57	0.42
47:Y4:23:GLU:C	47:Y4:24:THR:HG1	2.22	0.42
22:YA:747:U:C4	48:Y5:2:ALA:N	2.88	0.42
50:Y7:47:ARG:HB2	50:Y7:48:LYS:H	1.64	0.42
22:YA:106:C:H2'	22:YA:107:C:C6	2.54	0.42
22:YA:1429:G:H2'	22:YA:1430:C:C6	2.54	0.42
22:YA:1473:G:C6	22:YA:1474:C:C4	3.08	0.42
22:YA:174:C:H2'	22:YA:175:G:O4'	2.19	0.42
22:YA:1843:C:H2'	22:YA:1844:C:C6	2.54	0.42
22:YA:1929:G:C8	22:YA:1929:G:H3'	2.54	0.42
22:YA:685:A:O4'	22:YA:687:C:N4	2.52	0.42
22:YA:846:C:C4	22:YA:930:U:C4	3.08	0.42
23:YB:16:G:H2'	23:YB:17:C:C6	2.55	0.42
24:YD:108:PRO:HG2	24:YD:111:LEU:HB2	2.01	0.42
24:YD:155:LEU:HD23	24:YD:177:LEU:HD21	2.00	0.42
22:YA:2512:C:H4'	25:YE:122:PHE:CE2	2.55	0.42
25:YE:94:GLU:C	25:YE:96:PHE:N	2.73	0.42
27:YG:114:ILE:HG22	27:YG:117:PHE:HB2	2.01	0.42
29:YI:39:ALA:HB1	29:YI:44:LEU:HD13	2.00	0.42

*Continued on next page...*

*Continued from previous page...*

Atom-1	Atom-2	Interatomic distance (Å)	Clash overlap (Å)
30:YN:15:LEU:C	30:YN:15:LEU:HD13	2.40	0.42
32:YP:119:GLU:OE1	32:YP:119:GLU:HA	2.19	0.42
37:YU:91:ASP:OD2	37:YU:96:ALA:HB2	2.19	0.42
38:YV:38:LEU:CD1	38:YV:55:ALA:HB1	2.50	0.42
41:YY:60:PHE:CD2	41:YY:60:PHE:N	2.87	0.42
1:QA:1291:G:H4'	9:QL:39:GLY:HA3	2.01	0.42
1:QA:439:A:C5	1:QA:440:A:H1'	2.54	0.42
1:QA:502:G:C2	1:QA:503:C:C2	3.08	0.42
1:QA:600:C:H2'	1:QA:601:C:C6	2.54	0.42
2:QB:136:VAL:O	2:QB:140:HIS:N	2.44	0.42
2:QB:204:ASN:C	2:QB:204:ASN:HD22	2.22	0.42
2:QB:60:ASP:C	2:QB:62:ALA:N	2.72	0.42
3:QC:113:ALA:C	3:QC:115:LEU:N	2.73	0.42
3:QC:143:GLU:C	3:QC:145:GLY:H	2.23	0.42
3:QC:142:MET:HG2	3:QC:149:ALA:HB2	2.01	0.42
4:QD:150:GLU:O	4:QD:152:SER:N	2.53	0.42
4:QD:24:GLU:O	4:QD:28:SER:OG	2.21	0.42
5:QE:71:LEU:HD11	5:QE:113:ALA:O	2.20	0.42
6:QF:45:LEU:O	6:QF:46:ARG:HB2	2.19	0.42
8:QH:102:ARG:NH1	8:QH:105:ARG:CZ	2.80	0.42
8:QH:109:ILE:HD11	8:QH:120:THR:HG22	2.00	0.42
2:QB:195:ASP:O	8:QH:68:ARG:NH2	2.52	0.42
14:QN:47:LEU:O	14:QN:48:ALA:C	2.57	0.42
18:QR:74:ARG:NH2	18:QR:81:PHE:HA	2.35	0.42
1:QA:322:C:O2'	20:QT:23:ARG:HD2	2.20	0.42
21:QU:6:ARG:C	21:QU:8:THR:H	2.20	0.42
53:QV:1:C:O2'	53:QV:2:G:H5'	2.19	0.42
22:RA:96:G:H4'	45:R2:48:HIS:NE2	2.34	0.42
46:R3:46:ASN:O	46:R3:50:VAL:HG22	2.20	0.42
47:R4:54:GLY:HA2	47:R4:57:GLU:CG	2.50	0.42
49:R6:7:ILE:O	49:R6:8:LYS:CG	2.68	0.42
22:RA:1425:G:H2'	22:RA:1426:G:O4'	2.19	0.42
22:RA:2212:A:H1'	22:RA:2215:G:C5	2.54	0.42
22:RA:2849:U:OP1	36:RT:95:ARG:NH1	2.53	0.42
22:RA:779:U:H2'	22:RA:780:G:O4'	2.20	0.42
24:RD:43:ARG:CZ	24:RD:49:ILE:HG21	2.49	0.42
25:RE:121:ASN:O	25:RE:122:PHE:C	2.57	0.42
25:RE:143:ASN:HB2	25:RE:147:PRO:HD2	2.00	0.42
25:RE:24:THR:HB	25:RE:184:VAL:HG23	2.02	0.42
26:RF:132:VAL:CG2	26:RF:133:ASN:N	2.80	0.42
27:RG:55:LYS:O	27:RG:59:GLU:HB2	2.19	0.42

*Continued on next page...*

*Continued from previous page...*

Atom-1	Atom-2	Interatomic distance (Å)	Clash overlap (Å)
28:RH:125:VAL:HG12	28:RH:126:PRO:CD	2.49	0.42
28:RH:136:ILE:O	28:RH:137:ASP:O	2.37	0.42
28:RH:58:GLU:O	28:RH:60:ARG:N	2.53	0.42
29:RI:79:ILE:N	29:RI:141:LYS:O	2.37	0.42
30:RN:26:LEU:HG	30:RN:30:ILE:CD1	2.49	0.42
34:RR:44:LEU:HD23	34:RR:44:LEU:HA	1.79	0.42
34:RR:29:LEU:HD11	34:RR:48:VAL:CG1	2.50	0.42
35:RS:95:HIS:O	35:RS:96:GLY:C	2.57	0.42
37:RU:91:ASP:OD2	37:RU:96:ALA:HB2	2.19	0.42
38:RV:44:LYS:HB3	38:RV:45:THR:H	1.56	0.42
41:RY:20:TYR:CE1	41:RY:42:VAL:HA	2.55	0.42
2:XB:33:TYR:HD1	2:XB:33:TYR:C	2.23	0.42
3:XC:143:GLU:C	3:XC:145:GLY:H	2.23	0.42
4:XD:146:ILE:CD1	4:XD:146:ILE:H	2.30	0.42
7:XG:15:ASP:OD1	7:XG:23:VAL:HG11	2.18	0.42
9:XI:8:GLY:CA	9:XI:79:LEU:HD12	2.50	0.42
11:XK:17:GLY:CA	11:XK:77:MET:HE3	2.45	0.42
13:XM:88:ARG:HD2	13:XM:88:ARG:O	2.19	0.42
16:XP:83:GLU:HG3	16:XP:84:ALA:N	2.33	0.42
19:XS:39:THR:CG2	19:XS:40:ILE:H	2.23	0.42
50:Y7:12:ARG:HH21	50:Y7:44:PRO:HB3	1.85	0.42
51:Y8:28:GLY:O	51:Y8:29:LYS:O	2.37	0.42
51:Y8:53:PRO:HD2	51:Y8:54:GLU:H	1.84	0.42
22:YA:1061:U:H4'	22:YA:1070:A:H1'	2.00	0.42
22:YA:1360:A:C6	22:YA:1372:U:O4	2.72	0.42
22:YA:1379:A:H4'	22:YA:1380:G:OP2	2.18	0.42
22:YA:1389:G:C2	22:YA:1390:U:C2	3.08	0.42
22:YA:2230:G:C6	22:YA:2231:C:C4	3.08	0.42
22:YA:2392:A:C2	22:YA:2429:G:C2	3.08	0.42
22:YA:381:G:OP1	44:Y1:16:ASN:ND2	2.42	0.42
22:YA:452:G:C2	22:YA:458:G:C5	3.08	0.42
22:YA:482:A:O2'	41:YY:47:LYS:NZ	2.50	0.42
23:YB:50:G:OP1	35:YS:63:THR:HG23	2.20	0.42
24:YD:177:LEU:C	24:YD:179:SER:H	2.23	0.42
24:YD:75:ILE:HG21	24:YD:99:ASP:HB2	2.02	0.42
25:YE:117:MET:HA	25:YE:122:PHE:N	2.35	0.42
25:YE:176:ILE:N	25:YE:176:ILE:HD12	2.35	0.42
25:YE:104:VAL:CG1	25:YE:188:VAL:HG23	2.49	0.42
27:YG:117:PHE:CE1	27:YG:119:GLY:CA	3.03	0.42
27:YG:73:ALA:O	27:YG:84:LYS:O	2.38	0.42
28:YH:136:ILE:O	28:YH:137:ASP:O	2.37	0.42

*Continued on next page...*

*Continued from previous page...*

Atom-1	Atom-2	Interatomic distance (Å)	Clash overlap (Å)
22:YA:1952:A:C4	31:YO:22:ILE:HD12	2.53	0.42
31:YO:1:MET:HG2	31:YO:67:LYS:HG2	2.01	0.42
32:YP:125:VAL:C	32:YP:145:PRO:HD2	2.39	0.42
36:YT:3:ARG:O	36:YT:4:GLY:C	2.58	0.42
36:YT:54:ARG:HA	36:YT:59:THR:HG23	2.02	0.42
36:YT:96:ARG:HB2	36:YT:96:ARG:CZ	2.49	0.42
38:YV:59:ALA:HA	38:YV:95:LEU:O	2.19	0.42
40:YX:87:GLN:C	40:YX:88:LYS:HG3	2.40	0.42
42:YZ:24:LEU:HD21	42:YZ:86:VAL:CG2	2.50	0.42
1:QA:1113:C:H2'	1:QA:1114:C:C6	2.55	0.42
1:QA:1203:C:H2'	1:QA:1204:A:C8	2.55	0.42
1:QA:1312:G:H1	1:QA:1325:C:H42	1.68	0.42
1:QA:608:A:H2'	1:QA:609:A:O4'	2.20	0.42
2:QB:158:LEU:HD12	2:QB:158:LEU:C	2.38	0.42
2:QB:69:LEU:HD12	2:QB:91:PRO:O	2.19	0.42
3:QC:35:GLU:O	3:QC:38:ARG:N	2.53	0.42
3:QC:47:LEU:HD11	3:QC:76:VAL:CG1	2.42	0.42
8:QH:33:GLU:O	8:QH:36:LEU:N	2.53	0.42
9:QI:25:LYS:O	9:QI:60:ASP:OD1	2.37	0.42
11:QK:21:ILE:HD13	11:QK:84:VAL:HG12	2.02	0.42
17:QQ:82:MET:C	17:QQ:84:LEU:N	2.72	0.42
19:QS:41:VAL:HG11	19:QS:45:VAL:HG13	2.02	0.42
19:QS:41:VAL:CG1	19:QS:45:VAL:H	2.32	0.42
20:QT:13:LEU:CD1	20:QT:17:ARG:NH1	2.82	0.42
20:QT:96:GLY:O	20:QT:99:LEU:CD1	2.67	0.42
55:QY:35:G:C2'	55:QY:36:G:H5''	2.41	0.42
44:R1:74:VAL:O	44:R1:74:VAL:CG1	2.64	0.42
22:RA:1140:C:H5''	30:RN:66:LYS:HZ1	1.85	0.42
22:RA:443:A:H1'	22:RA:1201:C:O4'	2.18	0.42
22:RA:185:U:H2'	22:RA:186:G:C8	2.55	0.42
22:RA:1993:U:H2'	22:RA:1994:C:H6	1.84	0.42
22:RA:709:U:H2'	22:RA:710:G:C8	2.55	0.42
22:RA:734:A:O2'	22:RA:1635:G:H5'	2.19	0.42
22:RA:735:A:H2'	22:RA:736:C:O4'	2.19	0.42
22:RA:846:C:C4	22:RA:930:U:C4	3.07	0.42
25:RE:104:VAL:CG1	25:RE:188:VAL:HG23	2.49	0.42
25:RE:28:ALA:HB3	25:RE:93:VAL:CG2	2.46	0.42
25:RE:35:GLN:HB3	25:RE:48:GLN:HB2	2.01	0.42
26:RF:63:LYS:HE2	26:RF:67:GLN:HB2	2.01	0.42
27:RG:16:ARG:NE	27:RG:31:VAL:HG11	2.34	0.42
28:RH:169:VAL:HG22	28:RH:170:ARG:N	2.26	0.42

*Continued on next page...*

*Continued from previous page...*

Atom-1	Atom-2	Interatomic distance (Å)	Clash overlap (Å)
29:RI:83:ALA:O	29:RI:85:GLU:N	2.53	0.42
31:RO:50:GLY:O	31:RO:51:ALA:C	2.57	0.42
33:RQ:118:LEU:HD23	33:RQ:118:LEU:HA	1.87	0.42
35:RS:102:ALA:C	35:RS:104:GLY:N	2.73	0.42
35:RS:51:ALA:HB3	35:RS:73:LEU:HD23	2.01	0.42
37:RU:97:ASP:HA	37:RU:100:VAL:HG23	2.01	0.42
38:RV:59:ALA:HA	38:RV:95:LEU:O	2.19	0.42
39:RW:14:PRO:O	39:RW:15:ARG:C	2.58	0.42
39:RW:81:ALA:C	39:RW:82:LEU:HD12	2.40	0.42
1:XA:1095:U:H5'	1:XA:1109:C:O2	2.19	0.42
1:XA:1321:C:C4	1:XA:1322:C:C4	3.07	0.42
1:XA:186:C:O3'	20:XT:82:SER:HB3	2.19	0.42
1:XA:372:C:C5	1:XA:387:U:C5	3.07	0.42
1:XA:692:U:O2	1:XA:694:A:C8	2.73	0.42
2:XB:16:HIS:CD2	2:XB:213:LEU:HD13	2.54	0.42
2:XB:5:ILE:HB	2:XB:221:LEU:HD23	2.01	0.42
2:XB:92:TYR:C	2:XB:92:TYR:HD1	2.22	0.42
4:XD:120:LEU:HA	4:XD:120:LEU:HD23	1.83	0.42
5:XE:71:LEU:HD11	5:XE:113:ALA:O	2.20	0.42
1:XA:1081:G:P	5:XE:16:THR:OG1	2.78	0.42
6:XF:45:LEU:O	6:XF:46:ARG:HB2	2.19	0.42
8:XH:85:ARG:HA	8:XH:135:CYS:HB3	2.02	0.42
9:XI:100:GLY:C	9:XI:102:LEU:N	2.71	0.42
9:XI:71:SER:O	9:XI:74:ILE:N	2.52	0.42
10:XJ:49:VAL:HG13	10:XJ:50:ILE:N	2.35	0.42
12:XL:119:LYS:HB2	12:XL:120:TYR:HD1	1.83	0.42
16:XP:55:ARG:O	16:XP:56:ALA:C	2.57	0.42
18:XR:43:PHE:HA	18:XR:51:LEU:HD12	2.01	0.42
18:XR:64:ARG:O	18:XR:65:ILE:C	2.58	0.42
18:XR:74:ARG:NH2	18:XR:81:PHE:HA	2.35	0.42
19:XS:66:MET:O	19:XS:66:MET:HG3	2.19	0.42
47:Y4:54:GLY:HA2	47:Y4:57:GLU:CG	2.50	0.42
32:YP:64:LYS:HG3	51:Y8:25:MET:CE	2.50	0.42
22:YA:1707:G:C5	22:YA:1756:G:C6	3.07	0.42
22:YA:2238:G:H2'	22:YA:2238:G:N3	2.34	0.42
22:YA:2283:C:C2	22:YA:2389:G:C2	3.07	0.42
22:YA:2516:G:C6	22:YA:2517:C:N4	2.87	0.42
22:YA:2804:C:H2'	22:YA:2805:G:O4'	2.20	0.42
22:YA:307:G:H21	22:YA:330:A:H62	1.66	0.42
22:YA:312:G:H5'	22:YA:331:A:O2'	2.20	0.42
22:YA:536:A:N6	22:YA:556:G:O6	2.52	0.42

*Continued on next page...*

*Continued from previous page...*

Atom-1	Atom-2	Interatomic distance (Å)	Clash overlap (Å)
22:YA:758:C:O2	22:YA:1981:A:H2	2.02	0.42
23:YB:11:C:O5'	23:YB:12:C:H5	2.03	0.42
24:YD:12:SER:O	24:YD:14:ARG:N	2.51	0.42
24:YD:25:THR:HG23	24:YD:27:THR:HB	2.02	0.42
24:YD:2:ALA:O	24:YD:3:VAL:CB	2.68	0.42
26:YF:183:VAL:HG22	26:YF:184:TYR:N	2.35	0.42
27:YG:55:LYS:O	27:YG:59:GLU:HB2	2.19	0.42
28:YH:26:VAL:CG1	28:YH:33:LEU:HB2	2.50	0.42
29:YI:144:VAL:HG22	29:YI:145:VAL:H	1.85	0.42
32:YP:37:GLY:O	32:YP:38:GLN:C	2.58	0.42
33:YQ:20:ALA:HA	33:YQ:98:LYS:HB3	2.02	0.42
34:YR:10:LEU:C	34:YR:12:ARG:N	2.72	0.42
35:YS:15:ARG:O	35:YS:19:LYS:HD3	2.20	0.42
37:YU:79:PHE:CD2	37:YU:83:LEU:HD13	2.54	0.42
39:YW:81:ALA:C	39:YW:82:LEU:HD12	2.40	0.42
42:YZ:16:SER:O	42:YZ:20:ARG:HB2	2.19	0.42
42:YZ:72:ARG:HH22	42:YZ:97:GLU:C	2.18	0.42
1:QA:1314:C:H2'	1:QA:1315:U:C6	2.55	0.42
1:QA:474:G:H2'	1:QA:475:G:H8	1.84	0.42
1:QA:475:G:H2'	1:QA:476:G:C8	2.55	0.42
1:QA:559:A:H5''	1:QA:560:U:H3'	2.01	0.42
1:QA:816:A:OP1	1:QA:1526:G:O2'	2.33	0.42
2:QB:109:SER:C	2:QB:111:ARG:N	2.72	0.42
2:QB:200:ILE:CG2	2:QB:201:ILE:N	2.83	0.42
2:QB:30:ARG:HH21	2:QB:194:PRO:HG2	1.82	0.42
2:QB:67:THR:C	2:QB:68:ILE:HD12	2.40	0.42
3:QC:58:GLU:HB2	3:QC:65:ALA:HB3	2.01	0.42
3:QC:88:ARG:NH2	3:QC:101:LEU:O	2.53	0.42
4:QD:59:ARG:NE	4:QD:59:ARG:HA	2.35	0.42
4:QD:93:PHE:CE1	4:QD:97:LEU:HD11	2.55	0.42
5:QE:31:LEU:HD23	5:QE:45:PHE:HD1	1.85	0.42
1:QA:939:G:H5''	7:QG:102:ARG:CZ	2.49	0.42
7:QG:11:GLN:HG3	7:QG:12:LEU:H	1.85	0.42
7:QG:18:TYR:CD2	7:QG:59:LEU:HD13	2.55	0.42
9:QI:22:GLY:O	9:QI:23:ASN:C	2.57	0.42
16:QP:12:LYS:HB3	16:QP:12:LYS:HE2	1.73	0.42
20:QT:36:LEU:HD13	20:QT:36:LEU:HA	1.82	0.42
20:QT:99:LEU:O	20:QT:100:ILE:CB	2.68	0.42
44:R1:60:PHE:HE2	44:R1:91:LYS:NZ	2.16	0.42
44:R1:72:GLU:O	44:R1:75:GLU:HB2	2.20	0.42
46:R3:37:LEU:HD12	46:R3:43:ILE:CG2	2.50	0.42

*Continued on next page...*



*Continued from previous page...*

Atom-1	Atom-2	Interatomic distance (Å)	Clash overlap (Å)
22:RA:2126:A:H1'	22:RA:2127:G:OP2	2.20	0.42
22:RA:2246:G:H2'	22:RA:2247:A:C8	2.55	0.42
22:RA:2461:C:H2'	22:RA:2462:U:C6	2.54	0.42
22:RA:2543:G:N3	22:RA:2765:A:H2'	2.35	0.42
22:RA:2630:G:N3	22:RA:2894:G:N2	2.68	0.42
22:RA:483:A:H3'	22:RA:484:C:C6	2.54	0.42
22:RA:689:A:H2'	22:RA:690:G:H8	1.85	0.42
22:RA:959:A:N3	22:RA:2457:U:O2'	2.42	0.42
25:RE:101:ARG:C	25:RE:201:THR:OG1	2.58	0.42
27:RG:121:ASN:HA	27:RG:181:ARG:NH2	2.34	0.42
30:RN:75:TYR:HA	30:RN:82:LEU:HA	2.01	0.42
32:RP:115:LEU:HB3	32:RP:131:SER:HB2	2.02	0.42
32:RP:144:GLU:HA	32:RP:145:PRO:HD3	1.76	0.42
33:RQ:27:VAL:HG11	33:RQ:134:ARG:HG3	2.00	0.42
36:RT:134:GLU:OE1	36:RT:135:ALA:N	2.53	0.42
36:RT:3:ARG:O	36:RT:4:GLY:C	2.58	0.42
22:RA:1156:A:OP1	37:RU:55:ARG:HD3	2.20	0.42
42:RZ:69:THR:HG22	42:RZ:90:VAL:HA	2.02	0.42
1:XA:1224:G:HO2'	1:XA:1225:A:P	2.28	0.42
1:XA:1225:A:N3	1:XA:1225:A:H2'	2.34	0.42
1:XA:1508:G:H2'	1:XA:1509:C:C6	2.54	0.42
1:XA:621:A:H2'	1:XA:622:A:C8	2.55	0.42
1:XA:89:U:HO2'	1:XA:90:C:P	2.41	0.42
2:XB:109:SER:C	2:XB:111:ARG:H	2.21	0.42
2:XB:158:LEU:HD12	2:XB:158:LEU:C	2.39	0.42
2:XB:97:TRP:HZ3	2:XB:172:ILE:HG22	1.85	0.42
2:XB:211:ILE:O	2:XB:215:LEU:HB2	2.20	0.42
2:XB:67:THR:C	2:XB:68:ILE:HD12	2.40	0.42
3:XC:113:ALA:C	3:XC:115:LEU:N	2.72	0.42
5:XE:31:LEU:HD23	5:XE:45:PHE:HD1	1.85	0.42
6:XF:88:VAL:HG12	6:XF:89:MET:N	2.33	0.42
7:XG:140:ASP:O	7:XG:142:GLU:N	2.53	0.42
7:XG:79:ARG:CZ	7:XG:82:GLY:HA2	2.50	0.42
9:XI:6:GLY:HA3	9:XI:84:ALA:HB2	2.01	0.42
13:XM:16:ASP:HB3	13:XM:34:LEU:CD1	2.49	0.42
19:XS:30:LEU:O	19:XS:31:ILE:HB	2.19	0.42
19:XS:41:VAL:CG1	19:XS:45:VAL:H	2.32	0.42
19:XS:58:VAL:HG23	19:XS:58:VAL:O	2.20	0.42
19:XS:4:SER:O	19:XS:5:LEU:HD13	2.20	0.42
20:XT:99:LEU:O	20:XT:100:ILE:CB	2.68	0.42
21:XU:5:ASP:O	21:XU:11:GLY:HA3	2.20	0.42

*Continued on next page...*

*Continued from previous page...*

Atom-1	Atom-2	Interatomic distance (Å)	Clash overlap (Å)
53:XV:35:A:N3	54:XX:3:G:N2	2.68	0.42
46:Y3:7:LYS:O	46:Y3:7:LYS:HG2	2.19	0.42
47:Y4:12:ALA:HB1	47:Y4:30:GLU:N	2.35	0.42
19:XS:4:SER:CA	47:Y4:67:TYR:HE2	2.33	0.42
48:Y5:40:LYS:HE2	48:Y5:47:PRO:HG2	2.02	0.42
49:Y6:25:LYS:HE2	49:Y6:27:LYS:CD	2.50	0.42
49:Y6:36:LEU:HD13	49:Y6:50:ARG:HH12	1.81	0.42
49:Y6:7:ILE:O	49:Y6:8:LYS:CG	2.68	0.42
50:Y7:9:ARG:NH1	50:Y7:47:ARG:HG3	2.35	0.42
40:YX:60:ARG:HH12	50:Y7:47:ARG:HH22	1.67	0.42
52:Y9:17:ILE:CG2	52:Y9:18:ARG:N	2.82	0.42
22:YA:1208:C:C4	22:YA:1209:G:N7	2.88	0.42
22:YA:1353:A:C8	22:YA:1377:G:N2	2.87	0.42
22:YA:1798:U:O2	22:YA:1822:G:N2	2.53	0.42
22:YA:2009:G:H1'	34:YR:107:ASP:O	2.20	0.42
22:YA:2630:G:O4'	22:YA:2894:G:H1'	2.19	0.42
22:YA:568:U:O2'	22:YA:570:G:N7	2.45	0.42
22:YA:729:G:C4	22:YA:1775:U:C2	3.08	0.42
22:YA:918:A:C5	22:YA:919:G:H1'	2.55	0.42
23:YB:24:G:H1'	23:YB:27:C:N4	2.34	0.42
25:YE:143:ASN:HB2	25:YE:147:PRO:HD2	2.00	0.42
25:YE:28:ALA:HB3	25:YE:93:VAL:CG2	2.47	0.42
25:YE:36:ARG:HB3	25:YE:36:ARG:NH1	2.30	0.42
26:YF:109:GLY:O	26:YF:110:LEU:C	2.58	0.42
26:YF:62:ARG:NH1	26:YF:62:ARG:CB	2.82	0.42
27:YG:109:VAL:C	27:YG:112:PRO:HD2	2.40	0.42
22:YA:2306:C:N4	27:YG:42:GLY:O	2.51	0.42
27:YG:4:ASP:O	27:YG:5:VAL:HB	2.19	0.42
28:YH:58:GLU:O	28:YH:60:ARG:N	2.53	0.42
28:YH:89:ILE:CD1	28:YH:89:ILE:H	2.32	0.42
29:YI:79:ILE:HG21	29:YI:142:VAL:HG12	2.01	0.42
33:YQ:27:VAL:HG11	33:YQ:134:ARG:HG3	2.00	0.42
34:YR:34:ILE:HG22	34:YR:35:THR:N	2.35	0.42
35:YS:95:HIS:O	35:YS:96:GLY:C	2.57	0.42
41:YY:95:LYS:HA	41:YY:101:LYS:N	2.33	0.42
1:QA:1333:A:C2	1:QA:1334:G:H1'	2.55	0.42
1:QA:18:C:H5''	5:QE:127:ASN:ND2	2.33	0.42
1:QA:222:U:H2'	1:QA:223:U:H6	1.85	0.42
1:QA:681:C:H2'	1:QA:682:G:C8	2.55	0.42
1:QA:683:G:C6	1:QA:684:A:C5	3.08	0.42
1:QA:792:A:H1'	1:QA:793:U:OP2	2.19	0.42

*Continued on next page...*

*Continued from previous page...*

Atom-1	Atom-2	Interatomic distance (Å)	Clash overlap (Å)
2:QB:130:ARG:NH2	2:QB:138:LEU:HD21	2.34	0.42
1:QA:1190:G:OP1	3:QC:4:LYS:HA	2.20	0.42
8:QH:86:ILE:CB	8:QH:133:LEU:HD22	2.49	0.42
8:QH:95:VAL:HG23	8:QH:95:VAL:O	2.20	0.42
9:QI:6:GLY:HA3	9:QI:84:ALA:HB2	2.01	0.42
11:QK:72:ALA:HB1	11:QK:77:MET:HG2	2.02	0.42
13:QM:13:LYS:HA	13:QM:44:ARG:CD	2.48	0.42
18:QR:64:ARG:O	18:QR:65:ILE:C	2.58	0.42
18:QR:76:LEU:HD22	18:QR:76:LEU:N	2.35	0.42
19:QS:15:LEU:CD2	19:QS:15:LEU:N	2.79	0.42
19:QS:18:LYS:O	19:QS:18:LYS:HD2	2.19	0.42
19:QS:30:LEU:O	19:QS:31:ILE:HB	2.19	0.42
20:QT:10:LEU:O	20:QT:12:ALA:N	2.53	0.42
47:R4:2:LYS:HD2	47:R4:2:LYS:HA	1.61	0.42
48:R5:40:LYS:HE2	48:R5:47:PRO:HG2	2.02	0.42
22:RA:1310:G:OP2	50:R7:9:ARG:NH1	2.52	0.42
51:R8:56:GLU:C	51:R8:58:ILE:N	2.73	0.42
22:RA:1079:C:O4'	22:RA:1088:A:N6	2.53	0.42
22:RA:1113:U:H2'	22:RA:1114:G:C8	2.55	0.42
22:RA:565:C:H4'	22:RA:1253:A:N6	2.35	0.42
22:RA:1309:G:OP1	50:R7:9:ARG:HD3	2.19	0.42
22:RA:1488:G:C6	22:RA:1489:U:C4	3.08	0.42
22:RA:570:G:H2'	22:RA:2030:A:C5	2.55	0.42
22:RA:2119:A:C2	22:RA:2171:A:H1'	2.54	0.42
22:RA:2273:A:H2'	22:RA:2274:A:C8	2.54	0.42
22:RA:571:A:C5	22:RA:575:A:C8	3.08	0.42
22:RA:802:A:C6	22:RA:803:U:C4	3.07	0.42
22:RA:857:C:H2'	22:RA:858:U:H6	1.84	0.42
24:RD:9:TYR:CZ	24:RD:13:ARG:HD3	2.54	0.42
24:RD:196:VAL:CG1	24:RD:196:VAL:O	2.68	0.42
24:RD:182:LEU:N	24:RD:272:ALA:HB3	2.32	0.42
25:RE:117:MET:HA	25:RE:122:PHE:N	2.35	0.42
25:RE:128:SER:O	25:RE:129:HIS:HB2	2.19	0.42
27:RG:34:LEU:HD11	27:RG:99:MET:CE	2.49	0.42
22:RA:2093:G:OP1	29:RI:23:PRO:HG2	2.19	0.42
30:RN:62:VAL:HG12	30:RN:66:LYS:HB2	2.01	0.42
31:RO:97:ARG:CA	31:RO:117:LEU:HD22	2.50	0.42
31:RO:1:MET:HG2	31:RO:67:LYS:HG2	2.02	0.42
35:RS:49:VAL:HG21	35:RS:77:ALA:HA	2.02	0.42
36:RT:110:ILE:CG2	36:RT:111:ARG:N	2.82	0.42
36:RT:89:VAL:O	36:RT:90:GLN:CB	2.67	0.42

*Continued on next page...*

*Continued from previous page...*

Atom-1	Atom-2	Interatomic distance (Å)	Clash overlap (Å)
37:RU:99:ALA:HA	37:RU:106:PHE:HB2	2.01	0.42
37:RU:39:LEU:O	37:RU:42:ALA:N	2.53	0.42
39:RW:71:VAL:HA	39:RW:107:LEU:HD12	2.02	0.42
1:XA:1499:A:H1'	1:XA:1520:G:H5'	2.02	0.42
1:XA:129(A):G:O2'	1:XA:189:U:H3'	2.20	0.42
1:XA:134:A:H1'	1:XA:325:A:C5	2.55	0.42
1:XA:542:G:H2'	1:XA:543:C:C6	2.54	0.42
1:XA:626:U:H2'	1:XA:627:G:H8	1.85	0.42
1:XA:908:A:H2'	1:XA:909:A:C8	2.55	0.42
2:XB:109:SER:C	2:XB:111:ARG:N	2.73	0.42
2:XB:162:ILE:O	2:XB:185:ILE:CG1	2.67	0.42
3:XC:23:TYR:CD2	3:XC:24:ALA:N	2.88	0.42
3:XC:35:GLU:O	3:XC:38:ARG:N	2.53	0.42
4:XD:150:GLU:O	4:XD:152:SER:N	2.53	0.42
4:XD:94:LEU:HA	4:XD:97:LEU:HD12	2.01	0.42
5:XE:153:LYS:C	5:XE:153:LYS:HD3	2.40	0.42
5:XE:31:LEU:HD22	5:XE:31:LEU:HA	1.86	0.42
6:XF:46:ARG:HG3	6:XF:47:ARG:N	2.34	0.42
8:XH:11:THR:HA	8:XH:14:ARG:NH1	2.35	0.42
8:XH:28:ALA:CB	8:XH:57:PRO:HB2	2.45	0.42
9:XI:35:GLU:O	9:XI:35:GLU:HG2	2.20	0.42
12:XL:47:LYS:C	12:XL:49:ASN:N	2.73	0.42
12:XL:53:ARG:HH12	12:XL:92:ASP:CB	2.33	0.42
13:XM:19:LEU:HD22	13:XM:19:LEU:N	2.33	0.42
19:XS:29:ARG:HD3	19:XS:30:LEU:H	1.84	0.42
53:XV:15:G:N2	53:XV:48:C:H42	2.17	0.42
22:YA:2450:A:H2'	53:XV:76:A:C2	2.55	0.42
22:YA:458:G:O2'	50:Y7:39:ARG:HD3	2.20	0.42
51:Y8:40:GLU:O	51:Y8:41:ILE:C	2.56	0.42
22:YA:1432:C:H2'	22:YA:1433:U:O4'	2.20	0.42
22:YA:213:A:H2'	22:YA:214:G:O4'	2.19	0.42
22:YA:223:A:N1	22:YA:407:G:O2'	2.37	0.42
22:YA:2547:U:H2'	22:YA:2548:G:C8	2.53	0.42
22:YA:2522:U:O2'	22:YA:2647:U:OP1	2.23	0.42
22:YA:2655:G:O2'	22:YA:2656:U:P	2.78	0.42
22:YA:294:A:N6	22:YA:345:A:C4	2.88	0.42
22:YA:449:A:O2'	22:YA:450:G:H5'	2.19	0.42
22:YA:484:C:OP1	41:YY:51:VAL:CG1	2.68	0.42
22:YA:612:G:N3	22:YA:613:U:O2	2.52	0.42
22:YA:732:C:H2'	22:YA:733:G:O4'	2.20	0.42
22:YA:772:C:H2'	22:YA:773:U:C6	2.55	0.42

*Continued on next page...*

*Continued from previous page...*

Atom-1	Atom-2	Interatomic distance (Å)	Clash overlap (Å)
23:YB:37:C:O2	35:YS:95:HIS:NE2	2.52	0.42
24:YD:71:ASP:CB	24:YD:103:ARG:HH22	2.32	0.42
25:YE:152:LYS:HG2	30:YN:78:TYR:CD1	2.55	0.42
25:YE:31:CYS:HB3	25:YE:49:LEU:HG	2.01	0.42
26:YF:11:VAL:HG12	26:YF:12:LEU:H	1.85	0.42
27:YG:99:MET:O	27:YG:103:LEU:HB2	2.20	0.42
28:YH:77:LYS:HB3	28:YH:77:LYS:HZ2	1.78	0.42
28:YH:84:SER:O	28:YH:85:LYS:CB	2.64	0.42
30:YN:75:TYR:HA	30:YN:82:LEU:HA	2.02	0.42
30:YN:96:GLU:O	30:YN:97:ARG:C	2.57	0.42
31:YO:20:MET:O	31:YO:41:ALA:CB	2.67	0.42
31:YO:50:GLY:O	31:YO:51:ALA:C	2.57	0.42
31:YO:2:ILE:HG12	31:YO:8:LEU:HD11	2.02	0.42
32:YP:135:LEU:HD13	32:YP:139:LYS:HE3	2.01	0.42
32:YP:65:ARG:HH21	51:Y8:15:LYS:HB3	1.84	0.42
32:YP:81:GLN:HB2	32:YP:81:GLN:HE21	1.59	0.42
35:YS:26:LEU:HB3	35:YS:87:PHE:HA	2.02	0.42
35:YS:52:SER:HB2	35:YS:55:ALA:CB	2.50	0.42
36:YT:24:PRO:HA	36:YT:49:VAL:CG1	2.39	0.42
37:YU:27:LEU:C	37:YU:29:SER:N	2.73	0.42
38:YV:25:LEU:H	38:YV:92:THR:CG2	2.29	0.42
41:YY:91:GLU:CG	41:YY:92:ASN:N	2.83	0.42
1:QA:1418:A:H5''	1:QA:1419:G:OP2	2.20	0.42
1:QA:1451:A:H2'	1:QA:1451:A:N3	2.35	0.42
1:QA:149:A:H2'	1:QA:150:C:C6	2.55	0.42
1:QA:186:C:O3'	20:QT:82:SER:HB3	2.20	0.42
1:QA:752:G:H1'	1:QA:754:C:H41	1.85	0.42
2:QB:125:PRO:O	2:QB:126:GLU:HB2	2.20	0.42
2:QB:197:VAL:CG1	2:QB:198:ASP:N	2.82	0.42
3:QC:120:VAL:O	3:QC:123:GLN:HB2	2.20	0.42
1:QA:1190:G:H5'	3:QC:176:HIS:NE2	2.34	0.42
4:QD:111:ALA:HB3	4:QD:117:ALA:HB2	2.02	0.42
7:QG:140:ASP:O	7:QG:142:GLU:N	2.52	0.42
8:QH:53:VAL:HG12	8:QH:54:ASP:OD2	2.20	0.42
10:QJ:29:ARG:O	10:QJ:30:SER:HB3	2.20	0.42
1:QA:1151:A:N3	10:QJ:39:PRO:HG3	2.34	0.42
12:QL:117:ARG:HB3	12:QL:122:THR:HB	2.02	0.42
13:QM:16:ASP:HB3	13:QM:34:LEU:CD1	2.49	0.42
15:QO:71:GLN:HB2	15:QO:78:TYR:CE1	2.54	0.42
16:QP:21:VAL:HG21	16:QP:59:TRP:NE1	2.35	0.42
17:QQ:11:VAL:HG23	17:QQ:12:SER:N	2.35	0.42

*Continued on next page...*

*Continued from previous page...*

Atom-1	Atom-2	Interatomic distance (Å)	Clash overlap (Å)
17:QQ:76:LEU:HD21	17:QQ:79:SER:HB2	2.01	0.42
19:QS:7:LYS:CG	19:QS:8:GLY:N	2.83	0.42
20:QT:96:GLY:O	20:QT:97:ALA:CB	2.64	0.42
21:QU:5:ASP:O	21:QU:11:GLY:HA3	2.20	0.42
43:R0:48:GLY:HA3	43:R0:80:HIS:ND1	2.34	0.42
45:R2:50:ILE:H	45:R2:50:ILE:HG13	1.64	0.42
22:RA:1688:U:H1'	22:RA:1701:A:C6	2.55	0.42
22:RA:1927:A:H2'	22:RA:1928:A:C8	2.54	0.42
22:RA:2059:A:H5'	26:RF:71:GLY:HA2	2.00	0.42
22:RA:2432:A:C6	22:RA:2433:A:C6	3.07	0.42
22:RA:2882:A:OP1	34:RR:96:ARG:NH1	2.53	0.42
22:RA:278:A:N6	22:RA:362:U:H3	2.18	0.42
22:RA:425:G:H2'	22:RA:426:C:C6	2.53	0.42
22:RA:602:G:H1'	22:RA:656:G:N2	2.35	0.42
22:RA:76:C:O2'	22:RA:77:C:H5'	2.19	0.42
24:RD:158:ALA:HB3	24:RD:161:THR:CG2	2.49	0.42
24:RD:165:ILE:O	24:RD:166:GLN:NE2	2.53	0.42
22:RA:729:G:N7	24:RD:209:ALA:HB3	2.35	0.42
25:RE:10:GLY:HA3	36:RT:8:LYS:HD3	2.02	0.42
25:RE:137:HIS:CB	25:RE:138:PRO:HD2	2.42	0.42
25:RE:176:ILE:N	25:RE:176:ILE:HD12	2.35	0.42
27:RG:51:ARG:CB	27:RG:51:ARG:NH1	2.83	0.42
27:RG:78:SER:O	27:RG:80:PHE:N	2.53	0.42
27:RG:99:MET:O	27:RG:103:LEU:HB2	2.20	0.42
28:RH:146:ALA:HA	28:RH:164:TYR:OH	2.20	0.42
28:RH:66:GLY:O	28:RH:67:LEU:C	2.58	0.42
28:RH:86:GLU:H	28:RH:86:GLU:CD	2.16	0.42
30:RN:43:THR:HA	30:RN:44:PRO:HD2	1.92	0.42
32:RP:107:LYS:O	32:RP:108:LYS:C	2.58	0.42
32:RP:98:GLU:O	32:RP:99:LEU:C	2.57	0.42
34:RR:55:ALA:HA	34:RR:80:PHE:CE2	2.55	0.42
35:RS:30:ARG:NH2	35:RS:92:TYR:HD1	2.17	0.42
35:RS:83:LYS:HE3	35:RS:84:GLN:CG	2.50	0.42
35:RS:83:LYS:HE3	35:RS:84:GLN:HG3	2.02	0.42
31:RO:71:ARG:HH11	36:RT:74:ARG:HH21	1.65	0.42
38:RV:35:LEU:HB2	38:RV:37:VAL:CG2	2.49	0.42
37:RU:43:GLY:HA3	38:RV:73:SER:OG	2.19	0.42
38:RV:21:ARG:HD2	38:RV:91:TYR:CE2	2.55	0.42
41:RY:60:PHE:CD2	41:RY:60:PHE:N	2.87	0.42
1:XA:1098:C:C2	1:XA:1099:G:C8	3.08	0.42
1:XA:1161:C:O2'	1:XA:1162:C:H5'	2.20	0.42

*Continued on next page...*

*Continued from previous page...*

Atom-1	Atom-2	Interatomic distance (Å)	Clash overlap (Å)
1:XA:1221:G:O3'	19:XS:77:THR:HG21	2.20	0.42
1:XA:640:A:O2'	8:XH:115:SER:HB3	2.20	0.42
1:XA:792:A:C5	1:XA:794:A:C6	3.08	0.42
2:XB:99:GLY:O	2:XB:108:ILE:HD11	2.19	0.42
6:XF:36:ARG:NH2	6:XF:38:GLU:HG2	2.35	0.42
8:XH:105:ARG:O	8:XH:107:LEU:N	2.47	0.42
12:XL:109:GLY:HA3	12:XL:121:GLY:O	2.20	0.42
14:XN:3:ARG:CG	14:XN:4:LYS:N	2.83	0.42
17:XQ:74:LEU:HD13	17:XQ:74:LEU:O	2.20	0.42
44:Y1:56:GLN:HB2	44:Y1:57:GLU:H	1.48	0.42
49:Y6:24:GLU:HB3	49:Y6:25:LYS:H	1.56	0.42
50:Y7:25:PRO:HA	50:Y7:28:ARG:NH2	2.35	0.42
22:YA:1093:G:OP1	28:YH:170:ARG:HD2	2.20	0.42
22:YA:1158:C:H4'	46:Y3:31:LEU:O	2.20	0.42
22:YA:1543:A:O2'	22:YA:1544:C:H3'	2.19	0.42
22:YA:573:G:N1	22:YA:2031:A:OP2	2.35	0.42
22:YA:2212:A:H1'	22:YA:2215:G:C5	2.54	0.42
22:YA:2525:G:C2	22:YA:2539:C:N3	2.88	0.42
22:YA:2699:C:H2'	22:YA:2700:C:O4'	2.20	0.42
22:YA:813:U:H2'	22:YA:814:C:C6	2.55	0.42
24:YD:158:ALA:HB3	24:YD:161:THR:CG2	2.49	0.42
24:YD:263:ARG:CB	24:YD:263:ARG:NH1	2.75	0.42
25:YE:9:VAL:HB	25:YE:10:GLY:H	1.70	0.42
25:YE:128:SER:O	25:YE:129:HIS:HB2	2.20	0.42
25:YE:35:GLN:HB3	25:YE:48:GLN:HB2	2.01	0.42
26:YF:101:LEU:HD12	26:YF:102:PRO:N	2.33	0.42
26:YF:123:LEU:HD12	26:YF:124:LEU:H	1.82	0.42
26:YF:192:LEU:HD21	26:YF:194:MET:HE3	2.02	0.42
27:YG:27:ASN:HB3	27:YG:30:GLU:OE2	2.19	0.42
28:YH:119:GLU:CD	28:YH:120:GLY:H	2.22	0.42
28:YH:84:SER:OG	28:YH:85:LYS:N	2.51	0.42
30:YN:30:ILE:HG22	30:YN:34:LEU:HD21	2.01	0.42
31:YO:97:ARG:CA	31:YO:117:LEU:HD22	2.50	0.42
36:YT:105:LEU:HG	36:YT:105:LEU:O	2.18	0.42
25:YE:25:VAL:CG1	36:YT:11:GLU:HG2	2.50	0.42
39:YW:73:ALA:HB3	39:YW:106:ILE:CG1	2.45	0.42
39:YW:74:ALA:O	39:YW:75:TYR:CB	2.65	0.42
39:YW:96:ILE:O	39:YW:96:ILE:CG2	2.68	0.42
40:YX:14:SER:O	40:YX:15:GLU:C	2.57	0.42
41:YY:20:TYR:CE1	41:YY:42:VAL:HA	2.55	0.42
41:YY:51:VAL:CG1	41:YY:52:SER:N	2.74	0.42

*Continued on next page...*

*Continued from previous page...*

Atom-1	Atom-2	Interatomic distance (Å)	Clash overlap (Å)
42:YZ:163:LEU:H	42:YZ:163:LEU:HG	1.74	0.42
1:QA:112:G:H4'	1:QA:389:A:H5''	2.01	0.42
1:QA:15:G:H2'	1:QA:16:A:H8	1.85	0.42
1:QA:782:A:H4'	1:QA:1514:C:O2'	2.20	0.42
1:QA:807:A:H2'	1:QA:808:C:O4'	2.19	0.42
2:QB:142:LEU:O	2:QB:145:LEU:HB2	2.19	0.42
2:QB:159:PRO:HB2	2:QB:160:ASP:H	1.74	0.42
2:QB:162:ILE:O	2:QB:185:ILE:CG1	2.67	0.42
4:QD:178:VAL:HG12	4:QD:179:GLU:N	2.35	0.42
4:QD:29:PRO:CG	4:QD:30:LYS:CE	2.86	0.42
6:QF:45:LEU:CD1	6:QF:59:TYR:HD1	2.31	0.42
7:QG:44:TYR:O	7:QG:47:CYS:N	2.53	0.42
7:QG:80:VAL:CG1	7:QG:81:GLY:N	2.83	0.42
7:QG:95:ARG:O	7:QG:96:GLN:C	2.58	0.42
8:QH:74:PRO:O	8:QH:75:ARG:C	2.59	0.42
45:R2:41:ILE:CD1	45:R2:41:ILE:C	2.81	0.42
46:R3:37:LEU:N	46:R3:37:LEU:HD23	2.35	0.42
47:R4:26:SER:C	47:R4:27:THR:O	2.58	0.42
47:R4:38:LYS:HG3	47:R4:44:THR:OG1	2.20	0.42
48:R5:56:LYS:O	48:R5:57:VAL:C	2.57	0.42
49:R6:25:LYS:HE2	49:R6:27:LYS:CD	2.49	0.42
50:R7:9:ARG:NH1	50:R7:47:ARG:HG3	2.35	0.42
22:RA:1229:G:N2	22:RA:1229(A):G:H1'	2.35	0.42
22:RA:1309:G:C6	22:RA:1310:G:C5	3.08	0.42
22:RA:1373:A:C6	22:RA:1374:G:C4	3.08	0.42
22:RA:1537:C:H2'	22:RA:1538:G:C8	2.54	0.42
22:RA:1921:G:H2'	22:RA:1922:G:H8	1.85	0.42
22:RA:2255:G:C6	22:RA:2256:G:C5	3.08	0.42
22:RA:2697:G:C2	22:RA:2711:A:C2	3.08	0.42
22:RA:335:C:H5'	41:RY:73:ARG:NH1	2.35	0.42
22:RA:675:A:N3	22:RA:2443:C:O2'	2.46	0.42
22:RA:935:C:H2'	22:RA:936:C:H6	1.85	0.42
24:RD:110:GLY:O	24:RD:111:LEU:C	2.59	0.42
24:RD:168:ARG:O	24:RD:169:GLU:HB2	2.19	0.42
24:RD:35:LYS:HB3	24:RD:36:PRO:HA	2.00	0.42
26:RF:192:LEU:HD21	26:RF:194:MET:HE3	2.02	0.42
26:RF:198:ALA:HA	26:RF:201:VAL:CG1	2.41	0.42
26:RF:61:GLY:O	26:RF:62:ARG:C	2.58	0.42
27:RG:22:ARG:HH22	27:RG:175:LEU:HD21	1.85	0.42
30:RN:27:ALA:O	30:RN:28:THR:C	2.57	0.42
31:RO:31:LYS:HA	31:RO:31:LYS:HD3	1.92	0.42

*Continued on next page...*



*Continued from previous page...*

Atom-1	Atom-2	Interatomic distance (Å)	Clash overlap (Å)
31:RO:86:ILE:N	31:RO:86:ILE:CD1	2.82	0.42
26:RF:34:TRP:CA	32:RP:6:LEU:HD12	2.47	0.42
36:RT:39:ARG:CG	36:RT:40:THR:H	2.22	0.42
36:RT:96:ARG:HB2	36:RT:96:ARG:CZ	2.49	0.42
37:RU:35:ALA:O	37:RU:39:LEU:HG	2.19	0.42
39:RW:19:LEU:HD12	39:RW:19:LEU:HA	1.79	0.42
40:RX:60:ARG:HA	40:RX:75:ASP:OD2	2.20	0.42
41:RY:91:GLU:CG	41:RY:92:ASN:N	2.83	0.42
1:XA:1244:C:H2'	1:XA:1245:A:H8	1.84	0.42
1:XA:945:G:C2	1:XA:1337:G:C2	3.08	0.42
1:XA:924:C:O2'	1:XA:1502:A:N6	2.53	0.42
1:XA:280:C:C2	17:XQ:38:ARG:HG3	2.55	0.42
1:XA:632:A:C8	1:XA:633:G:C8	3.08	0.42
1:XA:743:U:H2'	1:XA:744:C:C6	2.54	0.42
1:XA:836:G:C6	1:XA:851:G:C6	3.07	0.42
1:XA:939:G:H5''	7:XG:102:ARG:NH1	2.35	0.42
1:XA:991:U:O2	1:XA:993:G:H8	2.02	0.42
4:XD:150:GLU:C	4:XD:152:SER:N	2.73	0.42
7:XG:18:TYR:CD2	7:XG:59:LEU:HD13	2.55	0.42
7:XG:95:ARG:O	7:XG:96:GLN:C	2.58	0.42
8:XH:4:ASP:HA	8:XH:5:PRO:HD3	1.85	0.42
11:XK:72:ALA:HB1	11:XK:77:MET:HG2	2.02	0.42
15:XO:54:ARG:NH1	15:XO:58:MET:SD	2.93	0.42
16:XP:45:THR:CG2	16:XP:46:PRO:HD2	2.47	0.42
18:XR:29:PHE:N	18:XR:29:PHE:HD2	2.17	0.42
18:XR:53:ARG:C	18:XR:55:ARG:H	2.22	0.42
19:XS:67:VAL:HG21	47:Y4:60:GLN:CD	2.38	0.42
53:XV:43:A:H2'	53:XV:44:A:C8	2.54	0.42
44:Y1:80:LEU:O	44:Y1:81:LYS:CD	2.65	0.42
48:Y5:39:MET:C	48:Y5:40:LYS:HG3	2.39	0.42
22:YA:1847:A:H5'	22:YA:1848:A:OP2	2.19	0.42
22:YA:1885:A:H3'	22:YA:1886:C:C6	2.55	0.42
22:YA:1884:A:H2'	22:YA:1885:A:O4'	2.20	0.42
22:YA:1924:C:H4'	53:XV:13:C:O2'	2.20	0.42
22:YA:2072:G:C2	22:YA:2073:C:C2	3.08	0.42
22:YA:2359:C:H2'	22:YA:2360:A:C8	2.55	0.42
22:YA:2522:U:H3	22:YA:2543:G:H1	1.68	0.42
22:YA:2597:G:C5	22:YA:2598:A:C6	3.08	0.42
22:YA:273(A):G:C2	22:YA:364:C:C2	3.08	0.42
22:YA:270:A:H1'	22:YA:370:G:C2	2.54	0.42
22:YA:654(A):G:N2	22:YA:654(U):A:H1'	2.35	0.42

*Continued on next page...*

*Continued from previous page...*

Atom-1	Atom-2	Interatomic distance (Å)	Clash overlap (Å)
22:YA:654(A):G:N2	22:YA:654(U):A:N3	2.67	0.42
22:YA:947:G:N2	22:YA:971:C:C2	2.87	0.42
24:YD:110:GLY:O	24:YD:111:LEU:C	2.58	0.42
24:YD:165:ILE:O	24:YD:166:GLN:NE2	2.53	0.42
24:YD:196:VAL:CG1	24:YD:196:VAL:O	2.68	0.42
25:YE:10:GLY:HA3	36:YT:8:LYS:HD3	2.02	0.42
22:YA:2785:C:O2'	25:YE:64:LYS:HD3	2.20	0.42
26:YF:132:VAL:HG23	26:YF:133:ASN:H	1.83	0.42
27:YG:78:SER:O	27:YG:80:PHE:N	2.53	0.42
28:YH:105:LEU:N	28:YH:105:LEU:CD1	2.81	0.42
30:YN:10:GLU:OE2	30:YN:11:PRO:CD	2.68	0.42
30:YN:42:TRP:HA	30:YN:48:MET:HE3	2.02	0.42
30:YN:52:VAL:CG1	30:YN:53:VAL:N	2.82	0.42
31:YO:2:ILE:CD1	31:YO:2:ILE:N	2.82	0.42
32:YP:83:VAL:HG11	32:YP:112:LEU:HD21	1.97	0.42
32:YP:115:LEU:HB3	32:YP:131:SER:HB2	2.02	0.42
32:YP:114:ILE:CD1	32:YP:130:PHE:CE1	2.98	0.42
32:YP:39:LYS:HA	32:YP:45:LEU:HD11	1.83	0.42
33:YQ:34:LEU:HD23	33:YQ:104:PHE:CD1	2.55	0.42
34:YR:28:LEU:HD12	34:YR:29:LEU:HD12	2.02	0.42
36:YT:50:ILE:HD11	36:YT:102:ILE:HG12	2.01	0.42
36:YT:6:LEU:HD12	36:YT:9:LEU:HD12	2.01	0.42
37:YU:35:ALA:O	37:YU:39:LEU:HG	2.19	0.42
38:YV:47:VAL:HG13	38:YV:48:GLY:N	2.27	0.42
38:YV:15:GLU:O	38:YV:96:ILE:HB	2.19	0.42
1:QA:106:C:H2'	1:QA:107:G:H8	1.85	0.41
1:QA:1277:C:O2'	1:QA:1279:A:H8	1.96	0.41
1:QA:452:A:O2'	1:QA:453:A:O5'	2.37	0.41
1:QA:458:C:H2'	1:QA:464:G:C8	2.55	0.41
1:QA:622:A:C8	1:QA:623:C:C6	3.08	0.41
4:QD:150:GLU:C	4:QD:152:SER:N	2.73	0.41
4:QD:31:CYS:SG	4:QD:31:CYS:O	2.78	0.41
6:QF:36:ARG:CZ	6:QF:38:GLU:HG2	2.49	0.41
6:QF:46:ARG:HG3	6:QF:47:ARG:N	2.34	0.41
7:QG:17:VAL:HG12	7:QG:18:TYR:CD1	2.55	0.41
9:QI:35:GLU:HG2	9:QI:35:GLU:O	2.19	0.41
9:QI:43:ALA:C	9:QI:45:ALA:N	2.73	0.41
12:QL:38:THR:HG22	12:QL:57:LYS:HB3	2.01	0.41
13:QM:88:ARG:O	13:QM:88:ARG:HD2	2.19	0.41
14:QN:22:THR:HB	14:QN:33:VAL:CG1	2.50	0.41
14:QN:9:LYS:O	14:QN:9:LYS:HG2	2.19	0.41

*Continued on next page...*

*Continued from previous page...*

Atom-1	Atom-2	Interatomic distance (Å)	Clash overlap (Å)
15:QO:3:ILE:HD13	15:QO:3:ILE:N	2.22	0.41
18:QR:84:LYS:HG2	18:QR:84:LYS:H	1.56	0.41
44:R1:76:ARG:CD	44:R1:76:ARG:H	2.29	0.41
19:QS:5:LEU:HD22	47:R4:67:TYR:CE2	2.55	0.41
47:R4:68:ARG:HB2	47:R4:69:LYS:H	1.35	0.41
48:R5:40:LYS:HE2	48:R5:47:PRO:CG	2.49	0.41
49:R6:41:PRO:HG3	49:R6:44:ARG:HB2	2.01	0.41
50:R7:25:PRO:HA	50:R7:28:ARG:NH2	2.35	0.41
40:RX:60:ARG:HH12	50:R7:47:ARG:HH22	1.67	0.41
22:RA:1090:U:N3	22:RA:1102:C:H1'	2.34	0.41
22:RA:1582:C:HO2'	22:RA:1586:A:H8	1.65	0.41
22:RA:2271:G:OP1	43:R0:18:ALA:HB1	2.20	0.41
22:RA:2396:G:O2'	22:RA:2397:G:H5'	2.20	0.41
22:RA:2625:G:C2	22:RA:2626:C:C2	3.08	0.41
22:RA:447:A:C8	22:RA:473:G:C6	3.08	0.41
22:RA:589:C:H2'	22:RA:590:A:C8	2.55	0.41
22:RA:738:G:C2	22:RA:759:G:C5	3.08	0.41
22:RA:937:U:H2'	22:RA:938:G:C8	2.54	0.41
25:RE:13:ARG:HH11	25:RE:13:ARG:HB2	1.81	0.41
25:RE:144:ARG:HB3	25:RE:145:LYS:H	1.58	0.41
26:RF:118:ALA:HA	26:RF:123:LEU:HB3	2.02	0.41
26:RF:42:ALA:O	26:RF:45:ARG:HB2	2.18	0.41
27:RG:60:LEU:C	27:RG:60:LEU:HD23	2.41	0.41
27:RG:73:ALA:O	27:RG:84:LYS:O	2.38	0.41
28:RH:128:PRO:CG	28:RH:129:THR:H	2.33	0.41
30:RN:131:GLN:HB3	30:RN:131:GLN:HE21	1.57	0.41
25:RE:152:LYS:HG2	30:RN:78:TYR:CD1	2.55	0.41
31:RO:16:ALA:HA	31:RO:46:ALA:CB	2.50	0.41
32:RP:125:VAL:C	32:RP:145:PRO:HD2	2.39	0.41
33:RQ:65:PHE:O	33:RQ:66:ILE:CG1	2.48	0.41
35:RS:99:LYS:C	35:RS:101:LEU:N	2.73	0.41
35:RS:99:LYS:HE2	35:RS:103:GLU:OE2	2.20	0.41
38:RV:81:TYR:C	38:RV:82:ARG:CG	2.89	0.41
40:RX:54:VAL:C	40:RX:55:ASN:HD22	2.24	0.41
40:RX:87:GLN:C	40:RX:88:LYS:HG3	2.40	0.41
42:RZ:82:ARG:HA	42:RZ:83:PRO:HD3	1.93	0.41
1:XA:1034:G:H2'	1:XA:1035:A:H8	1.82	0.41
1:XA:962:C:H1'	1:XA:1201:A:C6	2.55	0.41
1:XA:692:U:H5	11:XK:26:ASN:OD1	2.03	0.41
1:XA:832:C:C2	1:XA:855:G:C2	3.08	0.41
1:XA:942:G:C2	1:XA:943:U:C6	3.08	0.41

*Continued on next page...*

*Continued from previous page...*

Atom-1	Atom-2	Interatomic distance (Å)	Clash overlap (Å)
3:XC:113:ALA:HB3	3:XC:114:PRO:CD	2.43	0.41
3:XC:142:MET:HG2	3:XC:149:ALA:HB2	2.01	0.41
5:XE:78:HIS:HE1	5:XE:143:ARG:N	2.12	0.41
8:XH:95:VAL:O	8:XH:95:VAL:HG23	2.20	0.41
12:XL:89:ARG:HB3	12:XL:97:ARG:HA	2.02	0.41
15:XO:50:HIS:O	15:XO:53:HIS:HB3	2.20	0.41
17:XQ:22:LEU:HD13	17:XQ:41:LYS:HG2	2.01	0.41
17:XQ:76:LEU:HD21	17:XQ:79:SER:HB2	2.02	0.41
19:XS:41:VAL:HG11	19:XS:45:VAL:HG13	2.02	0.41
48:Y5:41:PRO:HA	48:Y5:42:PRO:HD3	1.82	0.41
49:Y6:41:PRO:HG3	49:Y6:44:ARG:HB2	2.01	0.41
22:YA:1048:A:P	22:YA:1110:G:H22	2.43	0.41
22:YA:1206:G:C2	22:YA:1207:C:C2	3.08	0.41
22:YA:1364:G:OP2	44:Y1:2:SER:O	2.38	0.41
22:YA:1543:A:HO2'	22:YA:1544:C:H3'	1.84	0.41
22:YA:1654:A:OP1	34:YR:2:ARG:HD2	2.20	0.41
22:YA:2164:C:H2'	22:YA:2165:G:O4'	2.20	0.41
22:YA:2355:C:O2	43:Y0:39:ARG:NH2	2.46	0.41
22:YA:307:G:H21	22:YA:330:A:N6	2.18	0.41
22:YA:532:A:N3	37:YU:28:ARG:NH2	2.67	0.41
22:YA:654:A:O2'	22:YA:654(A):G:N7	2.47	0.41
24:YD:109:ASP:HB2	24:YD:197:GLY:HA2	2.02	0.41
24:YD:9:TYR:CZ	24:YD:13:ARG:HD3	2.54	0.41
24:YD:14:ARG:CG	24:YD:15:PHE:N	2.83	0.41
25:YE:4:ILE:HG22	25:YE:198:VAL:HB	2.02	0.41
22:YA:2638:G:P	25:YE:82:ARG:HH22	2.43	0.41
26:YF:20:LEU:HD12	26:YF:21:ALA:N	2.26	0.41
26:YF:53:THR:O	26:YF:55:GLY:N	2.53	0.41
27:YG:41:GLN:NE2	27:YG:154:GLY:O	2.52	0.41
29:YI:130:TYR:CG	29:YI:131:LYS:N	2.87	0.41
30:YN:1:MET:HG3	30:YN:1:MET:O	2.19	0.41
31:YO:31:LYS:O	31:YO:32:TYR:HD2	2.02	0.41
32:YP:49:ARG:HG2	32:YP:49:ARG:HH11	1.84	0.41
33:YQ:118:LEU:HD13	33:YQ:131:ILE:HG23	2.02	0.41
33:YQ:20:ALA:HB2	33:YQ:99:PRO:HD2	1.99	0.41
35:YS:49:VAL:HG21	35:YS:77:ALA:HA	2.02	0.41
35:YS:92:TYR:HB2	35:YS:98:VAL:HG11	2.02	0.41
37:YU:6:THR:HG21	37:YU:10:ARG:CZ	2.50	0.41
22:YA:1011:G:OP1	37:YU:75:ASN:HB3	2.20	0.41
38:YV:35:LEU:HB2	38:YV:37:VAL:CG2	2.49	0.41
38:YV:72:VAL:HG13	38:YV:72:VAL:O	2.19	0.41

*Continued on next page...*

*Continued from previous page...*

Atom-1	Atom-2	Interatomic distance (Å)	Clash overlap (Å)
39:YW:17:VAL:O	39:YW:18:ARG:C	2.57	0.41
40:YX:57:LEU:H	40:YX:57:LEU:HD12	1.85	0.41
40:YX:60:ARG:HH22	50:Y7:47:ARG:HH12	1.68	0.41
41:YY:6:HIS:O	41:YY:7:VAL:CG1	2.59	0.41
1:QA:1089:G:C6	1:QA:1090:U:C4	3.09	0.41
1:QA:1112:C:H1'	3:QC:179:ARG:NH1	2.35	0.41
1:QA:1190:G:P	3:QC:5:ILE:HG23	2.60	0.41
1:QA:1336:C:H1'	1:QA:1337:G:C2	2.55	0.41
1:QA:1512:U:N3	1:QA:1513:A:N7	2.68	0.41
1:QA:190:G:H2'	1:QA:190:G:N3	2.36	0.41
1:QA:607:A:C2	16:QP:31:LYS:HB2	2.56	0.41
2:QB:155:LEU:C	2:QB:157:ARG:H	2.23	0.41
2:QB:163:PHE:CD2	2:QB:185:ILE:HD12	2.54	0.41
4:QD:13:ARG:NH2	4:QD:36:ARG:CZ	2.83	0.41
8:QH:122:ARG:HG3	8:QH:122:ARG:HH11	1.85	0.41
8:QH:85:ARG:HA	8:QH:135:CYS:HB3	2.02	0.41
1:QA:1342:C:H4'	9:QI:125:TYR:HB3	2.02	0.41
13:QM:119:GLY:O	13:QM:120:LYS:O	2.38	0.41
14:QN:3:ARG:CG	14:QN:4:LYS:N	2.83	0.41
15:QO:54:ARG:NH1	15:QO:58:MET:SD	2.93	0.41
16:QP:45:THR:CG2	16:QP:46:PRO:HD2	2.47	0.41
17:QQ:11:VAL:CG2	17:QQ:20:THR:HB	2.50	0.41
19:QS:58:VAL:HG23	19:QS:58:VAL:O	2.20	0.41
20:QT:50:GLU:HA	20:QT:100:ILE:HG22	2.02	0.41
53:QV:17:C:O2	53:QV:17:C:H2'	2.20	0.41
53:QV:23:C:H2'	53:QV:24:U:C6	2.55	0.41
44:R1:29:GLY:O	44:R1:31:GLY:N	2.49	0.41
44:R1:81:LYS:CD	44:R1:81:LYS:N	2.83	0.41
47:R4:61:ARG:C	47:R4:63:TYR:N	2.73	0.41
22:RA:1351:C:C2	22:RA:1381:G:C2	3.08	0.41
22:RA:1786:A:C8	22:RA:1938:A:C6	3.07	0.41
22:RA:242:G:H22	22:RA:254:G:H2'	1.85	0.41
22:RA:718:A:H3'	22:RA:719:C:C6	2.55	0.41
22:RA:738:G:H3'	22:RA:739:G:C8	2.55	0.41
22:RA:777:A:C2	22:RA:778:G:C5	3.08	0.41
22:RA:859:G:O2'	22:RA:860:U:P	2.77	0.41
22:RA:997:G:OP1	37:RU:93:LYS:HD3	2.19	0.41
28:RH:105:LEU:N	28:RH:105:LEU:CD1	2.81	0.41
28:RH:86:GLU:HG3	28:RH:165:ALA:CA	2.49	0.41
29:RI:113:ARG:HG3	29:RI:131:LYS:HZ3	1.85	0.41
29:RI:48:GLU:O	29:RI:51:ILE:HB	2.20	0.41

*Continued on next page...*

*Continued from previous page...*

Atom-1	Atom-2	Interatomic distance (Å)	Clash overlap (Å)
30:RN:63:THR:HG22	30:RN:66:LYS:HZ1	1.84	0.41
32:RP:18:ARG:HD2	32:RP:27:HIS:CD2	2.56	0.41
25:RE:25:VAL:CG1	36:RT:11:GLU:HG2	2.50	0.41
37:RU:83:LEU:HG	37:RU:88:ILE:HG13	2.02	0.41
38:RV:38:LEU:CD1	38:RV:55:ALA:HB1	2.50	0.41
40:RX:57:LEU:HD12	40:RX:57:LEU:H	1.85	0.41
42:RZ:45:ASP:O	42:RZ:49:ARG:HG2	2.20	0.41
1:XA:1374:A:C4	1:XA:1375:A:C8	3.08	0.41
1:XA:1389:C:H2'	1:XA:1390:U:O4'	2.20	0.41
1:XA:51:A:H4'	1:XA:52:G:H5''	2.01	0.41
2:XB:155:LEU:C	2:XB:157:ARG:H	2.23	0.41
2:XB:166:ASP:O	2:XB:170:GLU:OE1	2.39	0.41
3:XC:58:GLU:HB2	3:XC:65:ALA:HB3	2.01	0.41
3:XC:59:ARG:NH1	3:XC:97:LYS:HE3	2.34	0.41
7:XG:101:LEU:O	7:XG:104:LEU:HB2	2.20	0.41
7:XG:111:ARG:HH11	7:XG:111:ARG:CB	2.23	0.41
8:XH:91:ARG:HB2	12:XL:7:ILE:HG13	2.00	0.41
1:XA:1344:C:H5'	9:XI:120:ARG:O	2.21	0.41
11:XK:124:LYS:HB3	11:XK:125:PHE:CD1	2.47	0.41
14:YN:18:VAL:CG2	14:YN:19:ARG:N	2.82	0.41
16:XP:9:PHE:HB3	16:XP:10:GLY:H	1.64	0.41
18:XR:74:ARG:NE	18:XR:80:PRO:O	2.48	0.41
20:XT:48:LYS:O	20:XT:49:ALA:C	2.59	0.41
21:XU:2:GLY:C	21:XU:4:GLY:H	2.24	0.41
43:Y0:43:THR:O	43:Y0:43:THR:HG23	2.20	0.41
51:Y8:26:LYS:HD3	51:Y8:26:LYS:HA	1.86	0.41
22:YA:1196:C:C2	22:YA:1197:G:C8	3.08	0.41
22:YA:812:C:H5''	22:YA:1250:G:O2'	2.20	0.41
22:YA:1322:A:C5	22:YA:1323:U:C4	3.08	0.41
22:YA:1381:G:H1'	22:YA:1571:A:N1	2.36	0.41
22:YA:1543:A:C2	22:YA:1545:A:C4	3.08	0.41
22:YA:1778:U:H2'	22:YA:1784:A:N6	2.35	0.41
22:YA:674:G:N2	22:YA:2444:G:O3'	2.54	0.41
22:YA:2564:A:OP1	22:YA:2648:C:H4'	2.19	0.41
22:YA:2667:C:N3	28:YH:110:SER:OG	2.50	0.41
22:YA:319:C:H2'	22:YA:320:A:O4'	2.20	0.41
22:YA:356:G:H2'	22:YA:357:A:C8	2.55	0.41
22:YA:729:G:H2'	22:YA:1775:U:H1'	2.02	0.41
22:YA:818:G:H3'	22:YA:1187:G:H22	1.84	0.41
22:YA:784:A:N7	24:YD:229:VAL:HG21	2.34	0.41
22:YA:2619:C:H5'	25:YE:150:VAL:O	2.20	0.41

*Continued on next page...*

*Continued from previous page...*

Atom-1	Atom-2	Interatomic distance (Å)	Clash overlap (Å)
25:YE:167:VAL:CG1	25:YE:189:PRO:HD3	2.50	0.41
26:YF:183:VAL:O	26:YF:184:TYR:C	2.57	0.41
26:YF:64:ILE:HG23	26:YF:65:TRP:CD1	2.54	0.41
26:YF:80:ALA:O	26:YF:83:PHE:HB2	2.20	0.41
29:YI:77:LEU:HD11	29:YI:140:LEU:HD12	2.01	0.41
31:YO:17:ARG:HG2	31:YO:17:ARG:HH11	1.84	0.41
31:YO:92:GLU:O	31:YO:93:PRO:C	2.58	0.41
34:YR:28:LEU:C	34:YR:28:LEU:HD13	2.40	0.41
22:YA:1278:A:O3'	34:YR:34:ILE:HG23	2.20	0.41
34:YR:85:PRO:C	34:YR:87:TYR:N	2.73	0.41
37:YU:97:ASP:HA	37:YU:100:VAL:HG23	2.01	0.41
37:YU:57:PHE:C	37:YU:59:ARG:N	2.74	0.41
37:YU:92:ARG:NH2	38:YV:11:GLN:O	2.53	0.41
1:QA:1285:A:H1'	1:QA:1286:A:OP2	2.20	0.41
1:QA:579:G:C6	1:QA:580:U:C4	3.09	0.41
1:QA:601:C:C2	1:QA:602:A:C8	3.08	0.41
2:QB:231:GLU:HG3	2:QB:233:SER:H	1.86	0.41
2:QB:5:ILE:HB	2:QB:221:LEU:HD23	2.01	0.41
4:QD:101:LEU:CD2	4:QD:121:VAL:HG11	2.50	0.41
1:QA:410:G:OP2	4:QD:25:ARG:HG3	2.21	0.41
4:QD:94:LEU:HA	4:QD:97:LEU:HD12	2.01	0.41
5:QE:26:PHE:CD1	5:QE:26:PHE:N	2.87	0.41
9:QI:8:GLY:CA	9:QI:79:LEU:HD12	2.50	0.41
11:QK:33:THR:HB	11:QK:37:GLY:C	2.40	0.41
14:QN:41:ARG:HG3	14:QN:42:ILE:N	2.35	0.41
16:QP:22:THR:HB	16:QP:32:TYR:HB3	2.03	0.41
16:QP:8:ARG:NH1	16:QP:8:ARG:HG2	2.31	0.41
17:QQ:74:LEU:HD13	17:QQ:74:LEU:O	2.20	0.41
20:QT:101:GLY:C	20:QT:103:GLY:N	2.73	0.41
20:QT:95:ALA:O	20:QT:97:ALA:N	2.54	0.41
51:R8:16:ILE:HD11	51:R8:57:ARG:CG	2.44	0.41
22:RA:31:C:O2'	22:RA:1238:G:H5'	2.19	0.41
22:RA:2150:U:H2'	22:RA:2151:G:H8	1.85	0.41
22:RA:2343:C:O2'	22:RA:2373:G:O2'	2.14	0.41
22:RA:2376:A:OP1	22:RA:2376:A:H8	2.03	0.41
22:RA:2600:A:O2'	22:RA:2601:C:H5'	2.21	0.41
22:RA:598:G:H2'	22:RA:599:G:O4'	2.21	0.41
24:RD:13:ARG:O	24:RD:13:ARG:HG2	2.20	0.41
25:RE:179:GLU:CB	25:RE:181:LEU:HD23	2.24	0.41
25:RE:35:GLN:HG3	25:RE:37:ARG:NH2	2.35	0.41
25:RE:94:GLU:C	25:RE:96:PHE:N	2.73	0.41

*Continued on next page...*

*Continued from previous page...*

Atom-1	Atom-2	Interatomic distance (Å)	Clash overlap (Å)
26:RF:53:THR:O	26:RF:55:GLY:N	2.53	0.41
29:RI:63:ALA:HA	29:RI:66:GLU:CD	2.41	0.41
29:RI:68:LEU:HA	29:RI:71:ILE:HG22	2.01	0.41
30:RN:114:ARG:C	30:RN:116:LEU:N	2.74	0.41
30:RN:52:VAL:CG1	30:RN:53:VAL:N	2.82	0.41
30:RN:62:VAL:CG1	30:RN:66:LYS:HB2	2.51	0.41
33:RQ:20:ALA:HA	33:RQ:98:LYS:HB3	2.02	0.41
34:RR:2:ARG:HG2	34:RR:5:LYS:HZ1	1.83	0.41
35:RS:42:ASP:C	35:RS:44:LYS:N	2.72	0.41
38:RV:38:LEU:CD1	38:RV:55:ALA:CB	2.98	0.41
38:RV:16:PRO:HB3	38:RV:97:LYS:O	2.20	0.41
1:XA:1245:A:H2'	1:XA:1246:C:C6	2.55	0.41
1:XA:1336:C:O2	1:XA:1336:C:H2'	2.20	0.41
1:XA:148:G:H1	1:XA:174:C:H42	1.68	0.41
1:XA:644:G:H4'	8:XH:92:ARG:HH21	1.85	0.41
1:XA:874:G:C6	1:XA:875:C:C4	3.08	0.41
3:XC:128:PHE:O	3:XC:130:VAL:N	2.54	0.41
4:XD:198:VAL:CG1	4:XD:199:ASN:H	2.32	0.41
5:XE:51:VAL:CB	5:XE:52:PRO:HD3	2.38	0.41
5:XE:68:GLU:CG	5:XE:68:GLU:O	2.68	0.41
6:XF:67:MET:HB2	6:XF:68:PRO:CD	2.47	0.41
7:XG:87:VAL:HG11	7:XG:155:ARG:HA	2.03	0.41
7:XG:24:THR:HA	7:XG:27:ILE:HD13	2.02	0.41
9:XI:20:ARG:O	9:XI:21:PRO:C	2.59	0.41
11:XK:21:ILE:HD13	11:XK:84:VAL:HG12	2.02	0.41
11:XK:56:GLY:O	11:XK:89:ALA:HB3	2.20	0.41
16:XP:21:VAL:HG21	16:XP:59:TRP:NE1	2.35	0.41
19:XS:2:PRO:HB2	47:Y4:68:ARG:CZ	2.50	0.41
19:XS:41:VAL:HG13	19:XS:44:MET:CB	2.38	0.41
9:XI:128:ARG:NH2	53:XV:35:A:P	2.93	0.41
43:Y0:15:ASP:OD1	43:Y0:16:SER:N	2.53	0.41
22:YA:2271:G:H5''	43:Y0:18:ALA:HB1	2.02	0.41
47:Y4:38:LYS:HG3	47:Y4:44:THR:OG1	2.20	0.41
22:YA:1022:G:H4'	22:YA:1023:U:H5'	2.02	0.41
22:YA:1071:G:O5'	22:YA:1071:G:H8	2.03	0.41
22:YA:155:C:H5'	22:YA:161:U:OP2	2.19	0.41
22:YA:1417:C:H1'	22:YA:1586:A:H62	1.84	0.41
22:YA:1651:G:H2'	22:YA:1652:A:O4'	2.20	0.41
22:YA:1764:G:H2'	22:YA:1765:C:C6	2.56	0.41
22:YA:1843:C:H5'	24:YD:253:GLN:CD	2.40	0.41
22:YA:1929:G:C8	22:YA:1929:G:C3'	3.03	0.41

*Continued on next page...*



*Continued from previous page...*

Atom-1	Atom-2	Interatomic distance (Å)	Clash overlap (Å)
22:YA:2174:C:H2'	22:YA:2175:C:C6	2.55	0.41
22:YA:2316:C:H2'	22:YA:2317:C:C6	2.56	0.41
22:YA:2376:A:H2'	22:YA:2377:A:O4'	2.20	0.41
22:YA:412:A:N6	22:YA:2412:A:O4'	2.53	0.41
22:YA:2706:G:N2	22:YA:2707:G:H1'	2.35	0.41
22:YA:2860:A:C8	22:YA:2861:G:H1'	2.55	0.41
22:YA:582:G:H2'	22:YA:583:G:C8	2.55	0.41
22:YA:686:G:N2	22:YA:788:A:H61	2.18	0.41
22:YA:860:U:H5	22:YA:917:A:N1	2.18	0.41
22:YA:928:G:H5''	22:YA:929:G:OP2	2.19	0.41
29:YI:116:LEU:O	29:YI:118:LYS:N	2.53	0.41
30:YN:58:ASP:HB3	30:YN:95:PRO:HB3	2.02	0.41
22:YA:385:C:O2	32:YP:71:VAL:HG21	2.20	0.41
36:YT:134:GLU:OE1	36:YT:135:ALA:N	2.53	0.41
38:YV:81:TYR:C	38:YV:82:ARG:CG	2.89	0.41
38:YV:16:PRO:HB3	38:YV:97:LYS:O	2.20	0.41
39:YW:1:MET:HG3	39:YW:2:GLU:N	2.36	0.41
39:YW:25:ARG:CB	39:YW:25:ARG:NH1	2.79	0.41
39:YW:8:ARG:HG3	39:YW:8:ARG:NH1	2.34	0.41
1:QA:189:U:C2	17:QQ:72:ARG:NH1	2.88	0.41
1:QA:56:U:H2'	1:QA:57:G:C8	2.55	0.41
1:QA:770:C:O2'	1:QA:771:G:H5'	2.21	0.41
1:QA:96:G:C6	1:QA:97:U:C4	3.08	0.41
2:QB:97:TRP:HZ3	2:QB:172:ILE:HG22	1.85	0.41
4:QD:198:VAL:CG1	4:QD:199:ASN:H	2.32	0.41
7:QG:118:VAL:HG23	7:QG:119:ARG:N	2.35	0.41
7:QG:92:SER:HB3	7:QG:95:ARG:HB2	2.03	0.41
10:QJ:45:ARG:HB2	10:QJ:65:LEU:HB3	2.03	0.41
10:QJ:45:ARG:HH11	10:QJ:45:ARG:HG3	1.86	0.41
10:QJ:84:GLN:HG3	10:QJ:84:GLN:H	1.50	0.41
11:QK:56:GLY:O	11:QK:89:ALA:HB3	2.21	0.41
11:QK:92:GLU:O	11:QK:95:ILE:N	2.54	0.41
12:QL:21:LYS:CD	12:QL:21:LYS:N	2.83	0.41
12:QL:89:ARG:HB3	12:QL:97:ARG:HA	2.02	0.41
13:QM:47:ASP:O	13:QM:48:LEU:HB3	2.20	0.41
43:R0:18:ALA:HB3	43:R0:20:ARG:NH1	2.35	0.41
45:R2:61:LEU:HD23	45:R2:64:LEU:HD12	2.03	0.41
27:RG:143:GLU:C	47:R4:28:LYS:HZ2	2.24	0.41
47:R4:64:GLY:C	47:R4:66:SER:N	2.73	0.41
22:RA:1258:C:C2	22:RA:1259:G:C8	3.09	0.41
22:RA:1682:G:OP2	22:RA:1699:G:N2	2.46	0.41

*Continued on next page...*

*Continued from previous page...*

Atom-1	Atom-2	Interatomic distance (Å)	Clash overlap (Å)
22:RA:181:A:H5''	50:R7:36:GLN:NE2	2.35	0.41
22:RA:2401:U:C2'	22:RA:2402:C:H5''	2.47	0.41
22:RA:2665:A:H2'	22:RA:2666:C:O4'	2.19	0.41
22:RA:396:G:H8	22:RA:396:G:O5'	2.03	0.41
22:RA:823:G:H2'	22:RA:824:A:C8	2.56	0.41
24:RD:269:PHE:N	24:RD:269:PHE:CD2	2.88	0.41
25:RE:7:VAL:CG2	25:RE:8:LYS:H	2.11	0.41
27:RG:53:LEU:CD1	27:RG:87:PRO:HB2	2.51	0.41
30:RN:21:LYS:O	30:RN:22:THR:O	2.39	0.41
32:RP:64:LYS:HG3	51:R8:25:MET:CE	2.50	0.41
33:RQ:34:LEU:HD23	33:RQ:104:PHE:CD1	2.55	0.41
35:RS:53:SER:HA	35:RS:56:LEU:CD2	2.50	0.41
35:RS:64:GLU:O	35:RS:68:GLN:HG3	2.19	0.41
36:RT:134:GLU:O	36:RT:135:ALA:CB	2.69	0.41
37:RU:91:ASP:OD2	37:RU:96:ALA:CA	2.68	0.41
39:RW:55:ALA:O	39:RW:58:ALA:HB3	2.21	0.41
42:RZ:94:GLU:HB2	42:RZ:130:PRO:CD	2.45	0.41
1:XA:1239:A:H4'	1:XA:1240:U:H5''	2.03	0.41
1:XA:1306:A:N6	1:XA:1331:G:H1'	2.34	0.41
1:XA:25:C:H6	1:XA:25:C:O5'	2.02	0.41
1:XA:359:U:H2'	1:XA:360:A:C8	2.56	0.41
1:XA:44:G:N2	1:XA:399:G:C4	2.89	0.41
2:XB:130:ARG:HH22	2:XB:138:LEU:HD21	1.85	0.41
2:XB:178:ARG:NH2	8:XH:74:PRO:CB	2.80	0.41
2:XB:23:ARG:H	2:XB:23:ARG:CD	2.30	0.41
3:XC:76:VAL:CG2	3:XC:103:VAL:HG11	2.50	0.41
3:XC:108:ASN:CG	3:XC:111:LEU:HG	2.41	0.41
4:XD:33:MET:HE1	4:XD:37:PRO:O	2.20	0.41
4:XD:52:SER:O	4:XD:55:ALA:N	2.52	0.41
5:XE:68:GLU:HG3	5:XE:70:PRO:HD3	2.03	0.41
7:XG:141:VAL:CG1	7:XG:141:VAL:O	2.65	0.41
7:XG:44:TYR:O	7:XG:47:CYS:N	2.53	0.41
8:XH:38:ILE:CD1	8:XH:118:VAL:HG12	2.49	0.41
8:XH:122:ARG:HH11	8:XH:122:ARG:HG3	1.85	0.41
11:XK:20:TYR:N	11:XK:31:THR:O	2.54	0.41
14:XN:22:THR:HB	14:XN:33:VAL:CG1	2.50	0.41
14:XN:9:LYS:HE2	14:XN:9:LYS:HB3	1.85	0.41
17:XQ:11:VAL:HG23	17:XQ:12:SER:N	2.35	0.41
12:XL:11:VAL:HG21	17:XQ:34:LYS:HD3	2.02	0.41
17:XQ:77:VAL:O	17:XQ:77:VAL:HG12	2.20	0.41
17:XQ:82:MET:C	17:XQ:84:LEU:N	2.72	0.41

*Continued on next page...*

*Continued from previous page...*

Atom-1	Atom-2	Interatomic distance (Å)	Clash overlap (Å)
18:XR:76:LEU:N	18:XR:76:LEU:HD22	2.35	0.41
19:XS:39:THR:O	19:XS:40:ILE:HB	2.20	0.41
19:XS:39:THR:HG23	19:XS:68:GLY:O	2.21	0.41
22:YA:2494:G:OP1	43:Y0:3:HIS:HB2	2.20	0.41
46:Y3:37:LEU:N	46:Y3:37:LEU:HD23	2.35	0.41
22:YA:2372:G:O2'	49:Y6:46:HIS:NE2	2.35	0.41
22:YA:1156:A:C8	37:YU:51:LYS:HD2	2.54	0.41
22:YA:1382:G:H4'	22:YA:1573:G:C2	2.56	0.41
22:YA:1817:G:C6	22:YA:1818:U:C4	3.08	0.41
22:YA:1899:G:H21	22:YA:1902:C:H41	1.65	0.41
22:YA:2635:C:H5'	25:YE:77:ILE:CD1	2.51	0.41
22:YA:2688:U:H2'	22:YA:2719:G:N2	2.35	0.41
22:YA:388:G:C4	22:YA:390:A:C6	3.08	0.41
24:YD:145:VAL:CG1	24:YD:146:GLU:N	2.84	0.41
24:YD:158:ALA:O	24:YD:196:VAL:HG11	2.21	0.41
24:YD:269:PHE:N	24:YD:269:PHE:CD2	2.88	0.41
25:YE:35:GLN:HG3	25:YE:37:ARG:NH2	2.35	0.41
25:YE:54:GLN:N	25:YE:54:GLN:CD	2.73	0.41
28:YH:169:VAL:HG22	28:YH:170:ARG:N	2.26	0.41
30:YN:114:ARG:C	30:YN:116:LEU:N	2.74	0.41
26:YF:34:TRP:CA	32:YP:6:LEU:HD12	2.46	0.41
35:YS:51:ALA:HB3	35:YS:73:LEU:HD23	2.01	0.41
35:YS:83:LYS:HE3	35:YS:84:GLN:CG	2.50	0.41
38:YV:21:ARG:HD2	38:YV:91:TYR:CE2	2.55	0.41
41:YY:95:LYS:HZ1	41:YY:95:LYS:HB2	1.86	0.41
1:QA:1103:C:H2'	1:QA:1104:G:O4'	2.20	0.41
1:QA:149:A:H4'	1:QA:1450:U:C4	2.56	0.41
1:QA:486:U:H2'	1:QA:487:A:C8	2.55	0.41
1:QA:518:C:H2'	1:QA:530:G:N3	2.35	0.41
1:QA:51:A:N7	1:QA:114:U:O2'	2.52	0.41
1:QA:64:G:H4'	1:QA:65:U:C5'	2.51	0.41
2:QB:166:ASP:O	2:QB:170:GLU:OE1	2.39	0.41
4:QD:30:LYS:HG3	4:QD:35:ARG:CZ	2.47	0.41
6:QF:92:LYS:CB	6:QF:92:LYS:NZ	2.84	0.41
8:QH:11:THR:HA	8:QH:14:ARG:NH1	2.35	0.41
9:QI:118:LYS:HB3	9:QI:118:LYS:NZ	2.35	0.41
9:QI:83:ARG:HA	9:QI:86:VAL:HG12	2.02	0.41
14:QN:48:ALA:HA	14:QN:53:LEU:HD12	2.02	0.41
1:QA:754:C:C5'	15:QO:72:ARG:HH22	2.23	0.41
17:QQ:89:LEU:HD23	17:QQ:89:LEU:HA	1.93	0.41
19:QS:4:SER:O	19:QS:5:LEU:HD13	2.20	0.41

*Continued on next page...*

*Continued from previous page...*

Atom-1	Atom-2	Interatomic distance (Å)	Clash overlap (Å)
13:QM:80:ARG:NH1	19:QS:65:ASN:O	2.51	0.41
47:R4:4:GLY:O	47:R4:5:ILE:C	2.59	0.41
49:R6:6:ARG:HA	49:R6:6:ARG:NE	2.36	0.41
22:RA:1449:A:H5'	22:RA:1449(A):G:OP2	2.19	0.41
22:RA:177:G:H5'	22:RA:178:G:C8	2.55	0.41
22:RA:2524:G:H2'	22:RA:2525:G:O4'	2.21	0.41
22:RA:470:A:H2'	22:RA:471:A:C8	2.55	0.41
22:RA:754:C:C2	22:RA:755:C:C5	3.08	0.41
22:RA:684:G:N2	22:RA:788:A:OP2	2.40	0.41
23:RB:52:A:O2'	23:RB:53:A:N7	2.44	0.41
24:RD:75:ILE:HG21	24:RD:99:ASP:HB2	2.02	0.41
22:RA:618(A):C:OP2	26:RF:103:LYS:HE2	2.20	0.41
26:RF:183:VAL:HG22	26:RF:184:TYR:N	2.35	0.41
27:RG:135:LEU:N	27:RG:135:LEU:CD1	2.84	0.41
23:RB:42:C:O2'	27:RG:67:LYS:O	2.31	0.41
34:RR:28:LEU:C	34:RR:28:LEU:HD13	2.40	0.41
34:RR:28:LEU:HD12	34:RR:29:LEU:HD12	2.01	0.41
38:RV:61:VAL:O	38:RV:61:VAL:CG2	2.68	0.41
39:RW:17:VAL:O	39:RW:18:ARG:C	2.57	0.41
39:RW:1:MET:HG3	39:RW:2:GLU:N	2.35	0.41
42:RZ:20:ARG:O	42:RZ:20:ARG:HD3	2.20	0.41
1:XA:1036:G:H3'	1:XA:1037:C:C6	2.55	0.41
1:XA:346:G:H1'	1:XA:347:G:H5'	2.03	0.41
1:XA:974:A:OP2	14:XN:41:ARG:HG2	2.21	0.41
2:XB:231:GLU:HG3	2:XB:233:SER:H	1.86	0.41
3:XC:88:ARG:NH2	3:XC:101:LEU:O	2.53	0.41
4:XD:101:LEU:CD2	4:XD:121:VAL:HG11	2.50	0.41
4:XD:127:THR:HG23	4:XD:130:GLY:O	2.19	0.41
5:XE:26:PHE:N	5:XE:26:PHE:CD1	2.88	0.41
7:XG:103:TRP:O	7:XG:104:LEU:C	2.58	0.41
7:XG:126:ASP:N	7:XG:126:ASP:OD2	2.53	0.41
9:XI:118:LYS:NZ	9:XI:118:LYS:HB3	2.34	0.41
10:XJ:29:ARG:O	10:XJ:30:SER:HB3	2.20	0.41
10:XJ:40:LEU:HB3	10:XJ:41:PRO:HD2	2.02	0.41
12:XL:8:ASN:O	12:XL:11:VAL:HG23	2.20	0.41
12:XL:53:ARG:HH12	12:XL:92:ASP:HB3	1.85	0.41
12:XL:62:SER:HB2	12:XL:64:TYR:CD1	2.56	0.41
13:XM:110:ARG:HG3	13:XM:110:ARG:O	2.20	0.41
13:XM:13:LYS:HA	13:XM:44:ARG:CD	2.48	0.41
14:XN:15:LYS:HD3	14:XN:15:LYS:HA	1.86	0.41
16:XP:40:ASP:C	16:XP:42:ARG:N	2.73	0.41

*Continued on next page...*

*Continued from previous page...*

Atom-1	Atom-2	Interatomic distance (Å)	Clash overlap (Å)
18:XR:20:ALA:C	18:XR:21:LYS:HG3	2.41	0.41
19:XS:13:ASP:O	19:XS:14:HIS:O	2.38	0.41
20:XT:10:LEU:O	20:XT:12:ALA:N	2.53	0.41
53:XV:17:C:O2	53:XV:17:C:H2'	2.20	0.41
46:Y3:39:ASP:O	46:Y3:40:THR:C	2.59	0.41
47:Y4:61:ARG:C	47:Y4:63:TYR:N	2.73	0.41
51:Y8:14:VAL:CG1	51:Y8:60:LEU:HD11	2.50	0.41
22:YA:2418:A:C5	22:YA:2419:U:C4	3.09	0.41
22:YA:2509:G:C6	22:YA:2510:C:C4	3.08	0.41
22:YA:2873:A:N3	34:YR:5:LYS:HA	2.36	0.41
22:YA:806:C:OP2	32:YP:41:ARG:NE	2.54	0.41
23:YB:66:A:HO2'	23:YB:67:G:P	2.43	0.41
24:YD:134:ARG:HG3	24:YD:134:ARG:H	1.55	0.41
24:YD:145:VAL:O	24:YD:154:LYS:N	2.48	0.41
24:YD:215:LEU:HG	24:YD:215:LEU:H	1.59	0.41
24:YD:182:LEU:N	24:YD:272:ALA:HB3	2.32	0.41
26:YF:129:PHE:O	26:YF:142:TRP:HD1	2.03	0.41
26:YF:176:LEU:HD11	26:YF:180:GLY:O	2.19	0.41
27:YG:51:ARG:CB	27:YG:51:ARG:NH1	2.83	0.41
30:YN:109:LYS:N	30:YN:109:LYS:CD	2.83	0.41
30:YN:27:ALA:O	30:YN:28:THR:C	2.57	0.41
30:YN:28:THR:O	30:YN:29:LYS:C	2.59	0.41
22:YA:2415:G:O3'	32:YP:66:GLY:HA3	2.21	0.41
33:YQ:27:VAL:HG22	33:YQ:105:GLU:CD	2.41	0.41
31:YO:71:ARG:HH11	36:YT:74:ARG:HH21	1.65	0.41
37:YU:39:LEU:O	37:YU:42:ALA:N	2.53	0.41
37:YU:83:LEU:HG	37:YU:88:ILE:HG13	2.03	0.41
39:YW:14:PRO:C	39:YW:16:LYS:N	2.73	0.41
40:YX:7:VAL:O	40:YX:30:VAL:CG1	2.67	0.41
40:YX:83:VAL:CG1	40:YX:87:GLN:HB2	2.50	0.41
41:YY:95:LYS:H	41:YY:95:LYS:CD	2.33	0.41
1:QA:298:A:H3'	1:QA:299:G:C8	2.55	0.41
3:QC:78:GLY:HA3	3:QC:83:ARG:HB2	2.03	0.41
5:QE:153:LYS:HD3	5:QE:153:LYS:C	2.40	0.41
6:QF:36:ARG:NH2	6:QF:38:GLU:HG2	2.35	0.41
7:QG:103:TRP:O	7:QG:104:LEU:C	2.58	0.41
7:QG:141:VAL:CG1	7:QG:141:VAL:O	2.65	0.41
1:QA:1292:U:OP1	7:QG:41:ARG:NH2	2.53	0.41
7:QG:79:ARG:CZ	7:QG:82:GLY:HA2	2.51	0.41
10:QJ:40:LEU:HB3	10:QJ:41:PRO:HD2	2.02	0.41
10:QJ:71:LEU:HD12	10:QJ:72:VAL:H	1.85	0.41

*Continued on next page...*

*Continued from previous page...*

Atom-1	Atom-2	Interatomic distance (Å)	Clash overlap (Å)
11:QK:22:HIS:HB3	11:QK:29:ILE:HG22	2.03	0.41
11:QK:20:TYR:N	11:QK:31:THR:O	2.54	0.41
12:QL:90:VAL:HG12	12:QL:92:ASP:H	1.85	0.41
18:QR:20:ALA:C	18:QR:21:LYS:HG3	2.41	0.41
19:QS:41:VAL:HG12	19:QS:45:VAL:H	1.84	0.41
21:QU:2:GLY:C	21:QU:4:GLY:H	2.23	0.41
12:QL:47:LYS:HZ2	54:QX:6:C:H5''	1.72	0.41
47:R4:12:ALA:HB1	47:R4:30:GLU:N	2.35	0.41
47:R4:14:ILE:HA	47:R4:31:ILE:O	2.21	0.41
22:RA:1115:G:C6	22:RA:1116:C:C4	3.08	0.41
22:RA:1582:C:O2'	22:RA:1586:A:C8	2.70	0.41
22:RA:2050:C:N4	22:RA:2051:A:C6	2.88	0.41
22:RA:2353:G:H2'	22:RA:2354:G:O4'	2.21	0.41
22:RA:2469:A:OP1	22:RA:2469:A:H4'	2.19	0.41
22:RA:2512:C:H2'	22:RA:2513:G:O4'	2.19	0.41
22:RA:2553:G:N2	56:Z6:76:PPU:N1	2.66	0.41
22:RA:2646:C:H2'	22:RA:2647:U:O4'	2.21	0.41
22:RA:2849:U:H4'	22:RA:2868:A:C2	2.55	0.41
22:RA:817:C:H2'	22:RA:818:G:C8	2.54	0.41
23:RB:57:A:H1'	27:RG:29:TRP:HB2	2.01	0.41
24:RD:134:ARG:HD3	24:RD:135:PHE:HE2	1.82	0.41
24:RD:158:ALA:O	24:RD:196:VAL:HG11	2.21	0.41
24:RD:2:ALA:O	24:RD:3:VAL:CB	2.68	0.41
24:RD:68:LYS:HG3	24:RD:68:LYS:O	2.20	0.41
25:RE:111:ARG:NE	25:RE:160:TYR:CE1	2.76	0.41
25:RE:167:VAL:CG1	25:RE:189:PRO:HD3	2.50	0.41
25:RE:197:ILE:HD11	25:RE:199:ARG:NH1	2.30	0.41
26:RF:111:ALA:O	26:RF:112:MET:C	2.59	0.41
27:RG:117:PHE:CE1	27:RG:119:GLY:CA	3.03	0.41
31:RO:48:PRO:O	31:RO:50:GLY:N	2.54	0.41
32:RP:55:ARG:HG2	32:RP:55:ARG:NH2	2.36	0.41
34:RR:47:PHE:O	34:RR:51:LEU:HD23	2.21	0.41
38:RV:38:LEU:CD2	38:RV:39:LEU:N	2.82	0.41
41:RY:13:VAL:O	41:RY:24:VAL:HA	2.20	0.41
41:RY:2:ARG:O	41:RY:3:VAL:O	2.38	0.41
41:RY:97:ARG:HH21	41:RY:98:VAL:CG2	2.32	0.41
1:XA:1072:G:C2	1:XA:1104:G:C2	3.08	0.41
1:XA:1297:C:O2'	1:XA:1298:C:P	2.79	0.41
1:XA:1322:C:O2'	1:XA:1323:G:H5'	2.21	0.41
1:XA:222:U:H2'	1:XA:223:U:C6	2.56	0.41
1:XA:243:A:C2	1:XA:245:C:H2'	2.56	0.41

*Continued on next page...*

*Continued from previous page...*

Atom-1	Atom-2	Interatomic distance (Å)	Clash overlap (Å)
1:XA:266:G:H5''	1:XA:267:C:C5	2.56	0.41
1:XA:783:C:H2'	1:XA:784:C:H6	1.85	0.41
2:XB:62:ALA:O	2:XB:65:GLY:N	2.53	0.41
2:XB:75:LYS:C	2:XB:77:ALA:H	2.24	0.41
3:XC:19:GLU:HA	3:XC:54:ARG:NH1	2.14	0.41
3:XC:46:GLU:C	3:XC:48:TYR:H	2.24	0.41
3:XC:59:ARG:HH12	3:XC:97:LYS:CE	2.34	0.41
4:XD:93:PHE:CE1	4:XD:97:LEU:HD11	2.55	0.41
7:XG:17:VAL:HG12	7:XG:18:TYR:CD1	2.55	0.41
12:XL:44:THR:HA	12:XL:45:PRO:HD3	1.71	0.41
12:XL:25:PRO:HD2	12:XL:97:ARG:HH11	1.86	0.41
1:XA:1216:G:H5''	14:XN:5:ALA:CB	2.50	0.41
16:XP:20:VAL:CG2	16:XP:32:TYR:CD2	3.04	0.41
16:XP:22:THR:HB	16:XP:32:TYR:HB3	2.03	0.41
18:XR:84:LYS:H	18:XR:84:LYS:HG2	1.56	0.41
54:XX:4:C:O2'	54:XX:5:C:H5'	2.20	0.41
44:Y1:82:LEU:HD13	44:Y1:83:GLU:C	2.35	0.41
46:Y3:37:LEU:HD12	46:Y3:43:ILE:CG2	2.50	0.41
47:Y4:4:GLY:O	47:Y4:5:ILE:C	2.59	0.41
51:Y8:25:MET:HB3	51:Y8:26:LYS:H	1.69	0.41
22:YA:1230:C:H2'	22:YA:1231:G:C8	2.56	0.41
22:YA:1846:G:N2	22:YA:1895:C:C2	2.88	0.41
22:YA:2450:A:C2'	53:XV:76:A:C2	3.03	0.41
22:YA:2467:C:OP1	52:Y9:6:SER:OG	2.26	0.41
22:YA:2545:G:N3	22:YA:2565:A:H2	2.18	0.41
22:YA:2636:U:H2'	22:YA:2637:U:C6	2.56	0.41
22:YA:2776:A:C2	22:YA:2778:A:C4	3.08	0.41
22:YA:2817:G:N2	22:YA:2830:G:H1'	2.35	0.41
22:YA:449:A:H2'	22:YA:450:G:H8	1.86	0.41
22:YA:851:U:H1'	46:Y3:46:ASN:HD21	1.86	0.41
24:YD:168:ARG:O	24:YD:169:GLU:HB2	2.19	0.41
25:YE:161:GLY:O	25:YE:162:ALA:HB3	2.20	0.41
27:YG:60:LEU:HD23	27:YG:60:LEU:C	2.41	0.41
27:YG:95:ARG:CA	27:YG:99:MET:HB3	2.50	0.41
28:YH:146:ALA:HB2	28:YH:164:TYR:OH	2.21	0.41
30:YN:9:VAL:HB	30:YN:10:GLU:H	1.70	0.41
30:YN:21:LYS:O	30:YN:22:THR:O	2.39	0.41
22:YA:2726:U:H6	31:YO:67:LYS:HZ3	1.63	0.41
22:YA:2816:C:O3'	34:YR:99:LYS:NZ	2.54	0.41
39:YW:14:PRO:HG3	39:YW:101:SER:OG	2.21	0.41
39:YW:14:PRO:C	39:YW:18:ARG:HD2	2.41	0.41

*Continued on next page...*

*Continued from previous page...*

Atom-1	Atom-2	Interatomic distance (Å)	Clash overlap (Å)
39:YW:29:LEU:HD23	39:YW:29:LEU:C	2.41	0.41
39:YW:68:ARG:O	39:YW:110:LYS:N	2.46	0.41
40:YX:31:HIS:HA	40:YX:32:PRO:HD3	1.88	0.41
40:YX:60:ARG:HA	40:YX:75:ASP:OD2	2.20	0.41
42:YZ:24:LEU:HD21	42:YZ:86:VAL:HG23	2.02	0.41
1:QA:1098:C:H2'	1:QA:1099:G:O4'	2.20	0.41
1:QA:376:G:O3'	16:QP:5:ARG:HD2	2.21	0.41
1:QA:401:C:H2'	1:QA:402:G:C8	2.56	0.41
1:QA:36:C:O2'	1:QA:501:C:OP1	2.38	0.41
2:QB:115:LEU:O	2:QB:119:GLU:N	2.54	0.41
2:QB:168:THR:CG2	2:QB:192:SER:HB2	2.51	0.41
3:QC:108:ASN:CG	3:QC:111:LEU:HG	2.41	0.41
3:QC:55:VAL:O	3:QC:55:VAL:HG12	2.20	0.41
3:QC:47:LEU:CD1	3:QC:76:VAL:HG12	2.42	0.41
7:QG:101:LEU:O	7:QG:104:LEU:HB2	2.20	0.41
7:QG:121:ALA:O	7:QG:125:MET:HG3	2.21	0.41
7:QG:24:THR:HA	7:QG:27:ILE:HD13	2.02	0.41
7:QG:78:ARG:NH1	7:QG:78:ARG:CG	2.84	0.41
14:QN:18:VAL:CG2	14:QN:19:ARG:H	2.32	0.41
18:QR:53:ARG:O	18:QR:55:ARG:N	2.53	0.41
19:QS:39:THR:HG23	19:QS:68:GLY:O	2.21	0.41
53:QV:16:C:O2'	53:QV:17:C:OP1	2.39	0.41
53:QV:21:A:N6	53:QV:46:G:H2'	2.36	0.41
45:R2:18:PRO:C	45:R2:20:GLU:N	2.73	0.41
45:R2:41:ILE:HD12	45:R2:43:GLN:N	2.35	0.41
46:R3:7:LYS:HG2	46:R3:7:LYS:O	2.20	0.41
51:R8:14:VAL:CG1	51:R8:60:LEU:HD11	2.50	0.41
22:RA:1169:G:H1	22:RA:1180:C:N4	2.16	0.41
22:RA:146:G:H2'	22:RA:147:U:O4'	2.21	0.41
22:RA:1638:C:H5''	22:RA:2710:C:O2'	2.20	0.41
22:RA:1845:G:OP1	24:RD:258:LYS:NZ	2.43	0.41
22:RA:1952:A:C6	22:RA:1953:A:N1	2.88	0.41
22:RA:2250:G:C4	33:RQ:82:ARG:HG3	2.55	0.41
22:RA:2441:C:H2'	22:RA:2442:C:H6	1.85	0.41
22:RA:2527:C:H5''	52:R9:30:PRO:HB2	2.01	0.41
22:RA:702:G:C6	22:RA:703:U:C4	3.08	0.41
22:RA:921:G:H4'	22:RA:2269:A:C5	2.54	0.41
24:RD:177:LEU:C	24:RD:179:SER:H	2.23	0.41
25:RE:93:VAL:HG21	25:RE:180:ASN:HA	2.03	0.41
27:RG:44:GLY:C	27:RG:46:ALA:N	2.73	0.41
30:RN:133:GLN:CB	30:RN:135:PRO:HD3	2.42	0.41

*Continued on next page...*



*Continued from previous page...*

Atom-1	Atom-2	Interatomic distance (Å)	Clash overlap (Å)
33:RQ:139:GLU:CG	33:RQ:140:ALA:N	2.84	0.41
36:RT:76:PHE:HA	36:RT:77:PRO:HD3	1.75	0.41
37:RU:33:ARG:O	37:RU:37:GLU:HB2	2.21	0.41
37:RU:76:TYR:O	37:RU:80:ILE:HG12	2.21	0.41
38:RV:22:VAL:CG1	38:RV:23:GLU:H	2.32	0.41
39:RW:29:LEU:C	39:RW:29:LEU:HD23	2.41	0.41
1:XA:1220:G:O3'	19:XS:36:ARG:HD3	2.21	0.41
1:XA:1298:C:H4'	1:XA:1299:A:C8	2.55	0.41
1:XA:540:G:N2	1:XA:541:G:H1'	2.35	0.41
1:XA:662:G:H2'	1:XA:663:A:H8	1.84	0.41
1:XA:718:G:H1'	11:XK:116:HIS:HA	2.03	0.41
2:XB:172:ILE:CD1	2:XB:172:ILE:H	2.18	0.41
2:XB:200:ILE:CG2	2:XB:201:ILE:N	2.83	0.41
2:XB:95:GLN:O	2:XB:96:ARG:C	2.59	0.41
3:XC:129:ALA:C	3:XC:131:ARG:N	2.72	0.41
3:XC:70:VAL:HG12	3:XC:71:ALA:H	1.84	0.41
4:XD:111:ALA:HB3	4:XD:117:ALA:HB2	2.02	0.41
8:XH:1:MET:O	8:XH:2:LEU:HB2	2.21	0.41
9:XI:43:ALA:C	9:XI:45:ALA:N	2.73	0.41
9:XI:49:PRO:O	9:XI:85:LEU:HD21	2.20	0.41
10:XJ:45:ARG:HG3	10:XJ:45:ARG:HH11	1.86	0.41
13:XM:15:VAL:O	13:XM:19:LEU:HD22	2.21	0.41
14:XN:34:TYR:CD1	14:XN:34:TYR:N	2.89	0.41
18:XR:53:ARG:O	18:XR:55:ARG:N	2.53	0.41
20:XT:101:GLY:C	20:XT:103:GLY:N	2.73	0.41
54:XX:4:C:C2	55:XY:37:1MG:C2	3.08	0.41
44:Y1:86:SER:O	44:Y1:89:GLU:HB2	2.21	0.41
50:Y7:24:THR:HB	50:Y7:25:PRO:HD2	2.03	0.41
22:YA:1087:G:C5	22:YA:1089:G:H1'	2.56	0.41
22:YA:1449:A:O2'	22:YA:1530:G:N2	2.35	0.41
22:YA:1514:U:C4	22:YA:1515:C:N4	2.89	0.41
22:YA:1349:A:N6	22:YA:1598:C:H42	2.18	0.41
22:YA:1949:G:H2'	22:YA:1950:G:O4'	2.20	0.41
22:YA:1769:G:O2'	22:YA:1958:C:OP1	2.32	0.41
22:YA:2451:A:O2'	53:XV:76:A:C2'	2.68	0.41
22:YA:667:U:H2'	22:YA:668:G:O4'	2.20	0.41
22:YA:738:G:C6	22:YA:739:G:C2	3.09	0.41
25:YE:63:LEU:CD1	25:YE:64:LYS:N	2.71	0.41
13:XM:3:ARG:NH2	27:YG:113:ARG:HH21	2.18	0.41
27:YG:44:GLY:C	27:YG:46:ALA:N	2.73	0.41
27:YG:67:LYS:NZ	47:Y4:6:HIS:CD2	2.89	0.41

*Continued on next page...*

*Continued from previous page...*

Atom-1	Atom-2	Interatomic distance (Å)	Clash overlap (Å)
28:YH:86:GLU:HG3	28:YH:165:ALA:CA	2.49	0.41
30:YN:62:VAL:CG1	30:YN:66:LYS:HB2	2.51	0.41
32:YP:12:ALA:C	32:YP:14:LYS:N	2.73	0.41
34:YR:55:ALA:HA	34:YR:80:PHE:CE2	2.55	0.41
35:YS:93:LYS:HE3	35:YS:93:LYS:HB2	1.93	0.41
36:YT:28:VAL:HG23	36:YT:87:ASP:O	2.21	0.41
37:YU:92:ARG:O	37:YU:92:ARG:CG	2.54	0.41
38:YV:38:LEU:O	38:YV:51:VAL:HA	2.21	0.41
42:YZ:158:PRO:HG2	42:YZ:161:VAL:HG21	2.03	0.41
42:YZ:5:LEU:O	42:YZ:6:LYS:HB2	2.20	0.41
1:QA:1152:A:H2'	1:QA:1153:C:C6	2.55	0.41
1:QA:1231:G:O3'	9:QI:126:SER:OG	2.36	0.41
1:QA:190:G:O2'	1:QA:191(A):G:P	2.78	0.41
1:QA:193:C:H5'	20:QT:57:ARG:HG3	2.02	0.41
1:QA:299:G:H2'	1:QA:300:A:C8	2.56	0.41
1:QA:596:C:N4	1:QA:644:G:H1	2.18	0.41
3:QC:108:ASN:HB3	3:QC:111:LEU:CG	2.51	0.41
3:QC:23:TYR:CD2	3:QC:24:ALA:N	2.88	0.41
5:QE:10:MET:CE	5:QE:13:ILE:HD13	2.51	0.41
5:QE:32:VAL:CG2	5:QE:58:ALA:HB1	2.51	0.41
5:QE:90:VAL:C	5:QE:91:LEU:HD12	2.41	0.41
7:QG:22:LEU:O	7:QG:25:ALA:HB3	2.21	0.41
8:QH:18:ARG:HA	8:QH:18:ARG:HD2	1.92	0.41
8:QH:6:ILE:HB	8:QH:85:ARG:HH11	1.74	0.41
9:QI:71:SER:O	9:QI:72:GLY:C	2.58	0.41
12:QL:62:SER:HB2	12:QL:64:TYR:CD1	2.56	0.41
12:QL:53:ARG:HH12	12:QL:92:ASP:CB	2.33	0.41
1:QA:1228:C:OP1	13:QM:115:LYS:HE3	2.20	0.41
13:QM:82:MET:HG2	13:QM:93:ARG:HG3	2.03	0.41
13:QM:8:GLU:C	13:QM:9:ILE:CG2	2.89	0.41
15:QO:69:TYR:CZ	15:QO:73:GLU:HG3	2.56	0.41
15:QO:25:THR:CG2	15:QO:70:LEU:HB2	2.48	0.41
15:QO:74:ASP:C	15:QO:76:GLU:H	2.24	0.41
16:QP:6:LEU:N	16:QP:6:LEU:CD1	2.84	0.41
53:QV:37:A:N3	54:QX:1:A:C2	2.89	0.41
43:R0:26:TYR:HB2	43:R0:29:GLN:OE1	2.20	0.41
44:R1:18:ILE:HG22	44:R1:18:ILE:O	2.21	0.41
45:R2:48:HIS:O	45:R2:49:LYS:C	2.57	0.41
49:R6:8:LYS:O	49:R6:9:LEU:HB2	2.21	0.41
22:RA:110:G:C2	22:RA:111:A:C8	3.09	0.41
22:RA:1287:A:C5	22:RA:1288:U:C4	3.07	0.41

*Continued on next page...*

*Continued from previous page...*

Atom-1	Atom-2	Interatomic distance (Å)	Clash overlap (Å)
22:RA:1444(A):A:O2'	22:RA:1460:A:N3	2.52	0.41
22:RA:1849:G:C2	22:RA:1850:G:C5	3.09	0.41
22:RA:2116:G:H1	22:RA:2162:G:P	2.44	0.41
22:RA:2635:C:H5''	25:RE:78:LEU:HA	2.02	0.41
22:RA:2662:A:O5'	22:RA:2662:A:H8	2.04	0.41
22:RA:2712:U:O2'	22:RA:2712(A):A:P	2.78	0.41
22:RA:297:C:OP1	41:RY:85:VAL:HG21	2.21	0.41
22:RA:409:C:H2'	22:RA:410:G:H8	1.85	0.41
22:RA:596:G:C6	22:RA:597:U:C4	3.09	0.41
22:RA:805:G:O4'	32:RP:38:GLN:OE1	2.38	0.41
22:RA:910:A:C6	22:RA:911:A:C6	3.09	0.41
25:RE:9:VAL:HB	25:RE:10:GLY:H	1.71	0.41
23:RB:55:U:C4'	27:RG:28:VAL:HG21	2.46	0.41
23:RB:43:C:O5'	27:RG:67:LYS:HE3	2.20	0.41
27:RG:95:ARG:HA	27:RG:99:MET:HB3	2.03	0.41
28:RH:137:ASP:HB2	28:RH:140:LYS:CE	2.51	0.41
28:RH:45:VAL:O	28:RH:45:VAL:CG1	2.69	0.41
31:RO:10:VAL:HG21	31:RO:16:ALA:HB3	2.03	0.41
31:RO:2:ILE:HG12	31:RO:8:LEU:HD11	2.02	0.41
33:RQ:20:ALA:HB1	33:RQ:99:PRO:CG	2.51	0.41
34:RR:55:ALA:O	34:RR:58:GLY:HA3	2.21	0.41
35:RS:15:ARG:O	35:RS:19:LYS:HD3	2.20	0.41
35:RS:66:ALA:HA	35:RS:69:VAL:CG1	2.51	0.41
37:RU:6:THR:HG21	37:RU:10:ARG:CZ	2.50	0.41
39:RW:14:PRO:C	39:RW:18:ARG:HD2	2.41	0.41
39:RW:96:ILE:O	39:RW:96:ILE:CG2	2.68	0.41
40:RX:83:VAL:CG1	40:RX:87:GLN:HB2	2.50	0.41
41:RY:43:ASN:O	41:RY:43:ASN:OD1	2.39	0.41
41:RY:86:ARG:HA	41:RY:86:ARG:HD2	1.92	0.41
1:XA:1070:U:H2'	1:XA:1071:C:H6	1.86	0.41
1:XA:113:G:H2'	1:XA:114:U:O4'	2.20	0.41
1:XA:1392:G:H21	1:XA:1502:A:H8	1.67	0.41
1:XA:477:G:H2'	1:XA:478:A:C8	2.56	0.41
1:XA:501:C:H2'	1:XA:502:G:H8	1.86	0.41
1:XA:538:G:H5''	12:XL:114:LYS:HB2	2.02	0.41
1:XA:504:C:C2	1:XA:542:G:C2	3.08	0.41
2:XB:115:LEU:O	2:XB:119:GLU:N	2.54	0.41
3:XC:47:LEU:CD1	3:XC:76:VAL:HG12	2.42	0.41
4:XD:209:ARG:NE	4:XD:209:ARG:HA	2.36	0.41
7:XG:80:VAL:CG1	7:XG:81:GLY:N	2.83	0.41
9:XI:105:ASP:C	9:XI:107:ARG:N	2.74	0.41

*Continued on next page...*

*Continued from previous page...*

Atom-1	Atom-2	Interatomic distance (Å)	Clash overlap (Å)
10:XJ:54:PHE:CZ	10:XJ:55:LYS:CE	3.04	0.41
13:XM:117:VAL:CG2	13:XM:118:ALA:H	2.31	0.41
15:XO:69:TYR:CZ	15:XO:73:GLU:HG3	2.55	0.41
17:XQ:11:VAL:HG23	17:XQ:12:SER:H	1.85	0.41
18:XR:74:ARG:HG2	18:XR:79:LEU:HB2	2.01	0.41
19:XS:7:LYS:CG	19:XS:8:GLY:N	2.83	0.41
20:XT:89:ARG:HH12	20:XT:106:ALA:CB	2.34	0.41
45:Y2:41:ILE:HD12	45:Y2:43:GLN:N	2.35	0.41
45:Y2:53:LEU:O	45:Y2:57:ILE:HG13	2.21	0.41
22:YA:747:U:N1	48:Y5:2:ALA:HB3	2.36	0.41
51:Y8:56:GLU:C	51:Y8:58:ILE:N	2.73	0.41
22:YA:1449:A:H5'	22:YA:1449(A):G:OP2	2.20	0.41
22:YA:1528:A:H2	22:YA:1542:G:C2	2.38	0.41
22:YA:2392:A:C2	22:YA:2429:G:N3	2.89	0.41
22:YA:608:A:C4	22:YA:621:A:C6	3.09	0.41
22:YA:817:C:H4'	22:YA:932:G:C5	2.56	0.41
22:YA:956:G:N2	22:YA:959:A:H3'	2.36	0.41
24:YD:117:VAL:HG22	24:YD:118:VAL:N	2.35	0.41
24:YD:197:GLY:O	24:YD:198:ASN:HB3	2.21	0.41
25:YE:24:THR:HB	25:YE:184:VAL:HG23	2.02	0.41
25:YE:36:ARG:O	25:YE:37:ARG:C	2.59	0.41
27:YG:22:ARG:HH22	27:YG:175:LEU:HD21	1.85	0.41
27:YG:47:LYS:HE3	27:YG:47:LYS:HB2	1.80	0.41
31:YO:10:VAL:HG21	31:YO:16:ALA:HB3	2.03	0.41
31:YO:48:PRO:O	31:YO:50:GLY:N	2.54	0.41
32:YP:101:VAL:O	32:YP:103:ALA:N	2.53	0.41
34:YR:29:LEU:HD11	34:YR:48:VAL:CG1	2.50	0.41
35:YS:53:SER:HA	35:YS:56:LEU:CD2	2.50	0.41
35:YS:66:ALA:HA	35:YS:69:VAL:CG1	2.51	0.41
36:YT:39:ARG:HG2	36:YT:40:THR:N	2.25	0.41
37:YU:57:PHE:O	37:YU:60:LEU:N	2.54	0.41
41:YY:49:VAL:O	41:YY:50:ARG:C	2.59	0.41
1:QA:1069:C:O3'	5:QE:25:ARG:NH1	2.54	0.41
1:QA:198:G:H2'	1:QA:199:G:H8	1.86	0.41
2:QB:32:ILE:HD13	2:QB:190:THR:HG21	2.03	0.41
3:QC:92:ALA:HB2	3:QC:99:VAL:HG13	2.03	0.41
5:QE:132:ALA:O	5:QE:133:TYR:C	2.59	0.41
1:QA:1080:A:H4'	5:QE:16:THR:HB	2.03	0.41
5:QE:27:ARG:CG	5:QE:28:PHE:N	2.84	0.41
6:QF:3:ARG:HB3	6:QF:93:SER:CB	2.47	0.41
12:QL:53:ARG:HH12	12:QL:92:ASP:HB3	1.85	0.41

*Continued on next page...*

*Continued from previous page...*

Atom-1	Atom-2	Interatomic distance (Å)	Clash overlap (Å)
12:QL:43:VAL:HG13	12:QL:55:VAL:HG21	2.03	0.41
16:QP:50:LYS:C	16:QP:50:LYS:HD3	2.42	0.41
44:R1:94:LEU:HA	44:R1:94:LEU:HD23	1.81	0.41
22:RA:270(T):G:C5'	44:R1:97:LEU:HD22	2.50	0.41
45:R2:65:ASN:O	45:R2:66:GLU:C	2.59	0.41
22:RA:686:G:C2	50:R7:11:LYS:HE3	2.56	0.41
50:R7:24:THR:HB	50:R7:25:PRO:HD2	2.03	0.41
51:R8:3:LYS:HB3	51:R8:3:LYS:HE2	1.82	0.41
22:RA:1263:U:OP1	48:R5:16:ARG:NE	2.54	0.41
22:RA:1286:A:O2'	22:RA:1288:U:P	2.79	0.41
22:RA:1658:C:H2'	22:RA:1659:U:C6	2.56	0.41
22:RA:225:A:N6	22:RA:226:G:C2	2.89	0.41
22:RA:2283:C:OP1	49:R6:5:VAL:HG13	2.20	0.41
22:RA:2311:A:C1'	27:RG:82:LEU:HD11	2.50	0.41
22:RA:301:G:C6	22:RA:317:G:C6	3.09	0.41
22:RA:868:U:C4	22:RA:869:G:N7	2.88	0.41
24:RD:197:GLY:O	24:RD:198:ASN:HB3	2.21	0.41
24:RD:272:ALA:HB1	24:RD:273:ARG:H	1.58	0.41
26:RF:46:ARG:CG	26:RF:46:ARG:NH1	2.72	0.41
27:RG:61:ALA:CB	27:RG:67:LYS:HA	2.50	0.41
27:RG:67:LYS:NZ	47:R4:6:HIS:CD2	2.89	0.41
27:RG:77:ILE:H	27:RG:82:LEU:HB2	1.85	0.41
30:RN:10:GLU:OE2	30:RN:11:PRO:HD2	2.21	0.41
30:RN:133:GLN:C	30:RN:134:ARG:HG2	2.41	0.41
30:RN:58:ASP:HB3	30:RN:95:PRO:HB3	2.02	0.41
32:RP:65:ARG:C	32:RP:66:GLY:O	2.59	0.41
32:RP:66:GLY:O	32:RP:67:MET:CB	2.63	0.41
33:RQ:139:GLU:HG2	33:RQ:140:ALA:N	2.36	0.41
33:RQ:39:PRO:HA	33:RQ:97:VAL:O	2.21	0.41
36:RT:84:GLN:HG2	36:RT:85:LYS:N	2.36	0.41
37:RU:83:LEU:CD1	37:RU:113:ALA:HB2	2.50	0.41
37:RU:57:PHE:O	37:RU:60:LEU:N	2.54	0.41
38:RV:67:GLY:O	38:RV:68:LYS:C	2.60	0.41
39:RW:50:VAL:O	39:RW:53:SER:N	2.50	0.41
1:XA:1164:G:C6	1:XA:1165:C:C4	3.09	0.41
1:XA:150:C:H6	1:XA:150:C:O5'	2.04	0.41
1:XA:346:G:N2	1:XA:347:G:C6	2.89	0.41
1:XA:452:A:H4'	16:XP:72:ARG:NH2	2.36	0.41
1:XA:877:C:OP1	8:XH:88:LYS:HD3	2.20	0.41
1:XA:953:G:N7	13:XM:104:ARG:NH2	2.62	0.41
2:XB:212:GLN:O	2:XB:212:GLN:NE2	2.54	0.41

*Continued on next page...*

*Continued from previous page...*

Atom-1	Atom-2	Interatomic distance (Å)	Clash overlap (Å)
2:XB:87:ARG:HH11	2:XB:223:ILE:HD11	1.82	0.41
2:XB:95:GLN:HB3	2:XB:148:TYR:HD1	1.84	0.41
1:XA:545:C:H5''	4:XD:72:GLU:HG2	2.02	0.41
7:XG:89:MET:HE1	7:XG:156:TRP:H	1.86	0.41
7:XG:92:SER:HB3	7:XG:95:ARG:HB2	2.03	0.41
1:XA:1152:A:P	10:XJ:68:HIS:HE2	2.40	0.41
12:XL:62:SER:O	12:XL:64:TYR:N	2.54	0.41
12:XL:90:VAL:HG12	12:XL:92:ASP:H	1.85	0.41
13:XM:117:VAL:O	13:XM:119:GLY:N	2.53	0.41
13:XM:65:LYS:HE3	47:Y4:50:VAL:HG13	2.03	0.41
45:Y2:61:LEU:HD23	45:Y2:61:LEU:HA	1.85	0.41
47:Y4:60:GLN:HB3	47:Y4:61:ARG:H	1.56	0.41
49:Y6:27:LYS:CB	49:Y6:27:LYS:NZ	2.73	0.41
49:Y6:8:LYS:O	49:Y6:9:LEU:HB2	2.21	0.41
22:YA:1815:A:C8	22:YA:1817:G:C4	3.09	0.41
22:YA:2126:A:H1'	22:YA:2127:G:OP2	2.21	0.41
22:YA:2230:G:C5	22:YA:2231:C:C5	3.08	0.41
22:YA:2702:U:OP1	22:YA:2702:U:H6	2.03	0.41
22:YA:2731:G:C6	22:YA:2732:G:O6	2.74	0.41
22:YA:299:A:C5	22:YA:322:A:C2	3.09	0.41
22:YA:353:G:H2'	22:YA:354:G:C8	2.54	0.41
22:YA:364:C:H5''	22:YA:364:C:H6	1.86	0.41
22:YA:520:G:H2'	22:YA:521:G:C8	2.55	0.41
22:YA:581:C:H2'	22:YA:582:G:C8	2.56	0.41
22:YA:695:G:C6	22:YA:768:G:C6	3.08	0.41
22:YA:995:C:C4	37:YU:57:PHE:CZ	3.08	0.41
23:YB:89(A):A:C5	23:YB:90:C:H1'	2.56	0.41
24:YD:154:LYS:C	24:YD:155:LEU:HD12	2.41	0.41
25:YE:62:PRO:O	25:YE:63:LEU:C	2.59	0.41
26:YF:68:LYS:O	26:YF:69:HIS:HB2	2.21	0.41
27:YG:78:SER:O	27:YG:79:ASN:C	2.59	0.41
28:YH:145:ALA:O	28:YH:148:ILE:HB	2.21	0.41
22:YA:910:A:C5	33:YQ:13:GLN:HG3	2.56	0.41
34:YR:55:ALA:O	34:YR:58:GLY:HA3	2.21	0.41
36:YT:76:PHE:HA	36:YT:77:PRO:HD3	1.75	0.41
37:YU:91:ASP:OD2	37:YU:96:ALA:CA	2.69	0.41
39:YW:55:ALA:O	39:YW:58:ALA:HB3	2.21	0.41
1:QA:1157:A:O2'	1:QA:1158:C:H5''	2.21	0.41
1:QA:15:G:C2	1:QA:16:A:C4	3.08	0.41
1:QA:420:U:H4'	1:QA:421:U:H5	1.85	0.41
1:QA:475:G:H2'	1:QA:476:G:H8	1.86	0.41

*Continued on next page...*

*Continued from previous page...*

Atom-1	Atom-2	Interatomic distance (Å)	Clash overlap (Å)
1:QA:748:C:H1'	1:QA:749:C:H5	1.86	0.41
2:QB:223:ILE:O	2:QB:226:ARG:HB3	2.21	0.41
4:QD:30:LYS:HB3	4:QD:35:ARG:CG	2.36	0.41
4:QD:36:ARG:HA	4:QD:37:PRO:HD2	1.82	0.41
5:QE:41:VAL:O	5:QE:66:MET:HA	2.21	0.41
5:QE:64:ARG:CZ	5:QE:64:ARG:HB2	2.51	0.41
5:QE:68:GLU:CG	5:QE:68:GLU:O	2.68	0.41
6:QF:75:LEU:HD23	6:QF:75:LEU:C	2.41	0.41
9:QI:88:TYR:O	9:QI:89:ASN:HB2	2.20	0.41
10:QJ:8:LEU:HD11	10:QJ:23:ILE:CD1	2.37	0.41
12:QL:109:GLY:HA3	12:QL:121:GLY:O	2.20	0.41
13:QM:110:ARG:O	13:QM:110:ARG:HG3	2.20	0.41
13:QM:15:VAL:O	13:QM:19:LEU:HD22	2.21	0.41
1:QA:1329:A:H5''	13:QM:29:ARG:HG3	2.03	0.41
16:QP:20:VAL:HG22	16:QP:21:VAL:H	1.83	0.41
17:QQ:11:VAL:HG23	17:QQ:12:SER:H	1.85	0.41
17:QQ:67:LYS:O	17:QQ:68:ARG:HB3	2.21	0.41
17:QQ:86:GLU:O	17:QQ:87:LYS:C	2.59	0.41
20:QT:47:GLY:C	20:QT:49:ALA:N	2.72	0.41
43:R0:24:LYS:N	43:R0:37:LEU:O	2.40	0.41
22:RA:1569:A:H2'	22:RA:1570:A:O4'	2.20	0.41
22:RA:1408:C:C2	22:RA:1595:G:N2	2.89	0.41
22:RA:196:A:H2'	22:RA:196:A:N3	2.34	0.41
22:RA:2293:C:H2'	22:RA:2294:C:O4'	2.21	0.41
22:RA:2481:G:O2'	22:RA:2482:G:P	2.78	0.41
22:RA:2515:C:O2	22:RA:2570:G:C2	2.73	0.41
22:RA:2629:A:O2'	22:RA:2630:G:H5''	2.21	0.41
22:RA:2633:G:H2'	22:RA:2634:G:O4'	2.21	0.41
22:RA:181:A:H1'	22:RA:435:C:H5'	2.02	0.41
22:RA:619:G:H3'	22:RA:620:G:H21	1.84	0.41
22:RA:671:C:H2'	22:RA:672:C:C6	2.55	0.41
22:RA:192:C:O2'	22:RA:802:A:N3	2.49	0.41
24:RD:147:LEU:CD1	24:RD:155:LEU:HD21	2.51	0.41
25:RE:4:ILE:HG22	25:RE:198:VAL:HB	2.02	0.41
27:RG:7:LEU:CD2	27:RG:176:LEU:HD22	2.45	0.41
27:RG:47:LYS:HE3	27:RG:47:LYS:HB2	1.80	0.41
28:RH:145:ALA:O	28:RH:148:ILE:HB	2.21	0.41
30:RN:56:ASN:ND2	30:RN:126:PRO:N	2.69	0.41
31:RO:20:MET:O	31:RO:41:ALA:CB	2.67	0.41
32:RP:101:VAL:HG23	32:RP:106:LEU:HB3	2.03	0.41
32:RP:9:ASN:HB2	32:RP:10:PRO:HD2	2.03	0.41

*Continued on next page...*

*Continued from previous page...*

Atom-1	Atom-2	Interatomic distance (Å)	Clash overlap (Å)
33:RQ:27:VAL:HG22	33:RQ:105:GLU:CD	2.41	0.41
34:RR:94:TYR:N	34:RR:94:TYR:CD2	2.87	0.41
36:RT:28:VAL:HG23	36:RT:87:ASP:O	2.21	0.41
1:XA:1153:C:N3	1:XA:1154:G:C8	2.89	0.41
1:XA:35:G:N2	1:XA:550:G:N3	2.69	0.41
1:XA:372:C:N4	1:XA:387:U:C2	2.88	0.41
1:XA:403:C:H4'	4:XD:122:ARG:NH2	2.35	0.41
1:XA:545:C:O2'	1:XA:549:C:OP1	2.39	0.41
1:XA:575:G:O2'	1:XA:821:G:H5'	2.21	0.41
1:XA:680:C:H2'	1:XA:681:C:C6	2.56	0.41
1:XA:574:A:N3	1:XA:883:C:H1'	2.36	0.41
4:XD:15:GLU:OE1	4:XD:15:GLU:N	2.54	0.41
8:XH:109:ILE:HG13	8:XH:120:THR:HB	2.03	0.41
8:XH:33:GLU:O	8:XH:36:LEU:N	2.53	0.41
9:XI:113:LYS:H	9:XI:113:LYS:CD	2.28	0.41
10:XJ:45:ARG:HB2	10:XJ:65:LEU:HB3	2.03	0.41
1:XA:518:C:O2	12:XL:50:SER:N	2.53	0.41
17:XQ:85:VAL:HG12	17:XQ:85:VAL:O	2.20	0.41
17:XQ:86:GLU:O	17:XQ:87:LYS:C	2.60	0.41
54:XX:6:C:H2'	54:XX:7:A:O5'	2.21	0.41
43:Y0:21:LEU:HD11	43:Y0:41:ARG:CZ	2.51	0.41
49:Y6:50:ARG:HG2	49:Y6:50:ARG:NH1	2.36	0.41
52:Y9:2:LYS:HD2	52:Y9:2:LYS:HA	1.96	0.41
22:YA:1027:A:C6	22:YA:1126:A:C5	3.09	0.41
22:YA:1184:G:C5	22:YA:1185:C:C5	3.09	0.41
22:YA:142:G:H2'	22:YA:143:C:C6	2.56	0.41
22:YA:1469:A:C6	22:YA:1470:G:C5	3.09	0.41
22:YA:2392:A:H1'	32:YP:60:MET:CG	2.50	0.41
22:YA:2404:C:O3'	32:YP:77:ARG:NH2	2.53	0.41
22:YA:251:A:C5	22:YA:252:G:H1'	2.55	0.41
22:YA:2520:C:C6	22:YA:2567:G:H1'	2.55	0.41
22:YA:2776:A:C6	22:YA:2778:A:C6	3.09	0.41
22:YA:311:A:C6	22:YA:328:U:C4	3.08	0.41
22:YA:330:A:O2'	22:YA:331:A:H8	2.03	0.41
22:YA:445:C:H2'	22:YA:446:G:O4'	2.21	0.41
22:YA:534:U:H2'	22:YA:535:C:C6	2.56	0.41
24:YD:68:LYS:HG3	24:YD:68:LYS:O	2.20	0.41
26:YF:59:TYR:HB3	26:YF:60:SER:H	1.70	0.41
27:YG:18:GLU:OE2	27:YG:18:GLU:HA	2.21	0.41
27:YG:53:LEU:CD1	27:YG:87:PRO:HB2	2.51	0.41
28:YH:137:ASP:HB2	28:YH:140:LYS:CE	2.51	0.41

*Continued on next page...*



*Continued from previous page...*

Atom-1	Atom-2	Interatomic distance (Å)	Clash overlap (Å)
28:YH:146:ALA:HA	28:YH:164:TYR:OH	2.21	0.41
28:YH:45:VAL:O	28:YH:45:VAL:CG1	2.69	0.41
29:YI:97:ILE:HD12	29:YI:140:LEU:HD11	2.03	0.41
31:YO:31:LYS:HD3	31:YO:31:LYS:HA	1.92	0.41
32:YP:101:VAL:HG23	32:YP:106:LEU:HB3	2.03	0.41
32:YP:18:ARG:HD2	32:YP:27:HIS:CD2	2.56	0.41
33:YQ:90:VAL:C	33:YQ:92:GLY:N	2.71	0.41
38:YV:38:LEU:CD1	38:YV:55:ALA:CB	2.98	0.41
40:YX:54:VAL:C	40:YX:55:ASN:HD22	2.24	0.41
41:YY:13:VAL:O	41:YY:24:VAL:HA	2.20	0.41
41:YY:2:ARG:O	41:YY:3:VAL:O	2.38	0.41
41:YY:98:VAL:O	41:YY:99:CYS:HB3	2.21	0.41
42:YZ:157:LEU:HA	42:YZ:158:PRO:HD2	1.95	0.41
42:YZ:20:ARG:O	42:YZ:20:ARG:HD3	2.20	0.41
42:YZ:95:PRO:HB2	42:YZ:127:LYS:HG2	2.02	0.41
2:QB:143:GLU:O	2:QB:147:LYS:HB2	2.21	0.41
2:QB:71:VAL:HG23	2:QB:164:VAL:HG22	2.02	0.41
2:QB:17:PHE:HB2	2:QB:42:ILE:CG2	2.50	0.41
2:QB:95:GLN:O	2:QB:96:ARG:C	2.59	0.41
3:QC:46:GLU:C	3:QC:48:TYR:H	2.23	0.41
4:QD:14:ARG:HA	4:QD:14:ARG:HD3	1.89	0.41
4:QD:15:GLU:OE1	4:QD:15:GLU:N	2.54	0.41
4:QD:29:PRO:HD2	4:QD:30:LYS:HE2	2.03	0.41
5:QE:101:ILE:HD13	5:QE:118:ILE:O	2.21	0.41
5:QE:72:GLN:C	5:QE:74:GLY:H	2.23	0.41
8:QH:1:MET:O	8:QH:2:LEU:HB2	2.21	0.41
9:QI:13:ALA:H	9:QI:68:GLY:HA3	1.86	0.41
9:QI:49:PRO:O	9:QI:85:LEU:HD21	2.20	0.41
13:QM:117:VAL:O	13:QM:119:GLY:N	2.53	0.41
13:QM:28:ALA:C	13:QM:30:ALA:H	2.25	0.41
13:QM:36:LYS:HE3	13:QM:59:TYR:CD1	2.56	0.41
14:QN:26:ARG:HB3	14:QN:27:CYS:H	1.64	0.41
10:QJ:65:LEU:HA	14:QN:55:GLY:O	2.21	0.41
14:QN:9:LYS:HB3	14:QN:9:LYS:HE2	1.85	0.41
15:QO:3:ILE:H	15:QO:3:ILE:CD1	2.20	0.41
15:QO:50:HIS:O	15:QO:53:HIS:HB3	2.20	0.41
17:QQ:51:TYR:HA	17:QQ:52:LYS:HZ2	1.85	0.41
17:QQ:60:ILE:HG23	17:QQ:60:ILE:O	2.21	0.41
19:QS:29:ARG:NH1	19:QS:29:ARG:HG2	2.36	0.41
43:R0:70:GLN:CD	43:R0:72:ARG:HD3	2.41	0.41
47:R4:63:TYR:O	47:R4:65:ASP:N	2.54	0.41

*Continued on next page...*

*Continued from previous page...*

Atom-1	Atom-2	Interatomic distance (Å)	Clash overlap (Å)
22:RA:686:G:O6	50:R7:12:ARG:HG3	2.21	0.41
51:R8:64:TYR:HB3	51:R8:65:GLU:H	1.40	0.41
22:RA:1191:G:H2'	22:RA:1192:G:O4'	2.21	0.41
22:RA:1303:G:C6	22:RA:1304:C:C4	3.09	0.41
22:RA:2335:A:C8	22:RA:2337:G:C5	3.09	0.41
22:RA:2414:G:H21	32:RP:67:MET:HE1	1.86	0.41
22:RA:2637:U:H5''	25:RE:82:ARG:NH2	2.36	0.41
22:RA:468:G:H2'	22:RA:469:G:O4'	2.21	0.41
22:RA:626:U:H5'	22:RA:627:A:H5'	2.03	0.41
22:RA:765:G:H2'	22:RA:766:C:C6	2.56	0.41
22:RA:94:G:N1	22:RA:95:G:C5	2.89	0.41
24:RD:145:VAL:CG1	24:RD:146:GLU:N	2.83	0.41
24:RD:154:LYS:C	24:RD:155:LEU:HD12	2.41	0.41
24:RD:263:ARG:CB	24:RD:263:ARG:NH1	2.75	0.41
24:RD:31:LYS:O	24:RD:32:SER:O	2.39	0.41
25:RE:147:PRO:HB2	25:RE:149:ARG:HG2	2.03	0.41
25:RE:161:GLY:O	25:RE:162:ALA:HB3	2.20	0.41
27:RG:95:ARG:CA	27:RG:99:MET:HB3	2.50	0.41
31:RO:31:LYS:C	31:RO:32:TYR:CD2	2.94	0.41
33:RQ:52:VAL:O	33:RQ:53:ALA:C	2.59	0.41
34:RR:22:ARG:O	34:RR:26:LYS:HG3	2.21	0.41
35:RS:100:ALA:CA	35:RS:103:GLU:HG2	2.49	0.41
35:RS:106:ARG:CZ	35:RS:106:ARG:HB2	2.49	0.41
35:RS:6:ALA:O	35:RS:10:ARG:HD3	2.21	0.41
36:RT:39:ARG:HG2	36:RT:40:THR:N	2.25	0.41
37:RU:27:LEU:C	37:RU:29:SER:N	2.74	0.41
39:RW:14:PRO:HG3	39:RW:101:SER:OG	2.21	0.41
22:RA:328:U:H4'	41:RY:68:HIS:CG	2.56	0.41
42:RZ:15:PRO:HA	42:RZ:18:LEU:HD13	2.03	0.41
1:XA:1129:C:C4'	1:XA:1130:A:H5'	2.47	0.41
1:XA:1234:C:H2'	1:XA:1235:U:C6	2.55	0.41
1:XA:1520:G:C2	1:XA:1521:G:C8	3.08	0.41
1:XA:300:A:H1'	1:XA:565:U:O2	2.21	0.41
2:XB:204:ASN:HD22	2:XB:204:ASN:C	2.22	0.41
2:XB:37:ASN:C	2:XB:39:ILE:N	2.74	0.41
3:XC:47:LEU:HD11	3:XC:76:VAL:CG1	2.42	0.41
4:XD:110:PHE:HE2	4:XD:148:VAL:HG23	1.85	0.41
4:XD:170:VAL:CG2	4:XD:171:GLY:H	2.17	0.41
4:XD:178:VAL:HG12	4:XD:179:GLU:N	2.35	0.41
5:XE:132:ALA:O	5:XE:133:TYR:C	2.59	0.41
5:XE:10:MET:CE	5:XE:13:ILE:HD13	2.51	0.41

*Continued on next page...*

*Continued from previous page...*

Atom-1	Atom-2	Interatomic distance (Å)	Clash overlap (Å)
5:XE:90:VAL:C	5:XE:91:LEU:HD12	2.42	0.41
7:XG:118:VAL:HG23	7:XG:119:ARG:N	2.35	0.41
8:XH:33:GLU:C	8:XH:35:ILE:H	2.25	0.41
9:XI:10:ARG:CG	9:XI:105:ASP:HB2	2.51	0.41
11:XK:92:GLU:O	11:XK:95:ILE:N	2.54	0.41
12:XL:38:THR:HG22	12:XL:57:LYS:HB3	2.01	0.41
15:XO:11:VAL:O	15:XO:12:ILE:C	2.60	0.41
16:XP:8:ARG:HG2	16:XP:8:ARG:NH1	2.31	0.41
17:XQ:63:ARG:HG2	17:XQ:64:PRO:HD2	2.03	0.41
17:XQ:68:ARG:HG3	17:XQ:68:ARG:O	2.21	0.41
17:XQ:89:LEU:HD23	17:XQ:89:LEU:HA	1.93	0.41
19:XS:3:ARG:CG	19:XS:4:SER:N	2.83	0.41
20:XT:44:ALA:HB3	20:XT:91:LEU:HD12	2.03	0.41
53:XV:16:C:O2'	53:XV:17:C:OP1	2.39	0.41
53:XV:23:C:H2'	53:XV:24:U:C6	2.55	0.41
1:XA:1054:C:C4	55:XY:34:C:O4'	2.74	0.41
54:XX:4:C:N3	55:XY:37:1MG:C2	2.89	0.41
44:Y1:85:LEU:N	44:Y1:85:LEU:CD2	2.84	0.41
44:Y1:91:LYS:HG3	44:Y1:92:LYS:N	2.32	0.41
45:Y2:11:GLU:HA	45:Y2:14:ARG:HD2	2.02	0.41
45:Y2:18:PRO:C	45:Y2:20:GLU:N	2.74	0.41
45:Y2:65:ASN:O	45:Y2:66:GLU:C	2.59	0.41
47:Y4:26:SER:C	47:Y4:27:THR:O	2.58	0.41
47:Y4:63:TYR:O	47:Y4:65:ASP:N	2.53	0.41
49:Y6:6:ARG:NE	49:Y6:6:ARG:HA	2.36	0.41
51:Y8:40:GLU:O	51:Y8:42:ARG:N	2.54	0.41
22:YA:108:U:C2	22:YA:109:G:C8	3.09	0.41
22:YA:1410:G:C2	22:YA:1593:G:C2	3.09	0.41
22:YA:1655:A:H2'	22:YA:1656:C:O4'	2.21	0.41
22:YA:2238:G:H5'	22:YA:2239:G:N7	2.36	0.41
22:YA:2561:A:H2'	22:YA:2562:U:O4'	2.20	0.41
22:YA:270(T):G:C6	22:YA:270(U):C:C4	3.08	0.41
22:YA:2712:U:H1'	22:YA:2712(A):A:N7	2.35	0.41
22:YA:278:A:H4'	22:YA:279:C:OP1	2.21	0.41
22:YA:449:A:H2'	22:YA:450:G:C8	2.56	0.41
22:YA:479:A:O2'	22:YA:481:G:H5'	2.21	0.41
22:YA:863:A:H2'	22:YA:864:G:H8	1.85	0.41
23:YB:105:G:C2	23:YB:106:G:C8	3.08	0.41
24:YD:13:ARG:HG2	24:YD:13:ARG:O	2.20	0.41
24:YD:147:LEU:CD1	24:YD:155:LEU:HD21	2.51	0.41
25:YE:101:ARG:C	25:YE:201:THR:OG1	2.58	0.41

*Continued on next page...*

*Continued from previous page...*

Atom-1	Atom-2	Interatomic distance (Å)	Clash overlap (Å)
28:YH:20:ALA:HB3	28:YH:23:ARG:HG2	2.03	0.41
29:YI:93:THR:O	29:YI:97:ILE:HG12	2.21	0.41
30:YN:101:HIS:HD2	30:YN:102:ALA:N	2.19	0.41
30:YN:10:GLU:OE2	30:YN:11:PRO:HD2	2.21	0.41
32:YP:84:ASN:HB2	32:YP:87:ASP:OD2	2.21	0.41
35:YS:89:ARG:HG2	35:YS:89:ARG:NH1	2.36	0.41
39:YW:71:VAL:HA	39:YW:107:LEU:HD12	2.02	0.41
42:YZ:108:PRO:HG3	42:YZ:117:LEU:HD22	2.03	0.41
1:QA:1178:G:C8	1:QA:1180:A:OP2	2.75	0.40
1:QA:1239:A:O2'	1:QA:1298:C:N4	2.54	0.40
1:QA:978:A:O2'	1:QA:1322:C:N3	2.47	0.40
1:QA:1516:G:H2'	1:QA:1518:A:OP2	2.21	0.40
1:QA:360:A:C6	1:QA:361:G:C6	3.09	0.40
1:QA:752:G:HO2'	1:QA:753:A:P	2.44	0.40
1:QA:922:G:C6	1:QA:923:A:C6	3.10	0.40
2:QB:130:ARG:HH22	2:QB:138:LEU:HD21	1.85	0.40
2:QB:62:ALA:O	2:QB:65:GLY:N	2.53	0.40
3:QC:178:LEU:CD2	3:QC:178:LEU:N	2.85	0.40
4:QD:199:ASN:OD1	4:QD:201:GLN:HB3	2.21	0.40
5:QE:6:PHE:HB2	5:QE:63:ARG:HH12	1.86	0.40
8:QH:38:ILE:CD1	8:QH:118:VAL:HG12	2.49	0.40
11:QK:83:ILE:HG12	11:QK:109:VAL:CG2	2.51	0.40
11:QK:25:TYR:H	11:QK:25:TYR:HD1	1.69	0.40
17:QQ:85:VAL:HG12	17:QQ:85:VAL:O	2.20	0.40
18:QR:52:PRO:HG2	18:QR:55:ARG:HG2	2.04	0.40
18:QR:74:ARG:HG2	18:QR:79:LEU:HB2	2.01	0.40
19:QS:31:ILE:HG23	19:QS:31:ILE:O	2.21	0.40
20:QT:44:ALA:HB3	20:QT:91:LEU:HD12	2.03	0.40
54:QX:6:C:O2'	54:QX:7:A:P	2.79	0.40
47:R4:42:PHE:CZ	47:R4:43:TYR:HB3	2.57	0.40
51:R8:53:PRO:HD2	51:R8:54:GLU:H	1.84	0.40
22:RA:1819:A:H3'	24:RD:178:PRO:HB2	2.02	0.40
22:RA:1894:C:H2'	22:RA:1895:C:H6	1.86	0.40
22:RA:397:G:H1'	22:RA:2231:C:O2'	2.21	0.40
22:RA:2290:G:C6	22:RA:2291:U:C4	3.09	0.40
22:RA:2660:A:H2'	22:RA:2661:G:O4'	2.21	0.40
22:RA:2622:C:O2'	22:RA:2825:C:O2	2.34	0.40
22:RA:303:U:H2'	22:RA:304:G:C8	2.56	0.40
22:RA:443:A:OP1	26:RF:46:ARG:HB2	2.21	0.40
22:RA:871:U:H5'	22:RA:872:A:OP1	2.21	0.40
22:RA:900:A:C5	22:RA:901:A:C5	3.09	0.40

*Continued on next page...*

*Continued from previous page...*

Atom-1	Atom-2	Interatomic distance (Å)	Clash overlap (Å)
23:RB:31:C:H42	23:RB:51:G:H1	1.68	0.40
25:RE:51:PHE:CG	25:RE:52:LEU:N	2.90	0.40
26:RF:128:ALA:O	26:RF:129:PHE:CB	2.67	0.40
26:RF:13:SER:OG	26:RF:14:PRO:HD2	2.21	0.40
28:RH:26:VAL:HG12	28:RH:33:LEU:HB2	2.03	0.40
31:RO:47:ILE:HD12	31:RO:48:PRO:CD	2.43	0.40
33:RQ:76:LYS:HB3	33:RQ:90:VAL:CG1	2.51	0.40
38:RV:38:LEU:O	38:RV:51:VAL:HA	2.21	0.40
39:RW:14:PRO:C	39:RW:16:LYS:N	2.73	0.40
41:RY:49:VAL:O	41:RY:50:ARG:C	2.59	0.40
41:RY:87:LYS:HB2	41:RY:87:LYS:HZ2	1.85	0.40
1:XA:1217:C:H2'	1:XA:1218:C:O4'	2.20	0.40
1:XA:1465:C:H2'	1:XA:1466:C:O4'	2.20	0.40
1:XA:1508:G:H2'	1:XA:1509:C:H6	1.85	0.40
1:XA:254:G:H21	17:XQ:16:GLN:NE2	2.20	0.40
1:XA:266:G:O2'	1:XA:267:C:P	2.79	0.40
1:XA:716:A:N6	1:XA:717:C:N4	2.70	0.40
1:XA:791:G:H22	1:XA:1498:U:P	2.44	0.40
2:XB:114:ARG:O	2:XB:118:LEU:HG	2.21	0.40
2:XB:125:PRO:O	2:XB:126:GLU:HB2	2.21	0.40
2:XB:143:GLU:O	2:XB:147:LYS:HB2	2.22	0.40
2:XB:223:ILE:O	2:XB:226:ARG:HB3	2.20	0.40
3:XC:5:ILE:CD1	3:XC:5:ILE:H	2.35	0.40
4:XD:19:LEU:HG	4:XD:21:LEU:HG	2.03	0.40
7:XG:21:VAL:HG23	7:XG:22:LEU:N	2.32	0.40
8:XH:20:TYR:CD1	8:XH:65:TYR:CD2	2.98	0.40
12:XL:117:ARG:HB3	12:XL:122:THR:HB	2.02	0.40
13:XM:8:GLU:C	13:XM:9:ILE:CG2	2.90	0.40
14:XN:43:CYS:C	14:XN:45:ARG:N	2.73	0.40
14:XN:47:LEU:O	14:XN:50:LYS:N	2.52	0.40
14:XN:48:ALA:O	14:XN:51:GLY:N	2.53	0.40
17:XQ:83:ASP:O	17:XQ:87:LYS:HG2	2.21	0.40
18:XR:37:VAL:O	18:XR:40:LEU:N	2.54	0.40
19:XS:10:PHE:CD2	19:XS:11:VAL:N	2.90	0.40
43:Y0:35:ASN:N	43:Y0:35:ASN:OD1	2.54	0.40
43:Y0:72:ARG:N	43:Y0:76:GLY:O	2.52	0.40
22:YA:1130:U:HO2'	22:YA:1131:G:P	2.45	0.40
22:YA:1439:A:C8	22:YA:1440:G:C8	3.09	0.40
22:YA:1839:G:C8	22:YA:1927:A:H1'	2.56	0.40
22:YA:221:A:H4'	22:YA:222:A:O5'	2.20	0.40
22:YA:2292:C:P	35:YS:17:ARG:HH22	2.43	0.40

*Continued on next page...*

*Continued from previous page...*

Atom-1	Atom-2	Interatomic distance (Å)	Clash overlap (Å)
22:YA:2322:A:H2'	22:YA:2323:G:C8	2.56	0.40
22:YA:2338:G:H2'	22:YA:2339:G:H8	1.86	0.40
22:YA:2689:U:H4'	22:YA:2690:C:O5'	2.21	0.40
22:YA:607:U:H5	22:YA:619:G:C5	2.39	0.40
22:YA:686:G:C2	50:Y7:11:LYS:HE3	2.56	0.40
22:YA:757:U:H2'	22:YA:758:C:C6	2.55	0.40
22:YA:761:A:H8	22:YA:761:A:O5'	2.04	0.40
22:YA:952:G:P	33:YQ:16:ARG:HH12	2.45	0.40
23:YB:116:G:H2'	23:YB:117:G:O4'	2.20	0.40
23:YB:16:G:C6	23:YB:69:G:C2	3.08	0.40
24:YD:228:PRO:HD3	24:YD:234:GLY:O	2.21	0.40
24:YD:31:LYS:O	24:YD:32:SER:O	2.39	0.40
25:YE:119:ARG:HG2	25:YE:160:TYR:HB2	2.03	0.40
25:YE:93:VAL:H	25:YE:95:ILE:CD1	2.22	0.40
26:YF:13:SER:OG	26:YF:14:PRO:HD2	2.21	0.40
26:YF:62:ARG:CZ	26:YF:62:ARG:HB3	2.51	0.40
29:YI:109:ILE:HB	29:YI:110:ASP:H	1.65	0.40
29:YI:114:LEU:HD12	29:YI:129:THR:O	2.21	0.40
29:YI:71:ILE:HG12	29:YI:71:ILE:O	2.22	0.40
30:YN:7:LYS:CG	30:YN:8:GLN:N	2.81	0.40
31:YO:13:ASN:HD21	31:YO:97:ARG:HB3	1.86	0.40
33:YQ:139:GLU:CG	33:YQ:140:ALA:N	2.84	0.40
33:YQ:52:VAL:O	33:YQ:53:ALA:C	2.59	0.40
34:YR:61:HIS:CE1	34:YR:65:LEU:HD11	2.56	0.40
36:YT:10:VAL:O	36:YT:11:GLU:C	2.60	0.40
37:YU:57:PHE:O	37:YU:58:ARG:C	2.59	0.40
37:YU:5:LYS:C	37:YU:7:GLY:N	2.74	0.40
37:YU:76:TYR:O	37:YU:80:ILE:HG12	2.21	0.40
41:YY:42:VAL:HG21	41:YY:67:LEU:CD1	2.52	0.40
41:YY:97:ARG:NH2	41:YY:98:VAL:CG2	2.85	0.40
1:QA:130:A:C8	17:QQ:63:ARG:HG3	2.56	0.40
1:QA:1525:G:OP1	11:QK:120:ARG:NH2	2.38	0.40
1:QA:236:G:C6	1:QA:237:C:C4	3.08	0.40
1:QA:376:G:H5''	16:QP:5:ARG:HD2	2.03	0.40
1:QA:485:G:O2'	1:QA:486:U:H6	2.03	0.40
1:QA:560:U:H4'	1:QA:561:U:O5'	2.19	0.40
1:QA:793:U:C2	1:QA:1516:G:H4'	2.56	0.40
1:QA:858:G:O6	1:QA:869:G:H3'	2.21	0.40
2:QB:212:GLN:O	2:QB:212:GLN:NE2	2.54	0.40
3:QC:128:PHE:O	3:QC:130:VAL:N	2.54	0.40
3:QC:140:ARG:NH1	3:QC:140:ARG:HB2	2.36	0.40

*Continued on next page...*

*Continued from previous page...*

Atom-1	Atom-2	Interatomic distance (Å)	Clash overlap (Å)
4:QD:52:SER:HB3	4:QD:55:ALA:HB3	2.01	0.40
5:QE:48:ALA:C	5:QE:50:GLU:H	2.24	0.40
13:QM:39:ILE:CD1	13:QM:56:LEU:HB2	2.50	0.40
14:QN:34:TYR:CD1	14:QN:34:TYR:N	2.89	0.40
15:QO:11:VAL:O	15:QO:12:ILE:C	2.60	0.40
19:QS:32:LYS:HA	19:QS:50:ALA:HB3	2.03	0.40
1:QA:191:G:N9	20:QT:105:SER:HB3	2.36	0.40
44:R1:85:LEU:N	44:R1:85:LEU:CD2	2.84	0.40
44:R1:96:LYS:O	44:R1:96:LYS:HG2	2.21	0.40
45:R2:32:LEU:HD23	45:R2:32:LEU:O	2.21	0.40
49:R6:50:ARG:NH1	49:R6:50:ARG:HG2	2.36	0.40
40:RX:60:ARG:HH22	50:R7:47:ARG:HH12	1.68	0.40
52:R9:10:ILE:HD12	52:R9:32:HIS:CG	2.56	0.40
22:RA:1047:G:H2'	22:RA:1110:G:N1	2.36	0.40
22:RA:1204:A:HO2'	22:RA:1205:U:P	2.43	0.40
22:RA:1365:A:N6	22:RA:1366:A:C6	2.89	0.40
22:RA:1359:A:C6	22:RA:1372:U:O4	2.73	0.40
22:RA:154:G:C2	22:RA:173:G:C2	3.09	0.40
22:RA:1579:A:C2	22:RA:1580:A:C4	3.09	0.40
22:RA:392:C:H2'	22:RA:393:C:C6	2.57	0.40
22:RA:464:U:H2'	22:RA:465:G:O4'	2.21	0.40
22:RA:899:A:H8	22:RA:899:A:OP2	2.05	0.40
23:RB:5:C:OP1	23:RB:61:G:O2'	2.38	0.40
24:RD:117:VAL:HG22	24:RD:118:VAL:N	2.35	0.40
24:RD:228:PRO:HD3	24:RD:234:GLY:O	2.21	0.40
25:RE:119:ARG:HG2	25:RE:160:TYR:HB2	2.03	0.40
25:RE:62:PRO:O	25:RE:63:LEU:C	2.59	0.40
26:RF:144:LYS:C	26:RF:146:ALA:N	2.75	0.40
26:RF:62:ARG:HB3	26:RF:62:ARG:CZ	2.51	0.40
26:RF:80:ALA:O	26:RF:83:PHE:HB2	2.20	0.40
29:RI:49:ALA:O	29:RI:52:ARG:HG2	2.21	0.40
30:RN:137:LYS:HA	30:RN:137:LYS:HD2	1.89	0.40
30:RN:23:LEU:CD1	30:RN:99:LEU:HD23	2.51	0.40
32:RP:84:ASN:HB2	32:RP:87:ASP:OD2	2.22	0.40
35:RS:52:SER:HB2	35:RS:55:ALA:HB3	2.03	0.40
37:RU:34:LYS:CA	37:RU:34:LYS:CE	2.96	0.40
39:RW:88:ARG:HD2	39:RW:88:ARG:HA	1.92	0.40
41:RY:57:GLN:O	41:RY:58:GLY:C	2.60	0.40
1:XA:1004:A:N1	1:XA:1024:G:H2'	2.37	0.40
1:XA:1153:C:C2	1:XA:1154:G:C8	3.09	0.40
1:XA:321:A:N6	1:XA:328:C:H1'	2.32	0.40

*Continued on next page...*

*Continued from previous page...*

Atom-1	Atom-2	Interatomic distance (Å)	Clash overlap (Å)
1:XA:96:G:C6	1:XA:97:U:C2	3.09	0.40
2:XB:168:THR:CG2	2:XB:192:SER:HB2	2.51	0.40
2:XB:17:PHE:HB2	2:XB:42:ILE:CG2	2.50	0.40
2:XB:47:THR:O	2:XB:51:LEU:N	2.32	0.40
2:XB:76:GLN:OE1	2:XB:206:ASP:HB3	2.21	0.40
3:XC:138:VAL:HG22	3:XC:151:VAL:HG23	2.03	0.40
3:XC:178:LEU:CD2	3:XC:178:LEU:N	2.85	0.40
3:XC:55:VAL:HG12	3:XC:55:VAL:O	2.20	0.40
3:XC:92:ALA:HB2	3:XC:99:VAL:HG13	2.03	0.40
5:XE:6:PHE:HB2	5:XE:63:ARG:HH12	1.86	0.40
9:XI:9:ARG:CG	9:XI:14:VAL:HG22	2.51	0.40
9:XI:56:LEU:HB3	9:XI:57:GLY:H	1.66	0.40
1:XA:1254:C:N4	10:XJ:43:ARG:HH22	2.19	0.40
11:XK:31:THR:HG23	11:XK:31:THR:O	2.21	0.40
14:YN:44:LEU:HD12	14:YN:53:LEU:HD12	1.94	0.40
16:XP:50:LYS:HD3	16:XP:51:VAL:O	2.21	0.40
18:XR:73:ALA:HB3	18:XR:79:LEU:CD1	2.47	0.40
19:XS:31:ILE:HG23	19:XS:31:ILE:O	2.21	0.40
27:YG:112:PRO:CA	47:Y4:37:SER:HB2	2.51	0.40
47:Y4:64:GLY:C	47:Y4:66:SER:N	2.73	0.40
22:YA:1262:A:N3	48:Y5:10:LYS:HE3	2.36	0.40
51:Y8:64:TYR:HB3	51:Y8:65:GLU:H	1.40	0.40
22:YA:1053:C:N4	22:YA:1106:G:H1	2.19	0.40
22:YA:1340:U:OP2	40:YX:78:LYS:NZ	2.50	0.40
22:YA:1371:G:O2'	22:YA:1372:U:H5	2.04	0.40
22:YA:1654:A:P	34:YR:2:ARG:HD2	2.62	0.40
22:YA:1872:A:H5'	22:YA:1878:G:OP2	2.21	0.40
22:YA:1918:A:C2	22:YA:1919:A:N6	2.89	0.40
22:YA:2063:C:O2	22:YA:2450:A:N1	2.53	0.40
22:YA:2327:A:H2'	22:YA:2328:A:C8	2.57	0.40
22:YA:2469:A:H5'	22:YA:2470:G:OP2	2.21	0.40
22:YA:2506:U:H6	56:Z8:76:PPU:N3'	2.18	0.40
22:YA:716:A:C2	22:YA:717:G:H1'	2.56	0.40
23:YB:3:C:H2'	23:YB:4:C:C6	2.56	0.40
23:YB:77:U:OP1	42:YZ:19:ARG:NH2	2.53	0.40
24:YD:35:LYS:CE	24:YD:64:ILE:C	2.89	0.40
26:YF:118:ALA:HA	26:YF:123:LEU:HB3	2.02	0.40
22:YA:1093:G:H4'	28:YH:170:ARG:NH2	2.36	0.40
28:YH:26:VAL:HG12	28:YH:33:LEU:HB2	2.03	0.40
28:YH:66:GLY:O	28:YH:67:LEU:C	2.58	0.40
29:YI:8:PRO:HD3	29:YI:15:VAL:HG13	2.02	0.40

*Continued on next page...*



*Continued from previous page...*

Atom-1	Atom-2	Interatomic distance (Å)	Clash overlap (Å)
31:YO:106:LEU:HA	31:YO:106:LEU:HD23	1.88	0.40
31:YO:16:ALA:HA	31:YO:46:ALA:CB	2.50	0.40
31:YO:86:ILE:CD1	31:YO:86:ILE:N	2.83	0.40
22:YA:2277:G:C5'	33:YQ:85:LYS:HG3	2.50	0.40
35:YS:20:ARG:HE	35:YS:21:THR:HA	1.87	0.40
35:YS:59:LYS:CG	35:YS:60:GLY:N	2.80	0.40
36:YT:50:ILE:CG2	36:YT:62:THR:OG1	2.68	0.40
36:YT:20:PRO:HG2	36:YT:86:ILE:O	2.21	0.40
30:YN:1:MET:HE3	37:YU:95:LEU:HD21	1.98	0.40
39:YW:14:PRO:O	39:YW:15:ARG:C	2.58	0.40
39:YW:66:GLU:HG2	39:YW:67:ASP:N	2.37	0.40
41:YY:97:ARG:O	41:YY:97:ARG:CG	2.69	0.40
1:QA:1187:G:C6	1:QA:1188:A:C5	3.10	0.40
1:QA:457:C:H2'	1:QA:458:C:C6	2.57	0.40
1:QA:627:G:H2'	1:QA:628:G:H8	1.87	0.40
3:QC:129:ALA:C	3:QC:131:ARG:N	2.72	0.40
3:QC:59:ARG:NH1	3:QC:97:LYS:HE3	2.34	0.40
4:QD:110:PHE:HE2	4:QD:148:VAL:HG23	1.86	0.40
4:QD:206:PHE:CD2	4:QD:207:TYR:HD1	2.37	0.40
5:QE:31:LEU:HA	5:QE:31:LEU:HD22	1.86	0.40
7:QG:87:VAL:HG11	7:QG:155:ARG:HA	2.03	0.40
10:QJ:101:VAL:O	10:QJ:101:VAL:HG13	2.22	0.40
12:QL:8:ASN:O	12:QL:11:VAL:HG23	2.20	0.40
16:QP:26:ARG:HH21	16:QP:31:LYS:HG2	1.86	0.40
18:QR:37:VAL:O	18:QR:40:LEU:N	2.54	0.40
44:R1:82:LEU:HD13	44:R1:83:GLU:CA	2.49	0.40
45:R2:11:GLU:HA	45:R2:14:ARG:HD2	2.02	0.40
45:R2:53:LEU:O	45:R2:57:ILE:HG13	2.21	0.40
47:R4:21:VAL:O	47:R4:22:ILE:O	2.40	0.40
47:R4:26:SER:O	47:R4:27:THR:O	2.40	0.40
51:R8:53:PRO:CG	51:R8:54:GLU:N	2.84	0.40
22:RA:1503:U:H2'	22:RA:1504:C:C6	2.57	0.40
22:RA:1520:U:H2'	22:RA:1521:G:O4'	2.21	0.40
22:RA:1952:A:C2	31:RO:22:ILE:HG23	2.56	0.40
22:RA:579:G:O2'	22:RA:2019:A:OP1	2.35	0.40
22:RA:2086:U:H2'	22:RA:2087:G:H8	1.85	0.40
22:RA:234:C:H2'	22:RA:235:U:C6	2.56	0.40
22:RA:2462:U:C2	22:RA:2489:G:N2	2.90	0.40
22:RA:299:A:N3	22:RA:319:C:O2'	2.52	0.40
22:RA:48:G:N2	22:RA:177:G:H21	2.20	0.40
25:RE:5:LEU:O	25:RE:28:ALA:HA	2.22	0.40

*Continued on next page...*

*Continued from previous page...*

Atom-1	Atom-2	Interatomic distance (Å)	Clash overlap (Å)
26:RF:36:VAL:HG11	26:RF:183:VAL:HG11	2.04	0.40
31:RO:92:GLU:O	31:RO:93:PRO:C	2.58	0.40
32:RP:19:VAL:HG22	32:RP:21:ARG:N	2.36	0.40
32:RP:65:ARG:HH21	51:R8:15:LYS:HB3	1.85	0.40
32:RP:65:ARG:O	32:RP:66:GLY:C	2.60	0.40
35:RS:62:LYS:HD3	35:RS:97:ARG:CZ	2.52	0.40
36:RT:54:ARG:HA	36:RT:59:THR:HG23	2.02	0.40
38:RV:55:ALA:O	38:RV:56:SER:OG	2.31	0.40
39:RW:1:MET:CE	39:RW:2:GLU:H	2.31	0.40
41:RY:95:LYS:HA	41:RY:101:LYS:CB	2.51	0.40
1:XA:1127:G:N1	1:XA:1145:C:C2	2.88	0.40
1:XA:1161:C:C2'	1:XA:1162:C:H5'	2.52	0.40
1:XA:160:A:H2'	1:XA:161:A:O4'	2.22	0.40
1:XA:60:A:H4'	1:XA:61:G:O5'	2.21	0.40
1:XA:721:G:C6	1:XA:733:A:C2	3.10	0.40
1:XA:728:A:H2'	1:XA:729:A:C8	2.56	0.40
2:XB:132:LYS:HA	2:XB:135:GLN:CG	2.52	0.40
2:XB:97:TRP:CH2	2:XB:176:GLU:HB2	2.54	0.40
3:XC:108:ASN:HB3	3:XC:111:LEU:CG	2.51	0.40
3:XC:140:ARG:HB2	3:XC:140:ARG:NH1	2.36	0.40
4:XD:68:TYR:OH	4:XD:196:LEU:HD21	2.22	0.40
5:XE:36:ASP:O	5:XE:37:ARG:HG2	2.22	0.40
7:XG:50:ILE:HA	7:XG:54:THR:CG2	2.52	0.40
8:XH:53:VAL:HG12	8:XH:54:ASP:OD2	2.20	0.40
8:XH:74:PRO:O	8:XH:75:ARG:C	2.58	0.40
8:XH:97:VAL:O	8:XH:100:ILE:HG13	2.21	0.40
11:XK:21:ILE:CD1	11:XK:82:VAL:HG13	2.51	0.40
3:QC:79:ARG:CZ	11:XK:99:GLN:HB2	2.51	0.40
12:XL:21:LYS:N	12:XL:21:LYS:CD	2.83	0.40
12:XL:43:VAL:HG13	12:XL:55:VAL:HG21	2.03	0.40
13:XM:28:ALA:C	13:XM:30:ALA:H	2.24	0.40
13:XM:54:VAL:HG12	13:XM:54:VAL:O	2.21	0.40
20:XT:50:GLU:HA	20:XT:100:ILE:HG22	2.02	0.40
53:XV:21:A:N6	53:XV:46:G:H2'	2.36	0.40
54:XX:4:C:N4	55:XY:37:1MG:CM1	2.74	0.40
44:Y1:94:LEU:HA	44:Y1:94:LEU:HD23	1.81	0.40
47:Y4:49:PHE:HD1	47:Y4:49:PHE:N	2.17	0.40
47:Y4:52:THR:O	47:Y4:53:GLU:CB	2.69	0.40
51:Y8:17:THR:O	51:Y8:20:GLY:N	2.47	0.40
51:Y8:32:LEU:HA	51:Y8:32:LEU:HD23	1.94	0.40
22:YA:818:G:N7	22:YA:1187:G:C6	2.89	0.40

*Continued on next page...*

*Continued from previous page...*

Atom-1	Atom-2	Interatomic distance (Å)	Clash overlap (Å)
22:YA:1422:G:C6	22:YA:1423:G:C5	3.09	0.40
22:YA:1422:G:C1'	22:YA:1495:A:H61	2.35	0.40
22:YA:2081:C:H2'	22:YA:2082:A:H8	1.86	0.40
22:YA:2320:A:C2	22:YA:2333:A:C8	3.10	0.40
22:YA:2512:C:H2'	22:YA:2513:G:O4'	2.21	0.40
22:YA:272:G:H2'	22:YA:273:G:C8	2.54	0.40
22:YA:597:U:H2'	22:YA:598:G:C8	2.56	0.40
23:YB:78:A:C2	23:YB:99:A:C4	3.09	0.40
22:YA:2572:A:C4	25:YE:144:ARG:NH2	2.88	0.40
26:YF:198:ALA:HA	26:YF:201:VAL:CG1	2.41	0.40
22:YA:660:G:O3'	26:YF:38:ARG:NH2	2.54	0.40
28:YH:170:ARG:HB3	28:YH:171:LEU:H	1.47	0.40
30:YN:133:GLN:C	30:YN:134:ARG:HG2	2.41	0.40
31:YO:47:ILE:HD12	31:YO:48:PRO:CD	2.43	0.40
32:YP:126:VAL:HG12	32:YP:147:LEU:CD2	2.23	0.40
32:YP:85:LEU:HD23	32:YP:85:LEU:HA	1.92	0.40
33:YQ:139:GLU:HG2	33:YQ:140:ALA:N	2.36	0.40
35:YS:102:ALA:C	35:YS:104:GLY:N	2.73	0.40
36:YT:29:ARG:HB2	36:YT:29:ARG:NH1	2.36	0.40
37:YU:33:ARG:O	37:YU:37:GLU:HB2	2.21	0.40
42:YZ:157:LEU:HD23	42:YZ:157:LEU:HA	1.89	0.40
42:YZ:3:TYR:O	42:YZ:58:VAL:HG23	2.21	0.40
1:QA:1081:G:H2'	1:QA:1082:G:O4'	2.22	0.40
1:QA:109:A:H5'	1:QA:110:C:C5	2.57	0.40
1:QA:1385:G:C6	1:QA:1386:G:N7	2.89	0.40
1:QA:815:A:N6	1:QA:1509:C:H1'	2.36	0.40
1:QA:182:U:C4	1:QA:183:G:H1'	2.56	0.40
1:QA:186(F):C:H2'	1:QA:187:C:O4'	2.22	0.40
1:QA:229:U:H2'	1:QA:230:G:H8	1.87	0.40
1:QA:692:U:H2'	1:QA:694:A:OP2	2.21	0.40
1:QA:976:G:OP2	1:QA:1358:U:O2'	2.39	0.40
2:QB:5:ILE:CG2	2:QB:224:GLN:HG2	2.51	0.40
3:QC:13:GLY:O	3:QC:14:ILE:HB	2.21	0.40
4:QD:3:ARG:HB3	4:QD:69:GLY:O	2.22	0.40
4:QD:63:LYS:O	4:QD:67:ILE:HG13	2.21	0.40
4:QD:96:LEU:C	4:QD:98:GLU:N	2.72	0.40
6:QF:98:LEU:HD12	6:QF:98:LEU:C	2.41	0.40
7:QG:69:VAL:HG12	7:QG:100:ALA:HA	2.03	0.40
7:QG:122:HIS:ND1	7:QG:122:HIS:N	2.69	0.40
8:QH:109:ILE:HG13	8:QH:120:THR:HB	2.03	0.40
10:QJ:22:LYS:CD	10:QJ:22:LYS:C	2.90	0.40

*Continued on next page...*

*Continued from previous page...*

Atom-1	Atom-2	Interatomic distance (Å)	Clash overlap (Å)
13:QM:122:LYS:HE2	13:QM:122:LYS:O	2.21	0.40
13:QM:54:VAL:HG12	13:QM:54:VAL:O	2.21	0.40
14:QN:41:ARG:NH1	14:QN:41:ARG:CG	2.83	0.40
14:QN:48:ALA:O	14:QN:51:GLY:N	2.53	0.40
16:QP:39:TYR:CD2	16:QP:41:PRO:HD3	2.56	0.40
19:QS:39:THR:O	19:QS:40:ILE:HB	2.20	0.40
20:QT:48:LYS:O	20:QT:49:ALA:C	2.59	0.40
53:QV:74:C:H2'	53:QV:75:C:H5'	2.03	0.40
27:RG:112:PRO:CA	47:R4:37:SER:HB2	2.51	0.40
48:R5:6:VAL:HA	48:R5:7:PRO:HD3	1.81	0.40
49:R6:24:GLU:HB3	49:R6:25:LYS:H	1.56	0.40
49:R6:36:LEU:CD1	49:R6:50:ARG:NH1	2.82	0.40
49:R6:7:ILE:CG1	49:R6:8:LYS:N	2.76	0.40
51:R8:32:LEU:HA	51:R8:32:LEU:HD23	1.94	0.40
22:RA:1061:U:H5'	22:RA:1070:A:O2'	2.22	0.40
22:RA:1434:A:H2'	22:RA:1435:G:C8	2.56	0.40
22:RA:1509:C:H3'	22:RA:1510:A:C5'	2.48	0.40
22:RA:1988:C:H2'	22:RA:1989:G:C8	2.55	0.40
22:RA:2257:U:H2'	22:RA:2258:C:C6	2.56	0.40
22:RA:2628:C:H1'	22:RA:2781:A:C4	2.57	0.40
22:RA:2693:A:H2'	22:RA:2694:G:C8	2.57	0.40
22:RA:701:G:N2	22:RA:702:G:H1'	2.35	0.40
22:RA:845:G:H5'	22:RA:846:C:OP1	2.22	0.40
23:RB:45:A:H2'	23:RB:46:A:O4'	2.20	0.40
23:RB:46:A:C5	23:RB:47:C:C4	3.09	0.40
24:RD:92:ILE:CD1	24:RD:104:TYR:CD2	3.05	0.40
24:RD:185:VAL:HG12	24:RD:186:HIS:N	2.37	0.40
24:RD:72:LYS:HG3	24:RD:97:TYR:CE2	2.56	0.40
25:RE:93:VAL:C	25:RE:95:ILE:N	2.75	0.40
26:RF:68:LYS:O	26:RF:69:HIS:HB2	2.21	0.40
27:RG:114:ILE:HG22	27:RG:117:PHE:HB2	2.01	0.40
27:RG:41:GLN:HB3	27:RG:43:LEU:CD1	2.51	0.40
28:RH:20:ALA:HB3	28:RH:23:ARG:HG2	2.03	0.40
29:RI:3:VAL:O	29:RI:18:VAL:HA	2.22	0.40
31:RO:13:ASN:HD21	31:RO:97:ARG:HB3	1.86	0.40
22:RA:911:A:H2'	33:RQ:9:TYR:OH	2.21	0.40
35:RS:12:PHE:HD2	35:RS:12:PHE:HA	1.80	0.40
35:RS:20:ARG:HE	35:RS:21:THR:HA	1.86	0.40
35:RS:24:LEU:HD22	35:RS:24:LEU:N	2.37	0.40
35:RS:92:TYR:HB2	35:RS:98:VAL:HG11	2.02	0.40
36:RT:23:ARG:O	36:RT:49:VAL:HG11	2.21	0.40

*Continued on next page...*

*Continued from previous page...*

Atom-1	Atom-2	Interatomic distance (Å)	Clash overlap (Å)
39:RW:100:THR:O	39:RW:100:THR:HG23	2.22	0.40
42:RZ:166:SER:H	42:RZ:167:PRO:HA	1.86	0.40
1:XA:1129:C:H41	1:XA:1141:C:N4	2.20	0.40
1:XA:397:A:H5'	1:XA:398:C:OP1	2.21	0.40
2:XB:70:PHE:O	2:XB:92:TYR:HA	2.22	0.40
3:XC:120:VAL:O	3:XC:123:GLN:HB2	2.20	0.40
3:XC:13:GLY:O	3:XC:14:ILE:HB	2.22	0.40
4:XD:120:LEU:CD2	4:XD:125:HIS:HB2	2.46	0.40
4:XD:199:ASN:OD1	4:XD:201:GLN:HB3	2.21	0.40
5:XE:101:ILE:CD1	5:XE:119:LEU:HD23	2.36	0.40
6:XF:40:VAL:HA	6:XF:62:TRP:O	2.22	0.40
6:XF:75:LEU:C	6:XF:75:LEU:HD23	2.41	0.40
6:XF:8:ILE:HG22	6:XF:10:LEU:HD12	2.03	0.40
7:XG:121:ALA:O	7:XG:125:MET:HG3	2.21	0.40
9:XI:118:LYS:HZ2	9:XI:118:LYS:HB2	1.85	0.40
9:XI:71:SER:O	9:XI:72:GLY:C	2.58	0.40
11:XK:83:ILE:HG12	11:XK:109:VAL:CG2	2.51	0.40
13:XM:119:GLY:O	13:XM:120:LYS:O	2.38	0.40
13:XM:122:LYS:HE2	13:XM:122:LYS:O	2.22	0.40
13:XM:40:ASN:HA	13:XM:41:PRO:HD3	1.84	0.40
13:XM:47:ASP:O	13:XM:48:LEU:HB3	2.20	0.40
13:XM:88:ARG:HG2	13:XM:98:VAL:CG1	2.52	0.40
15:XO:70:LEU:HD23	15:XO:81:LEU:HD23	2.04	0.40
17:XQ:51:TYR:HA	17:XQ:52:LYS:HZ2	1.86	0.40
17:XQ:94:ASN:O	17:XQ:97:SER:N	2.53	0.40
19:XS:29:ARG:NH1	19:XS:29:ARG:HG2	2.37	0.40
20:XT:49:ALA:HA	20:XT:92:LEU:HD21	2.04	0.40
44:Y1:96:LYS:O	44:Y1:96:LYS:HG2	2.21	0.40
45:Y2:18:PRO:C	45:Y2:20:GLU:H	2.24	0.40
45:Y2:37:PHE:O	45:Y2:40:SER:HB3	2.22	0.40
45:Y2:47:ASN:N	45:Y2:47:ASN:HD22	1.99	0.40
47:Y4:21:VAL:O	47:Y4:22:ILE:O	2.40	0.40
22:YA:1380:G:O5'	22:YA:1380:G:H8	2.04	0.40
22:YA:1388:G:O2'	22:YA:1389:G:H5'	2.22	0.40
22:YA:1655:A:C8	22:YA:1656:C:C5	3.09	0.40
22:YA:2001:A:H2'	22:YA:2002:G:C8	2.56	0.40
22:YA:252:G:O2'	22:YA:253:C:H5'	2.21	0.40
22:YA:299:A:C4	22:YA:322:A:C6	3.10	0.40
22:YA:470:A:H2'	22:YA:471:A:O4'	2.21	0.40
22:YA:873:G:H1	22:YA:904:C:N4	2.16	0.40
23:YB:16:G:H1	23:YB:68:C:N4	2.20	0.40

*Continued on next page...*

*Continued from previous page...*

Atom-1	Atom-2	Interatomic distance (Å)	Clash overlap (Å)
24:YD:230:ASP:OD2	24:YD:230:ASP:N	2.54	0.40
25:YE:93:VAL:HG21	25:YE:180:ASN:HA	2.03	0.40
26:YF:124:LEU:HD12	26:YF:125:LEU:O	2.22	0.40
26:YF:36:VAL:HG11	26:YF:183:VAL:HG11	2.04	0.40
26:YF:33:LEU:O	26:YF:37:VAL:HG23	2.21	0.40
27:YG:98:ARG:CA	27:YG:101:ILE:HG12	2.40	0.40
27:YG:61:ALA:CB	27:YG:67:LYS:HA	2.51	0.40
28:YH:128:PRO:CG	28:YH:129:THR:H	2.33	0.40
33:YQ:20:ALA:HB1	33:YQ:99:PRO:CG	2.51	0.40
33:YQ:39:PRO:HA	33:YQ:97:VAL:O	2.21	0.40
34:YR:31:HIS:C	34:YR:33:ARG:H	2.25	0.40
35:YS:24:LEU:HD22	35:YS:24:LEU:N	2.37	0.40
23:YB:52:A:N6	35:YS:33:LYS:HG3	2.29	0.40
35:YS:83:LYS:HE3	35:YS:84:GLN:HG3	2.02	0.40
36:YT:125:ARG:O	36:YT:128:GLU:N	2.50	0.40
37:YU:30:LYS:HA	37:YU:30:LYS:HD3	1.84	0.40
38:YV:70:ILE:HG22	38:YV:70:ILE:O	2.21	0.40
42:YZ:131:ARG:HG2	42:YZ:131:ARG:H	1.74	0.40
1:QA:643:C:H5'	8:QH:31:PHE:CD1	2.56	0.40
1:QA:665:A:H2'	1:QA:725:G:H22	1.86	0.40
2:QB:132:LYS:HA	2:QB:135:GLN:CG	2.52	0.40
2:QB:76:GLN:OE1	2:QB:206:ASP:HB3	2.21	0.40
3:QC:138:VAL:HG22	3:QC:151:VAL:HG23	2.03	0.40
3:QC:172:ARG:C	3:QC:173:VAL:HG23	2.42	0.40
3:QC:70:VAL:CG1	3:QC:71:ALA:H	2.35	0.40
4:QD:11:LEU:O	4:QD:12:CYS:C	2.60	0.40
4:QD:129:ASN:CA	4:QD:145:GLU:HB2	2.51	0.40
4:QD:68:TYR:OH	4:QD:196:LEU:HD21	2.21	0.40
1:QA:19:C:OP1	5:QE:127:ASN:HB2	2.21	0.40
8:QH:44:PHE:HA	8:QH:79:VAL:CG1	2.52	0.40
8:QH:36:LEU:O	8:QH:45:ILE:HD11	2.21	0.40
8:QH:97:VAL:O	8:QH:100:ILE:HG13	2.21	0.40
9:QI:105:ASP:C	9:QI:107:ARG:N	2.74	0.40
9:QI:9:ARG:CG	9:QI:14:VAL:HG22	2.51	0.40
10:QJ:54:PHE:CZ	10:QJ:55:LYS:CE	3.04	0.40
13:QM:4:ILE:O	13:QM:5:ALA:C	2.60	0.40
16:QP:20:VAL:CG2	16:QP:32:TYR:CD2	3.04	0.40
16:QP:22:THR:CA	16:QP:33:ILE:HG12	2.42	0.40
17:QQ:68:ARG:O	17:QQ:68:ARG:HG3	2.22	0.40
20:QT:82:SER:O	20:QT:86:ARG:CB	2.70	0.40
44:R1:86:SER:O	44:R1:89:GLU:HB2	2.21	0.40

*Continued on next page...*

*Continued from previous page...*

Atom-1	Atom-2	Interatomic distance (Å)	Clash overlap (Å)
49:R6:36:LEU:N	49:R6:36:LEU:HD23	2.37	0.40
49:R6:37:ARG:O	49:R6:48:VAL:O	2.39	0.40
51:R8:40:GLU:O	51:R8:42:ARG:N	2.54	0.40
22:RA:1024:G:H1	22:RA:1140:C:H42	1.70	0.40
22:RA:1178:C:H2'	22:RA:1179:C:C6	2.56	0.40
22:RA:1473:G:H2'	22:RA:1474:C:O4'	2.21	0.40
22:RA:1800:C:H5	22:RA:1819:A:H62	1.70	0.40
22:RA:1946:U:H2'	22:RA:1947:C:C6	2.56	0.40
22:RA:1959:G:C2	22:RA:1960:A:C4	3.10	0.40
22:RA:2003:G:C6	22:RA:2004:G:C5	3.09	0.40
22:RA:2359:C:H2'	22:RA:2360:A:O4'	2.22	0.40
22:RA:2417:C:C4	22:RA:2418:A:N7	2.89	0.40
22:RA:2532:G:N2	22:RA:2663:G:O2'	2.54	0.40
22:RA:345:A:O2'	22:RA:347:A:N7	2.49	0.40
22:RA:631:A:H4'	32:RP:65:ARG:HA	2.03	0.40
22:RA:649:G:H2'	22:RA:650:C:C6	2.57	0.40
22:RA:728:G:C5	22:RA:730:C:C4	3.10	0.40
24:RD:117:VAL:HG21	24:RD:128:GLY:O	2.22	0.40
24:RD:25:THR:HG23	24:RD:27:THR:HB	2.01	0.40
25:RE:154:LYS:HD3	25:RE:154:LYS:C	2.42	0.40
25:RE:92:THR:HB	25:RE:93:VAL:H	1.57	0.40
26:RF:33:LEU:O	26:RF:37:VAL:HG23	2.21	0.40
26:RF:64:ILE:HD12	26:RF:64:ILE:HA	1.89	0.40
27:RG:78:SER:O	27:RG:79:ASN:C	2.59	0.40
30:RN:28:THR:O	30:RN:29:LYS:C	2.59	0.40
31:RO:112:MET:O	31:RO:115:VAL:HG23	2.22	0.40
32:RP:2:LYS:O	32:RP:5:ASP:CB	2.70	0.40
33:RQ:66:ILE:O	33:RQ:67:ARG:HB2	2.22	0.40
34:RR:34:ILE:HG22	34:RR:35:THR:N	2.35	0.40
34:RR:84:ALA:O	34:RR:85:PRO:C	2.59	0.40
35:RS:89:ARG:NH1	35:RS:89:ARG:HG2	2.36	0.40
36:RT:50:ILE:HD11	36:RT:102:ILE:CG1	2.52	0.40
36:RT:10:VAL:O	36:RT:11:GLU:C	2.59	0.40
36:RT:58:ASN:N	36:RT:58:ASN:ND2	2.70	0.40
36:RT:20:PRO:HG2	36:RT:86:ILE:O	2.21	0.40
41:RY:5:MET:CE	41:RY:32:PRO:HB3	2.51	0.40
22:RA:337:C:O3'	41:RY:4:LYS:HG3	2.22	0.40
41:RY:90:LEU:HB2	41:RY:91:GLU:H	1.53	0.40
42:RZ:100:VAL:HA	42:RZ:101:PRO:HD3	1.85	0.40
1:XA:1000:A:O2'	1:XA:1001:G:H5'	2.21	0.40
1:XA:1190:G:H5'	3:XC:176:HIS:NE2	2.37	0.40

*Continued on next page...*

*Continued from previous page...*

Atom-1	Atom-2	Interatomic distance (Å)	Clash overlap (Å)
1:XA:1229:A:OP1	13:XM:116:THR:HG23	2.21	0.40
1:XA:1321:C:C5'	1:XA:1322:C:H5''	2.50	0.40
1:XA:345:C:OP2	36:YT:41:ARG:HG2	2.22	0.40
1:XA:406:G:H2'	1:XA:407:G:C8	2.56	0.40
1:XA:52:G:C6	1:XA:53:A:C5	3.10	0.40
1:XA:544:G:H2'	1:XA:545:C:H6	1.80	0.40
1:XA:690:G:N2	11:XK:55:LYS:HZ1	2.20	0.40
1:XA:768:A:C5	1:XA:769:G:C8	3.09	0.40
2:XB:201:ILE:HG21	2:XB:214:ILE:HG21	2.02	0.40
3:XC:108:ASN:HB3	3:XC:111:LEU:CD1	2.52	0.40
3:XC:172:ARG:C	3:XC:173:VAL:HG23	2.42	0.40
3:XC:70:VAL:CG1	3:XC:71:ALA:H	2.35	0.40
5:XE:75:THR:CG2	5:XE:76:ILE:N	2.80	0.40
9:XJ:83:ARG:HG2	9:XJ:83:ARG:H	1.64	0.40
10:XJ:65:LEU:HA	14:XN:55:GLY:O	2.21	0.40
10:XJ:84:GLN:H	10:XJ:84:GLN:HG3	1.50	0.40
12:XL:91:LYS:HE2	12:XL:91:LYS:HB2	1.76	0.40
12:XL:9:GLN:O	12:XL:13:LYS:N	2.55	0.40
15:XO:87:ILE:CG2	15:XO:88:ARG:N	2.71	0.40
16:XP:50:LYS:C	16:XP:50:LYS:HD3	2.41	0.40
18:XR:44:LEU:C	18:XR:45:SER:O	2.59	0.40
20:XT:98:PRO:O	20:XT:100:ILE:N	2.42	0.40
44:Y1:86:SER:O	44:Y1:89:GLU:N	2.54	0.40
47:Y4:42:PHE:CZ	47:Y4:43:TYR:HB3	2.57	0.40
47:Y4:51:ASP:CG	47:Y4:51:ASP:O	2.60	0.40
22:YA:2419:U:C5'	49:Y6:23:THR:HG22	2.43	0.40
51:Y8:39:LYS:O	51:Y8:39:LYS:HD2	2.22	0.40
22:YA:121:G:H4'	22:YA:148:C:H2'	2.04	0.40
22:YA:161:U:H3'	22:YA:162:U:C5'	2.51	0.40
22:YA:1750:G:O2'	22:YA:1751:C:H5'	2.22	0.40
22:YA:2857:G:H22	22:YA:2859:G:H3'	1.87	0.40
22:YA:51:G:N3	22:YA:119:A:C2	2.90	0.40
23:YB:50:G:H8	23:YB:50:G:O5'	2.04	0.40
24:YD:107:ALA:HA	24:YD:108:PRO:HD2	2.01	0.40
25:YE:154:LYS:C	25:YE:154:LYS:HD3	2.42	0.40
25:YE:5:LEU:O	25:YE:28:ALA:HA	2.22	0.40
26:YF:198:ALA:C	26:YF:200:GLU:H	2.25	0.40
26:YF:61:GLY:O	26:YF:62:ARG:C	2.57	0.40
28:YH:101:ARG:O	28:YH:117:PRO:HG3	2.21	0.40
31:YO:7:TYR:CE1	31:YO:20:MET:HE3	2.53	0.40
31:YO:31:LYS:C	31:YO:32:TYR:CD2	2.95	0.40

*Continued on next page...*



Continued from previous page...

Atom-1	Atom-2	Interatomic distance (Å)	Clash overlap (Å)
34:YR:22:ARG:O	34:YR:26:LYS:HG3	2.21	0.40
35:YS:99:LYS:HE2	35:YS:103:GLU:OE2	2.20	0.40
38:YV:35:LEU:C	38:YV:37:VAL:N	2.75	0.40
38:YV:95:LEU:HD13	38:YV:95:LEU:C	2.42	0.40
39:YW:82:LEU:N	39:YW:98:LYS:O	2.42	0.40
40:YX:9:LEU:HA	45:Y2:36:ARG:HH21	1.86	0.40
41:YY:95:LYS:HA	41:YY:101:LYS:CB	2.51	0.40
42:YZ:140:ASP:OD2	42:YZ:140:ASP:N	2.53	0.40

All (5) symmetry-related close contacts are listed below. The label for Atom-2 includes the symmetry operator and encoded unit-cell translations to be applied.

Atom-1	Atom-2	Interatomic distance (Å)	Clash overlap (Å)
28:YH:45:VAL:O	41:YY:24:VAL:N[4_445]	1.97	0.23
29:RI:91:SER:OG	1:XA:368:U:OP1[4_555]	2.05	0.15
28:YH:44:VAL:CG2	41:YY:23:ARG:CD[4_445]	2.08	0.12
6:QF:15:ASP:OD2	4:XD:27:TYR:OH[4_555]	2.14	0.06
28:YH:47:GLU:OE2	41:YY:79:CYS:CB[4_445]	2.18	0.02

## 5.3 Torsion angles ⓘ

### 5.3.1 Protein backbone ⓘ

In the following table, the Percentiles column shows the percent Ramachandran outliers of the chain as a percentile score with respect to all X-ray entries followed by that with respect to entries of similar resolution.

The Analysed column shows the number of residues for which the backbone conformation was analysed, and the total number of residues.

Mol	Chain	Analysed	Favoured	Allowed	Outliers	Percentiles	
2	QB	235/256 (92%)	153 (65%)	52 (22%)	30 (13%)	0	7
2	XB	235/256 (92%)	153 (65%)	52 (22%)	30 (13%)	0	7
3	QC	203/239 (85%)	128 (63%)	56 (28%)	19 (9%)	1	14
3	XC	203/239 (85%)	129 (64%)	55 (27%)	19 (9%)	1	14
4	QD	206/209 (99%)	136 (66%)	50 (24%)	20 (10%)	1	13
4	XD	206/209 (99%)	135 (66%)	48 (23%)	23 (11%)	0	9
5	QE	149/162 (92%)	103 (69%)	31 (21%)	15 (10%)	1	12

Continued on next page...

*Continued from previous page...*

Mol	Chain	Analysed	Favoured	Allowed	Outliers	Percentiles	
5	XE	149/162 (92%)	103 (69%)	30 (20%)	16 (11%)	0	10
6	QF	99/101 (98%)	66 (67%)	24 (24%)	9 (9%)	1	15
6	XF	99/101 (98%)	66 (67%)	24 (24%)	9 (9%)	1	15
7	QG	153/156 (98%)	101 (66%)	37 (24%)	15 (10%)	1	13
7	XG	153/156 (98%)	103 (67%)	36 (24%)	14 (9%)	1	15
8	QH	136/138 (99%)	92 (68%)	29 (21%)	15 (11%)	0	10
8	XH	136/138 (99%)	92 (68%)	29 (21%)	15 (11%)	0	10
9	QI	125/128 (98%)	77 (62%)	32 (26%)	16 (13%)	0	7
9	XI	125/128 (98%)	77 (62%)	32 (26%)	16 (13%)	0	7
10	QJ	97/105 (92%)	68 (70%)	20 (21%)	9 (9%)	1	14
10	XJ	97/105 (92%)	68 (70%)	19 (20%)	10 (10%)	0	11
11	QK	117/129 (91%)	87 (74%)	22 (19%)	8 (7%)	1	22
11	XK	117/129 (91%)	87 (74%)	22 (19%)	8 (7%)	1	22
12	QL	123/132 (93%)	84 (68%)	23 (19%)	16 (13%)	0	6
12	XL	123/132 (93%)	84 (68%)	24 (20%)	15 (12%)	0	7
13	QM	119/126 (94%)	71 (60%)	29 (24%)	19 (16%)	0	4
13	XM	119/126 (94%)	71 (60%)	27 (23%)	21 (18%)	0	3
14	QN	58/61 (95%)	31 (53%)	15 (26%)	12 (21%)	0	2
14	XN	58/61 (95%)	33 (57%)	13 (22%)	12 (21%)	0	2
15	QO	86/89 (97%)	61 (71%)	19 (22%)	6 (7%)	1	21
15	XO	86/89 (97%)	61 (71%)	19 (22%)	6 (7%)	1	21
16	QP	82/88 (93%)	48 (58%)	23 (28%)	11 (13%)	0	6
16	XP	82/88 (93%)	48 (58%)	23 (28%)	11 (13%)	0	6
17	QQ	98/105 (93%)	75 (76%)	15 (15%)	8 (8%)	1	17
17	XQ	98/105 (93%)	75 (76%)	15 (15%)	8 (8%)	1	17
18	QR	68/88 (77%)	45 (66%)	15 (22%)	8 (12%)	0	8
18	XR	68/88 (77%)	46 (68%)	14 (21%)	8 (12%)	0	8
19	QS	82/93 (88%)	47 (57%)	17 (21%)	18 (22%)	0	1
19	XS	82/93 (88%)	46 (56%)	18 (22%)	18 (22%)	0	1
20	QT	97/106 (92%)	63 (65%)	16 (16%)	18 (19%)	0	3
20	XT	97/106 (92%)	63 (65%)	15 (16%)	19 (20%)	0	2

*Continued on next page...*

*Continued from previous page...*

Mol	Chain	Analysed	Favoured	Allowed	Outliers	Percentiles	
21	QU	23/27 (85%)	15 (65%)	4 (17%)	4 (17%)	0	3
21	XU	23/27 (85%)	15 (65%)	4 (17%)	4 (17%)	0	3
24	RD	270/276 (98%)	203 (75%)	48 (18%)	19 (7%)	1	21
24	YD	270/276 (98%)	204 (76%)	47 (17%)	19 (7%)	1	21
25	RE	203/206 (98%)	120 (59%)	41 (20%)	42 (21%)	0	2
25	YE	203/206 (98%)	120 (59%)	41 (20%)	42 (21%)	0	2
26	RF	200/210 (95%)	143 (72%)	37 (18%)	20 (10%)	1	12
26	YF	200/210 (95%)	143 (72%)	37 (18%)	20 (10%)	1	12
27	RG	179/182 (98%)	119 (66%)	39 (22%)	21 (12%)	0	8
27	YG	179/182 (98%)	119 (66%)	39 (22%)	21 (12%)	0	8
28	RH	168/180 (93%)	94 (56%)	36 (21%)	38 (23%)	0	1
28	YH	168/180 (93%)	94 (56%)	36 (21%)	38 (23%)	0	1
29	RI	144/148 (97%)	106 (74%)	21 (15%)	17 (12%)	0	8
29	YI	144/148 (97%)	100 (69%)	27 (19%)	17 (12%)	0	8
30	RN	136/140 (97%)	84 (62%)	30 (22%)	22 (16%)	0	4
30	YN	136/140 (97%)	84 (62%)	30 (22%)	22 (16%)	0	4
31	RO	120/122 (98%)	90 (75%)	21 (18%)	9 (8%)	1	19
31	YO	120/122 (98%)	90 (75%)	21 (18%)	9 (8%)	1	19
32	RP	148/150 (99%)	97 (66%)	19 (13%)	32 (22%)	0	2
32	YP	148/150 (99%)	97 (66%)	19 (13%)	32 (22%)	0	2
33	RQ	139/141 (99%)	95 (68%)	30 (22%)	14 (10%)	1	12
33	YQ	139/141 (99%)	97 (70%)	28 (20%)	14 (10%)	1	12
34	RR	116/118 (98%)	82 (71%)	20 (17%)	14 (12%)	0	8
34	YR	116/118 (98%)	82 (71%)	20 (17%)	14 (12%)	0	8
35	RS	109/112 (97%)	62 (57%)	28 (26%)	19 (17%)	0	3
35	YS	109/112 (97%)	62 (57%)	28 (26%)	19 (17%)	0	3
36	RT	135/146 (92%)	83 (62%)	32 (24%)	20 (15%)	0	5
36	YT	135/146 (92%)	83 (62%)	32 (24%)	20 (15%)	0	5
37	RU	115/118 (98%)	86 (75%)	20 (17%)	9 (8%)	1	18
37	YU	115/118 (98%)	86 (75%)	20 (17%)	9 (8%)	1	18
38	RV	99/101 (98%)	73 (74%)	16 (16%)	10 (10%)	1	12

*Continued on next page...*

*Continued from previous page...*

Mol	Chain	Analysed	Favoured	Allowed	Outliers	Percentiles	
38	YV	99/101 (98%)	73 (74%)	16 (16%)	10 (10%)	1	12
39	RW	111/113 (98%)	75 (68%)	22 (20%)	14 (13%)	0	7
39	YW	111/113 (98%)	75 (68%)	22 (20%)	14 (13%)	0	7
40	RX	90/96 (94%)	77 (86%)	8 (9%)	5 (6%)	2	27
40	YX	90/96 (94%)	77 (86%)	8 (9%)	5 (6%)	2	27
41	RY	100/110 (91%)	58 (58%)	16 (16%)	26 (26%)	0	1
41	YY	100/110 (91%)	57 (57%)	17 (17%)	26 (26%)	0	1
42	RZ	181/206 (88%)	131 (72%)	28 (16%)	22 (12%)	0	7
42	YZ	181/206 (88%)	128 (71%)	35 (19%)	18 (10%)	1	12
43	R0	80/85 (94%)	67 (84%)	12 (15%)	1 (1%)	14	57
43	Y0	80/85 (94%)	67 (84%)	11 (14%)	2 (2%)	6	44
44	R1	95/98 (97%)	64 (67%)	20 (21%)	11 (12%)	0	8
44	Y1	95/98 (97%)	64 (67%)	20 (21%)	11 (12%)	0	8
45	R2	67/72 (93%)	47 (70%)	11 (16%)	9 (13%)	0	6
45	Y2	67/72 (93%)	46 (69%)	12 (18%)	9 (13%)	0	6
46	R3	57/60 (95%)	45 (79%)	9 (16%)	3 (5%)	2	28
46	Y3	57/60 (95%)	45 (79%)	9 (16%)	3 (5%)	2	28
47	R4	69/71 (97%)	23 (33%)	20 (29%)	26 (38%)	0	0
47	Y4	69/71 (97%)	23 (33%)	20 (29%)	26 (38%)	0	0
48	R5	57/60 (95%)	33 (58%)	9 (16%)	15 (26%)	0	1
48	Y5	56/60 (93%)	32 (57%)	9 (16%)	15 (27%)	0	1
49	R6	47/54 (87%)	15 (32%)	18 (38%)	14 (30%)	0	0
49	Y6	47/54 (87%)	15 (32%)	18 (38%)	14 (30%)	0	0
50	R7	47/49 (96%)	37 (79%)	7 (15%)	3 (6%)	1	24
50	Y7	47/49 (96%)	37 (79%)	7 (15%)	3 (6%)	1	24
51	R8	62/65 (95%)	36 (58%)	15 (24%)	11 (18%)	0	3
51	Y8	62/65 (95%)	36 (58%)	15 (24%)	11 (18%)	0	3
52	R9	35/37 (95%)	31 (89%)	4 (11%)	0	100	100
52	Y9	35/37 (95%)	31 (89%)	4 (11%)	0	100	100
All	All	11469/12128 (95%)	7649 (67%)	2333 (20%)	1487 (13%)	0	6

All (1487) Ramachandran outliers are listed below:

Mol	Chain	Res	Type
2	QB	6	THR
2	QB	15	VAL
2	QB	26	PRO
2	QB	84	GLU
2	QB	88	ALA
2	QB	126	GLU
2	QB	230	VAL
2	QB	233	SER
3	QC	4	LYS
3	QC	12	LEU
3	QC	14	ILE
3	QC	29	TYR
3	QC	61	ALA
3	QC	189	ALA
3	QC	190	ARG
4	QD	28	SER
4	QD	29	PRO
4	QD	51	PRO
4	QD	89	THR
4	QD	129	ASN
4	QD	154	ASN
4	QD	155	LEU
4	QD	178	VAL
5	QE	146	ALA
7	QG	5	ARG
7	QG	7	ALA
8	QH	50	ARG
8	QH	129	VAL
9	QI	23	ASN
9	QI	56	LEU
9	QI	95	LYS
9	QI	111	ARG
9	QI	117	HIS
10	QJ	30	SER
10	QJ	33	GLN
11	QK	91	ARG
12	QL	18	VAL
12	QL	27	LEU
12	QL	47	LYS
12	QL	51	ALA
12	QL	62	SER
12	QL	121	GLY
13	QM	67	GLU

*Continued on next page...*

*Continued from previous page...*

Mol	Chain	Res	Type
13	QM	70	LEU
13	QM	83	ASP
13	QM	106	ASN
13	QM	108	ARG
13	QM	118	ALA
14	QN	3	ARG
14	QN	16	PHE
14	QN	23	ARG
14	QN	24	CYS
14	QN	44	LEU
15	QO	88	ARG
16	QP	44	THR
16	QP	67	THR
17	QQ	34	LYS
17	QQ	49	GLU
18	QR	22	VAL
19	QS	3	ARG
19	QS	12	ASP
19	QS	14	HIS
19	QS	25	LYS
19	QS	26	GLY
19	QS	31	ILE
19	QS	41	VAL
19	QS	70	LYS
19	QS	78	ARG
19	QS	79	THR
20	QT	48	LYS
20	QT	49	ALA
20	QT	74	LYS
20	QT	95	ALA
20	QT	96	GLY
20	QT	100	ILE
21	QU	7	ARG
21	QU	9	ARG
21	QU	22	ARG
24	RD	26	LYS
24	RD	28	GLU
24	RD	123	ALA
24	RD	231	HIS
25	RE	4	ILE
25	RE	7	VAL
25	RE	9	VAL

*Continued on next page...*

*Continued from previous page...*

Mol	Chain	Res	Type
25	RE	22	PRO
25	RE	54	GLN
25	RE	57	LYS
25	RE	60	ASN
25	RE	63	LEU
25	RE	64	LYS
25	RE	68	ALA
25	RE	70	ALA
25	RE	73	GLU
25	RE	90	THR
25	RE	92	THR
25	RE	93	VAL
25	RE	169	ASN
25	RE	187	ALA
25	RE	189	PRO
26	RF	25	PRO
26	RF	66	PRO
26	RF	68	LYS
26	RF	73	ALA
26	RF	89	VAL
26	RF	128	ALA
26	RF	176	LEU
27	RG	4	ASP
27	RG	14	GLU
27	RG	79	ASN
27	RG	86	MET
28	RH	10	PRO
28	RH	12	PRO
28	RH	83	TYR
28	RH	85	LYS
28	RH	86	GLU
28	RH	87	LEU
28	RH	90	LYS
28	RH	92	ILE
28	RH	126	PRO
28	RH	127	GLU
28	RH	128	PRO
28	RH	137	ASP
28	RH	138	LYS
28	RH	153	LYS
28	RH	154	PRO
28	RH	155	SER

*Continued on next page...*

*Continued from previous page...*

Mol	Chain	Res	Type
28	RH	169	VAL
29	RI	15	VAL
29	RI	115	ALA
30	RN	6	PRO
30	RN	9	VAL
30	RN	22	THR
30	RN	36	GLY
30	RN	58	ASP
30	RN	95	PRO
30	RN	97	ARG
30	RN	119	ARG
30	RN	131	GLN
30	RN	133	GLN
30	RN	134	ARG
31	RO	49	ARG
32	RP	5	ASP
32	RP	10	PRO
32	RP	15	ARG
32	RP	19	VAL
32	RP	21	ARG
32	RP	25	SER
32	RP	27	HIS
32	RP	36	LYS
32	RP	38	GLN
32	RP	42	SER
32	RP	65	ARG
32	RP	95	VAL
32	RP	106	LEU
32	RP	107	LYS
32	RP	141	ALA
32	RP	148	LEU
33	RQ	6	ARG
33	RQ	18	LYS
33	RQ	22	LYS
33	RQ	27	VAL
33	RQ	81	VAL
33	RQ	90	VAL
33	RQ	134	ARG
34	RR	2	ARG
34	RR	3	HIS
34	RR	4	LEU
34	RR	14	SER

*Continued on next page...*



*Continued from previous page...*

Mol	Chain	Res	Type
34	RR	58	GLY
34	RR	86	ARG
34	RR	117	VAL
35	RS	4	LEU
35	RS	12	PHE
35	RS	14	VAL
35	RS	23	ARG
35	RS	56	LEU
35	RS	57	LYS
35	RS	88	ASP
35	RS	89	ARG
35	RS	90	GLY
35	RS	107	GLU
36	RT	2	ASN
36	RT	3	ARG
36	RT	39	ARG
36	RT	55	ASN
36	RT	58	ASN
36	RT	90	GLN
36	RT	94	ALA
36	RT	97	ALA
36	RT	106	SER
36	RT	107	ASP
38	RV	28	GLU
38	RV	31	ALA
38	RV	45	THR
38	RV	48	GLY
38	RV	49	THR
38	RV	50	PRO
38	RV	53	GLU
38	RV	79	VAL
39	RW	59	VAL
39	RW	67	ASP
39	RW	75	TYR
39	RW	111	HIS
40	RX	36	LYS
41	RY	3	VAL
41	RY	23	ARG
41	RY	48	ALA
41	RY	49	VAL
41	RY	50	ARG
41	RY	53	PRO

*Continued on next page...*

*Continued from previous page...*

Mol	Chain	Res	Type
41	RY	58	GLY
41	RY	63	LYS
41	RY	77	PRO
41	RY	78	ALA
41	RY	96	ILE
42	RZ	6	LYS
44	R1	30	VAL
44	R1	54	ALA
44	R1	81	LYS
44	R1	82	LEU
44	R1	95	LEU
45	R2	16	LEU
45	R2	43	GLN
45	R2	47	ASN
45	R2	48	HIS
45	R2	71	ASN
46	R3	3	ARG
47	R4	5	ILE
47	R4	14	ILE
47	R4	16	CYS
47	R4	22	ILE
47	R4	23	GLU
47	R4	36	CYS
47	R4	37	SER
47	R4	40	HIS
47	R4	42	PHE
47	R4	43	TYR
47	R4	49	PHE
47	R4	50	VAL
47	R4	51	ASP
47	R4	53	GLU
47	R4	62	ARG
47	R4	66	SER
47	R4	68	ARG
48	R5	3	LYS
48	R5	4	HIS
48	R5	35	GLU
48	R5	51	TYR
48	R5	53	ALA
49	R6	7	ILE
49	R6	14	THR
49	R6	15	GLU

*Continued on next page...*

*Continued from previous page...*

Mol	Chain	Res	Type
49	R6	19	ARG
49	R6	21	TYR
49	R6	33	LYS
49	R6	45	LYS
49	R6	48	VAL
51	R8	29	LYS
51	R8	31	HIS
51	R8	34	TRP
51	R8	52	LYS
51	R8	62	LEU
2	XB	6	THR
2	XB	15	VAL
2	XB	26	PRO
2	XB	84	GLU
2	XB	88	ALA
2	XB	126	GLU
2	XB	230	VAL
2	XB	233	SER
3	XC	4	LYS
3	XC	12	LEU
3	XC	14	ILE
3	XC	29	TYR
3	XC	61	ALA
3	XC	189	ALA
3	XC	190	ARG
4	XD	28	SER
4	XD	30	LYS
4	XD	51	PRO
4	XD	89	THR
4	XD	129	ASN
4	XD	154	ASN
4	XD	155	LEU
4	XD	178	VAL
5	XE	146	ALA
7	XG	5	ARG
7	XG	7	ALA
8	XH	50	ARG
8	XH	129	VAL
9	XI	23	ASN
9	XI	56	LEU
9	XI	95	LYS
9	XI	111	ARG

*Continued on next page...*

*Continued from previous page...*

Mol	Chain	Res	Type
9	XI	117	HIS
10	XJ	30	SER
10	XJ	33	GLN
11	XK	91	ARG
12	XL	18	VAL
12	XL	27	LEU
12	XL	46	LYS
12	XL	51	ALA
12	XL	62	SER
12	XL	121	GLY
13	XM	70	LEU
13	XM	83	ASP
13	XM	106	ASN
13	XM	108	ARG
13	XM	118	ALA
14	XN	3	ARG
14	XN	16	PHE
14	XN	23	ARG
14	XN	43	CYS
14	XN	44	LEU
15	XO	88	ARG
16	XP	44	THR
16	XP	67	THR
17	XQ	34	LYS
17	XQ	49	GLU
18	XR	22	VAL
19	XS	3	ARG
19	XS	12	ASP
19	XS	14	HIS
19	XS	25	LYS
19	XS	26	GLY
19	XS	31	ILE
19	XS	41	VAL
19	XS	70	LYS
19	XS	78	ARG
19	XS	79	THR
20	XT	48	LYS
20	XT	49	ALA
20	XT	74	LYS
20	XT	95	ALA
20	XT	96	GLY
20	XT	100	ILE

*Continued on next page...*

*Continued from previous page...*

Mol	Chain	Res	Type
21	XU	7	ARG
21	XU	9	ARG
21	XU	22	ARG
24	YD	26	LYS
24	YD	28	GLU
24	YD	123	ALA
24	YD	231	HIS
25	YE	4	ILE
25	YE	7	VAL
25	YE	9	VAL
25	YE	22	PRO
25	YE	54	GLN
25	YE	57	LYS
25	YE	60	ASN
25	YE	63	LEU
25	YE	64	LYS
25	YE	68	ALA
25	YE	70	ALA
25	YE	73	GLU
25	YE	90	THR
25	YE	92	THR
25	YE	93	VAL
25	YE	169	ASN
25	YE	187	ALA
25	YE	189	PRO
26	YF	25	PRO
26	YF	66	PRO
26	YF	68	LYS
26	YF	73	ALA
26	YF	89	VAL
26	YF	128	ALA
26	YF	176	LEU
27	YG	4	ASP
27	YG	14	GLU
27	YG	79	ASN
27	YG	86	MET
28	YH	10	PRO
28	YH	12	PRO
28	YH	83	TYR
28	YH	85	LYS
28	YH	86	GLU
28	YH	87	LEU

*Continued on next page...*

*Continued from previous page...*

Mol	Chain	Res	Type
28	YH	90	LYS
28	YH	92	ILE
28	YH	126	PRO
28	YH	127	GLU
28	YH	128	PRO
28	YH	137	ASP
28	YH	138	LYS
28	YH	153	LYS
28	YH	154	PRO
28	YH	155	SER
28	YH	169	VAL
29	YI	10	GLU
29	YI	87	LYS
29	YI	145	VAL
30	YN	6	PRO
30	YN	9	VAL
30	YN	22	THR
30	YN	36	GLY
30	YN	58	ASP
30	YN	95	PRO
30	YN	97	ARG
30	YN	119	ARG
30	YN	131	GLN
30	YN	133	GLN
30	YN	134	ARG
31	YO	49	ARG
32	YP	5	ASP
32	YP	10	PRO
32	YP	15	ARG
32	YP	19	VAL
32	YP	21	ARG
32	YP	25	SER
32	YP	27	HIS
32	YP	36	LYS
32	YP	38	GLN
32	YP	42	SER
32	YP	65	ARG
32	YP	95	VAL
32	YP	106	LEU
32	YP	107	LYS
32	YP	141	ALA
32	YP	148	LEU

*Continued on next page...*

*Continued from previous page...*

Mol	Chain	Res	Type
33	YQ	6	ARG
33	YQ	18	LYS
33	YQ	22	LYS
33	YQ	27	VAL
33	YQ	81	VAL
33	YQ	90	VAL
33	YQ	134	ARG
34	YR	2	ARG
34	YR	3	HIS
34	YR	4	LEU
34	YR	14	SER
34	YR	58	GLY
34	YR	86	ARG
34	YR	117	VAL
35	YS	4	LEU
35	YS	12	PHE
35	YS	14	VAL
35	YS	23	ARG
35	YS	56	LEU
35	YS	57	LYS
35	YS	88	ASP
35	YS	89	ARG
35	YS	90	GLY
35	YS	107	GLU
36	YT	2	ASN
36	YT	3	ARG
36	YT	39	ARG
36	YT	55	ASN
36	YT	58	ASN
36	YT	90	GLN
36	YT	94	ALA
36	YT	97	ALA
36	YT	106	SER
36	YT	107	ASP
38	YV	28	GLU
38	YV	31	ALA
38	YV	45	THR
38	YV	48	GLY
38	YV	49	THR
38	YV	50	PRO
38	YV	53	GLU
38	YV	79	VAL

*Continued on next page...*

*Continued from previous page...*

Mol	Chain	Res	Type
39	YW	59	VAL
39	YW	67	ASP
39	YW	75	TYR
39	YW	111	HIS
40	YX	36	LYS
41	YY	3	VAL
41	YY	23	ARG
41	YY	48	ALA
41	YY	49	VAL
41	YY	50	ARG
41	YY	58	GLY
41	YY	63	LYS
41	YY	77	PRO
41	YY	78	ALA
41	YY	96	ILE
42	YZ	81	ARG
42	YZ	146	ILE
42	YZ	152	ALA
42	YZ	159	PRO
42	YZ	166	SER
44	Y1	30	VAL
44	Y1	54	ALA
44	Y1	81	LYS
44	Y1	82	LEU
44	Y1	95	LEU
45	Y2	16	LEU
45	Y2	43	GLN
45	Y2	47	ASN
45	Y2	48	HIS
45	Y2	71	ASN
46	Y3	3	ARG
47	Y4	5	ILE
47	Y4	14	ILE
47	Y4	16	CYS
47	Y4	22	ILE
47	Y4	23	GLU
47	Y4	36	CYS
47	Y4	37	SER
47	Y4	40	HIS
47	Y4	42	PHE
47	Y4	43	TYR
47	Y4	49	PHE

*Continued on next page...*



*Continued from previous page...*

Mol	Chain	Res	Type
47	Y4	50	VAL
47	Y4	51	ASP
47	Y4	53	GLU
47	Y4	62	ARG
47	Y4	66	SER
47	Y4	68	ARG
48	Y5	3	LYS
48	Y5	4	HIS
48	Y5	35	GLU
48	Y5	51	TYR
48	Y5	53	ALA
49	Y6	7	ILE
49	Y6	14	THR
49	Y6	15	GLU
49	Y6	19	ARG
49	Y6	21	TYR
49	Y6	33	LYS
49	Y6	45	LYS
49	Y6	48	VAL
51	Y8	29	LYS
51	Y8	31	HIS
51	Y8	34	TRP
51	Y8	52	LYS
51	Y8	62	LEU
2	QB	18	GLY
2	QB	65	GLY
2	QB	208	ILE
2	QB	216	SER
2	QB	237	ALA
3	QC	60	ALA
3	QC	79	ARG
3	QC	129	ALA
3	QC	145	GLY
4	QD	7	PRO
4	QD	20	TYR
4	QD	164	ALA
4	QD	170	VAL
4	QD	179	GLU
4	QD	181	MET
4	QD	200	GLU
5	QE	21	ALA
5	QE	63	ARG

*Continued on next page...*

*Continued from previous page...*

Mol	Chain	Res	Type
5	QE	108	ALA
6	QF	70	ASP
7	QG	4	ARG
7	QG	63	LYS
7	QG	141	VAL
8	QH	68	ARG
8	QH	69	ARG
8	QH	76	PRO
8	QH	122	ARG
8	QH	128	GLY
9	QI	31	GLN
9	QI	41	VAL
9	QI	100	GLY
9	QI	109	VAL
10	QJ	36	GLY
10	QJ	68	HIS
11	QK	103	LEU
11	QK	107	SER
11	QK	124	LYS
11	QK	125	PHE
11	QK	126	ARG
12	QL	46	LYS
12	QL	48	PRO
12	QL	65	GLU
12	QL	110	VAL
12	QL	115	LYS
12	QL	116	SER
12	QL	128	ALA
13	QM	49	THR
13	QM	68	GLY
13	QM	120	LYS
14	QN	14	PRO
14	QN	15	LYS
14	QN	27	CYS
15	QO	77	ARG
16	QP	49	LEU
17	QQ	14	LYS
17	QQ	33	GLY
17	QQ	78	GLU
17	QQ	100	LYS
18	QR	27	GLY
18	QR	54	ARG

*Continued on next page...*

*Continued from previous page...*

Mol	Chain	Res	Type
18	QR	64	ARG
18	QR	65	ILE
19	QS	13	ASP
19	QS	45	VAL
20	QT	11	SER
20	QT	28	ALA
20	QT	62	LEU
20	QT	99	LEU
20	QT	102	GLY
20	QT	103	GLY
21	QU	3	LYS
24	RD	3	VAL
24	RD	32	SER
24	RD	58	HIS
24	RD	122	ASP
24	RD	169	GLU
25	RE	8	LYS
25	RE	20	ALA
25	RE	37	ARG
25	RE	53	PRO
25	RE	61	ARG
25	RE	78	LEU
25	RE	88	GLY
25	RE	186	GLY
25	RE	190	GLY
25	RE	204	ALA
26	RF	18	ARG
26	RF	107	LYS
26	RF	108	LYS
26	RF	111	ALA
26	RF	132	VAL
26	RF	134	GLY
26	RF	168	ARG
27	RG	36	LYS
27	RG	81	LYS
27	RG	82	LEU
27	RG	96	ARG
27	RG	110	ALA
27	RG	115	ARG
27	RG	126	ASP
27	RG	136	ARG
28	RH	3	ARG

*Continued on next page...*

*Continued from previous page...*

Mol	Chain	Res	Type
28	RH	8	PRO
28	RH	55	PRO
28	RH	59	ARG
28	RH	84	SER
28	RH	151	ILE
28	RH	156	ALA
28	RH	168	PRO
29	RI	10	GLU
29	RI	72	LEU
29	RI	133	HIS
29	RI	145	VAL
30	RN	23	LEU
30	RN	76	SER
31	RO	51	ALA
31	RO	56	ASP
31	RO	68	GLU
32	RP	6	LEU
32	RP	11	GLY
32	RP	12	ALA
32	RP	16	ARG
33	RQ	13	GLN
33	RQ	24	GLY
33	RQ	28	ALA
33	RQ	57	HIS
34	RR	11	ASN
35	RS	87	PHE
35	RS	96	GLY
35	RS	100	ALA
35	RS	109	GLY
35	RS	111	GLU
36	RT	4	GLY
36	RT	36	GLU
36	RT	43	GLN
36	RT	67	SER
36	RT	124	ASP
37	RU	9	VAL
37	RU	28	ARG
37	RU	73	GLY
37	RU	90	VAL
39	RW	63	ASP
39	RW	66	GLU
40	RX	67	GLY

*Continued on next page...*

*Continued from previous page...*

<b>Mol</b>	<b>Chain</b>	<b>Res</b>	<b>Type</b>
41	RY	4	LYS
41	RY	41	GLY
41	RY	56	PRO
41	RY	57	GLN
41	RY	99	CYS
42	RZ	59	LEU
42	RZ	108	PRO
42	RZ	111	VAL
42	RZ	112	ARG
42	RZ	116	VAL
42	RZ	177	PRO
44	R1	45	ASN
44	R1	55	GLY
44	R1	84	GLY
45	R2	24	LEU
45	R2	44	LEU
45	R2	70	GLN
47	R4	9	LEU
47	R4	24	THR
48	R5	43	HIS
48	R5	55	ARG
50	R7	39	ARG
2	XB	18	GLY
2	XB	65	GLY
2	XB	208	ILE
2	XB	216	SER
2	XB	237	ALA
3	XC	60	ALA
3	XC	79	ARG
3	XC	129	ALA
3	XC	145	GLY
4	XD	7	PRO
4	XD	20	TYR
4	XD	32	ALA
4	XD	164	ALA
4	XD	170	VAL
4	XD	179	GLU
4	XD	181	MET
4	XD	200	GLU
5	XE	21	ALA
5	XE	63	ARG
5	XE	108	ALA

*Continued on next page...*

*Continued from previous page...*

Mol	Chain	Res	Type
6	XF	70	ASP
7	XG	4	ARG
7	XG	63	LYS
7	XG	141	VAL
8	XH	68	ARG
8	XH	69	ARG
8	XH	76	PRO
8	XH	122	ARG
8	XH	128	GLY
9	XI	31	GLN
9	XI	41	VAL
9	XI	100	GLY
9	XI	109	VAL
10	XJ	36	GLY
10	XJ	68	HIS
11	XK	103	LEU
11	XK	107	SER
11	XK	124	LYS
11	XK	125	PHE
11	XK	126	ARG
12	XL	65	GLU
12	XL	110	VAL
12	XL	115	LYS
12	XL	116	SER
12	XL	128	ALA
13	XM	49	THR
13	XM	67	GLU
13	XM	68	GLY
13	XM	120	LYS
14	XN	14	PRO
14	XN	15	LYS
14	XN	40	CYS
15	XO	77	ARG
16	XP	49	LEU
17	XQ	14	LYS
17	XQ	33	GLY
17	XQ	78	GLU
17	XQ	100	LYS
18	XR	27	GLY
18	XR	54	ARG
18	XR	64	ARG
18	XR	65	ILE

*Continued on next page...*

*Continued from previous page...*

Mol	Chain	Res	Type
19	XS	13	ASP
19	XS	45	VAL
20	XT	11	SER
20	XT	28	ALA
20	XT	62	LEU
20	XT	99	LEU
20	XT	102	GLY
20	XT	103	GLY
21	XU	3	LYS
24	YD	3	VAL
24	YD	32	SER
24	YD	58	HIS
24	YD	122	ASP
24	YD	169	GLU
25	YE	8	LYS
25	YE	20	ALA
25	YE	37	ARG
25	YE	53	PRO
25	YE	61	ARG
25	YE	71	GLY
25	YE	78	LEU
25	YE	88	GLY
25	YE	186	GLY
25	YE	190	GLY
25	YE	204	ALA
26	YF	18	ARG
26	YF	107	LYS
26	YF	108	LYS
26	YF	111	ALA
26	YF	132	VAL
26	YF	134	GLY
26	YF	168	ARG
27	YG	36	LYS
27	YG	81	LYS
27	YG	82	LEU
27	YG	96	ARG
27	YG	110	ALA
27	YG	126	ASP
27	YG	136	ARG
28	YH	3	ARG
28	YH	8	PRO
28	YH	55	PRO

*Continued on next page...*

*Continued from previous page...*

Mol	Chain	Res	Type
28	YH	59	ARG
28	YH	84	SER
28	YH	151	ILE
28	YH	156	ALA
28	YH	168	PRO
29	YI	11	ASN
29	YI	114	LEU
29	YI	117	GLU
29	YI	133	HIS
30	YN	23	LEU
30	YN	76	SER
31	YO	51	ALA
31	YO	56	ASP
31	YO	68	GLU
32	YP	6	LEU
32	YP	11	GLY
32	YP	12	ALA
32	YP	16	ARG
33	YQ	13	GLN
33	YQ	24	GLY
33	YQ	28	ALA
34	YR	11	ASN
35	YS	61	ASN
35	YS	87	PHE
35	YS	96	GLY
35	YS	100	ALA
35	YS	109	GLY
35	YS	111	GLU
36	YT	4	GLY
36	YT	36	GLU
36	YT	43	GLN
36	YT	67	SER
36	YT	124	ASP
37	YU	9	VAL
37	YU	28	ARG
37	YU	73	GLY
37	YU	90	VAL
39	YW	63	ASP
39	YW	66	GLU
40	YX	67	GLY
41	YY	4	LYS
41	YY	41	GLY

*Continued on next page...*



*Continued from previous page...*

Mol	Chain	Res	Type
41	YY	53	PRO
41	YY	56	PRO
41	YY	57	GLN
41	YY	91	GLU
41	YY	99	CYS
42	YZ	6	LYS
42	YZ	51	ALA
42	YZ	113	ALA
43	Y0	18	ALA
44	Y1	45	ASN
44	Y1	55	GLY
44	Y1	84	GLY
45	Y2	24	LEU
45	Y2	44	LEU
45	Y2	70	GLN
47	Y4	9	LEU
47	Y4	24	THR
48	Y5	43	HIS
48	Y5	55	ARG
50	Y7	39	ARG
2	QB	155	LEU
2	QB	159	PRO
2	QB	175	ARG
3	QC	16	ARG
3	QC	45	LYS
3	QC	81	GLY
4	QD	26	CYS
4	QD	136	PRO
5	QE	37	ARG
6	QF	41	GLU
6	QF	87	ARG
7	QG	35	LYS
7	QG	62	PHE
7	QG	149	ARG
8	QH	2	LEU
9	QI	12	GLU
9	QI	13	ALA
10	QJ	57	LYS
12	QL	123	LYS
13	QM	12	ASN
13	QM	101	GLN
13	QM	121	LYS

*Continued on next page...*

*Continued from previous page...*

Mol	Chain	Res	Type
14	QN	9	LYS
15	QO	14	GLU
15	QO	23	GLY
16	QP	8	ARG
16	QP	83	GLU
17	QQ	30	PRO
17	QQ	99	SER
18	QR	55	ARG
19	QS	6	LYS
19	QS	27	GLU
19	QS	64	GLU
20	QT	82	SER
20	QT	98	PRO
24	RD	111	LEU
24	RD	242	ARG
24	RD	262	ARG
25	RE	62	PRO
25	RE	69	LYS
25	RE	71	GLY
25	RE	82	ARG
25	RE	117	MET
25	RE	130	GLY
25	RE	132	HIS
27	RG	5	VAL
27	RG	128	ARG
27	RG	174	GLU
28	RH	50	VAL
28	RH	81	GLU
28	RH	152	ARG
29	RI	11	ASN
29	RI	84	GLY
29	RI	102	SER
29	RI	118	LYS
30	RN	45	ASN
30	RN	130	HIS
30	RN	135	PRO
32	RP	7	ARG
32	RP	14	LYS
32	RP	43	GLY
32	RP	89	ALA
32	RP	102	ARG
32	RP	115	LEU

*Continued on next page...*

*Continued from previous page...*

<b>Mol</b>	<b>Chain</b>	<b>Res</b>	<b>Type</b>
33	RQ	88	GLY
33	RQ	91	GLU
34	RR	42	LYS
34	RR	45	ARG
34	RR	71	GLN
34	RR	107	ASP
35	RS	19	LYS
35	RS	61	ASN
35	RS	74	ALA
35	RS	75	GLU
36	RT	78	LEU
36	RT	112	ARG
37	RU	46	ALA
37	RU	58	ARG
37	RU	93	LYS
38	RV	54	GLY
39	RW	68	ARG
39	RW	93	ALA
40	RX	48	LYS
40	RX	87	GLN
41	RY	21	LYS
41	RY	39	VAL
41	RY	42	VAL
41	RY	69	ALA
41	RY	91	GLU
41	RY	102	CYS
42	RZ	13	GLU
42	RZ	51	ALA
42	RZ	81	ARG
42	RZ	92	SER
44	R1	74	VAL
44	R1	91	LYS
44	R1	93	GLU
47	R4	8	LYS
47	R4	27	THR
47	R4	46	GLN
49	R6	18	ARG
50	R7	32	LYS
51	R8	46	ARG
51	R8	47	LYS
2	XB	155	LEU
2	XB	159	PRO

*Continued on next page...*

*Continued from previous page...*

Mol	Chain	Res	Type
2	XB	175	ARG
3	XC	16	ARG
3	XC	45	LYS
3	XC	81	GLY
4	XD	29	PRO
4	XD	73	ARG
4	XD	136	PRO
5	XE	37	ARG
6	XF	41	GLU
6	XF	87	ARG
7	XG	62	PHE
7	XG	149	ARG
8	XH	2	LEU
9	XI	12	GLU
9	XI	13	ALA
12	XL	123	LYS
13	XM	12	ASN
13	XM	101	GLN
13	XM	121	LYS
14	XN	9	LYS
14	XN	48	ALA
15	XO	14	GLU
15	XO	23	GLY
16	XP	8	ARG
16	XP	83	GLU
17	XQ	30	PRO
17	XQ	99	SER
18	XR	55	ARG
19	XS	6	LYS
19	XS	27	GLU
20	XT	82	SER
20	XT	98	PRO
24	YD	111	LEU
24	YD	239	ARG
24	YD	242	ARG
24	YD	262	ARG
25	YE	62	PRO
25	YE	69	LYS
25	YE	82	ARG
25	YE	117	MET
25	YE	130	GLY
25	YE	132	HIS

*Continued on next page...*

*Continued from previous page...*

Mol	Chain	Res	Type
27	YG	5	VAL
27	YG	115	ARG
27	YG	128	ARG
27	YG	174	GLU
28	YH	50	VAL
28	YH	81	GLU
28	YH	152	ARG
28	YH	159	GLU
29	YI	72	LEU
29	YI	84	GLY
29	YI	118	LYS
29	YI	122	GLU
30	YN	45	ASN
30	YN	130	HIS
30	YN	135	PRO
32	YP	7	ARG
32	YP	14	LYS
32	YP	43	GLY
32	YP	89	ALA
32	YP	102	ARG
32	YP	115	LEU
33	YQ	57	HIS
33	YQ	88	GLY
33	YQ	91	GLU
34	YR	42	LYS
34	YR	45	ARG
34	YR	71	GLN
34	YR	107	ASP
35	YS	19	LYS
35	YS	74	ALA
35	YS	75	GLU
36	YT	78	LEU
36	YT	112	ARG
37	YU	46	ALA
37	YU	58	ARG
37	YU	93	LYS
38	YV	54	GLY
39	YW	68	ARG
39	YW	93	ALA
40	YX	48	LYS
40	YX	87	GLN
41	YY	21	LYS

*Continued on next page...*

*Continued from previous page...*

Mol	Chain	Res	Type
41	YY	39	VAL
41	YY	42	VAL
41	YY	69	ALA
41	YY	102	CYS
42	YZ	13	GLU
42	YZ	177	PRO
42	YZ	179	ASP
42	YZ	181	GLU
44	Y1	74	VAL
44	Y1	91	LYS
44	Y1	93	GLU
47	Y4	27	THR
47	Y4	46	GLN
49	Y6	18	ARG
50	Y7	32	LYS
51	Y8	46	ARG
51	Y8	47	LYS
2	QB	19	HIS
2	QB	131	PRO
2	QB	160	ASP
2	QB	177	ALA
3	QC	168	ALA
4	QD	151	LYS
5	QE	70	PRO
5	QE	72	GLN
5	QE	124	GLY
6	QF	13	ASN
6	QF	40	VAL
6	QF	42	GLU
7	QG	41	ARG
7	QG	116	ALA
7	QG	117	ALA
8	QH	27	PRO
8	QH	49	GLU
10	QJ	93	GLY
11	QK	105	VAL
12	QL	64	TYR
13	QM	4	ILE
13	QM	14	ARG
13	QM	69	GLU
13	QM	77	ASN
14	QN	26	ARG

*Continued on next page...*

*Continued from previous page...*

Mol	Chain	Res	Type
14	QN	48	ALA
15	QO	86	GLY
16	QP	26	ARG
16	QP	28	ARG
16	QP	48	TRP
19	QS	28	LYS
19	QS	44	MET
20	QT	40	ALA
20	QT	51	GLU
24	RD	12	SER
24	RD	73	VAL
24	RD	238	GLY
25	RE	66	HIS
25	RE	126	PRO
26	RF	43	LYS
26	RF	130	ALA
26	RF	145	GLU
27	RG	12	TYR
27	RG	117	PHE
27	RG	146	TYR
28	RH	13	LYS
28	RH	109	PHE
28	RH	159	GLU
29	RI	113	ARG
29	RI	114	LEU
30	RN	96	GLU
30	RN	132	ALA
31	RO	17	ARG
31	RO	97	ARG
32	RP	29	LYS
32	RP	47	ASP
32	RP	139	LYS
36	RT	37	GLY
36	RT	95	ARG
37	RU	74	LEU
39	RW	14	PRO
39	RW	48	ALA
42	RZ	53	ILE
42	RZ	62	PRO
42	RZ	119	GLU
43	R0	3	HIS
48	R5	14	ALA

*Continued on next page...*

*Continued from previous page...*

Mol	Chain	Res	Type
48	R5	37	LYS
48	R5	45	VAL
48	R5	48	GLU
49	R6	8	LYS
49	R6	9	LEU
49	R6	10	LEU
49	R6	49	HIS
51	R8	25	MET
51	R8	53	PRO
51	R8	57	ARG
2	XB	19	HIS
2	XB	131	PRO
2	XB	160	ASP
3	XC	168	ALA
4	XD	151	LYS
5	XE	70	PRO
5	XE	72	GLN
5	XE	124	GLY
6	XF	13	ASN
6	XF	40	VAL
6	XF	42	GLU
7	XG	35	LYS
7	XG	41	ARG
7	XG	116	ALA
7	XG	117	ALA
8	XH	27	PRO
8	XH	29	SER
8	XH	49	GLU
10	XJ	57	LYS
10	XJ	93	GLY
12	XL	64	TYR
13	XM	4	ILE
13	XM	14	ARG
13	XM	69	GLU
13	XM	77	ASN
14	XN	22	THR
15	XO	86	GLY
16	XP	26	ARG
16	XP	28	ARG
16	XP	48	TRP
19	XS	28	LYS
19	XS	44	MET

*Continued on next page...*



*Continued from previous page...*

Mol	Chain	Res	Type
19	XS	64	GLU
20	XT	40	ALA
20	XT	51	GLU
24	YD	12	SER
24	YD	73	VAL
25	YE	66	HIS
25	YE	126	PRO
26	YF	43	LYS
26	YF	130	ALA
26	YF	136	THR
26	YF	145	GLU
27	YG	12	TYR
27	YG	117	PHE
27	YG	146	TYR
28	YH	13	LYS
28	YH	109	PHE
29	YI	113	ARG
30	YN	96	GLU
30	YN	127	ASP
30	YN	132	ALA
31	YO	17	ARG
31	YO	97	ARG
32	YP	29	LYS
32	YP	47	ASP
32	YP	139	LYS
36	YT	37	GLY
36	YT	95	ARG
37	YU	74	LEU
39	YW	14	PRO
39	YW	48	ALA
42	YZ	7	ALA
42	YZ	59	LEU
42	YZ	61	LEU
47	Y4	8	LYS
48	Y5	14	ALA
48	Y5	37	LYS
48	Y5	45	VAL
48	Y5	48	GLU
49	Y6	8	LYS
49	Y6	9	LEU
49	Y6	10	LEU
49	Y6	49	HIS

*Continued on next page...*

*Continued from previous page...*

Mol	Chain	Res	Type
51	Y8	25	MET
51	Y8	53	PRO
2	QB	23	ARG
2	QB	25	ASN
2	QB	98	LEU
2	QB	129	GLU
2	QB	194	PRO
2	QB	229	VAL
2	QB	231	GLU
3	QC	125	GLU
5	QE	74	GLY
5	QE	77	PRO
5	QE	112	LEU
5	QE	128	PRO
5	QE	132	ALA
6	QF	12	PRO
6	QF	32	ASN
6	QF	96	PRO
7	QG	109	ASN
8	QH	29	SER
8	QH	34	GLU
8	QH	103	VAL
9	QI	44	VAL
9	QI	88	TYR
9	QI	89	ASN
10	QJ	53	PRO
10	QJ	59	SER
10	QJ	75	ILE
11	QK	64	ALA
12	QL	63	GLY
18	QR	58	LEU
19	QS	11	VAL
24	RD	33	LEU
25	RE	79	ARG
26	RF	47	GLY
26	RF	118	ALA
26	RF	136	THR
27	RG	181	ARG
28	RH	11	VAL
28	RH	27	LYS
28	RH	47	GLU
28	RH	77	LYS

*Continued on next page...*

*Continued from previous page...*

Mol	Chain	Res	Type
28	RH	170	ARG
30	RN	29	LYS
30	RN	104	LYS
30	RN	127	ASP
30	RN	128	HIS
31	RO	25	LEU
32	RP	50	ARG
32	RP	97	PRO
32	RP	108	LYS
34	RR	85	PRO
37	RU	91	ASP
39	RW	32	ALA
41	RY	7	VAL
42	RZ	61	LEU
42	RZ	66	SER
42	RZ	166	SER
42	RZ	179	ASP
46	R3	13	ILE
47	R4	30	GLU
47	R4	69	LYS
47	R4	70	GLY
48	R5	42	PRO
49	R6	35	GLU
51	R8	64	TYR
2	XB	23	ARG
2	XB	98	LEU
2	XB	129	GLU
2	XB	177	ALA
2	XB	194	PRO
2	XB	229	VAL
2	XB	231	GLU
3	XC	125	GLU
5	XE	74	GLY
5	XE	77	PRO
5	XE	112	LEU
5	XE	128	PRO
5	XE	132	ALA
6	XF	12	PRO
6	XF	96	PRO
7	XG	109	ASN
8	XH	34	GLU
8	XH	103	VAL

*Continued on next page...*

*Continued from previous page...*

Mol	Chain	Res	Type
9	XI	44	VAL
9	XI	88	TYR
9	XI	89	ASN
10	XJ	53	PRO
10	XJ	59	SER
10	XJ	75	ILE
11	XK	64	ALA
11	XK	105	VAL
12	XL	63	GLY
18	XR	58	LEU
19	XS	11	VAL
24	YD	33	LEU
25	YE	79	ARG
26	YF	47	GLY
26	YF	118	ALA
28	YH	11	VAL
28	YH	27	LYS
28	YH	47	GLU
28	YH	77	LYS
28	YH	170	ARG
29	YI	15	VAL
29	YI	18	VAL
30	YN	29	LYS
30	YN	104	LYS
30	YN	128	HIS
31	YO	25	LEU
32	YP	50	ARG
32	YP	97	PRO
32	YP	108	LYS
34	YR	85	PRO
36	YT	38	ASN
37	YU	91	ASP
39	YW	32	ALA
40	YX	19	ALA
41	YY	7	VAL
42	YZ	53	ILE
42	YZ	153	SER
46	Y3	13	ILE
47	Y4	30	GLU
47	Y4	33	VAL
47	Y4	70	GLY
48	Y5	42	PRO

*Continued on next page...*

*Continued from previous page...*

Mol	Chain	Res	Type
49	Y6	35	GLU
50	Y7	44	PRO
51	Y8	57	ARG
51	Y8	64	TYR
3	QC	51	GLY
5	QE	115	VAL
14	QN	20	ALA
16	QP	57	ARG
24	RD	178	PRO
27	RG	109	VAL
28	RH	7	LEU
28	RH	26	VAL
29	RI	13	GLY
29	RI	18	VAL
36	RT	38	ASN
38	RV	36	PRO
39	RW	11	ARG
39	RW	33	ARG
40	RX	19	ALA
42	RZ	165	VAL
47	R4	33	VAL
48	R5	57	VAL
50	R7	44	PRO
2	XB	25	ASN
3	XC	51	GLY
4	XD	72	GLU
5	XE	115	VAL
6	XF	32	ASN
10	XJ	85	LEU
13	XM	48	LEU
13	XM	109	THR
14	XN	20	ALA
16	XP	57	ARG
20	XT	70	SER
24	YD	178	PRO
24	YD	241	PRO
27	YG	109	VAL
27	YG	181	ARG
28	YH	7	LEU
28	YH	26	VAL
29	YI	13	GLY
29	YI	80	PRO

*Continued on next page...*

*Continued from previous page...*

Mol	Chain	Res	Type
38	YV	36	PRO
39	YW	11	ARG
39	YW	33	ARG
47	Y4	69	LYS
48	Y5	57	VAL
2	QB	202	PRO
2	QB	239	VAL
4	QD	88	VAL
5	QE	49	PRO
7	QG	55	GLY
7	QG	58	PRO
8	QH	106	GLY
18	QR	37	VAL
20	QT	63	ILE
25	RE	86	PRO
25	RE	184	VAL
33	RQ	86	GLY
34	RR	32	GLY
39	RW	35	ILE
2	XB	202	PRO
2	XB	239	VAL
3	XC	114	PRO
4	XD	88	VAL
5	XE	49	PRO
7	XG	55	GLY
7	XG	58	PRO
18	XR	37	VAL
20	XT	63	ILE
25	YE	86	PRO
25	YE	184	VAL
33	YQ	86	GLY
34	YR	32	GLY
39	YW	35	ILE
2	QB	227	GLY
3	QC	114	PRO
4	QD	90	GLY
9	QI	24	GLY
13	QM	60	VAL
15	QO	18	PHE
16	QP	53	VAL
24	RD	241	PRO
29	RI	80	PRO

*Continued on next page...*

*Continued from previous page...*

Mol	Chain	Res	Type
41	RY	27	VAL
41	RY	32	PRO
42	RZ	130	PRO
42	RZ	146	ILE
48	R5	46	CYS
2	XB	227	GLY
3	XC	134	ILE
4	XD	90	GLY
8	XH	106	GLY
9	XI	24	GLY
13	XM	60	VAL
15	XO	18	PHE
16	XP	53	VAL
27	YG	52	ILE
29	YI	71	ILE
41	YY	27	VAL
41	YY	32	PRO
42	YZ	143	GLY
48	Y5	46	CYS
3	QC	134	ILE
13	QM	84	ILE
24	RD	34	VAL
27	RG	52	ILE
29	RI	71	ILE
31	RO	114	ILE
41	RY	51	VAL
48	R5	34	PRO
12	XL	48	PRO
13	XM	84	ILE
24	YD	34	VAL
31	YO	114	ILE
41	YY	51	VAL
43	Y0	48	GLY
48	Y5	34	PRO
9	QI	21	PRO
13	QM	78	ILE
25	RE	52	LEU
25	RE	55	ASN
31	RO	27	GLY
46	R3	40	THR
5	XE	129	ILE
9	XI	21	PRO

*Continued on next page...*

*Continued from previous page...*

Mol	Chain	Res	Type
13	XM	78	ILE
25	YE	52	LEU
25	YE	55	ASN
31	YO	27	GLY
46	Y3	40	THR
7	QG	14	PRO
8	QH	51	VAL
16	QP	41	PRO
20	QT	97	ALA
29	RI	109	ILE
42	RZ	39	VAL
8	XH	51	VAL
16	XP	41	PRO
20	XT	97	ALA
45	R2	18	PRO
45	Y2	18	PRO

### 5.3.2 Protein sidechains ⓘ

In the following table, the Percentiles column shows the percent sidechain outliers of the chain as a percentile score with respect to all X-ray entries followed by that with respect to entries of similar resolution.

The Analysed column shows the number of residues for which the sidechain conformation was analysed, and the total number of residues.

Mol	Chain	Analysed	Rotameric	Outliers	Percentiles	
2	QB	205/220 (93%)	181 (88%)	24 (12%)	6	33
2	XB	205/220 (93%)	181 (88%)	24 (12%)	6	33
3	QC	159/188 (85%)	143 (90%)	16 (10%)	9	38
3	XC	159/188 (85%)	143 (90%)	16 (10%)	9	38
4	QD	180/181 (99%)	160 (89%)	20 (11%)	7	35
4	XD	180/181 (99%)	165 (92%)	15 (8%)	13	48
5	QE	116/123 (94%)	107 (92%)	9 (8%)	15	50
5	XE	116/123 (94%)	107 (92%)	9 (8%)	15	50
6	QF	90/90 (100%)	76 (84%)	14 (16%)	3	22
6	XF	90/90 (100%)	76 (84%)	14 (16%)	3	22
7	QG	126/127 (99%)	114 (90%)	12 (10%)	10	41

*Continued on next page...*



*Continued from previous page...*

Mol	Chain	Analysed	Rotameric	Outliers	Percentiles	
7	XG	126/127 (99%)	115 (91%)	11 (9%)	12	45
8	QH	119/119 (100%)	106 (89%)	13 (11%)	7	36
8	XH	119/119 (100%)	106 (89%)	13 (11%)	7	36
9	QI	98/99 (99%)	87 (89%)	11 (11%)	7	35
9	XI	98/99 (99%)	87 (89%)	11 (11%)	7	35
10	QJ	89/92 (97%)	81 (91%)	8 (9%)	11	44
10	XJ	89/92 (97%)	81 (91%)	8 (9%)	11	44
11	QK	90/99 (91%)	81 (90%)	9 (10%)	9	39
11	XK	90/99 (91%)	81 (90%)	9 (10%)	9	39
12	QL	104/109 (95%)	88 (85%)	16 (15%)	3	22
12	XL	104/109 (95%)	89 (86%)	15 (14%)	4	26
13	QM	97/101 (96%)	81 (84%)	16 (16%)	2	19
13	XM	97/101 (96%)	81 (84%)	16 (16%)	2	19
14	QN	49/50 (98%)	40 (82%)	9 (18%)	2	14
14	XN	49/50 (98%)	44 (90%)	5 (10%)	8	38
15	QO	79/80 (99%)	73 (92%)	6 (8%)	15	52
15	XO	79/80 (99%)	73 (92%)	6 (8%)	15	52
16	QP	72/74 (97%)	63 (88%)	9 (12%)	5	30
16	XP	72/74 (97%)	63 (88%)	9 (12%)	5	30
17	QQ	95/97 (98%)	89 (94%)	6 (6%)	21	57
17	XQ	95/97 (98%)	89 (94%)	6 (6%)	21	57
18	QR	61/77 (79%)	54 (88%)	7 (12%)	6	34
18	XR	61/77 (79%)	54 (88%)	7 (12%)	6	34
19	QS	73/80 (91%)	62 (85%)	11 (15%)	3	23
19	XS	73/80 (91%)	62 (85%)	11 (15%)	3	23
20	QT	76/82 (93%)	68 (90%)	8 (10%)	8	37
20	XT	76/82 (93%)	69 (91%)	7 (9%)	11	43
21	QU	20/22 (91%)	19 (95%)	1 (5%)	28	64
21	XU	20/22 (91%)	19 (95%)	1 (5%)	28	64
24	RD	214/218 (98%)	177 (83%)	37 (17%)	2	17
24	YD	214/218 (98%)	178 (83%)	36 (17%)	2	19

*Continued on next page...*

*Continued from previous page...*

Mol	Chain	Analysed	Rotameric	Outliers	Percentiles	
25	RE	165/166 (99%)	127 (77%)	38 (23%)	1	7
25	YE	165/166 (99%)	127 (77%)	38 (23%)	1	7
26	RF	161/166 (97%)	140 (87%)	21 (13%)	5	29
26	YF	161/166 (97%)	140 (87%)	21 (13%)	5	29
27	RG	155/156 (99%)	130 (84%)	25 (16%)	3	21
27	YG	155/156 (99%)	131 (84%)	24 (16%)	3	22
28	RH	142/148 (96%)	114 (80%)	28 (20%)	1	12
28	YH	142/148 (96%)	114 (80%)	28 (20%)	1	12
29	RI	122/124 (98%)	100 (82%)	22 (18%)	2	15
29	YI	122/124 (98%)	101 (83%)	21 (17%)	2	17
30	RN	117/119 (98%)	98 (84%)	19 (16%)	3	20
30	YN	117/119 (98%)	98 (84%)	19 (16%)	3	20
31	RO	100/100 (100%)	90 (90%)	10 (10%)	9	39
31	YO	100/100 (100%)	90 (90%)	10 (10%)	9	39
32	RP	116/116 (100%)	89 (77%)	27 (23%)	1	7
32	YP	116/116 (100%)	89 (77%)	27 (23%)	1	7
33	RQ	111/111 (100%)	93 (84%)	18 (16%)	3	20
33	YQ	111/111 (100%)	93 (84%)	18 (16%)	3	20
34	RR	101/101 (100%)	84 (83%)	17 (17%)	2	19
34	YR	101/101 (100%)	84 (83%)	17 (17%)	2	19
35	RS	87/88 (99%)	74 (85%)	13 (15%)	3	24
35	YS	87/88 (99%)	74 (85%)	13 (15%)	3	24
36	RT	120/127 (94%)	97 (81%)	23 (19%)	1	13
36	YT	120/127 (94%)	97 (81%)	23 (19%)	1	13
37	RU	93/94 (99%)	80 (86%)	13 (14%)	4	27
37	YU	93/94 (99%)	80 (86%)	13 (14%)	4	27
38	RV	82/82 (100%)	71 (87%)	11 (13%)	4	28
38	YV	82/82 (100%)	71 (87%)	11 (13%)	4	28
39	RW	92/92 (100%)	77 (84%)	15 (16%)	3	20
39	YW	92/92 (100%)	77 (84%)	15 (16%)	3	20
40	RX	74/78 (95%)	63 (85%)	11 (15%)	3	24

*Continued on next page...*

Continued from previous page...

Mol	Chain	Analysed	Rotameric	Outliers	Percentiles	
40	YX	74/78 (95%)	63 (85%)	11 (15%)	3	24
41	RY	85/91 (93%)	70 (82%)	15 (18%)	2	17
41	YY	85/91 (93%)	70 (82%)	15 (18%)	2	17
42	RZ	162/179 (90%)	141 (87%)	21 (13%)	5	29
42	YZ	162/179 (90%)	139 (86%)	23 (14%)	4	27
43	R0	65/67 (97%)	57 (88%)	8 (12%)	5	30
43	Y0	65/67 (97%)	60 (92%)	5 (8%)	15	51
44	R1	82/83 (99%)	67 (82%)	15 (18%)	2	14
44	Y1	82/83 (99%)	67 (82%)	15 (18%)	2	14
45	R2	64/67 (96%)	57 (89%)	7 (11%)	7	36
45	Y2	64/67 (96%)	57 (89%)	7 (11%)	7	36
46	R3	51/52 (98%)	40 (78%)	11 (22%)	1	9
46	Y3	51/52 (98%)	40 (78%)	11 (22%)	1	9
47	R4	63/63 (100%)	44 (70%)	19 (30%)	0	3
47	Y4	63/63 (100%)	44 (70%)	19 (30%)	0	3
48	R5	51/52 (98%)	39 (76%)	12 (24%)	1	7
48	Y5	50/52 (96%)	38 (76%)	12 (24%)	1	6
49	R6	48/52 (92%)	38 (79%)	10 (21%)	1	10
49	Y6	48/52 (92%)	38 (79%)	10 (21%)	1	10
50	R7	42/42 (100%)	39 (93%)	3 (7%)	17	54
50	Y7	42/42 (100%)	39 (93%)	3 (7%)	17	54
51	R8	54/55 (98%)	39 (72%)	15 (28%)	0	4
51	Y8	54/55 (98%)	39 (72%)	15 (28%)	0	4
52	R9	34/34 (100%)	32 (94%)	2 (6%)	23	60
52	Y9	34/34 (100%)	32 (94%)	2 (6%)	23	60
All	All	9701/10066 (96%)	8295 (86%)	1406 (14%)	4	25

All (1406) residues with a non-rotameric sidechain are listed below:

Mol	Chain	Res	Type
2	QB	5	ILE
2	QB	8	LYS
2	QB	16	HIS

Continued on next page...

*Continued from previous page...*

Mol	Chain	Res	Type
2	QB	23	ARG
2	QB	24	TRP
2	QB	33	TYR
2	QB	36	ARG
2	QB	63	MET
2	QB	67	THR
2	QB	73	THR
2	QB	82	ARG
2	QB	92	TYR
2	QB	94	ASN
2	QB	121	LEU
2	QB	155	LEU
2	QB	163	PHE
2	QB	165	VAL
2	QB	168	THR
2	QB	172	ILE
2	QB	174	VAL
2	QB	178	ARG
2	QB	196	LEU
2	QB	204	ASN
2	QB	215	LEU
3	QC	3	ASN
3	QC	5	ILE
3	QC	12	LEU
3	QC	16	ARG
3	QC	21	ARG
3	QC	29	TYR
3	QC	56	ASP
3	QC	69	HIS
3	QC	94	LEU
3	QC	127	ARG
3	QC	131	ARG
3	QC	154	SER
3	QC	184	TYR
3	QC	192	THR
3	QC	193	TYR
3	QC	196	LEU
4	QD	3	ARG
4	QD	7	PRO
4	QD	9	CYS
4	QD	12	CYS
4	QD	13	ARG

*Continued on next page...*

*Continued from previous page...*

Mol	Chain	Res	Type
4	QD	14	ARG
4	QD	30	LYS
4	QD	31	CYS
4	QD	50	ARG
4	QD	53	ASP
4	QD	73	ARG
4	QD	79	PHE
4	QD	86	LYS
4	QD	94	LEU
4	QD	96	LEU
4	QD	114	ARG
4	QD	122	ARG
4	QD	131	ARG
4	QD	181	MET
4	QD	200	GLU
5	QE	10	MET
5	QE	13	ILE
5	QE	16	THR
5	QE	31	LEU
5	QE	53	LEU
5	QE	73	ASN
5	QE	79	GLU
5	QE	101	ILE
5	QE	153	LYS
6	QF	17	SER
6	QF	21	LEU
6	QF	27	GLN
6	QF	36	ARG
6	QF	55	ASP
6	QF	63	TYR
6	QF	69	GLU
6	QF	74	ASP
6	QF	77	ARG
6	QF	87	ARG
6	QF	92	LYS
6	QF	94	GLN
6	QF	97	PHE
6	QF	100	ASN
7	QG	8	GLU
7	QG	12	LEU
7	QG	38	LEU
7	QG	78	ARG

*Continued on next page...*

*Continued from previous page...*

Mol	Chain	Res	Type
7	QG	84	ASN
7	QG	98	SER
7	QG	111	ARG
7	QG	114	ARG
7	QG	124	LEU
7	QG	137	LYS
7	QG	148	ASN
7	QG	155	ARG
8	QH	1	MET
8	QH	10	LEU
8	QH	27	PRO
8	QH	41	ARG
8	QH	52	ASP
8	QH	63	LEU
8	QH	69	ARG
8	QH	81	HIS
8	QH	99	GLU
8	QH	119	LEU
8	QH	121	ASP
8	QH	129	VAL
8	QH	137	VAL
9	QI	7	THR
9	QI	9	ARG
9	QI	48	GLU
9	QI	65	VAL
9	QI	83	ARG
9	QI	95	LYS
9	QI	104	ARG
9	QI	113	LYS
9	QI	114	TYR
9	QI	121	ARG
9	QI	128	ARG
10	QJ	22	LYS
10	QJ	47	PHE
10	QJ	57	LYS
10	QJ	62	HIS
10	QJ	74	ILE
10	QJ	80	LYS
10	QJ	84	GLN
10	QJ	96	ILE
11	QK	26	ASN
11	QK	32	ILE

*Continued on next page...*

*Continued from previous page...*

Mol	Chain	Res	Type
11	QK	63	LEU
11	QK	75	TYR
11	QK	92	GLU
11	QK	109	VAL
11	QK	114	VAL
11	QK	116	HIS
11	QK	125	PHE
12	QL	17	LYS
12	QL	20	LYS
12	QL	27	LEU
12	QL	41	ARG
12	QL	46	LYS
12	QL	47	LYS
12	QL	53	ARG
12	QL	57	LYS
12	QL	60	LEU
12	QL	62	SER
12	QL	70	ILE
12	QL	73	GLU
12	QL	81	SER
12	QL	89	ARG
12	QL	112	ASP
12	QL	120	TYR
13	QM	3	ARG
13	QM	8	GLU
13	QM	13	LYS
13	QM	35	GLU
13	QM	47	ASP
13	QM	56	LEU
13	QM	57	ARG
13	QM	64	TRP
13	QM	66	LEU
13	QM	70	LEU
13	QM	88	ARG
13	QM	90	LEU
13	QM	101	GLN
13	QM	115	LYS
13	QM	116	THR
13	QM	122	LYS
14	QN	3	ARG
14	QN	12	ARG
14	QN	14	PRO

*Continued on next page...*

*Continued from previous page...*

Mol	Chain	Res	Type
14	QN	16	PHE
14	QN	26	ARG
14	QN	29	ARG
14	QN	41	ARG
14	QN	43	CYS
14	QN	44	LEU
15	QO	3	ILE
15	QO	8	LYS
15	QO	26	GLU
15	QO	39	LEU
15	QO	62	GLN
15	QO	65	ARG
16	QP	1	MET
16	QP	26	ARG
16	QP	28	ARG
16	QP	59	TRP
16	QP	62	VAL
16	QP	69	THR
16	QP	71	ARG
16	QP	72	ARG
16	QP	82	GLN
17	QQ	12	SER
17	QQ	48	GLU
17	QQ	52	LYS
17	QQ	59	ILE
17	QQ	68	ARG
17	QQ	74	LEU
18	QR	26	LEU
18	QR	29	PHE
18	QR	32	ARG
18	QR	36	ASN
18	QR	46	GLU
18	QR	54	ARG
18	QR	55	ARG
19	QS	5	LEU
19	QS	10	PHE
19	QS	12	ASP
19	QS	13	ASP
19	QS	15	LEU
19	QS	29	ARG
19	QS	30	LEU
19	QS	41	VAL

*Continued on next page...*



*Continued from previous page...*

Mol	Chain	Res	Type
19	QS	63	THR
19	QS	65	ASN
19	QS	83	HIS
20	QT	11	SER
20	QT	24	LEU
20	QT	26	ASN
20	QT	41	ILE
20	QT	62	LEU
20	QT	73	HIS
20	QT	75	ASN
20	QT	93	GLU
21	QU	6	ARG
24	RD	10	THR
24	RD	17	THR
24	RD	26	LYS
24	RD	33	LEU
24	RD	43	ARG
24	RD	44	ASN
24	RD	61	LEU
24	RD	65	ILE
24	RD	67	PHE
24	RD	71	ASP
24	RD	73	VAL
24	RD	94	LEU
24	RD	98	VAL
24	RD	105	ILE
24	RD	106	ILE
24	RD	131	LEU
24	RD	134	ARG
24	RD	135	PHE
24	RD	155	LEU
24	RD	157	ARG
24	RD	166	GLN
24	RD	173	VAL
24	RD	183	ARG
24	RD	192	THR
24	RD	198	ASN
24	RD	200	ASP
24	RD	215	LEU
24	RD	217	ARG
24	RD	218	ARG
24	RD	226	MET

*Continued on next page...*

*Continued from previous page...*

Mol	Chain	Res	Type
24	RD	230	ASP
24	RD	237	GLU
24	RD	257	LEU
24	RD	259	THR
24	RD	261	LYS
24	RD	262	ARG
24	RD	271	ILE
25	RE	2	LYS
25	RE	4	ILE
25	RE	13	ARG
25	RE	16	ARG
25	RE	17	ASP
25	RE	25	VAL
25	RE	26	ILE
25	RE	27	LEU
25	RE	33	VAL
25	RE	36	ARG
25	RE	37	ARG
25	RE	38	THR
25	RE	41	LYS
25	RE	45	THR
25	RE	54	GLN
25	RE	61	ARG
25	RE	62	PRO
25	RE	66	HIS
25	RE	73	GLU
25	RE	75	VAL
25	RE	77	ILE
25	RE	78	LEU
25	RE	79	ARG
25	RE	80	GLU
25	RE	101	ARG
25	RE	113	PHE
25	RE	117	MET
25	RE	119	ARG
25	RE	143	ASN
25	RE	146	THR
25	RE	154	LYS
25	RE	167	VAL
25	RE	179	GLU
25	RE	184	VAL
25	RE	196	VAL

*Continued on next page...*

*Continued from previous page...*

Mol	Chain	Res	Type
25	RE	200	GLU
25	RE	202	LYS
25	RE	203	LYS
26	RF	7	TYR
26	RF	9	ILE
26	RF	25	PRO
26	RF	32	LEU
26	RF	45	ARG
26	RF	46	ARG
26	RF	65	TRP
26	RF	66	PRO
26	RF	67	GLN
26	RF	70	THR
26	RF	82	ILE
26	RF	106	ARG
26	RF	108	LYS
26	RF	117	ARG
26	RF	124	LEU
26	RF	127	GLU
26	RF	145	GLU
26	RF	164	ARG
26	RF	181	LEU
26	RF	183	VAL
26	RF	206	ILE
27	RG	4	ASP
27	RG	22	ARG
27	RG	26	GLN
27	RG	33	ARG
27	RG	34	LEU
27	RG	35	GLU
27	RG	43	LEU
27	RG	45	GLU
27	RG	63	ILE
27	RG	67	LYS
27	RG	71	THR
27	RG	88	ILE
27	RG	94	LEU
27	RG	96	ARG
27	RG	97	ASP
27	RG	103	LEU
27	RG	115	ARG
27	RG	118	ARG

*Continued on next page...*

*Continued from previous page...*

Mol	Chain	Res	Type
27	RG	133	LEU
27	RG	147	ASP
27	RG	155	MET
27	RG	156	ASP
27	RG	159	VAL
27	RG	167	GLU
27	RG	174	GLU
28	RH	3	ARG
28	RH	4	ILE
28	RH	9	ILE
28	RH	10	PRO
28	RH	11	VAL
28	RH	16	SER
28	RH	27	LYS
28	RH	32	GLU
28	RH	37	VAL
28	RH	41	MET
28	RH	43	VAL
28	RH	59	ARG
28	RH	64	LEU
28	RH	77	LYS
28	RH	81	GLU
28	RH	85	LYS
28	RH	88	LEU
28	RH	89	ILE
28	RH	105	LEU
28	RH	132	ARG
28	RH	139	GLN
28	RH	143	GLN
28	RH	152	ARG
28	RH	153	LYS
28	RH	154	PRO
28	RH	155	SER
28	RH	158	HIS
28	RH	169	VAL
29	RI	2	LYS
29	RI	7	GLU
29	RI	10	GLU
29	RI	27	ARG
29	RI	33	ARG
29	RI	38	LEU
29	RI	40	THR

*Continued on next page...*

*Continued from previous page...*

Mol	Chain	Res	Type
29	RI	56	LYS
29	RI	57	ARG
29	RI	67	ARG
29	RI	70	GLU
29	RI	86	THR
29	RI	88	ILE
29	RI	92	VAL
29	RI	93	THR
29	RI	101	LEU
29	RI	113	ARG
29	RI	130	TYR
29	RI	135	GLU
29	RI	139	GLN
29	RI	142	VAL
29	RI	145	VAL
30	RN	2	LYS
30	RN	7	LYS
30	RN	43	THR
30	RN	48	MET
30	RN	60	ILE
30	RN	61	ARG
30	RN	65	LYS
30	RN	73	THR
30	RN	78	TYR
30	RN	90	MET
30	RN	93	THR
30	RN	94	HIS
30	RN	101	HIS
30	RN	109	LYS
30	RN	112	LEU
30	RN	120	LEU
30	RN	127	ASP
30	RN	131	GLN
30	RN	136	GLU
31	RO	8	LEU
31	RO	9	GLU
31	RO	17	ARG
31	RO	19	ILE
31	RO	23	ARG
31	RO	31	LYS
31	RO	39	ILE
31	RO	49	ARG

*Continued on next page...*

*Continued from previous page...*

Mol	Chain	Res	Type
31	RO	53	LYS
31	RO	65	THR
32	RP	5	ASP
32	RP	9	ASN
32	RP	10	PRO
32	RP	16	ARG
32	RP	21	ARG
32	RP	27	HIS
32	RP	29	LYS
32	RP	30	THR
32	RP	32	THR
32	RP	36	LYS
32	RP	38	GLN
32	RP	41	ARG
32	RP	50	ARG
32	RP	55	ARG
32	RP	61	ARG
32	RP	62	LEU
32	RP	64	LYS
32	RP	65	ARG
32	RP	75	ILE
32	RP	81	GLN
32	RP	88	LEU
32	RP	91	PHE
32	RP	99	LEU
32	RP	100	LEU
32	RP	108	LYS
32	RP	144	GLU
32	RP	146	VAL
33	RQ	2	LEU
33	RQ	25	ASP
33	RQ	26	TYR
33	RQ	27	VAL
33	RQ	45	GLN
33	RQ	46	GLN
33	RQ	54	MET
33	RQ	55	VAL
33	RQ	58	PHE
33	RQ	60	ARG
33	RQ	79	LEU
33	RQ	83	MET
33	RQ	89	ASN

*Continued on next page...*

*Continued from previous page...*

Mol	Chain	Res	Type
33	RQ	90	VAL
33	RQ	91	GLU
33	RQ	130	LYS
33	RQ	135	ASP
33	RQ	139	GLU
34	RR	14	SER
34	RR	31	HIS
34	RR	37	THR
34	RR	44	LEU
34	RR	51	LEU
34	RR	57	ARG
34	RR	66	VAL
34	RR	67	LEU
34	RR	71	GLN
34	RR	75	LEU
34	RR	76	VAL
34	RR	81	ASP
34	RR	95	THR
34	RR	104	ARG
34	RR	105	ARG
34	RR	107	ASP
34	RR	113	LEU
35	RS	4	LEU
35	RS	12	PHE
35	RS	17	ARG
35	RS	18	ILE
35	RS	20	ARG
35	RS	44	LYS
35	RS	56	LEU
35	RS	57	LYS
35	RS	89	ARG
35	RS	101	LEU
35	RS	103	GLU
35	RS	106	ARG
35	RS	111	GLU
36	RT	2	ASN
36	RT	14	TYR
36	RT	22	PHE
36	RT	23	ARG
36	RT	26	ASP
36	RT	27	THR
36	RT	42	ILE

*Continued on next page...*

*Continued from previous page...*

<b>Mol</b>	<b>Chain</b>	<b>Res</b>	<b>Type</b>
36	RT	51	ARG
36	RT	58	ASN
36	RT	65	LYS
36	RT	73	GLU
36	RT	78	LEU
36	RT	86	ILE
36	RT	87	ASP
36	RT	99	LEU
36	RT	100	TYR
36	RT	104	ASN
36	RT	107	ASP
36	RT	111	ARG
36	RT	112	ARG
36	RT	115	ARG
36	RT	128	GLU
36	RT	134	GLU
37	RU	5	LYS
37	RU	9	VAL
37	RU	31	SER
37	RU	52	ARG
37	RU	74	LEU
37	RU	76	TYR
37	RU	79	PHE
37	RU	88	ILE
37	RU	92	ARG
37	RU	98	LEU
37	RU	108	GLU
37	RU	114	LYS
37	RU	117	GLN
38	RV	13	ARG
38	RV	14	VAL
38	RV	18	LEU
38	RV	35	LEU
38	RV	38	LEU
38	RV	39	LEU
38	RV	40	LEU
38	RV	66	ARG
38	RV	75	PHE
38	RV	91	TYR
38	RV	99	ILE
39	RW	11	ARG
39	RW	14	PRO

*Continued on next page...*



*Continued from previous page...*

Mol	Chain	Res	Type
39	RW	16	LYS
39	RW	18	ARG
39	RW	19	LEU
39	RW	20	VAL
39	RW	63	ASP
39	RW	67	ASP
39	RW	69	LEU
39	RW	70	TYR
39	RW	87	PRO
39	RW	88	ARG
39	RW	92	ARG
39	RW	107	LEU
39	RW	109	GLU
40	RX	3	THR
40	RX	6	ASP
40	RX	15	GLU
40	RX	27	THR
40	RX	30	VAL
40	RX	55	ASN
40	RX	57	LEU
40	RX	65	ARG
40	RX	70	LEU
40	RX	80	ILE
40	RX	88	LYS
41	RY	7	VAL
41	RY	11	ASP
41	RY	27	VAL
41	RY	45	VAL
41	RY	57	GLN
41	RY	64	GLU
41	RY	75	ILE
41	RY	77	PRO
41	RY	79	CYS
41	RY	87	LYS
41	RY	88	LYS
41	RY	89	PHE
41	RY	90	LEU
41	RY	95	LYS
41	RY	97	ARG
42	RZ	2	GLU
42	RZ	8	TYR
42	RZ	20	ARG

*Continued on next page...*

*Continued from previous page...*

Mol	Chain	Res	Type
42	RZ	52	SER
42	RZ	76	LEU
42	RZ	81	ARG
42	RZ	87	ASP
42	RZ	93	ASP
42	RZ	94	GLU
42	RZ	112	ARG
42	RZ	117	LEU
42	RZ	121	HIS
42	RZ	128	VAL
42	RZ	145	GLU
42	RZ	150	LEU
42	RZ	151	HIS
42	RZ	168	GLU
42	RZ	174	VAL
42	RZ	179	ASP
42	RZ	182	LYS
42	RZ	183	LEU
43	R0	4	LYS
43	R0	7	LEU
43	R0	10	THR
43	R0	11	ARG
43	R0	36	ILE
43	R0	64	ASP
43	R0	66	VAL
43	R0	74	ARG
44	R1	2	SER
44	R1	11	ARG
44	R1	21	ARG
44	R1	30	VAL
44	R1	40	ARG
44	R1	41	ARG
44	R1	56	GLN
44	R1	76	ARG
44	R1	80	LEU
44	R1	81	LYS
44	R1	83	GLU
44	R1	87	PRO
44	R1	91	LYS
44	R1	92	LYS
44	R1	97	LEU
45	R2	7	ARG

*Continued on next page...*

*Continued from previous page...*

Mol	Chain	Res	Type
45	R2	9	GLN
45	R2	16	LEU
45	R2	24	LEU
45	R2	53	LEU
45	R2	62	THR
45	R2	64	LEU
46	R3	4	LEU
46	R3	8	LEU
46	R3	9	VAL
46	R3	10	LYS
46	R3	17	LYS
46	R3	30	ARG
46	R3	31	LEU
46	R3	32	GLN
46	R3	37	LEU
46	R3	40	THR
46	R3	44	ARG
47	R4	6	HIS
47	R4	15	ILE
47	R4	18	CYS
47	R4	21	VAL
47	R4	23	GLU
47	R4	39	CYS
47	R4	42	PHE
47	R4	48	ARG
47	R4	49	PHE
47	R4	50	VAL
47	R4	51	ASP
47	R4	53	GLU
47	R4	57	GLU
47	R4	61	ARG
47	R4	62	ARG
47	R4	63	TYR
47	R4	67	TYR
47	R4	68	ARG
47	R4	71	ARG
48	R5	3	LYS
48	R5	4	HIS
48	R5	6	VAL
48	R5	11	THR
48	R5	19	ARG
48	R5	25	LEU

*Continued on next page...*

*Continued from previous page...*

Mol	Chain	Res	Type
48	R5	36	CYS
48	R5	37	LYS
48	R5	43	HIS
48	R5	52	TYR
48	R5	56	LYS
48	R5	58	LEU
49	R6	6	ARG
49	R6	8	LYS
49	R6	18	ARG
49	R6	19	ARG
49	R6	28	ARG
49	R6	34	LEU
49	R6	37	ARG
49	R6	42	TRP
49	R6	44	ARG
49	R6	46	HIS
50	R7	1	MET
50	R7	9	ARG
50	R7	43	THR
51	R8	15	LYS
51	R8	16	ILE
51	R8	30	ARG
51	R8	35	GLN
51	R8	39	LYS
51	R8	43	GLN
51	R8	44	LYS
51	R8	47	LYS
51	R8	48	PHE
51	R8	49	VAL
51	R8	52	LYS
51	R8	53	PRO
51	R8	62	LEU
51	R8	63	PRO
51	R8	65	GLU
52	R9	1	MET
52	R9	17	ILE
2	XB	5	ILE
2	XB	8	LYS
2	XB	16	HIS
2	XB	23	ARG
2	XB	24	TRP
2	XB	33	TYR

*Continued on next page...*

*Continued from previous page...*

Mol	Chain	Res	Type
2	XB	36	ARG
2	XB	63	MET
2	XB	67	THR
2	XB	73	THR
2	XB	82	ARG
2	XB	92	TYR
2	XB	94	ASN
2	XB	121	LEU
2	XB	155	LEU
2	XB	163	PHE
2	XB	165	VAL
2	XB	168	THR
2	XB	172	ILE
2	XB	174	VAL
2	XB	178	ARG
2	XB	196	LEU
2	XB	204	ASN
2	XB	215	LEU
3	XC	3	ASN
3	XC	5	ILE
3	XC	12	LEU
3	XC	16	ARG
3	XC	21	ARG
3	XC	29	TYR
3	XC	56	ASP
3	XC	69	HIS
3	XC	94	LEU
3	XC	127	ARG
3	XC	131	ARG
3	XC	154	SER
3	XC	184	TYR
3	XC	192	THR
3	XC	193	TYR
3	XC	196	LEU
4	XD	3	ARG
4	XD	7	PRO
4	XD	9	CYS
4	XD	30	LYS
4	XD	50	ARG
4	XD	53	ASP
4	XD	79	PHE
4	XD	86	LYS

*Continued on next page...*

*Continued from previous page...*

Mol	Chain	Res	Type
4	XD	94	LEU
4	XD	96	LEU
4	XD	114	ARG
4	XD	122	ARG
4	XD	131	ARG
4	XD	181	MET
4	XD	200	GLU
5	XE	10	MET
5	XE	13	ILE
5	XE	16	THR
5	XE	31	LEU
5	XE	53	LEU
5	XE	73	ASN
5	XE	79	GLU
5	XE	101	ILE
5	XE	153	LYS
6	XF	17	SER
6	XF	21	LEU
6	XF	27	GLN
6	XF	36	ARG
6	XF	55	ASP
6	XF	63	TYR
6	XF	69	GLU
6	XF	74	ASP
6	XF	77	ARG
6	XF	87	ARG
6	XF	92	LYS
6	XF	94	GLN
6	XF	97	PHE
6	XF	100	ASN
7	XG	8	GLU
7	XG	12	LEU
7	XG	78	ARG
7	XG	84	ASN
7	XG	98	SER
7	XG	111	ARG
7	XG	114	ARG
7	XG	124	LEU
7	XG	137	LYS
7	XG	148	ASN
7	XG	155	ARG
8	XH	1	MET

*Continued on next page...*

*Continued from previous page...*

Mol	Chain	Res	Type
8	XH	10	LEU
8	XH	27	PRO
8	XH	41	ARG
8	XH	52	ASP
8	XH	63	LEU
8	XH	69	ARG
8	XH	81	HIS
8	XH	99	GLU
8	XH	119	LEU
8	XH	121	ASP
8	XH	129	VAL
8	XH	137	VAL
9	XI	7	THR
9	XI	9	ARG
9	XI	48	GLU
9	XI	65	VAL
9	XI	83	ARG
9	XI	95	LYS
9	XI	104	ARG
9	XI	113	LYS
9	XI	114	TYR
9	XI	121	ARG
9	XI	128	ARG
10	XJ	22	LYS
10	XJ	47	PHE
10	XJ	57	LYS
10	XJ	62	HIS
10	XJ	74	ILE
10	XJ	80	LYS
10	XJ	84	GLN
10	XJ	96	ILE
11	XK	26	ASN
11	XK	32	ILE
11	XK	63	LEU
11	XK	75	TYR
11	XK	92	GLU
11	XK	109	VAL
11	XK	114	VAL
11	XK	116	HIS
11	XK	125	PHE
12	XL	17	LYS
12	XL	20	LYS

*Continued on next page...*

*Continued from previous page...*

Mol	Chain	Res	Type
12	XL	27	LEU
12	XL	41	ARG
12	XL	46	LYS
12	XL	53	ARG
12	XL	57	LYS
12	XL	60	LEU
12	XL	62	SER
12	XL	70	ILE
12	XL	73	GLU
12	XL	81	SER
12	XL	89	ARG
12	XL	112	ASP
12	XL	120	TYR
13	XM	3	ARG
13	XM	8	GLU
13	XM	13	LYS
13	XM	35	GLU
13	XM	47	ASP
13	XM	56	LEU
13	XM	57	ARG
13	XM	64	TRP
13	XM	66	LEU
13	XM	70	LEU
13	XM	88	ARG
13	XM	90	LEU
13	XM	101	GLN
13	XM	115	LYS
13	XM	116	THR
13	XM	122	LYS
14	XN	3	ARG
14	XN	12	ARG
14	XN	14	PRO
14	XN	16	PHE
14	XN	41	ARG
15	XO	3	ILE
15	XO	8	LYS
15	XO	26	GLU
15	XO	39	LEU
15	XO	62	GLN
15	XO	65	ARG
16	XP	1	MET
16	XP	26	ARG

*Continued on next page...*



*Continued from previous page...*

Mol	Chain	Res	Type
16	XP	28	ARG
16	XP	59	TRP
16	XP	62	VAL
16	XP	69	THR
16	XP	71	ARG
16	XP	72	ARG
16	XP	82	GLN
17	XQ	12	SER
17	XQ	48	GLU
17	XQ	52	LYS
17	XQ	59	ILE
17	XQ	68	ARG
17	XQ	74	LEU
18	XR	26	LEU
18	XR	29	PHE
18	XR	32	ARG
18	XR	36	ASN
18	XR	46	GLU
18	XR	54	ARG
18	XR	55	ARG
19	XS	5	LEU
19	XS	10	PHE
19	XS	12	ASP
19	XS	13	ASP
19	XS	15	LEU
19	XS	29	ARG
19	XS	30	LEU
19	XS	41	VAL
19	XS	63	THR
19	XS	65	ASN
19	XS	83	HIS
20	XT	11	SER
20	XT	26	ASN
20	XT	41	ILE
20	XT	62	LEU
20	XT	73	HIS
20	XT	75	ASN
20	XT	93	GLU
21	XU	6	ARG
24	YD	10	THR
24	YD	17	THR
24	YD	26	LYS

*Continued on next page...*

*Continued from previous page...*

Mol	Chain	Res	Type
24	YD	33	LEU
24	YD	43	ARG
24	YD	44	ASN
24	YD	61	LEU
24	YD	65	ILE
24	YD	67	PHE
24	YD	71	ASP
24	YD	73	VAL
24	YD	94	LEU
24	YD	98	VAL
24	YD	105	ILE
24	YD	106	ILE
24	YD	131	LEU
24	YD	134	ARG
24	YD	135	PHE
24	YD	155	LEU
24	YD	157	ARG
24	YD	166	GLN
24	YD	173	VAL
24	YD	183	ARG
24	YD	192	THR
24	YD	198	ASN
24	YD	200	ASP
24	YD	215	LEU
24	YD	217	ARG
24	YD	218	ARG
24	YD	226	MET
24	YD	230	ASP
24	YD	237	GLU
24	YD	257	LEU
24	YD	259	THR
24	YD	261	LYS
24	YD	262	ARG
25	YE	2	LYS
25	YE	4	ILE
25	YE	13	ARG
25	YE	16	ARG
25	YE	17	ASP
25	YE	25	VAL
25	YE	26	ILE
25	YE	27	LEU
25	YE	33	VAL

*Continued on next page...*

*Continued from previous page...*

Mol	Chain	Res	Type
25	YE	36	ARG
25	YE	37	ARG
25	YE	38	THR
25	YE	41	LYS
25	YE	45	THR
25	YE	54	GLN
25	YE	61	ARG
25	YE	62	PRO
25	YE	66	HIS
25	YE	73	GLU
25	YE	75	VAL
25	YE	77	ILE
25	YE	78	LEU
25	YE	79	ARG
25	YE	80	GLU
25	YE	101	ARG
25	YE	113	PHE
25	YE	117	MET
25	YE	119	ARG
25	YE	143	ASN
25	YE	146	THR
25	YE	154	LYS
25	YE	167	VAL
25	YE	179	GLU
25	YE	184	VAL
25	YE	196	VAL
25	YE	200	GLU
25	YE	202	LYS
25	YE	203	LYS
26	YF	7	TYR
26	YF	9	ILE
26	YF	25	PRO
26	YF	32	LEU
26	YF	45	ARG
26	YF	46	ARG
26	YF	65	TRP
26	YF	66	PRO
26	YF	67	GLN
26	YF	70	THR
26	YF	82	ILE
26	YF	106	ARG
26	YF	108	LYS

*Continued on next page...*

*Continued from previous page...*

Mol	Chain	Res	Type
26	YF	117	ARG
26	YF	124	LEU
26	YF	127	GLU
26	YF	145	GLU
26	YF	164	ARG
26	YF	181	LEU
26	YF	183	VAL
26	YF	206	ILE
27	YG	4	ASP
27	YG	22	ARG
27	YG	26	GLN
27	YG	33	ARG
27	YG	34	LEU
27	YG	35	GLU
27	YG	43	LEU
27	YG	45	GLU
27	YG	63	ILE
27	YG	67	LYS
27	YG	71	THR
27	YG	88	ILE
27	YG	94	LEU
27	YG	96	ARG
27	YG	97	ASP
27	YG	103	LEU
27	YG	115	ARG
27	YG	118	ARG
27	YG	133	LEU
27	YG	147	ASP
27	YG	155	MET
27	YG	156	ASP
27	YG	159	VAL
27	YG	174	GLU
28	YH	3	ARG
28	YH	4	ILE
28	YH	9	ILE
28	YH	10	PRO
28	YH	11	VAL
28	YH	16	SER
28	YH	27	LYS
28	YH	32	GLU
28	YH	37	VAL
28	YH	41	MET

*Continued on next page...*

*Continued from previous page...*

Mol	Chain	Res	Type
28	YH	43	VAL
28	YH	59	ARG
28	YH	64	LEU
28	YH	77	LYS
28	YH	81	GLU
28	YH	85	LYS
28	YH	88	LEU
28	YH	89	ILE
28	YH	105	LEU
28	YH	132	ARG
28	YH	139	GLN
28	YH	143	GLN
28	YH	152	ARG
28	YH	153	LYS
28	YH	154	PRO
28	YH	155	SER
28	YH	158	HIS
28	YH	169	VAL
29	YI	1	MET
29	YI	2	LYS
29	YI	5	LEU
29	YI	27	ARG
29	YI	33	ARG
29	YI	35	LEU
29	YI	38	LEU
29	YI	56	LYS
29	YI	67	ARG
29	YI	70	GLU
29	YI	81	VAL
29	YI	96	ASP
29	YI	101	LEU
29	YI	113	ARG
29	YI	130	TYR
29	YI	131	LYS
29	YI	134	PRO
29	YI	135	GLU
29	YI	139	GLN
29	YI	140	LEU
29	YI	142	VAL
30	YN	2	LYS
30	YN	7	LYS
30	YN	43	THR

*Continued on next page...*

*Continued from previous page...*

Mol	Chain	Res	Type
30	YN	48	MET
30	YN	60	ILE
30	YN	61	ARG
30	YN	65	LYS
30	YN	73	THR
30	YN	78	TYR
30	YN	90	MET
30	YN	93	THR
30	YN	94	HIS
30	YN	101	HIS
30	YN	109	LYS
30	YN	112	LEU
30	YN	120	LEU
30	YN	127	ASP
30	YN	131	GLN
30	YN	136	GLU
31	YO	8	LEU
31	YO	9	GLU
31	YO	17	ARG
31	YO	19	ILE
31	YO	23	ARG
31	YO	31	LYS
31	YO	39	ILE
31	YO	49	ARG
31	YO	53	LYS
31	YO	65	THR
32	YP	5	ASP
32	YP	9	ASN
32	YP	10	PRO
32	YP	16	ARG
32	YP	21	ARG
32	YP	27	HIS
32	YP	29	LYS
32	YP	30	THR
32	YP	32	THR
32	YP	36	LYS
32	YP	38	GLN
32	YP	41	ARG
32	YP	50	ARG
32	YP	55	ARG
32	YP	61	ARG
32	YP	62	LEU

*Continued on next page...*

*Continued from previous page...*

Mol	Chain	Res	Type
32	YP	64	LYS
32	YP	65	ARG
32	YP	75	ILE
32	YP	81	GLN
32	YP	88	LEU
32	YP	91	PHE
32	YP	99	LEU
32	YP	100	LEU
32	YP	108	LYS
32	YP	144	GLU
32	YP	146	VAL
33	YQ	2	LEU
33	YQ	25	ASP
33	YQ	26	TYR
33	YQ	27	VAL
33	YQ	45	GLN
33	YQ	46	GLN
33	YQ	54	MET
33	YQ	55	VAL
33	YQ	59	ARG
33	YQ	60	ARG
33	YQ	79	LEU
33	YQ	83	MET
33	YQ	89	ASN
33	YQ	90	VAL
33	YQ	91	GLU
33	YQ	130	LYS
33	YQ	135	ASP
33	YQ	139	GLU
34	YR	14	SER
34	YR	31	HIS
34	YR	37	THR
34	YR	44	LEU
34	YR	51	LEU
34	YR	57	ARG
34	YR	66	VAL
34	YR	67	LEU
34	YR	71	GLN
34	YR	75	LEU
34	YR	76	VAL
34	YR	81	ASP
34	YR	95	THR

*Continued on next page...*

*Continued from previous page...*

Mol	Chain	Res	Type
34	YR	104	ARG
34	YR	105	ARG
34	YR	107	ASP
34	YR	113	LEU
35	YS	4	LEU
35	YS	12	PHE
35	YS	17	ARG
35	YS	18	ILE
35	YS	20	ARG
35	YS	44	LYS
35	YS	56	LEU
35	YS	57	LYS
35	YS	89	ARG
35	YS	101	LEU
35	YS	103	GLU
35	YS	106	ARG
35	YS	111	GLU
36	YT	2	ASN
36	YT	14	TYR
36	YT	22	PHE
36	YT	23	ARG
36	YT	26	ASP
36	YT	27	THR
36	YT	42	ILE
36	YT	51	ARG
36	YT	58	ASN
36	YT	65	LYS
36	YT	73	GLU
36	YT	78	LEU
36	YT	86	ILE
36	YT	87	ASP
36	YT	99	LEU
36	YT	100	TYR
36	YT	104	ASN
36	YT	107	ASP
36	YT	111	ARG
36	YT	112	ARG
36	YT	115	ARG
36	YT	128	GLU
36	YT	134	GLU
37	YU	5	LYS
37	YU	9	VAL

*Continued on next page...*



*Continued from previous page...*

Mol	Chain	Res	Type
37	YU	31	SER
37	YU	52	ARG
37	YU	74	LEU
37	YU	76	TYR
37	YU	79	PHE
37	YU	88	ILE
37	YU	92	ARG
37	YU	98	LEU
37	YU	108	GLU
37	YU	114	LYS
37	YU	117	GLN
38	YV	13	ARG
38	YV	14	VAL
38	YV	18	LEU
38	YV	35	LEU
38	YV	38	LEU
38	YV	39	LEU
38	YV	40	LEU
38	YV	66	ARG
38	YV	75	PHE
38	YV	91	TYR
38	YV	99	ILE
39	YW	11	ARG
39	YW	14	PRO
39	YW	16	LYS
39	YW	18	ARG
39	YW	19	LEU
39	YW	20	VAL
39	YW	63	ASP
39	YW	67	ASP
39	YW	69	LEU
39	YW	70	TYR
39	YW	87	PRO
39	YW	88	ARG
39	YW	92	ARG
39	YW	107	LEU
39	YW	109	GLU
40	YX	3	THR
40	YX	6	ASP
40	YX	15	GLU
40	YX	27	THR
40	YX	30	VAL

*Continued on next page...*

*Continued from previous page...*

Mol	Chain	Res	Type
40	YX	55	ASN
40	YX	57	LEU
40	YX	65	ARG
40	YX	70	LEU
40	YX	80	ILE
40	YX	88	LYS
41	YY	7	VAL
41	YY	11	ASP
41	YY	27	VAL
41	YY	45	VAL
41	YY	57	GLN
41	YY	64	GLU
41	YY	75	ILE
41	YY	77	PRO
41	YY	79	CYS
41	YY	87	LYS
41	YY	88	LYS
41	YY	89	PHE
41	YY	90	LEU
41	YY	95	LYS
41	YY	97	ARG
42	YZ	2	GLU
42	YZ	8	TYR
42	YZ	20	ARG
42	YZ	39	VAL
42	YZ	41	LEU
42	YZ	52	SER
42	YZ	66	SER
42	YZ	71	VAL
42	YZ	76	LEU
42	YZ	81	ARG
42	YZ	87	ASP
42	YZ	92	SER
42	YZ	94	GLU
42	YZ	111	VAL
42	YZ	123	ASP
42	YZ	139	VAL
42	YZ	140	ASP
42	YZ	141	VAL
42	YZ	144	LEU
42	YZ	150	LEU
42	YZ	151	HIS

*Continued on next page...*

*Continued from previous page...*

Mol	Chain	Res	Type
42	YZ	156	LYS
42	YZ	182	LYS
43	Y0	12	ASN
43	Y0	35	ASN
43	Y0	36	ILE
43	Y0	55	ARG
43	Y0	74	ARG
44	Y1	2	SER
44	Y1	11	ARG
44	Y1	21	ARG
44	Y1	30	VAL
44	Y1	40	ARG
44	Y1	41	ARG
44	Y1	56	GLN
44	Y1	76	ARG
44	Y1	80	LEU
44	Y1	81	LYS
44	Y1	83	GLU
44	Y1	87	PRO
44	Y1	91	LYS
44	Y1	92	LYS
44	Y1	97	LEU
45	Y2	7	ARG
45	Y2	9	GLN
45	Y2	16	LEU
45	Y2	24	LEU
45	Y2	53	LEU
45	Y2	62	THR
45	Y2	64	LEU
46	Y3	4	LEU
46	Y3	8	LEU
46	Y3	9	VAL
46	Y3	10	LYS
46	Y3	17	LYS
46	Y3	30	ARG
46	Y3	31	LEU
46	Y3	32	GLN
46	Y3	37	LEU
46	Y3	40	THR
46	Y3	44	ARG
47	Y4	6	HIS
47	Y4	15	ILE

*Continued on next page...*

*Continued from previous page...*

Mol	Chain	Res	Type
47	Y4	18	CYS
47	Y4	21	VAL
47	Y4	23	GLU
47	Y4	39	CYS
47	Y4	42	PHE
47	Y4	48	ARG
47	Y4	49	PHE
47	Y4	50	VAL
47	Y4	51	ASP
47	Y4	53	GLU
47	Y4	57	GLU
47	Y4	61	ARG
47	Y4	62	ARG
47	Y4	63	TYR
47	Y4	67	TYR
47	Y4	68	ARG
47	Y4	71	ARG
48	Y5	3	LYS
48	Y5	4	HIS
48	Y5	6	VAL
48	Y5	11	THR
48	Y5	19	ARG
48	Y5	25	LEU
48	Y5	36	CYS
48	Y5	37	LYS
48	Y5	43	HIS
48	Y5	52	TYR
48	Y5	56	LYS
48	Y5	58	LEU
49	Y6	6	ARG
49	Y6	8	LYS
49	Y6	18	ARG
49	Y6	19	ARG
49	Y6	28	ARG
49	Y6	34	LEU
49	Y6	37	ARG
49	Y6	42	TRP
49	Y6	44	ARG
49	Y6	46	HIS
50	Y7	1	MET
50	Y7	9	ARG
50	Y7	43	THR

*Continued on next page...*

*Continued from previous page...*

Mol	Chain	Res	Type
51	Y8	15	LYS
51	Y8	16	ILE
51	Y8	30	ARG
51	Y8	35	GLN
51	Y8	39	LYS
51	Y8	43	GLN
51	Y8	44	LYS
51	Y8	47	LYS
51	Y8	48	PHE
51	Y8	49	VAL
51	Y8	52	LYS
51	Y8	53	PRO
51	Y8	62	LEU
51	Y8	63	PRO
51	Y8	65	GLU
52	Y9	1	MET
52	Y9	17	ILE

Some sidechains can be flipped to improve hydrogen bonding and reduce clashes. All (112) such sidechains are listed below:

Mol	Chain	Res	Type
2	QB	95	GLN
2	QB	135	GLN
2	QB	204	ASN
2	QB	212	GLN
3	QC	181	ASN
5	QE	72	GLN
5	QE	73	ASN
5	QE	78	HIS
5	QE	127	ASN
6	QF	64	GLN
6	QF	100	ASN
7	QG	28	ASN
7	QG	37	ASN
7	QG	86	GLN
7	QG	148	ASN
10	QJ	78	ASN
11	QK	117	ASN
12	QL	9	GLN
13	QM	40	ASN
13	QM	101	GLN
15	QO	53	HIS

*Continued on next page...*

*Continued from previous page...*

Mol	Chain	Res	Type
19	QS	47	HIS
19	QS	65	ASN
20	QT	26	ASN
24	RD	44	ASN
24	RD	143	HIS
24	RD	166	GLN
24	RD	198	ASN
25	RE	48	GLN
28	RH	143	GLN
28	RH	147	ASN
30	RN	56	ASN
30	RN	131	GLN
31	RO	5	GLN
31	RO	82	ASN
32	RP	81	GLN
32	RP	84	ASN
34	RR	3	HIS
36	RT	55	ASN
36	RT	58	ASN
37	RU	94	ASN
38	RV	11	GLN
39	RW	61	ASN
40	RX	31	HIS
40	RX	55	ASN
40	RX	87	GLN
41	RY	57	GLN
43	R0	29	GLN
44	R1	56	GLN
45	R2	9	GLN
45	R2	47	ASN
46	R3	19	GLN
46	R3	32	GLN
49	R6	32	ASN
2	XB	95	GLN
2	XB	135	GLN
2	XB	204	ASN
2	XB	212	GLN
3	XC	181	ASN
5	XE	72	GLN
5	XE	73	ASN
5	XE	78	HIS
6	XF	64	GLN

*Continued on next page...*

*Continued from previous page...*

Mol	Chain	Res	Type
6	XF	100	ASN
7	XG	28	ASN
7	XG	37	ASN
7	XG	86	GLN
7	XG	148	ASN
10	XJ	78	ASN
11	XK	99	GLN
11	XK	117	ASN
12	XL	9	GLN
12	XL	49	ASN
13	XM	62	ASN
13	XM	77	ASN
13	XM	101	GLN
19	XS	47	HIS
19	XS	65	ASN
20	XT	26	ASN
24	YD	44	ASN
24	YD	143	HIS
24	YD	166	GLN
24	YD	198	ASN
25	YE	48	GLN
25	YE	135	HIS
28	YH	143	GLN
28	YH	147	ASN
30	YN	56	ASN
30	YN	101	HIS
30	YN	131	GLN
31	YO	5	GLN
31	YO	82	ASN
32	YP	81	GLN
32	YP	84	ASN
34	YR	3	HIS
36	YT	55	ASN
36	YT	58	ASN
37	YU	94	ASN
38	YV	11	GLN
39	YW	61	ASN
40	YX	55	ASN
40	YX	87	GLN
41	YY	57	GLN
42	YZ	32	HIS
43	Y0	29	GLN

*Continued on next page...*

*Continued from previous page...*

Mol	Chain	Res	Type
44	Y1	56	GLN
45	Y2	9	GLN
45	Y2	47	ASN
46	Y3	19	GLN
46	Y3	32	GLN
47	Y4	47	GLN
49	Y6	32	ASN

### 5.3.3 RNA ⓘ

Mol	Chain	Analysed	Backbone Outliers	Pucker Outliers
1	QA	1499/1522 (98%)	281 (18%)	47 (3%)
1	XA	1498/1522 (98%)	299 (19%)	52 (3%)
22	RA	2879/2916 (98%)	658 (22%)	65 (2%)
22	YA	2880/2916 (98%)	639 (22%)	65 (2%)
23	RB	119/122 (97%)	20 (16%)	2 (1%)
23	YB	119/122 (97%)	25 (21%)	1 (0%)
53	QV	76/77 (98%)	30 (39%)	1 (1%)
53	XV	76/77 (98%)	30 (39%)	1 (1%)
54	QX	7/25 (28%)	5 (71%)	2 (28%)
54	XX	7/25 (28%)	4 (57%)	1 (14%)
55	QY	13/18 (72%)	6 (46%)	2 (15%)
55	XY	13/18 (72%)	5 (38%)	1 (7%)
56	Z6	1/3 (33%)	0	0
56	Z8	1/3 (33%)	0	0
All	All	9188/9366 (98%)	2002 (21%)	240 (2%)

All (2002) RNA backbone outliers are listed below:

Mol	Chain	Res	Type
1	QA	6	G
1	QA	9	G
1	QA	22	G
1	QA	32	A
1	QA	39	G
1	QA	47	C
1	QA	48	C
1	QA	50	A
1	QA	51	A
1	QA	64	G
1	QA	65	U

*Continued on next page...*



*Continued from previous page...*

Mol	Chain	Res	Type
1	QA	66	G
1	QA	76	G
1	QA	79	G
1	QA	80	G
1	QA	90	C
1	QA	91	C
1	QA	92	G
1	QA	95	G
1	QA	101	A
1	QA	108	G
1	QA	116	A
1	QA	120	A
1	QA	121	C
1	QA	122	G
1	QA	129(A)	G
1	QA	144	G
1	QA	146	G
1	QA	147	G
1	QA	163	C
1	QA	171	A
1	QA	174	C
1	QA	182	U
1	QA	190	G
1	QA	191(A)	G
1	QA	195	A
1	QA	197	A
1	QA	209	U
1	QA	216	G
1	QA	231	G
1	QA	244	U
1	QA	245	C
1	QA	247	G
1	QA	251	G
1	QA	252	U
1	QA	266	G
1	QA	267	C
1	QA	281	G
1	QA	289	G
1	QA	316	G
1	QA	321	A
1	QA	328	C
1	QA	329	A

*Continued on next page...*

*Continued from previous page...*

Mol	Chain	Res	Type
1	QA	332	G
1	QA	344	A
1	QA	346	G
1	QA	347	G
1	QA	352	C
1	QA	353	A
1	QA	354	G
1	QA	356	A
1	QA	367	U
1	QA	388	G
1	QA	389	A
1	QA	397	A
1	QA	398	C
1	QA	406	G
1	QA	411	A
1	QA	412	A
1	QA	413	G
1	QA	419	C
1	QA	421	U
1	QA	422	C
1	QA	423	G
1	QA	424	G
1	QA	429	U
1	QA	430	A
1	QA	435	C
1	QA	440	A
1	QA	442	C
1	QA	452	A
1	QA	465	A
1	QA	466	C
1	QA	467	G
1	QA	482	A
1	QA	485	G
1	QA	486	U
1	QA	496	A
1	QA	497	U
1	QA	505	G
1	QA	509	A
1	QA	510	A
1	QA	511	C
1	QA	517	G
1	QA	518	C

*Continued on next page...*

*Continued from previous page...*

Mol	Chain	Res	Type
1	QA	521	G
1	QA	527	G
1	QA	532	A
1	QA	533	A
1	QA	534	U
1	QA	547	A
1	QA	559	A
1	QA	561	U
1	QA	564	C
1	QA	566	G
1	QA	572	A
1	QA	573	A
1	QA	576	G
1	QA	579	G
1	QA	596	C
1	QA	614	A
1	QA	615	C
1	QA	623	C
1	QA	630	G
1	QA	631	G
1	QA	633	G
1	QA	653	A
1	QA	665	A
1	QA	688	G
1	QA	701	C
1	QA	702	A
1	QA	703	G
1	QA	704	A
1	QA	723	U
1	QA	729	A
1	QA	731	G
1	QA	748	C
1	QA	749	C
1	QA	752	G
1	QA	753	A
1	QA	754	C
1	QA	755	G
1	QA	777	A
1	QA	792	A
1	QA	793	U
1	QA	794	A
1	QA	813	U

*Continued on next page...*

*Continued from previous page...*

<b>Mol</b>	<b>Chain</b>	<b>Res</b>	<b>Type</b>
1	QA	817	C
1	QA	819	A
1	QA	821	G
1	QA	828	A
1	QA	836	G
1	QA	841	U
1	QA	843	U
1	QA	848	C
1	QA	859	A
1	QA	871	U
1	QA	872	A
1	QA	885	G
1	QA	902	G
1	QA	914	A
1	QA	926	G
1	QA	927	G
1	QA	934	C
1	QA	935	A
1	QA	960	U
1	QA	961	U
1	QA	966	G
1	QA	968	A
1	QA	969	A
1	QA	971	G
1	QA	974	A
1	QA	976	G
1	QA	977	A
1	QA	978	A
1	QA	991	U
1	QA	992	U
1	QA	993	G
1	QA	994	A
1	QA	1001	G
1	QA	1002	G
1	QA	1004	A
1	QA	1006	C
1	QA	1008	C
1	QA	1009	G
1	QA	1020	U
1	QA	1021	G
1	QA	1024	G
1	QA	1025	U

*Continued on next page...*

*Continued from previous page...*

Mol	Chain	Res	Type
1	QA	1028	C
1	QA	1029	G
1	QA	1032(A)	G
1	QA	1036	G
1	QA	1040	U
1	QA	1054	C
1	QA	1055	A
1	QA	1064	G
1	QA	1065	U
1	QA	1066	C
1	QA	1094	G
1	QA	1095	U
1	QA	1101	A
1	QA	1124	G
1	QA	1125	U
1	QA	1126	U
1	QA	1127	G
1	QA	1130	A
1	QA	1131	G
1	QA	1136	U
1	QA	1137	C
1	QA	1138	G
1	QA	1139	G
1	QA	1146	A
1	QA	1157	A
1	QA	1158	C
1	QA	1159	U
1	QA	1160	G
1	QA	1163	C
1	QA	1171	G
1	QA	1178	G
1	QA	1181	G
1	QA	1182	G
1	QA	1183	A
1	QA	1187	G
1	QA	1196	U
1	QA	1197	G
1	QA	1200	C
1	QA	1201	A
1	QA	1202	G
1	QA	1212	U
1	QA	1213	A

*Continued on next page...*

*Continued from previous page...*

Mol	Chain	Res	Type
1	QA	1224	G
1	QA	1225	A
1	QA	1227	A
1	QA	1238	A
1	QA	1240	U
1	QA	1241	G
1	QA	1256	A
1	QA	1257	U
1	QA	1258	G
1	QA	1270	C
1	QA	1273	G
1	QA	1280	A
1	QA	1281	U
1	QA	1282	C
1	QA	1286	A
1	QA	1287	A
1	QA	1297	C
1	QA	1298	C
1	QA	1299	A
1	QA	1300	G
1	QA	1301	U
1	QA	1302	U
1	QA	1305	G
1	QA	1317	C
1	QA	1320	C
1	QA	1321	C
1	QA	1322	C
1	QA	1323	G
1	QA	1331	G
1	QA	1334	G
1	QA	1335	C
1	QA	1336	C
1	QA	1337	G
1	QA	1347	G
1	QA	1348	U
1	QA	1353	G
1	QA	1362(A)	C
1	QA	1363	A
1	QA	1364	U
1	QA	1370	G
1	QA	1397	C
1	QA	1401	G

*Continued on next page...*

*Continued from previous page...*

Mol	Chain	Res	Type
1	QA	1419	G
1	QA	1442	G
1	QA	1446	A
1	QA	1447	G
1	QA	1452	C
1	QA	1453	G
1	QA	1454	G
1	QA	1487	G
1	QA	1492	A
1	QA	1499	A
1	QA	1504	G
1	QA	1505	G
1	QA	1506	U
1	QA	1517	G
1	QA	1519	A
1	QA	1520	G
1	QA	1529	G
1	QA	1530	G
22	RA	9	U
22	RA	15	G
22	RA	27	G
22	RA	34	C
22	RA	35	G
22	RA	46	C
22	RA	49	A
22	RA	51	G
22	RA	55	G
22	RA	63	U
22	RA	72	U
22	RA	74	A
22	RA	75	G
22	RA	96	G
22	RA	97	C
22	RA	99	U
22	RA	101	G
22	RA	102	G
22	RA	103	A
22	RA	118	A
22	RA	120	U
22	RA	124	G
22	RA	131	G
22	RA	138	G

*Continued on next page...*

*Continued from previous page...*

Mol	Chain	Res	Type
22	RA	161	U
22	RA	177	G
22	RA	181	A
22	RA	196	A
22	RA	199	A
22	RA	205	G
22	RA	206	U
22	RA	215	G
22	RA	216	A
22	RA	221	A
22	RA	222	A
22	RA	223	A
22	RA	224	G
22	RA	228	A
22	RA	229	A
22	RA	230	U
22	RA	232	G
22	RA	233	A
22	RA	242	G
22	RA	243	U
22	RA	248	G
22	RA	249	C
22	RA	250	G
22	RA	252	G
22	RA	265	A
22	RA	266	G
22	RA	270(L)	U
22	RA	270(M)	U
22	RA	270(N)	G
22	RA	270(P)	C
22	RA	270(T)	G
22	RA	271(C)	U
22	RA	271	G
22	RA	275	G
22	RA	276	A
22	RA	277	C
22	RA	278	A
22	RA	299	A
22	RA	306	U
22	RA	311	A
22	RA	316	C
22	RA	323	G

*Continued on next page...*



*Continued from previous page...*

Mol	Chain	Res	Type
22	RA	324	A
22	RA	327	G
22	RA	329	G
22	RA	330	A
22	RA	331	A
22	RA	332	A
22	RA	335	C
22	RA	342	G
22	RA	343	C
22	RA	346	A
22	RA	347	A
22	RA	352	G
22	RA	364	C
22	RA	371	A
22	RA	372	G
22	RA	373	U
22	RA	386	G
22	RA	393	C
22	RA	395	U
22	RA	405	U
22	RA	411	G
22	RA	412	A
22	RA	428	A
22	RA	444	C
22	RA	448	U
22	RA	449	A
22	RA	451	C
22	RA	454	A
22	RA	457	A
22	RA	470	A
22	RA	481	G
22	RA	494	G
22	RA	504	U
22	RA	505	A
22	RA	509	C
22	RA	512	G
22	RA	513	A
22	RA	518	G
22	RA	519	U
22	RA	527	C
22	RA	529	A
22	RA	532	A

*Continued on next page...*

*Continued from previous page...*

Mol	Chain	Res	Type
22	RA	533	G
22	RA	537	C
22	RA	539	G
22	RA	540	G
22	RA	546	C
22	RA	547	A
22	RA	549	G
22	RA	563	G
22	RA	571	A
22	RA	573	G
22	RA	575	A
22	RA	588	U
22	RA	599	G
22	RA	603	A
22	RA	604	G
22	RA	607	U
22	RA	614	U
22	RA	615	G
22	RA	617	G
22	RA	621	A
22	RA	627	A
22	RA	637	A
22	RA	638	G
22	RA	645	C
22	RA	646	A
22	RA	651	G
22	RA	652	C
22	RA	654	A
22	RA	654(A)	G
22	RA	654(B)	C
22	RA	657	U
22	RA	668	G
22	RA	669	G
22	RA	686	G
22	RA	702	G
22	RA	705	A
22	RA	717	G
22	RA	722	A
22	RA	728	G
22	RA	730	C
22	RA	747	U
22	RA	753	C

*Continued on next page...*

*Continued from previous page...*

Mol	Chain	Res	Type
22	RA	764	A
22	RA	765	G
22	RA	771	G
22	RA	775	G
22	RA	776	G
22	RA	782	A
22	RA	784	A
22	RA	785	G
22	RA	789	A
22	RA	790	C
22	RA	792	G
22	RA	793	A
22	RA	800	A
22	RA	805	G
22	RA	806	C
22	RA	812	C
22	RA	818	G
22	RA	819	A
22	RA	822	U
22	RA	827	U
22	RA	828	U
22	RA	831	G
22	RA	833	U
22	RA	846	C
22	RA	847	U
22	RA	856	C
22	RA	857	C
22	RA	859	G
22	RA	860	U
22	RA	866	A
22	RA	869	G
22	RA	872	A
22	RA	880	G
22	RA	881	G
22	RA	882	G
22	RA	884	C
22	RA	885	C
22	RA	886	C
22	RA	888	C
22	RA	889	C
22	RA	893	C
22	RA	896	A

*Continued on next page...*

*Continued from previous page...*

Mol	Chain	Res	Type
22	RA	897	C
22	RA	899	A
22	RA	900	A
22	RA	901	A
22	RA	904	C
22	RA	906	G
22	RA	907	U
22	RA	910	A
22	RA	911	A
22	RA	917	A
22	RA	932	G
22	RA	938	G
22	RA	941	A
22	RA	944	G
22	RA	945	A
22	RA	946	G
22	RA	959	A
22	RA	961	C
22	RA	973	A
22	RA	974	G
22	RA	974(A)	C
22	RA	975	G
22	RA	980	A
22	RA	983	A
22	RA	989	G
22	RA	990	A
22	RA	991	C
22	RA	996	A
22	RA	1003	G
22	RA	1005	C
22	RA	1011	G
22	RA	1012	U
22	RA	1013	C
22	RA	1015	G
22	RA	1023	U
22	RA	1025	G
22	RA	1026	U
22	RA	1027	A
22	RA	1033	U
22	RA	1044	G
22	RA	1045	A
22	RA	1046	A

*Continued on next page...*

*Continued from previous page...*

Mol	Chain	Res	Type
22	RA	1050	A
22	RA	1054	A
22	RA	1055	G
22	RA	1057	A
22	RA	1059	G
22	RA	1060	U
22	RA	1061	U
22	RA	1066	U
22	RA	1067	A
22	RA	1068	G
22	RA	1070	A
22	RA	1071	G
22	RA	1076	C
22	RA	1077	A
22	RA	1078	U
22	RA	1079	C
22	RA	1082	U
22	RA	1083	U
22	RA	1084	A
22	RA	1085	A
22	RA	1086	A
22	RA	1087	G
22	RA	1088	A
22	RA	1091	G
22	RA	1093	G
22	RA	1095	A
22	RA	1096	A
22	RA	1099	G
22	RA	1104	C
22	RA	1110	G
22	RA	1111	A
22	RA	1112	G
22	RA	1122	G
22	RA	1126	A
22	RA	1130	U
22	RA	1131	G
22	RA	1135	C
22	RA	1136	G
22	RA	1142	U
22	RA	1142(A)	A
22	RA	1151	G
22	RA	1155	A

*Continued on next page...*

*Continued from previous page...*

Mol	Chain	Res	Type
22	RA	1170	G
22	RA	1173	G
22	RA	1174	A
22	RA	1175	U
22	RA	1176	G
22	RA	1178	C
22	RA	1179	C
22	RA	1180	C
22	RA	1183	G
22	RA	1190	G
22	RA	1191	G
22	RA	1195	G
22	RA	1204	A
22	RA	1205	U
22	RA	1206	G
22	RA	1210	A
22	RA	1211	U
22	RA	1212	G
22	RA	1220	A
22	RA	1221	C
22	RA	1236	G
22	RA	1238	G
22	RA	1247	A
22	RA	1248	G
22	RA	1253	A
22	RA	1256	G
22	RA	1265	A
22	RA	1271	G
22	RA	1272	A
22	RA	1282	U
22	RA	1300	U
22	RA	1301	A
22	RA	1302	A
22	RA	1303	G
22	RA	1306	C
22	RA	1309	G
22	RA	1312	U
22	RA	1313	U
22	RA	1314	C
22	RA	1319	G
22	RA	1321	A
22	RA	1329	U

*Continued on next page...*

*Continued from previous page...*

Mol	Chain	Res	Type
22	RA	1332	G
22	RA	1349	A
22	RA	1352	U
22	RA	1365	A
22	RA	1368	G
22	RA	1370	C
22	RA	1372	U
22	RA	1379	A
22	RA	1380	G
22	RA	1384	A
22	RA	1385	G
22	RA	1386	C
22	RA	1396	U
22	RA	1407	C
22	RA	1408	C
22	RA	1411	C
22	RA	1412	A
22	RA	1413	G
22	RA	1416	G
22	RA	1419	A
22	RA	1420	U
22	RA	1421	G
22	RA	1428	C
22	RA	1444(A)	A
22	RA	1445	C
22	RA	1449	A
22	RA	1449(A)	G
22	RA	1455	G
22	RA	1458	C
22	RA	1459	G
22	RA	1460	A
22	RA	1461	G
22	RA	1467	C
22	RA	1471	A
22	RA	1474	C
22	RA	1482	U
22	RA	1483	G
22	RA	1485	G
22	RA	1493	C
22	RA	1497	U
22	RA	1502	C
22	RA	1504	C

*Continued on next page...*

*Continued from previous page...*

Mol	Chain	Res	Type
22	RA	1506	C
22	RA	1507	A
22	RA	1508	A
22	RA	1510	A
22	RA	1514	U
22	RA	1522	G
22	RA	1525	G
22	RA	1534	G
22	RA	1535	U
22	RA	1536	A
22	RA	1537	C
22	RA	1538	G
22	RA	1543	A
22	RA	1544	C
22	RA	1545	A
22	RA	1547	C
22	RA	1558	A
22	RA	1559	G
22	RA	1566	A
22	RA	1569	A
22	RA	1578	U
22	RA	1579	A
22	RA	1581	G
22	RA	1585	C
22	RA	1586	A
22	RA	1591	G
22	RA	1598	C
22	RA	1608	A
22	RA	1609	A
22	RA	1610	A
22	RA	1616	A
22	RA	1617	C
22	RA	1618	A
22	RA	1622	G
22	RA	1630(A)	C
22	RA	1647	G
22	RA	1648	C
22	RA	1654	A
22	RA	1667	G
22	RA	1668	A
22	RA	1674	G
22	RA	1694	C

*Continued on next page...*



*Continued from previous page...*

<b>Mol</b>	<b>Chain</b>	<b>Res</b>	<b>Type</b>
22	RA	1695	G
22	RA	1698	A
22	RA	1699	G
22	RA	1701	A
22	RA	1725	G
22	RA	1729	A
22	RA	1730	U
22	RA	1731	G
22	RA	1733	G
22	RA	1742	C
22	RA	1743	G
22	RA	1754	C
22	RA	1756	G
22	RA	1763	G
22	RA	1764	G
22	RA	1769	G
22	RA	1773	A
22	RA	1780	A
22	RA	1787	A
22	RA	1791	A
22	RA	1799	G
22	RA	1800	C
22	RA	1801	G
22	RA	1811	G
22	RA	1816	G
22	RA	1820	U
22	RA	1829	A
22	RA	1835	G
22	RA	1847	A
22	RA	1848	A
22	RA	1858	G
22	RA	1869	G
22	RA	1870	C
22	RA	1872	A
22	RA	1878	G
22	RA	1882	C
22	RA	1888	G
22	RA	1889	A
22	RA	1896	G
22	RA	1903	G
22	RA	1906	G
22	RA	1926	U

*Continued on next page...*

*Continued from previous page...*

Mol	Chain	Res	Type
22	RA	1927	A
22	RA	1930	G
22	RA	1931	U
22	RA	1934	C
22	RA	1936	A
22	RA	1937	A
22	RA	1938	A
22	RA	1939	U
22	RA	1955	U
22	RA	1963	U
22	RA	1964	G
22	RA	1965	C
22	RA	1967	C
22	RA	1969	A
22	RA	1970	A
22	RA	1971	A
22	RA	1972	A
22	RA	1981	A
22	RA	1982	C
22	RA	1991	U
22	RA	1992	G
22	RA	1993	U
22	RA	1996	C
22	RA	2020	A
22	RA	2023	G
22	RA	2031	A
22	RA	2032	G
22	RA	2033	A
22	RA	2039	C
22	RA	2043	C
22	RA	2049	G
22	RA	2054	A
22	RA	2055	C
22	RA	2056	G
22	RA	2059	A
22	RA	2060	A
22	RA	2061	G
22	RA	2062	A
22	RA	2069	G
22	RA	2089	U
22	RA	2092	U
22	RA	2093	G

*Continued on next page...*

*Continued from previous page...*

<b>Mol</b>	<b>Chain</b>	<b>Res</b>	<b>Type</b>
22	RA	2096	U
22	RA	2099	U
22	RA	2108	C
22	RA	2111	C
22	RA	2113	U
22	RA	2114	A
22	RA	2115	G
22	RA	2116	G
22	RA	2117	A
22	RA	2120	G
22	RA	2126	A
22	RA	2127	G
22	RA	2128	C
22	RA	2131	G
22	RA	2132	U
22	RA	2133	G
22	RA	2136	C
22	RA	2146	C
22	RA	2148	G
22	RA	2157	G
22	RA	2158	A
22	RA	2161	C
22	RA	2166	G
22	RA	2168	G
22	RA	2169	A
22	RA	2173	A
22	RA	2176	A
22	RA	2190	G
22	RA	2192	G
22	RA	2198	A
22	RA	2199	A
22	RA	2210	G
22	RA	2211	G
22	RA	2212	A
22	RA	2213	U
22	RA	2215	G
22	RA	2225	A
22	RA	2238	G
22	RA	2239	G
22	RA	2243	U
22	RA	2268	A
22	RA	2275	C

*Continued on next page...*

*Continued from previous page...*

Mol	Chain	Res	Type
22	RA	2283	C
22	RA	2287	A
22	RA	2288	A
22	RA	2303	G
22	RA	2305	A
22	RA	2307	G
22	RA	2308	G
22	RA	2311	A
22	RA	2314	C
22	RA	2319	G
22	RA	2320	A
22	RA	2322	A
22	RA	2325	G
22	RA	2326	C
22	RA	2334	G
22	RA	2336	A
22	RA	2346	A
22	RA	2347	C
22	RA	2350	C
22	RA	2382	G
22	RA	2383	G
22	RA	2385	C
22	RA	2392	A
22	RA	2394	C
22	RA	2399	G
22	RA	2400	G
22	RA	2402	C
22	RA	2403	C
22	RA	2406	U
22	RA	2423	U
22	RA	2424	C
22	RA	2425	A
22	RA	2429	G
22	RA	2430	A
22	RA	2435	A
22	RA	2439	A
22	RA	2440	C
22	RA	2441	C
22	RA	2445	G
22	RA	2448	A
22	RA	2450	A
22	RA	2469	A

*Continued on next page...*

*Continued from previous page...*

Mol	Chain	Res	Type
22	RA	2470	G
22	RA	2474	C
22	RA	2475	C
22	RA	2476	A
22	RA	2482	G
22	RA	2483	C
22	RA	2484	G
22	RA	2494	G
22	RA	2502	G
22	RA	2505	G
22	RA	2506	U
22	RA	2507	C
22	RA	2519	U
22	RA	2529	G
22	RA	2535	G
22	RA	2542	A
22	RA	2543	G
22	RA	2554	U
22	RA	2566	A
22	RA	2567	G
22	RA	2569	G
22	RA	2573	C
22	RA	2574	G
22	RA	2581	G
22	RA	2582	G
22	RA	2586	C
22	RA	2601	C
22	RA	2602	A
22	RA	2609	U
22	RA	2611	U
22	RA	2612	C
22	RA	2614	A
22	RA	2623	G
22	RA	2629	A
22	RA	2646	C
22	RA	2655	G
22	RA	2665	A
22	RA	2673	G
22	RA	2681	C
22	RA	2682	U
22	RA	2689	U
22	RA	2690	C

*Continued on next page...*

*Continued from previous page...*

Mol	Chain	Res	Type
22	RA	2691	C
22	RA	2702	U
22	RA	2703	C
22	RA	2707	G
22	RA	2712	U
22	RA	2712(A)	A
22	RA	2713	A
22	RA	2714	G
22	RA	2724	C
22	RA	2726	U
22	RA	2733	A
22	RA	2734	A
22	RA	2748	A
22	RA	2750	A
22	RA	2751	G
22	RA	2752	C
22	RA	2758	A
22	RA	2761	G
22	RA	2764	A
22	RA	2765	A
22	RA	2777	G
22	RA	2778	A
22	RA	2779	U
22	RA	2780	G
22	RA	2790	A
22	RA	2791	C
22	RA	2797	U
22	RA	2807	G
22	RA	2810	A
22	RA	2818	G
22	RA	2820	A
22	RA	2821	A
22	RA	2823	A
22	RA	2833	G
22	RA	2834	G
22	RA	2835	A
22	RA	2846	G
22	RA	2849	U
22	RA	2867	G
22	RA	2868	A
22	RA	2872	G
22	RA	2879	C

*Continued on next page...*

*Continued from previous page...*

Mol	Chain	Res	Type
22	RA	2880	C
22	RA	2891	G
22	RA	2892	A
22	RA	2894	G
23	RB	8	U
23	RB	9	G
23	RB	13	A
23	RB	15	A
23	RB	16	G
23	RB	19	G
23	RB	21	G
23	RB	22	U
23	RB	25	A
23	RB	27	C
23	RB	32	C
23	RB	33	G
23	RB	42	C
23	RB	45	A
23	RB	52	A
23	RB	56	G
23	RB	67	G
23	RB	73	A
23	RB	81	G
23	RB	109	G
1	XA	6	G
1	XA	7	G
1	XA	32	A
1	XA	39	G
1	XA	47	C
1	XA	48	C
1	XA	50	A
1	XA	51	A
1	XA	61	G
1	XA	64	G
1	XA	65	U
1	XA	66	G
1	XA	76	G
1	XA	78	G
1	XA	79	G
1	XA	81	G
1	XA	89	U
1	XA	90	C

*Continued on next page...*

*Continued from previous page...*

Mol	Chain	Res	Type
1	XA	91	C
1	XA	92	G
1	XA	95	G
1	XA	101	A
1	XA	108	G
1	XA	116	A
1	XA	120	A
1	XA	121	C
1	XA	122	G
1	XA	129(A)	G
1	XA	130	A
1	XA	144	G
1	XA	147	G
1	XA	163	C
1	XA	172	A
1	XA	174	C
1	XA	182	U
1	XA	190	G
1	XA	195	A
1	XA	197	A
1	XA	201	C
1	XA	209	U
1	XA	216	G
1	XA	222	U
1	XA	244	U
1	XA	245	C
1	XA	247	G
1	XA	251	G
1	XA	262	A
1	XA	267	C
1	XA	270	A
1	XA	281	G
1	XA	289	G
1	XA	305	G
1	XA	315	A
1	XA	316	G
1	XA	328	C
1	XA	329	A
1	XA	332	G
1	XA	345	C
1	XA	346	G
1	XA	347	G

*Continued on next page...*



*Continued from previous page...*

Mol	Chain	Res	Type
1	XA	348	G
1	XA	349	A
1	XA	352	C
1	XA	353	A
1	XA	354	G
1	XA	356	A
1	XA	367	U
1	XA	371	G
1	XA	372	C
1	XA	373	A
1	XA	384	G
1	XA	388	G
1	XA	390	C
1	XA	397	A
1	XA	398	C
1	XA	406	G
1	XA	411	A
1	XA	412	A
1	XA	413	G
1	XA	414	A
1	XA	421	U
1	XA	422	C
1	XA	423	G
1	XA	424	G
1	XA	429	U
1	XA	430	A
1	XA	435	C
1	XA	440	A
1	XA	442	C
1	XA	452	A
1	XA	465	A
1	XA	466	C
1	XA	467	G
1	XA	482	A
1	XA	485	G
1	XA	486	U
1	XA	496	A
1	XA	497	U
1	XA	509	A
1	XA	510	A
1	XA	511	C
1	XA	518	C

*Continued on next page...*

*Continued from previous page...*

Mol	Chain	Res	Type
1	XA	527	G
1	XA	531	U
1	XA	532	A
1	XA	533	A
1	XA	547	A
1	XA	548	G
1	XA	559	A
1	XA	561	U
1	XA	563	A
1	XA	564	C
1	XA	568	G
1	XA	572	A
1	XA	573	A
1	XA	576	G
1	XA	577	G
1	XA	579	G
1	XA	595	G
1	XA	596	C
1	XA	630	G
1	XA	631	G
1	XA	633	G
1	XA	652	U
1	XA	653	A
1	XA	665	A
1	XA	688	G
1	XA	701	C
1	XA	702	A
1	XA	703	G
1	XA	704	A
1	XA	723	U
1	XA	731	G
1	XA	749	C
1	XA	752	G
1	XA	753	A
1	XA	754	C
1	XA	755	G
1	XA	774	G
1	XA	777	A
1	XA	784	C
1	XA	786	G
1	XA	792	A
1	XA	793	U

*Continued on next page...*

*Continued from previous page...*

Mol	Chain	Res	Type
1	XA	794	A
1	XA	813	U
1	XA	815	A
1	XA	816	A
1	XA	817	C
1	XA	819	A
1	XA	821	G
1	XA	828	A
1	XA	836	G
1	XA	841	U
1	XA	843	U
1	XA	848	C
1	XA	859	A
1	XA	871	U
1	XA	872	A
1	XA	885	G
1	XA	902	G
1	XA	914	A
1	XA	916	G
1	XA	922	G
1	XA	927	G
1	XA	934	C
1	XA	935	A
1	XA	936	C
1	XA	940	C
1	XA	942	G
1	XA	960	U
1	XA	961	U
1	XA	966	G
1	XA	968	A
1	XA	969	A
1	XA	972	C
1	XA	974	A
1	XA	975	A
1	XA	976	G
1	XA	977	A
1	XA	982	U
1	XA	991	U
1	XA	992	U
1	XA	993	G
1	XA	994	A
1	XA	1001	G

*Continued on next page...*

*Continued from previous page...*

Mol	Chain	Res	Type
1	XA	1004	A
1	XA	1005	A
1	XA	1006	C
1	XA	1008	C
1	XA	1009	G
1	XA	1021	G
1	XA	1024	G
1	XA	1025	U
1	XA	1028	C
1	XA	1029	G
1	XA	1032(A)	G
1	XA	1036	G
1	XA	1040	U
1	XA	1054	C
1	XA	1055	A
1	XA	1066	C
1	XA	1094	G
1	XA	1095	U
1	XA	1101	A
1	XA	1124	G
1	XA	1125	U
1	XA	1126	U
1	XA	1127	G
1	XA	1130	A
1	XA	1131	G
1	XA	1136	U
1	XA	1137	C
1	XA	1138	G
1	XA	1139	G
1	XA	1146	A
1	XA	1151	A
1	XA	1157	A
1	XA	1158	C
1	XA	1159	U
1	XA	1160	G
1	XA	1162	C
1	XA	1171	G
1	XA	1176	A
1	XA	1177	G
1	XA	1181	G
1	XA	1182	G
1	XA	1183	A

*Continued on next page...*

*Continued from previous page...*

Mol	Chain	Res	Type
1	XA	1187	G
1	XA	1190	G
1	XA	1193	G
1	XA	1196	U
1	XA	1200	C
1	XA	1201	A
1	XA	1202	G
1	XA	1212	U
1	XA	1214	C
1	XA	1225	A
1	XA	1227	A
1	XA	1238	A
1	XA	1240	U
1	XA	1241	G
1	XA	1256	A
1	XA	1257	U
1	XA	1258	G
1	XA	1270	C
1	XA	1273	G
1	XA	1280	A
1	XA	1281	U
1	XA	1282	C
1	XA	1286	A
1	XA	1287	A
1	XA	1297	C
1	XA	1298	C
1	XA	1299	A
1	XA	1300	G
1	XA	1301	U
1	XA	1302	U
1	XA	1305	G
1	XA	1317	C
1	XA	1320	C
1	XA	1321	C
1	XA	1322	C
1	XA	1323	G
1	XA	1331	G
1	XA	1334	G
1	XA	1335	C
1	XA	1336	C
1	XA	1337	G
1	XA	1347	G

*Continued on next page...*

*Continued from previous page...*

Mol	Chain	Res	Type
1	XA	1348	U
1	XA	1349	A
1	XA	1353	G
1	XA	1362(A)	C
1	XA	1363	A
1	XA	1364	U
1	XA	1365	G
1	XA	1397	C
1	XA	1398	A
1	XA	1419	G
1	XA	1442	G
1	XA	1446	A
1	XA	1447	G
1	XA	1452	C
1	XA	1453	G
1	XA	1454	G
1	XA	1487	G
1	XA	1492	A
1	XA	1497	G
1	XA	1499	A
1	XA	1502	A
1	XA	1503	A
1	XA	1504	G
1	XA	1505	G
1	XA	1506	U
1	XA	1517	G
1	XA	1520	G
1	XA	1529	G
1	XA	1530	G
22	YA	9	U
22	YA	11	G
22	YA	15	G
22	YA	27	G
22	YA	34	C
22	YA	46	C
22	YA	49	A
22	YA	55	G
22	YA	63	U
22	YA	72	U
22	YA	74	A
22	YA	75	G
22	YA	84	A

*Continued on next page...*

*Continued from previous page...*

Mol	Chain	Res	Type
22	YA	97	C
22	YA	99	U
22	YA	101	G
22	YA	102	G
22	YA	103	A
22	YA	118	A
22	YA	120	U
22	YA	124	G
22	YA	131	G
22	YA	161	U
22	YA	162	U
22	YA	181	A
22	YA	188	G
22	YA	196	A
22	YA	199	A
22	YA	206	U
22	YA	214	G
22	YA	215	G
22	YA	216	A
22	YA	221	A
22	YA	222	A
22	YA	223	A
22	YA	228	A
22	YA	229	A
22	YA	230	U
22	YA	232	G
22	YA	233	A
22	YA	242	G
22	YA	243	U
22	YA	245	G
22	YA	248	G
22	YA	252	G
22	YA	265	A
22	YA	266	G
22	YA	269	U
22	YA	270(L)	U
22	YA	270(M)	U
22	YA	270(P)	C
22	YA	271(B)	G
22	YA	271(C)	U
22	YA	271	G
22	YA	274	G

*Continued on next page...*

*Continued from previous page...*

Mol	Chain	Res	Type
22	YA	275	G
22	YA	276	A
22	YA	278	A
22	YA	279	C
22	YA	287	C
22	YA	299	A
22	YA	305	U
22	YA	311	A
22	YA	315	G
22	YA	323	G
22	YA	324	A
22	YA	329	G
22	YA	330	A
22	YA	332	A
22	YA	342	G
22	YA	352	G
22	YA	363	G
22	YA	364	C
22	YA	371	A
22	YA	372	G
22	YA	373	U
22	YA	386	G
22	YA	387	U
22	YA	396	G
22	YA	405	U
22	YA	406	G
22	YA	411	G
22	YA	412	A
22	YA	421	U
22	YA	428	A
22	YA	442	G
22	YA	443	A
22	YA	444	C
22	YA	448	U
22	YA	457	A
22	YA	470	A
22	YA	479	A
22	YA	481	G
22	YA	483	A
22	YA	504	U
22	YA	505	A
22	YA	509	C

*Continued on next page...*



*Continued from previous page...*

Mol	Chain	Res	Type
22	YA	512	G
22	YA	518	G
22	YA	527	C
22	YA	529	A
22	YA	531	C
22	YA	532	A
22	YA	533	G
22	YA	537	C
22	YA	539	G
22	YA	540	G
22	YA	546	C
22	YA	547	A
22	YA	549	G
22	YA	563	G
22	YA	573	G
22	YA	575	A
22	YA	586	A
22	YA	588	U
22	YA	603	A
22	YA	607	U
22	YA	613	U
22	YA	614	U
22	YA	615	G
22	YA	617	G
22	YA	620	G
22	YA	622	G
22	YA	624	C
22	YA	626	U
22	YA	627	A
22	YA	629	G
22	YA	631	A
22	YA	634	C
22	YA	637	A
22	YA	638	G
22	YA	645	C
22	YA	646	A
22	YA	648	G
22	YA	651	G
22	YA	654	A
22	YA	654(A)	G
22	YA	654(B)	C
22	YA	654(V)	A

*Continued on next page...*

*Continued from previous page...*

<b>Mol</b>	<b>Chain</b>	<b>Res</b>	<b>Type</b>
22	YA	657	U
22	YA	664	C
22	YA	668	G
22	YA	686	G
22	YA	702	G
22	YA	704	G
22	YA	708	C
22	YA	709	U
22	YA	717	G
22	YA	722	A
22	YA	730	C
22	YA	747	U
22	YA	753	C
22	YA	765	G
22	YA	775	G
22	YA	776	G
22	YA	782	A
22	YA	784	A
22	YA	785	G
22	YA	790	C
22	YA	791	C
22	YA	792	G
22	YA	805	G
22	YA	812	C
22	YA	817	C
22	YA	818	G
22	YA	819	A
22	YA	827	U
22	YA	828	U
22	YA	831	G
22	YA	833	U
22	YA	847	U
22	YA	856	C
22	YA	857	C
22	YA	860	U
22	YA	866	A
22	YA	872	A
22	YA	880	G
22	YA	881	G
22	YA	882	G
22	YA	884	C
22	YA	885	C

*Continued on next page...*

*Continued from previous page...*

Mol	Chain	Res	Type
22	YA	886	C
22	YA	888	C
22	YA	889	C
22	YA	890	A
22	YA	896	A
22	YA	899	A
22	YA	900	A
22	YA	901	A
22	YA	907	U
22	YA	910	A
22	YA	914	C
22	YA	915	C
22	YA	917	A
22	YA	918	A
22	YA	932	G
22	YA	938	G
22	YA	941	A
22	YA	945	A
22	YA	946	G
22	YA	959	A
22	YA	961	C
22	YA	965	C
22	YA	973	A
22	YA	974	G
22	YA	974(A)	C
22	YA	975	G
22	YA	980	A
22	YA	983	A
22	YA	990	A
22	YA	991	C
22	YA	996	A
22	YA	1003	G
22	YA	1005	C
22	YA	1008	C
22	YA	1011	G
22	YA	1012	U
22	YA	1013	C
22	YA	1020	A
22	YA	1022	G
22	YA	1023	U
22	YA	1024	G
22	YA	1025	G

*Continued on next page...*

*Continued from previous page...*

<b>Mol</b>	<b>Chain</b>	<b>Res</b>	<b>Type</b>
22	YA	1026	U
22	YA	1027	A
22	YA	1033	U
22	YA	1045	A
22	YA	1046	A
22	YA	1050	A
22	YA	1054	A
22	YA	1055	G
22	YA	1057	A
22	YA	1059	G
22	YA	1060	U
22	YA	1061	U
22	YA	1066	U
22	YA	1067	A
22	YA	1068	G
22	YA	1071	G
22	YA	1076	C
22	YA	1077	A
22	YA	1078	U
22	YA	1079	C
22	YA	1082	U
22	YA	1083	U
22	YA	1084	A
22	YA	1085	A
22	YA	1086	A
22	YA	1088	A
22	YA	1090	U
22	YA	1093	G
22	YA	1095	A
22	YA	1096	A
22	YA	1097	U
22	YA	1099	G
22	YA	1103	A
22	YA	1104	C
22	YA	1105	U
22	YA	1110	G
22	YA	1111	A
22	YA	1122	G
22	YA	1128	A
22	YA	1131	G
22	YA	1135	C
22	YA	1136	G

*Continued on next page...*

*Continued from previous page...*

Mol	Chain	Res	Type
22	YA	1142	U
22	YA	1142(A)	A
22	YA	1151	G
22	YA	1170	G
22	YA	1173	G
22	YA	1174	A
22	YA	1175	U
22	YA	1176	G
22	YA	1178	C
22	YA	1179	C
22	YA	1180	C
22	YA	1195	G
22	YA	1198	U
22	YA	1204	A
22	YA	1205	U
22	YA	1206	G
22	YA	1211	U
22	YA	1220	A
22	YA	1221	C
22	YA	1236	G
22	YA	1238	G
22	YA	1240	U
22	YA	1244	G
22	YA	1248	G
22	YA	1250	G
22	YA	1253	A
22	YA	1256	G
22	YA	1265	A
22	YA	1271	G
22	YA	1272	A
22	YA	1273	U
22	YA	1276	A
22	YA	1282	U
22	YA	1300	U
22	YA	1301	A
22	YA	1304	C
22	YA	1313	U
22	YA	1321	A
22	YA	1329	U
22	YA	1349	A
22	YA	1352	U
22	YA	1365	A

*Continued on next page...*

*Continued from previous page...*

Mol	Chain	Res	Type
22	YA	1368	G
22	YA	1370	C
22	YA	1379	A
22	YA	1384	A
22	YA	1385	G
22	YA	1386	C
22	YA	1389	G
22	YA	1391	U
22	YA	1398	C
22	YA	1402	C
22	YA	1407	C
22	YA	1411	C
22	YA	1412	A
22	YA	1416	G
22	YA	1419	A
22	YA	1420	U
22	YA	1421	G
22	YA	1428	C
22	YA	1444(A)	A
22	YA	1445	C
22	YA	1449	A
22	YA	1449(A)	G
22	YA	1455	G
22	YA	1458	C
22	YA	1460	A
22	YA	1461	G
22	YA	1467	C
22	YA	1471	A
22	YA	1482	U
22	YA	1483	G
22	YA	1485	G
22	YA	1490	A
22	YA	1493	C
22	YA	1494	A
22	YA	1497	U
22	YA	1505	C
22	YA	1506	C
22	YA	1507	A
22	YA	1508	A
22	YA	1510	A
22	YA	1511	A
22	YA	1513	C

*Continued on next page...*

*Continued from previous page...*

<b>Mol</b>	<b>Chain</b>	<b>Res</b>	<b>Type</b>
22	YA	1514	U
22	YA	1522	G
22	YA	1534	G
22	YA	1535	U
22	YA	1536	A
22	YA	1537	C
22	YA	1540	G
22	YA	1543	A
22	YA	1544	C
22	YA	1545	A
22	YA	1558	A
22	YA	1559	G
22	YA	1569	A
22	YA	1578	U
22	YA	1579	A
22	YA	1585	C
22	YA	1586	A
22	YA	1592	C
22	YA	1597	A
22	YA	1598	C
22	YA	1608	A
22	YA	1609	A
22	YA	1616	A
22	YA	1617	C
22	YA	1618	A
22	YA	1640	C
22	YA	1646	C
22	YA	1648	C
22	YA	1654	A
22	YA	1667	G
22	YA	1669	A
22	YA	1674	G
22	YA	1695	G
22	YA	1699	G
22	YA	1700	A
22	YA	1725	G
22	YA	1728	G
22	YA	1729	A
22	YA	1730	U
22	YA	1731	G
22	YA	1733	G
22	YA	1734	C

*Continued on next page...*

*Continued from previous page...*

Mol	Chain	Res	Type
22	YA	1742	C
22	YA	1743	G
22	YA	1753	G
22	YA	1754	C
22	YA	1756	G
22	YA	1762	A
22	YA	1763	G
22	YA	1764	G
22	YA	1772	G
22	YA	1773	A
22	YA	1780	A
22	YA	1781	C
22	YA	1784	A
22	YA	1787	A
22	YA	1791	A
22	YA	1799	G
22	YA	1800	C
22	YA	1801	G
22	YA	1815	A
22	YA	1816	G
22	YA	1819	A
22	YA	1820	U
22	YA	1829	A
22	YA	1835	G
22	YA	1836	C
22	YA	1839	G
22	YA	1847	A
22	YA	1848	A
22	YA	1850	G
22	YA	1858	G
22	YA	1869	G
22	YA	1872	A
22	YA	1878	G
22	YA	1882	C
22	YA	1884	A
22	YA	1889	A
22	YA	1896	G
22	YA	1903	G
22	YA	1906	G
22	YA	1913	A
22	YA	1923	U
22	YA	1924	C

*Continued on next page...*



*Continued from previous page...*

<b>Mol</b>	<b>Chain</b>	<b>Res</b>	<b>Type</b>
22	YA	1930	G
22	YA	1931	U
22	YA	1936	A
22	YA	1939	U
22	YA	1944	U
22	YA	1955	U
22	YA	1956	U
22	YA	1960	A
22	YA	1963	U
22	YA	1964	G
22	YA	1966	A
22	YA	1967	C
22	YA	1968	G
22	YA	1969	A
22	YA	1970	A
22	YA	1971	A
22	YA	1972	A
22	YA	1982	C
22	YA	1991	U
22	YA	1993	U
22	YA	2020	A
22	YA	2021	C
22	YA	2023	G
22	YA	2031	A
22	YA	2033	A
22	YA	2039	C
22	YA	2043	C
22	YA	2055	C
22	YA	2056	G
22	YA	2059	A
22	YA	2060	A
22	YA	2061	G
22	YA	2062	A
22	YA	2069	G
22	YA	2097	C
22	YA	2100	G
22	YA	2111	C
22	YA	2113	U
22	YA	2114	A
22	YA	2115	G
22	YA	2116	G
22	YA	2117	A

*Continued on next page...*

*Continued from previous page...*

<b>Mol</b>	<b>Chain</b>	<b>Res</b>	<b>Type</b>
22	YA	2119	A
22	YA	2120	G
22	YA	2126	A
22	YA	2127	G
22	YA	2128	C
22	YA	2131	G
22	YA	2132	U
22	YA	2133	G
22	YA	2136	C
22	YA	2146	C
22	YA	2148	G
22	YA	2157	G
22	YA	2158	A
22	YA	2166	G
22	YA	2168	G
22	YA	2173	A
22	YA	2176	A
22	YA	2190	G
22	YA	2192	G
22	YA	2198	A
22	YA	2199	A
22	YA	2205	C
22	YA	2210	G
22	YA	2211	G
22	YA	2212	A
22	YA	2213	U
22	YA	2215	G
22	YA	2225	A
22	YA	2238	G
22	YA	2246	G
22	YA	2275	C
22	YA	2280	G
22	YA	2283	C
22	YA	2287	A
22	YA	2288	A
22	YA	2304	G
22	YA	2307	G
22	YA	2308	G
22	YA	2310	A
22	YA	2311	A
22	YA	2319	G
22	YA	2320	A

*Continued on next page...*

*Continued from previous page...*

Mol	Chain	Res	Type
22	YA	2325	G
22	YA	2326	C
22	YA	2334	G
22	YA	2336	A
22	YA	2343	C
22	YA	2345	G
22	YA	2346	A
22	YA	2347	C
22	YA	2350	C
22	YA	2355	C
22	YA	2372	G
22	YA	2379	G
22	YA	2382	G
22	YA	2383	G
22	YA	2385	C
22	YA	2394	C
22	YA	2402	C
22	YA	2403	C
22	YA	2406	U
22	YA	2410	G
22	YA	2423	U
22	YA	2424	C
22	YA	2425	A
22	YA	2426	A
22	YA	2429	G
22	YA	2430	A
22	YA	2435	A
22	YA	2439	A
22	YA	2440	C
22	YA	2441	C
22	YA	2446	G
22	YA	2448	A
22	YA	2450	A
22	YA	2469	A
22	YA	2470	G
22	YA	2475	C
22	YA	2476	A
22	YA	2482	G
22	YA	2494	G
22	YA	2502	G
22	YA	2504	U
22	YA	2505	G

*Continued on next page...*

*Continued from previous page...*

Mol	Chain	Res	Type
22	YA	2506	U
22	YA	2518	A
22	YA	2519	U
22	YA	2524	G
22	YA	2525	G
22	YA	2529	G
22	YA	2542	A
22	YA	2543	G
22	YA	2554	U
22	YA	2562	U
22	YA	2567	G
22	YA	2569	G
22	YA	2573	C
22	YA	2602	A
22	YA	2609	U
22	YA	2611	U
22	YA	2612	C
22	YA	2621	A
22	YA	2623	G
22	YA	2629	A
22	YA	2632	A
22	YA	2641	G
22	YA	2646	C
22	YA	2655	G
22	YA	2656	U
22	YA	2665	A
22	YA	2673	G
22	YA	2682	U
22	YA	2689	U
22	YA	2690	C
22	YA	2691	C
22	YA	2702	U
22	YA	2703	C
22	YA	2707	G
22	YA	2712	U
22	YA	2712(A)	A
22	YA	2713	A
22	YA	2714	G
22	YA	2724	C
22	YA	2726	U
22	YA	2730	C
22	YA	2733	A

*Continued on next page...*

*Continued from previous page...*

Mol	Chain	Res	Type
22	YA	2734	A
22	YA	2744	G
22	YA	2748	A
22	YA	2752	C
22	YA	2758	A
22	YA	2761	G
22	YA	2765	A
22	YA	2766	G
22	YA	2770	G
22	YA	2777	G
22	YA	2778	A
22	YA	2779	U
22	YA	2789	C
22	YA	2790	A
22	YA	2791	C
22	YA	2797	U
22	YA	2807	G
22	YA	2808	U
22	YA	2818	G
22	YA	2820	A
22	YA	2821	A
22	YA	2823	A
22	YA	2833	G
22	YA	2834	G
22	YA	2835	A
22	YA	2846	G
22	YA	2847	U
22	YA	2849	U
22	YA	2859	G
22	YA	2867	G
22	YA	2868	A
22	YA	2872	G
22	YA	2874	C
22	YA	2880	C
22	YA	2891	G
22	YA	2892	A
22	YA	2893	G
22	YA	2894	G
23	YB	8	U
23	YB	9	G
23	YB	13	A
23	YB	15	A

*Continued on next page...*

*Continued from previous page...*

Mol	Chain	Res	Type
23	YB	16	G
23	YB	19	G
23	YB	21	G
23	YB	25	A
23	YB	26	A
23	YB	27	C
23	YB	33	G
23	YB	40	U
23	YB	41	U
23	YB	42	C
23	YB	44	G
23	YB	45	A
23	YB	52	A
23	YB	56	G
23	YB	67	G
23	YB	73	A
23	YB	82	G
23	YB	88	C
23	YB	89	G
23	YB	105	G
23	YB	109	G
53	QV	3	C
53	QV	4	G
53	QV	5	G
53	QV	7	G
53	QV	8	U
53	QV	14	A
53	QV	16	C
53	QV	17	C
53	QV	17(A)	U
53	QV	18	G
53	QV	19	G
53	QV	21	A
53	QV	22	G
53	QV	25	C
53	QV	31	G
53	QV	37	A
53	QV	42	G
53	QV	47	U
53	QV	48	C
53	QV	49	G
53	QV	50	U

*Continued on next page...*

*Continued from previous page...*

Mol	Chain	Res	Type
53	QV	51	C
53	QV	52	G
53	QV	54	U
53	QV	59	A
53	QV	63	G
53	QV	67	C
53	QV	72	A
53	QV	75	C
53	QV	76	A
54	QX	3	G
54	QX	4	C
54	QX	5	C
54	QX	7	A
54	QX	8	A
55	QY	31	G
55	QY	33	U
55	QY	36	G
55	QY	37	1MG
55	QY	39	C
55	QY	40	G
53	XV	3	C
53	XV	4	G
53	XV	5	G
53	XV	7	G
53	XV	8	U
53	XV	14	A
53	XV	16	C
53	XV	17	C
53	XV	17(A)	U
53	XV	18	G
53	XV	19	G
53	XV	21	A
53	XV	22	G
53	XV	25	C
53	XV	31	G
53	XV	37	A
53	XV	42	G
53	XV	47	U
53	XV	48	C
53	XV	49	G
53	XV	50	U
53	XV	51	C

*Continued on next page...*

*Continued from previous page...*

Mol	Chain	Res	Type
53	XV	52	G
53	XV	54	U
53	XV	59	A
53	XV	63	G
53	XV	67	C
53	XV	72	A
53	XV	75	C
53	XV	76	A
54	XX	3	G
54	XX	4	C
54	XX	7	A
54	XX	8	A
55	XY	31	G
55	XY	33	U
55	XY	36	G
55	XY	39	C
55	XY	40	G

All (240) RNA pucker outliers are listed below:

Mol	Chain	Res	Type
1	QA	5	U
1	QA	31	G
1	QA	64	G
1	QA	115	G
1	QA	119	A
1	QA	181	G
1	QA	190	G
1	QA	243	A
1	QA	244	U
1	QA	250	A
1	QA	251	G
1	QA	266	G
1	QA	328	C
1	QA	410	G
1	QA	412	A
1	QA	428	G
1	QA	429	U
1	QA	481	G
1	QA	484	G
1	QA	485	G
1	QA	509	A

*Continued on next page...*



*Continued from previous page...*

Mol	Chain	Res	Type
1	QA	533	A
1	QA	560	U
1	QA	595	G
1	QA	687	A
1	QA	701	C
1	QA	703	G
1	QA	753	A
1	QA	792	A
1	QA	812	C
1	QA	884	U
1	QA	913	A
1	QA	934	C
1	QA	960	U
1	QA	992	U
1	QA	1027	C
1	QA	1064	G
1	QA	1065	U
1	QA	1200	C
1	QA	1285	A
1	QA	1297	C
1	QA	1336	C
1	QA	1347	G
1	QA	1446	A
1	QA	1498	U
1	QA	1503	A
1	QA	1528	U
22	RA	74	A
22	RA	99	U
22	RA	102	G
22	RA	205	G
22	RA	221	A
22	RA	222	A
22	RA	227	A
22	RA	229	A
22	RA	241	A
22	RA	242	G
22	RA	271(B)	G
22	RA	271(C)	U
22	RA	277	C
22	RA	345	A
22	RA	372	G
22	RA	404	C

*Continued on next page...*

*Continued from previous page...*

Mol	Chain	Res	Type
22	RA	503	A
22	RA	512	G
22	RA	587	C
22	RA	637	A
22	RA	704	G
22	RA	752	A
22	RA	774	A
22	RA	846	C
22	RA	856	C
22	RA	859	G
22	RA	974(A)	C
22	RA	1012	U
22	RA	1022	G
22	RA	1026	U
22	RA	1045	A
22	RA	1078	U
22	RA	1085	A
22	RA	1130	U
22	RA	1178	C
22	RA	1204	A
22	RA	1210	A
22	RA	1312	U
22	RA	1427	A
22	RA	1543	A
22	RA	1558	A
22	RA	1653	G
22	RA	1694	C
22	RA	1698	A
22	RA	1799	G
22	RA	1819	A
22	RA	1929	G
22	RA	1930	G
22	RA	1936	A
22	RA	1980	G
22	RA	1992	G
22	RA	2060	A
22	RA	2126	A
22	RA	2405	G
22	RA	2439	A
22	RA	2481	G
22	RA	2518	A
22	RA	2566	A

*Continued on next page...*

*Continued from previous page...*

<b>Mol</b>	<b>Chain</b>	<b>Res</b>	<b>Type</b>
22	RA	2610	C
22	RA	2689	U
22	RA	2712	U
22	RA	2776	A
22	RA	2832	U
22	RA	2848	G
22	RA	2867	G
23	RB	24	G
23	RB	66	A
1	XA	31	G
1	XA	60	A
1	XA	64	G
1	XA	78	G
1	XA	89	U
1	XA	115	G
1	XA	181	G
1	XA	243	A
1	XA	244	U
1	XA	250	A
1	XA	266	G
1	XA	328	C
1	XA	345	C
1	XA	410	G
1	XA	412	A
1	XA	429	U
1	XA	481	G
1	XA	484	G
1	XA	485	G
1	XA	509	A
1	XA	530	G
1	XA	560	U
1	XA	575	G
1	XA	595	G
1	XA	687	A
1	XA	701	C
1	XA	703	G
1	XA	753	A
1	XA	792	A
1	XA	812	C
1	XA	815	A
1	XA	913	A
1	XA	934	C

*Continued on next page...*

*Continued from previous page...*

Mol	Chain	Res	Type
1	XA	960	U
1	XA	992	U
1	XA	993	G
1	XA	1027	C
1	XA	1065	U
1	XA	1094	G
1	XA	1200	C
1	XA	1201	A
1	XA	1224	G
1	XA	1285	A
1	XA	1297	C
1	XA	1301	U
1	XA	1319	A
1	XA	1336	C
1	XA	1347	G
1	XA	1364	U
1	XA	1446	A
1	XA	1498	U
1	XA	1503	A
22	YA	74	A
22	YA	83	G
22	YA	99	U
22	YA	102	G
22	YA	196	A
22	YA	205	G
22	YA	221	A
22	YA	222	A
22	YA	227	A
22	YA	229	A
22	YA	241	A
22	YA	242	G
22	YA	271(B)	G
22	YA	278	A
22	YA	372	G
22	YA	404	C
22	YA	503	A
22	YA	508	G
22	YA	587	C
22	YA	637	A
22	YA	653	A
22	YA	669	G
22	YA	752	A

*Continued on next page...*

*Continued from previous page...*

<b>Mol</b>	<b>Chain</b>	<b>Res</b>	<b>Type</b>
22	YA	774	A
22	YA	846	C
22	YA	856	C
22	YA	859	G
22	YA	974(A)	C
22	YA	1022	G
22	YA	1026	U
22	YA	1045	A
22	YA	1078	U
22	YA	1085	A
22	YA	1109	C
22	YA	1130	U
22	YA	1178	C
22	YA	1210	A
22	YA	1275	A
22	YA	1427	A
22	YA	1543	A
22	YA	1558	A
22	YA	1653	G
22	YA	1694	C
22	YA	1698	A
22	YA	1786	A
22	YA	1799	G
22	YA	1819	A
22	YA	1929	G
22	YA	1930	G
22	YA	1955	U
22	YA	1992	G
22	YA	2126	A
22	YA	2439	A
22	YA	2481	G
22	YA	2518	A
22	YA	2566	A
22	YA	2610	C
22	YA	2655	G
22	YA	2681	C
22	YA	2689	U
22	YA	2712	U
22	YA	2751	G
22	YA	2776	A
22	YA	2832	U
22	YA	2867	G

*Continued on next page...*

*Continued from previous page...*

Mol	Chain	Res	Type
23	YB	66	A
53	QV	53	G
54	QX	4	C
54	QX	6	C
55	QY	36	G
55	QY	39	C
53	XV	53	G
54	XX	6	C
55	XY	39	C

## 5.4 Non-standard residues in protein, DNA, RNA chains [i](#)

4 non-standard protein/DNA/RNA residues are modelled in this entry.

In the following table, the Counts columns list the number of bonds (or angles) for which Mogul statistics could be retrieved, the number of bonds (or angles) that are observed in the model and the number of bonds (or angles) that are defined in the chemical component dictionary. The Link column lists molecule types, if any, to which the group is linked. The Z score for a bond length (or angle) is the number of standard deviations the observed value is removed from the expected value. A bond length (or angle) with  $|Z| > 2$  is considered an outlier worth inspection. RMSZ is the root-mean-square of all Z scores of the bond lengths (or angles).

Mol	Type	Chain	Res	Link	Bond lengths			Bond angles		
					Counts	RMSZ	$\# Z  > 2$	Counts	RMSZ	$\# Z  > 2$
55	1MG	QY	37	55	18,26,27	1.76	2 (11%)	18,39,42	1.67	4 (22%)
55	1MG	XY	37	55	18,26,27	2.73	3 (16%)	18,39,42	1.55	4 (22%)
56	PPU	Z6	76	56,22	31,40,41	2.57	6 (19%)	34,57,60	2.56	6 (17%)
56	PPU	Z8	76	56,22	31,40,41	2.57	6 (19%)	34,57,60	2.56	6 (17%)

In the following table, the Chirals column lists the number of chiral outliers, the number of chiral centers analysed, the number of these observed in the model and the number defined in the chemical component dictionary. Similar counts are reported in the Torsion and Rings columns. '-' means no outliers of that kind were identified.

Mol	Type	Chain	Res	Link	Chirals	Torsions	Rings
55	1MG	QY	37	55	-	0/3/25/26	0/3/3/3
55	1MG	XY	37	55	-	0/3/25/26	0/3/3/3
56	PPU	Z6	76	56,22	-	0/21/43/44	0/4/4/4
56	PPU	Z8	76	56,22	-	0/21/43/44	0/4/4/4

All (17) bond length outliers are listed below:

Mol	Chain	Res	Type	Atoms	Z	Observed(Å)	Ideal(Å)
56	Z6	76	PPU	C9-N6	-5.81	1.31	1.45
56	Z8	76	PPU	C9-N6	-5.75	1.32	1.45
56	Z8	76	PPU	C10-N6	-5.44	1.32	1.45
56	Z6	76	PPU	C10-N6	-5.41	1.32	1.45
56	Z8	76	PPU	C5-N7	-2.02	1.32	1.39
56	Z6	76	PPU	C5-N7	-2.01	1.32	1.39
55	XY	37	1MG	C6-C5	2.42	1.45	1.41
56	Z8	76	PPU	O4'-C1'	2.58	1.44	1.41
56	Z6	76	PPU	O4'-C1'	2.66	1.44	1.41
55	QY	37	1MG	C6-N1	3.56	1.43	1.38
56	Z8	76	PPU	C-N3'	5.55	1.46	1.34
56	Z6	76	PPU	C-N3'	5.58	1.46	1.34
55	QY	37	1MG	C6-C5	5.77	1.51	1.41
55	XY	37	1MG	C2-N2	7.06	1.48	1.33
55	XY	37	1MG	C4-N3	8.30	1.49	1.35
56	Z8	76	PPU	O-C	9.40	1.41	1.23
56	Z6	76	PPU	O-C	9.43	1.41	1.23

All (20) bond angle outliers are listed below:

Mol	Chain	Res	Type	Atoms	Z	Observed(°)	Ideal(°)
56	Z8	76	PPU	N3-C2-N1	-8.63	121.34	128.86
56	Z6	76	PPU	C3'-N3'-C	-8.63	110.20	123.21
56	Z8	76	PPU	C3'-N3'-C	-8.59	110.25	123.21
56	Z6	76	PPU	N3-C2-N1	-8.54	121.42	128.86
55	QY	37	1MG	C5-C6-N1	-4.69	112.91	118.28
56	Z6	76	PPU	C4'-O4'-C1'	-4.16	105.34	109.77
56	Z8	76	PPU	C4'-O4'-C1'	-4.08	105.43	109.77
56	Z6	76	PPU	C4-C5-N7	-3.60	105.93	109.41
56	Z8	76	PPU	C4-C5-N7	-3.52	106.01	109.41
56	Z6	76	PPU	CM-OC-CZ	-3.39	110.09	117.50
56	Z8	76	PPU	CM-OC-CZ	-3.34	110.19	117.50
55	QY	37	1MG	C1'-N9-C4	-2.93	121.58	126.64
55	XY	37	1MG	C4-C5-N7	-2.73	106.77	109.41
55	XY	37	1MG	C1'-N9-C4	-2.49	122.34	126.64
55	QY	37	1MG	N2-C2-N1	-2.45	115.30	118.46
55	QY	37	1MG	C6-C5-C4	-2.23	118.38	119.92
55	XY	37	1MG	C2-N3-C4	2.41	117.97	115.16
56	Z6	76	PPU	C2-N1-C6	4.01	121.66	111.82
56	Z8	76	PPU	C2-N1-C6	4.06	121.78	111.82
55	XY	37	1MG	N2-C2-N1	4.11	123.75	118.46

There are no chirality outliers.

There are no torsion outliers.

There are no ring outliers.

4 monomers are involved in 34 short contacts:

Mol	Chain	Res	Type	Clashes	Symm-Clashes
55	QY	37	1MG	2	0
55	XY	37	1MG	7	0
56	Z6	76	PPU	14	0
56	Z8	76	PPU	11	0

## 5.5 Carbohydrates [i](#)

There are no carbohydrates in this entry.

## 5.6 Ligand geometry [i](#)

Of 684 ligands modelled in this entry, 682 are monoatomic - leaving 2 for Mogul analysis.

In the following table, the Counts columns list the number of bonds (or angles) for which Mogul statistics could be retrieved, the number of bonds (or angles) that are observed in the model and the number of bonds (or angles) that are defined in the chemical component dictionary. The Link column lists molecule types, if any, to which the group is linked. The Z score for a bond length (or angle) is the number of standard deviations the observed value is removed from the expected value. A bond length (or angle) with  $|Z| > 2$  is considered an outlier worth inspection. RMSZ is the root-mean-square of all Z scores of the bond lengths (or angles).

Mol	Type	Chain	Res	Link	Bond lengths			Bond angles		
					Counts	RMSZ	# Z  > 2	Counts	RMSZ	# Z  > 2
58	PAR	QA	1666	-	45,45,45	1.33	7 (15%)	60,67,67	1.42	8 (13%)
58	PAR	XA	1673	-	45,45,45	1.38	7 (15%)	60,67,67	1.36	5 (8%)

In the following table, the Chirals column lists the number of chiral outliers, the number of chiral centers analysed, the number of these observed in the model and the number defined in the chemical component dictionary. Similar counts are reported in the Torsion and Rings columns. '-' means no outliers of that kind were identified.

Mol	Type	Chain	Res	Link	Chirals	Torsions	Rings
58	PAR	QA	1666	-	-	0/18/94/94	0/4/4/4
58	PAR	XA	1673	-	-	0/18/94/94	0/4/4/4

All (14) bond length outliers are listed below:



Mol	Chain	Res	Type	Atoms	Z	Observed(Å)	Ideal(Å)
58	XA	1673	PAR	C31-C21	2.06	1.56	1.53
58	QA	1666	PAR	C14-C24	2.11	1.56	1.52
58	QA	1666	PAR	C31-C21	2.18	1.56	1.53
58	QA	1666	PAR	C11-C21	2.24	1.56	1.52
58	XA	1673	PAR	C14-C24	2.26	1.56	1.52
58	QA	1666	PAR	O51-C11	2.37	1.47	1.41
58	XA	1673	PAR	C64-C54	2.67	1.58	1.51
58	XA	1673	PAR	O51-C11	2.70	1.48	1.41
58	QA	1666	PAR	C64-C54	2.78	1.59	1.51
58	XA	1673	PAR	C11-C21	2.79	1.57	1.52
58	XA	1673	PAR	C52-C42	2.87	1.58	1.52
58	QA	1666	PAR	O54-C14	2.96	1.49	1.41
58	QA	1666	PAR	C52-C42	2.99	1.58	1.52
58	XA	1673	PAR	O54-C14	3.00	1.49	1.41

All (13) bond angle outliers are listed below:

Mol	Chain	Res	Type	Atoms	Z	Observed(°)	Ideal(°)
58	QA	1666	PAR	O11-C42-C32	-3.15	101.67	108.96
58	QA	1666	PAR	O54-C54-C44	-2.09	105.81	109.66
58	QA	1666	PAR	C22-C32-C42	2.01	114.67	109.54
58	XA	1673	PAR	C11-O51-C51	2.70	118.80	113.72
58	XA	1673	PAR	O54-C54-C64	2.83	111.36	106.01
58	QA	1666	PAR	O54-C54-C64	2.95	111.59	106.01
58	QA	1666	PAR	O11-C42-C52	3.08	115.42	107.50
58	QA	1666	PAR	O33-C14-C24	3.41	114.67	108.20
58	XA	1673	PAR	O52-C13-C23	3.44	115.10	107.96
58	QA	1666	PAR	O52-C13-C23	3.86	115.96	107.96
58	QA	1666	PAR	C14-O54-C54	3.98	121.21	113.72
58	XA	1673	PAR	O33-C14-C24	4.30	116.36	108.20
58	XA	1673	PAR	C14-O54-C54	4.48	122.15	113.72

There are no chirality outliers.

There are no torsion outliers.

There are no ring outliers.

2 monomers are involved in 6 short contacts:

Mol	Chain	Res	Type	Clashes	Symm-Clashes
58	QA	1666	PAR	4	0
58	XA	1673	PAR	2	0

## 5.7 Other polymers [i](#)

There are no such residues in this entry.

## 5.8 Polymer linkage issues [i](#)

There are no chain breaks in this entry.

## 6 Fit of model and data ⓘ

### 6.1 Protein, DNA and RNA chains ⓘ

In the following table, the column labelled ‘#RSRZ> 2’ contains the number (and percentage) of RSRZ outliers, followed by percent RSRZ outliers for the chain as percentile scores relative to all X-ray entries and entries of similar resolution. The OWAB column contains the minimum, median, 95<sup>th</sup> percentile and maximum values of the occupancy-weighted average B-factor per residue. The column labelled ‘Q< 0.9’ lists the number of (and percentage) of residues with an average occupancy less than 0.9.

Mol	Chain	Analysed	<RSRZ>	#RSRZ>2	OWAB(Å <sup>2</sup> )	Q<0.9
1	QA	1500/1522 (98%)	-0.09	26 (1%) 70 61	22, 75, 152, 231	0
1	XA	1500/1522 (98%)	-0.25	9 (0%) 89 84	7, 55, 142, 232	0
2	QB	237/256 (92%)	0.39	16 (6%) 18 14	47, 109, 145, 182	0
2	XB	237/256 (92%)	0.18	9 (3%) 41 32	38, 88, 133, 159	0
3	QC	205/239 (85%)	0.14	4 (1%) 65 56	39, 98, 133, 150	0
3	XC	205/239 (85%)	-0.18	2 (0%) 82 74	20, 67, 110, 138	0
4	QD	208/209 (99%)	0.14	2 (0%) 82 74	29, 79, 128, 167	0
4	XD	208/209 (99%)	0.05	2 (0%) 82 74	10, 72, 110, 139	0
5	QE	151/162 (93%)	0.28	6 (3%) 39 30	25, 85, 122, 159	0
5	XE	151/162 (93%)	-0.03	2 (1%) 77 68	1, 62, 104, 134	0
6	QF	101/101 (100%)	0.15	1 (0%) 82 74	16, 74, 116, 131	0
6	XF	101/101 (100%)	-0.03	1 (0%) 82 74	16, 65, 110, 133	0
7	QG	155/156 (99%)	0.47	17 (10%) 6 6	30, 84, 125, 149	0
7	XG	155/156 (99%)	0.18	6 (3%) 40 32	20, 71, 109, 131	0
8	QH	138/138 (100%)	0.31	3 (2%) 62 53	45, 88, 124, 156	0
8	XH	138/138 (100%)	0.10	1 (0%) 87 81	19, 70, 102, 125	0
9	QI	127/128 (99%)	0.72	12 (9%) 9 8	46, 97, 137, 144	0
9	XI	127/128 (99%)	0.20	3 (2%) 59 49	16, 79, 119, 129	0
10	QJ	99/105 (94%)	1.05	19 (19%) 1 2	44, 108, 142, 161	0
10	XJ	99/105 (94%)	0.56	11 (11%) 6 6	9, 83, 129, 147	0
11	QK	119/129 (92%)	0.40	14 (11%) 5 6	18, 71, 123, 149	0
11	XK	119/129 (92%)	0.26	5 (4%) 37 29	15, 63, 110, 147	0
12	QL	125/132 (94%)	0.45	8 (6%) 20 14	20, 72, 108, 139	0
12	XL	125/132 (94%)	-0.02	2 (1%) 72 63	0, 48, 91, 134	0

*Continued on next page...*

*Continued from previous page...*

Mol	Chain	Analysed	<RSRZ>	#RSRZ>2	OWAB(Å <sup>2</sup> )	Q<0.9
13	QM	121/126 (96%)	0.52	13 (10%) 7 6	39, 96, 131, 170	0
13	XM	121/126 (96%)	-0.00	3 (2%) 58 47	4, 68, 125, 149	0
14	QN	60/61 (98%)	0.64	6 (10%) 8 7	52, 98, 137, 146	0
14	XN	60/61 (98%)	-0.07	0 100 100	4, 60, 100, 120	0
15	QO	88/89 (98%)	0.14	6 (6%) 18 14	30, 79, 120, 136	0
15	XO	88/89 (98%)	0.01	1 (1%) 80 72	10, 64, 93, 107	0
16	QP	84/88 (95%)	0.32	2 (2%) 59 49	12, 68, 103, 138	0
16	XP	84/88 (95%)	0.46	2 (2%) 59 49	30, 70, 106, 135	0
17	QQ	100/105 (95%)	0.56	7 (7%) 17 13	33, 82, 115, 141	0
17	XQ	100/105 (95%)	0.21	0 100 100	14, 64, 102, 124	0
18	QR	70/88 (79%)	0.53	9 (12%) 4 4	18, 78, 119, 147	0
18	XR	70/88 (79%)	0.38	4 (5%) 24 19	22, 67, 109, 135	0
19	QS	84/93 (90%)	0.68	7 (8%) 12 10	60, 102, 132, 147	0
19	XS	84/93 (90%)	0.21	2 (2%) 59 49	15, 73, 112, 164	0
20	QT	99/106 (93%)	0.19	3 (3%) 51 40	3, 77, 111, 131	0
20	XT	99/106 (93%)	0.30	3 (3%) 51 40	19, 77, 117, 126	0
21	QU	25/27 (92%)	1.78	9 (36%) 0 1	37, 85, 131, 145	0
21	XU	25/27 (92%)	0.97	3 (12%) 5 6	30, 75, 103, 134	0
22	RA	2882/2916 (98%)	-0.18	97 (3%) 46 36	2, 45, 174, 236	0
22	YA	2883/2916 (98%)	-0.27	71 (2%) 58 47	1, 35, 165, 227	0
23	RB	120/122 (98%)	-0.17	0 100 100	46, 89, 131, 153	0
23	YB	120/122 (98%)	-0.48	1 (0%) 86 79	18, 58, 93, 139	0
24	RD	272/276 (98%)	-0.11	0 100 100	4, 41, 81, 123	0
24	YD	272/276 (98%)	-0.05	1 (0%) 92 88	1, 33, 74, 140	0
25	RE	205/206 (99%)	0.12	4 (1%) 65 56	7, 62, 112, 141	0
25	YE	205/206 (99%)	0.04	2 (0%) 82 74	6, 56, 103, 125	0
26	RF	202/210 (96%)	-0.04	2 (0%) 82 74	1, 64, 110, 129	0
26	YF	202/210 (96%)	-0.06	2 (0%) 82 74	1, 47, 95, 112	0
27	RG	181/182 (99%)	0.37	9 (4%) 30 24	34, 99, 142, 166	0
27	YG	181/182 (99%)	-0.06	1 (0%) 89 84	9, 66, 115, 163	0
28	RH	170/180 (94%)	1.11	37 (21%) 1 2	32, 108, 152, 170	0

*Continued on next page...*

*Continued from previous page...*

Mol	Chain	Analysed	<RSRZ>	#RSRZ>2	OWAB(Å <sup>2</sup> )	Q<0.9
28	YH	170/180 (94%)	0.20	5 (2%) 52 42	14, 68, 110, 133	0
29	RI	146/148 (98%)	0.36	3 (2%) 64 54	16, 78, 122, 154	0
29	YI	146/148 (98%)	0.17	3 (2%) 64 54	8, 72, 119, 159	0
30	RN	138/140 (98%)	0.31	5 (3%) 43 34	14, 70, 110, 124	0
30	YN	138/140 (98%)	0.03	4 (2%) 52 42	8, 55, 103, 128	0
31	RO	122/122 (100%)	0.15	0 100 100	5, 56, 97, 126	0
31	YO	122/122 (100%)	-0.01	0 100 100	0, 42, 79, 94	0
32	RP	150/150 (100%)	0.49	11 (7%) 16 12	6, 65, 126, 159	0
32	YP	150/150 (100%)	0.04	2 (1%) 77 68	5, 53, 105, 154	0
33	RQ	141/141 (100%)	0.18	3 (2%) 64 54	2, 62, 106, 142	0
33	YQ	141/141 (100%)	-0.12	0 100 100	3, 42, 94, 132	0
34	RR	118/118 (100%)	-0.05	0 100 100	8, 50, 92, 118	0
34	YR	118/118 (100%)	-0.07	0 100 100	7, 43, 89, 109	0
35	RS	111/112 (99%)	0.36	3 (2%) 55 45	35, 78, 114, 141	0
35	YS	111/112 (99%)	0.01	0 100 100	7, 61, 94, 111	0
36	RT	137/146 (93%)	0.11	2 (1%) 74 64	13, 64, 125, 165	0
36	YT	137/146 (93%)	-0.10	1 (0%) 87 81	10, 58, 111, 158	0
37	RU	117/118 (99%)	-0.06	3 (2%) 56 46	10, 61, 104, 147	0
37	YU	117/118 (99%)	-0.16	2 (1%) 70 61	0, 44, 108, 129	0
38	RV	101/101 (100%)	0.07	0 100 100	20, 75, 116, 144	0
38	YV	101/101 (100%)	0.19	2 (1%) 65 56	11, 65, 104, 156	0
39	RW	113/113 (100%)	0.10	0 100 100	3, 43, 93, 149	0
39	YW	113/113 (100%)	-0.09	2 (1%) 69 59	2, 42, 91, 144	0
40	RX	92/96 (95%)	-0.09	1 (1%) 80 72	15, 52, 96, 125	0
40	YX	92/96 (95%)	-0.11	0 100 100	3, 37, 76, 96	0
41	RY	102/110 (92%)	1.27	28 (27%) 1 1	26, 88, 132, 159	0
41	YY	102/110 (92%)	0.34	4 (3%) 40 32	9, 63, 120, 140	0
42	RZ	183/206 (88%)	0.39	10 (5%) 26 20	21, 88, 133, 152	0
42	YZ	183/206 (88%)	0.01	3 (1%) 72 63	20, 70, 123, 155	0
43	R0	82/85 (96%)	0.36	3 (3%) 42 33	14, 48, 79, 112	0
43	Y0	82/85 (96%)	0.18	1 (1%) 79 70	3, 36, 66, 97	0

*Continued on next page...*

Continued from previous page...

Mol	Chain	Analysed	<RSRZ>	#RSRZ>2	OWAB(Å <sup>2</sup> )	Q<0.9
44	R1	97/98 (98%)	0.47	4 (4%) 38 30	5, 53, 126, 159	0
44	Y1	97/98 (98%)	0.29	3 (3%) 49 39	5, 43, 104, 139	0
45	R2	69/72 (95%)	0.05	0 100 100	13, 72, 111, 129	0
45	Y2	69/72 (95%)	-0.21	0 100 100	5, 50, 104, 121	0
46	R3	59/60 (98%)	1.17	9 (15%) 2 3	12, 63, 111, 139	0
46	Y3	59/60 (98%)	0.47	5 (8%) 11 10	2, 44, 101, 174	0
47	R4	71/71 (100%)	0.89	12 (16%) 2 3	75, 131, 170, 189	0
47	Y4	71/71 (100%)	0.27	4 (5%) 25 20	46, 102, 154, 161	0
48	R5	59/60 (98%)	0.11	4 (6%) 18 14	6, 55, 133, 141	0
48	Y5	58/60 (96%)	0.14	2 (3%) 46 36	10, 59, 143, 162	0
49	R6	49/54 (90%)	3.21	31 (63%) 0 1	83, 118, 150, 157	0
49	Y6	49/54 (90%)	2.66	31 (63%) 0 1	51, 109, 141, 149	0
50	R7	49/49 (100%)	0.07	1 (2%) 65 56	8, 35, 87, 146	0
50	Y7	49/49 (100%)	0.08	1 (2%) 65 56	1, 29, 71, 121	0
51	R8	64/65 (98%)	0.23	2 (3%) 49 39	1, 52, 96, 158	0
51	Y8	64/65 (98%)	0.02	0 100 100	5, 40, 81, 149	0
52	R9	37/37 (100%)	3.92	32 (86%) 0 0	66, 110, 156, 168	0
52	Y9	37/37 (100%)	4.49	37 (100%) 0 0	78, 107, 132, 166	0
53	QV	77/77 (100%)	0.13	2 (2%) 56 46	46, 99, 145, 169	0
53	XV	77/77 (100%)	0.03	2 (2%) 56 46	28, 72, 119, 180	0
54	QX	8/25 (32%)	3.09	6 (75%) 0 0	103, 130, 144, 183	0
54	XX	8/25 (32%)	1.62	2 (25%) 1 1	56, 75, 115, 190	0
55	QY	13/18 (72%)	1.53	4 (30%) 0 1	112, 161, 199, 206	0
55	XY	13/18 (72%)	1.15	2 (15%) 2 3	72, 116, 180, 193	0
56	Z6	2/3 (66%)	0.34	0 100 100	52, 52, 52, 57	0
56	Z8	2/3 (66%)	0.56	0 100 100	46, 46, 46, 46	0
All	All	20870/21494 (97%)	0.06	785 (3%) 41 32	0, 61, 135, 236	0

All (785) RSRZ outliers are listed below:

Mol	Chain	Res	Type	RSRZ
52	R9	11	CYS	11.8
52	Y9	34	GLN	9.8

Continued on next page...

*Continued from previous page...*

<b>Mol</b>	<b>Chain</b>	<b>Res</b>	<b>Type</b>	<b>RSRZ</b>
49	R6	22	ALA	9.7
52	R9	14	CYS	9.5
52	R9	34	GLN	8.4
13	QM	121	LYS	8.4
49	R6	50	ARG	8.3
52	Y9	1	MET	8.2
22	RA	1096	A	7.9
22	RA	2799	A	7.8
22	RA	1095	A	7.6
52	R9	1	MET	7.5
49	R6	13	CYS	7.4
22	YA	1536	A	7.3
12	QL	129	ALA	7.3
21	QU	26	LYS	7.2
22	RA	2145	C	7.1
22	YA	1060	U	6.9
22	YA	2799	A	6.8
52	Y9	32	HIS	6.8
54	QX	8	A	6.7
32	RP	150	ALA	6.6
22	RA	1536	A	6.6
22	RA	1093	G	6.6
52	Y9	4	ARG	6.5
52	Y9	29	ASN	6.4
49	Y6	26	ASN	6.4
49	R6	14	THR	6.3
7	QG	82	GLY	6.3
22	RA	1068	G	6.3
22	RA	1061	U	6.3
22	RA	1094	U	6.3
22	YA	2167	U	6.2
22	RA	2801	A	6.2
52	Y9	36	GLN	6.1
49	R6	7	ILE	6.1
7	QG	81	GLY	6.0
22	YA	2801	A	5.9
7	QG	156	TRP	5.9
49	R6	49	HIS	5.8
49	R6	6	ARG	5.8
22	RA	1084	A	5.7
49	Y6	49	HIS	5.7
22	RA	2798	C	5.7

*Continued on next page...*

*Continued from previous page...*

Mol	Chain	Res	Type	RSRZ
22	RA	1103	A	5.7
22	RA	1070	A	5.7
22	RA	1059	G	5.6
22	RA	1098	A	5.6
22	YA	2121	G	5.6
49	R6	29	ASN	5.6
22	RA	2894	G	5.5
22	RA	1060	U	5.5
22	RA	1066	U	5.5
49	Y6	13	CYS	5.5
25	YE	205	ALA	5.5
22	RA	1176	G	5.4
1	XA	210	U	5.4
7	QG	86	GLN	5.4
46	Y3	60	GLU	5.4
1	QA	81	G	5.4
22	RA	1065	U	5.4
52	R9	25	VAL	5.3
13	QM	120	LYS	5.3
52	Y9	25	VAL	5.3
47	R4	71	ARG	5.3
52	Y9	14	CYS	5.3
52	Y9	23	VAL	5.3
22	YA	2125	G	5.2
52	R9	36	GLN	5.1
52	Y9	35	ARG	5.1
1	QA	1451	A	5.1
37	RU	117	GLN	5.1
22	RA	1067	A	5.1
11	QK	11	LYS	5.1
22	YA	2136	C	5.0
49	R6	42	TRP	5.0
22	RA	2116	G	5.0
52	R9	12	ASP	5.0
49	Y6	43	CYS	5.0
49	R6	24	GLU	5.0
37	YU	117	GLN	5.0
52	R9	37	GLY	5.0
7	XG	156	TRP	4.9
22	RA	2797	U	4.9
49	R6	52	VAL	4.9
22	RA	1058	G	4.9

*Continued on next page...*



*Continued from previous page...*

Mol	Chain	Res	Type	RSRZ
1	QA	1032	A	4.9
22	RA	1057	A	4.9
49	R6	21	TYR	4.8
47	R4	70	GLY	4.8
52	Y9	16	VAL	4.8
52	Y9	18	ARG	4.8
52	R9	4	ARG	4.8
22	RA	2795	G	4.8
52	Y9	24	TYR	4.8
52	Y9	11	CYS	4.8
41	RY	45	VAL	4.7
52	Y9	12	ASP	4.7
47	Y4	67	TYR	4.7
46	R3	3	ARG	4.7
22	RA	2802	G	4.7
54	XX	8	A	4.7
32	RP	1	MET	4.7
22	RA	2147	G	4.7
49	R6	23	THR	4.7
49	R6	26	ASN	4.6
11	QK	13	GLN	4.6
52	Y9	17	ILE	4.6
52	R9	29	ASN	4.6
22	YA	2112	G	4.6
49	R6	20	ASN	4.6
25	RE	205	ALA	4.6
52	Y9	10	ILE	4.6
7	XG	84	ASN	4.5
8	QH	87	SER	4.5
11	XK	11	LYS	4.5
52	R9	35	ARG	4.5
36	YT	1	MET	4.5
22	RA	1064	C	4.5
49	R6	12	GLU	4.5
1	XA	1451	A	4.5
52	Y9	21	GLY	4.5
49	Y6	12	GLU	4.4
15	QO	2	PRO	4.4
22	RA	1099	G	4.4
52	Y9	9	ARG	4.4
22	RA	1083	U	4.4
22	YA	2122	U	4.4

*Continued on next page...*

*Continued from previous page...*

<b>Mol</b>	<b>Chain</b>	<b>Res</b>	<b>Type</b>	<b>RSRZ</b>
49	Y6	53	LYS	4.4
52	Y9	37	GLY	4.3
28	RH	32	GLU	4.3
49	Y6	9	LEU	4.3
22	RA	2110	G	4.3
52	R9	3	VAL	4.3
22	RA	1063	G	4.3
22	RA	889	C	4.3
49	Y6	14	THR	4.3
25	YE	204	ALA	4.2
9	QI	27	THR	4.2
42	YZ	113	ALA	4.2
10	QJ	5	ARG	4.2
10	QJ	34	VAL	4.2
21	XU	26	LYS	4.1
52	Y9	27	CYS	4.1
11	QK	12	ARG	4.1
47	R4	68	ARG	4.1
47	R4	69	LYS	4.1
10	QJ	4	ILE	4.1
10	QJ	6	ILE	4.1
7	QG	78	ARG	4.1
7	XG	85	TYR	4.1
41	RY	87	LYS	4.1
10	QJ	71	LEU	4.0
21	QU	25	LYS	4.0
52	Y9	7	VAL	4.0
41	RY	5	MET	4.0
22	RA	2112	G	4.0
25	RE	204	ALA	4.0
22	RA	2804	C	4.0
28	RH	43	VAL	4.0
52	R9	19	ARG	4.0
22	YA	1061	U	4.0
13	QM	122	LYS	4.0
41	RY	46	LYS	4.0
22	RA	1092	C	4.0
1	QA	1531	A	3.9
32	RP	88	LEU	3.9
49	Y6	40	CYS	3.9
1	XA	208	U	3.9
44	Y1	96	LYS	3.9

*Continued on next page...*

*Continued from previous page...*

Mol	Chain	Res	Type	RSRZ
29	RI	83	ALA	3.9
20	XT	106	ALA	3.9
52	Y9	5	ALA	3.9
9	QI	127	LYS	3.9
22	YA	2119	A	3.9
19	QS	6	LYS	3.9
46	R3	60	GLU	3.9
22	YA	887	A	3.8
52	R9	24	TYR	3.8
47	R4	55	ARG	3.8
10	XJ	4	ILE	3.8
22	RA	2125	G	3.8
49	R6	9	LEU	3.8
55	QY	33	U	3.8
47	R4	67	TYR	3.8
22	YA	2804	C	3.8
13	QM	6	GLY	3.8
22	RA	1100	C	3.8
22	YA	2803	C	3.8
49	R6	5	VAL	3.8
22	RA	654	A	3.8
22	YA	2178	C	3.8
18	QR	88	LYS	3.8
46	Y3	59	VAL	3.8
28	RH	3	ARG	3.8
46	R3	2	PRO	3.7
41	RY	52	SER	3.7
22	YA	2795	G	3.7
52	R9	10	ILE	3.7
52	Y9	26	ILE	3.7
49	R6	19	ARG	3.7
52	R9	32	HIS	3.7
11	XK	129	SER	3.7
43	R0	76	GLY	3.7
35	RS	37	ALA	3.7
22	RA	1082	U	3.7
52	R9	2	LYS	3.7
22	YA	2798	C	3.7
10	XJ	33	GLN	3.7
11	XK	12	ARG	3.7
49	R6	43	CYS	3.7
28	RH	161	GLY	3.7

*Continued on next page...*

*Continued from previous page...*

<b>Mol</b>	<b>Chain</b>	<b>Res</b>	<b>Type</b>	<b>RSRZ</b>
28	RH	101	ARG	3.7
32	RP	91	PHE	3.7
3	QC	148	GLY	3.6
27	RG	26	GLN	3.6
7	QG	84	ASN	3.6
41	RY	58	GLY	3.6
19	QS	38	SER	3.6
48	Y5	51	TYR	3.6
22	RA	277	C	3.6
28	RH	81	GLU	3.6
49	R6	53	LYS	3.6
22	RA	2146	C	3.6
52	R9	5	ALA	3.6
52	R9	13	LYS	3.6
52	R9	33	LYS	3.6
49	Y6	11	LEU	3.6
36	RT	1	MET	3.6
55	XY	32	U	3.6
41	RY	57	GLN	3.6
22	RA	2805	G	3.5
32	RP	135	LEU	3.5
7	XG	78	ARG	3.5
41	RY	47	LYS	3.5
54	QX	7	A	3.5
18	QR	58	LEU	3.5
22	RA	2154	G	3.5
10	XJ	98	ILE	3.5
11	QK	129	SER	3.5
24	YD	26	LYS	3.5
41	RY	103	GLY	3.5
14	QN	38	GLY	3.5
22	RA	2803	C	3.5
22	YA	654	A	3.5
22	YA	1075	C	3.5
11	QK	127	LYS	3.5
22	YA	2127	G	3.5
28	RH	24	VAL	3.5
49	Y6	19	ARG	3.4
7	QG	83	ALA	3.4
16	XP	35	LYS	3.4
44	R1	96	LYS	3.4
22	RA	1097	U	3.4

*Continued on next page...*

*Continued from previous page...*

Mol	Chain	Res	Type	RSRZ
9	QI	62	TYR	3.4
49	Y6	29	ASN	3.4
22	RA	2174	C	3.4
22	YA	2145	C	3.4
19	QS	39	THR	3.4
27	RG	2	PRO	3.4
41	RY	22	GLY	3.4
10	QJ	7	LYS	3.4
28	RH	5	GLY	3.4
54	QX	5	C	3.4
54	QX	6	C	3.4
46	Y3	58	VAL	3.4
52	R9	15	LYS	3.4
22	RA	1089	G	3.4
10	XJ	34	VAL	3.4
3	QC	194	GLY	3.4
22	YA	2116	G	3.4
52	R9	9	ARG	3.4
37	YU	118	GLY	3.4
22	YA	2132	U	3.3
49	Y6	37	ARG	3.3
52	Y9	22	ARG	3.3
49	Y6	33	LYS	3.3
9	XI	94	ALA	3.3
22	RA	10	G	3.3
10	XJ	8	LEU	3.3
28	RH	103	LEU	3.3
13	XM	121	LYS	3.3
52	Y9	31	LYS	3.3
11	QK	128	ALA	3.3
14	QN	25	VAL	3.3
49	Y6	32	ASN	3.3
28	RH	30	LYS	3.3
51	R8	65	GLU	3.3
52	R9	16	VAL	3.3
1	QA	995	C	3.3
49	R6	33	LYS	3.3
2	QB	6	THR	3.3
47	Y4	66	SER	3.3
52	Y9	33	LYS	3.3
41	RY	41	GLY	3.3
52	Y9	15	LYS	3.3

*Continued on next page...*

*Continued from previous page...*

<b>Mol</b>	<b>Chain</b>	<b>Res</b>	<b>Type</b>	<b>RSRZ</b>
44	R1	97	LEU	3.3
1	XA	87	A	3.3
11	QK	51	LYS	3.3
17	QQ	101	ARG	3.3
22	YA	1066	U	3.2
41	RY	86	ARG	3.2
2	QB	4	GLU	3.2
49	Y6	42	TRP	3.2
55	QY	32	U	3.2
52	Y9	28	GLU	3.2
12	QL	64	TYR	3.2
10	QJ	28	ARG	3.2
28	YH	3	ARG	3.2
28	RH	123	PHE	3.2
32	RP	149	GLU	3.2
22	RA	2896	C	3.2
44	R1	42	GLN	3.2
32	RP	118	GLY	3.1
22	YA	2793	G	3.1
22	RA	1177	A	3.1
22	YA	1095	A	3.1
49	R6	18	ARG	3.1
41	RY	34	LYS	3.1
53	QV	1	C	3.1
10	QJ	37	PRO	3.1
46	Y3	57	GLU	3.1
22	YA	271(C)	U	3.1
52	R9	27	CYS	3.1
22	RA	2128	C	3.1
5	QE	80	ILE	3.1
22	RA	1077	A	3.1
12	QL	127	GLU	3.1
22	YA	2790	A	3.1
48	R5	54	GLY	3.1
37	RU	112	ARG	3.1
25	RE	1	MET	3.1
28	YH	2	SER	3.1
32	RP	108	LYS	3.1
39	YW	113	LYS	3.1
22	RA	11	G	3.0
15	QO	15	PHE	3.0
21	XU	25	LYS	3.0

*Continued on next page...*

*Continued from previous page...*

<b>Mol</b>	<b>Chain</b>	<b>Res</b>	<b>Type</b>	<b>RSRZ</b>
35	RS	57	LYS	3.0
1	QA	1047	G	3.0
22	RA	2139	C	3.0
1	QA	994	A	3.0
22	YA	2802	G	3.0
35	RS	2	ALA	3.0
1	QA	980	C	3.0
47	Y4	68	ARG	3.0
1	QA	210	U	3.0
52	Y9	2	LYS	3.0
2	QB	133	LYS	3.0
19	QS	79	THR	3.0
13	XM	122	LYS	3.0
42	RZ	113	ALA	3.0
48	R5	60	VAL	3.0
22	RA	2121	G	3.0
26	YF	8	GLN	3.0
30	YN	133	GLN	3.0
1	XA	1032	A	3.0
41	RY	56	PRO	3.0
52	Y9	20	HIS	3.0
2	QB	96	ARG	2.9
20	QT	9	ASN	2.9
5	QE	23	GLY	2.9
13	QM	7	VAL	2.9
52	Y9	3	VAL	2.9
4	QD	145	GLU	2.9
46	R3	38	GLU	2.9
22	YA	1096	A	2.9
7	QG	146	GLU	2.9
22	RA	1104	C	2.9
1	QA	1036	G	2.9
1	XA	723	U	2.9
2	XB	130	ARG	2.9
6	QF	101	ALA	2.9
2	QB	163	PHE	2.9
28	RH	110	SER	2.9
52	Y9	30	PRO	2.9
41	YY	63	LYS	2.9
1	XA	1453	G	2.9
2	XB	4	GLU	2.9
22	YA	1058	G	2.9

*Continued on next page...*

*Continued from previous page...*

<b>Mol</b>	<b>Chain</b>	<b>Res</b>	<b>Type</b>	<b>RSRZ</b>
54	QX	3	G	2.9
13	QM	96	LEU	2.9
52	Y9	19	ARG	2.9
22	RA	229	A	2.9
22	YA	1177	A	2.9
5	QE	24	ARG	2.9
2	XB	133	LYS	2.9
18	QR	22	VAL	2.9
21	QU	18	TYR	2.9
22	YA	1076	C	2.9
49	R6	34	LEU	2.9
12	QL	128	ALA	2.9
28	RH	109	PHE	2.9
44	Y1	36	GLY	2.9
2	QB	114	ARG	2.9
10	QJ	72	VAL	2.9
22	RA	2138	C	2.9
55	QY	34	C	2.9
22	RA	887	A	2.8
22	RA	1088	A	2.8
52	Y9	13	LYS	2.8
18	XR	31	LEU	2.8
9	QI	31	GLN	2.8
50	Y7	48	LYS	2.8
22	YA	2176	A	2.8
25	RE	69	LYS	2.8
49	Y6	6	ARG	2.8
42	RZ	87	ASP	2.8
28	RH	96	ALA	2.8
22	YA	654(A)	G	2.8
13	QM	97	PRO	2.8
41	RY	74	PRO	2.8
41	RY	4	LYS	2.8
2	QB	214	ILE	2.8
22	RA	2144	U	2.8
40	RX	92	LEU	2.8
10	XJ	101	VAL	2.8
49	Y6	35	GLU	2.8
22	YA	1534	G	2.8
17	QQ	71	PHE	2.8
22	YA	2126	A	2.8
17	QQ	8	GLY	2.8

*Continued on next page...*



*Continued from previous page...*

Mol	Chain	Res	Type	RSRZ
49	R6	11	LEU	2.8
28	RH	35	VAL	2.8
18	XR	88	LYS	2.8
2	XB	125	PRO	2.8
1	QA	1110	A	2.8
22	RA	2173	A	2.8
52	Y9	6	SER	2.8
44	Y1	93	GLU	2.8
2	QB	130	ARG	2.7
10	QJ	99	LYS	2.7
22	YA	1508	A	2.7
22	YA	2174	C	2.7
9	QI	128	ARG	2.7
52	R9	31	LYS	2.7
28	RH	97	ARG	2.7
30	RN	9	VAL	2.7
9	QI	36	TYR	2.7
22	RA	2165	G	2.7
47	R4	49	PHE	2.7
22	YA	2173	A	2.7
37	RU	118	GLY	2.7
11	XK	127	LYS	2.7
46	R3	15	TYR	2.7
52	Y9	8	LYS	2.7
13	QM	112	GLY	2.7
12	QL	19	ARG	2.7
7	QG	75	VAL	2.7
1	QA	1129	C	2.7
22	RA	1078	U	2.7
22	YA	2797	U	2.7
49	R6	25	LYS	2.7
41	RY	35	TYR	2.7
5	XE	80	ILE	2.7
41	RY	79	CYS	2.7
47	Y4	3	GLU	2.7
22	YA	2164	C	2.7
22	RA	1026	U	2.7
28	RH	52	VAL	2.7
21	QU	17	THR	2.7
49	Y6	16	CYS	2.7
10	XJ	5	ARG	2.6
52	R9	18	ARG	2.6

*Continued on next page...*

*Continued from previous page...*

<b>Mol</b>	<b>Chain</b>	<b>Res</b>	<b>Type</b>	<b>RSRZ</b>
18	XR	22	VAL	2.6
32	YP	13	ASN	2.6
22	RA	2159	G	2.6
6	XF	55	ASP	2.6
18	QR	43	PHE	2.6
27	RG	148	MET	2.6
22	RA	2893	G	2.6
29	YI	144	VAL	2.6
12	XL	28	LYS	2.6
18	QR	52	PRO	2.6
32	RP	109	GLY	2.6
19	QS	64	GLU	2.6
1	QA	1001	G	2.6
22	RA	2167	U	2.6
49	Y6	7	ILE	2.6
30	RN	8	GLN	2.6
33	RQ	5	ARG	2.6
42	RZ	162	GLU	2.6
14	QN	8	GLU	2.6
17	QQ	32	TYR	2.6
48	Y5	54	GLY	2.6
22	RA	2790	A	2.6
1	QA	723	U	2.6
28	RH	4	ILE	2.6
42	RZ	163	LEU	2.6
22	YA	2118	U	2.6
22	YA	2110	G	2.6
22	YA	2894	G	2.6
27	YG	25	TYR	2.6
10	QJ	70	ARG	2.6
11	QK	75	TYR	2.5
29	RI	12	LEU	2.5
28	RH	100	GLY	2.5
11	QK	117	ASN	2.5
42	RZ	93	ASP	2.5
49	Y6	5	VAL	2.5
1	QA	1286	A	2.5
21	QU	22	ARG	2.5
22	YA	654(U)	A	2.5
2	XB	6	THR	2.5
41	YY	50	ARG	2.5
22	YA	2177	C	2.5

*Continued on next page...*

*Continued from previous page...*

Mol	Chain	Res	Type	RSRZ
33	RQ	80	GLU	2.5
49	Y6	52	VAL	2.5
7	QG	76	ARG	2.5
27	RG	182	LYS	2.5
9	XI	8	GLY	2.5
22	YA	2175	C	2.5
10	XJ	72	VAL	2.5
41	YY	46	LYS	2.5
10	QJ	74	ILE	2.5
42	RZ	155	LEU	2.5
22	YA	2117	A	2.5
11	QK	90	GLY	2.5
2	XB	134	GLU	2.5
22	YA	2135	A	2.5
28	RH	116	GLU	2.5
42	RZ	55	HIS	2.5
1	QA	1020	U	2.5
4	QD	7	PRO	2.5
16	QP	18	ARG	2.5
2	XB	126	GLU	2.5
11	XK	128	ALA	2.5
3	XC	179	ARG	2.5
49	R6	32	ASN	2.5
41	RY	61	ILE	2.5
46	R3	57	GLU	2.5
9	QI	95	LYS	2.5
8	XH	119	LEU	2.5
3	QC	190	ARG	2.5
30	RN	63	THR	2.4
7	QG	88	PRO	2.4
22	RA	2137	C	2.4
8	QH	86	ILE	2.4
10	QJ	100	THR	2.4
28	RH	41	MET	2.4
29	YI	84	GLY	2.4
28	RH	31	GLY	2.4
49	R6	41	PRO	2.4
32	RP	106	LEU	2.4
46	R3	4	LEU	2.4
5	QE	30	ALA	2.4
28	RH	18	GLU	2.4
22	RA	2135	A	2.4

*Continued on next page...*

*Continued from previous page...*

Mol	Chain	Res	Type	RSRZ
10	XJ	77	PRO	2.4
28	RH	29	PRO	2.4
49	R6	40	CYS	2.4
55	XY	40	G	2.4
18	QR	42	ARG	2.4
26	YF	133	ASN	2.4
49	Y6	51	GLU	2.4
4	XD	23	GLY	2.4
28	RH	89	ILE	2.4
49	Y6	21	TYR	2.4
10	QJ	98	ILE	2.4
10	XJ	74	ILE	2.4
11	QK	89	ALA	2.4
21	QU	24	ARG	2.4
22	YA	1067	A	2.4
22	YA	2111	C	2.4
42	YZ	63	ASP	2.4
36	RT	115	ARG	2.4
10	QJ	83	GLU	2.4
49	Y6	15	GLU	2.4
1	QA	1249	C	2.4
52	R9	22	ARG	2.4
5	QE	78	HIS	2.4
15	QO	7	GLU	2.4
22	RA	2119	A	2.4
27	RG	137	GLU	2.4
7	XG	154	TYR	2.4
47	R4	29	PRO	2.4
55	QY	35	G	2.4
22	RA	1508	A	2.4
9	QI	70	LYS	2.4
9	QI	47	LEU	2.3
22	RA	2895	U	2.3
22	RA	2807	G	2.3
51	R8	64	TYR	2.3
41	RY	3	VAL	2.3
49	R6	46	HIS	2.3
22	YA	9	U	2.3
28	RH	94	TYR	2.3
29	RI	4	ILE	2.3
15	QO	26	GLU	2.3
18	XR	54	ARG	2.3

*Continued on next page...*

*Continued from previous page...*

<b>Mol</b>	<b>Chain</b>	<b>Res</b>	<b>Type</b>	<b>RSRZ</b>
5	XE	91	LEU	2.3
29	YI	65	ALA	2.3
32	YP	150	ALA	2.3
41	RY	29	GLU	2.3
7	XG	86	GLN	2.3
12	QL	28	LYS	2.3
22	YA	2156	G	2.3
22	YA	2159	G	2.3
13	QM	8	GLU	2.3
22	RA	2175	C	2.3
28	RH	99	VAL	2.3
41	RY	62	GLU	2.3
41	YY	99	CYS	2.3
43	Y0	76	GLY	2.3
15	QO	30	ALA	2.3
17	QQ	7	THR	2.3
13	QM	5	ALA	2.3
20	QT	56	MET	2.3
1	QA	1034	G	2.3
9	XI	17	VAL	2.3
18	QR	63	GLN	2.3
12	QL	95	GLY	2.3
5	QE	14	ARG	2.3
48	R5	2	ALA	2.3
52	R9	30	PRO	2.3
28	RH	95	ARG	2.3
39	YW	111	HIS	2.3
54	XX	7	A	2.3
1	QA	979	C	2.3
1	QA	1019	C	2.3
23	YB	88	C	2.3
44	R1	98	LEU	2.3
22	RA	2136	C	2.3
22	RA	2179	C	2.3
49	R6	30	THR	2.3
10	QJ	25	GLU	2.3
28	RH	159	GLU	2.3
7	QG	2	ALA	2.3
22	RA	2169	A	2.3
22	YA	2896	C	2.3
54	QX	4	C	2.3
22	YA	2792	G	2.2

*Continued on next page...*

*Continued from previous page...*

<b>Mol</b>	<b>Chain</b>	<b>Res</b>	<b>Type</b>	<b>RSRZ</b>
28	YH	114	VAL	2.2
47	R4	13	ARG	2.2
1	QA	1202	G	2.2
3	XC	166	GLU	2.2
22	YA	2141	G	2.2
38	YV	36	PRO	2.2
19	XS	67	VAL	2.2
21	XU	15	ARG	2.2
27	RG	138	GLN	2.2
47	R4	51	ASP	2.2
41	RY	16	ALA	2.2
47	R4	11	PRO	2.2
22	RA	2111	C	2.2
19	XS	27	GLU	2.2
26	RF	56	GLU	2.2
19	QS	82	GLY	2.2
43	R0	72	ARG	2.2
2	QB	132	LYS	2.2
22	YA	2123	G	2.2
1	QA	1450	U	2.2
20	QT	104	LEU	2.2
20	XT	9	ASN	2.2
32	RP	120	ALA	2.2
28	RH	111	HIS	2.2
42	RZ	107	THR	2.2
13	QM	75	ALA	2.2
21	QU	23	PRO	2.2
22	YA	1059	G	2.2
49	Y6	30	THR	2.2
22	RA	2140	C	2.2
13	QM	103	THR	2.2
9	QI	52	ALA	2.2
33	RQ	1	MET	2.2
22	RA	1102	C	2.2
7	QG	149	ARG	2.2
28	RH	162	ILE	2.2
2	QB	165	VAL	2.2
38	YV	98	GLU	2.2
42	YZ	96	VAL	2.2
16	XP	69	THR	2.2
49	Y6	47	THR	2.2
17	QQ	44	ALA	2.2

*Continued on next page...*

*Continued from previous page...*

<b>Mol</b>	<b>Chain</b>	<b>Res</b>	<b>Type</b>	<b>RSRZ</b>
22	YA	2155	G	2.2
26	RF	15	SER	2.2
52	R9	6	SER	2.2
43	R0	77	ARG	2.2
2	QB	161	ALA	2.2
10	QJ	35	SER	2.2
9	QI	28	VAL	2.2
11	QK	50	TYR	2.2
18	QR	31	LEU	2.2
22	RA	1074	G	2.2
22	RA	2793	G	2.2
27	RG	80	PHE	2.2
28	RH	104	GLU	2.2
2	QB	31	TYR	2.1
53	QV	34	C	2.1
28	RH	170	ARG	2.1
41	RY	92	ASN	2.1
1	XA	1531	A	2.1
7	QG	85	TYR	2.1
10	QJ	10	GLY	2.1
22	RA	1087	G	2.1
41	RY	50	ARG	2.1
42	RZ	156	LYS	2.1
41	RY	88	LYS	2.1
49	Y6	25	LYS	2.1
15	QO	3	ILE	2.1
49	Y6	24	GLU	2.1
2	XB	157	ARG	2.1
49	Y6	20	ASN	2.1
41	RY	6	HIS	2.1
22	YA	2165	G	2.1
22	YA	2893	G	2.1
2	XB	96	ARG	2.1
22	RA	2126	A	2.1
27	RG	155	MET	2.1
28	RH	88	LEU	2.1
30	YN	53	VAL	2.1
2	QB	79	ASP	2.1
2	QB	233	SER	2.1
4	XD	24	GLU	2.1
19	QS	80	TYR	2.1
22	RA	654(A)	G	2.1

*Continued on next page...*

*Continued from previous page...*

<b>Mol</b>	<b>Chain</b>	<b>Res</b>	<b>Type</b>	<b>RSRZ</b>
42	RZ	159	PRO	2.1
28	RH	115	VAL	2.1
46	R3	56	VAL	2.1
46	Y3	55	ARG	2.1
48	R5	59	GLU	2.1
22	RA	2132	U	2.1
47	R4	1	MET	2.1
15	XO	21	ASP	2.1
7	QG	87	VAL	2.1
30	RN	138	LEU	2.1
1	QA	993	G	2.1
22	YA	1421	G	2.1
11	QK	31	THR	2.1
13	QM	95	GLY	2.1
28	YH	103	LEU	2.1
12	XL	129	ALA	2.1
28	YH	96	ALA	2.1
13	XM	120	LYS	2.1
30	YN	8	GLN	2.1
21	QU	5	ASP	2.1
30	YN	51	PHE	2.1
18	QR	54	ARG	2.1
1	QA	82	U	2.1
9	QI	124	GLN	2.1
17	QQ	24	GLU	2.1
22	RA	1847	A	2.0
16	QP	19	ILE	2.0
22	YA	2154	G	2.0
28	RH	51	ARG	2.0
12	QL	72	GLY	2.0
52	R9	21	GLY	2.0
52	R9	28	GLU	2.0
20	XT	52	ALA	2.0
7	QG	5	ARG	2.0
14	QN	13	THR	2.0
22	RA	2170	A	2.0
1	QA	1029	G	2.0
11	QK	32	ILE	2.0
22	YA	2146	C	2.0
7	QG	80	VAL	2.0
2	QB	70	PHE	2.0
41	RY	94	LYS	2.0

*Continued on next page...*



*Continued from previous page...*

Mol	Chain	Res	Type	RSRZ
30	RN	69	GLN	2.0
53	XV	17(A)	U	2.0
22	RA	890	A	2.0
22	YA	276	A	2.0
22	YA	1103	A	2.0
27	RG	149	VAL	2.0
46	R3	8	LEU	2.0
49	Y6	34	LEU	2.0
8	QH	24	THR	2.0
28	RH	106	THR	2.0
21	QU	9	ARG	2.0
22	RA	2164	C	2.0
53	XV	1	C	2.0
1	QA	1257	U	2.0
22	YA	2109	U	2.0
50	R7	48	LYS	2.0
10	XJ	97	GLU	2.0
2	QB	146	GLN	2.0
3	QC	94	LEU	2.0
14	QN	37	PHE	2.0
1	XA	88	C	2.0
10	QJ	64	GLU	2.0
22	RA	273(F)	C	2.0
22	RA	2129	C	2.0
52	R9	26	ILE	2.0
14	QN	17	LYS	2.0
22	YA	229	A	2.0

## 6.2 Non-standard residues in protein, DNA, RNA chains ⓘ

In the following table, the Atoms column lists the number of modelled atoms in the group and the number defined in the chemical component dictionary. LLDF column lists the quality of electron density of the group with respect to its neighbouring residues in protein, DNA or RNA chains. The B-factors column lists the minimum, median, 95<sup>th</sup> percentile and maximum values of B factors of atoms in the group. The column labelled 'Q< 0.9' lists the number of atoms with occupancy less than 0.9.

Mol	Type	Chain	Res	Atoms	RSCC	RSR	LLDF	B-factors(Å <sup>2</sup> )	Q<0.9
56	PPU	Z8	76	37/38	0.93	0.33	-	48,48,48,48	0
56	PPU	Z6	76	37/38	0.93	0.31	-	51,51,51,51	0
55	1MG	QY	37	24/25	0.84	0.31	-	125,125,125,125	0
55	1MG	XY	37	24/25	0.89	0.20	-	64,64,64,64	0

## 6.3 Carbohydrates ⓘ

There are no carbohydrates in this entry.

## 6.4 Ligands ⓘ

In the following table, the Atoms column lists the number of modelled atoms in the group and the number defined in the chemical component dictionary. LLDF column lists the quality of electron density of the group with respect to its neighbouring residues in protein, DNA or RNA chains. The B-factors column lists the minimum, median, 95<sup>th</sup> percentile and maximum values of B factors of atoms in the group. The column labelled 'Q< 0.9' lists the number of atoms with occupancy less than 0.9.

Mol	Type	Chain	Res	Atoms	RSCC	RSR	LLDF	B-factors(Å <sup>2</sup> )	Q<0.9
57	MG	RA	3003	1/1	0.87	1.15	132.21	50,50,50,50	0
57	MG	YA	3053	1/1	0.78	1.02	74.03	50,50,50,50	0
57	MG	RA	3007	1/1	0.81	1.30	73.04	50,50,50,50	0
57	MG	RA	3064	1/1	0.75	1.71	66.93	50,50,50,50	0
57	MG	YA	3026	1/1	0.94	1.28	66.88	50,50,50,50	0
57	MG	XA	1656	1/1	0.88	0.89	63.25	12,12,12,12	0
57	MG	RA	3100	1/1	0.95	1.01	61.99	50,50,50,50	0
57	MG	XA	1603	1/1	0.90	0.95	51.89	50,50,50,50	0
57	MG	YA	3261	1/1	0.78	0.96	46.98	50,50,50,50	0
57	MG	RA	3065	1/1	0.71	1.23	45.98	50,50,50,50	0
57	MG	RA	3051	1/1	0.85	0.83	44.16	50,50,50,50	0
57	MG	RA	3093	1/1	0.89	0.71	43.07	50,50,50,50	0
57	MG	RA	3061	1/1	0.94	0.77	43.02	50,50,50,50	0
57	MG	YA	3009	1/1	0.96	0.74	41.99	50,50,50,50	0
57	MG	RA	3164	1/1	0.78	0.55	37.48	15,15,15,15	0
57	MG	RA	3186	1/1	0.68	0.72	36.31	51,51,51,51	0
57	MG	RA	3036	1/1	0.98	0.40	35.57	0,0,0,0	0
57	MG	YA	3031	1/1	0.86	1.04	34.99	50,50,50,50	0
57	MG	YA	3049	1/1	0.94	1.10	34.88	50,50,50,50	0
57	MG	YA	3259	1/1	0.78	0.66	33.02	2,2,2,2	0
57	MG	RA	3034	1/1	0.78	1.60	32.93	50,50,50,50	0
57	MG	YA	3079	1/1	0.80	1.26	32.21	50,50,50,50	0
57	MG	YA	3257	1/1	0.97	0.78	31.67	50,50,50,50	0
57	MG	RA	3009	1/1	0.96	0.56	30.89	7,7,7,7	0
57	MG	RA	3042	1/1	0.96	0.58	30.85	50,50,50,50	0
57	MG	YA	3019	1/1	0.91	0.80	29.28	50,50,50,50	0
57	MG	RA	3035	1/1	0.91	0.81	29.16	50,50,50,50	0
57	MG	YA	3180	1/1	0.89	0.72	28.88	5,5,5,5	0
57	MG	YA	3015	1/1	0.96	0.77	28.21	50,50,50,50	0

*Continued on next page...*

*Continued from previous page...*

Mol	Type	Chain	Res	Atoms	RSCC	RSR	LLDF	B-factors( $\text{\AA}^2$ )	Q<0.9
57	MG	YA	3056	1/1	0.93	0.88	28.09	50,50,50,50	0
57	MG	YA	3217	1/1	0.84	0.62	27.60	52,52,52,52	0
57	MG	YA	3193	1/1	0.82	0.74	26.55	7,7,7,7	0
57	MG	RA	3005	1/1	0.87	0.81	26.51	50,50,50,50	0
57	MG	YA	3098	1/1	0.91	0.84	24.01	50,50,50,50	0
57	MG	RA	3127	1/1	0.72	0.52	23.74	15,15,15,15	0
57	MG	XA	1625	1/1	0.88	0.48	23.54	50,50,50,50	0
57	MG	RA	3219	1/1	0.80	0.56	22.90	40,40,40,40	0
57	MG	RA	3057	1/1	0.95	0.77	22.32	50,50,50,50	0
57	MG	RA	3123	1/1	0.79	0.94	22.08	50,50,50,50	0
57	MG	XA	1635	1/1	0.73	1.57	21.76	50,50,50,50	0
57	MG	RA	3153	1/1	0.90	0.41	21.40	36,36,36,36	0
57	MG	XA	1664	1/1	0.83	0.39	21.24	27,27,27,27	0
57	MG	RA	3242	1/1	0.94	0.61	20.86	8,8,8,8	0
57	MG	YA	3045	1/1	0.88	0.55	20.57	0,0,0,0	0
57	MG	RA	3060	1/1	0.96	0.71	20.12	13,13,13,13	0
57	MG	YA	3157	1/1	0.84	0.32	19.76	8,8,8,8	0
57	MG	YA	3085	1/1	0.89	0.81	17.43	50,50,50,50	0
57	MG	RA	3201	1/1	0.79	0.36	16.52	41,41,41,41	0
57	MG	RA	3038	1/1	0.90	0.74	16.18	50,50,50,50	0
57	MG	RA	3020	1/1	0.88	0.71	15.66	50,50,50,50	0
57	MG	YA	3097	1/1	0.95	0.70	15.61	50,50,50,50	0
57	MG	RA	3033	1/1	0.96	0.60	15.50	16,16,16,16	0
57	MG	XA	1668	1/1	0.95	0.28	15.41	6,6,6,6	0
57	MG	YA	3033	1/1	0.95	0.73	14.85	50,50,50,50	0
57	MG	YA	3202	1/1	0.85	0.43	14.71	13,13,13,13	0
57	MG	YA	3002	1/1	0.95	0.73	14.50	50,50,50,50	0
57	MG	YA	3118	1/1	0.98	0.46	14.34	12,12,12,12	0
57	MG	YA	3254	1/1	0.88	0.37	14.20	0,0,0,0	0
57	MG	YA	3042	1/1	0.98	0.46	14.11	50,50,50,50	0
57	MG	YA	3023	1/1	0.98	0.46	13.88	5,5,5,5	0
57	MG	XA	1604	1/1	0.96	1.07	13.86	50,50,50,50	0
57	MG	YA	3169	1/1	0.88	0.86	13.71	7,7,7,7	0
57	MG	YA	3182	1/1	0.92	0.63	13.62	14,14,14,14	0
57	MG	YA	3206	1/1	0.84	0.29	13.60	20,20,20,20	0
57	MG	YA	3041	1/1	0.82	0.85	13.55	50,50,50,50	0
57	MG	RA	3222	1/1	0.87	0.37	13.36	4,4,4,4	0
57	MG	QA	1617	1/1	0.91	0.44	13.22	2,2,2,2	0
57	MG	YA	3134	1/1	0.86	0.66	13.19	50,50,50,50	0
57	MG	YA	3032	1/1	0.92	0.52	12.88	50,50,50,50	0
57	MG	RA	3052	1/1	0.94	0.48	12.78	50,50,50,50	0

*Continued on next page...*

*Continued from previous page...*

Mol	Type	Chain	Res	Atoms	RSCC	RSR	LLDF	B-factors(Å <sup>2</sup> )	Q<0.9
57	MG	YA	3135	1/1	0.95	0.39	12.71	9,9,9,9	0
57	MG	RA	3132	1/1	0.95	0.38	12.59	7,7,7,7	0
57	MG	RA	3077	1/1	0.95	0.39	12.56	50,50,50,50	0
57	MG	YA	3173	1/1	0.90	0.20	12.25	14,14,14,14	0
57	MG	XA	1645	1/1	0.95	0.45	12.00	8,8,8,8	0
57	MG	RA	3099	1/1	0.98	0.33	11.72	20,20,20,20	0
57	MG	YA	3044	1/1	0.95	0.53	11.72	16,16,16,16	0
57	MG	YA	3099	1/1	0.92	0.79	11.61	50,50,50,50	0
57	MG	QA	1613	1/1	0.95	0.42	11.56	1,1,1,1	0
57	MG	YA	3203	1/1	0.95	0.40	11.55	29,29,29,29	0
57	MG	RA	3027	1/1	0.83	0.97	11.52	50,50,50,50	0
57	MG	YA	3048	1/1	0.93	0.46	11.13	50,50,50,50	0
57	MG	YA	3116	1/1	0.89	0.40	11.07	11,11,11,11	0
57	MG	YA	3106	1/1	0.95	0.49	10.94	50,50,50,50	0
57	MG	RA	3184	1/1	0.82	0.36	10.92	40,40,40,40	0
57	MG	RA	3226	1/1	0.93	0.32	10.86	29,29,29,29	0
57	MG	YA	3024	1/1	0.84	0.53	10.77	50,50,50,50	0
57	MG	RA	3181	1/1	0.73	0.33	10.75	9,9,9,9	0
57	MG	RA	3122	1/1	0.89	0.30	10.07	19,19,19,19	0
57	MG	XA	1644	1/1	0.96	0.30	9.98	11,11,11,11	0
57	MG	QA	1610	1/1	0.85	0.57	9.89	50,50,50,50	0
57	MG	YA	3178	1/1	0.89	0.53	9.77	32,32,32,32	0
57	MG	YA	3114	1/1	0.96	0.29	9.63	16,16,16,16	0
57	MG	YA	3057	1/1	0.95	0.50	9.53	8,8,8,8	0
57	MG	QA	1646	1/1	0.92	0.58	9.27	11,11,11,11	0
57	MG	RA	3079	1/1	0.99	0.40	9.17	0,0,0,0	0
57	MG	RA	3096	1/1	0.98	0.48	9.12	11,11,11,11	0
57	MG	YA	3006	1/1	0.86	0.86	8.89	50,50,50,50	0
57	MG	YA	3067	1/1	0.99	0.45	8.85	7,7,7,7	0
57	MG	YA	3107	1/1	0.98	0.45	8.65	2,2,2,2	0
57	MG	YA	3011	1/1	0.99	0.41	8.62	3,3,3,3	0
57	MG	YA	3050	1/1	0.96	0.50	8.53	50,50,50,50	0
57	MG	YA	3176	1/1	0.86	0.31	8.51	11,11,11,11	0
57	MG	RA	3023	1/1	0.86	0.49	8.43	50,50,50,50	0
57	MG	YA	3037	1/1	0.95	0.34	8.38	3,3,3,3	0
57	MG	YA	3179	1/1	0.91	0.27	8.24	20,20,20,20	0
57	MG	YA	3034	1/1	0.95	0.34	8.04	7,7,7,7	0
57	MG	XA	1619	1/1	0.94	0.41	7.98	8,8,8,8	0
57	MG	YA	3152	1/1	0.96	0.39	7.76	7,7,7,7	0
57	MG	YA	3196	1/1	0.97	0.27	7.75	76,76,76,76	0
57	MG	YA	3092	1/1	0.95	0.40	7.53	2,2,2,2	0

*Continued on next page...*

*Continued from previous page...*

Mol	Type	Chain	Res	Atoms	RSCC	RSR	LLDF	B-factors( $\text{\AA}^2$ )	Q<0.9
57	MG	XA	1615	1/1	0.80	0.48	7.37	50,50,50,50	0
57	MG	RA	3223	1/1	0.75	0.33	7.26	16,16,16,16	0
57	MG	RA	3124	1/1	0.96	0.29	7.24	19,19,19,19	0
57	MG	YA	3226	1/1	0.90	0.23	6.95	10,10,10,10	0
57	MG	YA	3073	1/1	0.90	0.29	6.91	4,4,4,4	0
57	MG	XA	1650	1/1	0.73	0.31	6.81	22,22,22,22	0
57	MG	YA	3142	1/1	0.93	0.27	6.79	9,9,9,9	0
57	MG	YA	3215	1/1	0.89	0.25	6.71	2,2,2,2	0
57	MG	XA	1672	1/1	0.96	0.26	6.71	5,5,5,5	0
57	MG	RA	3087	1/1	0.92	0.43	6.58	0,0,0,0	0
57	MG	YA	3241	1/1	0.94	0.28	6.56	13,13,13,13	0
57	MG	YA	3140	1/1	0.92	0.21	6.35	19,19,19,19	0
57	MG	YA	3163	1/1	0.57	0.31	6.33	9,9,9,9	0
57	MG	QA	1604	1/1	0.95	0.37	6.19	7,7,7,7	0
57	MG	XA	1634	1/1	0.79	0.21	6.05	11,11,11,11	0
57	MG	YA	3205	1/1	0.91	0.24	5.93	40,40,40,40	0
57	MG	YA	3093	1/1	0.94	0.48	5.92	4,4,4,4	0
57	MG	YA	3262	1/1	0.86	0.33	5.89	9,9,9,9	0
57	MG	RA	3086	1/1	0.96	0.30	5.81	50,50,50,50	0
57	MG	RA	3062	1/1	0.97	0.49	5.73	2,2,2,2	0
57	MG	RA	3081	1/1	0.96	0.34	5.71	10,10,10,10	0
57	MG	RA	3025	1/1	0.97	0.25	5.70	7,7,7,7	0
57	MG	QA	1639	1/1	0.85	0.27	5.66	27,27,27,27	0
57	MG	RA	3037	1/1	0.94	0.43	5.49	0,0,0,0	0
57	MG	YA	3071	1/1	0.92	0.32	5.36	6,6,6,6	0
57	MG	QA	1612	1/1	0.89	0.37	5.36	4,4,4,4	0
57	MG	YA	3113	1/1	0.88	0.48	5.18	50,50,50,50	0
57	MG	YA	3038	1/1	0.99	0.25	4.91	5,5,5,5	0
57	MG	YA	3072	1/1	0.93	0.49	4.90	50,50,50,50	0
57	MG	YA	3260	1/1	0.94	0.56	4.89	50,50,50,50	0
57	MG	RA	3149	1/1	0.90	0.62	4.88	17,17,17,17	0
57	MG	YA	3213	1/1	0.90	0.31	4.84	15,15,15,15	0
58	PAR	QA	1666	42/42	0.80	0.38	4.77	104,104,104,104	0
57	MG	QA	1631	1/1	0.50	0.24	4.69	63,63,63,63	0
57	MG	RA	3018	1/1	0.97	0.28	4.56	3,3,3,3	0
57	MG	XV	101	1/1	0.92	0.39	4.43	1,1,1,1	0
57	MG	YA	3078	1/1	0.97	0.26	4.39	10,10,10,10	0
57	MG	RA	3066	1/1	0.98	0.24	4.35	23,23,23,23	0
57	MG	RA	3211	1/1	0.87	0.25	4.25	11,11,11,11	0
58	PAR	XA	1673	42/42	0.87	0.32	4.18	132,132,132,132	0
57	MG	RA	3126	1/1	0.95	0.22	4.18	14,14,14,14	0

*Continued on next page...*

*Continued from previous page...*

Mol	Type	Chain	Res	Atoms	RSCC	RSR	LLDF	B-factors(Å <sup>2</sup> )	Q<0.9
57	MG	RA	3083	1/1	0.96	0.38	4.16	3,3,3,3	0
57	MG	YA	3184	1/1	0.97	0.32	4.15	50,50,50,50	0
57	MG	RA	3138	1/1	0.96	0.37	3.99	8,8,8,8	0
57	MG	RA	3088	1/1	0.97	0.25	3.93	10,10,10,10	0
57	MG	YA	3216	1/1	0.97	0.25	3.79	30,30,30,30	0
57	MG	RA	3056	1/1	0.92	0.20	3.79	0,0,0,0	0
57	MG	XA	1623	1/1	0.99	0.22	3.63	23,23,23,23	0
57	MG	RA	3013	1/1	0.92	0.35	3.60	0,0,0,0	0
57	MG	RA	3177	1/1	0.95	0.27	3.57	30,30,30,30	0
57	MG	RA	3240	1/1	0.89	0.67	3.56	12,12,12,12	0
57	MG	YA	3156	1/1	0.65	0.24	3.45	8,8,8,8	0
57	MG	YX	101	1/1	0.95	0.42	3.34	50,50,50,50	0
57	MG	RA	3185	1/1	0.92	0.19	3.30	3,3,3,3	0
57	MG	YA	3088	1/1	0.97	0.26	3.22	3,3,3,3	0
57	MG	RA	3054	1/1	0.89	0.31	3.20	4,4,4,4	0
57	MG	YA	3209	1/1	0.95	0.20	3.10	9,9,9,9	0
57	MG	RA	3101	1/1	0.92	0.27	3.09	9,9,9,9	0
57	MG	XA	1646	1/1	0.92	0.17	3.05	8,8,8,8	0
57	MG	RA	3172	1/1	0.93	0.27	3.00	17,17,17,17	0
57	MG	YA	3014	1/1	0.96	0.38	2.93	1,1,1,1	0
57	MG	XA	1618	1/1	0.97	0.31	2.90	4,4,4,4	0
57	MG	RP	201	1/1	0.95	0.43	2.89	85,85,85,85	0
57	MG	XA	1610	1/1	0.96	0.26	2.87	1,1,1,1	0
57	MG	YA	3111	1/1	0.94	0.24	2.80	7,7,7,7	0
57	MG	RA	3107	1/1	0.95	0.26	2.79	9,9,9,9	0
57	MG	RA	3109	1/1	0.98	0.24	2.75	11,11,11,11	0
57	MG	RA	3173	1/1	0.94	0.35	2.67	3,3,3,3	0
57	MG	XA	1611	1/1	0.96	0.33	2.60	1,1,1,1	0
57	MG	YA	3165	1/1	0.97	0.20	2.60	42,42,42,42	0
57	MG	RA	3152	1/1	0.96	0.17	2.59	26,26,26,26	0
57	MG	XA	1607	1/1	0.83	0.32	2.47	17,17,17,17	0
57	MG	QA	1645	1/1	0.98	0.27	2.45	37,37,37,37	0
57	MG	YA	3017	1/1	0.96	0.28	2.42	7,7,7,7	0
57	MG	YA	3151	1/1	0.73	0.55	2.40	50,50,50,50	0
57	MG	RA	3022	1/1	0.96	0.24	2.37	5,5,5,5	0
57	MG	YA	3191	1/1	0.84	0.39	2.36	14,14,14,14	0
57	MG	YA	3195	1/1	0.94	0.19	2.35	21,21,21,21	0
57	MG	RA	3074	1/1	0.98	0.19	2.35	20,20,20,20	0
57	MG	YA	3162	1/1	0.87	0.28	2.29	30,30,30,30	0
57	MG	RA	3157	1/1	0.82	0.25	2.28	39,39,39,39	0
57	MG	YA	3025	1/1	0.98	0.27	2.25	3,3,3,3	0

*Continued on next page...*

*Continued from previous page...*

Mol	Type	Chain	Res	Atoms	RSCC	RSR	LLDF	B-factors( $\text{\AA}^2$ )	Q<0.9
57	MG	RA	3089	1/1	0.95	0.38	2.23	0,0,0,0	0
57	MG	YB	203	1/1	0.96	0.18	2.21	17,17,17,17	0
57	MG	RA	3044	1/1	0.98	0.23	2.18	8,8,8,8	0
57	MG	XA	1612	1/1	0.97	0.22	2.13	23,23,23,23	0
57	MG	XA	1608	1/1	0.93	0.18	2.12	50,50,50,50	0
57	MG	YA	3077	1/1	0.97	0.22	2.07	0,0,0,0	0
57	MG	RA	3118	1/1	0.90	0.20	2.02	1,1,1,1	0
57	MG	XA	1626	1/1	0.98	0.21	1.99	1,1,1,1	0
59	ZN	XD	301	1/1	0.94	0.39	1.91	50,50,50,50	0
57	MG	YA	3183	1/1	0.87	0.19	1.85	17,17,17,17	0
57	MG	RA	3214	1/1	0.93	0.21	1.83	43,43,43,43	0
57	MG	RA	3243	1/1	0.94	0.38	1.82	18,18,18,18	0
57	MG	YP	202	1/1	0.97	0.33	1.74	5,5,5,5	0
57	MG	RA	3194	1/1	0.85	0.15	1.73	82,82,82,82	0
57	MG	XA	1636	1/1	0.97	0.23	1.72	9,9,9,9	0
57	MG	Y7	101	1/1	0.89	0.27	1.70	14,14,14,14	0
57	MG	QA	1615	1/1	0.96	0.18	1.64	54,54,54,54	0
57	MG	RA	3015	1/1	0.97	0.29	1.56	15,15,15,15	0
57	MG	RA	3076	1/1	0.95	0.17	1.49	3,3,3,3	0
57	MG	YA	3058	1/1	0.99	0.20	1.49	13,13,13,13	0
57	MG	YA	3008	1/1	0.95	0.21	1.36	1,1,1,1	0
57	MG	RA	3162	1/1	0.92	0.21	1.34	18,18,18,18	0
57	MG	YA	3005	1/1	0.89	0.21	1.28	2,2,2,2	0
57	MG	RP	202	1/1	0.86	0.31	1.26	75,75,75,75	0
57	MG	YA	3109	1/1	0.94	0.20	1.24	9,9,9,9	0
57	MG	XA	1638	1/1	0.86	0.17	1.24	27,27,27,27	0
57	MG	XA	1633	1/1	0.93	0.18	1.23	13,13,13,13	0
57	MG	YA	3064	1/1	0.95	0.17	1.07	4,4,4,4	0
57	MG	RA	3207	1/1	0.89	0.25	1.04	5,5,5,5	0
57	MG	YA	3028	1/1	0.98	0.22	0.97	8,8,8,8	0
57	MG	QA	1619	1/1	0.95	0.25	0.94	29,29,29,29	0
57	MG	QF	201	1/1	0.69	0.32	0.84	40,40,40,40	0
57	MG	XA	1671	1/1	0.87	0.18	0.80	28,28,28,28	0
57	MG	RD	301	1/1	0.89	0.28	0.77	15,15,15,15	0
57	MG	XA	1614	1/1	0.93	0.31	0.74	25,25,25,25	0
57	MG	RA	3224	1/1	0.92	0.17	0.73	16,16,16,16	0
57	MG	RR	201	1/1	0.97	0.27	0.73	9,9,9,9	0
57	MG	XA	1629	1/1	0.90	0.14	0.72	32,32,32,32	0
57	MG	XA	1637	1/1	0.97	0.27	0.70	13,13,13,13	0
57	MG	QA	1659	1/1	0.93	0.19	0.61	4,4,4,4	0
57	MG	RA	3163	1/1	0.96	0.18	0.61	38,38,38,38	0
57	MG	YA	3236	1/1	0.88	0.19	0.60	12,12,12,12	0

*Continued on next page...*

*Continued from previous page...*

Mol	Type	Chain	Res	Atoms	RSCC	RSR	LLDF	B-factors( $\text{\AA}^2$ )	Q<0.9
57	MG	QA	1616	1/1	0.97	0.28	0.58	10,10,10,10	0
57	MG	RA	3040	1/1	0.97	0.23	0.56	11,11,11,11	0
57	MG	YA	3036	1/1	0.93	0.19	0.47	3,3,3,3	0
57	MG	RA	3114	1/1	0.89	0.18	0.42	3,3,3,3	0
57	MG	RA	3161	1/1	0.95	0.14	0.41	8,8,8,8	0
57	MG	RA	3210	1/1	0.91	0.15	0.36	11,11,11,11	0
57	MG	YA	3168	1/1	0.85	0.16	0.24	13,13,13,13	0
57	MG	YA	3068	1/1	0.97	0.26	0.16	1,1,1,1	0
57	MG	YA	3016	1/1	0.91	0.20	0.05	8,8,8,8	0
57	MG	YA	3204	1/1	0.83	0.16	-0.01	11,11,11,11	0
57	MG	YA	3112	1/1	0.90	0.21	-0.02	19,19,19,19	0
57	MG	YA	3110	1/1	0.97	0.16	-0.08	5,5,5,5	0
57	MG	QA	1608	1/1	0.89	0.23	-0.09	63,63,63,63	0
57	MG	RA	3187	1/1	0.93	0.16	-0.21	10,10,10,10	0
57	MG	YA	3123	1/1	0.96	0.18	-0.25	0,0,0,0	0
57	MG	RE	302	1/1	0.94	0.20	-0.27	15,15,15,15	0
57	MG	RF	301	1/1	0.94	0.27	-0.31	10,10,10,10	0
57	MG	XA	1655	1/1	0.96	0.22	-0.32	7,7,7,7	0
57	MG	YA	3228	1/1	0.99	0.17	-0.37	67,67,67,67	0
57	MG	XA	1620	1/1	0.96	0.15	-0.38	0,0,0,0	0
57	MG	XA	1659	1/1	0.91	0.16	-0.43	15,15,15,15	0
57	MG	RA	3082	1/1	0.98	0.14	-0.47	5,5,5,5	0
57	MG	QA	1630	1/1	0.94	0.13	-0.58	14,14,14,14	0
57	MG	YA	3103	1/1	0.89	0.14	-0.60	31,31,31,31	0
57	MG	RA	3199	1/1	0.99	0.16	-0.60	1,1,1,1	0
57	MG	RA	3026	1/1	0.91	0.17	-0.62	13,13,13,13	0
57	MG	RA	3104	1/1	0.94	0.13	-0.63	5,5,5,5	0
59	ZN	R9	101	1/1	0.30	0.76	-0.66	177,177,177,177	0
57	MG	RA	3156	1/1	0.89	0.16	-0.74	7,7,7,7	0
57	MG	YA	3175	1/1	0.96	0.12	-0.75	2,2,2,2	0
57	MG	RA	3159	1/1	0.99	0.14	-0.78	18,18,18,18	0
57	MG	QA	1621	1/1	0.94	0.19	-0.79	35,35,35,35	0
57	MG	RA	3193	1/1	0.94	0.15	-0.80	17,17,17,17	0
57	MG	YA	3136	1/1	0.98	0.12	-0.80	1,1,1,1	0
57	MG	XA	1666	1/1	0.92	0.21	-0.83	34,34,34,34	0
57	MG	RA	3190	1/1	0.91	0.14	-0.88	4,4,4,4	0
59	ZN	XN	101	1/1	0.95	0.18	-0.90	59,59,59,59	0
57	MG	YA	3166	1/1	0.94	0.13	-0.91	14,14,14,14	0
59	ZN	QD	301	1/1	0.99	0.19	-0.98	12,12,12,12	0
57	MG	XA	1628	1/1	0.86	0.14	-0.99	2,2,2,2	0
57	MG	YA	3188	1/1	0.92	0.12	-1.03	36,36,36,36	0
57	MG	RA	3067	1/1	0.97	0.17	-1.05	6,6,6,6	0

*Continued on next page...*



*Continued from previous page...*

Mol	Type	Chain	Res	Atoms	RSCC	RSR	LLDF	B-factors( $\text{\AA}^2$ )	Q<0.9
57	MG	RA	3188	1/1	0.91	0.13	-1.10	16,16,16,16	0
57	MG	RA	3208	1/1	0.95	0.14	-1.22	50,50,50,50	0
57	MG	YA	3055	1/1	0.90	0.19	-1.26	24,24,24,24	0
59	ZN	QN	101	1/1	0.96	0.13	-1.35	56,56,56,56	0
57	MG	YA	3130	1/1	0.89	0.10	-1.38	3,3,3,3	0
57	MG	RA	3148	1/1	0.91	0.13	-1.45	0,0,0,0	0
57	MG	YA	3222	1/1	0.94	0.12	-1.53	2,2,2,2	0
57	MG	RA	3133	1/1	0.95	0.14	-1.58	4,4,4,4	0
57	MG	QA	1635	1/1	0.98	0.14	-1.62	11,11,11,11	0
57	MG	YP	201	1/1	0.98	0.05	-1.82	83,83,83,83	0
57	MG	QM	201	1/1	0.97	0.10	-1.83	34,34,34,34	0
57	MG	QA	1657	1/1	0.89	0.10	-1.89	19,19,19,19	0
57	MG	QA	1661	1/1	0.94	0.10	-2.13	44,44,44,44	0
57	MG	QA	1607	1/1	0.99	0.06	-2.13	30,30,30,30	0
57	MG	RA	3167	1/1	0.90	0.09	-2.20	26,26,26,26	0
57	MG	YA	3233	1/1	0.95	0.10	-2.24	3,3,3,3	0
57	MG	YA	3069	1/1	0.96	0.10	-2.25	8,8,8,8	0
57	MG	YA	3060	1/1	0.98	0.09	-2.35	9,9,9,9	0
57	MG	QA	1654	1/1	0.98	0.12	-2.43	17,17,17,17	0
57	MG	XA	1661	1/1	0.99	0.07	-2.43	14,14,14,14	0
57	MG	RA	3102	1/1	0.95	0.13	-2.43	10,10,10,10	0
57	MG	YA	3133	1/1	0.94	0.08	-2.60	12,12,12,12	0
57	MG	YA	3238	1/1	0.99	0.10	-2.62	33,33,33,33	0
57	MG	QA	1629	1/1	0.99	0.08	-2.76	38,38,38,38	0
57	MG	QA	1609	1/1	0.98	0.12	-2.79	10,10,10,10	0
57	MG	YA	3127	1/1	0.98	0.10	-2.79	12,12,12,12	0
57	MG	RA	3134	1/1	0.91	0.09	-2.81	23,23,23,23	0
57	MG	RA	3143	1/1	0.95	0.08	-2.87	12,12,12,12	0
57	MG	QA	1643	1/1	0.76	0.14	-2.95	20,20,20,20	0
57	MG	RA	3125	1/1	0.97	0.07	-3.11	14,14,14,14	0
59	ZN	Y9	101	1/1	0.71	0.53	-3.21	158,158,158,158	0
57	MG	QA	1649	1/1	0.95	0.10	-3.96	19,19,19,19	0
57	MG	XA	1660	1/1	0.91	0.10	-4.13	19,19,19,19	0
57	MG	RB	201	1/1	0.98	0.08	-4.17	38,38,38,38	0
57	MG	QA	1606	1/1	0.98	0.06	-4.64	23,23,23,23	0
57	MG	RA	3137	1/1	0.99	0.10	-5.64	3,3,3,3	0
57	MG	XA	1622	1/1	0.98	0.11	-6.19	6,6,6,6	0
57	MG	RA	3058	1/1	0.99	0.29	-	0,0,0,0	0
57	MG	YA	3187	1/1	0.82	0.21	-	47,47,47,47	0
57	MG	YA	3237	1/1	0.96	0.20	-	38,38,38,38	0
57	MG	QA	1638	1/1	0.73	0.20	-	8,8,8,8	0
57	MG	RA	3160	1/1	0.87	0.34	-	2,2,2,2	0

*Continued on next page...*

*Continued from previous page...*

Mol	Type	Chain	Res	Atoms	RSCC	RSR	LLDF	B-factors( $\text{\AA}^2$ )	Q<0.9
57	MG	RA	3228	1/1	0.88	0.15	-	7,7,7,7	0
57	MG	RA	3235	1/1	0.96	0.14	-	2,2,2,2	0
57	MG	QA	1634	1/1	0.99	0.12	-	44,44,44,44	0
57	MG	RA	3014	1/1	0.91	0.90	-	50,50,50,50	0
57	MG	YA	3124	1/1	0.95	0.28	-	13,13,13,13	0
57	MG	RA	3115	1/1	0.97	0.16	-	8,8,8,8	0
57	MG	YA	3174	1/1	0.99	0.37	-	3,3,3,3	0
57	MG	RA	3227	1/1	0.96	0.14	-	39,39,39,39	0
57	MG	QA	1603	1/1	0.80	0.52	-	10,10,10,10	0
57	MG	RA	3004	1/1	0.71	0.44	-	9,9,9,9	0
57	MG	RE	301	1/1	0.96	0.13	-	2,2,2,2	0
57	MG	RA	3053	1/1	0.98	0.63	-	50,50,50,50	0
57	MG	QA	1664	1/1	0.79	0.34	-	10,10,10,10	0
57	MG	YA	3117	1/1	0.72	0.80	-	50,50,50,50	0
57	MG	YA	3059	1/1	0.95	0.30	-	3,3,3,3	0
57	MG	YA	3263	1/1	0.97	0.29	-	2,2,2,2	0
57	MG	YA	3137	1/1	0.79	0.28	-	22,22,22,22	0
57	MG	QA	1642	1/1	0.93	0.16	-	9,9,9,9	0
57	MG	RA	3075	1/1	0.94	0.36	-	37,37,37,37	0
57	MG	RA	3078	1/1	0.85	0.83	-	50,50,50,50	0
57	MG	YA	3094	1/1	0.96	0.38	-	8,8,8,8	0
57	MG	QA	1624	1/1	0.94	0.29	-	16,16,16,16	0
57	MG	YA	3201	1/1	0.96	0.16	-	10,10,10,10	0
57	MG	RA	3232	1/1	0.94	0.30	-	5,5,5,5	0
57	MG	RA	3021	1/1	0.87	1.12	-	50,50,50,50	0
57	MG	XA	1647	1/1	0.96	0.34	-	11,11,11,11	0
57	MG	YA	3186	1/1	0.94	0.18	-	10,10,10,10	0
57	MG	XA	1649	1/1	0.77	0.39	-	16,16,16,16	0
57	MG	QA	1626	1/1	0.92	0.17	-	17,17,17,17	0
57	MG	RA	3017	1/1	0.97	0.30	-	0,0,0,0	0
57	MG	YA	3047	1/1	0.84	1.00	-	50,50,50,50	0
57	MG	QA	1640	1/1	0.69	0.23	-	6,6,6,6	0
57	MG	RA	3103	1/1	0.94	0.21	-	8,8,8,8	0
57	MG	XA	1657	1/1	0.92	0.27	-	4,4,4,4	0
57	MG	RA	3091	1/1	0.89	0.49	-	2,2,2,2	0
57	MG	QA	1633	1/1	0.90	0.43	-	1,1,1,1	0
57	MG	YA	3177	1/1	0.97	0.07	-	92,92,92,92	0
57	MG	YA	3208	1/1	0.97	0.16	-	0,0,0,0	0
57	MG	YA	3007	1/1	0.94	0.23	-	1,1,1,1	0
57	MG	RA	3236	1/1	0.97	0.49	-	2,2,2,2	0
57	MG	YA	3039	1/1	0.95	0.23	-	0,0,0,0	0
57	MG	RA	3070	1/1	0.98	0.15	-	21,21,21,21	0

*Continued on next page...*

*Continued from previous page...*

Mol	Type	Chain	Res	Atoms	RSCC	RSR	LLDF	B-factors( $\text{\AA}^2$ )	Q<0.9
57	MG	RA	3016	1/1	0.93	0.65	-	50,50,50,50	0
57	MG	YA	3062	1/1	0.89	0.23	-	0,0,0,0	0
57	MG	RA	3213	1/1	0.94	0.31	-	10,10,10,10	0
57	MG	YA	3220	1/1	0.88	0.15	-	26,26,26,26	0
57	MG	RU	201	1/1	0.94	0.16	-	86,86,86,86	0
57	MG	RA	3128	1/1	0.83	0.23	-	10,10,10,10	0
57	MG	YA	3227	1/1	0.92	0.17	-	15,15,15,15	0
57	MG	YA	3096	1/1	0.99	0.24	-	17,17,17,17	0
57	MG	YA	3132	1/1	0.93	0.37	-	26,26,26,26	0
57	MG	XA	1639	1/1	0.97	0.06	-	11,11,11,11	0
57	MG	XA	1627	1/1	0.97	0.35	-	9,9,9,9	0
57	MG	YA	3146	1/1	0.96	0.20	-	6,6,6,6	0
57	MG	RA	3212	1/1	0.75	0.26	-	33,33,33,33	0
57	MG	YA	3256	1/1	0.96	0.14	-	9,9,9,9	0
57	MG	YA	3022	1/1	0.96	0.75	-	50,50,50,50	0
57	MG	XA	1624	1/1	0.95	0.60	-	8,8,8,8	0
57	MG	XA	1663	1/1	0.96	0.17	-	3,3,3,3	0
57	MG	RA	3174	1/1	0.87	0.15	-	40,40,40,40	0
57	MG	R5	101	1/1	0.95	0.15	-	14,14,14,14	0
57	MG	YA	3121	1/1	0.96	0.16	-	8,8,8,8	0
57	MG	QA	1658	1/1	0.86	0.42	-	46,46,46,46	0
57	MG	RA	3197	1/1	0.90	0.16	-	9,9,9,9	0
57	MG	RA	3131	1/1	0.86	0.18	-	25,25,25,25	0
57	MG	RA	3136	1/1	0.85	0.24	-	14,14,14,14	0
57	MG	YA	3210	1/1	0.96	0.30	-	30,30,30,30	0
57	MG	YA	3027	1/1	0.89	0.17	-	1,1,1,1	0
57	MG	RA	3168	1/1	0.94	0.23	-	10,10,10,10	0
57	MG	RA	3006	1/1	0.90	1.07	-	50,50,50,50	0
57	MG	QA	1653	1/1	0.95	0.11	-	6,6,6,6	0
57	MG	QA	1627	1/1	0.92	0.15	-	1,1,1,1	0
57	MG	RA	3179	1/1	0.95	0.24	-	10,10,10,10	0
57	MG	YA	3154	1/1	0.84	0.26	-	5,5,5,5	0
57	MG	YA	3214	1/1	0.91	0.24	-	23,23,23,23	0
57	MG	QA	1605	1/1	0.93	0.53	-	4,4,4,4	0
57	MG	QX	101	1/1	0.85	0.15	-	6,6,6,6	0
57	MG	RA	3031	1/1	0.93	0.77	-	50,50,50,50	0
57	MG	XA	1652	1/1	0.86	0.26	-	50,50,50,50	0
57	MG	YA	3029	1/1	0.97	0.32	-	6,6,6,6	0
57	MG	YA	3185	1/1	0.84	0.16	-	74,74,74,74	0
57	MG	YA	3207	1/1	0.89	0.25	-	0,0,0,0	0
57	MG	XA	1654	1/1	0.93	0.43	-	17,17,17,17	0
57	MG	XA	1632	1/1	0.95	0.41	-	2,2,2,2	0

*Continued on next page...*

*Continued from previous page...*

Mol	Type	Chain	Res	Atoms	RSCC	RSR	LLDF	B-factors( $\text{\AA}^2$ )	Q<0.9
57	MG	YA	3232	1/1	0.89	0.22	-	15,15,15,15	0
57	MG	RA	3154	1/1	0.93	0.45	-	6,6,6,6	0
57	MG	YE	301	1/1	0.94	0.23	-	1,1,1,1	0
57	MG	XV	102	1/1	0.94	0.16	-	16,16,16,16	0
57	MG	YA	3164	1/1	0.97	0.76	-	97,97,97,97	0
57	MG	RA	3151	1/1	0.87	0.35	-	37,37,37,37	0
57	MG	YA	3061	1/1	0.96	0.49	-	9,9,9,9	0
57	MG	QA	1625	1/1	0.95	0.08	-	74,74,74,74	0
57	MG	RA	3140	1/1	0.75	0.25	-	61,61,61,61	0
57	MG	YA	3265	1/1	0.93	0.65	-	11,11,11,11	0
57	MG	YA	3251	1/1	0.94	1.32	-	50,50,50,50	0
57	MG	YA	3170	1/1	0.88	0.28	-	8,8,8,8	0
57	MG	RA	3189	1/1	0.94	0.17	-	16,16,16,16	0
57	MG	XA	1662	1/1	0.62	0.74	-	50,50,50,50	0
57	MG	RA	3117	1/1	0.97	0.35	-	4,4,4,4	0
57	MG	RA	3230	1/1	0.47	0.47	-	45,45,45,45	0
57	MG	YA	3181	1/1	0.94	0.57	-	5,5,5,5	0
57	MG	YA	3223	1/1	0.76	0.92	-	11,11,11,11	0
57	MG	YA	3081	1/1	0.91	0.28	-	7,7,7,7	0
57	MG	RA	3024	1/1	0.98	0.36	-	15,15,15,15	0
57	MG	RA	3116	1/1	0.70	0.32	-	0,0,0,0	0
57	MG	XA	1605	1/1	0.78	0.61	-	16,16,16,16	0
57	MG	QA	1622	1/1	0.81	0.45	-	52,52,52,52	0
57	MG	RA	3147	1/1	0.93	0.24	-	6,6,6,6	0
57	MG	RA	3048	1/1	0.94	1.15	-	50,50,50,50	0
57	MG	YA	3243	1/1	0.93	0.76	-	50,50,50,50	0
57	MG	RA	3239	1/1	0.92	0.79	-	10,10,10,10	0
57	MG	XA	1613	1/1	0.97	0.08	-	16,16,16,16	0
57	MG	QA	1628	1/1	0.61	0.43	-	21,21,21,21	0
57	MG	QA	1651	1/1	0.83	0.43	-	16,16,16,16	0
57	MG	RA	3105	1/1	0.96	0.21	-	1,1,1,1	0
57	MG	YA	3147	1/1	0.94	0.17	-	0,0,0,0	0
57	MG	YA	3197	1/1	0.88	1.38	-	50,50,50,50	0
57	MG	RA	3218	1/1	0.91	0.35	-	10,10,10,10	0
57	MG	XX	101	1/1	0.89	0.17	-	88,88,88,88	0
57	MG	YA	3258	1/1	0.92	0.52	-	4,4,4,4	0
57	MG	RA	3045	1/1	0.92	0.29	-	0,0,0,0	0
57	MG	YA	3190	1/1	0.90	0.51	-	17,17,17,17	0
57	MG	YA	3119	1/1	0.80	0.41	-	66,66,66,66	0
57	MG	YA	3129	1/1	0.97	0.11	-	1,1,1,1	0
57	MG	RA	3206	1/1	0.87	0.25	-	11,11,11,11	0
57	MG	YA	3095	1/1	0.97	0.32	-	8,8,8,8	0

*Continued on next page...*

*Continued from previous page...*

Mol	Type	Chain	Res	Atoms	RSCC	RSR	LLDF	B-factors(Å <sup>2</sup> )	Q<0.9
57	MG	RA	3238	1/1	0.92	0.71	-	3,3,3,3	0
57	MG	RA	3191	1/1	0.98	0.25	-	38,38,38,38	0
57	MG	RA	3072	1/1	0.90	0.35	-	0,0,0,0	0
57	MG	YA	3063	1/1	0.99	0.29	-	15,15,15,15	0
57	MG	YA	3054	1/1	0.92	0.59	-	50,50,50,50	0
57	MG	RA	3097	1/1	0.96	0.60	-	11,11,11,11	0
57	MG	YA	3224	1/1	0.97	0.80	-	50,50,50,50	0
57	MG	RA	3069	1/1	0.87	0.26	-	9,9,9,9	0
57	MG	YA	3250	1/1	0.76	1.15	-	50,50,50,50	0
57	MG	R8	101	1/1	0.82	0.38	-	6,6,6,6	0
57	MG	YA	3247	1/1	0.74	0.58	-	16,16,16,16	0
57	MG	QA	1614	1/1	0.92	0.24	-	21,21,21,21	0
57	MG	YA	3089	1/1	0.95	0.25	-	13,13,13,13	0
57	MG	YA	3189	1/1	0.91	0.42	-	7,7,7,7	0
57	MG	Y5	101	1/1	0.95	0.14	-	2,2,2,2	0
57	MG	YA	3010	1/1	0.97	0.60	-	50,50,50,50	0
57	MG	RA	3241	1/1	0.87	0.38	-	0,0,0,0	0
57	MG	RA	3183	1/1	0.97	0.49	-	11,11,11,11	0
57	MG	RA	3182	1/1	0.90	0.50	-	10,10,10,10	0
57	MG	YA	3104	1/1	0.98	0.13	-	11,11,11,11	0
57	MG	RA	3146	1/1	0.86	0.41	-	7,7,7,7	0
57	MG	YA	3221	1/1	0.91	0.24	-	7,7,7,7	0
57	MG	YA	3161	1/1	0.98	0.35	-	14,14,14,14	0
57	MG	YA	3212	1/1	0.96	0.24	-	8,8,8,8	0
57	MG	YA	3198	1/1	0.86	0.28	-	2,2,2,2	0
57	MG	YA	3249	1/1	0.87	0.70	-	5,5,5,5	0
57	MG	XA	1602	1/1	0.92	0.92	-	50,50,50,50	0
57	MG	YA	3084	1/1	0.94	0.28	-	2,2,2,2	0
57	MG	RA	3046	1/1	0.93	0.45	-	0,0,0,0	0
57	MG	RA	3178	1/1	0.89	0.37	-	5,5,5,5	0
57	MG	YA	3145	1/1	0.90	0.21	-	25,25,25,25	0
57	MG	RA	3141	1/1	0.96	0.45	-	5,5,5,5	0
57	MG	YA	3225	1/1	0.96	0.36	-	23,23,23,23	0
57	MG	RA	3073	1/1	0.96	0.28	-	36,36,36,36	0
57	MG	RA	3203	1/1	0.90	0.20	-	34,34,34,34	0
57	MG	XA	1631	1/1	0.92	0.18	-	10,10,10,10	0
57	MG	RA	3145	1/1	0.97	0.42	-	3,3,3,3	0
57	MG	YA	3141	1/1	0.94	0.10	-	18,18,18,18	0
57	MG	XA	1670	1/1	0.93	0.19	-	44,44,44,44	0
57	MG	RA	3158	1/1	0.95	0.26	-	15,15,15,15	0
57	MG	QA	1665	1/1	0.75	0.48	-	37,37,37,37	0
57	MG	YA	3246	1/1	0.89	0.51	-	2,2,2,2	0

*Continued on next page...*

*Continued from previous page...*

Mol	Type	Chain	Res	Atoms	RSCC	RSR	LLDF	B-factors( $\text{\AA}^2$ )	Q<0.9
57	MG	QH	201	1/1	0.31	0.27	-	27,27,27,27	0
57	MG	YA	3150	1/1	0.71	0.58	-	16,16,16,16	0
57	MG	RA	3029	1/1	0.98	0.24	-	5,5,5,5	0
57	MG	XA	1658	1/1	0.94	0.28	-	17,17,17,17	0
57	MG	RA	3121	1/1	0.87	0.15	-	0,0,0,0	0
57	MG	XA	1642	1/1	0.95	0.23	-	11,11,11,11	0
57	MG	YA	3194	1/1	0.92	0.19	-	15,15,15,15	0
57	MG	RA	3028	1/1	0.91	0.23	-	23,23,23,23	0
57	MG	RA	3011	1/1	0.91	0.39	-	7,7,7,7	0
57	MG	XA	1609	1/1	0.87	0.55	-	8,8,8,8	0
57	MG	YA	3234	1/1	0.87	0.09	-	2,2,2,2	0
57	MG	YA	3091	1/1	0.95	0.58	-	12,12,12,12	0
57	MG	YB	201	1/1	0.85	0.29	-	14,14,14,14	0
57	MG	RA	3055	1/1	0.99	0.29	-	12,12,12,12	0
57	MG	XA	1641	1/1	0.86	0.33	-	14,14,14,14	0
57	MG	YA	3192	1/1	0.96	0.15	-	15,15,15,15	0
57	MG	XA	1651	1/1	0.92	0.17	-	84,84,84,84	0
57	MG	YA	3245	1/1	0.80	0.57	-	3,3,3,3	0
57	MG	RA	3139	1/1	0.88	0.54	-	18,18,18,18	0
57	MG	XA	1617	1/1	0.96	0.26	-	2,2,2,2	0
57	MG	RA	3085	1/1	0.86	0.22	-	27,27,27,27	0
57	MG	QA	1663	1/1	0.98	0.09	-	19,19,19,19	0
57	MG	YA	3076	1/1	0.96	0.39	-	1,1,1,1	0
57	MG	RA	3111	1/1	0.96	0.44	-	4,4,4,4	0
57	MG	YA	3153	1/1	0.73	0.28	-	16,16,16,16	0
57	MG	QA	1632	1/1	0.97	0.10	-	71,71,71,71	0
57	MG	YA	3242	1/1	0.86	0.20	-	5,5,5,5	0
57	MG	YA	3090	1/1	0.93	0.22	-	17,17,17,17	0
57	MG	RA	3010	1/1	0.90	0.30	-	56,56,56,56	0
57	MG	RA	3225	1/1	0.81	0.29	-	47,47,47,47	0
57	MG	RA	3231	1/1	0.82	0.35	-	3,3,3,3	0
57	MG	RA	3110	1/1	0.98	0.10	-	15,15,15,15	0
57	MG	RA	3092	1/1	0.90	0.23	-	59,59,59,59	0
57	MG	XA	1601	1/1	0.74	1.10	-	50,50,50,50	0
57	MG	RA	3108	1/1	0.93	0.24	-	5,5,5,5	0
57	MG	RA	3150	1/1	0.99	0.26	-	4,4,4,4	0
57	MG	QA	1611	1/1	0.91	0.27	-	4,4,4,4	0
57	MG	YA	3255	1/1	0.93	1.37	-	50,50,50,50	0
57	MG	YA	3240	1/1	0.99	0.14	-	15,15,15,15	0
57	MG	QA	1641	1/1	0.96	0.08	-	3,3,3,3	0
57	MG	RA	3205	1/1	0.74	0.46	-	33,33,33,33	0
57	MG	YA	3101	1/1	0.98	0.12	-	11,11,11,11	0

*Continued on next page...*

*Continued from previous page...*

Mol	Type	Chain	Res	Atoms	RSCC	RSR	LLDF	B-factors( $\text{\AA}^2$ )	Q<0.9
57	MG	RA	3106	1/1	0.99	0.26	-	3,3,3,3	0
57	MG	YA	3018	1/1	0.94	0.82	-	50,50,50,50	0
57	MG	YA	3155	1/1	0.96	0.18	-	8,8,8,8	0
57	MG	RA	3030	1/1	0.90	0.73	-	50,50,50,50	0
57	MG	YA	3108	1/1	0.98	0.12	-	10,10,10,10	0
57	MG	RA	3233	1/1	0.93	1.47	-	50,50,50,50	0
57	MG	XA	1630	1/1	0.92	0.31	-	1,1,1,1	0
57	MG	RA	3119	1/1	0.85	0.25	-	88,88,88,88	0
57	MG	YA	3230	1/1	0.99	0.20	-	19,19,19,19	0
57	MG	YA	3086	1/1	0.92	0.42	-	19,19,19,19	0
57	MG	YA	3080	1/1	0.91	0.83	-	50,50,50,50	0
57	MG	YA	3040	1/1	0.89	0.69	-	50,50,50,50	0
57	MG	RA	3180	1/1	0.87	0.36	-	1,1,1,1	0
57	MG	XA	1643	1/1	0.92	0.74	-	50,50,50,50	0
57	MG	YA	3171	1/1	0.81	0.22	-	7,7,7,7	0
57	MG	QA	1620	1/1	0.96	0.12	-	21,21,21,21	0
57	MG	RA	3039	1/1	0.87	0.66	-	50,50,50,50	0
57	MG	QA	1637	1/1	0.85	0.26	-	3,3,3,3	0
57	MG	YA	3148	1/1	0.50	0.23	-	38,38,38,38	0
57	MG	RA	3144	1/1	0.94	0.18	-	29,29,29,29	0
57	MG	RA	3084	1/1	0.97	0.31	-	6,6,6,6	0
57	MG	QA	1655	1/1	0.80	0.39	-	66,66,66,66	0
57	MG	RA	3195	1/1	0.92	0.14	-	23,23,23,23	0
57	MG	RA	3059	1/1	0.97	0.50	-	50,50,50,50	0
57	MG	YA	3200	1/1	0.96	0.15	-	35,35,35,35	0
57	MG	YA	3199	1/1	0.93	0.18	-	11,11,11,11	0
57	MG	YA	3004	1/1	0.97	0.43	-	5,5,5,5	0
57	MG	RA	3047	1/1	0.95	0.16	-	2,2,2,2	0
57	MG	RA	3217	1/1	0.67	0.91	-	16,16,16,16	0
57	MG	RA	3002	1/1	0.94	0.19	-	8,8,8,8	0
57	MG	YA	3172	1/1	0.91	0.14	-	19,19,19,19	0
57	MG	YA	3066	1/1	0.99	0.19	-	9,9,9,9	0
57	MG	YA	3125	1/1	0.85	0.45	-	15,15,15,15	0
57	MG	YA	3012	1/1	0.56	1.42	-	50,50,50,50	0
57	MG	YA	3229	1/1	0.95	0.13	-	5,5,5,5	0
57	MG	YA	3218	1/1	0.98	0.27	-	5,5,5,5	0
57	MG	RA	3176	1/1	0.94	0.28	-	30,30,30,30	0
57	MG	YA	3131	1/1	0.88	0.50	-	17,17,17,17	0
57	MG	RA	3229	1/1	0.52	0.33	-	50,50,50,50	0
57	MG	YA	3051	1/1	0.99	0.21	-	5,5,5,5	0
57	MG	YA	3235	1/1	0.64	0.47	-	34,34,34,34	0
57	MG	QA	1660	1/1	0.99	0.33	-	16,16,16,16	0

*Continued on next page...*

*Continued from previous page...*

Mol	Type	Chain	Res	Atoms	RSCC	RSR	LLDF	B-factors( $\text{\AA}^2$ )	Q<0.9
57	MG	XA	1616	1/1	0.86	0.77	-	50,50,50,50	0
57	MG	RA	3130	1/1	0.94	0.17	-	19,19,19,19	0
57	MG	XA	1648	1/1	0.91	0.19	-	10,10,10,10	0
57	MG	QA	1602	1/1	0.78	1.00	-	11,11,11,11	0
57	MG	YA	3144	1/1	0.94	0.54	-	6,6,6,6	0
57	MG	RA	3050	1/1	0.81	0.14	-	8,8,8,8	0
57	MG	YA	3035	1/1	0.91	0.80	-	50,50,50,50	0
57	MG	RA	3071	1/1	0.57	0.89	-	50,50,50,50	0
57	MG	YA	3128	1/1	0.88	0.23	-	0,0,0,0	0
57	MG	RA	3098	1/1	0.96	0.40	-	4,4,4,4	0
57	MG	YB	202	1/1	0.86	0.43	-	5,5,5,5	0
57	MG	YA	3052	1/1	0.98	0.33	-	5,5,5,5	0
57	MG	YA	3120	1/1	0.96	0.15	-	16,16,16,16	0
57	MG	RA	3068	1/1	0.98	0.48	-	4,4,4,4	0
57	MG	YA	3149	1/1	0.92	0.76	-	7,7,7,7	0
57	MG	RA	3166	1/1	0.86	0.94	-	9,9,9,9	0
57	MG	YA	3115	1/1	0.87	0.29	-	15,15,15,15	0
57	MG	XA	1621	1/1	0.92	0.57	-	6,6,6,6	0
57	MG	RB	202	1/1	0.98	0.20	-	15,15,15,15	0
57	MG	YA	3138	1/1	0.88	0.49	-	4,4,4,4	0
57	MG	YA	3248	1/1	0.91	0.87	-	15,15,15,15	0
57	MG	RA	3112	1/1	0.96	0.38	-	2,2,2,2	0
57	MG	YA	3100	1/1	0.93	0.71	-	0,0,0,0	0
57	MG	RA	3175	1/1	0.87	0.28	-	12,12,12,12	0
57	MG	RA	3008	1/1	0.93	0.28	-	0,0,0,0	0
57	MG	YA	3143	1/1	0.91	0.23	-	11,11,11,11	0
57	MG	YA	3003	1/1	0.94	0.46	-	50,50,50,50	0
57	MG	RA	3094	1/1	0.98	0.36	-	3,3,3,3	0
57	MG	YA	3043	1/1	0.77	1.09	-	50,50,50,50	0
57	MG	YA	3211	1/1	0.93	0.13	-	3,3,3,3	0
57	MG	RA	3012	1/1	0.96	0.27	-	1,1,1,1	0
57	MG	YA	3219	1/1	0.93	0.10	-	22,22,22,22	0
57	MG	XA	1640	1/1	0.94	0.14	-	119,119,119,119	0
57	MG	YA	3020	1/1	0.91	0.58	-	6,6,6,6	0
57	MG	YQ	201	1/1	0.96	0.21	-	79,79,79,79	0
57	MG	RA	3155	1/1	0.95	0.19	-	9,9,9,9	0
57	MG	YA	3160	1/1	0.92	0.38	-	4,4,4,4	0
57	MG	RA	3204	1/1	0.98	0.53	-	15,15,15,15	0
57	MG	RA	3063	1/1	0.81	0.11	-	19,19,19,19	0
57	MG	RA	3200	1/1	0.94	0.20	-	31,31,31,31	0
57	MG	YA	3264	1/1	0.87	0.53	-	14,14,14,14	0
57	MG	YA	3252	1/1	0.96	0.15	-	4,4,4,4	0

*Continued on next page...*



*Continued from previous page...*

Mol	Type	Chain	Res	Atoms	RSCC	RSR	LLDF	B-factors( $\text{\AA}^2$ )	Q<0.9
57	MG	QA	1652	1/1	0.95	0.21	-	24,24,24,24	0
57	MG	RA	3032	1/1	0.97	0.68	-	50,50,50,50	0
57	MG	RA	3220	1/1	0.91	0.15	-	25,25,25,25	0
57	MG	YA	3083	1/1	0.86	0.21	-	16,16,16,16	0
57	MG	RA	3221	1/1	0.90	0.70	-	79,79,79,79	0
57	MG	RA	3196	1/1	0.88	0.33	-	22,22,22,22	0
57	MG	RA	3080	1/1	0.95	0.16	-	5,5,5,5	0
57	MG	YA	3070	1/1	0.75	0.30	-	33,33,33,33	0
57	MG	RA	3216	1/1	0.90	0.30	-	1,1,1,1	0
57	MG	QA	1636	1/1	0.98	0.18	-	11,11,11,11	0
57	MG	YA	3013	1/1	0.96	0.37	-	1,1,1,1	0
57	MG	RA	3209	1/1	0.98	0.12	-	44,44,44,44	0
57	MG	YA	3102	1/1	0.93	0.84	-	6,6,6,6	0
57	MG	RA	3234	1/1	0.93	0.85	-	50,50,50,50	0
57	MG	QA	1647	1/1	0.96	0.15	-	55,55,55,55	0
57	MG	QA	1648	1/1	0.96	0.19	-	16,16,16,16	0
57	MG	RA	3192	1/1	0.96	0.16	-	27,27,27,27	0
57	MG	YA	3021	1/1	0.95	0.56	-	50,50,50,50	0
57	MG	RA	3090	1/1	0.91	0.45	-	4,4,4,4	0
57	MG	RA	3215	1/1	0.93	0.28	-	14,14,14,14	0
57	MG	XA	1606	1/1	0.86	0.64	-	13,13,13,13	0
57	MG	RA	3113	1/1	0.94	0.30	-	1,1,1,1	0
57	MG	YA	3046	1/1	0.97	0.26	-	12,12,12,12	0
57	MG	QA	1650	1/1	0.93	0.24	-	8,8,8,8	0
57	MG	RA	3202	1/1	0.88	0.31	-	2,2,2,2	0
57	MG	XM	201	1/1	0.85	0.17	-	78,78,78,78	0
57	MG	YA	3167	1/1	0.98	0.19	-	39,39,39,39	0
57	MG	QA	1656	1/1	0.92	0.09	-	63,63,63,63	0
57	MG	YA	3244	1/1	0.91	0.48	-	6,6,6,6	0
57	MG	RA	3129	1/1	0.98	0.10	-	19,19,19,19	0
57	MG	YA	3122	1/1	0.97	0.58	-	50,50,50,50	0
57	MG	YA	3030	1/1	0.87	0.89	-	50,50,50,50	0
57	MG	YA	3105	1/1	0.83	0.74	-	8,8,8,8	0
57	MG	RA	3170	1/1	0.96	0.41	-	2,2,2,2	0
57	MG	QA	1662	1/1	0.96	0.08	-	39,39,39,39	0
57	MG	YA	3087	1/1	0.99	0.37	-	6,6,6,6	0
57	MG	YA	3126	1/1	0.75	0.33	-	50,50,50,50	0
57	MG	YA	3239	1/1	0.98	0.12	-	13,13,13,13	0
57	MG	XA	1669	1/1	0.92	0.08	-	15,15,15,15	0
57	MG	YA	3158	1/1	0.93	0.24	-	6,6,6,6	0
57	MG	RA	3244	1/1	0.92	0.20	-	9,9,9,9	0
57	MG	QA	1644	1/1	0.96	0.29	-	24,24,24,24	0

*Continued on next page...*

*Continued from previous page...*

Mol	Type	Chain	Res	Atoms	RSCC	RSR	LLDF	B-factors( $\text{\AA}^2$ )	Q<0.9
57	MG	QA	1623	1/1	0.86	0.52	-	13,13,13,13	0
57	MG	YA	3231	1/1	0.97	0.36	-	11,11,11,11	0
57	MG	YA	3139	1/1	0.96	0.27	-	13,13,13,13	0
57	MG	RA	3135	1/1	0.95	0.13	-	28,28,28,28	0
57	MG	RA	3120	1/1	0.94	0.20	-	31,31,31,31	0
57	MG	RA	3165	1/1	0.95	0.25	-	3,3,3,3	0
57	MG	YA	3001	1/1	0.89	1.16	-	50,50,50,50	0
57	MG	XA	1667	1/1	0.91	0.14	-	4,4,4,4	0
57	MG	YA	3074	1/1	0.87	0.61	-	4,4,4,4	0
57	MG	XA	1665	1/1	0.84	0.19	-	18,18,18,18	0
57	MG	RA	3198	1/1	0.97	0.06	-	35,35,35,35	0
57	MG	RA	3169	1/1	0.95	0.12	-	19,19,19,19	0
57	MG	YA	3159	1/1	0.97	0.19	-	22,22,22,22	0
57	MG	XA	1653	1/1	0.84	0.15	-	29,29,29,29	0
57	MG	QA	1601	1/1	0.79	0.40	-	21,21,21,21	0
57	MG	QA	1618	1/1	0.88	0.42	-	8,8,8,8	0
57	MG	YA	3082	1/1	0.95	0.58	-	50,50,50,50	0
57	MG	RA	3001	1/1	0.83	0.78	-	1,1,1,1	0
57	MG	RA	3019	1/1	0.94	1.19	-	50,50,50,50	0
57	MG	RA	3043	1/1	0.85	0.71	-	50,50,50,50	0
57	MG	YA	3075	1/1	0.90	1.18	-	50,50,50,50	0
57	MG	RA	3142	1/1	0.92	0.44	-	8,8,8,8	0
57	MG	RA	3095	1/1	0.97	0.42	-	24,24,24,24	0
57	MG	RA	3041	1/1	0.80	0.64	-	50,50,50,50	0
57	MG	YA	3253	1/1	0.82	1.86	-	50,50,50,50	0
57	MG	RA	3237	1/1	0.87	0.23	-	4,4,4,4	0
57	MG	RA	3171	1/1	0.93	0.44	-	15,15,15,15	0
57	MG	YA	3065	1/1	0.94	0.75	-	8,8,8,8	0
57	MG	RA	3049	1/1	0.99	0.34	-	1,1,1,1	0

## 6.5 Other polymers ⓘ

There are no such residues in this entry.