



Full wwPDB X-ray Structure Validation Report ⓘ

Feb 15, 2017 – 01:23 am GMT

PDB ID : 1M5Y
Title : Crystallographic Structure of SurA, a Molecular Chaperone that Facilitates Outer Membrane Porin Folding
Authors : Bitto, E.; McKay, D.B.
Deposited on : 2002-07-10
Resolution : 3.00 Å(reported)

This is a Full wwPDB X-ray Structure Validation Report for a publicly released PDB entry.

We welcome your comments at validation@mail.wwpdb.org

A user guide is available at

<http://wwpdb.org/validation/2016/XrayValidationReportHelp>

with specific help available everywhere you see the ⓘ symbol.

The following versions of software and data (see [references ⓘ](#)) were used in the production of this report:

MolProbity : 4.02b-467
Xtriage (Phenix) : 1.9-1692
EDS : trunk28620
Percentile statistics : 20161228.v01 (using entries in the PDB archive December 28th 2016)
Refmac : 5.8.0135
CCP4 : 6.5.0
Ideal geometry (proteins) : Engh & Huber (2001)
Ideal geometry (DNA, RNA) : Parkinson et al. (1996)
Validation Pipeline (wwPDB-VP) : recalc28949

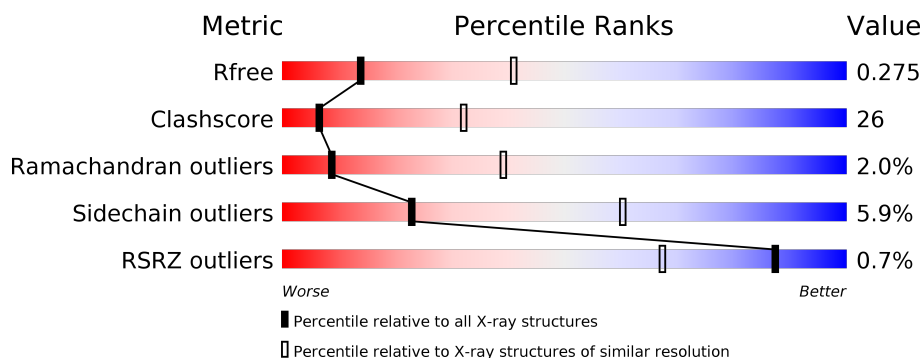
1 Overall quality at a glance

The following experimental techniques were used to determine the structure:

X-RAY DIFFRACTION

The reported resolution of this entry is 3.00 Å.

Percentile scores (ranging between 0-100) for global validation metrics of the entry are shown in the following graphic. The table shows the number of entries on which the scores are based.



Metric	Whole archive (#Entries)	Similar resolution (#Entries, resolution range(Å))
R_{free}	100719	1692 (3.00-3.00)
Clashscore	112137	2037 (3.00-3.00)
Ramachandran outliers	110173	1973 (3.00-3.00)
Sidechain outliers	110143	1976 (3.00-3.00)
RSRZ outliers	101464	1716 (3.00-3.00)

The table below summarises the geometric issues observed across the polymeric chains and their fit to the electron density. The red, orange, yellow and green segments on the lower bar indicate the fraction of residues that contain outliers for ≥ 3 , 2, 1 and 0 types of geometric quality criteria. A grey segment represents the fraction of residues that are not modelled. The numeric value for each fraction is indicated below the corresponding segment, with a dot representing fractions $\leq 5\%$. The upper red bar (where present) indicates the fraction of residues that have poor fit to the electron density. The numeric value is given above the bar.

Mol	Chain	Length	Quality of chain
1	A	408	<div> <div style="width: 100%; height: 10px; background-color: red;"></div> <div style="display: flex; justify-content: space-between;"> % 54% 38% • 5% </div> </div>
1	B	408	<div> <div style="width: 100%; height: 10px; background-color: red;"></div> <div style="display: flex; justify-content: space-between;"> % 49% 39% • 8% </div> </div>
1	C	408	<div> <div style="width: 100%; height: 10px; background-color: red;"></div> <div style="display: flex; justify-content: space-between;"> % 52% 36% • 8% </div> </div>
1	D	408	<div> <div style="width: 100%; height: 10px; background-color: red;"></div> <div style="display: flex; justify-content: space-between;"> % 55% 38% • 5% </div> </div>

2 Entry composition

There is only 1 type of molecule in this entry. The entry contains 11914 atoms, of which 0 are hydrogens and 0 are deuteriums.

In the tables below, the ZeroOcc column contains the number of atoms modelled with zero occupancy, the AltConf column contains the number of residues with at least one atom in alternate conformation and the Trace column contains the number of residues modelled with at most 2 atoms.

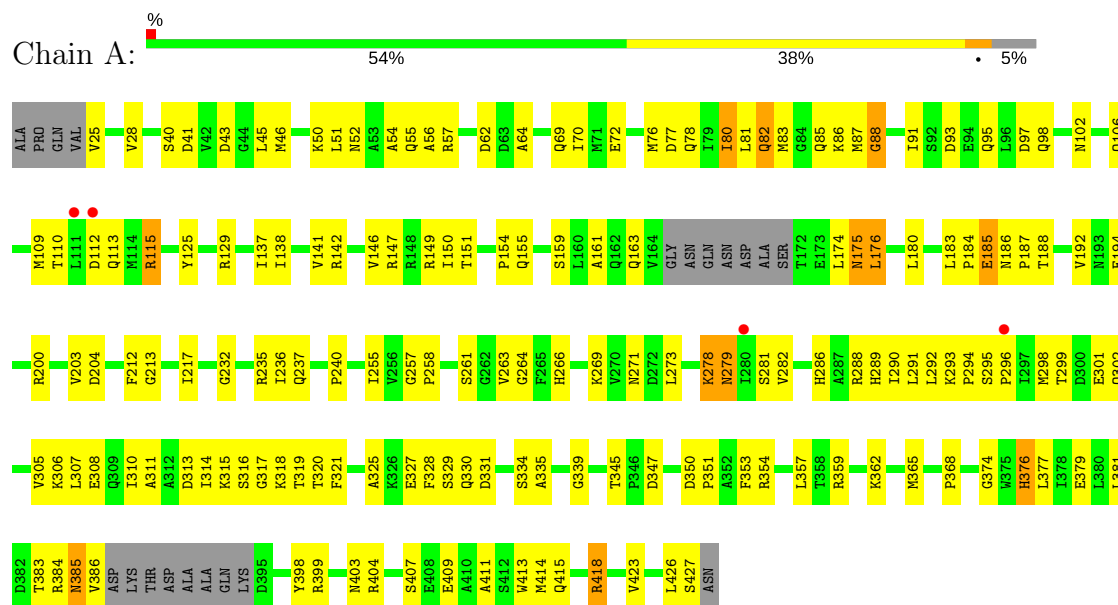
- Molecule 1 is a protein called Survival protein surA.

Mol	Chain	Residues	Atoms					ZeroOcc	AltConf	Trace
1	A	388	Total	C	N	O	S	0	0	0
			3018	1870	555	579	14			
1	B	377	Total	C	N	O	S	0	0	0
			2939	1822	542	561	14			
1	C	376	Total	C	N	O	S	0	0	0
			2928	1816	538	560	14			
1	D	389	Total	C	N	O	S	0	0	0
			3029	1875	558	582	14			

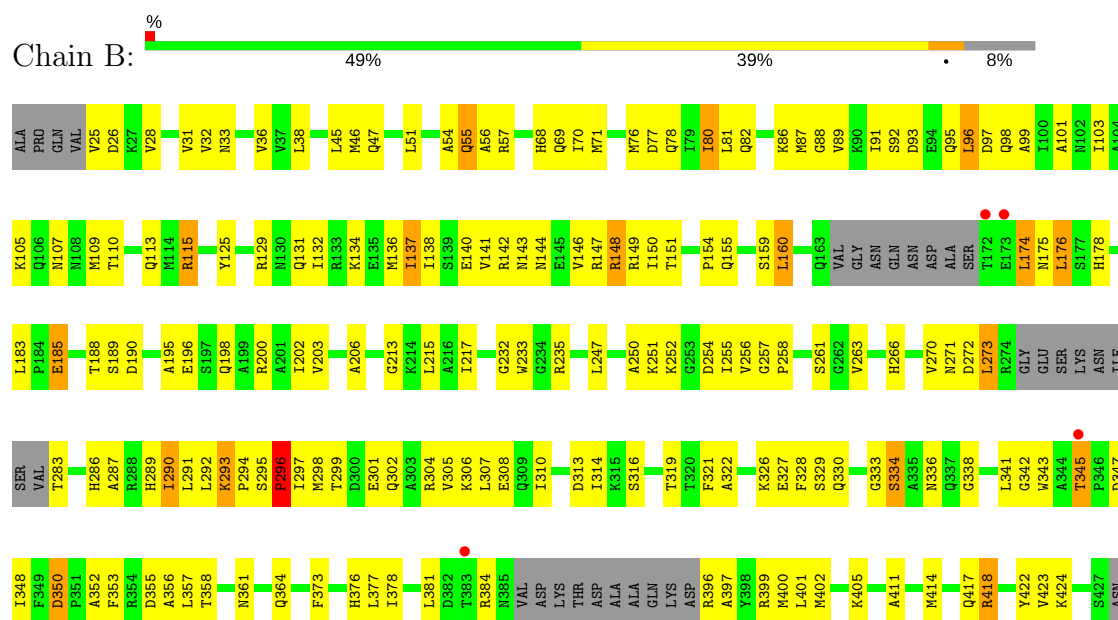
3 Residue-property plots

These plots are drawn for all protein, RNA and DNA chains in the entry. The first graphic for a chain summarises the proportions of the various outlier classes displayed in the second graphic. The second graphic shows the sequence view annotated by issues in geometry and electron density. Residues are color-coded according to the number of geometric quality criteria for which they contain at least one outlier: green = 0, yellow = 1, orange = 2 and red = 3 or more. A red dot above a residue indicates a poor fit to the electron density ($RSRZ > 2$). Stretches of 2 or more consecutive residues without any outlier are shown as a green connector. Residues present in the sample, but not in the model, are shown in grey.

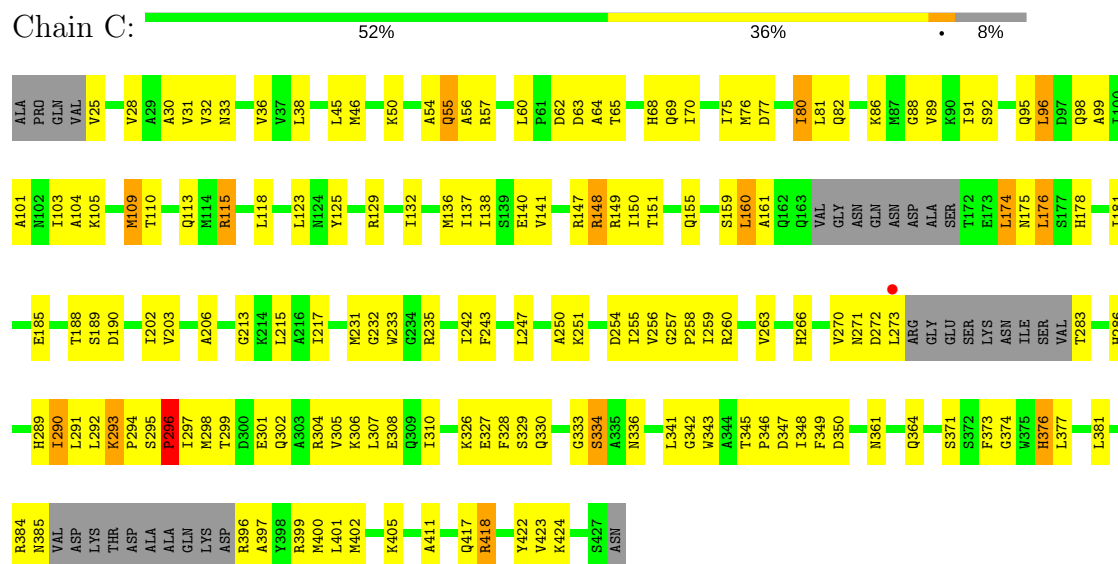
• Molecule 1: Survival protein surA



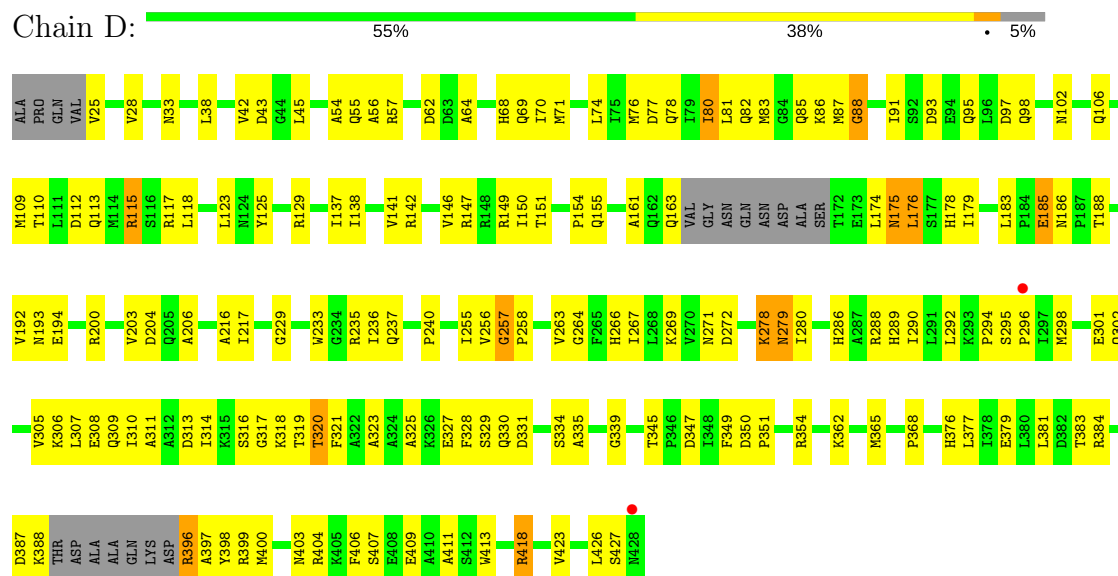
• Molecule 1: Survival protein surA



• Molecule 1: Survival protein surA



• Molecule 1: Survival protein surA



4 Data and refinement statistics

Property	Value	Source
Space group	F 2 2 2	Depositor
Cell constants a, b, c, α , β , γ	158.82Å 223.41Å 279.72Å 90.00° 90.00° 90.00°	Depositor
Resolution (Å)	29.80 – 3.00 29.80 – 3.00	Depositor EDS
% Data completeness (in resolution range)	84.4 (29.80-3.00) 90.7 (29.80-3.00)	Depositor EDS
R_{merge}	(Not available)	Depositor
R_{sym}	0.08	Depositor
$\langle I/\sigma(I) \rangle$ ¹	4.53 (at 3.00Å)	Xtriage
Refinement program	CNS 1.1	Depositor
R, R_{free}	0.228 , 0.283 0.224 , 0.275	Depositor DCC
R_{free} test set	3753 reflections (8.96%)	DCC
Wilson B-factor (Å ²)	64.0	Xtriage
Anisotropy	0.423	Xtriage
Bulk solvent k_{sol} (e/Å ³), B_{sol} (Å ²)	0.31 , 69.8	EDS
L-test for twinning ²	$\langle L \rangle = 0.48$, $\langle L^2 \rangle = 0.31$	Xtriage
Estimated twinning fraction	No twinning to report.	Xtriage
F_o, F_c correlation	0.92	EDS
Total number of atoms	11914	wwPDB-VP
Average B, all atoms (Å ²)	67.0	wwPDB-VP

Xtriage's analysis on translational NCS is as follows: *The analyses of the Patterson function reveals a significant off-origin peak that is 21.70 % of the origin peak, indicating pseudo translational symmetry. The chance of finding a peak of this or larger height randomly in a structure without pseudo translational symmetry is equal to 6.6382e-03. The detected translational NCS is most likely also responsible for the elevated intensity ratio.*

¹ Intensities estimated from amplitudes.

² Theoretical values of $\langle |L| \rangle$, $\langle L^2 \rangle$ for acentric reflections are 0.5, 0.333 respectively for untwinned datasets, and 0.375, 0.2 for perfectly twinned datasets.

5 Model quality [i](#)

5.1 Standard geometry [i](#)

The Z score for a bond length (or angle) is the number of standard deviations the observed value is removed from the expected value. A bond length (or angle) with $|Z| > 5$ is considered an outlier worth inspection. RMSZ is the root-mean-square of all Z scores of the bond lengths (or angles).

Mol	Chain	Bond lengths		Bond angles	
		RMSZ	# $ Z > 5$	RMSZ	# $ Z > 5$
1	A	0.41	0/3058	0.63	0/4125
1	B	0.40	0/2978	0.65	0/4015
1	C	0.42	0/2967	0.67	0/4001
1	D	0.42	0/3069	0.64	0/4137
All	All	0.41	0/12072	0.65	0/16278

There are no bond length outliers.

There are no bond angle outliers.

There are no chirality outliers.

There are no planarity outliers.

5.2 Too-close contacts [i](#)

In the following table, the Non-H and H(model) columns list the number of non-hydrogen atoms and hydrogen atoms in the chain respectively. The H(added) column lists the number of hydrogen atoms added and optimized by MolProbity. The Clashes column lists the number of clashes within the asymmetric unit, whereas Symm-Clashes lists symmetry related clashes.

Mol	Chain	Non-H	H(model)	H(added)	Clashes	Symm-Clashes
1	A	3018	0	3029	148	0
1	B	2939	0	2948	172	0
1	C	2928	0	2935	158	0
1	D	3029	0	3039	150	0
All	All	11914	0	11951	628	0

The all-atom clashscore is defined as the number of clashes found per 1000 atoms (including hydrogen atoms). The all-atom clashscore for this structure is 26.

All (628) close contacts within the same asymmetric unit are listed below, sorted by their clash magnitude.

Atom-1	Atom-2	Interatomic distance (Å)	Clash overlap (Å)
1:C:91:ILE:CD1	1:C:137:ILE:HG12	1.55	1.35
1:C:115:ARG:HB3	1:C:115:ARG:HH11	1.00	1.14
1:B:115:ARG:HH11	1:B:115:ARG:HB3	1.06	1.10
1:C:91:ILE:HD11	1:C:137:ILE:HG12	1.13	1.09
1:C:91:ILE:HD13	1:C:137:ILE:HG12	1.45	0.99
1:C:174:LEU:HG	1:C:273:LEU:HD13	1.45	0.97
1:B:361:ASN:H	1:B:364:GLN:HE21	1.12	0.95
1:C:91:ILE:CD1	1:C:137:ILE:CG1	2.46	0.92
1:C:115:ARG:HB3	1:C:115:ARG:NH1	1.85	0.90
1:C:361:ASN:H	1:C:364:GLN:HE21	1.19	0.90
1:C:147:ARG:HH22	1:C:148:ARG:HE	1.17	0.90
1:B:115:ARG:NH1	1:B:115:ARG:HB3	1.88	0.89
1:B:174:LEU:HD21	1:B:270:VAL:HG13	1.55	0.89
1:D:45:LEU:HD23	1:D:70:ILE:HG23	1.59	0.85
1:D:80:ILE:HD12	1:D:138:ILE:HG23	1.57	0.84
1:D:278:LYS:HE2	1:D:278:LYS:HA	1.58	0.84
1:C:91:ILE:HD13	1:C:137:ILE:CG1	2.07	0.83
1:C:233:TRP:CH2	1:C:272:ASP:HB3	2.15	0.82
1:B:295:SER:HB2	1:B:296:PRO:HD2	1.63	0.81
1:C:115:ARG:CB	1:C:115:ARG:HH11	1.88	0.81
1:A:45:LEU:HD23	1:A:70:ILE:HG23	1.61	0.80
1:D:288:ARG:HG3	1:D:381:LEU:HD11	1.62	0.80
1:A:78:GLN:HE21	1:A:82:GLN:HE21	1.29	0.80
1:B:150:ILE:HD11	1:B:405:LYS:HD3	1.63	0.80
1:A:175:ASN:HD22	1:A:176:LEU:N	1.79	0.80
1:A:399:ARG:HD3	1:A:403:ASN:HD21	1.47	0.79
1:D:175:ASN:HD22	1:D:176:LEU:N	1.81	0.79
1:C:291:LEU:HD12	1:C:292:LEU:H	1.48	0.78
1:C:174:LEU:HD21	1:C:270:VAL:HG13	1.63	0.78
1:A:278:LYS:HA	1:A:278:LYS:HE2	1.65	0.78
1:B:185:GLU:OE1	1:B:185:GLU:N	2.17	0.77
1:B:291:LEU:HD12	1:B:292:LEU:H	1.49	0.77
1:B:147:ARG:HH22	1:B:148:ARG:HE	1.32	0.77
1:B:80:ILE:HD11	1:B:138:ILE:HA	1.67	0.77
1:C:110:THR:OG1	1:C:113:GLN:HB2	1.85	0.77
1:D:76:MET:O	1:D:80:ILE:HG22	1.85	0.77
1:D:235:ARG:HH21	1:D:237:GLN:NE2	1.82	0.77
1:B:291:LEU:O	1:B:330:GLN:HG2	1.85	0.76
1:D:78:GLN:HE21	1:D:82:GLN:HE21	1.34	0.76
1:A:235:ARG:HH21	1:A:237:GLN:NE2	1.84	0.76
1:D:351:PRO:HA	1:D:354:ARG:NH1	2.01	0.75
1:A:175:ASN:HD22	1:A:175:ASN:C	1.87	0.75

Continued on next page...

Continued from previous page...

Atom-1	Atom-2	Interatomic distance (Å)	Clash overlap (Å)
1:C:422:TYR:HE1	1:C:424:LYS:HZ3	1.34	0.75
1:B:33:ASN:HB2	1:B:82:GLN:HE22	1.51	0.75
1:C:33:ASN:HB2	1:C:82:GLN:HE22	1.51	0.74
1:D:263:VAL:HG11	1:D:411:ALA:HB1	1.68	0.74
1:A:263:VAL:HG11	1:A:411:ALA:HB1	1.68	0.74
1:C:80:ILE:HD11	1:C:138:ILE:HA	1.67	0.74
1:C:91:ILE:HD11	1:C:137:ILE:CG1	2.06	0.74
1:B:361:ASN:H	1:B:364:GLN:NE2	1.85	0.74
1:C:109:MET:HB2	1:C:113:GLN:HB3	1.69	0.74
1:C:45:LEU:HD23	1:C:70:ILE:HG23	1.69	0.74
1:D:174:LEU:HD12	1:D:236:ILE:HG12	1.66	0.74
1:D:292:LEU:HA	1:D:330:GLN:HE21	1.52	0.74
1:B:115:ARG:CB	1:B:115:ARG:HH11	1.95	0.73
1:C:291:LEU:HD13	1:C:376:HIS:CD2	2.24	0.73
1:A:110:THR:H	1:A:113:GLN:HB3	1.54	0.73
1:A:174:LEU:HD12	1:A:236:ILE:HG12	1.71	0.73
1:C:76:MET:O	1:C:80:ILE:HG23	1.89	0.73
1:C:150:ILE:HD11	1:C:405:LYS:HB3	1.69	0.73
1:B:291:LEU:HD12	1:B:292:LEU:N	2.03	0.72
1:A:203:VAL:HG21	1:A:258:PRO:HD3	1.69	0.72
1:A:298:MET:HA	1:A:302:GLN:NE2	2.05	0.72
1:C:295:SER:HB2	1:C:296:PRO:HD2	1.69	0.72
1:B:233:TRP:CH2	1:B:272:ASP:HB3	2.25	0.72
1:A:292:LEU:HA	1:A:330:GLN:HE21	1.55	0.72
1:C:203:VAL:HG21	1:C:258:PRO:HD3	1.72	0.72
1:A:80:ILE:HD12	1:A:138:ILE:HG23	1.72	0.71
1:D:175:ASN:C	1:D:175:ASN:HD22	1.92	0.71
1:B:206:ALA:HB1	1:B:255:ILE:HG12	1.72	0.71
1:D:399:ARG:HD3	1:D:403:ASN:HD21	1.55	0.71
1:B:348:ILE:HG12	1:B:348:ILE:O	1.88	0.71
1:B:125:TYR:CE2	1:B:129:ARG:HD2	2.27	0.70
1:C:89:VAL:CG1	1:C:137:ILE:HG23	2.22	0.70
1:B:397:ALA:O	1:B:400:MET:HB3	1.92	0.70
1:D:81:LEU:CD2	1:D:137:ILE:HD11	2.22	0.70
1:B:110:THR:OG1	1:B:113:GLN:HB2	1.92	0.70
1:C:175:ASN:HB2	1:C:233:TRP:CD2	2.28	0.69
1:A:80:ILE:O	1:A:80:ILE:HD13	1.92	0.69
1:C:299:THR:H	1:C:302:GLN:HG3	1.57	0.69
1:C:361:ASN:H	1:C:364:GLN:NE2	1.90	0.69
1:A:288:ARG:HG3	1:A:381:LEU:HD11	1.75	0.69
1:D:278:LYS:HZ3	1:D:279:ASN:H	1.41	0.69

Continued on next page...

Continued from previous page...

Atom-1	Atom-2	Interatomic distance (Å)	Clash overlap (Å)
1:D:77:ASP:O	1:D:81:LEU:HB2	1.93	0.68
1:B:92:SER:OG	1:B:95:GLN:HG3	1.93	0.68
1:D:329:SER:HB3	1:D:335:ALA:HB2	1.76	0.68
1:C:291:LEU:HD12	1:C:292:LEU:N	2.08	0.68
1:B:307:LEU:HD11	1:B:376:HIS:HA	1.74	0.68
1:C:80:ILE:HD11	1:C:138:ILE:HG23	1.76	0.68
1:C:213:GLY:O	1:C:217:ILE:HG13	1.94	0.68
1:B:80:ILE:HG12	1:B:138:ILE:HG23	1.76	0.68
1:A:57:ARG:HG3	1:A:57:ARG:HH11	1.59	0.67
1:C:348:ILE:O	1:C:348:ILE:HG12	1.94	0.67
1:D:286:HIS:CD2	1:D:381:LEU:HD12	2.30	0.67
1:C:422:TYR:HE1	1:C:424:LYS:NZ	1.92	0.67
1:A:418:ARG:NH2	1:A:423:VAL:HG11	2.10	0.67
1:D:307:LEU:HD12	1:D:368:PRO:HB3	1.77	0.66
1:D:80:ILE:O	1:D:80:ILE:HD13	1.95	0.66
1:C:101:ALA:O	1:C:105:LYS:HG2	1.95	0.66
1:B:291:LEU:HD13	1:B:376:HIS:CD2	2.30	0.66
1:D:110:THR:H	1:D:113:GLN:HB3	1.59	0.66
1:D:203:VAL:HG21	1:D:258:PRO:HD3	1.76	0.66
1:A:115:ARG:HH11	1:A:115:ARG:HG2	1.61	0.66
1:B:101:ALA:O	1:B:105:LYS:HG2	1.96	0.66
1:C:292:LEU:HD12	1:C:307:LEU:HG	1.78	0.66
1:D:183:LEU:HB2	1:D:264:GLY:HA2	1.78	0.66
1:C:235:ARG:NH1	1:C:396:ARG:HH21	1.92	0.65
1:B:235:ARG:NH1	1:B:396:ARG:HH21	1.93	0.65
1:C:80:ILE:HD11	1:C:138:ILE:CA	2.26	0.65
1:B:175:ASN:HB2	1:B:233:TRP:CD2	2.32	0.65
1:A:115:ARG:NH1	1:A:115:ARG:HG2	2.12	0.65
1:D:298:MET:HA	1:D:302:GLN:NE2	2.12	0.65
1:A:311:ALA:HB2	1:A:377:LEU:HD11	1.79	0.65
1:B:80:ILE:HD11	1:B:138:ILE:CA	2.27	0.65
1:B:81:LEU:HD13	1:B:138:ILE:HG13	1.78	0.64
1:C:286:HIS:CD2	1:C:381:LEU:HD12	2.32	0.64
1:A:307:LEU:HD12	1:A:368:PRO:HB3	1.79	0.64
1:C:291:LEU:O	1:C:330:GLN:HG2	1.98	0.64
1:C:397:ALA:O	1:C:400:MET:HB3	1.98	0.64
1:C:174:LEU:HG	1:C:273:LEU:CD1	2.24	0.64
1:D:149:ARG:HB3	1:D:149:ARG:HH11	1.62	0.64
1:A:306:LYS:O	1:A:310:ILE:HG12	1.98	0.64
1:C:291:LEU:HA	1:C:376:HIS:HB3	1.79	0.64
1:A:45:LEU:HG	1:A:70:ILE:HD12	1.79	0.63

Continued on next page...

Continued from previous page...

Atom-1	Atom-2	Interatomic distance (Å)	Clash overlap (Å)
1:B:69:GLN:HG3	1:B:217:ILE:O	1.98	0.63
1:A:298:MET:HA	1:A:302:GLN:HE21	1.63	0.63
1:C:160:LEU:HD13	1:C:401:LEU:HD22	1.79	0.63
1:A:80:ILE:HD11	1:A:141:VAL:HB	1.81	0.63
1:C:77:ASP:O	1:C:81:LEU:HB2	1.98	0.63
1:D:80:ILE:CD1	1:D:138:ILE:HA	2.28	0.63
1:A:125:TYR:O	1:A:129:ARG:HG3	1.98	0.63
1:C:294:PRO:HA	1:C:298:MET:HG3	1.80	0.63
1:D:306:LYS:O	1:D:310:ILE:HG12	1.97	0.63
1:D:313:ASP:HB3	1:D:319:THR:HG22	1.80	0.63
1:C:301:GLU:O	1:C:305:VAL:HG23	1.97	0.62
1:A:278:LYS:HZ3	1:A:279:ASN:H	1.47	0.62
1:B:80:ILE:CG1	1:B:138:ILE:HG23	2.30	0.62
1:B:291:LEU:HA	1:B:376:HIS:HB3	1.81	0.62
1:B:99:ALA:O	1:B:103:ILE:HG13	1.99	0.62
1:C:299:THR:H	1:C:302:GLN:CG	2.12	0.62
1:C:343:TRP:CZ3	1:C:384:ARG:HG2	2.34	0.62
1:D:295:SER:HB2	1:D:296:PRO:CD	2.29	0.62
1:D:278:LYS:NZ	1:D:279:ASN:HD22	1.97	0.62
1:B:80:ILE:HD12	1:B:141:VAL:HB	1.81	0.62
1:C:80:ILE:CD1	1:C:138:ILE:HG23	2.30	0.62
1:B:89:VAL:HG13	1:B:140:GLU:OE2	1.99	0.62
1:C:206:ALA:HB1	1:C:255:ILE:HG12	1.81	0.61
1:A:295:SER:HB2	1:A:296:PRO:CD	2.30	0.61
1:D:387:ASP:O	1:D:388:LYS:HD3	2.00	0.61
1:A:329:SER:HB3	1:A:335:ALA:HB2	1.81	0.61
1:D:161:ALA:HB2	1:D:398:TYR:OH	2.01	0.61
1:A:69:GLN:HG3	1:A:217:ILE:O	2.01	0.61
1:A:288:ARG:HA	1:A:339:GLY:O	2.00	0.61
1:A:351:PRO:HA	1:A:354:ARG:NH1	2.15	0.61
1:B:343:TRP:CZ3	1:B:384:ARG:HG2	2.35	0.61
1:C:125:TYR:CE2	1:C:129:ARG:HD2	2.36	0.61
1:B:292:LEU:HD12	1:B:307:LEU:HG	1.83	0.61
1:C:290:ILE:CG2	1:C:377:LEU:HB2	2.31	0.61
1:D:347:ASP:HA	1:D:354:ARG:HE	1.66	0.61
1:B:345:THR:O	1:B:348:ILE:HG22	2.00	0.60
1:C:185:GLU:CD	1:C:185:GLU:H	2.04	0.60
1:D:57:ARG:HG3	1:D:57:ARG:HH11	1.67	0.60
1:C:307:LEU:HD11	1:C:376:HIS:HA	1.84	0.60
1:A:149:ARG:NH1	1:A:149:ARG:HB3	2.17	0.60
1:A:76:MET:O	1:A:80:ILE:HG22	2.01	0.60

Continued on next page...

Continued from previous page...

Atom-1	Atom-2	Interatomic distance (Å)	Clash overlap (Å)
1:B:293:LYS:NZ	1:B:293:LYS:HB3	2.16	0.60
1:D:310:ILE:HD12	1:D:328:PHE:CE2	2.36	0.60
1:C:89:VAL:HG13	1:C:140:GLU:OE2	2.00	0.60
1:A:149:ARG:HH11	1:A:149:ARG:HB3	1.67	0.60
1:C:283:THR:HA	1:C:385:ASN:HA	1.82	0.60
1:D:149:ARG:HB3	1:D:149:ARG:NH1	2.16	0.60
1:A:310:ILE:HD12	1:A:328:PHE:CE2	2.37	0.60
1:B:299:THR:H	1:B:302:GLN:HG3	1.65	0.59
1:C:402:MET:HA	1:C:402:MET:CE	2.30	0.59
1:D:62:ASP:OD2	1:D:64:ALA:HB3	2.02	0.59
1:D:329:SER:HB3	1:D:335:ALA:CB	2.31	0.59
1:B:299:THR:N	1:B:302:GLN:HB2	2.18	0.59
1:D:298:MET:HA	1:D:302:GLN:HE21	1.68	0.59
1:A:295:SER:HB2	1:A:296:PRO:HD2	1.85	0.59
1:B:294:PRO:HA	1:B:298:MET:HG3	1.84	0.59
1:D:280:ILE:O	1:D:387:ASP:HA	2.02	0.59
1:A:147:ARG:HG2	1:A:147:ARG:HH11	1.68	0.59
1:B:422:TYR:HE1	1:B:424:LYS:NZ	2.00	0.59
1:A:25:VAL:O	1:A:25:VAL:HG22	2.03	0.59
1:C:81:LEU:HD13	1:C:138:ILE:HG13	1.85	0.59
1:A:404:ARG:O	1:A:407:SER:HB3	2.03	0.58
1:A:28:VAL:O	1:A:426:LEU:HD12	2.02	0.58
1:B:150:ILE:HD11	1:B:405:LYS:HB3	1.85	0.58
1:D:176:LEU:N	1:D:176:LEU:HD23	2.18	0.58
1:C:291:LEU:HD13	1:C:376:HIS:HD2	1.69	0.58
1:B:185:GLU:CD	1:B:185:GLU:H	2.06	0.58
1:D:289:HIS:HA	1:D:377:LEU:O	2.03	0.58
1:B:290:ILE:CG2	1:B:377:LEU:HB2	2.34	0.58
1:D:288:ARG:HA	1:D:339:GLY:O	2.04	0.58
1:D:418:ARG:NH2	1:D:423:VAL:HG11	2.18	0.58
1:C:96:LEU:HG	1:C:136:MET:HE3	1.85	0.58
1:A:314:ILE:HA	1:A:319:THR:O	2.04	0.57
1:B:110:THR:H	1:B:113:GLN:HB3	1.68	0.57
1:B:301:GLU:O	1:B:305:VAL:HG23	2.03	0.57
1:C:175:ASN:HA	1:C:232:GLY:O	2.05	0.57
1:B:291:LEU:HD13	1:B:376:HIS:HD2	1.67	0.57
1:C:69:GLN:HG3	1:C:217:ILE:O	2.04	0.57
1:D:176:LEU:H	1:D:176:LEU:HD23	1.69	0.57
1:D:278:LYS:NZ	1:D:279:ASN:H	2.02	0.57
1:A:313:ASP:HB3	1:A:319:THR:HG22	1.85	0.57
1:B:57:ARG:HG2	1:B:57:ARG:NH1	2.18	0.57

Continued on next page...

Continued from previous page...

Atom-1	Atom-2	Interatomic distance (Å)	Clash overlap (Å)
1:C:80:ILE:CG1	1:C:138:ILE:HG23	2.35	0.57
1:D:200:ARG:HH11	1:D:200:ARG:HG2	1.68	0.57
1:D:311:ALA:HB2	1:D:377:LEU:HD11	1.85	0.57
1:A:255:ILE:CD1	1:A:269:LYS:HG3	2.34	0.57
1:A:77:ASP:O	1:A:81:LEU:HB2	2.04	0.57
1:A:81:LEU:HG	1:A:137:ILE:HD11	1.85	0.57
1:D:25:VAL:O	1:D:25:VAL:HG22	2.03	0.57
1:B:96:LEU:HG	1:B:136:MET:HE1	1.87	0.57
1:B:147:ARG:C	1:B:149:ARG:H	2.08	0.57
1:D:292:LEU:HA	1:D:330:GLN:NE2	2.19	0.57
1:D:295:SER:HB2	1:D:296:PRO:HD2	1.85	0.57
1:A:183:LEU:HB2	1:A:264:GLY:HA2	1.86	0.57
1:A:62:ASP:OD2	1:A:64:ALA:HB3	2.03	0.57
1:C:54:ALA:C	1:C:56:ALA:H	2.09	0.57
1:C:326:LYS:HG3	1:C:336:ASN:HA	1.87	0.56
1:D:325:ALA:C	1:D:327:GLU:H	2.08	0.56
1:A:292:LEU:HA	1:A:330:GLN:NE2	2.20	0.56
1:D:54:ALA:C	1:D:56:ALA:H	2.08	0.56
1:C:150:ILE:CD1	1:C:405:LYS:HB3	2.35	0.56
1:B:213:GLY:O	1:B:217:ILE:HG13	2.06	0.56
1:C:92:SER:OG	1:C:95:GLN:HG3	2.05	0.56
1:C:293:LYS:HB3	1:C:293:LYS:NZ	2.21	0.56
1:C:417:GLN:HA	1:C:417:GLN:NE2	2.21	0.56
1:B:188:THR:HG22	1:B:190:ASP:H	1.70	0.56
1:B:174:LEU:HD23	1:B:175:ASN:H	1.70	0.55
1:D:255:ILE:CD1	1:D:269:LYS:HG3	2.36	0.55
1:A:80:ILE:CD1	1:A:138:ILE:HA	2.37	0.55
1:C:57:ARG:NH1	1:C:57:ARG:HG2	2.21	0.55
1:A:399:ARG:HD3	1:A:403:ASN:ND2	2.19	0.55
1:D:125:TYR:O	1:D:129:ARG:HG3	2.06	0.55
1:A:281:SER:HB2	1:A:385:ASN:ND2	2.22	0.55
1:A:161:ALA:HB2	1:A:398:TYR:OH	2.07	0.55
1:C:290:ILE:HD13	1:C:290:ILE:C	2.27	0.55
1:C:46:MET:HA	1:C:70:ILE:CD1	2.37	0.55
1:D:404:ARG:O	1:D:407:SER:HB3	2.06	0.55
1:D:80:ILE:HD13	1:D:80:ILE:C	2.27	0.55
1:B:307:LEU:HD22	1:B:377:LEU:HG	1.87	0.55
1:B:402:MET:CE	1:B:402:MET:HA	2.37	0.55
1:D:149:ARG:HH21	1:D:413:TRP:HA	1.72	0.55
1:D:78:GLN:O	1:D:82:GLN:HG3	2.07	0.55
1:B:293:LYS:HG2	1:B:373:PHE:O	2.07	0.55

Continued on next page...

Continued from previous page...

Atom-1	Atom-2	Interatomic distance (Å)	Clash overlap (Å)
1:B:91:ILE:HD12	1:B:91:ILE:N	2.22	0.55
1:B:263:VAL:HG12	1:B:263:VAL:O	2.06	0.55
1:C:299:THR:N	1:C:302:GLN:HB2	2.22	0.55
1:B:422:TYR:HE1	1:B:424:LYS:HZ3	1.49	0.54
1:B:54:ALA:C	1:B:56:ALA:H	2.10	0.54
1:C:80:ILE:HG12	1:C:138:ILE:HG23	1.89	0.54
1:D:397:ALA:HA	1:D:400:MET:HE2	1.89	0.54
1:C:160:LEU:HD23	1:C:161:ALA:N	2.23	0.54
1:A:125:TYR:CE2	1:A:129:ARG:HD2	2.42	0.54
1:C:174:LEU:HD23	1:C:272:ASP:O	2.07	0.54
1:A:109:MET:HA	1:A:113:GLN:OE1	2.08	0.54
1:A:200:ARG:HG2	1:A:200:ARG:HH11	1.72	0.54
1:C:293:LYS:HG2	1:C:373:PHE:O	2.07	0.54
1:A:289:HIS:HA	1:A:377:LEU:O	2.08	0.54
1:A:80:ILE:C	1:A:80:ILE:HD13	2.28	0.54
1:A:175:ASN:ND2	1:A:175:ASN:C	2.60	0.54
1:A:91:ILE:HA	1:A:95:GLN:OE1	2.08	0.54
1:A:54:ALA:C	1:A:56:ALA:H	2.10	0.53
1:B:399:ARG:HG2	1:B:399:ARG:HH11	1.72	0.53
1:C:150:ILE:HD11	1:C:405:LYS:HD3	1.90	0.53
1:B:57:ARG:HH11	1:B:57:ARG:HG2	1.72	0.53
1:C:295:SER:O	1:C:297:ILE:N	2.41	0.53
1:B:132:ILE:HG22	1:B:136:MET:CE	2.39	0.53
1:B:286:HIS:CD2	1:B:381:LEU:HD12	2.44	0.53
1:B:45:LEU:HD23	1:B:70:ILE:HG23	1.90	0.53
1:D:176:LEU:N	1:D:176:LEU:CD2	2.72	0.53
1:A:350:ASP:CG	1:A:351:PRO:HD2	2.28	0.53
1:A:102:ASN:O	1:A:106:GLN:HG2	2.08	0.53
1:D:118:LEU:HD22	1:D:123:LEU:HD12	1.91	0.53
1:D:399:ARG:HD3	1:D:403:ASN:ND2	2.22	0.53
1:B:333:GLY:O	1:B:334:SER:HB3	2.08	0.53
1:C:160:LEU:C	1:C:160:LEU:HD23	2.29	0.53
1:B:69:GLN:HA	1:B:69:GLN:OE1	2.08	0.53
1:C:251:LYS:HB2	1:C:254:ASP:OD2	2.09	0.53
1:C:57:ARG:HH11	1:C:57:ARG:HG2	1.73	0.53
1:D:91:ILE:HA	1:D:95:GLN:OE1	2.09	0.53
1:A:301:GLU:O	1:A:305:VAL:HG23	2.09	0.53
1:A:184:PRO:HG2	1:A:187:PRO:HB3	1.90	0.52
1:A:235:ARG:NH2	1:A:237:GLN:NE2	2.57	0.52
1:B:250:ALA:HB1	1:B:270:VAL:HG21	1.92	0.52
1:D:316:SER:O	1:D:318:LYS:N	2.43	0.52

Continued on next page...

Continued from previous page...

Atom-1	Atom-2	Interatomic distance (Å)	Clash overlap (Å)
1:D:200:ARG:HG2	1:D:200:ARG:NH1	2.24	0.52
1:D:351:PRO:HA	1:D:354:ARG:HH12	1.73	0.52
1:D:109:MET:HE3	1:D:117:ARG:HE	1.73	0.52
1:A:325:ALA:C	1:A:327:GLU:H	2.11	0.52
1:A:331:ASP:O	1:A:334:SER:HB3	2.09	0.52
1:C:89:VAL:HG11	1:C:137:ILE:HG23	1.91	0.52
1:C:345:THR:HG22	1:C:346:PRO:HD2	1.92	0.52
1:D:69:GLN:HG3	1:D:217:ILE:O	2.08	0.52
1:A:278:LYS:NZ	1:A:279:ASN:H	2.07	0.52
1:B:235:ARG:NH1	1:B:396:ARG:NH2	2.57	0.52
1:B:147:ARG:HH22	1:B:148:ARG:NE	2.04	0.52
1:B:174:LEU:HD23	1:B:272:ASP:O	2.10	0.52
1:D:185:GLU:HG2	1:D:186:ASN:ND2	2.25	0.52
1:D:290:ILE:HG12	1:D:325:ALA:HA	1.91	0.52
1:A:292:LEU:HD23	1:A:330:GLN:HE21	1.75	0.52
1:C:147:ARG:HH22	1:C:148:ARG:NE	1.97	0.52
1:D:109:MET:HE1	1:D:117:ARG:HB2	1.92	0.52
1:D:288:ARG:NH2	1:D:379:GLU:OE2	2.36	0.52
1:B:417:GLN:HA	1:B:417:GLN:NE2	2.25	0.51
1:A:176:LEU:HD23	1:A:176:LEU:N	2.25	0.51
1:A:240:PRO:HA	1:A:404:ARG:HD3	1.92	0.51
1:A:288:ARG:NH2	1:A:379:GLU:OE2	2.38	0.51
1:B:25:VAL:HG22	1:B:25:VAL:O	2.09	0.51
1:B:76:MET:CE	1:B:414:MET:HB3	2.39	0.51
1:C:202:ILE:HG23	1:C:215:LEU:HD13	1.92	0.51
1:C:235:ARG:HH12	1:C:396:ARG:NH2	2.09	0.51
1:D:80:ILE:HD11	1:D:141:VAL:HB	1.92	0.51
1:D:240:PRO:HA	1:D:404:ARG:HD3	1.92	0.51
1:B:322:ALA:HA	1:B:338:GLY:O	2.11	0.51
1:C:137:ILE:O	1:C:141:VAL:HG23	2.11	0.51
1:A:57:ARG:NH1	1:A:57:ARG:HG3	2.26	0.51
1:B:326:LYS:HG3	1:B:336:ASN:HA	1.91	0.51
1:D:307:LEU:O	1:D:310:ILE:N	2.43	0.51
1:D:102:ASN:O	1:D:106:GLN:HG2	2.11	0.51
1:A:281:SER:HB2	1:A:385:ASN:HD21	1.76	0.51
1:B:160:LEU:HD13	1:B:401:LEU:HD22	1.94	0.50
1:B:147:ARG:O	1:B:149:ARG:N	2.45	0.50
1:B:150:ILE:CD1	1:B:405:LYS:HB3	2.41	0.50
1:B:31:VAL:O	1:B:423:VAL:HA	2.11	0.50
1:C:147:ARG:C	1:C:149:ARG:H	2.14	0.50
1:A:174:LEU:CD2	1:A:273:LEU:HD13	2.42	0.50

Continued on next page...

Continued from previous page...

Atom-1	Atom-2	Interatomic distance (Å)	Clash overlap (Å)
1:A:414:MET:O	1:A:415:GLN:C	2.48	0.50
1:C:307:LEU:HD22	1:C:377:LEU:HG	1.94	0.50
1:D:320:THR:O	1:D:323:ALA:HB3	2.11	0.50
1:B:46:MET:HA	1:B:70:ILE:CD1	2.41	0.50
1:C:235:ARG:NH1	1:C:396:ARG:NH2	2.57	0.50
1:A:185:GLU:HG2	1:A:186:ASN:ND2	2.27	0.50
1:A:286:HIS:CD2	1:A:381:LEU:HD12	2.46	0.50
1:A:81:LEU:CD2	1:A:137:ILE:HD11	2.42	0.50
1:D:81:LEU:HD21	1:D:137:ILE:HD11	1.92	0.50
1:B:298:MET:O	1:B:298:MET:HG3	2.10	0.50
1:A:327:GLU:HG3	1:A:328:PHE:CD1	2.46	0.49
1:B:252:LYS:HB2	1:B:273:LEU:HD11	1.94	0.49
1:C:174:LEU:HD23	1:C:175:ASN:H	1.77	0.49
1:C:242:ILE:HG23	1:C:259:ILE:HG21	1.94	0.49
1:A:176:LEU:HD23	1:A:176:LEU:H	1.76	0.49
1:A:255:ILE:HD11	1:A:269:LYS:HG3	1.94	0.49
1:C:290:ILE:HG22	1:C:377:LEU:HB2	1.93	0.49
1:A:154:PRO:O	1:A:155:GLN:HB2	2.13	0.49
1:A:278:LYS:NZ	1:A:279:ASN:HD22	2.10	0.49
1:B:107:ASN:HB3	1:B:109:MET:HE3	1.94	0.49
1:B:247:LEU:CD2	1:B:256:VAL:HG21	2.42	0.49
1:D:314:ILE:HA	1:D:319:THR:O	2.11	0.49
1:D:396:ARG:HA	1:D:396:ARG:HH11	1.76	0.49
1:B:235:ARG:HH12	1:B:396:ARG:NH2	2.11	0.49
1:B:350:ASP:OD1	1:B:352:ALA:N	2.43	0.49
1:C:399:ARG:HH11	1:C:399:ARG:HG2	1.76	0.49
1:D:258:PRO:HA	1:D:266:HIS:O	2.12	0.49
1:D:314:ILE:HD13	1:D:321:PHE:HA	1.94	0.49
1:D:93:ASP:O	1:D:97:ASP:OD2	2.31	0.49
1:A:86:LYS:C	1:A:88:GLY:H	2.16	0.49
1:B:96:LEU:HA	1:B:136:MET:HE1	1.95	0.49
1:D:125:TYR:CE2	1:D:129:ARG:HD2	2.47	0.49
1:D:150:ILE:HD11	1:D:406:PHE:HA	1.94	0.49
1:A:115:ARG:CG	1:A:115:ARG:HH11	2.26	0.49
1:C:175:ASN:HD22	1:C:271:ASN:HB2	1.77	0.49
1:B:206:ALA:CB	1:B:255:ILE:HG12	2.40	0.49
1:B:295:SER:O	1:B:297:ILE:N	2.45	0.49
1:B:399:ARG:NH1	1:B:399:ARG:HG2	2.27	0.49
1:B:80:ILE:CD1	1:B:141:VAL:HB	2.42	0.49
1:C:50:LYS:HD3	1:C:60:LEU:CD1	2.43	0.49
1:C:263:VAL:HG11	1:C:411:ALA:HB1	1.93	0.48

Continued on next page...

Continued from previous page...

Atom-1	Atom-2	Interatomic distance (Å)	Clash overlap (Å)
1:C:345:THR:O	1:C:348:ILE:HG22	2.12	0.48
1:D:331:ASP:O	1:D:334:SER:HB3	2.12	0.48
1:A:329:SER:HB3	1:A:335:ALA:CB	2.43	0.48
1:A:72:GLU:OE1	1:A:418:ARG:NH1	2.47	0.48
1:B:144:ASN:O	1:B:147:ARG:HB3	2.13	0.48
1:C:250:ALA:HB1	1:C:270:VAL:HG21	1.95	0.48
1:D:278:LYS:HZ3	1:D:279:ASN:ND2	2.12	0.48
1:A:188:THR:O	1:A:192:VAL:HG23	2.13	0.48
1:B:142:ARG:O	1:B:146:VAL:HG23	2.12	0.48
1:C:175:ASN:ND2	1:C:271:ASN:HB2	2.29	0.48
1:D:154:PRO:O	1:D:155:GLN:HB2	2.13	0.48
1:A:98:GLN:HA	1:A:98:GLN:NE2	2.28	0.48
1:B:86:LYS:C	1:B:88:GLY:H	2.17	0.48
1:D:314:ILE:CD1	1:D:321:PHE:HA	2.44	0.48
1:A:147:ARG:NH1	1:A:147:ARG:HG2	2.29	0.48
1:B:175:ASN:HA	1:B:232:GLY:O	2.14	0.48
1:A:149:ARG:HH21	1:A:413:TRP:HA	1.79	0.48
1:B:252:LYS:HB2	1:B:273:LEU:CD1	2.44	0.48
1:D:45:LEU:HB3	1:D:70:ILE:HG23	1.95	0.48
1:B:188:THR:HG22	1:B:189:SER:N	2.28	0.48
1:B:110:THR:H	1:B:113:GLN:CB	2.26	0.48
1:B:345:THR:HB	1:B:347:ASP:OD1	2.13	0.48
1:B:290:ILE:HG23	1:B:377:LEU:HB2	1.95	0.47
1:C:181:ILE:HD11	1:C:202:ILE:HD12	1.95	0.47
1:C:247:LEU:CD2	1:C:256:VAL:HG21	2.43	0.47
1:C:399:ARG:NH1	1:C:399:ARG:HG2	2.29	0.47
1:B:299:THR:H	1:B:302:GLN:CG	2.25	0.47
1:B:310:ILE:HD12	1:B:328:PHE:CD2	2.49	0.47
1:B:77:ASP:O	1:B:81:LEU:HB2	2.13	0.47
1:C:310:ILE:HD12	1:C:328:PHE:CD2	2.48	0.47
1:D:28:VAL:O	1:D:426:LEU:HD12	2.14	0.47
1:D:327:GLU:HG3	1:D:328:PHE:CD1	2.49	0.47
1:B:203:VAL:HG13	1:B:255:ILE:HG21	1.95	0.47
1:A:240:PRO:HA	1:A:404:ARG:CD	2.44	0.47
1:A:299:THR:H	1:A:302:GLN:NE2	2.11	0.47
1:D:235:ARG:NH2	1:D:237:GLN:NE2	2.59	0.47
1:D:325:ALA:C	1:D:327:GLU:N	2.66	0.47
1:D:288:ARG:CG	1:D:381:LEU:HD11	2.39	0.47
1:C:155:GLN:O	1:C:159:SER:HB2	2.15	0.47
1:D:80:ILE:HD11	1:D:138:ILE:HA	1.97	0.47
1:D:175:ASN:C	1:D:175:ASN:ND2	2.63	0.47

Continued on next page...

Continued from previous page...

Atom-1	Atom-2	Interatomic distance (Å)	Clash overlap (Å)
1:D:256:VAL:O	1:D:257:GLY:O	2.32	0.47
1:B:314:ILE:CD1	1:B:321:PHE:HA	2.45	0.47
1:D:83:MET:O	1:D:87:MET:HG2	2.14	0.47
1:B:137:ILE:O	1:B:141:VAL:HG23	2.13	0.47
1:B:178:HIS:HE1	1:B:266:HIS:ND1	2.13	0.47
1:D:350:ASP:CG	1:D:351:PRO:HD2	2.35	0.47
1:B:76:MET:HE3	1:B:414:MET:HB3	1.97	0.47
1:B:289:HIS:CD2	1:B:291:LEU:HB2	2.50	0.47
1:D:266:HIS:C	1:D:267:ILE:HG13	2.35	0.47
1:B:353:PHE:HE1	1:B:357:LEU:HD21	1.80	0.46
1:C:28:VAL:HG13	1:C:36:VAL:HB	1.97	0.46
1:C:80:ILE:HD11	1:C:138:ILE:CG2	2.43	0.46
1:D:188:THR:O	1:D:192:VAL:HG23	2.15	0.46
1:A:288:ARG:CG	1:A:381:LEU:HD11	2.43	0.46
1:B:154:PRO:O	1:B:155:GLN:HB2	2.15	0.46
1:A:299:THR:H	1:A:302:GLN:HE21	1.64	0.46
1:A:176:LEU:CD2	1:A:176:LEU:N	2.79	0.46
1:A:45:LEU:CG	1:A:70:ILE:HD12	2.45	0.46
1:B:80:ILE:HD11	1:B:138:ILE:O	2.15	0.46
1:C:345:THR:HB	1:C:347:ASP:OD1	2.16	0.46
1:A:155:GLN:O	1:A:159:SER:HB2	2.16	0.46
1:A:184:PRO:O	1:A:187:PRO:HD3	2.15	0.46
1:A:290:ILE:HG12	1:A:325:ALA:HA	1.96	0.46
1:D:288:ARG:HG3	1:D:381:LEU:CD1	2.41	0.46
1:D:82:GLN:O	1:D:85:GLN:HB3	2.16	0.46
1:B:26:ASP:OD2	1:B:38:LEU:HD13	2.16	0.46
1:D:81:LEU:HG	1:D:137:ILE:HD11	1.97	0.46
1:D:278:LYS:HZ3	1:D:279:ASN:HD22	1.64	0.46
1:D:57:ARG:HG3	1:D:57:ARG:NH1	2.30	0.46
1:C:89:VAL:HG12	1:C:137:ILE:HG23	1.96	0.46
1:D:175:ASN:HB2	1:D:233:TRP:CD2	2.50	0.46
1:C:69:GLN:OE1	1:C:69:GLN:HA	2.16	0.46
1:A:282:VAL:O	1:A:386:VAL:HG22	2.15	0.46
1:A:142:ARG:O	1:A:146:VAL:HG23	2.16	0.45
1:A:316:SER:O	1:A:318:LYS:N	2.49	0.45
1:A:83:MET:HE3	1:A:83:MET:HB2	1.80	0.45
1:C:206:ALA:CB	1:C:255:ILE:HG12	2.44	0.45
1:B:155:GLN:O	1:B:159:SER:HB2	2.15	0.45
1:B:91:ILE:HD11	1:B:137:ILE:HB	1.98	0.45
1:C:247:LEU:HD23	1:C:256:VAL:HG21	1.96	0.45
1:D:68:HIS:O	1:D:71:MET:HB2	2.17	0.45

Continued on next page...

Continued from previous page...

Atom-1	Atom-2	Interatomic distance (Å)	Clash overlap (Å)
1:A:293:LYS:HG2	1:A:330:GLN:OE1	2.16	0.45
1:A:353:PHE:CE1	1:A:357:LEU:HD22	2.51	0.45
1:C:178:HIS:HB2	1:C:231:MET:SD	2.56	0.45
1:C:260:ARG:HH11	1:C:260:ARG:HG2	1.81	0.45
1:B:132:ILE:HG22	1:B:136:MET:HE2	1.99	0.45
1:D:286:HIS:HD2	1:D:381:LEU:HD12	1.80	0.45
1:B:299:THR:H	1:B:302:GLN:HB2	1.80	0.45
1:D:54:ALA:C	1:D:56:ALA:N	2.70	0.45
1:B:28:VAL:HG13	1:B:36:VAL:HB	1.98	0.45
1:C:298:MET:O	1:C:298:MET:HG3	2.17	0.45
1:D:33:ASN:HB2	1:D:82:GLN:OE1	2.17	0.45
1:C:188:THR:HG22	1:C:190:ASP:H	1.82	0.45
1:D:161:ALA:CB	1:D:398:TYR:OH	2.64	0.45
1:C:99:ALA:O	1:C:103:ILE:HG13	2.16	0.45
1:D:54:ALA:O	1:D:56:ALA:N	2.49	0.45
1:A:175:ASN:O	1:A:271:ASN:HB2	2.17	0.45
1:B:80:ILE:CD1	1:B:138:ILE:HG23	2.47	0.45
1:C:32:VAL:HG22	1:C:75:ILE:HG23	1.98	0.45
1:C:80:ILE:HD12	1:C:141:VAL:HB	1.99	0.45
1:D:150:ILE:HG12	1:D:409:GLU:HG3	1.98	0.45
1:D:179:ILE:HG12	1:D:216:ALA:HA	1.99	0.45
1:B:353:PHE:O	1:B:356:ALA:HB3	2.16	0.44
1:B:357:LEU:HD23	1:B:378:ILE:HG21	1.99	0.44
1:C:174:LEU:O	1:C:233:TRP:HA	2.17	0.44
1:C:396:ARG:O	1:C:400:MET:HB2	2.16	0.44
1:D:175:ASN:O	1:D:271:ASN:HB2	2.16	0.44
1:A:69:GLN:HA	1:A:69:GLN:OE1	2.16	0.44
1:C:46:MET:HA	1:C:70:ILE:HD11	1.99	0.44
1:A:327:GLU:HG3	1:A:328:PHE:CE1	2.53	0.44
1:A:93:ASP:O	1:A:97:ASP:OD2	2.36	0.44
1:D:292:LEU:HD23	1:D:330:GLN:HE21	1.83	0.44
1:B:355:ASP:O	1:B:358:THR:HB	2.17	0.44
1:D:383:THR:HG22	1:D:384:ARG:N	2.33	0.44
1:A:175:ASN:HA	1:A:232:GLY:O	2.17	0.44
1:B:196:GLU:O	1:B:200:ARG:HG2	2.17	0.44
1:D:294:PRO:HA	1:D:298:MET:HG3	1.99	0.44
1:C:86:LYS:C	1:C:88:GLY:H	2.21	0.44
1:B:98:GLN:O	1:B:101:ALA:HB3	2.18	0.44
1:B:188:THR:CG2	1:B:189:SER:N	2.80	0.43
1:B:287:ALA:O	1:B:341:LEU:HB2	2.18	0.43
1:C:147:ARG:NH2	1:C:148:ARG:HE	2.00	0.43

Continued on next page...

Continued from previous page...

Atom-1	Atom-2	Interatomic distance (Å)	Clash overlap (Å)
1:C:418:ARG:NH2	1:C:423:VAL:HG21	2.33	0.43
1:D:233:TRP:CH2	1:D:272:ASP:HB3	2.52	0.43
1:B:147:ARG:HG2	1:B:147:ARG:HH11	1.83	0.43
1:B:149:ARG:HE	1:B:149:ARG:HB3	1.50	0.43
1:B:247:LEU:HD23	1:B:256:VAL:HG21	2.00	0.43
1:B:80:ILE:HD11	1:B:138:ILE:HG23	2.00	0.43
1:D:310:ILE:O	1:D:310:ILE:HG22	2.17	0.43
1:D:349:PHE:O	1:D:354:ARG:NH2	2.51	0.43
1:A:212:PHE:CB	1:A:269:LYS:HD2	2.49	0.43
1:C:25:VAL:O	1:C:25:VAL:HG13	2.17	0.43
1:C:243:PHE:HZ	1:C:266:HIS:CG	2.36	0.43
1:D:396:ARG:HB2	1:D:396:ARG:NH1	2.34	0.43
1:D:98:GLN:HA	1:D:98:GLN:NE2	2.33	0.43
1:A:293:LYS:HA	1:A:374:GLY:HA3	2.01	0.43
1:A:54:ALA:C	1:A:56:ALA:N	2.71	0.43
1:B:174:LEU:HD23	1:B:175:ASN:N	2.33	0.43
1:B:251:LYS:HB2	1:B:254:ASP:OD2	2.19	0.43
1:B:178:HIS:CE1	1:B:266:HIS:ND1	2.87	0.43
1:B:175:ASN:ND2	1:B:271:ASN:HB2	2.33	0.43
1:A:288:ARG:HG3	1:A:381:LEU:CD1	2.46	0.43
1:B:81:LEU:HD13	1:B:138:ILE:CG1	2.48	0.43
1:B:93:ASP:O	1:B:97:ASP:OD2	2.37	0.43
1:D:255:ILE:HD11	1:D:269:LYS:HG3	2.00	0.43
1:B:132:ILE:HG22	1:B:136:MET:HE3	2.00	0.43
1:B:176:LEU:HD12	1:B:176:LEU:N	2.33	0.43
1:B:57:ARG:CG	1:B:57:ARG:HH11	2.32	0.43
1:B:76:MET:HE2	1:B:418:ARG:HB2	2.00	0.43
1:C:62:ASP:OD2	1:C:64:ALA:HB3	2.19	0.43
1:A:150:ILE:HG12	1:A:409:GLU:HG3	2.01	0.43
1:D:109:MET:HA	1:D:113:GLN:OE1	2.19	0.43
1:D:307:LEU:O	1:D:309:GLN:N	2.52	0.43
1:A:81:LEU:CG	1:A:137:ILE:HD11	2.49	0.43
1:B:31:VAL:HA	1:B:36:VAL:HG12	2.01	0.43
1:D:206:ALA:HB1	1:D:255:ILE:HG13	2.00	0.43
1:A:315:LYS:HE2	1:A:365:MET:CE	2.48	0.43
1:A:54:ALA:O	1:A:56:ALA:N	2.52	0.43
1:A:82:GLN:O	1:A:85:GLN:HB3	2.19	0.43
1:B:183:LEU:HD13	1:B:195:ALA:HB2	2.01	0.43
1:B:304:ARG:O	1:B:308:GLU:HG2	2.19	0.43
1:B:313:ASP:HB3	1:B:319:THR:HG22	2.00	0.43
1:B:322:ALA:HB1	1:B:338:GLY:HA3	2.01	0.43

Continued on next page...

Continued from previous page...

Atom-1	Atom-2	Interatomic distance (Å)	Clash overlap (Å)
1:D:109:MET:CE	1:D:117:ARG:HE	2.31	0.43
1:D:147:ARG:HG2	1:D:147:ARG:HH11	1.83	0.43
1:C:333:GLY:O	1:C:334:SER:HB3	2.19	0.42
1:A:180:LEU:HD13	1:A:266:HIS:CE1	2.53	0.42
1:A:316:SER:C	1:A:318:LYS:H	2.22	0.42
1:C:247:LEU:HA	1:C:250:ALA:HB2	2.01	0.42
1:B:109:MET:HB2	1:B:113:GLN:HB3	2.01	0.42
1:B:68:HIS:O	1:B:71:MET:HB2	2.19	0.42
1:A:261:SER:CB	1:A:266:HIS:HE2	2.31	0.42
1:C:176:LEU:H	1:C:176:LEU:HD12	1.85	0.42
1:C:178:HIS:HE1	1:C:266:HIS:ND1	2.17	0.42
1:A:325:ALA:C	1:A:327:GLU:N	2.72	0.42
1:A:40:SER:OG	1:A:41:ASP:N	2.52	0.42
1:B:203:VAL:HG13	1:B:255:ILE:CG2	2.50	0.42
1:C:290:ILE:HG23	1:C:377:LEU:HB2	2.02	0.42
1:C:30:ALA:HA	1:C:424:LYS:O	2.19	0.42
1:D:142:ARG:HA	1:D:413:TRP:CZ3	2.55	0.42
1:B:76:MET:O	1:B:80:ILE:HG23	2.19	0.42
1:C:176:LEU:N	1:C:176:LEU:HD12	2.35	0.42
1:D:83:MET:HE3	1:D:83:MET:HB2	1.76	0.42
1:D:91:ILE:HG23	1:D:95:GLN:HG3	2.01	0.42
1:A:314:ILE:HD13	1:A:321:PHE:HA	2.01	0.42
1:B:289:HIS:HA	1:B:377:LEU:O	2.20	0.42
1:D:81:LEU:CG	1:D:137:ILE:HD11	2.49	0.42
1:D:142:ARG:O	1:D:146:VAL:HG23	2.19	0.42
1:D:86:LYS:C	1:D:88:GLY:H	2.23	0.42
1:A:200:ARG:NH1	1:A:200:ARG:HG2	2.35	0.42
1:A:331:ASP:CG	1:A:334:SER:HB3	2.40	0.42
1:A:418:ARG:HH21	1:A:423:VAL:HG11	1.83	0.42
1:B:306:LYS:O	1:B:310:ILE:HG12	2.20	0.42
1:C:101:ALA:O	1:C:104:ALA:HB3	2.19	0.42
1:A:314:ILE:CD1	1:A:321:PHE:HA	2.50	0.42
1:C:54:ALA:O	1:C:56:ALA:N	2.53	0.42
1:C:260:ARG:HG2	1:C:260:ARG:NH1	2.34	0.42
1:C:65:THR:O	1:C:68:HIS:HB3	2.20	0.42
1:D:178:HIS:N	1:D:229:GLY:O	2.46	0.42
1:A:174:LEU:HD21	1:A:273:LEU:HD13	2.01	0.41
1:B:147:ARG:C	1:B:149:ARG:N	2.71	0.41
1:C:371:SER:N	1:C:374:GLY:O	2.48	0.41
1:A:294:PRO:HA	1:A:298:MET:HG3	2.02	0.41
1:A:51:LEU:O	1:A:52:ASN:C	2.59	0.41

Continued on next page...

Continued from previous page...

Atom-1	Atom-2	Interatomic distance (Å)	Clash overlap (Å)
1:C:306:LYS:O	1:C:310:ILE:HG12	2.20	0.41
1:C:38:LEU:HD23	1:C:38:LEU:HA	1.87	0.41
1:A:307:LEU:O	1:A:308:GLU:C	2.59	0.41
1:B:54:ALA:O	1:B:56:ALA:N	2.54	0.41
1:A:347:ASP:HA	1:A:354:ARG:HE	1.85	0.41
1:B:46:MET:HA	1:B:70:ILE:HD13	2.02	0.41
1:C:147:ARG:O	1:C:150:ILE:HG22	2.20	0.41
1:C:188:THR:HG22	1:C:189:SER:N	2.36	0.41
1:C:289:HIS:CE1	1:C:341:LEU:HD21	2.56	0.41
1:D:301:GLU:O	1:D:305:VAL:HG23	2.20	0.41
1:C:343:TRP:HZ3	1:C:384:ARG:H	1.67	0.41
1:D:109:MET:HE1	1:D:117:ARG:CB	2.50	0.41
1:A:359:ARG:H	1:A:359:ARG:HG2	1.70	0.41
1:A:291:LEU:HA	1:A:376:HIS:HB3	2.02	0.41
1:B:176:LEU:H	1:B:176:LEU:HD12	1.86	0.41
1:B:32:VAL:HG11	1:B:78:GLN:HB3	2.02	0.41
1:D:115:ARG:HG2	1:D:115:ARG:NH1	2.36	0.41
1:D:118:LEU:HD23	1:D:118:LEU:HA	1.95	0.41
1:D:327:GLU:HG3	1:D:328:PHE:CE1	2.56	0.41
1:A:161:ALA:CB	1:A:398:TYR:OH	2.68	0.41
1:A:46:MET:O	1:A:50:LYS:HG2	2.21	0.41
1:A:383:THR:HG22	1:A:384:ARG:N	2.36	0.41
1:C:98:GLN:O	1:C:101:ALA:HB3	2.21	0.41
1:C:304:ARG:O	1:C:308:GLU:HG2	2.20	0.41
1:D:42:VAL:HA	1:D:74:LEU:HD11	2.02	0.41
1:A:306:LYS:HE2	1:A:310:ILE:HD11	2.02	0.41
1:B:110:THR:N	1:B:113:GLN:HB3	2.36	0.41
1:C:346:PRO:O	1:C:349:PHE:HB2	2.21	0.41
1:C:57:ARG:HH11	1:C:57:ARG:CG	2.33	0.41
1:B:143:ASN:ND2	1:B:143:ASN:N	2.68	0.41
1:B:263:VAL:HG11	1:B:411:ALA:HB1	2.02	0.41
1:C:91:ILE:HD12	1:C:91:ILE:N	2.36	0.41
1:A:183:LEU:HA	1:A:183:LEU:HD23	1.81	0.40
1:A:213:GLY:O	1:A:217:ILE:HG13	2.22	0.40
1:B:143:ASN:N	1:B:143:ASN:HD22	2.19	0.40
1:C:132:ILE:HG22	1:C:136:MET:CE	2.50	0.40
1:D:193:ASN:HD22	1:D:193:ASN:HA	1.68	0.40
1:A:183:LEU:HB2	1:A:264:GLY:CA	2.52	0.40
1:D:316:SER:C	1:D:318:LYS:H	2.25	0.40
1:B:38:LEU:HD23	1:B:38:LEU:HA	1.76	0.40
1:B:131:GLN:HE22	1:B:134:LYS:NZ	2.20	0.40

Continued on next page...

Continued from previous page...

Atom-1	Atom-2	Interatomic distance (Å)	Clash overlap (Å)
1:B:147:ARG:O	1:B:150:ILE:HG22	2.21	0.40
1:B:418:ARG:HA	1:B:418:ARG:HD2	1.83	0.40
1:B:47:GLN:O	1:B:51:LEU:HD13	2.22	0.40
1:C:118:LEU:HD22	1:C:123:LEU:HD22	2.03	0.40
1:C:45:LEU:HA	1:C:45:LEU:HD12	1.83	0.40
1:A:83:MET:O	1:A:87:MET:HG2	2.22	0.40
1:B:202:ILE:HG23	1:B:215:LEU:HD13	2.04	0.40
1:B:307:LEU:CD1	1:B:376:HIS:HA	2.47	0.40
1:B:54:ALA:C	1:B:56:ALA:N	2.74	0.40
1:C:31:VAL:O	1:C:423:VAL:HA	2.22	0.40
1:D:311:ALA:HB1	1:D:365:MET:HE1	2.03	0.40
1:D:38:LEU:HD23	1:D:38:LEU:HA	1.89	0.40

There are no symmetry-related clashes.

5.3 Torsion angles ⓘ

5.3.1 Protein backbone ⓘ

In the following table, the Percentiles column shows the percent Ramachandran outliers of the chain as a percentile score with respect to all X-ray entries followed by that with respect to entries of similar resolution.

The Analysed column shows the number of residues for which the backbone conformation was analysed, and the total number of residues.

Mol	Chain	Analysed	Favoured	Allowed	Outliers	Percentiles	
1	A	382/408 (94%)	343 (90%)	33 (9%)	6 (2%)	11	46
1	B	369/408 (90%)	336 (91%)	24 (6%)	9 (2%)	7	34
1	C	368/408 (90%)	331 (90%)	29 (8%)	8 (2%)	8	36
1	D	383/408 (94%)	345 (90%)	31 (8%)	7 (2%)	10	43
All	All	1502/1632 (92%)	1355 (90%)	117 (8%)	30 (2%)	9	39

All (30) Ramachandran outliers are listed below:

Mol	Chain	Res	Type
1	A	257	GLY
1	A	279	ASN
1	B	257	GLY

Continued on next page...

Continued from previous page...

Mol	Chain	Res	Type
1	B	296	PRO
1	B	334	SER
1	C	296	PRO
1	C	334	SER
1	D	257	GLY
1	D	279	ASN
1	A	55	GLN
1	A	317	GLY
1	B	55	GLN
1	B	148	ARG
1	B	329	SER
1	C	55	GLN
1	C	148	ARG
1	C	257	GLY
1	D	55	GLN
1	D	317	GLY
1	D	427	SER
1	C	342	GLY
1	D	308	GLU
1	A	163	GLN
1	C	63	ASP
1	C	329	SER
1	B	87	MET
1	A	88	GLY
1	B	258	PRO
1	B	342	GLY
1	D	88	GLY

5.3.2 Protein sidechains ⓘ

In the following table, the Percentiles column shows the percent sidechain outliers of the chain as a percentile score with respect to all X-ray entries followed by that with respect to entries of similar resolution.

The Analysed column shows the number of residues for which the sidechain conformation was analysed, and the total number of residues.

Mol	Chain	Analysed	Rotameric	Outliers	Percentiles	
1	A	323/338 (96%)	304 (94%)	19 (6%)	23	60
1	B	313/338 (93%)	291 (93%)	22 (7%)	18	53
1	C	312/338 (92%)	296 (95%)	16 (5%)	28	66

Continued on next page...

Continued from previous page...

Mol	Chain	Analysed	Rotameric	Outliers	Percentiles	
1	D	324/338 (96%)	306 (94%)	18 (6%)	25	62
All	All	1272/1352 (94%)	1197 (94%)	75 (6%)	23	60

All (75) residues with a non-rotameric sidechain are listed below:

Mol	Chain	Res	Type
1	A	43	ASP
1	A	80	ILE
1	A	82	GLN
1	A	112	ASP
1	A	115	ARG
1	A	151	THR
1	A	175	ASN
1	A	176	LEU
1	A	185	GLU
1	A	194	GLU
1	A	204	ASP
1	A	278	LYS
1	A	320	THR
1	A	345	THR
1	A	362	LYS
1	A	376	HIS
1	A	385	ASN
1	A	418	ARG
1	A	427	SER
1	B	55	GLN
1	B	80	ILE
1	B	96	LEU
1	B	115	ARG
1	B	137	ILE
1	B	151	THR
1	B	160	LEU
1	B	174	LEU
1	B	176	LEU
1	B	185	GLU
1	B	198	GLN
1	B	261	SER
1	B	273	LEU
1	B	283	THR
1	B	290	ILE
1	B	293	LYS
1	B	296	PRO

Continued on next page...

Continued from previous page...

Mol	Chain	Res	Type
1	B	316	SER
1	B	327	GLU
1	B	345	THR
1	B	350	ASP
1	B	418	ARG
1	C	55	GLN
1	C	80	ILE
1	C	96	LEU
1	C	109	MET
1	C	115	ARG
1	C	151	THR
1	C	160	LEU
1	C	174	LEU
1	C	176	LEU
1	C	290	ILE
1	C	293	LYS
1	C	296	PRO
1	C	327	GLU
1	C	350	ASP
1	C	376	HIS
1	C	418	ARG
1	D	43	ASP
1	D	80	ILE
1	D	112	ASP
1	D	115	ARG
1	D	151	THR
1	D	163	GLN
1	D	175	ASN
1	D	176	LEU
1	D	185	GLU
1	D	194	GLU
1	D	204	ASP
1	D	278	LYS
1	D	320	THR
1	D	345	THR
1	D	362	LYS
1	D	376	HIS
1	D	396	ARG
1	D	418	ARG

Some sidechains can be flipped to improve hydrogen bonding and reduce clashes. All (76) such sidechains are listed below:

Mol	Chain	Res	Type
1	A	78	GLN
1	A	98	GLN
1	A	163	GLN
1	A	175	ASN
1	A	186	ASN
1	A	193	ASN
1	A	227	ASN
1	A	237	GLN
1	A	271	ASN
1	A	279	ASN
1	A	286	HIS
1	A	289	HIS
1	A	302	GLN
1	A	330	GLN
1	A	336	ASN
1	A	361	ASN
1	A	385	ASN
1	A	403	ASN
1	A	417	GLN
1	B	55	GLN
1	B	78	GLN
1	B	82	GLN
1	B	95	GLN
1	B	102	ASN
1	B	108	ASN
1	B	131	GLN
1	B	143	ASN
1	B	163	GLN
1	B	178	HIS
1	B	198	GLN
1	B	219	HIS
1	B	271	ASN
1	B	286	HIS
1	B	361	ASN
1	B	364	GLN
1	B	370	HIS
1	B	376	HIS
1	B	417	GLN
1	C	55	GLN
1	C	78	GLN
1	C	82	GLN
1	C	95	GLN
1	C	98	GLN

Continued on next page...

Continued from previous page...

Mol	Chain	Res	Type
1	C	102	ASN
1	C	108	ASN
1	C	131	GLN
1	C	143	ASN
1	C	163	GLN
1	C	175	ASN
1	C	178	HIS
1	C	198	GLN
1	C	223	GLN
1	C	271	ASN
1	C	286	HIS
1	C	361	ASN
1	C	364	GLN
1	C	376	HIS
1	C	417	GLN
1	D	78	GLN
1	D	98	GLN
1	D	175	ASN
1	D	186	ASN
1	D	193	ASN
1	D	227	ASN
1	D	237	GLN
1	D	271	ASN
1	D	279	ASN
1	D	286	HIS
1	D	289	HIS
1	D	302	GLN
1	D	330	GLN
1	D	336	ASN
1	D	361	ASN
1	D	403	ASN
1	D	417	GLN
1	D	428	ASN

5.3.3 RNA ⓘ

There are no RNA molecules in this entry.

5.4 Non-standard residues in protein, DNA, RNA chains ⓘ

There are no non-standard protein/DNA/RNA residues in this entry.

5.5 Carbohydrates [i](#)

There are no carbohydrates in this entry.

5.6 Ligand geometry [i](#)

There are no ligands in this entry.

5.7 Other polymers [i](#)

There are no such residues in this entry.

5.8 Polymer linkage issues [i](#)

There are no chain breaks in this entry.

6 Fit of model and data [i](#)

6.1 Protein, DNA and RNA chains [i](#)

In the following table, the column labelled ‘#RSRZ> 2’ contains the number (and percentage) of RSRZ outliers, followed by percent RSRZ outliers for the chain as percentile scores relative to all X-ray entries and entries of similar resolution. The OWAB column contains the minimum, median, 95th percentile and maximum values of the occupancy-weighted average B-factor per residue. The column labelled ‘Q< 0.9’ lists the number of (and percentage) of residues with an average occupancy less than 0.9.

Mol	Chain	Analysed	<RSRZ>	#RSRZ>2	OWAB(Å ²)	Q<0.9
1	A	388/408 (95%)	-0.30	4 (1%) 82 58	20, 60, 119, 170	0
1	B	377/408 (92%)	-0.25	4 (1%) 80 55	13, 69, 122, 159	0
1	C	376/408 (92%)	-0.28	1 (0%) 93 82	14, 61, 117, 147	0
1	D	389/408 (95%)	-0.30	2 (0%) 90 74	19, 57, 116, 161	0
All	All	1530/1632 (93%)	-0.28	11 (0%) 87 67	13, 61, 120, 170	0

All (11) RSRZ outliers are listed below:

Mol	Chain	Res	Type	RSRZ
1	A	111	LEU	3.5
1	C	273	LEU	3.3
1	A	296	PRO	3.2
1	B	173	GLU	2.6
1	A	280	ILE	2.5
1	D	296	PRO	2.5
1	B	345	THR	2.4
1	A	112	ASP	2.3
1	B	383	THR	2.3
1	B	172	THR	2.3
1	D	428	ASN	2.1

6.2 Non-standard residues in protein, DNA, RNA chains [i](#)

There are no non-standard protein/DNA/RNA residues in this entry.

6.3 Carbohydrates [i](#)

There are no carbohydrates in this entry.

6.4 Ligands [i](#)

There are no ligands in this entry.

6.5 Other polymers [i](#)

There are no such residues in this entry.