



Full wwPDB X-ray Structure Validation Report ⓘ

Feb 13, 2017 – 05:54 am GMT

PDB ID : 4M7P
Title : Ensemble refinement of protein crystal structure of macrolide glycosyltransferases OleD
Authors : Wang, F.; Helmich, K.E.; Xu, W.; Singh, S.; Olmos Jr., J.L.; Martinez iii, E.; Bingman, C.A.; Thorson, J.S.; Phillips Jr., G.N.; Enzyme Discovery for Natural Product Biosynthesis (NatPro)
Deposited on : 2013-08-12
Resolution : 1.77 Å(reported)

This is a Full wwPDB X-ray Structure Validation Report for a publicly released PDB entry.

We welcome your comments at validation@mail.wwpdb.org

A user guide is available at

<http://wwpdb.org/validation/2016/XrayValidationReportHelp>

with specific help available everywhere you see the ⓘ symbol.

The following versions of software and data (see [references ⓘ](#)) were used in the production of this report:

MolProbity	:	4.02b-467
Xtriage (Phenix)	:	1.9-1692
EDS	:	trunk28755
Percentile statistics	:	20161228.v01 (using entries in the PDB archive December 28th 2016)
Refmac	:	5.8.0135
CCP4	:	6.5.0
Ideal geometry (proteins)	:	Engh & Huber (2001)
Ideal geometry (DNA, RNA)	:	Parkinson et al. (1996)
Validation Pipeline (wwPDB-VP)	:	recalc28949

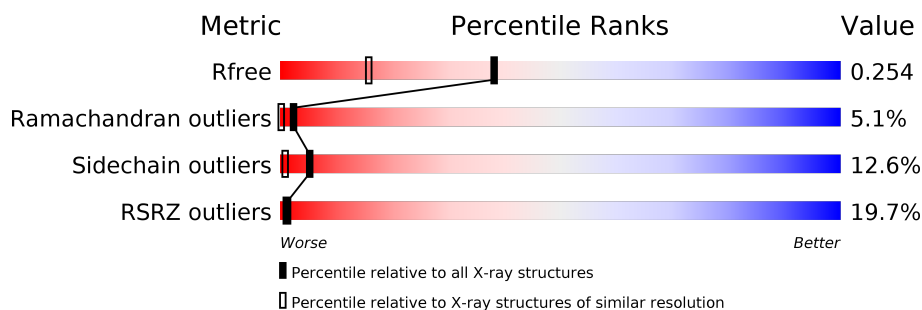
1 Overall quality at a glance

The following experimental techniques were used to determine the structure:

X-RAY DIFFRACTION

The reported resolution of this entry is 1.77 Å.

Percentile scores (ranging between 0-100) for global validation metrics of the entry are shown in the following graphic. The table shows the number of entries on which the scores are based.



Metric	Whole archive (#Entries)	Similar resolution (#Entries, resolution range(Å))
R_{free}	100719	7172 (1.80-1.76)
Ramachandran outliers	110173	8154 (1.80-1.76)
Sidechain outliers	110143	8153 (1.80-1.76)
RSRZ outliers	101464	7262 (1.80-1.76)

The table below summarises the geometric issues observed across the polymeric chains and their fit to the electron density. The red, orange, yellow and green segments on the lower bar indicate the fraction of residues that contain outliers for ≥ 3 , 2, 1 and 0 types of geometric quality criteria. A grey segment represents the fraction of residues that are not modelled. The numeric value for each fraction is indicated below the corresponding segment, with a dot representing fractions $\leq 5\%$. The upper red bar (where present) indicates the fraction of residues that have poor fit to the electron density. The numeric value is given above the bar.

Mol	Chain	Length	Quality of chain
1	1-A	418	
1	10-A	418	
1	11-A	418	
1	12-A	418	
1	13-A	418	
1	14-A	418	
1	15-A	418	

Continued on next page...

Continued from previous page...

Mol	Chain	Length	Quality of chain
1	16-A	418	
1	17-A	418	
1	18-A	418	
1	19-A	418	
1	2-A	418	
1	20-A	418	
1	3-A	418	
1	4-A	418	
1	5-A	418	
1	6-A	418	
1	7-A	418	
1	8-A	418	
1	9-A	418	

2 Entry composition

There are 3 unique types of molecules in this entry. The entry contains 120618 atoms, of which 57140 are hydrogens and 0 are deuteriums.

In the tables below, the ZeroOcc column contains the number of atoms modelled with zero occupancy, the AltConf column contains the number of residues with at least one atom in alternate conformation and the Trace column contains the number of residues modelled with at most 2 atoms.

- Molecule 1 is a protein called Oleandomycin glycosyltransferase.

Mol	Chain	Residues	Atoms								ZeroOcc	AltConf	Trace
1	1-A	395	Total	C	H	N	O	S	Se		0	395	0
			5899	1925	2857	543	567	2	5				
1	2-A	395	Total	C	H	N	O	S	Se		0	395	0
			5899	1925	2857	543	567	2	5				
1	3-A	395	Total	C	H	N	O	S	Se		0	395	0
			5899	1925	2857	543	567	2	5				
1	4-A	395	Total	C	H	N	O	S	Se		0	395	0
			5899	1925	2857	543	567	2	5				
1	5-A	395	Total	C	H	N	O	S	Se		0	395	0
			5899	1925	2857	543	567	2	5				
1	6-A	395	Total	C	H	N	O	S	Se		0	395	0
			5899	1925	2857	543	567	2	5				
1	7-A	395	Total	C	H	N	O	S	Se		0	395	0
			5899	1925	2857	543	567	2	5				
1	8-A	395	Total	C	H	N	O	S	Se		0	395	0
			5899	1925	2857	543	567	2	5				
1	9-A	395	Total	C	H	N	O	S	Se		0	395	0
			5899	1925	2857	543	567	2	5				
1	10-A	395	Total	C	H	N	O	S	Se		0	395	0
			5899	1925	2857	543	567	2	5				
1	11-A	395	Total	C	H	N	O	S	Se		0	395	0
			5899	1925	2857	543	567	2	5				
1	12-A	395	Total	C	H	N	O	S	Se		0	395	0
			5899	1925	2857	543	567	2	5				
1	13-A	395	Total	C	H	N	O	S	Se		0	395	0
			5899	1925	2857	543	567	2	5				
1	14-A	395	Total	C	H	N	O	S	Se		0	395	0
			5899	1925	2857	543	567	2	5				
1	15-A	395	Total	C	H	N	O	S	Se		0	395	0
			5899	1925	2857	543	567	2	5				
1	16-A	395	Total	C	H	N	O	S	Se		0	395	0
			5899	1925	2857	543	567	2	5				

Continued on next page...

Continued from previous page...

Mol	Chain	Residues	Atoms							ZeroOcc	AltConf	Trace
1	17-A	395	Total	C	H	N	O	S	Se	0	395	0
			5899	1925	2857	543	567	2	5			
1	18-A	395	Total	C	H	N	O	S	Se	0	395	0
			5899	1925	2857	543	567	2	5			
1	19-A	395	Total	C	H	N	O	S	Se	0	395	0
			5899	1925	2857	543	567	2	5			
1	20-A	395	Total	C	H	N	O	S	Se	0	395	0
			5899	1925	2857	543	567	2	5			

There are 3 discrepancies between the modelled and reference sequences:

Chain	Residue	Modelled	Actual	Comment	Reference
A	-2	GLY	-	EXPRESSION TAG	UNP Q3HTL6
A	-1	SER	-	EXPRESSION TAG	UNP Q3HTL6
A	0	HIS	-	EXPRESSION TAG	UNP Q3HTL6

- Molecule 2 is SODIUM ION (three-letter code: NA) (formula: Na).

Mol	Chain	Residues	Atoms		ZeroOcc	AltConf
2	3-A	1	Total	Na	0	1
			1	1		
2	18-A	1	Total	Na	0	1
			1	1		
2	11-A	1	Total	Na	0	1
			1	1		
2	16-A	1	Total	Na	0	1
			1	1		
2	4-A	1	Total	Na	0	1
			1	1		
2	20-A	1	Total	Na	0	1
			1	1		
2	12-A	1	Total	Na	0	1
			1	1		
2	19-A	1	Total	Na	0	1
			1	1		
2	17-A	1	Total	Na	0	1
			1	1		
2	5-A	1	Total	Na	0	1
			1	1		
2	13-A	1	Total	Na	0	1
			1	1		
2	8-A	1	Total	Na	0	1
			1	1		

Continued on next page...

Continued from previous page...

Mol	Chain	Residues	Atoms		ZeroOcc	AltConf
2	1-A	1	Total 1	Na 1	0	1
2	6-A	1	Total 1	Na 1	0	1
2	14-A	1	Total 1	Na 1	0	1
2	2-A	1	Total 1	Na 1	0	1
2	10-A	1	Total 1	Na 1	0	1
2	9-A	1	Total 1	Na 1	0	1
2	7-A	1	Total 1	Na 1	0	1
2	15-A	1	Total 1	Na 1	0	1

- Molecule 3 is water.

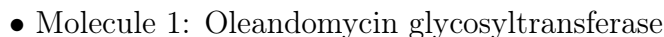
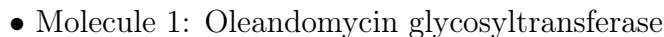
Mol	Chain	Residues	Atoms		ZeroOcc	AltConf
3	1-A	130	Total 130	O 130	0	130
3	2-A	128	Total 128	O 128	0	128
3	3-A	141	Total 141	O 141	0	141
3	4-A	119	Total 119	O 119	0	119
3	5-A	125	Total 125	O 125	0	125
3	6-A	120	Total 120	O 120	0	120
3	7-A	130	Total 130	O 130	0	130
3	8-A	146	Total 146	O 146	0	146
3	9-A	135	Total 135	O 135	0	135
3	10-A	146	Total 146	O 146	0	146
3	11-A	129	Total 129	O 129	0	129

Continued on next page...

Continued from previous page...

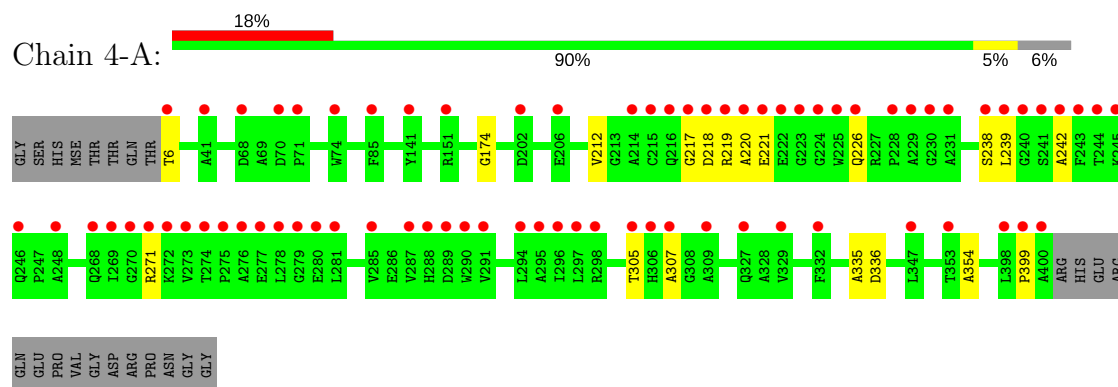
Mol	Chain	Residues	Atoms		ZeroOcc	AltConf
3	12-A	136	Total 136	O 136	0	136
3	13-A	135	Total 135	O 135	0	135
3	14-A	129	Total 129	O 129	0	129
3	15-A	121	Total 121	O 121	0	121
3	16-A	133	Total 133	O 133	0	133
3	17-A	132	Total 132	O 132	0	132
3	18-A	126	Total 126	O 126	0	126
3	19-A	134	Total 134	O 134	0	134
3	20-A	123	Total 123	O 123	0	123

- Molecule 1: Oleandomycin glycosyltransferase

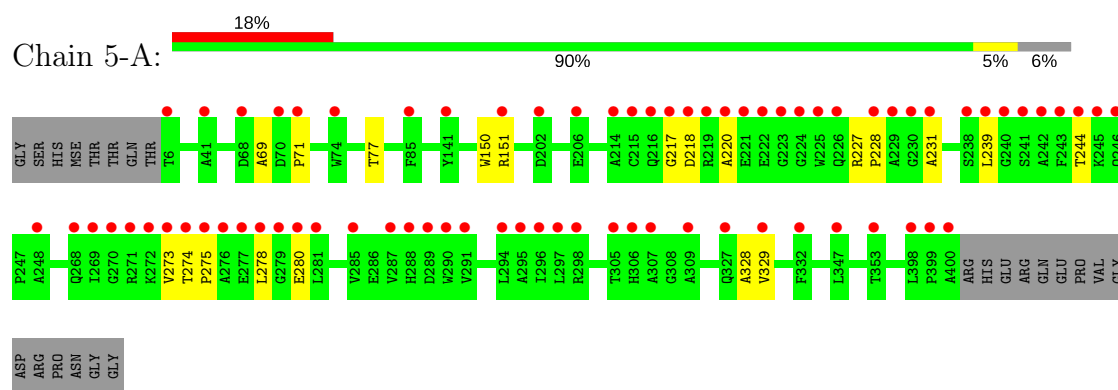


PRO
VAL
GLY
ASP
ARG
PRO
ASN
GLY
GLY

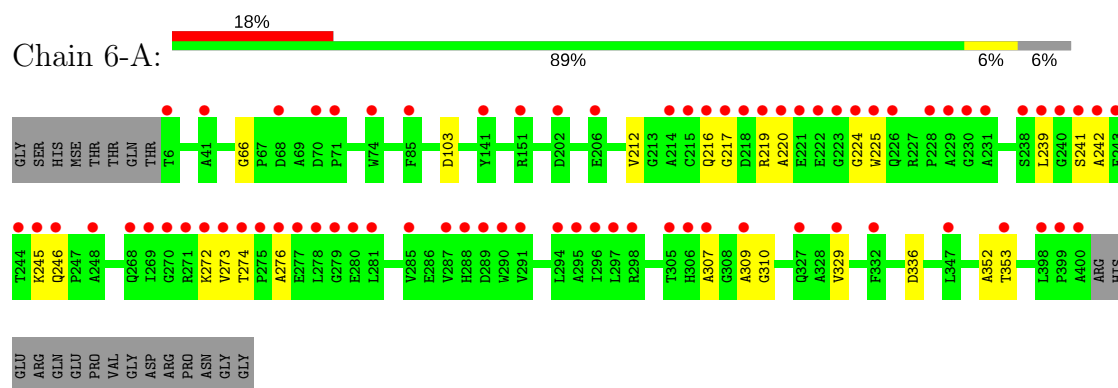
• Molecule 1: Oleandomycin glycosyltransferase



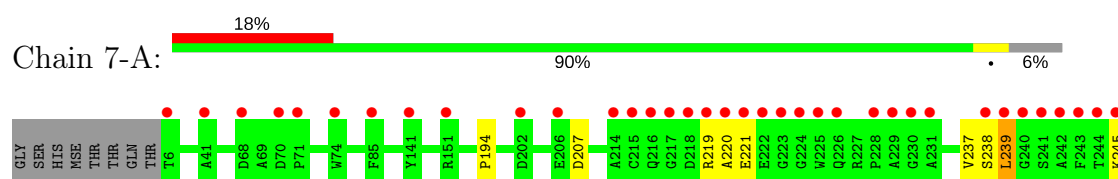
• Molecule 1: Oleandomycin glycosyltransferase

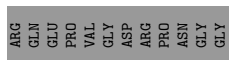


• Molecule 1: Oleandomycin glycosyltransferase

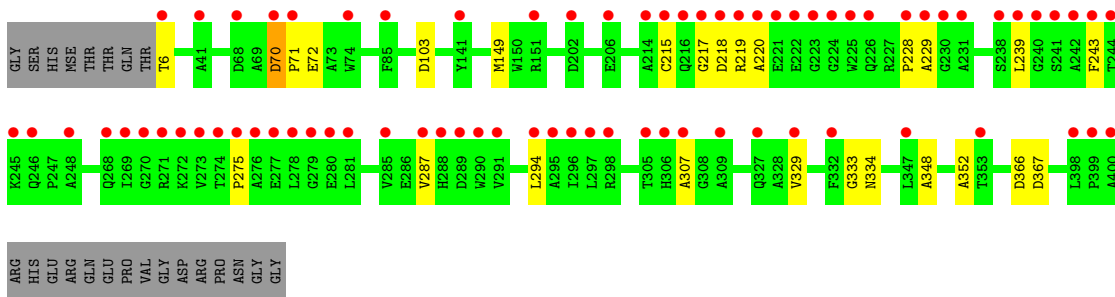


• Molecule 1: Oleandomycin glycosyltransferase

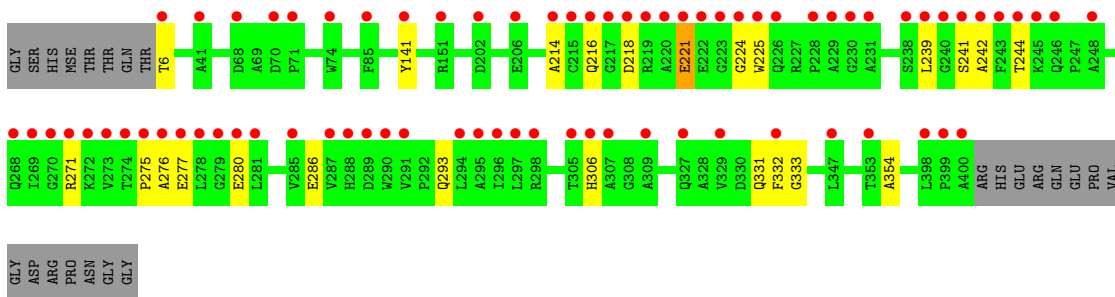




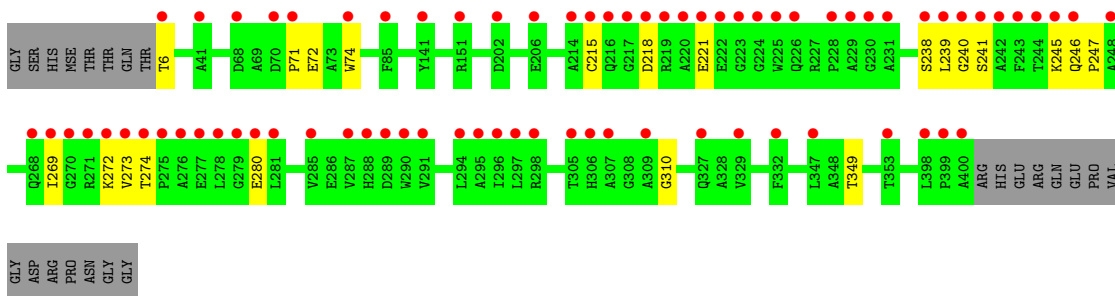
- Molecule 1: Oleandomycin glycosyltransferase



- Molecule 1: Oleandomycin glycosyltransferase

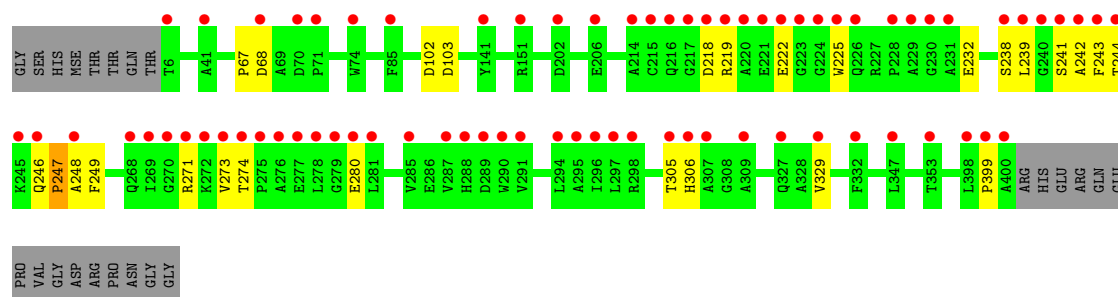


- Molecule 1: Oleandomycin glycosyltransferase

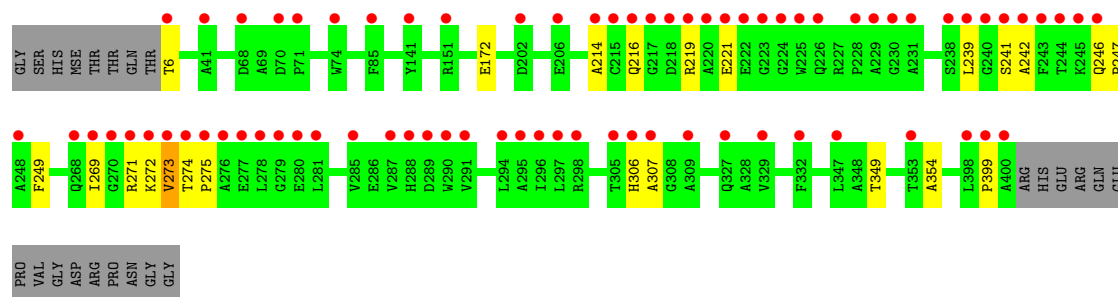


- Molecule 1: Oleandomycin glycosyltransferase

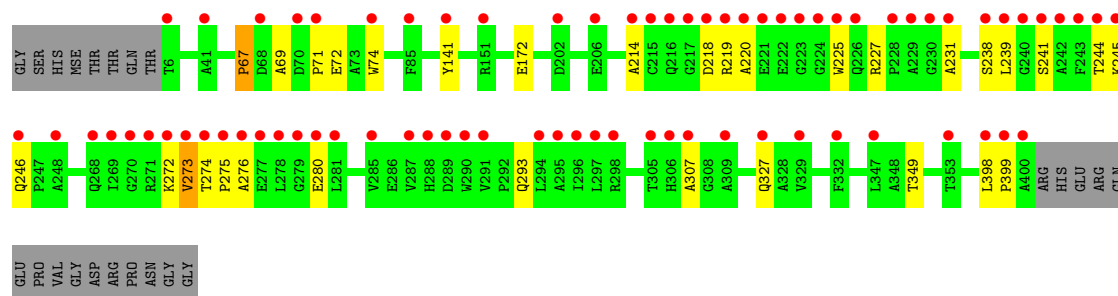
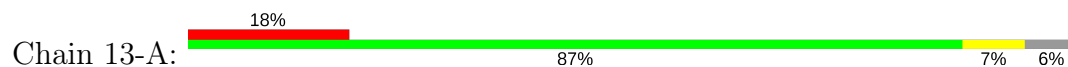




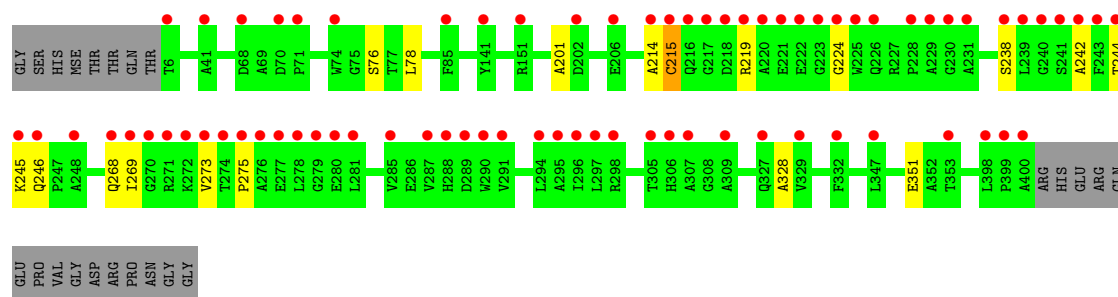
- Molecule 1: Oleandomycin glycosyltransferase



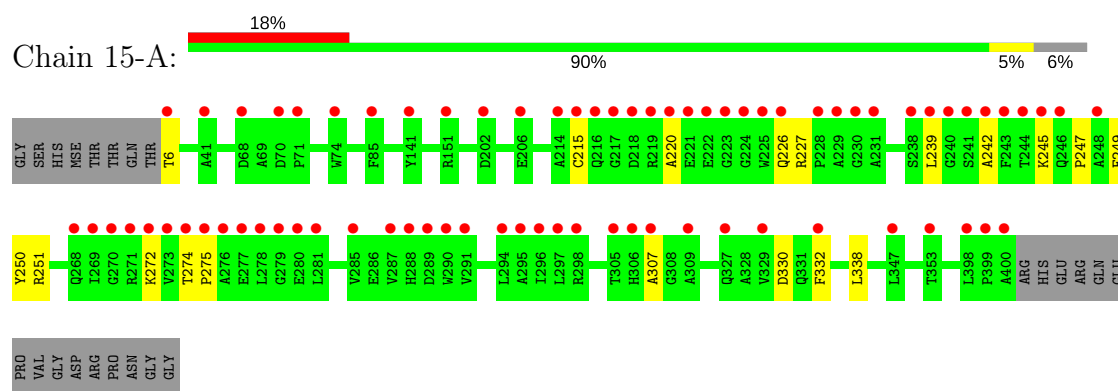
- Molecule 1: Oleandomycin glycosyltransferase



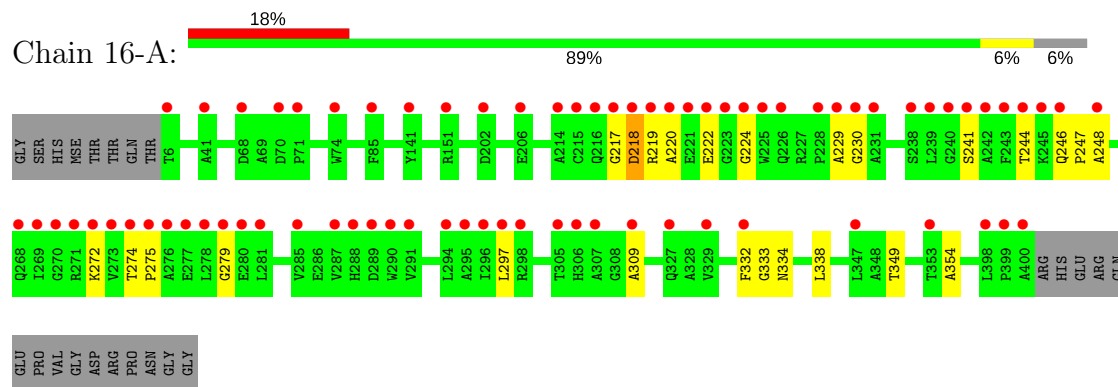
- Molecule 1: Oleandomycin glycosyltransferase



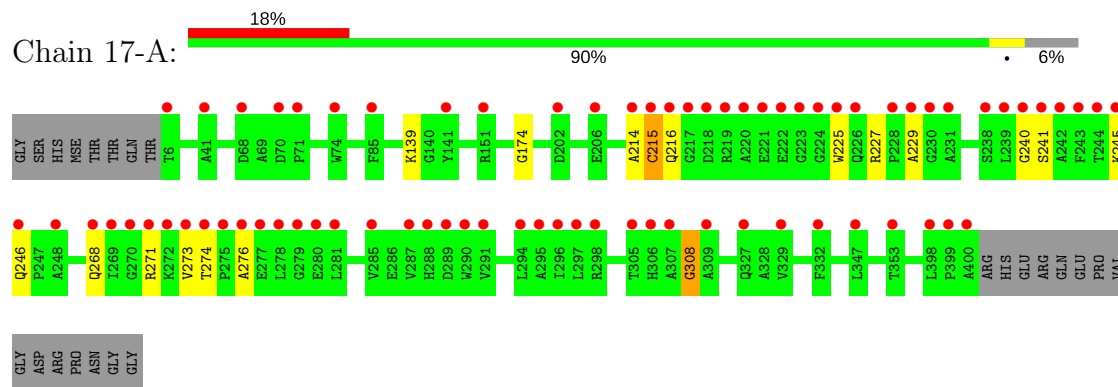
- Molecule 1: Oleandomycin glycosyltransferase



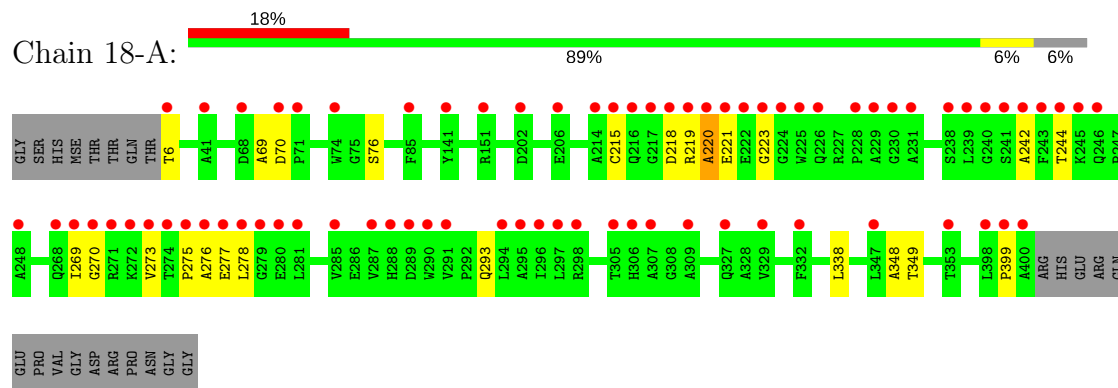
- Molecule 1: Oleandomycin glycosyltransferase



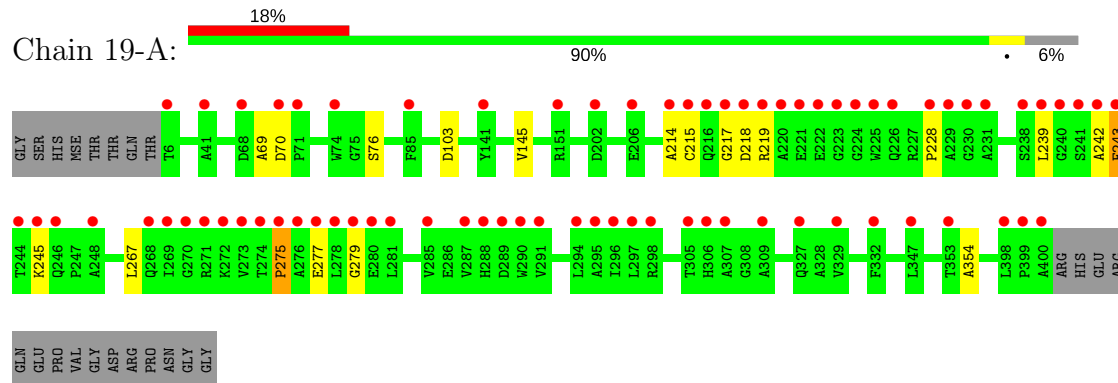
- Molecule 1: Oleandomycin glycosyltransferase



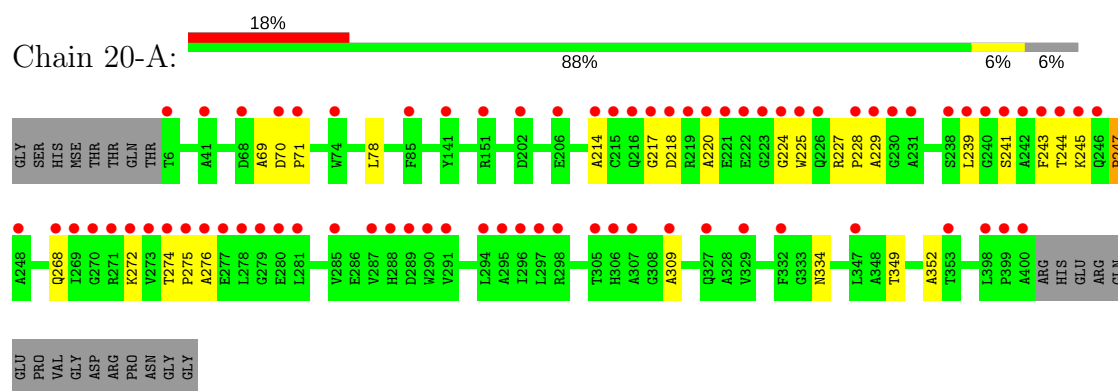
- Molecule 1: Oleandomycin glycosyltransferase



- Molecule 1: Oleandomycin glycosyltransferase



- Molecule 1: Oleandomycin glycosyltransferase



4 Data and refinement statistics

Property	Value	Source
Space group	H 3	Depositor
Cell constants a, b, c, α , β , γ	124.13Å 124.13Å 67.64Å 90.00° 90.00° 120.00°	Depositor
Resolution (Å)	42.08 – 1.77 42.08 – 1.77	Depositor EDS
% Data completeness (in resolution range)	100.0 (42.08-1.77) 93.4 (42.08-1.77)	Depositor EDS
R_{merge}	0.08	Depositor
R_{sym}	(Not available)	Depositor
$\langle I/\sigma(I) \rangle$ ¹	1.69 (at 1.77Å)	Xtriage
Refinement program	PHENIX (phenix.ensemble_refinement: dev_1420)	Depositor
R, R_{free}	0.150 , 0.188 0.214 , 0.254	Depositor DCC
R_{free} test set	2004 reflections (5.87%)	DCC
Wilson B-factor (Å ²)	29.9	Xtriage
Anisotropy	0.297	Xtriage
Bulk solvent k_{sol} (e/Å ³), B_{sol} (Å ²)	0.42 , 226.1	EDS
L-test for twinning ²	$\langle L \rangle = 0.50$, $\langle L^2 \rangle = 0.34$	Xtriage
Estimated twinning fraction	0.022 for h,-h-k,-l	Xtriage
F_o, F_c correlation	0.95	EDS
Total number of atoms	120618	wwPDB-VP
Average B, all atoms (Å ²)	30.0	wwPDB-VP

Xtriage's analysis on translational NCS is as follows: *The largest off-origin peak in the Patterson function is 4.67% of the height of the origin peak. No significant pseudotranslation is detected.*

¹Intensities estimated from amplitudes.

²Theoretical values of $\langle |L| \rangle$, $\langle L^2 \rangle$ for acentric reflections are 0.5, 0.333 respectively for untwinned datasets, and 0.375, 0.2 for perfectly twinned datasets.

5 Model quality

5.1 Standard geometry

Bond lengths and bond angles in the following residue types are not validated in this section: NA

The Z score for a bond length (or angle) is the number of standard deviations the observed value is removed from the expected value. A bond length (or angle) with $|Z| > 5$ is considered an outlier worth inspection. RMSZ is the root-mean-square of all Z scores of the bond lengths (or angles).

Mol	Chain	Bond lengths		Bond angles	
		RMSZ	$\# Z > 5$	RMSZ	$\# Z > 5$
1	1-A	0.58	0/3115	0.83	2/4251 (0.0%)

Chiral center outliers are detected by calculating the chiral volume of a chiral center and verifying if the center is modelled as a planar moiety or with the opposite hand. A planarity outlier is detected by checking planarity of atoms in a peptide group, atoms in a mainchain group or atoms of a sidechain that are expected to be planar.

Mol	Chain	#Chirality outliers	#Planarity outliers
1	1-A	0	6
1	2-A	0	4
1	3-A	0	5
1	4-A	0	3
1	5-A	0	3
1	6-A	0	2
1	7-A	0	5
1	8-A	0	4
1	9-A	0	2
1	10-A	0	3
1	11-A	0	5
1	12-A	0	5
1	13-A	0	6
1	14-A	0	5
1	15-A	0	5
1	16-A	0	2
1	17-A	0	7
1	18-A	0	6
1	19-A	0	6
1	20-A	0	3
All	All	0	87

There are no bond length outliers.

All (2) bond angle outliers are listed below:

Mol	Chain	Res	Type	Atoms	Z	Observed(°)	Ideal(°)
1	1-A	239[A]	LEU	CB-CG-CD2	5.63	120.58	111.00
1	1-A	243[A]	PHE	CB-CG-CD1	5.38	124.56	120.80

There are no chirality outliers.

All (87) planarity outliers are listed below:

Mol	Chain	Res	Type	Group
1	1-A	213[A]	GLY	Peptide
1	1-A	215[A]	CYS	Peptide
1	1-A	241[A]	SER	Peptide
1	1-A	268[A]	GLN	Peptide
1	1-A	275[A]	PRO	Peptide
1	1-A	276[A]	ALA	Peptide
1	10-A	215[J]	CYS	Peptide
1	10-A	238[J]	SER	Peptide
1	10-A	6[J]	THR	Peptide
1	11-A	102[K]	ASP	Peptide
1	11-A	222[K]	GLU	Peptide
1	11-A	238[K]	SER	Peptide
1	11-A	247[K]	PRO	Peptide
1	11-A	305[K]	THR	Peptide
1	12-A	242[L]	ALA	Peptide
1	12-A	271[L]	ARG	Peptide
1	12-A	273[L]	VAL	Peptide
1	12-A	399[L]	PRO	Peptide
1	12-A	6[L]	THR	Peptide
1	13-A	214[M]	ALA	Peptide
1	13-A	238[M]	SER	Peptide
1	13-A	273[M]	VAL	Peptide
1	13-A	293[M]	GLN	Peptide
1	13-A	327[M]	GLN	Peptide
1	13-A	67[M]	PRO	Peptide
1	14-A	215[N]	CYS	Peptide
1	14-A	238[N]	SER	Peptide
1	14-A	245[N]	LYS	Peptide
1	14-A	268[N]	GLN	Peptide
1	14-A	351[N]	GLU	Peptide
1	15-A	220[O]	ALA	Peptide
1	15-A	226[O]	GLN	Peptide
1	15-A	250[O]	TYR	Peptide
1	15-A	330[O]	ASP	Peptide

Continued on next page...

Continued from previous page...

Mol	Chain	Res	Type	Group
1	15-A	6[O]	THR	Peptide
1	16-A	217[P]	GLY	Peptide
1	16-A	218[P]	ASP	Peptide
1	17-A	174[Q]	GLY	Peptide
1	17-A	214[Q]	ALA	Peptide
1	17-A	215[Q]	CYS	Peptide
1	17-A	227[Q]	ARG	Peptide
1	17-A	241[Q]	SER	Peptide
1	17-A	245[Q]	LYS	Peptide
1	17-A	308[Q]	GLY	Peptide
1	18-A	215[R]	CYS	Peptide
1	18-A	220[R]	ALA	Peptide
1	18-A	244[R]	THR	Peptide
1	18-A	269[R]	ILE	Peptide
1	18-A	270[R]	GLY	Peptide
1	18-A	6[R]	THR	Peptide
1	19-A	217[S]	GLY	Peptide
1	19-A	242[S]	ALA	Peptide
1	19-A	243[S]	PHE	Peptide
1	19-A	267[S]	LEU	Peptide
1	19-A	275[S]	PRO	Peptide
1	19-A	277[S]	GLU	Peptide
1	2-A	240[B]	GLY	Peptide
1	2-A	242[B]	ALA	Peptide
1	2-A	277[B]	GLU	Peptide
1	2-A	294[B]	LEU	Peptide
1	20-A	217[T]	GLY	Peptide
1	20-A	241[T]	SER	Peptide
1	20-A	247[T]	PRO	Peptide
1	3-A	221[C]	GLU	Peptide
1	3-A	244[C]	THR	Peptide
1	3-A	273[C]	VAL	Peptide
1	3-A	275[C]	PRO	Peptide
1	3-A	328[C]	ALA	Peptide
1	4-A	238[D]	SER	Peptide
1	4-A	305[D]	THR	Peptide
1	4-A	6[D]	THR	Peptide
1	5-A	217[E]	GLY	Peptide
1	5-A	244[E]	THR	Peptide
1	5-A	329[E]	VAL	Peptide
1	6-A	216[F]	GLN	Peptide
1	6-A	217[F]	GLY	Peptide

Continued on next page...

Continued from previous page...

Mol	Chain	Res	Type	Group
1	7-A	221[G]	GLU	Peptide
1	7-A	239[G]	LEU	Peptide
1	7-A	245[G]	LYS	Peptide
1	7-A	246[G]	GLN	Peptide
1	7-A	350[G]	GLU	Peptide
1	8-A	215[H]	CYS	Peptide
1	8-A	348[H]	ALA	Peptide
1	8-A	6[H]	THR	Peptide
1	8-A	70[H]	ASP	Peptide
1	9-A	221[I]	GLU	Peptide
1	9-A	6[I]	THR	Peptide

5.2 Too-close contacts ⓘ

In the following table, the Non-H and H(model) columns list the number of non-hydrogen atoms and hydrogen atoms in the chain respectively. The H(added) column lists the number of hydrogen atoms added and optimized by MolProbity. The Clashes column lists the number of clashes within the asymmetric unit, whereas Symm-Clashes lists symmetry related clashes.

Mol	Chain	Non-H	H(model)	H(added)	Clashes	Symm-Clashes
1	1-A	3042	2857	2982	0	0
1	2-A	3042	2857	2982	0	0
1	3-A	3042	2857	2982	0	0
1	4-A	3042	2857	2982	0	0
1	5-A	3042	2857	2982	0	0
1	6-A	3042	2857	2982	0	0
1	7-A	3042	2857	2982	0	0
1	8-A	3042	2857	2982	0	0
1	9-A	3042	2857	2982	0	0
1	10-A	3042	2857	2982	0	0
1	11-A	3042	2857	2982	0	0
1	12-A	3042	2857	2982	0	0
1	13-A	3042	2857	2982	0	0
1	14-A	3042	2857	2982	0	0
1	15-A	3042	2857	2982	0	0
1	16-A	3042	2857	2982	0	0
1	17-A	3042	2857	2982	0	0
1	18-A	3042	2857	2982	0	0
1	19-A	3042	2857	2982	0	0
1	20-A	3042	2857	2982	0	0
2	1-A	1	0	0	0	0
2	2-A	1	0	0	0	0

Continued on next page...

Continued from previous page...

Mol	Chain	Non-H	H(model)	H(added)	Clashes	Symm-Clashes
2	3-A	1	0	0	0	0
2	4-A	1	0	0	0	0
2	5-A	1	0	0	0	0
2	6-A	1	0	0	0	0
2	7-A	1	0	0	0	0
2	8-A	1	0	0	0	0
2	9-A	1	0	0	0	0
2	10-A	1	0	0	0	0
2	11-A	1	0	0	0	0
2	12-A	1	0	0	0	0
2	13-A	1	0	0	0	0
2	14-A	1	0	0	0	0
2	15-A	1	0	0	0	0
2	16-A	1	0	0	0	0
2	17-A	1	0	0	0	0
2	18-A	1	0	0	0	0
2	19-A	1	0	0	0	0
2	20-A	1	0	0	0	0
3	1-A	130	0	0	0	0
3	2-A	128	0	0	0	0
3	3-A	141	0	0	0	0
3	4-A	119	0	0	0	0
3	5-A	125	0	0	0	0
3	6-A	120	0	0	0	0
3	7-A	130	0	0	0	0
3	8-A	146	0	0	0	0
3	9-A	135	0	0	0	0
3	10-A	146	0	0	0	0
3	11-A	129	0	0	0	0
3	12-A	136	0	0	0	0
3	13-A	135	0	0	0	0
3	14-A	129	0	0	0	0
3	15-A	121	0	0	0	0
3	16-A	133	0	0	0	0
3	17-A	132	0	0	0	0
3	18-A	126	0	0	0	0
3	19-A	134	0	0	0	0
3	20-A	123	0	0	0	0
All	All	63478	57140	59640	0	0

The all-atom clashscore is defined as the number of clashes found per 1000 atoms (including hydrogen atoms). Clashscore could not be calculated for this entry.

There are no clashes within the asymmetric unit.

There are no symmetry-related clashes.

5.3 Torsion angles

5.3.1 Protein backbone

In the following table, the Percentiles column shows the percent Ramachandran outliers of the chain as a percentile score with respect to all X-ray entries followed by that with respect to entries of similar resolution.

The Analysed column shows the number of residues for which the backbone conformation was analysed, and the total number of residues.

Mol	Chain	Analysed	Favoured	Allowed	Outliers	Percentiles	
1	1-A	393/418 (94%)	347 (88%)	27 (7%)	19 (5%)	2	0
1	2-A	393/418 (94%)	337 (86%)	30 (8%)	26 (7%)	1	0
1	3-A	393/418 (94%)	344 (88%)	23 (6%)	26 (7%)	1	0
1	4-A	393/418 (94%)	342 (87%)	35 (9%)	16 (4%)	3	0
1	5-A	393/418 (94%)	345 (88%)	31 (8%)	17 (4%)	3	0
1	6-A	393/418 (94%)	340 (86%)	30 (8%)	23 (6%)	2	0
1	7-A	393/418 (94%)	351 (89%)	25 (6%)	17 (4%)	3	0
1	8-A	393/418 (94%)	332 (84%)	38 (10%)	23 (6%)	2	0
1	9-A	393/418 (94%)	333 (85%)	37 (9%)	23 (6%)	2	0
1	10-A	393/418 (94%)	346 (88%)	29 (7%)	18 (5%)	3	0
1	11-A	393/418 (94%)	341 (87%)	29 (7%)	23 (6%)	2	0
1	12-A	393/418 (94%)	343 (87%)	31 (8%)	19 (5%)	2	0
1	13-A	393/418 (94%)	329 (84%)	36 (9%)	28 (7%)	1	0
1	14-A	393/418 (94%)	344 (88%)	35 (9%)	14 (4%)	4	0
1	15-A	393/418 (94%)	344 (88%)	35 (9%)	14 (4%)	4	0
1	16-A	393/418 (94%)	338 (86%)	31 (8%)	24 (6%)	2	0
1	17-A	393/418 (94%)	344 (88%)	36 (9%)	13 (3%)	4	0
1	18-A	393/418 (94%)	340 (86%)	34 (9%)	19 (5%)	2	0
1	19-A	393/418 (94%)	347 (88%)	30 (8%)	16 (4%)	3	0
1	20-A	393/418 (94%)	337 (86%)	30 (8%)	26 (7%)	1	0
All	All	7860/8360 (94%)	6824 (87%)	632 (8%)	404 (5%)	2	0

All (404) Ramachandran outliers are listed below:

Mol	Chain	Res	Type
1	1-A	214[A]	ALA
1	1-A	218[A]	ASP
1	1-A	222[A]	GLU
1	1-A	232[A]	GLU
1	1-A	240[A]	GLY
1	1-A	241[A]	SER
1	1-A	243[A]	PHE
1	1-A	274[A]	THR
1	1-A	398[A]	LEU
1	1-A	399[A]	PRO
1	2-A	69[B]	ALA
1	2-A	218[B]	ASP
1	2-A	242[B]	ALA
1	2-A	246[B]	GLN
1	2-A	247[B]	PRO
1	2-A	273[B]	VAL
1	2-A	274[B]	THR
1	2-A	275[B]	PRO
1	2-A	277[B]	GLU
1	2-A	278[B]	LEU
1	2-A	293[B]	GLN
1	2-A	294[B]	LEU
1	2-A	295[B]	ALA
1	2-A	348[B]	ALA
1	2-A	354[B]	ALA
1	2-A	399[B]	PRO
1	3-A	218[C]	ASP
1	3-A	222[C]	GLU
1	3-A	239[C]	LEU
1	3-A	241[C]	SER
1	3-A	293[C]	GLN
1	3-A	306[C]	HIS
1	3-A	329[C]	VAL
1	3-A	349[C]	THR
1	4-A	218[D]	ASP
1	4-A	219[D]	ARG
1	4-A	220[D]	ALA
1	4-A	239[D]	LEU
1	4-A	271[D]	ARG
1	4-A	307[D]	ALA
1	4-A	336[D]	ASP
1	5-A	69[E]	ALA

Continued on next page...

Continued from previous page...

Mol	Chain	Res	Type
1	5-A	77[E]	THR
1	5-A	218[E]	ASP
1	5-A	228[E]	PRO
1	5-A	231[E]	ALA
1	5-A	239[E]	LEU
1	5-A	273[E]	VAL
1	5-A	274[E]	THR
1	5-A	275[E]	PRO
1	5-A	280[E]	GLU
1	6-A	219[F]	ARG
1	6-A	241[F]	SER
1	6-A	242[F]	ALA
1	6-A	245[F]	LYS
1	6-A	246[F]	GLN
1	6-A	272[F]	LYS
1	6-A	274[F]	THR
1	6-A	307[F]	ALA
1	6-A	329[F]	VAL
1	6-A	352[F]	ALA
1	7-A	207[G]	ASP
1	7-A	219[G]	ARG
1	7-A	220[G]	ALA
1	7-A	238[G]	SER
1	7-A	239[G]	LEU
1	7-A	275[G]	PRO
1	7-A	276[G]	ALA
1	7-A	307[G]	ALA
1	7-A	312[G]	SER
1	8-A	70[H]	ASP
1	8-A	72[H]	GLU
1	8-A	239[H]	LEU
1	8-A	243[H]	PHE
1	8-A	275[H]	PRO
1	8-A	307[H]	ALA
1	8-A	329[H]	VAL
1	8-A	367[H]	ASP
1	9-A	216[I]	GLN
1	9-A	218[I]	ASP
1	9-A	221[I]	GLU
1	9-A	239[I]	LEU
1	9-A	244[I]	THR
1	9-A	271[I]	ARG

Continued on next page...

Continued from previous page...

Mol	Chain	Res	Type
1	9-A	277[I]	GLU
1	9-A	293[I]	GLN
1	9-A	306[I]	HIS
1	9-A	331[I]	GLN
1	10-A	71[J]	PRO
1	10-A	72[J]	GLU
1	10-A	221[J]	GLU
1	10-A	245[J]	LYS
1	10-A	246[J]	GLN
1	10-A	273[J]	VAL
1	10-A	349[J]	THR
1	11-A	67[K]	PRO
1	11-A	68[K]	ASP
1	11-A	218[K]	ASP
1	11-A	219[K]	ARG
1	11-A	239[K]	LEU
1	11-A	241[K]	SER
1	11-A	242[K]	ALA
1	11-A	244[K]	THR
1	11-A	246[K]	GLN
1	11-A	247[K]	PRO
1	11-A	248[K]	ALA
1	11-A	249[K]	PHE
1	11-A	274[K]	THR
1	11-A	399[K]	PRO
1	12-A	214[L]	ALA
1	12-A	216[L]	GLN
1	12-A	219[L]	ARG
1	12-A	221[L]	GLU
1	12-A	241[L]	SER
1	12-A	246[L]	GLN
1	12-A	247[L]	PRO
1	12-A	275[L]	PRO
1	12-A	307[L]	ALA
1	12-A	354[L]	ALA
1	13-A	67[M]	PRO
1	13-A	69[M]	ALA
1	13-A	218[M]	ASP
1	13-A	220[M]	ALA
1	13-A	239[M]	LEU
1	13-A	241[M]	SER
1	13-A	245[M]	LYS

Continued on next page...

Continued from previous page...

Mol	Chain	Res	Type
1	13-A	246[M]	GLN
1	13-A	272[M]	LYS
1	13-A	275[M]	PRO
1	13-A	398[M]	LEU
1	13-A	399[M]	PRO
1	14-A	78[N]	LEU
1	14-A	219[N]	ARG
1	14-A	242[N]	ALA
1	14-A	246[N]	GLN
1	14-A	273[N]	VAL
1	14-A	328[N]	ALA
1	15-A	239[O]	LEU
1	15-A	242[O]	ALA
1	15-A	251[O]	ARG
1	15-A	332[O]	PHE
1	16-A	218[P]	ASP
1	16-A	219[P]	ARG
1	16-A	224[P]	GLY
1	16-A	229[P]	ALA
1	16-A	244[P]	THR
1	16-A	246[P]	GLN
1	16-A	247[P]	PRO
1	16-A	272[P]	LYS
1	16-A	274[P]	THR
1	16-A	275[P]	PRO
1	16-A	334[P]	ASN
1	16-A	338[P]	LEU
1	16-A	349[P]	THR
1	16-A	354[P]	ALA
1	17-A	240[Q]	GLY
1	17-A	273[Q]	VAL
1	18-A	70[R]	ASP
1	18-A	218[R]	ASP
1	18-A	219[R]	ARG
1	18-A	220[R]	ALA
1	18-A	221[R]	GLU
1	18-A	223[R]	GLY
1	18-A	273[R]	VAL
1	18-A	275[R]	PRO
1	18-A	276[R]	ALA
1	18-A	277[R]	GLU
1	18-A	349[R]	THR

Continued on next page...

Continued from previous page...

Mol	Chain	Res	Type
1	19-A	70[S]	ASP
1	19-A	215[S]	CYS
1	19-A	218[S]	ASP
1	19-A	219[S]	ARG
1	19-A	354[S]	ALA
1	20-A	69[T]	ALA
1	20-A	70[T]	ASP
1	20-A	71[T]	PRO
1	20-A	218[T]	ASP
1	20-A	225[T]	TRP
1	20-A	243[T]	PHE
1	20-A	244[T]	THR
1	20-A	247[T]	PRO
1	20-A	268[T]	GLN
1	20-A	272[T]	LYS
1	20-A	274[T]	THR
1	20-A	275[T]	PRO
1	1-A	229[A]	ALA
1	1-A	247[A]	PRO
1	1-A	278[A]	LEU
1	1-A	326[A]	PRO
1	2-A	103[B]	ASP
1	2-A	243[B]	PHE
1	3-A	177[C]	GLU
1	3-A	240[C]	GLY
1	3-A	270[C]	GLY
1	3-A	276[C]	ALA
1	3-A	277[C]	GLU
1	3-A	310[C]	GLY
1	4-A	174[D]	GLY
1	4-A	335[D]	ALA
1	5-A	220[E]	ALA
1	6-A	220[F]	ALA
1	6-A	224[F]	GLY
1	6-A	309[F]	ALA
1	7-A	237[G]	VAL
1	7-A	295[G]	ALA
1	7-A	311[G]	GLY
1	8-A	103[H]	ASP
1	8-A	217[H]	GLY
1	8-A	218[H]	ASP
1	8-A	220[H]	ALA

Continued on next page...

Continued from previous page...

Mol	Chain	Res	Type
1	8-A	229[H]	ALA
1	8-A	287[H]	VAL
1	8-A	294[H]	LEU
1	8-A	333[H]	GLY
1	8-A	334[H]	ASN
1	8-A	352[H]	ALA
1	9-A	141[I]	TYR
1	9-A	214[I]	ALA
1	9-A	275[I]	PRO
1	9-A	276[I]	ALA
1	9-A	280[I]	GLU
1	9-A	286[I]	GLU
1	9-A	332[I]	PHE
1	9-A	333[I]	GLY
1	10-A	74[J]	TRP
1	10-A	241[J]	SER
1	10-A	247[J]	PRO
1	10-A	272[J]	LYS
1	10-A	274[J]	THR
1	10-A	310[J]	GLY
1	11-A	225[K]	TRP
1	11-A	232[K]	GLU
1	11-A	243[K]	PHE
1	11-A	306[K]	HIS
1	12-A	239[L]	LEU
1	12-A	269[L]	ILE
1	12-A	272[L]	LYS
1	12-A	273[L]	VAL
1	12-A	274[L]	THR
1	13-A	74[M]	TRP
1	13-A	141[M]	TYR
1	13-A	273[M]	VAL
1	14-A	214[N]	ALA
1	14-A	215[N]	CYS
1	14-A	224[N]	GLY
1	15-A	245[O]	LYS
1	15-A	272[O]	LYS
1	15-A	275[O]	PRO
1	15-A	338[O]	LEU
1	16-A	220[P]	ALA
1	16-A	222[P]	GLU
1	16-A	248[P]	ALA

Continued on next page...

Continued from previous page...

Mol	Chain	Res	Type
1	16-A	297[P]	LEU
1	16-A	333[P]	GLY
1	17-A	139[Q]	LYS
1	17-A	215[Q]	CYS
1	17-A	225[Q]	TRP
1	17-A	276[Q]	ALA
1	17-A	308[Q]	GLY
1	18-A	338[R]	LEU
1	18-A	399[R]	PRO
1	19-A	69[S]	ALA
1	19-A	214[S]	ALA
1	19-A	243[S]	PHE
1	19-A	245[S]	LYS
1	19-A	279[S]	GLY
1	20-A	214[T]	ALA
1	20-A	229[T]	ALA
1	20-A	239[T]	LEU
1	20-A	245[T]	LYS
1	20-A	276[T]	ALA
1	20-A	309[T]	ALA
1	20-A	334[T]	ASN
1	2-A	214[B]	ALA
1	2-A	229[B]	ALA
1	2-A	239[B]	LEU
1	2-A	289[B]	ASP
1	2-A	329[B]	VAL
1	2-A	352[B]	ALA
1	3-A	202[C]	ASP
1	3-A	242[C]	ALA
1	3-A	247[C]	PRO
1	3-A	289[C]	ASP
1	4-A	242[D]	ALA
1	5-A	150[E]	TRP
1	6-A	336[F]	ASP
1	8-A	366[H]	ASP
1	9-A	225[I]	TRP
1	9-A	241[I]	SER
1	9-A	242[I]	ALA
1	10-A	218[J]	ASP
1	11-A	280[K]	GLU
1	12-A	172[L]	GLU
1	12-A	249[L]	PHE

Continued on next page...

Continued from previous page...

Mol	Chain	Res	Type
1	12-A	349[L]	THR
1	13-A	72[M]	GLU
1	13-A	172[M]	GLU
1	13-A	225[M]	TRP
1	13-A	244[M]	THR
1	13-A	276[M]	ALA
1	13-A	307[M]	ALA
1	13-A	349[M]	THR
1	14-A	275[N]	PRO
1	15-A	215[O]	CYS
1	15-A	247[O]	PRO
1	15-A	249[O]	PHE
1	15-A	307[O]	ALA
1	16-A	230[P]	GLY
1	16-A	241[P]	SER
1	16-A	332[P]	PHE
1	17-A	229[Q]	ALA
1	17-A	271[Q]	ARG
1	19-A	76[S]	SER
1	19-A	103[S]	ASP
1	20-A	220[T]	ALA
1	20-A	349[T]	THR
1	1-A	200[A]	HIS
1	1-A	226[A]	GLN
1	1-A	273[A]	VAL
1	3-A	243[C]	PHE
1	4-A	221[D]	GLU
1	5-A	151[E]	ARG
1	5-A	278[E]	LEU
1	6-A	66[F]	GLY
1	6-A	103[F]	ASP
1	6-A	225[F]	TRP
1	6-A	239[F]	LEU
1	6-A	276[F]	ALA
1	6-A	353[F]	THR
1	7-A	194[G]	PRO
1	7-A	246[G]	GLN
1	8-A	71[H]	PRO
1	8-A	149[H]	MSE
1	8-A	219[H]	ARG
1	9-A	354[I]	ALA
1	10-A	239[J]	LEU

Continued on next page...

Continued from previous page...

Mol	Chain	Res	Type
1	11-A	103[K]	ASP
1	11-A	271[K]	ARG
1	12-A	306[L]	HIS
1	13-A	219[M]	ARG
1	13-A	231[M]	ALA
1	13-A	280[M]	GLU
1	14-A	201[N]	ALA
1	15-A	227[O]	ARG
1	15-A	274[O]	THR
1	16-A	309[P]	ALA
1	18-A	69[R]	ALA
1	18-A	76[R]	SER
1	18-A	242[R]	ALA
1	18-A	278[R]	LEU
1	19-A	145[S]	VAL
1	19-A	275[S]	PRO
1	20-A	78[T]	LEU
1	20-A	228[T]	PRO
1	2-A	226[B]	GLN
1	3-A	219[C]	ARG
1	3-A	220[C]	ALA
1	3-A	225[C]	TRP
1	3-A	328[C]	ALA
1	4-A	212[D]	VAL
1	4-A	354[D]	ALA
1	4-A	399[D]	PRO
1	5-A	227[E]	ARG
1	5-A	328[E]	ALA
1	7-A	273[G]	VAL
1	7-A	399[G]	PRO
1	10-A	280[J]	GLU
1	14-A	244[N]	THR
1	17-A	216[Q]	GLN
1	17-A	268[Q]	GLN
1	18-A	293[R]	GLN
1	18-A	348[R]	ALA
1	19-A	228[S]	PRO
1	19-A	239[S]	LEU
1	20-A	352[T]	ALA
1	3-A	226[C]	GLN
1	3-A	271[C]	ARG
1	4-A	217[D]	GLY

Continued on next page...

Continued from previous page...

Mol	Chain	Res	Type
1	4-A	226[D]	GLN
1	8-A	228[H]	PRO
1	9-A	224[I]	GLY
1	11-A	273[K]	VAL
1	13-A	71[M]	PRO
1	14-A	76[N]	SER
1	14-A	269[N]	ILE
1	16-A	279[P]	GLY
1	20-A	227[T]	ARG
1	7-A	270[G]	GLY
1	13-A	227[M]	ARG
1	10-A	269[J]	ILE
1	17-A	274[Q]	THR
1	20-A	224[T]	GLY
1	1-A	270[A]	GLY
1	6-A	212[F]	VAL
1	6-A	273[F]	VAL
1	6-A	310[F]	GLY
1	1-A	147[A]	GLU
1	2-A	213[B]	GLY
1	5-A	71[E]	PRO
1	10-A	240[J]	GLY
1	17-A	246[Q]	GLN
1	3-A	292[C]	PRO
1	11-A	329[K]	VAL
1	13-A	274[M]	THR

5.3.2 Protein sidechains ⓘ

In the following table, the Percentiles column shows the percent sidechain outliers of the chain as a percentile score with respect to all X-ray entries followed by that with respect to entries of similar resolution.

The Analysed column shows the number of residues for which the sidechain conformation was analysed, and the total number of residues.

Mol	Chain	Analysed	Rotameric	Outliers	Percentiles
1	1-A	309/322 (96%)	270 (87%)	39 (13%)	5 1

All (39) residues with a non-rotameric sidechain are listed below:

Mol	Chain	Res	Type
1	1-A	40[A]	TYR
1	1-A	70[A]	ASP
1	1-A	78[A]	LEU
1	1-A	82[A]	VAL
1	1-A	102[A]	ASP
1	1-A	134[A]	ASN
1	1-A	142[A]	GLU
1	1-A	149[A]	MSE
1	1-A	154[A]	ARG
1	1-A	166[A]	PHE
1	1-A	177[A]	GLU
1	1-A	180[A]	ASP
1	1-A	216[A]	GLN
1	1-A	218[A]	ASP
1	1-A	221[A]	GLU
1	1-A	222[A]	GLU
1	1-A	225[A]	TRP
1	1-A	226[A]	GLN
1	1-A	238[A]	SER
1	1-A	239[A]	LEU
1	1-A	243[A]	PHE
1	1-A	244[A]	THR
1	1-A	245[A]	LYS
1	1-A	246[A]	GLN
1	1-A	251[A]	ARG
1	1-A	269[A]	ILE
1	1-A	271[A]	ARG
1	1-A	274[A]	THR
1	1-A	286[A]	GLU
1	1-A	289[A]	ASP
1	1-A	305[A]	THR
1	1-A	306[A]	HIS
1	1-A	313[A]	GLN
1	1-A	330[A]	ASP
1	1-A	337[A]	MSE
1	1-A	366[A]	ASP
1	1-A	372[A]	ARG
1	1-A	389[A]	ARG
1	1-A	398[A]	LEU

Some sidechains can be flipped to improve hydrogen bonding and reduce clashes. All (7) such sidechains are listed below:

Mol	Chain	Res	Type
1	1-A	18[A]	HIS
1	1-A	81[A]	ASN
1	1-A	246[A]	GLN
1	1-A	264[A]	HIS
1	1-A	293[A]	GLN
1	1-A	331[A]	GLN
1	1-A	339[A]	GLN

5.3.3 RNA [i](#)

There are no RNA molecules in this entry.

5.4 Non-standard residues in protein, DNA, RNA chains [i](#)

There are no non-standard protein/DNA/RNA residues in this entry.

5.5 Carbohydrates [i](#)

There are no carbohydrates in this entry.

5.6 Ligand geometry [i](#)

Of 20 ligands modelled in this entry, 20 are monoatomic - leaving 0 for Mogul analysis.

There are no bond length outliers.

There are no bond angle outliers.

There are no chirality outliers.

There are no torsion outliers.

There are no ring outliers.

No monomer is involved in short contacts.

5.7 Other polymers [i](#)

There are no such residues in this entry.

5.8 Polymer linkage issues [i](#)

There are no chain breaks in this entry.

6 Fit of model and data ⓘ

6.1 Protein, DNA and RNA chains ⓘ

In the following table, the column labelled ‘#RSRZ> 2’ contains the number (and percentage) of RSRZ outliers, followed by percent RSRZ outliers for the chain as percentile scores relative to all X-ray entries and entries of similar resolution. The OWAB column contains the minimum, median, 95th percentile and maximum values of the occupancy-weighted average B-factor per residue. The column labelled ‘Q< 0.9’ lists the number of (and percentage) of residues with an average occupancy less than 0.9.

Mol	Chain	Analysed	<RSRZ>	#RSRZ>2	OWAB(Å ²)	Q<0.9
1	1-A	390/418 (93%)	1.33	75 (19%) 1 1	21, 29, 40, 52	390 (100%)
1	2-A	390/418 (93%)	1.33	75 (19%) 1 1	21, 29, 40, 52	390 (100%)
1	3-A	390/418 (93%)	1.33	75 (19%) 1 1	21, 29, 40, 52	390 (100%)
1	4-A	390/418 (93%)	1.33	75 (19%) 1 1	21, 29, 40, 52	390 (100%)
1	5-A	390/418 (93%)	1.33	75 (19%) 1 1	21, 29, 40, 52	390 (100%)
1	6-A	390/418 (93%)	1.33	75 (19%) 1 1	21, 29, 40, 52	390 (100%)
1	7-A	390/418 (93%)	1.33	75 (19%) 1 1	21, 29, 40, 52	390 (100%)
1	8-A	390/418 (93%)	1.33	75 (19%) 1 1	21, 29, 40, 52	390 (100%)
1	9-A	390/418 (93%)	1.33	75 (19%) 1 1	21, 29, 40, 52	390 (100%)
1	10-A	390/418 (93%)	1.33	75 (19%) 1 1	21, 29, 40, 52	390 (100%)
1	11-A	390/418 (93%)	1.33	75 (19%) 1 1	21, 29, 40, 52	390 (100%)
1	12-A	390/418 (93%)	1.33	75 (19%) 1 1	21, 29, 40, 52	390 (100%)
1	13-A	390/418 (93%)	1.33	75 (19%) 1 1	21, 29, 40, 52	390 (100%)
1	14-A	390/418 (93%)	1.33	75 (19%) 1 1	21, 29, 40, 52	390 (100%)
1	15-A	390/418 (93%)	1.33	75 (19%) 1 1	21, 29, 40, 52	390 (100%)
1	16-A	390/418 (93%)	1.33	75 (19%) 1 1	21, 29, 40, 52	390 (100%)
1	17-A	390/418 (93%)	1.33	75 (19%) 1 1	21, 29, 40, 52	390 (100%)
1	18-A	390/418 (93%)	1.33	75 (19%) 1 1	21, 29, 40, 52	390 (100%)
1	19-A	390/418 (93%)	1.33	75 (19%) 1 1	21, 29, 40, 52	390 (100%)
1	20-A	390/418 (93%)	1.33	75 (19%) 1 1	21, 29, 40, 52	390 (100%)
All	All	7800/8360 (93%)	1.33	1500 (19%) 1 1	21, 29, 41, 52	7800 (100%)

All (1500) RSRZ outliers are listed below:

Mol	Chain	Res	Type	RSRZ
1	1-A	274[A]	THR	21.7
1	2-A	274[B]	THR	21.7
1	3-A	274[C]	THR	21.7
1	4-A	274[D]	THR	21.7
1	5-A	274[E]	THR	21.7
1	6-A	274[F]	THR	21.7
1	7-A	274[G]	THR	21.7
1	8-A	274[H]	THR	21.7
1	9-A	274[I]	THR	21.7
1	10-A	274[J]	THR	21.7
1	11-A	274[K]	THR	21.7
1	12-A	274[L]	THR	21.7
1	13-A	274[M]	THR	21.7
1	14-A	274[N]	THR	21.7
1	15-A	274[O]	THR	21.7
1	16-A	274[P]	THR	21.7
1	17-A	274[Q]	THR	21.7
1	18-A	274[R]	THR	21.7
1	19-A	274[S]	THR	21.7
1	20-A	274[T]	THR	21.7
1	1-A	273[A]	VAL	17.9
1	2-A	273[B]	VAL	17.9
1	3-A	273[C]	VAL	17.9
1	4-A	273[D]	VAL	17.9
1	5-A	273[E]	VAL	17.9
1	6-A	273[F]	VAL	17.9
1	7-A	273[G]	VAL	17.9
1	8-A	273[H]	VAL	17.9
1	9-A	273[I]	VAL	17.9
1	10-A	273[J]	VAL	17.9
1	11-A	273[K]	VAL	17.9
1	12-A	273[L]	VAL	17.9
1	13-A	273[M]	VAL	17.9
1	14-A	273[N]	VAL	17.9
1	15-A	273[O]	VAL	17.9
1	16-A	273[P]	VAL	17.9
1	17-A	273[Q]	VAL	17.9
1	18-A	273[R]	VAL	17.9
1	19-A	273[S]	VAL	17.9
1	20-A	273[T]	VAL	17.9
1	1-A	269[A]	ILE	17.3
1	2-A	269[B]	ILE	17.3
1	3-A	269[C]	ILE	17.3

Continued on next page...

Continued from previous page...

Mol	Chain	Res	Type	RSRZ
1	4-A	269[D]	ILE	17.3
1	5-A	269[E]	ILE	17.3
1	6-A	269[F]	ILE	17.3
1	7-A	269[G]	ILE	17.3
1	8-A	269[H]	ILE	17.3
1	9-A	269[I]	ILE	17.3
1	10-A	269[J]	ILE	17.3
1	11-A	269[K]	ILE	17.3
1	12-A	269[L]	ILE	17.3
1	13-A	269[M]	ILE	17.3
1	14-A	269[N]	ILE	17.3
1	15-A	269[O]	ILE	17.3
1	16-A	269[P]	ILE	17.3
1	17-A	269[Q]	ILE	17.3
1	18-A	269[R]	ILE	17.3
1	19-A	269[S]	ILE	17.3
1	20-A	269[T]	ILE	17.3
1	1-A	244[A]	THR	13.3
1	2-A	244[B]	THR	13.3
1	3-A	244[C]	THR	13.3
1	4-A	244[D]	THR	13.3
1	5-A	244[E]	THR	13.3
1	6-A	244[F]	THR	13.3
1	7-A	244[G]	THR	13.3
1	8-A	244[H]	THR	13.3
1	9-A	244[I]	THR	13.3
1	10-A	244[J]	THR	13.3
1	11-A	244[K]	THR	13.3
1	12-A	244[L]	THR	13.3
1	13-A	244[M]	THR	13.3
1	14-A	244[N]	THR	13.3
1	15-A	244[O]	THR	13.3
1	16-A	244[P]	THR	13.3
1	17-A	244[Q]	THR	13.3
1	18-A	244[R]	THR	13.3
1	19-A	244[S]	THR	13.3
1	20-A	244[T]	THR	13.3
1	1-A	246[A]	GLN	13.0
1	2-A	246[B]	GLN	13.0
1	3-A	246[C]	GLN	13.0
1	4-A	246[D]	GLN	13.0
1	5-A	246[E]	GLN	13.0

Continued on next page...

Continued from previous page...

Mol	Chain	Res	Type	RSRZ
1	6-A	246[F]	GLN	13.0
1	7-A	246[G]	GLN	13.0
1	8-A	246[H]	GLN	13.0
1	9-A	246[I]	GLN	13.0
1	10-A	246[J]	GLN	13.0
1	11-A	246[K]	GLN	13.0
1	12-A	246[L]	GLN	13.0
1	13-A	246[M]	GLN	13.0
1	14-A	246[N]	GLN	13.0
1	15-A	246[O]	GLN	13.0
1	16-A	246[P]	GLN	13.0
1	17-A	246[Q]	GLN	13.0
1	18-A	246[R]	GLN	13.0
1	19-A	246[S]	GLN	13.0
1	20-A	246[T]	GLN	13.0
1	1-A	220[A]	ALA	11.5
1	2-A	220[B]	ALA	11.5
1	3-A	220[C]	ALA	11.5
1	4-A	220[D]	ALA	11.5
1	5-A	220[E]	ALA	11.5
1	6-A	220[F]	ALA	11.5
1	7-A	220[G]	ALA	11.5
1	8-A	220[H]	ALA	11.5
1	9-A	220[I]	ALA	11.5
1	10-A	220[J]	ALA	11.5
1	11-A	220[K]	ALA	11.5
1	12-A	220[L]	ALA	11.5
1	13-A	220[M]	ALA	11.5
1	14-A	220[N]	ALA	11.5
1	15-A	220[O]	ALA	11.5
1	16-A	220[P]	ALA	11.5
1	17-A	220[Q]	ALA	11.5
1	18-A	220[R]	ALA	11.5
1	19-A	220[S]	ALA	11.5
1	20-A	220[T]	ALA	11.5
1	1-A	241[A]	SER	10.9
1	2-A	241[B]	SER	10.9
1	3-A	241[C]	SER	10.9
1	4-A	241[D]	SER	10.9
1	5-A	241[E]	SER	10.9
1	6-A	241[F]	SER	10.9
1	7-A	241[G]	SER	10.9

Continued on next page...

Continued from previous page...

Mol	Chain	Res	Type	RSRZ
1	8-A	241[H]	SER	10.9
1	9-A	241[I]	SER	10.9
1	10-A	241[J]	SER	10.9
1	11-A	241[K]	SER	10.9
1	12-A	241[L]	SER	10.9
1	13-A	241[M]	SER	10.9
1	14-A	241[N]	SER	10.9
1	15-A	241[O]	SER	10.9
1	16-A	241[P]	SER	10.9
1	17-A	241[Q]	SER	10.9
1	18-A	241[R]	SER	10.9
1	19-A	241[S]	SER	10.9
1	20-A	241[T]	SER	10.9
1	1-A	242[A]	ALA	9.9
1	2-A	242[B]	ALA	9.9
1	3-A	242[C]	ALA	9.9
1	4-A	242[D]	ALA	9.9
1	5-A	242[E]	ALA	9.9
1	6-A	242[F]	ALA	9.9
1	7-A	242[G]	ALA	9.9
1	8-A	242[H]	ALA	9.9
1	9-A	242[I]	ALA	9.9
1	10-A	242[J]	ALA	9.9
1	11-A	242[K]	ALA	9.9
1	12-A	242[L]	ALA	9.9
1	13-A	242[M]	ALA	9.9
1	14-A	242[N]	ALA	9.9
1	15-A	242[O]	ALA	9.9
1	16-A	242[P]	ALA	9.9
1	17-A	242[Q]	ALA	9.9
1	18-A	242[R]	ALA	9.9
1	19-A	242[S]	ALA	9.9
1	20-A	242[T]	ALA	9.9
1	1-A	215[A]	CYS	9.2
1	2-A	215[B]	CYS	9.2
1	3-A	215[C]	CYS	9.2
1	4-A	215[D]	CYS	9.2
1	5-A	215[E]	CYS	9.2
1	6-A	215[F]	CYS	9.2
1	7-A	215[G]	CYS	9.2
1	8-A	215[H]	CYS	9.2
1	9-A	215[I]	CYS	9.2

Continued on next page...

Continued from previous page...

Mol	Chain	Res	Type	RSRZ
1	10-A	215[J]	CYS	9.2
1	11-A	215[K]	CYS	9.2
1	12-A	215[L]	CYS	9.2
1	13-A	215[M]	CYS	9.2
1	14-A	215[N]	CYS	9.2
1	15-A	215[O]	CYS	9.2
1	16-A	215[P]	CYS	9.2
1	17-A	215[Q]	CYS	9.2
1	18-A	215[R]	CYS	9.2
1	19-A	215[S]	CYS	9.2
1	20-A	215[T]	CYS	9.2
1	1-A	243[A]	PHE	8.9
1	2-A	243[B]	PHE	8.9
1	3-A	243[C]	PHE	8.9
1	4-A	243[D]	PHE	8.9
1	5-A	243[E]	PHE	8.9
1	6-A	243[F]	PHE	8.9
1	7-A	243[G]	PHE	8.9
1	8-A	243[H]	PHE	8.9
1	9-A	243[I]	PHE	8.9
1	10-A	243[J]	PHE	8.9
1	11-A	243[K]	PHE	8.9
1	12-A	243[L]	PHE	8.9
1	13-A	243[M]	PHE	8.9
1	14-A	243[N]	PHE	8.9
1	15-A	243[O]	PHE	8.9
1	16-A	243[P]	PHE	8.9
1	17-A	243[Q]	PHE	8.9
1	18-A	243[R]	PHE	8.9
1	19-A	243[S]	PHE	8.9
1	20-A	243[T]	PHE	8.9
1	1-A	245[A]	LYS	8.3
1	2-A	245[B]	LYS	8.3
1	3-A	245[C]	LYS	8.3
1	4-A	245[D]	LYS	8.3
1	5-A	245[E]	LYS	8.3
1	6-A	245[F]	LYS	8.3
1	7-A	245[G]	LYS	8.3
1	8-A	245[H]	LYS	8.3
1	9-A	245[I]	LYS	8.3
1	10-A	245[J]	LYS	8.3
1	11-A	245[K]	LYS	8.3

Continued on next page...

Continued from previous page...

Mol	Chain	Res	Type	RSRZ
1	12-A	245[L]	LYS	8.3
1	13-A	245[M]	LYS	8.3
1	14-A	245[N]	LYS	8.3
1	15-A	245[O]	LYS	8.3
1	16-A	245[P]	LYS	8.3
1	17-A	245[Q]	LYS	8.3
1	18-A	245[R]	LYS	8.3
1	19-A	245[S]	LYS	8.3
1	20-A	245[T]	LYS	8.3
1	1-A	275[A]	PRO	8.2
1	2-A	275[B]	PRO	8.2
1	3-A	275[C]	PRO	8.2
1	4-A	275[D]	PRO	8.2
1	5-A	275[E]	PRO	8.2
1	6-A	275[F]	PRO	8.2
1	7-A	275[G]	PRO	8.2
1	8-A	275[H]	PRO	8.2
1	9-A	275[I]	PRO	8.2
1	10-A	275[J]	PRO	8.2
1	11-A	275[K]	PRO	8.2
1	12-A	275[L]	PRO	8.2
1	13-A	275[M]	PRO	8.2
1	14-A	275[N]	PRO	8.2
1	15-A	275[O]	PRO	8.2
1	16-A	275[P]	PRO	8.2
1	17-A	275[Q]	PRO	8.2
1	18-A	275[R]	PRO	8.2
1	19-A	275[S]	PRO	8.2
1	20-A	275[T]	PRO	8.2
1	1-A	225[A]	TRP	7.8
1	2-A	225[B]	TRP	7.8
1	3-A	225[C]	TRP	7.8
1	4-A	225[D]	TRP	7.8
1	5-A	225[E]	TRP	7.8
1	6-A	225[F]	TRP	7.8
1	7-A	225[G]	TRP	7.8
1	8-A	225[H]	TRP	7.8
1	9-A	225[I]	TRP	7.8
1	10-A	225[J]	TRP	7.8
1	11-A	225[K]	TRP	7.8
1	12-A	225[L]	TRP	7.8
1	13-A	225[M]	TRP	7.8

Continued on next page...

Continued from previous page...

Mol	Chain	Res	Type	RSRZ
1	14-A	225[N]	TRP	7.8
1	15-A	225[O]	TRP	7.8
1	16-A	225[P]	TRP	7.8
1	17-A	225[Q]	TRP	7.8
1	18-A	225[R]	TRP	7.8
1	19-A	225[S]	TRP	7.8
1	20-A	225[T]	TRP	7.8
1	1-A	400[A]	ALA	6.7
1	2-A	400[B]	ALA	6.7
1	3-A	400[C]	ALA	6.7
1	4-A	400[D]	ALA	6.7
1	5-A	400[E]	ALA	6.7
1	6-A	400[F]	ALA	6.7
1	7-A	400[G]	ALA	6.7
1	8-A	400[H]	ALA	6.7
1	9-A	400[I]	ALA	6.7
1	10-A	400[J]	ALA	6.7
1	11-A	400[K]	ALA	6.7
1	12-A	400[L]	ALA	6.7
1	13-A	400[M]	ALA	6.7
1	14-A	400[N]	ALA	6.7
1	15-A	400[O]	ALA	6.7
1	16-A	400[P]	ALA	6.7
1	17-A	400[Q]	ALA	6.7
1	18-A	400[R]	ALA	6.7
1	19-A	400[S]	ALA	6.7
1	20-A	400[T]	ALA	6.7
1	1-A	294[A]	LEU	6.3
1	2-A	294[B]	LEU	6.3
1	3-A	294[C]	LEU	6.3
1	4-A	294[D]	LEU	6.3
1	5-A	294[E]	LEU	6.3
1	6-A	294[F]	LEU	6.3
1	7-A	294[G]	LEU	6.3
1	8-A	294[H]	LEU	6.3
1	9-A	294[I]	LEU	6.3
1	10-A	294[J]	LEU	6.3
1	11-A	294[K]	LEU	6.3
1	12-A	294[L]	LEU	6.3
1	13-A	294[M]	LEU	6.3
1	14-A	294[N]	LEU	6.3
1	15-A	294[O]	LEU	6.3

Continued on next page...

Continued from previous page...

Mol	Chain	Res	Type	RSRZ
1	16-A	294[P]	LEU	6.3
1	17-A	294[Q]	LEU	6.3
1	18-A	294[R]	LEU	6.3
1	19-A	294[S]	LEU	6.3
1	20-A	294[T]	LEU	6.3
1	1-A	226[A]	GLN	6.3
1	2-A	226[B]	GLN	6.3
1	3-A	226[C]	GLN	6.3
1	4-A	226[D]	GLN	6.3
1	5-A	226[E]	GLN	6.3
1	6-A	226[F]	GLN	6.3
1	7-A	226[G]	GLN	6.3
1	8-A	226[H]	GLN	6.3
1	9-A	226[I]	GLN	6.3
1	10-A	226[J]	GLN	6.3
1	11-A	226[K]	GLN	6.3
1	12-A	226[L]	GLN	6.3
1	13-A	226[M]	GLN	6.3
1	14-A	226[N]	GLN	6.3
1	15-A	226[O]	GLN	6.3
1	16-A	226[P]	GLN	6.3
1	17-A	226[Q]	GLN	6.3
1	18-A	226[R]	GLN	6.3
1	19-A	226[S]	GLN	6.3
1	20-A	226[T]	GLN	6.3
1	1-A	332[A]	PHE	6.1
1	2-A	332[B]	PHE	6.1
1	3-A	332[C]	PHE	6.1
1	4-A	332[D]	PHE	6.1
1	5-A	332[E]	PHE	6.1
1	6-A	332[F]	PHE	6.1
1	7-A	332[G]	PHE	6.1
1	8-A	332[H]	PHE	6.1
1	9-A	332[I]	PHE	6.1
1	10-A	332[J]	PHE	6.1
1	11-A	332[K]	PHE	6.1
1	12-A	332[L]	PHE	6.1
1	13-A	332[M]	PHE	6.1
1	14-A	332[N]	PHE	6.1
1	15-A	332[O]	PHE	6.1
1	16-A	332[P]	PHE	6.1
1	17-A	332[Q]	PHE	6.1

Continued on next page...

Continued from previous page...

Mol	Chain	Res	Type	RSRZ
1	18-A	332[R]	PHE	6.1
1	19-A	332[S]	PHE	6.1
1	20-A	332[T]	PHE	6.1
1	1-A	291[A]	VAL	6.0
1	2-A	291[B]	VAL	6.0
1	3-A	291[C]	VAL	6.0
1	4-A	291[D]	VAL	6.0
1	5-A	291[E]	VAL	6.0
1	6-A	291[F]	VAL	6.0
1	7-A	291[G]	VAL	6.0
1	8-A	291[H]	VAL	6.0
1	9-A	291[I]	VAL	6.0
1	10-A	291[J]	VAL	6.0
1	11-A	291[K]	VAL	6.0
1	12-A	291[L]	VAL	6.0
1	13-A	291[M]	VAL	6.0
1	14-A	291[N]	VAL	6.0
1	15-A	291[O]	VAL	6.0
1	16-A	291[P]	VAL	6.0
1	17-A	291[Q]	VAL	6.0
1	18-A	291[R]	VAL	6.0
1	19-A	291[S]	VAL	6.0
1	20-A	291[T]	VAL	6.0
1	1-A	216[A]	GLN	5.9
1	2-A	216[B]	GLN	5.9
1	3-A	216[C]	GLN	5.9
1	4-A	216[D]	GLN	5.9
1	5-A	216[E]	GLN	5.9
1	6-A	216[F]	GLN	5.9
1	7-A	216[G]	GLN	5.9
1	8-A	216[H]	GLN	5.9
1	9-A	216[I]	GLN	5.9
1	10-A	216[J]	GLN	5.9
1	11-A	216[K]	GLN	5.9
1	12-A	216[L]	GLN	5.9
1	13-A	216[M]	GLN	5.9
1	14-A	216[N]	GLN	5.9
1	15-A	216[O]	GLN	5.9
1	16-A	216[P]	GLN	5.9
1	17-A	216[Q]	GLN	5.9
1	18-A	216[R]	GLN	5.9
1	19-A	216[S]	GLN	5.9

Continued on next page...

Continued from previous page...

Mol	Chain	Res	Type	RSRZ
1	20-A	216[T]	GLN	5.9
1	1-A	272[A]	LYS	5.8
1	2-A	272[B]	LYS	5.8
1	3-A	272[C]	LYS	5.8
1	4-A	272[D]	LYS	5.8
1	5-A	272[E]	LYS	5.8
1	6-A	272[F]	LYS	5.8
1	7-A	272[G]	LYS	5.8
1	8-A	272[H]	LYS	5.8
1	9-A	272[I]	LYS	5.8
1	10-A	272[J]	LYS	5.8
1	11-A	272[K]	LYS	5.8
1	12-A	272[L]	LYS	5.8
1	13-A	272[M]	LYS	5.8
1	14-A	272[N]	LYS	5.8
1	15-A	272[O]	LYS	5.8
1	16-A	272[P]	LYS	5.8
1	17-A	272[Q]	LYS	5.8
1	18-A	272[R]	LYS	5.8
1	19-A	272[S]	LYS	5.8
1	20-A	272[T]	LYS	5.8
1	1-A	218[A]	ASP	5.8
1	2-A	218[B]	ASP	5.8
1	3-A	218[C]	ASP	5.8
1	4-A	218[D]	ASP	5.8
1	5-A	218[E]	ASP	5.8
1	6-A	218[F]	ASP	5.8
1	7-A	218[G]	ASP	5.8
1	8-A	218[H]	ASP	5.8
1	9-A	218[I]	ASP	5.8
1	10-A	218[J]	ASP	5.8
1	11-A	218[K]	ASP	5.8
1	12-A	218[L]	ASP	5.8
1	13-A	218[M]	ASP	5.8
1	14-A	218[N]	ASP	5.8
1	15-A	218[O]	ASP	5.8
1	16-A	218[P]	ASP	5.8
1	17-A	218[Q]	ASP	5.8
1	18-A	218[R]	ASP	5.8
1	19-A	218[S]	ASP	5.8
1	20-A	218[T]	ASP	5.8
1	1-A	271[A]	ARG	5.8

Continued on next page...

Continued from previous page...

Mol	Chain	Res	Type	RSRZ
1	2-A	271[B]	ARG	5.8
1	3-A	271[C]	ARG	5.8
1	4-A	271[D]	ARG	5.8
1	5-A	271[E]	ARG	5.8
1	6-A	271[F]	ARG	5.8
1	7-A	271[G]	ARG	5.8
1	8-A	271[H]	ARG	5.8
1	9-A	271[I]	ARG	5.8
1	10-A	271[J]	ARG	5.8
1	11-A	271[K]	ARG	5.8
1	12-A	271[L]	ARG	5.8
1	13-A	271[M]	ARG	5.8
1	14-A	271[N]	ARG	5.8
1	15-A	271[O]	ARG	5.8
1	16-A	271[P]	ARG	5.8
1	17-A	271[Q]	ARG	5.8
1	18-A	271[R]	ARG	5.8
1	19-A	271[S]	ARG	5.8
1	20-A	271[T]	ARG	5.8
1	1-A	230[A]	GLY	5.8
1	2-A	230[B]	GLY	5.8
1	3-A	230[C]	GLY	5.8
1	4-A	230[D]	GLY	5.8
1	5-A	230[E]	GLY	5.8
1	6-A	230[F]	GLY	5.8
1	7-A	230[G]	GLY	5.8
1	8-A	230[H]	GLY	5.8
1	9-A	230[I]	GLY	5.8
1	10-A	230[J]	GLY	5.8
1	11-A	230[K]	GLY	5.8
1	12-A	230[L]	GLY	5.8
1	13-A	230[M]	GLY	5.8
1	14-A	230[N]	GLY	5.8
1	15-A	230[O]	GLY	5.8
1	16-A	230[P]	GLY	5.8
1	17-A	230[Q]	GLY	5.8
1	18-A	230[R]	GLY	5.8
1	19-A	230[S]	GLY	5.8
1	20-A	230[T]	GLY	5.8
1	1-A	268[A]	GLN	5.7
1	2-A	268[B]	GLN	5.7
1	3-A	268[C]	GLN	5.7

Continued on next page...

Continued from previous page...

Mol	Chain	Res	Type	RSRZ
1	4-A	268[D]	GLN	5.7
1	5-A	268[E]	GLN	5.7
1	6-A	268[F]	GLN	5.7
1	7-A	268[G]	GLN	5.7
1	8-A	268[H]	GLN	5.7
1	9-A	268[I]	GLN	5.7
1	10-A	268[J]	GLN	5.7
1	11-A	268[K]	GLN	5.7
1	12-A	268[L]	GLN	5.7
1	13-A	268[M]	GLN	5.7
1	14-A	268[N]	GLN	5.7
1	15-A	268[O]	GLN	5.7
1	16-A	268[P]	GLN	5.7
1	17-A	268[Q]	GLN	5.7
1	18-A	268[R]	GLN	5.7
1	19-A	268[S]	GLN	5.7
1	20-A	268[T]	GLN	5.7
1	1-A	219[A]	ARG	5.7
1	2-A	219[B]	ARG	5.7
1	3-A	219[C]	ARG	5.7
1	4-A	219[D]	ARG	5.7
1	5-A	219[E]	ARG	5.7
1	6-A	219[F]	ARG	5.7
1	7-A	219[G]	ARG	5.7
1	8-A	219[H]	ARG	5.7
1	9-A	219[I]	ARG	5.7
1	10-A	219[J]	ARG	5.7
1	11-A	219[K]	ARG	5.7
1	12-A	219[L]	ARG	5.7
1	13-A	219[M]	ARG	5.7
1	14-A	219[N]	ARG	5.7
1	15-A	219[O]	ARG	5.7
1	16-A	219[P]	ARG	5.7
1	17-A	219[Q]	ARG	5.7
1	18-A	219[R]	ARG	5.7
1	19-A	219[S]	ARG	5.7
1	20-A	219[T]	ARG	5.7
1	1-A	222[A]	GLU	5.3
1	2-A	222[B]	GLU	5.3
1	3-A	222[C]	GLU	5.3
1	4-A	222[D]	GLU	5.3
1	5-A	222[E]	GLU	5.3

Continued on next page...

Continued from previous page...

Mol	Chain	Res	Type	RSRZ
1	6-A	222[F]	GLU	5.3
1	7-A	222[G]	GLU	5.3
1	8-A	222[H]	GLU	5.3
1	9-A	222[I]	GLU	5.3
1	10-A	222[J]	GLU	5.3
1	11-A	222[K]	GLU	5.3
1	12-A	222[L]	GLU	5.3
1	13-A	222[M]	GLU	5.3
1	14-A	222[N]	GLU	5.3
1	15-A	222[O]	GLU	5.3
1	16-A	222[P]	GLU	5.3
1	17-A	222[Q]	GLU	5.3
1	18-A	222[R]	GLU	5.3
1	19-A	222[S]	GLU	5.3
1	20-A	222[T]	GLU	5.3
1	1-A	224[A]	GLY	5.0
1	2-A	224[B]	GLY	5.0
1	3-A	224[C]	GLY	5.0
1	4-A	224[D]	GLY	5.0
1	5-A	224[E]	GLY	5.0
1	6-A	224[F]	GLY	5.0
1	7-A	224[G]	GLY	5.0
1	8-A	224[H]	GLY	5.0
1	9-A	224[I]	GLY	5.0
1	10-A	224[J]	GLY	5.0
1	11-A	224[K]	GLY	5.0
1	12-A	224[L]	GLY	5.0
1	13-A	224[M]	GLY	5.0
1	14-A	224[N]	GLY	5.0
1	15-A	224[O]	GLY	5.0
1	16-A	224[P]	GLY	5.0
1	17-A	224[Q]	GLY	5.0
1	18-A	224[R]	GLY	5.0
1	19-A	224[S]	GLY	5.0
1	20-A	224[T]	GLY	5.0
1	1-A	279[A]	GLY	5.0
1	2-A	279[B]	GLY	5.0
1	3-A	279[C]	GLY	5.0
1	4-A	279[D]	GLY	5.0
1	5-A	279[E]	GLY	5.0
1	6-A	279[F]	GLY	5.0
1	7-A	279[G]	GLY	5.0

Continued on next page...

Continued from previous page...

Mol	Chain	Res	Type	RSRZ
1	8-A	279[H]	GLY	5.0
1	9-A	279[I]	GLY	5.0
1	10-A	279[J]	GLY	5.0
1	11-A	279[K]	GLY	5.0
1	12-A	279[L]	GLY	5.0
1	13-A	279[M]	GLY	5.0
1	14-A	279[N]	GLY	5.0
1	15-A	279[O]	GLY	5.0
1	16-A	279[P]	GLY	5.0
1	17-A	279[Q]	GLY	5.0
1	18-A	279[R]	GLY	5.0
1	19-A	279[S]	GLY	5.0
1	20-A	279[T]	GLY	5.0
1	1-A	217[A]	GLY	4.9
1	2-A	217[B]	GLY	4.9
1	3-A	217[C]	GLY	4.9
1	4-A	217[D]	GLY	4.9
1	5-A	217[E]	GLY	4.9
1	6-A	217[F]	GLY	4.9
1	7-A	217[G]	GLY	4.9
1	8-A	217[H]	GLY	4.9
1	9-A	217[I]	GLY	4.9
1	10-A	217[J]	GLY	4.9
1	11-A	217[K]	GLY	4.9
1	12-A	217[L]	GLY	4.9
1	13-A	217[M]	GLY	4.9
1	14-A	217[N]	GLY	4.9
1	15-A	217[O]	GLY	4.9
1	16-A	217[P]	GLY	4.9
1	17-A	217[Q]	GLY	4.9
1	18-A	217[R]	GLY	4.9
1	19-A	217[S]	GLY	4.9
1	20-A	217[T]	GLY	4.9
1	1-A	288[A]	HIS	4.9
1	2-A	288[B]	HIS	4.9
1	3-A	288[C]	HIS	4.9
1	4-A	288[D]	HIS	4.9
1	5-A	288[E]	HIS	4.9
1	6-A	288[F]	HIS	4.9
1	7-A	288[G]	HIS	4.9
1	8-A	288[H]	HIS	4.9
1	9-A	288[I]	HIS	4.9

Continued on next page...

Continued from previous page...

Mol	Chain	Res	Type	RSRZ
1	10-A	288[J]	HIS	4.9
1	11-A	288[K]	HIS	4.9
1	12-A	288[L]	HIS	4.9
1	13-A	288[M]	HIS	4.9
1	14-A	288[N]	HIS	4.9
1	15-A	288[O]	HIS	4.9
1	16-A	288[P]	HIS	4.9
1	17-A	288[Q]	HIS	4.9
1	18-A	288[R]	HIS	4.9
1	19-A	288[S]	HIS	4.9
1	20-A	288[T]	HIS	4.9
1	1-A	240[A]	GLY	4.5
1	2-A	240[B]	GLY	4.5
1	3-A	240[C]	GLY	4.5
1	4-A	240[D]	GLY	4.5
1	5-A	240[E]	GLY	4.5
1	6-A	240[F]	GLY	4.5
1	7-A	240[G]	GLY	4.5
1	8-A	240[H]	GLY	4.5
1	9-A	240[I]	GLY	4.5
1	10-A	240[J]	GLY	4.5
1	11-A	240[K]	GLY	4.5
1	12-A	240[L]	GLY	4.5
1	13-A	240[M]	GLY	4.5
1	14-A	240[N]	GLY	4.5
1	15-A	240[O]	GLY	4.5
1	16-A	240[P]	GLY	4.5
1	17-A	240[Q]	GLY	4.5
1	18-A	240[R]	GLY	4.5
1	19-A	240[S]	GLY	4.5
1	20-A	240[T]	GLY	4.5
1	1-A	280[A]	GLU	4.2
1	2-A	280[B]	GLU	4.2
1	3-A	280[C]	GLU	4.2
1	4-A	280[D]	GLU	4.2
1	5-A	280[E]	GLU	4.2
1	6-A	280[F]	GLU	4.2
1	7-A	280[G]	GLU	4.2
1	8-A	280[H]	GLU	4.2
1	9-A	280[I]	GLU	4.2
1	10-A	280[J]	GLU	4.2
1	11-A	280[K]	GLU	4.2

Continued on next page...

Continued from previous page...

Mol	Chain	Res	Type	RSRZ
1	12-A	280[L]	GLU	4.2
1	13-A	280[M]	GLU	4.2
1	14-A	280[N]	GLU	4.2
1	15-A	280[O]	GLU	4.2
1	16-A	280[P]	GLU	4.2
1	17-A	280[Q]	GLU	4.2
1	18-A	280[R]	GLU	4.2
1	19-A	280[S]	GLU	4.2
1	20-A	280[T]	GLU	4.2
1	1-A	329[A]	VAL	4.2
1	2-A	329[B]	VAL	4.2
1	3-A	329[C]	VAL	4.2
1	4-A	329[D]	VAL	4.2
1	5-A	329[E]	VAL	4.2
1	6-A	329[F]	VAL	4.2
1	7-A	329[G]	VAL	4.2
1	8-A	329[H]	VAL	4.2
1	9-A	329[I]	VAL	4.2
1	10-A	329[J]	VAL	4.2
1	11-A	329[K]	VAL	4.2
1	12-A	329[L]	VAL	4.2
1	13-A	329[M]	VAL	4.2
1	14-A	329[N]	VAL	4.2
1	15-A	329[O]	VAL	4.2
1	16-A	329[P]	VAL	4.2
1	17-A	329[Q]	VAL	4.2
1	18-A	329[R]	VAL	4.2
1	19-A	329[S]	VAL	4.2
1	20-A	329[T]	VAL	4.2
1	1-A	238[A]	SER	4.1
1	2-A	238[B]	SER	4.1
1	3-A	238[C]	SER	4.1
1	4-A	238[D]	SER	4.1
1	5-A	238[E]	SER	4.1
1	6-A	238[F]	SER	4.1
1	7-A	238[G]	SER	4.1
1	8-A	238[H]	SER	4.1
1	9-A	238[I]	SER	4.1
1	10-A	238[J]	SER	4.1
1	11-A	238[K]	SER	4.1
1	12-A	238[L]	SER	4.1
1	13-A	238[M]	SER	4.1

Continued on next page...

Continued from previous page...

Mol	Chain	Res	Type	RSRZ
1	14-A	238[N]	SER	4.1
1	15-A	238[O]	SER	4.1
1	16-A	238[P]	SER	4.1
1	17-A	238[Q]	SER	4.1
1	18-A	238[R]	SER	4.1
1	19-A	238[S]	SER	4.1
1	20-A	238[T]	SER	4.1
1	1-A	276[A]	ALA	4.1
1	2-A	276[B]	ALA	4.1
1	3-A	276[C]	ALA	4.1
1	4-A	276[D]	ALA	4.1
1	5-A	276[E]	ALA	4.1
1	6-A	276[F]	ALA	4.1
1	7-A	276[G]	ALA	4.1
1	8-A	276[H]	ALA	4.1
1	9-A	276[I]	ALA	4.1
1	10-A	276[J]	ALA	4.1
1	11-A	276[K]	ALA	4.1
1	12-A	276[L]	ALA	4.1
1	13-A	276[M]	ALA	4.1
1	14-A	276[N]	ALA	4.1
1	15-A	276[O]	ALA	4.1
1	16-A	276[P]	ALA	4.1
1	17-A	276[Q]	ALA	4.1
1	18-A	276[R]	ALA	4.1
1	19-A	276[S]	ALA	4.1
1	20-A	276[T]	ALA	4.1
1	1-A	289[A]	ASP	4.1
1	2-A	289[B]	ASP	4.1
1	3-A	289[C]	ASP	4.1
1	4-A	289[D]	ASP	4.1
1	5-A	289[E]	ASP	4.1
1	6-A	289[F]	ASP	4.1
1	7-A	289[G]	ASP	4.1
1	8-A	289[H]	ASP	4.1
1	9-A	289[I]	ASP	4.1
1	10-A	289[J]	ASP	4.1
1	11-A	289[K]	ASP	4.1
1	12-A	289[L]	ASP	4.1
1	13-A	289[M]	ASP	4.1
1	14-A	289[N]	ASP	4.1
1	15-A	289[O]	ASP	4.1

Continued on next page...

Continued from previous page...

Mol	Chain	Res	Type	RSRZ
1	16-A	289[P]	ASP	4.1
1	17-A	289[Q]	ASP	4.1
1	18-A	289[R]	ASP	4.1
1	19-A	289[S]	ASP	4.1
1	20-A	289[T]	ASP	4.1
1	1-A	231[A]	ALA	4.0
1	2-A	231[B]	ALA	4.0
1	3-A	231[C]	ALA	4.0
1	4-A	231[D]	ALA	4.0
1	5-A	231[E]	ALA	4.0
1	6-A	231[F]	ALA	4.0
1	7-A	231[G]	ALA	4.0
1	8-A	231[H]	ALA	4.0
1	9-A	231[I]	ALA	4.0
1	10-A	231[J]	ALA	4.0
1	11-A	231[K]	ALA	4.0
1	12-A	231[L]	ALA	4.0
1	13-A	231[M]	ALA	4.0
1	14-A	231[N]	ALA	4.0
1	15-A	231[O]	ALA	4.0
1	16-A	231[P]	ALA	4.0
1	17-A	231[Q]	ALA	4.0
1	18-A	231[R]	ALA	4.0
1	19-A	231[S]	ALA	4.0
1	20-A	231[T]	ALA	4.0
1	1-A	248[A]	ALA	4.0
1	2-A	248[B]	ALA	4.0
1	3-A	248[C]	ALA	4.0
1	4-A	248[D]	ALA	4.0
1	5-A	248[E]	ALA	4.0
1	6-A	248[F]	ALA	4.0
1	7-A	248[G]	ALA	4.0
1	8-A	248[H]	ALA	4.0
1	9-A	248[I]	ALA	4.0
1	10-A	248[J]	ALA	4.0
1	11-A	248[K]	ALA	4.0
1	12-A	248[L]	ALA	4.0
1	13-A	248[M]	ALA	4.0
1	14-A	248[N]	ALA	4.0
1	15-A	248[O]	ALA	4.0
1	16-A	248[P]	ALA	4.0
1	17-A	248[Q]	ALA	4.0

Continued on next page...

Continued from previous page...

Mol	Chain	Res	Type	RSRZ
1	18-A	248[R]	ALA	4.0
1	19-A	248[S]	ALA	4.0
1	20-A	248[T]	ALA	4.0
1	1-A	287[A]	VAL	3.9
1	2-A	287[B]	VAL	3.9
1	3-A	287[C]	VAL	3.9
1	4-A	287[D]	VAL	3.9
1	5-A	287[E]	VAL	3.9
1	6-A	287[F]	VAL	3.9
1	7-A	287[G]	VAL	3.9
1	8-A	287[H]	VAL	3.9
1	9-A	287[I]	VAL	3.9
1	10-A	287[J]	VAL	3.9
1	11-A	287[K]	VAL	3.9
1	12-A	287[L]	VAL	3.9
1	13-A	287[M]	VAL	3.9
1	14-A	287[N]	VAL	3.9
1	15-A	287[O]	VAL	3.9
1	16-A	287[P]	VAL	3.9
1	17-A	287[Q]	VAL	3.9
1	18-A	287[R]	VAL	3.9
1	19-A	287[S]	VAL	3.9
1	20-A	287[T]	VAL	3.9
1	1-A	229[A]	ALA	3.7
1	2-A	229[B]	ALA	3.7
1	3-A	229[C]	ALA	3.7
1	4-A	229[D]	ALA	3.7
1	5-A	229[E]	ALA	3.7
1	6-A	229[F]	ALA	3.7
1	7-A	229[G]	ALA	3.7
1	8-A	229[H]	ALA	3.7
1	9-A	229[I]	ALA	3.7
1	10-A	229[J]	ALA	3.7
1	11-A	229[K]	ALA	3.7
1	12-A	229[L]	ALA	3.7
1	13-A	229[M]	ALA	3.7
1	14-A	229[N]	ALA	3.7
1	15-A	229[O]	ALA	3.7
1	16-A	229[P]	ALA	3.7
1	17-A	229[Q]	ALA	3.7
1	18-A	229[R]	ALA	3.7
1	19-A	229[S]	ALA	3.7

Continued on next page...

Continued from previous page...

Mol	Chain	Res	Type	RSRZ
1	20-A	229[T]	ALA	3.7
1	1-A	309[A]	ALA	3.7
1	2-A	309[B]	ALA	3.7
1	3-A	309[C]	ALA	3.7
1	4-A	309[D]	ALA	3.7
1	5-A	309[E]	ALA	3.7
1	6-A	309[F]	ALA	3.7
1	7-A	309[G]	ALA	3.7
1	8-A	309[H]	ALA	3.7
1	9-A	309[I]	ALA	3.7
1	10-A	309[J]	ALA	3.7
1	11-A	309[K]	ALA	3.7
1	12-A	309[L]	ALA	3.7
1	13-A	309[M]	ALA	3.7
1	14-A	309[N]	ALA	3.7
1	15-A	309[O]	ALA	3.7
1	16-A	309[P]	ALA	3.7
1	17-A	309[Q]	ALA	3.7
1	18-A	309[R]	ALA	3.7
1	19-A	309[S]	ALA	3.7
1	20-A	309[T]	ALA	3.7
1	1-A	353[A]	THR	3.5
1	2-A	353[B]	THR	3.5
1	3-A	353[C]	THR	3.5
1	4-A	353[D]	THR	3.5
1	5-A	353[E]	THR	3.5
1	6-A	353[F]	THR	3.5
1	7-A	353[G]	THR	3.5
1	8-A	353[H]	THR	3.5
1	9-A	353[I]	THR	3.5
1	10-A	353[J]	THR	3.5
1	11-A	353[K]	THR	3.5
1	12-A	353[L]	THR	3.5
1	13-A	353[M]	THR	3.5
1	14-A	353[N]	THR	3.5
1	15-A	353[O]	THR	3.5
1	16-A	353[P]	THR	3.5
1	17-A	353[Q]	THR	3.5
1	18-A	353[R]	THR	3.5
1	19-A	353[S]	THR	3.5
1	20-A	353[T]	THR	3.5
1	1-A	223[A]	GLY	3.5

Continued on next page...

Continued from previous page...

Mol	Chain	Res	Type	RSRZ
1	2-A	223[B]	GLY	3.5
1	3-A	223[C]	GLY	3.5
1	4-A	223[D]	GLY	3.5
1	5-A	223[E]	GLY	3.5
1	6-A	223[F]	GLY	3.5
1	7-A	223[G]	GLY	3.5
1	8-A	223[H]	GLY	3.5
1	9-A	223[I]	GLY	3.5
1	10-A	223[J]	GLY	3.5
1	11-A	223[K]	GLY	3.5
1	12-A	223[L]	GLY	3.5
1	13-A	223[M]	GLY	3.5
1	14-A	223[N]	GLY	3.5
1	15-A	223[O]	GLY	3.5
1	16-A	223[P]	GLY	3.5
1	17-A	223[Q]	GLY	3.5
1	18-A	223[R]	GLY	3.5
1	19-A	223[S]	GLY	3.5
1	20-A	223[T]	GLY	3.5
1	1-A	71[A]	PRO	3.4
1	2-A	71[B]	PRO	3.4
1	3-A	71[C]	PRO	3.4
1	4-A	71[D]	PRO	3.4
1	5-A	71[E]	PRO	3.4
1	6-A	71[F]	PRO	3.4
1	7-A	71[G]	PRO	3.4
1	8-A	71[H]	PRO	3.4
1	9-A	71[I]	PRO	3.4
1	10-A	71[J]	PRO	3.4
1	11-A	71[K]	PRO	3.4
1	12-A	71[L]	PRO	3.4
1	13-A	71[M]	PRO	3.4
1	14-A	71[N]	PRO	3.4
1	15-A	71[O]	PRO	3.4
1	16-A	71[P]	PRO	3.4
1	17-A	71[Q]	PRO	3.4
1	18-A	71[R]	PRO	3.4
1	19-A	71[S]	PRO	3.4
1	20-A	71[T]	PRO	3.4
1	1-A	221[A]	GLU	3.3
1	2-A	221[B]	GLU	3.3
1	3-A	221[C]	GLU	3.3

Continued on next page...

Continued from previous page...

Mol	Chain	Res	Type	RSRZ
1	4-A	221[D]	GLU	3.3
1	5-A	221[E]	GLU	3.3
1	6-A	221[F]	GLU	3.3
1	7-A	221[G]	GLU	3.3
1	8-A	221[H]	GLU	3.3
1	9-A	221[I]	GLU	3.3
1	10-A	221[J]	GLU	3.3
1	11-A	221[K]	GLU	3.3
1	12-A	221[L]	GLU	3.3
1	13-A	221[M]	GLU	3.3
1	14-A	221[N]	GLU	3.3
1	15-A	221[O]	GLU	3.3
1	16-A	221[P]	GLU	3.3
1	17-A	221[Q]	GLU	3.3
1	18-A	221[R]	GLU	3.3
1	19-A	221[S]	GLU	3.3
1	20-A	221[T]	GLU	3.3
1	1-A	277[A]	GLU	3.2
1	2-A	277[B]	GLU	3.2
1	3-A	277[C]	GLU	3.2
1	4-A	277[D]	GLU	3.2
1	5-A	277[E]	GLU	3.2
1	6-A	277[F]	GLU	3.2
1	7-A	277[G]	GLU	3.2
1	8-A	277[H]	GLU	3.2
1	9-A	277[I]	GLU	3.2
1	10-A	277[J]	GLU	3.2
1	11-A	277[K]	GLU	3.2
1	12-A	277[L]	GLU	3.2
1	13-A	277[M]	GLU	3.2
1	14-A	277[N]	GLU	3.2
1	15-A	277[O]	GLU	3.2
1	16-A	277[P]	GLU	3.2
1	17-A	277[Q]	GLU	3.2
1	18-A	277[R]	GLU	3.2
1	19-A	277[S]	GLU	3.2
1	20-A	277[T]	GLU	3.2
1	1-A	296[A]	ILE	3.2
1	2-A	296[B]	ILE	3.2
1	3-A	296[C]	ILE	3.2
1	4-A	296[D]	ILE	3.2
1	5-A	296[E]	ILE	3.2

Continued on next page...

Continued from previous page...

Mol	Chain	Res	Type	RSRZ
1	6-A	296[F]	ILE	3.2
1	7-A	296[G]	ILE	3.2
1	8-A	296[H]	ILE	3.2
1	9-A	296[I]	ILE	3.2
1	10-A	296[J]	ILE	3.2
1	11-A	296[K]	ILE	3.2
1	12-A	296[L]	ILE	3.2
1	13-A	296[M]	ILE	3.2
1	14-A	296[N]	ILE	3.2
1	15-A	296[O]	ILE	3.2
1	16-A	296[P]	ILE	3.2
1	17-A	296[Q]	ILE	3.2
1	18-A	296[R]	ILE	3.2
1	19-A	296[S]	ILE	3.2
1	20-A	296[T]	ILE	3.2
1	1-A	278[A]	LEU	3.2
1	2-A	278[B]	LEU	3.2
1	3-A	278[C]	LEU	3.2
1	4-A	278[D]	LEU	3.2
1	5-A	278[E]	LEU	3.2
1	6-A	278[F]	LEU	3.2
1	7-A	278[G]	LEU	3.2
1	8-A	278[H]	LEU	3.2
1	9-A	278[I]	LEU	3.2
1	10-A	278[J]	LEU	3.2
1	11-A	278[K]	LEU	3.2
1	12-A	278[L]	LEU	3.2
1	13-A	278[M]	LEU	3.2
1	14-A	278[N]	LEU	3.2
1	15-A	278[O]	LEU	3.2
1	16-A	278[P]	LEU	3.2
1	17-A	278[Q]	LEU	3.2
1	18-A	278[R]	LEU	3.2
1	19-A	278[S]	LEU	3.2
1	20-A	278[T]	LEU	3.2
1	1-A	239[A]	LEU	3.1
1	2-A	239[B]	LEU	3.1
1	3-A	239[C]	LEU	3.1
1	4-A	239[D]	LEU	3.1
1	5-A	239[E]	LEU	3.1
1	6-A	239[F]	LEU	3.1
1	7-A	239[G]	LEU	3.1

Continued on next page...

Continued from previous page...

Mol	Chain	Res	Type	RSRZ
1	8-A	239[H]	LEU	3.1
1	9-A	239[I]	LEU	3.1
1	10-A	239[J]	LEU	3.1
1	11-A	239[K]	LEU	3.1
1	12-A	239[L]	LEU	3.1
1	13-A	239[M]	LEU	3.1
1	14-A	239[N]	LEU	3.1
1	15-A	239[O]	LEU	3.1
1	16-A	239[P]	LEU	3.1
1	17-A	239[Q]	LEU	3.1
1	18-A	239[R]	LEU	3.1
1	19-A	239[S]	LEU	3.1
1	20-A	239[T]	LEU	3.1
1	1-A	74[A]	TRP	3.1
1	2-A	74[B]	TRP	3.1
1	3-A	74[C]	TRP	3.1
1	4-A	74[D]	TRP	3.1
1	5-A	74[E]	TRP	3.1
1	6-A	74[F]	TRP	3.1
1	7-A	74[G]	TRP	3.1
1	8-A	74[H]	TRP	3.1
1	9-A	74[I]	TRP	3.1
1	10-A	74[J]	TRP	3.1
1	11-A	74[K]	TRP	3.1
1	12-A	74[L]	TRP	3.1
1	13-A	74[M]	TRP	3.1
1	14-A	74[N]	TRP	3.1
1	15-A	74[O]	TRP	3.1
1	16-A	74[P]	TRP	3.1
1	17-A	74[Q]	TRP	3.1
1	18-A	74[R]	TRP	3.1
1	19-A	74[S]	TRP	3.1
1	20-A	74[T]	TRP	3.1
1	1-A	70[A]	ASP	3.0
1	2-A	70[B]	ASP	3.0
1	3-A	70[C]	ASP	3.0
1	4-A	70[D]	ASP	3.0
1	5-A	70[E]	ASP	3.0
1	6-A	70[F]	ASP	3.0
1	7-A	70[G]	ASP	3.0
1	8-A	70[H]	ASP	3.0
1	9-A	70[I]	ASP	3.0

Continued on next page...

Continued from previous page...

Mol	Chain	Res	Type	RSRZ
1	10-A	70[J]	ASP	3.0
1	11-A	70[K]	ASP	3.0
1	12-A	70[L]	ASP	3.0
1	13-A	70[M]	ASP	3.0
1	14-A	70[N]	ASP	3.0
1	15-A	70[O]	ASP	3.0
1	16-A	70[P]	ASP	3.0
1	17-A	70[Q]	ASP	3.0
1	18-A	70[R]	ASP	3.0
1	19-A	70[S]	ASP	3.0
1	20-A	70[T]	ASP	3.0
1	1-A	281[A]	LEU	3.0
1	2-A	281[B]	LEU	3.0
1	3-A	281[C]	LEU	3.0
1	4-A	281[D]	LEU	3.0
1	5-A	281[E]	LEU	3.0
1	6-A	281[F]	LEU	3.0
1	7-A	281[G]	LEU	3.0
1	8-A	281[H]	LEU	3.0
1	9-A	281[I]	LEU	3.0
1	10-A	281[J]	LEU	3.0
1	11-A	281[K]	LEU	3.0
1	12-A	281[L]	LEU	3.0
1	13-A	281[M]	LEU	3.0
1	14-A	281[N]	LEU	3.0
1	15-A	281[O]	LEU	3.0
1	16-A	281[P]	LEU	3.0
1	17-A	281[Q]	LEU	3.0
1	18-A	281[R]	LEU	3.0
1	19-A	281[S]	LEU	3.0
1	20-A	281[T]	LEU	3.0
1	1-A	141[A]	TYR	3.0
1	2-A	141[B]	TYR	3.0
1	3-A	141[C]	TYR	3.0
1	4-A	141[D]	TYR	3.0
1	5-A	141[E]	TYR	3.0
1	6-A	141[F]	TYR	3.0
1	7-A	141[G]	TYR	3.0
1	8-A	141[H]	TYR	3.0
1	9-A	141[I]	TYR	3.0
1	10-A	141[J]	TYR	3.0
1	11-A	141[K]	TYR	3.0

Continued on next page...

Continued from previous page...

Mol	Chain	Res	Type	RSRZ
1	12-A	141[L]	TYR	3.0
1	13-A	141[M]	TYR	3.0
1	14-A	141[N]	TYR	3.0
1	15-A	141[O]	TYR	3.0
1	16-A	141[P]	TYR	3.0
1	17-A	141[Q]	TYR	3.0
1	18-A	141[R]	TYR	3.0
1	19-A	141[S]	TYR	3.0
1	20-A	141[T]	TYR	3.0
1	1-A	298[A]	ARG	2.9
1	2-A	298[B]	ARG	2.9
1	3-A	298[C]	ARG	2.9
1	4-A	298[D]	ARG	2.9
1	5-A	298[E]	ARG	2.9
1	6-A	298[F]	ARG	2.9
1	7-A	298[G]	ARG	2.9
1	8-A	298[H]	ARG	2.9
1	9-A	298[I]	ARG	2.9
1	10-A	298[J]	ARG	2.9
1	11-A	298[K]	ARG	2.9
1	12-A	298[L]	ARG	2.9
1	13-A	298[M]	ARG	2.9
1	14-A	298[N]	ARG	2.9
1	15-A	298[O]	ARG	2.9
1	16-A	298[P]	ARG	2.9
1	17-A	298[Q]	ARG	2.9
1	18-A	298[R]	ARG	2.9
1	19-A	298[S]	ARG	2.9
1	20-A	298[T]	ARG	2.9
1	1-A	6[A]	THR	2.9
1	1-A	206[A]	GLU	2.9
1	2-A	6[B]	THR	2.9
1	2-A	206[B]	GLU	2.9
1	3-A	6[C]	THR	2.9
1	3-A	206[C]	GLU	2.9
1	4-A	6[D]	THR	2.9
1	4-A	206[D]	GLU	2.9
1	5-A	6[E]	THR	2.9
1	5-A	206[E]	GLU	2.9
1	6-A	6[F]	THR	2.9
1	6-A	206[F]	GLU	2.9
1	7-A	6[G]	THR	2.9

Continued on next page...

Continued from previous page...

Mol	Chain	Res	Type	RSRZ
1	7-A	206[G]	GLU	2.9
1	8-A	6[H]	THR	2.9
1	8-A	206[H]	GLU	2.9
1	9-A	6[I]	THR	2.9
1	9-A	206[I]	GLU	2.9
1	10-A	6[J]	THR	2.9
1	10-A	206[J]	GLU	2.9
1	11-A	6[K]	THR	2.9
1	11-A	206[K]	GLU	2.9
1	12-A	6[L]	THR	2.9
1	12-A	206[L]	GLU	2.9
1	13-A	6[M]	THR	2.9
1	13-A	206[M]	GLU	2.9
1	14-A	6[N]	THR	2.9
1	14-A	206[N]	GLU	2.9
1	15-A	6[O]	THR	2.9
1	15-A	206[O]	GLU	2.9
1	16-A	6[P]	THR	2.9
1	16-A	206[P]	GLU	2.9
1	17-A	6[Q]	THR	2.9
1	17-A	206[Q]	GLU	2.9
1	18-A	6[R]	THR	2.9
1	18-A	206[R]	GLU	2.9
1	19-A	6[S]	THR	2.9
1	19-A	206[S]	GLU	2.9
1	20-A	6[T]	THR	2.9
1	20-A	206[T]	GLU	2.9
1	1-A	347[A]	LEU	2.8
1	2-A	347[B]	LEU	2.8
1	3-A	347[C]	LEU	2.8
1	4-A	347[D]	LEU	2.8
1	5-A	347[E]	LEU	2.8
1	6-A	347[F]	LEU	2.8
1	7-A	347[G]	LEU	2.8
1	8-A	347[H]	LEU	2.8
1	9-A	347[I]	LEU	2.8
1	10-A	347[J]	LEU	2.8
1	11-A	347[K]	LEU	2.8
1	12-A	347[L]	LEU	2.8
1	13-A	347[M]	LEU	2.8
1	14-A	347[N]	LEU	2.8
1	15-A	347[O]	LEU	2.8

Continued on next page...

Continued from previous page...

Mol	Chain	Res	Type	RSRZ
1	16-A	347[P]	LEU	2.8
1	17-A	347[Q]	LEU	2.8
1	18-A	347[R]	LEU	2.8
1	19-A	347[S]	LEU	2.8
1	20-A	347[T]	LEU	2.8
1	1-A	327[A]	GLN	2.8
1	2-A	327[B]	GLN	2.8
1	3-A	327[C]	GLN	2.8
1	4-A	327[D]	GLN	2.8
1	5-A	327[E]	GLN	2.8
1	6-A	327[F]	GLN	2.8
1	7-A	327[G]	GLN	2.8
1	8-A	327[H]	GLN	2.8
1	9-A	327[I]	GLN	2.8
1	10-A	327[J]	GLN	2.8
1	11-A	327[K]	GLN	2.8
1	12-A	327[L]	GLN	2.8
1	13-A	327[M]	GLN	2.8
1	14-A	327[N]	GLN	2.8
1	15-A	327[O]	GLN	2.8
1	16-A	327[P]	GLN	2.8
1	17-A	327[Q]	GLN	2.8
1	18-A	327[R]	GLN	2.8
1	19-A	327[S]	GLN	2.8
1	20-A	327[T]	GLN	2.8
1	1-A	290[A]	TRP	2.8
1	2-A	290[B]	TRP	2.8
1	3-A	290[C]	TRP	2.8
1	4-A	290[D]	TRP	2.8
1	5-A	290[E]	TRP	2.8
1	6-A	290[F]	TRP	2.8
1	7-A	290[G]	TRP	2.8
1	8-A	290[H]	TRP	2.8
1	9-A	290[I]	TRP	2.8
1	10-A	290[J]	TRP	2.8
1	11-A	290[K]	TRP	2.8
1	12-A	290[L]	TRP	2.8
1	13-A	290[M]	TRP	2.8
1	14-A	290[N]	TRP	2.8
1	15-A	290[O]	TRP	2.8
1	16-A	290[P]	TRP	2.8
1	17-A	290[Q]	TRP	2.8

Continued on next page...

Continued from previous page...

Mol	Chain	Res	Type	RSRZ
1	18-A	290[R]	TRP	2.8
1	19-A	290[S]	TRP	2.8
1	20-A	290[T]	TRP	2.8
1	1-A	285[A]	VAL	2.7
1	2-A	285[B]	VAL	2.7
1	3-A	285[C]	VAL	2.7
1	4-A	285[D]	VAL	2.7
1	5-A	285[E]	VAL	2.7
1	6-A	285[F]	VAL	2.7
1	7-A	285[G]	VAL	2.7
1	8-A	285[H]	VAL	2.7
1	9-A	285[I]	VAL	2.7
1	10-A	285[J]	VAL	2.7
1	11-A	285[K]	VAL	2.7
1	12-A	285[L]	VAL	2.7
1	13-A	285[M]	VAL	2.7
1	14-A	285[N]	VAL	2.7
1	15-A	285[O]	VAL	2.7
1	16-A	285[P]	VAL	2.7
1	17-A	285[Q]	VAL	2.7
1	18-A	285[R]	VAL	2.7
1	19-A	285[S]	VAL	2.7
1	20-A	285[T]	VAL	2.7
1	1-A	399[A]	PRO	2.7
1	2-A	399[B]	PRO	2.7
1	3-A	399[C]	PRO	2.7
1	4-A	399[D]	PRO	2.7
1	5-A	399[E]	PRO	2.7
1	6-A	399[F]	PRO	2.7
1	7-A	399[G]	PRO	2.7
1	8-A	399[H]	PRO	2.7
1	9-A	399[I]	PRO	2.7
1	10-A	399[J]	PRO	2.7
1	11-A	399[K]	PRO	2.7
1	12-A	399[L]	PRO	2.7
1	13-A	399[M]	PRO	2.7
1	14-A	399[N]	PRO	2.7
1	15-A	399[O]	PRO	2.7
1	16-A	399[P]	PRO	2.7
1	17-A	399[Q]	PRO	2.7
1	18-A	399[R]	PRO	2.7
1	19-A	399[S]	PRO	2.7

Continued on next page...

Continued from previous page...

Mol	Chain	Res	Type	RSRZ
1	20-A	399[T]	PRO	2.7
1	1-A	68[A]	ASP	2.5
1	2-A	68[B]	ASP	2.5
1	3-A	68[C]	ASP	2.5
1	4-A	68[D]	ASP	2.5
1	5-A	68[E]	ASP	2.5
1	6-A	68[F]	ASP	2.5
1	7-A	68[G]	ASP	2.5
1	8-A	68[H]	ASP	2.5
1	9-A	68[I]	ASP	2.5
1	10-A	68[J]	ASP	2.5
1	11-A	68[K]	ASP	2.5
1	12-A	68[L]	ASP	2.5
1	13-A	68[M]	ASP	2.5
1	14-A	68[N]	ASP	2.5
1	15-A	68[O]	ASP	2.5
1	16-A	68[P]	ASP	2.5
1	17-A	68[Q]	ASP	2.5
1	18-A	68[R]	ASP	2.5
1	19-A	68[S]	ASP	2.5
1	20-A	68[T]	ASP	2.5
1	1-A	306[A]	HIS	2.5
1	2-A	306[B]	HIS	2.5
1	3-A	306[C]	HIS	2.5
1	4-A	306[D]	HIS	2.5
1	5-A	306[E]	HIS	2.5
1	6-A	306[F]	HIS	2.5
1	7-A	306[G]	HIS	2.5
1	8-A	306[H]	HIS	2.5
1	9-A	306[I]	HIS	2.5
1	10-A	306[J]	HIS	2.5
1	11-A	306[K]	HIS	2.5
1	12-A	306[L]	HIS	2.5
1	13-A	306[M]	HIS	2.5
1	14-A	306[N]	HIS	2.5
1	15-A	306[O]	HIS	2.5
1	16-A	306[P]	HIS	2.5
1	17-A	306[Q]	HIS	2.5
1	18-A	306[R]	HIS	2.5
1	19-A	306[S]	HIS	2.5
1	20-A	306[T]	HIS	2.5
1	1-A	214[A]	ALA	2.4

Continued on next page...

Continued from previous page...

Mol	Chain	Res	Type	RSRZ
1	1-A	307[A]	ALA	2.4
1	2-A	214[B]	ALA	2.4
1	2-A	307[B]	ALA	2.4
1	3-A	214[C]	ALA	2.4
1	3-A	307[C]	ALA	2.4
1	4-A	214[D]	ALA	2.4
1	4-A	307[D]	ALA	2.4
1	5-A	214[E]	ALA	2.4
1	5-A	307[E]	ALA	2.4
1	6-A	214[F]	ALA	2.4
1	6-A	307[F]	ALA	2.4
1	7-A	214[G]	ALA	2.4
1	7-A	307[G]	ALA	2.4
1	8-A	214[H]	ALA	2.4
1	8-A	307[H]	ALA	2.4
1	9-A	214[I]	ALA	2.4
1	9-A	307[I]	ALA	2.4
1	10-A	214[J]	ALA	2.4
1	10-A	307[J]	ALA	2.4
1	11-A	214[K]	ALA	2.4
1	11-A	307[K]	ALA	2.4
1	12-A	214[L]	ALA	2.4
1	12-A	307[L]	ALA	2.4
1	13-A	214[M]	ALA	2.4
1	13-A	307[M]	ALA	2.4
1	14-A	214[N]	ALA	2.4
1	14-A	307[N]	ALA	2.4
1	15-A	214[O]	ALA	2.4
1	15-A	307[O]	ALA	2.4
1	16-A	214[P]	ALA	2.4
1	16-A	307[P]	ALA	2.4
1	17-A	214[Q]	ALA	2.4
1	17-A	307[Q]	ALA	2.4
1	18-A	214[R]	ALA	2.4
1	18-A	307[R]	ALA	2.4
1	19-A	214[S]	ALA	2.4
1	19-A	307[S]	ALA	2.4
1	20-A	214[T]	ALA	2.4
1	20-A	307[T]	ALA	2.4
1	1-A	202[A]	ASP	2.4
1	2-A	202[B]	ASP	2.4
1	3-A	202[C]	ASP	2.4

Continued on next page...

Continued from previous page...

Mol	Chain	Res	Type	RSRZ
1	4-A	202[D]	ASP	2.4
1	5-A	202[E]	ASP	2.4
1	6-A	202[F]	ASP	2.4
1	7-A	202[G]	ASP	2.4
1	8-A	202[H]	ASP	2.4
1	9-A	202[I]	ASP	2.4
1	10-A	202[J]	ASP	2.4
1	11-A	202[K]	ASP	2.4
1	12-A	202[L]	ASP	2.4
1	13-A	202[M]	ASP	2.4
1	14-A	202[N]	ASP	2.4
1	15-A	202[O]	ASP	2.4
1	16-A	202[P]	ASP	2.4
1	17-A	202[Q]	ASP	2.4
1	18-A	202[R]	ASP	2.4
1	19-A	202[S]	ASP	2.4
1	20-A	202[T]	ASP	2.4
1	1-A	297[A]	LEU	2.3
1	2-A	297[B]	LEU	2.3
1	3-A	297[C]	LEU	2.3
1	4-A	297[D]	LEU	2.3
1	5-A	297[E]	LEU	2.3
1	6-A	297[F]	LEU	2.3
1	7-A	297[G]	LEU	2.3
1	8-A	297[H]	LEU	2.3
1	9-A	297[I]	LEU	2.3
1	10-A	297[J]	LEU	2.3
1	11-A	297[K]	LEU	2.3
1	12-A	297[L]	LEU	2.3
1	13-A	297[M]	LEU	2.3
1	14-A	297[N]	LEU	2.3
1	15-A	297[O]	LEU	2.3
1	16-A	297[P]	LEU	2.3
1	17-A	297[Q]	LEU	2.3
1	18-A	297[R]	LEU	2.3
1	19-A	297[S]	LEU	2.3
1	20-A	297[T]	LEU	2.3
1	1-A	270[A]	GLY	2.3
1	2-A	270[B]	GLY	2.3
1	3-A	270[C]	GLY	2.3
1	4-A	270[D]	GLY	2.3
1	5-A	270[E]	GLY	2.3

Continued on next page...

Continued from previous page...

Mol	Chain	Res	Type	RSRZ
1	6-A	270[F]	GLY	2.3
1	7-A	270[G]	GLY	2.3
1	8-A	270[H]	GLY	2.3
1	9-A	270[I]	GLY	2.3
1	10-A	270[J]	GLY	2.3
1	11-A	270[K]	GLY	2.3
1	12-A	270[L]	GLY	2.3
1	13-A	270[M]	GLY	2.3
1	14-A	270[N]	GLY	2.3
1	15-A	270[O]	GLY	2.3
1	16-A	270[P]	GLY	2.3
1	17-A	270[Q]	GLY	2.3
1	18-A	270[R]	GLY	2.3
1	19-A	270[S]	GLY	2.3
1	20-A	270[T]	GLY	2.3
1	1-A	398[A]	LEU	2.2
1	2-A	398[B]	LEU	2.2
1	3-A	398[C]	LEU	2.2
1	4-A	398[D]	LEU	2.2
1	5-A	398[E]	LEU	2.2
1	6-A	398[F]	LEU	2.2
1	7-A	398[G]	LEU	2.2
1	8-A	398[H]	LEU	2.2
1	9-A	398[I]	LEU	2.2
1	10-A	398[J]	LEU	2.2
1	11-A	398[K]	LEU	2.2
1	12-A	398[L]	LEU	2.2
1	13-A	398[M]	LEU	2.2
1	14-A	398[N]	LEU	2.2
1	15-A	398[O]	LEU	2.2
1	16-A	398[P]	LEU	2.2
1	17-A	398[Q]	LEU	2.2
1	18-A	398[R]	LEU	2.2
1	19-A	398[S]	LEU	2.2
1	20-A	398[T]	LEU	2.2
1	1-A	305[A]	THR	2.2
1	2-A	305[B]	THR	2.2
1	3-A	305[C]	THR	2.2
1	4-A	305[D]	THR	2.2
1	5-A	305[E]	THR	2.2
1	6-A	305[F]	THR	2.2
1	7-A	305[G]	THR	2.2

Continued on next page...

Continued from previous page...

Mol	Chain	Res	Type	RSRZ
1	8-A	305[H]	THR	2.2
1	9-A	305[I]	THR	2.2
1	10-A	305[J]	THR	2.2
1	11-A	305[K]	THR	2.2
1	12-A	305[L]	THR	2.2
1	13-A	305[M]	THR	2.2
1	14-A	305[N]	THR	2.2
1	15-A	305[O]	THR	2.2
1	16-A	305[P]	THR	2.2
1	17-A	305[Q]	THR	2.2
1	18-A	305[R]	THR	2.2
1	19-A	305[S]	THR	2.2
1	20-A	305[T]	THR	2.2
1	1-A	151[A]	ARG	2.1
1	2-A	151[B]	ARG	2.1
1	3-A	151[C]	ARG	2.1
1	4-A	151[D]	ARG	2.1
1	5-A	151[E]	ARG	2.1
1	6-A	151[F]	ARG	2.1
1	7-A	151[G]	ARG	2.1
1	8-A	151[H]	ARG	2.1
1	9-A	151[I]	ARG	2.1
1	10-A	151[J]	ARG	2.1
1	11-A	151[K]	ARG	2.1
1	12-A	151[L]	ARG	2.1
1	13-A	151[M]	ARG	2.1
1	14-A	151[N]	ARG	2.1
1	15-A	151[O]	ARG	2.1
1	16-A	151[P]	ARG	2.1
1	17-A	151[Q]	ARG	2.1
1	18-A	151[R]	ARG	2.1
1	19-A	151[S]	ARG	2.1
1	20-A	151[T]	ARG	2.1
1	1-A	41[A]	ALA	2.1
1	2-A	41[B]	ALA	2.1
1	3-A	41[C]	ALA	2.1
1	4-A	41[D]	ALA	2.1
1	5-A	41[E]	ALA	2.1
1	6-A	41[F]	ALA	2.1
1	7-A	41[G]	ALA	2.1
1	8-A	41[H]	ALA	2.1
1	9-A	41[I]	ALA	2.1

Continued on next page...

Continued from previous page...

Mol	Chain	Res	Type	RSRZ
1	10-A	41[J]	ALA	2.1
1	11-A	41[K]	ALA	2.1
1	12-A	41[L]	ALA	2.1
1	13-A	41[M]	ALA	2.1
1	14-A	41[N]	ALA	2.1
1	15-A	41[O]	ALA	2.1
1	16-A	41[P]	ALA	2.1
1	17-A	41[Q]	ALA	2.1
1	18-A	41[R]	ALA	2.1
1	19-A	41[S]	ALA	2.1
1	20-A	41[T]	ALA	2.1
1	1-A	295[A]	ALA	2.1
1	2-A	295[B]	ALA	2.1
1	3-A	295[C]	ALA	2.1
1	4-A	295[D]	ALA	2.1
1	5-A	295[E]	ALA	2.1
1	6-A	295[F]	ALA	2.1
1	7-A	295[G]	ALA	2.1
1	8-A	295[H]	ALA	2.1
1	9-A	295[I]	ALA	2.1
1	10-A	295[J]	ALA	2.1
1	11-A	295[K]	ALA	2.1
1	12-A	295[L]	ALA	2.1
1	13-A	295[M]	ALA	2.1
1	14-A	295[N]	ALA	2.1
1	15-A	295[O]	ALA	2.1
1	16-A	295[P]	ALA	2.1
1	17-A	295[Q]	ALA	2.1
1	18-A	295[R]	ALA	2.1
1	19-A	295[S]	ALA	2.1
1	20-A	295[T]	ALA	2.1
1	1-A	85[A]	PHE	2.1
1	2-A	85[B]	PHE	2.1
1	3-A	85[C]	PHE	2.1
1	4-A	85[D]	PHE	2.1
1	5-A	85[E]	PHE	2.1
1	6-A	85[F]	PHE	2.1
1	7-A	85[G]	PHE	2.1
1	8-A	85[H]	PHE	2.1
1	9-A	85[I]	PHE	2.1
1	10-A	85[J]	PHE	2.1
1	11-A	85[K]	PHE	2.1

Continued on next page...

Continued from previous page...

Mol	Chain	Res	Type	RSRZ
1	12-A	85[L]	PHE	2.1
1	13-A	85[M]	PHE	2.1
1	14-A	85[N]	PHE	2.1
1	15-A	85[O]	PHE	2.1
1	16-A	85[P]	PHE	2.1
1	17-A	85[Q]	PHE	2.1
1	18-A	85[R]	PHE	2.1
1	19-A	85[S]	PHE	2.1
1	20-A	85[T]	PHE	2.1
1	1-A	228[A]	PRO	2.0
1	2-A	228[B]	PRO	2.0
1	3-A	228[C]	PRO	2.0
1	4-A	228[D]	PRO	2.0
1	5-A	228[E]	PRO	2.0
1	6-A	228[F]	PRO	2.0
1	7-A	228[G]	PRO	2.0
1	8-A	228[H]	PRO	2.0
1	9-A	228[I]	PRO	2.0
1	10-A	228[J]	PRO	2.0
1	11-A	228[K]	PRO	2.0
1	12-A	228[L]	PRO	2.0
1	13-A	228[M]	PRO	2.0
1	14-A	228[N]	PRO	2.0
1	15-A	228[O]	PRO	2.0
1	16-A	228[P]	PRO	2.0
1	17-A	228[Q]	PRO	2.0
1	18-A	228[R]	PRO	2.0
1	19-A	228[S]	PRO	2.0
1	20-A	228[T]	PRO	2.0

6.2 Non-standard residues in protein, DNA, RNA chains ⓘ

There are no non-standard protein/DNA/RNA residues in this entry.

6.3 Carbohydrates ⓘ

There are no carbohydrates in this entry.

6.4 Ligands [i](#)

In the following table, the Atoms column lists the number of modelled atoms in the group and the number defined in the chemical component dictionary. LLDF column lists the quality of electron density of the group with respect to its neighbouring residues in protein, DNA or RNA chains. The B-factors column lists the minimum, median, 95th percentile and maximum values of B factors of atoms in the group. The column labelled 'Q< 0.9' lists the number of atoms with occupancy less than 0.9.

Mol	Type	Chain	Res	Atoms	RSCC	RSR	LLDF	B-factors(Å ²)	Q<0.9
2	NA	6-A	501[F]	1/1	0.92	0.11	0.85	28,28,28,28	1
2	NA	20-A	501[T]	1/1	0.92	0.11	0.25	28,28,28,28	1
2	NA	16-A	501[P]	1/1	0.92	0.11	-0.02	28,28,28,28	1
2	NA	17-A	501[Q]	1/1	0.92	0.11	-0.02	28,28,28,28	1
2	NA	4-A	501[D]	1/1	0.92	0.11	-0.02	28,28,28,28	1
2	NA	13-A	501[M]	1/1	0.92	0.11	-0.02	28,28,28,28	1
2	NA	14-A	501[N]	1/1	0.92	0.11	-0.02	28,28,28,28	1
2	NA	19-A	501[S]	1/1	0.92	0.11	-0.13	28,28,28,28	1
2	NA	15-A	501[O]	1/1	0.92	0.11	-0.22	28,28,28,28	1
2	NA	18-A	501[R]	1/1	0.92	0.11	-0.29	27,27,27,27	1
2	NA	2-A	501[B]	1/1	0.92	0.11	-0.30	28,28,28,28	1
2	NA	1-A	501[A]	1/1	0.92	0.11	-0.30	28,28,28,28	1
2	NA	12-A	501[L]	1/1	0.92	0.11	-0.30	28,28,28,28	1
2	NA	11-A	501[K]	1/1	0.92	0.11	-0.30	28,28,28,28	1
2	NA	10-A	501[J]	1/1	0.92	0.11	-0.30	28,28,28,28	1
2	NA	5-A	501[E]	1/1	0.92	0.11	-0.30	28,28,28,28	1
2	NA	3-A	501[C]	1/1	0.92	0.11	-0.30	28,28,28,28	1
2	NA	8-A	501[H]	1/1	0.92	0.11	-	29,29,29,29	1
2	NA	9-A	501[I]	1/1	0.92	0.11	-	29,29,29,29	1
2	NA	7-A	501[G]	1/1	0.92	0.11	-	29,29,29,29	1

6.5 Other polymers [i](#)

There are no such residues in this entry.