



wwPDB X-ray Structure Validation Summary Report ⓘ

Oct 19, 2017 – 09:48 PM EDT

PDB ID : 3MBO
Title : Crystal Structure of the Glycosyltransferase BaBshA bound with UDP and L-malate
Authors : Wallace, B.D.; Claiborne, A.; Redinbo, M.R.
Deposited on : unknown
Resolution : 3.31 Å(reported)

This is a wwPDB X-ray Structure Validation Summary Report for a publicly released PDB entry.

We welcome your comments at validation@mail.wwpdb.org

A user guide is available at

<http://wwpdb.org/validation/2016/XrayValidationReportHelp>

with specific help available everywhere you see the ⓘ symbol.

The following versions of software and data (see [references ⓘ](#)) were used in the production of this report:

MolProbity : 4.02b-467
Mogul : 1.7.2 (RC1), CSD as538be (2017)
Xtriage (Phenix) : 1.9-1692
EDS : rb-20030345
Percentile statistics : 20161228.v01 (using entries in the PDB archive December 28th 2016)
Refmac : 5.8.0135
CCP4 : 6.5.0
Ideal geometry (proteins) : Engh & Huber (2001)
Ideal geometry (DNA, RNA) : Parkinson et al. (1996)
Validation Pipeline (wwPDB-VP) : rb-20030345

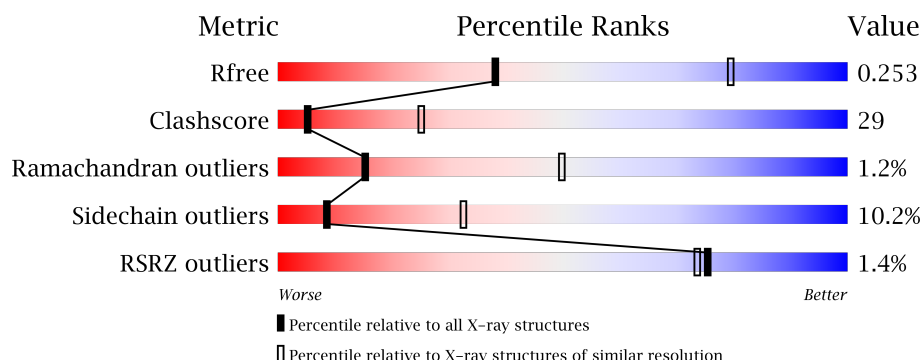
1 Overall quality at a glance

The following experimental techniques were used to determine the structure:

X-RAY DIFFRACTION

The reported resolution of this entry is 3.31 Å.

Percentile scores (ranging between 0-100) for global validation metrics of the entry are shown in the following graphic. The table shows the number of entries on which the scores are based.



Metric	Whole archive (#Entries)	Similar resolution (#Entries, resolution range(Å))
R_{free}	100719	1034 (3.36-3.24)
Clashscore	112137	1100 (3.36-3.24)
Ramachandran outliers	110173	1081 (3.36-3.24)
Sidechain outliers	110143	1080 (3.36-3.24)
RSRZ outliers	101464	1039 (3.36-3.24)

The table below summarises the geometric issues observed across the polymeric chains and their fit to the electron density. The red, orange, yellow and green segments on the lower bar indicate the fraction of residues that contain outliers for ≥ 3 , 2, 1 and 0 types of geometric quality criteria. A grey segment represents the fraction of residues that are not modelled. The numeric value for each fraction is indicated below the corresponding segment, with a dot representing fractions $\leq 5\%$. The upper red bar (where present) indicates the fraction of residues that have poor fit to the electron density. The numeric value is given above the bar.

Mol	Chain	Length	Quality of chain
1	A	414	
1	B	414	
1	C	414	
1	D	414	
1	E	414	

Continued on next page...

Continued from previous page...

Mol	Chain	Length	Quality of chain
1	F	414	
1	G	414	
1	H	414	

The following table lists non-polymeric compounds, carbohydrate monomers and non-standard residues in protein, DNA, RNA chains that are outliers for geometric or electron-density-fit criteria:

Mol	Type	Chain	Res	Chirality	Geometry	Clashes	Electron density
3	GOL	A	386	-	-	-	X
3	GOL	B	382	-	-	-	X
3	GOL	D	382	-	-	-	X
3	GOL	D	383	-	-	-	X
3	GOL	E	384	-	-	-	X
3	GOL	E	385	-	-	X	X
3	GOL	E	386	-	-	-	X
3	GOL	F	383	-	-	X	X
3	GOL	F	384	-	-	-	X
3	GOL	F	385	-	-	-	X
4	MLT	A	388	-	-	-	X
4	MLT	C	385	-	-	-	X
4	MLT	H	384	-	-	-	X
5	MG	C	386	-	-	-	X
5	MG	E	388	-	-	-	X

2 Entry composition

There are 6 unique types of molecules in this entry. The entry contains 23880 atoms, of which 0 are hydrogens and 0 are deuteriums.

In the tables below, the ZeroOcc column contains the number of atoms modelled with zero occupancy, the AltConf column contains the number of residues with at least one atom in alternate conformation and the Trace column contains the number of residues modelled with at most 2 atoms.

- Molecule 1 is a protein called Glycosyltransferase, group 1 family.

Mol	Chain	Residues	Atoms					ZeroOcc	AltConf	Trace
1	A	372	Total	C	N	O	S	0	0	0
			2923	1865	491	554	13			
1	B	369	Total	C	N	O	S	0	0	0
			2907	1852	489	553	13			
1	C	373	Total	C	N	O	S	0	0	0
			2929	1870	493	553	13			
1	D	369	Total	C	N	O	S	0	0	0
			2903	1850	489	551	13			
1	E	375	Total	C	N	O	S	0	0	0
			2959	1886	500	560	13			
1	F	369	Total	C	N	O	S	0	0	0
			2919	1860	492	554	13			
1	G	365	Total	C	N	O	S	0	0	0
			2881	1834	486	548	13			
1	H	369	Total	C	N	O	S	0	0	0
			2907	1852	490	552	13			

There are 264 discrepancies between the modelled and reference sequences:

Chain	Residue	Modelled	Actual	Comment	Reference
A	-32	MET	-	EXPRESSION TAG	UNP Q81ST7
A	-31	GLY	-	EXPRESSION TAG	UNP Q81ST7
A	-30	SER	-	EXPRESSION TAG	UNP Q81ST7
A	-29	HIS	-	EXPRESSION TAG	UNP Q81ST7
A	-28	HIS	-	EXPRESSION TAG	UNP Q81ST7
A	-27	HIS	-	EXPRESSION TAG	UNP Q81ST7
A	-26	HIS	-	EXPRESSION TAG	UNP Q81ST7
A	-25	HIS	-	EXPRESSION TAG	UNP Q81ST7
A	-24	HIS	-	EXPRESSION TAG	UNP Q81ST7
A	-23	SER	-	EXPRESSION TAG	UNP Q81ST7
A	-22	SER	-	EXPRESSION TAG	UNP Q81ST7
A	-21	GLY	-	EXPRESSION TAG	UNP Q81ST7
A	-20	LEU	-	EXPRESSION TAG	UNP Q81ST7

Continued on next page...

Continued from previous page...

Chain	Residue	Modelled	Actual	Comment	Reference
A	-19	VAL	-	EXPRESSION TAG	UNP Q81ST7
A	-18	PRO	-	EXPRESSION TAG	UNP Q81ST7
A	-17	ARG	-	EXPRESSION TAG	UNP Q81ST7
A	-16	GLY	-	EXPRESSION TAG	UNP Q81ST7
A	-15	SER	-	EXPRESSION TAG	UNP Q81ST7
A	-14	HIS	-	EXPRESSION TAG	UNP Q81ST7
A	-13	MET	-	EXPRESSION TAG	UNP Q81ST7
A	-12	ALA	-	EXPRESSION TAG	UNP Q81ST7
A	-11	SER	-	EXPRESSION TAG	UNP Q81ST7
A	-10	MET	-	EXPRESSION TAG	UNP Q81ST7
A	-9	THR	-	EXPRESSION TAG	UNP Q81ST7
A	-8	GLY	-	EXPRESSION TAG	UNP Q81ST7
A	-7	GLY	-	EXPRESSION TAG	UNP Q81ST7
A	-6	GLN	-	EXPRESSION TAG	UNP Q81ST7
A	-5	GLN	-	EXPRESSION TAG	UNP Q81ST7
A	-4	MET	-	EXPRESSION TAG	UNP Q81ST7
A	-3	GLY	-	EXPRESSION TAG	UNP Q81ST7
A	-2	ARG	-	EXPRESSION TAG	UNP Q81ST7
A	-1	GLY	-	EXPRESSION TAG	UNP Q81ST7
A	0	SER	-	EXPRESSION TAG	UNP Q81ST7
B	-32	MET	-	EXPRESSION TAG	UNP Q81ST7
B	-31	GLY	-	EXPRESSION TAG	UNP Q81ST7
B	-30	SER	-	EXPRESSION TAG	UNP Q81ST7
B	-29	HIS	-	EXPRESSION TAG	UNP Q81ST7
B	-28	HIS	-	EXPRESSION TAG	UNP Q81ST7
B	-27	HIS	-	EXPRESSION TAG	UNP Q81ST7
B	-26	HIS	-	EXPRESSION TAG	UNP Q81ST7
B	-25	HIS	-	EXPRESSION TAG	UNP Q81ST7
B	-24	HIS	-	EXPRESSION TAG	UNP Q81ST7
B	-23	SER	-	EXPRESSION TAG	UNP Q81ST7
B	-22	SER	-	EXPRESSION TAG	UNP Q81ST7
B	-21	GLY	-	EXPRESSION TAG	UNP Q81ST7
B	-20	LEU	-	EXPRESSION TAG	UNP Q81ST7
B	-19	VAL	-	EXPRESSION TAG	UNP Q81ST7
B	-18	PRO	-	EXPRESSION TAG	UNP Q81ST7
B	-17	ARG	-	EXPRESSION TAG	UNP Q81ST7
B	-16	GLY	-	EXPRESSION TAG	UNP Q81ST7
B	-15	SER	-	EXPRESSION TAG	UNP Q81ST7
B	-14	HIS	-	EXPRESSION TAG	UNP Q81ST7
B	-13	MET	-	EXPRESSION TAG	UNP Q81ST7
B	-12	ALA	-	EXPRESSION TAG	UNP Q81ST7
B	-11	SER	-	EXPRESSION TAG	UNP Q81ST7

Continued on next page...

Continued from previous page...

Chain	Residue	Modelled	Actual	Comment	Reference
B	-10	MET	-	EXPRESSION TAG	UNP Q81ST7
B	-9	THR	-	EXPRESSION TAG	UNP Q81ST7
B	-8	GLY	-	EXPRESSION TAG	UNP Q81ST7
B	-7	GLY	-	EXPRESSION TAG	UNP Q81ST7
B	-6	GLN	-	EXPRESSION TAG	UNP Q81ST7
B	-5	GLN	-	EXPRESSION TAG	UNP Q81ST7
B	-4	MET	-	EXPRESSION TAG	UNP Q81ST7
B	-3	GLY	-	EXPRESSION TAG	UNP Q81ST7
B	-2	ARG	-	EXPRESSION TAG	UNP Q81ST7
B	-1	GLY	-	EXPRESSION TAG	UNP Q81ST7
B	0	SER	-	EXPRESSION TAG	UNP Q81ST7
C	-32	MET	-	EXPRESSION TAG	UNP Q81ST7
C	-31	GLY	-	EXPRESSION TAG	UNP Q81ST7
C	-30	SER	-	EXPRESSION TAG	UNP Q81ST7
C	-29	HIS	-	EXPRESSION TAG	UNP Q81ST7
C	-28	HIS	-	EXPRESSION TAG	UNP Q81ST7
C	-27	HIS	-	EXPRESSION TAG	UNP Q81ST7
C	-26	HIS	-	EXPRESSION TAG	UNP Q81ST7
C	-25	HIS	-	EXPRESSION TAG	UNP Q81ST7
C	-24	HIS	-	EXPRESSION TAG	UNP Q81ST7
C	-23	SER	-	EXPRESSION TAG	UNP Q81ST7
C	-22	SER	-	EXPRESSION TAG	UNP Q81ST7
C	-21	GLY	-	EXPRESSION TAG	UNP Q81ST7
C	-20	LEU	-	EXPRESSION TAG	UNP Q81ST7
C	-19	VAL	-	EXPRESSION TAG	UNP Q81ST7
C	-18	PRO	-	EXPRESSION TAG	UNP Q81ST7
C	-17	ARG	-	EXPRESSION TAG	UNP Q81ST7
C	-16	GLY	-	EXPRESSION TAG	UNP Q81ST7
C	-15	SER	-	EXPRESSION TAG	UNP Q81ST7
C	-14	HIS	-	EXPRESSION TAG	UNP Q81ST7
C	-13	MET	-	EXPRESSION TAG	UNP Q81ST7
C	-12	ALA	-	EXPRESSION TAG	UNP Q81ST7
C	-11	SER	-	EXPRESSION TAG	UNP Q81ST7
C	-10	MET	-	EXPRESSION TAG	UNP Q81ST7
C	-9	THR	-	EXPRESSION TAG	UNP Q81ST7
C	-8	GLY	-	EXPRESSION TAG	UNP Q81ST7
C	-7	GLY	-	EXPRESSION TAG	UNP Q81ST7
C	-6	GLN	-	EXPRESSION TAG	UNP Q81ST7
C	-5	GLN	-	EXPRESSION TAG	UNP Q81ST7
C	-4	MET	-	EXPRESSION TAG	UNP Q81ST7
C	-3	GLY	-	EXPRESSION TAG	UNP Q81ST7
C	-2	ARG	-	EXPRESSION TAG	UNP Q81ST7

Continued on next page...

Continued from previous page...

Chain	Residue	Modelled	Actual	Comment	Reference
C	-1	GLY	-	EXPRESSION TAG	UNP Q81ST7
C	0	SER	-	EXPRESSION TAG	UNP Q81ST7
D	-32	MET	-	EXPRESSION TAG	UNP Q81ST7
D	-31	GLY	-	EXPRESSION TAG	UNP Q81ST7
D	-30	SER	-	EXPRESSION TAG	UNP Q81ST7
D	-29	HIS	-	EXPRESSION TAG	UNP Q81ST7
D	-28	HIS	-	EXPRESSION TAG	UNP Q81ST7
D	-27	HIS	-	EXPRESSION TAG	UNP Q81ST7
D	-26	HIS	-	EXPRESSION TAG	UNP Q81ST7
D	-25	HIS	-	EXPRESSION TAG	UNP Q81ST7
D	-24	HIS	-	EXPRESSION TAG	UNP Q81ST7
D	-23	SER	-	EXPRESSION TAG	UNP Q81ST7
D	-22	SER	-	EXPRESSION TAG	UNP Q81ST7
D	-21	GLY	-	EXPRESSION TAG	UNP Q81ST7
D	-20	LEU	-	EXPRESSION TAG	UNP Q81ST7
D	-19	VAL	-	EXPRESSION TAG	UNP Q81ST7
D	-18	PRO	-	EXPRESSION TAG	UNP Q81ST7
D	-17	ARG	-	EXPRESSION TAG	UNP Q81ST7
D	-16	GLY	-	EXPRESSION TAG	UNP Q81ST7
D	-15	SER	-	EXPRESSION TAG	UNP Q81ST7
D	-14	HIS	-	EXPRESSION TAG	UNP Q81ST7
D	-13	MET	-	EXPRESSION TAG	UNP Q81ST7
D	-12	ALA	-	EXPRESSION TAG	UNP Q81ST7
D	-11	SER	-	EXPRESSION TAG	UNP Q81ST7
D	-10	MET	-	EXPRESSION TAG	UNP Q81ST7
D	-9	THR	-	EXPRESSION TAG	UNP Q81ST7
D	-8	GLY	-	EXPRESSION TAG	UNP Q81ST7
D	-7	GLY	-	EXPRESSION TAG	UNP Q81ST7
D	-6	GLN	-	EXPRESSION TAG	UNP Q81ST7
D	-5	GLN	-	EXPRESSION TAG	UNP Q81ST7
D	-4	MET	-	EXPRESSION TAG	UNP Q81ST7
D	-3	GLY	-	EXPRESSION TAG	UNP Q81ST7
D	-2	ARG	-	EXPRESSION TAG	UNP Q81ST7
D	-1	GLY	-	EXPRESSION TAG	UNP Q81ST7
D	0	SER	-	EXPRESSION TAG	UNP Q81ST7
E	-32	MET	-	EXPRESSION TAG	UNP Q81ST7
E	-31	GLY	-	EXPRESSION TAG	UNP Q81ST7
E	-30	SER	-	EXPRESSION TAG	UNP Q81ST7
E	-29	HIS	-	EXPRESSION TAG	UNP Q81ST7
E	-28	HIS	-	EXPRESSION TAG	UNP Q81ST7
E	-27	HIS	-	EXPRESSION TAG	UNP Q81ST7
E	-26	HIS	-	EXPRESSION TAG	UNP Q81ST7

Continued on next page...

Continued from previous page...

Chain	Residue	Modelled	Actual	Comment	Reference
E	-25	HIS	-	EXPRESSION TAG	UNP Q81ST7
E	-24	HIS	-	EXPRESSION TAG	UNP Q81ST7
E	-23	SER	-	EXPRESSION TAG	UNP Q81ST7
E	-22	SER	-	EXPRESSION TAG	UNP Q81ST7
E	-21	GLY	-	EXPRESSION TAG	UNP Q81ST7
E	-20	LEU	-	EXPRESSION TAG	UNP Q81ST7
E	-19	VAL	-	EXPRESSION TAG	UNP Q81ST7
E	-18	PRO	-	EXPRESSION TAG	UNP Q81ST7
E	-17	ARG	-	EXPRESSION TAG	UNP Q81ST7
E	-16	GLY	-	EXPRESSION TAG	UNP Q81ST7
E	-15	SER	-	EXPRESSION TAG	UNP Q81ST7
E	-14	HIS	-	EXPRESSION TAG	UNP Q81ST7
E	-13	MET	-	EXPRESSION TAG	UNP Q81ST7
E	-12	ALA	-	EXPRESSION TAG	UNP Q81ST7
E	-11	SER	-	EXPRESSION TAG	UNP Q81ST7
E	-10	MET	-	EXPRESSION TAG	UNP Q81ST7
E	-9	THR	-	EXPRESSION TAG	UNP Q81ST7
E	-8	GLY	-	EXPRESSION TAG	UNP Q81ST7
E	-7	GLY	-	EXPRESSION TAG	UNP Q81ST7
E	-6	GLN	-	EXPRESSION TAG	UNP Q81ST7
E	-5	GLN	-	EXPRESSION TAG	UNP Q81ST7
E	-4	MET	-	EXPRESSION TAG	UNP Q81ST7
E	-3	GLY	-	EXPRESSION TAG	UNP Q81ST7
E	-2	ARG	-	EXPRESSION TAG	UNP Q81ST7
E	-1	GLY	-	EXPRESSION TAG	UNP Q81ST7
E	0	SER	-	EXPRESSION TAG	UNP Q81ST7
F	-32	MET	-	EXPRESSION TAG	UNP Q81ST7
F	-31	GLY	-	EXPRESSION TAG	UNP Q81ST7
F	-30	SER	-	EXPRESSION TAG	UNP Q81ST7
F	-29	HIS	-	EXPRESSION TAG	UNP Q81ST7
F	-28	HIS	-	EXPRESSION TAG	UNP Q81ST7
F	-27	HIS	-	EXPRESSION TAG	UNP Q81ST7
F	-26	HIS	-	EXPRESSION TAG	UNP Q81ST7
F	-25	HIS	-	EXPRESSION TAG	UNP Q81ST7
F	-24	HIS	-	EXPRESSION TAG	UNP Q81ST7
F	-23	SER	-	EXPRESSION TAG	UNP Q81ST7
F	-22	SER	-	EXPRESSION TAG	UNP Q81ST7
F	-21	GLY	-	EXPRESSION TAG	UNP Q81ST7
F	-20	LEU	-	EXPRESSION TAG	UNP Q81ST7
F	-19	VAL	-	EXPRESSION TAG	UNP Q81ST7
F	-18	PRO	-	EXPRESSION TAG	UNP Q81ST7
F	-17	ARG	-	EXPRESSION TAG	UNP Q81ST7

Continued on next page...

Continued from previous page...

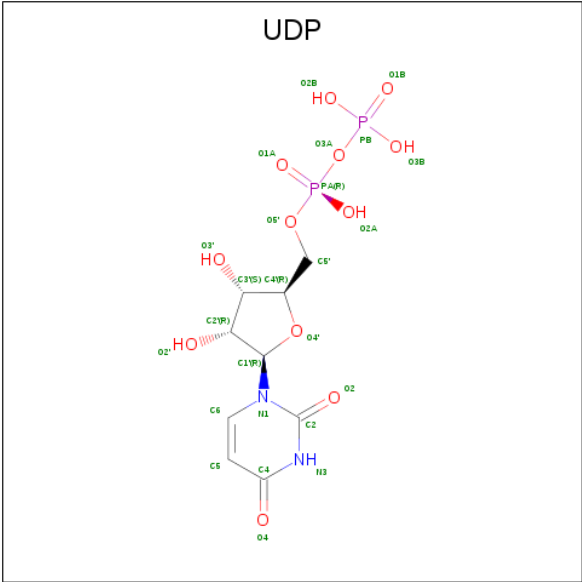
Chain	Residue	Modelled	Actual	Comment	Reference
F	-16	GLY	-	EXPRESSION TAG	UNP Q81ST7
F	-15	SER	-	EXPRESSION TAG	UNP Q81ST7
F	-14	HIS	-	EXPRESSION TAG	UNP Q81ST7
F	-13	MET	-	EXPRESSION TAG	UNP Q81ST7
F	-12	ALA	-	EXPRESSION TAG	UNP Q81ST7
F	-11	SER	-	EXPRESSION TAG	UNP Q81ST7
F	-10	MET	-	EXPRESSION TAG	UNP Q81ST7
F	-9	THR	-	EXPRESSION TAG	UNP Q81ST7
F	-8	GLY	-	EXPRESSION TAG	UNP Q81ST7
F	-7	GLY	-	EXPRESSION TAG	UNP Q81ST7
F	-6	GLN	-	EXPRESSION TAG	UNP Q81ST7
F	-5	GLN	-	EXPRESSION TAG	UNP Q81ST7
F	-4	MET	-	EXPRESSION TAG	UNP Q81ST7
F	-3	GLY	-	EXPRESSION TAG	UNP Q81ST7
F	-2	ARG	-	EXPRESSION TAG	UNP Q81ST7
F	-1	GLY	-	EXPRESSION TAG	UNP Q81ST7
F	0	SER	-	EXPRESSION TAG	UNP Q81ST7
G	-32	MET	-	EXPRESSION TAG	UNP Q81ST7
G	-31	GLY	-	EXPRESSION TAG	UNP Q81ST7
G	-30	SER	-	EXPRESSION TAG	UNP Q81ST7
G	-29	HIS	-	EXPRESSION TAG	UNP Q81ST7
G	-28	HIS	-	EXPRESSION TAG	UNP Q81ST7
G	-27	HIS	-	EXPRESSION TAG	UNP Q81ST7
G	-26	HIS	-	EXPRESSION TAG	UNP Q81ST7
G	-25	HIS	-	EXPRESSION TAG	UNP Q81ST7
G	-24	HIS	-	EXPRESSION TAG	UNP Q81ST7
G	-23	SER	-	EXPRESSION TAG	UNP Q81ST7
G	-22	SER	-	EXPRESSION TAG	UNP Q81ST7
G	-21	GLY	-	EXPRESSION TAG	UNP Q81ST7
G	-20	LEU	-	EXPRESSION TAG	UNP Q81ST7
G	-19	VAL	-	EXPRESSION TAG	UNP Q81ST7
G	-18	PRO	-	EXPRESSION TAG	UNP Q81ST7
G	-17	ARG	-	EXPRESSION TAG	UNP Q81ST7
G	-16	GLY	-	EXPRESSION TAG	UNP Q81ST7
G	-15	SER	-	EXPRESSION TAG	UNP Q81ST7
G	-14	HIS	-	EXPRESSION TAG	UNP Q81ST7
G	-13	MET	-	EXPRESSION TAG	UNP Q81ST7
G	-12	ALA	-	EXPRESSION TAG	UNP Q81ST7
G	-11	SER	-	EXPRESSION TAG	UNP Q81ST7
G	-10	MET	-	EXPRESSION TAG	UNP Q81ST7
G	-9	THR	-	EXPRESSION TAG	UNP Q81ST7
G	-8	GLY	-	EXPRESSION TAG	UNP Q81ST7

Continued on next page...

Continued from previous page...

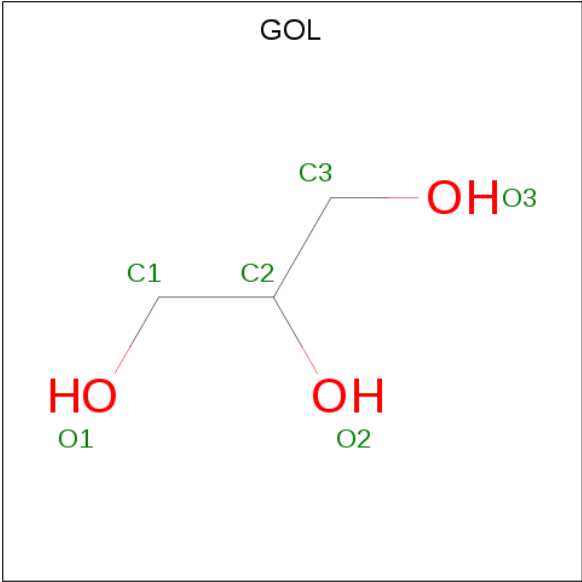
Chain	Residue	Modelled	Actual	Comment	Reference
G	-7	GLY	-	EXPRESSION TAG	UNP Q81ST7
G	-6	GLN	-	EXPRESSION TAG	UNP Q81ST7
G	-5	GLN	-	EXPRESSION TAG	UNP Q81ST7
G	-4	MET	-	EXPRESSION TAG	UNP Q81ST7
G	-3	GLY	-	EXPRESSION TAG	UNP Q81ST7
G	-2	ARG	-	EXPRESSION TAG	UNP Q81ST7
G	-1	GLY	-	EXPRESSION TAG	UNP Q81ST7
G	0	SER	-	EXPRESSION TAG	UNP Q81ST7
H	-32	MET	-	EXPRESSION TAG	UNP Q81ST7
H	-31	GLY	-	EXPRESSION TAG	UNP Q81ST7
H	-30	SER	-	EXPRESSION TAG	UNP Q81ST7
H	-29	HIS	-	EXPRESSION TAG	UNP Q81ST7
H	-28	HIS	-	EXPRESSION TAG	UNP Q81ST7
H	-27	HIS	-	EXPRESSION TAG	UNP Q81ST7
H	-26	HIS	-	EXPRESSION TAG	UNP Q81ST7
H	-25	HIS	-	EXPRESSION TAG	UNP Q81ST7
H	-24	HIS	-	EXPRESSION TAG	UNP Q81ST7
H	-23	SER	-	EXPRESSION TAG	UNP Q81ST7
H	-22	SER	-	EXPRESSION TAG	UNP Q81ST7
H	-21	GLY	-	EXPRESSION TAG	UNP Q81ST7
H	-20	LEU	-	EXPRESSION TAG	UNP Q81ST7
H	-19	VAL	-	EXPRESSION TAG	UNP Q81ST7
H	-18	PRO	-	EXPRESSION TAG	UNP Q81ST7
H	-17	ARG	-	EXPRESSION TAG	UNP Q81ST7
H	-16	GLY	-	EXPRESSION TAG	UNP Q81ST7
H	-15	SER	-	EXPRESSION TAG	UNP Q81ST7
H	-14	HIS	-	EXPRESSION TAG	UNP Q81ST7
H	-13	MET	-	EXPRESSION TAG	UNP Q81ST7
H	-12	ALA	-	EXPRESSION TAG	UNP Q81ST7
H	-11	SER	-	EXPRESSION TAG	UNP Q81ST7
H	-10	MET	-	EXPRESSION TAG	UNP Q81ST7
H	-9	THR	-	EXPRESSION TAG	UNP Q81ST7
H	-8	GLY	-	EXPRESSION TAG	UNP Q81ST7
H	-7	GLY	-	EXPRESSION TAG	UNP Q81ST7
H	-6	GLN	-	EXPRESSION TAG	UNP Q81ST7
H	-5	GLN	-	EXPRESSION TAG	UNP Q81ST7
H	-4	MET	-	EXPRESSION TAG	UNP Q81ST7
H	-3	GLY	-	EXPRESSION TAG	UNP Q81ST7
H	-2	ARG	-	EXPRESSION TAG	UNP Q81ST7
H	-1	GLY	-	EXPRESSION TAG	UNP Q81ST7
H	0	SER	-	EXPRESSION TAG	UNP Q81ST7

- Molecule 2 is URIDINE-5'-DIPHOSPHATE (three-letter code: UDP) (formula: C₉H₁₄N₂O₁₂P₂).



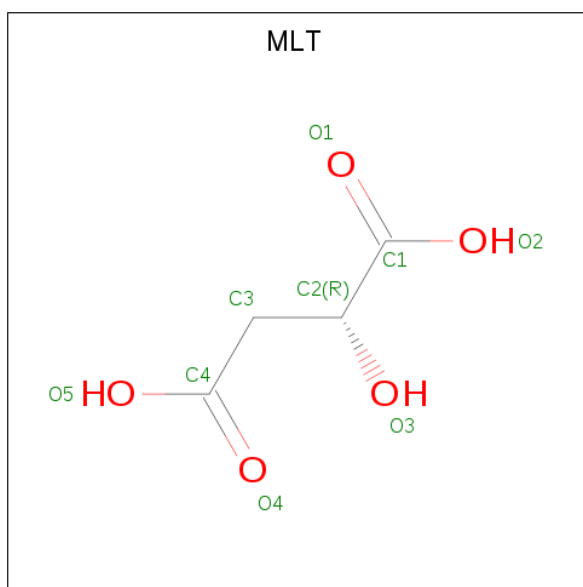
Mol	Chain	Residues	Atoms					ZeroOcc	AltConf
2	A	1	Total	C	N	O	P	0	0
			25	9	2	12	2		
2	C	1	Total	C	N	O	P	0	0
			25	9	2	12	2		
2	E	1	Total	C	N	O	P	0	0
			25	9	2	12	2		
2	H	1	Total	C	N	O	P	0	0
			25	9	2	12	2		

- Molecule 3 is GLYCEROL (three-letter code: GOL) (formula: C₃H₈O₃).



Mol	Chain	Residues	Atoms	ZeroOcc	AltConf
3	A	1	Total C O 6 3 3	0	0
3	A	1	Total C O 6 3 3	0	0
3	A	1	Total C O 6 3 3	0	0
3	A	1	Total C O 6 3 3	0	0
3	A	1	Total C O 6 3 3	0	0
3	B	1	Total C O 6 3 3	0	0
3	B	1	Total C O 6 3 3	0	0
3	C	1	Total C O 6 3 3	0	0
3	C	1	Total C O 6 3 3	0	0
3	D	1	Total C O 6 3 3	0	0
3	D	1	Total C O 6 3 3	0	0
3	D	1	Total C O 6 3 3	0	0
3	E	1	Total C O 6 3 3	0	0
3	E	1	Total C O 6 3 3	0	0
3	E	1	Total C O 6 3 3	0	0
3	E	1	Total C O 6 3 3	0	0
3	F	1	Total C O 6 3 3	0	0
3	F	1	Total C O 6 3 3	0	0
3	F	1	Total C O 6 3 3	0	0
3	F	1	Total C O 6 3 3	0	0
3	H	1	Total C O 6 3 3	0	0

- Molecule 4 is D-MALATE (three-letter code: MLT) (formula: C₄H₆O₅).



Mol	Chain	Residues	Atoms			ZeroOcc	AltConf
4	A	1	Total	C	O	0	0
			9	4	5		
4	C	1	Total	C	O	0	0
			9	4	5		
4	E	1	Total	C	O	0	0
			9	4	5		
4	H	1	Total	C	O	0	0
			9	4	5		

- Molecule 5 is MAGNESIUM ION (three-letter code: MG) (formula: Mg).

Mol	Chain	Residues	Atoms		ZeroOcc	AltConf
5	C	1	Total	Mg	0	0
			1	1		
5	E	1	Total	Mg	0	0
			1	1		

- Molecule 6 is water.

Mol	Chain	Residues	Atoms		ZeroOcc	AltConf
6	A	32	Total	O	0	0
			32	32		
6	B	30	Total	O	0	0
			30	30		
6	C	37	Total	O	0	0
			37	37		

Continued on next page...

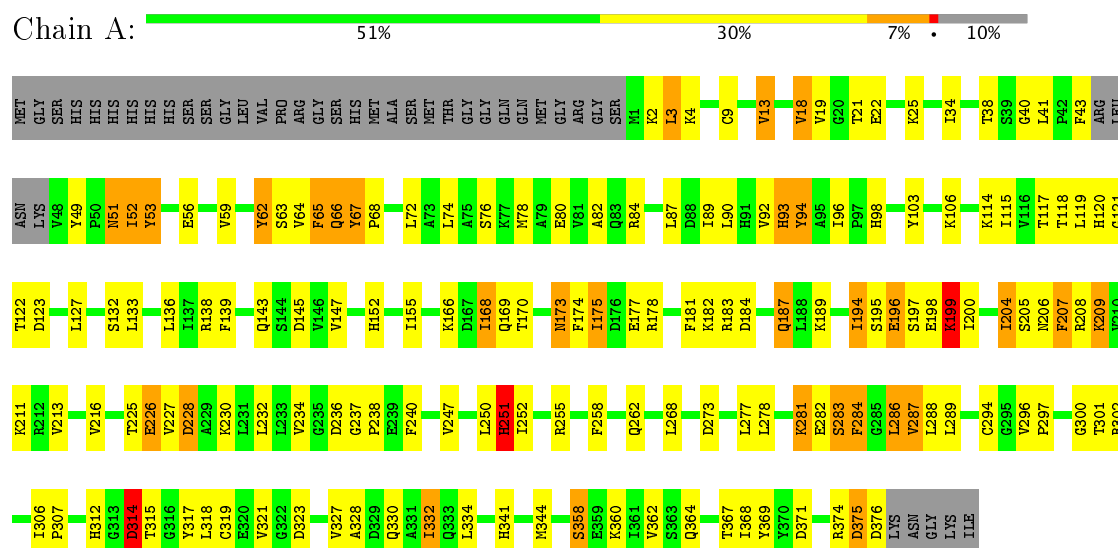
Continued from previous page...

Mol	Chain	Residues	Atoms		ZeroOcc	AltConf
6	D	37	Total 37	O 37	0	0
6	E	41	Total 41	O 41	0	0
6	F	32	Total 32	O 32	0	0
6	G	33	Total 33	O 33	0	0
6	H	46	Total 46	O 46	0	0

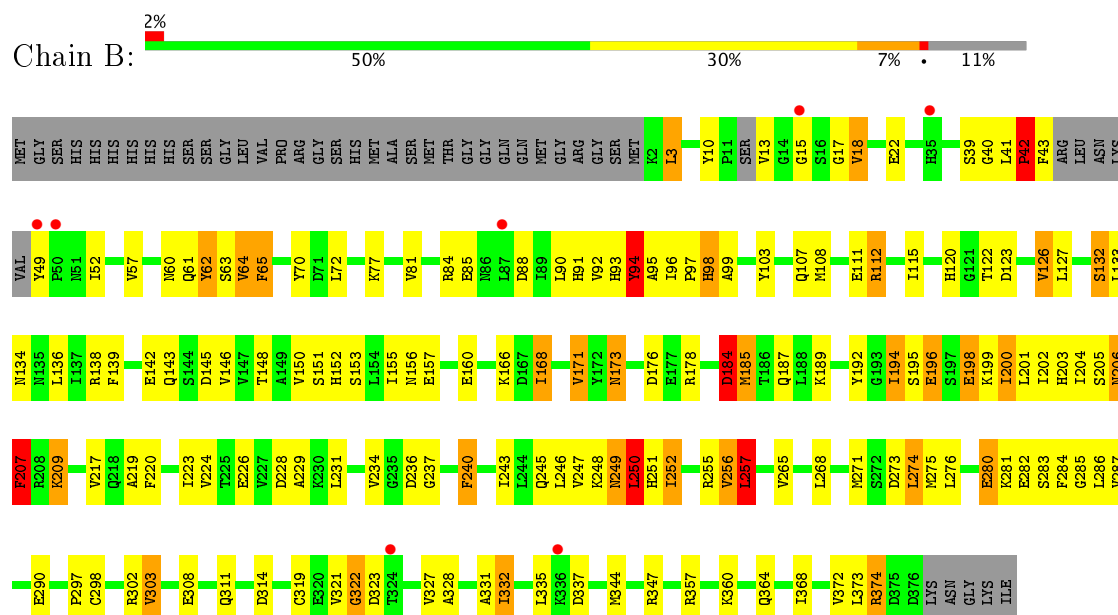
3 Residue-property plots

These plots are drawn for all protein, RNA and DNA chains in the entry. The first graphic for a chain summarises the proportions of the various outlier classes displayed in the second graphic. The second graphic shows the sequence view annotated by issues in geometry and electron density. Residues are color-coded according to the number of geometric quality criteria for which they contain at least one outlier: green = 0, yellow = 1, orange = 2 and red = 3 or more. A red dot above a residue indicates a poor fit to the electron density ($RSRZ > 2$). Stretches of 2 or more consecutive residues without any outlier are shown as a green connector. Residues present in the sample, but not in the model, are shown in grey.

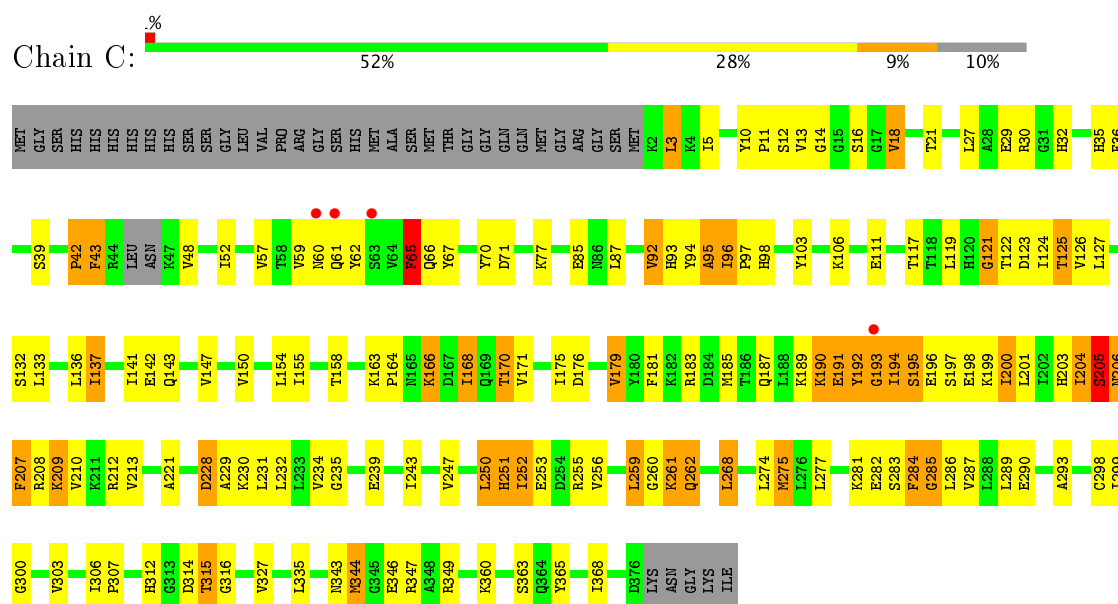
- Molecule 1: Glycosyltransferase, group 1 family



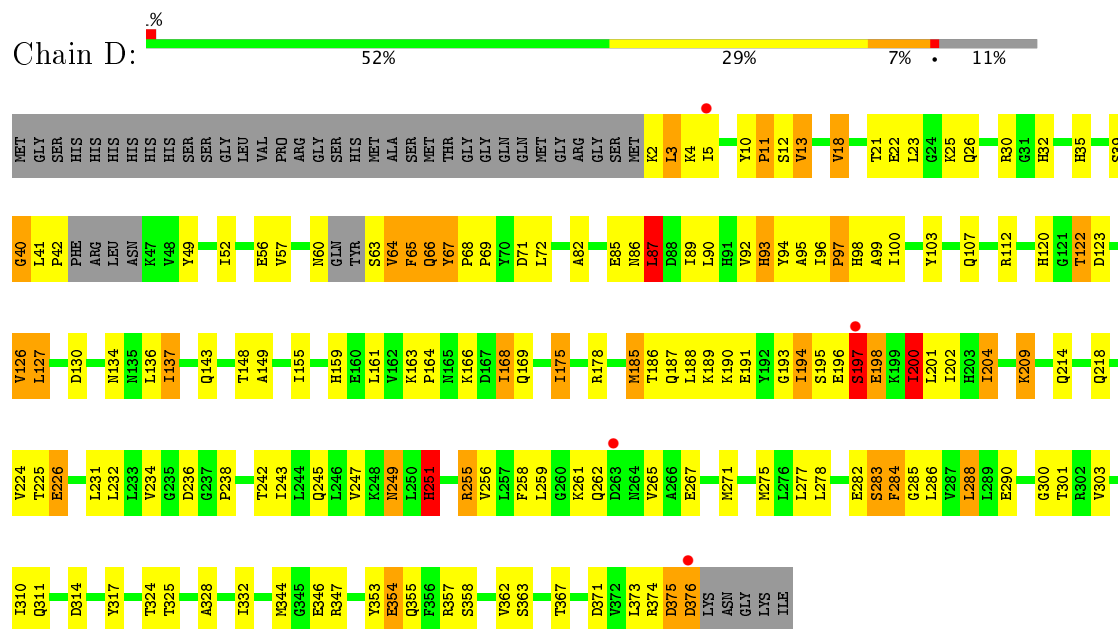
- Molecule 1: Glycosyltransferase, group 1 family



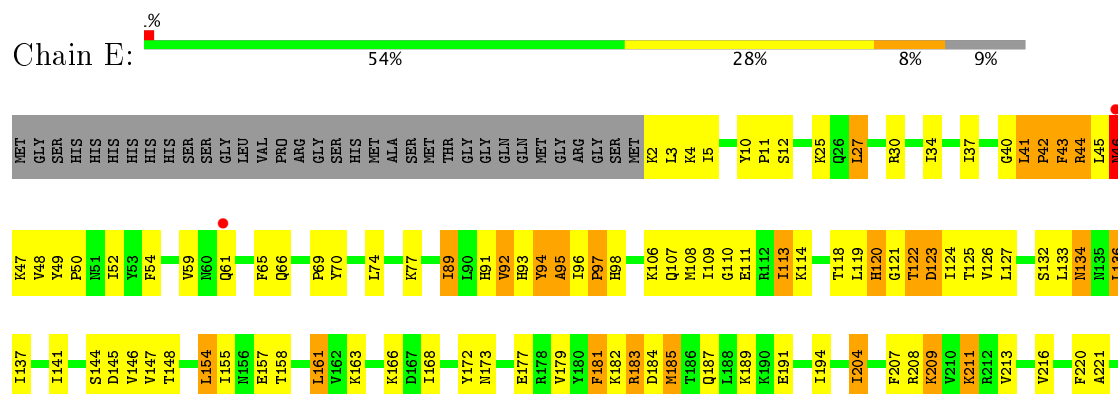
- Molecule 1: Glycosyltransferase, group 1 family

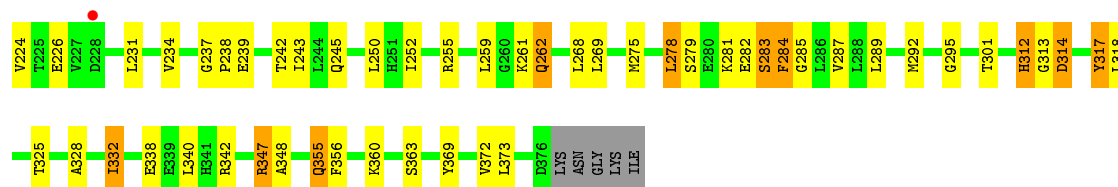


• Molecule 1: Glycosyltransferase, group 1 family

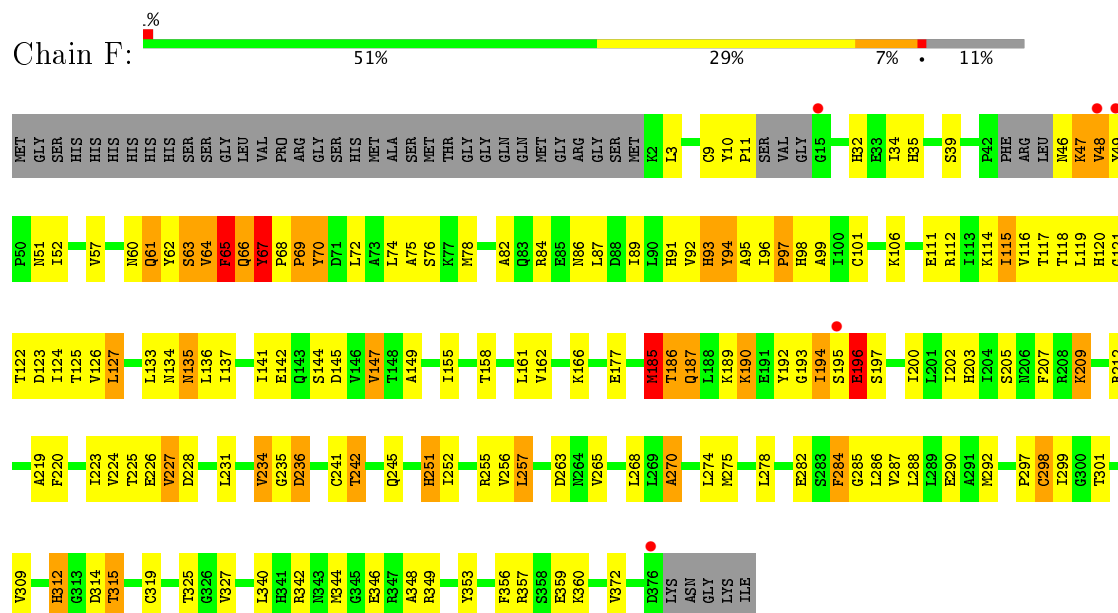


• Molecule 1: Glycosyltransferase, group 1 family

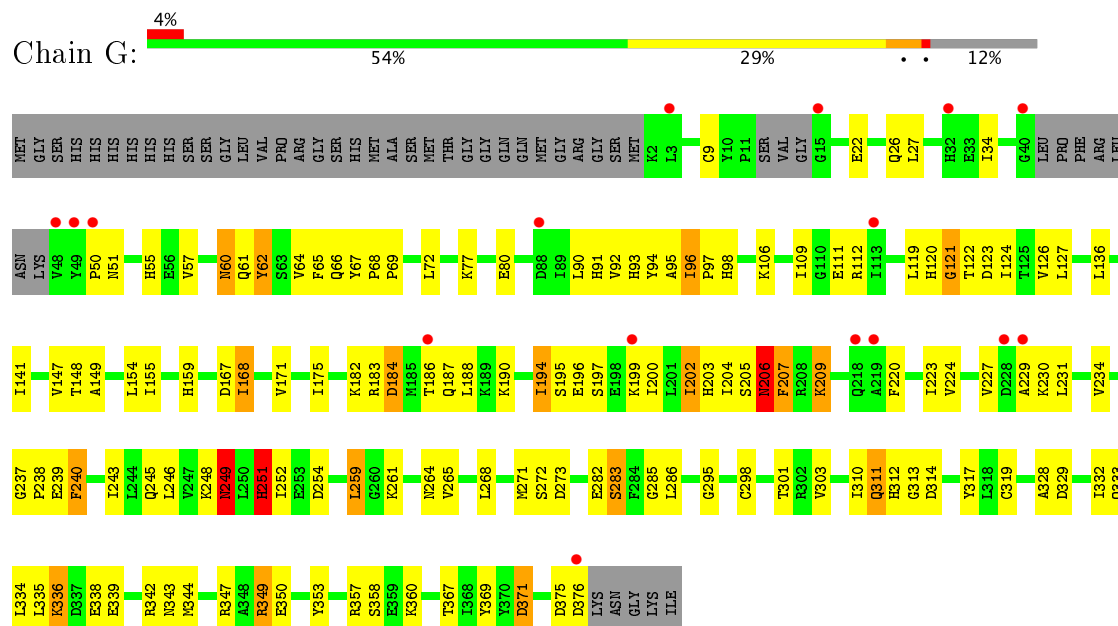




- Molecule 1: Glycosyltransferase, group 1 family

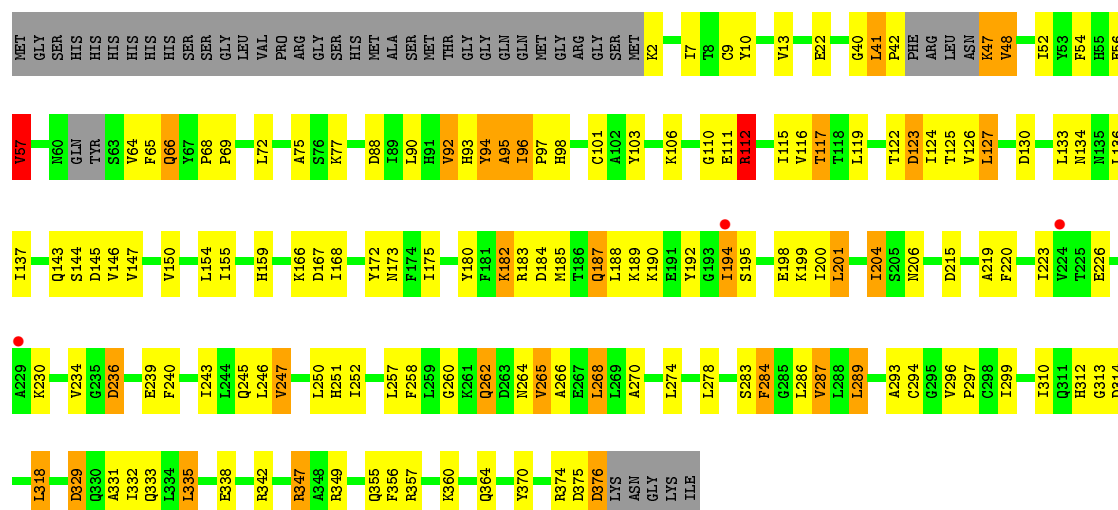


- Molecule 1: Glycosyltransferase, group 1 family



- Molecule 1: Glycosyltransferase, group 1 family





4 Data and refinement statistics

Property	Value	Source
Space group	P 41	Depositor
Cell constants a, b, c, α , β , γ	226.27Å 226.27Å 75.35Å 90.00° 90.00° 90.00°	Depositor
Resolution (Å)	48.22 – 3.31 48.22 – 3.31	Depositor EDS
% Data completeness (in resolution range)	94.0 (48.22-3.31) 99.2 (48.22-3.31)	Depositor EDS
R_{merge}	0.17	Depositor
R_{sym}	(Not available)	Depositor
$\langle I/\sigma(I) \rangle$ ¹	1.81 (at 3.33Å)	Xtriage
Refinement program	PHENIX	Depositor
R, R_{free}	0.228 , 0.257 0.224 , 0.253	Depositor DCC
R_{free} test set	2905 reflections (5.08%)	DCC
Wilson B-factor (Å ²)	77.5	Xtriage
Anisotropy	0.182	Xtriage
Bulk solvent k_{sol} (e/Å ³), B_{sol} (Å ²)	0.31 , 66.1	EDS
L-test for twinning ²	$\langle L \rangle = 0.46$, $\langle L^2 \rangle = 0.28$	Xtriage
Estimated twinning fraction	0.045 for h,-k,-l	Xtriage
F_o, F_c correlation	0.91	EDS
Total number of atoms	23880	wwPDB-VP
Average B, all atoms (Å ²)	73.0	wwPDB-VP

Xtriage's analysis on translational NCS is as follows: *The largest off-origin peak in the Patterson function is 2.16% of the height of the origin peak. No significant pseudotranslation is detected.*

¹Intensities estimated from amplitudes.

²Theoretical values of $\langle |L| \rangle$, $\langle L^2 \rangle$ for acentric reflections are 0.5, 0.333 respectively for untwinned datasets, and 0.375, 0.2 for perfectly twinned datasets.

5 Model quality ⓘ

5.1 Standard geometry ⓘ

Bond lengths and bond angles in the following residue types are not validated in this section: GOL, MG, UDP, MLT

The Z score for a bond length (or angle) is the number of standard deviations the observed value is removed from the expected value. A bond length (or angle) with $|Z| > 5$ is considered an outlier worth inspection. RMSZ is the root-mean-square of all Z scores of the bond lengths (or angles).

Mol	Chain	Bond lengths		Bond angles	
		RMSZ	# Z >5	RMSZ	# Z >5
1	A	0.51	2/2974 (0.1%)	0.89	20/4027 (0.5%)
1	B	0.43	0/2956	0.94	31/4000 (0.8%)
1	C	0.50	0/2980	0.91	29/4034 (0.7%)
1	D	0.47	0/2951	0.86	17/3991 (0.4%)
1	E	0.50	0/3011	0.92	21/4075 (0.5%)
1	F	0.45	0/2968	0.96	32/4014 (0.8%)
1	G	0.41	0/2929	0.87	19/3961 (0.5%)
1	H	0.44	0/2955	0.85	14/3996 (0.4%)
All	All	0.46	2/23724 (0.0%)	0.90	183/32098 (0.6%)

All (2) bond length outliers are listed below:

Mol	Chain	Res	Type	Atoms	Z	Observed(Å)	Ideal(Å)
1	A	294	CYS	CB-SG	-8.43	1.68	1.82
1	A	68	PRO	N-CD	5.51	1.55	1.47

The worst 5 of 183 bond angle outliers are listed below:

Mol	Chain	Res	Type	Atoms	Z	Observed(°)	Ideal(°)
1	A	49	TYR	C-N-CD	-13.48	90.94	120.60
1	B	256	VAL	CB-CA-C	-13.21	86.30	111.40
1	D	12	SER	N-CA-CB	-11.99	92.52	110.50
1	F	285	GLY	N-CA-C	-11.73	83.78	113.10
1	E	284	PHE	N-CA-C	-11.66	79.53	111.00

There are no chirality outliers.

There are no planarity outliers.

5.2 Too-close contacts ⓘ

In the following table, the Non-H and H(model) columns list the number of non-hydrogen atoms and hydrogen atoms in the chain respectively. The H(added) column lists the number of hydrogen atoms added and optimized by MolProbity. The Clashes column lists the number of clashes within the asymmetric unit, whereas Symm-Clashes lists symmetry related clashes.

Mol	Chain	Non-H	H(model)	H(added)	Clashes	Symm-Clashes
1	A	2923	0	2932	207	0
1	B	2907	0	2916	200	0
1	C	2929	0	2940	171	0
1	D	2903	0	2929	169	0
1	E	2959	0	2977	194	0
1	F	2919	0	2941	189	0
1	G	2881	0	2885	170	0
1	H	2907	0	2934	155	0
2	A	25	0	11	0	0
2	C	25	0	11	2	0
2	E	25	0	11	2	0
2	H	25	0	11	2	0
3	A	30	0	40	6	0
3	B	12	0	16	1	0
3	C	12	0	16	1	0
3	D	18	0	24	3	0
3	E	24	0	32	7	0
3	F	24	0	32	8	0
3	H	6	0	8	1	0
4	A	9	0	4	0	0
4	C	9	0	4	1	0
4	E	9	0	4	0	0
4	H	9	0	4	1	0
5	C	1	0	0	0	0
5	E	1	0	0	0	0
6	A	32	0	0	7	0
6	B	30	0	0	4	0
6	C	37	0	0	5	0
6	D	37	0	0	13	0
6	E	41	0	0	9	0
6	F	32	0	0	3	0
6	G	33	0	0	5	0
6	H	46	0	0	10	0
All	All	23880	0	23682	1386	0

The all-atom clashscore is defined as the number of clashes found per 1000 atoms (including hydrogen atoms). The all-atom clashscore for this structure is 29.

The worst 5 of 1386 close contacts within the same asymmetric unit are listed below, sorted by their clash magnitude.

Atom-1	Atom-2	Interatomic distance (Å)	Clash overlap (Å)
1:A:66:GLN:HB3	1:A:67:TYR:CE2	1.38	1.59
1:E:245:GLN:CG	1:H:245:GLN:HE22	1.20	1.54
1:C:96:ILE:HG22	1:C:97:PRO:CD	1.38	1.48
1:E:42:PRO:HD2	1:E:43:PHE:CD2	1.45	1.47
1:E:245:GLN:HG3	1:H:245:GLN:NE2	1.16	1.46

There are no symmetry-related clashes.

5.3 Torsion angles [i](#)

5.3.1 Protein backbone [i](#)

In the following table, the Percentiles column shows the percent Ramachandran outliers of the chain as a percentile score with respect to all X-ray entries followed by that with respect to entries of similar resolution.

The Analysed column shows the number of residues for which the backbone conformation was analysed, and the total number of residues.

Mol	Chain	Analysed	Favoured	Allowed	Outliers	Percentiles	
1	A	368/414 (89%)	332 (90%)	32 (9%)	4 (1%)	17	52
1	B	363/414 (88%)	335 (92%)	24 (7%)	4 (1%)	17	52
1	C	369/414 (89%)	331 (90%)	36 (10%)	2 (0%)	32	66
1	D	363/414 (88%)	332 (92%)	25 (7%)	6 (2%)	11	42
1	E	373/414 (90%)	331 (89%)	36 (10%)	6 (2%)	11	43
1	F	363/414 (88%)	326 (90%)	34 (9%)	3 (1%)	22	57
1	G	359/414 (87%)	335 (93%)	22 (6%)	2 (1%)	28	63
1	H	363/414 (88%)	329 (91%)	26 (7%)	8 (2%)	8	37
All	All	2921/3312 (88%)	2651 (91%)	235 (8%)	35 (1%)	15	50

5 of 35 Ramachandran outliers are listed below:

Mol	Chain	Res	Type
1	A	284	PHE
1	A	287	VAL
1	B	42	PRO

Continued on next page...

Continued from previous page...

Mol	Chain	Res	Type
1	C	205	SER
1	C	286	LEU

5.3.2 Protein sidechains ⓘ

In the following table, the Percentiles column shows the percent sidechain outliers of the chain as a percentile score with respect to all X-ray entries followed by that with respect to entries of similar resolution.

The Analysed column shows the number of residues for which the sidechain conformation was analysed, and the total number of residues.

Mol	Chain	Analysed	Rotameric	Outliers	Percentiles	
1	A	322/359 (90%)	293 (91%)	29 (9%)	11	39
1	B	321/359 (89%)	292 (91%)	29 (9%)	11	39
1	C	322/359 (90%)	289 (90%)	33 (10%)	8	32
1	D	322/359 (90%)	282 (88%)	40 (12%)	5	24
1	E	327/359 (91%)	284 (87%)	43 (13%)	5	22
1	F	324/359 (90%)	292 (90%)	32 (10%)	9	34
1	G	317/359 (88%)	292 (92%)	25 (8%)	14	45
1	H	323/359 (90%)	290 (90%)	33 (10%)	8	32
All	All	2578/2872 (90%)	2314 (90%)	264 (10%)	8	32

5 of 264 residues with a non-rotameric sidechain are listed below:

Mol	Chain	Res	Type
1	D	255	ARG
1	E	134	ASN
1	H	127	LEU
1	D	288	LEU
1	E	25	LYS

Some sidechains can be flipped to improve hydrogen bonding and reduce clashes. 5 of 82 such sidechains are listed below:

Mol	Chain	Res	Type
1	E	134	ASN
1	F	51	ASN
1	H	173	ASN

Continued on next page...

Continued from previous page...

Mol	Chain	Res	Type
1	E	152	HIS
1	E	245	GLN

5.3.3 RNA ⓘ

There are no RNA molecules in this entry.

5.4 Non-standard residues in protein, DNA, RNA chains ⓘ

There are no non-standard protein/DNA/RNA residues in this entry.

5.5 Carbohydrates ⓘ

There are no carbohydrates in this entry.

5.6 Ligand geometry ⓘ

Of 31 ligands modelled in this entry, 2 are monoatomic - leaving 29 for Mogul analysis.

In the following table, the Counts columns list the number of bonds (or angles) for which Mogul statistics could be retrieved, the number of bonds (or angles) that are observed in the model and the number of bonds (or angles) that are defined in the Chemical Component Dictionary. The Link column lists molecule types, if any, to which the group is linked. The Z score for a bond length (or angle) is the number of standard deviations the observed value is removed from the expected value. A bond length (or angle) with $|Z| > 2$ is considered an outlier worth inspection. RMSZ is the root-mean-square of all Z scores of the bond lengths (or angles).

Mol	Type	Chain	Res	Link	Bond lengths			Bond angles		
					Counts	RMSZ	# $ Z > 2$	Counts	RMSZ	# $ Z > 2$
2	UDP	A	382	-	21,26,26	1.10	1 (4%)	22,40,40	1.78	1 (4%)
3	GOL	A	383	-	5,5,5	0.32	0	5,5,5	0.24	0
3	GOL	A	384	-	5,5,5	0.35	0	5,5,5	0.21	0
3	GOL	A	385	-	5,5,5	0.35	0	5,5,5	0.27	0
3	GOL	A	386	-	5,5,5	0.32	0	5,5,5	0.17	0
3	GOL	A	387	-	5,5,5	0.33	0	5,5,5	0.43	0
4	MLT	A	388	-	2,8,8	0.42	0	4,10,10	1.34	1 (25%)
3	GOL	B	382	-	5,5,5	0.36	0	5,5,5	0.34	0
3	GOL	B	383	-	5,5,5	0.33	0	5,5,5	0.24	0
2	UDP	C	382	5	21,26,26	1.06	1 (4%)	22,40,40	1.68	1 (4%)
3	GOL	C	383	-	5,5,5	0.34	0	5,5,5	0.23	0

Mol	Type	Chain	Res	Link	Bond lengths			Bond angles		
					Counts	RMSZ	# Z > 2	Counts	RMSZ	# Z > 2
3	GOL	C	384	-	5,5,5	0.38	0	5,5,5	0.17	0
4	MLT	C	385	-	2,8,8	0.37	0	4,10,10	0.84	0
3	GOL	D	382	-	5,5,5	0.34	0	5,5,5	0.26	0
3	GOL	D	383	-	5,5,5	0.33	0	5,5,5	0.37	0
3	GOL	D	384	-	5,5,5	0.36	0	5,5,5	0.39	0
2	UDP	E	382	5	21,26,26	1.16	1 (4%)	22,40,40	2.00	3 (13%)
3	GOL	E	383	-	5,5,5	0.36	0	5,5,5	0.28	0
3	GOL	E	384	-	5,5,5	0.34	0	5,5,5	0.24	0
3	GOL	E	385	-	5,5,5	0.36	0	5,5,5	0.45	0
3	GOL	E	386	-	5,5,5	0.29	0	5,5,5	0.38	0
4	MLT	E	387	-	2,8,8	0.42	0	4,10,10	1.34	1 (25%)
3	GOL	F	382	-	5,5,5	0.36	0	5,5,5	0.19	0
3	GOL	F	383	-	5,5,5	0.37	0	5,5,5	0.28	0
3	GOL	F	384	-	5,5,5	0.38	0	5,5,5	0.26	0
3	GOL	F	385	-	5,5,5	0.38	0	5,5,5	0.29	0
2	UDP	H	382	-	21,26,26	1.19	1 (4%)	22,40,40	1.84	2 (9%)
3	GOL	H	383	-	5,5,5	0.29	0	5,5,5	0.38	0
4	MLT	H	384	-	2,8,8	0.45	0	4,10,10	1.71	1 (25%)

In the following table, the Chirals column lists the number of chiral outliers, the number of chiral centers analysed, the number of these observed in the model and the number defined in the Chemical Component Dictionary. Similar counts are reported in the Torsion and Rings columns. '-' means no outliers of that kind were identified.

Mol	Type	Chain	Res	Link	Chirals	Torsions	Rings
2	UDP	A	382	-	-	0/12/32/32	0/2/2/2
3	GOL	A	383	-	-	0/4/4/4	0/0/0/0
3	GOL	A	384	-	-	0/4/4/4	0/0/0/0
3	GOL	A	385	-	-	0/4/4/4	0/0/0/0
3	GOL	A	386	-	-	0/4/4/4	0/0/0/0
3	GOL	A	387	-	-	0/4/4/4	0/0/0/0
4	MLT	A	388	-	-	0/2/8/8	0/0/0/0
3	GOL	B	382	-	-	0/4/4/4	0/0/0/0
3	GOL	B	383	-	-	0/4/4/4	0/0/0/0
2	UDP	C	382	5	-	0/12/32/32	0/2/2/2
3	GOL	C	383	-	-	0/4/4/4	0/0/0/0
3	GOL	C	384	-	-	0/4/4/4	0/0/0/0
4	MLT	C	385	-	-	0/2/8/8	0/0/0/0
3	GOL	D	382	-	-	0/4/4/4	0/0/0/0
3	GOL	D	383	-	-	0/4/4/4	0/0/0/0
3	GOL	D	384	-	-	0/4/4/4	0/0/0/0
2	UDP	E	382	5	-	0/12/32/32	0/2/2/2

Continued on next page...

Continued from previous page...

Mol	Type	Chain	Res	Link	Chirals	Torsions	Rings
3	GOL	E	383	-	-	0/4/4/4	0/0/0/0
3	GOL	E	384	-	-	0/4/4/4	0/0/0/0
3	GOL	E	385	-	-	0/4/4/4	0/0/0/0
3	GOL	E	386	-	-	0/4/4/4	0/0/0/0
4	MLT	E	387	-	-	0/2/8/8	0/0/0/0
3	GOL	F	382	-	-	0/4/4/4	0/0/0/0
3	GOL	F	383	-	-	0/4/4/4	0/0/0/0
3	GOL	F	384	-	-	0/4/4/4	0/0/0/0
3	GOL	F	385	-	-	0/4/4/4	0/0/0/0
2	UDP	H	382	-	-	0/12/32/32	0/2/2/2
3	GOL	H	383	-	-	0/4/4/4	0/0/0/0
4	MLT	H	384	-	-	0/2/8/8	0/0/0/0

All (4) bond length outliers are listed below:

Mol	Chain	Res	Type	Atoms	Z	Observed(Å)	Ideal(Å)
2	C	382	UDP	C4-N3	2.76	1.38	1.33
2	A	382	UDP	C4-N3	3.00	1.38	1.33
2	H	382	UDP	C4-N3	3.33	1.39	1.33
2	E	382	UDP	C4-N3	3.40	1.39	1.33

The worst 5 of 10 bond angle outliers are listed below:

Mol	Chain	Res	Type	Atoms	Z	Observed(°)	Ideal(°)
2	E	382	UDP	C4'-O4'-C1'	-3.67	105.86	109.77
4	H	384	MLT	C4-C3-C2	-2.89	110.26	113.96
4	E	387	MLT	C4-C3-C2	-2.50	110.76	113.96
4	A	388	MLT	C4-C3-C2	-2.24	111.09	113.96
2	H	382	UDP	C4'-O4'-C1'	3.20	113.17	109.77

There are no chirality outliers.

There are no torsion outliers.

There are no ring outliers.

21 monomers are involved in 35 short contacts:

Mol	Chain	Res	Type	Clashes	Symm-Clashes
3	A	383	GOL	1	0
3	A	384	GOL	1	0
3	A	385	GOL	2	0
3	A	386	GOL	1	0

Continued on next page...

Continued from previous page...

Mol	Chain	Res	Type	Clashes	Symm-Clashes
3	A	387	GOL	1	0
3	B	382	GOL	1	0
2	C	382	UDP	2	0
3	C	384	GOL	1	0
4	C	385	MLT	1	0
3	D	382	GOL	2	0
3	D	383	GOL	1	0
2	E	382	UDP	2	0
3	E	385	GOL	6	0
3	E	386	GOL	1	0
3	F	382	GOL	1	0
3	F	383	GOL	4	0
3	F	384	GOL	2	0
3	F	385	GOL	1	0
2	H	382	UDP	2	0
3	H	383	GOL	1	0
4	H	384	MLT	1	0

5.7 Other polymers [i](#)

There are no such residues in this entry.

5.8 Polymer linkage issues [i](#)

There are no chain breaks in this entry.

6 Fit of model and data ⓘ

6.1 Protein, DNA and RNA chains ⓘ

In the following table, the column labelled ‘#RSRZ> 2’ contains the number (and percentage) of RSRZ outliers, followed by percent RSRZ outliers for the chain as percentile scores relative to all X-ray entries and entries of similar resolution. The OWAB column contains the minimum, median, 95th percentile and maximum values of the occupancy-weighted average B-factor per residue. The column labelled ‘Q< 0.9’ lists the number of (and percentage) of residues with an average occupancy less than 0.9.

Mol	Chain	Analysed	<RSRZ>	#RSRZ>2	OWAB(Å ²)	Q<0.9
1	A	372/414 (89%)	-0.22	0 100 100	34, 57, 107, 153	0
1	B	369/414 (89%)	0.16	7 (1%) 67 65	41, 85, 124, 147	0
1	C	373/414 (90%)	-0.15	4 (1%) 80 79	35, 60, 104, 133	0
1	D	369/414 (89%)	-0.13	4 (1%) 80 79	35, 56, 109, 139	0
1	E	375/414 (90%)	-0.06	3 (0%) 86 85	37, 66, 116, 149	0
1	F	369/414 (89%)	-0.02	5 (1%) 75 73	42, 69, 115, 147	0
1	G	365/414 (88%)	0.26	16 (4%) 35 33	55, 96, 135, 152	0
1	H	369/414 (89%)	-0.10	3 (0%) 86 85	48, 69, 110, 140	0
All	All	2961/3312 (89%)	-0.03	42 (1%) 75 73	34, 68, 120, 153	0

The worst 5 of 42 RSRZ outliers are listed below:

Mol	Chain	Res	Type	RSRZ
1	E	46	ASN	3.6
1	G	15	GLY	3.5
1	F	376	ASP	3.5
1	G	229	ALA	3.2
1	E	61	GLN	3.2

6.2 Non-standard residues in protein, DNA, RNA chains ⓘ

There are no non-standard protein/DNA/RNA residues in this entry.

6.3 Carbohydrates ⓘ

There are no carbohydrates in this entry.

6.4 Ligands ⓘ

In the following table, the Atoms column lists the number of modelled atoms in the group and the number defined in the chemical component dictionary. LLDF column lists the quality of electron density of the group with respect to its neighbouring residues in protein, DNA or RNA chains. The B-factors column lists the minimum, median, 95th percentile and maximum values of B factors of atoms in the group. The column labelled 'Q< 0.9' lists the number of atoms with occupancy less than 0.9.

Mol	Type	Chain	Res	Atoms	RSCC	RSR	LLDF	B-factors(Å ²)	Q<0.9
3	GOL	E	386	6/6	0.61	0.49	18.19	52,53,54,56	6
5	MG	E	388	1/1	0.72	0.60	16.88	72,72,72,72	0
3	GOL	B	382	6/6	0.40	0.69	11.58	107,108,108,108	0
3	GOL	E	385	6/6	0.67	0.42	6.37	80,81,81,81	6
5	MG	C	386	1/1	0.91	0.33	6.28	43,43,43,43	0
3	GOL	D	383	6/6	0.75	0.67	5.08	102,107,107,110	0
4	MLT	C	385	9/9	0.81	0.34	4.60	61,62,62,62	9
3	GOL	E	384	6/6	0.71	0.38	4.45	92,92,92,93	0
3	GOL	F	385	6/6	0.74	0.39	4.41	77,82,82,85	6
3	GOL	F	383	6/6	0.72	0.73	4.24	144,145,145,146	0
3	GOL	F	384	6/6	0.85	0.46	3.26	110,111,111,112	0
4	MLT	A	388	9/9	0.81	0.39	3.10	76,80,86,86	9
3	GOL	D	382	6/6	0.79	0.44	2.98	100,100,100,100	0
4	MLT	H	384	9/9	0.80	0.38	2.93	80,82,86,86	9
3	GOL	A	386	6/6	0.79	0.29	2.12	71,73,73,73	0
3	GOL	F	382	6/6	0.81	0.31	1.82	83,84,85,85	0
4	MLT	E	387	9/9	0.86	0.25	1.59	90,91,91,91	0
3	GOL	A	383	6/6	0.87	0.21	1.47	57,58,59,60	0
2	UDP	A	382	25/25	0.89	0.22	0.87	70,78,98,99	0
3	GOL	C	383	6/6	0.93	0.24	0.24	78,84,85,85	0
2	UDP	E	382	25/25	0.89	0.22	-0.03	82,85,96,97	2
2	UDP	H	382	25/25	0.90	0.18	-0.47	91,94,121,121	0
2	UDP	C	382	25/25	0.94	0.18	-0.53	65,67,76,76	0
3	GOL	E	383	6/6	0.73	0.40	-	103,104,105,105	0
3	GOL	A	387	6/6	0.78	0.42	-	84,86,86,90	0
3	GOL	A	384	6/6	0.65	0.45	-	100,101,101,102	0
3	GOL	A	385	6/6	0.68	0.34	-	75,78,78,79	0
3	GOL	D	384	6/6	0.75	0.31	-	77,79,79,80	0
3	GOL	B	383	6/6	0.85	0.33	-	81,82,82,82	0
3	GOL	C	384	6/6	0.87	0.53	-	72,73,73,74	6
3	GOL	H	383	6/6	0.85	0.29	-	89,91,91,92	0

6.5 Other polymers [i](#)

There are no such residues in this entry.